



Full wwPDB X-ray Structure Validation Report ⓘ

May 23, 2020 – 09:57 pm BST

PDB ID : 2NN6
Title : Structure of the human RNA exosome composed of Rrp41, Rrp45, Rrp46, Rrp43, Mtr3, Rrp42, Csl4, Rrp4, and Rrp40
Authors : Lima, C.D.
Deposited on : 2006-10-23
Resolution : 3.35 Å(reported)

This is a Full wwPDB X-ray Structure Validation Report for a publicly released PDB entry.

We welcome your comments at validation@mail.wwpdb.org

A user guide is available at

<https://www.wwpdb.org/validation/2017/XrayValidationReportHelp>

with specific help available everywhere you see the ⓘ symbol.

The following versions of software and data (see [references ⓘ](#)) were used in the production of this report:

MolProbity	:	4.02b-467
Xtriage (Phenix)	:	1.13
EDS	:	2.11
Percentile statistics	:	20191225.v01 (using entries in the PDB archive December 25th 2019)
Refmac	:	5.8.0158
CCP4	:	7.0.044 (Gargrove)
Ideal geometry (proteins)	:	Engh & Huber (2001)
Ideal geometry (DNA, RNA)	:	Parkinson et al. (1996)
Validation Pipeline (wwPDB-VP)	:	2.11

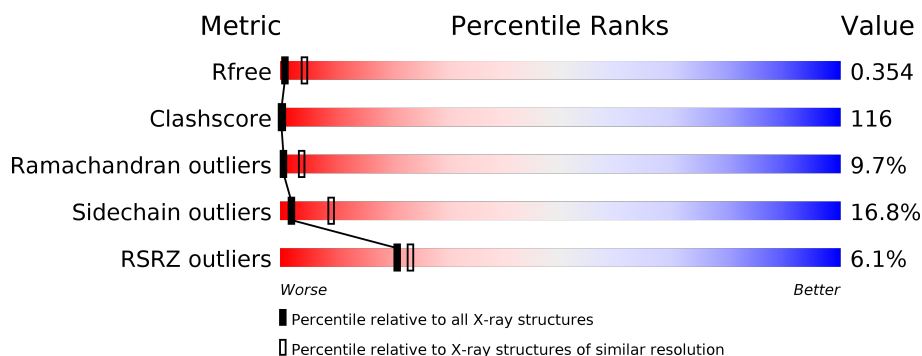
1 Overall quality at a glance ⓘ

The following experimental techniques were used to determine the structure:

X-RAY DIFFRACTION

The reported resolution of this entry is 3.35 Å.

Percentile scores (ranging between 0-100) for global validation metrics of the entry are shown in the following graphic. The table shows the number of entries on which the scores are based.



Metric	Whole archive (#Entries)	Similar resolution (#Entries, resolution range(Å))
R_{free}	130704	1558 (3.42-3.30)
Clashscore	141614	1627 (3.42-3.30)
Ramachandran outliers	138981	1599 (3.42-3.30)
Sidechain outliers	138945	1598 (3.42-3.30)
RSRZ outliers	127900	1507 (3.42-3.30)

The table below summarises the geometric issues observed across the polymeric chains and their fit to the electron density. The red, orange, yellow and green segments on the lower bar indicate the fraction of residues that contain outliers for ≥ 3 , 2, 1 and 0 types of geometric quality criteria respectively. A grey segment represents the fraction of residues that are not modelled. The numeric value for each fraction is indicated below the corresponding segment, with a dot representing fractions $\leq 5\%$. The upper red bar (where present) indicates the fraction of residues that have poor fit to the electron density. The numeric value is given above the bar.

Mol	Chain	Length	Quality of chain
1	A	358	<div> <div>3%</div> <div>15% 55% 23% • 5%</div> </div>
2	B	249	<div> <div>2%</div> <div>12% 63% 18% • 6%</div> </div>
3	C	278	<div> <div>5%</div> <div>10% 68% 17% • •</div> </div>
4	D	237	<div> <div>3%</div> <div>11% 59% 16% 14%</div> </div>
5	E	305	<div> <div>10%</div> <div>11% 63% 15% • 10%</div> </div>
6	F	272	<div> <div>6%</div> <div>12% 56% 14% 18%</div> </div>

Continued on next page...

Continued from previous page...

Mol	Chain	Length	Quality of chain
7	G	289	<div><div><div></div><div></div><div></div><div></div><div></div></div><div>2%15%46%19%•18%</div></div>
8	H	308	<div><div><div></div><div></div><div></div><div></div><div></div></div><div>3%15%54%12%•19%</div></div>
9	I	209	<div><div><div></div><div></div><div></div><div></div><div></div></div><div>16%15%56%15%14%</div></div>

2 Entry composition

There are 9 unique types of molecules in this entry. The entry contains 16858 atoms, of which 0 are hydrogens and 0 are deuteriums.

In the tables below, the ZeroOcc column contains the number of atoms modelled with zero occupancy, the AltConf column contains the number of residues with at least one atom in alternate conformation and the Trace column contains the number of residues modelled with at most 2 atoms.

- Molecule 1 is a protein called Polymyositis/scleroderma autoantigen 1.

Mol	Chain	Residues	Atoms					ZeroOcc	AltConf	Trace
1	A	340	Total	C	N	O	S	0	0	0
			2611	1651	464	477	19			

There are 17 discrepancies between the modelled and reference sequences:

Chain	Residue	Modelled	Actual	Comment	Reference
A	-16	MET	-	CLONING ARTIFACT	UNP Q86Y41
A	-15	GLY	-	CLONING ARTIFACT	UNP Q86Y41
A	-14	SER	-	CLONING ARTIFACT	UNP Q86Y41
A	-13	SER	-	CLONING ARTIFACT	UNP Q86Y41
A	-12	HIS	-	CLONING ARTIFACT	UNP Q86Y41
A	-11	HIS	-	CLONING ARTIFACT	UNP Q86Y41
A	-10	HIS	-	CLONING ARTIFACT	UNP Q86Y41
A	-9	HIS	-	CLONING ARTIFACT	UNP Q86Y41
A	-8	HIS	-	CLONING ARTIFACT	UNP Q86Y41
A	-7	HIS	-	CLONING ARTIFACT	UNP Q86Y41
A	-6	SER	-	CLONING ARTIFACT	UNP Q86Y41
A	-5	GLN	-	CLONING ARTIFACT	UNP Q86Y41
A	-4	ASP	-	CLONING ARTIFACT	UNP Q86Y41
A	-3	PRO	-	CLONING ARTIFACT	UNP Q86Y41
A	-2	ASN	-	CLONING ARTIFACT	UNP Q86Y41
A	-1	SER	-	CLONING ARTIFACT	UNP Q86Y41
A	0	HIS	-	CLONING ARTIFACT	UNP Q86Y41

- Molecule 2 is a protein called Exosome complex exonuclease RRP41.

Mol	Chain	Residues	Atoms					ZeroOcc	AltConf	Trace
2	B	235	Total	C	N	O	S	0	0	0
			1779	1095	339	336	9			

There are 5 discrepancies between the modelled and reference sequences:

Chain	Residue	Modelled	Actual	Comment	Reference
B	-4	MET	-	CLONING ARTIFACT	UNP Q9NPD3
B	-3	ALA	-	CLONING ARTIFACT	UNP Q9NPD3
B	-2	ASP	-	CLONING ARTIFACT	UNP Q9NPD3
B	-1	PRO	-	CLONING ARTIFACT	UNP Q9NPD3
B	0	MET	-	CLONING ARTIFACT	UNP Q9NPD3

- Molecule 3 is a protein called Exosome complex exonuclease RRP43.

Mol	Chain	Residues	Atoms					ZeroOcc	AltConf	Trace
3	C	270	Total	C	N	O	S	0	0	0
			2058	1298	344	402	14			

There are 2 discrepancies between the modelled and reference sequences:

Chain	Residue	Modelled	Actual	Comment	Reference
C	-1	ASP	-	CLONING ARTIFACT	UNP Q96B26
C	0	PRO	-	CLONING ARTIFACT	UNP Q96B26

- Molecule 4 is a protein called Exosome complex exonuclease RRP46.

Mol	Chain	Residues	Atoms					ZeroOcc	AltConf	Trace
4	D	205	Total	C	N	O	S	0	0	0
			1534	956	275	291	12			

There are 2 discrepancies between the modelled and reference sequences:

Chain	Residue	Modelled	Actual	Comment	Reference
D	-1	SER	-	CLONING ARTIFACT	UNP Q9NQ4
D	0	LEU	-	CLONING ARTIFACT	UNP Q9NQ4

- Molecule 5 is a protein called Exosome complex exonuclease RRP42.

Mol	Chain	Residues	Atoms					ZeroOcc	AltConf	Trace
5	E	275	Total	C	N	O	S	0	0	0
			2109	1320	361	413	15			

There are 15 discrepancies between the modelled and reference sequences:

Chain	Residue	Modelled	Actual	Comment	Reference
E	-13	MET	-	CLONING ARTIFACT	UNP Q15024
E	-12	GLY	-	CLONING ARTIFACT	UNP Q15024
E	-11	SER	-	CLONING ARTIFACT	UNP Q15024

Continued on next page...

Continued from previous page...

Chain	Residue	Modelled	Actual	Comment	Reference
E	-10	SER	-	CLONING ARTIFACT	UNP Q15024
E	-9	HIS	-	CLONING ARTIFACT	UNP Q15024
E	-8	HIS	-	CLONING ARTIFACT	UNP Q15024
E	-7	HIS	-	CLONING ARTIFACT	UNP Q15024
E	-6	HIS	-	CLONING ARTIFACT	UNP Q15024
E	-5	HIS	-	CLONING ARTIFACT	UNP Q15024
E	-4	HIS	-	CLONING ARTIFACT	UNP Q15024
E	-3	SER	-	CLONING ARTIFACT	UNP Q15024
E	-2	GLN	-	CLONING ARTIFACT	UNP Q15024
E	-1	ASP	-	CLONING ARTIFACT	UNP Q15024
E	0	PRO	-	CLONING ARTIFACT	UNP Q15024
E	274	VAL	LEU	VARIANT	UNP Q15024

- Molecule 6 is a protein called Exosome component 6.

Mol	Chain	Residues	Atoms					ZeroOcc	AltConf	Trace
6	F	223	Total	C	N	O	S	0	0	0
			1635	1019	311	298	7			

- Molecule 7 is a protein called Exosome complex exonuclease RRP40.

Mol	Chain	Residues	Atoms					ZeroOcc	AltConf	Trace
7	G	236	Total	C	N	O	S	0	0	0
			1793	1128	318	337	10			

There are 14 discrepancies between the modelled and reference sequences:

Chain	Residue	Modelled	Actual	Comment	Reference
G	-14	MET	-	CLONING ARTIFACT	UNP Q9NQ5
G	-13	GLY	-	CLONING ARTIFACT	UNP Q9NQ5
G	-12	SER	-	CLONING ARTIFACT	UNP Q9NQ5
G	-11	SER	-	CLONING ARTIFACT	UNP Q9NQ5
G	-10	HIS	-	CLONING ARTIFACT	UNP Q9NQ5
G	-9	HIS	-	CLONING ARTIFACT	UNP Q9NQ5
G	-8	HIS	-	CLONING ARTIFACT	UNP Q9NQ5
G	-7	HIS	-	CLONING ARTIFACT	UNP Q9NQ5
G	-6	HIS	-	CLONING ARTIFACT	UNP Q9NQ5
G	-5	HIS	-	CLONING ARTIFACT	UNP Q9NQ5
G	-4	SER	-	CLONING ARTIFACT	UNP Q9NQ5
G	-3	GLN	-	CLONING ARTIFACT	UNP Q9NQ5
G	-2	ASP	-	CLONING ARTIFACT	UNP Q9NQ5
G	-1	PRO	-	CLONING ARTIFACT	UNP Q9NQ5

- Molecule 8 is a protein called Exosome complex exonuclease RRP4.

Mol	Chain	Residues	Atoms					ZeroOcc	AltConf	Trace
8	H	250	Total	C	N	O	S	0	0	0
			1956	1238	341	365	12			

There are 15 discrepancies between the modelled and reference sequences:

Chain	Residue	Modelled	Actual	Comment	Reference
H	-14	MET	-	CLONING ARTIFACT	UNP Q13868
H	-13	GLY	-	CLONING ARTIFACT	UNP Q13868
H	-12	SER	-	CLONING ARTIFACT	UNP Q13868
H	-11	SER	-	CLONING ARTIFACT	UNP Q13868
H	-10	HIS	-	CLONING ARTIFACT	UNP Q13868
H	-9	HIS	-	CLONING ARTIFACT	UNP Q13868
H	-8	HIS	-	CLONING ARTIFACT	UNP Q13868
H	-7	HIS	-	CLONING ARTIFACT	UNP Q13868
H	-6	HIS	-	CLONING ARTIFACT	UNP Q13868
H	-5	HIS	-	CLONING ARTIFACT	UNP Q13868
H	-4	SER	-	CLONING ARTIFACT	UNP Q13868
H	-3	GLN	-	CLONING ARTIFACT	UNP Q13868
H	-2	ASP	-	CLONING ARTIFACT	UNP Q13868
H	-1	PRO	-	CLONING ARTIFACT	UNP Q13868
H	0	HIS	-	CLONING ARTIFACT	UNP Q13868

- Molecule 9 is a protein called 3'-5' exoribonuclease CSL4 homolog.

Mol	Chain	Residues	Atoms					ZeroOcc	AltConf	Trace
9	I	180	Total	C	N	O	S	0	0	0
			1383	870	241	262	10			

There are 14 discrepancies between the modelled and reference sequences:

Chain	Residue	Modelled	Actual	Comment	Reference
I	-13	MET	-	CLONING ARTIFACT	UNP Q9Y3B2
I	-12	GLY	-	CLONING ARTIFACT	UNP Q9Y3B2
I	-11	SER	-	CLONING ARTIFACT	UNP Q9Y3B2
I	-10	SER	-	CLONING ARTIFACT	UNP Q9Y3B2
I	-9	HIS	-	CLONING ARTIFACT	UNP Q9Y3B2
I	-8	HIS	-	CLONING ARTIFACT	UNP Q9Y3B2
I	-7	HIS	-	CLONING ARTIFACT	UNP Q9Y3B2
I	-6	HIS	-	CLONING ARTIFACT	UNP Q9Y3B2
I	-5	HIS	-	CLONING ARTIFACT	UNP Q9Y3B2
I	-4	HIS	-	CLONING ARTIFACT	UNP Q9Y3B2

Continued on next page...

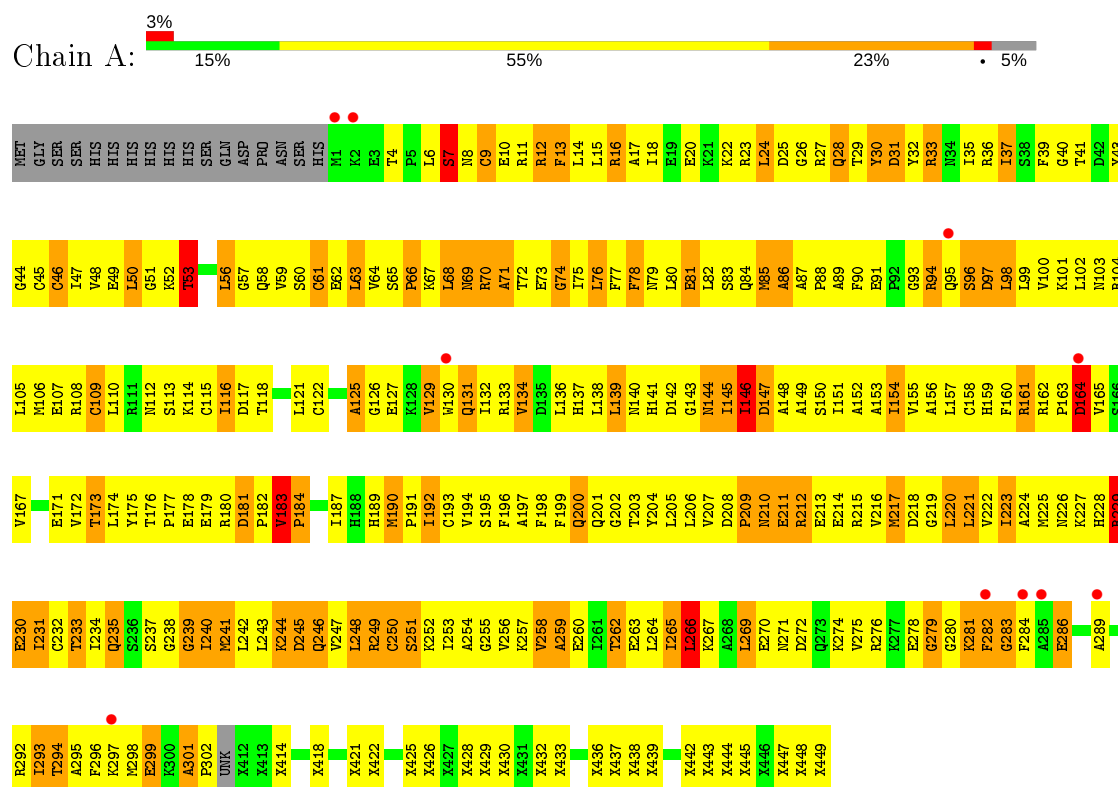
Continued from previous page...

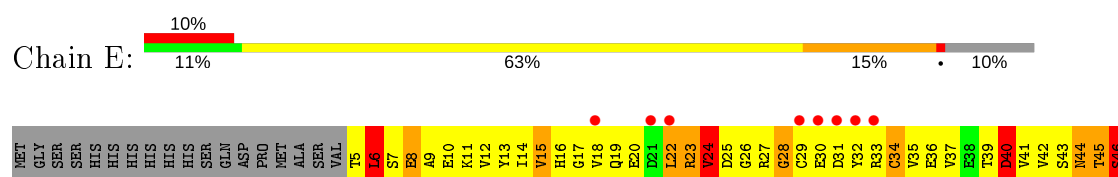
Chain	Residue	Modelled	Actual	Comment	Reference
I	-3	SER	-	CLONING ARTIFACT	UNP Q9Y3B2
I	-2	GLN	-	CLONING ARTIFACT	UNP Q9Y3B2
I	-1	ASP	-	CLONING ARTIFACT	UNP Q9Y3B2
I	0	PRO	-	CLONING ARTIFACT	UNP Q9Y3B2

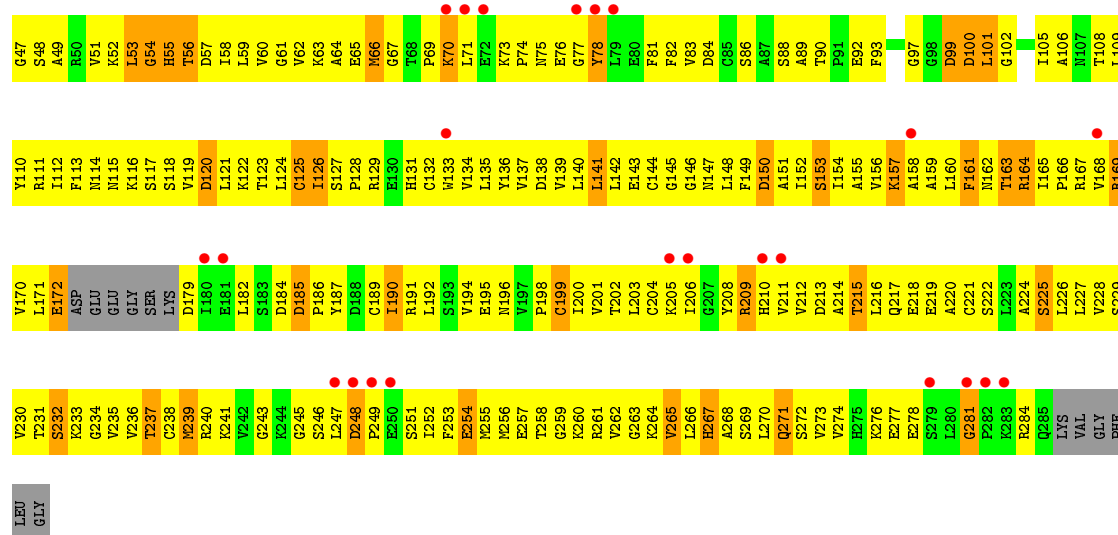
3 Residue-property plots

These plots are drawn for all protein, RNA and DNA chains in the entry. The first graphic for a chain summarises the proportions of the various outlier classes displayed in the second graphic. The second graphic shows the sequence view annotated by issues in geometry and electron density. Residues are color-coded according to the number of geometric quality criteria for which they contain at least one outlier: green = 0, yellow = 1, orange = 2 and red = 3 or more. A red dot above a residue indicates a poor fit to the electron density ($RSRZ > 2$). Stretches of 2 or more consecutive residues without any outlier are shown as a green connector. Residues present in the sample, but not in the model, are shown in grey.

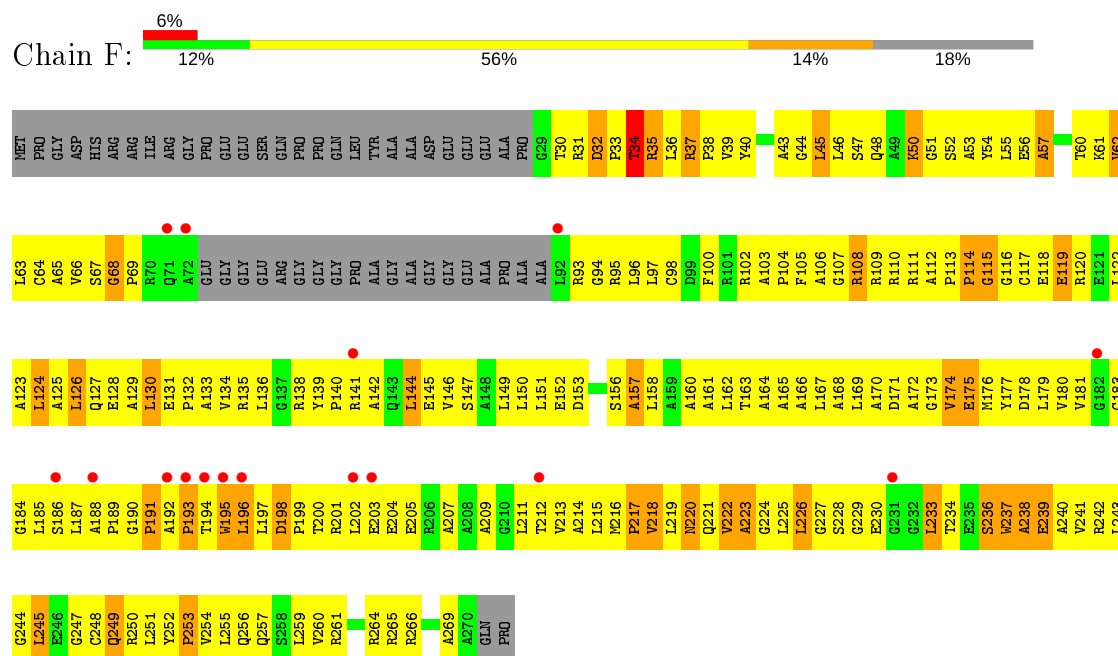
- Molecule 1: Polymyositis/scleroderma autoantigen 1



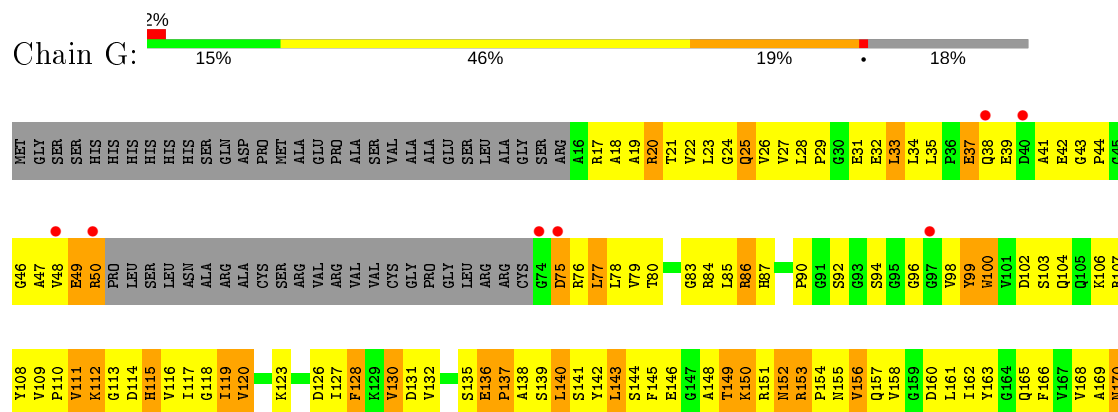


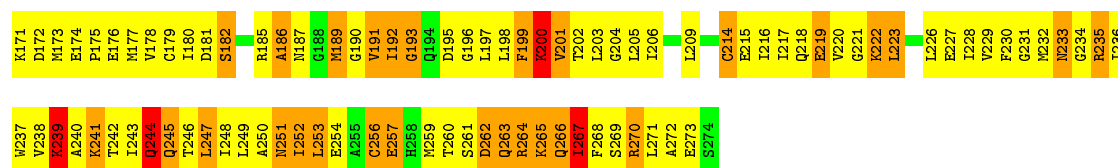


• Molecule 6: Exosome component 6

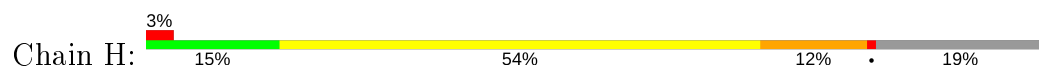


• Molecule 7: Exosome complex exonuclease RRP40


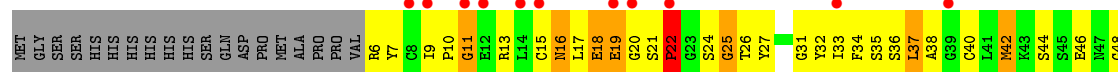
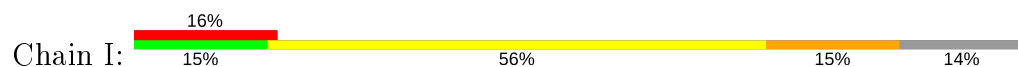




- Molecule 8: Exosome complex exonuclease RRP4



- Molecule 9: 3'-5' exoribonuclease CSL4 homolog



4 Data and refinement statistics

Property	Value	Source
Space group	P 4 3 2	Depositor
Cell constants a, b, c, α , β , γ	307.80Å 307.80Å 307.80Å 90.00° 90.00° 90.00°	Depositor
Resolution (Å)	14.98 – 3.35 34.85 – 3.35	Depositor EDS
% Data completeness (in resolution range)	97.7 (14.98-3.35) 97.8 (34.85-3.35)	Depositor EDS
R_{merge}	0.08	Depositor
R_{sym}	(Not available)	Depositor
$\langle I/\sigma(I) \rangle$ ¹	1.47 (at 3.32Å)	Xtriage
Refinement program	CNS 1.1	Depositor
R, R_{free}	0.291 , 0.344 0.300 , 0.354	Depositor DCC
R_{free} test set	3514 reflections (5.02%)	wwPDB-VP
Wilson B-factor (Å ²)	87.8	Xtriage
Anisotropy	0.000	Xtriage
Bulk solvent k_{sol} (e/Å ³), B_{sol} (Å ²)	0.20 , 62.0	EDS
L-test for twinning ²	$\langle L \rangle = 0.33$, $\langle L^2 \rangle = 0.17$	Xtriage
Estimated twinning fraction	No twinning to report.	Xtriage
F_o, F_c correlation	0.87	EDS
Total number of atoms	16858	wwPDB-VP
Average B, all atoms (Å ²)	119.0	wwPDB-VP

Xtriage's analysis on translational NCS is as follows: *The largest off-origin peak in the Patterson function is 2.72% of the height of the origin peak. No significant pseudotranslation is detected.*

¹Intensities estimated from amplitudes.

²Theoretical values of $\langle |L| \rangle$, $\langle L^2 \rangle$ for acentric reflections are 0.5, 0.333 respectively for untwinned datasets, and 0.375, 0.2 for perfectly twinned datasets.

5 Model quality

5.1 Standard geometry

The Z score for a bond length (or angle) is the number of standard deviations the observed value is removed from the expected value. A bond length (or angle) with $|Z| > 5$ is considered an outlier worth inspection. RMSZ is the root-mean-square of all Z scores of the bond lengths (or angles).

Mol	Chain	Bond lengths		Bond angles	
		RMSZ	$\# Z > 5$	RMSZ	$\# Z > 5$
1	A	0.62	0/2418	0.87	4/3256 (0.1%)
2	B	0.51	0/1804	0.81	2/2439 (0.1%)
3	C	0.46	0/2092	0.73	0/2839
4	D	0.54	0/1552	0.79	1/2097 (0.0%)
5	E	0.41	0/2138	0.72	0/2890
6	F	0.41	0/1658	0.69	0/2247
7	G	0.62	0/1819	0.91	2/2451 (0.1%)
8	H	0.39	0/1985	0.72	0/2679
9	I	0.41	0/1407	0.74	1/1899 (0.1%)
All	All	0.50	0/16873	0.78	10/22797 (0.0%)

There are no bond length outliers.

All (10) bond angle outliers are listed below:

Mol	Chain	Res	Type	Atoms	Z	Observed($^{\circ}$)	Ideal($^{\circ}$)
1	A	266	LEU	CA-CB-CG	-7.27	98.57	115.30
7	G	253	LEU	CA-CB-CG	-6.87	99.50	115.30
1	A	53	THR	N-CA-C	-6.70	92.92	111.00
1	A	33	ARG	N-CA-C	-5.80	95.33	111.00
7	G	193	GLY	N-CA-C	5.79	127.58	113.10
9	I	180	LYS	N-CA-C	-5.61	95.86	111.00
4	D	60	GLY	N-CA-C	5.60	127.10	113.10
1	A	56	LEU	CA-CB-CG	-5.46	102.74	115.30
2	B	184	LEU	CA-CB-CG	5.43	127.80	115.30
2	B	187	ALA	N-CA-C	-5.22	96.91	111.00

There are no chirality outliers.

There are no planarity outliers.

5.2 Too-close contacts ⓘ

In the following table, the Non-H and H(model) columns list the number of non-hydrogen atoms and hydrogen atoms in the chain respectively. The H(added) column lists the number of hydrogen atoms added and optimized by MolProbity. The Clashes column lists the number of clashes within the asymmetric unit, whereas Symm-Clashes lists symmetry related clashes.

Mol	Chain	Non-H	H(model)	H(added)	Clashes	Symm-Clashes
1	A	2611	0	2673	640	0
2	B	1779	0	1770	414	0
3	C	2058	0	2084	608	0
4	D	1534	0	1572	415	0
5	E	2109	0	2122	495	0
6	F	1635	0	1686	409	0
7	G	1793	0	1827	495	0
8	H	1956	0	2002	414	0
9	I	1383	0	1405	329	0
All	All	16858	0	17141	3953	0

The all-atom clashscore is defined as the number of clashes found per 1000 atoms (including hydrogen atoms). The all-atom clashscore for this structure is 116.

All (3953) close contacts within the same asymmetric unit are listed below, sorted by their clash magnitude.

Atom-1	Atom-2	Interatomic distance (Å)	Clash overlap (Å)
4:D:202:SER:N	4:D:205:GLU:HG3	1.49	1.25
1:A:230:GLU:HB3	2:B:205:HIS:HA	1.22	1.18
8:H:220:ILE:HA	8:H:223:LEU:HD13	1.26	1.18
9:I:24:SER:HB3	9:I:54:SER:HB2	1.24	1.18
3:C:126:ILE:HB	3:C:131:LEU:HB3	1.25	1.17
9:I:123:ARG:HB3	9:I:124:PRO:HD2	1.23	1.15
1:A:145:ILE:H	1:A:145:ILE:HD12	1.12	1.15
7:G:253:LEU:HA	7:G:256:CYS:SG	1.88	1.14
7:G:253:LEU:HD23	7:G:256:CYS:SG	1.88	1.14
7:G:216:ILE:H	7:G:216:ILE:HD12	1.14	1.13
1:A:143:GLY:HA2	1:A:214:GLU:HG3	1.28	1.12
1:A:422:UNK:HA	1:A:425:UNK:CG	1.79	1.12
1:A:302:PRO:HB2	1:A:414:UNK:HG1	1.32	1.11
7:G:123:LYS:HA	7:G:128:PHE:HB3	1.33	1.11
7:G:34:LEU:HB3	7:G:76:ARG:HA	1.32	1.10
3:C:32:PHE:HE2	3:C:262:VAL:HG13	1.11	1.10
9:I:156:ALA:HB1	9:I:164:MET:HB2	1.25	1.09
5:E:17:GLY:HA2	8:H:231:ARG:HE	1.06	1.09

Continued on next page...

Continued from previous page...

Atom-1	Atom-2	Interatomic distance (Å)	Clash overlap (Å)
6:F:62:VAL:HG21	6:F:161:ALA:HA	1.33	1.09
7:G:86:ARG:HB3	7:G:100:TRP:HB3	1.29	1.09
2:B:173:SER:O	2:B:177:GLU:HG3	1.52	1.08
7:G:24:GLY:HA2	7:G:85:LEU:HD23	1.10	1.08
5:E:37:VAL:HG22	5:E:51:VAL:HG22	1.32	1.07
4:D:202:SER:H	4:D:205:GLU:CG	1.66	1.07
2:B:176:GLU:H	2:B:176:GLU:CD	1.58	1.07
5:E:116:LYS:HG2	5:E:198:PRO:HD3	1.35	1.07
5:E:37:VAL:HG11	5:E:158:ALA:HB1	1.34	1.07
6:F:50:LYS:H	6:F:50:LYS:HD2	1.17	1.06
8:H:76:TYR:HB3	8:H:102:SER:HB3	1.37	1.06
6:F:216:MET:HG3	6:F:221:GLN:HB2	1.30	1.06
9:I:145:THR:HG22	9:I:147:ALA:H	1.17	1.06
3:C:269:VAL:HG13	3:C:273:MET:HB2	1.32	1.06
1:A:429:UNK:CG	3:C:249:GLN:HE21	1.69	1.06
3:C:50:LEU:HD11	3:C:57:THR:HG22	1.34	1.06
7:G:202:THR:HB	7:G:205:LEU:HD13	1.33	1.05
1:A:244:LYS:O	1:A:247:VAL:HG22	1.56	1.05
6:F:200:THR:H	6:F:203:GLU:HB2	1.22	1.05
1:A:165:VAL:HG21	1:A:175:TYR:H	1.17	1.05
7:G:161:LEU:HB3	7:G:192:ILE:HD12	1.07	1.05
4:D:173:GLN:N	4:D:173:GLN:HE21	1.56	1.03
5:E:40:ASP:HA	5:E:48:SER:HB2	1.33	1.03
4:D:96:ARG:HG3	4:D:99:ARG:HH21	1.24	1.03
6:F:197:LEU:HD13	6:F:243:LEU:HG	1.40	1.03
6:F:134:VAL:HA	6:F:176:MET:HA	1.37	1.03
1:A:41:THR:HG22	1:A:283:GLY:HA2	1.38	1.03
5:E:53:LEU:HD22	5:E:151:ALA:HB2	1.41	1.03
1:A:140:ASN:OD1	4:D:40:ARG:HB2	1.58	1.03
7:G:47:ALA:HB3	7:G:78:LEU:HB3	1.39	1.02
2:B:69:ALA:HB2	2:B:115:HIS:HB2	1.37	1.02
9:I:112:GLU:HG3	9:I:147:ALA:HB1	1.41	1.02
9:I:127:ILE:HD13	9:I:155:VAL:HG21	1.41	1.01
7:G:226:LEU:HD22	7:G:227:GLU:H	1.25	1.01
2:B:7:SER:HB2	2:B:12:ARG:HA	1.40	1.01
6:F:255:LEU:HD12	6:F:256:GLN:N	1.74	1.01
3:C:47:GLY:HA3	3:C:163:VAL:HG22	1.38	1.01
7:G:170:ASN:HD21	7:G:173:MET:HB3	1.21	1.00
1:A:192:ILE:HD13	1:A:193:CYS:H	1.23	1.00
6:F:127:GLN:O	6:F:131:GLU:HB2	1.60	1.00
2:B:69:ALA:HB3	2:B:112:THR:HG22	1.43	1.00

Continued on next page...

Continued from previous page...

Atom-1	Atom-2	Interatomic distance (Å)	Clash overlap (Å)
3:C:69:PRO:HD3	3:C:132:VAL:HB	1.40	1.00
1:A:167:VAL:HG22	1:A:172:VAL:HA	1.42	1.00
1:A:249:ARG:HH11	1:A:249:ARG:HB3	1.22	1.00
4:D:184:ALA:HB3	4:D:194:MET:HB3	1.39	1.00
3:C:27:ARG:HD2	3:C:31:GLU:HG2	1.42	0.99
9:I:40:CYS:HB3	9:I:56:VAL:HB	1.43	0.99
1:A:40:GLY:HA3	1:A:45:CYS:SG	2.02	0.99
9:I:129:LEU:H	9:I:129:LEU:HD23	1.28	0.99
1:A:162:ARG:O	1:A:183:VAL:HA	1.60	0.99
4:D:29:ARG:HD2	4:D:50:GLY:HA3	1.45	0.99
1:A:429:UNK:HG2	3:C:249:GLN:HB3	1.45	0.98
1:A:246:GLN:HA	1:A:249:ARG:HE	1.27	0.98
3:C:259:HIS:HB3	3:C:260:LYS:HZ1	1.22	0.98
7:G:197:LEU:O	7:G:237:TRP:HA	1.62	0.98
1:A:302:PRO:HB2	1:A:414:UNK:CG	1.94	0.98
3:C:178:GLU:H	3:C:181:LEU:HG	1.29	0.98
4:D:28:LEU:HD23	4:D:28:LEU:H	1.29	0.98
6:F:134:VAL:HG22	6:F:176:MET:HG2	1.44	0.98
8:H:29:PRO:HD3	8:H:57:ALA:HA	1.46	0.98
1:A:78:PHE:HB2	1:A:134:VAL:HG23	1.45	0.98
4:D:141:LEU:HD12	4:D:146:VAL:HB	1.42	0.98
4:D:81:ARG:HG2	4:D:87:PRO:HB3	1.46	0.98
1:A:301:ALA:HB1	1:A:302:PRO:HD2	1.44	0.97
1:A:429:UNK:HG1	3:C:249:GLN:NE2	1.79	0.97
7:G:260:THR:HG22	7:G:262:ASP:H	1.25	0.97
2:B:48:LEU:HG	2:B:127:LEU:HD11	1.43	0.97
3:C:45:ALA:HA	3:C:63:LYS:HE3	1.46	0.97
1:A:422:UNK:HA	1:A:425:UNK:HG3	1.43	0.97
5:E:5:THR:N	8:H:87:ARG:HE	1.60	0.97
5:E:9:ALA:HB1	8:H:167:GLY:HA3	1.43	0.97
5:E:17:GLY:N	8:H:231:ARG:HH21	1.61	0.97
9:I:19:GLU:HG2	9:I:51:PRO:HD2	1.47	0.97
2:B:57:ILE:HD12	2:B:57:ILE:H	1.27	0.96
2:B:221:ARG:HH11	2:B:221:ARG:HB3	1.28	0.96
8:H:80:VAL:HG12	8:H:81:GLY:H	1.29	0.96
8:H:148:VAL:HG22	8:H:154:VAL:HA	1.47	0.96
9:I:129:LEU:HD22	9:I:154:VAL:HG22	1.48	0.96
3:C:48:SER:H	3:C:162:ASN:HD22	1.06	0.96
2:B:45:THR:HG23	2:B:130:ASP:H	1.30	0.95
9:I:130:ALA:HA	9:I:151:LEU:HD11	1.44	0.95
1:A:223:ILE:HG13	1:A:234:ILE:HG22	1.48	0.95

Continued on next page...

Continued from previous page...

Atom-1	Atom-2	Interatomic distance (Å)	Clash overlap (Å)
3:C:199:ALA:HB2	3:C:210:PRO:HB3	1.45	0.95
3:C:32:PHE:CE2	3:C:262:VAL:HG13	2.01	0.95
3:C:48:SER:N	3:C:162:ASN:HD22	1.64	0.95
1:A:192:ILE:HD13	1:A:193:CYS:N	1.82	0.95
2:B:172:LEU:HD12	2:B:172:LEU:H	1.32	0.95
6:F:116:GLY:O	6:F:120:ARG:HB2	1.65	0.95
1:A:422:UNK:CA	1:A:425:UNK:HG3	1.97	0.95
6:F:185:LEU:HD21	6:F:243:LEU:HD23	1.46	0.95
2:B:137:CYS:HA	2:B:140:ALA:HB3	1.49	0.94
1:A:429:UNK:HG1	3:C:249:GLN:HE21	1.28	0.94
7:G:270:ARG:HH11	7:G:270:ARG:HA	1.31	0.94
5:E:11:LYS:HA	5:E:14:ILE:HD12	1.47	0.94
7:G:146:GLU:CD	7:G:187:ASN:HD21	1.70	0.94
3:C:273:MET:HG2	3:C:276:LYS:HE2	1.47	0.94
4:D:202:SER:H	4:D:205:GLU:HG3	0.78	0.94
7:G:152:ASN:HA	7:G:155:ASN:HB2	1.48	0.93
1:A:22:LYS:HD2	7:G:243:ILE:HD13	1.50	0.93
7:G:170:ASN:ND2	7:G:173:MET:HB3	1.82	0.93
8:H:174:VAL:O	8:H:201:GLY:HA3	1.68	0.93
4:D:165:LEU:HD23	4:D:165:LEU:H	1.32	0.93
1:A:66:PRO:HD3	1:A:129:VAL:HB	1.50	0.93
1:A:264:LEU:H	1:A:264:LEU:HD22	1.32	0.93
7:G:219:GLU:O	7:G:222:LYS:HD3	1.68	0.93
8:H:110:LEU:HD12	8:H:110:LEU:H	1.34	0.93
5:E:238:CYS:HA	6:F:228:SER:HA	1.51	0.93
3:C:48:SER:H	3:C:162:ASN:ND2	1.65	0.93
3:C:150:ASP:OD2	3:C:196:THR:HA	1.69	0.92
4:D:72:ASN:HA	4:D:113:ARG:H	1.35	0.92
7:G:197:LEU:HB3	7:G:238:VAL:HG22	1.48	0.92
5:E:9:ALA:HB1	8:H:167:GLY:CA	1.99	0.92
9:I:74:LYS:HZ3	9:I:126:ASP:H	1.10	0.92
2:B:111:LEU:HD13	2:B:152:MET:HA	1.49	0.92
3:C:50:LEU:HD13	3:C:59:ILE:HG13	1.51	0.92
3:C:56:THR:HA	3:C:143:ASP:O	1.68	0.92
1:A:107:GLU:HA	1:A:110:LEU:CD1	1.99	0.92
5:E:230:VAL:HG13	5:E:234:GLY:HA2	1.50	0.92
8:H:170:VAL:HG11	8:H:205:ILE:HB	1.52	0.92
5:E:17:GLY:HA2	8:H:231:ARG:NE	1.84	0.92
1:A:265:ILE:O	1:A:269:LEU:HB2	1.68	0.92
1:A:231:ILE:H	1:A:231:ILE:HD12	1.35	0.92
2:B:78:ALA:HB3	2:B:81:SER:HB2	1.50	0.92

Continued on next page...

Continued from previous page...

Atom-1	Atom-2	Interatomic distance (Å)	Clash overlap (Å)
3:C:260:LYS:HE3	3:C:263:LYS:HD2	1.52	0.92
9:I:133:ILE:HG22	9:I:134:SER:H	1.33	0.92
1:A:138:LEU:HD11	1:A:141:HIS:HB2	1.50	0.92
2:B:214:GLU:HA	2:B:214:GLU:OE1	1.70	0.92
5:E:263:GLY:O	5:E:267:HIS:HB3	1.69	0.91
7:G:161:LEU:HB3	7:G:192:ILE:CD1	1.98	0.91
7:G:49:GLU:HB3	9:I:160:SER:HA	1.52	0.91
1:A:436:UNK:HA	3:C:257:THR:HG23	1.51	0.91
1:A:86:ALA:O	4:D:40:ARG:HG2	1.70	0.91
1:A:107:GLU:HA	1:A:110:LEU:HD12	1.51	0.91
4:D:73:LYS:N	4:D:112:PRO:HA	1.86	0.91
9:I:126:ASP:HA	9:I:155:VAL:HG11	1.53	0.91
3:C:242:GLY:HA3	4:D:191:LYS:HD3	1.51	0.90
6:F:53:ALA:CB	6:F:167:LEU:HB2	2.02	0.90
8:H:77:ILE:HG23	8:H:104:LEU:HD21	1.51	0.90
1:A:147:ASP:O	1:A:151:ILE:HG13	1.69	0.90
5:E:7:SER:HB3	5:E:10:GLU:CD	1.92	0.90
9:I:87:ILE:HD11	9:I:99:PHE:HD2	1.35	0.90
9:I:9:ILE:HD12	9:I:10:PRO:HD2	1.53	0.90
3:C:193:PRO:HB3	3:C:227:ASP:HA	1.51	0.90
4:D:40:ARG:HB3	4:D:41:PRO:HD3	1.52	0.90
3:C:177:ALA:HA	3:C:181:LEU:HD11	1.54	0.90
3:C:213:GLU:O	3:C:216:HIS:HB3	1.72	0.90
3:C:237:LYS:O	4:D:194:MET:HG2	1.72	0.90
7:G:119:ILE:N	7:G:119:ILE:HD12	1.87	0.90
5:E:209:ARG:HA	5:E:209:ARG:HH11	1.37	0.90
4:D:159:LEU:HA	4:D:164:THR:O	1.72	0.89
6:F:104:PRO:O	6:F:110:ARG:HG2	1.72	0.89
4:D:100:ASN:HA	4:D:103:GLU:OE1	1.72	0.89
7:G:161:LEU:CB	7:G:192:ILE:HD12	2.00	0.89
1:A:8:ASN:O	1:A:11:ARG:HG2	1.73	0.89
1:A:86:ALA:HB1	1:A:138:LEU:HD12	1.52	0.89
3:C:115:ASN:HD21	4:D:198:LYS:HG3	1.34	0.89
7:G:248:ILE:HG21	7:G:271:LEU:HD21	1.53	0.89
3:C:260:LYS:O	3:C:264:LYS:HG2	1.72	0.89
7:G:41:ALA:HB3	7:G:98:VAL:HG22	1.54	0.89
1:A:271:ASN:HA	1:A:274:LYS:HE2	1.55	0.89
3:C:262:VAL:HA	3:C:265:LEU:HD12	1.55	0.88
3:C:77:GLY:HA3	3:C:124:LEU:HB2	1.55	0.88
1:A:230:GLU:CB	2:B:205:HIS:HA	2.04	0.88
4:D:186:ASP:HA	4:D:193:LEU:HD11	1.54	0.88

Continued on next page...

Continued from previous page...

Atom-1	Atom-2	Interatomic distance (Å)	Clash overlap (Å)
1:A:249:ARG:O	1:A:252:LYS:HB3	1.72	0.88
2:B:156:VAL:HG13	2:B:188:LEU:O	1.72	0.88
5:E:8:GLU:HB2	5:E:11:LYS:NZ	1.87	0.88
1:A:165:VAL:CG2	1:A:175:TYR:H	1.85	0.88
3:C:60:CYS:HA	3:C:139:LEU:HG	1.55	0.88
1:A:246:GLN:HA	1:A:249:ARG:NE	1.88	0.88
7:G:116:VAL:HG13	7:G:233:ASN:ND2	1.87	0.88
1:A:164:ASP:HA	1:A:174:LEU:HD22	1.55	0.88
1:A:182:PRO:O	1:A:183:VAL:HG13	1.73	0.88
2:B:101:GLN:O	2:B:105:THR:HG23	1.74	0.88
6:F:215:LEU:HD21	6:F:220:ASN:HA	1.56	0.88
7:G:242:THR:HG23	7:G:244:GLN:H	1.39	0.88
8:H:75:ARG:HB3	8:H:102:SER:HA	1.55	0.88
7:G:198:LEU:HD12	7:G:236:ILE:C	1.93	0.88
1:A:190:MET:N	1:A:226:ASN:HD21	1.72	0.88
3:C:23:ARG:HD3	3:C:207:ILE:HG21	1.55	0.88
2:B:57:ILE:HD11	2:B:117:ARG:HB3	1.56	0.87
4:D:181:LEU:HA	4:D:197:THR:OG1	1.73	0.87
4:D:219:HIS:N	4:D:222:ARG:HH21	1.72	0.87
7:G:242:THR:H	7:G:245:GLN:NE2	1.72	0.87
2:B:143:LEU:HA	2:B:146:LEU:CD1	2.04	0.87
3:C:243:LEU:HG	3:C:244:THR:H	1.38	0.87
4:D:170:THR:HG21	4:D:172:LYS:HD3	1.56	0.87
1:A:53:THR:HG23	1:A:142:ASP:H	1.39	0.87
2:B:198:LEU:HD13	2:B:198:LEU:O	1.74	0.87
3:C:86:PRO:HB2	3:C:87:PRO:HD2	1.54	0.87
2:B:79:THR:HA	2:B:88:ARG:CZ	2.05	0.87
1:A:414:UNK:HB1	4:D:26:CYS:HB2	1.57	0.86
3:C:211:THR:H	3:C:214:GLU:HB3	1.37	0.86
5:E:257:GLU:HA	6:F:234:THR:HG21	1.56	0.86
7:G:20:ARG:H	7:G:35:LEU:HD21	1.40	0.86
1:A:71:ALA:HB1	1:A:126:GLY:HA2	1.57	0.86
5:E:57:ASP:HB2	5:E:142:LEU:HB2	1.57	0.86
7:G:270:ARG:HH11	7:G:270:ARG:CA	1.88	0.86
4:D:173:GLN:H	4:D:173:GLN:HE21	1.22	0.86
8:H:94:LYS:O	8:H:109:LEU:HG	1.75	0.86
1:A:13:PHE:HA	1:A:16:ARG:HB2	1.56	0.86
3:C:60:CYS:HB3	3:C:159:ALA:HB2	1.57	0.86
1:A:234:ILE:CD1	2:B:200:MET:H	1.88	0.86
3:C:235:LEU:HD12	4:D:206:LEU:HD21	1.54	0.86
7:G:155:ASN:O	7:G:156:VAL:HG23	1.76	0.86

Continued on next page...

Continued from previous page...

Atom-1	Atom-2	Interatomic distance (Å)	Clash overlap (Å)
8:H:139:ASP:HB2	8:H:141:ILE:HD11	1.57	0.86
8:H:220:ILE:HG23	8:H:223:LEU:HD22	1.57	0.86
7:G:222:LYS:HZ1	7:G:268:PHE:CB	1.89	0.86
9:I:104:ARG:HD3	9:I:141:ASN:HB2	1.58	0.86
6:F:153:ASP:OD1	6:F:157:ALA:HB3	1.77	0.85
3:C:94:ARG:HH12	3:C:100:GLU:H	1.23	0.85
4:D:158:ALA:O	4:D:165:LEU:HA	1.76	0.85
1:A:217:MET:SD	1:A:220:LEU:HB2	2.16	0.85
8:H:195:VAL:HG22	8:H:205:ILE:HG23	1.57	0.85
1:A:59:VAL:HG13	1:A:134:VAL:HG13	1.58	0.85
7:G:243:ILE:HG23	7:G:244:GLN:H	1.40	0.85
3:C:12:GLU:HG3	3:C:15:ARG:HD2	1.59	0.85
3:C:270:ILE:O	3:C:274:LYS:HB3	1.76	0.85
9:I:128:VAL:HB	9:I:153:VAL:HG23	1.59	0.85
5:E:74:PRO:HB2	5:E:129:ARG:HA	1.57	0.85
6:F:51:GLY:HA3	6:F:172:ALA:HB2	1.57	0.85
1:A:231:ILE:HD12	1:A:231:ILE:N	1.92	0.85
3:C:104:VAL:HG13	4:D:93:SER:HB2	1.56	0.85
1:A:145:ILE:H	1:A:145:ILE:CD1	1.87	0.84
1:A:234:ILE:HD11	2:B:200:MET:H	1.40	0.84
5:E:56:THR:OG1	5:E:148:LEU:HD13	1.76	0.84
5:E:123:THR:HG21	5:E:192:LEU:HB2	1.58	0.84
1:A:249:ARG:HH11	1:A:249:ARG:CB	1.90	0.84
2:B:99:GLY:HA2	2:B:102:LEU:HD23	1.60	0.84
5:E:240:ARG:HG2	5:E:241:LYS:N	1.91	0.84
5:E:264:LYS:HA	5:E:267:HIS:CD2	2.12	0.84
9:I:123:ARG:HB3	9:I:124:PRO:CD	2.06	0.84
1:A:77:PHE:O	1:A:133:ARG:HA	1.78	0.84
3:C:94:ARG:HH11	3:C:99:GLY:HA2	1.41	0.84
7:G:128:PHE:HE1	7:G:140:LEU:HB3	1.41	0.84
1:A:144:ASN:HB2	1:A:209:PRO:HD2	1.58	0.84
1:A:167:VAL:HG13	1:A:171:GLU:O	1.78	0.84
2:B:142:THR:O	2:B:146:LEU:HG	1.78	0.84
6:F:158:LEU:HD22	6:F:212:THR:HG21	1.59	0.84
1:A:56:LEU:HB3	1:A:137:HIS:HB2	1.60	0.84
2:B:139:ASN:O	2:B:143:LEU:HG	1.77	0.84
1:A:234:ILE:HD13	2:B:198:LEU:CD1	2.08	0.84
9:I:148:GLU:HB2	9:I:151:LEU:HB2	1.60	0.84
1:A:264:LEU:N	1:A:264:LEU:HD22	1.92	0.84
5:E:227:LEU:O	5:E:239:MET:HG2	1.78	0.84
7:G:119:ILE:HD11	7:G:235:ARG:HH21	1.42	0.84

Continued on next page...

Continued from previous page...

Atom-1	Atom-2	Interatomic distance (Å)	Clash overlap (Å)
9:I:156:ALA:CB	9:I:164:MET:HB2	2.07	0.84
1:A:439:UNK:HG3	3:C:261:GLU:HB2	1.58	0.83
7:G:244:GLN:NE2	7:G:244:GLN:HA	1.90	0.83
7:G:264:ARG:H	7:G:264:ARG:NH1	1.75	0.83
4:D:159:LEU:HB2	4:D:179:ALA:HB3	1.60	0.83
9:I:112:GLU:H	9:I:112:GLU:CD	1.80	0.83
1:A:33:ARG:HH21	1:A:50:LEU:HD22	1.43	0.83
3:C:94:ARG:NH1	3:C:99:GLY:HA2	1.93	0.83
9:I:168:SER:O	9:I:185:VAL:HG21	1.78	0.83
5:E:227:LEU:HB3	5:E:240:ARG:H	1.43	0.83
6:F:103:ALA:HB3	6:F:106:ALA:HB2	1.60	0.83
1:A:211:GLU:O	1:A:215:ARG:HD2	1.79	0.83
7:G:242:THR:N	7:G:245:GLN:HE22	1.74	0.83
1:A:234:ILE:HD11	2:B:200:MET:N	1.92	0.83
4:D:211:ALA:O	4:D:214:GLN:HB2	1.78	0.83
7:G:215:GLU:O	7:G:219:GLU:N	2.11	0.83
5:E:118:SER:HA	5:E:196:ASN:ND2	1.91	0.83
6:F:96:LEU:HG	6:F:127:GLN:HE21	1.41	0.83
1:A:145:ILE:N	1:A:145:ILE:HD12	1.92	0.83
6:F:53:ALA:HB1	6:F:164:ALA:O	1.79	0.83
2:B:41:GLU:HA	2:B:45:THR:O	1.79	0.82
6:F:129:ALA:O	6:F:132:PRO:HD2	1.78	0.82
8:H:76:TYR:CB	8:H:102:SER:HB3	2.07	0.82
5:E:120:ASP:OD2	5:E:192:LEU:HD11	1.80	0.82
5:E:264:LYS:HD3	5:E:268:ALA:HB2	1.60	0.82
7:G:243:ILE:HG23	7:G:244:GLN:N	1.94	0.82
4:D:112:PRO:HG2	4:D:113:ARG:NH2	1.94	0.82
7:G:50:ARG:NE	7:G:75:ASP:HA	1.94	0.82
1:A:115:CYS:HB2	1:A:189:HIS:O	1.79	0.82
1:A:429:UNK:HG3	3:C:249:GLN:O	1.78	0.82
7:G:120:VAL:HG22	7:G:162:ILE:HD11	1.59	0.82
4:D:120:LEU:HD23	4:D:133:CYS:HB3	1.62	0.82
5:E:18:VAL:O	5:E:209:ARG:HG2	1.78	0.82
1:A:436:UNK:HG3	3:C:257:THR:OG1	1.79	0.82
1:A:177:PRO:O	1:A:180:ARG:HG2	1.80	0.82
1:A:85:MET:HA	4:D:59:TYR:HE1	1.45	0.82
4:D:74:ALA:HB1	4:D:116:ILE:HD11	1.60	0.82
6:F:50:LYS:N	6:F:50:LYS:HD2	1.91	0.82
9:I:123:ARG:HB2	9:I:183:ARG:HH21	1.42	0.82
9:I:75:VAL:HA	9:I:85:VAL:HG12	1.60	0.82
2:B:182:PRO:HA	2:B:202:ALA:HB1	1.62	0.82

Continued on next page...

Continued from previous page...

Atom-1	Atom-2	Interatomic distance (Å)	Clash overlap (Å)
5:E:13:TYR:HB2	8:H:168:GLN:OE1	1.80	0.82
3:C:199:ALA:HB3	3:C:207:ILE:HG13	1.62	0.81
3:C:46:ASP:O	3:C:163:VAL:HA	1.79	0.81
4:D:184:ALA:CB	4:D:194:MET:HB3	2.10	0.81
7:G:228:ILE:HG22	7:G:238:VAL:HA	1.62	0.81
7:G:41:ALA:O	7:G:98:VAL:HG13	1.79	0.81
2:B:143:LEU:HA	2:B:146:LEU:HD12	1.61	0.81
8:H:282:MET:O	8:H:286:GLN:HG3	1.80	0.81
6:F:62:VAL:HG11	6:F:160:ALA:O	1.80	0.81
2:B:73:CYS:SG	2:B:122:ILE:HB	2.21	0.81
8:H:91:VAL:HG13	8:H:96:TRP:HA	1.60	0.81
5:E:101:LEU:HD12	5:E:102:GLY:H	1.45	0.81
8:H:140:LEU:C	8:H:141:ILE:HD12	2.00	0.81
2:B:100:LEU:HD23	2:B:103:ARG:HD3	1.63	0.81
5:E:23:ARG:NH2	5:E:211:VAL:HG11	1.94	0.81
5:E:264:LYS:HA	5:E:267:HIS:HD2	1.44	0.81
4:D:28:LEU:N	4:D:28:LEU:HD23	1.96	0.81
4:D:54:VAL:HG13	4:D:121:GLN:O	1.81	0.81
5:E:105:ILE:HG21	5:E:152:ILE:HD13	1.63	0.81
8:H:33:ILE:HG21	8:H:67:ILE:HD13	1.61	0.81
2:B:41:GLU:HB3	2:B:46:LYS:HG3	1.62	0.81
4:D:73:LYS:CA	4:D:112:PRO:HA	2.10	0.81
5:E:83:VAL:HG13	5:E:139:VAL:HB	1.60	0.81
7:G:128:PHE:CE1	7:G:140:LEU:HB3	2.16	0.81
7:G:242:THR:H	7:G:245:GLN:HE22	1.24	0.81
7:G:262:ASP:OD1	7:G:263:GLN:N	2.13	0.81
8:H:188:ASP:HB3	8:H:194:SER:OG	1.81	0.81
3:C:27:ARG:HD2	3:C:31:GLU:CG	2.11	0.80
3:C:83:VAL:HG23	3:C:106:SER:HA	1.63	0.80
1:A:104:ARG:NH1	1:A:104:ARG:O	2.14	0.80
1:A:37:ILE:N	1:A:37:ILE:HD12	1.97	0.80
2:B:186:LEU:HD12	2:B:195:ILE:HG23	1.63	0.80
5:E:15:VAL:HA	5:E:206:ILE:HG22	1.62	0.80
6:F:53:ALA:HB2	6:F:168:ALA:H	1.46	0.80
6:F:39:VAL:HG21	6:F:251:LEU:HD21	1.63	0.80
5:E:22:LEU:HD13	8:H:231:ARG:HB3	1.63	0.80
2:B:197:LEU:HD13	2:B:198:LEU:N	1.96	0.80
3:C:147:ASN:ND2	3:C:150:ASP:H	1.79	0.80
6:F:53:ALA:HB2	6:F:167:LEU:HB2	1.64	0.80
7:G:34:LEU:CB	7:G:76:ARG:HA	2.09	0.80
9:I:168:SER:HG	9:I:169:TRP:HE3	1.30	0.80

Continued on next page...

Continued from previous page...

Atom-1	Atom-2	Interatomic distance (Å)	Clash overlap (Å)
1:A:221:LEU:HG	1:A:222:VAL:N	1.94	0.80
3:C:156:LEU:O	3:C:160:LEU:HD13	1.81	0.80
6:F:259:LEU:HD13	9:I:9:ILE:CD1	2.12	0.80
9:I:102:THR:HG22	9:I:104:ARG:HH12	1.44	0.80
3:C:84:ASP:O	3:C:85:LEU:HD23	1.82	0.80
5:E:169:ARG:HH21	5:E:182:LEU:HB3	1.44	0.80
1:A:161:ARG:HB3	1:A:183:VAL:HB	1.64	0.80
4:D:79:ILE:CD1	4:D:119:VAL:HG22	2.11	0.80
5:E:56:THR:HB	5:E:145:GLY:H	1.46	0.80
9:I:15:CYS:HB3	9:I:33:ILE:HD12	1.63	0.80
2:B:16:ARG:HH21	2:B:21:LEU:C	1.85	0.80
5:E:186:PRO:HG2	5:E:187:TYR:HD1	1.47	0.80
3:C:237:LYS:NZ	3:C:240:GLY:H	1.80	0.80
5:E:205:LYS:HE2	5:E:208:TYR:HA	1.64	0.80
9:I:156:ALA:HB1	9:I:164:MET:CB	2.07	0.80
2:B:17:ARG:HB2	2:B:20:GLU:HG2	1.63	0.80
6:F:237:TRP:CE3	6:F:237:TRP:HA	2.16	0.80
6:F:264:ARG:HA	9:I:7:TYR:OH	1.81	0.79
6:F:96:LEU:H	6:F:96:LEU:HD23	1.46	0.79
7:G:111:VAL:HG12	7:G:112:LYS:H	1.47	0.79
7:G:20:ARG:H	7:G:35:LEU:CD2	1.94	0.79
7:G:34:LEU:HD22	7:G:76:ARG:HG3	1.64	0.79
9:I:89:TYR:HD2	9:I:92:SER:HA	1.46	0.79
7:G:216:ILE:CD1	7:G:216:ILE:H	1.90	0.79
2:B:77:SER:HA	2:B:125:GLN:OE1	1.83	0.79
3:C:195:ALA:HB2	3:C:225:VAL:HG22	1.63	0.79
5:E:232:SER:O	5:E:264:LYS:HE2	1.83	0.79
6:F:43:ALA:HB2	6:F:167:LEU:HD13	1.65	0.79
7:G:242:THR:HG23	7:G:244:GLN:N	1.96	0.79
7:G:19:ALA:HB1	7:G:35:LEU:HD13	1.64	0.79
1:A:230:GLU:HB3	2:B:205:HIS:CA	2.09	0.79
3:C:192:HIS:H	3:C:228:GLU:CD	1.86	0.79
5:E:25:ASP:C	8:H:239:ASN:HD21	1.85	0.79
8:H:165:LYS:HD2	8:H:166:LEU:N	1.98	0.79
8:H:129:LEU:HA	8:H:132:ARG:HG2	1.64	0.79
1:A:106:MET:CE	1:A:150:SER:HA	2.13	0.79
5:E:240:ARG:HG2	5:E:241:LYS:H	1.47	0.79
7:G:198:LEU:HD21	7:G:235:ARG:HB3	1.64	0.79
7:G:197:LEU:HB3	7:G:238:VAL:CG2	2.13	0.79
3:C:88:LEU:HD12	6:F:65:ALA:HB2	1.63	0.79
6:F:170:ALA:HB1	9:I:38:ALA:CB	2.13	0.79

Continued on next page...

Continued from previous page...

Atom-1	Atom-2	Interatomic distance (Å)	Clash overlap (Å)
7:G:178:VAL:HG12	7:G:179:CYS:H	1.47	0.79
7:G:50:ARG:HE	7:G:75:ASP:HA	1.47	0.79
1:A:88:PRO:HG2	1:A:89:ALA:H	1.45	0.79
7:G:26:VAL:HA	7:G:84:ARG:HA	1.63	0.79
6:F:185:LEU:HD11	6:F:243:LEU:HB3	1.65	0.78
8:H:254:THR:HA	8:H:257:LEU:HD12	1.64	0.78
5:E:241:LYS:HD2	6:F:224:GLY:HA2	1.65	0.78
9:I:74:LYS:NZ	9:I:126:ASP:H	1.79	0.78
9:I:133:ILE:HB	9:I:143:LEU:HB2	1.63	0.78
3:C:118:ILE:HG13	3:C:119:ILE:H	1.47	0.78
4:D:134:LEU:HD13	4:D:154:GLY:HA3	1.64	0.78
5:E:12:VAL:HG13	5:E:13:TYR:H	1.47	0.78
7:G:205:LEU:HB3	7:G:209:LEU:HD11	1.64	0.78
2:B:36:GLY:HA3	2:B:51:VAL:CG1	2.13	0.78
3:C:69:PRO:HB2	3:C:74:PRO:O	1.82	0.78
6:F:255:LEU:HD12	6:F:256:GLN:H	1.45	0.78
6:F:40:TYR:CD1	6:F:56:GLU:HG3	2.18	0.78
8:H:136:GLN:H	8:H:136:GLN:NE2	1.82	0.78
3:C:160:LEU:O	3:C:187:LEU:HD13	1.83	0.78
4:D:105:VAL:O	4:D:149:ARG:HG2	1.83	0.78
9:I:129:LEU:HD23	9:I:129:LEU:N	1.99	0.78
8:H:96:TRP:NE1	8:H:131:MET:HB3	1.98	0.78
8:H:76:TYR:O	8:H:104:LEU:HD21	1.83	0.78
2:B:99:GLY:CA	2:B:102:LEU:HD23	2.14	0.78
7:G:19:ALA:H	7:G:22:VAL:CG2	1.97	0.78
3:C:66:PHE:HE1	6:F:109:ARG:HH12	1.30	0.78
4:D:137:ALA:O	4:D:140:ALA:HB3	1.83	0.78
8:H:266:HIS:O	8:H:268:ILE:N	2.16	0.78
1:A:240:ILE:HD12	1:A:240:ILE:N	1.99	0.78
5:E:152:ILE:O	5:E:156:VAL:HB	1.84	0.78
7:G:127:ILE:HG21	7:G:139:SER:HB3	1.66	0.78
9:I:104:ARG:NH1	9:I:141:ASN:HA	1.99	0.78
2:B:218:GLN:NE2	2:B:221:ARG:HD3	1.99	0.77
3:C:78:TYR:O	3:C:135:LEU:HG	1.84	0.77
1:A:109:CYS:HA	1:A:112:ASN:HB2	1.65	0.77
5:E:116:LYS:HG2	5:E:198:PRO:CD	2.13	0.77
6:F:134:VAL:HG22	6:F:176:MET:CG	2.14	0.77
4:D:82:PRO:HA	4:D:122:VAL:CG2	2.14	0.77
6:F:34:THR:HG22	6:F:197:LEU:HD22	1.66	0.77
1:A:106:MET:HE2	1:A:150:SER:HA	1.65	0.77
1:A:271:ASN:HA	1:A:274:LYS:CE	2.13	0.77

Continued on next page...

Continued from previous page...

Atom-1	Atom-2	Interatomic distance (Å)	Clash overlap (Å)
4:D:181:LEU:HG	4:D:197:THR:HG21	1.66	0.77
5:E:153:SER:O	5:E:156:VAL:HG12	1.85	0.77
3:C:37:VAL:HG12	3:C:51:VAL:HG22	1.65	0.77
5:E:51:VAL:HG11	5:E:154:ILE:HG21	1.65	0.77
2:B:135:ALA:HB1	2:B:158:ALA:O	1.85	0.77
5:E:140:LEU:C	5:E:141:LEU:HD23	2.04	0.77
7:G:264:ARG:O	7:G:268:PHE:N	2.18	0.77
3:C:23:ARG:NH1	3:C:207:ILE:HB	1.99	0.77
4:D:107:LEU:HD21	4:D:110:LEU:HD22	1.65	0.77
7:G:166:PHE:HA	7:G:177:MET:HA	1.67	0.77
7:G:264:ARG:HB2	7:G:264:ARG:HH11	1.49	0.77
1:A:286:GLU:HA	1:A:289:ALA:HB3	1.66	0.77
2:B:186:LEU:HD11	2:B:188:LEU:HB2	1.67	0.77
4:D:183:PHE:CE1	4:D:210:LEU:HA	2.20	0.77
6:F:55:LEU:HD12	6:F:160:ALA:O	1.85	0.77
8:H:262:ALA:O	8:H:265:PRO:HD2	1.85	0.77
3:C:157:LEU:HD11	3:C:193:PRO:O	1.85	0.77
4:D:97:LEU:HB3	4:D:194:MET:CE	2.15	0.77
5:E:260:LYS:HB3	6:F:234:THR:OG1	1.85	0.77
8:H:170:VAL:HG12	8:H:205:ILE:HD13	1.65	0.77
8:H:96:TRP:HE1	8:H:131:MET:HB3	1.49	0.77
2:B:73:CYS:HA	2:B:122:ILE:O	1.85	0.77
2:B:79:THR:O	2:B:85:ARG:HA	1.85	0.77
3:C:178:GLU:H	3:C:181:LEU:CG	1.96	0.77
6:F:97:LEU:HB3	6:F:145:GLU:HA	1.65	0.77
9:I:87:ILE:HD11	9:I:99:PHE:CD2	2.19	0.77
1:A:211:GLU:O	1:A:214:GLU:HB2	1.84	0.76
1:A:86:ALA:HA	1:A:139:LEU:O	1.86	0.76
2:B:121:ASP:HB2	2:B:123:TYR:CZ	2.20	0.76
5:E:8:GLU:HB2	5:E:11:LYS:HZ3	1.49	0.76
6:F:66:VAL:HG22	6:F:146:VAL:HG13	1.67	0.76
7:G:123:LYS:CA	7:G:128:PHE:HB3	2.14	0.76
1:A:143:GLY:HA2	1:A:214:GLU:CG	2.11	0.76
5:E:105:ILE:HA	5:E:108:THR:OG1	1.84	0.76
8:H:76:TYR:HB3	8:H:102:SER:CB	2.15	0.76
6:F:94:GLY:HA3	6:F:142:ALA:O	1.85	0.76
9:I:154:VAL:O	9:I:155:VAL:HG23	1.85	0.76
5:E:37:VAL:HG11	5:E:158:ALA:CB	2.15	0.76
7:G:116:VAL:HG11	7:G:132:VAL:HG13	1.66	0.76
7:G:226:LEU:HD22	7:G:227:GLU:N	2.00	0.76
7:G:198:LEU:HA	7:G:236:ILE:O	1.85	0.76

Continued on next page...

Continued from previous page...

Atom-1	Atom-2	Interatomic distance (Å)	Clash overlap (Å)
2:B:42:GLN:OE1	2:B:136:ALA:HB2	1.86	0.76
3:C:12:GLU:O	3:C:15:ARG:HG2	1.85	0.76
5:E:120:ASP:OD1	5:E:192:LEU:HD21	1.86	0.76
6:F:239:GLU:HG3	6:F:240:ALA:H	1.50	0.76
7:G:222:LYS:HZ1	7:G:269:SER:N	1.84	0.76
8:H:256:ILE:HA	8:H:259:CYS:SG	2.26	0.76
9:I:103:ILE:HG23	9:I:142:TYR:HB2	1.68	0.76
1:A:142:ASP:OD1	1:A:211:GLU:HB2	1.86	0.76
4:D:189:GLU:C	4:D:191:LYS:H	1.87	0.76
5:E:202:THR:O	5:E:212:VAL:HG22	1.86	0.76
9:I:103:ILE:HG21	9:I:144:LEU:HD11	1.68	0.76
7:G:114:ASP:O	7:G:165:GLN:HA	1.86	0.76
1:A:59:VAL:HG13	1:A:134:VAL:CG1	2.15	0.76
3:C:94:ARG:NH1	3:C:100:GLU:H	1.84	0.76
3:C:17:PHE:HB3	3:C:22:CYS:SG	2.25	0.76
9:I:123:ARG:HG3	9:I:183:ARG:HE	1.48	0.76
1:A:428:UNK:O	1:A:432:UNK:HG2	1.86	0.76
1:A:78:PHE:HB2	1:A:134:VAL:CG2	2.16	0.76
6:F:237:TRP:HE3	6:F:237:TRP:HA	1.50	0.76
7:G:117:ILE:HG23	7:G:192:ILE:HD11	1.68	0.76
7:G:25:GLN:C	7:G:84:ARG:HG3	2.06	0.76
9:I:22:PRO:HG2	9:I:26:THR:HB	1.66	0.76
1:A:121:LEU:HD12	1:A:122:CYS:N	2.01	0.75
6:F:252:TYR:HA	6:F:255:LEU:HD21	1.67	0.75
6:F:55:LEU:HB2	6:F:62:VAL:HG13	1.66	0.75
7:G:172:ASP:HB3	9:I:124:PRO:HG3	1.67	0.75
1:A:421:UNK:O	1:A:425:UNK:HG3	1.85	0.75
2:B:184:LEU:HB2	2:B:200:MET:HB2	1.67	0.75
2:B:46:LYS:HD3	2:B:128:GLN:CB	2.15	0.75
3:C:83:VAL:CG2	3:C:106:SER:HA	2.16	0.75
8:H:108:LEU:H	8:H:108:LEU:HD23	1.50	0.75
8:H:174:VAL:HG22	8:H:201:GLY:CA	2.16	0.75
1:A:11:ARG:HG2	1:A:12:ARG:H	1.51	0.75
3:C:164:GLN:HG2	3:C:186:TYR:CB	2.16	0.75
3:C:193:PRO:HB3	3:C:227:ASP:CA	2.16	0.75
3:C:57:THR:O	3:C:141:CYS:HA	1.86	0.75
6:F:33:PRO:O	6:F:34:THR:HG23	1.86	0.75
7:G:20:ARG:N	7:G:35:LEU:HD21	2.01	0.75
9:I:69:ALA:O	9:I:132:VAL:HG23	1.85	0.75
4:D:53:SER:N	4:D:124:SER:HB3	2.01	0.75
5:E:73:LYS:HB3	5:E:76:GLU:OE2	1.87	0.75

Continued on next page...

Continued from previous page...

Atom-1	Atom-2	Interatomic distance (Å)	Clash overlap (Å)
7:G:202:THR:CB	7:G:205:LEU:HD13	2.15	0.75
1:A:183:VAL:H	1:A:184:PRO:HD3	1.51	0.75
2:B:182:PRO:HA	2:B:202:ALA:CB	2.16	0.75
4:D:112:PRO:HG2	4:D:113:ARG:CZ	2.17	0.75
8:H:91:VAL:HG11	8:H:96:TRP:CD1	2.22	0.75
2:B:147:ASP:C	2:B:149:GLY:H	1.90	0.75
4:D:53:SER:H	4:D:124:SER:HB3	1.51	0.75
5:E:249:PRO:O	5:E:252:ILE:HG22	1.85	0.75
9:I:16:ASN:ND2	9:I:18:GLU:HG2	2.01	0.75
1:A:234:ILE:HG13	2:B:200:MET:HE3	1.67	0.75
9:I:86:HIS:HA	9:I:101:GLY:CA	2.17	0.75
9:I:73:CYS:HB3	9:I:87:ILE:HA	1.69	0.75
4:D:131:ALA:HA	4:D:134:LEU:HD12	1.68	0.75
3:C:237:LYS:HZ2	4:D:194:MET:N	1.84	0.75
6:F:150:LEU:HD11	6:F:157:ALA:HB1	1.69	0.75
9:I:127:ILE:CD1	9:I:155:VAL:HG21	2.15	0.75
1:A:100:VAL:HG12	1:A:101:LYS:N	2.01	0.74
1:A:263:GLU:O	1:A:267:LYS:HB2	1.87	0.74
3:C:127:SER:HB2	3:C:131:LEU:HD12	1.69	0.74
3:C:7:THR:HB	3:C:10:PRO:CD	2.17	0.74
9:I:10:PRO:HA	9:I:35:SER:O	1.87	0.74
1:A:24:LEU:C	1:A:26:GLY:H	1.89	0.74
1:A:78:PHE:CB	1:A:134:VAL:HG23	2.17	0.74
5:E:238:CYS:CA	6:F:228:SER:HA	2.17	0.74
7:G:152:ASN:CA	7:G:155:ASN:HB2	2.16	0.74
7:G:260:THR:HB	7:G:263:GLN:H	1.52	0.74
9:I:73:CYS:HB3	9:I:87:ILE:HG22	1.69	0.74
6:F:181:VAL:HG11	6:F:248:CYS:HA	1.68	0.74
9:I:10:PRO:HD3	9:I:38:ALA:HB2	1.69	0.74
2:B:79:THR:HA	2:B:88:ARG:NH2	2.01	0.74
3:C:127:SER:HB3	3:C:131:LEU:HB2	1.67	0.74
3:C:236:HIS:CE1	3:C:238:PRO:HD3	2.23	0.74
4:D:193:LEU:O	4:D:194:MET:HB2	1.87	0.74
5:E:216:LEU:HA	5:E:219:GLU:OE1	1.86	0.74
8:H:96:TRP:CH2	8:H:110:LEU:HG	2.23	0.74
3:C:109:ILE:H	3:C:109:ILE:HD13	1.53	0.74
1:A:425:UNK:HA	3:C:249:GLN:HG3	1.68	0.74
5:E:127:SER:H	5:E:131:HIS:HB2	1.52	0.74
7:G:136:GLU:HB2	7:G:137:PRO:HD2	1.69	0.74
8:H:136:GLN:H	8:H:136:GLN:HE21	1.32	0.74
3:C:17:PHE:HB3	3:C:22:CYS:O	1.87	0.74

Continued on next page...

Continued from previous page...

Atom-1	Atom-2	Interatomic distance (Å)	Clash overlap (Å)
3:C:273:MET:HA	3:C:276:LYS:HG2	1.70	0.74
5:E:249:PRO:HG3	6:F:245:LEU:HD11	1.69	0.74
2:B:195:ILE:HD12	2:B:195:ILE:N	2.02	0.74
5:E:264:LYS:CD	5:E:268:ALA:HB2	2.17	0.74
7:G:226:LEU:HD13	7:G:227:GLU:N	2.03	0.74
1:A:255:GLY:O	1:A:258:VAL:HG13	1.88	0.74
1:A:429:UNK:CG	3:C:249:GLN:NE2	2.44	0.74
2:B:24:ILE:HG22	2:B:42:GLN:HA	1.70	0.74
7:G:148:ALA:O	7:G:151:ARG:HG2	1.87	0.74
7:G:215:GLU:O	7:G:219:GLU:HB2	1.86	0.74
8:H:237:LEU:O	8:H:241:ILE:HG13	1.88	0.74
8:H:25:HIS:HB3	8:H:60:VAL:HB	1.68	0.74
9:I:133:ILE:HD12	9:I:143:LEU:HB3	1.69	0.74
1:A:99:LEU:O	1:A:103:ASN:HB2	1.88	0.74
3:C:259:HIS:HB3	3:C:260:LYS:NZ	2.01	0.74
3:C:25:ASP:HB3	3:C:27:ARG:HG3	1.69	0.74
5:E:227:LEU:HD12	5:E:239:MET:HA	1.69	0.74
6:F:36:LEU:HD21	6:F:39:VAL:CG2	2.17	0.74
8:H:150:SER:C	8:H:152:GLY:H	1.92	0.74
1:A:242:LEU:C	1:A:246:GLN:HE22	1.91	0.73
2:B:205:HIS:CD2	2:B:206:GLU:N	2.55	0.73
7:G:118:GLY:O	7:G:161:LEU:HA	1.88	0.73
7:G:242:THR:O	7:G:245:GLN:NE2	2.21	0.73
7:G:32:GLU:C	7:G:33:LEU:HD13	2.08	0.73
1:A:32:TYR:HE1	1:A:207:VAL:HG12	1.54	0.73
3:C:259:HIS:O	3:C:263:LYS:HG3	1.87	0.73
4:D:58:VAL:HG13	4:D:118:VAL:HG22	1.69	0.73
5:E:251:SER:HA	5:E:254:GLU:CD	2.08	0.73
3:C:164:GLN:HA	3:C:186:TYR:HB3	1.70	0.73
5:E:154:ILE:HD12	5:E:270:LEU:HD13	1.69	0.73
1:A:112:ASN:HD21	2:B:201:ASP:HB3	1.53	0.73
2:B:69:ALA:HB3	2:B:112:THR:CG2	2.17	0.73
3:C:12:GLU:HA	3:C:15:ARG:HG2	1.70	0.73
6:F:214:ALA:C	6:F:223:ALA:HB3	2.09	0.73
7:G:157:GLN:O	7:G:160:ASP:HB2	1.89	0.73
7:G:244:GLN:HE21	7:G:244:GLN:HA	1.50	0.73
7:G:42:GLU:OE2	7:G:47:ALA:HA	1.88	0.73
9:I:67:VAL:HG13	9:I:135:LEU:HD21	1.69	0.73
5:E:184:ASP:CB	5:E:187:TYR:HB2	2.19	0.73
5:E:63:LYS:O	5:E:135:LEU:HA	1.88	0.73
7:G:78:LEU:HD12	7:G:79:VAL:H	1.54	0.73

Continued on next page...

Continued from previous page...

Atom-1	Atom-2	Interatomic distance (Å)	Clash overlap (Å)
1:A:442:UNK:HG2	1:A:443:UNK:N	2.03	0.73
7:G:120:VAL:HA	7:G:130:VAL:HA	1.70	0.73
2:B:12:ARG:HH21	2:B:18:ALA:HA	1.51	0.73
5:E:93:PHE:HB3	5:E:97:GLY:HA3	1.70	0.73
6:F:166:ALA:HA	6:F:169:LEU:HD12	1.70	0.73
6:F:222:VAL:HG13	6:F:225:LEU:HD21	1.71	0.73
7:G:116:VAL:HG11	7:G:132:VAL:CG1	2.19	0.73
7:G:166:PHE:HB3	7:G:177:MET:HB3	1.70	0.73
7:G:178:VAL:HG12	7:G:179:CYS:N	2.02	0.73
9:I:102:THR:HG22	9:I:104:ARG:NH1	2.04	0.73
1:A:14:LEU:HD22	1:A:216:VAL:HG21	1.70	0.73
1:A:235:GLN:HG2	2:B:199:GLU:OE2	1.89	0.73
9:I:105:LYS:HZ1	9:I:146:THR:HG23	1.53	0.73
9:I:128:VAL:HG23	9:I:152:GLY:O	1.89	0.73
2:B:46:LYS:HD3	2:B:128:GLN:HB3	1.71	0.73
3:C:110:ALA:HA	3:C:113:ILE:HD12	1.70	0.73
5:E:116:LYS:HE3	5:E:196:ASN:O	1.88	0.73
6:F:93:ARG:HA	6:F:140:PRO:HA	1.71	0.73
7:G:191:VAL:HG12	7:G:191:VAL:O	1.89	0.73
8:H:59:SER:OG	8:H:70:LYS:HB2	1.89	0.73
2:B:204:LEU:HD11	2:B:208:HIS:HB2	1.69	0.72
2:B:95:SER:O	2:B:98:MET:HB3	1.89	0.72
4:D:197:THR:C	4:D:198:LYS:HD2	2.08	0.72
4:D:58:VAL:CG2	4:D:140:ALA:HB1	2.17	0.72
5:E:44:ASN:O	5:E:45:THR:HG23	1.88	0.72
7:G:216:ILE:N	7:G:216:ILE:HD12	1.99	0.72
8:H:98:VAL:HG23	8:H:106:SER:O	1.89	0.72
1:A:201:GLN:HB2	1:A:203:THR:HG23	1.71	0.72
1:A:264:LEU:H	1:A:264:LEU:CD2	2.02	0.72
5:E:16:HIS:CD2	8:H:225:PRO:HB3	2.24	0.72
7:G:249:LEU:O	7:G:252:ILE:HG22	1.88	0.72
9:I:162:ILE:CD1	9:I:176:LYS:HB3	2.18	0.72
1:A:243:LEU:O	1:A:247:VAL:HG13	1.89	0.72
1:A:439:UNK:CG	3:C:261:GLU:HB2	2.19	0.72
5:E:23:ARG:CZ	5:E:211:VAL:HG11	2.20	0.72
6:F:174:VAL:HG23	6:F:176:MET:CE	2.19	0.72
9:I:173:GLN:HG3	9:I:179:THR:O	1.89	0.72
1:A:176:THR:HB	1:A:180:ARG:NH1	2.03	0.72
5:E:12:VAL:HG13	5:E:13:TYR:N	2.05	0.72
5:E:202:THR:HA	5:E:226:LEU:O	1.89	0.72
1:A:293:ILE:HG22	1:A:294:THR:H	1.55	0.72

Continued on next page...

Continued from previous page...

Atom-1	Atom-2	Interatomic distance (Å)	Clash overlap (Å)
7:G:222:LYS:NZ	7:G:269:SER:N	2.36	0.72
8:H:102:SER:C	8:H:104:LEU:H	1.93	0.72
9:I:143:LEU:O	9:I:144:LEU:HD23	1.89	0.72
2:B:130:ASP:OD2	2:B:174:HIS:HB2	1.89	0.72
4:D:81:ARG:O	4:D:122:VAL:HG23	1.88	0.72
4:D:95:GLU:O	4:D:98:ILE:HG22	1.90	0.72
6:F:128:GLU:HA	6:F:131:GLU:OE2	1.88	0.72
6:F:46:LEU:HB2	6:F:52:SER:OG	1.90	0.72
6:F:44:GLY:CA	6:F:52:SER:HB2	2.19	0.72
8:H:200:ASN:ND2	8:H:202:PHE:HB2	2.04	0.72
3:C:27:ARG:O	3:C:28:GLU:HG2	1.89	0.72
5:E:23:ARG:HG2	5:E:28:GLY:O	1.89	0.72
7:G:117:ILE:HD12	7:G:198:LEU:HD11	1.72	0.72
1:A:73:GLU:HB2	1:A:118:THR:OG1	1.89	0.72
2:B:22:ARG:NH1	2:B:173:SER:HB2	2.04	0.72
3:C:243:LEU:N	4:D:191:LYS:HG2	2.04	0.72
4:D:183:PHE:HE1	4:D:210:LEU:HA	1.55	0.72
6:F:209:ALA:HA	6:F:230:GLU:HB3	1.71	0.72
6:F:185:LEU:CD2	6:F:243:LEU:HD23	2.19	0.72
6:F:53:ALA:CB	6:F:164:ALA:O	2.37	0.72
8:H:170:VAL:O	8:H:204:TRP:HA	1.89	0.72
8:H:197:LEU:N	8:H:197:LEU:HD23	2.05	0.72
4:D:151:LEU:HD21	7:G:29:PRO:CG	2.20	0.72
8:H:197:LEU:HD23	8:H:197:LEU:H	1.54	0.72
9:I:19:GLU:O	9:I:50:LEU:HB3	1.90	0.72
1:A:22:LYS:HD2	7:G:243:ILE:CD1	2.20	0.72
1:A:74:GLY:HA3	1:A:121:LEU:HD11	1.71	0.71
2:B:45:THR:HG23	2:B:130:ASP:N	2.04	0.71
2:B:218:GLN:HA	2:B:221:ARG:HD2	1.70	0.71
8:H:197:LEU:HB3	8:H:203:ILE:HG23	1.72	0.71
6:F:187:LEU:HD11	6:F:239:GLU:OE2	1.90	0.71
6:F:197:LEU:HD13	6:F:243:LEU:CG	2.19	0.71
7:G:199:PHE:N	7:G:199:PHE:CD2	2.57	0.71
7:G:228:ILE:HG22	7:G:238:VAL:HG12	1.70	0.71
8:H:172:VAL:HG23	8:H:203:ILE:O	1.88	0.71
1:A:212:ARG:HA	1:A:215:ARG:HH11	1.55	0.71
1:A:82:LEU:HG	1:A:99:LEU:HD13	1.69	0.71
2:B:205:HIS:O	2:B:207:ASP:N	2.22	0.71
2:B:34:ALA:O	2:B:35:ASP:HB2	1.90	0.71
3:C:77:GLY:N	3:C:121:LYS:HB3	2.05	0.71
4:D:92:LYS:O	4:D:95:GLU:HG2	1.90	0.71

Continued on next page...

Continued from previous page...

Atom-1	Atom-2	Interatomic distance (Å)	Clash overlap (Å)
3:C:244:THR:HB	3:C:247:LYS:CB	2.20	0.71
9:I:162:ILE:HG22	9:I:163:GLN:H	1.55	0.71
2:B:176:GLU:CD	2:B:176:GLU:N	2.37	0.71
3:C:77:GLY:H	3:C:121:LYS:HB3	1.53	0.71
6:F:264:ARG:HA	9:I:7:TYR:CZ	2.26	0.71
7:G:153:ARG:HB3	7:G:154:PRO:CD	2.21	0.71
4:D:97:LEU:HB3	4:D:194:MET:HE2	1.70	0.71
9:I:86:HIS:HA	9:I:101:GLY:HA3	1.71	0.71
2:B:209:LEU:O	2:B:210:GLU:C	2.28	0.71
3:C:244:THR:HB	3:C:247:LYS:HB3	1.73	0.71
4:D:211:ALA:HA	4:D:214:GLN:OE1	1.89	0.71
8:H:247:GLN:HG2	8:H:281:VAL:HG21	1.72	0.71
1:A:422:UNK:C	1:A:425:UNK:HG3	2.21	0.71
2:B:175:VAL:O	2:B:178:ALA:HB3	1.91	0.71
5:E:184:ASP:HB3	5:E:187:TYR:HB2	1.73	0.71
3:C:178:GLU:N	3:C:181:LEU:HG	2.04	0.71
4:D:165:LEU:H	4:D:165:LEU:CD2	2.03	0.71
5:E:226:LEU:HD12	5:E:227:LEU:H	1.56	0.71
6:F:37:ARG:HB3	6:F:38:PRO:HD2	1.73	0.71
8:H:141:ILE:HG22	8:H:142:SER:O	1.91	0.71
9:I:19:GLU:HA	9:I:50:LEU:HD22	1.72	0.71
1:A:231:ILE:CD1	1:A:231:ILE:H	2.02	0.71
1:A:96:SER:O	1:A:98:LEU:N	2.24	0.71
2:B:6:LEU:C	2:B:13:VAL:HG22	2.11	0.71
5:E:170:VAL:O	5:E:171:LEU:HD23	1.91	0.71
6:F:158:LEU:HD23	6:F:158:LEU:C	2.11	0.71
6:F:170:ALA:HB1	9:I:38:ALA:HB3	1.73	0.71
1:A:35:ILE:HG22	1:A:50:LEU:HD23	1.73	0.70
2:B:189:LEU:HD11	2:B:194:GLN:HB2	1.73	0.70
4:D:29:ARG:CD	4:D:50:GLY:HA3	2.20	0.70
6:F:185:LEU:HG	6:F:197:LEU:HD12	1.73	0.70
1:A:41:THR:HG22	1:A:283:GLY:CA	2.19	0.70
2:B:189:LEU:HD23	2:B:189:LEU:N	2.06	0.70
4:D:188:VAL:HG12	4:D:189:GLU:HG2	1.71	0.70
6:F:226:LEU:N	6:F:226:LEU:HD12	2.05	0.70
4:D:232:TYR:OH	7:G:103:SER:HB3	1.91	0.70
7:G:149:THR:HG22	7:G:150:LYS:N	2.06	0.70
7:G:179:CYS:HA	7:G:189:MET:HG3	1.73	0.70
7:G:98:VAL:HG12	7:G:99:TYR:N	2.06	0.70
4:D:29:ARG:H	4:D:168:ASP:CB	2.04	0.70
8:H:165:LYS:O	8:H:166:LEU:HD23	1.90	0.70

Continued on next page...

Continued from previous page...

Atom-1	Atom-2	Interatomic distance (Å)	Clash overlap (Å)
8:H:61:GLU:HG3	8:H:70:LYS:HG2	1.73	0.70
2:B:111:LEU:HD11	2:B:153:ARG:N	2.06	0.70
5:E:123:THR:HB	5:E:192:LEU:HG	1.72	0.70
7:G:195:ASP:O	7:G:237:TRP:HZ2	1.75	0.70
8:H:31:ASP:O	8:H:53:ILE:HA	1.91	0.70
8:H:200:ASN:HD21	8:H:202:PHE:HB2	1.57	0.70
1:A:165:VAL:HG21	1:A:175:TYR:N	2.01	0.70
3:C:199:ALA:HB2	3:C:210:PRO:CB	2.18	0.70
6:F:177:TYR:HB3	9:I:27:TYR:OH	1.92	0.70
7:G:228:ILE:O	7:G:228:ILE:HD12	1.91	0.70
8:H:84:VAL:HG13	8:H:200:ASN:OD1	1.91	0.70
9:I:181:GLU:HG2	9:I:182:PHE:N	2.05	0.70
2:B:57:ILE:HD12	2:B:57:ILE:N	2.04	0.70
4:D:151:LEU:HD21	7:G:29:PRO:HG2	1.74	0.70
3:C:23:ARG:C	3:C:25:ASP:H	1.94	0.70
3:C:249:GLN:O	3:C:252:MET:HB2	1.91	0.70
5:E:172:GLU:HA	5:E:179:ASP:HB3	1.74	0.70
7:G:111:VAL:HG12	7:G:112:LYS:N	2.06	0.70
2:B:235:VAL:HG13	8:H:26:LEU:HD23	1.72	0.70
1:A:130:TRP:CZ3	1:A:162:ARG:HG3	2.27	0.70
1:A:254:ALA:O	1:A:258:VAL:HG12	1.92	0.70
1:A:83:SER:O	1:A:90:PHE:HB3	1.92	0.70
2:B:102:LEU:O	2:B:105:THR:OG1	2.08	0.70
3:C:77:GLY:CA	3:C:124:LEU:HB2	2.21	0.70
4:D:115:SER:C	4:D:116:ILE:HD12	2.12	0.70
5:E:69:PRO:HD3	5:E:132:CYS:SG	2.31	0.70
1:A:75:ILE:HG22	1:A:76:LEU:N	2.07	0.70
2:B:78:ALA:HB1	2:B:80:PHE:CE1	2.27	0.70
6:F:149:LEU:C	6:F:149:LEU:HD23	2.11	0.70
9:I:85:VAL:HG23	9:I:103:ILE:HB	1.73	0.70
3:C:108:PHE:HA	3:C:111:ASP:OD1	1.92	0.69
2:B:181:GLY:N	2:B:182:PRO:CD	2.55	0.69
3:C:32:PHE:HE2	3:C:262:VAL:CG1	1.97	0.69
4:D:181:LEU:HD12	4:D:181:LEU:N	2.07	0.69
5:E:116:LYS:HZ1	5:E:118:SER:HB3	1.57	0.69
5:E:257:GLU:HG3	5:E:260:LYS:HE3	1.74	0.69
6:F:158:LEU:HD22	6:F:212:THR:CG2	2.22	0.69
8:H:191:CYS:HB2	8:H:260:TYR:CZ	2.27	0.69
2:B:221:ARG:NH1	2:B:221:ARG:HB3	2.07	0.69
3:C:236:HIS:NE2	3:C:238:PRO:HD3	2.06	0.69
3:C:50:LEU:HB2	3:C:59:ILE:HG23	1.75	0.69

Continued on next page...

Continued from previous page...

Atom-1	Atom-2	Interatomic distance (Å)	Clash overlap (Å)
4:D:225:ARG:O	4:D:229:GLN:HG3	1.92	0.69
4:D:225:ARG:HH21	7:G:28:LEU:CD2	2.05	0.69
8:H:113:MET:SD	8:H:134:PHE:HB3	2.33	0.69
4:D:107:LEU:HD22	4:D:147:PRO:HB2	1.74	0.69
3:C:136:TYR:HB3	6:F:110:ARG:NE	2.08	0.69
7:G:266:GLN:O	7:G:268:PHE:N	2.26	0.69
8:H:178:LEU:HD13	8:H:245:VAL:HG13	1.73	0.69
8:H:273:LYS:HA	8:H:277:MET:SD	2.32	0.69
1:A:228:HIS:O	1:A:230:GLU:HG3	1.92	0.69
1:A:23:ARG:HG3	1:A:27:ARG:HG2	1.74	0.69
3:C:60:CYS:SG	3:C:156:LEU:HD12	2.33	0.69
4:D:170:THR:O	4:D:174:GLU:HG3	1.92	0.69
7:G:46:GLY:HA2	7:G:78:LEU:O	1.93	0.69
9:I:24:SER:HB3	9:I:54:SER:CB	2.14	0.69
2:B:188:LEU:HD12	2:B:194:GLN:O	1.92	0.69
4:D:78:VAL:HG22	4:D:118:VAL:HB	1.73	0.69
8:H:53:ILE:HG22	8:H:54:ALA:N	2.06	0.69
1:A:66:PRO:HD3	1:A:129:VAL:CB	2.22	0.69
5:E:251:SER:O	5:E:255:MET:HG2	1.91	0.69
5:E:69:PRO:HG3	5:E:74:PRO:O	1.92	0.69
6:F:95:ARG:HG3	6:F:96:LEU:N	2.07	0.69
1:A:121:LEU:HB2	1:A:130:TRP:HB2	1.73	0.69
3:C:154:PHE:CE1	3:C:262:VAL:HB	2.28	0.69
4:D:189:GLU:HB2	4:D:191:LYS:HB2	1.75	0.69
4:D:201:TYR:HB2	4:D:205:GLU:CB	2.22	0.69
3:C:124:LEU:O	3:C:133:TRP:HB2	1.92	0.69
3:C:59:ILE:O	3:C:139:LEU:HA	1.93	0.69
3:C:45:ALA:HA	3:C:63:LYS:CE	2.22	0.69
7:G:31:GLU:O	7:G:78:LEU:HA	1.93	0.69
2:B:189:LEU:HD23	2:B:189:LEU:H	1.56	0.69
3:C:109:ILE:H	3:C:109:ILE:CD1	2.04	0.69
3:C:109:ILE:O	3:C:112:VAL:HB	1.92	0.69
3:C:47:GLY:HA3	3:C:163:VAL:CG2	2.17	0.69
5:E:128:PRO:O	5:E:129:ARG:HB2	1.91	0.69
5:E:226:LEU:HD12	5:E:240:ARG:O	1.93	0.69
7:G:228:ILE:HA	7:G:237:TRP:O	1.93	0.69
1:A:245:ASP:O	1:A:248:LEU:HB2	1.93	0.68
1:A:66:PRO:CD	1:A:129:VAL:HB	2.22	0.68
6:F:174:VAL:HG23	6:F:176:MET:SD	2.32	0.68
7:G:179:CYS:O	7:G:189:MET:HG2	1.92	0.68
7:G:203:LEU:HA	7:G:206:ILE:HD12	1.75	0.68

Continued on next page...

Continued from previous page...

Atom-1	Atom-2	Interatomic distance (Å)	Clash overlap (Å)
7:G:24:GLY:HA2	7:G:85:LEU:CD2	2.05	0.68
7:G:269:SER:HA	7:G:272:ALA:HB3	1.75	0.68
3:C:29:LEU:HD21	3:C:254:ARG:NH1	2.07	0.68
6:F:192:ALA:HB1	6:F:193:PRO:HD2	1.75	0.68
6:F:37:ARG:CZ	6:F:57:ALA:HB1	2.23	0.68
1:A:20:GLU:OE1	1:A:20:GLU:HA	1.93	0.68
2:B:22:ARG:NH2	2:B:173:SER:HA	2.08	0.68
3:C:164:GLN:HG2	3:C:186:TYR:HB3	1.76	0.68
5:E:126:ILE:HB	5:E:131:HIS:CB	2.22	0.68
6:F:156:SER:HB2	6:F:198:ASP:OD2	1.93	0.68
6:F:36:LEU:HD21	6:F:39:VAL:HG21	1.74	0.68
6:F:55:LEU:HB2	6:F:62:VAL:CG1	2.22	0.68
7:G:99:TYR:CD1	7:G:99:TYR:N	2.61	0.68
1:A:244:LYS:HD2	1:A:245:ASP:N	2.07	0.68
1:A:41:THR:O	1:A:282:PHE:HB3	1.93	0.68
2:B:209:LEU:CD1	2:B:213:LEU:HB2	2.23	0.68
3:C:240:GLY:O	3:C:242:GLY:N	2.26	0.68
8:H:174:VAL:HG22	8:H:201:GLY:HA2	1.75	0.68
9:I:148:GLU:CB	9:I:151:LEU:HB2	2.22	0.68
9:I:46:GLU:OE2	9:I:52:VAL:HG23	1.93	0.68
2:B:134:TYR:O	2:B:138:VAL:HG23	1.93	0.68
2:B:209:LEU:HD11	2:B:213:LEU:HB2	1.75	0.68
8:H:165:LYS:HD2	8:H:166:LEU:H	1.58	0.68
1:A:104:ARG:HH12	1:A:108:ARG:N	1.92	0.68
1:A:12:ARG:HD3	1:A:13:PHE:N	2.09	0.68
1:A:176:THR:N	1:A:177:PRO:HD2	2.09	0.68
2:B:159:CYS:SG	2:B:220:ALA:HA	2.33	0.68
4:D:192:LEU:HD23	4:D:192:LEU:O	1.93	0.68
5:E:108:THR:O	5:E:112:ILE:HG13	1.93	0.68
5:E:33:ARG:O	5:E:35:VAL:HG23	1.93	0.68
1:A:177:PRO:HG2	1:A:178:GLU:OE2	1.93	0.68
3:C:131:LEU:HD12	3:C:170:ILE:HD11	1.75	0.68
3:C:239:GLY:HA2	4:D:193:LEU:O	1.93	0.68
5:E:106:ALA:O	5:E:110:TYR:HB2	1.94	0.68
5:E:58:ILE:HD13	5:E:151:ALA:HB1	1.75	0.68
5:E:206:ILE:HD12	5:E:206:ILE:N	2.08	0.68
6:F:118:GLU:HB3	6:F:119:GLU:OE1	1.94	0.68
7:G:215:GLU:C	7:G:219:GLU:HB2	2.13	0.68
7:G:222:LYS:NZ	7:G:268:PHE:CB	2.56	0.68
9:I:164:MET:HB3	9:I:173:GLN:N	2.08	0.68
1:A:422:UNK:HA	1:A:425:UNK:HG1	1.73	0.68

Continued on next page...

Continued from previous page...

Atom-1	Atom-2	Interatomic distance (Å)	Clash overlap (Å)
2:B:135:ALA:O	2:B:139:ASN:ND2	2.27	0.68
4:D:35:GLN:HB2	4:D:231:ARG:HH21	1.58	0.68
2:B:36:GLY:HA3	2:B:51:VAL:HG13	1.74	0.68
2:B:6:LEU:O	2:B:13:VAL:HG22	1.93	0.68
3:C:111:ASP:OD2	3:C:112:VAL:N	2.26	0.68
4:D:170:THR:HB	4:D:173:GLN:H	1.59	0.68
5:E:60:VAL:CG1	5:E:137:VAL:HG12	2.24	0.68
6:F:238:ALA:O	6:F:242:ARG:HG3	1.94	0.68
7:G:140:LEU:HD23	7:G:177:MET:O	1.94	0.68
8:H:110:LEU:H	8:H:110:LEU:CD1	2.07	0.68
8:H:236:ARG:HH12	8:H:269:LYS:HB3	1.59	0.68
5:E:232:SER:HA	5:E:271:GLN:OE1	1.94	0.68
3:C:59:ILE:HD11	3:C:142:LEU:HD11	1.75	0.67
4:D:64:VAL:CG2	4:D:115:SER:HB3	2.23	0.67
6:F:53:ALA:HB1	6:F:167:LEU:HB2	1.75	0.67
8:H:203:ILE:N	8:H:203:ILE:HD12	2.09	0.67
8:H:235:SER:O	8:H:238:ARG:HB3	1.94	0.67
8:H:88:ILE:HG12	8:H:98:VAL:HG12	1.74	0.67
9:I:9:ILE:CD1	9:I:10:PRO:HD2	2.23	0.67
1:A:190:MET:SD	1:A:190:MET:N	2.68	0.67
1:A:231:ILE:HG22	1:A:232:CYS:H	1.59	0.67
1:A:23:ARG:HB2	1:A:27:ARG:H	1.59	0.67
2:B:77:SER:O	2:B:88:ARG:HD2	1.93	0.67
3:C:237:LYS:HE2	3:C:240:GLY:HA3	1.75	0.67
3:C:242:GLY:CA	4:D:191:LYS:HD3	2.24	0.67
4:D:151:LEU:O	4:D:187:SER:HB3	1.94	0.67
6:F:53:ALA:HB2	6:F:168:ALA:N	2.09	0.67
9:I:133:ILE:HG22	9:I:134:SER:N	2.09	0.67
9:I:145:THR:HG22	9:I:147:ALA:N	1.99	0.67
1:A:266:LEU:O	1:A:270:GLU:HG2	1.93	0.67
2:B:135:ALA:HA	2:B:158:ALA:HB3	1.76	0.67
4:D:153:CYS:SG	4:D:217:SER:HB2	2.34	0.67
5:E:25:ASP:CA	8:H:239:ASN:HD21	2.08	0.67
8:H:96:TRP:HB2	8:H:108:LEU:HD21	1.74	0.67
8:H:53:ILE:HD12	8:H:53:ILE:N	2.10	0.67
9:I:90:VAL:H	9:I:94:PRO:CG	2.07	0.67
1:A:234:ILE:HD13	2:B:198:LEU:HD11	1.76	0.67
7:G:205:LEU:HB3	7:G:209:LEU:CD1	2.24	0.67
7:G:238:VAL:O	7:G:239:LYS:HB2	1.94	0.67
8:H:167:GLY:O	8:H:168:GLN:HB2	1.93	0.67
9:I:130:ALA:CA	9:I:151:LEU:HD11	2.19	0.67

Continued on next page...

Continued from previous page...

Atom-1	Atom-2	Interatomic distance (Å)	Clash overlap (Å)
3:C:118:ILE:HG13	3:C:119:ILE:N	2.09	0.67
3:C:237:LYS:HZ1	3:C:240:GLY:H	1.42	0.67
5:E:167:ARG:HG2	5:E:169:ARG:HH11	1.59	0.67
5:E:203:LEU:O	5:E:226:LEU:N	2.26	0.67
5:E:28:GLY:N	5:E:31:ASP:OD2	2.28	0.67
7:G:223:LEU:H	7:G:223:LEU:HD12	1.58	0.67
3:C:72:ASP:O	3:C:74:PRO:HD3	1.94	0.67
7:G:243:ILE:O	7:G:246:THR:HB	1.94	0.67
8:H:205:ILE:N	8:H:205:ILE:HD12	2.09	0.67
8:H:252:TYR:O	8:H:255:SER:HB3	1.94	0.67
8:H:267:GLN:O	8:H:269:LYS:N	2.24	0.67
9:I:87:ILE:HG12	9:I:103:ILE:HD11	1.76	0.67
1:A:234:ILE:O	1:A:234:ILE:HD12	1.95	0.67
3:C:62:VAL:HA	3:C:136:TYR:O	1.95	0.67
3:C:200:VAL:HG12	3:C:201:PHE:N	2.09	0.67
3:C:216:HIS:C	3:C:218:ALA:H	1.97	0.67
3:C:37:VAL:HA	3:C:50:LEU:O	1.94	0.67
5:E:126:ILE:HB	5:E:131:HIS:HB2	1.75	0.67
5:E:258:THR:HG23	5:E:261:ARG:CZ	2.25	0.67
8:H:204:TRP:CZ3	8:H:206:TYR:HB3	2.30	0.67
1:A:84:GLN:NE2	1:A:91:GLU:HA	2.09	0.67
3:C:94:ARG:HH12	3:C:100:GLU:N	1.91	0.67
3:C:108:PHE:O	3:C:112:VAL:HG23	1.95	0.67
4:D:74:ALA:HB1	4:D:116:ILE:CD1	2.25	0.67
5:E:203:LEU:O	5:E:225:SER:HA	1.95	0.67
6:F:110:ARG:NH1	6:F:112:ALA:HB2	2.09	0.67
6:F:118:GLU:HA	6:F:118:GLU:OE1	1.94	0.67
3:C:249:GLN:HA	3:C:249:GLN:NE2	2.10	0.67
4:D:143:ASP:C	4:D:145:GLY:H	1.98	0.67
5:E:101:LEU:HD12	5:E:102:GLY:N	2.09	0.67
5:E:203:LEU:HD22	5:E:255:MET:HB3	1.77	0.67
6:F:95:ARG:HA	6:F:136:LEU:HD22	1.77	0.67
7:G:215:GLU:HA	7:G:218:GLN:CD	2.15	0.67
2:B:149:GLY:O	8:H:56:VAL:HG13	1.93	0.67
8:H:44:GLY:HA2	8:H:56:VAL:HG23	1.76	0.67
2:B:184:LEU:HB2	2:B:200:MET:CB	2.25	0.67
1:A:235:GLN:HA	2:B:199:GLU:OE2	1.95	0.67
3:C:239:GLY:HA2	4:D:194:MET:HB2	1.77	0.67
7:G:127:ILE:HG23	7:G:140:LEU:O	1.95	0.67
7:G:149:THR:O	7:G:150:LYS:HD2	1.95	0.67
8:H:185:HIS:ND1	8:H:186:PHE:N	2.43	0.67

Continued on next page...

Continued from previous page...

Atom-1	Atom-2	Interatomic distance (Å)	Clash overlap (Å)
1:A:229:ARG:HD2	1:A:229:ARG:O	1.95	0.66
5:E:206:ILE:HD13	5:E:211:VAL:HG23	1.77	0.66
5:E:161:PHE:HB3	5:E:274:VAL:HG11	1.77	0.66
6:F:108:ARG:NE	6:F:108:ARG:N	2.43	0.66
8:H:200:ASN:HD21	8:H:202:PHE:HD1	1.43	0.66
1:A:139:LEU:N	1:A:139:LEU:HD13	2.10	0.66
1:A:32:TYR:HE1	1:A:207:VAL:CG1	2.08	0.66
3:C:7:THR:HB	3:C:10:PRO:HD3	1.77	0.66
5:E:153:SER:OG	5:E:200:ILE:HB	1.95	0.66
6:F:156:SER:O	6:F:158:LEU:N	2.27	0.66
7:G:38:GLN:NE2	7:G:39:GLU:HB3	2.10	0.66
1:A:176:THR:HB	1:A:180:ARG:HH12	1.59	0.66
3:C:14:TYR:OH	3:C:214:GLU:HG3	1.96	0.66
4:D:29:ARG:H	4:D:168:ASP:CG	1.99	0.66
5:E:8:GLU:HB2	5:E:11:LYS:HZ2	1.59	0.66
6:F:32:ASP:HB2	6:F:35:ARG:HB3	1.76	0.66
7:G:24:GLY:CA	7:G:85:LEU:HD23	2.06	0.66
8:H:76:TYR:O	8:H:77:ILE:HG23	1.96	0.66
1:A:271:ASN:HA	1:A:274:LYS:NZ	2.11	0.66
3:C:139:LEU:HD23	3:C:155:ALA:HB3	1.77	0.66
8:H:88:ILE:HB	8:H:138:GLY:HA2	1.76	0.66
8:H:91:VAL:HG13	8:H:95:ARG:O	1.95	0.66
2:B:24:ILE:CG2	2:B:42:GLN:HA	2.25	0.66
3:C:109:ILE:N	3:C:109:ILE:HD13	2.10	0.66
7:G:199:PHE:CZ	7:G:236:ILE:HB	2.31	0.66
1:A:20:GLU:HG3	7:G:243:ILE:HD12	1.75	0.66
8:H:106:SER:HA	8:H:154:VAL:HG13	1.76	0.66
5:E:20:GLU:HG3	8:H:231:ARG:NE	2.10	0.66
9:I:40:CYS:O	9:I:55:VAL:HG13	1.96	0.66
1:A:190:MET:N	1:A:226:ASN:ND2	2.42	0.66
3:C:60:CYS:CA	3:C:139:LEU:HG	2.26	0.66
5:E:9:ALA:O	5:E:12:VAL:HG12	1.95	0.66
7:G:181:ASP:O	7:G:185:ARG:N	2.29	0.66
8:H:108:LEU:HD11	8:H:135:LEU:HD21	1.78	0.66
8:H:233:VAL:O	8:H:237:LEU:HG	1.94	0.66
1:A:200:GLN:N	1:A:218:ASP:OD2	2.29	0.66
1:A:87:ALA:HB1	1:A:88:PRO:HD2	1.77	0.66
3:C:17:PHE:CB	3:C:22:CYS:O	2.44	0.66
3:C:70:SER:OG	3:C:73:ALA:HB3	1.96	0.66
5:E:51:VAL:HG11	5:E:154:ILE:CG2	2.25	0.66
5:E:230:VAL:CG1	5:E:234:GLY:HA2	2.25	0.66

Continued on next page...

Continued from previous page...

Atom-1	Atom-2	Interatomic distance (Å)	Clash overlap (Å)
5:E:241:LYS:HD3	5:E:241:LYS:O	1.95	0.66
2:B:133:THR:O	2:B:136:ALA:HB3	1.96	0.66
5:E:258:THR:HG23	5:E:261:ARG:NH2	2.11	0.66
5:E:273:VAL:HG13	5:E:276:LYS:HD2	1.77	0.66
6:F:51:GLY:HA3	6:F:168:ALA:O	1.96	0.66
7:G:199:PHE:CE2	7:G:236:ILE:HB	2.31	0.66
8:H:205:ILE:HG22	8:H:234:ILE:HG22	1.77	0.66
8:H:266:HIS:NE2	8:H:280:ILE:HG12	2.11	0.66
1:A:115:CYS:HB3	1:A:189:HIS:HB2	1.77	0.66
4:D:135:ASN:O	4:D:139:MET:HG2	1.95	0.66
4:D:218:GLN:C	4:D:222:ARG:HE	1.99	0.66
6:F:150:LEU:HD21	6:F:157:ALA:HB1	1.77	0.66
6:F:253:PRO:HG2	6:F:254:VAL:H	1.61	0.66
7:G:157:GLN:HB2	7:G:160:ASP:OD2	1.96	0.66
7:G:163:TYR:O	7:G:189:MET:HB2	1.96	0.66
7:G:243:ILE:O	7:G:247:LEU:HD23	1.96	0.66
8:H:192:GLY:HA3	8:H:233:VAL:HG21	1.76	0.66
8:H:45:THR:HG23	8:H:69:VAL:HG23	1.78	0.66
3:C:252:MET:CE	4:D:203:ASP:HB2	2.26	0.66
6:F:200:THR:N	6:F:203:GLU:HB2	2.03	0.66
7:G:140:LEU:HD22	7:G:141:SER:N	2.11	0.66
7:G:23:LEU:HD23	7:G:25:GLN:HE22	1.61	0.66
7:G:252:ILE:HG22	7:G:253:LEU:HG	1.78	0.66
9:I:173:GLN:HG2	9:I:174:CYS:N	2.11	0.66
1:A:61:CYS:SG	1:A:160:PHE:HE2	2.18	0.65
8:H:141:ILE:N	8:H:141:ILE:HD12	2.11	0.65
1:A:176:THR:HA	1:A:179:GLU:HB2	1.78	0.65
3:C:235:LEU:CD1	4:D:206:LEU:HD21	2.26	0.65
6:F:217:PRO:O	6:F:220:ASN:N	2.28	0.65
6:F:97:LEU:N	6:F:144:LEU:O	2.28	0.65
1:A:211:GLU:HA	1:A:211:GLU:OE1	1.95	0.65
1:A:88:PRO:HG2	1:A:89:ALA:N	2.11	0.65
2:B:232:ARG:O	2:B:235:VAL:HG12	1.96	0.65
6:F:62:VAL:HG13	6:F:164:ALA:HB2	1.78	0.65
4:D:63:GLU:HB2	7:G:136:GLU:HB3	1.79	0.65
7:G:248:ILE:CG2	7:G:271:LEU:HD21	2.24	0.65
1:A:11:ARG:O	1:A:15:LEU:HG	1.96	0.65
3:C:88:LEU:HD23	3:C:142:LEU:HA	1.77	0.65
3:C:167:GLU:HG2	3:C:182:LYS:O	1.97	0.65
3:C:191:THR:HA	3:C:228:GLU:OE1	1.96	0.65
4:D:73:LYS:O	4:D:114:THR:HG23	1.95	0.65

Continued on next page...

Continued from previous page...

Atom-1	Atom-2	Interatomic distance (Å)	Clash overlap (Å)
6:F:135:ARG:HB3	6:F:175:GLU:HB3	1.76	0.65
8:H:85:VAL:HA	8:H:141:ILE:O	1.96	0.65
8:H:91:VAL:HG22	8:H:96:TRP:HA	1.76	0.65
3:C:271:LYS:O	3:C:275:PRO:CG	2.45	0.65
8:H:148:VAL:HG13	8:H:153:ALA:O	1.96	0.65
9:I:19:GLU:CG	9:I:51:PRO:HD2	2.23	0.65
9:I:70:ILE:N	9:I:70:ILE:HD12	2.12	0.65
3:C:210:PRO:HB2	3:C:215:GLU:HB2	1.79	0.65
4:D:48:LEU:N	4:D:48:LEU:HD12	2.11	0.65
5:E:16:HIS:O	5:E:20:GLU:HG2	1.97	0.65
6:F:217:PRO:O	6:F:219:LEU:N	2.30	0.65
6:F:216:MET:CG	6:F:221:GLN:HB2	2.17	0.65
6:F:96:LEU:H	6:F:96:LEU:CD2	2.09	0.65
7:G:34:LEU:HD23	7:G:34:LEU:N	2.12	0.65
1:A:49:GLU:C	1:A:51:GLY:H	2.00	0.65
2:B:226:LEU:HD22	2:B:227:LEU:HD23	1.78	0.65
3:C:27:ARG:C	3:C:28:GLU:HG2	2.17	0.65
4:D:197:THR:O	4:D:198:LYS:HD2	1.96	0.65
7:G:20:ARG:HB3	7:G:35:LEU:HD11	1.79	0.65
8:H:243:SER:HB3	8:H:277:MET:HG2	1.79	0.65
1:A:199:PHE:CE1	1:A:206:LEU:HB2	2.31	0.65
1:A:155:VAL:HG22	1:A:265:ILE:HG23	1.78	0.65
3:C:149:LEU:H	3:C:149:LEU:HD12	1.60	0.65
3:C:164:GLN:CB	3:C:186:TYR:HB3	2.27	0.65
5:E:23:ARG:HG3	5:E:23:ARG:HH11	1.62	0.65
8:H:195:VAL:HG13	8:H:204:TRP:O	1.97	0.65
1:A:61:CYS:SG	1:A:162:ARG:HA	2.37	0.65
1:A:301:ALA:HB1	1:A:302:PRO:CD	2.23	0.65
7:G:266:GLN:O	7:G:267:ILE:C	2.35	0.65
1:A:151:ILE:HG22	1:A:155:VAL:HG21	1.79	0.65
3:C:14:TYR:O	3:C:17:PHE:HD2	1.79	0.65
3:C:59:ILE:HD12	3:C:59:ILE:H	1.62	0.65
8:H:52:LEU:C	8:H:53:ILE:HD12	2.17	0.65
9:I:109:ARG:O	9:I:145:THR:HG23	1.96	0.65
1:A:224:ALA:O	1:A:231:ILE:HA	1.97	0.64
3:C:39:ILE:HG12	3:C:269:VAL:HG11	1.79	0.64
4:D:116:ILE:N	4:D:116:ILE:HD12	2.13	0.64
4:D:210:LEU:HD11	4:D:214:GLN:HE22	1.62	0.64
5:E:126:ILE:HD12	5:E:131:HIS:HB3	1.79	0.64
5:E:118:SER:HA	5:E:196:ASN:HD22	1.59	0.64
5:E:53:LEU:HD22	5:E:151:ALA:CB	2.24	0.64

Continued on next page...

Continued from previous page...

Atom-1	Atom-2	Interatomic distance (Å)	Clash overlap (Å)
7:G:19:ALA:H	7:G:22:VAL:HG21	1.63	0.64
8:H:33:ILE:HG22	8:H:34:THR:N	2.11	0.64
9:I:16:ASN:HA	9:I:33:ILE:HG13	1.79	0.64
1:A:88:PRO:CG	1:A:89:ALA:H	2.10	0.64
2:B:184:LEU:HA	2:B:200:MET:HA	1.78	0.64
1:A:231:ILE:HD11	2:B:206:GLU:HA	1.78	0.64
5:E:168:VAL:N	5:E:190:ILE:HD12	2.12	0.64
8:H:129:LEU:HA	8:H:132:ARG:CG	2.27	0.64
9:I:93:MET:N	9:I:94:PRO:HD2	2.11	0.64
1:A:302:PRO:CB	1:A:414:UNK:HG1	2.20	0.64
1:A:85:MET:HA	4:D:59:TYR:CE1	2.31	0.64
2:B:111:LEU:C	2:B:113:GLN:H	1.99	0.64
3:C:27:ARG:HB3	3:C:31:GLU:HG2	1.79	0.64
4:D:79:ILE:HD13	4:D:119:VAL:HG13	1.80	0.64
7:G:182:SER:HA	7:G:185:ARG:HD2	1.78	0.64
8:H:98:VAL:HG23	8:H:106:SER:OG	1.97	0.64
1:A:104:ARG:HH22	1:A:108:ARG:HA	1.63	0.64
2:B:36:GLY:O	2:B:50:VAL:HG13	1.98	0.64
3:C:177:ALA:HA	3:C:181:LEU:CD1	2.25	0.64
3:C:237:LYS:NZ	4:D:194:MET:N	2.45	0.64
5:E:37:VAL:HG22	5:E:51:VAL:CG2	2.21	0.64
8:H:144:GLU:HB3	8:H:157:HIS:O	1.98	0.64
9:I:168:SER:OG	9:I:169:TRP:HE3	1.81	0.64
1:A:162:ARG:HG2	1:A:162:ARG:HH11	1.62	0.64
1:A:234:ILE:HD13	2:B:198:LEU:HD13	1.79	0.64
3:C:169:THR:HB	3:C:176:LEU:O	1.98	0.64
3:C:185:SER:O	3:C:186:TYR:C	2.35	0.64
3:C:115:ASN:ND2	4:D:198:LYS:HG3	2.08	0.64
6:F:178:ASP:HB3	6:F:216:MET:HE3	1.79	0.64
8:H:228:LEU:O	8:H:228:LEU:HD23	1.97	0.64
2:B:12:ARG:NH1	2:B:16:ARG:NH1	2.46	0.64
3:C:161:LYS:HE3	3:C:189:ILE:HG12	1.79	0.64
3:C:232:LEU:HD22	4:D:202:SER:C	2.17	0.64
4:D:90:ALA:O	4:D:94:ARG:HG3	1.97	0.64
5:E:140:LEU:HD12	5:E:141:LEU:H	1.62	0.64
3:C:63:LYS:NZ	6:F:108:ARG:HA	2.12	0.64
7:G:218:GLN:O	7:G:221:GLY:N	2.30	0.64
7:G:264:ARG:CB	7:G:264:ARG:HH11	2.11	0.64
9:I:129:LEU:HD22	9:I:154:VAL:CG2	2.23	0.64
4:D:181:LEU:CA	4:D:197:THR:OG1	2.43	0.64
5:E:7:SER:N	8:H:87:ARG:HH22	1.95	0.64

Continued on next page...

Continued from previous page...

Atom-1	Atom-2	Interatomic distance (Å)	Clash overlap (Å)
6:F:96:LEU:O	6:F:127:GLN:NE2	2.31	0.64
9:I:16:ASN:HB2	9:I:31:GLY:O	1.98	0.64
9:I:66:ASP:HB3	9:I:69:ALA:HB2	1.79	0.64
1:A:196:PHE:CZ	1:A:254:ALA:HB2	2.32	0.64
2:B:218:GLN:HA	2:B:221:ARG:CD	2.27	0.64
3:C:191:THR:HB	3:C:227:ASP:OD1	1.97	0.64
3:C:23:ARG:HH11	3:C:207:ILE:HB	1.62	0.64
3:C:34:THR:O	3:C:53:LEU:HA	1.97	0.64
3:C:232:LEU:HD23	4:D:206:LEU:HD22	1.78	0.64
6:F:34:THR:HG22	6:F:197:LEU:CD2	2.28	0.64
8:H:58:GLY:HA3	8:H:70:LYS:O	1.98	0.64
1:A:146:ILE:HA	1:A:149:ALA:HB3	1.78	0.64
1:A:75:ILE:HD12	1:A:75:ILE:N	2.13	0.64
2:B:198:LEU:C	2:B:198:LEU:HD22	2.18	0.64
4:D:125:ASP:O	4:D:126:ALA:HB2	1.98	0.64
4:D:132:CYS:HA	4:D:135:ASN:HD21	1.62	0.64
5:E:56:THR:HA	5:E:143:GLU:HB3	1.80	0.64
6:F:149:LEU:HD23	6:F:150:LEU:N	2.13	0.64
6:F:31:ARG:HH21	6:F:35:ARG:NE	1.95	0.64
7:G:168:VAL:O	7:G:175:PRO:HA	1.98	0.64
7:G:196:GLY:HA3	7:G:237:TRP:NE1	2.12	0.64
1:A:189:HIS:HB3	1:A:226:ASN:ND2	2.12	0.64
1:A:95:GLN:O	1:A:96:SER:C	2.36	0.64
2:B:69:ALA:HA	2:B:115:HIS:O	1.97	0.64
6:F:214:ALA:O	6:F:223:ALA:HB3	1.98	0.64
7:G:104:GLN:HE22	7:G:202:THR:CG2	2.11	0.64
9:I:127:ILE:H	9:I:155:VAL:HB	1.63	0.64
3:C:32:PHE:CE1	3:C:258:ARG:HB3	2.32	0.63
4:D:52:THR:HG23	4:D:124:SER:O	1.98	0.63
9:I:20:GLY:HA3	9:I:51:PRO:O	1.98	0.63
1:A:240:ILE:HD13	1:A:242:LEU:HD11	1.79	0.63
3:C:109:ILE:O	3:C:113:ILE:HG13	1.97	0.63
5:E:89:ALA:HB2	5:E:141:LEU:O	1.97	0.63
6:F:167:LEU:O	6:F:171:ASP:HB2	1.98	0.63
9:I:162:ILE:HD13	9:I:176:LYS:HB3	1.79	0.63
9:I:10:PRO:HD3	9:I:38:ALA:CB	2.27	0.63
2:B:8:ASP:O	2:B:9:GLN:HG3	1.98	0.63
3:C:12:GLU:CA	3:C:15:ARG:HG2	2.27	0.63
6:F:122:LEU:O	6:F:126:LEU:HB2	1.98	0.63
8:H:102:SER:C	8:H:104:LEU:N	2.52	0.63
8:H:80:VAL:HG12	8:H:81:GLY:N	2.08	0.63

Continued on next page...

Continued from previous page...

Atom-1	Atom-2	Interatomic distance (Å)	Clash overlap (Å)
2:B:143:LEU:HD23	2:B:143:LEU:N	2.13	0.63
2:B:204:LEU:HD21	2:B:208:HIS:HB2	1.79	0.63
3:C:23:ARG:HD3	3:C:207:ILE:CG2	2.28	0.63
5:E:56:THR:CB	5:E:145:GLY:H	2.10	0.63
6:F:124:LEU:HD13	6:F:125:ALA:N	2.12	0.63
6:F:215:LEU:HA	6:F:223:ALA:H	1.62	0.63
7:G:90:PRO:O	7:G:94:SER:HB3	1.98	0.63
9:I:109:ARG:CZ	9:I:109:ARG:HA	2.28	0.63
9:I:78:ILE:HD13	9:I:124:PRO:HD3	1.80	0.63
1:A:418:UNK:HG2	4:D:208:GLN:HB3	1.79	0.63
2:B:131:GLY:HA2	2:B:177:GLU:CD	2.19	0.63
2:B:218:GLN:HE21	2:B:218:GLN:HA	1.63	0.63
5:E:53:LEU:HD13	5:E:151:ALA:CB	2.29	0.63
1:A:199:PHE:HB2	1:A:204:TYR:HB2	1.80	0.63
1:A:253:ILE:HA	1:A:256:VAL:CG2	2.28	0.63
2:B:7:SER:HB3	2:B:13:VAL:H	1.63	0.63
3:C:59:ILE:HD12	3:C:140:ILE:O	1.99	0.63
5:E:185:ASP:N	5:E:186:PRO:HD2	2.13	0.63
5:E:55:HIS:H	5:E:145:GLY:HA3	1.63	0.63
6:F:100:PHE:CB	6:F:123:ALA:HB2	2.28	0.63
7:G:113:GLY:HA2	7:G:166:PHE:O	1.98	0.63
7:G:20:ARG:HB2	7:G:35:LEU:HD21	1.80	0.63
1:A:59:VAL:HG22	1:A:134:VAL:HG12	1.81	0.63
1:A:75:ILE:HG22	1:A:76:LEU:H	1.62	0.63
1:A:83:SER:O	1:A:86:ALA:HB3	1.99	0.63
2:B:218:GLN:NE2	2:B:218:GLN:HA	2.13	0.63
3:C:36:THR:O	3:C:51:VAL:HA	1.97	0.63
5:E:231:THR:HG22	5:E:232:SER:N	2.12	0.63
7:G:145:PHE:O	7:G:146:GLU:HG2	1.98	0.63
7:G:152:ASN:HA	7:G:155:ASN:HD22	1.64	0.63
5:E:26:GLY:C	8:H:270:ASP:HB3	2.19	0.63
9:I:18:GLU:O	9:I:19:GLU:HB2	1.98	0.63
2:B:47:ALA:HB1	2:B:125:GLN:O	1.99	0.63
3:C:204:THR:HB	3:C:247:LYS:HE2	1.81	0.63
4:D:29:ARG:HD2	4:D:50:GLY:CA	2.27	0.63
7:G:25:GLN:O	7:G:84:ARG:HG3	1.97	0.63
4:D:225:ARG:HH21	7:G:28:LEU:HD23	1.64	0.63
8:H:42:GLY:N	8:H:67:ILE:O	2.32	0.63
1:A:444:UNK:HG2	1:A:445:UNK:N	2.13	0.63
2:B:17:ARG:HB2	2:B:20:GLU:CG	2.29	0.63
2:B:31:PHE:CD2	2:B:31:PHE:N	2.64	0.63

Continued on next page...

Continued from previous page...

Atom-1	Atom-2	Interatomic distance (Å)	Clash overlap (Å)
3:C:39:ILE:CG1	3:C:269:VAL:HG11	2.29	0.63
6:F:62:VAL:HG11	6:F:160:ALA:C	2.18	0.63
6:F:178:ASP:HB3	6:F:216:MET:CE	2.29	0.63
9:I:148:GLU:HB2	9:I:151:LEU:CB	2.29	0.63
9:I:21:SER:O	9:I:52:VAL:HG13	1.98	0.63
7:G:100:TRP:CZ3	7:G:102:ASP:HB3	2.33	0.62
7:G:114:ASP:HB2	7:G:166:PHE:CE2	2.34	0.62
8:H:33:ILE:HB	8:H:52:LEU:HD23	1.81	0.62
1:A:196:PHE:HZ	1:A:254:ALA:HB2	1.62	0.62
1:A:35:ILE:HA	1:A:49:GLU:O	1.98	0.62
3:C:127:SER:CB	3:C:131:LEU:HB2	2.28	0.62
3:C:53:LEU:HD12	3:C:53:LEU:N	2.13	0.62
4:D:173:GLN:H	4:D:173:GLN:NE2	1.96	0.62
5:E:202:THR:C	5:E:203:LEU:HD12	2.19	0.62
5:E:273:VAL:HA	5:E:276:LYS:HG3	1.81	0.62
8:H:195:VAL:CG2	8:H:205:ILE:HG23	2.30	0.62
8:H:33:ILE:HD12	8:H:33:ILE:N	2.13	0.62
2:B:147:ASP:HA	8:H:72:LEU:HD11	1.80	0.62
9:I:132:VAL:HG13	9:I:144:LEU:HD23	1.82	0.62
1:A:146:ILE:HD12	1:A:146:ILE:N	2.15	0.62
3:C:55:ASN:O	3:C:143:ASP:HB3	1.99	0.62
4:D:108:GLY:HA2	4:D:147:PRO:HG2	1.81	0.62
4:D:74:ALA:HB3	4:D:109:THR:HA	1.80	0.62
4:D:97:LEU:HD12	4:D:97:LEU:H	1.64	0.62
9:I:127:ILE:HD12	9:I:127:ILE:N	2.13	0.62
9:I:13:ARG:HB2	9:I:33:ILE:O	1.98	0.62
1:A:93:GLY:O	1:A:94:ARG:HB2	1.99	0.62
2:B:139:ASN:O	2:B:142:THR:N	2.33	0.62
2:B:209:LEU:HA	2:B:212:VAL:HG22	1.80	0.62
5:E:23:ARG:HD3	5:E:29:CYS:HA	1.81	0.62
7:G:243:ILE:CG2	7:G:244:GLN:H	2.12	0.62
7:G:266:GLN:O	7:G:270:ARG:N	2.30	0.62
9:I:133:ILE:HB	9:I:143:LEU:CB	2.29	0.62
3:C:109:ILE:HG22	3:C:156:LEU:HD22	1.80	0.62
3:C:246:ALA:O	3:C:249:GLN:HB2	1.99	0.62
4:D:192:LEU:HD12	4:D:210:LEU:HD13	1.80	0.62
5:E:53:LEU:CD2	5:E:151:ALA:HB2	2.25	0.62
5:E:11:LYS:O	5:E:15:VAL:HG22	2.00	0.62
5:E:161:PHE:CD2	5:E:274:VAL:HG11	2.33	0.62
7:G:148:ALA:O	7:G:151:ARG:CG	2.47	0.62
8:H:90:GLU:O	8:H:97:LYS:HB2	2.00	0.62

Continued on next page...

Continued from previous page...

Atom-1	Atom-2	Interatomic distance (Å)	Clash overlap (Å)
1:A:131:GLN:OE1	1:A:132:ILE:N	2.31	0.62
2:B:46:LYS:N	2:B:128:GLN:O	2.30	0.62
3:C:89:CYS:HB2	3:C:144:TYR:HB2	1.80	0.62
3:C:27:ARG:CD	3:C:31:GLU:HG2	2.22	0.62
5:E:265:VAL:HG12	5:E:266:LEU:N	2.13	0.62
5:E:52:LYS:HG2	5:E:57:ASP:OD1	1.99	0.62
5:E:100:ASP:HA	6:F:120:ARG:HH22	1.64	0.62
7:G:192:ILE:HG22	7:G:193:GLY:N	2.14	0.62
6:F:36:LEU:HB2	6:F:250:ARG:NH1	2.14	0.62
7:G:116:VAL:CG1	7:G:132:VAL:HG13	2.29	0.62
9:I:59:THR:HG22	9:I:61:SER:O	1.99	0.62
1:A:146:ILE:C	1:A:149:ALA:HB3	2.20	0.62
3:C:274:LYS:HB3	3:C:275:PRO:HD3	1.80	0.62
5:E:8:GLU:HA	5:E:11:LYS:HG2	1.81	0.62
7:G:242:THR:HG22	7:G:245:GLN:CD	2.19	0.62
1:A:175:TYR:HB3	1:A:177:PRO:HG2	1.82	0.62
3:C:201:PHE:CE2	3:C:218:ALA:HA	2.35	0.62
5:E:281:GLY:HA2	5:E:284:ARG:HB3	1.80	0.62
7:G:119:ILE:N	7:G:119:ILE:CD1	2.55	0.62
3:C:79:VAL:HG12	3:C:121:LYS:NZ	2.15	0.62
4:D:49:GLN:N	4:D:52:THR:O	2.32	0.62
5:E:8:GLU:O	5:E:11:LYS:HG2	2.00	0.62
5:E:238:CYS:HA	6:F:229:GLY:H	1.63	0.62
6:F:233:LEU:N	6:F:236:SER:HB3	2.15	0.62
6:F:40:TYR:HB3	6:F:56:GLU:HB2	1.82	0.62
8:H:149:PHE:O	8:H:151:ASP:N	2.33	0.62
9:I:42:MET:HB2	9:I:56:VAL:HG22	1.80	0.62
2:B:69:ALA:N	2:B:112:THR:O	2.30	0.61
2:B:115:HIS:HB3	2:B:118:SER:HB2	1.82	0.61
2:B:143:LEU:HA	2:B:146:LEU:CG	2.29	0.61
4:D:201:TYR:CE1	4:D:206:LEU:HD13	2.35	0.61
1:A:302:PRO:HA	4:D:27:SER:HB2	1.82	0.61
5:E:56:THR:HB	5:E:145:GLY:N	2.14	0.61
5:E:69:PRO:HG3	5:E:132:CYS:SG	2.40	0.61
7:G:132:VAL:HG12	7:G:132:VAL:O	1.99	0.61
7:G:242:THR:CA	7:G:245:GLN:HE22	2.13	0.61
8:H:84:VAL:HG12	8:H:85:VAL:N	2.15	0.61
9:I:105:LYS:NZ	9:I:146:THR:HG23	2.14	0.61
9:I:126:ASP:HA	9:I:155:VAL:CG1	2.30	0.61
1:A:113:SER:OG	1:A:115:CYS:HB3	2.00	0.61
2:B:36:GLY:CA	2:B:148:ALA:HB2	2.29	0.61

Continued on next page...

Continued from previous page...

Atom-1	Atom-2	Interatomic distance (Å)	Clash overlap (Å)
3:C:8:VAL:O	3:C:11:LEU:HD21	2.00	0.61
3:C:125:CYS:HA	3:C:132:VAL:HA	1.82	0.61
4:D:125:ASP:OD1	4:D:126:ALA:N	2.33	0.61
5:E:120:ASP:C	5:E:122:LYS:N	2.53	0.61
3:C:199:ALA:CB	3:C:210:PRO:HB3	2.24	0.61
4:D:232:TYR:HE2	7:G:103:SER:HA	1.64	0.61
6:F:150:LEU:HD21	6:F:157:ALA:CB	2.30	0.61
6:F:150:LEU:HG	6:F:152:GLU:O	2.01	0.61
7:G:34:LEU:HD13	7:G:75:ASP:O	2.00	0.61
8:H:234:ILE:HA	8:H:237:LEU:HD12	1.81	0.61
8:H:258:TYR:CE2	8:H:287:ARG:HG2	2.35	0.61
8:H:87:ARG:HG3	8:H:87:ARG:HH11	1.66	0.61
1:A:148:ALA:HA	1:A:151:ILE:HD12	1.81	0.61
3:C:235:LEU:HD23	3:C:236:HIS:N	2.15	0.61
4:D:170:THR:N	4:D:173:GLN:HB2	2.15	0.61
8:H:198:GLY:O	8:H:200:ASN:N	2.34	0.61
8:H:249:MET:CE	8:H:250:MET:H	2.14	0.61
9:I:44:SER:HB3	9:I:52:VAL:O	2.00	0.61
2:B:7:SER:HB3	2:B:13:VAL:CG2	2.30	0.61
3:C:80:VAL:HB	3:C:135:LEU:O	1.99	0.61
3:C:86:PRO:HG2	3:C:88:LEU:HB2	1.83	0.61
4:D:58:VAL:HG22	4:D:140:ALA:HB1	1.82	0.61
4:D:186:ASP:HB3	4:D:190:ARG:N	2.14	0.61
5:E:246:SER:OG	6:F:221:GLN:HB3	1.99	0.61
6:F:215:LEU:HG	6:F:221:GLN:O	2.00	0.61
8:H:198:GLY:C	8:H:200:ASN:H	2.03	0.61
8:H:284:THR:HG22	8:H:288:LEU:HD12	1.81	0.61
9:I:67:VAL:HG13	9:I:135:LEU:CD2	2.29	0.61
9:I:156:ALA:O	9:I:163:GLN:HA	1.99	0.61
9:I:90:VAL:H	9:I:94:PRO:HG3	1.66	0.61
1:A:183:VAL:N	1:A:184:PRO:HD3	2.15	0.61
1:A:302:PRO:HA	4:D:27:SER:CB	2.30	0.61
2:B:161:ALA:HB3	2:B:184:LEU:CD2	2.31	0.61
2:B:57:ILE:H	2:B:57:ILE:CD1	2.02	0.61
3:C:178:GLU:O	3:C:181:LEU:HB2	2.00	0.61
3:C:206:LEU:HD23	3:C:206:LEU:H	1.65	0.61
3:C:195:ALA:CB	3:C:225:VAL:HG22	2.30	0.61
3:C:259:HIS:CD2	3:C:263:LYS:HE3	2.35	0.61
5:E:123:THR:CG2	5:E:192:LEU:HB2	2.29	0.61
7:G:173:MET:HB2	9:I:78:ILE:HD11	1.81	0.61
8:H:158:THR:HB	8:H:163:TYR:O	2.01	0.61

Continued on next page...

Continued from previous page...

Atom-1	Atom-2	Interatomic distance (Å)	Clash overlap (Å)
9:I:10:PRO:HB3	9:I:36:SER:O	2.01	0.61
1:A:10:GLU:O	1:A:14:LEU:HB2	2.00	0.61
1:A:140:ASN:HD21	4:D:39:SER:N	1.99	0.61
2:B:205:HIS:HD2	2:B:206:GLU:N	1.95	0.61
4:D:64:VAL:HG23	4:D:115:SER:HB3	1.82	0.61
6:F:31:ARG:HH21	6:F:35:ARG:HE	1.47	0.61
8:H:182:GLN:HB2	8:H:186:PHE:HE1	1.64	0.61
9:I:74:LYS:HG2	9:I:126:ASP:O	2.00	0.61
1:A:177:PRO:HA	1:A:180:ARG:NE	2.16	0.61
1:A:429:UNK:HG2	3:C:249:GLN:HE21	1.63	0.61
5:E:227:LEU:CD1	5:E:239:MET:HA	2.30	0.61
6:F:202:LEU:HA	6:F:205:GLU:OE2	1.99	0.61
6:F:181:VAL:HG23	6:F:217:PRO:HD3	1.83	0.61
7:G:123:LYS:HD3	7:G:128:PHE:CD2	2.35	0.61
7:G:146:GLU:CD	7:G:187:ASN:ND2	2.50	0.61
8:H:277:MET:HA	8:H:280:ILE:HD12	1.82	0.61
8:H:283:GLU:O	8:H:286:GLN:HB2	2.01	0.61
9:I:104:ARG:HH11	9:I:141:ASN:HA	1.65	0.61
4:D:214:GLN:HB3	4:D:218:GLN:HE21	1.66	0.61
5:E:10:GLU:O	5:E:14:ILE:HG13	2.01	0.61
7:G:127:ILE:CG2	7:G:139:SER:HB3	2.28	0.61
7:G:205:LEU:HD11	7:G:257:GLU:OE1	1.99	0.61
1:A:422:UNK:O	1:A:426:UNK:N	2.34	0.61
1:A:46:CYS:O	1:A:56:LEU:HD12	2.00	0.61
1:A:61:CYS:SG	1:A:160:PHE:CE2	2.94	0.61
2:B:115:HIS:HB3	2:B:118:SER:CB	2.31	0.61
3:C:126:ILE:HG22	3:C:131:LEU:HD13	1.83	0.61
3:C:118:ILE:HB	3:C:189:ILE:HG21	1.81	0.61
5:E:60:VAL:HG11	5:E:137:VAL:HG12	1.82	0.61
6:F:153:ASP:HA	6:F:157:ALA:HB2	1.83	0.61
6:F:236:SER:O	6:F:239:GLU:HG2	2.01	0.61
8:H:49:GLU:O	8:H:50:GLU:HB2	2.01	0.61
1:A:220:LEU:HG	1:A:221:LEU:N	2.16	0.60
3:C:192:HIS:N	3:C:228:GLU:OE2	2.31	0.60
3:C:260:LYS:HA	3:C:260:LYS:HE3	1.83	0.60
6:F:135:ARG:N	6:F:175:GLU:O	2.29	0.60
7:G:19:ALA:N	7:G:22:VAL:HG21	2.16	0.60
9:I:145:THR:O	9:I:151:LEU:HD21	2.00	0.60
2:B:125:GLN:OE1	2:B:126:VAL:N	2.34	0.60
2:B:56:GLU:HG2	2:B:57:ILE:HD12	1.83	0.60
5:E:140:LEU:HD12	5:E:141:LEU:N	2.16	0.60

Continued on next page...

Continued from previous page...

Atom-1	Atom-2	Interatomic distance (Å)	Clash overlap (Å)
5:E:140:LEU:HG	5:E:142:LEU:HD21	1.82	0.60
5:E:252:ILE:HG22	5:E:253:PHE:CD1	2.36	0.60
7:G:169:ALA:HA	7:G:175:PRO:HB3	1.83	0.60
7:G:178:VAL:HG12	7:G:180:ILE:H	1.66	0.60
7:G:205:LEU:C	7:G:209:LEU:HD12	2.22	0.60
5:E:16:HIS:NE2	8:H:225:PRO:HG3	2.16	0.60
8:H:46:TYR:HD2	8:H:55:SER:HB3	1.66	0.60
2:B:218:GLN:NE2	2:B:221:ARG:CD	2.63	0.60
4:D:180:VAL:O	4:D:197:THR:HG23	2.01	0.60
4:D:41:PRO:HB3	4:D:59:TYR:CD1	2.36	0.60
5:E:238:CYS:CB	6:F:228:SER:HA	2.31	0.60
6:F:32:ASP:HB2	6:F:35:ARG:CB	2.31	0.60
6:F:60:THR:HG21	6:F:157:ALA:HA	1.83	0.60
7:G:114:ASP:C	7:G:165:GLN:NE2	2.54	0.60
7:G:223:LEU:HD21	7:G:271:LEU:HB3	1.82	0.60
8:H:96:TRP:CZ2	8:H:131:MET:HG2	2.36	0.60
1:A:255:GLY:HA2	1:A:258:VAL:CG1	2.31	0.60
2:B:209:LEU:O	2:B:213:LEU:N	2.32	0.60
5:E:211:VAL:HG12	5:E:212:VAL:N	2.17	0.60
7:G:119:ILE:O	7:G:131:ASP:N	2.29	0.60
7:G:25:GLN:O	7:G:85:LEU:N	2.31	0.60
8:H:173:GLN:HA	8:H:173:GLN:HE21	1.66	0.60
9:I:25:GLY:HA3	9:I:55:VAL:HB	1.82	0.60
2:B:195:ILE:N	2:B:195:ILE:CD1	2.64	0.60
3:C:127:SER:N	3:C:131:LEU:HB2	2.16	0.60
3:C:170:ILE:HA	3:C:174:THR:O	2.01	0.60
4:D:210:LEU:O	4:D:213:ALA:HB3	2.02	0.60
5:E:147:ASN:CG	5:E:213:ASP:HA	2.22	0.60
5:E:226:LEU:HD12	5:E:227:LEU:N	2.16	0.60
5:E:257:GLU:HA	6:F:234:THR:CG2	2.31	0.60
8:H:252:TYR:H	8:H:255:SER:HB3	1.64	0.60
1:A:20:GLU:O	1:A:22:LYS:HG3	2.00	0.60
4:D:219:HIS:HA	4:D:222:ARG:NE	2.16	0.60
6:F:51:GLY:CA	6:F:172:ALA:HB2	2.28	0.60
6:F:191:PRO:HG2	6:F:192:ALA:H	1.64	0.60
8:H:96:TRP:HB2	8:H:108:LEU:CD2	2.32	0.60
8:H:31:ASP:O	8:H:53:ILE:HG23	2.01	0.60
1:A:198:PHE:HD1	1:A:219:GLY:O	1.85	0.60
1:A:32:TYR:CE1	1:A:207:VAL:HG12	2.37	0.60
3:C:9:GLU:N	3:C:10:PRO:HD2	2.15	0.60
5:E:62:VAL:HG13	5:E:135:LEU:HB3	1.84	0.60

Continued on next page...

Continued from previous page...

Atom-1	Atom-2	Interatomic distance (Å)	Clash overlap (Å)
6:F:239:GLU:HG3	6:F:240:ALA:N	2.16	0.60
6:F:35:ARG:O	6:F:35:ARG:HD2	2.01	0.60
7:G:140:LEU:HD22	7:G:141:SER:H	1.66	0.60
7:G:260:THR:HG22	7:G:262:ASP:N	2.08	0.60
7:G:222:LYS:NZ	7:G:268:PHE:HB2	2.16	0.60
9:I:57:ARG:HE	9:I:59:THR:HB	1.66	0.60
9:I:64:LEU:H	9:I:96:LYS:HE2	1.67	0.60
2:B:141:ALA:O	2:B:144:ALA:HB3	2.00	0.60
3:C:37:VAL:HG13	3:C:51:VAL:HG13	1.84	0.60
4:D:184:ALA:HB3	4:D:194:MET:CB	2.24	0.60
4:D:205:GLU:O	4:D:208:GLN:OE1	2.19	0.60
4:D:38:LEU:N	4:D:38:LEU:HD12	2.15	0.60
5:E:203:LEU:HD12	5:E:203:LEU:N	2.16	0.60
6:F:44:GLY:HA2	6:F:52:SER:HB2	1.82	0.60
9:I:106:GLU:OE2	9:I:109:ARG:HB2	2.00	0.60
9:I:26:THR:O	9:I:36:SER:HB3	2.02	0.60
9:I:25:GLY:HA3	9:I:55:VAL:CG2	2.32	0.60
4:D:58:VAL:HG21	4:D:140:ALA:C	2.22	0.60
3:C:232:LEU:HD13	4:D:202:SER:CA	2.32	0.60
7:G:243:ILE:CG2	7:G:244:GLN:N	2.65	0.60
7:G:78:LEU:HD12	7:G:79:VAL:N	2.16	0.60
8:H:40:MET:HE3	8:H:41:ARG:O	2.02	0.60
2:B:221:ARG:HH11	2:B:221:ARG:CB	2.10	0.60
4:D:159:LEU:HD13	4:D:164:THR:C	2.22	0.60
5:E:19:GLN:HA	5:E:209:ARG:CB	2.31	0.60
5:E:273:VAL:HA	5:E:276:LYS:HZ3	1.66	0.60
8:H:110:LEU:HD11	8:H:131:MET:SD	2.41	0.60
8:H:170:VAL:CG1	8:H:205:ILE:HB	2.29	0.60
8:H:253:ASP:CG	8:H:254:THR:H	2.05	0.60
1:A:11:ARG:CG	1:A:12:ARG:N	2.65	0.59
4:D:153:CYS:HB2	4:D:220:VAL:HG11	1.83	0.59
4:D:28:LEU:CD2	4:D:28:LEU:H	2.00	0.59
4:D:41:PRO:HB3	4:D:59:TYR:CE1	2.37	0.59
6:F:100:PHE:HD2	6:F:119:GLU:HG3	1.66	0.59
7:G:226:LEU:HD11	7:G:228:ILE:HG23	1.84	0.59
9:I:112:GLU:CD	9:I:112:GLU:N	2.54	0.59
9:I:6:ARG:HD2	9:I:6:ARG:N	2.17	0.59
1:A:189:HIS:C	1:A:226:ASN:HD21	2.04	0.59
2:B:143:LEU:CD2	2:B:143:LEU:H	2.14	0.59
3:C:101:GLU:HA	3:C:104:VAL:HG23	1.84	0.59
3:C:164:GLN:CA	3:C:186:TYR:HB3	2.31	0.59

Continued on next page...

Continued from previous page...

Atom-1	Atom-2	Interatomic distance (Å)	Clash overlap (Å)
3:C:256:VAL:O	3:C:259:HIS:HB2	2.01	0.59
3:C:78:TYR:HB3	3:C:134:VAL:HA	1.84	0.59
7:G:161:LEU:HD12	7:G:161:LEU:N	2.17	0.59
5:E:17:GLY:H	8:H:231:ARG:HH21	1.48	0.59
1:A:130:TRP:CH2	1:A:162:ARG:HG3	2.36	0.59
1:A:84:GLN:HB3	4:D:119:VAL:HG21	1.84	0.59
2:B:84:GLU:O	2:B:85:ARG:HB2	2.02	0.59
4:D:197:THR:CG2	4:D:198:LYS:N	2.64	0.59
5:E:146:GLY:HA2	5:E:216:LEU:HD21	1.83	0.59
6:F:253:PRO:O	6:F:257:GLN:HG3	2.03	0.59
7:G:228:ILE:HG22	7:G:238:VAL:CA	2.31	0.59
7:G:23:LEU:HA	7:G:25:GLN:OE1	2.01	0.59
7:G:34:LEU:C	7:G:35:LEU:HD22	2.22	0.59
1:A:98:LEU:O	1:A:102:LEU:N	2.35	0.59
2:B:154:ASP:HB2	2:B:191:ALA:HB2	1.85	0.59
2:B:235:VAL:HG13	2:B:236:ARG:N	2.18	0.59
5:E:168:VAL:H	5:E:190:ILE:HD12	1.66	0.59
7:G:42:GLU:HG3	7:G:48:VAL:HG23	1.83	0.59
8:H:111:SER:HB2	8:H:157:HIS:NE2	2.18	0.59
9:I:174:CYS:SG	9:I:177:THR:HG23	2.42	0.59
1:A:86:ALA:HB1	1:A:138:LEU:CD1	2.28	0.59
2:B:148:ALA:O	2:B:150:ILE:N	2.36	0.59
2:B:12:ARG:NH1	2:B:16:ARG:HH12	1.99	0.59
2:B:47:ALA:HA	2:B:127:LEU:HG	1.84	0.59
4:D:78:VAL:CG2	4:D:118:VAL:HB	2.33	0.59
4:D:29:ARG:H	4:D:168:ASP:HB3	1.66	0.59
3:C:237:LYS:NZ	4:D:193:LEU:C	2.56	0.59
6:F:170:ALA:HA	6:F:176:MET:HE1	1.83	0.59
7:G:232:MET:C	7:G:234:GLY:H	2.05	0.59
7:G:260:THR:C	7:G:262:ASP:N	2.54	0.59
7:G:31:GLU:O	7:G:78:LEU:HD12	2.03	0.59
1:A:41:THR:HA	1:A:283:GLY:N	2.17	0.59
2:B:204:LEU:HD23	2:B:205:HIS:O	2.02	0.59
2:B:46:LYS:HD2	2:B:46:LYS:N	2.18	0.59
3:C:144:TYR:O	3:C:145:ASP:HB2	2.03	0.59
4:D:173:GLN:HE21	4:D:173:GLN:CA	2.10	0.59
5:E:238:CYS:HB2	6:F:228:SER:HA	1.84	0.59
5:E:86:SER:O	5:E:89:ALA:N	2.34	0.59
8:H:246:THR:HB	8:H:247:GLN:OE1	2.03	0.59
9:I:70:ILE:HA	9:I:131:LYS:HA	1.84	0.59
1:A:146:ILE:CA	1:A:149:ALA:HB3	2.32	0.59

Continued on next page...

Continued from previous page...

Atom-1	Atom-2	Interatomic distance (Å)	Clash overlap (Å)
2:B:198:LEU:HD22	2:B:199:GLU:N	2.16	0.59
2:B:233:GLN:OE1	2:B:234:HIS:N	2.35	0.59
3:C:107:GLN:OE1	3:C:108:PHE:N	2.36	0.59
4:D:207:GLN:HG3	4:D:208:GLN:H	1.67	0.59
4:D:29:ARG:HG3	4:D:30:HIS:N	2.17	0.59
5:E:120:ASP:C	5:E:122:LYS:H	2.05	0.59
5:E:153:SER:HB3	5:E:200:ILE:H	1.68	0.59
5:E:227:LEU:HB3	5:E:240:ARG:N	2.14	0.59
6:F:185:LEU:HA	6:F:198:ASP:H	1.68	0.59
7:G:119:ILE:HA	7:G:160:ASP:O	2.02	0.59
3:C:232:LEU:HD13	4:D:202:SER:HA	1.84	0.59
5:E:140:LEU:CG	5:E:142:LEU:HD21	2.33	0.59
1:A:20:GLU:HG3	7:G:243:ILE:CD1	2.33	0.59
7:G:98:VAL:CG1	7:G:99:TYR:N	2.66	0.59
8:H:142:SER:OG	8:H:166:LEU:HD11	2.02	0.59
8:H:288:LEU:O	8:H:291:GLN:HB3	2.02	0.59
9:I:72:THR:OG1	9:I:89:TYR:HB2	2.02	0.59
1:A:246:GLN:C	1:A:248:LEU:N	2.53	0.59
2:B:154:ASP:CG	2:B:155:PHE:N	2.56	0.59
2:B:79:THR:HG22	2:B:88:ARG:HE	1.67	0.59
3:C:57:THR:HB	3:C:142:LEU:HD12	1.85	0.59
4:D:170:THR:HB	4:D:173:GLN:NE2	2.18	0.59
5:E:205:LYS:O	5:E:222:SER:HB2	2.03	0.59
9:I:18:GLU:CD	9:I:18:GLU:N	2.56	0.59
2:B:124:VAL:HG11	2:B:137:CYS:HB3	1.85	0.59
3:C:78:TYR:H	3:C:124:LEU:CD1	2.15	0.59
4:D:219:HIS:N	4:D:222:ARG:NH2	2.48	0.59
5:E:123:THR:CB	5:E:192:LEU:HG	2.33	0.59
6:F:252:TYR:CD1	6:F:252:TYR:O	2.56	0.59
7:G:222:LYS:HZ1	7:G:268:PHE:C	2.05	0.59
7:G:227:GLU:HG3	7:G:239:LYS:HB3	1.84	0.59
8:H:141:ILE:HG13	8:H:165:LYS:HG2	1.85	0.59
5:E:9:ALA:HB1	8:H:167:GLY:HA2	1.81	0.59
8:H:88:ILE:HG22	8:H:89:THR:O	2.02	0.59
9:I:103:ILE:C	9:I:104:ARG:HD2	2.23	0.59
2:B:173:SER:C	2:B:176:GLU:OE2	2.41	0.58
2:B:184:LEU:HB2	2:B:200:MET:CG	2.32	0.58
3:C:136:TYR:HB3	6:F:110:ARG:HE	1.66	0.58
3:C:59:ILE:HD11	3:C:142:LEU:HD21	1.85	0.58
4:D:40:ARG:HB3	4:D:41:PRO:CD	2.28	0.58
5:E:229:SER:HB2	5:E:237:THR:OG1	2.03	0.58

Continued on next page...

Continued from previous page...

Atom-1	Atom-2	Interatomic distance (Å)	Clash overlap (Å)
5:E:241:LYS:HD3	5:E:241:LYS:C	2.23	0.58
6:F:252:TYR:HA	6:F:255:LEU:CD2	2.31	0.58
7:G:127:ILE:HG23	7:G:140:LEU:C	2.23	0.58
9:I:132:VAL:HG13	9:I:144:LEU:CD2	2.33	0.58
2:B:79:THR:HA	2:B:88:ARG:NE	2.19	0.58
4:D:214:GLN:HB3	4:D:218:GLN:NE2	2.17	0.58
4:D:61:PRO:HG3	7:G:107:ARG:CZ	2.32	0.58
6:F:64:CYS:SG	6:F:165:ALA:N	2.76	0.58
7:G:216:ILE:CA	7:G:219:GLU:HB2	2.33	0.58
7:G:226:LEU:HD22	7:G:239:LYS:O	2.04	0.58
7:G:33:LEU:O	7:G:77:LEU:N	2.36	0.58
8:H:276:ILE:HG22	8:H:280:ILE:CG1	2.33	0.58
1:A:177:PRO:HA	1:A:180:ARG:HE	1.67	0.58
1:A:28:GLN:HG2	1:A:29:THR:N	2.19	0.58
4:D:111:HIS:NE2	4:D:113:ARG:NH2	2.52	0.58
5:E:64:ALA:HA	5:E:135:LEU:HD23	1.85	0.58
5:E:73:LYS:HB3	5:E:76:GLU:CD	2.24	0.58
7:G:270:ARG:NH1	7:G:270:ARG:HA	2.12	0.58
7:G:47:ALA:O	7:G:77:LEU:HA	2.02	0.58
9:I:162:ILE:CD1	9:I:177:THR:HG22	2.33	0.58
1:A:249:ARG:CB	1:A:249:ARG:NH1	2.64	0.58
3:C:60:CYS:SG	3:C:159:ALA:CB	2.91	0.58
3:C:166:PRO:CB	3:C:181:LEU:HB2	2.34	0.58
3:C:167:GLU:OE1	3:C:167:GLU:HA	2.04	0.58
3:C:63:LYS:HE2	3:C:63:LYS:HA	1.84	0.58
5:E:69:PRO:HB3	5:E:132:CYS:CB	2.33	0.58
7:G:76:ARG:HG2	7:G:77:LEU:N	2.18	0.58
1:A:44:GLY:HA3	1:A:160:PHE:HD1	1.68	0.58
3:C:274:LYS:HB3	3:C:275:PRO:CD	2.34	0.58
5:E:23:ARG:O	5:E:24:VAL:HG13	2.03	0.58
6:F:32:ASP:HB2	6:F:35:ARG:H	1.67	0.58
7:G:104:GLN:OE1	7:G:202:THR:HG23	2.02	0.58
7:G:222:LYS:HZ1	7:G:268:PHE:HB3	1.69	0.58
9:I:112:GLU:OE2	9:I:113:LYS:HG2	2.03	0.58
9:I:136:GLY:C	9:I:138:ALA:H	2.07	0.58
9:I:70:ILE:HG13	9:I:131:LYS:HG3	1.85	0.58
9:I:74:LYS:HZ1	9:I:125:GLY:HA2	1.68	0.58
1:A:178:GLU:O	1:A:182:PRO:HD2	2.04	0.58
1:A:223:ILE:CD1	1:A:251:SER:HA	2.34	0.58
1:A:243:LEU:C	1:A:247:VAL:HG13	2.24	0.58
3:C:29:LEU:HD21	3:C:254:ARG:HH12	1.69	0.58

Continued on next page...

Continued from previous page...

Atom-1	Atom-2	Interatomic distance (Å)	Clash overlap (Å)
4:D:73:LYS:O	4:D:114:THR:CG2	2.51	0.58
4:D:141:LEU:HD12	4:D:146:VAL:CB	2.26	0.58
5:E:139:VAL:HG12	5:E:140:LEU:N	2.18	0.58
5:E:154:ILE:HG23	5:E:155:ALA:N	2.19	0.58
5:E:231:THR:O	5:E:232:SER:C	2.41	0.58
5:E:267:HIS:O	5:E:271:GLN:HB2	2.04	0.58
6:F:213:VAL:HB	6:F:225:LEU:HA	1.84	0.58
6:F:247:GLY:O	6:F:250:ARG:HB3	2.03	0.58
8:H:83:ILE:H	8:H:199:ASN:HD22	1.51	0.58
1:A:234:ILE:C	1:A:234:ILE:HD12	2.24	0.58
4:D:28:LEU:HD12	4:D:31:PHE:CE1	2.39	0.58
5:E:6:LEU:N	8:H:87:ARG:HH21	2.02	0.58
6:F:97:LEU:O	6:F:146:VAL:N	2.37	0.58
9:I:164:MET:HA	9:I:173:GLN:O	2.03	0.58
9:I:75:VAL:HG12	9:I:76:SER:N	2.18	0.58
1:A:286:GLU:CA	1:A:289:ALA:HB3	2.34	0.58
2:B:143:LEU:HA	2:B:146:LEU:HG	1.85	0.58
7:G:248:ILE:HG22	7:G:271:LEU:HD11	1.85	0.58
8:H:205:ILE:CG2	8:H:234:ILE:HG22	2.34	0.58
9:I:73:CYS:O	9:I:128:VAL:N	2.31	0.58
2:B:99:GLY:O	2:B:102:LEU:HB2	2.03	0.58
5:E:116:LYS:HG3	5:E:118:SER:CB	2.34	0.58
6:F:138:ARG:HB3	6:F:139:TYR:CE1	2.39	0.58
5:E:237:THR:C	6:F:229:GLY:H	2.07	0.58
6:F:36:LEU:HB3	6:F:250:ARG:NH2	2.19	0.58
1:A:176:THR:HA	1:A:179:GLU:CD	2.24	0.58
1:A:76:LEU:HG	1:A:132:ILE:O	2.04	0.58
3:C:60:CYS:SG	3:C:159:ALA:HB3	2.44	0.58
3:C:222:LEU:HD23	3:C:223:THR:N	2.19	0.58
3:C:232:LEU:HD22	4:D:202:SER:O	2.04	0.58
3:C:50:LEU:HD13	3:C:59:ILE:CG1	2.31	0.58
4:D:205:GLU:O	4:D:207:GLN:N	2.37	0.58
5:E:23:ARG:HG3	5:E:23:ARG:NH1	2.19	0.58
6:F:108:ARG:NE	6:F:108:ARG:H	2.01	0.58
6:F:32:ASP:CG	6:F:35:ARG:HB3	2.24	0.58
7:G:173:MET:HG3	9:I:78:ILE:O	2.03	0.58
7:G:228:ILE:CG2	7:G:238:VAL:HG12	2.33	0.58
9:I:162:ILE:HG22	9:I:163:GLN:N	2.18	0.58
1:A:7:SER:OG	1:A:8:ASN:N	2.35	0.57
3:C:200:VAL:HG13	3:C:206:LEU:HB3	1.86	0.57
4:D:197:THR:HG21	4:D:201:TYR:HE2	1.69	0.57

Continued on next page...

Continued from previous page...

Atom-1	Atom-2	Interatomic distance (Å)	Clash overlap (Å)
4:D:215:ALA:HA	4:D:218:GLN:CD	2.25	0.57
5:E:19:GLN:HA	5:E:209:ARG:HB2	1.84	0.57
6:F:30:THR:HG22	6:F:31:ARG:N	2.18	0.57
6:F:62:VAL:HG22	6:F:164:ALA:HB3	1.86	0.57
7:G:222:LYS:HZ1	7:G:268:PHE:HB2	1.69	0.57
2:B:172:LEU:CD1	2:B:172:LEU:H	2.10	0.57
2:B:17:ARG:N	2:B:20:GLU:HG2	2.18	0.57
3:C:243:LEU:H	4:D:191:LYS:HG2	1.69	0.57
3:C:90:SER:HB2	3:C:92:ARG:HG2	1.85	0.57
4:D:96:ARG:O	4:D:99:ARG:HB3	2.04	0.57
5:E:229:SER:OG	5:E:237:THR:C	2.42	0.57
8:H:150:SER:C	8:H:152:GLY:N	2.58	0.57
8:H:198:GLY:O	8:H:200:ASN:O	2.22	0.57
8:H:32:THR:HA	8:H:52:LEU:O	2.04	0.57
9:I:103:ILE:HD12	9:I:103:ILE:N	2.18	0.57
1:A:199:PHE:CZ	1:A:206:LEU:HD22	2.40	0.57
4:D:97:LEU:HB3	4:D:194:MET:HE1	1.85	0.57
6:F:213:VAL:CB	6:F:225:LEU:HA	2.34	0.57
7:G:19:ALA:HA	7:G:34:LEU:O	2.04	0.57
1:A:289:ALA:HB1	1:A:297:LYS:HD3	1.86	0.57
4:D:210:LEU:CD1	4:D:214:GLN:HE22	2.17	0.57
4:D:84:ILE:O	4:D:84:ILE:HD12	2.04	0.57
5:E:32:TYR:CZ	5:E:213:ASP:HB2	2.40	0.57
5:E:240:ARG:HG3	6:F:226:LEU:HG	1.85	0.57
8:H:43:HIS:N	8:H:68:CYS:SG	2.77	0.57
8:H:76:TYR:C	8:H:77:ILE:HG13	2.25	0.57
1:A:113:SER:C	1:A:115:CYS:N	2.56	0.57
1:A:146:ILE:O	1:A:149:ALA:HB3	2.04	0.57
1:A:223:ILE:HD13	1:A:251:SER:HA	1.86	0.57
1:A:231:ILE:HG22	1:A:232:CYS:N	2.19	0.57
2:B:17:ARG:CB	2:B:20:GLU:HG2	2.33	0.57
3:C:107:GLN:NE2	3:C:111:ASP:OD1	2.37	0.57
3:C:126:ILE:CB	3:C:131:LEU:HB3	2.17	0.57
1:A:418:UNK:CG	4:D:208:GLN:HB3	2.34	0.57
6:F:113:PRO:O	6:F:115:GLY:N	2.37	0.57
7:G:110:PRO:CB	7:G:166:PHE:CZ	2.87	0.57
7:G:27:VAL:HG23	7:G:79:VAL:HG11	1.87	0.57
9:I:102:THR:O	9:I:103:ILE:HG13	2.05	0.57
9:I:15:CYS:SG	9:I:16:ASN:N	2.77	0.57
1:A:257:LYS:O	1:A:258:VAL:C	2.43	0.57
1:A:256:VAL:O	1:A:259:ALA:HB3	2.05	0.57

Continued on next page...

Continued from previous page...

Atom-1	Atom-2	Interatomic distance (Å)	Clash overlap (Å)
1:A:96:SER:O	1:A:100:VAL:N	2.25	0.57
2:B:51:VAL:HG23	2:B:122:ILE:HG13	1.85	0.57
2:B:236:ARG:O	2:B:239:SER:HB3	2.04	0.57
4:D:170:THR:H	4:D:173:GLN:HB2	1.70	0.57
7:G:33:LEU:HD22	7:G:77:LEU:O	2.04	0.57
9:I:116:VAL:HG12	9:I:120:LYS:HB2	1.87	0.57
9:I:74:LYS:HA	9:I:127:ILE:HA	1.87	0.57
1:A:429:UNK:O	1:A:432:UNK:N	2.37	0.57
2:B:225:THR:O	2:B:228:ASP:HB3	2.05	0.57
3:C:245:GLY:O	3:C:249:GLN:N	2.38	0.57
4:D:52:THR:OG1	4:D:126:ALA:HB3	2.05	0.57
4:D:47:PHE:C	4:D:48:LEU:HD12	2.24	0.57
7:G:148:ALA:O	7:G:149:THR:O	2.22	0.57
1:A:47:ILE:HD12	1:A:47:ILE:N	2.19	0.57
4:D:82:PRO:HA	4:D:122:VAL:HG21	1.86	0.57
4:D:134:LEU:CD1	4:D:154:GLY:HA3	2.34	0.57
6:F:124:LEU:HD22	6:F:124:LEU:O	2.04	0.57
6:F:135:ARG:HG2	6:F:136:LEU:N	2.20	0.57
6:F:55:LEU:HD11	6:F:163:THR:CG2	2.35	0.57
7:G:114:ASP:O	7:G:165:GLN:NE2	2.38	0.57
8:H:129:LEU:CA	8:H:132:ARG:HG2	2.34	0.57
9:I:141:ASN:O	9:I:142:TYR:HD2	1.86	0.57
9:I:79:ASN:C	9:I:81:ARG:H	2.07	0.57
5:E:203:LEU:HD21	5:E:258:THR:HB	1.87	0.57
2:B:81:SER:HB2	2:B:127:LEU:O	2.05	0.57
3:C:260:LYS:HE3	3:C:263:LYS:CD	2.30	0.57
5:E:112:ILE:HG12	5:E:238:CYS:HB3	1.87	0.57
6:F:237:TRP:C	6:F:239:GLU:H	2.06	0.57
6:F:237:TRP:C	6:F:239:GLU:N	2.57	0.57
7:G:111:VAL:CG1	7:G:112:LYS:H	2.12	0.57
7:G:242:THR:HG22	7:G:245:GLN:OE1	2.05	0.57
7:G:42:GLU:CD	7:G:47:ALA:HA	2.25	0.57
8:H:97:LYS:HA	8:H:107:VAL:HG22	1.85	0.57
8:H:85:VAL:HG13	8:H:141:ILE:O	2.04	0.57
8:H:72:LEU:HG	8:H:73:LYS:H	1.69	0.57
1:A:114:LYS:C	1:A:116:ILE:H	2.08	0.56
1:A:219:GLY:HA2	1:A:238:GLY:HA3	1.86	0.56
1:A:246:GLN:O	1:A:248:LEU:N	2.38	0.56
1:A:436:UNK:HA	3:C:257:THR:CG2	2.29	0.56
1:A:61:CYS:O	1:A:62:GLU:HG3	2.05	0.56
2:B:227:LEU:HD23	2:B:227:LEU:N	2.20	0.56

Continued on next page...

Continued from previous page...

Atom-1	Atom-2	Interatomic distance (Å)	Clash overlap (Å)
2:B:28:MET:HA	2:B:38:ALA:HA	1.87	0.56
3:C:166:PRO:HB2	3:C:181:LEU:HB2	1.86	0.56
4:D:107:LEU:C	4:D:107:LEU:HD23	2.25	0.56
4:D:94:ARG:HA	4:D:97:LEU:HD13	1.86	0.56
5:E:140:LEU:HD21	5:E:142:LEU:HD21	1.87	0.56
6:F:180:VAL:HG22	6:F:216:MET:SD	2.44	0.56
8:H:105:ASP:O	8:H:154:VAL:HG12	2.04	0.56
8:H:47:MET:HA	8:H:51:LYS:O	2.05	0.56
2:B:121:ASP:HB2	2:B:123:TYR:OH	2.05	0.56
2:B:217:ALA:O	2:B:221:ARG:HG3	2.05	0.56
3:C:124:LEU:HD22	3:C:133:TRP:HB3	1.86	0.56
4:D:112:PRO:HG2	4:D:113:ARG:NE	2.20	0.56
4:D:57:GLY:O	4:D:118:VAL:HA	2.06	0.56
7:G:259:MET:HB3	7:G:263:GLN:HB3	1.87	0.56
8:H:268:ILE:O	8:H:270:ASP:N	2.38	0.56
1:A:25:ASP:OD2	1:A:27:ARG:HD2	2.04	0.56
2:B:212:VAL:HG23	2:B:213:LEU:N	2.19	0.56
2:B:27:ARG:O	2:B:39:TYR:N	2.36	0.56
2:B:70:LEU:HD23	2:B:71:VAL:H	1.70	0.56
3:C:81:PRO:HG3	3:C:113:ILE:HD12	1.87	0.56
3:C:38:ASN:CB	3:C:41:SER:OG	2.53	0.56
4:D:141:LEU:O	4:D:142:VAL:C	2.44	0.56
4:D:192:LEU:HD23	4:D:194:MET:H	1.70	0.56
4:D:197:THR:HG23	4:D:198:LYS:N	2.20	0.56
5:E:15:VAL:HA	5:E:206:ILE:CG2	2.34	0.56
6:F:45:LEU:HD13	6:F:46:LEU:HD23	1.86	0.56
8:H:172:VAL:CG2	8:H:203:ILE:HB	2.35	0.56
3:C:126:ILE:CG2	3:C:131:LEU:HD13	2.35	0.56
5:E:164:ARG:HG2	5:E:191:ARG:HD2	1.87	0.56
5:E:232:SER:O	5:E:267:HIS:NE2	2.38	0.56
5:E:231:THR:O	5:E:233:LYS:N	2.38	0.56
5:E:8:GLU:HG2	5:E:9:ALA:N	2.20	0.56
6:F:187:LEU:HD21	6:F:239:GLU:OE2	2.05	0.56
6:F:44:GLY:H	6:F:52:SER:HB2	1.70	0.56
5:E:10:GLU:CB	8:H:169:GLY:HA2	2.35	0.56
9:I:145:THR:HG22	9:I:146:THR:N	2.20	0.56
6:F:260:VAL:HG13	9:I:7:TYR:CD2	2.41	0.56
1:A:197:ALA:HA	1:A:220:LEU:HD12	1.87	0.56
3:C:164:GLN:CG	3:C:186:TYR:HB3	2.35	0.56
3:C:196:THR:O	3:C:223:THR:HG23	2.05	0.56
4:D:214:GLN:C	4:D:218:GLN:HE21	2.08	0.56

Continued on next page...

Continued from previous page...

Atom-1	Atom-2	Interatomic distance (Å)	Clash overlap (Å)
5:E:205:LYS:C	5:E:206:ILE:HD12	2.26	0.56
5:E:227:LEU:HD12	5:E:239:MET:CA	2.35	0.56
3:C:63:LYS:HZ3	6:F:108:ARG:HA	1.71	0.56
6:F:44:GLY:N	6:F:52:SER:HB2	2.20	0.56
7:G:107:ARG:NH1	7:G:107:ARG:HB3	2.20	0.56
1:A:78:PHE:HA	1:A:134:VAL:O	2.06	0.56
2:B:26:ALA:HB2	2:B:40:ILE:HD12	1.86	0.56
2:B:93:ARG:O	2:B:96:CYS:SG	2.64	0.56
3:C:178:GLU:H	3:C:181:LEU:CD1	2.19	0.56
5:E:229:SER:O	5:E:236:VAL:HA	2.05	0.56
5:E:62:VAL:HG11	5:E:135:LEU:HD13	1.87	0.56
6:F:124:LEU:C	6:F:124:LEU:HD22	2.26	0.56
6:F:213:VAL:HG12	6:F:225:LEU:HA	1.87	0.56
7:G:220:VAL:C	7:G:222:LYS:N	2.59	0.56
8:H:149:PHE:HB3	8:H:151:ASP:OD1	2.06	0.56
8:H:249:MET:HE3	8:H:250:MET:H	1.70	0.56
9:I:164:MET:HE3	9:I:172:MET:HB3	1.88	0.56
1:A:246:GLN:HE21	1:A:247:VAL:N	2.04	0.56
2:B:121:ASP:N	2:B:121:ASP:OD2	2.32	0.56
2:B:36:GLY:HA3	2:B:51:VAL:HG12	1.86	0.56
6:F:153:ASP:HA	6:F:157:ALA:CB	2.36	0.56
6:F:158:LEU:HD23	6:F:158:LEU:O	2.06	0.56
6:F:181:VAL:CG2	6:F:217:PRO:HD3	2.35	0.56
7:G:141:SER:C	7:G:143:LEU:H	2.07	0.56
7:G:149:THR:HG22	7:G:150:LYS:H	1.70	0.56
8:H:76:TYR:CE1	8:H:200:ASN:HB3	2.40	0.56
1:A:144:ASN:ND2	1:A:147:ASP:OD2	2.32	0.56
1:A:35:ILE:HD12	1:A:35:ILE:C	2.26	0.56
1:A:86:ALA:HB3	1:A:90:PHE:CD1	2.41	0.56
3:C:108:PHE:HE1	3:C:234:CYS:SG	2.29	0.56
4:D:73:LYS:H	4:D:112:PRO:HA	1.66	0.56
6:F:185:LEU:HD11	6:F:243:LEU:CB	2.34	0.56
7:G:263:GLN:O	7:G:267:ILE:HB	2.06	0.56
8:H:40:MET:HE3	8:H:41:ARG:H	1.69	0.56
5:E:7:SER:HB3	8:H:87:ARG:HH12	1.71	0.56
1:A:223:ILE:HG21	1:A:254:ALA:HB1	1.87	0.56
2:B:159:CYS:SG	2:B:220:ALA:N	2.78	0.56
5:E:37:VAL:HG23	5:E:154:ILE:HD11	1.87	0.56
5:E:23:ARG:HB2	5:E:27:ARG:HB2	1.88	0.56
6:F:184:GLY:C	6:F:198:ASP:HA	2.26	0.56
6:F:158:LEU:HD13	6:F:212:THR:CB	2.35	0.56

Continued on next page...

Continued from previous page...

Atom-1	Atom-2	Interatomic distance (Å)	Clash overlap (Å)
7:G:146:GLU:OE1	7:G:187:ASN:ND2	2.33	0.56
7:G:168:VAL:HG23	7:G:176:GLU:H	1.70	0.56
7:G:165:GLN:HG2	7:G:189:MET:CE	2.36	0.56
8:H:144:GLU:HB2	8:H:163:TYR:CD2	2.39	0.56
9:I:18:GLU:OE2	9:I:18:GLU:N	2.39	0.56
6:F:177:TYR:O	9:I:27:TYR:CE1	2.59	0.56
1:A:245:ASP:O	1:A:248:LEU:N	2.32	0.56
2:B:98:MET:O	2:B:102:LEU:CD2	2.54	0.56
2:B:12:ARG:NH2	2:B:18:ALA:HA	2.21	0.56
3:C:237:LYS:O	3:C:239:GLY:N	2.39	0.56
5:E:26:GLY:O	8:H:270:ASP:HB3	2.05	0.56
5:E:53:LEU:O	5:E:56:THR:HG22	2.05	0.56
8:H:91:VAL:HG22	8:H:96:TRP:CA	2.35	0.56
9:I:170:CYS:O	9:I:171:GLU:HG3	2.06	0.56
9:I:46:GLU:CD	9:I:52:VAL:HG23	2.25	0.56
2:B:75:TYR:OH	2:B:126:VAL:HG21	2.06	0.56
3:C:69:PRO:CD	3:C:132:VAL:HB	2.26	0.56
4:D:138:CYS:SG	4:D:139:MET:HE2	2.46	0.56
7:G:47:ALA:N	7:G:78:LEU:O	2.39	0.56
8:H:148:VAL:HG22	8:H:154:VAL:CA	2.31	0.56
8:H:91:VAL:CG1	8:H:96:TRP:HA	2.34	0.56
1:A:209:PRO:HA	1:A:213:GLU:OE1	2.06	0.55
2:B:172:LEU:O	2:B:173:SER:O	2.24	0.55
3:C:260:LYS:NZ	3:C:263:LYS:HZ2	2.03	0.55
3:C:47:GLY:HA2	3:C:162:ASN:HD22	1.71	0.55
3:C:7:THR:HB	3:C:10:PRO:HD2	1.86	0.55
6:F:36:LEU:HG	6:F:37:ARG:O	2.04	0.55
7:G:170:ASN:CG	7:G:173:MET:HB3	2.26	0.55
9:I:86:HIS:HA	9:I:101:GLY:HA2	1.86	0.55
1:A:151:ILE:O	1:A:155:VAL:HB	2.05	0.55
1:A:213:GLU:O	1:A:214:GLU:C	2.44	0.55
2:B:111:LEU:HD11	2:B:153:ARG:HG3	1.88	0.55
2:B:46:LYS:O	2:B:127:LEU:N	2.37	0.55
1:A:229:ARG:O	2:B:206:GLU:HB2	2.05	0.55
3:C:47:GLY:HA2	3:C:162:ASN:ND2	2.21	0.55
4:D:28:LEU:HA	4:D:168:ASP:HB3	1.89	0.55
5:E:266:LEU:HA	5:E:269:SER:OG	2.05	0.55
5:E:56:THR:HB	5:E:144:CYS:HA	1.89	0.55
6:F:32:ASP:CB	6:F:35:ARG:HB3	2.35	0.55
7:G:123:LYS:HD3	7:G:128:PHE:HD2	1.71	0.55
7:G:149:THR:C	7:G:150:LYS:HD2	2.27	0.55

Continued on next page...

Continued from previous page...

Atom-1	Atom-2	Interatomic distance (Å)	Clash overlap (Å)
7:G:20:ARG:CA	7:G:35:LEU:HD21	2.36	0.55
8:H:25:HIS:HB3	8:H:60:VAL:CB	2.35	0.55
9:I:111:THR:HG22	9:I:112:GLU:H	1.72	0.55
9:I:162:ILE:HB	9:I:174:CYS:HB2	1.88	0.55
1:A:78:PHE:HA	1:A:134:VAL:HG23	1.88	0.55
1:A:178:GLU:N	1:A:178:GLU:OE2	2.39	0.55
2:B:106:PHE:N	2:B:106:PHE:CD1	2.74	0.55
3:C:106:SER:O	3:C:109:ILE:HG12	2.06	0.55
3:C:127:SER:CB	3:C:131:LEU:HD12	2.36	0.55
5:E:58:ILE:HD11	5:E:148:LEU:CD1	2.36	0.55
6:F:50:LYS:N	6:F:50:LYS:CD	2.65	0.55
7:G:242:THR:C	7:G:245:GLN:HE22	2.09	0.55
7:G:244:GLN:O	7:G:247:LEU:N	2.39	0.55
8:H:182:GLN:HB2	8:H:186:PHE:CE1	2.41	0.55
8:H:242:ILE:HD12	8:H:273:LYS:HE2	1.88	0.55
1:A:246:GLN:O	1:A:247:VAL:C	2.41	0.55
2:B:183:GLN:H	2:B:202:ALA:HB2	1.70	0.55
3:C:194:VAL:O	3:C:259:HIS:CE1	2.60	0.55
3:C:208:VAL:CG1	3:C:209:ASP:N	2.68	0.55
4:D:48:LEU:HG	4:D:53:SER:HB2	1.87	0.55
5:E:126:ILE:HB	5:E:131:HIS:C	2.25	0.55
6:F:253:PRO:HA	6:F:256:GLN:HG2	1.89	0.55
6:F:259:LEU:HD23	6:F:259:LEU:C	2.26	0.55
7:G:48:VAL:HG22	7:G:77:LEU:HD21	1.89	0.55
4:D:181:LEU:HG	4:D:197:THR:CG2	2.35	0.55
5:E:65:GLU:O	5:E:133:TRP:HA	2.06	0.55
6:F:60:THR:HG21	6:F:160:ALA:CB	2.36	0.55
7:G:108:TYR:CE2	7:G:116:VAL:HG21	2.42	0.55
8:H:80:VAL:CG1	8:H:81:GLY:H	2.13	0.55
2:B:218:GLN:HE22	2:B:221:ARG:HD3	1.71	0.55
2:B:222:ASP:O	2:B:223:VAL:C	2.44	0.55
3:C:88:LEU:O	3:C:90:SER:N	2.40	0.55
5:E:140:LEU:CD2	5:E:142:LEU:HD21	2.36	0.55
5:E:86:SER:O	5:E:89:ALA:HB3	2.06	0.55
6:F:178:ASP:CG	6:F:216:MET:HB3	2.26	0.55
7:G:142:TYR:C	7:G:143:LEU:HD23	2.27	0.55
7:G:226:LEU:C	7:G:226:LEU:HD13	2.26	0.55
7:G:19:ALA:N	7:G:22:VAL:CG2	2.69	0.55
7:G:259:MET:HG2	7:G:263:GLN:HG2	1.86	0.55
8:H:275:GLU:O	8:H:278:GLU:HB3	2.07	0.55
8:H:84:VAL:CG1	8:H:85:VAL:N	2.69	0.55

Continued on next page...

Continued from previous page...

Atom-1	Atom-2	Interatomic distance (Å)	Clash overlap (Å)
1:A:299:GLU:HG2	4:D:30:HIS:HA	1.87	0.55
3:C:126:ILE:HB	3:C:131:LEU:CB	2.18	0.55
5:E:12:VAL:CG1	5:E:13:TYR:H	2.19	0.55
5:E:141:LEU:N	5:E:141:LEU:HD23	2.20	0.55
7:G:242:THR:HG22	7:G:245:GLN:NE2	2.21	0.55
7:G:23:LEU:CD2	7:G:25:GLN:HE22	2.20	0.55
1:A:181:ASP:HB2	1:A:182:PRO:CD	2.37	0.55
1:A:421:UNK:HB2	4:D:207:GLN:HB2	1.89	0.55
2:B:111:LEU:C	2:B:113:GLN:N	2.60	0.55
2:B:143:LEU:HD23	2:B:143:LEU:H	1.71	0.55
3:C:101:GLU:O	3:C:102:ALA:C	2.45	0.55
3:C:111:ASP:O	3:C:115:ASN:N	2.40	0.55
4:D:192:LEU:C	4:D:192:LEU:HD23	2.27	0.55
5:E:151:ALA:O	5:E:154:ILE:HG22	2.07	0.55
6:F:233:LEU:HG	6:F:236:SER:H	1.72	0.55
7:G:136:GLU:HB2	7:G:137:PRO:CD	2.35	0.55
8:H:95:ARG:HD2	8:H:107:VAL:HG11	1.89	0.55
1:A:78:PHE:CA	1:A:134:VAL:HG23	2.37	0.55
1:A:189:HIS:HB3	1:A:226:ASN:CG	2.27	0.55
2:B:51:VAL:CG2	2:B:122:ILE:HG13	2.37	0.55
2:B:159:CYS:SG	2:B:220:ALA:CA	2.95	0.55
3:C:89:CYS:HB2	3:C:144:TYR:CB	2.36	0.55
3:C:58:VAL:HG12	3:C:155:ALA:CB	2.36	0.55
3:C:249:GLN:HA	3:C:252:MET:HB2	1.89	0.55
3:C:57:THR:HB	3:C:142:LEU:CG	2.37	0.55
4:D:50:GLY:C	4:D:52:THR:H	2.10	0.55
5:E:204:CYS:HA	5:E:225:SER:HA	1.87	0.55
6:F:39:VAL:HG21	6:F:251:LEU:CD2	2.36	0.55
7:G:230:PHE:CD2	7:G:236:ILE:HD12	2.41	0.55
7:G:49:GLU:HB3	9:I:160:SER:CA	2.32	0.55
9:I:86:HIS:CG	9:I:101:GLY:HA3	2.41	0.55
1:A:205:LEU:C	1:A:205:LEU:HD23	2.27	0.55
1:A:80:LEU:O	1:A:103:ASN:ND2	2.40	0.55
2:B:176:GLU:OE2	2:B:176:GLU:N	2.38	0.55
2:B:161:ALA:HB3	2:B:184:LEU:HD22	1.88	0.55
3:C:213:GLU:HA	3:C:213:GLU:OE1	2.07	0.55
4:D:188:VAL:HG12	4:D:189:GLU:CG	2.37	0.55
6:F:117:CYS:SG	6:F:118:GLU:N	2.80	0.55
6:F:67:SER:O	6:F:68:GLY:O	2.25	0.55
7:G:119:ILE:H	7:G:119:ILE:HD12	1.70	0.55
7:G:203:LEU:HA	7:G:206:ILE:CD1	2.36	0.55

Continued on next page...

Continued from previous page...

Atom-1	Atom-2	Interatomic distance (Å)	Clash overlap (Å)
7:G:260:THR:HB	7:G:263:GLN:HB2	1.89	0.55
7:G:264:ARG:HA	7:G:267:ILE:CG2	2.37	0.55
9:I:78:ILE:HG13	9:I:78:ILE:O	2.07	0.55
1:A:51:GLY:O	1:A:52:LYS:HB2	2.07	0.54
2:B:111:LEU:CD1	2:B:153:ARG:N	2.70	0.54
3:C:107:GLN:NE2	3:C:111:ASP:HB3	2.22	0.54
4:D:32:ALA:O	4:D:48:LEU:N	2.33	0.54
4:D:96:ARG:HG3	4:D:99:ARG:NH2	2.08	0.54
5:E:239:MET:C	5:E:239:MET:SD	2.86	0.54
6:F:216:MET:O	6:F:217:PRO:O	2.25	0.54
9:I:156:ALA:HB3	9:I:164:MET:H	1.71	0.54
1:A:198:PHE:C	1:A:199:PHE:CD1	2.81	0.54
2:B:137:CYS:CA	2:B:140:ALA:HB3	2.30	0.54
2:B:81:SER:OG	2:B:129:ALA:N	2.41	0.54
3:C:52:LYS:HA	3:C:56:THR:O	2.06	0.54
3:C:60:CYS:CB	3:C:139:LEU:HG	2.37	0.54
3:C:91:SER:C	3:C:93:PHE:H	2.11	0.54
4:D:146:VAL:HG13	4:D:147:PRO:HD2	1.88	0.54
4:D:160:ASP:C	4:D:162:ASP:H	2.10	0.54
4:D:193:LEU:O	4:D:194:MET:CB	2.55	0.54
4:D:49:GLN:HE21	4:D:132:CYS:HA	1.72	0.54
5:E:231:THR:CG2	5:E:232:SER:N	2.70	0.54
6:F:149:LEU:HD21	6:F:151:LEU:HD23	1.89	0.54
6:F:35:ARG:C	6:F:35:ARG:HD2	2.26	0.54
6:F:55:LEU:HD11	6:F:163:THR:HB	1.88	0.54
7:G:118:GLY:C	7:G:119:ILE:HD12	2.27	0.54
7:G:128:PHE:CE2	7:G:156:VAL:HG11	2.42	0.54
3:C:216:HIS:CD2	3:C:217:LEU:N	2.76	0.54
5:E:116:LYS:NZ	5:E:118:SER:HB3	2.22	0.54
6:F:130:LEU:HD21	6:F:162:LEU:HD23	1.89	0.54
6:F:139:TYR:HB3	6:F:142:ALA:HB3	1.89	0.54
6:F:97:LEU:HG	6:F:145:GLU:HG3	1.89	0.54
7:G:144:SER:C	7:G:180:ILE:HG23	2.27	0.54
7:G:21:THR:O	7:G:22:VAL:C	2.45	0.54
8:H:258:TYR:CB	8:H:288:LEU:HG	2.37	0.54
2:B:151:PRO:HB3	8:H:56:VAL:HG23	1.88	0.54
9:I:158:SER:HB2	9:I:174:CYS:HB3	1.87	0.54
1:A:264:LEU:O	1:A:265:ILE:C	2.43	0.54
3:C:57:THR:O	3:C:142:LEU:N	2.36	0.54
4:D:102:CYS:C	4:D:104:ALA:N	2.58	0.54
4:D:165:LEU:CD2	4:D:165:LEU:N	2.69	0.54

Continued on next page...

Continued from previous page...

Atom-1	Atom-2	Interatomic distance (Å)	Clash overlap (Å)
5:E:90:THR:C	5:E:92:GLU:H	2.11	0.54
6:F:233:LEU:H	6:F:236:SER:HB3	1.71	0.54
7:G:18:ALA:HB3	7:G:33:LEU:HB3	1.89	0.54
7:G:229:VAL:HG23	7:G:237:TRP:HE3	1.72	0.54
5:E:10:GLU:HB2	8:H:169:GLY:HA2	1.89	0.54
8:H:44:GLY:HA2	8:H:56:VAL:CG2	2.37	0.54
9:I:16:ASN:HB2	9:I:18:GLU:OE1	2.07	0.54
1:A:82:LEU:HB3	1:A:90:PHE:CE1	2.41	0.54
2:B:142:THR:HG22	2:B:146:LEU:HD21	1.88	0.54
3:C:23:ARG:C	3:C:25:ASP:N	2.61	0.54
3:C:98:PRO:HB2	3:C:103:GLN:CG	2.37	0.54
4:D:83:LYS:NZ	4:D:125:ASP:H	2.05	0.54
4:D:180:VAL:C	4:D:181:LEU:HD12	2.28	0.54
8:H:128:GLU:HB3	8:H:132:ARG:NH2	2.22	0.54
1:A:53:THR:HG23	1:A:142:ASP:N	2.15	0.54
2:B:6:LEU:O	2:B:13:VAL:HG13	2.08	0.54
2:B:79:THR:HG22	2:B:88:ARG:HG2	1.89	0.54
3:C:105:ALA:O	3:C:108:PHE:N	2.41	0.54
3:C:147:ASN:HD21	3:C:150:ASP:H	1.55	0.54
3:C:60:CYS:HB3	3:C:155:ALA:O	2.08	0.54
8:H:109:LEU:HD23	8:H:109:LEU:C	2.28	0.54
1:A:165:VAL:HG22	1:A:178:GLU:HB2	1.87	0.54
1:A:242:LEU:O	2:B:195:ILE:HD13	2.07	0.54
3:C:64:ALA:CB	3:C:165:LEU:HD11	2.38	0.54
1:A:428:UNK:HG1	3:C:246:ALA:O	2.07	0.54
5:E:241:LYS:HB3	6:F:225:LEU:H	1.72	0.54
6:F:130:LEU:HD23	6:F:130:LEU:N	2.22	0.54
7:G:266:GLN:C	7:G:268:PHE:N	2.59	0.54
9:I:155:VAL:HG13	9:I:157:HIS:NE2	2.22	0.54
9:I:111:THR:HG1	9:I:184:LYS:HE3	1.73	0.54
2:B:48:LEU:CG	2:B:127:LEU:HD11	2.29	0.54
2:B:209:LEU:O	2:B:213:LEU:HB3	2.07	0.54
3:C:120:GLN:HB3	3:C:122:GLU:HG2	1.90	0.54
5:E:147:ASN:CB	5:E:213:ASP:HA	2.37	0.54
8:H:271:ILE:CG2	8:H:277:MET:HG3	2.38	0.54
1:A:32:TYR:CE1	1:A:208:ASP:HB2	2.43	0.54
2:B:159:CYS:SG	2:B:219:ALA:C	2.86	0.54
3:C:200:VAL:HG22	3:C:206:LEU:CB	2.38	0.54
4:D:51:ASP:O	4:D:124:SER:OG	2.25	0.54
4:D:225:ARG:NH2	7:G:28:LEU:HD23	2.22	0.54
5:E:238:CYS:HA	6:F:228:SER:CA	2.31	0.54

Continued on next page...

Continued from previous page...

Atom-1	Atom-2	Interatomic distance (Å)	Clash overlap (Å)
5:E:154:ILE:HD12	5:E:270:LEU:CD1	2.36	0.54
5:E:154:ILE:CD1	5:E:270:LEU:HD13	2.36	0.54
6:F:261:ARG:O	6:F:265:ARG:HG2	2.08	0.54
7:G:123:LYS:HB2	7:G:128:PHE:HD2	1.73	0.54
7:G:170:ASN:HD21	7:G:173:MET:CB	2.07	0.54
8:H:188:ASP:OD1	8:H:194:SER:HB3	2.08	0.54
5:E:7:SER:H	8:H:87:ARG:HH22	1.54	0.54
9:I:40:CYS:SG	9:I:56:VAL:HG21	2.48	0.54
1:A:28:GLN:HB3	1:A:31:ASP:OD2	2.08	0.54
1:A:76:LEU:HG	1:A:77:PHE:N	2.21	0.54
3:C:61:GLY:HA3	6:F:105:PHE:CD2	2.43	0.54
3:C:72:ASP:O	3:C:74:PRO:CD	2.56	0.54
4:D:190:ARG:HG3	4:D:214:GLN:HG3	1.89	0.54
4:D:40:ARG:CB	4:D:41:PRO:HD3	2.27	0.54
5:E:110:TYR:O	5:E:114:ASN:HB2	2.08	0.54
5:E:71:LEU:O	5:E:74:PRO:HD3	2.07	0.54
5:E:86:SER:HB3	5:E:89:ALA:HB2	1.90	0.54
6:F:130:LEU:O	6:F:133:ALA:HB3	2.08	0.54
6:F:213:VAL:CG1	6:F:225:LEU:HA	2.38	0.54
8:H:276:ILE:O	8:H:279:GLU:N	2.41	0.54
8:H:53:ILE:CG2	8:H:54:ALA:N	2.71	0.54
1:A:36:ARG:C	1:A:37:ILE:HD12	2.28	0.53
1:A:67:LYS:HG2	1:A:68:LEU:H	1.74	0.53
2:B:100:LEU:HA	2:B:103:ARG:HD3	1.90	0.53
2:B:190:PRO:O	2:B:191:ALA:C	2.46	0.53
2:B:204:LEU:HD11	2:B:208:HIS:CB	2.37	0.53
2:B:41:GLU:CA	2:B:45:THR:O	2.53	0.53
3:C:232:LEU:HD13	4:D:203:ASP:N	2.23	0.53
3:C:237:LYS:HZ3	3:C:240:GLY:H	1.55	0.53
4:D:121:GLN:NE2	4:D:122:VAL:N	2.56	0.53
8:H:202:PHE:C	8:H:203:ILE:HD12	2.27	0.53
8:H:236:ARG:NH1	8:H:269:LYS:HB3	2.22	0.53
9:I:100:ARG:CG	9:I:101:GLY:H	2.20	0.53
1:A:12:ARG:HD3	1:A:12:ARG:C	2.29	0.53
1:A:245:ASP:O	1:A:249:ARG:NH2	2.41	0.53
2:B:104:GLN:O	2:B:107:GLU:HB3	2.08	0.53
3:C:109:ILE:O	3:C:113:ILE:N	2.29	0.53
3:C:57:THR:OG1	3:C:142:LEU:HB2	2.07	0.53
4:D:98:ILE:CG2	4:D:99:ARG:N	2.71	0.53
5:E:13:TYR:CE1	8:H:231:ARG:HG3	2.43	0.53
5:E:184:ASP:HB2	5:E:187:TYR:HB2	1.90	0.53

Continued on next page...

Continued from previous page...

Atom-1	Atom-2	Interatomic distance (Å)	Clash overlap (Å)
5:E:217:GLN:O	5:E:220:ALA:HB3	2.08	0.53
6:F:97:LEU:O	6:F:146:VAL:HG23	2.07	0.53
7:G:178:VAL:CG1	7:G:179:CYS:H	2.21	0.53
8:H:76:TYR:CA	8:H:102:SER:HB3	2.38	0.53
8:H:113:MET:HG3	8:H:113:MET:O	2.07	0.53
8:H:165:LYS:HE2	8:H:219:PHE:HE1	1.72	0.53
8:H:76:TYR:CD2	8:H:77:ILE:N	2.75	0.53
2:B:105:THR:OG1	2:B:106:PHE:CD1	2.61	0.53
2:B:110:ILE:O	2:B:111:LEU:HB2	2.09	0.53
2:B:223:VAL:O	2:B:227:LEU:HG	2.07	0.53
2:B:228:ASP:O	2:B:232:ARG:HG3	2.08	0.53
3:C:38:ASN:HB3	3:C:41:SER:OG	2.08	0.53
4:D:214:GLN:C	4:D:218:GLN:NE2	2.61	0.53
5:E:120:ASP:CG	5:E:192:LEU:HD11	2.29	0.53
5:E:185:ASP:N	5:E:186:PRO:CD	2.71	0.53
5:E:42:VAL:C	5:E:44:ASN:H	2.12	0.53
9:I:73:CYS:HB3	9:I:87:ILE:CG2	2.38	0.53
1:A:13:PHE:C	1:A:13:PHE:CD2	2.81	0.53
1:A:48:VAL:HG21	1:A:152:ALA:HA	1.90	0.53
1:A:15:LEU:HD21	1:A:216:VAL:HB	1.89	0.53
1:A:197:ALA:CA	1:A:220:LEU:HD12	2.38	0.53
1:A:28:GLN:O	1:A:31:ASP:OD1	2.27	0.53
2:B:145:VAL:O	2:B:146:LEU:C	2.47	0.53
7:G:203:LEU:O	7:G:204:GLY:C	2.47	0.53
7:G:250:ALA:O	7:G:253:LEU:HB2	2.09	0.53
8:H:109:LEU:HD23	8:H:110:LEU:N	2.24	0.53
8:H:189:LEU:HD13	8:H:257:LEU:CD2	2.38	0.53
9:I:71:VAL:CG2	9:I:72:THR:N	2.71	0.53
9:I:79:ASN:C	9:I:81:ARG:N	2.60	0.53
9:I:93:MET:N	9:I:94:PRO:CD	2.71	0.53
1:A:243:LEU:N	1:A:246:GLN:HE22	2.07	0.53
1:A:241:MET:HB3	2:B:194:GLN:NE2	2.23	0.53
3:C:65:GLU:O	3:C:134:VAL:N	2.37	0.53
4:D:38:LEU:CD1	4:D:38:LEU:H	2.22	0.53
5:E:42:VAL:HG12	5:E:44:ASN:H	1.73	0.53
6:F:169:LEU:O	6:F:174:VAL:HG22	2.08	0.53
6:F:181:VAL:HG23	6:F:217:PRO:CD	2.39	0.53
6:F:252:TYR:HD1	6:F:255:LEU:HD11	1.72	0.53
7:G:115:HIS:N	7:G:115:HIS:ND1	2.56	0.53
7:G:149:THR:CG2	7:G:150:LYS:N	2.69	0.53
8:H:244:LEU:O	8:H:249:MET:N	2.38	0.53

Continued on next page...

Continued from previous page...

Atom-1	Atom-2	Interatomic distance (Å)	Clash overlap (Å)
8:H:247:GLN:O	8:H:248:ARG:C	2.46	0.53
8:H:71:ALA:HB3	8:H:74:THR:OG1	2.09	0.53
9:I:126:ASP:HB3	9:I:183:ARG:HH22	1.73	0.53
9:I:129:LEU:CD2	9:I:154:VAL:HG22	2.31	0.53
1:A:101:LYS:HD2	1:A:105:LEU:HD22	1.91	0.53
1:A:158:CYS:CB	1:A:269:LEU:HD11	2.39	0.53
1:A:15:LEU:HA	1:A:18:ILE:HG12	1.90	0.53
1:A:226:ASN:O	1:A:228:HIS:N	2.41	0.53
1:A:23:ARG:HH21	1:A:27:ARG:NH1	2.05	0.53
1:A:421:UNK:O	1:A:425:UNK:CG	2.54	0.53
1:A:83:SER:OG	1:A:85:MET:HG2	2.08	0.53
2:B:156:VAL:HG13	2:B:188:LEU:C	2.29	0.53
3:C:210:PRO:HA	3:C:214:GLU:OE2	2.08	0.53
3:C:244:THR:HG22	3:C:246:ALA:H	1.73	0.53
4:D:74:ALA:HA	4:D:114:THR:HG23	1.90	0.53
5:E:120:ASP:HB3	5:E:123:THR:OG1	2.09	0.53
6:F:158:LEU:CD2	6:F:158:LEU:C	2.77	0.53
6:F:40:TYR:C	6:F:40:TYR:CD1	2.81	0.53
8:H:40:MET:CE	8:H:41:ARG:H	2.21	0.53
5:E:7:SER:CB	8:H:87:ARG:HH12	2.22	0.53
9:I:106:GLU:CD	9:I:106:GLU:H	2.12	0.53
1:A:260:GLU:O	1:A:263:GLU:HB3	2.09	0.53
1:A:262:THR:O	1:A:265:ILE:HG13	2.06	0.53
2:B:210:GLU:O	2:B:214:GLU:HB2	2.08	0.53
3:C:15:ARG:HA	3:C:18:LEU:HD12	1.90	0.53
3:C:126:ILE:HG23	3:C:168:VAL:CG1	2.38	0.53
3:C:201:PHE:CD2	3:C:219:THR:HG23	2.44	0.53
8:H:191:CYS:O	8:H:233:VAL:HG13	2.09	0.53
9:I:123:ARG:HB2	9:I:183:ARG:NH2	2.20	0.53
1:A:181:ASP:HB2	1:A:182:PRO:HD3	1.91	0.53
1:A:240:ILE:HD13	1:A:242:LEU:HD21	1.91	0.53
1:A:433:UNK:O	1:A:436:UNK:HG2	2.08	0.53
2:B:7:SER:HB3	2:B:13:VAL:HG23	1.90	0.53
3:C:7:THR:C	3:C:10:PRO:HD2	2.29	0.53
5:E:47:GLY:O	5:E:61:GLY:HA2	2.09	0.53
7:G:42:GLU:OE1	7:G:48:VAL:N	2.42	0.53
7:G:49:GLU:HA	7:G:50:ARG:CZ	2.39	0.53
7:G:87:HIS:ND1	7:G:98:VAL:O	2.39	0.53
8:H:149:PHE:C	8:H:151:ASP:N	2.61	0.53
1:A:189:HIS:CB	1:A:226:ASN:ND2	2.72	0.53
1:A:81:GLU:OE1	1:A:81:GLU:O	2.27	0.53

Continued on next page...

Continued from previous page...

Atom-1	Atom-2	Interatomic distance (Å)	Clash overlap (Å)
2:B:186:LEU:HG	2:B:187:ALA:N	2.14	0.53
2:B:78:ALA:HB3	2:B:81:SER:CB	2.32	0.53
2:B:92:ASP:O	2:B:96:CYS:SG	2.60	0.53
3:C:40:GLY:HA2	3:C:162:ASN:ND2	2.24	0.53
4:D:26:CYS:O	4:D:167:LEU:HD12	2.09	0.53
5:E:116:LYS:HG3	5:E:118:SER:HB3	1.90	0.53
7:G:270:ARG:N	7:G:270:ARG:HH11	2.07	0.53
7:G:48:VAL:HG22	7:G:77:LEU:CD2	2.39	0.53
8:H:110:LEU:HD12	8:H:110:LEU:N	2.13	0.53
9:I:151:LEU:HG	9:I:152:GLY:H	1.74	0.53
1:A:146:ILE:HA	1:A:149:ALA:CB	2.39	0.53
1:A:165:VAL:HB	1:A:174:LEU:HA	1.90	0.53
1:A:198:PHE:CD1	1:A:219:GLY:O	2.62	0.53
1:A:83:SER:OG	1:A:84:GLN:N	2.38	0.53
2:B:192:SER:OG	2:B:194:GLN:HG3	2.08	0.53
6:F:178:ASP:OD1	6:F:179:LEU:N	2.42	0.53
8:H:102:SER:OG	8:H:104:LEU:HG	2.09	0.53
8:H:108:LEU:HB2	8:H:156:LEU:O	2.08	0.53
9:I:87:ILE:HG23	9:I:103:ILE:CD1	2.38	0.53
1:A:286:GLU:HA	1:A:289:ALA:CB	2.37	0.52
1:A:40:GLY:CA	1:A:45:CYS:SG	2.89	0.52
3:C:258:ARG:O	3:C:262:VAL:HG22	2.08	0.52
4:D:149:ARG:HG3	4:D:150:ALA:N	2.24	0.52
4:D:205:GLU:O	4:D:209:CYS:SG	2.68	0.52
5:E:105:ILE:HG12	5:E:149:PHE:HE1	1.74	0.52
5:E:108:THR:HG1	5:E:149:PHE:HZ	1.55	0.52
5:E:126:ILE:CD1	5:E:131:HIS:HB3	2.39	0.52
5:E:48:SER:HA	5:E:60:VAL:O	2.08	0.52
5:E:69:PRO:CG	5:E:132:CYS:SG	2.97	0.52
6:F:178:ASP:OD1	6:F:216:MET:HB3	2.10	0.52
7:G:223:LEU:HG	7:G:272:ALA:HA	1.91	0.52
7:G:222:LYS:NZ	7:G:268:PHE:HB3	2.23	0.52
3:C:139:LEU:N	3:C:139:LEU:HD12	2.24	0.52
5:E:156:VAL:O	5:E:160:LEU:HD13	2.09	0.52
5:E:249:PRO:CG	6:F:245:LEU:HD11	2.38	0.52
8:H:102:SER:CB	8:H:104:LEU:HG	2.39	0.52
8:H:106:SER:CA	8:H:154:VAL:HG13	2.39	0.52
6:F:218:VAL:HG21	9:I:11:GLY:O	2.09	0.52
9:I:69:ALA:O	9:I:132:VAL:N	2.40	0.52
1:A:165:VAL:H	1:A:174:LEU:HD22	1.74	0.52
1:A:276:ARG:HG3	1:A:276:ARG:HH11	1.74	0.52

Continued on next page...

Continued from previous page...

Atom-1	Atom-2	Interatomic distance (Å)	Clash overlap (Å)
2:B:130:ASP:OD2	2:B:174:HIS:CB	2.57	0.52
2:B:46:LYS:HD3	2:B:128:GLN:HB2	1.91	0.52
3:C:206:LEU:HD22	3:C:247:LYS:NZ	2.24	0.52
4:D:28:LEU:CD2	4:D:28:LEU:N	2.67	0.52
4:D:46:SER:HA	4:D:55:LEU:HA	1.91	0.52
3:C:65:GLU:OE2	6:F:109:ARG:NH1	2.42	0.52
4:D:61:PRO:HB2	7:G:135:SER:OG	2.09	0.52
8:H:137:GLU:HA	8:H:137:GLU:OE2	2.09	0.52
8:H:87:ARG:HG3	8:H:87:ARG:NH1	2.24	0.52
9:I:135:LEU:HB2	9:I:142:TYR:CE2	2.43	0.52
1:A:71:ALA:O	1:A:126:GLY:N	2.42	0.52
2:B:139:ASN:O	2:B:143:LEU:CG	2.54	0.52
2:B:161:ALA:HB1	2:B:215:ALA:HB3	1.90	0.52
3:C:240:GLY:C	3:C:242:GLY:H	2.12	0.52
4:D:107:LEU:HD23	4:D:107:LEU:O	2.09	0.52
4:D:172:LYS:HB2	4:D:173:GLN:NE2	2.24	0.52
5:E:146:GLY:HA2	5:E:216:LEU:CD2	2.38	0.52
6:F:250:ARG:O	6:F:253:PRO:HD2	2.09	0.52
7:G:201:VAL:HG23	7:G:234:GLY:HA2	1.90	0.52
7:G:202:THR:HG22	7:G:204:GLY:N	2.25	0.52
7:G:260:THR:O	7:G:262:ASP:N	2.43	0.52
9:I:127:ILE:H	9:I:155:VAL:CB	2.21	0.52
1:A:12:ARG:HD3	1:A:13:PHE:CA	2.40	0.52
1:A:15:LEU:O	1:A:16:ARG:C	2.47	0.52
1:A:24:LEU:C	1:A:26:GLY:N	2.58	0.52
1:A:253:ILE:HA	1:A:256:VAL:HG23	1.90	0.52
2:B:102:LEU:HD22	2:B:102:LEU:H	1.75	0.52
2:B:66:PRO:O	2:B:116:PRO:HA	2.09	0.52
3:C:171:ASN:ND2	3:C:176:LEU:HD13	2.25	0.52
5:E:192:LEU:HD13	5:E:192:LEU:C	2.29	0.52
5:E:252:ILE:CG2	5:E:253:PHE:N	2.71	0.52
6:F:174:VAL:HG23	6:F:176:MET:HE1	1.90	0.52
7:G:116:VAL:CG1	7:G:117:ILE:N	2.72	0.52
7:G:157:GLN:NE2	7:G:157:GLN:HA	2.25	0.52
7:G:48:VAL:O	9:I:159:GLU:HG3	2.09	0.52
8:H:172:VAL:O	8:H:202:PHE:HA	2.08	0.52
9:I:129:LEU:CD2	9:I:129:LEU:N	2.69	0.52
1:A:262:THR:HA	1:A:265:ILE:CD1	2.40	0.52
1:A:294:THR:HA	4:D:231:ARG:HD2	1.91	0.52
1:A:61:CYS:C	1:A:62:GLU:HG3	2.30	0.52
2:B:49:ALA:CB	2:B:124:VAL:HG22	2.40	0.52

Continued on next page...

Continued from previous page...

Atom-1	Atom-2	Interatomic distance (Å)	Clash overlap (Å)
2:B:137:CYS:O	2:B:141:ALA:N	2.33	0.52
2:B:173:SER:OG	2:B:174:HIS:N	2.40	0.52
1:A:233:THR:HG22	2:B:201:ASP:OD1	2.09	0.52
3:C:111:ASP:HB2	4:D:198:LYS:HE3	1.92	0.52
3:C:56:THR:HG22	3:C:143:ASP:O	2.09	0.52
3:C:59:ILE:HD11	3:C:142:LEU:CG	2.39	0.52
3:C:86:PRO:HG2	3:C:88:LEU:CB	2.40	0.52
4:D:102:CYS:O	4:D:103:GLU:C	2.47	0.52
4:D:112:PRO:HG2	4:D:113:ARG:HH21	1.69	0.52
4:D:226:GLU:O	4:D:229:GLN:HB2	2.09	0.52
5:E:58:ILE:HD12	5:E:58:ILE:N	2.24	0.52
5:E:66:MET:HA	5:E:126:ILE:HD11	1.90	0.52
6:F:251:LEU:C	6:F:253:PRO:HD2	2.29	0.52
6:F:259:LEU:HD13	9:I:9:ILE:HD12	1.92	0.52
7:G:33:LEU:HD13	7:G:33:LEU:N	2.24	0.52
7:G:173:MET:HB2	9:I:78:ILE:CD1	2.39	0.52
1:A:242:LEU:CA	1:A:246:GLN:HE22	2.22	0.52
4:D:33:CYS:HB2	4:D:47:PHE:CD1	2.45	0.52
5:E:226:LEU:HD11	5:E:239:MET:HE2	1.92	0.52
6:F:108:ARG:CD	6:F:108:ARG:N	2.73	0.52
2:B:151:PRO:HB3	8:H:56:VAL:CG2	2.39	0.52
8:H:82:ASP:OD1	8:H:199:ASN:ND2	2.43	0.52
9:I:123:ARG:CB	9:I:124:PRO:HD2	2.14	0.52
1:A:50:LEU:HD12	1:A:148:ALA:HB2	1.92	0.52
1:A:182:PRO:C	1:A:183:VAL:HG22	2.30	0.52
1:A:247:VAL:O	1:A:251:SER:OG	2.26	0.52
2:B:143:LEU:CA	2:B:146:LEU:HG	2.40	0.52
3:C:23:ARG:NH1	3:C:214:GLU:OE2	2.43	0.52
3:C:48:SER:C	3:C:159:ALA:HA	2.30	0.52
3:C:59:ILE:HD11	3:C:142:LEU:CD1	2.40	0.52
4:D:43:GLY:N	4:D:58:VAL:O	2.42	0.52
5:E:257:GLU:C	5:E:259:GLY:N	2.59	0.52
6:F:255:LEU:CD1	6:F:256:GLN:N	2.62	0.52
7:G:20:ARG:CB	7:G:35:LEU:HD11	2.37	0.52
8:H:33:ILE:CG2	8:H:34:THR:N	2.72	0.52
9:I:102:THR:N	9:I:103:ILE:HD12	2.25	0.52
1:A:159:HIS:O	1:A:161:ARG:HD3	2.10	0.52
1:A:444:UNK:CG	1:A:445:UNK:N	2.73	0.52
2:B:93:ARG:O	2:B:97:GLU:HB2	2.09	0.52
4:D:33:CYS:SG	4:D:34:GLU:N	2.83	0.52
4:D:86:LEU:HB2	4:D:87:PRO:HD2	1.91	0.52

Continued on next page...

Continued from previous page...

Atom-1	Atom-2	Interatomic distance (Å)	Clash overlap (Å)
5:E:51:VAL:HG21	5:E:154:ILE:HG23	1.91	0.52
5:E:8:GLU:HA	5:E:11:LYS:CG	2.40	0.52
6:F:170:ALA:HB2	6:F:176:MET:HE3	1.91	0.52
6:F:252:TYR:CD1	6:F:255:LEU:HD11	2.45	0.52
6:F:64:CYS:SG	6:F:165:ALA:HA	2.49	0.52
7:G:192:ILE:CG2	7:G:193:GLY:N	2.72	0.52
5:E:10:GLU:HA	8:H:168:GLN:C	2.29	0.52
8:H:258:TYR:CD2	8:H:287:ARG:HG2	2.45	0.52
1:A:11:ARG:HG2	1:A:12:ARG:N	2.20	0.52
1:A:115:CYS:HA	1:A:189:HIS:CD2	2.45	0.52
1:A:225:MET:SD	1:A:255:GLY:CA	2.98	0.52
2:B:66:PRO:HG2	2:B:67:ASP:H	1.73	0.52
5:E:51:VAL:CG2	5:E:155:ALA:HB2	2.40	0.52
6:F:61:LYS:HB3	6:F:151:LEU:HD12	1.92	0.52
6:F:188:ALA:HB1	6:F:189:PRO:HD2	1.91	0.52
7:G:144:SER:O	7:G:180:ILE:HG23	2.10	0.52
7:G:149:THR:CG2	7:G:150:LYS:H	2.23	0.52
7:G:215:GLU:O	7:G:216:ILE:C	2.47	0.52
7:G:116:VAL:HG22	7:G:233:ASN:CG	2.31	0.52
7:G:201:VAL:HG23	7:G:234:GLY:CA	2.40	0.52
7:G:239:LYS:C	7:G:239:LYS:HD2	2.31	0.52
7:G:253:LEU:HA	7:G:256:CYS:HG	1.73	0.52
8:H:204:TRP:C	8:H:205:ILE:HD12	2.31	0.52
8:H:36:ASP:HB2	8:H:39:PHE:CE1	2.45	0.52
1:A:237:SER:O	1:A:240:ILE:HD11	2.09	0.51
1:A:265:ILE:O	1:A:269:LEU:N	2.35	0.51
1:A:436:UNK:CG	3:C:257:THR:OG1	2.55	0.51
3:C:232:LEU:H	4:D:202:SER:HA	1.75	0.51
4:D:29:ARG:NH1	4:D:52:THR:HB	2.25	0.51
6:F:213:VAL:HG12	6:F:226:LEU:H	1.75	0.51
7:G:117:ILE:H	7:G:233:ASN:HD21	1.58	0.51
7:G:264:ARG:H	7:G:264:ARG:HH11	1.56	0.51
9:I:87:ILE:HG23	9:I:103:ILE:HD13	1.91	0.51
1:A:146:ILE:HD12	1:A:146:ILE:H	1.75	0.51
1:A:167:VAL:HG22	1:A:172:VAL:CA	2.27	0.51
1:A:246:GLN:O	1:A:250:CYS:SG	2.68	0.51
1:A:262:THR:HA	1:A:265:ILE:HD11	1.92	0.51
1:A:439:UNK:CB	3:C:257:THR:HG22	2.40	0.51
3:C:9:GLU:O	3:C:11:LEU:HG	2.10	0.51
3:C:199:ALA:O	3:C:206:LEU:HB2	2.10	0.51
5:E:117:SER:C	5:E:119:VAL:H	2.12	0.51

Continued on next page...

Continued from previous page...

Atom-1	Atom-2	Interatomic distance (Å)	Clash overlap (Å)
5:E:86:SER:HB3	5:E:141:LEU:O	2.09	0.51
6:F:185:LEU:HG	6:F:197:LEU:CD1	2.41	0.51
6:F:211:LEU:HG	6:F:212:THR:N	2.25	0.51
6:F:36:LEU:HD21	6:F:251:LEU:HD21	1.92	0.51
7:G:199:PHE:HE2	7:G:238:VAL:HG13	1.75	0.51
7:G:220:VAL:O	7:G:222:LYS:N	2.44	0.51
7:G:230:PHE:CE2	7:G:236:ILE:HG23	2.44	0.51
7:G:233:ASN:OD1	7:G:233:ASN:N	2.44	0.51
7:G:240:ALA:HB3	7:G:246:THR:OG1	2.10	0.51
7:G:33:LEU:HD11	7:G:79:VAL:HG23	1.92	0.51
8:H:102:SER:HB2	8:H:104:LEU:HG	1.92	0.51
8:H:104:LEU:N	8:H:104:LEU:HD23	2.24	0.51
1:A:77:PHE:HB3	1:A:133:ARG:HG3	1.92	0.51
1:A:134:VAL:HG11	1:A:157:LEU:HD21	1.92	0.51
2:B:139:ASN:O	2:B:140:ALA:C	2.47	0.51
2:B:22:ARG:CZ	2:B:173:SER:HA	2.40	0.51
3:C:225:VAL:HB	3:C:233:CYS:HB3	1.93	0.51
3:C:260:LYS:C	3:C:264:LYS:HZ3	2.13	0.51
3:C:79:VAL:HG12	3:C:121:LYS:HZ3	1.76	0.51
3:C:83:VAL:HG21	3:C:109:ILE:HD11	1.93	0.51
5:E:62:VAL:HA	5:E:136:TYR:O	2.10	0.51
5:E:81:PHE:HA	5:E:137:VAL:O	2.11	0.51
7:G:195:ASP:O	7:G:237:TRP:CZ2	2.61	0.51
8:H:204:TRP:CE3	8:H:206:TYR:HD2	2.27	0.51
9:I:130:ALA:HB1	9:I:145:THR:O	2.11	0.51
9:I:172:MET:SD	9:I:185:VAL:HG22	2.51	0.51
9:I:71:VAL:HG22	9:I:72:THR:N	2.25	0.51
1:A:271:ASN:O	1:A:275:VAL:HG23	2.10	0.51
1:A:74:GLY:CA	1:A:129:VAL:HG21	2.40	0.51
2:B:163:PHE:HB2	2:B:212:VAL:CG1	2.40	0.51
2:B:172:LEU:HB3	2:B:176:GLU:HG2	1.92	0.51
2:B:161:ALA:HB2	2:B:216:ALA:HB2	1.91	0.51
3:C:66:PHE:HB3	3:C:126:ILE:CD1	2.40	0.51
3:C:200:VAL:HG22	3:C:206:LEU:HB2	1.92	0.51
4:D:139:MET:HA	4:D:142:VAL:CG2	2.40	0.51
4:D:58:VAL:HG21	4:D:140:ALA:O	2.11	0.51
4:D:160:ASP:OD1	4:D:164:THR:HB	2.10	0.51
4:D:28:LEU:HD12	4:D:31:PHE:CZ	2.46	0.51
5:E:45:THR:HB	5:E:62:VAL:O	2.11	0.51
6:F:213:VAL:HG12	6:F:226:LEU:N	2.25	0.51
6:F:233:LEU:H	6:F:233:LEU:HD23	1.75	0.51

Continued on next page...

Continued from previous page...

Atom-1	Atom-2	Interatomic distance (Å)	Clash overlap (Å)
8:H:243:SER:O	8:H:247:GLN:N	2.29	0.51
9:I:112:GLU:HG3	9:I:147:ALA:CB	2.27	0.51
9:I:35:SER:OG	9:I:55:VAL:HG21	2.10	0.51
9:I:44:SER:HB3	9:I:52:VAL:HB	1.92	0.51
9:I:85:VAL:O	9:I:103:ILE:HD12	2.10	0.51
1:A:228:HIS:HB2	1:A:230:GLU:OE2	2.10	0.51
2:B:36:GLY:HA3	2:B:148:ALA:HB2	1.92	0.51
2:B:18:ALA:HB1	2:B:169:LEU:HA	1.91	0.51
1:A:225:MET:HE1	2:B:206:GLU:HG3	1.93	0.51
3:C:116:SER:O	3:C:117:GLN:HB2	2.10	0.51
3:C:23:ARG:NH2	3:C:31:GLU:HB3	2.26	0.51
3:C:43:SER:C	3:C:45:ALA:H	2.14	0.51
4:D:197:THR:CG2	4:D:201:TYR:HE2	2.23	0.51
4:D:181:LEU:CB	4:D:197:THR:OG1	2.58	0.51
5:E:273:VAL:HG22	5:E:276:LYS:NZ	2.25	0.51
5:E:27:ARG:HD2	5:E:31:ASP:HB2	1.93	0.51
7:G:218:GLN:C	7:G:221:GLY:H	2.14	0.51
8:H:242:ILE:HG13	8:H:243:SER:N	2.25	0.51
9:I:25:GLY:HA3	9:I:55:VAL:CB	2.39	0.51
1:A:248:LEU:HA	1:A:251:SER:OG	2.11	0.51
2:B:169:LEU:N	2:B:169:LEU:HD12	2.26	0.51
3:C:47:GLY:CA	3:C:162:ASN:HD22	2.24	0.51
3:C:50:LEU:HD12	3:C:51:VAL:N	2.25	0.51
4:D:38:LEU:CD1	4:D:38:LEU:N	2.73	0.51
5:E:240:ARG:HA	6:F:225:LEU:O	2.10	0.51
7:G:42:GLU:CG	7:G:48:VAL:HG23	2.40	0.51
8:H:178:LEU:CD1	8:H:245:VAL:HG13	2.38	0.51
8:H:243:SER:HA	8:H:277:MET:HE3	1.92	0.51
9:I:126:ASP:C	9:I:127:ILE:HD12	2.31	0.51
1:A:130:TRP:HH2	1:A:163:PRO:HG2	1.75	0.51
1:A:263:GLU:HB3	1:A:264:LEU:HD22	1.92	0.51
1:A:237:SER:HA	2:B:104:GLN:OE1	2.11	0.51
1:A:234:ILE:CD1	2:B:199:GLU:HA	2.41	0.51
3:C:43:SER:O	3:C:45:ALA:N	2.32	0.51
4:D:112:PRO:CG	4:D:113:ARG:NH2	2.69	0.51
4:D:29:ARG:HG2	4:D:168:ASP:OD2	2.10	0.51
5:E:152:ILE:O	5:E:156:VAL:CB	2.58	0.51
5:E:167:ARG:HD3	5:E:187:TYR:HB3	1.93	0.51
6:F:177:TYR:HB3	9:I:27:TYR:CZ	2.45	0.51
6:F:237:TRP:O	6:F:239:GLU:N	2.44	0.51
7:G:160:ASP:C	7:G:161:LEU:HD12	2.31	0.51

Continued on next page...

Continued from previous page...

Atom-1	Atom-2	Interatomic distance (Å)	Clash overlap (Å)
9:I:109:ARG:HH12	9:I:145:THR:HG21	1.76	0.51
9:I:48:GLY:O	9:I:49:ALA:HB3	2.11	0.51
9:I:92:SER:C	9:I:94:PRO:HD2	2.31	0.51
1:A:165:VAL:CG2	1:A:178:GLU:HB2	2.41	0.51
1:A:47:ILE:HG12	1:A:284:PHE:HE1	1.76	0.51
2:B:139:ASN:HA	2:B:142:THR:HB	1.93	0.51
3:C:201:PHE:O	3:C:203:ASP:N	2.44	0.51
5:E:90:THR:C	5:E:92:GLU:N	2.62	0.51
6:F:265:ARG:HG3	6:F:265:ARG:HH11	1.75	0.51
8:H:76:TYR:HD2	8:H:77:ILE:H	1.59	0.51
8:H:84:VAL:CG1	8:H:200:ASN:OD1	2.59	0.51
8:H:96:TRP:HE3	8:H:108:LEU:HG	1.76	0.51
1:A:144:ASN:HB3	1:A:208:ASP:OD1	2.10	0.51
1:A:302:PRO:HA	4:D:27:SER:CA	2.41	0.51
3:C:107:GLN:HE21	3:C:111:ASP:HB3	1.76	0.51
3:C:12:GLU:O	3:C:16:ARG:N	2.44	0.51
3:C:260:LYS:CE	3:C:263:LYS:HD2	2.34	0.51
5:E:14:ILE:HB	5:E:221:CYS:SG	2.51	0.51
5:E:39:THR:HB	5:E:162:ASN:ND2	2.26	0.51
5:E:40:ASP:CA	5:E:48:SER:HB2	2.24	0.51
5:E:58:ILE:C	5:E:59:LEU:HD12	2.30	0.51
6:F:111:ARG:O	6:F:111:ARG:HG3	2.11	0.51
6:F:184:GLY:O	6:F:198:ASP:N	2.44	0.51
7:G:123:LYS:HA	7:G:128:PHE:CB	2.23	0.51
7:G:20:ARG:CB	7:G:35:LEU:HD21	2.41	0.51
2:B:115:HIS:ND1	8:H:103:ARG:HG3	2.26	0.51
8:H:170:VAL:O	8:H:204:TRP:CD1	2.64	0.51
9:I:157:HIS:HA	9:I:162:ILE:O	2.10	0.51
9:I:166:PRO:HA	9:I:172:MET:HA	1.93	0.51
9:I:27:TYR:HB3	9:I:34:PHE:O	2.10	0.51
1:A:51:GLY:O	1:A:52:LYS:CB	2.59	0.51
2:B:226:LEU:HD22	2:B:227:LEU:CD2	2.41	0.51
3:C:25:ASP:OD1	3:C:27:ARG:HD3	2.11	0.51
3:C:44:THR:O	6:F:107:GLY:O	2.27	0.51
4:D:72:ASN:CA	4:D:113:ARG:H	2.15	0.51
4:D:139:MET:N	4:D:139:MET:HE2	2.26	0.51
5:E:118:SER:HB2	5:E:196:ASN:HB3	1.92	0.51
7:G:199:PHE:CE2	7:G:236:ILE:O	2.64	0.51
8:H:106:SER:HA	8:H:154:VAL:O	2.11	0.51
8:H:29:PRO:CD	8:H:57:ALA:HA	2.29	0.51
1:A:109:CYS:SG	1:A:110:LEU:HD23	2.51	0.50

Continued on next page...

Continued from previous page...

Atom-1	Atom-2	Interatomic distance (Å)	Clash overlap (Å)
1:A:224:ALA:HB3	1:A:233:THR:H	1.76	0.50
2:B:45:THR:C	2:B:46:LYS:HD2	2.32	0.50
3:C:201:PHE:HD2	3:C:219:THR:HG23	1.76	0.50
3:C:28:GLU:O	3:C:30:GLY:N	2.44	0.50
3:C:44:THR:OG1	6:F:152:GLU:HG3	2.11	0.50
4:D:129:LEU:HD23	4:D:129:LEU:C	2.32	0.50
4:D:73:LYS:N	4:D:112:PRO:CA	2.69	0.50
5:E:82:PHE:O	5:E:138:ASP:HA	2.10	0.50
5:E:93:PHE:HB3	5:E:97:GLY:CA	2.41	0.50
6:F:40:TYR:HB3	6:F:56:GLU:CB	2.41	0.50
6:F:98:CYS:HA	6:F:146:VAL:O	2.10	0.50
7:G:242:THR:N	7:G:245:GLN:NE2	2.42	0.50
8:H:76:TYR:CD1	8:H:200:ASN:HB3	2.46	0.50
8:H:30:GLY:N	8:H:54:ALA:O	2.43	0.50
9:I:44:SER:CB	9:I:52:VAL:HB	2.40	0.50
9:I:79:ASN:HB2	9:I:82:PHE:O	2.10	0.50
1:A:75:ILE:CG2	1:A:76:LEU:N	2.75	0.50
2:B:75:TYR:CE1	2:B:126:VAL:HG23	2.45	0.50
2:B:144:ALA:O	2:B:147:ASP:HB3	2.11	0.50
4:D:208:GLN:O	4:D:212:ALA:N	2.32	0.50
4:D:227:SER:HA	4:D:230:ARG:HG2	1.92	0.50
6:F:100:PHE:CD2	6:F:119:GLU:HG3	2.46	0.50
5:E:238:CYS:CA	6:F:229:GLY:H	2.23	0.50
6:F:37:ARG:HB3	6:F:38:PRO:CD	2.41	0.50
7:G:104:GLN:HE22	7:G:202:THR:HG21	1.75	0.50
7:G:249:LEU:O	7:G:253:LEU:HG	2.11	0.50
8:H:136:GLN:N	8:H:136:GLN:NE2	2.57	0.50
8:H:266:HIS:C	8:H:268:ILE:H	2.13	0.50
9:I:25:GLY:HA2	9:I:37:LEU:HB2	1.92	0.50
1:A:141:HIS:NE2	1:A:211:GLU:OE2	2.45	0.50
1:A:162:ARG:CZ	1:A:162:ARG:HB3	2.41	0.50
1:A:31:ASP:OD1	1:A:31:ASP:N	2.44	0.50
3:C:249:GLN:CA	3:C:249:GLN:NE2	2.73	0.50
4:D:215:ALA:N	4:D:218:GLN:NE2	2.59	0.50
1:A:302:PRO:HA	4:D:27:SER:HA	1.93	0.50
4:D:96:ARG:HG2	4:D:99:ARG:HE	1.76	0.50
5:E:23:ARG:HG2	5:E:27:ARG:O	2.10	0.50
6:F:179:LEU:O	6:F:216:MET:HA	2.11	0.50
6:F:185:LEU:CG	6:F:243:LEU:HD23	2.42	0.50
6:F:31:ARG:HE	6:F:35:ARG:HE	1.59	0.50
7:G:268:PHE:C	7:G:270:ARG:N	2.65	0.50

Continued on next page...

Continued from previous page...

Atom-1	Atom-2	Interatomic distance (Å)	Clash overlap (Å)
5:E:17:GLY:CA	8:H:231:ARG:HE	1.99	0.50
8:H:59:SER:HG	8:H:70:LYS:HB2	1.75	0.50
9:I:10:PRO:CD	9:I:38:ALA:HB2	2.41	0.50
9:I:88:LEU:HD12	9:I:88:LEU:N	2.26	0.50
1:A:151:ILE:HG22	1:A:155:VAL:CG2	2.41	0.50
1:A:177:PRO:C	1:A:180:ARG:HG2	2.30	0.50
1:A:217:MET:O	1:A:217:MET:HG3	2.11	0.50
1:A:225:MET:CE	2:B:206:GLU:HG3	2.41	0.50
3:C:49:ALA:CB	3:C:159:ALA:N	2.75	0.50
3:C:174:THR:HG22	3:C:175:ALA:N	2.27	0.50
3:C:31:GLU:O	3:C:31:GLU:HG3	2.12	0.50
1:A:294:THR:HB	4:D:35:GLN:O	2.12	0.50
5:E:86:SER:HB2	5:E:140:LEU:HD11	1.93	0.50
6:F:100:PHE:HB3	6:F:123:ALA:HB2	1.94	0.50
7:G:111:VAL:CG1	7:G:112:LYS:N	2.72	0.50
8:H:174:VAL:HG22	8:H:201:GLY:HA3	1.94	0.50
9:I:130:ALA:HA	9:I:151:LEU:CD1	2.31	0.50
1:A:175:TYR:HB3	1:A:178:GLU:OE2	2.12	0.50
1:A:84:GLN:O	1:A:87:ALA:O	2.29	0.50
2:B:111:LEU:CD1	2:B:153:ARG:H	2.24	0.50
2:B:29:GLY:HA2	2:B:37:SER:OG	2.11	0.50
3:C:200:VAL:CG1	3:C:201:PHE:N	2.74	0.50
3:C:193:PRO:CB	3:C:227:ASP:HA	2.33	0.50
3:C:237:LYS:HZ3	4:D:194:MET:HA	1.75	0.50
5:E:56:THR:CG2	5:E:145:GLY:H	2.24	0.50
5:E:146:GLY:C	5:E:148:LEU:N	2.64	0.50
5:E:265:VAL:HG12	5:E:266:LEU:HG	1.94	0.50
6:F:179:LEU:O	6:F:217:PRO:HD2	2.12	0.50
7:G:144:SER:OG	7:G:178:VAL:HG13	2.11	0.50
9:I:155:VAL:CG1	9:I:157:HIS:NE2	2.75	0.50
1:A:49:GLU:C	1:A:51:GLY:N	2.65	0.50
1:A:84:GLN:C	1:A:86:ALA:H	2.14	0.50
1:A:84:GLN:C	1:A:86:ALA:N	2.65	0.50
3:C:68:ALA:N	3:C:132:VAL:HG12	2.26	0.50
3:C:153:THR:OG1	3:C:194:VAL:CG1	2.60	0.50
3:C:60:CYS:HB3	3:C:159:ALA:CB	2.33	0.50
4:D:35:GLN:HG2	4:D:36:ASN:N	2.26	0.50
5:E:157:LYS:O	5:E:160:LEU:N	2.42	0.50
5:E:172:GLU:HG3	5:E:179:ASP:CG	2.32	0.50
6:F:139:TYR:CD1	6:F:139:TYR:N	2.79	0.50
7:G:216:ILE:HA	7:G:219:GLU:HB2	1.93	0.50

Continued on next page...

Continued from previous page...

Atom-1	Atom-2	Interatomic distance (Å)	Clash overlap (Å)
7:G:220:VAL:C	7:G:222:LYS:H	2.14	0.50
8:H:98:VAL:CG2	8:H:106:SER:O	2.60	0.50
9:I:121:SER:HB3	9:I:122:PHE:CE2	2.46	0.50
9:I:87:ILE:C	9:I:88:LEU:HD12	2.32	0.50
9:I:73:CYS:CB	9:I:87:ILE:HG22	2.40	0.50
2:B:17:ARG:CA	2:B:20:GLU:HG2	2.42	0.50
2:B:204:LEU:CD1	2:B:208:HIS:HB2	2.38	0.50
3:C:55:ASN:O	3:C:143:ASP:CB	2.59	0.50
5:E:111:ARG:O	5:E:114:ASN:HB3	2.12	0.50
5:E:154:ILE:HG23	5:E:155:ALA:H	1.75	0.50
5:E:23:ARG:NH2	5:E:214:ALA:HB2	2.27	0.50
5:E:116:LYS:HB2	5:E:237:THR:CG2	2.42	0.50
5:E:274:VAL:O	5:E:278:GLU:HG3	2.10	0.50
7:G:205:LEU:O	7:G:209:LEU:N	2.35	0.50
7:G:260:THR:HG22	7:G:262:ASP:HB3	1.93	0.50
8:H:146:GLN:OE1	8:H:157:HIS:HB2	2.12	0.50
8:H:244:LEU:HD22	8:H:249:MET:HG2	1.94	0.50
9:I:133:ILE:HG13	9:I:144:LEU:CA	2.41	0.50
9:I:44:SER:OG	9:I:52:VAL:HB	2.12	0.50
9:I:90:VAL:N	9:I:94:PRO:HG3	2.26	0.50
1:A:76:LEU:HD23	1:A:76:LEU:C	2.32	0.50
3:C:187:LEU:HD23	3:C:187:LEU:C	2.33	0.50
3:C:198:PHE:HE2	3:C:251:CYS:HA	1.75	0.50
3:C:260:LYS:HA	3:C:263:LYS:HD2	1.94	0.50
3:C:271:LYS:O	3:C:275:PRO:HG3	2.12	0.50
5:E:123:THR:HG21	5:E:192:LEU:CB	2.38	0.50
5:E:189:CYS:O	5:E:191:ARG:N	2.35	0.50
6:F:254:VAL:HA	6:F:257:GLN:OE1	2.11	0.50
7:G:198:LEU:HD12	7:G:237:TRP:N	2.27	0.50
7:G:242:THR:H	7:G:245:GLN:CD	2.16	0.50
7:G:32:GLU:HA	7:G:77:LEU:O	2.12	0.50
8:H:150:SER:O	8:H:152:GLY:N	2.45	0.50
5:E:25:ASP:HB2	8:H:239:ASN:OD1	2.11	0.50
8:H:271:ILE:HG21	8:H:280:ILE:HD11	1.94	0.50
1:A:167:VAL:HG21	1:A:172:VAL:HG13	1.93	0.50
2:B:172:LEU:C	2:B:173:SER:O	2.49	0.50
3:C:147:ASN:OD1	3:C:150:ASP:HB2	2.12	0.50
1:A:302:PRO:CA	4:D:27:SER:HB2	2.42	0.50
4:D:62:ALA:O	4:D:115:SER:N	2.38	0.50
5:E:150:ASP:HA	5:E:153:SER:HG	1.77	0.50
7:G:50:ARG:HB3	7:G:76:ARG:CB	2.42	0.50

Continued on next page...

Continued from previous page...

Atom-1	Atom-2	Interatomic distance (Å)	Clash overlap (Å)
1:A:187:ILE:HD12	1:A:187:ILE:N	2.27	0.49
1:A:212:ARG:O	1:A:216:VAL:HG22	2.12	0.49
1:A:63:LEU:H	1:A:63:LEU:HD23	1.77	0.49
1:A:7:SER:O	1:A:11:ARG:HD2	2.12	0.49
2:B:7:SER:HB3	2:B:13:VAL:HG22	1.93	0.49
3:C:103:GLN:O	3:C:104:VAL:C	2.51	0.49
3:C:202:ASP:C	3:C:204:THR:H	2.15	0.49
4:D:58:VAL:HB	4:D:144:ALA:HB2	1.94	0.49
5:E:165:ILE:HG23	5:E:166:PRO:HD2	1.92	0.49
5:E:243:GLY:O	6:F:128:GLU:HB3	2.11	0.49
7:G:192:ILE:CG2	7:G:193:GLY:H	2.25	0.49
1:A:176:THR:C	1:A:180:ARG:CZ	2.80	0.49
1:A:192:ILE:CD1	1:A:193:CYS:H	2.11	0.49
1:A:241:MET:HG2	2:B:194:GLN:NE2	2.27	0.49
2:B:105:THR:OG1	2:B:106:PHE:CE1	2.65	0.49
2:B:47:ALA:HB2	2:B:126:VAL:HA	1.94	0.49
3:C:194:VAL:O	3:C:225:VAL:HA	2.13	0.49
3:C:196:THR:O	3:C:223:THR:HA	2.12	0.49
3:C:237:LYS:NZ	3:C:240:GLY:N	2.56	0.49
3:C:242:GLY:HA3	4:D:191:LYS:HB3	1.93	0.49
5:E:215:THR:O	5:E:218:GLU:HB2	2.12	0.49
6:F:265:ARG:O	6:F:269:ALA:HB2	2.11	0.49
6:F:32:ASP:OD1	6:F:35:ARG:HB3	2.12	0.49
7:G:233:ASN:ND2	7:G:235:ARG:HG3	2.28	0.49
8:H:172:VAL:HG21	8:H:203:ILE:HB	1.95	0.49
8:H:42:GLY:HA3	8:H:68:CYS:SG	2.52	0.49
9:I:25:GLY:HA3	9:I:55:VAL:HG23	1.95	0.49
1:A:147:ASP:N	1:A:147:ASP:OD2	2.45	0.49
1:A:187:ILE:HD12	1:A:187:ILE:H	1.77	0.49
3:C:179:VAL:C	3:C:181:LEU:H	2.16	0.49
3:C:208:VAL:HG12	3:C:209:ASP:N	2.27	0.49
4:D:112:PRO:C	4:D:114:THR:H	2.15	0.49
4:D:82:PRO:HA	4:D:122:VAL:HB	1.93	0.49
6:F:67:SER:O	6:F:144:LEU:HG	2.12	0.49
6:F:66:VAL:HG23	6:F:168:ALA:CB	2.43	0.49
6:F:252:TYR:C	6:F:255:LEU:HG	2.33	0.49
6:F:97:LEU:HD23	6:F:145:GLU:HB2	1.92	0.49
7:G:168:VAL:O	7:G:175:PRO:CA	2.60	0.49
8:H:88:ILE:HB	8:H:137:GLU:O	2.12	0.49
1:A:173:THR:O	1:A:174:LEU:HD23	2.12	0.49
1:A:64:VAL:HG12	1:A:65:SER:N	2.27	0.49

Continued on next page...

Continued from previous page...

Atom-1	Atom-2	Interatomic distance (Å)	Clash overlap (Å)
2:B:16:ARG:HH21	2:B:21:LEU:CA	2.25	0.49
3:C:127:SER:H	3:C:131:LEU:CB	2.26	0.49
3:C:210:PRO:HB2	3:C:215:GLU:CB	2.42	0.49
6:F:126:LEU:CD2	6:F:130:LEU:HG	2.43	0.49
6:F:156:SER:C	6:F:158:LEU:N	2.65	0.49
6:F:96:LEU:N	6:F:96:LEU:CD2	2.74	0.49
8:H:172:VAL:HG12	8:H:174:VAL:HG12	1.94	0.49
8:H:170:VAL:CG1	8:H:205:ILE:HD13	2.38	0.49
8:H:36:ASP:HB2	8:H:39:PHE:CZ	2.47	0.49
8:H:83:ILE:O	8:H:84:VAL:HG23	2.12	0.49
9:I:64:LEU:N	9:I:65:PRO:CD	2.76	0.49
1:A:107:GLU:HA	1:A:110:LEU:HD11	1.89	0.49
1:A:162:ARG:HH11	1:A:162:ARG:CG	2.25	0.49
1:A:161:ARG:HB3	1:A:183:VAL:O	2.11	0.49
1:A:253:ILE:HA	1:A:256:VAL:HG21	1.93	0.49
1:A:46:CYS:C	1:A:47:ILE:HD12	2.32	0.49
2:B:48:LEU:HD12	2:B:127:LEU:HD21	1.93	0.49
2:B:12:ARG:HD2	2:B:14:ASP:OD2	2.13	0.49
2:B:194:GLN:C	2:B:195:ILE:HD12	2.32	0.49
1:A:233:THR:HG23	2:B:201:ASP:HA	1.94	0.49
2:B:212:VAL:CG2	2:B:213:LEU:N	2.75	0.49
2:B:69:ALA:HB3	2:B:112:THR:CB	2.42	0.49
3:C:101:GLU:O	3:C:103:GLN:N	2.45	0.49
3:C:62:VAL:HG22	3:C:137:CYS:HA	1.94	0.49
3:C:246:ALA:HA	3:C:249:GLN:HB2	1.93	0.49
4:D:28:LEU:HD22	4:D:167:LEU:HD13	1.94	0.49
5:E:161:PHE:CB	5:E:274:VAL:HG11	2.41	0.49
5:E:69:PRO:HB3	5:E:132:CYS:HB2	1.95	0.49
6:F:199:PRO:HB2	6:F:204:GLU:HB2	1.95	0.49
6:F:36:LEU:HD12	6:F:37:ARG:N	2.28	0.49
8:H:252:TYR:CE1	8:H:255:SER:HB2	2.48	0.49
9:I:100:ARG:HG2	9:I:101:GLY:N	2.27	0.49
9:I:9:ILE:O	9:I:11:GLY:N	2.42	0.49
1:A:43:TYR:HB3	1:A:161:ARG:HG2	1.94	0.49
1:A:45:CYS:HB2	1:A:58:GLN:HE22	1.76	0.49
1:A:98:LEU:N	1:A:98:LEU:CD2	2.75	0.49
2:B:45:THR:HA	2:B:128:GLN:O	2.13	0.49
3:C:105:ALA:O	3:C:106:SER:C	2.51	0.49
4:D:83:LYS:H	4:D:122:VAL:HB	1.78	0.49
4:D:214:GLN:O	4:D:218:GLN:HG3	2.12	0.49
4:D:227:SER:O	4:D:230:ARG:HB2	2.13	0.49

Continued on next page...

Continued from previous page...

Atom-1	Atom-2	Interatomic distance (Å)	Clash overlap (Å)
4:D:47:PHE:O	4:D:53:SER:HB2	2.13	0.49
5:E:122:LYS:C	5:E:124:LEU:H	2.14	0.49
5:E:167:ARG:HA	5:E:190:ILE:HB	1.94	0.49
7:G:264:ARG:O	7:G:265:LYS:C	2.51	0.49
9:I:123:ARG:H	9:I:183:ARG:NE	2.10	0.49
9:I:74:LYS:N	9:I:86:HIS:O	2.41	0.49
1:A:223:ILE:HG21	1:A:254:ALA:CB	2.42	0.49
2:B:116:PRO:C	2:B:118:SER:H	2.16	0.49
2:B:45:THR:OG1	2:B:130:ASP:HB3	2.13	0.49
3:C:56:THR:CA	3:C:143:ASP:O	2.52	0.49
3:C:253:SER:O	3:C:256:VAL:HB	2.12	0.49
3:C:56:THR:HG22	3:C:145:ASP:N	2.27	0.49
4:D:215:ALA:HA	4:D:218:GLN:NE2	2.28	0.49
1:A:295:ALA:HA	4:D:231:ARG:HH12	1.78	0.49
7:G:42:GLU:OE2	7:G:46:GLY:O	2.30	0.49
8:H:72:LEU:H	8:H:72:LEU:HD23	1.77	0.49
9:I:111:THR:HG22	9:I:112:GLU:OE2	2.13	0.49
9:I:16:ASN:N	9:I:16:ASN:ND2	2.59	0.49
1:A:146:ILE:CD1	1:A:146:ILE:H	2.25	0.49
1:A:179:GLU:C	1:A:181:ASP:H	2.15	0.49
1:A:29:THR:OG1	1:A:30:TYR:CE1	2.65	0.49
3:C:12:GLU:C	3:C:15:ARG:HG2	2.33	0.49
3:C:126:ILE:HG23	3:C:168:VAL:HG12	1.95	0.49
3:C:49:ALA:HB2	3:C:159:ALA:N	2.27	0.49
4:D:160:ASP:CG	4:D:164:THR:HB	2.33	0.49
5:E:157:LYS:HG3	5:E:158:ALA:H	1.77	0.49
5:E:203:LEU:O	5:E:225:SER:CA	2.61	0.49
5:E:53:LEU:CB	5:E:56:THR:HG23	2.43	0.49
6:F:253:PRO:O	6:F:255:LEU:N	2.45	0.49
7:G:140:LEU:CD2	7:G:141:SER:H	2.25	0.49
7:G:179:CYS:HA	7:G:189:MET:CG	2.43	0.49
7:G:216:ILE:O	7:G:220:VAL:N	2.42	0.49
7:G:116:VAL:HG22	7:G:233:ASN:CB	2.43	0.49
7:G:50:ARG:HE	7:G:75:ASP:CA	2.22	0.49
7:G:83:GLY:HA3	7:G:102:ASP:O	2.12	0.49
8:H:276:ILE:HG22	8:H:280:ILE:HG13	1.93	0.49
1:A:86:ALA:CB	1:A:138:LEU:HD12	2.34	0.49
1:A:192:ILE:CD1	1:A:193:CYS:N	2.68	0.49
1:A:9:CYS:O	1:A:10:GLU:C	2.52	0.49
2:B:173:SER:O	2:B:177:GLU:CG	2.42	0.49
2:B:105:THR:HG22	2:B:197:LEU:HB2	1.95	0.49

Continued on next page...

Continued from previous page...

Atom-1	Atom-2	Interatomic distance (Å)	Clash overlap (Å)
2:B:66:PRO:O	2:B:67:ASP:C	2.50	0.49
3:C:263:LYS:O	3:C:267:ASP:OD2	2.31	0.49
4:D:61:PRO:HG3	7:G:107:ARG:NH1	2.28	0.49
4:D:63:GLU:OE2	4:D:113:ARG:HB3	2.13	0.49
5:E:224:ALA:HB2	5:E:243:GLY:HA3	1.95	0.49
4:D:232:TYR:CE2	7:G:103:SER:HA	2.46	0.49
7:G:228:ILE:HG22	7:G:238:VAL:CG1	2.42	0.49
8:H:252:TYR:O	8:H:253:ASP:C	2.51	0.49
8:H:26:LEU:HD12	8:H:26:LEU:N	2.27	0.49
9:I:22:PRO:HG2	9:I:26:THR:CB	2.38	0.49
1:A:113:SER:C	1:A:115:CYS:H	2.16	0.49
1:A:66:PRO:CG	1:A:129:VAL:HB	2.43	0.49
1:A:139:LEU:N	1:A:139:LEU:CD1	2.76	0.49
1:A:231:ILE:O	2:B:203:ARG:HA	2.12	0.49
3:C:127:SER:H	3:C:131:LEU:HB2	1.76	0.49
3:C:147:ASN:OD1	3:C:150:ASP:CG	2.50	0.49
4:D:189:GLU:C	4:D:191:LYS:N	2.56	0.49
7:G:222:LYS:O	7:G:223:LEU:O	2.31	0.49
8:H:131:MET:HA	8:H:134:PHE:CD1	2.48	0.49
1:A:35:ILE:O	1:A:35:ILE:HD12	2.13	0.48
1:A:84:GLN:O	1:A:86:ALA:N	2.45	0.48
3:C:216:HIS:C	3:C:218:ALA:N	2.61	0.48
3:C:7:THR:O	3:C:10:PRO:HD2	2.13	0.48
4:D:143:ASP:C	4:D:145:GLY:N	2.65	0.48
4:D:74:ALA:CA	4:D:114:THR:HG23	2.43	0.48
5:E:206:ILE:HG22	5:E:206:ILE:O	2.12	0.48
8:H:108:LEU:HD23	8:H:108:LEU:N	2.25	0.48
9:I:104:ARG:NH1	9:I:141:ASN:CA	2.73	0.48
1:A:145:ILE:O	1:A:147:ASP:N	2.46	0.48
1:A:115:CYS:CB	1:A:189:HIS:HB2	2.43	0.48
1:A:80:LEU:O	1:A:99:LEU:HD11	2.13	0.48
3:C:46:ASP:N	3:C:46:ASP:OD1	2.45	0.48
4:D:203:ASP:C	4:D:205:GLU:N	2.64	0.48
5:E:15:VAL:HG13	5:E:221:CYS:HB3	1.95	0.48
6:F:135:ARG:HB2	6:F:177:TYR:CE2	2.48	0.48
7:G:20:ARG:HB2	7:G:35:LEU:CD2	2.41	0.48
5:E:7:SER:HB2	8:H:138:GLY:O	2.13	0.48
1:A:176:THR:N	1:A:177:PRO:CD	2.75	0.48
1:A:15:LEU:O	1:A:18:ILE:N	2.41	0.48
1:A:15:LEU:CD2	1:A:216:VAL:HB	2.43	0.48
1:A:265:ILE:HG13	1:A:265:ILE:H	1.42	0.48

Continued on next page...

Continued from previous page...

Atom-1	Atom-2	Interatomic distance (Å)	Clash overlap (Å)
1:A:293:ILE:HG22	1:A:294:THR:N	2.26	0.48
2:B:218:GLN:O	2:B:221:ARG:HG3	2.13	0.48
3:C:149:LEU:HD22	3:C:223:THR:OG1	2.12	0.48
3:C:154:PHE:CZ	3:C:266:MET:HB2	2.49	0.48
3:C:199:ALA:HB2	3:C:210:PRO:CG	2.43	0.48
1:A:444:UNK:HA	3:C:265:LEU:HD23	1.95	0.48
3:C:67:ALA:C	3:C:132:VAL:HG12	2.33	0.48
3:C:78:TYR:H	3:C:124:LEU:HD13	1.78	0.48
6:F:139:TYR:OH	6:F:175:GLU:HB2	2.13	0.48
6:F:62:VAL:HG22	6:F:164:ALA:CB	2.42	0.48
9:I:126:ASP:OD1	9:I:183:ARG:CZ	2.62	0.48
9:I:62:GLN:O	9:I:64:LEU:HG	2.12	0.48
9:I:79:ASN:O	9:I:81:ARG:N	2.47	0.48
1:A:101:LYS:HD3	1:A:235:GLN:NE2	2.29	0.48
1:A:280:GLY:O	1:A:281:LYS:HB2	2.13	0.48
2:B:102:LEU:H	2:B:102:LEU:CD2	2.27	0.48
1:A:244:LYS:HB2	2:B:213:LEU:HD21	1.95	0.48
2:B:229:ARG:C	2:B:231:VAL:N	2.64	0.48
3:C:116:SER:HB2	3:C:118:ILE:HG23	1.95	0.48
3:C:189:ILE:HD12	3:C:191:THR:O	2.13	0.48
3:C:20:GLU:O	3:C:21:ASN:C	2.51	0.48
4:D:79:ILE:HD11	4:D:119:VAL:HG22	1.93	0.48
4:D:190:ARG:CG	4:D:214:GLN:HG3	2.43	0.48
4:D:30:HIS:C	4:D:30:HIS:ND1	2.66	0.48
7:G:19:ALA:HB3	7:G:22:VAL:HG23	1.95	0.48
1:A:240:ILE:HB	1:A:242:LEU:HD21	1.96	0.48
3:C:242:GLY:CA	4:D:193:LEU:HD23	2.43	0.48
3:C:72:ASP:CG	3:C:73:ALA:N	2.67	0.48
4:D:151:LEU:HD11	7:G:29:PRO:HG2	1.96	0.48
4:D:218:GLN:C	4:D:222:ARG:HH21	2.15	0.48
5:E:116:LYS:CE	5:E:118:SER:HB3	2.43	0.48
5:E:29:CYS:SG	5:E:209:ARG:HG3	2.53	0.48
5:E:236:VAL:HG12	5:E:237:THR:O	2.14	0.48
5:E:112:ILE:CG2	5:E:237:THR:HG21	2.44	0.48
5:E:40:ASP:HA	5:E:48:SER:CB	2.24	0.48
6:F:252:TYR:N	6:F:253:PRO:HD2	2.28	0.48
8:H:252:TYR:O	8:H:255:SER:N	2.42	0.48
8:H:40:MET:SD	8:H:41:ARG:N	2.85	0.48
9:I:100:ARG:CG	9:I:101:GLY:N	2.76	0.48
1:A:213:GLU:HA	1:A:216:VAL:CG2	2.43	0.48
1:A:240:ILE:H	1:A:240:ILE:HD12	1.72	0.48

Continued on next page...

Continued from previous page...

Atom-1	Atom-2	Interatomic distance (Å)	Clash overlap (Å)
1:A:252:LYS:HA	2:B:206:GLU:OE2	2.14	0.48
2:B:154:ASP:CG	2:B:155:PHE:H	2.16	0.48
3:C:11:LEU:HB2	3:C:12:GLU:OE2	2.13	0.48
3:C:149:LEU:HD12	3:C:149:LEU:N	2.27	0.48
3:C:209:ASP:OD1	3:C:209:ASP:O	2.31	0.48
4:D:201:TYR:HB2	4:D:205:GLU:CG	2.43	0.48
4:D:209:CYS:O	4:D:213:ALA:N	2.34	0.48
6:F:157:ALA:HA	6:F:160:ALA:CB	2.42	0.48
6:F:187:LEU:HD21	6:F:237:TRP:HZ3	1.79	0.48
6:F:259:LEU:HD13	9:I:9:ILE:HD13	1.95	0.48
8:H:272:LEU:HG	8:H:274:PRO:HD2	1.95	0.48
1:A:52:LYS:HB2	1:A:142:ASP:OD2	2.12	0.48
1:A:144:ASN:HD22	1:A:145:ILE:N	2.10	0.48
1:A:246:GLN:C	1:A:248:LEU:H	2.17	0.48
3:C:126:ILE:HD12	3:C:131:LEU:HD22	1.95	0.48
3:C:237:LYS:HZ2	4:D:193:LEU:C	2.17	0.48
3:C:86:PRO:HB2	3:C:87:PRO:CD	2.30	0.48
4:D:28:LEU:HA	4:D:168:ASP:CB	2.43	0.48
4:D:54:VAL:HG12	4:D:55:LEU:N	2.28	0.48
5:E:164:ARG:HE	5:E:191:ARG:NH1	2.12	0.48
6:F:135:ARG:HB2	6:F:177:TYR:HE2	1.78	0.48
7:G:114:ASP:HB2	7:G:166:PHE:CZ	2.49	0.48
7:G:166:PHE:HB3	7:G:177:MET:CB	2.42	0.48
7:G:244:GLN:O	7:G:245:GLN:C	2.51	0.48
8:H:110:LEU:HD21	8:H:131:MET:CG	2.44	0.48
8:H:224:GLU:OE1	8:H:224:GLU:O	2.32	0.48
2:B:151:PRO:HA	8:H:56:VAL:HA	1.96	0.48
8:H:76:TYR:H	8:H:102:SER:HB3	1.79	0.48
8:H:77:ILE:HG23	8:H:104:LEU:CD2	2.34	0.48
1:A:114:LYS:C	1:A:116:ILE:N	2.67	0.48
1:A:212:ARG:HD2	1:A:215:ARG:NH1	2.29	0.48
1:A:96:SER:O	1:A:99:LEU:N	2.47	0.48
3:C:104:VAL:HG13	4:D:93:SER:CB	2.38	0.48
3:C:147:ASN:C	3:C:149:LEU:N	2.67	0.48
1:A:429:UNK:CG	3:C:249:GLN:O	2.56	0.48
3:C:32:PHE:O	3:C:33:ARG:O	2.31	0.48
4:D:201:TYR:HB2	4:D:205:GLU:HB3	1.93	0.48
5:E:34:CYS:HB2	8:H:272:LEU:HD11	1.96	0.48
6:F:215:LEU:HG	6:F:221:GLN:C	2.34	0.48
6:F:31:ARG:NH2	6:F:35:ARG:NE	2.61	0.48
7:G:174:GLU:HG3	7:G:175:PRO:HD2	1.94	0.48

Continued on next page...

Continued from previous page...

Atom-1	Atom-2	Interatomic distance (Å)	Clash overlap (Å)
7:G:244:GLN:O	7:G:246:THR:N	2.47	0.48
7:G:76:ARG:HG2	7:G:77:LEU:H	1.78	0.48
8:H:69:VAL:HG12	8:H:70:LYS:N	2.29	0.48
9:I:136:GLY:O	9:I:138:ALA:N	2.44	0.48
1:A:293:ILE:O	1:A:295:ALA:N	2.47	0.48
3:C:118:ILE:HG22	3:C:189:ILE:HD12	1.96	0.48
4:D:112:PRO:O	4:D:114:THR:N	2.43	0.48
5:E:78:TYR:HD2	5:E:78:TYR:H	1.61	0.48
3:C:65:GLU:OE2	6:F:109:ARG:CZ	2.62	0.48
6:F:103:ALA:HB2	6:F:151:LEU:HA	1.95	0.48
6:F:35:ARG:HH22	6:F:196:LEU:CD2	2.27	0.48
7:G:18:ALA:O	7:G:33:LEU:HA	2.14	0.48
8:H:86:GLY:O	8:H:140:LEU:HA	2.14	0.48
5:E:16:HIS:CE1	8:H:225:PRO:HG3	2.48	0.48
9:I:102:THR:CG2	9:I:104:ARG:HH12	2.22	0.48
9:I:126:ASP:OD2	9:I:126:ASP:C	2.52	0.48
9:I:24:SER:O	9:I:25:GLY:C	2.51	0.48
1:A:278:GLU:O	1:A:279:GLY:C	2.51	0.48
2:B:52:TYR:O	2:B:53:GLY:O	2.32	0.48
2:B:7:SER:HB3	2:B:13:VAL:N	2.28	0.48
5:E:125:CYS:O	5:E:126:ILE:O	2.32	0.48
5:E:69:PRO:CD	5:E:132:CYS:SG	3.00	0.48
5:E:51:VAL:HG23	5:E:155:ALA:HB2	1.95	0.48
5:E:190:ILE:HG22	5:E:190:ILE:O	2.13	0.48
5:E:112:ILE:HG23	5:E:237:THR:HG21	1.96	0.48
6:F:255:LEU:CD1	6:F:256:GLN:H	2.23	0.48
7:G:19:ALA:CB	7:G:34:LEU:O	2.62	0.48
8:H:197:LEU:CB	8:H:203:ILE:HG13	2.44	0.48
8:H:192:GLY:C	8:H:233:VAL:HG11	2.34	0.48
1:A:81:GLU:OE1	1:A:137:HIS:HA	2.14	0.47
1:A:144:ASN:HD22	1:A:144:ASN:C	2.17	0.47
1:A:201:GLN:O	1:A:202:GLY:C	2.52	0.47
2:B:207:ASP:OD2	2:B:207:ASP:N	2.41	0.47
2:B:208:HIS:O	2:B:212:VAL:HG22	2.14	0.47
3:C:103:GLN:O	3:C:106:SER:HB2	2.14	0.47
3:C:176:LEU:C	3:C:176:LEU:HD23	2.34	0.47
3:C:153:THR:HG21	3:C:195:ALA:H	1.79	0.47
4:D:36:ASN:HA	4:D:44:SER:HB2	1.95	0.47
6:F:169:LEU:HB3	6:F:176:MET:SD	2.54	0.47
8:H:174:VAL:HG23	8:H:175:SER:O	2.14	0.47
9:I:138:ALA:HB3	9:I:139:GLN:NE2	2.29	0.47

Continued on next page...

Continued from previous page...

Atom-1	Atom-2	Interatomic distance (Å)	Clash overlap (Å)
9:I:22:PRO:O	9:I:26:THR:HG21	2.13	0.47
1:A:70:ARG:C	1:A:72:THR:H	2.16	0.47
2:B:204:LEU:CG	2:B:208:HIS:HB2	2.44	0.47
3:C:271:LYS:O	3:C:275:PRO:HG2	2.14	0.47
3:C:79:VAL:HB	3:C:135:LEU:HD12	1.96	0.47
5:E:46:SER:HB2	5:E:47:GLY:H	1.52	0.47
6:F:135:ARG:CG	6:F:136:LEU:N	2.76	0.47
7:G:170:ASN:ND2	7:G:173:MET:HE2	2.29	0.47
7:G:244:GLN:NE2	7:G:244:GLN:CA	2.72	0.47
7:G:29:PRO:CB	7:G:80:THR:O	2.62	0.47
8:H:195:VAL:HG12	8:H:196:ILE:N	2.29	0.47
8:H:243:SER:HA	8:H:277:MET:CE	2.43	0.47
9:I:133:ILE:HG13	9:I:144:LEU:HA	1.95	0.47
1:A:162:ARG:C	1:A:183:VAL:HG12	2.34	0.47
1:A:249:ARG:O	1:A:252:LYS:N	2.46	0.47
2:B:111:LEU:N	2:B:111:LEU:HD12	2.29	0.47
2:B:135:ALA:O	2:B:138:VAL:HB	2.15	0.47
3:C:57:THR:CB	3:C:142:LEU:HD12	2.44	0.47
3:C:193:PRO:HB3	3:C:227:ASP:N	2.29	0.47
3:C:27:ARG:NH2	3:C:209:ASP:O	2.44	0.47
3:C:237:LYS:HZ1	3:C:240:GLY:N	2.10	0.47
3:C:259:HIS:O	3:C:263:LYS:CG	2.60	0.47
3:C:237:LYS:HD3	4:D:192:LEU:CD2	2.44	0.47
4:D:98:ILE:HG23	4:D:99:ARG:N	2.29	0.47
5:E:119:VAL:O	5:E:121:LEU:HG	2.15	0.47
5:E:120:ASP:O	5:E:122:LYS:N	2.47	0.47
5:E:16:HIS:HB3	8:H:231:ARG:NH2	2.29	0.47
5:E:40:ASP:OD1	5:E:162:ASN:HB3	2.14	0.47
6:F:193:PRO:HB2	6:F:195:TRP:CZ3	2.49	0.47
6:F:200:THR:HG22	6:F:201:ARG:N	2.29	0.47
6:F:45:LEU:CD1	6:F:46:LEU:HD23	2.44	0.47
7:G:214:CYS:SG	7:G:214:CYS:O	2.71	0.47
7:G:226:LEU:CD2	7:G:239:LYS:O	2.61	0.47
5:E:25:ASP:HA	8:H:239:ASN:HD21	1.78	0.47
9:I:145:THR:CG2	9:I:146:THR:N	2.78	0.47
1:A:189:HIS:CB	1:A:226:ASN:HD21	2.28	0.47
1:A:198:PHE:CD1	1:A:198:PHE:N	2.81	0.47
1:A:219:GLY:HA3	1:A:240:ILE:HG13	1.97	0.47
1:A:257:LYS:O	1:A:259:ALA:N	2.48	0.47
2:B:188:LEU:HG	2:B:189:LEU:N	2.30	0.47
4:D:191:LYS:O	4:D:193:LEU:N	2.46	0.47

Continued on next page...

Continued from previous page...

Atom-1	Atom-2	Interatomic distance (Å)	Clash overlap (Å)
5:E:83:VAL:HG21	5:E:106:ALA:HA	1.96	0.47
5:E:119:VAL:O	5:E:119:VAL:HG23	2.13	0.47
5:E:22:LEU:HD13	8:H:231:ARG:CB	2.38	0.47
6:F:215:LEU:HD23	6:F:216:MET:C	2.35	0.47
6:F:30:THR:CG2	6:F:31:ARG:N	2.77	0.47
7:G:191:VAL:O	7:G:192:ILE:HB	2.14	0.47
7:G:269:SER:HA	7:G:272:ALA:CB	2.43	0.47
1:A:234:ILE:HD12	2:B:199:GLU:HA	1.95	0.47
1:A:240:ILE:CD1	1:A:240:ILE:N	2.68	0.47
2:B:102:LEU:HD22	2:B:102:LEU:N	2.29	0.47
2:B:84:GLU:HA	5:E:63:LYS:NZ	2.29	0.47
3:C:107:GLN:O	3:C:110:ALA:HB3	2.14	0.47
3:C:111:ASP:OD2	3:C:111:ASP:C	2.53	0.47
3:C:164:GLN:HA	3:C:186:TYR:CB	2.42	0.47
3:C:164:GLN:HG2	3:C:186:TYR:HB2	1.96	0.47
3:C:57:THR:HB	3:C:142:LEU:CD1	2.43	0.47
5:E:58:ILE:HD13	5:E:151:ALA:CB	2.44	0.47
7:G:192:ILE:HG22	7:G:193:GLY:H	1.78	0.47
7:G:98:VAL:CG1	7:G:99:TYR:H	2.27	0.47
9:I:22:PRO:HB2	9:I:26:THR:HG22	1.96	0.47
1:A:286:GLU:O	1:A:289:ALA:HB3	2.15	0.47
1:A:75:ILE:H	1:A:75:ILE:HD12	1.79	0.47
1:A:96:SER:C	1:A:98:LEU:N	2.65	0.47
2:B:204:LEU:CD2	2:B:208:HIS:HB2	2.44	0.47
3:C:198:PHE:CE2	3:C:251:CYS:HA	2.50	0.47
3:C:17:PHE:CB	3:C:22:CYS:SG	3.01	0.47
4:D:158:ALA:HB1	4:D:177:ALA:HB2	1.97	0.47
4:D:82:PRO:HA	4:D:122:VAL:CB	2.44	0.47
3:C:101:GLU:CG	4:D:96:ARG:HH12	2.27	0.47
5:E:147:ASN:HB2	5:E:213:ASP:HA	1.95	0.47
7:G:130:VAL:HG22	7:G:131:ASP:N	2.30	0.47
7:G:196:GLY:HA3	7:G:237:TRP:HE1	1.78	0.47
7:G:266:GLN:O	7:G:269:SER:N	2.48	0.47
7:G:20:ARG:HB2	7:G:35:LEU:CG	2.44	0.47
7:G:35:LEU:HD22	7:G:35:LEU:N	2.29	0.47
8:H:129:LEU:HD23	8:H:132:ARG:HG3	1.96	0.47
8:H:76:TYR:N	8:H:102:SER:HB3	2.29	0.47
3:C:260:LYS:HB3	3:C:264:LYS:HZ1	1.79	0.47
5:E:237:THR:C	6:F:229:GLY:N	2.67	0.47
7:G:228:ILE:C	7:G:228:ILE:HD12	2.35	0.47
7:G:230:PHE:HD2	7:G:236:ILE:HD12	1.80	0.47

Continued on next page...

Continued from previous page...

Atom-1	Atom-2	Interatomic distance (Å)	Clash overlap (Å)
7:G:262:ASP:CG	7:G:263:GLN:N	2.68	0.47
8:H:197:LEU:N	8:H:197:LEU:CD2	2.75	0.47
8:H:271:ILE:HG22	8:H:277:MET:HG3	1.96	0.47
8:H:40:MET:HE3	8:H:41:ARG:N	2.29	0.47
8:H:30:GLY:C	8:H:53:ILE:HG23	2.34	0.47
9:I:10:PRO:CA	9:I:35:SER:O	2.62	0.47
9:I:24:SER:O	9:I:54:SER:HA	2.15	0.47
9:I:96:LYS:HB2	9:I:96:LYS:NZ	2.29	0.47
1:A:104:ARG:HG2	2:B:97:GLU:OE1	2.14	0.47
1:A:238:GLY:O	1:A:239:GLY:O	2.32	0.47
2:B:122:ILE:HD12	2:B:122:ILE:N	2.30	0.47
3:C:9:GLU:H	3:C:10:PRO:HD2	1.79	0.47
3:C:86:PRO:C	3:C:88:LEU:H	2.17	0.47
4:D:112:PRO:O	4:D:114:THR:HG22	2.14	0.47
4:D:134:LEU:HD13	4:D:154:GLY:CA	2.40	0.47
4:D:37:LEU:H	4:D:44:SER:CB	2.27	0.47
5:E:148:LEU:HD12	5:E:148:LEU:O	2.14	0.47
5:E:163:THR:O	5:E:165:ILE:N	2.43	0.47
5:E:53:LEU:O	5:E:56:THR:CG2	2.62	0.47
6:F:64:CYS:SG	6:F:165:ALA:CA	3.03	0.47
6:F:239:GLU:CG	6:F:240:ALA:N	2.78	0.47
6:F:60:THR:C	6:F:61:LYS:HD2	2.35	0.47
7:G:28:LEU:HD22	7:G:28:LEU:N	2.30	0.47
9:I:102:THR:C	9:I:103:ILE:HG13	2.35	0.47
9:I:128:VAL:CG2	9:I:129:LEU:N	2.78	0.47
9:I:146:THR:HA	9:I:151:LEU:HG	1.97	0.47
9:I:90:VAL:H	9:I:94:PRO:HG2	1.79	0.47
1:A:225:MET:HB2	1:A:258:VAL:HG11	1.96	0.47
1:A:83:SER:O	1:A:90:PHE:CB	2.62	0.47
2:B:54:PRO:HB3	2:B:120:ILE:HD11	1.96	0.47
2:B:226:LEU:HD23	2:B:226:LEU:C	2.36	0.47
3:C:127:SER:N	3:C:131:LEU:CB	2.77	0.47
3:C:57:THR:HB	3:C:142:LEU:HG	1.96	0.47
3:C:201:PHE:CE1	3:C:207:ILE:HD11	2.50	0.47
4:D:170:THR:HG22	4:D:172:LYS:H	1.80	0.47
1:A:295:ALA:N	4:D:231:ARG:NH1	2.63	0.47
4:D:88:GLY:N	4:D:91:GLU:HG3	2.30	0.47
5:E:118:SER:OG	5:E:198:PRO:HD3	2.14	0.47
5:E:12:VAL:CG1	5:E:13:TYR:N	2.74	0.47
1:A:104:ARG:NH1	1:A:107:GLU:HB3	2.30	0.47
1:A:165:VAL:H	1:A:174:LEU:CD2	2.27	0.47

Continued on next page...

Continued from previous page...

Atom-1	Atom-2	Interatomic distance (Å)	Clash overlap (Å)
1:A:198:PHE:HB3	1:A:202:GLY:HA2	1.96	0.47
2:B:139:ASN:HA	2:B:142:THR:CB	2.45	0.47
2:B:74:GLN:H	2:B:123:TYR:HD2	1.63	0.47
3:C:89:CYS:O	6:F:48:GLN:HG3	2.15	0.47
4:D:112:PRO:HD2	4:D:113:ARG:HH21	1.79	0.47
4:D:64:VAL:HG21	4:D:115:SER:HB3	1.95	0.47
4:D:167:LEU:O	4:D:168:ASP:HB3	2.15	0.47
4:D:208:GLN:OE1	4:D:208:GLN:N	2.45	0.47
7:G:107:ARG:HB3	7:G:107:ARG:HH11	1.78	0.47
8:H:188:ASP:HA	8:H:194:SER:HB3	1.97	0.47
8:H:277:MET:HA	8:H:280:ILE:CD1	2.44	0.47
1:A:95:GLN:O	1:A:97:ASP:N	2.48	0.47
3:C:243:LEU:HG	3:C:244:THR:N	2.19	0.47
3:C:262:VAL:HA	3:C:265:LEU:CD1	2.38	0.47
3:C:37:VAL:CG1	3:C:51:VAL:HG13	2.44	0.47
4:D:101:THR:O	4:D:104:ALA:HB3	2.15	0.47
4:D:156:ALA:HA	4:D:181:LEU:O	2.15	0.47
4:D:35:GLN:HB2	4:D:231:ARG:NH2	2.29	0.47
5:E:10:GLU:HA	8:H:168:GLN:O	2.15	0.47
6:F:139:TYR:CE1	6:F:175:GLU:HB2	2.50	0.47
6:F:170:ALA:O	6:F:173:GLY:N	2.48	0.47
6:F:186:SER:C	6:F:187:LEU:HD12	2.35	0.47
6:F:180:VAL:HG13	6:F:223:ALA:CB	2.45	0.47
6:F:226:LEU:H	6:F:226:LEU:HD12	1.80	0.47
7:G:117:ILE:HD12	7:G:235:ARG:HB2	1.97	0.47
7:G:232:MET:C	7:G:234:GLY:N	2.68	0.47
8:H:197:LEU:HB2	8:H:203:ILE:HG13	1.96	0.47
8:H:258:TYR:HE2	8:H:287:ARG:HG2	1.78	0.47
9:I:106:GLU:N	9:I:106:GLU:CD	2.68	0.47
1:A:65:SER:HA	1:A:127:GLU:O	2.15	0.46
1:A:162:ARG:HH22	1:A:184:PRO:HD2	1.79	0.46
1:A:271:ASN:CA	1:A:274:LYS:NZ	2.77	0.46
2:B:92:ASP:O	2:B:93:ARG:C	2.54	0.46
3:C:12:GLU:OE2	3:C:12:GLU:N	2.48	0.46
3:C:130:LYS:CE	3:C:130:LYS:O	2.63	0.46
3:C:225:VAL:C	3:C:226:MET:HG3	2.36	0.46
3:C:227:ASP:HB3	3:C:231:LYS:H	1.79	0.46
5:E:186:PRO:HG2	5:E:187:TYR:CD1	2.38	0.46
5:E:231:THR:HG22	5:E:232:SER:OG	2.14	0.46
8:H:243:SER:HB3	8:H:277:MET:CG	2.44	0.46
9:I:44:SER:N	9:I:52:VAL:O	2.48	0.46

Continued on next page...

Continued from previous page...

Atom-1	Atom-2	Interatomic distance (Å)	Clash overlap (Å)
9:I:24:SER:OG	9:I:55:VAL:O	2.19	0.46
1:A:153:ALA:O	1:A:156:ALA:HB3	2.15	0.46
3:C:172:GLU:O	3:C:173:GLU:HB2	2.15	0.46
3:C:242:GLY:HA3	4:D:191:LYS:CD	2.33	0.46
3:C:259:HIS:O	3:C:262:VAL:HG23	2.15	0.46
3:C:32:PHE:CE2	3:C:262:VAL:CG1	2.83	0.46
4:D:76:LEU:CD2	4:D:102:CYS:HB2	2.45	0.46
1:A:140:ASN:ND2	4:D:38:LEU:HA	2.30	0.46
5:E:126:ILE:H	5:E:132:CYS:HA	1.80	0.46
5:E:261:ARG:HD2	5:E:262:VAL:CG2	2.45	0.46
5:E:7:SER:N	8:H:87:ARG:NH2	2.62	0.46
7:G:107:ARG:HH11	7:G:107:ARG:CB	2.29	0.46
7:G:119:ILE:O	7:G:130:VAL:HG23	2.15	0.46
7:G:31:GLU:H	7:G:78:LEU:HD12	1.81	0.46
2:B:235:VAL:CG1	8:H:26:LEU:HD23	2.41	0.46
8:H:276:ILE:HG22	8:H:280:ILE:HD11	1.95	0.46
8:H:53:ILE:HG22	8:H:54:ALA:H	1.74	0.46
9:I:44:SER:HB3	9:I:52:VAL:CB	2.45	0.46
9:I:74:LYS:HB2	9:I:127:ILE:HG13	1.97	0.46
1:A:117:ASP:OD1	1:A:118:THR:N	2.49	0.46
1:A:436:UNK:O	1:A:437:UNK:C	2.63	0.46
1:A:442:UNK:CG	1:A:443:UNK:N	2.75	0.46
1:A:59:VAL:HB	1:A:160:PHE:CD1	2.51	0.46
2:B:62:ALA:O	2:B:63:ARG:C	2.54	0.46
3:C:147:ASN:CG	3:C:197:SER:HB2	2.35	0.46
3:C:264:LYS:HA	3:C:267:ASP:HB2	1.97	0.46
3:C:52:LYS:HD3	3:C:57:THR:HG23	1.96	0.46
4:D:139:MET:HA	4:D:142:VAL:HG23	1.96	0.46
4:D:220:VAL:O	4:D:223:PHE:HB3	2.15	0.46
8:H:271:ILE:HD13	8:H:280:ILE:CD1	2.45	0.46
9:I:102:THR:H	9:I:103:ILE:CD1	2.28	0.46
9:I:146:THR:HB	9:I:152:GLY:HA2	1.97	0.46
1:A:62:GLU:O	1:A:130:TRP:HA	2.15	0.46
3:C:176:LEU:HD23	3:C:176:LEU:O	2.16	0.46
3:C:249:GLN:C	3:C:252:MET:HB2	2.36	0.46
4:D:40:ARG:HG3	4:D:40:ARG:NH1	2.29	0.46
5:E:151:ALA:O	5:E:154:ILE:CG2	2.63	0.46
5:E:19:GLN:HA	5:E:209:ARG:CG	2.46	0.46
6:F:156:SER:C	6:F:158:LEU:H	2.19	0.46
6:F:237:TRP:O	6:F:241:VAL:HG23	2.15	0.46
7:G:181:ASP:HB3	7:G:186:ALA:N	2.31	0.46

Continued on next page...

Continued from previous page...

Atom-1	Atom-2	Interatomic distance (Å)	Clash overlap (Å)
7:G:94:SER:C	7:G:96:GLY:H	2.19	0.46
8:H:205:ILE:HG22	8:H:234:ILE:CG2	2.45	0.46
8:H:205:ILE:CD1	8:H:205:ILE:N	2.79	0.46
9:I:127:ILE:CD1	9:I:127:ILE:N	2.77	0.46
9:I:19:GLU:HG2	9:I:51:PRO:CD	2.32	0.46
1:A:151:ILE:O	1:A:152:ALA:C	2.54	0.46
1:A:201:GLN:O	1:A:203:THR:N	2.49	0.46
1:A:231:ILE:CG2	2:B:200:MET:HE1	2.46	0.46
2:B:197:LEU:HD22	2:B:198:LEU:H	1.79	0.46
3:C:105:ALA:O	3:C:109:ILE:CD1	2.63	0.46
3:C:58:VAL:HG13	3:C:139:LEU:HB3	1.97	0.46
3:C:51:VAL:HG23	3:C:155:ALA:HA	1.97	0.46
3:C:216:HIS:O	3:C:218:ALA:N	2.48	0.46
3:C:216:HIS:CG	3:C:217:LEU:N	2.82	0.46
3:C:23:ARG:NH2	3:C:27:ARG:NE	2.64	0.46
3:C:72:ASP:CG	3:C:73:ALA:H	2.18	0.46
4:D:79:ILE:O	4:D:119:VAL:HA	2.15	0.46
5:E:61:GLY:O	5:E:137:VAL:HA	2.15	0.46
5:E:92:GLU:HB2	5:E:93:PHE:H	1.52	0.46
7:G:136:GLU:CD	7:G:136:GLU:N	2.69	0.46
7:G:198:LEU:HD11	7:G:235:ARG:C	2.35	0.46
8:H:95:ARG:HB3	8:H:109:LEU:HD12	1.98	0.46
9:I:15:CYS:CB	9:I:33:ILE:HD12	2.42	0.46
9:I:70:ILE:N	9:I:70:ILE:CD1	2.76	0.46
1:A:224:ALA:HB3	1:A:233:THR:N	2.30	0.46
1:A:70:ARG:HB3	1:A:73:GLU:OE2	2.16	0.46
2:B:147:ASP:C	2:B:149:GLY:N	2.61	0.46
2:B:54:PRO:O	8:H:103:ARG:HA	2.15	0.46
3:C:84:ASP:OD1	3:C:85:LEU:N	2.49	0.46
4:D:74:ALA:HA	4:D:114:THR:O	2.16	0.46
6:F:144:LEU:HD21	6:F:146:VAL:HG22	1.96	0.46
7:G:116:VAL:HG22	7:G:233:ASN:HB3	1.97	0.46
8:H:171:LEU:H	8:H:171:LEU:HD23	1.81	0.46
8:H:50:GLU:C	8:H:51:LYS:HD2	2.36	0.46
9:I:90:VAL:N	9:I:94:PRO:CG	2.76	0.46
2:B:17:ARG:O	2:B:20:GLU:HG2	2.15	0.46
2:B:70:LEU:CD2	2:B:71:VAL:H	2.29	0.46
4:D:112:PRO:CD	4:D:113:ARG:HH21	2.28	0.46
4:D:125:ASP:O	4:D:126:ALA:CB	2.63	0.46
4:D:138:CYS:SG	4:D:139:MET:CE	3.03	0.46
4:D:170:THR:HG22	4:D:171:SER:N	2.31	0.46

Continued on next page...

Continued from previous page...

Atom-1	Atom-2	Interatomic distance (Å)	Clash overlap (Å)
4:D:197:THR:HG21	4:D:201:TYR:CE2	2.51	0.46
6:F:133:ALA:HB2	6:F:180:VAL:CG2	2.46	0.46
6:F:240:ALA:O	6:F:244:GLY:N	2.49	0.46
6:F:248:CYS:O	6:F:252:TYR:HB2	2.15	0.46
7:G:153:ARG:C	7:G:155:ASN:H	2.18	0.46
7:G:260:THR:O	7:G:261:SER:C	2.53	0.46
8:H:174:VAL:HG23	8:H:178:LEU:HD12	1.97	0.46
8:H:272:LEU:CD1	8:H:274:PRO:HD2	2.46	0.46
9:I:16:ASN:HB3	9:I:32:TYR:HA	1.98	0.46
1:A:176:THR:O	1:A:180:ARG:CZ	2.64	0.46
1:A:199:PHE:CD1	1:A:199:PHE:N	2.83	0.46
1:A:249:ARG:CA	1:A:249:ARG:NH1	2.78	0.46
2:B:188:LEU:HD11	2:B:193:GLY:HA2	1.98	0.46
2:B:200:MET:SD	2:B:200:MET:C	2.94	0.46
2:B:27:ARG:N	2:B:39:TYR:O	2.48	0.46
3:C:107:GLN:O	3:C:111:ASP:N	2.41	0.46
3:C:88:LEU:HD12	6:F:65:ALA:CB	2.42	0.46
4:D:91:GLU:O	4:D:92:LYS:C	2.54	0.46
5:E:119:VAL:O	5:E:121:LEU:N	2.48	0.46
5:E:55:HIS:O	5:E:143:GLU:HG2	2.16	0.46
6:F:220:ASN:O	6:F:220:ASN:OD1	2.33	0.46
7:G:110:PRO:HB2	7:G:166:PHE:CZ	2.51	0.46
8:H:140:LEU:HD13	8:H:204:TRP:NE1	2.30	0.46
1:A:212:ARG:CA	1:A:215:ARG:HH11	2.25	0.46
1:A:270:GLU:C	1:A:274:LYS:HZ3	2.20	0.46
1:A:296:PHE:HE2	1:A:298:MET:SD	2.38	0.46
2:B:106:PHE:O	2:B:109:ALA:O	2.34	0.46
2:B:111:LEU:O	2:B:113:GLN:N	2.49	0.46
2:B:189:LEU:CD2	2:B:189:LEU:N	2.76	0.46
3:C:228:GLU:CD	3:C:228:GLU:H	2.19	0.46
4:D:157:CYS:HA	4:D:166:VAL:O	2.16	0.46
5:E:114:ASN:ND2	5:E:114:ASN:C	2.69	0.46
5:E:86:SER:HB2	5:E:140:LEU:CD1	2.46	0.46
5:E:247:LEU:HG	5:E:248:ASP:H	1.81	0.46
6:F:61:LYS:CB	6:F:151:LEU:HD12	2.46	0.46
6:F:253:PRO:O	6:F:256:GLN:HG2	2.16	0.46
7:G:222:LYS:HZ1	7:G:268:PHE:CA	2.29	0.46
7:G:240:ALA:O	7:G:241:LYS:C	2.54	0.46
7:G:28:LEU:HB3	7:G:29:PRO:HD2	1.97	0.46
8:H:88:ILE:HD11	8:H:141:ILE:HD11	1.97	0.46
8:H:182:GLN:HA	8:H:185:HIS:HB3	1.97	0.46

Continued on next page...

Continued from previous page...

Atom-1	Atom-2	Interatomic distance (Å)	Clash overlap (Å)
8:H:273:LYS:O	8:H:277:MET:HB2	2.16	0.46
1:A:23:ARG:NH2	1:A:27:ARG:NH1	2.63	0.46
1:A:249:ARG:O	1:A:252:LYS:CB	2.55	0.46
2:B:96:CYS:O	2:B:97:GLU:C	2.54	0.46
3:C:109:ILE:CG2	3:C:156:LEU:HD22	2.45	0.46
3:C:201:PHE:HE1	3:C:207:ILE:HD11	1.81	0.46
5:E:164:ARG:O	5:E:165:ILE:C	2.53	0.46
5:E:232:SER:HA	5:E:267:HIS:CE1	2.51	0.46
5:E:228:VAL:HA	5:E:239:MET:HB2	1.97	0.46
5:E:253:PHE:HA	5:E:256:MET:HB3	1.98	0.46
6:F:100:PHE:HB2	6:F:123:ALA:CA	2.46	0.46
6:F:149:LEU:CD2	6:F:151:LEU:HD23	2.45	0.46
3:C:55:ASN:ND2	6:F:47:SER:OG	2.49	0.46
7:G:219:GLU:OE2	7:G:265:LYS:HA	2.16	0.46
8:H:149:PHE:C	8:H:151:ASP:H	2.19	0.46
1:A:104:ARG:HH12	1:A:107:GLU:C	2.19	0.45
1:A:183:VAL:N	1:A:184:PRO:CD	2.80	0.45
3:C:47:GLY:O	3:C:62:VAL:HB	2.15	0.45
3:C:79:VAL:HA	3:C:135:LEU:HB2	1.98	0.45
3:C:101:GLU:HB2	4:D:96:ARG:NH2	2.31	0.45
5:E:119:VAL:HG23	5:E:121:LEU:HG	1.99	0.45
5:E:141:LEU:C	5:E:142:LEU:HD23	2.36	0.45
5:E:216:LEU:O	5:E:217:GLN:C	2.54	0.45
5:E:240:ARG:CG	6:F:225:LEU:O	2.64	0.45
6:F:125:ALA:HB1	6:F:226:LEU:HD21	1.98	0.45
6:F:252:TYR:O	6:F:255:LEU:HG	2.16	0.45
7:G:139:SER:H	7:G:176:GLU:HA	1.80	0.45
9:I:74:LYS:O	9:I:86:HIS:HB2	2.16	0.45
1:A:113:SER:O	1:A:115:CYS:N	2.49	0.45
1:A:74:GLY:CA	1:A:121:LEU:HD11	2.43	0.45
1:A:140:ASN:HD21	4:D:39:SER:H	1.63	0.45
1:A:243:LEU:O	1:A:246:GLN:N	2.50	0.45
1:A:78:PHE:CD1	1:A:79:ASN:N	2.84	0.45
2:B:49:ALA:HB1	2:B:124:VAL:HG22	1.98	0.45
4:D:141:LEU:CD1	4:D:146:VAL:HB	2.31	0.45
5:E:273:VAL:CA	5:E:276:LYS:HZ3	2.28	0.45
5:E:77:GLY:O	5:E:121:LEU:HD23	2.15	0.45
6:F:199:PRO:CG	6:F:204:GLU:HB2	2.46	0.45
6:F:56:GLU:HA	6:F:60:THR:O	2.16	0.45
8:H:247:GLN:HG2	8:H:281:VAL:CG2	2.43	0.45
1:A:263:GLU:HA	1:A:266:LEU:HD12	1.97	0.45

Continued on next page...

Continued from previous page...

Atom-1	Atom-2	Interatomic distance (Å)	Clash overlap (Å)
1:A:264:LEU:HD13	1:A:264:LEU:HA	1.60	0.45
3:C:89:CYS:HA	3:C:142:LEU:O	2.16	0.45
3:C:89:CYS:HA	3:C:143:ASP:HA	1.98	0.45
3:C:267:ASP:HA	3:C:270:ILE:CD1	2.47	0.45
5:E:74:PRO:O	5:E:132:CYS:SG	2.74	0.45
5:E:23:ARG:HH21	5:E:214:ALA:HB2	1.81	0.45
6:F:31:ARG:NH2	6:F:35:ARG:HE	2.12	0.45
7:G:260:THR:N	7:G:263:GLN:HB2	2.31	0.45
5:E:9:ALA:O	8:H:168:GLN:N	2.50	0.45
9:I:74:LYS:NZ	9:I:125:GLY:HA2	2.31	0.45
1:A:12:ARG:CD	1:A:13:PHE:N	2.78	0.45
1:A:66:PRO:HB3	1:A:129:VAL:HG11	1.98	0.45
2:B:189:LEU:CD2	2:B:194:GLN:O	2.65	0.45
3:C:94:ARG:NH1	3:C:100:GLU:N	2.55	0.45
4:D:112:PRO:CG	4:D:113:ARG:HH21	2.28	0.45
1:A:141:HIS:O	4:D:40:ARG:HD3	2.16	0.45
4:D:99:ARG:HH11	4:D:99:ARG:HG3	1.81	0.45
5:E:66:MET:HB3	5:E:126:ILE:CD1	2.46	0.45
5:E:60:VAL:HA	5:E:138:ASP:O	2.15	0.45
5:E:260:LYS:HD3	6:F:234:THR:HB	1.99	0.45
6:F:248:CYS:SG	6:F:249:GLN:N	2.89	0.45
6:F:179:LEU:HD12	6:F:252:TYR:HE1	1.81	0.45
8:H:244:LEU:HD11	8:H:259:CYS:SG	2.56	0.45
8:H:261:GLU:HB3	8:H:287:ARG:NH1	2.32	0.45
8:H:94:LYS:O	8:H:109:LEU:CG	2.58	0.45
9:I:13:ARG:CB	9:I:33:ILE:O	2.64	0.45
1:A:145:ILE:CD1	1:A:145:ILE:N	2.59	0.45
1:A:234:ILE:HG13	2:B:200:MET:HB3	1.99	0.45
3:C:264:LYS:O	3:C:268:GLU:HG2	2.17	0.45
3:C:66:PHE:CD1	3:C:66:PHE:N	2.79	0.45
4:D:111:HIS:ND1	4:D:112:PRO:O	2.50	0.45
4:D:186:ASP:HA	4:D:193:LEU:CD1	2.38	0.45
4:D:186:ASP:HB3	4:D:191:LYS:N	2.32	0.45
5:E:235:VAL:HG12	5:E:236:VAL:H	1.82	0.45
5:E:235:VAL:HG12	5:E:236:VAL:N	2.31	0.45
5:E:226:LEU:HD11	5:E:239:MET:CE	2.46	0.45
6:F:100:PHE:HB2	6:F:123:ALA:HA	1.98	0.45
8:H:61:GLU:CG	8:H:70:LYS:HG2	2.45	0.45
9:I:26:THR:N	9:I:36:SER:OG	2.49	0.45
9:I:6:ARG:CD	9:I:6:ARG:N	2.79	0.45
1:A:429:UNK:O	1:A:430:UNK:C	2.65	0.45

Continued on next page...

Continued from previous page...

Atom-1	Atom-2	Interatomic distance (Å)	Clash overlap (Å)
1:A:70:ARG:H	1:A:70:ARG:HG3	1.51	0.45
3:C:107:GLN:O	3:C:108:PHE:C	2.52	0.45
3:C:39:ILE:HG13	3:C:269:VAL:HG11	1.96	0.45
3:C:269:VAL:HG12	3:C:269:VAL:O	2.15	0.45
3:C:49:ALA:CB	3:C:158:ALA:HB3	2.47	0.45
3:C:90:SER:HB2	3:C:92:ARG:CG	2.45	0.45
4:D:158:ALA:HB1	4:D:177:ALA:CB	2.46	0.45
4:D:225:ARG:HH21	7:G:28:LEU:HD21	1.80	0.45
5:E:109:LEU:HD21	5:E:156:VAL:CG2	2.47	0.45
6:F:169:LEU:C	6:F:174:VAL:HG22	2.37	0.45
9:I:21:SER:O	9:I:52:VAL:HG22	2.17	0.45
1:A:241:MET:HG2	2:B:194:GLN:HE22	1.81	0.45
1:A:35:ILE:HD12	1:A:37:ILE:HD11	1.98	0.45
1:A:68:LEU:O	1:A:69:ASN:O	2.35	0.45
2:B:229:ARG:O	2:B:230:VAL:C	2.54	0.45
5:E:101:LEU:CD1	5:E:102:GLY:N	2.78	0.45
5:E:153:SER:C	5:E:156:VAL:HG12	2.35	0.45
5:E:167:ARG:O	5:E:169:ARG:NH1	2.49	0.45
5:E:203:LEU:HD22	5:E:255:MET:CB	2.46	0.45
5:E:270:LEU:C	5:E:272:SER:N	2.69	0.45
6:F:157:ALA:HA	6:F:160:ALA:HB3	1.99	0.45
6:F:248:CYS:O	6:F:252:TYR:N	2.42	0.45
7:G:181:ASP:HB3	7:G:186:ALA:H	1.82	0.45
7:G:230:PHE:HE2	7:G:236:ILE:HG23	1.81	0.45
8:H:247:GLN:CG	8:H:281:VAL:HG21	2.44	0.45
8:H:41:ARG:H	8:H:41:ARG:HG3	1.62	0.45
8:H:53:ILE:CG2	8:H:54:ALA:H	2.30	0.45
1:A:101:LYS:O	1:A:105:LEU:CB	2.65	0.45
1:A:60:SER:OG	1:A:133:ARG:HB3	2.16	0.45
1:A:421:UNK:HG2	1:A:422:UNK:N	2.31	0.45
1:A:72:THR:HA	1:A:125:ALA:HB1	1.99	0.45
2:B:103:ARG:O	2:B:104:GLN:C	2.54	0.45
3:C:237:LYS:HG2	4:D:194:MET:HA	1.98	0.45
3:C:23:ARG:O	3:C:25:ASP:N	2.49	0.45
4:D:73:LYS:H	4:D:112:PRO:CA	2.28	0.45
4:D:58:VAL:HA	4:D:117:THR:O	2.16	0.45
4:D:37:LEU:H	4:D:44:SER:HB2	1.82	0.45
5:E:112:ILE:HG23	5:E:237:THR:CG2	2.46	0.45
5:E:252:ILE:HG21	6:F:241:VAL:HG11	1.99	0.45
6:F:251:LEU:HD22	6:F:254:VAL:HB	1.98	0.45
6:F:66:VAL:HG23	6:F:168:ALA:HB1	1.99	0.45

Continued on next page...

Continued from previous page...

Atom-1	Atom-2	Interatomic distance (Å)	Clash overlap (Å)
7:G:144:SER:CB	7:G:178:VAL:HG13	2.47	0.45
7:G:260:THR:CG2	7:G:262:ASP:HB3	2.45	0.45
8:H:111:SER:CB	8:H:157:HIS:NE2	2.79	0.45
8:H:283:GLU:HA	8:H:286:GLN:HB2	1.99	0.45
9:I:70:ILE:CG1	9:I:131:LYS:HG3	2.45	0.45
1:A:429:UNK:HG2	3:C:249:GLN:CB	2.31	0.45
1:A:74:GLY:HA3	1:A:121:LEU:CD1	2.45	0.45
2:B:120:ILE:N	2:B:120:ILE:HD12	2.32	0.45
3:C:99:GLY:O	3:C:102:ALA:HB3	2.17	0.45
3:C:166:PRO:HB2	3:C:181:LEU:HD12	1.99	0.45
3:C:18:LEU:O	3:C:21:ASN:N	2.50	0.45
3:C:237:LYS:HZ2	4:D:192:LEU:HD23	1.81	0.45
3:C:271:LYS:O	3:C:271:LYS:HG2	2.17	0.45
4:D:156:ALA:O	4:D:169:PRO:HD3	2.17	0.45
1:A:140:ASN:HD22	4:D:38:LEU:HA	1.82	0.45
5:E:65:GLU:HB2	5:E:134:VAL:HB	1.99	0.45
5:E:270:LEU:O	5:E:272:SER:N	2.49	0.45
7:G:123:LYS:HB2	7:G:128:PHE:CD2	2.52	0.45
7:G:85:LEU:HD12	7:G:86:ARG:N	2.32	0.45
8:H:87:ARG:HA	8:H:139:ASP:O	2.17	0.45
9:I:170:CYS:C	9:I:171:GLU:HG3	2.37	0.45
9:I:16:ASN:C	9:I:18:GLU:H	2.20	0.45
9:I:70:ILE:CD1	9:I:131:LYS:HG3	2.46	0.45
9:I:73:CYS:HB3	9:I:87:ILE:CA	2.43	0.45
1:A:101:LYS:CD	1:A:105:LEU:HD22	2.47	0.45
2:B:121:ASP:HB2	2:B:123:TYR:CE2	2.50	0.45
3:C:56:THR:CG2	3:C:145:ASP:N	2.80	0.45
3:C:147:ASN:O	3:C:147:ASN:ND2	2.50	0.45
3:C:209:ASP:N	3:C:210:PRO:CD	2.79	0.45
3:C:49:ALA:HB1	3:C:158:ALA:HB3	1.99	0.45
4:D:192:LEU:O	4:D:192:LEU:CD2	2.62	0.45
3:C:232:LEU:HD13	4:D:202:SER:C	2.37	0.45
6:F:158:LEU:HD13	6:F:212:THR:HB	1.98	0.45
6:F:255:LEU:HD12	6:F:256:GLN:CA	2.44	0.45
7:G:112:LYS:HB3	7:G:113:GLY:H	1.59	0.45
7:G:270:ARG:HD3	7:G:270:ARG:HA	1.78	0.45
8:H:172:VAL:N	8:H:203:ILE:O	2.50	0.45
8:H:233:VAL:O	8:H:236:ARG:HG2	2.17	0.45
8:H:260:TYR:O	8:H:263:SER:HB2	2.17	0.45
9:I:16:ASN:N	9:I:16:ASN:HD22	2.15	0.45
1:A:223:ILE:HG23	1:A:224:ALA:N	2.31	0.44

Continued on next page...

Continued from previous page...

Atom-1	Atom-2	Interatomic distance (Å)	Clash overlap (Å)
1:A:224:ALA:N	1:A:233:THR:O	2.50	0.44
1:A:234:ILE:CG1	2:B:200:MET:HB3	2.47	0.44
3:C:17:PHE:CZ	3:C:24:PRO:HB3	2.53	0.44
3:C:199:ALA:O	3:C:207:ILE:N	2.46	0.44
4:D:139:MET:SD	4:D:142:VAL:HG21	2.57	0.44
5:E:215:THR:OG1	5:E:218:GLU:HG3	2.16	0.44
5:E:249:PRO:HA	5:E:252:ILE:HB	1.98	0.44
5:E:99:ASP:O	5:E:100:ASP:O	2.34	0.44
6:F:96:LEU:N	6:F:96:LEU:HD23	2.18	0.44
7:G:153:ARG:HB3	7:G:154:PRO:HD3	1.96	0.44
8:H:76:TYR:HB2	8:H:101:ASN:O	2.17	0.44
8:H:172:VAL:HG12	8:H:174:VAL:CG1	2.47	0.44
8:H:198:GLY:C	8:H:200:ASN:N	2.70	0.44
8:H:83:ILE:HG12	8:H:199:ASN:ND2	2.32	0.44
1:A:270:GLU:HA	1:A:270:GLU:OE2	2.16	0.44
2:B:98:MET:O	2:B:102:LEU:HD23	2.16	0.44
2:B:46:LYS:CD	2:B:128:GLN:HB3	2.43	0.44
2:B:111:LEU:CD1	2:B:153:ARG:HG3	2.46	0.44
3:C:133:TRP:CH2	3:C:165:LEU:HD13	2.52	0.44
3:C:60:CYS:CB	3:C:155:ALA:O	2.65	0.44
3:C:7:THR:N	3:C:10:PRO:HG3	2.32	0.44
4:D:141:LEU:HA	4:D:144:ALA:HB3	1.98	0.44
4:D:48:LEU:N	4:D:48:LEU:CD1	2.79	0.44
5:E:230:VAL:HA	5:E:235:VAL:O	2.17	0.44
6:F:126:LEU:HD23	6:F:162:LEU:HD23	1.98	0.44
6:F:185:LEU:HD13	6:F:240:ALA:HB1	1.98	0.44
7:G:126:ASP:O	7:G:142:TYR:N	2.50	0.44
7:G:242:THR:O	7:G:243:ILE:C	2.54	0.44
9:I:126:ASP:OD1	9:I:183:ARG:NH1	2.50	0.44
1:A:100:VAL:CG1	1:A:101:LYS:N	2.67	0.44
1:A:249:ARG:N	1:A:249:ARG:NH1	2.65	0.44
1:A:252:LYS:O	1:A:255:GLY:N	2.50	0.44
3:C:157:LEU:HD12	3:C:194:VAL:HG13	1.99	0.44
3:C:261:GLU:O	3:C:265:LEU:HG	2.16	0.44
3:C:60:CYS:SG	3:C:156:LEU:HA	2.57	0.44
4:D:126:ALA:O	4:D:171:SER:N	2.46	0.44
6:F:110:ARG:HH11	6:F:112:ALA:HB2	1.79	0.44
6:F:114:PRO:O	6:F:116:GLY:N	2.50	0.44
7:G:161:LEU:O	7:G:162:ILE:HG13	2.18	0.44
7:G:244:GLN:C	7:G:246:THR:N	2.70	0.44
9:I:86:HIS:CD2	9:I:101:GLY:HA3	2.52	0.44

Continued on next page...

Continued from previous page...

Atom-1	Atom-2	Interatomic distance (Å)	Clash overlap (Å)
1:A:61:CYS:SG	1:A:163:PRO:HD2	2.56	0.44
2:B:156:VAL:HG22	2:B:189:LEU:HA	1.99	0.44
2:B:209:LEU:O	2:B:211:ARG:N	2.51	0.44
3:C:32:PHE:CZ	3:C:258:ARG:HB3	2.53	0.44
5:E:10:GLU:OE2	8:H:87:ARG:NH2	2.50	0.44
5:E:126:ILE:HG22	5:E:127:SER:N	2.33	0.44
5:E:58:ILE:O	5:E:59:LEU:HD12	2.18	0.44
5:E:67:GLY:HA2	5:E:131:HIS:HA	2.00	0.44
6:F:150:LEU:CD1	6:F:157:ALA:HB1	2.41	0.44
7:G:118:GLY:HA2	7:G:119:ILE:HD12	1.98	0.44
7:G:157:GLN:NE2	7:G:157:GLN:CA	2.77	0.44
7:G:263:GLN:O	7:G:264:ARG:C	2.55	0.44
9:I:135:LEU:HD23	9:I:135:LEU:N	2.33	0.44
1:A:195:SER:HB3	1:A:220:LEU:HD21	1.99	0.44
1:A:257:LYS:C	1:A:259:ALA:N	2.68	0.44
1:A:33:ARG:NH1	1:A:210:ASN:HA	2.32	0.44
2:B:57:ILE:HG13	2:B:117:ARG:O	2.18	0.44
1:A:235:GLN:CA	2:B:199:GLU:OE2	2.66	0.44
2:B:22:ARG:O	2:B:23:LYS:C	2.56	0.44
2:B:31:PHE:HB3	5:E:143:GLU:OE1	2.17	0.44
3:C:198:PHE:CD1	3:C:198:PHE:N	2.84	0.44
3:C:206:LEU:CD2	3:C:247:LYS:NZ	2.81	0.44
4:D:107:LEU:HD22	4:D:147:PRO:CB	2.47	0.44
5:E:237:THR:C	6:F:229:GLY:HA3	2.38	0.44
5:E:69:PRO:O	5:E:70:LYS:HB2	2.17	0.44
5:E:253:PHE:CE2	6:F:241:VAL:HB	2.53	0.44
7:G:152:ASN:HB2	7:G:155:ASN:O	2.17	0.44
7:G:190:GLY:O	7:G:192:ILE:N	2.45	0.44
7:G:199:PHE:N	7:G:199:PHE:HD2	2.14	0.44
7:G:216:ILE:O	7:G:220:VAL:HG23	2.18	0.44
7:G:260:THR:C	7:G:262:ASP:H	2.20	0.44
8:H:108:LEU:O	8:H:108:LEU:HG	2.17	0.44
8:H:172:VAL:HB	8:H:203:ILE:HD13	2.00	0.44
2:B:120:ILE:HG22	2:B:122:ILE:HD11	2.00	0.44
2:B:75:TYR:HE1	2:B:126:VAL:HG23	1.82	0.44
3:C:147:ASN:C	3:C:149:LEU:H	2.21	0.44
3:C:30:GLY:HA2	3:C:208:VAL:HB	1.98	0.44
3:C:270:ILE:O	3:C:275:PRO:HD3	2.17	0.44
3:C:80:VAL:O	3:C:136:TYR:HA	2.18	0.44
5:E:167:ARG:HB3	5:E:187:TYR:O	2.17	0.44
5:E:195:GLU:HB3	5:E:232:SER:HB3	2.00	0.44

Continued on next page...

Continued from previous page...

Atom-1	Atom-2	Interatomic distance (Å)	Clash overlap (Å)
5:E:8:GLU:HG2	5:E:9:ALA:H	1.82	0.44
6:F:55:LEU:HD11	6:F:163:THR:CB	2.48	0.44
7:G:119:ILE:N	7:G:130:VAL:HG23	2.32	0.44
7:G:33:LEU:O	7:G:77:LEU:HB2	2.16	0.44
8:H:185:HIS:CG	8:H:186:PHE:H	2.34	0.44
8:H:274:PRO:HB2	8:H:275:GLU:OE1	2.18	0.44
9:I:135:LEU:HD23	9:I:135:LEU:H	1.81	0.44
1:A:448:UNK:O	1:A:449:UNK:C	2.64	0.44
1:A:96:SER:O	1:A:97:ASP:C	2.56	0.44
2:B:138:VAL:O	2:B:142:THR:OG1	2.32	0.44
3:C:99:GLY:H	3:C:102:ALA:HB3	1.83	0.44
3:C:94:ARG:NH1	3:C:99:GLY:CA	2.73	0.44
4:D:80:LEU:HB2	4:D:120:LEU:HB2	1.98	0.44
4:D:94:ARG:NH1	4:D:130:LEU:HD21	2.32	0.44
6:F:251:LEU:O	6:F:253:PRO:N	2.51	0.44
7:G:170:ASN:ND2	7:G:173:MET:CE	2.81	0.44
9:I:55:VAL:HG12	9:I:56:VAL:N	2.33	0.44
1:A:75:ILE:CG2	1:A:76:LEU:H	2.27	0.44
2:B:76:SER:O	2:B:125:GLN:OE1	2.35	0.44
2:B:161:ALA:HB2	2:B:216:ALA:N	2.33	0.44
3:C:198:PHE:N	3:C:198:PHE:HD1	2.15	0.44
3:C:206:LEU:HD22	3:C:247:LYS:CE	2.47	0.44
3:C:260:LYS:HB3	3:C:264:LYS:NZ	2.33	0.44
3:C:37:VAL:HG23	3:C:269:VAL:HG21	2.00	0.44
4:D:227:SER:O	4:D:230:ARG:N	2.51	0.44
4:D:230:ARG:O	4:D:233:SER:OG	2.35	0.44
5:E:101:LEU:O	5:E:105:ILE:HG13	2.18	0.44
5:E:238:CYS:HA	6:F:229:GLY:N	2.32	0.44
5:E:53:LEU:HB2	5:E:56:THR:HG23	1.99	0.44
5:E:65:GLU:HA	5:E:65:GLU:OE2	2.18	0.44
5:E:90:THR:OG1	5:E:93:PHE:HB2	2.17	0.44
6:F:100:PHE:N	6:F:123:ALA:HB2	2.33	0.44
6:F:138:ARG:HD2	6:F:175:GLU:CG	2.47	0.44
6:F:53:ALA:HB3	6:F:64:CYS:HB2	1.99	0.44
9:I:75:VAL:CG1	9:I:76:SER:N	2.81	0.44
2:B:162:GLY:HA3	2:B:172:LEU:HD21	1.99	0.44
3:C:244:THR:HG22	3:C:246:ALA:N	2.32	0.44
3:C:260:LYS:CA	3:C:260:LYS:HE3	2.47	0.44
4:D:119:VAL:C	4:D:120:LEU:HD12	2.38	0.44
1:A:85:MET:HE2	4:D:57:GLY:HA3	2.00	0.44
5:E:202:THR:O	5:E:212:VAL:HG13	2.18	0.44

Continued on next page...

Continued from previous page...

Atom-1	Atom-2	Interatomic distance (Å)	Clash overlap (Å)
7:G:132:VAL:O	7:G:132:VAL:CG1	2.65	0.44
7:G:200:LYS:O	7:G:201:VAL:HG13	2.18	0.44
8:H:132:ARG:HG3	8:H:132:ARG:HH11	1.82	0.44
8:H:27:VAL:HG22	8:H:60:VAL:CG2	2.48	0.44
8:H:96:TRP:HZ2	8:H:134:PHE:HD1	1.66	0.44
9:I:127:ILE:H	9:I:155:VAL:CG2	2.31	0.44
9:I:40:CYS:O	9:I:55:VAL:CG1	2.65	0.44
1:A:30:TYR:N	1:A:30:TYR:CD1	2.86	0.43
2:B:104:GLN:NE2	2:B:197:LEU:HD23	2.33	0.43
2:B:164:VAL:HG12	2:B:165:ASP:N	2.33	0.43
3:C:147:ASN:ND2	3:C:197:SER:OG	2.50	0.43
3:C:21:ASN:O	3:C:22:CYS:HB3	2.17	0.43
3:C:262:VAL:HA	3:C:265:LEU:HB2	2.00	0.43
4:D:201:TYR:CD1	4:D:201:TYR:C	2.90	0.43
5:E:154:ILE:O	5:E:157:LYS:HG3	2.18	0.43
5:E:258:THR:OG1	5:E:261:ARG:NH2	2.51	0.43
6:F:251:LEU:O	6:F:252:TYR:C	2.56	0.43
7:G:117:ILE:HB	7:G:235:ARG:HG3	1.99	0.43
7:G:141:SER:C	7:G:143:LEU:N	2.71	0.43
7:G:153:ARG:C	7:G:155:ASN:N	2.70	0.43
7:G:226:LEU:HD11	7:G:228:ILE:HG13	1.99	0.43
8:H:197:LEU:HA	8:H:203:ILE:HA	1.99	0.43
8:H:226:VAL:HG12	8:H:230:ASP:HB2	2.00	0.43
8:H:275:GLU:N	8:H:275:GLU:OE1	2.51	0.43
8:H:73:LYS:HE3	8:H:73:LYS:HB2	1.69	0.43
9:I:10:PRO:HB3	9:I:37:LEU:O	2.18	0.43
9:I:158:SER:OG	9:I:159:GLU:N	2.51	0.43
9:I:13:ARG:HA	9:I:33:ILE:O	2.17	0.43
9:I:67:VAL:O	9:I:132:VAL:HB	2.18	0.43
1:A:421:UNK:C	1:A:425:UNK:HG3	2.46	0.43
3:C:181:LEU:HB3	3:C:182:LYS:H	1.45	0.43
3:C:200:VAL:HG12	3:C:201:PHE:H	1.78	0.43
4:D:141:LEU:HD13	4:D:141:LEU:HA	1.83	0.43
4:D:189:GLU:O	4:D:191:LYS:N	2.50	0.43
4:D:76:LEU:HD11	4:D:118:VAL:HG23	2.00	0.43
6:F:149:LEU:C	6:F:149:LEU:CD2	2.83	0.43
6:F:64:CYS:HA	6:F:147:SER:O	2.19	0.43
7:G:205:LEU:O	7:G:206:ILE:C	2.54	0.43
7:G:242:THR:CG2	7:G:244:GLN:HB2	2.49	0.43
8:H:141:ILE:CD1	8:H:141:ILE:N	2.79	0.43
8:H:96:TRP:CG	8:H:135:LEU:HD22	2.53	0.43

Continued on next page...

Continued from previous page...

Atom-1	Atom-2	Interatomic distance (Å)	Clash overlap (Å)
9:I:132:VAL:HG22	9:I:144:LEU:HD22	1.99	0.43
1:A:271:ASN:N	1:A:274:LYS:NZ	2.67	0.43
2:B:222:ASP:C	2:B:224:HIS:N	2.68	0.43
3:C:227:ASP:HB3	3:C:231:LYS:HB2	1.99	0.43
3:C:23:ARG:NH2	3:C:27:ARG:CZ	2.81	0.43
3:C:244:THR:HB	3:C:247:LYS:H	1.84	0.43
3:C:86:PRO:CB	3:C:87:PRO:HD2	2.37	0.43
6:F:144:LEU:HG	6:F:145:GLU:N	2.32	0.43
7:G:115:HIS:N	7:G:115:HIS:HD1	2.16	0.43
7:G:165:GLN:HG2	7:G:189:MET:SD	2.59	0.43
7:G:245:GLN:NE2	7:G:245:GLN:N	2.67	0.43
7:G:31:GLU:HB2	7:G:79:VAL:CG2	2.48	0.43
8:H:244:LEU:HA	8:H:244:LEU:HD23	1.85	0.43
9:I:133:ILE:HD11	9:I:144:LEU:O	2.18	0.43
1:A:109:CYS:CA	1:A:112:ASN:HB2	2.44	0.43
1:A:176:THR:HB	1:A:180:ARG:CZ	2.48	0.43
1:A:20:GLU:HB3	1:A:22:LYS:HG3	2.00	0.43
2:B:72:ASN:O	2:B:121:ASP:HA	2.19	0.43
2:B:111:LEU:HD11	2:B:153:ARG:H	1.76	0.43
3:C:103:GLN:O	3:C:106:SER:N	2.52	0.43
3:C:78:TYR:CD2	3:C:134:VAL:HG22	2.54	0.43
3:C:118:ILE:O	3:C:189:ILE:HB	2.17	0.43
4:D:82:PRO:HG2	4:D:84:ILE:O	2.19	0.43
5:E:105:ILE:HG12	5:E:149:PHE:CE1	2.54	0.43
5:E:118:SER:HB2	5:E:196:ASN:C	2.39	0.43
6:F:187:LEU:HD12	6:F:187:LEU:N	2.33	0.43
7:G:162:ILE:HD12	7:G:162:ILE:N	2.34	0.43
8:H:277:MET:HA	8:H:280:ILE:CG1	2.49	0.43
9:I:85:VAL:CG2	9:I:103:ILE:HB	2.44	0.43
9:I:104:ARG:N	9:I:104:ARG:HD2	2.32	0.43
9:I:129:LEU:HG	9:I:129:LEU:O	2.18	0.43
1:A:66:PRO:HD2	1:A:127:GLU:O	2.18	0.43
1:A:444:UNK:O	1:A:447:UNK:HG3	2.18	0.43
1:A:80:LEU:HD12	1:A:81:GLU:N	2.34	0.43
2:B:209:LEU:C	2:B:211:ARG:N	2.70	0.43
3:C:222:LEU:HD23	3:C:222:LEU:C	2.39	0.43
3:C:227:ASP:CB	3:C:231:LYS:HB2	2.48	0.43
3:C:221:THR:O	3:C:238:PRO:HD2	2.19	0.43
4:D:83:LYS:HZ3	4:D:125:ASP:H	1.65	0.43
4:D:138:CYS:O	4:D:142:VAL:HG23	2.18	0.43
4:D:160:ASP:OD2	4:D:164:THR:N	2.51	0.43

Continued on next page...

Continued from previous page...

Atom-1	Atom-2	Interatomic distance (Å)	Clash overlap (Å)
4:D:191:LYS:O	4:D:192:LEU:C	2.57	0.43
4:D:205:GLU:C	4:D:207:GLN:H	2.21	0.43
4:D:43:GLY:HA3	4:D:144:ALA:HB2	2.01	0.43
5:E:13:TYR:HE1	8:H:231:ARG:HG3	1.83	0.43
5:E:205:LYS:HG3	5:E:210:HIS:HB3	2.00	0.43
5:E:261:ARG:HD2	5:E:262:VAL:HG22	2.00	0.43
5:E:27:ARG:HB3	5:E:31:ASP:HB2	2.01	0.43
6:F:119:GLU:OE1	6:F:119:GLU:N	2.51	0.43
6:F:185:LEU:HD11	6:F:243:LEU:CG	2.48	0.43
7:G:86:ARG:CB	7:G:100:TRP:HE3	2.32	0.43
7:G:130:VAL:CG2	7:G:131:ASP:N	2.81	0.43
7:G:205:LEU:HD12	7:G:205:LEU:N	2.33	0.43
8:H:165:LYS:HE2	8:H:219:PHE:CE1	2.53	0.43
1:A:153:ALA:O	1:A:157:LEU:HD23	2.19	0.43
1:A:81:GLU:OE1	1:A:81:GLU:C	2.57	0.43
3:C:10:PRO:O	3:C:11:LEU:C	2.57	0.43
3:C:39:ILE:HD12	3:C:158:ALA:HB1	2.00	0.43
4:D:73:LYS:C	4:D:111:HIS:O	2.56	0.43
4:D:79:ILE:HD12	4:D:79:ILE:H	1.83	0.43
5:E:116:LYS:NZ	5:E:116:LYS:O	2.39	0.43
6:F:207:ALA:HB1	6:F:209:ALA:O	2.18	0.43
7:G:19:ALA:H	7:G:22:VAL:CB	2.29	0.43
9:I:128:VAL:CB	9:I:153:VAL:HG23	2.41	0.43
6:F:264:ARG:HA	9:I:7:TYR:CE2	2.52	0.43
1:A:24:LEU:O	1:A:26:GLY:N	2.52	0.43
1:A:33:ARG:NH2	1:A:50:LEU:HD13	2.33	0.43
2:B:100:LEU:O	2:B:103:ARG:N	2.52	0.43
2:B:174:HIS:O	2:B:177:GLU:HB2	2.19	0.43
2:B:181:GLY:N	2:B:182:PRO:HD2	2.33	0.43
3:C:151:ALA:O	3:C:155:ALA:HB2	2.19	0.43
1:A:429:UNK:CG	3:C:249:GLN:HB3	2.33	0.43
3:C:48:SER:N	3:C:162:ASN:ND2	2.39	0.43
3:C:59:ILE:HD11	3:C:142:LEU:CD2	2.47	0.43
5:E:201:VAL:N	5:E:228:VAL:O	2.45	0.43
8:H:145:VAL:HG22	8:H:156:LEU:CD2	2.49	0.43
8:H:226:VAL:HG12	8:H:227:SER:N	2.34	0.43
8:H:76:TYR:CE1	8:H:84:VAL:HG21	2.54	0.43
1:A:162:ARG:NH1	1:A:162:ARG:CG	2.81	0.43
1:A:182:PRO:O	1:A:183:VAL:CG1	2.56	0.43
1:A:225:MET:SD	1:A:255:GLY:N	2.91	0.43
1:A:248:LEU:CD1	2:B:209:LEU:HD23	2.49	0.43

Continued on next page...

Continued from previous page...

Atom-1	Atom-2	Interatomic distance (Å)	Clash overlap (Å)
2:B:189:LEU:O	2:B:191:ALA:N	2.51	0.43
2:B:54:PRO:HA	2:B:120:ILE:CD1	2.48	0.43
3:C:152:CYS:O	3:C:153:THR:C	2.57	0.43
6:F:197:LEU:HD13	6:F:243:LEU:CD2	2.48	0.43
7:G:138:ALA:HA	7:G:175:PRO:O	2.19	0.43
7:G:17:ARG:HG2	7:G:17:ARG:HH11	1.84	0.43
7:G:21:THR:C	7:G:23:LEU:N	2.70	0.43
7:G:26:VAL:HG22	7:G:84:ARG:HB2	2.01	0.43
8:H:102:SER:HB2	8:H:104:LEU:CD2	2.49	0.43
8:H:185:HIS:C	8:H:186:PHE:CD1	2.92	0.43
1:A:145:ILE:O	1:A:148:ALA:N	2.52	0.43
1:A:64:VAL:CG2	1:A:131:GLN:HB2	2.49	0.43
2:B:7:SER:CB	2:B:12:ARG:HA	2.29	0.43
2:B:222:ASP:O	2:B:224:HIS:N	2.52	0.43
4:D:173:GLN:NE2	4:D:173:GLN:CA	2.81	0.43
5:E:139:VAL:CG1	5:E:140:LEU:N	2.81	0.43
5:E:270:LEU:HA	5:E:273:VAL:HG23	2.00	0.43
5:E:9:ALA:O	5:E:12:VAL:CG1	2.64	0.43
6:F:216:MET:O	6:F:220:ASN:HA	2.18	0.43
6:F:252:TYR:N	6:F:253:PRO:CD	2.82	0.43
9:I:95:LEU:O	9:I:97:ASN:ND2	2.51	0.43
1:A:158:CYS:HB3	1:A:269:LEU:HD11	2.01	0.43
1:A:17:ALA:O	1:A:20:GLU:HB2	2.18	0.43
1:A:144:ASN:CB	1:A:209:PRO:HD2	2.40	0.43
1:A:33:ARG:NH2	1:A:50:LEU:HD22	2.24	0.43
2:B:106:PHE:C	2:B:108:ALA:N	2.69	0.43
2:B:138:VAL:HG11	2:B:158:ALA:HB2	2.01	0.43
2:B:227:LEU:H	2:B:227:LEU:HD23	1.81	0.43
3:C:117:GLN:O	3:C:118:ILE:C	2.57	0.43
3:C:138:ASP:C	3:C:139:LEU:HD12	2.39	0.43
3:C:244:THR:HB	3:C:247:LYS:HB2	1.99	0.43
5:E:11:LYS:HA	5:E:14:ILE:CD1	2.33	0.43
5:E:224:ALA:CB	5:E:243:GLY:HA3	2.48	0.43
7:G:170:ASN:N	7:G:170:ASN:HD22	2.17	0.43
7:G:178:VAL:HG11	7:G:180:ILE:HG12	2.01	0.43
8:H:135:LEU:HD12	8:H:135:LEU:N	2.33	0.43
8:H:88:ILE:HG13	8:H:139:ASP:H	1.83	0.43
8:H:33:ILE:CD1	8:H:33:ILE:N	2.81	0.43
9:I:83:ALA:HB3	9:I:105:LYS:HG3	1.99	0.43
1:A:20:GLU:HB3	1:A:22:LYS:HD2	2.01	0.42
1:A:240:ILE:HG22	1:A:241:MET:H	1.84	0.42

Continued on next page...

Continued from previous page...

Atom-1	Atom-2	Interatomic distance (Å)	Clash overlap (Å)
1:A:253:ILE:CA	1:A:256:VAL:HG23	2.48	0.42
1:A:262:THR:O	1:A:265:ILE:N	2.52	0.42
1:A:276:ARG:NH1	1:A:276:ARG:HG3	2.34	0.42
2:B:139:ASN:HA	2:B:142:THR:OG1	2.19	0.42
2:B:145:VAL:O	2:B:148:ALA:N	2.51	0.42
3:C:130:LYS:HA	3:C:130:LYS:HE2	1.99	0.42
3:C:252:MET:SD	4:D:203:ASP:HB2	2.59	0.42
4:D:30:HIS:HB3	4:D:50:GLY:HA2	2.01	0.42
5:E:150:ASP:O	5:E:153:SER:OG	2.37	0.42
5:E:14:ILE:HG21	5:E:221:CYS:SG	2.59	0.42
5:E:273:VAL:O	5:E:277:GLU:OE1	2.36	0.42
5:E:161:PHE:HD2	5:E:274:VAL:HG11	1.83	0.42
5:E:52:LYS:HE3	5:E:54:GLY:O	2.20	0.42
5:E:60:VAL:HG13	5:E:138:ASP:O	2.18	0.42
7:G:235:ARG:C	7:G:236:ILE:HD13	2.40	0.42
8:H:222:ASN:O	8:H:224:GLU:N	2.52	0.42
9:I:87:ILE:O	9:I:87:ILE:HG13	2.18	0.42
1:A:205:LEU:HD23	1:A:206:LEU:N	2.34	0.42
1:A:422:UNK:O	1:A:425:UNK:HG3	2.19	0.42
2:B:22:ARG:HG2	2:B:171:ASP:OD1	2.18	0.42
2:B:229:ARG:O	2:B:231:VAL:N	2.52	0.42
4:D:56:ALA:HB3	4:D:140:ALA:HB2	2.00	0.42
5:E:252:ILE:HG23	5:E:253:PHE:N	2.33	0.42
6:F:140:PRO:O	6:F:141:ARG:C	2.58	0.42
6:F:181:VAL:O	6:F:214:ALA:HB1	2.20	0.42
7:G:141:SER:OG	7:G:144:SER:OG	2.33	0.42
7:G:268:PHE:O	7:G:271:LEU:N	2.52	0.42
7:G:50:ARG:HB3	7:G:75:ASP:C	2.39	0.42
8:H:108:LEU:HB3	8:H:156:LEU:HB2	2.00	0.42
8:H:82:ASP:H	8:H:145:VAL:HB	1.83	0.42
9:I:162:ILE:CB	9:I:174:CYS:HB2	2.49	0.42
1:A:101:LYS:HD3	1:A:235:GLN:HE21	1.84	0.42
1:A:113:SER:O	1:A:114:LYS:C	2.57	0.42
1:A:122:CYS:SG	1:A:129:VAL:HG23	2.59	0.42
1:A:225:MET:SD	1:A:255:GLY:HA2	2.60	0.42
1:A:240:ILE:CD1	1:A:242:LEU:HD11	2.46	0.42
1:A:69:ASN:O	1:A:71:ALA:N	2.51	0.42
2:B:207:ASP:C	2:B:209:LEU:H	2.22	0.42
3:C:112:VAL:O	3:C:113:ILE:C	2.58	0.42
3:C:38:ASN:C	3:C:41:SER:HG	2.21	0.42
4:D:108:GLY:C	4:D:110:LEU:N	2.70	0.42

Continued on next page...

Continued from previous page...

Atom-1	Atom-2	Interatomic distance (Å)	Clash overlap (Å)
4:D:218:GLN:HB2	4:D:222:ARG:NH2	2.34	0.42
4:D:228:LEU:HA	4:D:231:ARG:HG2	2.02	0.42
5:E:146:GLY:C	5:E:148:LEU:H	2.22	0.42
5:E:227:LEU:C	5:E:227:LEU:HD13	2.39	0.42
5:E:30:GLU:OE2	5:E:261:ARG:NH1	2.50	0.42
6:F:35:ARG:NH2	6:F:196:LEU:HD21	2.34	0.42
6:F:198:ASP:HA	6:F:199:PRO:HD2	1.89	0.42
6:F:213:VAL:HG12	6:F:225:LEU:CA	2.50	0.42
7:G:35:LEU:O	7:G:37:GLU:N	2.51	0.42
8:H:84:VAL:HA	8:H:198:GLY:HA3	2.01	0.42
9:I:85:VAL:O	9:I:103:ILE:CD1	2.68	0.42
9:I:74:LYS:NZ	9:I:126:ASP:O	2.52	0.42
9:I:18:GLU:CD	9:I:18:GLU:H	2.22	0.42
1:A:10:GLU:HA	1:A:10:GLU:OE1	2.20	0.42
1:A:56:LEU:O	1:A:136:LEU:HA	2.19	0.42
1:A:141:HIS:CE1	1:A:211:GLU:OE2	2.72	0.42
1:A:250:CYS:O	1:A:251:SER:C	2.57	0.42
2:B:102:LEU:O	2:B:103:ARG:C	2.56	0.42
2:B:205:HIS:C	2:B:205:HIS:CD2	2.91	0.42
2:B:235:VAL:CG1	2:B:236:ARG:N	2.82	0.42
3:C:124:LEU:O	3:C:133:TRP:CB	2.66	0.42
3:C:66:PHE:HB3	3:C:126:ILE:HD11	2.01	0.42
3:C:150:ASP:HA	3:C:153:THR:HG22	2.00	0.42
3:C:249:GLN:CA	3:C:252:MET:HB2	2.49	0.42
4:D:159:LEU:O	4:D:177:ALA:HB1	2.19	0.42
4:D:73:LYS:O	4:D:112:PRO:HA	2.19	0.42
4:D:91:GLU:O	4:D:94:ARG:N	2.52	0.42
5:E:204:CYS:SG	5:E:222:SER:CB	3.07	0.42
7:G:251:ASN:HA	7:G:254:GLU:OE2	2.20	0.42
7:G:50:ARG:HB3	7:G:76:ARG:HB3	2.01	0.42
8:H:175:SER:C	8:H:177:SER:H	2.21	0.42
1:A:112:ASN:ND2	1:A:233:THR:HG23	2.34	0.42
1:A:219:GLY:HA3	1:A:240:ILE:CG1	2.49	0.42
1:A:191:PRO:HD3	1:A:226:ASN:ND2	2.33	0.42
1:A:225:MET:HA	1:A:230:GLU:O	2.19	0.42
1:A:245:ASP:C	1:A:249:ARG:HH21	2.22	0.42
2:B:234:HIS:ND1	2:B:234:HIS:O	2.53	0.42
3:C:110:ALA:O	3:C:113:ILE:N	2.52	0.42
3:C:132:VAL:HG22	3:C:133:TRP:N	2.35	0.42
3:C:12:GLU:O	3:C:15:ARG:N	2.52	0.42
4:D:110:LEU:O	4:D:111:HIS:C	2.57	0.42

Continued on next page...

Continued from previous page...

Atom-1	Atom-2	Interatomic distance (Å)	Clash overlap (Å)
4:D:29:ARG:HB3	4:D:168:ASP:OD1	2.19	0.42
3:C:252:MET:HE1	4:D:203:ASP:HB2	2.02	0.42
5:E:64:ALA:HB1	5:E:133:TRP:NE1	2.35	0.42
5:E:53:LEU:O	5:E:55:HIS:N	2.52	0.42
6:F:165:ALA:O	6:F:166:ALA:C	2.57	0.42
6:F:197:LEU:HB2	6:F:243:LEU:HD21	2.01	0.42
7:G:162:ILE:HG22	7:G:163:TYR:N	2.35	0.42
7:G:215:GLU:HA	7:G:218:GLN:NE2	2.34	0.42
1:A:6:LEU:O	1:A:7:SER:O	2.37	0.42
2:B:20:GLU:HG3	2:B:20:GLU:O	2.20	0.42
2:B:218:GLN:HE21	2:B:218:GLN:CA	2.23	0.42
3:C:99:GLY:O	3:C:100:GLU:C	2.58	0.42
3:C:12:GLU:O	3:C:13:TYR:C	2.58	0.42
3:C:153:THR:OG1	3:C:194:VAL:HA	2.19	0.42
3:C:150:ASP:CG	3:C:196:THR:HA	2.36	0.42
3:C:17:PHE:CA	3:C:22:CYS:SG	3.08	0.42
3:C:88:LEU:C	3:C:90:SER:H	2.22	0.42
5:E:105:ILE:HA	5:E:108:THR:HG1	1.83	0.42
5:E:69:PRO:HG2	5:E:74:PRO:HA	2.02	0.42
6:F:124:LEU:O	6:F:128:GLU:HG3	2.19	0.42
7:G:232:MET:O	7:G:234:GLY:N	2.52	0.42
9:I:162:ILE:HD11	9:I:176:LYS:HB3	1.99	0.42
9:I:181:GLU:HG2	9:I:182:PHE:H	1.79	0.42
1:A:116:ILE:HD12	1:A:116:ILE:H	1.83	0.42
1:A:144:ASN:HB2	1:A:209:PRO:CD	2.40	0.42
1:A:202:GLY:C	1:A:204:TYR:H	2.22	0.42
1:A:262:THR:HG22	1:A:266:LEU:HD11	2.01	0.42
2:B:102:LEU:O	2:B:106:PHE:CD1	2.73	0.42
2:B:237:GLU:OE1	2:B:238:ALA:N	2.53	0.42
3:C:107:GLN:CD	3:C:107:GLN:C	2.78	0.42
3:C:124:LEU:HD11	3:C:135:LEU:HD11	2.02	0.42
3:C:124:LEU:HA	3:C:124:LEU:HD23	1.91	0.42
3:C:160:LEU:HA	3:C:163:VAL:HG23	2.01	0.42
3:C:64:ALA:HB3	3:C:165:LEU:HD11	2.01	0.42
3:C:154:PHE:HE1	3:C:262:VAL:HB	1.80	0.42
5:E:167:ARG:HA	5:E:190:ILE:CG1	2.48	0.42
5:E:260:LYS:HB3	6:F:234:THR:CB	2.49	0.42
5:E:270:LEU:C	5:E:272:SER:H	2.22	0.42
6:F:215:LEU:HD23	6:F:216:MET:N	2.35	0.42
6:F:36:LEU:HD12	6:F:37:ARG:H	1.85	0.42
7:G:128:PHE:CD1	7:G:128:PHE:N	2.88	0.42

Continued on next page...

Continued from previous page...

Atom-1	Atom-2	Interatomic distance (Å)	Clash overlap (Å)
7:G:170:ASN:HD21	7:G:173:MET:CE	2.32	0.42
7:G:90:PRO:HA	7:G:94:SER:HB3	2.02	0.42
8:H:271:ILE:HG21	8:H:280:ILE:CD1	2.50	0.42
1:A:59:VAL:HB	1:A:160:PHE:CG	2.54	0.42
1:A:196:PHE:N	1:A:221:LEU:O	2.43	0.42
1:A:33:ARG:HH21	1:A:50:LEU:CD2	2.23	0.42
1:A:70:ARG:O	1:A:72:THR:N	2.44	0.42
2:B:161:ALA:C	2:B:172:LEU:HD11	2.40	0.42
1:A:231:ILE:N	2:B:204:LEU:O	2.51	0.42
3:C:88:LEU:CD2	3:C:142:LEU:HA	2.48	0.42
3:C:198:PHE:CE2	3:C:251:CYS:HB3	2.55	0.42
3:C:78:TYR:O	3:C:124:LEU:HD13	2.19	0.42
3:C:89:CYS:HB3	3:C:141:CYS:O	2.20	0.42
3:C:242:GLY:HA2	4:D:191:LYS:O	2.20	0.42
4:D:192:LEU:HD23	4:D:194:MET:N	2.34	0.42
4:D:40:ARG:HH11	4:D:40:ARG:HG3	1.84	0.42
5:E:164:ARG:CG	5:E:191:ARG:HD2	2.50	0.42
5:E:272:SER:OG	5:E:273:VAL:N	2.53	0.42
6:F:200:THR:HB	6:F:203:GLU:H	1.85	0.42
7:G:116:VAL:HG13	7:G:117:ILE:N	2.34	0.42
7:G:141:SER:HG	7:G:144:SER:HG	1.64	0.42
7:G:214:CYS:SG	7:G:216:ILE:HD13	2.60	0.42
7:G:228:ILE:CD1	7:G:228:ILE:C	2.87	0.42
8:H:111:SER:HB2	8:H:157:HIS:CE1	2.55	0.42
8:H:200:ASN:HD21	8:H:202:PHE:CB	2.31	0.42
5:E:16:HIS:CG	8:H:225:PRO:HB3	2.54	0.42
8:H:45:THR:HG21	8:H:67:ILE:HG22	2.02	0.42
1:A:199:PHE:HE1	1:A:206:LEU:HB2	1.78	0.42
1:A:246:GLN:O	1:A:249:ARG:HG2	2.20	0.42
1:A:260:GLU:O	1:A:264:LEU:CD2	2.68	0.42
1:A:87:ALA:HB3	1:A:90:PHE:CD2	2.55	0.42
2:B:111:LEU:N	2:B:111:LEU:CD1	2.83	0.42
3:C:31:GLU:O	3:C:33:ARG:N	2.53	0.42
3:C:63:LYS:HG3	6:F:105:PHE:HA	2.02	0.42
5:E:116:LYS:HD3	5:E:198:PRO:HB3	2.02	0.42
5:E:116:LYS:HG2	5:E:198:PRO:CG	2.49	0.42
6:F:253:PRO:HG2	6:F:254:VAL:N	2.31	0.42
6:F:265:ARG:NH1	6:F:265:ARG:HG3	2.33	0.42
6:F:35:ARG:HH22	6:F:196:LEU:HD21	1.85	0.42
7:G:161:LEU:HD22	7:G:192:ILE:HG21	2.02	0.42
7:G:27:VAL:CG2	7:G:79:VAL:HG11	2.49	0.42

Continued on next page...

Continued from previous page...

Atom-1	Atom-2	Interatomic distance (Å)	Clash overlap (Å)
8:H:171:LEU:O	8:H:171:LEU:HD23	2.19	0.42
8:H:83:ILE:CG1	8:H:199:ASN:ND2	2.83	0.42
8:H:91:VAL:HG22	8:H:97:LYS:H	1.84	0.42
1:A:167:VAL:CG2	1:A:172:VAL:HG13	2.50	0.42
1:A:36:ARG:HA	1:A:37:ILE:HD12	2.01	0.42
1:A:76:LEU:HA	1:A:131:GLN:OE1	2.19	0.42
2:B:109:ALA:O	2:B:110:ILE:HB	2.20	0.42
2:B:54:PRO:CB	2:B:120:ILE:HD11	2.50	0.42
2:B:47:ALA:CB	2:B:125:GLN:O	2.66	0.42
2:B:145:VAL:C	2:B:147:ASP:N	2.73	0.42
2:B:190:PRO:O	2:B:192:SER:N	2.53	0.42
2:B:96:CYS:SG	2:B:97:GLU:N	2.92	0.42
3:C:150:ASP:O	3:C:153:THR:HG22	2.20	0.42
3:C:89:CYS:O	3:C:90:SER:HB3	2.20	0.42
5:E:45:THR:CG2	5:E:63:LYS:HB2	2.50	0.42
7:G:144:SER:O	7:G:179:CYS:HB2	2.20	0.42
8:H:83:ILE:HG12	8:H:199:ASN:HD21	1.85	0.42
9:I:111:THR:HG22	9:I:112:GLU:N	2.34	0.42
9:I:153:VAL:HG22	9:I:154:VAL:N	2.35	0.42
9:I:18:GLU:O	9:I:19:GLU:CB	2.67	0.42
1:A:162:ARG:NH1	1:A:162:ARG:O	2.54	0.41
1:A:295:ALA:HA	4:D:33:CYS:O	2.19	0.41
2:B:41:GLU:CB	2:B:46:LYS:HG3	2.43	0.41
3:C:153:THR:OG1	3:C:194:VAL:HG13	2.19	0.41
5:E:167:ARG:NH1	5:E:187:TYR:HD2	2.18	0.41
5:E:254:GLU:HG3	5:E:254:GLU:H	1.51	0.41
7:G:156:VAL:O	7:G:157:GLN:HG2	2.19	0.41
7:G:19:ALA:HB1	7:G:35:LEU:CD1	2.42	0.41
7:G:98:VAL:HG12	7:G:99:TYR:H	1.83	0.41
9:I:133:ILE:CG2	9:I:134:SER:H	2.17	0.41
9:I:135:LEU:HD13	9:I:142:TYR:CZ	2.54	0.41
9:I:129:LEU:CD2	9:I:152:GLY:O	2.68	0.41
9:I:174:CYS:SG	9:I:177:THR:CG2	3.08	0.41
9:I:16:ASN:CA	9:I:33:ILE:HG13	2.48	0.41
1:A:101:LYS:HB3	1:A:101:LYS:HE3	1.78	0.41
2:B:224:HIS:ND1	2:B:225:THR:N	2.68	0.41
3:C:57:THR:O	3:C:142:LEU:HG	2.20	0.41
3:C:199:ALA:HB3	3:C:207:ILE:CG1	2.42	0.41
3:C:37:VAL:CG2	3:C:269:VAL:HG21	2.50	0.41
3:C:90:SER:O	3:C:93:PHE:HB2	2.21	0.41
7:G:170:ASN:OD1	7:G:173:MET:HB3	2.19	0.41

Continued on next page...

Continued from previous page...

Atom-1	Atom-2	Interatomic distance (Å)	Clash overlap (Å)
7:G:189:MET:HE3	7:G:189:MET:HB3	1.89	0.41
7:G:197:LEU:O	7:G:237:TRP:CA	2.51	0.41
7:G:220:VAL:O	7:G:220:VAL:HG12	2.20	0.41
8:H:109:LEU:HD23	8:H:110:LEU:O	2.20	0.41
9:I:129:LEU:HD23	9:I:152:GLY:O	2.20	0.41
9:I:82:PHE:CD1	9:I:82:PHE:N	2.88	0.41
1:A:262:THR:O	1:A:263:GLU:C	2.59	0.41
1:A:56:LEU:HD12	1:A:57:GLY:H	1.85	0.41
2:B:30:VAL:HB	2:B:31:PHE:H	1.63	0.41
4:D:74:ALA:HB2	4:D:114:THR:HG23	2.03	0.41
4:D:38:LEU:H	4:D:38:LEU:HD12	1.83	0.41
5:E:116:LYS:HB2	5:E:237:THR:HG23	2.02	0.41
5:E:199:CYS:O	5:E:229:SER:HA	2.20	0.41
6:F:188:ALA:HB3	6:F:194:THR:HB	2.02	0.41
7:G:145:PHE:O	7:G:146:GLU:CG	2.66	0.41
7:G:222:LYS:NZ	7:G:269:SER:H	2.15	0.41
7:G:29:PRO:HB3	7:G:80:THR:O	2.20	0.41
8:H:130:ALA:HB1	8:H:134:PHE:CZ	2.54	0.41
8:H:191:CYS:SG	8:H:237:LEU:HD11	2.60	0.41
8:H:72:LEU:H	8:H:72:LEU:CD2	2.33	0.41
9:I:16:ASN:O	9:I:18:GLU:N	2.53	0.41
1:A:425:UNK:HG2	1:A:426:UNK:N	2.35	0.41
2:B:163:PHE:HB2	2:B:212:VAL:HG12	2.01	0.41
3:C:246:ALA:O	3:C:249:GLN:N	2.53	0.41
3:C:99:GLY:N	3:C:102:ALA:HB3	2.35	0.41
5:E:8:GLU:CA	5:E:11:LYS:HG2	2.49	0.41
5:E:257:GLU:CG	5:E:260:LYS:HE3	2.47	0.41
6:F:55:LEU:O	6:F:56:GLU:HG2	2.19	0.41
7:G:20:ARG:HB2	7:G:35:LEU:HG	2.02	0.41
8:H:250:MET:HA	8:H:250:MET:CE	2.50	0.41
1:A:8:ASN:HA	1:A:11:ARG:HD2	2.02	0.41
1:A:195:SER:HA	1:A:221:LEU:O	2.21	0.41
1:A:37:ILE:N	1:A:37:ILE:CD1	2.64	0.41
2:B:58:ARG:HD3	2:B:58:ARG:HA	1.90	0.41
3:C:101:GLU:C	3:C:103:GLN:N	2.74	0.41
5:E:113:PHE:HZ	5:E:156:VAL:HG13	1.85	0.41
5:E:194:VAL:HG23	5:E:196:ASN:H	1.84	0.41
5:E:245:GLY:HA2	6:F:132:PRO:HB3	2.02	0.41
6:F:211:LEU:HA	6:F:227:GLY:HA2	2.03	0.41
7:G:215:GLU:O	7:G:219:GLU:CB	2.64	0.41
8:H:239:ASN:O	8:H:242:ILE:HG12	2.21	0.41

Continued on next page...

Continued from previous page...

Atom-1	Atom-2	Interatomic distance (Å)	Clash overlap (Å)
8:H:30:GLY:HA2	8:H:53:ILE:HG21	2.02	0.41
8:H:91:VAL:CG2	8:H:96:TRP:HA	2.45	0.41
2:B:142:THR:O	2:B:146:LEU:CG	2.60	0.41
2:B:145:VAL:O	2:B:147:ASP:N	2.53	0.41
2:B:60:SER:O	2:B:62:ALA:N	2.54	0.41
3:C:147:ASN:C	3:C:147:ASN:HD22	2.23	0.41
3:C:38:ASN:HD22	3:C:50:LEU:HB3	1.86	0.41
4:D:110:LEU:HB3	4:D:111:HIS:H	1.71	0.41
5:E:227:LEU:N	5:E:240:ARG:O	2.36	0.41
8:H:129:LEU:O	8:H:132:ARG:HG2	2.21	0.41
8:H:178:LEU:HA	8:H:250:MET:CE	2.51	0.41
8:H:191:CYS:HB2	8:H:260:TYR:CE2	2.56	0.41
8:H:276:ILE:HG22	8:H:280:ILE:CD1	2.50	0.41
8:H:258:TYR:HB2	8:H:288:LEU:HG	2.01	0.41
8:H:291:GLN:O	8:H:291:GLN:HG2	2.19	0.41
8:H:88:ILE:HD11	8:H:141:ILE:CD1	2.51	0.41
9:I:15:CYS:HB3	9:I:33:ILE:CD1	2.42	0.41
9:I:79:ASN:HB3	9:I:82:PHE:H	1.85	0.41
1:A:247:VAL:C	1:A:250:CYS:HG	2.20	0.41
1:A:194:VAL:HG11	1:A:254:ALA:HA	2.03	0.41
1:A:436:UNK:C	1:A:438:UNK:N	2.83	0.41
1:A:99:LEU:HD12	1:A:99:LEU:HA	1.75	0.41
2:B:159:CYS:SG	2:B:223:VAL:HG21	2.60	0.41
3:C:79:VAL:CG1	3:C:121:LYS:HZ1	2.33	0.41
3:C:144:TYR:CD1	3:C:145:ASP:N	2.88	0.41
3:C:207:ILE:H	3:C:207:ILE:HG12	1.47	0.41
1:A:449:UNK:O	3:C:276:LYS:NZ	2.54	0.41
5:E:120:ASP:O	5:E:123:THR:N	2.53	0.41
5:E:49:ALA:HB3	5:E:159:ALA:HB2	2.01	0.41
5:E:86:SER:C	5:E:88:SER:N	2.72	0.41
3:C:63:LYS:HZ2	6:F:108:ARG:HA	1.83	0.41
6:F:169:LEU:O	6:F:172:ALA:HB3	2.20	0.41
6:F:186:SER:O	6:F:196:LEU:N	2.46	0.41
6:F:233:LEU:H	6:F:236:SER:CB	2.34	0.41
7:G:265:LYS:HB3	7:G:266:GLN:OE1	2.21	0.41
5:E:17:GLY:CA	8:H:231:ARG:HH21	2.30	0.41
9:I:139:GLN:O	9:I:140:SER:HB2	2.20	0.41
9:I:42:MET:O	9:I:54:SER:O	2.39	0.41
1:A:18:ILE:C	1:A:20:GLU:N	2.72	0.41
1:A:23:ARG:NH2	1:A:27:ARG:CZ	2.83	0.41
1:A:63:LEU:N	1:A:63:LEU:HD23	2.35	0.41

Continued on next page...

Continued from previous page...

Atom-1	Atom-2	Interatomic distance (Å)	Clash overlap (Å)
2:B:69:ALA:HB2	2:B:115:HIS:CB	2.27	0.41
3:C:147:ASN:O	3:C:149:LEU:N	2.54	0.41
3:C:150:ASP:OD2	3:C:195:ALA:O	2.39	0.41
3:C:274:LYS:CB	3:C:275:PRO:CD	2.99	0.41
3:C:59:ILE:HD12	3:C:59:ILE:N	2.32	0.41
4:D:105:VAL:C	4:D:149:ARG:HG2	2.40	0.41
1:A:140:ASN:ND2	4:D:39:SER:N	2.67	0.41
5:E:37:VAL:CG2	5:E:154:ILE:HD11	2.49	0.41
5:E:256:MET:CE	6:F:241:VAL:HG21	2.51	0.41
5:E:257:GLU:C	5:E:259:GLY:H	2.23	0.41
6:F:126:LEU:HD22	6:F:130:LEU:HG	2.03	0.41
8:H:165:LYS:NZ	8:H:166:LEU:O	2.45	0.41
8:H:96:TRP:O	8:H:108:LEU:HD23	2.20	0.41
9:I:145:THR:HG21	9:I:147:ALA:HB3	2.03	0.41
9:I:156:ALA:HB3	9:I:164:MET:O	2.21	0.41
9:I:79:ASN:CB	9:I:82:PHE:H	2.34	0.41
1:A:144:ASN:ND2	1:A:146:ILE:CD1	2.84	0.41
1:A:35:ILE:CD1	1:A:37:ILE:HD11	2.51	0.41
2:B:100:LEU:HA	2:B:103:ARG:HG3	2.03	0.41
2:B:77:SER:CA	2:B:125:GLN:OE1	2.61	0.41
2:B:139:ASN:O	2:B:143:LEU:CD2	2.68	0.41
2:B:12:ARG:HH12	2:B:16:ARG:HH12	1.66	0.41
2:B:172:LEU:HD22	2:B:183:GLN:HB3	2.02	0.41
2:B:79:THR:HG22	2:B:88:ARG:NE	2.33	0.41
3:C:101:GLU:O	3:C:104:VAL:N	2.54	0.41
3:C:111:ASP:O	3:C:115:ASN:ND2	2.54	0.41
3:C:139:LEU:HD21	3:C:156:LEU:HB2	2.02	0.41
3:C:50:LEU:HD12	3:C:51:VAL:H	1.86	0.41
3:C:101:GLU:HB2	4:D:96:ARG:HH22	1.86	0.41
5:E:76:GLU:HA	5:E:125:CYS:SG	2.61	0.41
5:E:140:LEU:HG	5:E:142:LEU:CD2	2.50	0.41
5:E:157:LYS:O	5:E:160:LEU:HB2	2.21	0.41
5:E:252:ILE:O	5:E:256:MET:HB2	2.21	0.41
7:G:115:HIS:CD2	7:G:232:MET:HG2	2.56	0.41
7:G:48:VAL:HG12	7:G:50:ARG:NH2	2.36	0.41
8:H:189:LEU:HD13	8:H:257:LEU:HG	2.02	0.41
8:H:204:TRP:HE3	8:H:206:TYR:HD2	1.66	0.41
9:I:136:GLY:C	9:I:138:ALA:N	2.73	0.41
1:A:244:LYS:HD2	1:A:245:ASP:CA	2.51	0.41
2:B:100:LEU:O	2:B:101:GLN:C	2.58	0.41
3:C:110:ALA:O	3:C:113:ILE:HB	2.21	0.41

Continued on next page...

Continued from previous page...

Atom-1	Atom-2	Interatomic distance (Å)	Clash overlap (Å)
3:C:170:ILE:HG23	3:C:174:THR:O	2.21	0.41
3:C:201:PHE:C	3:C:202:ASP:OD2	2.59	0.41
3:C:215:GLU:O	3:C:218:ALA:HB3	2.21	0.41
3:C:29:LEU:CD2	3:C:254:ARG:NH1	2.81	0.41
3:C:267:ASP:O	3:C:270:ILE:HD12	2.21	0.41
4:D:139:MET:O	4:D:140:ALA:C	2.59	0.41
4:D:29:ARG:N	4:D:168:ASP:HB3	2.35	0.41
4:D:155:VAL:HG22	4:D:185:LEU:HD11	2.01	0.41
1:A:295:ALA:CA	4:D:231:ARG:HH12	2.34	0.41
4:D:41:PRO:HG3	4:D:59:TYR:CE1	2.56	0.41
5:E:126:ILE:O	5:E:128:PRO:HD3	2.21	0.41
5:E:12:VAL:O	5:E:15:VAL:HG23	2.20	0.41
5:E:206:ILE:CD1	5:E:206:ILE:N	2.77	0.41
5:E:77:GLY:HA3	5:E:124:LEU:O	2.20	0.41
7:G:148:ALA:O	7:G:149:THR:C	2.59	0.41
7:G:161:LEU:CD1	7:G:161:LEU:N	2.84	0.41
7:G:173:MET:CG	7:G:174:GLU:N	2.84	0.41
8:H:106:SER:HB2	8:H:156:LEU:HD11	2.03	0.41
9:I:162:ILE:HB	9:I:174:CYS:CB	2.51	0.41
1:A:154:ILE:HG22	1:A:155:VAL:N	2.36	0.41
1:A:56:LEU:HD12	1:A:56:LEU:HA	1.71	0.41
1:A:84:GLN:O	1:A:84:GLN:OE1	2.38	0.41
2:B:16:ARG:HA	2:B:20:GLU:OE1	2.21	0.41
4:D:100:ASN:C	4:D:102:CYS:N	2.72	0.41
3:C:232:LEU:CD2	4:D:206:LEU:HD22	2.50	0.41
5:E:211:VAL:CG1	5:E:212:VAL:N	2.82	0.41
5:E:216:LEU:C	5:E:218:GLU:N	2.70	0.41
6:F:149:LEU:HD23	6:F:150:LEU:C	2.42	0.41
6:F:150:LEU:CD2	6:F:157:ALA:HB1	2.48	0.41
6:F:166:ALA:HA	6:F:169:LEU:CD1	2.46	0.41
9:I:102:THR:C	9:I:103:ILE:CG1	2.89	0.41
9:I:74:LYS:HD3	9:I:75:VAL:O	2.21	0.41
1:A:109:CYS:HA	1:A:112:ASN:CB	2.45	0.40
1:A:258:VAL:O	1:A:259:ALA:C	2.57	0.40
2:B:6:LEU:HB3	2:B:7:SER:H	1.48	0.40
2:B:89:PRO:HA	2:B:92:ASP:OD2	2.20	0.40
3:C:178:GLU:O	3:C:181:LEU:CB	2.68	0.40
3:C:235:LEU:HD23	3:C:235:LEU:C	2.41	0.40
4:D:100:ASN:O	4:D:102:CYS:N	2.53	0.40
5:E:215:THR:HB	5:E:217:GLN:NE2	2.36	0.40
5:E:39:THR:O	5:E:40:ASP:HB2	2.21	0.40

Continued on next page...

Continued from previous page...

Atom-1	Atom-2	Interatomic distance (Å)	Clash overlap (Å)
6:F:103:ALA:HA	6:F:104:PRO:HD3	1.82	0.40
6:F:135:ARG:CG	6:F:136:LEU:H	2.34	0.40
6:F:253:PRO:C	6:F:255:LEU:N	2.74	0.40
6:F:37:ARG:NH2	6:F:57:ALA:HB1	2.37	0.40
7:G:115:HIS:H	7:G:115:HIS:HD1	1.68	0.40
7:G:203:LEU:O	7:G:206:ILE:N	2.54	0.40
7:G:202:THR:CG2	7:G:205:LEU:HD13	2.51	0.40
8:H:220:ILE:O	8:H:221:ALA:C	2.59	0.40
1:A:150:SER:H	1:A:150:SER:HG	1.67	0.40
1:A:175:TYR:HB3	1:A:177:PRO:CG	2.50	0.40
1:A:175:TYR:C	1:A:177:PRO:HD2	2.40	0.40
2:B:49:ALA:HB2	2:B:124:VAL:HG13	2.02	0.40
3:C:79:VAL:CB	3:C:135:LEU:HD12	2.52	0.40
4:D:230:ARG:HA	4:D:233:SER:OG	2.20	0.40
6:F:120:ARG:HG3	6:F:120:ARG:HH11	1.86	0.40
6:F:130:LEU:CD2	6:F:162:LEU:HD23	2.50	0.40
6:F:180:VAL:HG13	6:F:223:ALA:HB2	2.03	0.40
6:F:54:TYR:HD1	6:F:63:LEU:CD2	2.34	0.40
7:G:198:LEU:HD13	7:G:237:TRP:HB2	2.03	0.40
7:G:252:ILE:HG22	7:G:253:LEU:N	2.36	0.40
7:G:33:LEU:HD22	7:G:33:LEU:N	2.35	0.40
7:G:48:VAL:CG2	7:G:77:LEU:HD21	2.49	0.40
9:I:92:SER:H	9:I:94:PRO:HD2	1.85	0.40
1:A:64:VAL:HG12	1:A:65:SER:H	1.85	0.40
2:B:26:ALA:HB2	2:B:40:ILE:CD1	2.51	0.40
4:D:111:HIS:CD2	4:D:113:ARG:NH2	2.90	0.40
4:D:153:CYS:HB3	4:D:221:PHE:CE2	2.56	0.40
4:D:175:LYS:HA	4:D:175:LYS:HD2	1.81	0.40
4:D:73:LYS:O	4:D:111:HIS:O	2.39	0.40
5:E:264:LYS:O	5:E:264:LYS:HD3	2.21	0.40
5:E:42:VAL:C	5:E:44:ASN:N	2.75	0.40
6:F:179:LEU:HD21	9:I:10:PRO:HG2	2.04	0.40
5:E:236:VAL:HG21	6:F:234:THR:HA	2.04	0.40
7:G:48:VAL:HG22	7:G:77:LEU:HG	2.03	0.40
8:H:195:VAL:CG1	8:H:196:ILE:N	2.84	0.40
1:A:66:PRO:HD3	1:A:129:VAL:N	2.36	0.40
1:A:143:GLY:H	1:A:211:GLU:CD	2.24	0.40
1:A:211:GLU:OE1	1:A:211:GLU:CA	2.65	0.40
1:A:243:LEU:N	1:A:246:GLN:NE2	2.69	0.40
2:B:100:LEU:O	2:B:103:ARG:HB2	2.21	0.40
2:B:140:ALA:HA	2:B:143:LEU:HD11	2.03	0.40

Continued on next page...

Continued from previous page...

Atom-1	Atom-2	Interatomic distance (Å)	Clash overlap (Å)
2:B:51:VAL:HG22	2:B:52:TYR:N	2.37	0.40
3:C:201:PHE:HE1	3:C:207:ILE:CD1	2.34	0.40
3:C:78:TYR:H	3:C:124:LEU:HD12	1.84	0.40
3:C:89:CYS:HB2	3:C:144:TYR:N	2.36	0.40
4:D:111:HIS:CE1	4:D:112:PRO:O	2.75	0.40
4:D:181:LEU:CD1	4:D:181:LEU:N	2.78	0.40
3:C:241:SER:O	4:D:191:LYS:HD3	2.22	0.40
4:D:202:SER:O	4:D:205:GLU:HB2	2.21	0.40
5:E:105:ILE:HG21	5:E:152:ILE:CD1	2.42	0.40
5:E:189:CYS:C	5:E:191:ARG:N	2.75	0.40
5:E:238:CYS:N	6:F:229:GLY:H	2.19	0.40
5:E:258:THR:CG2	5:E:261:ARG:NH2	2.83	0.40
6:F:127:GLN:O	6:F:131:GLU:CB	2.50	0.40
6:F:266:ARG:O	6:F:269:ALA:HB3	2.21	0.40
7:G:127:ILE:HA	7:G:140:LEU:O	2.21	0.40
7:G:231:GLY:O	7:G:234:GLY:N	2.51	0.40
8:H:160:SER:O	8:H:163:TYR:C	2.59	0.40
8:H:236:ARG:NH2	8:H:267:GLN:OE1	2.54	0.40
8:H:52:LEU:HD21	8:H:67:ILE:HD12	2.04	0.40
9:I:76:SER:HB2	9:I:77:SER:H	1.62	0.40
1:A:201:GLN:O	1:A:203:THR:HG23	2.21	0.40
1:A:23:ARG:NH1	1:A:206:LEU:HG	2.37	0.40
1:A:418:UNK:O	1:A:421:UNK:HG3	2.21	0.40
1:A:96:SER:HB3	1:A:100:VAL:HG23	2.03	0.40
2:B:111:LEU:HD13	2:B:152:MET:CA	2.35	0.40
2:B:154:ASP:OD2	2:B:189:LEU:HA	2.21	0.40
3:C:194:VAL:HG12	3:C:195:ALA:H	1.85	0.40
3:C:20:GLU:O	3:C:20:GLU:OE1	2.39	0.40
3:C:37:VAL:HG11	3:C:154:PHE:CE2	2.56	0.40
3:C:65:GLU:O	3:C:134:VAL:HB	2.22	0.40
4:D:160:ASP:C	4:D:162:ASP:N	2.73	0.40
5:E:45:THR:O	5:E:46:SER:O	2.39	0.40
6:F:102:ARG:O	6:F:103:ALA:C	2.60	0.40
6:F:54:TYR:OH	6:F:61:LYS:CG	2.69	0.40
7:G:166:PHE:HB2	7:G:176:GLU:O	2.21	0.40
7:G:260:THR:H	7:G:263:GLN:HB2	1.87	0.40
8:H:155:SER:O	8:H:156:LEU:HD23	2.21	0.40
8:H:92:GLN:O	8:H:94:LYS:N	2.55	0.40
9:I:110:ALA:HB1	9:I:122:PHE:HZ	1.87	0.40
9:I:111:THR:HG23	9:I:184:LYS:CE	2.51	0.40

There are no symmetry-related clashes.

5.3 Torsion angles

5.3.1 Protein backbone

In the following table, the Percentiles column shows the percent Ramachandran outliers of the chain as a percentile score with respect to all X-ray entries followed by that with respect to entries of similar resolution.

The Analysed column shows the number of residues for which the backbone conformation was analysed, and the total number of residues.

Mol	Chain	Analysed	Favoured	Allowed	Outliers	Percentiles	
1	A	300/358 (84%)	209 (70%)	60 (20%)	31 (10%)	0	3
2	B	233/249 (94%)	156 (67%)	56 (24%)	21 (9%)	1	5
3	C	268/278 (96%)	193 (72%)	44 (16%)	31 (12%)	0	2
4	D	201/237 (85%)	157 (78%)	29 (14%)	15 (8%)	1	7
5	E	271/305 (89%)	200 (74%)	47 (17%)	24 (9%)	1	5
6	F	219/272 (80%)	166 (76%)	32 (15%)	21 (10%)	0	4
7	G	232/289 (80%)	152 (66%)	51 (22%)	29 (12%)	0	2
8	H	244/308 (79%)	182 (75%)	41 (17%)	21 (9%)	1	5
9	I	178/209 (85%)	122 (68%)	40 (22%)	16 (9%)	1	5
All	All	2146/2505 (86%)	1537 (72%)	400 (19%)	209 (10%)	0	4

All (209) Ramachandran outliers are listed below:

Mol	Chain	Res	Type
1	A	7	SER
1	A	68	LEU
1	A	69	ASN
1	A	94	ARG
1	A	227	LYS
1	A	239	GLY
1	A	292	ARG
1	A	293	ILE
1	A	294	THR
1	A	301	ALA
2	B	30	VAL
2	B	35	ASP
2	B	62	ALA
2	B	110	ILE
2	B	149	GLY
2	B	173	SER

Continued on next page...

Continued from previous page...

Mol	Chain	Res	Type
2	B	179	ALA
2	B	206	GLU
3	C	21	ASN
3	C	29	LEU
3	C	33	ARG
3	C	74	PRO
3	C	89	CYS
3	C	145	ASP
3	C	181	LEU
3	C	202	ASP
3	C	232	LEU
3	C	241	SER
4	D	60	GLY
4	D	110	LEU
4	D	126	ALA
4	D	145	GLY
4	D	169	PRO
5	E	23	ARG
5	E	46	SER
5	E	70	LYS
5	E	100	ASP
5	E	126	ILE
5	E	232	SER
6	F	68	GLY
6	F	157	ALA
6	F	190	GLY
6	F	217	PRO
6	F	218	VAL
7	G	44	PRO
7	G	149	THR
7	G	156	VAL
7	G	191	VAL
7	G	192	ILE
7	G	222	LYS
7	G	223	LEU
7	G	239	LYS
7	G	256	CYS
7	G	257	GLU
7	G	265	LYS
8	H	77	ILE
8	H	80	VAL
8	H	93	GLN

Continued on next page...

Continued from previous page...

Mol	Chain	Res	Type
8	H	136	GLN
8	H	137	GLU
8	H	150	SER
8	H	168	GLN
8	H	199	ASN
8	H	253	ASP
8	H	267	GLN
8	H	268	ILE
8	H	269	LYS
9	I	19	GLU
9	I	67	VAL
9	I	176	LYS
1	A	97	ASP
1	A	146	ILE
1	A	164	ASP
1	A	184	PRO
1	A	229	ARG
1	A	281	LYS
1	A	282	PHE
2	B	21	LEU
2	B	23	LYS
2	B	53	GLY
2	B	57	ILE
2	B	59	GLY
2	B	61	ARG
2	B	66	PRO
2	B	69	ALA
3	C	10	PRO
3	C	44	THR
3	C	70	SER
3	C	186	TYR
4	D	191	LYS
4	D	192	LEU
4	D	194	MET
4	D	206	LEU
5	E	24	VAL
5	E	28	GLY
5	E	54	GLY
5	E	125	CYS
5	E	265	VAL
6	F	34	THR
6	F	115	GLY

Continued on next page...

Continued from previous page...

Mol	Chain	Res	Type
7	G	92	SER
7	G	106	LYS
7	G	112	LYS
7	G	152	ASN
7	G	171	LYS
7	G	186	ALA
7	G	263	GLN
8	H	101	ASN
8	H	110	LEU
8	H	134	PHE
8	H	151	ASP
9	I	37	LEU
9	I	115	LYS
9	I	137	ASP
1	A	66	PRO
1	A	70	ARG
1	A	74	GLY
1	A	85	MET
1	A	96	SER
1	A	125	ALA
1	A	181	ASP
1	A	200	GLN
1	A	259	ALA
2	B	67	ASP
3	C	22	CYS
3	C	128	PRO
3	C	147	ASN
3	C	166	PRO
3	C	180	ASN
3	C	203	ASP
4	D	113	ARG
4	D	233	SER
5	E	34	CYS
5	E	164	ARG
6	F	191	PRO
6	F	220	ASN
6	F	223	ALA
7	G	20	ARG
7	G	182	SER
7	G	233	ASN
7	G	241	LYS
7	G	244	GLN

Continued on next page...

Continued from previous page...

Mol	Chain	Res	Type
8	H	223	LEU
8	H	265	PRO
9	I	17	LEU
1	A	86	ALA
2	B	85	ARG
2	B	191	ALA
2	B	215	ALA
3	C	88	LEU
3	C	90	SER
3	C	92	ARG
5	E	43	SER
5	E	120	ASP
5	E	163	THR
6	F	253	PRO
7	G	137	PRO
7	G	200	LYS
8	H	111	SER
8	H	159	ARG
9	I	11	GLY
9	I	22	PRO
9	I	64	LEU
9	I	92	SER
1	A	71	ALA
1	A	183	VAL
2	B	112	THR
3	C	73	ALA
3	C	98	PRO
3	C	239	GLY
5	E	6	LEU
5	E	40	ASP
5	E	75	ASN
5	E	190	ILE
5	E	271	GLN
6	F	57	ALA
6	F	222	VAL
6	F	236	SER
6	F	238	ALA
7	G	111	VAL
9	I	51	PRO
3	C	77	GLY
3	C	233	CYS
4	D	144	ALA

Continued on next page...

Continued from previous page...

Mol	Chain	Res	Type
4	D	161	SER
5	E	215	THR
6	F	37	ARG
6	F	69	PRO
6	F	193	PRO
6	F	198	ASP
9	I	184	LYS
1	A	279	GLY
6	F	114	PRO
7	G	267	ILE
1	A	283	GLY
3	C	24	PRO
3	C	118	ILE
5	E	281	GLY
7	G	153	ARG
3	C	81	PRO
4	D	106	VAL
4	D	108	GLY
5	E	41	VAL
6	F	32	ASP
7	G	43	GLY
8	H	274	PRO
9	I	155	VAL
9	I	25	GLY
9	I	75	VAL

5.3.2 Protein sidechains ⓘ

In the following table, the Percentiles column shows the percent sidechain outliers of the chain as a percentile score with respect to all X-ray entries followed by that with respect to entries of similar resolution.

The Analysed column shows the number of residues for which the sidechain conformation was analysed, and the total number of residues.

Mol	Chain	Analysed	Rotameric	Outliers	Percentiles	
1	A	264/280 (94%)	196 (74%)	68 (26%)	0	2
2	B	179/189 (95%)	146 (82%)	33 (18%)	1	6
3	C	232/237 (98%)	201 (87%)	31 (13%)	4	16
4	D	168/195 (86%)	144 (86%)	24 (14%)	3	14
5	E	240/265 (91%)	205 (85%)	35 (15%)	3	13

Continued on next page...

Continued from previous page...

Mol	Chain	Analysed	Rotameric	Outliers	Percentiles	
6	F	157/188 (84%)	135 (86%)	22 (14%)	3	15
7	G	192/234 (82%)	150 (78%)	42 (22%)	1	3
8	H	219/268 (82%)	194 (89%)	25 (11%)	5	22
9	I	157/183 (86%)	133 (85%)	24 (15%)	2	12
All	All	1808/2039 (89%)	1504 (83%)	304 (17%)	2	9

All (304) residues with a non-rotameric sidechain are listed below:

Mol	Chain	Res	Type
1	A	4	THR
1	A	7	SER
1	A	9	CYS
1	A	12	ARG
1	A	13	PHE
1	A	16	ARG
1	A	24	LEU
1	A	28	GLN
1	A	30	TYR
1	A	31	ASP
1	A	37	ILE
1	A	39	PHE
1	A	46	CYS
1	A	50	LEU
1	A	53	THR
1	A	61	CYS
1	A	63	LEU
1	A	76	LEU
1	A	78	PHE
1	A	81	GLU
1	A	98	LEU
1	A	109	CYS
1	A	116	ILE
1	A	129	VAL
1	A	131	GLN
1	A	134	VAL
1	A	139	LEU
1	A	144	ASN
1	A	145	ILE
1	A	146	ILE
1	A	147	ASP
1	A	154	ILE

Continued on next page...

Continued from previous page...

Mol	Chain	Res	Type
1	A	161	ARG
1	A	164	ASP
1	A	173	THR
1	A	183	VAL
1	A	190	MET
1	A	192	ILE
1	A	209	PRO
1	A	210	ASN
1	A	211	GLU
1	A	212	ARG
1	A	217	MET
1	A	220	LEU
1	A	221	LEU
1	A	223	ILE
1	A	229	ARG
1	A	230	GLU
1	A	231	ILE
1	A	233	THR
1	A	235	GLN
1	A	240	ILE
1	A	241	MET
1	A	244	LYS
1	A	245	ASP
1	A	246	GLN
1	A	248	LEU
1	A	249	ARG
1	A	250	CYS
1	A	251	SER
1	A	258	VAL
1	A	262	THR
1	A	265	ILE
1	A	266	LEU
1	A	269	LEU
1	A	272	ASP
1	A	286	GLU
1	A	299	GLU
2	B	9	GLN
2	B	13	VAL
2	B	14	ASP
2	B	28	MET
2	B	31	PHE
2	B	44	ASN

Continued on next page...

Continued from previous page...

Mol	Chain	Res	Type
2	B	46	LYS
2	B	70	LEU
2	B	76	SER
2	B	80	PHE
2	B	97	GLU
2	B	106	PHE
2	B	121	ASP
2	B	133	THR
2	B	139	ASN
2	B	143	LEU
2	B	157	CYS
2	B	160	SER
2	B	172	LEU
2	B	176	GLU
2	B	184	LEU
2	B	186	LEU
2	B	189	LEU
2	B	195	ILE
2	B	198	LEU
2	B	206	GLU
2	B	213	LEU
2	B	214	GLU
2	B	221	ARG
2	B	227	LEU
2	B	228	ASP
2	B	233	GLN
2	B	237	GLU
3	C	11	LEU
3	C	20	GLU
3	C	27	ARG
3	C	32	PHE
3	C	46	ASP
3	C	57	THR
3	C	59	ILE
3	C	65	GLU
3	C	66	PHE
3	C	78	TYR
3	C	89	CYS
3	C	93	PHE
3	C	107	GLN
3	C	109	ILE
3	C	114	GLU

Continued on next page...

Continued from previous page...

Mol	Chain	Res	Type
3	C	122	GLU
3	C	130	LYS
3	C	133	TRP
3	C	138	ASP
3	C	147	ASN
3	C	150	ASP
3	C	153	THR
3	C	154	PHE
3	C	186	TYR
3	C	198	PHE
3	C	202	ASP
3	C	203	ASP
3	C	207	ILE
3	C	248	LEU
3	C	259	HIS
3	C	260	LYS
4	D	28	LEU
4	D	29	ARG
4	D	30	HIS
4	D	48	LEU
4	D	52	THR
4	D	58	VAL
4	D	79	ILE
4	D	80	LEU
4	D	86	LEU
4	D	94	ARG
4	D	99	ARG
4	D	114	THR
4	D	115	SER
4	D	133	CYS
4	D	135	ASN
4	D	155	VAL
4	D	165	LEU
4	D	171	SER
4	D	173	GLN
4	D	181	LEU
4	D	203	ASP
4	D	205	GLU
4	D	208	GLN
4	D	231	ARG
5	E	6	LEU
5	E	8	GLU

Continued on next page...

Continued from previous page...

Mol	Chain	Res	Type
5	E	15	VAL
5	E	22	LEU
5	E	24	VAL
5	E	36	GLU
5	E	40	ASP
5	E	44	ASN
5	E	45	THR
5	E	46	SER
5	E	53	LEU
5	E	55	HIS
5	E	56	THR
5	E	66	MET
5	E	78	TYR
5	E	84	ASP
5	E	99	ASP
5	E	101	LEU
5	E	115	ASN
5	E	141	LEU
5	E	150	ASP
5	E	153	SER
5	E	157	LYS
5	E	161	PHE
5	E	169	ARG
5	E	172	GLU
5	E	185	ASP
5	E	199	CYS
5	E	209	ARG
5	E	225	SER
5	E	237	THR
5	E	239	MET
5	E	248	ASP
5	E	254	GLU
5	E	267	HIS
6	F	34	THR
6	F	35	ARG
6	F	45	LEU
6	F	50	LYS
6	F	62	VAL
6	F	108	ARG
6	F	119	GLU
6	F	124	LEU
6	F	126	LEU

Continued on next page...

Continued from previous page...

Mol	Chain	Res	Type
6	F	130	LEU
6	F	144	LEU
6	F	174	VAL
6	F	175	GLU
6	F	183	CYS
6	F	195	TRP
6	F	196	LEU
6	F	226	LEU
6	F	233	LEU
6	F	237	TRP
6	F	239	GLU
6	F	245	LEU
6	F	249	GLN
7	G	25	GLN
7	G	33	LEU
7	G	37	GLU
7	G	49	GLU
7	G	50	ARG
7	G	75	ASP
7	G	77	LEU
7	G	86	ARG
7	G	99	TYR
7	G	100	TRP
7	G	109	VAL
7	G	115	HIS
7	G	119	ILE
7	G	120	VAL
7	G	128	PHE
7	G	130	VAL
7	G	136	GLU
7	G	140	LEU
7	G	143	LEU
7	G	150	LYS
7	G	158	VAL
7	G	170	ASN
7	G	189	MET
7	G	199	PHE
7	G	200	LYS
7	G	201	VAL
7	G	214	CYS
7	G	217	ILE
7	G	219	GLU

Continued on next page...

Continued from previous page...

Mol	Chain	Res	Type
7	G	235	ARG
7	G	239	LYS
7	G	244	GLN
7	G	245	GLN
7	G	247	LEU
7	G	251	ASN
7	G	252	ILE
7	G	262	ASP
7	G	264	ARG
7	G	266	GLN
7	G	267	ILE
7	G	270	ARG
7	G	273	GLU
8	H	31	ASP
8	H	41	ARG
8	H	74	THR
8	H	77	ILE
8	H	82	ASP
8	H	98	VAL
8	H	99	GLU
8	H	103	ARG
8	H	104	LEU
8	H	136	GLN
8	H	139	ASP
8	H	146	GLN
8	H	157	HIS
8	H	163	TYR
8	H	165	LYS
8	H	168	GLN
8	H	171	LEU
8	H	173	GLN
8	H	174	VAL
8	H	197	LEU
8	H	202	PHE
8	H	224	GLU
8	H	240	CYS
8	H	250	MET
8	H	275	GLU
9	I	16	ASN
9	I	18	GLU
9	I	22	PRO
9	I	42	MET

Continued on next page...

Continued from previous page...

Mol	Chain	Res	Type
9	I	73	CYS
9	I	76	SER
9	I	80	SER
9	I	82	PHE
9	I	103	ILE
9	I	105	LYS
9	I	106	GLU
9	I	112	GLU
9	I	122	PHE
9	I	128	VAL
9	I	135	LEU
9	I	137	ASP
9	I	139	GLN
9	I	141	ASN
9	I	148	GLU
9	I	149	ASN
9	I	169	TRP
9	I	172	MET
9	I	178	HIS
9	I	181	GLU

Some sidechains can be flipped to improve hydrogen bonding and reduce clashes. All (58) such sidechains are listed below:

Mol	Chain	Res	Type
1	A	8	ASN
1	A	28	GLN
1	A	58	GLN
1	A	112	ASN
1	A	189	HIS
1	A	226	ASN
1	A	246	GLN
2	B	55	HIS
2	B	74	GLN
2	B	119	GLN
2	B	205	HIS
2	B	218	GLN
3	C	38	ASN
3	C	55	ASN
3	C	82	ASN
3	C	103	GLN
3	C	120	GLN
3	C	147	ASN

Continued on next page...

Continued from previous page...

Mol	Chain	Res	Type
3	C	162	ASN
3	C	171	ASN
3	C	180	ASN
3	C	216	HIS
3	C	249	GLN
4	D	49	GLN
4	D	121	GLN
4	D	135	ASN
4	D	173	GLN
4	D	207	GLN
4	D	218	GLN
5	E	114	ASN
5	E	115	ASN
5	E	131	HIS
5	E	162	ASN
6	F	127	GLN
6	F	220	ASN
6	F	221	GLN
6	F	249	GLN
6	F	256	GLN
7	G	25	GLN
7	G	38	GLN
7	G	155	ASN
7	G	157	GLN
7	G	170	ASN
7	G	187	ASN
7	G	244	GLN
7	G	245	GLN
8	H	64	ASN
8	H	136	GLN
8	H	173	GLN
8	H	199	ASN
8	H	211	HIS
8	H	239	ASN
8	H	286	GLN
9	I	16	ASN
9	I	97	ASN
9	I	139	GLN
9	I	149	ASN
9	I	178	HIS

5.3.3 RNA [i](#)

There are no RNA molecules in this entry.

5.4 Non-standard residues in protein, DNA, RNA chains [i](#)

There are no non-standard protein/DNA/RNA residues in this entry.

5.5 Carbohydrates [i](#)

There are no carbohydrates in this entry.

5.6 Ligand geometry [i](#)

There are no ligands in this entry.

5.7 Other polymers [i](#)

There are no such residues in this entry.

5.8 Polymer linkage issues [i](#)

There are no chain breaks in this entry.

6 Fit of model and data ⓘ

6.1 Protein, DNA and RNA chains ⓘ

In the following table, the column labelled ‘#RSRZ> 2’ contains the number (and percentage) of RSRZ outliers, followed by percent RSRZ outliers for the chain as percentile scores relative to all X-ray entries and entries of similar resolution. The OWAB column contains the minimum, median, 95th percentile and maximum values of the occupancy-weighted average B-factor per residue. The column labelled ‘Q< 0.9’ lists the number of (and percentage) of residues with an average occupancy less than 0.9.

Mol	Chain	Analysed	<RSRZ>	#RSRZ>2	OWAB(Å ²)	Q<0.9
1	A	302/358 (84%)	-0.01	10 (3%) 46 48	15, 86, 175, 194	0
2	B	235/249 (94%)	0.08	5 (2%) 63 67	21, 99, 145, 181	0
3	C	270/278 (97%)	0.13	14 (5%) 27 29	66, 117, 171, 203	0
4	D	205/237 (86%)	0.06	6 (2%) 51 54	38, 94, 128, 157	0
5	E	275/305 (90%)	0.51	31 (11%) 5 6	87, 133, 181, 195	0
6	F	223/272 (81%)	0.08	16 (7%) 15 18	77, 131, 174, 189	0
7	G	236/289 (81%)	-0.08	7 (2%) 50 53	19, 98, 153, 189	0
8	H	250/308 (81%)	0.25	10 (4%) 38 40	94, 146, 185, 204	0
9	I	180/209 (86%)	0.56	33 (18%) 1 1	88, 142, 178, 193	0
All	All	2176/2505 (86%)	0.17	132 (6%) 21 23	15, 118, 176, 204	0

All (132) RSRZ outliers are listed below:

Mol	Chain	Res	Type	RSRZ
5	E	133	TRP	7.0
5	E	282	PRO	6.7
8	H	265	PRO	6.5
8	H	264	LEU	5.8
9	I	53	VAL	5.6
9	I	39	GLY	5.6
5	E	71	LEU	5.5
5	E	181	GLU	5.4
5	E	29	CYS	5.3
9	I	12	GLU	5.3
9	I	49	ALA	5.2
1	A	282	PHE	5.0
5	E	248	ASP	5.0
5	E	281	GLY	4.8
4	D	200	LEU	4.8

Continued on next page...

Continued from previous page...

Mol	Chain	Res	Type	RSRZ
5	E	18	VAL	4.7
4	D	235	SER	4.6
9	I	19	GLU	4.5
4	D	26	CYS	4.5
7	G	75	ASP	4.3
5	E	168	VAL	4.2
8	H	219	PHE	4.2
3	C	14	TYR	4.1
5	E	210	HIS	4.0
3	C	126	ILE	3.9
6	F	71	GLN	3.9
1	A	1	MET	3.9
9	I	20	GLY	3.9
5	E	211	VAL	3.9
5	E	30	GLU	3.8
7	G	97	GLY	3.8
7	G	40	ASP	3.8
6	F	72	ALA	3.8
6	F	203	GLU	3.7
8	H	187	HIS	3.6
6	F	196	LEU	3.6
5	E	249	PRO	3.6
3	C	268	GLU	3.6
5	E	279	SER	3.6
3	C	18	LEU	3.5
5	E	78	TYR	3.5
8	H	62	ARG	3.5
5	E	70	LYS	3.5
1	A	289	ALA	3.4
1	A	164	ASP	3.4
4	D	231	ARG	3.4
7	G	74	GLY	3.3
1	A	284	PHE	3.3
4	D	196	SER	3.3
6	F	92	LEU	3.3
8	H	251	LEU	3.3
6	F	195	TRP	3.3
3	C	168	VAL	3.2
6	F	188	ALA	3.2
2	B	90	HIS	3.2
5	E	206	ILE	3.2
3	C	174	THR	3.2

Continued on next page...

Continued from previous page...

Mol	Chain	Res	Type	RSRZ
5	E	205	LYS	3.2
9	I	11	GLY	3.1
6	F	186	SER	3.1
5	E	250	GLU	3.1
8	H	67	ILE	3.0
9	I	63	LEU	3.0
9	I	105	LYS	3.0
1	A	130	TRP	3.0
5	E	31	ASP	3.0
9	I	136	GLY	2.9
3	C	7	THR	2.9
6	F	231	GLY	2.9
3	C	175	ALA	2.9
9	I	8	CYS	2.9
9	I	50	LEU	2.9
1	A	297	LYS	2.9
9	I	135	LEU	2.8
5	E	283	LYS	2.8
6	F	194	THR	2.8
5	E	79	LEU	2.8
9	I	65	PRO	2.8
5	E	77	GLY	2.7
9	I	159	GLU	2.7
9	I	51	PRO	2.7
5	E	180	ILE	2.7
3	C	169	THR	2.7
5	E	22	LEU	2.7
9	I	14	LEU	2.6
9	I	64	LEU	2.6
3	C	133	TRP	2.6
9	I	99	PHE	2.6
7	G	38	GLN	2.6
5	E	33	ARG	2.6
6	F	193	PRO	2.6
3	C	78	TYR	2.5
5	E	21	ASP	2.5
9	I	15	CYS	2.5
9	I	98	SER	2.5
7	G	50	ARG	2.5
9	I	142	TYR	2.5
3	C	272	SER	2.5
8	H	37	THR	2.5

Continued on next page...

Continued from previous page...

Mol	Chain	Res	Type	RSRZ
5	E	72	GLU	2.4
2	B	54	PRO	2.4
6	F	182	GLY	2.4
2	B	33	GLN	2.4
1	A	285	ALA	2.3
9	I	56	VAL	2.3
6	F	202	LEU	2.3
7	G	48	VAL	2.3
2	B	61	ARG	2.2
6	F	212	THR	2.2
3	C	170	ILE	2.2
9	I	139	GLN	2.2
2	B	120	ILE	2.2
5	E	247	LEU	2.2
5	E	32	TYR	2.2
9	I	87	ILE	2.2
8	H	252	TYR	2.2
9	I	9	ILE	2.2
9	I	138	ALA	2.2
8	H	274	PRO	2.1
9	I	184	LYS	2.1
5	E	158	ALA	2.1
9	I	33	ILE	2.1
9	I	176	LYS	2.1
6	F	192	ALA	2.1
9	I	178	HIS	2.1
3	C	19	LYS	2.1
1	A	2	LYS	2.1
9	I	122	PHE	2.1
4	D	72	ASN	2.1
6	F	141	ARG	2.0
1	A	95	GLN	2.0
9	I	22	PRO	2.0

6.2 Non-standard residues in protein, DNA, RNA chains ⓘ

There are no non-standard protein/DNA/RNA residues in this entry.

6.3 Carbohydrates ⓘ

There are no carbohydrates in this entry.

6.4 Ligands

There are no ligands in this entry.

6.5 Other polymers

There are no such residues in this entry.