



Full wwPDB EM Validation Report ⓘ

Nov 6, 2022 – 05:26 PM EST

PDB ID : 6NRC
EMDB ID : EMD-0494
Title : hTRiC-hPFD Class3
Authors : Gestaut, D.; Roh, S.H.; Ma, B.; Pintilie, G.; Joachimiak, L.A.; Leitner, A.; Walzthoeni, T.; Aebersold, R.; Chiu, W.; Frydman, J.
Deposited on : 2019-01-23
Resolution : 8.30 Å(reported)

This is a Full wwPDB EM Validation Report for a publicly released PDB entry.

We welcome your comments at validation@mail.wwpdb.org

A user guide is available at

<https://www.wwpdb.org/validation/2017/EMValidationReportHelp>
with specific help available everywhere you see the ⓘ symbol.

The types of validation reports are described at

<http://www.wwpdb.org/validation/2017/FAQs#types>.

The following versions of software and data (see [references ⓘ](#)) were used in the production of this report:

EMDB validation analysis : 0.0.1.dev43
MolProbity : 4.02b-467
Percentile statistics : 20191225.v01 (using entries in the PDB archive December 25th 2019)
MapQ : 1.9.9
Ideal geometry (proteins) : Engh & Huber (2001)
Ideal geometry (DNA, RNA) : Parkinson et al. (1996)
Validation Pipeline (wwPDB-VP) : 2.31.2

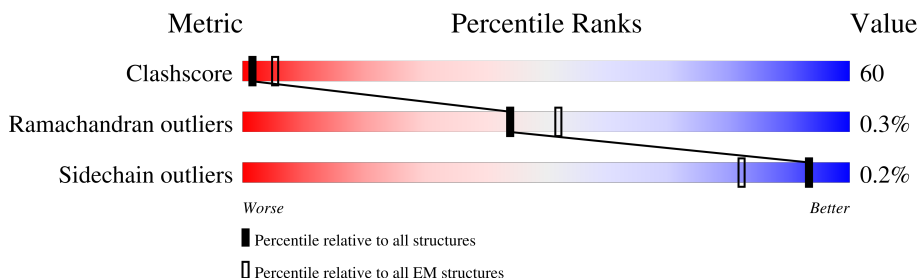
1 Overall quality at a glance

The following experimental techniques were used to determine the structure:

ELECTRON MICROSCOPY

The reported resolution of this entry is 8.30 Å.

Percentile scores (ranging between 0-100) for global validation metrics of the entry are shown in the following graphic. The table shows the number of entries on which the scores are based.



Metric	Whole archive (#Entries)	EM structures (#Entries)
Clashscore	158937	4297
Ramachandran outliers	154571	4023
Sidechain outliers	154315	3826

The table below summarises the geometric issues observed across the polymeric chains and their fit to the map. The red, orange, yellow and green segments of the bar indicate the fraction of residues that contain outliers for ≥ 3 , 2, 1 and 0 types of geometric quality criteria respectively. A grey segment represents the fraction of residues that are not modelled. The numeric value for each fraction is indicated below the corresponding segment, with a dot representing fractions $\leq 5\%$. The upper red bar (where present) indicates the fraction of residues that have poor fit to the EM map (all-atom inclusion $< 40\%$). The numeric value is given above the bar.

Mol	Chain	Length	Quality of chain
1	1	107	<div> <div>71%</div> <div>27%</div> <div>73%</div> </div>
2	2	103	<div> <div>87%</div> <div>33%</div> <div>67%</div> </div>
3	3	132	<div> <div>72%</div> <div>26%</div> <div>70%</div> <div>5%</div> </div>
4	4	104	<div> <div>63%</div> <div>27%</div> <div>72%</div> <div>.</div> </div>
5	5	127	<div> <div>58%</div> <div>25%</div> <div>74%</div> <div>.</div> </div>
6	6	102	<div> <div>47%</div> <div>27%</div> <div>71%</div> <div>.</div> </div>
7	A	534	<div> <div>39%</div> <div>20%</div> <div>76%</div> <div>..</div> </div>
7	I	534	<div> <div>54%</div> <div>26%</div> <div>73%</div> <div>.</div> </div>

Continued on next page...

Continued from previous page...

Mol	Chain	Length	Quality of chain
8	B	509	
8	J	509	
9	C	513	
9	K	513	
10	D	514	
10	L	514	
11	E	517	
11	M	517	
12	F	515	
12	N	515	
13	G	514	
13	O	514	
14	H	514	
14	P	514	

2 Entry composition

There are 14 unique types of molecules in this entry. The entry contains 68284 atoms, of which 0 are hydrogens and 0 are deuteriums.

In the tables below, the AltConf column contains the number of residues with at least one atom in alternate conformation and the Trace column contains the number of residues modelled with at most 2 atoms.

- Molecule 1 is a protein called Prefoldin subunit 1.

Mol	Chain	Residues	Atoms					AltConf	Trace
1	1	107	Total	C	N	O	S	0	0
			874	546	150	173	5		

- Molecule 2 is a protein called Prefoldin subunit 2.

Mol	Chain	Residues	Atoms					AltConf	Trace
2	2	103	Total	C	N	O	S	0	0
			830	513	151	163	3		

- Molecule 3 is a protein called Prefoldin subunit 3.

Mol	Chain	Residues	Atoms					AltConf	Trace
3	3	132	Total	C	N	O	S	0	0
			1087	690	179	210	8		

- Molecule 4 is a protein called Prefoldin subunit 4.

Mol	Chain	Residues	Atoms					AltConf	Trace
4	4	104	Total	C	N	O	S	0	0
			847	523	142	177	5		

- Molecule 5 is a protein called Prefoldin subunit 5.

Mol	Chain	Residues	Atoms					AltConf	Trace
5	5	127	Total	C	N	O	S	0	0
			1018	647	166	197	8		

- Molecule 6 is a protein called Prefoldin subunit 6.

Mol	Chain	Residues	Atoms					AltConf	Trace
6	6	102	Total	C	N	O	S	0	0
			826	511	148	166	1		

- Molecule 7 is a protein called T-complex protein 1 subunit alpha.

Mol	Chain	Residues	Atoms					AltConf	Trace
7	A	521	Total	C	N	O	S	0	0
			3956	2479	691	763	23		
7	I	534	Total	C	N	O	S	0	0
			4056	2540	709	783	24		

- Molecule 8 is a protein called T-complex protein 1 subunit beta.

Mol	Chain	Residues	Atoms					AltConf	Trace
8	B	509	Total	C	N	O	S	0	0
			3829	2392	673	745	19		
8	J	508	Total	C	N	O	S	0	0
			3823	2389	672	743	19		

- Molecule 9 is a protein called T-complex protein 1 subunit gamma.

Mol	Chain	Residues	Atoms					AltConf	Trace
9	C	509	Total	C	N	O	S	0	0
			3956	2465	697	764	30		
9	K	513	Total	C	N	O	S	0	0
			3985	2481	703	771	30		

- Molecule 10 is a protein called T-complex protein 1 subunit delta.

Mol	Chain	Residues	Atoms					AltConf	Trace
10	D	508	Total	C	N	O	S	0	0
			3832	2398	665	746	23		
10	L	513	Total	C	N	O	S	0	0
			3873	2422	674	754	23		

- Molecule 11 is a protein called T-complex protein 1 subunit epsilon.

Mol	Chain	Residues	Atoms					AltConf	Trace
11	E	517	Total	C	N	O	S	0	0
			3974	2483	692	769	30		
11	M	517	Total	C	N	O	S	0	0
			3974	2483	692	769	30		

- Molecule 12 is a protein called T-complex protein 1 subunit zeta.

Mol	Chain	Residues	Atoms					AltConf	Trace
12	F	514	Total	C	N	O	S	0	0
			3945	2478	690	757	20		
12	N	513	Total	C	N	O	S	0	0
			3940	2476	689	755	20		

- Molecule 13 is a protein called T-complex protein 1 subunit eta.

Mol	Chain	Residues	Atoms					AltConf	Trace
13	G	512	Total	C	N	O	S	0	0
			3936	2485	682	746	23		
13	O	514	Total	C	N	O	S	0	0
			3947	2490	684	750	23		

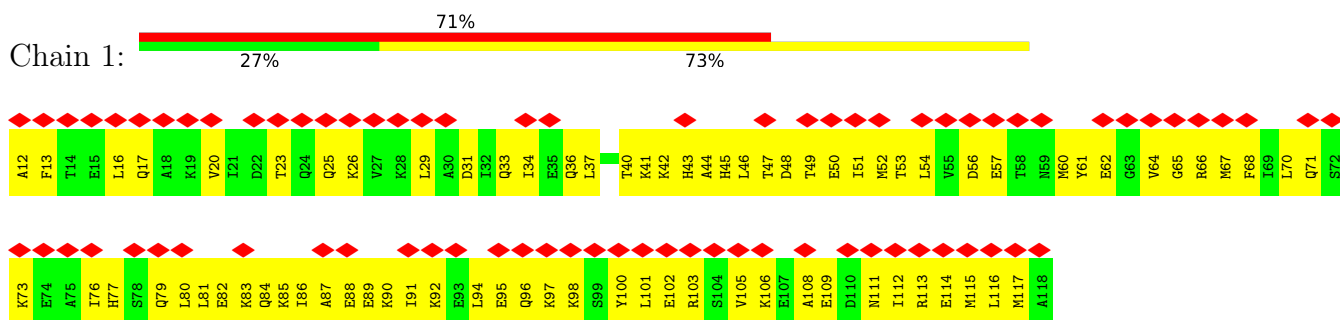
- Molecule 14 is a protein called T-complex protein 1 subunit theta.

Mol	Chain	Residues	Atoms					AltConf	Trace
14	H	510	Total	C	N	O	S	0	0
			3892	2451	661	754	26		
14	P	509	Total	C	N	O	S	0	0
			3884	2447	659	752	26		

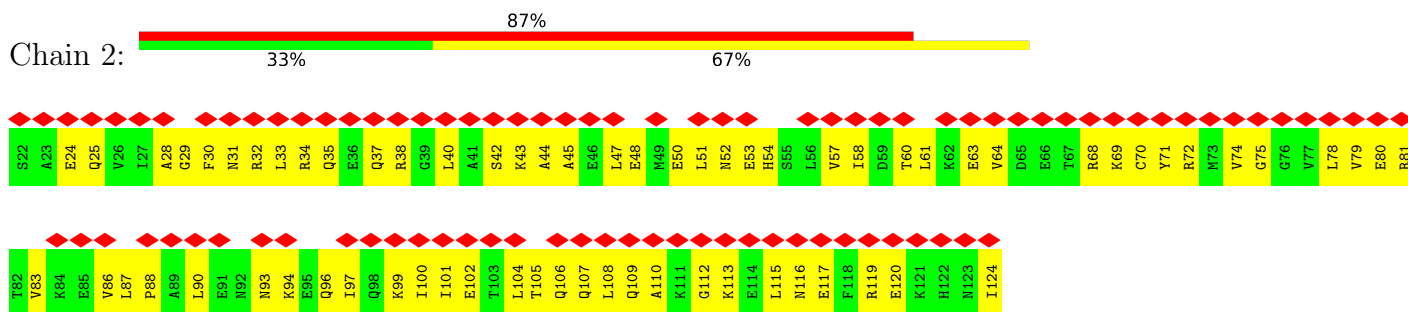
3 Residue-property plots

These plots are drawn for all protein, RNA, DNA and oligosaccharide chains in the entry. The first graphic for a chain summarises the proportions of the various outlier classes displayed in the second graphic. The second graphic shows the sequence view annotated by issues in geometry and atom inclusion in map density. Residues are color-coded according to the number of geometric quality criteria for which they contain at least one outlier: green = 0, yellow = 1, orange = 2 and red = 3 or more. A red diamond above a residue indicates a poor fit to the EM map for this residue (all-atom inclusion < 40%). Stretches of 2 or more consecutive residues without any outlier are shown as a green connector. Residues present in the sample, but not in the model, are shown in grey.

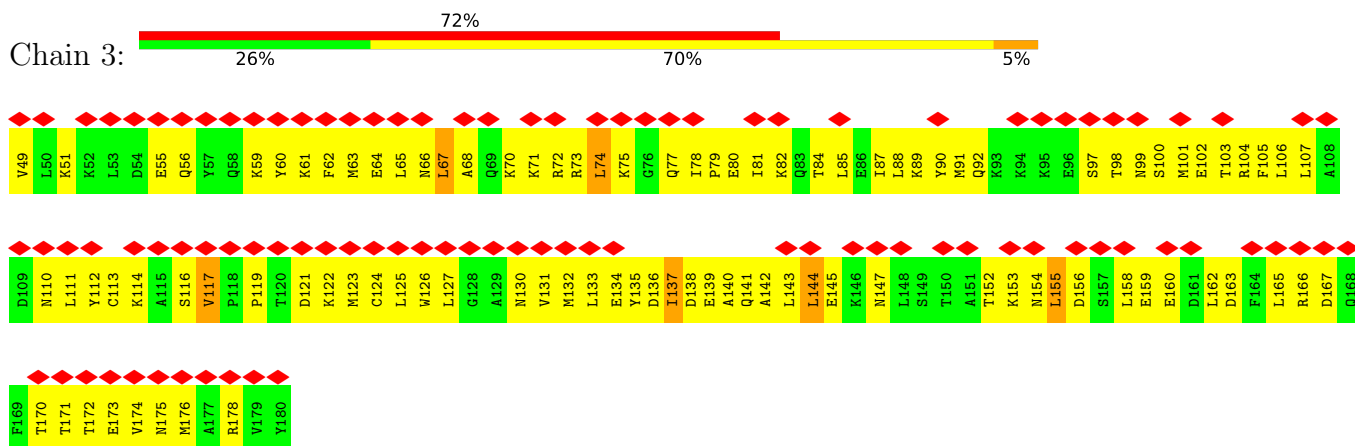
• Molecule 1: Prefoldin subunit 1



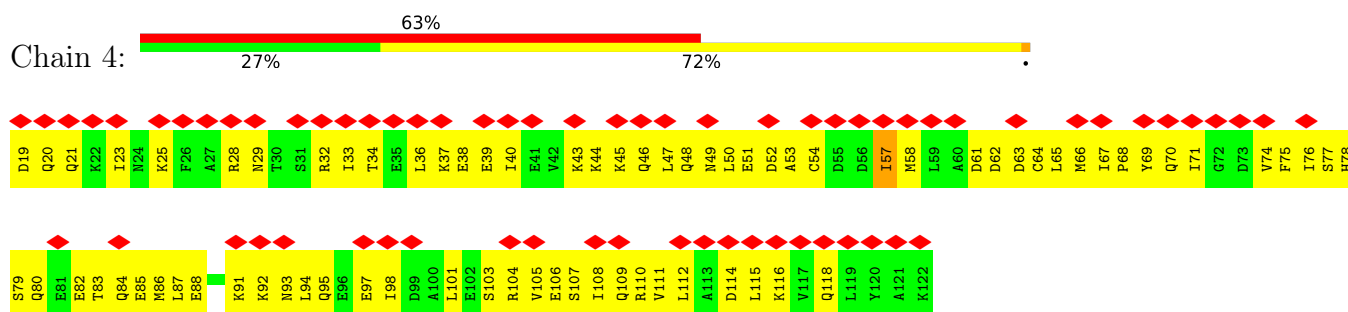
• Molecule 2: Prefoldin subunit 2



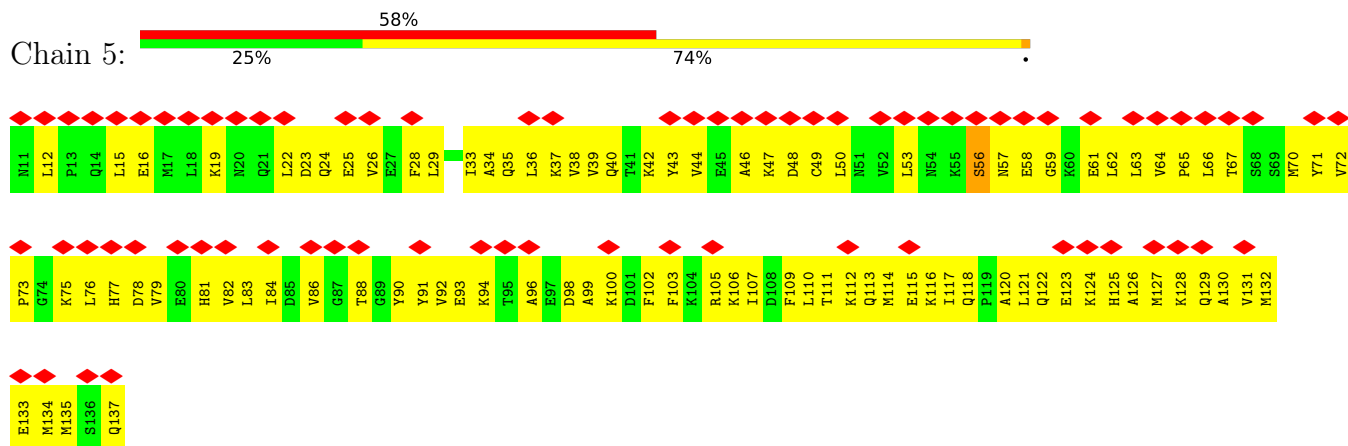
• Molecule 3: Prefoldin subunit 3



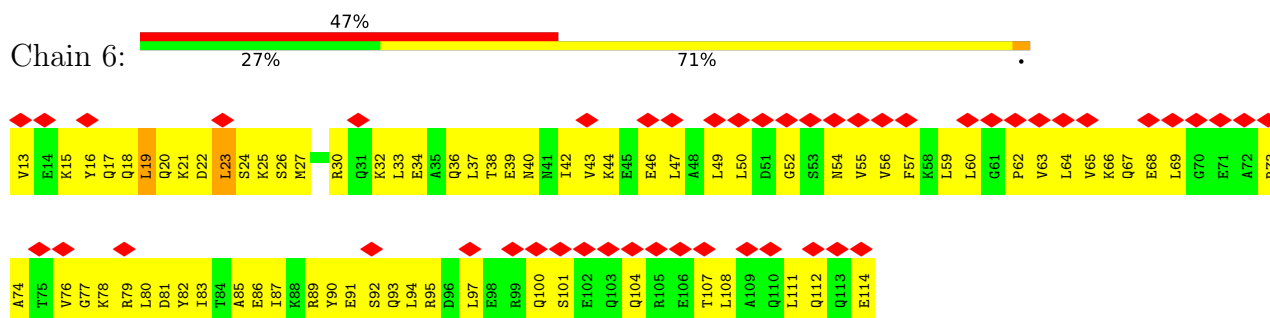
• Molecule 4: Prefoldin subunit 4



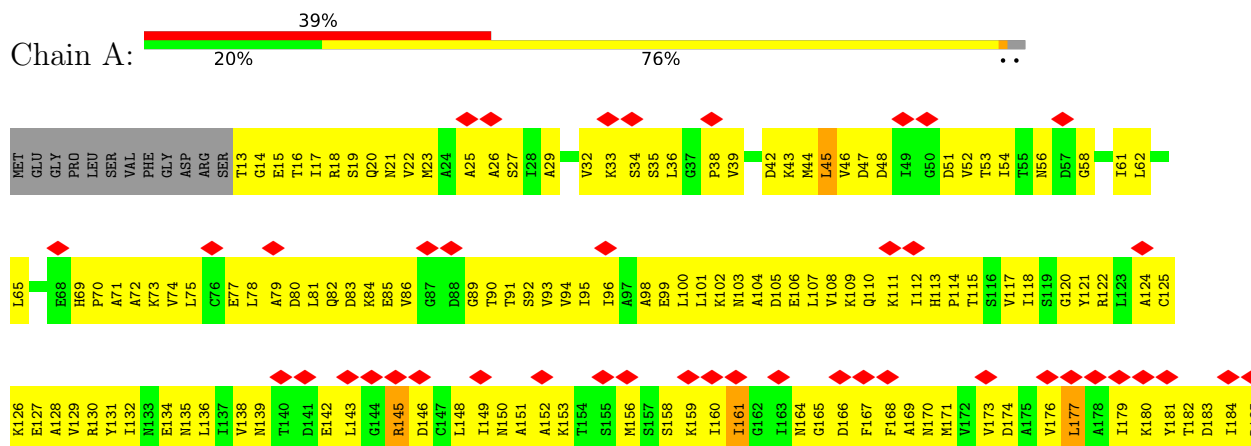
• Molecule 5: Prefoldin subunit 5

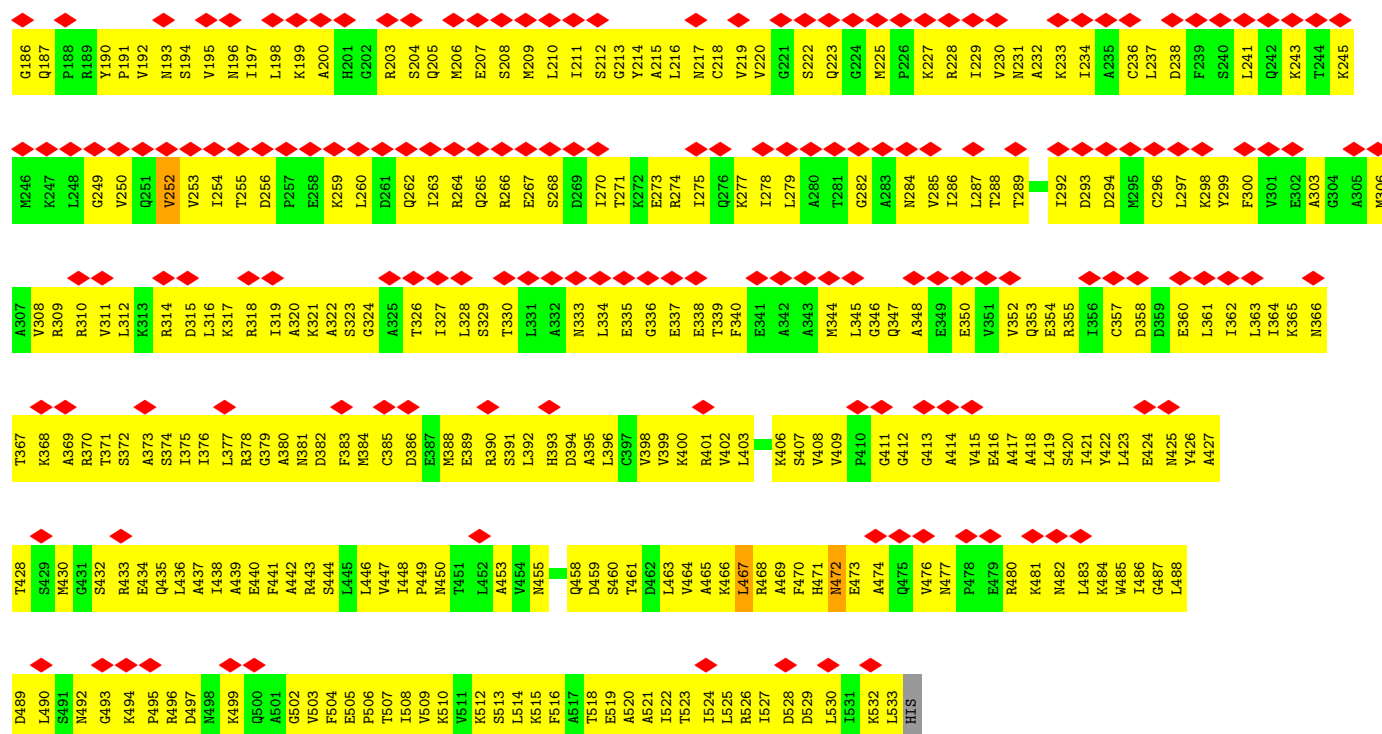


• Molecule 6: Prefoldin subunit 6




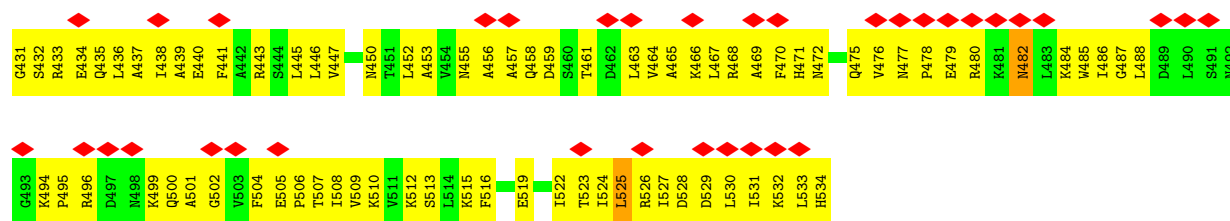
• Molecule 7: T-complex protein 1 subunit alpha



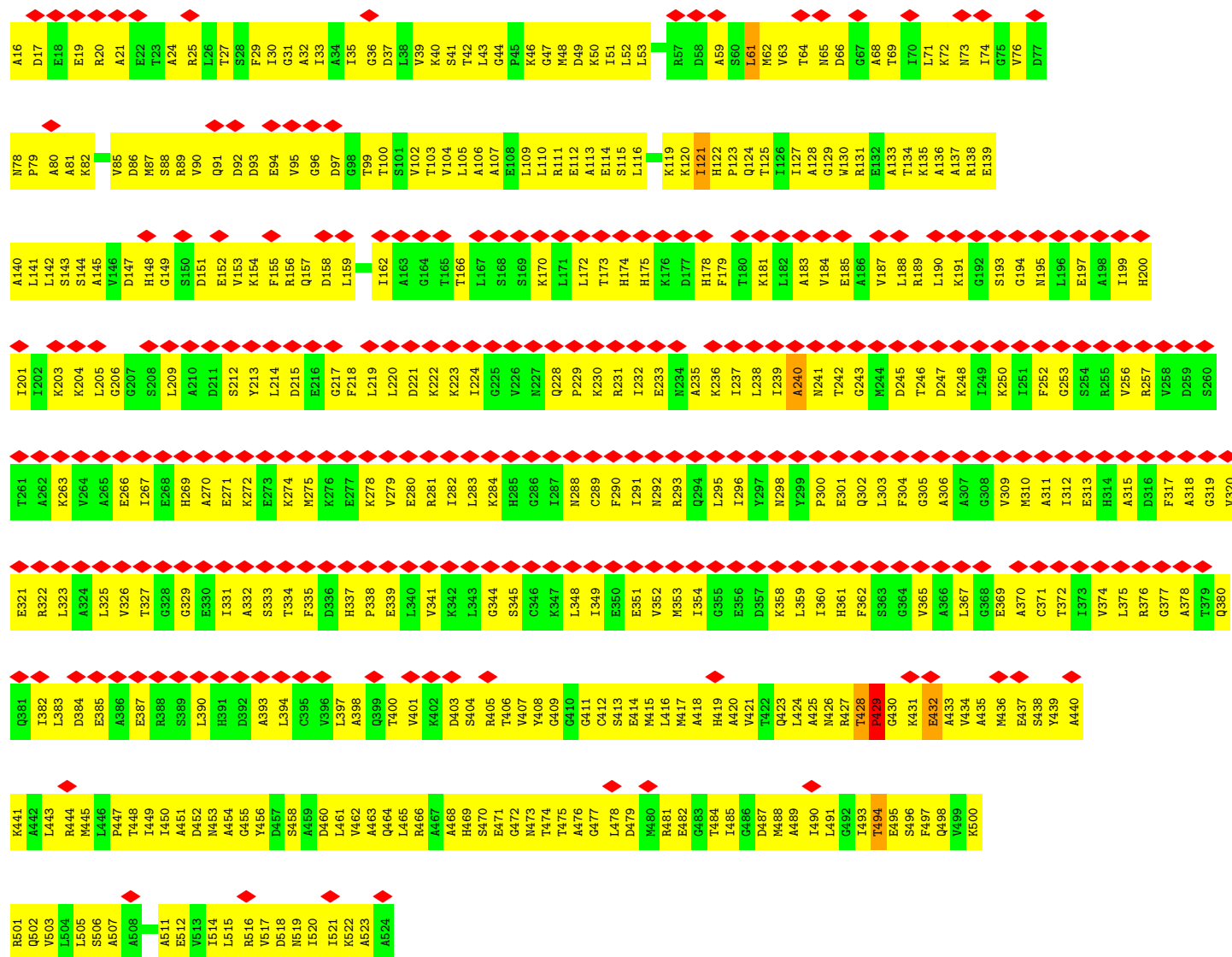


● Molecule 7: T-complex protein 1 subunit alpha



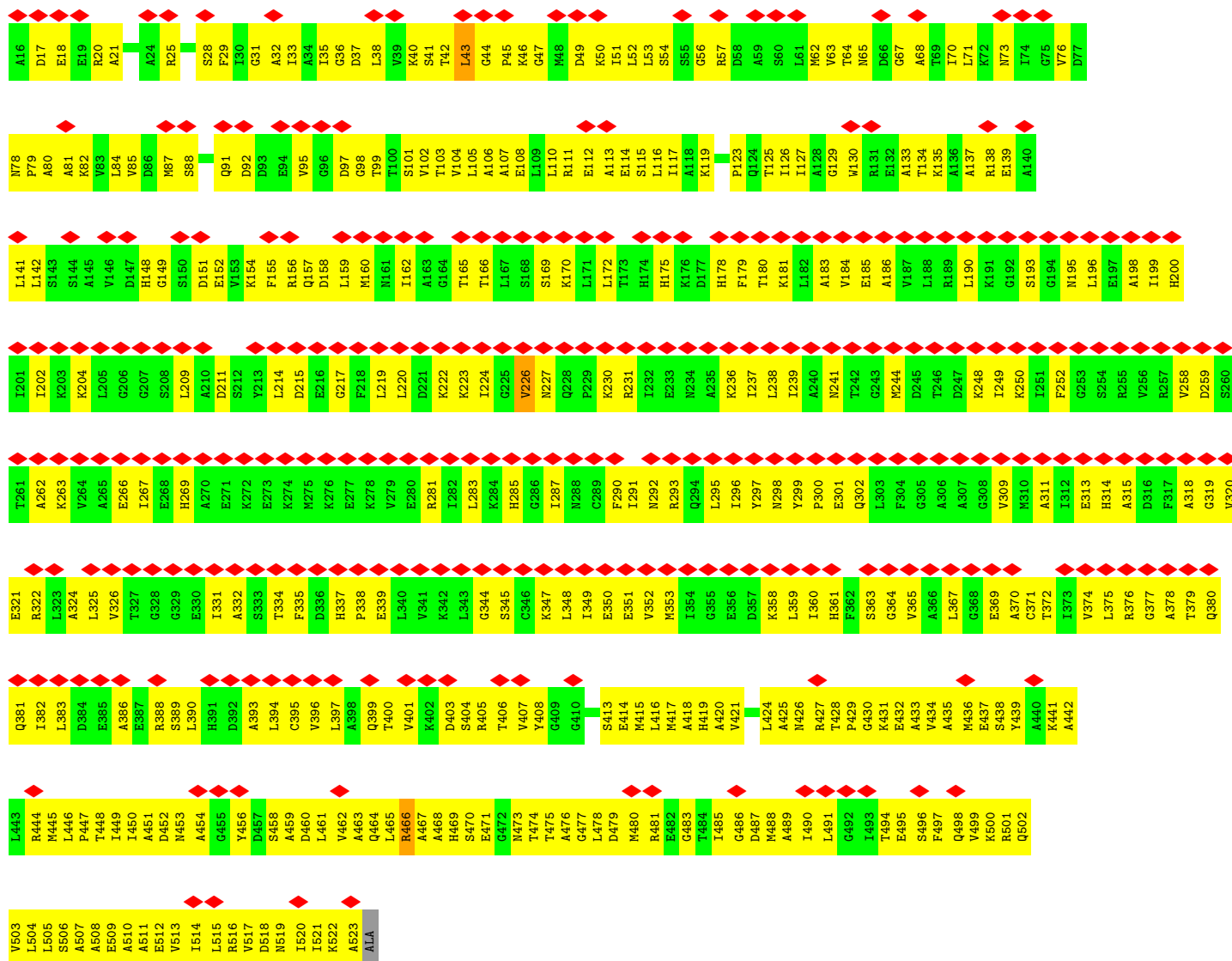


• Molecule 8: T-complex protein 1 subunit beta

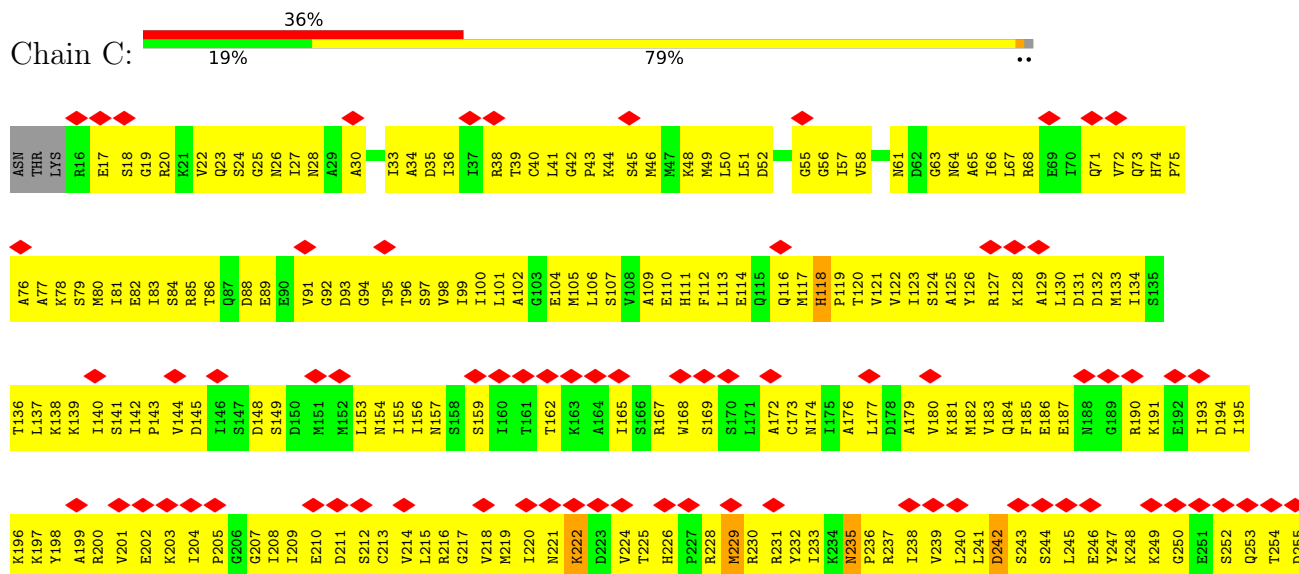


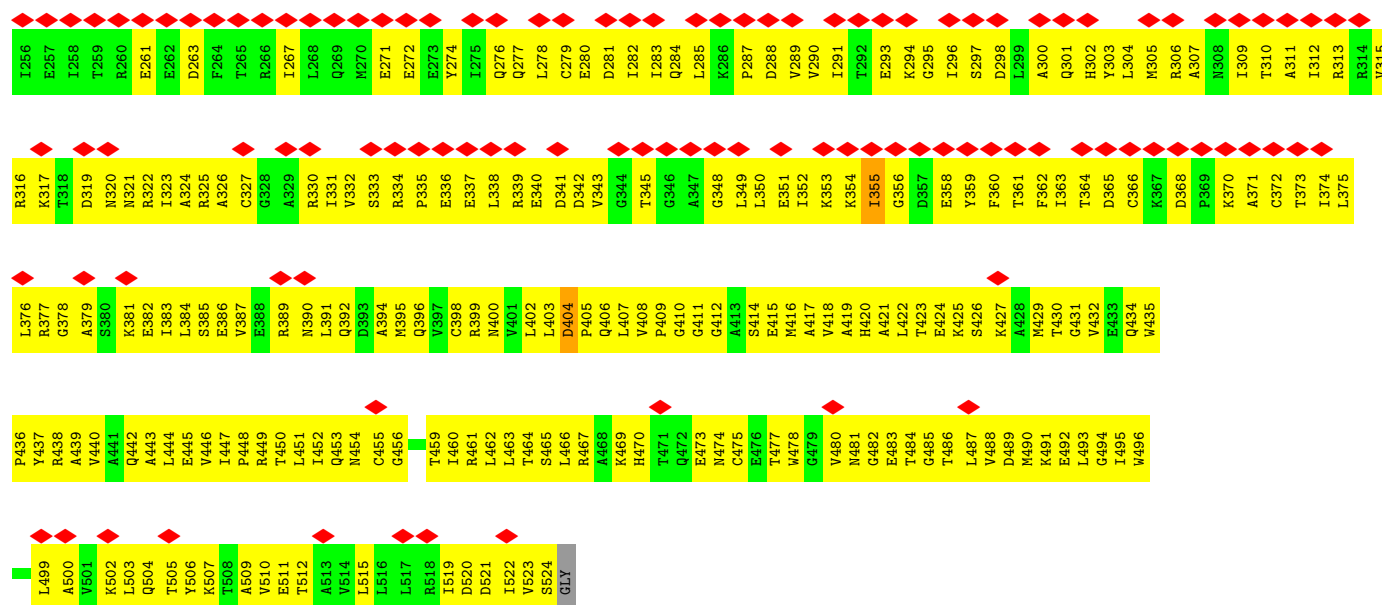
• Molecule 8: T-complex protein 1 subunit beta



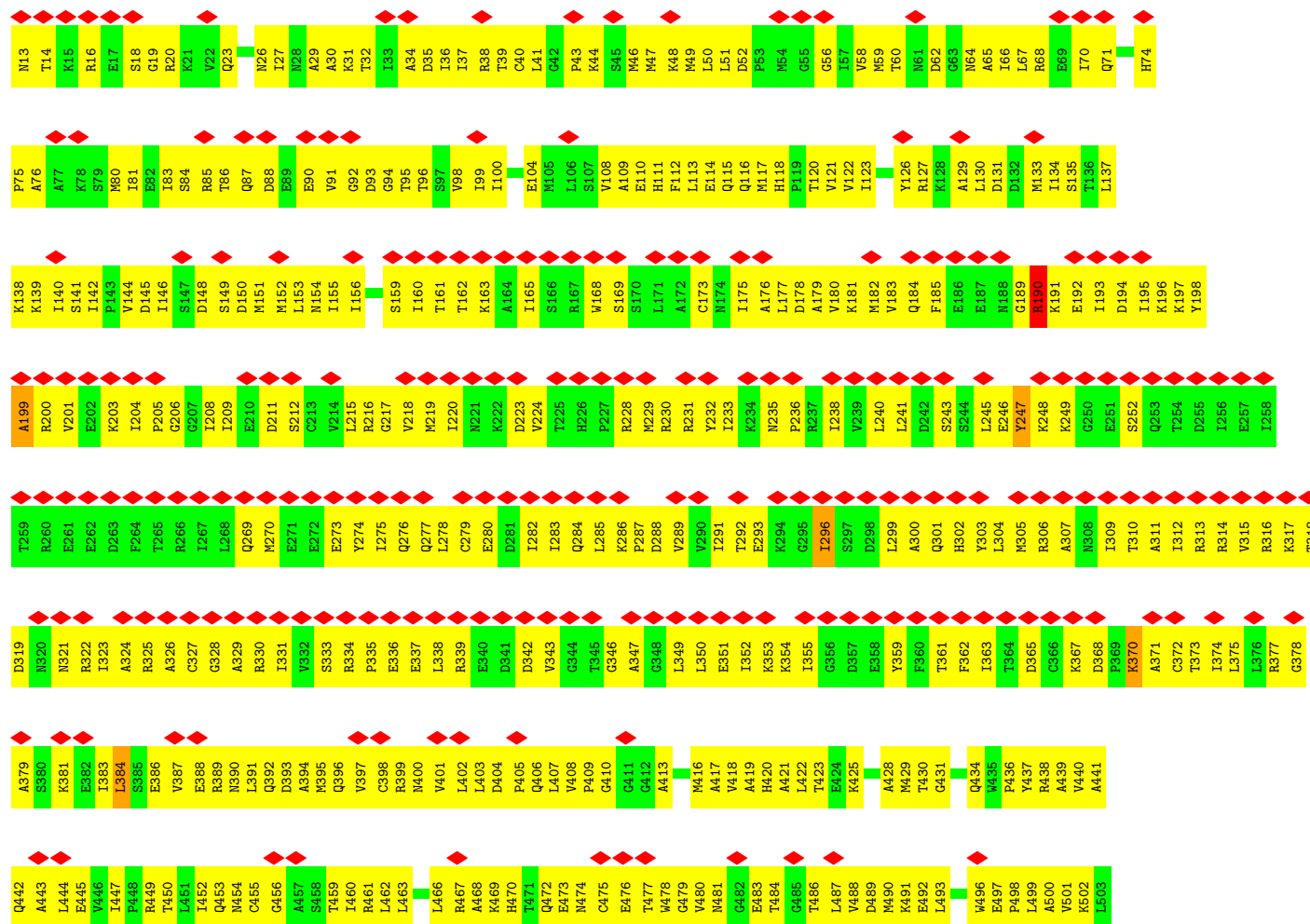


• Molecule 9: T-complex protein 1 subunit gamma



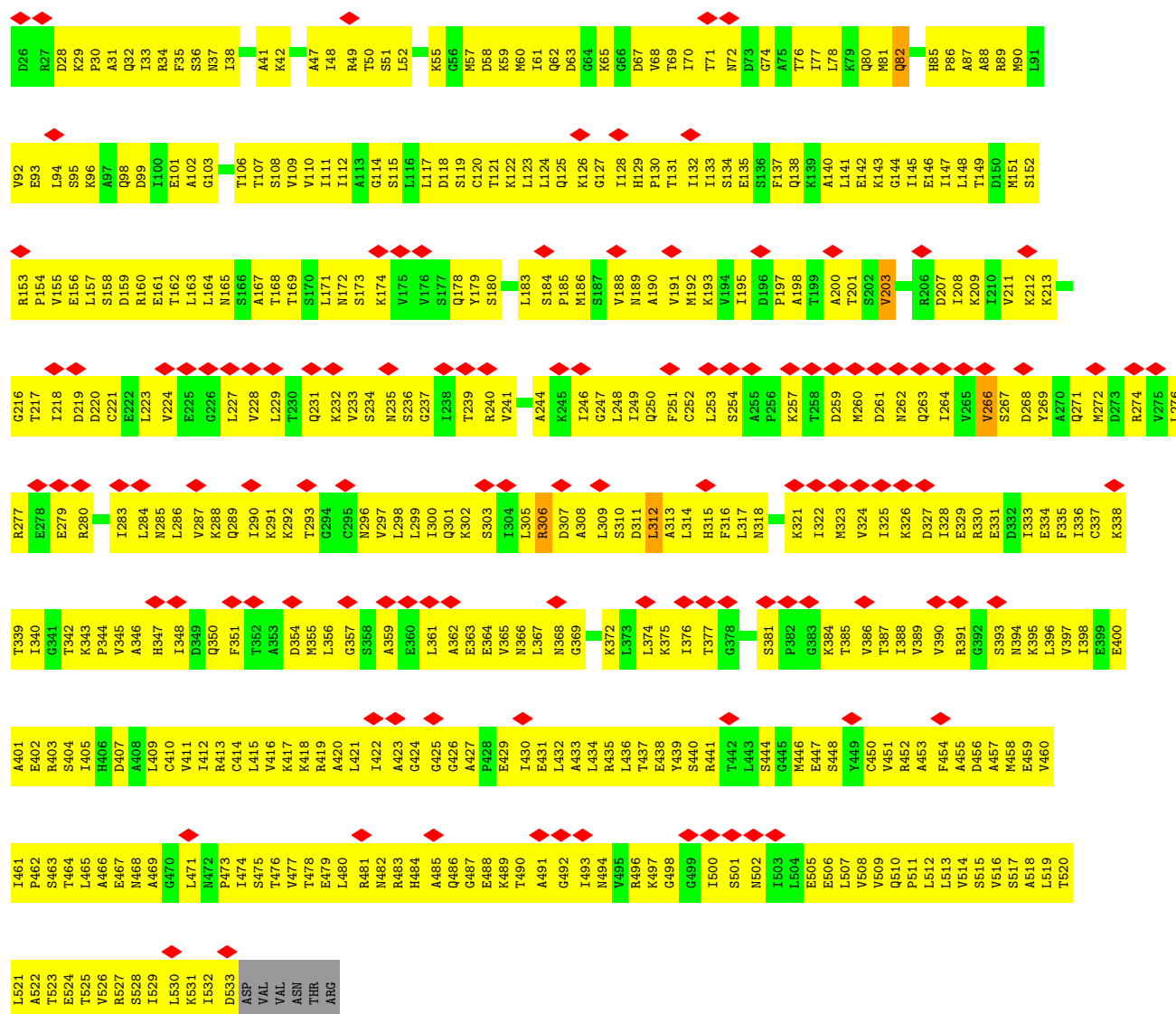


• Molecule 9: T-complex protein 1 subunit gamma

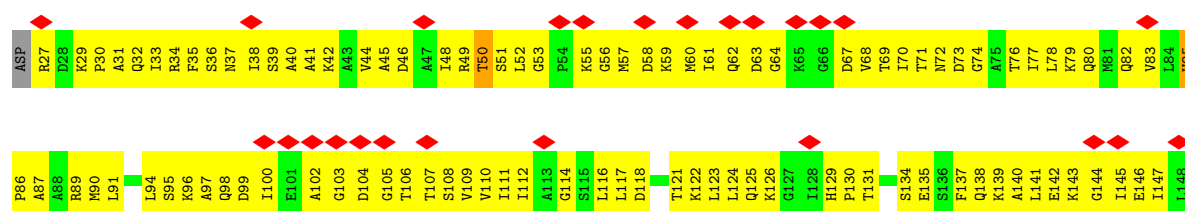





• Molecule 10: T-complex protein 1 subunit delta




• Molecule 10: T-complex protein 1 subunit delta







• Molecule 11: T-complex protein 1 subunit epsilon

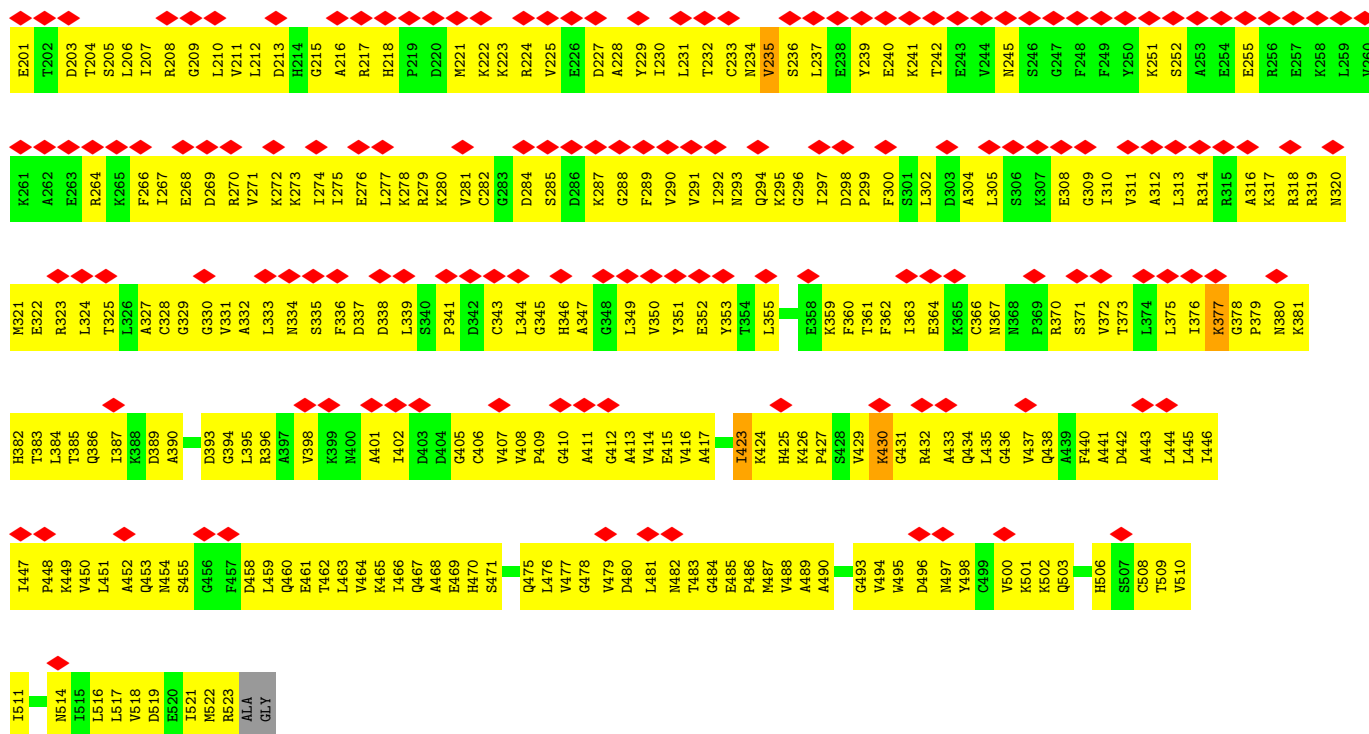


• Molecule 12: T-complex protein 1 subunit zeta




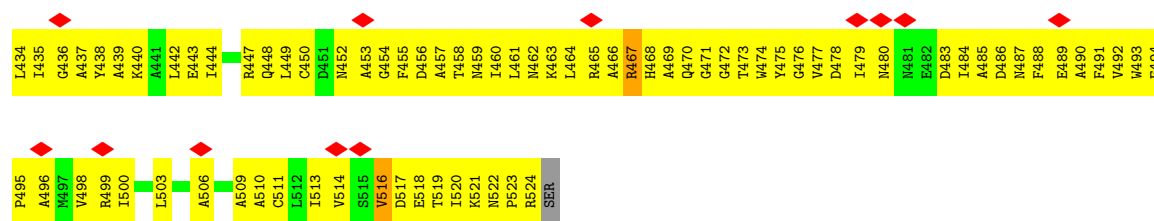
- Molecule 12: T-complex protein 1 subunit zeta






• Molecule 13: T-complex protein 1 subunit eta



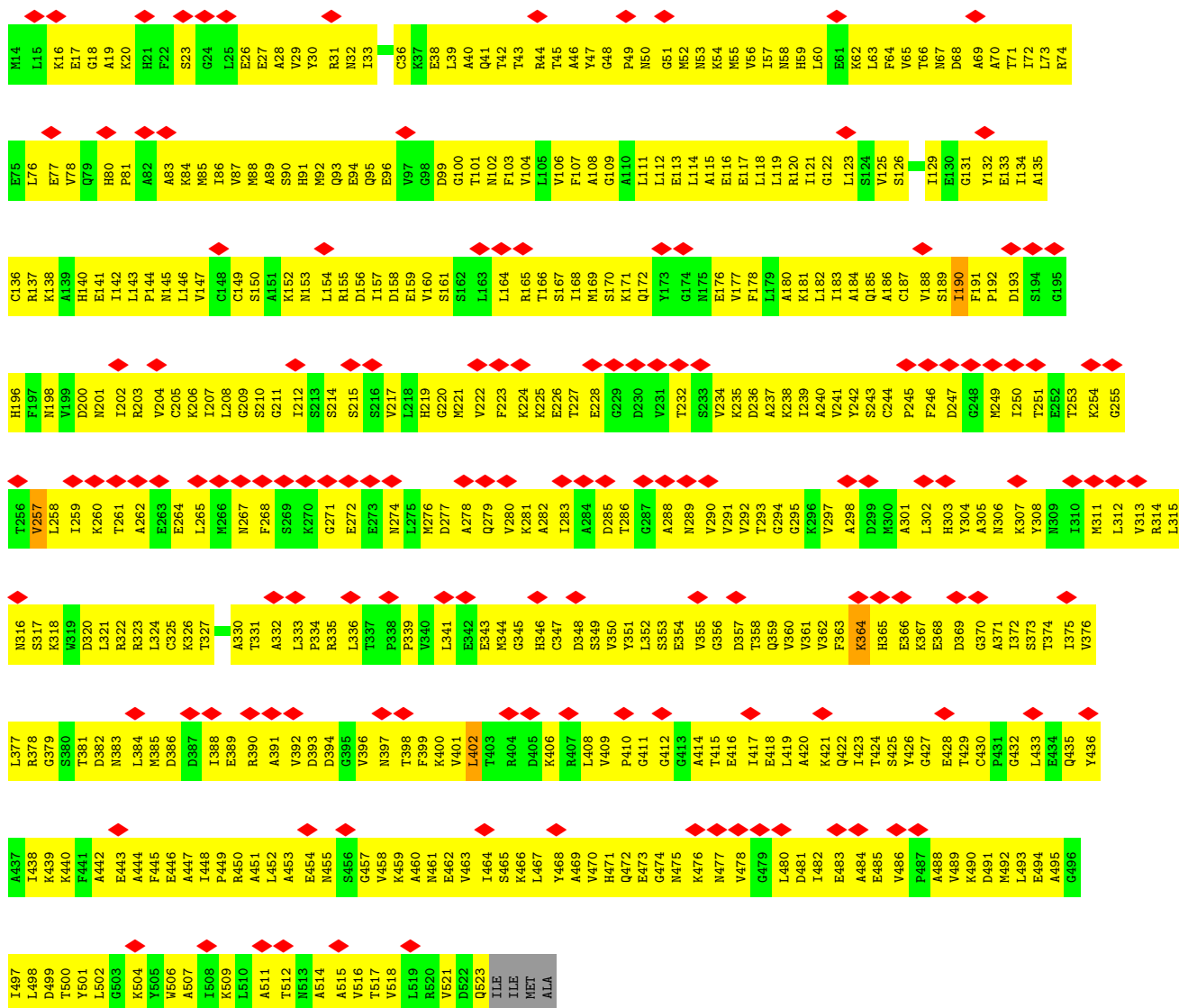


• Molecule 13: T-complex protein 1 subunit eta



• Molecule 14: T-complex protein 1 subunit theta





• Molecule 14: T-complex protein 1 subunit theta



V516	L452	A391	A330	S269
T517	A453	V392	T331	K270
V518	E454	D393	A332	G271
L519	R520	D394	L333	E272
R521	S455	G395	P334	
D522	G457	V396	R335	L275
		N397	L336	M276
A460		T398	T337	D277
N461	A460	F399	P338	A278
E462	E461	K400	P339	Q279
V463	I464	V401	V340	V280
K465	S466	L402	L341	K281
L467	L467	T403	E342	A282
Y468	Y468	R404	E343	I283
A469	A469	K406	M344	A284
V470	V470	R407	G345	D285
H471	H471	L408	H346	T286
Q472	Q472	V409	C347	G287
E473	E473	P410	D348	A288
G474	G474	G411	S349	N289
N475	N475	G412	V350	V290
K476	K476	G413	Y351	V291
N477	N477	A414	L352	V292
V478	V478	T415	S353	T293
G479	G479	E416	E354	G294
L480	L480	I417	V355	G295
D481	D481	E418	G356	K296
I482	I482	L419	D357	V297
E483	E483	K421	T358	A298
A484	A484	Q422	V361	D299
E485	E485	I423	V362	M300
V486	V486	T424	F363	A301
P487	P487	S425	K364	L302
A488	A488	Y426	H365	H303
V489	V489	G427	E366	Y304
K490	K490	T429	K367	A305
D491	D491	C430	E368	N306
M492	M492	P431	D369	K307
L493	L493	G432	G370	Y308
E494	E494	L433	A371	N309
A495	A495	E434	I372	I310
G496	G496	Q435	S373	M311
I497	I497	Y436	T374	L312
L498	L498	A437	I375	V313
D499	D499	I438	V376	R314
T500	T500	K439	L377	L315
Y501	Y501	K440	R378	N316
L502	L502	F441	G379	S317
G503	G503	A442	S380	K318
			T381	W319
W506	W506	F445	D382	D320
A507	A507	E446	N383	L321
I508	I508	A447	L384	R322
K509	K509	I448	M385	R323
		P449	D386	L324
N513	N513	R450	D387	C325
A514	A514	A451	I388	K326
A515	A515		E389	T327
			R390	V328
				G329

4 Experimental information

Property	Value	Source
EM reconstruction method	SINGLE PARTICLE	Depositor
Imposed symmetry	POINT, Not provided	
Number of particles used	9580	Depositor
Resolution determination method	FSC 0.143 CUT-OFF	Depositor
CTF correction method	PHASE FLIPPING AND AMPLITUDE CORRECTION	Depositor
Microscope	JEOL 3200FSC	Depositor
Voltage (kV)	300	Depositor
Electron dose ($e^-/\text{\AA}^2$)	1	Depositor
Minimum defocus (nm)	Not provided	
Maximum defocus (nm)	Not provided	
Magnification	Not provided	
Image detector	GATAN K2 SUMMIT (4k x 4k)	Depositor
Maximum map value	2.282	Depositor
Minimum map value	-0.987	Depositor
Average map value	-0.000	Depositor
Map value standard deviation	0.148	Depositor
Recommended contour level	0.7	Depositor
Map size (Å)	408.0, 408.0, 408.0	wwPDB
Map dimensions	240, 240, 240	wwPDB
Map angles (°)	90.0, 90.0, 90.0	wwPDB
Pixel spacing (Å)	1.7, 1.7, 1.7	Depositor

5 Model quality [i](#)

5.1 Standard geometry [i](#)

The Z score for a bond length (or angle) is the number of standard deviations the observed value is removed from the expected value. A bond length (or angle) with $|Z| > 5$ is considered an outlier worth inspection. RMSZ is the root-mean-square of all Z scores of the bond lengths (or angles).

Mol	Chain	Bond lengths		Bond angles	
		RMSZ	# Z >5	RMSZ	# Z >5
1	1	0.30	0/880	0.54	0/1173
2	2	0.29	0/835	0.46	0/1116
3	3	0.33	0/1101	0.68	4/1476 (0.3%)
4	4	0.28	0/852	0.53	0/1140
5	5	0.34	0/1032	0.56	0/1385
6	6	0.38	0/830	0.58	1/1109 (0.1%)
7	A	0.37	0/3992	0.63	2/5389 (0.0%)
7	I	0.33	0/4095	0.55	0/5526
8	B	0.32	0/3869	0.56	0/5214
8	J	0.30	0/3863	0.53	0/5207
9	C	0.39	1/4000 (0.0%)	0.61	0/5397
9	K	0.32	0/4029	0.56	2/5434 (0.0%)
10	D	0.35	0/3863	0.59	1/5214 (0.0%)
10	L	0.33	0/3904	0.60	1/5269 (0.0%)
11	E	0.38	0/4020	0.62	2/5414 (0.0%)
11	M	0.33	0/4020	0.53	0/5414
12	F	0.37	0/3991	0.60	0/5379
12	N	0.33	0/3986	0.55	0/5374
13	G	0.37	0/3991	0.58	1/5386 (0.0%)
13	O	0.34	0/3999	0.56	1/5390 (0.0%)
14	H	0.38	0/3945	0.60	0/5331
14	P	0.34	0/3937	0.56	1/5321 (0.0%)
All	All	0.35	1/69034 (0.0%)	0.58	16/93058 (0.0%)

Chiral center outliers are detected by calculating the chiral volume of a chiral center and verifying if the center is modelled as a planar moiety or with the opposite hand. A planarity outlier is detected by checking planarity of atoms in a peptide group, atoms in a mainchain group or atoms of a sidechain that are expected to be planar.

Mol	Chain	#Chirality outliers	#Planarity outliers
3	3	0	1
5	5	0	1
7	A	0	5

Continued on next page...

Continued from previous page...

Mol	Chain	#Chirality outliers	#Planarity outliers
7	I	0	4
8	B	0	6
8	J	0	1
9	C	0	7
9	K	0	5
10	D	0	2
10	L	0	7
11	E	0	7
11	M	0	5
12	F	0	8
12	N	0	2
13	G	0	5
13	O	0	4
14	H	0	4
14	P	0	4
All	All	0	78

All (1) bond length outliers are listed below:

Mol	Chain	Res	Type	Atoms	Z	Observed(Å)	Ideal(Å)
9	C	404	ASP	C-N	-6.76	1.21	1.34

All (16) bond angle outliers are listed below:

Mol	Chain	Res	Type	Atoms	Z	Observed(°)	Ideal(°)
3	3	67	LEU	CA-CB-CG	-8.53	95.68	115.30
3	3	74	LEU	CA-CB-CG	-7.70	97.59	115.30
10	D	312	LEU	CA-CB-CG	-7.27	98.58	115.30
13	G	274	LEU	CA-CB-CG	5.69	128.38	115.30
11	E	510	LEU	CA-CB-CG	5.55	128.06	115.30
13	O	342	LEU	CA-CB-CG	5.45	127.84	115.30
7	A	45	LEU	CA-CB-CG	5.39	127.69	115.30
11	E	441	PRO	C-N-CA	5.38	135.16	121.70
3	3	144	LEU	CA-CB-CG	-5.38	102.92	115.30
10	L	470	GLY	N-CA-C	5.19	126.07	113.10
3	3	155	LEU	CA-CB-CG	5.17	127.18	115.30
9	K	384	LEU	CA-CB-CG	5.17	127.18	115.30
7	A	467	LEU	CA-CB-CG	5.13	127.10	115.30
14	P	336	LEU	CA-CB-CG	-5.12	103.52	115.30
9	K	190	ARG	C-N-CA	5.11	134.46	121.70
6	6	19	LEU	CA-CB-CG	-5.02	103.75	115.30

There are no chirality outliers.

All (78) planarity outliers are listed below:

Mol	Chain	Res	Type	Group
3	3	117	VAL	Peptide
5	5	56	SER	Peptide
7	A	145	ARG	Peptide
7	A	38	PRO	Peptide
7	A	472	ASN	Peptide
7	A	48	ASP	Peptide
7	A	530	LEU	Peptide
8	B	240	ALA	Peptide
8	B	428	THR	Peptide
8	B	429	PRO	Peptide
8	B	494	THR	Peptide
8	B	59	ALA	Peptide
8	B	61	LEU	Peptide
9	C	118	HIS	Peptide
9	C	18	SER	Peptide
9	C	229	MET	Peptide
9	C	235	ASN	Peptide
9	C	242	ASP	Peptide
9	C	355	ILE	Peptide
9	C	431	GLY	Peptide
10	D	306	ARG	Peptide
10	D	82	GLN	Peptide
11	E	239	MET	Peptide
11	E	251	LEU	Peptide
11	E	318	ASN	Peptide
11	E	440	CYS	Peptide
11	E	441	PRO	Peptide
11	E	500	ASP	Peptide
11	E	528	LEU	Peptide
12	F	221	MET	Peptide
12	F	237	LEU	Peptide
12	F	239	TYR	Peptide
12	F	310	ILE	Peptide
12	F	337	ASP	Peptide
12	F	35	ARG	Peptide
12	F	47	LEU	Peptide
12	F	91	GLY	Peptide
13	G	189	LEU	Peptide
13	G	347	VAL	Peptide
13	G	427	ILE	Peptide

Continued on next page...

Continued from previous page...

Mol	Chain	Res	Type	Group
13	G	467	ARG	Peptide
13	G	516	VAL	Peptide
14	H	17	GLU	Peptide
14	H	345	GLY	Peptide
14	H	364	LYS	Peptide
14	H	402	LEU	Peptide
7	I	161	ILE	Peptide
7	I	479	GLU	Peptide
7	I	482	ASN	Peptide
7	I	525	LEU	Peptide
8	J	43	LEU	Peptide
9	K	18	SER	Peptide
9	K	190	ARG	Peptide
9	K	199	ALA	Peptide
9	K	247	TYR	Peptide
9	K	338	LEU	Peptide
10	L	367	LEU	Peptide
10	L	466	ALA	Peptide
10	L	472	ASN	Peptide
10	L	473	PRO	Peptide
10	L	50	THR	Peptide
10	L	506	GLU	Peptide
10	L	536	VAL	Peptide
11	M	178	VAL	Peptide
11	M	182	HIS	Peptide
11	M	205	ASP	Peptide
11	M	262	THR	Peptide
11	M	364	PHE	Peptide
12	N	377	LYS	Peptide
12	N	430	LYS	Peptide
13	O	167	LEU	Peptide
13	O	427	ILE	Peptide
13	O	428	PRO	Peptide
13	O	430	LYS	Peptide
14	P	430	CYS	Peptide
14	P	431	PRO	Peptide
14	P	472	GLN	Peptide
14	P	80	HIS	Peptide

5.2 Too-close contacts ⓘ

In the following table, the Non-H and H(model) columns list the number of non-hydrogen atoms and hydrogen atoms in the chain respectively. The H(added) column lists the number of hydrogen atoms added and optimized by MolProbity. The Clashes column lists the number of clashes within the asymmetric unit, whereas Symm-Clashes lists symmetry-related clashes.

Mol	Chain	Non-H	H(model)	H(added)	Clashes	Symm-Clashes
1	1	874	0	902	101	0
2	2	830	0	852	73	0
3	3	1087	0	1114	163	0
4	4	847	0	845	106	0
5	5	1018	0	1042	156	0
6	6	826	0	850	119	0
7	A	3956	0	4124	622	0
7	I	4056	0	4218	498	0
8	B	3829	0	3932	489	0
8	J	3823	0	3927	397	0
9	C	3956	0	4079	564	0
9	K	3985	0	4108	500	0
10	D	3832	0	4042	574	0
10	L	3873	0	4086	485	0
11	E	3974	0	4084	640	0
11	M	3974	0	4084	470	0
12	F	3945	0	4071	519	0
12	N	3940	0	4068	484	0
13	G	3936	0	4029	564	0
13	O	3947	0	4034	506	0
14	H	3892	0	3949	544	0
14	P	3884	0	3943	421	0
All	All	68284	0	70383	8354	0

The all-atom clashscore is defined as the number of clashes found per 1000 atoms (including hydrogen atoms). The all-atom clashscore for this structure is 60.

All (8354) close contacts within the same asymmetric unit are listed below, sorted by their clash magnitude.

Atom-1	Atom-2	Interatomic distance (Å)	Clash overlap (Å)
3:3:111:LEU:HD11	5:5:82:VAL:HB	1.35	1.08
11:E:258:PRO:HA	11:E:323:ARG:HH22	1.23	1.03
10:L:247:GLY:HA2	10:L:356:LEU:HD22	1.40	1.02
8:B:433:ALA:HA	8:B:436:MET:HB2	1.41	1.02
8:B:42:THR:HB	8:B:65:ASN:HA	1.42	1.02

Continued on next page...

Continued from previous page...

Atom-1	Atom-2	Interatomic distance (Å)	Clash overlap (Å)
8:B:16:ALA:HA	11:E:82:ASP:H	1.27	0.98
7:A:233:LYS:H	7:A:284:ASN:HD22	1.09	0.97
7:A:460:SER:HA	7:A:463:LEU:HB2	1.46	0.97
13:O:167:LEU:HB2	13:O:384:GLU:HG3	1.47	0.96
7:I:210:LEU:HD11	7:I:373:ALA:HB1	1.47	0.96
5:5:118:GLN:HA	5:5:121:LEU:HB3	1.45	0.95
12:F:190:MET:HA	12:F:372:VAL:H	1.30	0.95
13:G:246:LEU:HB2	13:G:251:ASP:HB2	1.48	0.95
9:C:426:SER:HB3	9:C:437:TYR:HB2	1.48	0.95
7:A:148:LEU:HG	7:A:173:VAL:HG11	1.47	0.95
9:K:478:TRP:HA	9:K:489:ASP:HA	1.47	0.95
14:H:282:ALA:HA	14:H:285:ASP:HB2	1.49	0.94
8:B:522:LYS:HG2	11:E:62:VAL:HB	1.50	0.94
11:E:302:CYS:SG	11:E:323:ARG:NH1	2.41	0.94
13:G:200:VAL:HG21	13:G:373:ILE:HG23	1.50	0.94
9:C:332:VAL:HG11	9:C:342:ASP:HB3	1.48	0.94
7:I:423:LEU:HA	7:I:426:TYR:HB3	1.50	0.94
10:D:60:MET:HG2	10:D:70:ILE:HG13	1.50	0.93
8:B:133:ALA:HB2	8:B:436:MET:HG2	1.49	0.93
7:A:241:LEU:HB3	7:A:336:GLY:HA2	1.50	0.93
10:D:422:ILE:HG23	10:D:510:GLN:HG3	1.48	0.93
13:G:428:PRO:HG2	7:I:468:ARG:HB2	1.49	0.93
10:L:423:ALA:HB3	10:L:428:PRO:HD3	1.47	0.93
14:H:331:THR:H	14:H:343:GLU:HG3	1.30	0.92
2:2:61:LEU:HD21	2:2:87:LEU:HG	1.50	0.92
14:P:56:VAL:HB	14:P:64:PHE:HB2	1.51	0.92
9:K:445:GLU:HB2	9:K:463:LEU:HD21	1.50	0.92
10:L:247:GLY:HA3	10:L:298:LEU:HA	1.51	0.92
12:F:205:SER:HB2	12:F:375:LEU:HB3	1.50	0.92
7:A:480:ARG:HE	7:A:483:LEU:HD23	1.35	0.91
13:G:232:TYR:HB2	13:G:348:PHE:HB3	1.53	0.91
8:J:518:ASP:HB2	11:M:59:LYS:HE3	1.51	0.91
7:A:185:ARG:H	7:A:321:LYS:HB2	1.30	0.91
13:O:289:VAL:HB	13:O:310:CYS:HA	1.53	0.91
13:O:168:ILE:HD13	13:O:171:GLN:HB2	1.50	0.91
13:O:109:LYS:HA	13:O:112:VAL:HG22	1.53	0.91
10:L:254:SER:HA	10:L:259:ASP:HB3	1.49	0.91
6:6:77:GLY:HA3	10:D:312:LEU:HD13	1.50	0.91
13:O:407:ALA:HB1	13:O:487:ASN:HB2	1.53	0.91
13:O:467:ARG:HH22	13:O:484:ILE:HB	1.36	0.91
14:P:241:VAL:HA	14:P:292:VAL:HB	1.53	0.91

Continued on next page...

Continued from previous page...

Atom-1	Atom-2	Interatomic distance (Å)	Clash overlap (Å)
7:A:450:ASN:ND2	7:A:460:SER:OG	2.03	0.91
10:D:298:LEU:HG	10:D:322:ILE:HG21	1.54	0.90
11:E:143:VAL:HG23	11:E:433:VAL:HG22	1.53	0.90
10:L:304:ILE:HA	10:L:308:ALA:HB2	1.54	0.90
13:O:222:TYR:H	13:O:300:THR:HG21	1.36	0.90
5:5:91:TYR:HB2	6:6:57:PHE:HB2	1.53	0.90
10:D:302:LYS:HA	10:D:327:ASP:HA	1.53	0.90
12:F:91:GLY:H	12:F:93:THR:HG22	1.35	0.90
7:A:414:ALA:HB1	7:A:485:TRP:HB3	1.54	0.90
13:G:331:GLN:HE21	13:G:341:VAL:HG23	1.37	0.90
7:A:489:ASP:HB3	7:A:493:GLY:H	1.37	0.89
14:H:16:LYS:HG3	14:H:18:GLY:H	1.37	0.89
7:A:118:ILE:HG13	7:A:122:ARG:HH12	1.37	0.89
13:O:230:LYS:HB2	13:O:350:GLU:HB3	1.55	0.89
7:A:388:MET:HA	7:A:391:SER:HB3	1.54	0.89
11:E:252:THR:O	11:E:304:TRP:NE1	2.05	0.89
14:H:238:LYS:H	14:H:289:ASN:HD22	1.11	0.89
3:3:75:LYS:HB3	3:3:155:LEU:HD12	1.55	0.89
10:L:488:GLU:HG3	10:L:489:LYS:H	1.38	0.89
13:G:281:ILE:HD11	13:G:342:LEU:HD21	1.52	0.88
14:P:190:ILE:HB	14:P:373:SER:HB2	1.55	0.88
9:K:410:GLY:HA3	9:K:497:GLU:HG2	1.53	0.88
12:N:467:GLN:O	12:N:471:SER:N	2.05	0.88
9:C:481:ASN:HB3	9:C:484:THR:HG22	1.54	0.88
12:F:269:ASP:OD2	12:F:270:ARG:NH1	2.06	0.88
14:H:49:PRO:HB2	14:H:480:LEU:H	1.37	0.88
11:E:478:ARG:HB3	10:L:444:SER:HB2	1.53	0.88
8:B:236:LYS:H	8:B:288:ASN:HB2	1.37	0.88
12:F:434:GLN:HA	12:F:437:VAL:HB	1.56	0.88
9:K:38:ARG:HD2	9:K:447:ILE:HA	1.53	0.88
9:C:235:ASN:OD1	9:C:237:ARG:NH1	2.06	0.87
13:G:145:LYS:HA	13:G:151:GLN:HB2	1.55	0.87
8:B:478:LEU:HA	8:B:485:ILE:HA	1.56	0.87
10:D:51:SER:HA	10:D:57:MET:H	1.39	0.87
10:D:229:LEU:HB2	10:D:374:LEU:HB3	1.56	0.87
12:N:205:SER:HB2	12:N:375:LEU:HB3	1.54	0.87
12:N:393:ASP:OD1	12:N:396:ARG:NH2	2.07	0.87
10:L:306:ARG:HG3	10:L:307:ASP:H	1.40	0.87
6:6:30:ARG:HD3	6:6:90:TYR:HB3	1.55	0.87
8:B:52:LEU:HD12	8:B:62:MET:HB2	1.57	0.87
9:C:128:LYS:O	9:C:425:LYS:NZ	2.08	0.87

Continued on next page...

Continued from previous page...

Atom-1	Atom-2	Interatomic distance (Å)	Clash overlap (Å)
9:C:249:LYS:HB2	9:C:255:ASP:H	1.39	0.87
11:E:149:ASP:OD1	11:E:514:LYS:NZ	2.08	0.87
11:M:427:ILE:HG21	11:M:478:ARG:HA	1.56	0.87
6:6:78:LYS:HD3	10:D:283:ILE:HD11	1.56	0.87
11:E:318:ASN:HB3	11:E:319:LEU:HG	1.55	0.86
1:1:34:ILE:HG13	1:1:91:ILE:HB	1.56	0.86
12:F:195:GLU:HB3	12:F:384:LEU:HD21	1.56	0.86
2:2:68:ARG:HH22	3:3:133:LEU:HB3	1.41	0.86
6:6:90:TYR:O	6:6:94:LEU:N	2.07	0.86
9:C:180:VAL:HA	9:C:183:VAL:HG22	1.58	0.86
7:I:122:ARG:HH12	7:I:515:LYS:HG2	1.40	0.86
8:B:243:GLY:H	8:B:248:LYS:HD2	1.41	0.86
10:D:254:SER:O	10:D:262:ASN:ND2	2.09	0.86
10:L:157:LEU:HD21	10:L:199:THR:HA	1.58	0.86
14:H:171:LYS:NZ	14:H:394:ASP:OD2	2.07	0.86
12:N:19:ALA:O	12:N:23:ASN:ND2	2.09	0.86
11:M:460:MET:HA	11:M:470:PRO:HB3	1.56	0.85
8:B:444:ARG:HD3	8:B:466:ARG:HH21	1.40	0.85
9:C:141:SER:HB2	9:C:499:LEU:HD12	1.58	0.85
10:D:248:LEU:HD21	10:D:333:ILE:HD12	1.57	0.85
12:N:273:LYS:HB3	12:N:337:ASP:HA	1.59	0.85
8:B:481:ARG:HG3	8:B:482:GLU:H	1.40	0.85
11:E:363:SER:HA	11:E:370:LYS:HA	1.56	0.85
8:J:519:ASN:HB3	11:M:59:LYS:HG2	1.55	0.85
14:H:150:SER:HA	14:H:408:LEU:H	1.39	0.85
9:K:153:LEU:HA	9:K:156:ILE:HG22	1.58	0.85
10:D:183:LEU:HD23	10:D:405:ILE:HG23	1.56	0.85
10:D:484:HIS:HA	10:D:488:GLU:HA	1.59	0.85
13:G:463:LYS:O	13:G:467:ARG:N	2.09	0.85
12:N:294:GLN:HG2	12:N:316:ALA:HB3	1.59	0.85
9:C:20:ARG:HH12	9:C:111:HIS:HA	1.41	0.85
14:H:366:GLU:HA	14:H:371:ALA:HA	1.59	0.85
11:E:409:ILE:HA	11:E:412:LEU:HB3	1.57	0.84
14:H:27:GLU:HA	14:H:31:ARG:HB2	1.57	0.84
7:A:15:GLU:O	7:A:19:SER:N	2.10	0.84
7:A:143:LEU:HD22	7:A:499:LYS:HB2	1.59	0.84
5:5:88:THR:HG21	6:6:79:ARG:HH21	1.43	0.84
10:L:176:VAL:HB	10:L:179:TYR:HB2	1.59	0.84
12:F:46:MET:HG3	14:H:521:VAL:HG11	1.59	0.84
8:J:454:ALA:HB1	8:J:483:GLY:HA2	1.59	0.84
12:F:126:ALA:HB2	12:F:437:VAL:HG22	1.57	0.84

Continued on next page...

Continued from previous page...

Atom-1	Atom-2	Interatomic distance (Å)	Clash overlap (Å)
7:I:414:ALA:HB2	7:I:467:LEU:HD22	1.60	0.84
7:A:18:ARG:HD3	7:A:525:LEU:HD12	1.59	0.84
9:C:197:LYS:O	9:C:322:ARG:NH1	2.09	0.84
14:H:219:HIS:HA	14:H:373:SER:HA	1.60	0.84
7:I:46:VAL:HB	9:K:524:SER:HA	1.58	0.84
10:L:180:SER:HA	10:L:183:LEU:HB2	1.60	0.84
10:L:418:LYS:HB3	10:L:513:LEU:HB2	1.56	0.84
12:N:490:ALA:HA	12:N:495:TRP:HE1	1.43	0.84
14:H:166:THR:O	14:H:170:SER:N	2.10	0.84
12:N:68:GLN:H	14:P:527:ALA:HB2	1.41	0.84
13:O:412:ILE:HD11	13:O:474:TRP:HD1	1.41	0.84
10:D:178:GLN:HG3	10:D:179:TYR:H	1.42	0.83
12:F:139:VAL:H	12:F:408:VAL:HG12	1.43	0.83
14:P:246:PHE:HB2	14:P:297:VAL:HG22	1.60	0.83
9:K:434:GLN:O	9:K:438:ARG:N	2.11	0.83
1:1:51:ILE:HG23	1:1:77:HIS:HE1	1.41	0.83
11:E:50:THR:O	11:E:57:LEU:N	2.10	0.83
8:J:49:ASP:H	10:L:531:LYS:HD2	1.43	0.83
5:5:50:LEU:HD13	5:5:82:VAL:HG11	1.59	0.83
8:B:21:ALA:HA	8:B:518:ASP:HB2	1.61	0.83
7:A:527:ILE:HG21	10:D:60:MET:HG3	1.61	0.83
13:G:153:LYS:HA	13:G:156:GLU:HB3	1.60	0.83
13:G:183:VAL:HG13	13:G:397:ARG:HG2	1.60	0.83
14:H:436:TYR:HA	14:H:439:LYS:HB2	1.61	0.83
12:N:126:ALA:HB2	12:N:437:VAL:HG12	1.59	0.83
13:O:216:PHE:HB2	13:O:359:ASN:HB2	1.60	0.83
8:B:462:VAL:O	8:B:466:ARG:N	2.12	0.83
10:D:224:VAL:HB	10:D:387:THR:HG23	1.59	0.83
7:A:19:SER:O	7:A:23:MET:N	2.10	0.83
14:H:432:GLY:HA2	9:K:461:ARG:HG3	1.60	0.83
7:A:20:GLN:HG2	7:A:69:HIS:HE2	1.43	0.83
10:D:121:THR:O	10:D:125:GLN:N	2.11	0.83
10:L:74:GLY:HA2	10:L:77:ILE:HB	1.59	0.83
11:E:244:GLU:HG3	11:E:298:ASN:HB2	1.61	0.82
7:I:524:ILE:O	10:L:58:ASP:N	2.12	0.82
9:C:436:PRO:O	9:C:440:VAL:N	2.11	0.82
11:E:530:ILE:HG21	13:G:60:ASN:HA	1.59	0.82
14:H:416:GLU:HB3	14:H:445:PHE:HB3	1.59	0.82
13:O:423:TYR:O	13:O:427:ILE:N	2.11	0.82
10:D:474:ILE:HD12	11:M:126:ARG:HE	1.43	0.82
12:N:511:ILE:HA	12:N:514:ASN:HD22	1.44	0.82

Continued on next page...

Continued from previous page...

Atom-1	Atom-2	Interatomic distance (Å)	Clash overlap (Å)
10:L:213:LYS:HB3	10:L:391:ARG:HG2	1.61	0.82
14:P:56:VAL:HG11	14:P:75:GLU:HB3	1.61	0.82
7:A:370:ARG:NH1	7:A:371:THR:OG1	2.12	0.82
8:J:137:ALA:HB1	8:J:417:MET:HB3	1.60	0.82
8:J:250:LYS:HE2	8:J:252:PHE:HB2	1.60	0.82
7:A:285:VAL:HG22	7:A:306:MET:HB3	1.61	0.82
7:A:156:MET:SD	7:A:165:GLY:HA2	2.20	0.82
10:D:250:GLN:HA	10:D:301:GLN:HE22	1.45	0.82
10:D:303:SER:HA	10:D:306:ARG:HB3	1.61	0.82
13:G:392:ALA:O	13:G:396:VAL:N	2.12	0.82
9:C:46:MET:HG2	12:F:517:LEU:HD22	1.59	0.82
9:C:489:ASP:OD2	9:C:492:GLU:N	2.12	0.82
8:B:91:GLN:HG3	8:B:102:VAL:HG11	1.60	0.82
9:C:276:GLN:O	9:C:280:GLU:N	2.10	0.82
10:D:174:LYS:NZ	10:D:509:VAL:O	2.12	0.82
11:E:204:VAL:O	11:E:414:ARG:NH1	2.13	0.82
10:L:249:ILE:HG21	10:L:298:LEU:HD13	1.61	0.82
9:C:461:ARG:HA	14:P:433:LEU:HD11	1.60	0.81
12:F:44:MET:HB3	12:F:56:LEU:HD11	1.62	0.81
11:M:209:ILE:HD13	11:M:406:LEU:HD21	1.63	0.81
12:N:92:THR:OG1	12:N:159:LYS:NZ	2.12	0.81
12:N:470:HIS:ND1	12:N:475:GLN:O	2.13	0.81
1:1:73:LYS:HE3	1:1:77:HIS:NE2	1.96	0.81
6:6:86:GLU:HG2	10:D:264:ILE:HD13	1.62	0.81
7:A:460:SER:O	7:A:464:VAL:N	2.13	0.81
13:G:494:GLU:OE2	13:G:499:ARG:NH2	2.13	0.81
9:K:137:LEU:HD21	9:K:502:LYS:HB3	1.62	0.81
11:M:292:ILE:HG21	11:M:300:ALA:HB2	1.62	0.81
12:N:460:GLN:HA	12:N:463:LEU:HB3	1.61	0.81
9:C:113:LEU:HA	9:C:116:GLN:HB2	1.62	0.81
3:3:74:LEU:HD13	3:3:154:ASN:HB3	1.61	0.81
11:E:480:ARG:O	11:E:484:GLU:N	2.14	0.81
13:G:152:ARG:HG3	13:G:180:VAL:HG11	1.60	0.81
7:I:241:LEU:HD22	7:I:309:ARG:HH21	1.45	0.81
7:I:446:LEU:O	7:I:450:ASN:ND2	2.13	0.81
8:J:112:GLU:HB3	8:J:438:SER:HB3	1.63	0.81
10:D:232:LYS:NZ	10:D:234:SER:OG	2.13	0.81
8:J:420:ALA:O	8:J:424:LEU:N	2.13	0.81
8:B:490:ILE:HA	8:B:494:THR:HB	1.63	0.81
12:F:47:LEU:HD21	12:F:67:MET:HG2	1.63	0.81
14:H:394:ASP:O	14:H:398:THR:N	2.13	0.81

Continued on next page...

Continued from previous page...

Atom-1	Atom-2	Interatomic distance (Å)	Clash overlap (Å)
8:J:95:VAL:HG13	8:J:399:GLN:HE22	1.45	0.81
10:L:363:GLU:HB3	10:L:375:LYS:HB2	1.63	0.81
14:P:239:ILE:HD11	14:P:328:VAL:HG11	1.63	0.81
3:3:122:LYS:HA	3:3:136:ASP:HA	1.63	0.81
7:A:421:ILE:HA	7:A:424:GLU:HB2	1.61	0.81
7:I:470:PHE:HB3	7:I:484:LYS:HA	1.63	0.81
6:6:33:LEU:HB3	6:6:83:ILE:HG23	1.63	0.80
11:E:410:ARG:HG2	11:E:414:ARG:HH22	1.46	0.80
14:P:460:ALA:O	14:P:464:ILE:N	2.11	0.80
13:G:22:LEU:HB2	13:G:517:ASP:HB3	1.60	0.80
7:I:410:PRO:HG2	7:I:415:VAL:HB	1.61	0.80
14:P:304:TYR:O	14:P:308:TYR:N	2.12	0.80
13:G:209:GLN:HB3	13:G:373:ILE:HB	1.63	0.80
5:5:33:ILE:HD13	5:5:118:GLN:HG3	1.62	0.80
8:B:19:GLU:HG2	8:B:24:ALA:HB2	1.62	0.80
14:P:355:VAL:HG12	14:P:376:VAL:HB	1.64	0.80
1:1:48:ASP:OD1	1:1:77:HIS:ND1	2.14	0.80
12:F:31:GLN:NE2	12:F:97:LEU:O	2.13	0.80
14:H:182:LEU:HA	14:H:185:GLN:HB2	1.64	0.80
10:L:29:LYS:HA	10:L:32:GLN:HG2	1.62	0.80
7:A:411:GLY:HA2	7:A:487:GLY:HA2	1.64	0.80
14:P:52:MET:O	14:P:54:LYS:NZ	2.14	0.80
7:A:156:MET:HB3	7:A:161:ILE:HG13	1.64	0.80
7:A:184:ILE:N	7:A:193:ASN:OD1	2.15	0.80
12:F:291:VAL:O	12:F:313:LEU:N	2.15	0.80
9:K:489:ASP:HB3	9:K:492:GLU:HB2	1.63	0.80
11:M:145:ILE:HA	11:M:148:LEU:HD12	1.64	0.80
11:M:151:ILE:HD12	11:M:487:PRO:HD2	1.63	0.80
7:A:399:VAL:O	7:A:403:LEU:N	2.14	0.80
8:B:107:ALA:HB1	8:B:111:ARG:HH12	1.47	0.80
7:I:69:HIS:HB2	7:I:72:ALA:H	1.46	0.80
8:B:43:LEU:HD13	8:B:100:THR:HG23	1.64	0.80
8:B:183:ALA:HB1	8:B:394:LEU:HD21	1.63	0.80
5:5:84:ILE:HD12	5:5:102:PHE:HB2	1.63	0.80
8:B:397:LEU:O	8:B:401:VAL:N	2.14	0.80
9:C:133:MET:O	9:C:137:LEU:N	2.12	0.80
11:E:285:PHE:HZ	11:E:310:ALA:HB1	1.47	0.80
12:F:420:GLU:O	12:F:424:LYS:N	2.12	0.80
12:N:194:MET:O	12:N:376:ILE:N	2.14	0.80
9:C:399:ARG:HA	9:C:402:LEU:HB2	1.62	0.79
14:H:33:ILE:HG23	14:H:113:GLU:HG2	1.65	0.79

Continued on next page...

Continued from previous page...

Atom-1	Atom-2	Interatomic distance (Å)	Clash overlap (Å)
13:O:194:MET:HA	13:O:369:THR:HG23	1.62	0.79
7:A:432:SER:HA	13:O:459:ASN:HA	1.64	0.79
14:H:203:ARG:HB2	14:H:374:THR:HG23	1.63	0.79
8:J:84:LEU:HD21	8:J:106:ALA:HB3	1.63	0.79
9:C:51:LEU:HB2	12:F:521:ILE:HD11	1.64	0.79
12:F:38:LEU:HA	12:F:158:THR:HG23	1.64	0.79
8:J:46:LYS:H	8:J:481:ARG:HE	1.27	0.79
9:K:449:ARG:HH21	9:K:463:LEU:HB3	1.48	0.79
12:N:207:ILE:HB	12:N:373:THR:HB	1.64	0.79
9:C:216:ARG:HB2	9:C:364:THR:HB	1.64	0.79
7:A:145:ARG:NH2	7:A:398:VAL:O	2.15	0.79
11:E:417:ARG:HB3	11:E:510:LEU:HB3	1.64	0.79
12:F:212:LEU:HB2	12:F:361:THR:HB	1.63	0.79
13:G:51:ASP:O	13:G:54:GLY:N	2.15	0.79
13:G:317:GLU:O	13:G:321:ARG:N	2.11	0.79
10:L:232:LYS:HB2	10:L:325:ILE:HD13	1.63	0.79
1:1:56:ASP:HA	1:1:73:LYS:HD3	1.64	0.79
8:B:498:GLN:OE1	8:B:501:ARG:NH2	2.16	0.79
11:E:312:HIS:HA	11:E:315:LEU:HB2	1.64	0.79
7:I:231:ASN:O	7:I:351:VAL:N	2.16	0.79
8:B:460:ASP:O	8:B:464:GLN:N	2.10	0.79
11:E:123:LEU:HD23	11:E:126:ARG:HD3	1.64	0.79
7:I:527:ILE:HG23	10:L:50:THR:HG21	1.64	0.79
9:K:200:ARG:HH22	9:K:322:ARG:HH12	1.31	0.79
11:M:480:ARG:O	11:M:484:GLU:N	2.16	0.79
13:O:230:LYS:HG3	13:O:231:LYS:HG3	1.64	0.79
7:A:197:ILE:HG13	7:A:375:ILE:HB	1.63	0.79
9:C:243:SER:HA	9:C:244:SER:HB2	1.64	0.79
3:3:175:ASN:OD1	3:3:178:ARG:NH2	2.16	0.79
7:A:409:VAL:HB	7:A:505:GLU:HB2	1.64	0.79
10:D:311:ASP:O	10:D:315:HIS:N	2.15	0.79
11:E:172:THR:HG21	11:E:405:ALA:HB2	1.63	0.79
7:I:47:ASP:N	7:I:51:ASP:O	2.12	0.79
8:J:33:ILE:HG23	8:J:111:ARG:HH21	1.47	0.79
9:K:203:LYS:HB2	9:K:384:LEU:HB3	1.63	0.79
5:5:12:LEU:HD21	12:F:256:ARG:HE	1.48	0.78
9:C:503:LEU:O	9:C:507:LYS:N	2.14	0.78
10:L:291:LYS:HB2	10:L:322:ILE:HD11	1.64	0.78
11:E:529:LYS:HE3	11:E:530:ILE:HG23	1.65	0.78
13:G:238:ALA:HB3	13:G:289:VAL:HA	1.63	0.78
8:J:71:LEU:HD22	8:J:85:VAL:HG22	1.63	0.78

Continued on next page...

Continued from previous page...

Atom-1	Atom-2	Interatomic distance (Å)	Clash overlap (Å)
11:M:164:PRO:HB2	11:M:416:ASN:HD21	1.46	0.78
12:N:31:GLN:HE22	12:N:100:GLY:H	1.28	0.78
3:3:64:GLU:HB2	3:3:166:ARG:HE	1.48	0.78
7:A:465:ALA:HB1	13:O:428:PRO:HB2	1.64	0.78
12:F:216:ALA:HB2	12:F:313:LEU:HD23	1.65	0.78
11:M:217:GLY:HA3	11:M:388:ARG:HB3	1.63	0.78
4:4:36:LEU:HD13	4:4:104:ARG:HG3	1.66	0.78
7:A:22:VAL:HG22	7:A:101:LEU:HB3	1.65	0.78
7:A:488:LEU:H	7:A:502:GLY:HA2	1.47	0.78
8:B:81:ALA:O	8:B:85:VAL:N	2.14	0.78
11:E:226:LYS:HA	11:E:383:VAL:HG13	1.64	0.78
14:H:196:HIS:CE1	14:H:369:ASP:HA	2.18	0.78
13:O:200:VAL:HG23	13:O:375:ARG:HG3	1.66	0.78
12:F:469:GLU:O	12:F:473:SER:N	2.15	0.78
14:H:241:VAL:HA	14:H:292:VAL:HB	1.64	0.78
12:N:108:LEU:O	12:N:112:GLU:N	2.15	0.78
8:B:520:ILE:HA	11:E:60:MET:HB3	1.65	0.78
12:F:150:ASP:HA	12:F:153:ARG:HG2	1.66	0.78
12:F:416:VAL:O	12:F:420:GLU:N	2.15	0.78
13:G:241:ASN:HA	13:G:292:LYS:HE2	1.65	0.78
14:H:207:ILE:N	14:H:377:LEU:O	2.16	0.78
10:L:407:ASP:O	10:L:411:VAL:N	2.14	0.78
2:2:28:ALA:HB2	2:2:120:GLU:HG3	1.66	0.78
9:K:285:LEU:HD13	9:K:334:ARG:HG3	1.66	0.78
7:A:46:VAL:N	9:C:523:VAL:O	2.16	0.78
7:A:526:ARG:HB3	10:D:58:ASP:H	1.46	0.78
9:C:341:ASP:HA	9:C:345:THR:HG22	1.65	0.78
10:D:52:LEU:HD13	10:D:111:ILE:HG13	1.66	0.78
10:D:247:GLY:HA3	10:D:298:LEU:HD23	1.64	0.78
12:F:293:ASN:HB3	12:F:314:ARG:HA	1.65	0.78
7:I:153:LYS:O	7:I:157:SER:N	2.16	0.78
10:L:510:GLN:NE2	10:L:515:SER:OG	2.17	0.78
7:A:45:LEU:HD21	7:A:61:ILE:HB	1.65	0.78
9:C:149:SER:HB3	9:C:177:LEU:HD13	1.65	0.78
10:D:134:SER:HB3	10:D:527:ARG:HE	1.47	0.78
10:D:267:SER:N	10:D:271:GLN:OE1	2.17	0.78
11:E:249:ALA:HB1	11:E:353:LEU:HD22	1.66	0.78
12:F:409:PRO:HA	12:F:495:TRP:HA	1.64	0.78
12:F:446:ILE:HA	12:F:449:LYS:HE2	1.66	0.78
7:A:80:ASP:OD2	7:A:84:LYS:NZ	2.14	0.78
8:B:115:SER:O	8:B:119:LYS:N	2.16	0.78

Continued on next page...

Continued from previous page...

Atom-1	Atom-2	Interatomic distance (Å)	Clash overlap (Å)
11:E:131:ILE:HG23	13:G:43:ARG:HG3	1.64	0.78
7:I:110:GLN:NE2	10:L:472:ASN:O	2.16	0.78
7:I:529:ASP:OD1	10:L:51:SER:OG	2.02	0.78
12:N:274:ILE:HG22	12:N:310:ILE:HD13	1.66	0.78
7:A:467:LEU:HD23	7:A:495:PRO:HG3	1.64	0.77
8:B:516:ARG:HE	11:E:57:LEU:HA	1.49	0.77
9:C:447:ILE:O	9:C:451:LEU:N	2.14	0.77
10:D:207:ASP:HB3	10:D:385:THR:HA	1.66	0.77
11:M:289:ILE:HA	11:M:292:ILE:HD12	1.66	0.77
12:N:480:ASP:N	12:N:485:GLU:O	2.17	0.77
7:A:292:ILE:O	7:A:309:ARG:NH1	2.16	0.77
10:D:473:PRO:O	10:D:477:VAL:N	2.15	0.77
7:A:47:ASP:N	7:A:51:ASP:O	2.17	0.77
9:K:370:LYS:HE2	9:K:372:CYS:HB2	1.67	0.77
11:E:259:LYS:HD3	11:E:306:PHE:HA	1.63	0.77
12:F:498:TYR:HA	12:F:501:LYS:HE3	1.67	0.77
12:N:233:CYS:HB3	12:N:336:PHE:CE1	2.19	0.77
3:3:107:LEU:HD21	5:5:53:LEU:HD22	1.64	0.77
9:C:137:LEU:HA	9:C:140:ILE:HG22	1.66	0.77
10:D:217:THR:H	10:D:220:ASP:HB2	1.49	0.77
9:K:121:VAL:HG12	9:K:436:PRO:HG2	1.65	0.77
10:L:476:THR:HG22	10:L:480:LEU:HG	1.66	0.77
11:M:225:ILE:O	11:M:384:THR:N	2.18	0.77
11:M:500:ASP:HB2	11:M:504:GLN:HB2	1.66	0.77
13:G:16:SER:OG	13:G:21:GLN:NE2	2.18	0.77
12:N:351:TYR:O	12:N:362:PHE:N	2.18	0.77
8:B:47:GLY:HA2	8:B:453:ASN:HB3	1.67	0.77
8:B:501:ARG:O	8:B:505:LEU:N	2.16	0.77
9:C:187:GLU:HA	9:C:191:LYS:HA	1.66	0.77
10:D:440:SER:OG	10:D:448:SER:O	2.02	0.77
13:G:279:GLU:HA	13:G:282:HIS:HB2	1.65	0.77
8:J:88:SER:HB2	8:J:99:THR:HA	1.66	0.77
9:K:223:ASP:O	9:K:310:THR:OG1	2.02	0.77
11:M:170:LYS:HA	11:M:179:ASN:HD22	1.48	0.77
12:F:352:GLU:HA	12:F:361:THR:HA	1.67	0.77
9:K:37:ILE:O	9:K:41:LEU:N	2.17	0.77
5:5:129:GLN:O	5:5:133:GLU:N	2.16	0.77
8:B:43:LEU:O	8:B:453:ASN:ND2	2.17	0.77
9:K:20:ARG:HA	9:K:23:GLN:HB2	1.67	0.77
9:K:178:ASP:HB2	9:K:216:ARG:HE	1.50	0.77
9:K:420:HIS:HB2	9:K:467:ARG:HE	1.49	0.77

Continued on next page...

Continued from previous page...

Atom-1	Atom-2	Interatomic distance (Å)	Clash overlap (Å)
11:M:83:VAL:O	11:M:89:LYS:NZ	2.17	0.77
13:O:268:ASP:O	13:O:272:ASN:ND2	2.18	0.77
8:B:203:LYS:HA	8:B:375:LEU:HB2	1.66	0.77
9:C:414:SER:HB3	9:C:502:LYS:HE2	1.65	0.77
12:F:450:VAL:O	12:F:454:ASN:N	2.15	0.77
13:G:478:ASP:OD1	13:G:487:ASN:ND2	2.18	0.77
12:N:192:GLU:HB3	12:N:373:THR:HA	1.66	0.77
1:I:26:LYS:HD3	9:C:261:GLU:HA	1.65	0.76
8:B:236:LYS:HB2	8:B:288:ASN:H	1.49	0.76
8:B:237:ILE:HD12	8:B:327:THR:HG21	1.67	0.76
9:C:42:GLY:O	9:C:45:SER:OG	2.01	0.76
9:C:46:MET:HA	12:F:517:LEU:HB3	1.66	0.76
7:I:402:VAL:HG22	7:I:408:VAL:HG11	1.66	0.76
10:L:496:ARG:HB2	10:L:508:VAL:HG22	1.67	0.76
11:M:129:HIS:H	11:M:132:ARG:HD3	1.50	0.76
12:N:67:MET:HB3	14:P:526:MET:HA	1.64	0.76
8:B:149:GLY:HA2	8:B:155:PHE:HB2	1.65	0.76
8:B:463:ALA:HA	8:B:466:ARG:HB3	1.67	0.76
11:E:458:ILE:O	11:E:462:LEU:N	2.18	0.76
8:J:87:MET:HG2	8:J:510:ALA:HB2	1.65	0.76
7:A:237:LEU:HB2	7:A:288:THR:HA	1.67	0.76
9:K:215:LEU:HB3	9:K:375:LEU:H	1.49	0.76
8:B:416:LEU:HB2	8:B:469:HIS:HD2	1.50	0.76
11:E:124:LEU:HD21	11:E:130:PRO:HD3	1.65	0.76
13:G:222:TYR:H	13:G:225:PHE:HB2	1.49	0.76
14:H:168:ILE:O	14:H:172:GLN:N	2.15	0.76
7:A:367:THR:HG22	7:A:369:ALA:H	1.50	0.76
8:B:40:LYS:HD2	8:B:449:ILE:HG13	1.66	0.76
14:H:52:MET:O	14:H:67:ASN:ND2	2.18	0.76
9:K:149:SER:HB3	9:K:177:LEU:HD13	1.67	0.76
9:K:149:SER:O	9:K:153:LEU:N	2.19	0.76
4:4:53:ALA:HB1	6:6:63:VAL:HG22	1.65	0.76
7:A:213:GLY:O	7:A:374:SER:N	2.18	0.76
10:D:311:ASP:HA	10:D:314:LEU:HB3	1.67	0.76
12:F:196:MET:HB2	12:F:375:LEU:HD11	1.66	0.76
11:M:36:SER:OG	11:M:538:GLU:OE1	2.03	0.76
9:C:218:VAL:H	9:C:326:ALA:HA	1.51	0.76
11:E:222:THR:HG22	11:E:387:ILE:HG13	1.67	0.76
14:H:56:VAL:N	14:H:64:PHE:O	2.17	0.76
7:I:243:LYS:HG2	7:I:268:SER:HA	1.68	0.76
8:J:424:LEU:O	8:J:428:THR:N	2.16	0.76

Continued on next page...

Continued from previous page...

Atom-1	Atom-2	Interatomic distance (Å)	Clash overlap (Å)
12:N:34:LEU:HA	12:N:45:LYS:HE3	1.66	0.76
3:3:92:GLN:NE2	3:3:137:ILE:O	2.18	0.76
7:A:43:LYS:HB3	9:C:521:ASP:HB2	1.68	0.76
11:E:427:ILE:HD11	11:E:478:ARG:HG2	1.67	0.76
12:F:302:LEU:O	12:F:306:SER:N	2.12	0.76
9:K:110:GLU:O	9:K:114:GLU:N	2.18	0.76
6:6:19:LEU:HD13	6:6:100:GLN:HB3	1.67	0.76
7:A:103:ASN:OD1	7:A:444:SER:OG	2.03	0.76
8:B:521:ILE:O	11:E:62:VAL:N	2.19	0.76
11:E:156:LEU:HD23	11:E:160:LYS:HZ3	1.51	0.76
6:6:67:GLN:NE2	6:6:68:GLU:O	2.17	0.76
8:B:130:TRP:CD1	8:B:439:TYR:HB2	2.21	0.76
14:H:276:MET:HB3	14:H:301:ALA:HB2	1.67	0.76
7:I:416:GLU:O	7:I:420:SER:N	2.19	0.76
9:K:469:LYS:HD3	9:K:487:LEU:HD22	1.67	0.76
11:M:102:ILE:HA	11:M:411:ASN:HD21	1.51	0.76
9:C:425:LYS:O	9:C:429:MET:N	2.15	0.75
14:H:209:GLY:N	14:H:379:GLY:O	2.18	0.75
12:F:109:TYR:HE2	12:F:439:ALA:HB2	1.49	0.75
9:K:469:LYS:HD2	9:K:478:TRP:CD1	2.22	0.75
13:G:49:ILE:HB	13:G:57:THR:HB	1.67	0.75
7:I:179:ILE:HB	7:I:190:TYR:HB3	1.69	0.75
7:A:18:ARG:NE	7:A:525:LEU:O	2.19	0.75
7:A:58:GLY:HA2	7:A:61:ILE:HG12	1.68	0.75
7:A:275:ILE:O	7:A:279:LEU:N	2.16	0.75
10:D:191:VAL:O	10:D:195:ILE:N	2.20	0.75
12:F:380:ASN:HD22	12:F:384:LEU:HD22	1.50	0.75
5:5:83:LEU:HD11	5:5:91:TYR:HB3	1.69	0.75
8:B:145:ALA:HB1	8:B:405:ARG:HD2	1.69	0.75
8:B:220:LEU:HB2	8:B:360:ILE:HB	1.67	0.75
12:F:15:ARG:NH1	12:F:520:GLU:OE1	2.19	0.75
7:I:149:ILE:HG13	7:I:173:VAL:HG21	1.69	0.75
8:J:49:ASP:HB2	10:L:531:LYS:HB3	1.69	0.75
8:J:137:ALA:O	8:J:141:LEU:N	2.19	0.75
7:A:117:VAL:HB	7:A:437:ALA:HB2	1.67	0.75
8:B:523:ALA:HB3	11:E:63:ASP:HA	1.68	0.75
11:E:33:ALA:O	11:E:37:HIS:N	2.20	0.75
8:J:479:ASP:HB2	8:J:491:LEU:HD11	1.69	0.75
9:K:29:ALA:HB3	9:K:76:ALA:HB3	1.68	0.75
9:C:455:CYS:HB3	9:C:485:GLY:HA2	1.67	0.75
10:D:462:PRO:O	10:D:466:ALA:N	2.18	0.75

Continued on next page...

Continued from previous page...

Atom-1	Atom-2	Interatomic distance (Å)	Clash overlap (Å)
11:E:164:PRO:O	11:E:168:THR:N	2.17	0.75
11:E:500:ASP:HB3	11:E:502:LYS:H	1.52	0.75
12:F:145:ARG:NE	12:F:174:ASP:OD1	2.20	0.75
14:H:155:ARG:HH22	14:H:192:PRO:HA	1.50	0.75
9:K:182:MET:O	9:K:370:LYS:NZ	2.19	0.75
10:L:49:ARG:NH2	10:L:111:ILE:O	2.18	0.75
10:L:250:GLN:HA	10:L:301:GLN:HB3	1.68	0.75
12:N:424:LYS:HD3	12:N:438:GLN:HG2	1.67	0.75
9:C:464:THR:HA	9:C:467:ARG:HD2	1.67	0.75
11:E:84:ASP:O	11:E:89:LYS:NZ	2.19	0.75
12:F:107:ASP:O	12:F:111:SER:N	2.16	0.75
10:L:163:LEU:HB3	10:L:188:VAL:HG22	1.69	0.75
12:N:217:ARG:NH2	12:N:352:GLU:O	2.20	0.75
12:N:478:GLY:O	12:N:487:MET:N	2.19	0.75
13:O:126:ARG:NH1	14:P:173:TYR:OH	2.20	0.75
10:D:224:VAL:N	10:D:387:THR:O	2.17	0.75
10:D:484:HIS:NE2	10:D:491:ALA:O	2.19	0.75
14:H:32:ASN:O	14:H:36:CYS:N	2.18	0.75
14:H:132:TYR:O	14:H:136:CYS:N	2.20	0.75
9:K:137:LEU:O	9:K:141:SER:N	2.19	0.75
10:L:167:ALA:O	10:L:171:LEU:N	2.20	0.75
7:A:223:GLN:HG2	7:A:298:LYS:HA	1.69	0.74
7:A:318:ARG:HA	7:A:321:LYS:HG2	1.68	0.74
9:C:186:GLU:HB3	9:C:193:ILE:HA	1.69	0.74
12:F:408:VAL:O	12:F:496:ASP:N	2.20	0.74
14:H:481:ASP:OD2	14:H:490:LYS:NZ	2.18	0.74
9:K:200:ARG:O	9:K:373:THR:HA	1.87	0.74
10:L:185:PRO:O	10:L:189:ASN:N	2.17	0.74
13:O:81:ASP:O	13:O:85:SER:N	2.20	0.74
14:P:410:PRO:HG3	14:P:493:LEU:HB2	1.69	0.74
3:3:85:LEU:O	3:3:89:LYS:N	2.18	0.74
7:A:237:LEU:O	7:A:289:THR:N	2.18	0.74
7:A:415:VAL:HA	7:A:476:VAL:HG21	1.68	0.74
10:D:179:TYR:O	10:D:183:LEU:N	2.20	0.74
13:G:398:ARG:HG2	13:G:495:PRO:HG2	1.67	0.74
12:N:180:LYS:HZ2	12:N:370:ARG:HB2	1.53	0.74
8:B:125:THR:HG23	8:B:431:LYS:HB3	1.68	0.74
9:C:449:ARG:HG2	9:C:459:THR:HG21	1.69	0.74
12:F:159:LYS:HZ1	12:F:393:ASP:HB2	1.51	0.74
9:K:248:LYS:HG3	9:K:274:TYR:HB3	1.69	0.74
9:C:98:VAL:HG12	9:C:505:THR:HA	1.69	0.74

Continued on next page...

Continued from previous page...

Atom-1	Atom-2	Interatomic distance (Å)	Clash overlap (Å)
12:F:233:CYS:HB2	12:F:235:VAL:HG23	1.67	0.74
13:G:402:ASN:HB3	13:G:495:PRO:HB3	1.69	0.74
8:J:151:ASP:O	8:J:155:PHE:N	2.20	0.74
11:M:359:VAL:HG13	11:M:372:LEU:HD21	1.70	0.74
13:O:523:PRO:HG3	14:P:59:HIS:HA	1.69	0.74
1:1:51:ILE:HG23	1:1:77:HIS:CE1	2.22	0.74
12:F:353:TYR:O	12:F:360:PHE:N	2.18	0.74
13:G:163:LEU:HB3	13:G:172:LYS:HB2	1.67	0.74
9:K:469:LYS:NZ	9:K:474:ASN:O	2.20	0.74
10:L:35:PHE:O	10:L:39:SER:N	2.17	0.74
12:N:37:ASN:HD21	12:N:45:LYS:HB2	1.52	0.74
9:C:481:ASN:O	9:C:485:GLY:N	2.20	0.74
10:D:247:GLY:O	10:D:299:LEU:N	2.15	0.74
11:E:85:HIS:O	11:E:89:LYS:N	2.17	0.74
11:E:109:VAL:HG11	11:E:519:LEU:HB2	1.69	0.74
14:H:225:LYS:NZ	14:H:320:ASP:OD2	2.19	0.74
9:K:218:VAL:HG11	9:K:323:ILE:HD12	1.69	0.74
12:N:201:GLU:HA	12:N:379:PRO:HD2	1.70	0.74
12:N:237:LEU:HG	12:N:336:PHE:HE2	1.51	0.74
13:G:127:THR:HA	13:G:130:GLN:HB3	1.70	0.74
13:G:149:VAL:HG23	13:G:151:GLN:H	1.52	0.74
7:I:519:GLU:O	7:I:523:THR:N	2.17	0.74
8:J:186:ALA:O	8:J:195:ASN:ND2	2.20	0.74
11:M:85:HIS:HA	11:M:539:SER:HB2	1.70	0.74
12:N:460:GLN:O	12:N:464:VAL:N	2.20	0.74
2:2:37:GLN:HE22	3:3:172:THR:HG21	1.53	0.74
3:3:81:ILE:HG12	3:3:147:ASN:HB2	1.67	0.74
7:A:503:VAL:HG12	7:A:504:PHE:H	1.52	0.74
9:C:451:LEU:HD23	9:C:454:ASN:HD22	1.53	0.74
10:D:526:VAL:HA	10:D:529:ILE:HG22	1.68	0.74
13:G:234:ASN:HD22	13:G:344:ARG:HH22	1.33	0.74
13:O:416:LEU:HA	13:O:419:TYR:HB3	1.70	0.74
14:P:99:ASP:OD1	14:P:171:LYS:NZ	2.21	0.74
9:C:228:ARG:NE	9:C:305:MET:SD	2.60	0.74
8:J:138:ARG:HA	8:J:141:LEU:HB3	1.68	0.74
13:O:284:SER:HB2	13:O:336:ALA:H	1.51	0.74
14:P:49:PRO:HA	14:P:169:MET:HB3	1.69	0.74
3:3:125:LEU:HD11	3:3:140:ALA:HA	1.70	0.74
7:A:446:LEU:HB3	7:A:464:VAL:HG21	1.70	0.74
7:A:473:GLU:O	13:O:425:ARG:NH2	2.20	0.74
8:B:49:ASP:HB3	8:B:63:VAL:HG12	1.69	0.74

Continued on next page...

Continued from previous page...

Atom-1	Atom-2	Interatomic distance (Å)	Clash overlap (Å)
8:B:141:LEU:HG	8:B:497:PHE:HE1	1.52	0.74
9:C:316:ARG:NH2	9:C:319:ASP:OD1	2.20	0.74
11:E:236:HIS:HB2	11:E:312:HIS:HB2	1.69	0.74
12:F:350:VAL:HG22	12:F:363:ILE:HA	1.70	0.74
13:G:465:ARG:HB2	7:I:435:GLN:HE22	1.51	0.74
7:I:179:ILE:HG23	7:I:181:TYR:HD2	1.53	0.74
9:K:374:ILE:HG13	9:K:391:LEU:HD21	1.70	0.74
5:5:117:ILE:O	5:5:121:LEU:N	2.18	0.73
8:B:429:PRO:HG2	8:J:463:ALA:HB1	1.70	0.73
10:D:249:ILE:O	10:D:306:ARG:NH2	2.21	0.73
13:G:192:LEU:HB3	13:G:393:ILE:HG21	1.70	0.73
9:K:370:LYS:HG3	9:K:372:CYS:H	1.53	0.73
10:L:179:TYR:HB3	10:L:218:ILE:HG21	1.68	0.73
12:N:224:ARG:HD2	12:N:349:LEU:HD22	1.70	0.73
7:A:113:HIS:NE2	10:D:471:LEU:O	2.20	0.73
7:A:275:ILE:HG21	7:A:300:PHE:HA	1.68	0.73
11:E:433:VAL:HB	11:E:452:ALA:HB2	1.70	0.73
11:M:98:GLN:HE22	11:M:516:GLN:HB2	1.52	0.73
3:3:104:ARG:HA	3:3:114:LYS:HA	1.70	0.73
4:4:67:ILE:HD13	4:4:80:GLN:HA	1.70	0.73
7:A:43:LYS:HZ2	9:C:520:ASP:HB2	1.51	0.73
8:B:90:VAL:HA	8:B:93:ASP:HB2	1.70	0.73
8:B:193:SER:O	8:B:195:ASN:ND2	2.20	0.73
11:E:260:PRO:HD2	11:E:264:HIS:CE1	2.22	0.73
10:L:180:SER:O	10:L:184:SER:N	2.21	0.73
3:3:166:ARG:O	3:3:170:THR:OG1	2.03	0.73
7:A:13:THR:OG1	7:A:528:ASP:O	2.05	0.73
7:A:185:ARG:NH1	7:A:320:ALA:O	2.21	0.73
8:B:123:PRO:HB3	8:B:515:LEU:HB3	1.69	0.73
8:B:219:LEU:HB3	8:B:372:THR:HG21	1.68	0.73
13:G:116:LEU:HD13	13:G:430:LYS:HB3	1.71	0.73
8:J:125:THR:HG23	8:J:432:GLU:HG2	1.67	0.73
8:J:521:ILE:H	11:M:61:MET:HG2	1.53	0.73
7:A:198:LEU:N	7:A:375:ILE:O	2.21	0.73
8:B:501:ARG:HG3	8:B:502:GLN:H	1.53	0.73
10:D:201:THR:HG23	10:D:203:VAL:H	1.54	0.73
11:E:357:GLY:HA3	11:E:377:CYS:H	1.53	0.73
12:F:384:LEU:HD12	12:F:387:ILE:HD11	1.69	0.73
13:G:521:LYS:HA	14:H:57:ILE:HG12	1.69	0.73
14:H:292:VAL:HG11	14:H:324:LEU:HD13	1.70	0.73
13:O:395:ILE:HA	13:O:398:ARG:HB3	1.68	0.73

Continued on next page...

Continued from previous page...

Atom-1	Atom-2	Interatomic distance (Å)	Clash overlap (Å)
2:2:64:VAL:HG21	2:2:68:ARG:HH21	1.54	0.73
5:5:93:GLU:HG3	6:6:55:VAL:HG23	1.70	0.73
11:E:259:LYS:H	11:E:304:TRP:HB3	1.54	0.73
11:E:412:LEU:O	11:E:416:ASN:ND2	2.21	0.73
7:I:160:ILE:HG12	7:I:162:GLY:H	1.52	0.73
13:O:300:THR:HA	13:O:303:PHE:HB2	1.69	0.73
3:3:136:ASP:O	3:3:138:ASP:N	2.21	0.73
7:A:204:SER:HB2	7:A:207:GLU:HG3	1.69	0.73
12:F:273:LYS:HD2	12:F:337:ASP:HA	1.71	0.73
14:H:186:ALA:HB2	14:H:217:VAL:HG21	1.70	0.73
12:N:408:VAL:HG13	12:N:501:LYS:HD3	1.69	0.73
13:O:423:TYR:HA	13:O:426:THR:HB	1.71	0.73
4:4:33:ILE:HG12	4:4:108:ILE:HG23	1.69	0.73
5:5:33:ILE:O	5:5:37:LYS:N	2.21	0.73
12:F:31:GLN:HE22	12:F:101:GLU:H	1.37	0.73
13:G:62:GLY:O	13:G:66:LEU:N	2.21	0.73
14:H:460:ALA:O	14:H:464:ILE:N	2.16	0.73
14:H:476:LYS:HG3	14:H:489:VAL:HG13	1.70	0.73
7:I:69:HIS:H	7:I:72:ALA:HB3	1.53	0.73
7:I:440:GLU:OE1	7:I:443:ARG:NH2	2.17	0.73
8:J:408:TYR:HB3	8:J:488:MET:HG3	1.70	0.73
10:L:448:SER:O	10:L:452:ARG:N	2.21	0.73
14:P:133:GLU:OE2	14:P:520:ARG:NH2	2.21	0.73
7:A:180:LYS:NZ	7:A:366:ASN:OD1	2.17	0.73
8:B:215:ASP:HB3	8:B:372:THR:HB	1.69	0.73
8:B:322:ARG:O	8:B:326:VAL:N	2.20	0.73
9:C:404:ASP:OD2	9:C:500:ALA:N	2.22	0.73
11:E:223:LYS:HB3	11:E:386:PHE:HB3	1.69	0.73
10:L:138:GLN:O	10:L:142:GLU:N	2.20	0.73
14:P:276:MET:HE3	14:P:305:ALA:HB2	1.70	0.73
2:2:54:HIS:HB3	2:2:94:LYS:HE2	1.71	0.73
7:A:279:LEU:HD22	7:A:303:ALA:HB1	1.69	0.73
8:B:407:VAL:N	8:B:495:GLU:O	2.21	0.73
10:D:527:ARG:HA	10:D:530:LEU:HD12	1.71	0.73
12:F:228:ALA:HB3	12:F:347:ALA:H	1.54	0.73
13:G:34:GLU:OE1	13:G:37:ARG:NE	2.21	0.73
10:L:164:LEU:O	10:L:168:THR:N	2.22	0.73
13:O:144:LYS:HE2	13:O:400:ILE:HA	1.71	0.73
14:P:225:LYS:HE2	14:P:317:SER:H	1.54	0.73
3:3:87:ILE:HD12	5:5:67:THR:HB	1.71	0.72
8:B:187:VAL:HG21	8:B:394:LEU:HD22	1.70	0.72

Continued on next page...

Continued from previous page...

Atom-1	Atom-2	Interatomic distance (Å)	Clash overlap (Å)
9:C:109:ALA:HB1	9:C:113:LEU:HD12	1.71	0.72
10:D:76:THR:O	10:D:80:GLN:N	2.21	0.72
10:D:451:VAL:HA	10:D:454:PHE:HB3	1.70	0.72
13:G:420:LEU:HB2	13:G:439:ALA:HB2	1.69	0.72
14:H:389:GLU:HA	14:H:392:VAL:HB	1.71	0.72
14:P:416:GLU:HB3	14:P:445:PHE:HB3	1.71	0.72
14:P:475:ASN:O	14:P:491:ASP:HA	1.89	0.72
7:A:45:LEU:N	7:A:53:THR:O	2.15	0.72
8:B:63:VAL:HG11	10:D:532:ILE:HG12	1.71	0.72
13:G:37:ARG:HH12	13:G:444:ILE:HD11	1.54	0.72
8:J:350:GLU:O	8:J:361:HIS:N	2.16	0.72
13:O:476:GLY:N	13:O:485:ALA:O	2.20	0.72
9:C:217:GLY:HA2	9:C:366:CYS:SG	2.29	0.72
14:H:242:TYR:HA	14:H:333:LEU:H	1.55	0.72
8:J:466:ARG:O	8:J:470:SER:N	2.15	0.72
11:M:282:LYS:HA	11:M:313:LEU:HD11	1.69	0.72
7:A:314:ARG:HA	7:A:317:LYS:HE3	1.69	0.72
8:B:241:ASN:HB3	8:B:334:THR:H	1.54	0.72
8:B:473:ASN:HD21	8:B:476:ALA:HB3	1.52	0.72
14:H:81:PRO:HA	14:H:84:LYS:HB3	1.71	0.72
7:I:275:ILE:HD13	7:I:306:MET:H	1.55	0.72
13:O:236:LYS:HB3	13:O:342:LEU:HD21	1.71	0.72
3:3:67:LEU:HD21	3:3:162:LEU:HB2	1.69	0.72
9:C:136:THR:O	9:C:140:ILE:N	2.18	0.72
10:D:395:LYS:HA	10:D:398:ILE:HD12	1.71	0.72
7:I:28:ILE:HG13	9:K:14:THR:HG23	1.70	0.72
7:I:199:LYS:HG2	7:I:377:LEU:HD12	1.72	0.72
13:O:428:PRO:HB3	13:O:432:GLN:HB3	1.72	0.72
1:1:82:GLU:O	1:1:86:ILE:N	2.19	0.72
2:2:58:ILE:HA	2:2:90:LEU:HD21	1.71	0.72
5:5:50:LEU:HD21	5:5:96:ALA:HA	1.71	0.72
12:F:217:ARG:H	12:F:314:ARG:HE	1.34	0.72
14:H:206:LYS:HA	14:H:377:LEU:HB2	1.72	0.72
7:I:472:ASN:HB2	7:I:475:GLN:H	1.54	0.72
8:J:295:LEU:HA	8:J:313:GLU:HB2	1.70	0.72
13:O:102:ALA:HA	13:O:105:LEU:HD13	1.72	0.72
7:A:36:LEU:HD11	7:A:95:ILE:HD11	1.71	0.72
7:A:146:ASP:O	7:A:151:ALA:N	2.23	0.72
8:B:416:LEU:HB2	8:B:469:HIS:CD2	2.25	0.72
13:G:329:SER:HB2	13:G:341:VAL:HA	1.72	0.72
9:K:420:HIS:HB3	9:K:470:HIS:CD2	2.24	0.72

Continued on next page...

Continued from previous page...

Atom-1	Atom-2	Interatomic distance (Å)	Clash overlap (Å)
11:M:334:ALA:O	11:M:339:GLY:N	2.23	0.72
12:N:333:LEU:HD22	12:N:339:LEU:HD22	1.71	0.72
14:P:221:MET:HG2	14:P:324:LEU:HD12	1.70	0.72
8:B:320:VAL:HA	8:B:323:LEU:HB3	1.70	0.72
11:M:158:ASP:OD1	11:M:159:ILE:N	2.23	0.72
12:N:333:LEU:HG	12:N:335:SER:H	1.53	0.72
13:O:126:ARG:HH21	13:O:511:CYS:HB3	1.54	0.72
7:A:21:ASN:HD22	7:A:69:HIS:HE1	1.38	0.72
11:E:193:VAL:HB	11:E:409:ILE:HD13	1.72	0.72
12:F:159:LYS:NZ	12:F:390:ALA:O	2.22	0.72
13:G:418:LYS:N	13:G:465:ARG:HH12	1.88	0.72
9:K:179:ALA:O	9:K:183:VAL:N	2.20	0.72
12:N:278:LYS:HD2	12:N:310:ILE:HG13	1.72	0.72
1:I:50:GLU:HB3	2:2:81:ARG:HD2	1.71	0.72
7:A:113:HIS:HD2	7:A:433:ARG:HH12	1.36	0.72
7:A:347:GLN:HB3	7:A:368:LYS:HB3	1.72	0.72
8:B:155:PHE:O	8:B:159:LEU:N	2.19	0.72
12:F:207:ILE:HB	12:F:373:THR:HB	1.71	0.72
14:H:433:LEU:HB2	9:K:461:ARG:HH21	1.55	0.72
7:I:25:ALA:HB2	7:I:71:ALA:HB1	1.71	0.72
8:J:504:LEU:O	8:J:508:ALA:N	2.21	0.72
10:L:50:THR:OG1	10:L:468:ASN:ND2	2.23	0.72
10:L:61:ILE:O	10:L:69:THR:N	2.20	0.72
13:O:398:ARG:HH22	13:O:497:MET:HB3	1.54	0.72
9:C:418:VAL:HG12	9:C:422:LEU:HG	1.70	0.71
11:E:98:GLN:HG2	11:E:106:THR:HA	1.72	0.71
12:F:497:ASN:HB2	12:F:500:VAL:HG23	1.72	0.71
13:G:82:ILE:HG21	13:G:509:ALA:HB2	1.72	0.71
7:I:83:ASP:HA	7:I:90:THR:HG22	1.70	0.71
7:I:205:GLN:NE2	7:I:384:MET:SD	2.63	0.71
7:I:353:GLN:HG3	7:I:362:ILE:HA	1.72	0.71
9:K:479:GLY:N	9:K:488:VAL:O	2.23	0.71
12:N:39:GLY:HA3	12:N:451:LEU:HD21	1.69	0.71
12:N:156:LEU:O	12:N:160:VAL:N	2.19	0.71
14:P:436:TYR:O	14:P:440:LYS:N	2.21	0.71
7:A:237:LEU:N	7:A:287:LEU:O	2.24	0.71
9:C:203:LYS:HB3	9:C:381:LYS:HD2	1.70	0.71
10:D:71:THR:HG21	10:D:80:GLN:HE22	1.56	0.71
11:E:59:LYS:O	11:E:71:THR:N	2.17	0.71
11:E:460:MET:HG3	11:E:470:PRO:HB2	1.70	0.71
13:G:428:PRO:HA	13:G:432:GLN:HB2	1.70	0.71

Continued on next page...

Continued from previous page...

Atom-1	Atom-2	Interatomic distance (Å)	Clash overlap (Å)
14:H:182:LEU:O	14:H:186:ALA:N	2.19	0.71
9:K:44:LYS:NZ	9:K:455:CYS:SG	2.60	0.71
14:P:412:GLY:O	14:P:477:ASN:ND2	2.23	0.71
9:C:216:ARG:HA	9:C:372:CYS:HA	1.72	0.71
10:D:300:ILE:HB	10:D:326:LYS:HA	1.72	0.71
11:E:305:GLY:O	11:E:323:ARG:NH2	2.21	0.71
14:H:330:ALA:HA	14:H:343:GLU:HA	1.72	0.71
12:N:289:PHE:HE2	12:N:291:VAL:HG13	1.54	0.71
14:P:126:SER:HA	14:P:129:ILE:HD12	1.70	0.71
7:A:217:ASN:HB2	7:A:312:LEU:HB2	1.71	0.71
9:C:187:GLU:HG3	9:C:191:LYS:HG3	1.71	0.71
12:F:198:HIS:ND1	12:F:200:SER:O	2.23	0.71
14:H:235:LYS:HB3	14:H:349:SER:HA	1.71	0.71
8:J:79:PRO:HB3	11:M:62:VAL:HG11	1.72	0.71
9:K:182:MET:HG3	9:K:216:ARG:HB3	1.73	0.71
9:K:489:ASP:O	9:K:493:LEU:N	2.20	0.71
11:M:147:HIS:NE2	11:M:428:SER:OG	2.22	0.71
13:O:457:ALA:O	13:O:461:LEU:N	2.23	0.71
7:A:273:GLU:O	7:A:277:LYS:N	2.21	0.71
9:C:469:LYS:HG3	9:C:487:LEU:HD23	1.73	0.71
10:L:213:LYS:HE3	10:L:365:VAL:HG23	1.73	0.71
12:N:207:ILE:O	12:N:373:THR:N	2.16	0.71
7:A:145:ARG:NH2	7:A:401:ARG:HB2	2.05	0.71
9:C:112:PHE:O	9:C:116:GLN:N	2.23	0.71
10:D:494:ASN:HD21	10:D:506:GLU:HB3	1.56	0.71
14:H:45:THR:O	14:H:50:ASN:ND2	2.19	0.71
12:F:293:ASN:N	12:F:313:LEU:O	2.21	0.71
8:J:113:ALA:HB2	8:J:126:ILE:HG21	1.73	0.71
10:L:27:ARG:NH2	10:L:534:ASP:OD1	2.22	0.71
11:M:525:ARG:O	11:M:529:LYS:N	2.22	0.71
14:P:202:ILE:HA	14:P:373:SER:H	1.54	0.71
3:3:67:LEU:O	3:3:71:LYS:N	2.24	0.71
9:C:73:GLN:O	9:C:78:LYS:NZ	2.23	0.71
11:E:141:ALA:O	11:E:145:ILE:N	2.20	0.71
13:G:405:VAL:HA	13:G:495:PRO:HA	1.72	0.71
7:I:274:ARG:HB2	7:I:336:GLY:HA2	1.72	0.71
13:O:278:LEU:HB3	13:O:302:TYR:CE2	2.26	0.71
7:A:423:LEU:O	7:A:427:ALA:N	2.24	0.71
9:C:211:ASP:HB3	9:C:377:ARG:HH21	1.53	0.71
10:D:462:PRO:HA	10:D:465:LEU:HB3	1.71	0.71
10:D:492:GLY:N	10:D:501:SER:O	2.24	0.71

Continued on next page...

Continued from previous page...

Atom-1	Atom-2	Interatomic distance (Å)	Clash overlap (Å)
13:G:315:PRO:HB2	13:G:318:ASP:HB2	1.71	0.71
14:H:116:GLU:OE2	14:H:120:ARG:NH2	2.24	0.71
7:I:81:LEU:HA	7:I:84:LYS:HE3	1.72	0.71
7:I:113:HIS:NE2	10:L:495:VAL:O	2.22	0.71
7:I:144:GLY:H	7:I:147:CYS:HA	1.56	0.71
10:L:61:ILE:N	10:L:69:THR:O	2.23	0.71
11:M:406:LEU:O	11:M:410:ARG:N	2.23	0.71
5:5:59:GLY:N	5:5:76:LEU:O	2.24	0.71
7:A:323:SER:HB2	7:A:347:GLN:H	1.55	0.71
9:C:39:THR:O	9:C:46:MET:N	2.24	0.71
9:C:145:ASP:HB3	9:C:148:ASP:H	1.54	0.71
11:E:156:LEU:HD23	11:E:160:LYS:NZ	2.05	0.71
12:F:232:THR:HB	12:F:321:MET:HG3	1.73	0.71
12:F:470:HIS:HE1	12:F:476:LEU:HA	1.55	0.71
13:G:325:ALA:HB2	13:G:369:THR:HB	1.73	0.71
14:H:109:GLY:HA2	14:H:112:LEU:HD12	1.73	0.71
14:H:215:SER:OG	14:H:378:ARG:O	2.09	0.71
7:I:122:ARG:NH1	7:I:125:CYS:SG	2.64	0.71
9:K:463:LEU:O	9:K:467:ARG:N	2.18	0.71
9:K:474:ASN:HB2	9:K:478:TRP:HB3	1.72	0.71
10:L:147:ILE:HB	10:L:432:LEU:HD13	1.73	0.71
12:N:470:HIS:HB2	12:N:477:VAL:HG12	1.72	0.71
12:N:497:ASN:HB2	12:N:500:VAL:HG23	1.72	0.71
7:A:355:ARG:HA	7:A:360:GLU:HA	1.73	0.70
9:C:167:ARG:NH1	9:C:210:GLU:OE2	2.24	0.70
9:C:218:VAL:N	9:C:326:ALA:HA	2.06	0.70
14:H:41:GLN:OE1	14:H:44:ARG:NH1	2.24	0.70
9:K:113:LEU:HD13	9:K:122:VAL:HG22	1.72	0.70
1:1:25:GLN:HG3	1:1:26:LYS:HG3	1.73	0.70
2:2:24:GLU:HB3	2:2:120:GLU:HB3	1.72	0.70
7:A:69:HIS:O	7:A:73:LYS:N	2.22	0.70
8:B:16:ALA:HA	11:E:82:ASP:N	2.05	0.70
9:C:446:VAL:HG13	9:C:447:ILE:HD12	1.73	0.70
10:D:247:GLY:HA2	10:D:356:LEU:HD22	1.74	0.70
11:E:204:VAL:HG12	11:E:413:ILE:HD11	1.72	0.70
12:F:201:GLU:HB2	12:F:387:ILE:HD13	1.72	0.70
13:G:425:ARG:NH1	7:I:472:ASN:O	2.23	0.70
13:G:464:LEU:O	13:G:468:HIS:N	2.23	0.70
13:G:464:LEU:HD13	13:G:476:GLY:HA2	1.72	0.70
7:I:43:LYS:HG3	9:K:521:ASP:HB3	1.73	0.70
8:J:447:PRO:HB2	8:J:462:VAL:HG12	1.73	0.70

Continued on next page...

Continued from previous page...

Atom-1	Atom-2	Interatomic distance (Å)	Clash overlap (Å)
9:K:425:LYS:HA	9:K:428:ALA:HB3	1.73	0.70
12:N:221:MET:HG3	12:N:311:VAL:HA	1.73	0.70
7:A:190:TYR:HB2	7:A:403:LEU:HD22	1.73	0.70
8:B:37:ASP:OD1	8:B:111:ARG:NH2	2.23	0.70
8:B:106:ALA:HB2	8:B:507:ALA:HB1	1.72	0.70
8:B:475:THR:O	8:B:488:MET:N	2.22	0.70
9:C:500:ALA:O	9:C:504:GLN:N	2.17	0.70
12:F:128:GLU:O	12:F:132:GLN:N	2.20	0.70
13:G:17:GLN:HG2	13:G:518:GLU:HG2	1.71	0.70
14:H:54:LYS:NZ	14:H:67:ASN:OD1	2.23	0.70
9:K:430:THR:HA	9:K:434:GLN:HB3	1.72	0.70
13:O:384:GLU:OE1	13:O:387:ARG:NH2	2.24	0.70
14:P:48:GLY:HA3	14:P:480:LEU:HD13	1.73	0.70
14:P:137:ARG:O	14:P:141:GLU:N	2.24	0.70
14:P:198:ASN:ND2	14:P:200:ASP:O	2.23	0.70
14:P:418:GLU:HB2	14:P:473:GLU:HB3	1.73	0.70
7:A:180:LYS:HZ1	7:A:212:SER:HA	1.56	0.70
9:C:415:GLU:OE2	9:C:502:LYS:NZ	2.23	0.70
11:E:142:ARG:HA	11:E:145:ILE:HB	1.74	0.70
11:E:442:THR:O	11:E:445:GLN:HG2	1.91	0.70
12:F:161:HIS:HB2	12:F:164:LEU:H	1.56	0.70
14:H:253:THR:HA	14:H:257:VAL:HG13	1.73	0.70
7:I:18:ARG:HH22	7:I:530:LEU:HD11	1.57	0.70
8:J:321:GLU:HB2	8:J:331:ILE:HD12	1.73	0.70
10:L:252:CYS:HB2	10:L:259:ASP:HB2	1.71	0.70
10:L:447:GLU:O	10:L:451:VAL:N	2.19	0.70
11:M:166:ILE:HA	11:M:169:ALA:HB3	1.74	0.70
12:N:409:PRO:HA	12:N:495:TRP:CD1	2.26	0.70
9:C:419:ALA:HB2	9:C:444:LEU:HD12	1.73	0.70
14:H:409:VAL:HG21	14:H:504:LYS:HG3	1.74	0.70
7:I:121:TYR:O	7:I:125:CYS:N	2.23	0.70
7:I:266:ARG:NH2	7:I:337:GLU:OE2	2.24	0.70
8:J:353:MET:HA	8:J:358:LYS:HA	1.71	0.70
11:M:210:LYS:HB3	11:M:384:THR:HA	1.74	0.70
11:M:235:SER:HA	11:M:323:ARG:HD2	1.74	0.70
12:N:294:GLN:HA	12:N:316:ALA:H	1.55	0.70
13:O:106:LYS:HA	13:O:109:LYS:HE2	1.73	0.70
10:D:63:ASP:HB2	10:D:65:LYS:HG2	1.74	0.70
10:D:78:LEU:HB3	10:D:92:VAL:HG12	1.72	0.70
11:E:478:ARG:NH2	10:L:441:ARG:O	2.23	0.70
12:F:151:VAL:HG12	12:F:398:VAL:HG12	1.72	0.70

Continued on next page...

Continued from previous page...

Atom-1	Atom-2	Interatomic distance (Å)	Clash overlap (Å)
13:G:464:LEU:HA	13:G:467:ARG:HB3	1.73	0.70
14:P:147:VAL:HA	14:P:409:VAL:HG22	1.71	0.70
8:B:137:ALA:O	8:B:141:LEU:N	2.18	0.70
9:C:209:ILE:HG21	9:C:383:ILE:HG12	1.74	0.70
10:D:309:LEU:HB2	10:D:326:LYS:HZ3	1.55	0.70
14:H:39:LEU:O	14:H:42:THR:OG1	2.06	0.70
14:H:435:GLN:O	14:H:439:LYS:N	2.24	0.70
9:K:108:VAL:HA	9:K:111:HIS:HE1	1.55	0.70
14:P:382:ASP:O	14:P:386:ASP:N	2.24	0.70
1:1:102:GLU:O	1:1:106:LYS:NZ	2.25	0.70
8:B:190:LEU:HD13	8:B:194:GLY:HA2	1.72	0.70
9:C:50:LEU:HB2	9:C:58:VAL:HB	1.72	0.70
9:C:417:ALA:HA	9:C:470:HIS:CD2	2.26	0.70
11:E:77:ILE:O	11:E:81:MET:N	2.24	0.70
11:E:231:ASP:HA	11:E:371:MET:HA	1.72	0.70
11:E:249:ALA:HB3	11:E:300:ALA:HA	1.73	0.70
12:F:48:VAL:HG12	12:F:54:ILE:HG13	1.73	0.70
14:H:215:SER:HA	14:H:378:ARG:H	1.55	0.70
14:H:243:SER:O	14:H:295:GLY:N	2.25	0.70
7:I:109:LYS:HB2	10:L:469:ALA:HB3	1.74	0.70
10:L:154:PRO:HA	10:L:420:ALA:HA	1.72	0.70
8:B:315:ALA:HB1	8:B:320:VAL:HG21	1.73	0.70
11:E:178:VAL:HG21	11:E:182:HIS:CD2	2.26	0.70
11:E:306:PHE:HB2	11:E:323:ARG:HH21	1.57	0.70
12:F:470:HIS:CE1	12:F:477:VAL:H	2.09	0.70
13:G:405:VAL:HG23	13:G:488:PHE:HE1	1.55	0.70
8:J:320:VAL:O	8:J:324:ALA:N	2.20	0.70
9:K:215:LEU:HD22	9:K:362:PHE:HB3	1.72	0.70
10:L:476:THR:O	10:L:480:LEU:N	2.23	0.70
13:O:211:VAL:HG13	13:O:371:THR:HB	1.73	0.70
14:P:502:LEU:O	14:P:506:TRP:N	2.20	0.70
1:1:109:GLU:HA	1:1:112:ILE:HD12	1.73	0.70
7:A:422:TYR:HD2	7:A:423:LEU:HD12	1.56	0.70
11:E:147:HIS:HD2	11:E:432:ALA:HB2	1.57	0.70
8:J:51:ILE:HD12	8:J:63:VAL:HG22	1.73	0.70
10:L:299:LEU:HD12	10:L:336:ILE:HD12	1.74	0.70
11:M:297:ALA:HB2	11:M:353:LEU:HD22	1.71	0.70
12:N:140:SER:HA	12:N:406:CYS:HA	1.72	0.70
13:O:465:ARG:HA	13:O:468:HIS:HB2	1.74	0.70
14:P:401:VAL:HG22	14:P:404:ARG:HH22	1.56	0.70
7:A:413:GLY:H	7:A:488:LEU:HB2	1.55	0.69

Continued on next page...

Continued from previous page...

Atom-1	Atom-2	Interatomic distance (Å)	Clash overlap (Å)
9:C:477:THR:O	9:C:490:MET:N	2.25	0.69
10:D:343:LYS:HB2	10:D:355:MET:HA	1.73	0.69
11:E:386:PHE:HE2	11:E:388:ARG:HE	1.39	0.69
13:G:63:ALA:HB2	13:G:94:THR:HG21	1.74	0.69
14:H:297:VAL:HB	14:H:314:ARG:HA	1.74	0.69
10:L:239:THR:HG21	10:L:296:ASN:HB3	1.73	0.69
11:M:25:LYS:HD3	11:M:536:PRO:HD3	1.74	0.69
13:O:218:LYS:HB2	13:O:315:PRO:HD3	1.72	0.69
7:A:409:VAL:N	7:A:505:GLU:O	2.24	0.69
7:A:468:ARG:NH1	13:O:424:SER:O	2.26	0.69
8:B:352:VAL:HB	8:B:361:HIS:CE1	2.28	0.69
9:C:330:ARG:NH2	9:C:342:ASP:OD1	2.25	0.69
10:D:478:THR:HG21	11:M:443:LEU:HA	1.73	0.69
13:G:345:CYS:HA	13:G:364:CYS:HA	1.73	0.69
13:G:524:ARG:HA	14:H:59:HIS:HD1	1.57	0.69
10:L:484:HIS:CD2	10:L:492:GLY:HA3	2.27	0.69
13:G:236:LYS:HB3	13:G:342:LEU:HD13	1.74	0.69
8:J:157:GLN:HA	8:J:160:MET:HE3	1.73	0.69
9:K:466:LEU:O	9:K:470:HIS:N	2.19	0.69
9:K:478:TRP:CE3	9:K:489:ASP:HB2	2.28	0.69
14:P:138:LYS:HZ3	14:P:142:ILE:HD11	1.57	0.69
5:5:83:LEU:HA	5:5:93:GLU:HA	1.72	0.69
7:A:294:ASP:HA	7:A:297:LEU:HB3	1.74	0.69
9:C:233:ILE:N	9:C:350:LEU:O	2.21	0.69
11:E:357:GLY:H	11:E:376:GLN:HA	1.57	0.69
7:I:357:CYS:SG	7:I:378:ARG:NH1	2.64	0.69
9:K:91:VAL:HG21	9:K:501:VAL:HG22	1.74	0.69
11:M:123:LEU:HD22	11:M:128:ILE:HD12	1.74	0.69
11:M:252:THR:O	11:M:344:ARG:HD3	1.92	0.69
14:P:118:LEU:HA	14:P:121:ILE:HB	1.72	0.69
8:B:412:CYS:O	8:B:469:HIS:NE2	2.26	0.69
9:C:348:GLY:HA2	9:C:365:ASP:HB2	1.73	0.69
9:C:409:PRO:HB2	9:C:490:MET:HB2	1.75	0.69
10:L:246:ILE:HA	10:L:297:VAL:HB	1.73	0.69
4:4:82:GLU:HG3	4:4:86:MET:HG2	1.74	0.69
8:B:407:VAL:HG21	8:B:500:LYS:HG2	1.75	0.69
8:B:445:MET:O	8:B:448:THR:OG1	2.08	0.69
9:C:40:CYS:HB3	9:C:61:ASN:HA	1.75	0.69
9:C:94:GLY:O	9:C:98:VAL:N	2.24	0.69
9:C:398:CYS:O	9:C:402:LEU:N	2.20	0.69
10:D:119:SER:HB3	10:D:453:ALA:HB1	1.73	0.69

Continued on next page...

Continued from previous page...

Atom-1	Atom-2	Interatomic distance (Å)	Clash overlap (Å)
14:H:223:PHE:HB2	14:H:361:VAL:HB	1.75	0.69
7:I:167:PHE:HD2	7:I:208:SER:H	1.39	0.69
7:I:234:ILE:HG23	7:I:351:VAL:HG21	1.74	0.69
7:I:471:HIS:ND1	7:I:484:LYS:HE3	2.08	0.69
8:J:169:SER:OG	8:J:481:ARG:NH2	2.25	0.69
14:P:58:ASN:OD1	14:P:59:HIS:N	2.25	0.69
14:P:202:ILE:HG12	14:P:373:SER:HB3	1.74	0.69
7:A:120:GLY:O	7:A:124:ALA:N	2.21	0.69
7:A:185:ARG:HD2	7:A:324:GLY:HA2	1.75	0.69
8:B:151:ASP:H	8:B:154:LYS:HB2	1.58	0.69
9:C:249:LYS:HB3	9:C:267:ILE:HG23	1.73	0.69
11:E:90:LEU:O	11:E:94:LEU:N	2.18	0.69
11:E:232:LYS:H	11:E:371:MET:HA	1.57	0.69
11:E:344:ARG:NH2	11:E:347:GLU:OE2	2.25	0.69
7:I:106:GLU:HG3	10:L:471:LEU:HB2	1.74	0.69
7:I:243:LYS:HG3	7:I:300:PHE:HE1	1.57	0.69
9:K:50:LEU:HB2	9:K:66:ILE:HG23	1.74	0.69
9:K:80:MET:HB3	9:K:99:ILE:HG22	1.75	0.69
10:L:122:LYS:HG3	10:L:123:LEU:HG	1.73	0.69
13:O:413:GLU:O	13:O:417:SER:N	2.16	0.69
1:I:23:THR:HG23	1:I:101:LEU:HB3	1.74	0.69
1:I:111:ASN:HA	1:I:114:GLU:HG2	1.74	0.69
7:A:131:TYR:HB2	7:A:422:TYR:CZ	2.27	0.69
7:A:139:ASN:HD21	7:A:142:GLU:HG2	1.58	0.69
12:F:198:HIS:HB2	12:F:377:LYS:HB3	1.75	0.69
12:F:264:ARG:HA	12:F:267:ILE:HB	1.75	0.69
13:G:116:LEU:HA	13:G:430:LYS:HD3	1.75	0.69
7:I:356:ILE:HG21	7:I:378:ARG:HH22	1.58	0.69
8:J:154:LYS:O	8:J:158:ASP:N	2.25	0.69
9:K:34:ALA:HA	9:K:100:ILE:HG22	1.72	0.69
10:L:140:ALA:O	10:L:144:GLY:N	2.22	0.69
10:L:243:LYS:N	10:L:360:GLU:O	2.23	0.69
10:L:430:ILE:HG13	10:L:459:GLU:HA	1.73	0.69
12:N:237:LEU:HA	12:N:270:ARG:HD2	1.74	0.69
12:N:351:TYR:HB3	12:N:362:PHE:HB2	1.73	0.69
13:O:339:ALA:HB1	13:O:344:ARG:HD3	1.74	0.69
5:5:81:HIS:ND1	6:6:54:ASN:OD1	2.26	0.69
7:A:44:MET:HA	7:A:54:ILE:HG13	1.75	0.69
9:C:303:TYR:HA	9:C:306:ARG:HE	1.57	0.69
10:D:28:ASP:O	10:D:32:GLN:N	2.21	0.69
10:D:213:LYS:NZ	10:D:367:LEU:O	2.23	0.69

Continued on next page...

Continued from previous page...

Atom-1	Atom-2	Interatomic distance (Å)	Clash overlap (Å)
10:D:414:CYS:HA	10:D:513:LEU:HD23	1.75	0.69
11:M:438:ASP:HA	11:M:445:GLN:HG3	1.73	0.69
12:N:28:ARG:HG2	12:N:100:GLY:HA2	1.74	0.69
13:O:34:GLU:HA	13:O:37:ARG:HB2	1.75	0.69
14:P:237:ALA:O	14:P:346:HIS:ND1	2.26	0.69
7:A:128:ALA:O	7:A:132:ILE:N	2.26	0.69
9:C:36:ILE:HB	12:F:15:ARG:HH12	1.57	0.69
10:D:148:LEU:HB2	10:D:432:LEU:HD22	1.75	0.69
11:E:94:LEU:HD22	11:E:523:MET:HB2	1.75	0.69
11:E:360:GLN:HG3	11:E:373:VAL:HB	1.74	0.69
12:F:272:LYS:HD3	12:F:275:ILE:HD12	1.74	0.69
14:H:88:MET:O	14:H:92:MET:N	2.18	0.69
9:K:477:THR:O	9:K:490:MET:N	2.26	0.69
13:O:320:LYS:HA	13:O:323:MET:HG2	1.74	0.69
14:P:227:THR:HG21	14:P:361:VAL:HB	1.73	0.69
7:A:153:LYS:NZ	7:A:158:SER:OG	2.24	0.68
7:A:282:GLY:HA3	7:A:340:PHE:HD2	1.58	0.68
8:B:97:ASP:HB2	8:B:166:THR:HG23	1.76	0.68
9:C:249:LYS:HB2	9:C:255:ASP:N	2.08	0.68
9:C:289:VAL:HG21	9:C:350:LEU:HD13	1.75	0.68
10:D:246:ILE:N	10:D:357:GLY:O	2.24	0.68
11:E:337:THR:HG21	11:E:355:PHE:H	1.58	0.68
12:F:135:GLU:OE2	12:F:498:TYR:OH	2.10	0.68
13:G:124:ALA:HB3	13:G:434:LEU:HD13	1.74	0.68
13:G:448:GLN:O	13:G:452:ASN:ND2	2.26	0.68
10:L:74:GLY:O	10:L:78:LEU:N	2.24	0.68
11:M:490:GLY:HA3	11:M:501:MET:HG2	1.75	0.68
7:A:231:ASN:H	7:A:350:GLU:HA	1.58	0.68
8:B:33:ILE:O	8:B:111:ARG:NH2	2.26	0.68
10:D:111:ILE:HG22	10:D:461:ILE:HG12	1.75	0.68
10:D:446:MET:HB2	11:M:472:GLN:HB2	1.76	0.68
11:E:185:MET:HA	11:E:188:ILE:HB	1.76	0.68
11:E:258:PRO:HB2	13:G:267:VAL:HG11	1.75	0.68
12:F:77:ILE:O	12:F:81:ALA:N	2.15	0.68
12:F:109:TYR:O	12:F:113:GLY:N	2.27	0.68
14:H:475:ASN:ND2	14:H:491:ASP:OD1	2.20	0.68
10:L:253:LEU:HD22	10:L:286:LEU:HB3	1.75	0.68
13:O:508:GLU:O	13:O:512:LEU:N	2.27	0.68
14:P:151:ALA:H	14:P:408:LEU:HD13	1.59	0.68
14:P:290:VAL:HA	14:P:311:MET:HB2	1.74	0.68
9:C:149:SER:O	9:C:153:LEU:N	2.26	0.68

Continued on next page...

Continued from previous page...

Atom-1	Atom-2	Interatomic distance (Å)	Clash overlap (Å)
9:C:480:VAL:HB	9:C:487:LEU:HD12	1.76	0.68
10:D:250:GLN:N	10:D:345:VAL:O	2.27	0.68
11:E:430:ALA:HA	11:E:452:ALA:HB1	1.74	0.68
13:G:81:ASP:O	13:G:85:SER:N	2.23	0.68
13:G:457:ALA:O	13:G:461:LEU:N	2.16	0.68
13:G:458:THR:O	13:G:462:ASN:N	2.20	0.68
8:J:238:LEU:HD22	8:J:287:ILE:HD12	1.74	0.68
10:L:300:ILE:HG23	10:L:309:LEU:HD13	1.75	0.68
11:M:104:ASP:OD1	11:M:176:LYS:NZ	2.25	0.68
12:N:292:ILE:HA	12:N:313:LEU:HB2	1.74	0.68
14:P:239:ILE:O	14:P:345:GLY:N	2.26	0.68
9:C:57:ILE:HG21	12:F:76:LEU:HD11	1.75	0.68
11:E:147:HIS:HE1	11:E:428:SER:HB3	1.57	0.68
11:E:420:TYR:HA	11:E:507:ILE:HA	1.76	0.68
8:J:347:LYS:HB3	8:J:364:GLY:HA3	1.74	0.68
9:K:150:ASP:OD1	9:K:154:ASN:ND2	2.25	0.68
9:K:238:ILE:HD11	9:K:324:ALA:HB2	1.74	0.68
12:N:290:VAL:HG22	12:N:311:VAL:HB	1.76	0.68
13:O:405:VAL:HA	13:O:495:PRO:HA	1.75	0.68
8:B:20:ARG:HG3	8:B:21:ALA:H	1.59	0.68
8:B:232:ILE:O	8:B:349:ILE:N	2.25	0.68
8:B:447:PRO:HA	8:B:450:ILE:HG12	1.73	0.68
9:C:129:ALA:O	9:C:506:TYR:OH	2.12	0.68
10:D:254:SER:OG	10:D:310:SER:N	2.27	0.68
10:D:438:GLU:HA	10:D:441:ARG:HD3	1.75	0.68
11:E:236:HIS:CE1	11:E:238:GLN:HB3	2.28	0.68
11:E:491:ILE:H	11:E:501:MET:HE2	1.59	0.68
7:I:104:ALA:HB2	7:I:121:TYR:CE2	2.29	0.68
7:I:175:ALA:HB1	7:I:195:VAL:HG21	1.75	0.68
7:I:475:GLN:HB3	7:I:484:LYS:HD2	1.75	0.68
8:J:463:ALA:HA	8:J:466:ARG:HE	1.58	0.68
9:K:425:LYS:O	9:K:429:MET:N	2.25	0.68
11:M:329:GLU:O	11:M:333:ILE:N	2.24	0.68
11:M:412:LEU:HA	11:M:416:ASN:HA	1.76	0.68
12:N:480:ASP:HB3	12:N:483:THR:HG22	1.75	0.68
14:P:452:LEU:HD23	14:P:479:GLY:HA2	1.76	0.68
9:C:289:VAL:HG11	9:C:350:LEU:HD22	1.75	0.68
10:D:462:PRO:HB2	10:D:493:ILE:HD12	1.76	0.68
11:E:132:ARG:HD3	11:E:443:LEU:HD22	1.76	0.68
12:F:208:ARG:HD3	12:F:372:VAL:HG22	1.74	0.68
12:F:478:GLY:O	12:F:487:MET:N	2.20	0.68

Continued on next page...

Continued from previous page...

Atom-1	Atom-2	Interatomic distance (Å)	Clash overlap (Å)
8:J:237:ILE:N	8:J:344:GLY:O	2.27	0.68
9:K:80:MET:HA	9:K:83:ILE:HG22	1.75	0.68
3:3:138:ASP:O	3:3:142:ALA:N	2.27	0.68
9:K:353:LYS:HB3	9:K:362:PHE:CD2	2.28	0.68
9:K:407:LEU:HA	9:K:499:LEU:HB2	1.75	0.68
10:L:221:CYS:SG	10:L:391:ARG:N	2.63	0.68
14:P:226:GLU:O	14:P:314:ARG:N	2.19	0.68
7:A:118:ILE:HG12	7:A:522:ILE:HG13	1.75	0.68
9:C:204:ILE:H	9:C:384:LEU:HD13	1.59	0.68
11:E:280:TYR:HB3	13:G:260:VAL:HG22	1.75	0.68
14:H:281:LYS:O	14:H:285:ASP:N	2.27	0.68
14:H:446:GLU:O	14:H:450:ARG:N	2.26	0.68
7:I:33:LYS:HE3	7:I:95:ILE:HG23	1.75	0.68
9:K:323:ILE:O	9:K:327:CYS:N	2.17	0.68
10:L:175:VAL:HG11	10:L:400:GLU:HA	1.76	0.68
13:O:182:ALA:HB2	13:O:372:PHE:HZ	1.59	0.68
9:C:19:GLY:N	9:C:520:ASP:O	2.25	0.68
10:D:31:ALA:O	10:D:35:PHE:N	2.15	0.68
12:F:16:ALA:N	12:F:519:ASP:O	2.24	0.68
12:F:268:GLU:HA	12:F:271:VAL:HB	1.76	0.68
14:H:466:LYS:HB2	14:H:488:ALA:HB3	1.76	0.68
9:K:299:LEU:HA	9:K:302:HIS:HD2	1.59	0.68
10:L:224:VAL:HG12	10:L:228:VAL:HG21	1.75	0.68
11:M:277:LEU:HD13	13:O:260:VAL:H	1.58	0.68
12:N:189:PHE:HB2	12:N:370:ARG:HG3	1.75	0.68
14:P:146:LEU:HD11	14:P:474:GLY:HA3	1.75	0.68
10:D:254:SER:HB3	10:D:262:ASN:HD21	1.59	0.68
11:E:210:LYS:N	11:E:383:VAL:O	2.27	0.68
14:H:247:ASP:HB2	14:H:336:LEU:HD21	1.74	0.68
9:K:325:ARG:HA	9:K:343:VAL:HG21	1.76	0.68
10:L:496:ARG:NH1	10:L:509:VAL:O	2.27	0.68
11:M:243:VAL:HB	11:M:359:VAL:HB	1.76	0.68
14:P:33:ILE:HG22	14:P:113:GLU:HG2	1.75	0.68
14:P:282:ALA:HB1	14:P:338:PRO:HG3	1.76	0.68
3:3:78:ILE:HD11	3:3:152:THR:HA	1.76	0.67
7:A:89:GLY:HA2	7:A:92:SER:HB2	1.76	0.67
7:A:464:VAL:HG23	7:A:467:LEU:HD12	1.77	0.67
8:B:414:GLU:HB3	8:B:443:LEU:O	1.93	0.67
9:C:39:THR:HB	9:C:46:MET:HB2	1.76	0.67
11:E:135:ASP:OD1	13:G:43:ARG:NH2	2.26	0.67
13:G:122:ILE:HA	13:G:125:PHE:HD2	1.59	0.67

Continued on next page...

Continued from previous page...

Atom-1	Atom-2	Interatomic distance (Å)	Clash overlap (Å)
14:H:89:ALA:O	14:H:93:GLN:N	2.19	0.67
14:H:351:TYR:HB2	14:H:362:VAL:HB	1.76	0.67
7:I:273:GLU:HG2	7:I:277:LYS:HE2	1.76	0.67
10:L:62:GLN:HG2	10:L:68:VAL:HA	1.77	0.67
12:N:91:GLY:O	12:N:95:ASN:N	2.28	0.67
14:P:204:VAL:HG12	14:P:375:ILE:HB	1.74	0.67
14:P:349:SER:H	14:P:364:LYS:HB3	1.57	0.67
7:A:471:HIS:CE1	13:O:425:ARG:HG2	2.29	0.67
9:C:241:LEU:O	9:C:293:GLU:HG3	1.94	0.67
9:C:450:THR:O	9:C:454:ASN:N	2.25	0.67
10:D:138:GLN:HB3	10:D:527:ARG:HH11	1.59	0.67
11:E:423:GLY:HA3	11:E:459:PRO:HB3	1.76	0.67
9:K:469:LYS:NZ	9:K:478:TRP:O	2.26	0.67
10:L:334:GLU:O	10:L:338:LYS:N	2.27	0.67
12:N:162:ALA:O	12:N:166:ASP:N	2.27	0.67
12:N:279:ARG:NH1	12:N:308:GLU:OE2	2.28	0.67
3:3:127:LEU:HD22	3:3:133:LEU:HD13	1.75	0.67
7:A:205:GLN:HE21	7:A:380:ALA:HB2	1.58	0.67
8:B:263:LYS:HD2	8:B:266:GLU:HB2	1.75	0.67
14:H:280:VAL:HG12	14:H:308:TYR:HD2	1.60	0.67
7:I:446:LEU:HG	7:I:450:ASN:HD21	1.60	0.67
11:M:420:TYR:HB3	11:M:501:MET:HB3	1.76	0.67
11:M:477:VAL:HG23	11:M:491:ILE:HG23	1.77	0.67
13:O:398:ARG:NH2	13:O:497:MET:HB3	2.08	0.67
14:P:49:PRO:HD2	14:P:480:LEU:H	1.59	0.67
7:A:136:LEU:HD13	7:A:407:SER:HB3	1.76	0.67
9:C:229:MET:SD	9:C:361:THR:OG1	2.50	0.67
10:D:237:GLY:N	10:D:318:ASN:HB3	2.09	0.67
10:D:494:ASN:O	10:D:498:GLY:N	2.26	0.67
11:E:157:VAL:O	11:E:161:ASP:N	2.23	0.67
11:E:256:GLU:HB3	11:E:314:LEU:HD13	1.75	0.67
11:E:532:ASP:O	13:G:47:LYS:N	2.25	0.67
12:F:210:LEU:N	12:F:363:ILE:O	2.26	0.67
8:J:67:GLY:O	8:J:71:LEU:N	2.25	0.67
8:J:403:ASP:OD2	8:J:498:GLN:NE2	2.26	0.67
11:M:94:LEU:HD11	11:M:519:LEU:HD22	1.77	0.67
12:N:296:GLY:HA2	12:N:314:ARG:HG3	1.76	0.67
1:1:34:ILE:HD12	1:1:95:GLU:HB2	1.77	0.67
7:A:318:ARG:HG2	7:A:321:LYS:HE3	1.76	0.67
11:E:219:LEU:HD11	11:E:394:ILE:HB	1.75	0.67
12:F:478:GLY:N	12:F:487:MET:O	2.18	0.67

Continued on next page...

Continued from previous page...

Atom-1	Atom-2	Interatomic distance (Å)	Clash overlap (Å)
14:H:277:ASP:O	14:H:281:LYS:N	2.22	0.67
7:I:229:ILE:HG13	7:I:284:ASN:HB3	1.74	0.67
12:N:145:ARG:NE	12:N:174:ASP:OD1	2.28	0.67
12:N:231:LEU:HB3	12:N:291:VAL:HG12	1.76	0.67
7:A:180:LYS:HB2	7:A:371:THR:HB	1.77	0.67
11:E:183:ARG:HD3	11:E:186:ALA:HB3	1.76	0.67
11:E:539:SER:N	11:E:541:GLU:OE1	2.18	0.67
14:H:165:ARG:HE	14:H:177:VAL:HA	1.59	0.67
14:H:464:ILE:O	14:H:468:TYR:N	2.25	0.67
11:M:406:LEU:HA	11:M:409:ILE:HB	1.75	0.67
7:A:222:SER:H	7:A:297:LEU:HD21	1.60	0.67
8:B:187:VAL:HG13	8:B:190:LEU:HD12	1.76	0.67
11:E:442:THR:HA	10:L:482:ASN:HB3	1.75	0.67
14:H:99:ASP:OD1	14:H:102:ASN:ND2	2.27	0.67
8:J:241:ASN:ND2	8:J:332:ALA:O	2.28	0.67
8:J:496:SER:O	8:J:499:VAL:HG12	1.94	0.67
10:L:307:ASP:O	10:L:326:LYS:NZ	2.18	0.67
13:O:247:LYS:HD3	13:O:270:GLU:HB3	1.76	0.67
7:A:403:LEU:O	7:A:406:LYS:NZ	2.26	0.67
10:D:441:ARG:NH2	11:M:431:LEU:HA	2.10	0.67
11:E:440:CYS:HB3	11:E:444:GLU:HG3	1.76	0.67
12:F:88:THR:OG1	12:F:90:ASP:O	2.11	0.67
14:H:146:LEU:HD13	14:H:415:THR:HB	1.77	0.67
7:I:148:LEU:HD23	7:I:173:VAL:HA	1.77	0.67
9:K:40:CYS:HA	9:K:46:MET:H	1.59	0.67
9:K:47:MET:N	12:N:517:LEU:O	2.20	0.67
7:A:416:GLU:HG3	7:A:449:PRO:HD3	1.76	0.67
7:A:424:GLU:OE2	7:A:443:ARG:NH1	2.28	0.67
7:A:527:ILE:HD13	10:D:60:MET:HB2	1.77	0.67
8:B:40:LYS:HA	8:B:43:LEU:HB3	1.76	0.67
13:G:144:LYS:HB2	13:G:147:ASP:HB2	1.77	0.67
13:G:487:ASN:O	13:G:492:VAL:N	2.26	0.67
14:H:210:SER:HB2	14:H:378:ARG:HB3	1.77	0.67
7:I:513:SER:HA	7:I:516:PHE:HB2	1.76	0.67
8:J:200:HIS:HB2	8:J:372:THR:HA	1.77	0.67
8:J:450:ILE:O	8:J:454:ALA:N	2.28	0.67
8:J:497:PHE:CZ	8:J:501:ARG:HD2	2.30	0.67
9:K:423:THR:OG1	9:K:467:ARG:NH2	2.28	0.67
7:A:316:LEU:O	7:A:320:ALA:N	2.18	0.67
7:A:394:ASP:O	7:A:398:VAL:N	2.23	0.67
10:D:160:ARG:HH21	10:D:189:ASN:N	1.93	0.67

Continued on next page...

Continued from previous page...

Atom-1	Atom-2	Interatomic distance (Å)	Clash overlap (Å)
10:D:526:VAL:O	10:D:530:LEU:N	2.25	0.67
11:E:427:ILE:HA	11:E:456:GLU:HG2	1.76	0.67
14:H:417:ILE:HG21	14:H:467:LEU:HB3	1.76	0.67
7:I:7:VAL:HB	7:I:11:ARG:HD3	1.76	0.67
8:J:227:ASN:HA	10:L:353:ALA:HB2	1.77	0.67
8:J:437:GLU:O	8:J:441:LYS:N	2.27	0.67
10:L:214:LEU:HG	10:L:370:SER:HB3	1.77	0.67
12:N:139:VAL:H	12:N:141:ARG:HH12	1.42	0.67
12:N:302:LEU:HD22	12:N:314:ARG:HH22	1.60	0.67
7:A:196:ASN:HA	7:A:318:ARG:HH11	1.60	0.66
7:A:214:TYR:O	7:A:364:ILE:N	2.26	0.66
8:B:458:SER:O	8:B:462:VAL:N	2.22	0.66
10:D:180:SER:O	10:D:184:SER:N	2.27	0.66
10:D:300:ILE:HG23	10:D:306:ARG:HH21	1.60	0.66
13:G:13:THR:OG1	14:H:77:GLU:N	2.28	0.66
13:G:121:ILE:HG13	13:G:122:ILE:H	1.60	0.66
13:G:427:ILE:HG13	13:G:435:ILE:HG13	1.76	0.66
8:B:20:ARG:NH2	11:E:46:ASN:O	2.28	0.66
10:D:338:LYS:HG3	10:D:339:THR:HG23	1.77	0.66
11:E:210:LYS:O	11:E:385:ILE:N	2.28	0.66
13:G:79:LEU:HD21	13:G:98:THR:HA	1.77	0.66
14:H:209:GLY:O	14:H:379:GLY:N	2.29	0.66
14:H:325:CYS:HA	14:H:330:ALA:HB3	1.76	0.66
7:I:19:SER:HA	7:I:22:VAL:HG22	1.77	0.66
7:I:531:ILE:HG13	10:L:61:ILE:HD11	1.77	0.66
9:K:168:TRP:CD2	9:K:387:VAL:HG22	2.30	0.66
10:L:155:VAL:HB	10:L:162:THR:HB	1.77	0.66
10:L:463:SER:HA	10:L:480:LEU:HD13	1.76	0.66
14:P:225:LYS:HG3	14:P:316:ASN:HA	1.75	0.66
7:A:433:ARG:HG3	13:O:459:ASN:HD21	1.60	0.66
9:C:143:PRO:HA	9:C:406:GLN:HA	1.76	0.66
9:C:149:SER:HG	9:C:181:LYS:HZ3	1.44	0.66
11:E:200:GLU:HB2	11:E:203:ASP:O	1.96	0.66
9:K:196:LYS:HA	9:K:199:ALA:HB3	1.77	0.66
9:K:316:ARG:HG3	9:K:319:ASP:H	1.60	0.66
12:N:430:LYS:HB3	12:N:432:ARG:H	1.60	0.66
14:P:431:PRO:HA	14:P:435:GLN:HB2	1.77	0.66
7:A:254:ILE:HD12	7:A:260:LEU:HA	1.77	0.66
8:B:393:ALA:O	8:B:397:LEU:N	2.18	0.66
9:C:64:ASN:O	9:C:85:ARG:NH2	2.28	0.66
9:C:91:VAL:HG12	9:C:93:ASP:H	1.61	0.66

Continued on next page...

Continued from previous page...

Atom-1	Atom-2	Interatomic distance (Å)	Clash overlap (Å)
7:I:9:GLY:HA3	10:L:62:GLN:H	1.59	0.66
8:J:149:GLY:H	8:J:404:SER:HB3	1.60	0.66
14:P:118:LEU:HD22	14:P:123:LEU:HD12	1.76	0.66
14:P:228:GLU:N	14:P:312:LEU:O	2.25	0.66
5:5:84:ILE:HB	5:5:92:VAL:HG23	1.75	0.66
7:A:185:ARG:N	7:A:321:LYS:HB2	2.08	0.66
8:B:50:LYS:NZ	8:B:51:ILE:O	2.26	0.66
10:D:37:ASN:HB3	10:D:529:ILE:HD11	1.77	0.66
10:D:364:GLU:HG3	10:D:374:LEU:HA	1.78	0.66
10:D:482:ASN:O	10:D:486:GLN:HG2	1.96	0.66
11:E:314:LEU:HD22	11:E:321:ALA:HB2	1.75	0.66
11:E:419:VAL:HB	11:E:510:LEU:HD13	1.78	0.66
12:F:149:ILE:HG23	12:F:169:THR:HG21	1.78	0.66
7:I:524:ILE:HG13	10:L:57:MET:HB3	1.78	0.66
7:I:529:ASP:H	10:L:50:THR:HB	1.61	0.66
8:J:226:VAL:HA	10:L:345:VAL:HA	1.77	0.66
11:M:48:MET:HB3	11:M:107:THR:HG23	1.76	0.66
12:N:297:ILE:H	12:N:314:ARG:HE	1.44	0.66
12:N:409:PRO:HA	12:N:495:TRP:HD1	1.61	0.66
4:4:111:VAL:O	4:4:115:LEU:N	2.28	0.66
5:5:96:ALA:O	5:5:100:LYS:NZ	2.23	0.66
7:A:18:ARG:NH2	10:D:57:MET:SD	2.68	0.66
7:A:192:VAL:O	7:A:400:LYS:NZ	2.29	0.66
7:A:467:LEU:O	7:A:485:TRP:NE1	2.28	0.66
9:C:19:GLY:HA2	9:C:520:ASP:HB3	1.76	0.66
9:C:20:ARG:HH22	9:C:111:HIS:HB2	1.60	0.66
11:E:411:ASN:ND2	11:E:414:ARG:HH21	1.92	0.66
12:F:156:LEU:HD21	12:F:391:VAL:HA	1.78	0.66
7:I:257:PRO:HB2	9:K:246:GLU:HB3	1.76	0.66
8:J:32:ALA:HB1	8:J:84:LEU:HD22	1.76	0.66
7:A:288:THR:O	7:A:310:ARG:N	2.29	0.66
11:E:148:LEU:HD12	11:E:151:ILE:HD12	1.78	0.66
11:E:166:ILE:O	11:E:170:LYS:N	2.29	0.66
11:M:250:ILE:HG21	11:M:341:ILE:HD12	1.78	0.66
11:M:339:GLY:HA2	11:M:355:PHE:HD2	1.61	0.66
11:M:395:ILE:O	11:M:399:LYS:N	2.26	0.66
11:M:478:ARG:O	11:M:482:VAL:N	2.20	0.66
14:P:280:VAL:HA	14:P:283:ILE:HD12	1.76	0.66
11:E:259:LYS:O	11:E:305:GLY:N	2.29	0.66
12:F:433:ALA:O	12:F:437:VAL:N	2.21	0.66
13:G:120:ILE:HA	13:G:123:ARG:HB2	1.77	0.66

Continued on next page...

Continued from previous page...

Atom-1	Atom-2	Interatomic distance (Å)	Clash overlap (Å)
7:I:12:SER:O	7:I:16:THR:OG1	2.13	0.66
11:M:77:ILE:O	11:M:81:MET:N	2.27	0.66
7:A:268:SER:HB2	7:A:299:TYR:OH	1.96	0.66
10:D:161:GLU:O	10:D:165:ASN:N	2.23	0.66
11:E:444:GLU:O	11:E:448:MET:N	2.28	0.66
12:F:123:PHE:O	12:F:127:LYS:N	2.28	0.66
12:F:203:ASP:HB2	12:F:377:LYS:HB2	1.78	0.66
7:I:45:LEU:HB3	9:K:523:VAL:HG22	1.78	0.66
7:I:532:LYS:NZ	7:I:533:LEU:O	2.26	0.66
8:J:113:ALA:O	8:J:117:ILE:N	2.20	0.66
11:M:419:VAL:HG11	11:M:513:LYS:HG3	1.78	0.66
12:N:31:GLN:NE2	12:N:100:GLY:H	1.94	0.66
12:N:224:ARG:HD3	12:N:351:TYR:HB2	1.78	0.66
13:O:140:ALA:HB2	13:O:496:ALA:HB2	1.76	0.66
14:P:347:CYS:SG	14:P:365:HIS:NE2	2.68	0.66
5:5:44:VAL:HA	5:5:47:LYS:HB3	1.77	0.66
6:6:59:LEU:HD12	6:6:64:LEU:HD13	1.78	0.66
7:A:333:ASN:ND2	7:A:344:MET:SD	2.69	0.66
13:G:523:PRO:O	14:H:59:HIS:ND1	2.29	0.66
14:H:26:GLU:O	14:H:30:TYR:N	2.28	0.66
8:J:464:GLN:O	8:J:468:ALA:N	2.28	0.66
9:K:92:GLY:O	9:K:389:ARG:NH1	2.28	0.66
11:M:306:PHE:HB2	11:M:323:ARG:HG2	1.78	0.66
14:P:140:HIS:HA	14:P:143:LEU:HD12	1.76	0.66
8:B:296:ILE:HB	8:B:313:GLU:HB3	1.77	0.65
9:C:211:ASP:O	9:C:377:ARG:HB2	1.96	0.65
10:D:216:GLY:HA3	10:D:391:ARG:HB3	1.78	0.65
11:E:233:ASP:HB3	11:E:322:VAL:HA	1.78	0.65
11:E:286:GLU:HA	11:E:289:ILE:HB	1.78	0.65
13:G:277:LYS:HG2	13:G:335:ASN:HD21	1.61	0.65
8:J:45:PRO:HG2	8:J:480:MET:HB2	1.78	0.65
9:K:452:ILE:HD11	9:K:480:VAL:HG11	1.77	0.65
11:M:337:THR:HA	11:M:376:GLN:HG3	1.78	0.65
13:O:235:PRO:HG2	13:O:345:CYS:HB2	1.79	0.65
2:2:42:SER:OG	2:2:109:GLN:NE2	2.29	0.65
7:A:216:LEU:HD12	7:A:362:ILE:HB	1.76	0.65
8:B:52:LEU:HB2	8:B:62:MET:H	1.60	0.65
8:B:302:GLN:O	8:B:306:ALA:N	2.29	0.65
10:D:140:ALA:O	10:D:144:GLY:N	2.28	0.65
10:D:314:LEU:O	10:D:318:ASN:N	2.21	0.65
10:D:434:LEU:HD21	10:D:485:ALA:HB2	1.78	0.65

Continued on next page...

Continued from previous page...

Atom-1	Atom-2	Interatomic distance (Å)	Clash overlap (Å)
10:D:466:ALA:HB3	10:D:473:PRO:HB3	1.77	0.65
12:F:426:LYS:HB2	12:F:429:VAL:HA	1.77	0.65
12:F:431:GLY:HA3	12:N:464:VAL:HB	1.76	0.65
13:G:93:GLY:HA2	13:G:96:SER:HB2	1.76	0.65
14:H:111:LEU:HD13	14:H:444:ALA:HB2	1.78	0.65
8:J:37:ASP:OD2	8:J:111:ARG:NH2	2.28	0.65
10:L:299:LEU:HB3	10:L:328:ILE:HD12	1.78	0.65
12:N:186:ILE:HB	12:N:396:ARG:HG2	1.79	0.65
13:O:21:GLN:O	13:O:25:ASN:N	2.28	0.65
1:1:90:LYS:HB3	1:1:94:LEU:HD13	1.79	0.65
3:3:72:ARG:HG2	3:3:75:LYS:HE3	1.78	0.65
7:A:199:LYS:HD2	7:A:385:CYS:HA	1.78	0.65
7:A:274:ARG:O	7:A:278:ILE:N	2.29	0.65
8:B:266:GLU:HA	8:B:269:HIS:HD2	1.61	0.65
12:F:127:LYS:HE3	12:F:506:HIS:HA	1.77	0.65
12:F:228:ALA:O	12:F:346:HIS:HA	1.96	0.65
7:I:335:GLU:HG2	7:I:337:GLU:H	1.62	0.65
7:I:398:VAL:O	7:I:402:VAL:N	2.27	0.65
12:N:190:MET:HA	12:N:372:VAL:H	1.61	0.65
13:O:216:PHE:HE2	13:O:290:LEU:HD13	1.61	0.65
13:O:446:PRO:O	13:O:450:CYS:N	2.23	0.65
13:O:467:ARG:NH2	13:O:484:ILE:HB	2.11	0.65
8:B:40:LYS:O	8:B:453:ASN:ND2	2.25	0.65
8:B:123:PRO:O	8:B:127:ILE:N	2.17	0.65
8:B:190:LEU:HD23	8:B:369:GLU:HB3	1.79	0.65
10:D:435:ARG:NH2	10:D:488:GLU:OE2	2.30	0.65
11:E:425:ALA:O	11:E:429:CYS:N	2.22	0.65
12:F:466:ILE:HG12	12:F:470:HIS:CD2	2.30	0.65
7:I:43:LYS:HE2	9:K:16:ARG:HH12	1.61	0.65
9:K:118:HIS:CD2	9:K:121:VAL:HB	2.31	0.65
11:M:58:ASP:OD1	11:M:72:ASN:ND2	2.30	0.65
11:M:122:GLN:HA	11:M:125:ASP:HB2	1.77	0.65
13:O:90:VAL:HG22	13:O:398:ARG:HE	1.60	0.65
6:6:66:LYS:NZ	6:6:68:GLU:OE2	2.29	0.65
7:A:314:ARG:HH21	7:A:318:ARG:HH12	1.43	0.65
10:D:229:LEU:HD12	10:D:374:LEU:HD22	1.79	0.65
13:G:171:GLN:HG3	13:G:206:GLU:HG3	1.77	0.65
14:H:220:GLY:N	14:H:372:ILE:O	2.30	0.65
7:I:143:LEU:HD21	7:I:480:ARG:HH12	1.60	0.65
8:J:302:GLN:HE22	10:L:251:PHE:HB3	1.60	0.65
12:N:215:GLY:H	12:N:359:LYS:HB2	1.61	0.65

Continued on next page...

Continued from previous page...

Atom-1	Atom-2	Interatomic distance (Å)	Clash overlap (Å)
12:N:230:ILE:N	12:N:345:GLY:O	2.27	0.65
6:6:82:TYR:CD1	10:D:264:ILE:HG22	2.31	0.65
8:B:33:ILE:HD12	8:B:111:ARG:HG3	1.77	0.65
11:E:410:ARG:HG2	11:E:414:ARG:NH2	2.12	0.65
12:F:209:GLY:HA3	12:F:364:GLU:HA	1.77	0.65
12:F:455:SER:OG	12:F:481:LEU:O	2.13	0.65
13:G:467:ARG:HG3	13:G:475:TYR:CG	2.32	0.65
9:K:181:LYS:HE3	9:K:402:LEU:HD13	1.77	0.65
11:M:134:ALA:HB1	11:M:525:ARG:HG3	1.78	0.65
11:M:246:ALA:HA	11:M:356:ALA:H	1.61	0.65
12:N:411:ALA:HB3	12:N:489:ALA:HB2	1.78	0.65
13:O:194:MET:O	13:O:370:CYS:N	2.29	0.65
3:3:63:MET:HB2	3:3:166:ARG:HA	1.78	0.65
8:B:242:THR:O	8:B:292:ASN:ND2	2.26	0.65
11:E:225:ILE:HG23	11:E:375:GLU:OE2	1.97	0.65
12:F:264:ARG:NH1	12:F:301:SER:OG	2.29	0.65
13:G:428:PRO:HD2	7:I:465:ALA:HA	1.77	0.65
14:H:125:VAL:HG13	14:H:126:SER:H	1.62	0.65
14:P:94:GLU:OE2	14:P:397:ASN:ND2	2.29	0.65
6:6:82:TYR:CG	10:D:276:LEU:HD13	2.31	0.65
7:A:353:GLN:HA	7:A:362:ILE:HA	1.78	0.65
8:B:209:LEU:HD21	8:B:382:ILE:HD13	1.77	0.65
10:D:129:HIS:HB3	10:D:132:ILE:HG12	1.78	0.65
13:G:393:ILE:HG23	13:G:397:ARG:HD3	1.78	0.65
14:H:221:MET:N	14:H:363:PHE:O	2.26	0.65
10:L:183:LEU:HD23	10:L:405:ILE:HB	1.78	0.65
10:L:239:THR:HB	10:L:321:LYS:HB3	1.78	0.65
11:M:85:HIS:O	11:M:88:ALA:N	2.29	0.65
11:M:170:LYS:HG3	11:M:183:ARG:HH22	1.62	0.65
14:P:129:ILE:HG22	14:P:133:GLU:HG3	1.79	0.65
14:P:165:ARG:HG3	14:P:169:MET:SD	2.36	0.65
6:6:89:ARG:HG3	6:6:90:TYR:N	2.12	0.65
11:E:33:ALA:CB	11:E:533:ILE:HG21	2.26	0.65
11:E:418:VAL:HB	11:E:507:ILE:HG12	1.79	0.65
12:F:270:ARG:HA	12:F:273:LYS:HB2	1.78	0.65
7:I:133:ASN:ND2	7:I:507:THR:OG1	2.29	0.65
10:L:410:CYS:HA	10:L:413:ARG:HB3	1.77	0.65
11:M:243:VAL:HG21	11:M:299:LEU:HB2	1.79	0.65
11:M:254:PRO:HG3	13:O:267:VAL:HG11	1.78	0.65
13:O:398:ARG:HH12	13:O:402:ASN:HB3	1.61	0.65
6:6:74:ALA:HA	10:D:312:LEU:HB3	1.79	0.65

Continued on next page...

Continued from previous page...

Atom-1	Atom-2	Interatomic distance (Å)	Clash overlap (Å)
8:B:139:GLU:O	8:B:143:SER:N	2.28	0.65
10:D:249:ILE:C	10:D:306:ARG:HH12	1.99	0.65
11:E:73:ASP:HA	11:E:107:THR:HB	1.79	0.65
13:G:489:GLU:OE1	13:G:489:GLU:N	2.30	0.65
8:J:198:ALA:HB1	8:J:370:ALA:HA	1.77	0.65
11:M:54:PRO:HG3	11:M:175:SER:HA	1.79	0.65
11:M:89:LYS:NZ	11:M:541:GLU:OE2	2.30	0.65
14:P:470:VAL:HG21	14:P:476:LYS:HE2	1.78	0.65
5:5:118:GLN:HG2	5:5:121:LEU:HD23	1.79	0.64
7:A:20:GLN:HG2	7:A:69:HIS:NE2	2.12	0.64
7:A:70:PRO:HA	7:A:73:LYS:HE3	1.79	0.64
7:A:420:SER:HA	7:A:442:ALA:HB1	1.79	0.64
8:B:478:LEU:HD23	8:B:485:ILE:HB	1.79	0.64
9:C:323:ILE:HA	9:C:326:ALA:HB3	1.79	0.64
11:E:123:LEU:HA	11:E:126:ARG:HB2	1.79	0.64
11:E:259:LYS:HG3	11:E:264:HIS:CE1	2.32	0.64
12:F:228:ALA:HB2	12:F:350:VAL:HG23	1.78	0.64
12:F:470:HIS:CE1	12:F:476:LEU:HA	2.31	0.64
12:F:480:ASP:HB3	12:F:483:THR:HB	1.79	0.64
13:G:110:PRO:O	13:G:114:GLU:N	2.27	0.64
7:I:59:ALA:HA	7:I:62:LEU:HB2	1.78	0.64
7:I:172:VAL:HG13	7:I:396:LEU:HD23	1.78	0.64
11:M:282:LYS:HG3	11:M:313:LEU:HD21	1.79	0.64
12:N:172:VAL:HG13	12:N:395:LEU:HD23	1.79	0.64
4:4:82:GLU:O	4:4:86:MET:N	2.21	0.64
7:A:32:VAL:HA	7:A:35:SER:HB3	1.79	0.64
8:B:411:GLY:HA3	8:B:447:PRO:HG3	1.79	0.64
9:C:291:ILE:HG12	9:C:320:ASN:HD21	1.61	0.64
10:D:61:ILE:N	10:D:69:THR:O	2.23	0.64
11:E:236:HIS:HE1	11:E:238:GLN:HB3	1.62	0.64
11:E:286:GLU:O	11:E:290:GLN:N	2.27	0.64
11:E:538:GLU:O	13:G:49:ILE:HG23	1.96	0.64
12:F:69:ILE:HA	14:H:19:ALA:HA	1.78	0.64
12:F:91:GLY:O	12:F:95:ASN:N	2.28	0.64
12:F:224:ARG:HD2	12:F:349:LEU:HD11	1.79	0.64
12:F:269:ASP:OD1	12:F:273:LYS:NZ	2.23	0.64
7:I:527:ILE:HD12	10:L:72:ASN:HA	1.78	0.64
8:J:133:ALA:HB2	8:J:436:MET:HG2	1.78	0.64
9:K:198:TYR:O	9:K:372:CYS:HB3	1.97	0.64
9:K:449:ARG:O	9:K:459:THR:OG1	2.14	0.64
11:M:299:LEU:HD11	11:M:322:VAL:HG23	1.79	0.64

Continued on next page...

Continued from previous page...

Atom-1	Atom-2	Interatomic distance (Å)	Clash overlap (Å)
11:M:344:ARG:CZ	13:O:298:VAL:HG21	2.27	0.64
11:M:426:GLU:HG3	11:M:458:ILE:HB	1.79	0.64
14:P:43:THR:O	14:P:47:TYR:N	2.30	0.64
14:P:93:GLN:O	14:P:97:VAL:N	2.29	0.64
14:P:106:VAL:O	14:P:110:ALA:N	2.30	0.64
1:1:13:PHE:O	1:1:17:GLN:N	2.29	0.64
1:1:92:LYS:O	1:1:96:GLN:N	2.26	0.64
5:5:66:LEU:HG	5:5:67:THR:HG22	1.80	0.64
9:C:125:ALA:O	9:C:129:ALA:N	2.29	0.64
10:D:246:ILE:HD11	10:D:359:ALA:HB2	1.80	0.64
10:D:429:GLU:HB3	10:D:458:MET:HB3	1.80	0.64
11:E:167:GLN:HA	11:E:170:LYS:HD2	1.79	0.64
11:E:211:VAL:HB	11:E:403:HIS:CE1	2.32	0.64
13:G:161:THR:O	13:G:164:SER:OG	2.15	0.64
14:H:143:LEU:HG	14:H:501:TYR:CE1	2.32	0.64
9:K:469:LYS:HD2	9:K:478:TRP:HD1	1.61	0.64
11:M:61:MET:N	11:M:69:THR:O	2.29	0.64
11:M:301:ILE:HA	11:M:322:VAL:HB	1.80	0.64
12:N:130:ALA:HB2	12:N:440:PHE:HZ	1.62	0.64
1:1:70:LEU:N	5:5:61:GLU:O	2.25	0.64
3:3:117:VAL:HG22	3:3:119:PRO:HD3	1.79	0.64
3:3:124:CYS:HA	3:3:134:GLU:HA	1.80	0.64
6:6:89:ARG:HD2	10:D:266:VAL:O	1.96	0.64
7:A:233:LYS:O	7:A:284:ASN:N	2.30	0.64
8:B:219:LEU:HD21	8:B:359:LEU:HD23	1.80	0.64
8:B:426:ASN:HA	8:J:466:ARG:HH22	1.62	0.64
10:D:236:SER:OG	10:D:321:LYS:NZ	2.27	0.64
11:E:197:ALA:HA	11:E:203:ASP:O	1.97	0.64
11:E:264:HIS:HD2	13:G:255:ILE:HG22	1.61	0.64
12:F:502:LYS:HG2	12:F:506:HIS:CE1	2.33	0.64
13:G:33:ALA:HA	13:G:98:THR:HG22	1.79	0.64
7:I:114:PRO:HG3	10:L:55:LYS:HE3	1.79	0.64
9:K:449:ARG:O	9:K:453:GLN:N	2.30	0.64
13:O:60:ASN:HD22	13:O:166:LYS:HE3	1.62	0.64
1:1:43:HIS:HA	1:1:46:LEU:HB3	1.80	0.64
3:3:123:MET:N	3:3:135:TYR:O	2.31	0.64
9:C:43:PRO:HB2	9:C:483:GLU:HG2	1.79	0.64
9:C:46:MET:HE1	12:F:116:PRO:HG2	1.79	0.64
9:C:420:HIS:CE1	9:C:470:HIS:HB3	2.33	0.64
10:D:114:GLY:O	10:D:118:ASP:N	2.27	0.64
10:D:152:SER:HB2	10:D:420:ALA:HB1	1.79	0.64

Continued on next page...

Continued from previous page...

Atom-1	Atom-2	Interatomic distance (Å)	Clash overlap (Å)
11:E:362:ILE:O	11:E:371:MET:N	2.24	0.64
12:F:53:ASP:O	12:F:55:LYS:NZ	2.28	0.64
13:G:120:ILE:H	13:G:123:ARG:HH21	1.45	0.64
14:H:62:LYS:NZ	14:H:383:ASN:OD1	2.29	0.64
7:I:97:ALA:HA	7:I:100:LEU:HB2	1.79	0.64
7:I:99:GLU:HA	7:I:102:LYS:HE3	1.80	0.64
7:I:527:ILE:HG12	7:I:530:LEU:HD23	1.80	0.64
9:K:296:ILE:O	9:K:313:ARG:NH2	2.31	0.64
9:K:323:ILE:HA	9:K:326:ALA:HB3	1.79	0.64
10:L:191:VAL:O	10:L:195:ILE:N	2.20	0.64
13:O:155:LEU:HD11	13:O:400:ILE:HD11	1.78	0.64
1:I:61:TYR:OH	5:5:61:GLU:OE1	2.10	0.64
7:A:101:LEU:O	7:A:105:ASP:N	2.30	0.64
7:A:118:ILE:HG13	7:A:122:ARG:NH1	2.08	0.64
7:A:148:LEU:HB3	7:A:170:ASN:OD1	1.96	0.64
7:A:355:ARG:HE	7:A:358:ASP:HA	1.63	0.64
8:B:232:ILE:HB	8:B:349:ILE:HB	1.80	0.64
8:B:432:GLU:HG3	8:B:433:ALA:H	1.62	0.64
8:B:471:GLU:OE1	8:J:427:ARG:NH1	2.30	0.64
8:B:482:GLU:HG3	8:B:484:THR:H	1.63	0.64
9:C:470:HIS:CD2	9:C:475:CYS:HB2	2.33	0.64
11:E:258:PRO:HA	11:E:323:ARG:NH2	2.05	0.64
11:E:541:GLU:O	13:G:50:VAL:HG12	1.97	0.64
12:F:61:ASN:HA	12:F:64:LEU:HD12	1.80	0.64
12:F:190:MET:HG2	12:F:372:VAL:HG23	1.78	0.64
12:F:468:ALA:O	12:F:472:GLU:N	2.19	0.64
13:G:358:TYR:HD2	13:G:360:PHE:CE1	2.15	0.64
13:G:459:ASN:HA	13:G:462:ASN:HB2	1.80	0.64
14:H:433:LEU:H	9:K:461:ARG:HE	1.46	0.64
9:K:127:ARG:O	9:K:131:ASP:N	2.30	0.64
1:I:70:LEU:HB2	5:5:61:GLU:HB2	1.79	0.64
2:2:48:GLU:OE2	2:2:52:ASN:ND2	2.28	0.64
3:3:59:LYS:HA	3:3:62:PHE:HD2	1.61	0.64
10:D:85:HIS:O	10:D:89:ARG:N	2.30	0.64
11:E:62:VAL:HG22	11:E:68:VAL:HG12	1.79	0.64
11:E:130:PRO:O	11:E:528:LEU:HD21	1.98	0.64
11:E:424:ALA:HB1	11:E:487:PRO:HG2	1.79	0.64
12:F:210:LEU:HA	12:F:373:THR:OG1	1.97	0.64
13:G:49:ILE:O	13:G:57:THR:N	2.31	0.64
14:H:167:SER:HA	14:H:170:SER:HB2	1.80	0.64
7:I:198:LEU:HB2	7:I:376:ILE:HG12	1.79	0.64

Continued on next page...

Continued from previous page...

Atom-1	Atom-2	Interatomic distance (Å)	Clash overlap (Å)
7:I:225:MET:SD	7:I:309:ARG:NH1	2.70	0.64
7:I:434:GLU:HA	7:I:437:ALA:HB3	1.79	0.64
13:O:449:LEU:HD23	13:O:452:ASN:HD21	1.63	0.64
2:2:47:LEU:O	2:2:51:LEU:N	2.30	0.64
3:3:85:LEU:HD21	3:3:145:GLU:HB2	1.80	0.64
4:4:68:PRO:HB2	4:4:75:PHE:HB3	1.78	0.64
7:A:135:ASN:HD21	7:A:476:VAL:HB	1.62	0.64
7:A:532:LYS:HG2	10:D:62:GLN:HG3	1.79	0.64
10:D:249:ILE:HD11	10:D:298:LEU:HD22	1.79	0.64
10:D:269:TYR:HA	10:D:272:MET:HG2	1.79	0.64
10:D:464:THR:O	10:D:468:ASN:N	2.23	0.64
11:E:534:ARG:HH22	13:G:66:LEU:N	1.95	0.64
7:I:174:ASP:O	7:I:178:ALA:N	2.24	0.64
10:L:91:LEU:O	10:L:95:SER:N	2.25	0.64
10:L:227:LEU:HD22	10:L:339:THR:HB	1.80	0.64
10:L:428:PRO:HB3	10:L:504:LEU:HD21	1.79	0.64
3:3:99:ASN:ND2	5:5:73:PRO:O	2.30	0.64
7:A:78:LEU:HD12	7:A:81:LEU:HD23	1.79	0.64
8:B:122:HIS:NE2	11:E:464:GLU:O	2.31	0.64
8:B:290:PHE:CE2	8:B:292:ASN:HB2	2.33	0.64
10:D:134:SER:HA	10:D:527:ARG:HG2	1.80	0.64
10:D:160:ARG:O	10:D:164:LEU:N	2.23	0.64
10:D:191:VAL:HG13	10:D:203:VAL:HG11	1.80	0.64
11:E:431:LEU:HA	10:L:441:ARG:NH2	2.13	0.64
12:F:47:LEU:HD13	12:F:50:GLY:HA3	1.79	0.64
13:G:155:LEU:HG	13:G:396:VAL:HB	1.80	0.64
13:G:208:SER:OG	13:G:373:ILE:O	2.14	0.64
14:H:111:LEU:HD12	14:H:114:LEU:HD12	1.79	0.64
7:I:155:SER:OG	7:I:502:GLY:N	2.31	0.64
9:K:238:ILE:H	9:K:329:ALA:HB1	1.63	0.64
12:N:449:LYS:HB3	12:N:459:LEU:HD22	1.80	0.64
14:P:356:GLY:HA3	14:P:378:ARG:HD2	1.78	0.64
1:1:85:LYS:O	1:1:89:GLU:HG3	1.98	0.64
7:A:214:TYR:CZ	7:A:372:SER:HB3	2.32	0.64
7:I:97:ALA:O	7:I:101:LEU:N	2.24	0.64
7:I:211:ILE:HG21	7:I:363:LEU:HD22	1.78	0.64
8:J:56:GLY:N	10:L:537:ASN:OD1	2.30	0.64
8:J:152:GLU:HA	8:J:155:PHE:HB3	1.80	0.64
8:J:419:HIS:CG	8:J:470:SER:HB3	2.33	0.64
10:L:215:GLY:HA3	10:L:370:SER:HB2	1.80	0.64
14:P:242:TYR:O	14:P:294:GLY:N	2.26	0.64

Continued on next page...

Continued from previous page...

Atom-1	Atom-2	Interatomic distance (Å)	Clash overlap (Å)
7:A:164:ASN:O	7:A:168:PHE:N	2.29	0.63
9:C:220:ILE:HB	9:C:361:THR:HB	1.79	0.63
9:C:481:ASN:HD22	9:C:493:LEU:HD21	1.61	0.63
10:D:250:GLN:HA	10:D:301:GLN:NE2	2.13	0.63
10:D:436:LEU:O	10:D:440:SER:N	2.26	0.63
12:F:272:LYS:HA	12:F:275:ILE:HB	1.80	0.63
13:G:71:VAL:HB	13:G:77:LYS:HD3	1.80	0.63
8:J:523:ALA:H	11:M:63:ASP:HA	1.62	0.63
9:K:123:ILE:HA	9:K:126:TYR:HD2	1.63	0.63
9:K:387:VAL:O	9:K:391:LEU:N	2.31	0.63
10:L:228:VAL:HB	10:L:387:THR:HG21	1.79	0.63
11:M:305:GLY:HA3	11:M:324:TRP:HA	1.80	0.63
11:M:463:SER:O	11:M:468:MET:N	2.27	0.63
12:N:115:HIS:HB2	12:N:118:ILE:HG12	1.79	0.63
14:P:43:THR:HG23	14:P:44:ARG:HG3	1.79	0.63
6:6:13:VAL:HG21	6:6:111:LEU:HD23	1.79	0.63
7:A:62:LEU:HD23	7:A:65:LEU:HD12	1.80	0.63
9:C:231:ARG:O	9:C:352:ILE:N	2.26	0.63
10:D:213:LYS:HB3	10:D:391:ARG:HG2	1.79	0.63
14:H:203:ARG:O	14:H:375:ILE:N	2.31	0.63
7:I:420:SER:HB3	7:I:468:ARG:HH21	1.63	0.63
11:M:225:ILE:HB	11:M:384:THR:HB	1.80	0.63
13:O:427:ILE:HG21	13:O:435:ILE:HG13	1.80	0.63
7:A:93:VAL:HG21	7:A:516:PHE:HB2	1.79	0.63
7:A:190:TYR:CE1	7:A:403:LEU:HB3	2.34	0.63
8:B:512:GLU:HA	8:B:515:LEU:HD12	1.79	0.63
10:D:229:LEU:O	10:D:374:LEU:N	2.31	0.63
11:E:264:HIS:CE1	13:G:254:GLU:HA	2.34	0.63
12:F:91:GLY:N	12:F:93:THR:HG22	2.12	0.63
12:F:93:THR:HG21	12:F:158:THR:HG21	1.79	0.63
12:F:118:ILE:HA	12:F:121:GLU:HB3	1.79	0.63
13:G:211:VAL:HG12	13:G:213:GLY:H	1.64	0.63
13:G:466:ALA:O	13:G:470:GLN:N	2.32	0.63
11:M:151:ILE:HG13	11:M:419:VAL:HG23	1.79	0.63
12:N:449:LYS:HG2	12:N:459:LEU:HD13	1.78	0.63
3:3:138:ASP:HA	3:3:141:GLN:HB3	1.81	0.63
7:A:489:ASP:OD1	7:A:490:LEU:N	2.31	0.63
10:D:217:THR:N	10:D:220:ASP:HB2	2.13	0.63
10:D:336:ILE:HG22	10:D:342:THR:HB	1.80	0.63
10:D:433:ALA:HB2	10:D:458:MET:HB2	1.81	0.63
14:H:242:TYR:CD2	14:H:245:PRO:HB3	2.33	0.63

Continued on next page...

Continued from previous page...

Atom-1	Atom-2	Interatomic distance (Å)	Clash overlap (Å)
8:J:21:ALA:O	8:J:25:ARG:N	2.27	0.63
10:L:283:ILE:HD13	10:L:313:ALA:HB2	1.79	0.63
11:M:202:ARG:HH22	11:M:415:ASP:HB3	1.64	0.63
12:N:394:GLY:O	12:N:398:VAL:N	2.26	0.63
12:N:478:GLY:N	12:N:487:MET:O	2.21	0.63
7:A:17:ILE:O	7:A:21:ASN:N	2.23	0.63
7:A:118:ILE:O	7:A:122:ARG:NH1	2.31	0.63
8:B:497:PHE:CE2	8:B:501:ARG:HD3	2.34	0.63
9:C:88:ASP:HA	9:C:92:GLY:HA2	1.79	0.63
9:C:319:ASP:O	9:C:323:ILE:N	2.31	0.63
10:D:62:GLN:OE1	10:D:67:ASP:N	2.32	0.63
12:F:144:ASP:OD1	12:F:147:THR:N	2.21	0.63
14:H:68:ASP:HB2	14:H:171:LYS:HE3	1.81	0.63
8:J:353:MET:HB3	8:J:358:LYS:HG2	1.80	0.63
9:K:212:SER:HA	9:K:377:ARG:HG3	1.79	0.63
10:L:157:LEU:HB2	10:L:416:VAL:HG22	1.81	0.63
10:L:325:ILE:HG13	10:L:328:ILE:HA	1.79	0.63
11:M:221:ASP:HB3	11:M:388:ARG:NE	2.13	0.63
12:N:69:ILE:O	12:N:71:HIS:ND1	2.32	0.63
1:1:71:GLN:HB2	1:1:76:ILE:HD11	1.79	0.63
7:A:82:GLN:NE2	7:A:513:SER:OG	2.31	0.63
8:B:243:GLY:HA3	8:B:246:THR:HB	1.80	0.63
10:D:169:THR:O	10:D:173:SER:N	2.30	0.63
11:E:194:LEU:HA	11:E:197:ALA:HB3	1.80	0.63
11:E:243:VAL:HG23	11:E:299:LEU:HD11	1.80	0.63
14:H:382:ASP:O	14:H:386:ASP:N	2.31	0.63
14:H:424:THR:HB	14:H:442:ALA:HB3	1.79	0.63
8:J:209:LEU:O	8:J:378:ALA:N	2.32	0.63
8:J:425:ALA:HA	8:J:429:PRO:HD2	1.80	0.63
10:L:61:ILE:HD12	10:L:71:THR:HG21	1.80	0.63
4:4:57:ILE:HG23	6:6:63:VAL:HG21	1.81	0.63
4:4:78:HIS:HE1	4:4:83:THR:H	1.47	0.63
6:6:30:ARG:HE	6:6:90:TYR:HD2	1.45	0.63
8:B:52:LEU:N	8:B:62:MET:O	2.26	0.63
9:C:118:HIS:CD2	9:C:122:VAL:HG23	2.34	0.63
9:C:448:PRO:HA	9:C:451:LEU:HB2	1.81	0.63
10:D:160:ARG:NH2	10:D:185:PRO:O	2.32	0.63
10:D:192:MET:HA	10:D:195:ILE:HB	1.80	0.63
11:E:34:LEU:HD12	11:E:37:HIS:HB2	1.80	0.63
11:E:305:GLY:HA2	11:E:324:TRP:H	1.63	0.63
12:F:159:LYS:NZ	12:F:393:ASP:HB2	2.14	0.63

Continued on next page...

Continued from previous page...

Atom-1	Atom-2	Interatomic distance (Å)	Clash overlap (Å)
12:F:289:PHE:HE1	12:F:344:LEU:HD12	1.64	0.63
13:G:108:VAL:HG12	13:G:112:VAL:HG23	1.81	0.63
13:G:157:LYS:O	13:G:161:THR:N	2.17	0.63
13:G:214:VAL:HG23	13:G:361:PHE:HB2	1.81	0.63
13:G:398:ARG:HE	13:G:495:PRO:HD2	1.62	0.63
13:G:473:THR:HG22	13:G:474:TRP:CD1	2.33	0.63
13:O:465:ARG:O	13:O:469:ALA:N	2.29	0.63
14:P:242:TYR:HE1	14:P:333:LEU:HD12	1.63	0.63
7:A:408:VAL:HG12	7:A:506:PRO:HA	1.79	0.63
9:C:168:TRP:CD1	9:C:387:VAL:HA	2.32	0.63
10:D:366:ASN:OD1	10:D:372:LYS:HB3	1.99	0.63
11:E:121:GLU:O	11:E:125:ASP:N	2.24	0.63
11:E:148:LEU:HD23	11:E:514:LYS:HB2	1.79	0.63
11:E:264:HIS:CD2	13:G:255:ILE:HG22	2.34	0.63
14:H:286:THR:OG1	14:H:341:LEU:N	2.31	0.63
7:I:118:ILE:HG21	7:I:522:ILE:HG12	1.81	0.63
7:I:198:LEU:O	7:I:377:LEU:N	2.22	0.63
8:J:36:GLY:HA2	8:J:103:THR:HG22	1.81	0.63
9:K:51:LEU:N	12:N:522:MET:O	2.22	0.63
9:K:484:THR:HA	12:N:432:ARG:HH22	1.64	0.63
11:M:344:ARG:HD2	13:O:271:TRP:CD2	2.34	0.63
12:N:133:PHE:O	12:N:137:VAL:N	2.26	0.63
14:P:125:VAL:HG12	14:P:129:ILE:HD11	1.80	0.63
1:1:44:ALA:HB1	1:1:83:LYS:HG2	1.79	0.63
3:3:112:TYR:H	5:5:83:LEU:HB3	1.63	0.63
8:B:319:GLY:O	8:B:323:LEU:N	2.24	0.63
10:D:257:LYS:HG2	10:D:261:ASP:HA	1.80	0.63
11:E:50:THR:HA	11:E:465:ASN:HB3	1.79	0.63
14:H:191:PHE:HE2	14:H:202:ILE:HG13	1.62	0.63
14:H:397:ASN:HA	14:H:400:LYS:HB3	1.81	0.63
7:I:161:ILE:HG21	7:I:388:MET:HA	1.81	0.63
8:J:130:TRP:O	8:J:134:THR:N	2.26	0.63
12:N:121:GLU:OE1	12:N:432:ARG:HD3	1.99	0.63
2:2:71:TYR:HB2	3:3:132:MET:HB3	1.81	0.62
3:3:135:TYR:HD1	3:3:139:GLU:HB3	1.62	0.62
4:4:78:HIS:ND1	4:4:79:SER:O	2.31	0.62
8:B:129:GLY:HA3	8:B:435:ALA:HB3	1.81	0.62
8:B:354:ILE:HG22	8:B:376:ARG:HE	1.64	0.62
9:C:131:ASP:OD1	9:C:132:ASP:N	2.32	0.62
9:C:179:ALA:HB2	9:C:214:VAL:HG11	1.80	0.62
14:H:138:LYS:O	14:H:142:ILE:HG22	1.99	0.62

Continued on next page...

Continued from previous page...

Atom-1	Atom-2	Interatomic distance (Å)	Clash overlap (Å)
14:H:200:ASP:OD1	14:H:201:ASN:N	2.32	0.62
7:I:40:GLY:HA2	7:I:455:ASN:HB3	1.81	0.62
12:N:279:ARG:HD3	12:N:284:ASP:HA	1.80	0.62
12:N:445:LEU:O	12:N:449:LYS:HG3	1.99	0.62
12:N:455:SER:HB2	12:N:484:GLY:HA3	1.81	0.62
5:5:82:VAL:O	5:5:94:LYS:N	2.23	0.62
7:A:522:ILE:O	7:A:525:LEU:HB3	1.99	0.62
8:B:184:VAL:O	8:B:188:LEU:N	2.31	0.62
8:B:378:ALA:HB3	8:B:382:ILE:HD12	1.80	0.62
10:D:232:LYS:HE2	10:D:323:MET:HG3	1.81	0.62
10:D:527:ARG:O	10:D:531:LYS:NZ	2.28	0.62
11:E:194:LEU:O	11:E:198:ASP:N	2.22	0.62
12:F:145:ARG:O	12:F:149:ILE:N	2.32	0.62
12:F:245:ASN:HD22	12:F:250:TYR:HB3	1.64	0.62
13:G:352:GLN:NE2	13:G:355:GLY:O	2.32	0.62
14:H:70:ALA:HA	14:H:73:LEU:HB2	1.80	0.62
7:I:37:GLY:O	7:I:56:ASN:ND2	2.32	0.62
7:I:524:ILE:HG23	10:L:57:MET:HG2	1.80	0.62
8:J:79:PRO:HA	8:J:82:LYS:HD2	1.81	0.62
8:J:91:GLN:HG2	8:J:503:VAL:HA	1.81	0.62
8:J:204:LYS:NZ	8:J:359:LEU:HD21	2.15	0.62
8:J:519:ASN:OD1	8:J:520:ILE:N	2.32	0.62
9:K:224:VAL:HG21	9:K:352:ILE:HG12	1.80	0.62
9:K:350:LEU:HD13	9:K:363:ILE:HD12	1.80	0.62
11:M:501:MET:O	11:M:506:VAL:N	2.33	0.62
12:N:194:MET:HB2	12:N:375:LEU:HA	1.81	0.62
14:P:247:ASP:N	14:P:296:LYS:O	2.33	0.62
8:B:130:TRP:NE1	8:B:435:ALA:O	2.32	0.62
9:C:198:TYR:CD1	9:C:325:ARG:HB3	2.34	0.62
11:E:288:MET:HG2	11:E:345:PHE:CZ	2.34	0.62
11:E:423:GLY:HA2	11:E:426:GLU:HB2	1.79	0.62
14:H:302:LEU:O	14:H:306:ASN:N	2.31	0.62
7:I:203:ARG:HB2	7:I:378:ARG:HB3	1.80	0.62
8:J:32:ALA:HA	8:J:35:ILE:HG12	1.81	0.62
11:M:534:ARG:HG3	13:O:69:LEU:HD21	1.81	0.62
14:P:509:LYS:HG2	14:P:513:ASN:HD21	1.63	0.62
7:A:357:CYS:SG	7:A:378:ARG:HG2	2.39	0.62
9:C:327:CYS:O	9:C:345:THR:OG1	2.16	0.62
9:C:375:LEU:HD21	9:C:377:ARG:HG3	1.81	0.62
11:E:63:ASP:HB2	11:E:67:ASP:H	1.64	0.62
13:G:216:PHE:CE2	13:G:290:LEU:HD13	2.34	0.62

Continued on next page...

Continued from previous page...

Atom-1	Atom-2	Interatomic distance (Å)	Clash overlap (Å)
14:H:240:ALA:O	14:H:292:VAL:N	2.33	0.62
7:I:252:VAL:HG12	9:K:247:TYR:HB3	1.80	0.62
8:J:522:LYS:HA	11:M:62:VAL:O	1.99	0.62
9:K:368:ASP:O	9:K:370:LYS:NZ	2.27	0.62
10:L:253:LEU:HD21	10:L:290:ILE:HD11	1.80	0.62
11:M:28:LEU:N	11:M:533:ILE:O	2.29	0.62
11:M:95:SER:HB3	11:M:106:THR:HB	1.80	0.62
7:A:46:VAL:HB	9:C:524:SER:HA	1.82	0.62
7:A:214:TYR:HE2	7:A:322:ALA:HB2	1.64	0.62
8:B:153:VAL:O	8:B:157:GLN:N	2.21	0.62
11:E:45:ALA:HA	11:E:110:VAL:HG12	1.81	0.62
12:F:191:ILE:HG21	12:F:396:ARG:HH22	1.64	0.62
13:G:84:LYS:HA	13:G:87:ASP:HB3	1.81	0.62
13:G:414:MET:HB2	13:G:468:HIS:ND1	2.15	0.62
8:J:407:VAL:HG12	8:J:497:PHE:HA	1.82	0.62
9:K:43:PRO:HB2	9:K:483:GLU:HB3	1.82	0.62
11:M:362:ILE:HD13	11:M:373:VAL:HB	1.81	0.62
12:N:431:GLY:HA2	12:N:434:GLN:HB3	1.82	0.62
13:O:21:GLN:NE2	13:O:25:ASN:OD1	2.26	0.62
13:O:497:MET:HG2	13:O:501:ASN:HD21	1.64	0.62
14:P:138:LYS:NZ	14:P:142:ILE:HD11	2.14	0.62
3:3:139:GLU:O	3:3:143:LEU:N	2.27	0.62
5:5:88:THR:HG21	6:6:79:ARG:NH2	2.14	0.62
7:A:296:CYS:HA	7:A:299:TYR:CD2	2.35	0.62
8:B:224:ILE:HG21	8:B:310:MET:HG3	1.81	0.62
8:B:252:PHE:HB2	8:B:274:LYS:HA	1.82	0.62
9:C:503:LEU:HA	9:C:506:TYR:HB3	1.79	0.62
10:D:289:GLN:HA	10:D:292:LYS:HB2	1.82	0.62
12:F:85:ASP:HB2	12:F:92:THR:HG21	1.81	0.62
13:G:122:ILE:HG13	13:G:511:CYS:HB2	1.80	0.62
13:G:168:ILE:HD11	13:G:172:LYS:HB3	1.82	0.62
13:G:257:VAL:HG11	13:G:263:TYR:CE2	2.34	0.62
14:H:118:LEU:O	14:H:122:GLY:N	2.33	0.62
7:I:62:LEU:HA	7:I:65:LEU:HB2	1.81	0.62
7:I:70:PRO:HA	7:I:73:LYS:HD3	1.81	0.62
8:J:244:MET:HB3	8:J:248:LYS:HA	1.81	0.62
10:L:227:LEU:HD23	10:L:340:ILE:HG13	1.81	0.62
11:M:165:LEU:O	11:M:169:ALA:N	2.23	0.62
11:M:534:ARG:HB2	13:O:49:ILE:HB	1.81	0.62
14:P:354:GLU:HB3	14:P:357:ASP:HA	1.82	0.62
9:C:477:THR:HG21	9:C:489:ASP:OD1	2.00	0.62

Continued on next page...

Continued from previous page...

Atom-1	Atom-2	Interatomic distance (Å)	Clash overlap (Å)
7:I:408:VAL:HG12	7:I:506:PRO:HB3	1.82	0.62
9:K:463:LEU:HA	9:K:466:LEU:HD12	1.80	0.62
12:N:271:VAL:HG11	12:N:300:PHE:HE2	1.63	0.62
13:O:272:ASN:HA	13:O:275:TYR:CD2	2.35	0.62
3:3:162:LEU:O	3:3:166:ARG:N	2.27	0.62
7:A:353:GLN:NE2	7:A:360:GLU:OE1	2.32	0.62
9:C:52:ASP:N	9:C:56:GLY:O	2.30	0.62
10:D:361:LEU:O	10:D:377:THR:N	2.30	0.62
11:E:109:VAL:HA	11:E:112:LEU:HB3	1.81	0.62
11:E:436:GLU:HA	11:E:439:LYS:HD2	1.81	0.62
11:E:531:ASP:H	13:G:39:THR:HA	1.63	0.62
11:E:536:PRO:HG2	11:E:538:GLU:HB2	1.82	0.62
12:F:140:SER:HA	12:F:406:CYS:HA	1.81	0.62
7:I:428:THR:HA	7:I:435:GLN:HG3	1.80	0.62
9:K:44:LYS:HE3	9:K:483:GLU:HA	1.80	0.62
10:L:190:ALA:HB1	10:L:386:VAL:HG11	1.81	0.62
11:M:45:ALA:HB1	11:M:111:VAL:HA	1.82	0.62
13:O:232:TYR:O	13:O:348:PHE:N	2.31	0.62
14:P:165:ARG:O	14:P:169:MET:HG3	2.00	0.62
3:3:56:GLN:HB3	3:3:60:TYR:CE2	2.34	0.62
7:A:164:ASN:HA	7:A:167:PHE:HB3	1.81	0.62
7:A:352:VAL:HB	7:A:365:LYS:HZ1	1.64	0.62
7:A:421:ILE:HG21	13:O:425:ARG:HD2	1.81	0.62
10:D:55:LYS:HG3	10:D:469:ALA:HB2	1.82	0.62
11:E:39:MET:HA	11:E:42:LYS:HE3	1.80	0.62
14:H:293:THR:OG1	14:H:313:VAL:O	2.12	0.62
8:J:149:GLY:HA2	8:J:155:PHE:HA	1.82	0.62
8:J:195:ASN:HB3	8:J:198:ALA:HB3	1.82	0.62
8:J:258:VAL:HG13	8:J:263:LYS:HB2	1.82	0.62
10:L:287:VAL:HG12	10:L:317:LEU:HD12	1.81	0.62
14:P:29:VAL:HG12	14:P:119:LEU:HD13	1.81	0.62
14:P:185:GLN:O	14:P:189:SER:N	2.32	0.62
14:P:186:ALA:O	14:P:190:ILE:HG22	1.99	0.62
6:6:44:LYS:O	6:6:73:ARG:NH1	2.26	0.62
7:A:92:SER:O	7:A:95:ILE:N	2.20	0.62
7:A:96:ILE:HA	7:A:99:GLU:HB2	1.82	0.62
7:A:190:TYR:CD1	7:A:403:LEU:HB3	2.35	0.62
8:B:501:ARG:HG3	8:B:502:GLN:N	2.15	0.62
9:C:181:LYS:HG2	9:C:402:LEU:HD21	1.82	0.62
9:C:202:GLU:HA	9:C:221:ASN:HD22	1.65	0.62
10:D:157:LEU:H	10:D:419:ARG:HH12	1.48	0.62

Continued on next page...

Continued from previous page...

Atom-1	Atom-2	Interatomic distance (Å)	Clash overlap (Å)
10:D:300:ILE:HD13	10:D:324:VAL:HG13	1.82	0.62
11:E:205:ASP:HB3	11:E:207:GLU:HG2	1.81	0.62
12:F:148:LEU:O	12:F:152:ALA:N	2.32	0.62
13:G:191:GLN:O	13:G:397:ARG:NH1	2.33	0.62
9:K:275:ILE:HG21	9:K:296:ILE:HA	1.80	0.62
13:O:240:LEU:HD23	13:O:331:GLN:HB2	1.80	0.62
1:I:57:GLU:HG3	1:I:60:MET:H	1.63	0.61
8:B:61:LEU:HD22	10:D:86:PRO:HB3	1.82	0.61
14:H:73:LEU:HD13	14:H:87:VAL:HB	1.82	0.61
14:H:491:ASP:HB2	14:H:495:ALA:HB2	1.81	0.61
7:I:412:GLY:HA3	7:I:488:LEU:HB3	1.81	0.61
8:J:416:LEU:HD12	8:J:470:SER:HA	1.82	0.61
9:K:287:PRO:HD2	9:K:309:ILE:HD13	1.81	0.61
12:N:381:LYS:O	12:N:385:THR:N	2.17	0.61
12:N:407:VAL:HG12	12:N:408:VAL:H	1.65	0.61
14:P:117:GLU:O	14:P:121:ILE:N	2.26	0.61
14:P:250:ILE:HD12	14:P:279:GLN:HG2	1.81	0.61
5:5:22:LEU:HB2	5:5:128:LYS:HB2	1.82	0.61
7:A:23:MET:O	7:A:27:SER:N	2.31	0.61
8:B:162:ILE:HD11	8:B:406:THR:HG22	1.82	0.61
9:C:233:ILE:HB	9:C:350:LEU:HB3	1.81	0.61
10:D:138:GLN:HE22	10:D:141:LEU:HD23	1.65	0.61
11:E:344:ARG:HG2	13:G:271:TRP:CE3	2.34	0.61
11:E:512:GLY:O	11:E:516:GLN:N	2.28	0.61
13:G:281:ILE:HD13	13:G:337:LEU:HB2	1.81	0.61
8:J:18:GLU:HG3	8:J:519:ASN:HD21	1.65	0.61
9:K:283:ILE:HG23	9:K:307:ALA:HB2	1.82	0.61
10:L:157:LEU:C	10:L:163:LEU:HD11	2.21	0.61
10:L:254:SER:H	10:L:347:HIS:CE1	2.17	0.61
14:P:66:THR:HG22	14:P:390:ARG:HE	1.65	0.61
14:P:242:TYR:HE2	14:P:283:ILE:HG12	1.65	0.61
4:4:88:GLU:HG2	4:4:92:LYS:HE2	1.81	0.61
7:A:463:LEU:HG	7:A:494:LYS:HG3	1.81	0.61
9:C:126:TYR:HB3	9:C:510:VAL:HG13	1.81	0.61
11:E:41:ALA:HB3	11:E:117:LEU:HD22	1.82	0.61
12:F:186:ILE:HA	12:F:399:LYS:HD2	1.80	0.61
12:F:281:VAL:HG11	12:F:289:PHE:CD1	2.35	0.61
13:G:464:LEU:HD11	13:G:484:ILE:HB	1.81	0.61
7:I:161:ILE:HG12	7:I:164:ASN:HB3	1.80	0.61
8:J:50:LYS:HZ2	8:J:70:ILE:HD13	1.64	0.61
9:K:197:LYS:HD2	9:K:200:ARG:HH21	1.64	0.61

Continued on next page...

Continued from previous page...

Atom-1	Atom-2	Interatomic distance (Å)	Clash overlap (Å)
12:N:274:ILE:HG23	12:N:291:VAL:HG11	1.83	0.61
14:P:202:ILE:HD12	14:P:396:VAL:HG22	1.82	0.61
2:2:107:GLN:HA	2:2:110:ALA:HB3	1.82	0.61
3:3:162:LEU:HG	3:3:165:LEU:HD23	1.80	0.61
5:5:15:LEU:HB2	12:F:251:LYS:HE2	1.82	0.61
7:A:25:ALA:HB1	7:A:98:ALA:HA	1.82	0.61
7:A:79:ALA:O	7:A:83:ASP:N	2.33	0.61
8:B:86:ASP:O	8:B:90:VAL:N	2.27	0.61
8:B:394:LEU:O	8:B:398:ALA:N	2.24	0.61
9:C:63:GLY:O	9:C:67:LEU:N	2.30	0.61
9:C:118:HIS:HB2	9:C:120:THR:H	1.65	0.61
9:C:272:GLU:OE1	9:C:306:ARG:NH2	2.25	0.61
10:D:178:GLN:NE2	10:D:400:GLU:OE1	2.33	0.61
10:D:220:ASP:HB3	10:D:391:ARG:HD2	1.83	0.61
11:E:213:GLY:H	11:E:399:LYS:HD3	1.66	0.61
12:F:37:ASN:O	12:F:93:THR:OG1	2.17	0.61
12:F:119:ILE:HG22	12:F:123:PHE:CZ	2.35	0.61
10:L:153:ARG:HB2	10:L:421:LEU:HB2	1.81	0.61
10:L:318:ASN:HD21	10:L:324:VAL:HG22	1.65	0.61
10:L:478:THR:O	10:L:482:ASN:N	2.27	0.61
9:C:17:GLU:HB3	9:C:522:ILE:HB	1.81	0.61
9:C:214:VAL:HG12	9:C:374:ILE:HA	1.82	0.61
10:D:94:LEU:HD11	10:D:521:LEU:HB3	1.81	0.61
10:D:121:THR:HA	10:D:124:LEU:HB2	1.82	0.61
10:D:209:LYS:HB2	10:D:335:PHE:CZ	2.34	0.61
11:E:157:VAL:H	11:E:160:LYS:HB3	1.65	0.61
12:F:145:ARG:NH2	12:F:170:GLU:OE1	2.25	0.61
13:G:487:ASN:HA	13:G:490:ALA:HB3	1.82	0.61
9:K:190:ARG:HB3	9:K:191:LYS:HG2	1.83	0.61
10:L:49:ARG:HG2	10:L:111:ILE:HG22	1.82	0.61
11:M:425:ALA:O	11:M:429:CYS:N	2.26	0.61
14:P:47:TYR:CD1	14:P:102:ASN:HB2	2.36	0.61
8:B:49:ASP:O	10:D:533:ASP:N	2.33	0.61
9:C:320:ASN:O	9:C:324:ALA:N	2.32	0.61
12:F:434:GLN:O	12:F:438:GLN:N	2.27	0.61
12:F:460:GLN:HG2	12:N:431:GLY:HA3	1.83	0.61
13:G:103:GLU:O	13:G:107:GLN:HG2	2.01	0.61
14:H:466:LYS:O	14:H:470:VAL:N	2.24	0.61
9:K:142:ILE:N	9:K:407:LEU:O	2.30	0.61
11:M:223:LYS:N	11:M:386:PHE:O	2.30	0.61
11:M:491:ILE:H	11:M:501:MET:HE2	1.65	0.61

Continued on next page...

Continued from previous page...

Atom-1	Atom-2	Interatomic distance (Å)	Clash overlap (Å)
13:O:411:ALA:H	13:O:499:ARG:HH22	1.46	0.61
14:P:436:TYR:HD1	14:P:439:LYS:HD2	1.65	0.61
5:5:36:LEU:HD12	5:5:117:ILE:HD11	1.82	0.61
5:5:57:ASN:O	5:5:76:LEU:HD23	2.01	0.61
7:A:196:ASN:HB3	7:A:214:TYR:CE1	2.36	0.61
10:D:248:LEU:HD13	10:D:344:PRO:HA	1.82	0.61
10:D:354:ASP:OD1	10:D:355:MET:N	2.34	0.61
12:F:477:VAL:HA	12:F:488:VAL:HA	1.81	0.61
13:G:366:LYS:HE2	13:G:368:LYS:HG2	1.82	0.61
9:K:285:LEU:HB3	9:K:335:PRO:HD2	1.81	0.61
10:L:203:VAL:HG21	10:L:416:VAL:HG21	1.82	0.61
13:O:191:GLN:HE21	13:O:193:LYS:HE3	1.65	0.61
14:P:205:CYS:O	14:P:376:VAL:HA	2.01	0.61
1:1:83:LYS:NZ	2:2:75:GLY:O	2.33	0.61
7:A:32:VAL:HG12	7:A:58:GLY:HA3	1.83	0.61
7:A:195:VAL:HG12	7:A:196:ASN:O	2.01	0.61
9:C:478:TRP:HA	9:C:488:VAL:O	2.00	0.61
10:D:250:GLN:HB2	10:D:346:ALA:HA	1.83	0.61
11:E:203:ASP:HA	11:E:414:ARG:HG2	1.83	0.61
13:G:108:VAL:HA	13:G:111:TYR:CD2	2.36	0.61
13:G:226:GLU:HA	13:G:230:LYS:NZ	2.14	0.61
13:G:414:MET:O	13:G:465:ARG:NH1	2.33	0.61
14:H:115:ALA:O	14:H:119:LEU:N	2.34	0.61
14:H:147:VAL:HA	14:H:409:VAL:HG12	1.83	0.61
14:H:160:VAL:HG11	14:H:188:VAL:HG21	1.83	0.61
14:H:282:ALA:HB3	14:H:339:PRO:HD2	1.83	0.61
14:H:411:GLY:O	14:H:492:MET:HB3	1.99	0.61
14:H:459:LYS:HZ2	14:H:461:ASN:HB3	1.64	0.61
7:I:11:ARG:HG2	10:L:59:LYS:HE2	1.82	0.61
7:I:453:ALA:HB1	7:I:458:GLN:HB2	1.81	0.61
8:J:20:ARG:HH12	11:M:47:THR:N	1.98	0.61
8:J:454:ALA:HB2	8:J:480:MET:HB3	1.82	0.61
9:K:291:ILE:HG22	9:K:312:ILE:HB	1.83	0.61
11:M:91:MET:SD	11:M:110:VAL:HG13	2.40	0.61
11:M:115:ALA:HB1	11:M:454:ALA:HB1	1.82	0.61
12:N:90:ASP:OD1	12:N:91:GLY:N	2.34	0.61
12:N:300:PHE:O	12:N:304:ALA:N	2.29	0.61
12:N:483:THR:HG23	12:N:485:GLU:HB2	1.83	0.61
13:O:408:GLY:HA3	13:O:492:VAL:HG12	1.83	0.61
13:O:431:GLN:HB3	13:O:434:LEU:HB2	1.82	0.61
14:P:276:MET:HA	14:P:279:GLN:HB2	1.82	0.61

Continued on next page...

Continued from previous page...

Atom-1	Atom-2	Interatomic distance (Å)	Clash overlap (Å)
1:1:29:LEU:O	1:1:33:GLN:HG2	2.01	0.61
8:B:284:LYS:HE3	8:B:339:GLU:HG3	1.81	0.61
9:C:213:CYS:O	9:C:375:LEU:N	2.34	0.61
11:E:420:TYR:HB3	11:E:501:MET:HB2	1.83	0.61
12:F:144:ASP:N	12:F:147:THR:OG1	2.32	0.61
13:G:102:ALA:O	13:G:106:LYS:N	2.22	0.61
14:H:238:LYS:O	14:H:289:ASN:N	2.34	0.61
9:K:243:SER:HB2	9:K:334:ARG:HB2	1.81	0.61
10:L:207:ASP:O	10:L:385:THR:HA	1.99	0.61
10:L:494:ASN:HB3	10:L:508:VAL:HG21	1.81	0.61
13:O:275:TYR:HA	13:O:278:LEU:HB2	1.83	0.61
14:P:220:GLY:HA3	14:P:365:HIS:H	1.65	0.61
7:A:271:THR:HG22	7:A:275:ILE:HG12	1.83	0.61
7:A:494:LYS:H	7:A:496:ARG:HH12	1.49	0.61
9:C:448:PRO:O	9:C:452:ILE:N	2.24	0.61
9:C:452:ILE:HD13	9:C:459:THR:HA	1.82	0.61
9:C:475:CYS:HA	9:C:478:TRP:HB2	1.81	0.61
10:D:299:LEU:HD11	10:D:336:ILE:HG21	1.83	0.61
11:E:249:ALA:HB2	11:E:297:ALA:HB3	1.82	0.61
12:F:28:ARG:O	12:F:32:ASP:N	2.31	0.61
12:F:67:MET:SD	14:H:19:ALA:HB1	2.41	0.61
12:F:205:SER:N	12:F:375:LEU:O	2.21	0.61
13:G:49:ILE:N	13:G:57:THR:O	2.32	0.61
14:H:389:GLU:O	14:H:393:ASP:N	2.23	0.61
7:I:508:ILE:O	7:I:512:LYS:NZ	2.34	0.61
9:K:144:VAL:HG21	9:K:155:ILE:HD13	1.83	0.61
9:K:148:ASP:HB3	9:K:151:MET:H	1.66	0.61
9:K:155:ILE:HG22	9:K:496:TRP:CG	2.36	0.61
10:L:227:LEU:HD11	10:L:335:PHE:HB3	1.81	0.61
11:M:78:LEU:HB3	11:M:92:VAL:HG22	1.83	0.61
12:N:274:ILE:HD13	12:N:305:LEU:HD11	1.82	0.61
13:O:62:GLY:O	13:O:65:ILE:HG13	2.00	0.61
13:O:339:ALA:HA	13:O:342:LEU:HB3	1.83	0.61
3:3:105:PHE:HE2	5:5:76:LEU:HA	1.66	0.60
7:A:213:GLY:HA3	7:A:366:ASN:H	1.66	0.60
9:C:168:TRP:CZ2	9:C:386:GLU:HB3	2.35	0.60
9:C:303:TYR:O	9:C:307:ALA:N	2.26	0.60
10:D:253:LEU:HD21	10:D:290:ILE:HD11	1.82	0.60
10:D:288:LYS:HB3	10:D:292:LYS:NZ	2.16	0.60
11:E:306:PHE:HB2	11:E:323:ARG:NH2	2.16	0.60
11:E:329:GLU:O	11:E:333:ILE:HG22	2.01	0.60

Continued on next page...

Continued from previous page...

Atom-1	Atom-2	Interatomic distance (Å)	Clash overlap (Å)
11:E:492:ASP:H	11:E:499:ASN:HD22	1.49	0.60
12:F:480:ASP:N	12:F:485:GLU:O	2.30	0.60
13:G:245:GLU:HG3	13:G:248:ALA:H	1.65	0.60
11:M:362:ILE:HG12	11:M:371:MET:O	2.01	0.60
11:M:444:GLU:O	11:M:448:MET:N	2.26	0.60
12:N:122:GLY:HA2	12:N:433:ALA:HA	1.82	0.60
13:O:171:GLN:NE2	13:O:206:GLU:HB3	2.16	0.60
13:O:286:ALA:HB1	13:O:289:VAL:HG22	1.82	0.60
14:P:160:VAL:HA	14:P:163:LEU:HB3	1.82	0.60
3:3:162:LEU:HA	3:3:165:LEU:HB3	1.82	0.60
4:4:87:LEU:O	4:4:91:LYS:N	2.34	0.60
6:6:76:VAL:HA	6:6:79:ARG:HB3	1.83	0.60
7:A:33:LYS:HE2	7:A:95:ILE:HG23	1.83	0.60
7:A:250:VAL:HB	7:A:266:ARG:HB3	1.82	0.60
7:A:450:ASN:ND2	7:A:460:SER:HG	1.97	0.60
8:B:125:THR:O	8:B:129:GLY:N	2.23	0.60
8:B:408:TYR:CZ	8:B:474:THR:HB	2.36	0.60
10:D:263:GLN:H	10:D:279:GLU:HG3	1.65	0.60
11:E:152:SER:HB2	11:E:419:VAL:HA	1.83	0.60
11:E:427:ILE:HG12	11:E:477:VAL:HG13	1.83	0.60
14:H:386:ASP:OD1	14:H:390:ARG:NH1	2.34	0.60
8:J:36:GLY:O	8:J:104:VAL:HG22	2.00	0.60
10:L:249:ILE:HG13	10:L:300:ILE:HA	1.83	0.60
11:M:42:LYS:NZ	11:M:118:GLU:OE1	2.29	0.60
11:M:206:PHE:HE1	11:M:406:LEU:HG	1.66	0.60
12:N:229:TYR:HD2	12:N:282:CYS:HG	1.50	0.60
7:A:256:ASP:HB2	7:A:259:LYS:HG2	1.82	0.60
10:D:190:ALA:HB2	10:D:223:LEU:HD22	1.83	0.60
11:E:35:LYS:O	11:E:39:MET:HG2	2.01	0.60
14:H:241:VAL:HG21	14:H:324:LEU:HB3	1.83	0.60
14:H:461:ASN:HA	14:H:464:ILE:HG22	1.83	0.60
7:I:108:VAL:HA	7:I:117:VAL:HG21	1.84	0.60
11:M:524:VAL:O	11:M:528:LEU:N	2.32	0.60
12:N:145:ARG:NH2	12:N:170:GLU:O	2.33	0.60
14:P:148:CYS:HB3	14:P:493:LEU:HD22	1.82	0.60
3:3:65:LEU:HD12	3:3:68:ALA:HB3	1.82	0.60
5:5:12:LEU:HB3	12:F:253:ALA:HB2	1.83	0.60
7:A:207:GLU:O	7:A:209:MET:HG2	2.01	0.60
8:B:110:LEU:O	8:B:114:GLU:N	2.34	0.60
9:C:48:LYS:HE3	12:F:520:GLU:HB3	1.83	0.60
10:D:85:HIS:HE1	10:D:87:ALA:HB3	1.66	0.60

Continued on next page...

Continued from previous page...

Atom-1	Atom-2	Interatomic distance (Å)	Clash overlap (Å)
10:D:300:ILE:HG23	10:D:306:ARG:NH2	2.16	0.60
11:E:166:ILE:HG22	11:E:170:LYS:HE3	1.83	0.60
7:I:196:ASN:ND2	7:I:315:ASP:OD1	2.34	0.60
7:I:529:ASP:N	10:L:50:THR:HB	2.17	0.60
9:K:52:ASP:HB2	9:K:56:GLY:H	1.66	0.60
9:K:67:LEU:HB3	9:K:81:ILE:HD11	1.83	0.60
9:K:224:VAL:O	9:K:359:TYR:HB2	2.01	0.60
13:O:18:GLY:O	13:O:22:LEU:N	2.21	0.60
13:O:237:ILE:HG23	13:O:290:LEU:HD12	1.84	0.60
14:P:240:ALA:HB2	14:P:339:PRO:HG3	1.83	0.60
14:P:434:GLU:O	14:P:438:ILE:HD12	2.01	0.60
4:4:66:MET:HG2	4:4:77:SER:HB3	1.83	0.60
6:6:46:GLU:HA	6:6:49:LEU:HB3	1.83	0.60
7:A:75:LEU:O	7:A:78:LEU:N	2.35	0.60
7:A:114:PRO:HB3	7:A:525:LEU:HD21	1.81	0.60
8:B:151:ASP:HB3	8:B:154:LYS:H	1.65	0.60
8:B:337:HIS:HB2	8:B:341:VAL:HB	1.84	0.60
11:E:236:HIS:HB2	11:E:312:HIS:CB	2.31	0.60
11:E:261:LYS:HG2	11:E:324:TRP:HA	1.82	0.60
11:E:442:THR:HG23	11:E:443:LEU:H	1.66	0.60
12:F:437:VAL:O	12:F:441:ALA:N	2.27	0.60
8:J:91:GLN:OE1	8:J:506:SER:OG	2.09	0.60
9:K:180:VAL:HG21	9:K:398:CYS:HB2	1.83	0.60
10:L:192:MET:HA	10:L:195:ILE:HG22	1.84	0.60
11:M:248:ILE:HG23	11:M:299:LEU:HD23	1.84	0.60
12:N:445:LEU:HD13	12:N:467:GLN:HE21	1.66	0.60
5:5:66:LEU:HB2	5:5:72:VAL:HB	1.83	0.60
9:C:231:ARG:HH11	9:C:352:ILE:HG21	1.66	0.60
9:C:240:LEU:HB3	9:C:331:ILE:HG12	1.84	0.60
9:C:473:GLU:HB3	9:C:478:TRP:CE3	2.35	0.60
10:D:59:LYS:O	10:D:71:THR:N	2.30	0.60
10:D:65:LYS:HE2	10:D:67:ASP:HB2	1.83	0.60
10:D:516:VAL:HA	10:D:519:LEU:HD22	1.83	0.60
12:F:208:ARG:HH11	12:F:372:VAL:HG21	1.66	0.60
13:G:274:LEU:HA	13:G:277:LYS:HE2	1.82	0.60
14:H:112:LEU:HD21	14:H:515:ALA:HA	1.84	0.60
8:J:181:LYS:O	8:J:185:GLU:N	2.35	0.60
8:J:190:LEU:HB2	8:J:195:ASN:HD21	1.67	0.60
9:K:64:ASN:HD22	9:K:81:ILE:HG12	1.67	0.60
12:N:353:TYR:O	12:N:360:PHE:N	2.24	0.60
14:P:68:ASP:HA	14:P:171:LYS:HG3	1.82	0.60

Continued on next page...

Continued from previous page...

Atom-1	Atom-2	Interatomic distance (Å)	Clash overlap (Å)
7:A:199:LYS:HA	7:A:377:LEU:HB2	1.83	0.60
8:B:50:LYS:HD3	10:D:533:ASP:HB2	1.82	0.60
8:B:130:TRP:CD1	8:B:435:ALA:HB1	2.36	0.60
9:C:205:PRO:HG2	9:C:356:GLY:HA3	1.84	0.60
10:D:98:GLN:HA	10:D:101:GLU:HB3	1.83	0.60
10:D:123:LEU:O	10:D:127:GLY:N	2.35	0.60
10:D:266:VAL:HG23	10:D:268:ASP:N	2.16	0.60
11:E:210:LYS:HB2	11:E:384:THR:HA	1.82	0.60
12:F:96:VAL:HA	12:F:99:ILE:HD12	1.82	0.60
12:F:280:LYS:HE2	12:F:340:SER:HA	1.84	0.60
13:G:111:TYR:HA	13:G:114:GLU:HB2	1.82	0.60
14:H:366:GLU:CA	14:H:371:ALA:HA	2.31	0.60
8:J:165:THR:HG1	8:J:494:THR:H	1.50	0.60
10:L:129:HIS:CD2	10:L:131:THR:HB	2.37	0.60
13:O:28:ALA:HB1	13:O:73:HIS:CG	2.36	0.60
7:A:229:ILE:HG21	7:A:284:ASN:HB3	1.84	0.60
7:A:326:THR:OG1	7:A:345:LEU:O	2.16	0.60
9:C:303:TYR:HB2	9:C:306:ARG:HH21	1.67	0.60
10:D:431:GLU:HG2	10:D:484:HIS:HB3	1.84	0.60
11:E:457:VAL:O	11:E:461:ALA:N	2.28	0.60
12:F:84:GLN:HE22	12:F:504:LEU:HD23	1.65	0.60
12:F:196:MET:HB3	12:F:377:LYS:HG2	1.84	0.60
12:F:208:ARG:HA	12:F:372:VAL:HG13	1.84	0.60
13:G:218:LYS:HZ3	13:G:357:ARG:H	1.49	0.60
8:J:127:ILE:HG23	8:J:516:ARG:HH21	1.67	0.60
9:K:113:LEU:O	9:K:117:MET:N	2.34	0.60
9:K:217:GLY:HA3	9:K:365:ASP:H	1.66	0.60
11:M:149:ASP:HA	11:M:510:LEU:HD21	1.83	0.60
11:M:191:ASN:HD22	11:M:224:LEU:HD22	1.66	0.60
13:O:326:CYS:HA	13:O:365:PRO:HD2	1.83	0.60
7:A:153:LYS:HD3	7:A:165:GLY:HA3	1.83	0.60
7:A:271:THR:OG1	7:A:335:GLU:O	2.13	0.60
8:B:107:ALA:O	8:B:111:ARG:NH1	2.35	0.60
10:D:160:ARG:HH22	10:D:185:PRO:HA	1.67	0.60
10:D:211:VAL:N	10:D:388:ILE:O	2.32	0.60
12:F:61:ASN:ND2	12:F:82:THR:HA	2.17	0.60
12:F:105:GLN:HB3	12:F:439:ALA:HA	1.82	0.60
12:F:240:GLU:O	12:F:263:GLU:HB3	2.02	0.60
13:G:281:ILE:HD12	13:G:284:SER:HB2	1.83	0.60
7:I:45:LEU:N	7:I:53:THR:O	2.27	0.60
8:J:43:LEU:HG	8:J:44:GLY:H	1.67	0.60

Continued on next page...

Continued from previous page...

Atom-1	Atom-2	Interatomic distance (Å)	Clash overlap (Å)
9:K:425:LYS:HB2	9:K:437:TYR:CE2	2.37	0.60
10:L:44:VAL:O	10:L:48:ILE:HG13	2.01	0.60
10:L:171:LEU:HD22	10:L:404:SER:HB3	1.83	0.60
10:L:448:SER:HA	10:L:451:VAL:HB	1.83	0.60
12:N:44:MET:HE2	12:N:161:HIS:H	1.66	0.60
13:O:204:ALA:HB3	13:O:375:ARG:HE	1.67	0.60
13:O:231:LYS:HG2	13:O:349:GLU:HA	1.82	0.60
14:P:186:ALA:O	14:P:190:ILE:N	2.27	0.60
14:P:509:LYS:HG2	14:P:513:ASN:ND2	2.17	0.60
9:C:74:HIS:NE2	9:C:76:ALA:HB3	2.17	0.60
11:E:177:VAL:HG13	11:E:178:VAL:H	1.66	0.60
13:G:119:GLN:HG2	14:H:455:ASN:HB2	1.84	0.60
13:G:378:ALA:N	13:G:382:MET:SD	2.73	0.60
14:H:349:SER:HB3	14:H:351:TYR:CZ	2.37	0.60
7:I:140:THR:HG23	7:I:500:GLN:HG2	1.84	0.60
7:I:274:ARG:NH1	7:I:338:GLU:O	2.35	0.60
7:I:534:HIS:N	10:L:82:GLN:OE1	2.34	0.60
8:J:91:GLN:NE2	8:J:95:VAL:HB	2.16	0.60
9:K:287:PRO:O	9:K:309:ILE:HG12	2.01	0.60
9:K:326:ALA:HB1	9:K:365:ASP:OD2	2.02	0.60
12:N:31:GLN:HE21	12:N:97:LEU:HA	1.67	0.60
12:N:237:LEU:HD23	12:N:270:ARG:HB2	1.83	0.60
13:O:237:ILE:O	13:O:343:GLY:N	2.27	0.60
14:P:113:GLU:HA	14:P:116:GLU:HG2	1.84	0.60
4:4:57:ILE:O	4:4:80:GLN:NE2	2.34	0.59
5:5:65:PRO:HA	5:5:71:TYR:HD1	1.66	0.59
8:B:331:ILE:HG12	8:B:333:SER:H	1.67	0.59
8:B:406:THR:HA	8:B:496:SER:HA	1.83	0.59
9:C:113:LEU:HB3	9:C:118:HIS:CE1	2.37	0.59
10:D:480:LEU:O	10:D:484:HIS:N	2.32	0.59
11:E:34:LEU:O	11:E:38:ILE:N	2.28	0.59
11:E:147:HIS:CE1	11:E:428:SER:HB3	2.37	0.59
11:E:250:ILE:H	11:E:354:GLY:H	1.49	0.59
11:E:259:LYS:HG3	11:E:264:HIS:ND1	2.17	0.59
12:F:221:MET:HE1	12:F:312:ALA:HB3	1.83	0.59
9:K:478:TRP:HE3	9:K:489:ASP:HB2	1.67	0.59
12:N:102:LEU:HB2	12:N:443:ALA:HB2	1.84	0.59
12:N:234:ASN:HB3	12:N:334:ASN:HA	1.84	0.59
12:N:380:ASN:O	12:N:383:THR:OG1	2.19	0.59
13:O:284:SER:HB2	13:O:336:ALA:N	2.17	0.59
4:4:53:ALA:HB2	6:6:62:PRO:HD2	1.83	0.59

Continued on next page...

Continued from previous page...

Atom-1	Atom-2	Interatomic distance (Å)	Clash overlap (Å)
4:4:62:ASP:OD1	4:4:80:GLN:NE2	2.30	0.59
7:A:190:TYR:O	7:A:192:VAL:N	2.34	0.59
7:A:497:ASP:O	7:A:502:GLY:N	2.35	0.59
8:B:112:GLU:HG2	8:B:438:SER:O	2.02	0.59
8:B:215:ASP:N	8:B:372:THR:O	2.33	0.59
13:G:406:VAL:HG11	13:G:499:ARG:HG3	1.85	0.59
14:H:279:GLN:O	14:H:283:ILE:N	2.36	0.59
14:H:368:GLU:H	14:H:371:ALA:HB2	1.66	0.59
10:L:124:LEU:HD21	10:L:130:PRO:HB3	1.83	0.59
13:O:464:LEU:O	13:O:468:HIS:N	2.35	0.59
13:O:464:LEU:HD23	13:O:467:ARG:NH2	2.17	0.59
14:P:218:LEU:HD23	14:P:362:VAL:HG21	1.83	0.59
14:P:462:GLU:HG3	14:P:466:LYS:NZ	2.16	0.59
6:6:30:ARG:HA	6:6:33:LEU:HD12	1.84	0.59
7:A:18:ARG:NE	7:A:528:ASP:OD1	2.35	0.59
7:A:236:CYS:O	7:A:329:SER:N	2.36	0.59
7:A:532:LYS:HA	10:D:62:GLN:O	2.02	0.59
10:D:47:ALA:O	10:D:50:THR:OG1	2.17	0.59
13:G:486:ASP:HB3	13:G:489:GLU:OE1	2.02	0.59
14:H:268:PHE:O	14:H:272:GLU:N	2.33	0.59
14:H:355:VAL:HG13	14:H:378:ARG:HE	1.68	0.59
14:H:418:GLU:O	14:H:422:GLN:HG2	2.02	0.59
7:I:55:THR:HG22	7:I:57:ASP:H	1.67	0.59
7:I:138:VAL:HG13	7:I:499:LYS:HA	1.83	0.59
8:J:469:HIS:HB2	8:J:474:THR:HA	1.84	0.59
9:K:472:GLN:HG2	9:K:473:GLU:HG3	1.83	0.59
10:L:399:GLU:HA	10:L:402:GLU:HB3	1.83	0.59
12:N:131:LEU:HD23	12:N:134:LEU:HD12	1.83	0.59
12:N:164:LEU:HD22	12:N:387:ILE:HD13	1.84	0.59
13:O:59:SER:HB2	13:O:65:ILE:HG23	1.82	0.59
13:O:65:ILE:HA	13:O:68:LEU:HB2	1.84	0.59
3:3:61:LYS:HA	3:3:64:GLU:HB3	1.84	0.59
3:3:112:TYR:O	5:5:82:VAL:HA	2.02	0.59
7:A:105:ASP:OD1	7:A:109:LYS:NZ	2.35	0.59
7:A:333:ASN:HD22	7:A:340:PHE:HD1	1.51	0.59
7:A:435:GLN:OE1	13:O:462:ASN:HB3	2.03	0.59
8:B:470:SER:OG	8:J:426:ASN:HB3	2.02	0.59
11:E:108:GLY:HA3	11:E:516:GLN:NE2	2.17	0.59
11:E:309:GLU:HA	11:E:312:HIS:CE1	2.36	0.59
12:F:434:GLN:HE21	12:F:438:GLN:HB2	1.66	0.59
13:G:144:LYS:H	13:G:147:ASP:HB3	1.66	0.59

Continued on next page...

Continued from previous page...

Atom-1	Atom-2	Interatomic distance (Å)	Clash overlap (Å)
14:H:368:GLU:N	14:H:371:ALA:HB2	2.17	0.59
14:H:420:ALA:HA	14:H:442:ALA:HB1	1.84	0.59
7:I:62:LEU:HD23	7:I:76:CYS:HA	1.84	0.59
8:J:41:SER:OG	10:L:533:ASP:OD2	2.13	0.59
8:J:186:ALA:HB1	8:J:195:ASN:H	1.67	0.59
9:K:289:VAL:HG22	9:K:310:THR:HG22	1.84	0.59
9:K:312:ILE:HG22	9:K:315:VAL:HG21	1.84	0.59
9:K:479:GLY:HA3	9:K:490:MET:HG2	1.84	0.59
10:L:33:ILE:O	10:L:37:ASN:N	2.19	0.59
12:N:134:LEU:HD13	12:N:502:LYS:HA	1.84	0.59
12:N:292:ILE:HD12	12:N:324:LEU:HD21	1.84	0.59
14:P:237:ALA:HB3	14:P:347:CYS:HB2	1.83	0.59
10:D:112:ILE:HA	10:D:461:ILE:HD11	1.84	0.59
11:E:242:LYS:NZ	11:E:319:LEU:H	2.00	0.59
11:E:419:VAL:C	11:E:507:ILE:HG13	2.23	0.59
12:F:407:VAL:HG22	12:F:497:ASN:HD22	1.67	0.59
10:L:290:ILE:HG22	10:L:322:ILE:HD13	1.83	0.59
12:N:83:ALA:HA	12:N:86:ASP:HB2	1.84	0.59
12:N:141:ARG:HD2	12:N:407:VAL:HB	1.85	0.59
13:O:410:GLY:HA2	13:O:499:ARG:HH12	1.67	0.59
2:2:112:GLY:O	2:2:116:ASN:N	2.32	0.59
6:6:78:LYS:O	6:6:82:TYR:N	2.25	0.59
7:A:161:ILE:O	7:A:165:GLY:N	2.35	0.59
7:A:200:ALA:N	7:A:377:LEU:O	2.35	0.59
8:B:354:ILE:O	8:B:376:ARG:NH2	2.34	0.59
8:B:384:ASP:OD1	8:B:385:GLU:N	2.35	0.59
9:C:186:GLU:OE1	9:C:194:ASP:N	2.35	0.59
9:C:332:VAL:HG13	9:C:343:VAL:HG13	1.84	0.59
9:C:353:LYS:O	9:C:360:PHE:N	2.35	0.59
12:F:380:ASN:HA	12:F:384:LEU:HD22	1.84	0.59
14:H:99:ASP:H	14:H:394:ASP:HB3	1.68	0.59
14:H:149:CYS:O	14:H:408:LEU:N	2.36	0.59
14:H:445:PHE:O	14:H:449:PRO:HD2	2.03	0.59
7:I:138:VAL:HA	7:I:499:LYS:HG3	1.84	0.59
7:I:410:PRO:HG3	7:I:486:ILE:HG23	1.84	0.59
8:J:148:HIS:O	8:J:154:LYS:HG2	2.02	0.59
12:N:151:VAL:HG11	12:N:401:ALA:HB2	1.84	0.59
12:N:234:ASN:OD1	12:N:318:ARG:NH2	2.35	0.59
14:P:291:VAL:HG23	14:P:310:ILE:HG12	1.85	0.59
14:P:455:ASN:HB3	14:P:480:LEU:HD11	1.83	0.59
4:4:62:ASP:HA	4:4:67:ILE:HD11	1.85	0.59

Continued on next page...

Continued from previous page...

Atom-1	Atom-2	Interatomic distance (Å)	Clash overlap (Å)
7:A:100:LEU:HA	7:A:103:ASN:HB2	1.85	0.59
8:B:37:ASP:HA	8:B:40:LYS:HG2	1.83	0.59
8:B:116:LEU:HA	8:B:119:LYS:HB3	1.85	0.59
9:C:183:VAL:HA	9:C:198:TYR:CD2	2.38	0.59
9:C:452:ILE:HG12	9:C:462:LEU:HD12	1.84	0.59
10:D:284:LEU:HD22	10:D:316:PHE:CG	2.37	0.59
10:D:502:ASN:HB3	10:D:505:GLU:HB2	1.84	0.59
11:E:441:PRO:O	11:E:442:THR:HG22	2.01	0.59
13:G:324:MET:HB3	13:G:368:LYS:HB2	1.84	0.59
14:H:217:VAL:HG13	14:H:375:ILE:HA	1.85	0.59
7:I:148:LEU:HD11	7:I:399:VAL:HG22	1.85	0.59
8:J:215:ASP:HB2	8:J:374:VAL:HG23	1.85	0.59
9:K:218:VAL:HA	9:K:373:THR:H	1.66	0.59
12:N:139:VAL:H	12:N:141:ARG:NH1	2.00	0.59
13:O:23:VAL:O	13:O:27:SER:N	2.34	0.59
13:O:222:TYR:H	13:O:300:THR:CG2	2.13	0.59
1:I:42:LYS:O	1:I:46:LEU:N	2.34	0.59
3:3:106:LEU:HG	3:3:112:TYR:HE1	1.68	0.59
7:A:45:LEU:O	7:A:53:THR:N	2.34	0.59
7:A:159:LYS:HD3	7:A:383:PHE:HB3	1.84	0.59
8:B:35:ILE:HD11	8:B:76:VAL:HG21	1.85	0.59
11:E:168:THR:HG21	11:E:408:VAL:HG21	1.85	0.59
13:G:344:ARG:HB2	13:G:365:PRO:HG3	1.85	0.59
14:H:280:VAL:HA	14:H:283:ILE:HD12	1.84	0.59
11:M:171:THR:O	11:M:175:SER:N	2.22	0.59
12:N:40:PRO:HD3	12:N:157:ARG:HB3	1.85	0.59
12:N:233:CYS:HB2	12:N:293:ASN:HA	1.85	0.59
12:N:510:VAL:O	12:N:514:ASN:ND2	2.35	0.59
14:P:100:GLY:O	14:P:103:PHE:HB3	2.03	0.59
8:B:465:LEU:HD11	8:B:469:HIS:HE1	1.68	0.59
10:D:231:GLN:O	10:D:374:LEU:HB2	2.03	0.59
11:E:206:PHE:HB2	11:E:410:ARG:HD2	1.85	0.59
11:E:364:PHE:HE1	11:E:386:PHE:HZ	1.50	0.59
12:F:218:HIS:ND1	12:F:219:PRO:O	2.35	0.59
13:G:467:ARG:O	13:G:471:GLY:HA3	2.03	0.59
14:H:462:GLU:OE2	14:H:486:VAL:HA	2.03	0.59
7:I:279:LEU:HA	7:I:283:ALA:O	2.02	0.59
9:K:36:ILE:HD11	12:N:519:ASP:HB2	1.84	0.59
9:K:468:ALA:O	9:K:472:GLN:N	2.29	0.59
10:L:85:HIS:HE1	10:L:87:ALA:HB3	1.68	0.59
11:M:526:MET:O	11:M:530:ILE:N	2.31	0.59

Continued on next page...

Continued from previous page...

Atom-1	Atom-2	Interatomic distance (Å)	Clash overlap (Å)
13:O:63:ALA:HB2	13:O:94:THR:HG21	1.84	0.59
2:2:90:LEU:HD12	3:3:131:VAL:HG21	1.85	0.59
7:A:131:TYR:HB2	7:A:422:TYR:CE2	2.38	0.59
7:A:194:SER:H	7:A:400:LYS:NZ	2.01	0.59
7:A:217:ASN:O	7:A:312:LEU:N	2.30	0.59
8:B:521:ILE:HG21	11:E:81:MET:HB2	1.85	0.59
9:C:294:LYS:HG3	9:C:317:LYS:HE2	1.85	0.59
10:D:35:PHE:HA	10:D:38:ILE:HD12	1.84	0.59
10:D:200:ALA:O	10:D:203:VAL:HG23	2.02	0.59
13:G:51:ASP:HB2	13:G:55:LYS:HB2	1.84	0.59
13:G:323:MET:HA	13:G:328:GLY:H	1.68	0.59
14:H:91:HIS:O	14:H:95:GLN:N	2.28	0.59
14:H:177:VAL:HG13	14:H:178:PHE:H	1.67	0.59
8:J:434:VAL:HG23	8:J:435:ALA:H	1.68	0.59
9:K:51:LEU:HB2	12:N:521:ILE:HD11	1.84	0.59
9:K:51:LEU:HD13	12:N:72:PRO:HG3	1.85	0.59
9:K:87:GLN:HE22	9:K:504:GLN:HB3	1.67	0.59
9:K:370:LYS:HG3	9:K:372:CYS:N	2.18	0.59
13:O:443:GLU:OE2	13:O:447:ARG:NH2	2.26	0.59
13:O:487:ASN:O	13:O:491:PHE:N	2.36	0.59
8:B:415:MET:HG3	8:B:469:HIS:HB2	1.85	0.58
9:C:201:VAL:O	9:C:221:ASN:ND2	2.35	0.58
9:C:280:GLU:HA	9:C:283:ILE:HB	1.84	0.58
11:E:229:ILE:HG22	11:E:373:VAL:HG13	1.85	0.58
12:F:278:LYS:O	12:F:282:CYS:N	2.36	0.58
13:G:397:ARG:O	13:G:401:LYS:HG2	2.03	0.58
9:K:410:GLY:N	9:K:490:MET:HB3	2.18	0.58
12:N:352:GLU:HA	12:N:361:THR:HA	1.85	0.58
12:N:413:ALA:HB2	12:N:489:ALA:H	1.68	0.58
13:O:61:ASP:OD1	13:O:94:THR:OG1	2.17	0.58
13:O:247:LYS:HD3	13:O:270:GLU:CB	2.33	0.58
1:1:49:THR:O	1:1:53:THR:N	2.36	0.58
7:A:205:GLN:NE2	7:A:380:ALA:HB2	2.17	0.58
7:A:447:VAL:HA	7:A:450:ASN:HB2	1.85	0.58
8:B:116:LEU:HB3	8:B:121:ILE:HB	1.83	0.58
9:C:477:THR:OG1	9:C:490:MET:N	2.36	0.58
10:D:448:SER:OG	11:M:478:ARG:NH1	2.36	0.58
11:E:73:ASP:OD2	11:E:400:ARG:NH2	2.35	0.58
12:F:279:ARG:HA	12:F:283:GLY:H	1.68	0.58
13:G:17:GLN:HE22	14:H:42:THR:HA	1.68	0.58
14:H:222:VAL:HG21	14:H:376:VAL:HB	1.84	0.58

Continued on next page...

Continued from previous page...

Atom-1	Atom-2	Interatomic distance (Å)	Clash overlap (Å)
7:I:313:LYS:HA	7:I:316:LEU:HB3	1.85	0.58
8:J:231:ARG:HH21	8:J:348:LEU:HD13	1.69	0.58
9:K:349:LEU:O	9:K:363:ILE:HG13	2.02	0.58
12:N:116:PRO:HB3	12:N:516:LEU:HD22	1.84	0.58
13:O:120:ILE:HA	13:O:123:ARG:HB2	1.84	0.58
13:O:216:PHE:N	13:O:359:ASN:O	2.36	0.58
14:P:151:ALA:N	14:P:408:LEU:HD13	2.18	0.58
1:1:40:THR:HA	1:1:43:HIS:CE1	2.39	0.58
3:3:111:LEU:HB2	5:5:46:ALA:HB1	1.85	0.58
9:C:25:GLY:HA2	9:C:28:ASN:HB3	1.84	0.58
9:C:126:TYR:HA	9:C:129:ALA:HB3	1.86	0.58
9:C:155:ILE:O	9:C:159:SER:N	2.34	0.58
9:C:185:PHE:HB3	9:C:370:LYS:HE3	1.85	0.58
11:E:163:GLU:O	11:E:166:ILE:HB	2.03	0.58
12:F:37:ASN:ND2	12:F:93:THR:HA	2.18	0.58
14:H:135:ALA:HB2	14:H:438:ILE:HG23	1.85	0.58
9:K:252:SER:H	9:K:270:MET:HG2	1.69	0.58
9:K:276:GLN:NE2	9:K:303:TYR:OH	2.36	0.58
9:K:466:LEU:HD21	9:K:480:VAL:HB	1.85	0.58
9:K:481:ASN:HB3	9:K:484:THR:HB	1.85	0.58
10:L:98:GLN:HB3	10:L:106:THR:HG22	1.85	0.58
11:M:210:LYS:N	11:M:383:VAL:O	2.28	0.58
11:M:475:THR:HA	11:M:478:ARG:HB3	1.85	0.58
12:N:212:LEU:HD22	12:N:320:ASN:HB3	1.85	0.58
13:O:36:VAL:HG21	13:O:98:THR:HB	1.84	0.58
13:O:240:LEU:HB3	13:O:242:VAL:HG22	1.85	0.58
13:O:518:GLU:HB3	14:P:54:LYS:HD2	1.85	0.58
3:3:91:MET:HE3	3:3:99:ASN:HB3	1.85	0.58
7:A:208:SER:OG	7:A:378:ARG:N	2.36	0.58
8:B:46:LYS:HB3	10:D:131:THR:HG21	1.85	0.58
8:B:248:LYS:HD3	8:B:334:THR:HA	1.85	0.58
9:C:317:LYS:O	9:C:321:ASN:N	2.32	0.58
9:C:470:HIS:HD2	9:C:475:CYS:HB2	1.68	0.58
13:G:90:VAL:HG21	13:G:498:VAL:HG23	1.85	0.58
13:G:321:ARG:HG2	13:G:369:THR:HG21	1.84	0.58
14:H:318:LYS:O	14:H:322:ARG:N	2.27	0.58
7:I:292:ILE:O	7:I:310:ARG:NH2	2.34	0.58
7:I:453:ALA:O	7:I:457:ALA:N	2.37	0.58
10:L:52:LEU:HB2	10:L:465:LEU:HD23	1.85	0.58
12:N:87:ILE:HG21	12:N:503:GLN:HG2	1.85	0.58
12:N:264:ARG:NH1	12:N:300:PHE:HB2	2.19	0.58

Continued on next page...

Continued from previous page...

Atom-1	Atom-2	Interatomic distance (Å)	Clash overlap (Å)
12:N:264:ARG:O	12:N:268:GLU:N	2.30	0.58
12:N:282:CYS:HA	12:N:287:LYS:HE2	1.84	0.58
12:N:347:ALA:HB3	12:N:350:VAL:HG23	1.86	0.58
14:P:227:THR:HA	14:P:313:VAL:HA	1.85	0.58
2:2:31:ASN:O	2:2:35:GLN:N	2.35	0.58
4:4:103:SER:O	4:4:107:SER:N	2.36	0.58
7:A:143:LEU:HA	7:A:499:LYS:HD3	1.84	0.58
7:A:423:LEU:HB3	7:A:438:ILE:HG22	1.86	0.58
8:B:473:ASN:ND2	8:B:476:ALA:HB3	2.17	0.58
9:C:71:GLN:HG3	12:F:524:ALA:HB1	1.85	0.58
9:C:196:LYS:NZ	9:C:396:GLN:HG2	2.19	0.58
10:D:287:VAL:HG13	10:D:317:LEU:HD13	1.85	0.58
12:F:470:HIS:O	12:F:474:GLY:N	2.37	0.58
14:H:169:MET:HB2	14:H:176:GLU:OE1	2.03	0.58
14:H:280:VAL:HG12	14:H:308:TYR:CD2	2.38	0.58
7:I:47:ASP:HA	7:I:64:LEU:HD11	1.85	0.58
7:I:141:ASP:HB2	7:I:402:VAL:HG21	1.84	0.58
8:J:298:ASN:O	8:J:302:GLN:N	2.34	0.58
8:J:477:GLY:O	8:J:486:GLY:N	2.24	0.58
9:K:160:ILE:HD11	9:K:394:ALA:N	2.18	0.58
12:N:45:LYS:HG3	14:P:522:ASP:HB2	1.85	0.58
13:O:133:VAL:HB	13:O:500:ILE:HG23	1.86	0.58
14:P:447:ALA:O	14:P:451:ALA:N	2.30	0.58
7:A:211:ILE:HG13	7:A:374:SER:O	2.04	0.58
7:A:433:ARG:O	7:A:436:LEU:HB3	2.03	0.58
8:B:282:ILE:HG21	8:B:304:PHE:HE1	1.67	0.58
9:C:144:VAL:HG12	9:C:405:PRO:HA	1.86	0.58
9:C:240:LEU:O	9:C:343:VAL:HG11	2.04	0.58
10:D:217:THR:HG22	10:D:219:ASP:H	1.67	0.58
11:E:183:ARG:HA	11:E:186:ALA:HB3	1.85	0.58
13:G:108:VAL:HG13	13:G:116:LEU:HD23	1.85	0.58
13:G:414:MET:HA	13:G:465:ARG:HH11	1.68	0.58
13:G:524:ARG:HA	14:H:59:HIS:ND1	2.18	0.58
14:H:353:SER:HB2	14:H:360:VAL:HB	1.86	0.58
10:L:168:THR:O	10:L:172:ASN:N	2.37	0.58
11:M:166:ILE:O	11:M:170:LYS:N	2.35	0.58
11:M:252:THR:HG23	11:M:303:GLN:HB3	1.85	0.58
14:P:417:ILE:HG21	14:P:467:LEU:HD23	1.86	0.58
7:A:71:ALA:HA	7:A:74:VAL:HG12	1.85	0.58
7:A:121:TYR:O	7:A:125:CYS:N	2.35	0.58
9:C:101:LEU:O	9:C:105:MET:N	2.25	0.58

Continued on next page...

Continued from previous page...

Atom-1	Atom-2	Interatomic distance (Å)	Clash overlap (Å)
10:D:240:ARG:NE	10:D:363:GLU:OE1	2.31	0.58
10:D:418:LYS:HB3	10:D:512:LEU:HB3	1.84	0.58
10:D:430:ILE:HA	10:D:459:GLU:HG2	1.85	0.58
11:E:218:ARG:H	11:E:221:ASP:HB2	1.69	0.58
12:F:109:TYR:CE2	12:F:439:ALA:HB2	2.35	0.58
13:G:338:SER:O	13:G:342:LEU:HG	2.04	0.58
14:H:466:LYS:HA	14:H:469:ALA:HB3	1.85	0.58
14:H:477:ASN:HD22	14:H:492:MET:HG3	1.66	0.58
9:K:238:ILE:HD12	9:K:291:ILE:HD13	1.85	0.58
10:L:193:LYS:NZ	10:L:384:LYS:O	2.35	0.58
10:L:440:SER:O	10:L:448:SER:HB2	2.03	0.58
11:M:273:ASP:OD2	13:O:256:ARG:NH2	2.37	0.58
11:M:301:ILE:HD12	11:M:330:ILE:HG13	1.85	0.58
2:2:72:ARG:HB3	2:2:79:VAL:HG23	1.86	0.58
3:3:107:LEU:HD22	3:3:111:LEU:HD23	1.84	0.58
7:A:47:ASP:HB2	7:A:51:ASP:HB2	1.84	0.58
7:A:481:LYS:HD3	7:A:497:ASP:OD1	2.04	0.58
9:C:404:ASP:OD2	9:C:499:LEU:HB3	2.03	0.58
11:E:202:ARG:NH2	11:E:416:ASN:OD1	2.34	0.58
11:E:308:ASP:O	11:E:312:HIS:ND1	2.25	0.58
11:E:498:THR:OG1	11:E:503:GLN:OE1	2.17	0.58
12:F:273:LYS:HB3	12:F:336:PHE:HB2	1.85	0.58
14:H:208:LEU:H	14:H:224:LYS:NZ	2.01	0.58
8:J:517:VAL:HA	11:M:58:ASP:O	2.04	0.58
9:K:199:ALA:HB1	9:K:395:MET:SD	2.44	0.58
11:M:137:TYR:HD1	11:M:451:PHE:HB2	1.69	0.58
11:M:417:ARG:O	11:M:510:LEU:N	2.22	0.58
13:O:208:SER:HB2	13:O:374:LEU:HD13	1.84	0.58
14:P:26:GLU:O	14:P:30:TYR:HB3	2.04	0.58
14:P:242:TYR:HA	14:P:333:LEU:H	1.67	0.58
14:P:349:SER:O	14:P:364:LYS:N	2.36	0.58
9:C:312:ILE:HG22	9:C:315:VAL:HG11	1.86	0.58
10:D:137:PHE:HE1	10:D:450:CYS:HB3	1.69	0.58
10:D:333:ILE:O	10:D:337:CYS:N	2.31	0.58
10:D:407:ASP:HA	10:D:410:CYS:HB2	1.85	0.58
11:E:477:VAL:O	11:E:481:GLN:N	2.34	0.58
11:E:524:VAL:O	11:E:527:ILE:HG12	2.04	0.58
13:G:434:LEU:O	13:G:438:TYR:HB3	2.04	0.58
14:H:465:SER:O	14:H:469:ALA:N	2.36	0.58
7:I:78:LEU:HA	7:I:81:LEU:HD12	1.85	0.58
7:I:148:LEU:HB3	7:I:173:VAL:HG22	1.86	0.58

Continued on next page...

Continued from previous page...

Atom-1	Atom-2	Interatomic distance (Å)	Clash overlap (Å)
7:I:463:LEU:O	7:I:467:LEU:HG	2.04	0.58
8:J:29:PHE:HA	8:J:110:LEU:HD13	1.85	0.58
8:J:95:VAL:CG1	8:J:499:VAL:HA	2.34	0.58
9:K:108:VAL:HA	9:K:111:HIS:CE1	2.36	0.58
14:P:416:GLU:OE1	14:P:416:GLU:N	2.34	0.58
4:4:43:LYS:HZ2	4:4:97:GLU:HB3	1.69	0.58
7:A:312:LEU:HB3	7:A:315:ASP:HB2	1.86	0.58
8:B:300:PRO:HA	8:B:303:LEU:HB2	1.86	0.58
9:C:57:ILE:HG12	12:F:72:PRO:HB3	1.86	0.58
9:C:200:ARG:HH21	9:C:222:LYS:HG3	1.67	0.58
10:D:191:VAL:HG11	10:D:412:ILE:HG21	1.84	0.58
11:E:169:ALA:HA	11:E:172:THR:HB	1.84	0.58
11:E:489:LEU:HA	11:E:501:MET:H	1.69	0.58
12:F:26:ALA:HB1	14:H:16:LYS:HE2	1.86	0.58
13:G:83:ALA:O	13:G:87:ASP:N	2.37	0.58
14:H:348:ASP:H	14:H:365:HIS:HB3	1.69	0.58
7:I:43:LYS:CG	9:K:521:ASP:HB3	2.34	0.58
11:M:61:MET:HB3	11:M:80:MET:HE2	1.84	0.58
13:O:103:GLU:OE2	13:O:444:ILE:HG13	2.04	0.58
13:O:152:ARG:HB2	13:O:180:VAL:HG11	1.85	0.58
13:O:447:ARG:HH12	13:O:458:THR:H	1.52	0.58
14:P:223:PHE:CZ	14:P:324:LEU:HD13	2.39	0.58
2:2:64:VAL:HG21	2:2:68:ARG:NH2	2.19	0.57
6:6:13:VAL:HB	6:6:108:LEU:HB3	1.86	0.57
7:A:104:ALA:HA	7:A:107:LEU:HD12	1.86	0.57
7:A:107:LEU:HD22	7:A:436:LEU:HD21	1.86	0.57
7:A:234:ILE:O	7:A:346:GLY:N	2.37	0.57
7:A:401:ARG:HD3	7:A:506:PRO:HG2	1.86	0.57
10:D:348:ILE:HA	10:D:351:PHE:HD2	1.69	0.57
11:E:221:ASP:HB3	11:E:388:ARG:HD2	1.85	0.57
11:E:298:ASN:HB3	11:E:319:LEU:HD22	1.85	0.57
11:E:441:PRO:O	10:L:486:GLN:NE2	2.37	0.57
12:F:232:THR:O	12:F:332:ALA:HA	2.04	0.57
13:G:116:LEU:HD12	13:G:120:ILE:HG23	1.85	0.57
13:G:216:PHE:CE1	13:G:318:ASP:HB3	2.39	0.57
13:G:235:PRO:O	13:G:344:ARG:NH1	2.37	0.57
13:G:315:PRO:O	13:G:319:LEU:N	2.31	0.57
13:G:411:ALA:HB1	13:G:474:TRP:HE3	1.69	0.57
13:G:450:CYS:O	13:G:455:PHE:N	2.25	0.57
8:J:415:MET:SD	8:J:462:VAL:HA	2.44	0.57
10:L:483:ARG:HB3	10:L:500:ILE:HD11	1.86	0.57

Continued on next page...

Continued from previous page...

Atom-1	Atom-2	Interatomic distance (Å)	Clash overlap (Å)
13:O:398:ARG:HG3	13:O:495:PRO:HG2	1.85	0.57
13:O:416:LEU:O	13:O:420:LEU:N	2.26	0.57
13:O:423:TYR:HB2	13:O:435:ILE:HG21	1.85	0.57
13:O:508:GLU:O	13:O:512:LEU:HG	2.04	0.57
13:O:520:ILE:HD13	14:P:76:LEU:HB2	1.86	0.57
14:P:129:ILE:O	14:P:133:GLU:N	2.31	0.57
14:P:236:ASP:OD2	14:P:289:ASN:ND2	2.36	0.57
14:P:319:TRP:NE1	14:P:323:ARG:HD2	2.19	0.57
3:3:78:ILE:HG22	3:3:82:LYS:HE2	1.86	0.57
5:5:15:LEU:HD12	5:5:131:VAL:HG13	1.86	0.57
8:B:405:ARG:HE	8:B:498:GLN:HE22	1.50	0.57
9:C:64:ASN:HD21	9:C:95:THR:HG21	1.69	0.57
9:C:215:LEU:O	9:C:373:THR:N	2.35	0.57
10:D:152:SER:OG	10:D:422:ILE:HB	2.04	0.57
10:D:446:MET:HG3	11:M:471:ILE:HB	1.85	0.57
11:E:153:ASP:OD1	11:E:418:VAL:HG23	2.03	0.57
11:E:166:ILE:HG23	11:E:183:ARG:NH1	2.19	0.57
11:E:210:LYS:HD2	11:E:384:THR:HG22	1.86	0.57
11:E:333:ILE:O	11:E:337:THR:HG23	2.03	0.57
12:F:44:MET:HA	12:F:58:LYS:HG3	1.84	0.57
12:F:231:LEU:HB2	12:F:344:LEU:HD22	1.86	0.57
14:H:191:PHE:CE2	14:H:202:ILE:HG13	2.39	0.57
14:H:191:PHE:CZ	14:H:198:ASN:HB2	2.39	0.57
14:H:294:GLY:HA2	14:H:316:ASN:HB2	1.84	0.57
7:I:11:ARG:HD2	7:I:532:LYS:HB2	1.86	0.57
9:K:104:GLU:HG3	9:K:443:ALA:HB1	1.86	0.57
9:K:425:LYS:HB3	9:K:429:MET:HG3	1.86	0.57
10:L:160:ARG:NH1	10:L:189:ASN:OD1	2.36	0.57
10:L:218:ILE:HG12	10:L:401:ALA:HB2	1.85	0.57
10:L:318:ASN:ND2	10:L:322:ILE:O	2.37	0.57
11:M:116:LEU:HA	11:M:119:GLU:HB3	1.87	0.57
11:M:129:HIS:CD2	11:M:130:PRO:HD2	2.39	0.57
11:M:411:ASN:HD22	11:M:509:THR:HG21	1.67	0.57
12:N:209:GLY:N	12:N:372:VAL:HA	2.20	0.57
12:N:415:GLU:HG3	12:N:448:PRO:HD3	1.86	0.57
6:6:104:GLN:O	6:6:107:THR:OG1	2.21	0.57
7:A:44:MET:N	9:C:521:ASP:O	2.36	0.57
7:A:126:LYS:HA	7:A:129:VAL:HG22	1.86	0.57
8:B:90:VAL:O	8:B:94:GLU:N	2.37	0.57
8:B:491:LEU:HB2	8:B:493:ILE:HG22	1.85	0.57
11:E:241:LYS:HD3	11:E:370:LYS:HD3	1.86	0.57

Continued on next page...

Continued from previous page...

Atom-1	Atom-2	Interatomic distance (Å)	Clash overlap (Å)
14:H:49:PRO:HB2	14:H:480:LEU:N	2.14	0.57
7:I:189:ARG:HA	7:I:403:LEU:HD13	1.86	0.57
10:L:37:ASN:HA	10:L:85:HIS:CE1	2.39	0.57
11:M:162:THR:HA	11:M:165:LEU:HB2	1.86	0.57
11:M:484:GLU:OE2	11:M:489:LEU:HB2	2.02	0.57
12:N:237:LEU:HD12	12:N:298:ASP:H	1.69	0.57
12:N:469:GLU:O	12:N:475:GLN:NE2	2.38	0.57
13:O:81:ASP:HA	13:O:84:LYS:HB3	1.85	0.57
13:O:120:ILE:O	13:O:124:ALA:N	2.31	0.57
13:O:523:PRO:HG2	14:P:61:GLU:HG2	1.86	0.57
7:A:428:THR:HA	7:A:435:GLN:CD	2.23	0.57
7:A:487:GLY:HA3	7:A:502:GLY:HA3	1.85	0.57
10:D:160:ARG:HA	10:D:163:LEU:HD12	1.87	0.57
11:E:522:GLN:O	11:E:526:MET:HG2	2.04	0.57
13:G:240:LEU:HB2	13:G:291:SER:HA	1.86	0.57
13:G:414:MET:HB2	13:G:468:HIS:HD1	1.69	0.57
14:H:57:ILE:HA	14:H:62:LYS:O	2.03	0.57
7:I:264:ARG:HH22	9:K:339:ARG:HH12	1.50	0.57
7:I:277:LYS:NZ	7:I:337:GLU:HA	2.19	0.57
7:I:401:ARG:HB3	7:I:506:PRO:HG3	1.86	0.57
7:I:433:ARG:HD3	7:I:436:LEU:HD12	1.85	0.57
9:K:113:LEU:HD11	9:K:436:PRO:HA	1.85	0.57
9:K:219:MET:H	9:K:373:THR:HB	1.69	0.57
10:L:437:THR:HG23	10:L:452:ARG:HG3	1.85	0.57
13:O:47:LYS:HE3	13:O:65:ILE:HG12	1.86	0.57
14:P:129:ILE:HG23	14:P:516:VAL:HB	1.86	0.57
14:P:306:ASN:O	14:P:309:ASN:ND2	2.38	0.57
14:P:401:VAL:HG22	14:P:404:ARG:NH2	2.18	0.57
3:3:88:LEU:O	3:3:92:GLN:N	2.33	0.57
7:A:334:LEU:O	7:A:338:GLU:N	2.38	0.57
10:D:496:ARG:HG3	10:D:497:LYS:H	1.69	0.57
11:E:229:ILE:HG22	11:E:373:VAL:HG22	1.86	0.57
13:G:124:ALA:HB1	13:G:434:LEU:HD22	1.86	0.57
13:G:155:LEU:O	13:G:159:ALA:N	2.32	0.57
13:G:198:LYS:NZ	13:G:318:ASP:OD2	2.37	0.57
14:H:274:ASN:HA	14:H:277:ASP:HB3	1.87	0.57
14:H:481:ASP:OD1	14:H:482:ILE:N	2.38	0.57
8:J:159:LEU:HB3	8:J:184:VAL:HG22	1.85	0.57
9:K:196:LYS:O	9:K:200:ARG:HA	2.05	0.57
10:L:323:MET:HE2	10:L:364:GLU:HB2	1.87	0.57
11:M:231:ASP:HA	11:M:371:MET:HA	1.85	0.57

Continued on next page...

Continued from previous page...

Atom-1	Atom-2	Interatomic distance (Å)	Clash overlap (Å)
11:M:438:ASP:OD1	11:M:445:GLN:NE2	2.38	0.57
11:M:457:VAL:HA	11:M:460:MET:HB3	1.86	0.57
13:O:231:LYS:HZ3	13:O:349:GLU:HB2	1.69	0.57
13:O:269:ALA:HA	13:O:272:ASN:HD22	1.70	0.57
14:P:236:ASP:O	14:P:289:ASN:ND2	2.37	0.57
2:2:25:GLN:OE1	2:2:32:ARG:NH2	2.34	0.57
6:6:43:VAL:O	6:6:47:LEU:N	2.32	0.57
6:6:111:LEU:HD11	14:H:261:THR:H	1.69	0.57
8:B:130:TRP:O	8:B:134:THR:N	2.34	0.57
10:D:85:HIS:CE1	10:D:87:ALA:HB3	2.39	0.57
11:E:530:ILE:H	13:G:46:ASP:HB2	1.69	0.57
13:G:230:LYS:O	13:G:350:GLU:N	2.38	0.57
14:H:464:ILE:HA	14:H:467:LEU:HB2	1.86	0.57
7:I:17:ILE:O	7:I:21:ASN:N	2.28	0.57
7:I:43:LYS:HB3	7:I:45:LEU:HD21	1.86	0.57
7:I:89:GLY:HA2	7:I:92:SER:HB2	1.85	0.57
8:J:165:THR:OG1	8:J:494:THR:N	2.38	0.57
11:M:221:ASP:HB3	11:M:388:ARG:CZ	2.35	0.57
12:N:217:ARG:HH12	12:N:223:LYS:HA	1.70	0.57
13:O:82:ILE:HG13	13:O:509:ALA:HB2	1.86	0.57
13:O:472:GLY:HA3	13:O:475:TYR:CE2	2.38	0.57
14:P:219:HIS:HA	14:P:373:SER:HA	1.87	0.57
6:6:24:SER:HA	6:6:27:MET:HB3	1.87	0.57
7:A:121:TYR:HA	7:A:124:ALA:HB3	1.87	0.57
8:B:71:LEU:HD13	8:B:85:VAL:HG13	1.87	0.57
8:B:109:LEU:O	8:B:113:ALA:N	2.35	0.57
8:B:465:LEU:HD13	8:B:477:GLY:HA2	1.85	0.57
9:C:233:ILE:HG23	9:C:236:PRO:HD2	1.87	0.57
10:D:262:ASN:HB3	10:D:279:GLU:HG3	1.86	0.57
11:E:257:PRO:HD2	11:E:285:PHE:CE1	2.39	0.57
11:E:426:GLU:OE1	11:E:426:GLU:N	2.31	0.57
12:F:172:VAL:HG13	12:F:395:LEU:HD23	1.86	0.57
13:G:15:SER:OG	13:G:520:ILE:HA	2.04	0.57
13:G:240:LEU:HD23	13:G:331:GLN:HB2	1.86	0.57
13:G:449:LEU:HA	13:G:452:ASN:HD22	1.69	0.57
13:G:449:LEU:O	13:G:453:ALA:N	2.32	0.57
14:H:26:GLU:HA	14:H:30:TYR:CD2	2.39	0.57
7:I:121:TYR:HD1	7:I:441:PHE:HB2	1.69	0.57
7:I:270:ILE:O	7:I:274:ARG:N	2.37	0.57
10:L:131:THR:O	10:L:135:GLU:N	2.25	0.57
12:N:12:GLU:HB3	12:N:523:ARG:HB2	1.86	0.57

Continued on next page...

Continued from previous page...

Atom-1	Atom-2	Interatomic distance (Å)	Clash overlap (Å)
12:N:129:LYS:HA	12:N:132:GLN:HB3	1.86	0.57
12:N:141:ARG:HB2	12:N:407:VAL:HB	1.86	0.57
12:N:231:LEU:HD11	12:N:333:LEU:HD23	1.87	0.57
13:O:412:ILE:HD11	13:O:474:TRP:CD1	2.31	0.57
13:O:463:LYS:HB2	13:O:484:ILE:HG21	1.85	0.57
14:P:172:GLN:HG2	14:P:174:GLY:N	2.19	0.57
14:P:436:TYR:CD1	14:P:439:LYS:HD2	2.40	0.57
6:6:18:GLN:HA	6:6:21:LYS:HE2	1.86	0.57
7:A:182:THR:HG21	7:A:322:ALA:HA	1.87	0.57
8:B:237:ILE:O	8:B:344:GLY:N	2.30	0.57
9:C:52:ASP:HB2	9:C:56:GLY:H	1.68	0.57
9:C:118:HIS:HD2	9:C:122:VAL:H	1.53	0.57
11:E:209:ILE:HD12	11:E:406:LEU:HB3	1.86	0.57
11:E:285:PHE:CZ	11:E:310:ALA:HB1	2.35	0.57
11:E:428:SER:O	11:E:431:LEU:N	2.37	0.57
14:H:241:VAL:HB	14:H:330:ALA:HB1	1.86	0.57
14:H:430:CYS:O	14:H:435:GLN:HG2	2.03	0.57
9:K:282:ILE:HD12	9:K:304:LEU:HD21	1.85	0.57
10:L:137:PHE:HB3	10:L:523:THR:HG23	1.85	0.57
9:C:326:ALA:HB1	9:C:363:ILE:HB	1.86	0.57
9:C:449:ARG:O	9:C:453:GLN:N	2.34	0.57
10:D:288:LYS:HB3	10:D:292:LYS:HZ3	1.69	0.57
11:E:202:ARG:HH22	11:E:416:ASN:CG	2.07	0.57
11:E:491:ILE:HA	11:E:499:ASN:HB3	1.86	0.57
12:F:493:GLY:HA2	12:F:495:TRP:CE2	2.38	0.57
13:G:36:VAL:HG21	13:G:98:THR:HB	1.87	0.57
13:G:176:ALA:O	13:G:180:VAL:HG23	2.04	0.57
14:H:211:GLY:H	14:H:214:SER:HB2	1.70	0.57
14:H:322:ARG:O	14:H:326:LYS:N	2.25	0.57
7:I:161:ILE:O	7:I:205:GLN:NE2	2.38	0.57
7:I:180:LYS:HD2	7:I:371:THR:HB	1.86	0.57
8:J:523:ALA:HB3	11:M:64:LYS:H	1.69	0.57
10:L:287:VAL:HG21	10:L:316:PHE:HB3	1.85	0.57
11:M:74:GLY:HA2	11:M:77:ILE:HB	1.85	0.57
11:M:163:GLU:HB3	11:M:164:PRO:HD3	1.87	0.57
12:N:277:LEU:HD13	12:N:339:LEU:H	1.70	0.57
12:N:292:ILE:HG12	12:N:313:LEU:HD22	1.86	0.57
12:N:327:ALA:O	12:N:367:ASN:N	2.28	0.57
14:P:169:MET:SD	14:P:497:ILE:HG12	2.45	0.57
1:1:33:GLN:HB3	1:1:94:LEU:HD23	1.85	0.57
6:6:17:GLN:O	6:6:21:LYS:N	2.30	0.57

Continued on next page...

Continued from previous page...

Atom-1	Atom-2	Interatomic distance (Å)	Clash overlap (Å)
8:B:397:LEU:O	8:B:401:VAL:HG23	2.05	0.57
9:C:156:ILE:HD11	9:C:398:CYS:SG	2.45	0.57
9:C:411:GLY:O	9:C:415:GLU:HG2	2.05	0.57
10:D:335:PHE:CZ	10:D:339:THR:HG21	2.40	0.57
11:E:337:THR:HB	11:E:355:PHE:HB2	1.87	0.57
11:E:533:ILE:HD11	13:G:45:MET:HB2	1.86	0.57
14:H:168:ILE:HG21	14:H:176:GLU:HA	1.87	0.57
9:K:388:GLU:O	9:K:392:GLN:N	2.33	0.57
11:M:33:ALA:O	11:M:36:SER:HB2	2.05	0.57
11:M:151:ILE:HG21	11:M:419:VAL:HA	1.86	0.57
11:M:314:LEU:HD21	11:M:321:ALA:HB3	1.86	0.57
11:M:438:ASP:HA	11:M:445:GLN:CG	2.35	0.57
12:N:225:VAL:HG21	12:N:311:VAL:HG21	1.86	0.57
13:O:232:TYR:HE2	13:O:309:PHE:HB3	1.70	0.57
13:O:520:ILE:O	14:P:57:ILE:N	2.34	0.57
3:3:106:LEU:HA	3:3:112:TYR:CD1	2.40	0.56
5:5:120:ALA:O	5:5:124:LYS:HG2	2.03	0.56
6:6:89:ARG:CD	10:D:266:VAL:HG13	2.35	0.56
7:A:77:GLU:O	7:A:81:LEU:N	2.27	0.56
7:A:127:GLU:O	7:A:131:TYR:N	2.37	0.56
8:B:89:ARG:O	8:B:93:ASP:N	2.36	0.56
10:D:62:GLN:HA	10:D:67:ASP:O	2.05	0.56
11:E:211:VAL:HG12	11:E:399:LYS:HG2	1.85	0.56
14:H:221:MET:HB2	14:H:363:PHE:HB2	1.87	0.56
14:H:282:ALA:HA	14:H:285:ASP:CB	2.30	0.56
9:K:181:LYS:HB3	9:K:367:LYS:HE2	1.86	0.56
10:L:229:LEU:HD22	10:L:332:ASP:HA	1.87	0.56
11:M:178:VAL:HG13	11:M:180:SER:HB2	1.86	0.56
12:N:36:THR:OG1	14:P:522:ASP:OD2	2.17	0.56
12:N:293:ASN:N	12:N:313:LEU:O	2.38	0.56
13:O:237:ILE:HG12	13:O:361:PHE:CZ	2.39	0.56
14:P:172:GLN:HB2	14:P:391:ALA:HB2	1.86	0.56
5:5:33:ILE:HG12	5:5:37:LYS:HZ3	1.70	0.56
6:6:15:LYS:HE3	14:H:260:LYS:HE2	1.87	0.56
7:A:170:ASN:HA	7:A:173:VAL:HB	1.87	0.56
7:A:412:GLY:HA3	7:A:503:VAL:HB	1.88	0.56
8:B:41:SER:O	8:B:48:MET:N	2.37	0.56
12:F:84:GLN:O	12:F:88:THR:N	2.38	0.56
13:G:135:LYS:O	13:G:138:GLU:HG2	2.05	0.56
14:H:202:ILE:HA	14:H:373:SER:O	2.05	0.56
14:H:240:ALA:HB1	14:H:242:TYR:CE2	2.40	0.56

Continued on next page...

Continued from previous page...

Atom-1	Atom-2	Interatomic distance (Å)	Clash overlap (Å)
7:I:237:LEU:HD21	7:I:278:ILE:HD13	1.87	0.56
9:K:392:GLN:HA	9:K:395:MET:HE3	1.87	0.56
10:L:407:ASP:HA	10:L:410:CYS:HB2	1.85	0.56
10:L:434:LEU:HD21	10:L:485:ALA:HA	1.87	0.56
11:M:262:THR:O	11:M:263:LYS:HG2	2.05	0.56
14:P:167:SER:HB3	14:P:394:ASP:HB3	1.86	0.56
14:P:203:ARG:HD3	14:P:323:ARG:HG2	1.85	0.56
2:2:86:VAL:O	2:2:90:LEU:N	2.31	0.56
4:4:78:HIS:CE1	4:4:82:GLU:HB3	2.41	0.56
5:5:65:PRO:HA	5:5:71:TYR:HA	1.87	0.56
6:6:89:ARG:HG3	6:6:90:TYR:H	1.69	0.56
9:C:36:ILE:HG12	9:C:48:LYS:HD2	1.86	0.56
9:C:239:VAL:HG22	9:C:285:LEU:HD11	1.86	0.56
11:E:254:PRO:HB2	11:E:288:MET:SD	2.45	0.56
11:E:417:ARG:CB	11:E:510:LEU:HB3	2.34	0.56
13:G:182:ALA:H	13:G:210:LEU:HD21	1.70	0.56
13:G:277:LYS:HD2	13:G:334:VAL:HG11	1.88	0.56
13:G:279:GLU:O	13:G:283:HIS:N	2.32	0.56
13:G:468:HIS:HA	13:G:472:GLY:N	2.20	0.56
14:H:40:ALA:O	14:H:44:ARG:HG3	2.05	0.56
14:H:149:CYS:SG	14:H:150:SER:N	2.78	0.56
14:H:164:LEU:HD13	14:H:183:ILE:HB	1.87	0.56
14:H:463:VAL:HA	14:H:488:ALA:HB2	1.86	0.56
8:J:179:PHE:HZ	8:J:375:LEU:HD21	1.70	0.56
8:J:214:LEU:HD13	8:J:367:LEU:HD11	1.87	0.56
8:J:479:ASP:HB2	8:J:486:GLY:HA3	1.88	0.56
9:K:352:ILE:HG13	9:K:361:THR:HG23	1.88	0.56
9:K:353:LYS:HB3	9:K:362:PHE:HD2	1.67	0.56
9:K:422:LEU:HD13	9:K:441:ALA:HA	1.87	0.56
9:K:469:LYS:O	9:K:474:ASN:N	2.38	0.56
10:L:157:LEU:O	10:L:163:LEU:HD11	2.04	0.56
10:L:234:SER:HB2	10:L:318:ASN:OD1	2.05	0.56
10:L:395:LYS:HA	10:L:398:ILE:HB	1.86	0.56
11:M:206:PHE:CZ	11:M:407:CYS:HA	2.41	0.56
12:N:141:ARG:N	12:N:405:GLY:O	2.37	0.56
12:N:267:ILE:O	12:N:271:VAL:HG12	2.06	0.56
12:N:353:TYR:N	12:N:360:PHE:O	2.24	0.56
13:O:148:LYS:HE2	13:O:157:LYS:NZ	2.20	0.56
13:O:194:MET:HB3	13:O:369:THR:HA	1.87	0.56
13:O:216:PHE:CE2	13:O:290:LEU:HD13	2.40	0.56
14:P:160:VAL:O	14:P:164:LEU:HG	2.06	0.56

Continued on next page...

Continued from previous page...

Atom-1	Atom-2	Interatomic distance (Å)	Clash overlap (Å)
14:P:268:PHE:O	14:P:272:GLU:N	2.38	0.56
3:3:88:LEU:HB2	5:5:70:MET:HE1	1.88	0.56
4:4:58:MET:HB2	4:4:84:GLN:NE2	2.20	0.56
7:A:232:ALA:HA	7:A:284:ASN:HB2	1.87	0.56
7:A:453:ALA:HA	7:A:458:GLN:HB2	1.86	0.56
9:C:304:LEU:O	9:C:309:ILE:N	2.36	0.56
9:C:323:ILE:HA	9:C:326:ALA:CB	2.35	0.56
9:C:491:LYS:HG2	9:C:496:TRP:CZ2	2.39	0.56
10:D:134:SER:HB3	10:D:527:ARG:NE	2.20	0.56
10:D:247:GLY:N	10:D:297:VAL:O	2.19	0.56
10:D:314:LEU:HD11	10:D:324:VAL:HG11	1.85	0.56
10:D:429:GLU:OE1	10:D:462:PRO:HD3	2.05	0.56
10:D:481:ARG:O	10:D:485:ALA:N	2.38	0.56
11:E:514:LYS:HA	11:E:517:ILE:HB	1.87	0.56
14:H:188:VAL:HB	14:H:399:PHE:CE2	2.40	0.56
7:I:179:ILE:HD11	7:I:195:VAL:HA	1.88	0.56
9:K:179:ALA:O	9:K:183:VAL:HG23	2.04	0.56
9:K:417:ALA:HA	9:K:475:CYS:HB3	1.88	0.56
11:M:161:ASP:O	11:M:165:LEU:HG	2.05	0.56
12:N:110:ILE:HG12	12:N:116:PRO:HG3	1.86	0.56
12:N:216:ALA:HB2	12:N:314:ARG:HB2	1.87	0.56
12:N:218:HIS:HB3	12:N:221:MET:HB2	1.87	0.56
12:N:271:VAL:HA	12:N:274:ILE:HD12	1.87	0.56
4:4:50:LEU:HD23	6:6:62:PRO:HG3	1.88	0.56
7:A:21:ASN:HB3	7:A:524:ILE:HD12	1.87	0.56
7:A:488:LEU:O	7:A:502:GLY:HA2	2.04	0.56
9:C:84:SER:O	9:C:88:ASP:N	2.32	0.56
9:C:212:SER:HG	9:C:377:ARG:H	1.51	0.56
10:D:277:ARG:HA	10:D:280:ARG:HH21	1.69	0.56
11:E:193:VAL:HG11	11:E:409:ILE:HG23	1.88	0.56
11:E:242:LYS:HE2	11:E:319:LEU:HD23	1.86	0.56
12:F:65:HIS:CD2	12:F:78:ALA:HB1	2.40	0.56
13:G:517:ASP:OD1	13:G:518:GLU:HG3	2.05	0.56
13:G:522:ASN:H	14:H:57:ILE:CG1	2.17	0.56
14:H:55:MET:SD	14:H:65:VAL:HB	2.45	0.56
14:H:167:SER:O	14:H:171:LYS:N	2.37	0.56
7:I:36:LEU:HG	7:I:452:LEU:HD13	1.88	0.56
7:I:296:CYS:HA	7:I:299:TYR:CD2	2.41	0.56
8:J:478:LEU:N	8:J:488:MET:HE3	2.20	0.56
9:K:417:ALA:HB2	9:K:476:GLU:HB3	1.87	0.56
10:L:212:LYS:NZ	10:L:402:GLU:OE1	2.31	0.56

Continued on next page...

Continued from previous page...

Atom-1	Atom-2	Interatomic distance (Å)	Clash overlap (Å)
10:L:524:GLU:HA	10:L:527:ARG:HB3	1.87	0.56
11:M:249:ALA:HB2	11:M:297:ALA:HB3	1.88	0.56
12:N:441:ALA:HA	12:N:444:LEU:HD12	1.88	0.56
13:O:30:GLN:HE22	13:O:109:LYS:HE2	1.69	0.56
13:O:147:ASP:OD2	13:O:154:LEU:HD13	2.06	0.56
13:O:275:TYR:O	13:O:279:GLU:N	2.35	0.56
14:P:39:LEU:O	14:P:42:THR:OG1	2.23	0.56
14:P:86:ILE:HG12	14:P:514:ALA:HB1	1.87	0.56
8:B:141:LEU:HD21	8:B:501:ARG:HA	1.87	0.56
8:B:155:PHE:HA	8:B:158:ASP:HB3	1.86	0.56
10:D:138:GLN:HB3	10:D:527:ARG:NH1	2.21	0.56
11:E:512:GLY:HA2	11:E:515:GLN:HB3	1.88	0.56
13:G:152:ARG:NH2	13:G:177:LYS:O	2.37	0.56
13:G:478:ASP:HB2	13:G:483:ASP:OD1	2.05	0.56
13:G:520:ILE:HG12	14:H:72:ILE:HG23	1.88	0.56
14:H:108:ALA:HB2	14:H:511:ALA:HB1	1.88	0.56
8:J:32:ALA:HB3	8:J:110:LEU:HD11	1.87	0.56
8:J:293:ARG:HG2	8:J:315:ALA:HB3	1.86	0.56
9:K:84:SER:O	9:K:88:ASP:N	2.26	0.56
11:M:114:GLY:HA2	11:M:117:LEU:HD12	1.88	0.56
11:M:304:TRP:HD1	11:M:324:TRP:HZ3	1.53	0.56
12:N:144:ASP:O	12:N:148:LEU:HG	2.05	0.56
12:N:237:LEU:HG	12:N:336:PHE:CE2	2.38	0.56
12:N:459:LEU:HD12	12:N:460:GLN:N	2.21	0.56
3:3:60:TYR:CD2	3:3:170:THR:HG21	2.40	0.56
4:4:37:LYS:HA	4:4:40:ILE:HD12	1.86	0.56
6:6:30:ARG:HG3	6:6:86:GLU:O	2.05	0.56
7:A:36:LEU:HB3	7:A:455:ASN:ND2	2.21	0.56
7:A:219:VAL:HB	7:A:309:ARG:HG3	1.88	0.56
7:A:249:GLY:H	7:A:263:ILE:HG22	1.71	0.56
7:A:385:CYS:O	7:A:389:GLU:HB2	2.05	0.56
9:C:35:ASP:HA	9:C:38:ARG:NH1	2.21	0.56
9:C:381:LYS:O	9:C:384:LEU:HB3	2.06	0.56
9:C:430:THR:HA	9:C:434:GLN:OE1	2.06	0.56
11:E:34:LEU:HB2	13:G:45:MET:HE2	1.88	0.56
12:F:127:LYS:HA	12:F:440:PHE:CZ	2.41	0.56
12:F:295:LYS:O	12:F:315:ARG:N	2.34	0.56
13:G:195:ILE:HD13	13:G:370:CYS:HB2	1.88	0.56
14:H:448:ILE:HA	14:H:451:ALA:HB3	1.86	0.56
11:M:481:GLN:OE1	11:M:486:ASN:N	2.39	0.56
13:O:86:GLN:HG3	13:O:92:ASP:O	2.06	0.56

Continued on next page...

Continued from previous page...

Atom-1	Atom-2	Interatomic distance (Å)	Clash overlap (Å)
13:O:299:ALA:O	13:O:303:PHE:N	2.27	0.56
13:O:412:ILE:HG22	13:O:416:LEU:HG	1.88	0.56
1:1:16:LEU:HD22	1:1:111:ASN:HB3	1.88	0.56
1:1:80:LEU:HD12	1:1:83:LYS:HD3	1.87	0.56
7:A:222:SER:N	7:A:297:LEU:HD21	2.20	0.56
8:B:52:LEU:HD11	8:B:64:THR:HB	1.87	0.56
8:B:495:GLU:HG3	8:B:500:LYS:HE2	1.87	0.56
11:E:221:ASP:HB2	11:E:388:ARG:HB2	1.88	0.56
12:F:78:ALA:O	12:F:82:THR:OG1	2.18	0.56
13:G:237:ILE:N	13:G:343:GLY:O	2.30	0.56
13:G:395:ILE:O	13:G:399:ALA:N	2.24	0.56
14:H:168:ILE:HA	14:H:391:ALA:HB1	1.88	0.56
14:H:201:ASN:HB3	14:H:371:ALA:O	2.06	0.56
14:H:220:GLY:HA3	14:H:364:LYS:HB2	1.88	0.56
7:I:11:ARG:HH11	10:L:59:LYS:HE3	1.70	0.56
7:I:31:ILE:HA	9:K:16:ARG:NH1	2.21	0.56
7:I:257:PRO:HD3	9:K:248:LYS:HD3	1.88	0.56
7:I:463:LEU:CD1	7:I:495:PRO:HD3	2.35	0.56
12:N:210:LEU:HD13	12:N:323:ARG:HD2	1.87	0.56
12:N:299:PRO:HA	12:N:302:LEU:HB3	1.87	0.56
13:O:167:LEU:HD22	13:O:384:GLU:HB3	1.88	0.56
5:5:66:LEU:HD23	5:5:70:MET:HE1	1.87	0.56
7:A:61:ILE:O	7:A:65:LEU:N	2.39	0.56
7:A:183:ASP:OD1	7:A:191:PRO:HA	2.06	0.56
8:B:434:VAL:HG21	8:J:459:ALA:HB1	1.87	0.56
9:C:214:VAL:HG12	9:C:374:ILE:HG12	1.88	0.56
9:C:351:GLU:O	9:C:362:PHE:N	2.28	0.56
10:D:396:LEU:O	10:D:400:GLU:N	2.31	0.56
11:E:132:ARG:NH1	13:G:454:GLY:O	2.31	0.56
13:G:171:GLN:O	13:G:175:PHE:N	2.29	0.56
7:I:154:THR:HG22	7:I:501:ALA:HB2	1.87	0.56
7:I:161:ILE:HD12	7:I:388:MET:HB3	1.88	0.56
9:K:181:LYS:O	9:K:184:GLN:NE2	2.38	0.56
10:L:228:VAL:HG13	10:L:375:LYS:HA	1.88	0.56
11:M:217:GLY:HA2	11:M:366:THR:HG21	1.88	0.56
11:M:232:LYS:HG3	11:M:324:TRP:O	2.05	0.56
11:M:290:GLN:O	11:M:294:GLU:N	2.39	0.56
13:O:350:GLU:HA	13:O:358:TYR:O	2.04	0.56
14:P:33:ILE:O	14:P:37:LYS:HG2	2.06	0.56
14:P:111:LEU:HD23	14:P:515:ALA:HB3	1.88	0.56
14:P:365:HIS:HD2	14:P:368:GLU:HG2	1.71	0.56

Continued on next page...

Continued from previous page...

Atom-1	Atom-2	Interatomic distance (Å)	Clash overlap (Å)
6:6:108:LEU:HA	6:6:111:LEU:HB3	1.86	0.56
7:A:262:GLN:O	7:A:266:ARG:HG2	2.06	0.56
7:A:315:ASP:O	7:A:319:ILE:N	2.33	0.56
10:D:444:SER:O	10:D:448:SER:HB3	2.06	0.56
13:G:477:VAL:HA	13:G:484:ILE:HG22	1.88	0.56
13:G:522:ASN:H	14:H:57:ILE:HG12	1.71	0.56
14:H:29:VAL:HG22	14:H:119:LEU:HD13	1.88	0.56
7:I:470:PHE:HB3	7:I:485:TRP:H	1.71	0.56
7:I:501:ALA:HB3	7:I:504:PHE:CE2	2.41	0.56
8:J:444:ARG:HD2	8:J:462:VAL:O	2.06	0.56
10:L:130:PRO:O	10:L:134:SER:N	2.34	0.56
11:M:145:ILE:HG22	11:M:514:LYS:HA	1.87	0.56
11:M:213:GLY:HA2	11:M:387:ILE:O	2.06	0.56
11:M:426:GLU:O	11:M:430:ALA:N	2.22	0.56
12:N:154:THR:HA	12:N:157:ARG:HD2	1.87	0.56
12:N:274:ILE:CG1	12:N:336:PHE:HB3	2.36	0.56
7:A:70:PRO:HA	7:A:73:LYS:HB3	1.88	0.55
7:A:461:THR:O	13:O:430:LYS:HA	2.05	0.55
8:B:116:LEU:HD22	8:B:121:ILE:HD12	1.87	0.55
8:B:145:ALA:HB2	8:B:497:PHE:CD1	2.41	0.55
9:C:44:LYS:HG3	9:C:483:GLU:HG3	1.87	0.55
9:C:120:THR:HA	9:C:123:ILE:HD12	1.88	0.55
9:C:469:LYS:CG	9:C:487:LEU:HD23	2.36	0.55
11:E:113:ALA:HB2	11:E:520:ALA:HA	1.89	0.55
11:E:475:THR:HG23	10:L:445:GLY:HA2	1.87	0.55
12:F:177:LEU:HA	12:F:180:LYS:HE2	1.88	0.55
12:F:226:GLU:HA	12:F:349:LEU:HD12	1.87	0.55
13:G:79:LEU:HA	13:G:82:ILE:HB	1.87	0.55
13:G:411:ALA:HB2	13:G:487:ASN:HB2	1.88	0.55
13:G:431:GLN:O	13:G:435:ILE:HG12	2.06	0.55
14:H:242:TYR:HD2	14:H:245:PRO:HB3	1.69	0.55
14:H:417:ILE:HD13	14:H:467:LEU:HG	1.89	0.55
7:I:38:PRO:HA	7:I:56:ASN:HD21	1.71	0.55
7:I:119:SER:HA	7:I:122:ARG:HB3	1.88	0.55
7:I:122:ARG:NH1	7:I:515:LYS:HG2	2.17	0.55
7:I:385:CYS:HA	7:I:388:MET:HG2	1.87	0.55
10:L:35:PHE:HE1	10:L:121:THR:HG23	1.70	0.55
13:O:239:LEU:HB2	13:O:329:SER:O	2.06	0.55
13:O:247:LYS:HB3	13:O:270:GLU:HB3	1.88	0.55
13:O:414:MET:HB3	13:O:465:ARG:HG2	1.87	0.55
14:P:237:ALA:CB	14:P:347:CYS:HB2	2.36	0.55

Continued on next page...

Continued from previous page...

Atom-1	Atom-2	Interatomic distance (Å)	Clash overlap (Å)
14:P:305:ALA:HA	14:P:308:TYR:HB3	1.87	0.55
6:6:77:GLY:CA	10:D:312:LEU:HD13	2.31	0.55
8:B:20:ARG:NH2	11:E:46:ASN:OD1	2.39	0.55
9:C:136:THR:HA	9:C:139:LYS:HE2	1.87	0.55
9:C:296:ILE:HD12	9:C:297:SER:H	1.71	0.55
9:C:301:GLN:O	9:C:305:MET:N	2.30	0.55
10:D:348:ILE:HA	10:D:351:PHE:CD2	2.40	0.55
10:D:424:GLY:N	10:D:508:VAL:O	2.35	0.55
12:F:60:GLY:HA3	12:F:92:THR:O	2.06	0.55
12:F:124:GLU:O	12:F:128:GLU:N	2.38	0.55
12:F:134:LEU:HB3	12:F:498:TYR:HE1	1.72	0.55
14:H:28:ALA:HA	14:H:32:ASN:ND2	2.21	0.55
7:I:18:ARG:NH2	7:I:530:LEU:HD11	2.20	0.55
7:I:86:VAL:HG11	7:I:509:VAL:HG12	1.87	0.55
7:I:138:VAL:HB	7:I:410:PRO:HB3	1.88	0.55
7:I:433:ARG:O	7:I:436:LEU:HB2	2.07	0.55
7:I:512:LYS:O	7:I:515:LYS:N	2.40	0.55
8:J:50:LYS:HD3	10:L:533:ASP:OD1	2.07	0.55
8:J:95:VAL:HG21	8:J:502:GLN:HB2	1.86	0.55
9:K:47:MET:HB3	9:K:59:MET:HB3	1.87	0.55
9:K:138:LYS:HG2	9:K:499:LEU:HD21	1.89	0.55
10:L:151:MET:O	10:L:504:LEU:HD13	2.06	0.55
10:L:213:LYS:HD3	10:L:391:ARG:NE	2.20	0.55
13:O:468:HIS:ND1	13:O:472:GLY:O	2.37	0.55
3:3:112:TYR:N	5:5:83:LEU:HB3	2.21	0.55
7:A:421:ILE:O	7:A:425:ASN:ND2	2.40	0.55
9:C:247:TYR:HD2	9:C:297:SER:HB3	1.71	0.55
9:C:412:GLY:HA2	9:C:415:GLU:HB2	1.89	0.55
10:D:32:GLN:O	10:D:36:SER:N	2.21	0.55
10:D:244:ALA:HB3	10:D:359:ALA:HB3	1.87	0.55
10:D:426:GLY:HA3	10:D:462:PRO:HB3	1.89	0.55
11:E:143:VAL:HA	11:E:146:GLU:HG2	1.88	0.55
11:E:254:PRO:HA	11:E:302:CYS:SG	2.46	0.55
13:G:225:PHE:HZ	13:G:357:ARG:HG2	1.70	0.55
13:G:358:TYR:HD2	13:G:360:PHE:HE1	1.53	0.55
13:G:456:ASP:O	13:G:460:ILE:HG12	2.07	0.55
14:H:49:PRO:HG3	14:H:169:MET:SD	2.46	0.55
14:H:349:SER:O	14:H:364:LYS:N	2.25	0.55
14:H:408:LEU:HB3	14:H:498:LEU:HD23	1.87	0.55
7:I:74:VAL:HA	7:I:77:GLU:HB3	1.89	0.55
8:J:396:VAL:HG11	8:J:495:GLU:HG2	1.88	0.55

Continued on next page...

Continued from previous page...

Atom-1	Atom-2	Interatomic distance (Å)	Clash overlap (Å)
10:L:340:ILE:HG12	10:L:379:CYS:HB2	1.86	0.55
11:M:102:ILE:HA	11:M:411:ASN:ND2	2.18	0.55
11:M:532:ASP:HB2	13:O:47:LYS:HA	1.88	0.55
12:N:152:ALA:HB3	12:N:169:THR:HG23	1.88	0.55
12:N:270:ARG:HB3	12:N:336:PHE:HB2	1.87	0.55
13:O:190:LEU:HD13	13:O:397:ARG:HD2	1.88	0.55
13:O:197:ILE:HG12	13:O:372:PHE:HB2	1.86	0.55
13:O:448:GLN:O	13:O:452:ASN:N	2.21	0.55
14:P:242:TYR:CE2	14:P:283:ILE:HG12	2.40	0.55
1:1:80:LEU:CD1	1:1:83:LYS:HD3	2.35	0.55
2:2:60:THR:HA	2:2:63:GLU:HB3	1.89	0.55
3:3:123:MET:HE1	5:5:72:VAL:HG23	1.88	0.55
4:4:87:LEU:HD21	6:6:63:VAL:HG13	1.88	0.55
5:5:33:ILE:HG13	5:5:114:MET:HG3	1.88	0.55
6:6:111:LEU:HD22	14:H:260:LYS:HB3	1.89	0.55
7:A:160:ILE:HD12	7:A:380:ALA:H	1.72	0.55
7:A:220:VAL:HG12	7:A:362:ILE:HD12	1.88	0.55
8:B:131:ARG:N	8:B:512:GLU:OE2	2.40	0.55
8:B:136:ALA:HB3	8:B:421:VAL:HG22	1.89	0.55
9:C:279:CYS:HA	9:C:282:ILE:HB	1.89	0.55
10:D:109:VAL:HA	10:D:112:ILE:HG22	1.87	0.55
10:D:393:SER:HB2	10:D:397:VAL:HG21	1.88	0.55
11:E:500:ASP:HB3	11:E:502:LYS:N	2.19	0.55
12:F:292:ILE:HG12	12:F:313:LEU:HB2	1.88	0.55
14:H:53:ASN:HB3	14:H:65:VAL:HG21	1.88	0.55
14:H:353:SER:O	14:H:360:VAL:N	2.39	0.55
8:J:452:ASP:OD1	8:J:453:ASN:N	2.39	0.55
9:K:86:THR:O	9:K:90:GLU:HG3	2.06	0.55
9:K:129:ALA:HA	9:K:422:LEU:HD21	1.87	0.55
9:K:168:TRP:CH2	9:K:378:GLY:HA2	2.41	0.55
9:K:379:ALA:H	9:K:383:ILE:HD11	1.70	0.55
10:L:336:ILE:O	10:L:342:THR:N	2.36	0.55
11:M:261:LYS:HZ2	13:O:247:LYS:H	1.54	0.55
13:O:19:ILE:HD13	13:O:22:LEU:HD23	1.87	0.55
13:O:183:VAL:HG22	13:O:393:ILE:HG23	1.89	0.55
14:P:25:LEU:N	14:P:523:GLN:OE1	2.39	0.55
14:P:223:PHE:HB3	14:P:313:VAL:HG11	1.88	0.55
14:P:518:VAL:HA	14:P:521:VAL:HG13	1.89	0.55
7:A:347:GLN:O	7:A:367:THR:HG23	2.07	0.55
8:B:162:ILE:HG12	8:B:496:SER:N	2.21	0.55
8:B:441:LYS:O	8:B:445:MET:HG3	2.06	0.55

Continued on next page...

Continued from previous page...

Atom-1	Atom-2	Interatomic distance (Å)	Clash overlap (Å)
10:D:147:ILE:HB	10:D:432:LEU:HD13	1.87	0.55
11:E:187:GLU:O	11:E:190:VAL:HG22	2.07	0.55
11:E:442:THR:HA	10:L:482:ASN:CB	2.37	0.55
11:E:522:GLN:HG3	11:E:525:ARG:HH21	1.70	0.55
12:F:299:PRO:O	12:F:303:ASP:N	2.31	0.55
13:G:246:LEU:HD23	13:G:298:VAL:HG23	1.89	0.55
13:G:339:ALA:HA	13:G:342:LEU:HD12	1.88	0.55
14:H:409:VAL:O	14:H:499:ASP:N	2.34	0.55
8:J:352:VAL:HG22	8:J:361:HIS:HB2	1.89	0.55
11:M:135:ASP:HB2	11:M:444:GLU:OE2	2.06	0.55
11:M:250:ILE:H	11:M:250:ILE:HD12	1.72	0.55
11:M:488:ALA:O	11:M:502:LYS:N	2.39	0.55
12:N:130:ALA:HA	12:N:133:PHE:HB3	1.87	0.55
13:O:19:ILE:HA	13:O:22:LEU:HB3	1.88	0.55
13:O:239:LEU:O	13:O:331:GLN:N	2.39	0.55
2:2:61:LEU:HD22	2:2:90:LEU:HD22	1.89	0.55
7:A:421:ILE:HD13	13:O:425:ARG:HG3	1.88	0.55
8:B:291:ILE:HA	8:B:312:ILE:HB	1.88	0.55
9:C:410:GLY:O	9:C:490:MET:HG3	2.06	0.55
9:C:452:ILE:HG21	9:C:459:THR:HA	1.88	0.55
10:D:89:ARG:O	10:D:93:GLU:HG2	2.06	0.55
11:E:90:LEU:HD12	11:E:93:GLU:HB2	1.88	0.55
11:E:109:VAL:O	11:E:113:ALA:N	2.37	0.55
11:E:196:VAL:HB	11:E:204:VAL:HG23	1.86	0.55
11:E:265:LYS:HB2	13:G:256:ARG:HG3	1.88	0.55
12:F:153:ARG:HG3	12:F:157:ARG:NH2	2.20	0.55
12:F:498:TYR:HD1	12:F:501:LYS:HZ1	1.55	0.55
13:G:232:TYR:CZ	13:G:287:LYS:HB3	2.41	0.55
14:H:157:ILE:HG23	14:H:184:ALA:HB3	1.87	0.55
9:K:204:ILE:HG13	9:K:362:PHE:CE1	2.42	0.55
9:K:452:ILE:O	9:K:456:GLY:N	2.40	0.55
10:L:55:LYS:HD3	10:L:465:LEU:O	2.07	0.55
10:L:72:ASN:OD1	10:L:73:ASP:N	2.39	0.55
10:L:145:ILE:HG22	10:L:519:LEU:HD12	1.88	0.55
10:L:494:ASN:N	10:L:499:GLY:O	2.29	0.55
11:M:234:PHE:CZ	11:M:359:VAL:HG12	2.42	0.55
11:M:286:GLU:HB2	11:M:313:LEU:HD22	1.89	0.55
13:O:121:ILE:HA	13:O:434:LEU:HD21	1.89	0.55
13:O:455:PHE:HB2	13:O:482:GLU:HG2	1.87	0.55
14:P:103:PHE:O	14:P:107:PHE:N	2.31	0.55
14:P:168:ILE:O	14:P:172:GLN:N	2.40	0.55

Continued on next page...

Continued from previous page...

Atom-1	Atom-2	Interatomic distance (Å)	Clash overlap (Å)
6:6:47:LEU:HD12	6:6:76:VAL:HG21	1.89	0.55
8:B:53:LEU:HD12	8:B:74:ILE:HD11	1.89	0.55
8:B:89:ARG:NH1	8:B:93:ASP:OD2	2.40	0.55
9:C:96:THR:O	9:C:100:ILE:HG12	2.07	0.55
9:C:452:ILE:HA	9:C:455:CYS:SG	2.46	0.55
12:F:68:GLN:HB2	14:H:20:LYS:HE2	1.89	0.55
12:F:171:ALA:HB1	12:F:206:LEU:HD13	1.88	0.55
12:F:179:ILE:HG21	12:F:187:ASP:OD1	2.07	0.55
12:F:273:LYS:HD2	12:F:337:ASP:CA	2.37	0.55
13:G:352:GLN:HG3	13:G:356:GLU:C	2.26	0.55
13:G:468:HIS:NE2	13:G:475:TYR:O	2.39	0.55
14:H:38:GLU:O	14:H:41:GLN:HB3	2.06	0.55
14:H:347:CYS:HA	14:H:365:HIS:HB3	1.87	0.55
7:I:275:ILE:O	7:I:279:LEU:HG	2.06	0.55
7:I:453:ALA:HB2	7:I:463:LEU:HD22	1.89	0.55
8:J:102:VAL:HA	8:J:507:ALA:HB2	1.88	0.55
8:J:219:LEU:HD21	8:J:374:VAL:HG11	1.88	0.55
9:K:229:MET:HB3	9:K:310:THR:HB	1.89	0.55
10:L:112:ILE:HG22	10:L:461:ILE:HG21	1.87	0.55
11:M:167:GLN:O	11:M:170:LYS:HB2	2.06	0.55
12:N:90:ASP:OD2	12:N:158:THR:OG1	2.24	0.55
13:O:303:PHE:CD1	13:O:310:CYS:HB3	2.41	0.55
14:P:44:ARG:HE	14:P:106:VAL:HG23	1.72	0.55
7:A:215:ALA:HA	7:A:363:LEU:HA	1.89	0.55
8:B:102:VAL:HG22	8:B:507:ALA:HB2	1.89	0.55
8:B:300:PRO:O	8:B:304:PHE:N	2.29	0.55
9:C:24:SER:O	9:C:28:ASN:N	2.21	0.55
9:C:36:ILE:O	9:C:39:THR:OG1	2.19	0.55
9:C:169:SER:HA	9:C:172:ALA:HB3	1.89	0.55
9:C:417:ALA:HA	9:C:470:HIS:NE2	2.21	0.55
11:E:282:LYS:HA	11:E:285:PHE:CD2	2.42	0.55
11:E:477:VAL:HA	11:E:480:ARG:HD2	1.87	0.55
12:F:59:ASP:HB3	12:F:62:VAL:HB	1.89	0.55
12:F:101:GLU:O	12:F:105:GLN:HG2	2.07	0.55
12:F:161:HIS:HB2	12:F:164:LEU:HG	1.88	0.55
12:F:210:LEU:HD21	12:F:323:ARG:HB2	1.89	0.55
12:F:431:GLY:O	12:F:435:LEU:N	2.25	0.55
13:G:322:THR:O	13:G:326:CYS:N	2.28	0.55
13:G:349:GLU:HB3	13:G:360:PHE:HB2	1.87	0.55
14:H:183:ILE:O	14:H:186:ALA:HB3	2.07	0.55
14:H:246:PHE:CZ	14:H:280:VAL:HG23	2.42	0.55

Continued on next page...

Continued from previous page...

Atom-1	Atom-2	Interatomic distance (Å)	Clash overlap (Å)
7:I:124:ALA:HB1	7:I:423:LEU:HD23	1.87	0.55
8:J:84:LEU:HD23	8:J:103:THR:HA	1.88	0.55
8:J:156:ARG:HG3	8:J:184:VAL:HG11	1.88	0.55
8:J:465:LEU:HA	8:J:468:ALA:HB3	1.89	0.55
9:K:230:ARG:HH22	9:K:350:LEU:HD22	1.70	0.55
9:K:462:LEU:O	9:K:466:LEU:N	2.29	0.55
11:M:138:GLU:HG2	11:M:525:ARG:HH11	1.70	0.55
11:M:169:ALA:HB2	11:M:409:ILE:HD11	1.87	0.55
12:N:208:ARG:HH11	12:N:372:VAL:HG11	1.71	0.55
14:P:138:LYS:HE3	14:P:426:TYR:CD1	2.41	0.55
14:P:190:ILE:HD13	14:P:219:HIS:HB3	1.89	0.55
3:3:126:TRP:HB2	5:5:71:TYR:CE2	2.42	0.55
4:4:61:ASP:HB3	4:4:65:LEU:HB2	1.89	0.55
7:A:152:ALA:O	7:A:156:MET:HG3	2.07	0.55
8:B:133:ALA:HB1	8:B:439:TYR:CD2	2.42	0.55
9:C:154:ASN:OD1	9:C:155:ILE:N	2.40	0.55
9:C:243:SER:N	9:C:332:VAL:O	2.40	0.55
9:C:467:ARG:HD3	14:P:436:TYR:OH	2.07	0.55
11:E:536:PRO:HB3	13:G:69:LEU:HA	1.89	0.55
12:F:416:VAL:HG23	12:F:417:ALA:H	1.72	0.55
12:F:462:THR:O	12:F:466:ILE:N	2.27	0.55
12:F:512:ALA:HA	12:F:515:ILE:HD11	1.88	0.55
7:I:42:ASP:HB2	9:K:518:ARG:HG3	1.87	0.55
7:I:207:GLU:HG2	7:I:378:ARG:HG3	1.88	0.55
7:I:237:LEU:N	7:I:287:LEU:O	2.37	0.55
9:K:150:ASP:O	9:K:153:LEU:N	2.40	0.55
9:K:279:CYS:HA	9:K:282:ILE:HD12	1.89	0.55
9:K:452:ILE:HG21	9:K:462:LEU:HD23	1.88	0.55
9:K:491:LYS:HG3	9:K:496:TRP:CZ2	2.42	0.55
11:M:239:MET:SD	11:M:314:LEU:HG	2.47	0.55
12:N:198:HIS:CE1	12:N:200:SER:HB2	2.42	0.55
12:N:227:ASP:HA	12:N:346:HIS:HE1	1.72	0.55
13:O:522:ASN:OD1	14:P:58:ASN:HA	2.07	0.55
7:A:121:TYR:CD1	7:A:441:PHE:HB2	2.42	0.55
8:B:135:LYS:O	8:B:138:ARG:N	2.40	0.55
8:B:412:CYS:HA	8:B:469:HIS:CE1	2.41	0.55
8:B:479:ASP:OD2	8:B:481:ARG:NH2	2.40	0.55
9:C:280:GLU:O	9:C:284:GLN:N	2.40	0.55
9:C:374:ILE:HD13	9:C:391:LEU:HD21	1.88	0.55
10:D:336:ILE:HG23	10:D:340:ILE:HD11	1.89	0.55
10:D:479:GLU:O	10:D:483:ARG:N	2.29	0.55

Continued on next page...

Continued from previous page...

Atom-1	Atom-2	Interatomic distance (Å)	Clash overlap (Å)
11:E:96:LYS:HG2	11:E:100:ASP:OD2	2.07	0.55
12:F:152:ALA:HB3	12:F:169:THR:HG23	1.89	0.55
13:G:239:LEU:O	13:G:331:GLN:N	2.18	0.55
14:H:26:GLU:HA	14:H:30:TYR:HD2	1.71	0.55
14:H:71:THR:O	14:H:74:ARG:HG2	2.07	0.55
14:H:207:ILE:HA	14:H:224:LYS:HD2	1.89	0.55
14:H:298:ALA:HB3	14:H:301:ALA:HB3	1.88	0.55
7:I:427:ALA:HA	7:I:438:ILE:HB	1.89	0.55
9:K:230:ARG:NH2	9:K:350:LEU:HD22	2.21	0.55
9:K:489:ASP:OD2	9:K:491:LYS:HB3	2.06	0.55
11:M:161:ASP:O	11:M:165:LEU:N	2.33	0.55
12:N:44:MET:SD	12:N:386:GLN:NE2	2.80	0.55
12:N:161:HIS:O	12:N:165:ALA:N	2.23	0.55
14:P:349:SER:N	14:P:364:LYS:HB3	2.22	0.55
14:P:460:ALA:HA	14:P:463:VAL:HB	1.88	0.55
3:3:81:ILE:HD12	3:3:84:THR:HG21	1.89	0.54
3:3:166:ARG:NH1	3:3:167:ASP:OD1	2.40	0.54
5:5:102:PHE:HA	5:5:105:ARG:HB3	1.88	0.54
7:A:69:HIS:H	7:A:72:ALA:HB3	1.71	0.54
7:A:198:LEU:HD12	7:A:376:ILE:HG12	1.88	0.54
7:A:417:ALA:HB2	7:A:467:LEU:HB3	1.89	0.54
7:A:529:ASP:OD1	10:D:59:LYS:HB3	2.08	0.54
9:C:218:VAL:HA	9:C:373:THR:HG21	1.89	0.54
9:C:267:ILE:O	9:C:271:GLU:HG3	2.07	0.54
9:C:434:GLN:CG	9:C:438:ARG:HH12	2.19	0.54
9:C:470:HIS:ND1	9:C:470:HIS:O	2.40	0.54
10:D:211:VAL:HB	10:D:389:VAL:HG22	1.88	0.54
11:E:172:THR:HG22	11:E:401:SER:HB3	1.89	0.54
11:E:232:LYS:HE3	11:E:361:GLU:HB3	1.88	0.54
11:E:291:GLN:HB3	11:E:348:LEU:CD1	2.37	0.54
14:H:94:GLU:HB2	14:H:101:THR:HG21	1.89	0.54
14:H:244:CYS:HB3	14:H:247:ASP:OD1	2.08	0.54
14:H:254:LYS:H	14:H:257:VAL:HA	1.73	0.54
14:H:409:VAL:N	14:H:499:ASP:O	2.29	0.54
8:J:283:LEU:HA	8:J:309:VAL:HG11	1.89	0.54
9:K:135:SER:HB3	9:K:139:LYS:NZ	2.22	0.54
10:L:301:GLN:HE22	10:L:305:LEU:HG	1.71	0.54
10:L:301:GLN:NE2	10:L:305:LEU:HG	2.22	0.54
10:L:434:LEU:HD23	10:L:489:LYS:HE3	1.88	0.54
12:N:237:LEU:HB3	12:N:267:ILE:HG12	1.90	0.54
12:N:272:LYS:O	12:N:276:GLU:HG2	2.07	0.54

Continued on next page...

Continued from previous page...

Atom-1	Atom-2	Interatomic distance (Å)	Clash overlap (Å)
12:N:276:GLU:HG3	12:N:338:ASP:OD1	2.06	0.54
13:O:216:PHE:CD1	13:O:318:ASP:HB3	2.41	0.54
13:O:515:SER:HB3	14:P:53:ASN:H	1.72	0.54
14:P:272:GLU:HA	14:P:275:LEU:HB3	1.89	0.54
14:P:422:GLN:O	14:P:426:TYR:N	2.25	0.54
4:4:70:GLN:HG3	4:4:75:PHE:CE1	2.42	0.54
7:A:46:VAL:HA	7:A:52:VAL:HA	1.89	0.54
8:B:465:LEU:HD22	8:B:478:LEU:HG	1.89	0.54
10:D:351:PHE:HD1	10:D:356:LEU:HD21	1.72	0.54
10:D:520:THR:O	10:D:524:GLU:N	2.40	0.54
12:F:13:VAL:HA	12:F:521:ILE:O	2.07	0.54
12:F:212:LEU:N	12:F:361:THR:O	2.35	0.54
13:G:221:SER:HA	13:G:225:PHE:CG	2.42	0.54
13:G:406:VAL:HG22	13:G:407:ALA:H	1.71	0.54
14:H:154:LEU:HD23	14:H:193:ASP:HB3	1.89	0.54
14:H:222:VAL:H	14:H:374:THR:HG21	1.72	0.54
14:H:454:GLU:O	14:H:457:GLY:N	2.40	0.54
7:I:512:LYS:HB3	7:I:516:PHE:CE2	2.42	0.54
9:K:318:THR:HA	9:K:321:ASN:HB3	1.90	0.54
9:K:330:ARG:O	9:K:331:ILE:HD13	2.07	0.54
9:K:362:PHE:CE1	9:K:375:LEU:HD13	2.42	0.54
9:K:408:VAL:HG23	9:K:497:GLU:HB2	1.89	0.54
11:M:51:SER:HB3	11:M:72:ASN:O	2.08	0.54
11:M:122:GLN:O	11:M:126:ARG:N	2.38	0.54
12:N:156:LEU:HD11	12:N:172:VAL:HG21	1.90	0.54
12:N:159:LYS:HE2	12:N:393:ASP:HB3	1.89	0.54
12:N:289:PHE:O	12:N:311:VAL:N	2.38	0.54
14:P:221:MET:O	14:P:363:PHE:N	2.40	0.54
14:P:269:SER:HB3	14:P:300:MET:HG3	1.90	0.54
14:P:283:ILE:HD13	14:P:291:VAL:HG11	1.89	0.54
7:A:21:ASN:ND2	7:A:69:HIS:HE1	2.05	0.54
7:A:433:ARG:HH12	10:D:471:LEU:H	1.55	0.54
7:A:477:ASN:O	7:A:486:ILE:HB	2.07	0.54
11:E:253:CYS:HB2	11:E:345:PHE:HB2	1.88	0.54
13:G:385:THR:O	13:G:389:LEU:N	2.31	0.54
13:G:427:ILE:CG2	13:G:431:GLN:HG3	2.38	0.54
14:H:417:ILE:HG21	14:H:467:LEU:HD23	1.89	0.54
14:H:475:ASN:ND2	14:H:494:GLU:OE1	2.40	0.54
7:I:137:ILE:HA	7:I:480:ARG:HA	1.88	0.54
7:I:239:PHE:HB2	7:I:331:LEU:HD13	1.89	0.54
8:J:137:ALA:HB2	8:J:439:TYR:HE2	1.71	0.54

Continued on next page...

Continued from previous page...

Atom-1	Atom-2	Interatomic distance (Å)	Clash overlap (Å)
9:K:37:ILE:HA	9:K:40:CYS:HB2	1.90	0.54
9:K:183:VAL:HG11	9:K:194:ASP:HB2	1.89	0.54
10:L:223:LEU:HA	10:L:388:ILE:HD12	1.89	0.54
10:L:315:HIS:O	10:L:319:LYS:HG2	2.07	0.54
12:N:410:GLY:H	12:N:495:TRP:HA	1.73	0.54
13:O:395:ILE:HA	13:O:398:ARG:CB	2.37	0.54
13:O:487:ASN:HB3	13:O:492:VAL:HB	1.89	0.54
3:3:55:GLU:HB2	3:3:174:VAL:HG23	1.90	0.54
7:A:194:SER:HA	7:A:396:LEU:HD11	1.89	0.54
7:A:503:VAL:HG12	7:A:504:PHE:N	2.21	0.54
8:B:151:ASP:OD1	8:B:152:GLU:N	2.39	0.54
9:C:229:MET:SD	9:C:350:LEU:HD21	2.48	0.54
10:D:453:ALA:HA	10:D:456:ASP:HB2	1.87	0.54
12:F:194:MET:HB2	12:F:375:LEU:HA	1.90	0.54
12:F:210:LEU:HB2	12:F:363:ILE:CG2	2.37	0.54
7:I:453:ALA:HB3	7:I:459:ASP:O	2.08	0.54
8:J:352:VAL:N	8:J:359:LEU:O	2.36	0.54
9:K:109:ALA:HB1	9:K:113:LEU:HD12	1.88	0.54
9:K:326:ALA:HB2	9:K:370:LYS:HB3	1.89	0.54
9:K:333:SER:OG	9:K:339:ARG:NH2	2.41	0.54
10:L:60:MET:HA	10:L:70:ILE:HA	1.88	0.54
11:M:193:VAL:HA	11:M:209:ILE:HD11	1.89	0.54
11:M:423:GLY:HA2	11:M:426:GLU:HG2	1.88	0.54
12:N:46:MET:HA	12:N:55:LYS:O	2.07	0.54
12:N:62:VAL:HG12	12:N:63:LEU:HD23	1.90	0.54
1:1:37:LEU:CD1	1:1:90:LYS:HB2	2.37	0.54
1:1:49:THR:HA	1:1:52:MET:HB2	1.90	0.54
2:2:50:GLU:HG2	2:2:101:ILE:HG21	1.90	0.54
6:6:89:ARG:HB3	10:D:264:ILE:HD11	1.90	0.54
7:A:181:TYR:HA	7:A:372:SER:HA	1.89	0.54
7:A:399:VAL:HA	7:A:402:VAL:HB	1.89	0.54
8:B:434:VAL:CG2	8:J:459:ALA:HB1	2.37	0.54
9:C:196:LYS:HZ3	9:C:396:GLN:HG2	1.73	0.54
10:D:34:ARG:NH2	10:D:532:ILE:O	2.35	0.54
10:D:90:MET:O	10:D:94:LEU:N	2.41	0.54
11:E:331:GLU:HA	11:E:341:ILE:HD11	1.90	0.54
12:F:133:PHE:O	12:F:137:VAL:N	2.30	0.54
12:F:134:LEU:HA	12:F:137:VAL:HG12	1.90	0.54
12:F:190:MET:H	12:F:371:SER:HA	1.72	0.54
13:G:37:ARG:HG2	13:G:448:GLN:NE2	2.23	0.54
13:G:239:LEU:HB2	13:G:329:SER:O	2.08	0.54

Continued on next page...

Continued from previous page...

Atom-1	Atom-2	Interatomic distance (Å)	Clash overlap (Å)
13:G:414:MET:HB3	13:G:465:ARG:HA	1.89	0.54
8:J:162:ILE:HD11	8:J:406:THR:HB	1.90	0.54
8:J:211:ASP:N	8:J:376:ARG:O	2.41	0.54
9:K:182:MET:HA	9:K:367:LYS:HD3	1.88	0.54
9:K:375:LEU:HD11	9:K:377:ARG:NE	2.23	0.54
10:L:493:ILE:HA	10:L:500:ILE:HA	1.90	0.54
11:M:204:VAL:HG12	11:M:410:ARG:CZ	2.38	0.54
11:M:358:LEU:HB3	11:M:375:GLU:OE2	2.08	0.54
11:M:494:LEU:H	11:M:504:GLN:NE2	2.06	0.54
12:N:46:MET:HB3	14:P:522:ASP:O	2.07	0.54
12:N:130:ALA:O	12:N:134:LEU:N	2.23	0.54
13:O:189:LEU:HB3	13:O:194:MET:HE1	1.90	0.54
13:O:423:TYR:O	13:O:427:ILE:HG22	2.08	0.54
13:O:477:VAL:O	13:O:487:ASN:ND2	2.39	0.54
7:A:108:VAL:HA	7:A:112:ILE:O	2.08	0.54
7:A:208:SER:HB3	7:A:377:LEU:HA	1.90	0.54
7:A:439:ALA:O	7:A:443:ARG:N	2.39	0.54
9:C:27:ILE:HD11	9:C:110:GLU:HB3	1.90	0.54
10:D:284:LEU:O	10:D:288:LYS:HG3	2.06	0.54
11:E:90:LEU:HA	11:E:93:GLU:HB2	1.89	0.54
11:E:306:PHE:HB2	11:E:323:ARG:HE	1.72	0.54
11:E:500:ASP:HB2	11:E:503:GLN:HB2	1.89	0.54
12:F:160:VAL:HB	12:F:164:LEU:HD12	1.90	0.54
13:G:119:GLN:HA	13:G:121:ILE:HG12	1.89	0.54
13:G:230:LYS:HE2	13:G:357:ARG:CZ	2.38	0.54
13:G:406:VAL:HG13	13:G:494:GLU:OE2	2.08	0.54
13:G:436:GLY:O	13:G:439:ALA:HB3	2.07	0.54
14:H:86:ILE:HD11	14:H:518:VAL:HG11	1.90	0.54
7:I:453:ALA:O	7:I:458:GLN:N	2.41	0.54
9:K:206:GLY:HA3	9:K:355:ILE:HG21	1.89	0.54
10:L:160:ARG:HH12	10:L:189:ASN:HA	1.72	0.54
10:L:343:LYS:HB2	10:L:355:MET:HB3	1.89	0.54
11:M:461:ALA:O	11:M:465:ASN:N	2.29	0.54
12:N:138:LYS:HB3	12:N:502:LYS:NZ	2.22	0.54
13:O:100:LEU:HD23	13:O:506:ALA:HB3	1.90	0.54
13:O:447:ARG:O	13:O:451:ASP:N	2.40	0.54
3:3:126:TRP:HH2	3:3:130:ASN:HA	1.73	0.54
3:3:135:TYR:CD1	3:3:139:GLU:HB3	2.41	0.54
4:4:112:LEU:O	4:4:116:LYS:N	2.39	0.54
6:6:107:THR:HB	14:H:255:GLY:HA2	1.89	0.54
8:B:408:TYR:O	8:B:413:SER:N	2.39	0.54

Continued on next page...

Continued from previous page...

Atom-1	Atom-2	Interatomic distance (Å)	Clash overlap (Å)
8:B:415:MET:HG2	8:B:466:ARG:HA	1.88	0.54
10:D:212:LYS:HD2	10:D:395:LYS:HE2	1.90	0.54
10:D:314:LEU:HA	10:D:317:LEU:HB3	1.88	0.54
11:E:61:MET:N	11:E:69:THR:O	2.22	0.54
11:E:143:VAL:HG11	11:E:436:GLU:HG2	1.89	0.54
12:F:351:TYR:CE2	12:F:353:TYR:HB2	2.43	0.54
12:F:459:LEU:HD12	12:F:460:GLN:N	2.23	0.54
14:H:67:ASN:ND2	14:H:172:GLN:OE1	2.41	0.54
14:H:166:THR:HG21	14:H:499:ASP:OD1	2.08	0.54
7:I:422:TYR:CE1	7:I:476:VAL:HA	2.42	0.54
8:J:52:LEU:HD23	8:J:62:MET:SD	2.47	0.54
9:K:204:ILE:HD11	9:K:219:MET:SD	2.47	0.54
10:L:134:SER:HB3	10:L:527:ARG:NE	2.23	0.54
10:L:151:MET:O	10:L:153:ARG:NH1	2.41	0.54
11:M:193:VAL:HG22	11:M:406:LEU:HD11	1.88	0.54
11:M:300:ALA:HB3	11:M:321:ALA:HB1	1.90	0.54
12:N:122:GLY:CA	12:N:433:ALA:HA	2.38	0.54
12:N:493:GLY:HA2	12:N:495:TRP:CE2	2.42	0.54
13:O:237:ILE:HG21	13:O:322:THR:HG21	1.88	0.54
13:O:417:SER:HB3	13:O:421:ARG:HH22	1.71	0.54
14:P:163:LEU:HD21	14:P:402:LEU:HB2	1.90	0.54
14:P:450:ARG:CZ	14:P:460:ALA:HB3	2.38	0.54
5:5:107:ILE:O	5:5:111:THR:N	2.41	0.54
7:A:145:ARG:HA	7:A:504:PHE:CD2	2.43	0.54
7:A:243:LYS:HZ1	7:A:268:SER:HB3	1.72	0.54
7:A:352:VAL:HB	7:A:365:LYS:NZ	2.22	0.54
7:A:470:PHE:CE2	7:A:495:PRO:HG2	2.42	0.54
7:A:488:LEU:H	7:A:502:GLY:CA	2.19	0.54
8:B:243:GLY:N	8:B:248:LYS:HD2	2.19	0.54
9:C:141:SER:OG	9:C:408:VAL:HB	2.07	0.54
9:C:156:ILE:HG21	9:C:173:CYS:HA	1.90	0.54
9:C:282:ILE:HG22	9:C:287:PRO:HG3	1.87	0.54
9:C:305:MET:HE1	9:C:311:ALA:H	1.73	0.54
9:C:412:GLY:O	9:C:416:MET:N	2.21	0.54
9:C:463:LEU:O	9:C:467:ARG:HG3	2.08	0.54
9:C:483:GLU:OE1	9:C:483:GLU:N	2.41	0.54
10:D:252:CYS:HB2	10:D:307:ASP:HB2	1.89	0.54
11:E:407:CYS:O	11:E:410:ARG:HB3	2.07	0.54
12:F:44:MET:O	14:H:521:VAL:HA	2.08	0.54
13:G:491:PHE:HA	13:G:493:TRP:CE2	2.43	0.54
14:H:137:ARG:O	14:H:141:GLU:N	2.40	0.54

Continued on next page...

Continued from previous page...

Atom-1	Atom-2	Interatomic distance (Å)	Clash overlap (Å)
7:I:528:ASP:HB2	10:L:74:GLY:H	1.73	0.54
8:J:17:ASP:HB2	8:J:522:LYS:HB2	1.90	0.54
8:J:241:ASN:OD1	8:J:293:ARG:NH1	2.41	0.54
8:J:444:ARG:HB3	8:J:462:VAL:HB	1.90	0.54
9:K:386:GLU:HG3	9:K:390:ASN:OD1	2.07	0.54
9:K:449:ARG:CZ	9:K:463:LEU:HD23	2.37	0.54
10:L:293:THR:HB	10:L:295:CYS:SG	2.47	0.54
12:N:30:LEU:HD11	12:N:71:HIS:CE1	2.43	0.54
12:N:149:ILE:O	12:N:153:ARG:N	2.28	0.54
12:N:195:GLU:HG2	12:N:376:ILE:HB	1.90	0.54
12:N:264:ARG:HH12	12:N:300:PHE:HB2	1.73	0.54
13:O:81:ASP:OD1	13:O:82:ILE:N	2.41	0.54
14:P:40:ALA:C	14:P:42:THR:H	2.10	0.54
6:6:16:TYR:HB2	6:6:108:LEU:HD12	1.90	0.54
6:6:30:ARG:NH2	6:6:91:GLU:OE2	2.41	0.54
7:A:328:LEU:HD22	7:A:340:PHE:CE1	2.43	0.54
8:B:419:HIS:O	8:B:423:GLN:N	2.32	0.54
9:C:118:HIS:CD2	9:C:122:VAL:H	2.26	0.54
9:C:242:ASP:HA	9:C:294:LYS:HD3	1.88	0.54
9:C:466:LEU:HD13	9:C:487:LEU:HG	1.89	0.54
9:C:511:GLU:O	9:C:515:LEU:N	2.36	0.54
10:D:277:ARG:HD3	10:D:280:ARG:NH2	2.23	0.54
11:E:72:ASN:O	11:E:76:THR:HB	2.08	0.54
11:E:193:VAL:HA	11:E:209:ILE:HG21	1.89	0.54
11:E:211:VAL:HG11	11:E:402:LEU:HB2	1.89	0.54
12:F:24:ILE:HG22	12:F:103:LEU:HB3	1.90	0.54
13:G:218:LYS:NZ	13:G:357:ARG:H	2.05	0.54
13:G:345:CYS:HB3	13:G:362:THR:O	2.08	0.54
14:H:254:LYS:N	14:H:257:VAL:HA	2.22	0.54
14:H:419:LEU:HA	14:H:422:GLN:HB2	1.90	0.54
7:I:128:ALA:O	7:I:132:ILE:N	2.26	0.54
7:I:143:LEU:HD11	7:I:480:ARG:HH22	1.72	0.54
7:I:238:ASP:HB3	7:I:328:LEU:HG	1.89	0.54
9:K:449:ARG:NE	9:K:460:ILE:HA	2.23	0.54
10:L:328:ILE:HD11	10:L:332:ASP:HB2	1.90	0.54
11:M:78:LEU:HB3	11:M:92:VAL:HA	1.88	0.54
11:M:123:LEU:HB3	11:M:128:ILE:HB	1.89	0.54
12:N:14:ALA:HB3	12:N:521:ILE:HG23	1.89	0.54
13:O:168:ILE:HG12	13:O:385:THR:HG23	1.90	0.54
14:P:118:LEU:HB3	14:P:123:LEU:HB2	1.89	0.54
14:P:155:ARG:HG2	14:P:192:PRO:O	2.08	0.54

Continued on next page...

Continued from previous page...

Atom-1	Atom-2	Interatomic distance (Å)	Clash overlap (Å)
5:5:40:GLN:HE22	5:5:111:THR:HA	1.73	0.54
6:6:39:GLU:HA	6:6:42:ILE:HB	1.90	0.54
7:A:211:ILE:HD11	7:A:215:ALA:H	1.72	0.54
7:A:241:LEU:HD12	7:A:292:ILE:HG12	1.89	0.54
7:A:274:ARG:NH1	7:A:335:GLU:OE1	2.38	0.54
7:A:327:ILE:HG22	7:A:330:THR:HG23	1.90	0.54
8:B:119:LYS:O	8:B:120:LYS:HG2	2.08	0.54
8:B:213:TYR:O	8:B:374:VAL:N	2.29	0.54
9:C:168:TRP:HB3	9:C:209:ILE:HD12	1.88	0.54
9:C:436:PRO:O	9:C:440:VAL:HG23	2.08	0.54
10:D:112:ILE:HG23	10:D:522:ALA:HB2	1.90	0.54
10:D:186:MET:O	10:D:223:LEU:HD11	2.08	0.54
10:D:248:LEU:O	10:D:345:VAL:HB	2.08	0.54
11:E:280:TYR:O	11:E:283:GLU:HG2	2.08	0.54
11:E:344:ARG:HA	13:G:271:TRP:CZ3	2.43	0.54
12:F:190:MET:HA	12:F:372:VAL:N	2.11	0.54
12:F:194:MET:O	12:F:376:ILE:HG12	2.08	0.54
12:F:274:ILE:HD11	12:F:336:PHE:CZ	2.43	0.54
13:G:413:GLU:HB3	13:G:442:LEU:HB3	1.90	0.54
14:H:155:ARG:NH1	14:H:191:PHE:O	2.41	0.54
7:I:436:LEU:O	7:I:440:GLU:HG2	2.08	0.54
9:K:184:GLN:HE22	9:K:191:LYS:HE3	1.73	0.54
9:K:497:GLU:HB3	9:K:502:LYS:NZ	2.23	0.54
10:L:217:THR:HA	10:L:392:GLY:HA2	1.90	0.54
11:M:245:ASP:OD1	11:M:378:LYS:NZ	2.30	0.54
14:P:449:PRO:O	14:P:453:ALA:N	2.37	0.54
7:A:121:TYR:CZ	7:A:437:ALA:HA	2.43	0.53
7:A:152:ALA:HB1	7:A:391:SER:OG	2.09	0.53
7:A:424:GLU:HG2	7:A:443:ARG:HH12	1.72	0.53
7:A:448:ILE:HB	7:A:449:PRO:HD3	1.90	0.53
8:B:148:HIS:CD2	8:B:154:LYS:HB3	2.43	0.53
8:B:214:LEU:HD11	8:B:371:CYS:HB3	1.91	0.53
9:C:118:HIS:NE2	9:C:121:VAL:HB	2.23	0.53
11:E:163:GLU:HA	11:E:166:ILE:HD12	1.90	0.53
12:F:244:VAL:HB	12:F:247:GLY:C	2.28	0.53
12:F:502:LYS:O	12:F:505:LEU:HB3	2.08	0.53
13:G:216:PHE:HB2	13:G:359:ASN:HB2	1.88	0.53
13:G:425:ARG:HG3	7:I:468:ARG:HB3	1.90	0.53
14:H:78:VAL:HG11	14:H:83:ALA:HB3	1.90	0.53
8:J:172:LEU:HA	8:J:382:ILE:HD11	1.90	0.53
9:K:156:ILE:HD11	9:K:394:ALA:HB1	1.90	0.53

Continued on next page...

Continued from previous page...

Atom-1	Atom-2	Interatomic distance (Å)	Clash overlap (Å)
9:K:316:ARG:HH21	9:K:322:ARG:HH22	1.56	0.53
12:N:139:VAL:HG22	12:N:141:ARG:CZ	2.37	0.53
12:N:197:LYS:HA	12:N:378:GLY:O	2.08	0.53
13:O:13:THR:HG23	13:O:522:ASN:HA	1.89	0.53
13:O:43:ARG:NH2	13:O:453:ALA:O	2.41	0.53
13:O:87:ASP:HB2	13:O:94:THR:CG2	2.38	0.53
13:O:420:LEU:HD13	13:O:438:TYR:CE2	2.43	0.53
3:3:136:ASP:C	3:3:138:ASP:H	2.10	0.53
5:5:112:LYS:HA	5:5:115:GLU:HB3	1.89	0.53
6:6:43:VAL:HG22	6:6:47:LEU:HG	1.91	0.53
7:A:231:ASN:N	7:A:350:GLU:HA	2.22	0.53
7:A:288:THR:HB	7:A:309:ARG:HA	1.90	0.53
7:A:309:ARG:HD2	7:A:310:ARG:NH1	2.23	0.53
8:B:257:ARG:O	8:B:263:LYS:HG2	2.08	0.53
9:C:436:PRO:HA	9:C:439:ALA:HB3	1.90	0.53
9:C:469:LYS:O	9:C:473:GLU:HB2	2.07	0.53
10:D:209:LYS:HB3	10:D:387:THR:HB	1.90	0.53
10:D:478:THR:HG23	10:D:481:ARG:HH21	1.74	0.53
11:E:91:MET:O	11:E:95:SER:N	2.42	0.53
11:E:460:MET:O	11:E:470:PRO:HB3	2.09	0.53
12:F:267:ILE:HD13	12:F:298:ASP:OD2	2.07	0.53
13:G:420:LEU:O	13:G:423:TYR:N	2.42	0.53
13:G:460:ILE:HG23	13:G:484:ILE:HG21	1.90	0.53
7:I:17:ILE:HD12	7:I:20:GLN:HB3	1.91	0.53
7:I:142:GLU:N	7:I:402:VAL:HG11	2.23	0.53
7:I:356:ILE:HG23	7:I:378:ARG:HH12	1.73	0.53
8:J:141:LEU:HD11	8:J:407:VAL:HG11	1.90	0.53
9:K:378:GLY:H	9:K:384:LEU:HD23	1.72	0.53
10:L:244:ALA:CB	10:L:296:ASN:HB2	2.38	0.53
11:M:447:ALA:O	11:M:451:PHE:N	2.38	0.53
11:M:462:LEU:HD21	11:M:493:CYS:HA	1.90	0.53
11:M:491:ILE:N	11:M:501:MET:HE2	2.23	0.53
12:N:41:LYS:HB2	12:N:482:ASN:HA	1.90	0.53
13:O:348:PHE:HE1	13:O:359:ASN:HB3	1.72	0.53
14:P:237:ALA:HB2	14:P:350:VAL:N	2.23	0.53
14:P:452:LEU:HD22	14:P:477:ASN:HD21	1.74	0.53
2:2:43:LYS:HE3	2:2:106:GLN:HE21	1.72	0.53
2:2:48:GLU:HA	2:2:51:LEU:HB2	1.90	0.53
5:5:84:ILE:HD11	5:5:99:ALA:O	2.09	0.53
8:B:134:THR:HA	8:B:439:TYR:OH	2.08	0.53
8:B:289:CYS:SG	8:B:349:ILE:HD12	2.48	0.53

Continued on next page...

Continued from previous page...

Atom-1	Atom-2	Interatomic distance (Å)	Clash overlap (Å)
8:B:461:LEU:HB3	8:B:478:LEU:HD22	1.90	0.53
8:B:466:ARG:HD3	8:J:426:ASN:OD1	2.08	0.53
8:B:471:GLU:HA	8:J:427:ARG:NH1	2.24	0.53
9:C:165:ILE:HG21	9:C:390:ASN:OD1	2.09	0.53
9:C:297:SER:HB2	9:C:300:ALA:HB2	1.89	0.53
11:E:129:HIS:HB3	11:E:131:ILE:HB	1.91	0.53
11:E:480:ARG:HD3	11:E:489:LEU:HD11	1.90	0.53
12:F:264:ARG:O	12:F:268:GLU:N	2.30	0.53
12:F:436:GLY:O	12:F:440:PHE:N	2.29	0.53
13:G:120:ILE:N	13:G:123:ARG:HH21	2.04	0.53
14:H:426:TYR:HE2	14:H:438:ILE:HD13	1.73	0.53
7:I:46:VAL:N	9:K:523:VAL:O	2.42	0.53
8:J:190:LEU:HB2	8:J:195:ASN:ND2	2.22	0.53
11:M:131:ILE:HG21	13:O:43:ARG:HG2	1.91	0.53
11:M:229:ILE:HA	11:M:373:VAL:HA	1.89	0.53
11:M:419:VAL:N	11:M:508:GLU:O	2.39	0.53
11:M:420:TYR:HB3	11:M:501:MET:CB	2.39	0.53
12:N:271:VAL:HG11	12:N:300:PHE:CE2	2.42	0.53
13:O:105:LEU:O	13:O:109:LYS:HG3	2.09	0.53
13:O:111:TYR:OH	13:O:433:LEU:HB3	2.08	0.53
3:3:56:GLN:HB3	3:3:60:TYR:HE2	1.72	0.53
3:3:56:GLN:OE1	4:4:19:ASP:N	2.41	0.53
5:5:111:THR:O	5:5:115:GLU:N	2.39	0.53
6:6:30:ARG:HD2	6:6:87:ILE:O	2.08	0.53
7:A:39:VAL:O	7:A:455:ASN:HB3	2.09	0.53
7:A:176:VAL:HG11	7:A:396:LEU:HD12	1.90	0.53
7:A:527:ILE:HB	10:D:60:MET:H	1.73	0.53
8:B:488:MET:SD	8:B:493:ILE:HG13	2.49	0.53
9:C:274:TYR:HA	9:C:277:GLN:HG2	1.91	0.53
9:C:409:PRO:HG3	9:C:491:LYS:NZ	2.24	0.53
9:C:488:VAL:HG21	9:C:493:LEU:HD22	1.90	0.53
10:D:145:ILE:O	10:D:149:THR:N	2.40	0.53
10:D:335:PHE:CE1	10:D:339:THR:HG21	2.43	0.53
10:D:427:ALA:O	10:D:431:GLU:HG3	2.09	0.53
11:E:147:HIS:CD2	11:E:432:ALA:HB2	2.41	0.53
11:E:220:GLU:N	11:E:220:GLU:OE1	2.41	0.53
11:E:246:ALA:C	11:E:359:VAL:HG22	2.29	0.53
12:F:84:GLN:HE22	12:F:91:GLY:HA3	1.74	0.53
12:F:173:VAL:O	12:F:177:LEU:HB2	2.09	0.53
12:F:196:MET:HB3	12:F:377:LYS:HA	1.91	0.53
13:G:417:SER:HB2	13:G:442:LEU:HD12	1.90	0.53

Continued on next page...

Continued from previous page...

Atom-1	Atom-2	Interatomic distance (Å)	Clash overlap (Å)
13:G:453:ALA:HB2	13:G:479:ILE:HG13	1.91	0.53
14:H:314:ARG:HG3	14:H:315:LEU:N	2.24	0.53
9:K:49:MET:HA	9:K:58:VAL:O	2.09	0.53
9:K:152:MET:SD	9:K:181:LYS:NZ	2.81	0.53
9:K:363:ILE:HG12	9:K:365:ASP:OD1	2.07	0.53
10:L:123:LEU:HD13	10:L:450:CYS:SG	2.48	0.53
10:L:187:SER:OG	10:L:405:ILE:HG13	2.09	0.53
10:L:300:ILE:HG12	10:L:309:LEU:HD22	1.90	0.53
12:N:416:VAL:HB	12:N:467:GLN:HG3	1.90	0.53
13:O:104:PHE:CE1	13:O:438:TYR:HA	2.44	0.53
13:O:108:VAL:HG13	13:O:111:TYR:HB2	1.90	0.53
13:O:122:ILE:HG21	13:O:514:VAL:HB	1.91	0.53
14:P:50:ASN:H	14:P:480:LEU:HD22	1.73	0.53
7:A:33:LYS:HE2	7:A:95:ILE:HG12	1.90	0.53
7:A:62:LEU:HA	7:A:65:LEU:HB2	1.89	0.53
8:B:240:ALA:N	8:B:291:ILE:O	2.41	0.53
8:B:449:ILE:HA	8:B:452:ASP:HB2	1.91	0.53
9:C:83:ILE:HD11	9:C:99:ILE:HG22	1.90	0.53
9:C:85:ARG:HA	9:C:88:ASP:HB3	1.90	0.53
9:C:153:LEU:HD22	9:C:174:ASN:HD21	1.72	0.53
9:C:282:ILE:O	9:C:287:PRO:HD3	2.08	0.53
10:D:52:LEU:HB3	10:D:468:ASN:HD21	1.73	0.53
10:D:86:PRO:HA	10:D:89:ARG:HD3	1.90	0.53
10:D:475:SER:HA	11:M:443:LEU:CD2	2.39	0.53
11:E:129:HIS:HB2	11:E:132:ARG:H	1.74	0.53
11:E:428:SER:OG	11:E:481:GLN:NE2	2.42	0.53
12:F:169:THR:O	12:F:173:VAL:HG22	2.09	0.53
13:G:209:GLN:HB2	13:G:375:ARG:HH12	1.73	0.53
13:G:218:LYS:HD3	13:G:356:GLU:HA	1.89	0.53
14:H:47:TYR:CE2	14:H:103:PHE:HB2	2.44	0.53
14:H:71:THR:HG21	14:H:390:ARG:NE	2.23	0.53
14:H:219:HIS:O	14:H:364:LYS:HD3	2.08	0.53
14:H:280:VAL:HG11	14:H:305:ALA:N	2.23	0.53
7:I:32:VAL:HG11	7:I:91:THR:O	2.09	0.53
9:K:176:ALA:HB2	9:K:391:LEU:HD12	1.91	0.53
9:K:407:LEU:HD11	9:K:496:TRP:HB3	1.91	0.53
11:M:470:PRO:HA	11:M:473:THR:HB	1.89	0.53
13:O:24:SER:HA	13:O:27:SER:HB2	1.88	0.53
13:O:257:VAL:HG22	13:O:258:HIS:N	2.24	0.53
13:O:280:LYS:HE2	13:O:334:VAL:HG23	1.91	0.53
13:O:348:PHE:CD1	13:O:361:PHE:HE1	2.27	0.53

Continued on next page...

Continued from previous page...

Atom-1	Atom-2	Interatomic distance (Å)	Clash overlap (Å)
14:P:118:LEU:HD23	14:P:121:ILE:HD12	1.90	0.53
14:P:125:VAL:O	14:P:129:ILE:HG13	2.09	0.53
14:P:194:SER:C	14:P:196:HIS:H	2.10	0.53
14:P:244:CYS:N	14:P:333:LEU:O	2.41	0.53
3:3:144:LEU:HD13	5:5:70:MET:SD	2.48	0.53
5:5:24:GLN:HB3	5:5:28:PHE:CZ	2.43	0.53
7:A:198:LEU:O	7:A:377:LEU:N	2.26	0.53
8:B:51:ILE:HA	8:B:63:VAL:HG22	1.90	0.53
8:B:87:MET:HA	8:B:90:VAL:HG12	1.91	0.53
8:B:403:ASP:O	8:B:498:GLN:NE2	2.42	0.53
9:C:30:ALA:HA	9:C:33:ILE:HB	1.90	0.53
10:D:189:ASN:O	10:D:193:LYS:N	2.27	0.53
10:D:309:LEU:HB2	10:D:326:LYS:NZ	2.23	0.53
10:D:362:ALA:HA	10:D:376:ILE:HA	1.90	0.53
10:D:433:ALA:O	10:D:437:THR:HG23	2.08	0.53
11:E:151:ILE:HG12	11:E:486:ASN:OD1	2.09	0.53
12:F:198:HIS:HB3	12:F:378:GLY:N	2.24	0.53
12:F:490:ALA:HA	12:F:495:TRP:HE1	1.72	0.53
13:G:443:GLU:OE2	13:G:465:ARG:HD3	2.09	0.53
14:H:118:LEU:HB3	14:H:123:LEU:HB2	1.89	0.53
14:H:125:VAL:O	14:H:129:ILE:N	2.34	0.53
7:I:17:ILE:HA	7:I:20:GLN:HB3	1.90	0.53
7:I:24:ALA:O	7:I:27:SER:OG	2.22	0.53
7:I:528:ASP:HB2	10:L:73:ASP:HA	1.91	0.53
8:J:42:THR:HG22	8:J:49:ASP:HA	1.90	0.53
8:J:141:LEU:HG	8:J:497:PHE:CE1	2.43	0.53
8:J:446:LEU:HB3	8:J:447:PRO:HD3	1.91	0.53
9:K:351:GLU:O	9:K:362:PHE:N	2.40	0.53
9:K:463:LEU:HD12	9:K:466:LEU:HB2	1.91	0.53
10:L:364:GLU:HG3	10:L:373:LEU:H	1.73	0.53
11:M:225:ILE:HD13	11:M:229:ILE:HD13	1.89	0.53
11:M:230:VAL:HG13	11:M:372:LEU:HB3	1.89	0.53
11:M:254:PRO:HB2	13:O:263:TYR:OH	2.09	0.53
12:N:47:LEU:HB3	12:N:63:LEU:HD22	1.91	0.53
12:N:445:LEU:HD13	12:N:467:GLN:NE2	2.23	0.53
13:O:467:ARG:HB3	13:O:475:TYR:CE2	2.44	0.53
14:P:73:LEU:HD13	14:P:87:VAL:HG13	1.90	0.53
14:P:220:GLY:CA	14:P:365:HIS:H	2.21	0.53
1:1:41:LYS:HZ3	1:1:88:GLU:CD	2.12	0.53
6:6:18:GLN:HA	6:6:21:LYS:HB3	1.90	0.53
6:6:89:ARG:NH1	10:D:267:SER:HA	2.24	0.53

Continued on next page...

Continued from previous page...

Atom-1	Atom-2	Interatomic distance (Å)	Clash overlap (Å)
7:A:328:LEU:HD22	7:A:340:PHE:CZ	2.44	0.53
8:B:87:MET:HE3	8:B:102:VAL:HG13	1.90	0.53
9:C:466:LEU:HD12	9:C:469:LYS:HB2	1.90	0.53
10:D:129:HIS:CE1	10:D:131:THR:HG1	2.26	0.53
11:E:387:ILE:HG12	11:E:388:ARG:N	2.24	0.53
12:F:198:HIS:CD2	12:F:199:LYS:H	2.26	0.53
13:G:121:ILE:HG13	13:G:122:ILE:N	2.24	0.53
13:G:163:LEU:HA	13:G:388:SER:HB3	1.91	0.53
14:H:28:ALA:HA	14:H:32:ASN:HD22	1.73	0.53
14:H:450:ARG:HA	14:H:460:ALA:HB2	1.89	0.53
7:I:439:ALA:O	7:I:443:ARG:HG2	2.08	0.53
8:J:52:LEU:N	8:J:62:MET:O	2.41	0.53
9:K:328:GLY:HA3	9:K:346:GLY:H	1.73	0.53
9:K:449:ARG:NH2	9:K:463:LEU:HB3	2.20	0.53
11:M:25:LYS:O	11:M:534:ARG:NH2	2.40	0.53
12:N:152:ALA:HA	12:N:398:VAL:HG22	1.89	0.53
12:N:329:GLY:HA3	12:N:367:ASN:HD22	1.74	0.53
13:O:221:SER:H	13:O:357:ARG:HH12	1.56	0.53
2:2:48:GLU:HG3	3:3:158:LEU:HD21	1.91	0.53
3:3:123:MET:HG2	3:3:137:ILE:HD13	1.90	0.53
4:4:49:ASN:O	4:4:53:ALA:N	2.38	0.53
6:6:34:GLU:O	6:6:38:THR:N	2.35	0.53
7:A:210:LEU:HA	7:A:375:ILE:HA	1.91	0.53
7:A:421:ILE:HD11	7:A:468:ARG:HB3	1.91	0.53
8:B:141:LEU:HG	8:B:497:PHE:CE1	2.41	0.53
9:C:38:ARG:HH21	9:C:100:ILE:HG23	1.74	0.53
9:C:142:ILE:N	9:C:407:LEU:O	2.28	0.53
9:C:218:VAL:HG22	9:C:373:THR:HG21	1.89	0.53
11:E:90:LEU:HD23	11:E:523:MET:HG3	1.89	0.53
11:E:410:ARG:CG	11:E:414:ARG:HH22	2.21	0.53
12:F:237:LEU:HD11	12:F:271:VAL:HG23	1.91	0.53
13:G:36:VAL:HG12	13:G:62:GLY:HA3	1.90	0.53
13:G:49:ILE:HG21	13:G:68:LEU:HD13	1.91	0.53
13:G:140:ALA:CB	13:G:496:ALA:HB2	2.39	0.53
14:H:164:LEU:HD21	14:H:399:PHE:HB2	1.91	0.53
14:H:514:ALA:O	14:H:518:VAL:N	2.28	0.53
7:I:44:MET:O	9:K:522:ILE:HA	2.08	0.53
8:J:451:ALA:HB2	8:J:461:LEU:HD22	1.91	0.53
9:K:245:LEU:CD1	9:K:282:ILE:HD11	2.39	0.53
10:L:320:MET:HB2	10:L:322:ILE:HD12	1.90	0.53
11:M:355:PHE:HB3	11:M:376:GLN:HE22	1.72	0.53

Continued on next page...

Continued from previous page...

Atom-1	Atom-2	Interatomic distance (Å)	Clash overlap (Å)
12:N:123:PHE:HE2	12:N:516:LEU:HD11	1.74	0.53
12:N:127:LYS:HD3	12:N:509:THR:OG1	2.08	0.53
13:O:90:VAL:HG21	13:O:498:VAL:HG13	1.91	0.53
13:O:119:GLN:HG3	14:P:52:MET:HG3	1.90	0.53
13:O:200:VAL:HG23	13:O:375:ARG:CG	2.37	0.53
13:O:398:ARG:HH12	13:O:402:ASN:CB	2.20	0.53
14:P:36:CYS:O	14:P:40:ALA:N	2.36	0.53
14:P:185:GLN:HB3	14:P:217:VAL:HG21	1.91	0.53
14:P:246:PHE:N	14:P:296:LYS:O	2.42	0.53
14:P:381:THR:HG23	14:P:384:LEU:H	1.74	0.53
14:P:393:ASP:O	14:P:397:ASN:N	2.33	0.53
14:P:453:ALA:O	14:P:457:GLY:N	2.39	0.53
3:3:91:MET:HE1	5:5:72:VAL:HG21	1.91	0.53
7:A:13:THR:N	7:A:16:THR:HB	2.24	0.53
7:A:177:LEU:HD23	7:A:399:VAL:HG13	1.91	0.53
7:A:233:LYS:H	7:A:284:ASN:ND2	1.93	0.53
7:A:533:LEU:HD12	10:D:81:MET:HA	1.91	0.53
8:B:433:ALA:O	8:B:437:GLU:N	2.27	0.53
9:C:44:LYS:HB2	9:C:454:ASN:HB3	1.89	0.53
11:E:442:THR:HG23	11:E:443:LEU:N	2.24	0.53
13:G:103:GLU:O	13:G:106:LYS:HB3	2.08	0.53
14:H:91:HIS:O	14:H:95:GLN:HG3	2.08	0.53
14:H:118:LEU:HD22	14:H:123:LEU:HD22	1.90	0.53
14:H:198:ASN:HB3	14:H:200:ASP:OD1	2.09	0.53
14:H:278:ALA:O	14:H:282:ALA:N	2.31	0.53
14:H:381:THR:HG22	14:H:384:LEU:H	1.74	0.53
14:H:411:GLY:HA2	14:H:499:ASP:CG	2.30	0.53
7:I:183:ASP:OD2	7:I:189:ARG:HG3	2.09	0.53
7:I:414:ALA:CB	7:I:467:LEU:HD22	2.34	0.53
8:J:68:ALA:HA	8:J:71:LEU:HD12	1.91	0.53
8:J:126:ILE:HA	8:J:435:ALA:HB2	1.91	0.53
10:L:137:PHE:HD2	10:L:527:ARG:HB2	1.73	0.53
11:M:27:ARG:HH21	13:O:35:ALA:HB1	1.72	0.53
11:M:58:ASP:HA	11:M:72:ASN:HB3	1.89	0.53
11:M:109:VAL:HB	11:M:516:GLN:HG3	1.91	0.53
11:M:198:ASP:H	11:M:201:ARG:NE	2.06	0.53
12:N:99:ILE:O	12:N:103:LEU:N	2.29	0.53
13:O:108:VAL:HG12	13:O:112:VAL:HG13	1.90	0.53
13:O:185:MET:SD	13:O:212:ALA:HB1	2.49	0.53
14:P:114:LEU:HB3	14:P:440:LYS:HD2	1.90	0.53
1:1:48:ASP:HB2	1:1:80:LEU:HG	1.89	0.53

Continued on next page...

Continued from previous page...

Atom-1	Atom-2	Interatomic distance (Å)	Clash overlap (Å)
3:3:85:LEU:HD11	3:3:144:LEU:C	2.29	0.53
3:3:126:TRP:HB2	5:5:71:TYR:CZ	2.44	0.53
7:A:17:ILE:HD12	7:A:20:GLN:HB3	1.89	0.53
8:B:128:ALA:O	8:B:131:ARG:HB3	2.09	0.53
9:C:34:ALA:HA	9:C:99:ILE:HD12	1.91	0.53
9:C:83:ILE:HA	9:C:86:THR:HB	1.90	0.53
9:C:174:ASN:HA	9:C:177:LEU:HD12	1.90	0.53
9:C:237:ARG:H	9:C:287:PRO:HA	1.74	0.53
9:C:239:VAL:HG21	9:C:282:ILE:HG23	1.90	0.53
11:E:165:LEU:HA	11:E:168:THR:HB	1.91	0.53
12:F:36:THR:HG21	12:F:41:LYS:HG3	1.91	0.53
12:F:184:GLU:OE1	12:F:370:ARG:NH2	2.42	0.53
12:F:449:LYS:HB2	12:F:459:LEU:CB	2.39	0.53
12:F:473:SER:HB3	12:F:475:GLN:HB3	1.90	0.53
12:F:511:ILE:HG13	12:F:515:ILE:HD13	1.90	0.53
13:G:197:ILE:HG23	13:G:372:PHE:HD2	1.74	0.53
7:I:42:ASP:H	9:K:518:ARG:HD2	1.74	0.53
8:J:361:HIS:CD2	8:J:363:SER:HB3	2.44	0.53
10:L:432:LEU:HD12	10:L:436:LEU:HB2	1.91	0.53
10:L:445:GLY:H	10:L:448:SER:HB3	1.74	0.53
11:M:27:ARG:NH1	11:M:532:ASP:HB3	2.24	0.53
12:N:145:ARG:HG3	12:N:173:VAL:CG1	2.39	0.53
12:N:212:LEU:HD12	12:N:313:LEU:HD23	1.91	0.53
13:O:133:VAL:HG12	13:O:500:ILE:HA	1.91	0.53
13:O:195:ILE:HG21	13:O:393:ILE:HD13	1.91	0.53
14:P:28:ALA:HA	14:P:32:ASN:ND2	2.24	0.53
14:P:281:LYS:O	14:P:285:ASP:N	2.41	0.53
4:4:44:LYS:HE3	4:4:98:ILE:HG21	1.89	0.52
5:5:44:VAL:O	5:5:48:ASP:N	2.36	0.52
6:6:13:VAL:HG23	6:6:112:GLN:HG3	1.91	0.52
7:A:236:CYS:HB2	7:A:327:ILE:HG12	1.90	0.52
7:A:474:ALA:HB2	13:O:425:ARG:HH22	1.75	0.52
9:C:118:HIS:CD2	9:C:121:VAL:HB	2.44	0.52
9:C:239:VAL:HB	9:C:290:VAL:HG13	1.91	0.52
10:D:137:PHE:CE1	10:D:450:CYS:HB3	2.44	0.52
10:D:434:LEU:O	10:D:437:THR:OG1	2.27	0.52
11:E:221:ASP:CB	11:E:388:ARG:HD2	2.39	0.52
12:F:408:VAL:HG22	12:F:496:ASP:HB2	1.89	0.52
12:F:461:GLU:O	12:F:465:LYS:HG2	2.09	0.52
13:G:92:ASP:OD1	13:G:93:GLY:N	2.39	0.52
13:G:108:VAL:HG13	13:G:111:TYR:HB2	1.91	0.52

Continued on next page...

Continued from previous page...

Atom-1	Atom-2	Interatomic distance (Å)	Clash overlap (Å)
13:G:232:TYR:O	13:G:348:PHE:N	2.41	0.52
13:G:415:GLU:HG3	13:G:468:HIS:CG	2.44	0.52
7:I:32:VAL:O	7:I:36:LEU:N	2.42	0.52
7:I:113:HIS:ND1	7:I:114:PRO:HD2	2.24	0.52
7:I:180:LYS:HD3	7:I:370:ARG:HB2	1.91	0.52
8:J:319:GLY:O	8:J:322:ARG:HB3	2.08	0.52
8:J:437:GLU:O	8:J:441:LYS:HG3	2.08	0.52
10:L:191:VAL:HG21	10:L:412:ILE:HG21	1.91	0.52
11:M:166:ILE:HG22	11:M:186:ALA:HB1	1.90	0.52
12:N:133:PHE:CZ	12:N:417:ALA:HB3	2.44	0.52
12:N:349:LEU:HB2	12:N:364:GLU:HB2	1.90	0.52
12:N:449:LYS:O	12:N:453:GLN:N	2.28	0.52
13:O:424:SER:HA	13:O:432:GLN:HA	1.90	0.52
13:O:476:GLY:HA3	13:O:487:ASN:OD1	2.09	0.52
14:P:150:SER:HB2	14:P:406:LYS:HE2	1.91	0.52
1:1:57:GLU:HG3	1:1:60:MET:N	2.25	0.52
4:4:36:LEU:HD12	4:4:108:ILE:HG21	1.90	0.52
5:5:23:ASP:OD1	5:5:128:LYS:NZ	2.41	0.52
7:A:367:THR:HG22	7:A:369:ALA:N	2.20	0.52
7:A:494:LYS:O	7:A:496:ARG:NH1	2.42	0.52
8:B:131:ARG:O	8:B:134:THR:HB	2.09	0.52
8:B:242:THR:HG21	8:B:282:ILE:HD11	1.92	0.52
8:B:397:LEU:HA	8:B:400:THR:HB	1.91	0.52
9:C:27:ILE:HG23	9:C:107:SER:HA	1.90	0.52
9:C:179:ALA:O	9:C:183:VAL:N	2.32	0.52
9:C:195:ILE:HD11	9:C:198:TYR:HB2	1.90	0.52
10:D:253:LEU:HD23	10:D:286:LEU:HG	1.91	0.52
11:E:59:LYS:HD2	11:E:77:ILE:HG21	1.90	0.52
11:E:534:ARG:NH2	13:G:62:GLY:O	2.42	0.52
13:G:352:GLN:HB2	13:G:357:ARG:CZ	2.39	0.52
14:H:223:PHE:CE1	14:H:323:ARG:HD3	2.44	0.52
14:H:425:SER:O	14:H:428:GLU:HB3	2.09	0.52
7:I:234:ILE:O	7:I:346:GLY:N	2.29	0.52
7:I:529:ASP:HB2	10:L:74:GLY:HA3	1.90	0.52
8:J:92:ASP:HB2	8:J:99:THR:H	1.73	0.52
8:J:115:SER:O	8:J:119:LYS:N	2.31	0.52
8:J:175:HIS:HB3	8:J:179:PHE:HE2	1.74	0.52
8:J:248:LYS:NZ	8:J:249:ILE:O	2.42	0.52
9:K:70:ILE:HG21	12:N:522:MET:SD	2.49	0.52
9:K:74:HIS:CG	9:K:75:PRO:HD3	2.43	0.52
10:L:440:SER:OG	10:L:451:VAL:HG12	2.10	0.52

Continued on next page...

Continued from previous page...

Atom-1	Atom-2	Interatomic distance (Å)	Clash overlap (Å)
11:M:108:GLY:HA2	11:M:111:VAL:HG22	1.90	0.52
11:M:210:LYS:O	11:M:385:ILE:N	2.41	0.52
11:M:534:ARG:O	13:O:50:VAL:N	2.29	0.52
13:O:329:SER:HB2	13:O:341:VAL:HA	1.91	0.52
14:P:206:LYS:HE3	14:P:385:MET:HG2	1.91	0.52
3:3:85:LEU:HB3	3:3:89:LYS:HE3	1.90	0.52
4:4:103:SER:HA	4:4:106:GLU:HB3	1.90	0.52
6:6:82:TYR:O	6:6:86:GLU:HG3	2.10	0.52
7:A:214:TYR:N	7:A:364:ILE:O	2.42	0.52
8:B:29:PHE:CE1	8:B:110:LEU:HD22	2.44	0.52
8:B:110:LEU:O	8:B:114:GLU:HG3	2.08	0.52
9:C:215:LEU:HB2	9:C:219:MET:SD	2.49	0.52
10:D:48:ILE:O	10:D:52:LEU:N	2.42	0.52
10:D:309:LEU:HD23	10:D:314:LEU:HD13	1.90	0.52
11:E:188:ILE:HG12	11:E:224:LEU:HB2	1.91	0.52
12:F:194:MET:N	12:F:374:LEU:O	2.34	0.52
12:F:289:PHE:HD2	12:F:310:ILE:HG12	1.73	0.52
13:G:127:THR:O	13:G:131:LEU:N	2.24	0.52
13:G:449:LEU:HA	13:G:452:ASN:HB2	1.91	0.52
8:J:230:LYS:HD3	10:L:343:LYS:HE2	1.91	0.52
10:L:231:GLN:HB3	10:L:332:ASP:OD2	2.09	0.52
11:M:258:PRO:HA	11:M:304:TRP:CD1	2.45	0.52
12:N:28:ARG:HH11	12:N:104:LYS:HA	1.75	0.52
12:N:91:GLY:HA2	12:N:94:SER:HB2	1.91	0.52
12:N:132:GLN:O	12:N:136:GLU:N	2.38	0.52
13:O:150:GLU:HG2	13:O:152:ARG:HG2	1.90	0.52
14:P:250:ILE:HB	14:P:279:GLN:HE21	1.74	0.52
3:3:171:THR:HA	3:3:174:VAL:HG12	1.92	0.52
7:A:228:ARG:NH2	7:A:350:GLU:OE1	2.35	0.52
7:A:399:VAL:O	7:A:403:LEU:HG	2.09	0.52
8:B:400:THR:HA	8:B:403:ASP:O	2.10	0.52
8:B:481:ARG:HG3	8:B:482:GLU:N	2.18	0.52
10:D:52:LEU:HB3	10:D:468:ASN:ND2	2.25	0.52
10:D:160:ARG:HG3	10:D:188:VAL:HG12	1.91	0.52
10:D:302:LYS:O	10:D:306:ARG:N	2.42	0.52
10:D:436:LEU:HB2	10:D:455:ALA:HB2	1.90	0.52
11:E:335:ILE:O	11:E:381:ARG:HD3	2.09	0.52
11:E:373:VAL:HG12	11:E:375:GLU:HG2	1.91	0.52
11:E:478:ARG:HG3	10:L:449:TYR:OH	2.09	0.52
12:F:190:MET:HG3	12:F:370:ARG:O	2.10	0.52
12:F:319:ARG:HG3	12:F:320:ASN:H	1.75	0.52

Continued on next page...

Continued from previous page...

Atom-1	Atom-2	Interatomic distance (Å)	Clash overlap (Å)
12:F:330:GLY:HA2	12:F:345:GLY:HA3	1.91	0.52
12:F:421:ALA:O	12:F:425:HIS:ND1	2.42	0.52
14:H:23:SER:HB3	14:H:32:ASN:HD21	1.74	0.52
14:H:208:LEU:H	14:H:224:LYS:HZ2	1.57	0.52
7:I:151:ALA:HA	7:I:500:GLN:HB3	1.91	0.52
7:I:167:PHE:CD2	7:I:207:GLU:HA	2.45	0.52
8:J:68:ALA:N	8:J:99:THR:HG21	2.23	0.52
8:J:445:MET:O	8:J:448:THR:OG1	2.16	0.52
8:J:465:LEU:HG	8:J:469:HIS:HD2	1.75	0.52
9:K:146:ILE:HG21	9:K:402:LEU:HA	1.90	0.52
9:K:284:GLN:O	9:K:286:LYS:NZ	2.40	0.52
11:M:243:VAL:HG11	11:M:299:LEU:HB2	1.92	0.52
11:M:291:GLN:HA	11:M:294:GLU:HB3	1.92	0.52
11:M:304:TRP:CD1	11:M:324:TRP:HZ3	2.27	0.52
11:M:345:PHE:HB3	13:O:271:TRP:CH2	2.45	0.52
12:N:232:THR:HB	12:N:332:ALA:HA	1.91	0.52
13:O:232:TYR:O	13:O:235:PRO:HD3	2.08	0.52
13:O:316:GLU:O	13:O:320:LYS:N	2.42	0.52
14:P:272:GLU:OE2	14:P:298:ALA:HB3	2.09	0.52
14:P:276:MET:SD	14:P:301:ALA:HB1	2.50	0.52
3:3:104:ARG:NH1	4:4:75:PHE:HB2	2.25	0.52
4:4:29:ASN:O	4:4:33:ILE:N	2.42	0.52
7:A:80:ASP:HA	7:A:83:ASP:HB3	1.91	0.52
7:A:469:ALA:HA	13:O:425:ARG:O	2.09	0.52
8:B:27:THR:HA	8:B:30:ILE:HG12	1.90	0.52
8:B:162:ILE:HG12	8:B:496:SER:H	1.75	0.52
8:B:241:ASN:O	8:B:335:PHE:N	2.43	0.52
9:C:392:GLN:HA	9:C:395:MET:HG2	1.91	0.52
9:C:409:PRO:CB	9:C:490:MET:HB2	2.39	0.52
10:D:515:SER:O	10:D:518:ALA:N	2.42	0.52
12:F:269:ASP:O	12:F:273:LYS:HG2	2.09	0.52
7:I:11:ARG:HG2	10:L:59:LYS:CE	2.39	0.52
7:I:118:ILE:HG21	7:I:522:ILE:CG1	2.39	0.52
7:I:187:GLN:HB3	7:I:189:ARG:HG2	1.90	0.52
7:I:264:ARG:HH22	9:K:339:ARG:NH1	2.07	0.52
8:J:451:ALA:HB3	8:J:458:SER:OG	2.09	0.52
8:J:456:TYR:CE2	8:J:461:LEU:HB2	2.45	0.52
9:K:70:ILE:HG13	9:K:71:GLN:H	1.73	0.52
9:K:449:ARG:CZ	9:K:460:ILE:HA	2.40	0.52
10:L:176:VAL:O	10:L:180:SER:OG	2.19	0.52
10:L:244:ALA:HB2	10:L:296:ASN:HB2	1.90	0.52

Continued on next page...

Continued from previous page...

Atom-1	Atom-2	Interatomic distance (Å)	Clash overlap (Å)
12:N:13:VAL:HG12	12:N:522:MET:HG3	1.92	0.52
14:P:491:ASP:O	14:P:495:ALA:N	2.42	0.52
1:1:91:ILE:O	1:1:95:GLU:N	2.38	0.52
3:3:80:GLU:O	3:3:84:THR:HG23	2.09	0.52
3:3:84:THR:HA	5:5:67:THR:HG21	1.91	0.52
3:3:105:PHE:CD2	5:5:62:LEU:HD22	2.44	0.52
3:3:127:LEU:HD11	3:3:135:TYR:HE2	1.74	0.52
7:A:113:HIS:CE1	10:D:467:GLU:HG3	2.44	0.52
7:A:505:GLU:HG3	7:A:510:LYS:NZ	2.24	0.52
8:B:142:LEU:O	8:B:145:ALA:HB3	2.09	0.52
9:C:232:TYR:HA	9:C:351:GLU:HA	1.92	0.52
10:D:29:LYS:HB3	10:D:30:PRO:HD3	1.92	0.52
10:D:231:GLN:NE2	10:D:372:LYS:O	2.43	0.52
10:D:429:GLU:O	10:D:432:LEU:N	2.43	0.52
11:E:481:GLN:OE1	11:E:487:PRO:HD3	2.10	0.52
12:F:191:ILE:O	12:F:193:ILE:HG12	2.10	0.52
12:F:293:ASN:OD1	12:F:295:LYS:N	2.39	0.52
13:G:316:GLU:O	13:G:320:LYS:N	2.33	0.52
13:G:408:GLY:H	13:G:492:VAL:HG12	1.73	0.52
13:G:487:ASN:HB3	13:G:492:VAL:HB	1.92	0.52
14:H:158:ASP:HA	14:H:161:SER:OG	2.10	0.52
14:H:335:ARG:HD3	14:H:339:PRO:HA	1.92	0.52
7:I:110:GLN:OE1	7:I:433:ARG:NH1	2.42	0.52
7:I:199:LYS:HA	7:I:377:LEU:HB2	1.92	0.52
9:K:98:VAL:HG22	9:K:505:THR:HA	1.90	0.52
9:K:230:ARG:HB2	9:K:233:ILE:HD12	1.90	0.52
9:K:434:GLN:HG3	9:K:438:ARG:HH12	1.74	0.52
9:K:502:LYS:HG3	9:K:506:TYR:CE2	2.44	0.52
10:L:130:PRO:HB2	10:L:530:LEU:HB3	1.91	0.52
10:L:374:LEU:HD11	10:L:376:ILE:HD11	1.90	0.52
12:N:107:ASP:O	12:N:111:SER:N	2.24	0.52
13:O:331:GLN:HG2	13:O:341:VAL:HG12	1.91	0.52
13:O:467:ARG:HA	13:O:470:GLN:HG3	1.90	0.52
14:P:284:ALA:HB3	14:P:308:TYR:OH	2.10	0.52
2:2:69:LYS:HB3	2:2:80:GLU:OE2	2.09	0.52
5:5:78:ASP:HB3	5:5:81:HIS:HB2	1.92	0.52
7:A:236:CYS:HB2	7:A:327:ILE:CG1	2.40	0.52
7:A:323:SER:O	7:A:347:GLN:HB2	2.10	0.52
8:B:468:ALA:O	8:B:472:GLY:N	2.43	0.52
9:C:46:MET:CA	12:F:517:LEU:HB3	2.38	0.52
9:C:301:GLN:O	9:C:305:MET:HG2	2.09	0.52

Continued on next page...

Continued from previous page...

Atom-1	Atom-2	Interatomic distance (Å)	Clash overlap (Å)
11:E:109:VAL:HG13	11:E:516:GLN:HG3	1.90	0.52
11:E:242:LYS:H	11:E:320:PRO:HG2	1.75	0.52
11:E:254:PRO:HD2	11:E:345:PHE:HB2	1.92	0.52
11:E:302:CYS:HB3	11:E:323:ARG:HD2	1.92	0.52
11:E:334:ALA:O	11:E:337:THR:OG1	2.21	0.52
12:F:319:ARG:HG3	12:F:320:ASN:N	2.25	0.52
13:G:183:VAL:O	13:G:187:ASP:HB2	2.09	0.52
14:H:221:MET:O	14:H:362:VAL:HA	2.09	0.52
14:H:244:CYS:HB2	14:H:334:PRO:HB3	1.91	0.52
14:H:436:TYR:O	14:H:440:LYS:N	2.34	0.52
7:I:234:ILE:HD13	7:I:364:ILE:HD12	1.91	0.52
8:J:230:LYS:HB2	8:J:351:GLU:OE1	2.09	0.52
9:K:36:ILE:O	9:K:39:THR:OG1	2.20	0.52
9:K:41:LEU:HA	9:K:163:LYS:HE3	1.91	0.52
10:L:31:ALA:O	10:L:34:ARG:HG2	2.10	0.52
11:M:271:VAL:HA	11:M:274:TYR:HB3	1.92	0.52
13:O:289:VAL:N	13:O:309:PHE:O	2.38	0.52
13:O:477:VAL:C	13:O:487:ASN:HD21	2.12	0.52
2:2:35:GLN:HG2	2:2:38:ARG:NH2	2.25	0.52
2:2:48:GLU:HG3	3:3:158:LEU:CD2	2.40	0.52
3:3:103:THR:HG21	3:3:117:VAL:HB	1.92	0.52
3:3:104:ARG:HD2	4:4:75:PHE:HD2	1.74	0.52
7:A:460:SER:O	7:A:464:VAL:HG12	2.10	0.52
8:B:147:ASP:HA	8:B:404:SER:O	2.09	0.52
8:B:195:ASN:ND2	8:B:369:GLU:OE1	2.42	0.52
8:B:519:ASN:CB	11:E:59:LYS:HA	2.40	0.52
9:C:142:ILE:O	9:C:407:LEU:N	2.42	0.52
9:C:238:ILE:HA	9:C:289:VAL:HG23	1.92	0.52
10:D:144:GLY:HA2	10:D:432:LEU:HD11	1.91	0.52
10:D:365:VAL:HB	10:D:375:LYS:HD3	1.90	0.52
10:D:473:PRO:HA	10:D:476:THR:HB	1.91	0.52
11:E:202:ARG:O	11:E:414:ARG:HA	2.09	0.52
11:E:367:THR:HG23	11:E:368:LYS:HG2	1.92	0.52
13:G:209:GLN:O	13:G:373:ILE:N	2.34	0.52
13:G:339:ALA:O	13:G:342:LEU:HB2	2.09	0.52
14:H:414:ALA:O	14:H:418:GLU:HG2	2.10	0.52
14:H:435:GLN:HB3	14:H:439:LYS:HE3	1.92	0.52
7:I:135:ASN:HB2	7:I:409:VAL:HG12	1.90	0.52
8:J:45:PRO:HD2	8:J:450:ILE:HG21	1.92	0.52
8:J:259:ASP:H	8:J:263:LYS:HG3	1.75	0.52
8:J:298:ASN:O	8:J:302:GLN:HG3	2.09	0.52

Continued on next page...

Continued from previous page...

Atom-1	Atom-2	Interatomic distance (Å)	Clash overlap (Å)
8:J:351:GLU:HA	8:J:360:ILE:HA	1.91	0.52
9:K:48:LYS:N	9:K:60:THR:O	2.29	0.52
10:L:45:ALA:HA	10:L:48:ILE:HD12	1.91	0.52
10:L:60:MET:HG3	10:L:70:ILE:HG22	1.92	0.52
11:M:166:ILE:O	11:M:183:ARG:NH1	2.42	0.52
12:N:36:THR:O	12:N:43:THR:N	2.27	0.52
14:P:43:THR:HB	14:P:105:LEU:HD12	1.90	0.52
14:P:207:ILE:HG21	14:P:358:THR:OG1	2.09	0.52
14:P:250:ILE:HG12	14:P:252:GLU:H	1.73	0.52
1:1:64:VAL:HG23	1:1:65:GLY:H	1.75	0.52
2:2:105:THR:HA	2:2:108:LEU:HD12	1.91	0.52
6:6:19:LEU:HD13	6:6:100:GLN:CB	2.38	0.52
7:A:118:ILE:HG21	7:A:526:ARG:NH2	2.25	0.52
10:D:178:GLN:HG3	10:D:179:TYR:N	2.18	0.52
10:D:279:GLU:OE2	10:D:283:ILE:HD13	2.10	0.52
10:D:348:ILE:HD13	10:D:351:PHE:HE2	1.74	0.52
10:D:447:GLU:OE2	10:D:451:VAL:HG23	2.10	0.52
11:E:45:ALA:O	11:E:49:ARG:HG3	2.10	0.52
11:E:122:GLN:O	11:E:126:ARG:N	2.41	0.52
13:G:132:ALA:O	13:G:136:ILE:N	2.27	0.52
14:H:48:GLY:HA3	14:H:452:LEU:HD11	1.91	0.52
7:I:236:CYS:HA	7:I:287:LEU:HB2	1.92	0.52
7:I:307:ALA:HB3	7:I:309:ARG:CZ	2.40	0.52
8:J:380:GLN:HA	8:J:383:LEU:HD12	1.91	0.52
8:J:465:LEU:HD22	8:J:485:ILE:HG12	1.91	0.52
9:K:152:MET:HG2	9:K:401:VAL:HG11	1.92	0.52
9:K:153:LEU:HA	9:K:156:ILE:CG2	2.33	0.52
9:K:453:GLN:HB2	9:K:459:THR:HG21	1.92	0.52
10:L:218:ILE:O	10:L:221:CYS:HB2	2.09	0.52
10:L:239:THR:HG21	10:L:296:ASN:O	2.09	0.52
10:L:363:GLU:HG3	10:L:365:VAL:HG13	1.92	0.52
11:M:195:THR:HB	11:M:383:VAL:HG21	1.92	0.52
12:N:141:ARG:NH1	12:N:407:VAL:O	2.43	0.52
13:O:229:PRO:O	13:O:309:PHE:HB2	2.10	0.52
14:P:143:LEU:HB3	14:P:501:TYR:CE1	2.45	0.52
14:P:238:LYS:O	14:P:289:ASN:N	2.36	0.52
14:P:239:ILE:HG22	14:P:290:VAL:HB	1.92	0.52
14:P:436:TYR:O	14:P:440:LYS:HG2	2.10	0.52
2:2:43:LYS:HE3	2:2:106:GLN:NE2	2.25	0.52
7:A:85:GLU:OE1	7:A:512:LYS:HD2	2.10	0.52
7:A:126:LYS:O	7:A:130:ARG:N	2.26	0.52

Continued on next page...

Continued from previous page...

Atom-1	Atom-2	Interatomic distance (Å)	Clash overlap (Å)
8:B:173:THR:HG23	8:B:174:HIS:H	1.74	0.52
9:C:34:ALA:O	9:C:100:ILE:HD13	2.09	0.52
10:D:190:ALA:HB1	10:D:208:ILE:HD12	1.92	0.52
10:D:246:ILE:HA	10:D:297:VAL:HB	1.90	0.52
10:D:248:LEU:HB3	10:D:345:VAL:H	1.75	0.52
11:E:42:LYS:HG3	11:E:43:ALA:H	1.75	0.52
11:E:52:LEU:HB2	11:E:465:ASN:ND2	2.25	0.52
12:F:47:LEU:HD22	12:F:50:GLY:N	2.25	0.52
12:F:84:GLN:NE2	12:F:91:GLY:HA3	2.25	0.52
12:F:196:MET:N	12:F:376:ILE:O	2.43	0.52
14:H:99:ASP:HB2	14:H:394:ASP:OD2	2.10	0.52
14:H:410:PRO:HG3	14:H:474:GLY:O	2.10	0.52
7:I:463:LEU:HD12	7:I:495:PRO:HD3	1.92	0.52
8:J:448:THR:HA	8:J:458:SER:HB3	1.91	0.52
9:K:130:LEU:O	9:K:133:MET:HB3	2.10	0.52
9:K:276:GLN:HG3	9:K:303:TYR:CE2	2.45	0.52
9:K:393:ASP:O	9:K:396:GLN:HB3	2.10	0.52
9:K:466:LEU:HA	9:K:469:LYS:HB3	1.91	0.52
10:L:268:ASP:OD1	10:L:269:TYR:N	2.43	0.52
11:M:48:MET:HE3	11:M:74:GLY:HA3	1.92	0.52
11:M:138:GLU:HG2	11:M:525:ARG:NH1	2.25	0.52
11:M:176:LYS:HB3	11:M:401:SER:OG	2.10	0.52
12:N:407:VAL:HA	12:N:498:TYR:HB2	1.92	0.52
14:P:275:LEU:O	14:P:279:GLN:HG3	2.10	0.52
7:A:71:ALA:O	7:A:74:VAL:HG12	2.10	0.51
7:A:86:VAL:HG11	7:A:509:VAL:HG22	1.92	0.51
7:A:93:VAL:HG21	7:A:516:PHE:CB	2.39	0.51
7:A:149:ILE:HA	7:A:169:ALA:CB	2.40	0.51
7:A:471:HIS:HB2	7:A:473:GLU:O	2.10	0.51
8:B:29:PHE:CD1	8:B:110:LEU:HB3	2.45	0.51
8:B:42:THR:HB	8:B:65:ASN:CA	2.30	0.51
8:B:517:VAL:CG1	11:E:60:MET:HB2	2.39	0.51
9:C:204:ILE:HG21	9:C:355:ILE:HG22	1.92	0.51
9:C:212:SER:HB3	9:C:375:LEU:O	2.09	0.51
9:C:317:LYS:HA	9:C:320:ASN:HB2	1.92	0.51
9:C:374:ILE:HG21	9:C:391:LEU:HD21	1.92	0.51
9:C:449:ARG:HG2	9:C:459:THR:CG2	2.37	0.51
10:D:33:ILE:O	10:D:37:ASN:N	2.24	0.51
11:E:55:ASN:ND2	11:E:493:CYS:O	2.43	0.51
11:E:489:LEU:C	11:E:501:MET:H	2.14	0.51
13:G:398:ARG:NE	13:G:495:PRO:HD2	2.23	0.51

Continued on next page...

Continued from previous page...

Atom-1	Atom-2	Interatomic distance (Å)	Clash overlap (Å)
14:H:264:GLU:HA	14:H:267:ASN:HD22	1.75	0.51
14:H:514:ALA:O	14:H:517:THR:N	2.43	0.51
7:I:106:GLU:CG	10:L:471:LEU:HB2	2.38	0.51
8:J:40:LYS:HG3	8:J:41:SER:N	2.24	0.51
9:K:230:ARG:HD2	9:K:288:ASP:HB2	1.91	0.51
11:M:225:ILE:N	11:M:384:THR:O	2.32	0.51
11:M:249:ALA:HB3	11:M:300:ALA:HA	1.92	0.51
11:M:420:TYR:CE1	11:M:507:ILE:HG12	2.44	0.51
12:N:28:ARG:HD2	12:N:104:LYS:CG	2.40	0.51
12:N:148:LEU:HD13	12:N:402:ILE:HB	1.92	0.51
12:N:160:VAL:HG11	12:N:390:ALA:HB2	1.92	0.51
12:N:281:VAL:HG22	12:N:341:PRO:HB3	1.92	0.51
12:N:293:ASN:HD22	12:N:297:ILE:HG12	1.74	0.51
14:P:466:LYS:O	14:P:470:VAL:N	2.40	0.51
5:5:94:LYS:HE2	5:5:102:PHE:CE2	2.45	0.51
7:A:96:ILE:HG23	7:A:444:SER:HB3	1.92	0.51
7:A:111:LYS:HE3	13:O:456:ASP:HB3	1.92	0.51
7:A:183:ASP:O	7:A:186:GLY:N	2.36	0.51
7:A:232:ALA:HB3	7:A:348:ALA:HB3	1.92	0.51
8:B:17:ASP:N	8:B:522:LYS:O	2.41	0.51
8:B:25:ARG:HH12	8:B:514:ILE:HG22	1.73	0.51
8:B:496:SER:O	8:B:500:LYS:HD3	2.11	0.51
9:C:415:GLU:O	9:C:444:LEU:HD13	2.10	0.51
10:D:76:THR:O	10:D:80:GLN:HG2	2.10	0.51
10:D:112:ILE:HG21	10:D:518:ALA:O	2.10	0.51
10:D:340:ILE:HA	10:D:381:SER:HA	1.92	0.51
11:E:431:LEU:HA	10:L:441:ARG:HH22	1.73	0.51
12:F:207:ILE:O	12:F:373:THR:N	2.32	0.51
13:G:216:PHE:HE2	13:G:290:LEU:HD13	1.76	0.51
13:G:415:GLU:HG3	13:G:468:HIS:HB3	1.93	0.51
14:H:325:CYS:SG	14:H:332:ALA:N	2.84	0.51
7:I:216:LEU:HD13	7:I:287:LEU:HD13	1.92	0.51
7:I:237:LEU:HB2	7:I:288:THR:HA	1.93	0.51
8:J:95:VAL:HG13	8:J:399:GLN:NE2	2.22	0.51
9:K:190:ARG:HA	9:K:191:LYS:HB3	1.91	0.51
9:K:208:ILE:H	9:K:211:ASP:HB2	1.76	0.51
9:K:413:ALA:O	9:K:417:ALA:N	2.41	0.51
10:L:144:GLY:HA2	10:L:432:LEU:HD11	1.92	0.51
11:M:481:GLN:HA	11:M:485:MET:H	1.75	0.51
12:N:224:ARG:NH1	12:N:364:GLU:OE1	2.43	0.51
13:O:132:ALA:O	13:O:136:ILE:N	2.34	0.51

Continued on next page...

Continued from previous page...

Atom-1	Atom-2	Interatomic distance (Å)	Clash overlap (Å)
13:O:159:ALA:O	13:O:163:LEU:N	2.41	0.51
14:P:97:VAL:O	14:P:397:ASN:HB3	2.10	0.51
14:P:102:ASN:O	14:P:106:VAL:HG12	2.10	0.51
14:P:386:ASP:O	14:P:389:GLU:HB3	2.10	0.51
14:P:398:THR:HA	14:P:401:VAL:HB	1.93	0.51
3:3:105:PHE:N	3:3:113:CYS:O	2.36	0.51
5:5:90:TYR:OH	6:6:56:VAL:HB	2.09	0.51
8:B:86:ASP:HA	8:B:89:ARG:HE	1.75	0.51
8:B:188:LEU:O	8:B:191:LYS:HG3	2.10	0.51
10:D:285:ASN:HA	10:D:288:LYS:HD2	1.92	0.51
10:D:394:ASN:H	10:D:397:VAL:HB	1.74	0.51
12:F:141:ARG:NH2	12:F:409:PRO:HD3	2.25	0.51
12:F:208:ARG:HB3	12:F:365:LYS:HD2	1.92	0.51
12:F:392:ARG:HA	12:F:395:LEU:HD12	1.92	0.51
13:G:164:SER:OG	13:G:480:ASN:OD1	2.25	0.51
13:G:274:LEU:HB2	13:G:302:TYR:HE2	1.75	0.51
14:H:51:GLY:N	14:H:480:LEU:HD22	2.26	0.51
14:H:106:VAL:HG11	14:H:448:ILE:HD11	1.92	0.51
7:I:363:LEU:HB3	7:I:365:LYS:HD3	1.93	0.51
8:J:127:ILE:HD11	8:J:515:LEU:HD22	1.91	0.51
9:K:26:ASN:ND2	9:K:75:PRO:HB2	2.26	0.51
9:K:420:HIS:HB3	9:K:470:HIS:CG	2.45	0.51
10:L:143:LYS:HZ1	10:L:443:LEU:HD22	1.75	0.51
10:L:215:GLY:O	10:L:392:GLY:N	2.42	0.51
10:L:217:THR:H	10:L:220:ASP:HB3	1.74	0.51
10:L:476:THR:HA	10:L:479:GLU:HB2	1.91	0.51
11:M:529:LYS:HE3	13:O:46:ASP:HB2	1.91	0.51
12:N:290:VAL:HG13	12:N:313:LEU:HD13	1.92	0.51
12:N:434:GLN:O	12:N:438:GLN:HG3	2.10	0.51
14:P:83:ALA:O	14:P:87:VAL:HG23	2.10	0.51
14:P:155:ARG:HA	14:P:188:VAL:HG13	1.91	0.51
1:1:47:THR:OG1	1:1:80:LEU:HD11	2.11	0.51
2:2:31:ASN:HA	2:2:34:ARG:HB3	1.91	0.51
3:3:72:ARG:NH2	4:4:38:GLU:OE1	2.43	0.51
5:5:34:ALA:O	5:5:38:VAL:HG23	2.10	0.51
9:C:63:GLY:HA2	9:C:66:ILE:HB	1.92	0.51
9:C:224:VAL:HG13	9:C:226:HIS:CD2	2.45	0.51
10:D:266:VAL:HG23	10:D:268:ASP:H	1.75	0.51
12:F:78:ALA:HA	12:F:81:ALA:HB3	1.91	0.51
13:G:219:THR:O	13:G:357:ARG:HB3	2.10	0.51
13:G:301:GLN:O	13:G:305:ASP:N	2.42	0.51

Continued on next page...

Continued from previous page...

Atom-1	Atom-2	Interatomic distance (Å)	Clash overlap (Å)
13:G:449:LEU:HD23	13:G:452:ASN:ND2	2.25	0.51
14:H:69:ALA:O	14:H:73:LEU:N	2.31	0.51
14:H:267:ASN:O	14:H:271:GLY:N	2.40	0.51
7:I:12:SER:HB2	7:I:17:ILE:N	2.24	0.51
7:I:113:HIS:CG	7:I:114:PRO:HD2	2.45	0.51
9:K:156:ILE:HD12	9:K:398:CYS:SG	2.51	0.51
10:L:423:ALA:H	10:L:504:LEU:HD23	1.75	0.51
11:M:254:PRO:HB3	11:M:258:PRO:HB3	1.93	0.51
11:M:345:PHE:CD1	11:M:348:LEU:HD11	2.46	0.51
11:M:404:ASP:HA	11:M:407:CYS:HB2	1.93	0.51
13:O:29:CYS:SG	13:O:102:ALA:HB2	2.50	0.51
13:O:148:LYS:HB2	13:O:150:GLU:H	1.74	0.51
13:O:235:PRO:HB3	13:O:348:PHE:HB2	1.92	0.51
13:O:487:ASN:O	13:O:492:VAL:N	2.42	0.51
7:A:180:LYS:NZ	7:A:212:SER:HA	2.24	0.51
7:A:228:ARG:HE	7:A:352:VAL:HG22	1.74	0.51
7:A:270:ILE:HG13	7:A:274:ARG:NH2	2.26	0.51
8:B:425:ALA:O	8:B:429:PRO:HG3	2.11	0.51
8:B:520:ILE:HD12	8:B:520:ILE:H	1.75	0.51
9:C:33:ILE:HD13	9:C:80:MET:HG3	1.93	0.51
9:C:168:TRP:HB2	9:C:387:VAL:HG22	1.93	0.51
9:C:202:GLU:O	9:C:376:LEU:HB2	2.10	0.51
10:D:98:GLN:HG3	10:D:106:THR:HG22	1.91	0.51
11:E:148:LEU:O	11:E:510:LEU:HD11	2.11	0.51
11:E:412:LEU:HD22	11:E:509:THR:HG22	1.91	0.51
11:E:522:GLN:O	11:E:526:MET:N	2.43	0.51
14:H:131:GLY:HA2	14:H:134:ILE:HD12	1.91	0.51
14:H:156:ASP:OD1	14:H:157:ILE:N	2.44	0.51
14:H:331:THR:H	14:H:343:GLU:CG	2.12	0.51
7:I:55:THR:O	7:I:61:ILE:HD11	2.11	0.51
8:J:352:VAL:O	8:J:359:LEU:HB2	2.10	0.51
8:J:475:THR:O	8:J:488:MET:N	2.26	0.51
9:K:141:SER:OG	9:K:499:LEU:HD13	2.10	0.51
10:L:432:LEU:HG	10:L:458:MET:HE1	1.93	0.51
11:M:410:ARG:HA	11:M:413:ILE:HG22	1.91	0.51
14:P:472:GLN:OE1	14:P:473:GLU:HB2	2.11	0.51
3:3:71:LYS:HE3	3:3:155:LEU:HD21	1.93	0.51
3:3:127:LEU:HD11	3:3:135:TYR:CE2	2.46	0.51
6:6:33:LEU:HD13	6:6:86:GLU:HB2	1.93	0.51
7:A:80:ASP:O	7:A:84:LYS:N	2.26	0.51
8:B:40:LYS:HB2	8:B:449:ILE:HG21	1.93	0.51

Continued on next page...

Continued from previous page...

Atom-1	Atom-2	Interatomic distance (Å)	Clash overlap (Å)
8:B:66:ASP:OD2	8:B:69:THR:N	2.34	0.51
8:B:155:PHE:HE1	8:B:400:THR:HG22	1.76	0.51
9:C:51:LEU:O	12:F:524:ALA:N	2.30	0.51
9:C:233:ILE:HG23	9:C:236:PRO:CD	2.41	0.51
9:C:279:CYS:HB3	9:C:304:LEU:HD21	1.92	0.51
9:C:334:ARG:O	9:C:338:LEU:HD21	2.10	0.51
10:D:191:VAL:HG21	10:D:412:ILE:HD13	1.92	0.51
10:D:263:GLN:HB2	10:D:279:GLU:HB2	1.93	0.51
10:D:400:GLU:O	10:D:404:SER:OG	2.18	0.51
11:E:337:THR:HG22	11:E:355:PHE:O	2.10	0.51
11:E:489:LEU:HD12	11:E:490:GLY:N	2.25	0.51
12:F:167:VAL:HG22	12:F:204:THR:HB	1.93	0.51
13:G:84:LYS:O	13:G:88:ALA:N	2.28	0.51
13:G:97:VAL:HG13	13:G:506:ALA:HA	1.93	0.51
13:G:135:LYS:HE3	13:G:419:TYR:HB2	1.91	0.51
13:G:207:ASP:HB2	13:G:375:ARG:HH21	1.76	0.51
13:G:333:SER:O	13:G:337:LEU:HD21	2.10	0.51
13:G:413:GLU:O	13:G:417:SER:N	2.34	0.51
14:H:56:VAL:O	14:H:64:PHE:N	2.44	0.51
14:H:303:HIS:CD2	14:H:307:LYS:HE3	2.46	0.51
14:H:397:ASN:HA	14:H:400:LYS:CB	2.40	0.51
7:I:467:LEU:HD23	7:I:495:PRO:HG3	1.93	0.51
8:J:112:GLU:HB2	8:J:130:TRP:HZ2	1.75	0.51
8:J:375:LEU:HB3	8:J:383:LEU:HD22	1.92	0.51
9:K:238:ILE:N	9:K:329:ALA:HB1	2.25	0.51
9:K:434:GLN:HA	9:K:437:TYR:HB3	1.92	0.51
9:K:463:LEU:HA	9:K:466:LEU:HB2	1.91	0.51
10:L:40:ALA:HB3	10:L:85:HIS:CG	2.46	0.51
10:L:218:ILE:HD11	10:L:400:GLU:HB2	1.92	0.51
10:L:376:ILE:HG22	10:L:379:CYS:HB3	1.92	0.51
11:M:132:ARG:HG3	13:O:43:ARG:HH22	1.76	0.51
11:M:277:LEU:HD21	13:O:258:HIS:CG	2.45	0.51
12:N:289:PHE:CE2	12:N:291:VAL:HG13	2.42	0.51
12:N:382:HIS:CE1	12:N:383:THR:HG23	2.46	0.51
12:N:469:GLU:C	12:N:475:GLN:HE21	2.14	0.51
13:O:331:GLN:HE21	13:O:341:VAL:HG12	1.74	0.51
14:P:172:GLN:HG2	14:P:174:GLY:H	1.75	0.51
3:3:101:MET:HB3	4:4:76:ILE:HD13	1.92	0.51
5:5:50:LEU:HD23	5:5:100:LYS:HG3	1.92	0.51
5:5:62:LEU:CD1	5:5:76:LEU:HB2	2.41	0.51
7:A:70:PRO:O	7:A:74:VAL:N	2.41	0.51

Continued on next page...

Continued from previous page...

Atom-1	Atom-2	Interatomic distance (Å)	Clash overlap (Å)
7:A:126:LYS:HB2	7:A:130:ARG:NH1	2.26	0.51
7:A:480:ARG:HB2	7:A:482:ASN:OD1	2.11	0.51
8:B:232:ILE:CG2	8:B:288:ASN:HB3	2.41	0.51
8:B:433:ALA:HA	8:B:436:MET:CB	2.27	0.51
9:C:409:PRO:HG3	9:C:491:LYS:HZ2	1.74	0.51
10:D:85:HIS:HB3	10:D:88:ALA:HB3	1.93	0.51
11:E:145:ILE:HG12	11:E:514:LYS:HG3	1.93	0.51
12:F:227:ASP:HB3	12:F:229:TYR:CE2	2.46	0.51
12:F:477:VAL:HG22	12:F:486:PRO:HB2	1.93	0.51
13:G:118:PRO:HB3	14:H:454:GLU:O	2.09	0.51
14:H:85:MET:SD	14:H:518:VAL:HG12	2.50	0.51
7:I:138:VAL:HG12	7:I:139:ASN:N	2.26	0.51
9:K:23:GLN:HB3	9:K:110:GLU:OE2	2.11	0.51
9:K:31:LYS:O	9:K:34:ALA:N	2.42	0.51
9:K:365:ASP:HB3	9:K:368:ASP:OD2	2.11	0.51
9:K:507:LYS:O	9:K:510:VAL:HG22	2.10	0.51
10:L:363:GLU:HG2	10:L:375:LYS:HD2	1.93	0.51
12:N:318:ARG:O	12:N:322:GLU:HG3	2.11	0.51
13:O:461:LEU:O	13:O:465:ARG:HG3	2.11	0.51
13:O:497:MET:HG2	13:O:501:ASN:ND2	2.25	0.51
14:P:57:ILE:HG23	14:P:61:GLU:HA	1.93	0.51
14:P:180:ALA:HA	14:P:183:ILE:HG22	1.92	0.51
14:P:417:ILE:HD13	14:P:467:LEU:HD23	1.92	0.51
3:3:85:LEU:H	3:3:85:LEU:HD12	1.75	0.51
6:6:25:LYS:NZ	6:6:26:SER:OG	2.43	0.51
7:A:181:TYR:CE1	7:A:195:VAL:HA	2.46	0.51
7:A:487:GLY:HA3	7:A:496:ARG:O	2.11	0.51
8:B:197:GLU:HB3	8:B:325:LEU:HD22	1.93	0.51
8:B:454:ALA:HB1	8:B:456:TYR:CE2	2.46	0.51
8:B:487:ASP:HB3	8:B:491:LEU:HD11	1.93	0.51
9:C:27:ILE:HD12	9:C:111:HIS:HB3	1.93	0.51
9:C:67:LEU:HD12	9:C:85:ARG:HH12	1.76	0.51
9:C:414:SER:HB3	9:C:502:LYS:CE	2.37	0.51
10:D:153:ARG:O	10:D:421:LEU:N	2.42	0.51
10:D:221:CYS:HA	10:D:389:VAL:O	2.09	0.51
10:D:244:ALA:N	10:D:359:ALA:O	2.28	0.51
10:D:446:MET:H	11:M:472:GLN:NE2	2.08	0.51
11:E:97:SER:O	11:E:101:GLU:HG2	2.11	0.51
12:F:513:THR:O	12:F:517:LEU:HG	2.11	0.51
14:H:239:ILE:HG22	14:H:241:VAL:HG23	1.93	0.51
14:H:301:ALA:O	14:H:305:ALA:N	2.29	0.51

Continued on next page...

Continued from previous page...

Atom-1	Atom-2	Interatomic distance (Å)	Clash overlap (Å)
14:H:347:CYS:SG	14:H:363:PHE:HB3	2.51	0.51
14:H:356:GLY:H	14:H:378:ARG:NE	2.08	0.51
7:I:18:ARG:HD3	10:L:57:MET:HB2	1.93	0.51
7:I:278:ILE:HG23	7:I:340:PHE:CZ	2.46	0.51
7:I:410:PRO:HB2	7:I:487:GLY:HA2	1.91	0.51
10:L:131:THR:HA	10:L:134:SER:HB2	1.93	0.51
10:L:252:CYS:SG	10:L:305:LEU:HB2	2.50	0.51
10:L:496:ARG:HD2	10:L:508:VAL:HA	1.93	0.51
10:L:537:ASN:HB3	10:L:539:ARG:NH1	2.25	0.51
11:M:85:HIS:CE1	11:M:87:ILE:HB	2.46	0.51
11:M:143:VAL:O	11:M:147:HIS:N	2.29	0.51
11:M:218:ARG:H	11:M:221:ASP:HB2	1.75	0.51
12:N:12:GLU:CD	12:N:523:ARG:HD2	2.30	0.51
13:O:124:ALA:HB3	13:O:434:LEU:HD23	1.93	0.51
14:P:99:ASP:OD1	14:P:100:GLY:N	2.39	0.51
14:P:146:LEU:HD21	14:P:415:THR:HA	1.93	0.51
2:2:34:ARG:HG3	3:3:173:GLU:OE1	2.10	0.51
4:4:46:GLN:O	4:4:50:LEU:N	2.39	0.51
4:4:105:VAL:HA	4:4:108:ILE:HG22	1.93	0.51
5:5:94:LYS:HZ1	6:6:49:LEU:HD23	1.75	0.51
7:A:200:ALA:O	7:A:378:ARG:HA	2.11	0.51
7:A:273:GLU:HG3	7:A:277:LYS:HE2	1.93	0.51
7:A:467:LEU:C	7:A:485:TRP:HE1	2.12	0.51
7:A:468:ARG:HA	7:A:485:TRP:HZ2	1.76	0.51
8:B:66:ASP:O	8:B:69:THR:OG1	2.28	0.51
8:B:218:PHE:CE2	8:B:323:LEU:HB2	2.46	0.51
8:B:241:ASN:HB2	8:B:331:ILE:HD11	1.92	0.51
9:C:452:ILE:HG23	9:C:462:LEU:HD12	1.92	0.51
10:D:160:ARG:HA	10:D:163:LEU:HB2	1.93	0.51
10:D:229:LEU:N	10:D:374:LEU:O	2.30	0.51
10:D:249:ILE:O	10:D:301:GLN:NE2	2.44	0.51
10:D:313:ALA:O	10:D:317:LEU:N	2.43	0.51
11:E:156:LEU:N	11:E:416:ASN:HB3	2.25	0.51
12:F:13:VAL:HG12	12:F:522:MET:HA	1.92	0.51
12:F:156:LEU:O	12:F:160:VAL:N	2.27	0.51
12:F:282:CYS:HA	12:F:287:LYS:HE3	1.92	0.51
12:F:308:GLU:HB2	12:F:310:ILE:HD12	1.93	0.51
13:G:63:ALA:O	13:G:67:LYS:HG3	2.10	0.51
13:G:194:MET:HB3	13:G:368:LYS:O	2.11	0.51
13:G:230:LYS:C	13:G:231:LYS:HD2	2.31	0.51
13:G:259:THR:HG23	13:G:261:GLU:HB2	1.93	0.51

Continued on next page...

Continued from previous page...

Atom-1	Atom-2	Interatomic distance (Å)	Clash overlap (Å)
14:H:47:TYR:CD2	14:H:103:PHE:HB2	2.46	0.51
14:H:47:TYR:O	14:H:452:LEU:HD21	2.10	0.51
7:I:168:PHE:HE2	7:I:206:MET:HA	1.75	0.51
7:I:323:SER:HB3	7:I:364:ILE:HG21	1.93	0.51
8:J:18:GLU:HA	8:J:521:ILE:HD13	1.93	0.51
8:J:413:SER:O	8:J:417:MET:N	2.22	0.51
8:J:512:GLU:HB3	8:J:516:ARG:NH2	2.25	0.51
9:K:183:VAL:HG22	9:K:199:ALA:HA	1.92	0.51
9:K:500:ALA:O	9:K:504:GLN:HG2	2.10	0.51
10:L:76:THR:O	10:L:80:GLN:N	2.31	0.51
11:M:251:LEU:HD11	11:M:292:ILE:HG12	1.91	0.51
13:O:30:GLN:HE21	13:O:105:LEU:HB3	1.76	0.51
13:O:237:ILE:HG23	13:O:290:LEU:CD1	2.41	0.51
13:O:321:ARG:HB3	13:O:369:THR:HG21	1.93	0.51
13:O:474:TRP:HB3	13:O:486:ASP:OD1	2.11	0.51
14:P:30:TYR:O	14:P:33:ILE:HG12	2.11	0.51
14:P:234:VAL:HA	14:P:350:VAL:O	2.10	0.51
1:I:40:THR:OG1	1:I:87:ALA:HB1	2.11	0.51
3:3:67:LEU:HB3	3:3:159:GLU:HG3	1.92	0.51
5:5:36:LEU:HD13	5:5:113:GLN:HG2	1.92	0.51
6:6:13:VAL:HB	6:6:108:LEU:HD13	1.92	0.51
8:B:141:LEU:O	8:B:145:ALA:N	2.41	0.51
8:B:430:GLY:O	8:B:434:VAL:HG23	2.11	0.51
8:B:465:LEU:HD11	8:B:469:HIS:CE1	2.45	0.51
9:C:231:ARG:HA	9:C:352:ILE:HB	1.92	0.51
10:D:61:ILE:HG23	10:D:81:MET:SD	2.51	0.51
10:D:299:LEU:HA	10:D:325:ILE:HG23	1.93	0.51
11:E:143:VAL:O	11:E:147:HIS:HB2	2.10	0.51
12:F:223:LYS:O	12:F:352:GLU:HB3	2.11	0.51
12:F:426:LYS:HA	12:F:434:GLN:OE1	2.11	0.51
13:G:79:LEU:O	13:G:83:ALA:N	2.31	0.51
13:G:181:ASP:O	13:G:185:MET:HG3	2.11	0.51
13:G:278:LEU:HD13	13:G:282:HIS:CE1	2.45	0.51
14:H:222:VAL:HG23	14:H:374:THR:HB	1.92	0.51
14:H:298:ALA:O	14:H:302:LEU:N	2.26	0.51
7:I:268:SER:O	7:I:271:THR:OG1	2.29	0.51
7:I:413:GLY:H	7:I:488:LEU:HD23	1.76	0.51
8:J:54:SER:HA	10:L:538:THR:H	1.76	0.51
9:K:395:MET:O	9:K:399:ARG:HG2	2.10	0.51
10:L:114:GLY:O	10:L:118:ASP:N	2.37	0.51
10:L:233:VAL:HG11	10:L:238:ILE:HG12	1.93	0.51

Continued on next page...

Continued from previous page...

Atom-1	Atom-2	Interatomic distance (Å)	Clash overlap (Å)
11:M:299:LEU:HD22	11:M:359:VAL:HG21	1.91	0.51
11:M:313:LEU:O	11:M:317:ASN:N	2.38	0.51
11:M:473:THR:HG22	11:M:491:ILE:HG21	1.91	0.51
12:N:496:ASP:HB2	12:N:501:LYS:HD2	1.93	0.51
14:P:206:LYS:HB3	14:P:385:MET:SD	2.51	0.51
14:P:411:GLY:H	14:P:492:MET:HB3	1.76	0.51
2:2:68:ARG:HH12	3:3:134:GLU:H	1.59	0.50
5:5:23:ASP:HB2	5:5:128:LYS:HD3	1.92	0.50
7:A:182:THR:HG21	7:A:322:ALA:CA	2.41	0.50
7:A:328:LEU:HD13	7:A:344:MET:SD	2.51	0.50
7:A:354:GLU:HB3	7:A:363:LEU:HD13	1.93	0.50
8:B:88:SER:HB3	8:B:99:THR:HG23	1.92	0.50
8:B:230:LYS:HG3	8:B:231:ARG:N	2.26	0.50
9:C:198:TYR:HA	9:C:325:ARG:HE	1.75	0.50
10:D:241:VAL:HG21	10:D:296:ASN:HB3	1.93	0.50
11:E:285:PHE:O	11:E:289:ILE:N	2.20	0.50
11:E:419:VAL:HG12	11:E:510:LEU:HA	1.92	0.50
13:G:246:LEU:HD23	13:G:297:ASP:HB2	1.94	0.50
13:G:475:TYR:N	13:G:486:ASP:OD1	2.44	0.50
14:H:351:TYR:N	14:H:362:VAL:O	2.43	0.50
7:I:12:SER:H	7:I:17:ILE:HB	1.76	0.50
8:J:215:ASP:OD1	8:J:361:HIS:HE1	1.93	0.50
9:K:205:PRO:HA	9:K:384:LEU:HD11	1.92	0.50
9:K:417:ALA:O	9:K:470:HIS:HE1	1.94	0.50
10:L:504:LEU:O	10:L:509:VAL:HG12	2.11	0.50
12:N:56:LEU:HD21	14:P:85:MET:HE1	1.91	0.50
12:N:118:ILE:HB	12:N:432:ARG:HG2	1.92	0.50
12:N:122:GLY:HA3	12:N:436:GLY:HA3	1.93	0.50
12:N:141:ARG:HD3	12:N:495:TRP:CE3	2.45	0.50
12:N:278:LYS:NZ	12:N:287:LYS:O	2.43	0.50
12:N:289:PHE:HE1	12:N:344:LEU:HD13	1.76	0.50
13:O:120:ILE:HA	13:O:123:ARG:HE	1.75	0.50
13:O:200:VAL:HG21	13:O:373:ILE:HG22	1.93	0.50
13:O:391:ASP:O	13:O:395:ILE:HG22	2.11	0.50
13:O:424:SER:OG	13:O:436:GLY:N	2.43	0.50
1:1:17:GLN:O	1:1:20:VAL:HG22	2.12	0.50
1:1:54:LEU:O	1:1:73:LYS:NZ	2.31	0.50
4:4:45:LYS:O	4:4:49:ASN:N	2.40	0.50
4:4:46:GLN:HB2	4:4:94:LEU:CD2	2.40	0.50
7:A:44:MET:HE2	9:C:75:PRO:HB2	1.93	0.50
7:A:184:ILE:HA	7:A:321:LYS:HD2	1.94	0.50

Continued on next page...

Continued from previous page...

Atom-1	Atom-2	Interatomic distance (Å)	Clash overlap (Å)
7:A:334:LEU:O	7:A:338:GLU:HG3	2.12	0.50
8:B:201:ILE:H	8:B:322:ARG:HH12	1.60	0.50
9:C:240:LEU:HB3	9:C:331:ILE:HG23	1.93	0.50
10:D:160:ARG:HE	10:D:189:ASN:HA	1.76	0.50
11:E:433:VAL:HG11	11:E:451:PHE:CD2	2.47	0.50
11:E:433:VAL:HG11	11:E:451:PHE:HD2	1.77	0.50
13:G:211:VAL:HB	13:G:371:THR:HG22	1.94	0.50
13:G:243:GLU:HB2	13:G:294:PRO:O	2.12	0.50
14:H:502:LEU:HD11	14:H:506:TRP:HE1	1.76	0.50
7:I:149:ILE:O	7:I:153:LYS:N	2.36	0.50
7:I:433:ARG:O	7:I:437:ALA:N	2.44	0.50
8:J:297:TYR:OH	10:L:250:GLN:NE2	2.45	0.50
8:J:419:HIS:CB	8:J:470:SER:HB3	2.41	0.50
10:L:218:ILE:HG23	10:L:401:ALA:HB2	1.93	0.50
11:M:202:ARG:HH11	11:M:414:ARG:NH1	2.09	0.50
11:M:252:THR:CG2	11:M:344:ARG:HE	2.24	0.50
11:M:411:ASN:HA	11:M:414:ARG:NH2	2.26	0.50
12:N:28:ARG:HD2	12:N:104:LYS:HG3	1.93	0.50
14:P:203:ARG:O	14:P:323:ARG:NH2	2.45	0.50
7:A:275:ILE:HA	7:A:278:ILE:HB	1.93	0.50
7:A:465:ALA:HB3	13:O:429:GLY:O	2.12	0.50
9:C:79:SER:HA	9:C:82:GLU:HG2	1.94	0.50
9:C:194:ASP:O	9:C:196:LYS:HG3	2.12	0.50
10:D:140:ALA:HB2	10:D:451:VAL:HG22	1.93	0.50
10:D:156:GLU:HA	10:D:419:ARG:NH1	2.27	0.50
10:D:345:VAL:HG11	10:D:351:PHE:CD1	2.47	0.50
10:D:368:ASN:HB2	10:D:391:ARG:NH1	2.25	0.50
11:E:56:GLY:HA2	11:E:465:ASN:HB2	1.93	0.50
11:E:85:HIS:HA	11:E:540:GLU:OE2	2.10	0.50
11:E:156:LEU:HD22	11:E:164:PRO:HG2	1.92	0.50
11:E:337:THR:CG2	11:E:355:PHE:H	2.24	0.50
11:E:436:GLU:HG3	11:E:440:CYS:SG	2.51	0.50
11:E:528:LEU:HD23	13:G:43:ARG:HD2	1.92	0.50
12:F:431:GLY:O	12:F:435:LEU:HG	2.11	0.50
13:G:103:GLU:OE2	13:G:107:GLN:NE2	2.44	0.50
7:I:160:ILE:HA	7:I:164:ASN:ND2	2.25	0.50
8:J:220:LEU:HD11	8:J:314:HIS:CD2	2.45	0.50
8:J:285:HIS:CE1	8:J:338:PRO:HD3	2.46	0.50
8:J:477:GLY:N	8:J:486:GLY:O	2.43	0.50
9:K:330:ARG:HA	9:K:342:ASP:HB3	1.92	0.50
10:L:251:PHE:CG	10:L:347:HIS:HA	2.46	0.50

Continued on next page...

Continued from previous page...

Atom-1	Atom-2	Interatomic distance (Å)	Clash overlap (Å)
10:L:342:THR:HG23	10:L:357:GLY:H	1.76	0.50
11:M:243:VAL:HG22	11:M:320:PRO:HB2	1.93	0.50
12:N:164:LEU:HA	12:N:167:VAL:HG12	1.93	0.50
12:N:317:LYS:O	12:N:321:MET:N	2.35	0.50
12:N:353:TYR:CE2	12:N:355:LEU:HB2	2.45	0.50
12:N:449:LYS:HA	12:N:459:LEU:HB2	1.93	0.50
12:N:468:ALA:HA	12:N:471:SER:HB2	1.92	0.50
12:N:493:GLY:HA2	12:N:495:TRP:CZ2	2.46	0.50
13:O:110:PRO:O	13:O:114:GLU:HG3	2.10	0.50
13:O:119:GLN:O	13:O:122:ILE:HG12	2.12	0.50
13:O:238:ALA:HA	13:O:342:LEU:HD12	1.92	0.50
14:P:97:VAL:CG2	14:P:503:GLY:HA2	2.42	0.50
5:5:62:LEU:HD13	5:5:76:LEU:HB2	1.92	0.50
5:5:86:VAL:HG21	6:6:46:GLU:OE1	2.11	0.50
7:A:33:LYS:NZ	7:A:99:GLU:OE2	2.45	0.50
7:A:126:LYS:O	7:A:129:VAL:HG22	2.11	0.50
7:A:411:GLY:HA2	7:A:487:GLY:CA	2.39	0.50
7:A:423:LEU:HD22	7:A:441:PHE:CD2	2.46	0.50
7:A:464:VAL:O	7:A:467:LEU:HB2	2.11	0.50
8:B:218:PHE:H	8:B:365:VAL:HG11	1.76	0.50
8:B:239:ILE:HD11	8:B:323:LEU:HG	1.93	0.50
8:B:451:ALA:O	8:B:456:TYR:N	2.38	0.50
9:C:35:ASP:O	9:C:38:ARG:HG2	2.11	0.50
9:C:49:MET:HB2	12:F:518:VAL:HG11	1.93	0.50
9:C:220:ILE:N	9:C:361:THR:O	2.41	0.50
10:D:144:GLY:HA2	10:D:436:LEU:HD21	1.93	0.50
10:D:510:GLN:HB2	10:D:514:VAL:HG21	1.93	0.50
11:E:428:SER:O	11:E:431:LEU:HB3	2.10	0.50
11:E:511:ILE:HD12	11:E:511:ILE:H	1.77	0.50
12:F:242:THR:O	12:F:260:VAL:HG13	2.12	0.50
12:F:489:ALA:HA	12:F:492:VAL:HB	1.93	0.50
12:F:504:LEU:HA	12:F:507:SER:HB2	1.94	0.50
13:G:120:ILE:N	13:G:123:ARG:HE	2.10	0.50
13:G:215:ALA:HB1	13:G:359:ASN:O	2.11	0.50
14:H:239:ILE:O	14:H:343:GLU:HB2	2.12	0.50
14:H:423:ILE:O	14:H:427:GLY:N	2.35	0.50
7:I:321:LYS:HD3	7:I:370:ARG:NH1	2.27	0.50
7:I:465:ALA:O	7:I:469:ALA:N	2.40	0.50
7:I:505:GLU:HB3	7:I:509:VAL:CG2	2.42	0.50
9:K:365:ASP:HB2	9:K:370:LYS:HD3	1.93	0.50
12:N:47:LEU:CB	12:N:63:LEU:HD22	2.42	0.50

Continued on next page...

Continued from previous page...

Atom-1	Atom-2	Interatomic distance (Å)	Clash overlap (Å)
12:N:47:LEU:HD21	12:N:67:MET:HB2	1.91	0.50
12:N:317:LYS:N	12:N:320:ASN:HB2	2.26	0.50
14:P:247:ASP:OD1	14:P:298:ALA:HB2	2.12	0.50
3:3:92:GLN:HA	3:3:98:THR:HG23	1.93	0.50
4:4:47:LEU:HD11	4:4:95:GLN:OE1	2.11	0.50
5:5:113:GLN:HA	5:5:116:LYS:NZ	2.27	0.50
7:A:196:ASN:O	7:A:374:SER:HA	2.12	0.50
7:A:196:ASN:OD1	7:A:197:ILE:N	2.44	0.50
7:A:399:VAL:HG12	7:A:403:LEU:HG	1.93	0.50
7:A:464:VAL:HA	7:A:467:LEU:HD12	1.94	0.50
7:A:507:THR:HG23	7:A:508:ILE:HG23	1.93	0.50
8:B:408:TYR:HA	8:B:494:THR:HG23	1.92	0.50
9:C:445:GLU:O	9:C:449:ARG:HG3	2.11	0.50
9:C:470:HIS:HB2	9:C:475:CYS:SG	2.52	0.50
10:D:60:MET:HB3	10:D:68:VAL:CG2	2.42	0.50
11:E:202:ARG:NH1	11:E:416:ASN:OD1	2.44	0.50
11:E:305:GLY:HA2	11:E:324:TRP:N	2.25	0.50
12:F:47:LEU:O	12:F:55:LYS:N	2.45	0.50
12:F:432:ARG:O	12:F:435:LEU:HB2	2.11	0.50
13:G:30:GLN:NE2	13:G:106:LYS:HB2	2.26	0.50
13:G:225:PHE:CZ	13:G:357:ARG:HG2	2.46	0.50
13:G:321:ARG:O	13:G:324:MET:HB2	2.11	0.50
14:H:58:ASN:HD22	14:H:60:LEU:HD12	1.77	0.50
14:H:203:ARG:HH22	14:H:322:ARG:HH22	1.58	0.50
14:H:348:ASP:OD1	14:H:365:HIS:HA	2.10	0.50
7:I:45:LEU:HD22	9:K:523:VAL:HG22	1.94	0.50
7:I:97:ALA:O	7:I:101:LEU:HG	2.12	0.50
7:I:106:GLU:HA	10:L:470:GLY:CA	2.42	0.50
7:I:111:LYS:HE3	7:I:113:HIS:HA	1.94	0.50
7:I:470:PHE:HB3	7:I:485:TRP:N	2.26	0.50
8:J:123:PRO:O	8:J:127:ILE:HG12	2.11	0.50
9:K:183:VAL:HG13	9:K:198:TYR:O	2.10	0.50
11:M:193:VAL:HG13	11:M:406:LEU:HD11	1.93	0.50
11:M:251:LEU:HB3	11:M:253:CYS:SG	2.51	0.50
12:N:232:THR:HG21	12:N:321:MET:HG3	1.93	0.50
13:O:395:ILE:O	13:O:399:ALA:N	2.41	0.50
14:P:400:LYS:HZ3	14:P:404:ARG:HD3	1.76	0.50
3:3:49:VAL:HG22	3:3:51:LYS:H	1.75	0.50
4:4:78:HIS:CE1	4:4:83:THR:H	2.27	0.50
6:6:86:GLU:O	6:6:89:ARG:HG2	2.11	0.50
7:A:433:ARG:HG3	13:O:459:ASN:ND2	2.25	0.50

Continued on next page...

Continued from previous page...

Atom-1	Atom-2	Interatomic distance (Å)	Clash overlap (Å)
7:A:465:ALA:HB1	13:O:428:PRO:CB	2.40	0.50
7:A:515:LYS:NZ	7:A:519:GLU:HB2	2.27	0.50
8:B:33:ILE:HD11	8:B:110:LEU:HB2	1.94	0.50
8:B:230:LYS:HG3	8:B:231:ARG:H	1.75	0.50
9:C:446:VAL:O	9:C:449:ARG:HB2	2.11	0.50
9:C:455:CYS:CB	9:C:485:GLY:HA2	2.40	0.50
11:E:461:ALA:HA	11:E:464:GLU:HB3	1.94	0.50
12:F:47:LEU:HB2	12:F:55:LYS:HE2	1.93	0.50
12:F:262:ALA:HA	12:F:265:LYS:HD2	1.94	0.50
12:F:273:LYS:CB	12:F:336:PHE:HB2	2.41	0.50
14:H:475:ASN:HD21	14:H:491:ASP:CG	2.13	0.50
9:K:235:ASN:ND2	9:K:347:ALA:O	2.36	0.50
9:K:273:GLU:O	9:K:276:GLN:HB3	2.11	0.50
9:K:400:ASN:O	9:K:404:ASP:N	2.37	0.50
9:K:420:HIS:HB2	9:K:467:ARG:NE	2.25	0.50
10:L:51:SER:HB2	10:L:465:LEU:HG	1.92	0.50
10:L:104:ASP:OD2	10:L:411:VAL:HG22	2.11	0.50
11:M:223:LYS:O	11:M:386:PHE:N	2.34	0.50
12:N:22:VAL:HA	12:N:25:SER:HB2	1.93	0.50
12:N:289:PHE:HD2	12:N:310:ILE:HG23	1.77	0.50
13:O:167:LEU:HG	13:O:168:ILE:N	2.26	0.50
13:O:188:ASP:OD1	13:O:189:LEU:N	2.44	0.50
14:P:429:THR:C	14:P:431:PRO:HD3	2.32	0.50
14:P:509:LYS:O	14:P:513:ASN:N	2.43	0.50
5:5:25:GLU:OE1	5:5:124:LYS:HD2	2.11	0.50
6:6:114:GLU:OXT	14:H:264:GLU:HB3	2.12	0.50
7:A:42:ASP:O	7:A:43:LYS:HD3	2.11	0.50
7:A:42:ASP:O	9:C:519:ILE:HD13	2.11	0.50
7:A:297:LEU:HA	7:A:300:PHE:HD2	1.76	0.50
7:A:519:GLU:O	7:A:522:ILE:HG22	2.10	0.50
8:B:279:VAL:HG11	8:B:303:LEU:HB3	1.93	0.50
10:D:297:VAL:HG22	10:D:323:MET:HB3	1.92	0.50
10:D:480:LEU:HA	10:D:483:ARG:HB2	1.93	0.50
11:E:145:ILE:HG23	11:E:514:LYS:HZ3	1.77	0.50
11:E:193:VAL:O	11:E:197:ALA:N	2.36	0.50
11:E:477:VAL:O	11:E:481:GLN:HG2	2.12	0.50
12:F:31:GLN:HE22	12:F:101:GLU:N	2.06	0.50
12:F:133:PHE:CE2	12:F:137:VAL:HB	2.47	0.50
13:G:48:LEU:CD2	13:G:50:VAL:HG23	2.42	0.50
13:G:74:PRO:O	13:G:78:THR:HG23	2.12	0.50
7:I:34:SER:HA	7:I:455:ASN:OD1	2.11	0.50

Continued on next page...

Continued from previous page...

Atom-1	Atom-2	Interatomic distance (Å)	Clash overlap (Å)
7:I:263:ILE:O	7:I:267:GLU:HG3	2.11	0.50
7:I:322:ALA:C	7:I:367:THR:HB	2.30	0.50
7:I:427:ALA:HB1	7:I:435:GLN:O	2.12	0.50
8:J:112:GLU:HB2	8:J:130:TRP:CZ2	2.46	0.50
8:J:297:TYR:H	8:J:300:PRO:HG2	1.77	0.50
8:J:379:THR:HB	8:J:381:GLN:OE1	2.11	0.50
9:K:47:MET:HB2	12:N:518:VAL:HG22	1.94	0.50
9:K:111:HIS:O	9:K:115:GLN:N	2.38	0.50
9:K:289:VAL:HG22	9:K:310:THR:CG2	2.41	0.50
12:N:61:ASN:OD1	12:N:62:VAL:N	2.45	0.50
12:N:317:LYS:NZ	12:N:319:ARG:HH21	2.08	0.50
14:P:103:PHE:CD2	14:P:507:ALA:HB1	2.46	0.50
14:P:223:PHE:HB2	14:P:361:VAL:CG1	2.42	0.50
1:1:37:LEU:HA	1:1:40:THR:OG1	2.12	0.50
2:2:71:TYR:HB3	2:2:78:LEU:HD11	1.94	0.50
6:6:20:GLN:N	6:6:101:SER:OG	2.44	0.50
7:A:460:SER:O	7:A:463:LEU:N	2.45	0.50
7:A:515:LYS:HZ2	7:A:519:GLU:HB2	1.77	0.50
8:B:455:GLY:HA3	10:D:129:HIS:CG	2.46	0.50
9:C:149:SER:OG	9:C:181:LYS:NZ	2.23	0.50
9:C:294:LYS:HG3	9:C:317:LYS:CE	2.41	0.50
9:C:304:LEU:HA	9:C:307:ALA:HB3	1.94	0.50
10:D:31:ALA:HB1	10:D:35:PHE:CZ	2.46	0.50
10:D:155:VAL:O	10:D:419:ARG:HG3	2.11	0.50
11:E:501:MET:HB3	11:E:506:VAL:O	2.11	0.50
12:F:70:GLN:OE1	14:H:19:ALA:N	2.45	0.50
12:F:83:ALA:O	12:F:87:ILE:HG12	2.11	0.50
12:F:126:ALA:HB1	12:F:440:PHE:CD2	2.47	0.50
12:F:140:SER:OG	12:F:406:CYS:SG	2.64	0.50
13:G:22:LEU:HD23	13:G:112:VAL:HG11	1.94	0.50
13:G:120:ILE:HD11	13:G:431:GLN:OE1	2.11	0.50
7:I:298:LYS:HG3	9:K:331:ILE:HG13	1.93	0.50
8:J:202:ILE:HB	8:J:374:VAL:HA	1.93	0.50
8:J:298:ASN:HA	8:J:301:GLU:HB2	1.94	0.50
9:K:245:LEU:HD11	9:K:282:ILE:HD11	1.93	0.50
9:K:354:LYS:HD2	9:K:359:TYR:CE1	2.47	0.50
10:L:38:ILE:HG23	10:L:117:LEU:HB3	1.94	0.50
10:L:330:ARG:NH2	10:L:334:GLU:OE2	2.45	0.50
12:N:416:VAL:HA	12:N:445:LEU:HD21	1.93	0.50
14:P:73:LEU:HD22	14:P:87:VAL:HG22	1.94	0.50
14:P:201:ASN:OD1	14:P:371:ALA:HA	2.11	0.50

Continued on next page...

Continued from previous page...

Atom-1	Atom-2	Interatomic distance (Å)	Clash overlap (Å)
5:5:26:VAL:HG21	5:5:125:HIS:HB2	1.93	0.50
7:A:148:LEU:HB2	7:A:499:LYS:NZ	2.27	0.50
8:B:412:CYS:HB2	8:B:477:GLY:HA3	1.92	0.50
9:C:165:ILE:HD12	9:C:390:ASN:HD21	1.76	0.50
9:C:169:SER:O	9:C:173:CYS:N	2.27	0.50
9:C:291:ILE:HG13	9:C:315:VAL:HG21	1.94	0.50
10:D:157:LEU:HA	10:D:163:LEU:HD21	1.94	0.50
11:E:163:GLU:HB3	11:E:164:PRO:HD3	1.93	0.50
11:E:236:HIS:CB	11:E:312:HIS:HB2	2.42	0.50
11:E:391:ASN:HB2	11:E:394:ILE:HG12	1.93	0.50
11:E:445:GLN:O	11:E:449:ARG:N	2.44	0.50
13:G:49:ILE:HG22	13:G:51:ASP:OD1	2.12	0.50
13:G:87:ASP:O	13:G:91:GLY:N	2.44	0.50
13:G:282:HIS:HB3	13:G:306:ARG:NE	2.26	0.50
13:G:346:GLN:N	13:G:363:GLY:O	2.43	0.50
13:G:421:ARG:HA	13:G:424:SER:OG	2.12	0.50
14:H:264:GLU:HA	14:H:267:ASN:ND2	2.27	0.50
7:I:18:ARG:HD2	10:L:57:MET:SD	2.52	0.50
7:I:107:LEU:HB3	7:I:433:ARG:HD2	1.94	0.50
7:I:512:LYS:HB3	7:I:516:PHE:HE2	1.76	0.50
8:J:183:ALA:HA	8:J:394:LEU:HD23	1.94	0.50
9:K:274:TYR:O	9:K:278:LEU:HG	2.12	0.50
10:L:97:ALA:HB1	10:L:521:LEU:HD22	1.94	0.50
10:L:157:LEU:HD12	10:L:158:SER:N	2.27	0.50
10:L:203:VAL:O	10:L:413:ARG:HG3	2.12	0.50
11:M:427:ILE:HD12	11:M:478:ARG:HB2	1.93	0.50
12:N:115:HIS:O	12:N:119:ILE:HG12	2.12	0.50
12:N:133:PHE:HA	12:N:136:GLU:HB2	1.94	0.50
12:N:151:VAL:O	12:N:155:SER:N	2.29	0.50
12:N:277:LEU:HD21	12:N:344:LEU:HD21	1.93	0.50
13:O:49:ILE:HG13	13:O:57:THR:OG1	2.12	0.50
2:2:96:GLN:OE1	2:2:99:LYS:HD2	2.12	0.49
5:5:129:GLN:HA	5:5:132:MET:HB3	1.94	0.49
6:6:60:LEU:HD22	10:D:280:ARG:HH12	1.77	0.49
7:A:145:ARG:HH21	7:A:402:VAL:N	2.10	0.49
7:A:164:ASN:ND2	7:A:206:MET:SD	2.76	0.49
7:A:255:THR:OG1	7:A:259:LYS:HG3	2.12	0.49
7:A:414:ALA:HA	7:A:467:LEU:HD22	1.94	0.49
8:B:134:THR:HA	8:B:439:TYR:CZ	2.46	0.49
9:C:65:ALA:HA	9:C:68:ARG:HE	1.76	0.49
9:C:204:ILE:HG21	9:C:377:ARG:HG2	1.94	0.49

Continued on next page...

Continued from previous page...

Atom-1	Atom-2	Interatomic distance (Å)	Clash overlap (Å)
10:D:289:GLN:O	10:D:293:THR:HG23	2.12	0.49
10:D:331:GLU:O	10:D:335:PHE:N	2.36	0.49
11:E:247:LYS:HA	11:E:356:ALA:HB3	1.94	0.49
11:E:258:PRO:CG	13:G:267:VAL:HG21	2.42	0.49
11:E:534:ARG:HE	13:G:35:ALA:HB1	1.76	0.49
12:F:215:GLY:N	12:F:358:GLU:OE2	2.45	0.49
12:F:225:VAL:HG13	12:F:288:GLY:HA3	1.93	0.49
13:G:242:VAL:HA	13:G:293:LEU:HD12	1.93	0.49
13:G:249:GLU:HG2	13:G:273:ILE:HB	1.94	0.49
13:G:281:ILE:HB	13:G:337:LEU:HD12	1.93	0.49
14:H:38:GLU:O	14:H:42:THR:HG23	2.12	0.49
14:H:64:PHE:CE2	14:H:66:THR:HB	2.47	0.49
14:H:72:ILE:O	14:H:76:LEU:HG	2.12	0.49
14:H:142:ILE:HA	14:H:145:ASN:OD1	2.11	0.49
7:I:235:ALA:O	7:I:287:LEU:N	2.34	0.49
7:I:420:SER:HB2	7:I:445:LEU:HB2	1.92	0.49
8:J:302:GLN:HG2	10:L:346:ALA:HA	1.93	0.49
8:J:444:ARG:O	8:J:448:THR:HG23	2.12	0.49
9:K:156:ILE:HA	9:K:397:VAL:HG21	1.94	0.49
9:K:353:LYS:HB3	9:K:362:PHE:CE2	2.47	0.49
9:K:383:ILE:O	9:K:387:VAL:HG23	2.12	0.49
9:K:398:CYS:HA	9:K:401:VAL:HG12	1.93	0.49
9:K:463:LEU:O	9:K:467:ARG:HG2	2.12	0.49
11:M:48:MET:SD	11:M:110:VAL:HG11	2.52	0.49
12:N:203:ASP:OD1	12:N:204:THR:N	2.45	0.49
13:O:168:ILE:HD12	13:O:168:ILE:O	2.11	0.49
13:O:392:ALA:O	13:O:396:VAL:N	2.25	0.49
14:P:20:LYS:HB2	14:P:524:ILE:HD12	1.93	0.49
14:P:223:PHE:CB	14:P:313:VAL:HG11	2.42	0.49
14:P:423:ILE:HA	14:P:426:TYR:HB3	1.92	0.49
14:P:500:THR:HG23	14:P:503:GLY:H	1.76	0.49
1:1:41:LYS:NZ	1:1:84:GLN:HE21	2.09	0.49
3:3:123:MET:HB2	3:3:140:ALA:HB2	1.94	0.49
4:4:34:THR:O	4:4:38:GLU:HG3	2.12	0.49
6:6:15:LYS:HB2	6:6:108:LEU:HD11	1.93	0.49
6:6:114:GLU:HG2	14:H:251:THR:O	2.12	0.49
7:A:107:LEU:HD11	7:A:440:GLU:HG3	1.94	0.49
7:A:173:VAL:O	7:A:177:LEU:HG	2.13	0.49
8:B:109:LEU:HB3	8:B:130:TRP:HZ3	1.76	0.49
8:B:519:ASN:HB3	11:E:59:LYS:HA	1.94	0.49
9:C:451:LEU:HD23	9:C:454:ASN:ND2	2.23	0.49

Continued on next page...

Continued from previous page...

Atom-1	Atom-2	Interatomic distance (Å)	Clash overlap (Å)
10:D:494:ASN:ND2	10:D:506:GLU:HB3	2.26	0.49
11:E:232:LYS:HB2	11:E:372:LEU:HB2	1.94	0.49
11:E:358:LEU:N	11:E:375:GLU:O	2.35	0.49
11:E:410:ARG:HG2	11:E:414:ARG:HH12	1.76	0.49
11:E:494:LEU:HD23	11:E:496:LYS:HD2	1.93	0.49
12:F:72:PRO:O	12:F:76:LEU:HG	2.12	0.49
12:F:104:LYS:O	12:F:108:LEU:HG	2.11	0.49
12:F:114:LEU:HB2	12:N:460:GLN:NE2	2.26	0.49
12:F:139:VAL:N	12:F:408:VAL:HG12	2.21	0.49
12:F:240:GLU:HB2	12:F:244:VAL:HG21	1.94	0.49
12:F:346:HIS:C	12:F:367:ASN:HD22	2.15	0.49
13:G:63:ALA:O	13:G:67:LYS:N	2.32	0.49
13:G:127:THR:HG22	13:G:131:LEU:HG	1.95	0.49
13:G:155:LEU:HD21	13:G:400:ILE:HD11	1.93	0.49
13:G:346:GLN:H	13:G:363:GLY:C	2.14	0.49
13:G:413:GLU:HA	13:G:442:LEU:HD13	1.94	0.49
14:H:425:SER:O	14:H:429:THR:HG23	2.12	0.49
7:I:148:LEU:HD11	7:I:399:VAL:CG2	2.43	0.49
8:J:250:LYS:HG3	8:J:252:PHE:H	1.75	0.49
9:K:68:ARG:NH1	9:K:85:ARG:HH21	2.10	0.49
9:K:123:ILE:HA	9:K:126:TYR:CD2	2.44	0.49
9:K:419:ALA:HA	9:K:422:LEU:HD12	1.94	0.49
10:L:78:LEU:HD11	10:L:107:THR:HA	1.94	0.49
11:M:187:GLU:HA	11:M:190:VAL:HG23	1.94	0.49
11:M:218:ARG:NH2	11:M:221:ASP:OD1	2.44	0.49
11:M:367:THR:O	11:M:370:LYS:HG3	2.12	0.49
12:N:277:LEU:HA	12:N:280:LYS:NZ	2.27	0.49
13:O:242:VAL:HG11	13:O:334:VAL:HG13	1.94	0.49
13:O:298:VAL:HA	13:O:301:GLN:HB2	1.93	0.49
3:3:55:GLU:OE1	3:3:178:ARG:HG3	2.13	0.49
5:5:22:LEU:HD13	5:5:127:MET:HG3	1.95	0.49
5:5:59:GLY:H	5:5:76:LEU:HB3	1.77	0.49
6:6:37:LEU:HG	6:6:80:LEU:HD12	1.95	0.49
7:A:145:ARG:HH21	7:A:402:VAL:H	1.60	0.49
7:A:413:GLY:N	7:A:488:LEU:HD22	2.27	0.49
8:B:220:LEU:HD11	8:B:291:ILE:HD12	1.94	0.49
9:C:424:GLU:HA	9:C:427:LYS:HE2	1.94	0.49
10:D:290:ILE:O	10:D:293:THR:OG1	2.24	0.49
10:D:291:LYS:HD3	10:D:322:ILE:HG12	1.93	0.49
10:D:300:ILE:O	10:D:328:ILE:HG22	2.11	0.49
10:D:487:GLY:HA3	10:D:490:THR:HB	1.94	0.49

Continued on next page...

Continued from previous page...

Atom-1	Atom-2	Interatomic distance (Å)	Clash overlap (Å)
11:E:204:VAL:CG1	11:E:410:ARG:HA	2.43	0.49
11:E:260:PRO:HD2	11:E:264:HIS:HE1	1.73	0.49
11:E:260:PRO:HG3	13:G:253:ALA:H	1.77	0.49
11:E:408:VAL:HG23	11:E:409:ILE:H	1.77	0.49
12:F:225:VAL:HB	12:F:350:VAL:HB	1.94	0.49
12:F:353:TYR:CZ	12:F:355:LEU:HB2	2.47	0.49
12:F:452:ALA:HA	12:F:484:GLY:HA2	1.94	0.49
13:G:149:VAL:HB	13:G:153:LYS:HB2	1.93	0.49
13:G:462:ASN:O	13:G:465:ARG:HB2	2.12	0.49
14:H:317:SER:HB2	14:H:320:ASP:H	1.77	0.49
7:I:103:ASN:O	7:I:106:GLU:HB3	2.12	0.49
8:J:326:VAL:HG22	8:J:369:GLU:HB2	1.94	0.49
10:L:59:LYS:O	10:L:71:THR:N	2.31	0.49
10:L:147:ILE:HA	10:L:150:ASP:HB2	1.94	0.49
11:M:170:LYS:CG	11:M:183:ARG:HH22	2.25	0.49
12:N:198:HIS:CD2	12:N:199:LYS:H	2.30	0.49
12:N:282:CYS:SG	12:N:289:PHE:HB2	2.52	0.49
13:O:42:PRO:HG3	13:O:479:ILE:HG13	1.93	0.49
13:O:221:SER:N	13:O:357:ARG:HH12	2.10	0.49
13:O:297:ASP:OD1	13:O:298:VAL:N	2.40	0.49
14:P:62:LYS:HB3	14:P:64:PHE:CE1	2.46	0.49
3:3:104:ARG:HH11	4:4:75:PHE:HD2	1.60	0.49
7:A:245:LYS:HD3	9:C:335:PRO:HB2	1.93	0.49
7:A:423:LEU:HB3	7:A:438:ILE:CG2	2.42	0.49
8:B:104:VAL:HA	8:B:107:ALA:HB3	1.93	0.49
8:B:500:LYS:N	8:B:500:LYS:HD2	2.28	0.49
9:C:421:ALA:HA	9:C:424:GLU:HB3	1.94	0.49
9:C:445:GLU:HA	9:C:448:PRO:HG2	1.93	0.49
10:D:138:GLN:H	10:D:527:ARG:HD2	1.77	0.49
10:D:145:ILE:HG22	10:D:519:LEU:HD23	1.93	0.49
10:D:317:LEU:HD11	10:D:322:ILE:HD12	1.94	0.49
11:E:46:ASN:HA	11:E:49:ARG:HD2	1.94	0.49
12:F:30:LEU:HD22	14:H:16:LYS:NZ	2.27	0.49
13:G:128:ALA:HB1	13:G:438:TYR:CD2	2.46	0.49
13:G:465:ARG:O	13:G:469:ALA:N	2.46	0.49
14:H:109:GLY:O	14:H:113:GLU:HG3	2.12	0.49
8:J:449:ILE:O	8:J:453:ASN:ND2	2.46	0.49
9:K:51:LEU:HB3	12:N:523:ARG:HA	1.95	0.49
9:K:230:ARG:CZ	9:K:236:PRO:HB3	2.43	0.49
9:K:481:ASN:ND2	9:K:484:THR:OG1	2.44	0.49
10:L:361:LEU:HD21	10:L:363:GLU:HB2	1.94	0.49

Continued on next page...

Continued from previous page...

Atom-1	Atom-2	Interatomic distance (Å)	Clash overlap (Å)
11:M:137:TYR:HA	11:M:451:PHE:HB2	1.94	0.49
11:M:250:ILE:HB	11:M:342:VAL:HB	1.94	0.49
11:M:435:GLN:O	11:M:439:LYS:HG2	2.11	0.49
11:M:437:ALA:O	11:M:445:GLN:HG3	2.12	0.49
12:N:31:GLN:HE22	12:N:100:GLY:N	2.05	0.49
12:N:90:ASP:CG	12:N:91:GLY:H	2.13	0.49
12:N:145:ARG:O	12:N:149:ILE:HG12	2.12	0.49
13:O:204:ALA:O	13:O:375:ARG:HD2	2.13	0.49
13:O:464:LEU:HG	13:O:484:ILE:HG22	1.93	0.49
14:P:330:ALA:HA	14:P:342:GLU:O	2.12	0.49
14:P:472:GLN:O	14:P:476:LYS:HG2	2.13	0.49
1:I:12:ALA:HA	9:C:313:ARG:HH21	1.76	0.49
1:I:90:LYS:O	1:I:94:LEU:N	2.34	0.49
2:2:115:LEU:HB3	2:2:119:ARG:NH1	2.28	0.49
7:A:58:GLY:CA	7:A:61:ILE:HG12	2.42	0.49
7:A:122:ARG:HH22	7:A:522:ILE:HB	1.76	0.49
7:A:152:ALA:O	7:A:156:MET:N	2.43	0.49
9:C:20:ARG:O	9:C:24:SER:N	2.31	0.49
9:C:454:ASN:O	12:F:117:ARG:HG2	2.11	0.49
10:D:334:GLU:HA	10:D:337:CYS:HB2	1.94	0.49
10:D:440:SER:CB	10:D:451:VAL:HB	2.43	0.49
11:E:33:ALA:HB2	11:E:533:ILE:HG21	1.93	0.49
11:E:101:GLU:HG3	11:E:102:ILE:HG12	1.94	0.49
11:E:282:LYS:HD2	11:E:317:ASN:HD21	1.77	0.49
11:E:462:LEU:HD21	11:E:493:CYS:HA	1.94	0.49
12:F:71:HIS:HB2	14:H:16:LYS:HD3	1.95	0.49
12:F:389:ASP:OD1	12:F:390:ALA:N	2.45	0.49
13:G:50:VAL:HA	13:G:56:ALA:HA	1.93	0.49
13:G:250:LYS:O	13:G:270:GLU:HB3	2.12	0.49
14:H:89:ALA:HA	14:H:92:MET:HB3	1.93	0.49
14:H:187:CYS:HB3	14:H:190:ILE:HG23	1.94	0.49
14:H:291:VAL:O	14:H:312:LEU:HA	2.12	0.49
14:H:418:GLU:CD	14:H:474:GLY:H	2.15	0.49
7:I:244:THR:HA	7:I:264:ARG:CZ	2.43	0.49
7:I:319:ILE:HA	7:I:322:ALA:HB3	1.95	0.49
9:K:183:VAL:CG1	9:K:194:ASP:HB2	2.42	0.49
9:K:192:GLU:OE1	9:K:403:LEU:HA	2.12	0.49
10:L:205:LEU:HG	10:L:406:HIS:HE1	1.77	0.49
10:L:227:LEU:HB2	10:L:339:THR:HG21	1.94	0.49
11:M:35:LYS:O	11:M:38:ILE:HG22	2.11	0.49
13:O:108:VAL:O	13:O:111:TYR:N	2.46	0.49

Continued on next page...

Continued from previous page...

Atom-1	Atom-2	Interatomic distance (Å)	Clash overlap (Å)
13:O:129:THR:HA	13:O:438:TYR:OH	2.12	0.49
13:O:279:GLU:O	13:O:282:HIS:N	2.45	0.49
13:O:302:TYR:CE2	13:O:306:ARG:HG3	2.48	0.49
14:P:43:THR:O	14:P:46:ALA:N	2.45	0.49
14:P:102:ASN:HD22	14:P:105:LEU:HD12	1.78	0.49
3:3:60:TYR:CE2	3:3:170:THR:HG21	2.48	0.49
3:3:104:ARG:HG2	3:3:114:LYS:HG3	1.95	0.49
4:4:45:LYS:O	4:4:49:ASN:ND2	2.45	0.49
7:A:430:MET:HG2	7:A:434:GLU:HB2	1.95	0.49
9:C:153:LEU:HD11	9:C:173:CYS:HB3	1.93	0.49
9:C:484:THR:HG23	9:C:486:THR:H	1.77	0.49
11:E:132:ARG:HH11	13:G:454:GLY:C	2.14	0.49
11:E:256:GLU:HB2	11:E:285:PHE:CE1	2.48	0.49
12:F:27:ALA:HB3	12:F:28:ARG:NH1	2.26	0.49
12:F:148:LEU:HA	12:F:151:VAL:HB	1.95	0.49
12:F:208:ARG:HD3	12:F:372:VAL:CG2	2.42	0.49
12:F:380:ASN:HA	12:F:384:LEU:CD2	2.42	0.49
13:G:204:ALA:HA	13:G:376:GLY:HA2	1.95	0.49
13:G:214:VAL:HG21	13:G:322:THR:HA	1.95	0.49
13:G:292:LYS:HB3	13:G:319:LEU:HD22	1.93	0.49
7:I:112:ILE:HA	10:L:476:THR:HG21	1.95	0.49
8:J:73:ASN:O	10:L:539:ARG:N	2.45	0.49
8:J:444:ARG:C	8:J:447:PRO:HD2	2.31	0.49
8:J:467:ALA:O	8:J:471:GLU:HB2	2.13	0.49
9:K:467:ARG:O	9:K:470:HIS:HB3	2.12	0.49
11:M:393:MET:O	11:M:397:GLU:N	2.27	0.49
12:N:142:GLU:OE2	12:N:147:THR:OG1	2.29	0.49
12:N:180:LYS:NZ	12:N:370:ARG:HB2	2.25	0.49
12:N:213:ASP:H	12:N:320:ASN:ND2	2.11	0.49
12:N:450:VAL:HA	12:N:453:GLN:HB3	1.95	0.49
12:N:480:ASP:HA	12:N:487:MET:SD	2.53	0.49
13:O:207:ASP:OD1	13:O:208:SER:N	2.45	0.49
13:O:237:ILE:HG12	13:O:361:PHE:CE2	2.47	0.49
1:1:51:ILE:HD11	1:1:57:GLU:HB3	1.95	0.49
2:2:43:LYS:HA	2:2:105:THR:HG21	1.94	0.49
5:5:84:ILE:HD13	5:5:103:PHE:CE1	2.47	0.49
6:6:20:GLN:O	6:6:23:LEU:HB3	2.12	0.49
6:6:77:GLY:O	6:6:81:ASP:N	2.30	0.49
7:A:98:ALA:HB1	7:A:102:LYS:HZ1	1.76	0.49
7:A:207:GLU:CB	7:A:378:ARG:HD2	2.42	0.49
7:A:237:LEU:HD11	7:A:328:LEU:HD23	1.93	0.49

Continued on next page...

Continued from previous page...

Atom-1	Atom-2	Interatomic distance (Å)	Clash overlap (Å)
7:A:241:LEU:HD22	7:A:337:GLU:N	2.27	0.49
7:A:434:GLU:OE1	7:A:434:GLU:N	2.44	0.49
8:B:32:ALA:HA	8:B:35:ILE:HB	1.95	0.49
8:B:183:ALA:HB2	8:B:390:LEU:HD11	1.95	0.49
8:B:200:HIS:HB3	8:B:372:THR:HA	1.95	0.49
8:B:235:ALA:HB2	8:B:349:ILE:HG13	1.94	0.49
9:C:20:ARG:HA	9:C:23:GLN:OE1	2.13	0.49
9:C:125:ALA:HB1	9:C:437:TYR:CE1	2.47	0.49
9:C:176:ALA:HB1	9:C:395:MET:HA	1.94	0.49
10:D:142:GLU:O	10:D:145:ILE:HG12	2.12	0.49
10:D:529:ILE:HA	10:D:532:ILE:HG13	1.93	0.49
11:E:291:GLN:HA	11:E:294:GLU:HG2	1.93	0.49
12:F:426:LYS:HD3	12:F:430:LYS:O	2.12	0.49
12:F:449:LYS:HB2	12:F:459:LEU:HB2	1.94	0.49
14:H:43:THR:HA	14:H:46:ALA:HB3	1.95	0.49
14:H:447:ALA:O	14:H:451:ALA:N	2.39	0.49
14:H:452:LEU:HD22	14:H:455:ASN:HD21	1.78	0.49
7:I:153:LYS:HG3	7:I:165:GLY:HA3	1.93	0.49
7:I:214:TYR:CG	7:I:372:SER:HB3	2.47	0.49
7:I:533:LEU:HD22	10:L:82:GLN:HG3	1.95	0.49
8:J:135:LYS:HA	8:J:138:ARG:NH2	2.28	0.49
8:J:223:LYS:HE2	10:L:344:PRO:HD3	1.94	0.49
8:J:415:MET:HB3	8:J:466:ARG:HB2	1.95	0.49
9:K:64:ASN:CB	9:K:85:ARG:HH22	2.25	0.49
9:K:148:ASP:HB3	9:K:150:ASP:HB3	1.95	0.49
10:L:194:VAL:HG23	10:L:386:VAL:HG12	1.95	0.49
11:M:475:THR:HA	11:M:478:ARG:CB	2.43	0.49
11:M:480:ARG:HB3	11:M:484:GLU:CD	2.33	0.49
12:N:424:LYS:O	12:N:434:GLN:HG3	2.13	0.49
13:O:144:LYS:HD3	13:O:154:LEU:HD23	1.95	0.49
14:P:56:VAL:O	14:P:64:PHE:N	2.46	0.49
1:1:88:GLU:O	1:1:91:ILE:HG12	2.12	0.49
3:3:60:TYR:HB3	3:3:166:ARG:NH2	2.27	0.49
5:5:88:THR:OG1	6:6:36:GLN:HB3	2.12	0.49
5:5:94:LYS:HB3	5:5:98:ASP:HB2	1.95	0.49
7:A:214:TYR:CE2	7:A:322:ALA:HB2	2.46	0.49
8:B:279:VAL:O	8:B:283:LEU:N	2.35	0.49
9:C:205:PRO:HD3	9:C:381:LYS:HE2	1.94	0.49
10:D:415:LEU:HA	10:D:511:PRO:HB3	1.95	0.49
11:E:61:MET:O	11:E:69:THR:N	2.30	0.49
11:E:174:GLY:O	11:E:179:ASN:HA	2.11	0.49

Continued on next page...

Continued from previous page...

Atom-1	Atom-2	Interatomic distance (Å)	Clash overlap (Å)
11:E:228:VAL:HG22	11:E:374:ILE:HB	1.95	0.49
12:F:194:MET:O	12:F:376:ILE:N	2.40	0.49
7:I:203:ARG:HB3	7:I:207:GLU:OE1	2.13	0.49
8:J:32:ALA:O	8:J:36:GLY:N	2.44	0.49
9:K:175:ILE:HB	9:K:391:LEU:HD13	1.95	0.49
9:K:203:LYS:HD2	9:K:384:LEU:HB2	1.95	0.49
10:L:249:ILE:O	10:L:301:GLN:N	2.46	0.49
11:M:344:ARG:NH2	13:O:298:VAL:HG11	2.28	0.49
12:N:297:ILE:HD13	12:N:312:ALA:HB1	1.93	0.49
12:N:318:ARG:O	12:N:321:MET:HB3	2.13	0.49
12:N:463:LEU:O	12:N:466:ILE:N	2.46	0.49
2:2:72:ARG:HH11	2:2:81:ARG:NH1	2.09	0.49
4:4:49:ASN:HA	4:4:52:ASP:HB2	1.93	0.49
5:5:33:ILE:HG12	5:5:37:LYS:NZ	2.27	0.49
7:A:296:CYS:HA	7:A:299:TYR:CE2	2.47	0.49
8:B:190:LEU:HD13	8:B:195:ASN:H	1.77	0.49
9:C:49:MET:O	12:F:521:ILE:HA	2.12	0.49
9:C:101:LEU:O	9:C:105:MET:HG3	2.13	0.49
10:D:29:LYS:O	10:D:33:ILE:N	2.30	0.49
11:E:182:HIS:HB3	11:E:184:GLN:OE1	2.13	0.49
11:E:415:ASP:HB2	11:E:511:ILE:HD11	1.95	0.49
12:F:175:SER:OG	12:F:374:LEU:HD11	2.12	0.49
12:F:178:ALA:O	12:F:181:LYS:HB3	2.12	0.49
13:G:294:PRO:HG3	13:G:313:ARG:HH11	1.78	0.49
13:G:520:ILE:O	14:H:56:VAL:HA	2.13	0.49
7:I:49:ILE:HG23	7:I:50:GLY:H	1.77	0.49
7:I:135:ASN:ND2	7:I:478:PRO:HB3	2.27	0.49
7:I:274:ARG:HH12	7:I:340:PHE:HB2	1.78	0.49
7:I:532:LYS:HD2	10:L:61:ILE:HG23	1.94	0.49
8:J:520:ILE:HA	11:M:60:MET:O	2.13	0.49
9:K:195:ILE:HG22	9:K:196:LYS:H	1.78	0.49
9:K:497:GLU:HB3	9:K:502:LYS:HZ3	1.77	0.49
11:M:333:ILE:O	11:M:337:THR:OG1	2.19	0.49
13:O:232:TYR:HD2	13:O:348:PHE:CD2	2.31	0.49
13:O:280:LYS:HA	13:O:283:HIS:CE1	2.48	0.49
13:O:287:LYS:O	13:O:309:PHE:N	2.45	0.49
13:O:289:VAL:O	13:O:311:ALA:N	2.46	0.49
13:O:325:ALA:O	13:O:364:CYS:HB3	2.12	0.49
14:P:168:ILE:HG13	14:P:176:GLU:OE1	2.13	0.49
2:2:68:ARG:NH1	2:2:69:LYS:O	2.46	0.49
4:4:48:GLN:HG2	10:D:274:ARG:CZ	2.42	0.49

Continued on next page...

Continued from previous page...

Atom-1	Atom-2	Interatomic distance (Å)	Clash overlap (Å)
5:5:102:PHE:HB3	5:5:105:ARG:NH2	2.28	0.49
7:A:43:LYS:NZ	9:C:520:ASP:HB2	2.26	0.49
7:A:45:LEU:HD21	7:A:61:ILE:CB	2.41	0.49
7:A:194:SER:H	7:A:400:LYS:HZ1	1.60	0.49
8:B:326:VAL:HG12	8:B:367:LEU:HD23	1.94	0.49
8:B:461:LEU:O	8:B:478:LEU:HD21	2.13	0.49
8:B:523:ALA:N	11:E:62:VAL:O	2.37	0.49
9:C:153:LEU:CD1	9:C:173:CYS:HB3	2.43	0.49
9:C:230:ARG:HG2	9:C:310:THR:HG21	1.94	0.49
10:D:117:LEU:HA	10:D:120:CYS:SG	2.51	0.49
10:D:343:LYS:HB3	10:D:344:PRO:HD2	1.95	0.49
10:D:422:ILE:O	10:D:510:GLN:N	2.33	0.49
11:E:35:LYS:O	11:E:38:ILE:HG22	2.13	0.49
12:F:176:ILE:HA	12:F:179:ILE:HG22	1.95	0.49
12:F:468:ALA:HA	12:F:471:SER:HB2	1.95	0.49
13:G:22:LEU:HA	13:G:25:ASN:OD1	2.13	0.49
13:G:444:ILE:HA	13:G:447:ARG:HB3	1.95	0.49
8:J:244:MET:CB	8:J:248:LYS:HA	2.43	0.49
9:K:93:ASP:OD1	9:K:94:GLY:N	2.45	0.49
10:L:102:ALA:O	10:L:410:CYS:HB3	2.12	0.49
11:M:166:ILE:HB	11:M:183:ARG:CZ	2.43	0.49
11:M:303:GLN:HG3	11:M:327:GLY:HA2	1.95	0.49
12:N:130:ALA:CB	12:N:440:PHE:HZ	2.25	0.49
12:N:210:LEU:HD22	12:N:323:ARG:HB2	1.94	0.49
12:N:221:MET:HG2	12:N:311:VAL:HG13	1.95	0.49
12:N:229:TYR:HB2	12:N:289:PHE:CD1	2.48	0.49
13:O:156:GLU:HA	13:O:159:ALA:HB3	1.95	0.49
13:O:322:THR:O	13:O:326:CYS:N	2.37	0.49
14:P:44:ARG:HB3	14:P:454:GLU:OE1	2.13	0.49
14:P:52:MET:N	14:P:67:ASN:OD1	2.45	0.49
2:2:35:GLN:HG2	2:2:38:ARG:HH21	1.78	0.48
7:A:126:LYS:O	7:A:130:ARG:HG3	2.13	0.48
7:A:225:MET:HG3	7:A:306:MET:HA	1.95	0.48
7:A:477:ASN:N	7:A:485:TRP:O	2.37	0.48
8:B:88:SER:OG	8:B:103:THR:OG1	2.18	0.48
9:C:44:LYS:HD3	9:C:454:ASN:O	2.12	0.48
9:C:132:ASP:HB2	9:C:425:LYS:HZ3	1.78	0.48
10:D:156:GLU:HG3	10:D:159:ASP:H	1.78	0.48
10:D:167:ALA:O	10:D:171:LEU:N	2.23	0.48
10:D:430:ILE:HG21	10:D:480:LEU:HB3	1.95	0.48
11:E:420:TYR:CD1	11:E:507:ILE:HB	2.48	0.48

Continued on next page...

Continued from previous page...

Atom-1	Atom-2	Interatomic distance (Å)	Clash overlap (Å)
11:E:490:GLY:H	11:E:500:ASP:HA	1.78	0.48
12:F:351:TYR:N	12:F:362:PHE:O	2.41	0.48
12:F:418:MET:HE2	12:F:444:LEU:HD13	1.95	0.48
13:G:186:LEU:HD11	13:G:369:THR:HA	1.94	0.48
13:G:275:TYR:HD1	13:G:302:TYR:HB3	1.77	0.48
14:H:355:VAL:CG1	14:H:378:ARG:HE	2.25	0.48
7:I:461:THR:HA	7:I:464:VAL:HG22	1.95	0.48
10:L:164:LEU:HD12	10:L:184:SER:HB3	1.93	0.48
10:L:190:ALA:HA	10:L:386:VAL:HG21	1.95	0.48
10:L:447:GLU:OE1	10:L:447:GLU:N	2.44	0.48
11:M:73:ASP:O	11:M:77:ILE:HG13	2.13	0.48
11:M:251:LEU:O	11:M:302:CYS:HA	2.13	0.48
11:M:336:ALA:HA	11:M:381:ARG:HB2	1.94	0.48
11:M:526:MET:HA	11:M:529:LYS:HB3	1.95	0.48
12:N:143:MET:HB3	12:N:402:ILE:HG13	1.95	0.48
5:5:78:ASP:HB3	5:5:81:HIS:CD2	2.49	0.48
8:B:51:ILE:HA	8:B:63:VAL:HA	1.94	0.48
8:B:174:HIS:HD2	8:B:209:LEU:HD13	1.78	0.48
8:B:195:ASN:O	8:B:199:ILE:HG12	2.13	0.48
8:B:233:GLU:HA	8:B:348:LEU:HA	1.95	0.48
9:C:22:VAL:HG11	9:C:519:ILE:HG22	1.94	0.48
9:C:240:LEU:HD22	9:C:320:ASN:HB3	1.94	0.48
10:D:51:SER:OG	10:D:72:ASN:OD1	2.27	0.48
10:D:141:LEU:O	10:D:145:ILE:HG23	2.13	0.48
10:D:520:THR:HA	10:D:523:THR:OG1	2.14	0.48
12:F:70:GLN:OE1	12:F:70:GLN:N	2.44	0.48
12:F:100:GLY:O	12:F:104:LYS:N	2.41	0.48
12:F:114:LEU:HB2	12:N:460:GLN:HE22	1.78	0.48
12:F:294:GLN:HG3	12:F:318:ARG:NH1	2.29	0.48
12:F:466:ILE:HG13	12:F:477:VAL:HG13	1.94	0.48
14:H:240:ALA:HB1	14:H:242:TYR:CZ	2.48	0.48
7:I:397:CYS:O	7:I:401:ARG:N	2.39	0.48
8:J:67:GLY:O	8:J:71:LEU:HG	2.13	0.48
8:J:170:LYS:HD2	8:J:389:SER:OG	2.13	0.48
9:K:238:ILE:HG22	9:K:289:VAL:HG11	1.95	0.48
9:K:400:ASN:ND2	9:K:498:PRO:HB3	2.28	0.48
10:L:251:PHE:O	10:L:309:LEU:HD11	2.13	0.48
12:N:38:LEU:HD23	12:N:97:LEU:HD12	1.94	0.48
12:N:148:LEU:CD1	12:N:402:ILE:HB	2.43	0.48
12:N:242:THR:H	12:N:270:ARG:NH2	2.12	0.48
13:O:23:VAL:HA	13:O:26:ILE:HG12	1.95	0.48

Continued on next page...

Continued from previous page...

Atom-1	Atom-2	Interatomic distance (Å)	Clash overlap (Å)
13:O:281:ILE:O	13:O:284:SER:OG	2.17	0.48
2:2:32:ARG:NH1	2:2:117:GLU:HB2	2.28	0.48
7:A:36:LEU:CD1	7:A:95:ILE:HD11	2.42	0.48
7:A:129:VAL:HA	7:A:132:ILE:HB	1.95	0.48
7:A:229:ILE:CD1	7:A:306:MET:H	2.26	0.48
7:A:274:ARG:HD2	7:A:338:GLU:HA	1.94	0.48
7:A:519:GLU:OE2	7:A:523:THR:OG1	2.31	0.48
8:B:293:ARG:HD3	8:B:317:PHE:CD1	2.48	0.48
10:D:440:SER:HB2	10:D:451:VAL:HB	1.95	0.48
11:E:195:THR:O	11:E:199:MET:HG3	2.13	0.48
11:E:280:TYR:HA	11:E:283:GLU:HG2	1.94	0.48
11:E:496:LYS:HD3	11:E:504:GLN:OE1	2.13	0.48
12:F:140:SER:HG	12:F:406:CYS:HG	1.59	0.48
14:H:111:LEU:HD11	14:H:132:TYR:CE1	2.49	0.48
14:H:304:TYR:HE1	14:H:307:LYS:HZ2	1.61	0.48
7:I:42:ASP:O	9:K:519:ILE:HA	2.13	0.48
7:I:229:ILE:HB	7:I:285:VAL:HG23	1.95	0.48
7:I:525:LEU:HD23	10:L:56:GLY:O	2.13	0.48
8:J:31:GLY:HA3	8:J:78:ASN:ND2	2.28	0.48
8:J:91:GLN:HG3	8:J:98:GLY:HA3	1.95	0.48
8:J:419:HIS:HB2	8:J:470:SER:HB3	1.95	0.48
9:K:27:ILE:HA	9:K:30:ALA:HB3	1.95	0.48
10:L:163:LEU:HG	10:L:412:ILE:HG23	1.95	0.48
10:L:253:LEU:HA	10:L:347:HIS:NE2	2.28	0.48
11:M:211:VAL:HA	11:M:385:ILE:HG13	1.95	0.48
11:M:288:MET:HG2	11:M:345:PHE:CZ	2.48	0.48
12:N:151:VAL:HG22	12:N:495:TRP:HB2	1.96	0.48
12:N:240:GLU:O	12:N:242:THR:HG23	2.13	0.48
13:O:295:ILE:HG13	13:O:310:CYS:HB2	1.94	0.48
13:O:297:ASP:O	13:O:301:GLN:N	2.34	0.48
14:P:410:PRO:HB3	14:P:493:LEU:N	2.29	0.48
2:2:58:ILE:HG23	2:2:94:LYS:HD3	1.94	0.48
3:3:104:ARG:HD2	4:4:75:PHE:CD2	2.48	0.48
3:3:125:LEU:HD13	3:3:143:LEU:HD22	1.95	0.48
3:3:135:TYR:HB3	3:3:139:GLU:HB2	1.93	0.48
7:A:238:ASP:HA	7:A:289:THR:HB	1.95	0.48
7:A:252:VAL:O	7:A:263:ILE:HD11	2.13	0.48
7:A:417:ALA:HB1	7:A:468:ARG:HA	1.95	0.48
7:A:421:ILE:HG12	7:A:468:ARG:HH21	1.78	0.48
8:B:247:ASP:HA	8:B:274:LYS:HE3	1.95	0.48
8:B:250:LYS:HE2	8:B:338:PRO:HG3	1.94	0.48

Continued on next page...

Continued from previous page...

Atom-1	Atom-2	Interatomic distance (Å)	Clash overlap (Å)
8:B:490:ILE:CA	8:B:494:THR:HB	2.39	0.48
9:C:247:TYR:CD2	9:C:297:SER:HB3	2.49	0.48
9:C:322:ARG:O	9:C:326:ALA:N	2.47	0.48
9:C:465:SER:O	9:C:469:LYS:HG2	2.14	0.48
10:D:121:THR:O	10:D:125:GLN:HG2	2.13	0.48
11:E:148:LEU:HG	11:E:510:LEU:HD12	1.96	0.48
11:E:234:PHE:CZ	11:E:241:LYS:HG2	2.48	0.48
11:E:291:GLN:HB3	11:E:348:LEU:HD11	1.94	0.48
11:E:434:SER:OG	11:E:452:ALA:HB3	2.13	0.48
11:E:475:THR:O	11:E:478:ARG:HB2	2.13	0.48
12:F:514:ASN:HA	12:F:517:LEU:HD12	1.95	0.48
14:H:165:ARG:HG3	14:H:176:GLU:HB2	1.94	0.48
14:H:435:GLN:HB3	14:H:439:LYS:CE	2.43	0.48
7:I:31:ILE:HA	9:K:16:ARG:CZ	2.43	0.48
8:J:238:LEU:HD11	8:J:338:PRO:HA	1.95	0.48
8:J:497:PHE:CE2	8:J:501:ARG:HD2	2.48	0.48
9:K:252:SER:H	9:K:270:MET:CG	2.25	0.48
11:M:29:MET:HA	11:M:531:ASP:O	2.12	0.48
11:M:31:LEU:HA	11:M:34:LEU:HB3	1.95	0.48
11:M:63:ASP:HB3	11:M:65:ASP:H	1.79	0.48
11:M:386:PHE:HE2	11:M:388:ARG:HH11	1.61	0.48
11:M:411:ASN:OD1	11:M:414:ARG:NH2	2.45	0.48
12:N:98:ILE:HG23	12:N:443:ALA:HB1	1.95	0.48
12:N:101:GLU:OE2	12:N:442:ASP:HB3	2.12	0.48
12:N:233:CYS:HB2	12:N:292:ILE:O	2.13	0.48
12:N:429:VAL:HG13	12:N:430:LYS:H	1.79	0.48
13:O:432:GLN:O	13:O:436:GLY:N	2.32	0.48
3:3:73:ARG:NH2	3:3:77:GLN:HE21	2.12	0.48
4:4:44:LYS:O	4:4:47:LEU:HB3	2.13	0.48
5:5:39:VAL:HG13	5:5:42:LYS:HE3	1.95	0.48
5:5:53:LEU:HB3	5:5:79:VAL:HG12	1.95	0.48
7:A:182:THR:HG22	7:A:214:TYR:OH	2.14	0.48
7:A:199:LYS:HG2	7:A:377:LEU:HD12	1.95	0.48
7:A:200:ALA:HB3	7:A:357:CYS:SG	2.54	0.48
8:B:91:GLN:NE2	8:B:503:VAL:HA	2.29	0.48
8:B:91:GLN:O	8:B:96:GLY:N	2.46	0.48
8:B:221:ASP:HA	8:B:359:LEU:HG	1.96	0.48
8:B:444:ARG:HD3	8:B:466:ARG:NH2	2.19	0.48
9:C:121:VAL:HG11	9:C:432:VAL:HG23	1.94	0.48
9:C:179:ALA:HB2	9:C:214:VAL:CG1	2.42	0.48
10:D:250:GLN:HG2	10:D:330:ARG:HH12	1.78	0.48

Continued on next page...

Continued from previous page...

Atom-1	Atom-2	Interatomic distance (Å)	Clash overlap (Å)
10:D:423:ALA:HA	10:D:509:VAL:HA	1.96	0.48
11:E:364:PHE:HE2	11:E:368:LYS:HD3	1.78	0.48
11:E:387:ILE:HG12	11:E:388:ARG:H	1.77	0.48
13:G:141:VAL:O	13:G:405:VAL:N	2.43	0.48
13:G:238:ALA:O	13:G:290:LEU:N	2.34	0.48
14:H:493:LEU:HD12	14:H:498:LEU:HG	1.96	0.48
7:I:203:ARG:NH2	7:I:356:ILE:HD11	2.27	0.48
8:J:266:GLU:HG2	10:L:262:ASN:HD22	1.79	0.48
8:J:442:ALA:HA	8:J:445:MET:HG2	1.94	0.48
8:J:517:VAL:HG13	11:M:60:MET:H	1.79	0.48
9:K:201:VAL:HB	9:K:388:GLU:HG3	1.94	0.48
9:K:326:ALA:HA	9:K:368:ASP:OD2	2.13	0.48
9:K:370:LYS:HE2	9:K:372:CYS:CB	2.40	0.48
11:M:184:GLN:NE2	11:M:219:LEU:O	2.46	0.48
11:M:519:LEU:HD23	13:O:378:ALA:HB1	1.96	0.48
11:M:535:LYS:HG2	13:O:50:VAL:HB	1.95	0.48
12:N:153:ARG:O	12:N:157:ARG:HG3	2.13	0.48
12:N:239:TYR:HB2	12:N:270:ARG:HH21	1.78	0.48
13:O:193:LYS:NZ	13:O:324:MET:HG3	2.29	0.48
13:O:420:LEU:O	13:O:423:TYR:N	2.37	0.48
13:O:497:MET:O	13:O:501:ASN:ND2	2.45	0.48
14:P:466:LYS:O	14:P:470:VAL:HG12	2.14	0.48
4:4:88:GLU:O	4:4:92:LYS:HG3	2.14	0.48
5:5:84:ILE:HG13	5:5:94:LYS:HG3	1.96	0.48
6:6:57:PHE:HA	6:6:67:GLN:HB3	1.94	0.48
6:6:85:ALA:HA	10:D:260:MET:HB2	1.95	0.48
7:A:515:LYS:HA	7:A:518:THR:HB	1.96	0.48
9:C:339:ARG:HE	9:C:342:ASP:CG	2.17	0.48
10:D:89:ARG:HA	10:D:92:VAL:HG22	1.95	0.48
10:D:156:GLU:HA	10:D:419:ARG:HH12	1.79	0.48
11:E:151:ILE:CG2	11:E:419:VAL:HG23	2.43	0.48
11:E:360:GLN:HE21	11:E:373:VAL:HG11	1.77	0.48
11:E:509:THR:O	11:E:512:GLY:N	2.46	0.48
11:E:536:PRO:HD2	11:E:538:GLU:O	2.13	0.48
12:F:195:GLU:HG2	12:F:376:ILE:HD11	1.95	0.48
12:F:515:ILE:O	12:F:518:VAL:HG22	2.13	0.48
13:G:28:ALA:HB2	13:G:73:HIS:CE1	2.48	0.48
13:G:281:ILE:HD13	13:G:337:LEU:CB	2.44	0.48
14:H:254:LYS:HD2	14:H:258:LEU:O	2.13	0.48
14:H:323:ARG:HH12	14:H:374:THR:HG21	1.79	0.48
14:H:412:GLY:O	14:H:477:ASN:ND2	2.46	0.48

Continued on next page...

Continued from previous page...

Atom-1	Atom-2	Interatomic distance (Å)	Clash overlap (Å)
7:I:99:GLU:OE2	7:I:447:VAL:HG11	2.13	0.48
7:I:274:ARG:HB2	7:I:336:GLY:CA	2.42	0.48
7:I:432:SER:O	7:I:435:GLN:HB3	2.14	0.48
8:J:53:LEU:H	10:L:536:VAL:HB	1.78	0.48
8:J:97:ASP:HA	8:J:388:ARG:NH2	2.28	0.48
8:J:220:LEU:HB3	8:J:360:ILE:HG23	1.94	0.48
9:K:279:CYS:HB3	9:K:304:LEU:HG	1.94	0.48
9:K:351:GLU:OE2	9:K:353:LYS:HD2	2.13	0.48
11:M:252:THR:HG22	11:M:304:TRP:CZ3	2.49	0.48
11:M:313:LEU:O	11:M:317:ASN:ND2	2.47	0.48
11:M:424:ALA:HA	11:M:477:VAL:HG11	1.96	0.48
12:N:271:VAL:HG23	12:N:305:LEU:CD2	2.43	0.48
12:N:460:GLN:O	12:N:464:VAL:HG22	2.14	0.48
13:O:63:ALA:HA	13:O:66:LEU:HD12	1.93	0.48
13:O:418:LYS:HE2	13:O:468:HIS:O	2.13	0.48
4:4:68:PRO:HA	4:4:76:ILE:O	2.13	0.48
5:5:15:LEU:HD11	5:5:134:MET:HB2	1.94	0.48
7:A:185:ARG:CD	7:A:324:GLY:HA2	2.44	0.48
7:A:427:ALA:HA	7:A:438:ILE:HB	1.94	0.48
7:A:433:ARG:NH1	10:D:471:LEU:H	2.12	0.48
8:B:16:ALA:N	11:E:61:MET:HE1	2.29	0.48
8:B:105:LEU:HD22	8:B:503:VAL:HG12	1.96	0.48
8:B:463:ALA:HA	8:B:466:ARG:CB	2.41	0.48
9:C:263:ASP:O	9:C:267:ILE:HB	2.14	0.48
10:D:98:GLN:HE22	10:D:517:SER:C	2.17	0.48
10:D:179:TYR:HB3	10:D:183:LEU:HD13	1.95	0.48
10:D:250:GLN:HB2	10:D:346:ALA:CA	2.44	0.48
11:E:119:GLU:HB3	11:E:450:ALA:HB1	1.95	0.48
11:E:247:LYS:HE3	11:E:355:PHE:HD1	1.78	0.48
11:E:478:ARG:HH21	10:L:444:SER:HA	1.78	0.48
12:F:77:ILE:HA	12:F:80:VAL:HG12	1.96	0.48
13:G:466:ALA:HB2	7:I:428:THR:O	2.13	0.48
14:H:330:ALA:HA	14:H:343:GLU:CA	2.41	0.48
14:H:467:LEU:CD1	14:H:488:ALA:HB1	2.44	0.48
7:I:19:SER:O	7:I:23:MET:N	2.35	0.48
7:I:44:MET:HA	7:I:54:ILE:HG13	1.96	0.48
7:I:295:MET:HG2	9:K:317:LYS:HD2	1.95	0.48
9:K:26:ASN:ND2	9:K:516:LEU:HD22	2.28	0.48
9:K:141:SER:HB3	9:K:406:GLN:HB3	1.96	0.48
9:K:144:VAL:CG2	9:K:155:ILE:HD13	2.44	0.48
9:K:205:PRO:HB2	9:K:381:LYS:HG2	1.95	0.48

Continued on next page...

Continued from previous page...

Atom-1	Atom-2	Interatomic distance (Å)	Clash overlap (Å)
9:K:489:ASP:HB3	9:K:492:GLU:CB	2.39	0.48
10:L:74:GLY:O	10:L:78:LEU:HG	2.14	0.48
10:L:390:VAL:HG12	10:L:398:ILE:HG23	1.96	0.48
11:M:58:ASP:C	11:M:59:LYS:HD2	2.34	0.48
12:N:414:VAL:HG21	12:N:501:LYS:HE2	1.94	0.48
13:O:90:VAL:HG13	13:O:398:ARG:HG2	1.96	0.48
13:O:521:LYS:HE2	13:O:523:PRO:HB2	1.96	0.48
14:P:164:LEU:HD12	14:P:183:ILE:HG23	1.95	0.48
14:P:250:ILE:HG13	14:P:336:LEU:HB3	1.95	0.48
3:3:114:LYS:O	5:5:78:ASP:HB2	2.14	0.48
5:5:105:ARG:NH1	6:6:46:GLU:OE2	2.47	0.48
7:A:460:SER:HB2	7:A:464:VAL:HB	1.96	0.48
8:B:31:GLY:O	8:B:35:ILE:HG12	2.14	0.48
8:B:218:PHE:HB2	8:B:326:VAL:CG2	2.43	0.48
8:B:428:THR:OG1	8:B:433:ALA:HB2	2.13	0.48
9:C:194:ASP:HA	9:C:399:ARG:HH21	1.78	0.48
10:D:227:LEU:HD12	10:D:340:ILE:HG12	1.96	0.48
10:D:435:ARG:HB3	10:D:439:TYR:CE2	2.48	0.48
11:E:85:HIS:CD2	11:E:87:ILE:HG12	2.48	0.48
11:E:139:GLN:HA	11:E:142:ARG:HG3	1.95	0.48
11:E:192:ALA:HB1	11:E:383:VAL:HG11	1.95	0.48
11:E:259:LYS:HB3	11:E:305:GLY:O	2.14	0.48
11:E:268:VAL:HB	11:E:273:ASP:HB2	1.95	0.48
11:E:304:TRP:HE1	13:G:271:TRP:HZ2	1.61	0.48
12:F:199:LYS:NZ	14:H:96:GLU:HG2	2.29	0.48
12:F:428:SER:OG	12:F:433:ALA:HB3	2.14	0.48
13:G:349:GLU:O	13:G:360:PHE:N	2.31	0.48
14:H:367:LYS:C	14:H:369:ASP:H	2.16	0.48
8:J:112:GLU:CG	8:J:442:ALA:HB2	2.44	0.48
9:K:313:ARG:HH21	9:K:314:ARG:HE	1.61	0.48
9:K:409:PRO:HB2	9:K:490:MET:HB2	1.95	0.48
11:M:148:LEU:O	11:M:151:ILE:HG12	2.14	0.48
11:M:196:VAL:HG21	11:M:209:ILE:HG13	1.94	0.48
12:N:407:VAL:HG13	12:N:497:ASN:HA	1.94	0.48
12:N:411:ALA:HB3	12:N:489:ALA:CB	2.42	0.48
12:N:458:ASP:HB2	12:N:461:GLU:H	1.78	0.48
12:N:463:LEU:HG	12:N:467:GLN:HE22	1.79	0.48
13:O:83:ALA:HB1	13:O:94:THR:HB	1.96	0.48
13:O:120:ILE:N	13:O:123:ARG:HH21	2.12	0.48
13:O:278:LEU:HD22	13:O:302:TYR:CD2	2.49	0.48
13:O:423:TYR:O	13:O:426:THR:N	2.46	0.48

Continued on next page...

Continued from previous page...

Atom-1	Atom-2	Interatomic distance (Å)	Clash overlap (Å)
13:O:447:ARG:HH22	13:O:458:THR:HA	1.79	0.48
13:O:467:ARG:O	13:O:470:GLN:HB2	2.13	0.48
1:1:52:MET:HG3	1:1:77:HIS:CE1	2.49	0.48
1:1:68:PHE:N	5:5:63:LEU:O	2.35	0.48
3:3:104:ARG:NH2	4:4:68:PRO:HG3	2.29	0.48
4:4:57:ILE:HB	4:4:80:GLN:OE1	2.14	0.48
5:5:40:GLN:NE2	5:5:111:THR:HA	2.29	0.48
5:5:66:LEU:HD23	5:5:70:MET:CE	2.43	0.48
6:6:89:ARG:HD3	10:D:266:VAL:HG13	1.95	0.48
7:A:382:ASP:O	7:A:386:ASP:N	2.46	0.48
7:A:418:ALA:O	7:A:422:TYR:N	2.28	0.48
7:A:533:LEU:HG	10:D:82:GLN:O	2.14	0.48
8:B:155:PHE:CZ	8:B:401:VAL:HA	2.48	0.48
8:B:218:PHE:CD2	8:B:323:LEU:HB2	2.49	0.48
8:B:427:ARG:C	8:B:429:PRO:HD3	2.34	0.48
8:B:516:ARG:NH2	11:E:56:GLY:O	2.47	0.48
9:C:96:THR:O	9:C:99:ILE:HG13	2.14	0.48
9:C:224:VAL:HG13	9:C:226:HIS:HD2	1.77	0.48
9:C:313:ARG:O	9:C:315:VAL:HG13	2.14	0.48
10:D:49:ARG:NH1	10:D:111:ILE:O	2.37	0.48
10:D:107:THR:O	10:D:111:ILE:HG12	2.14	0.48
11:E:225:ILE:HB	11:E:384:THR:O	2.13	0.48
11:E:420:TYR:HB3	11:E:501:MET:CB	2.42	0.48
13:G:64:THR:HA	13:G:67:LYS:HD2	1.96	0.48
13:G:271:TRP:O	13:G:302:TYR:OH	2.22	0.48
14:H:255:GLY:HA3	14:H:260:LYS:HB2	1.95	0.48
14:H:331:THR:N	14:H:343:GLU:HG3	2.14	0.48
14:H:460:ALA:HA	14:H:463:VAL:HB	1.94	0.48
7:I:160:ILE:HA	7:I:164:ASN:HD21	1.79	0.48
7:I:274:ARG:NH2	7:I:331:LEU:HD21	2.29	0.48
7:I:417:ALA:HA	7:I:468:ARG:NH2	2.29	0.48
7:I:466:LYS:NZ	7:I:495:PRO:HG2	2.28	0.48
8:J:18:GLU:HB2	11:M:83:VAL:HG21	1.94	0.48
8:J:200:HIS:ND1	8:J:322:ARG:HD3	2.29	0.48
8:J:416:LEU:N	8:J:469:HIS:HE1	2.12	0.48
9:K:146:ILE:HG22	9:K:401:VAL:HG13	1.96	0.48
10:L:157:LEU:HG	10:L:419:ARG:HH21	1.79	0.48
11:M:304:TRP:HZ2	13:O:246:LEU:HD21	1.79	0.48
12:N:191:ILE:O	12:N:323:ARG:NH2	2.40	0.48
12:N:289:PHE:CD2	12:N:310:ILE:HG12	2.49	0.48
12:N:294:GLN:HB3	12:N:316:ALA:O	2.13	0.48

Continued on next page...

Continued from previous page...

Atom-1	Atom-2	Interatomic distance (Å)	Clash overlap (Å)
13:O:290:LEU:HD11	13:O:361:PHE:HZ	1.78	0.48
13:O:431:GLN:O	13:O:435:ILE:N	2.36	0.48
14:P:70:ALA:O	14:P:91:HIS:HE1	1.97	0.48
14:P:465:SER:O	14:P:469:ALA:N	2.42	0.48
1:1:51:ILE:HD11	1:1:60:MET:HB2	1.96	0.48
1:1:73:LYS:HB2	1:1:77:HIS:NE2	2.28	0.48
3:3:81:ILE:O	3:3:84:THR:OG1	2.25	0.48
4:4:57:ILE:HD12	4:4:83:THR:HG22	1.96	0.48
7:A:44:MET:HG3	9:C:519:ILE:HD12	1.96	0.48
7:A:271:THR:OG1	7:A:274:ARG:NH2	2.46	0.48
7:A:322:ALA:O	7:A:367:THR:HG21	2.14	0.48
8:B:105:LEU:HD23	8:B:507:ALA:HB3	1.96	0.48
8:B:190:LEU:HD22	8:B:195:ASN:HB2	1.96	0.48
8:B:228:GLN:HG3	8:B:311:ALA:HB3	1.95	0.48
10:D:141:LEU:HB2	10:D:523:THR:HG21	1.96	0.48
10:D:209:LYS:HB3	10:D:387:THR:CB	2.43	0.48
11:E:102:ILE:HG13	11:E:512:GLY:HA2	1.96	0.48
11:E:489:LEU:CA	11:E:501:MET:H	2.25	0.48
11:E:492:ASP:HA	11:E:504:GLN:HG3	1.96	0.48
12:F:77:ILE:HG22	12:F:81:ALA:HB2	1.95	0.48
12:F:289:PHE:CD2	12:F:310:ILE:HG12	2.49	0.48
13:G:168:ILE:HA	13:G:381:PHE:HD1	1.79	0.48
14:H:46:ALA:HB2	14:H:54:LYS:HE3	1.96	0.48
14:H:48:GLY:CA	14:H:170:SER:HA	2.43	0.48
14:H:114:LEU:HB3	14:H:440:LYS:HD2	1.94	0.48
14:H:277:ASP:HB2	14:H:304:TYR:CE2	2.49	0.48
14:H:497:ILE:C	14:H:498:LEU:HD12	2.34	0.48
7:I:61:ILE:HG22	7:I:65:LEU:HG	1.95	0.48
7:I:121:TYR:CD1	7:I:441:PHE:HB2	2.48	0.48
8:J:377:GLY:N	8:J:383:LEU:HD21	2.28	0.48
9:K:191:LYS:HA	9:K:194:ASP:HB3	1.96	0.48
10:L:27:ARG:O	10:L:30:PRO:HD2	2.14	0.48
10:L:91:LEU:HA	10:L:94:LEU:HB3	1.95	0.48
10:L:253:LEU:HB3	10:L:286:LEU:HD12	1.95	0.48
12:N:44:MET:HE2	12:N:161:HIS:N	2.29	0.48
12:N:212:LEU:HB2	12:N:361:THR:HB	1.94	0.48
12:N:330:GLY:HA3	12:N:345:GLY:CA	2.44	0.48
12:N:437:VAL:O	12:N:440:PHE:HB3	2.14	0.48
13:O:39:THR:HB	13:O:60:ASN:OD1	2.14	0.48
13:O:51:ASP:HB2	13:O:55:LYS:NZ	2.29	0.48
13:O:169:SER:HA	13:O:172:LYS:HD3	1.96	0.48

Continued on next page...

Continued from previous page...

Atom-1	Atom-2	Interatomic distance (Å)	Clash overlap (Å)
13:O:221:SER:HA	13:O:300:THR:HG21	1.95	0.48
4:4:68:PRO:HA	4:4:76:ILE:C	2.35	0.47
7:A:197:ILE:HA	7:A:375:ILE:H	1.79	0.47
7:A:446:LEU:HA	7:A:449:PRO:HD2	1.95	0.47
8:B:408:TYR:N	8:B:413:SER:OG	2.47	0.47
8:B:429:PRO:HA	8:B:433:ALA:HB3	1.94	0.47
9:C:209:ILE:CG2	9:C:383:ILE:HG12	2.43	0.47
9:C:456:GLY:HA2	12:F:115:HIS:CG	2.48	0.47
10:D:145:ILE:HA	10:D:148:LEU:HB3	1.96	0.47
10:D:496:ARG:HG3	10:D:497:LYS:N	2.29	0.47
11:E:55:ASN:OD1	11:E:495:HIS:HB2	2.14	0.47
11:E:101:GLU:HB2	11:E:411:ASN:OD1	2.13	0.47
11:E:440:CYS:HB3	11:E:444:GLU:CG	2.43	0.47
11:E:470:PRO:O	11:E:474:MET:N	2.22	0.47
12:F:45:LYS:HB3	14:H:523:GLN:HB2	1.94	0.47
12:F:322:GLU:O	12:F:326:LEU:N	2.46	0.47
13:G:53:ARG:HB2	13:G:55:LYS:HG2	1.96	0.47
13:G:199:LYS:HB2	13:G:386:GLU:OE2	2.14	0.47
13:G:233:HIS:ND1	13:G:233:HIS:O	2.47	0.47
14:H:44:ARG:HG2	14:H:106:VAL:HG21	1.96	0.47
14:H:165:ARG:CZ	14:H:165:ARG:HB2	2.43	0.47
14:H:227:THR:H	14:H:359:GLN:HB3	1.79	0.47
7:I:107:LEU:HB2	7:I:117:VAL:HG13	1.96	0.47
7:I:163:ILE:H	7:I:163:ILE:HD12	1.79	0.47
7:I:528:ASP:HA	10:L:50:THR:HB	1.96	0.47
8:J:217:GLY:N	8:J:365:VAL:O	2.45	0.47
8:J:226:VAL:HG13	10:L:344:PRO:HB2	1.96	0.47
9:K:133:MET:HA	9:K:418:VAL:HG22	1.95	0.47
9:K:148:ASP:CB	9:K:151:MET:H	2.27	0.47
9:K:197:LYS:O	9:K:200:ARG:HB2	2.13	0.47
10:L:289:GLN:C	10:L:348:ILE:HG12	2.33	0.47
11:M:132:ARG:HG3	13:O:43:ARG:NH2	2.29	0.47
11:M:491:ILE:HA	11:M:499:ASN:HB3	1.96	0.47
12:N:30:LEU:HD11	12:N:71:HIS:ND1	2.29	0.47
12:N:317:LYS:H	12:N:320:ASN:HD22	1.61	0.47
12:N:423:ILE:O	12:N:426:LYS:HB3	2.14	0.47
13:O:295:ILE:H	13:O:312:GLY:HA3	1.77	0.47
14:P:281:LYS:HA	14:P:308:TYR:CZ	2.49	0.47
14:P:462:GLU:HG3	14:P:466:LYS:HZ2	1.79	0.47
1:1:45:HIS:ND1	1:1:84:GLN:OE1	2.47	0.47
1:1:100:TYR:HD2	1:1:101:LEU:HD12	1.79	0.47

Continued on next page...

Continued from previous page...

Atom-1	Atom-2	Interatomic distance (Å)	Clash overlap (Å)
2:2:64:VAL:HB	3:3:135:TYR:HE1	1.79	0.47
3:3:92:GLN:OE1	3:3:141:GLN:NE2	2.47	0.47
3:3:113:CYS:SG	5:5:82:VAL:HG12	2.54	0.47
5:5:19:LYS:HD3	5:5:135:MET:HE2	1.96	0.47
6:6:22:ASP:C	6:6:97:LEU:HD13	2.34	0.47
7:A:29:ALA:HA	7:A:32:VAL:HG22	1.94	0.47
7:A:289:THR:OG1	7:A:316:LEU:HD13	2.14	0.47
7:A:527:ILE:HA	10:D:58:ASP:O	2.14	0.47
8:B:102:VAL:HG21	8:B:506:SER:HB2	1.96	0.47
8:B:116:LEU:O	8:B:121:ILE:N	2.45	0.47
8:B:213:TYR:N	8:B:374:VAL:O	2.31	0.47
9:C:64:ASN:HA	9:C:85:ARG:HH12	1.78	0.47
9:C:183:VAL:HG11	9:C:199:ALA:HB2	1.95	0.47
9:C:450:THR:O	9:C:453:GLN:HB2	2.14	0.47
10:D:237:GLY:H	10:D:318:ASN:HB3	1.77	0.47
10:D:289:GLN:O	10:D:293:THR:N	2.47	0.47
10:D:314:LEU:HG	10:D:318:ASN:ND2	2.29	0.47
11:E:477:VAL:O	11:E:480:ARG:HB2	2.13	0.47
12:F:432:ARG:HA	12:F:435:LEU:HD12	1.96	0.47
13:G:407:ALA:HB3	13:G:474:TRP:CE3	2.49	0.47
14:H:249:MET:HB2	14:H:272:GLU:HG3	1.94	0.47
14:H:279:GLN:O	14:H:283:ILE:HG13	2.15	0.47
8:J:463:ALA:HA	8:J:466:ARG:NE	2.28	0.47
9:K:120:THR:HA	9:K:123:ILE:HD12	1.96	0.47
9:K:241:LEU:HA	9:K:245:LEU:HD13	1.96	0.47
10:L:152:SER:HB3	10:L:512:LEU:HD13	1.96	0.47
11:M:52:LEU:HB3	11:M:465:ASN:OD1	2.14	0.47
12:N:274:ILE:HG13	12:N:336:PHE:HB3	1.96	0.47
12:N:448:PRO:HB2	12:N:463:LEU:HD13	1.96	0.47
13:O:97:VAL:HG13	13:O:506:ALA:HB2	1.97	0.47
14:P:45:THR:HG23	14:P:54:LYS:NZ	2.30	0.47
14:P:398:THR:O	14:P:402:LEU:N	2.45	0.47
3:3:66:ASN:O	3:3:70:LYS:N	2.44	0.47
7:A:113:HIS:CD2	7:A:433:ARG:HH12	2.24	0.47
7:A:160:ILE:HB	7:A:205:GLN:HG2	1.96	0.47
7:A:174:ASP:HA	7:A:177:LEU:HD12	1.95	0.47
7:A:229:ILE:CG2	7:A:284:ASN:HB3	2.45	0.47
7:A:286:ILE:HG13	7:A:300:PHE:CE1	2.49	0.47
7:A:516:PHE:O	7:A:520:ALA:N	2.45	0.47
8:B:20:ARG:NH1	11:E:47:THR:HA	2.28	0.47
8:B:474:THR:O	8:B:488:MET:HB2	2.14	0.47

Continued on next page...

Continued from previous page...

Atom-1	Atom-2	Interatomic distance (Å)	Clash overlap (Å)
9:C:44:LYS:HG2	12:F:117:ARG:HH21	1.78	0.47
9:C:130:LEU:HD12	9:C:506:TYR:CE2	2.50	0.47
10:D:52:LEU:HD22	10:D:111:ILE:HG21	1.96	0.47
10:D:96:LYS:O	10:D:99:ASP:HB2	2.14	0.47
10:D:138:GLN:NE2	10:D:141:LEU:HD23	2.29	0.47
10:D:197:PRO:HG2	10:D:200:ALA:N	2.29	0.47
10:D:233:VAL:HG11	10:D:314:LEU:HD21	1.95	0.47
10:D:244:ALA:HB1	10:D:297:VAL:HG23	1.96	0.47
10:D:301:GLN:HG3	10:D:330:ARG:NH2	2.29	0.47
11:E:86:GLN:HG2	13:G:48:LEU:HB3	1.95	0.47
11:E:523:MET:O	11:E:527:ILE:HG23	2.15	0.47
12:F:138:LYS:HA	12:F:408:VAL:CG1	2.43	0.47
12:F:174:ASP:O	12:F:177:LEU:HB3	2.14	0.47
13:G:281:ILE:HA	13:G:284:SER:HB2	1.95	0.47
13:G:428:PRO:O	7:I:465:ALA:HB2	2.14	0.47
14:H:118:LEU:O	14:H:123:LEU:N	2.43	0.47
14:H:221:MET:HE1	14:H:327:THR:HB	1.96	0.47
14:H:346:HIS:CE1	14:H:365:HIS:NE2	2.82	0.47
14:H:466:LYS:HB2	14:H:488:ALA:CB	2.44	0.47
7:I:409:VAL:CG2	7:I:510:LYS:HG3	2.44	0.47
8:J:52:LEU:HB2	8:J:64:THR:OG1	2.13	0.47
8:J:141:LEU:HD12	8:J:407:VAL:HG21	1.94	0.47
8:J:414:GLU:OE1	8:J:447:PRO:HD3	2.14	0.47
9:K:204:ILE:HG13	9:K:362:PHE:CZ	2.49	0.47
9:K:279:CYS:SG	9:K:300:ALA:HB1	2.54	0.47
9:K:449:ARG:NH2	9:K:460:ILE:O	2.48	0.47
11:M:26:SER:O	11:M:534:ARG:HA	2.14	0.47
11:M:40:ALA:HA	11:M:43:ALA:HB3	1.94	0.47
11:M:161:ASP:OD2	11:M:413:ILE:HA	2.13	0.47
11:M:448:MET:O	11:M:451:PHE:HB3	2.14	0.47
11:M:521:THR:HG23	11:M:522:GLN:HG3	1.96	0.47
12:N:245:ASN:OD1	12:N:295:LYS:NZ	2.47	0.47
12:N:407:VAL:HG12	12:N:408:VAL:N	2.28	0.47
12:N:408:VAL:CG1	12:N:501:LYS:HD3	2.43	0.47
13:O:268:ASP:O	13:O:271:TRP:HB2	2.14	0.47
13:O:408:GLY:N	13:O:492:VAL:O	2.35	0.47
14:P:252:GLU:OE2	14:P:338:PRO:HD3	2.14	0.47
14:P:500:THR:CG2	14:P:503:GLY:H	2.27	0.47
1:1:51:ILE:HG12	1:1:60:MET:HG2	1.95	0.47
2:2:87:LEU:HB2	2:2:88:PRO:HD3	1.96	0.47
4:4:88:GLU:HA	4:4:91:LYS:HB2	1.96	0.47

Continued on next page...

Continued from previous page...

Atom-1	Atom-2	Interatomic distance (Å)	Clash overlap (Å)
7:A:43:LYS:O	7:A:54:ILE:HA	2.15	0.47
8:B:130:TRP:HA	8:B:133:ALA:HB3	1.96	0.47
9:C:332:VAL:HG21	9:C:338:LEU:HD22	1.97	0.47
9:C:386:GLU:HA	9:C:389:ARG:HH21	1.78	0.47
9:C:481:ASN:ND2	9:C:493:LEU:HD21	2.28	0.47
10:D:38:ILE:HG21	10:D:121:THR:OG1	2.13	0.47
10:D:507:LEU:HB3	10:D:509:VAL:HG13	1.96	0.47
11:E:188:ILE:HG23	11:E:224:LEU:HA	1.96	0.47
11:E:224:LEU:HG	11:E:226:LYS:HE3	1.95	0.47
11:E:306:PHE:HB2	11:E:323:ARG:NE	2.30	0.47
11:E:356:ALA:CB	11:E:374:ILE:HG23	2.45	0.47
11:E:412:LEU:HD11	11:E:418:VAL:HG13	1.96	0.47
11:E:529:LYS:HE2	13:G:46:ASP:OD2	2.13	0.47
12:F:36:THR:HB	12:F:42:GLY:HA2	1.96	0.47
12:F:61:ASN:H	12:F:92:THR:HB	1.79	0.47
12:F:138:LYS:HA	12:F:408:VAL:HG11	1.96	0.47
13:G:125:PHE:HE2	13:G:514:VAL:HG11	1.79	0.47
13:G:466:ALA:HA	13:G:469:ALA:HB3	1.96	0.47
14:H:126:SER:HA	14:H:129:ILE:HB	1.96	0.47
14:H:136:CYS:HB2	14:H:512:THR:HG21	1.95	0.47
14:H:243:SER:H	14:H:333:LEU:N	2.12	0.47
14:H:354:GLU:HA	14:H:358:THR:O	2.14	0.47
14:H:430:CYS:SG	14:H:438:ILE:HD12	2.54	0.47
7:I:222:SER:O	7:I:297:LEU:HD11	2.13	0.47
7:I:238:ASP:HB2	7:I:327:ILE:HB	1.96	0.47
7:I:287:LEU:HA	7:I:308:VAL:HB	1.96	0.47
7:I:395:ALA:O	7:I:399:VAL:HG23	2.14	0.47
10:L:98:GLN:HB2	10:L:109:VAL:HG11	1.96	0.47
10:L:323:MET:SD	10:L:374:LEU:HD13	2.54	0.47
12:N:278:LYS:HE3	12:N:285:SER:HA	1.95	0.47
13:O:33:ALA:HA	13:O:98:THR:HG22	1.95	0.47
13:O:144:LYS:O	13:O:151:GLN:HG2	2.15	0.47
13:O:222:TYR:N	13:O:300:THR:HG21	2.17	0.47
13:O:237:ILE:HG13	13:O:288:VAL:HG11	1.97	0.47
13:O:427:ILE:HG21	13:O:435:ILE:CG1	2.41	0.47
14:P:516:VAL:O	14:P:520:ARG:HG3	2.14	0.47
2:2:100:ILE:O	2:2:104:LEU:N	2.44	0.47
5:5:49:CYS:O	5:5:53:LEU:HD13	2.14	0.47
8:B:151:ASP:O	8:B:155:PHE:N	2.29	0.47
8:B:477:GLY:C	8:B:485:ILE:HG13	2.34	0.47
9:C:278:LEU:O	9:C:282:ILE:N	2.40	0.47

Continued on next page...

Continued from previous page...

Atom-1	Atom-2	Interatomic distance (Å)	Clash overlap (Å)
9:C:378:GLY:H	9:C:384:LEU:HD12	1.79	0.47
9:C:422:LEU:HD13	9:C:440:VAL:HG12	1.95	0.47
9:C:447:ILE:HA	9:C:450:THR:HB	1.96	0.47
10:D:412:ILE:O	10:D:416:VAL:HG22	2.15	0.47
10:D:451:VAL:CA	10:D:454:PHE:HB3	2.44	0.47
11:E:32:GLU:O	11:E:36:SER:N	2.41	0.47
11:E:145:ILE:HG23	11:E:514:LYS:CE	2.44	0.47
11:E:176:LYS:HD2	11:E:401:SER:HA	1.97	0.47
11:E:201:ARG:HB2	11:E:201:ARG:CZ	2.43	0.47
11:E:249:ALA:HA	11:E:353:LEU:HB3	1.96	0.47
12:F:120:THR:OG1	12:F:516:LEU:HD22	2.14	0.47
13:G:19:ILE:HG22	13:G:23:VAL:HG23	1.96	0.47
14:H:47:TYR:CE1	14:H:100:GLY:HA2	2.50	0.47
14:H:418:GLU:OE1	14:H:472:GLN:HA	2.15	0.47
7:I:227:LYS:HA	7:I:308:VAL:HG22	1.96	0.47
7:I:398:VAL:HA	7:I:401:ARG:HB2	1.96	0.47
8:J:62:MET:HG2	8:J:64:THR:HG23	1.95	0.47
8:J:178:HIS:HA	8:J:181:LYS:HE2	1.96	0.47
8:J:297:TYR:HB3	8:J:300:PRO:HD2	1.95	0.47
8:J:337:HIS:CE1	8:J:339:GLU:HB2	2.49	0.47
11:M:165:LEU:HD13	11:M:409:ILE:HG23	1.96	0.47
11:M:303:GLN:HB2	11:M:330:ILE:HG21	1.96	0.47
12:N:48:VAL:HA	12:N:53:ASP:O	2.15	0.47
12:N:216:ALA:HB2	12:N:314:ARG:CB	2.44	0.47
12:N:229:TYR:HD2	12:N:282:CYS:SG	2.36	0.47
13:O:247:LYS:HE2	13:O:267:VAL:HG13	1.97	0.47
13:O:317:GLU:O	13:O:321:ARG:N	2.26	0.47
14:P:43:THR:HG23	14:P:44:ARG:H	1.79	0.47
14:P:129:ILE:HG22	14:P:133:GLU:CG	2.45	0.47
14:P:150:SER:OG	14:P:407:ARG:HA	2.14	0.47
14:P:436:TYR:HA	14:P:439:LYS:HB2	1.96	0.47
7:A:245:LYS:O	9:C:252:SER:HB2	2.14	0.47
7:A:421:ILE:O	7:A:425:ASN:N	2.30	0.47
7:A:467:LEU:HD23	7:A:495:PRO:CG	2.40	0.47
8:B:95:VAL:HG12	8:B:97:ASP:O	2.15	0.47
8:B:435:ALA:O	8:B:439:TYR:N	2.47	0.47
9:C:250:GLY:N	9:C:253:GLN:O	2.38	0.47
10:D:314:LEU:O	10:D:318:ASN:ND2	2.47	0.47
10:D:314:LEU:HG	10:D:318:ASN:HD21	1.78	0.47
11:E:365:GLY:H	11:E:388:ARG:NH1	2.11	0.47
12:F:172:VAL:HG22	12:F:391:VAL:HG23	1.96	0.47

Continued on next page...

Continued from previous page...

Atom-1	Atom-2	Interatomic distance (Å)	Clash overlap (Å)
14:H:423:ILE:HB	14:H:442:ALA:HB2	1.95	0.47
7:I:105:ASP:HA	7:I:108:VAL:HB	1.97	0.47
7:I:120:GLY:HA3	7:I:437:ALA:HB3	1.96	0.47
7:I:422:TYR:OH	7:I:475:GLN:O	2.32	0.47
8:J:129:GLY:HA3	8:J:435:ALA:HB3	1.97	0.47
8:J:263:LYS:O	8:J:267:ILE:N	2.39	0.47
9:K:161:THR:HA	9:K:165:ILE:O	2.14	0.47
10:L:254:SER:CA	10:L:259:ASP:HB3	2.33	0.47
11:M:174:GLY:HA2	11:M:179:ASN:H	1.80	0.47
11:M:396:GLU:O	11:M:400:ARG:HG2	2.13	0.47
11:M:473:THR:O	11:M:476:GLU:HB3	2.14	0.47
12:N:28:ARG:HB3	12:N:104:LYS:NZ	2.30	0.47
12:N:279:ARG:NH1	12:N:284:ASP:O	2.47	0.47
12:N:424:LYS:O	12:N:427:PRO:HD2	2.14	0.47
13:O:208:SER:HA	13:O:373:ILE:O	2.15	0.47
2:2:45:ALA:HB2	3:3:70:LYS:HE2	1.97	0.47
3:3:91:MET:HG2	4:4:74:VAL:HG21	1.97	0.47
3:3:173:GLU:HA	3:3:176:MET:HB3	1.97	0.47
5:5:58:GLU:HA	5:5:76:LEU:HG	1.96	0.47
5:5:120:ALA:O	5:5:123:GLU:HG2	2.14	0.47
5:5:128:LYS:O	5:5:132:MET:N	2.36	0.47
7:A:209:MET:N	7:A:376:ILE:O	2.44	0.47
7:A:319:ILE:HA	7:A:322:ALA:HB3	1.97	0.47
8:B:37:ASP:HA	8:B:40:LYS:HE2	1.97	0.47
8:B:110:LEU:HA	8:B:113:ALA:HB3	1.96	0.47
8:B:353:MET:HA	8:B:358:LYS:HA	1.96	0.47
8:B:469:HIS:C	8:B:472:GLY:H	2.17	0.47
9:C:17:GLU:N	9:C:522:ILE:O	2.39	0.47
9:C:153:LEU:HD13	9:C:177:LEU:HD11	1.97	0.47
9:C:204:ILE:H	9:C:384:LEU:CD1	2.25	0.47
9:C:225:THR:HB	9:C:359:TYR:HB2	1.95	0.47
9:C:415:GLU:HG3	9:C:448:PRO:HD3	1.97	0.47
9:C:419:ALA:HA	9:C:422:LEU:HB2	1.96	0.47
9:C:484:THR:HG21	9:C:488:VAL:HG21	1.97	0.47
9:C:491:LYS:HG2	9:C:496:TRP:CH2	2.50	0.47
9:C:512:THR:O	9:C:515:LEU:HB3	2.15	0.47
10:D:129:HIS:ND1	10:D:131:THR:OG1	2.38	0.47
10:D:347:HIS:CD2	10:D:348:ILE:H	2.32	0.47
10:D:473:PRO:O	10:D:477:VAL:HG12	2.15	0.47
10:D:515:SER:C	10:D:519:LEU:HD13	2.35	0.47
11:E:27:ARG:NH2	13:G:31:VAL:O	2.48	0.47

Continued on next page...

Continued from previous page...

Atom-1	Atom-2	Interatomic distance (Å)	Clash overlap (Å)
11:E:213:GLY:N	11:E:399:LYS:HD3	2.28	0.47
11:E:295:THR:OG1	11:E:348:LEU:HB3	2.14	0.47
12:F:31:GLN:OE1	12:F:100:GLY:HA3	2.15	0.47
12:F:40:PRO:HD3	12:F:157:ARG:HB3	1.97	0.47
12:F:150:ASP:HB2	12:F:495:TRP:CZ3	2.50	0.47
12:F:171:ALA:HA	12:F:206:LEU:HD22	1.96	0.47
12:F:282:CYS:HB3	12:F:284:ASP:OD1	2.15	0.47
12:F:409:PRO:HA	12:F:495:TRP:HD1	1.78	0.47
13:G:22:LEU:HB2	13:G:517:ASP:CB	2.37	0.47
13:G:48:LEU:HD21	13:G:50:VAL:HG23	1.96	0.47
13:G:90:VAL:O	13:G:191:GLN:NE2	2.47	0.47
13:G:167:LEU:HG	13:G:172:LYS:NZ	2.30	0.47
13:G:197:ILE:HA	13:G:372:PHE:HB3	1.97	0.47
13:G:243:GLU:HB3	13:G:293:LEU:HB2	1.97	0.47
13:G:425:ARG:HE	7:I:421:ILE:HG21	1.78	0.47
13:G:488:PHE:O	13:G:493:TRP:NE1	2.48	0.47
14:H:29:VAL:CG1	14:H:120:ARG:HH12	2.27	0.47
14:H:44:ARG:HB3	14:H:451:ALA:CB	2.44	0.47
14:H:64:PHE:CE1	14:H:386:ASP:HB3	2.50	0.47
14:H:343:GLU:CD	14:H:343:GLU:H	2.17	0.47
14:H:360:VAL:O	14:H:362:VAL:HG23	2.14	0.47
14:H:365:HIS:CE1	14:H:372:ILE:HD11	2.49	0.47
7:I:138:VAL:HG12	7:I:139:ASN:H	1.78	0.47
7:I:299:TYR:CE1	9:K:331:ILE:HG22	2.49	0.47
7:I:413:GLY:N	7:I:488:LEU:HD23	2.29	0.47
7:I:533:LEU:HB2	10:L:63:ASP:OD1	2.15	0.47
8:J:149:GLY:N	8:J:404:SER:HB3	2.30	0.47
8:J:155:PHE:CE1	8:J:400:THR:HG22	2.50	0.47
8:J:200:HIS:N	8:J:371:CYS:O	2.47	0.47
8:J:269:HIS:NE2	10:L:258:THR:O	2.47	0.47
9:K:19:GLY:HA2	9:K:520:ASP:HB2	1.97	0.47
9:K:200:ARG:NH2	9:K:322:ARG:HH12	2.07	0.47
10:L:146:GLU:O	10:L:150:ASP:N	2.45	0.47
10:L:488:GLU:HG3	10:L:489:LYS:N	2.19	0.47
11:M:27:ARG:HA	11:M:534:ARG:HD2	1.95	0.47
11:M:73:ASP:O	11:M:77:ILE:N	2.37	0.47
11:M:94:LEU:HD21	11:M:519:LEU:HB3	1.96	0.47
11:M:148:LEU:O	11:M:510:LEU:HD11	2.15	0.47
11:M:202:ARG:HA	11:M:414:ARG:HD2	1.96	0.47
11:M:205:ASP:HA	11:M:207:GLU:HG2	1.96	0.47
11:M:440:CYS:O	11:M:445:GLN:HB2	2.15	0.47

Continued on next page...

Continued from previous page...

Atom-1	Atom-2	Interatomic distance (Å)	Clash overlap (Å)
12:N:40:PRO:CG	12:N:481:LEU:HB3	2.44	0.47
12:N:41:LYS:HZ1	14:P:127:GLU:N	2.13	0.47
12:N:67:MET:HB3	14:P:527:ALA:H	1.80	0.47
12:N:110:ILE:HG13	12:N:114:LEU:O	2.13	0.47
12:N:462:THR:O	12:N:465:LYS:HB2	2.14	0.47
13:O:49:ILE:HG13	13:O:49:ILE:O	2.14	0.47
13:O:214:VAL:CG2	13:O:361:PHE:HB2	2.45	0.47
13:O:237:ILE:N	13:O:343:GLY:O	2.42	0.47
13:O:325:ALA:HB1	13:O:367:ALA:HA	1.96	0.47
14:P:165:ARG:HD2	14:P:176:GLU:HB3	1.97	0.47
14:P:358:THR:HG23	14:P:378:ARG:HH22	1.80	0.47
14:P:466:LYS:HA	14:P:469:ALA:HB3	1.97	0.47
1:1:66:ARG:HB3	5:5:65:PRO:HG2	1.96	0.47
3:3:92:GLN:HE22	3:3:141:GLN:HB2	1.80	0.47
3:3:98:THR:N	3:3:121:ASP:OD1	2.30	0.47
3:3:126:TRP:CH2	3:3:130:ASN:HA	2.49	0.47
4:4:29:ASN:OD1	4:4:108:ILE:HG12	2.15	0.47
4:4:48:GLN:O	4:4:51:GLU:HB3	2.15	0.47
7:A:218:CYS:HA	7:A:311:VAL:HA	1.96	0.47
8:B:139:GLU:HA	8:B:142:LEU:HB3	1.96	0.47
8:B:293:ARG:HA	8:B:315:ALA:HB3	1.96	0.47
8:B:322:ARG:O	8:B:326:VAL:HG22	2.14	0.47
9:C:20:ARG:HA	9:C:23:GLN:HB2	1.97	0.47
9:C:179:ALA:O	9:C:183:VAL:HG13	2.15	0.47
11:E:51:SER:C	11:E:56:GLY:HA3	2.35	0.47
11:E:257:PRO:HG3	11:E:284:LYS:HB2	1.97	0.47
11:E:291:GLN:O	11:E:295:THR:OG1	2.20	0.47
11:E:340:ARG:NH1	13:G:305:ASP:OD1	2.47	0.47
11:E:480:ARG:HA	11:E:483:LYS:HB2	1.96	0.47
11:E:534:ARG:O	13:G:49:ILE:HD11	2.14	0.47
12:F:174:ASP:O	12:F:208:ARG:NH1	2.42	0.47
12:F:201:GLU:HB3	12:F:379:PRO:HD2	1.95	0.47
13:G:22:LEU:O	13:G:26:ILE:HD12	2.15	0.47
13:G:244:LEU:HD22	13:G:278:LEU:HB3	1.97	0.47
13:G:245:GLU:HG3	13:G:248:ALA:N	2.30	0.47
13:G:426:THR:C	13:G:428:PRO:HD3	2.35	0.47
14:H:129:ILE:HD12	14:H:516:VAL:HA	1.96	0.47
14:H:187:CYS:C	14:H:189:SER:N	2.67	0.47
7:I:109:LYS:HD3	10:L:470:GLY:H	1.80	0.47
7:I:168:PHE:HA	7:I:171:MET:HB3	1.95	0.47
7:I:315:ASP:HB3	7:I:319:ILE:HD13	1.97	0.47

Continued on next page...

Continued from previous page...

Atom-1	Atom-2	Interatomic distance (Å)	Clash overlap (Å)
7:I:418:ALA:HB2	7:I:471:HIS:CE1	2.49	0.47
8:J:204:LYS:HZ3	8:J:359:LEU:HD21	1.78	0.47
9:K:191:LYS:HG3	9:K:402:LEU:HD21	1.96	0.47
9:K:304:LEU:HD13	9:K:311:ALA:HB2	1.97	0.47
10:L:440:SER:HB3	10:L:452:ARG:HA	1.97	0.47
11:M:89:LYS:HZ3	11:M:541:GLU:CD	2.18	0.47
11:M:176:LYS:HG2	11:M:401:SER:HA	1.97	0.47
14:P:96:GLU:O	14:P:404:ARG:NH2	2.48	0.47
3:3:84:THR:HA	5:5:67:THR:CG2	2.45	0.47
5:5:33:ILE:HD12	5:5:114:MET:O	2.15	0.47
7:A:33:LYS:O	7:A:455:ASN:ND2	2.48	0.47
7:A:132:ILE:O	7:A:136:LEU:HG	2.15	0.47
7:A:211:ILE:HD11	7:A:215:ALA:N	2.30	0.47
8:B:138:ARG:O	8:B:141:LEU:HB3	2.15	0.47
9:C:131:ASP:HA	9:C:134:ILE:HB	1.97	0.47
9:C:354:LYS:HA	9:C:358:GLU:O	2.15	0.47
10:D:152:SER:CB	10:D:420:ALA:HB1	2.45	0.47
10:D:414:CYS:HA	10:D:513:LEU:CD2	2.43	0.47
11:E:86:GLN:HG3	13:G:48:LEU:HD22	1.96	0.47
11:E:417:ARG:NH2	11:E:510:LEU:HG	2.30	0.47
13:G:74:PRO:HA	14:H:63:LEU:HD13	1.97	0.47
13:G:413:GLU:OE1	13:G:443:GLU:HA	2.14	0.47
14:H:100:GLY:O	14:H:104:VAL:HG23	2.15	0.47
7:I:36:LEU:HB3	7:I:455:ASN:ND2	2.29	0.47
7:I:80:ASP:O	7:I:84:LYS:HG2	2.15	0.47
7:I:106:GLU:HA	10:L:470:GLY:HA3	1.97	0.47
7:I:485:TRP:NE1	7:I:487:GLY:O	2.47	0.47
8:J:223:LYS:NZ	10:L:248:LEU:HD21	2.30	0.47
8:J:269:HIS:ND1	10:L:260:MET:O	2.47	0.47
9:K:301:GLN:NE2	9:K:311:ALA:HB3	2.30	0.47
9:K:401:VAL:HG23	9:K:405:PRO:HA	1.97	0.47
9:K:442:GLN:O	9:K:445:GLU:HG2	2.14	0.47
9:K:481:ASN:HB2	9:K:488:VAL:HG21	1.97	0.47
9:K:498:PRO:HB2	9:K:501:VAL:HG23	1.96	0.47
10:L:85:HIS:CE1	10:L:87:ALA:HB3	2.48	0.47
10:L:227:LEU:HD12	10:L:227:LEU:HA	1.72	0.47
10:L:238:ILE:HG21	10:L:364:GLU:OE1	2.15	0.47
11:M:87:ILE:HD12	11:M:527:ILE:HG12	1.97	0.47
11:M:165:LEU:HD22	11:M:409:ILE:HG23	1.96	0.47
12:N:58:LYS:HB3	12:N:160:VAL:HA	1.95	0.47
12:N:90:ASP:HB3	12:N:500:VAL:HG22	1.96	0.47

Continued on next page...

Continued from previous page...

Atom-1	Atom-2	Interatomic distance (Å)	Clash overlap (Å)
13:O:275:TYR:HA	13:O:278:LEU:HD12	1.97	0.47
14:P:134:ILE:HD11	14:P:438:ILE:HD11	1.96	0.47
14:P:221:MET:HB3	14:P:363:PHE:HB2	1.96	0.47
14:P:348:ASP:N	14:P:364:LYS:O	2.48	0.47
14:P:413:GLY:HA2	14:P:449:PRO:HD3	1.97	0.47
6:6:23:LEU:HD12	6:6:90:TYR:OH	2.14	0.47
6:6:82:TYR:CD1	10:D:276:LEU:HD13	2.49	0.47
7:A:138:VAL:HA	7:A:407:SER:HA	1.96	0.47
7:A:146:ASP:O	7:A:150:ASN:HB3	2.16	0.47
7:A:168:PHE:CE1	7:A:208:SER:HB2	2.50	0.47
7:A:390:ARG:HA	7:A:393:HIS:ND1	2.30	0.47
8:B:31:GLY:O	8:B:35:ILE:N	2.42	0.47
8:B:181:LYS:O	8:B:184:VAL:HG22	2.15	0.47
8:B:282:ILE:HG21	8:B:304:PHE:CE1	2.49	0.47
8:B:301:GLU:O	8:B:305:GLY:N	2.40	0.47
8:B:429:PRO:C	8:J:464:GLN:HG3	2.34	0.47
8:B:460:ASP:OD1	8:J:431:LYS:HB2	2.15	0.47
9:C:67:LEU:HD12	9:C:85:ARG:NH1	2.30	0.47
10:D:86:PRO:HA	10:D:89:ARG:HB2	1.97	0.47
10:D:381:SER:OG	10:D:384:LYS:HD2	2.15	0.47
11:E:162:THR:O	11:E:166:ILE:HG13	2.14	0.47
11:E:289:ILE:HD11	11:E:314:LEU:HG	1.97	0.47
12:F:217:ARG:N	12:F:314:ARG:HE	2.10	0.47
12:F:237:LEU:HD22	12:F:274:ILE:HD12	1.95	0.47
12:F:300:PHE:HA	12:F:303:ASP:HB2	1.97	0.47
13:G:128:ALA:HB1	13:G:438:TYR:CE2	2.50	0.47
13:G:155:LEU:HB3	13:G:180:VAL:HG22	1.95	0.47
13:G:239:LEU:HA	13:G:319:LEU:HD11	1.96	0.47
14:H:116:GLU:O	14:H:120:ARG:HG2	2.14	0.47
14:H:137:ARG:O	14:H:140:HIS:N	2.48	0.47
14:H:187:CYS:CB	14:H:190:ILE:HG23	2.45	0.47
14:H:283:ILE:HG21	14:H:291:VAL:HB	1.97	0.47
14:H:381:THR:O	14:H:384:LEU:HB3	2.13	0.47
7:I:75:LEU:HD21	7:I:94:VAL:HG13	1.97	0.47
7:I:96:ILE:HG22	7:I:100:LEU:HG	1.96	0.47
7:I:348:ALA:HB2	7:I:364:ILE:HG22	1.96	0.47
7:I:389:GLU:HA	7:I:392:LEU:HD12	1.97	0.47
9:K:80:MET:O	9:K:84:SER:N	2.32	0.47
10:L:157:LEU:HD11	10:L:198:ALA:O	2.15	0.47
10:L:171:LEU:HD13	10:L:180:SER:HB3	1.97	0.47
10:L:364:GLU:OE2	10:L:372:LYS:HD2	2.14	0.47

Continued on next page...

Continued from previous page...

Atom-1	Atom-2	Interatomic distance (Å)	Clash overlap (Å)
11:M:120:ALA:HB2	11:M:137:TYR:HE2	1.80	0.47
11:M:132:ARG:HH21	11:M:443:LEU:HB3	1.80	0.47
13:O:413:GLU:HB3	13:O:442:LEU:HB3	1.97	0.47
1:1:67:MET:SD	3:3:107:LEU:HG	2.55	0.46
2:2:47:LEU:HB3	2:2:51:LEU:HD13	1.95	0.46
4:4:21:GLN:O	4:4:25:LYS:HG2	2.15	0.46
4:4:28:ARG:HG3	4:4:32:ARG:NE	2.29	0.46
7:A:32:VAL:O	7:A:35:SER:N	2.49	0.46
7:A:228:ARG:NH1	7:A:230:VAL:HB	2.31	0.46
7:A:314:ARG:HE	7:A:318:ARG:NH1	2.13	0.46
7:A:470:PHE:HB3	7:A:484:LYS:O	2.15	0.46
8:B:29:PHE:O	8:B:33:ILE:N	2.28	0.46
8:B:91:GLN:NE2	8:B:95:VAL:HG21	2.30	0.46
8:B:236:LYS:N	8:B:288:ASN:HB2	2.18	0.46
8:B:415:MET:CG	8:B:469:HIS:HB2	2.45	0.46
8:B:441:LYS:O	8:B:445:MET:N	2.48	0.46
9:C:23:GLN:OE1	9:C:114:GLU:HG2	2.15	0.46
9:C:319:ASP:O	9:C:323:ILE:HG13	2.15	0.46
9:C:376:LEU:O	9:C:384:LEU:HD11	2.14	0.46
10:D:306:ARG:HG3	10:D:308:ALA:N	2.31	0.46
11:E:45:ALA:HB1	11:E:111:VAL:HA	1.98	0.46
11:E:239:MET:HB3	11:E:315:LEU:C	2.35	0.46
12:F:71:HIS:CB	14:H:16:LYS:HD3	2.45	0.46
12:F:274:ILE:HA	12:F:277:LEU:HB3	1.96	0.46
12:F:340:SER:HB3	12:F:343:CYS:HB2	1.97	0.46
13:G:153:LYS:O	13:G:157:LYS:HG2	2.15	0.46
13:G:216:PHE:CD1	13:G:318:ASP:HB3	2.50	0.46
13:G:427:ILE:HG21	13:G:431:GLN:HG3	1.98	0.46
14:H:33:ILE:HA	14:H:36:CYS:HB2	1.97	0.46
14:H:47:TYR:HD1	14:H:102:ASN:HB2	1.79	0.46
7:I:29:ALA:HA	7:I:94:VAL:HG12	1.97	0.46
7:I:63:LYS:NZ	7:I:83:ASP:OD2	2.42	0.46
7:I:505:GLU:HB3	7:I:509:VAL:HG21	1.98	0.46
8:J:57:ARG:HH21	10:L:538:THR:HG23	1.80	0.46
8:J:141:LEU:HD21	8:J:500:LYS:HB3	1.97	0.46
9:K:50:LEU:HB3	9:K:58:VAL:HB	1.96	0.46
10:L:77:ILE:HA	10:L:80:GLN:HB2	1.97	0.46
11:M:132:ARG:N	13:O:43:ARG:HH22	2.13	0.46
11:M:522:GLN:HB3	13:O:381:PHE:HB2	1.96	0.46
12:N:189:PHE:HB3	12:N:371:SER:OG	2.14	0.46
12:N:353:TYR:HE2	12:N:355:LEU:HB2	1.81	0.46

Continued on next page...

Continued from previous page...

Atom-1	Atom-2	Interatomic distance (Å)	Clash overlap (Å)
13:O:43:ARG:HE	13:O:453:ALA:CA	2.28	0.46
13:O:280:LYS:HA	13:O:283:HIS:NE2	2.30	0.46
13:O:421:ARG:O	13:O:424:SER:HB2	2.15	0.46
14:P:36:CYS:SG	14:P:109:GLY:HA2	2.55	0.46
14:P:146:LEU:HD13	14:P:418:GLU:OE1	2.15	0.46
14:P:246:PHE:C	14:P:248:GLY:H	2.19	0.46
3:3:67:LEU:CD2	3:3:162:LEU:HB2	2.40	0.46
3:3:67:LEU:HD23	3:3:67:LEU:HA	1.67	0.46
3:3:68:ALA:O	3:3:72:ARG:HG3	2.15	0.46
3:3:91:MET:HG3	4:4:71:ILE:HG22	1.97	0.46
4:4:48:GLN:O	4:4:52:ASP:N	2.42	0.46
4:4:62:ASP:HB3	4:4:80:GLN:HB2	1.98	0.46
6:6:56:VAL:O	6:6:67:GLN:HB3	2.15	0.46
7:A:45:LEU:O	7:A:52:VAL:HA	2.14	0.46
7:A:203:ARG:HH11	7:A:378:ARG:NH1	2.13	0.46
7:A:282:GLY:O	7:A:345:LEU:HA	2.15	0.46
9:C:383:ILE:HG13	9:C:386:GLU:OE1	2.16	0.46
10:D:218:ILE:O	10:D:221:CYS:HB2	2.15	0.46
10:D:411:VAL:O	10:D:415:LEU:N	2.41	0.46
11:E:123:LEU:HD11	11:E:450:ALA:HB3	1.96	0.46
11:E:252:THR:HB	11:E:343:PRO:HA	1.96	0.46
11:E:475:THR:OG1	10:L:446:MET:SD	2.73	0.46
12:F:118:ILE:O	12:F:122:GLY:N	2.48	0.46
12:F:232:THR:OG1	12:F:331:VAL:O	2.29	0.46
13:G:32:ILE:HD13	13:G:76:ALA:HB1	1.96	0.46
13:G:245:GLU:HB2	13:G:296:GLY:HA3	1.97	0.46
14:H:191:PHE:HZ	14:H:201:ASN:HB2	1.81	0.46
7:I:217:ASN:HA	7:I:361:LEU:HD22	1.96	0.46
7:I:322:ALA:HB1	7:I:367:THR:HG21	1.96	0.46
8:J:148:HIS:CE1	8:J:157:GLN:HG3	2.51	0.46
8:J:155:PHE:O	8:J:159:LEU:N	2.30	0.46
8:J:397:LEU:O	8:J:401:VAL:HG23	2.15	0.46
11:M:202:ARG:NH2	11:M:415:ASP:HB3	2.30	0.46
14:P:42:THR:OG1	14:P:105:LEU:HD13	2.15	0.46
14:P:290:VAL:HG23	14:P:350:VAL:HG21	1.97	0.46
2:2:102:GLU:O	2:2:106:GLN:HG2	2.15	0.46
6:6:22:ASP:HA	6:6:25:LYS:HE3	1.98	0.46
7:A:274:ARG:NH1	7:A:338:GLU:HG2	2.31	0.46
8:B:33:ILE:HG23	8:B:111:ARG:NE	2.31	0.46
8:B:375:LEU:HD22	8:B:387:GLU:HB2	1.96	0.46
9:C:22:VAL:O	9:C:26:ASN:N	2.28	0.46

Continued on next page...

Continued from previous page...

Atom-1	Atom-2	Interatomic distance (Å)	Clash overlap (Å)
9:C:141:SER:CB	9:C:499:LEU:HD12	2.39	0.46
9:C:180:VAL:HG21	9:C:395:MET:HB2	1.98	0.46
9:C:236:PRO:HB3	9:C:288:ASP:N	2.31	0.46
9:C:426:SER:HB3	9:C:437:TYR:CB	2.31	0.46
10:D:98:GLN:OE1	10:D:517:SER:HB3	2.15	0.46
10:D:396:LEU:O	10:D:400:GLU:HG2	2.16	0.46
10:D:444:SER:HA	11:M:478:ARG:HD2	1.97	0.46
11:E:27:ARG:HH22	13:G:35:ALA:N	2.14	0.46
11:E:34:LEU:HA	11:E:37:HIS:CD2	2.50	0.46
11:E:287:GLU:O	11:E:291:GLN:N	2.43	0.46
11:E:337:THR:O	11:E:379:ASN:HB3	2.16	0.46
11:E:435:GLN:HB3	11:E:439:LYS:NZ	2.30	0.46
11:E:490:GLY:HA3	11:E:501:MET:HG2	1.97	0.46
12:F:133:PHE:HA	12:F:136:GLU:HB2	1.97	0.46
12:F:176:ILE:O	12:F:179:ILE:HG22	2.16	0.46
12:F:244:VAL:N	12:F:263:GLU:OE2	2.49	0.46
13:G:35:ALA:C	13:G:37:ARG:H	2.18	0.46
13:G:249:GLU:HB3	13:G:274:LEU:HG	1.97	0.46
13:G:392:ALA:O	13:G:396:VAL:HG22	2.15	0.46
14:H:84:LYS:O	14:H:87:VAL:HG22	2.14	0.46
14:H:140:HIS:CE1	14:H:509:LYS:HB2	2.50	0.46
14:H:411:GLY:HA3	14:H:497:ILE:HG22	1.97	0.46
9:K:49:MET:HB3	12:N:521:ILE:HA	1.96	0.46
9:K:196:LYS:HE2	9:K:392:GLN:HG3	1.98	0.46
9:K:252:SER:OG	9:K:274:TYR:OH	2.33	0.46
9:K:419:ALA:HB2	9:K:444:LEU:HB2	1.98	0.46
9:K:470:HIS:HA	9:K:475:CYS:HA	1.98	0.46
10:L:361:LEU:O	10:L:376:ILE:HD13	2.15	0.46
11:M:62:VAL:HG12	11:M:68:VAL:HA	1.96	0.46
11:M:188:ILE:HB	11:M:224:LEU:HB2	1.97	0.46
12:N:41:LYS:HG3	12:N:454:ASN:HB2	1.96	0.46
12:N:88:THR:HG22	12:N:90:ASP:H	1.79	0.46
12:N:217:ARG:NH1	12:N:223:LYS:HD2	2.31	0.46
12:N:236:SER:HA	12:N:336:PHE:CZ	2.50	0.46
12:N:297:ILE:HD11	12:N:313:LEU:C	2.36	0.46
12:N:413:ALA:HA	12:N:477:VAL:C	2.35	0.46
13:O:340:ASP:OD1	13:O:344:ARG:NH1	2.36	0.46
13:O:417:SER:O	13:O:439:ALA:HB1	2.16	0.46
14:P:43:THR:HG23	14:P:44:ARG:N	2.31	0.46
4:4:29:ASN:HD22	4:4:115:LEU:HD12	1.80	0.46
5:5:34:ALA:HA	5:5:37:LYS:HE2	1.97	0.46

Continued on next page...

Continued from previous page...

Atom-1	Atom-2	Interatomic distance (Å)	Clash overlap (Å)
7:A:265:GLN:O	7:A:268:SER:OG	2.32	0.46
8:B:53:LEU:HB2	8:B:74:ILE:HD11	1.98	0.46
9:C:52:ASP:HB2	9:C:56:GLY:N	2.30	0.46
10:D:119:SER:HA	10:D:122:LYS:HD2	1.98	0.46
10:D:217:THR:HB	10:D:220:ASP:H	1.80	0.46
11:E:242:LYS:HZ3	11:E:319:LEU:H	1.63	0.46
11:E:243:VAL:HG21	11:E:360:GLN:HA	1.97	0.46
12:F:71:HIS:CG	12:F:72:PRO:HD2	2.50	0.46
12:F:84:GLN:NE2	12:F:504:LEU:HD23	2.29	0.46
12:F:230:ILE:HG22	12:F:345:GLY:O	2.15	0.46
12:F:292:ILE:HA	12:F:313:LEU:HB2	1.97	0.46
12:F:449:LYS:HD2	12:F:459:LEU:HD22	1.98	0.46
13:G:280:LYS:HZ2	13:G:335:ASN:HB3	1.81	0.46
13:G:402:ASN:CB	13:G:495:PRO:HB3	2.43	0.46
14:H:46:ALA:HB1	14:H:67:ASN:O	2.15	0.46
7:I:196:ASN:HD21	7:I:318:ARG:HD2	1.80	0.46
7:I:427:ALA:O	7:I:435:GLN:HA	2.14	0.46
8:J:64:THR:O	8:J:70:ILE:HD11	2.14	0.46
8:J:166:THR:HG21	8:J:393:ALA:N	2.30	0.46
8:J:241:ASN:HB2	8:J:334:THR:N	2.30	0.46
9:K:478:TRP:HE1	9:K:487:LEU:HB3	1.80	0.46
10:L:108:SER:O	10:L:112:ILE:HG12	2.15	0.46
11:M:222:THR:HA	11:M:387:ILE:HA	1.98	0.46
12:N:173:VAL:HA	12:N:176:ILE:HG12	1.97	0.46
13:O:60:ASN:ND2	13:O:166:LYS:HE3	2.27	0.46
13:O:143:VAL:HG13	13:O:405:VAL:HB	1.96	0.46
14:P:283:ILE:HG21	14:P:291:VAL:HG22	1.97	0.46
2:2:113:LYS:O	2:2:117:GLU:N	2.46	0.46
3:3:91:MET:SD	5:5:66:LEU:HD11	2.55	0.46
4:4:63:ASP:OD1	4:4:64:CYS:N	2.48	0.46
7:A:106:GLU:HA	7:A:109:LYS:HB2	1.97	0.46
8:B:376:ARG:HD3	8:B:376:ARG:HA	1.74	0.46
9:C:102:ALA:N	9:C:509:ALA:HB1	2.30	0.46
10:D:232:LYS:NZ	10:D:239:THR:HA	2.30	0.46
10:D:235:ASN:H	10:D:318:ASN:CG	2.19	0.46
10:D:241:VAL:HG12	10:D:323:MET:SD	2.56	0.46
11:E:166:ILE:CG2	11:E:170:LYS:HE3	2.46	0.46
11:E:204:VAL:HG13	11:E:410:ARG:HG3	1.97	0.46
11:E:364:PHE:CE1	11:E:386:PHE:HZ	2.31	0.46
11:E:445:GLN:HG3	11:E:449:ARG:NH2	2.30	0.46
11:E:531:ASP:HB2	13:G:38:THR:CG2	2.45	0.46

Continued on next page...

Continued from previous page...

Atom-1	Atom-2	Interatomic distance (Å)	Clash overlap (Å)
12:F:239:TYR:O	12:F:240:GLU:HG3	2.15	0.46
12:F:274:ILE:HD13	12:F:291:VAL:HG21	1.98	0.46
12:F:321:MET:O	12:F:325:THR:N	2.39	0.46
13:G:123:ARG:NH2	14:H:455:ASN:O	2.48	0.46
14:H:72:ILE:HG22	14:H:76:LEU:HD11	1.98	0.46
7:I:19:SER:O	7:I:22:VAL:HG22	2.16	0.46
7:I:44:MET:HB3	9:K:519:ILE:HD13	1.96	0.46
7:I:526:ARG:CB	10:L:72:ASN:HD21	2.29	0.46
7:I:527:ILE:HB	10:L:58:ASP:HA	1.95	0.46
8:J:520:ILE:HG12	11:M:60:MET:O	2.15	0.46
9:K:184:GLN:HE22	9:K:191:LYS:CE	2.29	0.46
10:L:41:ALA:HB2	10:L:87:ALA:CB	2.45	0.46
11:M:289:ILE:HG23	11:M:319:LEU:HD23	1.97	0.46
11:M:325:VAL:HG11	11:M:330:ILE:HB	1.98	0.46
11:M:420:TYR:HD2	11:M:487:PRO:O	1.98	0.46
12:N:37:ASN:ND2	12:N:45:LYS:HE2	2.30	0.46
12:N:209:GLY:HA3	12:N:366:CYS:SG	2.55	0.46
12:N:281:VAL:HG21	12:N:344:LEU:HD12	1.97	0.46
12:N:331:VAL:HB	12:N:343:CYS:HA	1.98	0.46
13:O:475:TYR:HA	13:O:486:ASP:HA	1.97	0.46
7:A:197:ILE:O	7:A:198:LEU:HD23	2.16	0.46
8:B:240:ALA:HA	8:B:332:ALA:H	1.81	0.46
8:B:359:LEU:HD11	8:B:376:ARG:HH22	1.81	0.46
8:B:429:PRO:CA	8:B:433:ALA:HB3	2.46	0.46
9:C:200:ARG:HA	9:C:200:ARG:HD2	1.46	0.46
10:D:42:LYS:HD3	10:D:117:LEU:CB	2.45	0.46
10:D:301:GLN:HG3	10:D:330:ARG:CZ	2.46	0.46
11:E:59:LYS:CD	11:E:77:ILE:HG21	2.46	0.46
11:E:156:LEU:HB3	11:E:161:ASP:HB3	1.98	0.46
11:E:232:LYS:HZ3	11:E:372:LEU:HD22	1.80	0.46
13:G:90:VAL:HG12	13:G:92:ASP:H	1.80	0.46
13:G:181:ASP:O	13:G:184:MET:HB2	2.15	0.46
13:G:395:ILE:HD13	13:G:398:ARG:NH2	2.31	0.46
13:G:402:ASN:HB3	13:G:495:PRO:CB	2.43	0.46
13:G:456:ASP:OD2	13:G:458:THR:OG1	2.31	0.46
14:H:99:ASP:CG	14:H:100:GLY:H	2.19	0.46
14:H:129:ILE:HG23	14:H:516:VAL:HG13	1.98	0.46
14:H:152:LYS:N	14:H:159:GLU:OE2	2.29	0.46
7:I:32:VAL:HG13	7:I:91:THR:HB	1.96	0.46
7:I:66:GLU:HB2	9:K:13:ASN:HA	1.97	0.46
8:J:291:ILE:O	8:J:291:ILE:HG13	2.16	0.46

Continued on next page...

Continued from previous page...

Atom-1	Atom-2	Interatomic distance (Å)	Clash overlap (Å)
8:J:425:ALA:HB1	8:J:433:ALA:HA	1.97	0.46
9:K:83:ILE:HA	9:K:86:THR:HB	1.96	0.46
9:K:205:PRO:CB	9:K:381:LYS:HG2	2.46	0.46
9:K:269:GLN:O	9:K:273:GLU:HG3	2.16	0.46
11:M:136:GLY:CA	11:M:444:GLU:HB3	2.45	0.46
12:N:462:THR:O	12:N:466:ILE:HG12	2.16	0.46
12:N:497:ASN:HB2	12:N:500:VAL:H	1.80	0.46
7:A:323:SER:HA	7:A:367:THR:HG23	1.98	0.46
8:B:441:LYS:NZ	8:B:445:MET:HG2	2.31	0.46
9:C:282:ILE:O	9:C:285:LEU:HG	2.15	0.46
9:C:391:LEU:HA	9:C:394:ALA:HB3	1.97	0.46
9:C:442:GLN:HE21	9:C:467:ARG:HH12	1.63	0.46
9:C:460:ILE:HG13	14:P:433:LEU:HD21	1.96	0.46
10:D:106:THR:O	10:D:109:VAL:HG12	2.15	0.46
10:D:276:LEU:HG	10:D:280:ARG:CZ	2.46	0.46
10:D:280:ARG:O	10:D:284:LEU:HG	2.15	0.46
11:E:243:VAL:HG23	11:E:299:LEU:CD1	2.44	0.46
11:E:252:THR:H	11:E:341:ILE:CG2	2.28	0.46
11:E:314:LEU:O	11:E:318:ASN:N	2.32	0.46
11:E:364:PHE:CE2	11:E:368:LYS:HD3	2.51	0.46
11:E:390:GLY:O	11:E:391:ASN:ND2	2.49	0.46
11:E:415:ASP:O	11:E:511:ILE:HD11	2.16	0.46
12:F:72:PRO:HA	12:F:75:SER:HB2	1.97	0.46
12:F:437:VAL:HA	12:F:440:PHE:HB3	1.98	0.46
13:G:29:CYS:SG	13:G:105:LEU:HD13	2.55	0.46
13:G:129:THR:HA	13:G:438:TYR:OH	2.14	0.46
13:G:417:SER:HA	13:G:439:ALA:HB1	1.98	0.46
14:H:30:TYR:HA	14:H:116:GLU:OE2	2.16	0.46
14:H:204:VAL:HA	14:H:375:ILE:HB	1.97	0.46
14:H:424:THR:O	14:H:428:GLU:N	2.32	0.46
7:I:24:ALA:HB1	7:I:69:HIS:CD2	2.50	0.46
8:J:38:LEU:HD13	8:J:70:ILE:CG2	2.46	0.46
8:J:40:LYS:O	8:J:449:ILE:HD13	2.15	0.46
8:J:159:LEU:CB	8:J:184:VAL:HG22	2.46	0.46
9:K:277:GLN:HA	9:K:280:GLU:HB3	1.97	0.46
10:L:105:GLY:O	10:L:108:SER:HB2	2.16	0.46
10:L:224:VAL:O	10:L:387:THR:HB	2.15	0.46
10:L:347:HIS:O	10:L:350:GLN:N	2.49	0.46
12:N:115:HIS:HB2	12:N:118:ILE:H	1.80	0.46
1:1:91:ILE:HG13	1:1:92:LYS:N	2.31	0.46
4:4:78:HIS:NE2	4:4:83:THR:OG1	2.48	0.46

Continued on next page...

Continued from previous page...

Atom-1	Atom-2	Interatomic distance (Å)	Clash overlap (Å)
6:6:73:ARG:HA	6:6:76:VAL:HG22	1.98	0.46
7:A:274:ARG:HH22	7:A:335:GLU:HB3	1.81	0.46
7:A:389:GLU:HG3	7:A:393:HIS:CE1	2.50	0.46
7:A:390:ARG:HA	7:A:393:HIS:CG	2.51	0.46
8:B:298:ASN:O	8:B:301:GLU:HB3	2.16	0.46
8:B:487:ASP:O	8:B:493:ILE:HG21	2.16	0.46
9:C:155:ILE:HD11	9:C:407:LEU:HD22	1.98	0.46
10:D:102:ALA:O	10:D:413:ARG:NH2	2.49	0.46
10:D:189:ASN:HB3	10:D:223:LEU:HD11	1.97	0.46
10:D:302:LYS:H	10:D:305:LEU:HD12	1.79	0.46
10:D:437:THR:HB	11:M:449:ARG:HH21	1.80	0.46
10:D:481:ARG:CZ	11:M:445:GLN:HG2	2.46	0.46
10:D:494:ASN:OD1	10:D:496:ARG:HG2	2.16	0.46
11:E:177:VAL:HG13	11:E:178:VAL:N	2.29	0.46
11:E:252:THR:H	11:E:341:ILE:HG22	1.81	0.46
12:F:229:TYR:CE1	12:F:346:HIS:HD2	2.34	0.46
12:F:299:PRO:O	12:F:302:LEU:HB2	2.16	0.46
13:G:101:ALA:O	13:G:104:PHE:HB2	2.15	0.46
13:G:199:LYS:HZ3	13:G:378:ALA:C	2.19	0.46
13:G:203:GLY:HA3	13:G:375:ARG:HD2	1.96	0.46
13:G:406:VAL:HG11	13:G:499:ARG:CG	2.46	0.46
13:G:510:ALA:O	13:G:513:ILE:N	2.47	0.46
14:H:161:SER:O	14:H:180:ALA:HB1	2.15	0.46
14:H:390:ARG:O	14:H:393:ASP:HB3	2.16	0.46
14:H:411:GLY:N	14:H:492:MET:O	2.49	0.46
7:I:46:VAL:HG22	7:I:52:VAL:HG12	1.97	0.46
7:I:531:ILE:HG22	10:L:48:ILE:HG12	1.98	0.46
8:J:465:LEU:HD12	8:J:468:ALA:HB3	1.97	0.46
10:L:151:MET:HB3	10:L:435:ARG:NH1	2.31	0.46
11:M:40:ALA:O	11:M:44:VAL:N	2.25	0.46
11:M:46:ASN:HA	11:M:49:ARG:HG2	1.96	0.46
11:M:399:LYS:O	11:M:403:HIS:N	2.33	0.46
11:M:463:SER:O	11:M:467:GLY:N	2.49	0.46
11:M:530:ILE:HG21	13:O:48:LEU:HB3	1.98	0.46
12:N:77:ILE:HG13	12:N:78:ALA:N	2.30	0.46
13:O:39:THR:HG21	13:O:47:LYS:HZ2	1.81	0.46
13:O:86:GLN:NE2	13:O:89:GLU:OE1	2.49	0.46
13:O:140:ALA:HB1	13:O:404:SER:HB3	1.98	0.46
13:O:280:LYS:O	13:O:284:SER:HB3	2.15	0.46
14:P:153:ASN:HB2	14:P:156:ASP:CG	2.36	0.46
2:2:70:CYS:SG	2:2:83:VAL:HB	2.56	0.46

Continued on next page...

Continued from previous page...

Atom-1	Atom-2	Interatomic distance (Å)	Clash overlap (Å)
3:3:85:LEU:CD2	3:3:145:GLU:HB2	2.43	0.46
3:3:111:LEU:HD22	5:5:46:ALA:O	2.16	0.46
4:4:39:GLU:O	4:4:43:LYS:HE2	2.16	0.46
5:5:120:ALA:HA	5:5:123:GLU:OE2	2.16	0.46
7:A:274:ARG:HD2	7:A:339:THR:H	1.80	0.46
7:A:275:ILE:HD11	7:A:336:GLY:O	2.15	0.46
8:B:88:SER:O	8:B:92:ASP:N	2.49	0.46
8:B:188:LEU:HG	8:B:191:LYS:NZ	2.31	0.46
8:B:204:LYS:N	8:B:383:LEU:HD11	2.31	0.46
8:B:239:ILE:HG12	8:B:329:GLY:HA3	1.97	0.46
8:B:245:ASP:HA	8:B:271:GLU:OE2	2.15	0.46
9:C:119:PRO:O	9:C:122:VAL:HB	2.16	0.46
9:C:203:LYS:O	9:C:381:LYS:NZ	2.49	0.46
9:C:296:ILE:HD12	9:C:297:SER:N	2.31	0.46
9:C:384:LEU:O	9:C:387:VAL:N	2.49	0.46
10:D:140:ALA:HA	10:D:143:LYS:HB3	1.96	0.46
11:E:210:LYS:HB2	11:E:384:THR:HG22	1.97	0.46
11:E:488:ALA:C	11:E:502:LYS:HG3	2.36	0.46
12:F:60:GLY:O	12:F:64:LEU:HG	2.16	0.46
12:F:212:LEU:O	12:F:360:PHE:HA	2.16	0.46
12:F:221:MET:HE3	12:F:302:LEU:HB3	1.98	0.46
13:G:486:ASP:O	13:G:490:ALA:N	2.44	0.46
14:H:161:SER:O	14:H:165:ARG:NH1	2.49	0.46
14:H:225:LYS:O	14:H:361:VAL:HG23	2.16	0.46
14:H:228:GLU:HG2	14:H:312:LEU:HD22	1.97	0.46
14:H:283:ILE:HA	14:H:286:THR:HG22	1.97	0.46
7:I:43:LYS:O	7:I:54:ILE:HA	2.15	0.46
7:I:79:ALA:O	7:I:83:ASP:N	2.42	0.46
8:J:71:LEU:HB3	8:J:85:VAL:HG13	1.97	0.46
8:J:415:MET:HB2	8:J:469:HIS:CE1	2.51	0.46
8:J:466:ARG:HA	8:J:469:HIS:NE2	2.30	0.46
9:K:220:ILE:O	9:K:361:THR:HB	2.16	0.46
10:L:79:LYS:HD2	10:L:96:LYS:HG2	1.97	0.46
10:L:99:ASP:O	10:L:103:GLY:N	2.49	0.46
11:M:27:ARG:CZ	11:M:534:ARG:HG2	2.46	0.46
11:M:385:ILE:HD12	11:M:402:LEU:HG	1.98	0.46
12:N:235:VAL:HG22	12:N:245:ASN:ND2	2.30	0.46
13:O:104:PHE:CZ	13:O:438:TYR:HA	2.51	0.46
13:O:278:LEU:HB3	13:O:302:TYR:CD2	2.50	0.46
14:P:50:ASN:HA	14:P:169:MET:O	2.15	0.46
14:P:203:ARG:N	14:P:373:SER:O	2.49	0.46

Continued on next page...

Continued from previous page...

Atom-1	Atom-2	Interatomic distance (Å)	Clash overlap (Å)
14:P:227:THR:HG23	14:P:313:VAL:HG22	1.97	0.46
14:P:427:GLY:HA2	14:P:430:CYS:HB2	1.97	0.46
14:P:434:GLU:N	14:P:434:GLU:OE1	2.49	0.46
14:P:455:ASN:CG	14:P:480:LEU:HD21	2.37	0.46
1:1:37:LEU:HB2	1:1:91:ILE:HG22	1.96	0.46
1:1:62:GLU:HB2	1:1:76:ILE:HG12	1.97	0.46
8:B:86:ASP:HB3	8:B:89:ARG:HH21	1.79	0.46
8:B:419:HIS:O	8:B:423:GLN:HG2	2.16	0.46
10:D:49:ARG:HG2	10:D:111:ILE:HD12	1.98	0.46
11:E:235:SER:HB3	11:E:308:ASP:O	2.16	0.46
11:E:291:GLN:HB2	11:E:345:PHE:CZ	2.51	0.46
11:E:304:TRP:CZ3	13:G:267:VAL:HG12	2.51	0.46
11:E:417:ARG:HB3	11:E:510:LEU:HD23	1.97	0.46
11:E:536:PRO:HA	13:G:69:LEU:HD13	1.98	0.46
12:F:95:ASN:O	12:F:99:ILE:HG13	2.16	0.46
12:F:105:GLN:NE2	12:F:442:ASP:OD2	2.49	0.46
12:F:270:ARG:HB3	12:F:336:PHE:CE2	2.51	0.46
13:G:166:LYS:HB3	13:G:384:GLU:HB3	1.98	0.46
14:H:187:CYS:HB3	14:H:189:SER:HB2	1.98	0.46
14:H:477:ASN:O	14:H:490:LYS:N	2.48	0.46
7:I:46:VAL:HA	7:I:52:VAL:HA	1.97	0.46
7:I:106:GLU:HA	10:L:471:LEU:H	1.80	0.46
7:I:277:LYS:HZ1	7:I:337:GLU:HA	1.81	0.46
7:I:294:ASP:HB2	9:K:317:LYS:HB3	1.98	0.46
7:I:533:LEU:H	10:L:61:ILE:HG21	1.80	0.46
8:J:108:GLU:CD	8:J:445:MET:HB2	2.36	0.46
9:K:142:ILE:HB	9:K:496:TRP:HZ3	1.80	0.46
9:K:173:CYS:O	9:K:177:LEU:HG	2.16	0.46
9:K:241:LEU:HD23	9:K:245:LEU:HD13	1.98	0.46
9:K:302:HIS:O	9:K:306:ARG:HG3	2.16	0.46
9:K:421:ALA:O	9:K:425:LYS:HG2	2.16	0.46
10:L:170:SER:CB	10:L:411:VAL:HG21	2.46	0.46
10:L:396:LEU:O	10:L:400:GLU:HG3	2.16	0.46
10:L:437:THR:O	10:L:440:SER:HB2	2.16	0.46
13:O:47:LYS:O	13:O:58:ILE:HA	2.16	0.46
13:O:520:ILE:HB	14:P:56:VAL:HA	1.97	0.46
14:P:131:GLY:O	14:P:438:ILE:HG13	2.16	0.46
14:P:223:PHE:CE1	14:P:320:ASP:HB3	2.51	0.46
14:P:401:VAL:CG1	14:P:500:THR:HG21	2.46	0.46
1:1:33:GLN:HB3	1:1:94:LEU:CD2	2.46	0.45
1:1:66:ARG:HB3	5:5:65:PRO:CD	2.47	0.45

Continued on next page...

Continued from previous page...

Atom-1	Atom-2	Interatomic distance (Å)	Clash overlap (Å)
2:2:29:GLY:O	2:2:33:LEU:N	2.42	0.45
4:4:39:GLU:HB2	4:4:101:LEU:HD13	1.98	0.45
7:A:103:ASN:HB3	7:A:440:GLU:HB3	1.97	0.45
7:A:131:TYR:HA	7:A:134:GLU:HG2	1.98	0.45
7:A:396:LEU:HD11	7:A:400:LYS:HE2	1.98	0.45
7:A:421:ILE:HG21	13:O:425:ARG:CD	2.45	0.45
7:A:439:ALA:O	7:A:443:ARG:HG2	2.16	0.45
8:B:39:VAL:O	8:B:43:LEU:N	2.44	0.45
9:C:153:LEU:HG	9:C:157:ASN:ND2	2.31	0.45
10:D:115:SER:O	10:D:118:ASP:HB2	2.15	0.45
10:D:277:ARG:HH11	10:D:280:ARG:HH22	1.64	0.45
10:D:435:ARG:HB3	10:D:439:TYR:HE2	1.80	0.45
11:E:336:ALA:HA	11:E:381:ARG:HB2	1.98	0.45
11:E:419:VAL:HG13	11:E:513:LYS:HG3	1.98	0.45
11:E:535:LYS:NZ	11:E:541:GLU:OE2	2.38	0.45
12:F:233:CYS:O	12:F:293:ASN:HA	2.16	0.45
13:G:200:VAL:CG2	13:G:373:ILE:HG23	2.36	0.45
13:G:240:LEU:N	13:G:290:LEU:O	2.43	0.45
14:H:449:PRO:O	14:H:453:ALA:HB2	2.16	0.45
14:H:453:ALA:HB2	14:H:463:VAL:HG21	1.97	0.45
7:I:168:PHE:CE1	7:I:388:MET:HB2	2.50	0.45
7:I:525:LEU:HA	10:L:56:GLY:O	2.16	0.45
9:K:177:LEU:HA	9:K:398:CYS:SG	2.56	0.45
9:K:334:ARG:HD3	9:K:336:GLU:HG2	1.98	0.45
10:L:139:LYS:O	10:L:143:LYS:N	2.40	0.45
10:L:209:LYS:HB3	10:L:387:THR:HA	1.97	0.45
10:L:308:ALA:HB3	10:L:326:LYS:NZ	2.31	0.45
10:L:390:VAL:HG11	10:L:402:GLU:HB2	1.97	0.45
11:M:284:LYS:O	11:M:288:MET:N	2.36	0.45
11:M:434:SER:O	11:M:437:ALA:HB3	2.16	0.45
12:N:225:VAL:CG2	12:N:311:VAL:HG21	2.46	0.45
12:N:270:ARG:O	12:N:274:ILE:N	2.30	0.45
12:N:293:ASN:HB2	12:N:297:ILE:HG12	1.98	0.45
13:O:99:LEU:HD22	13:O:445:ILE:HG13	1.97	0.45
13:O:200:VAL:O	13:O:375:ARG:HA	2.16	0.45
13:O:216:PHE:HE2	13:O:290:LEU:CD1	2.29	0.45
1:1:37:LEU:HD12	1:1:94:LEU:HD22	1.98	0.45
6:6:34:GLU:HA	6:6:37:LEU:HB3	1.97	0.45
6:6:90:TYR:O	6:6:93:GLN:N	2.48	0.45
7:A:168:PHE:O	7:A:171:MET:HB2	2.16	0.45
7:A:210:LEU:HD11	7:A:373:ALA:HB1	1.97	0.45

Continued on next page...

Continued from previous page...

Atom-1	Atom-2	Interatomic distance (Å)	Clash overlap (Å)
8:B:245:ASP:HB2	8:B:295:LEU:HD23	1.98	0.45
8:B:407:VAL:HG13	8:B:497:PHE:HA	1.97	0.45
8:B:489:ALA:HB3	8:B:491:LEU:HG	1.98	0.45
9:C:200:ARG:HB2	9:C:218:VAL:HG13	1.97	0.45
9:C:455:CYS:HB3	9:C:482:GLY:HA2	1.96	0.45
10:D:95:SER:OG	10:D:110:VAL:HG23	2.16	0.45
10:D:403:ARG:HG3	10:D:404:SER:N	2.31	0.45
10:D:433:ALA:HA	10:D:455:ALA:HB1	1.97	0.45
11:E:29:MET:HB3	11:E:32:GLU:CD	2.36	0.45
11:E:392:LYS:O	11:E:395:ILE:HG22	2.16	0.45
12:F:14:ALA:O	12:F:520:GLU:HA	2.16	0.45
12:F:68:GLN:HB2	14:H:20:LYS:CE	2.46	0.45
12:F:504:LEU:HD12	12:F:505:LEU:N	2.31	0.45
13:G:125:PHE:CE2	13:G:514:VAL:HG11	2.50	0.45
13:G:143:VAL:H	13:G:403:ASP:HB3	1.81	0.45
13:G:352:GLN:HE21	13:G:355:GLY:C	2.18	0.45
14:H:54:LYS:HB2	14:H:66:THR:O	2.16	0.45
14:H:477:ASN:CG	14:H:478:VAL:H	2.19	0.45
7:I:155:SER:CB	7:I:395:ALA:HB2	2.46	0.45
9:K:334:ARG:HB3	9:K:337:GLU:HB3	1.98	0.45
10:L:159:ASP:O	10:L:163:LEU:HD13	2.15	0.45
12:N:459:LEU:HD12	12:N:460:GLN:H	1.81	0.45
13:O:148:LYS:CB	13:O:150:GLU:H	2.29	0.45
3:3:75:LYS:HD3	3:3:155:LEU:HD11	1.98	0.45
7:A:446:LEU:C	7:A:449:PRO:HD2	2.37	0.45
7:A:470:PHE:CD2	7:A:495:PRO:HG2	2.51	0.45
8:B:166:THR:HG21	8:B:393:ALA:N	2.32	0.45
8:B:205:LEU:HD12	8:B:206:GLY:H	1.81	0.45
9:C:180:VAL:HG12	9:C:402:LEU:HD12	1.98	0.45
9:C:282:ILE:CG2	9:C:287:PRO:HG3	2.46	0.45
10:D:233:VAL:HG21	10:D:326:LYS:HB3	1.97	0.45
10:D:251:PHE:O	10:D:306:ARG:NH1	2.49	0.45
10:D:422:ILE:N	10:D:510:GLN:O	2.48	0.45
11:E:166:ILE:O	11:E:170:LYS:HG3	2.17	0.45
11:E:177:VAL:HG13	11:E:178:VAL:HG22	1.99	0.45
11:E:250:ILE:HD13	11:E:333:ILE:HG23	1.98	0.45
11:E:306:PHE:CB	11:E:323:ARG:HE	2.29	0.45
12:F:40:PRO:HD2	12:F:481:LEU:CD1	2.47	0.45
12:F:179:ILE:HB	12:F:190:MET:SD	2.57	0.45
12:F:227:ASP:HB3	12:F:346:HIS:HE2	1.81	0.45
12:F:241:LYS:HE3	12:F:300:PHE:CD2	2.52	0.45

Continued on next page...

Continued from previous page...

Atom-1	Atom-2	Interatomic distance (Å)	Clash overlap (Å)
12:F:279:ARG:HH22	12:F:308:GLU:HA	1.82	0.45
12:F:280:LYS:CD	12:F:338:ASP:HB3	2.47	0.45
13:G:17:GLN:CG	13:G:518:GLU:HG2	2.45	0.45
13:G:74:PRO:HG3	14:H:63:LEU:HD22	1.99	0.45
14:H:210:SER:CB	14:H:378:ARG:HD3	2.46	0.45
7:I:38:PRO:HA	7:I:56:ASN:ND2	2.32	0.45
7:I:55:THR:HG22	7:I:57:ASP:N	2.30	0.45
7:I:59:ALA:HB3	7:I:90:THR:HB	1.98	0.45
8:J:32:ALA:HB3	8:J:110:LEU:CD1	2.46	0.45
8:J:102:VAL:HG13	8:J:507:ALA:HA	1.97	0.45
8:J:297:TYR:CZ	10:L:250:GLN:HB3	2.51	0.45
9:K:190:ARG:O	9:K:192:GLU:HG2	2.16	0.45
9:K:368:ASP:O	9:K:370:LYS:HG2	2.16	0.45
10:L:78:LEU:HD22	10:L:110:VAL:HG11	1.99	0.45
10:L:424:GLY:HA3	10:L:496:ARG:CZ	2.46	0.45
11:M:147:HIS:HA	11:M:150:LYS:NZ	2.32	0.45
11:M:261:LYS:NZ	13:O:246:LEU:HB3	2.32	0.45
11:M:450:ALA:HA	11:M:453:ASP:OD2	2.15	0.45
12:N:229:TYR:HB3	12:N:344:LEU:HB3	1.97	0.45
12:N:278:LYS:HD3	12:N:308:GLU:HG3	1.98	0.45
13:O:281:ILE:O	13:O:286:ALA:HB3	2.16	0.45
14:P:24:GLY:H	14:P:523:GLN:NE2	2.13	0.45
14:P:284:ALA:C	14:P:287:GLY:H	2.19	0.45
1:I:57:GLU:HG2	2:2:80:GLU:HG2	1.97	0.45
4:4:115:LEU:HD23	4:4:118:GLN:OE1	2.16	0.45
6:6:114:GLU:HA	14:H:268:PHE:HE2	1.81	0.45
8:B:124:GLN:HG2	11:E:466:SER:HA	1.98	0.45
8:B:358:LYS:C	8:B:359:LEU:HD12	2.37	0.45
8:B:518:ASP:OD1	8:B:519:ASN:ND2	2.50	0.45
9:C:276:GLN:HG3	9:C:303:TYR:OH	2.16	0.45
10:D:290:ILE:HG21	10:D:298:LEU:HD11	1.99	0.45
10:D:394:ASN:OD1	10:D:397:VAL:N	2.34	0.45
10:D:409:LEU:HA	10:D:412:ILE:HD12	1.98	0.45
10:D:417:LYS:HG3	10:D:418:LYS:NZ	2.31	0.45
11:E:35:LYS:HA	11:E:38:ILE:HG22	1.97	0.45
12:F:353:TYR:CE2	12:F:355:LEU:HB2	2.50	0.45
12:F:400:ASN:O	12:F:404:ASP:N	2.42	0.45
13:G:149:VAL:CB	13:G:153:LYS:HB2	2.47	0.45
13:G:237:ILE:HG22	13:G:239:LEU:HD12	1.98	0.45
13:G:411:ALA:C	13:G:468:HIS:HE1	2.19	0.45
14:H:158:ASP:HA	14:H:161:SER:HG	1.80	0.45

Continued on next page...

Continued from previous page...

Atom-1	Atom-2	Interatomic distance (Å)	Clash overlap (Å)
14:H:294:GLY:HA3	14:H:321:LEU:HD11	1.97	0.45
7:I:427:ALA:O	7:I:430:MET:HB3	2.16	0.45
8:J:40:LYS:HG3	8:J:41:SER:H	1.81	0.45
8:J:46:LYS:H	8:J:481:ARG:NE	2.03	0.45
9:K:200:ARG:NH1	9:K:371:ALA:HB2	2.31	0.45
9:K:230:ARG:HD3	9:K:289:VAL:HG22	1.98	0.45
10:L:37:ASN:HA	10:L:85:HIS:NE2	2.31	0.45
10:L:151:MET:HB3	10:L:435:ARG:HH12	1.82	0.45
10:L:251:PHE:CD1	10:L:347:HIS:HA	2.51	0.45
10:L:252:CYS:SG	10:L:305:LEU:HD12	2.57	0.45
10:L:283:ILE:HG21	10:L:313:ALA:HA	1.99	0.45
11:M:433:VAL:HG11	11:M:451:PHE:HD2	1.81	0.45
12:N:271:VAL:HG21	12:N:304:ALA:HB3	1.98	0.45
13:O:198:LYS:HE2	13:O:217:LYS:N	2.32	0.45
13:O:356:GLU:HB3	13:O:358:TYR:CE2	2.51	0.45
14:P:408:LEU:HD21	14:P:498:LEU:HD13	1.99	0.45
14:P:420:ALA:O	14:P:424:THR:N	2.40	0.45
14:P:463:VAL:HG13	14:P:467:LEU:HD13	1.97	0.45
5:5:16:GLU:HA	5:5:135:MET:CE	2.47	0.45
5:5:75:LYS:O	5:5:77:HIS:ND1	2.46	0.45
7:A:118:ILE:HG21	7:A:526:ARG:HH21	1.82	0.45
7:A:160:ILE:HG13	7:A:384:MET:HB2	1.97	0.45
7:A:413:GLY:HA3	7:A:488:LEU:HD13	1.99	0.45
8:B:201:ILE:H	8:B:322:ARG:NH1	2.13	0.45
8:B:222:LYS:O	8:B:360:ILE:HG12	2.17	0.45
9:C:101:LEU:O	9:C:104:GLU:HB2	2.16	0.45
9:C:137:LEU:HD13	9:C:503:LEU:HB2	1.98	0.45
9:C:203:LYS:NZ	9:C:385:SER:OG	2.36	0.45
10:D:141:LEU:HD11	10:D:519:LEU:HD23	1.99	0.45
12:F:16:ALA:O	12:F:20:LEU:HG	2.16	0.45
12:F:90:ASP:OD2	12:F:159:LYS:HE3	2.17	0.45
13:G:425:ARG:O	13:G:428:PRO:HD3	2.17	0.45
14:H:135:ALA:HB1	14:H:423:ILE:HG21	1.98	0.45
14:H:205:CYS:O	14:H:376:VAL:HA	2.17	0.45
7:I:228:ARG:NH2	7:I:360:GLU:OE1	2.37	0.45
8:J:302:GLN:NE2	10:L:251:PHE:HB3	2.29	0.45
9:K:386:GLU:O	9:K:390:ASN:N	2.29	0.45
10:L:117:LEU:HD23	10:L:526:VAL:HG13	1.99	0.45
10:L:220:ASP:O	10:L:391:ARG:HD2	2.17	0.45
10:L:248:LEU:O	10:L:344:PRO:HA	2.16	0.45
10:L:328:ILE:HG23	10:L:333:ILE:HD11	1.99	0.45

Continued on next page...

Continued from previous page...

Atom-1	Atom-2	Interatomic distance (Å)	Clash overlap (Å)
10:L:489:LYS:N	10:L:489:LYS:HD2	2.31	0.45
11:M:81:MET:HG3	11:M:83:VAL:HG23	1.98	0.45
11:M:343:PRO:HD2	11:M:347:GLU:HG2	1.98	0.45
11:M:419:VAL:HG11	11:M:513:LYS:CG	2.44	0.45
12:N:311:VAL:HG12	12:N:313:LEU:CD1	2.47	0.45
12:N:386:GLN:O	12:N:389:ASP:N	2.50	0.45
13:O:122:ILE:O	13:O:126:ARG:HG3	2.16	0.45
4:4:88:GLU:HA	4:4:91:LYS:HD3	1.97	0.45
7:A:26:ALA:HB2	7:A:102:LYS:HD3	1.98	0.45
7:A:101:LEU:HD21	7:A:521:ALA:O	2.17	0.45
7:A:208:SER:CB	7:A:378:ARG:H	2.28	0.45
7:A:243:LYS:NZ	7:A:268:SER:HB3	2.32	0.45
7:A:503:VAL:CG1	7:A:504:PHE:H	2.24	0.45
8:B:79:PRO:HB3	11:E:60:MET:CE	2.47	0.45
10:D:211:VAL:O	10:D:390:VAL:N	2.35	0.45
10:D:460:VAL:O	10:D:463:SER:HB2	2.17	0.45
11:E:48:MET:SD	11:E:59:LYS:NZ	2.88	0.45
11:E:228:VAL:N	11:E:374:ILE:O	2.49	0.45
11:E:260:PRO:HB3	11:E:304:TRP:CZ3	2.52	0.45
11:E:439:LYS:C	11:E:441:PRO:HD3	2.36	0.45
12:F:250:TYR:H	12:F:256:ARG:NH2	2.13	0.45
12:F:293:ASN:HB2	12:F:297:ILE:HD11	1.98	0.45
13:G:37:ARG:HA	13:G:99:LEU:HD11	1.98	0.45
13:G:319:LEU:O	13:G:322:THR:HB	2.17	0.45
13:G:476:GLY:N	13:G:485:ALA:O	2.44	0.45
7:I:86:VAL:HG12	7:I:88:ASP:H	1.81	0.45
7:I:106:GLU:HG3	10:L:471:LEU:H	1.80	0.45
8:J:127:ILE:HD12	8:J:516:ARG:NH2	2.32	0.45
8:J:425:ALA:O	8:J:433:ALA:HB2	2.16	0.45
8:J:448:THR:HA	8:J:458:SER:CB	2.46	0.45
9:K:215:LEU:O	9:K:374:ILE:HG22	2.16	0.45
9:K:249:LYS:HD2	9:K:275:ILE:HD11	1.98	0.45
9:K:449:ARG:HB2	9:K:463:LEU:HD22	1.99	0.45
10:L:176:VAL:HG11	10:L:218:ILE:HD13	1.99	0.45
10:L:246:ILE:HD12	10:L:376:ILE:HG13	1.99	0.45
11:M:129:HIS:HB3	11:M:132:ARG:HG3	1.98	0.45
11:M:331:GLU:HG2	13:O:223:ALA:HB2	1.98	0.45
13:O:342:LEU:HG	13:O:343:GLY:O	2.15	0.45
13:O:421:ARG:HA	13:O:435:ILE:HG22	1.99	0.45
13:O:428:PRO:HB3	13:O:432:GLN:CB	2.44	0.45
13:O:508:GLU:O	13:O:511:CYS:N	2.50	0.45

Continued on next page...

Continued from previous page...

Atom-1	Atom-2	Interatomic distance (Å)	Clash overlap (Å)
14:P:102:ASN:O	14:P:105:LEU:HB2	2.17	0.45
14:P:258:LEU:HB3	14:P:264:GLU:HB3	1.98	0.45
2:2:71:TYR:CE2	3:3:134:GLU:HB2	2.52	0.45
5:5:83:LEU:CD1	5:5:91:TYR:HB3	2.43	0.45
5:5:90:TYR:HE2	5:5:92:VAL:HG13	1.82	0.45
7:A:58:GLY:HA2	7:A:61:ILE:CG1	2.44	0.45
7:A:159:LYS:H	7:A:161:ILE:HD13	1.81	0.45
7:A:241:LEU:HD22	7:A:337:GLU:H	1.82	0.45
7:A:312:LEU:HD21	7:A:314:ARG:HB3	1.98	0.45
7:A:381:ASN:ND2	9:C:190:ARG:HH11	2.14	0.45
7:A:413:GLY:HA2	7:A:416:GLU:HG2	1.99	0.45
8:B:185:GLU:O	8:B:189:ARG:HG2	2.17	0.45
8:B:296:ILE:H	8:B:313:GLU:HB2	1.82	0.45
9:C:298:ASP:OD1	9:C:313:ARG:NH1	2.50	0.45
9:C:302:HIS:O	9:C:306:ARG:N	2.36	0.45
10:D:99:ASP:O	10:D:103:GLY:N	2.49	0.45
10:D:211:VAL:O	10:D:390:VAL:HG22	2.16	0.45
10:D:452:ARG:O	10:D:456:ASP:N	2.24	0.45
11:E:77:ILE:HG23	11:E:78:LEU:N	2.31	0.45
11:E:204:VAL:HG11	11:E:410:ARG:HA	1.99	0.45
11:E:265:LYS:HB2	13:G:256:ARG:HA	1.98	0.45
12:F:16:ALA:H	12:F:519:ASP:C	2.15	0.45
12:F:488:VAL:O	12:F:492:VAL:HG23	2.17	0.45
13:G:195:ILE:HA	13:G:370:CYS:O	2.17	0.45
13:G:230:LYS:HB3	13:G:350:GLU:HB3	1.98	0.45
13:G:272:ASN:O	13:G:275:TYR:N	2.50	0.45
13:G:494:GLU:OE1	13:G:494:GLU:N	2.50	0.45
14:H:16:LYS:HG3	14:H:18:GLY:N	2.18	0.45
7:I:533:LEU:HA	10:L:82:GLN:HB2	1.98	0.45
9:K:212:SER:HB2	9:K:377:ARG:HB2	1.99	0.45
9:K:236:PRO:HD2	9:K:327:CYS:O	2.17	0.45
9:K:293:GLU:OE1	9:K:317:LYS:HD3	2.17	0.45
9:K:312:ILE:HG22	9:K:315:VAL:HG11	1.99	0.45
9:K:416:MET:O	9:K:419:ALA:N	2.50	0.45
10:L:209:LYS:HE3	10:L:211:VAL:HG11	1.99	0.45
11:M:231:ASP:HA	11:M:371:MET:HG2	1.99	0.45
11:M:304:TRP:CZ2	13:O:246:LEU:HD21	2.52	0.45
11:M:425:ALA:N	11:M:487:PRO:HG3	2.32	0.45
12:N:61:ASN:HB3	12:N:92:THR:HB	1.99	0.45
12:N:445:LEU:O	12:N:448:PRO:HD2	2.17	0.45
13:O:133:VAL:HG11	13:O:504:THR:HG23	1.99	0.45

Continued on next page...

Continued from previous page...

Atom-1	Atom-2	Interatomic distance (Å)	Clash overlap (Å)
13:O:145:LYS:NZ	13:O:151:GLN:HE22	2.14	0.45
13:O:218:LYS:HD2	13:O:315:PRO:HG3	1.99	0.45
13:O:268:ASP:HA	13:O:271:TRP:CD2	2.52	0.45
13:O:522:ASN:HB2	14:P:59:HIS:N	2.32	0.45
14:P:165:ARG:O	14:P:168:ILE:HG12	2.17	0.45
14:P:223:PHE:HE2	14:P:292:VAL:HG22	1.82	0.45
1:1:20:VAL:HG12	1:1:105:VAL:O	2.17	0.45
7:A:44:MET:HB2	9:C:522:ILE:HA	1.99	0.45
7:A:99:GLU:HG3	7:A:447:VAL:HG11	1.99	0.45
7:A:160:ILE:HD11	7:A:384:MET:H	1.82	0.45
8:B:206:GLY:N	8:B:377:GLY:O	2.50	0.45
8:B:217:GLY:HA2	8:B:365:VAL:HG22	1.97	0.45
8:B:228:GLN:NE2	8:B:309:VAL:O	2.50	0.45
8:B:252:PHE:CZ	8:B:281:ARG:HG3	2.51	0.45
8:B:387:GLU:HA	8:B:390:LEU:HB3	1.99	0.45
10:D:364:GLU:HA	10:D:375:LYS:H	1.81	0.45
11:E:461:ALA:O	11:E:464:GLU:HB3	2.16	0.45
12:F:428:SER:HB2	12:F:430:LYS:HG3	1.98	0.45
13:G:59:SER:HB2	13:G:65:ILE:HG13	1.99	0.45
14:H:64:PHE:HE2	14:H:66:THR:HB	1.81	0.45
14:H:68:ASP:CB	14:H:171:LYS:HE3	2.46	0.45
14:H:90:SER:O	14:H:93:GLN:HB3	2.17	0.45
7:I:18:ARG:CD	10:L:57:MET:HB2	2.46	0.45
7:I:58:GLY:H	7:I:91:THR:HG22	1.81	0.45
8:J:31:GLY:HA3	8:J:78:ASN:HD22	1.82	0.45
8:J:190:LEU:HD23	8:J:193:SER:O	2.17	0.45
8:J:222:LYS:HG2	8:J:313:GLU:OE2	2.17	0.45
8:J:239:ILE:HG23	8:J:291:ILE:HD11	1.99	0.45
8:J:321:GLU:O	8:J:325:LEU:HG	2.17	0.45
8:J:487:ASP:HB2	8:J:490:ILE:HB	1.99	0.45
9:K:218:VAL:HG12	9:K:365:ASP:OD2	2.17	0.45
9:K:228:ARG:NH2	9:K:302:HIS:O	2.50	0.45
10:L:255:ALA:HB3	10:L:258:THR:HB	1.99	0.45
10:L:342:THR:HG23	10:L:356:LEU:HA	1.99	0.45
11:M:87:ILE:HD13	11:M:90:LEU:HD12	1.99	0.45
11:M:128:ILE:HA	11:M:132:ARG:NH1	2.31	0.45
11:M:184:GLN:HE22	11:M:220:GLU:C	2.20	0.45
11:M:288:MET:HG2	11:M:345:PHE:CE1	2.52	0.45
11:M:419:VAL:O	11:M:508:GLU:N	2.40	0.45
11:M:463:SER:HA	11:M:468:MET:HE2	1.98	0.45
12:N:108:LEU:HA	12:N:111:SER:HB2	1.98	0.45

Continued on next page...

Continued from previous page...

Atom-1	Atom-2	Interatomic distance (Å)	Clash overlap (Å)
12:N:272:LYS:HA	12:N:275:ILE:HG12	1.98	0.45
12:N:325:THR:O	12:N:330:GLY:N	2.50	0.45
12:N:447:ILE:HB	12:N:448:PRO:HD3	1.99	0.45
14:P:328:VAL:HG23	14:P:330:ALA:H	1.82	0.45
7:A:32:VAL:O	7:A:36:LEU:N	2.50	0.45
7:A:182:THR:O	7:A:321:LYS:NZ	2.49	0.45
7:A:264:ARG:O	7:A:267:GLU:HG2	2.16	0.45
8:B:68:ALA:O	8:B:72:LYS:HG3	2.17	0.45
8:B:217:GLY:H	8:B:371:CYS:HA	1.81	0.45
8:B:272:LYS:HD3	8:B:275:MET:HE3	1.99	0.45
8:B:407:VAL:HB	8:B:413:SER:OG	2.16	0.45
9:C:65:ALA:HA	9:C:68:ARG:NE	2.32	0.45
9:C:217:GLY:O	9:C:373:THR:HG23	2.17	0.45
9:C:320:ASN:HA	9:C:323:ILE:HB	1.99	0.45
9:C:432:VAL:HA	9:C:435:TRP:HD1	1.82	0.45
10:D:60:MET:HB3	10:D:68:VAL:HG23	1.99	0.45
10:D:142:GLU:O	10:D:146:GLU:HG3	2.17	0.45
10:D:158:SER:HB2	10:D:198:ALA:HA	1.99	0.45
10:D:481:ARG:NH2	11:M:445:GLN:HB3	2.31	0.45
12:F:122:GLY:HA3	12:F:436:GLY:HA3	1.99	0.45
12:F:138:LYS:HB3	12:F:498:TYR:CD1	2.52	0.45
12:F:176:ILE:HG22	12:F:187:ASP:OD2	2.17	0.45
12:F:212:LEU:HD21	12:F:292:ILE:HD11	1.97	0.45
13:G:283:HIS:HD2	13:G:306:ARG:NH2	2.15	0.45
14:H:283:ILE:HG13	14:H:339:PRO:HG3	1.98	0.45
14:H:283:ILE:CG1	14:H:339:PRO:HG3	2.46	0.45
14:H:354:GLU:HB3	14:H:357:ASP:HA	1.99	0.45
14:H:463:VAL:HA	14:H:488:ALA:CB	2.46	0.45
7:I:14:GLY:C	7:I:18:ARG:HG2	2.36	0.45
7:I:292:ILE:HG13	7:I:310:ARG:NH2	2.31	0.45
8:J:76:VAL:HG11	8:J:85:VAL:HG11	1.99	0.45
9:K:293:GLU:HG2	9:K:315:VAL:O	2.17	0.45
9:K:450:THR:O	9:K:454:ASN:ND2	2.50	0.45
10:L:98:GLN:HE21	10:L:102:ALA:HB3	1.81	0.45
10:L:316:PHE:O	10:L:320:MET:HG2	2.17	0.45
11:M:219:LEU:HD22	11:M:398:ALA:HB2	1.99	0.45
12:N:61:ASN:HD22	12:N:92:THR:HG21	1.82	0.45
12:N:203:ASP:HB3	12:N:377:LYS:HG3	1.98	0.45
12:N:212:LEU:HD11	12:N:292:ILE:HD13	1.99	0.45
13:O:171:GLN:O	13:O:175:PHE:N	2.42	0.45
13:O:204:ALA:HB3	13:O:375:ARG:NE	2.31	0.45

Continued on next page...

Continued from previous page...

Atom-1	Atom-2	Interatomic distance (Å)	Clash overlap (Å)
13:O:420:LEU:HD12	13:O:442:LEU:HD11	1.99	0.45
13:O:497:MET:HA	13:O:500:ILE:HB	1.98	0.45
14:P:97:VAL:HG22	14:P:503:GLY:HA2	1.99	0.45
1:1:100:TYR:HA	1:1:103:ARG:NH2	2.32	0.45
4:4:57:ILE:HD13	6:6:63:VAL:HG11	1.99	0.45
4:4:70:GLN:HG3	4:4:75:PHE:CD1	2.52	0.45
5:5:88:THR:H	6:6:40:ASN:ND2	2.15	0.45
7:A:278:ILE:HG12	7:A:340:PHE:CG	2.51	0.45
7:A:353:GLN:HB2	7:A:362:ILE:HG13	1.99	0.45
7:A:459:ASP:O	7:A:463:LEU:HD13	2.17	0.45
8:B:220:LEU:O	8:B:360:ILE:N	2.46	0.45
9:C:34:ALA:O	9:C:38:ARG:NH2	2.50	0.45
11:E:356:ALA:CB	11:E:359:VAL:HG13	2.47	0.45
12:F:44:MET:O	12:F:45:LYS:HD3	2.17	0.45
12:F:198:HIS:CE1	12:F:200:SER:HB2	2.51	0.45
12:F:201:GLU:N	12:F:379:PRO:HD3	2.32	0.45
12:F:298:ASP:O	12:F:301:SER:HB2	2.17	0.45
12:F:408:VAL:CG2	12:F:496:ASP:HB2	2.47	0.45
13:G:411:ALA:HB2	13:G:487:ASN:OD1	2.17	0.45
14:H:157:ILE:HA	14:H:184:ALA:HB1	1.98	0.45
14:H:207:ILE:HG21	14:H:356:GLY:HA3	1.99	0.45
14:H:312:LEU:HD23	14:H:313:VAL:C	2.37	0.45
7:I:111:LYS:HZ2	7:I:114:PRO:HD3	1.81	0.45
7:I:131:TYR:HB3	7:I:419:LEU:HD21	1.99	0.45
7:I:201:HIS:HB3	7:I:382:ASP:OD1	2.17	0.45
7:I:313:LYS:HD2	7:I:316:LEU:HB3	1.99	0.45
7:I:501:ALA:HB3	7:I:504:PHE:HE2	1.82	0.45
7:I:528:ASP:H	10:L:73:ASP:H	1.64	0.45
8:J:47:GLY:HA3	8:J:453:ASN:HB3	1.99	0.45
8:J:202:ILE:HB	8:J:374:VAL:HG22	1.98	0.45
8:J:513:VAL:O	8:J:517:VAL:HG23	2.17	0.45
9:K:140:ILE:HB	9:K:476:GLU:OE2	2.17	0.45
9:K:232:TYR:H	9:K:352:ILE:HD13	1.81	0.45
10:L:227:LEU:HD21	10:L:229:LEU:HD21	1.98	0.45
11:M:184:GLN:HG3	11:M:185:MET:N	2.32	0.45
13:O:64:THR:O	13:O:68:LEU:HG	2.17	0.45
13:O:136:ILE:HG22	13:O:496:ALA:HB1	1.98	0.45
13:O:345:CYS:SG	13:O:361:PHE:HB3	2.57	0.45
7:A:90:THR:OG1	7:A:91:THR:N	2.50	0.44
7:A:106:GLU:O	7:A:110:GLN:N	2.50	0.44
7:A:198:LEU:HB2	7:A:376:ILE:HA	1.98	0.44

Continued on next page...

Continued from previous page...

Atom-1	Atom-2	Interatomic distance (Å)	Clash overlap (Å)
7:A:216:LEU:CD1	7:A:308:VAL:HG11	2.47	0.44
7:A:243:LYS:HG2	9:C:336:GLU:OE1	2.16	0.44
7:A:278:ILE:HG12	7:A:340:PHE:CD1	2.51	0.44
7:A:333:ASN:HD21	7:A:340:PHE:HA	1.82	0.44
8:B:327:THR:HA	8:B:365:VAL:HB	1.99	0.44
8:B:421:VAL:HA	8:B:424:LEU:HB3	1.99	0.44
8:B:451:ALA:O	8:B:455:GLY:N	2.50	0.44
8:B:501:ARG:O	8:B:505:LEU:HG	2.17	0.44
10:D:247:GLY:HA2	10:D:356:LEU:CD2	2.43	0.44
10:D:496:ARG:HH22	10:D:505:GLU:HB3	1.81	0.44
10:D:515:SER:O	10:D:519:LEU:HD13	2.17	0.44
11:E:453:ASP:OD1	11:E:454:ALA:N	2.50	0.44
12:F:98:ILE:HG23	12:F:447:ILE:HD11	1.98	0.44
12:F:168:LEU:O	12:F:172:VAL:HG23	2.16	0.44
12:F:271:VAL:O	12:F:275:ILE:HG13	2.17	0.44
12:F:466:ILE:HG12	12:F:470:HIS:HD2	1.80	0.44
13:G:116:LEU:O	13:G:121:ILE:HG23	2.17	0.44
13:G:200:VAL:HG13	13:G:356:GLU:OE2	2.17	0.44
13:G:279:GLU:OE2	13:G:306:ARG:HD3	2.17	0.44
13:G:500:ILE:HA	13:G:503:LEU:HD12	1.98	0.44
14:H:143:LEU:N	14:H:144:PRO:HD2	2.32	0.44
14:H:171:LYS:HG3	14:H:391:ALA:HA	1.99	0.44
14:H:367:LYS:HB2	14:H:370:GLY:H	1.82	0.44
7:I:235:ALA:HA	7:I:344:MET:O	2.18	0.44
8:J:25:ARG:O	8:J:28:SER:HB2	2.17	0.44
8:J:52:LEU:HA	10:L:536:VAL:HG11	1.98	0.44
9:K:109:ALA:HA	9:K:439:ALA:HB1	1.98	0.44
9:K:224:VAL:HG21	9:K:231:ARG:HG2	1.99	0.44
9:K:228:ARG:HB3	9:K:305:MET:HB3	1.99	0.44
9:K:322:ARG:HD2	9:K:370:LYS:O	2.17	0.44
11:M:202:ARG:HG2	11:M:414:ARG:HD2	1.98	0.44
11:M:202:ARG:HH12	11:M:415:ASP:CG	2.20	0.44
12:N:28:ARG:HB3	12:N:104:LYS:HZ2	1.81	0.44
13:O:65:ILE:O	13:O:69:LEU:N	2.28	0.44
13:O:158:CYS:O	13:O:162:ALA:N	2.43	0.44
14:P:423:ILE:HG21	14:P:441:PHE:HD2	1.82	0.44
2:2:30:PHE:O	2:2:34:ARG:N	2.50	0.44
4:4:69:TYR:CD1	6:6:63:VAL:HG12	2.52	0.44
7:A:190:TYR:CD1	7:A:403:LEU:HD22	2.52	0.44
7:A:470:PHE:O	7:A:485:TRP:CD2	2.70	0.44
7:A:472:ASN:H	7:A:484:LYS:NZ	2.14	0.44

Continued on next page...

Continued from previous page...

Atom-1	Atom-2	Interatomic distance (Å)	Clash overlap (Å)
8:B:138:ARG:CZ	8:B:505:LEU:HD23	2.48	0.44
8:B:178:HIS:CE1	8:B:212:SER:HB2	2.51	0.44
8:B:223:LYS:HB2	8:B:351:GLU:OE2	2.17	0.44
8:B:238:LEU:HD23	8:B:290:PHE:HD1	1.82	0.44
8:B:409:GLY:O	8:B:412:CYS:N	2.36	0.44
8:B:429:PRO:CB	8:B:433:ALA:HB3	2.47	0.44
8:B:456:TYR:CE1	10:D:132:ILE:HD11	2.51	0.44
9:C:136:THR:HG21	9:C:418:VAL:HG22	2.00	0.44
9:C:330:ARG:O	9:C:343:VAL:HG12	2.16	0.44
10:D:398:ILE:O	10:D:402:GLU:HG3	2.17	0.44
11:E:132:ARG:CD	11:E:443:LEU:HD22	2.45	0.44
11:E:226:LYS:N	11:E:375:GLU:OE1	2.51	0.44
11:E:281:GLU:HA	13:G:260:VAL:HG11	1.99	0.44
11:E:392:LYS:HA	11:E:395:ILE:HG22	1.99	0.44
12:F:146:GLU:HA	12:F:149:ILE:HD12	1.99	0.44
13:G:150:GLU:C	13:G:152:ARG:H	2.21	0.44
14:H:138:LYS:HG3	14:H:423:ILE:HG12	1.98	0.44
14:H:440:LYS:HD3	14:H:443:GLU:OE1	2.17	0.44
7:I:189:ARG:HB2	7:I:400:LYS:HG3	1.99	0.44
7:I:237:LEU:HG	7:I:344:MET:HE1	1.99	0.44
7:I:431:GLY:HA2	7:I:435:GLN:OE1	2.17	0.44
8:J:466:ARG:HA	8:J:469:HIS:CE1	2.52	0.44
9:K:218:VAL:HA	9:K:373:THR:N	2.31	0.44
9:K:328:GLY:CA	9:K:346:GLY:H	2.29	0.44
9:K:480:VAL:C	9:K:490:MET:HE1	2.38	0.44
9:K:502:LYS:HG3	9:K:506:TYR:HE2	1.81	0.44
11:M:235:SER:OG	11:M:306:PHE:HD2	2.01	0.44
11:M:311:ASN:HA	11:M:314:LEU:HB3	1.98	0.44
11:M:342:VAL:HG22	11:M:352:LYS:HB2	1.98	0.44
12:N:58:LYS:HB3	12:N:159:LYS:O	2.17	0.44
12:N:156:LEU:CD2	12:N:394:GLY:HA3	2.46	0.44
13:O:16:SER:O	13:O:518:GLU:HA	2.17	0.44
13:O:141:VAL:O	13:O:405:VAL:N	2.45	0.44
13:O:208:SER:HB2	13:O:374:LEU:CD1	2.47	0.44
14:P:20:LYS:O	14:P:524:ILE:HB	2.16	0.44
14:P:27:GLU:CD	14:P:31:ARG:HG3	2.37	0.44
2:2:31:ASN:O	2:2:35:GLN:HG3	2.18	0.44
5:5:40:GLN:HE21	5:5:110:LEU:HB3	1.82	0.44
5:5:92:VAL:HG21	6:6:46:GLU:OE1	2.18	0.44
8:B:29:PHE:C	8:B:33:ILE:HG12	2.38	0.44
8:B:448:THR:OG1	8:B:449:ILE:N	2.50	0.44

Continued on next page...

Continued from previous page...

Atom-1	Atom-2	Interatomic distance (Å)	Clash overlap (Å)
8:B:522:LYS:HA	11:E:62:VAL:O	2.17	0.44
9:C:76:ALA:O	9:C:80:MET:N	2.42	0.44
9:C:94:GLY:O	9:C:97:SER:N	2.51	0.44
9:C:207:GLY:HA3	9:C:377:ARG:HD2	1.99	0.44
9:C:242:ASP:C	9:C:333:SER:HA	2.38	0.44
10:D:121:THR:HG22	10:D:125:GLN:HG2	1.98	0.44
10:D:431:GLU:OE2	10:D:489:LYS:HG2	2.18	0.44
11:E:147:HIS:CE1	11:E:486:ASN:OD1	2.69	0.44
11:E:492:ASP:H	11:E:499:ASN:ND2	2.15	0.44
11:E:493:CYS:HB3	11:E:506:VAL:HG21	1.99	0.44
11:E:533:ILE:O	11:E:533:ILE:HG22	2.17	0.44
12:F:41:LYS:HZ2	12:F:454:ASN:HB3	1.81	0.44
12:F:61:ASN:O	12:F:64:LEU:HB2	2.18	0.44
12:F:132:GLN:O	12:F:136:GLU:HG3	2.16	0.44
12:F:237:LEU:HD13	12:F:270:ARG:HB2	1.99	0.44
12:F:305:LEU:HG	12:F:310:ILE:HD13	1.99	0.44
13:G:119:GLN:HG3	14:H:51:GLY:CA	2.47	0.44
13:G:149:VAL:HG21	13:G:154:LEU:HB2	1.98	0.44
13:G:470:GLN:NE2	7:I:429:SER:O	2.50	0.44
14:H:103:PHE:CZ	14:H:107:PHE:HB2	2.52	0.44
14:H:116:GLU:HA	14:H:119:LEU:HD12	1.98	0.44
14:H:221:MET:HA	14:H:323:ARG:NH2	2.32	0.44
14:H:236:ASP:HA	14:H:348:ASP:HA	1.99	0.44
14:H:364:LYS:HD2	14:H:366:GLU:CD	2.38	0.44
14:H:412:GLY:HA3	14:H:492:MET:SD	2.57	0.44
7:I:12:SER:HB3	7:I:16:THR:HB	1.99	0.44
7:I:395:ALA:HA	7:I:502:GLY:HA3	1.98	0.44
7:I:509:VAL:HA	7:I:512:LYS:NZ	2.32	0.44
9:K:331:ILE:HG12	9:K:342:ASP:HB2	1.98	0.44
9:K:401:VAL:HA	9:K:404:ASP:O	2.17	0.44
9:K:491:LYS:HG3	9:K:496:TRP:CH2	2.52	0.44
10:L:218:ILE:HA	10:L:221:CYS:SG	2.58	0.44
11:M:156:LEU:HB2	11:M:161:ASP:OD1	2.18	0.44
12:N:187:ASP:HB3	12:N:190:MET:HB2	1.98	0.44
12:N:188:LEU:H	12:N:370:ARG:HH22	1.65	0.44
13:O:74:PRO:O	13:O:78:THR:N	2.31	0.44
13:O:145:LYS:HD3	13:O:151:GLN:NE2	2.32	0.44
14:P:164:LEU:HD22	14:P:395:GLY:HA2	1.97	0.44
7:A:18:ARG:HH12	7:A:114:PRO:HG2	1.81	0.44
7:A:205:GLN:HA	7:A:379:GLY:HA2	1.99	0.44
7:A:216:LEU:HB3	7:A:218:CYS:HB3	1.99	0.44

Continued on next page...

Continued from previous page...

Atom-1	Atom-2	Interatomic distance (Å)	Clash overlap (Å)
9:C:49:MET:SD	12:F:521:ILE:HD12	2.57	0.44
9:C:200:ARG:O	9:C:374:ILE:N	2.51	0.44
9:C:229:MET:HG2	9:C:350:LEU:HD21	2.00	0.44
10:D:124:LEU:HD23	10:D:124:LEU:HA	1.85	0.44
10:D:129:HIS:HB3	10:D:132:ILE:CG1	2.44	0.44
10:D:441:ARG:HH22	11:M:431:LEU:HA	1.80	0.44
10:D:478:THR:HG23	10:D:481:ARG:NH2	2.31	0.44
10:D:494:ASN:ND2	10:D:506:GLU:O	2.51	0.44
11:E:29:MET:O	11:E:32:GLU:N	2.49	0.44
11:E:250:ILE:H	11:E:354:GLY:N	2.16	0.44
11:E:364:PHE:HD1	11:E:371:MET:HE1	1.83	0.44
11:E:536:PRO:HG3	13:G:68:LEU:HB3	1.98	0.44
12:F:36:THR:HG22	12:F:451:LEU:HD23	1.99	0.44
12:F:468:ALA:HB2	12:N:425:HIS:CE1	2.53	0.44
13:G:351:THR:HB	13:G:360:PHE:CZ	2.52	0.44
14:H:502:LEU:CD1	14:H:506:TRP:HE1	2.30	0.44
7:I:61:ILE:O	7:I:65:LEU:N	2.34	0.44
7:I:276:GLN:HA	7:I:279:LEU:HD12	1.98	0.44
7:I:293:ASP:HB2	7:I:296:CYS:HB2	2.00	0.44
7:I:313:LYS:HZ2	7:I:317:LYS:HB2	1.81	0.44
8:J:198:ALA:O	8:J:371:CYS:N	2.28	0.44
9:K:195:ILE:HG22	9:K:196:LYS:N	2.33	0.44
9:K:208:ILE:HG23	9:K:211:ASP:H	1.82	0.44
9:K:219:MET:HB3	9:K:362:PHE:CD1	2.52	0.44
10:L:123:LEU:HA	10:L:126:LYS:HB3	1.99	0.44
10:L:335:PHE:HA	10:L:338:LYS:HB3	1.98	0.44
10:L:440:SER:HB3	10:L:452:ARG:CA	2.46	0.44
11:M:145:ILE:HB	11:M:514:LYS:HG2	1.99	0.44
12:N:172:VAL:HG11	12:N:398:VAL:HG21	1.99	0.44
12:N:225:VAL:HG13	12:N:288:GLY:HA3	2.00	0.44
13:O:464:LEU:HD21	13:O:485:ALA:H	1.82	0.44
13:O:519:THR:HA	14:P:55:MET:O	2.18	0.44
14:P:247:ASP:HA	14:P:298:ALA:H	1.81	0.44
5:5:83:LEU:HB2	5:5:93:GLU:OE2	2.16	0.44
6:6:19:LEU:HB2	6:6:101:SER:OG	2.17	0.44
7:A:477:ASN:N	7:A:477:ASN:OD1	2.48	0.44
7:A:533:LEU:H	10:D:63:ASP:HA	1.82	0.44
8:B:217:GLY:HA3	8:B:362:PHE:O	2.18	0.44
8:B:252:PHE:HB2	8:B:274:LYS:HG3	1.98	0.44
8:B:465:LEU:CD1	8:B:477:GLY:HA2	2.48	0.44
8:B:475:THR:HA	8:B:488:MET:O	2.17	0.44

Continued on next page...

Continued from previous page...

Atom-1	Atom-2	Interatomic distance (Å)	Clash overlap (Å)
9:C:133:MET:HG3	9:C:418:VAL:HG21	1.99	0.44
9:C:216:ARG:HE	9:C:365:ASP:HA	1.82	0.44
10:D:393:SER:H	10:D:397:VAL:HG11	1.83	0.44
10:D:510:GLN:HB2	10:D:514:VAL:CG2	2.47	0.44
11:E:91:MET:O	11:E:95:SER:OG	2.34	0.44
11:E:108:GLY:HA3	11:E:516:GLN:HE21	1.82	0.44
11:E:192:ALA:HA	11:E:226:LYS:HE2	1.98	0.44
12:F:351:TYR:O	12:F:362:PHE:N	2.26	0.44
12:F:354:THR:HA	12:F:358:GLU:O	2.18	0.44
13:G:273:ILE:HD12	13:G:273:ILE:H	1.82	0.44
13:G:420:LEU:HD13	13:G:438:TYR:CD2	2.53	0.44
14:H:177:VAL:HG13	14:H:178:PHE:N	2.32	0.44
14:H:288:ALA:HB2	14:H:341:LEU:HD21	1.99	0.44
14:H:401:VAL:HG13	14:H:502:LEU:HD22	1.99	0.44
7:I:14:GLY:O	7:I:18:ARG:HG2	2.17	0.44
7:I:106:GLU:CD	10:L:471:LEU:HB2	2.38	0.44
7:I:137:ILE:HD12	7:I:478:PRO:O	2.17	0.44
7:I:529:ASP:O	10:L:77:ILE:HG21	2.18	0.44
8:J:186:ALA:HB2	8:J:199:ILE:HD11	1.99	0.44
8:J:416:LEU:HA	8:J:470:SER:OG	2.17	0.44
9:K:514:VAL:O	9:K:518:ARG:N	2.50	0.44
10:L:340:ILE:HG22	10:L:357:GLY:HA3	1.99	0.44
13:O:331:GLN:HE22	13:O:336:ALA:CB	2.30	0.44
14:P:56:VAL:HG21	14:P:75:GLU:OE1	2.18	0.44
14:P:283:ILE:HD11	14:P:336:LEU:HD11	1.99	0.44
14:P:319:TRP:CD1	14:P:323:ARG:HD2	2.52	0.44
4:4:57:ILE:HG21	4:4:83:THR:CG2	2.48	0.44
7:A:100:LEU:HD21	7:A:441:PHE:HA	1.99	0.44
8:B:50:LYS:HB2	10:D:533:ASP:OD2	2.18	0.44
8:B:332:ALA:HB1	8:B:335:PHE:HA	2.00	0.44
9:C:219:MET:HE1	9:C:375:LEU:N	2.32	0.44
9:C:246:GLU:HA	9:C:297:SER:OG	2.18	0.44
9:C:406:GLN:O	9:C:499:LEU:N	2.37	0.44
10:D:157:LEU:H	10:D:419:ARG:NH1	2.14	0.44
11:E:142:ARG:O	11:E:146:GLU:N	2.43	0.44
11:E:398:ALA:O	11:E:402:LEU:HG	2.17	0.44
12:F:145:ARG:O	12:F:149:ILE:HG13	2.18	0.44
12:F:229:TYR:HB2	12:F:289:PHE:HD1	1.83	0.44
12:F:422:LEU:O	12:F:427:PRO:HD3	2.17	0.44
13:G:118:PRO:O	13:G:121:ILE:HG12	2.18	0.44
13:G:119:GLN:C	13:G:123:ARG:HE	2.21	0.44

Continued on next page...

Continued from previous page...

Atom-1	Atom-2	Interatomic distance (Å)	Clash overlap (Å)
13:G:474:TRP:HD1	13:G:489:GLU:OE2	2.00	0.44
14:H:69:ALA:O	14:H:72:ILE:N	2.50	0.44
14:H:341:LEU:HB3	14:H:344:MET:SD	2.57	0.44
14:H:381:THR:HB	14:H:384:LEU:HB3	1.99	0.44
7:I:207:GLU:O	7:I:378:ARG:HB2	2.17	0.44
7:I:400:LYS:O	7:I:404:GLU:HG3	2.18	0.44
8:J:298:ASN:ND2	10:L:250:GLN:HG3	2.33	0.44
8:J:396:VAL:HG11	8:J:495:GLU:CG	2.47	0.44
8:J:436:MET:O	8:J:439:TYR:HB3	2.18	0.44
8:J:460:ASP:HB3	8:J:464:GLN:OE1	2.17	0.44
9:K:133:MET:HA	9:K:418:VAL:CG2	2.48	0.44
9:K:200:ARG:N	9:K:371:ALA:O	2.36	0.44
9:K:292:THR:O	9:K:314:ARG:N	2.49	0.44
10:L:98:GLN:HE21	10:L:102:ALA:CB	2.30	0.44
10:L:100:ILE:O	10:L:413:ARG:NH1	2.51	0.44
11:M:197:ALA:HB1	11:M:201:ARG:HD2	1.98	0.44
12:N:274:ILE:HG22	12:N:310:ILE:CD1	2.42	0.44
13:O:455:PHE:HD2	13:O:482:GLU:HG2	1.82	0.44
13:O:508:GLU:HA	13:O:511:CYS:HB2	1.98	0.44
14:P:43:THR:OG1	14:P:102:ASN:HB3	2.17	0.44
14:P:71:THR:HG21	14:P:390:ARG:NE	2.32	0.44
7:A:121:TYR:HE1	7:A:441:PHE:H	1.65	0.44
7:A:125:CYS:HA	7:A:441:PHE:CZ	2.53	0.44
7:A:219:VAL:HG21	7:A:310:ARG:HD2	2.00	0.44
7:A:227:LYS:O	7:A:353:GLN:HB3	2.17	0.44
8:B:47:GLY:HA2	8:B:453:ASN:CB	2.43	0.44
8:B:231:ARG:HA	8:B:349:ILE:O	2.18	0.44
8:B:282:ILE:HD13	8:B:304:PHE:CZ	2.52	0.44
8:B:351:GLU:HG2	8:B:358:LYS:HB3	1.98	0.44
9:C:230:ARG:N	9:C:310:THR:HG21	2.33	0.44
9:C:246:GLU:HB3	9:C:295:GLY:HA2	2.00	0.44
10:D:299:LEU:HD11	10:D:336:ILE:CG2	2.47	0.44
10:D:313:ALA:HA	10:D:316:PHE:HB3	2.00	0.44
10:D:516:VAL:HA	10:D:519:LEU:HB2	2.00	0.44
11:E:188:ILE:HA	11:E:224:LEU:HD13	2.00	0.44
11:E:250:ILE:HD12	11:E:354:GLY:HA3	2.00	0.44
12:F:292:ILE:HG12	12:F:313:LEU:HD12	2.00	0.44
13:G:205:LEU:HD21	13:G:381:PHE:HB3	2.00	0.44
13:G:278:LEU:HD21	13:G:302:TYR:HB2	1.98	0.44
14:H:47:TYR:CE1	14:H:170:SER:HB3	2.53	0.44
7:I:213:GLY:HA2	7:I:372:SER:HB2	1.98	0.44

Continued on next page...

Continued from previous page...

Atom-1	Atom-2	Interatomic distance (Å)	Clash overlap (Å)
7:I:233:LYS:NZ	7:I:347:GLN:HG3	2.31	0.44
7:I:477:ASN:O	7:I:484:LYS:HD3	2.18	0.44
9:K:65:ALA:CA	9:K:68:ARG:HH21	2.31	0.44
9:K:418:VAL:O	9:K:422:LEU:HG	2.17	0.44
10:L:245:LYS:HG3	10:L:293:THR:O	2.18	0.44
10:L:318:ASN:ND2	10:L:324:VAL:HG22	2.31	0.44
11:M:255:PHE:HB2	11:M:306:PHE:HD1	1.83	0.44
12:N:12:GLU:OE2	12:N:523:ARG:NH1	2.51	0.44
12:N:480:ASP:HB2	12:N:487:MET:HB3	1.99	0.44
14:P:399:PHE:O	14:P:403:THR:HG23	2.18	0.44
3:3:110:ASN:HB3	5:5:103:PHE:CE1	2.53	0.44
5:5:102:PHE:HB3	5:5:105:ARG:CZ	2.48	0.44
6:6:89:ARG:HH12	10:D:267:SER:HA	1.82	0.44
7:A:42:ASP:OD1	7:A:56:ASN:N	2.50	0.44
7:A:213:GLY:CA	7:A:366:ASN:H	2.28	0.44
7:A:216:LEU:O	7:A:361:LEU:HD22	2.17	0.44
7:A:250:VAL:HB	7:A:266:ARG:CB	2.48	0.44
7:A:250:VAL:H	7:A:266:ARG:HB2	1.82	0.44
7:A:271:THR:O	7:A:275:ILE:HG12	2.18	0.44
7:A:294:ASP:O	7:A:298:LYS:N	2.44	0.44
8:B:179:PHE:HB3	8:B:390:LEU:HD13	2.00	0.44
8:B:411:GLY:HA2	8:B:414:GLU:HB2	2.00	0.44
9:C:143:PRO:HA	9:C:405:PRO:O	2.18	0.44
9:C:218:VAL:HA	9:C:373:THR:CG2	2.48	0.44
10:D:38:ILE:HG23	10:D:42:LYS:HE2	2.00	0.44
11:E:34:LEU:HA	11:E:37:HIS:HB2	2.00	0.44
11:E:148:LEU:HD11	11:E:419:VAL:HG11	2.00	0.44
11:E:178:VAL:HG21	11:E:182:HIS:NE2	2.32	0.44
11:E:247:LYS:HE3	11:E:355:PHE:CD1	2.51	0.44
12:F:176:ILE:HD12	12:F:180:LYS:HE2	2.00	0.44
12:F:197:LYS:HA	12:F:380:ASN:OD1	2.18	0.44
12:F:409:PRO:HB2	12:F:489:ALA:CB	2.48	0.44
14:H:71:THR:HG21	14:H:390:ARG:HE	1.80	0.44
14:H:133:GLU:OE2	14:H:516:VAL:HG11	2.18	0.44
14:H:476:LYS:HD2	14:H:476:LYS:N	2.31	0.44
7:I:393:HIS:HA	7:I:396:LEU:HB2	1.99	0.44
7:I:411:GLY:H	7:I:504:PHE:HB3	1.83	0.44
8:J:127:ILE:CG2	8:J:516:ARG:HH21	2.28	0.44
9:K:122:VAL:HG12	9:K:126:TYR:CE2	2.53	0.44
10:L:247:GLY:HA3	10:L:298:LEU:HD23	2.00	0.44
10:L:418:LYS:HZ3	10:L:516:VAL:HG11	1.81	0.44

Continued on next page...

Continued from previous page...

Atom-1	Atom-2	Interatomic distance (Å)	Clash overlap (Å)
11:M:234:PHE:HE2	11:M:360:GLN:HA	1.83	0.44
11:M:420:TYR:HE1	11:M:507:ILE:HG12	1.82	0.44
12:N:45:LYS:N	12:N:57:THR:O	2.48	0.44
12:N:173:VAL:HG13	12:N:176:ILE:HD11	2.00	0.44
12:N:292:ILE:HD12	12:N:324:LEU:HD11	2.00	0.44
13:O:51:ASP:OD2	13:O:69:LEU:HD23	2.17	0.44
13:O:167:LEU:HD21	13:O:381:PHE:CZ	2.53	0.44
14:P:57:ILE:HA	14:P:62:LYS:O	2.18	0.44
14:P:143:LEU:HB3	14:P:501:TYR:HE1	1.83	0.44
2:2:72:ARG:HG2	2:2:74:VAL:HG13	2.00	0.44
3:3:72:ARG:HA	3:3:75:LYS:HG2	1.99	0.44
5:5:43:TYR:HB2	5:5:107:ILE:HD11	2.00	0.44
7:A:96:ILE:HA	7:A:99:GLU:CB	2.47	0.44
7:A:465:ALA:HA	13:O:432:GLN:CD	2.38	0.44
8:B:109:LEU:HD22	8:B:130:TRP:CE3	2.53	0.44
8:B:205:LEU:N	8:B:383:LEU:HD22	2.33	0.44
8:B:280:GLU:O	8:B:284:LYS:N	2.51	0.44
9:C:51:LEU:HD11	9:C:55:GLY:HA2	2.00	0.44
9:C:208:ILE:HG12	9:C:209:ILE:N	2.33	0.44
9:C:274:TYR:CZ	9:C:278:LEU:HD11	2.52	0.44
10:D:213:LYS:HE2	10:D:369:GLY:C	2.38	0.44
10:D:346:ALA:HB3	10:D:350:GLN:OE1	2.18	0.44
10:D:388:ILE:HD13	10:D:405:ILE:HG21	1.99	0.44
11:E:193:VAL:CG2	11:E:406:LEU:HG	2.48	0.44
11:E:222:THR:HA	11:E:387:ILE:HA	1.99	0.44
11:E:341:ILE:HB	13:G:301:GLN:NE2	2.32	0.44
12:F:225:VAL:HG21	12:F:311:VAL:HG12	2.00	0.44
12:F:378:GLY:HA3	12:F:384:LEU:HD13	2.00	0.44
13:G:214:VAL:HG23	13:G:361:PHE:CB	2.46	0.44
14:H:225:LYS:HG3	14:H:320:ASP:OD2	2.18	0.44
14:H:292:VAL:HG13	14:H:316:ASN:OD1	2.18	0.44
7:I:245:LYS:HG2	7:I:248:LEU:HD23	2.00	0.44
8:J:148:HIS:O	8:J:158:ASP:HB2	2.18	0.44
10:L:137:PHE:CD2	10:L:527:ARG:HB2	2.53	0.44
10:L:141:LEU:O	10:L:145:ILE:HG12	2.17	0.44
10:L:410:CYS:HB3	10:L:413:ARG:HH21	1.83	0.44
11:M:300:ALA:H	11:M:321:ALA:HA	1.82	0.44
11:M:470:PRO:O	11:M:474:MET:HG3	2.17	0.44
11:M:496:LYS:HD2	11:M:504:GLN:HG3	1.99	0.44
12:N:476:LEU:O	12:N:488:VAL:HG23	2.18	0.44
13:O:238:ALA:O	13:O:290:LEU:HB2	2.18	0.44

Continued on next page...

Continued from previous page...

Atom-1	Atom-2	Interatomic distance (Å)	Clash overlap (Å)
13:O:294:PRO:HG3	13:O:313:ARG:HG2	1.99	0.44
14:P:149:CYS:O	14:P:150:SER:OG	2.26	0.44
14:P:223:PHE:CD2	14:P:313:VAL:HG11	2.52	0.44
1:1:81:LEU:O	1:1:84:GLN:HB3	2.17	0.43
2:2:30:PHE:CE1	3:3:176:MET:HG2	2.53	0.43
4:4:58:MET:HB2	4:4:84:GLN:HE21	1.82	0.43
5:5:86:VAL:HG11	5:5:105:ARG:HH22	1.83	0.43
6:6:82:TYR:CE2	10:D:276:LEU:HB2	2.53	0.43
6:6:89:ARG:NH1	10:D:266:VAL:O	2.51	0.43
7:A:92:SER:O	7:A:94:VAL:N	2.51	0.43
9:C:72:VAL:HG11	9:C:81:ILE:HD11	2.00	0.43
9:C:106:LEU:O	9:C:110:GLU:HB3	2.18	0.43
10:D:300:ILE:CG2	10:D:326:LYS:HG3	2.48	0.43
11:E:85:HIS:O	11:E:89:LYS:HG3	2.17	0.43
11:E:230:VAL:O	11:E:372:LEU:N	2.39	0.43
11:E:463:SER:HB2	11:E:470:PRO:HA	2.00	0.43
12:F:84:GLN:HG2	12:F:88:THR:OG1	2.18	0.43
12:F:243:GLU:HA	12:F:260:VAL:HG22	1.99	0.43
13:G:19:ILE:O	13:G:23:VAL:N	2.33	0.43
13:G:215:ALA:HB1	13:G:358:TYR:CE2	2.52	0.43
13:G:518:GLU:CB	14:H:54:LYS:HG2	2.47	0.43
14:H:125:VAL:HG13	14:H:126:SER:N	2.30	0.43
14:H:241:VAL:O	14:H:332:ALA:HA	2.17	0.43
7:I:168:PHE:HB3	7:I:392:LEU:HD21	2.00	0.43
7:I:298:LYS:O	7:I:302:GLU:HG2	2.18	0.43
7:I:380:ALA:H	7:I:384:MET:HG3	1.82	0.43
8:J:134:THR:HA	8:J:439:TYR:CZ	2.53	0.43
8:J:266:GLU:HG2	10:L:262:ASN:HB2	1.99	0.43
8:J:321:GLU:HA	8:J:324:ALA:HB3	2.00	0.43
9:K:153:LEU:CA	9:K:156:ILE:HG22	2.38	0.43
10:L:317:LEU:HD22	10:L:324:VAL:HG11	2.00	0.43
11:M:284:LYS:HA	11:M:287:GLU:HG2	2.00	0.43
11:M:435:GLN:HB3	11:M:439:LYS:NZ	2.33	0.43
11:M:476:GLU:O	11:M:480:ARG:HG3	2.18	0.43
12:N:59:ASP:OD1	12:N:159:LYS:HE3	2.18	0.43
13:O:155:LEU:HD22	13:O:396:VAL:HG13	1.99	0.43
13:O:215:ALA:O	13:O:216:PHE:HD1	2.01	0.43
13:O:232:TYR:OH	13:O:308:MET:HA	2.17	0.43
1:1:13:PHE:HE1	1:1:115:MET:HB3	1.82	0.43
3:3:119:PRO:CG	5:5:73:PRO:HG2	2.48	0.43
5:5:35:GLN:O	5:5:39:VAL:HG23	2.18	0.43

Continued on next page...

Continued from previous page...

Atom-1	Atom-2	Interatomic distance (Å)	Clash overlap (Å)
7:A:78:LEU:HD21	7:A:516:PHE:HB3	2.01	0.43
8:B:111:ARG:HA	8:B:114:GLU:CD	2.39	0.43
8:B:148:HIS:CG	8:B:158:ASP:HB2	2.53	0.43
8:B:185:GLU:HA	8:B:188:LEU:HB3	2.00	0.43
8:B:242:THR:HB	8:B:290:PHE:HZ	1.83	0.43
9:C:75:PRO:O	9:C:78:LYS:HB2	2.17	0.43
9:C:101:LEU:HB2	9:C:509:ALA:CB	2.48	0.43
9:C:218:VAL:HG11	9:C:322:ARG:HB3	1.99	0.43
9:C:279:CYS:O	9:C:283:ILE:N	2.37	0.43
10:D:71:THR:HG21	10:D:80:GLN:NE2	2.30	0.43
10:D:160:ARG:HE	10:D:189:ASN:CA	2.31	0.43
10:D:246:ILE:O	10:D:356:LEU:HA	2.18	0.43
10:D:306:ARG:HG3	10:D:307:ASP:N	2.32	0.43
11:E:129:HIS:CB	11:E:132:ARG:H	2.29	0.43
11:E:234:PHE:CE1	11:E:241:LYS:HG2	2.53	0.43
11:E:457:VAL:O	11:E:460:MET:HB3	2.18	0.43
12:F:181:LYS:HE3	12:F:182:GLN:OE1	2.18	0.43
12:F:230:ILE:C	12:F:344:LEU:HB3	2.37	0.43
12:F:293:ASN:OD1	12:F:294:GLN:N	2.51	0.43
13:G:80:VAL:O	13:G:84:LYS:HD3	2.19	0.43
13:G:82:ILE:HA	13:G:85:SER:HB2	1.99	0.43
13:G:101:ALA:HB2	13:G:509:ALA:HB3	2.00	0.43
13:G:278:LEU:HD11	13:G:302:TYR:HB3	2.00	0.43
13:G:415:GLU:H	13:G:468:HIS:HD1	1.66	0.43
14:H:232:THR:HG21	14:H:350:VAL:HB	1.99	0.43
14:H:396:VAL:O	14:H:400:LYS:N	2.51	0.43
7:I:96:ILE:HG12	7:I:447:VAL:CG2	2.48	0.43
7:I:109:LYS:HB3	7:I:109:LYS:HE3	1.59	0.43
7:I:405:SER:HB2	7:I:508:ILE:HG13	2.00	0.43
8:J:42:THR:HG21	8:J:65:ASN:HD22	1.83	0.43
8:J:236:LYS:HA	8:J:345:SER:HA	2.00	0.43
9:K:192:GLU:HB2	9:K:403:LEU:CA	2.48	0.43
10:L:134:SER:HB3	10:L:527:ARG:HE	1.83	0.43
10:L:184:SER:O	10:L:188:VAL:HG23	2.18	0.43
10:L:257:LYS:H	10:L:262:ASN:HD21	1.66	0.43
10:L:335:PHE:O	10:L:339:THR:N	2.51	0.43
10:L:441:ARG:HD3	10:L:452:ARG:CZ	2.48	0.43
11:M:251:LEU:HD12	11:M:300:ALA:HB1	1.99	0.43
12:N:290:VAL:HG21	12:N:350:VAL:HG11	2.00	0.43
12:N:317:LYS:H	12:N:320:ASN:HB2	1.83	0.43
13:O:76:ALA:O	13:O:80:VAL:HG23	2.18	0.43

Continued on next page...

Continued from previous page...

Atom-1	Atom-2	Interatomic distance (Å)	Clash overlap (Å)
13:O:240:LEU:O	13:O:291:SER:HA	2.17	0.43
13:O:278:LEU:HD13	13:O:302:TYR:CG	2.53	0.43
13:O:317:GLU:HG2	13:O:321:ARG:HG3	2.00	0.43
14:P:239:ILE:HD12	14:P:324:LEU:HD21	2.00	0.43
14:P:267:ASN:HA	14:P:270:LYS:HE2	2.00	0.43
2:2:93:ASN:O	2:2:97:ILE:HG13	2.19	0.43
3:3:78:ILE:HB	3:3:79:PRO:HD3	2.01	0.43
7:A:128:ALA:O	7:A:132:ILE:HG13	2.19	0.43
7:A:488:LEU:HB3	7:A:503:VAL:HG23	1.99	0.43
8:B:29:PHE:HE1	8:B:110:LEU:HD22	1.82	0.43
9:C:43:PRO:HG3	9:C:162:THR:HA	2.00	0.43
9:C:85:ARG:O	9:C:89:GLU:HG3	2.18	0.43
9:C:134:ILE:HA	9:C:137:LEU:HD12	2.00	0.43
9:C:204:ILE:HD12	9:C:376:LEU:O	2.18	0.43
9:C:284:GLN:NE2	9:C:337:GLU:HG3	2.33	0.43
10:D:95:SER:OG	10:D:106:THR:O	2.29	0.43
10:D:441:ARG:NH2	11:M:431:LEU:HD23	2.33	0.43
10:D:492:GLY:O	10:D:501:SER:N	2.48	0.43
11:E:60:MET:HA	11:E:70:VAL:HA	2.00	0.43
11:E:217:GLY:HA3	11:E:388:ARG:HD3	2.00	0.43
11:E:257:PRO:HA	11:E:258:PRO:HD3	1.87	0.43
11:E:303:GLN:HA	11:E:325:VAL:HB	2.00	0.43
12:F:37:ASN:HD22	12:F:93:THR:HA	1.82	0.43
12:F:104:LYS:NZ	12:F:108:LEU:HD21	2.33	0.43
12:F:131:LEU:HD12	12:F:134:LEU:HD12	2.00	0.43
12:F:225:VAL:HG11	12:F:290:VAL:HG23	2.00	0.43
12:F:298:ASP:HB2	12:F:301:SER:OG	2.18	0.43
12:F:353:TYR:OH	12:F:355:LEU:HB2	2.19	0.43
13:G:111:TYR:CE1	13:G:433:LEU:HD13	2.53	0.43
13:G:212:ALA:HB3	13:G:362:THR:OG1	2.19	0.43
13:G:244:LEU:HD11	13:G:334:VAL:HG21	1.99	0.43
13:G:391:ASP:O	13:G:395:ILE:N	2.46	0.43
13:G:518:GLU:HB2	14:H:54:LYS:HG2	1.99	0.43
14:H:153:ASN:H	14:H:159:GLU:HG2	1.83	0.43
14:H:160:VAL:HG12	14:H:164:LEU:HD11	2.00	0.43
14:H:369:ASP:C	14:H:371:ALA:H	2.21	0.43
8:J:20:ARG:HG3	8:J:21:ALA:H	1.83	0.43
8:J:33:ILE:HA	8:J:107:ALA:HB1	1.99	0.43
8:J:179:PHE:HD1	8:J:390:LEU:HD13	1.82	0.43
8:J:313:GLU:OE1	8:J:313:GLU:N	2.50	0.43
9:K:51:LEU:HB3	12:N:523:ARG:HG2	2.00	0.43

Continued on next page...

Continued from previous page...

Atom-1	Atom-2	Interatomic distance (Å)	Clash overlap (Å)
9:K:146:ILE:HA	9:K:152:MET:HG3	2.01	0.43
9:K:397:VAL:O	9:K:401:VAL:HG12	2.18	0.43
10:L:302:LYS:HB2	10:L:333:ILE:HD11	1.99	0.43
11:M:86:GLN:N	11:M:540:GLU:O	2.48	0.43
11:M:94:LEU:HB2	13:O:380:GLN:HE22	1.83	0.43
11:M:243:VAL:HG21	11:M:299:LEU:HD13	2.01	0.43
11:M:306:PHE:HB3	11:M:311:ASN:OD1	2.19	0.43
11:M:534:ARG:HB2	13:O:49:ILE:CB	2.45	0.43
12:N:28:ARG:O	12:N:32:ASP:N	2.47	0.43
12:N:56:LEU:O	12:N:386:GLN:NE2	2.51	0.43
12:N:189:PHE:HA	12:N:323:ARG:NH2	2.33	0.43
12:N:412:GLY:HA2	12:N:415:GLU:HG2	2.00	0.43
13:O:458:THR:HG23	13:O:462:ASN:ND2	2.34	0.43
14:P:218:LEU:HD13	14:P:355:VAL:HG13	2.00	0.43
14:P:308:TYR:CD2	14:P:310:ILE:HB	2.52	0.43
14:P:321:LEU:O	14:P:325:CYS:N	2.31	0.43
1:I:67:MET:SD	5:5:53:LEU:HD11	2.58	0.43
7:A:121:TYR:HD1	7:A:441:PHE:HB2	1.81	0.43
7:A:415:VAL:CA	7:A:476:VAL:HG21	2.43	0.43
7:A:477:ASN:C	7:A:486:ILE:HB	2.39	0.43
9:C:133:MET:HB2	9:C:418:VAL:HG11	2.00	0.43
9:C:179:ALA:O	9:C:182:MET:N	2.51	0.43
9:C:400:ASN:HA	9:C:403:LEU:HB3	2.01	0.43
9:C:489:ASP:OD2	9:C:491:LYS:N	2.52	0.43
10:D:51:SER:OG	10:D:72:ASN:O	2.36	0.43
10:D:129:HIS:O	10:D:133:ILE:N	2.31	0.43
10:D:160:ARG:HH22	10:D:185:PRO:CA	2.31	0.43
10:D:221:CYS:SG	10:D:391:ARG:N	2.90	0.43
12:F:155:SER:O	12:F:158:THR:HB	2.17	0.43
12:F:196:MET:SD	12:F:355:LEU:HB3	2.58	0.43
12:F:237:LEU:HD11	12:F:271:VAL:CG2	2.47	0.43
12:F:280:LYS:O	12:F:341:PRO:HG3	2.18	0.43
12:F:381:LYS:HB2	12:F:383:THR:OG1	2.19	0.43
12:F:490:ALA:O	12:F:495:TRP:NE1	2.51	0.43
13:G:135:LYS:HA	13:G:138:GLU:OE2	2.18	0.43
13:G:209:GLN:OE1	13:G:375:ARG:NH1	2.49	0.43
13:G:417:SER:HB3	13:G:465:ARG:NH1	2.33	0.43
7:I:42:ASP:C	7:I:43:LYS:HD2	2.38	0.43
7:I:111:LYS:HB2	7:I:113:HIS:C	2.39	0.43
7:I:155:SER:CB	7:I:502:GLY:H	2.31	0.43
7:I:494:LYS:O	7:I:496:ARG:HG2	2.17	0.43

Continued on next page...

Continued from previous page...

Atom-1	Atom-2	Interatomic distance (Å)	Clash overlap (Å)
7:I:516:PHE:O	7:I:519:GLU:HB2	2.18	0.43
7:I:522:ILE:O	7:I:525:LEU:HB2	2.18	0.43
8:J:166:THR:OG1	8:J:495:GLU:OE2	2.34	0.43
8:J:475:THR:HG22	8:J:487:ASP:HB3	1.99	0.43
9:K:230:ARG:HD3	9:K:289:VAL:CG2	2.48	0.43
9:K:368:ASP:HB2	9:K:370:LYS:HD3	1.99	0.43
10:L:245:LYS:HB2	10:L:295:CYS:HA	2.00	0.43
10:L:348:ILE:HD12	10:L:351:PHE:HA	2.00	0.43
11:M:27:ARG:NH2	13:O:35:ALA:HB1	2.33	0.43
11:M:284:LYS:O	11:M:288:MET:HG3	2.18	0.43
11:M:305:GLY:HA3	11:M:324:TRP:CA	2.47	0.43
11:M:337:THR:HB	11:M:355:PHE:HB2	1.99	0.43
11:M:339:GLY:HA2	11:M:355:PHE:CD2	2.47	0.43
12:N:328:CYS:HB3	12:N:363:ILE:HD11	1.99	0.43
13:O:259:THR:N	13:O:262:ASP:HB2	2.34	0.43
13:O:457:ALA:HB1	13:O:461:LEU:HD12	2.00	0.43
14:P:102:ASN:HA	14:P:105:LEU:HD12	1.99	0.43
14:P:107:PHE:HB2	14:P:448:ILE:HD11	2.00	0.43
14:P:226:GLU:HG2	14:P:228:GLU:HG2	2.00	0.43
14:P:515:ALA:HA	14:P:518:VAL:HG12	2.01	0.43
1:I:25:GLN:HE21	1:I:26:LYS:HE3	1.84	0.43
4:4:57:ILE:CG2	6:6:65:VAL:HG22	2.48	0.43
4:4:104:ARG:HD2	4:4:107:SER:HB2	1.99	0.43
5:5:90:TYR:CD2	6:6:43:VAL:HG21	2.53	0.43
7:A:45:LEU:CD2	7:A:61:ILE:HB	2.43	0.43
7:A:207:GLU:OE1	7:A:378:ARG:NH1	2.51	0.43
7:A:370:ARG:HH11	7:A:371:THR:H	1.66	0.43
8:B:236:LYS:H	8:B:288:ASN:CB	2.19	0.43
8:B:514:ILE:HA	8:B:517:VAL:HG22	1.99	0.43
9:C:114:GLU:HA	9:C:118:HIS:H	1.84	0.43
9:C:140:ILE:HG12	9:C:408:VAL:HG23	2.01	0.43
10:D:74:GLY:HA2	10:D:77:ILE:HB	1.99	0.43
10:D:366:ASN:CG	10:D:372:LYS:HB3	2.38	0.43
11:E:147:HIS:HE1	11:E:428:SER:CB	2.29	0.43
11:E:251:LEU:HD11	11:E:300:ALA:HB1	2.00	0.43
12:F:58:LYS:NZ	12:F:158:THR:O	2.51	0.43
13:G:57:THR:HG21	13:G:68:LEU:HD11	1.99	0.43
13:G:121:ILE:HD12	13:G:514:VAL:HG22	2.01	0.43
14:H:234:VAL:HG22	14:H:289:ASN:CG	2.39	0.43
7:I:14:GLY:O	7:I:17:ILE:N	2.51	0.43
7:I:417:ALA:HB1	7:I:468:ARG:HG3	2.01	0.43

Continued on next page...

Continued from previous page...

Atom-1	Atom-2	Interatomic distance (Å)	Clash overlap (Å)
8:J:215:ASP:HB3	8:J:372:THR:HB	2.01	0.43
9:K:152:MET:O	9:K:156:ILE:N	2.50	0.43
9:K:193:ILE:HA	9:K:399:ARG:HH21	1.84	0.43
9:K:316:ARG:HH21	9:K:322:ARG:NH2	2.16	0.43
9:K:334:ARG:HG2	9:K:336:GLU:HG2	2.00	0.43
9:K:368:ASP:H	9:K:370:LYS:HZ2	1.67	0.43
10:L:171:LEU:HD12	10:L:184:SER:OG	2.19	0.43
11:M:464:GLU:HG3	11:M:470:PRO:HG3	2.00	0.43
11:M:533:ILE:HD12	11:M:535:LYS:NZ	2.34	0.43
11:M:540:GLU:HG3	11:M:541:GLU:N	2.34	0.43
12:N:117:ARG:O	12:N:120:THR:HB	2.19	0.43
13:O:424:SER:HG	13:O:436:GLY:N	2.16	0.43
13:O:491:PHE:HD1	13:O:493:TRP:CZ2	2.35	0.43
14:P:187:CYS:N	14:P:202:ILE:HD11	2.33	0.43
14:P:242:TYR:HD1	14:P:333:LEU:HB2	1.84	0.43
3:3:90:TYR:HB3	4:4:71:ILE:HD13	2.00	0.43
7:A:152:ALA:HB1	7:A:156:MET:HE3	2.01	0.43
7:A:322:ALA:HB1	7:A:367:THR:OG1	2.18	0.43
7:A:423:LEU:O	7:A:426:TYR:N	2.52	0.43
7:A:533:LEU:N	10:D:63:ASP:OD1	2.51	0.43
8:B:48:MET:HB3	10:D:531:LYS:O	2.19	0.43
8:B:151:ASP:N	8:B:154:LYS:HB2	2.29	0.43
8:B:380:GLN:HA	8:B:383:LEU:HB3	2.00	0.43
9:C:279:CYS:O	9:C:283:ILE:HG13	2.18	0.43
9:C:281:ASP:O	9:C:338:LEU:HB2	2.17	0.43
9:C:366:CYS:HB2	9:C:371:ALA:HB2	2.01	0.43
9:C:391:LEU:O	9:C:395:MET:N	2.31	0.43
9:C:415:GLU:HG3	9:C:448:PRO:CD	2.49	0.43
11:E:161:ASP:HA	11:E:164:PRO:HD2	2.00	0.43
11:E:306:PHE:CZ	11:E:310:ALA:HB3	2.53	0.43
12:F:69:ILE:HG22	14:H:19:ALA:HA	2.01	0.43
12:F:161:HIS:O	12:F:165:ALA:N	2.45	0.43
13:G:200:VAL:N	13:G:374:LEU:O	2.48	0.43
14:H:58:ASN:ND2	14:H:62:LYS:HB3	2.33	0.43
14:H:78:VAL:HG13	14:H:80:HIS:O	2.19	0.43
14:H:290:VAL:HG23	14:H:311:MET:O	2.18	0.43
14:H:312:LEU:HD23	14:H:313:VAL:N	2.33	0.43
7:I:149:ILE:HG12	7:I:170:ASN:HD22	1.83	0.43
7:I:178:ALA:HB1	7:I:373:ALA:HB3	2.00	0.43
7:I:290:GLY:HA3	7:I:309:ARG:HB3	2.00	0.43
8:J:238:LEU:HD11	8:J:335:PHE:CZ	2.53	0.43

Continued on next page...

Continued from previous page...

Atom-1	Atom-2	Interatomic distance (Å)	Clash overlap (Å)
9:K:122:VAL:HA	9:K:436:PRO:HB3	1.99	0.43
9:K:296:ILE:HD12	9:K:304:LEU:HD12	2.01	0.43
10:L:109:VAL:HG21	10:L:521:LEU:HB2	2.01	0.43
10:L:111:ILE:HG13	10:L:112:ILE:N	2.33	0.43
10:L:116:LEU:HB2	10:L:526:VAL:HG21	2.00	0.43
10:L:126:LYS:NZ	10:L:449:TYR:HB3	2.34	0.43
10:L:171:LEU:HA	10:L:171:LEU:HD23	1.70	0.43
10:L:291:LYS:HE2	10:L:296:ASN:ND2	2.33	0.43
10:L:345:VAL:HG11	10:L:356:LEU:HG	1.99	0.43
11:M:345:PHE:HB3	13:O:271:TRP:HH2	1.84	0.43
12:N:212:LEU:CD2	12:N:320:ASN:HB3	2.48	0.43
13:O:152:ARG:HB2	13:O:180:VAL:CG1	2.49	0.43
13:O:488:PHE:C	13:O:491:PHE:H	2.21	0.43
14:P:206:LYS:HG2	14:P:377:LEU:HD12	1.99	0.43
14:P:222:VAL:HG23	14:P:374:THR:HG21	2.01	0.43
1:1:41:LYS:HD2	1:1:88:GLU:HG3	2.01	0.43
2:2:40:LEU:O	2:2:44:ALA:N	2.45	0.43
3:3:88:LEU:HG	3:3:92:GLN:HG3	2.00	0.43
4:4:33:ILE:HD12	4:4:112:LEU:HD22	2.00	0.43
7:A:114:PRO:O	7:A:118:ILE:HB	2.18	0.43
7:A:214:TYR:HB2	7:A:364:ILE:HB	2.01	0.43
7:A:289:THR:O	7:A:310:ARG:HA	2.18	0.43
7:A:418:ALA:HB2	7:A:485:TRP:CE3	2.54	0.43
7:A:465:ALA:CB	13:O:428:PRO:HB2	2.43	0.43
7:A:508:ILE:HB	7:A:512:LYS:HZ1	1.83	0.43
8:B:33:ILE:HG23	8:B:111:ARG:CZ	2.48	0.43
8:B:145:ALA:HB2	8:B:497:PHE:CG	2.54	0.43
8:B:152:GLU:O	8:B:156:ARG:N	2.49	0.43
9:C:118:HIS:NE2	9:C:122:VAL:HG23	2.32	0.43
10:D:201:THR:HG23	10:D:203:VAL:N	2.28	0.43
10:D:312:LEU:HA	10:D:315:HIS:HB3	2.01	0.43
11:E:167:GLN:O	11:E:170:LYS:HB2	2.19	0.43
11:E:225:ILE:H	11:E:385:ILE:HA	1.83	0.43
12:F:15:ARG:HH11	12:F:520:GLU:CD	2.19	0.43
12:F:95:ASN:OD1	12:F:508:CYS:HB2	2.19	0.43
12:F:155:SER:O	12:F:159:LYS:HG2	2.18	0.43
13:G:178:MET:HB3	13:G:372:PHE:HE1	1.84	0.43
13:G:183:VAL:HG11	13:G:396:VAL:HG23	2.00	0.43
13:G:290:LEU:HD23	13:G:311:ALA:HB3	2.00	0.43
13:G:408:GLY:HA2	13:G:499:ARG:HH22	1.84	0.43
14:H:142:ILE:HG13	14:H:142:ILE:O	2.18	0.43

Continued on next page...

Continued from previous page...

Atom-1	Atom-2	Interatomic distance (Å)	Clash overlap (Å)
14:H:203:ARG:HH22	14:H:322:ARG:NH2	2.16	0.43
14:H:223:PHE:HE1	14:H:323:ARG:HD3	1.83	0.43
7:I:418:ALA:HB1	7:I:422:TYR:CE2	2.53	0.43
7:I:494:LYS:HD2	7:I:495:PRO:HD2	2.01	0.43
8:J:91:GLN:HE21	8:J:95:VAL:HB	1.82	0.43
8:J:138:ARG:NE	8:J:505:LEU:HD21	2.33	0.43
8:J:156:ARG:HG3	8:J:184:VAL:CG1	2.48	0.43
9:K:20:ARG:HH22	9:K:27:ILE:HD12	1.83	0.43
9:K:160:ILE:HG21	9:K:169:SER:HA	2.01	0.43
9:K:236:PRO:HA	9:K:288:ASP:OD2	2.18	0.43
10:L:85:HIS:HA	10:L:86:PRO:HD3	1.84	0.43
10:L:107:THR:O	10:L:111:ILE:HG23	2.18	0.43
10:L:129:HIS:ND1	10:L:130:PRO:HD2	2.33	0.43
10:L:131:THR:O	10:L:135:GLU:HG2	2.18	0.43
10:L:218:ILE:HG13	10:L:397:VAL:CG1	2.48	0.43
10:L:496:ARG:NH1	10:L:509:VAL:H	2.17	0.43
11:M:410:ARG:HG2	11:M:414:ARG:HE	1.84	0.43
11:M:425:ALA:HA	11:M:428:SER:HB3	2.01	0.43
12:N:148:LEU:HB2	12:N:173:VAL:HG11	2.01	0.43
12:N:320:ASN:O	12:N:324:LEU:HB2	2.18	0.43
12:N:462:THR:HG23	12:N:486:PRO:HD3	2.01	0.43
13:O:331:GLN:HE22	13:O:336:ALA:HB1	1.84	0.43
13:O:516:VAL:HA	14:P:53:ASN:O	2.18	0.43
14:P:164:LEU:CD2	14:P:398:THR:HB	2.48	0.43
4:4:20:GLN:HB2	4:4:23:ILE:HG13	2.01	0.43
5:5:126:ALA:O	5:5:130:ALA:N	2.43	0.43
6:6:92:SER:HA	6:6:95:ARG:HH21	1.83	0.43
7:A:78:LEU:HA	7:A:81:LEU:HB3	2.01	0.43
7:A:107:LEU:HB3	7:A:112:ILE:HG13	2.00	0.43
7:A:293:ASP:O	7:A:297:LEU:N	2.30	0.43
9:C:155:ILE:HD11	9:C:407:LEU:CD2	2.49	0.43
9:C:253:GLN:OE1	9:C:253:GLN:N	2.52	0.43
10:D:148:LEU:HA	10:D:151:MET:SD	2.59	0.43
10:D:298:LEU:HG	10:D:322:ILE:CG2	2.38	0.43
10:D:329:GLU:O	10:D:333:ILE:HG12	2.19	0.43
10:D:337:CYS:O	10:D:343:LYS:NZ	2.45	0.43
11:E:48:MET:O	11:E:52:LEU:HG	2.18	0.43
11:E:260:PRO:CB	13:G:252:ASN:HA	2.49	0.43
11:E:534:ARG:HD3	13:G:35:ALA:HB2	2.00	0.43
11:E:540:GLU:HA	13:G:50:VAL:HB	2.00	0.43
12:F:277:LEU:O	12:F:281:VAL:N	2.28	0.43

Continued on next page...

Continued from previous page...

Atom-1	Atom-2	Interatomic distance (Å)	Clash overlap (Å)
12:F:409:PRO:HB2	12:F:489:ALA:HB3	2.01	0.43
13:G:331:GLN:OE1	13:G:337:LEU:HD13	2.17	0.43
13:G:414:MET:HB2	13:G:468:HIS:HB2	2.00	0.43
7:I:68:GLU:HG3	7:I:69:HIS:CD2	2.54	0.43
8:J:155:PHE:CZ	8:J:159:LEU:HD21	2.54	0.43
9:K:50:LEU:HB2	9:K:66:ILE:HD12	2.01	0.43
9:K:299:LEU:HA	9:K:302:HIS:CD2	2.46	0.43
9:K:379:ALA:HB3	9:K:383:ILE:HD11	2.00	0.43
9:K:407:LEU:HB2	9:K:498:PRO:HA	2.01	0.43
10:L:83:VAL:HG23	10:L:89:ARG:HG2	2.01	0.43
10:L:266:VAL:HG23	10:L:266:VAL:O	2.18	0.43
10:L:414:CYS:HB2	10:L:511:PRO:HG2	2.00	0.43
12:N:38:LEU:HB2	12:N:93:THR:HG22	2.01	0.43
12:N:138:LYS:HB3	12:N:502:LYS:HZ1	1.81	0.43
12:N:452:ALA:HB1	12:N:462:THR:HB	2.01	0.43
13:O:37:ARG:HG3	13:O:448:GLN:NE2	2.34	0.43
14:P:49:PRO:HB2	14:P:480:LEU:HB2	2.00	0.43
14:P:516:VAL:O	14:P:519:LEU:HB3	2.18	0.43
2:2:53:GLU:O	2:2:57:VAL:HG23	2.19	0.43
3:3:174:VAL:HG22	3:3:178:ARG:CZ	2.49	0.43
4:4:68:PRO:HG2	6:6:64:LEU:O	2.18	0.43
5:5:94:LYS:HE2	5:5:102:PHE:HE2	1.83	0.43
6:6:114:GLU:HB2	14:H:253:THR:O	2.18	0.43
7:A:149:ILE:HB	7:A:166:ASP:HA	2.00	0.43
7:A:232:ALA:O	7:A:348:ALA:N	2.51	0.43
7:A:252:VAL:HG13	7:A:253:VAL:N	2.34	0.43
7:A:412:GLY:CA	7:A:503:VAL:HB	2.48	0.43
8:B:488:MET:HB3	8:B:494:THR:OG1	2.19	0.43
9:C:98:VAL:O	9:C:509:ALA:HB2	2.19	0.43
9:C:290:VAL:O	9:C:311:ALA:HA	2.18	0.43
9:C:379:ALA:HB3	9:C:383:ILE:HG21	2.00	0.43
9:C:490:MET:HB3	9:C:495:ILE:HB	1.99	0.43
10:D:41:ALA:HB2	10:D:87:ALA:HB1	2.01	0.43
10:D:138:GLN:HB2	10:D:527:ARG:HD3	2.01	0.43
10:D:525:THR:O	10:D:528:SER:HB2	2.18	0.43
11:E:71:THR:OG1	11:E:77:ILE:HD13	2.18	0.43
11:E:115:ALA:O	11:E:119:GLU:HG2	2.18	0.43
11:E:132:ARG:HB3	11:E:443:LEU:HD13	2.01	0.43
11:E:249:ALA:CB	11:E:353:LEU:HD22	2.43	0.43
11:E:251:LEU:CD1	11:E:300:ALA:HB1	2.49	0.43
11:E:305:GLY:O	11:E:306:PHE:HB2	2.18	0.43

Continued on next page...

Continued from previous page...

Atom-1	Atom-2	Interatomic distance (Å)	Clash overlap (Å)
11:E:344:ARG:HG2	13:G:271:TRP:HE3	1.79	0.43
11:E:408:VAL:O	11:E:412:LEU:N	2.44	0.43
12:F:114:LEU:HD21	12:F:435:LEU:HD13	2.01	0.43
12:F:222:LYS:HZ2	12:F:288:GLY:HA2	1.83	0.43
12:F:433:ALA:O	12:F:437:VAL:HG23	2.19	0.43
14:H:421:LYS:HE3	14:H:471:HIS:C	2.38	0.43
7:I:28:ILE:HG23	7:I:65:LEU:HD13	2.01	0.43
7:I:78:LEU:O	7:I:81:LEU:HB2	2.19	0.43
7:I:109:LYS:N	10:L:469:ALA:HB3	2.34	0.43
7:I:141:ASP:OD1	7:I:151:ALA:HB1	2.19	0.43
7:I:398:VAL:O	7:I:402:VAL:HG23	2.19	0.43
7:I:398:VAL:HG23	7:I:401:ARG:NH2	2.34	0.43
7:I:482:ASN:CG	7:I:485:TRP:HE3	2.23	0.43
9:K:112:PHE:HD2	9:K:113:LEU:HG	1.83	0.43
9:K:192:GLU:O	9:K:399:ARG:HB2	2.19	0.43
9:K:209:ILE:HA	9:K:212:SER:HB2	2.01	0.43
9:K:352:ILE:HA	9:K:361:THR:HA	2.01	0.43
9:K:420:HIS:HA	9:K:467:ARG:HH21	1.83	0.43
10:L:108:SER:HA	10:L:111:ILE:HG12	2.01	0.43
10:L:229:LEU:O	10:L:374:LEU:HB3	2.19	0.43
11:M:260:PRO:HD2	13:O:257:VAL:N	2.34	0.43
11:M:373:VAL:HG22	11:M:375:GLU:HB3	2.01	0.43
11:M:533:ILE:HA	13:O:48:LEU:O	2.19	0.43
12:N:141:ARG:NH2	12:N:409:PRO:HG3	2.33	0.43
12:N:192:GLU:HB2	12:N:323:ARG:NH1	2.34	0.43
13:O:61:ASP:OD1	13:O:62:GLY:N	2.52	0.43
13:O:183:VAL:HA	13:O:186:LEU:HB3	2.00	0.43
13:O:411:ALA:HB2	13:O:487:ASN:OD1	2.18	0.43
14:P:94:GLU:HB2	14:P:101:THR:HG21	2.00	0.43
14:P:244:CYS:SG	14:P:336:LEU:HB2	2.58	0.43
1:1:73:LYS:HA	1:1:76:ILE:HB	2.00	0.43
1:1:95:GLU:O	1:1:98:LYS:HB3	2.18	0.43
1:1:97:LYS:HZ1	9:C:261:GLU:CD	2.21	0.43
3:3:81:ILE:HA	3:3:84:THR:HG23	2.00	0.43
3:3:88:LEU:CD1	3:3:123:MET:HE3	2.48	0.43
5:5:15:LEU:HD21	5:5:134:MET:C	2.39	0.43
7:A:111:LYS:NZ	13:O:458:THR:HB	2.34	0.43
7:A:225:MET:CG	7:A:306:MET:HA	2.49	0.43
7:A:432:SER:HB3	13:O:459:ASN:HD22	1.83	0.43
7:A:510:LYS:O	7:A:514:LEU:N	2.28	0.43
8:B:66:ASP:OD2	8:B:69:THR:HG23	2.19	0.43

Continued on next page...

Continued from previous page...

Atom-1	Atom-2	Interatomic distance (Å)	Clash overlap (Å)
9:C:249:LYS:H	9:C:254:THR:HA	1.84	0.43
9:C:304:LEU:HD22	9:C:309:ILE:HG21	2.00	0.43
9:C:323:ILE:HG12	9:C:363:ILE:HD12	2.01	0.43
9:C:446:VAL:HA	9:C:449:ARG:HH11	1.84	0.43
9:C:452:ILE:HG21	9:C:459:THR:CA	2.48	0.43
10:D:296:ASN:O	10:D:323:MET:N	2.40	0.43
11:E:136:GLY:O	11:E:140:ALA:HB2	2.19	0.43
11:E:260:PRO:HB2	13:G:252:ASN:HD22	1.83	0.43
12:F:262:ALA:HA	12:F:265:LYS:HB2	2.00	0.43
13:G:14:ASP:O	13:G:15:SER:OG	2.29	0.43
13:G:77:LYS:O	13:G:80:VAL:HB	2.19	0.43
13:G:107:GLN:OE1	13:G:440:LYS:HD2	2.19	0.43
13:G:456:ASP:OD1	10:L:475:SER:OG	2.33	0.43
13:G:474:TRP:CD1	13:G:488:PHE:HB3	2.54	0.43
14:H:53:ASN:HA	14:H:67:ASN:HD21	1.83	0.43
14:H:99:ASP:CG	14:H:102:ASN:HD22	2.22	0.43
14:H:235:LYS:HD3	14:H:235:LYS:HA	1.82	0.43
14:H:241:VAL:H	14:H:343:GLU:HG2	1.84	0.43
14:H:477:ASN:HB3	14:H:492:MET:CG	2.49	0.43
7:I:107:LEU:HA	7:I:110:GLN:HB2	2.00	0.43
7:I:286:ILE:O	7:I:286:ILE:HG13	2.19	0.43
8:J:152:GLU:O	8:J:156:ARG:N	2.38	0.43
8:J:393:ALA:O	8:J:397:LEU:HB2	2.19	0.43
8:J:415:MET:HB3	8:J:466:ARG:CB	2.49	0.43
8:J:438:SER:HA	8:J:441:LYS:HD2	2.00	0.43
9:K:38:ARG:HG3	9:K:447:ILE:HG23	2.01	0.43
9:K:113:LEU:HD23	9:K:116:GLN:OE1	2.18	0.43
9:K:512:THR:HA	9:K:515:LEU:HB3	2.01	0.43
10:L:33:ILE:HA	10:L:36:SER:HB2	2.01	0.43
10:L:94:LEU:HD13	10:L:525:THR:HG21	2.01	0.43
10:L:231:GLN:NE2	10:L:374:LEU:HB2	2.34	0.43
10:L:306:ARG:HG3	10:L:307:ASP:N	2.19	0.43
11:M:153:ASP:O	11:M:417:ARG:HG2	2.19	0.43
11:M:212:GLU:O	11:M:386:PHE:HA	2.18	0.43
11:M:304:TRP:CD1	11:M:324:TRP:CZ3	3.06	0.43
11:M:424:ALA:HA	11:M:477:VAL:CG1	2.49	0.43
11:M:535:LYS:HE3	13:O:50:VAL:HG21	2.00	0.43
12:N:156:LEU:HD21	12:N:394:GLY:HA3	2.01	0.43
12:N:209:GLY:H	12:N:372:VAL:HA	1.83	0.43
12:N:235:VAL:HA	12:N:245:ASN:OD1	2.19	0.43
12:N:412:GLY:HA2	12:N:415:GLU:CG	2.49	0.43

Continued on next page...

Continued from previous page...

Atom-1	Atom-2	Interatomic distance (Å)	Clash overlap (Å)
13:O:169:SER:O	13:O:172:LYS:HG2	2.19	0.43
14:P:177:VAL:O	14:P:181:LYS:HG2	2.17	0.43
14:P:333:LEU:HD11	14:P:343:GLU:CD	2.39	0.43
1:1:84:GLN:O	1:1:88:GLU:N	2.52	0.42
1:1:106:LYS:HA	1:1:109:GLU:HB3	2.01	0.42
3:3:78:ILE:CG2	3:3:82:LYS:HE2	2.48	0.42
3:3:103:THR:HB	4:4:74:VAL:HG12	2.01	0.42
4:4:69:TYR:O	4:4:76:ILE:N	2.45	0.42
5:5:39:VAL:O	5:5:42:LYS:HG2	2.19	0.42
7:A:421:ILE:HG22	7:A:425:ASN:ND2	2.34	0.42
9:C:366:CYS:HB3	9:C:368:ASP:OD1	2.19	0.42
9:C:409:PRO:HA	9:C:495:ILE:O	2.19	0.42
10:D:101:GLU:OE2	10:D:517:SER:HA	2.17	0.42
10:D:115:SER:HB3	10:D:457:ALA:HB1	2.00	0.42
10:D:335:PHE:HA	10:D:338:LYS:NZ	2.34	0.42
11:E:98:GLN:HB2	11:E:519:LEU:HD11	2.01	0.42
11:E:260:PRO:CB	13:G:252:ASN:HD22	2.32	0.42
12:F:40:PRO:HD2	12:F:481:LEU:HD12	2.01	0.42
12:F:129:LYS:HG3	12:F:422:LEU:HD11	2.01	0.42
12:F:145:ARG:NH1	12:F:149:ILE:HD11	2.35	0.42
12:F:280:LYS:HD3	12:F:338:ASP:HB3	2.00	0.42
13:G:127:THR:O	13:G:131:LEU:HG	2.19	0.42
13:G:300:THR:HA	13:G:303:PHE:CD2	2.54	0.42
13:G:373:ILE:N	13:G:373:ILE:HD13	2.33	0.42
13:G:458:THR:HG1	13:G:459:ASN:H	1.66	0.42
14:H:36:CYS:HB3	14:H:112:LEU:HD13	2.00	0.42
14:H:125:VAL:O	14:H:129:ILE:HG12	2.19	0.42
14:H:317:SER:O	14:H:320:ASP:HB2	2.19	0.42
7:I:136:LEU:HD21	7:I:407:SER:HA	2.01	0.42
8:J:141:LEU:HG	8:J:497:PHE:CD1	2.54	0.42
9:K:68:ARG:HG3	9:K:81:ILE:HD13	2.01	0.42
11:M:149:ASP:OD1	11:M:514:LYS:HD3	2.19	0.42
11:M:152:SER:O	11:M:418:VAL:N	2.51	0.42
11:M:515:GLN:O	11:M:519:LEU:HG	2.19	0.42
12:N:40:PRO:HA	12:N:58:LYS:HZ3	1.83	0.42
12:N:47:LEU:HD11	12:N:67:MET:H	1.84	0.42
12:N:351:TYR:HE2	12:N:353:TYR:HB2	1.84	0.42
12:N:409:PRO:HB2	12:N:414:VAL:HG13	2.01	0.42
13:O:82:ILE:HG22	13:O:97:VAL:HG12	2.01	0.42
13:O:464:LEU:HA	13:O:467:ARG:HH21	1.84	0.42
14:P:239:ILE:HA	14:P:290:VAL:O	2.18	0.42

Continued on next page...

Continued from previous page...

Atom-1	Atom-2	Interatomic distance (Å)	Clash overlap (Å)
1:1:23:THR:HG21	1:1:105:VAL:HB	2.00	0.42
1:1:36:GLN:O	1:1:40:THR:HG23	2.20	0.42
4:4:93:ASN:O	4:4:97:GLU:HG3	2.19	0.42
7:A:255:THR:H	7:A:259:LYS:HG3	1.84	0.42
7:A:288:THR:OG1	7:A:292:ILE:HD11	2.20	0.42
7:A:508:ILE:HG13	7:A:509:VAL:N	2.34	0.42
7:A:510:LYS:HD3	7:A:510:LYS:HA	1.87	0.42
8:B:148:HIS:O	8:B:404:SER:HB3	2.19	0.42
8:B:229:PRO:HB2	8:B:232:ILE:HD11	2.01	0.42
9:C:63:GLY:O	9:C:67:LEU:HG	2.19	0.42
9:C:153:LEU:HG	9:C:157:ASN:HD21	1.84	0.42
9:C:214:VAL:HA	9:C:373:THR:O	2.19	0.42
9:C:470:HIS:O	9:C:474:ASN:HA	2.19	0.42
10:D:135:GLU:HA	10:D:527:ARG:CZ	2.50	0.42
10:D:248:LEU:HD23	10:D:248:LEU:HA	1.86	0.42
11:E:27:ARG:NH1	13:G:31:VAL:HG12	2.34	0.42
11:E:123:LEU:O	11:E:128:ILE:N	2.52	0.42
11:E:145:ILE:HG23	11:E:514:LYS:NZ	2.34	0.42
11:E:249:ALA:O	11:E:301:ILE:N	2.32	0.42
12:F:101:GLU:O	12:F:104:LYS:HB3	2.19	0.42
12:F:134:LEU:HD11	12:F:505:LEU:HD22	2.01	0.42
12:F:235:VAL:HG22	12:F:334:ASN:HA	2.01	0.42
12:F:463:LEU:HD23	12:F:463:LEU:HA	1.88	0.42
13:G:207:ASP:O	13:G:375:ARG:HB2	2.19	0.42
13:G:216:PHE:CD2	13:G:314:VAL:HB	2.54	0.42
13:G:409:GLY:O	13:G:477:VAL:N	2.52	0.42
13:G:415:GLU:HG3	13:G:468:HIS:ND1	2.33	0.42
13:G:486:ASP:HB3	13:G:489:GLU:CD	2.40	0.42
14:H:49:PRO:HG2	14:H:492:MET:HE3	2.01	0.42
14:H:259:ILE:HB	14:H:262:ALA:HA	2.01	0.42
14:H:352:LEU:HA	14:H:360:VAL:O	2.19	0.42
14:H:421:LYS:HE2	14:H:421:LYS:HB2	1.84	0.42
7:I:2:GLU:N	7:I:5:LEU:HD21	2.34	0.42
7:I:104:ALA:HB2	7:I:121:TYR:HE2	1.79	0.42
8:J:196:LEU:HD21	8:J:395:CYS:SG	2.59	0.42
8:J:296:ILE:HB	8:J:300:PRO:HB2	2.01	0.42
9:K:185:PHE:CZ	9:K:194:ASP:HA	2.54	0.42
9:K:319:ASP:O	9:K:323:ILE:HG12	2.19	0.42
10:L:98:GLN:HG2	10:L:105:GLY:O	2.19	0.42
10:L:104:ASP:HB2	10:L:514:VAL:HG11	2.00	0.42
10:L:169:THR:HA	10:L:172:ASN:OD1	2.19	0.42

Continued on next page...

Continued from previous page...

Atom-1	Atom-2	Interatomic distance (Å)	Clash overlap (Å)
11:M:161:ASP:C	11:M:165:LEU:HG	2.40	0.42
13:O:353:ILE:HG21	13:O:373:ILE:HG21	2.01	0.42
13:O:520:ILE:HB	14:P:56:VAL:HG22	2.01	0.42
14:P:463:VAL:O	14:P:467:LEU:N	2.26	0.42
1:1:57:GLU:HG2	2:2:80:GLU:HB3	2.00	0.42
4:4:82:GLU:HA	4:4:85:GLU:HB3	2.01	0.42
7:A:292:ILE:HB	7:A:309:ARG:HB3	2.00	0.42
8:B:156:ARG:HA	8:B:159:LEU:HB2	2.01	0.42
9:C:74:HIS:CD2	9:C:76:ALA:HB3	2.55	0.42
9:C:126:TYR:CE1	9:C:436:PRO:HB3	2.54	0.42
9:C:156:ILE:HG22	9:C:173:CYS:SG	2.59	0.42
9:C:230:ARG:HG2	9:C:310:THR:CG2	2.49	0.42
9:C:382:GLU:O	9:C:385:SER:N	2.53	0.42
10:D:108:SER:HA	10:D:111:ILE:HG12	2.02	0.42
10:D:123:LEU:HA	10:D:126:LYS:HB3	2.01	0.42
10:D:168:THR:O	10:D:172:ASN:N	2.46	0.42
10:D:525:THR:O	10:D:529:ILE:N	2.39	0.42
11:E:117:LEU:HD23	11:E:118:GLU:HG3	2.02	0.42
11:E:531:ASP:HB2	13:G:38:THR:HG23	2.01	0.42
11:E:531:ASP:OD2	13:G:37:ARG:HB3	2.19	0.42
12:F:37:ASN:HD21	12:F:59:ASP:C	2.23	0.42
12:F:231:LEU:HD23	12:F:336:PHE:HD1	1.85	0.42
12:F:463:LEU:HA	12:F:466:ILE:HG22	2.01	0.42
13:G:187:ASP:HA	13:G:397:ARG:HE	1.84	0.42
13:G:230:LYS:HB3	13:G:350:GLU:O	2.20	0.42
14:H:142:ILE:HG21	14:H:419:LEU:HD22	2.01	0.42
14:H:274:ASN:O	14:H:278:ALA:N	2.35	0.42
14:H:467:LEU:HD11	14:H:478:VAL:HG13	2.00	0.42
7:I:58:GLY:O	7:I:62:LEU:N	2.42	0.42
7:I:452:LEU:O	7:I:455:ASN:HB2	2.20	0.42
8:J:110:LEU:O	8:J:114:GLU:HB2	2.19	0.42
8:J:127:ILE:HD12	8:J:512:GLU:HB3	2.01	0.42
8:J:475:THR:HG23	8:J:489:ALA:H	1.84	0.42
8:J:522:LYS:HG2	11:M:62:VAL:O	2.19	0.42
9:K:466:LEU:CD2	9:K:480:VAL:HB	2.49	0.42
10:L:59:LYS:NZ	10:L:61:ILE:HG12	2.34	0.42
10:L:102:ALA:HA	10:L:414:CYS:SG	2.60	0.42
10:L:464:THR:O	10:L:467:GLU:HB2	2.20	0.42
11:M:169:ALA:HA	11:M:172:THR:OG1	2.19	0.42
12:N:251:LYS:HB2	12:N:255:GLU:OE1	2.20	0.42
12:N:275:ILE:HA	12:N:310:ILE:HD11	2.01	0.42

Continued on next page...

Continued from previous page...

Atom-1	Atom-2	Interatomic distance (Å)	Clash overlap (Å)
13:O:447:ARG:HH12	13:O:458:THR:N	2.15	0.42
1:1:37:LEU:HD11	1:1:90:LYS:HB2	2.01	0.42
1:1:112:ILE:O	1:1:116:LEU:HG	2.19	0.42
5:5:56:SER:O	5:5:57:ASN:HB3	2.19	0.42
5:5:66:LEU:HA	5:5:66:LEU:HD12	1.74	0.42
7:A:22:VAL:CG1	7:A:102:LYS:HG3	2.50	0.42
8:B:37:ASP:O	8:B:40:LYS:HG2	2.20	0.42
8:B:235:ALA:O	8:B:345:SER:HA	2.19	0.42
9:C:35:ASP:HA	9:C:38:ARG:CZ	2.50	0.42
9:C:181:LYS:O	9:C:184:GLN:HB3	2.19	0.42
9:C:222:LYS:HB2	9:C:316:ARG:HH22	1.84	0.42
10:D:94:LEU:CD1	10:D:521:LEU:HB3	2.47	0.42
10:D:287:VAL:HG13	10:D:317:LEU:CD1	2.49	0.42
10:D:525:THR:HA	10:D:528:SER:HB2	2.01	0.42
11:E:27:ARG:NH2	13:G:35:ALA:N	2.67	0.42
11:E:119:GLU:O	11:E:122:GLN:HB3	2.19	0.42
11:E:204:VAL:H	11:E:414:ARG:HH11	1.68	0.42
11:E:213:GLY:HA2	11:E:387:ILE:O	2.19	0.42
11:E:243:VAL:HA	11:E:299:LEU:HD11	2.02	0.42
11:E:306:PHE:O	11:E:324:TRP:NE1	2.38	0.42
11:E:309:GLU:O	11:E:312:HIS:ND1	2.53	0.42
11:E:360:GLN:O	11:E:373:VAL:N	2.46	0.42
11:E:437:ALA:O	11:E:440:CYS:HB2	2.20	0.42
12:F:110:ILE:C	12:F:113:GLY:H	2.23	0.42
12:F:250:TYR:CG	12:F:251:LYS:N	2.88	0.42
13:G:36:VAL:HB	13:G:95:THR:HA	2.01	0.42
13:G:73:HIS:O	13:G:77:LYS:N	2.50	0.42
13:G:391:ASP:HA	13:G:394:MET:HB3	2.01	0.42
13:G:429:GLY:HA3	7:I:461:THR:OG1	2.19	0.42
13:G:516:VAL:HG11	14:H:55:MET:HG2	2.01	0.42
14:H:33:ILE:CG2	14:H:113:GLU:HG2	2.42	0.42
14:H:93:GLN:HE22	14:H:506:TRP:C	2.23	0.42
14:H:186:ALA:HA	14:H:217:VAL:HG11	2.00	0.42
14:H:237:ALA:O	14:H:239:ILE:HG13	2.19	0.42
14:H:282:ALA:CB	14:H:339:PRO:HD2	2.49	0.42
14:H:411:GLY:HA2	14:H:499:ASP:OD2	2.20	0.42
7:I:529:ASP:CG	10:L:74:GLY:HA3	2.40	0.42
8:J:461:LEU:HD21	8:J:478:LEU:HD11	2.00	0.42
9:K:200:ARG:HB3	9:K:371:ALA:HB1	2.01	0.42
9:K:235:ASN:ND2	9:K:347:ALA:HB3	2.34	0.42
10:L:437:THR:HA	10:L:440:SER:HB2	2.02	0.42

Continued on next page...

Continued from previous page...

Atom-1	Atom-2	Interatomic distance (Å)	Clash overlap (Å)
11:M:60:MET:HA	11:M:70:VAL:HA	2.01	0.42
11:M:421:GLY:H	11:M:506:VAL:HG12	1.85	0.42
12:N:96:VAL:HG12	12:N:97:LEU:HD23	2.01	0.42
12:N:180:LYS:H	12:N:182:GLN:HG2	1.84	0.42
12:N:232:THR:HB	12:N:333:LEU:H	1.84	0.42
12:N:252:SER:HB2	12:N:255:GLU:HG3	2.00	0.42
12:N:461:GLU:O	12:N:465:LYS:HG3	2.19	0.42
13:O:144:LYS:HD3	13:O:154:LEU:CD2	2.50	0.42
13:O:358:TYR:HB3	13:O:360:PHE:CE1	2.54	0.42
14:P:51:GLY:HA2	14:P:455:ASN:HD21	1.84	0.42
14:P:414:ALA:N	14:P:477:ASN:HB2	2.34	0.42
1:1:66:ARG:HB3	5:5:65:PRO:CG	2.49	0.42
3:3:81:ILE:HG21	3:3:147:ASN:O	2.19	0.42
4:4:69:TYR:HD1	4:4:83:THR:HG23	1.83	0.42
5:5:66:LEU:HB3	5:5:70:MET:HB3	2.01	0.42
5:5:129:GLN:O	5:5:133:GLU:HG3	2.19	0.42
6:6:89:ARG:CG	6:6:90:TYR:N	2.81	0.42
7:A:182:THR:O	7:A:182:THR:HG23	2.18	0.42
7:A:237:LEU:HD22	7:A:288:THR:OG1	2.19	0.42
7:A:488:LEU:HG	7:A:489:ASP:O	2.19	0.42
8:B:136:ALA:CB	8:B:424:LEU:HD22	2.50	0.42
8:B:235:ALA:HA	8:B:288:ASN:HD22	1.83	0.42
8:B:418:ALA:HA	8:B:440:ALA:HB1	2.00	0.42
8:B:466:ARG:O	8:B:470:SER:N	2.23	0.42
8:B:511:ALA:O	8:B:515:LEU:N	2.45	0.42
9:C:202:GLU:HA	9:C:221:ASN:ND2	2.32	0.42
10:D:33:ILE:HG22	10:D:37:ASN:ND2	2.33	0.42
10:D:259:ASP:OD2	10:D:264:ILE:HD11	2.19	0.42
10:D:446:MET:HA	11:M:471:ILE:O	2.20	0.42
11:E:63:ASP:OD2	11:E:67:ASP:HB3	2.19	0.42
11:E:170:LYS:HA	11:E:181:CYS:HB2	2.02	0.42
11:E:376:GLN:O	11:E:380:SER:OG	2.38	0.42
11:E:429:CYS:HB2	11:E:455:LEU:HD13	2.01	0.42
12:F:189:PHE:HA	12:F:323:ARG:HH12	1.84	0.42
12:F:376:ILE:HG13	12:F:384:LEU:HD11	2.00	0.42
14:H:33:ILE:HA	14:H:33:ILE:HD13	1.91	0.42
14:H:321:LEU:HA	14:H:324:LEU:HB2	2.01	0.42
14:H:417:ILE:CG2	14:H:467:LEU:HD23	2.49	0.42
7:I:525:LEU:O	7:I:527:ILE:N	2.52	0.42
8:J:134:THR:HG22	8:J:138:ARG:HE	1.84	0.42
8:J:262:ALA:O	8:J:266:GLU:HG3	2.19	0.42

Continued on next page...

Continued from previous page...

Atom-1	Atom-2	Interatomic distance (Å)	Clash overlap (Å)
8:J:421:VAL:HA	8:J:424:LEU:HB2	2.01	0.42
9:K:185:PHE:HD2	9:K:189:GLY:O	2.03	0.42
10:L:40:ALA:O	10:L:44:VAL:HG22	2.19	0.42
10:L:53:GLY:O	10:L:55:LYS:N	2.52	0.42
10:L:288:LYS:O	10:L:292:LYS:HG3	2.19	0.42
11:M:477:VAL:O	11:M:481:GLN:HG2	2.18	0.42
12:N:65:HIS:HE1	12:N:78:ALA:O	2.01	0.42
12:N:330:GLY:HA3	12:N:345:GLY:HA2	2.01	0.42
13:O:230:LYS:O	13:O:350:GLU:N	2.52	0.42
13:O:445:ILE:O	13:O:449:LEU:HG	2.19	0.42
13:O:473:THR:HG23	13:O:474:TRP:N	2.35	0.42
14:P:27:GLU:HA	14:P:31:ARG:CG	2.49	0.42
14:P:129:ILE:O	14:P:133:GLU:HG3	2.20	0.42
14:P:190:ILE:HG23	14:P:201:ASN:ND2	2.34	0.42
14:P:414:ALA:HB2	14:P:477:ASN:HB2	2.01	0.42
14:P:430:CYS:SG	14:P:438:ILE:HD13	2.59	0.42
14:P:478:VAL:HG22	14:P:488:ALA:C	2.39	0.42
1:1:73:LYS:O	1:1:76:ILE:HB	2.19	0.42
3:3:63:MET:HE3	3:3:162:LEU:HD23	2.00	0.42
3:3:91:MET:HA	3:3:101:MET:CE	2.49	0.42
3:3:144:LEU:HD13	5:5:70:MET:HG2	2.01	0.42
4:4:48:GLN:HG2	10:D:274:ARG:NH2	2.34	0.42
5:5:90:TYR:CE2	6:6:47:LEU:HD21	2.54	0.42
6:6:47:LEU:HD23	6:6:47:LEU:HA	1.85	0.42
7:A:198:LEU:HD11	7:A:215:ALA:O	2.19	0.42
7:A:213:GLY:HA3	7:A:366:ASN:N	2.34	0.42
7:A:476:VAL:HG13	7:A:486:ILE:HA	2.02	0.42
8:B:479:ASP:HB3	8:B:481:ARG:HE	1.85	0.42
9:C:204:ILE:HB	9:C:376:LEU:O	2.19	0.42
9:C:467:ARG:CZ	14:P:436:TYR:HE2	2.33	0.42
10:D:29:LYS:HA	10:D:32:GLN:HB2	2.01	0.42
10:D:189:ASN:HB3	10:D:223:LEU:CD1	2.50	0.42
10:D:241:VAL:CG2	10:D:296:ASN:HB3	2.50	0.42
10:D:364:GLU:HG3	10:D:374:LEU:CA	2.49	0.42
11:E:240:PRO:HD2	11:E:315:LEU:O	2.19	0.42
11:E:419:VAL:CG1	11:E:513:LYS:HG3	2.50	0.42
11:E:424:ALA:O	11:E:428:SER:OG	2.29	0.42
11:E:434:SER:HB2	10:L:441:ARG:CZ	2.50	0.42
11:E:437:ALA:HA	11:E:445:GLN:HA	2.02	0.42
11:E:446:TYR:HE2	10:L:482:ASN:HD21	1.67	0.42
11:E:492:ASP:N	11:E:492:ASP:OD1	2.53	0.42

Continued on next page...

Continued from previous page...

Atom-1	Atom-2	Interatomic distance (Å)	Clash overlap (Å)
12:F:41:LYS:HD3	12:F:482:ASN:HD22	1.84	0.42
12:F:83:ALA:O	12:F:86:ASP:HB3	2.19	0.42
12:F:192:GLU:OE1	12:F:373:THR:OG1	2.37	0.42
12:F:518:VAL:HG23	12:F:518:VAL:O	2.20	0.42
13:G:163:LEU:HD23	13:G:388:SER:CB	2.50	0.42
13:G:246:LEU:CD2	13:G:297:ASP:HB2	2.49	0.42
13:G:268:ASP:HA	13:G:271:TRP:CE3	2.54	0.42
13:G:369:THR:HG23	13:G:370:CYS:O	2.19	0.42
13:G:457:ALA:O	13:G:461:LEU:HG	2.20	0.42
14:H:114:LEU:O	14:H:117:GLU:HB2	2.19	0.42
14:H:406:LYS:HB3	14:H:500:THR:OG1	2.19	0.42
7:I:68:GLU:OE2	9:K:14:THR:HB	2.19	0.42
7:I:82:GLN:O	7:I:85:GLU:HB3	2.19	0.42
7:I:104:ALA:O	7:I:107:LEU:N	2.53	0.42
7:I:248:LEU:HD12	7:I:250:VAL:HG22	2.02	0.42
7:I:409:VAL:HG21	7:I:510:LYS:HG3	2.02	0.42
7:I:418:ALA:HB2	7:I:471:HIS:NE2	2.35	0.42
8:J:139:GLU:O	8:J:142:LEU:HB3	2.19	0.42
8:J:318:ALA:HA	8:J:321:GLU:HB3	2.01	0.42
8:J:418:ALA:HB1	8:J:444:ARG:HH11	1.83	0.42
9:K:452:ILE:HB	9:K:459:THR:OG1	2.19	0.42
11:M:31:LEU:HD12	11:M:34:LEU:HD23	2.01	0.42
11:M:253:CYS:HB3	11:M:345:PHE:HB2	2.01	0.42
11:M:299:LEU:HA	11:M:320:PRO:O	2.19	0.42
11:M:459:PRO:HB2	11:M:474:MET:HG2	2.01	0.42
11:M:534:ARG:HE	13:O:69:LEU:HD22	1.85	0.42
12:N:197:LYS:NZ	12:N:381:LYS:HD2	2.35	0.42
13:O:14:ASP:N	13:O:521:LYS:O	2.35	0.42
14:P:48:GLY:H	14:P:170:SER:HA	1.84	0.42
14:P:241:VAL:HG13	14:P:331:THR:C	2.40	0.42
14:P:305:ALA:O	14:P:309:ASN:N	2.52	0.42
14:P:336:LEU:HD12	14:P:336:LEU:HA	1.79	0.42
14:P:348:ASP:HB2	14:P:364:LYS:HG2	2.02	0.42
14:P:417:ILE:HB	14:P:468:TYR:CE1	2.55	0.42
7:A:215:ALA:HB2	7:A:363:LEU:HG	2.01	0.42
7:A:228:ARG:NE	7:A:352:VAL:HG22	2.33	0.42
7:A:333:ASN:ND2	7:A:340:PHE:HA	2.34	0.42
9:C:284:GLN:HE22	9:C:337:GLU:HG3	1.85	0.42
9:C:290:VAL:O	9:C:312:ILE:N	2.44	0.42
10:D:253:LEU:HD21	10:D:290:ILE:CD1	2.47	0.42
10:D:364:GLU:HA	10:D:374:LEU:HA	2.01	0.42

Continued on next page...

Continued from previous page...

Atom-1	Atom-2	Interatomic distance (Å)	Clash overlap (Å)
10:D:526:VAL:O	10:D:530:LEU:HG	2.20	0.42
11:E:410:ARG:HG2	11:E:414:ARG:NH1	2.34	0.42
12:F:275:ILE:HG12	12:F:308:GLU:OE2	2.20	0.42
13:G:230:LYS:CB	13:G:350:GLU:HB3	2.50	0.42
13:G:418:LYS:H	13:G:465:ARG:HH12	1.66	0.42
13:G:477:VAL:HA	13:G:484:ILE:HA	2.01	0.42
14:H:78:VAL:HG22	14:H:80:HIS:H	1.85	0.42
7:I:18:ARG:CZ	10:L:57:MET:H	2.33	0.42
7:I:39:VAL:HG21	7:I:456:ALA:HB2	2.02	0.42
7:I:45:LEU:O	7:I:53:THR:HG22	2.20	0.42
7:I:47:ASP:HA	7:I:64:LEU:CD1	2.49	0.42
7:I:210:LEU:HA	7:I:375:ILE:HA	2.01	0.42
8:J:204:LYS:HZ2	8:J:359:LEU:HD21	1.84	0.42
8:J:347:LYS:HG2	8:J:348:LEU:HG	2.02	0.42
8:J:421:VAL:HA	8:J:424:LEU:HD12	2.02	0.42
8:J:465:LEU:HD13	8:J:485:ILE:HD13	2.02	0.42
9:K:134:ILE:HG23	9:K:138:LYS:NZ	2.35	0.42
9:K:334:ARG:HG2	9:K:336:GLU:H	1.85	0.42
10:L:90:MET:SD	10:L:525:THR:HB	2.59	0.42
10:L:122:LYS:HA	10:L:125:GLN:OE1	2.20	0.42
10:L:152:SER:CB	10:L:512:LEU:HD22	2.49	0.42
10:L:213:LYS:N	10:L:390:VAL:O	2.32	0.42
10:L:376:ILE:CG2	10:L:379:CYS:HB3	2.50	0.42
11:M:303:GLN:HA	11:M:325:VAL:HB	2.01	0.42
11:M:509:THR:HG23	11:M:512:GLY:H	1.85	0.42
12:N:44:MET:CE	12:N:161:HIS:H	2.32	0.42
12:N:44:MET:HG3	12:N:386:GLN:HE22	1.84	0.42
12:N:269:ASP:HA	12:N:272:LYS:HE2	2.00	0.42
13:O:49:ILE:HD11	13:O:68:LEU:HB2	2.00	0.42
14:P:43:THR:HG21	14:P:106:VAL:N	2.35	0.42
14:P:72:ILE:HA	14:P:75:GLU:HB2	2.02	0.42
14:P:225:LYS:HG3	14:P:316:ASN:HD22	1.85	0.42
14:P:410:PRO:HB3	14:P:493:LEU:H	1.85	0.42
3:3:63:MET:HA	3:3:66:ASN:HD22	1.84	0.42
4:4:61:ASP:O	4:4:67:ILE:HD11	2.19	0.42
4:4:112:LEU:O	4:4:116:LYS:HG3	2.19	0.42
7:A:43:LYS:HD2	9:C:521:ASP:HB2	2.01	0.42
7:A:127:GLU:OE2	7:A:130:ARG:NH1	2.53	0.42
7:A:211:ILE:HD12	7:A:212:SER:O	2.20	0.42
7:A:453:ALA:O	7:A:458:GLN:N	2.34	0.42
8:B:224:ILE:HD12	8:B:224:ILE:HA	1.91	0.42

Continued on next page...

Continued from previous page...

Atom-1	Atom-2	Interatomic distance (Å)	Clash overlap (Å)
8:B:408:TYR:HB3	8:B:412:CYS:HB3	2.02	0.42
8:B:428:THR:HB	8:B:432:GLU:CD	2.39	0.42
9:C:65:ALA:HA	9:C:68:ARG:HH21	1.85	0.42
9:C:196:LYS:O	9:C:199:ALA:N	2.52	0.42
9:C:233:ILE:HG13	9:C:289:VAL:HG22	2.02	0.42
9:C:284:GLN:OE1	9:C:337:GLU:HA	2.20	0.42
9:C:425:LYS:HB3	9:C:429:MET:SD	2.60	0.42
9:C:462:LEU:O	9:C:466:LEU:N	2.39	0.42
10:D:426:GLY:O	10:D:430:ILE:HG13	2.20	0.42
10:D:526:VAL:O	10:D:529:ILE:N	2.53	0.42
11:E:250:ILE:HD11	11:E:333:ILE:HG12	2.01	0.42
11:E:489:LEU:HB3	11:E:502:LYS:HE2	2.01	0.42
11:E:533:ILE:HG13	13:G:45:MET:O	2.19	0.42
12:F:131:LEU:O	12:F:134:LEU:HB2	2.19	0.42
12:F:182:GLN:HE21	12:F:370:ARG:HH11	1.68	0.42
12:F:240:GLU:OE1	12:F:244:VAL:HG11	2.19	0.42
12:F:480:ASP:O	12:F:483:THR:N	2.47	0.42
13:G:15:SER:HG	13:G:520:ILE:HA	1.85	0.42
13:G:237:ILE:O	13:G:343:GLY:N	2.53	0.42
14:H:203:ARG:NH2	14:H:322:ARG:HH22	2.17	0.42
14:H:221:MET:CG	14:H:363:PHE:HB2	2.50	0.42
14:H:409:VAL:HG23	14:H:499:ASP:HB2	2.00	0.42
14:H:436:TYR:CD1	14:H:439:LYS:HD2	2.54	0.42
14:H:491:ASP:HB3	14:H:495:ALA:N	2.35	0.42
7:I:20:GLN:O	7:I:24:ALA:N	2.42	0.42
7:I:137:ILE:CG2	7:I:486:ILE:HG21	2.49	0.42
7:I:292:ILE:HG21	7:I:300:PHE:CE2	2.55	0.42
7:I:422:TYR:HE1	7:I:476:VAL:HG12	1.83	0.42
8:J:237:ILE:HD11	8:J:349:ILE:HD11	2.01	0.42
8:J:292:ASN:CG	8:J:311:ALA:HB1	2.40	0.42
8:J:379:THR:O	8:J:383:LEU:HG	2.19	0.42
8:J:396:VAL:HG13	8:J:496:SER:OG	2.19	0.42
9:K:146:ILE:HG23	9:K:401:VAL:HG22	2.01	0.42
9:K:430:THR:CA	9:K:434:GLN:HB3	2.45	0.42
10:L:59:LYS:HZ1	10:L:61:ILE:HG12	1.85	0.42
11:M:250:ILE:HD11	11:M:354:GLY:N	2.34	0.42
11:M:540:GLU:HG2	13:O:50:VAL:HG11	2.01	0.42
12:N:85:ASP:OD1	12:N:89:GLY:HA2	2.20	0.42
13:O:43:ARG:HE	13:O:453:ALA:HA	1.84	0.42
13:O:214:VAL:HG11	13:O:321:ARG:C	2.40	0.42
13:O:232:TYR:CE1	13:O:287:LYS:HB3	2.54	0.42

Continued on next page...

Continued from previous page...

Atom-1	Atom-2	Interatomic distance (Å)	Clash overlap (Å)
13:O:448:GLN:OE1	13:O:452:ASN:HB3	2.19	0.42
13:O:522:ASN:HB2	14:P:58:ASN:HA	2.01	0.42
14:P:49:PRO:CD	14:P:480:LEU:H	2.30	0.42
14:P:160:VAL:O	14:P:164:LEU:N	2.42	0.42
14:P:168:ILE:HG22	14:P:391:ALA:O	2.20	0.42
14:P:367:LYS:C	14:P:369:ASP:H	2.23	0.42
14:P:430:CYS:HB3	14:P:438:ILE:HD13	2.00	0.42
14:P:450:ARG:HA	14:P:453:ALA:HB3	2.02	0.42
1:1:31:ASP:OD1	1:1:98:LYS:HG3	2.20	0.42
2:2:34:ARG:HB2	3:3:176:MET:HE2	2.02	0.42
2:2:115:LEU:HB3	2:2:119:ARG:HH12	1.85	0.42
3:3:102:GLU:O	4:4:75:PHE:N	2.52	0.42
7:A:115:THR:O	7:A:118:ILE:HG22	2.20	0.42
7:A:161:ILE:HD13	7:A:161:ILE:H	1.84	0.42
7:A:198:LEU:HB2	7:A:376:ILE:HG12	2.02	0.42
7:A:210:LEU:HD13	7:A:375:ILE:HG12	2.01	0.42
7:A:415:VAL:O	7:A:419:LEU:N	2.39	0.42
7:A:489:ASP:CG	7:A:492:ASN:H	2.22	0.42
8:B:25:ARG:HH21	8:B:518:ASP:HB3	1.84	0.42
8:B:106:ALA:HA	8:B:109:LEU:HD12	2.02	0.42
8:B:140:ALA:O	8:B:144:SER:N	2.43	0.42
8:B:156:ARG:HA	8:B:159:LEU:HD12	2.02	0.42
8:B:219:LEU:HD12	8:B:361:HIS:CD2	2.54	0.42
8:B:367:LEU:HB3	8:B:370:ALA:HB2	2.02	0.42
8:B:432:GLU:HG3	8:B:433:ALA:N	2.30	0.42
9:C:78:LYS:O	9:C:82:GLU:HG2	2.18	0.42
9:C:239:VAL:CG2	9:C:285:LEU:HD11	2.50	0.42
9:C:276:GLN:O	9:C:279:CYS:N	2.52	0.42
9:C:283:ILE:HG12	9:C:309:ILE:HD11	2.01	0.42
10:D:123:LEU:HD22	10:D:128:ILE:HD12	2.00	0.42
10:D:179:TYR:CE1	10:D:218:ILE:HG13	2.55	0.42
10:D:480:LEU:CD1	10:D:500:ILE:HG12	2.49	0.42
11:E:286:GLU:OE2	11:E:317:ASN:HB3	2.20	0.42
12:F:12:GLU:N	12:F:523:ARG:HB3	2.35	0.42
12:F:293:ASN:CG	12:F:295:LYS:H	2.23	0.42
13:G:389:LEU:O	13:G:393:ILE:HD12	2.19	0.42
14:H:135:ALA:HA	14:H:138:LYS:HB3	2.02	0.42
14:H:149:CYS:HB3	14:H:408:LEU:HB2	2.02	0.42
14:H:401:VAL:HB	14:H:406:LYS:HE3	2.02	0.42
7:I:8:PHE:CD2	10:L:64:GLY:HA2	2.55	0.42
7:I:32:VAL:HA	7:I:35:SER:HB2	2.02	0.42

Continued on next page...

Continued from previous page...

Atom-1	Atom-2	Interatomic distance (Å)	Clash overlap (Å)
7:I:42:ASP:H	9:K:518:ARG:CD	2.31	0.42
7:I:275:ILE:HG22	7:I:307:ALA:HB2	2.02	0.42
9:K:37:ILE:HG21	9:K:96:THR:HB	2.01	0.42
9:K:156:ILE:HG13	9:K:397:VAL:HB	2.01	0.42
9:K:437:TYR:HA	9:K:440:VAL:HG22	2.02	0.42
9:K:460:ILE:H	9:K:460:ILE:HD12	1.85	0.42
10:L:42:LYS:O	10:L:46:ASP:N	2.53	0.42
10:L:227:LEU:HB2	10:L:339:THR:CG2	2.49	0.42
10:L:252:CYS:CB	10:L:259:ASP:HB2	2.44	0.42
10:L:288:LYS:O	10:L:292:LYS:N	2.51	0.42
10:L:427:ALA:N	10:L:428:PRO:HD2	2.34	0.42
11:M:400:ARG:HA	11:M:403:HIS:HB3	2.02	0.42
13:O:90:VAL:HG22	13:O:398:ARG:NE	2.33	0.42
13:O:121:ILE:HA	13:O:434:LEU:CD2	2.49	0.42
13:O:186:LEU:HD12	13:O:195:ILE:HG23	2.02	0.42
13:O:237:ILE:HB	13:O:343:GLY:C	2.40	0.42
14:P:66:THR:HG21	14:P:75:GLU:OE2	2.20	0.42
14:P:139:ALA:O	14:P:143:LEU:N	2.37	0.42
1:I:44:ALA:CB	1:I:83:LYS:HG2	2.47	0.42
4:4:43:LYS:HB2	4:4:98:ILE:HG12	2.00	0.42
4:4:61:ASP:OD1	4:4:65:LEU:HD12	2.19	0.42
4:4:67:ILE:O	4:4:77:SER:HA	2.19	0.42
5:5:109:PHE:HD2	5:5:110:LEU:HD12	1.83	0.42
7:A:179:ILE:HD13	7:A:373:ALA:HB3	2.02	0.42
8:B:46:LYS:NZ	10:D:131:THR:HB	2.35	0.42
8:B:137:ALA:HB1	8:B:417:MET:HB3	2.02	0.42
8:B:253:GLY:HA3	8:B:270:ALA:HB1	2.00	0.42
9:C:113:LEU:HB3	9:C:118:HIS:NE2	2.35	0.42
9:C:119:PRO:O	9:C:123:ILE:N	2.43	0.42
9:C:221:ASN:HA	9:C:360:PHE:HD1	1.85	0.42
9:C:443:ALA:O	9:C:446:VAL:HG12	2.20	0.42
10:D:330:ARG:O	10:D:334:GLU:HG2	2.20	0.42
10:D:476:THR:HG23	10:D:500:ILE:HG12	2.02	0.42
11:E:48:MET:HG3	11:E:110:VAL:HB	2.02	0.42
11:E:489:LEU:HB2	11:E:500:ASP:OD1	2.20	0.42
12:F:239:TYR:H	12:F:267:ILE:HD11	1.85	0.42
12:F:328:CYS:N	12:F:366:CYS:HB3	2.34	0.42
13:G:17:GLN:NE2	14:H:42:THR:HG22	2.34	0.42
13:G:253:ALA:HB3	13:G:270:GLU:OE2	2.20	0.42
13:G:396:VAL:O	13:G:400:ILE:HG13	2.20	0.42
14:H:385:MET:HA	14:H:388:ILE:HD12	2.02	0.42

Continued on next page...

Continued from previous page...

Atom-1	Atom-2	Interatomic distance (Å)	Clash overlap (Å)
7:I:35:SER:HB3	7:I:56:ASN:O	2.20	0.42
7:I:109:LYS:C	7:I:111:LYS:H	2.23	0.42
7:I:275:ILE:HG12	7:I:305:ALA:HB1	2.02	0.42
7:I:321:LYS:O	7:I:370:ARG:HG2	2.19	0.42
8:J:403:ASP:OD2	8:J:405:ARG:NH2	2.53	0.42
8:J:465:LEU:HD21	8:J:477:GLY:HA2	2.01	0.42
8:J:473:ASN:O	8:J:476:ALA:HB3	2.20	0.42
8:J:509:GLU:O	8:J:513:VAL:HG23	2.20	0.42
8:J:511:ALA:O	8:J:514:ILE:HG12	2.19	0.42
9:K:32:THR:HA	9:K:35:ASP:OD2	2.20	0.42
9:K:60:THR:HB	9:K:62:ASP:H	1.85	0.42
9:K:64:ASN:HB3	9:K:85:ARG:HH22	1.85	0.42
9:K:217:GLY:HA3	9:K:365:ASP:N	2.34	0.42
9:K:240:LEU:HA	9:K:291:ILE:O	2.20	0.42
10:L:29:LYS:O	10:L:33:ILE:HG13	2.20	0.42
10:L:239:THR:CG2	10:L:296:ASN:HB3	2.48	0.42
11:M:102:ILE:HD13	11:M:411:ASN:HD21	1.85	0.42
11:M:376:GLN:O	11:M:380:SER:OG	2.38	0.42
11:M:423:GLY:HA2	11:M:426:GLU:CG	2.50	0.42
12:N:45:LYS:NZ	14:P:522:ASP:OD2	2.53	0.42
12:N:161:HIS:CD2	12:N:163:GLU:HB3	2.54	0.42
13:O:120:ILE:H	13:O:120:ILE:HD12	1.84	0.42
14:P:129:ILE:HD13	14:P:520:ARG:HG2	2.02	0.42
14:P:302:LEU:HD22	14:P:314:ARG:NH1	2.34	0.42
2:2:86:VAL:HG11	3:3:133:LEU:HD11	2.01	0.41
3:3:99:ASN:HB2	3:3:117:VAL:HG21	2.01	0.41
5:5:15:LEU:HD21	5:5:134:MET:O	2.20	0.41
5:5:29:LEU:O	5:5:33:ILE:HG22	2.20	0.41
6:6:56:VAL:HG21	6:6:69:LEU:N	2.35	0.41
8:B:203:LYS:HB2	8:B:383:LEU:HD11	2.02	0.41
9:C:52:ASP:HA	12:F:524:ALA:O	2.20	0.41
9:C:114:GLU:C	9:C:117:MET:H	2.23	0.41
9:C:124:SER:O	9:C:127:ARG:N	2.53	0.41
9:C:182:MET:O	9:C:370:LYS:HB3	2.20	0.41
9:C:238:ILE:HD11	9:C:291:ILE:HG22	2.01	0.41
9:C:245:LEU:HD11	9:C:279:CYS:SG	2.59	0.41
9:C:378:GLY:N	9:C:384:LEU:HD12	2.34	0.41
9:C:469:LYS:HE3	9:C:473:GLU:OE1	2.20	0.41
10:D:334:GLU:O	10:D:338:LYS:HG2	2.20	0.41
10:D:446:MET:HG3	11:M:471:ILE:CB	2.49	0.41
11:E:315:LEU:CD2	11:E:320:PRO:HA	2.50	0.41

Continued on next page...

Continued from previous page...

Atom-1	Atom-2	Interatomic distance (Å)	Clash overlap (Å)
12:F:179:ILE:HD12	12:F:182:GLN:HG3	2.02	0.41
13:G:82:ILE:O	13:G:86:GLN:N	2.45	0.41
13:G:111:TYR:CZ	13:G:433:LEU:HB3	2.55	0.41
14:H:137:ARG:O	14:H:141:GLU:HG3	2.19	0.41
14:H:420:ALA:O	14:H:424:THR:HG22	2.20	0.41
7:I:110:GLN:NE2	10:L:472:ASN:HB2	2.34	0.41
7:I:125:CYS:O	7:I:129:VAL:HG23	2.20	0.41
7:I:211:ILE:N	7:I:374:SER:O	2.53	0.41
7:I:418:ALA:HB1	7:I:422:TYR:HE2	1.85	0.41
7:I:427:ALA:HB2	7:I:439:ALA:N	2.35	0.41
7:I:524:ILE:O	10:L:57:MET:HA	2.20	0.41
8:J:425:ALA:CB	8:J:437:GLU:HG3	2.50	0.41
9:K:145:ASP:O	9:K:151:MET:HB2	2.20	0.41
9:K:238:ILE:HB	9:K:291:ILE:HG23	2.01	0.41
10:L:139:LYS:HA	10:L:142:GLU:OE1	2.20	0.41
11:M:78:LEU:HD11	11:M:110:VAL:HG21	2.02	0.41
11:M:218:ARG:O	11:M:221:ASP:HB2	2.20	0.41
12:N:227:ASP:HA	12:N:346:HIS:CE1	2.54	0.41
13:O:419:TYR:O	13:O:422:ASP:HB2	2.20	0.41
14:P:279:GLN:HG2	14:P:336:LEU:HD23	2.01	0.41
1:1:57:GLU:OE2	2:2:80:GLU:HG2	2.20	0.41
2:2:120:GLU:O	2:2:124:ILE:HB	2.20	0.41
3:3:103:THR:CG2	3:3:117:VAL:HB	2.49	0.41
3:3:160:GLU:O	3:3:163:ASP:HB2	2.20	0.41
6:6:90:TYR:CZ	6:6:94:LEU:HA	2.56	0.41
7:A:36:LEU:HB3	7:A:455:ASN:HD22	1.84	0.41
7:A:77:GLU:HG3	7:A:78:LEU:N	2.36	0.41
8:B:102:VAL:O	8:B:105:LEU:HB3	2.20	0.41
8:B:200:HIS:HE1	8:B:219:LEU:O	2.03	0.41
8:B:383:LEU:HD12	8:B:383:LEU:HA	1.86	0.41
8:B:426:ASN:O	8:B:429:PRO:HD3	2.19	0.41
9:C:172:ALA:HB2	9:C:387:VAL:HG13	2.02	0.41
9:C:242:ASP:N	9:C:331:ILE:HG22	2.35	0.41
10:D:131:THR:O	10:D:135:GLU:HG2	2.20	0.41
10:D:528:SER:O	10:D:532:ILE:HG13	2.20	0.41
11:E:52:LEU:HD13	11:E:458:ILE:HG23	2.02	0.41
11:E:90:LEU:HA	11:E:93:GLU:OE1	2.20	0.41
11:E:207:GLU:HG3	11:E:208:LEU:HG	2.02	0.41
11:E:225:ILE:HG21	11:E:229:ILE:HG23	2.03	0.41
11:E:237:PRO:CB	11:E:241:LYS:HE2	2.50	0.41
11:E:309:GLU:HA	11:E:312:HIS:HE1	1.82	0.41

Continued on next page...

Continued from previous page...

Atom-1	Atom-2	Interatomic distance (Å)	Clash overlap (Å)
12:F:35:ARG:HB2	12:F:450:VAL:HG21	2.02	0.41
12:F:268:GLU:HA	12:F:271:VAL:CB	2.48	0.41
13:G:198:LYS:HB2	13:G:373:ILE:HD12	2.02	0.41
13:G:368:LYS:HD2	13:G:368:LYS:HA	1.86	0.41
14:H:50:ASN:HA	14:H:480:LEU:HB2	2.02	0.41
14:H:157:ILE:HD12	14:H:184:ALA:O	2.20	0.41
14:H:226:GLU:OE1	14:H:359:GLN:HB2	2.20	0.41
7:I:274:ARG:NH1	7:I:340:PHE:HB2	2.35	0.41
7:I:377:LEU:HD22	7:I:388:MET:SD	2.60	0.41
8:J:95:VAL:HG11	8:J:499:VAL:HA	2.02	0.41
8:J:297:TYR:CG	8:J:298:ASN:N	2.88	0.41
8:J:425:ALA:HA	8:J:429:PRO:CD	2.48	0.41
9:K:238:ILE:HG22	9:K:289:VAL:CG1	2.50	0.41
9:K:512:THR:O	9:K:515:LEU:HB3	2.20	0.41
9:K:513:ALA:O	9:K:517:LEU:N	2.48	0.41
10:L:41:ALA:HB2	10:L:87:ALA:HB1	2.01	0.41
11:M:129:HIS:CG	13:O:454:GLY:HA3	2.55	0.41
11:M:219:LEU:HD21	11:M:394:ILE:HG22	2.02	0.41
11:M:352:LYS:HE2	13:O:305:ASP:OD1	2.20	0.41
11:M:420:TYR:HB2	11:M:487:PRO:CB	2.49	0.41
11:M:463:SER:OG	11:M:468:MET:HB2	2.20	0.41
12:N:35:ARG:NH2	12:N:453:GLN:OE1	2.53	0.41
12:N:98:ILE:HD13	12:N:508:CYS:SG	2.60	0.41
12:N:176:ILE:HB	12:N:402:ILE:HG21	2.02	0.41
12:N:467:GLN:O	12:N:470:HIS:N	2.53	0.41
13:O:455:PHE:CB	13:O:482:GLU:HG2	2.49	0.41
14:P:129:ILE:HD13	14:P:520:ARG:HE	1.85	0.41
14:P:308:TYR:HD2	14:P:310:ILE:HB	1.86	0.41
14:P:426:TYR:O	14:P:430:CYS:N	2.53	0.41
1:1:13:PHE:O	1:1:17:GLN:HG2	2.20	0.41
1:1:109:GLU:HG2	1:1:113:ARG:CZ	2.50	0.41
3:3:132:MET:O	3:3:133:LEU:HD12	2.20	0.41
5:5:16:GLU:HA	5:5:135:MET:HE3	2.02	0.41
7:A:271:THR:HA	7:A:274:ARG:HE	1.84	0.41
7:A:274:ARG:HA	7:A:277:LYS:HB2	2.02	0.41
8:B:441:LYS:HZ3	8:B:445:MET:HG2	1.86	0.41
8:B:464:GLN:OE1	8:J:430:GLY:HA3	2.19	0.41
9:C:44:LYS:CE	9:C:483:GLU:HA	2.50	0.41
9:C:218:VAL:HG23	9:C:325:ARG:O	2.19	0.41
10:D:42:LYS:HD2	10:D:118:ASP:OD1	2.20	0.41
10:D:183:LEU:HD21	10:D:401:ALA:HB1	2.02	0.41

Continued on next page...

Continued from previous page...

Atom-1	Atom-2	Interatomic distance (Å)	Clash overlap (Å)
12:F:379:PRO:HG2	12:F:383:THR:OG1	2.20	0.41
13:G:38:THR:OG1	13:G:452:ASN:OD1	2.30	0.41
13:G:84:LYS:HA	13:G:87:ASP:CB	2.48	0.41
13:G:108:VAL:O	13:G:111:TYR:N	2.52	0.41
13:G:121:ILE:CG1	13:G:122:ILE:H	2.30	0.41
14:H:92:MET:HA	14:H:95:GLN:OE1	2.20	0.41
14:H:303:HIS:NE2	14:H:307:LYS:HE3	2.35	0.41
7:I:59:ALA:CB	7:I:83:ASP:HB2	2.50	0.41
7:I:172:VAL:HG23	7:I:392:LEU:HD23	2.01	0.41
7:I:348:ALA:HB1	7:I:365:LYS:O	2.19	0.41
8:J:204:LYS:HE3	8:J:204:LYS:HB2	1.85	0.41
9:K:65:ALA:HA	9:K:68:ARG:HH21	1.85	0.41
9:K:133:MET:O	9:K:137:LEU:HD13	2.19	0.41
10:L:286:LEU:HD21	10:L:349:ASP:OD1	2.20	0.41
10:L:340:ILE:HG12	10:L:379:CYS:CB	2.50	0.41
10:L:479:GLU:O	10:L:483:ARG:NE	2.41	0.41
10:L:484:HIS:HA	10:L:492:GLY:HA2	2.02	0.41
11:M:261:LYS:HZ2	13:O:246:LEU:HB3	1.85	0.41
11:M:420:TYR:HB2	11:M:487:PRO:HB2	2.02	0.41
11:M:477:VAL:HA	11:M:480:ARG:HB2	2.01	0.41
12:N:56:LEU:HD22	14:P:521:VAL:HG12	2.03	0.41
12:N:194:MET:HE3	12:N:211:VAL:HG12	2.01	0.41
12:N:241:LYS:HA	12:N:337:ASP:OD2	2.20	0.41
12:N:270:ARG:O	12:N:274:ILE:HG13	2.19	0.41
12:N:325:THR:HG21	12:N:332:ALA:N	2.35	0.41
12:N:503:GLN:NE2	12:N:506:HIS:HB2	2.36	0.41
13:O:133:VAL:HA	13:O:136:ILE:HD12	2.01	0.41
13:O:235:PRO:HB3	13:O:348:PHE:CB	2.50	0.41
14:P:24:GLY:H	14:P:523:GLN:HE22	1.67	0.41
14:P:80:HIS:O	14:P:84:LYS:HB2	2.21	0.41
14:P:502:LEU:HB3	14:P:506:TRP:NE1	2.35	0.41
1:1:40:THR:HA	1:1:43:HIS:HE1	1.83	0.41
3:3:91:MET:HE1	5:5:72:VAL:CG2	2.50	0.41
3:3:91:MET:HG3	4:4:71:ILE:CG2	2.50	0.41
3:3:97:SER:OG	3:3:100:SER:HB2	2.20	0.41
3:3:110:ASN:HB3	5:5:103:PHE:HE1	1.85	0.41
4:4:33:ILE:HD11	4:4:109:GLN:HA	2.00	0.41
4:4:69:TYR:HB3	4:4:76:ILE:HG23	2.02	0.41
6:6:78:LYS:HD2	10:D:280:ARG:HG2	2.02	0.41
7:A:34:SER:OG	7:A:43:LYS:HE3	2.21	0.41
7:A:107:LEU:C	7:A:112:ILE:HB	2.41	0.41

Continued on next page...

Continued from previous page...

Atom-1	Atom-2	Interatomic distance (Å)	Clash overlap (Å)
7:A:183:ASP:HB2	7:A:187:GLN:N	2.36	0.41
8:B:16:ALA:CB	8:B:523:ALA:HA	2.50	0.41
8:B:173:THR:HG23	8:B:174:HIS:N	2.34	0.41
8:B:279:VAL:HG21	8:B:303:LEU:HB2	2.03	0.41
8:B:417:MET:C	8:B:443:LEU:HD13	2.41	0.41
8:B:449:ILE:O	8:B:453:ASN:N	2.31	0.41
9:C:19:GLY:HA2	9:C:520:ASP:CB	2.47	0.41
9:C:288:ASP:O	9:C:309:ILE:HG23	2.20	0.41
10:D:184:SER:N	10:D:185:PRO:HD2	2.36	0.41
10:D:208:ILE:HA	10:D:386:VAL:O	2.21	0.41
10:D:228:VAL:HG22	10:D:375:LYS:HG3	2.02	0.41
10:D:276:LEU:HG	10:D:280:ARG:NE	2.35	0.41
10:D:395:LYS:O	10:D:398:ILE:HB	2.20	0.41
11:E:205:ASP:HB2	11:E:208:LEU:HG	2.02	0.41
11:E:444:GLU:O	11:E:448:MET:HG2	2.20	0.41
12:F:134:LEU:HB3	12:F:498:TYR:CE1	2.54	0.41
12:F:297:ILE:HG22	12:F:298:ASP:O	2.19	0.41
13:G:170:GLN:HA	13:G:172:LYS:HE2	2.01	0.41
13:G:216:PHE:CZ	13:G:361:PHE:HE2	2.38	0.41
13:G:359:ASN:HB3	13:G:361:PHE:CE1	2.55	0.41
14:H:221:MET:SD	14:H:363:PHE:HB2	2.60	0.41
7:I:45:LEU:HD22	9:K:523:VAL:HG13	2.01	0.41
7:I:528:ASP:CB	10:L:74:GLY:H	2.32	0.41
7:I:532:LYS:HD2	7:I:533:LEU:H	1.85	0.41
8:J:180:THR:O	8:J:184:VAL:HG23	2.19	0.41
8:J:414:GLU:OE2	8:J:446:LEU:HD13	2.19	0.41
9:K:488:VAL:HB	9:K:490:MET:CE	2.51	0.41
10:L:62:GLN:HA	10:L:67:ASP:O	2.21	0.41
10:L:149:THR:HA	10:L:152:SER:HB3	2.03	0.41
11:M:206:PHE:CZ	11:M:410:ARG:HD3	2.55	0.41
11:M:477:VAL:O	11:M:480:ARG:HB2	2.20	0.41
11:M:540:GLU:HG3	11:M:541:GLU:H	1.85	0.41
12:N:222:LYS:NZ	12:N:288:GLY:HA2	2.35	0.41
12:N:277:LEU:HD13	12:N:339:LEU:N	2.35	0.41
13:O:198:LYS:NZ	13:O:215:ALA:O	2.36	0.41
13:O:201:GLN:OE1	13:O:205:LEU:HD23	2.21	0.41
13:O:220:PHE:H	13:O:311:ALA:HA	1.85	0.41
13:O:520:ILE:HB	14:P:56:VAL:HG13	2.01	0.41
14:P:320:ASP:HA	14:P:323:ARG:HD3	2.03	0.41
14:P:432:GLY:O	14:P:435:GLN:N	2.42	0.41
3:3:153:LYS:O	3:3:156:ASP:N	2.54	0.41

Continued on next page...

Continued from previous page...

Atom-1	Atom-2	Interatomic distance (Å)	Clash overlap (Å)
6:6:111:LEU:HD13	14:H:260:LYS:HB3	2.02	0.41
7:A:207:GLU:HB2	7:A:378:ARG:HD2	2.03	0.41
7:A:273:GLU:O	7:A:277:LYS:HG3	2.20	0.41
8:B:87:MET:O	8:B:91:GLN:N	2.35	0.41
8:B:172:LEU:HD11	8:B:175:HIS:HB3	2.03	0.41
8:B:256:VAL:HG22	8:B:267:ILE:HD13	2.02	0.41
8:B:416:LEU:O	8:B:420:ALA:N	2.25	0.41
8:B:429:PRO:O	8:J:464:GLN:HG3	2.20	0.41
8:B:497:PHE:O	8:B:501:ARG:HG2	2.21	0.41
8:B:521:ILE:N	11:E:60:MET:O	2.54	0.41
9:C:288:ASP:O	9:C:310:THR:N	2.53	0.41
10:D:35:PHE:O	10:D:38:ILE:HB	2.21	0.41
10:D:257:LYS:HA	10:D:261:ASP:C	2.41	0.41
10:D:297:VAL:HA	10:D:323:MET:HB3	2.01	0.41
10:D:438:GLU:HA	10:D:441:ARG:HB2	2.02	0.41
10:D:475:SER:HA	11:M:443:LEU:HD21	2.02	0.41
11:E:225:ILE:HB	11:E:385:ILE:HA	2.01	0.41
11:E:288:MET:CE	13:G:264:GLN:HE21	2.34	0.41
11:E:513:LYS:O	11:E:517:ILE:HG13	2.19	0.41
13:G:193:LYS:HG3	13:G:194:MET:HG3	2.02	0.41
14:H:214:SER:O	14:H:378:ARG:HD2	2.21	0.41
7:I:107:LEU:HB2	7:I:117:VAL:CG1	2.50	0.41
7:I:137:ILE:HG23	7:I:486:ILE:HG21	2.01	0.41
8:J:190:LEU:HD22	8:J:195:ASN:OD1	2.21	0.41
8:J:302:GLN:HB3	10:L:350:GLN:OE1	2.19	0.41
8:J:367:LEU:HD22	8:J:371:CYS:SG	2.60	0.41
8:J:415:MET:HB2	8:J:469:HIS:NE2	2.35	0.41
8:J:444:ARG:HD3	8:J:466:ARG:HD3	2.03	0.41
8:J:523:ALA:HA	11:M:82:ASP:OD2	2.20	0.41
9:K:81:ILE:O	9:K:84:SER:HB2	2.21	0.41
9:K:200:ARG:CB	9:K:371:ALA:HB1	2.50	0.41
9:K:375:LEU:HD11	9:K:377:ARG:CZ	2.50	0.41
9:K:425:LYS:HB2	9:K:437:TYR:HE2	1.82	0.41
10:L:79:LYS:HE2	10:L:96:LYS:HA	2.02	0.41
10:L:290:ILE:HD13	10:L:298:LEU:HD12	2.01	0.41
10:L:315:HIS:CE1	10:L:319:LYS:HE2	2.55	0.41
11:M:49:ARG:HA	11:M:52:LEU:HB2	2.02	0.41
11:M:109:VAL:HG23	11:M:520:ALA:HB2	2.03	0.41
11:M:136:GLY:HA2	11:M:444:GLU:HB3	2.01	0.41
11:M:173:LEU:HB2	11:M:179:ASN:HB3	2.02	0.41
11:M:263:LYS:HD3	13:O:253:ALA:HA	2.01	0.41

Continued on next page...

Continued from previous page...

Atom-1	Atom-2	Interatomic distance (Å)	Clash overlap (Å)
11:M:411:ASN:O	11:M:415:ASP:N	2.53	0.41
12:N:119:ILE:HG22	12:N:123:PHE:CZ	2.55	0.41
12:N:130:ALA:HB2	12:N:440:PHE:CZ	2.50	0.41
12:N:189:PHE:CB	12:N:370:ARG:HG3	2.47	0.41
12:N:445:LEU:HA	12:N:445:LEU:HD23	1.82	0.41
14:P:186:ALA:O	14:P:189:SER:N	2.54	0.41
14:P:282:ALA:HA	14:P:285:ASP:OD2	2.21	0.41
14:P:424:THR:O	14:P:439:LYS:HE3	2.19	0.41
14:P:427:GLY:O	14:P:430:CYS:HB2	2.20	0.41
1:1:113:ARG:HA	1:1:116:LEU:HD12	2.01	0.41
2:2:51:LEU:HA	2:2:54:HIS:HD2	1.85	0.41
5:5:44:VAL:HG23	5:5:107:ILE:CD1	2.51	0.41
7:A:14:GLY:HA2	7:A:528:ASP:CG	2.41	0.41
8:B:109:LEU:HB3	8:B:130:TRP:CZ3	2.55	0.41
8:B:282:ILE:HD13	8:B:304:PHE:CE1	2.56	0.41
8:B:429:PRO:HD2	8:J:464:GLN:HA	2.03	0.41
8:B:519:ASN:ND2	11:E:57:LEU:O	2.54	0.41
9:C:41:LEU:HB2	9:C:450:THR:HG21	2.01	0.41
10:D:63:ASP:N	10:D:65:LYS:HZ3	2.19	0.41
10:D:77:ILE:HA	10:D:80:GLN:HG2	2.03	0.41
10:D:90:MET:O	10:D:93:GLU:HB2	2.21	0.41
10:D:203:VAL:HB	10:D:416:VAL:HG21	2.02	0.41
10:D:300:ILE:HG21	10:D:326:LYS:HG3	2.02	0.41
11:E:42:LYS:HG3	11:E:43:ALA:N	2.35	0.41
11:E:148:LEU:HG	11:E:510:LEU:CD1	2.50	0.41
11:E:487:PRO:HB2	11:E:489:LEU:C	2.41	0.41
12:F:176:ILE:O	12:F:180:LYS:HG3	2.20	0.41
12:F:292:ILE:HG22	12:F:316:ALA:HB2	2.01	0.41
12:F:333:LEU:HD22	12:F:339:LEU:HD11	2.01	0.41
13:G:28:ALA:HB2	13:G:73:HIS:ND1	2.36	0.41
13:G:87:ASP:OD1	13:G:91:GLY:HA2	2.21	0.41
13:G:323:MET:HB2	13:G:328:GLY:O	2.21	0.41
14:H:118:LEU:HA	14:H:121:ILE:HB	2.02	0.41
14:H:259:ILE:HG22	14:H:265:LEU:HB2	2.02	0.41
7:I:137:ILE:HD11	7:I:484:LYS:O	2.20	0.41
7:I:292:ILE:HG13	7:I:310:ARG:HH21	1.85	0.41
8:J:224:ILE:O	10:L:343:LYS:NZ	2.38	0.41
8:J:248:LYS:NZ	8:J:281:ARG:HH12	2.18	0.41
8:J:292:ASN:ND2	8:J:311:ALA:HB1	2.34	0.41
9:K:230:ARG:NH1	9:K:236:PRO:HB3	2.36	0.41
10:L:138:GLN:O	10:L:142:GLU:HG3	2.20	0.41

Continued on next page...

Continued from previous page...

Atom-1	Atom-2	Interatomic distance (Å)	Clash overlap (Å)
10:L:224:VAL:CG1	10:L:228:VAL:HG21	2.49	0.41
10:L:227:LEU:HD23	10:L:340:ILE:CG1	2.48	0.41
10:L:417:LYS:HB2	10:L:513:LEU:HD22	2.03	0.41
10:L:445:GLY:H	10:L:448:SER:CB	2.33	0.41
11:M:225:ILE:HG21	11:M:229:ILE:HG23	2.02	0.41
11:M:523:MET:HA	13:O:380:GLN:HB2	2.03	0.41
12:N:109:TYR:O	12:N:114:LEU:N	2.54	0.41
12:N:171:ALA:HA	12:N:206:LEU:HD22	2.03	0.41
12:N:416:VAL:HG21	12:N:466:ILE:HG22	2.01	0.41
1:1:51:ILE:HG12	1:1:60:MET:CG	2.51	0.41
2:2:47:LEU:HD21	2:2:101:ILE:O	2.20	0.41
5:5:110:LEU:HA	5:5:113:GLN:HB3	2.02	0.41
7:A:29:ALA:HB1	7:A:33:LYS:HE3	2.01	0.41
7:A:39:VAL:CG1	7:A:490:LEU:HB3	2.50	0.41
7:A:392:LEU:O	7:A:396:LEU:N	2.41	0.41
8:B:218:PHE:HD2	8:B:362:PHE:CD2	2.39	0.41
8:B:318:ALA:O	8:B:321:GLU:HB3	2.21	0.41
8:B:415:MET:CG	8:B:466:ARG:HA	2.51	0.41
9:C:74:HIS:CD2	9:C:77:ALA:H	2.39	0.41
9:C:100:ILE:O	9:C:104:GLU:HG2	2.21	0.41
9:C:111:HIS:CG	9:C:112:PHE:N	2.89	0.41
9:C:353:LYS:N	9:C:360:PHE:O	2.37	0.41
9:C:432:VAL:HA	9:C:435:TRP:CD1	2.56	0.41
10:D:85:HIS:O	10:D:89:ARG:HG3	2.20	0.41
10:D:86:PRO:O	10:D:89:ARG:HB2	2.20	0.41
11:E:198:ASP:OD1	11:E:199:MET:N	2.53	0.41
11:E:279:LYS:O	11:E:283:GLU:N	2.42	0.41
11:E:304:TRP:CZ2	13:G:271:TRP:CZ2	3.09	0.41
11:E:432:ALA:O	11:E:436:GLU:N	2.47	0.41
11:E:524:VAL:O	11:E:528:LEU:HD13	2.21	0.41
12:F:237:LEU:HD12	12:F:267:ILE:HG23	2.02	0.41
12:F:455:SER:HB3	12:F:482:ASN:C	2.41	0.41
14:H:165:ARG:NH2	14:H:180:ALA:HB3	2.35	0.41
14:H:212:ILE:HA	14:H:215:SER:OG	2.20	0.41
14:H:286:THR:HG23	14:H:341:LEU:HG	2.03	0.41
14:H:304:TYR:HD1	14:H:307:LYS:HD2	1.86	0.41
14:H:483:GLU:OE1	14:H:490:LYS:NZ	2.51	0.41
7:I:393:HIS:HA	7:I:396:LEU:HD12	2.02	0.41
7:I:531:ILE:HD13	10:L:77:ILE:HG23	2.01	0.41
8:J:46:LYS:N	8:J:481:ARG:HE	2.06	0.41
8:J:116:LEU:HD23	8:J:119:LYS:HD2	2.03	0.41

Continued on next page...

Continued from previous page...

Atom-1	Atom-2	Interatomic distance (Å)	Clash overlap (Å)
8:J:238:LEU:HD23	8:J:290:PHE:HD1	1.85	0.41
9:K:325:ARG:O	9:K:346:GLY:HA3	2.20	0.41
9:K:409:PRO:HB3	9:K:491:LYS:N	2.36	0.41
10:L:246:ILE:HD12	10:L:376:ILE:CD1	2.50	0.41
10:L:484:HIS:O	10:L:487:GLY:N	2.48	0.41
10:L:527:ARG:O	10:L:531:LYS:HG2	2.21	0.41
11:M:247:LYS:HG2	11:M:353:LEU:HD13	2.03	0.41
11:M:249:ALA:N	11:M:299:LEU:O	2.38	0.41
11:M:412:LEU:O	11:M:416:ASN:HB2	2.21	0.41
12:N:145:ARG:CZ	12:N:149:ILE:HD11	2.51	0.41
12:N:221:MET:HE1	12:N:312:ALA:HB3	2.02	0.41
12:N:274:ILE:HD11	12:N:336:PHE:CD2	2.56	0.41
12:N:347:ALA:CB	12:N:350:VAL:HG23	2.49	0.41
13:O:22:LEU:O	13:O:25:ASN:HB2	2.20	0.41
13:O:29:CYS:SG	13:O:79:LEU:HD11	2.61	0.41
13:O:49:ILE:N	13:O:57:THR:O	2.38	0.41
13:O:66:LEU:HD13	13:O:80:VAL:HA	2.01	0.41
13:O:180:VAL:O	13:O:184:MET:HG2	2.21	0.41
13:O:235:PRO:CG	13:O:345:CYS:HB2	2.48	0.41
13:O:478:ASP:OD1	13:O:478:ASP:N	2.54	0.41
14:P:190:ILE:CB	14:P:373:SER:HB2	2.38	0.41
1:1:62:GLU:HG2	1:1:79:GLN:OE1	2.21	0.41
1:1:113:ARG:O	1:1:117:MET:HG3	2.21	0.41
3:3:81:ILE:HA	3:3:84:THR:CG2	2.51	0.41
4:4:110:ARG:O	4:4:114:ASP:N	2.48	0.41
5:5:118:GLN:O	5:5:122:GLN:HG2	2.20	0.41
6:6:82:TYR:CE1	10:D:264:ILE:HG22	2.55	0.41
6:6:90:TYR:HA	6:6:93:GLN:HB3	2.03	0.41
7:A:85:GLU:OE2	7:A:516:PHE:HZ	2.04	0.41
7:A:225:MET:SD	7:A:306:MET:HG3	2.61	0.41
7:A:262:GLN:OE1	7:A:266:ARG:NH2	2.54	0.41
8:B:44:GLY:C	8:B:47:GLY:H	2.24	0.41
8:B:130:TRP:HZ2	8:B:438:SER:HB3	1.86	0.41
8:B:421:VAL:O	8:B:425:ALA:N	2.53	0.41
9:C:94:GLY:O	9:C:98:VAL:HG13	2.21	0.41
9:C:128:LYS:N	9:C:128:LYS:HD2	2.35	0.41
10:D:61:ILE:HG13	10:D:80:GLN:HE21	1.86	0.41
10:D:138:GLN:CB	10:D:527:ARG:HH11	2.31	0.41
10:D:149:THR:HA	10:D:512:LEU:HD11	2.03	0.41
10:D:154:PRO:HA	10:D:419:ARG:HG2	2.01	0.41
10:D:280:ARG:O	10:D:283:ILE:HG12	2.21	0.41

Continued on next page...

Continued from previous page...

Atom-1	Atom-2	Interatomic distance (Å)	Clash overlap (Å)
10:D:431:GLU:O	10:D:435:ARG:HG2	2.20	0.41
11:E:38:ILE:HD12	11:E:121:GLU:HB3	2.03	0.41
11:E:96:LYS:HE2	11:E:96:LYS:HB2	1.92	0.41
11:E:217:GLY:HA3	11:E:388:ARG:CD	2.50	0.41
11:E:458:ILE:HA	11:E:461:ALA:HB3	2.01	0.41
12:F:204:THR:HA	12:F:376:ILE:HG22	2.03	0.41
12:F:429:VAL:O	12:F:429:VAL:HG12	2.20	0.41
13:G:214:VAL:HG11	13:G:322:THR:HA	2.03	0.41
13:G:321:ARG:HA	13:G:324:MET:SD	2.61	0.41
14:H:115:ALA:O	14:H:119:LEU:HG	2.21	0.41
7:I:139:ASN:N	7:I:499:LYS:O	2.54	0.41
9:K:49:MET:O	12:N:521:ILE:HA	2.21	0.41
9:K:156:ILE:HG23	9:K:173:CYS:HB3	2.02	0.41
9:K:409:PRO:HB3	9:K:490:MET:C	2.41	0.41
10:L:152:SER:HA	10:L:421:LEU:O	2.21	0.41
10:L:216:GLY:HA3	10:L:220:ASP:OD2	2.21	0.41
10:L:414:CYS:HB3	10:L:513:LEU:HB3	2.02	0.41
11:M:98:GLN:NE2	11:M:516:GLN:HB2	2.27	0.41
11:M:165:LEU:CD2	11:M:412:LEU:HB2	2.51	0.41
11:M:393:MET:HA	11:M:396:GLU:HB3	2.03	0.41
11:M:532:ASP:CB	13:O:47:LYS:HG2	2.50	0.41
12:N:197:LYS:HA	12:N:197:LYS:HD3	1.86	0.41
12:N:274:ILE:CG2	12:N:291:VAL:HG11	2.50	0.41
12:N:475:GLN:O	12:N:475:GLN:HG3	2.21	0.41
13:O:96:SER:HB3	13:O:445:ILE:HG12	2.02	0.41
13:O:108:VAL:O	13:O:112:VAL:N	2.45	0.41
13:O:111:TYR:HB3	13:O:116:LEU:O	2.20	0.41
13:O:120:ILE:CG2	13:O:431:GLN:HE22	2.34	0.41
13:O:447:ARG:NH1	13:O:458:THR:H	2.19	0.41
13:O:448:GLN:HG3	13:O:452:ASN:HD22	1.86	0.41
14:P:52:MET:HG2	14:P:455:ASN:OD1	2.21	0.41
14:P:86:ILE:HD11	14:P:518:VAL:HG11	2.03	0.41
14:P:324:LEU:HA	14:P:327:THR:HG22	2.03	0.41
1:1:25:GLN:NE2	1:1:26:LYS:HE3	2.36	0.41
3:3:81:ILE:HG12	3:3:147:ASN:CB	2.43	0.41
3:3:85:LEU:HD23	3:3:141:GLN:OE1	2.20	0.41
3:3:103:THR:HA	4:4:75:PHE:H	1.85	0.41
3:3:111:LEU:HD12	5:5:83:LEU:O	2.20	0.41
4:4:65:LEU:HD13	6:6:68:GLU:OE2	2.20	0.41
4:4:68:PRO:HB2	4:4:75:PHE:CB	2.50	0.41
5:5:64:VAL:O	5:5:72:VAL:N	2.36	0.41

Continued on next page...

Continued from previous page...

Atom-1	Atom-2	Interatomic distance (Å)	Clash overlap (Å)
6:6:32:LYS:HB2	10:D:269:TYR:OH	2.20	0.41
7:A:114:PRO:HB2	7:A:526:ARG:HH12	1.85	0.41
7:A:117:VAL:HA	7:A:434:GLU:HG3	2.02	0.41
7:A:234:ILE:HD13	7:A:285:VAL:HB	2.02	0.41
7:A:285:VAL:HA	7:A:306:MET:O	2.21	0.41
7:A:472:ASN:H	7:A:484:LYS:HZ3	1.68	0.41
7:A:476:VAL:HA	7:A:485:TRP:O	2.20	0.41
8:B:97:ASP:HA	8:B:170:LYS:CE	2.51	0.41
8:B:166:THR:HB	8:B:393:ALA:HB2	2.02	0.41
8:B:174:HIS:CD2	8:B:209:LEU:HD13	2.56	0.41
8:B:407:VAL:C	8:B:494:THR:HG23	2.41	0.41
9:C:182:MET:C	9:C:184:GLN:N	2.74	0.41
9:C:204:ILE:HG12	9:C:360:PHE:CZ	2.56	0.41
9:C:237:ARG:HE	9:C:340:GLU:CG	2.34	0.41
9:C:281:ASP:O	9:C:284:GLN:HB3	2.21	0.41
9:C:349:LEU:O	9:C:363:ILE:HA	2.21	0.41
9:C:462:LEU:HA	9:C:465:SER:HB2	2.03	0.41
9:C:477:THR:HG23	9:C:489:ASP:HA	2.02	0.41
10:D:151:MET:HE1	10:D:431:GLU:HB2	2.03	0.41
10:D:279:GLU:O	10:D:283:ILE:HG23	2.21	0.41
10:D:342:THR:OG1	10:D:357:GLY:HA3	2.21	0.41
10:D:415:LEU:HB2	10:D:511:PRO:HG3	2.03	0.41
11:E:129:HIS:O	11:E:133:ILE:HG23	2.21	0.41
11:E:160:LYS:O	11:E:164:PRO:HD2	2.21	0.41
11:E:170:LYS:HA	11:E:181:CYS:SG	2.61	0.41
11:E:266:LEU:HD21	11:E:309:GLU:OE1	2.20	0.41
11:E:395:ILE:HG23	11:E:399:LYS:NZ	2.36	0.41
11:E:460:MET:HG3	11:E:470:PRO:CB	2.46	0.41
12:F:28:ARG:NH2	12:F:100:GLY:O	2.53	0.41
12:F:41:LYS:HB2	12:F:481:LEU:O	2.21	0.41
12:F:133:PHE:HA	12:F:136:GLU:OE1	2.21	0.41
12:F:195:GLU:HA	12:F:376:ILE:O	2.20	0.41
12:F:235:VAL:HG22	12:F:334:ASN:C	2.42	0.41
12:F:281:VAL:HG22	12:F:341:PRO:HA	2.03	0.41
12:F:416:VAL:HG11	12:F:466:ILE:HG23	2.02	0.41
13:G:64:THR:O	13:G:67:LYS:HB2	2.21	0.41
13:G:167:LEU:O	13:G:168:ILE:HG13	2.20	0.41
13:G:326:CYS:HA	13:G:364:CYS:HB3	2.03	0.41
13:G:349:GLU:HG2	13:G:350:GLU:N	2.36	0.41
13:G:358:TYR:OH	13:G:373:ILE:HD11	2.21	0.41
13:G:372:PHE:C	13:G:373:ILE:HD13	2.40	0.41

Continued on next page...

Continued from previous page...

Atom-1	Atom-2	Interatomic distance (Å)	Clash overlap (Å)
13:G:428:PRO:HA	13:G:432:GLN:CB	2.45	0.41
14:H:133:GLU:HG3	14:H:516:VAL:HG21	2.02	0.41
14:H:169:MET:HA	14:H:172:GLN:O	2.21	0.41
14:H:217:VAL:HG12	14:H:219:HIS:HD2	1.86	0.41
14:H:250:ILE:HG13	14:H:268:PHE:HB3	2.03	0.41
14:H:313:VAL:HG11	14:H:316:ASN:ND2	2.35	0.41
14:H:349:SER:N	14:H:364:LYS:O	2.54	0.41
14:H:381:THR:HB	14:H:384:LEU:CB	2.51	0.41
14:H:474:GLY:O	14:H:493:LEU:HB2	2.21	0.41
7:I:104:ALA:O	7:I:108:VAL:N	2.49	0.41
7:I:183:ASP:OD2	7:I:189:ARG:NH1	2.53	0.41
7:I:264:ARG:HH22	9:K:339:ARG:HH22	1.67	0.41
7:I:515:LYS:O	7:I:519:GLU:HG3	2.21	0.41
8:J:28:SER:OG	8:J:514:ILE:HB	2.21	0.41
8:J:377:GLY:H	8:J:383:LEU:HD21	1.85	0.41
8:J:434:VAL:HG23	8:J:435:ALA:N	2.33	0.41
8:J:519:ASN:HD22	11:M:47:THR:CB	2.34	0.41
9:K:114:GLU:HA	9:K:117:MET:HA	2.03	0.41
9:K:484:THR:HG22	9:K:486:THR:HG23	2.03	0.41
9:K:498:PRO:HB2	9:K:501:VAL:CG2	2.51	0.41
10:L:116:LEU:HB3	10:L:526:VAL:HG11	2.02	0.41
10:L:176:VAL:CG1	10:L:400:GLU:HB3	2.51	0.41
10:L:418:LYS:HE2	10:L:512:LEU:CD2	2.51	0.41
10:L:445:GLY:N	10:L:448:SER:OG	2.54	0.41
11:M:73:ASP:HB3	11:M:76:THR:HB	2.03	0.41
11:M:165:LEU:HD22	11:M:409:ILE:HA	2.02	0.41
11:M:170:LYS:CA	11:M:179:ASN:HD22	2.26	0.41
11:M:291:GLN:O	11:M:295:THR:HG23	2.21	0.41
11:M:335:ILE:O	11:M:381:ARG:HD2	2.21	0.41
12:N:12:GLU:O	12:N:523:ARG:N	2.32	0.41
12:N:133:PHE:CE2	12:N:414:VAL:HB	2.56	0.41
12:N:195:GLU:HB3	12:N:384:LEU:HD11	2.03	0.41
12:N:240:GLU:HB2	12:N:266:PHE:CD1	2.55	0.41
12:N:317:LYS:HZ2	12:N:319:ARG:HH21	1.68	0.41
12:N:498:TYR:O	12:N:502:LYS:HB2	2.21	0.41
13:O:35:ALA:O	13:O:47:LYS:HD3	2.21	0.41
13:O:111:TYR:HD1	13:O:114:GLU:OE1	2.03	0.41
13:O:126:ARG:O	13:O:130:GLN:HG2	2.20	0.41
13:O:128:ALA:HB1	13:O:438:TYR:CD2	2.56	0.41
13:O:142:THR:HA	13:O:403:ASP:O	2.20	0.41
13:O:144:LYS:HE3	13:O:155:LEU:HD21	2.03	0.41

Continued on next page...

Continued from previous page...

Atom-1	Atom-2	Interatomic distance (Å)	Clash overlap (Å)
13:O:145:LYS:HD3	13:O:151:GLN:HE22	1.86	0.41
13:O:193:LYS:HE2	13:O:320:LYS:HE2	2.02	0.41
13:O:215:ALA:HB3	13:O:371:THR:HG21	2.02	0.41
13:O:282:HIS:CE1	13:O:306:ARG:HB2	2.56	0.41
13:O:284:SER:CB	13:O:336:ALA:H	2.27	0.41
13:O:448:GLN:HG3	13:O:452:ASN:ND2	2.35	0.41
13:O:457:ALA:HB1	13:O:461:LEU:CD1	2.50	0.41
13:O:465:ARG:HA	13:O:468:HIS:CD2	2.56	0.41
13:O:491:PHE:CD1	13:O:493:TRP:CZ2	3.09	0.41
14:P:51:GLY:HA3	14:P:67:ASN:CG	2.41	0.41
14:P:71:THR:HG21	14:P:390:ARG:CD	2.50	0.41
14:P:150:SER:HB3	14:P:406:LYS:HG3	2.03	0.41
14:P:156:ASP:O	14:P:188:VAL:HG21	2.21	0.41
14:P:214:SER:C	14:P:378:ARG:HD3	2.40	0.41
14:P:280:VAL:HB	14:P:310:ILE:HG21	2.03	0.41
14:P:290:VAL:CG2	14:P:350:VAL:HG21	2.51	0.41
1:1:57:GLU:CD	2:2:80:GLU:HG2	2.41	0.41
3:3:111:LEU:HD13	5:5:103:PHE:CZ	2.56	0.41
4:4:19:ASP:HB3	4:4:20:GLN:H	1.66	0.41
4:4:106:GLU:O	4:4:110:ARG:HG2	2.20	0.41
5:5:58:GLU:HG2	5:5:79:VAL:HG13	2.03	0.41
5:5:137:GLN:O	12:F:255:GLU:HG3	2.20	0.41
6:6:19:LEU:HD22	6:6:100:GLN:OE1	2.20	0.41
7:A:44:MET:O	9:C:523:VAL:HG22	2.21	0.41
7:A:286:ILE:O	7:A:308:VAL:N	2.32	0.41
7:A:428:THR:HG22	13:O:466:ALA:HA	2.03	0.41
7:A:492:ASN:HB3	7:A:494:LYS:HZ3	1.86	0.41
7:A:526:ARG:HB3	10:D:58:ASP:N	2.25	0.41
9:C:97:SER:HA	9:C:100:ILE:HG13	2.02	0.41
9:C:117:MET:O	9:C:118:HIS:HB3	2.20	0.41
9:C:305:MET:CE	9:C:311:ALA:H	2.34	0.41
9:C:350:LEU:C	9:C:350:LEU:HD23	2.41	0.41
9:C:408:VAL:HG22	9:C:409:PRO:O	2.21	0.41
9:C:494:GLY:HA2	9:C:496:TRP:HE1	1.85	0.41
10:D:156:GLU:H	10:D:162:THR:HG21	1.86	0.41
10:D:188:VAL:HG22	10:D:412:ILE:HD11	2.03	0.41
11:E:145:ILE:HG23	11:E:514:LYS:HE2	2.03	0.41
11:E:256:GLU:OE1	11:E:311:ASN:HA	2.20	0.41
11:E:258:PRO:HG3	13:G:267:VAL:HG21	2.03	0.41
11:E:312:HIS:CA	11:E:315:LEU:HB2	2.44	0.41
11:E:343:PRO:HB3	13:G:301:GLN:OE1	2.21	0.41

Continued on next page...

Continued from previous page...

Atom-1	Atom-2	Interatomic distance (Å)	Clash overlap (Å)
11:E:463:SER:CB	11:E:470:PRO:HA	2.51	0.41
11:E:478:ARG:HE	10:L:444:SER:HA	1.86	0.41
12:F:229:TYR:HB2	12:F:289:PHE:CD1	2.56	0.41
12:F:425:HIS:CD2	12:F:427:PRO:HA	2.56	0.41
13:G:14:ASP:HB2	13:G:521:LYS:O	2.21	0.41
13:G:243:GLU:C	13:G:244:LEU:HD12	2.42	0.41
13:G:437:ALA:HA	13:G:440:LYS:HB3	2.03	0.41
14:H:40:ALA:HB1	14:H:106:VAL:HA	2.03	0.41
14:H:210:SER:HB2	14:H:378:ARG:HD3	2.03	0.41
14:H:477:ASN:H	14:H:490:LYS:H	1.68	0.41
7:I:11:ARG:NH1	7:I:531:ILE:O	2.53	0.41
7:I:29:ALA:HA	7:I:94:VAL:CG1	2.51	0.41
7:I:106:GLU:HG3	10:L:471:LEU:CB	2.48	0.41
8:J:38:LEU:HD13	8:J:70:ILE:HG22	2.03	0.41
8:J:211:ASP:HB2	8:J:376:ARG:HB2	2.02	0.41
9:K:87:GLN:HB2	9:K:98:VAL:HG21	2.03	0.41
9:K:155:ILE:HG22	9:K:496:TRP:CD1	2.55	0.41
12:N:60:GLY:O	12:N:64:LEU:HD13	2.21	0.41
12:N:180:LYS:O	12:N:181:LYS:HB3	2.20	0.41
12:N:216:ALA:HB3	12:N:312:ALA:O	2.21	0.41
12:N:278:LYS:HE2	12:N:309:GLY:HA3	2.03	0.41
13:O:174:PHE:HE2	13:O:208:SER:O	2.04	0.41
13:O:417:SER:O	13:O:421:ARG:HG2	2.20	0.41
14:P:49:PRO:HG2	14:P:480:LEU:N	2.36	0.41
14:P:111:LEU:HD23	14:P:515:ALA:CB	2.50	0.41
14:P:258:LEU:CB	14:P:264:GLU:HB3	2.51	0.41
14:P:430:CYS:N	14:P:431:PRO:HD3	2.36	0.41
3:3:114:LYS:CD	6:6:55:VAL:HG21	2.50	0.40
5:5:106:LYS:O	5:5:110:LEU:HD13	2.21	0.40
7:A:149:ILE:HG13	7:A:150:ASN:N	2.36	0.40
7:A:297:LEU:HA	7:A:300:PHE:CD2	2.54	0.40
7:A:423:LEU:HD23	7:A:438:ILE:HG23	2.03	0.40
8:B:107:ALA:HB1	8:B:111:ARG:NH1	2.25	0.40
8:B:517:VAL:O	8:B:517:VAL:HG23	2.20	0.40
9:C:50:LEU:O	9:C:58:VAL:N	2.54	0.40
9:C:71:GLN:HG3	12:F:524:ALA:CB	2.51	0.40
9:C:423:THR:HA	9:C:426:SER:OG	2.21	0.40
9:C:461:ARG:NH1	14:P:433:LEU:HD13	2.36	0.40
10:D:229:LEU:HB3	10:D:325:ILE:HD12	2.03	0.40
10:D:253:LEU:HB2	10:D:309:LEU:HG	2.03	0.40
11:E:260:PRO:HB3	11:E:304:TRP:HZ3	1.86	0.40

Continued on next page...

Continued from previous page...

Atom-1	Atom-2	Interatomic distance (Å)	Clash overlap (Å)
11:E:304:TRP:HZ2	13:G:271:TRP:CZ2	2.39	0.40
11:E:413:ILE:HD12	11:E:414:ARG:N	2.36	0.40
11:E:490:GLY:N	11:E:500:ASP:HA	2.36	0.40
11:E:530:ILE:HB	13:G:39:THR:OG1	2.21	0.40
12:F:92:THR:C	12:F:94:SER:H	2.25	0.40
12:F:98:ILE:HG22	12:F:443:ALA:O	2.21	0.40
12:F:196:MET:CB	12:F:377:LYS:HG2	2.50	0.40
12:F:235:VAL:HG11	12:F:270:ARG:HD2	2.03	0.40
12:F:277:LEU:HD13	12:F:339:LEU:H	1.86	0.40
12:F:451:LEU:HA	12:F:454:ASN:HB2	2.03	0.40
13:G:67:LYS:NZ	13:G:84:LYS:HE3	2.36	0.40
13:G:143:VAL:HG11	13:G:154:LEU:HD22	2.03	0.40
13:G:275:TYR:CE2	13:G:279:GLU:HG3	2.57	0.40
13:G:286:ALA:HB2	13:G:342:LEU:HD21	2.02	0.40
13:G:348:PHE:CD1	13:G:361:PHE:HE1	2.40	0.40
13:G:352:GLN:HA	13:G:357:ARG:HA	2.02	0.40
13:G:414:MET:HB2	13:G:468:HIS:CG	2.55	0.40
14:H:93:GLN:HE22	14:H:507:ALA:N	2.20	0.40
14:H:402:LEU:HD23	14:H:402:LEU:HA	1.92	0.40
14:H:458:VAL:HG21	14:H:485:GLU:O	2.21	0.40
14:H:481:ASP:HB3	14:H:484:ALA:H	1.86	0.40
7:I:18:ARG:O	7:I:22:VAL:HG13	2.21	0.40
7:I:397:CYS:SG	7:I:401:ARG:NE	2.94	0.40
7:I:482:ASN:ND2	7:I:485:TRP:HA	2.36	0.40
7:I:533:LEU:H	10:L:61:ILE:CG2	2.34	0.40
8:J:28:SER:HA	8:J:80:ALA:HB1	2.02	0.40
9:K:88:ASP:HB2	9:K:95:THR:CG2	2.51	0.40
9:K:236:PRO:HG2	9:K:327:CYS:SG	2.61	0.40
9:K:419:ALA:O	9:K:422:LEU:HB2	2.21	0.40
9:K:431:GLY:O	9:K:434:GLN:HG2	2.21	0.40
9:K:434:GLN:CD	9:K:438:ARG:HH22	2.25	0.40
10:L:37:ASN:HA	10:L:85:HIS:HE2	1.86	0.40
10:L:42:LYS:HG2	10:L:46:ASP:OD2	2.21	0.40
10:L:182:LEU:HD21	10:L:221:CYS:O	2.21	0.40
10:L:194:VAL:CG1	10:L:207:ASP:HB3	2.51	0.40
10:L:347:HIS:CD2	10:L:348:ILE:N	2.90	0.40
11:M:94:LEU:HD13	13:O:380:GLN:OE1	2.22	0.40
11:M:226:LYS:O	11:M:380:SER:HB3	2.21	0.40
11:M:248:ILE:HD11	11:M:356:ALA:HB3	2.02	0.40
11:M:331:GLU:HG3	13:O:301:GLN:HE21	1.87	0.40
11:M:420:TYR:CE2	11:M:502:LYS:HB2	2.56	0.40

Continued on next page...

Continued from previous page...

Atom-1	Atom-2	Interatomic distance (Å)	Clash overlap (Å)
11:M:424:ALA:HB2	11:M:501:MET:HG3	2.03	0.40
11:M:524:VAL:HA	11:M:527:ILE:HD12	2.03	0.40
12:N:106:ALA:HB2	12:N:123:PHE:HZ	1.86	0.40
12:N:489:ALA:HB1	12:N:494:VAL:HG23	2.03	0.40
13:O:34:GLU:HG3	13:O:37:ARG:HH21	1.86	0.40
13:O:148:LYS:HE2	13:O:157:LYS:HZ3	1.86	0.40
13:O:231:LYS:NZ	13:O:349:GLU:HB2	2.34	0.40
13:O:458:THR:O	13:O:462:ASN:HB2	2.21	0.40
14:P:272:GLU:CD	14:P:300:MET:HB2	2.41	0.40
14:P:284:ALA:HB2	14:P:310:ILE:HD13	2.04	0.40
14:P:462:GLU:HG2	14:P:487:PRO:HG3	2.03	0.40
1:I:51:ILE:HG12	1:I:60:MET:SD	2.61	0.40
4:4:54:CYS:HA	4:4:57:ILE:HD11	2.03	0.40
5:5:94:LYS:NZ	6:6:50:LEU:HG	2.37	0.40
7:A:100:LEU:HA	7:A:100:LEU:HD23	1.84	0.40
7:A:208:SER:CB	7:A:377:LEU:HA	2.50	0.40
7:A:274:ARG:HH22	7:A:335:GLU:CB	2.34	0.40
7:A:366:ASN:HA	7:A:372:SER:HB2	2.03	0.40
7:A:395:ALA:O	7:A:399:VAL:N	2.27	0.40
8:B:53:LEU:O	8:B:73:ASN:HB3	2.21	0.40
8:B:99:THR:O	8:B:102:VAL:HG12	2.21	0.40
9:C:248:LYS:HG2	9:C:274:TYR:CD2	2.56	0.40
10:D:209:LYS:HD2	10:D:335:PHE:CE2	2.57	0.40
10:D:249:ILE:HG22	10:D:251:PHE:O	2.20	0.40
10:D:257:LYS:HB3	10:D:260:MET:O	2.21	0.40
10:D:264:ILE:HG13	10:D:264:ILE:O	2.21	0.40
10:D:384:LYS:HD2	10:D:384:LYS:HA	1.81	0.40
11:E:153:ASP:OD1	11:E:153:ASP:N	2.40	0.40
11:E:227:GLY:HA3	11:E:375:GLU:HA	2.03	0.40
11:E:256:GLU:HB2	11:E:285:PHE:CD1	2.55	0.40
11:E:257:PRO:HD2	11:E:285:PHE:HE1	1.84	0.40
11:E:258:PRO:HG2	13:G:267:VAL:HG21	2.03	0.40
11:E:534:ARG:NH1	13:G:65:ILE:HG22	2.35	0.40
12:F:34:LEU:O	12:F:37:ASN:N	2.54	0.40
12:F:460:GLN:CG	12:N:431:GLY:HA3	2.51	0.40
13:G:21:GLN:O	13:G:24:SER:HB2	2.22	0.40
13:G:36:VAL:O	13:G:39:THR:HG22	2.20	0.40
13:G:37:ARG:HG2	13:G:448:GLN:CD	2.41	0.40
13:G:292:LYS:HA	13:G:314:VAL:H	1.86	0.40
13:G:519:THR:HG23	14:H:55:MET:HB2	2.02	0.40
7:I:122:ARG:HD2	7:I:122:ARG:HA	1.67	0.40

Continued on next page...

Continued from previous page...

Atom-1	Atom-2	Interatomic distance (Å)	Clash overlap (Å)
7:I:130:ARG:O	7:I:134:GLU:HG3	2.21	0.40
7:I:274:ARG:HA	7:I:274:ARG:HD2	1.91	0.40
7:I:274:ARG:HH21	7:I:331:LEU:HD21	1.85	0.40
7:I:314:ARG:O	7:I:318:ARG:HG3	2.20	0.40
7:I:335:GLU:OE2	7:I:337:GLU:HB2	2.21	0.40
7:I:390:ARG:HD3	7:I:390:ARG:HA	1.92	0.40
8:J:149:GLY:O	8:J:155:PHE:HB2	2.20	0.40
8:J:156:ARG:O	8:J:160:MET:HG3	2.22	0.40
8:J:283:LEU:N	8:J:309:VAL:HG21	2.36	0.40
9:K:81:ILE:O	9:K:85:ARG:HG2	2.20	0.40
9:K:155:ILE:HG13	9:K:397:VAL:HG11	2.02	0.40
9:K:159:SER:O	9:K:162:THR:HG23	2.20	0.40
9:K:196:LYS:HD3	9:K:199:ALA:HB3	2.03	0.40
9:K:228:ARG:CB	9:K:305:MET:HB3	2.51	0.40
9:K:351:GLU:HB3	9:K:362:PHE:O	2.21	0.40
10:L:182:LEU:HG	10:L:186:MET:HE2	2.03	0.40
10:L:410:CYS:O	10:L:413:ARG:HB3	2.21	0.40
11:M:264:HIS:CD2	13:O:253:ALA:HB1	2.55	0.40
11:M:344:ARG:NH1	13:O:271:TRP:CD1	2.89	0.40
12:N:162:ALA:HA	12:N:165:ALA:HB3	2.03	0.40
12:N:228:ALA:O	12:N:346:HIS:HA	2.21	0.40
12:N:236:SER:OG	12:N:295:LYS:HB2	2.20	0.40
12:N:277:LEU:HD12	12:N:280:LYS:HE2	2.03	0.40
12:N:311:VAL:HG12	12:N:313:LEU:HD11	2.03	0.40
12:N:446:ILE:HA	12:N:449:LYS:HD2	2.03	0.40
12:N:452:ALA:HB2	12:N:479:VAL:CG2	2.52	0.40
12:N:498:TYR:CE1	12:N:502:LYS:HE2	2.56	0.40
13:O:239:LEU:HD13	13:O:323:MET:HB3	2.03	0.40
13:O:412:ILE:HD12	13:O:473:THR:OG1	2.21	0.40
14:P:68:ASP:O	14:P:72:ILE:HG22	2.20	0.40
14:P:183:ILE:HD12	14:P:183:ILE:HA	1.88	0.40
14:P:191:PHE:CD1	14:P:196:HIS:HE1	2.40	0.40
14:P:481:ASP:HB2	14:P:484:ALA:HB2	2.04	0.40
3:3:116:SER:H	5:5:77:HIS:HB2	1.86	0.40
7:A:271:THR:CA	7:A:274:ARG:HH21	2.34	0.40
7:A:314:ARG:HH21	7:A:318:ARG:NH1	2.14	0.40
7:A:466:LYS:HZ2	7:A:495:PRO:HD2	1.86	0.40
8:B:78:ASN:O	8:B:82:LYS:HG3	2.21	0.40
8:B:252:PHE:HE2	8:B:278:LYS:HA	1.85	0.40
8:B:271:GLU:O	8:B:275:MET:N	2.51	0.40
8:B:471:GLU:HA	8:J:427:ARG:CZ	2.51	0.40

Continued on next page...

Continued from previous page...

Atom-1	Atom-2	Interatomic distance (Å)	Clash overlap (Å)
9:C:137:LEU:HA	9:C:137:LEU:HD23	1.95	0.40
9:C:420:HIS:NE2	9:C:470:HIS:HB3	2.36	0.40
9:C:456:GLY:HA3	12:F:117:ARG:HB3	2.03	0.40
9:C:507:LYS:HE3	9:C:507:LYS:HB3	1.83	0.40
10:D:129:HIS:CD2	10:D:130:PRO:HD2	2.56	0.40
10:D:311:ASP:CA	10:D:314:LEU:HB3	2.45	0.40
10:D:474:ILE:HG22	11:M:132:ARG:HH22	1.87	0.40
11:E:101:GLU:HG3	11:E:102:ILE:H	1.85	0.40
11:E:147:HIS:CG	11:E:429:CYS:HA	2.55	0.40
11:E:165:LEU:HB3	11:E:190:VAL:HG12	2.03	0.40
11:E:196:VAL:HG11	11:E:208:LEU:HB2	2.02	0.40
11:E:304:TRP:CZ2	13:G:267:VAL:HB	2.56	0.40
11:E:438:ASP:HA	11:E:441:PRO:HG3	2.03	0.40
11:E:494:LEU:HB3	11:E:496:LYS:HG3	2.04	0.40
11:E:519:LEU:O	11:E:522:GLN:HB3	2.21	0.40
12:F:39:GLY:N	12:F:158:THR:HA	2.37	0.40
12:F:124:GLU:HA	12:F:127:LYS:HB3	2.03	0.40
12:F:209:GLY:O	12:F:373:THR:OG1	2.25	0.40
12:F:346:HIS:HB3	12:F:367:ASN:ND2	2.36	0.40
12:F:446:ILE:O	12:F:450:VAL:HG12	2.22	0.40
13:G:119:GLN:CG	14:H:455:ASN:HB2	2.51	0.40
13:G:214:VAL:HG12	13:G:369:THR:HG21	2.03	0.40
13:G:358:TYR:HD2	13:G:360:PHE:CD1	2.39	0.40
14:H:43:THR:OG1	14:H:106:VAL:HB	2.22	0.40
14:H:44:ARG:HG2	14:H:106:VAL:CG2	2.51	0.40
14:H:129:ILE:HG23	14:H:516:VAL:CG1	2.51	0.40
14:H:165:ARG:NH2	14:H:181:LYS:HE2	2.36	0.40
14:H:473:GLU:HG3	14:H:476:LYS:HB2	2.03	0.40
14:H:483:GLU:HB3	14:H:489:VAL:O	2.20	0.40
14:H:514:ALA:O	14:H:518:VAL:HG22	2.21	0.40
7:I:139:ASN:ND2	7:I:408:VAL:HB	2.36	0.40
7:I:167:PHE:HD2	7:I:207:GLU:HA	1.85	0.40
7:I:200:ALA:HB3	7:I:378:ARG:HD3	2.03	0.40
8:J:37:ASP:O	8:J:40:LYS:HG2	2.21	0.40
8:J:101:SER:O	8:J:105:LEU:HG	2.21	0.40
8:J:141:LEU:HB2	8:J:417:MET:SD	2.61	0.40
8:J:149:GLY:HA2	8:J:155:PHE:CA	2.50	0.40
9:K:219:MET:HB3	9:K:362:PHE:HD1	1.85	0.40
9:K:420:HIS:HA	9:K:467:ARG:NH2	2.37	0.40
9:K:486:THR:O	9:K:488:VAL:HG23	2.22	0.40
10:L:193:LYS:HG2	10:L:225:GLU:OE2	2.22	0.40

Continued on next page...

Continued from previous page...

Atom-1	Atom-2	Interatomic distance (Å)	Clash overlap (Å)
10:L:286:LEU:HD22	10:L:348:ILE:HG23	2.04	0.40
10:L:440:SER:HB3	10:L:452:ARG:N	2.36	0.40
11:M:204:VAL:HG12	11:M:410:ARG:NH1	2.36	0.40
12:N:67:MET:O	14:P:525:ILE:HG13	2.21	0.40
12:N:229:TYR:CE2	12:N:281:VAL:HG12	2.56	0.40
13:O:75:ALA:O	13:O:79:LEU:HG	2.21	0.40
13:O:214:VAL:HG22	13:O:361:PHE:HB2	2.04	0.40
13:O:455:PHE:CD2	13:O:482:GLU:HG2	2.56	0.40
14:P:250:ILE:HG21	14:P:275:LEU:HD11	2.04	0.40
14:P:294:GLY:HA2	14:P:316:ASN:HB2	2.04	0.40
14:P:411:GLY:N	14:P:492:MET:HB3	2.36	0.40
14:P:447:ALA:HA	14:P:450:ARG:HB3	2.04	0.40
1:1:16:LEU:O	1:1:108:ALA:HB1	2.21	0.40
3:3:56:GLN:HG3	3:3:174:VAL:HG21	2.04	0.40
5:5:67:THR:O	5:5:70:MET:N	2.51	0.40
6:6:82:TYR:CZ	10:D:276:LEU:HB2	2.57	0.40
6:6:107:THR:O	6:6:111:LEU:N	2.49	0.40
7:A:177:LEU:O	7:A:191:PRO:HD2	2.21	0.40
7:A:287:LEU:HD23	7:A:308:VAL:HB	2.02	0.40
7:A:400:LYS:O	7:A:403:LEU:HB2	2.21	0.40
9:C:34:ALA:HB1	9:C:100:ILE:HA	2.03	0.40
9:C:202:GLU:HG2	9:C:221:ASN:ND2	2.35	0.40
9:C:422:LEU:HD13	9:C:440:VAL:CG1	2.52	0.40
10:D:65:LYS:HG3	10:D:67:ASP:HB2	2.04	0.40
10:D:418:LYS:HD3	10:D:418:LYS:HA	1.88	0.40
11:E:126:ARG:HH21	11:E:446:TYR:HE1	1.68	0.40
11:E:156:LEU:CD2	11:E:164:PRO:HG2	2.52	0.40
11:E:285:PHE:HE2	11:E:313:LEU:HB2	1.86	0.40
11:E:488:ALA:O	11:E:502:LYS:HG3	2.21	0.40
12:F:267:ILE:HG21	12:F:298:ASP:OD2	2.21	0.40
14:H:113:GLU:HG3	14:H:113:GLU:H	1.70	0.40
14:H:459:LYS:HZ2	14:H:462:GLU:H	1.67	0.40
7:I:9:GLY:O	10:L:59:LYS:NZ	2.36	0.40
7:I:111:LYS:HD3	10:L:466:ALA:HB1	2.02	0.40
7:I:176:VAL:HG23	7:I:177:LEU:H	1.87	0.40
7:I:446:LEU:HD13	7:I:468:ARG:NH2	2.36	0.40
8:J:57:ARG:HH21	10:L:538:THR:CG2	2.33	0.40
8:J:155:PHE:HE1	8:J:400:THR:O	2.04	0.40
8:J:179:PHE:CE2	8:J:386:ALA:HB1	2.57	0.40
8:J:302:GLN:NE2	10:L:345:VAL:O	2.54	0.40
9:K:215:LEU:HD22	9:K:362:PHE:CB	2.46	0.40

Continued on next page...

Continued from previous page...

Atom-1	Atom-2	Interatomic distance (Å)	Clash overlap (Å)
11:M:132:ARG:NH2	11:M:443:LEU:HB3	2.36	0.40
11:M:189:ALA:HB1	11:M:406:LEU:HD13	2.04	0.40
12:N:41:LYS:HD2	12:N:41:LYS:HA	1.84	0.40
12:N:211:VAL:HB	12:N:373:THR:HG21	2.02	0.40
12:N:387:ILE:HD12	12:N:387:ILE:HA	1.94	0.40
12:N:408:VAL:HG11	12:N:501:LYS:HB2	2.03	0.40
13:O:374:LEU:CD2	13:O:386:GLU:HB3	2.51	0.40
2:2:101:ILE:HG13	2:2:102:GLU:N	2.36	0.40
6:6:50:LEU:HB3	6:6:52:GLY:H	1.87	0.40
7:A:18:ARG:NH1	7:A:114:PRO:HG2	2.37	0.40
7:A:18:ARG:O	7:A:22:VAL:HG23	2.22	0.40
7:A:122:ARG:O	7:A:126:LYS:HG3	2.21	0.40
7:A:176:VAL:C	7:A:399:VAL:HG11	2.42	0.40
7:A:236:CYS:HB3	7:A:316:LEU:HD21	2.02	0.40
7:A:366:ASN:HB3	7:A:371:THR:HA	2.02	0.40
7:A:471:HIS:HB3	7:A:485:TRP:CZ3	2.56	0.40
7:A:527:ILE:HG22	10:D:58:ASP:C	2.42	0.40
8:B:36:GLY:HA3	8:B:107:ALA:HB2	2.03	0.40
8:B:80:ALA:HA	8:B:514:ILE:HD13	2.02	0.40
8:B:257:ARG:HG3	8:B:263:LYS:NZ	2.37	0.40
9:C:34:ALA:HA	9:C:99:ILE:CD1	2.52	0.40
9:C:44:LYS:HB3	12:F:117:ARG:HE	1.87	0.40
9:C:138:LYS:HD3	9:C:499:LEU:CD1	2.51	0.40
9:C:242:ASP:HB2	9:C:332:VAL:C	2.42	0.40
9:C:503:LEU:O	9:C:506:TYR:N	2.55	0.40
10:D:157:LEU:HD13	10:D:416:VAL:HA	2.03	0.40
10:D:251:PHE:HB3	10:D:346:ALA:O	2.20	0.40
10:D:347:HIS:CD2	10:D:348:ILE:N	2.90	0.40
10:D:425:GLY:O	10:D:493:ILE:HB	2.21	0.40
10:D:435:ARG:HA	10:D:435:ARG:HD3	1.85	0.40
10:D:473:PRO:O	10:D:476:THR:N	2.54	0.40
11:E:101:GLU:HG2	11:E:101:GLU:H	1.73	0.40
11:E:491:ILE:N	11:E:501:MET:HE2	2.31	0.40
12:F:29:GLY:O	12:F:33:VAL:HG23	2.22	0.40
12:F:44:MET:C	14:H:521:VAL:HG12	2.41	0.40
12:F:151:VAL:O	12:F:154:THR:HG22	2.22	0.40
12:F:304:ALA:O	12:F:308:GLU:HG3	2.22	0.40
12:F:399:LYS:HB3	12:F:399:LYS:HE3	1.81	0.40
12:F:462:THR:HA	12:F:465:LYS:HB2	2.03	0.40
12:F:514:ASN:HA	12:F:517:LEU:HB2	2.03	0.40
13:G:77:LYS:HD2	13:G:80:VAL:HG21	2.03	0.40

Continued on next page...

Continued from previous page...

Atom-1	Atom-2	Interatomic distance (Å)	Clash overlap (Å)
13:G:140:ALA:HB2	13:G:496:ALA:HB2	2.03	0.40
13:G:232:TYR:CE2	13:G:287:LYS:HB3	2.56	0.40
13:G:278:LEU:HD21	13:G:302:TYR:HD2	1.87	0.40
13:G:420:LEU:HD12	13:G:439:ALA:HA	2.03	0.40
13:G:496:ALA:O	13:G:499:ARG:HB2	2.21	0.40
7:I:200:ALA:O	7:I:379:GLY:N	2.33	0.40
7:I:291:GLY:HA2	7:I:310:ARG:HG2	2.02	0.40
8:J:78:ASN:HB3	8:J:81:ALA:HB3	2.03	0.40
8:J:105:LEU:HD13	8:J:504:LEU:HD23	2.02	0.40
8:J:299:TYR:O	8:J:302:GLN:HB2	2.21	0.40
8:J:322:ARG:HH22	8:J:367:LEU:N	2.19	0.40
9:K:135:SER:HB3	9:K:139:LYS:HZ3	1.86	0.40
9:K:204:ILE:HD13	9:K:204:ILE:HA	1.83	0.40
9:K:229:MET:HB3	9:K:310:THR:CB	2.51	0.40
9:K:378:GLY:N	9:K:384:LEU:HD23	2.34	0.40
11:M:27:ARG:CA	11:M:534:ARG:HD2	2.52	0.40
11:M:131:ILE:CG2	13:O:43:ARG:HG2	2.51	0.40
12:N:435:LEU:HD23	12:N:438:GLN:OE1	2.21	0.40
13:O:36:VAL:O	13:O:39:THR:OG1	2.30	0.40
13:O:194:MET:HB3	13:O:368:LYS:O	2.22	0.40
13:O:199:LYS:HD3	13:O:382:MET:SD	2.61	0.40
14:P:29:VAL:HA	14:P:116:GLU:OE1	2.21	0.40
14:P:189:SER:HB2	14:P:219:HIS:CE1	2.57	0.40
14:P:242:TYR:CD1	14:P:333:LEU:HB2	2.56	0.40
14:P:277:ASP:HA	14:P:304:TYR:CZ	2.57	0.40
14:P:425:SER:O	14:P:428:GLU:HB2	2.20	0.40

There are no symmetry-related clashes.

5.3 Torsion angles [i](#)

5.3.1 Protein backbone [i](#)

In the following table, the Percentiles column shows the percent Ramachandran outliers of the chain as a percentile score with respect to all PDB entries followed by that with respect to all EM entries.

The Analysed column shows the number of residues for which the backbone conformation was analysed, and the total number of residues.

Mol	Chain	Analysed	Favoured	Allowed	Outliers	Percentiles	
1	1	105/107 (98%)	97 (92%)	8 (8%)	0	100	100
2	2	101/103 (98%)	93 (92%)	8 (8%)	0	100	100
3	3	130/132 (98%)	111 (85%)	18 (14%)	1 (1%)	19	60
4	4	102/104 (98%)	97 (95%)	5 (5%)	0	100	100
5	5	125/127 (98%)	114 (91%)	11 (9%)	0	100	100
6	6	100/102 (98%)	91 (91%)	8 (8%)	1 (1%)	15	55
7	A	519/534 (97%)	433 (83%)	84 (16%)	2 (0%)	34	72
7	I	532/534 (100%)	480 (90%)	52 (10%)	0	100	100
8	B	507/509 (100%)	446 (88%)	59 (12%)	2 (0%)	34	72
8	J	506/509 (99%)	461 (91%)	43 (8%)	2 (0%)	34	72
9	C	507/513 (99%)	448 (88%)	58 (11%)	1 (0%)	47	81
9	K	511/513 (100%)	461 (90%)	49 (10%)	1 (0%)	47	81
10	D	506/514 (98%)	443 (88%)	62 (12%)	1 (0%)	47	81
10	L	511/514 (99%)	453 (89%)	56 (11%)	2 (0%)	34	72
11	E	515/517 (100%)	454 (88%)	58 (11%)	3 (1%)	25	66
11	M	515/517 (100%)	465 (90%)	47 (9%)	3 (1%)	25	66
12	F	512/515 (99%)	448 (88%)	63 (12%)	1 (0%)	47	81
12	N	511/515 (99%)	460 (90%)	48 (9%)	3 (1%)	25	66
13	G	510/514 (99%)	454 (89%)	54 (11%)	2 (0%)	34	72
13	O	508/514 (99%)	470 (92%)	37 (7%)	1 (0%)	47	81
14	H	508/514 (99%)	435 (86%)	72 (14%)	1 (0%)	47	81
14	P	507/514 (99%)	456 (90%)	48 (10%)	3 (1%)	25	66
All	All	8848/8935 (99%)	7870 (89%)	948 (11%)	30 (0%)	44	77

All (30) Ramachandran outliers are listed below:

Mol	Chain	Res	Type
3	3	137	ILE
11	E	441	PRO
8	J	226	VAL
11	M	263	LYS
8	B	432	GLU
13	G	168	ILE
13	O	260	VAL
14	P	41	GLN

Continued on next page...

Continued from previous page...

Mol	Chain	Res	Type
14	P	473	GLU
9	C	222	LYS
11	E	442	THR
6	6	23	LEU
7	A	177	LEU
13	G	121	ILE
8	J	466	ARG
9	K	370	LYS
11	M	177	VAL
11	M	178	VAL
8	B	429	PRO
12	N	423	ILE
10	D	203	VAL
11	E	131	ILE
12	F	429	VAL
14	H	257	VAL
12	N	87	ILE
7	A	252	VAL
10	L	85	HIS
10	L	203	VAL
14	P	431	PRO
12	N	235	VAL

5.3.2 Protein sidechains ⓘ

In the following table, the Percentiles column shows the percent sidechain outliers of the chain as a percentile score with respect to all PDB entries followed by that with respect to all EM entries.

The Analysed column shows the number of residues for which the sidechain conformation was analysed, and the total number of residues.

Mol	Chain	Analysed	Rotameric	Outliers	Percentiles	
1	1	97/97 (100%)	97 (100%)	0	100	100
2	2	91/91 (100%)	91 (100%)	0	100	100
3	3	122/122 (100%)	122 (100%)	0	100	100
4	4	96/96 (100%)	95 (99%)	1 (1%)	76	86
5	5	116/116 (100%)	116 (100%)	0	100	100
6	6	91/91 (100%)	91 (100%)	0	100	100
7	A	434/445 (98%)	433 (100%)	1 (0%)	93	96

Continued on next page...

Continued from previous page...

Mol	Chain	Analysed	Rotameric	Outliers	Percentiles	
7	I	445/445 (100%)	445 (100%)	0	100	100
8	B	405/405 (100%)	404 (100%)	1 (0%)	93	96
8	J	405/405 (100%)	405 (100%)	0	100	100
9	C	441/444 (99%)	441 (100%)	0	100	100
9	K	444/444 (100%)	443 (100%)	1 (0%)	93	96
10	D	433/439 (99%)	432 (100%)	1 (0%)	93	96
10	L	438/439 (100%)	437 (100%)	1 (0%)	93	96
11	E	436/436 (100%)	434 (100%)	2 (0%)	88	93
11	M	436/436 (100%)	436 (100%)	0	100	100
12	F	429/429 (100%)	428 (100%)	1 (0%)	93	96
12	N	429/429 (100%)	429 (100%)	0	100	100
13	G	420/421 (100%)	419 (100%)	1 (0%)	93	96
13	O	421/421 (100%)	420 (100%)	1 (0%)	93	96
14	H	423/426 (99%)	422 (100%)	1 (0%)	93	96
14	P	422/426 (99%)	421 (100%)	1 (0%)	93	96
All	All	7474/7503 (100%)	7461 (100%)	13 (0%)	93	96

All (13) residues with a non-rotameric sidechain are listed below:

Mol	Chain	Res	Type
4	4	57	ILE
7	A	161	ILE
8	B	121	ILE
10	D	266	VAL
11	E	387	ILE
11	E	418	VAL
12	F	376	ILE
13	G	373	ILE
14	H	190	ILE
9	K	296	ILE
10	L	503	ILE
13	O	479	ILE
14	P	212	ILE

Sometimes sidechains can be flipped to improve hydrogen bonding and reduce clashes. All (167) such sidechains are listed below:

Mol	Chain	Res	Type
1	1	25	GLN
1	1	43	HIS
1	1	84	GLN
2	2	35	GLN
2	2	37	GLN
2	2	106	GLN
2	2	109	GLN
3	3	77	GLN
3	3	92	GLN
3	3	141	GLN
5	5	40	GLN
5	5	129	GLN
6	6	31	GLN
6	6	93	GLN
7	A	21	ASN
7	A	82	GLN
7	A	139	ASN
7	A	164	ASN
7	A	284	ASN
7	A	333	ASN
7	A	381	ASN
7	A	425	ASN
7	A	450	ASN
7	A	498	ASN
8	B	91	GLN
8	B	174	HIS
8	B	175	HIS
8	B	178	HIS
8	B	195	ASN
8	B	228	GLN
8	B	234	ASN
8	B	269	HIS
8	B	288	ASN
8	B	337	HIS
8	B	473	ASN
8	B	519	ASN
9	C	64	ASN
9	C	87	GLN
9	C	115	GLN
9	C	118	HIS
9	C	157	ASN
9	C	174	ASN
9	C	226	HIS

Continued on next page...

Continued from previous page...

Mol	Chain	Res	Type
9	C	442	GLN
9	C	454	ASN
9	C	481	ASN
10	D	80	GLN
10	D	235	ASN
10	D	262	ASN
10	D	296	ASN
10	D	318	ASN
10	D	347	HIS
10	D	482	ASN
10	D	510	GLN
11	E	98	GLN
11	E	147	HIS
11	E	360	GLN
11	E	391	ASN
11	E	435	GLN
11	E	499	ASN
11	E	522	GLN
12	F	37	ASN
12	F	61	ASN
12	F	84	GLN
12	F	105	GLN
12	F	161	HIS
12	F	294	GLN
12	F	367	ASN
12	F	470	HIS
12	F	475	GLN
12	F	482	ASN
12	F	497	ASN
13	G	17	GLN
13	G	21	GLN
13	G	228	GLN
13	G	234	ASN
13	G	252	ASN
13	G	264	GLN
13	G	331	GLN
13	G	335	ASN
13	G	448	GLN
13	G	452	ASN
13	G	522	ASN
14	H	21	HIS
14	H	32	ASN

Continued on next page...

Continued from previous page...

Mol	Chain	Res	Type
14	H	58	ASN
14	H	198	ASN
14	H	219	HIS
14	H	267	ASN
14	H	279	GLN
14	H	289	ASN
14	H	477	ASN
7	I	69	HIS
7	I	133	ASN
7	I	139	ASN
7	I	170	ASN
7	I	196	ASN
7	I	366	ASN
7	I	381	ASN
7	I	472	ASN
7	I	482	ASN
8	J	65	ASN
8	J	124	GLN
8	J	148	HIS
8	J	161	ASN
8	J	175	HIS
8	J	314	HIS
8	J	361	HIS
8	J	399	GLN
9	K	13	ASN
9	K	26	ASN
9	K	87	GLN
9	K	111	HIS
9	K	118	HIS
9	K	184	GLN
9	K	400	ASN
9	K	453	GLN
9	K	470	HIS
9	K	474	ASN
9	K	481	ASN
10	L	250	GLN
10	L	301	GLN
10	L	347	HIS
10	L	366	ASN
10	L	468	ASN
10	L	510	GLN
11	M	37	HIS

Continued on next page...

Continued from previous page...

Mol	Chain	Res	Type
11	M	98	GLN
11	M	182	HIS
11	M	184	GLN
11	M	191	ASN
11	M	278	GLN
11	M	298	ASN
11	M	376	GLN
11	M	391	ASN
11	M	403	HIS
11	M	499	ASN
12	N	31	GLN
12	N	37	ASN
12	N	65	HIS
12	N	294	GLN
12	N	320	ASN
12	N	346	HIS
12	N	367	ASN
12	N	386	GLN
12	N	460	GLN
12	N	503	GLN
12	N	514	ASN
13	O	151	GLN
13	O	171	GLN
13	O	191	GLN
13	O	272	ASN
13	O	283	HIS
13	O	331	GLN
13	O	359	ASN
13	O	390	HIS
13	O	431	GLN
13	O	501	ASN
14	P	91	HIS
14	P	196	HIS
14	P	279	GLN
14	P	289	ASN
14	P	309	ASN
14	P	316	ASN
14	P	461	ASN
14	P	477	ASN
14	P	513	ASN

5.3.3 RNA [i](#)

There are no RNA molecules in this entry.

5.4 Non-standard residues in protein, DNA, RNA chains [i](#)

There are no non-standard protein/DNA/RNA residues in this entry.

5.5 Carbohydrates [i](#)

There are no monosaccharides in this entry.

5.6 Ligand geometry [i](#)

There are no ligands in this entry.

5.7 Other polymers [i](#)

There are no such residues in this entry.

5.8 Polymer linkage issues [i](#)

The following chains have linkage breaks:

Mol	Chain	Number of breaks
13	O	3

All chain breaks are listed below:

Model	Chain	Residue-1	Atom-1	Residue-2	Atom-2	Distance (Å)
1	O	256:ARG	C	257:VAL	N	7.80
1	O	258:HIS	C	259:THR	N	3.53
1	O	257:VAL	C	258:HIS	N	3.02

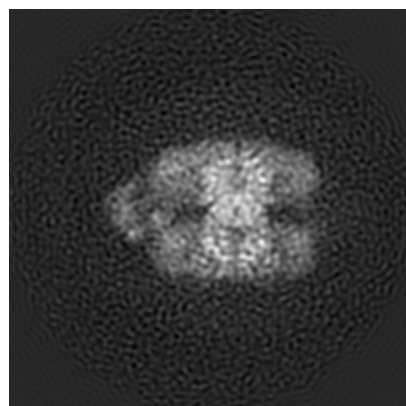
6 Map visualisation [i](#)

This section contains visualisations of the EMDB entry EMD-0494. These allow visual inspection of the internal detail of the map and identification of artifacts.

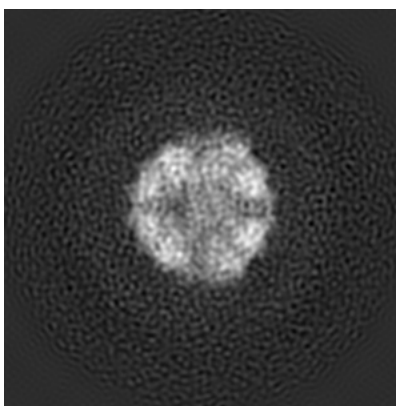
Images derived from a raw map, generated by summing the deposited half-maps, are presented below the corresponding image components of the primary map to allow further visual inspection and comparison with those of the primary map.

6.1 Orthogonal projections [i](#)

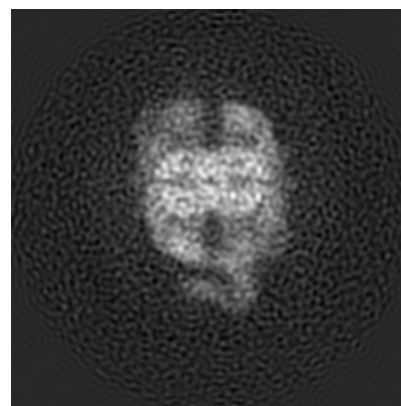
6.1.1 Primary map



X

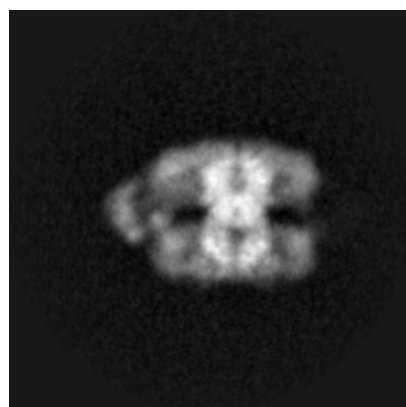


Y

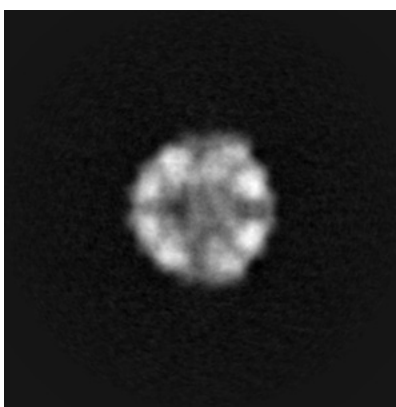


Z

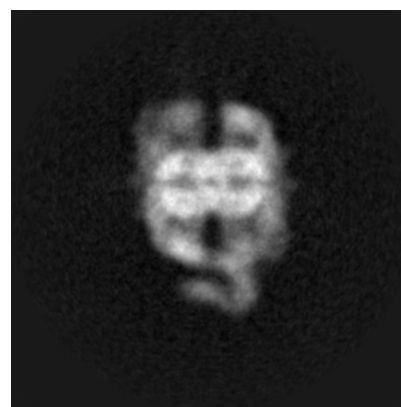
6.1.2 Raw map



X



Y

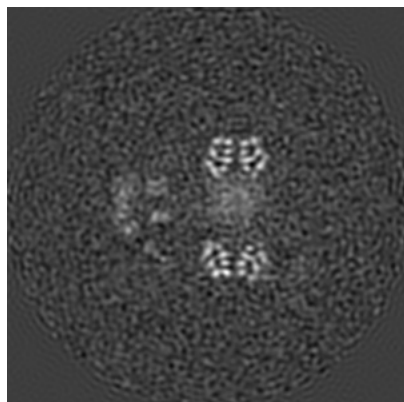


Z


The images above show the map projected in three orthogonal directions.

6.2 Central slices [i](#)

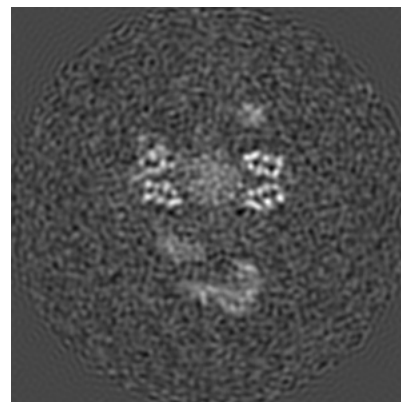
6.2.1 Primary map



X Index: 120

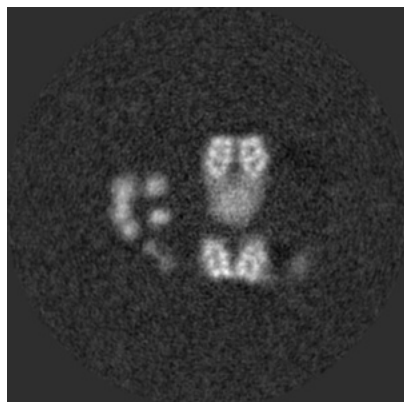


Y Index: 120

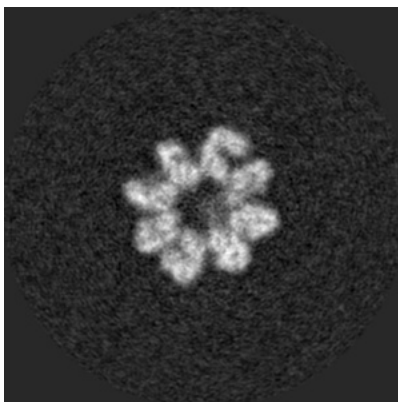


Z Index: 120

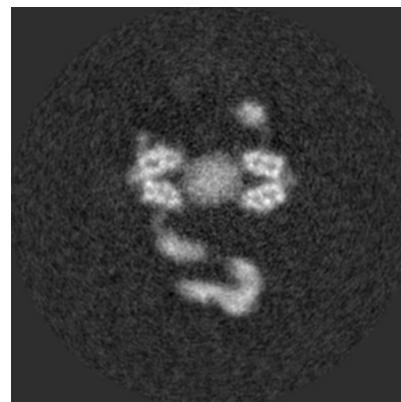
6.2.2 Raw map



X Index: 120



Y Index: 120

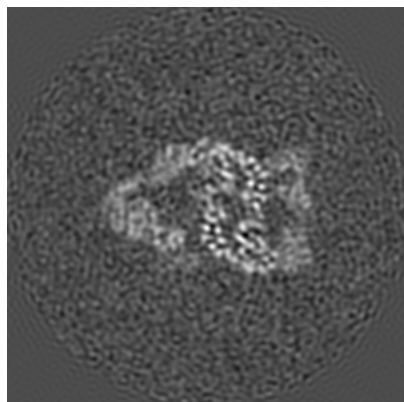


Z Index: 120

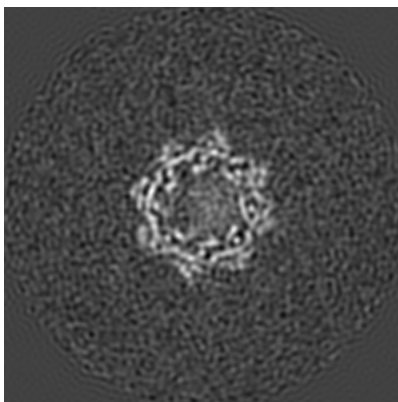
The images above show central slices of the map in three orthogonal directions.

6.3 Largest variance slices [i](#)

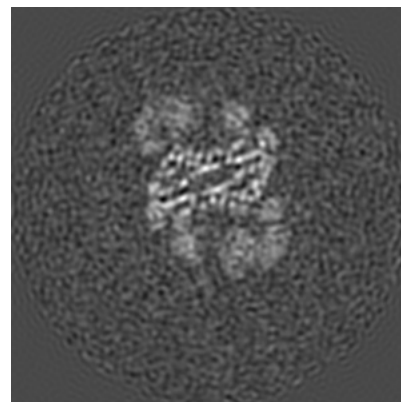
6.3.1 Primary map



X Index: 141

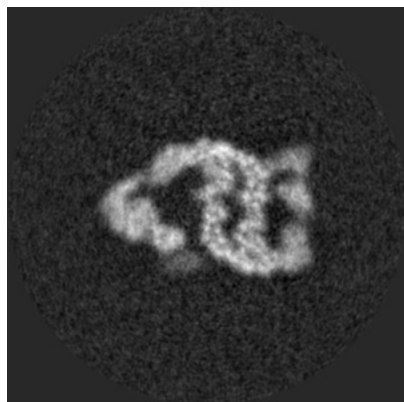


Y Index: 129

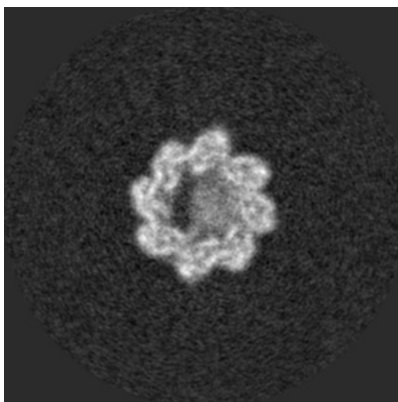


Z Index: 142

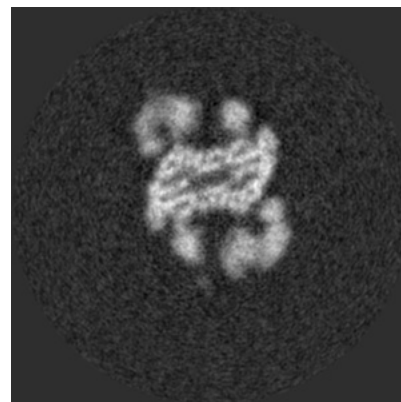
6.3.2 Raw map



X Index: 141



Y Index: 128

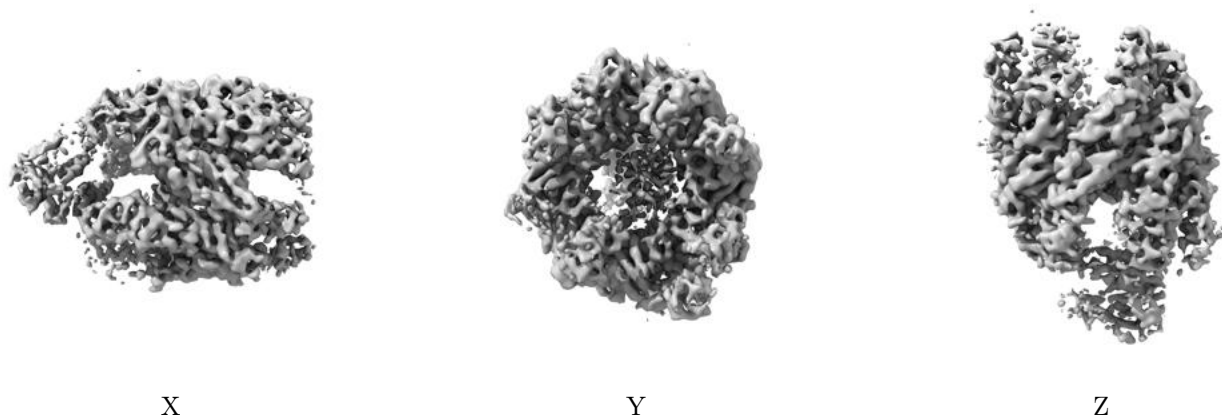


Z Index: 142

The images above show the largest variance slices of the map in three orthogonal directions.

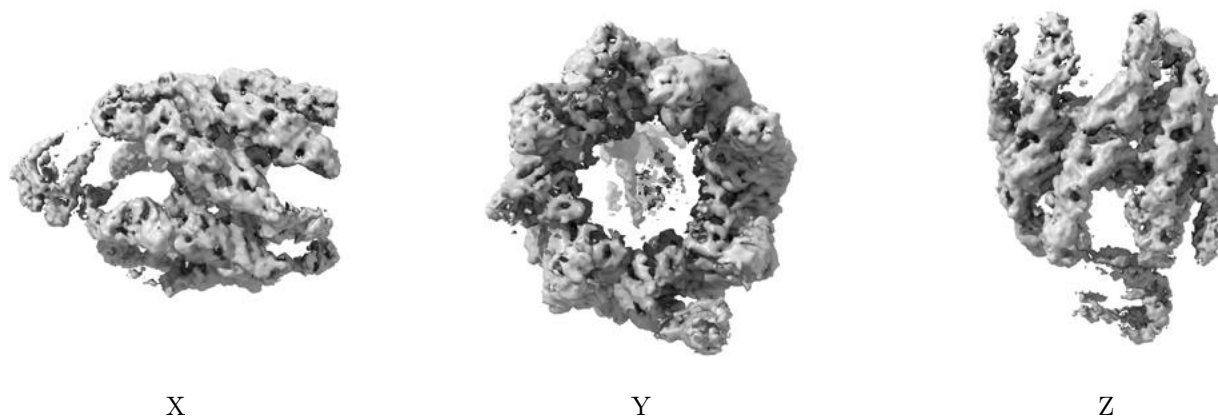
6.4 Orthogonal surface views [i](#)

6.4.1 Primary map



The images above show the 3D surface view of the map at the recommended contour level 0.7. These images, in conjunction with the slice images, may facilitate assessment of whether an appropriate contour level has been provided.

6.4.2 Raw map



These images show the 3D surface of the raw map. The raw map's contour level was selected so that its surface encloses the same volume as the primary map does at its recommended contour level.

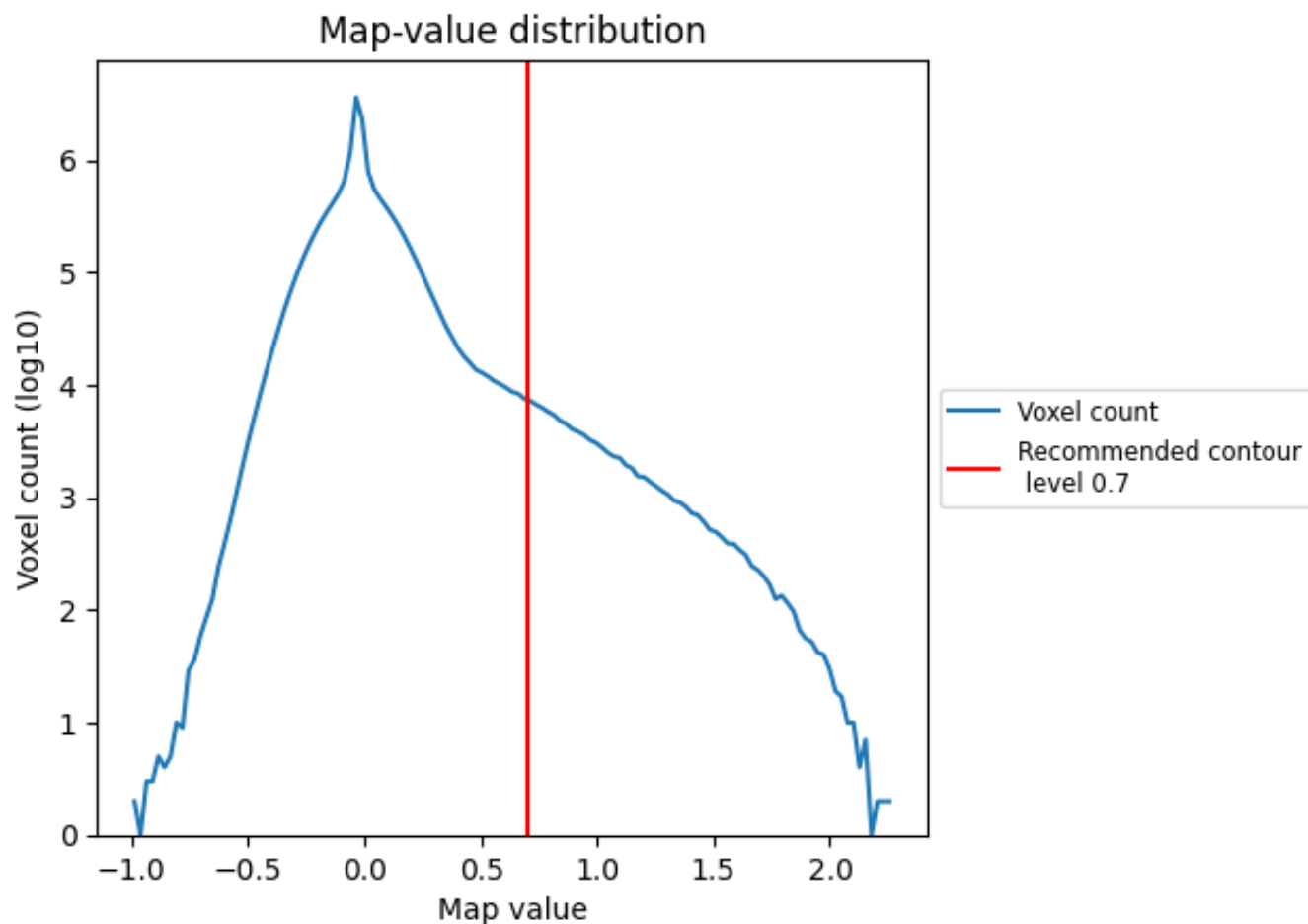
6.5 Mask visualisation [i](#)

This section was not generated. No masks/segmentation were deposited.

7 Map analysis [i](#)

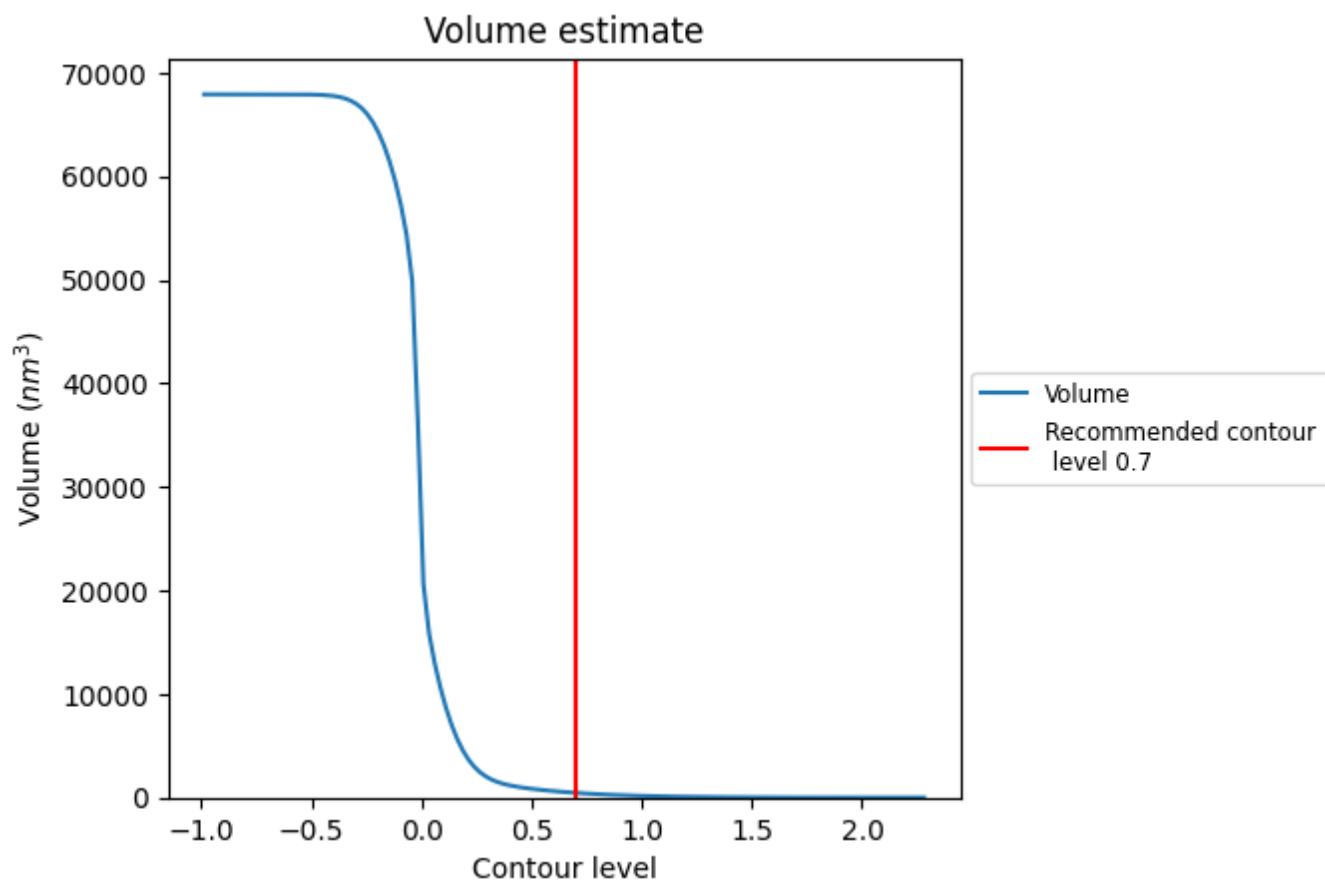
This section contains the results of statistical analysis of the map.

7.1 Map-value distribution [i](#)



The map-value distribution is plotted in 128 intervals along the x-axis. The y-axis is logarithmic. A spike in this graph at zero usually indicates that the volume has been masked.

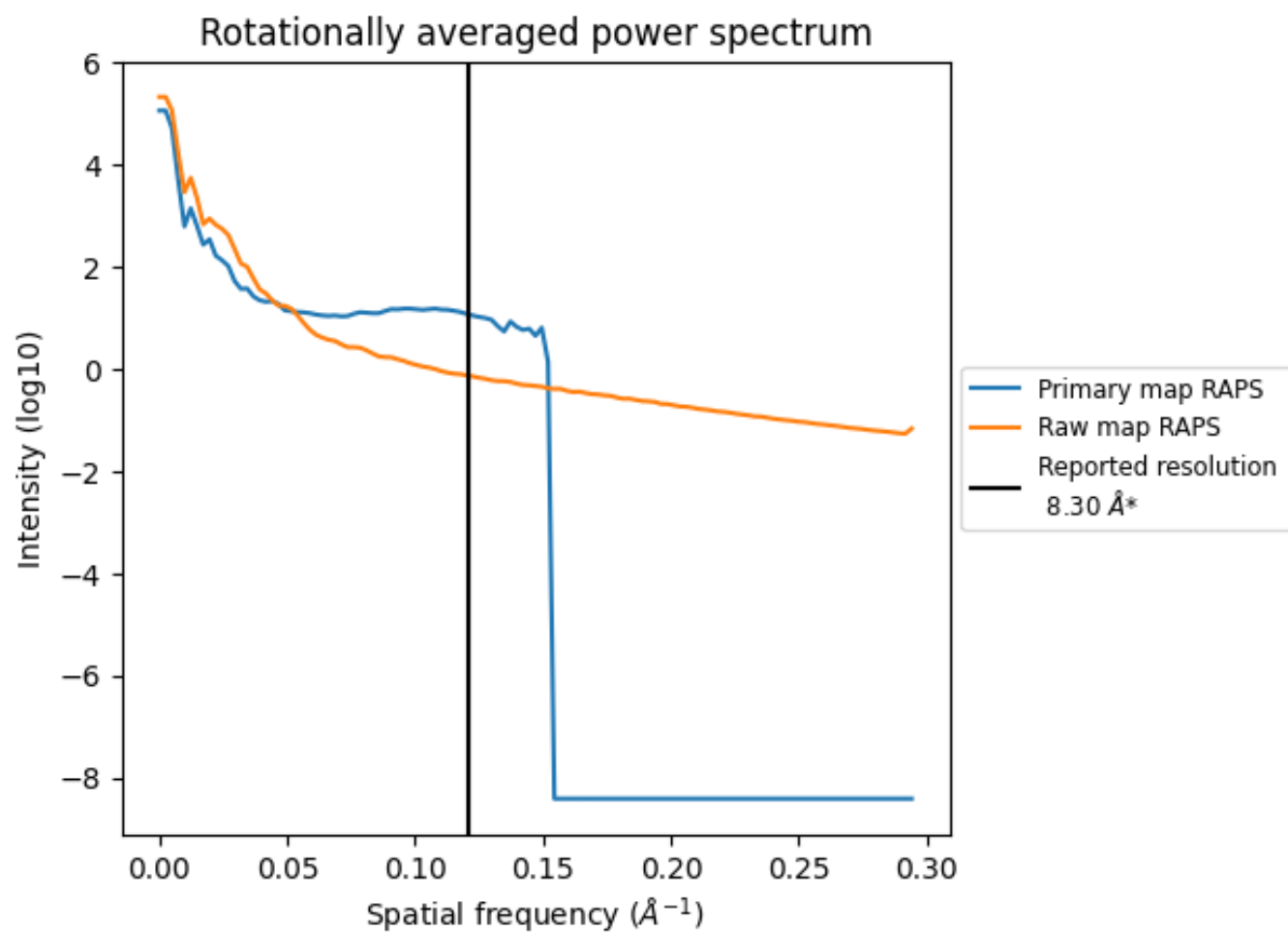
7.2 Volume estimate [i](#)



The volume at the recommended contour level is 455 nm³; this corresponds to an approximate mass of 411 kDa.

The volume estimate graph shows how the enclosed volume varies with the contour level. The recommended contour level is shown as a vertical line and the intersection between the line and the curve gives the volume of the enclosed surface at the given level.

7.3 Rotationally averaged power spectrum ⓘ

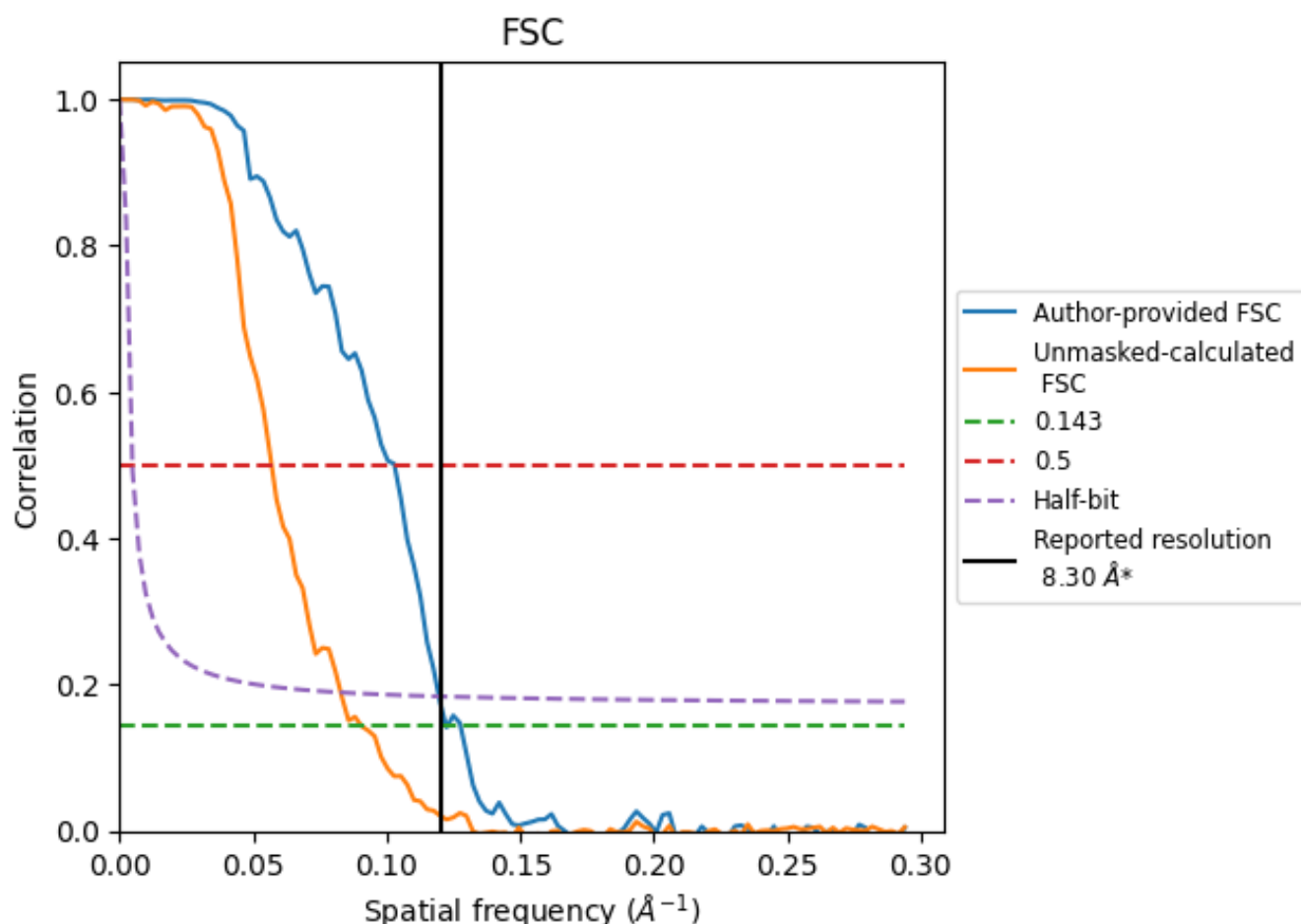


*Reported resolution corresponds to spatial frequency of 0.120 \AA^{-1}

8 Fourier-Shell correlation [i](#)

Fourier-Shell Correlation (FSC) is the most commonly used method to estimate the resolution of single-particle and subtomogram-averaged maps. The shape of the curve depends on the imposed symmetry, mask and whether or not the two 3D reconstructions used were processed from a common reference. The reported resolution is shown as a black line. A curve is displayed for the half-bit criterion in addition to lines showing the 0.143 gold standard cut-off and 0.5 cut-off.

8.1 FSC [i](#)



*Reported resolution corresponds to spatial frequency of 0.120 Å⁻¹

8.2 Resolution estimates [i](#)

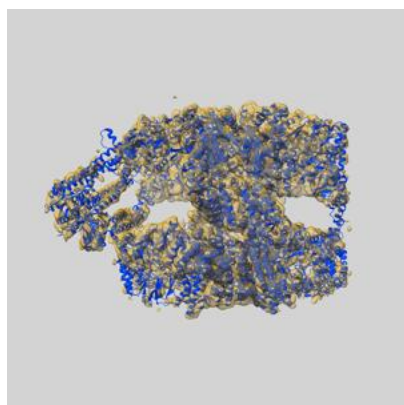
Resolution estimate (Å)	Estimation criterion (FSC cut-off)		
	0.143	0.5	Half-bit
Reported by author	8.30	-	-
Author-provided FSC curve	8.17	9.71	8.36
Unmasked-calculated*	11.03	17.54	12.06

*Resolution estimate based on FSC curve calculated by comparison of deposited half-maps. The value from deposited half-maps intersecting FSC 0.143 CUT-OFF 11.03 differs from the reported value 8.3 by more than 10 %

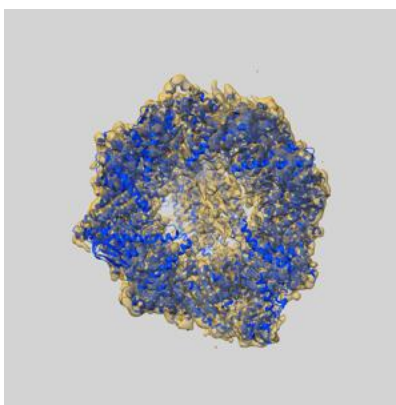
9 Map-model fit [i](#)

This section contains information regarding the fit between EMDB map EMD-0494 and PDB model 6NRC. Per-residue inclusion information can be found in section 3 on page 7.

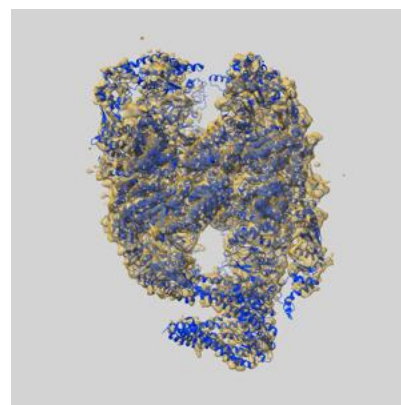
9.1 Map-model overlay [i](#)



X



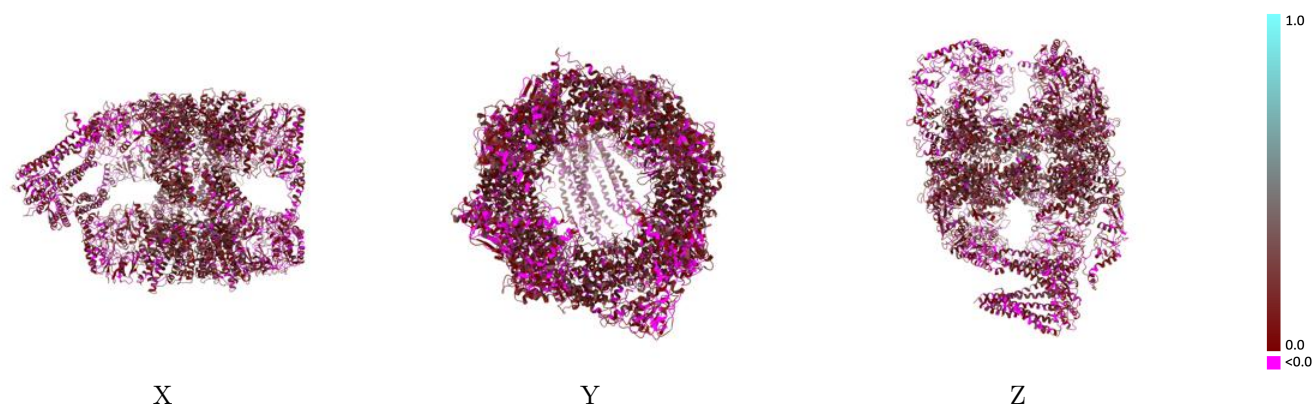
Y



Z

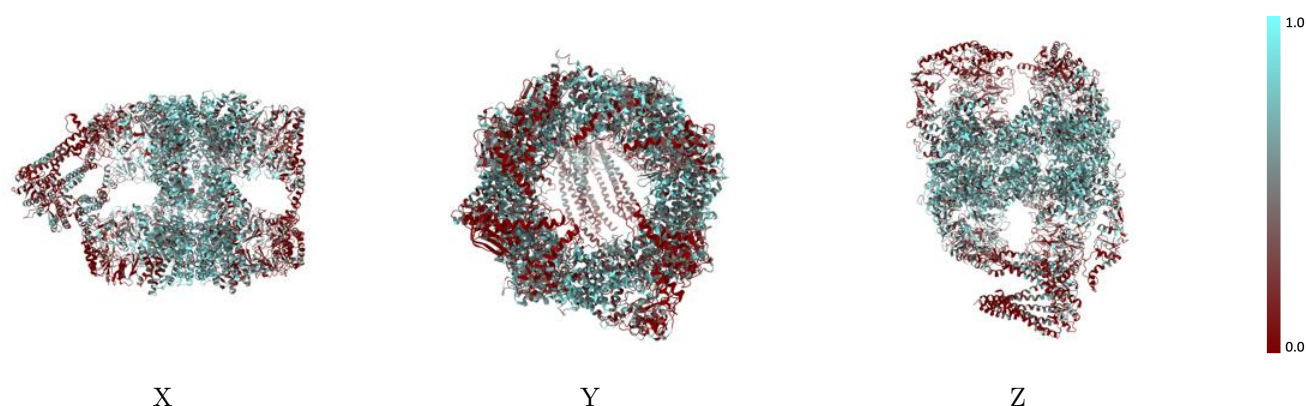
The images above show the 3D surface view of the map at the recommended contour level 0.7 at 50% transparency in yellow overlaid with a ribbon representation of the model coloured in blue. These images allow for the visual assessment of the quality of fit between the atomic model and the map.

9.2 Q-score mapped to coordinate model [i](#)



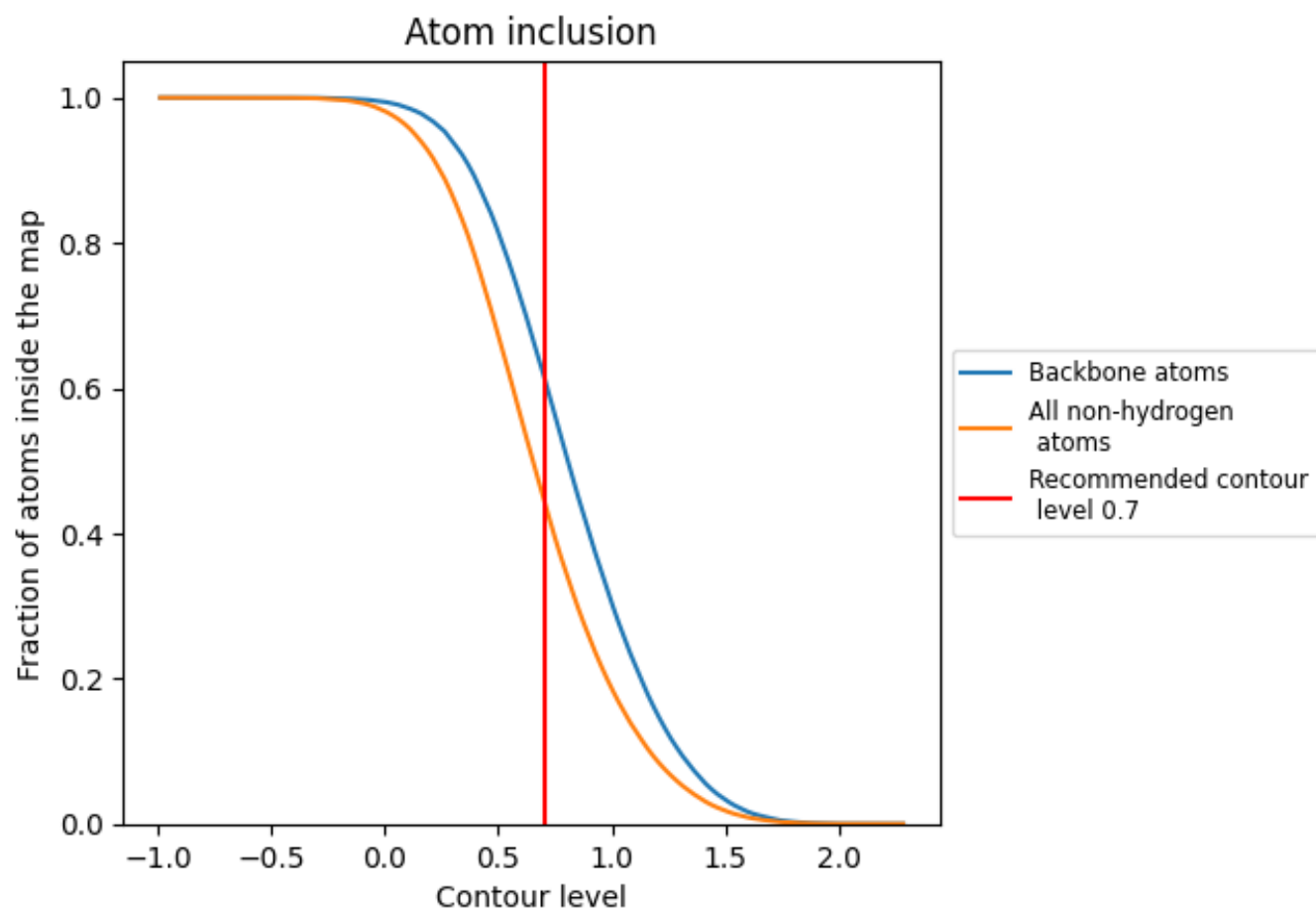
The images above show the model with each residue coloured according its Q-score. This shows their resolvability in the map with higher Q-score values reflecting better resolvability. Please note: Q-score is calculating the resolvability of atoms, and thus high values are only expected at resolutions at which atoms can be resolved. Low Q-score values may therefore be expected for many entries.

9.3 Atom inclusion mapped to coordinate model [i](#)



The images above show the model with each residue coloured according to its atom inclusion. This shows to what extent they are inside the map at the recommended contour level (0.7).















































9.4 Atom inclusion [i](#)



At the recommended contour level, 62% of all backbone atoms, 45% of all non-hydrogen atoms, are inside the map.

9.5 Map-model fit summary

The table lists the average atom inclusion at the recommended contour level (0.7) and Q-score for the entire model and for each chain.

Chain	Atom inclusion	Q-score
All	 0.4471	 0.1120
1	 0.2141	 0.0600
2	 0.1227	 0.0440
3	 0.2411	 0.0700
4	 0.2820	 0.0700
5	 0.3468	 0.1150
6	 0.4153	 0.1220
A	 0.4811	 0.1210
B	 0.3588	 0.1100
C	 0.4916	 0.1210
D	 0.5758	 0.1450
E	 0.5017	 0.1270
F	 0.5464	 0.1330
G	 0.4675	 0.1140
H	 0.5540	 0.1300
I	 0.3827	 0.0860
J	 0.3288	 0.0930
K	 0.4004	 0.0950
L	 0.4502	 0.1110
M	 0.4550	 0.1110
N	 0.4665	 0.1190
O	 0.4229	 0.1030
P	 0.5160	 0.1260

