



Full wwPDB EM Validation Report ⓘ

Nov 6, 2022 – 06:12 PM EST

PDB ID : 6NRD
EMDB ID : EMD-0495
Title : hTRiC-hPFD Class4
Authors : Gestaut, D.R.; Roh, S.H.; Ma, B.; Pintilie, G.; Joachimiak, L.A.; Leitner, A.; Walzthoeni, T.; Aebersold, R.; Chiu, W.; Frydman, J.
Deposited on : 2019-01-23
Resolution : 8.20 Å(reported)

This is a Full wwPDB EM Validation Report for a publicly released PDB entry.

We welcome your comments at validation@mail.wwpdb.org

A user guide is available at

<https://www.wwpdb.org/validation/2017/EMValidationReportHelp>
with specific help available everywhere you see the ⓘ symbol.

The types of validation reports are described at

<http://www.wwpdb.org/validation/2017/FAQs#types>.

The following versions of software and data (see [references ⓘ](#)) were used in the production of this report:

EMDB validation analysis : 0.0.1.dev43
MolProbity : 4.02b-467
Percentile statistics : 20191225.v01 (using entries in the PDB archive December 25th 2019)
MapQ : 1.9.9
Ideal geometry (proteins) : Engh & Huber (2001)
Ideal geometry (DNA, RNA) : Parkinson et al. (1996)
Validation Pipeline (wwPDB-VP) : 2.31.2

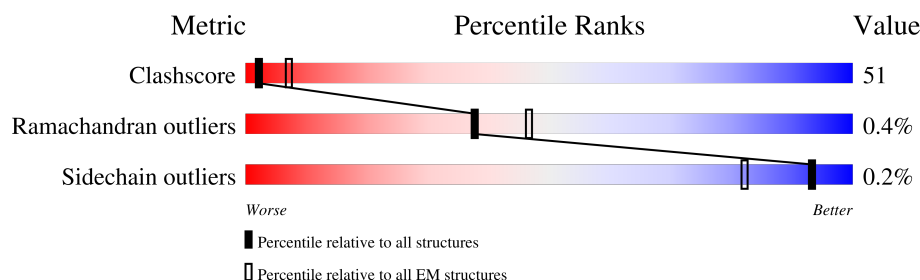
1 Overall quality at a glance

The following experimental techniques were used to determine the structure:

ELECTRON MICROSCOPY

The reported resolution of this entry is 8.20 Å.

Percentile scores (ranging between 0-100) for global validation metrics of the entry are shown in the following graphic. The table shows the number of entries on which the scores are based.



Metric	Whole archive (#Entries)	EM structures (#Entries)
Clashscore	158937	4297
Ramachandran outliers	154571	4023
Sidechain outliers	154315	3826

The table below summarises the geometric issues observed across the polymeric chains and their fit to the map. The red, orange, yellow and green segments of the bar indicate the fraction of residues that contain outliers for ≥ 3 , 2, 1 and 0 types of geometric quality criteria respectively. A grey segment represents the fraction of residues that are not modelled. The numeric value for each fraction is indicated below the corresponding segment, with a dot representing fractions $\leq 5\%$. The upper red bar (where present) indicates the fraction of residues that have poor fit to the EM map (all-atom inclusion $< 40\%$). The numeric value is given above the bar.

Mol	Chain	Length	Quality of chain
1	A	534	<div> <div>40%</div> <div>27%</div> <div>69%</div> <div>..</div> </div>
1	I	534	<div> <div>53%</div> <div>32%</div> <div>67%</div> <div>.</div> </div>
2	B	509	<div> <div>57%</div> <div>33%</div> <div>66%</div> <div>.</div> </div>
2	J	509	<div> <div>59%</div> <div>39%</div> <div>61%</div> </div>
3	C	513	<div> <div>34%</div> <div>23%</div> <div>76%</div> <div>..</div> </div>
3	K	513	<div> <div>50%</div> <div>31%</div> <div>68%</div> <div>.</div> </div>
4	D	514	<div> <div>27%</div> <div>22%</div> <div>76%</div> <div>..</div> </div>
4	L	514	<div> <div>45%</div> <div>28%</div> <div>70%</div> <div>.</div> </div>

Continued on next page...

Continued from previous page...

Mol	Chain	Length	Quality of chain
5	E	517	
5	M	517	
6	F	515	
6	N	515	
7	G	514	
7	O	514	
8	H	514	
8	P	514	
9	1	107	
10	2	103	
11	3	132	
12	4	104	
13	5	127	
14	6	102	

2 Entry composition

There are 14 unique types of molecules in this entry. The entry contains 68284 atoms, of which 0 are hydrogens and 0 are deuteriums.

In the tables below, the AltConf column contains the number of residues with at least one atom in alternate conformation and the Trace column contains the number of residues modelled with at most 2 atoms.

- Molecule 1 is a protein called T-complex protein 1 subunit alpha.

Mol	Chain	Residues	Atoms					AltConf	Trace
1	A	521	Total	C	N	O	S	0	0
			3956	2479	691	763	23		
1	I	534	Total	C	N	O	S	0	0
			4056	2540	709	783	24		

- Molecule 2 is a protein called T-complex protein 1 subunit beta.

Mol	Chain	Residues	Atoms					AltConf	Trace
2	B	509	Total	C	N	O	S	0	0
			3829	2392	673	745	19		
2	J	508	Total	C	N	O	S	0	0
			3823	2389	672	743	19		

- Molecule 3 is a protein called T-complex protein 1 subunit gamma.

Mol	Chain	Residues	Atoms					AltConf	Trace
3	C	509	Total	C	N	O	S	0	0
			3956	2465	697	764	30		
3	K	513	Total	C	N	O	S	0	0
			3985	2481	703	771	30		

- Molecule 4 is a protein called T-complex protein 1 subunit delta.

Mol	Chain	Residues	Atoms					AltConf	Trace
4	D	508	Total	C	N	O	S	0	0
			3832	2398	665	746	23		
4	L	513	Total	C	N	O	S	0	0
			3873	2422	674	754	23		

- Molecule 5 is a protein called T-complex protein 1 subunit epsilon.

Mol	Chain	Residues	Atoms					AltConf	Trace
5	E	517	Total	C	N	O	S	0	0
			3974	2483	692	769	30		
5	M	517	Total	C	N	O	S	0	0
			3974	2483	692	769	30		

- Molecule 6 is a protein called T-complex protein 1 subunit zeta.

Mol	Chain	Residues	Atoms					AltConf	Trace
6	F	514	Total	C	N	O	S	0	0
			3945	2478	690	757	20		
6	N	513	Total	C	N	O	S	0	0
			3940	2476	689	755	20		

- Molecule 7 is a protein called T-complex protein 1 subunit eta.

Mol	Chain	Residues	Atoms					AltConf	Trace
7	G	512	Total	C	N	O	S	0	0
			3936	2485	682	746	23		
7	O	514	Total	C	N	O	S	0	0
			3947	2490	684	750	23		

- Molecule 8 is a protein called T-complex protein 1 subunit theta.

Mol	Chain	Residues	Atoms					AltConf	Trace
8	H	510	Total	C	N	O	S	0	0
			3892	2451	661	754	26		
8	P	509	Total	C	N	O	S	0	0
			3884	2447	659	752	26		

- Molecule 9 is a protein called Prefoldin subunit 1.

Mol	Chain	Residues	Atoms					AltConf	Trace
9	1	107	Total	C	N	O	S	0	0
			874	546	150	173	5		

- Molecule 10 is a protein called Prefoldin subunit 2.

Mol	Chain	Residues	Atoms					AltConf	Trace
10	2	103	Total	C	N	O	S	0	0
			830	513	151	163	3		

- Molecule 11 is a protein called Prefoldin subunit 3.

Mol	Chain	Residues	Atoms					AltConf	Trace
11	3	132	Total	C	N	O	S	0	0
			1087	690	179	210	8		

- Molecule 12 is a protein called Prefoldin subunit 4.

Mol	Chain	Residues	Atoms					AltConf	Trace
12	4	104	Total	C	N	O	S	0	0
			847	523	142	177	5		

- Molecule 13 is a protein called Prefoldin subunit 5.

Mol	Chain	Residues	Atoms					AltConf	Trace
13	5	127	Total	C	N	O	S	0	0
			1018	647	166	197	8		

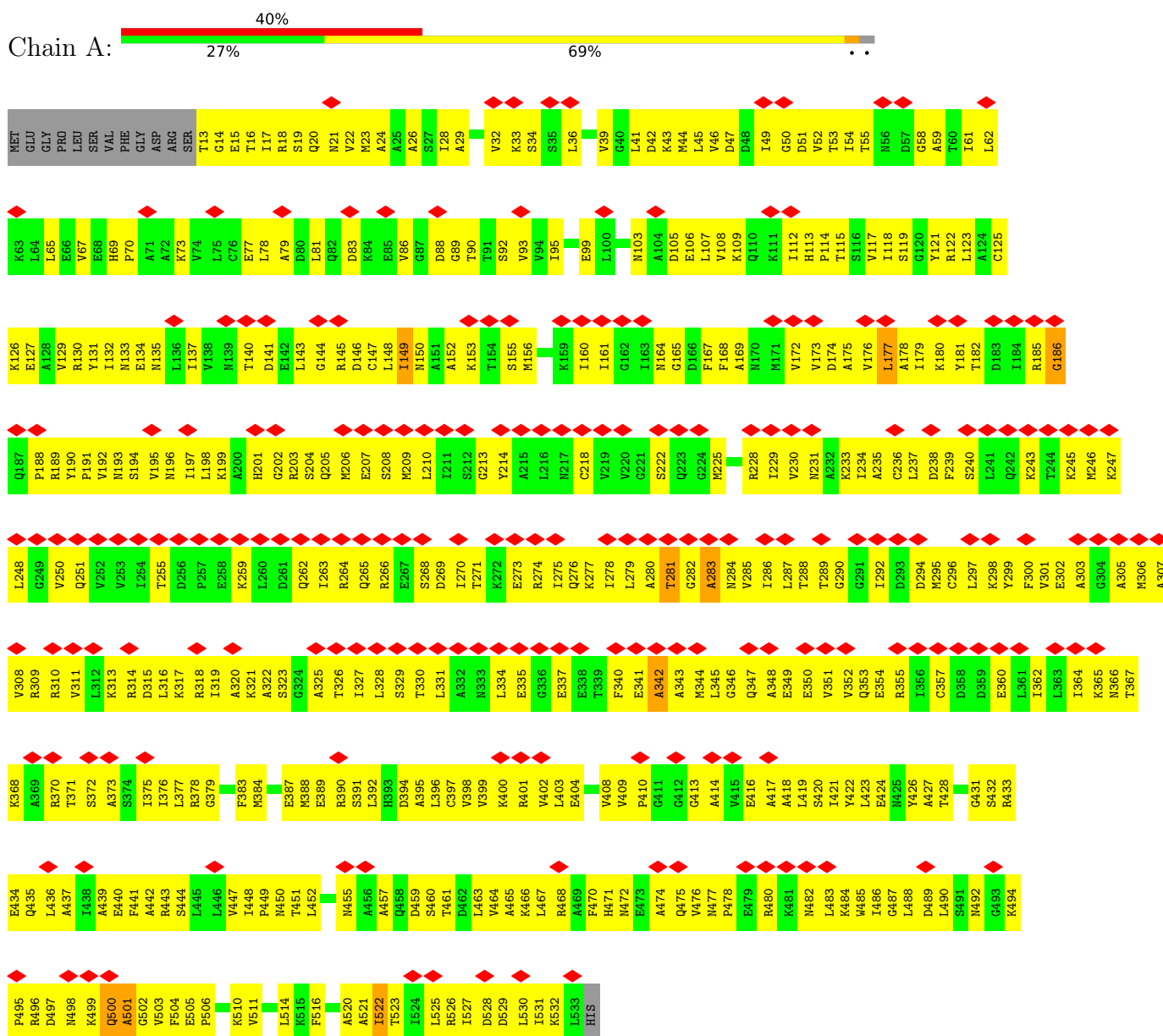
- Molecule 14 is a protein called Prefoldin subunit 6.

Mol	Chain	Residues	Atoms					AltConf	Trace
14	6	102	Total	C	N	O	S	0	0
			826	511	148	166	1		

3 Residue-property plots

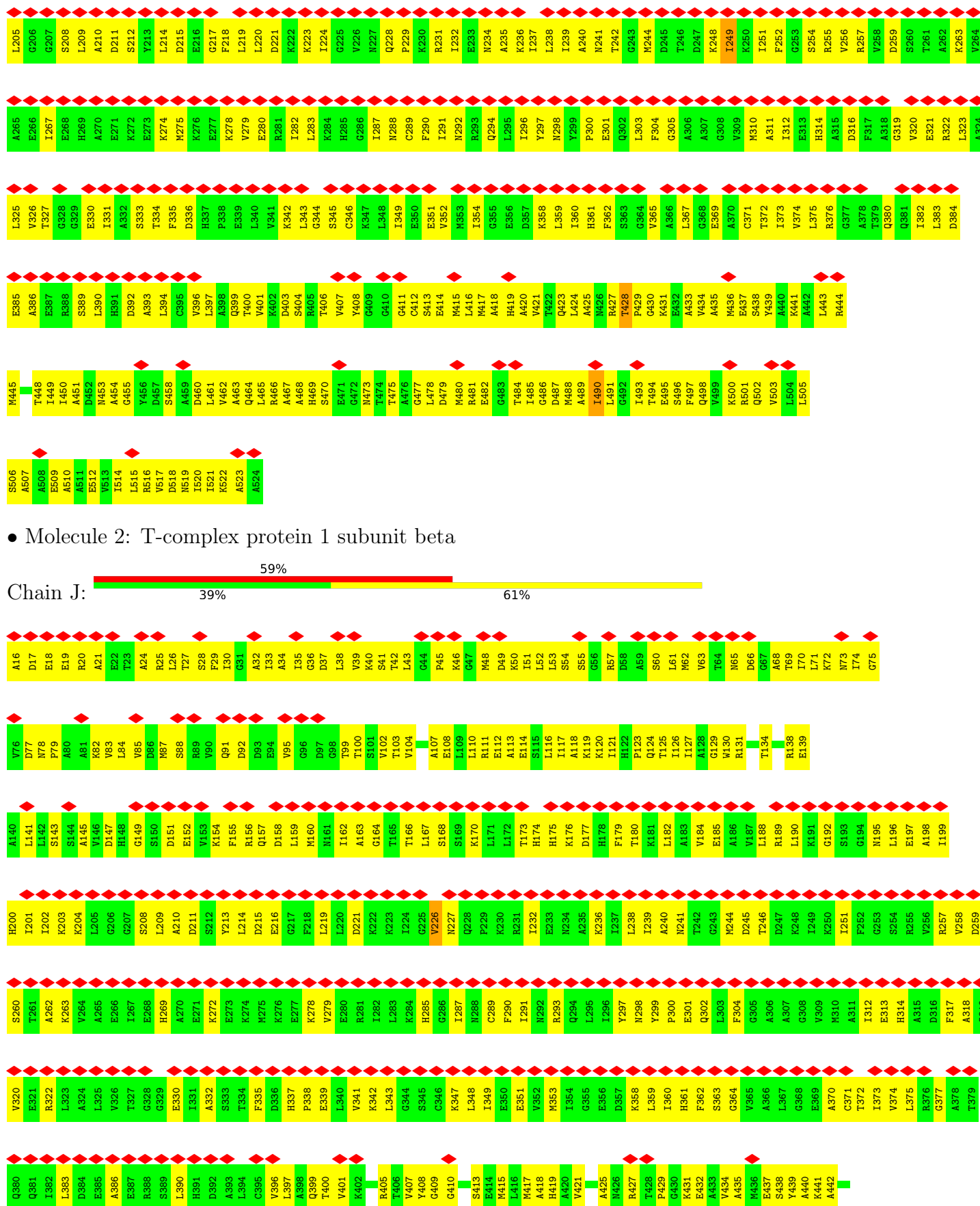
These plots are drawn for all protein, RNA, DNA and oligosaccharide chains in the entry. The first graphic for a chain summarises the proportions of the various outlier classes displayed in the second graphic. The second graphic shows the sequence view annotated by issues in geometry and atom inclusion in map density. Residues are color-coded according to the number of geometric quality criteria for which they contain at least one outlier: green = 0, yellow = 1, orange = 2 and red = 3 or more. A red diamond above a residue indicates a poor fit to the EM map for this residue (all-atom inclusion < 40%). Stretches of 2 or more consecutive residues without any outlier are shown as a green connector. Residues present in the sample, but not in the model, are shown in grey.

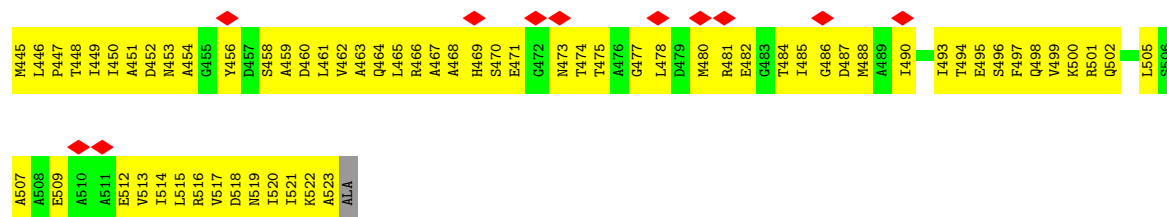
• Molecule 1: T-complex protein 1 subunit alpha




• Molecule 1: T-complex protein 1 subunit alpha







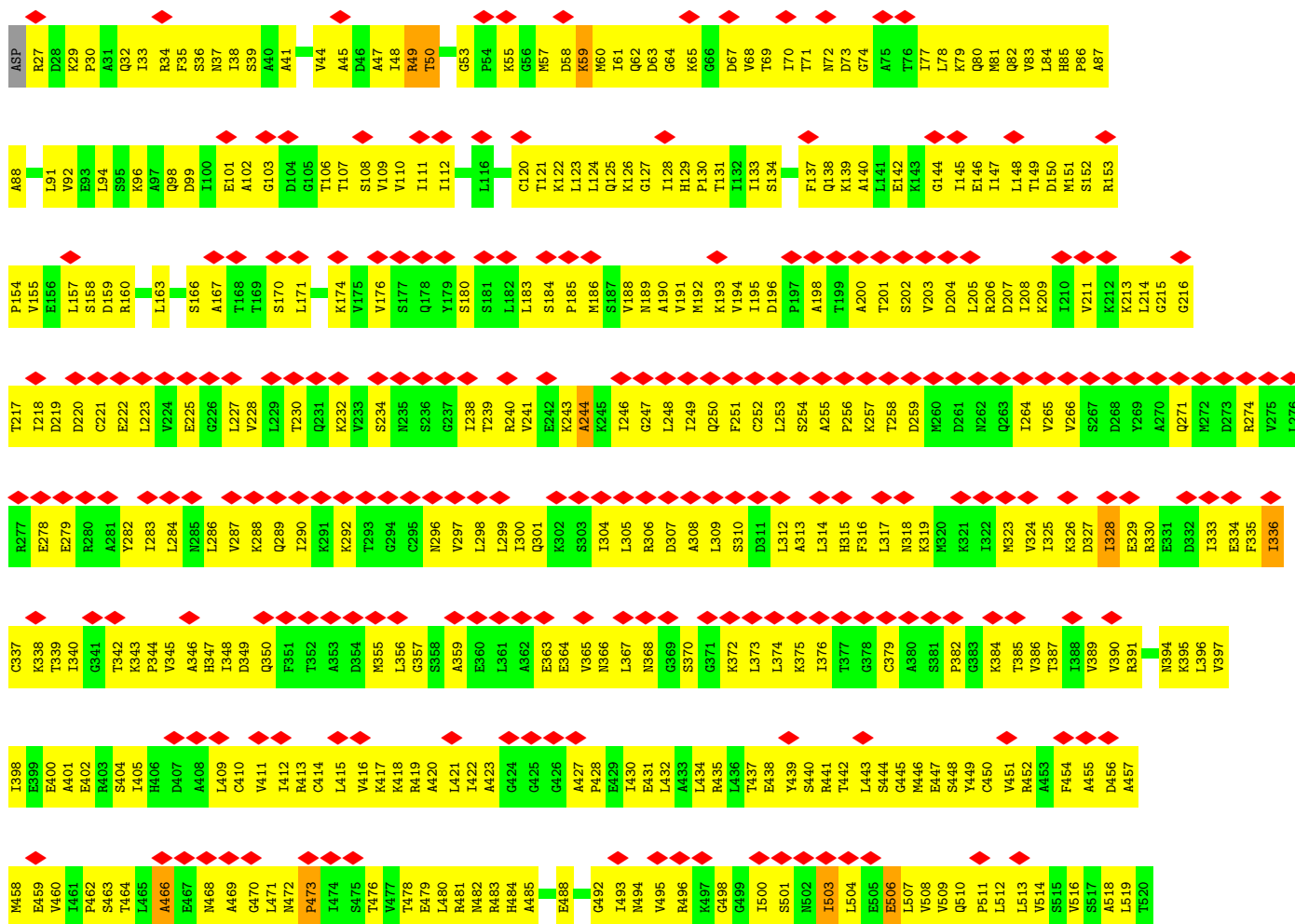
• Molecule 3: T-complex protein 1 subunit gamma

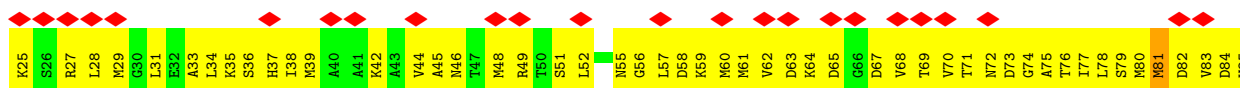


• Molecule 3: T-complex protein 1 subunit gamma

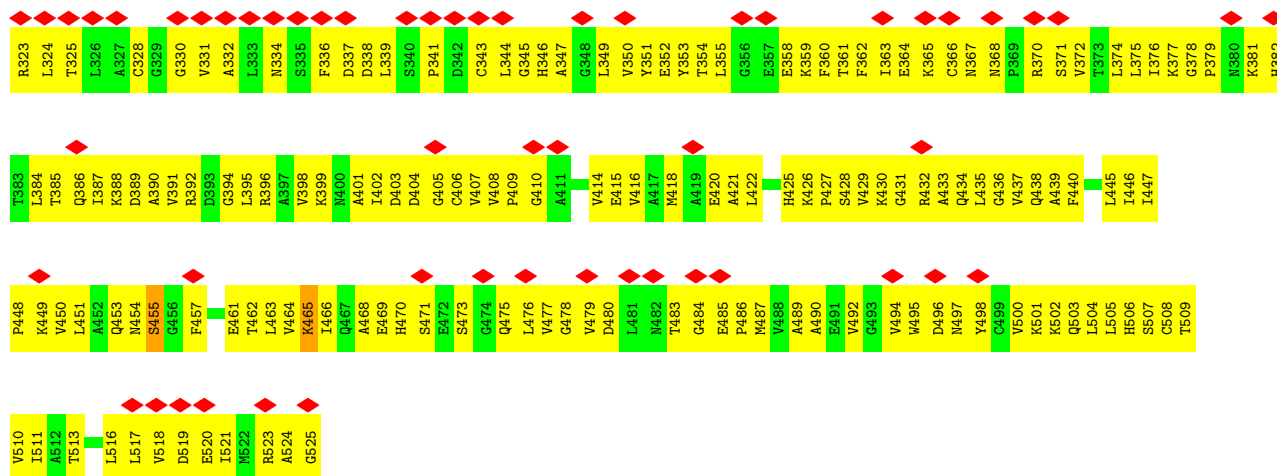


- Molecule 4: T-complex protein 1 subunit delta






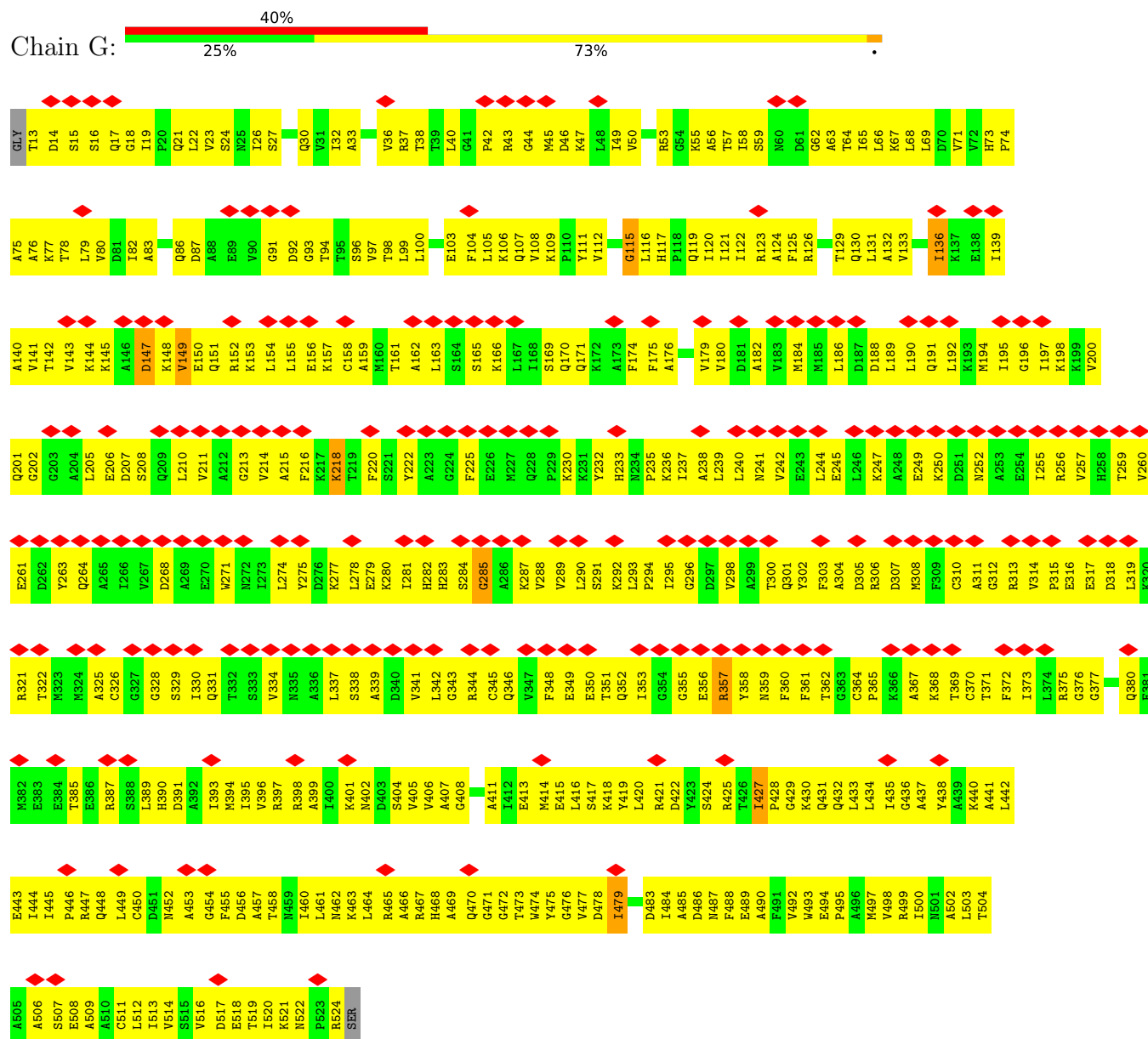




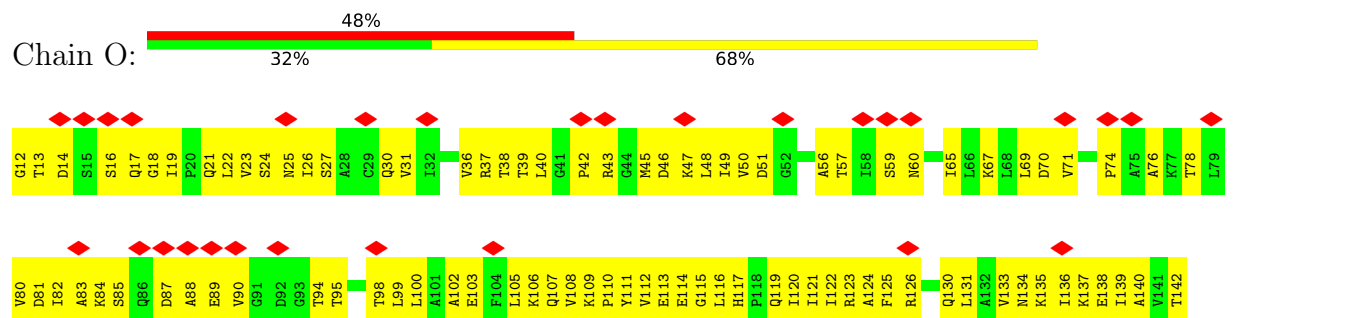
• Molecule 6: T-complex protein 1 subunit zeta

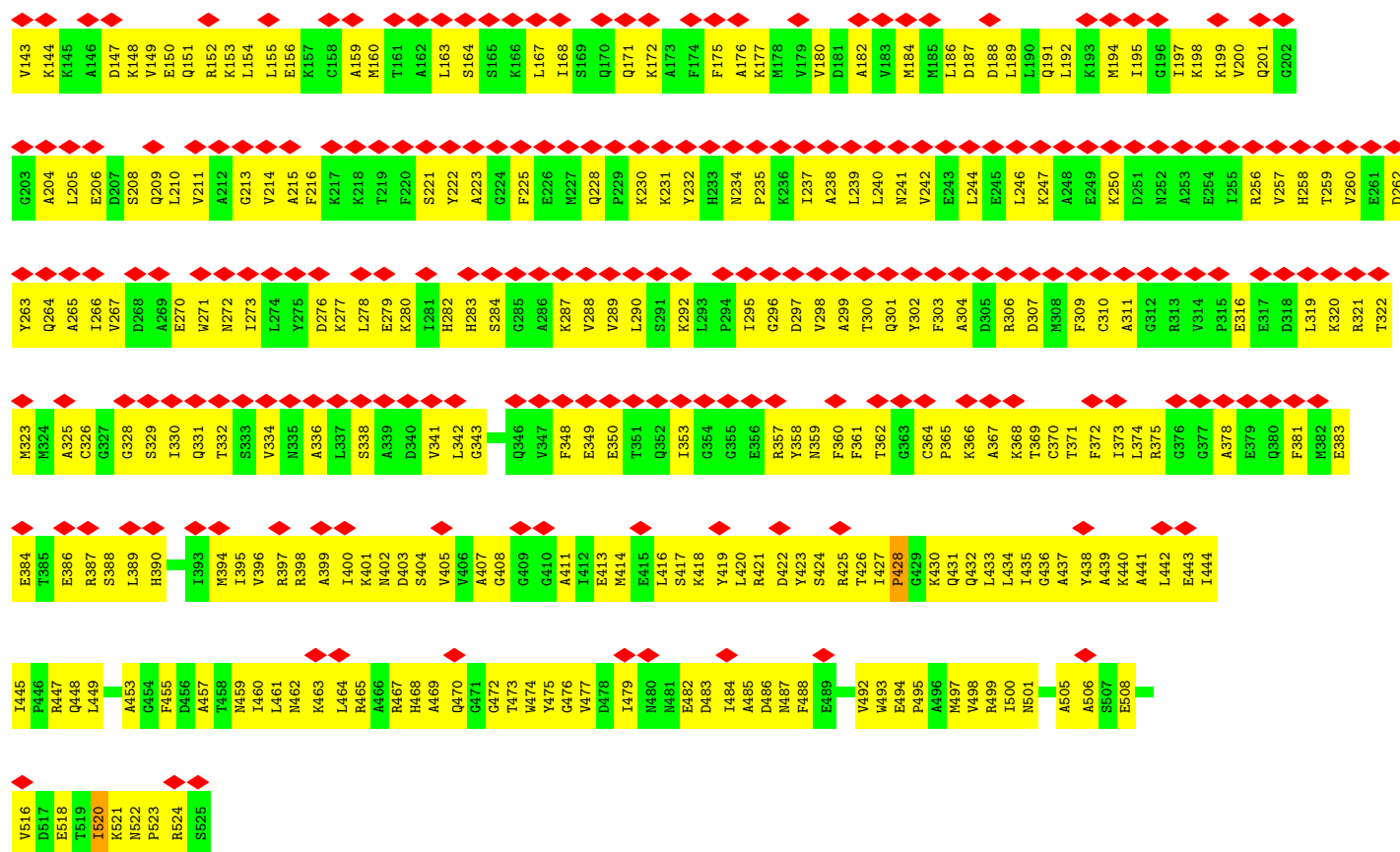


Chain G:

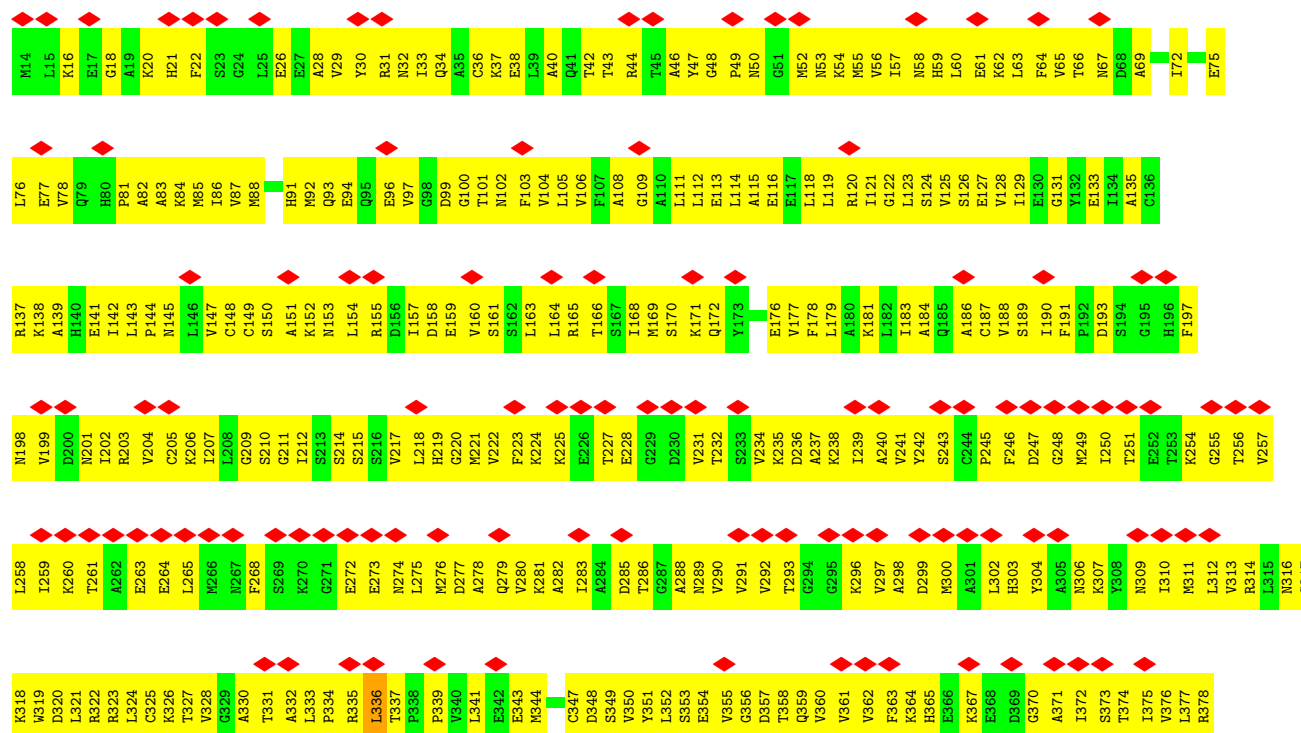


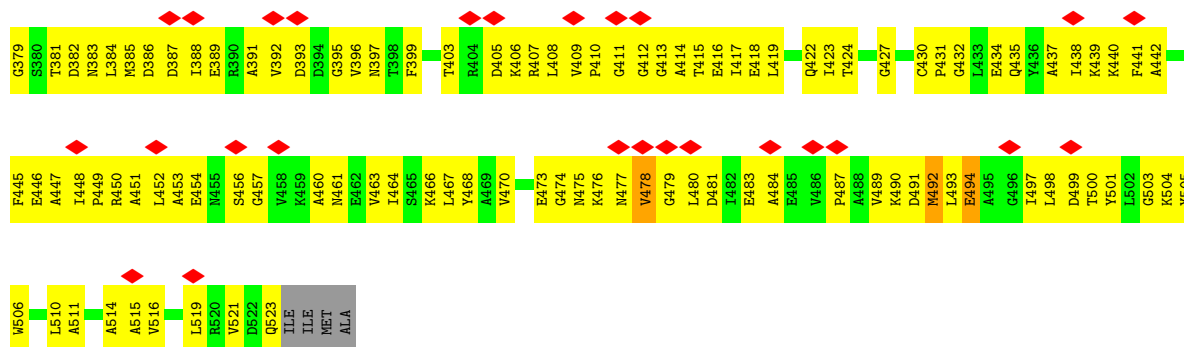
Chain 0:






• Molecule 8: T-complex protein 1 subunit theta

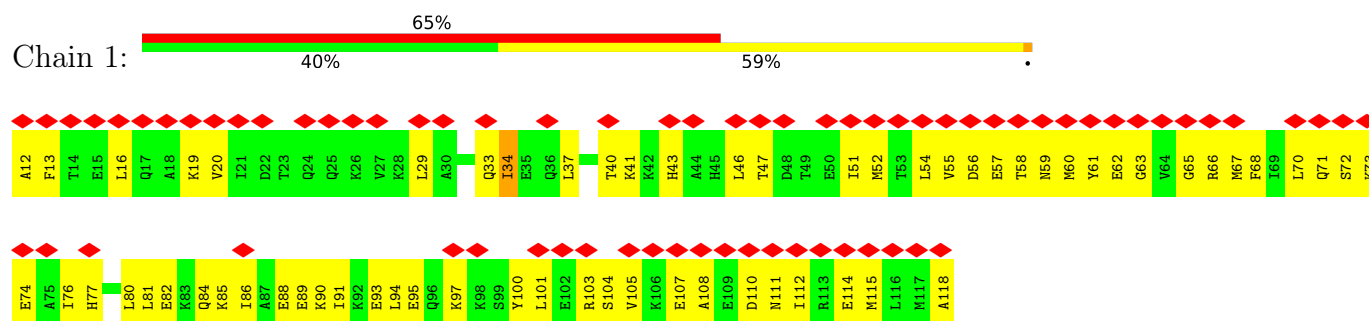




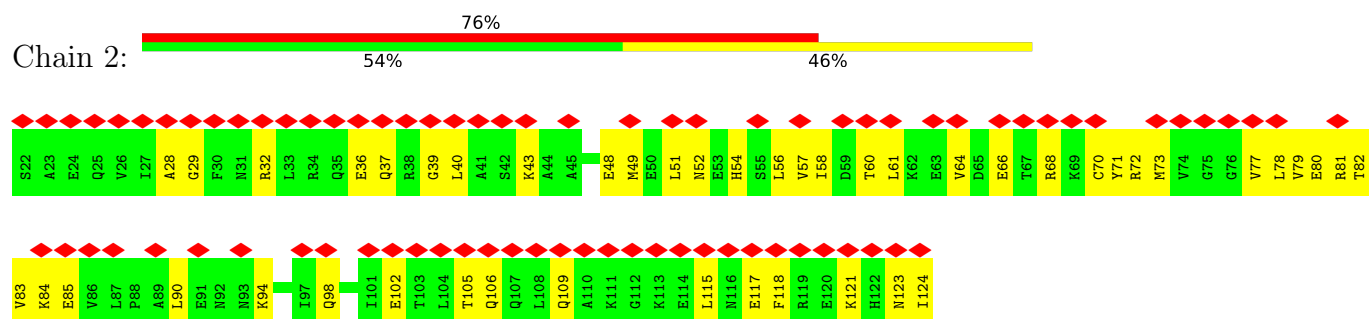
• Molecule 8: T-complex protein 1 subunit theta



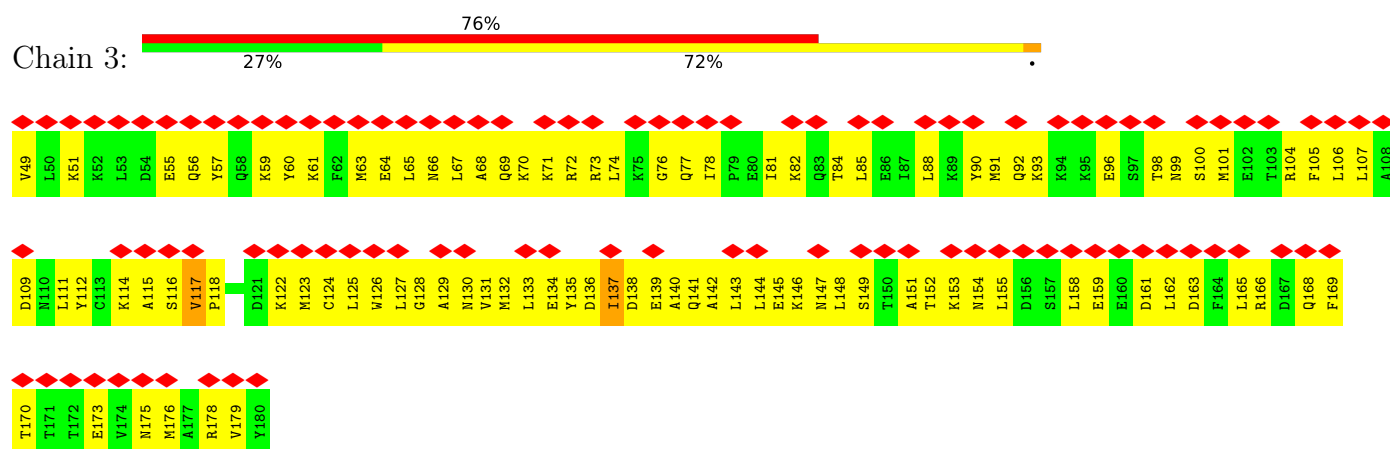
• Molecule 9: Prefoldin subunit 1



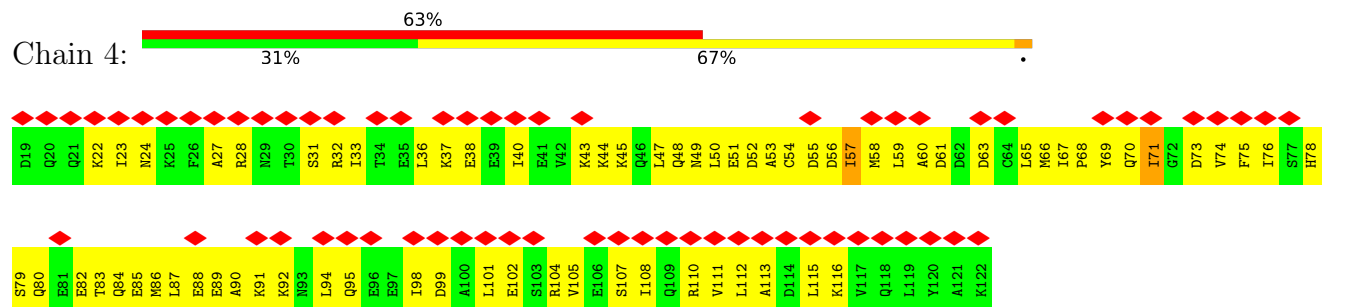
- Molecule 10: Prefoldin subunit 2



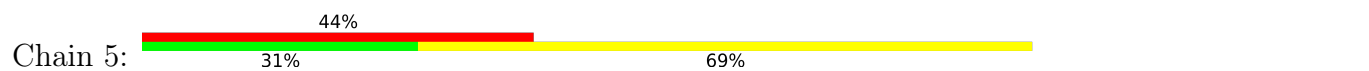
- Molecule 11: Prefoldin subunit 3

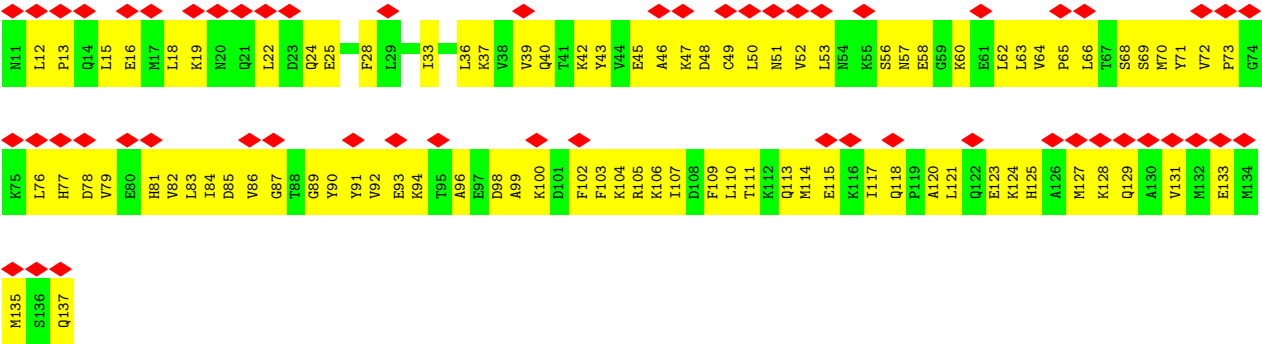


- Molecule 12: Prefoldin subunit 4

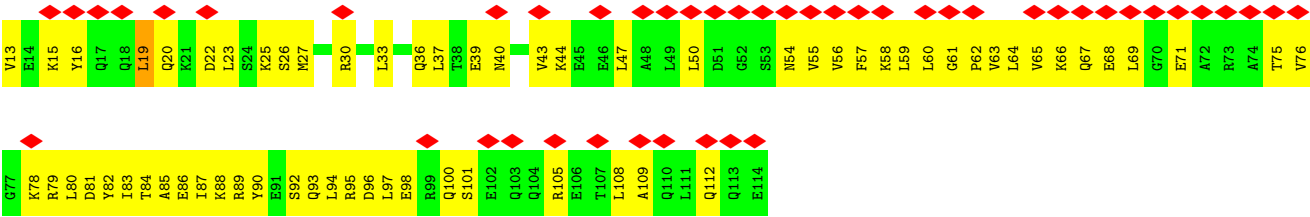


- Molecule 13: Prefoldin subunit 5





● Molecule 14: Prefoldin subunit 6



4 Experimental information

Property	Value	Source
EM reconstruction method	SINGLE PARTICLE	Depositor
Imposed symmetry	POINT, Not provided	
Number of particles used	9580	Depositor
Resolution determination method	FSC 0.143 CUT-OFF	Depositor
CTF correction method	PHASE FLIPPING AND AMPLITUDE CORRECTION	Depositor
Microscope	JEOL 3200FSC	Depositor
Voltage (kV)	300	Depositor
Electron dose ($e^-/\text{\AA}^2$)	48	Depositor
Minimum defocus (nm)	Not provided	
Maximum defocus (nm)	Not provided	
Magnification	Not provided	
Image detector	GATAN K2 SUMMIT (4k x 4k)	Depositor
Maximum map value	2.374	Depositor
Minimum map value	-1.130	Depositor
Average map value	0.000	Depositor
Map value standard deviation	0.147	Depositor
Recommended contour level	0.7	Depositor
Map size (Å)	408.0, 408.0, 408.0	wwPDB
Map dimensions	240, 240, 240	wwPDB
Map angles (°)	90.0, 90.0, 90.0	wwPDB
Pixel spacing (Å)	1.7, 1.7, 1.7	Depositor

5 Model quality

5.1 Standard geometry

The Z score for a bond length (or angle) is the number of standard deviations the observed value is removed from the expected value. A bond length (or angle) with $|Z| > 5$ is considered an outlier worth inspection. RMSZ is the root-mean-square of all Z scores of the bond lengths (or angles).

Mol	Chain	Bond lengths		Bond angles	
		RMSZ	# Z >5	RMSZ	# Z >5
1	A	0.34	0/3992	0.59	1/5389 (0.0%)
1	I	0.30	0/4095	0.53	1/5526 (0.0%)
2	B	0.30	0/3869	0.55	0/5214
2	J	0.28	0/3863	0.50	0/5207
3	C	0.34	0/4000	0.57	0/5397
3	K	0.30	0/4029	0.53	0/5434
4	D	0.32	0/3863	0.55	0/5214
4	L	0.30	0/3904	0.55	0/5269
5	E	0.33	0/4020	0.59	3/5414 (0.1%)
5	M	0.30	0/4020	0.52	0/5414
6	F	0.33	0/3991	0.54	0/5379
6	N	0.31	0/3986	0.52	0/5374
7	G	0.35	0/3991	0.57	0/5386
7	O	0.31	0/4000	0.54	0/5393
8	H	0.34	0/3945	0.62	1/5331 (0.0%)
8	P	0.31	0/3937	0.53	0/5321
9	1	0.28	0/880	0.48	0/1173
10	2	0.27	0/835	0.44	0/1116
11	3	0.31	0/1101	0.56	0/1476
12	4	0.27	0/852	0.51	0/1140
13	5	0.31	0/1032	0.54	0/1385
14	6	0.31	0/830	0.59	1/1109 (0.1%)
All	All	0.31	0/69035	0.55	7/93061 (0.0%)

Chiral center outliers are detected by calculating the chiral volume of a chiral center and verifying if the center is modelled as a planar moiety or with the opposite hand. A planarity outlier is detected by checking planarity of atoms in a peptide group, atoms in a mainchain group or atoms of a sidechain that are expected to be planar.

Mol	Chain	#Chirality outliers	#Planarity outliers
1	A	0	5
1	I	0	1
2	B	0	6

Continued on next page...

Continued from previous page...

Mol	Chain	#Chirality outliers	#Planarity outliers
3	C	0	1
3	K	0	3
4	D	0	4
4	L	0	8
5	E	0	5
5	M	0	2
6	F	0	5
6	N	0	3
7	G	0	6
7	O	0	3
8	H	0	5
8	P	0	5
11	3	0	1
All	All	0	63

There are no bond length outliers.

All (7) bond angle outliers are listed below:

Mol	Chain	Res	Type	Atoms	Z	Observed(°)	Ideal(°)
8	H	336	LEU	C-N-CA	16.37	162.63	121.70
1	I	476	VAL	C-N-CA	7.14	139.55	121.70
1	A	186	GLY	C-N-CA	-5.97	106.78	121.70
5	E	441	PRO	C-N-CA	5.93	136.53	121.70
14	6	19	LEU	CA-CB-CG	-5.21	103.32	115.30
5	E	319	LEU	CA-CB-CG	-5.19	103.36	115.30
5	E	443	LEU	CA-CB-CG	-5.08	103.62	115.30

There are no chirality outliers.

All (63) planarity outliers are listed below:

Mol	Chain	Res	Type	Group
11	3	117	VAL	Peptide
1	A	281	THR	Peptide
1	A	282	GLY	Peptide
1	A	342	ALA	Peptide
1	A	500	GLN	Peptide
1	A	501	ALA	Peptide
2	B	171	LEU	Peptide
2	B	210	ALA	Peptide
2	B	249	ILE	Peptide
2	B	428	THR	Peptide

Continued on next page...

Continued from previous page...

Mol	Chain	Res	Type	Group
2	B	489	ALA	Peptide
2	B	59	ALA	Peptide
3	C	243	SER	Peptide
4	D	351	PHE	Peptide
4	D	352	THR	Peptide
4	D	488	GLU	Peptide
4	D	494	ASN	Peptide
5	E	206	PHE	Peptide
5	E	297	ALA	Peptide
5	E	440	CYS	Peptide
5	E	528	LEU	Peptide
5	E	531	ASP	Peptide
6	F	221	MET	Peptide
6	F	236	SER	Peptide
6	F	35	ARG	Peptide
6	F	36	THR	Peptide
6	F	455	SER	Peptide
7	G	115	GLY	Peptide
7	G	218	LYS	Peptide
7	G	285	GLY	Peptide
7	G	357	ARG	Peptide
7	G	427	ILE	Peptide
7	G	489	GLU	Peptide
8	H	236	ASP	Peptide
8	H	492	MET	Peptide
8	H	494	GLU	Peptide
8	H	59	HIS	Peptide
8	H	66	THR	Peptide
1	I	482	ASN	Peptide
3	K	190	ARG	Peptide
3	K	191	LYS	Peptide
3	K	241	LEU	Peptide
4	L	244	ALA	Peptide
4	L	466	ALA	Peptide
4	L	473	PRO	Peptide
4	L	49	ARG	Peptide
4	L	50	THR	Peptide
4	L	506	GLU	Peptide
4	L	507	LEU	Peptide
4	L	59	LYS	Peptide
5	M	500	ASP	Peptide
5	M	81	MET	Peptide

Continued on next page...

Continued from previous page...

Mol	Chain	Res	Type	Group
6	N	377	LYS	Peptide
6	N	423	ILE	Peptide
6	N	425	HIS	Peptide
7	O	187	ASP	Peptide
7	O	428	PRO	Peptide
7	O	430	LYS	Peptide
8	P	194	SER	Peptide
8	P	242	TYR	Peptide
8	P	430	CYS	Peptide
8	P	431	PRO	Peptide
8	P	472	GLN	Peptide

5.2 Too-close contacts [i](#)

In the following table, the Non-H and H(model) columns list the number of non-hydrogen atoms and hydrogen atoms in the chain respectively. The H(added) column lists the number of hydrogen atoms added and optimized by MolProbity. The Clashes column lists the number of clashes within the asymmetric unit, whereas Symm-Clashes lists symmetry-related clashes.

Mol	Chain	Non-H	H(model)	H(added)	Clashes	Symm-Clashes
1	A	3956	0	4124	499	0
1	I	4056	0	4217	418	0
2	B	3829	0	3932	395	0
2	J	3823	0	3927	359	0
3	C	3956	0	4079	479	0
3	K	3985	0	4108	415	0
4	D	3832	0	4042	504	0
4	L	3873	0	4086	432	0
5	E	3974	0	4084	590	0
5	M	3974	0	4084	443	0
6	F	3945	0	4071	459	0
6	N	3940	0	4068	391	0
7	G	3936	0	4029	480	0
7	O	3947	0	4035	433	0
8	H	3892	0	3948	441	0
8	P	3884	0	3943	365	0
9	1	874	0	902	78	0
10	2	830	0	852	60	0
11	3	1087	0	1114	141	0
12	4	847	0	845	92	0
13	5	1018	0	1042	117	0
14	6	826	0	850	109	0

Continued on next page...

Continued from previous page...

Mol	Chain	Non-H	H(model)	H(added)	Clashes	Symm-Clashes
All	All	68284	0	70382	7113	0

The all-atom clashscore is defined as the number of clashes found per 1000 atoms (including hydrogen atoms). The all-atom clashscore for this structure is 51.

All (7113) close contacts within the same asymmetric unit are listed below, sorted by their clash magnitude.

Atom-1	Atom-2	Interatomic distance (Å)	Clash overlap (Å)
14:6:33:LEU:HD11	14:6:86:GLU:HB2	1.39	1.03
8:H:367:LYS:H	8:H:371:ALA:HB2	1.29	0.98
2:B:429:PRO:HA	2:B:433:ALA:HB3	1.48	0.95
1:A:182:THR:HG22	1:A:372:SER:HB2	1.45	0.95
7:G:149:VAL:HG21	7:G:154:LEU:HB2	1.48	0.94
1:I:11:ARG:HH21	4:L:47:ALA:HB3	1.31	0.94
2:B:219:LEU:HD11	2:B:359:LEU:HB3	1.50	0.93
7:G:192:LEU:HB3	7:G:393:ILE:HG21	1.48	0.92
14:6:58:LYS:H	14:6:67:GLN:HG3	1.35	0.92
8:P:250:ILE:HG13	8:P:336:LEU:H	1.33	0.92
4:L:217:THR:H	4:L:220:ASP:HB2	1.35	0.91
8:P:416:GLU:HB3	8:P:445:PHE:HB3	1.52	0.91
12:4:40:ILE:HG23	12:4:98:ILE:HG23	1.49	0.91
5:E:302:CYS:SG	5:E:323:ARG:NH1	2.44	0.91
3:K:218:VAL:HB	3:K:371:ALA:H	1.35	0.91
8:H:232:THR:HG21	8:H:350:VAL:HG12	1.52	0.91
6:F:352:GLU:HA	6:F:361:THR:HA	1.53	0.91
3:K:474:ASN:HB2	3:K:478:TRP:HB3	1.52	0.91
5:E:242:LYS:HB2	5:E:320:PRO:HD2	1.52	0.90
7:G:145:LYS:HA	7:G:151:GLN:HB2	1.53	0.90
1:I:252:VAL:HB	3:K:249:LYS:H	1.33	0.90
8:P:56:VAL:HB	8:P:64:PHE:HB2	1.52	0.90
3:K:223:ASP:HA	3:K:312:ILE:HG12	1.51	0.90
1:A:58:GLY:HA2	1:A:61:ILE:HG12	1.53	0.90
3:K:218:VAL:HG11	3:K:323:ILE:HG12	1.51	0.90
3:C:180:VAL:HA	3:C:183:VAL:HG22	1.53	0.90
3:K:215:LEU:HB3	3:K:375:LEU:H	1.35	0.90
1:I:142:GLU:HG3	1:I:406:LYS:HE3	1.54	0.90
7:O:194:MET:HB3	7:O:369:THR:HA	1.54	0.90
6:N:141:ARG:NH1	6:N:407:VAL:O	2.04	0.89
7:O:186:LEU:HD13	7:O:195:ILE:HG23	1.53	0.89
9:1:33:GLN:HB3	9:1:94:LEU:HD23	1.55	0.89
7:G:443:GLU:HB3	7:G:461:LEU:HD13	1.55	0.89

Continued on next page...

Continued from previous page...

Atom-1	Atom-2	Interatomic distance (Å)	Clash overlap (Å)
7:G:414:MET:HB2	7:G:468:HIS:ND1	1.86	0.89
1:I:45:LEU:HD22	3:K:523:VAL:HG13	1.53	0.89
6:N:237:LEU:HA	6:N:270:ARG:HG2	1.53	0.89
8:H:407:ARG:HG3	8:H:501:TYR:HB3	1.53	0.88
2:B:431:LYS:HG3	2:J:460:ASP:HB2	1.54	0.88
7:G:428:PRO:HG2	1:I:468:ARG:HB2	1.54	0.88
4:D:335:PHE:HA	4:D:338:LYS:HE2	1.53	0.88
8:H:423:ILE:O	8:H:427:GLY:N	2.05	0.88
8:H:416:GLU:HB3	8:H:445:PHE:HB3	1.53	0.88
2:B:403:ASP:HB2	2:B:498:GLN:HE22	1.39	0.88
3:C:464:THR:HG21	8:P:432:GLY:H	1.37	0.88
14:6:37:LEU:HB2	14:6:83:ILE:HG21	1.53	0.88
2:B:219:LEU:HB3	2:B:372:THR:HG21	1.54	0.88
5:E:256:GLU:HB3	5:E:314:LEU:HD13	1.52	0.88
11:3:122:LYS:HA	11:3:136:ASP:HA	1.54	0.88
8:P:198:ASN:HB2	8:P:201:ASN:HD21	1.39	0.88
1:A:164:ASN:ND2	1:A:206:MET:SD	2.46	0.87
5:E:243:VAL:HG23	5:E:299:LEU:HD21	1.55	0.87
4:D:276:LEU:HD11	14:6:82:TYR:HA	1.56	0.87
7:G:301:GLN:O	7:G:305:ASP:N	2.07	0.87
8:H:220:GLY:HA2	8:H:372:ILE:HG13	1.55	0.87
12:4:53:ALA:HB2	14:6:62:PRO:HG2	1.55	0.87
3:C:179:ALA:HB2	3:C:214:VAL:HG11	1.56	0.87
8:P:203:ARG:HB2	8:P:374:THR:HG22	1.56	0.87
3:C:218:VAL:HG11	3:C:322:ARG:HB3	1.57	0.86
4:D:250:GLN:HA	4:D:306:ARG:HH22	1.40	0.86
3:C:481:ASN:HB2	3:C:488:VAL:HG21	1.56	0.86
13:5:82:VAL:HG21	13:5:99:ALA:HB2	1.57	0.86
4:D:291:LYS:HB2	4:D:322:ILE:HD11	1.58	0.86
7:G:232:TYR:HB2	7:G:348:PHE:HB3	1.58	0.85
1:I:410:PRO:HG3	1:I:486:ILE:HG23	1.58	0.85
7:O:214:VAL:HG22	7:O:369:THR:HG21	1.58	0.85
1:A:413:GLY:HA3	1:A:488:LEU:HD22	1.58	0.85
1:A:145:ARG:HH21	1:A:398:VAL:HA	1.42	0.85
1:A:285:VAL:HG11	1:A:351:VAL:HG11	1.58	0.85
6:F:237:LEU:HB2	6:F:297:ILE:HG23	1.57	0.85
7:O:395:ILE:HA	7:O:398:ARG:HB3	1.56	0.85
1:I:322:ALA:HA	1:I:370:ARG:HG2	1.57	0.85
8:H:223:PHE:HB2	8:H:361:VAL:HB	1.56	0.85
1:A:197:ILE:HG23	1:A:375:ILE:HB	1.59	0.85
8:H:414:ALA:HA	8:H:477:ASN:HD22	1.42	0.85

Continued on next page...

Continued from previous page...

Atom-1	Atom-2	Interatomic distance (Å)	Clash overlap (Å)
8:H:207:ILE:N	8:H:377:LEU:O	2.09	0.85
6:N:35:ARG:HH12	6:N:446:ILE:HD11	1.42	0.85
5:E:376:GLN:HB2	5:E:380:SER:HB2	1.59	0.84
1:I:106:GLU:OE2	4:L:472:ASN:ND2	2.10	0.84
8:P:152:LYS:HB2	8:P:406:LYS:HB3	1.57	0.84
1:I:449:PRO:HB2	1:I:463:LEU:HD21	1.59	0.84
12:4:78:HIS:ND1	12:4:79:SER:O	2.09	0.84
7:G:413:GLU:HB3	7:G:442:LEU:HB3	1.60	0.84
6:N:278:LYS:HD2	6:N:310:ILE:HG13	1.58	0.84
6:N:352:GLU:HA	6:N:361:THR:HA	1.58	0.84
6:F:216:ALA:HA	6:F:314:ARG:HG2	1.57	0.84
8:H:413:GLY:O	8:H:477:ASN:ND2	2.11	0.84
11:3:100:SER:HA	11:3:118:PRO:HG3	1.60	0.84
4:L:163:LEU:HG	4:L:412:ILE:HG23	1.58	0.84
5:M:102:ILE:HG21	5:M:512:GLY:HA3	1.60	0.84
1:A:140:THR:HG23	1:A:402:VAL:HG13	1.59	0.84
1:A:213:GLY:H	1:A:373:ALA:HA	1.42	0.83
3:C:218:VAL:H	3:C:326:ALA:HA	1.42	0.83
2:B:434:VAL:HG21	2:J:459:ALA:HB1	1.60	0.83
3:C:222:LYS:HB3	3:C:316:ARG:HH22	1.44	0.83
1:I:401:ARG:HB3	1:I:506:PRO:HG3	1.59	0.83
1:I:470:PHE:HB3	1:I:484:LYS:HB2	1.59	0.83
12:4:44:LYS:HE3	12:4:98:ILE:HG21	1.60	0.83
1:I:210:LEU:HD11	1:I:373:ALA:HB1	1.60	0.83
6:N:232:THR:HA	6:N:292:ILE:HB	1.59	0.83
7:G:487:ASN:HA	7:G:490:ALA:HB3	1.59	0.83
7:O:417:SER:HA	7:O:439:ALA:HB1	1.58	0.83
4:D:433:ALA:HB2	4:D:458:MET:HB2	1.61	0.83
3:K:478:TRP:HA	3:K:489:ASP:HA	1.61	0.83
5:E:59:LYS:NZ	5:E:73:ASP:O	2.12	0.83
5:E:94:LEU:HD22	5:E:523:MET:HB2	1.61	0.83
6:F:54:ILE:HD12	8:H:81:PRO:HB3	1.59	0.83
7:G:398:ARG:HG2	7:G:495:PRO:HG2	1.61	0.83
3:K:412:GLY:HA3	3:K:448:PRO:HB3	1.60	0.83
5:M:102:ILE:HA	5:M:411:ASN:HD21	1.42	0.83
11:3:106:LEU:HB3	13:5:65:PRO:HD2	1.61	0.83
5:E:419:VAL:HB	5:E:510:LEU:HD12	1.60	0.82
7:G:414:MET:HB3	7:G:465:ARG:HD2	1.61	0.82
2:J:208:SER:HB3	2:J:211:ASP:HB2	1.61	0.82
6:N:213:ASP:H	6:N:320:ASN:HD21	1.25	0.82
1:A:43:LYS:HZ2	3:C:520:ASP:HB2	1.43	0.82

Continued on next page...

Continued from previous page...

Atom-1	Atom-2	Interatomic distance (Å)	Clash overlap (Å)
2:B:259:ASP:H	2:B:263:LYS:HG3	1.42	0.82
6:N:92:THR:OG1	6:N:159:LYS:NZ	2.12	0.82
8:H:473:GLU:HG3	8:H:475:ASN:H	1.44	0.82
3:C:465:SER:HB3	3:C:487:LEU:HD11	1.61	0.82
8:H:264:GLU:HB3	8:H:268:PHE:HE2	1.44	0.82
3:K:110:GLU:O	3:K:114:GLU:N	2.12	0.82
5:M:535:LYS:HG2	7:O:50:VAL:HB	1.59	0.82
1:A:527:ILE:HG21	4:D:60:MET:HG3	1.61	0.82
1:I:274:ARG:HH12	1:I:340:PHE:HB2	1.43	0.82
3:K:46:MET:O	3:K:61:ASN:ND2	2.12	0.82
7:G:150:GLU:H	7:G:153:LYS:HB3	1.42	0.82
7:O:39:THR:HG21	7:O:47:LYS:HG3	1.62	0.82
8:H:318:LYS:O	8:H:322:ARG:N	2.12	0.82
12:4:36:LEU:HD13	12:4:104:ARG:HG3	1.60	0.82
3:K:29:ALA:HB3	3:K:76:ALA:HB3	1.62	0.81
1:A:496:ARG:HG3	1:A:501:ALA:HB3	1.60	0.81
12:4:68:PRO:HD2	14:6:66:LYS:H	1.45	0.81
4:D:264:ILE:HD13	14:6:85:ALA:HB1	1.59	0.81
1:I:65:LEU:HD22	3:K:14:THR:HA	1.62	0.81
4:L:60:MET:HG2	4:L:70:ILE:HG12	1.61	0.81
5:M:188:ILE:HB	5:M:224:LEU:HB2	1.62	0.81
7:O:144:LYS:NZ	7:O:399:ALA:O	2.11	0.81
7:G:125:PHE:HB3	7:G:507:SER:HB3	1.61	0.81
1:I:109:LYS:HB2	4:L:470:GLY:H	1.46	0.81
6:N:431:GLY:HA2	6:N:434:GLN:HB3	1.62	0.81
2:B:495:GLU:HB2	2:B:500:LYS:HD2	1.62	0.81
6:F:273:LYS:HD2	6:F:337:ASP:HA	1.60	0.81
2:B:184:VAL:HG12	2:B:397:LEU:HD21	1.61	0.81
3:C:118:HIS:HE1	3:C:122:VAL:HG23	1.46	0.81
7:O:405:VAL:HA	7:O:495:PRO:HA	1.62	0.81
1:A:465:ALA:HB1	7:O:428:PRO:HB2	1.63	0.81
7:G:148:LYS:HG3	7:G:149:VAL:HG13	1.63	0.81
4:L:209:LYS:HB3	4:L:387:THR:HG22	1.62	0.81
5:E:140:ALA:HB2	5:E:448:MET:HG2	1.63	0.81
4:L:300:ILE:HG12	4:L:309:LEU:HD22	1.63	0.81
2:J:521:ILE:H	5:M:61:MET:HG2	1.46	0.80
8:P:281:LYS:O	8:P:285:ASP:N	2.13	0.80
4:D:229:LEU:HD12	4:D:374:LEU:HD22	1.62	0.80
3:K:351:GLU:HG3	3:K:362:PHE:HB2	1.63	0.80
4:L:506:GLU:HB3	4:L:508:VAL:H	1.44	0.80
3:C:201:VAL:HA	3:C:374:ILE:HB	1.63	0.80

Continued on next page...

Continued from previous page...

Atom-1	Atom-2	Interatomic distance (Å)	Clash overlap (Å)
3:C:319:ASP:O	3:C:323:ILE:N	2.14	0.80
5:M:298:ASN:HA	5:M:319:LEU:HD11	1.62	0.80
8:H:22:PHE:O	8:H:31:ARG:NH2	2.14	0.80
1:I:227:LYS:HB2	1:I:308:VAL:HG22	1.64	0.80
4:D:361:LEU:HB3	4:D:377:THR:HB	1.62	0.80
6:F:44:MET:HB3	6:F:56:LEU:HD11	1.62	0.80
2:J:156:ARG:HD3	2:J:188:LEU:HD22	1.63	0.80
7:O:428:PRO:HB3	7:O:432:GLN:H	1.46	0.80
10:2:58:ILE:HG22	10:2:90:LEU:HB3	1.62	0.80
6:F:446:ILE:HA	6:F:449:LYS:HE3	1.61	0.80
1:I:144:GLY:H	1:I:147:CYS:HA	1.45	0.80
3:K:144:VAL:HG21	3:K:155:ILE:HD13	1.63	0.80
8:P:470:VAL:HG13	8:P:472:GLN:H	1.47	0.80
3:C:304:LEU:HB2	3:C:311:ALA:HB2	1.64	0.80
4:D:272:MET:SD	14:6:89:ARG:NE	2.54	0.80
7:G:144:LYS:HB2	7:G:147:ASP:HB2	1.64	0.80
5:M:194:LEU:HD13	5:M:199:MET:HG3	1.64	0.80
7:O:467:ARG:HH22	7:O:484:ILE:HB	1.47	0.80
3:C:87:GLN:HA	3:C:90:GLU:HB3	1.64	0.80
8:H:241:VAL:HG21	8:H:324:LEU:HB3	1.64	0.80
3:K:434:GLN:O	3:K:438:ARG:N	2.15	0.80
6:N:212:LEU:HB2	6:N:361:THR:HB	1.64	0.80
4:D:229:LEU:HB2	4:D:374:LEU:HB3	1.63	0.79
14:6:30:ARG:HG3	14:6:87:ILE:HA	1.63	0.79
3:C:291:ILE:HA	3:C:312:ILE:HB	1.62	0.79
3:C:426:SER:HB3	3:C:437:TYR:HB2	1.63	0.79
5:E:48:MET:SD	5:E:59:LYS:NZ	2.54	0.79
5:E:471:ILE:HG12	4:L:126:LYS:HE2	1.64	0.79
8:H:81:PRO:HA	8:H:84:LYS:HB2	1.64	0.79
3:K:293:GLU:HG2	3:K:317:LYS:HG3	1.64	0.79
4:L:216:GLY:O	4:L:368:ASN:ND2	2.15	0.79
3:C:231:ARG:HA	3:C:352:ILE:HB	1.64	0.79
4:D:301:GLN:HE21	4:D:306:ARG:HB2	1.47	0.79
3:K:241:LEU:HD21	3:K:292:THR:HG23	1.63	0.79
4:L:190:ALA:HB1	4:L:386:VAL:HG11	1.64	0.79
8:P:225:LYS:HG3	8:P:316:ASN:HA	1.65	0.79
2:B:19:GLU:N	2:B:520:ILE:O	2.12	0.79
8:H:414:ALA:HB2	8:H:492:MET:HB2	1.64	0.79
2:J:20:ARG:HH22	5:M:46:ASN:HB2	1.48	0.79
5:E:364:PHE:HB2	5:E:371:MET:HB3	1.65	0.79
1:I:477:ASN:HB3	1:I:479:GLU:HG3	1.64	0.79

Continued on next page...

Continued from previous page...

Atom-1	Atom-2	Interatomic distance (Å)	Clash overlap (Å)
7:O:107:GLN:HB3	7:O:437:ALA:HB1	1.63	0.79
2:B:112:GLU:HB3	2:B:438:SER:HB3	1.65	0.79
2:B:183:ALA:HB1	2:B:394:LEU:HD21	1.64	0.79
3:C:243:SER:HB2	3:C:245:LEU:HG	1.65	0.79
1:A:423:LEU:O	1:A:427:ALA:N	2.14	0.79
3:C:241:LEU:HD13	3:C:245:LEU:HD11	1.65	0.79
3:C:214:VAL:HG12	3:C:374:ILE:HA	1.65	0.79
4:D:52:LEU:HD13	4:D:111:ILE:HG13	1.65	0.79
5:E:52:LEU:HB2	5:E:465:ASN:HD22	1.48	0.79
3:K:283:ILE:HD11	3:K:303:TYR:HB3	1.65	0.79
4:D:31:ALA:O	4:D:35:PHE:N	2.11	0.79
1:I:45:LEU:HB3	3:K:523:VAL:HG22	1.64	0.79
14:6:19:LEU:HB2	14:6:101:SER:HB2	1.65	0.79
7:G:26:ILE:HG23	7:G:105:LEU:HB3	1.65	0.78
2:B:16:ALA:HA	2:B:523:ALA:HA	1.63	0.78
4:L:376:ILE:HG22	4:L:379:CYS:HB3	1.64	0.78
5:E:392:LYS:HA	5:E:395:ILE:HG22	1.65	0.78
2:J:466:ARG:HG3	2:J:467:ALA:H	1.49	0.78
3:K:203:LYS:HB2	3:K:384:LEU:HB3	1.66	0.78
5:M:480:ARG:O	5:M:484:GLU:N	2.16	0.78
3:C:233:ILE:HB	3:C:350:LEU:HB3	1.63	0.78
6:N:164:LEU:HD22	6:N:387:ILE:HD13	1.65	0.78
7:O:213:GLY:HA3	7:O:362:THR:HG22	1.65	0.78
8:P:410:PRO:HG3	8:P:493:LEU:HB2	1.65	0.78
4:D:134:SER:O	4:D:527:ARG:NH1	2.16	0.78
8:H:52:MET:O	8:H:67:ASN:ND2	2.14	0.78
8:H:153:ASN:H	8:H:159:GLU:HG2	1.47	0.78
4:L:148:LEU:HB3	4:L:512:LEU:HD11	1.65	0.78
5:M:242:LYS:HE3	5:M:360:GLN:HE21	1.47	0.78
1:I:22:VAL:HG12	1:I:101:LEU:HD12	1.66	0.78
8:P:237:ALA:HB3	8:P:347:CYS:HB2	1.64	0.78
5:E:242:LYS:HD2	5:E:319:LEU:H	1.47	0.78
6:F:198:HIS:ND1	6:F:200:SER:O	2.17	0.78
8:H:67:ASN:HD22	8:H:172:GLN:HE22	1.31	0.78
1:I:225:MET:SD	1:I:309:ARG:NH1	2.57	0.78
4:D:143:LYS:HE3	4:D:436:LEU:HD22	1.66	0.78
4:D:183:LEU:HD23	4:D:405:ILE:HG23	1.65	0.78
2:B:33:ILE:HG23	2:B:111:ARG:HE	1.49	0.78
2:J:134:THR:HG22	2:J:138:ARG:HE	1.49	0.78
1:A:197:ILE:HA	1:A:375:ILE:H	1.48	0.78
1:A:213:GLY:HA2	1:A:366:ASN:H	1.49	0.78

Continued on next page...

Continued from previous page...

Atom-1	Atom-2	Interatomic distance (Å)	Clash overlap (Å)
1:A:505:GLU:HG2	1:A:510:LYS:HG2	1.64	0.78
6:N:281:VAL:HG13	6:N:341:PRO:HB3	1.65	0.78
8:P:45:THR:O	8:P:455:ASN:ND2	2.16	0.78
14:6:27:MET:SD	14:6:30:ARG:NH2	2.57	0.78
1:A:180:LYS:O	1:A:373:ALA:N	2.15	0.77
2:B:519:ASN:ND2	5:E:51:SER:OG	2.17	0.77
7:O:398:ARG:HG3	7:O:495:PRO:HG2	1.65	0.77
3:C:239:VAL:HB	3:C:290:VAL:HG13	1.64	0.77
4:D:435:ARG:NH2	4:D:484:HIS:O	2.16	0.77
7:O:17:GLN:HG3	7:O:518:GLU:HB2	1.65	0.77
6:F:126:ALA:HB2	6:F:437:VAL:HG22	1.64	0.77
3:K:146:ILE:HG22	3:K:401:VAL:HG22	1.65	0.77
5:E:165:LEU:O	5:E:169:ALA:N	2.13	0.77
6:F:330:GLY:HA2	6:F:345:GLY:HA3	1.66	0.77
7:G:415:GLU:HG3	7:G:468:HIS:ND1	1.99	0.77
6:F:274:ILE:HA	6:F:277:LEU:HB3	1.65	0.77
3:K:205:PRO:HA	3:K:384:LEU:HD11	1.64	0.77
2:B:215:ASP:HB3	2:B:372:THR:HB	1.64	0.77
4:D:283:ILE:HB	4:D:313:ALA:HB2	1.67	0.77
5:E:84:ASP:O	5:E:89:LYS:NZ	2.18	0.77
5:E:188:ILE:HG23	5:E:224:LEU:HB2	1.67	0.77
5:E:193:VAL:O	5:E:197:ALA:N	2.18	0.77
5:E:242:LYS:H	5:E:320:PRO:HG2	1.48	0.77
1:A:351:VAL:HG12	1:A:362:ILE:HD11	1.66	0.77
2:B:97:ASP:HB2	2:B:166:THR:HG23	1.67	0.77
3:C:153:LEU:O	3:C:157:ASN:N	2.15	0.77
8:H:477:ASN:O	8:H:490:LYS:N	2.17	0.77
4:L:74:GLY:HA2	4:L:77:ILE:HB	1.64	0.77
7:O:364:CYS:HB2	7:O:367:ALA:HB2	1.67	0.77
1:A:131:TYR:HA	1:A:134:GLU:HG2	1.66	0.77
4:D:494:ASN:O	4:D:498:GLY:N	2.18	0.77
7:G:455:PHE:HB3	7:G:460:ILE:HG13	1.67	0.77
2:J:145:ALA:HB1	2:J:405:ARG:HB3	1.66	0.77
3:K:370:LYS:HE2	3:K:372:CYS:HB2	1.66	0.77
14:6:33:LEU:O	14:6:37:LEU:N	2.17	0.77
7:G:329:SER:HB3	7:G:341:VAL:HA	1.67	0.77
7:G:434:LEU:O	7:G:438:TYR:N	2.13	0.77
4:D:248:LEU:HD23	4:D:344:PRO:HA	1.65	0.77
4:D:474:ILE:O	4:D:478:THR:OG1	2.03	0.77
5:E:286:GLU:HA	5:E:289:ILE:HB	1.66	0.77
5:M:46:ASN:HA	5:M:49:ARG:HG2	1.66	0.77

Continued on next page...

Continued from previous page...

Atom-1	Atom-2	Interatomic distance (Å)	Clash overlap (Å)
3:C:172:ALA:HB2	3:C:387:VAL:HG13	1.65	0.76
3:C:329:ALA:HB2	3:C:345:THR:H	1.51	0.76
11:3:57:TYR:HD1	12:4:23:ILE:HG12	1.48	0.76
4:D:119:SER:HB3	4:D:453:ALA:HB1	1.67	0.76
4:D:225:GLU:OE1	4:D:384:LYS:NZ	2.18	0.76
1:I:223:GLN:HG3	1:I:310:ARG:HH21	1.49	0.76
5:M:42:LYS:O	5:M:46:ASN:ND2	2.17	0.76
2:B:52:LEU:HB3	2:B:73:ASN:HD22	1.49	0.76
2:B:520:ILE:HA	5:E:60:MET:HB3	1.67	0.76
8:H:206:LYS:NZ	8:H:382:ASP:OD1	2.18	0.76
1:I:423:LEU:HA	1:I:426:TYR:HB3	1.66	0.76
3:K:400:ASN:O	3:K:404:ASP:N	2.18	0.76
5:M:299:LEU:HD11	5:M:322:VAL:HG23	1.67	0.76
7:G:427:ILE:HB	7:G:432:GLN:HB2	1.66	0.76
8:H:209:GLY:N	8:H:379:GLY:O	2.19	0.76
1:I:254:ILE:HG22	1:I:256:ASP:H	1.50	0.76
4:L:50:THR:OG1	4:L:468:ASN:ND2	2.18	0.76
1:A:22:VAL:O	1:A:26:ALA:N	2.14	0.76
2:B:19:GLU:HB2	2:B:520:ILE:HB	1.67	0.76
6:F:153:ARG:O	6:F:157:ARG:N	2.12	0.76
2:J:52:LEU:HD12	4:L:536:VAL:HG21	1.68	0.76
5:M:282:LYS:HA	5:M:313:LEU:HD11	1.66	0.76
7:O:81:ASP:O	7:O:85:SER:N	2.18	0.76
8:P:280:VAL:HA	8:P:283:ILE:HD12	1.68	0.76
3:C:50:LEU:HB2	3:C:58:VAL:HB	1.66	0.76
4:D:95:SER:O	4:D:99:ASP:N	2.14	0.76
4:D:190:ALA:HB2	4:D:223:LEU:HD22	1.68	0.76
7:O:414:MET:HB3	7:O:465:ARG:HD3	1.68	0.76
1:A:475:GLN:HB3	1:A:484:LYS:HG2	1.67	0.76
3:C:176:ALA:HB2	3:C:391:LEU:HG	1.68	0.76
3:K:191:LYS:HB3	3:K:192:GLU:HG3	1.68	0.76
4:D:228:VAL:H	4:D:387:THR:HG21	1.51	0.76
4:L:390:VAL:HG11	4:L:402:GLU:HB2	1.66	0.76
5:M:221:ASP:HB3	5:M:388:ARG:HE	1.51	0.76
7:O:297:ASP:OD1	7:O:298:VAL:N	2.19	0.76
5:E:446:TYR:OH	4:L:459:GLU:OE1	2.04	0.76
7:G:198:LYS:NZ	7:G:215:ALA:O	2.18	0.76
8:H:245:PRO:HA	8:H:335:ARG:H	1.50	0.76
2:B:133:ALA:HB2	2:B:436:MET:HG2	1.68	0.75
2:B:138:ARG:O	2:B:142:LEU:N	2.17	0.75
3:C:113:LEU:HA	3:C:116:GLN:HB2	1.68	0.75

Continued on next page...

Continued from previous page...

Atom-1	Atom-2	Interatomic distance (Å)	Clash overlap (Å)
4:D:171:LEU:HD13	4:D:180:SER:HB3	1.68	0.75
6:F:210:LEU:N	6:F:363:ILE:O	2.19	0.75
4:L:240:ARG:HH21	4:L:366:ASN:HD22	1.34	0.75
5:M:84:ASP:HA	5:M:541:GLU:HB2	1.68	0.75
4:D:78:LEU:HB3	4:D:92:VAL:HG12	1.68	0.75
3:K:121:VAL:HG11	3:K:433:GLU:HA	1.68	0.75
7:O:13:THR:HG23	7:O:522:ASN:HA	1.66	0.75
11:3:106:LEU:HD22	13:5:65:PRO:HG2	1.66	0.75
2:B:445:MET:O	2:B:448:THR:OG1	2.03	0.75
6:F:224:ARG:HH22	6:F:349:LEU:HD11	1.51	0.75
1:I:380:ALA:HB3	1:I:384:MET:HG3	1.67	0.75
5:M:358:LEU:H	5:M:375:GLU:HB3	1.49	0.75
5:M:420:TYR:HB3	5:M:501:MET:HB2	1.67	0.75
1:A:201:HIS:HA	1:A:379:GLY:H	1.51	0.75
1:I:88:ASP:HB2	1:I:509:VAL:HG11	1.66	0.75
2:J:37:ASP:HA	2:J:40:LYS:HE2	1.69	0.75
7:O:465:ARG:HA	7:O:468:HIS:HB2	1.68	0.75
7:O:516:VAL:HG11	8:P:55:MET:HG2	1.68	0.75
8:P:401:VAL:HG11	8:P:500:THR:HG21	1.68	0.75
3:C:456:GLY:HA2	6:F:115:HIS:CG	2.22	0.75
6:N:35:ARG:NH2	6:N:453:GLN:OE1	2.19	0.75
4:D:451:VAL:HA	4:D:454:PHE:HB3	1.69	0.75
8:H:282:ALA:HA	8:H:285:ASP:HB2	1.68	0.75
3:K:417:ALA:HA	3:K:470:HIS:HE1	1.52	0.75
3:C:268:LEU:HD11	9:1:104:SER:HB3	1.68	0.75
7:G:464:LEU:HD21	7:G:484:ILE:HB	1.69	0.75
4:L:228:VAL:H	4:L:387:THR:HG21	1.49	0.75
5:M:35:LYS:HA	5:M:38:ILE:HG22	1.68	0.75
4:D:300:ILE:HB	4:D:326:LYS:HA	1.69	0.75
5:E:156:LEU:HD11	5:E:418:VAL:HG22	1.69	0.75
6:N:279:ARG:NH2	6:N:308:GLU:OE1	2.19	0.75
8:P:355:VAL:HG12	8:P:376:VAL:HB	1.69	0.75
4:D:481:ARG:HD3	5:M:449:ARG:HH22	1.52	0.75
6:F:409:PRO:HG2	6:F:476:LEU:HB2	1.68	0.75
8:H:147:VAL:HA	8:H:409:VAL:HG12	1.67	0.75
3:C:149:SER:HB3	3:C:177:LEU:HD21	1.69	0.74
3:C:168:TRP:HB3	3:C:387:VAL:HG23	1.68	0.74
4:D:480:LEU:O	4:D:484:HIS:N	2.17	0.74
6:F:478:GLY:N	6:F:487:MET:O	2.15	0.74
8:H:239:ILE:N	8:H:344:MET:O	2.20	0.74
8:H:304:TYR:HD1	8:H:307:LYS:HE2	1.51	0.74

Continued on next page...

Continued from previous page...

Atom-1	Atom-2	Interatomic distance (Å)	Clash overlap (Å)
3:K:407:LEU:HB2	3:K:498:PRO:HA	1.68	0.74
6:N:240:GLU:HB2	6:N:266:PHE:HA	1.67	0.74
13:5:84:ILE:HD11	13:5:99:ALA:HA	1.67	0.74
1:A:214:TYR:N	1:A:364:ILE:O	2.17	0.74
2:B:518:ASP:OD2	5:E:50:THR:OG1	2.03	0.74
4:D:526:VAL:HA	4:D:529:ILE:HG22	1.69	0.74
3:K:238:ILE:H	3:K:329:ALA:HB1	1.52	0.74
5:M:60:MET:HG3	5:M:68:VAL:HG23	1.68	0.74
8:P:93:GLN:HG3	8:P:104:VAL:HG21	1.69	0.74
3:C:303:TYR:O	3:C:307:ALA:N	2.20	0.74
4:D:93:GLU:HA	4:D:96:LYS:HB3	1.68	0.74
4:L:299:LEU:HD22	4:L:328:ILE:HD12	1.68	0.74
7:O:518:GLU:HB3	8:P:54:LYS:HB3	1.69	0.74
8:P:412:GLY:O	8:P:477:ASN:ND2	2.20	0.74
1:A:467:LEU:O	1:A:485:TRP:NE1	2.20	0.74
3:C:65:ALA:HA	3:C:68:ARG:HH21	1.53	0.74
8:H:155:ARG:HD3	8:H:189:SER:HB2	1.68	0.74
6:N:213:ASP:H	6:N:320:ASN:ND2	1.86	0.74
1:A:236:CYS:H	1:A:327:ILE:HD11	1.50	0.74
1:A:318:ARG:HA	1:A:321:LYS:HE3	1.68	0.74
7:G:216:PHE:HB2	7:G:359:ASN:HB2	1.69	0.74
1:I:527:ILE:HG13	4:L:72:ASN:HA	1.70	0.74
4:D:473:PRO:O	4:D:477:VAL:N	2.19	0.74
2:J:226:VAL:HG12	2:J:227:ASN:H	1.50	0.74
8:P:239:ILE:HG22	8:P:290:VAL:HB	1.66	0.74
5:E:27:ARG:HH11	5:E:534:ARG:HB3	1.53	0.74
6:F:473:SER:HB3	6:F:475:GLN:HB3	1.70	0.74
4:L:157:LEU:HB2	4:L:416:VAL:HA	1.70	0.74
7:O:198:LYS:NZ	7:O:215:ALA:O	2.20	0.74
13:5:62:LEU:HD13	13:5:76:LEU:HB2	1.70	0.74
3:C:345:THR:HB	3:C:367:LYS:HD3	1.70	0.74
4:D:83:VAL:HG12	4:D:85:HIS:H	1.51	0.74
5:E:61:MET:N	5:E:69:THR:O	2.18	0.74
5:E:340:ARG:NH1	7:G:305:ASP:OD1	2.21	0.74
1:I:218:CYS:SG	1:I:227:LYS:NZ	2.54	0.74
7:O:137:LYS:HB2	7:O:500:ILE:HD11	1.69	0.74
1:A:208:SER:HA	1:A:378:ARG:H	1.51	0.74
2:B:351:GLU:HA	2:B:360:ILE:HA	1.69	0.74
5:M:217:GLY:HA3	5:M:388:ARG:HB3	1.69	0.74
5:M:475:THR:HA	5:M:478:ARG:HG2	1.70	0.74
5:M:477:VAL:O	5:M:481:GLN:N	2.14	0.74

Continued on next page...

Continued from previous page...

Atom-1	Atom-2	Interatomic distance (Å)	Clash overlap (Å)
7:G:116:LEU:HD12	7:G:430:LYS:HE2	1.68	0.74
6:N:490:ALA:HA	6:N:495:TRP:HE1	1.53	0.74
11:3:73:ARG:HG3	11:3:155:LEU:HD13	1.69	0.74
1:A:192:VAL:HB	1:A:396:LEU:HG	1.70	0.73
2:B:52:LEU:HB2	2:B:62:MET:HB2	1.69	0.73
3:K:220:ILE:HD11	3:K:323:ILE:HG21	1.68	0.73
4:L:243:LYS:O	4:L:296:ASN:ND2	2.20	0.73
12:4:68:PRO:HB2	12:4:75:PHE:HB3	1.70	0.73
3:C:364:THR:HG22	3:C:365:ASP:H	1.53	0.73
5:E:496:LYS:NZ	5:E:503:GLN:O	2.21	0.73
7:G:140:ALA:HB1	7:G:404:SER:HB3	1.68	0.73
1:I:107:LEU:HB3	1:I:433:ARG:HD2	1.70	0.73
3:K:153:LEU:HA	3:K:156:ILE:HG22	1.67	0.73
8:P:500:THR:HG23	8:P:503:GLY:H	1.51	0.73
4:D:312:LEU:HD21	14:6:80:LEU:HD23	1.71	0.73
5:E:223:LYS:HB3	5:E:386:PHE:HB3	1.69	0.73
8:H:393:ASP:OD1	8:H:397:ASN:ND2	2.20	0.73
2:J:156:ARG:HH12	2:J:185:GLU:HA	1.52	0.73
2:B:40:LYS:HD3	2:B:104:VAL:HG21	1.69	0.73
3:C:489:ASP:HB3	3:C:492:GLU:HB3	1.70	0.73
4:D:462:PRO:HA	4:D:465:LEU:HB3	1.70	0.73
3:K:50:LEU:HB2	3:K:66:ILE:HG23	1.69	0.73
1:A:461:THR:HB	7:O:433:LEU:HD11	1.69	0.73
2:B:125:THR:HG23	2:B:431:LYS:HB3	1.70	0.73
5:E:147:HIS:HE1	5:E:428:SER:HB3	1.53	0.73
3:K:160:ILE:HG21	3:K:169:SER:HA	1.70	0.73
4:L:152:SER:HB3	4:L:512:LEU:HD22	1.69	0.73
5:M:508:GLU:HB2	5:M:513:LYS:HE2	1.71	0.73
11:3:81:ILE:HG13	11:3:148:LEU:HA	1.70	0.73
1:A:387:GLU:HB3	1:A:390:ARG:HH21	1.53	0.73
2:B:407:VAL:HG23	2:B:500:LYS:HD3	1.70	0.73
2:B:453:ASN:HA	4:D:27:ARG:HH12	1.52	0.73
3:C:229:MET:H	3:C:352:ILE:HD11	1.53	0.73
8:H:417:ILE:HG21	8:H:467:LEU:HB3	1.70	0.73
8:P:53:ASN:HB3	8:P:65:VAL:HB	1.68	0.73
13:5:39:VAL:HG13	13:5:42:LYS:HE2	1.71	0.73
4:D:480:LEU:HG	4:D:500:ILE:HG12	1.71	0.73
6:F:434:GLN:HA	6:F:437:VAL:HB	1.71	0.73
7:G:402:ASN:HB3	7:G:495:PRO:HB3	1.69	0.73
1:I:12:SER:HB2	1:I:17:ILE:HB	1.68	0.73
3:K:65:ALA:HA	3:K:68:ARG:HH21	1.51	0.73

Continued on next page...

Continued from previous page...

Atom-1	Atom-2	Interatomic distance (Å)	Clash overlap (Å)
13:5:85:ASP:O	13:5:106:LYS:NZ	2.21	0.73
2:B:167:LEU:HD11	2:B:390:LEU:HA	1.69	0.73
4:D:410:CYS:HA	4:D:413:ARG:HG2	1.69	0.73
4:L:422:ILE:HG21	4:L:512:LEU:HD13	1.71	0.73
1:A:173:VAL:O	1:A:177:LEU:N	2.18	0.73
3:C:150:ASP:HA	3:C:153:LEU:HB3	1.70	0.73
5:E:145:ILE:HG23	5:E:514:LYS:HE2	1.69	0.73
7:G:132:ALA:O	7:G:136:ILE:N	2.20	0.73
8:H:450:ARG:O	8:H:454:GLU:N	2.22	0.73
1:I:417:ALA:HA	1:I:468:ARG:HE	1.51	0.73
1:I:494:LYS:HD2	1:I:495:PRO:HD2	1.70	0.73
2:J:68:ALA:O	2:J:72:LYS:N	2.20	0.73
5:M:123:LEU:HD23	5:M:126:ARG:HD3	1.71	0.73
3:C:171:LEU:HD13	3:C:210:GLU:HG2	1.71	0.73
8:H:26:GLU:HA	8:H:29:VAL:HG22	1.71	0.73
7:O:407:ALA:HB1	7:O:487:ASN:HB2	1.69	0.73
2:B:123:PRO:HB3	2:B:515:LEU:HB3	1.71	0.72
3:C:237:ARG:NH1	3:C:347:ALA:O	2.22	0.72
7:G:71:VAL:HG21	7:G:77:LYS:HB2	1.70	0.72
1:I:9:GLY:HA2	4:L:62:GLN:H	1.52	0.72
2:J:226:VAL:HG11	2:J:302:GLN:HA	1.71	0.72
5:M:151:ILE:HG13	5:M:419:VAL:HG23	1.71	0.72
5:E:39:MET:HA	5:E:42:LYS:HE3	1.71	0.72
7:G:182:ALA:H	7:G:210:LEU:HD21	1.54	0.72
11:3:98:THR:HG21	11:3:137:ILE:HD12	1.71	0.72
3:C:245:LEU:HB2	3:C:295:GLY:HA3	1.71	0.72
5:E:535:LYS:HG3	5:E:537:GLY:H	1.54	0.72
1:I:179:ILE:HG22	1:I:190:TYR:HB3	1.70	0.72
6:N:187:ASP:OD1	6:N:399:LYS:NZ	2.18	0.72
6:N:201:GLU:HA	6:N:379:PRO:HD2	1.70	0.72
3:C:122:VAL:HG22	3:C:436:PRO:HG3	1.71	0.72
6:F:320:ASN:O	6:F:324:LEU:N	2.19	0.72
8:H:26:GLU:O	8:H:30:TYR:N	2.18	0.72
4:L:137:PHE:HD2	4:L:527:ARG:HB2	1.53	0.72
5:E:132:ARG:HB3	5:E:443:LEU:HD13	1.70	0.72
6:F:141:ARG:N	6:F:405:GLY:O	2.18	0.72
1:I:232:ALA:HA	1:I:350:GLU:HA	1.71	0.72
4:L:27:ARG:NH2	4:L:534:ASP:OD2	2.22	0.72
4:L:160:ARG:HH11	4:L:188:VAL:HG12	1.53	0.72
7:O:14:ASP:HB3	7:O:521:LYS:HB3	1.72	0.72
7:O:37:ARG:O	7:O:448:GLN:NE2	2.22	0.72

Continued on next page...

Continued from previous page...

Atom-1	Atom-2	Interatomic distance (Å)	Clash overlap (Å)
4:D:272:MET:O	4:D:276:LEU:N	2.22	0.72
6:F:39:GLY:H	6:F:158:THR:HG23	1.53	0.72
6:F:114:LEU:HD21	6:F:118:ILE:HD11	1.72	0.72
6:F:270:ARG:HD2	6:F:336:PHE:HD2	1.55	0.72
8:H:410:PRO:HB3	8:H:414:ALA:HB3	1.72	0.72
5:M:473:THR:HG23	5:M:491:ILE:HG21	1.70	0.72
8:P:74:ARG:HB2	8:P:91:HIS:CE1	2.25	0.72
9:1:20:VAL:HA	9:1:105:VAL:HG23	1.71	0.72
8:H:351:TYR:N	8:H:362:VAL:O	2.15	0.72
1:I:4:PRO:HD2	1:I:16:THR:HG21	1.70	0.72
5:M:98:GLN:HE22	5:M:516:GLN:HG3	1.55	0.72
1:A:497:ASP:H	1:A:500:GLN:HB3	1.51	0.72
7:G:171:GLN:HA	7:G:174:PHE:HB3	1.72	0.72
1:I:196:ASN:HA	1:I:314:ARG:HH22	1.54	0.72
1:I:283:ALA:HB2	1:I:345:LEU:HD21	1.71	0.72
12:4:37:LYS:HB2	12:4:105:VAL:HG21	1.71	0.72
2:B:470:SER:HB2	2:J:427:ARG:HB3	1.72	0.72
4:D:247:GLY:HA3	4:D:298:LEU:HD23	1.70	0.72
2:J:151:ASP:O	2:J:155:PHE:N	2.23	0.72
2:J:456:TYR:CE2	2:J:461:LEU:HB2	2.24	0.72
3:K:378:GLY:H	3:K:384:LEU:HD23	1.54	0.72
2:B:135:LYS:HA	2:B:138:ARG:HB2	1.71	0.72
3:C:38:ARG:NH2	3:C:100:ILE:O	2.23	0.72
3:C:291:ILE:HG12	3:C:315:VAL:HG21	1.72	0.72
4:D:156:GLU:HG3	4:D:159:ASP:H	1.55	0.72
4:D:311:ASP:O	4:D:315:HIS:N	2.14	0.72
6:N:45:LYS:HG3	8:P:522:ASP:HB2	1.72	0.72
8:P:69:ALA:N	8:P:102:ASN:OD1	2.22	0.72
1:A:148:LEU:HB3	1:A:499:LYS:HZ3	1.55	0.71
2:B:141:LEU:HD21	2:B:501:ARG:HA	1.70	0.71
2:B:406:THR:HA	2:B:496:SER:HA	1.70	0.71
4:D:191:VAL:HG11	4:D:412:ILE:HG21	1.72	0.71
5:E:154:SER:OG	5:E:417:ARG:NH1	2.23	0.71
5:E:255:PHE:HB2	5:E:300:ALA:HB3	1.72	0.71
6:F:293:ASN:HB3	6:F:314:ARG:HA	1.71	0.71
2:J:95:VAL:HG11	2:J:502:GLN:HB2	1.72	0.71
11:3:81:ILE:O	11:3:84:THR:OG1	2.07	0.71
1:A:146:ASP:H	1:A:504:PHE:HD2	1.38	0.71
1:A:210:LEU:HA	1:A:375:ILE:HG12	1.70	0.71
4:D:232:LYS:HA	4:D:325:ILE:HG22	1.72	0.71
5:E:168:THR:HA	5:E:171:THR:HG22	1.71	0.71

Continued on next page...

Continued from previous page...

Atom-1	Atom-2	Interatomic distance (Å)	Clash overlap (Å)
6:N:497:ASN:HB2	6:N:500:VAL:HG23	1.72	0.71
7:O:188:ASP:OD2	7:O:368:LYS:NZ	2.20	0.71
4:D:247:GLY:N	4:D:297:VAL:O	2.16	0.71
1:I:31:ILE:HG13	3:K:16:ARG:HD3	1.72	0.71
1:I:152:ALA:O	1:I:156:MET:N	2.12	0.71
8:P:223:PHE:HZ	8:P:324:LEU:HD22	1.54	0.71
2:B:215:ASP:N	2:B:372:THR:O	2.24	0.71
7:G:421:ARG:HD3	7:G:465:ARG:HH22	1.55	0.71
7:G:468:HIS:NE2	7:G:475:TYR:O	2.23	0.71
7:O:163:LEU:HD22	7:O:168:ILE:HD11	1.71	0.71
13:5:84:ILE:HG13	13:5:102:PHE:HD2	1.54	0.71
2:B:431:LYS:NZ	5:E:467:GLY:O	2.23	0.71
3:C:216:ARG:NH2	3:C:366:CYS:O	2.16	0.71
6:F:122:GLY:HA2	6:F:433:ALA:HA	1.70	0.71
1:I:65:LEU:HD21	3:K:523:VAL:HG11	1.72	0.71
1:I:427:ALA:HB2	1:I:438:ILE:HB	1.73	0.71
2:J:466:ARG:HG3	2:J:467:ALA:N	2.04	0.71
5:M:395:ILE:HG13	5:M:396:GLU:H	1.56	0.71
6:N:88:THR:HG21	6:N:500:VAL:HG22	1.72	0.71
1:A:198:LEU:N	1:A:375:ILE:O	2.22	0.71
4:D:30:PRO:O	4:D:34:ARG:N	2.17	0.71
5:E:170:LYS:O	5:E:174:GLY:N	2.23	0.71
6:F:67:MET:SD	8:H:523:GLN:NE2	2.64	0.71
6:F:354:THR:HA	6:F:359:LYS:HA	1.71	0.71
3:K:104:GLU:HB3	3:K:443:ALA:HB1	1.73	0.71
4:L:32:GLN:O	4:L:36:SER:N	2.22	0.71
4:L:102:ALA:O	4:L:413:ARG:NH2	2.24	0.71
5:M:201:ARG:HG3	5:M:203:ASP:H	1.55	0.71
5:M:463:SER:HB2	5:M:473:THR:HG21	1.73	0.71
1:A:181:TYR:HB3	1:A:191:PRO:HB3	1.72	0.71
1:A:198:LEU:HD21	1:A:314:ARG:HH12	1.54	0.71
8:H:347:CYS:HA	8:H:365:HIS:HB3	1.71	0.71
1:I:231:ASN:O	1:I:351:VAL:N	2.22	0.71
5:M:289:ILE:HG21	5:M:314:LEU:HA	1.71	0.71
8:P:340:VAL:HG23	8:P:342:GLU:HG2	1.71	0.71
9:1:61:TYR:HD2	10:2:78:LEU:HD23	1.56	0.71
2:J:42:THR:HB	2:J:65:ASN:HD22	1.56	0.71
2:J:419:HIS:CD2	2:J:470:SER:HB3	2.25	0.71
4:L:29:LYS:HA	4:L:32:GLN:HG2	1.73	0.71
4:L:191:VAL:HG22	4:L:203:VAL:HG11	1.73	0.71
4:L:202:SER:OG	4:L:384:LYS:NZ	2.23	0.71

Continued on next page...

Continued from previous page...

Atom-1	Atom-2	Interatomic distance (Å)	Clash overlap (Å)
5:M:49:ARG:O	5:M:465:ASN:ND2	2.23	0.71
5:M:196:VAL:HG12	5:M:208:LEU:HB2	1.72	0.71
6:N:350:VAL:HG22	6:N:363:ILE:HG22	1.70	0.71
13:5:47:LYS:HG3	13:5:100:LYS:HG2	1.73	0.71
2:B:411:GLY:HA2	2:B:414:GLU:HB2	1.73	0.71
2:B:462:VAL:O	2:B:466:ARG:N	2.20	0.71
4:D:52:LEU:HD22	4:D:111:ILE:HG21	1.73	0.71
5:E:231:ASP:HA	5:E:371:MET:HA	1.72	0.71
12:4:84:GLN:HA	12:4:87:LEU:HD12	1.71	0.71
1:A:225:MET:HG3	1:A:306:MET:HA	1.72	0.71
3:C:146:ILE:O	3:C:181:LYS:NZ	2.24	0.71
4:D:403:ARG:O	4:D:407:ASP:N	2.17	0.71
8:H:221:MET:N	8:H:363:PHE:O	2.22	0.71
2:J:131:ARG:NH1	2:J:509:GLU:OE2	2.23	0.71
2:J:465:LEU:HD22	2:J:485:ILE:HG12	1.71	0.71
6:N:26:ALA:O	6:N:30:LEU:N	2.23	0.71
6:N:134:LEU:HA	6:N:137:VAL:HG12	1.72	0.71
8:P:227:THR:HG23	8:P:313:VAL:HG22	1.73	0.71
2:B:425:ALA:HA	2:B:433:ALA:HB1	1.73	0.70
7:G:407:ALA:HB1	7:G:487:ASN:HB2	1.73	0.70
1:I:45:LEU:N	1:I:53:THR:O	2.24	0.70
8:P:460:ALA:O	8:P:464:ILE:N	2.17	0.70
11:3:123:MET:HG2	11:3:137:ILE:HD13	1.72	0.70
11:3:149:SER:HA	11:3:152:THR:HB	1.72	0.70
2:B:467:ALA:HA	2:J:427:ARG:HA	1.73	0.70
3:C:67:LEU:HB2	3:C:85:ARG:HH22	1.55	0.70
3:K:323:ILE:O	3:K:327:CYS:N	2.24	0.70
4:L:427:ALA:HB2	4:L:495:VAL:HG13	1.72	0.70
6:N:278:LYS:NZ	6:N:284:ASP:O	2.24	0.70
7:O:522:ASN:ND2	8:P:75:GLU:O	2.25	0.70
2:B:18:GLU:OE2	5:E:47:THR:OG1	2.09	0.70
2:B:397:LEU:O	2:B:401:VAL:N	2.23	0.70
2:B:421:VAL:HG11	2:B:439:TYR:HD2	1.56	0.70
3:C:313:ARG:HH12	9:1:12:ALA:HB3	1.56	0.70
3:C:417:ALA:HA	3:C:470:HIS:CD2	2.26	0.70
4:D:61:ILE:HB	4:D:69:THR:HB	1.71	0.70
5:E:389:GLY:HA3	5:E:395:ILE:HB	1.73	0.70
6:F:291:VAL:O	6:F:313:LEU:N	2.23	0.70
7:G:143:VAL:HG21	7:G:154:LEU:HD13	1.71	0.70
8:H:273:GLU:HG2	8:H:300:MET:HG3	1.73	0.70
3:K:223:ASP:O	3:K:310:THR:OG1	2.09	0.70

Continued on next page...

Continued from previous page...

Atom-1	Atom-2	Interatomic distance (Å)	Clash overlap (Å)
5:M:460:MET:HG3	5:M:470:PRO:HB2	1.72	0.70
8:P:239:ILE:HD11	8:P:328:VAL:HG11	1.72	0.70
6:F:409:PRO:HB3	6:F:489:ALA:HB3	1.72	0.70
7:G:236:LYS:HB3	7:G:342:LEU:HD13	1.72	0.70
8:H:48:GLY:O	8:H:50:ASN:ND2	2.24	0.70
1:I:475:GLN:HB3	1:I:484:LYS:HD3	1.73	0.70
3:K:275:ILE:O	3:K:279:CYS:N	2.24	0.70
7:O:197:ILE:HD13	7:O:386:GLU:HG3	1.74	0.70
2:B:165:THR:HG21	2:B:495:GLU:HG2	1.72	0.70
8:H:350:VAL:HG13	8:H:363:PHE:CD1	2.25	0.70
1:I:172:VAL:HG13	1:I:396:LEU:HD23	1.71	0.70
2:J:42:THR:HG22	2:J:50:LYS:H	1.55	0.70
4:L:190:ALA:HB2	4:L:223:LEU:HD11	1.73	0.70
5:M:249:ALA:HB3	5:M:300:ALA:HA	1.71	0.70
6:F:398:VAL:O	6:F:402:ILE:N	2.17	0.70
7:G:466:ALA:O	7:G:470:GLN:N	2.25	0.70
8:P:86:ILE:HG12	8:P:514:ALA:HB1	1.74	0.70
1:A:78:LEU:HD11	1:A:516:PHE:HB3	1.74	0.70
3:C:42:GLY:O	3:C:45:SER:OG	2.09	0.70
3:C:123:ILE:HA	3:C:126:TYR:CD2	2.27	0.70
5:E:248:ILE:HD12	5:E:299:LEU:HB3	1.73	0.70
6:F:203:ASP:HB3	6:F:377:LYS:HE2	1.72	0.70
7:G:444:ILE:HD12	7:G:447:ARG:HD2	1.71	0.70
1:I:472:ASN:HB2	1:I:475:GLN:H	1.57	0.70
4:L:186:MET:HA	4:L:223:LEU:HD22	1.74	0.70
9:1:68:PHE:HB2	13:5:63:LEU:HB2	1.73	0.70
13:5:94:LYS:HE2	13:5:102:PHE:HE2	1.57	0.70
1:A:483:LEU:O	1:A:484:LYS:HD2	1.91	0.70
2:B:519:ASN:HB2	5:E:59:LYS:HA	1.73	0.70
3:C:49:MET:HB3	6:F:521:ILE:HG22	1.73	0.70
3:C:481:ASN:O	3:C:485:GLY:N	2.24	0.70
4:D:237:GLY:H	4:D:318:ASN:HB3	1.57	0.70
5:E:56:GLY:HA2	5:E:465:ASN:HB2	1.73	0.70
1:I:118:ILE:HG21	1:I:522:ILE:HG13	1.72	0.70
7:O:408:GLY:O	7:O:487:ASN:ND2	2.25	0.70
3:C:230:ARG:NE	3:C:310:THR:OG1	2.25	0.70
4:D:179:TYR:O	4:D:183:LEU:N	2.25	0.70
5:E:250:ILE:HG22	5:E:341:ILE:HG23	1.72	0.70
5:E:284:LYS:HA	5:E:287:GLU:HB3	1.73	0.70
8:H:245:PRO:HG2	8:H:293:THR:HG22	1.73	0.70
2:J:17:ASP:O	2:J:522:LYS:N	2.24	0.70

Continued on next page...

Continued from previous page...

Atom-1	Atom-2	Interatomic distance (Å)	Clash overlap (Å)
5:M:424:ALA:HA	5:M:477:VAL:HG11	1.74	0.70
7:O:418:LYS:HB2	7:O:465:ARG:HH21	1.57	0.70
12:4:56:ASP:OD2	14:6:61:GLY:HA3	1.92	0.70
4:D:97:ALA:O	4:D:101:GLU:N	2.24	0.70
6:F:300:PHE:HA	6:F:303:ASP:HB2	1.74	0.70
7:G:111:TYR:O	7:G:115:GLY:N	2.23	0.70
7:G:521:LYS:HA	8:H:57:ILE:HG13	1.73	0.70
2:J:421:VAL:O	2:J:425:ALA:N	2.24	0.70
3:K:121:VAL:HA	3:K:124:SER:HB2	1.74	0.70
7:O:201:GLN:HG3	7:O:205:LEU:HD21	1.73	0.70
8:P:49:PRO:HG2	8:P:480:LEU:H	1.57	0.70
1:A:255:THR:HB	1:A:259:LYS:HG3	1.74	0.69
2:B:37:ASP:OD1	2:B:111:ARG:NH2	2.25	0.69
3:C:204:ILE:HB	3:C:377:ARG:HA	1.73	0.69
8:H:447:ALA:O	8:H:451:ALA:N	2.21	0.69
1:I:209:MET:SD	1:I:378:ARG:NH2	2.64	0.69
3:C:239:VAL:HG22	3:C:285:LEU:HD11	1.73	0.69
4:D:35:PHE:O	4:D:39:SER:N	2.23	0.69
6:F:279:ARG:HA	6:F:283:GLY:H	1.57	0.69
7:G:292:LYS:HG3	7:G:293:LEU:HG	1.74	0.69
1:I:216:LEU:HD11	1:I:311:VAL:HB	1.73	0.69
14:6:75:THR:O	14:6:79:ARG:N	2.25	0.69
7:G:277:LYS:HA	7:G:280:LYS:HE2	1.74	0.69
2:J:302:GLN:HE22	4:L:251:PHE:HB3	1.56	0.69
10:2:73:MET:O	11:3:130:ASN:ND2	2.25	0.69
2:B:319:GLY:O	2:B:323:LEU:N	2.17	0.69
5:E:442:THR:HG23	5:E:443:LEU:H	1.55	0.69
4:L:61:ILE:N	4:L:69:THR:O	2.25	0.69
4:L:79:LYS:HE3	4:L:96:LYS:HA	1.72	0.69
7:O:240:LEU:HB3	7:O:242:VAL:HG22	1.73	0.69
10:2:72:ARG:HB3	10:2:79:VAL:HB	1.73	0.69
2:B:40:LYS:HE2	2:B:111:ARG:HH12	1.56	0.69
5:E:417:ARG:HE	5:E:510:LEU:HD22	1.58	0.69
6:F:268:GLU:HA	6:F:271:VAL:HB	1.75	0.69
7:G:19:ILE:HA	7:G:22:LEU:HB3	1.73	0.69
7:G:280:LYS:HB3	7:G:337:LEU:HD21	1.75	0.69
8:P:269:SER:HB3	8:P:300:MET:HG3	1.73	0.69
1:A:145:ARG:HG3	1:A:504:PHE:HB2	1.75	0.69
1:A:265:GLN:NE2	1:A:268:SER:OG	2.25	0.69
5:E:509:THR:O	5:E:512:GLY:N	2.25	0.69
6:F:114:LEU:HD13	6:N:460:GLN:HE21	1.58	0.69

Continued on next page...

Continued from previous page...

Atom-1	Atom-2	Interatomic distance (Å)	Clash overlap (Å)
6:F:190:MET:HG2	6:F:372:VAL:H	1.57	0.69
7:G:117:HIS:NE2	7:G:517:ASP:OD2	2.24	0.69
2:J:32:ALA:HB1	2:J:84:LEU:HD22	1.74	0.69
2:J:361:HIS:NE2	2:J:363:SER:OG	2.25	0.69
7:O:520:ILE:HB	8:P:56:VAL:HA	1.73	0.69
11:3:123:MET:N	11:3:135:TYR:O	2.18	0.69
1:A:222:SER:H	1:A:297:LEU:HD21	1.58	0.69
1:A:420:SER:O	1:A:424:GLU:N	2.19	0.69
3:C:292:THR:HB	3:C:296:ILE:HD13	1.75	0.69
6:F:31:GLN:HB3	6:F:97:LEU:HD23	1.73	0.69
2:J:38:LEU:HD13	2:J:50:LYS:HE3	1.73	0.69
3:K:175:ILE:HG12	3:K:214:VAL:HG22	1.74	0.69
7:O:325:ALA:HA	7:O:367:ALA:H	1.57	0.69
11:3:56:GLN:HG2	11:3:170:THR:HG23	1.74	0.69
1:A:103:ASN:HB3	1:A:440:GLU:HB3	1.73	0.69
1:A:129:VAL:O	1:A:133:ASN:N	2.23	0.69
2:B:43:LEU:O	2:B:453:ASN:ND2	2.25	0.69
2:B:516:ARG:O	5:E:58:ASP:N	2.25	0.69
4:D:124:LEU:HD21	4:D:130:PRO:HG3	1.73	0.69
8:H:222:VAL:HG21	8:H:376:VAL:HB	1.75	0.69
8:H:238:LYS:H	8:H:289:ASN:HD22	1.41	0.69
2:J:200:HIS:HE1	2:J:370:ALA:HB1	1.57	0.69
2:J:450:ILE:HD12	2:J:453:ASN:HB2	1.75	0.69
3:K:137:LEU:O	3:K:141:SER:N	2.24	0.69
3:K:185:PHE:O	3:K:188:ASN:ND2	2.26	0.69
5:M:123:LEU:HD13	5:M:133:ILE:HD12	1.75	0.69
5:M:189:ALA:HB2	5:M:402:LEU:HD11	1.75	0.69
6:N:427:PRO:HG2	6:N:437:VAL:HG21	1.75	0.69
8:P:46:ALA:HA	8:P:52:MET:H	1.56	0.69
1:A:237:LEU:HB2	1:A:288:THR:HA	1.75	0.69
5:E:240:PRO:HD2	5:E:316:GLN:HA	1.74	0.69
1:I:223:GLN:HG3	1:I:310:ARG:NH2	2.08	0.69
3:K:156:ILE:HA	3:K:397:VAL:HG21	1.74	0.69
4:L:176:VAL:O	4:L:180:SER:OG	2.10	0.69
4:L:434:LEU:HD11	4:L:485:ALA:HA	1.73	0.69
12:4:88:GLU:HA	12:4:91:LYS:HD2	1.75	0.69
4:D:41:ALA:HB2	4:D:87:ALA:HB1	1.74	0.69
4:L:314:LEU:HD11	4:L:326:LYS:HB2	1.75	0.69
13:5:66:LEU:HD22	13:5:72:VAL:HB	1.74	0.69
14:6:57:PHE:CE1	14:6:66:LYS:HA	2.28	0.69
3:C:341:ASP:HA	3:C:345:THR:HG22	1.74	0.68

Continued on next page...

Continued from previous page...

Atom-1	Atom-2	Interatomic distance (Å)	Clash overlap (Å)
4:D:161:GLU:HA	4:D:164:LEU:HB3	1.75	0.68
6:F:392:ARG:HA	6:F:395:LEU:HD12	1.75	0.68
8:H:423:ILE:HB	8:H:442:ALA:HB2	1.74	0.68
4:L:257:LYS:O	4:L:306:ARG:NH1	2.27	0.68
5:M:143:VAL:HA	5:M:146:GLU:HB3	1.75	0.68
5:M:254:PRO:HD3	7:O:267:VAL:HG11	1.73	0.68
6:N:160:VAL:HG11	6:N:390:ALA:HA	1.74	0.68
6:N:231:LEU:HD21	6:N:336:PHE:HA	1.76	0.68
8:P:458:VAL:HG21	8:P:487:PRO:HB3	1.75	0.68
2:B:223:LYS:HG2	2:B:358:LYS:HB2	1.75	0.68
4:D:211:VAL:O	4:D:390:VAL:N	2.25	0.68
5:E:214:LYS:HB2	5:E:386:PHE:HE1	1.59	0.68
1:I:229:ILE:HB	1:I:284:ASN:HB3	1.76	0.68
6:N:393:ASP:OD1	6:N:396:ARG:NH2	2.25	0.68
1:A:347:GLN:HB3	1:A:368:LYS:HB3	1.73	0.68
4:D:201:THR:HG23	4:D:203:VAL:H	1.58	0.68
4:D:244:ALA:N	4:D:359:ALA:O	2.26	0.68
8:H:215:SER:HA	8:H:378:ARG:H	1.58	0.68
8:H:475:ASN:O	8:H:492:MET:N	2.20	0.68
4:L:60:MET:HA	4:L:70:ILE:HA	1.76	0.68
1:A:401:ARG:HD3	1:A:506:PRO:HG2	1.74	0.68
6:F:214:HIS:ND1	6:F:358:GLU:OE2	2.27	0.68
7:G:290:LEU:HD11	7:G:361:PHE:HE2	1.59	0.68
1:I:47:ASP:N	1:I:51:ASP:O	2.25	0.68
1:I:234:ILE:HG23	1:I:351:VAL:HG21	1.75	0.68
3:K:92:GLY:O	3:K:389:ARG:NH1	2.27	0.68
5:M:333:ILE:O	5:M:337:THR:OG1	2.08	0.68
1:A:237:LEU:N	1:A:287:LEU:O	2.22	0.68
1:A:274:ARG:HA	1:A:277:LYS:HB2	1.74	0.68
3:C:380:SER:H	3:C:383:ILE:HG22	1.58	0.68
4:D:346:ALA:N	4:D:350:GLN:OE1	2.27	0.68
4:D:423:ALA:HA	4:D:509:VAL:HA	1.76	0.68
5:E:30:GLY:O	5:E:34:LEU:N	2.19	0.68
7:G:65:ILE:O	7:G:69:LEU:N	2.25	0.68
2:J:469:HIS:HA	2:J:473:ASN:H	1.58	0.68
4:L:318:ASN:HD21	4:L:324:VAL:HG22	1.57	0.68
4:L:410:CYS:O	4:L:414:CYS:N	2.24	0.68
6:N:422:LEU:HD23	6:N:441:ALA:HB2	1.74	0.68
1:A:292:ILE:HG12	1:A:309:ARG:HD3	1.76	0.68
1:A:532:LYS:HB2	4:D:62:GLN:HB2	1.73	0.68
2:B:119:LYS:HD3	2:B:121:ILE:HD11	1.74	0.68

Continued on next page...

Continued from previous page...

Atom-1	Atom-2	Interatomic distance (Å)	Clash overlap (Å)
2:B:331:ILE:HG12	2:B:333:SER:H	1.57	0.68
3:C:203:LYS:NZ	3:C:381:LYS:O	2.26	0.68
5:E:253:CYS:HB2	5:E:254:PRO:HD2	1.76	0.68
7:O:258:HIS:HB2	7:O:263:TYR:HD1	1.57	0.68
1:A:236:CYS:O	1:A:329:SER:N	2.27	0.68
1:A:408:VAL:HG12	1:A:506:PRO:HA	1.76	0.68
4:D:244:ALA:HB3	4:D:359:ALA:HB3	1.74	0.68
6:F:212:LEU:O	6:F:361:THR:N	2.27	0.68
7:G:124:ALA:HB1	7:G:434:LEU:HD22	1.74	0.68
8:H:99:ASP:OD1	8:H:102:ASN:ND2	2.27	0.68
4:L:41:ALA:HA	4:L:91:LEU:HD11	1.76	0.68
4:L:330:ARG:HA	4:L:333:ILE:HD12	1.76	0.68
6:N:230:ILE:N	6:N:345:GLY:O	2.17	0.68
8:P:147:VAL:HA	8:P:409:VAL:HG22	1.75	0.68
11:3:115:ALA:HA	13:5:77:HIS:HB2	1.76	0.68
1:A:186:GLY:HA3	1:A:370:ARG:HE	1.58	0.68
4:D:134:SER:HB3	4:D:527:ARG:HG3	1.75	0.68
4:D:330:ARG:HA	4:D:333:ILE:HD12	1.76	0.68
4:D:345:VAL:HG13	4:D:350:GLN:HB2	1.74	0.68
7:G:417:SER:O	7:G:421:ARG:HG2	1.94	0.68
8:H:160:VAL:HG11	8:H:188:VAL:HG21	1.76	0.68
1:I:121:TYR:HD1	1:I:441:PHE:HB2	1.59	0.68
1:I:180:LYS:O	1:I:370:ARG:NH2	2.26	0.68
1:I:420:SER:HA	1:I:442:ALA:HB1	1.74	0.68
2:J:50:LYS:HD3	4:L:533:ASP:OD1	1.94	0.68
2:J:221:ASP:HA	2:J:359:LEU:HG	1.73	0.68
5:M:57:LEU:HB2	5:M:59:LYS:NZ	2.08	0.68
1:A:328:LEU:HA	1:A:331:LEU:HB2	1.76	0.68
3:C:299:LEU:HD12	3:C:306:ARG:HH22	1.57	0.68
8:H:168:ILE:O	8:H:172:GLN:N	2.25	0.68
5:E:243:VAL:HG21	5:E:360:GLN:HA	1.76	0.68
6:F:347:ALA:HA	6:F:366:CYS:HA	1.77	0.68
1:I:207:GLU:HB3	1:I:378:ARG:HB2	1.75	0.68
2:J:236:LYS:HE3	2:J:343:LEU:HB3	1.75	0.68
2:J:522:LYS:HA	5:M:62:VAL:O	1.93	0.68
3:K:332:VAL:HA	3:K:339:ARG:HB3	1.76	0.68
5:M:462:LEU:O	5:M:466:SER:N	2.26	0.68
6:N:37:ASN:ND2	6:N:43:THR:O	2.27	0.68
7:O:266:ILE:O	7:O:270:GLU:N	2.27	0.68
4:D:60:MET:HG2	4:D:70:ILE:HG12	1.75	0.67
4:D:129:HIS:ND1	4:D:131:THR:OG1	2.26	0.67

Continued on next page...

Continued from previous page...

Atom-1	Atom-2	Interatomic distance (Å)	Clash overlap (Å)
8:H:57:ILE:HD13	8:H:61:GLU:HA	1.76	0.67
2:J:200:HIS:N	2:J:371:CYS:O	2.26	0.67
3:K:217:GLY:HA2	3:K:370:LYS:HD2	1.75	0.67
5:M:266:LEU:HB3	7:O:256:ARG:HD3	1.75	0.67
6:N:156:LEU:O	6:N:160:VAL:N	2.27	0.67
6:N:429:VAL:HG13	6:N:430:LYS:H	1.59	0.67
11:3:55:GLU:O	11:3:59:LYS:NZ	2.23	0.67
3:C:182:MET:HB3	3:C:372:CYS:H	1.58	0.67
7:G:82:ILE:HG21	7:G:509:ALA:HB2	1.76	0.67
8:H:480:LEU:HG	8:H:481:ASP:H	1.59	0.67
1:I:220:VAL:HG13	1:I:227:LYS:HZ1	1.59	0.67
2:J:71:LEU:HD22	2:J:85:VAL:HG22	1.77	0.67
2:J:79:PRO:HB3	5:M:62:VAL:HG11	1.76	0.67
2:J:154:LYS:O	2:J:158:ASP:N	2.24	0.67
5:M:252:THR:OG1	5:M:303:GLN:OE1	2.11	0.67
11:3:175:ASN:OD1	11:3:178:ARG:NH2	2.27	0.67
1:A:238:ASP:HB2	1:A:329:SER:HA	1.76	0.67
1:A:286:ILE:HG13	1:A:300:PHE:CD1	2.28	0.67
1:A:287:LEU:HD23	1:A:308:VAL:HB	1.76	0.67
3:C:378:GLY:H	3:C:384:LEU:HD12	1.58	0.67
4:D:27:ARG:O	4:D:31:ALA:N	2.22	0.67
6:F:130:ALA:O	6:F:134:LEU:N	2.21	0.67
7:G:279:GLU:HB3	7:G:283:HIS:CE1	2.28	0.67
2:J:114:GLU:O	2:J:118:ALA:N	2.20	0.67
3:K:182:MET:HG3	3:K:216:ARG:HD3	1.76	0.67
6:N:421:ALA:O	6:N:426:LYS:NZ	2.27	0.67
12:4:59:LEU:HD23	14:6:60:LEU:HD21	1.75	0.67
12:4:95:GLN:HA	12:4:98:ILE:HD12	1.76	0.67
2:B:16:ALA:HB3	5:E:82:ASP:H	1.58	0.67
4:D:266:VAL:HG23	14:6:89:ARG:HH11	1.60	0.67
6:F:43:THR:OG1	6:F:45:LYS:NZ	2.22	0.67
2:J:456:TYR:HE2	2:J:461:LEU:HB2	1.58	0.67
1:A:319:ILE:O	1:A:323:SER:N	2.27	0.67
2:B:89:ARG:O	2:B:93:ASP:N	2.20	0.67
2:B:466:ARG:O	2:B:470:SER:N	2.21	0.67
4:D:122:LYS:O	4:D:126:LYS:N	2.23	0.67
4:D:301:GLN:OE1	4:D:301:GLN:N	2.27	0.67
5:E:52:LEU:HB2	5:E:465:ASN:ND2	2.08	0.67
5:E:477:VAL:O	5:E:481:GLN:N	2.23	0.67
6:F:251:LYS:HD3	13:5:13:PRO:HB3	1.75	0.67
7:G:100:LEU:HD13	7:G:506:ALA:HB2	1.75	0.67

Continued on next page...

Continued from previous page...

Atom-1	Atom-2	Interatomic distance (Å)	Clash overlap (Å)
8:H:221:MET:HB2	8:H:363:PHE:H	1.60	0.67
3:K:413:ALA:O	3:K:417:ALA:N	2.28	0.67
7:O:148:LYS:HG2	7:O:149:VAL:H	1.58	0.67
3:C:180:VAL:HG21	3:C:395:MET:HA	1.76	0.67
4:D:160:ARG:HH21	4:D:189:ASN:HB2	1.58	0.67
1:I:270:ILE:HD12	1:I:336:GLY:H	1.59	0.67
3:K:186:GLU:HA	3:K:369:PRO:HB3	1.77	0.67
6:N:203:ASP:HB3	6:N:377:LYS:HB2	1.74	0.67
13:5:106:LYS:HA	13:5:109:PHE:HB3	1.76	0.67
1:A:46:VAL:N	3:C:523:VAL:O	2.25	0.67
1:A:472:ASN:N	1:A:483:LEU:O	2.28	0.67
8:H:43:THR:HG21	8:H:105:LEU:HD23	1.75	0.67
1:I:159:LYS:O	1:I:391:SER:OG	2.12	0.67
3:K:285:LEU:HD11	3:K:334:ARG:HH11	1.60	0.67
1:A:250:VAL:HB	1:A:266:ARG:HG3	1.76	0.67
1:A:432:SER:HA	7:O:459:ASN:HA	1.75	0.67
3:C:126:TYR:CD2	3:C:514:VAL:HG22	2.30	0.67
8:H:133:GLU:HB3	8:H:137:ARG:HH12	1.59	0.67
4:L:154:PRO:HA	4:L:420:ALA:HA	1.76	0.67
7:O:418:LYS:HA	7:O:421:ARG:HB2	1.75	0.67
8:P:164:LEU:HD22	8:P:395:GLY:HA2	1.77	0.67
8:P:398:THR:O	8:P:402:LEU:N	2.27	0.67
11:3:60:TYR:O	11:3:64:GLU:N	2.24	0.67
1:A:118:ILE:HD12	1:A:121:TYR:HB2	1.77	0.67
1:A:279:LEU:HD22	1:A:303:ALA:HB1	1.76	0.67
4:D:431:GLU:HG2	4:D:484:HIS:CG	2.30	0.67
1:I:390:ARG:HA	1:I:393:HIS:HD2	1.58	0.67
4:L:484:HIS:CD2	4:L:492:GLY:HA3	2.30	0.67
5:M:253:CYS:HB3	5:M:345:PHE:HB2	1.77	0.67
6:N:195:GLU:HB2	6:N:384:LEU:HD11	1.75	0.67
7:O:222:TYR:O	7:O:228:GLN:NE2	2.27	0.67
8:P:32:ASN:HB3	8:P:112:LEU:HD21	1.76	0.67
1:A:17:ILE:O	1:A:21:ASN:N	2.17	0.67
4:D:47:ALA:O	4:D:50:THR:OG1	2.13	0.67
4:D:254:SER:HA	4:D:310:SER:HB2	1.76	0.67
5:E:342:VAL:HG21	5:E:348:LEU:HD12	1.77	0.67
6:F:210:LEU:HD21	6:F:371:SER:HB2	1.77	0.67
2:J:226:VAL:HG13	4:L:346:ALA:HA	1.76	0.67
3:K:43:PRO:HB2	3:K:483:GLU:HB2	1.76	0.67
3:K:155:ILE:HG22	3:K:496:TRP:CD2	2.29	0.67
4:L:479:GLU:HG3	4:L:483:ARG:HG3	1.76	0.67

Continued on next page...

Continued from previous page...

Atom-1	Atom-2	Interatomic distance (Å)	Clash overlap (Å)
7:O:140:ALA:HB1	7:O:404:SER:HB3	1.76	0.67
1:A:314:ARG:HA	1:A:317:LYS:HE2	1.76	0.66
3:C:450:THR:O	3:C:454:ASN:N	2.28	0.66
5:E:50:THR:O	5:E:57:LEU:N	2.24	0.66
5:M:119:GLU:HG3	5:M:454:ALA:HB2	1.76	0.66
7:O:99:LEU:HD22	7:O:445:ILE:HG13	1.76	0.66
7:O:262:ASP:HA	7:O:265:ALA:HB3	1.75	0.66
8:P:114:LEU:HD13	8:P:440:LYS:HB3	1.76	0.66
4:D:229:LEU:N	4:D:374:LEU:O	2.19	0.66
4:D:393:SER:HB2	4:D:397:VAL:HG21	1.76	0.66
7:G:120:ILE:HG12	7:G:431:GLN:NE2	2.10	0.66
7:G:257:VAL:HG21	7:G:263:TYR:CZ	2.30	0.66
8:H:293:THR:OG1	8:H:313:VAL:O	2.12	0.66
8:H:477:ASN:N	8:H:490:LYS:O	2.25	0.66
5:M:478:ARG:HA	5:M:481:GLN:HB2	1.77	0.66
7:O:167:LEU:HD22	7:O:384:GLU:HB3	1.76	0.66
8:P:149:CYS:SG	8:P:150:SER:N	2.68	0.66
1:A:247:LYS:HE3	3:C:273:GLU:HB3	1.76	0.66
1:A:476:VAL:HG13	1:A:486:ILE:HA	1.77	0.66
6:F:134:LEU:HB3	6:F:498:TYR:HE1	1.60	0.66
6:F:151:VAL:HG11	6:F:401:ALA:HB2	1.77	0.66
6:F:421:ALA:O	6:F:425:HIS:ND1	2.27	0.66
7:G:123:ARG:HB2	7:G:431:GLN:HE22	1.60	0.66
7:G:201:GLN:NE2	7:G:377:GLY:O	2.27	0.66
8:H:154:LEU:HD21	8:H:193:ASP:HB2	1.76	0.66
8:H:210:SER:HB2	8:H:378:ARG:HB3	1.76	0.66
1:I:104:ALA:HA	1:I:121:TYR:HE2	1.59	0.66
8:P:186:ALA:O	8:P:190:ILE:N	2.25	0.66
2:B:195:ASN:ND2	2:B:369:GLU:OE1	2.29	0.66
3:C:36:ILE:HD12	6:F:519:ASP:H	1.60	0.66
4:D:213:LYS:HD3	4:D:391:ARG:HE	1.61	0.66
4:D:459:GLU:OE1	4:D:481:ARG:NH2	2.28	0.66
7:G:331:GLN:HE21	7:G:341:VAL:HG23	1.60	0.66
8:H:154:LEU:HB3	8:H:189:SER:HA	1.75	0.66
5:M:182:HIS:HA	5:M:184:GLN:HG2	1.77	0.66
5:M:304:TRP:HZ2	7:O:247:LYS:HG3	1.60	0.66
6:N:381:LYS:O	6:N:385:THR:N	2.27	0.66
4:D:271:GLN:HA	4:D:274:ARG:HH21	1.60	0.66
7:G:145:LYS:HD3	7:G:151:GLN:HG2	1.77	0.66
5:M:140:ALA:HB2	5:M:448:MET:HG2	1.77	0.66
5:M:306:PHE:HB2	5:M:323:ARG:HG2	1.78	0.66

Continued on next page...

Continued from previous page...

Atom-1	Atom-2	Interatomic distance (Å)	Clash overlap (Å)
6:N:214:HIS:HD2	6:N:359:LYS:HB2	1.60	0.66
8:P:283:ILE:HD13	8:P:291:VAL:HG21	1.77	0.66
14:6:40:ASN:HA	14:6:43:VAL:HG12	1.76	0.66
3:C:145:ASP:H	3:C:151:MET:HG2	1.60	0.66
4:D:168:THR:O	4:D:172:ASN:N	2.27	0.66
5:E:477:VAL:HB	5:E:480:ARG:HH21	1.61	0.66
5:E:532:ASP:O	7:G:47:LYS:N	2.28	0.66
8:H:160:VAL:HG12	8:H:164:LEU:HD11	1.78	0.66
1:I:319:ILE:HA	1:I:322:ALA:HB3	1.77	0.66
1:A:308:VAL:HG11	1:A:362:ILE:HG21	1.76	0.66
4:D:436:LEU:HD23	4:D:439:TYR:HD2	1.60	0.66
5:E:38:ILE:HG13	5:E:118:GLU:HG2	1.76	0.66
3:K:417:ALA:HA	3:K:470:HIS:CE1	2.29	0.66
7:O:39:THR:OG1	7:O:47:LYS:NZ	2.29	0.66
7:O:42:PRO:HG3	7:O:479:ILE:HG13	1.77	0.66
7:O:121:ILE:HA	7:O:434:LEU:HD21	1.77	0.66
7:O:427:ILE:HG21	7:O:435:ILE:HG13	1.78	0.66
9:1:66:ARG:HH21	11:3:106:LEU:HD21	1.59	0.66
9:1:74:GLU:HA	9:1:77:HIS:HD2	1.60	0.66
11:3:64:GLU:OE2	12:4:24:ASN:ND2	2.28	0.66
11:3:74:LEU:HA	11:3:152:THR:HG23	1.77	0.66
3:C:118:HIS:CE1	3:C:122:VAL:HG23	2.27	0.66
3:C:155:ILE:O	3:C:159:SER:N	2.28	0.66
4:D:246:ILE:HD13	4:D:297:VAL:HB	1.77	0.66
8:H:86:ILE:HG12	8:H:514:ALA:HB1	1.75	0.66
8:H:452:LEU:O	8:H:456:SER:N	2.24	0.66
2:J:110:LEU:HD11	2:J:514:ILE:HD11	1.77	0.66
3:K:149:SER:HB3	3:K:177:LEU:HD13	1.78	0.66
5:M:147:HIS:NE2	5:M:428:SER:OG	2.26	0.66
8:P:96:GLU:O	8:P:404:ARG:NH2	2.25	0.66
6:F:43:THR:O	6:F:45:LYS:NZ	2.28	0.66
7:G:198:LYS:HG2	7:G:371:THR:OG1	1.96	0.66
8:H:493:LEU:HG	8:H:494:GLU:HG3	1.76	0.66
1:I:112:ILE:HD11	1:I:433:ARG:HH21	1.61	0.66
1:I:136:LEU:HB2	1:I:480:ARG:HG3	1.78	0.66
2:J:49:ASP:OD1	2:J:65:ASN:ND2	2.23	0.66
2:J:68:ALA:HB2	2:J:99:THR:HG21	1.78	0.66
3:K:47:MET:N	6:N:517:LEU:O	2.27	0.66
4:L:35:PHE:O	4:L:39:SER:N	2.28	0.66
6:N:328:CYS:O	6:N:367:ASN:ND2	2.28	0.66
8:P:65:VAL:HG22	8:P:383:ASN:HB3	1.77	0.66

Continued on next page...

Continued from previous page...

Atom-1	Atom-2	Interatomic distance (Å)	Clash overlap (Å)
1:A:488:LEU:HA	1:A:495:PRO:HA	1.77	0.66
5:E:196:VAL:HG11	5:E:208:LEU:HB3	1.76	0.66
5:E:202:ARG:NH2	5:E:416:ASN:HD22	1.94	0.66
7:G:416:LEU:O	7:G:420:LEU:N	2.22	0.66
8:H:349:SER:O	8:H:364:LYS:N	2.28	0.66
4:L:61:ILE:HB	4:L:69:THR:HB	1.78	0.66
1:A:268:SER:HB2	1:A:299:TYR:OH	1.96	0.65
1:A:480:ARG:HD3	1:A:483:LEU:HB2	1.76	0.65
3:C:231:ARG:O	3:C:352:ILE:N	2.27	0.65
3:C:446:VAL:HG23	3:C:449:ARG:HH21	1.61	0.65
4:D:253:LEU:H	4:D:309:LEU:HD23	1.60	0.65
4:D:306:ARG:HG2	4:D:309:LEU:HG	1.79	0.65
5:E:343:PRO:HD2	5:E:352:LYS:HE3	1.79	0.65
6:F:230:ILE:N	6:F:345:GLY:O	2.19	0.65
8:H:206:LYS:HZ2	8:H:386:ASP:HB3	1.59	0.65
4:L:222:GLU:HB3	4:L:389:VAL:HB	1.78	0.65
4:L:304:ILE:HA	4:L:308:ALA:HB2	1.78	0.65
8:P:125:VAL:HG13	8:P:519:LEU:HG	1.77	0.65
9:1:61:TYR:HB2	10:2:78:LEU:HB3	1.78	0.65
1:A:15:GLU:O	1:A:19:SER:N	2.28	0.65
1:A:155:SER:OG	1:A:394:ASP:OD2	2.12	0.65
1:A:229:ILE:HG21	1:A:284:ASN:HB3	1.79	0.65
4:D:186:MET:HA	4:D:223:LEU:HD11	1.77	0.65
7:G:121:ILE:HD13	7:G:514:VAL:HG13	1.78	0.65
8:H:47:TYR:HD1	8:H:102:ASN:HB2	1.61	0.65
8:H:221:MET:HG3	8:H:372:ILE:HD12	1.78	0.65
1:I:165:GLY:H	1:I:168:PHE:HB2	1.60	0.65
2:J:495:GLU:HB3	2:J:500:LYS:HE2	1.78	0.65
3:K:416:MET:SD	3:K:466:LEU:HB3	2.36	0.65
3:K:466:LEU:O	3:K:470:HIS:N	2.28	0.65
7:O:413:GLU:HB3	7:O:442:LEU:HB3	1.78	0.65
2:B:161:ASN:ND2	2:B:494:THR:O	2.28	0.65
7:G:294:PRO:HB3	7:G:313:ARG:HH21	1.61	0.65
7:G:420:LEU:HD22	7:G:438:TYR:HE2	1.59	0.65
1:I:100:LEU:O	1:I:104:ALA:N	2.29	0.65
5:M:62:VAL:HG12	5:M:68:VAL:HA	1.76	0.65
5:M:176:LYS:NZ	5:M:404:ASP:OD2	2.28	0.65
1:A:207:GLU:O	1:A:378:ARG:NH1	2.27	0.65
1:A:342:ALA:HA	1:A:345:LEU:HG	1.78	0.65
3:C:97:SER:HA	3:C:100:ILE:HG12	1.77	0.65
3:C:279:CYS:HB2	3:C:303:TYR:CD2	2.31	0.65

Continued on next page...

Continued from previous page...

Atom-1	Atom-2	Interatomic distance (Å)	Clash overlap (Å)
4:D:209:LYS:NZ	4:D:332:ASP:OD1	2.29	0.65
5:E:61:MET:O	5:E:69:THR:N	2.29	0.65
8:H:280:VAL:HA	8:H:283:ILE:HD12	1.78	0.65
3:K:131:ASP:O	3:K:135:SER:N	2.30	0.65
6:N:140:SER:HA	6:N:406:CYS:HA	1.78	0.65
13:5:90:TYR:CE1	14:6:58:LYS:HA	2.31	0.65
3:C:20:ARG:HH11	3:C:114:GLU:HB3	1.60	0.65
3:K:251:GLU:HA	3:K:274:TYR:HE2	1.62	0.65
5:M:148:LEU:O	5:M:510:LEU:HD11	1.95	0.65
5:M:226:LYS:HD2	5:M:383:VAL:HG23	1.79	0.65
6:N:147:THR:HG23	6:N:495:TRP:HZ3	1.60	0.65
9:1:59:ASN:ND2	10:2:71:TYR:OH	2.30	0.65
4:D:131:THR:O	4:D:135:GLU:N	2.21	0.65
4:D:138:GLN:NE2	4:D:523:THR:OG1	2.29	0.65
6:F:479:VAL:HA	6:F:486:PRO:HA	1.78	0.65
7:G:40:LEU:O	7:G:387:ARG:NH2	2.29	0.65
1:I:210:LEU:HD13	1:I:375:ILE:HG13	1.79	0.65
2:J:517:VAL:HG22	5:M:60:MET:H	1.60	0.65
3:K:85:ARG:O	3:K:89:GLU:N	2.24	0.65
3:K:142:ILE:HG21	3:K:491:LYS:HD2	1.78	0.65
6:N:61:ASN:OD1	6:N:62:VAL:N	2.28	0.65
7:O:117:HIS:CE1	7:O:121:ILE:HB	2.30	0.65
4:D:180:SER:O	4:D:184:SER:N	2.30	0.65
5:E:513:LYS:O	5:E:517:ILE:N	2.26	0.65
7:G:136:ILE:HA	7:G:139:ILE:HG22	1.78	0.65
8:H:435:GLN:O	8:H:439:LYS:N	2.30	0.65
1:I:241:LEU:HD12	1:I:309:ARG:HE	1.61	0.65
1:I:244:THR:O	1:I:264:ARG:HG3	1.97	0.65
1:I:253:VAL:HA	3:K:250:GLY:HA3	1.78	0.65
1:I:409:VAL:HG21	1:I:510:LYS:HG3	1.79	0.65
2:J:312:ILE:HG21	2:J:362:PHE:HZ	1.61	0.65
3:K:479:GLY:O	3:K:488:VAL:N	2.29	0.65
4:L:137:PHE:HB3	4:L:523:THR:HG23	1.77	0.65
6:N:187:ASP:HB3	6:N:190:MET:HB2	1.79	0.65
11:3:112:TYR:H	13:5:83:LEU:H	1.45	0.65
2:B:42:THR:HB	2:B:65:ASN:HA	1.79	0.65
2:B:289:CYS:SG	2:B:349:ILE:HD12	2.37	0.65
5:E:161:ASP:O	5:E:165:LEU:N	2.17	0.65
8:H:299:ASP:O	8:H:303:HIS:N	2.26	0.65
4:L:79:LYS:HZ3	4:L:106:THR:HB	1.62	0.65
6:N:353:TYR:N	6:N:360:PHE:O	2.27	0.65

Continued on next page...

Continued from previous page...

Atom-1	Atom-2	Interatomic distance (Å)	Clash overlap (Å)
11:3:135:TYR:CZ	11:3:143:LEU:HD22	2.32	0.65
1:A:43:LYS:N	1:A:55:THR:O	2.29	0.65
4:D:314:LEU:HA	4:D:317:LEU:HB3	1.78	0.65
5:E:502:LYS:HG3	5:E:503:GLN:N	2.11	0.65
7:G:415:GLU:HG3	7:G:468:HIS:CG	2.32	0.65
1:I:77:GLU:O	1:I:81:LEU:N	2.28	0.65
3:K:463:LEU:HA	3:K:466:LEU:HD12	1.79	0.65
5:M:250:ILE:HG23	5:M:330:ILE:HG13	1.78	0.65
9:1:56:ASP:HA	9:1:73:LYS:HD2	1.79	0.65
2:B:512:GLU:HA	2:B:515:LEU:HD12	1.79	0.65
3:C:50:LEU:HB3	6:F:524:ALA:HB2	1.77	0.65
4:D:102:ALA:HB1	4:D:414:CYS:SG	2.36	0.65
4:D:529:ILE:HA	4:D:532:ILE:HB	1.77	0.65
6:F:129:LYS:O	6:F:133:PHE:N	2.19	0.65
7:G:239:LEU:HD21	7:G:322:THR:HG21	1.78	0.65
8:H:254:LYS:HA	14:6:112:GLN:HA	1.78	0.65
3:K:285:LEU:HB3	3:K:335:PRO:HD2	1.78	0.65
7:O:37:ARG:HA	7:O:99:LEU:HD12	1.78	0.65
8:P:154:LEU:HD12	8:P:195:GLY:HA2	1.79	0.65
3:C:222:LYS:HE3	3:C:319:ASP:OD1	1.98	0.64
3:C:261:GLU:HG2	9:1:101:LEU:HD21	1.79	0.64
6:F:184:GLU:HG2	6:F:186:ILE:H	1.61	0.64
7:G:104:PHE:CE1	7:G:438:TYR:HA	2.33	0.64
1:I:141:ASP:HB2	1:I:402:VAL:HG21	1.78	0.64
1:I:146:ASP:HB3	1:I:149:ILE:HB	1.79	0.64
4:L:74:GLY:O	4:L:78:LEU:N	2.28	0.64
5:M:344:ARG:HD3	7:O:271:TRP:CG	2.31	0.64
6:N:242:THR:H	6:N:270:ARG:HH22	1.45	0.64
10:2:37:GLN:NE2	11:3:168:GLN:O	2.30	0.64
1:A:112:ILE:HG23	1:A:433:ARG:HD3	1.78	0.64
4:D:202:SER:HB2	4:D:417:LYS:HE2	1.77	0.64
7:G:285:GLY:HA3	7:G:342:LEU:HD11	1.79	0.64
7:G:289:VAL:O	7:G:311:ALA:N	2.23	0.64
8:H:283:ILE:HG22	8:H:310:ILE:HD13	1.78	0.64
2:J:174:HIS:HD2	2:J:211:ASP:HA	1.62	0.64
2:J:298:ASN:ND2	4:L:344:PRO:HB3	2.12	0.64
4:L:238:ILE:HG12	4:L:239:THR:H	1.61	0.64
5:M:496:LYS:HE3	5:M:504:GLN:HG3	1.79	0.64
7:O:237:ILE:N	7:O:343:GLY:O	2.29	0.64
12:4:54:CYS:HA	12:4:84:GLN:HG2	1.79	0.64
1:A:148:LEU:HB3	1:A:499:LYS:NZ	2.12	0.64

Continued on next page...

Continued from previous page...

Atom-1	Atom-2	Interatomic distance (Å)	Clash overlap (Å)
1:A:495:PRO:O	1:A:496:ARG:NH1	2.29	0.64
2:B:20:ARG:NH2	5:E:46:ASN:O	2.30	0.64
3:C:272:GLU:HA	3:C:299:LEU:HD21	1.80	0.64
4:D:161:GLU:O	4:D:165:ASN:N	2.30	0.64
8:H:201:ASN:HA	8:H:372:ILE:HG22	1.79	0.64
1:I:9:GLY:HA2	4:L:62:GLN:N	2.11	0.64
5:M:524:VAL:HA	5:M:527:ILE:HD12	1.80	0.64
8:P:161:SER:O	8:P:165:ARG:N	2.29	0.64
2:B:49:ASP:O	4:D:533:ASP:N	2.30	0.64
2:B:248:LYS:HD3	2:B:334:THR:HG23	1.79	0.64
3:C:133:MET:O	3:C:137:LEU:N	2.23	0.64
5:E:248:ILE:HG21	5:E:333:ILE:HD11	1.77	0.64
5:E:471:ILE:HD13	4:L:128:ILE:HG12	1.78	0.64
1:I:189:ARG:HB2	1:I:403:LEU:HB3	1.79	0.64
2:J:521:ILE:HD13	5:M:81:MET:HB3	1.77	0.64
5:M:534:ARG:NH1	7:O:69:LEU:HD13	2.13	0.64
8:P:50:ASN:HB2	8:P:480:LEU:HD22	1.80	0.64
8:P:118:LEU:O	8:P:122:GLY:N	2.30	0.64
1:A:190:TYR:OH	1:A:400:LYS:NZ	2.30	0.64
1:A:436:LEU:HD12	1:A:439:ALA:HB3	1.79	0.64
2:B:219:LEU:HD21	2:B:359:LEU:HD23	1.77	0.64
3:C:477:THR:HB	3:C:491:LYS:HG3	1.78	0.64
4:D:238:ILE:HG23	4:D:323:MET:HB2	1.79	0.64
4:D:245:LYS:HB2	4:D:296:ASN:H	1.63	0.64
5:E:78:LEU:HB3	5:E:92:VAL:HG22	1.78	0.64
5:E:170:LYS:HA	5:E:181:CYS:SG	2.36	0.64
7:G:472:GLY:H	7:G:475:TYR:HD2	1.46	0.64
8:H:78:VAL:HG11	8:H:83:ALA:HB3	1.79	0.64
8:H:108:ALA:HB2	8:H:511:ALA:HB1	1.80	0.64
1:I:105:ASP:HA	1:I:108:VAL:HG12	1.79	0.64
1:I:137:ILE:HB	1:I:478:PRO:O	1.97	0.64
1:I:459:ASP:O	1:I:462:ASP:N	2.29	0.64
2:J:102:VAL:HA	2:J:507:ALA:HB2	1.80	0.64
2:J:477:GLY:N	2:J:486:GLY:O	2.31	0.64
5:M:98:GLN:HA	5:M:101:GLU:HB2	1.79	0.64
1:A:172:VAL:O	1:A:176:VAL:N	2.28	0.64
1:A:328:LEU:HD12	1:A:331:LEU:HD12	1.79	0.64
4:D:86:PRO:HA	4:D:89:ARG:HD3	1.78	0.64
5:E:202:ARG:HH22	5:E:416:ASN:HD22	1.43	0.64
5:E:539:SER:HB3	7:G:47:LYS:HD3	1.80	0.64
6:F:122:GLY:HA3	6:F:436:GLY:HA3	1.80	0.64

Continued on next page...

Continued from previous page...

Atom-1	Atom-2	Interatomic distance (Å)	Clash overlap (Å)
8:H:354:GLU:HB3	8:H:357:ASP:HA	1.78	0.64
2:J:49:ASP:H	4:L:531:LYS:HD2	1.62	0.64
3:K:118:HIS:CE1	3:K:121:VAL:HB	2.33	0.64
4:L:191:VAL:O	4:L:195:ILE:N	2.27	0.64
7:O:47:LYS:NZ	7:O:60:ASN:O	2.31	0.64
9:1:57:GLU:HG3	9:1:60:MET:H	1.62	0.64
11:3:92:GLN:HA	11:3:98:THR:HG23	1.79	0.64
1:A:190:TYR:O	1:A:193:ASN:ND2	2.28	0.64
1:A:195:VAL:O	1:A:318:ARG:NH1	2.30	0.64
1:A:203:ARG:HB3	1:A:207:GLU:OE1	1.97	0.64
1:A:433:ARG:HG3	7:O:459:ASN:HD21	1.62	0.64
4:D:157:LEU:HA	4:D:163:LEU:HD11	1.79	0.64
5:E:191:ASN:O	5:E:195:THR:N	2.29	0.64
6:F:84:GLN:HE22	6:F:504:LEU:HB3	1.62	0.64
1:I:171:MET:O	1:I:175:ALA:N	2.30	0.64
2:J:241:ASN:ND2	2:J:332:ALA:O	2.30	0.64
3:K:137:LEU:HD23	3:K:499:LEU:HD12	1.80	0.64
6:N:426:LYS:HB3	6:N:427:PRO:HD3	1.79	0.64
4:D:191:VAL:O	4:D:195:ILE:N	2.31	0.64
5:E:225:ILE:O	5:E:384:THR:N	2.30	0.64
5:E:318:ASN:HB3	5:E:319:LEU:HG	1.79	0.64
6:F:36:THR:HG22	6:F:41:LYS:NZ	2.13	0.64
1:I:161:ILE:HG21	1:I:387:GLU:HG3	1.78	0.64
2:J:195:ASN:HB3	2:J:197:GLU:HG2	1.79	0.64
3:K:126:TYR:HB3	3:K:510:VAL:HB	1.80	0.64
3:K:400:ASN:HD22	3:K:498:PRO:HB3	1.62	0.64
5:M:472:GLN:HG3	5:M:476:GLU:HG3	1.79	0.64
6:N:141:ARG:HD2	6:N:407:VAL:HB	1.79	0.64
6:N:279:ARG:HD3	6:N:284:ASP:HA	1.78	0.64
7:O:522:ASN:HB2	8:P:58:ASN:HA	1.79	0.64
2:B:490:ILE:HA	2:B:494:THR:HB	1.79	0.64
6:F:353:TYR:O	6:F:360:PHE:N	2.27	0.64
7:G:519:THR:HG23	8:H:55:MET:HB2	1.80	0.64
1:I:179:ILE:HG23	1:I:181:TYR:HD2	1.63	0.64
2:J:466:ARG:O	2:J:470:SER:N	2.23	0.64
3:K:349:LEU:HB3	3:K:364:THR:HB	1.80	0.64
3:K:490:MET:HE3	3:K:493:LEU:HD23	1.79	0.64
5:M:152:SER:HB2	5:M:418:VAL:H	1.62	0.64
5:M:156:LEU:HB2	5:M:161:ASP:OD1	1.97	0.64
6:N:274:ILE:HG13	6:N:336:PHE:HB3	1.78	0.64
8:P:43:THR:O	8:P:47:TYR:N	2.30	0.64

Continued on next page...

Continued from previous page...

Atom-1	Atom-2	Interatomic distance (Å)	Clash overlap (Å)
1:A:202:GLY:N	1:A:379:GLY:O	2.31	0.64
1:A:246:MET:N	3:C:277:GLN:HE22	1.96	0.64
2:B:403:ASP:HB2	2:B:498:GLN:NE2	2.11	0.64
3:C:63:GLY:O	3:C:67:LEU:N	2.26	0.64
3:C:149:SER:O	3:C:153:LEU:N	2.29	0.64
4:D:524:GLU:O	4:D:528:SER:N	2.23	0.64
5:E:357:GLY:HA3	5:E:377:CYS:HB2	1.80	0.64
5:E:431:LEU:HD13	5:E:478:ARG:HH22	1.62	0.64
5:E:457:VAL:O	5:E:461:ALA:N	2.16	0.64
1:I:19:SER:HA	1:I:22:VAL:HG22	1.78	0.64
3:K:302:HIS:HB3	3:K:306:ARG:HH12	1.63	0.64
4:L:160:ARG:NH1	4:L:189:ASN:OD1	2.30	0.64
4:L:214:LEU:HG	4:L:370:SER:HB3	1.78	0.64
4:L:222:GLU:OE1	4:L:375:LYS:NZ	2.26	0.64
7:O:232:TYR:HB2	7:O:348:PHE:HB3	1.80	0.64
8:P:148:CYS:N	8:P:408:LEU:O	2.29	0.64
14:6:33:LEU:HB3	14:6:83:ILE:HD12	1.80	0.64
2:B:220:LEU:HD13	2:B:312:ILE:HG21	1.80	0.63
6:F:293:ASN:N	6:F:313:LEU:O	2.29	0.63
7:G:278:LEU:HD21	7:G:302:TYR:HB2	1.80	0.63
8:H:149:CYS:O	8:H:408:LEU:N	2.31	0.63
1:I:138:VAL:HB	1:I:410:PRO:HB3	1.81	0.63
5:M:340:ARG:NH2	7:O:307:ASP:OD1	2.32	0.63
6:N:46:MET:HB2	8:P:521:VAL:HB	1.80	0.63
7:O:197:ILE:HG13	7:O:372:PHE:CD2	2.33	0.63
7:O:289:VAL:O	7:O:311:ALA:N	2.28	0.63
8:P:239:ILE:O	8:P:345:GLY:N	2.27	0.63
8:P:408:LEU:HD11	8:P:498:LEU:HB3	1.79	0.63
11:3:127:LEU:HD11	11:3:135:TYR:HE2	1.63	0.63
2:B:200:HIS:N	2:B:371:CYS:O	2.28	0.63
3:C:228:ARG:HH21	3:C:315:VAL:HG12	1.64	0.63
4:D:250:GLN:HE22	4:D:344:PRO:HB3	1.63	0.63
5:E:129:HIS:HD2	5:E:131:ILE:HD12	1.62	0.63
5:M:166:ILE:O	5:M:170:LYS:N	2.31	0.63
6:N:46:MET:HG3	6:N:54:ILE:HG23	1.80	0.63
6:N:221:MET:HB3	6:N:311:VAL:HG22	1.80	0.63
9:1:74:GLU:HA	9:1:77:HIS:CD2	2.32	0.63
1:A:218:CYS:SG	1:A:362:ILE:HG22	2.38	0.63
2:B:95:VAL:HA	2:B:399:GLN:HE22	1.63	0.63
2:B:354:ILE:O	2:B:376:ARG:NH2	2.31	0.63
3:C:446:VAL:O	3:C:450:THR:N	2.20	0.63

Continued on next page...

Continued from previous page...

Atom-1	Atom-2	Interatomic distance (Å)	Clash overlap (Å)
4:D:289:GLN:HB3	4:D:348:ILE:HG21	1.79	0.63
6:F:41:LYS:HD2	6:F:454:ASN:HB2	1.79	0.63
6:F:240:GLU:HG3	6:F:242:THR:H	1.63	0.63
8:H:506:TRP:O	8:H:510:LEU:N	2.23	0.63
1:I:18:ARG:CZ	4:L:57:MET:H	2.11	0.63
1:I:529:ASP:H	4:L:50:THR:HB	1.64	0.63
2:J:192:GLY:HA2	2:J:401:VAL:HG21	1.78	0.63
11:3:117:VAL:HG21	12:4:74:VAL:HG11	1.80	0.63
14:6:65:VAL:HB	14:6:67:GLN:HE21	1.63	0.63
2:B:279:VAL:HG11	2:B:303:LEU:HB3	1.79	0.63
4:D:247:GLY:HA2	4:D:356:LEU:HD22	1.79	0.63
5:E:344:ARG:NH2	5:E:347:GLU:OE2	2.31	0.63
6:F:85:ASP:HA	6:F:92:THR:HG21	1.80	0.63
6:F:489:ALA:HA	6:F:492:VAL:HB	1.81	0.63
8:H:448:ILE:HA	8:H:451:ALA:HB3	1.78	0.63
1:I:179:ILE:HG23	1:I:181:TYR:CD2	2.34	0.63
1:I:519:GLU:O	1:I:523:THR:N	2.28	0.63
2:J:52:LEU:N	2:J:62:MET:O	2.31	0.63
3:K:489:ASP:HB3	3:K:492:GLU:HB3	1.80	0.63
4:L:437:THR:OG1	4:L:456:ASP:OD1	2.14	0.63
8:P:45:THR:HA	8:P:455:ASN:HB2	1.81	0.63
11:3:122:LYS:HG3	13:5:73:PRO:HG3	1.80	0.63
1:A:489:ASP:OD1	1:A:490:LEU:N	2.30	0.63
3:C:137:LEU:O	3:C:141:SER:N	2.15	0.63
4:D:174:LYS:HZ1	4:D:407:ASP:HB3	1.63	0.63
5:E:472:GLN:HA	5:E:475:THR:HB	1.79	0.63
6:F:58:LYS:HD2	6:F:159:LYS:HA	1.80	0.63
6:F:172:VAL:HG22	6:F:391:VAL:HG23	1.81	0.63
6:F:434:GLN:HE21	6:F:438:GLN:HG3	1.63	0.63
8:H:42:THR:OG1	8:H:54:LYS:HD3	1.98	0.63
1:I:17:ILE:O	1:I:21:ASN:N	2.31	0.63
2:J:200:HIS:HD2	2:J:318:ALA:HB1	1.62	0.63
2:J:516:ARG:HB3	5:M:58:ASP:H	1.64	0.63
3:K:220:ILE:HB	3:K:223:ASP:HB2	1.80	0.63
5:M:420:TYR:HB2	5:M:487:PRO:HB2	1.80	0.63
6:N:317:LYS:H	6:N:320:ASN:HD22	1.47	0.63
6:N:342:ASP:OD1	6:N:343:CYS:N	2.32	0.63
7:O:71:VAL:HG21	7:O:80:VAL:HG21	1.81	0.63
8:P:168:ILE:HB	8:P:391:ALA:HB1	1.79	0.63
8:P:277:ASP:OD1	8:P:304:TYR:OH	2.10	0.63
8:P:417:ILE:HG21	8:P:467:LEU:HB3	1.78	0.63

Continued on next page...

Continued from previous page...

Atom-1	Atom-2	Interatomic distance (Å)	Clash overlap (Å)
1:A:49:ILE:HG23	1:A:50:GLY:H	1.63	0.63
2:B:521:ILE:O	5:E:62:VAL:N	2.21	0.63
3:C:113:LEU:HB3	3:C:118:HIS:CE1	2.34	0.63
6:F:48:VAL:O	6:F:52:GLY:N	2.27	0.63
7:G:75:ALA:O	7:G:78:THR:OG1	2.12	0.63
4:L:204:ASP:OD2	4:L:206:ARG:NH2	2.24	0.63
5:M:299:LEU:HD12	5:M:321:ALA:HA	1.79	0.63
6:N:189:PHE:HD1	6:N:323:ARG:HG2	1.63	0.63
6:N:220:ASP:HB2	6:N:306:SER:HB3	1.80	0.63
8:P:31:ARG:HH21	8:P:80:HIS:HA	1.63	0.63
1:A:203:ARG:HD2	1:A:378:ARG:HD3	1.81	0.63
2:B:421:VAL:O	2:B:425:ALA:N	2.25	0.63
2:B:475:THR:O	2:B:488:MET:N	2.32	0.63
5:E:176:LYS:HD2	5:E:401:SER:HA	1.80	0.63
7:G:150:GLU:OE1	7:G:152:ARG:NH2	2.32	0.63
7:G:387:ARG:HA	7:G:390:HIS:CD2	2.34	0.63
8:H:88:MET:O	8:H:92:MET:N	2.26	0.63
7:O:230:LYS:HB2	7:O:350:GLU:HB3	1.81	0.63
1:A:297:LEU:O	1:A:301:VAL:HG13	1.99	0.63
2:B:138:ARG:HH22	2:B:505:LEU:HB2	1.64	0.63
3:C:197:LYS:O	3:C:325:ARG:NH2	2.32	0.63
6:F:466:ILE:HG12	6:F:470:HIS:CD2	2.34	0.63
2:J:259:ASP:OD1	2:J:260:SER:N	2.25	0.63
4:L:390:VAL:HG12	4:L:398:ILE:HG23	1.81	0.63
8:P:238:LYS:O	8:P:289:ASN:N	2.25	0.63
1:A:47:ASP:N	1:A:51:ASP:O	2.30	0.63
2:B:76:VAL:HG22	2:B:78:ASN:H	1.63	0.63
4:D:264:ILE:HD12	14:6:89:ARG:HD3	1.81	0.63
5:E:441:PRO:O	5:E:442:THR:HG22	1.98	0.63
6:F:209:GLY:HA3	6:F:364:GLU:HA	1.81	0.63
3:K:236:PRO:HD3	3:K:350:LEU:HD22	1.81	0.63
4:L:255:ALA:HB2	4:L:283:ILE:HG13	1.81	0.63
5:M:534:ARG:HB2	7:O:49:ILE:HG22	1.80	0.63
8:P:155:ARG:NH2	8:P:192:PRO:O	2.32	0.63
1:A:235:ALA:HB3	1:A:286:ILE:HG23	1.80	0.62
4:D:209:LYS:HB2	4:D:335:PHE:CE2	2.33	0.62
6:F:346:HIS:HB3	6:F:367:ASN:ND2	2.13	0.62
6:F:469:GLU:O	6:F:473:SER:N	2.29	0.62
7:G:325:ALA:HA	7:G:368:LYS:H	1.63	0.62
1:I:220:VAL:HG11	1:I:360:GLU:HB3	1.81	0.62
2:J:17:ASP:HB2	2:J:522:LYS:HB2	1.80	0.62

Continued on next page...

Continued from previous page...

Atom-1	Atom-2	Interatomic distance (Å)	Clash overlap (Å)
2:J:39:VAL:O	2:J:42:THR:OG1	2.14	0.62
2:J:200:HIS:CD2	2:J:318:ALA:HB1	2.34	0.62
5:M:57:LEU:HB2	5:M:59:LYS:HZ2	1.64	0.62
5:M:248:ILE:O	5:M:354:GLY:N	2.30	0.62
6:N:105:GLN:NE2	6:N:442:ASP:OD2	2.32	0.62
7:O:23:VAL:HA	7:O:26:ILE:HG12	1.80	0.62
8:P:44:ARG:HH12	8:P:447:ALA:HB1	1.62	0.62
8:P:69:ALA:HB2	8:P:102:ASN:HA	1.81	0.62
2:B:105:LEU:HD22	2:B:507:ALA:HB3	1.80	0.62
2:B:130:TRP:CD1	2:B:439:TYR:HB2	2.34	0.62
3:C:76:ALA:O	3:C:80:MET:N	2.28	0.62
3:C:223:ASP:O	3:C:228:ARG:NH1	2.32	0.62
5:E:221:ASP:HB3	5:E:388:ARG:HD2	1.79	0.62
5:E:530:ILE:HD12	5:E:531:ASP:H	1.64	0.62
6:F:44:MET:HG2	6:F:58:LYS:HB2	1.81	0.62
6:F:47:LEU:N	6:F:55:LYS:O	2.26	0.62
6:F:149:ILE:HG23	6:F:169:THR:HG21	1.81	0.62
8:H:349:SER:HB2	8:H:351:TYR:CZ	2.33	0.62
1:I:150:ASN:HA	1:I:153:LYS:HB3	1.81	0.62
3:K:230:ARG:HD2	3:K:233:ILE:HB	1.81	0.62
5:M:38:ILE:HA	5:M:117:LEU:HD13	1.81	0.62
5:M:447:ALA:O	5:M:451:PHE:N	2.24	0.62
8:P:221:MET:HA	8:P:374:THR:HG21	1.81	0.62
14:6:39:GLU:O	14:6:43:VAL:N	2.26	0.62
4:D:213:LYS:HB3	4:D:391:ARG:HG2	1.82	0.62
4:D:481:ARG:NH1	5:M:446:TYR:OH	2.32	0.62
6:F:426:LYS:HB3	6:F:429:VAL:H	1.64	0.62
7:G:522:ASN:ND2	8:H:75:GLU:OE1	2.32	0.62
8:H:99:ASP:OD1	8:H:100:GLY:N	2.31	0.62
8:H:131:GLY:N	8:H:434:GLU:OE1	2.32	0.62
1:I:533:LEU:O	4:L:64:GLY:N	2.31	0.62
2:J:518:ASP:HB2	5:M:59:LYS:HE3	1.81	0.62
7:O:423:TYR:HB2	7:O:435:ILE:HG21	1.82	0.62
1:A:231:ASN:H	1:A:350:GLU:HA	1.63	0.62
4:D:213:LYS:HD3	4:D:391:ARG:NE	2.15	0.62
5:E:140:ALA:HA	5:E:143:VAL:HG22	1.80	0.62
5:E:183:ARG:HA	5:E:186:ALA:HB3	1.82	0.62
6:F:176:ILE:HB	6:F:402:ILE:HD11	1.81	0.62
3:K:425:LYS:HG2	3:K:429:MET:HG3	1.80	0.62
5:M:27:ARG:CZ	5:M:534:ARG:HG2	2.29	0.62
5:M:315:LEU:O	5:M:318:ASN:ND2	2.32	0.62

Continued on next page...

Continued from previous page...

Atom-1	Atom-2	Interatomic distance (Å)	Clash overlap (Å)
8:P:26:GLU:O	8:P:30:TYR:HB3	1.99	0.62
1:A:335:GLU:HB2	1:A:337:GLU:O	1.99	0.62
3:C:86:THR:O	3:C:90:GLU:N	2.21	0.62
5:E:396:GLU:O	5:E:400:ARG:N	2.28	0.62
7:G:447:ARG:HG3	7:G:457:ALA:HB1	1.82	0.62
1:I:473:GLU:HA	1:I:476:VAL:HG13	1.81	0.62
6:N:47:LEU:HD22	6:N:55:LYS:HD2	1.81	0.62
6:N:214:HIS:HB3	6:N:315:ARG:HB3	1.80	0.62
8:P:290:VAL:HA	8:P:311:MET:HB3	1.82	0.62
14:6:44:LYS:HZ1	14:6:80:LEU:HB2	1.65	0.62
3:C:469:LYS:O	3:C:473:GLU:HB2	1.99	0.62
4:D:431:GLU:O	4:D:435:ARG:NH1	2.30	0.62
6:F:272:LYS:HA	6:F:275:ILE:HB	1.80	0.62
1:I:216:LEU:HB3	1:I:362:ILE:HB	1.81	0.62
2:J:40:LYS:HB3	2:J:104:VAL:HG21	1.81	0.62
3:K:500:ALA:O	3:K:504:GLN:N	2.29	0.62
5:M:433:VAL:O	5:M:437:ALA:N	2.30	0.62
9:1:85:LYS:NZ	9:1:89:GLU:OE2	2.32	0.62
10:2:71:TYR:HB3	10:2:78:LEU:HD11	1.81	0.62
13:5:91:TYR:HB2	14:6:59:LEU:HB2	1.82	0.62
2:B:140:ALA:HB1	2:B:416:LEU:HD23	1.82	0.62
2:B:223:LYS:HE2	2:B:358:LYS:H	1.63	0.62
4:D:146:GLU:O	4:D:150:ASP:N	2.31	0.62
5:E:222:THR:HG22	5:E:387:ILE:HG13	1.81	0.62
5:E:431:LEU:HD13	5:E:478:ARG:HH12	1.64	0.62
7:G:350:GLU:OE2	7:G:357:ARG:HG3	2.00	0.62
8:H:501:TYR:O	8:H:505:TYR:N	2.29	0.62
3:K:449:ARG:O	3:K:453:GLN:N	2.32	0.62
5:M:48:MET:HB3	5:M:107:THR:HG23	1.82	0.62
5:M:243:VAL:HG22	5:M:320:PRO:HB2	1.80	0.62
5:M:251:LEU:HD11	5:M:348:LEU:HD21	1.80	0.62
7:O:49:ILE:HG13	7:O:57:THR:HB	1.81	0.62
7:O:244:LEU:HD12	7:O:295:ILE:HD12	1.81	0.62
8:P:414:ALA:HB2	8:P:477:ASN:HB2	1.80	0.62
1:A:36:LEU:HD13	1:A:451:THR:HG21	1.81	0.62
1:A:45:LEU:N	1:A:53:THR:O	2.29	0.62
1:A:168:PHE:CE1	1:A:208:SER:HB2	2.33	0.62
5:E:249:ALA:O	5:E:300:ALA:HA	1.99	0.62
5:E:357:GLY:H	5:E:376:GLN:HA	1.65	0.62
6:F:291:VAL:HB	6:F:312:ALA:HA	1.81	0.62
7:G:463:LYS:O	7:G:467:ARG:N	2.28	0.62

Continued on next page...

Continued from previous page...

Atom-1	Atom-2	Interatomic distance (Å)	Clash overlap (Å)
8:H:143:LEU:HD21	8:H:505:TYR:HA	1.82	0.62
3:K:294:LYS:O	3:K:314:ARG:NH1	2.33	0.62
4:L:246:ILE:HG22	4:L:359:ALA:HB2	1.80	0.62
6:N:109:TYR:HE2	6:N:439:ALA:HB2	1.65	0.62
7:O:43:ARG:HE	7:O:453:ALA:HB1	1.64	0.62
7:O:280:LYS:HA	7:O:283:HIS:NE2	2.15	0.62
14:6:47:LEU:HD23	14:6:50:LEU:HD12	1.82	0.62
2:B:187:VAL:HG13	2:B:190:LEU:HD12	1.80	0.62
2:B:522:LYS:HA	5:E:62:VAL:HB	1.82	0.62
3:C:118:HIS:CE1	3:C:121:VAL:HB	2.35	0.62
5:E:59:LYS:O	5:E:71:THR:N	2.30	0.62
5:E:214:LYS:HB3	5:E:364:PHE:HZ	1.64	0.62
5:E:527:ILE:HG13	5:E:528:LEU:HD12	1.82	0.62
7:G:14:ASP:HB2	7:G:521:LYS:HB2	1.81	0.62
8:H:115:ALA:O	8:H:119:LEU:N	2.33	0.62
3:K:156:ILE:HG13	3:K:397:VAL:HB	1.82	0.62
3:K:407:LEU:HB2	3:K:499:LEU:H	1.65	0.62
4:L:123:LEU:HD22	4:L:128:ILE:HD12	1.81	0.62
5:M:94:LEU:HD11	5:M:519:LEU:HB3	1.80	0.62
5:M:101:GLU:O	5:M:410:ARG:NH2	2.30	0.62
5:M:155:VAL:HA	5:M:416:ASN:H	1.65	0.62
6:N:394:GLY:O	6:N:398:VAL:N	2.28	0.62
1:A:99:GLU:HB3	1:A:444:SER:HA	1.82	0.62
1:A:113:HIS:NE2	4:D:471:LEU:O	2.33	0.62
1:A:298:LYS:HA	1:A:301:VAL:HG22	1.82	0.62
3:C:227:PRO:HG3	3:C:231:ARG:HH22	1.64	0.62
8:H:118:LEU:HB3	8:H:123:LEU:HB2	1.82	0.62
1:I:456:ALA:HB3	1:I:458:GLN:HG2	1.82	0.62
3:K:169:SER:O	3:K:173:CYS:N	2.29	0.62
3:K:290:VAL:HG21	3:K:304:LEU:HD13	1.82	0.62
6:N:173:VAL:HG22	6:N:398:VAL:HG11	1.81	0.62
8:P:501:TYR:O	8:P:505:TYR:N	2.26	0.62
1:A:137:ILE:N	1:A:408:VAL:O	2.33	0.61
1:A:421:ILE:HA	1:A:424:GLU:HB3	1.81	0.61
1:A:433:ARG:HG3	7:O:459:ASN:ND2	2.15	0.61
2:B:159:LEU:HB3	2:B:184:VAL:HB	1.81	0.61
3:C:384:LEU:HD23	3:C:388:GLU:HB2	1.81	0.61
5:E:96:LYS:NZ	5:E:100:ASP:OD2	2.32	0.61
6:F:289:PHE:HZ	6:F:344:LEU:HD13	1.64	0.61
6:F:293:ASN:ND2	6:F:296:GLY:O	2.33	0.61
7:G:104:PHE:O	7:G:108:VAL:N	2.26	0.61

Continued on next page...

Continued from previous page...

Atom-1	Atom-2	Interatomic distance (Å)	Clash overlap (Å)
2:J:192:GLY:HA2	2:J:401:VAL:HG11	1.82	0.61
3:K:397:VAL:O	3:K:401:VAL:N	2.24	0.61
4:L:343:LYS:HB2	4:L:355:MET:HB3	1.81	0.61
5:M:243:VAL:HG21	5:M:299:LEU:HD13	1.82	0.61
6:N:148:LEU:O	6:N:152:ALA:N	2.26	0.61
6:N:399:LYS:HA	6:N:402:ILE:HG22	1.80	0.61
7:O:421:ARG:NH2	7:O:436:GLY:O	2.33	0.61
5:E:149:ASP:O	5:E:417:ARG:NH2	2.33	0.61
5:E:230:VAL:O	5:E:372:LEU:N	2.22	0.61
1:I:108:VAL:HA	1:I:117:VAL:HG21	1.81	0.61
1:I:288:THR:HB	1:I:309:ARG:HG2	1.81	0.61
1:I:313:LYS:HA	1:I:316:LEU:HB3	1.82	0.61
1:I:322:ALA:HB1	1:I:367:THR:HB	1.82	0.61
2:J:91:GLN:HG2	2:J:102:VAL:HG21	1.82	0.61
2:J:298:ASN:ND2	4:L:250:GLN:HB2	2.15	0.61
4:L:239:THR:HG21	4:L:296:ASN:HB3	1.82	0.61
4:L:252:CYS:SG	4:L:301:GLN:NE2	2.73	0.61
5:M:166:ILE:HB	5:M:183:ARG:HD2	1.81	0.61
5:M:292:ILE:HG21	5:M:300:ALA:HB2	1.82	0.61
7:O:395:ILE:HD11	7:O:494:GLU:HA	1.82	0.61
8:P:502:LEU:HD22	8:P:506:TRP:HE1	1.65	0.61
1:A:32:VAL:HG12	1:A:58:GLY:HA3	1.82	0.61
3:C:303:TYR:HA	3:C:306:ARG:HE	1.65	0.61
5:E:288:MET:HG2	5:E:345:PHE:CE1	2.36	0.61
6:F:41:LYS:HE2	6:F:451:LEU:HA	1.82	0.61
6:F:82:THR:O	6:F:86:ASP:N	2.31	0.61
6:F:328:CYS:HA	6:F:366:CYS:HB3	1.82	0.61
6:F:409:PRO:HD2	6:F:476:LEU:HD12	1.81	0.61
7:G:408:GLY:HA2	7:G:499:ARG:HH21	1.65	0.61
8:H:355:VAL:HB	8:H:360:VAL:HG21	1.83	0.61
4:L:99:ASP:O	4:L:103:GLY:N	2.33	0.61
1:A:326:THR:O	1:A:344:MET:HA	2.01	0.61
3:C:469:LYS:HD3	3:C:487:LEU:HD13	1.81	0.61
5:E:35:LYS:HA	5:E:38:ILE:HG22	1.80	0.61
5:E:328:PRO:O	5:E:332:LEU:N	2.26	0.61
6:F:109:TYR:HE2	6:F:439:ALA:HB2	1.65	0.61
6:F:428:SER:HB3	6:F:433:ALA:HB3	1.82	0.61
7:G:189:LEU:HB3	7:G:191:GLN:H	1.66	0.61
7:G:194:MET:O	7:G:370:CYS:N	2.25	0.61
8:H:125:VAL:HG13	8:H:126:SER:H	1.64	0.61
7:O:422:ASP:O	7:O:426:THR:N	2.30	0.61

Continued on next page...

Continued from previous page...

Atom-1	Atom-2	Interatomic distance (Å)	Clash overlap (Å)
1:A:199:LYS:HG2	1:A:377:LEU:HB2	1.81	0.61
3:C:45:SER:H	6:F:117:ARG:HH12	1.48	0.61
4:D:297:VAL:HA	4:D:323:MET:O	2.00	0.61
4:D:427:ALA:O	4:D:431:GLU:HG3	2.00	0.61
8:H:276:MET:HA	8:H:279:GLN:HB3	1.82	0.61
1:I:179:ILE:HD12	1:I:181:TYR:HE2	1.64	0.61
1:I:524:ILE:O	4:L:58:ASP:N	2.33	0.61
2:J:54:SER:O	2:J:60:SER:N	2.33	0.61
3:K:449:ARG:HD3	3:K:463:LEU:HD22	1.82	0.61
5:M:478:ARG:O	5:M:482:VAL:N	2.26	0.61
5:M:522:GLN:HB3	7:O:381:PHE:HB2	1.82	0.61
6:N:40:PRO:HD3	6:N:157:ARG:HB3	1.82	0.61
6:N:462:THR:O	6:N:466:ILE:HG12	2.00	0.61
1:A:248:LEU:HA	1:A:263:ILE:HG22	1.81	0.61
2:B:33:ILE:HD11	2:B:110:LEU:HB2	1.81	0.61
4:D:123:LEU:HB3	4:D:128:ILE:HB	1.81	0.61
5:E:223:LYS:O	5:E:386:PHE:N	2.33	0.61
5:E:535:LYS:HB3	7:G:47:LYS:HD3	1.81	0.61
6:F:53:ASP:OD1	6:F:54:ILE:N	2.34	0.61
7:G:216:PHE:CE1	7:G:318:ASP:HB3	2.35	0.61
8:H:299:ASP:HA	8:H:302:LEU:HB3	1.80	0.61
7:O:416:LEU:HA	7:O:419:TYR:HB3	1.82	0.61
9:1:51:ILE:HG23	9:1:77:HIS:CE1	2.36	0.61
11:3:63:MET:SD	11:3:66:ASN:ND2	2.73	0.61
14:6:75:THR:O	14:6:79:ARG:HG2	2.00	0.61
1:A:62:LEU:HD23	1:A:65:LEU:HD12	1.83	0.61
1:A:208:SER:OG	1:A:378:ARG:O	2.18	0.61
1:A:327:ILE:O	1:A:331:LEU:N	2.34	0.61
3:C:38:ARG:NH1	3:C:104:GLU:OE2	2.19	0.61
3:C:222:LYS:HB3	3:C:316:ARG:NH2	2.16	0.61
4:D:274:ARG:HA	4:D:277:ARG:HH11	1.66	0.61
4:D:481:ARG:HG2	5:M:438:ASP:OD1	2.01	0.61
5:E:160:LYS:O	5:E:164:PRO:HD2	2.00	0.61
5:E:428:SER:OG	5:E:481:GLN:NE2	2.33	0.61
6:F:78:ALA:O	6:F:82:THR:OG1	2.18	0.61
6:F:368:ASN:O	6:F:370:ARG:N	2.33	0.61
6:F:389:ASP:OD1	6:F:390:ALA:N	2.33	0.61
1:I:9:GLY:O	4:L:59:LYS:NZ	2.33	0.61
1:I:111:LYS:HD2	4:L:466:ALA:HB2	1.83	0.61
3:K:15:LYS:HB3	3:K:523:VAL:HA	1.83	0.61
3:K:49:MET:O	6:N:521:ILE:HA	2.00	0.61

Continued on next page...

Continued from previous page...

Atom-1	Atom-2	Interatomic distance (Å)	Clash overlap (Å)
3:K:155:ILE:HD12	3:K:407:LEU:HD21	1.83	0.61
5:M:74:GLY:O	5:M:78:LEU:N	2.25	0.61
5:M:147:HIS:HA	5:M:150:LYS:HE2	1.82	0.61
6:N:289:PHE:HB3	6:N:310:ILE:HA	1.80	0.61
7:O:326:CYS:HA	7:O:365:PRO:HD2	1.81	0.61
8:P:182:LEU:HD22	8:P:217:VAL:HG23	1.82	0.61
10:2:72:ARG:HB2	10:2:81:ARG:HD3	1.82	0.61
12:4:57:ILE:HD11	12:4:84:GLN:HG3	1.83	0.61
2:B:33:ILE:HG23	2:B:111:ARG:NE	2.15	0.61
2:B:40:LYS:HB2	2:B:449:ILE:HG21	1.81	0.61
4:D:339:THR:O	4:D:385:THR:OG1	2.18	0.61
5:E:211:VAL:HG22	5:E:385:ILE:HD11	1.83	0.61
8:H:57:ILE:HA	8:H:62:LYS:O	2.01	0.61
8:H:116:GLU:O	8:H:120:ARG:HG2	2.00	0.61
1:I:106:GLU:HA	4:L:471:LEU:H	1.66	0.61
5:M:493:CYS:H	5:M:504:GLN:HE22	1.46	0.61
8:P:297:VAL:HB	8:P:314:ARG:HE	1.64	0.61
5:E:358:LEU:N	5:E:375:GLU:O	2.33	0.61
5:E:534:ARG:HH22	7:G:66:LEU:N	1.99	0.61
8:H:157:ILE:HG23	8:H:184:ALA:HB3	1.82	0.61
8:H:477:ASN:OD1	8:H:478:VAL:N	2.27	0.61
2:J:155:PHE:HZ	2:J:401:VAL:HG22	1.65	0.61
5:M:42:LYS:NZ	5:M:114:GLY:O	2.30	0.61
6:N:190:MET:HA	6:N:372:VAL:HG22	1.81	0.61
6:N:447:ILE:HA	6:N:450:VAL:HG12	1.81	0.61
7:O:30:GLN:HG2	7:O:102:ALA:HB1	1.82	0.61
7:O:208:SER:HB2	7:O:374:LEU:HD13	1.83	0.61
9:1:67:MET:HB3	11:3:107:LEU:HA	1.81	0.61
11:3:91:MET:SD	13:5:66:LEU:HD11	2.41	0.61
11:3:126:TRP:N	13:5:69:SER:O	2.28	0.61
1:A:20:GLN:HE21	1:A:69:HIS:CE1	2.19	0.61
1:A:236:CYS:H	1:A:327:ILE:CD1	2.13	0.61
2:B:66:ASP:O	2:B:69:THR:OG1	2.18	0.61
2:B:469:HIS:NE2	2:B:473:ASN:O	2.34	0.61
5:E:135:ASP:OD1	7:G:43:ARG:NH2	2.30	0.61
6:F:221:MET:HE1	6:F:312:ALA:H	1.65	0.61
6:F:245:ASN:OD1	6:F:246:SER:N	2.29	0.61
7:G:74:PRO:HB2	8:H:63:LEU:HD11	1.82	0.61
1:I:192:VAL:HB	1:I:396:LEU:HB3	1.81	0.61
1:I:235:ALA:O	1:I:287:LEU:N	2.29	0.61
2:J:272:LYS:HD2	2:J:299:TYR:CE2	2.36	0.61

Continued on next page...

Continued from previous page...

Atom-1	Atom-2	Interatomic distance (Å)	Clash overlap (Å)
3:K:478:TRP:HE3	3:K:489:ASP:HB2	1.66	0.61
4:L:253:LEU:HD12	4:L:313:ALA:HB1	1.82	0.61
5:M:165:LEU:HD13	5:M:409:ILE:HG23	1.80	0.61
11:3:136:ASP:O	11:3:138:ASP:N	2.33	0.61
11:3:149:SER:O	11:3:153:LYS:N	2.32	0.61
1:A:185:ARG:N	1:A:321:LYS:O	2.29	0.60
2:B:139:GLU:HA	2:B:142:LEU:HB2	1.83	0.60
5:E:183:ARG:HD3	5:E:186:ALA:HB3	1.83	0.60
7:G:49:ILE:HG21	7:G:68:LEU:HD13	1.83	0.60
7:G:394:MET:HG3	7:G:398:ARG:HH12	1.66	0.60
1:I:453:ALA:HB2	1:I:463:LEU:HD22	1.83	0.60
2:J:219:LEU:HD13	2:J:359:LEU:HD23	1.83	0.60
2:J:351:GLU:HA	2:J:360:ILE:HA	1.81	0.60
3:K:301:GLN:HG2	3:K:305:MET:HE3	1.83	0.60
4:L:191:VAL:HG13	4:L:203:VAL:HG21	1.83	0.60
1:A:113:HIS:CD2	1:A:433:ARG:HH12	2.19	0.60
1:A:496:ARG:HB2	1:A:502:GLY:HA2	1.82	0.60
4:D:474:ILE:HG21	5:M:128:ILE:HG12	1.82	0.60
8:H:292:VAL:HA	8:H:313:VAL:HB	1.81	0.60
8:H:453:ALA:HA	8:H:456:SER:HB3	1.83	0.60
3:K:149:SER:O	3:K:153:LEU:N	2.34	0.60
4:L:146:GLU:O	4:L:150:ASP:N	2.34	0.60
4:L:171:LEU:HB3	4:L:180:SER:HB3	1.83	0.60
5:M:417:ARG:O	5:M:510:LEU:N	2.24	0.60
6:N:144:ASP:O	6:N:148:LEU:HG	2.01	0.60
6:N:403:ASP:OD1	6:N:404:ASP:N	2.34	0.60
7:O:476:GLY:N	7:O:485:ALA:O	2.29	0.60
1:A:521:ALA:O	1:A:525:LEU:N	2.28	0.60
5:E:356:ALA:O	5:E:378:LYS:NZ	2.33	0.60
8:H:77:GLU:HA	8:H:84:LYS:NZ	2.16	0.60
2:J:182:LEU:HD21	2:J:373:ILE:HG13	1.83	0.60
4:L:49:ARG:HG2	4:L:111:ILE:HG22	1.84	0.60
4:L:222:GLU:O	4:L:389:VAL:N	2.29	0.60
6:N:230:ILE:HA	6:N:290:VAL:HB	1.83	0.60
11:3:70:LYS:HB2	11:3:159:GLU:HB2	1.83	0.60
11:3:99:ASN:HD22	12:4:74:VAL:HG11	1.66	0.60
1:A:152:ALA:O	1:A:156:MET:N	2.34	0.60
2:B:465:LEU:HD22	2:B:478:LEU:HG	1.82	0.60
3:C:195:ILE:HG23	3:C:198:TYR:HB3	1.84	0.60
3:C:426:SER:HB2	3:C:434:GLN:HA	1.82	0.60
4:D:236:SER:HB2	4:D:319:LYS:HA	1.83	0.60

Continued on next page...

Continued from previous page...

Atom-1	Atom-2	Interatomic distance (Å)	Clash overlap (Å)
5:E:252:THR:O	5:E:304:TRP:NE1	2.34	0.60
5:E:337:THR:HB	5:E:355:PHE:H	1.66	0.60
8:H:424:THR:HB	8:H:442:ALA:HB3	1.83	0.60
1:I:171:MET:SD	1:I:377:LEU:HD21	2.42	0.60
3:K:218:VAL:HB	3:K:371:ALA:N	2.13	0.60
4:L:67:ASP:OD1	4:L:68:VAL:N	2.34	0.60
6:N:217:ARG:NH1	6:N:222:LYS:O	2.32	0.60
6:N:319:ARG:HB3	6:N:323:ARG:HH12	1.66	0.60
8:P:93:GLN:O	8:P:97:VAL:N	2.29	0.60
8:P:245:PRO:HB2	8:P:249:MET:HB2	1.83	0.60
10:2:57:VAL:HG22	11:3:128:GLY:HA3	1.82	0.60
13:5:15:LEU:O	13:5:19:LYS:N	2.30	0.60
1:A:234:ILE:HB	1:A:346:GLY:HA3	1.83	0.60
1:A:478:PRO:HB3	1:A:497:ASP:HB3	1.84	0.60
2:B:521:ILE:N	5:E:60:MET:O	2.32	0.60
4:D:274:ARG:HH22	12:4:48:GLN:HE21	1.49	0.60
7:G:402:ASN:HD22	7:G:497:MET:H	1.47	0.60
8:H:135:ALA:HB2	8:H:438:ILE:HG23	1.82	0.60
1:I:168:PHE:HB3	1:I:392:LEU:HD21	1.84	0.60
3:K:121:VAL:O	3:K:125:ALA:N	2.32	0.60
3:K:409:PRO:HB2	3:K:477:THR:HA	1.84	0.60
6:N:134:LEU:HD13	6:N:501:LYS:HB3	1.83	0.60
8:P:246:PHE:CE1	8:P:283:ILE:HD11	2.36	0.60
1:A:482:ASN:OD1	1:A:483:LEU:N	2.34	0.60
2:B:81:ALA:O	2:B:85:VAL:HG23	2.02	0.60
2:B:257:ARG:HE	5:E:268:VAL:HG23	1.66	0.60
4:D:420:ALA:HB3	4:D:512:LEU:HD12	1.83	0.60
7:G:387:ARG:HA	7:G:390:HIS:HD2	1.67	0.60
8:H:81:PRO:O	8:H:85:MET:N	2.32	0.60
5:M:248:ILE:HG23	5:M:299:LEU:HB3	1.84	0.60
14:6:30:ARG:HG3	14:6:87:ILE:HG12	1.84	0.60
1:A:105:ASP:O	1:A:109:LYS:N	2.27	0.60
2:B:71:LEU:HD22	2:B:85:VAL:HG22	1.83	0.60
3:C:198:TYR:HA	3:C:325:ARG:HE	1.66	0.60
4:D:284:LEU:O	4:D:288:LYS:N	2.28	0.60
5:E:232:LYS:HB2	5:E:372:LEU:HB2	1.83	0.60
6:F:272:LYS:HG2	6:F:275:ILE:HD12	1.83	0.60
7:G:279:GLU:HA	7:G:282:HIS:HB2	1.83	0.60
7:G:364:CYS:HB2	7:G:367:ALA:HB2	1.84	0.60
4:L:254:SER:HA	4:L:259:ASP:HB2	1.81	0.60
5:M:359:VAL:HG13	5:M:372:LEU:HD21	1.82	0.60

Continued on next page...

Continued from previous page...

Atom-1	Atom-2	Interatomic distance (Å)	Clash overlap (Å)
6:N:107:ASP:O	6:N:111:SER:N	2.23	0.60
6:N:230:ILE:HG21	6:N:324:LEU:HD11	1.83	0.60
7:O:223:ALA:HB2	7:O:301:GLN:HG2	1.83	0.60
8:P:43:THR:HG21	8:P:106:VAL:HB	1.82	0.60
11:3:111:LEU:HD12	13:5:82:VAL:HB	1.83	0.60
2:B:20:ARG:HH22	5:E:50:THR:H	1.48	0.60
3:C:154:ASN:OD1	3:C:155:ILE:N	2.34	0.60
3:C:274:TYR:CE2	3:C:278:LEU:HD11	2.37	0.60
4:D:26:ASP:O	4:D:30:PRO:HD2	2.01	0.60
5:E:423:GLY:N	5:E:426:GLU:OE1	2.29	0.60
6:F:191:ILE:HG13	6:F:323:ARG:HH22	1.65	0.60
1:I:49:ILE:HG23	1:I:50:GLY:H	1.67	0.60
1:I:216:LEU:HB2	1:I:319:ILE:HD12	1.84	0.60
1:I:293:ASP:O	1:I:297:LEU:N	2.31	0.60
1:I:390:ARG:HA	1:I:393:HIS:CD2	2.36	0.60
3:K:316:ARG:HG3	3:K:319:ASP:H	1.66	0.60
8:P:49:PRO:HD2	8:P:480:LEU:HB2	1.84	0.60
1:A:182:THR:HG23	1:A:214:TYR:OH	2.01	0.60
3:C:279:CYS:HB2	3:C:303:TYR:HD2	1.66	0.60
4:D:61:ILE:HG13	4:D:80:GLN:HE21	1.66	0.60
8:H:313:VAL:HG11	8:H:316:ASN:HD21	1.65	0.60
1:I:408:VAL:HA	1:I:507:THR:H	1.67	0.60
2:J:462:VAL:HG23	2:J:463:ALA:H	1.66	0.60
3:K:168:TRP:CH2	3:K:209:ILE:HG22	2.37	0.60
3:K:317:LYS:O	3:K:321:ASN:N	2.25	0.60
4:L:479:GLU:O	4:L:483:ARG:N	2.25	0.60
5:M:61:MET:N	5:M:69:THR:O	2.34	0.60
5:M:90:LEU:O	5:M:94:LEU:N	2.35	0.60
5:M:224:LEU:HD11	5:M:383:VAL:HG22	1.84	0.60
5:M:493:CYS:N	5:M:504:GLN:HE22	2.00	0.60
7:O:82:ILE:HD12	7:O:505:ALA:HB1	1.83	0.60
7:O:465:ARG:O	7:O:469:ALA:N	2.27	0.60
8:P:179:LEU:HD11	8:P:388:ILE:HG22	1.84	0.60
13:5:83:LEU:HD13	13:5:91:TYR:CD1	2.37	0.60
1:A:44:MET:HG2	1:A:54:ILE:HG13	1.84	0.60
3:C:193:ILE:HD13	3:C:403:LEU:HA	1.84	0.60
3:C:293:GLU:OE1	3:C:317:LYS:HG2	2.01	0.60
4:D:171:LEU:HD11	4:D:408:ALA:HB2	1.84	0.60
5:E:143:VAL:HG23	5:E:433:VAL:HG22	1.84	0.60
5:E:303:GLN:HB2	5:E:330:ILE:HD13	1.84	0.60
5:E:364:PHE:HB3	5:E:369:ASP:O	2.02	0.60

Continued on next page...

Continued from previous page...

Atom-1	Atom-2	Interatomic distance (Å)	Clash overlap (Å)
6:F:131:LEU:HD23	6:F:134:LEU:HD12	1.83	0.60
6:F:233:CYS:O	6:F:293:ASN:HA	2.02	0.60
6:F:274:ILE:HG22	6:F:310:ILE:HD13	1.83	0.60
7:G:104:PHE:CE1	7:G:441:ALA:HB2	2.36	0.60
7:G:322:THR:HG23	7:G:326:CYS:SG	2.41	0.60
8:H:54:LYS:NZ	8:H:67:ASN:OD1	2.34	0.60
1:I:110:GLN:NE2	4:L:472:ASN:O	2.35	0.60
2:J:50:LYS:HZ1	4:L:536:VAL:HG22	1.66	0.60
2:J:262:ALA:HB2	4:L:266:VAL:HG22	1.84	0.60
7:O:296:GLY:O	7:O:300:THR:N	2.34	0.60
12:4:33:ILE:HD11	12:4:112:LEU:HB2	1.84	0.60
14:6:19:LEU:HB3	14:6:97:LEU:HB3	1.84	0.60
2:B:185:GLU:HG2	2:B:189:ARG:HH12	1.67	0.59
2:B:461:LEU:HB3	2:B:478:LEU:HD22	1.84	0.59
2:B:498:GLN:OE1	2:B:501:ARG:NH2	2.34	0.59
3:C:477:THR:OG1	3:C:490:MET:N	2.35	0.59
6:F:210:LEU:HB2	6:F:363:ILE:HG23	1.83	0.59
7:G:26:ILE:HG12	7:G:105:LEU:HD22	1.83	0.59
8:H:147:VAL:HG22	8:H:501:TYR:HB2	1.84	0.59
1:I:227:LYS:HD2	1:I:308:VAL:HG13	1.84	0.59
6:N:28:ARG:HH11	6:N:104:LYS:HA	1.67	0.59
7:O:130:GLN:HG2	7:O:134:ASN:HD21	1.67	0.59
1:A:467:LEU:C	1:A:485:TRP:HE1	2.06	0.59
2:B:326:VAL:HG12	2:B:367:LEU:HD23	1.84	0.59
2:B:427:ARG:C	2:B:429:PRO:HD3	2.22	0.59
3:C:57:ILE:HG21	6:F:76:LEU:HD11	1.83	0.59
3:C:452:ILE:HG21	3:C:459:THR:HA	1.84	0.59
4:D:220:ASP:HB3	4:D:391:ARG:HD2	1.83	0.59
6:F:210:LEU:HD12	6:F:324:LEU:HD23	1.84	0.59
6:F:391:VAL:HG13	6:F:392:ARG:H	1.66	0.59
7:G:348:PHE:HD1	7:G:361:PHE:HE1	1.49	0.59
1:I:422:TYR:O	1:I:426:TYR:N	2.28	0.59
2:J:226:VAL:HG12	2:J:227:ASN:N	2.16	0.59
7:O:107:GLN:HE22	7:O:441:ALA:N	2.00	0.59
7:O:421:ARG:NH1	7:O:435:ILE:O	2.35	0.59
8:P:155:ARG:NH1	8:P:194:SER:O	2.30	0.59
1:A:20:GLN:HE21	1:A:69:HIS:HE1	1.50	0.59
1:A:58:GLY:O	1:A:62:LEU:N	2.22	0.59
1:A:173:VAL:HA	1:A:176:VAL:HB	1.83	0.59
5:E:463:SER:HB2	5:E:470:PRO:HA	1.85	0.59
6:F:24:ILE:HG22	6:F:103:LEU:HB3	1.82	0.59

Continued on next page...

Continued from previous page...

Atom-1	Atom-2	Interatomic distance (Å)	Clash overlap (Å)
6:F:90:ASP:OD1	6:F:158:THR:HG21	2.02	0.59
6:F:264:ARG:HA	6:F:267:ILE:HD12	1.85	0.59
8:H:139:ALA:O	8:H:143:LEU:N	2.22	0.59
2:J:467:ALA:O	2:J:471:GLU:N	2.35	0.59
4:L:61:ILE:O	4:L:69:THR:N	2.35	0.59
4:L:493:ILE:HA	4:L:500:ILE:HA	1.84	0.59
6:N:44:MET:SD	6:N:58:LYS:N	2.73	0.59
7:O:149:VAL:HG13	7:O:150:GLU:H	1.66	0.59
8:P:118:LEU:HA	8:P:121:ILE:HB	1.84	0.59
1:A:323:SER:O	1:A:347:GLN:N	2.35	0.59
4:D:192:MET:HA	4:D:195:ILE:HB	1.85	0.59
5:E:477:VAL:HA	5:E:480:ARG:HE	1.67	0.59
6:F:31:GLN:NE2	6:F:97:LEU:O	2.35	0.59
8:H:207:ILE:HB	8:H:378:ARG:HA	1.85	0.59
8:H:222:VAL:H	8:H:374:THR:HG21	1.67	0.59
8:H:424:THR:O	8:H:439:LYS:NZ	2.35	0.59
1:I:132:ILE:HD12	1:I:514:LEU:HD11	1.84	0.59
1:I:148:LEU:HA	1:I:151:ALA:HB3	1.83	0.59
6:N:214:HIS:CD2	6:N:359:LYS:HB2	2.37	0.59
10:2:51:LEU:HA	10:2:54:HIS:HD2	1.67	0.59
3:C:260:ARG:NH2	13:5:115:GLU:OE1	2.34	0.59
5:E:157:VAL:H	5:E:160:LYS:HB3	1.67	0.59
6:F:277:LEU:HA	6:F:280:LYS:HB3	1.85	0.59
7:G:464:LEU:O	7:G:468:HIS:N	2.36	0.59
8:H:137:ARG:O	8:H:141:GLU:N	2.35	0.59
8:H:206:LYS:HA	8:H:377:LEU:HB2	1.84	0.59
8:H:254:LYS:HB3	8:H:260:LYS:HB2	1.83	0.59
8:H:349:SER:OG	8:H:364:LYS:HB3	2.02	0.59
1:I:534:HIS:CE1	4:L:84:LEU:H	2.21	0.59
4:L:72:ASN:OD1	4:L:73:ASP:N	2.35	0.59
5:M:340:ARG:NH2	7:O:304:ALA:O	2.33	0.59
5:M:361:GLU:HA	5:M:372:LEU:HA	1.85	0.59
8:P:462:GLU:HG3	8:P:466:LYS:NZ	2.18	0.59
12:4:104:ARG:HH12	12:4:108:ILE:HB	1.67	0.59
14:6:13:VAL:HG11	14:6:108:LEU:HD13	1.83	0.59
1:A:471:HIS:HB2	7:O:425:ARG:HH21	1.67	0.59
2:B:190:LEU:HD23	2:B:369:GLU:HB3	1.84	0.59
2:B:412:CYS:O	2:B:469:HIS:NE2	2.36	0.59
3:C:194:ASP:OD2	3:C:399:ARG:NE	2.33	0.59
5:E:480:ARG:HH11	5:E:489:LEU:HD23	1.68	0.59
7:G:460:ILE:HA	7:G:463:LYS:HE2	1.85	0.59

Continued on next page...

Continued from previous page...

Atom-1	Atom-2	Interatomic distance (Å)	Clash overlap (Å)
1:I:153:LYS:O	1:I:157:SER:N	2.35	0.59
1:I:241:LEU:HD22	1:I:271:THR:HA	1.84	0.59
3:K:168:TRP:HH2	3:K:209:ILE:HG22	1.67	0.59
8:P:476:LYS:HE3	8:P:491:ASP:HB2	1.85	0.59
3:C:378:GLY:N	3:C:384:LEU:HD12	2.18	0.59
3:C:481:ASN:HB3	3:C:484:THR:HG22	1.85	0.59
5:E:173:LEU:HD11	5:E:185:MET:HB2	1.84	0.59
6:F:176:ILE:HA	6:F:179:ILE:HG22	1.84	0.59
6:F:409:PRO:HG3	6:F:490:ALA:HB2	1.83	0.59
7:G:477:VAL:HA	7:G:484:ILE:HG22	1.84	0.59
3:K:400:ASN:ND2	3:K:498:PRO:HB3	2.17	0.59
4:L:248:LEU:H	4:L:342:THR:HG21	1.68	0.59
6:N:90:ASP:HB2	6:N:397:ALA:HB2	1.84	0.59
6:N:242:THR:OG1	6:N:270:ARG:NH2	2.35	0.59
7:O:238:ALA:HB3	7:O:289:VAL:HA	1.83	0.59
8:P:97:VAL:HG12	8:P:99:ASP:H	1.66	0.59
14:6:33:LEU:CD1	14:6:86:GLU:HB2	2.24	0.59
2:B:209:LEU:HD21	2:B:382:ILE:HD13	1.84	0.59
4:D:301:GLN:NE2	4:D:306:ARG:HB2	2.17	0.59
5:E:461:ALA:O	5:E:464:GLU:HB3	2.02	0.59
6:F:269:ASP:O	6:F:273:LYS:HG2	2.03	0.59
6:F:470:HIS:CE1	6:F:477:VAL:H	2.21	0.59
8:H:409:VAL:HG21	8:H:504:LYS:HG3	1.83	0.59
1:I:8:PHE:HB2	1:I:532:LYS:HE3	1.85	0.59
5:M:472:GLN:OE1	5:M:475:THR:OG1	2.17	0.59
1:A:383:PHE:O	1:A:387:GLU:HG2	2.03	0.59
3:C:51:LEU:O	6:F:524:ALA:N	2.33	0.59
4:D:237:GLY:N	4:D:318:ASN:HB3	2.18	0.59
4:D:251:PHE:HB3	4:D:346:ALA:O	2.02	0.59
5:E:229:ILE:HG22	5:E:373:VAL:HA	1.85	0.59
5:E:281:GLU:HB3	5:E:285:PHE:CZ	2.37	0.59
5:E:502:LYS:HG3	5:E:503:GLN:HG3	1.85	0.59
6:F:294:GLN:NE2	6:F:321:MET:HB2	2.17	0.59
7:G:289:VAL:HB	7:G:310:CYS:HA	1.85	0.59
1:I:424:GLU:HG3	1:I:442:ALA:HB3	1.84	0.59
2:J:51:ILE:HD12	2:J:63:VAL:HG22	1.85	0.59
2:J:415:MET:HE3	2:J:466:ARG:HB3	1.84	0.59
5:M:161:ASP:HB3	5:M:165:LEU:HG	1.85	0.59
6:N:114:LEU:HB3	6:N:118:ILE:HD11	1.83	0.59
6:N:115:HIS:HB2	6:N:118:ILE:HG23	1.84	0.59
7:O:107:GLN:HE21	7:O:440:LYS:HE3	1.67	0.59

Continued on next page...

Continued from previous page...

Atom-1	Atom-2	Interatomic distance (Å)	Clash overlap (Å)
7:O:155:LEU:HD11	7:O:184:MET:HG3	1.85	0.59
7:O:240:LEU:HD23	7:O:331:GLN:HB2	1.82	0.59
7:O:384:GLU:HA	7:O:387:ARG:HE	1.68	0.59
10:2:57:VAL:HG11	11:3:129:ALA:HB3	1.85	0.59
1:A:17:ILE:HA	1:A:20:GLN:HB3	1.85	0.59
1:A:43:LYS:NZ	3:C:520:ASP:HB2	2.16	0.59
2:B:53:LEU:HB2	2:B:74:ILE:HD11	1.85	0.59
2:B:242:THR:O	2:B:292:ASN:ND2	2.30	0.59
2:B:518:ASP:OD1	2:B:519:ASN:N	2.35	0.59
4:D:302:LYS:H	4:D:305:LEU:HD12	1.66	0.59
5:E:142:ARG:O	5:E:146:GLU:N	2.31	0.59
5:E:259:LYS:NZ	5:E:307:ASP:OD1	2.30	0.59
6:F:147:THR:HA	6:F:495:TRP:HZ3	1.65	0.59
6:F:225:VAL:HG21	6:F:311:VAL:HG11	1.83	0.59
8:H:118:LEU:O	8:H:122:GLY:N	2.36	0.59
1:I:119:SER:HA	1:I:122:ARG:HB3	1.85	0.59
2:J:497:PHE:CZ	2:J:501:ARG:HD2	2.38	0.59
3:K:50:LEU:HD12	6:N:522:MET:HB3	1.84	0.59
3:K:156:ILE:HD11	3:K:394:ALA:HB1	1.85	0.59
5:M:250:ILE:HG12	5:M:301:ILE:HD11	1.84	0.59
6:N:348:GLY:HA3	6:N:365:LYS:HD3	1.84	0.59
10:2:71:TYR:HB2	11:3:132:MET:HB3	1.84	0.59
12:4:85:GLU:O	12:4:89:GLU:N	2.20	0.59
13:5:56:SER:HB2	13:5:60:LYS:HZ1	1.68	0.59
14:6:25:LYS:NZ	14:6:26:SER:OG	2.35	0.59
3:C:160:ILE:O	3:C:164:ALA:N	2.36	0.58
4:D:280:ARG:HD3	14:6:78:LYS:HD2	1.85	0.58
8:H:54:LYS:O	8:H:65:VAL:HA	2.02	0.58
8:H:204:VAL:HA	8:H:375:ILE:HB	1.84	0.58
8:H:264:GLU:HB3	8:H:268:PHE:CE2	2.34	0.58
8:H:323:ARG:HA	8:H:326:LYS:HB3	1.84	0.58
3:K:191:LYS:HG2	3:K:402:LEU:HD21	1.84	0.58
5:M:132:ARG:HG3	7:O:43:ARG:HH22	1.69	0.58
5:M:178:VAL:HG21	5:M:219:LEU:HD22	1.84	0.58
6:N:272:LYS:HA	6:N:275:ILE:HG12	1.85	0.58
6:N:362:PHE:HB3	6:N:364:GLU:HG3	1.85	0.58
8:P:416:GLU:HA	8:P:419:LEU:HD12	1.85	0.58
10:2:71:TYR:N	11:3:132:MET:O	2.36	0.58
14:6:68:GLU:HG3	14:6:69:LEU:H	1.68	0.58
1:A:471:HIS:CE1	7:O:425:ARG:HG2	2.38	0.58
2:B:65:ASN:H	2:B:171:LEU:HD22	1.67	0.58

Continued on next page...

Continued from previous page...

Atom-1	Atom-2	Interatomic distance (Å)	Clash overlap (Å)
2:B:86:ASP:HA	2:B:89:ARG:HG2	1.84	0.58
2:B:175:HIS:CD2	2:B:209:LEU:HB3	2.38	0.58
4:D:250:GLN:HA	4:D:306:ARG:NH2	2.13	0.58
5:E:131:ILE:HG12	7:G:43:ARG:HB3	1.84	0.58
5:E:225:ILE:HG22	5:E:227:GLY:H	1.68	0.58
7:G:210:LEU:HA	7:G:372:PHE:HA	1.86	0.58
8:H:78:VAL:H	8:H:84:LYS:HE2	1.67	0.58
8:H:118:LEU:HD22	8:H:123:LEU:HD22	1.85	0.58
8:H:331:THR:H	8:H:343:GLU:HG3	1.68	0.58
8:H:410:PRO:O	8:H:504:LYS:NZ	2.36	0.58
1:I:203:ARG:HD2	1:I:378:ARG:HD2	1.84	0.58
1:I:205:GLN:HE22	1:I:384:MET:HB3	1.68	0.58
1:I:214:TYR:HB2	1:I:319:ILE:HG12	1.85	0.58
2:J:83:VAL:O	2:J:87:MET:N	2.26	0.58
2:J:419:HIS:CG	2:J:470:SER:HB3	2.38	0.58
2:J:453:ASN:HA	4:L:129:HIS:NE2	2.18	0.58
3:K:137:LEU:HG	3:K:408:VAL:HG11	1.84	0.58
3:K:419:ALA:HB2	3:K:444:LEU:HB2	1.83	0.58
6:N:90:ASP:OD1	6:N:91:GLY:N	2.36	0.58
6:N:194:MET:O	6:N:376:ILE:N	2.23	0.58
6:N:328:CYS:HB2	6:N:346:HIS:C	2.23	0.58
7:O:461:LEU:O	7:O:465:ARG:HG2	2.03	0.58
11:3:151:ALA:HA	11:3:154:ASN:ND2	2.18	0.58
1:A:388:MET:HA	1:A:391:SER:HB2	1.85	0.58
1:A:418:ALA:O	1:A:422:TYR:N	2.25	0.58
2:B:141:LEU:O	2:B:145:ALA:N	2.36	0.58
2:B:487:ASP:HB3	2:B:491:LEU:HD22	1.84	0.58
4:D:52:LEU:HA	4:D:107:THR:HG21	1.85	0.58
4:D:177:SER:O	4:D:181:SER:N	2.21	0.58
5:E:233:ASP:HB3	5:E:322:VAL:HA	1.85	0.58
5:E:441:PRO:HB3	5:E:445:GLN:OE1	2.03	0.58
5:E:512:GLY:O	5:E:516:GLN:N	2.29	0.58
6:F:161:HIS:O	6:F:165:ALA:N	2.28	0.58
7:G:116:LEU:HG	7:G:121:ILE:HG22	1.86	0.58
2:J:509:GLU:O	2:J:513:VAL:N	2.24	0.58
3:K:168:TRP:CH2	3:K:378:GLY:HA2	2.38	0.58
5:M:386:PHE:HD2	5:M:388:ARG:HH11	1.51	0.58
7:O:231:LYS:HG2	7:O:349:GLU:HA	1.85	0.58
7:O:316:GLU:HG2	7:O:320:LYS:HE3	1.85	0.58
7:O:520:ILE:HG13	8:P:56:VAL:HG22	1.84	0.58
8:P:276:MET:HA	8:P:279:GLN:HB2	1.85	0.58

Continued on next page...

Continued from previous page...

Atom-1	Atom-2	Interatomic distance (Å)	Clash overlap (Å)
2:B:254:SER:HB3	2:B:257:ARG:HH12	1.69	0.58
3:C:176:ALA:O	3:C:180:VAL:N	2.25	0.58
3:C:243:SER:HA	3:C:244:SER:HB3	1.85	0.58
3:C:298:ASP:OD1	9:1:111:ASN:ND2	2.35	0.58
5:E:148:LEU:O	5:E:510:LEU:HD11	2.03	0.58
6:F:396:ARG:HA	6:F:399:LYS:HE3	1.84	0.58
7:G:394:MET:CG	7:G:398:ARG:HH12	2.17	0.58
3:K:469:LYS:HD3	3:K:487:LEU:HD22	1.86	0.58
4:L:157:LEU:O	4:L:163:LEU:HD11	2.03	0.58
5:M:243:VAL:HG21	5:M:299:LEU:HB2	1.86	0.58
5:M:393:MET:O	5:M:397:GLU:N	2.22	0.58
6:N:458:ASP:HB2	6:N:461:GLU:HB3	1.84	0.58
7:O:90:VAL:HG21	7:O:498:VAL:HG22	1.85	0.58
7:O:290:LEU:HA	7:O:311:ALA:HB3	1.84	0.58
10:2:81:ARG:HE	10:2:85:GLU:HG3	1.69	0.58
11:3:93:LYS:HB2	11:3:98:THR:HA	1.85	0.58
12:4:57:ILE:HB	12:4:80:GLN:HG3	1.86	0.58
12:4:67:ILE:N	12:4:78:HIS:O	2.27	0.58
2:B:37:ASP:HA	2:B:40:LYS:HE3	1.85	0.58
6:F:190:MET:HG2	6:F:372:VAL:N	2.18	0.58
6:F:231:LEU:HD23	6:F:291:VAL:HG22	1.84	0.58
6:F:489:ALA:HB1	6:F:494:VAL:HG23	1.84	0.58
7:G:415:GLU:O	7:G:419:TYR:N	2.27	0.58
7:G:458:THR:HG21	4:L:472:ASN:HB3	1.86	0.58
8:H:77:GLU:HA	8:H:84:LYS:HZ3	1.67	0.58
8:H:78:VAL:HG12	8:H:84:LYS:HE2	1.86	0.58
8:H:464:ILE:O	8:H:468:TYR:N	2.28	0.58
1:I:104:ALA:HB1	1:I:118:ILE:HD12	1.85	0.58
4:L:167:ALA:HB2	4:L:412:ILE:HG13	1.86	0.58
5:M:305:GLY:HA3	5:M:324:TRP:HA	1.84	0.58
8:P:197:PHE:CD2	8:P:400:LYS:HB2	2.39	0.58
8:P:490:LYS:HZ1	8:P:497:ILE:HD12	1.69	0.58
9:1:34:ILE:HD12	9:1:95:GLU:HB2	1.86	0.58
1:A:366:ASN:HB3	1:A:371:THR:HA	1.84	0.58
1:A:486:ILE:HG13	1:A:497:ASP:HA	1.84	0.58
3:C:38:ARG:HH11	3:C:446:VAL:HG21	1.69	0.58
3:C:167:ARG:HE	3:C:168:TRP:HD1	1.52	0.58
3:C:211:ASP:HB3	3:C:377:ARG:NH2	2.18	0.58
3:C:390:ASN:O	3:C:394:ALA:N	2.32	0.58
5:E:511:ILE:HD12	5:E:511:ILE:H	1.69	0.58
6:F:47:LEU:HD21	8:H:523:GLN:NE2	2.19	0.58

Continued on next page...

Continued from previous page...

Atom-1	Atom-2	Interatomic distance (Å)	Clash overlap (Å)
6:F:48:VAL:HG23	6:F:49:SER:H	1.69	0.58
6:F:450:VAL:O	6:F:454:ASN:N	2.27	0.58
8:H:93:GLN:HG2	8:H:104:VAL:HG21	1.84	0.58
8:H:118:LEU:O	8:H:123:LEU:N	2.34	0.58
8:H:202:ILE:HA	8:H:373:SER:O	2.03	0.58
2:J:200:HIS:O	2:J:373:ILE:N	2.25	0.58
3:K:293:GLU:OE1	3:K:293:GLU:N	2.35	0.58
6:N:184:GLU:OE1	6:N:370:ARG:NH2	2.36	0.58
10:2:64:VAL:HG11	11:3:135:TYR:HE1	1.68	0.58
1:A:251:GLN:O	1:A:263:ILE:HG12	2.02	0.58
1:A:292:ILE:O	1:A:309:ARG:NH1	2.37	0.58
1:A:420:SER:HA	1:A:442:ALA:HB1	1.86	0.58
2:B:84:LEU:HD11	2:B:514:ILE:HD11	1.86	0.58
3:C:349:LEU:HB2	3:C:364:THR:HB	1.84	0.58
4:D:35:PHE:HA	4:D:38:ILE:HB	1.86	0.58
4:D:76:THR:O	4:D:80:GLN:N	2.26	0.58
5:E:302:CYS:HB3	5:E:323:ARG:HD2	1.85	0.58
6:F:462:THR:OG1	6:F:484:GLY:O	2.20	0.58
8:H:231:VAL:HG12	8:H:352:LEU:HB3	1.84	0.58
2:J:18:GLU:HA	2:J:521:ILE:HA	1.85	0.58
3:K:191:LYS:HG2	3:K:192:GLU:H	1.68	0.58
3:K:419:ALA:HA	3:K:422:LEU:HD12	1.84	0.58
4:L:170:SER:HB3	4:L:411:VAL:HG21	1.84	0.58
4:L:382:PRO:HG2	4:L:384:LYS:HB2	1.86	0.58
5:M:93:GLU:HA	5:M:96:LYS:HD2	1.85	0.58
6:N:264:ARG:HD2	6:N:267:ILE:HD12	1.85	0.58
7:O:16:SER:O	7:O:518:GLU:HA	2.03	0.58
8:P:414:ALA:O	8:P:474:GLY:N	2.37	0.58
1:A:341:GLU:HG3	1:A:343:ALA:H	1.69	0.58
1:A:522:ILE:HA	1:A:525:LEU:HB3	1.85	0.58
2:B:119:LYS:HB3	2:B:121:ILE:HG13	1.86	0.58
3:C:446:VAL:HG23	3:C:449:ARG:NH2	2.19	0.58
4:D:183:LEU:HD21	4:D:401:ALA:HB1	1.85	0.58
4:D:446:MET:H	5:M:472:GLN:NE2	2.02	0.58
5:E:214:LYS:O	5:E:388:ARG:HA	2.03	0.58
5:E:224:LEU:HD11	5:E:383:VAL:HG12	1.84	0.58
5:E:298:ASN:CG	5:E:319:LEU:HD13	2.23	0.58
6:F:408:VAL:HG23	6:F:496:ASP:HB2	1.86	0.58
7:G:222:TYR:HB2	7:G:225:PHE:HB2	1.84	0.58
1:I:189:ARG:HD2	1:I:400:LYS:HG3	1.84	0.58
3:K:80:MET:HA	3:K:83:ILE:HG22	1.86	0.58

Continued on next page...

Continued from previous page...

Atom-1	Atom-2	Interatomic distance (Å)	Clash overlap (Å)
11:3:72:ARG:NE	12:4:38:GLU:OE1	2.37	0.58
13:5:86:VAL:HB	14:6:39:GLU:HB3	1.85	0.58
2:B:497:PHE:CE2	2:B:501:ARG:HD3	2.39	0.58
3:C:67:LEU:HD12	3:C:85:ARG:HH12	1.69	0.58
4:D:38:ILE:HG23	4:D:42:LYS:CD	2.33	0.58
4:D:502:ASN:HD21	4:D:504:LEU:HB2	1.69	0.58
5:E:60:MET:SD	5:E:68:VAL:HG13	2.44	0.58
5:E:72:ASN:O	5:E:76:THR:HB	2.03	0.58
5:E:132:ARG:NE	7:G:454:GLY:HA2	2.19	0.58
7:G:171:GLN:NE2	7:G:206:GLU:OE2	2.36	0.58
8:H:135:ALA:HA	8:H:138:LYS:HB3	1.86	0.58
8:H:161:SER:HA	8:H:164:LEU:HD12	1.86	0.58
1:I:117:VAL:HG12	1:I:118:ILE:HD13	1.86	0.58
1:I:124:ALA:HB1	1:I:423:LEU:HD23	1.84	0.58
1:I:147:CYS:SG	1:I:148:LEU:N	2.76	0.58
1:I:400:LYS:O	1:I:404:GLU:N	2.36	0.58
3:K:282:ILE:HG21	3:K:290:VAL:HG11	1.85	0.58
3:K:473:GLU:OE1	3:K:478:TRP:NE1	2.33	0.58
4:L:430:ILE:HG13	4:L:459:GLU:HA	1.86	0.58
12:4:37:LYS:HA	12:4:40:ILE:HD12	1.84	0.58
1:A:225:MET:SD	1:A:306:MET:HG3	2.42	0.58
2:B:464:GLN:O	2:B:468:ALA:N	2.35	0.58
2:B:481:ARG:HG3	2:B:482:GLU:H	1.69	0.58
3:C:46:MET:HG2	6:F:517:LEU:HB3	1.85	0.58
3:C:212:SER:HG	3:C:377:ARG:H	1.50	0.58
3:C:228:ARG:NH2	3:C:315:VAL:HG12	2.18	0.58
3:C:478:TRP:HA	3:C:488:VAL:O	2.04	0.58
5:E:356:ALA:H	5:E:378:LYS:HD2	1.68	0.58
6:F:151:VAL:HG23	6:F:495:TRP:HE3	1.69	0.58
7:G:87:ASP:O	7:G:91:GLY:N	2.37	0.58
8:H:281:LYS:O	8:H:285:ASP:N	2.37	0.58
1:I:111:LYS:HA	1:I:114:PRO:HB3	1.86	0.58
1:I:136:LEU:HD23	1:I:408:VAL:HG22	1.86	0.58
6:N:289:PHE:HE2	6:N:291:VAL:HG23	1.69	0.58
1:A:103:ASN:OD1	1:A:444:SER:OG	2.15	0.57
1:A:266:ARG:NH1	1:A:269:ASP:OD2	2.38	0.57
3:C:38:ARG:NE	3:C:100:ILE:HG23	2.18	0.57
3:C:491:LYS:HG2	3:C:496:TRP:CZ2	2.38	0.57
4:D:414:CYS:HA	4:D:513:LEU:HD23	1.86	0.57
5:E:206:PHE:CE1	5:E:406:LEU:HB3	2.39	0.57
5:E:431:LEU:HA	4:L:441:ARG:HH21	1.69	0.57

Continued on next page...

Continued from previous page...

Atom-1	Atom-2	Interatomic distance (Å)	Clash overlap (Å)
5:E:489:LEU:HA	5:E:500:ASP:HA	1.86	0.57
7:G:15:SER:HA	7:G:520:ILE:HA	1.85	0.57
7:G:345:CYS:SG	7:G:361:PHE:HB3	2.44	0.57
1:I:355:ARG:HA	1:I:360:GLU:HA	1.86	0.57
2:J:19:GLU:N	2:J:520:ILE:O	2.30	0.57
2:J:215:ASP:HB3	2:J:372:THR:HB	1.86	0.57
3:K:25:GLY:HA2	3:K:28:ASN:HD22	1.69	0.57
3:K:466:LEU:HD21	3:K:480:VAL:HB	1.85	0.57
3:K:469:LYS:HG3	3:K:473:GLU:OE1	2.03	0.57
4:L:244:ALA:HA	4:L:296:ASN:HB2	1.84	0.57
5:M:112:LEU:HD11	5:M:455:LEU:HA	1.86	0.57
6:N:34:LEU:HD12	6:N:96:VAL:HG11	1.86	0.57
11:3:161:ASP:O	11:3:165:LEU:N	2.29	0.57
1:A:20:GLN:O	1:A:24:ALA:N	2.33	0.57
1:A:492:ASN:OD1	1:A:494:LYS:NZ	2.32	0.57
2:B:122:HIS:CD2	5:E:467:GLY:HA2	2.39	0.57
3:C:188:ASN:OD1	3:C:191:LYS:N	2.37	0.57
3:C:328:GLY:HA3	3:C:367:LYS:O	2.03	0.57
3:C:469:LYS:HG3	3:C:487:LEU:HD22	1.86	0.57
4:D:30:PRO:HA	4:D:33:ILE:HB	1.86	0.57
4:D:405:ILE:O	4:D:409:LEU:N	2.26	0.57
4:D:466:ALA:HB3	4:D:473:PRO:HB3	1.85	0.57
5:E:212:GLU:HB2	5:E:386:PHE:HA	1.86	0.57
5:E:259:LYS:H	5:E:304:TRP:HB3	1.67	0.57
8:H:219:HIS:HA	8:H:373:SER:HA	1.85	0.57
3:K:328:GLY:HA3	3:K:346:GLY:N	2.19	0.57
4:L:213:LYS:HB3	4:L:391:ARG:HG2	1.87	0.57
4:L:222:GLU:N	4:L:389:VAL:O	2.34	0.57
5:M:440:CYS:HB3	5:M:442:THR:HG22	1.84	0.57
8:P:132:TYR:HD1	8:P:441:PHE:HB2	1.69	0.57
8:P:152:LYS:HB2	8:P:406:LYS:CB	2.33	0.57
12:4:101:LEU:HA	12:4:104:ARG:HB3	1.86	0.57
1:A:131:TYR:HB2	1:A:422:TYR:CZ	2.38	0.57
3:C:241:LEU:O	3:C:293:GLU:HG3	2.04	0.57
5:E:233:ASP:CB	5:E:323:ARG:H	2.16	0.57
6:F:236:SER:HA	6:F:293:ASN:ND2	2.20	0.57
8:H:149:CYS:HB2	8:H:408:LEU:HB2	1.86	0.57
1:I:215:ALA:HB1	1:I:361:LEU:HD23	1.86	0.57
1:I:489:ASP:HB3	1:I:492:ASN:HD22	1.69	0.57
2:J:297:TYR:HB2	2:J:300:PRO:HD2	1.85	0.57
2:J:465:LEU:HD13	2:J:485:ILE:HD13	1.86	0.57

Continued on next page...

Continued from previous page...

Atom-1	Atom-2	Interatomic distance (Å)	Clash overlap (Å)
4:L:256:PRO:HD2	4:L:279:GLU:HA	1.86	0.57
5:M:182:HIS:CE1	5:M:219:LEU:HB3	2.39	0.57
5:M:480:ARG:HB3	5:M:484:GLU:CD	2.25	0.57
8:P:118:LEU:HD22	8:P:123:LEU:HD22	1.86	0.57
8:P:154:LEU:HD22	8:P:399:PHE:CE1	2.38	0.57
8:P:383:ASN:O	8:P:387:ASP:N	2.36	0.57
11:3:61:LYS:HG3	12:4:27:ALA:HB2	1.86	0.57
1:A:234:ILE:HA	1:A:285:VAL:O	2.04	0.57
1:A:387:GLU:OE1	1:A:390:ARG:NE	2.37	0.57
2:B:386:ALA:O	2:B:390:LEU:N	2.32	0.57
2:B:455:GLY:HA3	4:D:129:HIS:CG	2.39	0.57
2:B:488:MET:SD	2:B:493:ILE:HG23	2.44	0.57
4:D:188:VAL:O	4:D:192:MET:N	2.26	0.57
5:E:206:PHE:HZ	5:E:407:CYS:HA	1.68	0.57
6:F:41:LYS:HD3	6:F:455:SER:OG	2.04	0.57
6:F:498:TYR:HA	6:F:501:LYS:HG2	1.86	0.57
8:H:48:GLY:HA3	8:H:452:LEU:HD21	1.87	0.57
1:I:47:ASP:HB2	1:I:51:ASP:HB3	1.86	0.57
2:J:160:MET:O	2:J:164:GLY:N	2.31	0.57
2:J:475:THR:O	2:J:488:MET:N	2.34	0.57
3:K:175:ILE:HB	3:K:391:LEU:HD21	1.85	0.57
5:M:229:ILE:HG22	5:M:373:VAL:HA	1.86	0.57
6:N:470:HIS:ND1	6:N:475:GLN:O	2.37	0.57
7:O:120:ILE:O	7:O:124:ALA:N	2.36	0.57
2:B:37:ASP:O	2:B:41:SER:N	2.32	0.57
3:C:39:THR:HA	3:C:454:ASN:OD1	2.04	0.57
4:D:63:ASP:HB2	4:D:65:LYS:HG2	1.86	0.57
4:D:116:LEU:O	4:D:120:CYS:N	2.32	0.57
5:E:43:ALA:O	5:E:47:THR:N	2.38	0.57
5:E:224:LEU:HA	5:E:385:ILE:HA	1.86	0.57
5:E:244:GLU:OE2	5:E:298:ASN:HB2	2.03	0.57
6:F:243:GLU:HG3	6:F:244:VAL:HG13	1.85	0.57
8:H:225:LYS:HZ1	8:H:317:SER:H	1.51	0.57
8:H:261:THR:HG22	8:H:263:GLU:H	1.68	0.57
1:I:32:VAL:HG21	1:I:94:VAL:HG11	1.86	0.57
1:I:408:VAL:HA	1:I:507:THR:N	2.19	0.57
2:J:152:GLU:O	2:J:156:ARG:N	2.29	0.57
4:L:121:THR:O	4:L:125:GLN:N	2.26	0.57
5:M:35:LYS:O	5:M:39:MET:N	2.31	0.57
5:M:221:ASP:O	5:M:388:ARG:HB2	2.04	0.57
7:O:19:ILE:HD13	7:O:22:LEU:HD23	1.86	0.57

Continued on next page...

Continued from previous page...

Atom-1	Atom-2	Interatomic distance (Å)	Clash overlap (Å)
7:O:205:LEU:HD23	7:O:375:ARG:HB3	1.85	0.57
7:O:434:LEU:O	7:O:438:TYR:N	2.31	0.57
13:5:40:GLN:NE2	13:5:111:THR:OG1	2.37	0.57
3:C:249:LYS:HB2	3:C:255:ASP:H	1.69	0.57
3:C:366:CYS:SG	3:C:368:ASP:HB3	2.45	0.57
4:D:245:LYS:H	4:D:296:ASN:HB2	1.69	0.57
6:F:87:ILE:HG21	6:F:503:GLN:HE22	1.69	0.57
8:H:325:CYS:HA	8:H:330:ALA:O	2.05	0.57
4:L:148:LEU:HA	4:L:151:MET:HG2	1.86	0.57
4:L:445:GLY:O	4:L:448:SER:OG	2.11	0.57
8:P:358:THR:OG1	8:P:378:ARG:NH1	2.38	0.57
13:5:37:LYS:HG2	13:5:114:MET:SD	2.45	0.57
13:5:64:VAL:HG23	13:5:72:VAL:HG13	1.87	0.57
13:5:94:LYS:HB3	13:5:98:ASP:HB2	1.86	0.57
1:A:43:LYS:HB3	3:C:521:ASP:HB2	1.86	0.57
1:A:93:VAL:HG21	1:A:516:PHE:HB2	1.86	0.57
1:A:199:LYS:HA	1:A:377:LEU:H	1.69	0.57
2:B:134:THR:HA	2:B:439:TYR:OH	2.05	0.57
4:D:154:PRO:HA	4:D:420:ALA:HA	1.87	0.57
4:D:434:LEU:O	4:D:437:THR:OG1	2.21	0.57
3:K:70:ILE:HG13	3:K:71:GLN:H	1.68	0.57
4:L:211:VAL:HG23	4:L:389:VAL:HA	1.85	0.57
5:M:411:ASN:HD22	5:M:509:THR:HG21	1.70	0.57
6:N:240:GLU:O	6:N:242:THR:HG23	2.05	0.57
6:N:289:PHE:HD2	6:N:310:ILE:HG23	1.69	0.57
8:P:410:PRO:HB3	8:P:492:MET:HB2	1.85	0.57
12:4:75:PHE:CZ	14:6:64:LEU:HD23	2.39	0.57
1:A:13:THR:HA	1:A:17:ILE:HB	1.87	0.57
4:D:481:ARG:HD2	5:M:445:GLN:HE22	1.70	0.57
6:F:71:HIS:CD2	8:H:16:LYS:HB2	2.39	0.57
7:G:200:VAL:HB	7:G:375:ARG:HG2	1.86	0.57
7:G:282:HIS:HE1	7:G:303:PHE:HD1	1.53	0.57
7:G:395:ILE:O	7:G:399:ALA:N	2.22	0.57
7:G:520:ILE:HG21	8:H:72:ILE:HG23	1.86	0.57
2:J:219:LEU:HB3	2:J:361:HIS:ND1	2.20	0.57
2:J:272:LYS:HE2	4:L:305:LEU:HD22	1.87	0.57
6:N:48:VAL:HA	6:N:53:ASP:O	2.05	0.57
7:O:444:ILE:HD13	7:O:447:ARG:HH11	1.70	0.57
8:P:42:THR:HG21	8:P:73:LEU:HG	1.87	0.57
14:6:33:LEU:HD13	14:6:83:ILE:HA	1.87	0.57
3:C:316:ARG:NH1	3:C:318:THR:OG1	2.38	0.57

Continued on next page...

Continued from previous page...

Atom-1	Atom-2	Interatomic distance (Å)	Clash overlap (Å)
5:E:169:ALA:HB1	5:E:186:ALA:HB1	1.86	0.57
5:E:202:ARG:HB3	5:E:413:ILE:O	2.04	0.57
6:F:114:LEU:HD23	6:F:119:ILE:HD11	1.87	0.57
7:G:182:ALA:HB1	7:G:195:ILE:HD12	1.87	0.57
7:G:186:LEU:HB2	7:G:195:ILE:HD11	1.85	0.57
2:J:116:LEU:HD22	2:J:434:VAL:HB	1.86	0.57
3:K:40:CYS:HA	3:K:46:MET:H	1.68	0.57
3:K:460:ILE:O	3:K:464:THR:N	2.34	0.57
4:L:213:LYS:HD3	4:L:391:ARG:HE	1.70	0.57
4:L:258:THR:HG23	4:L:307:ASP:HB2	1.87	0.57
7:O:39:THR:HB	7:O:60:ASN:OD1	2.04	0.57
7:O:74:PRO:HB3	8:P:63:LEU:HD22	1.87	0.57
7:O:192:LEU:HD22	7:O:390:HIS:HE1	1.70	0.57
8:P:75:GLU:OE2	8:P:390:ARG:NH2	2.34	0.57
8:P:254:LYS:HB3	8:P:256:THR:HG23	1.84	0.57
8:P:423:ILE:HA	8:P:426:TYR:HB3	1.87	0.57
2:B:141:LEU:HB2	2:B:417:MET:SD	2.44	0.57
2:B:237:ILE:O	2:B:344:GLY:N	2.36	0.57
3:C:240:LEU:O	3:C:343:VAL:HG11	2.04	0.57
4:D:227:LEU:HD11	4:D:339:THR:OG1	2.05	0.57
5:E:156:LEU:H	5:E:416:ASN:HB3	1.70	0.57
5:E:259:LYS:HB3	5:E:305:GLY:O	2.05	0.57
6:F:237:LEU:HD11	6:F:274:ILE:HD12	1.86	0.57
7:G:103:GLU:OE2	7:G:107:GLN:NE2	2.38	0.57
7:G:189:LEU:HD13	7:G:191:GLN:HB2	1.87	0.57
7:G:245:GLU:HG3	7:G:247:LYS:H	1.70	0.57
7:G:278:LEU:HB2	7:G:303:PHE:HE1	1.68	0.57
7:G:339:ALA:HA	7:G:342:LEU:HD12	1.86	0.57
8:H:177:VAL:HG13	8:H:178:PHE:H	1.69	0.57
1:I:275:ILE:HD12	1:I:306:MET:H	1.70	0.57
2:J:55:SER:HB2	4:L:537:ASN:OD1	2.05	0.57
3:K:215:LEU:HD21	3:K:219:MET:HB3	1.86	0.57
4:L:123:LEU:O	4:L:127:GLY:N	2.38	0.57
4:L:418:LYS:HB3	4:L:513:LEU:HB2	1.86	0.57
6:N:446:ILE:HD12	6:N:449:LYS:HE2	1.87	0.57
7:O:13:THR:HB	8:P:77:GLU:H	1.70	0.57
7:O:171:GLN:O	7:O:175:PHE:N	2.30	0.57
1:A:284:ASN:O	1:A:306:MET:N	2.34	0.56
2:B:155:PHE:HE2	2:B:188:LEU:HA	1.70	0.56
3:C:150:ASP:HA	3:C:153:LEU:CB	2.34	0.56
3:C:203:LYS:HG3	3:C:381:LYS:HD2	1.87	0.56

Continued on next page...

Continued from previous page...

Atom-1	Atom-2	Interatomic distance (Å)	Clash overlap (Å)
6:F:145:ARG:NE	6:F:174:ASP:OD1	2.36	0.56
6:F:217:ARG:HD2	6:F:299:PRO:HG3	1.87	0.56
8:H:187:CYS:HB3	8:H:190:ILE:HG23	1.86	0.56
8:H:331:THR:H	8:H:343:GLU:CG	2.18	0.56
8:H:452:LEU:HD12	8:H:478:VAL:HG23	1.87	0.56
1:I:46:VAL:HA	1:I:52:VAL:HG12	1.87	0.56
2:J:332:ALA:HB3	2:J:341:VAL:HG22	1.86	0.56
3:K:26:ASN:O	3:K:106:LEU:HD21	2.05	0.56
6:N:376:ILE:HG21	6:N:388:LYS:HB2	1.87	0.56
6:N:418:MET:HA	6:N:421:ALA:HB3	1.87	0.56
2:B:52:LEU:N	2:B:62:MET:O	2.20	0.56
3:C:296:ILE:HG12	3:C:314:ARG:H	1.70	0.56
3:C:417:ALA:HA	3:C:470:HIS:HD2	1.68	0.56
5:E:226:LYS:HA	5:E:383:VAL:HG13	1.86	0.56
6:F:118:ILE:O	6:F:122:GLY:N	2.32	0.56
7:G:92:ASP:OD1	7:G:93:GLY:N	2.38	0.56
8:H:58:ASN:OD1	8:H:60:LEU:N	2.38	0.56
1:I:43:LYS:HB3	1:I:45:LEU:HD21	1.87	0.56
1:I:328:LEU:HG	1:I:331:LEU:HB2	1.86	0.56
3:K:24:SER:O	3:K:28:ASN:ND2	2.38	0.56
5:M:387:ILE:HD11	5:M:398:ALA:HB1	1.87	0.56
6:N:66:GLU:HG3	6:N:67:MET:HG2	1.86	0.56
8:P:146:LEU:HD22	8:P:474:GLY:HA3	1.87	0.56
8:P:382:ASP:O	8:P:386:ASP:N	2.38	0.56
1:A:42:ASP:HB3	1:A:54:ILE:HG22	1.86	0.56
1:A:79:ALA:O	1:A:83:ASP:N	2.29	0.56
1:A:190:TYR:CG	1:A:403:LEU:HD13	2.40	0.56
1:A:357:CYS:SG	1:A:378:ARG:HG2	2.45	0.56
3:C:34:ALA:HA	3:C:37:ILE:HB	1.87	0.56
3:C:202:GLU:O	3:C:376:LEU:HB2	2.04	0.56
3:C:399:ARG:O	3:C:403:LEU:N	2.25	0.56
4:D:248:LEU:H	4:D:351:PHE:HE1	1.53	0.56
4:D:255:ALA:HA	4:D:282:TYR:CD2	2.41	0.56
5:E:159:ILE:O	5:E:162:THR:OG1	2.21	0.56
5:E:331:GLU:HA	5:E:341:ILE:HD11	1.86	0.56
5:E:357:GLY:H	5:E:377:CYS:H	1.53	0.56
5:E:535:LYS:HB3	5:E:539:SER:HB3	1.87	0.56
6:F:190:MET:HA	6:F:372:VAL:H	1.70	0.56
6:F:464:VAL:HG11	6:N:430:LYS:O	2.05	0.56
6:F:470:HIS:HE1	6:F:476:LEU:HA	1.69	0.56
7:G:391:ASP:HA	7:G:394:MET:HB3	1.88	0.56

Continued on next page...

Continued from previous page...

Atom-1	Atom-2	Interatomic distance (Å)	Clash overlap (Å)
8:H:94:GLU:HB2	8:H:101:THR:HG21	1.86	0.56
8:H:286:THR:OG1	8:H:341:LEU:N	2.34	0.56
1:I:85:GLU:HB3	1:I:512:LYS:NZ	2.19	0.56
1:I:111:LYS:HB2	4:L:466:ALA:CB	2.35	0.56
1:I:121:TYR:CD1	1:I:441:PHE:HB2	2.40	0.56
1:I:531:ILE:HG12	4:L:77:ILE:HG23	1.87	0.56
2:J:30:ILE:O	2:J:34:ALA:N	2.33	0.56
2:J:95:VAL:CG1	2:J:499:VAL:HA	2.35	0.56
3:K:152:MET:HG2	3:K:401:VAL:HG21	1.88	0.56
4:L:217:THR:N	4:L:220:ASP:HB2	2.15	0.56
5:M:293:LYS:HG3	5:M:319:LEU:HD13	1.87	0.56
5:M:410:ARG:O	5:M:413:ILE:HG22	2.06	0.56
7:O:420:LEU:HD23	7:O:423:TYR:HD2	1.71	0.56
8:P:133:GLU:OE2	8:P:137:ARG:NH2	2.38	0.56
11:3:64:GLU:HG2	11:3:166:ARG:NH1	2.20	0.56
1:A:19:SER:O	1:A:23:MET:N	2.29	0.56
1:A:145:ARG:NH2	1:A:398:VAL:HA	2.16	0.56
1:A:416:GLU:HG3	1:A:448:ILE:HB	1.86	0.56
4:D:475:SER:HA	5:M:443:LEU:HD21	1.87	0.56
5:E:311:ASN:O	5:E:315:LEU:HG	2.05	0.56
6:F:463:LEU:HA	6:F:466:ILE:HG22	1.87	0.56
7:G:407:ALA:HB2	7:G:488:PHE:HB2	1.87	0.56
8:H:302:LEU:O	8:H:306:ASN:N	2.38	0.56
1:I:107:LEU:HD22	1:I:433:ARG:HD3	1.86	0.56
1:I:534:HIS:O	4:L:65:LYS:NZ	2.37	0.56
2:J:52:LEU:HB3	2:J:62:MET:HB2	1.86	0.56
3:K:228:ARG:HE	3:K:305:MET:HB2	1.71	0.56
3:K:452:ILE:HA	3:K:455:CYS:SG	2.45	0.56
5:M:161:ASP:O	5:M:165:LEU:N	2.25	0.56
5:M:463:SER:HA	5:M:466:SER:HB2	1.87	0.56
5:M:534:ARG:O	7:O:50:VAL:N	2.36	0.56
6:N:424:LYS:HB3	6:N:434:GLN:NE2	2.21	0.56
13:5:105:ARG:HH22	14:6:39:GLU:HG2	1.71	0.56
1:A:327:ILE:H	1:A:330:THR:HG1	1.51	0.56
1:A:327:ILE:N	1:A:330:THR:OG1	2.31	0.56
3:C:130:LEU:HD13	3:C:510:VAL:HG21	1.87	0.56
3:C:351:GLU:O	3:C:362:PHE:N	2.32	0.56
4:D:250:GLN:NE2	4:D:344:PRO:HB3	2.20	0.56
4:D:352:THR:OG1	4:D:353:ALA:N	2.37	0.56
5:E:108:GLY:HA3	5:E:516:GLN:HE21	1.71	0.56
5:E:177:VAL:HG11	5:E:398:ALA:HB2	1.87	0.56

Continued on next page...

Continued from previous page...

Atom-1	Atom-2	Interatomic distance (Å)	Clash overlap (Å)
5:E:463:SER:HA	5:E:466:SER:HB3	1.86	0.56
6:F:290:VAL:HA	6:F:311:VAL:HG13	1.87	0.56
7:G:279:GLU:OE1	7:G:306:ARG:HD2	2.05	0.56
8:H:29:VAL:HG23	8:H:120:ARG:HH22	1.69	0.56
8:H:97:VAL:HG21	8:H:503:GLY:HA2	1.88	0.56
8:H:225:LYS:NZ	8:H:320:ASP:OD2	2.25	0.56
8:H:240:ALA:HB2	8:H:341:LEU:HD23	1.86	0.56
3:K:299:LEU:HA	3:K:302:HIS:CD2	2.39	0.56
3:K:390:ASN:O	3:K:394:ALA:N	2.36	0.56
5:M:395:ILE:HG13	5:M:396:GLU:N	2.21	0.56
5:M:490:GLY:HA3	5:M:501:MET:HG2	1.87	0.56
13:5:82:VAL:HG22	13:5:94:LYS:O	2.06	0.56
3:C:118:HIS:ND1	3:C:121:VAL:HB	2.20	0.56
4:D:415:LEU:HB2	4:D:511:PRO:HG3	1.86	0.56
5:E:453:ASP:O	5:E:457:VAL:HG23	2.05	0.56
7:G:104:PHE:HA	7:G:107:GLN:HB2	1.87	0.56
7:G:235:PRO:HG2	7:G:345:CYS:HB2	1.86	0.56
8:H:165:ARG:HH22	8:H:181:LYS:HZ3	1.53	0.56
8:H:237:ALA:O	8:H:239:ILE:HG13	2.05	0.56
1:I:109:LYS:NZ	4:L:473:PRO:HA	2.21	0.56
2:J:25:ARG:O	2:J:29:PHE:N	2.30	0.56
3:K:23:GLN:NE2	3:K:517:LEU:O	2.39	0.56
3:K:291:ILE:HG22	3:K:312:ILE:HB	1.88	0.56
3:K:330:ARG:HA	3:K:342:ASP:HB3	1.86	0.56
4:L:215:GLY:HA3	4:L:370:SER:HB2	1.86	0.56
5:M:450:ALA:HA	5:M:453:ASP:HB2	1.87	0.56
7:O:421:ARG:HA	7:O:424:SER:HB2	1.87	0.56
8:P:342:GLU:HG3	8:P:343:GLU:HG3	1.85	0.56
2:B:229:PRO:HD2	2:B:310:MET:HA	1.86	0.56
4:D:49:ARG:HG2	4:D:111:ILE:HG23	1.88	0.56
4:D:345:VAL:HG11	4:D:351:PHE:CE1	2.41	0.56
5:E:439:LYS:C	5:E:441:PRO:HD3	2.26	0.56
6:F:178:ALA:O	6:F:181:LYS:HB3	2.05	0.56
6:F:262:ALA:HB3	10:2:124:ILE:HB	1.87	0.56
6:F:274:ILE:O	6:F:278:LYS:N	2.25	0.56
7:G:420:LEU:HD13	7:G:438:TYR:CE2	2.41	0.56
1:I:88:ASP:OD2	1:I:401:ARG:NH1	2.39	0.56
1:I:321:LYS:O	1:I:369:ALA:HB3	2.06	0.56
1:I:398:VAL:HG21	1:I:502:GLY:HA2	1.88	0.56
4:L:312:LEU:O	4:L:316:PHE:N	2.37	0.56
5:M:49:ARG:HA	5:M:52:LEU:HB2	1.86	0.56

Continued on next page...

Continued from previous page...

Atom-1	Atom-2	Interatomic distance (Å)	Clash overlap (Å)
12:4:107:SER:HA	12:4:110:ARG:HH21	1.70	0.56
1:A:131:TYR:O	1:A:135:ASN:N	2.39	0.56
1:A:428:THR:HG22	7:O:469:ALA:HB2	1.88	0.56
2:B:25:ARG:NH1	2:B:515:LEU:HD23	2.20	0.56
2:B:84:LEU:HD13	2:B:87:MET:HE1	1.86	0.56
3:C:53:PRO:HD3	6:F:523:ARG:HB3	1.87	0.56
3:C:205:PRO:HD3	3:C:381:LYS:HE2	1.88	0.56
3:C:436:PRO:O	3:C:440:VAL:N	2.34	0.56
4:D:107:THR:O	4:D:111:ILE:HG12	2.05	0.56
4:D:189:ASN:O	4:D:193:LYS:N	2.36	0.56
4:D:228:VAL:HG22	4:D:375:LYS:HG2	1.88	0.56
5:E:304:TRP:HZ2	7:G:271:TRP:CZ2	2.24	0.56
6:F:46:MET:HG3	8:H:521:VAL:HG11	1.88	0.56
7:G:155:LEU:HA	7:G:158:CYS:HB2	1.88	0.56
7:G:504:THR:O	7:G:508:GLU:HB2	2.05	0.56
8:H:206:LYS:NZ	8:H:386:ASP:HB3	2.21	0.56
8:H:411:GLY:O	8:H:492:MET:HB3	2.05	0.56
1:I:194:SER:HB3	1:I:318:ARG:HH21	1.70	0.56
3:K:238:ILE:HD12	3:K:291:ILE:HG21	1.87	0.56
3:K:449:ARG:HA	3:K:452:ILE:HG12	1.88	0.56
4:L:171:LEU:HB3	4:L:180:SER:CB	2.36	0.56
6:N:351:TYR:O	6:N:362:PHE:N	2.36	0.56
7:O:288:VAL:HA	7:O:309:PHE:HB3	1.86	0.56
1:A:276:GLN:O	1:A:280:ALA:N	2.36	0.56
2:B:41:SER:O	4:D:27:ARG:NH2	2.39	0.56
2:B:255:ARG:HH12	5:E:274:TYR:HD1	1.54	0.56
3:C:63:GLY:HA2	3:C:66:ILE:HB	1.88	0.56
3:C:320:ASN:HA	3:C:323:ILE:HB	1.88	0.56
4:D:101:GLU:OE1	4:D:517:SER:HB3	2.06	0.56
7:G:278:LEU:HA	7:G:334:VAL:HG21	1.88	0.56
7:G:464:LEU:HD13	7:G:476:GLY:HA2	1.87	0.56
8:H:419:LEU:HA	8:H:422:GLN:HB2	1.88	0.56
4:L:216:GLY:HA3	4:L:391:ARG:HD3	1.88	0.56
5:M:75:ALA:HB2	5:M:106:THR:HB	1.87	0.56
6:N:416:VAL:HG21	6:N:466:ILE:HG22	1.87	0.56
7:O:216:PHE:HB2	7:O:359:ASN:HB2	1.86	0.56
7:O:417:SER:O	7:O:421:ARG:N	2.31	0.56
8:P:66:THR:HG21	8:P:72:ILE:HB	1.87	0.56
14:6:57:PHE:HD2	14:6:64:LEU:HG	1.71	0.56
1:A:33:LYS:O	1:A:455:ASN:ND2	2.27	0.56
1:A:143:LEU:HD23	1:A:498:ASN:HB2	1.88	0.56

Continued on next page...

Continued from previous page...

Atom-1	Atom-2	Interatomic distance (Å)	Clash overlap (Å)
2:B:204:LYS:NZ	2:B:221:ASP:HB2	2.22	0.56
2:B:429:PRO:HD2	2:J:464:GLN:HA	1.88	0.56
4:D:160:ARG:HG3	4:D:188:VAL:HG12	1.87	0.56
4:D:205:LEU:HD21	4:D:409:LEU:HB3	1.87	0.56
4:D:272:MET:CE	14:6:86:GLU:HG2	2.36	0.56
4:D:280:ARG:HD3	14:6:78:LYS:HB3	1.86	0.56
5:E:288:MET:HG2	5:E:345:PHE:CZ	2.41	0.56
5:E:338:GLY:HA3	5:E:379:ASN:ND2	2.21	0.56
6:F:153:ARG:HA	6:F:156:LEU:HB2	1.87	0.56
6:F:416:VAL:HG21	6:F:466:ILE:HG23	1.88	0.56
7:G:291:SER:N	7:G:311:ALA:O	2.32	0.56
7:G:350:GLU:HG3	7:G:358:TYR:O	2.06	0.56
1:I:471:HIS:HD2	1:I:484:LYS:HD2	1.71	0.56
2:J:241:ASN:OD1	2:J:293:ARG:NE	2.39	0.56
2:J:399:GLN:HB3	2:J:498:GLN:HB2	1.88	0.56
2:J:434:VAL:HG23	2:J:435:ALA:H	1.70	0.56
3:K:137:LEU:HD21	3:K:502:LYS:CG	2.36	0.56
4:L:503:ILE:HD13	4:L:503:ILE:H	1.71	0.56
5:M:304:TRP:CZ2	7:O:247:LYS:HG3	2.39	0.56
10:2:49:MET:HA	10:2:52:ASN:ND2	2.21	0.56
2:B:71:LEU:HD13	2:B:85:VAL:HG13	1.87	0.55
2:B:296:ILE:HG22	2:B:301:GLU:HB2	1.87	0.55
3:C:120:THR:HA	3:C:123:ILE:HB	1.86	0.55
3:C:452:ILE:HA	3:C:455:CYS:SG	2.46	0.55
4:D:38:ILE:HG23	4:D:42:LYS:HD3	1.86	0.55
6:F:231:LEU:O	6:F:292:ILE:N	2.38	0.55
7:G:49:ILE:HB	7:G:57:THR:HB	1.88	0.55
7:G:155:LEU:HG	7:G:396:VAL:HB	1.86	0.55
8:H:118:LEU:HA	8:H:121:ILE:HB	1.87	0.55
2:J:189:ARG:NH2	2:J:371:CYS:SG	2.79	0.55
2:J:200:HIS:ND1	2:J:371:CYS:O	2.36	0.55
4:L:300:ILE:HD11	4:L:324:VAL:HB	1.88	0.55
4:L:435:ARG:HB3	4:L:439:TYR:HE2	1.71	0.55
5:M:31:LEU:HA	5:M:34:LEU:HB2	1.88	0.55
6:N:264:ARG:O	6:N:268:GLU:N	2.36	0.55
6:N:319:ARG:HB3	6:N:323:ARG:NH1	2.21	0.55
7:O:151:GLN:O	7:O:155:LEU:HG	2.06	0.55
7:O:155:LEU:O	7:O:159:ALA:N	2.39	0.55
7:O:443:GLU:HG2	7:O:461:LEU:HD13	1.87	0.55
8:P:299:ASP:O	8:P:303:HIS:N	2.31	0.55
1:A:18:ARG:NH2	1:A:526:ARG:O	2.39	0.55

Continued on next page...

Continued from previous page...

Atom-1	Atom-2	Interatomic distance (Å)	Clash overlap (Å)
2:B:429:PRO:CA	2:B:433:ALA:HB3	2.31	0.55
5:E:256:GLU:OE1	5:E:311:ASN:HA	2.06	0.55
7:G:394:MET:SD	7:G:398:ARG:NH1	2.78	0.55
7:G:520:ILE:HG12	8:H:72:ILE:HG21	1.88	0.55
8:H:323:ARG:O	8:H:327:THR:N	2.26	0.55
2:J:293:ARG:HB3	2:J:317:PHE:HE1	1.71	0.55
3:K:332:VAL:HG11	3:K:341:ASP:OD1	2.06	0.55
6:N:375:LEU:HD23	6:N:377:LYS:HZ1	1.70	0.55
7:O:39:THR:CG2	7:O:47:LYS:HG3	2.35	0.55
14:6:37:LEU:HA	14:6:83:ILE:HG13	1.88	0.55
2:B:19:GLU:O	2:B:520:ILE:N	2.33	0.55
5:E:34:LEU:HA	5:E:37:HIS:HD2	1.71	0.55
5:E:253:CYS:HA	5:E:304:TRP:HE1	1.71	0.55
5:E:255:PHE:CZ	5:E:289:ILE:HG12	2.41	0.55
5:E:417:ARG:NE	5:E:510:LEU:HD13	2.21	0.55
6:F:466:ILE:HB	6:F:486:PRO:HG2	1.89	0.55
7:G:398:ARG:HE	7:G:495:PRO:HD2	1.71	0.55
7:G:465:ARG:O	7:G:469:ALA:N	2.39	0.55
2:J:130:TRP:O	2:J:134:THR:OG1	2.20	0.55
3:K:184:GLN:HB3	3:K:188:ASN:HD22	1.71	0.55
3:K:232:TYR:HE1	3:K:352:ILE:H	1.54	0.55
3:K:463:LEU:HA	3:K:466:LEU:HB2	1.88	0.55
6:N:293:ASN:O	6:N:315:ARG:N	2.39	0.55
7:O:384:GLU:HB2	7:O:387:ARG:HH21	1.71	0.55
7:O:522:ASN:HB3	8:P:59:HIS:ND1	2.21	0.55
9:1:93:GLU:O	9:1:97:LYS:N	2.39	0.55
10:2:43:LYS:HG3	10:2:105:THR:HG22	1.86	0.55
10:2:115:LEU:HD23	10:2:118:PHE:HD2	1.70	0.55
12:4:105:VAL:HA	12:4:108:ILE:HG22	1.86	0.55
1:A:17:ILE:HD12	1:A:20:GLN:HB3	1.88	0.55
1:A:18:ARG:HH12	1:A:114:PRO:HG3	1.72	0.55
1:A:450:ASN:OD1	1:A:460:SER:HB3	2.07	0.55
3:C:242:ASP:HA	3:C:294:LYS:HD2	1.88	0.55
3:C:289:VAL:HG12	3:C:310:THR:HB	1.88	0.55
4:D:111:ILE:HG22	4:D:461:ILE:HG13	1.87	0.55
4:D:364:GLU:HA	4:D:374:LEU:HA	1.87	0.55
4:D:482:ASN:O	4:D:486:GLN:HG2	2.07	0.55
5:E:433:VAL:HG11	5:E:451:PHE:CD2	2.41	0.55
8:H:449:PRO:HA	8:H:478:VAL:HG21	1.87	0.55
1:I:468:ARG:HA	1:I:471:HIS:HB2	1.87	0.55
1:I:533:LEU:HD11	4:L:80:GLN:HE21	1.70	0.55

Continued on next page...

Continued from previous page...

Atom-1	Atom-2	Interatomic distance (Å)	Clash overlap (Å)
2:J:410:GLY:O	2:J:478:LEU:HB2	2.06	0.55
5:M:243:VAL:HG11	5:M:299:LEU:HB2	1.88	0.55
6:N:228:ALA:O	6:N:346:HIS:HA	2.06	0.55
6:N:241:LYS:HB3	6:N:273:LYS:NZ	2.21	0.55
7:O:477:VAL:H	7:O:487:ASN:HD21	1.53	0.55
9:1:37:LEU:HD11	9:1:94:LEU:HD22	1.88	0.55
13:5:58:GLU:HG2	13:5:79:VAL:H	1.70	0.55
14:6:36:GLN:O	14:6:40:ASN:N	2.33	0.55
1:A:45:LEU:HD21	1:A:61:ILE:HB	1.88	0.55
1:A:143:LEU:HA	1:A:499:LYS:HB2	1.88	0.55
3:C:48:LYS:HG3	6:F:520:GLU:O	2.07	0.55
3:C:133:MET:HG3	3:C:418:VAL:HG21	1.87	0.55
3:C:280:GLU:O	3:C:283:ILE:HG22	2.07	0.55
3:C:304:LEU:HA	3:C:307:ALA:HB3	1.89	0.55
3:C:462:LEU:HA	3:C:465:SER:HB2	1.89	0.55
4:D:394:ASN:H	4:D:397:VAL:HB	1.71	0.55
4:D:478:THR:HG21	5:M:443:LEU:HA	1.89	0.55
7:G:239:LEU:HD22	7:G:319:LEU:HD12	1.89	0.55
1:I:223:GLN:HE22	1:I:309:ARG:HD2	1.71	0.55
2:J:448:THR:HG22	2:J:458:SER:HB3	1.89	0.55
3:K:182:MET:O	3:K:370:LYS:NZ	2.40	0.55
6:N:133:PHE:CD2	6:N:418:MET:HB2	2.41	0.55
6:N:317:LYS:H	6:N:320:ASN:ND2	2.03	0.55
8:P:186:ALA:HB2	8:P:375:ILE:HD11	1.88	0.55
11:3:73:ARG:HG3	11:3:155:LEU:CD1	2.35	0.55
11:3:112:TYR:CE2	13:5:83:LEU:HD22	2.42	0.55
2:B:89:ARG:HA	2:B:92:ASP:HB3	1.88	0.55
2:B:244:MET:HG3	2:B:300:PRO:HG3	1.88	0.55
2:B:252:PHE:H	2:B:274:LYS:HD3	1.72	0.55
2:B:291:ILE:HG13	2:B:323:LEU:HD21	1.88	0.55
4:D:129:HIS:HB3	4:D:132:ILE:HG12	1.88	0.55
5:E:176:LYS:HB2	5:E:401:SER:OG	2.07	0.55
5:E:254:PRO:HG3	5:E:258:PRO:HG3	1.89	0.55
5:E:446:TYR:OH	4:L:481:ARG:HD3	2.06	0.55
6:F:33:VAL:HG13	6:F:45:LYS:HE2	1.89	0.55
6:F:234:ASN:HD21	6:F:334:ASN:HD21	1.54	0.55
7:G:176:ALA:O	7:G:180:VAL:HG23	2.07	0.55
8:H:453:ALA:O	8:H:457:GLY:N	2.39	0.55
3:K:34:ALA:HA	3:K:100:ILE:HG22	1.88	0.55
4:L:213:LYS:HD3	4:L:391:ARG:NE	2.22	0.55
5:M:169:ALA:HA	5:M:172:THR:OG1	2.06	0.55

Continued on next page...

Continued from previous page...

Atom-1	Atom-2	Interatomic distance (Å)	Clash overlap (Å)
5:M:176:LYS:HD3	5:M:401:SER:HA	1.88	0.55
6:N:189:PHE:HB2	6:N:370:ARG:HG3	1.88	0.55
6:N:291:VAL:HB	6:N:312:ALA:HA	1.89	0.55
7:O:320:LYS:HA	7:O:323:MET:HB3	1.88	0.55
7:O:467:ARG:NH2	7:O:484:ILE:HB	2.18	0.55
8:P:47:TYR:CG	8:P:48:GLY:N	2.75	0.55
1:A:147:CYS:HB3	1:A:499:LYS:HD2	1.87	0.55
1:A:265:GLN:O	1:A:268:SER:OG	2.15	0.55
1:A:348:ALA:HB3	1:A:351:VAL:HG22	1.87	0.55
3:C:118:HIS:CG	3:C:121:VAL:HB	2.42	0.55
5:E:444:GLU:HA	5:E:447:ALA:HB3	1.89	0.55
7:G:282:HIS:CE1	7:G:303:PHE:HD1	2.25	0.55
1:I:110:GLN:OE1	1:I:433:ARG:NH1	2.40	0.55
2:J:176:LYS:O	2:J:180:THR:HG23	2.06	0.55
3:K:111:HIS:CG	3:K:112:PHE:H	2.25	0.55
4:L:430:ILE:HD11	4:L:462:PRO:HD3	1.89	0.55
4:L:506:GLU:HB3	4:L:508:VAL:N	2.20	0.55
5:M:27:ARG:HB2	5:M:534:ARG:HD3	1.87	0.55
5:M:45:ALA:HB1	5:M:111:VAL:HA	1.88	0.55
6:N:126:ALA:HB2	6:N:437:VAL:HG12	1.89	0.55
6:N:151:VAL:HG22	6:N:495:TRP:HB2	1.89	0.55
1:A:285:VAL:HA	1:A:306:MET:O	2.07	0.55
3:C:354:LYS:HB2	3:C:359:TYR:CD1	2.41	0.55
4:D:32:GLN:O	4:D:36:SER:N	2.30	0.55
4:D:423:ALA:HB3	4:D:489:LYS:NZ	2.22	0.55
6:F:70:GLN:H	8:H:18:GLY:HA2	1.71	0.55
6:F:217:ARG:HB3	6:F:314:ARG:HE	1.71	0.55
6:F:274:ILE:HD13	6:F:291:VAL:HG21	1.88	0.55
7:G:406:VAL:HG11	7:G:499:ARG:HD2	1.89	0.55
8:H:219:HIS:ND1	8:H:373:SER:HB3	2.22	0.55
8:H:241:VAL:HA	8:H:292:VAL:HB	1.88	0.55
8:H:351:TYR:HB2	8:H:362:VAL:HB	1.89	0.55
2:J:42:THR:HG22	2:J:50:LYS:N	2.21	0.55
5:M:147:HIS:HE2	5:M:428:SER:HG	1.47	0.55
5:M:327:GLY:O	5:M:330:ILE:HG22	2.07	0.55
7:O:13:THR:HG21	8:P:76:LEU:HA	1.89	0.55
7:O:259:THR:HG23	7:O:260:VAL:HG23	1.89	0.55
7:O:423:TYR:O	7:O:427:ILE:HG22	2.06	0.55
8:P:103:PHE:CD2	8:P:507:ALA:HB1	2.41	0.55
8:P:115:ALA:O	8:P:119:LEU:N	2.37	0.55
12:4:66:MET:O	14:6:66:LYS:HB3	2.07	0.55

Continued on next page...

Continued from previous page...

Atom-1	Atom-2	Interatomic distance (Å)	Clash overlap (Å)
13:5:93:GLU:HG3	14:6:54:ASN:HB3	1.89	0.55
2:B:200:HIS:HD2	2:B:322:ARG:HH11	1.53	0.55
4:D:491:ALA:HA	4:D:502:ASN:HA	1.87	0.55
5:E:282:LYS:HA	5:E:285:PHE:CD2	2.42	0.55
7:G:345:CYS:HB3	7:G:362:THR:O	2.07	0.55
8:H:198:ASN:ND2	8:H:201:ASN:OD1	2.36	0.55
1:I:62:LEU:HD23	1:I:76:CYS:HA	1.88	0.55
1:I:165:GLY:N	1:I:168:PHE:HB2	2.21	0.55
2:J:41:SER:O	2:J:48:MET:N	2.40	0.55
3:K:523:VAL:HG23	3:K:525:GLY:H	1.72	0.55
4:L:92:VAL:HG12	4:L:96:LYS:HE2	1.89	0.55
5:M:204:VAL:HG12	5:M:410:ARG:NH1	2.22	0.55
6:N:242:THR:N	6:N:270:ARG:HH22	2.05	0.55
12:4:53:ALA:HB3	12:4:87:LEU:HD11	1.88	0.55
12:4:67:ILE:HG13	14:6:65:VAL:HG13	1.89	0.55
2:B:259:ASP:N	2:B:263:LYS:HG3	2.16	0.55
4:D:169:THR:O	4:D:173:SER:N	2.40	0.55
4:D:213:LYS:NZ	4:D:365:VAL:O	2.40	0.55
6:F:119:ILE:HG22	6:F:123:PHE:CZ	2.41	0.55
7:G:242:VAL:HA	7:G:293:LEU:HD12	1.88	0.55
8:H:411:GLY:H	8:H:498:LEU:HA	1.71	0.55
4:L:201:THR:HG23	4:L:417:LYS:HA	1.89	0.55
4:L:207:ASP:O	4:L:385:THR:HA	2.06	0.55
5:M:36:SER:OG	5:M:538:GLU:HB3	2.07	0.55
5:M:337:THR:HA	5:M:376:GLN:NE2	2.21	0.55
6:N:165:ALA:O	6:N:169:THR:N	2.39	0.55
6:N:500:VAL:O	6:N:504:LEU:N	2.33	0.55
8:P:25:LEU:HG	8:P:29:VAL:HG22	1.89	0.55
8:P:369:ASP:OD1	8:P:370:GLY:N	2.39	0.55
1:A:414:ALA:HB1	1:A:485:TRP:HB3	1.87	0.54
2:B:217:GLY:HA2	2:B:365:VAL:HG22	1.89	0.54
3:C:499:LEU:O	3:C:503:LEU:N	2.31	0.54
6:F:109:TYR:CE2	6:F:439:ALA:HB2	2.42	0.54
6:F:275:ILE:HD11	6:F:304:ALA:HB1	1.89	0.54
7:G:292:LYS:HB3	7:G:319:LEU:HD22	1.89	0.54
7:G:414:MET:HE3	7:G:461:LEU:HA	1.89	0.54
7:G:520:ILE:O	8:H:56:VAL:HA	2.07	0.54
1:I:155:SER:HB3	1:I:395:ALA:HA	1.89	0.54
3:K:407:LEU:HD11	3:K:496:TRP:HB3	1.88	0.54
3:K:410:GLY:HA2	3:K:490:MET:HG3	1.89	0.54
3:K:422:LEU:O	3:K:426:SER:N	2.29	0.54

Continued on next page...

Continued from previous page...

Atom-1	Atom-2	Interatomic distance (Å)	Clash overlap (Å)
4:L:248:LEU:HA	4:L:299:LEU:HB2	1.89	0.54
4:L:452:ARG:HA	4:L:455:ALA:HB3	1.89	0.54
5:M:158:ASP:HA	5:M:413:ILE:HD11	1.89	0.54
5:M:402:LEU:O	5:M:406:LEU:N	2.29	0.54
8:P:164:LEU:HA	8:P:167:SER:HB2	1.88	0.54
8:P:168:ILE:O	8:P:172:GLN:N	2.40	0.54
11:3:104:ARG:HG2	12:4:75:PHE:HE2	1.71	0.54
11:3:107:LEU:HD21	13:5:53:LEU:HD22	1.89	0.54
1:A:107:LEU:HB3	1:A:112:ILE:HG13	1.89	0.54
1:A:214:TYR:HB2	1:A:364:ILE:HB	1.89	0.54
2:B:102:VAL:HG21	2:B:506:SER:HB2	1.89	0.54
2:B:215:ASP:O	2:B:372:THR:N	2.27	0.54
3:C:143:PRO:HA	3:C:406:GLN:HA	1.88	0.54
3:C:187:GLU:HA	3:C:191:LYS:HA	1.89	0.54
3:C:227:PRO:HD3	3:C:359:TYR:CD2	2.42	0.54
4:D:157:LEU:HD22	4:D:416:VAL:HA	1.88	0.54
4:D:440:SER:OG	4:D:448:SER:O	2.24	0.54
5:E:116:LEU:HD11	5:E:137:TYR:CZ	2.42	0.54
7:G:344:ARG:O	7:G:365:PRO:HD3	2.08	0.54
8:H:191:PHE:HD2	8:H:197:PHE:CD1	2.24	0.54
1:I:533:LEU:HD22	4:L:82:GLN:HG3	1.88	0.54
2:J:51:ILE:CG1	4:L:532:ILE:HG12	2.38	0.54
3:K:68:ARG:HD3	3:K:85:ARG:NH2	2.22	0.54
4:L:77:ILE:O	4:L:81:MET:N	2.40	0.54
4:L:334:GLU:O	4:L:338:LYS:N	2.33	0.54
5:M:144:ALA:HB2	5:M:451:PHE:HZ	1.70	0.54
5:M:438:ASP:HB2	5:M:449:ARG:HH21	1.72	0.54
6:N:16:ALA:HA	6:N:519:ASP:HB3	1.90	0.54
8:P:411:GLY:H	8:P:492:MET:HB3	1.71	0.54
11:3:63:MET:HB2	11:3:166:ARG:HG3	1.88	0.54
1:A:523:THR:HA	1:A:526:ARG:HB2	1.89	0.54
2:B:384:ASP:OD1	2:B:385:GLU:N	2.39	0.54
3:C:289:VAL:HG21	3:C:350:LEU:HD13	1.89	0.54
4:D:191:VAL:HA	4:D:194:VAL:HG22	1.89	0.54
4:D:262:ASN:HD21	14:6:88:LYS:HB2	1.72	0.54
4:D:422:ILE:HG23	4:D:510:GLN:HG3	1.89	0.54
5:E:226:LYS:H	5:E:375:GLU:HG2	1.72	0.54
5:E:297:ALA:HB1	5:E:299:LEU:H	1.71	0.54
5:E:442:THR:HG23	5:E:443:LEU:N	2.21	0.54
7:G:257:VAL:HG13	7:G:259:THR:O	2.05	0.54
8:H:225:LYS:NZ	8:H:317:SER:H	2.05	0.54

Continued on next page...

Continued from previous page...

Atom-1	Atom-2	Interatomic distance (Å)	Clash overlap (Å)
1:I:430:MET:HB3	1:I:434:GLU:HB2	1.89	0.54
2:J:203:LYS:HD2	2:J:383:LEU:HB3	1.88	0.54
2:J:215:ASP:OD1	2:J:216:GLU:N	2.41	0.54
4:L:196:ASP:HB2	4:L:200:ALA:HB2	1.89	0.54
5:M:151:ILE:HG21	5:M:419:VAL:HA	1.89	0.54
5:M:242:LYS:HE3	5:M:360:GLN:NE2	2.20	0.54
6:N:418:MET:O	6:N:422:LEU:N	2.40	0.54
7:O:84:LYS:HA	7:O:87:ASP:HB3	1.89	0.54
8:P:148:CYS:HB2	8:P:410:PRO:HD3	1.88	0.54
11:3:126:TRP:HB3	13:5:69:SER:HA	1.90	0.54
1:A:108:VAL:HG21	1:A:525:LEU:HD11	1.89	0.54
1:A:233:LYS:HB2	1:A:283:ALA:HA	1.89	0.54
1:A:419:LEU:O	1:A:423:LEU:N	2.30	0.54
1:A:530:LEU:HG	4:D:62:GLN:HG2	1.90	0.54
5:E:25:LYS:HE2	7:G:32:ILE:HD11	1.89	0.54
5:E:132:ARG:CZ	7:G:454:GLY:HA2	2.37	0.54
7:G:445:ILE:HB	7:G:446:PRO:HD3	1.89	0.54
7:G:476:GLY:HA3	7:G:487:ASN:HD21	1.72	0.54
8:H:322:ARG:O	8:H:326:LYS:N	2.25	0.54
8:H:347:CYS:SG	8:H:365:HIS:ND1	2.75	0.54
8:H:393:ASP:O	8:H:397:ASN:ND2	2.36	0.54
1:I:10:ASP:HB2	4:L:60:MET:O	2.06	0.54
4:L:163:LEU:HB3	4:L:188:VAL:HG22	1.90	0.54
4:L:240:ARG:NH2	4:L:366:ASN:HD22	2.02	0.54
5:M:410:ARG:NH2	5:M:411:ASN:OD1	2.41	0.54
5:M:496:LYS:NZ	5:M:498:THR:OG1	2.27	0.54
7:O:423:TYR:HA	7:O:426:THR:HB	1.89	0.54
8:P:157:ILE:HG12	8:P:185:GLN:HA	1.88	0.54
8:P:210:SER:HB2	8:P:378:ARG:HE	1.73	0.54
8:P:386:ASP:O	8:P:390:ARG:N	2.40	0.54
2:B:151:ASP:O	2:B:155:PHE:N	2.27	0.54
3:C:176:ALA:O	3:C:180:VAL:HG23	2.06	0.54
4:D:250:GLN:N	4:D:345:VAL:O	2.38	0.54
4:D:264:ILE:HG21	4:D:272:MET:HE3	1.89	0.54
4:D:276:LEU:O	4:D:280:ARG:HG3	2.07	0.54
5:E:176:LYS:NZ	5:E:404:ASP:OD2	2.37	0.54
6:F:404:ASP:OD2	6:F:498:TYR:N	2.41	0.54
7:G:16:SER:N	7:G:519:THR:O	2.36	0.54
7:G:486:ASP:O	7:G:490:ALA:N	2.37	0.54
8:H:306:ASN:O	8:H:309:ASN:ND2	2.41	0.54
1:I:214:TYR:CD2	1:I:318:ARG:HB3	2.41	0.54

Continued on next page...

Continued from previous page...

Atom-1	Atom-2	Interatomic distance (Å)	Clash overlap (Å)
1:I:393:HIS:HA	1:I:396:LEU:HD12	1.88	0.54
2:J:162:ILE:HG23	2:J:496:SER:H	1.72	0.54
3:K:192:GLU:HG2	3:K:402:LEU:HG	1.89	0.54
5:M:256:GLU:HB2	5:M:257:PRO:HD2	1.89	0.54
5:M:532:ASP:HB2	7:O:47:LYS:HA	1.89	0.54
11:3:49:VAL:HG22	11:3:51:LYS:H	1.72	0.54
11:3:84:THR:HG21	13:5:68:SER:HB2	1.89	0.54
13:5:90:TYR:CE2	14:6:47:LEU:HD11	2.42	0.54
1:A:496:ARG:HB3	1:A:501:ALA:H	1.73	0.54
4:D:462:PRO:O	4:D:466:ALA:N	2.38	0.54
5:E:161:ASP:OD1	5:E:162:THR:N	2.41	0.54
5:E:237:PRO:HB3	5:E:241:LYS:HE2	1.89	0.54
6:F:150:ASP:HA	6:F:153:ARG:HG2	1.89	0.54
6:F:208:ARG:HD3	6:F:372:VAL:HG22	1.90	0.54
7:G:239:LEU:HD23	7:G:290:LEU:HD12	1.89	0.54
8:H:282:ALA:HB3	8:H:339:PRO:HD2	1.89	0.54
5:M:122:GLN:O	5:M:126:ARG:N	2.41	0.54
5:M:430:ALA:HA	5:M:452:ALA:HB1	1.89	0.54
6:N:30:LEU:HD21	6:N:71:HIS:CE1	2.43	0.54
6:N:210:LEU:HB3	6:N:363:ILE:HD11	1.90	0.54
7:O:84:LYS:O	7:O:88:ALA:N	2.36	0.54
7:O:279:GLU:HG3	7:O:283:HIS:HD2	1.72	0.54
8:P:139:ALA:HA	8:P:142:ILE:HD12	1.88	0.54
8:P:215:SER:OG	8:P:378:ARG:N	2.38	0.54
8:P:313:VAL:HG12	8:P:316:ASN:OD1	2.07	0.54
13:5:22:LEU:HD13	13:5:127:MET:HG3	1.89	0.54
1:A:286:ILE:HB	1:A:307:ALA:HA	1.88	0.54
2:B:24:ALA:O	2:B:28:SER:N	2.29	0.54
2:B:463:ALA:HA	2:B:466:ARG:HB3	1.90	0.54
3:C:112:PHE:O	3:C:116:GLN:N	2.32	0.54
4:D:160:ARG:NH2	4:D:189:ASN:HB2	2.22	0.54
5:E:38:ILE:HD12	5:E:121:GLU:HG2	1.90	0.54
5:E:185:MET:HA	5:E:188:ILE:HB	1.88	0.54
5:E:315:LEU:HD22	5:E:320:PRO:HB3	1.88	0.54
7:G:216:PHE:CD1	7:G:318:ASP:HB3	2.43	0.54
8:H:131:GLY:HA3	8:H:437:ALA:HB3	1.90	0.54
1:I:111:LYS:HB2	4:L:466:ALA:HB2	1.88	0.54
1:I:389:GLU:HA	1:I:392:LEU:HD12	1.90	0.54
2:J:19:GLU:HB2	2:J:520:ILE:HB	1.90	0.54
4:L:45:ALA:HA	4:L:48:ILE:HB	1.89	0.54
4:L:81:MET:HG2	4:L:83:VAL:HG22	1.90	0.54

Continued on next page...

Continued from previous page...

Atom-1	Atom-2	Interatomic distance (Å)	Clash overlap (Å)
4:L:107:THR:O	4:L:111:ILE:HG23	2.08	0.54
4:L:232:LYS:HD3	4:L:372:LYS:O	2.08	0.54
6:N:239:TYR:O	6:N:270:ARG:NE	2.40	0.54
6:N:269:ASP:HA	6:N:272:LYS:HE3	1.90	0.54
6:N:308:GLU:HB2	6:N:310:ILE:HD12	1.90	0.54
7:O:464:LEU:HD23	7:O:467:ARG:NH2	2.23	0.54
8:P:129:ILE:HG23	8:P:516:VAL:HB	1.90	0.54
8:P:248:GLY:HA2	8:P:279:GLN:HE22	1.72	0.54
11:3:123:MET:SD	13:5:73:PRO:HD2	2.48	0.54
14:6:22:ASP:HA	14:6:25:LYS:HB3	1.89	0.54
1:A:118:ILE:HG12	1:A:522:ILE:HB	1.89	0.54
1:A:259:LYS:O	1:A:263:ILE:HG13	2.08	0.54
3:C:275:ILE:HD13	3:C:278:LEU:HD12	1.89	0.54
6:F:140:SER:HA	6:F:406:CYS:HA	1.88	0.54
6:F:289:PHE:CZ	6:F:344:LEU:HD13	2.43	0.54
8:H:55:MET:HB3	8:H:63:LEU:HD22	1.90	0.54
1:I:46:VAL:HG22	1:I:52:VAL:HG12	1.90	0.54
1:I:176:VAL:HG12	1:I:192:VAL:HG12	1.89	0.54
1:I:225:MET:HE2	1:I:300:PHE:HB3	1.89	0.54
1:I:279:LEU:HD11	1:I:306:MET:HB3	1.90	0.54
2:J:33:ILE:HA	2:J:107:ALA:HB1	1.90	0.54
2:J:209:LEU:O	2:J:377:GLY:HA2	2.08	0.54
2:J:285:HIS:CD2	2:J:338:PRO:HD3	2.43	0.54
4:L:108:SER:HA	4:L:111:ILE:HG12	1.90	0.54
4:L:122:LYS:O	4:L:126:LYS:N	2.30	0.54
5:M:89:LYS:HB2	5:M:541:GLU:HG3	1.89	0.54
6:N:417:ALA:HA	6:N:470:HIS:CD2	2.43	0.54
11:3:116:SER:HB2	13:5:77:HIS:CE1	2.43	0.54
5:E:51:SER:HA	5:E:57:LEU:H	1.73	0.54
5:E:431:LEU:HA	4:L:441:ARG:NH2	2.22	0.54
6:F:175:SER:OG	6:F:374:LEU:HD11	2.08	0.54
7:G:79:LEU:HA	7:G:82:ILE:HG22	1.89	0.54
7:G:238:ALA:HB3	7:G:289:VAL:HA	1.90	0.54
7:G:349:GLU:HG3	7:G:360:PHE:CD2	2.42	0.54
7:G:352:GLN:NE2	7:G:355:GLY:O	2.40	0.54
7:G:393:ILE:HA	7:G:396:VAL:HG22	1.89	0.54
8:H:385:MET:HA	8:H:388:ILE:HB	1.90	0.54
1:I:109:LYS:HB2	4:L:469:ALA:HB3	1.90	0.54
1:I:140:THR:N	1:I:499:LYS:O	2.38	0.54
3:K:173:CYS:O	3:K:177:LEU:HG	2.07	0.54
3:K:453:GLN:HB2	3:K:459:THR:HG21	1.90	0.54

Continued on next page...

Continued from previous page...

Atom-1	Atom-2	Interatomic distance (Å)	Clash overlap (Å)
5:M:216:GLY:N	5:M:389:GLY:O	2.41	0.54
6:N:380:ASN:HB3	6:N:382:HIS:CE1	2.43	0.54
7:O:284:SER:HB2	7:O:336:ALA:H	1.73	0.54
8:P:203:ARG:HG2	8:P:372:ILE:HG13	1.88	0.54
8:P:409:VAL:HB	8:P:499:ASP:HB2	1.90	0.54
12:4:28:ARG:HG3	12:4:32:ARG:NH1	2.22	0.54
14:6:16:TYR:OH	14:6:109:ALA:HB2	2.08	0.54
1:A:190:TYR:HB2	1:A:403:LEU:HD13	1.90	0.54
1:A:327:ILE:HD12	1:A:346:GLY:CA	2.38	0.54
2:B:124:GLN:NE2	5:E:55:ASN:HA	2.23	0.54
3:C:218:VAL:H	3:C:326:ALA:CA	2.18	0.54
3:C:301:GLN:NE2	9:1:111:ASN:OD1	2.41	0.54
5:E:249:ALA:HA	5:E:353:LEU:HB3	1.89	0.54
5:E:259:LYS:HG3	5:E:264:HIS:CE1	2.43	0.54
6:F:468:ALA:HB2	6:N:425:HIS:HD2	1.73	0.54
7:G:155:LEU:HB3	7:G:180:VAL:HG22	1.90	0.54
7:G:306:ARG:NE	7:G:308:MET:SD	2.76	0.54
7:G:402:ASN:ND2	7:G:497:MET:H	2.06	0.54
1:I:172:VAL:HG21	1:I:395:ALA:HB3	1.89	0.54
2:J:177:ASP:O	2:J:180:THR:OG1	2.20	0.54
2:J:202:ILE:O	2:J:375:LEU:N	2.25	0.54
3:K:292:THR:HG22	3:K:295:GLY:N	2.23	0.54
4:L:250:GLN:HA	4:L:301:GLN:HB3	1.89	0.54
4:L:271:GLN:HG2	4:L:274:ARG:HH21	1.72	0.54
5:M:195:THR:HG21	5:M:226:LYS:HE3	1.90	0.54
6:N:232:THR:HG23	6:N:292:ILE:HG21	1.89	0.54
7:O:117:HIS:CE1	7:O:122:ILE:HG23	2.43	0.54
7:O:342:LEU:HG	7:O:343:GLY:H	1.72	0.54
7:O:472:GLY:HA3	7:O:475:TYR:CD2	2.43	0.54
8:P:339:PRO:HB2	8:P:344:MET:HG3	1.90	0.54
11:3:71:LYS:HD3	12:4:28:ARG:HH22	1.73	0.54
3:C:247:TYR:HE2	3:C:297:SER:HB3	1.71	0.53
5:E:142:ARG:HA	5:E:145:ILE:HB	1.89	0.53
5:E:253:CYS:HB2	5:E:345:PHE:HB2	1.91	0.53
5:E:420:TYR:CE1	5:E:502:LYS:HA	2.43	0.53
5:E:471:ILE:HG22	4:L:446:MET:HG2	1.90	0.53
6:F:41:LYS:HD2	6:F:454:ASN:CB	2.39	0.53
6:F:215:GLY:HA3	6:F:359:LYS:HD2	1.89	0.53
6:F:228:ALA:O	6:F:346:HIS:ND1	2.40	0.53
3:K:323:ILE:HA	3:K:326:ALA:HB3	1.89	0.53
3:K:501:VAL:O	3:K:505:THR:HG23	2.08	0.53

Continued on next page...

Continued from previous page...

Atom-1	Atom-2	Interatomic distance (Å)	Clash overlap (Å)
14:6:15:LYS:HD2	14:6:108:LEU:HD11	1.89	0.53
1:A:468:ARG:HA	1:A:485:TRP:HZ2	1.72	0.53
3:C:212:SER:OG	3:C:377:ARG:N	2.27	0.53
3:C:354:LYS:HB2	3:C:359:TYR:CE1	2.43	0.53
4:D:114:GLY:HA2	4:D:117:LEU:HB2	1.90	0.53
4:D:249:ILE:O	4:D:306:ARG:NH2	2.42	0.53
5:E:250:ILE:H	5:E:353:LEU:HA	1.73	0.53
5:E:280:TYR:HB3	7:G:260:VAL:HG22	1.90	0.53
7:G:405:VAL:HG23	7:G:488:PHE:HE1	1.73	0.53
1:I:49:ILE:O	3:K:78:LYS:NZ	2.40	0.53
1:I:139:ASN:O	1:I:408:VAL:HG21	2.07	0.53
3:K:152:MET:SD	3:K:181:LYS:NZ	2.59	0.53
5:M:179:ASN:HB2	5:M:183:ARG:HH12	1.73	0.53
6:N:250:TYR:HB3	6:N:256:ARG:HH21	1.73	0.53
6:N:462:THR:HA	6:N:465:LYS:HE2	1.89	0.53
8:P:44:ARG:HA	8:P:451:ALA:HB1	1.90	0.53
9:1:43:HIS:HA	9:1:46:LEU:HB3	1.90	0.53
13:5:76:LEU:HD21	13:5:79:VAL:HG12	1.90	0.53
13:5:99:ALA:HB1	13:5:103:PHE:CE2	2.44	0.53
1:A:127:GLU:N	1:A:130:ARG:HH21	2.07	0.53
2:B:256:VAL:HA	2:B:267:ILE:HD13	1.91	0.53
3:C:227:PRO:HG3	3:C:231:ARG:NH2	2.23	0.53
4:D:227:LEU:HG	4:D:340:ILE:HG23	1.91	0.53
4:D:275:VAL:HA	4:D:278:GLU:HG2	1.91	0.53
5:E:257:PRO:HA	5:E:288:MET:HE1	1.90	0.53
5:E:539:SER:O	7:G:50:VAL:N	2.35	0.53
6:F:24:ILE:O	6:F:28:ARG:HG2	2.07	0.53
7:G:86:GLN:NE2	7:G:498:VAL:O	2.40	0.53
7:G:152:ARG:O	7:G:156:GLU:N	2.34	0.53
8:H:204:VAL:HG11	8:H:389:GLU:HG3	1.90	0.53
8:H:249:MET:HB2	8:H:272:GLU:HA	1.90	0.53
8:H:350:VAL:HA	8:H:363:PHE:HA	1.89	0.53
8:H:487:PRO:HB2	8:H:489:VAL:HB	1.90	0.53
1:I:31:ILE:HG21	1:I:61:ILE:HG21	1.90	0.53
2:J:41:SER:O	2:J:453:ASN:ND2	2.42	0.53
2:J:298:ASN:HD21	4:L:344:PRO:HB3	1.73	0.53
4:L:67:ASP:OD2	4:L:69:THR:OG1	2.27	0.53
6:N:207:ILE:O	6:N:373:THR:N	2.31	0.53
6:N:325:THR:HG22	6:N:332:ALA:H	1.73	0.53
7:O:299:ALA:O	7:O:302:TYR:HB3	2.08	0.53
8:P:455:ASN:ND2	8:P:480:LEU:HD11	2.23	0.53

Continued on next page...

Continued from previous page...

Atom-1	Atom-2	Interatomic distance (Å)	Clash overlap (Å)
10:2:73:MET:HE3	13:5:71:TYR:HE2	1.73	0.53
1:A:175:ALA:HA	1:A:179:ILE:HG23	1.90	0.53
2:B:80:ALA:O	2:B:84:LEU:N	2.28	0.53
2:B:110:LEU:O	2:B:114:GLU:N	2.40	0.53
2:B:149:GLY:HA2	2:B:155:PHE:HA	1.90	0.53
3:C:203:LYS:O	3:C:381:LYS:NZ	2.41	0.53
3:C:459:THR:O	3:C:463:LEU:N	2.26	0.53
4:D:138:GLN:H	4:D:527:ARG:NH1	2.07	0.53
4:D:241:VAL:HG12	4:D:323:MET:SD	2.49	0.53
4:D:313:ALA:O	4:D:317:LEU:N	2.42	0.53
6:F:230:ILE:HD12	6:F:290:VAL:HB	1.91	0.53
6:F:280:LYS:HG2	6:F:338:ASP:HB3	1.90	0.53
6:F:414:VAL:HG12	6:F:418:MET:HG3	1.90	0.53
7:G:249:GLU:H	7:G:274:LEU:HD23	1.72	0.53
8:H:165:ARG:HH22	8:H:181:LYS:HG2	1.73	0.53
1:I:158:SER:HB2	1:I:503:VAL:HG13	1.89	0.53
5:M:132:ARG:HG3	7:O:43:ARG:NH2	2.24	0.53
6:N:150:ASP:HB3	6:N:493:GLY:O	2.08	0.53
6:N:409:PRO:HA	6:N:495:TRP:CD1	2.43	0.53
6:N:446:ILE:HA	6:N:449:LYS:HE2	1.89	0.53
6:N:460:GLN:O	6:N:464:VAL:HG22	2.08	0.53
7:O:19:ILE:HA	7:O:22:LEU:HB3	1.90	0.53
7:O:289:VAL:HB	7:O:310:CYS:HA	1.91	0.53
11:3:104:ARG:HB3	11:3:112:TYR:HB3	1.90	0.53
11:3:114:LYS:HB3	13:5:81:HIS:CE1	2.43	0.53
12:4:45:LYS:O	12:4:49:ASN:N	2.36	0.53
13:5:104:LYS:HA	13:5:107:ILE:HD12	1.91	0.53
1:A:156:MET:SD	1:A:165:GLY:HA2	2.49	0.53
1:A:489:ASP:N	1:A:494:LYS:O	2.41	0.53
2:B:57:ARG:NH1	2:B:58:ASP:HB2	2.24	0.53
2:B:380:GLN:HE21	2:B:384:ASP:HB3	1.73	0.53
4:D:435:ARG:HB3	4:D:439:TYR:CE2	2.43	0.53
5:E:49:ARG:HE	5:E:111:VAL:HG13	1.74	0.53
5:E:249:ALA:N	5:E:299:LEU:O	2.22	0.53
5:E:255:PHE:HD2	5:E:321:ALA:HB2	1.73	0.53
6:F:410:GLY:N	6:F:494:VAL:O	2.36	0.53
7:G:291:SER:HB2	7:G:312:GLY:HA2	1.89	0.53
8:H:231:VAL:HB	8:H:235:LYS:NZ	2.24	0.53
8:H:475:ASN:OD1	8:H:491:ASP:HB3	2.07	0.53
1:I:109:LYS:HB2	4:L:470:GLY:N	2.20	0.53
3:K:220:ILE:HG12	3:K:323:ILE:HD13	1.91	0.53

Continued on next page...

Continued from previous page...

Atom-1	Atom-2	Interatomic distance (Å)	Clash overlap (Å)
3:K:379:ALA:H	3:K:383:ILE:HD11	1.72	0.53
7:O:30:GLN:NE2	7:O:106:LYS:HG3	2.24	0.53
7:O:262:ASP:HB3	7:O:266:ILE:HG23	1.91	0.53
10:2:82:THR:HB	10:2:84:LYS:HG2	1.88	0.53
13:5:94:LYS:HE2	13:5:102:PHE:CE2	2.42	0.53
14:6:93:GLN:HA	14:6:96:ASP:HB3	1.91	0.53
14:6:101:SER:O	14:6:105:ARG:HG3	2.09	0.53
1:A:325:ALA:HB1	1:A:343:ALA:O	2.09	0.53
1:A:468:ARG:HD3	7:O:432:GLN:HE22	1.72	0.53
2:B:241:ASN:HB3	2:B:248:LYS:NZ	2.24	0.53
3:C:159:SER:HB3	3:C:397:VAL:HG21	1.90	0.53
3:C:317:LYS:O	3:C:321:ASN:N	2.36	0.53
5:E:116:LEU:HD11	5:E:137:TYR:CE1	2.44	0.53
5:E:154:SER:HA	5:E:417:ARG:HG3	1.89	0.53
7:G:33:ALA:HB1	7:G:99:LEU:HD23	1.90	0.53
7:G:240:LEU:N	7:G:290:LEU:O	2.30	0.53
7:G:488:PHE:O	7:G:493:TRP:NE1	2.38	0.53
8:H:291:VAL:HG13	8:H:312:LEU:HA	1.91	0.53
1:I:109:LYS:HZ1	4:L:473:PRO:HA	1.73	0.53
1:I:109:LYS:O	4:L:466:ALA:HB1	2.09	0.53
1:I:501:ALA:HB3	1:I:504:PHE:CE2	2.44	0.53
3:K:133:MET:HA	3:K:418:VAL:HG22	1.89	0.53
3:K:301:GLN:HE21	3:K:311:ALA:HB3	1.73	0.53
3:K:386:GLU:HG3	3:K:390:ASN:OD1	2.09	0.53
3:K:391:LEU:HA	3:K:394:ALA:HB3	1.90	0.53
4:L:297:VAL:HG22	4:L:323:MET:HB2	1.90	0.53
6:N:243:GLU:HG2	6:N:334:ASN:HB2	1.91	0.53
6:N:330:GLY:HA3	6:N:345:GLY:HA2	1.89	0.53
9:1:71:GLN:HE21	13:5:56:SER:HB3	1.73	0.53
13:5:105:ARG:O	13:5:109:PHE:N	2.42	0.53
1:A:43:LYS:HD2	3:C:521:ASP:HB2	1.91	0.53
1:A:190:TYR:CB	1:A:403:LEU:HD13	2.39	0.53
1:A:439:ALA:O	1:A:443:ARG:HG2	2.08	0.53
2:B:214:LEU:HD11	2:B:371:CYS:HB3	1.90	0.53
2:B:516:ARG:NH2	5:E:58:ASP:OD1	2.40	0.53
3:C:68:ARG:HG3	3:C:85:ARG:NH2	2.23	0.53
3:C:227:PRO:HD3	3:C:359:TYR:HD2	1.74	0.53
3:C:258:ILE:HA	3:C:263:ASP:HB3	1.91	0.53
5:E:34:LEU:HG	5:E:121:GLU:OE1	2.09	0.53
5:E:423:GLY:HA3	5:E:491:ILE:HG23	1.91	0.53
5:E:522:GLN:O	5:E:526:MET:HG2	2.08	0.53

Continued on next page...

Continued from previous page...

Atom-1	Atom-2	Interatomic distance (Å)	Clash overlap (Å)
6:F:32:ASP:O	6:F:35:ARG:HG2	2.08	0.53
1:I:131:TYR:HB3	1:I:419:LEU:HD21	1.91	0.53
1:I:214:TYR:CE2	1:I:318:ARG:HB3	2.44	0.53
2:J:351:GLU:HB2	2:J:360:ILE:HD12	1.90	0.53
2:J:415:MET:HB2	2:J:469:HIS:HE2	1.73	0.53
3:K:137:LEU:HD21	3:K:502:LYS:HG2	1.89	0.53
4:L:246:ILE:O	4:L:357:GLY:N	2.41	0.53
5:M:196:VAL:HG11	5:M:209:ILE:HG13	1.90	0.53
6:N:12:GLU:O	6:N:522:MET:HG3	2.09	0.53
6:N:40:PRO:HB3	6:N:162:ALA:HB2	1.91	0.53
6:N:60:GLY:N	6:N:93:THR:OG1	2.42	0.53
6:N:61:ASN:HD22	6:N:85:ASP:HB2	1.73	0.53
6:N:115:HIS:O	6:N:119:ILE:HG12	2.09	0.53
7:O:228:GLN:HE21	7:O:304:ALA:HB2	1.73	0.53
7:O:288:VAL:HG23	7:O:309:PHE:CD2	2.44	0.53
7:O:323:MET:HG3	7:O:328:GLY:O	2.07	0.53
7:O:428:PRO:HG3	7:O:432:GLN:HB3	1.89	0.53
8:P:42:THR:HG22	8:P:69:ALA:HA	1.89	0.53
8:P:114:LEU:HD22	8:P:440:LYS:HD2	1.91	0.53
8:P:150:SER:HB3	8:P:406:LYS:HG3	1.91	0.53
9:1:77:HIS:O	9:1:81:LEU:N	2.23	0.53
13:5:22:LEU:HB2	13:5:128:LYS:HB2	1.91	0.53
1:A:182:THR:HB	1:A:370:ARG:HG3	1.90	0.53
1:A:190:TYR:CD2	1:A:403:LEU:HB3	2.43	0.53
1:A:311:VAL:HG12	1:A:316:LEU:HB2	1.91	0.53
2:B:184:VAL:O	2:B:188:LEU:N	2.40	0.53
2:B:249:ILE:HG13	2:B:336:ASP:OD1	2.09	0.53
3:C:226:HIS:HB3	3:C:227:PRO:HD2	1.90	0.53
3:C:322:ARG:HD3	3:C:325:ARG:HH21	1.73	0.53
4:D:65:LYS:NZ	4:D:67:ASP:O	2.38	0.53
4:D:157:LEU:HD23	4:D:163:LEU:HD21	1.91	0.53
4:D:277:ARG:HA	4:D:280:ARG:HD2	1.89	0.53
4:D:446:MET:SD	5:M:469:ASN:ND2	2.72	0.53
5:E:48:MET:HB2	5:E:111:VAL:CG2	2.39	0.53
5:E:131:ILE:HG21	7:G:452:ASN:HA	1.90	0.53
5:E:247:LYS:O	5:E:359:VAL:HG21	2.08	0.53
6:F:243:GLU:HA	6:F:260:VAL:HA	1.91	0.53
7:G:14:ASP:N	7:G:521:LYS:O	2.30	0.53
7:G:200:VAL:HG11	7:G:353:ILE:HG22	1.89	0.53
1:I:32:VAL:HG21	1:I:94:VAL:HG21	1.89	0.53
2:J:244:MET:HB3	2:J:278:LYS:HE3	1.91	0.53

Continued on next page...

Continued from previous page...

Atom-1	Atom-2	Interatomic distance (Å)	Clash overlap (Å)
3:K:320:ASN:O	3:K:324:ALA:N	2.25	0.53
4:L:484:HIS:HA	4:L:492:GLY:HA2	1.90	0.53
5:M:449:ARG:O	5:M:453:ASP:N	2.37	0.53
5:M:494:LEU:H	5:M:504:GLN:NE2	2.06	0.53
6:N:58:LYS:HB3	6:N:159:LYS:O	2.09	0.53
6:N:85:ASP:HB2	6:N:92:THR:HG21	1.91	0.53
6:N:270:ARG:HD2	6:N:336:PHE:HB2	1.90	0.53
7:O:43:ARG:NH2	7:O:453:ALA:O	2.25	0.53
7:O:46:ASP:OD1	7:O:60:ASN:ND2	2.42	0.53
7:O:319:LEU:O	7:O:323:MET:N	2.35	0.53
7:O:329:SER:HB2	7:O:341:VAL:HA	1.91	0.53
8:P:31:ARG:HE	8:P:80:HIS:CD2	2.26	0.53
9:1:54:LEU:HD22	10:2:80:GLU:HG3	1.90	0.53
11:3:78:ILE:HG12	11:3:148:LEU:HD11	1.90	0.53
1:A:273:GLU:HB3	1:A:277:LYS:HE2	1.89	0.53
2:B:512:GLU:O	2:B:515:LEU:HB2	2.09	0.53
3:C:69:GLU:HB3	6:F:524:ALA:HB1	1.90	0.53
4:D:109:VAL:HG21	4:D:521:LEU:HD12	1.91	0.53
4:D:272:MET:HG3	4:D:273:ASP:N	2.24	0.53
4:D:280:ARG:O	4:D:283:ILE:HG12	2.09	0.53
6:F:137:VAL:HG13	6:F:501:LYS:HZ1	1.74	0.53
7:G:179:VAL:HA	7:G:210:LEU:HD22	1.91	0.53
7:G:317:GLU:O	7:G:321:ARG:N	2.30	0.53
8:H:251:THR:HG23	8:H:268:PHE:CE1	2.43	0.53
1:I:61:ILE:O	1:I:65:LEU:HG	2.09	0.53
1:I:152:ALA:HA	1:I:155:SER:HB2	1.91	0.53
4:L:217:THR:HG22	4:L:219:ASP:H	1.73	0.53
5:M:297:ALA:HB2	5:M:353:LEU:HD22	1.91	0.53
5:M:395:ILE:O	5:M:399:LYS:N	2.34	0.53
7:O:444:ILE:HA	7:O:447:ARG:HB3	1.91	0.53
9:1:80:LEU:HD22	10:2:77:VAL:HG21	1.90	0.53
1:A:135:ASN:OD1	1:A:475:GLN:NE2	2.37	0.53
1:A:399:VAL:HA	1:A:402:VAL:HB	1.90	0.53
1:A:467:LEU:HA	1:A:470:PHE:HD2	1.73	0.53
2:B:232:ILE:HD11	2:B:310:MET:HB2	1.91	0.53
4:D:34:ARG:NH2	4:D:532:ILE:O	2.41	0.53
5:E:48:MET:O	5:E:52:LEU:N	2.42	0.53
5:E:362:ILE:O	5:E:371:MET:N	2.40	0.53
6:F:133:PHE:O	6:F:137:VAL:N	2.34	0.53
6:F:203:ASP:HB2	6:F:377:LYS:HB2	1.90	0.53
8:H:111:LEU:HD12	8:H:114:LEU:HD12	1.91	0.53

Continued on next page...

Continued from previous page...

Atom-1	Atom-2	Interatomic distance (Å)	Clash overlap (Å)
1:I:154:THR:HA	1:I:157:SER:HB2	1.90	0.53
2:J:190:LEU:HD21	2:J:198:ALA:HB2	1.90	0.53
3:K:64:ASN:HD22	3:K:81:ILE:HD13	1.74	0.53
3:K:155:ILE:HG22	3:K:496:TRP:CG	2.43	0.53
4:L:445:GLY:H	4:L:448:SER:HB3	1.74	0.53
5:M:193:VAL:O	5:M:197:ALA:N	2.40	0.53
6:N:291:VAL:O	6:N:313:LEU:N	2.41	0.53
7:O:232:TYR:O	7:O:348:PHE:N	2.28	0.53
8:P:57:ILE:HA	8:P:62:LYS:O	2.08	0.53
14:6:71:GLU:O	14:6:75:THR:OG1	2.17	0.53
1:A:208:SER:HB3	1:A:377:LEU:HD22	1.91	0.52
2:B:478:LEU:HA	2:B:485:ILE:HA	1.90	0.52
3:C:186:GLU:HB3	3:C:192:GLU:HB2	1.89	0.52
4:D:492:GLY:N	4:D:501:SER:O	2.42	0.52
6:F:24:ILE:HG13	6:F:25:SER:N	2.22	0.52
6:F:34:LEU:HA	6:F:37:ASN:HB2	1.91	0.52
6:F:297:ILE:H	6:F:314:ARG:HD2	1.74	0.52
6:F:465:LYS:NZ	6:F:485:GLU:OE1	2.41	0.52
7:G:487:ASN:O	7:G:492:VAL:N	2.41	0.52
7:G:516:VAL:HG11	8:H:55:MET:HG2	1.92	0.52
8:H:165:ARG:HE	8:H:177:VAL:HA	1.73	0.52
8:H:165:ARG:O	8:H:169:MET:N	2.24	0.52
8:H:274:ASN:HA	8:H:277:ASP:HB3	1.90	0.52
2:J:174:HIS:CD2	2:J:211:ASP:HA	2.44	0.52
4:L:50:THR:HG23	4:L:468:ASN:HB2	1.91	0.52
4:L:170:SER:O	4:L:174:LYS:HG2	2.09	0.52
5:M:331:GLU:O	5:M:335:ILE:HG22	2.09	0.52
7:O:394:MET:O	7:O:398:ARG:N	2.41	0.52
11:3:127:LEU:HB2	11:3:131:VAL:O	2.09	0.52
13:5:89:GLY:O	14:6:59:LEU:HD23	2.08	0.52
13:5:92:VAL:HG12	13:5:94:LYS:HD3	1.91	0.52
3:C:185:PHE:O	3:C:186:GLU:HB2	2.09	0.52
6:F:108:LEU:O	6:F:112:GLU:N	2.28	0.52
6:F:240:GLU:O	6:F:267:ILE:HD11	2.09	0.52
7:G:462:ASN:HB3	1:I:435:GLN:HB3	1.91	0.52
8:H:103:PHE:O	8:H:106:VAL:HG12	2.09	0.52
1:I:175:ALA:HB1	1:I:195:VAL:HG21	1.91	0.52
3:K:238:ILE:HG12	3:K:329:ALA:CB	2.39	0.52
3:K:430:THR:HA	3:K:434:GLN:OE1	2.09	0.52
4:L:248:LEU:HD13	4:L:333:ILE:HG23	1.90	0.52
5:M:290:GLN:O	5:M:294:GLU:N	2.27	0.52

Continued on next page...

Continued from previous page...

Atom-1	Atom-2	Interatomic distance (Å)	Clash overlap (Å)
5:M:412:LEU:HD21	5:M:509:THR:HA	1.92	0.52
5:M:477:VAL:HG12	5:M:481:GLN:HG2	1.92	0.52
6:N:327:ALA:HB2	6:N:371:SER:HB2	1.90	0.52
7:O:497:MET:HA	7:O:500:ILE:HB	1.91	0.52
8:P:217:VAL:HA	8:P:375:ILE:HG12	1.90	0.52
12:4:33:ILE:HG12	12:4:108:ILE:HG23	1.91	0.52
12:4:82:GLU:O	12:4:86:MET:HG2	2.09	0.52
1:A:350:GLU:HG3	1:A:365:LYS:HD3	1.90	0.52
2:B:197:GLU:O	2:B:322:ARG:HG3	2.09	0.52
2:B:327:THR:HA	2:B:365:VAL:HB	1.91	0.52
4:D:37:ASN:HA	4:D:85:HIS:HE1	1.74	0.52
4:D:191:VAL:HG13	4:D:203:VAL:HG11	1.91	0.52
4:D:502:ASN:ND2	4:D:504:LEU:HB2	2.23	0.52
5:E:440:CYS:HB3	5:E:444:GLU:CD	2.29	0.52
6:F:422:LEU:HA	6:F:425:HIS:CE1	2.43	0.52
7:G:169:SER:HB3	7:G:171:GLN:HG2	1.90	0.52
7:G:207:ASP:HB3	7:G:375:ARG:HD3	1.91	0.52
7:G:348:PHE:HD1	7:G:361:PHE:CE1	2.26	0.52
8:H:43:THR:HG22	8:H:69:ALA:HB2	1.92	0.52
8:H:114:LEU:HD13	8:H:440:LYS:HB3	1.90	0.52
8:H:418:GLU:O	8:H:422:GLN:HG2	2.09	0.52
8:H:460:ALA:HA	8:H:463:VAL:HB	1.91	0.52
2:J:141:LEU:HB2	2:J:417:MET:SD	2.49	0.52
3:K:506:TYR:O	3:K:510:VAL:N	2.27	0.52
4:L:30:PRO:HA	4:L:534:ASP:H	1.74	0.52
4:L:120:CYS:SG	4:L:137:PHE:HZ	2.32	0.52
4:L:234:SER:OG	4:L:318:ASN:ND2	2.41	0.52
5:M:33:ALA:O	5:M:37:HIS:N	2.39	0.52
5:M:75:ALA:O	5:M:79:SER:N	2.29	0.52
5:M:95:SER:O	5:M:99:ASP:N	2.37	0.52
5:M:137:TYR:O	5:M:141:ALA:N	2.42	0.52
5:M:243:VAL:HB	5:M:359:VAL:HB	1.90	0.52
7:O:152:ARG:HB2	7:O:180:VAL:HG11	1.91	0.52
11:3:135:TYR:HD1	11:3:139:GLU:HB3	1.74	0.52
3:C:263:ASP:O	3:C:267:ILE:HB	2.09	0.52
3:C:290:VAL:HB	3:C:304:LEU:HD13	1.90	0.52
4:D:49:ARG:NH2	4:D:111:ILE:O	2.43	0.52
5:E:475:THR:HG23	4:L:445:GLY:HA2	1.92	0.52
6:F:37:ASN:HB3	6:F:93:THR:OG1	2.09	0.52
6:F:53:ASP:O	6:F:55:LYS:NZ	2.42	0.52
6:F:128:GLU:O	6:F:132:GLN:N	2.27	0.52

Continued on next page...

Continued from previous page...

Atom-1	Atom-2	Interatomic distance (Å)	Clash overlap (Å)
7:G:198:LYS:N	7:G:372:PHE:O	2.40	0.52
8:H:227:THR:H	8:H:359:GLN:HB3	1.74	0.52
8:H:273:GLU:O	8:H:277:ASP:N	2.31	0.52
8:H:475:ASN:HA	8:H:493:LEU:H	1.75	0.52
8:H:476:LYS:HB3	8:H:489:VAL:HG13	1.90	0.52
1:I:218:CYS:SG	1:I:362:ILE:HG12	2.50	0.52
2:J:496:SER:HB3	2:J:499:VAL:HG12	1.91	0.52
4:L:151:MET:HB2	4:L:504:LEU:HD11	1.91	0.52
5:M:144:ALA:HB2	5:M:451:PHE:CZ	2.44	0.52
6:N:192:GLU:HG3	6:N:373:THR:HG23	1.92	0.52
7:O:521:LYS:HE2	7:O:523:PRO:HG2	1.91	0.52
12:4:61:ASP:OD1	12:4:65:LEU:HB2	2.10	0.52
1:A:115:THR:HG21	4:D:468:ASN:O	2.10	0.52
1:A:351:VAL:HG13	1:A:364:ILE:HD13	1.91	0.52
2:B:119:LYS:O	2:B:120:LYS:HG2	2.09	0.52
2:B:189:ARG:HD2	2:B:371:CYS:SG	2.49	0.52
3:C:215:LEU:HB2	3:C:219:MET:HE3	1.90	0.52
3:C:239:VAL:HG13	3:C:343:VAL:HG21	1.92	0.52
4:D:496:ARG:NH2	4:D:506:GLU:OE2	2.43	0.52
5:E:255:PHE:CE2	5:E:289:ILE:HG12	2.44	0.52
6:F:273:LYS:O	6:F:277:LEU:N	2.33	0.52
7:G:421:ARG:HH11	7:G:465:ARG:HH22	1.56	0.52
8:H:100:GLY:O	8:H:104:VAL:HG23	2.10	0.52
8:H:254:LYS:HD3	14:6:112:GLN:HA	1.91	0.52
8:H:259:ILE:HG21	8:H:265:LEU:HB2	1.92	0.52
8:H:261:THR:HB	8:H:264:GLU:HG2	1.91	0.52
1:I:17:ILE:HA	1:I:20:GLN:HB3	1.91	0.52
1:I:415:VAL:HA	1:I:486:ILE:HD11	1.91	0.52
2:J:57:ARG:HG3	4:L:538:THR:O	2.08	0.52
2:J:151:ASP:HB2	2:J:154:LYS:HD3	1.92	0.52
2:J:198:ALA:O	2:J:371:CYS:N	2.43	0.52
2:J:461:LEU:HD11	2:J:478:LEU:HG	1.90	0.52
3:K:292:THR:HG22	3:K:295:GLY:H	1.75	0.52
4:L:180:SER:HA	4:L:183:LEU:HB2	1.91	0.52
4:L:340:ILE:HG12	4:L:379:CYS:HB2	1.89	0.52
6:N:242:THR:HB	6:N:244:VAL:O	2.10	0.52
6:N:277:LEU:HD13	6:N:338:ASP:HA	1.91	0.52
7:O:30:GLN:HE22	7:O:106:LYS:HG3	1.75	0.52
7:O:130:GLN:HG2	7:O:134:ASN:ND2	2.23	0.52
7:O:152:ARG:HB2	7:O:180:VAL:CG1	2.39	0.52
8:P:21:HIS:CD2	8:P:526:MET:HG2	2.44	0.52

Continued on next page...

Continued from previous page...

Atom-1	Atom-2	Interatomic distance (Å)	Clash overlap (Å)
8:P:427:GLY:O	8:P:435:GLN:HG3	2.09	0.52
8:P:475:ASN:HB3	8:P:491:ASP:OD1	2.09	0.52
1:A:113:HIS:CE1	4:D:467:GLU:HG2	2.45	0.52
1:A:145:ARG:HA	1:A:504:PHE:CD2	2.45	0.52
2:B:20:ARG:NH1	2:B:519:ASN:OD1	2.38	0.52
3:C:204:ILE:HG21	3:C:355:ILE:HG22	1.91	0.52
5:E:61:MET:HB3	5:E:69:THR:HB	1.90	0.52
6:F:298:ASP:HB2	6:F:301:SER:OG	2.09	0.52
1:I:211:ILE:HG13	1:I:215:ALA:HB2	1.92	0.52
2:J:203:LYS:HG2	2:J:375:LEU:HD22	1.92	0.52
3:K:183:VAL:HG21	3:K:199:ALA:HB2	1.92	0.52
4:L:55:LYS:HD3	4:L:466:ALA:HA	1.92	0.52
5:M:134:ALA:HB1	5:M:525:ARG:HD2	1.91	0.52
6:N:269:ASP:O	6:N:273:LYS:N	2.37	0.52
6:N:469:GLU:OE1	6:N:486:PRO:HB3	2.09	0.52
7:O:67:LYS:NZ	7:O:84:LYS:HB2	2.24	0.52
7:O:151:GLN:O	7:O:154:LEU:HB3	2.09	0.52
7:O:522:ASN:HB3	8:P:59:HIS:CE1	2.45	0.52
8:P:399:PHE:O	8:P:403:THR:N	2.39	0.52
9:1:47:THR:O	9:1:51:ILE:HG22	2.10	0.52
9:1:97:LYS:O	9:1:101:LEU:HD13	2.10	0.52
1:A:464:VAL:HA	1:A:467:LEU:HD12	1.91	0.52
3:C:464:THR:HG23	8:P:435:GLN:OE1	2.10	0.52
4:D:274:ARG:HH22	12:4:48:GLN:NE2	2.08	0.52
4:D:301:GLN:HG2	4:D:302:LYS:O	2.10	0.52
5:E:85:HIS:CD2	5:E:87:ILE:HG12	2.45	0.52
5:E:167:GLN:O	5:E:170:LYS:HB2	2.10	0.52
5:E:184:GLN:NE2	5:E:220:GLU:O	2.43	0.52
5:E:254:PRO:HA	5:E:302:CYS:SG	2.50	0.52
5:E:405:ALA:HA	5:E:408:VAL:HG22	1.91	0.52
5:E:412:LEU:HB3	5:E:416:ASN:OD1	2.10	0.52
5:E:477:VAL:HA	5:E:480:ARG:HB2	1.91	0.52
6:F:450:VAL:HA	6:F:453:GLN:HB3	1.92	0.52
6:F:466:ILE:HG12	6:F:470:HIS:HD2	1.73	0.52
8:H:232:THR:HG21	8:H:350:VAL:CG1	2.31	0.52
8:H:239:ILE:HB	8:H:328:VAL:HG11	1.92	0.52
1:I:44:MET:HA	1:I:54:ILE:HA	1.92	0.52
1:I:471:HIS:O	1:I:472:ASN:ND2	2.42	0.52
4:L:330:ARG:NH1	4:L:333:ILE:HG21	2.25	0.52
5:M:196:VAL:HG21	5:M:209:ILE:HG13	1.92	0.52
5:M:494:LEU:HG	5:M:504:GLN:HE21	1.73	0.52

Continued on next page...

Continued from previous page...

Atom-1	Atom-2	Interatomic distance (Å)	Clash overlap (Å)
5:M:533:ILE:HD13	7:O:48:LEU:HB3	1.92	0.52
6:N:47:LEU:HB3	6:N:55:LYS:HB2	1.92	0.52
6:N:277:LEU:O	6:N:281:VAL:N	2.24	0.52
7:O:284:SER:CB	7:O:336:ALA:H	2.23	0.52
11:3:114:LYS:HD2	14:6:55:VAL:HG21	1.91	0.52
11:3:136:ASP:C	11:3:138:ASP:H	2.12	0.52
1:A:129:VAL:HG12	1:A:511:VAL:HG12	1.91	0.52
1:A:434:GLU:HA	1:A:437:ALA:HB3	1.92	0.52
3:C:95:THR:O	3:C:98:VAL:HG22	2.10	0.52
3:C:196:LYS:HD3	3:C:399:ARG:HD2	1.91	0.52
3:C:313:ARG:HD2	3:C:314:ARG:HH21	1.75	0.52
4:D:266:VAL:CG2	14:6:93:GLN:HB2	2.39	0.52
4:D:351:PHE:HD1	4:D:356:LEU:HD21	1.74	0.52
5:E:281:GLU:CD	5:E:310:ALA:HB2	2.30	0.52
6:F:184:GLU:OE2	6:F:186:ILE:HG13	2.10	0.52
7:G:338:SER:HB3	7:G:341:VAL:HG22	1.92	0.52
8:H:242:TYR:HA	8:H:333:LEU:H	1.75	0.52
8:H:272:GLU:OE2	8:H:296:LYS:NZ	2.28	0.52
1:I:39:VAL:HG11	1:I:456:ALA:HB2	1.91	0.52
1:I:90:THR:O	1:I:94:VAL:HG23	2.10	0.52
2:J:43:LEU:HD12	2:J:100:THR:HB	1.92	0.52
2:J:66:ASP:HB2	2:J:69:THR:HB	1.92	0.52
2:J:415:MET:SD	2:J:447:PRO:HG2	2.50	0.52
8:P:154:LEU:HD13	8:P:403:THR:HG22	1.90	0.52
14:6:36:GLN:O	14:6:40:ASN:ND2	2.41	0.52
1:A:160:ILE:HD11	1:A:384:MET:HB2	1.91	0.52
1:A:286:ILE:O	1:A:308:VAL:N	2.38	0.52
2:B:33:ILE:HD12	2:B:111:ARG:HG3	1.92	0.52
2:B:255:ARG:HH22	5:E:268:VAL:HG13	1.74	0.52
2:B:414:GLU:HB3	2:B:443:LEU:O	2.10	0.52
3:C:450:THR:HA	3:C:453:GLN:HB3	1.91	0.52
4:D:335:PHE:CZ	4:D:339:THR:HG21	2.44	0.52
5:E:252:THR:HG22	7:G:271:TRP:HZ2	1.75	0.52
5:E:465:ASN:OD1	5:E:466:SER:N	2.43	0.52
6:F:139:VAL:HG23	6:F:408:VAL:HG12	1.91	0.52
6:F:141:ARG:HD2	6:F:407:VAL:HB	1.90	0.52
6:F:165:ALA:O	6:F:169:THR:OG1	2.16	0.52
7:G:22:LEU:HB2	7:G:517:ASP:CB	2.38	0.52
7:G:431:GLN:O	7:G:435:ILE:HG12	2.09	0.52
8:H:151:ALA:C	8:H:152:LYS:HD2	2.31	0.52
1:I:449:PRO:O	1:I:453:ALA:N	2.36	0.52

Continued on next page...

Continued from previous page...

Atom-1	Atom-2	Interatomic distance (Å)	Clash overlap (Å)
1:I:529:ASP:O	1:I:530:LEU:HD12	2.08	0.52
2:J:18:GLU:OE2	2:J:20:ARG:NH1	2.38	0.52
3:K:289:VAL:HG13	3:K:310:THR:HG23	1.92	0.52
4:L:191:VAL:HG21	4:L:412:ILE:HG22	1.91	0.52
5:M:227:GLY:HA2	5:M:376:GLN:HB2	1.92	0.52
7:O:350:GLU:HA	7:O:358:TYR:O	2.09	0.52
9:1:86:ILE:O	9:1:90:LYS:HG2	2.10	0.52
12:4:40:ILE:O	12:4:98:ILE:HG12	2.09	0.52
1:A:45:LEU:O	1:A:53:THR:N	2.36	0.52
2:B:199:ILE:HD12	2:B:371:CYS:HB2	1.91	0.52
2:B:394:LEU:HA	2:B:397:LEU:HB2	1.92	0.52
4:D:99:ASP:O	4:D:103:GLY:HA2	2.10	0.52
4:D:245:LYS:N	4:D:296:ASN:HB2	2.25	0.52
4:D:287:VAL:HG13	4:D:317:LEU:HD13	1.92	0.52
5:E:501:MET:HG3	5:E:506:VAL:O	2.09	0.52
6:F:328:CYS:SG	6:F:363:ILE:HD11	2.49	0.52
6:F:498:TYR:HA	6:F:501:LYS:HE2	1.92	0.52
8:H:93:GLN:HE22	8:H:506:TRP:HB2	1.75	0.52
1:I:241:LEU:O	1:I:292:ILE:HG22	2.10	0.52
3:K:36:ILE:O	3:K:39:THR:OG1	2.23	0.52
3:K:398:CYS:HA	3:K:401:VAL:HG12	1.91	0.52
5:M:396:GLU:O	5:M:400:ARG:HG2	2.10	0.52
6:N:274:ILE:HD11	6:N:336:PHE:CD2	2.44	0.52
9:1:51:ILE:HG23	9:1:77:HIS:HE1	1.74	0.52
11:3:99:ASN:ND2	12:4:74:VAL:HG11	2.24	0.52
1:A:62:LEU:HA	1:A:65:LEU:HB2	1.91	0.51
1:A:117:VAL:HG23	1:A:118:ILE:N	2.25	0.51
1:A:231:ASN:OD1	1:A:368:LYS:NZ	2.42	0.51
3:C:69:GLU:O	6:F:525:GLY:N	2.43	0.51
3:C:205:PRO:HD3	3:C:381:LYS:CE	2.40	0.51
4:D:28:ASP:O	4:D:32:GLN:N	2.30	0.51
4:D:35:PHE:HE1	4:D:124:LEU:HD13	1.75	0.51
4:D:280:ARG:HB3	14:6:78:LYS:HD2	1.91	0.51
4:D:301:GLN:NE2	4:D:306:ARG:HE	2.08	0.51
4:D:345:VAL:HG11	4:D:351:PHE:CD1	2.45	0.51
4:D:440:SER:OG	4:D:452:ARG:HG3	2.10	0.51
5:E:166:ILE:O	5:E:170:LYS:N	2.35	0.51
5:E:248:ILE:HG23	5:E:354:GLY:HA3	1.91	0.51
5:E:422:GLY:O	5:E:491:ILE:HG12	2.09	0.51
5:E:433:VAL:HG11	5:E:451:PHE:HD2	1.75	0.51
8:H:47:TYR:CE1	8:H:100:GLY:HA2	2.45	0.51

Continued on next page...

Continued from previous page...

Atom-1	Atom-2	Interatomic distance (Å)	Clash overlap (Å)
1:I:65:LEU:HD13	3:K:14:THR:HG23	1.92	0.51
2:J:41:SER:HA	2:J:453:ASN:HD21	1.75	0.51
2:J:269:HIS:NE2	4:L:258:THR:O	2.43	0.51
3:K:252:SER:OG	3:K:274:TYR:OH	2.17	0.51
3:K:407:LEU:HA	3:K:499:LEU:HB2	1.91	0.51
4:L:74:GLY:CA	4:L:77:ILE:HB	2.38	0.51
4:L:129:HIS:ND1	4:L:130:PRO:HD2	2.24	0.51
4:L:191:VAL:HG21	4:L:412:ILE:CG2	2.40	0.51
4:L:299:LEU:HD12	4:L:336:ILE:HG21	1.92	0.51
5:M:254:PRO:HG2	7:O:264:GLN:OE1	2.10	0.51
7:O:155:LEU:HD12	7:O:180:VAL:HG13	1.91	0.51
8:P:93:GLN:HG2	8:P:510:LEU:HD22	1.91	0.51
8:P:250:ILE:HG23	8:P:253:THR:O	2.10	0.51
8:P:429:THR:C	8:P:431:PRO:HD3	2.30	0.51
9:1:51:ILE:HD13	10:2:80:GLU:HB3	1.90	0.51
9:1:82:GLU:O	9:1:86:ILE:HG12	2.10	0.51
12:4:78:HIS:CG	12:4:82:GLU:HB2	2.45	0.51
2:B:241:ASN:HB2	2:B:334:THR:HA	1.92	0.51
3:C:39:THR:O	3:C:45:SER:HA	2.10	0.51
3:C:152:MET:HG2	3:C:401:VAL:HG11	1.92	0.51
3:C:323:ILE:HA	3:C:326:ALA:HB3	1.92	0.51
3:C:352:ILE:HA	3:C:360:PHE:O	2.09	0.51
4:D:121:THR:O	4:D:125:GLN:N	2.27	0.51
4:D:156:GLU:H	4:D:162:THR:HG21	1.74	0.51
5:E:129:HIS:HB3	5:E:131:ILE:HB	1.92	0.51
5:E:285:PHE:CD1	5:E:314:LEU:HB2	2.45	0.51
6:F:133:PHE:CD2	6:F:418:MET:HG2	2.45	0.51
6:F:142:GLU:OE1	6:F:142:GLU:N	2.43	0.51
7:G:436:GLY:O	7:G:440:LYS:HG3	2.10	0.51
8:H:412:GLY:HA3	8:H:492:MET:HE2	1.91	0.51
8:H:442:ALA:HA	8:H:445:PHE:CE2	2.45	0.51
1:I:264:ARG:CZ	3:K:242:ASP:HB3	2.40	0.51
2:J:175:HIS:CE1	2:J:210:ALA:HA	2.45	0.51
4:L:145:ILE:O	4:L:149:THR:N	2.35	0.51
4:L:147:ILE:HG23	4:L:435:ARG:CZ	2.40	0.51
4:L:246:ILE:HD12	4:L:374:LEU:HD21	1.92	0.51
4:L:253:LEU:HD21	4:L:290:ILE:HD11	1.92	0.51
4:L:422:ILE:N	4:L:510:GLN:O	2.42	0.51
5:M:59:LYS:O	5:M:71:THR:N	2.33	0.51
8:P:275:LEU:O	8:P:279:GLN:HG3	2.10	0.51
9:1:19:LYS:HD3	9:1:108:ALA:HB2	1.92	0.51

Continued on next page...

Continued from previous page...

Atom-1	Atom-2	Interatomic distance (Å)	Clash overlap (Å)
12:4:58:MET:HG3	12:4:84:GLN:HE22	1.74	0.51
1:A:16:THR:O	1:A:20:GLN:N	2.41	0.51
1:A:20:GLN:HA	1:A:23:MET:HB2	1.92	0.51
1:A:127:GLU:HG3	1:A:422:TYR:CE2	2.45	0.51
1:A:316:LEU:O	1:A:320:ALA:N	2.25	0.51
2:B:99:THR:O	2:B:103:THR:HG23	2.10	0.51
2:B:424:LEU:HA	2:B:427:ARG:HE	1.75	0.51
2:B:453:ASN:OD1	4:D:27:ARG:NH2	2.40	0.51
6:F:221:MET:HA	6:F:306:SER:HB2	1.92	0.51
7:G:62:GLY:O	7:G:66:LEU:N	2.34	0.51
7:G:295:ILE:HG12	7:G:312:GLY:HA3	1.91	0.51
1:I:42:ASP:HA	1:I:56:ASN:HB3	1.91	0.51
1:I:498:ASN:HB3	1:I:501:ALA:HB2	1.92	0.51
1:I:534:HIS:CE1	4:L:83:VAL:HA	2.46	0.51
2:J:279:VAL:HG22	2:J:304:PHE:CE1	2.45	0.51
3:K:281:ASP:CG	3:K:334:ARG:HH12	2.13	0.51
4:L:149:THR:O	4:L:152:SER:OG	2.21	0.51
5:M:488:ALA:HB1	5:M:502:LYS:HD2	1.93	0.51
6:N:133:PHE:HZ	6:N:417:ALA:HB1	1.76	0.51
6:N:293:ASN:N	6:N:313:LEU:O	2.38	0.51
6:N:294:GLN:HB3	6:N:318:ARG:NH1	2.25	0.51
7:O:163:LEU:HB3	7:O:168:ILE:HG13	1.91	0.51
7:O:199:LYS:NZ	7:O:383:GLU:HG2	2.25	0.51
8:P:56:VAL:N	8:P:64:PHE:O	2.43	0.51
9:1:71:GLN:HB2	9:1:76:ILE:HD11	1.92	0.51
13:5:133:GLU:O	13:5:137:GLN:N	2.34	0.51
14:6:84:THR:O	14:6:88:LYS:HD3	2.10	0.51
1:A:286:ILE:N	1:A:306:MET:O	2.42	0.51
2:B:460:ASP:O	2:B:464:GLN:N	2.32	0.51
3:C:160:ILE:HD12	3:C:166:SER:HA	1.92	0.51
3:C:209:ILE:HG21	3:C:387:VAL:HG21	1.93	0.51
3:C:218:VAL:N	3:C:326:ALA:HA	2.21	0.51
4:D:78:LEU:O	4:D:82:GLN:HB3	2.10	0.51
4:D:96:LYS:HA	4:D:99:ASP:HB2	1.92	0.51
5:E:248:ILE:HB	5:E:359:VAL:HG11	1.93	0.51
5:E:254:PRO:HD2	5:E:345:PHE:HB2	1.92	0.51
5:E:387:ILE:O	5:E:395:ILE:HD11	2.10	0.51
5:E:430:ALA:HB1	5:E:452:ALA:HB1	1.91	0.51
5:E:519:LEU:O	5:E:522:GLN:HB3	2.10	0.51
6:F:36:THR:HG22	6:F:41:LYS:HZ3	1.75	0.51
6:F:144:ASP:O	6:F:147:THR:OG1	2.19	0.51

Continued on next page...

Continued from previous page...

Atom-1	Atom-2	Interatomic distance (Å)	Clash overlap (Å)
7:G:122:ILE:HA	7:G:125:PHE:HD2	1.75	0.51
8:H:87:VAL:O	8:H:91:HIS:N	2.26	0.51
8:H:206:LYS:HE3	8:H:385:MET:HE2	1.93	0.51
8:H:297:VAL:HG23	8:H:312:LEU:HD21	1.92	0.51
8:H:461:ASN:HA	8:H:464:ILE:HG22	1.92	0.51
1:I:46:VAL:HB	3:K:523:VAL:O	2.10	0.51
1:I:74:VAL:HG23	1:I:75:LEU:HD12	1.93	0.51
2:J:263:LYS:HE3	4:L:265:VAL:HB	1.92	0.51
2:J:409:GLY:H	2:J:494:THR:HA	1.75	0.51
3:K:113:LEU:O	3:K:117:MET:N	2.43	0.51
3:K:238:ILE:HD11	3:K:324:ALA:HB2	1.92	0.51
4:L:255:ALA:HB1	4:L:279:GLU:HA	1.90	0.51
5:M:162:THR:HB	5:M:190:VAL:HG11	1.92	0.51
10:2:64:VAL:HG11	11:3:135:TYR:CE1	2.45	0.51
12:4:47:LEU:HA	12:4:91:LYS:HG2	1.91	0.51
12:4:90:ALA:O	12:4:94:LEU:HD13	2.09	0.51
13:5:110:LEU:HA	13:5:113:GLN:HB2	1.92	0.51
1:A:14:GLY:N	1:A:528:ASP:O	2.38	0.51
2:B:115:SER:O	2:B:119:LYS:N	2.44	0.51
3:C:235:ASN:O	3:C:237:ARG:NH1	2.44	0.51
4:D:264:ILE:HG22	4:D:275:VAL:HG13	1.92	0.51
4:D:351:PHE:CD1	4:D:356:LEU:HD21	2.46	0.51
5:E:420:TYR:CE1	5:E:507:ILE:HD12	2.45	0.51
6:F:24:ILE:O	6:F:28:ARG:NH1	2.44	0.51
6:F:236:SER:HB3	6:F:238:GLU:H	1.75	0.51
7:G:49:ILE:O	7:G:53:ARG:NH2	2.34	0.51
7:G:83:ALA:HA	7:G:97:VAL:HB	1.91	0.51
7:G:111:TYR:CZ	7:G:433:LEU:HB3	2.45	0.51
8:H:283:ILE:CG1	8:H:339:PRO:HG2	2.41	0.51
2:J:77:ASP:OD2	4:L:539:ARG:NH1	2.43	0.51
2:J:179:PHE:CE2	2:J:386:ALA:HB1	2.45	0.51
3:K:334:ARG:HB2	3:K:337:GLU:HB3	1.92	0.51
4:L:37:ASN:HB3	4:L:87:ALA:HB2	1.93	0.51
4:L:157:LEU:HD11	4:L:200:ALA:H	1.76	0.51
4:L:247:GLY:HA3	4:L:356:LEU:HA	1.91	0.51
6:N:152:ALA:HB3	6:N:169:THR:HG23	1.92	0.51
7:O:111:TYR:HA	7:O:114:GLU:HB3	1.91	0.51
7:O:397:ARG:O	7:O:401:LYS:N	2.39	0.51
8:P:27:GLU:HG3	8:P:523:GLN:HA	1.92	0.51
8:P:242:TYR:CE2	8:P:283:ILE:HG12	2.46	0.51
1:A:44:MET:HB2	3:C:522:ILE:HA	1.92	0.51

Continued on next page...

Continued from previous page...

Atom-1	Atom-2	Interatomic distance (Å)	Clash overlap (Å)
1:A:168:PHE:O	1:A:172:VAL:N	2.29	0.51
1:A:195:VAL:HB	1:A:197:ILE:HB	1.93	0.51
1:A:348:ALA:CB	1:A:351:VAL:HG22	2.41	0.51
2:B:104:VAL:O	2:B:108:GLU:N	2.34	0.51
2:B:520:ILE:HG12	5:E:60:MET:HB3	1.93	0.51
3:C:184:GLN:HA	3:C:194:ASP:HA	1.92	0.51
4:D:61:ILE:O	4:D:69:THR:N	2.43	0.51
5:E:129:HIS:CD2	5:E:131:ILE:HD12	2.45	0.51
5:E:198:ASP:OD1	5:E:198:ASP:N	2.42	0.51
6:F:382:HIS:O	6:F:386:GLN:N	2.42	0.51
6:F:462:THR:O	6:F:465:LYS:HB2	2.11	0.51
7:G:18:GLY:O	7:G:22:LEU:N	2.42	0.51
7:G:157:LYS:O	7:G:161:THR:N	2.36	0.51
7:G:418:LYS:O	7:G:422:ASP:N	2.36	0.51
7:G:450:CYS:HA	7:G:455:PHE:HB2	1.91	0.51
8:H:40:ALA:HB1	8:H:106:VAL:HA	1.92	0.51
8:H:347:CYS:HG	8:H:365:HIS:CE1	2.28	0.51
8:H:499:ASP:OD2	8:H:504:LYS:HG2	2.10	0.51
2:J:71:LEU:HD12	2:J:99:THR:HB	1.92	0.51
3:K:74:HIS:CD2	3:K:522:ILE:HD13	2.46	0.51
3:K:204:ILE:HG13	3:K:362:PHE:CZ	2.46	0.51
4:L:130:PRO:O	4:L:134:SER:N	2.44	0.51
5:M:221:ASP:HB3	5:M:388:ARG:NE	2.24	0.51
5:M:303:GLN:HG3	5:M:327:GLY:HA2	1.93	0.51
5:M:464:GLU:HG3	5:M:470:PRO:HB3	1.92	0.51
9:1:65:GLY:HA3	13:5:49:CYS:SG	2.51	0.51
10:2:72:ARG:O	10:2:79:VAL:N	2.39	0.51
14:6:56:VAL:O	14:6:67:GLN:HB2	2.11	0.51
1:A:494:LYS:HB2	1:A:496:ARG:HH22	1.75	0.51
2:B:228:GLN:HE22	2:B:305:GLY:N	2.09	0.51
2:B:396:VAL:O	2:B:400:THR:N	2.38	0.51
2:B:481:ARG:HG3	2:B:482:GLU:N	2.26	0.51
3:C:276:GLN:HA	3:C:303:TYR:CZ	2.46	0.51
4:D:52:LEU:HB3	4:D:468:ASN:ND2	2.26	0.51
5:E:108:GLY:HA3	5:E:516:GLN:NE2	2.25	0.51
5:E:163:GLU:O	5:E:167:GLN:N	2.31	0.51
5:E:239:MET:SD	5:E:316:GLN:HB2	2.51	0.51
6:F:59:ASP:OD1	6:F:60:GLY:N	2.42	0.51
6:F:118:ILE:HA	6:F:121:GLU:HB3	1.91	0.51
7:G:136:ILE:O	7:G:140:ALA:N	2.43	0.51
7:G:300:THR:HA	7:G:303:PHE:CD2	2.45	0.51

Continued on next page...

Continued from previous page...

Atom-1	Atom-2	Interatomic distance (Å)	Clash overlap (Å)
8:H:303:HIS:HA	8:H:306:ASN:HB2	1.92	0.51
8:H:323:ARG:NH2	8:H:374:THR:OG1	2.35	0.51
1:I:18:ARG:HA	4:L:57:MET:SD	2.51	0.51
2:J:337:HIS:CE1	2:J:339:GLU:HB2	2.46	0.51
3:K:44:LYS:HZ3	6:N:117:ARG:HE	1.58	0.51
3:K:168:TRP:CG	3:K:387:VAL:HG22	2.45	0.51
6:N:156:LEU:HD13	6:N:165:ALA:HA	1.93	0.51
7:O:420:LEU:O	7:O:424:SER:N	2.34	0.51
9:1:76:ILE:O	9:1:80:LEU:N	2.34	0.51
12:4:113:ALA:HA	12:4:116:LYS:HD2	1.91	0.51
2:B:187:VAL:HG11	2:B:397:LEU:HB3	1.93	0.51
3:C:20:ARG:HH12	3:C:111:HIS:HA	1.75	0.51
4:D:339:THR:HB	4:D:385:THR:HG23	1.93	0.51
4:D:390:VAL:HG12	4:D:398:ILE:HG23	1.92	0.51
4:D:405:ILE:HG13	4:D:406:HIS:H	1.76	0.51
5:E:453:ASP:OD1	5:E:454:ALA:N	2.44	0.51
6:F:245:ASN:HB3	6:F:248:PHE:HB2	1.93	0.51
7:G:13:THR:HA	7:G:522:ASN:HA	1.93	0.51
7:G:175:PHE:CE2	7:G:385:THR:HG21	2.46	0.51
7:G:214:VAL:HG12	7:G:321:ARG:HB3	1.93	0.51
7:G:218:LYS:HA	7:G:357:ARG:O	2.10	0.51
7:G:429:GLY:O	7:G:433:LEU:HG	2.10	0.51
2:J:302:GLN:NE2	4:L:251:PHE:HB3	2.25	0.51
3:K:238:ILE:N	3:K:329:ALA:HB1	2.23	0.51
4:L:213:LYS:HE3	4:L:365:VAL:HG23	1.93	0.51
5:M:192:ALA:O	5:M:196:VAL:HG22	2.11	0.51
5:M:236:HIS:HB2	5:M:239:MET:HE2	1.93	0.51
6:N:511:ILE:O	6:N:515:ILE:HG12	2.10	0.51
7:O:395:ILE:O	7:O:399:ALA:N	2.34	0.51
8:P:39:LEU:HG	8:P:105:LEU:HB3	1.93	0.51
11:3:165:LEU:HG	11:3:169:PHE:CE2	2.46	0.51
1:A:42:ASP:O	1:A:43:LYS:HD3	2.11	0.51
1:A:214:TYR:CG	1:A:319:ILE:HG12	2.46	0.51
1:A:476:VAL:HA	1:A:485:TRP:O	2.11	0.51
2:B:200:HIS:HA	2:B:322:ARG:HD3	1.93	0.51
3:C:91:VAL:O	3:C:396:GLN:NE2	2.44	0.51
3:C:143:PRO:HA	3:C:405:PRO:O	2.10	0.51
3:C:209:ILE:HG21	3:C:387:VAL:HG11	1.93	0.51
4:D:75:ALA:O	4:D:79:LYS:HG2	2.10	0.51
4:D:217:THR:H	4:D:220:ASP:HB2	1.74	0.51
5:E:192:ALA:HB2	5:E:224:LEU:HD13	1.93	0.51

Continued on next page...

Continued from previous page...

Atom-1	Atom-2	Interatomic distance (Å)	Clash overlap (Å)
5:E:255:PHE:CD2	5:E:321:ALA:HB2	2.46	0.51
7:G:158:CYS:HB3	7:G:395:ILE:HG22	1.92	0.51
2:J:95:VAL:HG13	2:J:399:GLN:HE22	1.76	0.51
2:J:155:PHE:HA	2:J:158:ASP:HB3	1.91	0.51
2:J:487:ASP:HB3	2:J:490:ILE:HG12	1.92	0.51
3:K:480:VAL:HA	3:K:487:LEU:HA	1.93	0.51
4:L:33:ILE:O	4:L:37:ASN:ND2	2.43	0.51
5:M:186:ALA:O	5:M:190:VAL:HG23	2.11	0.51
5:M:396:GLU:HA	5:M:399:LYS:HB2	1.92	0.51
6:N:118:ILE:O	6:N:432:ARG:HB2	2.11	0.51
6:N:460:GLN:HG2	6:N:461:GLU:N	2.26	0.51
7:O:121:ILE:HG12	7:O:434:LEU:HD11	1.91	0.51
7:O:421:ARG:NH1	7:O:439:ALA:HB3	2.26	0.51
8:P:49:PRO:HG3	8:P:497:ILE:HG21	1.93	0.51
8:P:143:LEU:O	8:P:147:VAL:HG23	2.10	0.51
8:P:193:ASP:HB2	8:P:196:HIS:CE1	2.46	0.51
8:P:381:THR:HG23	8:P:384:LEU:H	1.76	0.51
10:2:39:GLY:HA3	10:2:109:GLN:HE22	1.75	0.51
11:3:127:LEU:HD11	11:3:135:TYR:CE2	2.44	0.51
1:A:233:LYS:NZ	1:A:368:LYS:HG2	2.26	0.51
1:A:274:ARG:O	1:A:278:ILE:HG13	2.11	0.51
2:B:231:ARG:HA	2:B:349:ILE:O	2.11	0.51
4:D:480:LEU:HA	4:D:483:ARG:HB2	1.92	0.51
5:E:254:PRO:HB2	5:E:288:MET:SD	2.50	0.51
5:E:432:ALA:O	5:E:436:GLU:HG2	2.11	0.51
7:G:290:LEU:HD23	7:G:311:ALA:HB3	1.92	0.51
8:H:242:TYR:HB3	8:H:333:LEU:O	2.11	0.51
8:H:358:THR:O	8:H:360:VAL:HG23	2.10	0.51
8:H:438:ILE:O	8:H:441:PHE:HB3	2.11	0.51
2:J:37:ASP:OD1	2:J:38:LEU:HG	2.10	0.51
2:J:163:ALA:HB2	2:J:397:LEU:HD11	1.92	0.51
3:K:88:ASP:HB2	3:K:95:THR:HG23	1.93	0.51
3:K:391:LEU:O	3:K:395:MET:N	2.23	0.51
3:K:489:ASP:HB3	3:K:492:GLU:CB	2.40	0.51
6:N:108:LEU:O	6:N:112:GLU:N	2.43	0.51
6:N:298:ASP:HB2	6:N:301:SER:HB2	1.93	0.51
6:N:451:LEU:O	6:N:455:SER:N	2.36	0.51
8:P:147:VAL:HG11	8:P:407:ARG:HB3	1.93	0.51
11:3:144:LEU:HD22	13:5:70:MET:SD	2.51	0.51
14:6:16:TYR:CE1	14:6:105:ARG:HA	2.46	0.51
2:B:140:ALA:O	2:B:144:SER:N	2.31	0.50

Continued on next page...

Continued from previous page...

Atom-1	Atom-2	Interatomic distance (Å)	Clash overlap (Å)
3:C:218:VAL:HG22	3:C:373:THR:HG21	1.92	0.50
5:E:109:VAL:HG13	5:E:516:GLN:HG3	1.92	0.50
5:E:187:GLU:HA	5:E:190:VAL:HG22	1.93	0.50
6:F:71:HIS:CG	8:H:16:LYS:HB2	2.47	0.50
6:F:120:THR:OG1	6:F:516:LEU:HD23	2.12	0.50
6:F:461:GLU:OE2	6:F:465:LYS:HE3	2.11	0.50
7:G:245:GLU:HA	7:G:296:GLY:H	1.75	0.50
7:G:325:ALA:HB2	7:G:369:THR:HB	1.93	0.50
8:H:102:ASN:HD21	8:H:171:LYS:NZ	2.09	0.50
1:I:340:PHE:CE1	1:I:344:MET:HB2	2.46	0.50
1:I:534:HIS:HE1	4:L:83:VAL:HA	1.76	0.50
2:J:49:ASP:N	4:L:531:LYS:HD2	2.25	0.50
2:J:407:VAL:HG13	2:J:500:LYS:HD2	1.94	0.50
3:K:15:LYS:O	3:K:523:VAL:HG12	2.12	0.50
5:M:477:VAL:O	5:M:480:ARG:HB2	2.10	0.50
6:N:452:ALA:HB3	6:N:459:LEU:HA	1.93	0.50
7:O:209:GLN:HG2	7:O:373:ILE:HB	1.93	0.50
8:P:97:VAL:CG1	8:P:503:GLY:HA2	2.41	0.50
9:1:61:TYR:CD2	10:2:78:LEU:HD23	2.43	0.50
14:6:81:ASP:HA	14:6:84:THR:HB	1.93	0.50
1:A:327:ILE:O	1:A:330:THR:N	2.44	0.50
1:A:511:VAL:HA	1:A:514:LEU:HD12	1.93	0.50
2:B:20:ARG:HG3	2:B:21:ALA:H	1.76	0.50
2:B:189:ARG:O	2:B:369:GLU:HG2	2.11	0.50
2:B:461:LEU:O	2:B:465:LEU:N	2.31	0.50
3:C:197:LYS:O	3:C:322:ARG:NH1	2.44	0.50
3:C:213:CYS:O	3:C:375:LEU:N	2.45	0.50
4:D:99:ASP:OD1	4:D:106:THR:HG21	2.12	0.50
4:D:160:ARG:HD2	4:D:192:MET:HG2	1.93	0.50
4:D:475:SER:HA	5:M:443:LEU:CD2	2.41	0.50
5:E:109:VAL:HG11	5:E:519:LEU:HD12	1.93	0.50
5:E:249:ALA:HB1	5:E:353:LEU:HD22	1.93	0.50
5:E:284:LYS:HD2	7:G:264:GLN:HE22	1.75	0.50
7:G:257:VAL:HG21	7:G:263:TYR:CE2	2.47	0.50
7:G:415:GLU:HG3	7:G:468:HIS:CE1	2.46	0.50
8:H:205:CYS:O	8:H:377:LEU:N	2.40	0.50
8:H:319:TRP:HE3	8:H:322:ARG:HH21	1.59	0.50
1:I:63:LYS:NZ	1:I:83:ASP:OD2	2.40	0.50
3:K:87:GLN:HG3	3:K:93:ASP:O	2.10	0.50
3:K:396:GLN:HA	3:K:399:ARG:HG2	1.92	0.50
4:L:363:GLU:HB3	4:L:375:LYS:HB2	1.94	0.50

Continued on next page...

Continued from previous page...

Atom-1	Atom-2	Interatomic distance (Å)	Clash overlap (Å)
4:L:375:LYS:NZ	4:L:391:ARG:HH22	2.10	0.50
4:L:479:GLU:O	4:L:483:ARG:HG3	2.10	0.50
5:M:330:ILE:HG23	7:O:301:GLN:NE2	2.26	0.50
6:N:213:ASP:HB2	6:N:317:LYS:HG3	1.93	0.50
6:N:294:GLN:NE2	6:N:321:MET:HB2	2.25	0.50
8:P:74:ARG:HB2	8:P:91:HIS:HE1	1.77	0.50
8:P:148:CYS:HB3	8:P:493:LEU:HD22	1.93	0.50
13:5:89:GLY:H	14:6:79:ARG:HH21	1.59	0.50
1:A:149:ILE:HG12	1:A:499:LYS:HZ2	1.76	0.50
2:B:43:LEU:H	2:B:47:GLY:HA3	1.75	0.50
2:B:138:ARG:NH1	2:B:501:ARG:O	2.42	0.50
2:B:290:PHE:CE2	2:B:292:ASN:HB2	2.46	0.50
3:C:179:ALA:O	3:C:183:VAL:N	2.31	0.50
4:D:138:GLN:HG2	4:D:527:ARG:HD2	1.94	0.50
4:D:209:LYS:HB2	4:D:335:PHE:CZ	2.46	0.50
4:D:337:CYS:HA	4:D:342:THR:O	2.11	0.50
5:E:200:GLU:CB	5:E:203:ASP:HB2	2.41	0.50
5:E:357:GLY:HA3	5:E:377:CYS:H	1.76	0.50
5:E:427:ILE:HD11	5:E:478:ARG:HD3	1.94	0.50
7:G:198:LYS:HB2	7:G:373:ILE:HD12	1.93	0.50
7:G:328:GLY:HA2	7:G:342:LEU:O	2.12	0.50
8:H:96:GLU:HG3	8:H:97:VAL:HG23	1.93	0.50
1:I:45:LEU:HD23	3:K:522:ILE:HA	1.92	0.50
1:I:59:ALA:O	1:I:63:LYS:HG3	2.12	0.50
3:K:44:LYS:HG3	3:K:451:LEU:O	2.12	0.50
3:K:93:ASP:OD1	3:K:94:GLY:N	2.44	0.50
3:K:181:LYS:O	3:K:367:LYS:HE2	2.12	0.50
3:K:219:MET:HB2	3:K:362:PHE:HD1	1.76	0.50
4:L:50:THR:HG22	4:L:55:LYS:HB2	1.92	0.50
4:L:313:ALA:O	4:L:317:LEU:N	2.37	0.50
4:L:345:VAL:HG21	4:L:356:LEU:HD12	1.93	0.50
5:M:459:PRO:HA	5:M:462:LEU:HB3	1.93	0.50
5:M:509:THR:HG23	5:M:512:GLY:H	1.76	0.50
6:N:212:LEU:N	6:N:361:THR:O	2.43	0.50
6:N:492:VAL:HB	6:N:494:VAL:HG22	1.93	0.50
7:O:120:ILE:HA	7:O:123:ARG:HB2	1.92	0.50
8:P:97:VAL:HG21	8:P:506:TRP:HB2	1.92	0.50
8:P:138:LYS:HG3	8:P:142:ILE:HD11	1.93	0.50
8:P:166:THR:HA	8:P:169:MET:HB3	1.93	0.50
1:A:347:GLN:C	1:A:368:LYS:H	2.14	0.50
2:B:239:ILE:HB	2:B:330:GLU:O	2.12	0.50

Continued on next page...

Continued from previous page...

Atom-1	Atom-2	Interatomic distance (Å)	Clash overlap (Å)
2:B:352:VAL:HB	2:B:361:HIS:ND1	2.26	0.50
2:B:461:LEU:HD23	2:B:464:GLN:OE1	2.11	0.50
3:C:426:SER:HB2	3:C:434:GLN:CA	2.41	0.50
4:D:49:ARG:NH1	4:D:460:VAL:HG12	2.27	0.50
4:D:91:LEU:O	4:D:94:LEU:HB3	2.11	0.50
5:E:124:LEU:HD12	5:E:130:PRO:HD3	1.92	0.50
5:E:432:ALA:O	5:E:436:GLU:N	2.37	0.50
6:F:36:THR:O	6:F:45:LYS:NZ	2.44	0.50
6:F:236:SER:HA	6:F:293:ASN:HD21	1.76	0.50
6:F:385:THR:HG23	6:F:388:LYS:HE3	1.93	0.50
7:G:108:VAL:HA	7:G:111:TYR:CD2	2.47	0.50
1:I:105:ASP:OD2	4:L:57:MET:HE3	2.12	0.50
2:J:160:MET:HG3	2:J:184:VAL:HG21	1.93	0.50
4:L:297:VAL:HA	4:L:323:MET:HB2	1.94	0.50
5:M:129:HIS:CG	5:M:130:PRO:HD2	2.47	0.50
5:M:475:THR:CA	5:M:478:ARG:HG2	2.41	0.50
6:N:203:ASP:O	6:N:377:LYS:N	2.45	0.50
6:N:461:GLU:O	6:N:465:LYS:HG3	2.11	0.50
7:O:36:VAL:HG12	7:O:95:THR:HG22	1.92	0.50
7:O:67:LYS:HZ3	7:O:84:LYS:HB2	1.77	0.50
8:P:154:LEU:HD21	8:P:402:LEU:HG	1.93	0.50
8:P:218:LEU:HD22	8:P:355:VAL:HG13	1.92	0.50
10:2:90:LEU:HD11	11:3:131:VAL:HG21	1.92	0.50
11:3:71:LYS:HA	11:3:74:LEU:HD12	1.93	0.50
1:A:235:ALA:HB3	1:A:286:ILE:HD12	1.94	0.50
1:A:522:ILE:O	1:A:526:ARG:N	2.45	0.50
1:A:529:ASP:CG	4:D:59:LYS:HE3	2.32	0.50
2:B:86:ASP:O	2:B:90:VAL:HG23	2.12	0.50
2:B:176:LYS:HG2	2:B:180:THR:HG1	1.77	0.50
2:B:321:GLU:HG3	2:B:325:LEU:HD13	1.94	0.50
3:C:153:LEU:HG	3:C:157:ASN:OD1	2.11	0.50
3:C:265:THR:HG21	9:1:97:LYS:HA	1.93	0.50
3:C:265:THR:CG2	9:1:97:LYS:HA	2.42	0.50
3:C:275:ILE:HA	3:C:278:LEU:HD12	1.93	0.50
3:C:303:TYR:HA	3:C:306:ARG:NE	2.26	0.50
3:C:313:ARG:HB2	9:1:114:GLU:OE2	2.12	0.50
5:E:292:ILE:HD13	5:E:348:LEU:HD22	1.94	0.50
6:F:198:HIS:CD2	6:F:199:LYS:H	2.29	0.50
7:G:207:ASP:O	7:G:375:ARG:HB2	2.12	0.50
8:H:365:HIS:NE2	8:H:370:GLY:O	2.44	0.50
1:I:44:MET:H	3:K:519:ILE:HG22	1.76	0.50

Continued on next page...

Continued from previous page...

Atom-1	Atom-2	Interatomic distance (Å)	Clash overlap (Å)
1:I:104:ALA:HB2	1:I:521:ALA:HB1	1.94	0.50
1:I:530:LEU:HD23	4:L:59:LYS:HD2	1.94	0.50
2:J:95:VAL:HG12	2:J:499:VAL:HG23	1.93	0.50
2:J:318:ALA:O	2:J:322:ARG:N	2.40	0.50
3:K:168:TRP:CD2	3:K:387:VAL:HG22	2.45	0.50
4:L:33:ILE:O	4:L:37:ASN:N	2.29	0.50
5:M:304:TRP:CH2	7:O:247:LYS:HE2	2.46	0.50
5:M:477:VAL:HG23	5:M:491:ILE:HG23	1.93	0.50
6:N:157:ARG:HG2	6:N:162:ALA:HA	1.94	0.50
6:N:321:MET:O	6:N:325:THR:HG23	2.12	0.50
6:N:445:LEU:HB3	6:N:463:LEU:HD21	1.94	0.50
13:5:42:LYS:O	13:5:46:ALA:N	2.27	0.50
13:5:127:MET:O	13:5:131:VAL:HG23	2.11	0.50
1:A:117:VAL:HG23	1:A:118:ILE:H	1.77	0.50
1:A:182:THR:H	1:A:372:SER:HB2	1.75	0.50
2:B:54:SER:HB2	2:B:60:SER:N	2.26	0.50
3:C:202:GLU:OE2	3:C:219:MET:HB3	2.12	0.50
3:C:230:ARG:HD3	9:1:118:ALA:HB1	1.94	0.50
4:D:48:ILE:HD12	4:D:74:GLY:HA2	1.94	0.50
4:D:209:LYS:HE2	4:D:335:PHE:CE2	2.46	0.50
4:D:484:HIS:NE2	4:D:491:ALA:O	2.33	0.50
5:E:254:PRO:CG	5:E:258:PRO:HG3	2.41	0.50
6:F:186:ILE:HB	6:F:399:LYS:HD2	1.93	0.50
6:F:196:MET:HB2	6:F:375:LEU:HD11	1.94	0.50
7:G:244:LEU:HD23	7:G:278:LEU:HB3	1.94	0.50
8:H:129:ILE:HD12	8:H:516:VAL:HA	1.93	0.50
8:H:164:LEU:HD21	8:H:399:PHE:HB2	1.93	0.50
8:H:254:LYS:HB3	8:H:260:LYS:CB	2.42	0.50
2:J:40:LYS:HD2	2:J:449:ILE:HG21	1.94	0.50
2:J:182:LEU:HD13	2:J:214:LEU:HD11	1.93	0.50
2:J:481:ARG:HH12	2:J:493:ILE:HD11	1.77	0.50
3:K:111:HIS:CG	3:K:112:PHE:N	2.79	0.50
3:K:178:ASP:HB3	3:K:216:ARG:NE	2.26	0.50
3:K:291:ILE:HB	3:K:320:ASN:ND2	2.26	0.50
4:L:249:ILE:HB	4:L:251:PHE:CE2	2.47	0.50
5:M:524:VAL:O	5:M:528:LEU:N	2.45	0.50
6:N:45:LYS:HB3	6:N:63:LEU:HD11	1.94	0.50
6:N:476:LEU:O	6:N:488:VAL:HG23	2.12	0.50
7:O:14:ASP:O	7:O:521:LYS:N	2.37	0.50
7:O:126:ARG:NH1	7:O:508:GLU:OE2	2.44	0.50
7:O:241:ASN:HB2	7:O:332:THR:HA	1.93	0.50

Continued on next page...

Continued from previous page...

Atom-1	Atom-2	Interatomic distance (Å)	Clash overlap (Å)
8:P:93:GLN:OE1	8:P:506:TRP:HB3	2.12	0.50
11:3:158:LEU:O	11:3:162:LEU:N	2.29	0.50
12:4:36:LEU:HD12	12:4:108:ILE:HG21	1.94	0.50
13:5:25:GLU:HB3	13:5:124:LYS:HG3	1.94	0.50
1:A:169:ALA:HA	1:A:172:VAL:HG22	1.92	0.50
1:A:240:SER:OG	1:A:290:GLY:HA3	2.12	0.50
2:B:17:ASP:N	2:B:522:LYS:O	2.40	0.50
2:B:167:LEU:HB2	2:B:176:LYS:HD2	1.92	0.50
3:C:144:VAL:HG11	3:C:401:VAL:HG13	1.92	0.50
3:C:203:LYS:H	3:C:221:ASN:ND2	2.09	0.50
3:C:290:VAL:N	3:C:310:THR:O	2.41	0.50
3:C:404:ASP:CG	3:C:499:LEU:HB3	2.32	0.50
3:C:467:ARG:O	3:C:471:THR:N	2.35	0.50
5:E:145:ILE:HG12	5:E:514:LYS:HG3	1.94	0.50
5:E:162:THR:HA	5:E:165:LEU:HD12	1.93	0.50
6:F:87:ILE:HG13	6:F:503:GLN:HE22	1.76	0.50
7:G:36:VAL:HG11	7:G:94:THR:HG22	1.92	0.50
7:G:197:ILE:HG13	7:G:372:PHE:HB3	1.92	0.50
7:G:282:HIS:HB3	7:G:306:ARG:CD	2.42	0.50
8:H:129:ILE:HD11	8:H:519:LEU:HD23	1.93	0.50
8:H:215:SER:HA	8:H:378:ARG:N	2.26	0.50
1:I:68:GLU:OE1	1:I:68:GLU:N	2.42	0.50
1:I:237:LEU:HB2	1:I:288:THR:HA	1.92	0.50
3:K:219:MET:H	3:K:373:THR:HB	1.75	0.50
4:L:185:PRO:HA	4:L:188:VAL:HB	1.93	0.50
4:L:264:ILE:HD13	4:L:274:ARG:HH22	1.77	0.50
5:M:244:GLU:OE2	5:M:298:ASN:ND2	2.44	0.50
5:M:344:ARG:HD3	7:O:271:TRP:CD2	2.47	0.50
6:N:374:LEU:HD22	6:N:391:VAL:HG11	1.93	0.50
7:O:421:ARG:HH12	7:O:439:ALA:HB3	1.77	0.50
8:P:462:GLU:HG2	8:P:487:PRO:HG2	1.94	0.50
1:A:331:LEU:HD11	1:A:344:MET:HG2	1.93	0.50
2:B:419:HIS:O	2:B:423:GLN:N	2.29	0.50
4:D:160:ARG:HE	4:D:189:ASN:HA	1.77	0.50
4:D:218:ILE:HD13	4:D:391:ARG:O	2.12	0.50
4:D:272:MET:SD	14:6:86:GLU:HG2	2.52	0.50
4:D:473:PRO:O	4:D:477:VAL:HG12	2.12	0.50
7:G:23:VAL:HG13	7:G:109:LYS:HE2	1.93	0.50
7:G:245:GLU:O	7:G:274:LEU:HD22	2.12	0.50
2:J:347:LYS:HB3	2:J:364:GLY:HA3	1.93	0.50
2:J:458:SER:O	2:J:462:VAL:HG22	2.12	0.50

Continued on next page...

Continued from previous page...

Atom-1	Atom-2	Interatomic distance (Å)	Clash overlap (Å)
3:K:168:TRP:O	3:K:172:ALA:N	2.32	0.50
3:K:465:SER:HB3	3:K:487:LEU:HD11	1.94	0.50
4:L:213:LYS:N	4:L:390:VAL:O	2.38	0.50
5:M:102:ILE:HG13	5:M:512:GLY:HA2	1.94	0.50
6:N:35:ARG:HE	6:N:453:GLN:HE22	1.59	0.50
6:N:149:ILE:HD12	6:N:169:THR:HG22	1.94	0.50
6:N:424:LYS:C	6:N:426:LYS:H	2.14	0.50
7:O:235:PRO:HB3	7:O:348:PHE:HB2	1.94	0.50
8:P:280:VAL:HG21	8:P:304:TYR:HE2	1.75	0.50
10:2:48:GLU:OE1	11:3:158:LEU:HB2	2.12	0.50
11:3:124:CYS:HB3	11:3:132:MET:SD	2.52	0.50
1:A:355:ARG:HA	1:A:360:GLU:HA	1.94	0.50
2:B:178:HIS:HE1	2:B:212:SER:O	1.93	0.50
2:B:521:ILE:HG21	5:E:81:MET:HA	1.94	0.50
3:C:20:ARG:NH1	3:C:114:GLU:HB3	2.25	0.50
3:C:233:ILE:N	3:C:350:LEU:O	2.34	0.50
3:C:290:VAL:HG23	3:C:309:ILE:HG21	1.93	0.50
3:C:353:LYS:O	3:C:360:PHE:N	2.45	0.50
4:D:161:GLU:N	4:D:161:GLU:OE1	2.42	0.50
4:D:412:ILE:O	4:D:416:VAL:HG22	2.12	0.50
5:E:156:LEU:HB3	5:E:161:ASP:HB3	1.94	0.50
5:E:166:ILE:O	5:E:170:LYS:HG3	2.12	0.50
5:E:236:HIS:CE1	5:E:238:GLN:HB3	2.47	0.50
5:E:258:PRO:HB2	7:G:263:TYR:HB3	1.94	0.50
5:E:301:ILE:HA	5:E:322:VAL:HB	1.92	0.50
5:E:341:ILE:HB	7:G:301:GLN:HE22	1.76	0.50
7:G:190:LEU:HD12	7:G:401:LYS:HZ2	1.77	0.50
7:G:405:VAL:HA	7:G:495:PRO:HA	1.94	0.50
7:G:509:ALA:O	7:G:513:ILE:HD12	2.12	0.50
8:H:155:ARG:NH1	8:H:189:SER:O	2.45	0.50
8:H:218:LEU:HD23	8:H:222:VAL:HG22	1.94	0.50
8:H:281:LYS:NZ	8:H:285:ASP:OD2	2.44	0.50
8:H:432:GLY:O	8:H:435:GLN:N	2.28	0.50
1:I:200:ALA:N	1:I:377:LEU:O	2.42	0.50
2:J:162:ILE:HD12	2:J:400:THR:HG23	1.94	0.50
2:J:518:ASP:H	5:M:59:LYS:HE3	1.77	0.50
3:K:315:VAL:HG23	3:K:320:ASN:HD21	1.76	0.50
7:O:176:ALA:O	7:O:180:VAL:HG23	2.12	0.50
7:O:407:ALA:O	7:O:499:ARG:NH2	2.31	0.50
8:P:240:ALA:HB3	8:P:283:ILE:HG23	1.94	0.50
8:P:339:PRO:HA	8:P:343:GLU:OE1	2.11	0.50

Continued on next page...

Continued from previous page...

Atom-1	Atom-2	Interatomic distance (Å)	Clash overlap (Å)
8:P:419:LEU:O	8:P:423:ILE:HG12	2.11	0.50
14:6:30:ARG:O	14:6:33:LEU:HB2	2.12	0.50
1:A:86:VAL:HG22	1:A:88:ASP:H	1.77	0.49
1:A:121:TYR:CD1	1:A:441:PHE:HB2	2.47	0.49
1:A:185:ARG:NH2	1:A:325:ALA:O	2.44	0.49
4:D:96:LYS:O	4:D:99:ASP:HB2	2.12	0.49
5:E:34:LEU:HA	5:E:37:HIS:CD2	2.46	0.49
5:E:239:MET:HG3	5:E:312:HIS:HB2	1.94	0.49
7:G:233:HIS:ND1	7:G:346:GLN:O	2.45	0.49
8:H:212:ILE:HA	8:H:379:GLY:HA2	1.94	0.49
8:H:410:PRO:HD2	8:H:415:THR:HG22	1.93	0.49
1:I:31:ILE:HD12	1:I:31:ILE:H	1.77	0.49
1:I:100:LEU:HD23	1:I:103:ASN:HD22	1.76	0.49
2:J:32:ALA:HA	2:J:35:ILE:HG12	1.94	0.49
2:J:204:LYS:NZ	2:J:374:VAL:HB	2.26	0.49
3:K:44:LYS:NZ	6:N:432:ARG:HH12	2.10	0.49
3:K:180:VAL:HA	3:K:183:VAL:HG23	1.94	0.49
3:K:201:VAL:HG11	3:K:388:GLU:HA	1.93	0.49
3:K:218:VAL:HA	3:K:373:THR:H	1.75	0.49
5:M:355:PHE:HD2	5:M:376:GLN:HE22	1.59	0.49
6:N:225:VAL:HG13	6:N:288:GLY:HA3	1.94	0.49
7:O:390:HIS:O	7:O:394:MET:N	2.39	0.49
9:1:54:LEU:HD11	10:2:82:THR:H	1.77	0.49
1:A:70:PRO:HA	1:A:73:LYS:HB3	1.93	0.49
1:A:488:LEU:O	1:A:503:VAL:HG23	2.12	0.49
2:B:201:ILE:H	2:B:322:ARG:NH1	2.11	0.49
2:B:280:GLU:HA	2:B:283:LEU:HB2	1.93	0.49
3:C:316:ARG:HH11	3:C:318:THR:HG1	1.58	0.49
3:C:443:ALA:O	3:C:446:VAL:HG12	2.13	0.49
4:D:200:ALA:O	4:D:203:VAL:HG23	2.11	0.49
5:E:187:GLU:O	5:E:191:ASN:ND2	2.45	0.49
5:E:255:PHE:CB	5:E:300:ALA:HB3	2.42	0.49
6:F:72:PRO:HA	6:F:75:SER:HB2	1.93	0.49
6:F:154:THR:HB	6:F:494:VAL:HA	1.94	0.49
6:F:302:LEU:O	6:F:306:SER:N	2.28	0.49
6:F:466:ILE:HB	6:F:486:PRO:CG	2.43	0.49
7:G:456:ASP:H	7:G:460:ILE:HG13	1.76	0.49
8:H:205:CYS:N	8:H:375:ILE:O	2.44	0.49
1:I:154:THR:O	1:I:158:SER:N	2.45	0.49
3:K:83:ILE:HG13	3:K:98:VAL:HG11	1.94	0.49
3:K:130:LEU:HD22	3:K:510:VAL:HG21	1.94	0.49

Continued on next page...

Continued from previous page...

Atom-1	Atom-2	Interatomic distance (Å)	Clash overlap (Å)
3:K:183:VAL:O	3:K:191:LYS:HA	2.12	0.49
5:M:293:LYS:HB2	5:M:319:LEU:HD22	1.94	0.49
6:N:38:LEU:HD21	6:N:447:ILE:HG12	1.94	0.49
7:O:175:PHE:CD2	7:O:389:LEU:HD21	2.47	0.49
7:O:276:ASP:O	7:O:280:LYS:HG3	2.12	0.49
7:O:338:SER:HB2	7:O:341:VAL:HG22	1.94	0.49
7:O:464:LEU:HG	7:O:484:ILE:HG22	1.94	0.49
8:P:242:TYR:HB2	8:P:292:VAL:O	2.11	0.49
8:P:242:TYR:HD1	8:P:333:LEU:HB2	1.77	0.49
13:5:84:ILE:N	13:5:92:VAL:O	2.32	0.49
1:A:471:HIS:CE1	7:O:426:THR:HA	2.48	0.49
5:E:51:SER:HA	5:E:57:LEU:N	2.27	0.49
5:E:257:PRO:HB3	7:G:260:VAL:HB	1.93	0.49
6:F:77:ILE:HA	6:F:80:VAL:HG12	1.94	0.49
7:G:22:LEU:HB2	7:G:517:ASP:HB3	1.94	0.49
7:G:250:LYS:NZ	7:G:252:ASN:O	2.46	0.49
8:H:207:ILE:O	8:H:379:GLY:N	2.42	0.49
8:H:330:ALA:HA	8:H:343:GLU:HA	1.94	0.49
1:I:80:ASP:O	1:I:84:LYS:N	2.45	0.49
2:J:127:ILE:HD11	2:J:515:LEU:HD22	1.94	0.49
2:J:145:ALA:O	2:J:405:ARG:NH1	2.45	0.49
2:J:200:HIS:HB2	2:J:372:THR:HA	1.94	0.49
2:J:519:ASN:H	5:M:59:LYS:HG3	1.76	0.49
3:K:288:ASP:OD1	3:K:289:VAL:N	2.45	0.49
4:L:447:GLU:HA	4:L:450:CYS:HB2	1.94	0.49
5:M:459:PRO:HG2	5:M:474:MET:HG2	1.95	0.49
7:O:49:ILE:HG21	7:O:65:ILE:HB	1.93	0.49
8:P:97:VAL:HG11	8:P:503:GLY:HA2	1.94	0.49
8:P:224:LYS:HA	8:P:360:VAL:HG11	1.95	0.49
8:P:365:HIS:HB2	8:P:372:ILE:HG23	1.94	0.49
11:3:107:LEU:HB3	11:3:111:LEU:HD23	1.93	0.49
1:A:79:ALA:HB1	1:A:90:THR:HB	1.94	0.49
1:A:311:VAL:HB	1:A:316:LEU:HD22	1.93	0.49
2:B:46:LYS:HG3	2:B:454:ALA:HB2	1.95	0.49
2:B:149:GLY:HA2	2:B:155:PHE:CA	2.42	0.49
2:B:429:PRO:HB2	2:J:463:ALA:C	2.33	0.49
3:C:265:THR:O	3:C:269:GLN:HG3	2.12	0.49
4:D:203:VAL:HB	4:D:416:VAL:HG21	1.94	0.49
4:D:259:ASP:HB2	4:D:265:VAL:HA	1.94	0.49
4:D:423:ALA:HB3	4:D:489:LYS:HZ2	1.75	0.49
5:E:47:THR:HG22	5:E:59:LYS:HE2	1.94	0.49

Continued on next page...

Continued from previous page...

Atom-1	Atom-2	Interatomic distance (Å)	Clash overlap (Å)
5:E:157:VAL:HG22	5:E:160:LYS:CB	2.42	0.49
7:G:17:GLN:NE2	8:H:42:THR:HB	2.27	0.49
7:G:103:GLU:HG2	7:G:441:ALA:HA	1.95	0.49
7:G:125:PHE:CG	7:G:511:CYS:HB3	2.47	0.49
7:G:139:ILE:HG13	7:G:474:TRP:CH2	2.48	0.49
7:G:282:HIS:NE2	7:G:289:VAL:HG21	2.27	0.49
8:H:135:ALA:O	8:H:139:ALA:N	2.27	0.49
8:H:151:ALA:H	8:H:406:LYS:H	1.60	0.49
8:H:211:GLY:H	8:H:214:SER:HB2	1.78	0.49
8:H:250:ILE:HB	8:H:272:GLU:HB2	1.94	0.49
1:I:314:ARG:HB2	1:I:318:ARG:HH12	1.76	0.49
1:I:529:ASP:HB3	4:L:48:ILE:HA	1.94	0.49
2:J:520:ILE:HG12	5:M:60:MET:O	2.12	0.49
3:K:229:MET:SD	3:K:310:THR:OG1	2.70	0.49
3:K:362:PHE:CE2	3:K:375:LEU:HD13	2.48	0.49
4:L:79:LYS:NZ	4:L:106:THR:HB	2.26	0.49
4:L:150:ASP:OD2	4:L:435:ARG:NH2	2.45	0.49
5:M:137:TYR:HD1	5:M:451:PHE:HB2	1.77	0.49
5:M:221:ASP:HB3	5:M:388:ARG:HH21	1.77	0.49
7:O:121:ILE:HG23	7:O:434:LEU:HG	1.93	0.49
7:O:186:LEU:HD12	7:O:194:MET:HB2	1.94	0.49
8:P:231:VAL:HG12	8:P:311:MET:HE3	1.93	0.49
8:P:324:LEU:O	8:P:328:VAL:HG22	2.12	0.49
8:P:386:ASP:O	8:P:390:ARG:HG2	2.12	0.49
8:P:423:ILE:O	8:P:427:GLY:N	2.45	0.49
11:3:59:LYS:HD2	11:3:169:PHE:HB3	1.94	0.49
11:3:101:MET:HB3	12:4:75:PHE:O	2.11	0.49
1:A:135:ASN:O	1:A:409:VAL:HG12	2.13	0.49
1:A:236:CYS:N	1:A:327:ILE:HD11	2.25	0.49
3:C:47:MET:O	6:F:518:VAL:HG12	2.12	0.49
3:C:52:ASP:HB2	3:C:56:GLY:H	1.76	0.49
3:C:206:GLY:N	3:C:378:GLY:O	2.46	0.49
3:C:275:ILE:HG21	3:C:300:ALA:HA	1.94	0.49
3:C:386:GLU:HA	3:C:389:ARG:HH21	1.78	0.49
4:D:247:GLY:O	4:D:299:LEU:N	2.26	0.49
4:D:286:LEU:O	4:D:290:ILE:HG13	2.13	0.49
5:E:103:GLY:HA3	5:E:407:CYS:HB2	1.94	0.49
5:E:217:GLY:O	5:E:388:ARG:HB3	2.12	0.49
5:E:252:THR:HG22	7:G:271:TRP:CZ2	2.48	0.49
5:E:306:PHE:HE1	7:G:263:TYR:CE2	2.30	0.49
6:F:31:GLN:HE22	6:F:101:GLU:H	1.60	0.49

Continued on next page...

Continued from previous page...

Atom-1	Atom-2	Interatomic distance (Å)	Clash overlap (Å)
6:F:45:LYS:HB3	8:H:523:GLN:HB2	1.94	0.49
6:F:88:THR:OG1	6:F:89:GLY:N	2.46	0.49
7:G:17:GLN:HA	7:G:517:ASP:O	2.12	0.49
7:G:235:PRO:HB3	7:G:348:PHE:HB2	1.93	0.49
8:H:435:GLN:O	8:H:439:LYS:HG3	2.13	0.49
1:I:69:HIS:O	1:I:73:LYS:N	2.46	0.49
1:I:69:HIS:H	1:I:72:ALA:HB3	1.78	0.49
1:I:275:ILE:HD13	1:I:305:ALA:HB1	1.93	0.49
2:J:40:LYS:HA	2:J:43:LEU:HB3	1.95	0.49
2:J:239:ILE:HD13	2:J:320:VAL:HG13	1.94	0.49
2:J:415:MET:HB3	2:J:466:ARG:HB3	1.94	0.49
3:K:293:GLU:HG3	3:K:315:VAL:O	2.13	0.49
3:K:425:LYS:HD3	3:K:437:TYR:OH	2.12	0.49
4:L:33:ILE:HA	4:L:36:SER:HB2	1.94	0.49
4:L:417:LYS:HB2	4:L:513:LEU:HD22	1.93	0.49
4:L:534:ASP:CG	4:L:535:VAL:H	2.15	0.49
5:M:289:ILE:HD13	5:M:314:LEU:N	2.27	0.49
5:M:356:ALA:HB2	5:M:374:ILE:HG23	1.93	0.49
6:N:47:LEU:O	6:N:55:LYS:N	2.38	0.49
6:N:230:ILE:O	6:N:345:GLY:N	2.45	0.49
7:O:488:PHE:HA	7:O:493:TRP:HE1	1.78	0.49
12:4:68:PRO:HA	12:4:76:ILE:O	2.13	0.49
1:A:189:ARG:HH21	1:A:190:TYR:HE2	1.59	0.49
1:A:289:THR:OG1	1:A:316:LEU:HD23	2.13	0.49
2:B:52:LEU:HB3	2:B:73:ASN:ND2	2.24	0.49
3:C:36:ILE:O	3:C:39:THR:OG1	2.22	0.49
3:C:172:ALA:HB1	3:C:391:LEU:HB2	1.93	0.49
3:C:228:ARG:O	3:C:312:ILE:HG12	2.13	0.49
5:E:210:LYS:O	5:E:385:ILE:N	2.46	0.49
5:E:223:LYS:N	5:E:386:PHE:O	2.37	0.49
5:E:251:LEU:HD22	5:E:253:CYS:SG	2.53	0.49
5:E:349:THR:HB	5:E:352:LYS:HD3	1.94	0.49
6:F:129:LYS:HE3	6:F:425:HIS:CE1	2.47	0.49
6:F:238:GLU:HB2	6:F:298:ASP:N	2.28	0.49
6:F:480:ASP:HB3	6:F:483:THR:HB	1.94	0.49
8:H:165:ARG:NH2	8:H:181:LYS:HZ3	2.10	0.49
1:I:128:ALA:O	1:I:132:ILE:N	2.33	0.49
2:J:16:ALA:HB1	2:J:522:LYS:O	2.13	0.49
2:J:155:PHE:CZ	2:J:401:VAL:HG22	2.46	0.49
2:J:179:PHE:HA	2:J:182:LEU:HB3	1.94	0.49
2:J:408:TYR:CD2	2:J:474:THR:HG22	2.47	0.49

Continued on next page...

Continued from previous page...

Atom-1	Atom-2	Interatomic distance (Å)	Clash overlap (Å)
2:J:415:MET:HE1	2:J:462:VAL:HB	1.94	0.49
3:K:113:LEU:HD22	3:K:436:PRO:HG3	1.93	0.49
3:K:148:ASP:HB2	3:K:151:MET:HB2	1.94	0.49
3:K:444:LEU:HD22	3:K:506:TYR:CZ	2.47	0.49
4:L:325:ILE:HG23	4:L:328:ILE:HB	1.93	0.49
5:M:29:MET:SD	7:O:38:THR:HG21	2.53	0.49
5:M:306:PHE:H	5:M:323:ARG:HA	1.77	0.49
6:N:122:GLY:HA3	6:N:433:ALA:HA	1.95	0.49
6:N:132:GLN:O	6:N:136:GLU:HG3	2.12	0.49
6:N:154:THR:OG1	6:N:494:VAL:HA	2.13	0.49
6:N:424:LYS:HB3	6:N:434:GLN:HE22	1.77	0.49
6:N:480:ASP:OD2	6:N:483:THR:HG22	2.12	0.49
7:O:417:SER:O	7:O:421:ARG:HG2	2.10	0.49
8:P:274:ASN:O	8:P:277:ASP:HB3	2.13	0.49
9:1:100:TYR:HA	9:1:103:ARG:HB2	1.94	0.49
11:3:70:LYS:O	11:3:74:LEU:N	2.41	0.49
12:4:78:HIS:ND1	12:4:82:GLU:HB2	2.28	0.49
12:4:95:GLN:O	12:4:98:ILE:HB	2.12	0.49
2:B:100:THR:O	2:B:103:THR:OG1	2.30	0.49
3:C:130:LEU:HD12	3:C:506:TYR:CE2	2.48	0.49
3:C:404:ASP:OD2	3:C:499:LEU:N	2.46	0.49
4:D:233:VAL:HG21	4:D:326:LYS:HB3	1.94	0.49
4:D:431:GLU:HG2	4:D:484:HIS:HB3	1.93	0.49
5:E:48:MET:HB2	5:E:111:VAL:HG23	1.95	0.49
5:E:252:THR:HG23	5:E:303:GLN:OE1	2.12	0.49
6:F:65:HIS:CE1	6:F:78:ALA:HB1	2.47	0.49
7:G:104:PHE:HE1	7:G:441:ALA:HB2	1.76	0.49
7:G:180:VAL:HG12	7:G:184:MET:HE2	1.95	0.49
7:G:196:GLY:CA	7:G:321:ARG:HH22	2.26	0.49
7:G:196:GLY:HA3	7:G:321:ARG:HH22	1.78	0.49
8:H:467:LEU:HD21	8:H:477:ASN:HA	1.94	0.49
1:I:99:GLU:OE1	1:I:99:GLU:N	2.46	0.49
2:J:257:ARG:HH21	2:J:263:LYS:HE2	1.78	0.49
2:J:415:MET:HB2	2:J:469:HIS:NE2	2.28	0.49
3:K:100:ILE:O	3:K:104:GLU:HG2	2.13	0.49
3:K:130:LEU:O	3:K:133:MET:HB3	2.12	0.49
3:K:260:ARG:HH12	3:K:266:ARG:HH12	1.59	0.49
3:K:296:ILE:HD11	3:K:311:ALA:HB1	1.94	0.49
5:M:83:VAL:HB	5:M:88:ALA:HB1	1.94	0.49
5:M:156:LEU:HD22	5:M:160:LYS:HD3	1.95	0.49
5:M:306:PHE:CE2	5:M:314:LEU:HD22	2.48	0.49

Continued on next page...

Continued from previous page...

Atom-1	Atom-2	Interatomic distance (Å)	Clash overlap (Å)
6:N:152:ALA:HA	6:N:398:VAL:HG22	1.93	0.49
6:N:217:ARG:NH1	6:N:223:LYS:HA	2.28	0.49
6:N:313:LEU:HD13	6:N:361:THR:HG21	1.95	0.49
11:3:85:LEU:HD21	11:3:145:GLU:HB2	1.93	0.49
14:6:33:LEU:HD22	14:6:83:ILE:HD13	1.95	0.49
3:C:217:GLY:N	3:C:366:CYS:HB2	2.28	0.49
3:C:420:HIS:HB2	3:C:470:HIS:CE1	2.48	0.49
4:D:224:VAL:HB	4:D:387:THR:HG23	1.94	0.49
4:D:253:LEU:HD21	4:D:290:ILE:HD11	1.95	0.49
5:E:50:THR:HA	5:E:465:ASN:HB3	1.95	0.49
6:F:90:ASP:HB2	6:F:159:LYS:HE2	1.95	0.49
6:F:147:THR:HA	6:F:495:TRP:CZ3	2.47	0.49
6:F:193:ILE:HD13	6:F:374:LEU:HB2	1.93	0.49
8:H:109:GLY:HA2	8:H:112:LEU:HD12	1.95	0.49
8:H:279:GLN:O	8:H:283:ILE:HG13	2.13	0.49
1:I:167:PHE:CD2	1:I:207:GLU:HA	2.48	0.49
1:I:234:ILE:O	1:I:346:GLY:N	2.27	0.49
2:J:45:PRO:HB2	2:J:480:MET:HB2	1.94	0.49
2:J:112:GLU:HB3	2:J:438:SER:HB3	1.94	0.49
2:J:238:LEU:HD23	2:J:290:PHE:HD1	1.77	0.49
2:J:298:ASN:ND2	4:L:250:GLN:OE1	2.25	0.49
3:K:230:ARG:HE	3:K:289:VAL:HG22	1.78	0.49
3:K:418:VAL:O	3:K:422:LEU:HG	2.12	0.49
4:L:317:LEU:HD22	4:L:324:VAL:HG11	1.93	0.49
5:M:185:MET:HB3	5:M:402:LEU:HD13	1.94	0.49
6:N:197:LYS:HA	6:N:378:GLY:O	2.13	0.49
6:N:205:SER:OG	6:N:377:LYS:NZ	2.44	0.49
6:N:275:ILE:O	6:N:279:ARG:HG2	2.13	0.49
7:O:30:GLN:NE2	7:O:102:ALA:O	2.43	0.49
7:O:278:LEU:HD22	7:O:303:PHE:CE2	2.47	0.49
7:O:325:ALA:O	7:O:366:LYS:N	2.39	0.49
8:P:410:PRO:HG2	8:P:475:ASN:HA	1.95	0.49
14:6:44:LYS:NZ	14:6:80:LEU:HB2	2.26	0.49
1:A:95:ILE:HG22	1:A:447:VAL:HG11	1.94	0.49
3:C:339:ARG:H	3:C:342:ASP:HB2	1.77	0.49
4:D:433:ALA:O	4:D:437:THR:HG23	2.13	0.49
5:E:34:LEU:HB2	7:G:45:MET:HE3	1.95	0.49
5:E:312:HIS:HA	5:E:315:LEU:HG	1.94	0.49
6:F:324:LEU:HD22	6:F:363:ILE:HD13	1.95	0.49
7:G:108:VAL:O	7:G:112:VAL:N	2.40	0.49
7:G:120:ILE:O	7:G:431:GLN:NE2	2.41	0.49

Continued on next page...

Continued from previous page...

Atom-1	Atom-2	Interatomic distance (Å)	Clash overlap (Å)
7:G:460:ILE:HG23	7:G:484:ILE:HG21	1.95	0.49
8:H:148:CYS:N	8:H:408:LEU:O	2.46	0.49
8:H:169:MET:HB2	8:H:176:GLU:OE1	2.12	0.49
8:H:190:ILE:HG13	8:H:191:PHE:H	1.78	0.49
1:I:68:GLU:HG2	1:I:69:HIS:CD2	2.48	0.49
1:I:274:ARG:HH21	1:I:331:LEU:HD21	1.77	0.49
1:I:446:LEU:HD13	1:I:468:ARG:NH2	2.27	0.49
2:J:495:GLU:HG2	2:J:499:VAL:HG11	1.95	0.49
3:K:81:ILE:O	3:K:85:ARG:HG2	2.12	0.49
3:K:233:ILE:HD12	3:K:288:ASP:HB2	1.95	0.49
5:M:78:LEU:HA	5:M:81:MET:HG2	1.93	0.49
5:M:304:TRP:HA	5:M:324:TRP:CZ3	2.48	0.49
11:3:57:TYR:CD1	12:4:23:ILE:HG12	2.39	0.49
12:4:53:ALA:HB1	14:6:63:VAL:HB	1.94	0.49
13:5:89:GLY:H	14:6:79:ARG:NH2	2.10	0.49
13:5:109:PHE:HD2	13:5:110:LEU:HD12	1.77	0.49
1:A:366:ASN:OD1	1:A:372:SER:N	2.46	0.49
1:A:387:GLU:HA	1:A:390:ARG:HE	1.78	0.49
1:A:417:ALA:O	1:A:421:ILE:HD12	2.12	0.49
2:B:78:ASN:HB2	2:B:81:ALA:HB3	1.93	0.49
2:B:166:THR:HG21	2:B:393:ALA:N	2.28	0.49
3:C:218:VAL:HB	3:C:326:ALA:HB2	1.94	0.49
3:C:331:ILE:HA	3:C:343:VAL:HG12	1.94	0.49
3:C:470:HIS:HB2	3:C:475:CYS:SG	2.53	0.49
3:C:473:GLU:O	3:C:476:GLU:HG3	2.12	0.49
4:D:162:THR:O	4:D:166:SER:N	2.45	0.49
4:D:197:PRO:HB2	4:D:200:ALA:H	1.78	0.49
4:D:316:PHE:HA	4:D:319:LYS:HB3	1.94	0.49
4:D:410:CYS:O	4:D:414:CYS:N	2.34	0.49
4:D:495:VAL:HG22	4:D:508:VAL:HG21	1.94	0.49
5:E:98:GLN:HB2	5:E:519:LEU:CD1	2.43	0.49
5:E:166:ILE:HA	5:E:169:ALA:HB3	1.93	0.49
5:E:252:THR:HB	5:E:343:PRO:HA	1.95	0.49
6:F:130:ALA:HB2	6:F:422:LEU:HD21	1.95	0.49
6:F:258:LYS:HB3	10:2:123:ASN:HB2	1.94	0.49
7:G:517:ASP:OD1	7:G:518:GLU:HG3	2.13	0.49
8:H:46:ALA:HA	8:H:67:ASN:HB3	1.94	0.49
8:H:223:PHE:HE2	8:H:324:LEU:HD21	1.78	0.49
8:H:391:ALA:O	8:H:395:GLY:N	2.41	0.49
1:I:28:ILE:HD12	3:K:14:THR:HG21	1.94	0.49
1:I:132:ILE:HG23	1:I:409:VAL:HG11	1.95	0.49

Continued on next page...

Continued from previous page...

Atom-1	Atom-2	Interatomic distance (Å)	Clash overlap (Å)
1:I:183:ASP:OD2	1:I:190:TYR:HA	2.13	0.49
2:J:126:ILE:HA	2:J:435:ALA:HB2	1.94	0.49
3:K:230:ARG:HB3	3:K:310:THR:HB	1.95	0.49
4:L:35:PHE:HA	4:L:38:ILE:HB	1.95	0.49
5:M:255:PHE:HB2	5:M:306:PHE:HD1	1.78	0.49
5:M:337:THR:HA	5:M:376:GLN:CD	2.32	0.49
6:N:239:TYR:O	6:N:270:ARG:HB2	2.13	0.49
7:O:186:LEU:HD11	7:O:191:GLN:O	2.12	0.49
8:P:418:GLU:HB2	8:P:473:GLU:HB3	1.95	0.49
10:2:56:LEU:HD11	11:3:151:ALA:HB2	1.94	0.49
11:3:72:ARG:O	11:3:76:GLY:N	2.45	0.49
11:3:92:GLN:HG3	11:3:137:ILE:HG22	1.94	0.49
1:A:161:ILE:HG21	1:A:388:MET:HG2	1.95	0.48
1:A:271:THR:O	1:A:275:ILE:HG12	2.13	0.48
1:A:340:PHE:HA	1:A:344:MET:SD	2.53	0.48
2:B:34:ALA:O	2:B:37:ASP:HB2	2.12	0.48
2:B:127:ILE:HG12	2:B:512:GLU:HB3	1.94	0.48
2:B:202:ILE:O	2:B:375:LEU:N	2.44	0.48
3:C:168:TRP:CZ2	3:C:383:ILE:HD11	2.47	0.48
4:D:482:ASN:O	4:D:486:GLN:N	2.46	0.48
5:E:51:SER:C	5:E:56:GLY:HA3	2.33	0.48
5:E:242:LYS:HE3	5:E:318:ASN:HD22	1.77	0.48
5:E:246:ALA:HB1	5:E:357:GLY:C	2.32	0.48
5:E:255:PHE:CE1	5:E:289:ILE:HA	2.48	0.48
5:E:260:PRO:HG2	5:E:264:HIS:HE1	1.77	0.48
5:E:427:ILE:HG12	5:E:481:GLN:HG3	1.94	0.48
6:F:45:LYS:HB3	8:H:523:GLN:CB	2.43	0.48
6:F:303:ASP:HB3	6:F:307:LYS:NZ	2.28	0.48
7:G:38:THR:HB	7:G:448:GLN:CD	2.33	0.48
7:G:169:SER:OG	7:G:170:GLN:N	2.46	0.48
7:G:214:VAL:HG13	7:G:325:ALA:HB3	1.95	0.48
7:G:450:CYS:O	7:G:455:PHE:N	2.33	0.48
7:G:468:HIS:HE2	7:G:475:TYR:N	2.11	0.48
8:H:396:VAL:HA	8:H:399:PHE:HB3	1.93	0.48
8:H:479:GLY:HA3	8:H:490:LYS:HD3	1.95	0.48
1:I:416:GLU:O	1:I:420:SER:N	2.21	0.48
2:J:116:LEU:HA	2:J:119:LYS:HE3	1.95	0.48
2:J:498:GLN:O	2:J:502:GLN:HG2	2.13	0.48
3:K:407:LEU:CB	3:K:499:LEU:H	2.26	0.48
4:L:253:LEU:HD11	4:L:317:LEU:HD11	1.94	0.48
4:L:337:CYS:HA	4:L:342:THR:H	1.78	0.48

Continued on next page...

Continued from previous page...

Atom-1	Atom-2	Interatomic distance (Å)	Clash overlap (Å)
5:M:51:SER:OG	5:M:59:LYS:HD3	2.13	0.48
5:M:291:GLN:O	5:M:295:THR:N	2.42	0.48
6:N:20:LEU:HD12	6:N:23:ASN:HB2	1.95	0.48
6:N:44:MET:HE1	6:N:160:VAL:HA	1.94	0.48
6:N:197:LYS:HD3	6:N:378:GLY:O	2.13	0.48
6:N:294:GLN:HB3	6:N:318:ARG:HH12	1.77	0.48
6:N:349:LEU:N	6:N:364:GLU:O	2.37	0.48
7:O:136:ILE:HD13	7:O:499:ARG:HB3	1.93	0.48
7:O:221:SER:HB3	7:O:228:GLN:OE1	2.13	0.48
8:P:227:THR:HG21	8:P:352:LEU:HD21	1.95	0.48
13:5:18:LEU:HG	13:5:131:VAL:HG21	1.95	0.48
1:A:141:ASP:O	1:A:148:LEU:HD13	2.12	0.48
1:A:459:ASP:O	1:A:463:LEU:HD13	2.13	0.48
1:A:494:LYS:HB2	1:A:496:ARG:HH12	1.78	0.48
2:B:412:CYS:HB2	2:B:488:MET:HG3	1.95	0.48
3:C:264:PHE:HB2	9:1:101:LEU:HD12	1.93	0.48
4:D:41:ALA:HB1	4:D:91:LEU:HD11	1.95	0.48
4:D:147:ILE:O	4:D:151:MET:HG3	2.13	0.48
4:D:244:ALA:HA	4:D:296:ASN:HB2	1.95	0.48
5:E:162:THR:HA	5:E:165:LEU:HB2	1.94	0.48
5:E:488:ALA:HB1	5:E:502:LYS:HD3	1.94	0.48
7:G:151:GLN:NE2	7:G:154:LEU:HD23	2.27	0.48
7:G:283:HIS:HA	7:G:306:ARG:NH2	2.27	0.48
7:G:397:ARG:O	7:G:401:LYS:HG2	2.13	0.48
8:H:251:THR:HG23	8:H:268:PHE:HE1	1.76	0.48
8:H:475:ASN:OD1	8:H:493:LEU:HB3	2.13	0.48
1:I:295:MET:SD	3:K:331:ILE:HG21	2.53	0.48
1:I:397:CYS:HA	1:I:400:LYS:HB3	1.95	0.48
2:J:462:VAL:HG23	2:J:463:ALA:N	2.28	0.48
3:K:33:ILE:HG12	3:K:67:LEU:HD21	1.95	0.48
3:K:275:ILE:HA	3:K:278:LEU:HB2	1.95	0.48
4:L:112:ILE:HD12	4:L:519:LEU:HD23	1.95	0.48
4:L:496:ARG:HB2	4:L:508:VAL:HG21	1.94	0.48
5:M:55:ASN:OD1	5:M:466:SER:OG	2.17	0.48
6:N:129:LYS:HB3	6:N:418:MET:HE1	1.95	0.48
7:O:12:GLY:HA3	7:O:524:ARG:CZ	2.44	0.48
7:O:139:ILE:HG13	7:O:474:TRP:CZ2	2.48	0.48
7:O:144:LYS:NZ	7:O:403:ASP:HA	2.28	0.48
8:P:476:LYS:HA	8:P:491:ASP:HA	1.95	0.48
10:2:43:LYS:HE3	10:2:106:GLN:HA	1.94	0.48
13:5:43:TYR:HB3	13:5:103:PHE:HB3	1.95	0.48

Continued on next page...

Continued from previous page...

Atom-1	Atom-2	Interatomic distance (Å)	Clash overlap (Å)
13:5:125:HIS:O	13:5:129:GLN:N	2.36	0.48
1:A:62:LEU:HA	1:A:65:LEU:HD12	1.95	0.48
1:A:467:LEU:HA	1:A:470:PHE:CD2	2.48	0.48
2:B:257:ARG:H	2:B:267:ILE:HD11	1.78	0.48
2:B:279:VAL:HG11	2:B:303:LEU:CB	2.44	0.48
2:B:487:ASP:OD2	2:B:491:LEU:HB2	2.12	0.48
3:C:352:ILE:CG2	3:C:359:TYR:HB3	2.43	0.48
4:D:52:LEU:HB3	4:D:468:ASN:HD21	1.77	0.48
4:D:62:GLN:NE2	4:D:66:GLY:O	2.47	0.48
4:D:306:ARG:HG3	4:D:308:ALA:N	2.28	0.48
5:E:130:PRO:O	5:E:528:LEU:HD21	2.12	0.48
5:E:344:ARG:HA	7:G:271:TRP:CE3	2.49	0.48
5:E:482:VAL:HG21	4:L:444:SER:HB3	1.96	0.48
7:G:108:VAL:HG12	7:G:112:VAL:HG23	1.94	0.48
7:G:275:TYR:CZ	7:G:279:GLU:HG3	2.48	0.48
7:G:398:ARG:HA	7:G:401:LYS:HB2	1.95	0.48
7:G:466:ALA:HB2	1:I:431:GLY:HA3	1.94	0.48
8:H:166:THR:OG1	8:H:497:ILE:HG23	2.13	0.48
1:I:409:VAL:CG2	1:I:510:LYS:HG3	2.43	0.48
2:J:16:ALA:N	5:M:82:ASP:H	2.11	0.48
2:J:462:VAL:O	2:J:466:ARG:HG2	2.12	0.48
3:K:208:ILE:HG13	3:K:209:ILE:H	1.78	0.48
3:K:431:GLY:O	3:K:434:GLN:HG2	2.13	0.48
4:L:159:ASP:O	4:L:163:LEU:HD13	2.12	0.48
4:L:288:LYS:O	4:L:292:LYS:N	2.25	0.48
5:M:132:ARG:HA	7:O:43:ARG:HH12	1.78	0.48
5:M:519:LEU:HD23	7:O:378:ALA:HB1	1.95	0.48
6:N:109:TYR:O	6:N:112:GLU:HB2	2.13	0.48
6:N:264:ARG:HH22	6:N:300:PHE:HB2	1.79	0.48
7:O:108:VAL:HG13	7:O:111:TYR:HD2	1.78	0.48
1:A:147:CYS:HA	1:A:499:LYS:HA	1.94	0.48
1:A:262:GLN:HE21	1:A:266:ARG:NH2	2.11	0.48
2:B:316:ASP:O	2:B:320:VAL:N	2.40	0.48
3:C:206:GLY:O	3:C:377:ARG:HB2	2.13	0.48
3:C:323:ILE:HA	3:C:326:ALA:CB	2.43	0.48
3:C:462:LEU:HD23	3:C:480:VAL:HG21	1.96	0.48
4:D:218:ILE:HD11	4:D:397:VAL:O	2.13	0.48
5:E:123:LEU:O	5:E:126:ARG:HB2	2.14	0.48
5:E:153:ASP:OD1	5:E:153:ASP:N	2.44	0.48
7:G:166:LYS:HZ2	7:G:387:ARG:HD3	1.77	0.48
7:G:441:ALA:O	7:G:444:ILE:HG22	2.13	0.48

Continued on next page...

Continued from previous page...

Atom-1	Atom-2	Interatomic distance (Å)	Clash overlap (Å)
8:H:414:ALA:HA	8:H:477:ASN:ND2	2.20	0.48
8:H:500:THR:HG23	8:H:503:GLY:H	1.78	0.48
1:I:41:LEU:HD22	3:K:518:ARG:HA	1.94	0.48
1:I:125:CYS:SG	1:I:518:THR:OG1	2.67	0.48
3:K:218:VAL:HG12	3:K:365:ASP:OD2	2.13	0.48
4:L:252:CYS:HB3	4:L:308:ALA:HA	1.95	0.48
4:L:253:LEU:HD22	4:L:286:LEU:HB3	1.95	0.48
7:O:65:ILE:O	7:O:69:LEU:HG	2.13	0.48
8:P:205:CYS:HB3	8:P:323:ARG:HH12	1.78	0.48
8:P:277:ASP:OD1	8:P:281:LYS:HE2	2.13	0.48
14:6:95:ARG:HA	14:6:98:GLU:HB3	1.96	0.48
1:A:41:LEU:HD22	3:C:518:ARG:HG3	1.95	0.48
1:A:428:THR:HA	1:A:435:GLN:NE2	2.27	0.48
1:A:486:ILE:HG23	1:A:496:ARG:O	2.14	0.48
2:B:282:ILE:HD13	2:B:304:PHE:CZ	2.49	0.48
3:C:380:SER:H	3:C:383:ILE:CG2	2.25	0.48
4:D:58:ASP:OD1	4:D:72:ASN:HB2	2.13	0.48
4:D:73:ASP:HB3	4:D:76:THR:HG22	1.95	0.48
4:D:365:VAL:HB	4:D:375:LYS:NZ	2.28	0.48
4:D:523:THR:O	4:D:527:ARG:N	2.23	0.48
5:E:148:LEU:HD11	5:E:419:VAL:HG21	1.96	0.48
5:E:306:PHE:HB2	5:E:323:ARG:NH2	2.29	0.48
5:E:364:PHE:HB2	5:E:371:MET:CB	2.40	0.48
6:F:478:GLY:O	6:F:487:MET:N	2.22	0.48
7:G:339:ALA:HB1	7:G:344:ARG:NH2	2.29	0.48
7:G:428:PRO:HB2	1:I:464:VAL:HB	1.95	0.48
8:H:28:ALA:HA	8:H:32:ASN:ND2	2.28	0.48
8:H:142:ILE:HA	8:H:145:ASN:OD1	2.14	0.48
8:H:144:PRO:HA	8:H:147:VAL:HG23	1.96	0.48
8:H:474:GLY:O	8:H:493:LEU:HB2	2.14	0.48
1:I:167:PHE:HD2	1:I:207:GLU:HA	1.77	0.48
2:J:258:VAL:HA	2:J:263:LYS:HB3	1.95	0.48
2:J:437:GLU:O	2:J:441:LYS:HG3	2.13	0.48
4:L:430:ILE:H	4:L:430:ILE:HD12	1.78	0.48
5:M:123:LEU:HB3	5:M:133:ILE:HG13	1.94	0.48
5:M:255:PHE:HA	5:M:285:PHE:CZ	2.49	0.48
6:N:45:LYS:HD2	6:N:63:LEU:HD13	1.95	0.48
6:N:239:TYR:HA	6:N:266:PHE:HB3	1.95	0.48
6:N:272:LYS:O	6:N:276:GLU:HG2	2.13	0.48
7:O:216:PHE:CD2	7:O:359:ASN:HB2	2.49	0.48
8:P:238:LYS:N	8:P:289:ASN:OD1	2.45	0.48

Continued on next page...

Continued from previous page...

Atom-1	Atom-2	Interatomic distance (Å)	Clash overlap (Å)
8:P:273:GLU:OE1	8:P:304:TYR:HB2	2.12	0.48
8:P:290:VAL:HG22	8:P:311:MET:SD	2.52	0.48
8:P:428:GLU:HB3	8:P:439:LYS:HZ1	1.79	0.48
9:1:29:LEU:O	9:1:33:GLN:HG2	2.13	0.48
9:1:61:TYR:HD1	9:1:70:LEU:HA	1.78	0.48
10:2:29:GLY:HA2	10:2:32:ARG:HE	1.78	0.48
11:3:91:MET:O	11:3:99:ASN:N	2.41	0.48
13:5:12:LEU:HG	13:5:135:MET:HA	1.95	0.48
14:6:90:TYR:O	14:6:94:LEU:N	2.29	0.48
1:A:39:VAL:HG21	1:A:452:LEU:HD12	1.94	0.48
2:B:136:ALA:HB3	2:B:421:VAL:HG22	1.95	0.48
2:B:189:ARG:HA	2:B:191:LYS:NZ	2.27	0.48
2:B:193:SER:OG	2:B:369:GLU:OE2	2.31	0.48
3:C:157:ASN:HA	3:C:160:ILE:HG12	1.96	0.48
3:C:299:LEU:CD1	3:C:306:ARG:HH22	2.25	0.48
3:C:313:ARG:HD2	3:C:314:ARG:NH2	2.29	0.48
4:D:155:VAL:HG21	4:D:415:LEU:HD21	1.94	0.48
6:F:145:ARG:O	6:F:149:ILE:N	2.39	0.48
6:F:468:ALA:HB2	6:N:425:HIS:CD2	2.49	0.48
2:J:40:LYS:HB2	2:J:449:ILE:HD13	1.95	0.48
2:J:429:PRO:HB3	2:J:432:GLU:HB2	1.94	0.48
5:M:254:PRO:HG3	7:O:267:VAL:HG21	1.96	0.48
6:N:289:PHE:CE2	6:N:291:VAL:HG23	2.48	0.48
7:O:319:LEU:HB3	7:O:330:ILE:HG22	1.95	0.48
8:P:49:PRO:HB3	8:P:497:ILE:HD13	1.96	0.48
12:4:37:LYS:HD3	12:4:105:VAL:HG11	1.95	0.48
13:5:40:GLN:HG3	13:5:107:ILE:HA	1.96	0.48
1:A:127:GLU:HG2	1:A:426:TYR:CG	2.49	0.48
1:A:300:PHE:O	1:A:305:ALA:N	2.45	0.48
1:A:351:VAL:CG1	1:A:362:ILE:HD11	2.39	0.48
2:B:236:LYS:HB2	2:B:287:ILE:HA	1.96	0.48
2:B:327:THR:HG22	2:B:345:SER:N	2.28	0.48
2:B:412:CYS:HA	2:B:469:HIS:CE1	2.49	0.48
3:C:16:ARG:HA	3:C:523:VAL:HA	1.95	0.48
3:C:374:ILE:HG22	3:C:376:LEU:HG	1.96	0.48
4:D:28:ASP:HA	4:D:31:ALA:HB3	1.95	0.48
4:D:123:LEU:O	4:D:128:ILE:N	2.40	0.48
4:D:414:CYS:HA	4:D:513:LEU:CD2	2.43	0.48
5:E:417:ARG:HE	5:E:510:LEU:HD13	1.79	0.48
5:E:469:ASN:HD22	5:E:472:GLN:HB2	1.78	0.48
6:F:116:PRO:HB3	6:F:516:LEU:HG	1.96	0.48

Continued on next page...

Continued from previous page...

Atom-1	Atom-2	Interatomic distance (Å)	Clash overlap (Å)
6:F:281:VAL:HG21	6:F:289:PHE:CE1	2.48	0.48
7:G:188:ASP:OD1	7:G:189:LEU:N	2.36	0.48
7:G:494:GLU:OE2	7:G:499:ARG:NE	2.37	0.48
8:H:290:VAL:HG23	8:H:311:MET:HB3	1.95	0.48
1:I:32:VAL:HG11	1:I:94:VAL:HB	1.96	0.48
2:J:200:HIS:CE1	2:J:370:ALA:HB1	2.44	0.48
3:K:17:GLU:OE1	3:K:522:ILE:HG12	2.14	0.48
3:K:208:ILE:HD12	3:K:379:ALA:HA	1.94	0.48
3:K:397:VAL:O	3:K:401:VAL:HG12	2.13	0.48
5:M:176:LYS:HG2	5:M:400:ARG:HG3	1.94	0.48
5:M:534:ARG:HB2	7:O:49:ILE:HA	1.95	0.48
7:O:47:LYS:HB2	7:O:59:SER:O	2.13	0.48
7:O:211:VAL:HG11	7:O:360:PHE:HE1	1.78	0.48
7:O:322:THR:O	7:O:326:CYS:N	2.41	0.48
7:O:463:LYS:HB2	7:O:484:ILE:HG21	1.95	0.48
8:P:365:HIS:HD2	8:P:368:GLU:HG2	1.79	0.48
12:4:43:LYS:HB3	12:4:94:LEU:HB3	1.96	0.48
13:5:39:VAL:O	13:5:42:LYS:HG2	2.13	0.48
1:A:78:LEU:O	1:A:81:LEU:HB3	2.14	0.48
1:A:113:HIS:ND1	4:D:467:GLU:HG2	2.28	0.48
2:B:420:ALA:O	2:B:427:ARG:NH2	2.47	0.48
2:B:421:VAL:HG11	2:B:439:TYR:CD2	2.43	0.48
2:B:448:THR:HG22	2:B:462:VAL:HG21	1.94	0.48
3:C:35:ASP:HB2	6:F:520:GLU:OE2	2.14	0.48
3:C:198:TYR:HA	3:C:325:ARG:NE	2.29	0.48
4:D:98:GLN:HG3	4:D:106:THR:HG22	1.96	0.48
4:D:262:ASN:HB2	4:D:264:ILE:HG12	1.96	0.48
4:D:472:ASN:O	4:D:476:THR:N	2.39	0.48
5:E:210:LYS:H	5:E:384:THR:HA	1.79	0.48
5:E:357:GLY:N	5:E:377:CYS:H	2.11	0.48
6:F:38:LEU:HD13	6:F:93:THR:HG23	1.96	0.48
6:F:228:ALA:HB3	6:F:347:ALA:HB3	1.94	0.48
6:F:314:ARG:HG3	6:F:315:ARG:HG2	1.96	0.48
7:G:239:LEU:HD21	7:G:322:THR:CG2	2.44	0.48
7:G:325:ALA:HB2	7:G:369:THR:H	1.79	0.48
8:H:108:ALA:HB1	8:H:515:ALA:HB2	1.95	0.48
1:I:15:GLU:HA	1:I:18:ARG:HB2	1.95	0.48
1:I:349:GLU:H	1:I:366:ASN:HB3	1.77	0.48
1:I:533:LEU:HB2	4:L:63:ASP:OD1	2.12	0.48
2:J:50:LYS:HD2	2:J:51:ILE:N	2.29	0.48
2:J:139:GLU:OE2	2:J:143:SER:OG	2.32	0.48

Continued on next page...

Continued from previous page...

Atom-1	Atom-2	Interatomic distance (Å)	Clash overlap (Å)
2:J:287:ILE:HG22	2:J:289:CYS:H	1.78	0.48
3:K:199:ALA:HB1	3:K:395:MET:CE	2.43	0.48
3:K:477:THR:HG22	3:K:489:ASP:OD1	2.12	0.48
4:L:158:SER:OG	4:L:198:ALA:O	2.29	0.48
4:L:166:SER:HB2	4:L:415:LEU:HD11	1.94	0.48
4:L:174:LYS:HE2	4:L:404:SER:HA	1.96	0.48
4:L:216:GLY:HA2	4:L:367:LEU:HG	1.95	0.48
5:M:98:GLN:NE2	5:M:512:GLY:O	2.46	0.48
5:M:387:ILE:HG21	5:M:399:LYS:HG2	1.95	0.48
6:N:198:HIS:CD2	6:N:199:LYS:H	2.32	0.48
6:N:298:ASP:O	6:N:302:LEU:N	2.42	0.48
6:N:326:LEU:HD21	6:N:370:ARG:HG2	1.95	0.48
7:O:237:ILE:HD13	7:O:361:PHE:CE2	2.49	0.48
9:1:62:GLU:HG3	10:2:77:VAL:HG22	1.96	0.48
11:3:104:ARG:NH2	11:3:114:LYS:HD2	2.29	0.48
1:A:505:GLU:HG3	1:A:506:PRO:O	2.14	0.48
2:B:176:LYS:HG2	2:B:180:THR:OG1	2.13	0.48
3:C:209:ILE:HD11	3:C:383:ILE:HG23	1.95	0.48
4:D:94:LEU:HD21	4:D:113:ALA:HB2	1.95	0.48
4:D:136:SER:HA	4:D:139:LYS:HE3	1.96	0.48
4:D:244:ALA:HB1	4:D:297:VAL:HG23	1.96	0.48
4:D:446:MET:HB2	5:M:472:GLN:HB2	1.94	0.48
5:E:267:ASP:OD2	7:G:256:ARG:NH2	2.47	0.48
5:E:357:GLY:CA	5:E:377:CYS:H	2.27	0.48
5:E:425:ALA:HB3	5:E:513:LYS:HE2	1.95	0.48
6:F:72:PRO:O	6:F:76:LEU:N	2.37	0.48
6:F:154:THR:HB	6:F:157:ARG:NH2	2.28	0.48
6:F:349:LEU:HB3	6:F:364:GLU:HG3	1.96	0.48
7:G:120:ILE:HG12	7:G:431:GLN:HE21	1.78	0.48
7:G:150:GLU:HB2	7:G:153:LYS:H	1.78	0.48
7:G:290:LEU:HD11	7:G:361:PHE:CE2	2.45	0.48
7:G:413:GLU:CB	7:G:442:LEU:HB3	2.38	0.48
8:H:228:GLU:CD	8:H:314:ARG:HB3	2.33	0.48
1:I:130:ARG:O	1:I:134:GLU:HG3	2.13	0.48
1:I:298:LYS:O	1:I:302:GLU:HG2	2.14	0.48
2:J:201:ILE:HG23	2:J:375:LEU:HD13	1.96	0.48
2:J:461:LEU:O	2:J:465:LEU:N	2.34	0.48
3:K:49:MET:HA	3:K:58:VAL:O	2.13	0.48
6:N:14:ALA:HB3	6:N:521:ILE:HG23	1.96	0.48
6:N:151:VAL:HG11	6:N:401:ALA:HB2	1.95	0.48
7:O:21:GLN:HA	7:O:24:SER:HB2	1.95	0.48

Continued on next page...

Continued from previous page...

Atom-1	Atom-2	Interatomic distance (Å)	Clash overlap (Å)
7:O:239:LEU:O	7:O:331:GLN:N	2.46	0.48
8:P:223:PHE:HB2	8:P:361:VAL:CG1	2.44	0.48
1:A:146:ASP:OD1	1:A:503:VAL:HA	2.13	0.48
1:A:250:VAL:HB	1:A:266:ARG:CG	2.44	0.48
1:A:295:MET:HG2	1:A:298:LYS:HZ3	1.79	0.48
2:B:297:TYR:CG	2:B:298:ASN:N	2.82	0.48
2:B:408:TYR:O	2:B:413:SER:N	2.42	0.48
5:E:121:GLU:O	5:E:125:ASP:N	2.41	0.48
5:E:206:PHE:CZ	5:E:407:CYS:HA	2.47	0.48
6:F:237:LEU:O	6:F:267:ILE:HG23	2.13	0.48
6:F:324:LEU:CD2	6:F:363:ILE:HD13	2.43	0.48
7:G:421:ARG:HD3	7:G:465:ARG:NH2	2.26	0.48
8:H:116:GLU:HA	8:H:119:LEU:HD12	1.95	0.48
8:H:239:ILE:HG22	8:H:241:VAL:HG23	1.95	0.48
8:H:247:ASP:HB2	8:H:336:LEU:HD21	1.95	0.48
8:H:300:MET:O	8:H:304:TYR:N	2.28	0.48
1:I:70:PRO:HD3	4:L:60:MET:HE2	1.96	0.48
1:I:466:LYS:HD3	1:I:495:PRO:HB2	1.96	0.48
2:J:26:LEU:HA	2:J:29:PHE:CD2	2.48	0.48
2:J:199:ILE:HB	2:J:373:ILE:CG1	2.44	0.48
3:K:504:GLN:HA	3:K:507:LYS:HE3	1.95	0.48
7:O:49:ILE:HG13	7:O:49:ILE:O	2.14	0.48
7:O:164:SER:HB3	7:O:172:LYS:HD3	1.96	0.48
8:P:43:THR:OG1	8:P:102:ASN:HB3	2.14	0.48
8:P:117:GLU:O	8:P:121:ILE:N	2.40	0.48
8:P:138:LYS:HE3	8:P:142:ILE:HD11	1.95	0.48
8:P:178:PHE:CE2	8:P:213:SER:HA	2.49	0.48
8:P:518:VAL:O	8:P:521:VAL:HG22	2.13	0.48
1:A:297:LEU:HD12	1:A:307:ALA:HB3	1.94	0.47
1:A:327:ILE:N	1:A:330:THR:HG1	2.12	0.47
3:C:230:ARG:HG3	3:C:233:ILE:HD11	1.96	0.47
3:C:311:ALA:HB3	9:I:114:GLU:OE1	2.13	0.47
3:C:412:GLY:HA2	3:C:415:GLU:HB3	1.95	0.47
3:C:500:ALA:O	3:C:504:GLN:N	2.27	0.47
4:D:37:ASN:HA	4:D:85:HIS:CE1	2.49	0.47
4:D:51:SER:OG	4:D:59:LYS:HG2	2.14	0.47
4:D:137:PHE:O	4:D:141:LEU:N	2.39	0.47
4:D:144:GLY:HA2	4:D:436:LEU:HD21	1.96	0.47
4:D:193:LYS:HZ1	4:D:223:LEU:HD13	1.79	0.47
4:D:366:ASN:OD1	4:D:372:LYS:HB3	2.14	0.47
4:D:526:VAL:O	4:D:530:LEU:HG	2.14	0.47

Continued on next page...

Continued from previous page...

Atom-1	Atom-2	Interatomic distance (Å)	Clash overlap (Å)
5:E:170:LYS:HG2	5:E:183:ARG:HH22	1.79	0.47
5:E:247:LYS:NZ	5:E:296:GLY:HA3	2.29	0.47
5:E:490:GLY:HA3	5:E:501:MET:CE	2.44	0.47
6:F:350:VAL:HA	6:F:362:PHE:O	2.14	0.47
6:F:399:LYS:O	6:F:403:ASP:N	2.42	0.47
7:G:37:ARG:HG3	7:G:448:GLN:HG2	1.95	0.47
7:G:239:LEU:O	7:G:331:GLN:N	2.37	0.47
8:H:148:CYS:SG	8:H:410:PRO:HD3	2.54	0.47
8:H:191:PHE:CE2	8:H:198:ASN:HB2	2.49	0.47
1:I:187:GLN:OE1	1:I:189:ARG:NH2	2.47	0.47
1:I:389:GLU:HG2	1:I:393:HIS:NE2	2.29	0.47
2:J:84:LEU:HD23	2:J:103:THR:HA	1.96	0.47
2:J:196:LEU:HD22	2:J:201:ILE:HG12	1.96	0.47
2:J:446:LEU:HB3	2:J:447:PRO:HD3	1.96	0.47
2:J:465:LEU:HA	2:J:468:ALA:HB3	1.95	0.47
2:J:517:VAL:CG2	5:M:60:MET:H	2.25	0.47
3:K:208:ILE:HA	3:K:379:ALA:HA	1.96	0.47
3:K:232:TYR:CE1	3:K:352:ILE:HB	2.49	0.47
3:K:342:ASP:OD1	3:K:343:VAL:N	2.40	0.47
4:L:314:LEU:HD22	4:L:324:VAL:HB	1.96	0.47
4:L:364:GLU:OE2	4:L:372:LYS:HD2	2.13	0.47
7:O:272:ASN:O	7:O:276:ASP:N	2.36	0.47
7:O:278:LEU:HD22	7:O:303:PHE:HE2	1.78	0.47
7:O:420:LEU:HB2	7:O:439:ALA:HB2	1.96	0.47
7:O:523:PRO:HD3	8:P:58:ASN:C	2.34	0.47
8:P:103:PHE:HD1	8:P:448:ILE:HD11	1.79	0.47
10:2:51:LEU:HA	10:2:54:HIS:CD2	2.47	0.47
1:A:164:ASN:HA	1:A:167:PHE:HB3	1.95	0.47
1:A:288:THR:HB	1:A:309:ARG:HA	1.97	0.47
2:B:148:HIS:HA	2:B:154:LYS:HE2	1.97	0.47
2:B:418:ALA:HB2	2:B:443:LEU:HB2	1.96	0.47
3:C:422:LEU:HB2	3:C:441:ALA:HB2	1.95	0.47
4:D:55:LYS:HE2	4:D:495:VAL:O	2.14	0.47
4:D:358:SER:O	4:D:380:ALA:N	2.43	0.47
5:E:119:GLU:O	5:E:123:LEU:N	2.37	0.47
5:E:218:ARG:HA	5:E:390:GLY:N	2.29	0.47
5:E:225:ILE:HD12	5:E:373:VAL:HG13	1.95	0.47
5:E:380:SER:OG	5:E:382:ALA:O	2.31	0.47
5:E:427:ILE:HA	5:E:456:GLU:HG2	1.96	0.47
6:F:13:VAL:HA	6:F:521:ILE:O	2.14	0.47
6:F:21:ALA:HA	6:F:24:ILE:HG12	1.95	0.47

Continued on next page...

Continued from previous page...

Atom-1	Atom-2	Interatomic distance (Å)	Clash overlap (Å)
6:F:138:LYS:HA	6:F:408:VAL:CG1	2.44	0.47
7:G:325:ALA:HA	7:G:368:LYS:N	2.29	0.47
7:G:414:MET:SD	7:G:443:GLU:HG2	2.54	0.47
7:G:473:THR:HG22	7:G:474:TRP:CD1	2.49	0.47
8:H:283:ILE:HG23	8:H:288:ALA:HB3	1.95	0.47
8:H:477:ASN:OD1	8:H:478:VAL:HG22	2.14	0.47
2:J:129:GLY:HA3	2:J:435:ALA:HB3	1.96	0.47
5:M:129:HIS:H	5:M:132:ARG:HD3	1.79	0.47
6:N:109:TYR:CE2	6:N:439:ALA:HB2	2.48	0.47
7:O:21:GLN:O	7:O:25:ASN:N	2.41	0.47
7:O:78:THR:O	7:O:82:ILE:HG12	2.14	0.47
8:P:477:ASN:HB3	8:P:492:MET:CG	2.44	0.47
11:3:88:LEU:HD23	11:3:141:GLN:HB2	1.96	0.47
12:4:69:TYR:HB2	12:4:78:HIS:NE2	2.29	0.47
1:A:313:LYS:HE3	1:A:317:LYS:HB3	1.96	0.47
1:A:349:GLU:HA	1:A:368:LYS:HA	1.96	0.47
1:A:353:GLN:HA	1:A:362:ILE:HA	1.96	0.47
1:A:397:CYS:HB3	1:A:401:ARG:HH12	1.78	0.47
2:B:294:GLN:HA	2:B:314:HIS:CE1	2.49	0.47
2:B:316:ASP:O	2:B:320:VAL:HG23	2.14	0.47
3:C:45:SER:HB3	3:C:61:ASN:OD1	2.15	0.47
3:C:52:ASP:O	6:F:523:ARG:NH1	2.43	0.47
3:C:212:SER:HB3	3:C:375:LEU:O	2.14	0.47
4:D:78:LEU:HD13	4:D:92:VAL:HA	1.96	0.47
4:D:398:ILE:O	4:D:402:GLU:HG3	2.14	0.47
5:E:45:ALA:O	5:E:49:ARG:HG3	2.14	0.47
5:E:522:GLN:OE1	7:G:380:GLN:NE2	2.43	0.47
6:F:127:LYS:HG3	6:F:505:LEU:HD11	1.96	0.47
6:F:267:ILE:HG21	6:F:300:PHE:CZ	2.49	0.47
7:G:304:ALA:O	7:G:307:ASP:N	2.47	0.47
7:G:476:GLY:N	7:G:485:ALA:O	2.42	0.47
8:H:183:ILE:HG12	8:H:392:VAL:HG13	1.96	0.47
1:I:234:ILE:HA	1:I:285:VAL:O	2.14	0.47
1:I:288:THR:N	1:I:308:VAL:O	2.33	0.47
1:I:467:LEU:HB3	1:I:471:HIS:CE1	2.48	0.47
1:I:529:ASP:HB2	4:L:74:GLY:HA3	1.96	0.47
3:K:44:LYS:HZ1	6:N:432:ARG:HH12	1.61	0.47
4:L:251:PHE:CB	4:L:347:HIS:HA	2.44	0.47
4:L:479:GLU:HA	4:L:482:ASN:HB2	1.95	0.47
5:M:132:ARG:N	7:O:43:ARG:HH22	2.12	0.47
7:O:290:LEU:HD11	7:O:361:PHE:CE2	2.49	0.47

Continued on next page...

Continued from previous page...

Atom-1	Atom-2	Interatomic distance (Å)	Clash overlap (Å)
8:P:399:PHE:HA	8:P:402:LEU:HB3	1.95	0.47
8:P:418:GLU:OE2	8:P:422:GLN:NE2	2.40	0.47
1:A:18:ARG:NH2	4:D:57:MET:SD	2.86	0.47
1:A:132:ILE:HG23	1:A:409:VAL:HG11	1.96	0.47
1:A:140:THR:CG2	1:A:402:VAL:HG13	2.40	0.47
1:A:144:GLY:HA3	1:A:147:CYS:O	2.14	0.47
1:A:147:CYS:HB2	1:A:150:ASN:HB3	1.97	0.47
2:B:238:LEU:HD23	2:B:290:PHE:HD1	1.79	0.47
2:B:278:LYS:HG2	2:B:335:PHE:HE2	1.79	0.47
2:B:523:ALA:N	5:E:62:VAL:O	2.39	0.47
3:C:76:ALA:O	3:C:80:MET:HG2	2.14	0.47
3:C:145:ASP:HB2	3:C:151:MET:HG2	1.96	0.47
3:C:313:ARG:NH1	3:C:314:ARG:HD2	2.29	0.47
4:D:236:SER:HB3	4:D:321:LYS:NZ	2.30	0.47
4:D:287:VAL:HG21	4:D:313:ALA:HB1	1.95	0.47
5:E:55:ASN:ND2	5:E:493:CYS:O	2.47	0.47
5:E:152:SER:HB2	5:E:419:VAL:HA	1.96	0.47
5:E:285:PHE:O	5:E:289:ILE:HG13	2.15	0.47
5:E:522:GLN:HG3	5:E:525:ARG:NH2	2.29	0.47
6:F:36:THR:HG22	6:F:41:LYS:HZ2	1.80	0.47
7:G:339:ALA:O	7:G:342:LEU:HB2	2.14	0.47
7:G:449:LEU:O	7:G:453:ALA:N	2.27	0.47
1:I:129:VAL:O	1:I:133:ASN:N	2.42	0.47
1:I:450:ASN:O	1:I:460:SER:OG	2.28	0.47
2:J:21:ALA:HB1	2:J:25:ARG:NH2	2.29	0.47
3:K:39:THR:HA	3:K:454:ASN:HD21	1.79	0.47
3:K:302:HIS:HB3	3:K:306:ARG:NH1	2.28	0.47
3:K:333:SER:H	3:K:339:ARG:HB2	1.80	0.47
3:K:460:ILE:HA	3:K:463:LEU:HB3	1.96	0.47
5:M:89:LYS:HE3	5:M:541:GLU:HG2	1.97	0.47
6:N:145:ARG:O	6:N:149:ILE:HG12	2.14	0.47
7:O:244:LEU:HD22	7:O:278:LEU:HD23	1.95	0.47
11:3:81:ILE:HG13	11:3:148:LEU:CA	2.43	0.47
11:3:88:LEU:O	11:3:92:GLN:N	2.41	0.47
3:C:198:TYR:CD1	3:C:325:ARG:HB3	2.50	0.47
3:C:298:ASP:HA	3:C:301:GLN:HE22	1.78	0.47
3:C:332:VAL:HG21	3:C:342:ASP:HB3	1.96	0.47
4:D:257:LYS:HG2	4:D:261:ASP:HA	1.97	0.47
4:D:481:ARG:HD2	5:M:445:GLN:NE2	2.29	0.47
5:E:204:VAL:HG12	5:E:413:ILE:HD11	1.96	0.47
5:E:399:LYS:O	5:E:403:HIS:NE2	2.47	0.47

Continued on next page...

Continued from previous page...

Atom-1	Atom-2	Interatomic distance (Å)	Clash overlap (Å)
5:E:501:MET:SD	5:E:506:VAL:HB	2.55	0.47
6:F:416:VAL:HG21	6:F:466:ILE:CG2	2.45	0.47
6:F:428:SER:HB2	6:F:430:LYS:HB2	1.97	0.47
7:G:418:LYS:HD3	7:G:465:ARG:HH21	1.79	0.47
7:G:520:ILE:HG23	8:H:76:LEU:HD21	1.95	0.47
8:H:278:ALA:HA	8:H:281:LYS:HE3	1.96	0.47
8:H:279:GLN:NE2	8:H:339:PRO:HD3	2.29	0.47
1:I:325:ALA:HB2	1:I:346:GLY:N	2.29	0.47
2:J:145:ALA:HA	2:J:407:VAL:HB	1.95	0.47
2:J:297:TYR:O	2:J:301:GLU:HG3	2.14	0.47
2:J:330:GLU:H	2:J:342:LYS:HB3	1.79	0.47
3:K:252:SER:HG	3:K:274:TYR:HH	1.43	0.47
4:L:44:VAL:O	4:L:48:ILE:HG13	2.14	0.47
4:L:128:ILE:HG21	4:L:450:CYS:SG	2.55	0.47
4:L:227:LEU:HD22	4:L:339:THR:HB	1.97	0.47
4:L:282:TYR:O	4:L:286:LEU:HG	2.15	0.47
6:N:130:ALA:HA	6:N:133:PHE:HB3	1.96	0.47
6:N:264:ARG:HA	6:N:267:ILE:HB	1.96	0.47
7:O:111:TYR:O	7:O:116:LEU:N	2.47	0.47
7:O:353:ILE:HB	7:O:358:TYR:HE2	1.80	0.47
7:O:403:ASP:OD1	7:O:404:SER:N	2.47	0.47
8:P:291:VAL:HG13	8:P:312:LEU:HD23	1.95	0.47
8:P:453:ALA:HB1	8:P:458:VAL:HG23	1.96	0.47
11:3:101:MET:SD	12:4:71:ILE:HD11	2.55	0.47
11:3:105:PHE:HE2	13:5:76:LEU:HA	1.78	0.47
11:3:165:LEU:HD12	11:3:168:GLN:HB2	1.96	0.47
12:4:95:GLN:NE2	12:4:99:ASP:OD1	2.47	0.47
13:5:93:GLU:CG	14:6:54:ASN:HB3	2.45	0.47
1:A:34:SER:HA	1:A:455:ASN:OD1	2.15	0.47
1:A:46:VAL:HA	1:A:52:VAL:HA	1.96	0.47
1:A:105:ASP:O	1:A:109:LYS:HG3	2.15	0.47
1:A:186:GLY:HA3	1:A:370:ARG:NE	2.27	0.47
1:A:247:LYS:HA	1:A:264:ARG:HB3	1.96	0.47
1:A:505:GLU:HG2	1:A:510:LYS:CG	2.39	0.47
1:A:531:ILE:HG12	4:D:61:ILE:HD12	1.96	0.47
3:C:46:MET:HG2	6:F:517:LEU:HD22	1.97	0.47
3:C:98:VAL:HG12	3:C:505:THR:HG23	1.97	0.47
3:C:213:CYS:H	3:C:375:LEU:HB3	1.80	0.47
3:C:465:SER:O	3:C:469:LYS:HG2	2.14	0.47
4:D:228:VAL:N	4:D:387:THR:HG21	2.25	0.47
4:D:340:ILE:HG23	4:D:385:THR:HG21	1.96	0.47

Continued on next page...

Continued from previous page...

Atom-1	Atom-2	Interatomic distance (Å)	Clash overlap (Å)
5:E:102:ILE:HA	5:E:411:ASN:OD1	2.14	0.47
5:E:156:LEU:HA	5:E:160:LYS:HD3	1.96	0.47
5:E:234:PHE:HD1	5:E:315:LEU:HD13	1.79	0.47
5:E:480:ARG:NH2	5:E:490:GLY:O	2.47	0.47
6:F:317:LYS:NZ	6:F:319:ARG:HH21	2.12	0.47
6:F:434:GLN:O	6:F:438:GLN:N	2.28	0.47
7:G:421:ARG:HA	7:G:424:SER:OG	2.14	0.47
8:H:100:GLY:O	8:H:104:VAL:N	2.47	0.47
8:H:129:ILE:HG23	8:H:516:VAL:HG22	1.97	0.47
8:H:139:ALA:HA	8:H:142:ILE:HG22	1.96	0.47
8:H:186:ALA:HA	8:H:217:VAL:HG11	1.97	0.47
1:I:46:VAL:HA	1:I:52:VAL:HA	1.96	0.47
1:I:100:LEU:HA	1:I:103:ASN:HB2	1.96	0.47
2:J:124:GLN:HB2	5:M:465:ASN:O	2.14	0.47
2:J:166:THR:O	2:J:170:LYS:NZ	2.48	0.47
3:K:146:ILE:HD12	3:K:402:LEU:HD12	1.96	0.47
4:L:323:MET:SD	4:L:374:LEU:HD13	2.55	0.47
5:M:157:VAL:HA	5:M:199:MET:SD	2.55	0.47
5:M:163:GLU:HB3	5:M:164:PRO:HD3	1.96	0.47
6:N:198:HIS:ND1	6:N:377:LYS:HG2	2.30	0.47
6:N:275:ILE:HA	6:N:310:ILE:HD11	1.95	0.47
6:N:277:LEU:HD12	6:N:280:LYS:HB2	1.97	0.47
8:P:430:CYS:SG	8:P:438:ILE:HD13	2.54	0.47
10:2:39:GLY:O	10:2:43:LYS:N	2.39	0.47
13:5:87:GLY:H	14:6:39:GLU:HB3	1.79	0.47
1:A:45:LEU:O	1:A:52:VAL:HA	2.15	0.47
1:A:205:GLN:HA	1:A:378:ARG:O	2.14	0.47
1:A:286:ILE:HG13	1:A:300:PHE:CE1	2.50	0.47
1:A:434:GLU:OE1	1:A:434:GLU:N	2.47	0.47
1:A:448:ILE:HB	1:A:449:PRO:HD3	1.96	0.47
2:B:58:ASP:CG	2:B:59:ALA:H	2.18	0.47
2:B:141:LEU:HG	2:B:497:PHE:HE1	1.80	0.47
2:B:147:ASP:O	2:B:154:LYS:NZ	2.40	0.47
2:B:203:LYS:HA	2:B:375:LEU:HB2	1.97	0.47
2:B:248:LYS:HB3	2:B:334:THR:HG22	1.97	0.47
2:B:323:LEU:HD12	2:B:327:THR:OG1	2.15	0.47
2:B:392:ASP:O	2:B:396:VAL:HG23	2.15	0.47
2:B:415:MET:SD	2:B:444:ARG:HG2	2.55	0.47
2:B:441:LYS:O	2:B:445:MET:HG3	2.13	0.47
3:C:172:ALA:CB	3:C:387:VAL:HG13	2.42	0.47
3:C:227:PRO:HG3	3:C:231:ARG:HH12	1.79	0.47

Continued on next page...

Continued from previous page...

Atom-1	Atom-2	Interatomic distance (Å)	Clash overlap (Å)
3:C:313:ARG:HH11	3:C:314:ARG:HD2	1.80	0.47
4:D:76:THR:O	4:D:80:GLN:HG2	2.14	0.47
4:D:137:PHE:O	4:D:140:ALA:N	2.48	0.47
4:D:145:ILE:HG22	4:D:519:LEU:HD22	1.96	0.47
4:D:183:LEU:HD22	4:D:404:SER:HB2	1.97	0.47
4:D:343:LYS:HB2	4:D:355:MET:HB3	1.97	0.47
4:D:359:ALA:HB1	4:D:376:ILE:HG23	1.96	0.47
4:D:471:LEU:HD13	4:D:476:THR:HG21	1.95	0.47
5:E:365:GLY:H	5:E:388:ARG:CZ	2.27	0.47
6:F:150:ASP:HB2	6:F:495:TRP:CZ3	2.50	0.47
6:F:325:THR:O	6:F:330:GLY:N	2.48	0.47
6:F:351:TYR:O	6:F:362:PHE:N	2.24	0.47
6:F:497:ASN:HB2	6:F:500:VAL:HG23	1.96	0.47
7:G:448:GLN:O	7:G:448:GLN:NE2	2.48	0.47
8:H:127:GLU:HA	8:H:434:GLU:OE2	2.15	0.47
8:H:234:VAL:HG23	8:H:237:ALA:HA	1.97	0.47
8:H:431:PRO:HA	8:H:435:GLN:OE1	2.14	0.47
1:I:78:LEU:HD23	1:I:516:PHE:O	2.14	0.47
1:I:85:GLU:HB3	1:I:512:LYS:HZ1	1.80	0.47
1:I:163:ILE:N	1:I:206:MET:SD	2.86	0.47
1:I:469:ALA:O	1:I:472:ASN:ND2	2.48	0.47
2:J:91:GLN:HG2	2:J:102:VAL:CG2	2.44	0.47
3:K:71:GLN:NE2	3:K:72:VAL:O	2.45	0.47
3:K:175:ILE:HA	3:K:214:VAL:HG13	1.96	0.47
3:K:213:CYS:HB2	3:K:375:LEU:HD23	1.96	0.47
3:K:422:LEU:CD1	3:K:441:ALA:HA	2.45	0.47
4:L:85:HIS:CG	4:L:86:PRO:HD2	2.50	0.47
4:L:147:ILE:HB	4:L:432:LEU:HD13	1.97	0.47
4:L:208:ILE:HG21	4:L:409:LEU:HD13	1.96	0.47
5:M:25:LYS:HE3	7:O:51:ASP:OD1	2.15	0.47
5:M:246:ALA:HA	5:M:356:ALA:H	1.80	0.47
5:M:263:LYS:NZ	7:O:266:ILE:HD12	2.30	0.47
5:M:291:GLN:HA	5:M:294:GLU:HB2	1.96	0.47
5:M:484:GLU:OE2	5:M:489:LEU:HB2	2.15	0.47
6:N:149:ILE:HD13	6:N:173:VAL:HG21	1.95	0.47
6:N:150:ASP:HA	6:N:153:ARG:HH12	1.80	0.47
7:O:27:SER:O	7:O:31:VAL:HG23	2.15	0.47
7:O:67:LYS:HG2	7:O:80:VAL:HG13	1.96	0.47
7:O:99:LEU:O	7:O:103:GLU:HG2	2.14	0.47
7:O:108:VAL:HA	7:O:111:TYR:CD2	2.50	0.47
7:O:133:VAL:HA	7:O:136:ILE:HD12	1.97	0.47

Continued on next page...

Continued from previous page...

Atom-1	Atom-2	Interatomic distance (Å)	Clash overlap (Å)
7:O:464:LEU:O	7:O:468:HIS:N	2.44	0.47
1:A:243:LYS:NZ	1:A:295:MET:HB2	2.29	0.47
2:B:219:LEU:HD13	2:B:361:HIS:CD2	2.50	0.47
2:B:497:PHE:O	2:B:501:ARG:HG2	2.15	0.47
3:C:142:ILE:HG23	3:C:407:LEU:HD12	1.97	0.47
3:C:249:LYS:O	3:C:267:ILE:HG23	2.15	0.47
4:D:266:VAL:HG21	14:6:90:TYR:HA	1.96	0.47
4:D:441:ARG:HH21	5:M:431:LEU:HA	1.79	0.47
5:E:147:HIS:CE1	5:E:428:SER:HB3	2.40	0.47
5:E:258:PRO:HD2	7:G:263:TYR:HB2	1.96	0.47
5:E:534:ARG:HH12	7:G:69:LEU:HB2	1.79	0.47
6:F:14:ALA:H	6:F:521:ILE:HG13	1.80	0.47
6:F:470:HIS:CE1	6:F:476:LEU:HA	2.49	0.47
7:G:301:GLN:O	7:G:304:ALA:N	2.47	0.47
8:H:240:ALA:HB1	8:H:242:TYR:CZ	2.50	0.47
1:I:184:ILE:O	1:I:185:ARG:HB2	2.15	0.47
1:I:214:TYR:CG	1:I:372:SER:HB3	2.50	0.47
1:I:257:PRO:HD3	3:K:248:LYS:HD3	1.97	0.47
1:I:274:ARG:O	1:I:278:ILE:HG13	2.14	0.47
1:I:413:GLY:O	1:I:416:GLU:HB2	2.13	0.47
1:I:427:ALA:O	1:I:430:MET:HB2	2.15	0.47
2:J:245:ASP:O	2:J:246:THR:HG22	2.15	0.47
2:J:353:MET:SD	2:J:358:LYS:HG2	2.54	0.47
3:K:193:ILE:HG23	3:K:403:LEU:HB2	1.97	0.47
4:L:196:ASP:HB2	4:L:200:ALA:CB	2.45	0.47
4:L:394:ASN:H	4:L:397:VAL:HB	1.80	0.47
6:N:141:ARG:N	6:N:405:GLY:O	2.48	0.47
7:O:59:SER:HB3	7:O:65:ILE:HG23	1.97	0.47
7:O:405:VAL:HG22	7:O:495:PRO:HG3	1.97	0.47
7:O:419:TYR:O	7:O:422:ASP:HB2	2.15	0.47
8:P:206:LYS:HB3	8:P:385:MET:SD	2.54	0.47
12:4:50:LEU:O	12:4:87:LEU:HD13	2.14	0.47
1:A:150:ASN:HA	1:A:153:LYS:HB3	1.96	0.47
2:B:141:LEU:HD12	2:B:407:VAL:HG11	1.97	0.47
3:C:109:ALA:HB1	3:C:113:LEU:HD12	1.97	0.47
3:C:211:ASP:HB3	3:C:377:ARG:HH21	1.78	0.47
5:E:349:THR:O	5:E:353:LEU:HG	2.15	0.47
7:G:17:GLN:HG2	7:G:518:GLU:HG2	1.97	0.47
7:G:153:LYS:NZ	7:G:157:LYS:HE2	2.29	0.47
7:G:205:LEU:HD23	7:G:376:GLY:HA3	1.96	0.47
7:G:237:ILE:N	7:G:343:GLY:O	2.47	0.47

Continued on next page...

Continued from previous page...

Atom-1	Atom-2	Interatomic distance (Å)	Clash overlap (Å)
7:G:249:GLU:H	7:G:274:LEU:CD2	2.28	0.47
7:G:275:TYR:CE2	7:G:279:GLU:HG3	2.50	0.47
8:H:53:ASN:HB3	8:H:65:VAL:CG2	2.45	0.47
1:I:534:HIS:OXT	4:L:65:LYS:HG2	2.15	0.47
2:J:447:PRO:HB3	2:J:478:LEU:HD21	1.97	0.47
3:K:491:LYS:HG3	3:K:496:TRP:CZ2	2.50	0.47
5:M:51:SER:C	5:M:56:GLY:HA3	2.35	0.47
5:M:98:GLN:O	5:M:102:ILE:N	2.46	0.47
5:M:196:VAL:HG11	5:M:209:ILE:N	2.30	0.47
6:N:325:THR:HG22	6:N:331:VAL:HA	1.97	0.47
8:P:103:PHE:HD2	8:P:507:ALA:HB1	1.79	0.47
8:P:165:ARG:HE	8:P:177:VAL:HB	1.79	0.47
8:P:462:GLU:HG3	8:P:466:LYS:HZ2	1.79	0.47
13:5:111:THR:HA	13:5:114:MET:HE2	1.97	0.47
2:B:27:THR:HA	2:B:30:ILE:HG12	1.96	0.47
2:B:232:ILE:HG22	2:B:235:ALA:HA	1.97	0.47
3:C:88:ASP:HA	3:C:92:GLY:HA2	1.97	0.47
3:C:125:ALA:HB1	3:C:437:TYR:CE1	2.50	0.47
3:C:168:TRP:CH2	3:C:208:ILE:HD11	2.50	0.47
3:C:293:GLU:HB3	3:C:320:ASN:OD1	2.15	0.47
4:D:92:VAL:O	4:D:96:LYS:N	2.42	0.47
5:E:55:ASN:HD22	5:E:462:LEU:HD21	1.78	0.47
5:E:58:ASP:HB3	5:E:70:VAL:HG13	1.97	0.47
5:E:163:GLU:HA	5:E:166:ILE:HB	1.97	0.47
6:F:36:THR:HB	6:F:42:GLY:HA2	1.97	0.47
6:F:162:ALA:HA	6:F:165:ALA:HB3	1.97	0.47
6:F:232:THR:O	6:F:332:ALA:HA	2.15	0.47
6:F:251:LYS:HE3	13:5:13:PRO:O	2.15	0.47
7:G:103:GLU:O	7:G:107:GLN:HG2	2.14	0.47
7:G:124:ALA:HB2	7:G:431:GLN:HG2	1.96	0.47
7:G:214:VAL:O	7:G:361:PHE:HB2	2.15	0.47
8:H:96:GLU:OE2	8:H:510:LEU:HD11	2.15	0.47
1:I:294:ASP:OD1	3:K:317:LYS:HE2	2.15	0.47
2:J:152:GLU:O	2:J:156:ARG:HG2	2.15	0.47
2:J:159:LEU:HB3	2:J:184:VAL:HG22	1.95	0.47
3:K:37:ILE:HA	3:K:40:CYS:HB2	1.97	0.47
3:K:352:ILE:HA	3:K:361:THR:HA	1.96	0.47
3:K:360:PHE:HB3	3:K:362:PHE:CE1	2.50	0.47
4:L:29:LYS:HB2	4:L:30:PRO:HD3	1.96	0.47
4:L:427:ALA:N	4:L:428:PRO:HD2	2.30	0.47
6:N:392:ARG:HH11	6:N:396:ARG:HH12	1.61	0.47

Continued on next page...

Continued from previous page...

Atom-1	Atom-2	Interatomic distance (Å)	Clash overlap (Å)
7:O:133:VAL:HG12	7:O:500:ILE:HA	1.97	0.47
8:P:297:VAL:HG21	8:P:314:ARG:HG2	1.96	0.47
10:2:117:GLU:HG2	10:2:121:LYS:HE3	1.97	0.47
1:A:34:SER:OG	1:A:43:LYS:HE3	2.15	0.46
1:A:164:ASN:O	1:A:168:PHE:N	2.48	0.46
1:A:174:ASP:HA	1:A:177:LEU:HD12	1.97	0.46
1:A:230:VAL:HG22	1:A:231:ASN:ND2	2.30	0.46
1:A:276:GLN:HA	1:A:279:LEU:HB3	1.96	0.46
1:A:367:THR:HB	1:A:370:ARG:HB3	1.97	0.46
1:A:431:GLY:N	1:A:435:GLN:HB2	2.31	0.46
1:A:471:HIS:HB3	1:A:485:TRP:CH2	2.50	0.46
2:B:21:ALA:HB2	2:B:518:ASP:HB2	1.97	0.46
3:C:218:VAL:HA	3:C:373:THR:HG21	1.96	0.46
4:D:280:ARG:HB3	14:6:78:LYS:CD	2.45	0.46
4:D:329:GLU:HB2	4:D:332:ASP:CB	2.45	0.46
4:D:418:LYS:NZ	4:D:516:VAL:HG21	2.30	0.46
5:E:478:ARG:HH21	4:L:441:ARG:HB3	1.80	0.46
6:F:224:ARG:NH2	6:F:349:LEU:HD11	2.25	0.46
6:F:302:LEU:HD23	6:F:312:ALA:HB3	1.96	0.46
6:F:305:LEU:HD23	6:F:312:ALA:HB2	1.97	0.46
1:I:515:LYS:O	1:I:519:GLU:HG3	2.15	0.46
2:J:78:ASN:OD1	2:J:79:PRO:HD2	2.15	0.46
3:K:452:ILE:HG13	3:K:459:THR:OG1	2.15	0.46
5:M:223:LYS:HG2	5:M:388:ARG:HH22	1.79	0.46
5:M:500:ASP:OD2	5:M:503:GLN:HB2	2.15	0.46
5:M:517:ILE:O	5:M:521:THR:HG22	2.16	0.46
6:N:115:HIS:HB2	6:N:118:ILE:HG12	1.96	0.46
6:N:416:VAL:HB	6:N:467:GLN:HG2	1.96	0.46
7:O:122:ILE:HA	7:O:125:PHE:CD2	2.49	0.46
7:O:135:LYS:HA	7:O:138:GLU:HB2	1.96	0.46
7:O:149:VAL:O	7:O:151:GLN:HG3	2.14	0.46
7:O:241:ASN:HA	7:O:292:LYS:HB3	1.96	0.46
7:O:250:LYS:HZ1	7:O:266:ILE:HA	1.80	0.46
7:O:423:TYR:O	7:O:428:PRO:HD3	2.15	0.46
8:P:143:LEU:HD11	8:P:508:ILE:HD12	1.96	0.46
11:3:66:ASN:HB3	11:3:162:LEU:HD13	1.97	0.46
11:3:93:LYS:HD2	11:3:100:SER:H	1.80	0.46
11:3:166:ARG:HA	11:3:169:PHE:HD2	1.80	0.46
13:5:57:ASN:O	13:5:76:LEU:HD23	2.15	0.46
1:A:77:GLU:O	1:A:81:LEU:N	2.29	0.46
1:A:471:HIS:HB2	7:O:425:ARG:NH2	2.30	0.46

Continued on next page...

Continued from previous page...

Atom-1	Atom-2	Interatomic distance (Å)	Clash overlap (Å)
2:B:155:PHE:CE2	2:B:159:LEU:HD11	2.50	0.46
2:B:502:GLN:O	2:B:505:LEU:HB3	2.15	0.46
3:C:169:SER:HA	3:C:172:ALA:HB3	1.97	0.46
3:C:266:ARG:O	3:C:269:GLN:HB2	2.15	0.46
3:C:283:ILE:HA	3:C:309:ILE:HD11	1.97	0.46
3:C:462:LEU:O	3:C:466:LEU:N	2.41	0.46
4:D:266:VAL:HG22	14:6:93:GLN:OE1	2.15	0.46
5:E:208:LEU:O	5:E:382:ALA:HA	2.15	0.46
5:E:502:LYS:HG3	5:E:503:GLN:H	1.77	0.46
6:F:498:TYR:CZ	6:F:502:LYS:HD2	2.51	0.46
7:G:142:THR:HA	7:G:404:SER:HA	1.95	0.46
7:G:353:ILE:O	7:G:356:GLU:HG2	2.15	0.46
8:H:163:LEU:O	8:H:166:THR:N	2.41	0.46
8:H:198:ASN:O	8:H:202:ILE:HG12	2.15	0.46
8:H:220:GLY:N	8:H:372:ILE:O	2.48	0.46
8:H:409:VAL:CG2	8:H:504:LYS:HG3	2.44	0.46
2:J:163:ALA:O	2:J:167:LEU:N	2.33	0.46
2:J:215:ASP:N	2:J:372:THR:O	2.34	0.46
2:J:415:MET:CE	2:J:466:ARG:HB3	2.44	0.46
3:K:63:GLY:O	3:K:67:LEU:N	2.38	0.46
3:K:155:ILE:HG13	3:K:397:VAL:HG11	1.98	0.46
3:K:230:ARG:HD3	3:K:288:ASP:HB2	1.97	0.46
4:L:227:LEU:HB2	4:L:339:THR:HG21	1.95	0.46
6:N:216:ALA:HB3	6:N:312:ALA:O	2.15	0.46
8:P:57:ILE:HG12	8:P:63:LEU:HD23	1.96	0.46
8:P:74:ARG:HH21	8:P:91:HIS:CG	2.33	0.46
8:P:191:PHE:HB2	8:P:194:SER:OG	2.15	0.46
10:2:68:ARG:NE	11:3:134:GLU:O	2.42	0.46
11:3:104:ARG:NH2	14:6:57:PHE:CZ	2.84	0.46
12:4:27:ALA:O	12:4:31:SER:N	2.36	0.46
12:4:88:GLU:HB3	12:4:92:LYS:NZ	2.30	0.46
13:5:58:GLU:OE2	13:5:78:ASP:HA	2.15	0.46
1:A:47:ASP:OD2	1:A:53:THR:OG1	2.27	0.46
1:A:202:GLY:HA3	1:A:357:CYS:O	2.16	0.46
1:A:281:THR:HB	1:A:340:PHE:HB2	1.97	0.46
1:A:353:GLN:HG3	1:A:362:ILE:HD13	1.96	0.46
1:A:410:PRO:HA	1:A:504:PHE:CD1	2.51	0.46
2:B:16:ALA:N	5:E:82:ASP:HB2	2.31	0.46
2:B:482:GLU:HB3	2:B:484:THR:HG22	1.97	0.46
3:C:134:ILE:HA	3:C:137:LEU:HD12	1.97	0.46
3:C:156:ILE:HG22	3:C:173:CYS:SG	2.56	0.46

Continued on next page...

Continued from previous page...

Atom-1	Atom-2	Interatomic distance (Å)	Clash overlap (Å)
3:C:198:TYR:CZ	3:C:371:ALA:HB1	2.50	0.46
3:C:239:VAL:HG21	3:C:282:ILE:HG23	1.98	0.46
4:D:98:GLN:HA	4:D:101:GLU:HB2	1.97	0.46
5:E:229:ILE:HD11	5:E:386:PHE:CD1	2.50	0.46
5:E:311:ASN:OD1	5:E:323:ARG:HG3	2.15	0.46
5:E:423:GLY:HA2	5:E:459:PRO:HB3	1.97	0.46
6:F:37:ASN:OD1	6:F:58:LYS:HG3	2.15	0.46
6:F:56:LEU:HG	6:F:386:GLN:OE1	2.16	0.46
8:H:283:ILE:HG12	8:H:339:PRO:HG2	1.98	0.46
1:I:119:SER:HA	1:I:122:ARG:CB	2.44	0.46
1:I:192:VAL:CB	1:I:396:LEU:HB3	2.45	0.46
1:I:198:LEU:HB2	1:I:376:ILE:HG12	1.98	0.46
1:I:200:ALA:HB1	1:I:357:CYS:SG	2.55	0.46
2:J:134:THR:HA	2:J:439:TYR:CZ	2.51	0.46
2:J:445:MET:O	2:J:448:THR:OG1	2.21	0.46
2:J:519:ASN:HB2	5:M:59:LYS:HG2	1.96	0.46
3:K:108:VAL:HA	3:K:111:HIS:HE1	1.80	0.46
3:K:199:ALA:HA	3:K:372:CYS:HB3	1.97	0.46
4:L:78:LEU:HD11	4:L:107:THR:HA	1.97	0.46
4:L:232:LYS:HA	4:L:372:LYS:O	2.15	0.46
5:M:141:ALA:HA	5:M:451:PHE:CZ	2.50	0.46
5:M:330:ILE:HG23	7:O:301:GLN:HE22	1.79	0.46
5:M:525:ARG:HH12	5:M:529:LYS:HB2	1.80	0.46
5:M:525:ARG:NH1	5:M:529:LYS:HB2	2.31	0.46
6:N:33:VAL:HG12	6:N:45:LYS:HZ1	1.80	0.46
6:N:118:ILE:HB	6:N:432:ARG:CB	2.45	0.46
6:N:193:ILE:HG21	6:N:388:LYS:HG3	1.96	0.46
7:O:250:LYS:NZ	7:O:266:ILE:HA	2.30	0.46
7:O:288:VAL:HG23	7:O:309:PHE:HD2	1.80	0.46
8:P:281:LYS:O	8:P:284:ALA:N	2.48	0.46
11:3:163:ASP:O	11:3:166:ARG:HB3	2.16	0.46
12:4:37:LYS:O	12:4:40:ILE:HB	2.15	0.46
3:C:22:VAL:O	3:C:26:ASN:N	2.28	0.46
3:C:456:GLY:HA2	6:F:115:HIS:ND1	2.31	0.46
3:C:461:ARG:HH21	6:N:456:GLY:HA3	1.80	0.46
4:D:147:ILE:H	4:D:147:ILE:HD12	1.80	0.46
4:D:343:LYS:N	4:D:355:MET:O	2.41	0.46
5:E:513:LYS:O	5:E:517:ILE:HG13	2.16	0.46
6:F:35:ARG:HB2	6:F:454:ASN:HD21	1.79	0.46
6:F:134:LEU:HA	6:F:137:VAL:HG12	1.97	0.46
6:F:278:LYS:NZ	6:F:308:GLU:O	2.49	0.46

Continued on next page...

Continued from previous page...

Atom-1	Atom-2	Interatomic distance (Å)	Clash overlap (Å)
1:I:33:LYS:O	1:I:455:ASN:ND2	2.42	0.46
1:I:458:GLN:HG3	1:I:493:GLY:C	2.36	0.46
2:J:45:PRO:O	2:J:450:ILE:HD11	2.16	0.46
2:J:46:LYS:NZ	4:L:131:THR:HG22	2.31	0.46
2:J:74:ILE:HD13	4:L:538:THR:HA	1.97	0.46
2:J:164:GLY:O	2:J:168:SER:HB3	2.16	0.46
3:K:140:ILE:HB	3:K:476:GLU:OE2	2.14	0.46
3:K:463:LEU:O	3:K:466:LEU:HB2	2.16	0.46
3:K:477:THR:O	3:K:490:MET:N	2.30	0.46
3:K:500:ALA:O	3:K:504:GLN:HG2	2.15	0.46
4:L:144:GLY:HA2	4:L:432:LEU:HD11	1.97	0.46
4:L:414:CYS:HA	4:L:513:LEU:HD23	1.96	0.46
5:M:27:ARG:HH11	5:M:533:ILE:N	2.13	0.46
5:M:102:ILE:HG23	5:M:411:ASN:ND2	2.30	0.46
5:M:360:GLN:O	5:M:373:VAL:HG12	2.16	0.46
5:M:427:ILE:HD11	5:M:474:MET:HB3	1.96	0.46
6:N:37:ASN:HA	6:N:58:LYS:HG3	1.96	0.46
6:N:294:GLN:HE22	6:N:321:MET:HB2	1.81	0.46
6:N:408:VAL:HG12	6:N:498:TYR:HA	1.97	0.46
6:N:408:VAL:HG21	6:N:501:LYS:HG3	1.97	0.46
6:N:470:HIS:HD1	6:N:476:LEU:HA	1.81	0.46
7:O:418:LYS:HE2	7:O:468:HIS:O	2.16	0.46
8:P:223:PHE:CD2	8:P:313:VAL:HG11	2.51	0.46
8:P:246:PHE:N	8:P:296:LYS:O	2.48	0.46
8:P:291:VAL:HG12	8:P:310:ILE:HG12	1.98	0.46
11:3:107:LEU:CD2	13:5:53:LEU:HD22	2.44	0.46
12:4:43:LYS:C	12:4:98:ILE:HD11	2.35	0.46
14:6:33:LEU:HD23	14:6:36:GLN:OE1	2.16	0.46
1:A:208:SER:CA	1:A:378:ARG:H	2.26	0.46
2:B:289:CYS:HA	2:B:310:MET:HB3	1.96	0.46
3:C:247:TYR:HB2	3:C:299:LEU:HD23	1.98	0.46
3:C:451:LEU:O	3:C:455:CYS:N	2.48	0.46
4:D:206:ARG:HD2	4:D:338:LYS:NZ	2.30	0.46
4:D:235:ASN:HB2	4:D:318:ASN:HB2	1.96	0.46
4:D:301:GLN:HE22	4:D:309:LEU:HD11	1.80	0.46
5:E:305:GLY:HA2	5:E:323:ARG:HB3	1.97	0.46
5:E:312:HIS:HA	5:E:315:LEU:CG	2.45	0.46
5:E:386:PHE:CE2	5:E:388:ARG:HG3	2.51	0.46
6:F:31:GLN:HG2	6:F:96:VAL:HG12	1.97	0.46
7:G:141:VAL:O	7:G:405:VAL:HG22	2.14	0.46
7:G:163:LEU:HD13	7:G:175:PHE:HB2	1.98	0.46

Continued on next page...

Continued from previous page...

Atom-1	Atom-2	Interatomic distance (Å)	Clash overlap (Å)
7:G:222:TYR:HB3	7:G:300:THR:HG21	1.96	0.46
1:I:135:ASN:HB2	1:I:409:VAL:HA	1.97	0.46
2:J:124:GLN:OE1	5:M:55:ASN:ND2	2.48	0.46
3:K:370:LYS:HG3	3:K:372:CYS:H	1.81	0.46
4:L:83:VAL:HB	4:L:88:ALA:HB1	1.97	0.46
5:M:119:GLU:HB3	5:M:450:ALA:HB1	1.97	0.46
5:M:433:VAL:HB	5:M:452:ALA:HB2	1.97	0.46
6:N:234:ASN:HA	6:N:294:GLN:HB2	1.98	0.46
6:N:237:LEU:HD21	6:N:305:LEU:HD11	1.97	0.46
6:N:237:LEU:HD13	6:N:301:SER:CB	2.45	0.46
7:O:144:LYS:HE3	7:O:400:ILE:HA	1.98	0.46
7:O:210:LEU:HD11	7:O:370:CYS:HB3	1.96	0.46
8:P:222:VAL:HG23	8:P:374:THR:OG1	2.16	0.46
10:2:61:LEU:HG	10:2:66:GLU:OE2	2.16	0.46
11:3:93:LYS:HD3	11:3:96:GLU:CD	2.36	0.46
12:4:107:SER:O	12:4:111:VAL:HG23	2.16	0.46
1:A:274:ARG:HB2	1:A:337:GLU:HB3	1.97	0.46
1:A:285:VAL:HG22	1:A:306:MET:HB3	1.97	0.46
1:A:295:MET:HB3	1:A:299:TYR:CZ	2.50	0.46
1:A:474:ALA:HA	1:A:485:TRP:HZ3	1.80	0.46
2:B:115:SER:HA	2:B:118:ALA:HB3	1.96	0.46
2:B:130:TRP:NE1	2:B:435:ALA:O	2.47	0.46
2:B:190:LEU:HD13	2:B:195:ASN:H	1.80	0.46
2:B:219:LEU:HD13	2:B:361:HIS:CG	2.50	0.46
3:C:203:LYS:HZ3	3:C:384:LEU:HD22	1.81	0.46
3:C:454:ASN:O	6:F:117:ARG:NE	2.49	0.46
4:D:123:LEU:HD11	4:D:450:CYS:HA	1.98	0.46
4:D:287:VAL:CG2	4:D:313:ALA:HB1	2.46	0.46
5:E:247:LYS:HE3	5:E:354:GLY:O	2.16	0.46
5:E:359:VAL:HA	5:E:373:VAL:O	2.16	0.46
6:F:44:MET:HG3	6:F:58:LYS:HE3	1.98	0.46
6:F:352:GLU:HG2	6:F:361:THR:OG1	2.15	0.46
6:F:416:VAL:HA	6:F:445:LEU:HD21	1.97	0.46
6:F:502:LYS:HG2	6:F:506:HIS:CE1	2.50	0.46
7:G:201:GLN:HA	7:G:377:GLY:HA2	1.98	0.46
7:G:214:VAL:CG1	7:G:321:ARG:HB3	2.45	0.46
7:G:230:LYS:O	7:G:349:GLU:HA	2.15	0.46
7:G:424:SER:HB3	7:G:432:GLN:HG3	1.97	0.46
8:H:354:GLU:HA	8:H:358:THR:O	2.14	0.46
1:I:398:VAL:HG11	1:I:502:GLY:HA2	1.98	0.46
1:I:482:ASN:HD21	1:I:485:TRP:HZ3	1.63	0.46

Continued on next page...

Continued from previous page...

Atom-1	Atom-2	Interatomic distance (Å)	Clash overlap (Å)
3:K:510:VAL:O	3:K:514:VAL:HG23	2.15	0.46
4:L:147:ILE:HG23	4:L:435:ARG:NH1	2.31	0.46
4:L:228:VAL:N	4:L:387:THR:HG21	2.23	0.46
5:M:205:ASP:OD1	5:M:207:GLU:HG2	2.15	0.46
6:N:125:ALA:O	6:N:129:LYS:HG2	2.16	0.46
8:P:165:ARG:O	8:P:169:MET:HB2	2.16	0.46
8:P:222:VAL:HG21	8:P:355:VAL:HG11	1.98	0.46
8:P:383:ASN:HA	8:P:386:ASP:HB2	1.98	0.46
11:3:175:ASN:O	11:3:179:VAL:N	2.29	0.46
13:5:43:TYR:HD1	13:5:103:PHE:CD1	2.34	0.46
1:A:118:ILE:HG13	1:A:122:ARG:HG3	1.98	0.46
1:A:234:ILE:O	1:A:346:GLY:N	2.43	0.46
1:A:357:CYS:SG	1:A:376:ILE:HG22	2.56	0.46
1:A:457:ALA:HB2	3:C:119:PRO:HD2	1.97	0.46
2:B:218:PHE:CE2	2:B:323:LEU:HB2	2.51	0.46
3:C:170:SER:O	3:C:173:CYS:HB2	2.16	0.46
3:C:233:ILE:HD12	3:C:288:ASP:HB3	1.97	0.46
3:C:422:LEU:O	3:C:425:LYS:HB3	2.16	0.46
4:D:273:ASP:O	4:D:277:ARG:HG3	2.16	0.46
4:D:459:GLU:HB3	4:D:481:ARG:HH21	1.81	0.46
5:E:85:HIS:HD2	5:E:87:ILE:HG12	1.80	0.46
5:E:232:LYS:HG3	5:E:322:VAL:HG22	1.98	0.46
5:E:268:VAL:HG11	5:E:274:TYR:HA	1.98	0.46
5:E:298:ASN:HB3	5:E:319:LEU:HB3	1.97	0.46
5:E:515:GLN:O	5:E:519:LEU:HG	2.16	0.46
5:E:530:ILE:HD12	5:E:532:ASP:H	1.80	0.46
6:F:466:ILE:HA	6:F:469:GLU:HB2	1.98	0.46
7:G:186:LEU:HD12	7:G:195:ILE:HD13	1.96	0.46
7:G:318:ASP:HA	7:G:321:ARG:HB2	1.98	0.46
1:I:142:GLU:N	1:I:402:VAL:HG11	2.31	0.46
1:I:243:LYS:O	1:I:268:SER:OG	2.34	0.46
1:I:413:GLY:HA3	1:I:449:PRO:HD3	1.97	0.46
2:J:458:SER:O	2:J:461:LEU:HB3	2.15	0.46
3:K:444:LEU:HD22	3:K:506:TYR:CE1	2.51	0.46
4:L:77:ILE:HA	4:L:80:GLN:HB3	1.97	0.46
4:L:138:GLN:O	4:L:142:GLU:N	2.32	0.46
4:L:432:LEU:HG	4:L:458:MET:HE3	1.96	0.46
6:N:172:VAL:HG13	6:N:395:LEU:HD23	1.97	0.46
6:N:228:ALA:O	6:N:346:HIS:ND1	2.41	0.46
6:N:399:LYS:HD2	6:N:402:ILE:CG2	2.46	0.46
7:O:199:LYS:HE3	7:O:386:GLU:OE1	2.16	0.46

Continued on next page...

Continued from previous page...

Atom-1	Atom-2	Interatomic distance (Å)	Clash overlap (Å)
7:O:428:PRO:HG3	7:O:432:GLN:OE1	2.16	0.46
8:P:146:LEU:HD11	8:P:418:GLU:OE1	2.15	0.46
8:P:223:PHE:O	8:P:360:VAL:HB	2.15	0.46
8:P:459:LYS:HD2	8:P:461:ASN:HB2	1.98	0.46
1:A:59:ALA:HB2	1:A:90:THR:HB	1.97	0.46
1:A:145:ARG:N	1:A:147:CYS:O	2.48	0.46
1:A:287:LEU:HA	1:A:308:VAL:O	2.16	0.46
1:A:297:LEU:CD1	1:A:307:ALA:HB3	2.45	0.46
1:A:527:ILE:HG22	4:D:58:ASP:O	2.16	0.46
2:B:116:LEU:HD22	2:B:121:ILE:HD12	1.97	0.46
5:E:134:ALA:O	5:E:138:GLU:HG2	2.15	0.46
6:F:196:MET:HB3	6:F:377:LYS:HG2	1.98	0.46
6:F:212:LEU:HB2	6:F:361:THR:HB	1.97	0.46
6:F:226:GLU:OE1	6:F:226:GLU:N	2.48	0.46
6:F:440:PHE:HZ	6:F:505:LEU:HD11	1.81	0.46
7:G:407:ALA:HB3	7:G:411:ALA:CB	2.46	0.46
8:H:158:ASP:HA	8:H:161:SER:OG	2.15	0.46
1:I:70:PRO:HG3	4:L:60:MET:HG3	1.98	0.46
2:J:49:ASP:O	4:L:531:LYS:HB3	2.15	0.46
2:J:102:VAL:HG13	2:J:507:ALA:HA	1.98	0.46
2:J:375:LEU:HB3	2:J:383:LEU:HD22	1.98	0.46
3:K:93:ASP:HB3	3:K:396:GLN:HE22	1.80	0.46
3:K:349:LEU:HD23	3:K:364:THR:OG1	2.15	0.46
4:L:108:SER:O	4:L:111:ILE:HG12	2.16	0.46
4:L:437:THR:HG23	4:L:452:ARG:HG3	1.97	0.46
7:O:156:GLU:O	7:O:160:MET:N	2.30	0.46
7:O:194:MET:O	7:O:370:CYS:N	2.46	0.46
7:O:348:PHE:HE1	7:O:359:ASN:HB3	1.81	0.46
8:P:218:LEU:HD22	8:P:355:VAL:HG22	1.96	0.46
8:P:416:GLU:OE1	8:P:416:GLU:N	2.41	0.46
11:3:55:GLU:OE1	11:3:173:GLU:HG3	2.16	0.46
12:4:70:GLN:HA	12:4:75:PHE:HD1	1.80	0.46
1:A:148:LEU:HD11	1:A:177:LEU:HD11	1.98	0.46
1:A:175:ALA:HA	1:A:179:ILE:CG2	2.46	0.46
1:A:237:LEU:O	1:A:289:THR:N	2.25	0.46
3:C:127:ARG:O	3:C:130:LEU:HB3	2.16	0.46
3:C:130:LEU:O	3:C:134:ILE:HD12	2.16	0.46
3:C:196:LYS:O	3:C:199:ALA:N	2.49	0.46
3:C:227:PRO:HB2	9:1:115:MET:O	2.16	0.46
4:D:459:GLU:O	4:D:463:SER:OG	2.31	0.46
4:D:510:GLN:NE2	4:D:515:SER:OG	2.49	0.46

Continued on next page...

Continued from previous page...

Atom-1	Atom-2	Interatomic distance (Å)	Clash overlap (Å)
5:E:131:ILE:HA	7:G:43:ARG:HB3	1.97	0.46
5:E:134:ALA:HA	5:E:137:TYR:CD2	2.51	0.46
5:E:148:LEU:CD1	5:E:419:VAL:HG21	2.46	0.46
5:E:200:GLU:HB2	5:E:203:ASP:HB2	1.97	0.46
5:E:239:MET:HB3	5:E:316:GLN:N	2.31	0.46
5:E:306:PHE:CE2	5:E:310:ALA:HB3	2.51	0.46
5:E:475:THR:O	5:E:478:ARG:HB3	2.16	0.46
6:F:200:SER:O	6:F:378:GLY:HA2	2.16	0.46
6:F:339:LEU:HB3	6:F:343:CYS:HB2	1.98	0.46
6:F:433:ALA:O	6:F:437:VAL:HG23	2.15	0.46
7:G:162:ALA:HA	7:G:165:SER:OG	2.16	0.46
8:H:49:PRO:HG2	8:H:479:GLY:HA2	1.98	0.46
8:H:125:VAL:HG13	8:H:126:SER:N	2.30	0.46
8:H:186:ALA:HA	8:H:217:VAL:CG1	2.46	0.46
1:I:11:ARG:HB2	4:L:59:LYS:NZ	2.30	0.46
1:I:225:MET:HB2	1:I:305:ALA:O	2.16	0.46
3:K:51:LEU:HD11	3:K:55:GLY:HA2	1.97	0.46
3:K:138:LYS:HG2	3:K:499:LEU:HD21	1.97	0.46
3:K:238:ILE:HB	3:K:291:ILE:HG23	1.97	0.46
4:L:49:ARG:HD3	4:L:111:ILE:HA	1.98	0.46
4:L:435:ARG:HB3	4:L:439:TYR:CE2	2.50	0.46
5:M:92:VAL:HG12	5:M:96:LYS:HE3	1.96	0.46
6:N:61:ASN:HD22	6:N:92:THR:HG21	1.81	0.46
6:N:221:MET:HG2	6:N:306:SER:HA	1.98	0.46
7:O:522:ASN:N	8:P:57:ILE:O	2.36	0.46
8:P:242:TYR:CD1	8:P:333:LEU:HB2	2.50	0.46
8:P:291:VAL:N	8:P:311:MET:O	2.49	0.46
8:P:302:LEU:HD22	8:P:314:ARG:NH1	2.31	0.46
8:P:410:PRO:CB	8:P:492:MET:HB2	2.46	0.46
11:3:173:GLU:HA	11:3:176:MET:HB3	1.98	0.46
12:4:37:LYS:HD2	12:4:40:ILE:HD12	1.97	0.46
1:A:185:ARG:NH1	1:A:320:ALA:O	2.33	0.46
1:A:529:ASP:OD1	4:D:59:LYS:HB3	2.15	0.46
2:B:136:ALA:HB2	2:B:424:LEU:HD22	1.97	0.46
3:C:203:LYS:HZ2	3:C:384:LEU:HB3	1.80	0.46
3:C:204:ILE:HG12	3:C:360:PHE:CE2	2.51	0.46
3:C:276:GLN:HA	3:C:303:TYR:CE2	2.52	0.46
4:D:48:ILE:HG22	4:D:111:ILE:HD11	1.98	0.46
4:D:80:GLN:HG3	4:D:81:MET:H	1.81	0.46
4:D:190:ALA:HA	4:D:193:LYS:HE2	1.97	0.46
4:D:316:PHE:O	4:D:320:MET:HG3	2.16	0.46

Continued on next page...

Continued from previous page...

Atom-1	Atom-2	Interatomic distance (Å)	Clash overlap (Å)
4:D:414:CYS:HB2	4:D:511:PRO:HG2	1.98	0.46
5:E:144:ALA:HB2	5:E:433:VAL:HG21	1.98	0.46
5:E:206:PHE:HE1	5:E:406:LEU:HB3	1.81	0.46
5:E:219:LEU:HD11	5:E:394:ILE:HB	1.97	0.46
5:E:302:CYS:SG	5:E:304:TRP:HB2	2.56	0.46
6:F:20:LEU:HD21	6:F:516:LEU:O	2.16	0.46
6:F:133:PHE:CE2	6:F:137:VAL:HB	2.51	0.46
6:F:224:ARG:HH12	6:F:349:LEU:HD11	1.80	0.46
6:F:319:ARG:O	6:F:323:ARG:HG2	2.16	0.46
7:G:122:ILE:HG12	7:G:126:ARG:HG3	1.98	0.46
7:G:163:LEU:HD21	7:G:389:LEU:HD23	1.98	0.46
8:H:330:ALA:HA	8:H:343:GLU:HB3	1.98	0.46
8:H:446:GLU:HG2	8:H:460:ALA:HB1	1.98	0.46
1:I:23:MET:O	1:I:27:SER:N	2.49	0.46
1:I:239:PHE:O	1:I:289:THR:HB	2.16	0.46
3:K:113:LEU:HD13	3:K:122:VAL:HG22	1.96	0.46
3:K:365:ASP:HB2	3:K:370:LYS:HD3	1.97	0.46
3:K:383:ILE:O	3:K:387:VAL:HG23	2.16	0.46
5:M:98:GLN:NE2	5:M:516:GLN:HG3	2.25	0.46
5:M:166:ILE:HG22	5:M:186:ALA:HB3	1.97	0.46
6:N:271:VAL:O	6:N:275:ILE:HG23	2.16	0.46
7:O:289:VAL:N	7:O:309:PHE:O	2.37	0.46
8:P:249:MET:SD	8:P:256:THR:HG22	2.56	0.46
8:P:365:HIS:CD2	8:P:368:GLU:HG2	2.50	0.46
8:P:410:PRO:HB3	8:P:493:LEU:N	2.30	0.46
10:2:66:GLU:HB3	10:2:83:VAL:HB	1.97	0.46
11:3:85:LEU:HD12	11:3:144:LEU:HG	1.98	0.46
13:5:50:LEU:HD21	13:5:96:ALA:O	2.16	0.46
1:A:464:VAL:HA	1:A:467:LEU:HB2	1.98	0.45
2:B:156:ARG:NH1	2:B:184:VAL:HG23	2.32	0.45
3:C:23:GLN:HE22	3:C:517:LEU:HA	1.81	0.45
5:E:138:GLU:OE2	5:E:525:ARG:HB2	2.16	0.45
5:E:163:GLU:HB3	5:E:164:PRO:HD3	1.98	0.45
5:E:259:LYS:HG3	5:E:264:HIS:ND1	2.32	0.45
7:G:232:TYR:CE2	7:G:287:LYS:HB3	2.51	0.45
7:G:492:VAL:O	7:G:493:TRP:HD1	2.00	0.45
8:H:33:ILE:HG22	8:H:113:GLU:HG2	1.98	0.45
8:H:43:THR:HA	8:H:46:ALA:HB3	1.97	0.45
8:H:353:SER:O	8:H:360:VAL:N	2.40	0.45
1:I:141:ASP:OD1	1:I:151:ALA:HB1	2.16	0.45
1:I:531:ILE:CG1	4:L:77:ILE:HG23	2.46	0.45

Continued on next page...

Continued from previous page...

Atom-1	Atom-2	Interatomic distance (Å)	Clash overlap (Å)
3:K:64:ASN:OD1	3:K:95:THR:HB	2.16	0.45
5:M:89:LYS:HB2	5:M:541:GLU:CG	2.45	0.45
5:M:185:MET:HA	5:M:188:ILE:HG12	1.97	0.45
6:N:212:LEU:HD22	6:N:313:LEU:HD13	1.97	0.45
6:N:231:LEU:HD11	6:N:333:LEU:HD22	1.98	0.45
6:N:407:VAL:HA	6:N:498:TYR:HB2	1.97	0.45
6:N:430:LYS:HD2	6:N:432:ARG:HG2	1.97	0.45
7:O:523:PRO:HB3	8:P:59:HIS:HA	1.97	0.45
8:P:33:ILE:HG13	8:P:34:GLN:N	2.31	0.45
8:P:39:LEU:HD23	8:P:105:LEU:O	2.16	0.45
8:P:70:ALA:HB1	8:P:91:HIS:ND1	2.31	0.45
8:P:111:LEU:HD11	8:P:132:TYR:CG	2.51	0.45
8:P:319:TRP:NE1	8:P:323:ARG:HD2	2.31	0.45
1:A:308:VAL:HG22	1:A:353:GLN:HE21	1.80	0.45
3:C:153:LEU:CD1	3:C:173:CYS:HB3	2.46	0.45
4:D:144:GLY:HA2	4:D:432:LEU:HD11	1.98	0.45
4:D:411:VAL:HA	4:D:414:CYS:SG	2.57	0.45
5:E:357:GLY:H	5:E:377:CYS:N	2.12	0.45
5:E:411:ASN:HB2	5:E:509:THR:HG21	1.99	0.45
7:G:46:ASP:OD1	7:G:47:LYS:N	2.49	0.45
7:G:425:ARG:HD3	1:I:472:ASN:HA	1.98	0.45
8:H:37:LYS:HB2	8:H:113:GLU:OE2	2.16	0.45
8:H:303:HIS:O	8:H:307:LYS:N	2.35	0.45
1:I:118:ILE:HG23	1:I:121:TYR:HD2	1.81	0.45
2:J:33:ILE:HG23	2:J:111:ARG:CZ	2.47	0.45
2:J:35:ILE:HD12	2:J:85:VAL:HG23	1.98	0.45
2:J:130:TRP:CD1	2:J:439:TYR:HB2	2.52	0.45
2:J:293:ARG:NH1	2:J:317:PHE:HA	2.30	0.45
3:K:153:LEU:HA	3:K:156:ILE:CG2	2.40	0.45
3:K:196:LYS:O	3:K:200:ARG:HG2	2.15	0.45
3:K:237:ARG:HB3	3:K:330:ARG:HG2	1.97	0.45
3:K:323:ILE:HG22	3:K:327:CYS:SG	2.55	0.45
4:L:152:SER:HA	4:L:422:ILE:HG22	1.97	0.45
4:L:171:LEU:HB3	4:L:180:SER:OG	2.16	0.45
4:L:496:ARG:HD3	4:L:508:VAL:HG13	1.98	0.45
6:N:124:GLU:OE1	6:N:124:GLU:N	2.47	0.45
6:N:135:GLU:O	6:N:138:LYS:HG2	2.16	0.45
6:N:292:ILE:HA	6:N:313:LEU:HB2	1.99	0.45
7:O:518:GLU:O	8:P:55:MET:N	2.49	0.45
8:P:179:LEU:O	8:P:183:ILE:HG22	2.16	0.45
8:P:299:ASP:HB3	8:P:303:HIS:CE1	2.51	0.45

Continued on next page...

Continued from previous page...

Atom-1	Atom-2	Interatomic distance (Å)	Clash overlap (Å)
11:3:111:LEU:HD22	13:5:46:ALA:O	2.16	0.45
13:5:56:SER:HB2	13:5:60:LYS:NZ	2.30	0.45
1:A:108:VAL:HA	1:A:112:ILE:O	2.15	0.45
1:A:190:TYR:CD1	1:A:403:LEU:HD13	2.52	0.45
1:A:228:ARG:HG3	1:A:351:VAL:O	2.17	0.45
1:A:399:VAL:HG12	1:A:403:LEU:CD1	2.46	0.45
4:D:209:LYS:HE2	4:D:227:LEU:HD22	1.98	0.45
5:E:59:LYS:HD3	5:E:77:ILE:HG21	1.97	0.45
5:E:102:ILE:HG13	5:E:512:GLY:HA2	1.97	0.45
5:E:135:ASP:O	5:E:139:GLN:N	2.41	0.45
5:E:224:LEU:HD13	5:E:385:ILE:HG22	1.98	0.45
5:E:478:ARG:NH2	4:L:441:ARG:HB3	2.32	0.45
6:F:203:ASP:O	6:F:377:LYS:N	2.41	0.45
7:G:104:PHE:CD2	7:G:125:PHE:HE1	2.34	0.45
8:H:318:LYS:HD2	8:H:321:LEU:HB2	1.97	0.45
1:I:18:ARG:O	1:I:22:VAL:HG13	2.17	0.45
2:J:113:ALA:O	2:J:117:ILE:HG12	2.16	0.45
4:L:33:ILE:HG21	4:L:535:VAL:HG13	1.97	0.45
4:L:71:THR:HG22	4:L:80:GLN:HE22	1.82	0.45
5:M:160:LYS:O	5:M:164:PRO:HD2	2.16	0.45
5:M:536:PRO:HD2	5:M:540:GLU:OE1	2.15	0.45
7:O:83:ALA:HB1	7:O:94:THR:HB	1.98	0.45
8:P:167:SER:OG	8:P:398:THR:HG21	2.16	0.45
8:P:181:LYS:O	8:P:185:GLN:N	2.42	0.45
8:P:376:VAL:HG22	8:P:378:ARG:HG3	1.99	0.45
10:2:60:THR:HB	11:3:143:LEU:HD11	1.98	0.45
1:A:33:LYS:HE3	1:A:447:VAL:HG21	1.98	0.45
1:A:67:VAL:HG21	1:A:73:LYS:HB2	1.98	0.45
1:A:117:VAL:HB	1:A:121:TYR:CE2	2.52	0.45
1:A:497:ASP:C	1:A:502:GLY:HA3	2.37	0.45
2:B:130:TRP:CD1	2:B:435:ALA:HB1	2.51	0.45
3:C:268:LEU:HD12	9:1:100:TYR:HB3	1.97	0.45
3:C:491:LYS:HA	3:C:496:TRP:CZ2	2.52	0.45
4:D:29:LYS:HB2	4:D:30:PRO:HD3	1.98	0.45
4:D:152:SER:OG	4:D:512:LEU:HD21	2.16	0.45
4:D:206:ARG:O	4:D:335:PHE:HE1	2.00	0.45
4:D:333:ILE:O	4:D:337:CYS:N	2.33	0.45
5:E:25:LYS:HG3	5:E:535:LYS:O	2.16	0.45
5:E:232:LYS:HE2	5:E:320:PRO:HB2	1.99	0.45
5:E:496:LYS:HB2	5:E:504:GLN:HE22	1.81	0.45
5:E:534:ARG:NH2	7:G:62:GLY:O	2.49	0.45

Continued on next page...

Continued from previous page...

Atom-1	Atom-2	Interatomic distance (Å)	Clash overlap (Å)
6:F:205:SER:OG	6:F:375:LEU:HB3	2.17	0.45
6:F:292:ILE:HA	6:F:313:LEU:HB2	1.99	0.45
7:G:13:THR:N	7:G:524:ARG:H	2.15	0.45
8:H:99:ASP:CG	8:H:171:LYS:HZ2	2.18	0.45
8:H:240:ALA:HB1	8:H:242:TYR:CE2	2.51	0.45
1:I:156:MET:O	1:I:160:ILE:HB	2.17	0.45
2:J:123:PRO:O	2:J:127:ILE:HG12	2.17	0.45
2:J:415:MET:HB2	2:J:469:HIS:CE1	2.51	0.45
3:K:111:HIS:O	3:K:115:GLN:N	2.36	0.45
3:K:140:ILE:HG22	3:K:477:THR:OG1	2.17	0.45
3:K:153:LEU:HD23	3:K:157:ASN:HD22	1.82	0.45
3:K:229:MET:HG2	3:K:305:MET:HG2	1.99	0.45
4:L:160:ARG:HH12	4:L:189:ASN:HA	1.80	0.45
4:L:209:LYS:HD2	4:L:335:PHE:CG	2.51	0.45
5:M:85:HIS:HD2	5:M:87:ILE:HB	1.80	0.45
5:M:167:GLN:HA	5:M:170:LYS:HZ2	1.81	0.45
8:P:423:ILE:HG21	8:P:441:PHE:HD2	1.82	0.45
11:3:82:LYS:O	11:3:85:LEU:HB2	2.16	0.45
13:5:33:ILE:HD12	13:5:118:GLN:HG3	1.99	0.45
1:A:176:VAL:HG12	1:A:399:VAL:HB	1.97	0.45
1:A:213:GLY:CA	1:A:365:LYS:HA	2.47	0.45
2:B:346:CYS:SG	2:B:362:PHE:HB3	2.57	0.45
2:B:420:ALA:O	2:B:423:GLN:HB2	2.17	0.45
3:C:52:ASP:OD1	6:F:524:ALA:HB3	2.17	0.45
3:C:223:ASP:HB3	3:C:228:ARG:NH1	2.32	0.45
4:D:259:ASP:OD1	4:D:266:VAL:HG12	2.16	0.45
4:D:303:SER:HA	4:D:306:ARG:HB3	1.97	0.45
5:E:38:ILE:CG1	5:E:118:GLU:HG2	2.44	0.45
5:E:343:PRO:HG2	5:E:347:GLU:OE1	2.16	0.45
5:E:474:MET:HG2	4:L:449:TYR:OH	2.17	0.45
6:F:45:LYS:O	6:F:56:LEU:HD12	2.17	0.45
6:F:230:ILE:HD12	6:F:230:ILE:HA	1.87	0.45
7:G:64:THR:HA	7:G:67:LYS:NZ	2.31	0.45
7:G:282:HIS:HE1	7:G:303:PHE:HA	1.80	0.45
7:G:406:VAL:HG13	7:G:494:GLU:OE2	2.16	0.45
8:H:60:LEU:C	8:H:62:LYS:H	2.19	0.45
8:H:282:ALA:HA	8:H:285:ASP:CB	2.42	0.45
1:I:32:VAL:O	1:I:36:LEU:N	2.49	0.45
1:I:179:ILE:HG12	1:I:195:VAL:HG22	1.98	0.45
1:I:217:ASN:HB3	1:I:312:LEU:HG	1.99	0.45
1:I:220:VAL:HG21	1:I:360:GLU:H	1.81	0.45

Continued on next page...

Continued from previous page...

Atom-1	Atom-2	Interatomic distance (Å)	Clash overlap (Å)
1:I:354:GLU:HB3	1:I:363:LEU:HD12	1.97	0.45
1:I:466:LYS:NZ	1:I:495:PRO:O	2.50	0.45
2:J:240:ALA:O	2:J:293:ARG:HG3	2.17	0.45
3:K:123:ILE:HG13	3:K:517:LEU:HD23	1.99	0.45
4:L:315:HIS:O	4:L:319:LYS:HG3	2.16	0.45
5:M:436:GLU:HA	5:M:439:LYS:HD3	1.98	0.45
6:N:269:ASP:O	6:N:273:LYS:HG2	2.17	0.45
8:P:166:THR:HG21	8:P:498:LEU:H	1.82	0.45
12:4:57:ILE:H	12:4:57:ILE:HG12	1.61	0.45
1:A:185:ARG:NE	1:A:325:ALA:O	2.49	0.45
2:B:175:HIS:NE2	2:B:209:LEU:HD13	2.31	0.45
2:B:205:LEU:N	2:B:383:LEU:HD22	2.30	0.45
2:B:238:LEU:HB2	2:B:287:ILE:HG21	1.99	0.45
3:C:261:GLU:HA	9:1:101:LEU:HD11	1.99	0.45
4:D:89:ARG:O	4:D:92:VAL:HG22	2.16	0.45
4:D:96:LYS:HD2	4:D:99:ASP:HB2	1.99	0.45
4:D:261:ASP:HB3	14:6:88:LYS:CE	2.46	0.45
5:E:472:GLN:O	5:E:476:GLU:N	2.44	0.45
6:F:68:GLN:H	8:H:20:LYS:HG3	1.82	0.45
6:F:409:PRO:CB	6:F:489:ALA:HB3	2.45	0.45
7:G:49:ILE:N	7:G:57:THR:O	2.39	0.45
7:G:108:VAL:O	7:G:112:VAL:HG23	2.17	0.45
7:G:447:ARG:HG3	7:G:457:ALA:CB	2.44	0.45
8:H:423:ILE:HG21	8:H:441:PHE:HD2	1.81	0.45
1:I:137:ILE:HG12	1:I:138:VAL:HG23	1.99	0.45
1:I:155:SER:HA	1:I:502:GLY:H	1.82	0.45
1:I:323:SER:O	1:I:347:GLN:N	2.36	0.45
2:J:125:THR:HG23	2:J:432:GLU:HG3	1.97	0.45
2:J:232:ILE:HG21	2:J:289:CYS:SG	2.56	0.45
3:K:442:GLN:O	3:K:445:GLU:HG2	2.16	0.45
4:L:122:LYS:HA	4:L:125:GLN:HB2	1.97	0.45
4:L:218:ILE:HA	4:L:221:CYS:SG	2.56	0.45
4:L:264:ILE:HG21	4:L:274:ARG:NH2	2.31	0.45
4:L:451:VAL:O	4:L:455:ALA:N	2.45	0.45
5:M:129:HIS:HE1	5:M:131:ILE:HG12	1.81	0.45
5:M:361:GLU:HB2	5:M:370:LYS:HE3	1.99	0.45
6:N:135:GLU:HA	6:N:138:LYS:HD3	1.99	0.45
6:N:355:LEU:HD23	6:N:375:LEU:HD21	1.97	0.45
7:O:110:PRO:O	7:O:114:GLU:N	2.19	0.45
7:O:239:LEU:HB2	7:O:329:SER:O	2.17	0.45
7:O:246:LEU:O	7:O:247:LYS:HD2	2.17	0.45

Continued on next page...

Continued from previous page...

Atom-1	Atom-2	Interatomic distance (Å)	Clash overlap (Å)
7:O:323:MET:HG3	7:O:329:SER:HA	1.98	0.45
7:O:420:LEU:HD12	7:O:439:ALA:HB2	1.99	0.45
8:P:239:ILE:N	8:P:345:GLY:O	2.37	0.45
8:P:458:VAL:HG11	8:P:487:PRO:HD3	1.97	0.45
10:2:72:ARG:O	10:2:78:LEU:HD12	2.16	0.45
1:A:24:ALA:O	1:A:28:ILE:HG12	2.17	0.45
1:A:126:LYS:C	1:A:130:ARG:HE	2.20	0.45
1:A:131:TYR:HA	1:A:134:GLU:CG	2.42	0.45
1:A:222:SER:N	1:A:297:LEU:HD21	2.30	0.45
2:B:212:SER:HB3	2:B:374:VAL:O	2.17	0.45
2:B:415:MET:HE2	2:B:465:LEU:HD23	1.99	0.45
2:B:430:GLY:O	2:B:434:VAL:HG23	2.16	0.45
3:C:34:ALA:HB1	3:C:38:ARG:HE	1.82	0.45
3:C:233:ILE:HG23	3:C:288:ASP:HB3	1.98	0.45
3:C:481:ASN:HB3	3:C:484:THR:CG2	2.47	0.45
5:E:42:LYS:HG3	5:E:43:ALA:H	1.81	0.45
5:E:184:GLN:O	5:E:188:ILE:N	2.46	0.45
6:F:44:MET:O	8:H:521:VAL:HA	2.16	0.45
7:G:230:LYS:NZ	7:G:357:ARG:HD2	2.31	0.45
8:H:166:THR:HA	8:H:169:MET:HE2	1.99	0.45
8:H:248:GLY:HA2	8:H:296:LYS:HE3	1.99	0.45
8:H:386:ASP:OD1	8:H:387:ASP:N	2.49	0.45
1:I:146:ASP:HB2	1:I:150:ASN:HB2	1.99	0.45
1:I:168:PHE:HE1	1:I:377:LEU:HD22	1.82	0.45
1:I:532:LYS:HD2	1:I:533:LEU:H	1.81	0.45
2:J:43:LEU:O	2:J:450:ILE:HD13	2.16	0.45
2:J:179:PHE:CE1	2:J:390:LEU:HD22	2.52	0.45
2:J:461:LEU:HD21	2:J:478:LEU:CD2	2.47	0.45
3:K:22:VAL:O	3:K:26:ASN:N	2.42	0.45
3:K:182:MET:CG	3:K:216:ARG:HD3	2.46	0.45
4:L:30:PRO:CA	4:L:534:ASP:H	2.30	0.45
4:L:41:ALA:HB1	4:L:91:LEU:HD21	1.99	0.45
5:M:228:VAL:HG23	5:M:374:ILE:HB	1.98	0.45
5:M:386:PHE:HD2	5:M:388:ARG:NH1	2.14	0.45
6:N:40:PRO:HA	6:N:58:LYS:HZ3	1.82	0.45
8:P:26:GLU:O	8:P:31:ARG:HG2	2.16	0.45
8:P:144:PRO:O	8:P:147:VAL:HB	2.16	0.45
8:P:229:GLY:H	8:P:302:LEU:HD11	1.82	0.45
11:3:64:GLU:HG3	11:3:166:ARG:HD2	1.97	0.45
2:B:239:ILE:HD11	2:B:323:LEU:HG	1.99	0.45
3:C:302:HIS:HA	9:1:110:ASP:OD2	2.17	0.45

Continued on next page...

Continued from previous page...

Atom-1	Atom-2	Interatomic distance (Å)	Clash overlap (Å)
4:D:65:LYS:HG3	4:D:67:ASP:H	1.82	0.45
4:D:266:VAL:HG21	14:6:93:GLN:HB2	1.98	0.45
5:E:305:GLY:HA2	5:E:324:TRP:H	1.81	0.45
6:F:49:SER:OG	8:H:21:HIS:N	2.50	0.45
6:F:428:SER:CB	6:F:433:ALA:HB3	2.46	0.45
7:G:107:GLN:HB3	7:G:437:ALA:HB1	1.99	0.45
7:G:478:ASP:HB2	7:G:483:ASP:OD1	2.17	0.45
8:H:124:SER:HB3	8:H:127:GLU:HG2	1.97	0.45
8:H:231:VAL:HB	8:H:235:LYS:HZ3	1.80	0.45
8:H:318:LYS:HZ3	8:H:322:ARG:HA	1.81	0.45
8:H:348:ASP:H	8:H:365:HIS:HB3	1.82	0.45
8:H:451:ALA:O	8:H:454:GLU:HB3	2.17	0.45
1:I:45:LEU:O	1:I:53:THR:N	2.43	0.45
2:J:19:GLU:HB3	2:J:24:ALA:HB2	1.97	0.45
2:J:113:ALA:HB2	2:J:130:TRP:HH2	1.81	0.45
2:J:147:ASP:OD1	2:J:405:ARG:N	2.49	0.45
2:J:203:LYS:HA	2:J:375:LEU:HB2	1.99	0.45
2:J:241:ASN:CG	2:J:293:ARG:HE	2.19	0.45
2:J:502:GLN:HA	2:J:505:LEU:HD12	1.99	0.45
3:K:114:GLU:C	3:K:117:MET:H	2.20	0.45
3:K:143:PRO:HA	3:K:405:PRO:C	2.37	0.45
3:K:204:ILE:HD11	3:K:219:MET:SD	2.57	0.45
4:L:328:ILE:HG12	4:L:329:GLU:N	2.31	0.45
4:L:394:ASN:HB2	4:L:397:VAL:HG23	1.99	0.45
4:L:440:SER:O	4:L:448:SER:HB2	2.16	0.45
5:M:123:LEU:HD11	5:M:450:ALA:CB	2.46	0.45
5:M:300:ALA:HB3	5:M:321:ALA:HB1	1.99	0.45
5:M:342:VAL:HG23	5:M:352:LYS:HB2	1.99	0.45
5:M:386:PHE:HE2	5:M:388:ARG:HD3	1.82	0.45
5:M:417:ARG:NH1	5:M:514:LYS:HZ1	2.14	0.45
7:O:109:LYS:O	7:O:113:GLU:HG2	2.17	0.45
7:O:155:LEU:HA	7:O:396:VAL:HG13	1.99	0.45
7:O:302:TYR:CE2	7:O:306:ARG:HG3	2.52	0.45
7:O:473:THR:HG23	7:O:474:TRP:H	1.82	0.45
8:P:136:CYS:HB3	8:P:512:THR:HG21	1.96	0.45
9:1:81:LEU:O	9:1:84:GLN:HB3	2.17	0.45
11:3:135:TYR:HB3	11:3:140:ALA:N	2.31	0.45
1:A:41:LEU:O	1:A:43:LYS:HE2	2.17	0.45
1:A:175:ALA:HB2	1:A:210:LEU:HD12	1.99	0.45
2:B:254:SER:HB3	2:B:257:ARG:HH22	1.82	0.45
4:D:191:VAL:HG21	4:D:412:ILE:HD13	1.98	0.45

Continued on next page...

Continued from previous page...

Atom-1	Atom-2	Interatomic distance (Å)	Clash overlap (Å)
4:D:209:LYS:HG2	4:D:211:VAL:HG23	1.99	0.45
4:D:525:THR:O	4:D:528:SER:HB2	2.16	0.45
5:E:445:GLN:CD	4:L:482:ASN:HD22	2.20	0.45
5:E:538:GLU:HA	5:E:541:GLU:HB2	1.99	0.45
6:F:138:LYS:HA	6:F:408:VAL:HG13	1.99	0.45
6:F:445:LEU:O	6:F:449:LYS:HG2	2.17	0.45
7:G:53:ARG:NH1	7:G:55:LYS:O	2.38	0.45
7:G:268:ASP:HA	7:G:271:TRP:HE3	1.82	0.45
7:G:317:GLU:OE1	7:G:321:ARG:NE	2.45	0.45
7:G:326:CYS:HA	7:G:364:CYS:HB3	1.98	0.45
7:G:498:VAL:O	7:G:502:ALA:N	2.43	0.45
8:H:160:VAL:HG12	8:H:164:LEU:CD1	2.45	0.45
8:H:227:THR:HG21	8:H:352:LEU:HA	1.99	0.45
8:H:435:GLN:HA	8:H:438:ILE:HD12	1.99	0.45
2:J:302:GLN:HB3	4:L:350:GLN:OE1	2.16	0.45
3:K:243:SER:HB2	3:K:334:ARG:HG3	1.99	0.45
4:L:240:ARG:NE	4:L:364:GLU:O	2.50	0.45
4:L:339:THR:OG1	4:L:385:THR:HG21	2.17	0.45
4:L:410:CYS:HA	4:L:413:ARG:HB3	1.99	0.45
4:L:463:SER:OG	4:L:480:LEU:HD12	2.16	0.45
4:L:512:LEU:O	4:L:516:VAL:HG22	2.17	0.45
6:N:57:THR:HG21	6:N:62:VAL:HG11	1.98	0.45
6:N:189:PHE:O	6:N:371:SER:HA	2.16	0.45
6:N:242:THR:O	6:N:335:SER:OG	2.32	0.45
6:N:412:GLY:HA3	6:N:448:PRO:HG3	1.99	0.45
6:N:462:THR:O	6:N:465:LYS:HB2	2.16	0.45
7:O:18:GLY:O	7:O:22:LEU:N	2.34	0.45
7:O:171:GLN:HB3	7:O:175:PHE:CD2	2.51	0.45
7:O:239:LEU:HD23	7:O:290:LEU:HD12	1.99	0.45
8:P:48:GLY:HA2	8:P:452:LEU:HD11	1.98	0.45
8:P:147:VAL:HG21	8:P:501:TYR:HB2	1.98	0.45
8:P:319:TRP:HE3	8:P:322:ARG:HH21	1.64	0.45
9:1:60:MET:HE1	10:2:79:VAL:HA	1.99	0.45
9:1:80:LEU:HD13	10:2:77:VAL:HG21	1.99	0.45
11:3:105:PHE:HB3	13:5:64:VAL:HG11	1.98	0.45
13:5:33:ILE:HB	13:5:117:ILE:HB	1.99	0.45
13:5:45:GLU:O	13:5:49:CYS:N	2.33	0.45
13:5:90:TYR:CZ	14:6:47:LEU:HD11	2.52	0.45
1:A:43:LYS:HA	3:C:519:ILE:HG23	1.99	0.45
1:A:178:ALA:HA	1:A:191:PRO:HD2	1.99	0.45
1:A:352:VAL:HG12	1:A:354:GLU:HB2	1.99	0.45

Continued on next page...

Continued from previous page...

Atom-1	Atom-2	Interatomic distance (Å)	Clash overlap (Å)
2:B:111:ARG:HA	2:B:114:GLU:CD	2.37	0.45
2:B:360:ILE:HG22	2:B:362:PHE:HE1	1.82	0.45
3:C:45:SER:N	6:F:117:ARG:HH12	2.14	0.45
3:C:68:ARG:HG3	3:C:85:ARG:HH21	1.81	0.45
3:C:358:GLU:HB2	3:C:360:PHE:CZ	2.51	0.45
4:D:103:GLY:HA3	4:D:410:CYS:SG	2.57	0.45
4:D:141:LEU:HD11	4:D:519:LEU:HB3	1.99	0.45
4:D:141:LEU:HD12	4:D:523:THR:HG21	1.99	0.45
4:D:461:ILE:HD12	4:D:461:ILE:H	1.81	0.45
4:D:478:THR:HA	4:D:481:ARG:NH1	2.32	0.45
5:E:535:LYS:HG3	5:E:537:GLY:N	2.28	0.45
6:F:47:LEU:HD23	6:F:47:LEU:HA	1.58	0.45
6:F:88:THR:CG2	6:F:500:VAL:HA	2.48	0.45
7:G:192:LEU:O	7:G:196:GLY:N	2.50	0.45
8:H:149:CYS:HB2	8:H:498:LEU:HD22	1.99	0.45
8:H:427:GLY:O	8:H:435:GLN:HB2	2.16	0.45
8:H:475:ASN:HA	8:H:493:LEU:HB3	1.98	0.45
2:J:447:PRO:HB3	2:J:478:LEU:CD2	2.47	0.45
3:K:243:SER:OG	3:K:333:SER:HB3	2.16	0.45
3:K:279:CYS:HA	3:K:282:ILE:HD12	1.98	0.45
4:L:139:LYS:HD3	4:L:142:GLU:OE1	2.17	0.45
4:L:454:PHE:HA	4:L:457:ALA:HB3	1.99	0.45
5:M:162:THR:O	5:M:166:ILE:HG23	2.17	0.45
5:M:489:LEU:HA	5:M:500:ASP:HA	1.98	0.45
5:M:523:MET:HG2	5:M:527:ILE:HD11	1.99	0.45
6:N:145:ARG:HG3	6:N:173:VAL:CG1	2.47	0.45
6:N:150:ASP:HA	6:N:153:ARG:NH1	2.32	0.45
6:N:277:LEU:HD11	6:N:339:LEU:O	2.17	0.45
6:N:460:GLN:O	6:N:463:LEU:N	2.51	0.45
7:O:197:ILE:HG23	7:O:372:PHE:HB2	1.99	0.45
7:O:316:GLU:HA	7:O:319:LEU:HD12	1.99	0.45
8:P:124:SER:HB2	8:P:127:GLU:HG3	1.98	0.45
8:P:400:LYS:HE3	8:P:404:ARG:NH2	2.32	0.45
13:5:82:VAL:HG22	13:5:94:LYS:C	2.38	0.45
1:A:196:ASN:HD22	1:A:214:TYR:HD1	1.65	0.44
1:A:431:GLY:HA2	7:O:462:ASN:HB3	1.99	0.44
3:C:103:GLY:O	3:C:107:SER:N	2.22	0.44
3:C:142:ILE:O	3:C:407:LEU:N	2.49	0.44
4:D:430:ILE:HG12	4:D:477:VAL:HG23	1.99	0.44
4:D:436:LEU:HD23	4:D:439:TYR:CD2	2.48	0.44
4:D:511:PRO:O	4:D:514:VAL:HG22	2.17	0.44

Continued on next page...

Continued from previous page...

Atom-1	Atom-2	Interatomic distance (Å)	Clash overlap (Å)
5:E:48:MET:HB3	5:E:107:THR:OG1	2.17	0.44
5:E:306:PHE:HB2	5:E:323:ARG:HH21	1.82	0.44
5:E:418:VAL:HA	5:E:509:THR:HA	1.99	0.44
6:F:87:ILE:O	6:F:396:ARG:HB3	2.17	0.44
6:F:107:ASP:O	6:F:111:SER:N	2.48	0.44
6:F:195:GLU:HG2	6:F:376:ILE:HD11	1.99	0.44
6:F:204:THR:HG23	6:F:376:ILE:HG22	1.99	0.44
7:G:63:ALA:HA	7:G:66:LEU:HD12	1.98	0.44
7:G:119:GLN:HG3	8:H:52:MET:N	2.32	0.44
7:G:453:ALA:HB2	7:G:479:ILE:HA	1.99	0.44
8:H:54:LYS:NZ	8:H:67:ASN:HA	2.31	0.44
1:I:398:VAL:HG13	1:I:399:VAL:N	2.32	0.44
2:J:68:ALA:HA	2:J:71:LEU:HB2	1.98	0.44
2:J:313:GLU:OE1	2:J:313:GLU:N	2.50	0.44
3:K:124:SER:HB3	3:K:128:LYS:HZ1	1.82	0.44
3:K:156:ILE:HD12	3:K:398:CYS:SG	2.57	0.44
3:K:180:VAL:O	3:K:183:VAL:HB	2.17	0.44
3:K:245:LEU:HD11	3:K:282:ILE:HD11	1.97	0.44
4:L:194:VAL:HA	4:L:384:LYS:HA	1.99	0.44
4:L:249:ILE:HG21	4:L:298:LEU:HD22	1.98	0.44
4:L:459:GLU:O	4:L:462:PRO:HD2	2.16	0.44
5:M:434:SER:HB3	5:M:452:ALA:HB3	1.99	0.44
5:M:500:ASP:CB	5:M:504:GLN:H	2.30	0.44
6:N:96:VAL:O	6:N:99:ILE:HG12	2.17	0.44
6:N:241:LYS:HB3	6:N:273:LYS:HZ3	1.81	0.44
7:O:273:ILE:O	7:O:277:LYS:N	2.29	0.44
12:4:67:ILE:HD13	12:4:80:GLN:N	2.31	0.44
1:A:190:TYR:CD1	1:A:192:VAL:HG22	2.52	0.44
3:C:38:ARG:HB3	3:C:450:THR:HG21	1.98	0.44
3:C:47:MET:SD	3:C:59:MET:HB3	2.57	0.44
4:D:190:ALA:N	4:D:193:LYS:HZ1	2.15	0.44
4:D:227:LEU:HD12	4:D:340:ILE:HG12	1.98	0.44
4:D:445:GLY:O	5:M:475:THR:HG21	2.16	0.44
5:E:63:ASP:OD2	5:E:67:ASP:HB3	2.17	0.44
5:E:228:VAL:HG23	5:E:374:ILE:HD13	1.98	0.44
5:E:418:VAL:HB	5:E:507:ILE:HG12	1.99	0.44
5:E:480:ARG:O	5:E:484:GLU:N	2.33	0.44
6:F:24:ILE:HB	6:F:28:ARG:NH2	2.32	0.44
6:F:156:LEU:HD23	6:F:390:ALA:HB1	1.99	0.44
6:F:197:LYS:HD2	6:F:355:LEU:O	2.17	0.44
7:G:222:TYR:H	7:G:225:PHE:CB	2.30	0.44

Continued on next page...

Continued from previous page...

Atom-1	Atom-2	Interatomic distance (Å)	Clash overlap (Å)
7:G:325:ALA:HB1	7:G:367:ALA:HA	1.99	0.44
7:G:331:GLN:HG2	7:G:341:VAL:HB	1.99	0.44
7:G:407:ALA:HB1	7:G:487:ASN:CB	2.46	0.44
2:J:52:LEU:O	2:J:62:MET:N	2.49	0.44
2:J:123:PRO:HA	2:J:515:LEU:HD21	1.99	0.44
2:J:159:LEU:HD12	2:J:184:VAL:HG13	1.98	0.44
3:K:93:ASP:HA	3:K:389:ARG:HH22	1.81	0.44
3:K:230:ARG:HH11	3:K:233:ILE:H	1.64	0.44
3:K:248:LYS:HG3	3:K:274:TYR:HB3	1.99	0.44
3:K:426:SER:HG	3:K:437:TYR:HD2	1.61	0.44
4:L:33:ILE:HD12	4:L:34:ARG:N	2.32	0.44
4:L:79:LYS:HG3	4:L:96:LYS:HG2	1.98	0.44
5:M:263:LYS:HZ3	7:O:266:ILE:HD12	1.82	0.44
6:N:92:THR:HG1	6:N:159:LYS:NZ	2.15	0.44
7:O:133:VAL:HA	7:O:136:ILE:HB	2.00	0.44
7:O:143:VAL:HG23	7:O:154:LEU:HD11	1.97	0.44
7:O:467:ARG:HB3	7:O:475:TYR:CE2	2.52	0.44
8:P:424:THR:O	8:P:439:LYS:NZ	2.48	0.44
1:A:468:ARG:HD3	7:O:432:GLN:NE2	2.30	0.44
2:B:479:ASP:OD2	2:B:486:GLY:HA3	2.17	0.44
4:D:114:GLY:HA2	4:D:117:LEU:HD12	1.99	0.44
5:E:133:ILE:HG22	5:E:443:LEU:O	2.16	0.44
5:E:240:PRO:HB2	5:E:242:LYS:HE2	1.98	0.44
5:E:337:THR:O	5:E:379:ASN:HB3	2.17	0.44
6:F:131:LEU:HA	6:F:134:LEU:HD12	1.99	0.44
6:F:457:PHE:HD2	6:F:485:GLU:HB3	1.82	0.44
7:G:466:ALA:HB2	1:I:431:GLY:CA	2.47	0.44
7:G:471:GLY:HA3	7:G:475:TYR:CE2	2.52	0.44
8:H:151:ALA:O	8:H:152:LYS:HD2	2.17	0.44
8:H:255:GLY:N	8:H:260:LYS:HB2	2.32	0.44
8:H:392:VAL:O	8:H:396:VAL:HG12	2.17	0.44
1:I:70:PRO:HA	1:I:73:LYS:HB3	1.99	0.44
1:I:427:ALA:HB1	1:I:435:GLN:HA	1.98	0.44
2:J:239:ILE:HG12	2:J:291:ILE:HD11	2.00	0.44
3:K:237:ARG:H	3:K:288:ASP:CG	2.21	0.44
3:K:241:LEU:HA	3:K:245:LEU:HB2	1.98	0.44
4:L:211:VAL:HG12	4:L:230:THR:HB	1.99	0.44
5:M:158:ASP:OD1	5:M:159:ILE:N	2.48	0.44
5:M:340:ARG:HD2	5:M:341:ILE:H	1.81	0.44
5:M:524:VAL:O	5:M:528:LEU:HG	2.17	0.44
6:N:69:ILE:HG12	8:P:526:MET:O	2.17	0.44

Continued on next page...

Continued from previous page...

Atom-1	Atom-2	Interatomic distance (Å)	Clash overlap (Å)
6:N:159:LYS:HD2	6:N:159:LYS:HA	1.81	0.44
6:N:191:ILE:HG12	6:N:395:LEU:HD13	1.97	0.44
7:O:208:SER:HB2	7:O:374:LEU:CD1	2.46	0.44
7:O:208:SER:HA	7:O:373:ILE:O	2.16	0.44
7:O:257:VAL:HG22	7:O:258:HIS:HB3	1.99	0.44
7:O:266:ILE:O	7:O:270:GLU:HG3	2.17	0.44
7:O:279:GLU:O	7:O:282:HIS:N	2.51	0.44
7:O:336:ALA:CB	7:O:342:LEU:HD13	2.48	0.44
8:P:47:TYR:HB2	8:P:102:ASN:CB	2.47	0.44
9:1:55:VAL:O	9:1:73:LYS:NZ	2.36	0.44
12:4:50:LEU:HB3	12:4:87:LEU:HB3	1.99	0.44
12:4:50:LEU:HD13	12:4:87:LEU:O	2.17	0.44
1:A:46:VAL:H	3:C:524:SER:HA	1.83	0.44
1:A:294:ASP:OD2	3:C:334:ARG:NH1	2.49	0.44
1:A:399:VAL:O	1:A:402:VAL:HB	2.17	0.44
2:B:218:PHE:HB2	2:B:326:VAL:CG2	2.48	0.44
3:C:114:GLU:C	3:C:117:MET:H	2.21	0.44
3:C:165:ILE:O	3:C:169:SER:HB2	2.18	0.44
4:D:153:ARG:HH12	4:D:423:ALA:N	2.16	0.44
4:D:472:ASN:HB3	4:D:475:SER:HB2	2.00	0.44
5:E:412:LEU:O	5:E:416:ASN:ND2	2.50	0.44
5:E:442:THR:O	5:E:445:GLN:N	2.37	0.44
5:E:466:SER:OG	5:E:467:GLY:N	2.51	0.44
6:F:61:ASN:O	6:F:64:LEU:HB2	2.17	0.44
6:F:351:TYR:CE2	6:F:353:TYR:HB2	2.53	0.44
7:G:37:ARG:HG3	7:G:448:GLN:CG	2.48	0.44
7:G:57:THR:HG21	7:G:68:LEU:HD11	1.99	0.44
8:H:125:VAL:O	8:H:129:ILE:HG12	2.18	0.44
1:I:21:ASN:O	1:I:25:ALA:N	2.31	0.44
1:I:294:ASP:OD1	1:I:295:MET:N	2.50	0.44
1:I:430:MET:HB3	1:I:434:GLU:CB	2.48	0.44
2:J:488:MET:HB3	2:J:493:ILE:O	2.17	0.44
3:K:141:SER:CB	3:K:406:GLN:HB3	2.47	0.44
3:K:156:ILE:O	3:K:160:ILE:HG13	2.18	0.44
3:K:180:VAL:HA	3:K:183:VAL:CG2	2.47	0.44
5:M:234:PHE:HE1	5:M:243:VAL:HG23	1.83	0.44
5:M:423:GLY:HA2	5:M:426:GLU:HB2	1.99	0.44
6:N:179:ILE:HA	6:N:190:MET:HE3	1.99	0.44
6:N:424:LYS:HD3	6:N:434:GLN:NE2	2.32	0.44
6:N:477:VAL:HA	6:N:488:VAL:HA	1.99	0.44
7:O:38:THR:OG1	7:O:39:THR:HG23	2.18	0.44

Continued on next page...

Continued from previous page...

Atom-1	Atom-2	Interatomic distance (Å)	Clash overlap (Å)
7:O:497:MET:HA	7:O:500:ILE:HD12	2.00	0.44
8:P:46:ALA:HB1	8:P:67:ASN:O	2.17	0.44
8:P:207:ILE:O	8:P:378:ARG:HA	2.18	0.44
8:P:478:VAL:HG22	8:P:488:ALA:C	2.37	0.44
9:1:103:ARG:O	9:1:107:GLU:HG3	2.18	0.44
14:6:89:ARG:O	14:6:92:SER:HB2	2.18	0.44
1:A:45:LEU:HG	3:C:523:VAL:HG23	2.00	0.44
1:A:161:ILE:CG2	1:A:384:MET:HG3	2.48	0.44
1:A:296:CYS:HA	1:A:299:TYR:CD2	2.52	0.44
1:A:341:GLU:HG3	1:A:343:ALA:HB3	2.00	0.44
1:A:348:ALA:HA	1:A:367:THR:HA	1.98	0.44
1:A:532:LYS:HE2	4:D:63:ASP:O	2.17	0.44
3:C:265:THR:HA	9:1:100:TYR:HB2	1.98	0.44
3:C:435:TRP:HB2	3:C:436:PRO:HD3	2.00	0.44
3:C:449:ARG:HG3	3:C:459:THR:HG21	2.00	0.44
4:D:61:ILE:HG13	4:D:80:GLN:NE2	2.30	0.44
4:D:130:PRO:HA	4:D:133:ILE:HB	2.00	0.44
4:D:178:GLN:H	4:D:178:GLN:CD	2.21	0.44
4:D:302:LYS:HA	4:D:327:ASP:HA	2.00	0.44
5:E:156:LEU:HB2	5:E:416:ASN:OD1	2.18	0.44
5:E:255:PHE:HB2	5:E:300:ALA:CB	2.45	0.44
5:E:420:TYR:CZ	5:E:507:ILE:HD12	2.53	0.44
6:F:137:VAL:HG21	6:F:414:VAL:HG22	1.99	0.44
6:F:196:MET:SD	6:F:375:LEU:HD11	2.57	0.44
6:F:427:PRO:HD2	6:F:434:GLN:OE1	2.18	0.44
6:F:457:PHE:HB2	6:F:484:GLY:O	2.18	0.44
7:G:200:VAL:HG21	7:G:373:ILE:HG23	1.98	0.44
8:H:62:LYS:HE2	8:H:383:ASN:HD21	1.83	0.44
8:H:177:VAL:HG13	8:H:178:PHE:N	2.32	0.44
1:I:48:ASP:H	1:I:51:ASP:HB2	1.82	0.44
1:I:109:LYS:CB	4:L:470:GLY:H	2.24	0.44
1:I:431:GLY:H	1:I:435:GLN:HB2	1.83	0.44
2:J:75:GLY:H	4:L:539:ARG:HG2	1.83	0.44
3:K:153:LEU:HG	3:K:173:CYS:SG	2.58	0.44
3:K:412:GLY:HA3	3:K:448:PRO:CB	2.38	0.44
5:M:63:ASP:HB3	5:M:65:ASP:H	1.83	0.44
5:M:212:GLU:HG2	5:M:229:ILE:HD11	2.00	0.44
5:M:362:ILE:HG12	5:M:371:MET:O	2.18	0.44
6:N:109:TYR:CG	6:N:435:LEU:HD13	2.53	0.44
7:O:240:LEU:O	7:O:292:LYS:N	2.37	0.44
7:O:516:VAL:HA	8:P:54:LYS:HD3	1.98	0.44

Continued on next page...

Continued from previous page...

Atom-1	Atom-2	Interatomic distance (Å)	Clash overlap (Å)
8:P:304:TYR:O	8:P:308:TYR:N	2.27	0.44
8:P:348:ASP:OD1	8:P:368:GLU:HB2	2.17	0.44
8:P:400:LYS:O	8:P:403:THR:OG1	2.29	0.44
9:1:60:MET:SD	10:2:80:GLU:N	2.91	0.44
11:3:71:LYS:O	11:3:74:LEU:HB2	2.17	0.44
11:3:125:LEU:HG	13:5:70:MET:HG2	2.00	0.44
14:6:65:VAL:O	14:6:67:GLN:HG2	2.17	0.44
1:A:29:ALA:O	1:A:33:LYS:HG3	2.16	0.44
1:A:177:LEU:HA	1:A:399:VAL:HG11	1.99	0.44
1:A:197:ILE:HG13	1:A:375:ILE:HG13	1.99	0.44
2:B:244:MET:CG	2:B:300:PRO:HG3	2.46	0.44
2:B:424:LEU:N	2:B:427:ARG:HH21	2.15	0.44
2:B:433:ALA:O	2:B:437:GLU:HG3	2.17	0.44
2:B:477:GLY:O	2:B:486:GLY:N	2.28	0.44
3:C:20:ARG:NH1	3:C:111:HIS:HA	2.32	0.44
3:C:83:ILE:HG21	3:C:512:THR:OG1	2.16	0.44
3:C:141:SER:HB3	3:C:406:GLN:HB3	1.99	0.44
3:C:436:PRO:O	3:C:440:VAL:HG23	2.18	0.44
4:D:152:SER:HA	4:D:422:ILE:HD13	1.99	0.44
4:D:395:LYS:O	4:D:399:GLU:HG3	2.18	0.44
5:E:123:LEU:HB3	5:E:128:ILE:HD12	1.99	0.44
5:E:243:VAL:HG21	5:E:360:GLN:CA	2.46	0.44
5:E:403:HIS:HA	5:E:406:LEU:HB2	2.00	0.44
5:E:536:PRO:HG2	5:E:538:GLU:HB2	2.00	0.44
6:F:212:LEU:HD11	6:F:324:LEU:HD11	1.99	0.44
7:G:23:VAL:O	7:G:27:SER:N	2.49	0.44
7:G:36:VAL:HG21	7:G:98:THR:HB	2.00	0.44
7:G:520:ILE:HG12	8:H:72:ILE:CG2	2.48	0.44
8:H:44:ARG:HG2	8:H:106:VAL:HG21	1.99	0.44
8:H:150:SER:HB3	8:H:405:ASP:HB3	1.99	0.44
8:H:381:THR:HG22	8:H:384:LEU:H	1.83	0.44
1:I:414:ALA:HB2	1:I:488:LEU:HB2	1.99	0.44
2:J:125:THR:HG21	2:J:431:LYS:HE3	1.98	0.44
2:J:141:LEU:O	2:J:145:ALA:N	2.51	0.44
2:J:156:ARG:CZ	2:J:184:VAL:HG12	2.48	0.44
2:J:497:PHE:HZ	2:J:501:ARG:HH11	1.65	0.44
3:K:407:LEU:HB2	3:K:499:LEU:N	2.31	0.44
4:L:192:MET:O	4:L:195:ILE:HG22	2.17	0.44
4:L:290:ILE:HG13	4:L:348:ILE:HG12	1.98	0.44
4:L:524:GLU:O	4:L:528:SER:N	2.45	0.44
5:M:51:SER:HG	5:M:59:LYS:HD3	1.83	0.44

Continued on next page...

Continued from previous page...

Atom-1	Atom-2	Interatomic distance (Å)	Clash overlap (Å)
5:M:124:LEU:HD13	5:M:130:PRO:HD3	2.00	0.44
5:M:182:HIS:HE1	5:M:219:LEU:C	2.21	0.44
5:M:206:PHE:HZ	5:M:407:CYS:HA	1.83	0.44
5:M:492:ASP:OD1	5:M:499:ASN:ND2	2.50	0.44
6:N:71:HIS:HB2	6:N:74:ALA:HB2	1.98	0.44
7:O:418:LYS:O	7:O:422:ASP:N	2.38	0.44
7:O:443:GLU:CG	7:O:461:LEU:HD13	2.47	0.44
8:P:212:ILE:HA	8:P:378:ARG:O	2.17	0.44
8:P:481:ASP:HB2	8:P:484:ALA:HB2	2.00	0.44
10:2:52:ASN:CG	11:3:154:ASN:HB3	2.37	0.44
11:3:91:MET:HB3	11:3:91:MET:HE2	1.83	0.44
12:4:53:ALA:HA	12:4:56:ASP:OD2	2.16	0.44
1:A:190:TYR:CE1	1:A:192:VAL:HG22	2.53	0.44
2:B:275:MET:O	2:B:279:VAL:HG23	2.17	0.44
2:B:517:VAL:HA	5:E:58:ASP:O	2.18	0.44
3:C:37:ILE:HG22	3:C:96:THR:HG23	1.99	0.44
3:C:123:ILE:HG13	3:C:517:LEU:HD23	2.00	0.44
5:E:55:ASN:HD21	5:E:495:HIS:HB2	1.82	0.44
5:E:63:ASP:H	5:E:67:ASP:N	2.16	0.44
5:E:362:ILE:N	5:E:371:MET:O	2.39	0.44
6:F:99:ILE:HG12	6:F:508:CYS:HA	1.98	0.44
6:F:137:VAL:HG13	6:F:501:LYS:NZ	2.32	0.44
6:F:232:THR:HB	6:F:331:VAL:O	2.18	0.44
7:G:86:GLN:HE22	7:G:502:ALA:N	2.16	0.44
7:G:348:PHE:CD1	7:G:361:PHE:HE1	2.32	0.44
7:G:408:GLY:HA2	7:G:499:ARG:NH2	2.29	0.44
1:I:109:LYS:HE3	1:I:109:LYS:HB3	1.74	0.44
1:I:228:ARG:HG2	1:I:353:GLN:HG2	2.00	0.44
2:J:29:PHE:HZ	2:J:117:ILE:HG13	1.82	0.44
3:K:168:TRP:HB2	3:K:390:ASN:OD1	2.17	0.44
3:K:469:LYS:HD2	3:K:478:TRP:CD1	2.53	0.44
4:L:326:LYS:NZ	4:L:327:ASP:OD1	2.50	0.44
5:M:158:ASP:HB3	5:M:194:LEU:HD22	1.98	0.44
6:N:137:VAL:HG21	6:N:414:VAL:HG12	2.00	0.44
6:N:271:VAL:HB	6:N:301:SER:OG	2.18	0.44
6:N:290:VAL:HG21	6:N:350:VAL:HG21	1.99	0.44
6:N:313:LEU:CD1	6:N:361:THR:HG21	2.48	0.44
6:N:387:ILE:O	6:N:391:VAL:HG23	2.18	0.44
8:P:243:SER:HB3	8:P:321:LEU:HD21	1.99	0.44
8:P:247:ASP:N	8:P:296:LYS:O	2.45	0.44
9:1:41:LYS:HG3	9:1:88:GLU:HB2	1.99	0.44

Continued on next page...

Continued from previous page...

Atom-1	Atom-2	Interatomic distance (Å)	Clash overlap (Å)
10:2:73:MET:CE	10:2:78:LEU:HD13	2.47	0.44
1:A:78:LEU:HD22	1:A:520:ALA:CB	2.47	0.44
2:B:208:SER:H	2:B:211:ASP:HB2	1.82	0.44
2:B:437:GLU:O	2:B:441:LYS:HD3	2.18	0.44
4:D:128:ILE:HG21	4:D:450:CYS:SG	2.57	0.44
5:E:205:ASP:OD1	5:E:410:ARG:NH2	2.51	0.44
5:E:478:ARG:HG3	4:L:444:SER:HA	2.00	0.44
5:E:502:LYS:O	5:E:505:HIS:ND1	2.51	0.44
5:E:528:LEU:HA	7:G:44:GLY:O	2.18	0.44
6:F:250:TYR:HA	13:5:16:GLU:OE2	2.17	0.44
6:F:447:ILE:O	6:F:451:LEU:HG	2.17	0.44
6:F:494:VAL:O	6:F:495:TRP:HD1	2.00	0.44
7:G:429:GLY:CA	1:I:461:THR:HG23	2.48	0.44
7:G:468:HIS:CE1	7:G:475:TYR:O	2.71	0.44
8:H:158:ASP:HA	8:H:161:SER:HG	1.82	0.44
8:H:243:SER:HB2	8:H:334:PRO:HD3	2.00	0.44
1:I:8:PHE:HB2	1:I:532:LYS:CE	2.48	0.44
1:I:196:ASN:HD21	1:I:318:ARG:HD2	1.83	0.44
1:I:398:VAL:HG13	1:I:399:VAL:H	1.82	0.44
2:J:88:SER:HB2	2:J:99:THR:HA	1.99	0.44
2:J:407:VAL:HG22	2:J:413:SER:HB3	2.00	0.44
3:K:175:ILE:HD11	3:K:212:SER:OG	2.18	0.44
3:K:223:ASP:HB3	3:K:361:THR:HB	2.00	0.44
4:L:98:GLN:NE2	4:L:514:VAL:O	2.50	0.44
5:M:129:HIS:HB3	5:M:132:ARG:HD3	1.99	0.44
5:M:534:ARG:NH2	7:O:70:ASP:OD1	2.50	0.44
7:O:76:ALA:O	7:O:80:VAL:HG23	2.17	0.44
7:O:182:ALA:HA	7:O:370:CYS:SG	2.58	0.44
7:O:216:PHE:H	7:O:359:ASN:H	1.65	0.44
7:O:221:SER:HB2	7:O:357:ARG:HH12	1.83	0.44
7:O:408:GLY:HA3	7:O:492:VAL:HG12	2.00	0.44
8:P:276:MET:HG3	8:P:280:VAL:HG13	2.00	0.44
9:1:63:GLY:HA2	13:5:52:VAL:HG11	1.99	0.44
10:2:81:ARG:HE	10:2:85:GLU:CG	2.30	0.44
1:A:122:ARG:O	1:A:125:CYS:HB3	2.18	0.44
1:A:228:ARG:NE	1:A:352:VAL:HG22	2.32	0.44
1:A:295:MET:HA	1:A:298:LYS:HB3	1.99	0.44
1:A:340:PHE:CG	1:A:344:MET:HB2	2.53	0.44
2:B:202:ILE:HB	2:B:374:VAL:HA	2.00	0.44
2:B:248:LYS:HE3	2:B:294:GLN:HG3	2.00	0.44
2:B:323:LEU:HD13	2:B:362:PHE:HD2	1.83	0.44

Continued on next page...

Continued from previous page...

Atom-1	Atom-2	Interatomic distance (Å)	Clash overlap (Å)
2:B:416:LEU:HB2	2:B:469:HIS:CD2	2.53	0.44
3:C:238:ILE:HD11	3:C:291:ILE:HB	2.00	0.44
3:C:303:TYR:N	3:C:306:ARG:HH21	2.16	0.44
3:C:353:LYS:HB2	3:C:362:PHE:HE2	1.83	0.44
3:C:392:GLN:HA	3:C:395:MET:CE	2.48	0.44
3:C:430:THR:HA	3:C:434:GLN:OE1	2.18	0.44
3:C:486:THR:O	3:C:488:VAL:HG13	2.18	0.44
4:D:30:PRO:HB3	4:D:533:ASP:CA	2.47	0.44
4:D:301:GLN:CD	4:D:306:ARG:HH21	2.21	0.44
4:D:329:GLU:HB2	4:D:332:ASP:HB3	2.00	0.44
4:D:473:PRO:O	4:D:476:THR:N	2.51	0.44
4:D:495:VAL:HG13	4:D:508:VAL:HG11	2.00	0.44
5:E:98:GLN:HG3	5:E:104:ASP:O	2.17	0.44
5:E:166:ILE:HG23	5:E:183:ARG:CZ	2.47	0.44
5:E:498:THR:O	5:E:504:GLN:NE2	2.51	0.44
6:F:127:LYS:HD2	6:F:509:THR:HG21	1.98	0.44
6:F:230:ILE:HG13	6:F:292:ILE:HD12	2.00	0.44
6:F:248:PHE:HB3	6:F:250:TYR:HE2	1.83	0.44
6:F:293:ASN:HD22	6:F:297:ILE:HG13	1.82	0.44
6:F:462:THR:O	6:F:466:ILE:HG22	2.18	0.44
6:F:507:SER:O	6:F:511:ILE:HG22	2.18	0.44
7:G:87:ASP:HA	7:G:92:ASP:O	2.17	0.44
7:G:407:ALA:HA	7:G:492:VAL:O	2.17	0.44
7:G:416:LEU:O	7:G:420:LEU:HG	2.18	0.44
7:G:431:GLN:O	7:G:434:LEU:HB3	2.18	0.44
7:G:455:PHE:CE2	7:G:477:VAL:HG23	2.53	0.44
8:H:403:THR:OG1	8:H:406:LYS:HA	2.18	0.44
1:I:81:LEU:O	1:I:85:GLU:HG2	2.17	0.44
2:J:519:ASN:HD22	5:M:59:LYS:HE2	1.82	0.44
3:K:279:CYS:O	3:K:283:ILE:HG13	2.18	0.44
4:L:396:LEU:O	4:L:400:GLU:HG3	2.17	0.44
5:M:281:GLU:HG2	5:M:309:GLU:OE1	2.18	0.44
5:M:500:ASP:HB2	5:M:504:GLN:H	1.83	0.44
6:N:217:ARG:HH21	6:N:352:GLU:HB3	1.83	0.44
6:N:217:ARG:NH2	6:N:352:GLU:HB3	2.32	0.44
7:O:13:THR:HG22	8:P:76:LEU:HD12	2.00	0.44
7:O:348:PHE:HD1	7:O:361:PHE:HE1	1.65	0.44
8:P:139:ALA:O	8:P:143:LEU:HG	2.18	0.44
11:3:63:MET:HB2	11:3:166:ARG:CG	2.47	0.44
11:3:92:GLN:NE2	11:3:138:ASP:OD1	2.51	0.44
13:5:45:GLU:HA	13:5:48:ASP:HB2	2.00	0.44

Continued on next page...

Continued from previous page...

Atom-1	Atom-2	Interatomic distance (Å)	Clash overlap (Å)
1:A:229:ILE:HG21	1:A:284:ASN:CB	2.46	0.43
1:A:236:CYS:HA	1:A:287:LEU:O	2.18	0.43
1:A:239:PHE:CD2	1:A:334:LEU:HD13	2.53	0.43
1:A:418:ALA:HB2	1:A:485:TRP:CE3	2.52	0.43
2:B:43:LEU:H	2:B:47:GLY:CA	2.31	0.43
2:B:465:LEU:O	2:B:469:HIS:N	2.51	0.43
3:C:209:ILE:HG12	3:C:384:LEU:HA	1.99	0.43
5:E:25:LYS:HD3	7:G:69:LEU:HD11	2.00	0.43
5:E:98:GLN:NE2	5:E:102:ILE:HG13	2.33	0.43
5:E:139:GLN:HG2	5:E:142:ARG:NH2	2.33	0.43
6:F:41:LYS:HB3	6:F:41:LYS:HE3	1.70	0.43
6:F:155:SER:O	6:F:159:LYS:HG2	2.18	0.43
6:F:290:VAL:HG12	6:F:292:ILE:HG13	1.99	0.43
6:F:399:LYS:HA	6:F:402:ILE:HD12	2.00	0.43
7:G:116:LEU:HA	7:G:430:LYS:HE3	2.00	0.43
7:G:220:PHE:HD2	7:G:222:TYR:CD1	2.36	0.43
7:G:358:TYR:HE2	7:G:360:PHE:CE1	2.36	0.43
8:H:179:LEU:O	8:H:183:ILE:HG13	2.18	0.43
8:H:241:VAL:O	8:H:332:ALA:HA	2.17	0.43
1:I:69:HIS:HA	4:L:60:MET:HE1	1.98	0.43
1:I:223:GLN:HE22	1:I:309:ARG:HB2	1.83	0.43
2:J:53:LEU:HB2	4:L:536:VAL:O	2.18	0.43
2:J:523:ALA:O	5:M:64:LYS:NZ	2.49	0.43
3:K:123:ILE:HD13	3:K:518:ARG:CZ	2.48	0.43
4:L:214:LEU:HD13	4:L:395:LYS:NZ	2.32	0.43
4:L:494:ASN:HA	4:L:503:ILE:HG22	2.00	0.43
5:M:164:PRO:HA	5:M:167:GLN:HB2	1.99	0.43
5:M:166:ILE:HG22	5:M:186:ALA:CB	2.48	0.43
6:N:94:SER:O	6:N:98:ILE:HD12	2.18	0.43
6:N:282:CYS:SG	6:N:289:PHE:HD1	2.41	0.43
6:N:325:THR:CG2	6:N:332:ALA:H	2.30	0.43
6:N:429:VAL:HG13	6:N:430:LYS:N	2.28	0.43
7:O:262:ASP:O	7:O:266:ILE:HG12	2.17	0.43
7:O:348:PHE:CD1	7:O:361:PHE:HE1	2.36	0.43
7:O:407:ALA:HB2	7:O:488:PHE:HB2	2.00	0.43
8:P:116:GLU:HA	8:P:119:LEU:HD12	2.00	0.43
8:P:166:THR:HG21	8:P:498:LEU:N	2.33	0.43
12:4:22:LYS:HZ1	12:4:115:LEU:HA	1.83	0.43
13:5:104:LYS:HA	13:5:107:ILE:HB	1.99	0.43
13:5:117:ILE:O	13:5:121:LEU:N	2.43	0.43
1:A:45:LEU:CD2	1:A:61:ILE:HB	2.48	0.43

Continued on next page...

Continued from previous page...

Atom-1	Atom-2	Interatomic distance (Å)	Clash overlap (Å)
1:A:121:TYR:OH	1:A:440:GLU:HB2	2.19	0.43
1:A:155:SER:O	1:A:390:ARG:NH2	2.51	0.43
1:A:234:ILE:H	1:A:346:GLY:C	2.19	0.43
1:A:274:ARG:HD2	1:A:337:GLU:O	2.18	0.43
2:B:117:ILE:HD13	2:B:121:ILE:O	2.18	0.43
2:B:327:THR:O	2:B:345:SER:N	2.39	0.43
2:B:433:ALA:HA	2:B:436:MET:H	1.83	0.43
2:B:516:ARG:O	5:E:57:LEU:HB3	2.18	0.43
3:C:180:VAL:HG11	3:C:398:CYS:HB2	1.99	0.43
3:C:198:TYR:CZ	3:C:373:THR:HG23	2.53	0.43
3:C:218:VAL:HA	3:C:373:THR:CG2	2.49	0.43
3:C:354:LYS:HA	3:C:358:GLU:O	2.19	0.43
3:C:433:GLU:C	3:C:436:PRO:HD2	2.39	0.43
5:E:232:LYS:NZ	5:E:242:LYS:O	2.50	0.43
5:E:363:SER:HA	5:E:370:LYS:HA	1.99	0.43
5:E:418:VAL:HG12	5:E:509:THR:HA	2.01	0.43
6:F:44:MET:CG	6:F:58:LYS:HE3	2.47	0.43
6:F:88:THR:HG22	6:F:500:VAL:HA	2.00	0.43
6:F:113:GLY:O	6:F:114:LEU:HB2	2.17	0.43
6:F:382:HIS:HA	6:F:385:THR:HB	2.00	0.43
6:F:384:LEU:HD12	6:F:387:ILE:HD11	1.99	0.43
6:F:415:GLU:HG3	6:F:448:PRO:HD3	1.99	0.43
7:G:373:ILE:HD13	7:G:373:ILE:N	2.32	0.43
8:H:165:ARG:NE	8:H:177:VAL:HA	2.32	0.43
8:H:241:VAL:HG22	8:H:292:VAL:HG21	1.99	0.43
8:H:256:THR:OG1	8:H:258:LEU:HB2	2.18	0.43
2:J:204:LYS:HZ2	2:J:374:VAL:HB	1.83	0.43
2:J:251:ILE:HG21	5:M:275:LYS:NZ	2.33	0.43
2:J:408:TYR:HD2	2:J:474:THR:HG22	1.83	0.43
3:K:26:ASN:O	3:K:76:ALA:HB2	2.18	0.43
3:K:155:ILE:HD11	3:K:401:VAL:HB	1.99	0.43
5:M:224:LEU:HD13	5:M:385:ILE:HG22	2.00	0.43
5:M:299:LEU:HA	5:M:320:PRO:O	2.17	0.43
5:M:328:PRO:O	5:M:331:GLU:HB2	2.18	0.43
5:M:418:VAL:O	5:M:510:LEU:HD12	2.18	0.43
6:N:237:LEU:HD13	6:N:301:SER:HB2	2.00	0.43
6:N:319:ARG:HH21	6:N:323:ARG:NH2	2.16	0.43
6:N:354:THR:HA	6:N:359:LYS:HA	2.00	0.43
7:O:149:VAL:HG13	7:O:150:GLU:N	2.33	0.43
8:P:214:SER:HB3	8:P:378:ARG:HD3	1.98	0.43
13:5:91:TYR:OH	13:5:93:GLU:OE1	2.26	0.43

Continued on next page...

Continued from previous page...

Atom-1	Atom-2	Interatomic distance (Å)	Clash overlap (Å)
14:6:89:ARG:HG3	14:6:90:TYR:N	2.33	0.43
1:A:156:MET:HG2	1:A:388:MET:SD	2.58	0.43
1:A:188:PRO:O	1:A:189:ARG:HG2	2.18	0.43
1:A:189:ARG:NH2	1:A:190:TYR:HE2	2.16	0.43
2:B:240:ALA:HB3	2:B:290:PHE:CE1	2.53	0.43
3:C:34:ALA:O	3:C:38:ARG:HG3	2.17	0.43
3:C:133:MET:HB2	3:C:418:VAL:HG11	2.00	0.43
3:C:188:ASN:ND2	3:C:190:ARG:HB3	2.33	0.43
3:C:222:LYS:CB	3:C:316:ARG:HH22	2.23	0.43
3:C:230:ARG:N	9:1:118:ALA:OXT	2.46	0.43
3:C:398:CYS:O	3:C:402:LEU:HG	2.18	0.43
4:D:131:THR:HG22	4:D:531:LYS:NZ	2.33	0.43
4:D:315:HIS:O	4:D:319:LYS:HB2	2.18	0.43
4:D:494:ASN:HD21	4:D:506:GLU:HB2	1.83	0.43
5:E:114:GLY:O	5:E:118:GLU:N	2.25	0.43
5:E:259:LYS:HE2	5:E:306:PHE:HA	2.00	0.43
5:E:341:ILE:H	7:G:301:GLN:NE2	2.16	0.43
6:F:178:ALA:O	6:F:181:LYS:HE2	2.17	0.43
6:F:228:ALA:H	6:F:346:HIS:CE1	2.36	0.43
6:F:363:ILE:HG12	6:F:366:CYS:SG	2.58	0.43
7:G:131:LEU:HB3	7:G:419:TYR:OH	2.18	0.43
7:G:171:GLN:HB3	7:G:175:PHE:CE2	2.53	0.43
8:H:164:LEU:HD13	8:H:183:ILE:HB	2.00	0.43
8:H:432:GLY:O	8:H:435:GLN:HG2	2.19	0.43
2:J:92:ASP:HB2	2:J:99:THR:HG23	2.00	0.43
2:J:108:GLU:O	2:J:112:GLU:HG2	2.17	0.43
2:J:238:LEU:HD22	2:J:287:ILE:HD12	2.00	0.43
3:K:234:LYS:NZ	3:K:348:GLY:O	2.39	0.43
4:L:49:ARG:HB2	4:L:464:THR:HG22	2.01	0.43
4:L:94:LEU:O	4:L:109:VAL:HG11	2.18	0.43
4:L:284:LEU:HD13	4:L:316:PHE:CD1	2.52	0.43
4:L:492:GLY:O	4:L:501:SER:N	2.51	0.43
5:M:86:GLN:OE1	7:O:48:LEU:HD11	2.18	0.43
5:M:174:GLY:N	5:M:179:ASN:HB3	2.33	0.43
5:M:335:ILE:HD13	7:O:225:PHE:H	1.83	0.43
6:N:115:HIS:O	6:N:118:ILE:HG12	2.18	0.43
7:O:67:LYS:CE	7:O:84:LYS:HB2	2.48	0.43
7:O:279:GLU:HB2	7:O:302:TYR:OH	2.18	0.43
7:O:384:GLU:O	7:O:388:SER:N	2.42	0.43
8:P:157:ILE:O	8:P:161:SER:N	2.47	0.43
11:3:123:MET:SD	13:5:72:VAL:HA	2.58	0.43

Continued on next page...

Continued from previous page...

Atom-1	Atom-2	Interatomic distance (Å)	Clash overlap (Å)
13:5:56:SER:OG	13:5:57:ASN:N	2.44	0.43
14:6:20:GLN:O	14:6:23:LEU:HB3	2.19	0.43
14:6:56:VAL:HG21	14:6:69:LEU:HD23	2.00	0.43
14:6:57:PHE:HE1	14:6:66:LYS:HD2	1.83	0.43
1:A:106:GLU:O	1:A:109:LYS:HB2	2.18	0.43
1:A:149:ILE:H	1:A:499:LYS:NZ	2.17	0.43
1:A:308:VAL:HG12	1:A:311:VAL:HG22	2.01	0.43
2:B:42:THR:HG22	2:B:48:MET:O	2.19	0.43
2:B:418:ALA:CB	2:B:444:ARG:HG3	2.48	0.43
2:B:445:MET:O	2:B:449:ILE:HG12	2.18	0.43
3:C:158:SER:HA	3:C:161:THR:HG22	2.00	0.43
3:C:317:LYS:HA	3:C:320:ASN:HB2	2.01	0.43
5:E:118:GLU:O	5:E:121:GLU:HB3	2.18	0.43
6:F:270:ARG:HD2	6:F:336:PHE:CD2	2.43	0.43
7:G:22:LEU:HB2	7:G:517:ASP:HB2	2.00	0.43
7:G:283:HIS:CD2	7:G:306:ARG:HH12	2.37	0.43
8:H:188:VAL:HB	8:H:399:PHE:CZ	2.53	0.43
8:H:353:SER:HB2	8:H:362:VAL:HG21	2.01	0.43
1:I:519:GLU:O	1:I:522:ILE:N	2.52	0.43
2:J:25:ARG:HD3	2:J:518:ASP:OD1	2.19	0.43
2:J:244:MET:SD	2:J:304:PHE:HZ	2.41	0.43
2:J:418:ALA:HB1	2:J:440:ALA:HB1	1.98	0.43
3:K:51:LEU:HB2	6:N:521:ILE:CG1	2.49	0.43
3:K:220:ILE:O	3:K:361:THR:HB	2.18	0.43
4:L:157:LEU:HD23	4:L:419:ARG:HG3	2.00	0.43
4:L:183:LEU:HD21	4:L:401:ALA:HB1	2.01	0.43
6:N:64:LEU:HD23	6:N:81:ALA:HB3	2.00	0.43
6:N:210:LEU:HB3	6:N:363:ILE:CG1	2.49	0.43
6:N:394:GLY:HA2	6:N:397:ALA:HB3	1.99	0.43
7:O:87:ASP:HB2	7:O:94:THR:CG2	2.48	0.43
7:O:147:ASP:HB2	7:O:154:LEU:HB2	1.99	0.43
7:O:277:LYS:HG3	7:O:334:VAL:HG21	2.00	0.43
8:P:221:MET:O	8:P:363:PHE:N	2.29	0.43
8:P:242:TYR:HE1	8:P:333:LEU:HD12	1.84	0.43
8:P:243:SER:HA	8:P:294:GLY:HA3	2.01	0.43
8:P:490:LYS:NZ	8:P:497:ILE:HD12	2.33	0.43
9:1:40:THR:HA	9:1:43:HIS:HB3	2.01	0.43
9:1:57:GLU:OE2	9:1:59:ASN:HB3	2.18	0.43
9:1:82:GLU:HA	9:1:85:LYS:HB3	2.00	0.43
12:4:73:ASP:H	13:5:66:LEU:HD12	1.82	0.43
1:A:118:ILE:HG21	1:A:522:ILE:HG13	2.00	0.43

Continued on next page...

Continued from previous page...

Atom-1	Atom-2	Interatomic distance (Å)	Clash overlap (Å)
1:A:259:LYS:HA	1:A:262:GLN:HB3	2.00	0.43
1:A:423:LEU:HD21	1:A:441:PHE:HD2	1.83	0.43
2:B:25:ARG:HH12	2:B:515:LEU:HD23	1.83	0.43
2:B:501:ARG:NE	2:B:502:GLN:HE21	2.16	0.43
3:C:148:ASP:CG	3:C:151:MET:H	2.22	0.43
3:C:285:LEU:HB3	3:C:339:ARG:HA	2.00	0.43
4:D:157:LEU:HD11	4:D:419:ARG:HA	1.99	0.43
4:D:274:ARG:O	4:D:277:ARG:HB2	2.19	0.43
5:E:295:THR:O	5:E:353:LEU:HD12	2.18	0.43
5:E:298:ASN:OD1	5:E:319:LEU:HD13	2.18	0.43
5:E:363:SER:HA	5:E:370:LYS:HG2	2.00	0.43
5:E:533:ILE:HA	7:G:47:LYS:HB2	1.99	0.43
6:F:48:VAL:HG23	6:F:49:SER:N	2.33	0.43
6:F:234:ASN:HB2	6:F:318:ARG:HH12	1.84	0.43
6:F:368:ASN:O	6:F:370:ARG:HG3	2.19	0.43
8:H:138:LYS:O	8:H:142:ILE:HG22	2.18	0.43
8:H:296:LYS:HZ2	8:H:298:ALA:HB2	1.82	0.43
1:I:257:PRO:HB2	3:K:246:GLU:HB3	2.00	0.43
1:I:307:ALA:HB3	1:I:309:ARG:CZ	2.48	0.43
1:I:446:LEU:HD11	1:I:464:VAL:CG1	2.48	0.43
2:J:173:THR:HA	2:J:176:LYS:HE3	1.99	0.43
2:J:201:ILE:HD13	2:J:373:ILE:HB	1.99	0.43
3:K:44:LYS:HG2	3:K:483:GLU:HA	2.00	0.43
3:K:97:SER:O	3:K:100:ILE:HG12	2.18	0.43
3:K:445:GLU:CD	3:K:467:ARG:HH21	2.21	0.43
5:M:196:VAL:HG23	5:M:197:ALA:N	2.34	0.43
5:M:217:GLY:N	5:M:389:GLY:O	2.52	0.43
5:M:307:ASP:OD1	5:M:308:ASP:N	2.48	0.43
6:N:20:LEU:HD13	6:N:518:VAL:O	2.17	0.43
7:O:36:VAL:HB	7:O:95:THR:HA	2.00	0.43
8:P:421:LYS:HG3	8:P:473:GLU:OE2	2.17	0.43
10:2:79:VAL:HG12	10:2:81:ARG:HG3	2.00	0.43
13:5:106:LYS:HE2	14:6:39:GLU:OE2	2.19	0.43
14:6:63:VAL:HG22	14:6:65:VAL:HG22	2.00	0.43
1:A:395:ALA:HA	1:A:398:VAL:HB	2.00	0.43
1:A:419:LEU:HA	1:A:422:TYR:HB3	2.00	0.43
2:B:26:LEU:O	2:B:30:ILE:HG23	2.18	0.43
2:B:95:VAL:HG11	2:B:502:GLN:HB2	2.00	0.43
2:B:110:LEU:O	2:B:114:GLU:HG3	2.18	0.43
2:B:138:ARG:O	2:B:141:LEU:HB3	2.18	0.43
2:B:346:CYS:HB3	2:B:365:VAL:HG12	2.00	0.43

Continued on next page...

Continued from previous page...

Atom-1	Atom-2	Interatomic distance (Å)	Clash overlap (Å)
4:D:63:ASP:HB2	4:D:65:LYS:HE3	2.01	0.43
4:D:403:ARG:HA	4:D:406:HIS:HB3	2.00	0.43
4:D:470:GLY:O	4:D:471:LEU:HG	2.18	0.43
5:E:50:THR:HA	5:E:465:ASN:CB	2.49	0.43
5:E:501:MET:O	5:E:505:HIS:N	2.52	0.43
5:E:523:MET:O	5:E:526:MET:N	2.51	0.43
6:F:153:ARG:NH2	6:F:166:ASP:OD1	2.49	0.43
6:F:207:ILE:O	6:F:372:VAL:HG13	2.18	0.43
6:F:501:LYS:O	6:F:504:LEU:HG	2.19	0.43
7:G:56:ALA:HB1	7:G:58:ILE:HD11	2.01	0.43
7:G:125:PHE:CD2	7:G:511:CYS:HB3	2.54	0.43
7:G:153:LYS:HA	7:G:156:GLU:HB3	2.01	0.43
7:G:291:SER:O	7:G:314:VAL:HG22	2.18	0.43
7:G:494:GLU:OE1	7:G:494:GLU:N	2.51	0.43
8:H:360:VAL:O	8:H:362:VAL:HG23	2.18	0.43
8:H:487:PRO:HG2	8:H:489:VAL:H	1.84	0.43
2:J:138:ARG:HB3	2:J:501:ARG:NH1	2.33	0.43
3:K:17:GLU:HB3	3:K:22:VAL:HG21	2.00	0.43
3:K:70:ILE:HG13	3:K:71:GLN:N	2.34	0.43
3:K:141:SER:HB3	3:K:406:GLN:HB3	2.01	0.43
4:L:218:ILE:HD11	4:L:397:VAL:O	2.19	0.43
5:M:263:LYS:NZ	7:O:270:GLU:OE2	2.39	0.43
6:N:128:GLU:HA	6:N:131:LEU:HD12	2.01	0.43
6:N:168:LEU:HD22	6:N:391:VAL:HG22	2.01	0.43
6:N:460:GLN:HG2	6:N:461:GLU:H	1.83	0.43
7:O:231:LYS:HZ3	7:O:349:GLU:HB3	1.84	0.43
7:O:263:TYR:CD2	7:O:264:GLN:HG2	2.53	0.43
7:O:488:PHE:HA	7:O:493:TRP:NE1	2.33	0.43
8:P:240:ALA:HB1	8:P:339:PRO:HG3	2.00	0.43
8:P:500:THR:HG23	8:P:503:GLY:N	2.26	0.43
11:3:122:LYS:H	11:3:137:ILE:HD11	1.84	0.43
1:A:288:THR:O	1:A:310:ARG:N	2.52	0.43
2:B:42:THR:O	2:B:42:THR:OG1	2.35	0.43
2:B:50:LYS:HA	4:D:533:ASP:HB2	2.00	0.43
2:B:217:GLY:HA3	2:B:362:PHE:O	2.19	0.43
4:D:345:VAL:HG13	4:D:350:GLN:CB	2.44	0.43
4:D:389:VAL:HG12	4:D:391:ARG:HG3	1.99	0.43
4:D:393:SER:H	4:D:397:VAL:HG11	1.84	0.43
4:D:406:HIS:O	4:D:410:CYS:N	2.44	0.43
5:E:361:GLU:HA	5:E:372:LEU:HA	1.99	0.43
5:E:481:GLN:HA	5:E:484:GLU:O	2.18	0.43

Continued on next page...

Continued from previous page...

Atom-1	Atom-2	Interatomic distance (Å)	Clash overlap (Å)
6:F:27:ALA:O	6:F:31:GLN:HG3	2.19	0.43
6:F:129:LYS:HA	6:F:132:GLN:HB2	2.01	0.43
7:G:321:ARG:CG	7:G:369:THR:HG21	2.49	0.43
7:G:416:LEU:HB2	7:G:442:LEU:HD13	2.00	0.43
7:G:516:VAL:HG13	7:G:518:GLU:O	2.19	0.43
1:I:131:TYR:HE1	1:I:478:PRO:HD3	1.83	0.43
1:I:299:TYR:OH	3:K:331:ILE:HG22	2.19	0.43
2:J:182:LEU:HD11	2:J:199:ILE:HG21	2.01	0.43
2:J:475:THR:HB	2:J:487:ASP:OD1	2.19	0.43
3:K:417:ALA:HB2	3:K:476:GLU:HB3	1.99	0.43
4:L:109:VAL:HG23	4:L:518:ALA:HA	2.00	0.43
5:M:305:GLY:HA3	5:M:324:TRP:CA	2.49	0.43
5:M:494:LEU:H	5:M:504:GLN:HE22	1.67	0.43
6:N:325:THR:HG22	6:N:332:ALA:N	2.34	0.43
6:N:483:THR:HG23	6:N:485:GLU:H	1.83	0.43
7:O:120:ILE:HG13	7:O:123:ARG:NH2	2.33	0.43
7:O:198:LYS:N	7:O:372:PHE:O	2.26	0.43
7:O:461:LEU:O	7:O:464:LEU:HB2	2.19	0.43
7:O:523:PRO:HD3	8:P:58:ASN:O	2.18	0.43
8:P:146:LEU:HD11	8:P:418:GLU:HB3	1.99	0.43
8:P:190:ILE:HB	8:P:373:SER:HB2	1.99	0.43
8:P:197:PHE:HB2	8:P:403:THR:HG21	1.99	0.43
8:P:282:ALA:O	8:P:339:PRO:HD2	2.19	0.43
8:P:348:ASP:HB2	8:P:364:LYS:O	2.19	0.43
9:1:58:THR:HA	9:1:72:SER:HA	2.00	0.43
12:4:111:VAL:O	12:4:115:LEU:HG	2.19	0.43
1:A:475:GLN:O	1:A:485:TRP:N	2.52	0.43
2:B:112:GLU:O	2:B:116:LEU:HG	2.19	0.43
2:B:140:ALA:HB1	2:B:416:LEU:CD2	2.46	0.43
2:B:323:LEU:HD13	2:B:362:PHE:CD2	2.54	0.43
2:B:450:ILE:HB	2:B:480:MET:SD	2.58	0.43
2:B:518:ASP:OD1	2:B:518:ASP:N	2.51	0.43
3:C:20:ARG:CZ	3:C:115:GLN:HG3	2.48	0.43
3:C:207:GLY:HA3	3:C:377:ARG:HD2	2.01	0.43
3:C:348:GLY:N	3:C:365:ASP:OD2	2.27	0.43
3:C:464:THR:CG2	8:P:432:GLY:H	2.21	0.43
3:C:466:LEU:HD12	3:C:469:LYS:HB2	2.01	0.43
4:D:266:VAL:CG2	14:6:89:ARG:HH11	2.29	0.43
5:E:130:PRO:HB2	5:E:528:LEU:HG	2.01	0.43
5:E:264:HIS:CD2	7:G:255:ILE:H	2.37	0.43
5:E:276:ALA:HA	5:E:279:LYS:HD2	2.01	0.43

Continued on next page...

Continued from previous page...

Atom-1	Atom-2	Interatomic distance (Å)	Clash overlap (Å)
6:F:498:TYR:HD1	6:F:501:LYS:HE3	1.83	0.43
7:G:211:VAL:HG12	7:G:213:GLY:H	1.84	0.43
7:G:239:LEU:HB2	7:G:330:ILE:HA	2.01	0.43
7:G:315:PRO:HB2	7:G:318:ASP:HB2	2.00	0.43
8:H:168:ILE:HD11	8:H:183:ILE:HD11	2.01	0.43
8:H:197:PHE:CZ	8:H:202:ILE:HD13	2.53	0.43
8:H:234:VAL:HG22	8:H:289:ASN:CG	2.39	0.43
8:H:372:ILE:H	8:H:372:ILE:HG12	1.68	0.43
1:I:211:ILE:HG21	1:I:363:LEU:HD22	2.00	0.43
1:I:446:LEU:HD11	1:I:464:VAL:HG12	2.00	0.43
2:J:113:ALA:O	2:J:117:ILE:N	2.40	0.43
2:J:293:ARG:C	2:J:314:HIS:HA	2.39	0.43
3:K:204:ILE:HB	3:K:377:ARG:HE	1.83	0.43
3:K:515:LEU:O	3:K:519:ILE:HG12	2.19	0.43
3:K:519:ILE:O	3:K:519:ILE:HG13	2.19	0.43
4:L:62:GLN:N	4:L:62:GLN:OE1	2.52	0.43
4:L:431:GLU:HA	4:L:484:HIS:CE1	2.53	0.43
5:M:171:THR:O	5:M:175:SER:N	2.52	0.43
5:M:252:THR:HA	5:M:303:GLN:HB3	2.00	0.43
5:M:418:VAL:HA	5:M:508:GLU:O	2.19	0.43
5:M:530:ILE:HG21	7:O:48:LEU:HB2	2.00	0.43
6:N:204:THR:HA	6:N:375:LEU:O	2.18	0.43
6:N:221:MET:CG	6:N:306:SER:HA	2.48	0.43
7:O:74:PRO:O	7:O:78:THR:N	2.50	0.43
7:O:143:VAL:HG22	7:O:403:ASP:O	2.19	0.43
7:O:420:LEU:O	7:O:423:TYR:N	2.52	0.43
8:P:197:PHE:CD1	8:P:399:PHE:CD2	3.06	0.43
11:3:67:LEU:HA	11:3:159:GLU:HG3	2.00	0.43
1:A:168:PHE:HE1	1:A:208:SER:HB2	1.80	0.43
1:A:347:GLN:HB2	1:A:367:THR:HG23	2.00	0.43
1:A:443:ARG:HA	1:A:443:ARG:HD3	1.80	0.43
2:B:155:PHE:CE2	2:B:188:LEU:HA	2.51	0.43
3:C:349:LEU:O	3:C:363:ILE:HA	2.19	0.43
3:C:399:ARG:HA	3:C:402:LEU:HB2	1.99	0.43
3:C:424:GLU:O	3:C:428:ALA:N	2.34	0.43
4:D:160:ARG:NH1	4:D:164:LEU:HD22	2.34	0.43
4:D:255:ALA:HB3	4:D:279:GLU:HG3	2.00	0.43
4:D:300:ILE:HG22	4:D:301:GLN:O	2.19	0.43
4:D:365:VAL:HB	4:D:375:LYS:HZ3	1.82	0.43
5:E:203:ASP:OD1	5:E:414:ARG:HG2	2.18	0.43
5:E:219:LEU:O	5:E:222:THR:HG23	2.19	0.43

Continued on next page...

Continued from previous page...

Atom-1	Atom-2	Interatomic distance (Å)	Clash overlap (Å)
5:E:288:MET:O	5:E:292:ILE:HG12	2.19	0.43
5:E:402:LEU:O	5:E:406:LEU:HD13	2.19	0.43
6:F:248:PHE:HB3	6:F:250:TYR:CE2	2.54	0.43
7:G:30:GLN:OE1	7:G:106:LYS:HB2	2.18	0.43
7:G:103:GLU:HG2	7:G:441:ALA:CB	2.48	0.43
7:G:468:HIS:CD2	7:G:472:GLY:HA2	2.54	0.43
1:I:7:VAL:HG23	1:I:11:ARG:O	2.18	0.43
1:I:24:ALA:O	1:I:28:ILE:HG12	2.18	0.43
2:J:36:GLY:HA2	2:J:103:THR:HG22	2.00	0.43
2:J:157:GLN:HA	2:J:160:MET:HB2	2.00	0.43
3:K:17:GLU:HB2	3:K:521:ASP:HA	2.00	0.43
3:K:199:ALA:HB1	3:K:395:MET:HE2	1.99	0.43
5:M:78:LEU:HB3	5:M:92:VAL:HA	2.01	0.43
5:M:358:LEU:HG	5:M:360:GLN:HG3	2.00	0.43
6:N:116:PRO:O	6:N:120:THR:OG1	2.28	0.43
6:N:179:ILE:HD13	6:N:399:LYS:HE3	2.01	0.43
7:O:234:ASN:O	7:O:287:LYS:HD2	2.19	0.43
1:A:292:ILE:HG12	1:A:309:ARG:CD	2.48	0.43
1:A:350:GLU:O	1:A:365:LYS:HB2	2.17	0.43
2:B:220:LEU:HD12	2:B:362:PHE:HZ	1.84	0.43
3:C:52:ASP:HB2	3:C:55:GLY:H	1.83	0.43
3:C:204:ILE:HG21	3:C:355:ILE:CG2	2.49	0.43
3:C:247:TYR:CB	3:C:299:LEU:HD23	2.49	0.43
3:C:510:VAL:O	3:C:514:VAL:HG23	2.19	0.43
4:D:252:CYS:HA	4:D:306:ARG:HD2	2.00	0.43
4:D:301:GLN:NE2	4:D:306:ARG:HH21	2.16	0.43
5:E:148:LEU:HD12	5:E:151:ILE:HD12	2.00	0.43
5:E:269:THR:HB	5:E:273:ASP:OD2	2.18	0.43
5:E:420:TYR:HD1	5:E:501:MET:HG3	1.82	0.43
6:F:253:ALA:HA	6:F:256:ARG:HH21	1.83	0.43
6:F:506:HIS:O	6:F:510:VAL:HG12	2.18	0.43
7:G:17:GLN:HG2	7:G:518:GLU:HA	2.01	0.43
8:H:256:THR:N	8:H:259:ILE:O	2.46	0.43
8:H:356:GLY:H	8:H:378:ARG:NE	2.17	0.43
1:I:132:ILE:HG22	1:I:507:THR:OG1	2.19	0.43
1:I:417:ALA:CA	1:I:468:ARG:HE	2.28	0.43
3:K:101:LEU:HD22	3:K:506:TYR:HE1	1.84	0.43
4:L:151:MET:O	4:L:504:LEU:HD13	2.19	0.43
5:M:129:HIS:CD2	5:M:130:PRO:HD2	2.54	0.43
6:N:278:LYS:HG3	6:N:282:CYS:HB2	2.00	0.43
6:N:278:LYS:HG3	6:N:289:PHE:HB2	2.00	0.43

Continued on next page...

Continued from previous page...

Atom-1	Atom-2	Interatomic distance (Å)	Clash overlap (Å)
6:N:466:ILE:O	6:N:470:HIS:N	2.25	0.43
7:O:238:ALA:HA	7:O:342:LEU:CD1	2.49	0.43
7:O:348:PHE:HD1	7:O:361:PHE:CE1	2.37	0.43
8:P:462:GLU:HG3	8:P:466:LYS:HZ3	1.84	0.43
11:3:127:LEU:HD22	11:3:131:VAL:HG12	2.01	0.43
2:B:33:ILE:O	2:B:111:ARG:NH2	2.52	0.42
2:B:419:HIS:O	2:B:423:GLN:HG2	2.18	0.42
3:C:268:LEU:HD23	3:C:271:GLU:OE1	2.19	0.42
4:D:115:SER:CB	4:D:457:ALA:HB1	2.49	0.42
5:E:280:TYR:HA	5:E:283:GLU:HG2	2.00	0.42
5:E:442:THR:HA	4:L:482:ASN:CG	2.39	0.42
5:E:462:LEU:HG	5:E:465:ASN:HD21	1.84	0.42
5:E:530:ILE:CD1	5:E:531:ASP:H	2.31	0.42
6:F:30:LEU:HD21	6:F:64:LEU:HD21	2.01	0.42
6:F:221:MET:HG2	6:F:306:SER:HB3	2.00	0.42
6:F:353:TYR:CE2	6:F:355:LEU:HB2	2.53	0.42
7:G:104:PHE:CZ	7:G:438:TYR:HD1	2.37	0.42
7:G:411:ALA:HB2	7:G:487:ASN:HD22	1.84	0.42
7:G:522:ASN:H	8:H:57:ILE:CD1	2.32	0.42
8:H:154:LEU:HD21	8:H:193:ASP:CB	2.48	0.42
8:H:201:ASN:HB3	8:H:371:ALA:O	2.19	0.42
2:J:40:LYS:HD3	2:J:104:VAL:HG13	2.00	0.42
2:J:116:LEU:HD22	2:J:121:ILE:HG13	2.00	0.42
3:K:150:ASP:O	3:K:153:LEU:N	2.52	0.42
3:K:285:LEU:HB2	3:K:287:PRO:HD3	2.01	0.42
4:L:166:SER:OG	4:L:421:LEU:HD21	2.19	0.42
4:L:336:ILE:HG13	4:L:340:ILE:HD12	2.01	0.42
5:M:28:LEU:HD13	5:M:538:GLU:OE2	2.19	0.42
5:M:128:ILE:HG23	5:M:132:ARG:CZ	2.49	0.42
5:M:132:ARG:CZ	5:M:443:LEU:HD13	2.49	0.42
5:M:413:ILE:HD12	5:M:413:ILE:HA	1.92	0.42
5:M:472:GLN:O	5:M:476:GLU:HG3	2.18	0.42
6:N:142:GLU:OE1	6:N:147:THR:OG1	2.36	0.42
7:O:200:VAL:HG23	7:O:375:ARG:CG	2.49	0.42
7:O:402:ASN:HB3	7:O:495:PRO:HB3	2.01	0.42
11:3:63:MET:HA	11:3:66:ASN:ND2	2.33	0.42
11:3:158:LEU:O	11:3:162:LEU:HG	2.19	0.42
1:A:78:LEU:HD22	1:A:520:ALA:HB2	2.01	0.42
1:A:182:THR:CG2	1:A:322:ALA:HB1	2.48	0.42
2:B:167:LEU:HG	2:B:389:SER:HB3	2.01	0.42
3:C:241:LEU:HD13	3:C:245:LEU:CD1	2.43	0.42

Continued on next page...

Continued from previous page...

Atom-1	Atom-2	Interatomic distance (Å)	Clash overlap (Å)
3:C:267:ILE:O	3:C:271:GLU:HG3	2.18	0.42
3:C:322:ARG:HD3	3:C:325:ARG:NH2	2.34	0.42
4:D:75:ALA:O	4:D:78:LEU:HB2	2.19	0.42
4:D:280:ARG:CD	14:6:78:LYS:HB3	2.47	0.42
5:E:99:ASP:OD1	5:E:103:GLY:HA2	2.19	0.42
6:F:27:ALA:HB3	6:F:28:ARG:NH1	2.35	0.42
6:F:182:GLN:OE1	6:F:370:ARG:NH1	2.52	0.42
6:F:431:GLY:O	6:F:435:LEU:HG	2.18	0.42
7:G:76:ALA:O	7:G:80:VAL:HG23	2.19	0.42
7:G:487:ASN:HB3	7:G:492:VAL:HB	2.00	0.42
1:I:458:GLN:OE1	1:I:494:LYS:HB2	2.18	0.42
2:J:29:PHE:CD2	2:J:114:GLU:HG2	2.54	0.42
2:J:61:LEU:HD21	4:L:86:PRO:O	2.19	0.42
3:K:47:MET:HB3	3:K:59:MET:HB2	2.01	0.42
3:K:185:PHE:HA	3:K:198:TYR:CG	2.53	0.42
4:L:484:HIS:O	4:L:488:GLU:N	2.51	0.42
5:M:159:ILE:O	5:M:162:THR:HG22	2.20	0.42
5:M:490:GLY:O	5:M:499:ASN:HB3	2.19	0.42
6:N:64:LEU:HD11	6:N:77:ILE:HG13	2.00	0.42
6:N:145:ARG:NE	6:N:174:ASP:OD1	2.36	0.42
7:O:246:LEU:HG	7:O:247:LYS:HG2	2.01	0.42
8:P:172:GLN:NE2	8:P:179:LEU:HD12	2.33	0.42
11:3:125:LEU:HG	13:5:70:MET:HA	2.01	0.42
3:C:21:LYS:O	3:C:25:GLY:N	2.41	0.42
3:C:40:CYS:SG	3:C:61:ASN:HA	2.60	0.42
3:C:153:LEU:HA	3:C:156:ILE:HD12	2.01	0.42
3:C:490:MET:SD	3:C:493:LEU:HD12	2.60	0.42
4:D:264:ILE:HD11	14:6:89:ARG:HB3	2.01	0.42
4:D:288:LYS:O	4:D:292:LYS:HG3	2.19	0.42
4:D:350:GLN:HB3	4:D:355:MET:SD	2.59	0.42
5:E:109:VAL:HG11	5:E:519:LEU:HB2	2.01	0.42
5:E:193:VAL:HG11	5:E:409:ILE:HG23	2.01	0.42
5:E:243:VAL:CG1	5:E:361:GLU:HG2	2.49	0.42
5:E:243:VAL:CG2	5:E:360:GLN:HA	2.46	0.42
5:E:253:CYS:HA	7:G:271:TRP:HH2	1.83	0.42
5:E:435:GLN:O	5:E:439:LYS:HG3	2.18	0.42
5:E:439:LYS:O	5:E:441:PRO:HD3	2.20	0.42
5:E:522:GLN:O	5:E:525:ARG:HB3	2.19	0.42
6:F:46:MET:HG2	6:F:56:LEU:HB2	2.01	0.42
6:F:118:ILE:HG22	6:F:432:ARG:HH21	1.84	0.42
6:F:126:ALA:HB1	6:F:440:PHE:CD2	2.54	0.42

Continued on next page...

Continued from previous page...

Atom-1	Atom-2	Interatomic distance (Å)	Clash overlap (Å)
6:F:134:LEU:HB3	6:F:498:TYR:CE1	2.48	0.42
7:G:509:ALA:HA	7:G:512:LEU:HB3	1.99	0.42
1:I:145:ARG:HH21	1:I:150:ASN:HD21	1.67	0.42
2:J:451:ALA:HB3	2:J:458:SER:OG	2.20	0.42
2:J:453:ASN:HA	4:L:129:HIS:CE1	2.53	0.42
4:L:44:VAL:HG12	4:L:48:ILE:CD1	2.49	0.42
4:L:155:VAL:HG21	4:L:421:LEU:HG	2.00	0.42
5:M:99:ASP:HB2	5:M:106:THR:HG22	2.01	0.42
6:N:161:HIS:CD2	6:N:163:GLU:HB3	2.54	0.42
6:N:194:MET:HB2	6:N:375:LEU:HA	2.00	0.42
6:N:237:LEU:HD23	6:N:270:ARG:HG3	2.00	0.42
6:N:462:THR:HG21	6:N:484:GLY:O	2.18	0.42
7:O:38:THR:HB	7:O:45:MET:SD	2.59	0.42
8:P:468:TYR:O	8:P:471:HIS:ND1	2.52	0.42
12:4:44:LYS:O	12:4:47:LEU:HB3	2.19	0.42
13:5:48:ASP:HA	13:5:51:ASN:OD1	2.19	0.42
13:5:56:SER:O	13:5:57:ASN:HB3	2.19	0.42
1:A:137:ILE:HG21	1:A:504:PHE:HE1	1.84	0.42
2:B:279:VAL:HG12	2:B:283:LEU:HD13	2.00	0.42
2:B:330:GLU:CB	2:B:342:LYS:HB3	2.49	0.42
2:B:407:VAL:HG21	2:B:500:LYS:HB2	2.00	0.42
3:C:17:GLU:N	3:C:522:ILE:O	2.37	0.42
3:C:327:CYS:SG	3:C:344:GLY:HA2	2.60	0.42
3:C:459:THR:O	3:C:463:LEU:HG	2.19	0.42
4:D:524:GLU:HA	4:D:527:ARG:HB3	2.01	0.42
5:E:62:VAL:HA	5:E:67:ASP:O	2.19	0.42
5:E:189:ALA:HA	5:E:385:ILE:HG21	2.01	0.42
5:E:356:ALA:HA	5:E:376:GLN:HA	2.01	0.42
6:F:295:LYS:HE3	6:F:315:ARG:NH1	2.35	0.42
7:G:16:SER:HB2	7:G:21:GLN:HE21	1.83	0.42
7:G:516:VAL:HG22	8:H:53:ASN:C	2.39	0.42
8:H:99:ASP:OD2	8:H:170:SER:HB2	2.20	0.42
1:I:202:GLY:N	1:I:379:GLY:O	2.52	0.42
1:I:299:TYR:O	1:I:303:ALA:N	2.37	0.42
2:J:293:ARG:HD3	2:J:317:PHE:CE1	2.55	0.42
3:K:48:LYS:O	3:K:59:MET:HA	2.20	0.42
3:K:161:THR:HA	3:K:165:ILE:O	2.19	0.42
4:L:287:VAL:HG21	4:L:316:PHE:HB3	2.00	0.42
4:L:423:ALA:HB2	4:L:503:ILE:C	2.39	0.42
4:L:478:THR:HA	4:L:481:ARG:HH11	1.83	0.42
6:N:41:LYS:HG2	6:N:481:LEU:O	2.19	0.42

Continued on next page...

Continued from previous page...

Atom-1	Atom-2	Interatomic distance (Å)	Clash overlap (Å)
6:N:211:VAL:HG22	6:N:362:PHE:CD1	2.55	0.42
6:N:271:VAL:HG21	6:N:304:ALA:HB3	2.01	0.42
7:O:50:VAL:HA	7:O:56:ALA:HA	2.02	0.42
7:O:453:ALA:HB3	7:O:482:GLU:HG3	2.01	0.42
8:P:50:ASN:H	8:P:480:LEU:HD13	1.85	0.42
8:P:103:PHE:HA	8:P:106:VAL:HG12	2.01	0.42
8:P:187:CYS:HA	8:P:190:ILE:HG22	2.01	0.42
10:2:57:VAL:HG12	10:2:90:LEU:HD13	2.00	0.42
12:4:60:ALA:HB3	14:6:58:LYS:HE2	2.01	0.42
1:A:181:TYR:HE1	1:A:214:TYR:HE1	1.67	0.42
1:A:399:VAL:HG12	1:A:403:LEU:HD11	2.01	0.42
1:A:399:VAL:O	1:A:403:LEU:N	2.50	0.42
1:A:421:ILE:HG21	7:O:425:ARG:CZ	2.50	0.42
1:A:463:LEU:HG	1:A:494:LYS:HG2	2.01	0.42
2:B:351:GLU:HB2	2:B:360:ILE:HG12	2.02	0.42
2:B:400:THR:HG22	2:B:404:SER:HA	2.02	0.42
3:C:49:MET:O	6:F:521:ILE:HA	2.19	0.42
3:C:168:TRP:HB3	3:C:387:VAL:CG2	2.44	0.42
3:C:180:VAL:O	3:C:184:GLN:N	2.52	0.42
5:E:153:ASP:OD1	5:E:418:VAL:HG23	2.19	0.42
5:E:419:VAL:HG12	5:E:510:LEU:HA	2.02	0.42
6:F:119:ILE:HG23	6:F:436:GLY:HA2	2.01	0.42
6:F:189:PHE:HA	6:F:323:ARG:HH12	1.85	0.42
7:G:342:LEU:CB	7:G:344:ARG:HH12	2.33	0.42
7:G:476:GLY:CA	7:G:487:ASN:HD21	2.31	0.42
8:H:118:LEU:HD11	8:H:440:LYS:HG3	2.01	0.42
1:I:73:LYS:HE2	4:L:70:ILE:HD13	2.01	0.42
1:I:138:VAL:HG11	1:I:487:GLY:HA3	2.02	0.42
1:I:181:TYR:OH	1:I:318:ARG:HG2	2.19	0.42
1:I:463:LEU:HD13	1:I:495:PRO:HD3	2.01	0.42
3:K:153:LEU:CA	3:K:156:ILE:HG22	2.42	0.42
3:K:159:SER:O	3:K:393:ASP:HB3	2.18	0.42
3:K:238:ILE:HG22	3:K:289:VAL:HB	2.02	0.42
3:K:500:ALA:HA	3:K:503:LEU:HB3	1.99	0.42
4:L:62:GLN:HA	4:L:67:ASP:O	2.20	0.42
4:L:123:LEU:HD21	4:L:450:CYS:HA	2.01	0.42
4:L:138:GLN:O	4:L:142:GLU:HG3	2.20	0.42
4:L:289:GLN:HA	4:L:292:LYS:HB3	2.01	0.42
5:M:444:GLU:O	5:M:448:MET:N	2.30	0.42
6:N:38:LEU:HB2	6:N:93:THR:HG22	2.01	0.42
7:O:89:GLU:OE1	7:O:501:ASN:HB3	2.19	0.42

Continued on next page...

Continued from previous page...

Atom-1	Atom-2	Interatomic distance (Å)	Clash overlap (Å)
7:O:148:LYS:HZ2	7:O:153:LYS:HG2	1.83	0.42
7:O:171:GLN:HE21	7:O:206:GLU:HA	1.84	0.42
7:O:177:LYS:O	7:O:180:VAL:HB	2.18	0.42
7:O:302:TYR:O	7:O:306:ARG:N	2.51	0.42
7:O:421:ARG:NH1	7:O:436:GLY:HA2	2.35	0.42
7:O:495:PRO:HB2	7:O:498:VAL:HG23	2.01	0.42
8:P:43:THR:HG23	8:P:44:ARG:N	2.35	0.42
11:3:117:VAL:N	11:3:118:PRO:HD3	2.34	0.42
13:5:43:TYR:HB2	13:5:107:ILE:HG13	2.02	0.42
1:A:172:VAL:O	1:A:176:VAL:HG23	2.19	0.42
2:B:41:SER:HA	4:D:27:ARG:HH21	1.85	0.42
2:B:236:LYS:O	2:B:289:CYS:HB2	2.20	0.42
2:B:282:ILE:HD13	2:B:304:PHE:HZ	1.84	0.42
2:B:458:SER:O	2:B:462:VAL:HB	2.19	0.42
3:C:29:ALA:O	3:C:32:THR:HG22	2.19	0.42
3:C:159:SER:O	3:C:162:THR:HB	2.20	0.42
3:C:229:MET:SD	3:C:238:ILE:HG12	2.60	0.42
4:D:97:ALA:HA	4:D:100:ILE:HG12	2.00	0.42
4:D:365:VAL:HG12	4:D:367:LEU:H	1.84	0.42
4:D:411:VAL:O	4:D:414:CYS:HB2	2.19	0.42
5:E:131:ILE:HD13	7:G:452:ASN:HA	2.01	0.42
5:E:151:ILE:HG12	5:E:486:ASN:CG	2.40	0.42
5:E:258:PRO:C	5:E:323:ARG:HH22	2.23	0.42
5:E:333:ILE:O	5:E:337:THR:HG23	2.19	0.42
5:E:477:VAL:HB	5:E:480:ARG:NH2	2.33	0.42
6:F:31:GLN:CG	6:F:96:VAL:HG12	2.48	0.42
6:F:153:ARG:HG3	6:F:157:ARG:CZ	2.50	0.42
6:F:216:ALA:CA	6:F:314:ARG:HG2	2.39	0.42
6:F:305:LEU:HG	6:F:310:ILE:HD13	2.02	0.42
7:G:38:THR:HB	7:G:448:GLN:NE2	2.34	0.42
7:G:298:VAL:HG12	7:G:302:TYR:CE2	2.54	0.42
8:H:102:ASN:HD21	8:H:171:LYS:CE	2.33	0.42
8:H:221:MET:SD	8:H:363:PHE:HB2	2.60	0.42
1:I:446:LEU:HD13	1:I:468:ARG:CZ	2.49	0.42
1:I:453:ALA:HB1	1:I:458:GLN:HB2	2.01	0.42
2:J:37:ASP:OD1	2:J:38:LEU:N	2.53	0.42
2:J:51:ILE:HG13	4:L:532:ILE:HG12	2.01	0.42
2:J:152:GLU:HA	2:J:155:PHE:HB3	2.02	0.42
2:J:441:LYS:O	2:J:445:MET:HG3	2.20	0.42
3:K:155:ILE:HG22	3:K:496:TRP:CE2	2.54	0.42
3:K:272:GLU:OE1	3:K:297:SER:OG	2.36	0.42

Continued on next page...

Continued from previous page...

Atom-1	Atom-2	Interatomic distance (Å)	Clash overlap (Å)
4:L:183:LEU:HG	4:L:405:ILE:HB	2.02	0.42
4:L:282:TYR:OH	4:L:349:ASP:OD2	2.37	0.42
4:L:414:CYS:HB2	4:L:511:PRO:HG2	2.01	0.42
5:M:253:CYS:HA	7:O:271:TRP:HZ2	1.85	0.42
5:M:419:VAL:CG1	5:M:513:LYS:HG3	2.49	0.42
6:N:108:LEU:O	6:N:112:GLU:HG3	2.19	0.42
6:N:222:LYS:HD3	6:N:288:GLY:HA2	2.02	0.42
6:N:333:LEU:HB3	6:N:335:SER:H	1.84	0.42
7:O:81:ASP:HA	7:O:84:LYS:HB3	2.01	0.42
7:O:411:ALA:HB2	7:O:487:ASN:ND2	2.35	0.42
7:O:460:ILE:HG13	7:O:463:LYS:HZ1	1.85	0.42
8:P:228:GLU:HB2	8:P:314:ARG:HD2	2.00	0.42
8:P:272:GLU:OE2	8:P:301:ALA:HB2	2.18	0.42
8:P:280:VAL:CG2	8:P:304:TYR:HE2	2.33	0.42
11:3:68:ALA:HB2	12:4:31:SER:HB3	2.01	0.42
11:3:70:LYS:O	11:3:74:LEU:HG	2.20	0.42
12:4:47:LEU:HD12	12:4:91:LYS:HD3	2.02	0.42
12:4:55:ASP:O	12:4:59:LEU:N	2.53	0.42
1:A:181:TYR:CE2	1:A:194:SER:HB2	2.55	0.42
2:B:237:ILE:HD11	2:B:349:ILE:HD11	2.01	0.42
4:D:251:PHE:HD1	4:D:286:LEU:HD21	1.85	0.42
4:D:266:VAL:HB	14:6:89:ARG:HB2	2.01	0.42
4:D:335:PHE:CE2	4:D:339:THR:HG21	2.54	0.42
4:D:412:ILE:O	4:D:415:LEU:N	2.52	0.42
5:E:116:LEU:HD21	5:E:137:TYR:CD1	2.54	0.42
5:E:157:VAL:HG22	5:E:160:LYS:HB2	2.01	0.42
5:E:236:HIS:HD2	5:E:237:PRO:HD2	1.84	0.42
5:E:462:LEU:HA	5:E:465:ASN:ND2	2.35	0.42
6:F:196:MET:SD	6:F:375:LEU:HD21	2.59	0.42
6:F:305:LEU:HA	6:F:310:ILE:HD12	2.01	0.42
6:F:510:VAL:O	6:F:513:THR:OG1	2.30	0.42
7:G:174:PHE:HD2	7:G:175:PHE:CD1	2.37	0.42
7:G:321:ARG:HG2	7:G:369:THR:HG21	2.00	0.42
1:I:35:SER:HB3	1:I:56:ASN:O	2.20	0.42
2:J:450:ILE:O	2:J:454:ALA:N	2.48	0.42
3:K:180:VAL:HB	3:K:398:CYS:HB3	2.02	0.42
3:K:222:LYS:HD3	3:K:313:ARG:O	2.20	0.42
3:K:354:LYS:HB3	3:K:359:TYR:CD1	2.54	0.42
4:L:150:ASP:HB2	4:L:435:ARG:HH12	1.84	0.42
4:L:310:SER:N	4:L:313:ALA:HB3	2.34	0.42
4:L:313:ALA:O	4:L:317:LEU:HD12	2.20	0.42

Continued on next page...

Continued from previous page...

Atom-1	Atom-2	Interatomic distance (Å)	Clash overlap (Å)
5:M:58:ASP:OD1	5:M:72:ASN:HB3	2.19	0.42
5:M:122:GLN:HA	5:M:125:ASP:HB2	2.01	0.42
5:M:152:SER:O	5:M:510:LEU:HD13	2.19	0.42
5:M:422:GLY:O	5:M:459:PRO:HB3	2.20	0.42
5:M:472:GLN:HG3	5:M:476:GLU:CG	2.48	0.42
6:N:144:ASP:OD1	6:N:145:ARG:N	2.53	0.42
7:O:197:ILE:HB	7:O:386:GLU:CD	2.40	0.42
7:O:473:THR:HG23	7:O:474:TRP:N	2.34	0.42
7:O:476:GLY:O	7:O:485:ALA:N	2.48	0.42
8:P:408:LEU:HD11	8:P:498:LEU:HD13	2.01	0.42
8:P:502:LEU:HB3	8:P:506:TRP:CD1	2.54	0.42
1:A:41:LEU:HB2	1:A:43:LYS:NZ	2.35	0.42
1:A:119:SER:HA	1:A:122:ARG:HH21	1.85	0.42
1:A:182:THR:HG23	1:A:322:ALA:HB1	2.02	0.42
1:A:185:ARG:NH1	1:A:321:LYS:O	2.53	0.42
1:A:190:TYR:OH	1:A:404:GLU:OE2	2.25	0.42
1:A:199:LYS:HE2	1:A:199:LYS:HB2	1.86	0.42
1:A:208:SER:HB3	1:A:377:LEU:CD2	2.50	0.42
1:A:288:THR:O	1:A:311:VAL:N	2.28	0.42
1:A:299:TYR:HA	1:A:302:GLU:HG2	2.01	0.42
1:A:424:GLU:OE2	7:O:421:ARG:HB3	2.20	0.42
2:B:43:LEU:N	2:B:47:GLY:HA3	2.35	0.42
2:B:180:THR:O	2:B:184:VAL:HG22	2.20	0.42
2:B:251:ILE:HA	2:B:274:LYS:HD2	2.00	0.42
2:B:412:CYS:CB	2:B:488:MET:HG3	2.50	0.42
2:B:470:SER:C	2:J:427:ARG:HH21	2.22	0.42
4:D:197:PRO:HB2	4:D:200:ALA:N	2.34	0.42
4:D:205:LEU:HG	4:D:413:ARG:HD2	2.00	0.42
4:D:272:MET:HA	4:D:275:VAL:HG12	2.00	0.42
4:D:302:LYS:HA	4:D:327:ASP:OD1	2.19	0.42
5:E:260:PRO:HG2	5:E:264:HIS:CE1	2.54	0.42
5:E:402:LEU:C	5:E:406:LEU:HD13	2.39	0.42
5:E:530:ILE:HG12	7:G:59:SER:O	2.20	0.42
6:F:317:LYS:HB2	6:F:320:ASN:OD1	2.20	0.42
7:G:210:LEU:HB2	7:G:372:PHE:HD1	1.84	0.42
7:G:232:TYR:HD2	7:G:288:VAL:HG23	1.85	0.42
8:H:47:TYR:CD1	8:H:102:ASN:HB2	2.47	0.42
8:H:282:ALA:CB	8:H:339:PRO:HD2	2.49	0.42
8:H:283:ILE:HG13	8:H:339:PRO:HG2	2.01	0.42
8:H:410:PRO:CB	8:H:414:ALA:HB3	2.45	0.42
8:H:442:ALA:HA	8:H:445:PHE:CD2	2.54	0.42

Continued on next page...

Continued from previous page...

Atom-1	Atom-2	Interatomic distance (Å)	Clash overlap (Å)
1:I:313:LYS:HE2	1:I:327:ILE:HG21	2.01	0.42
1:I:534:HIS:CE1	4:L:84:LEU:N	2.87	0.42
2:J:452:ASP:OD1	2:J:452:ASP:N	2.52	0.42
3:K:240:LEU:HB3	3:K:331:ILE:HG23	2.01	0.42
4:L:440:SER:O	4:L:443:LEU:N	2.52	0.42
5:M:335:ILE:O	5:M:381:ARG:HB2	2.20	0.42
5:M:469:ASN:O	5:M:473:THR:OG1	2.19	0.42
6:N:273:LYS:HD2	6:N:337:ASP:HA	2.01	0.42
7:O:151:GLN:HB3	7:O:154:LEU:HD13	2.00	0.42
7:O:210:LEU:HD13	7:O:372:PHE:CE1	2.54	0.42
7:O:211:VAL:HG13	7:O:371:THR:HB	2.02	0.42
7:O:238:ALA:HA	7:O:342:LEU:HD12	2.02	0.42
8:P:186:ALA:HA	8:P:219:HIS:HE1	1.84	0.42
8:P:333:LEU:HD21	8:P:343:GLU:CD	2.39	0.42
9:1:62:GLU:OE1	9:1:76:ILE:HG23	2.19	0.42
11:3:127:LEU:HD13	11:3:133:LEU:H	1.84	0.42
13:5:25:GLU:HG2	13:5:124:LYS:NZ	2.35	0.42
1:A:127:GLU:HA	1:A:130:ARG:HE	1.84	0.42
2:B:235:ALA:CB	2:B:349:ILE:HG13	2.49	0.42
2:B:241:ASN:O	2:B:248:LYS:HD2	2.20	0.42
2:B:400:THR:HA	2:B:403:ASP:O	2.20	0.42
2:B:465:LEU:HB2	2:B:478:LEU:HD21	2.02	0.42
3:C:38:ARG:O	3:C:41:LEU:HB2	2.20	0.42
4:D:29:LYS:HB2	4:D:30:PRO:CD	2.49	0.42
4:D:422:ILE:O	4:D:510:GLN:O	2.38	0.42
4:D:446:MET:HG3	5:M:471:ILE:CG2	2.50	0.42
5:E:200:GLU:HB3	5:E:203:ASP:HB2	2.02	0.42
6:F:71:HIS:CG	6:F:72:PRO:HD2	2.55	0.42
6:F:379:PRO:HB2	6:F:381:LYS:HG3	2.02	0.42
7:G:278:LEU:HD22	7:G:303:PHE:CE1	2.54	0.42
7:G:463:LYS:HG2	1:I:432:SER:OG	2.20	0.42
8:H:335:ARG:HB3	8:H:337:THR:O	2.19	0.42
8:H:430:CYS:SG	8:H:438:ILE:HD13	2.60	0.42
1:I:400:LYS:O	1:I:404:GLU:HG3	2.20	0.42
1:I:420:SER:CA	1:I:442:ALA:HB1	2.48	0.42
2:J:523:ALA:H	5:M:80:MET:HE3	1.85	0.42
3:K:228:ARG:HE	3:K:305:MET:CB	2.33	0.42
4:L:130:PRO:HA	4:L:133:ILE:HB	2.02	0.42
4:L:140:ALA:HB2	4:L:451:VAL:HG13	2.01	0.42
4:L:290:ILE:HD13	4:L:317:LEU:HD21	2.02	0.42
6:N:190:MET:HG2	6:N:370:ARG:NH1	2.35	0.42

Continued on next page...

Continued from previous page...

Atom-1	Atom-2	Interatomic distance (Å)	Clash overlap (Å)
6:N:317:LYS:HB2	6:N:320:ASN:H	1.84	0.42
8:P:219:HIS:HA	8:P:373:SER:HA	2.00	0.42
1:A:247:LYS:HB2	1:A:247:LYS:HE2	1.85	0.42
1:A:392:LEU:O	1:A:396:LEU:N	2.26	0.42
2:B:238:LEU:HD23	2:B:282:ILE:HG23	2.02	0.42
4:D:187:SER:OG	4:D:405:ILE:HA	2.20	0.42
4:D:264:ILE:HD12	4:D:272:MET:HE3	2.02	0.42
4:D:431:GLU:HG2	4:D:484:HIS:CB	2.50	0.42
4:D:455:ALA:O	4:D:458:MET:HG2	2.20	0.42
5:E:122:GLN:HA	5:E:125:ASP:HB2	2.01	0.42
5:E:304:TRP:CZ2	7:G:271:TRP:CZ2	3.06	0.42
5:E:351:GLU:HA	5:E:355:PHE:CZ	2.55	0.42
5:E:393:MET:HA	5:E:396:GLU:OE2	2.19	0.42
5:E:477:VAL:O	5:E:481:GLN:HG2	2.20	0.42
6:F:100:GLY:O	6:F:103:LEU:HB2	2.20	0.42
6:F:191:ILE:CG1	6:F:323:ARG:HH22	2.31	0.42
6:F:208:ARG:HD3	6:F:372:VAL:CG2	2.50	0.42
6:F:396:ARG:HD3	6:F:399:LYS:CE	2.49	0.42
7:G:171:GLN:HB3	7:G:175:PHE:CZ	2.55	0.42
7:G:174:PHE:HE2	7:G:208:SER:HB2	1.85	0.42
7:G:278:LEU:HD11	7:G:302:TYR:HB3	2.02	0.42
8:H:242:TYR:HA	8:H:332:ALA:HA	2.02	0.42
1:I:180:LYS:NZ	1:I:190:TYR:HE2	2.18	0.42
1:I:205:GLN:O	1:I:379:GLY:HA2	2.20	0.42
1:I:533:LEU:HD11	4:L:80:GLN:NE2	2.35	0.42
2:J:27:THR:HA	2:J:30:ILE:HG12	2.02	0.42
3:K:16:ARG:NH1	3:K:521:ASP:OD2	2.47	0.42
3:K:44:LYS:HE2	3:K:483:GLU:O	2.20	0.42
3:K:200:ARG:O	3:K:373:THR:HA	2.19	0.42
3:K:216:ARG:HB2	3:K:364:THR:HG23	2.02	0.42
3:K:278:LEU:O	3:K:282:ILE:HG13	2.20	0.42
4:L:438:GLU:HA	4:L:441:ARG:HB2	2.02	0.42
5:M:63:ASP:CB	5:M:65:ASP:H	2.32	0.42
5:M:177:VAL:HG12	5:M:177:VAL:O	2.20	0.42
5:M:411:ASN:HA	5:M:414:ARG:NH2	2.35	0.42
5:M:475:THR:HG22	5:M:478:ARG:NE	2.35	0.42
5:M:521:THR:HG23	5:M:522:GLN:HG3	2.00	0.42
6:N:20:LEU:HD11	6:N:515:ILE:HG23	2.02	0.42
6:N:409:PRO:HG2	6:N:414:VAL:CG1	2.50	0.42
7:O:133:VAL:HB	7:O:500:ILE:HG23	2.02	0.42
8:P:464:ILE:HG23	8:P:468:TYR:CE2	2.55	0.42

Continued on next page...

Continued from previous page...

Atom-1	Atom-2	Interatomic distance (Å)	Clash overlap (Å)
13:5:92:VAL:CG1	13:5:94:LYS:HD3	2.50	0.42
1:A:207:GLU:O	1:A:209:MET:HG2	2.19	0.41
3:C:185:PHE:CD1	3:C:369:PRO:HG2	2.55	0.41
3:C:450:THR:O	3:C:453:GLN:HB3	2.19	0.41
4:D:87:ALA:O	4:D:91:LEU:HG	2.20	0.41
4:D:101:GLU:OE1	4:D:521:LEU:HD11	2.20	0.41
5:E:214:LYS:HB2	5:E:386:PHE:CE1	2.46	0.41
5:E:431:LEU:HD13	5:E:478:ARG:NH1	2.33	0.41
5:E:460:MET:HB2	5:E:474:MET:HB2	2.02	0.41
6:F:58:LYS:HD2	6:F:159:LYS:O	2.20	0.41
6:F:153:ARG:HG3	6:F:157:ARG:NE	2.35	0.41
6:F:154:THR:CB	6:F:494:VAL:HA	2.50	0.41
6:F:274:ILE:HD11	6:F:336:PHE:CE1	2.55	0.41
6:F:396:ARG:HD3	6:F:399:LYS:HE2	2.01	0.41
7:G:96:SER:O	7:G:100:LEU:HG	2.20	0.41
7:G:385:THR:O	7:G:389:LEU:N	2.43	0.41
7:G:425:ARG:CD	1:I:472:ASN:HA	2.50	0.41
1:I:129:VAL:HA	1:I:132:ILE:HB	2.00	0.41
1:I:198:LEU:O	1:I:377:LEU:N	2.44	0.41
2:J:335:PHE:HE1	2:J:338:PRO:HA	1.85	0.41
2:J:349:ILE:HG23	2:J:362:PHE:HE1	1.85	0.41
2:J:408:TYR:HD1	2:J:494:THR:HB	1.83	0.41
3:K:243:SER:CB	3:K:333:SER:HB3	2.50	0.41
3:K:280:GLU:HA	3:K:283:ILE:HD12	2.02	0.41
3:K:287:PRO:O	3:K:309:ILE:HG23	2.19	0.41
5:M:182:HIS:O	5:M:185:MET:N	2.51	0.41
5:M:345:PHE:HB3	7:O:271:TRP:CH2	2.55	0.41
5:M:535:LYS:HD3	5:M:540:GLU:HB3	2.02	0.41
6:N:41:LYS:HG3	6:N:455:SER:OG	2.20	0.41
6:N:510:VAL:O	6:N:514:ASN:N	2.43	0.41
7:O:105:LEU:O	7:O:109:LYS:HB2	2.20	0.41
7:O:195:ILE:H	7:O:195:ILE:HG12	1.69	0.41
7:O:263:TYR:HD2	7:O:264:GLN:HG2	1.85	0.41
8:P:103:PHE:CE1	8:P:107:PHE:HB2	2.55	0.41
8:P:425:SER:O	8:P:428:GLU:HG2	2.19	0.41
1:A:428:THR:HA	1:A:435:GLN:CD	2.41	0.41
1:A:465:ALA:O	7:O:428:PRO:HG2	2.21	0.41
3:C:179:ALA:O	3:C:183:VAL:HG13	2.20	0.41
3:C:216:ARG:HB3	3:C:366:CYS:CB	2.50	0.41
3:C:301:GLN:HB2	9:1:114:GLU:OE1	2.20	0.41
4:D:49:ARG:NH2	4:D:115:SER:OG	2.45	0.41

Continued on next page...

Continued from previous page...

Atom-1	Atom-2	Interatomic distance (Å)	Clash overlap (Å)
5:E:43:ALA:HA	5:E:46:ASN:HB2	2.02	0.41
5:E:174:GLY:HA2	5:E:179:ASN:HA	2.01	0.41
5:E:229:ILE:O	5:E:229:ILE:HG13	2.19	0.41
5:E:361:GLU:HA	5:E:371:MET:O	2.20	0.41
6:F:41:LYS:HE2	6:F:451:LEU:CA	2.47	0.41
6:F:133:PHE:O	6:F:137:VAL:HG12	2.19	0.41
6:F:196:MET:HE3	6:F:355:LEU:HB3	2.02	0.41
6:F:209:GLY:N	6:F:365:LYS:H	2.18	0.41
6:F:293:ASN:O	6:F:315:ARG:N	2.53	0.41
6:F:466:ILE:HG13	6:F:477:VAL:HG13	2.02	0.41
8:H:363:PHE:CD1	8:H:363:PHE:N	2.87	0.41
8:H:466:LYS:O	8:H:470:VAL:HG13	2.20	0.41
1:I:113:HIS:HB2	4:L:498:GLY:HA3	2.02	0.41
2:J:179:PHE:CD1	2:J:182:LEU:HD23	2.55	0.41
2:J:195:ASN:CB	2:J:197:GLU:HG2	2.48	0.41
2:J:434:VAL:HG23	2:J:435:ALA:N	2.34	0.41
2:J:442:ALA:HA	2:J:445:MET:SD	2.60	0.41
3:K:326:ALA:HB1	3:K:365:ASP:OD2	2.20	0.41
3:K:330:ARG:HH12	3:K:335:PRO:HG3	1.85	0.41
4:L:287:VAL:HB	4:L:317:LEU:HA	2.03	0.41
5:M:82:ASP:N	5:M:82:ASP:OD1	2.53	0.41
5:M:94:LEU:HD22	5:M:523:MET:SD	2.60	0.41
5:M:285:PHE:CZ	7:O:263:TYR:HE2	2.38	0.41
5:M:433:VAL:HG11	5:M:451:PHE:HD2	1.84	0.41
5:M:511:ILE:O	5:M:515:GLN:HG2	2.20	0.41
6:N:21:ALA:O	6:N:25:SER:N	2.42	0.41
7:O:331:GLN:HE22	7:O:336:ALA:HA	1.85	0.41
7:O:423:TYR:HB3	7:O:427:ILE:HB	2.01	0.41
7:O:474:TRP:CD1	7:O:488:PHE:HB2	2.55	0.41
8:P:186:ALA:HA	8:P:219:HIS:CE1	2.54	0.41
8:P:242:TYR:CD2	8:P:246:PHE:HZ	2.38	0.41
9:1:74:GLU:O	9:1:77:HIS:N	2.52	0.41
10:2:98:GLN:O	10:2:102:GLU:HG2	2.20	0.41
11:3:90:TYR:HB2	12:4:71:ILE:HD12	2.02	0.41
13:5:82:VAL:CG2	13:5:99:ALA:HB2	2.39	0.41
14:6:37:LEU:CB	14:6:83:ILE:HG21	2.37	0.41
1:A:229:ILE:HD12	1:A:284:ASN:O	2.20	0.41
1:A:273:GLU:O	1:A:277:LYS:HG3	2.21	0.41
2:B:49:ASP:H	4:D:531:LYS:HB3	1.84	0.41
2:B:104:VAL:O	2:B:108:GLU:HG2	2.20	0.41
2:B:204:LYS:HZ1	2:B:221:ASP:HB2	1.85	0.41

Continued on next page...

Continued from previous page...

Atom-1	Atom-2	Interatomic distance (Å)	Clash overlap (Å)
3:C:105:MET:HB3	3:C:126:TYR:HE1	1.85	0.41
3:C:124:SER:OG	3:C:433:GLU:OE2	2.20	0.41
3:C:240:LEU:HD11	3:C:323:ILE:HG22	2.01	0.41
3:C:283:ILE:HG13	3:C:309:ILE:HD11	2.01	0.41
3:C:334:ARG:HD3	3:C:337:GLU:HB2	2.02	0.41
3:C:460:ILE:HA	3:C:463:LEU:HD12	2.02	0.41
3:C:493:LEU:HB3	3:C:495:ILE:HG12	2.00	0.41
4:D:244:ALA:O	4:D:359:ALA:N	2.33	0.41
4:D:291:LYS:HA	4:D:294:GLY:HA2	2.02	0.41
4:D:301:GLN:NE2	4:D:309:LEU:HD11	2.35	0.41
4:D:430:ILE:HG13	4:D:462:PRO:HG3	2.01	0.41
4:D:451:VAL:CA	4:D:454:PHE:HB3	2.46	0.41
5:E:157:VAL:HG22	5:E:160:LYS:HB3	2.01	0.41
5:E:306:PHE:CD2	5:E:307:ASP:N	2.88	0.41
5:E:480:ARG:NH1	5:E:499:ASN:O	2.53	0.41
6:F:39:GLY:C	6:F:158:THR:HA	2.41	0.41
6:F:201:GLU:N	6:F:379:PRO:HD3	2.35	0.41
6:F:201:GLU:HB3	6:F:379:PRO:HD2	2.02	0.41
6:F:238:GLU:HG3	6:F:298:ASP:OD1	2.20	0.41
6:F:502:LYS:HG2	6:F:506:HIS:NE2	2.36	0.41
7:G:32:ILE:HD12	7:G:32:ILE:H	1.85	0.41
7:G:287:LYS:HA	7:G:308:MET:HB3	2.02	0.41
8:H:235:LYS:HB3	8:H:349:SER:HA	2.02	0.41
8:H:249:MET:HB3	8:H:275:LEU:HB2	2.02	0.41
8:H:450:ARG:HB2	8:H:460:ALA:HB2	2.01	0.41
8:H:473:GLU:HG3	8:H:475:ASN:N	2.25	0.41
1:I:138:VAL:HG21	1:I:487:GLY:N	2.35	0.41
1:I:179:ILE:HD13	1:I:179:ILE:HA	1.78	0.41
1:I:532:LYS:HZ1	4:L:64:GLY:HA2	1.85	0.41
2:J:481:ARG:NH1	2:J:493:ILE:HD11	2.35	0.41
3:K:221:ASN:ND2	3:K:360:PHE:HD1	2.18	0.41
3:K:224:VAL:HA	3:K:229:MET:SD	2.60	0.41
4:L:48:ILE:HG21	4:L:110:VAL:HG11	2.01	0.41
4:L:53:GLY:HA3	4:L:55:LYS:HE3	2.02	0.41
5:M:136:GLY:HA2	5:M:139:GLN:HB3	2.02	0.41
5:M:161:ASP:O	5:M:165:LEU:HG	2.21	0.41
5:M:166:ILE:O	5:M:170:LYS:HG3	2.21	0.41
5:M:249:ALA:HB2	5:M:297:ALA:HB3	2.00	0.41
5:M:357:GLY:N	5:M:375:GLU:O	2.30	0.41
6:N:41:LYS:HE2	6:N:455:SER:HA	2.02	0.41
6:N:145:ARG:HG3	6:N:173:VAL:HG11	2.03	0.41

Continued on next page...

Continued from previous page...

Atom-1	Atom-2	Interatomic distance (Å)	Clash overlap (Å)
7:O:40:LEU:O	7:O:449:LEU:HD21	2.21	0.41
8:P:118:LEU:HB3	8:P:123:LEU:HB2	2.02	0.41
12:4:58:MET:HG3	12:4:84:GLN:NE2	2.35	0.41
12:4:98:ILE:O	12:4:102:GLU:N	2.50	0.41
14:6:43:VAL:HG13	14:6:76:VAL:HB	2.01	0.41
1:A:46:VAL:N	3:C:524:SER:HA	2.36	0.41
1:A:313:LYS:O	1:A:317:LYS:HG2	2.20	0.41
2:B:50:LYS:HD3	4:D:533:ASP:HB2	2.02	0.41
2:B:130:TRP:HB2	2:B:512:GLU:OE2	2.21	0.41
2:B:218:PHE:HB2	2:B:326:VAL:HG21	2.02	0.41
2:B:322:ARG:O	2:B:326:VAL:HG22	2.21	0.41
2:B:465:LEU:HA	2:B:468:ALA:HB3	2.01	0.41
3:C:218:VAL:HA	3:C:373:THR:OG1	2.21	0.41
3:C:274:TYR:O	3:C:278:LEU:N	2.52	0.41
4:D:38:ILE:HG23	4:D:42:LYS:HD2	2.01	0.41
4:D:42:LYS:HG2	4:D:117:LEU:HB3	2.03	0.41
4:D:96:LYS:HA	4:D:99:ASP:OD2	2.21	0.41
4:D:97:ALA:O	4:D:100:ILE:N	2.53	0.41
4:D:179:TYR:CD1	4:D:218:ILE:HG21	2.54	0.41
4:D:248:LEU:O	4:D:345:VAL:HB	2.20	0.41
4:D:479:GLU:HB2	4:D:500:ILE:HD11	2.02	0.41
5:E:102:ILE:HD13	5:E:411:ASN:ND2	2.35	0.41
5:E:278:GLN:O	5:E:282:LYS:N	2.31	0.41
5:E:293:LYS:HB2	5:E:298:ASN:OD1	2.20	0.41
5:E:358:LEU:HD21	5:E:360:GLN:CD	2.41	0.41
5:E:457:VAL:O	5:E:460:MET:HB3	2.20	0.41
6:F:226:GLU:HA	6:F:349:LEU:HD12	2.02	0.41
6:F:502:LYS:HE3	6:F:506:HIS:CE1	2.55	0.41
7:G:104:PHE:HE1	7:G:438:TYR:HA	1.85	0.41
7:G:158:CYS:HB2	7:G:396:VAL:HG12	2.02	0.41
7:G:162:ALA:HB2	7:G:395:ILE:HD12	2.02	0.41
7:G:202:GLY:H	7:G:377:GLY:CA	2.33	0.41
7:G:241:ASN:N	7:G:331:GLN:O	2.48	0.41
7:G:244:LEU:HD21	7:G:334:VAL:HG21	2.02	0.41
8:H:56:VAL:N	8:H:64:PHE:O	2.51	0.41
8:H:184:ALA:HA	8:H:188:VAL:HG22	2.02	0.41
8:H:207:ILE:HG23	8:H:224:LYS:HZ2	1.86	0.41
8:H:450:ARG:CB	8:H:460:ALA:HB2	2.51	0.41
1:I:411:GLY:H	1:I:504:PHE:HD1	1.66	0.41
1:I:477:ASN:O	1:I:484:LYS:HE3	2.21	0.41
1:I:529:ASP:HA	4:L:50:THR:H	1.84	0.41

Continued on next page...

Continued from previous page...

Atom-1	Atom-2	Interatomic distance (Å)	Clash overlap (Å)
2:J:127:ILE:HD12	2:J:512:GLU:HB3	2.02	0.41
2:J:407:VAL:CG1	2:J:500:LYS:HD2	2.50	0.41
3:K:184:GLN:H	3:K:370:LYS:HZ3	1.67	0.41
3:K:238:ILE:H	3:K:329:ALA:CB	2.26	0.41
5:M:77:ILE:HG22	5:M:81:MET:HE3	2.01	0.41
5:M:85:HIS:CD2	5:M:87:ILE:HB	2.56	0.41
5:M:456:GLU:OE1	5:M:478:ARG:NH2	2.54	0.41
6:N:431:GLY:O	6:N:435:LEU:HG	2.20	0.41
7:O:194:MET:HA	7:O:321:ARG:HE	1.84	0.41
7:O:199:LYS:HZ3	7:O:383:GLU:HG2	1.83	0.41
8:P:83:ALA:O	8:P:87:VAL:HG23	2.20	0.41
8:P:218:LEU:O	8:P:374:THR:N	2.51	0.41
11:3:135:TYR:CE2	11:3:143:LEU:HD22	2.55	0.41
13:5:110:LEU:O	13:5:114:MET:HG3	2.21	0.41
1:A:34:SER:OG	3:C:521:ASP:OD2	2.36	0.41
1:A:127:GLU:HG2	1:A:426:TYR:CD2	2.56	0.41
1:A:185:ARG:H	1:A:322:ALA:HA	1.86	0.41
2:B:40:LYS:HA	2:B:43:LEU:HB2	2.02	0.41
2:B:43:LEU:HB3	2:B:453:ASN:HD21	1.85	0.41
2:B:349:ILE:HD13	2:B:362:PHE:CE1	2.56	0.41
3:C:202:GLU:HA	3:C:221:ASN:ND2	2.35	0.41
3:C:248:LYS:HG2	3:C:274:TYR:CD2	2.55	0.41
3:C:275:ILE:HG13	3:C:299:LEU:HG	2.02	0.41
4:D:255:ALA:HA	4:D:282:TYR:CE2	2.54	0.41
4:D:399:GLU:HA	4:D:402:GLU:CD	2.40	0.41
5:E:49:ARG:O	5:E:465:ASN:HB3	2.21	0.41
5:E:420:TYR:HB3	5:E:501:MET:HG2	2.02	0.41
7:G:42:PRO:HG3	7:G:166:LYS:HZ1	1.86	0.41
7:G:306:ARG:HE	7:G:308:MET:CE	2.34	0.41
7:G:488:PHE:HA	7:G:493:TRP:HE1	1.86	0.41
8:H:36:CYS:SG	8:H:82:ALA:HB1	2.60	0.41
8:H:93:GLN:HB3	8:H:101:THR:HG22	2.01	0.41
8:H:150:SER:HA	8:H:408:LEU:H	1.85	0.41
8:H:362:VAL:C	8:H:363:PHE:HD1	2.24	0.41
1:I:135:ASN:ND2	1:I:478:PRO:HB3	2.35	0.41
1:I:149:ILE:O	1:I:169:ALA:HB1	2.20	0.41
1:I:450:ASN:HD21	1:I:464:VAL:HG11	1.84	0.41
2:J:139:GLU:O	2:J:143:SER:N	2.34	0.41
2:J:141:LEU:HG	2:J:497:PHE:HD1	1.85	0.41
2:J:465:LEU:O	2:J:469:HIS:CD2	2.73	0.41
3:K:219:MET:HB2	3:K:362:PHE:CD1	2.55	0.41

Continued on next page...

Continued from previous page...

Atom-1	Atom-2	Interatomic distance (Å)	Clash overlap (Å)
4:L:183:LEU:HD11	4:L:401:ALA:HB1	2.01	0.41
4:L:184:SER:O	4:L:188:VAL:HG23	2.20	0.41
4:L:373:LEU:HD23	4:L:375:LYS:HE3	2.03	0.41
5:M:193:VAL:HG21	5:M:409:ILE:HG22	2.03	0.41
5:M:225:ILE:O	5:M:384:THR:HB	2.20	0.41
5:M:252:THR:N	5:M:343:PRO:O	2.52	0.41
5:M:322:VAL:HG12	5:M:323:ARG:O	2.21	0.41
5:M:432:ALA:O	5:M:436:GLU:N	2.29	0.41
6:N:38:LEU:H	6:N:58:LYS:HG2	1.86	0.41
6:N:190:MET:HE1	6:N:369:PRO:O	2.21	0.41
7:O:48:LEU:HD12	7:O:57:THR:O	2.20	0.41
7:O:142:THR:HA	7:O:404:SER:HA	2.03	0.41
8:P:56:VAL:HG21	8:P:75:GLU:OE1	2.20	0.41
8:P:236:ASP:OD1	8:P:237:ALA:N	2.53	0.41
8:P:477:ASN:HB3	8:P:492:MET:HG3	2.02	0.41
10:2:48:GLU:O	10:2:52:ASN:N	2.53	0.41
11:3:81:ILE:HD12	11:3:147:ASN:HB3	2.01	0.41
11:3:152:THR:HA	11:3:155:LEU:HD12	2.02	0.41
14:6:33:LEU:HB3	14:6:83:ILE:HG23	2.03	0.41
1:A:137:ILE:HG21	1:A:504:PHE:CE1	2.56	0.41
1:A:155:SER:O	1:A:390:ARG:NH1	2.53	0.41
1:A:195:VAL:HG21	1:A:392:LEU:HD21	2.03	0.41
1:A:510:LYS:O	1:A:514:LEU:HG	2.21	0.41
2:B:255:ARG:NH1	5:E:274:TYR:HD1	2.19	0.41
2:B:330:GLU:HB3	2:B:342:LYS:HB3	2.02	0.41
2:B:451:ALA:O	2:B:455:GLY:N	2.53	0.41
3:C:291:ILE:HG13	3:C:315:VAL:HG11	2.02	0.41
4:D:405:ILE:HG13	4:D:406:HIS:N	2.35	0.41
5:E:101:GLU:O	5:E:407:CYS:HB3	2.20	0.41
5:E:195:THR:HG21	5:E:383:VAL:HG21	2.02	0.41
5:E:285:PHE:CE1	5:E:310:ALA:HB1	2.56	0.41
5:E:337:THR:HG22	5:E:355:PHE:O	2.21	0.41
5:E:424:ALA:HB2	5:E:489:LEU:O	2.20	0.41
6:F:37:ASN:HD21	6:F:59:ASP:H	1.68	0.41
6:F:194:MET:O	6:F:375:LEU:HD12	2.19	0.41
6:F:391:VAL:HG13	6:F:392:ARG:N	2.31	0.41
7:G:77:LYS:O	7:G:80:VAL:HB	2.21	0.41
7:G:129:THR:OG1	7:G:503:LEU:HB3	2.21	0.41
7:G:350:GLU:HG3	7:G:358:TYR:C	2.41	0.41
7:G:500:ILE:O	7:G:504:THR:HG23	2.20	0.41
8:H:384:LEU:O	8:H:388:ILE:N	2.36	0.41

Continued on next page...

Continued from previous page...

Atom-1	Atom-2	Interatomic distance (Å)	Clash overlap (Å)
8:H:416:GLU:HG2	8:H:445:PHE:O	2.20	0.41
8:H:479:GLY:N	8:H:484:ALA:HB2	2.36	0.41
8:H:483:GLU:O	8:H:489:VAL:N	2.53	0.41
1:I:106:GLU:HA	4:L:470:GLY:HA3	2.02	0.41
1:I:127:GLU:OE2	1:I:130:ARG:NH2	2.53	0.41
1:I:241:LEU:HB3	1:I:271:THR:HB	2.03	0.41
1:I:251:GLN:HB2	1:I:254:ILE:HG13	2.02	0.41
1:I:257:PRO:HB2	3:K:246:GLU:CB	2.51	0.41
1:I:420:SER:OG	1:I:442:ALA:O	2.34	0.41
1:I:426:TYR:HD2	1:I:438:ILE:HG21	1.84	0.41
3:K:178:ASP:HB2	3:K:214:VAL:HG11	2.03	0.41
3:K:215:LEU:HD13	3:K:362:PHE:HB3	2.03	0.41
3:K:374:ILE:HD13	3:K:395:MET:SD	2.61	0.41
3:K:422:LEU:HD13	3:K:441:ALA:HA	2.02	0.41
3:K:469:LYS:HE2	3:K:479:GLY:HA2	2.02	0.41
4:L:191:VAL:HA	4:L:203:VAL:HG21	2.02	0.41
4:L:193:LYS:HG2	4:L:225:GLU:HB3	2.01	0.41
5:M:55:ASN:HB3	5:M:465:ASN:C	2.40	0.41
5:M:62:VAL:HA	5:M:67:ASP:O	2.19	0.41
5:M:76:THR:O	5:M:80:MET:N	2.52	0.41
5:M:254:PRO:CD	7:O:267:VAL:HG11	2.47	0.41
6:N:46:MET:HB3	8:P:522:ASP:O	2.20	0.41
6:N:99:ILE:O	6:N:103:LEU:HG	2.20	0.41
6:N:187:ASP:CB	6:N:190:MET:HB2	2.47	0.41
6:N:216:ALA:H	6:N:313:LEU:HD23	1.86	0.41
6:N:235:VAL:HG13	6:N:239:TYR:HD2	1.84	0.41
8:P:28:ALA:O	8:P:32:ASN:HB2	2.21	0.41
8:P:459:LYS:HE3	8:P:462:GLU:H	1.86	0.41
1:A:314:ARG:HG3	1:A:315:ASP:N	2.36	0.41
2:B:234:ASN:O	2:B:236:LYS:NZ	2.38	0.41
3:C:57:ILE:HB	6:F:76:LEU:HD21	2.02	0.41
3:C:81:ILE:O	3:C:85:ARG:HG2	2.20	0.41
3:C:120:THR:O	3:C:124:SER:N	2.35	0.41
3:C:200:ARG:HD2	3:C:200:ARG:HA	1.63	0.41
3:C:239:VAL:HG23	3:C:287:PRO:HB3	2.01	0.41
4:D:230:THR:HG22	4:D:231:GLN:HG3	2.03	0.41
4:D:338:LYS:HG3	4:D:339:THR:HG23	2.02	0.41
4:D:395:LYS:HA	4:D:398:ILE:HD12	2.03	0.41
4:D:415:LEU:HB2	4:D:511:PRO:CG	2.50	0.41
5:E:61:MET:SD	5:E:80:MET:HB3	2.60	0.41
5:E:409:ILE:HA	5:E:412:LEU:HB2	2.02	0.41

Continued on next page...

Continued from previous page...

Atom-1	Atom-2	Interatomic distance (Å)	Clash overlap (Å)
5:E:502:LYS:HE2	5:E:503:GLN:CD	2.41	0.41
6:F:61:ASN:HA	6:F:64:LEU:HD12	2.03	0.41
6:F:414:VAL:HG12	6:F:418:MET:HE2	2.03	0.41
6:F:483:THR:CG2	6:F:485:GLU:HG2	2.51	0.41
7:G:24:SER:O	7:G:73:HIS:NE2	2.53	0.41
8:H:143:LEU:CD2	8:H:505:TYR:HA	2.50	0.41
8:H:396:VAL:O	8:H:399:PHE:HB3	2.21	0.41
1:I:219:VAL:HG11	1:I:310:ARG:HE	1.85	0.41
2:J:24:ALA:O	2:J:28:SER:N	2.42	0.41
2:J:79:PRO:HA	2:J:82:LYS:HD2	2.02	0.41
2:J:95:VAL:HG13	2:J:499:VAL:HA	2.02	0.41
3:K:274:TYR:O	3:K:278:LEU:HG	2.20	0.41
3:K:312:ILE:HG22	3:K:315:VAL:HG21	2.03	0.41
4:L:102:ALA:O	4:L:410:CYS:HB3	2.21	0.41
4:L:411:VAL:HG13	4:L:511:PRO:HD3	2.02	0.41
4:L:519:LEU:O	4:L:523:THR:N	2.41	0.41
5:M:169:ALA:HB1	5:M:173:LEU:HG	2.01	0.41
6:N:20:LEU:HD12	6:N:23:ASN:HD22	1.86	0.41
6:N:46:MET:HA	6:N:56:LEU:HD23	2.02	0.41
6:N:142:GLU:HB2	6:N:147:THR:OG1	2.21	0.41
6:N:380:ASN:O	6:N:383:THR:OG1	2.39	0.41
7:O:22:LEU:O	7:O:25:ASN:HB2	2.20	0.41
8:P:410:PRO:HA	8:P:498:LEU:HD23	2.03	0.41
8:P:427:GLY:HA3	8:P:439:LYS:HG3	2.02	0.41
8:P:459:LYS:HE3	8:P:462:GLU:N	2.36	0.41
9:1:52:MET:HG2	9:1:77:HIS:CE1	2.54	0.41
13:5:120:ALA:O	13:5:123:GLU:HG2	2.20	0.41
14:6:44:LYS:HZ1	14:6:80:LEU:CB	2.32	0.41
14:6:59:LEU:HA	14:6:59:LEU:HD12	1.83	0.41
1:A:475:GLN:O	1:A:484:LYS:HB3	2.21	0.41
1:A:476:VAL:CG1	1:A:486:ILE:HA	2.48	0.41
1:A:480:ARG:HB3	1:A:483:LEU:HB2	2.03	0.41
1:A:528:ASP:HB2	4:D:59:LYS:NZ	2.36	0.41
2:B:428:THR:OG1	2:B:433:ALA:HB2	2.20	0.41
3:C:63:GLY:O	3:C:67:LEU:HG	2.20	0.41
3:C:113:LEU:HB3	3:C:118:HIS:NE2	2.35	0.41
3:C:240:LEU:HD21	3:C:323:ILE:HG21	2.02	0.41
3:C:298:ASP:HA	9:1:111:ASN:HD21	1.85	0.41
3:C:447:ILE:HB	3:C:448:PRO:HD3	2.03	0.41
4:D:291:LYS:HD3	4:D:322:ILE:HG12	2.02	0.41
4:D:306:ARG:HH22	4:D:330:ARG:HH22	1.68	0.41

Continued on next page...

Continued from previous page...

Atom-1	Atom-2	Interatomic distance (Å)	Clash overlap (Å)
4:D:395:LYS:O	4:D:398:ILE:HB	2.21	0.41
4:D:447:GLU:O	4:D:450:CYS:HB2	2.21	0.41
5:E:412:LEU:HD21	5:E:418:VAL:HG13	2.03	0.41
5:E:448:MET:HA	5:E:451:PHE:HB3	2.03	0.41
6:F:422:LEU:HA	6:F:425:HIS:HE1	1.84	0.41
6:F:427:PRO:HG2	6:F:437:VAL:HG21	2.02	0.41
7:G:278:LEU:HB2	7:G:303:PHE:CE1	2.51	0.41
8:H:183:ILE:O	8:H:186:ALA:HB3	2.20	0.41
8:H:246:PHE:HD2	8:H:296:LYS:O	2.04	0.41
8:H:467:LEU:O	8:H:470:VAL:HG22	2.20	0.41
1:I:119:SER:C	1:I:122:ARG:H	2.24	0.41
1:I:135:ASN:HB2	1:I:409:VAL:HG12	2.02	0.41
1:I:138:VAL:HG22	1:I:485:TRP:CZ3	2.56	0.41
2:J:113:ALA:HB2	2:J:130:TRP:CH2	2.56	0.41
2:J:149:GLY:HA3	2:J:155:PHE:HD1	1.85	0.41
3:K:63:GLY:O	3:K:67:LEU:HG	2.21	0.41
4:L:256:PRO:HG2	4:L:278:GLU:HB3	2.03	0.41
4:L:348:ILE:HD12	4:L:348:ILE:HA	1.83	0.41
5:M:60:MET:HA	5:M:70:VAL:HA	2.01	0.41
5:M:251:LEU:HD21	5:M:348:LEU:CD2	2.51	0.41
5:M:481:GLN:HE22	5:M:487:PRO:HA	1.85	0.41
5:M:522:GLN:O	5:M:526:MET:HG2	2.20	0.41
6:N:45:LYS:HB3	6:N:63:LEU:CD1	2.50	0.41
6:N:91:GLY:H	6:N:159:LYS:HD3	1.86	0.41
6:N:274:ILE:HD13	6:N:305:LEU:HD11	2.03	0.41
7:O:131:LEU:O	7:O:134:ASN:HB2	2.21	0.41
7:O:156:GLU:HA	7:O:159:ALA:HB3	2.03	0.41
7:O:405:VAL:CG1	7:O:493:TRP:HB3	2.51	0.41
7:O:477:VAL:HA	7:O:483:ASP:O	2.21	0.41
9:1:34:ILE:HG13	9:1:91:ILE:O	2.21	0.41
11:3:88:LEU:HD13	11:3:123:MET:HG3	2.02	0.41
1:A:14:GLY:N	1:A:17:ILE:HG22	2.36	0.41
1:A:199:LYS:HE3	1:A:389:GLU:H	1.85	0.41
1:A:201:HIS:HA	1:A:379:GLY:N	2.27	0.41
1:A:204:SER:N	1:A:207:GLU:OE1	2.50	0.41
1:A:245:LYS:HE3	3:C:277:GLN:NE2	2.35	0.41
1:A:266:ARG:O	1:A:270:ILE:HG12	2.21	0.41
1:A:347:GLN:HB2	1:A:367:THR:CG2	2.51	0.41
1:A:414:ALA:HB2	1:A:487:GLY:O	2.21	0.41
1:A:466:LYS:HG2	1:A:470:PHE:CE2	2.56	0.41
2:B:141:LEU:HA	2:B:144:SER:HB2	2.03	0.41

Continued on next page...

Continued from previous page...

Atom-1	Atom-2	Interatomic distance (Å)	Clash overlap (Å)
2:B:200:HIS:HB3	2:B:372:THR:OG1	2.20	0.41
2:B:465:LEU:HD11	2:B:469:HIS:HE1	1.86	0.41
2:B:510:ALA:O	2:B:514:ILE:N	2.37	0.41
3:C:87:GLN:HE21	3:C:91:VAL:HB	1.86	0.41
3:C:169:SER:O	3:C:173:CYS:N	2.38	0.41
3:C:200:ARG:O	3:C:373:THR:HB	2.20	0.41
3:C:470:HIS:HA	3:C:475:CYS:N	2.36	0.41
4:D:77:ILE:HA	4:D:80:GLN:HG2	2.03	0.41
5:E:156:LEU:HD13	5:E:412:LEU:HD22	2.02	0.41
5:E:205:ASP:HB2	5:E:208:LEU:HG	2.03	0.41
5:E:211:VAL:HG12	5:E:399:LYS:HZ3	1.86	0.41
5:E:213:GLY:H	5:E:399:LYS:NZ	2.19	0.41
5:E:236:HIS:ND1	5:E:239:MET:HG2	2.36	0.41
5:E:415:ASP:HB3	5:E:511:ILE:HD11	2.03	0.41
5:E:442:THR:HA	4:L:482:ASN:ND2	2.36	0.41
5:E:477:VAL:HG22	5:E:481:GLN:HG2	2.02	0.41
6:F:198:HIS:CD2	6:F:199:LYS:N	2.89	0.41
6:F:203:ASP:CB	6:F:377:LYS:HB2	2.51	0.41
6:F:270:ARG:HB3	6:F:336:PHE:CD2	2.56	0.41
7:G:65:ILE:HA	7:G:68:LEU:HD12	2.03	0.41
7:G:316:GLU:OE1	7:G:319:LEU:HD23	2.21	0.41
7:G:468:HIS:HA	7:G:472:GLY:CA	2.51	0.41
7:G:474:TRP:N	7:G:486:ASP:OD1	2.45	0.41
8:H:34:GLN:O	8:H:37:LYS:HB3	2.20	0.41
8:H:44:ARG:O	8:H:451:ALA:HB1	2.21	0.41
8:H:223:PHE:O	8:H:360:VAL:HA	2.21	0.41
8:H:234:VAL:O	8:H:237:ALA:HB2	2.20	0.41
8:H:249:MET:HG3	8:H:276:MET:HG3	2.03	0.41
8:H:296:LYS:NZ	8:H:298:ALA:HB2	2.36	0.41
1:I:106:GLU:HA	4:L:471:LEU:N	2.34	0.41
1:I:275:ILE:HG13	1:I:276:GLN:N	2.36	0.41
1:I:422:TYR:CZ	1:I:476:VAL:HA	2.55	0.41
2:J:69:THR:O	2:J:73:ASN:HB2	2.21	0.41
2:J:349:ILE:HG23	2:J:362:PHE:CE1	2.56	0.41
3:K:183:VAL:HG11	3:K:194:ASP:OD2	2.19	0.41
3:K:276:GLN:NE2	3:K:303:TYR:HE2	2.18	0.41
3:K:420:HIS:ND1	3:K:470:HIS:CD2	2.89	0.41
4:L:94:LEU:HD12	4:L:521:LEU:HB3	2.03	0.41
4:L:124:LEU:HD23	4:L:128:ILE:O	2.21	0.41
4:L:375:LYS:HZ1	4:L:391:ARG:HH22	1.68	0.41
4:L:422:ILE:HD13	4:L:512:LEU:HD12	2.03	0.41

Continued on next page...

Continued from previous page...

Atom-1	Atom-2	Interatomic distance (Å)	Clash overlap (Å)
4:L:423:ALA:HA	4:L:509:VAL:HA	2.01	0.41
4:L:460:VAL:HA	4:L:481:ARG:HH21	1.86	0.41
4:L:476:THR:O	4:L:480:LEU:HG	2.21	0.41
5:M:73:ASP:HB3	5:M:76:THR:HB	2.03	0.41
5:M:109:VAL:HG23	5:M:516:GLN:O	2.20	0.41
5:M:218:ARG:HB2	5:M:221:ASP:HB2	2.03	0.41
5:M:260:PRO:HG3	5:M:263:LYS:HD2	2.03	0.41
5:M:477:VAL:O	5:M:481:GLN:HG2	2.20	0.41
5:M:480:ARG:O	5:M:483:LYS:N	2.54	0.41
6:N:40:PRO:HA	6:N:58:LYS:NZ	2.35	0.41
6:N:46:MET:O	8:P:524:ILE:HG13	2.20	0.41
6:N:204:THR:HG21	6:N:374:LEU:HD23	2.03	0.41
6:N:230:ILE:HG23	6:N:290:VAL:CG1	2.51	0.41
6:N:263:GLU:O	6:N:267:ILE:HG13	2.21	0.41
6:N:270:ARG:O	6:N:274:ILE:HD12	2.21	0.41
7:O:67:LYS:HE2	7:O:84:LYS:HD3	2.03	0.41
7:O:222:TYR:H	7:O:300:THR:CG2	2.33	0.41
7:O:280:LYS:O	7:O:284:SER:OG	2.26	0.41
8:P:93:GLN:HG3	8:P:104:VAL:CG2	2.46	0.41
8:P:111:LEU:HD11	8:P:132:TYR:CD1	2.56	0.41
8:P:123:LEU:HD11	8:P:436:TYR:HD2	1.86	0.41
8:P:223:PHE:HE1	8:P:324:LEU:HB2	1.86	0.41
8:P:228:GLU:HB3	8:P:302:LEU:HD11	2.03	0.41
8:P:246:PHE:C	8:P:248:GLY:H	2.25	0.41
8:P:271:GLY:O	8:P:275:LEU:N	2.38	0.41
8:P:502:LEU:HD22	8:P:506:TRP:NE1	2.33	0.41
9:1:13:PHE:CD1	9:1:112:ILE:HG12	2.56	0.41
10:2:28:ALA:O	10:2:32:ARG:HG3	2.21	0.41
11:3:77:GLN:O	11:3:81:ILE:HG12	2.21	0.41
11:3:142:ALA:O	11:3:146:LYS:HG2	2.20	0.41
13:5:24:GLN:HB3	13:5:28:PHE:CZ	2.56	0.41
13:5:92:VAL:HG21	14:6:43:VAL:HG23	2.03	0.41
13:5:99:ALA:HB1	13:5:103:PHE:CZ	2.56	0.41
1:A:39:VAL:O	1:A:455:ASN:HB3	2.20	0.41
1:A:199:LYS:HE3	1:A:389:GLU:N	2.36	0.41
2:B:224:ILE:HG13	2:B:228:GLN:HB2	2.03	0.41
2:B:229:PRO:HB2	2:B:232:ILE:HD11	2.03	0.41
2:B:288:ASN:O	2:B:310:MET:N	2.35	0.41
2:B:296:ILE:HD13	2:B:311:ALA:HB1	2.03	0.41
2:B:408:TYR:HA	2:B:494:THR:HG23	2.02	0.41
3:C:63:GLY:O	3:C:66:ILE:N	2.53	0.41

Continued on next page...

Continued from previous page...

Atom-1	Atom-2	Interatomic distance (Å)	Clash overlap (Å)
3:C:98:VAL:HG23	3:C:99:ILE:HG23	2.03	0.41
3:C:227:PRO:HG3	3:C:231:ARG:NH1	2.34	0.41
3:C:230:ARG:HB3	3:C:231:ARG:H	1.61	0.41
3:C:408:VAL:HG13	3:C:497:GLU:HG3	2.03	0.41
4:D:76:THR:O	4:D:79:LYS:N	2.54	0.41
4:D:116:LEU:HD21	4:D:454:PHE:HA	2.02	0.41
4:D:438:GLU:O	4:D:442:THR:HG23	2.20	0.41
5:E:26:SER:O	5:E:535:LYS:HE2	2.21	0.41
5:E:45:ALA:HA	5:E:110:VAL:HG12	2.02	0.41
5:E:170:LYS:CG	5:E:183:ARG:HH22	2.34	0.41
5:E:189:ALA:HB1	5:E:406:LEU:CD1	2.51	0.41
5:E:196:VAL:HG21	5:E:208:LEU:O	2.20	0.41
5:E:206:PHE:CE2	5:E:410:ARG:HD2	2.56	0.41
5:E:209:ILE:HA	5:E:383:VAL:O	2.20	0.41
5:E:259:LYS:HE2	5:E:305:GLY:O	2.21	0.41
5:E:538:GLU:HB3	7:G:50:VAL:O	2.20	0.41
6:F:295:LYS:O	6:F:314:ARG:HB2	2.19	0.41
6:F:391:VAL:O	6:F:395:LEU:N	2.41	0.41
6:F:428:SER:HB2	6:F:430:LYS:HD3	2.03	0.41
6:F:468:ALA:HA	6:F:471:SER:HB2	2.03	0.41
7:G:130:GLN:O	7:G:133:VAL:HG22	2.21	0.41
8:H:34:GLN:O	8:H:38:GLU:HG3	2.22	0.41
8:H:291:VAL:N	8:H:311:MET:O	2.44	0.41
1:I:93:VAL:HG21	1:I:516:PHE:HB3	2.03	0.41
1:I:431:GLY:N	1:I:435:GLN:HB2	2.35	0.41
2:J:215:ASP:HB2	2:J:374:VAL:HG13	2.02	0.41
2:J:396:VAL:O	2:J:400:THR:N	2.48	0.41
3:K:81:ILE:O	3:K:84:SER:HB2	2.21	0.41
3:K:244:SER:HG	3:K:334:ARG:HA	1.86	0.41
4:L:151:MET:HA	4:L:153:ARG:HH12	1.86	0.41
4:L:157:LEU:HD11	4:L:200:ALA:N	2.36	0.41
4:L:239:THR:OG1	4:L:241:VAL:HG22	2.21	0.41
5:M:165:LEU:O	5:M:169:ALA:N	2.45	0.41
5:M:165:LEU:HD22	5:M:409:ILE:HA	2.03	0.41
5:M:256:GLU:OE2	5:M:324:TRP:HB2	2.21	0.41
5:M:336:ALA:HB2	5:M:382:ALA:HB3	2.02	0.41
6:N:234:ASN:OD1	6:N:295:LYS:HE3	2.21	0.41
6:N:278:LYS:O	6:N:282:CYS:N	2.52	0.41
6:N:488:VAL:HG13	6:N:491:GLU:HB2	2.03	0.41
7:O:109:LYS:HA	7:O:112:VAL:HG22	2.03	0.41
7:O:142:THR:OG1	7:O:403:ASP:HB2	2.21	0.41

Continued on next page...

Continued from previous page...

Atom-1	Atom-2	Interatomic distance (Å)	Clash overlap (Å)
7:O:204:ALA:O	7:O:375:ARG:NE	2.45	0.41
7:O:228:GLN:NE2	7:O:304:ALA:HB2	2.35	0.41
7:O:431:GLN:O	7:O:434:LEU:HB2	2.20	0.41
8:P:143:LEU:HD13	8:P:505:TYR:HA	2.02	0.41
9:1:70:LEU:O	13:5:60:LYS:HD2	2.21	0.41
10:2:73:MET:HE3	13:5:71:TYR:CE2	2.53	0.41
10:2:94:LYS:O	10:2:98:GLN:HG3	2.21	0.41
11:3:65:LEU:O	11:3:69:GLN:HG3	2.21	0.41
12:4:22:LYS:HZ2	12:4:115:LEU:HD22	1.86	0.41
12:4:47:LEU:HD13	12:4:91:LYS:HB3	2.03	0.41
12:4:51:GLU:O	12:4:54:CYS:HB2	2.21	0.41
14:6:19:LEU:HD13	14:6:100:GLN:HB3	2.02	0.41
1:A:43:LYS:HD2	3:C:521:ASP:CB	2.51	0.40
1:A:89:GLY:HA2	1:A:92:SER:HB2	2.02	0.40
1:A:295:MET:O	1:A:299:TYR:N	2.46	0.40
3:C:250:GLY:C	3:C:270:MET:HB3	2.41	0.40
3:C:349:LEU:N	3:C:364:THR:O	2.50	0.40
4:D:167:ALA:O	4:D:171:LEU:N	2.36	0.40
4:D:216:GLY:N	4:D:368:ASN:O	2.53	0.40
4:D:274:ARG:HD3	12:4:52:ASP:OD1	2.21	0.40
5:E:129:HIS:CE1	5:E:132:ARG:CZ	3.04	0.40
5:E:247:LYS:HB2	5:E:378:LYS:HZ3	1.86	0.40
5:E:284:LYS:HE2	7:G:261:GLU:HG2	2.02	0.40
5:E:364:PHE:CB	5:E:371:MET:HB3	2.45	0.40
5:E:441:PRO:HG2	4:L:485:ALA:O	2.21	0.40
5:E:480:ARG:NH1	5:E:490:GLY:O	2.54	0.40
6:F:16:ALA:HA	6:F:519:ASP:OD1	2.21	0.40
6:F:236:SER:OG	6:F:295:LYS:HB2	2.21	0.40
7:G:159:ALA:HB2	7:G:396:VAL:HG11	2.03	0.40
7:G:294:PRO:HA	7:G:313:ARG:HG3	2.03	0.40
7:G:351:THR:O	7:G:358:TYR:HB3	2.21	0.40
7:G:488:PHE:CA	7:G:493:TRP:HE1	2.34	0.40
7:G:522:ASN:N	8:H:57:ILE:O	2.55	0.40
8:H:237:ALA:HB1	8:H:289:ASN:HB2	2.02	0.40
1:I:42:ASP:OD1	1:I:56:ASN:HB3	2.20	0.40
1:I:47:ASP:HB2	1:I:51:ASP:CB	2.50	0.40
1:I:219:VAL:HG12	1:I:309:ARG:O	2.20	0.40
1:I:524:ILE:HG23	4:L:57:MET:HG2	2.03	0.40
2:J:25:ARG:HA	2:J:28:SER:HB2	2.03	0.40
2:J:431:LYS:O	2:J:434:VAL:HG22	2.21	0.40
3:K:144:VAL:HG22	3:K:405:PRO:O	2.21	0.40

Continued on next page...

Continued from previous page...

Atom-1	Atom-2	Interatomic distance (Å)	Clash overlap (Å)
3:K:469:LYS:HE3	3:K:469:LYS:HB3	1.87	0.40
3:K:506:TYR:HA	3:K:509:ALA:HB3	2.02	0.40
4:L:529:ILE:HA	4:L:532:ILE:HG13	2.02	0.40
5:M:44:VAL:HG13	5:M:81:MET:HE1	2.03	0.40
5:M:82:ASP:HB2	5:M:541:GLU:OE2	2.22	0.40
5:M:122:GLN:O	5:M:126:ARG:HG3	2.20	0.40
5:M:248:ILE:HD12	5:M:299:LEU:HB3	2.03	0.40
6:N:173:VAL:O	6:N:176:ILE:HG13	2.21	0.40
6:N:424:LYS:C	6:N:426:LYS:N	2.75	0.40
7:O:43:ARG:NE	7:O:455:PHE:HE2	2.19	0.40
7:O:322:THR:HA	7:O:325:ALA:HB3	2.02	0.40
8:P:47:TYR:HB2	8:P:102:ASN:HB3	2.03	0.40
8:P:69:ALA:CB	8:P:102:ASN:HA	2.51	0.40
8:P:448:ILE:HA	8:P:448:ILE:HD13	1.87	0.40
12:4:104:ARG:NH1	12:4:108:ILE:HB	2.33	0.40
13:5:94:LYS:HD2	14:6:50:LEU:HD21	2.02	0.40
13:5:123:GLU:HG3	13:5:124:LYS:HG2	2.02	0.40
14:6:57:PHE:HA	14:6:67:GLN:HB2	2.03	0.40
14:6:75:THR:HG22	14:6:79:ARG:HG2	2.03	0.40
14:6:76:VAL:HA	14:6:79:ARG:HB2	2.03	0.40
1:A:477:ASN:N	1:A:486:ILE:HD13	2.36	0.40
2:B:111:ARG:O	2:B:114:GLU:HB2	2.21	0.40
2:B:138:ARG:O	2:B:142:LEU:HG	2.22	0.40
2:B:506:SER:O	2:B:509:GLU:HB3	2.21	0.40
3:C:137:LEU:HA	3:C:140:ILE:HG22	2.03	0.40
3:C:515:LEU:O	3:C:519:ILE:HG12	2.21	0.40
4:D:330:ARG:HA	4:D:333:ILE:HB	2.03	0.40
5:E:63:ASP:H	5:E:67:ASP:H	1.69	0.40
5:E:484:GLU:HG3	5:E:487:PRO:HB3	2.03	0.40
6:F:186:ILE:HA	6:F:399:LYS:HG3	2.03	0.40
6:F:281:VAL:HG13	6:F:341:PRO:HA	2.02	0.40
6:F:293:ASN:ND2	6:F:295:LYS:O	2.55	0.40
6:F:446:ILE:HG23	6:F:447:ILE:HG13	2.03	0.40
7:G:216:PHE:HE2	7:G:290:LEU:HD22	1.86	0.40
7:G:279:GLU:HB3	7:G:283:HIS:ND1	2.36	0.40
7:G:281:ILE:HD11	7:G:331:GLN:HE22	1.87	0.40
7:G:446:PRO:O	7:G:450:CYS:N	2.49	0.40
1:I:65:LEU:HB3	3:K:14:THR:OG1	2.22	0.40
1:I:121:TYR:HB2	1:I:518:THR:HG23	2.03	0.40
1:I:189:ARG:HH11	1:I:400:LYS:HG3	1.86	0.40
1:I:314:ARG:O	1:I:318:ARG:HG3	2.21	0.40

Continued on next page...

Continued from previous page...

Atom-1	Atom-2	Interatomic distance (Å)	Clash overlap (Å)
2:J:213:TYR:CZ	2:J:374:VAL:HG21	2.56	0.40
2:J:214:LEU:HG	2:J:373:ILE:CD1	2.52	0.40
2:J:482:GLU:HG3	2:J:484:THR:HG23	2.03	0.40
3:K:241:LEU:HB3	3:K:242:ASP:H	1.59	0.40
3:K:391:LEU:O	3:K:395:MET:HG3	2.21	0.40
4:L:205:LEU:HD11	4:L:413:ARG:NH2	2.36	0.40
4:L:223:LEU:HD11	4:L:386:VAL:HG21	2.03	0.40
4:L:238:ILE:HG12	4:L:239:THR:N	2.32	0.40
5:M:73:ASP:O	5:M:77:ILE:HG13	2.21	0.40
5:M:101:GLU:OE2	7:O:201:GLN:NE2	2.54	0.40
5:M:169:ALA:O	5:M:173:LEU:HB2	2.20	0.40
5:M:249:ALA:N	5:M:299:LEU:O	2.35	0.40
5:M:288:MET:HG2	5:M:345:PHE:CZ	2.57	0.40
6:N:16:ALA:N	6:N:519:ASP:O	2.54	0.40
6:N:46:MET:H	8:P:522:ASP:H	1.69	0.40
6:N:155:SER:HB3	6:N:397:ALA:HB1	2.03	0.40
6:N:231:LEU:HD13	6:N:344:LEU:HG	2.02	0.40
6:N:450:VAL:HA	6:N:453:GLN:OE1	2.21	0.40
7:O:12:GLY:HA3	7:O:524:ARG:NH2	2.36	0.40
7:O:188:ASP:O	7:O:189:LEU:HD12	2.21	0.40
8:P:44:ARG:HB3	8:P:454:GLU:OE1	2.21	0.40
9:1:16:LEU:HD13	9:1:111:ASN:HB2	2.04	0.40
9:1:66:ARG:NH2	11:3:109:ASP:OD1	2.54	0.40
10:2:70:CYS:SG	11:3:133:LEU:HD13	2.61	0.40
13:5:33:ILE:HA	13:5:36:LEU:HD12	2.03	0.40
1:A:313:LYS:CE	1:A:317:LYS:HB3	2.52	0.40
1:A:530:LEU:HA	4:D:60:MET:O	2.22	0.40
2:B:48:MET:SD	4:D:27:ARG:NH1	2.95	0.40
2:B:154:LYS:O	2:B:158:ASP:N	2.24	0.40
2:B:200:HIS:O	2:B:373:ILE:N	2.52	0.40
2:B:287:ILE:HG21	2:B:343:LEU:HD22	2.03	0.40
3:C:75:PRO:O	3:C:78:LYS:HB3	2.20	0.40
3:C:445:GLU:OE2	3:C:467:ARG:NH2	2.55	0.40
4:D:130:PRO:HA	4:D:133:ILE:HD12	2.03	0.40
4:D:183:LEU:CD2	4:D:401:ALA:HB1	2.50	0.40
5:E:525:ARG:HG3	7:G:43:ARG:HH12	1.86	0.40
6:F:394:GLY:O	6:F:398:VAL:HG22	2.22	0.40
7:G:236:LYS:HG2	7:G:344:ARG:NE	2.35	0.40
8:H:56:VAL:HG13	8:H:64:PHE:HB3	2.03	0.40
8:H:133:GLU:HB3	8:H:137:ARG:NH1	2.30	0.40
1:I:105:ASP:OD1	1:I:105:ASP:N	2.53	0.40

Continued on next page...

Continued from previous page...

Atom-1	Atom-2	Interatomic distance (Å)	Clash overlap (Å)
2:J:50:LYS:HB3	2:J:70:ILE:HD11	2.04	0.40
2:J:347:LYS:HG3	2:J:348:LEU:HG	2.02	0.40
3:K:123:ILE:HA	3:K:126:TYR:HD2	1.85	0.40
3:K:288:ASP:HA	3:K:309:ILE:HD12	2.03	0.40
3:K:456:GLY:HA2	6:N:115:HIS:NE2	2.36	0.40
4:L:36:SER:O	4:L:39:SER:HB2	2.21	0.40
4:L:157:LEU:HD23	4:L:419:ARG:CG	2.51	0.40
5:M:97:SER:O	5:M:101:GLU:N	2.30	0.40
5:M:489:LEU:HD22	5:M:500:ASP:OD1	2.21	0.40
5:M:509:THR:O	5:M:513:LYS:HG2	2.21	0.40
6:N:28:ARG:HA	6:N:31:GLN:HG2	2.04	0.40
6:N:104:LYS:O	6:N:108:LEU:HG	2.21	0.40
7:O:143:VAL:O	7:O:154:LEU:HD12	2.22	0.40
7:O:316:GLU:O	7:O:320:LYS:HG3	2.22	0.40
7:O:497:MET:O	7:O:501:ASN:N	2.38	0.40
8:P:137:ARG:O	8:P:141:GLU:HG3	2.22	0.40
1:A:113:HIS:CD2	4:D:471:LEU:H	2.38	0.40
2:B:127:ILE:HG23	2:B:512:GLU:OE1	2.21	0.40
2:B:187:VAL:HA	2:B:190:LEU:HG	2.03	0.40
2:B:237:ILE:HG23	2:B:291:ILE:CG1	2.51	0.40
3:C:459:THR:HG23	3:C:460:ILE:N	2.36	0.40
3:C:467:ARG:NH1	8:P:436:TYR:OH	2.53	0.40
4:D:322:ILE:HG22	4:D:323:MET:O	2.21	0.40
4:D:440:SER:O	4:D:444:SER:N	2.50	0.40
4:D:446:MET:HG3	5:M:471:ILE:HG22	2.03	0.40
5:E:48:MET:O	5:E:51:SER:N	2.55	0.40
5:E:200:GLU:HB2	5:E:203:ASP:O	2.21	0.40
5:E:524:VAL:O	5:E:527:ILE:HG12	2.22	0.40
6:F:234:ASN:OD1	6:F:334:ASN:ND2	2.54	0.40
6:F:290:VAL:HA	6:F:311:VAL:O	2.21	0.40
7:G:468:HIS:HA	7:G:472:GLY:N	2.36	0.40
8:H:115:ALA:CB	8:H:128:VAL:HG11	2.51	0.40
8:H:199:VAL:O	8:H:203:ARG:N	2.55	0.40
8:H:411:GLY:N	8:H:498:LEU:HA	2.35	0.40
1:I:22:VAL:HA	1:I:25:ALA:HB3	2.04	0.40
1:I:153:LYS:HB2	1:I:169:ALA:HB2	2.03	0.40
1:I:232:ALA:C	1:I:233:LYS:HD2	2.42	0.40
1:I:527:ILE:HA	4:L:72:ASN:OD1	2.22	0.40
2:J:116:LEU:O	2:J:120:LYS:N	2.54	0.40
2:J:124:GLN:HG2	5:M:466:SER:O	2.21	0.40
3:K:23:GLN:O	3:K:27:ILE:HG13	2.22	0.40

Continued on next page...

Continued from previous page...

Atom-1	Atom-2	Interatomic distance (Å)	Clash overlap (Å)
3:K:49:MET:HA	3:K:59:MET:HA	2.03	0.40
3:K:184:GLN:CB	3:K:188:ASN:HD22	2.33	0.40
3:K:186:GLU:HG2	3:K:198:TYR:OH	2.21	0.40
3:K:322:ARG:O	3:K:326:ALA:N	2.51	0.40
4:L:98:GLN:HA	4:L:101:GLU:HB2	2.04	0.40
4:L:317:LEU:HD22	4:L:324:VAL:CG1	2.51	0.40
4:L:412:ILE:O	4:L:416:VAL:HG23	2.21	0.40
5:M:179:ASN:O	5:M:183:ARG:NH1	2.55	0.40
5:M:180:SER:O	5:M:182:HIS:CD2	2.74	0.40
5:M:301:ILE:HG13	5:M:301:ILE:O	2.22	0.40
5:M:305:GLY:HA3	5:M:324:TRP:N	2.35	0.40
6:N:232:THR:OG1	6:N:292:ILE:HD12	2.21	0.40
6:N:387:ILE:HD12	6:N:390:ALA:HB3	2.03	0.40
7:O:119:GLN:C	7:O:123:ARG:HE	2.25	0.40
7:O:467:ARG:HG2	7:O:470:GLN:OE1	2.21	0.40
7:O:475:TYR:HA	7:O:486:ASP:HA	2.04	0.40
7:O:497:MET:HG2	7:O:501:ASN:ND2	2.36	0.40
7:O:520:ILE:HB	8:P:56:VAL:HG13	2.04	0.40
8:P:44:ARG:CZ	8:P:106:VAL:HG23	2.50	0.40
8:P:49:PRO:O	8:P:169:MET:HG2	2.22	0.40
8:P:64:PHE:HA	8:P:383:ASN:ND2	2.37	0.40
8:P:151:ALA:O	8:P:402:LEU:HD11	2.21	0.40
8:P:197:PHE:CD1	8:P:399:PHE:HD2	2.39	0.40
8:P:322:ARG:C	8:P:326:LYS:HZ3	2.25	0.40
8:P:436:TYR:O	8:P:440:LYS:HG2	2.22	0.40
9:1:61:TYR:CD1	9:1:70:LEU:HA	2.56	0.40
10:2:36:GLU:O	10:2:40:LEU:HG	2.21	0.40
11:3:60:TYR:HD1	11:3:166:ARG:HG2	1.86	0.40
11:3:101:MET:O	11:3:117:VAL:HG12	2.22	0.40
12:4:78:HIS:CE1	12:4:83:THR:H	2.40	0.40
1:A:123:LEU:O	1:A:126:LYS:HB2	2.21	0.40
1:A:367:THR:N	1:A:370:ARG:O	2.53	0.40
2:B:18:GLU:HA	2:B:521:ILE:HG13	2.04	0.40
2:B:78:ASN:HA	2:B:79:PRO:HD3	1.95	0.40
2:B:101:SER:HB3	2:B:503:VAL:HG11	2.02	0.40
2:B:444:ARG:O	2:B:448:THR:HG23	2.21	0.40
2:B:517:VAL:HG11	5:E:60:MET:HB2	2.03	0.40
3:C:212:SER:HB3	3:C:376:LEU:HA	2.02	0.40
3:C:238:ILE:HG13	3:C:291:ILE:HG22	2.02	0.40
3:C:279:CYS:HB2	3:C:303:TYR:CE2	2.55	0.40
4:D:174:LYS:NZ	4:D:407:ASP:HB3	2.33	0.40

Continued on next page...

Continued from previous page...

Atom-1	Atom-2	Interatomic distance (Å)	Clash overlap (Å)
4:D:330:ARG:O	4:D:334:GLU:HG2	2.22	0.40
4:D:481:ARG:O	4:D:485:ALA:N	2.55	0.40
5:E:260:PRO:HA	5:E:304:TRP:CE3	2.56	0.40
5:E:302:CYS:HG	5:E:304:TRP:HD1	1.69	0.40
5:E:326:GLY:O	5:E:329:GLU:N	2.54	0.40
5:E:397:GLU:O	5:E:401:SER:N	2.54	0.40
6:F:47:LEU:CB	6:F:55:LYS:HE2	2.52	0.40
6:F:325:THR:HA	6:F:330:GLY:C	2.42	0.40
6:F:446:ILE:O	6:F:450:VAL:HG12	2.22	0.40
7:G:136:ILE:HG21	7:G:500:ILE:HG13	2.03	0.40
7:G:141:VAL:O	7:G:405:VAL:N	2.46	0.40
7:G:446:PRO:HB2	7:G:461:LEU:CD2	2.51	0.40
1:I:39:VAL:HG21	1:I:456:ALA:HB2	2.03	0.40
2:J:50:LYS:HD2	2:J:51:ILE:H	1.86	0.40
4:L:314:LEU:CD1	4:L:326:LYS:HB2	2.48	0.40
4:L:438:GLU:O	4:L:442:THR:N	2.48	0.40
5:M:299:LEU:HD22	5:M:359:VAL:HG21	2.03	0.40
6:N:129:LYS:HB3	6:N:418:MET:CE	2.52	0.40
6:N:210:LEU:HD22	6:N:324:LEU:N	2.37	0.40
7:O:36:VAL:HG21	7:O:98:THR:HB	2.03	0.40
7:O:100:LEU:HD23	7:O:506:ALA:HB3	2.04	0.40
7:O:111:TYR:O	7:O:115:GLY:N	2.54	0.40
7:O:457:ALA:O	7:O:461:LEU:N	2.31	0.40
8:P:31:ARG:NH2	8:P:80:HIS:HA	2.34	0.40
8:P:140:HIS:HB3	8:P:505:TYR:HE1	1.86	0.40
8:P:365:HIS:HB3	8:P:369:ASP:OD1	2.21	0.40
8:P:423:ILE:HB	8:P:442:ALA:HB2	2.03	0.40
11:3:126:TRP:CE2	11:3:128:GLY:HA2	2.56	0.40

There are no symmetry-related clashes.

5.3 Torsion angles

5.3.1 Protein backbone

In the following table, the Percentiles column shows the percent Ramachandran outliers of the chain as a percentile score with respect to all PDB entries followed by that with respect to all EM entries.

The Analysed column shows the number of residues for which the backbone conformation was analysed, and the total number of residues.

Mol	Chain	Analysed	Favoured	Allowed	Outliers	Percentiles	
1	A	519/534 (97%)	458 (88%)	59 (11%)	2 (0%)	34	72
1	I	532/534 (100%)	481 (90%)	50 (9%)	1 (0%)	47	81
2	B	507/509 (100%)	464 (92%)	42 (8%)	1 (0%)	47	81
2	J	506/509 (99%)	468 (92%)	37 (7%)	1 (0%)	47	81
3	C	507/513 (99%)	450 (89%)	55 (11%)	2 (0%)	34	72
3	K	511/513 (100%)	460 (90%)	47 (9%)	4 (1%)	19	60
4	D	506/514 (98%)	446 (88%)	59 (12%)	1 (0%)	47	81
4	L	511/514 (99%)	466 (91%)	45 (9%)	0	100	100
5	E	515/517 (100%)	447 (87%)	63 (12%)	5 (1%)	15	55
5	M	515/517 (100%)	471 (92%)	43 (8%)	1 (0%)	47	81
6	F	512/515 (99%)	456 (89%)	53 (10%)	3 (1%)	25	66
6	N	511/515 (99%)	472 (92%)	38 (7%)	1 (0%)	47	81
7	G	510/514 (99%)	443 (87%)	64 (12%)	3 (1%)	25	66
7	O	509/514 (99%)	462 (91%)	47 (9%)	0	100	100
8	H	508/514 (99%)	440 (87%)	66 (13%)	2 (0%)	34	72
8	P	507/514 (99%)	461 (91%)	44 (9%)	2 (0%)	34	72
9	1	105/107 (98%)	98 (93%)	7 (7%)	0	100	100
10	2	101/103 (98%)	98 (97%)	3 (3%)	0	100	100
11	3	130/132 (98%)	119 (92%)	10 (8%)	1 (1%)	19	60
12	4	102/104 (98%)	93 (91%)	8 (8%)	1 (1%)	15	55
13	5	125/127 (98%)	113 (90%)	12 (10%)	0	100	100
14	6	100/102 (98%)	89 (89%)	11 (11%)	0	100	100
All	All	8849/8935 (99%)	7955 (90%)	863 (10%)	31 (0%)	38	72

All (31) Ramachandran outliers are listed below:

Mol	Chain	Res	Type
5	E	441	PRO
11	3	137	ILE
2	J	226	VAL
3	K	370	LYS
5	E	184	GLN
7	G	284	SER
12	4	63	ASP
1	A	177	LEU

Continued on next page...

Continued from previous page...

Mol	Chain	Res	Type
5	E	297	ALA
5	E	442	THR
6	F	114	LEU
7	G	147	ASP
3	K	470	HIS
3	C	476	GLU
3	K	191	LYS
1	A	283	ALA
6	F	420	GLU
6	F	465	LYS
4	D	203	VAL
7	G	149	VAL
1	I	112	ILE
8	H	257	VAL
3	K	208	ILE
5	M	177	VAL
2	B	490	ILE
5	E	507	ILE
8	P	431	PRO
8	H	478	VAL
6	N	429	VAL
8	P	199	VAL
3	C	368	ASP

5.3.2 Protein sidechains ⓘ

In the following table, the Percentiles column shows the percent sidechain outliers of the chain as a percentile score with respect to all PDB entries followed by that with respect to all EM entries.

The Analysed column shows the number of residues for which the sidechain conformation was analysed, and the total number of residues.

Mol	Chain	Analysed	Rotameric	Outliers	Percentiles	
1	A	434/445 (98%)	432 (100%)	2 (0%)	88	93
1	I	445/445 (100%)	444 (100%)	1 (0%)	93	96
2	B	405/405 (100%)	405 (100%)	0	100	100
2	J	405/405 (100%)	405 (100%)	0	100	100
3	C	441/444 (99%)	441 (100%)	0	100	100
3	K	444/444 (100%)	442 (100%)	2 (0%)	88	93

Continued on next page...

Continued from previous page...

Mol	Chain	Analysed	Rotameric	Outliers	Percentiles	
4	D	433/439 (99%)	433 (100%)	0	100	100
4	L	438/439 (100%)	435 (99%)	3 (1%)	84	90
5	E	436/436 (100%)	435 (100%)	1 (0%)	93	96
5	M	436/436 (100%)	436 (100%)	0	100	100
6	F	429/429 (100%)	429 (100%)	0	100	100
6	N	429/429 (100%)	429 (100%)	0	100	100
7	G	420/421 (100%)	418 (100%)	2 (0%)	88	93
7	O	421/421 (100%)	420 (100%)	1 (0%)	93	96
8	H	423/426 (99%)	423 (100%)	0	100	100
8	P	422/426 (99%)	419 (99%)	3 (1%)	84	90
9	1	97/97 (100%)	96 (99%)	1 (1%)	76	86
10	2	91/91 (100%)	91 (100%)	0	100	100
11	3	122/122 (100%)	122 (100%)	0	100	100
12	4	96/96 (100%)	94 (98%)	2 (2%)	53	72
13	5	116/116 (100%)	116 (100%)	0	100	100
14	6	91/91 (100%)	91 (100%)	0	100	100
All	All	7474/7503 (100%)	7456 (100%)	18 (0%)	93	96

All (18) residues with a non-rotameric sidechain are listed below:

Mol	Chain	Res	Type
1	A	149	ILE
1	A	522	ILE
5	E	530	ILE
7	G	136	ILE
7	G	479	ILE
1	I	486	ILE
3	K	142	ILE
3	K	363	ILE
4	L	328	ILE
4	L	336	ILE
4	L	503	ILE
7	O	520	ILE
8	P	190	ILE
8	P	239	ILE
8	P	250	ILE

Continued on next page...

Continued from previous page...

Mol	Chain	Res	Type
9	1	34	ILE
12	4	57	ILE
12	4	71	ILE

Sometimes sidechains can be flipped to improve hydrogen bonding and reduce clashes. All (138) such sidechains are listed below:

Mol	Chain	Res	Type
1	A	69	HIS
1	A	82	GLN
1	A	223	GLN
1	A	265	GLN
1	A	353	GLN
1	A	393	HIS
1	A	471	HIS
2	B	122	HIS
2	B	124	GLN
2	B	174	HIS
2	B	178	HIS
2	B	200	HIS
2	B	228	GLN
2	B	380	GLN
2	B	502	GLN
3	C	23	GLN
3	C	87	GLN
3	C	226	HIS
3	C	277	GLN
4	D	138	GLN
4	D	250	GLN
4	D	262	ASN
4	D	301	GLN
4	D	468	ASN
4	D	502	ASN
4	D	510	GLN
5	E	37	HIS
5	E	55	ASN
5	E	129	HIS
5	E	179	ASN
5	E	182	HIS
5	E	236	HIS
5	E	318	ASN
5	E	391	ASN
5	E	416	ASN

Continued on next page...

Continued from previous page...

Mol	Chain	Res	Type
5	E	469	ASN
5	E	504	GLN
5	E	515	GLN
6	F	31	GLN
6	F	105	GLN
6	F	161	HIS
6	F	293	ASN
6	F	334	ASN
6	F	470	HIS
6	F	497	ASN
7	G	21	GLN
7	G	60	ASN
7	G	171	GLN
7	G	264	GLN
7	G	301	GLN
7	G	331	GLN
7	G	335	ASN
7	G	359	ASN
7	G	431	GLN
7	G	480	ASN
7	G	487	ASN
8	H	53	ASN
8	H	91	HIS
8	H	102	ASN
8	H	172	GLN
8	H	309	ASN
8	H	383	ASN
1	I	69	HIS
1	I	103	ASN
1	I	113	HIS
1	I	170	ASN
1	I	223	GLN
1	I	333	ASN
1	I	393	HIS
1	I	471	HIS
1	I	472	ASN
1	I	477	ASN
1	I	492	ASN
1	I	534	HIS
2	J	65	ASN
2	J	148	HIS
2	J	174	HIS

Continued on next page...

Continued from previous page...

Mol	Chain	Res	Type
2	J	178	HIS
2	J	419	HIS
2	J	453	ASN
3	K	28	ASN
3	K	111	HIS
3	K	188	ASN
3	K	221	ASN
3	K	235	ASN
3	K	400	ASN
3	K	454	ASN
3	K	470	HIS
4	L	80	GLN
4	L	301	GLN
4	L	318	ASN
4	L	347	HIS
4	L	468	ASN
4	L	482	ASN
4	L	484	HIS
5	M	182	HIS
5	M	184	GLN
5	M	318	ASN
5	M	360	GLN
5	M	445	GLN
5	M	499	ASN
5	M	504	GLN
6	N	105	GLN
6	N	214	HIS
6	N	320	ASN
6	N	367	ASN
6	N	382	HIS
6	N	386	GLN
7	O	30	GLN
7	O	107	GLN
7	O	117	HIS
7	O	134	ASN
7	O	390	HIS
7	O	448	GLN
7	O	459	ASN
8	P	21	HIS
8	P	53	ASN
8	P	80	HIS
8	P	91	HIS

Continued on next page...

Continued from previous page...

Mol	Chain	Res	Type
8	P	279	GLN
8	P	303	HIS
8	P	455	ASN
9	1	59	ASN
9	1	71	GLN
10	2	37	GLN
10	2	54	HIS
10	2	98	GLN
10	2	109	GLN
11	3	58	GLN
11	3	66	ASN
11	3	92	GLN
12	4	24	ASN
12	4	48	GLN
12	4	80	GLN
12	4	84	GLN
14	6	17	GLN
14	6	54	ASN
14	6	67	GLN

5.3.3 RNA ⓘ

There are no RNA molecules in this entry.

5.4 Non-standard residues in protein, DNA, RNA chains ⓘ

There are no non-standard protein/DNA/RNA residues in this entry.

5.5 Carbohydrates ⓘ

There are no monosaccharides in this entry.

5.6 Ligand geometry ⓘ

There are no ligands in this entry.

5.7 Other polymers ⓘ

There are no such residues in this entry.

5.8 Polymer linkage issues

The following chains have linkage breaks:

Mol	Chain	Number of breaks
7	O	2

All chain breaks are listed below:

Model	Chain	Residue-1	Atom-1	Residue-2	Atom-2	Distance (Å)
1	O	258:HIS	C	259:THR	N	4.50
1	O	257:VAL	C	258:HIS	N	3.02

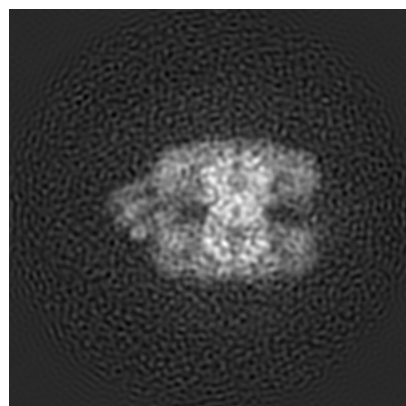
6 Map visualisation [i](#)

This section contains visualisations of the EMDB entry EMD-0495. These allow visual inspection of the internal detail of the map and identification of artifacts.

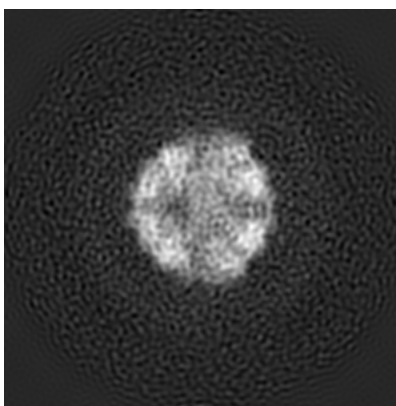
Images derived from a raw map, generated by summing the deposited half-maps, are presented below the corresponding image components of the primary map to allow further visual inspection and comparison with those of the primary map.

6.1 Orthogonal projections [i](#)

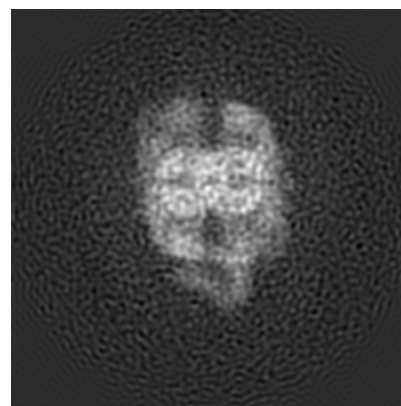
6.1.1 Primary map



X

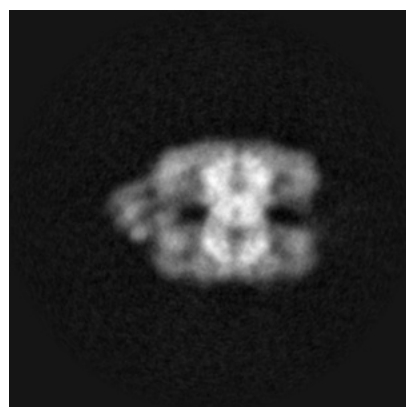


Y

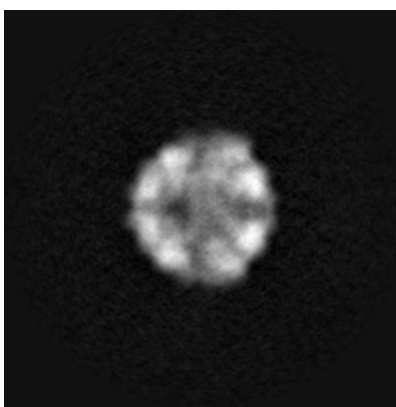


Z

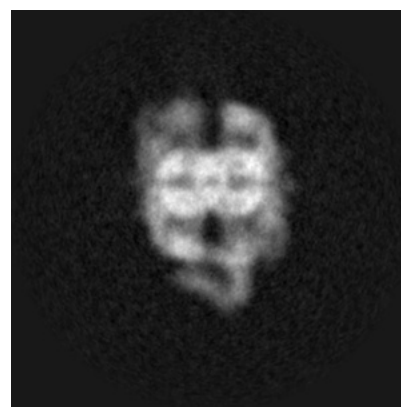
6.1.2 Raw map



X



Y

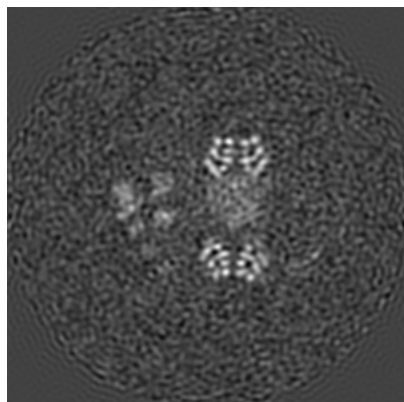


Z

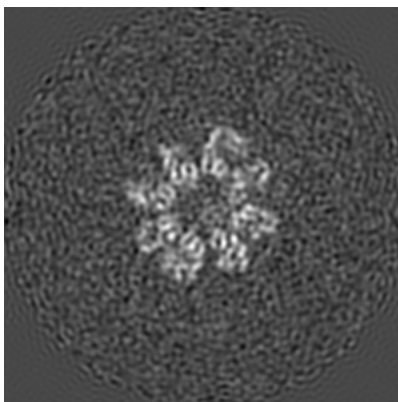
The images above show the map projected in three orthogonal directions.

6.2 Central slices [i](#)

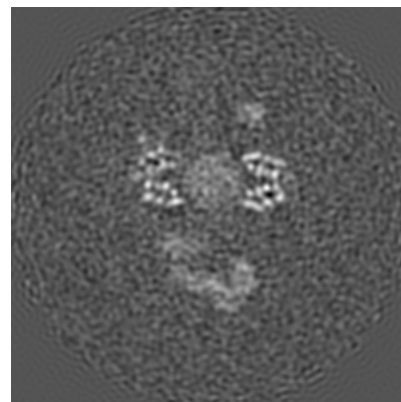
6.2.1 Primary map



X Index: 120

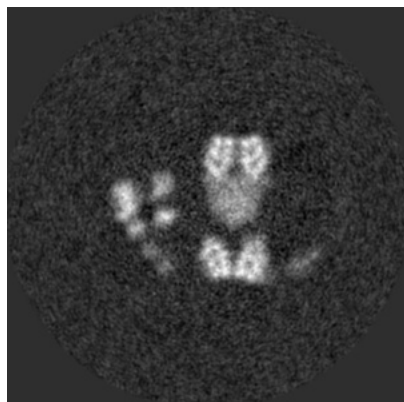


Y Index: 120

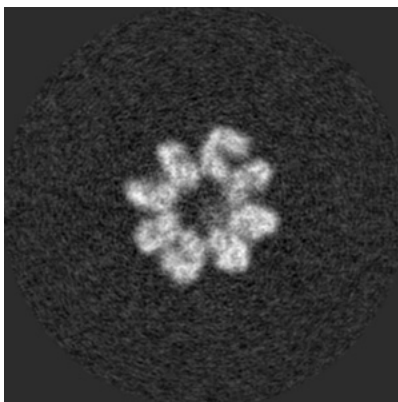


Z Index: 120

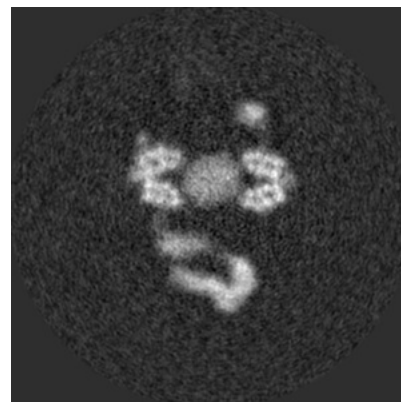
6.2.2 Raw map



X Index: 120



Y Index: 120

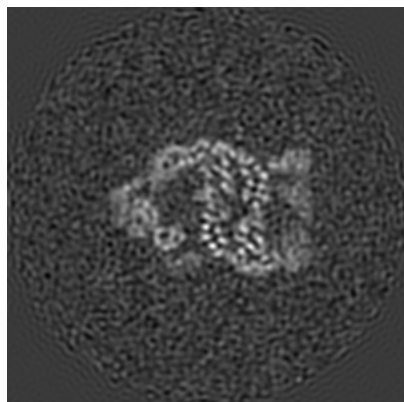


Z Index: 120


The images above show central slices of the map in three orthogonal directions.

6.3 Largest variance slices [i](#)

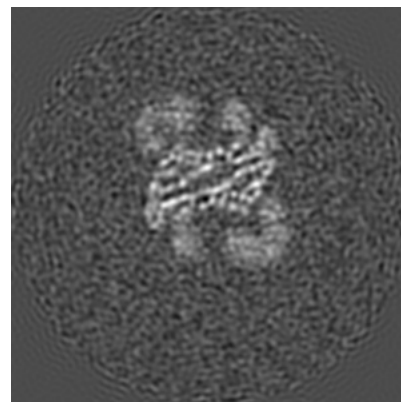
6.3.1 Primary map



X Index: 140

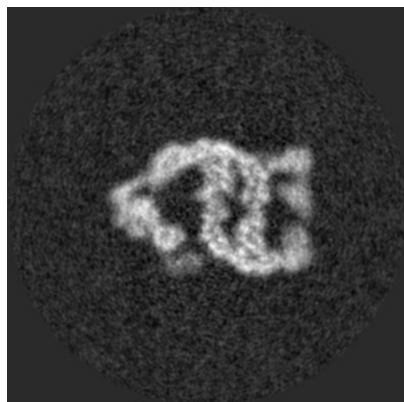


Y Index: 130

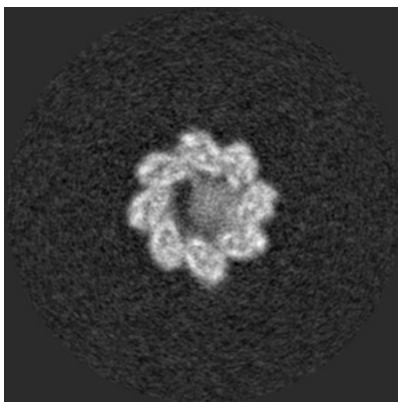


Z Index: 142

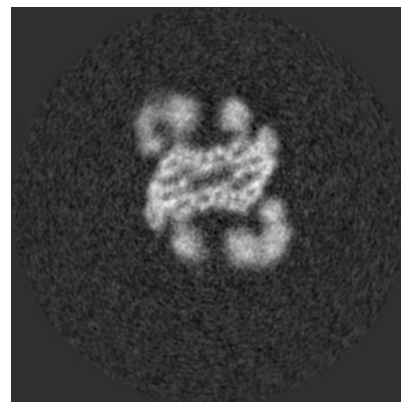
6.3.2 Raw map



X Index: 140



Y Index: 144




Z Index: 142

The images above show the largest variance slices of the map in three orthogonal directions.

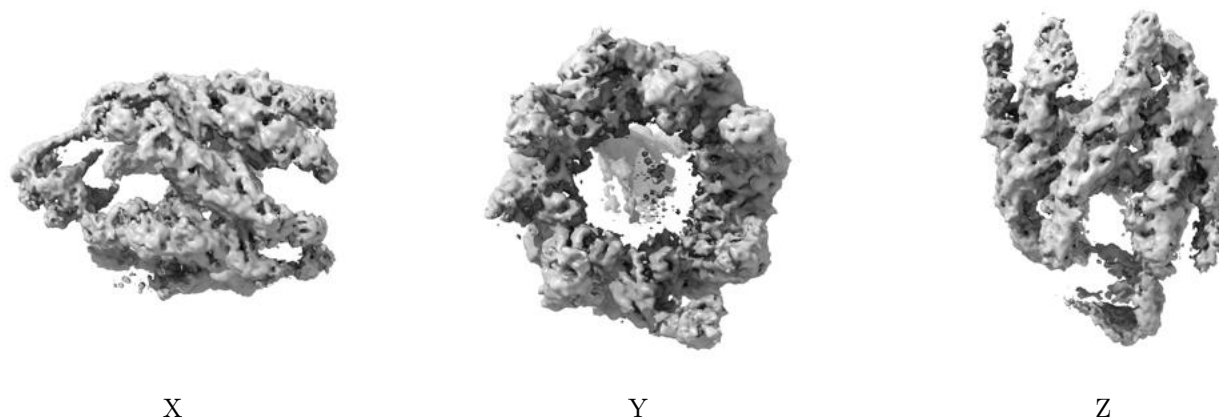
6.4 Orthogonal surface views [i](#)

6.4.1 Primary map



The images above show the 3D surface view of the map at the recommended contour level 0.7. These images, in conjunction with the slice images, may facilitate assessment of whether an appropriate contour level has been provided.

6.4.2 Raw map



These images show the 3D surface of the raw map. The raw map's contour level was selected so that its surface encloses the same volume as the primary map does at its recommended contour level.

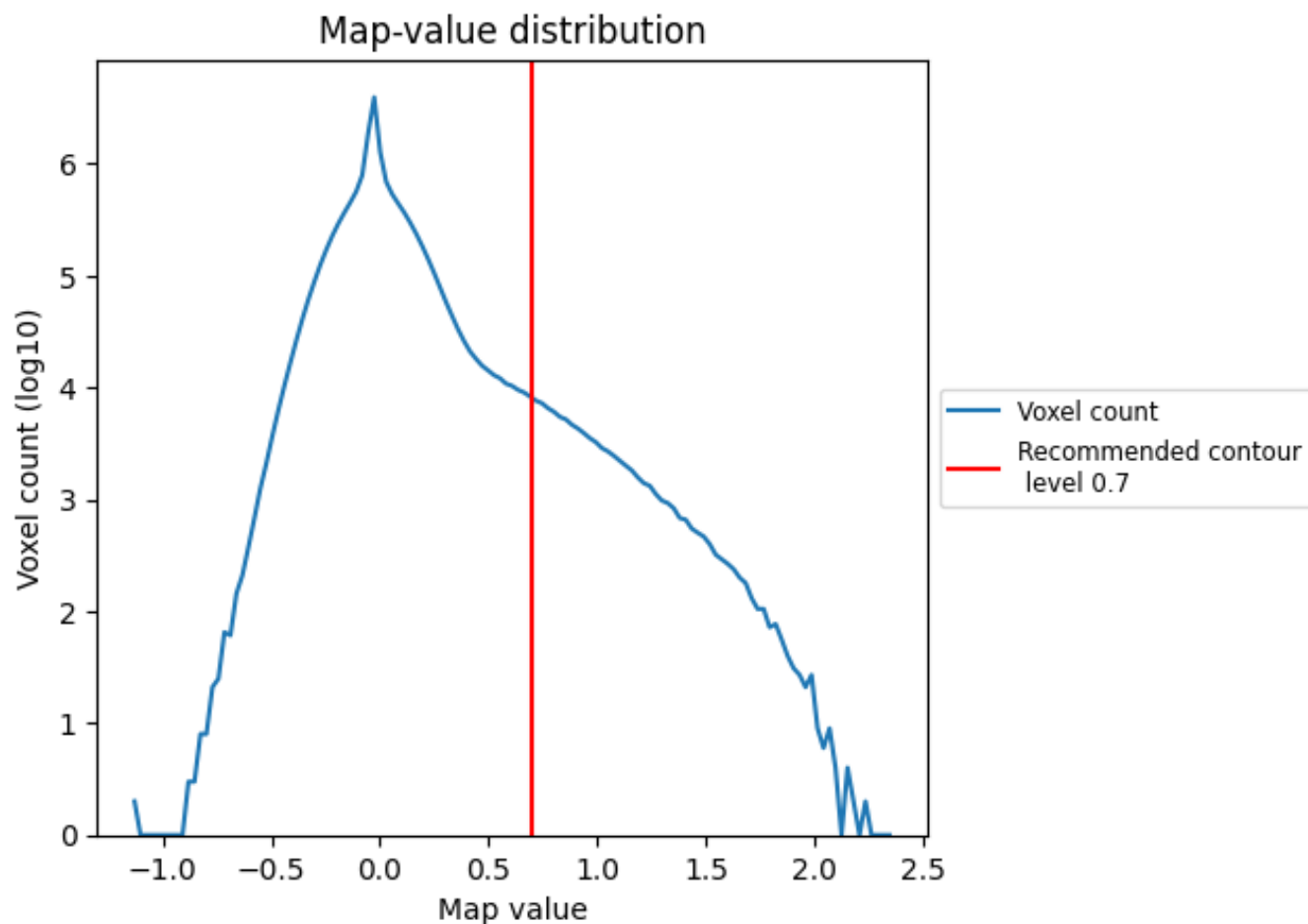
6.5 Mask visualisation [i](#)

This section was not generated. No masks/segmentation were deposited.

7 Map analysis [i](#)

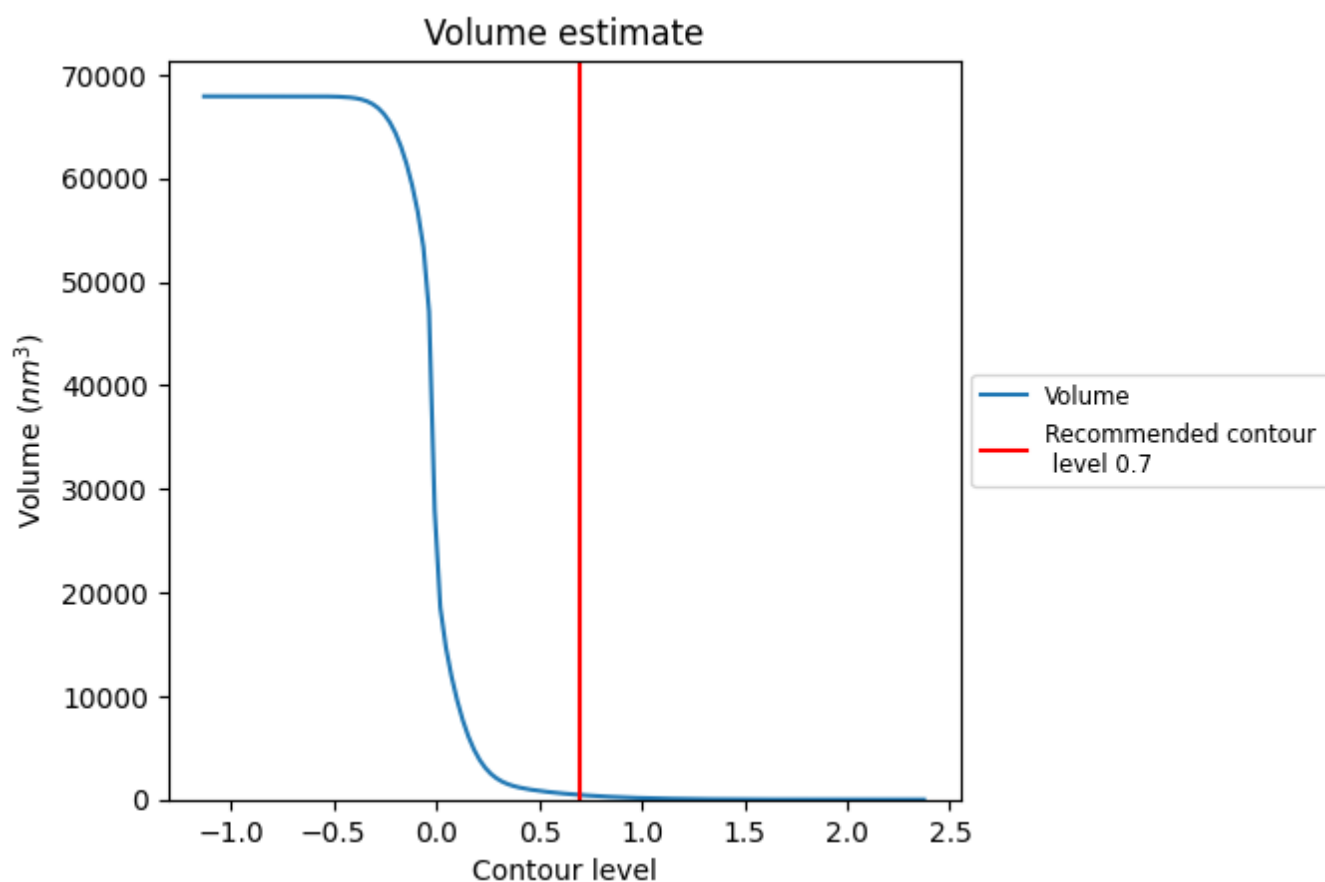
This section contains the results of statistical analysis of the map.

7.1 Map-value distribution [i](#)



The map-value distribution is plotted in 128 intervals along the x-axis. The y-axis is logarithmic. A spike in this graph at zero usually indicates that the volume has been masked.

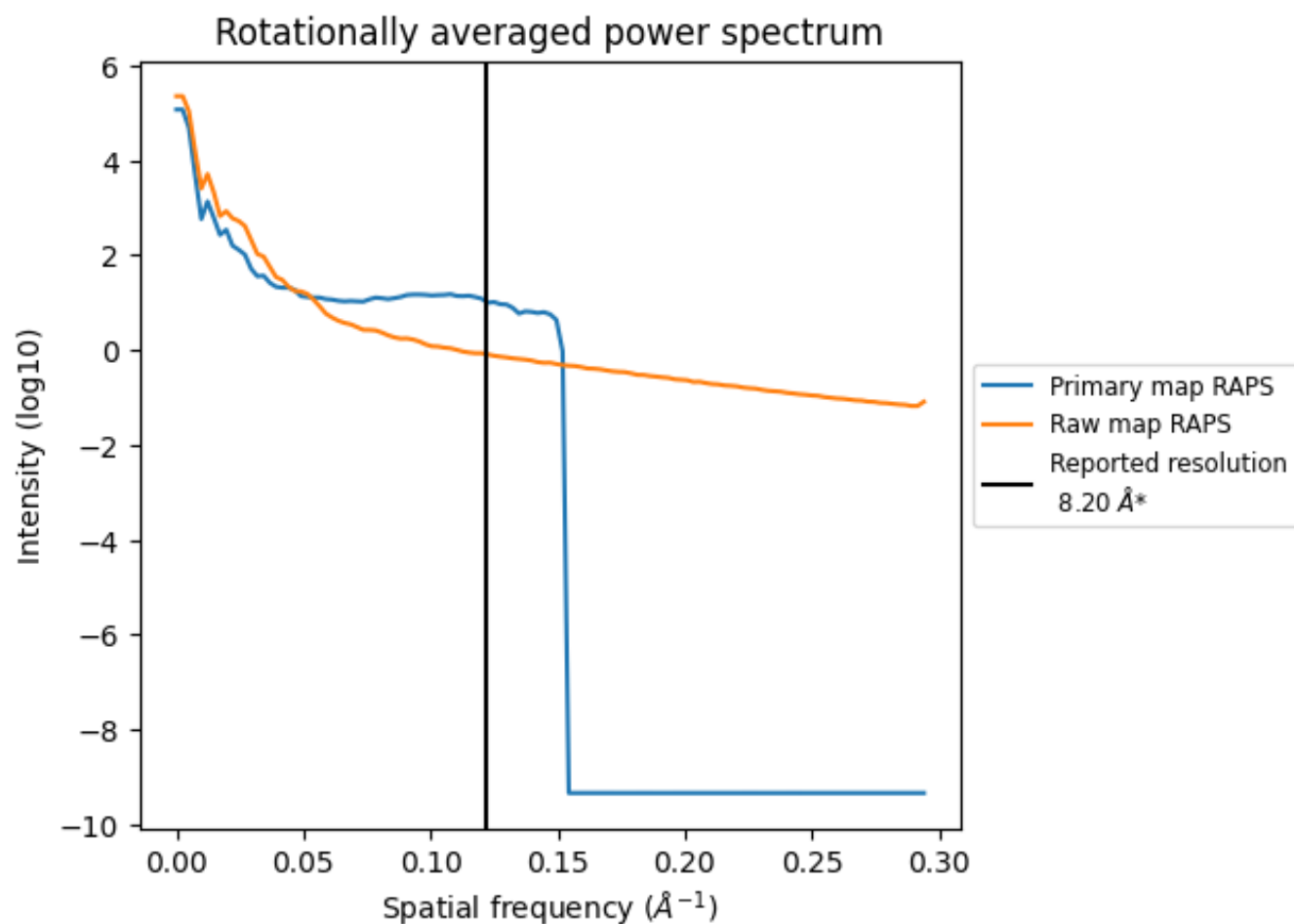
7.2 Volume estimate [i](#)



The volume at the recommended contour level is 448 nm³; this corresponds to an approximate mass of 405 kDa.

The volume estimate graph shows how the enclosed volume varies with the contour level. The recommended contour level is shown as a vertical line and the intersection between the line and the curve gives the volume of the enclosed surface at the given level.

7.3 Rotationally averaged power spectrum ⓘ

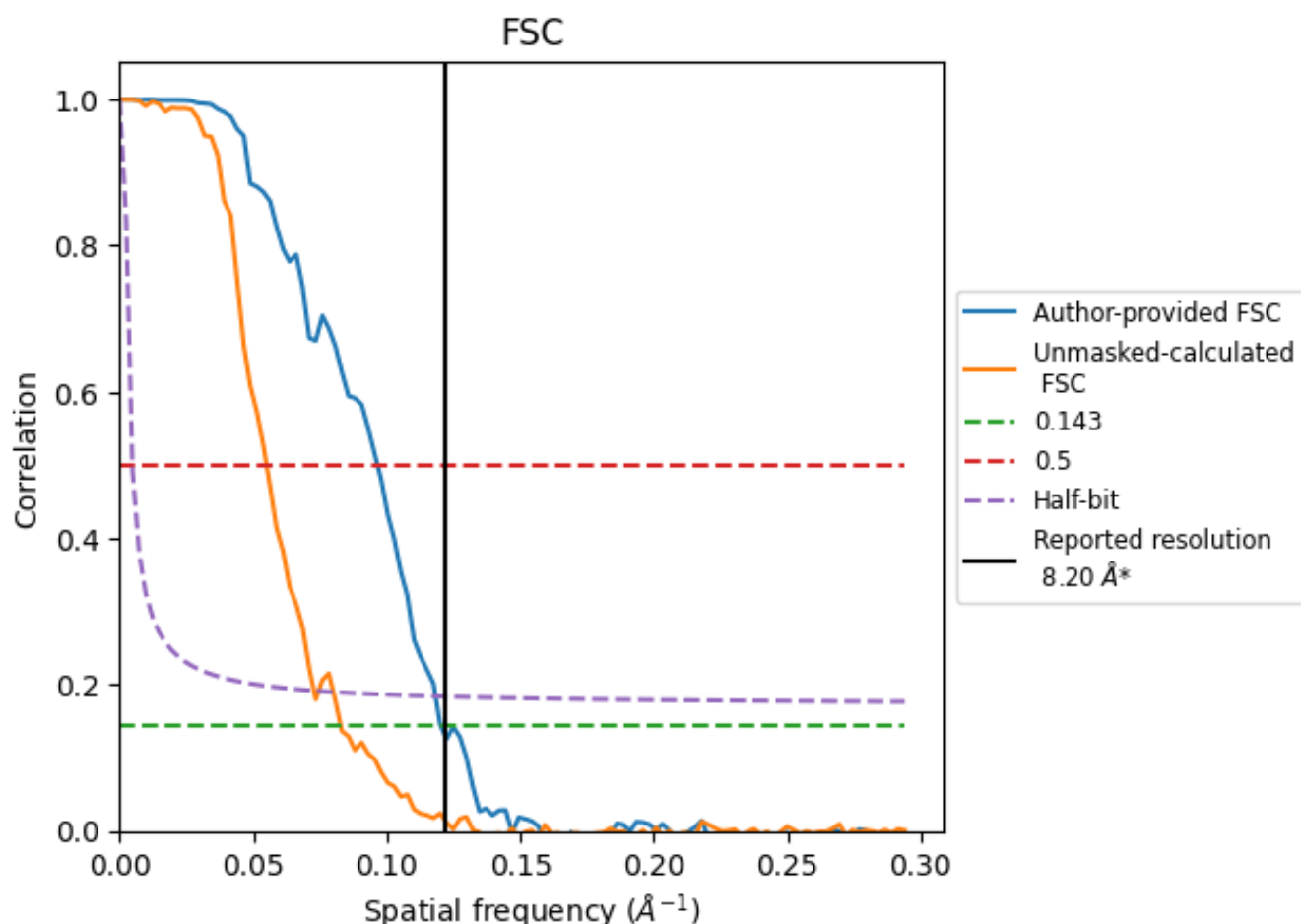


*Reported resolution corresponds to spatial frequency of 0.122 Å⁻¹

8 Fourier-Shell correlation [i](#)

Fourier-Shell Correlation (FSC) is the most commonly used method to estimate the resolution of single-particle and subtomogram-averaged maps. The shape of the curve depends on the imposed symmetry, mask and whether or not the two 3D reconstructions used were processed from a common reference. The reported resolution is shown as a black line. A curve is displayed for the half-bit criterion in addition to lines showing the 0.143 gold standard cut-off and 0.5 cut-off.

8.1 FSC [i](#)



*Reported resolution corresponds to spatial frequency of 0.122 Å⁻¹

8.2 Resolution estimates [i](#)

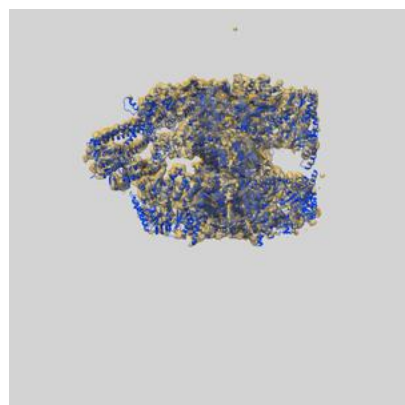
Resolution estimate (Å)	Estimation criterion (FSC cut-off)		
	0.143	0.5	Half-bit
Reported by author	8.20	-	-
Author-provided FSC curve	8.31	10.35	8.45
Unmasked-calculated*	12.06	18.15	13.74

*Resolution estimate based on FSC curve calculated by comparison of deposited half-maps. The value from deposited half-maps intersecting FSC 0.143 CUT-OFF 12.06 differs from the reported value 8.2 by more than 10 %

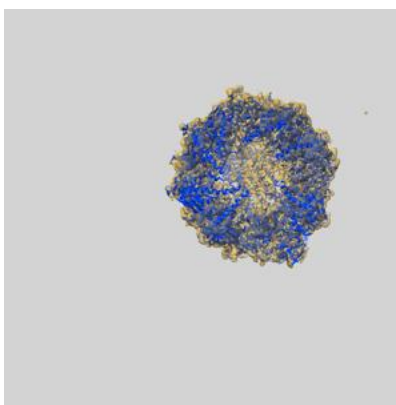
9 Map-model fit [i](#)

This section contains information regarding the fit between EMDB map EMD-0495 and PDB model 6NRD. Per-residue inclusion information can be found in [section 3](#) on [page 7](#).

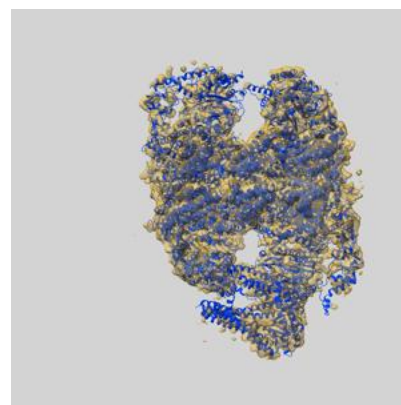
9.1 Map-model overlay [i](#)



X



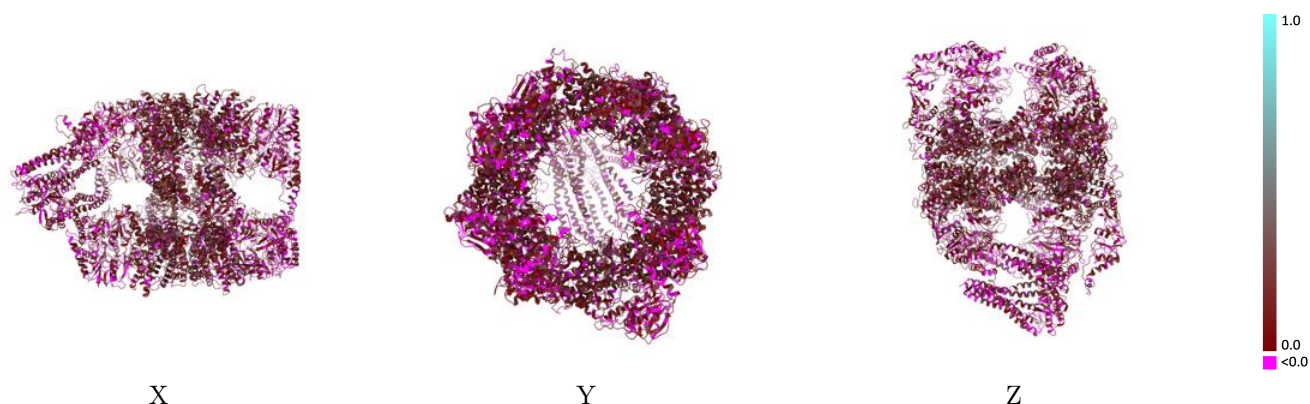
Y



Z

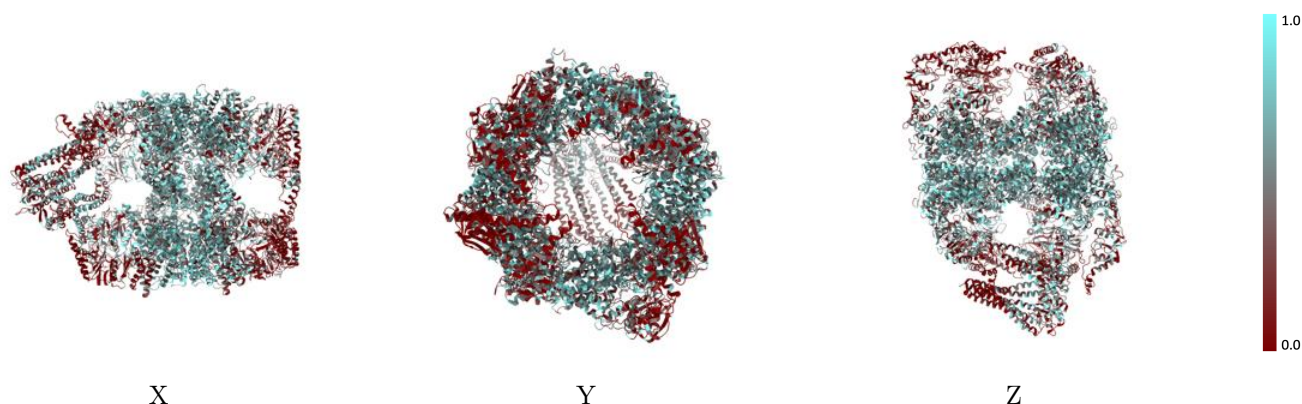
The images above show the 3D surface view of the map at the recommended contour level 0.7 at 50% transparency in yellow overlaid with a ribbon representation of the model coloured in blue. These images allow for the visual assessment of the quality of fit between the atomic model and the map.

9.2 Q-score mapped to coordinate model [i](#)



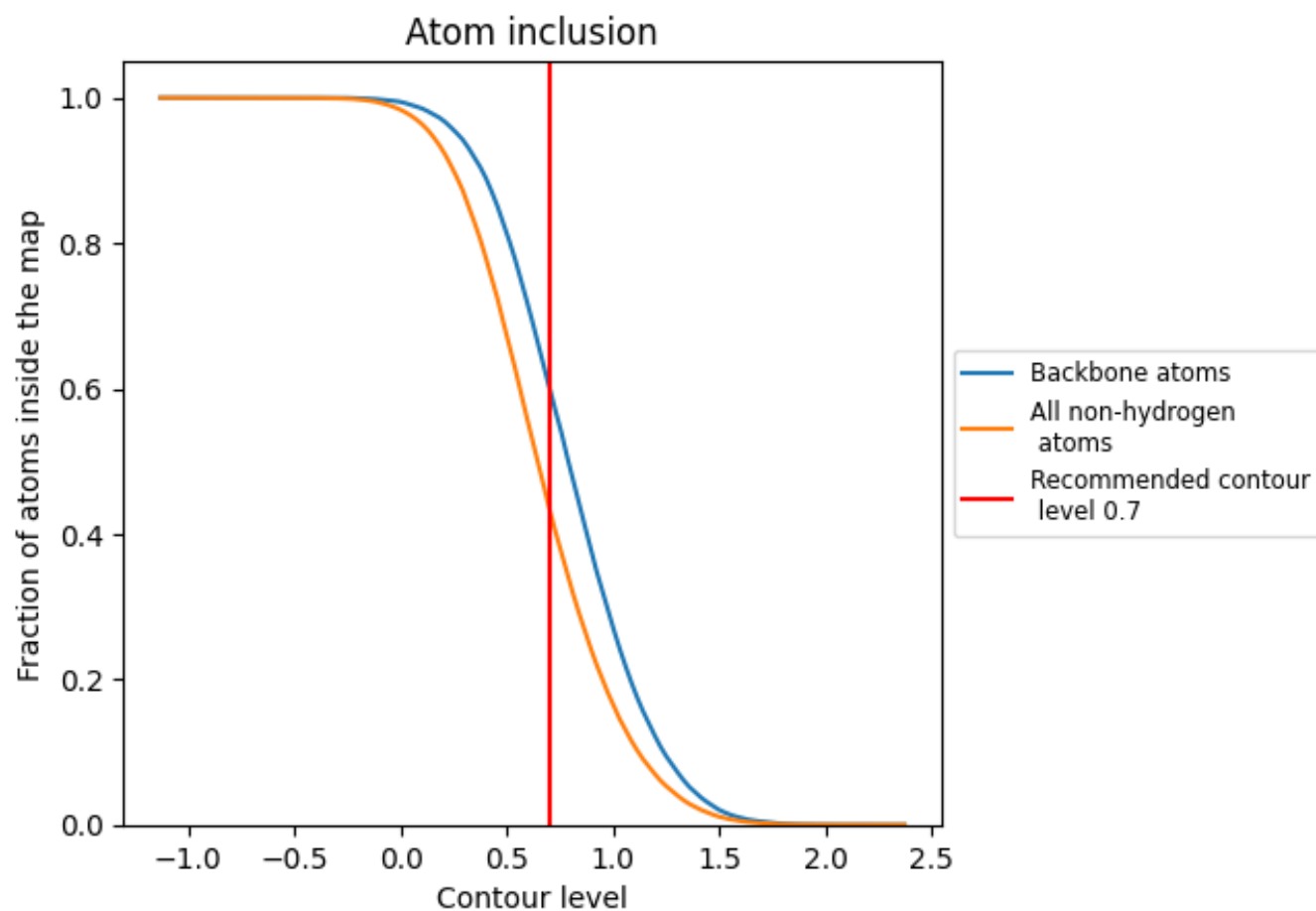
The images above show the model with each residue coloured according to its Q-score. This shows their resolvability in the map with higher Q-score values reflecting better resolvability. Please note: Q-score is calculating the resolvability of atoms, and thus high values are only expected at resolutions at which atoms can be resolved. Low Q-score values may therefore be expected for many entries.

9.3 Atom inclusion mapped to coordinate model [i](#)



The images above show the model with each residue coloured according to its atom inclusion. This shows to what extent they are inside the map at the recommended contour level (0.7).















































9.4 Atom inclusion [i](#)



At the recommended contour level, 60% of all backbone atoms, 44% of all non-hydrogen atoms, are inside the map.

9.5 Map-model fit summary ⓘ

The table lists the average atom inclusion at the recommended contour level (0.7) and Q-score for the entire model and for each chain.

Chain	Atom inclusion	Q-score
All	 0.4360	 0.1110
1	 0.2905	 0.0470
2	 0.2221	 0.0780
3	 0.2271	 0.0620
4	 0.2867	 0.0890
5	 0.4308	 0.0960
6	 0.4289	 0.0770
A	 0.4698	 0.1240
B	 0.3368	 0.1030
C	 0.4950	 0.1210
D	 0.5655	 0.1450
E	 0.4887	 0.1190
F	 0.5012	 0.1290
G	 0.4667	 0.1170
H	 0.5522	 0.1360
I	 0.3747	 0.0930
J	 0.3177	 0.0910
K	 0.3776	 0.0930
L	 0.4248	 0.1030
M	 0.4203	 0.1040
N	 0.4598	 0.1220
O	 0.4109	 0.1050
P	 0.4847	 0.1180

