



wwPDB X-ray Structure Validation Summary Report ⓘ

May 25, 2020 – 06:36 pm BST

PDB ID : 6OF1
Title : Crystal structure of the *Thermus thermophilus* 70S ribosome in complex with dirithromycin and bound to mRNA and A-, P-, and E-site tRNAs at 2.80Å resolution
Authors : Khabibullina, N.F.; Tereshchenkov, A.G.; Komarova, E.S.; Syroegin, E.A.; Shiriaev, D.I.; Paleskava, A.; Kartsev, V.G.; Bogdanov, A.A.; Konevega, A.L.; Dontsova, O.A.; Sergiev, P.V.; Osterman, I.A.; Polikanov, Y.S.
Deposited on : 2019-03-28
Resolution : 2.80 Å(reported)

This is a wwPDB X-ray Structure Validation Summary Report for a publicly released PDB entry.

We welcome your comments at validation@mail.wwpdb.org

A user guide is available at

<https://www.wwpdb.org/validation/2017/XrayValidationReportHelp>

with specific help available everywhere you see the ⓘ symbol.

The following versions of software and data (see [references ⓘ](#)) were used in the production of this report:

MolProbity	:	4.02b-467
Mogul	:	1.8.5 (274361), CSD as541be (2020)
Xtriage (Phenix)	:	1.13
EDS	:	2.11
buster-report	:	1.1.7 (2018)
Percentile statistics	:	20191225.v01 (using entries in the PDB archive December 25th 2019)
Refmac	:	5.8.0158
CCP4	:	7.0.044 (Gargrove)
Ideal geometry (proteins)	:	Engh & Huber (2001)
Ideal geometry (DNA, RNA)	:	Parkinson et al. (1996)
Validation Pipeline (wwPDB-VP)	:	2.11

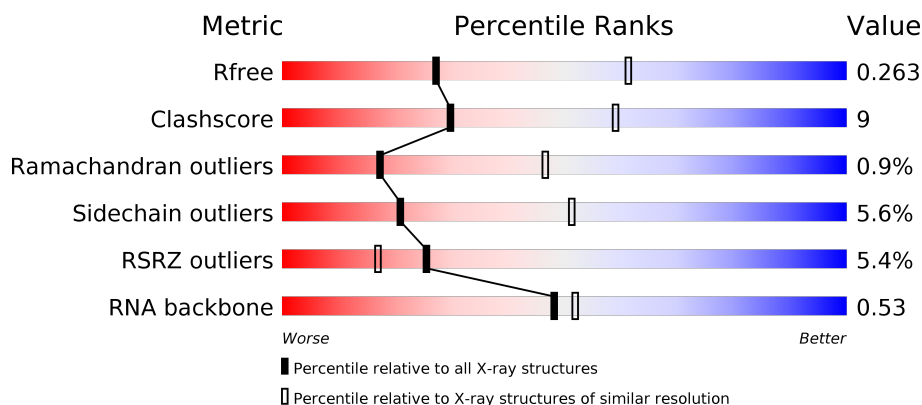
1 Overall quality at a glance

The following experimental techniques were used to determine the structure:

X-RAY DIFFRACTION

The reported resolution of this entry is 2.80 Å.

Percentile scores (ranging between 0-100) for global validation metrics of the entry are shown in the following graphic. The table shows the number of entries on which the scores are based.



Metric	Whole archive (#Entries)	Similar resolution (#Entries, resolution range(Å))
R_{free}	130704	3140 (2.80-2.80)
Clashscore	141614	3569 (2.80-2.80)
Ramachandran outliers	138981	3498 (2.80-2.80)
Sidechain outliers	138945	3500 (2.80-2.80)
RSRZ outliers	127900	3078 (2.80-2.80)
RNA backbone	3102	1227 (3.10-2.50)

The table below summarises the geometric issues observed across the polymeric chains and their fit to the electron density. The red, orange, yellow and green segments on the lower bar indicate the fraction of residues that contain outliers for ≥ 3 , 2, 1 and 0 types of geometric quality criteria respectively. A grey segment represents the fraction of residues that are not modelled. The numeric value for each fraction is indicated below the corresponding segment, with a dot representing fractions $\leq 5\%$. The upper red bar (where present) indicates the fraction of residues that have poor fit to the electron density. The numeric value is given above the bar.

Mol	Chain	Length	Quality of chain
1	1A	2915	<div> <div></div> <div>60% 31% 7% .</div> </div>
1	2A	2915	<div> <div></div> <div>54% 35% 7% . .</div> </div>
2	1B	121	<div> <div></div> <div>74% 21% . .</div> </div>
2	2B	121	<div> <div></div> <div>56% 38% . .</div> </div>

Continued on next page...

Continued from previous page...

Mol	Chain	Length	Quality of chain
3	1D	276	
3	2D	276	
4	1E	206	
4	2E	206	
5	1F	210	
5	2F	210	
6	1G	182	
6	2G	182	
7	1H	180	
7	2H	180	
8	1I	148	
8	2I	148	
9	1N	140	
9	2N	140	
10	1O	122	
10	2O	122	
11	1P	150	
11	2P	150	
12	1Q	141	
12	2Q	141	
13	1R	118	
13	2R	118	
14	1S	112	
14	2S	112	
15	1T	146	

Continued on next page...

Continued from previous page...

Mol	Chain	Length	Quality of chain
15	2T	146	
16	1U	118	
16	2U	118	
17	1V	101	
17	2V	101	
18	1W	113	
18	2W	113	
19	1X	96	
19	2X	96	
20	1Y	110	
20	2Y	110	
21	1Z	206	
21	2Z	206	
22	10	85	
22	20	85	
23	11	98	
23	21	98	
24	12	72	
24	22	72	
25	13	60	
25	23	60	
26	14	71	
26	24	71	
27	15	60	
27	25	60	

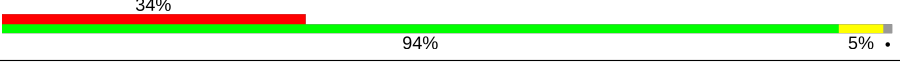




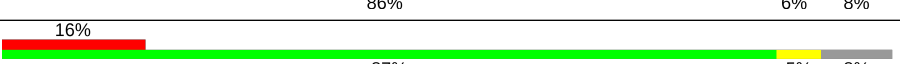
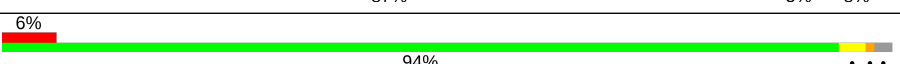
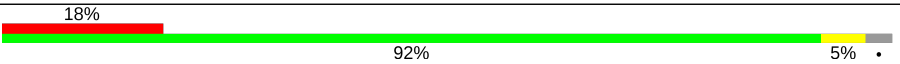

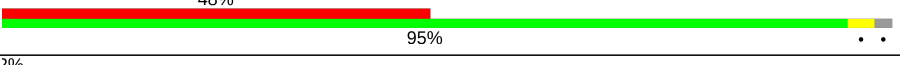
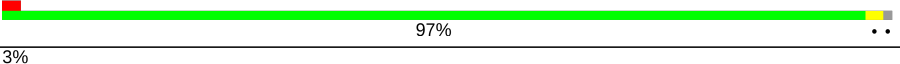
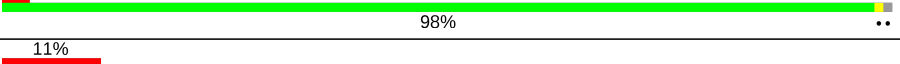

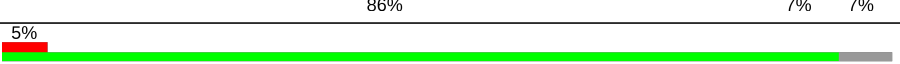
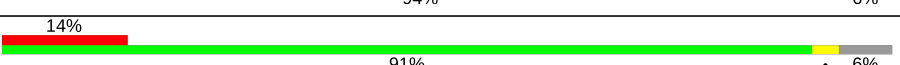
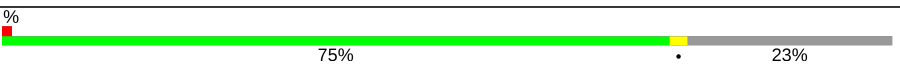









Continued on next page...

Continued from previous page...

Mol	Chain	Length	Quality of chain
28	16	54	
28	26	54	
29	17	49	
29	27	49	
30	18	65	
30	28	65	
31	19	37	
31	29	37	
32	1a	1521	
32	2a	1521	
33	1b	256	
33	2b	256	
34	1c	239	
34	2c	239	
35	1d	209	
35	2d	209	
36	1e	162	
36	2e	162	
37	1f	101	
37	2f	101	
38	1g	156	
38	2g	156	
39	1h	138	
39	2h	138	
40	1i	128	

Continued on next page...

Continued from previous page...

Mol	Chain	Length	Quality of chain
40	2i	128	
41	1j	105	
41	2j	105	
42	1k	129	
42	2k	129	
43	1l	132	
43	2l	132	
44	1m	126	
44	2m	126	
45	1n	61	
45	2n	61	
46	1o	89	
46	2o	89	
47	1p	88	
47	2p	88	
48	1q	105	
48	2q	105	
49	1r	88	
49	2r	88	
50	1s	93	
50	2s	93	
51	1t	106	
51	2t	106	
52	1u	27	
52	2u	27	

Continued on next page...

Continued from previous page...

Mol	Chain	Length	Quality of chain
53	1v	27	
53	2v	27	
54	1w	76	
54	1y	76	
54	2w	76	
54	2y	76	
55	1x	77	
55	2x	77	

The following table lists non-polymeric compounds, carbohydrate monomers and non-standard residues in protein, DNA, RNA chains that are outliers for geometric or electron-density-fit criteria:

Mol	Type	Chain	Res	Chirality	Geometry	Clashes	Electron density
54	CM0	2y	34	-	-	-	X
56	MG	15	103	-	-	-	X
56	MG	1A	3017	-	-	-	X
56	MG	1A	3125	-	-	-	X
56	MG	1A	3132	-	-	-	X
56	MG	1A	3133	-	-	-	X
56	MG	1A	3178	-	-	-	X
56	MG	1A	3223	-	-	-	X
56	MG	1A	3224	-	-	-	X
56	MG	1A	3282	-	-	-	X
56	MG	1A	3293	-	-	-	X
56	MG	1A	3366	-	-	-	X
56	MG	1A	3376	-	-	-	X
56	MG	1A	3397	-	-	-	X
56	MG	1A	3425	-	-	-	X
56	MG	1A	3436	-	-	-	X
56	MG	1A	3463	-	-	-	X
56	MG	1A	3489	-	-	-	X
56	MG	1A	3498	-	-	-	X
56	MG	1A	3502	-	-	-	X
56	MG	1A	3518	-	-	-	X
56	MG	1A	3553	-	-	-	X
56	MG	1A	3848	-	-	-	X

Continued on next page...

Continued from previous page...

Mol	Type	Chain	Res	Chirality	Geometry	Clashes	Electron density
56	MG	1A	3911	-	-	-	X
56	MG	1A	3978	-	-	-	X
56	MG	1A	3979	-	-	-	X
56	MG	1A	4081	-	-	-	X
56	MG	1A	4146	-	-	-	X
56	MG	1P	202	-	-	-	X
56	MG	1U	202	-	-	-	X
56	MG	2A	3119	-	-	-	X
56	MG	2A	3285	-	-	-	X
56	MG	2A	3302	-	-	-	X
56	MG	2A	3308	-	-	-	X
56	MG	2A	3312	-	-	-	X
56	MG	2A	3317	-	-	-	X
56	MG	2A	3332	-	-	-	X
56	MG	2A	3352	-	-	-	X
56	MG	2A	3404	-	-	-	X
56	MG	2A	3405	-	-	-	X
56	MG	2A	3411	-	-	-	X
56	MG	2A	3426	-	-	-	X
56	MG	2A	3734	-	-	-	X
56	MG	2A	3781	-	-	-	X
56	MG	2B	203	-	-	-	X
56	MG	2W	202	-	-	-	X
56	MG	2a	1624	-	-	-	X
56	MG	2a	1625	-	-	-	X
56	MG	2a	1627	-	-	-	X
56	MG	2a	1647	-	-	-	X
56	MG	2a	1719	-	-	-	X
56	MG	2a	1804	-	-	-	X

2 Entry composition

There are 61 unique types of molecules in this entry. The entry contains 300274 atoms, of which 0 are hydrogens and 0 are deuteriums.

In the tables below, the ZeroOcc column contains the number of atoms modelled with zero occupancy, the AltConf column contains the number of residues with at least one atom in alternate conformation and the Trace column contains the number of residues modelled with at most 2 atoms.

- Molecule 1 is a RNA chain called 23S Ribosomal RNA.

Mol	Chain	Residues	Atoms					ZeroOcc	AltConf	Trace
1	1A	2871	Total	C	N	O	P	0	0	0
			61852	27531	11572	19878	2871			
1	2A	2800	Total	C	N	O	P	0	0	0
			60322	26848	11284	19390	2800			

- Molecule 2 is a RNA chain called 5S Ribosomal RNA.

Mol	Chain	Residues	Atoms					ZeroOcc	AltConf	Trace
2	1B	120	Total	C	N	O	P	0	0	0
			2577	1146	476	835	120			
2	2B	120	Total	C	N	O	P	0	0	0
			2575	1146	476	833	120			

- Molecule 3 is a protein called 50S ribosomal protein L2.

Mol	Chain	Residues	Atoms					ZeroOcc	AltConf	Trace
3	1D	275	Total	C	N	O	S	0	0	0
			2136	1349	423	361	3			
3	2D	275	Total	C	N	O	S	0	0	0
			2136	1349	423	361	3			

- Molecule 4 is a protein called 50S ribosomal protein L3.

Mol	Chain	Residues	Atoms					ZeroOcc	AltConf	Trace
4	1E	204	Total	C	N	O	S	0	0	0
			1559	985	298	270	6			
4	2E	204	Total	C	N	O	S	0	0	0
			1559	985	298	270	6			

- Molecule 5 is a protein called 50S ribosomal protein L4.

Mol	Chain	Residues	Atoms					ZeroOcc	AltConf	Trace
5	1F	203	Total	C	N	O	S	0	0	1
			1584	1009	298	275	2			
5	2F	203	Total	C	N	O	S	0	0	1
			1580	1007	297	274	2			

- Molecule 6 is a protein called 50S ribosomal protein L5.

Mol	Chain	Residues	Atoms					ZeroOcc	AltConf	Trace
6	1G	181	Total	C	N	O	S	0	0	0
			1423	913	253	253	4			
6	2G	181	Total	C	N	O	S	0	0	0
			1428	913	258	253	4			

- Molecule 7 is a protein called 50S ribosomal protein L6.

Mol	Chain	Residues	Atoms					ZeroOcc	AltConf	Trace
7	1H	174	Total	C	N	O	S	0	0	0
			1330	845	248	236	1			
7	2H	174	Total	C	N	O	S	0	0	0
			1330	845	248	236	1			

- Molecule 8 is a protein called 50S ribosomal protein L9.

Mol	Chain	Residues	Atoms					ZeroOcc	AltConf	Trace
8	1I	146	Total	C	N	O	S	0	0	0
			1097	701	191	204	1			
8	2I	146	Total	C	N	O	S	0	0	0
			1064	681	186	196	1			

- Molecule 9 is a protein called 50S ribosomal protein L13.

Mol	Chain	Residues	Atoms					ZeroOcc	AltConf	Trace
9	1N	140	Total	C	N	O	S	0	0	0
			1117	719	207	187	4			
9	2N	140	Total	C	N	O	S	0	0	0
			1117	719	207	187	4			

- Molecule 10 is a protein called 50S ribosomal protein L14.

Mol	Chain	Residues	Atoms					ZeroOcc	AltConf	Trace
10	1O	122	Total	C	N	O	S	0	0	0
			933	588	171	170	4			

Continued on next page...

Continued from previous page...

Mol	Chain	Residues	Atoms					ZeroOcc	AltConf	Trace
10	2O	122	Total	C	N	O	S	0	0	0
			933	588	171	170	4			

- Molecule 11 is a protein called 50S ribosomal protein L15.

Mol	Chain	Residues	Atoms					ZeroOcc	AltConf	Trace
11	1P	149	Total	C	N	O	S	0	0	0
			1135	706	230	196	3			
11	2P	149	Total	C	N	O	S	0	0	0
			1135	706	230	196	3			

- Molecule 12 is a protein called 50S ribosomal protein L16.

Mol	Chain	Residues	Atoms					ZeroOcc	AltConf	Trace
12	1Q	141	Total	C	N	O	S	0	0	0
			1122	715	212	188	7			
12	2Q	141	Total	C	N	O	S	0	0	0
			1122	715	212	188	7			

- Molecule 13 is a protein called 50S ribosomal protein L17.

Mol	Chain	Residues	Atoms					ZeroOcc	AltConf	Trace
13	1R	118	Total	C	N	O	S	0	0	0
			968	604	203	160	1			
13	2R	118	Total	C	N	O	S	0	0	0
			968	604	203	160	1			

- Molecule 14 is a protein called 50S ribosomal protein L18.

Mol	Chain	Residues	Atoms				ZeroOcc	AltConf	Trace
14	1S	110	Total	C	N	O	0	0	0
			873	550	174	149			
14	2S	110	Total	C	N	O	0	0	0
			870	549	173	148			

- Molecule 15 is a protein called 50S ribosomal protein L19.

Mol	Chain	Residues	Atoms				ZeroOcc	AltConf	Trace
15	1T	131	Total	C	N	O	0	0	0
			1091	680	225	185	1		
15	2T	131	Total	C	N	O	0	0	0
			1083	675	224	183	1		

- Molecule 16 is a protein called 50S ribosomal protein L20.

Mol	Chain	Residues	Atoms					ZeroOcc	AltConf	Trace
16	1U	116	Total	C	N	O	S	0	0	0
			959	608	201	149	1			
16	2U	116	Total	C	N	O	S	0	0	0
			959	608	201	149	1			

- Molecule 17 is a protein called 50S ribosomal protein L21.

Mol	Chain	Residues	Atoms					ZeroOcc	AltConf	Trace
17	1V	101	Total	C	N	O	S	0	0	0
			771	495	140	135	1			
17	2V	101	Total	C	N	O	S	0	0	0
			771	495	140	135	1			

- Molecule 18 is a protein called 50S ribosomal protein L22.

Mol	Chain	Residues	Atoms					ZeroOcc	AltConf	Trace
18	1W	112	Total	C	N	O	S	0	0	0
			886	557	174	153	2			
18	2W	112	Total	C	N	O	S	0	0	0
			886	557	174	153	2			

- Molecule 19 is a protein called 50S ribosomal protein L23.

Mol	Chain	Residues	Atoms					ZeroOcc	AltConf	Trace
19	1X	95	Total	C	N	O	S	0	0	0
			750	488	135	126	1			
19	2X	95	Total	C	N	O	S	0	0	0
			750	488	135	126	1			

- Molecule 20 is a protein called 50S ribosomal protein L24.

Mol	Chain	Residues	Atoms					ZeroOcc	AltConf	Trace
20	1Y	107	Total	C	N	O	S	0	0	0
			806	517	152	131	6			
20	2Y	107	Total	C	N	O	S	0	0	0
			806	517	152	131	6			

- Molecule 21 is a protein called 50S ribosomal protein L25.

Mol	Chain	Residues	Atoms					ZeroOcc	AltConf	Trace
21	1Z	154	Total	C	N	O	S	0	0	0
			1240	795	222	220	3			
21	2Z	160	Total	C	N	O	S	0	0	0
			1271	814	228	227	2			

- Molecule 22 is a protein called 50S ribosomal protein L27.

Mol	Chain	Residues	Atoms					ZeroOcc	AltConf	Trace
22	10	83	Total	C	N	O	S	0	0	0
			653	404	139	109	1			
22	20	83	Total	C	N	O	S	0	0	0
			653	404	139	109	1			

- Molecule 23 is a protein called 50S ribosomal protein L28.

Mol	Chain	Residues	Atoms					ZeroOcc	AltConf	Trace
23	11	97	Total	C	N	O	S	0	0	0
			755	475	148	131	1			
23	21	97	Total	C	N	O	S	0	0	0
			755	475	148	131	1			

- Molecule 24 is a protein called 50S ribosomal protein L29.

Mol	Chain	Residues	Atoms					ZeroOcc	AltConf	Trace
24	12	70	Total	C	N	O	S	0	0	0
			588	365	118	103	2			
24	22	70	Total	C	N	O	S	0	0	0
			588	365	118	103	2			

- Molecule 25 is a protein called 50S ribosomal protein L30.

Mol	Chain	Residues	Atoms				ZeroOcc	AltConf	Trace
25	13	59	Total	C	N	O	0	0	0
			469	298	90	81			
25	23	59	Total	C	N	O	0	0	0
			464	296	90	78			

- Molecule 26 is a protein called 50S ribosomal protein L31.

Mol	Chain	Residues	Atoms					ZeroOcc	AltConf	Trace
26	14	69	Total	C	N	O	S	0	0	0
			552	349	99	99	5			

Continued on next page...

Continued from previous page...

Mol	Chain	Residues	Atoms					ZeroOcc	AltConf	Trace
26	24	69	Total	C	N	O	S	0	0	0
			532	339	97	91	5			

- Molecule 27 is a protein called 50S ribosomal protein L32.

Mol	Chain	Residues	Atoms					ZeroOcc	AltConf	Trace
27	15	59	Total	C	N	O	S	0	0	0
			455	285	89	76	5			
27	25	59	Total	C	N	O	S	0	0	0
			455	285	89	76	5			

- Molecule 28 is a protein called 50S ribosomal protein L33.

Mol	Chain	Residues	Atoms					ZeroOcc	AltConf	Trace
28	16	53	Total	C	N	O	S	0	0	0
			453	281	91	77	4			
28	26	53	Total	C	N	O	S	0	0	0
			449	279	91	75	4			

- Molecule 29 is a protein called 50S ribosomal protein L34.

Mol	Chain	Residues	Atoms					ZeroOcc	AltConf	Trace
29	17	48	Total	C	N	O	S	0	0	0
			418	257	104	55	2			
29	27	48	Total	C	N	O	S	0	0	0
			418	257	104	55	2			

- Molecule 30 is a protein called 50S ribosomal protein L35.

Mol	Chain	Residues	Atoms					ZeroOcc	AltConf	Trace
30	18	64	Total	C	N	O	S	0	0	0
			517	331	102	82	2			
30	28	64	Total	C	N	O	S	0	0	0
			517	331	102	82	2			

- Molecule 31 is a protein called 50S ribosomal protein L36.

Mol	Chain	Residues	Atoms					ZeroOcc	AltConf	Trace
31	19	37	Total	C	N	O	S	0	0	0
			307	188	68	47	4			
31	29	37	Total	C	N	O	S	0	0	0
			307	188	68	47	4			

- Molecule 32 is a RNA chain called 16S Ribosomal RNA.

Mol	Chain	Residues	Atoms					ZeroOcc	AltConf	Trace
32	1a	1500	Total	C	N	O	P	0	0	0
			32246	14358	5975	10413	1500			
32	2a	1503	Total	C	N	O	P	0	0	0
			32327	14396	5990	10438	1503			

- Molecule 33 is a protein called 30S ribosomal protein S2.

Mol	Chain	Residues	Atoms					ZeroOcc	AltConf	Trace
33	1b	231	Total	C	N	O	S	0	0	0
			1846	1179	331	331	5			
33	2b	231	Total	C	N	O	S	0	0	0
			1825	1167	326	327	5			

- Molecule 34 is a protein called 30S ribosomal protein S3.

Mol	Chain	Residues	Atoms					ZeroOcc	AltConf	Trace
34	1c	206	Total	C	N	O	S	0	0	0
			1548	973	301	273	1			
34	2c	206	Total	C	N	O	S	0	0	0
			1542	968	300	273	1			

- Molecule 35 is a protein called 30S ribosomal protein S4.

Mol	Chain	Residues	Atoms					ZeroOcc	AltConf	Trace
35	1d	208	Total	C	N	O	S	0	0	0
			1655	1038	326	284	7			
35	2d	208	Total	C	N	O	S	0	0	0
			1674	1050	333	284	7			

- Molecule 36 is a protein called 30S ribosomal protein S5.

Mol	Chain	Residues	Atoms					ZeroOcc	AltConf	Trace
36	1e	148	Total	C	N	O	S	0	0	0
			1129	714	213	198	4			
36	2e	148	Total	C	N	O	S	0	0	0
			1133	716	214	199	4			

- Molecule 37 is a protein called 30S ribosomal protein S6.

Mol	Chain	Residues	Atoms					ZeroOcc	AltConf	Trace
37	1f	100	Total	C	N	O	S	0	0	0
			810	514	144	149	3			
37	2f	100	Total	C	N	O	S	0	0	0
			816	516	146	151	3			

- Molecule 38 is a protein called 30S ribosomal protein S7.

Mol	Chain	Residues	Atoms					ZeroOcc	AltConf	Trace
38	1g	155	Total	C	N	O	S	0	0	0
			1231	766	243	216	6			
38	2g	155	Total	C	N	O	S	0	0	0
			1235	769	244	216	6			

- Molecule 39 is a protein called 30S ribosomal protein S8.

Mol	Chain	Residues	Atoms					ZeroOcc	AltConf	Trace
39	1h	137	Total	C	N	O	S	0	0	0
			1088	689	206	191	2			
39	2h	137	Total	C	N	O	S	0	0	0
			1088	689	206	191	2			

- Molecule 40 is a protein called 30S ribosomal protein S9.

Mol	Chain	Residues	Atoms				ZeroOcc	AltConf	Trace
40	1i	127	Total	C	N	O	0	0	0
			983	623	193	167			
40	2i	127	Total	C	N	O	0	0	0
			978	619	190	169			

- Molecule 41 is a protein called 30S ribosomal protein S10.

Mol	Chain	Residues	Atoms				ZeroOcc	AltConf	Trace
41	1j	97	Total	C	N	O	0	0	0
			709	440	138	131			
41	2j	96	Total	C	N	O	0	0	0
			714	445	138	131			

- Molecule 42 is a protein called 30S ribosomal protein S11.

Mol	Chain	Residues	Atoms					ZeroOcc	AltConf	Trace
42	1k	114	Total	C	N	O	S	0	0	0
			829	516	155	155	3			

Continued on next page...

Continued from previous page...

Mol	Chain	Residues	Atoms					ZeroOcc	AltConf	Trace
42	2k	114	Total	C	N	O	S	0	0	0
			833	519	156	155	3			

- Molecule 43 is a protein called 30S ribosomal protein S12.

Mol	Chain	Residues	Atoms					ZeroOcc	AltConf	Trace
43	1l	122	Total	C	N	O	S	0	0	0
			932	586	185	159	2			
43	2l	122	Total	C	N	O	S	0	0	0
			932	586	185	159	2			

- Molecule 44 is a protein called 30S ribosomal protein S13.

Mol	Chain	Residues	Atoms					ZeroOcc	AltConf	Trace
44	1m	123	Total	C	N	O	S	0	0	0
			958	592	198	166	2			
44	2m	122	Total	C	N	O	S	0	0	0
			950	586	197	165	2			

- Molecule 45 is a protein called 30S ribosomal protein S14 type Z.

Mol	Chain	Residues	Atoms					ZeroOcc	AltConf	Trace
45	1n	60	Total	C	N	O	S	0	0	0
			492	312	104	72	4			
45	2n	60	Total	C	N	O	S	0	0	0
			492	312	104	72	4			

- Molecule 46 is a protein called 30S ribosomal protein S15.

Mol	Chain	Residues	Atoms					ZeroOcc	AltConf	Trace
46	1o	88	Total	C	N	O	S	0	0	0
			728	456	144	126	2			
46	2o	88	Total	C	N	O	S	0	0	0
			728	456	144	126	2			

- Molecule 47 is a protein called 30S ribosomal protein S16.

Mol	Chain	Residues	Atoms					ZeroOcc	AltConf	Trace
47	1p	82	Total	C	N	O	S	0	0	0
			681	433	134	113	1			
47	2p	82	Total	C	N	O	S	0	0	0
			677	430	133	113	1			

- Molecule 48 is a protein called 30S ribosomal protein S17.

Mol	Chain	Residues	Atoms					ZeroOcc	AltConf	Trace
48	1q	99	Total	C	N	O	S	0	0	0
			823	528	151	142	2			
48	2q	99	Total	C	N	O	S	0	0	0
			823	528	151	142	2			

- Molecule 49 is a protein called 30S ribosomal protein S18.

Mol	Chain	Residues	Atoms					ZeroOcc	AltConf	Trace
49	1r	68	Total	C	N	O		0	0	0
			555	355	108	92				
49	2r	68	Total	C	N	O		0	0	0
			555	355	108	92				

- Molecule 50 is a protein called 30S ribosomal protein S19.

Mol	Chain	Residues	Atoms					ZeroOcc	AltConf	Trace
50	1s	83	Total	C	N	O	S	0	0	0
			652	417	120	113	2			
50	2s	83	Total	C	N	O	S	0	0	0
			646	412	119	113	2			

- Molecule 51 is a protein called 30S ribosomal protein S20.

Mol	Chain	Residues	Atoms					ZeroOcc	AltConf	Trace
51	1t	96	Total	C	N	O	S	0	0	0
			728	446	156	124	2			
51	2t	96	Total	C	N	O	S	0	0	0
			727	446	155	124	2			

- Molecule 52 is a protein called 30S ribosomal protein Thx.

Mol	Chain	Residues	Atoms				ZeroOcc	AltConf	Trace
52	1u	23	Total	C	N	O	0	0	0
			199	122	48	29			
52	2u	23	Total	C	N	O	0	0	0
			199	122	48	29			

- Molecule 53 is a RNA chain called mRNA.

Mol	Chain	Residues	Atoms					ZeroOcc	AltConf	Trace
53	1v	13	Total	C	N	O	P	0	0	0
			276	124	48	91	13			
53	2v	13	Total	C	N	O	P	0	0	0
			276	124	48	91	13			

- Molecule 54 is a RNA chain called A-site and E-site tRNAs.

Mol	Chain	Residues	Atoms					ZeroOcc	AltConf	Trace
54	1w	73	Total	C	N	O	P	S	0	0
			1568	700	282	512	73	1		
54	1y	73	Total	C	N	O	P	S	0	0
			1568	700	282	512	73	1		
54	2w	73	Total	C	N	O	P	S	0	0
			1568	700	282	512	73	1		
54	2y	73	Total	C	N	O	P	S	0	0
			1568	700	282	512	73	1		

- Molecule 55 is a RNA chain called P-site tRNA.

Mol	Chain	Residues	Atoms					ZeroOcc	AltConf	Trace
55	1x	76	Total	C	N	O	P	S	0	0
			1625	725	294	529	76	1		
55	2x	76	Total	C	N	O	P	S	0	0
			1625	725	294	529	76	1		

- Molecule 56 is MAGNESIUM ION (three-letter code: MG) (formula: Mg).

Mol	Chain	Residues	Atoms		ZeroOcc	AltConf
56	2E	8	Total	Mg	0	0
			8	8		
56	17	3	Total	Mg	0	0
			3	3		
56	2d	2	Total	Mg	0	0
			2	2		
56	1T	2	Total	Mg	0	0
			2	2		
56	1N	8	Total	Mg	0	0
			8	8		
56	20	2	Total	Mg	0	0
			2	2		
56	18	2	Total	Mg	0	0
			2	2		
56	2W	2	Total	Mg	0	0
			2	2		

Continued on next page...

Continued from previous page...

Mol	Chain	Residues	Atoms		ZeroOcc	AltConf
56	1Y	3	Total 3	Mg 3	0	0
56	13	3	Total 3	Mg 3	0	0
56	1f	1	Total 1	Mg 1	0	0
56	1P	3	Total 3	Mg 3	0	0
56	2B	21	Total 21	Mg 21	0	0
56	2w	1	Total 1	Mg 1	0	0
56	2a	231	Total 231	Mg 231	0	0
56	1E	8	Total 8	Mg 8	0	0
56	1b	2	Total 2	Mg 2	0	0
56	2l	2	Total 2	Mg 2	0	0
56	2F	4	Total 4	Mg 4	0	0
56	16	2	Total 2	Mg 2	0	0
56	28	1	Total 1	Mg 1	0	0
56	2e	1	Total 1	Mg 1	0	0
56	1W	6	Total 6	Mg 6	0	0
56	1A	1148	Total 1148	Mg 1148	0	0
56	1t	1	Total 1	Mg 1	0	0
56	2P	3	Total 3	Mg 3	0	0
56	1X	5	Total 5	Mg 5	0	0
56	12	2	Total 2	Mg 2	0	0
56	1y	5	Total 5	Mg 5	0	0

Continued on next page...

Continued from previous page...

Mol	Chain	Residues	Atoms		ZeroOcc	AltConf
56	2i	1	Total 1	Mg 1	0	0
56	1S	3	Total 3	Mg 3	0	0
56	1p	1	Total 1	Mg 1	0	0
56	2T	3	Total 3	Mg 3	0	0
56	1D	13	Total 13	Mg 13	0	0
56	23	1	Total 1	Mg 1	0	0
56	25	4	Total 4	Mg 4	0	0
56	2G	1	Total 1	Mg 1	0	0
56	1I	1	Total 1	Mg 1	0	0
56	2f	2	Total 2	Mg 2	0	0
56	1V	2	Total 2	Mg 2	0	0
56	2X	2	Total 2	Mg 2	0	0
56	1w	7	Total 7	Mg 7	0	0
56	1a	244	Total 244	Mg 244	0	0
56	2Q	3	Total 3	Mg 3	0	0
56	15	5	Total 5	Mg 5	0	0
56	1x	12	Total 12	Mg 12	0	0
56	2j	2	Total 2	Mg 2	0	0
56	1R	2	Total 2	Mg 2	0	0
56	1s	1	Total 1	Mg 1	0	0
56	1m	3	Total 3	Mg 3	0	0

Continued on next page...

Continued from previous page...

Mol	Chain	Residues	Atoms		ZeroOcc	AltConf
56	2U	4	Total 4	Mg 4	0	0
56	1G	5	Total 5	Mg 5	0	0
56	2O	2	Total 2	Mg 2	0	0
56	11	4	Total 4	Mg 4	0	0
56	1d	1	Total 1	Mg 1	0	0
56	2r	1	Total 1	Mg 1	0	0
56	1H	1	Total 1	Mg 1	0	0
56	21	1	Total 1	Mg 1	0	0
56	2g	1	Total 1	Mg 1	0	0
56	1v	1	Total 1	Mg 1	0	0
56	2x	5	Total 5	Mg 5	0	0
56	2R	2	Total 2	Mg 2	0	0
56	1Z	3	Total 3	Mg 3	0	0
56	2D	3	Total 3	Mg 3	0	0
56	2q	3	Total 3	Mg 3	0	0
56	1U	7	Total 7	Mg 7	0	0
56	1O	5	Total 5	Mg 5	0	0
56	1r	1	Total 1	Mg 1	0	0
56	1l	3	Total 3	Mg 3	0	0
56	2V	2	Total 2	Mg 2	0	0
56	1F	9	Total 9	Mg 9	0	0

Continued on next page...

Mol	Chain	Residues	Atoms	ZeroOcc	AltConf
56	10	7	Total 7 Mg 7	0	0
56	2t	1	Total 1 Mg 1	0	0
56	1Q	6	Total 6 Mg 6	0	0
56	2A	860	Total 860 Mg 860	0	0
56	1h	1	Total 1 Mg 1	0	0
56	2Z	1	Total 1 Mg 1	0	0
56	1B	37	Total 37 Mg 37	0	0
56	2y	7	Total 7 Mg 7	0	0
56	27	1	Total 1 Mg 1	0	0
56	2v	3	Total 3 Mg 3	0	0

- [illegible]

Mol	Chain	Residues	Atoms				ZeroOcc	AltConf
57	1A	1	Total	C	N	O	0	0
			58	42	2	14		



Continued from previous page...

Mol	Chain	Residues	Atoms				ZeroOcc	AltConf
57	2A	1	Total	C	N	O	0	0
			58	42	2	14		

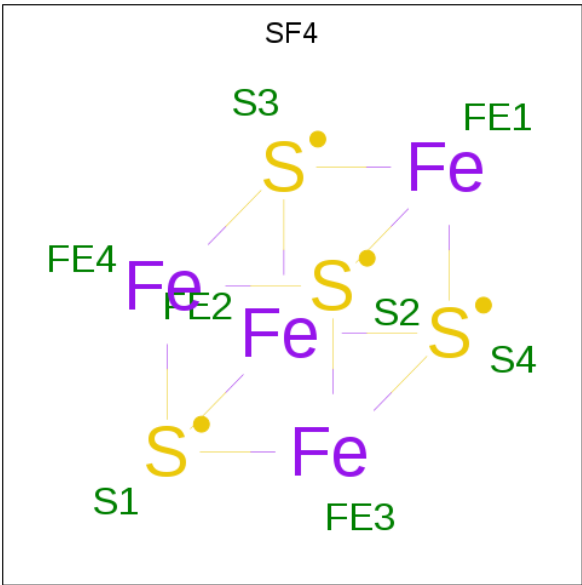
- Molecule 58 is POTASSIUM ION (three-letter code: K) (formula: K).

Mol	Chain	Residues	Atoms		ZeroOcc	AltConf
58	1A	1	Total	K	0	0
			1	1		
58	2A	1	Total	K	0	0
			1	1		

- Molecule 59 is ZINC ION (three-letter code: ZN) (formula: Zn).

Mol	Chain	Residues	Atoms		ZeroOcc	AltConf
59	1Y	1	Total	Zn	0	0
			1	1		
59	14	1	Total	Zn	0	0
			1	1		
59	1n	1	Total	Zn	0	0
			1	1		
59	15	1	Total	Zn	0	0
			1	1		
59	29	1	Total	Zn	0	0
			1	1		
59	19	1	Total	Zn	0	0
			1	1		
59	26	1	Total	Zn	0	0
			1	1		
59	25	1	Total	Zn	0	0
			1	1		
59	24	1	Total	Zn	0	0
			1	1		
59	2n	1	Total	Zn	0	0
			1	1		
59	2Y	1	Total	Zn	0	0
			1	1		
59	16	1	Total	Zn	0	0
			1	1		

- Molecule 60 is IRON/SULFUR CLUSTER (three-letter code: SF4) (formula: Fe₄S₄).



Mol	Chain	Residues	Atoms			ZeroOcc	AltConf
60	1d	1	Total	Fe	S	0	0
			8	4	4		
60	2d	1	Total	Fe	S	0	0
			8	4	4		

- Molecule 61 is water.

Mol	Chain	Residues	Atoms		ZeroOcc	AltConf
61	1A	2034	Total	O	0	0
			2034	2034		
61	2A	1099	Total	O	0	0
			1099	1099		
61	1B	65	Total	O	0	0
			65	65		
61	1D	29	Total	O	0	0
			29	29		
61	1E	24	Total	O	0	0
			24	24		
61	1F	12	Total	O	0	0
			12	12		
61	1G	5	Total	O	0	0
			5	5		
61	1H	1	Total	O	0	0
			1	1		
61	1I	2	Total	O	0	0
			2	2		
61	1N	6	Total	O	0	0
			6	6		

Continued on next page...

Continued from previous page...

Mol	Chain	Residues	Atoms		ZeroOcc	AltConf
61	1O	7	Total 7	O 7	0	0
61	1P	23	Total 23	O 23	0	0
61	1Q	7	Total 7	O 7	0	0
61	1R	14	Total 14	O 14	0	0
61	1S	3	Total 3	O 3	0	0
61	1T	10	Total 10	O 10	0	0
61	1U	12	Total 12	O 12	0	0
61	1V	8	Total 8	O 8	0	0
61	1W	10	Total 10	O 10	0	0
61	1X	4	Total 4	O 4	0	0
61	1Y	3	Total 3	O 3	0	0
61	10	11	Total 11	O 11	0	0
61	11	8	Total 8	O 8	0	0
61	12	4	Total 4	O 4	0	0
61	13	4	Total 4	O 4	0	0
61	15	3	Total 3	O 3	0	0
61	16	4	Total 4	O 4	0	0
61	17	6	Total 6	O 6	0	0
61	18	12	Total 12	O 12	0	0
61	19	1	Total 1	O 1	0	0
61	1a	439	Total 439	O 439	0	0

Continued on next page...

Continued from previous page...

Mol	Chain	Residues	Atoms		ZeroOcc	AltConf
61	1b	1	Total 1	O 1	0	0
61	1d	2	Total 2	O 2	0	0
61	1f	2	Total 2	O 2	0	0
61	1g	2	Total 2	O 2	0	0
61	1l	11	Total 11	O 11	0	0
61	1o	1	Total 1	O 1	0	0
61	1p	1	Total 1	O 1	0	0
61	1q	2	Total 2	O 2	0	0
61	1r	2	Total 2	O 2	0	0
61	1t	2	Total 2	O 2	0	0
61	1u	1	Total 1	O 1	0	0
61	1v	9	Total 9	O 9	0	0
61	1w	6	Total 6	O 6	0	0
61	1x	7	Total 7	O 7	0	0
61	1y	4	Total 4	O 4	0	0
61	2B	24	Total 24	O 24	0	0
61	2D	20	Total 20	O 20	0	0
61	2E	12	Total 12	O 12	0	0
61	2F	7	Total 7	O 7	0	0
61	2I	4	Total 4	O 4	0	0
61	2N	1	Total 1	O 1	0	0

Continued on next page...

Continued from previous page...

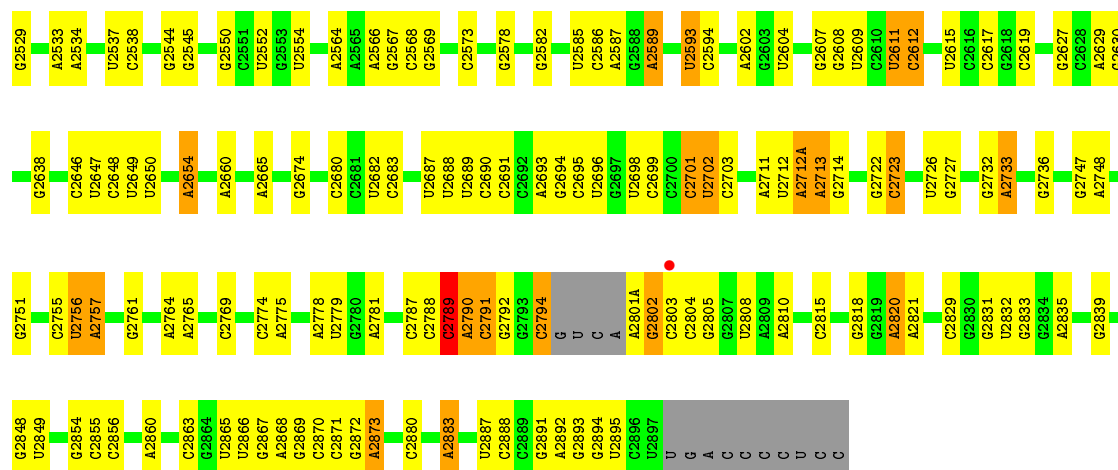
Mol	Chain	Residues	Atoms		ZeroOcc	AltConf
61	2O	1	Total 1	O 1	0	0
61	2P	12	Total 12	O 12	0	0
61	2Q	2	Total 2	O 2	0	0
61	2R	2	Total 2	O 2	0	0
61	2T	4	Total 4	O 4	0	0
61	2U	4	Total 4	O 4	0	0
61	2V	1	Total 1	O 1	0	0
61	2W	4	Total 4	O 4	0	0
61	2X	5	Total 5	O 5	0	0
61	2Y	1	Total 1	O 1	0	0
61	2Z	1	Total 1	O 1	0	0
61	20	3	Total 3	O 3	0	0
61	21	6	Total 6	O 6	0	0
61	23	2	Total 2	O 2	0	0
61	25	1	Total 1	O 1	0	0
61	27	3	Total 3	O 3	0	0
61	28	4	Total 4	O 4	0	0
61	29	1	Total 1	O 1	0	0
61	2a	284	Total 284	O 284	0	0
61	2d	1	Total 1	O 1	0	0
61	2e	2	Total 2	O 2	0	0

Continued on next page...

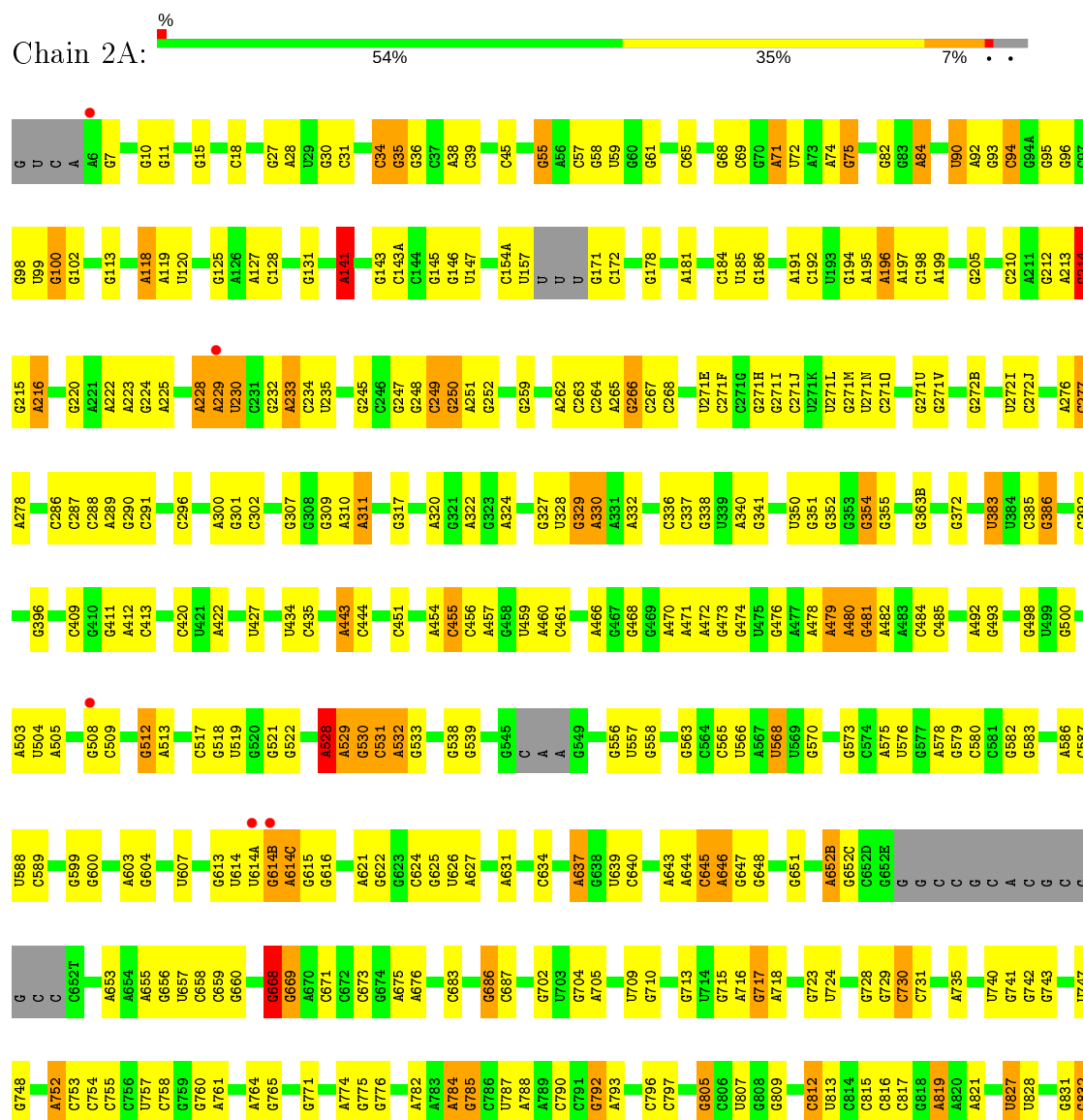
Continued from previous page...

Mol	Chain	Residues	Atoms		ZeroOcc	AltConf
61	2g	1	Total 1	O 1	0	0
61	2j	3	Total 3	O 3	0	0
61	2l	2	Total 2	O 2	0	0
61	2n	1	Total 1	O 1	0	0
61	2o	1	Total 1	O 1	0	0
61	2p	1	Total 1	O 1	0	0
61	2q	1	Total 1	O 1	0	0
61	2r	1	Total 1	O 1	0	0
61	2t	3	Total 3	O 3	0	0
61	2v	3	Total 3	O 3	0	0
61	2w	3	Total 3	O 3	0	0
61	2x	5	Total 5	O 5	0	0
61	2y	16	Total 16	O 16	0	0

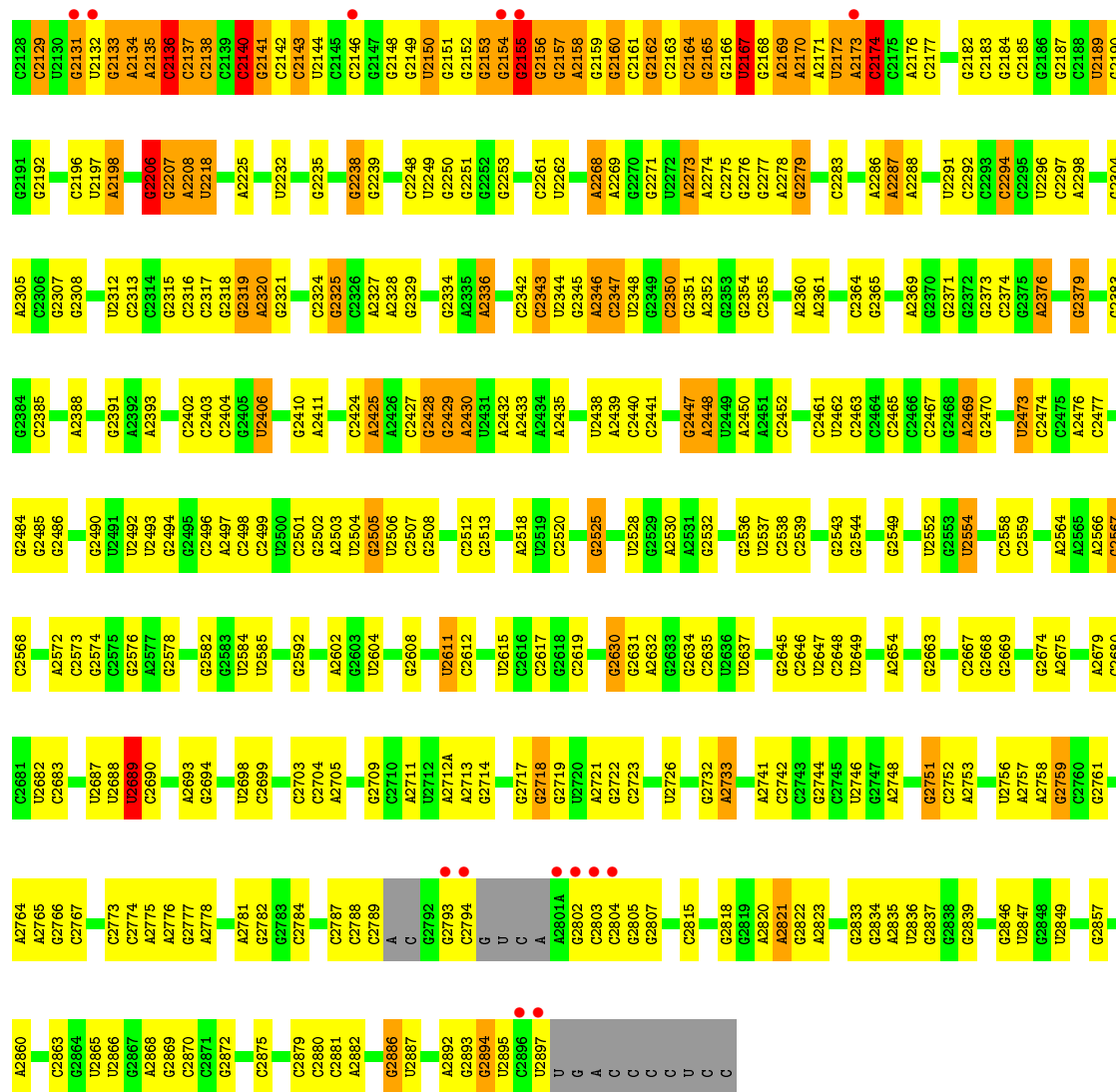
C2404	U2296	G2186	G2123	G1906	C1782	G1653	A	G1416	U1273	G1164	U1083	A1010
C2405	C2297	G2187	G2124	A1916	A1783	A1654	C	C1417	A1286	U1165	A1084	G1011
U2406	G2298	C2188	G2125	U1917	A1784	C1655	G1537	U1420	A1287	A1085	A1086	U1012
G2407	G2299	G2189	A2206	U1918	A1785	C1656	U1540	G1421	U1288	G1170	A1087	C1013
U2408	A2305	G2190	G2127	G1929	A1786	A1664	U1541	G1422	U1289	G1171	A1088	A1020
G2409	G2308	G2193	G2128	U1930	A1789	A1665	A1542	G1423	U1290	G1172	A1089	A1021
G2410	G2308	G2194	G2129	U1931	C1790	A1666	C1543	G1424	C1293	A1173	U1090	G1022
G2415	U2312	A2198	G2130	G1932	A1791	G1674	C1557	G1425	C1297	U1175	G1091	
A2425	G2206	G2207	G2132	G1933	U1794	G1682	A1558	A1427	U1300	G1176	C1092	G1025
G2428	A2208	A2208	G2134	A1936	G1795	U1688	A1566	G1428	A1301	G1177	U1093	U1026
G2429	U2218	U2218	G2135	A1937	U1796	U1689	A1567	G1429	A1302	G1178	A1094	U1027
A2430	G2224	G2224	C2137	A1938	C1797	U1693	G1568	G1430	G1303	G1179	A1095	A1028
U2431	A2225	A2225	G2138	U1939	U1798	U1694	A1569	C1437	U1313	C1185	A1096	
A2432	G2226	G2226	C2139	G1949	C1800	G1697	A1570	G1441	U1328	C1186	U1097	
A2433	C2226	C2226	G2140	G1950	A1801	A1698	A1571	G1442	G1329	U1187	A1098	G1039
A2434	U2232	U2232	G2141	U1951	A1802	G1699	U1578		U1341	U1188	C1100	G1040
A2435	U2233	U2233	G2142	A1952	A1803	A1700	A1579	A1445	A1342	G1201	C1102	G1042
A2436	G2234	G2234	A2061	A1953	C1804	A1701	A1580	G1448	U1352	G1202	A1103	G1044
A2439	G2234	G2234	A2062	G1954	U1805	G1702	G1581	G1449	A1341	G1206	C1104	A1045
C2440	C2238	C2238	C2065	U1955	A1812	G1703	C1584	G1450	U1352	A1210	G1105	G1046
C2441	G2239	G2239	G2069	C1957	G1816	U1720	A1586	G1455	A1355	U1211	G1107	G1047
C2442	U2243	U2243	G2070	C1958	G1817	G1721	A1587	G1456	A1356	U1212	U1108	A1048
C2443	U2244	U2244	U2071	U1963	U1818	A1722	A1588	G1467	A1354	G1212	C1099	C1049
A2448	U2245	U2245	U2074	G1964	A1819	U1739	C1589	C1467	U1357	A1213	G1110	A1050
G2458	G2246	G2246	U2075	G1965	G1826	G1740	G1593	C1468	U1358	G1218	A1111	G1051
A2467	A2247	A2247	C2078	C1967	G1827	A1741	G1594	G1478	A1359	G1224	G1112	G1052
C2477	G2251	G2251	U2079	A1968	G1828	G1746	G1595	G1482	A1360	G1225	U1113	C1053
A2478	C2260	C2260	G2094	A1970	U1829	U1750	G1604	G1489	G1364	G1230	G1114	A1054
C2483	C2261	C2261	U2096	A1972	U1833	G1750	C1604	U1489	A1365	G1231	G1115	G1055
G2484	C2264	C2264	C2097	A1986	A1847	G1754	C1607	A1490	U1372	G1234	C1116	A1056
G2490	A2268	A2268	U2098	U1991	U1851	A1755	A1608	C1506	U1376	G1235	G1125	G1058
G2494	A2269	A2269	G2100	G1992	C1852	U1756	A1609	A1507	U1379	U1238	A1126	G1059
C2498	G2270	G2270	G2101	U1993	A1853	G1758	A1610	A1494	U1380	G1239	A1127	U1060
C2501	G2271	G2271	U2102	C1996	A1854	A1762	A1614	U1497	A1379	U1240	A1128	G1062
G2502	A2273	A2273	C2103	G1997	G1861	G1763	C1628	G1500	G1381	G1244	U1130	C1063
G2505	A2274	A2274	C2105	G1998	U1864	G1764	U1629	C1501	A1384	U1252	G1131	U1065
U2506	G2277	G2277	C2106	C1999	U1864	G1769	A1634	C1506	A1385	G1264	G1136	U1066
G2507	A2278	A2278	C2107	G2000	A1876	U1770	C1635	A1508	C1386	A1265	U1141	G1068
G2508	G2279	G2279	U2109	A2001	A1877	C1771	A1636	C1509	U1395	A1253	A1142	A1069
C2512	C2283	C2283	G2112	U2011	G1878	G1772	A1637	A1509A	A1396	G1256	A1143	G1071
G2513	A2284	A2284	U2113	G2012	A1889	U1773	U1639	U1518	U1405	G1267	G1144	C1072
G2518	C2285	C2285	A2114	A2013	A1890	U1775	C1640	G1519	U1406	A1267	G1149	G1073
U2519	A2286	A2286	G2115	A2014	G1899	U1777	G1643	A1528	C1407	G1153	C1154	C1074
C2520	A2287	A2287	G2116	A2020	A1900	U1778	C1644	C1532	U1408	A1268	G1154	G1075
	U2291	U2291	A2119	G2021	A1900	U1779	G1647	G	C1409	A1269	C1161	C1076
	G2292	G2292	G2120	U2022	G1903	U1780	C1648	U	G1411	G1270	U1081	C1077
				G2023		C1781				A1272	G1163	U1078
												C1079
												C1080
												U1082



• Molecule 1: 23S Ribosomal RNA



G2056	C1958	G1826	G1721	C1607	U1512	G1429	G1321	C1135	A996	A909	U889
A2057	G1959	C1827	A1722	A1608	C1513	C1430	C1221A	G1136	A1000	A910	C840
A2058	A1960	G1828	G1739	A1609	G1515	U1431	G1222	G1137	A1001	A911	
A2059	G1740	C1837	G1740	A1610	G1516	U1432	G1223	G1138	G1002	C912	
A2060	U1963	C1838	G1741	A1611	U1517	U1433	A1226	G1139	G1003	A917	G848
G2061	G1964	C1839	G1742	A1612	U1518	U1434	G1227	U1141	G1004	A918	A849
	G1965	C1840	G1743	A1613	U1519	U1435	G1228	U1142	C1005	A919	C850
	A1966	C1841	G1744	A1614	U1520	U1436	G1229	A1142A	C1006	G920	U851
	G1967	C1842	G1745	A1615	G1521	U1437	G1230	G1147	C1007	G921	G852
	A1968	C1843	G1746	A1616	G1522	U1438	G1231	G1148	G1011	C925	G855
	G1969	C1844	G1747	A1617	U1523	U1439	G1232	G1149	U1012	A926	C856
	A1970	C1845	G1748	A1618	U1524	U1440	G1233	G1150	G1013	G927	C857
	A1971	C1846	G1749	A1619	U1525	U1441	G1234	G1151	U1014	G928	U858
	A1972	C1847	G1750	A1620	U1526	U1442	G1235	G1152	G1015	G932	U860
	G1984	C1848	G1751	A1621	U1527	U1443	G1236	G1153	G1016	G933	A861
U2074	U1991	C1849	G1752	A1622	U1528	U1444	G1237	G1154	U1017	A933	G862
U2075	G1992	C1850	G1753	A1623	U1529	U1445	G1238	G1160	U1018	G938	A863
U2079	U1993	C1851	G1754	A1624	U1530	U1446	G1239	G1161	U1019	G939	
	G1994	C1852	G1755	A1625	U1531	U1447	G1240	G1162	A1020	G940	A866
A2082	G1995	C1853	G1756	A1626	U1532	U1448	G1241	G1163	A1021	G941	
G2083	C1996	C1854	G1757	A1627	U1533	U1449	G1242	G1164	G1022	G942	U868
G2084	G1997	C1855	G1758	A1628	U1534	U1450	G1243	G1165	U1023		G869
G2085	G1998	C1856	G1759	A1629	U1535	U1451	G1244	G1166	G1024		
U2086	G1999	C1857	G1760	A1630	U1536	U1452	G1245	G1167	G1025		A872
G2087	G2000	C1858	G1761	A1631	U1537	U1453	G1246	G1170	U1026		G946
	A2001	C1859	G1762	A1632	U1538	U1454	G1247	G1171	A1027		G947
G2093	G2002	C1860	G1763	A1633	U1539	U1455	G1248	G1172	A1028		G948
G2094	G2003	C1861	G1764	A1634	U1540	U1456	G1249	G1173	U1033		C876
G2095	G2004	C1862	G1765	A1635	U1541	U1457	G1250	G1174	U1034		U877
U2096	G2005	C1863	G1766	A1636	U1542	U1458	G1251	G1175	U1035		A878
G2097	G2006	C1864	G1767	A1637	U1543	U1459	G1252	G1176	U1036		C879
U2098	G2007	C1865	G1768	A1638	U1544	U1460	G1253	G1177	U1037		G880
G2099	G2008	C1866	G1769	A1639	U1545	U1461	G1254	G1178	U1038		G881
G2100	G2009	C1867	G1770	A1640	U1546	U1462	G1255	G1179	U1039		G882
G2101	G2010	C1868	G1771	A1641	U1547	U1463	G1256	G1180	U1040		G883
U2102	G2011	C1869	G1772	A1642	U1548	U1464	G1257	G1181	U1041		C884
G2103	G2012	C1870	G1773	A1643	U1549	U1465	G1258	G1182	U1042		C885
G2104	G2013	C1871	G1774	A1644	U1550	U1466	G1259	G1183	U1043		C886
G2105	G2014	C1872	G1775	A1645	U1551	U1467	G1260	G1184	U1044		C887
G2106	G2015	C1873	G1776	A1646	U1552	U1468	G1261	G1185	U1045		C888
G2107	G2016	C1874	G1777	A1647	U1553	U1469	G1262	G1186	U1046		C889
G2108	G2017	C1875	G1778	A1648	U1554	U1470	G1263	G1187	U1047		A890
G2109	G2018	C1876	G1779	A1649	U1555	U1471	G1264	G1188	U1048		C891
G2110	G2019	C1877	G1780	A1650	U1556	U1472	G1265	G1189	U1049		C892
G2111	G2020	C1878	G1781	A1651	U1557	U1473	G1266	G1190	U1050		C893
G2112	G2021	C1879	G1782	A1652	U1558	U1474	G1267	G1191	U1051		C894
G2113	G2022	C1880	G1783	A1653	U1559	U1475	G1268	G1192	U1052		C895
G2114	G2023	C1881	G1784	A1654	U1560	U1476	G1269	G1193	U1053		C896
G2115	G2024	C1882	G1785	A1655	U1561	U1477	G1270	G1194	U1054		C897
G2116	G2025	C1883	G1786	A1656	U1562	U1478	G1271	G1195	U1055		C898
G2117	G2026	C1884	G1787	A1657	U1563	U1479	G1272	G1196	U1056		C899
G2118	G2027	C1885	G1788	A1658	U1564	U1480	G1273	G1197	U1057		C900
G2119	G2028	C1886	G1789	A1659	U1565	U1481	G1274	G1198	U1058		C901
G2120	G2029	C1887	G1790	A1660	U1566	U1482	G1275	G1199	U1059		C902
G2121	G2030	C1888	G1791	A1661	U1567	U1483	G1276	G1200	U1060		C903
G2122	G2031	C1889	G1792	A1662	U1568	U1484	G1277	G1201	U1061		C904
G2123	G2032	C1890	G1793	A1663	U1569	U1485	G1278	G1202	U1062		C905
G2124	G2033	C1891	G1794	A1664	U1570	U1486	G1279	G1203	U1063		C906
G2125	G2034	C1892	G1795	A1665	U1571	U1487	G1280	G1204	U1064		C907
G2126	G2035	C1893	G1796	A1666	U1572	U1488	G1281	G1205	U1065		C908
G2127	G2036	C1894	G1797	A1667	U1573	U1489	G1282	G1206	U1066		C909
	G2037	C1895	G1798	A1668	U1574	U1490	G1283	G1207	U1067		C910
	G2038	C1896	G1799	A1669	U1575	U1491	G1284	G1208	U1068		C911
	G2039	C1897	G1800	A1670	U1576	U1492	G1285	G1209	U1069		C912
	G2040	C1898	G1801	A1671	U1577	U1493	G1286	G1210	U1070		C913
	G2041	C1899	G1802	A1672	U1578	U1494	G1287	G1211	U1071		C914
	G2042	C1900	G1803	A1673	U1579	U1495	G1288	G1212	U1072		C915
	G2043	C1901	G1804	A1674	U1580	U1496	G1289	G1213	U1073		C916
	G2044	C1902	G1805	A1675	U1581	U1497	G1290	G1214	U1074		C917
	G2045	C1903	G1806	A1676	U1582	U1498	G1291	G1215	U1075		C918
	G2046	C1904	G1807	A1677	U1583	U1499	G1292	G1216	U1076		C919
	G2047	C1905	G1808	A1678	U1584	U1500	G1293	G1217	U1077		C920
	G2048	C1906	G1809	A1679	U1585	U1501	G1294	G1218	U1078		C921
	G2049	C1907	G1810	A1680	U1586	U1502	G1295	G1219	U1079		C922
	G2050	C1908	G1811	A1681	U1587	U1503	G1296	G1220	U1080		C923
	G2051	C1909	G1812	A1682	U1588	U1504	G1297	G1221	U1081		C924
	G2052	C1910	G1813	A1683	U1589	U1505	G1298	G1222	U1082		C925
	G2053	C1911	G1814	A1684	U1590	U1506	G1299	G1223	U1083		C926
	G2054	C1912	G1815	A1685	U1591	U1507	G1300	G1224	U1084		C927
	G2055	C1913	G1816	A1686	U1592	U1508	G1301	G1225	U1085		C928
	G2056	C1914	G1817	A1687	U1593	U1509	G1302	G1226	U1086		C929
	G2057	C1915	G1818	A1688	U1594	U1510	G1303	G1227	U1087		C930
	G2058	C1916	G1819	A1689	U1595	U1511	G1304	G1228	U1088		C931
	G2059	C1917	G1820	A1690	U1596	U1512	G1305	G1229	U1089		C932
	G2060	C1918	G1821	A1691	U1597	U1513	G1306	G1230	U1090		C933
	G2061	C1919	G1822	A1692	U1598	U1514	G1307	G1231	U1091		C934
	G2062	C1920	G1823	A1693	U1599	U1515	G1308	G1232	U1092		C935
	G2063	C1921	G1824	A1694	U1600	U1516	G1309	G1233	U1093		C936
	G2064	C1922	G1825	A1695	U1601	U1517	G1310	G1234	U1094		C937
	G2065	C1923	G1826	A1696	U1602	U1518	G1311	G1235	U1095		C938
	G2066	C1924	G1827	A1697	U1603	U1519	G1312	G1236	U1096		C939
	G2067	C1925	G1828	A1698	U1604	U1520	G1313	G1237	U1097		C940
	G2068	C1926	G1829	A1699	U1605	U1521	G1314	G1238	U1098		C941
	G2069	C1927	G1830	A1700	U1606	U1522	G1315	G1239	U1099		C942
	G2070	C1928	G1831	A1701	U1607	U1523	G1316	G1240	U1100		C943
	G2071	C1929	G1832	A1702	U1608	U1524	G1317	G1241	U1101		C944
	G2072	C1930	G1833	A1703	U1609	U1525	G1318	G1242	U1102		C945
	G2073	C1931	G1834	A1704	U1610	U1526	G1319	G1243	U1103		C946
	G2074	C1932	G1835	A1705	U1611	U1527	G1320	G1244	U1104		C947
	G2075	C1933	G1836	A1706	U1612	U1528	G1321	G1245	U1105		C948
	G2076	C1934	G1837	A1707	U1613	U1529	G1322	G1246	U1106		C949
	G2077	C1935	G1838	A1708	U1614	U1530	G1323	G1247	U1107		C950
	G2078	C1936	G1839	A1709	U1615	U1531	G1324	G1248	U1108		C951
	G2079	C1937	G1840	A1710	U1616	U1532	G1325	G1249	U1109		C952
	G2080	C1938	G1841	A1711	U1617	U1533	G1326	G1250	U1110		C953
	G2081	C1939	G1842	A1712	U1618	U1534	G1327	G1251	U1111		C954
	G2082	C1940	G1843	A1713	U1619	U1535	G1328	G1252	U1112		C955
	G2083	C1941	G1844	A1714	U1620	U1536	G1329	G1253	U1113		C956
	G2084	C1942	G1845	A1715	U1621	U1537	G1330	G1254	U1114		C957
	G2085	C1943	G1846	A1716	U1622	U1538	G1331	G1255	U1115		C958
	G2086	C1944	G1847	A1717	U1623	U1539	G1332	G1256	U1116		C959
	G2087	C1945	G1848	A1718	U1624	U1540	G1333	G1257	U1117		C960
	G2088	C1946	G1849	A1719	U1625	U1541	G1334				



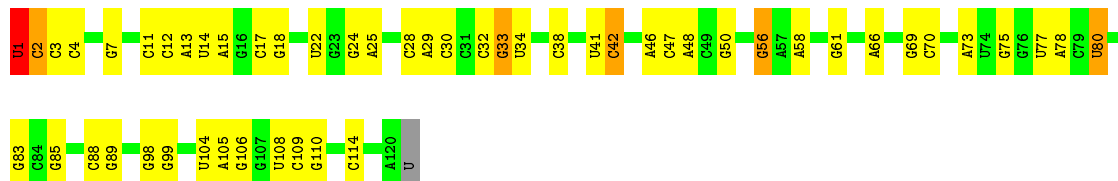
• Molecule 2: 5S Ribosomal RNA

Chain 1B: 74% 21%

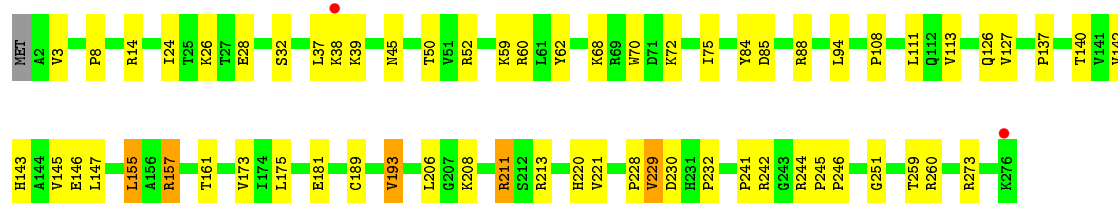


• Molecule 2: 5S Ribosomal RNA

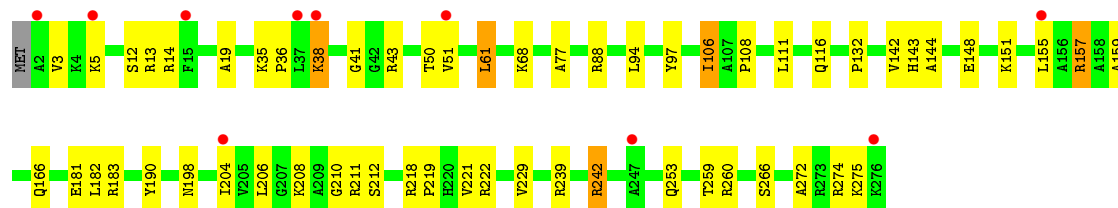
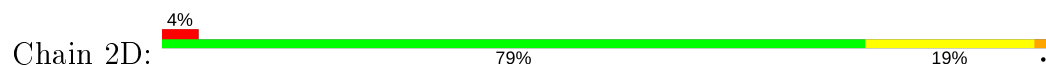
Chain 2B: 56% 38%



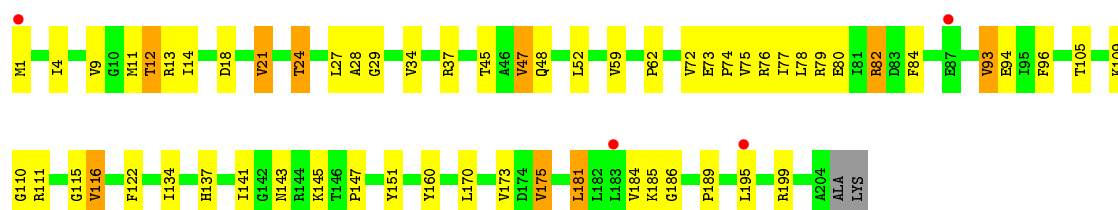
• Molecule 3: 50S ribosomal protein L2



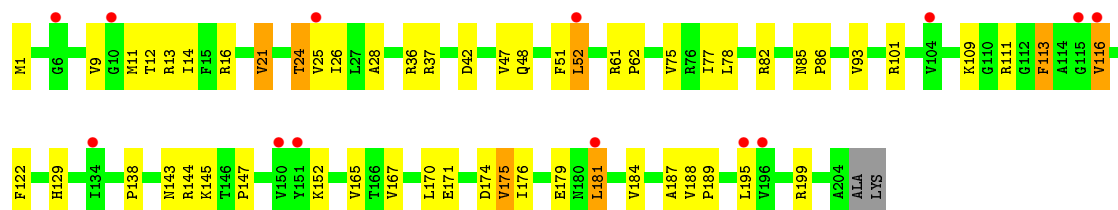
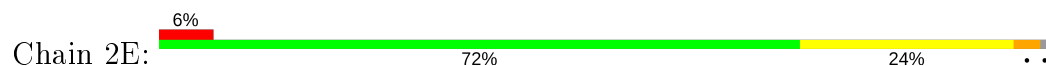
• Molecule 3: 50S ribosomal protein L2



• Molecule 4: 50S ribosomal protein L3



• Molecule 4: 50S ribosomal protein L3

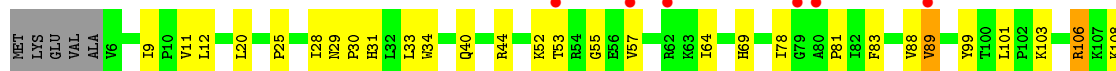


• Molecule 5: 50S ribosomal protein L4

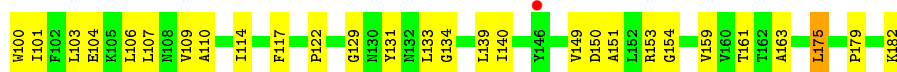




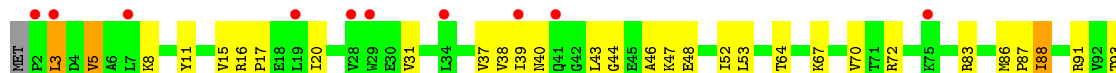
- Molecule 5: 50S ribosomal protein L4




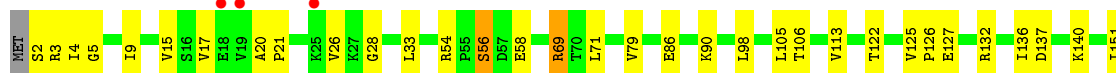
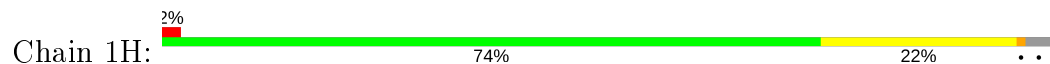
- Molecule 6: 50S ribosomal protein L5



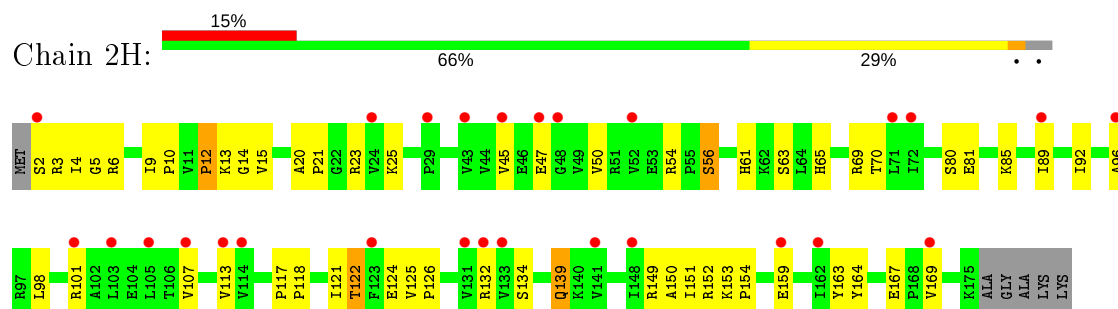
- Molecule 6: 50S ribosomal protein L5



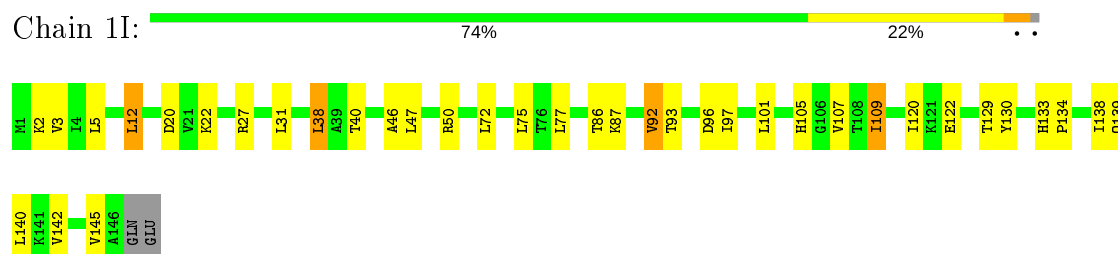
- Molecule 7: 50S ribosomal protein L6



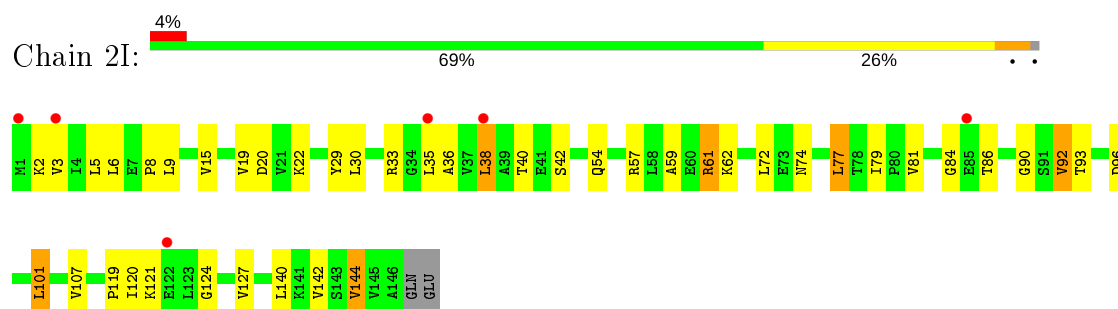
- Molecule 7: 50S ribosomal protein L6



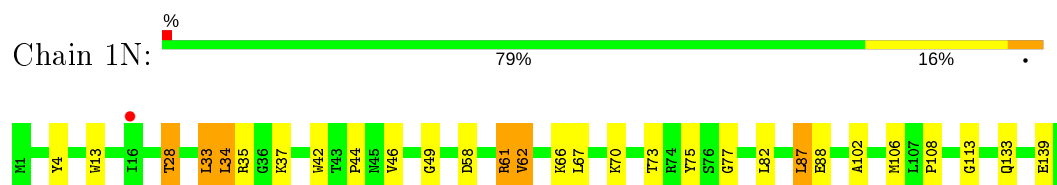
- Molecule 8: 50S ribosomal protein L9



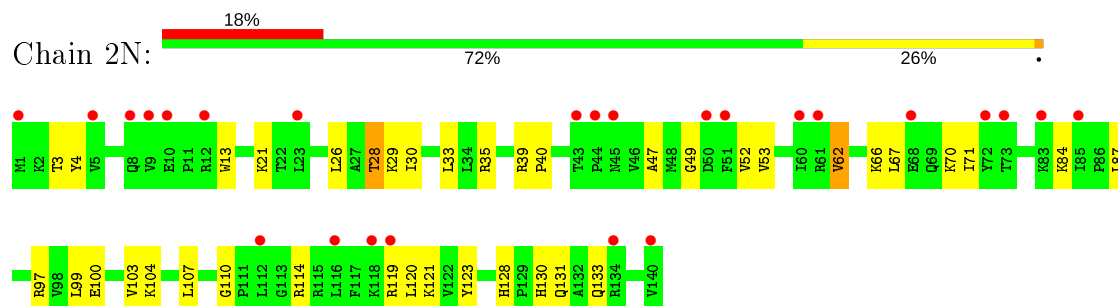
- Molecule 8: 50S ribosomal protein L9



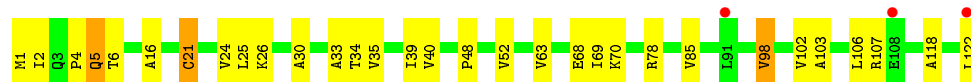
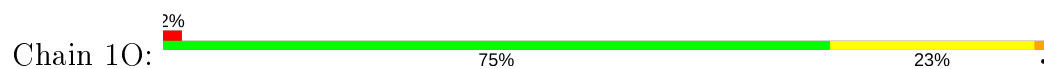
- Molecule 9: 50S ribosomal protein L13



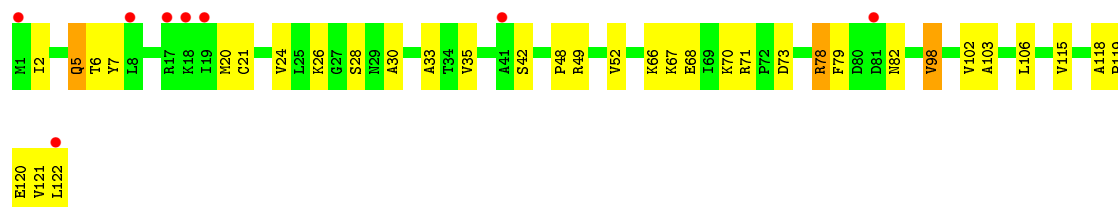
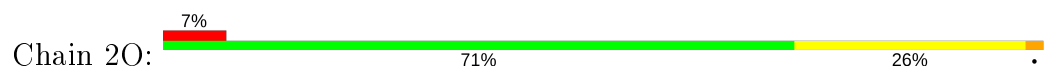
- Molecule 9: 50S ribosomal protein L13



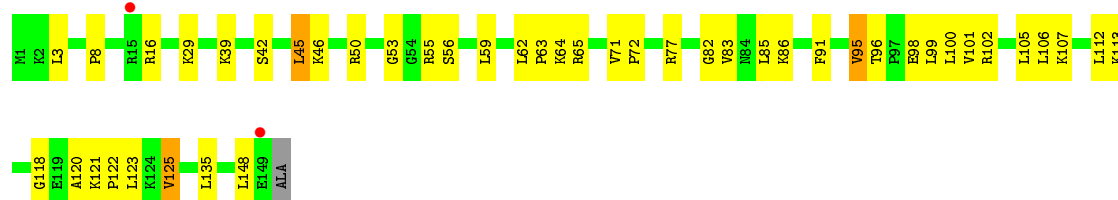
- Molecule 10: 50S ribosomal protein L14



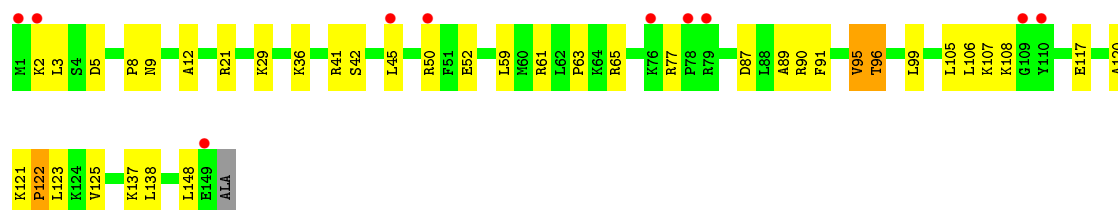
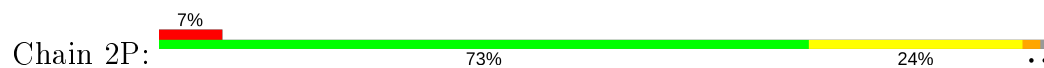
- Molecule 10: 50S ribosomal protein L14



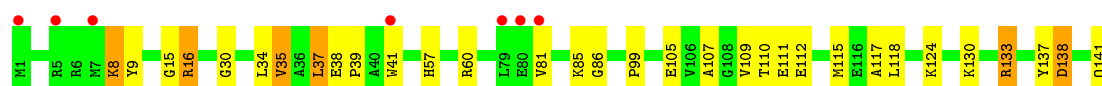
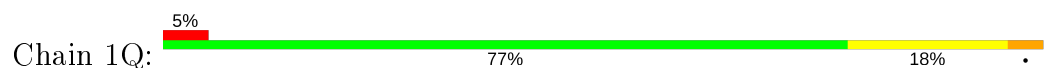
- Molecule 11: 50S ribosomal protein L15



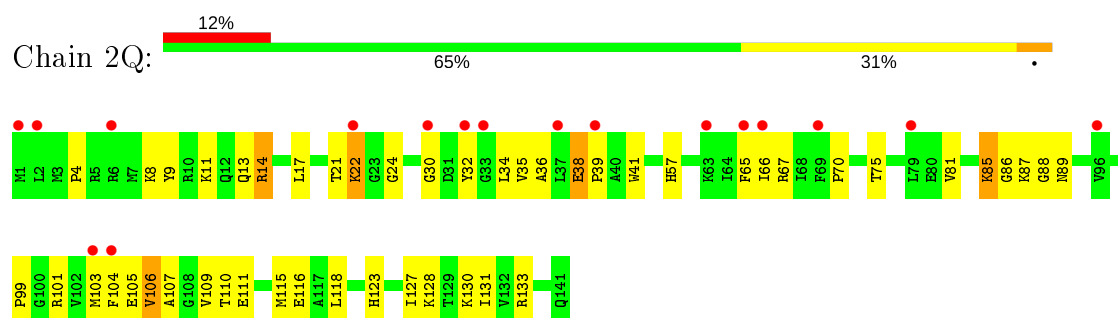
- Molecule 11: 50S ribosomal protein L15



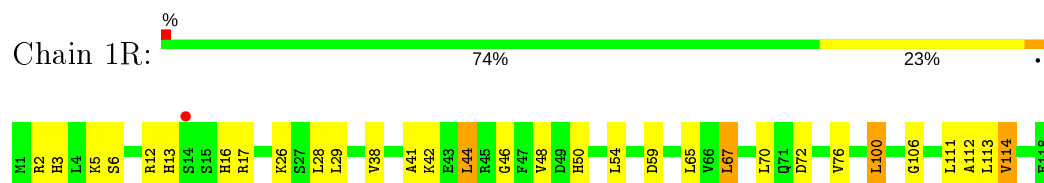
- Molecule 12: 50S ribosomal protein L16



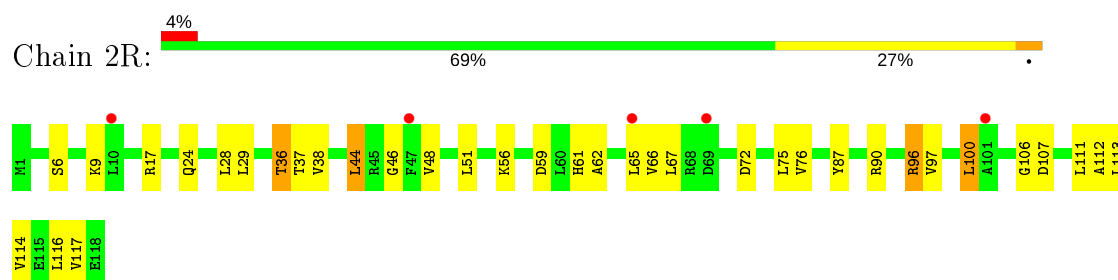
- Molecule 12: 50S ribosomal protein L16



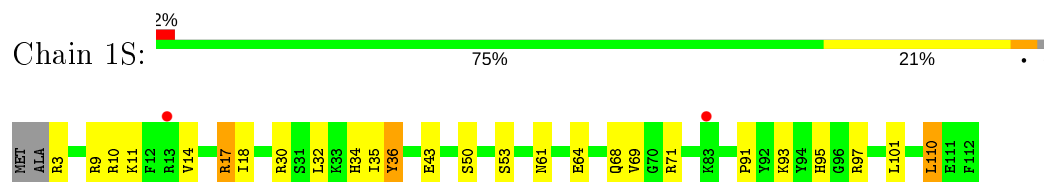
- Molecule 13: 50S ribosomal protein L17



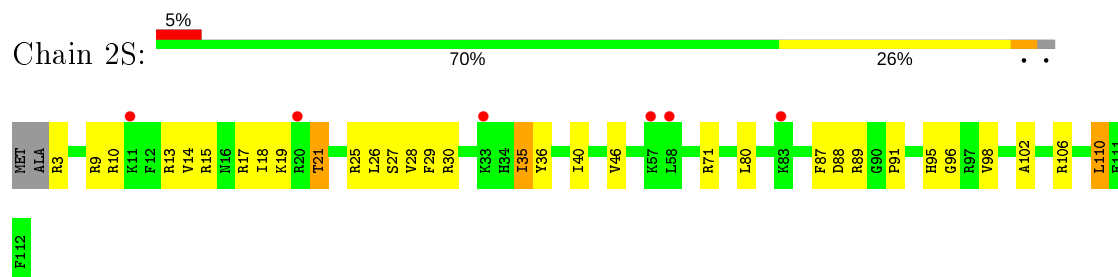
- Molecule 13: 50S ribosomal protein L17



- Molecule 14: 50S ribosomal protein L18

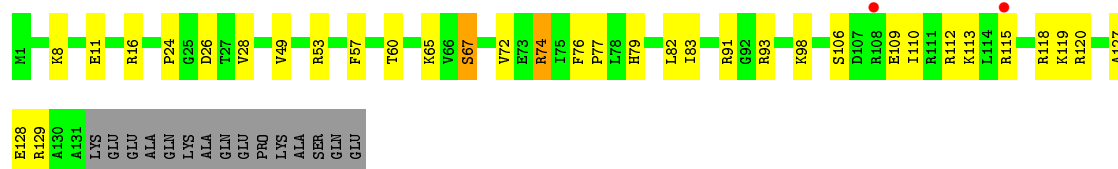


- Molecule 14: 50S ribosomal protein L18

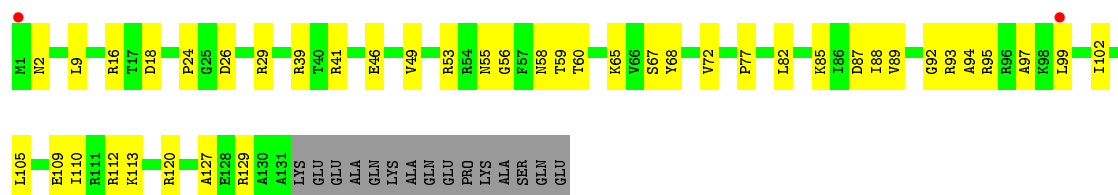


- Molecule 15: 50S ribosomal protein L19

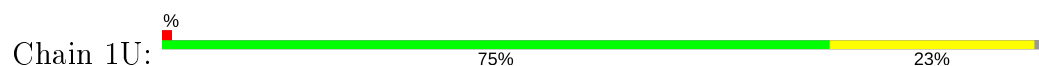




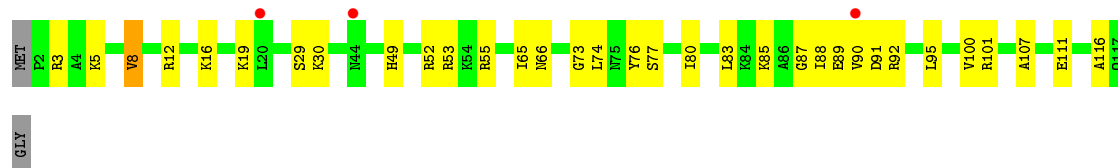
- Molecule 15: 50S ribosomal protein L19



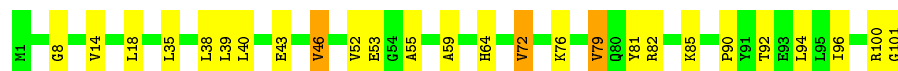
- Molecule 16: 50S ribosomal protein L20



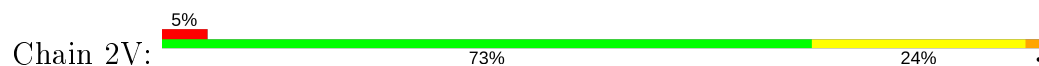
- Molecule 16: 50S ribosomal protein L20



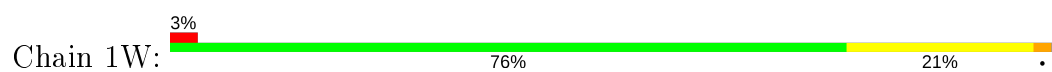
- Molecule 17: 50S ribosomal protein L21



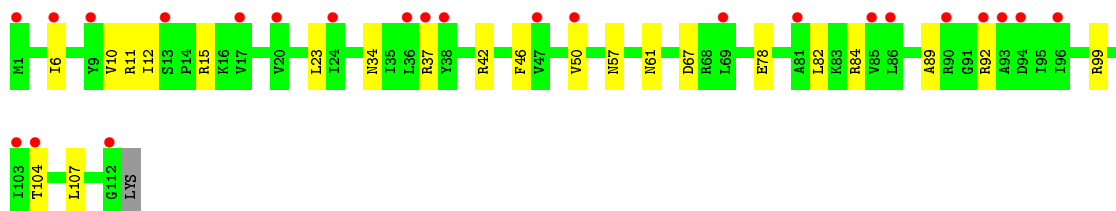
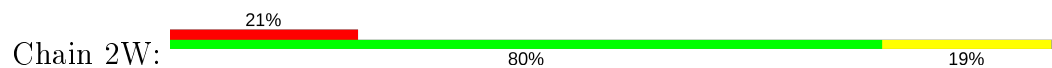
- Molecule 17: 50S ribosomal protein L21



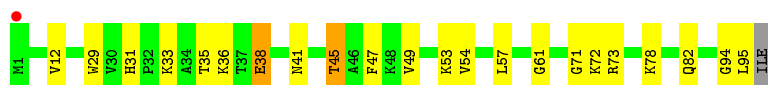
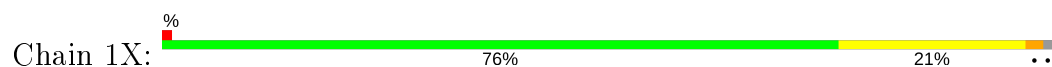
- Molecule 18: 50S ribosomal protein L22



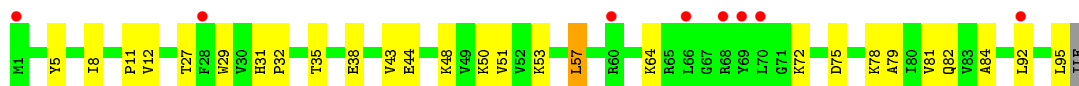
• Molecule 18: 50S ribosomal protein L22



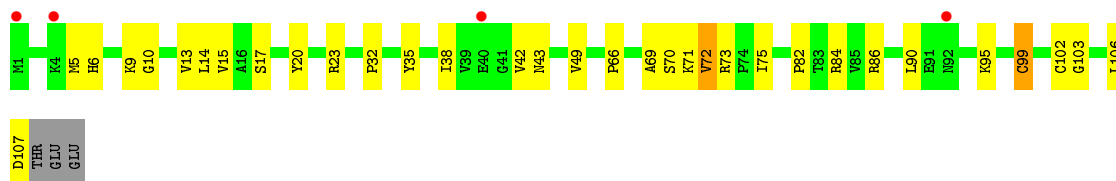
• Molecule 19: 50S ribosomal protein L23



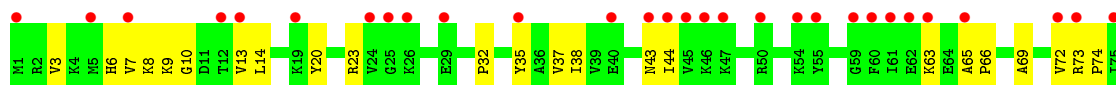
• Molecule 19: 50S ribosomal protein L23



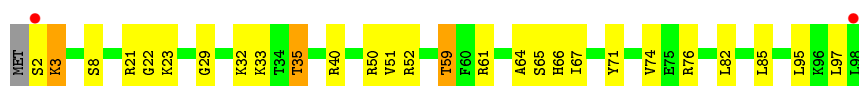
• Molecule 20: 50S ribosomal protein L24



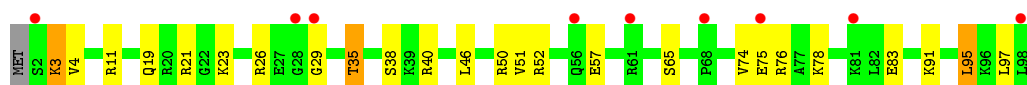
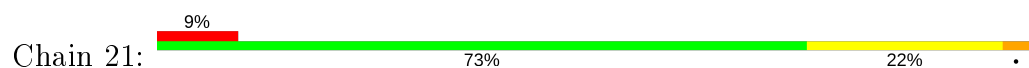
• Molecule 20: 50S ribosomal protein L24



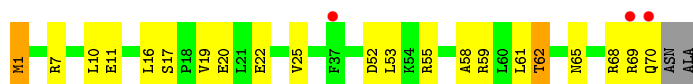




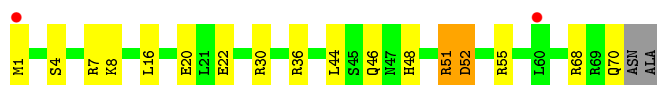
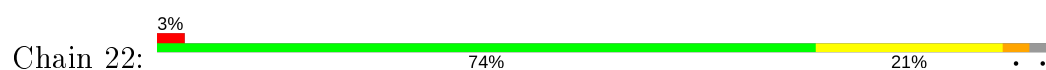
- Molecule 23: 50S ribosomal protein L28



- Molecule 24: 50S ribosomal protein L29



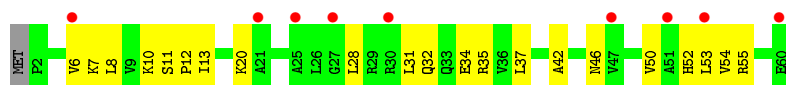
- Molecule 24: 50S ribosomal protein L29




- Molecule 25: 50S ribosomal protein L30



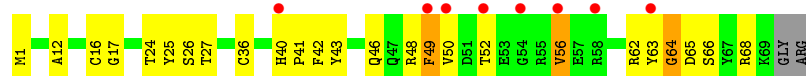
- Molecule 25: 50S ribosomal protein L30



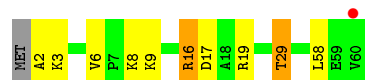
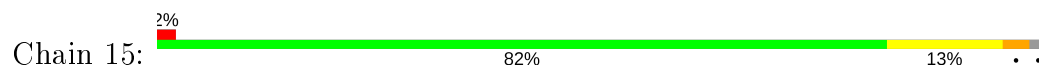
- Molecule 26: 50S ribosomal protein L31



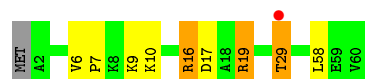
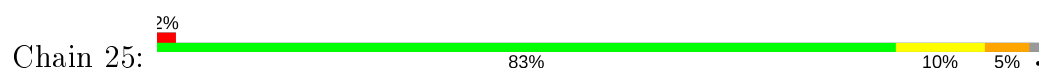
- Molecule 26: 50S ribosomal protein L31



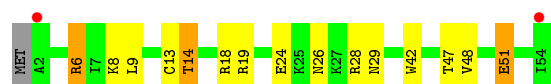
- Molecule 27: 50S ribosomal protein L32



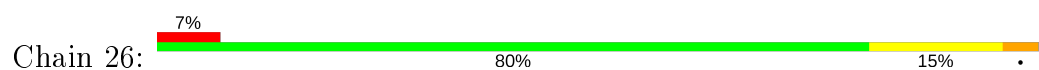
- Molecule 27: 50S ribosomal protein L32



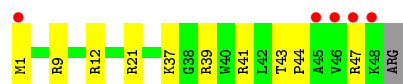
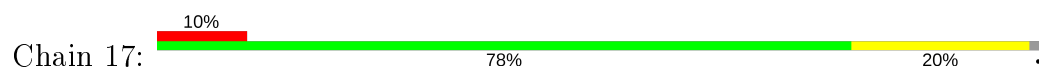
- Molecule 28: 50S ribosomal protein L33



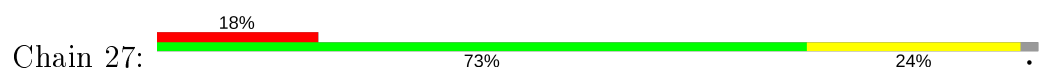
- Molecule 28: 50S ribosomal protein L33



- Molecule 29: 50S ribosomal protein L34

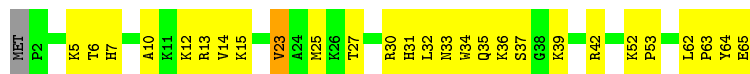


- Molecule 29: 50S ribosomal protein L34



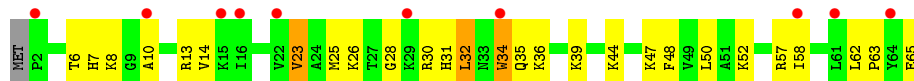
- Molecule 30: 50S ribosomal protein L35

Chain 18:  57% 40%




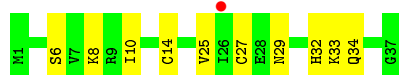
- Molecule 30: 50S ribosomal protein L35

Chain 28:  15% 57% 37% 5%




- Molecule 31: 50S ribosomal protein L36

Chain 19:  3% 73% 27%




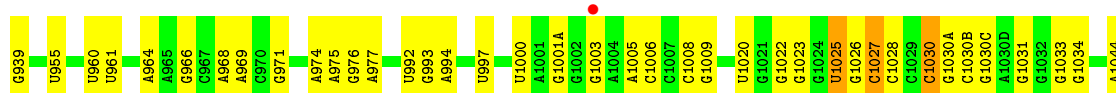
- Molecule 31: 50S ribosomal protein L36

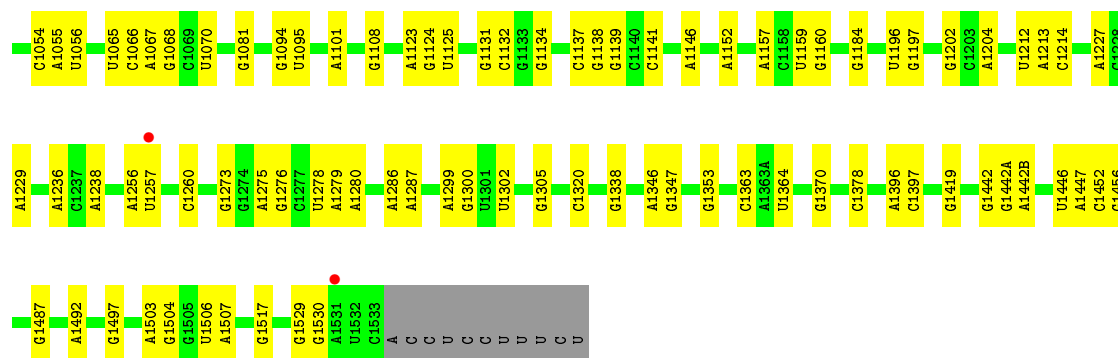
Chain 29:  27% 73% 24%




- Molecule 32: 16S Ribosomal RNA

Chain 1a:  82% 16%

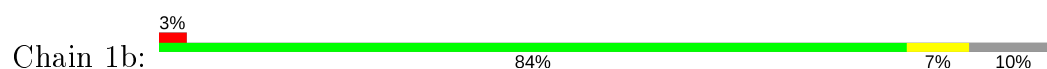


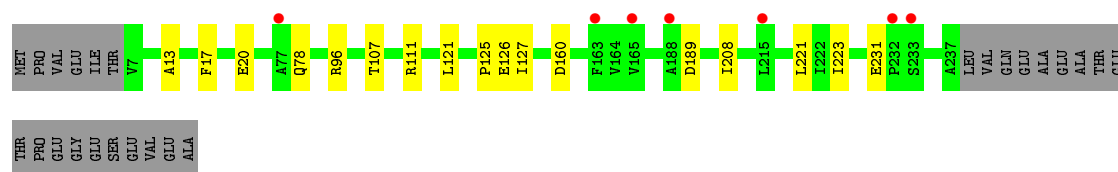


• Molecule 32: 16S Ribosomal RNA

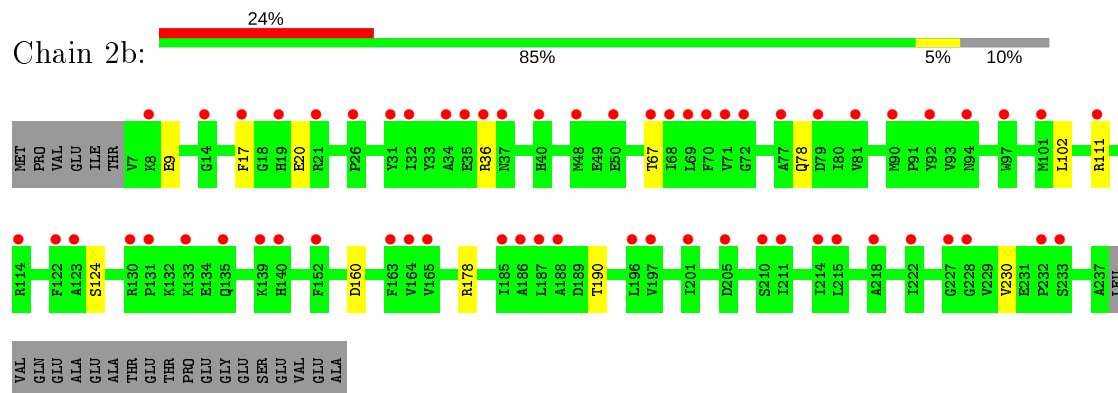


• Molecule 33: 30S ribosomal protein S2

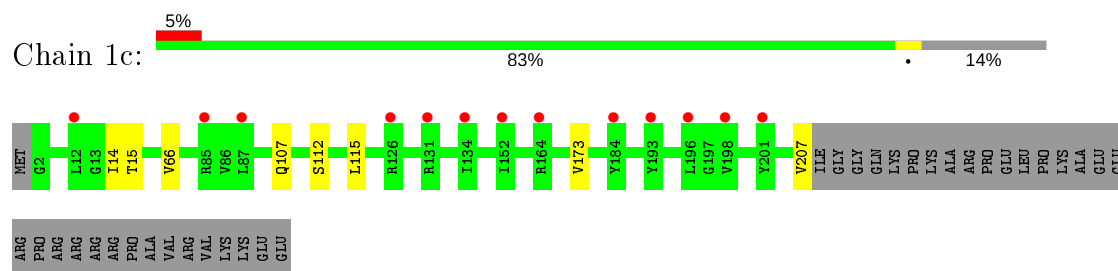




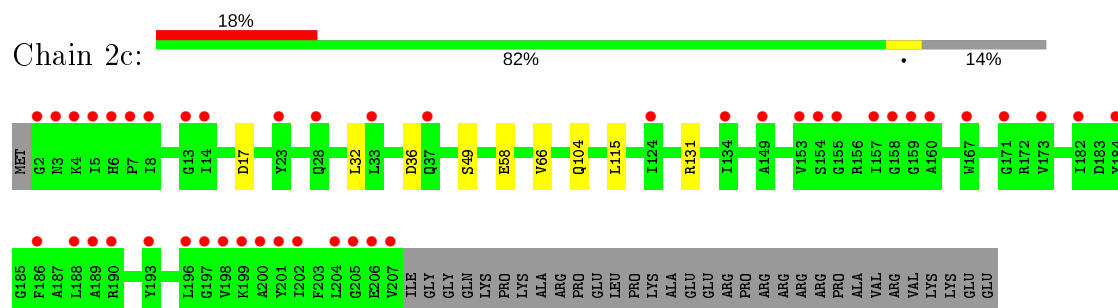
- Molecule 33: 30S ribosomal protein S2



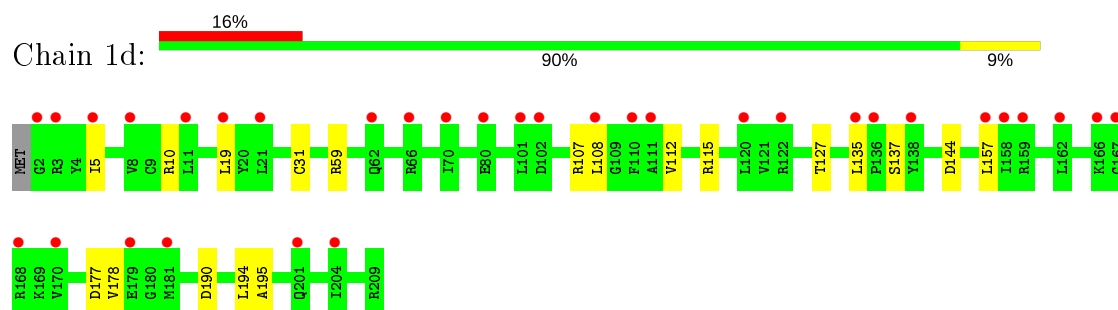
- Molecule 34: 30S ribosomal protein S3



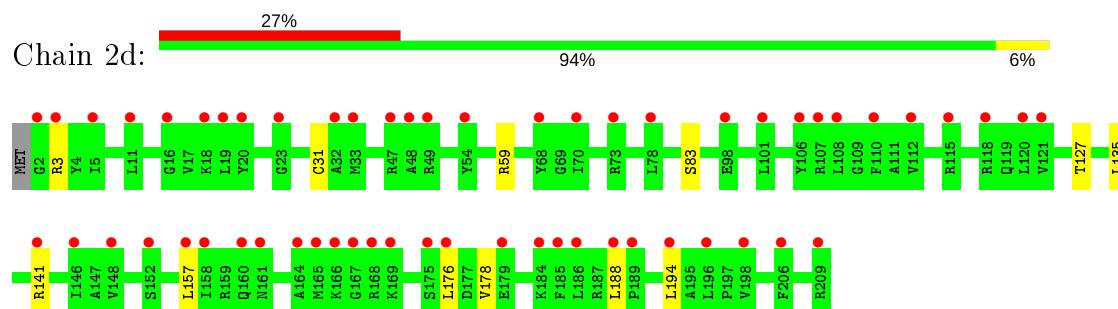
- Molecule 34: 30S ribosomal protein S3



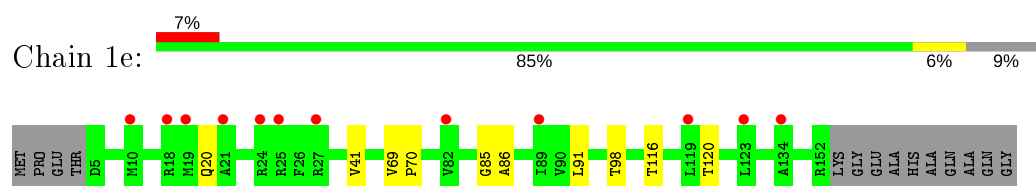
- Molecule 35: 30S ribosomal protein S4



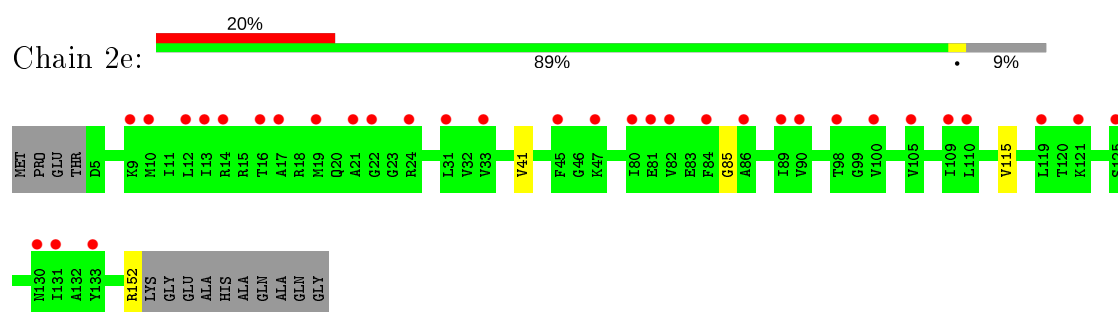
- Molecule 35: 30S ribosomal protein S4



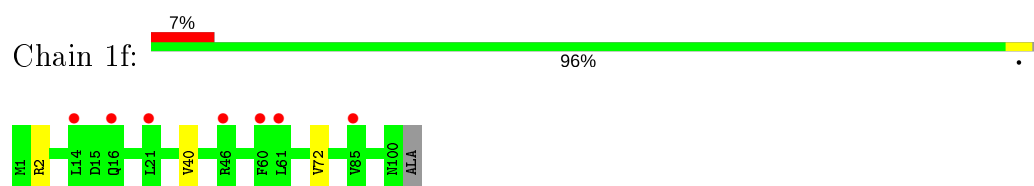
- Molecule 36: 30S ribosomal protein S5



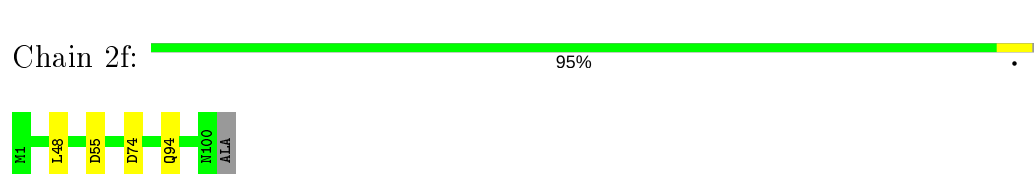
- Molecule 36: 30S ribosomal protein S5



- Molecule 37: 30S ribosomal protein S6

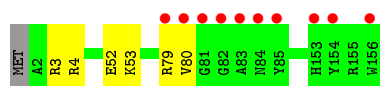


- Molecule 37: 30S ribosomal protein S6

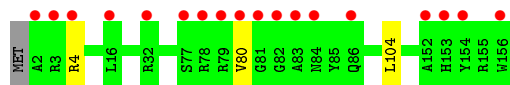


- Molecule 38: 30S ribosomal protein S7

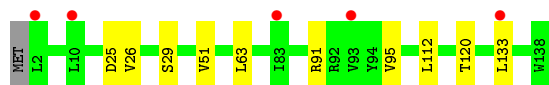




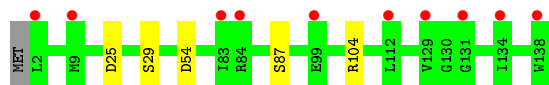
- Molecule 38: 30S ribosomal protein S7



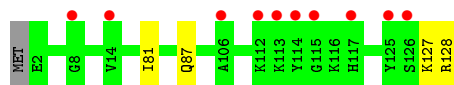
- Molecule 39: 30S ribosomal protein S8



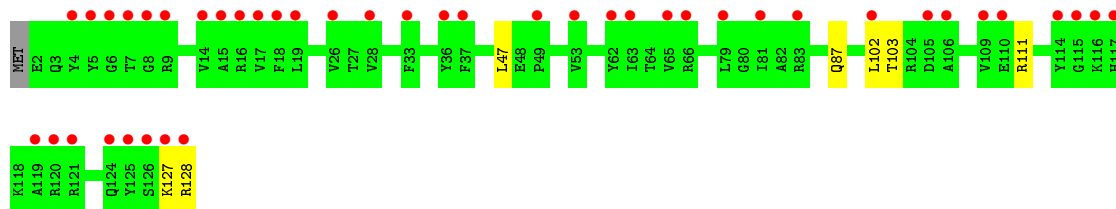
- Molecule 39: 30S ribosomal protein S8



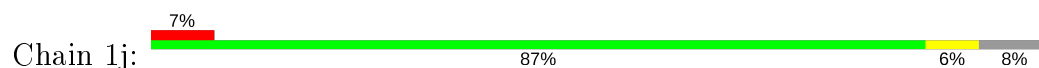
- Molecule 40: 30S ribosomal protein S9

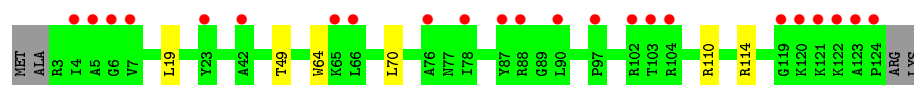
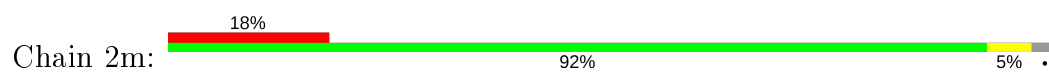


- Molecule 40: 30S ribosomal protein S9

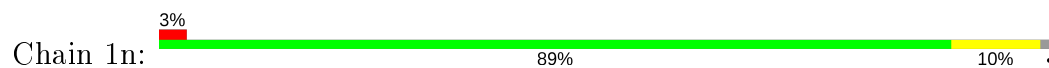


- Molecule 41: 30S ribosomal protein S10

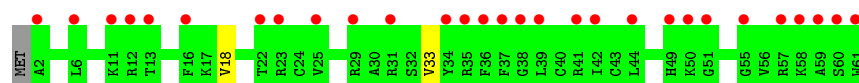




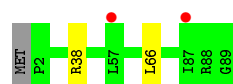
- Molecule 45: 30S ribosomal protein S14 type Z



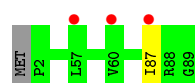
- Molecule 45: 30S ribosomal protein S14 type Z



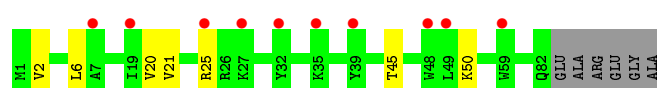
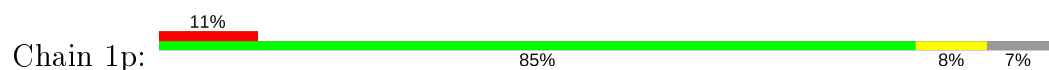
- Molecule 46: 30S ribosomal protein S15



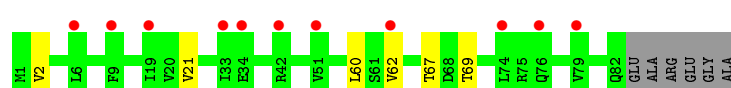
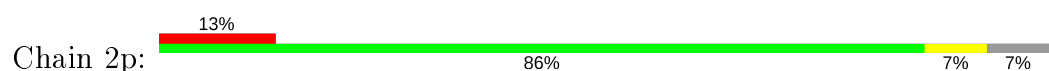
- Molecule 46: 30S ribosomal protein S15



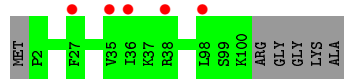
- Molecule 47: 30S ribosomal protein S16



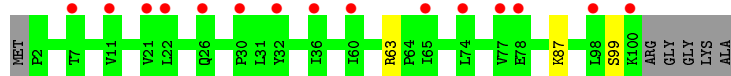
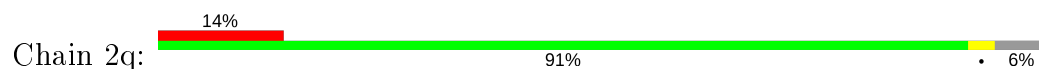
- Molecule 47: 30S ribosomal protein S16



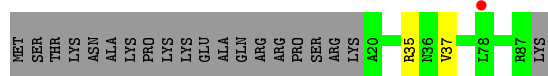
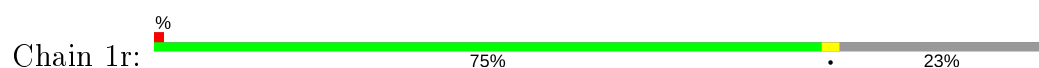
- Molecule 48: 30S ribosomal protein S17




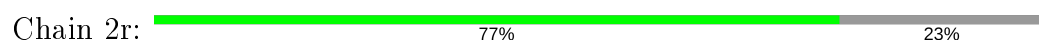
- Molecule 48: 30S ribosomal protein S17



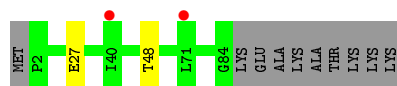
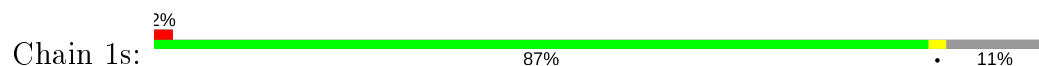
- Molecule 49: 30S ribosomal protein S18



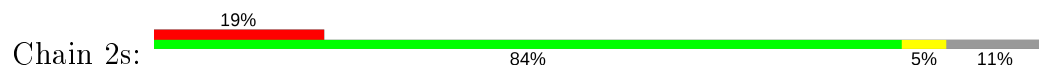
- Molecule 49: 30S ribosomal protein S18



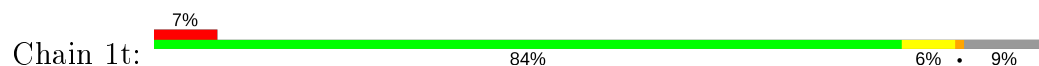
- Molecule 50: 30S ribosomal protein S19

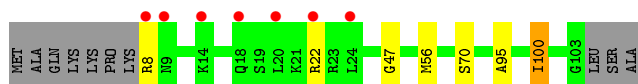


- Molecule 50: 30S ribosomal protein S19

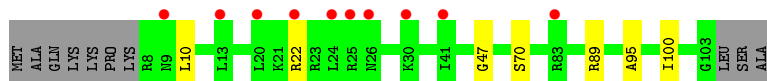
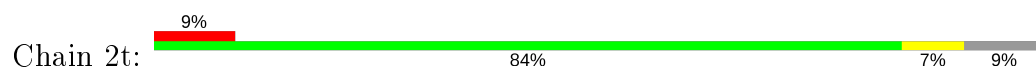


- Molecule 51: 30S ribosomal protein S20

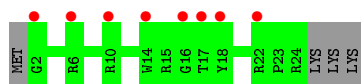
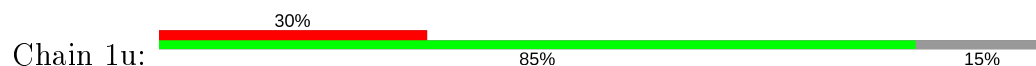




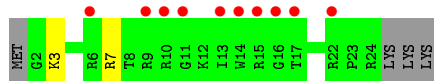
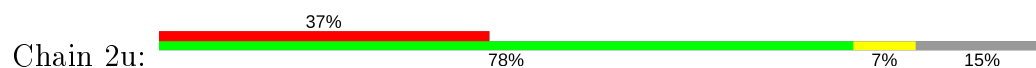
- Molecule 51: 30S ribosomal protein S20



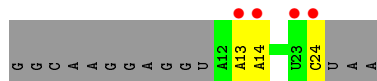
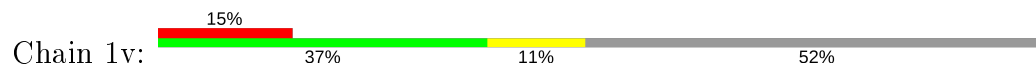
- Molecule 52: 30S ribosomal protein Thx



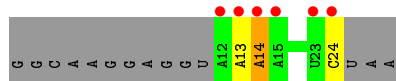
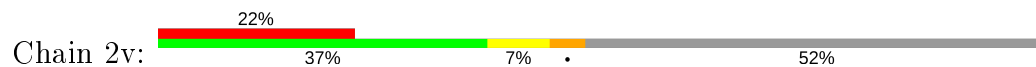
- Molecule 52: 30S ribosomal protein Thx



- Molecule 53: mRNA



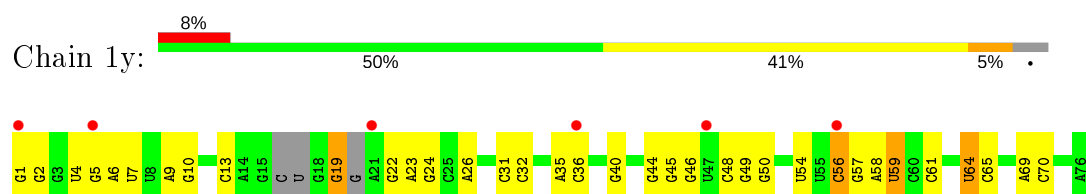
- Molecule 53: mRNA



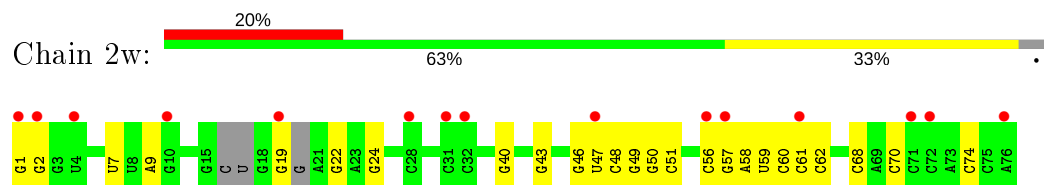
- Molecule 54: A-site and E-site tRNAs



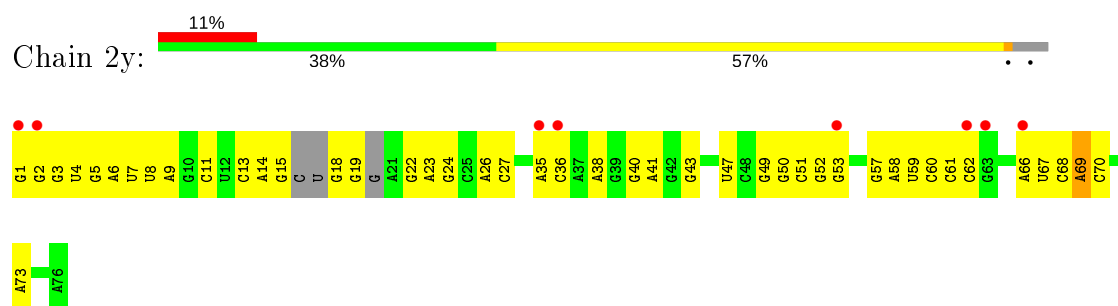
- Molecule 54: A-site and E-site tRNAs



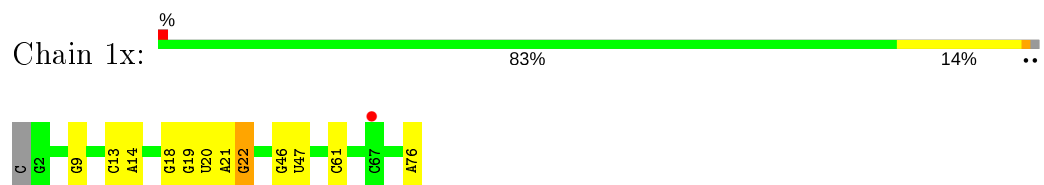
- Molecule 54: A-site and E-site tRNAs



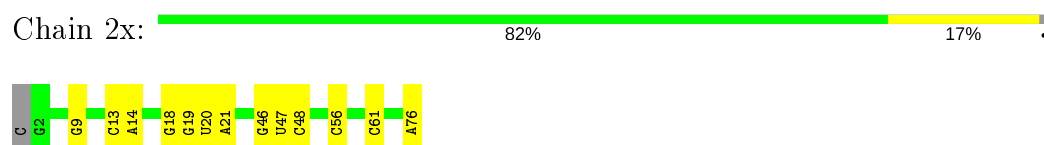
- Molecule 54: A-site and E-site tRNAs



- Molecule 55: P-site tRNA



- Molecule 55: P-site tRNA



4 Data and refinement statistics

Property	Value	Source
Space group	P 21 21 21	Depositor
Cell constants a, b, c, α , β , γ	208.15Å 446.40Å 615.53Å 90.00° 90.00° 90.00°	Depositor
Resolution (Å)	253.38 – 2.80 361.37 – 2.80	Depositor EDS
% Data completeness (in resolution range)	99.7 (253.38-2.80) 99.8 (361.37-2.80)	Depositor EDS
R_{merge}	0.28	Depositor
R_{sym}	(Not available)	Depositor
$\langle I/\sigma(I) \rangle$ ¹	1.33 (at 2.82Å)	Xtriage
Refinement program	PHENIX 1.8.2	Depositor
R, R_{free}	0.215 , 0.263 0.215 , 0.263	Depositor DCC
R_{free} test set	69538 reflections (5.02%)	wwPDB-VP
Wilson B-factor (Å ²)	57.3	Xtriage
Anisotropy	0.245	Xtriage
Bulk solvent k_{sol} (e/Å ³), B_{sol} (Å ²)	0.30 , 52.2	EDS
L-test for twinning ²	$\langle L \rangle = 0.47$, $\langle L^2 \rangle = 0.30$	Xtriage
Estimated twinning fraction	No twinning to report.	Xtriage
F_o, F_c correlation	0.90	EDS
Total number of atoms	300274	wwPDB-VP
Average B, all atoms (Å ²)	60.0	wwPDB-VP

Xtriage's analysis on translational NCS is as follows: *The largest off-origin peak in the Patterson function is 1.51% of the height of the origin peak. No significant pseudotranslation is detected.*

¹Intensities estimated from amplitudes.

²Theoretical values of $\langle |L| \rangle$, $\langle L^2 \rangle$ for acentric reflections are 0.5, 0.333 respectively for untwinned datasets, and 0.375, 0.2 for perfectly twinned datasets.

5 Model quality ⓘ

5.1 Standard geometry ⓘ

Bond lengths and bond angles in the following residue types are not validated in this section: 5MU, ZN, 4SU, OMG, 2MU, DI0, SF4, 0TD, MG, CM0, 2MA, 6MZ, 2MG, 5MC, UR3, MA6, 4OC, M2G, 7MG, K, PSU

The Z score for a bond length (or angle) is the number of standard deviations the observed value is removed from the expected value. A bond length (or angle) with $|Z| > 5$ is considered an outlier worth inspection. RMSZ is the root-mean-square of all Z scores of the bond lengths (or angles).

Mol	Chain	Bond lengths		Bond angles	
		RMSZ	# Z >5	RMSZ	# Z >5
1	1A	0.54	0/69009	0.94	59/107712 (0.1%)
1	2A	0.41	0/67293	0.86	41/105034 (0.0%)
2	1B	0.45	1/2882 (0.0%)	0.85	0/4494
2	2B	0.38	1/2879 (0.0%)	0.82	1/4487 (0.0%)
3	1D	0.38	0/2186	0.55	0/2944
3	2D	0.33	0/2186	0.53	0/2944
4	1E	0.38	0/1592	0.56	0/2149
4	2E	0.31	0/1592	0.50	0/2149
5	1F	0.35	0/1619	0.54	0/2193
5	2F	0.31	0/1615	0.49	0/2188
6	1G	0.30	0/1448	0.51	0/1957
6	2G	0.29	0/1453	0.47	0/1963
7	1H	0.32	0/1356	0.50	0/1834
7	2H	0.28	0/1356	0.47	0/1834
8	1I	0.29	0/1112	0.46	0/1514
8	2I	0.29	0/1079	0.49	0/1475
9	1N	0.34	0/1144	0.50	0/1543
9	2N	0.28	0/1144	0.47	0/1543
10	1O	0.38	0/943	0.54	0/1269
10	2O	0.33	0/943	0.52	0/1269
11	1P	0.34	0/1152	0.54	0/1533
11	2P	0.30	0/1152	0.51	0/1533
12	1Q	0.36	0/1143	0.51	0/1527
12	2Q	0.30	0/1143	0.48	0/1527
13	1R	0.34	0/982	0.54	0/1312
13	2R	0.27	0/982	0.50	0/1312
14	1S	0.31	0/883	0.53	0/1176
14	2S	0.30	0/880	0.47	0/1172
15	1T	0.33	0/1105	0.52	0/1477
15	2T	0.31	0/1097	0.47	0/1468
16	1U	0.40	0/977	0.50	0/1301

Mol	Chain	Bond lengths		Bond angles	
		RMSZ	# Z >5	RMSZ	# Z >5
16	2U	0.30	0/977	0.44	0/1301
17	1V	0.37	0/782	0.56	0/1049
17	2V	0.30	0/782	0.50	0/1049
18	1W	0.35	0/897	0.52	0/1205
18	2W	0.32	0/897	0.49	0/1205
19	1X	0.37	0/764	0.55	0/1025
19	2X	0.31	0/764	0.47	0/1025
20	1Y	0.33	0/819	0.51	0/1095
20	2Y	0.32	0/819	0.52	0/1095
21	1Z	0.34	0/1267	0.52	0/1717
21	2Z	0.29	0/1299	0.50	0/1763
22	10	0.36	0/662	0.57	0/881
22	20	0.31	0/662	0.52	0/881
23	11	0.35	0/762	0.52	0/1014
23	21	0.32	0/762	0.50	0/1014
24	12	0.32	0/590	0.48	0/781
24	22	0.28	0/590	0.39	0/781
25	13	0.33	0/474	0.52	0/635
25	23	0.32	0/469	0.45	0/630
26	14	0.35	0/565	0.70	1/761 (0.1%)
26	24	0.33	0/545	0.56	0/737
27	15	0.36	0/469	0.56	0/635
27	25	0.35	0/469	0.50	0/635
28	16	0.37	0/460	0.55	0/613
28	26	0.32	0/456	0.51	0/608
29	17	0.36	0/426	0.50	0/561
29	27	0.32	0/426	0.52	0/561
30	18	0.34	0/525	0.56	0/691
30	28	0.29	0/525	0.48	0/691
31	19	0.35	0/310	0.56	0/407
31	29	0.28	0/310	0.54	0/407
32	1a	0.39	0/35795	0.87	26/55864 (0.0%)
32	2a	0.35	0/35886	0.87	40/56005 (0.1%)
33	1b	0.29	0/1881	0.47	0/2542
33	2b	0.30	0/1860	0.48	0/2518
34	1c	0.35	1/1572 (0.1%)	0.45	0/2126
34	2c	0.29	0/1566	0.47	0/2119
35	1d	0.30	0/1685	0.50	1/2262 (0.0%)
35	2d	0.30	0/1704	0.46	0/2284
36	1e	0.31	0/1145	0.49	0/1543
36	2e	0.30	0/1149	0.50	0/1548
37	1f	0.29	0/823	0.46	0/1115
37	2f	0.32	0/829	0.46	0/1123

Mol	Chain	Bond lengths		Bond angles	
		RMSZ	# Z >5	RMSZ	# Z >5
38	1g	0.28	0/1250	0.43	0/1679
38	2g	0.28	0/1254	0.43	0/1683
39	1h	0.29	0/1108	0.49	0/1494
39	2h	0.28	0/1108	0.46	0/1494
40	1i	0.30	0/1002	0.49	0/1346
40	2i	0.29	0/997	0.49	0/1343
41	1j	0.27	0/722	0.48	0/982
41	2j	0.28	0/727	0.48	0/988
42	1k	0.29	0/844	0.49	0/1145
42	2k	0.29	0/848	0.47	0/1149
43	1l	0.30	0/937	0.51	0/1260
43	2l	0.28	0/937	0.49	0/1260
44	1m	0.29	0/969	0.49	0/1302
44	2m	0.27	0/961	0.47	0/1291
45	1n	0.31	0/501	0.52	0/664
45	2n	0.29	0/501	0.45	0/664
46	1o	0.29	0/739	0.46	0/985
46	2o	0.25	0/739	0.45	0/985
47	1p	0.29	0/697	0.52	0/939
47	2p	0.30	0/693	0.49	0/935
48	1q	0.29	0/836	0.47	0/1117
48	2q	0.28	0/836	0.46	0/1117
49	1r	0.28	0/560	0.48	0/746
49	2r	0.26	0/560	0.47	0/746
50	1s	0.27	0/667	0.53	0/900
50	2s	0.30	0/661	0.52	0/893
51	1t	0.28	0/730	0.41	0/965
51	2t	0.27	0/729	0.44	0/965
52	1u	0.29	0/203	0.49	0/266
52	2u	0.40	0/203	0.54	0/266
53	1v	0.49	0/308	1.04	0/477
53	2v	0.51	0/308	1.06	2/477 (0.4%)
54	1w	0.74	5/1600 (0.3%)	1.28	14/2482 (0.6%)
54	1y	0.76	4/1600 (0.2%)	1.36	21/2482 (0.8%)
54	2w	0.52	1/1600 (0.1%)	1.05	2/2482 (0.1%)
54	2y	0.66	2/1600 (0.1%)	1.31	20/2482 (0.8%)
55	1x	0.50	1/1725 (0.1%)	1.03	8/2689 (0.3%)
55	2x	0.42	0/1725	0.99	3/2689 (0.1%)
All	All	0.42	16/316731 (0.0%)	0.82	239/474164 (0.1%)

Chiral center outliers are detected by calculating the chiral volume of a chiral center and verifying if the center is modelled as a planar moiety or with the opposite hand. A planarity outlier is detected by checking planarity of atoms in a peptide group, atoms in a mainchain group or atoms of a

sidechain that are expected to be planar.

Mol	Chain	#Chirality outliers	#Planarity outliers
26	14	0	3
26	24	0	1
33	2b	0	1
All	All	0	5

The worst 5 of 16 bond length outliers are listed below:

Mol	Chain	Res	Type	Atoms	Z	Observed(Å)	Ideal(Å)
54	1y	59	U	C4-O4	13.34	1.34	1.23
54	1w	59	U	C4-O4	13.21	1.34	1.23
54	1y	32	C	C4-N4	-10.96	1.24	1.33
54	1w	60	C	C4-N4	-10.56	1.24	1.33
2	2B	1	U	OP3-P	-10.41	1.48	1.61

The worst 5 of 239 bond angle outliers are listed below:

Mol	Chain	Res	Type	Atoms	Z	Observed(°)	Ideal(°)
54	1w	60	C	N3-C4-C5	-21.13	113.45	121.90
54	1y	32	C	N3-C4-C5	-19.48	114.11	121.90
54	1w	60	C	C2-N3-C4	16.40	128.10	119.90
54	1y	32	C	C2-N3-C4	14.90	127.35	119.90
54	1y	59	U	C2-N3-C4	-11.70	119.98	127.00

There are no chirality outliers.

All (5) planarity outliers are listed below:

Mol	Chain	Res	Type	Group
26	14	56	VAL	Peptide
26	14	63	TYR	Peptide
26	14	64	GLY	Peptide
26	24	56	VAL	Peptide
33	2b	124	SER	Peptide

5.2 Too-close contacts

In the following table, the Non-H and H(model) columns list the number of non-hydrogen atoms and hydrogen atoms in the chain respectively. The H(added) column lists the number of hydrogen atoms added and optimized by MolProbity. The Clashes column lists the number of clashes within the asymmetric unit, whereas Symm-Clashes lists symmetry related clashes.

Mol	Chain	Non-H	H(model)	H(added)	Clashes	Symm-Clashes
1	1A	61852	0	31193	717	0
1	2A	60322	0	30423	784	0
2	1B	2577	0	1305	21	0
2	2B	2575	0	1303	35	0
3	1D	2136	0	2218	45	0
3	2D	2136	0	2217	46	0
4	1E	1559	0	1618	40	0
4	2E	1559	0	1618	43	0
5	1F	1584	0	1625	36	0
5	2F	1580	0	1619	39	0
6	1G	1423	0	1436	41	0
6	2G	1428	0	1438	45	0
7	1H	1330	0	1407	25	0
7	2H	1330	0	1407	33	0
8	1I	1097	0	1140	23	0
8	2I	1064	0	1082	27	0
9	1N	1117	0	1184	22	0
9	2N	1117	0	1184	23	0
10	1O	933	0	996	21	0
10	2O	933	0	996	22	0
11	1P	1135	0	1212	36	0
11	2P	1135	0	1211	37	0
12	1Q	1122	0	1179	21	0
12	2Q	1122	0	1179	35	0
13	1R	968	0	1033	20	0
13	2R	968	0	1033	20	0
14	1S	873	0	927	22	0
14	2S	870	0	923	28	0
15	1T	1091	0	1151	22	0
15	2T	1083	0	1136	32	0
16	1U	959	0	1019	18	0
16	2U	959	0	1019	24	0
17	1V	771	0	830	14	0
17	2V	771	0	830	14	0
18	1W	886	0	940	21	0
18	2W	886	0	940	11	0
19	1X	750	0	814	14	0
19	2X	750	0	814	18	0
20	1Y	806	0	881	19	0
20	2Y	806	0	881	21	0
21	1Z	1240	0	1240	30	0
21	2Z	1271	0	1273	36	0
22	10	653	0	674	17	0

Continued on next page...

Continued from previous page...

Mol	Chain	Non-H	H(model)	H(added)	Clashes	Symm-Clashes
22	20	653	0	674	29	0
23	11	755	0	826	21	0
23	21	755	0	826	17	0
24	12	588	0	643	15	0
24	22	588	0	643	12	0
25	13	469	0	518	11	0
25	23	464	0	514	13	0
26	14	552	0	533	18	0
26	24	532	0	503	14	0
27	15	455	0	465	8	0
27	25	455	0	465	7	0
28	16	453	0	473	8	0
28	26	449	0	469	6	0
29	17	418	0	467	5	0
29	27	418	0	467	8	0
30	18	517	0	582	22	0
30	28	517	0	582	22	0
31	19	307	0	335	5	0
31	29	307	0	335	8	0
32	1a	32246	0	16296	0	0
32	2a	32327	0	16340	0	0
33	1b	1846	0	1867	0	0
33	2b	1825	0	1828	0	0
34	1c	1548	0	1535	0	0
34	2c	1542	0	1517	0	0
35	1d	1655	0	1672	0	0
35	2d	1674	0	1714	0	0
36	1e	1129	0	1185	0	0
36	2e	1133	0	1191	0	0
37	1f	810	0	804	0	0
37	2f	816	0	808	0	0
38	1g	1231	0	1238	0	0
38	2g	1235	0	1249	0	0
39	1h	1088	0	1126	0	0
39	2h	1088	0	1126	0	0
40	1i	983	0	986	0	0
40	2i	978	0	966	0	0
41	1j	709	0	650	0	0
41	2j	714	0	672	0	0
42	1k	829	0	825	0	0
42	2k	833	0	836	0	0
43	1l	932	0	981	0	0

Continued on next page...

Continued from previous page...

Mol	Chain	Non-H	H(model)	H(added)	Clashes	Symm-Clashes
43	2l	932	0	981	0	0
44	1m	958	0	1002	0	0
44	2m	950	0	988	0	0
45	1n	492	0	529	0	0
45	2n	492	0	529	0	0
46	1o	728	0	760	0	0
46	2o	728	0	760	0	0
47	1p	681	0	697	0	0
47	2p	677	0	686	0	0
48	1q	823	0	891	0	0
48	2q	823	0	891	0	0
49	1r	555	0	618	0	0
49	2r	555	0	618	0	0
50	1s	652	0	662	0	0
50	2s	646	0	644	0	0
51	1t	728	0	798	0	0
51	2t	727	0	796	0	0
52	1u	199	0	208	0	0
52	2u	199	0	208	0	0
53	1v	276	0	139	0	0
53	2v	276	0	139	0	0
54	1w	1568	0	800	0	0
54	1y	1568	0	800	0	0
54	2w	1568	0	802	0	0
54	2y	1568	0	801	0	0
55	1x	1625	0	828	0	0
55	2x	1625	0	828	0	0
56	10	7	0	0	0	0
56	11	4	0	0	0	0
56	12	2	0	0	0	0
56	13	3	0	0	0	0
56	15	5	0	0	0	0
56	16	2	0	0	0	0
56	17	3	0	0	0	0
56	18	2	0	0	0	0
56	1A	1148	0	0	0	0
56	1B	37	0	0	0	0
56	1D	13	0	0	0	0
56	1E	8	0	0	0	0
56	1F	9	0	0	0	0
56	1G	5	0	0	0	0
56	1H	1	0	0	0	0

Continued on next page...

Continued from previous page...

Mol	Chain	Non-H	H(model)	H(added)	Clashes	Symm-Clashes
56	1I	1	0	0	0	0
56	1N	8	0	0	0	0
56	1O	5	0	0	0	0
56	1P	3	0	0	0	0
56	1Q	6	0	0	0	0
56	1R	2	0	0	0	0
56	1S	3	0	0	0	0
56	1T	2	0	0	0	0
56	1U	7	0	0	0	0
56	1V	2	0	0	0	0
56	1W	6	0	0	0	0
56	1X	5	0	0	0	0
56	1Y	3	0	0	0	0
56	1Z	3	0	0	0	0
56	1a	244	0	0	0	0
56	1b	2	0	0	0	0
56	1d	1	0	0	0	0
56	1f	1	0	0	0	0
56	1h	1	0	0	0	0
56	1l	3	0	0	0	0
56	1m	3	0	0	0	0
56	1p	1	0	0	0	0
56	1r	1	0	0	0	0
56	1s	1	0	0	0	0
56	1t	1	0	0	0	0
56	1v	1	0	0	0	0
56	1w	7	0	0	0	0
56	1x	12	0	0	0	0
56	1y	5	0	0	0	0
56	20	2	0	0	0	0
56	21	1	0	0	0	0
56	23	1	0	0	0	0
56	25	4	0	0	0	0
56	27	1	0	0	0	0
56	28	1	0	0	0	0
56	2A	860	0	0	0	0
56	2B	21	0	0	0	0
56	2D	3	0	0	0	0
56	2E	8	0	0	0	0
56	2F	4	0	0	0	0
56	2G	1	0	0	0	0
56	2O	2	0	0	0	0

Continued on next page...

Continued from previous page...

Mol	Chain	Non-H	H(model)	H(added)	Clashes	Symm-Clashes
56	2P	3	0	0	0	0
56	2Q	3	0	0	0	0
56	2R	2	0	0	0	0
56	2T	3	0	0	0	0
56	2U	4	0	0	0	0
56	2V	2	0	0	0	0
56	2W	2	0	0	0	0
56	2X	2	0	0	0	0
56	2Z	1	0	0	0	0
56	2a	231	0	0	0	0
56	2d	2	0	0	0	0
56	2e	1	0	0	0	0
56	2f	2	0	0	0	0
56	2g	1	0	0	0	0
56	2i	1	0	0	0	0
56	2j	2	0	0	0	0
56	2l	2	0	0	0	0
56	2q	3	0	0	0	0
56	2r	1	0	0	0	0
56	2t	1	0	0	0	0
56	2v	3	0	0	0	0
56	2w	1	0	0	0	0
56	2x	5	0	0	0	0
56	2y	7	0	0	0	0
57	1A	58	0	0	5	0
57	2A	58	0	0	0	0
58	1A	1	0	0	0	0
58	2A	1	0	0	0	0
59	14	1	0	0	0	0
59	15	1	0	0	0	0
59	16	1	0	0	0	0
59	19	1	0	0	0	0
59	1Y	1	0	0	0	0
59	1n	1	0	0	0	0
59	24	1	0	0	0	0
59	25	1	0	0	0	0
59	26	1	0	0	0	0
59	29	1	0	0	0	0
59	2Y	1	0	0	0	0
59	2n	1	0	0	0	0
60	1d	8	0	0	0	0
60	2d	8	0	0	0	0

Continued on next page...

Continued from previous page...

Mol	Chain	Non-H	H(model)	H(added)	Clashes	Symm-Clashes
61	10	11	0	0	0	0
61	11	8	0	0	0	0
61	12	4	0	0	1	0
61	13	4	0	0	0	0
61	15	3	0	0	0	0
61	16	4	0	0	0	0
61	17	6	0	0	1	0
61	18	12	0	0	0	0
61	19	1	0	0	0	0
61	1A	2034	0	0	65	0
61	1B	65	0	0	0	0
61	1D	29	0	0	3	0
61	1E	24	0	0	0	0
61	1F	12	0	0	1	0
61	1G	5	0	0	2	0
61	1H	1	0	0	0	0
61	1I	2	0	0	0	0
61	1N	6	0	0	0	0
61	1O	7	0	0	1	0
61	1P	23	0	0	1	0
61	1Q	7	0	0	0	0
61	1R	14	0	0	1	0
61	1S	3	0	0	0	0
61	1T	10	0	0	1	0
61	1U	12	0	0	0	0
61	1V	8	0	0	0	0
61	1W	10	0	0	0	0
61	1X	4	0	0	0	0
61	1Y	3	0	0	0	0
61	1a	439	0	0	0	0
61	1b	1	0	0	0	0
61	1d	2	0	0	0	0
61	1f	2	0	0	0	0
61	1g	2	0	0	0	0
61	1l	11	0	0	0	0
61	1o	1	0	0	0	0
61	1p	1	0	0	0	0
61	1q	2	0	0	0	0
61	1r	2	0	0	0	0
61	1t	2	0	0	0	0
61	1u	1	0	0	0	0
61	1v	9	0	0	0	0

Continued on next page...

Continued from previous page...

Mol	Chain	Non-H	H(model)	H(added)	Clashes	Symm-Clashes
6l	1w	6	0	0	0	0
6l	1x	7	0	0	0	0
6l	1y	4	0	0	0	0
6l	20	3	0	0	0	0
6l	21	6	0	0	0	0
6l	23	2	0	0	1	0
6l	25	1	0	0	0	0
6l	27	3	0	0	0	0
6l	28	4	0	0	0	0
6l	29	1	0	0	0	0
6l	2A	1099	0	0	49	0
6l	2B	24	0	0	0	0
6l	2D	20	0	0	1	0
6l	2E	12	0	0	0	0
6l	2F	7	0	0	0	0
6l	2I	4	0	0	0	0
6l	2N	1	0	0	0	0
6l	2O	1	0	0	0	0
6l	2P	12	0	0	2	0
6l	2Q	2	0	0	0	0
6l	2R	2	0	0	0	0
6l	2T	4	0	0	0	0
6l	2U	4	0	0	1	0
6l	2V	1	0	0	0	0
6l	2W	4	0	0	0	0
6l	2X	5	0	0	0	0
6l	2Y	1	0	0	0	0
6l	2Z	1	0	0	0	0
6l	2a	284	0	0	0	0
6l	2d	1	0	0	0	0
6l	2e	2	0	0	0	0
6l	2g	1	0	0	0	0
6l	2j	3	0	0	0	0
6l	2l	2	0	0	0	0
6l	2n	1	0	0	0	0
6l	2o	1	0	0	0	0
6l	2p	1	0	0	0	0
6l	2q	1	0	0	0	0
6l	2r	1	0	0	0	0
6l	2t	3	0	0	0	0
6l	2v	3	0	0	0	0
6l	2w	3	0	0	0	0

Continued on next page...

Continued from previous page...

Mol	Chain	Non-H	H(model)	H(added)	Clashes	Symm-Clashes
61	2x	5	0	0	0	0
61	2y	16	0	0	0	0
All	All	300274	0	196683	2477	0

The all-atom clashscore is defined as the number of clashes found per 1000 atoms (including hydrogen atoms). The all-atom clashscore for this structure is 9.

The worst 5 of 2477 close contacts within the same asymmetric unit are listed below, sorted by their clash magnitude.

Atom-1	Atom-2	Interatomic distance (Å)	Clash overlap (Å)
1:1A:1082:U:H3	1:1A:1086:A:N6	1.19	1.37
1:1A:2136:C:N4	1:1A:2155:G:H1	1.47	1.09
1:2A:1002:G:H1	1:2A:1038:C:N4	42.92	1.04
1:1A:1082:U:O4	1:1A:1086:A:N1	1.92	1.02
1:2A:2138:C:N4	1:2A:2153:G:H1	1.59	0.98

There are no symmetry-related clashes.

5.3 Torsion angles [i](#)

5.3.1 Protein backbone [i](#)

In the following table, the Percentiles column shows the percent Ramachandran outliers of the chain as a percentile score with respect to all X-ray entries followed by that with respect to entries of similar resolution.

The Analysed column shows the number of residues for which the backbone conformation was analysed, and the total number of residues.

Mol	Chain	Analysed	Favoured	Allowed	Outliers	Percentiles	
3	1D	273/276 (99%)	256 (94%)	16 (6%)	1 (0%)	34	66
3	2D	273/276 (99%)	259 (95%)	13 (5%)	1 (0%)	34	66
4	1E	202/206 (98%)	194 (96%)	7 (4%)	1 (0%)	29	61
4	2E	202/206 (98%)	195 (96%)	6 (3%)	1 (0%)	29	61
5	1F	201/210 (96%)	194 (96%)	5 (2%)	2 (1%)	15	44
5	2F	201/210 (96%)	195 (97%)	4 (2%)	2 (1%)	15	44
6	1G	179/182 (98%)	168 (94%)	10 (6%)	1 (1%)	25	56
6	2G	179/182 (98%)	161 (90%)	16 (9%)	2 (1%)	14	41

Continued on next page...

Continued from previous page...

Mol	Chain	Analysed	Favoured	Allowed	Outliers	Percentiles	
7	1H	172/180 (96%)	160 (93%)	11 (6%)	1 (1%)	25	56
7	2H	172/180 (96%)	159 (92%)	10 (6%)	3 (2%)	9	29
8	1I	144/148 (97%)	127 (88%)	17 (12%)	0	100	100
8	2I	144/148 (97%)	130 (90%)	13 (9%)	1 (1%)	22	53
9	1N	138/140 (99%)	133 (96%)	5 (4%)	0	100	100
9	2N	138/140 (99%)	133 (96%)	4 (3%)	1 (1%)	22	53
10	1O	120/122 (98%)	109 (91%)	10 (8%)	1 (1%)	19	49
10	2O	120/122 (98%)	112 (93%)	7 (6%)	1 (1%)	19	49
11	1P	147/150 (98%)	137 (93%)	9 (6%)	1 (1%)	22	53
11	2P	147/150 (98%)	138 (94%)	8 (5%)	1 (1%)	22	53
12	1Q	139/141 (99%)	133 (96%)	5 (4%)	1 (1%)	22	53
12	2Q	139/141 (99%)	130 (94%)	9 (6%)	0	100	100
13	1R	116/118 (98%)	110 (95%)	6 (5%)	0	100	100
13	2R	116/118 (98%)	112 (97%)	4 (3%)	0	100	100
14	1S	108/112 (96%)	99 (92%)	9 (8%)	0	100	100
14	2S	108/112 (96%)	105 (97%)	2 (2%)	1 (1%)	17	46
15	1T	129/146 (88%)	123 (95%)	6 (5%)	0	100	100
15	2T	129/146 (88%)	123 (95%)	6 (5%)	0	100	100
16	1U	114/118 (97%)	113 (99%)	1 (1%)	0	100	100
16	2U	114/118 (97%)	111 (97%)	3 (3%)	0	100	100
17	1V	99/101 (98%)	93 (94%)	3 (3%)	3 (3%)	4	15
17	2V	99/101 (98%)	92 (93%)	5 (5%)	2 (2%)	7	24
18	1W	110/113 (97%)	109 (99%)	1 (1%)	0	100	100
18	2W	110/113 (97%)	109 (99%)	1 (1%)	0	100	100
19	1X	93/96 (97%)	91 (98%)	2 (2%)	0	100	100
19	2X	93/96 (97%)	90 (97%)	3 (3%)	0	100	100
20	1Y	105/110 (96%)	98 (93%)	7 (7%)	0	100	100
20	2Y	105/110 (96%)	98 (93%)	7 (7%)	0	100	100
21	1Z	148/206 (72%)	130 (88%)	16 (11%)	2 (1%)	11	34
21	2Z	156/206 (76%)	135 (86%)	19 (12%)	2 (1%)	12	36
22	10	81/85 (95%)	78 (96%)	3 (4%)	0	100	100

Continued on next page...

Continued from previous page...

Mol	Chain	Analysed	Favoured	Allowed	Outliers	Percentiles	
22	20	81/85 (95%)	80 (99%)	1 (1%)	0	100	100
23	11	95/98 (97%)	93 (98%)	1 (1%)	1 (1%)	14	41
23	21	95/98 (97%)	93 (98%)	1 (1%)	1 (1%)	14	41
24	12	68/72 (94%)	68 (100%)	0	0	100	100
24	22	68/72 (94%)	67 (98%)	1 (2%)	0	100	100
25	13	57/60 (95%)	55 (96%)	2 (4%)	0	100	100
25	23	57/60 (95%)	56 (98%)	1 (2%)	0	100	100
26	14	67/71 (94%)	52 (78%)	12 (18%)	3 (4%)	2	8
26	24	67/71 (94%)	53 (79%)	10 (15%)	4 (6%)	1	4
27	15	57/60 (95%)	53 (93%)	4 (7%)	0	100	100
27	25	57/60 (95%)	56 (98%)	1 (2%)	0	100	100
28	16	51/54 (94%)	50 (98%)	1 (2%)	0	100	100
28	26	51/54 (94%)	50 (98%)	1 (2%)	0	100	100
29	17	46/49 (94%)	45 (98%)	1 (2%)	0	100	100
29	27	46/49 (94%)	45 (98%)	1 (2%)	0	100	100
30	18	62/65 (95%)	62 (100%)	0	0	100	100
30	28	62/65 (95%)	60 (97%)	2 (3%)	0	100	100
31	19	35/37 (95%)	35 (100%)	0	0	100	100
31	29	35/37 (95%)	35 (100%)	0	0	100	100
33	1b	229/256 (90%)	201 (88%)	21 (9%)	7 (3%)	4	14
33	2b	229/256 (90%)	200 (87%)	24 (10%)	5 (2%)	6	22
34	1c	204/239 (85%)	188 (92%)	13 (6%)	3 (2%)	10	33
34	2c	204/239 (85%)	189 (93%)	14 (7%)	1 (0%)	29	61
35	1d	206/209 (99%)	195 (95%)	9 (4%)	2 (1%)	15	44
35	2d	206/209 (99%)	198 (96%)	7 (3%)	1 (0%)	29	61
36	1e	146/162 (90%)	138 (94%)	3 (2%)	5 (3%)	3	13
36	2e	146/162 (90%)	133 (91%)	12 (8%)	1 (1%)	22	53
37	1f	98/101 (97%)	94 (96%)	3 (3%)	1 (1%)	15	44
37	2f	98/101 (97%)	95 (97%)	3 (3%)	0	100	100
38	1g	153/156 (98%)	141 (92%)	9 (6%)	3 (2%)	7	24
38	2g	153/156 (98%)	145 (95%)	6 (4%)	2 (1%)	12	36

Continued on next page...

Continued from previous page...

Mol	Chain	Analysed	Favoured	Allowed	Outliers	Percentiles	
39	1h	135/138 (98%)	131 (97%)	4 (3%)	0	100	100
39	2h	135/138 (98%)	129 (96%)	6 (4%)	0	100	100
40	1i	125/128 (98%)	108 (86%)	17 (14%)	0	100	100
40	2i	125/128 (98%)	112 (90%)	13 (10%)	0	100	100
41	1j	95/105 (90%)	81 (85%)	11 (12%)	3 (3%)	4	13
41	2j	94/105 (90%)	84 (89%)	6 (6%)	4 (4%)	2	8
42	1k	112/129 (87%)	100 (89%)	10 (9%)	2 (2%)	8	28
42	2k	112/129 (87%)	99 (88%)	12 (11%)	1 (1%)	17	46
43	1l	119/132 (90%)	115 (97%)	3 (2%)	1 (1%)	19	49
43	2l	119/132 (90%)	115 (97%)	4 (3%)	0	100	100
44	1m	121/126 (96%)	110 (91%)	9 (7%)	2 (2%)	9	29
44	2m	120/126 (95%)	109 (91%)	11 (9%)	0	100	100
45	1n	58/61 (95%)	55 (95%)	3 (5%)	0	100	100
45	2n	58/61 (95%)	53 (91%)	5 (9%)	0	100	100
46	1o	86/89 (97%)	84 (98%)	2 (2%)	0	100	100
46	2o	86/89 (97%)	84 (98%)	2 (2%)	0	100	100
47	1p	80/88 (91%)	76 (95%)	4 (5%)	0	100	100
47	2p	80/88 (91%)	75 (94%)	5 (6%)	0	100	100
48	1q	97/105 (92%)	89 (92%)	8 (8%)	0	100	100
48	2q	97/105 (92%)	93 (96%)	3 (3%)	1 (1%)	15	44
49	1r	66/88 (75%)	63 (96%)	3 (4%)	0	100	100
49	2r	66/88 (75%)	63 (96%)	3 (4%)	0	100	100
50	1s	81/93 (87%)	71 (88%)	9 (11%)	1 (1%)	13	39
50	2s	81/93 (87%)	66 (82%)	13 (16%)	2 (2%)	5	19
51	1t	94/106 (89%)	85 (90%)	6 (6%)	3 (3%)	4	13
51	2t	94/106 (89%)	86 (92%)	4 (4%)	4 (4%)	2	8
52	1u	21/27 (78%)	19 (90%)	2 (10%)	0	100	100
52	2u	21/27 (78%)	18 (86%)	1 (5%)	2 (10%)	0	1
All	All	11370/12128 (94%)	10640 (94%)	632 (6%)	98 (1%)	17	46

5 of 98 Ramachandran outliers are listed below:

Mol	Chain	Res	Type
5	1F	130	ALA
17	1V	53	GLU
33	1b	17	PHE
36	1e	98	THR
41	1j	79	ARG

5.3.2 Protein sidechains ⓘ

In the following table, the Percentiles column shows the percent sidechain outliers of the chain as a percentile score with respect to all X-ray entries followed by that with respect to entries of similar resolution.

The Analysed column shows the number of residues for which the sidechain conformation was analysed, and the total number of residues.

Mol	Chain	Analysed	Rotameric	Outliers	Percentiles	
3	1D	215/218 (99%)	200 (93%)	15 (7%)	15	40
3	2D	215/218 (99%)	202 (94%)	13 (6%)	19	48
4	1E	164/166 (99%)	148 (90%)	16 (10%)	8	24
4	2E	164/166 (99%)	157 (96%)	7 (4%)	29	62
5	1F	160/166 (96%)	147 (92%)	13 (8%)	11	33
5	2F	159/166 (96%)	150 (94%)	9 (6%)	20	50
6	1G	143/156 (92%)	132 (92%)	11 (8%)	13	35
6	2G	143/156 (92%)	131 (92%)	12 (8%)	11	31
7	1H	144/148 (97%)	138 (96%)	6 (4%)	30	63
7	2H	144/148 (97%)	136 (94%)	8 (6%)	21	51
8	1I	113/124 (91%)	104 (92%)	9 (8%)	12	34
8	2I	105/124 (85%)	96 (91%)	9 (9%)	10	30
9	1N	118/119 (99%)	109 (92%)	9 (8%)	13	36
9	2N	118/119 (99%)	113 (96%)	5 (4%)	30	63
10	1O	100/100 (100%)	96 (96%)	4 (4%)	31	65
10	2O	100/100 (100%)	94 (94%)	6 (6%)	19	48
11	1P	115/116 (99%)	108 (94%)	7 (6%)	18	48
11	2P	115/116 (99%)	110 (96%)	5 (4%)	29	62
12	1Q	111/111 (100%)	102 (92%)	9 (8%)	11	33
12	2Q	111/111 (100%)	104 (94%)	7 (6%)	18	46

Continued on next page...

Continued from previous page...

Mol	Chain	Analysed	Rotameric	Outliers	Percentiles	
13	1R	101/101 (100%)	92 (91%)	9 (9%)	9	28
13	2R	101/101 (100%)	93 (92%)	8 (8%)	12	34
14	1S	86/88 (98%)	81 (94%)	5 (6%)	20	50
14	2S	85/88 (97%)	80 (94%)	5 (6%)	19	49
15	1T	115/127 (91%)	112 (97%)	3 (3%)	46	79
15	2T	113/127 (89%)	112 (99%)	1 (1%)	78	94
16	1U	93/94 (99%)	88 (95%)	5 (5%)	22	53
16	2U	93/94 (99%)	90 (97%)	3 (3%)	39	73
17	1V	80/82 (98%)	73 (91%)	7 (9%)	10	29
17	2V	80/82 (98%)	73 (91%)	7 (9%)	10	29
18	1W	90/92 (98%)	87 (97%)	3 (3%)	38	72
18	2W	90/92 (98%)	86 (96%)	4 (4%)	28	61
19	1X	77/78 (99%)	75 (97%)	2 (3%)	46	79
19	2X	77/78 (99%)	75 (97%)	2 (3%)	46	79
20	1Y	85/91 (93%)	80 (94%)	5 (6%)	19	49
20	2Y	85/91 (93%)	77 (91%)	8 (9%)	8	26
21	1Z	135/179 (75%)	128 (95%)	7 (5%)	23	55
21	2Z	137/179 (76%)	129 (94%)	8 (6%)	20	50
22	10	65/67 (97%)	62 (95%)	3 (5%)	27	60
22	20	65/67 (97%)	64 (98%)	1 (2%)	65	89
23	11	80/83 (96%)	76 (95%)	4 (5%)	24	56
23	21	80/83 (96%)	75 (94%)	5 (6%)	18	46
24	12	65/67 (97%)	60 (92%)	5 (8%)	13	35
24	22	65/67 (97%)	60 (92%)	5 (8%)	13	35
25	13	51/52 (98%)	51 (100%)	0	100	100
25	23	50/52 (96%)	49 (98%)	1 (2%)	55	84
26	14	59/63 (94%)	51 (86%)	8 (14%)	3	11
26	24	53/63 (84%)	50 (94%)	3 (6%)	20	50
27	15	50/52 (96%)	46 (92%)	4 (8%)	12	34
27	25	50/52 (96%)	45 (90%)	5 (10%)	7	22
28	16	51/52 (98%)	46 (90%)	5 (10%)	8	24

Continued on next page...

Continued from previous page...

Mol	Chain	Analysed	Rotameric	Outliers	Percentiles	
28	26	50/52 (96%)	47 (94%)	3 (6%)	19	48
29	17	41/42 (98%)	38 (93%)	3 (7%)	14	38
29	27	41/42 (98%)	39 (95%)	2 (5%)	25	57
30	18	54/55 (98%)	47 (87%)	7 (13%)	4	13
30	28	54/55 (98%)	48 (89%)	6 (11%)	6	19
31	19	34/34 (100%)	33 (97%)	1 (3%)	42	76
31	29	34/34 (100%)	33 (97%)	1 (3%)	42	76
33	1b	192/220 (87%)	182 (95%)	10 (5%)	23	55
33	2b	187/220 (85%)	180 (96%)	7 (4%)	34	68
34	1c	142/188 (76%)	138 (97%)	4 (3%)	43	77
34	2c	140/188 (74%)	132 (94%)	8 (6%)	20	50
35	1d	169/181 (93%)	153 (90%)	16 (10%)	8	25
35	2d	173/181 (96%)	162 (94%)	11 (6%)	17	45
36	1e	113/123 (92%)	108 (96%)	5 (4%)	28	61
36	2e	114/123 (93%)	111 (97%)	3 (3%)	46	79
37	1f	84/90 (93%)	82 (98%)	2 (2%)	49	81
37	2f	85/90 (94%)	81 (95%)	4 (5%)	26	59
38	1g	119/127 (94%)	116 (98%)	3 (2%)	47	80
38	2g	120/127 (94%)	119 (99%)	1 (1%)	81	94
39	1h	114/119 (96%)	104 (91%)	10 (9%)	10	29
39	2h	114/119 (96%)	109 (96%)	5 (4%)	28	61
40	1i	90/99 (91%)	86 (96%)	4 (4%)	28	61
40	2i	89/99 (90%)	82 (92%)	7 (8%)	12	34
41	1j	66/92 (72%)	63 (96%)	3 (4%)	27	60
41	2j	69/92 (75%)	67 (97%)	2 (3%)	42	76
42	1k	82/99 (83%)	81 (99%)	1 (1%)	71	92
42	2k	83/99 (84%)	79 (95%)	4 (5%)	25	58
43	1l	96/108 (89%)	89 (93%)	7 (7%)	14	38
43	2l	96/108 (89%)	89 (93%)	7 (7%)	14	38
44	1m	93/101 (92%)	89 (96%)	4 (4%)	29	62
44	2m	92/101 (91%)	86 (94%)	6 (6%)	17	44

Continued on next page...

Continued from previous page...

Mol	Chain	Analysed	Rotameric	Outliers	Percentiles	
45	1n	49/50 (98%)	43 (88%)	6 (12%)	5	15
45	2n	49/50 (98%)	47 (96%)	2 (4%)	30	64
46	1o	78/80 (98%)	76 (97%)	2 (3%)	46	79
46	2o	78/80 (98%)	77 (99%)	1 (1%)	69	91
47	1p	69/74 (93%)	62 (90%)	7 (10%)	7	22
47	2p	68/74 (92%)	62 (91%)	6 (9%)	10	29
48	1q	94/97 (97%)	94 (100%)	0	100	100
48	2q	94/97 (97%)	92 (98%)	2 (2%)	53	84
49	1r	59/77 (77%)	57 (97%)	2 (3%)	37	71
49	2r	59/77 (77%)	59 (100%)	0	100	100
50	1s	69/80 (86%)	68 (99%)	1 (1%)	67	90
50	2s	67/80 (84%)	64 (96%)	3 (4%)	27	60
51	1t	70/82 (85%)	65 (93%)	5 (7%)	14	39
51	2t	70/82 (85%)	67 (96%)	3 (4%)	29	62
52	1u	18/22 (82%)	18 (100%)	0	100	100
52	2u	18/22 (82%)	18 (100%)	0	100	100
All	All	9303/10064 (92%)	8785 (94%)	518 (6%)	21	51

5 of 518 residues with a non-rotameric sidechain are listed below:

Mol	Chain	Res	Type
39	1h	133	LEU
3	2D	242	ARG
40	2i	103	THR
41	1j	92	THR
47	1p	6	LEU

Some sidechains can be flipped to improve hydrogen bonding and reduce clashes. 5 of 95 such sidechains are listed below:

Mol	Chain	Res	Type
42	1k	38	ASN
51	1t	16	HIS
41	2j	56	HIS
44	1m	77	ASN
47	1p	16	HIS

5.3.3 RNA ⓘ

Mol	Chain	Analysed	Backbone Outliers	Pucker Outliers
1	1A	2860/2915 (98%)	429 (15%)	28 (0%)
1	2A	2788/2915 (95%)	466 (16%)	20 (0%)
2	1B	120/121 (99%)	9 (7%)	1 (0%)
2	2B	119/121 (98%)	12 (10%)	1 (0%)
32	1a	1494/1521 (98%)	247 (16%)	0
32	2a	1498/1521 (98%)	282 (18%)	0
53	1v	12/27 (44%)	3 (25%)	0
53	2v	12/27 (44%)	3 (25%)	0
54	1w	68/76 (89%)	19 (27%)	0
54	1y	68/76 (89%)	30 (44%)	0
54	2w	68/76 (89%)	23 (33%)	0
54	2y	68/76 (89%)	34 (50%)	0
55	1x	75/77 (97%)	10 (13%)	0
55	2x	75/77 (97%)	11 (14%)	0
All	All	9325/9626 (96%)	1578 (16%)	50 (0%)

5 of 1578 RNA backbone outliers are listed below:

Mol	Chain	Res	Type
1	1A	12	U
1	1A	13	A
1	1A	15	G
1	1A	34	C
1	1A	36	G

5 of 50 RNA pucker outliers are listed below:

Mol	Chain	Res	Type
1	1A	2183	C
1	1A	2756	U
1	2A	2689	U
1	1A	2238	G
1	1A	2430	A

5.4 Non-standard residues in protein, DNA, RNA chains ⓘ

80 non-standard protein/DNA/RNA residues are modelled in this entry.

In the following table, the Counts columns list the number of bonds (or angles) for which Mogul statistics could be retrieved, the number of bonds (or angles) that are observed in the model and the number of bonds (or angles) that are defined in the Chemical Component Dictionary. The

Link column lists molecule types, if any, to which the group is linked. The Z score for a bond length (or angle) is the number of standard deviations the observed value is removed from the expected value. A bond length (or angle) with $|Z| > 2$ is considered an outlier worth inspection. RMSZ is the root-mean-square of all Z scores of the bond lengths (or angles).

Mol	Type	Chain	Res	Link	Bond lengths			Bond angles		
					Counts	RMSZ	# Z > 2	Counts	RMSZ	# Z > 2
32	2MG	2a	1207	32,56	19,26,27	1.23	2 (10%)	21,38,41	2.30	7 (33%)
32	2MG	1a	1207	32	19,26,27	1.18	2 (10%)	21,38,41	2.35	8 (38%)
32	UR3	2a	1498	32	14,22,23	0.81	1 (7%)	15,32,35	0.70	0
54	PSU	1w	55	54	17,21,22	1.31	2 (11%)	20,30,33	3.18	6 (30%)
1	5MC	1A	1942	1	15,22,23	1.23	1 (6%)	19,32,35	1.34	3 (15%)
32	5MC	1a	1404	32	15,22,23	1.31	1 (6%)	19,32,35	1.29	2 (10%)
54	CM0	2w	34	54	16,26,27	1.06	1 (6%)	18,37,40	1.87	3 (16%)
32	5MC	2a	967	32	15,22,23	1.35	1 (6%)	19,32,35	1.39	3 (15%)
1	OMG	2A	2251	1,55,56	18,26,27	1.10	2 (11%)	20,38,41	2.03	6 (30%)
32	MA6	2a	1518	32	19,26,27	1.05	1 (5%)	18,38,41	1.66	4 (22%)
54	CM0	1w	34	54	16,26,27	1.16	2 (12%)	18,37,40	1.99	3 (16%)
54	5MU	1w	54	54	15,22,23	1.15	1 (6%)	16,32,35	1.83	2 (12%)
1	4OC	2A	1920	1	15,22,24	0.70	0	17,31,35	1.51	2 (11%)
32	M2G	1a	966	32	20,27,28	1.38	3 (15%)	22,40,43	2.18	5 (22%)
1	4OC	1A	1920	1	15,22,24	0.62	0	17,31,35	1.45	3 (17%)
1	PSU	2A	2605	1	17,21,22	1.68	3 (17%)	20,30,33	3.12	6 (30%)
1	PSU	1A	1917	1	17,21,22	1.59	4 (23%)	20,30,33	3.14	6 (30%)
1	5MU	1A	1939	1	15,22,23	1.10	2 (13%)	16,32,35	1.84	2 (12%)
32	UR3	1a	1498	32	14,22,23	0.80	1 (7%)	15,32,35	0.61	0
55	5MU	1x	54	55,56	15,22,23	1.06	1 (6%)	16,32,35	1.93	1 (6%)
32	M2G	2a	966	32	20,27,28	1.47	3 (15%)	22,40,43	2.14	7 (31%)
32	7MG	2a	527	32,56	22,26,27	1.79	4 (18%)	28,39,42	2.61	8 (28%)
1	PSU	1A	1911	1	17,21,22	1.50	3 (17%)	20,30,33	3.20	5 (25%)
32	5MC	2a	1407	32,56	15,22,23	1.26	1 (6%)	19,32,35	1.49	4 (21%)
32	5MC	1a	1407	32	15,22,23	1.27	1 (6%)	19,32,35	1.31	2 (10%)
1	5MC	2A	1962	1,56	15,22,23	1.25	1 (6%)	19,32,35	1.41	2 (10%)
43	0TD	2l	92	43	4,9,10	3.13	1 (25%)	3,11,13	2.60	1 (33%)
54	7MG	2y	46	54	22,26,27	1.84	4 (18%)	28,39,42	3.14	10 (35%)
32	7MG	1a	527	32,56	22,26,27	1.75	4 (18%)	28,39,42	2.64	9 (32%)
55	PSU	2x	55	55	17,21,22	1.47	2 (11%)	20,30,33	3.11	5 (25%)
32	MA6	1a	1518	32	19,26,27	0.99	1 (5%)	18,38,41	1.66	6 (33%)

Mol	Type	Chain	Res	Link	Bond lengths			Bond angles		
					Counts	RMSZ	# Z > 2	Counts	RMSZ	# Z > 2
54	7MG	1w	46	54	22,26,27	1.82	4 (18%)	28,39,42	2.79	9 (32%)
43	0TD	1l	92	43	4,9,10	3.18	1 (25%)	3,11,13	5.07	1 (33%)
1	PSU	2A	1917	1	17,21,22	1.59	2 (11%)	20,30,33	3.29	6 (30%)
32	4OC	1a	1402	32,56	16,23,24	0.65	0	17,32,35	1.28	1 (5%)
54	4SU	1y	8	54	14,21,22	1.27	1 (7%)	15,30,33	1.65	2 (13%)
1	5MC	2A	1942	1	15,22,23	1.25	1 (6%)	19,32,35	1.34	3 (15%)
54	CM0	1y	34	54	16,26,27	1.16	1 (6%)	18,37,40	2.12	3 (16%)
1	5MU	1A	1915	1	15,22,23	1.10	1 (6%)	16,32,35	1.77	2 (12%)
1	PSU	1A	2605	1,56	17,21,22	1.86	4 (23%)	20,30,33	3.16	6 (30%)
54	4SU	2w	8	54	14,21,22	1.26	1 (7%)	15,30,33	1.43	2 (13%)
55	PSU	1x	55	55	17,21,22	1.64	2 (11%)	20,30,33	3.12	6 (30%)
32	5MC	1a	1400	32	15,22,23	1.26	1 (6%)	19,32,35	1.41	3 (15%)
1	5MC	1A	1962	1,56	15,22,23	1.40	1 (6%)	19,32,35	1.24	3 (15%)
1	2MU	1A	2552	1,56	14,22,24	0.93	1 (7%)	14,31,36	0.92	1 (7%)
1	5MU	2A	1915	1	15,22,23	1.05	1 (6%)	16,32,35	1.76	2 (12%)
32	5MC	2a	1404	32	15,22,23	1.34	1 (6%)	19,32,35	1.25	3 (15%)
54	5MU	1y	54	54	15,22,23	1.11	1 (6%)	16,32,35	1.82	1 (6%)
54	6MZ	2y	37	54,32	18,25,26	0.98	1 (5%)	16,36,39	2.00	4 (25%)
54	PSU	2y	55	54	17,21,22	1.52	2 (11%)	20,30,33	3.16	7 (35%)
1	2MA	1A	2503	1,56	17,25,26	1.24	1 (5%)	19,37,40	2.22	3 (15%)
55	4SU	2x	8	55	14,21,22	1.38	2 (14%)	15,30,33	2.47	2 (13%)
54	5MU	2w	54	54	15,22,23	1.03	1 (6%)	16,32,35	2.07	2 (12%)
54	6MZ	2w	37	54	18,25,26	0.92	1 (5%)	16,36,39	2.02	4 (25%)
1	2MU	2A	2552	1,56	14,22,24	0.93	0	14,31,36	0.87	0
32	PSU	2a	516	32,56	17,21,22	1.52	3 (17%)	20,30,33	3.06	6 (30%)
55	4SU	1x	8	55	14,21,22	1.47	2 (14%)	15,30,33	2.47	2 (13%)
1	2MA	2A	2503	1	17,25,26	1.30	2 (11%)	19,37,40	1.89	2 (10%)
32	4OC	2a	1402	32,56	16,23,24	0.66	0	17,32,35	1.64	1 (5%)
54	4SU	1w	8	54	14,21,22	1.31	2 (14%)	15,30,33	1.46	2 (13%)
54	CM0	2y	34	54,53	16,26,27	1.19	1 (6%)	18,37,40	1.55	2 (11%)
54	PSU	2w	55	54	17,21,22	1.35	2 (11%)	20,30,33	3.23	6 (30%)
55	5MU	2x	54	55	15,22,23	1.09	1 (6%)	16,32,35	1.76	2 (12%)
1	PSU	2A	1911	1	17,21,22	1.51	3 (17%)	20,30,33	3.18	6 (30%)
55	5MC	2x	32	55	15,22,23	1.37	1 (6%)	19,32,35	1.34	2 (10%)
54	4SU	2y	8	54	14,21,22	1.25	1 (7%)	15,30,33	1.79	3 (20%)

Mol	Type	Chain	Res	Link	Bond lengths			Bond angles		
					Counts	RMSZ	# Z > 2	Counts	RMSZ	# Z > 2
54	6MZ	1y	37	54	18,25,26	1.04	2 (11%)	16,36,39	2.19	4 (25%)
54	7MG	1y	46	54	22,26,27	1.83	4 (18%)	28,39,42	3.09	12 (42%)
32	5MC	1a	967	32	15,22,23	1.12	1 (6%)	19,32,35	1.44	2 (10%)
32	5MC	2a	1400	32	15,22,23	1.33	1 (6%)	19,32,35	1.29	3 (15%)
54	PSU	1y	55	54	17,21,22	1.60	3 (17%)	20,30,33	3.09	7 (35%)
32	PSU	1a	516	32	17,21,22	1.56	4 (23%)	20,30,33	3.07	6 (30%)
1	5MU	2A	1939	1	15,22,23	1.14	2 (13%)	16,32,35	1.69	2 (12%)
54	6MZ	1w	37	54	18,25,26	0.93	1 (5%)	16,36,39	2.10	4 (25%)
32	MA6	1a	1519	32	19,26,27	1.05	1 (5%)	18,38,41	1.64	4 (22%)
54	5MU	2y	54	54	15,22,23	1.10	1 (6%)	16,32,35	1.89	2 (12%)
1	OMG	1A	2251	1,55,56	18,26,27	1.22	2 (11%)	20,38,41	2.24	6 (30%)
32	MA6	2a	1519	32	19,26,27	1.03	1 (5%)	18,38,41	1.57	4 (22%)
55	5MC	1x	32	55	15,22,23	1.27	1 (6%)	19,32,35	1.56	4 (21%)
54	7MG	2w	46	54	22,26,27	1.84	3 (13%)	28,39,42	2.84	9 (32%)

In the following table, the Chirals column lists the number of chiral outliers, the number of chiral centers analysed, the number of these observed in the model and the number defined in the Chemical Component Dictionary. Similar counts are reported in the Torsion and Rings columns. '-' means no outliers of that kind were identified.

Mol	Type	Chain	Res	Link	Chirals	Torsions	Rings
32	2MG	2a	1207	32,56	-	2/5/27/28	0/3/3/3
32	2MG	1a	1207	32	-	0/5/27/28	0/3/3/3
32	UR3	2a	1498	32	-	0/5/25/26	0/2/2/2
54	PSU	1w	55	54	-	0/7/25/26	0/2/2/2
1	5MC	1A	1942	1	-	0/5/25/26	0/2/2/2
32	5MC	1a	1404	32	-	0/5/25/26	0/2/2/2
54	CM0	2w	34	54	-	3/8/30/31	0/2/2/2
32	5MC	2a	967	32	-	0/5/25/26	0/2/2/2
1	OMG	2A	2251	1,55,56	-	0/5/27/28	0/3/3/3
32	MA6	2a	1518	32	-	3/7/29/30	0/3/3/3
54	CM0	1w	34	54	-	3/8/30/31	0/2/2/2
54	5MU	1w	54	54	-	0/5/25/26	0/2/2/2
1	4OC	2A	1920	1	-	0/7/27/30	0/2/2/2
32	M2G	1a	966	32	-	0/7/29/30	0/3/3/3
1	4OC	1A	1920	1	-	0/7/27/30	0/2/2/2
1	PSU	2A	2605	1	-	0/7/25/26	0/2/2/2
1	PSU	1A	1917	1	-	0/7/25/26	0/2/2/2

Continued on next page...

Continued from previous page...

Mol	Type	Chain	Res	Link	Chirals	Torsions	Rings
1	5MU	1A	1939	1	-	0/5/25/26	0/2/2/2
32	UR3	1a	1498	32	-	0/5/25/26	0/2/2/2
55	5MU	1x	54	55,56	-	0/5/25/26	0/2/2/2
32	M2G	2a	966	32	-	0/7/29/30	0/3/3/3
32	7MG	2a	527	32,56	-	3/7/37/38	0/3/3/3
1	PSU	1A	1911	1	-	0/7/25/26	0/2/2/2
32	5MC	2a	1407	32,56	-	0/5/25/26	0/2/2/2
32	5MC	1a	1407	32	-	0/5/25/26	0/2/2/2
1	5MC	2A	1962	1,56	-	2/5/25/26	0/2/2/2
43	0TD	2l	92	43	-	1/3/12/14	-
54	7MG	2y	46	54	-	2/7/37/38	0/3/3/3
32	7MG	1a	527	32,56	-	3/7/37/38	0/3/3/3
55	PSU	2x	55	55	-	0/7/25/26	0/2/2/2
32	MA6	1a	1518	32	-	1/7/29/30	0/3/3/3
54	7MG	1w	46	54	-	2/7/37/38	0/3/3/3
43	0TD	1l	92	43	-	3/3/12/14	-
1	PSU	2A	1917	1	-	0/7/25/26	0/2/2/2
32	4OC	1a	1402	32,56	-	2/9/29/30	0/2/2/2
54	4SU	1y	8	54	-	1/5/25/26	0/2/2/2
1	5MC	2A	1942	1	-	0/5/25/26	0/2/2/2
54	CM0	1y	34	54	-	0/8/30/31	0/2/2/2
1	5MU	1A	1915	1	-	0/5/25/26	0/2/2/2
1	PSU	1A	2605	1,56	-	0/7/25/26	0/2/2/2
54	4SU	2w	8	54	-	0/5/25/26	0/2/2/2
55	PSU	1x	55	55	-	0/7/25/26	0/2/2/2
32	5MC	1a	1400	32	-	0/5/25/26	0/2/2/2
1	5MC	1A	1962	1,56	-	2/5/25/26	0/2/2/2
1	2MU	1A	2552	1,56	-	0/7/27/28	0/2/2/2
1	5MU	2A	1915	1	-	0/5/25/26	0/2/2/2
32	5MC	2a	1404	32	-	2/5/25/26	0/2/2/2
54	5MU	1y	54	54	-	2/5/25/26	0/2/2/2
54	6MZ	2y	37	54,32	-	3/5/27/28	0/3/3/3
54	PSU	2y	55	54	-	0/7/25/26	0/2/2/2
1	2MA	1A	2503	1,56	-	2/3/25/26	0/3/3/3
55	4SU	2x	8	55	-	0/5/25/26	0/2/2/2
54	5MU	2w	54	54	-	0/5/25/26	0/2/2/2
54	6MZ	2w	37	54	-	0/5/27/28	0/3/3/3
1	2MU	2A	2552	1,56	-	1/7/27/28	0/2/2/2
32	PSU	2a	516	32,56	-	0/7/25/26	0/2/2/2

Continued on next page...

Continued from previous page...

Mol	Type	Chain	Res	Link	Chirals	Torsions	Rings
55	4SU	1x	8	55	-	0/5/25/26	0/2/2/2
1	2MA	2A	2503	1	-	1/3/25/26	0/3/3/3
32	4OC	2a	1402	32,56	-	2/9/29/30	0/2/2/2
54	4SU	1w	8	54	-	0/5/25/26	0/2/2/2
54	CM0	2y	34	54,53	-	4/8/30/31	0/2/2/2
54	PSU	2w	55	54	-	0/7/25/26	0/2/2/2
55	5MU	2x	54	55	-	0/5/25/26	0/2/2/2
1	PSU	2A	1911	1	-	0/7/25/26	0/2/2/2
55	5MC	2x	32	55	-	1/5/25/26	0/2/2/2
54	4SU	2y	8	54	-	1/5/25/26	0/2/2/2
54	6MZ	1y	37	54	-	0/5/27/28	0/3/3/3
54	7MG	1y	46	54	-	5/7/37/38	0/3/3/3
32	5MC	1a	967	32	-	0/5/25/26	0/2/2/2
32	5MC	2a	1400	32	-	2/5/25/26	0/2/2/2
54	PSU	1y	55	54	-	0/7/25/26	0/2/2/2
32	PSU	1a	516	32	-	0/7/25/26	0/2/2/2
1	5MU	2A	1939	1	-	0/5/25/26	0/2/2/2
54	6MZ	1w	37	54	-	0/5/27/28	0/3/3/3
32	MA6	1a	1519	32	-	3/7/29/30	0/3/3/3
54	5MU	2y	54	54	-	0/5/25/26	0/2/2/2
1	OMG	1A	2251	1,55,56	-	0/5/27/28	0/3/3/3
32	MA6	2a	1519	32	-	4/7/29/30	0/3/3/3
55	5MC	1x	32	55	-	0/5/25/26	0/2/2/2
54	7MG	2w	46	54	-	2/7/37/38	0/3/3/3

The worst 5 of 133 bond length outliers are listed below:

Mol	Chain	Res	Type	Atoms	Z	Observed(Å)	Ideal(Å)
43	1l	92	0TD	CB-SB	-6.08	1.69	1.84
43	2l	92	0TD	CB-SB	-6.02	1.69	1.84
1	1A	2605	PSU	C5-C1'	-5.62	1.47	1.52
32	2a	527	7MG	C6-C5	5.32	1.48	1.41
54	2w	46	7MG	C6-C5	5.12	1.48	1.41

The worst 5 of 310 bond angle outliers are listed below:

Mol	Chain	Res	Type	Atoms	Z	Observed(°)	Ideal(°)
54	2y	46	7MG	N3-C4-N9	10.82	140.81	126.91
54	1y	46	7MG	N3-C4-N9	10.11	139.90	126.91
54	2w	46	7MG	N3-C4-N9	9.33	138.89	126.91

Continued on next page...

Continued from previous page...

Mol	Chain	Res	Type	Atoms	Z	Observed(°)	Ideal(°)
54	1w	55	PSU	N1-C2-N3	-8.96	121.31	128.43
1	1A	1911	PSU	N1-C2-N3	-8.92	121.33	128.43

There are no chirality outliers.

5 of 68 torsion outliers are listed below:

Mol	Chain	Res	Type	Atoms
32	2a	1207	2MG	C3'-C4'-C5'-O5'
54	2w	34	CM0	C4-C5-O5-C7
32	2a	1518	MA6	C5-C6-N6-C9
1	2A	1962	5MC	O4'-C1'-N1-C6
1	2A	1962	5MC	C2'-C1'-N1-C6

There are no ring outliers.

9 monomers are involved in 11 short contacts:

Mol	Chain	Res	Type	Clashes	Symm-Clashes
1	2A	2251	OMG	1	0
1	1A	1917	PSU	1	0
1	1A	1939	5MU	2	0
1	2A	1942	5MC	1	0
1	1A	2552	2MU	1	0
1	2A	2552	2MU	2	0
1	2A	2503	2MA	1	0
1	2A	1939	5MU	1	0
1	1A	2251	OMG	1	0

5.5 Carbohydrates [i](#)

There are no carbohydrates in this entry.

5.6 Ligand geometry [i](#)

Of 2801 ligands modelled in this entry, 2797 are monoatomic - leaving 4 for Mogul analysis.

In the following table, the Counts columns list the number of bonds (or angles) for which Mogul statistics could be retrieved, the number of bonds (or angles) that are observed in the model and the number of bonds (or angles) that are defined in the Chemical Component Dictionary. The Link column lists molecule types, if any, to which the group is linked. The Z score for a bond length (or angle) is the number of standard deviations the observed value is removed from the

expected value. A bond length (or angle) with $|Z| > 2$ is considered an outlier worth inspection. RMSZ is the root-mean-square of all Z scores of the bond lengths (or angles).

Mol	Type	Chain	Res	Link	Bond lengths			Bond angles		
					Counts	RMSZ	$\# Z > 2$	Counts	RMSZ	$\# Z > 2$
57	DI0	2A	3846	-	58,61,61	1.03	2 (3%)	77,92,92	1.57	15 (19%)
57	DI0	1A	4098	-	58,61,61	2.41	23 (39%)	77,92,92	2.13	25 (32%)
60	SF4	1d	3102	35	0,12,12	0.00	-	-		
60	SF4	2d	303	35	0,12,12	0.00	-	-		

In the following table, the Chirals column lists the number of chiral outliers, the number of chiral centers analysed, the number of these observed in the model and the number defined in the Chemical Component Dictionary. Similar counts are reported in the Torsion and Rings columns. '-' means no outliers of that kind were identified.

Mol	Type	Chain	Res	Link	Chirals	Torsions	Rings
57	DI0	2A	3846	-	-	10/70/121/121	0/3/4/4
60	SF4	2d	303	35	-	-	0/6/5/5
60	SF4	1d	3102	35	-	-	0/6/5/5
57	DI0	1A	4098	-	-	10/70/121/121	0/3/4/4

The worst 5 of 25 bond length outliers are listed below:

Mol	Chain	Res	Type	Atoms	Z	Observed(Å)	Ideal(Å)
57	1A	4098	DI0	CAF-CAE	-6.43	1.37	1.51
57	1A	4098	DI0	OBJ-CAP	-5.51	1.35	1.44
57	2A	3846	DI0	CAF-CAE	-5.31	1.39	1.51
57	1A	4098	DI0	OBH-CAD	-4.58	1.36	1.44
57	1A	4098	DI0	OBK-CAN	-4.29	1.35	1.44

The worst 5 of 40 bond angle outliers are listed below:

Mol	Chain	Res	Type	Atoms	Z	Observed(°)	Ideal(°)
57	1A	4098	DI0	OBK-CAN-CBQ	-5.60	101.59	110.92
57	1A	4098	DI0	CCA-CBG-CBD	-5.51	104.75	113.40
57	1A	4098	DI0	CBU-CAZ-CAX	-4.87	104.26	112.57
57	1A	4098	DI0	OAM-CAB-OAU	-4.75	97.41	110.67
57	1A	4098	DI0	CBO-CAI-CAK	-4.59	106.58	112.02

There are no chirality outliers.

5 of 20 torsion outliers are listed below:

Mol	Chain	Res	Type	Atoms
57	1A	4098	DI0	CAT-CAN-OBK-CCB
57	2A	3846	DI0	CBR-CAP-CBC-CBB
57	1A	4098	DI0	CBR-CAP-CBC-CBB
57	2A	3846	DI0	CBD-CAO-NBE-CBY
57	1A	4098	DI0	CBD-CAO-NBE-CBY

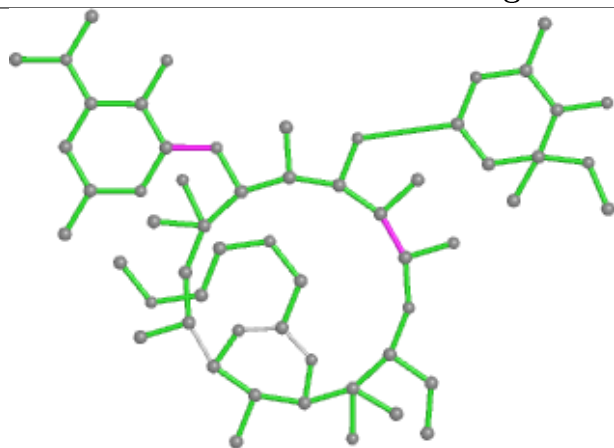
There are no ring outliers.

1 monomer is involved in 5 short contacts:

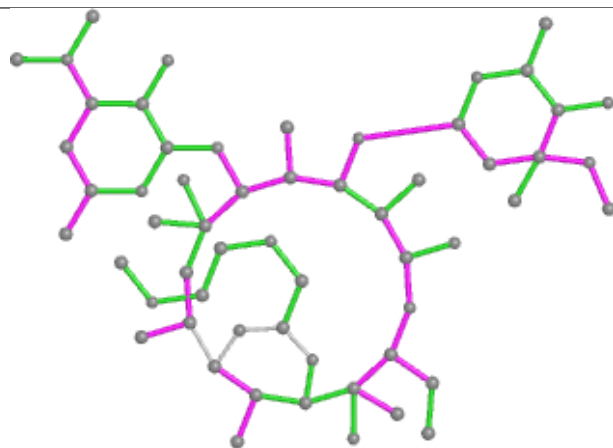
Mol	Chain	Res	Type	Clashes	Symm-Clashes
57	1A	4098	DI0	5	0

The following is a two-dimensional graphical depiction of Mogul quality analysis of bond lengths, bond angles, torsion angles, and ring geometry for all instances of the Ligand of Interest. In addition, ligands with molecular weight > 250 and outliers as shown on the validation Tables will also be included. For torsion angles, if less than 5% of the Mogul distribution of torsion angles is within 10 degrees of the torsion angle in question, then that torsion angle is considered an outlier. Any bond that is central to one or more torsion angles identified as an outlier by Mogul will be highlighted in the graph. For rings, the root-mean-square deviation (RMSD) between the ring in question and similar rings identified by Mogul is calculated over all ring torsion angles. If the average RMSD is greater than 60 degrees and the minimal RMSD between the ring in question and any Mogul-identified rings is also greater than 60 degrees, then that ring is considered an outlier. The outliers are highlighted in purple. The color gray indicates Mogul did not find sufficient equivalents in the CSD to analyse the geometry.

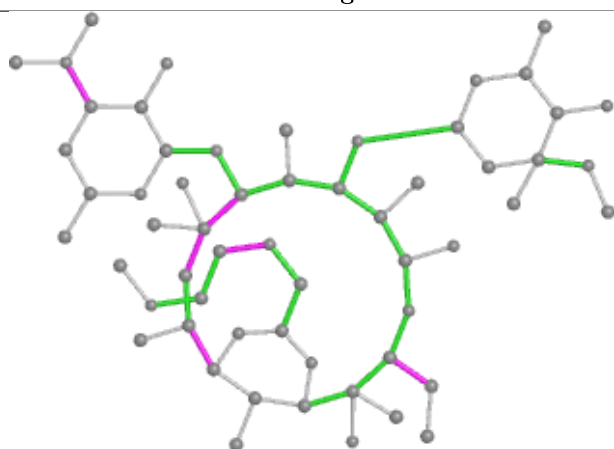
Ligand DI0 2A 3846



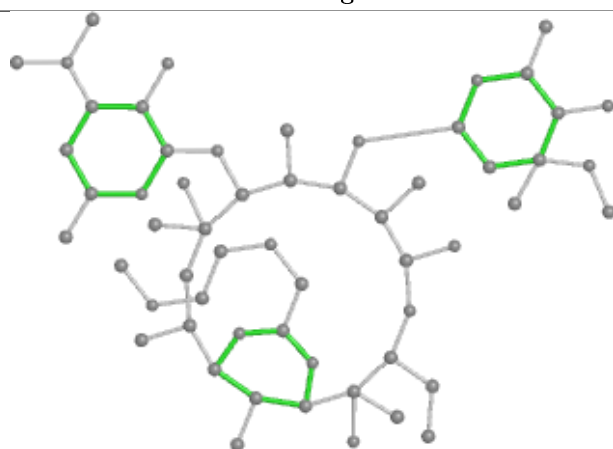
Bond lengths



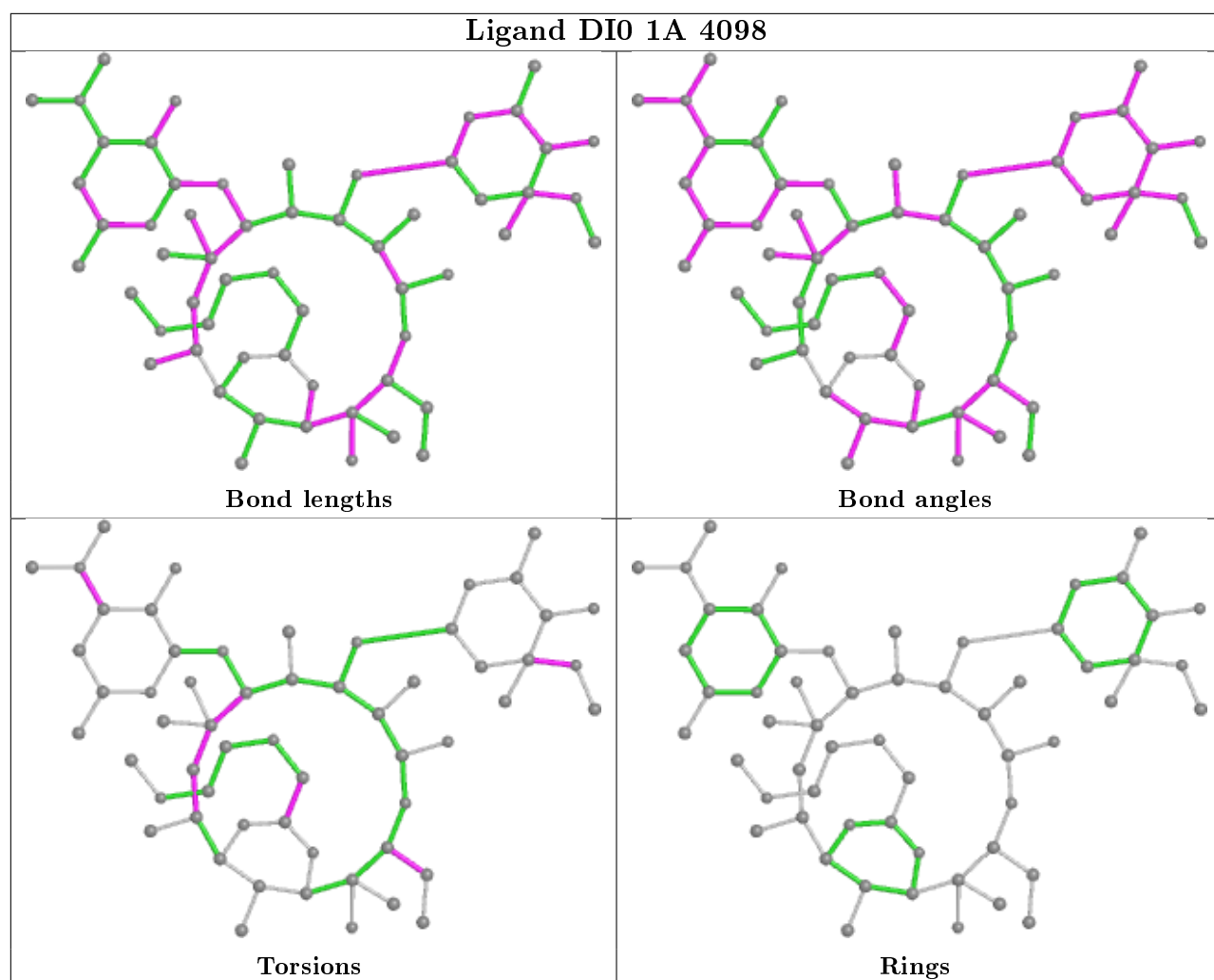
Bond angles



Torsions



Rings



5.7 Other polymers [i](#)

There are no such residues in this entry.

5.8 Polymer linkage issues [i](#)

There are no chain breaks in this entry.

6 Fit of model and data ⓘ

6.1 Protein, DNA and RNA chains ⓘ

In the following table, the column labelled ‘#RSRZ> 2’ contains the number (and percentage) of RSRZ outliers, followed by percent RSRZ outliers for the chain as percentile scores relative to all X-ray entries and entries of similar resolution. The OWAB column contains the minimum, median, 95th percentile and maximum values of the occupancy-weighted average B-factor per residue. The column labelled ‘Q< 0.9’ lists the number of (and percentage) of residues with an average occupancy less than 0.9.

Mol	Chain	Analysed	<RSRZ>	#RSRZ>2	OWAB(Å ²)	Q<0.9
1	1A	2860/2915 (98%)	0.38	23 (0%) 86 81	18, 35, 99, 114	0
1	2A	2789/2915 (95%)	0.30	28 (1%) 82 77	30, 56, 97, 114	0
2	1B	120/121 (99%)	0.12	0 100 100	28, 48, 63, 92	0
2	2B	120/121 (99%)	-0.03	0 100 100	62, 77, 88, 98	0
3	1D	275/276 (99%)	0.43	2 (0%) 87 84	20, 35, 50, 87	0
3	2D	275/276 (99%)	0.73	10 (3%) 42 32	31, 47, 64, 83	0
4	1E	204/206 (99%)	0.41	4 (1%) 65 56	21, 40, 59, 79	0
4	2E	204/206 (99%)	0.68	13 (6%) 19 12	33, 58, 73, 86	0
5	1F	203/210 (96%)	0.34	2 (0%) 82 77	20, 41, 71, 89	0
5	2F	203/210 (96%)	0.62	9 (4%) 34 24	35, 66, 82, 94	0
6	1G	181/182 (99%)	0.32	1 (0%) 89 86	40, 59, 76, 86	0
6	2G	181/182 (99%)	0.76	22 (12%) 4 2	70, 81, 90, 102	0
7	1H	174/180 (96%)	0.39	3 (1%) 70 63	38, 53, 68, 74	0
7	2H	174/180 (96%)	0.88	27 (15%) 2 1	70, 84, 94, 98	0
8	1I	146/148 (98%)	0.18	0 100 100	40, 73, 82, 88	0
8	2I	146/148 (98%)	0.30	6 (4%) 37 27	54, 72, 85, 90	0
9	1N	140/140 (100%)	0.47	1 (0%) 87 84	27, 37, 62, 75	0
9	2N	140/140 (100%)	1.15	25 (17%) 1 1	45, 64, 81, 85	0
10	1O	122/122 (100%)	0.60	3 (2%) 57 47	26, 38, 56, 65	0
10	2O	122/122 (100%)	0.80	8 (6%) 18 11	42, 57, 71, 78	0
11	1P	149/150 (99%)	0.36	2 (1%) 77 72	20, 45, 73, 84	0
11	2P	149/150 (99%)	0.80	10 (6%) 17 10	34, 69, 83, 94	0
12	1Q	141/141 (100%)	0.64	7 (4%) 28 19	25, 40, 56, 77	0
12	2Q	141/141 (100%)	1.04	17 (12%) 4 2	46, 66, 78, 84	0

Continued on next page...

Continued from previous page...

Mol	Chain	Analysed	<RSRZ>	#RSRZ>2			OWAB(Å ²)	Q<0.9
13	1R	118/118 (100%)	0.51	1 (0%)	86	81	23, 33, 48, 59	0
13	2R	118/118 (100%)	0.64	5 (4%)	36	26	39, 51, 62, 73	0
14	1S	110/112 (98%)	0.49	2 (1%)	68	61	35, 48, 61, 66	0
14	2S	110/112 (98%)	0.54	6 (5%)	25	16	62, 72, 82, 85	0
15	1T	131/146 (89%)	0.42	2 (1%)	73	68	30, 43, 71, 80	0
15	2T	131/146 (89%)	0.65	2 (1%)	73	68	52, 61, 80, 87	0
16	1U	116/118 (98%)	0.48	1 (0%)	84	80	22, 30, 49, 63	0
16	2U	116/118 (98%)	0.70	3 (2%)	56	46	42, 61, 76, 84	0
17	1V	101/101 (100%)	0.07	0	100	100	25, 39, 55, 68	0
17	2V	101/101 (100%)	0.61	5 (4%)	28	19	42, 71, 83, 90	0
18	1W	112/113 (99%)	0.60	3 (2%)	54	44	22, 31, 52, 84	0
18	2W	112/113 (99%)	1.23	24 (21%)	0	0	39, 47, 69, 89	0
19	1X	95/96 (98%)	0.42	1 (1%)	80	75	20, 38, 61, 75	0
19	2X	95/96 (98%)	0.73	8 (8%)	11	5	41, 58, 73, 80	0
20	1Y	107/110 (97%)	0.61	4 (3%)	41	31	34, 49, 70, 81	0
20	2Y	107/110 (97%)	1.54	32 (29%)	0	0	59, 72, 83, 89	0
21	1Z	154/206 (74%)	0.88	25 (16%)	1	1	44, 66, 92, 100	0
21	2Z	160/206 (77%)	1.18	38 (23%)	0	0	64, 85, 100, 105	0
22	10	83/85 (97%)	0.81	6 (7%)	15	8	25, 36, 54, 74	0
22	20	83/85 (97%)	0.87	8 (9%)	8	4	45, 62, 73, 86	0
23	11	97/98 (98%)	0.75	2 (2%)	63	54	27, 43, 72, 76	0
23	21	97/98 (98%)	1.01	9 (9%)	8	4	35, 53, 77, 85	0
24	12	70/72 (97%)	0.54	3 (4%)	35	25	35, 46, 59, 81	0
24	22	70/72 (97%)	0.57	2 (2%)	51	41	55, 69, 80, 81	0
25	13	59/60 (98%)	0.23	1 (1%)	70	63	25, 34, 59, 79	0
25	23	59/60 (98%)	0.89	9 (15%)	2	1	49, 66, 82, 90	0
26	14	69/71 (97%)	0.35	2 (2%)	51	41	53, 73, 91, 98	0
26	24	69/71 (97%)	0.43	8 (11%)	4	2	80, 88, 97, 103	0
27	15	59/60 (98%)	0.45	1 (1%)	70	63	19, 31, 48, 67	0
27	25	59/60 (98%)	0.74	1 (1%)	70	63	36, 51, 66, 77	0
28	16	53/54 (98%)	0.34	2 (3%)	40	30	28, 40, 53, 62	0

Continued on next page...

Continued from previous page...

Mol	Chain	Analysed	<RSRZ>	#RSRZ>2	OWAB(Å ²)	Q<0.9
28	26	53/54 (98%)	0.63	4 (7%) 14 8	50, 60, 72, 76	0
29	17	48/49 (97%)	0.67	5 (10%) 6 3	21, 27, 55, 64	0
29	27	48/49 (97%)	1.29	9 (18%) 1 1	31, 37, 64, 71	0
30	18	64/65 (98%)	0.62	0 100 100	26, 33, 43, 58	0
30	28	64/65 (98%)	1.03	10 (15%) 2 1	43, 54, 62, 70	0
31	19	37/37 (100%)	0.75	1 (2%) 54 44	30, 39, 59, 61	0
31	29	37/37 (100%)	1.42	10 (27%) 0 0	59, 67, 78, 79	0
32	1a	1488/1521 (97%)	0.22	8 (0%) 91 88	31, 63, 95, 110	0
32	2a	1491/1521 (98%)	0.18	12 (0%) 86 81	49, 77, 99, 114	0
33	1b	231/256 (90%)	0.27	7 (3%) 50 40	61, 80, 93, 96	0
33	2b	231/256 (90%)	1.31	61 (26%) 0 0	74, 89, 97, 102	0
34	1c	206/239 (86%)	0.47	13 (6%) 20 12	56, 69, 83, 91	0
34	2c	206/239 (86%)	0.84	44 (21%) 0 0	76, 86, 93, 99	0
35	1d	208/209 (99%)	1.04	33 (15%) 1 1	51, 66, 79, 87	0
35	2d	208/209 (99%)	1.49	57 (27%) 0 0	63, 73, 84, 89	0
36	1e	148/162 (91%)	0.81	12 (8%) 12 6	49, 63, 75, 87	0
36	2e	148/162 (91%)	1.14	33 (22%) 0 0	68, 78, 87, 90	0
37	1f	100/101 (99%)	0.57	7 (7%) 16 9	50, 65, 76, 81	0
37	2f	100/101 (99%)	0.07	0 100 100	55, 68, 79, 81	0
38	1g	155/156 (99%)	0.26	10 (6%) 18 11	56, 70, 87, 93	0
38	2g	155/156 (99%)	0.61	18 (11%) 4 2	71, 79, 90, 94	0
39	1h	137/138 (99%)	0.27	5 (3%) 42 32	52, 65, 72, 78	0
39	2h	137/138 (99%)	0.58	10 (7%) 15 8	67, 79, 85, 90	0
40	1i	127/128 (99%)	0.43	10 (7%) 12 7	50, 77, 86, 89	0
40	2i	127/128 (99%)	1.64	43 (33%) 0 0	76, 86, 93, 98	0
41	1j	97/105 (92%)	0.61	7 (7%) 15 8	52, 77, 92, 99	0
41	2j	96/105 (91%)	1.12	24 (25%) 0 0	79, 89, 96, 102	0
42	1k	114/129 (88%)	0.48	2 (1%) 68 61	43, 64, 77, 85	0
42	2k	114/129 (88%)	0.58	5 (4%) 34 24	51, 72, 83, 89	0
43	1l	121/132 (91%)	0.38	4 (3%) 46 36	39, 50, 65, 71	0
43	2l	121/132 (91%)	1.12	21 (17%) 1 1	50, 67, 77, 83	0

Continued on next page...

Continued from previous page...

Mol	Chain	Analysed	<RSRZ>	#RSRZ>2	OWAB(Å ²)	Q<0.9
44	1m	123/126 (97%)	0.62	7 (5%) 23 15	56, 69, 81, 101	0
44	2m	122/126 (96%)	1.09	23 (18%) 1 1	72, 84, 90, 101	0
45	1n	60/61 (98%)	0.67	2 (3%) 46 36	54, 66, 73, 76	0
45	2n	60/61 (98%)	2.33	29 (48%) 0 0	75, 86, 91, 95	0
46	1o	88/89 (98%)	0.51	2 (2%) 60 51	47, 62, 74, 77	0
46	2o	88/89 (98%)	0.47	3 (3%) 45 35	58, 71, 81, 90	0
47	1p	82/88 (93%)	0.91	10 (12%) 4 2	57, 66, 78, 84	0
47	2p	82/88 (93%)	0.94	11 (13%) 3 1	60, 68, 78, 82	0
48	1q	99/105 (94%)	0.60	5 (5%) 28 19	51, 65, 76, 82	0
48	2q	99/105 (94%)	1.02	15 (15%) 2 1	60, 73, 81, 85	0
49	1r	68/88 (77%)	0.38	1 (1%) 73 68	53, 64, 76, 78	0
49	2r	68/88 (77%)	0.21	0 100 100	58, 71, 84, 89	0
50	1s	83/93 (89%)	0.10	2 (2%) 59 49	59, 72, 83, 86	0
50	2s	83/93 (89%)	1.01	18 (21%) 0 0	81, 89, 96, 99	0
51	1t	96/106 (90%)	0.62	7 (7%) 15 8	57, 69, 81, 85	0
51	2t	96/106 (90%)	0.69	10 (10%) 6 3	61, 70, 84, 86	0
52	1u	23/27 (85%)	1.69	8 (34%) 0 0	59, 64, 74, 75	0
52	2u	23/27 (85%)	1.79	10 (43%) 0 0	77, 82, 87, 90	0
53	1v	13/27 (48%)	1.50	4 (30%) 0 0	45, 56, 94, 105	0
53	2v	13/27 (48%)	1.76	6 (46%) 0 0	63, 82, 101, 101	0
54	1w	67/76 (88%)	0.55	6 (8%) 9 5	41, 90, 101, 106	0
54	1y	67/76 (88%)	0.68	6 (8%) 9 5	35, 101, 108, 112	0
54	2w	67/76 (88%)	1.10	15 (22%) 0 0	55, 99, 105, 111	0
54	2y	67/76 (88%)	0.78	8 (11%) 4 2	53, 103, 107, 110	0
55	1x	72/77 (93%)	0.24	1 (1%) 75 70	36, 69, 89, 93	0
55	2x	72/77 (93%)	0.11	0 100 100	51, 81, 94, 102	0
All	All	20878/21754 (95%)	0.52	1133 (5%) 25 17	18, 62, 93, 114	0

The worst 5 of 1133 RSRZ outliers are listed below:

Mol	Chain	Res	Type	RSRZ
44	1m	124	PRO	19.3
44	2m	124	PRO	18.6

Continued on next page...

Continued from previous page...

Mol	Chain	Res	Type	RSRZ
44	2m	123	ALA	16.7
44	1m	123	ALA	14.3
44	2m	122	LYS	13.9

6.2 Non-standard residues in protein, DNA, RNA chains [i](#)

In the following table, the Atoms column lists the number of modelled atoms in the group and the number defined in the chemical component dictionary. The B-factors column lists the minimum, median, 95th percentile and maximum values of B factors of atoms in the group. The column labelled 'Q< 0.9' lists the number of atoms with occupancy less than 0.9.

Mol	Type	Chain	Res	Atoms	RSCC	RSR	B-factors(Å ²)	Q<0.9
54	PSU	2w	55	20/21	0.53	0.28	80,102,110,113	0
54	PSU	1w	55	20/21	0.62	0.31	64,91,100,110	0
54	CM0	1y	34	25/26	0.64	0.36	89,95,104,121	0
54	PSU	1y	55	20/21	0.68	0.27	95,103,109,120	0
54	PSU	2y	55	20/21	0.70	0.26	96,103,116,128	0
54	4SU	2y	8	20/21	0.71	0.14	94,102,118,127	0
54	CM0	2y	34	25/26	0.71	0.48	85,101,107,121	0
54	7MG	2y	46	24/25	0.73	0.18	95,105,113,128	0
54	5MU	1y	54	21/22	0.73	0.26	88,98,107,120	0
54	4SU	1y	8	20/21	0.74	0.21	97,103,115,130	0
54	5MU	2y	54	21/22	0.74	0.29	91,100,114,130	0
54	6MZ	1y	37	23/24	0.75	0.23	89,97,110,126	0
54	6MZ	2y	37	23/24	0.77	0.32	92,100,114,137	0
54	4SU	2w	8	20/21	0.80	0.22	91,103,115,116	0
54	7MG	1y	46	24/25	0.80	0.19	88,104,109,121	0
54	7MG	1w	46	24/25	0.84	0.16	83,93,101,112	0
54	5MU	2w	54	21/22	0.85	0.16	81,87,94,98	0
54	7MG	2w	46	24/25	0.85	0.19	87,98,108,119	0
55	4SU	2x	8	20/21	0.87	0.14	78,85,92,96	0
54	4SU	1w	8	20/21	0.88	0.13	84,89,100,104	0
55	PSU	2x	55	20/21	0.89	0.12	75,82,88,93	0
32	2MG	2a	1207	24/25	0.90	0.17	74,89,97,103	0
54	5MU	1w	54	21/22	0.90	0.19	57,74,84,89	0
54	CM0	2w	34	25/26	0.92	0.20	65,79,90,95	0
32	M2G	2a	966	25/26	0.92	0.20	58,66,80,85	0
32	PSU	2a	516	20/21	0.92	0.17	61,75,81,85	0
55	4SU	1x	8	20/21	0.92	0.17	55,64,84,86	0
55	5MC	2x	32	21/22	0.93	0.24	65,72,78,84	0
43	0TD	1l	92	10/11	0.94	0.21	39,46,49,68	0
54	6MZ	2w	37	23/24	0.94	0.25	67,78,83,85	0

Continued on next page...

Continued from previous page...

Mol	Type	Chain	Res	Atoms	RSCC	RSR	B-factors(\AA^2)	Q<0.9
43	0TD	2l	92	10/11	0.94	0.35	60,65,68,82	0
55	5MU	2x	54	21/22	0.94	0.15	83,87,89,95	0
32	5MC	2a	967	21/22	0.94	0.20	64,70,78,82	0
54	CM0	1w	34	25/26	0.95	0.17	49,64,67,70	0
1	5MC	2A	1942	21/22	0.95	0.16	51,59,66,73	0
32	7MG	2a	527	24/25	0.95	0.22	58,65,72,84	0
32	4OC	2a	1402	22/23	0.95	0.19	56,62,65,70	0
55	PSU	1x	55	20/21	0.95	0.15	60,66,75,78	0
1	5MU	1A	1915	21/22	0.95	0.18	51,57,61,65	0
1	5MC	2A	1962	21/22	0.95	0.18	43,50,58,67	0
32	5MC	2a	1400	21/22	0.95	0.26	60,68,71,76	0
32	MA6	2a	1518	24/25	0.95	0.21	49,61,66,66	0
1	5MU	2A	1915	21/22	0.95	0.17	66,73,79,85	0
32	5MC	2a	1404	21/22	0.95	0.19	47,55,64,66	0
32	MA6	2a	1519	24/25	0.96	0.27	53,59,63,64	0
32	7MG	1a	527	24/25	0.96	0.21	38,45,51,54	0
1	PSU	2A	1917	20/21	0.96	0.15	61,65,74,75	0
55	5MU	1x	54	21/22	0.96	0.15	59,71,76,78	0
1	4OC	2A	1920	21/23	0.96	0.17	48,59,64,66	0
32	PSU	1a	516	20/21	0.96	0.19	52,57,61,61	0
1	PSU	2A	1911	20/21	0.96	0.17	57,63,65,75	0
1	PSU	1A	1917	20/21	0.96	0.21	43,49,56,60	0
32	5MC	2a	1407	21/22	0.97	0.20	48,54,58,62	0
1	OMG	2A	2251	24/25	0.97	0.23	35,40,44,44	0
32	M2G	1a	966	25/26	0.97	0.22	46,50,58,65	0
1	4OC	1A	1920	21/23	0.97	0.19	37,45,50,56	0
1	PSU	2A	2605	20/21	0.97	0.21	30,37,44,45	0
32	5MC	1a	1404	21/22	0.97	0.24	32,41,49,51	0
32	5MC	1a	1400	21/22	0.97	0.21	37,50,53,57	0
32	5MC	1a	967	21/22	0.97	0.25	43,50,56,60	0
32	UR3	2a	1498	21/22	0.97	0.22	54,58,63,70	0
1	2MA	2A	2503	23/24	0.97	0.22	28,36,40,41	0
32	2MG	1a	1207	24/25	0.97	0.17	59,66,72,74	0
54	6MZ	1w	37	23/24	0.97	0.22	39,48,57,60	0
1	PSU	1A	1911	20/21	0.97	0.18	39,49,52,56	0
32	4OC	1a	1402	22/23	0.97	0.22	41,46,52,60	0
55	5MC	1x	32	21/22	0.97	0.21	41,54,60,62	0
1	PSU	1A	2605	20/21	0.98	0.20	22,26,35,35	0
32	5MC	1a	1407	21/22	0.98	0.21	27,39,42,43	0
1	2MU	2A	2552	21/23	0.98	0.20	35,39,47,49	0
1	5MU	1A	1939	21/22	0.98	0.21	20,28,32,37	0
1	5MU	2A	1939	21/22	0.98	0.21	35,38,45,46	0

Continued on next page...

Continued from previous page...

Mol	Type	Chain	Res	Atoms	RSCC	RSR	B-factors(\AA^2)	Q<0.9
1	5MC	1A	1942	21/22	0.98	0.18	37,42,47,53	0
32	MA6	1a	1519	24/25	0.98	0.23	32,39,42,47	0
1	5MC	1A	1962	21/22	0.98	0.19	32,36,42,52	0
1	2MU	1A	2552	21/23	0.98	0.25	23,27,33,35	0
1	OMG	1A	2251	24/25	0.98	0.23	19,25,27,29	0
32	MA6	1a	1518	24/25	0.98	0.23	30,38,41,42	0
32	UR3	1a	1498	21/22	0.99	0.25	29,39,43,45	0
1	2MA	1A	2503	23/24	0.99	0.24	17,21,25,28	0

6.3 Carbohydrates ⓘ

There are no carbohydrates in this entry.

6.4 Ligands ⓘ

In the following table, the Atoms column lists the number of modelled atoms in the group and the number defined in the chemical component dictionary. The B-factors column lists the minimum, median, 95th percentile and maximum values of B factors of atoms in the group. The column labelled 'Q< 0.9' lists the number of atoms with occupancy less than 0.9.

Mol	Type	Chain	Res	Atoms	RSCC	RSR	B-factors(\AA^2)	Q<0.9
56	MG	1A	3979	1/1	-0.12	0.54	92,92,92,92	0
56	MG	1A	4055	1/1	0.26	0.22	67,67,67,67	0
56	MG	1A	3962	1/1	0.34	0.12	72,72,72,72	0
56	MG	2a	1649	1/1	0.37	0.35	69,69,69,69	0
56	MG	2a	1762	1/1	0.39	0.30	104,104,104,104	0
56	MG	1A	4009	1/1	0.40	0.17	74,74,74,74	0
56	MG	2a	1756	1/1	0.43	0.18	72,72,72,72	0
56	MG	1A	3267	1/1	0.44	0.32	38,38,38,38	0
56	MG	2A	3606	1/1	0.48	0.26	79,79,79,79	0
56	MG	1A	3282	1/1	0.48	0.45	53,53,53,53	0
56	MG	2a	1817	1/1	0.48	0.09	95,95,95,95	0
56	MG	1A	3939	1/1	0.49	0.20	84,84,84,84	0
56	MG	2A	3504	1/1	0.49	0.18	66,66,66,66	0
56	MG	1A	3293	1/1	0.49	0.58	56,56,56,56	0
56	MG	2A	3391	1/1	0.49	0.36	79,79,79,79	0
56	MG	1A	3586	1/1	0.49	0.29	76,76,76,76	0
56	MG	2a	1819	1/1	0.49	0.17	69,69,69,69	0
56	MG	1B	235	1/1	0.50	0.38	81,81,81,81	0
56	MG	2A	3122	1/1	0.51	0.17	73,73,73,73	0
56	MG	2a	1821	1/1	0.52	0.25	72,72,72,72	0

Continued on next page...

Continued from previous page...

Mol	Type	Chain	Res	Atoms	RSCC	RSR	B-factors(\AA^2)	Q<0.9
56	MG	2A	3302	1/1	0.52	0.92	61,61,61,61	0
56	MG	2A	3485	1/1	0.53	0.27	61,61,61,61	0
56	MG	15	103	1/1	0.54	0.60	60,60,60,60	0
56	MG	2A	3774	1/1	0.55	0.23	71,71,71,71	0
56	MG	1A	3223	1/1	0.56	0.65	56,56,56,56	0
56	MG	2a	1697	1/1	0.56	0.17	76,76,76,76	0
56	MG	2B	202	1/1	0.56	0.34	84,84,84,84	0
56	MG	1A	3918	1/1	0.56	0.13	53,53,53,53	0
56	MG	2A	3138	1/1	0.56	0.22	68,68,68,68	0
56	MG	2A	3340	1/1	0.56	0.25	69,69,69,69	0
56	MG	1a	1689	1/1	0.56	0.26	67,67,67,67	0
56	MG	1A	3529	1/1	0.56	0.18	60,60,60,60	0
56	MG	1A	3848	1/1	0.56	0.63	37,37,37,37	0
56	MG	1A	3477	1/1	0.56	0.36	59,59,59,59	0
56	MG	1A	3468	1/1	0.56	0.33	82,82,82,82	0
56	MG	2a	1741	1/1	0.57	0.10	80,80,80,80	0
56	MG	1A	3914	1/1	0.57	0.11	71,71,71,71	0
56	MG	1A	3502	1/1	0.57	0.48	55,55,55,55	0
56	MG	2A	3678	1/1	0.57	0.13	85,85,85,85	0
56	MG	2a	1804	1/1	0.57	0.46	79,79,79,79	0
56	MG	1A	3975	1/1	0.58	0.10	113,113,113,113	0
56	MG	2a	1793	1/1	0.58	0.13	74,74,74,74	0
56	MG	1A	3982	1/1	0.58	0.15	42,42,42,42	0
56	MG	2A	3552	1/1	0.59	0.12	42,42,42,42	0
56	MG	2a	1624	1/1	0.59	0.66	70,70,70,70	0
56	MG	1A	4097	1/1	0.59	0.13	60,60,60,60	0
56	MG	2A	3056	1/1	0.59	0.35	74,74,74,74	0
56	MG	2a	1815	1/1	0.60	0.21	75,75,75,75	0
56	MG	2A	3411	1/1	0.60	0.54	65,65,65,65	0
56	MG	2a	1659	1/1	0.60	0.12	73,73,73,73	0
56	MG	2A	3332	1/1	0.60	0.56	71,71,71,71	0
56	MG	2a	1743	1/1	0.61	0.09	96,96,96,96	0
56	MG	1a	1833	1/1	0.61	0.11	68,68,68,68	0
56	MG	2A	3668	1/1	0.62	0.16	49,49,49,49	0
56	MG	1A	4081	1/1	0.62	2.45	92,92,92,92	0
56	MG	2a	1671	1/1	0.62	0.18	68,68,68,68	0
56	MG	1A	4061	1/1	0.62	0.25	65,65,65,65	0
56	MG	1A	3347	1/1	0.62	0.24	67,67,67,67	0
56	MG	1A	4003	1/1	0.62	0.28	84,84,84,84	0
56	MG	1A	3548	1/1	0.62	0.20	47,47,47,47	0
56	MG	2a	1625	1/1	0.63	0.51	74,74,74,74	0
56	MG	1A	4017	1/1	0.63	0.13	70,70,70,70	0

Continued on next page...

Continued from previous page...

Mol	Type	Chain	Res	Atoms	RSCC	RSR	B-factors(\AA^2)	Q<0.9
56	MG	1A	3594	1/1	0.63	0.32	48,48,48,48	0
56	MG	2a	1652	1/1	0.63	0.28	82,82,82,82	0
56	MG	2A	3136	1/1	0.64	0.18	63,63,63,63	0
56	MG	1H	201	1/1	0.64	0.32	69,69,69,69	0
56	MG	2y	103	1/1	0.64	0.26	79,79,79,79	0
56	MG	2A	3425	1/1	0.64	0.19	69,69,69,69	0
56	MG	1A	4050	1/1	0.64	0.13	37,37,37,37	0
56	MG	1A	3349	1/1	0.65	0.15	65,65,65,65	0
56	MG	1A	3132	1/1	0.65	0.55	52,52,52,52	0
56	MG	1A	3394	1/1	0.65	0.34	78,78,78,78	0
56	MG	2A	3377	1/1	0.65	0.22	70,70,70,70	0
56	MG	1E	306	1/1	0.65	0.25	59,59,59,59	0
56	MG	1A	3604	1/1	0.65	0.17	27,27,27,27	0
56	MG	2A	3574	1/1	0.65	0.31	66,66,66,66	0
56	MG	2A	3282	1/1	0.65	0.23	68,68,68,68	0
59	ZN	24	501	1/1	0.65	0.06	128,128,128,128	0
56	MG	2a	1642	1/1	0.65	0.25	74,74,74,74	0
56	MG	2A	3390	1/1	0.66	0.21	76,76,76,76	0
56	MG	2A	3781	1/1	0.66	0.56	60,60,60,60	0
56	MG	1A	3993	1/1	0.66	0.10	68,68,68,68	0
56	MG	2A	3395	1/1	0.66	0.17	75,75,75,75	0
56	MG	2A	3119	1/1	0.66	0.47	70,70,70,70	0
56	MG	1A	3634	1/1	0.66	0.14	38,38,38,38	0
56	MG	25	101	1/1	0.66	0.24	64,64,64,64	0
56	MG	2A	3508	1/1	0.66	0.39	64,64,64,64	0
56	MG	1A	3467	1/1	0.66	0.21	67,67,67,67	0
56	MG	1A	3207	1/1	0.66	0.12	66,66,66,66	0
56	MG	2A	3269	1/1	0.67	0.14	71,71,71,71	0
56	MG	1A	3672	1/1	0.67	0.14	49,49,49,49	0
56	MG	2a	1708	1/1	0.67	0.27	70,70,70,70	0
56	MG	1A	3549	1/1	0.67	0.23	46,46,46,46	0
56	MG	1A	3928	1/1	0.67	0.14	60,60,60,60	0
56	MG	2F	301	1/1	0.67	0.22	71,71,71,71	0
56	MG	1a	1739	1/1	0.67	0.33	69,69,69,69	0
56	MG	1a	1735	1/1	0.67	0.15	35,35,35,35	0
56	MG	1A	3834	1/1	0.68	0.17	51,51,51,51	0
56	MG	2A	3639	1/1	0.68	0.39	62,62,62,62	0
56	MG	2A	3369	1/1	0.68	0.16	68,68,68,68	0
56	MG	2A	3392	1/1	0.68	0.20	72,72,72,72	0
56	MG	1A	4008	1/1	0.68	0.26	79,79,79,79	0
56	MG	1A	3412	1/1	0.68	0.36	70,70,70,70	0
56	MG	2A	3345	1/1	0.68	0.18	73,73,73,73	0

Continued on next page...

Continued from previous page...

Mol	Type	Chain	Res	Atoms	RSCC	RSR	B-factors(\AA^2)	Q<0.9
56	MG	1a	1740	1/1	0.68	0.24	54,54,54,54	0
56	MG	2a	1633	1/1	0.69	0.27	68,68,68,68	0
56	MG	1A	4015	1/1	0.69	0.14	72,72,72,72	0
56	MG	2A	3817	1/1	0.69	0.15	53,53,53,53	0
56	MG	1A	3911	1/1	0.69	0.45	73,73,73,73	0
56	MG	2A	3031	1/1	0.69	0.36	64,64,64,64	0
56	MG	1A	3366	1/1	0.69	0.42	78,78,78,78	0
56	MG	2B	217	1/1	0.69	0.14	58,58,58,58	0
56	MG	2A	3167	1/1	0.69	0.14	80,80,80,80	0
56	MG	1A	3888	1/1	0.69	0.13	68,68,68,68	0
56	MG	1P	202	1/1	0.69	0.52	57,57,57,57	0
56	MG	1A	3523	1/1	0.69	0.10	65,65,65,65	0
56	MG	2A	3089	1/1	0.70	0.16	69,69,69,69	0
56	MG	2A	3152	1/1	0.70	0.17	73,73,73,73	0
56	MG	2A	3624	1/1	0.70	0.16	74,74,74,74	0
56	MG	2A	3776	1/1	0.70	0.28	61,61,61,61	0
56	MG	2a	1825	1/1	0.70	0.22	72,72,72,72	0
56	MG	1A	4048	1/1	0.70	0.19	48,48,48,48	0
56	MG	1A	3095	1/1	0.70	0.24	54,54,54,54	0
56	MG	1A	3945	1/1	0.70	0.15	55,55,55,55	0
56	MG	2A	3436	1/1	0.70	0.16	71,71,71,71	0
56	MG	2i	201	1/1	0.70	0.16	78,78,78,78	0
56	MG	1A	3801	1/1	0.70	0.23	48,48,48,48	0
56	MG	2A	3129	1/1	0.71	0.12	71,71,71,71	0
56	MG	2j	202	1/1	0.71	0.11	79,79,79,79	0
56	MG	1a	1797	1/1	0.71	0.16	62,62,62,62	0
56	MG	2a	1737	1/1	0.71	0.15	84,84,84,84	0
56	MG	1a	1792	1/1	0.71	0.09	58,58,58,58	0
56	MG	2A	3834	1/1	0.71	0.15	34,34,34,34	0
56	MG	2A	3393	1/1	0.71	0.31	76,76,76,76	0
56	MG	2A	3460	1/1	0.71	0.22	68,68,68,68	0
56	MG	2A	3684	1/1	0.71	0.29	77,77,77,77	0
56	MG	1A	4142	1/1	0.71	0.32	65,65,65,65	0
56	MG	2A	3318	1/1	0.71	0.12	62,62,62,62	0
56	MG	2a	1714	1/1	0.71	0.15	81,81,81,81	0
56	MG	2A	3382	1/1	0.71	0.21	67,67,67,67	0
56	MG	1A	3302	1/1	0.71	0.15	61,61,61,61	0
56	MG	1A	3236	1/1	0.72	0.31	59,59,59,59	0
56	MG	2A	3802	1/1	0.72	0.15	76,76,76,76	0
56	MG	1A	3553	1/1	0.72	0.43	46,46,46,46	0
56	MG	1A	3760	1/1	0.72	0.24	25,25,25,25	0
56	MG	1A	4016	1/1	0.72	0.16	58,58,58,58	0

Continued on next page...

Continued from previous page...

Mol	Type	Chain	Res	Atoms	RSCC	RSR	B-factors(\AA^2)	Q<0.9
56	MG	2a	1812	1/1	0.72	0.15	74,74,74,74	0
56	MG	1A	4037	1/1	0.72	0.13	42,42,42,42	0
56	MG	1a	1828	1/1	0.72	0.12	57,57,57,57	0
56	MG	1A	3489	1/1	0.72	0.97	55,55,55,55	0
56	MG	2a	1611	1/1	0.72	0.24	69,69,69,69	0
56	MG	2A	3319	1/1	0.72	0.38	58,58,58,58	0
56	MG	2a	1650	1/1	0.72	0.24	69,69,69,69	0
56	MG	2a	1822	1/1	0.72	0.16	74,74,74,74	0
56	MG	1D	303	1/1	0.72	0.26	45,45,45,45	0
56	MG	1a	1607	1/1	0.72	0.11	64,64,64,64	0
56	MG	2A	3699	1/1	0.72	0.20	81,81,81,81	0
56	MG	2A	3285	1/1	0.72	0.57	64,64,64,64	0
56	MG	2A	3421	1/1	0.72	0.34	61,61,61,61	0
56	MG	2A	3632	1/1	0.72	0.17	68,68,68,68	0
56	MG	2x	104	1/1	0.73	0.19	72,72,72,72	0
56	MG	2A	3526	1/1	0.73	0.31	61,61,61,61	0
56	MG	1A	3689	1/1	0.73	0.15	25,25,25,25	0
56	MG	2A	3294	1/1	0.73	0.26	61,61,61,61	0
56	MG	2B	203	1/1	0.73	0.64	62,62,62,62	0
56	MG	2a	1736	1/1	0.73	0.04	84,84,84,84	0
56	MG	2A	3808	1/1	0.73	0.12	72,72,72,72	0
56	MG	2a	1796	1/1	0.73	0.15	66,66,66,66	0
56	MG	2A	3838	1/1	0.73	0.38	83,83,83,83	0
56	MG	2B	210	1/1	0.73	0.16	61,61,61,61	0
56	MG	2a	1792	1/1	0.73	0.28	82,82,82,82	0
56	MG	2A	3836	1/1	0.73	0.20	91,91,91,91	0
56	MG	2a	1721	1/1	0.73	0.35	72,72,72,72	0
56	MG	2A	3328	1/1	0.73	0.16	70,70,70,70	0
56	MG	2A	3726	1/1	0.73	0.10	70,70,70,70	0
56	MG	2A	3640	1/1	0.73	0.18	48,48,48,48	0
56	MG	1A	3222	1/1	0.73	0.36	49,49,49,49	0
56	MG	2A	3329	1/1	0.73	0.30	68,68,68,68	0
56	MG	1A	3376	1/1	0.74	0.48	51,51,51,51	0
56	MG	1A	3125	1/1	0.74	0.73	34,34,34,34	0
56	MG	2A	3600	1/1	0.74	0.14	37,37,37,37	0
56	MG	1a	1688	1/1	0.74	0.25	63,63,63,63	0
56	MG	2a	1723	1/1	0.74	0.15	66,66,66,66	0
56	MG	2A	3353	1/1	0.74	0.19	66,66,66,66	0
56	MG	2A	3258	1/1	0.74	0.33	61,61,61,61	0
56	MG	1A	3810	1/1	0.74	0.17	61,61,61,61	0
56	MG	2a	1678	1/1	0.74	0.13	57,57,57,57	0
56	MG	1a	1836	1/1	0.74	0.15	64,64,64,64	0

Continued on next page...

Continued from previous page...

Mol	Type	Chain	Res	Atoms	RSCC	RSR	B-factors(\AA^2)	Q<0.9
56	MG	2P	201	1/1	0.74	0.14	63,63,63,63	0
56	MG	2A	3711	1/1	0.74	0.21	62,62,62,62	0
56	MG	2a	1733	1/1	0.75	0.35	96,96,96,96	0
56	MG	1a	1645	1/1	0.75	0.12	59,59,59,59	0
56	MG	10	103	1/1	0.75	0.35	42,42,42,42	0
56	MG	2A	3480	1/1	0.75	0.20	66,66,66,66	0
56	MG	1a	1749	1/1	0.75	0.12	53,53,53,53	0
56	MG	2W	202	1/1	0.75	0.78	66,66,66,66	0
56	MG	1A	3978	1/1	0.75	0.44	78,78,78,78	0
56	MG	2A	3275	1/1	0.75	0.25	58,58,58,58	0
56	MG	1A	3469	1/1	0.75	0.19	66,66,66,66	0
56	MG	2a	1641	1/1	0.75	0.27	70,70,70,70	0
56	MG	2A	3266	1/1	0.75	0.23	45,45,45,45	0
56	MG	1A	3577	1/1	0.75	0.25	46,46,46,46	0
56	MG	2A	3120	1/1	0.75	0.24	59,59,59,59	0
56	MG	2a	1780	1/1	0.75	0.18	67,67,67,67	0
56	MG	2A	3367	1/1	0.75	0.39	65,65,65,65	0
56	MG	2a	1670	1/1	0.75	0.12	63,63,63,63	0
56	MG	1A	3981	1/1	0.75	0.29	51,51,51,51	0
56	MG	2A	3256	1/1	0.75	0.20	71,71,71,71	0
56	MG	2A	3524	1/1	0.75	0.27	69,69,69,69	0
56	MG	1w	106	1/1	0.75	0.06	77,77,77,77	0
56	MG	1A	3940	1/1	0.75	0.10	76,76,76,76	0
56	MG	2a	1770	1/1	0.75	0.16	58,58,58,58	0
56	MG	1A	3480	1/1	0.75	0.38	44,44,44,44	0
56	MG	1A	4086	1/1	0.76	0.17	62,62,62,62	0
56	MG	1a	1794	1/1	0.76	0.40	83,83,83,83	0
56	MG	1y	103	1/1	0.76	0.34	76,76,76,76	0
56	MG	2A	3182	1/1	0.76	0.12	37,37,37,37	0
56	MG	2A	3675	1/1	0.76	0.15	55,55,55,55	0
56	MG	1A	3456	1/1	0.76	0.17	56,56,56,56	0
56	MG	1A	3972	1/1	0.76	0.16	20,20,20,20	0
56	MG	2A	3404	1/1	0.76	0.89	58,58,58,58	0
56	MG	2A	3362	1/1	0.76	0.36	69,69,69,69	0
56	MG	2a	1627	1/1	0.76	0.45	63,63,63,63	0
56	MG	1A	3289	1/1	0.76	0.12	46,46,46,46	0
56	MG	2A	3228	1/1	0.76	0.31	68,68,68,68	0
56	MG	2A	3452	1/1	0.76	0.15	67,67,67,67	0
56	MG	1A	3080	1/1	0.76	0.17	55,55,55,55	0
56	MG	1A	3224	1/1	0.76	0.76	46,46,46,46	0
56	MG	2Q	201	1/1	0.76	0.13	72,72,72,72	0
56	MG	2A	3280	1/1	0.76	0.27	59,59,59,59	0

Continued on next page...

Continued from previous page...

Mol	Type	Chain	Res	Atoms	RSCC	RSR	B-factors(\AA^2)	Q<0.9
56	MG	1a	1717	1/1	0.76	0.18	48,48,48,48	0
56	MG	1a	1686	1/1	0.76	0.37	62,62,62,62	0
56	MG	1A	4146	1/1	0.76	0.81	45,45,45,45	0
56	MG	2A	3214	1/1	0.76	0.30	49,49,49,49	0
56	MG	2A	3570	1/1	0.76	0.12	32,32,32,32	0
56	MG	2f	202	1/1	0.76	0.15	68,68,68,68	0
56	MG	1A	4035	1/1	0.76	0.18	31,31,31,31	0
56	MG	2A	3164	1/1	0.76	0.14	66,66,66,66	0
56	MG	1A	3498	1/1	0.76	1.10	61,61,61,61	0
56	MG	1A	3790	1/1	0.76	0.12	52,52,52,52	0
56	MG	2B	209	1/1	0.76	0.13	66,66,66,66	0
56	MG	10	105	1/1	0.76	0.14	50,50,50,50	0
56	MG	2y	107	1/1	0.77	0.09	95,95,95,95	0
56	MG	1a	1789	1/1	0.77	0.28	47,47,47,47	0
56	MG	2A	3765	1/1	0.77	0.26	54,54,54,54	0
56	MG	1A	3949	1/1	0.77	0.13	29,29,29,29	0
56	MG	2a	1763	1/1	0.77	0.22	85,85,85,85	0
56	MG	1A	3084	1/1	0.77	0.15	38,38,38,38	0
56	MG	1A	3625	1/1	0.77	0.09	39,39,39,39	0
56	MG	1G	203	1/1	0.77	0.38	64,64,64,64	0
56	MG	1A	3518	1/1	0.77	0.91	53,53,53,53	0
56	MG	2A	3030	1/1	0.77	0.26	68,68,68,68	0
56	MG	2A	3396	1/1	0.77	0.21	62,62,62,62	0
56	MG	1A	3668	1/1	0.77	0.16	28,28,28,28	0
56	MG	2a	1637	1/1	0.77	0.34	68,68,68,68	0
56	MG	1A	3133	1/1	0.77	0.52	46,46,46,46	0
56	MG	2A	3795	1/1	0.77	0.14	51,51,51,51	0
56	MG	2A	3317	1/1	0.77	0.83	74,74,74,74	0
56	MG	1A	3587	1/1	0.77	0.23	51,51,51,51	0
56	MG	1a	1777	1/1	0.77	0.09	59,59,59,59	0
56	MG	2A	3394	1/1	0.77	0.29	78,78,78,78	0
56	MG	2A	3309	1/1	0.77	0.16	75,75,75,75	0
56	MG	2a	1706	1/1	0.77	0.28	65,65,65,65	0
56	MG	1a	1742	1/1	0.77	0.18	77,77,77,77	0
56	MG	2a	1653	1/1	0.77	0.34	87,87,87,87	0
56	MG	2A	3358	1/1	0.77	0.16	53,53,53,53	0
56	MG	2A	3312	1/1	0.77	0.53	71,71,71,71	0
56	MG	2A	3731	1/1	0.77	0.19	45,45,45,45	0
56	MG	1y	104	1/1	0.77	0.38	87,87,87,87	0
56	MG	2a	1719	1/1	0.77	0.47	75,75,75,75	0
56	MG	2A	3402	1/1	0.77	0.35	76,76,76,76	0
56	MG	2A	3756	1/1	0.77	0.15	71,71,71,71	0

Continued on next page...

Continued from previous page...

Mol	Type	Chain	Res	Atoms	RSCC	RSR	B-factors(\AA^2)	Q<0.9
56	MG	1A	3345	1/1	0.77	0.24	56,56,56,56	0
56	MG	1A	3969	1/1	0.77	0.16	20,20,20,20	0
56	MG	1a	1667	1/1	0.78	0.10	73,73,73,73	0
56	MG	2a	1746	1/1	0.78	0.11	51,51,51,51	0
56	MG	1A	3821	1/1	0.78	0.21	64,64,64,64	0
56	MG	1A	3905	1/1	0.78	0.19	55,55,55,55	0
56	MG	2A	3496	1/1	0.78	0.19	50,50,50,50	0
56	MG	1A	3870	1/1	0.78	0.08	44,44,44,44	0
56	MG	2A	3457	1/1	0.78	0.38	66,66,66,66	0
56	MG	1a	1781	1/1	0.78	0.14	66,66,66,66	0
56	MG	1A	3943	1/1	0.78	0.09	58,58,58,58	0
56	MG	2A	3320	1/1	0.78	0.13	75,75,75,75	0
56	MG	1A	3792	1/1	0.78	0.10	29,29,29,29	0
56	MG	1A	3958	1/1	0.78	0.12	73,73,73,73	0
56	MG	2A	3815	1/1	0.78	0.28	80,80,80,80	0
56	MG	1A	4005	1/1	0.78	0.10	53,53,53,53	0
56	MG	2A	3451	1/1	0.78	0.24	61,61,61,61	0
56	MG	2a	1829	1/1	0.78	0.12	69,69,69,69	0
56	MG	1b	301	1/1	0.78	0.09	82,82,82,82	0
56	MG	2a	1676	1/1	0.78	0.29	66,66,66,66	0
56	MG	1A	3906	1/1	0.78	0.40	58,58,58,58	0
56	MG	2A	3019	1/1	0.78	0.21	65,65,65,65	0
56	MG	1A	3436	1/1	0.78	0.91	38,38,38,38	0
56	MG	1A	3563	1/1	0.78	0.24	47,47,47,47	0
56	MG	2A	3352	1/1	0.78	0.64	66,66,66,66	0
56	MG	2A	3734	1/1	0.78	0.46	51,51,51,51	0
56	MG	2A	3630	1/1	0.78	0.21	73,73,73,73	0
56	MG	2A	3348	1/1	0.78	0.25	62,62,62,62	0
56	MG	1a	1693	1/1	0.78	0.15	62,62,62,62	0
56	MG	1A	3002	1/1	0.78	0.28	57,57,57,57	0
56	MG	1A	3463	1/1	0.78	0.93	53,53,53,53	0
56	MG	2a	1800	1/1	0.78	0.20	71,71,71,71	0
56	MG	2a	1752	1/1	0.78	0.07	76,76,76,76	0
56	MG	2A	3500	1/1	0.78	0.12	49,49,49,49	0
56	MG	1A	3361	1/1	0.78	0.39	57,57,57,57	0
56	MG	1A	3650	1/1	0.78	0.17	36,36,36,36	0
56	MG	1a	1764	1/1	0.78	0.14	58,58,58,58	0
56	MG	2A	3166	1/1	0.78	0.10	67,67,67,67	0
56	MG	2a	1691	1/1	0.78	0.12	74,74,74,74	0
56	MG	1A	3340	1/1	0.78	0.17	59,59,59,59	0
56	MG	1A	4147	1/1	0.78	0.16	27,27,27,27	0
56	MG	1a	1767	1/1	0.78	0.08	91,91,91,91	0

Continued on next page...

Continued from previous page...

Mol	Type	Chain	Res	Atoms	RSCC	RSR	B-factors(\AA^2)	Q<0.9
56	MG	2w	101	1/1	0.78	0.14	70,70,70,70	0
56	MG	1A	3960	1/1	0.78	0.15	38,38,38,38	0
56	MG	2a	1758	1/1	0.79	0.07	64,64,64,64	0
56	MG	1A	3260	1/1	0.79	0.25	44,44,44,44	0
56	MG	2A	3130	1/1	0.79	0.27	63,63,63,63	0
56	MG	2a	1824	1/1	0.79	0.21	71,71,71,71	0
56	MG	1A	4043	1/1	0.79	0.08	44,44,44,44	0
56	MG	2A	3456	1/1	0.79	0.18	70,70,70,70	0
56	MG	2A	3058	1/1	0.79	0.15	54,54,54,54	0
56	MG	2A	3463	1/1	0.79	0.22	54,54,54,54	0
56	MG	1A	3998	1/1	0.79	0.12	24,24,24,24	0
56	MG	1A	3381	1/1	0.79	0.23	52,52,52,52	0
56	MG	2A	3653	1/1	0.79	0.28	60,60,60,60	0
56	MG	1U	202	1/1	0.79	0.79	56,56,56,56	0
56	MG	2A	3735	1/1	0.79	0.20	68,68,68,68	0
56	MG	2A	3196	1/1	0.79	0.14	40,40,40,40	0
56	MG	2A	3435	1/1	0.79	0.29	54,54,54,54	0
56	MG	2A	3397	1/1	0.79	0.17	67,67,67,67	0
56	MG	1B	223	1/1	0.79	0.21	57,57,57,57	0
56	MG	2a	1685	1/1	0.79	0.20	60,60,60,60	0
56	MG	2A	3688	1/1	0.79	0.16	53,53,53,53	0
56	MG	1Y	202	1/1	0.79	0.17	65,65,65,65	0
56	MG	1a	1721	1/1	0.79	0.11	54,54,54,54	0
56	MG	2A	3790	1/1	0.79	0.17	82,82,82,82	0
56	MG	2A	3615	1/1	0.79	0.09	57,57,57,57	0
56	MG	2A	3582	1/1	0.79	0.15	39,39,39,39	0
56	MG	2A	3308	1/1	0.79	0.64	69,69,69,69	0
56	MG	1A	3737	1/1	0.79	0.16	66,66,66,66	0
56	MG	2A	3278	1/1	0.79	0.19	54,54,54,54	0
56	MG	2a	1662	1/1	0.79	0.22	51,51,51,51	0
56	MG	1A	3920	1/1	0.79	0.09	41,41,41,41	0
56	MG	1A	3354	1/1	0.79	0.15	59,59,59,59	0
56	MG	1A	3843	1/1	0.79	0.17	65,65,65,65	0
56	MG	2a	1647	1/1	0.79	0.58	56,56,56,56	0
56	MG	1A	3217	1/1	0.80	0.90	46,46,46,46	0
56	MG	2a	1740	1/1	0.80	0.14	69,69,69,69	0
56	MG	1a	1638	1/1	0.80	0.22	59,59,59,59	0
56	MG	1A	3397	1/1	0.80	0.47	33,33,33,33	0
56	MG	25	104	1/1	0.80	0.36	65,65,65,65	0
56	MG	12	101	1/1	0.80	0.40	56,56,56,56	0
56	MG	2a	1651	1/1	0.80	0.13	85,85,85,85	0
56	MG	2a	1755	1/1	0.80	0.13	78,78,78,78	0

Continued on next page...

Continued from previous page...

Mol	Type	Chain	Res	Atoms	RSCC	RSR	B-factors(\AA^2)	Q<0.9
56	MG	1A	4041	1/1	0.80	0.14	25,25,25,25	0
56	MG	2A	3350	1/1	0.80	0.13	63,63,63,63	0
56	MG	2A	3272	1/1	0.80	0.20	64,64,64,64	0
56	MG	2a	1682	1/1	0.80	0.11	68,68,68,68	0
56	MG	2A	3597	1/1	0.80	0.12	66,66,66,66	0
56	MG	2a	1739	1/1	0.80	0.13	76,76,76,76	0
56	MG	2A	3426	1/1	0.80	0.69	63,63,63,63	0
56	MG	2A	3054	1/1	0.80	0.11	82,82,82,82	0
56	MG	1A	3026	1/1	0.80	0.73	43,43,43,43	0
56	MG	1A	3287	1/1	0.80	0.18	54,54,54,54	0
56	MG	2A	3351	1/1	0.80	0.27	64,64,64,64	0
56	MG	1A	3406	1/1	0.80	0.16	54,54,54,54	0
56	MG	2A	3108	1/1	0.80	0.15	61,61,61,61	0
56	MG	2A	3840	1/1	0.80	0.10	72,72,72,72	0
56	MG	1A	3178	1/1	0.80	1.22	47,47,47,47	0
56	MG	1A	3425	1/1	0.80	1.10	57,57,57,57	0
56	MG	2A	3586	1/1	0.80	0.13	32,32,32,32	0
56	MG	2A	3027	1/1	0.80	0.24	45,45,45,45	0
56	MG	2A	3441	1/1	0.80	0.59	56,56,56,56	0
56	MG	1A	3359	1/1	0.80	0.25	50,50,50,50	0
56	MG	2A	3442	1/1	0.80	0.31	59,59,59,59	0
56	MG	1a	1706	1/1	0.80	0.12	59,59,59,59	0
56	MG	2A	3477	1/1	0.80	0.27	56,56,56,56	0
56	MG	2A	3422	1/1	0.80	0.17	63,63,63,63	0
56	MG	2A	3009	1/1	0.80	0.24	60,60,60,60	0
56	MG	1A	3639	1/1	0.80	0.17	70,70,70,70	0
56	MG	2B	214	1/1	0.80	0.19	71,71,71,71	0
56	MG	1a	1660	1/1	0.80	0.52	43,43,43,43	0
56	MG	1A	3017	1/1	0.80	0.42	55,55,55,55	0
56	MG	1A	3600	1/1	0.80	0.13	42,42,42,42	0
56	MG	1A	3413	1/1	0.80	0.10	56,56,56,56	0
56	MG	1A	3404	1/1	0.80	0.17	53,53,53,53	0
56	MG	2a	1727	1/1	0.80	0.14	63,63,63,63	0
56	MG	2A	3730	1/1	0.80	0.14	32,32,32,32	0
56	MG	2a	1692	1/1	0.80	0.13	65,65,65,65	0
56	MG	1A	3665	1/1	0.80	0.19	22,22,22,22	0
56	MG	2A	3405	1/1	0.80	0.73	68,68,68,68	0
56	MG	2a	1661	1/1	0.80	0.17	83,83,83,83	0
56	MG	2A	3605	1/1	0.81	0.22	62,62,62,62	0
56	MG	17	101	1/1	0.81	0.36	34,34,34,34	0
56	MG	2B	218	1/1	0.81	0.13	76,76,76,76	0
56	MG	2A	3227	1/1	0.81	0.28	56,56,56,56	0

Continued on next page...

Continued from previous page...

Mol	Type	Chain	Res	Atoms	RSCC	RSR	B-factors(\AA^2)	Q<0.9
56	MG	2B	212	1/1	0.81	0.15	69,69,69,69	0
56	MG	2a	1630	1/1	0.81	0.43	71,71,71,71	0
56	MG	2a	1668	1/1	0.81	0.12	55,55,55,55	0
56	MG	1A	3595	1/1	0.81	0.60	46,46,46,46	0
56	MG	2a	1615	1/1	0.81	0.15	60,60,60,60	0
56	MG	1A	3228	1/1	0.81	0.62	25,25,25,25	0
56	MG	1N	203	1/1	0.81	0.43	41,41,41,41	0
56	MG	1A	3257	1/1	0.81	0.12	62,62,62,62	0
56	MG	1A	3537	1/1	0.81	0.20	56,56,56,56	0
56	MG	2A	3386	1/1	0.81	0.16	61,61,61,61	0
56	MG	2O	201	1/1	0.81	0.09	64,64,64,64	0
56	MG	1A	3418	1/1	0.81	0.43	42,42,42,42	0
56	MG	1N	207	1/1	0.81	0.49	59,59,59,59	0
56	MG	1a	1786	1/1	0.81	0.11	53,53,53,53	0
56	MG	2A	3344	1/1	0.81	0.16	67,67,67,67	0
56	MG	1A	3368	1/1	0.81	0.26	53,53,53,53	0
56	MG	1a	1812	1/1	0.81	0.13	55,55,55,55	0
56	MG	1a	1814	1/1	0.81	0.20	84,84,84,84	0
56	MG	1A	3367	1/1	0.81	0.42	51,51,51,51	0
56	MG	2A	3323	1/1	0.81	0.30	54,54,54,54	0
56	MG	1A	3185	1/1	0.81	0.50	39,39,39,39	0
56	MG	1a	1806	1/1	0.81	0.11	67,67,67,67	0
56	MG	2A	3473	1/1	0.81	0.29	54,54,54,54	0
56	MG	1A	3364	1/1	0.81	0.78	55,55,55,55	0
56	MG	2j	201	1/1	0.81	0.15	58,58,58,58	0
56	MG	2a	1808	1/1	0.81	0.26	75,75,75,75	0
56	MG	2A	3409	1/1	0.81	0.20	67,67,67,67	0
56	MG	1a	1605	1/1	0.81	0.13	56,56,56,56	0
56	MG	2a	1814	1/1	0.81	0.18	59,59,59,59	0
56	MG	2a	1757	1/1	0.81	0.14	76,76,76,76	0
56	MG	2A	3040	1/1	0.81	0.11	68,68,68,68	0
56	MG	1A	4148	1/1	0.81	0.56	59,59,59,59	0
56	MG	2A	3604	1/1	0.81	0.10	52,52,52,52	0
56	MG	2A	3253	1/1	0.81	0.16	38,38,38,38	0
56	MG	1a	1753	1/1	0.81	0.11	47,47,47,47	0
56	MG	1A	3492	1/1	0.81	0.29	40,40,40,40	0
56	MG	2A	3180	1/1	0.81	0.20	42,42,42,42	0
56	MG	1A	3308	1/1	0.81	0.15	64,64,64,64	0
56	MG	1A	3913	1/1	0.81	0.08	70,70,70,70	0
56	MG	1A	3950	1/1	0.81	0.12	62,62,62,62	0
56	MG	1a	1687	1/1	0.81	0.52	57,57,57,57	0
56	MG	1A	3956	1/1	0.81	0.28	49,49,49,49	0

Continued on next page...

Continued from previous page...

Mol	Type	Chain	Res	Atoms	RSCC	RSR	B-factors(\AA^2)	Q<0.9
56	MG	2A	3755	1/1	0.81	0.12	54,54,54,54	0
56	MG	1a	1795	1/1	0.81	0.11	71,71,71,71	0
56	MG	2A	3701	1/1	0.82	0.11	54,54,54,54	0
56	MG	2A	3437	1/1	0.82	0.39	66,66,66,66	0
56	MG	10	107	1/1	0.82	0.37	67,67,67,67	0
56	MG	2A	3561	1/1	0.82	0.20	64,64,64,64	0
56	MG	1a	1637	1/1	0.82	0.09	60,60,60,60	0
56	MG	2A	3845	1/1	0.82	0.55	66,66,66,66	0
56	MG	2A	3461	1/1	0.82	0.20	65,65,65,65	0
56	MG	1A	3162	1/1	0.82	0.15	63,63,63,63	0
56	MG	1Z	303	1/1	0.82	0.17	54,54,54,54	0
56	MG	1B	204	1/1	0.82	0.16	52,52,52,52	0
56	MG	1A	3270	1/1	0.82	0.10	39,39,39,39	0
56	MG	1A	3872	1/1	0.82	0.13	64,64,64,64	0
56	MG	1A	3959	1/1	0.82	0.17	69,69,69,69	0
56	MG	1A	3290	1/1	0.82	0.13	49,49,49,49	0
56	MG	1A	3717	1/1	0.82	0.19	74,74,74,74	0
56	MG	2A	3151	1/1	0.82	0.62	51,51,51,51	0
56	MG	1B	225	1/1	0.82	0.09	56,56,56,56	0
56	MG	1a	1773	1/1	0.82	0.14	56,56,56,56	0
56	MG	2A	3039	1/1	0.82	0.19	88,88,88,88	0
56	MG	1A	3770	1/1	0.82	0.12	39,39,39,39	0
56	MG	2v	102	1/1	0.82	0.46	79,79,79,79	0
56	MG	10	104	1/1	0.82	0.69	41,41,41,41	0
56	MG	2A	3746	1/1	0.82	0.16	65,65,65,65	0
56	MG	2A	3695	1/1	0.82	0.10	52,52,52,52	0
56	MG	2A	3431	1/1	0.82	0.24	52,52,52,52	0
56	MG	2A	3225	1/1	0.82	0.21	63,63,63,63	0
56	MG	2l	202	1/1	0.82	0.13	60,60,60,60	0
56	MG	2A	3453	1/1	0.82	0.28	77,77,77,77	0
56	MG	1A	3705	1/1	0.82	0.10	70,70,70,70	0
56	MG	1a	1757	1/1	0.82	0.12	56,56,56,56	0
56	MG	2a	1760	1/1	0.82	0.09	81,81,81,81	0
56	MG	2A	3219	1/1	0.82	0.15	57,57,57,57	0
56	MG	2A	3686	1/1	0.82	0.12	64,64,64,64	0
56	MG	1a	1668	1/1	0.82	0.21	68,68,68,68	0
56	MG	2A	3379	1/1	0.82	0.13	58,58,58,58	0
56	MG	2A	3445	1/1	0.82	0.19	67,67,67,67	0
56	MG	2a	1620	1/1	0.82	0.50	80,80,80,80	0
56	MG	2A	3529	1/1	0.82	0.11	67,67,67,67	0
56	MG	2A	3193	1/1	0.82	0.45	53,53,53,53	0
56	MG	2a	1707	1/1	0.82	1.27	76,76,76,76	0

Continued on next page...

Continued from previous page...

Mol	Type	Chain	Res	Atoms	RSCC	RSR	B-factors(\AA^2)	Q<0.9
56	MG	1a	1755	1/1	0.82	0.06	51,51,51,51	0
56	MG	1y	102	1/1	0.82	0.21	63,63,63,63	0
56	MG	2A	3260	1/1	0.82	0.20	51,51,51,51	0
56	MG	2A	3465	1/1	0.82	0.22	33,33,33,33	0
56	MG	2A	3643	1/1	0.82	0.15	29,29,29,29	0
56	MG	2A	3764	1/1	0.82	0.22	60,60,60,60	0
56	MG	2A	3740	1/1	0.82	0.15	50,50,50,50	0
56	MG	2A	3053	1/1	0.82	0.19	69,69,69,69	0
56	MG	2a	1616	1/1	0.82	0.33	75,75,75,75	0
56	MG	1A	3194	1/1	0.82	0.18	55,55,55,55	0
56	MG	2A	3788	1/1	0.82	0.13	64,64,64,64	0
56	MG	1B	220	1/1	0.82	0.17	65,65,65,65	0
56	MG	2A	3239	1/1	0.82	0.12	52,52,52,52	0
56	MG	1a	1661	1/1	0.82	0.10	72,72,72,72	0
56	MG	2A	3814	1/1	0.82	0.21	64,64,64,64	0
56	MG	2a	1606	1/1	0.82	0.19	61,61,61,61	0
56	MG	1a	1766	1/1	0.82	0.15	53,53,53,53	0
56	MG	1A	3216	1/1	0.82	0.19	46,46,46,46	0
56	MG	1A	3736	1/1	0.82	0.23	76,76,76,76	0
56	MG	1A	3862	1/1	0.82	0.79	44,44,44,44	0
56	MG	2B	201	1/1	0.82	0.22	81,81,81,81	0
56	MG	1A	3083	1/1	0.82	0.82	52,52,52,52	0
56	MG	2A	3355	1/1	0.82	0.34	67,67,67,67	0
56	MG	2A	3419	1/1	0.82	0.49	69,69,69,69	0
56	MG	2A	3753	1/1	0.82	0.09	50,50,50,50	0
56	MG	2A	3507	1/1	0.83	0.12	50,50,50,50	0
56	MG	2A	3071	1/1	0.83	0.16	61,61,61,61	0
56	MG	2A	3820	1/1	0.83	0.07	49,49,49,49	0
56	MG	2A	3486	1/1	0.83	0.25	53,53,53,53	0
56	MG	1A	3885	1/1	0.83	0.25	61,61,61,61	0
56	MG	2A	3376	1/1	0.83	0.77	73,73,73,73	0
56	MG	2A	3304	1/1	0.83	0.19	66,66,66,66	0
56	MG	2a	1802	1/1	0.83	0.26	75,75,75,75	0
56	MG	2a	1663	1/1	0.83	0.10	77,77,77,77	0
56	MG	1A	3852	1/1	0.83	0.14	54,54,54,54	0
56	MG	1A	4127	1/1	0.83	0.16	40,40,40,40	0
56	MG	1x	105	1/1	0.83	0.10	65,65,65,65	0
56	MG	1A	3365	1/1	0.83	0.20	38,38,38,38	0
56	MG	2A	3829	1/1	0.83	0.16	61,61,61,61	0
56	MG	1A	3544	1/1	0.83	0.63	49,49,49,49	0
56	MG	1A	3230	1/1	0.83	0.30	50,50,50,50	0
56	MG	1A	3357	1/1	0.83	0.14	72,72,72,72	0

Continued on next page...

Continued from previous page...

Mol	Type	Chain	Res	Atoms	RSCC	RSR	B-factors(\AA^2)	Q<0.9
56	MG	2A	3052	1/1	0.83	0.10	60,60,60,60	0
56	MG	1A	3607	1/1	0.83	0.15	61,61,61,61	0
56	MG	2R	202	1/1	0.83	0.26	59,59,59,59	0
56	MG	1A	3803	1/1	0.83	0.22	60,60,60,60	0
56	MG	1A	3883	1/1	0.83	0.16	31,31,31,31	0
56	MG	1A	3254	1/1	0.83	0.23	47,47,47,47	0
56	MG	1a	1658	1/1	0.83	0.17	61,61,61,61	0
56	MG	1x	108	1/1	0.83	0.17	73,73,73,73	0
56	MG	2A	3805	1/1	0.83	0.12	54,54,54,54	0
56	MG	2A	3822	1/1	0.83	0.31	63,63,63,63	0
56	MG	1a	1629	1/1	0.83	0.13	59,59,59,59	0
56	MG	2y	105	1/1	0.83	0.28	93,93,93,93	0
56	MG	2a	1769	1/1	0.83	0.10	56,56,56,56	0
56	MG	1A	3256	1/1	0.83	0.20	64,64,64,64	0
56	MG	1b	302	1/1	0.83	0.07	86,86,86,86	0
56	MG	2A	3784	1/1	0.83	0.11	47,47,47,47	0
56	MG	2A	3327	1/1	0.83	0.17	67,67,67,67	0
56	MG	1A	3348	1/1	0.83	0.12	54,54,54,54	0
56	MG	2A	3267	1/1	0.83	0.54	64,64,64,64	0
56	MG	1A	3389	1/1	0.83	1.37	45,45,45,45	0
56	MG	1A	3526	1/1	0.83	0.27	50,50,50,50	0
56	MG	1a	1616	1/1	0.83	0.30	55,55,55,55	0
56	MG	2A	3811	1/1	0.83	0.09	45,45,45,45	0
56	MG	1a	1775	1/1	0.83	0.14	59,59,59,59	0
56	MG	2A	3387	1/1	0.83	0.17	61,61,61,61	0
56	MG	2a	1823	1/1	0.83	0.16	61,61,61,61	0
56	MG	1A	4028	1/1	0.83	0.12	31,31,31,31	0
56	MG	1A	3656	1/1	0.83	0.14	23,23,23,23	0
56	MG	2A	3534	1/1	0.83	0.11	45,45,45,45	0
56	MG	1a	1626	1/1	0.83	0.14	44,44,44,44	0
56	MG	1O	201	1/1	0.83	0.47	60,60,60,60	0
56	MG	1A	3283	1/1	0.83	0.52	55,55,55,55	0
56	MG	1A	3167	1/1	0.83	0.14	36,36,36,36	0
56	MG	2A	3502	1/1	0.83	0.11	52,52,52,52	0
56	MG	1a	1741	1/1	0.83	0.08	48,48,48,48	0
56	MG	1a	1790	1/1	0.83	0.13	54,54,54,54	0
56	MG	1A	3372	1/1	0.83	0.29	51,51,51,51	0
56	MG	2a	1703	1/1	0.83	0.30	81,81,81,81	0
56	MG	2A	3519	1/1	0.83	0.21	50,50,50,50	0
56	MG	2A	3413	1/1	0.84	0.12	55,55,55,55	0
56	MG	2A	3789	1/1	0.84	0.10	43,43,43,43	0
56	MG	1A	3880	1/1	0.84	0.19	19,19,19,19	0

Continued on next page...

Continued from previous page...

Mol	Type	Chain	Res	Atoms	RSCC	RSR	B-factors(\AA^2)	Q<0.9
56	MG	2A	3750	1/1	0.84	0.09	64,64,64,64	0
56	MG	1A	3533	1/1	0.84	0.16	28,28,28,28	0
56	MG	2A	3494	1/1	0.84	0.09	66,66,66,66	0
56	MG	1F	308	1/1	0.84	0.18	45,45,45,45	0
56	MG	2A	3799	1/1	0.84	0.15	63,63,63,63	0
56	MG	2A	3292	1/1	0.84	0.88	47,47,47,47	0
56	MG	1P	201	1/1	0.84	0.12	36,36,36,36	0
56	MG	1B	229	1/1	0.84	0.11	62,62,62,62	0
56	MG	15	104	1/1	0.84	0.66	42,42,42,42	0
56	MG	1A	3494	1/1	0.84	0.21	58,58,58,58	0
56	MG	1w	101	1/1	0.84	0.13	67,67,67,67	0
56	MG	2A	3252	1/1	0.84	0.94	71,71,71,71	0
56	MG	1a	1774	1/1	0.84	0.17	67,67,67,67	0
56	MG	1A	3495	1/1	0.84	0.22	52,52,52,52	0
56	MG	2A	3620	1/1	0.84	0.10	56,56,56,56	0
56	MG	2A	3499	1/1	0.84	0.13	50,50,50,50	0
56	MG	2A	3121	1/1	0.84	0.12	54,54,54,54	0
56	MG	1A	3488	1/1	0.84	0.64	43,43,43,43	0
56	MG	1a	1750	1/1	0.84	0.12	53,53,53,53	0
56	MG	1A	4013	1/1	0.84	0.12	65,65,65,65	0
56	MG	2A	3514	1/1	0.84	0.17	58,58,58,58	0
56	MG	1A	3937	1/1	0.84	0.11	55,55,55,55	0
56	MG	1A	3592	1/1	0.84	0.50	34,34,34,34	0
56	MG	2a	1660	1/1	0.84	0.20	66,66,66,66	0
56	MG	1A	3641	1/1	0.84	0.13	32,32,32,32	0
56	MG	2A	3758	1/1	0.84	0.09	66,66,66,66	0
56	MG	1A	3522	1/1	0.84	0.66	43,43,43,43	0
56	MG	1A	3362	1/1	0.84	0.81	47,47,47,47	0
56	MG	2A	3459	1/1	0.84	0.36	62,62,62,62	0
56	MG	2q	201	1/1	0.84	0.09	63,63,63,63	0
56	MG	1a	1813	1/1	0.84	0.14	63,63,63,63	0
56	MG	1A	3966	1/1	0.84	0.45	67,67,67,67	0
56	MG	1A	3545	1/1	0.84	0.47	53,53,53,53	0
56	MG	1A	3459	1/1	0.84	0.14	62,62,62,62	0
56	MG	2A	3123	1/1	0.84	0.15	48,48,48,48	0
56	MG	1A	3682	1/1	0.84	0.16	33,33,33,33	0
56	MG	2A	3745	1/1	0.84	0.20	65,65,65,65	0
56	MG	1A	3531	1/1	0.84	0.25	61,61,61,61	0
56	MG	2A	3694	1/1	0.84	0.15	44,44,44,44	0
56	MG	1A	3482	1/1	0.84	0.13	51,51,51,51	0
56	MG	2A	3235	1/1	0.84	0.20	79,79,79,79	0
56	MG	2A	3357	1/1	0.84	0.12	59,59,59,59	0

Continued on next page...

Continued from previous page...

Mol	Type	Chain	Res	Atoms	RSCC	RSR	B-factors(\AA^2)	Q<0.9
56	MG	1B	214	1/1	0.84	0.10	50,50,50,50	0
56	MG	1A	3505	1/1	0.84	0.16	75,75,75,75	0
56	MG	1a	1787	1/1	0.84	0.09	64,64,64,64	0
56	MG	1a	1816	1/1	0.84	0.15	52,52,52,52	0
56	MG	2A	3839	1/1	0.84	0.13	64,64,64,64	0
56	MG	2A	3095	1/1	0.84	0.16	44,44,44,44	0
56	MG	2a	1807	1/1	0.84	0.12	64,64,64,64	0
56	MG	1A	3565	1/1	0.84	0.85	46,46,46,46	0
56	MG	2a	1696	1/1	0.84	0.13	73,73,73,73	0
56	MG	1a	1823	1/1	0.84	0.12	43,43,43,43	0
56	MG	2A	3291	1/1	0.84	0.75	47,47,47,47	0
56	MG	1B	210	1/1	0.84	0.22	48,48,48,48	0
56	MG	2A	3498	1/1	0.84	0.35	59,59,59,59	0
56	MG	2A	3522	1/1	0.84	0.20	62,62,62,62	0
56	MG	1A	3225	1/1	0.84	0.19	45,45,45,45	0
56	MG	2a	1811	1/1	0.84	0.08	72,72,72,72	0
56	MG	1F	309	1/1	0.84	0.20	48,48,48,48	0
56	MG	2q	203	1/1	0.85	0.14	75,75,75,75	0
56	MG	1A	3417	1/1	0.85	0.19	58,58,58,58	0
56	MG	1B	203	1/1	0.85	0.18	48,48,48,48	0
56	MG	1A	3822	1/1	0.85	0.37	77,77,77,77	0
56	MG	2A	3311	1/1	0.85	0.13	61,61,61,61	0
56	MG	2a	1761	1/1	0.85	0.08	61,61,61,61	0
56	MG	2A	3105	1/1	0.85	0.49	57,57,57,57	0
56	MG	1A	3540	1/1	0.85	0.13	53,53,53,53	0
56	MG	1A	3539	1/1	0.85	0.28	61,61,61,61	0
56	MG	1a	1634	1/1	0.85	0.28	54,54,54,54	0
56	MG	1A	3450	1/1	0.85	0.12	56,56,56,56	0
56	MG	1A	3679	1/1	0.85	0.12	34,34,34,34	0
56	MG	1A	3030	1/1	0.85	0.12	34,34,34,34	0
56	MG	1A	3511	1/1	0.85	0.49	67,67,67,67	0
56	MG	2a	1613	1/1	0.85	0.26	52,52,52,52	0
56	MG	2A	3366	1/1	0.85	0.47	59,59,59,59	0
56	MG	1A	3804	1/1	0.85	0.37	40,40,40,40	0
56	MG	1A	3678	1/1	0.85	0.11	64,64,64,64	0
56	MG	2a	1718	1/1	0.85	0.17	72,72,72,72	0
56	MG	2A	3305	1/1	0.85	0.16	68,68,68,68	0
56	MG	1A	3419	1/1	0.85	0.29	61,61,61,61	0
56	MG	1B	230	1/1	0.85	0.18	83,83,83,83	0
56	MG	2A	3505	1/1	0.85	0.22	54,54,54,54	0
56	MG	1A	4020	1/1	0.85	0.60	78,78,78,78	0
56	MG	1a	1708	1/1	0.85	0.16	64,64,64,64	0

Continued on next page...

Continued from previous page...

Mol	Type	Chain	Res	Atoms	RSCC	RSR	B-factors(\AA^2)	Q<0.9
56	MG	2A	3144	1/1	0.85	0.36	62,62,62,62	0
56	MG	1A	4011	1/1	0.85	0.27	58,58,58,58	0
56	MG	1A	3840	1/1	0.85	0.15	22,22,22,22	0
56	MG	1a	1834	1/1	0.85	0.12	73,73,73,73	0
56	MG	1A	3478	1/1	0.85	0.47	57,57,57,57	0
56	MG	2A	3691	1/1	0.85	0.28	79,79,79,79	0
56	MG	1A	4063	1/1	0.85	0.15	54,54,54,54	0
56	MG	2A	3279	1/1	0.85	0.23	54,54,54,54	0
56	MG	1A	3358	1/1	0.85	0.50	62,62,62,62	0
56	MG	1A	3424	1/1	0.85	0.89	53,53,53,53	0
56	MG	2A	3635	1/1	0.85	0.15	56,56,56,56	0
56	MG	1A	3428	1/1	0.85	0.38	41,41,41,41	0
56	MG	1A	3542	1/1	0.85	0.15	49,49,49,49	0
56	MG	1a	1782	1/1	0.85	0.13	59,59,59,59	0
56	MG	1A	3765	1/1	0.85	0.13	58,58,58,58	0
56	MG	1a	1636	1/1	0.85	0.25	51,51,51,51	0
56	MG	2A	3271	1/1	0.85	0.13	60,60,60,60	0
56	MG	1a	1808	1/1	0.85	0.20	61,61,61,61	0
56	MG	2A	3412	1/1	0.85	0.14	57,57,57,57	0
56	MG	1A	3799	1/1	0.85	0.09	52,52,52,52	0
56	MG	2Q	203	1/1	0.85	0.56	61,61,61,61	0
56	MG	1A	3827	1/1	0.85	0.17	48,48,48,48	0
56	MG	2A	3004	1/1	0.85	0.23	82,82,82,82	0
56	MG	2A	3625	1/1	0.85	0.17	72,72,72,72	0
56	MG	2A	3656	1/1	0.85	0.13	33,33,33,33	0
56	MG	2A	3241	1/1	0.85	0.25	61,61,61,61	0
56	MG	2A	3801	1/1	0.85	0.27	86,86,86,86	0
56	MG	1v	101	1/1	0.85	0.18	67,67,67,67	0
56	MG	2A	3487	1/1	0.85	0.16	49,49,49,49	0
56	MG	2a	1794	1/1	0.85	0.11	74,74,74,74	0
56	MG	1y	105	1/1	0.85	0.13	63,63,63,63	0
56	MG	1A	3375	1/1	0.85	0.97	37,37,37,37	0
56	MG	1A	4115	1/1	0.85	0.92	72,72,72,72	0
56	MG	2A	3742	1/1	0.85	0.10	58,58,58,58	0
56	MG	2A	3568	1/1	0.85	0.18	57,57,57,57	0
56	MG	1A	3990	1/1	0.85	0.29	65,65,65,65	0
56	MG	1A	3055	1/1	0.85	0.18	33,33,33,33	0
56	MG	2A	3191	1/1	0.85	0.37	72,72,72,72	0
56	MG	1A	3054	1/1	0.85	0.12	61,61,61,61	0
56	MG	2A	3587	1/1	0.85	0.16	52,52,52,52	0
56	MG	2A	3296	1/1	0.85	0.68	50,50,50,50	0
56	MG	1a	1657	1/1	0.85	0.14	69,69,69,69	0

Continued on next page...

Continued from previous page...

Mol	Type	Chain	Res	Atoms	RSCC	RSR	B-factors(\AA^2)	Q<0.9
56	MG	2A	3787	1/1	0.85	0.06	55,55,55,55	0
56	MG	1A	3186	1/1	0.85	0.12	58,58,58,58	0
56	MG	1Z	302	1/1	0.85	0.38	52,52,52,52	0
56	MG	2V	201	1/1	0.85	0.94	57,57,57,57	0
56	MG	1A	3957	1/1	0.85	0.24	61,61,61,61	0
56	MG	2A	3577	1/1	0.85	0.15	31,31,31,31	0
56	MG	1A	3427	1/1	0.85	0.18	52,52,52,52	0
56	MG	1A	4031	1/1	0.85	0.09	38,38,38,38	0
56	MG	2A	3215	1/1	0.85	0.27	60,60,60,60	0
56	MG	2A	3406	1/1	0.85	0.40	63,63,63,63	0
56	MG	1A	4106	1/1	0.85	0.08	52,52,52,52	0
56	MG	2A	3792	1/1	0.85	0.13	90,90,90,90	0
56	MG	2a	1801	1/1	0.85	0.12	65,65,65,65	0
56	MG	1A	3927	1/1	0.85	0.08	37,37,37,37	0
56	MG	2F	302	1/1	0.85	0.79	59,59,59,59	0
56	MG	1a	1662	1/1	0.85	0.20	62,62,62,62	0
56	MG	2A	3739	1/1	0.85	0.09	68,68,68,68	0
56	MG	1a	1632	1/1	0.86	0.26	62,62,62,62	0
56	MG	1A	3788	1/1	0.86	0.09	38,38,38,38	0
56	MG	1A	3390	1/1	0.86	0.71	38,38,38,38	0
56	MG	1A	3817	1/1	0.86	0.12	56,56,56,56	0
56	MG	1A	3486	1/1	0.86	0.38	47,47,47,47	0
56	MG	1A	3823	1/1	0.86	0.29	40,40,40,40	0
56	MG	2A	3257	1/1	0.86	0.13	55,55,55,55	0
56	MG	1A	3976	1/1	0.86	0.07	66,66,66,66	0
56	MG	2A	3220	1/1	0.86	0.14	48,48,48,48	0
56	MG	2A	3365	1/1	0.86	0.61	45,45,45,45	0
56	MG	1U	206	1/1	0.86	1.53	70,70,70,70	0
56	MG	1A	4125	1/1	0.86	0.40	35,35,35,35	0
56	MG	2A	3189	1/1	0.86	0.16	69,69,69,69	0
56	MG	2A	3775	1/1	0.86	0.15	59,59,59,59	0
56	MG	1T	202	1/1	0.86	0.14	45,45,45,45	0
56	MG	1A	3917	1/1	0.86	0.14	31,31,31,31	0
56	MG	2A	3293	1/1	0.86	0.71	64,64,64,64	0
56	MG	1A	3676	1/1	0.86	0.15	50,50,50,50	0
56	MG	1A	3433	1/1	0.86	0.47	62,62,62,62	0
56	MG	2A	3752	1/1	0.86	0.10	46,46,46,46	0
56	MG	2A	3558	1/1	0.86	0.15	51,51,51,51	0
56	MG	2A	3626	1/1	0.86	0.13	31,31,31,31	0
56	MG	2A	3516	1/1	0.86	0.48	49,49,49,49	0
56	MG	1A	3306	1/1	0.86	0.18	54,54,54,54	0
56	MG	2A	3800	1/1	0.86	0.30	63,63,63,63	0

Continued on next page...

Continued from previous page...

Mol	Type	Chain	Res	Atoms	RSCC	RSR	B-factors(\AA^2)	Q<0.9
56	MG	2A	3154	1/1	0.86	0.13	63,63,63,63	0
56	MG	1B	209	1/1	0.86	0.14	57,57,57,57	0
56	MG	2A	3785	1/1	0.86	0.27	65,65,65,65	0
56	MG	1A	4018	1/1	0.86	0.10	47,47,47,47	0
56	MG	2A	3069	1/1	0.86	0.23	49,49,49,49	0
56	MG	2A	3565	1/1	0.86	0.15	56,56,56,56	0
56	MG	2a	1617	1/1	0.86	0.80	73,73,73,73	0
56	MG	2A	3262	1/1	0.86	0.49	54,54,54,54	0
56	MG	1G	201	1/1	0.86	0.16	37,37,37,37	0
56	MG	2A	3423	1/1	0.86	0.13	70,70,70,70	0
56	MG	1A	3622	1/1	0.86	0.13	68,68,68,68	0
56	MG	2A	3659	1/1	0.86	0.10	31,31,31,31	0
56	MG	2A	3741	1/1	0.86	0.08	49,49,49,49	0
56	MG	1A	3355	1/1	0.86	0.55	61,61,61,61	0
56	MG	2A	3484	1/1	0.86	0.33	54,54,54,54	0
56	MG	1A	3868	1/1	0.86	0.72	38,38,38,38	0
56	MG	1A	4141	1/1	0.86	0.12	44,44,44,44	0
56	MG	2A	3236	1/1	0.86	0.19	59,59,59,59	0
56	MG	1A	3415	1/1	0.86	0.20	59,59,59,59	0
56	MG	2A	3714	1/1	0.86	0.13	71,71,71,71	0
56	MG	1A	3193	1/1	0.86	0.90	41,41,41,41	0
56	MG	1A	3663	1/1	0.86	0.35	61,61,61,61	0
56	MG	2a	1754	1/1	0.86	0.08	57,57,57,57	0
56	MG	2A	3141	1/1	0.86	0.17	50,50,50,50	0
56	MG	1A	4068	1/1	0.86	0.06	54,54,54,54	0
56	MG	1D	311	1/1	0.86	0.63	41,41,41,41	0
56	MG	1A	3584	1/1	0.86	0.17	50,50,50,50	0
56	MG	2A	3313	1/1	0.86	0.08	62,62,62,62	0
56	MG	2A	3176	1/1	0.86	0.10	61,61,61,61	0
56	MG	1A	3403	1/1	0.86	0.20	46,46,46,46	0
56	MG	2E	306	1/1	0.86	0.10	47,47,47,47	0
56	MG	1A	3894	1/1	0.86	0.15	53,53,53,53	0
56	MG	1A	3535	1/1	0.86	0.21	56,56,56,56	0
56	MG	1A	3630	1/1	0.86	0.17	33,33,33,33	0
56	MG	2A	3856	1/1	0.86	0.49	37,37,37,37	0
56	MG	2a	1623	1/1	0.86	0.17	56,56,56,56	0
56	MG	2A	3163	1/1	0.86	0.21	76,76,76,76	0
56	MG	2a	1782	1/1	0.86	0.26	72,72,72,72	0
56	MG	2A	3718	1/1	0.86	0.24	70,70,70,70	0
56	MG	1A	3751	1/1	0.86	0.14	21,21,21,21	0
56	MG	1l	202	1/1	0.86	0.21	83,83,83,83	0
56	MG	1A	3088	1/1	0.86	0.30	38,38,38,38	0

Continued on next page...

Continued from previous page...

Mol	Type	Chain	Res	Atoms	RSCC	RSR	B-factors(\AA^2)	Q<0.9
56	MG	2F	304	1/1	0.86	0.10	58,58,58,58	0
56	MG	1a	1719	1/1	0.86	0.19	85,85,85,85	0
56	MG	13	103	1/1	0.86	0.13	59,59,59,59	0
56	MG	2a	1695	1/1	0.86	0.19	65,65,65,65	0
56	MG	2a	1702	1/1	0.86	0.14	69,69,69,69	0
56	MG	1A	3936	1/1	0.86	0.09	62,62,62,62	0
56	MG	1A	4112	1/1	0.86	0.74	36,36,36,36	0
56	MG	1a	1692	1/1	0.86	0.21	52,52,52,52	0
56	MG	2A	3284	1/1	0.86	1.43	48,48,48,48	0
56	MG	1A	3514	1/1	0.86	0.09	56,56,56,56	0
56	MG	1X	103	1/1	0.86	0.34	40,40,40,40	0
56	MG	2A	3501	1/1	0.86	0.16	48,48,48,48	0
56	MG	1A	3755	1/1	0.86	0.12	31,31,31,31	0
56	MG	1a	1625	1/1	0.86	0.24	57,57,57,57	0
56	MG	2A	3545	1/1	0.86	0.11	47,47,47,47	0
56	MG	2A	3448	1/1	0.86	1.03	64,64,64,64	0
56	MG	1A	3465	1/1	0.86	0.22	64,64,64,64	0
56	MG	2a	1831	1/1	0.86	0.20	80,80,80,80	0
56	MG	1A	3019	1/1	0.86	0.13	48,48,48,48	0
56	MG	2A	3346	1/1	0.86	0.16	60,60,60,60	0
56	MG	2A	3555	1/1	0.86	0.09	55,55,55,55	0
56	MG	1A	3996	1/1	0.86	0.10	20,20,20,20	0
56	MG	2A	3832	1/1	0.86	0.06	53,53,53,53	0
56	MG	2W	201	1/1	0.86	0.26	60,60,60,60	0
56	MG	1A	3504	1/1	0.86	0.50	57,57,57,57	0
56	MG	1A	3873	1/1	0.86	0.17	22,22,22,22	0
56	MG	2A	3593	1/1	0.86	0.14	35,35,35,35	0
56	MG	2A	3685	1/1	0.86	0.11	63,63,63,63	0
56	MG	2A	3359	1/1	0.86	0.15	58,58,58,58	0
56	MG	1A	3711	1/1	0.86	0.15	39,39,39,39	0
56	MG	1A	3202	1/1	0.86	0.09	25,25,25,25	0
56	MG	1x	102	1/1	0.86	0.20	57,57,57,57	0
56	MG	2A	3803	1/1	0.86	0.17	71,71,71,71	0
56	MG	1a	1780	1/1	0.87	0.10	64,64,64,64	0
56	MG	1A	3265	1/1	0.87	0.24	48,48,48,48	0
56	MG	2A	3807	1/1	0.87	0.11	65,65,65,65	0
56	MG	1A	3766	1/1	0.87	0.13	38,38,38,38	0
56	MG	1a	1714	1/1	0.87	0.14	71,71,71,71	0
56	MG	2A	3841	1/1	0.87	0.16	39,39,39,39	0
56	MG	2A	3005	1/1	0.87	0.25	49,49,49,49	0
56	MG	1U	205	1/1	0.87	0.28	49,49,49,49	0
56	MG	2A	3363	1/1	0.87	0.17	55,55,55,55	0

Continued on next page...

Continued from previous page...

Mol	Type	Chain	Res	Atoms	RSCC	RSR	B-factors(\AA^2)	Q<0.9
56	MG	1A	3378	1/1	0.87	0.62	40,40,40,40	0
56	MG	1A	3793	1/1	0.87	0.17	24,24,24,24	0
56	MG	1a	1628	1/1	0.87	0.22	55,55,55,55	0
56	MG	1A	4040	1/1	0.87	0.20	54,54,54,54	0
56	MG	1A	4004	1/1	0.87	0.11	38,38,38,38	0
56	MG	1A	3266	1/1	0.87	0.12	59,59,59,59	0
56	MG	1A	3605	1/1	0.87	0.12	47,47,47,47	0
56	MG	1a	1671	1/1	0.87	0.15	53,53,53,53	0
56	MG	2A	3702	1/1	0.87	0.20	73,73,73,73	0
56	MG	1a	1646	1/1	0.87	0.23	50,50,50,50	0
56	MG	1A	3244	1/1	0.87	0.30	60,60,60,60	0
56	MG	1a	1760	1/1	0.87	0.19	58,58,58,58	0
56	MG	1A	3612	1/1	0.87	0.14	35,35,35,35	0
56	MG	2A	3539	1/1	0.87	0.14	50,50,50,50	0
56	MG	2R	201	1/1	0.87	0.63	78,78,78,78	0
56	MG	1G	204	1/1	0.87	0.13	42,42,42,42	0
56	MG	1B	231	1/1	0.87	0.11	64,64,64,64	0
56	MG	1A	3561	1/1	0.87	0.14	34,34,34,34	0
56	MG	1A	3339	1/1	0.87	0.13	57,57,57,57	0
56	MG	1D	307	1/1	0.87	0.23	37,37,37,37	0
56	MG	1A	3677	1/1	0.87	0.13	22,22,22,22	0
56	MG	1A	3291	1/1	0.87	0.17	66,66,66,66	0
56	MG	2A	3254	1/1	0.87	0.16	59,59,59,59	0
56	MG	2A	3858	1/1	0.87	0.11	66,66,66,66	0
56	MG	2A	3026	1/1	0.87	0.39	53,53,53,53	0
56	MG	2A	3339	1/1	0.87	0.11	58,58,58,58	0
56	MG	1A	3090	1/1	0.87	0.22	46,46,46,46	0
56	MG	1A	3247	1/1	0.87	0.11	67,67,67,67	0
56	MG	2A	3819	1/1	0.87	0.14	31,31,31,31	0
56	MG	1a	1772	1/1	0.87	0.17	53,53,53,53	0
56	MG	1A	4099	1/1	0.87	0.13	63,63,63,63	0
56	MG	2A	3384	1/1	0.87	0.42	41,41,41,41	0
56	MG	2A	3230	1/1	0.87	0.13	55,55,55,55	0
56	MG	1A	3599	1/1	0.87	0.20	23,23,23,23	0
56	MG	2a	1734	1/1	0.87	0.14	57,57,57,57	0
56	MG	1A	3860	1/1	0.87	0.10	29,29,29,29	0
56	MG	2A	3380	1/1	0.87	0.30	57,57,57,57	0
56	MG	1A	3462	1/1	0.87	0.55	54,54,54,54	0
56	MG	2A	3621	1/1	0.87	0.59	55,55,55,55	0
56	MG	2x	102	1/1	0.87	0.08	75,75,75,75	0
56	MG	2A	3194	1/1	0.87	0.36	61,61,61,61	0
56	MG	2A	3410	1/1	0.87	0.33	70,70,70,70	0

Continued on next page...

Continued from previous page...

Mol	Type	Chain	Res	Atoms	RSCC	RSR	B-factors(\AA^2)	Q<0.9
56	MG	2y	106	1/1	0.87	0.17	84,84,84,84	0
56	MG	1A	3285	1/1	0.87	0.21	41,41,41,41	0
56	MG	2A	3041	1/1	0.87	0.11	68,68,68,68	0
56	MG	2a	1773	1/1	0.87	0.22	73,73,73,73	0
56	MG	1A	3968	1/1	0.87	0.15	52,52,52,52	0
56	MG	1A	3342	1/1	0.87	0.74	37,37,37,37	0
56	MG	2A	3837	1/1	0.87	0.14	61,61,61,61	0
56	MG	1A	3356	1/1	0.87	0.32	46,46,46,46	0
56	MG	2A	3385	1/1	0.87	0.41	70,70,70,70	0
56	MG	1A	4006	1/1	0.87	0.08	74,74,74,74	0
56	MG	1A	3829	1/1	0.87	0.09	39,39,39,39	0
56	MG	1A	4084	1/1	0.87	0.24	61,61,61,61	0
56	MG	2a	1645	1/1	0.87	0.15	57,57,57,57	0
56	MG	2A	3160	1/1	0.87	0.13	49,49,49,49	0
56	MG	2A	3482	1/1	0.87	0.23	60,60,60,60	0
56	MG	2A	3627	1/1	0.87	0.21	52,52,52,52	0
56	MG	2A	3513	1/1	0.87	0.20	61,61,61,61	0
56	MG	2a	1648	1/1	0.87	1.06	81,81,81,81	0
56	MG	1t	201	1/1	0.87	0.13	56,56,56,56	0
56	MG	2a	1604	1/1	0.87	0.15	50,50,50,50	0
56	MG	2a	1674	1/1	0.87	0.07	59,59,59,59	0
56	MG	1A	3434	1/1	0.87	0.15	63,63,63,63	0
56	MG	2A	3671	1/1	0.87	0.48	63,63,63,63	0
56	MG	1B	217	1/1	0.87	0.11	50,50,50,50	0
56	MG	2A	3728	1/1	0.87	0.21	52,52,52,52	0
56	MG	2a	1658	1/1	0.87	0.17	73,73,73,73	0
56	MG	1A	3333	1/1	0.87	0.12	53,53,53,53	0
56	MG	2A	3273	1/1	0.87	0.72	47,47,47,47	0
56	MG	2a	1766	1/1	0.87	0.20	60,60,60,60	0
56	MG	1A	3092	1/1	0.87	0.16	43,43,43,43	0
56	MG	2e	201	1/1	0.87	0.10	79,79,79,79	0
56	MG	2A	3417	1/1	0.87	0.28	57,57,57,57	0
56	MG	2A	3590	1/1	0.87	0.11	54,54,54,54	0
56	MG	2B	219	1/1	0.87	0.26	77,77,77,77	0
56	MG	1A	4065	1/1	0.87	0.20	52,52,52,52	0
56	MG	1A	4092	1/1	0.87	0.17	60,60,60,60	0
56	MG	1A	3562	1/1	0.87	0.73	48,48,48,48	0
56	MG	2A	3062	1/1	0.87	0.13	63,63,63,63	0
56	MG	2a	1777	1/1	0.88	0.14	68,68,68,68	0
56	MG	2A	3102	1/1	0.88	0.18	43,43,43,43	0
56	MG	1A	3944	1/1	0.88	0.28	82,82,82,82	0
56	MG	1A	4026	1/1	0.88	0.13	56,56,56,56	0

Continued on next page...

Continued from previous page...

Mol	Type	Chain	Res	Atoms	RSCC	RSR	B-factors(\AA^2)	Q<0.9
56	MG	2A	3207	1/1	0.88	0.18	34,34,34,34	0
56	MG	1A	4029	1/1	0.88	0.12	38,38,38,38	0
56	MG	2A	3127	1/1	0.88	0.26	53,53,53,53	0
56	MG	1A	4047	1/1	0.88	0.10	41,41,41,41	0
56	MG	2A	3237	1/1	0.88	0.80	68,68,68,68	0
56	MG	2A	3490	1/1	0.88	0.32	40,40,40,40	0
56	MG	1a	1804	1/1	0.88	0.14	66,66,66,66	0
56	MG	18	102	1/1	0.88	0.16	38,38,38,38	0
56	MG	1a	1738	1/1	0.88	0.11	59,59,59,59	0
56	MG	2A	3202	1/1	0.88	0.12	63,63,63,63	0
56	MG	2A	3662	1/1	0.88	0.07	40,40,40,40	0
56	MG	2A	3195	1/1	0.88	0.28	71,71,71,71	0
56	MG	1B	212	1/1	0.88	0.14	51,51,51,51	0
56	MG	2A	3250	1/1	0.88	0.13	67,67,67,67	0
56	MG	1A	4100	1/1	0.88	0.13	29,29,29,29	0
56	MG	2A	3449	1/1	0.88	0.28	57,57,57,57	0
56	MG	2A	3824	1/1	0.88	0.13	34,34,34,34	0
56	MG	2A	3324	1/1	0.88	0.22	73,73,73,73	0
56	MG	1A	3041	1/1	0.88	0.10	31,31,31,31	0
56	MG	1A	3830	1/1	0.88	0.21	53,53,53,53	0
56	MG	1A	3833	1/1	0.88	0.05	46,46,46,46	0
56	MG	1A	4149	1/1	0.88	0.37	32,32,32,32	0
56	MG	2A	3213	1/1	0.88	0.16	60,60,60,60	0
56	MG	1A	3472	1/1	0.88	0.30	44,44,44,44	0
56	MG	1a	1779	1/1	0.88	0.23	72,72,72,72	0
56	MG	1A	3648	1/1	0.88	0.12	62,62,62,62	0
56	MG	1A	3756	1/1	0.88	0.22	26,26,26,26	0
56	MG	1A	3382	1/1	0.88	0.22	48,48,48,48	0
56	MG	1A	3105	1/1	0.88	1.05	37,37,37,37	0
56	MG	1A	3692	1/1	0.88	0.13	53,53,53,53	0
56	MG	2A	3446	1/1	0.88	0.40	72,72,72,72	0
56	MG	1A	3146	1/1	0.88	0.28	39,39,39,39	0
56	MG	1A	3316	1/1	0.88	1.56	44,44,44,44	0
56	MG	2A	3751	1/1	0.88	0.10	66,66,66,66	0
56	MG	2a	1744	1/1	0.88	0.14	65,65,65,65	0
56	MG	1A	3391	1/1	0.88	0.27	56,56,56,56	0
56	MG	1A	3558	1/1	0.88	0.13	53,53,53,53	0
56	MG	1A	3580	1/1	0.88	0.22	41,41,41,41	0
56	MG	2A	3706	1/1	0.88	0.16	66,66,66,66	0
56	MG	1Y	201	1/1	0.88	0.14	44,44,44,44	0
56	MG	1a	1826	1/1	0.88	0.15	62,62,62,62	0
56	MG	1A	3332	1/1	0.88	0.18	43,43,43,43	0

Continued on next page...

Continued from previous page...

Mol	Type	Chain	Res	Atoms	RSCC	RSR	B-factors(\AA^2)	Q<0.9
56	MG	1a	1659	1/1	0.88	0.18	62,62,62,62	0
56	MG	2A	3576	1/1	0.88	0.13	49,49,49,49	0
56	MG	2A	3754	1/1	0.88	0.16	67,67,67,67	0
56	MG	1A	3481	1/1	0.88	0.27	51,51,51,51	0
56	MG	2A	3407	1/1	0.88	0.41	51,51,51,51	0
56	MG	2A	3818	1/1	0.88	0.14	42,42,42,42	0
56	MG	2a	1720	1/1	0.88	0.16	55,55,55,55	0
56	MG	28	101	1/1	0.88	0.12	49,49,49,49	0
56	MG	1A	3608	1/1	0.88	0.23	36,36,36,36	0
56	MG	1a	1631	1/1	0.88	0.29	71,71,71,71	0
56	MG	2A	3796	1/1	0.88	0.10	69,69,69,69	0
56	MG	1a	1805	1/1	0.88	0.10	60,60,60,60	0
56	MG	1A	3139	1/1	0.88	0.29	43,43,43,43	0
56	MG	1A	3889	1/1	0.88	0.16	58,58,58,58	0
56	MG	1A	3487	1/1	0.88	0.49	45,45,45,45	0
56	MG	1A	3847	1/1	0.88	0.11	46,46,46,46	0
56	MG	1A	4021	1/1	0.88	0.25	69,69,69,69	0
56	MG	2a	1605	1/1	0.88	0.13	72,72,72,72	0
56	MG	1A	3466	1/1	0.88	0.10	66,66,66,66	0
56	MG	1A	4110	1/1	0.88	0.71	36,36,36,36	0
56	MG	2A	3251	1/1	0.88	0.17	64,64,64,64	0
56	MG	2A	3638	1/1	0.88	0.14	25,25,25,25	0
56	MG	1A	3805	1/1	0.88	0.11	55,55,55,55	0
56	MG	2a	1713	1/1	0.88	0.12	86,86,86,86	0
56	MG	2A	3769	1/1	0.88	0.26	60,60,60,60	0
56	MG	1A	3369	1/1	0.88	0.28	44,44,44,44	0
56	MG	1A	3837	1/1	0.88	0.10	54,54,54,54	0
56	MG	2x	103	1/1	0.88	0.09	78,78,78,78	0
56	MG	1A	3454	1/1	0.88	0.82	37,37,37,37	0
56	MG	1A	3074	1/1	0.88	0.25	58,58,58,58	0
56	MG	2A	3174	1/1	0.88	0.17	63,63,63,63	0
56	MG	2a	1644	1/1	0.88	0.16	55,55,55,55	0
56	MG	1A	3183	1/1	0.88	0.09	39,39,39,39	0
56	MG	2a	1775	1/1	0.88	0.10	49,49,49,49	0
56	MG	1a	1831	1/1	0.88	0.08	69,69,69,69	0
56	MG	2a	1732	1/1	0.88	0.19	62,62,62,62	0
56	MG	1A	3567	1/1	0.88	0.58	35,35,35,35	0
56	MG	2A	3828	1/1	0.88	0.13	43,43,43,43	0
56	MG	2a	1748	1/1	0.88	0.10	56,56,56,56	0
56	MG	2A	3719	1/1	0.88	0.14	90,90,90,90	0
56	MG	2A	3612	1/1	0.88	0.19	68,68,68,68	0
56	MG	1A	3407	1/1	0.88	0.18	45,45,45,45	0

Continued on next page...

Continued from previous page...

Mol	Type	Chain	Res	Atoms	RSCC	RSR	B-factors(\AA^2)	Q<0.9
56	MG	1A	3731	1/1	0.88	0.09	33,33,33,33	0
56	MG	1B	237	1/1	0.88	0.13	37,37,37,37	0
56	MG	2B	213	1/1	0.88	0.31	69,69,69,69	0
56	MG	2A	3738	1/1	0.88	0.10	55,55,55,55	0
56	MG	1a	1670	1/1	0.88	0.14	49,49,49,49	0
56	MG	2B	215	1/1	0.88	0.21	75,75,75,75	0
56	MG	1A	3896	1/1	0.88	0.21	52,52,52,52	0
56	MG	2A	3023	1/1	0.88	0.13	42,42,42,42	0
56	MG	2a	1731	1/1	0.88	0.14	72,72,72,72	0
56	MG	1A	3483	1/1	0.88	0.11	61,61,61,61	0
56	MG	1A	3884	1/1	0.88	0.12	22,22,22,22	0
56	MG	1A	3710	1/1	0.88	0.07	54,54,54,54	0
56	MG	2A	3547	1/1	0.88	0.17	73,73,73,73	0
56	MG	2A	3478	1/1	0.88	0.23	62,62,62,62	0
56	MG	2A	3283	1/1	0.88	0.16	75,75,75,75	0
56	MG	2A	3771	1/1	0.88	0.12	55,55,55,55	0
56	MG	1A	4088	1/1	0.88	0.09	50,50,50,50	0
56	MG	15	105	1/1	0.88	0.29	36,36,36,36	0
56	MG	2A	3015	1/1	0.88	0.21	52,52,52,52	0
56	MG	2A	3723	1/1	0.88	0.12	26,26,26,26	0
56	MG	2A	3330	1/1	0.88	0.28	60,60,60,60	0
56	MG	1B	227	1/1	0.88	0.15	45,45,45,45	0
56	MG	2A	3281	1/1	0.88	0.12	55,55,55,55	0
56	MG	2A	3111	1/1	0.88	0.10	55,55,55,55	0
56	MG	2A	3724	1/1	0.88	0.19	86,86,86,86	0
56	MG	1A	4091	1/1	0.88	0.16	61,61,61,61	0
56	MG	1A	3386	1/1	0.88	0.48	29,29,29,29	0
56	MG	2A	3372	1/1	0.89	0.22	50,50,50,50	0
56	MG	2A	3343	1/1	0.89	0.14	66,66,66,66	0
56	MG	1A	3307	1/1	0.89	0.38	42,42,42,42	0
58	K	2A	3515	1/1	0.89	0.08	66,66,66,66	0
56	MG	1A	3910	1/1	0.89	0.25	72,72,72,72	0
56	MG	2D	301	1/1	0.89	0.11	34,34,34,34	0
56	MG	1A	3025	1/1	0.89	0.15	42,42,42,42	0
56	MG	1A	4124	1/1	0.89	0.22	35,35,35,35	0
56	MG	2A	3192	1/1	0.89	0.28	59,59,59,59	0
56	MG	2a	1803	1/1	0.89	0.13	66,66,66,66	0
56	MG	2a	1797	1/1	0.89	0.09	62,62,62,62	0
56	MG	1A	3583	1/1	0.89	0.15	65,65,65,65	0
56	MG	2A	3531	1/1	0.89	0.10	40,40,40,40	0
56	MG	1A	4143	1/1	0.89	0.11	51,51,51,51	0
56	MG	1A	3064	1/1	0.89	0.23	57,57,57,57	0

Continued on next page...

Continued from previous page...

Mol	Type	Chain	Res	Atoms	RSCC	RSR	B-factors(\AA^2)	Q<0.9
56	MG	2A	3674	1/1	0.89	0.66	49,49,49,49	0
56	MG	1B	233	1/1	0.89	0.13	57,57,57,57	0
56	MG	1A	3983	1/1	0.89	0.11	37,37,37,37	0
56	MG	1A	3636	1/1	0.89	0.15	21,21,21,21	0
56	MG	2a	1640	1/1	0.89	0.20	62,62,62,62	0
56	MG	1h	201	1/1	0.89	0.24	64,64,64,64	0
56	MG	2A	3107	1/1	0.89	0.14	62,62,62,62	0
56	MG	2A	3188	1/1	0.89	0.08	72,72,72,72	0
56	MG	1A	3212	1/1	0.89	0.17	54,54,54,54	0
56	MG	1A	3166	1/1	0.89	0.18	51,51,51,51	0
56	MG	2A	3158	1/1	0.89	0.13	60,60,60,60	0
56	MG	2A	3543	1/1	0.89	0.16	35,35,35,35	0
56	MG	1A	4014	1/1	0.89	0.24	60,60,60,60	0
56	MG	1A	3826	1/1	0.89	0.10	57,57,57,57	0
56	MG	1a	1747	1/1	0.89	0.17	49,49,49,49	0
56	MG	1r	101	1/1	0.89	0.11	70,70,70,70	0
56	MG	2a	1629	1/1	0.89	0.69	62,62,62,62	0
56	MG	2A	3712	1/1	0.89	0.15	79,79,79,79	0
56	MG	2U	201	1/1	0.89	0.15	44,44,44,44	0
56	MG	1A	3206	1/1	0.89	0.48	54,54,54,54	0
56	MG	2a	1742	1/1	0.89	0.17	77,77,77,77	0
56	MG	1l	201	1/1	0.89	0.20	42,42,42,42	0
56	MG	1A	3899	1/1	0.89	0.56	37,37,37,37	0
56	MG	1a	1624	1/1	0.89	0.22	47,47,47,47	0
56	MG	2A	3064	1/1	0.89	0.22	66,66,66,66	0
56	MG	2A	3601	1/1	0.89	0.18	45,45,45,45	0
56	MG	1A	3973	1/1	0.89	0.17	20,20,20,20	0
56	MG	1a	1603	1/1	0.89	0.12	50,50,50,50	0
56	MG	2A	3860	1/1	0.89	0.19	36,36,36,36	0
56	MG	2A	3326	1/1	0.89	0.35	56,56,56,56	0
56	MG	1A	4070	1/1	0.89	0.12	51,51,51,51	0
56	MG	1A	3572	1/1	0.89	0.56	37,37,37,37	0
56	MG	2A	3265	1/1	0.89	0.28	53,53,53,53	0
56	MG	1U	203	1/1	0.89	0.74	42,42,42,42	0
56	MG	2A	3177	1/1	0.89	0.25	59,59,59,59	0
56	MG	2A	3520	1/1	0.89	0.15	40,40,40,40	0
56	MG	1A	3408	1/1	0.89	0.21	53,53,53,53	0
56	MG	2a	1636	1/1	0.89	0.28	49,49,49,49	0
56	MG	2A	3233	1/1	0.89	0.12	78,78,78,78	0
56	MG	1B	234	1/1	0.89	0.40	67,67,67,67	0
56	MG	2A	3850	1/1	0.89	0.46	51,51,51,51	0
56	MG	1x	112	1/1	0.89	0.29	65,65,65,65	0

Continued on next page...

Continued from previous page...

Mol	Type	Chain	Res	Atoms	RSCC	RSR	B-factors(\AA^2)	Q<0.9
56	MG	2T	202	1/1	0.89	0.14	51,51,51,51	0
56	MG	2A	3679	1/1	0.89	0.44	55,55,55,55	0
56	MG	2A	3525	1/1	0.89	0.31	62,62,62,62	0
56	MG	2A	3583	1/1	0.89	0.09	37,37,37,37	0
56	MG	1a	1606	1/1	0.89	0.12	50,50,50,50	0
56	MG	2a	1643	1/1	0.89	0.14	75,75,75,75	0
56	MG	1A	3442	1/1	0.89	0.44	40,40,40,40	0
56	MG	1A	3691	1/1	0.89	0.21	24,24,24,24	0
56	MG	2A	3342	1/1	0.89	0.15	41,41,41,41	0
56	MG	1A	4000	1/1	0.89	0.11	36,36,36,36	0
56	MG	1A	3916	1/1	0.89	0.18	22,22,22,22	0
56	MG	1a	1810	1/1	0.89	0.09	59,59,59,59	0
56	MG	1A	3360	1/1	0.89	0.40	38,38,38,38	0
56	MG	2a	1826	1/1	0.89	0.37	75,75,75,75	0
56	MG	2a	1693	1/1	0.89	0.16	46,46,46,46	0
56	MG	1A	3904	1/1	0.89	0.15	43,43,43,43	0
56	MG	1A	3643	1/1	0.89	0.10	37,37,37,37	0
56	MG	1A	3490	1/1	0.89	0.52	45,45,45,45	0
56	MG	2a	1765	1/1	0.89	0.10	69,69,69,69	0
56	MG	1a	1746	1/1	0.89	0.22	62,62,62,62	0
56	MG	1a	1619	1/1	0.89	0.19	48,48,48,48	0
56	MG	2A	3433	1/1	0.89	0.30	62,62,62,62	0
56	MG	2A	3479	1/1	0.89	0.21	54,54,54,54	0
56	MG	2A	3162	1/1	0.89	0.17	70,70,70,70	0
56	MG	2A	3299	1/1	0.89	0.32	69,69,69,69	0
56	MG	1a	1776	1/1	0.89	0.23	80,80,80,80	0
56	MG	1m	202	1/1	0.89	0.11	56,56,56,56	0
56	MG	1a	1654	1/1	0.89	0.29	68,68,68,68	0
56	MG	1A	3771	1/1	0.89	0.12	41,41,41,41	0
56	MG	1A	3142	1/1	0.89	0.45	43,43,43,43	0
56	MG	1A	3453	1/1	0.89	0.22	49,49,49,49	0
56	MG	2X	101	1/1	0.89	0.17	47,47,47,47	0
56	MG	1A	3660	1/1	0.89	0.13	21,21,21,21	0
56	MG	1D	312	1/1	0.89	0.38	23,23,23,23	0
56	MG	1A	3680	1/1	0.89	0.14	21,21,21,21	0
56	MG	2A	3289	1/1	0.89	0.17	53,53,53,53	0
56	MG	2a	1701	1/1	0.89	0.13	56,56,56,56	0
56	MG	1A	3295	1/1	0.89	0.36	64,64,64,64	0
56	MG	1A	3700	1/1	0.89	0.16	34,34,34,34	0
56	MG	2A	3400	1/1	0.89	0.18	44,44,44,44	0
56	MG	2A	3732	1/1	0.89	0.24	62,62,62,62	0
56	MG	2A	3276	1/1	0.89	0.19	64,64,64,64	0

Continued on next page...

Continued from previous page...

Mol	Type	Chain	Res	Atoms	RSCC	RSR	B-factors(\AA^2)	Q<0.9
56	MG	2A	3070	1/1	0.89	0.11	58,58,58,58	0
56	MG	2A	3364	1/1	0.89	0.12	51,51,51,51	0
56	MG	1A	3298	1/1	0.89	0.28	51,51,51,51	0
56	MG	1A	3020	1/1	0.89	0.16	38,38,38,38	0
56	MG	2A	3493	1/1	0.89	0.17	49,49,49,49	0
56	MG	1B	221	1/1	0.89	0.11	50,50,50,50	0
56	MG	2A	3145	1/1	0.89	0.64	57,57,57,57	0
56	MG	1A	4064	1/1	0.89	0.06	48,48,48,48	0
56	MG	2A	3767	1/1	0.89	0.14	34,34,34,34	0
56	MG	2a	1688	1/1	0.89	0.13	66,66,66,66	0
56	MG	2A	3128	1/1	0.89	0.08	70,70,70,70	0
56	MG	1a	1822	1/1	0.89	0.08	69,69,69,69	0
56	MG	1A	3820	1/1	0.89	0.16	59,59,59,59	0
56	MG	2a	1730	1/1	0.89	0.10	66,66,66,66	0
56	MG	2A	3139	1/1	0.89	0.70	51,51,51,51	0
56	MG	2A	3418	1/1	0.89	0.47	66,66,66,66	0
56	MG	2A	3114	1/1	0.89	0.14	41,41,41,41	0
56	MG	2A	3768	1/1	0.89	1.02	46,46,46,46	0
56	MG	1A	3115	1/1	0.89	0.09	41,41,41,41	0
56	MG	2A	3038	1/1	0.89	0.22	41,41,41,41	0
56	MG	1A	3271	1/1	0.89	0.80	49,49,49,49	0
56	MG	1A	3409	1/1	0.89	0.15	63,63,63,63	0
56	MG	1A	3352	1/1	0.90	0.28	39,39,39,39	0
56	MG	2A	3001	1/1	0.90	0.13	46,46,46,46	0
56	MG	1A	3510	1/1	0.90	0.26	54,54,54,54	0
56	MG	1a	1608	1/1	0.90	0.17	56,56,56,56	0
56	MG	2A	3137	1/1	0.90	0.17	55,55,55,55	0
56	MG	1A	3286	1/1	0.90	0.16	59,59,59,59	0
56	MG	1A	3337	1/1	0.90	0.50	35,35,35,35	0
56	MG	1A	3138	1/1	0.90	0.48	28,28,28,28	0
56	MG	1A	3400	1/1	0.90	0.38	53,53,53,53	0
56	MG	2E	305	1/1	0.90	0.32	64,64,64,64	0
56	MG	1A	3658	1/1	0.90	0.16	35,35,35,35	0
56	MG	2a	1655	1/1	0.90	0.68	63,63,63,63	0
56	MG	1A	3683	1/1	0.90	0.14	13,13,13,13	0
56	MG	2A	3763	1/1	0.90	0.10	59,59,59,59	0
56	MG	1a	1745	1/1	0.90	0.12	35,35,35,35	0
56	MG	1A	3336	1/1	0.90	0.34	52,52,52,52	0
56	MG	1A	3414	1/1	0.90	0.13	44,44,44,44	0
56	MG	1A	3555	1/1	0.90	0.45	41,41,41,41	0
56	MG	1R	202	1/1	0.90	0.14	35,35,35,35	0
56	MG	1A	3521	1/1	0.90	0.75	44,44,44,44	0

Continued on next page...

Continued from previous page...

Mol	Type	Chain	Res	Atoms	RSCC	RSR	B-factors(\AA^2)	Q<0.9
56	MG	1X	101	1/1	0.90	0.21	34,34,34,34	0
56	MG	1A	3779	1/1	0.90	0.20	80,80,80,80	0
56	MG	2A	3183	1/1	0.90	0.49	54,54,54,54	0
56	MG	2a	1717	1/1	0.90	0.08	52,52,52,52	0
56	MG	1A	3252	1/1	0.90	0.37	33,33,33,33	0
56	MG	2a	1806	1/1	0.90	0.15	76,76,76,76	0
56	MG	1a	1715	1/1	0.90	0.38	66,66,66,66	0
56	MG	1A	3709	1/1	0.90	0.19	46,46,46,46	0
56	MG	1A	3666	1/1	0.90	0.13	22,22,22,22	0
56	MG	2A	3347	1/1	0.90	0.11	64,64,64,64	0
56	MG	2A	3791	1/1	0.90	0.06	67,67,67,67	0
56	MG	1A	3323	1/1	0.90	0.22	42,42,42,42	0
56	MG	1F	302	1/1	0.90	0.14	53,53,53,53	0
56	MG	2A	3481	1/1	0.90	0.11	65,65,65,65	0
56	MG	1a	1829	1/1	0.90	0.10	62,62,62,62	0
56	MG	2A	3523	1/1	0.90	0.64	36,36,36,36	0
56	MG	1E	303	1/1	0.90	0.47	36,36,36,36	0
56	MG	2A	3310	1/1	0.90	0.14	80,80,80,80	0
56	MG	2A	3705	1/1	0.90	0.13	69,69,69,69	0
56	MG	2A	3268	1/1	0.90	0.68	53,53,53,53	0
56	MG	2A	3315	1/1	0.90	0.20	49,49,49,49	0
56	MG	1A	3963	1/1	0.90	0.10	59,59,59,59	0
56	MG	1A	3046	1/1	0.90	0.10	34,34,34,34	0
56	MG	1A	3251	1/1	0.90	0.14	60,60,60,60	0
56	MG	13	101	1/1	0.90	0.27	56,56,56,56	0
56	MG	2A	3512	1/1	0.90	0.15	56,56,56,56	0
56	MG	1A	3179	1/1	0.90	0.10	44,44,44,44	0
56	MG	1A	3977	1/1	0.90	0.20	38,38,38,38	0
56	MG	2A	3757	1/1	0.90	0.13	39,39,39,39	0
56	MG	1A	3188	1/1	0.90	0.38	30,30,30,30	0
56	MG	2a	1798	1/1	0.90	0.14	62,62,62,62	0
56	MG	1A	3392	1/1	0.90	0.35	51,51,51,51	0
56	MG	2A	3360	1/1	0.90	0.41	51,51,51,51	0
56	MG	1A	3749	1/1	0.90	0.16	37,37,37,37	0
56	MG	2A	3663	1/1	0.90	0.21	34,34,34,34	0
56	MG	1A	3448	1/1	0.90	0.25	65,65,65,65	0
56	MG	1A	3813	1/1	0.90	0.11	27,27,27,27	0
56	MG	1A	3912	1/1	0.90	0.14	49,49,49,49	0
56	MG	1A	3445	1/1	0.90	0.27	51,51,51,51	0
56	MG	2a	1602	1/1	0.90	0.18	62,62,62,62	0
56	MG	1A	3785	1/1	0.90	0.14	17,17,17,17	0
56	MG	1A	3627	1/1	0.90	0.13	29,29,29,29	0

Continued on next page...

Continued from previous page...

Mol	Type	Chain	Res	Atoms	RSCC	RSR	B-factors(\AA^2)	Q<0.9
56	MG	1A	3865	1/1	0.90	0.63	54,54,54,54	0
56	MG	1A	3670	1/1	0.90	0.10	18,18,18,18	0
56	MG	2a	1683	1/1	0.90	0.15	72,72,72,72	0
56	MG	2A	3651	1/1	0.90	0.21	48,48,48,48	0
56	MG	2A	3231	1/1	0.90	0.43	60,60,60,60	0
56	MG	1A	3120	1/1	0.90	0.50	47,47,47,47	0
56	MG	1x	111	1/1	0.90	0.17	62,62,62,62	0
56	MG	2A	3018	1/1	0.90	0.18	60,60,60,60	0
56	MG	1A	3693	1/1	0.90	0.17	24,24,24,24	0
56	MG	1A	4053	1/1	0.90	0.20	41,41,41,41	0
56	MG	1a	1839	1/1	0.90	0.07	76,76,76,76	0
56	MG	1A	3328	1/1	0.90	0.10	56,56,56,56	0
56	MG	2a	1795	1/1	0.90	0.17	70,70,70,70	0
56	MG	1A	3051	1/1	0.90	0.13	26,26,26,26	0
56	MG	1A	3844	1/1	0.90	0.15	16,16,16,16	0
56	MG	1A	3573	1/1	0.90	0.29	49,49,49,49	0
56	MG	2a	1722	1/1	0.90	0.11	49,49,49,49	0
56	MG	1A	3947	1/1	0.90	0.09	53,53,53,53	0
56	MG	1A	4083	1/1	0.90	0.31	55,55,55,55	0
56	MG	2T	203	1/1	0.90	0.13	52,52,52,52	0
56	MG	2A	3772	1/1	0.90	0.09	65,65,65,65	0
56	MG	1a	1609	1/1	0.90	0.11	49,49,49,49	0
56	MG	1A	3929	1/1	0.90	0.13	37,37,37,37	0
56	MG	2A	3325	1/1	0.90	0.22	69,69,69,69	0
56	MG	1a	1698	1/1	0.90	0.17	42,42,42,42	0
56	MG	1G	205	1/1	0.90	0.13	54,54,54,54	0
56	MG	2A	3633	1/1	0.90	0.11	63,63,63,63	0
56	MG	2A	3388	1/1	0.90	0.15	50,50,50,50	0
56	MG	1A	3516	1/1	0.90	0.36	45,45,45,45	0
56	MG	2d	301	1/1	0.90	0.22	43,43,43,43	0
56	MG	1a	1726	1/1	0.90	0.17	62,62,62,62	0
56	MG	2a	1728	1/1	0.90	0.23	74,74,74,74	0
56	MG	2A	3503	1/1	0.90	0.13	60,60,60,60	0
56	MG	2A	3550	1/1	0.90	0.19	52,52,52,52	0
56	MG	2A	3733	1/1	0.90	0.33	66,66,66,66	0
56	MG	2A	3133	1/1	0.90	0.60	57,57,57,57	0
56	MG	2A	3008	1/1	0.90	0.17	38,38,38,38	0
56	MG	2T	201	1/1	0.90	0.38	58,58,58,58	0
56	MG	1a	1838	1/1	0.90	0.14	58,58,58,58	0
56	MG	2A	3104	1/1	0.90	0.17	51,51,51,51	0
56	MG	1A	3274	1/1	0.90	0.66	37,37,37,37	0
56	MG	1A	3773	1/1	0.90	0.05	58,58,58,58	0

Continued on next page...

Continued from previous page...

Mol	Type	Chain	Res	Atoms	RSCC	RSR	B-factors(\AA^2)	Q<0.9
56	MG	1a	1642	1/1	0.90	0.24	58,58,58,58	0
56	MG	1a	1705	1/1	0.90	0.16	63,63,63,63	0
56	MG	1A	3329	1/1	0.90	0.14	50,50,50,50	0
56	MG	1a	1702	1/1	0.90	0.24	56,56,56,56	0
56	MG	2A	3535	1/1	0.90	0.20	35,35,35,35	0
56	MG	1A	3422	1/1	0.90	0.28	35,35,35,35	0
56	MG	1A	3441	1/1	0.90	0.51	40,40,40,40	0
56	MG	1A	3623	1/1	0.90	0.14	26,26,26,26	0
56	MG	1A	3309	1/1	0.90	0.27	48,48,48,48	0
56	MG	1A	3909	1/1	0.90	0.49	78,78,78,78	0
56	MG	1A	3473	1/1	0.90	0.32	34,34,34,34	0
56	MG	1A	3322	1/1	0.90	0.13	41,41,41,41	0
56	MG	1a	1731	1/1	0.90	0.12	60,60,60,60	0
56	MG	2A	3510	1/1	0.90	0.41	65,65,65,65	0
56	MG	2A	3263	1/1	0.90	0.31	60,60,60,60	0
56	MG	2a	1789	1/1	0.90	0.13	45,45,45,45	0
56	MG	1A	3775	1/1	0.90	0.22	35,35,35,35	0
56	MG	2A	3610	1/1	0.90	0.21	47,47,47,47	0
56	MG	2A	3447	1/1	0.90	0.42	71,71,71,71	0
56	MG	2B	206	1/1	0.90	0.14	76,76,76,76	0
56	MG	1A	3484	1/1	0.90	0.17	47,47,47,47	0
56	MG	2g	201	1/1	0.90	0.20	62,62,62,62	0
56	MG	1A	3964	1/1	0.90	0.40	77,77,77,77	0
56	MG	2a	1785	1/1	0.90	0.17	53,53,53,53	0
56	MG	1G	202	1/1	0.90	0.27	61,61,61,61	0
56	MG	1A	3215	1/1	0.90	0.74	44,44,44,44	0
56	MG	2A	3644	1/1	0.90	0.18	53,53,53,53	0
56	MG	2A	3368	1/1	0.90	0.19	74,74,74,74	0
56	MG	1A	3171	1/1	0.90	0.46	41,41,41,41	0
56	MG	1A	3292	1/1	0.90	0.25	50,50,50,50	0
56	MG	1a	1802	1/1	0.90	0.12	83,83,83,83	0
56	MG	2B	208	1/1	0.90	0.27	64,64,64,64	0
56	MG	2A	3748	1/1	0.90	0.09	68,68,68,68	0
56	MG	2A	3833	1/1	0.91	0.15	38,38,38,38	0
56	MG	2A	3857	1/1	0.91	0.16	50,50,50,50	0
56	MG	1A	4025	1/1	0.91	0.06	42,42,42,42	0
56	MG	1A	4032	1/1	0.91	0.09	47,47,47,47	0
56	MG	2A	3143	1/1	0.91	0.15	57,57,57,57	0
56	MG	2A	3709	1/1	0.91	0.09	52,52,52,52	0
56	MG	1a	1748	1/1	0.91	0.14	62,62,62,62	0
56	MG	2a	1712	1/1	0.91	0.23	68,68,68,68	0
56	MG	2A	3649	1/1	0.91	0.15	33,33,33,33	0

Continued on next page...

Continued from previous page...

Mol	Type	Chain	Res	Atoms	RSCC	RSR	B-factors(\AA^2)	Q<0.9
56	MG	2A	3007	1/1	0.91	0.21	64,64,64,64	0
56	MG	1A	3819	1/1	0.91	0.10	49,49,49,49	0
56	MG	1A	3075	1/1	0.91	0.13	28,28,28,28	0
56	MG	1A	3941	1/1	0.91	0.15	49,49,49,49	0
56	MG	2A	3518	1/1	0.91	0.52	61,61,61,61	0
56	MG	2A	3286	1/1	0.91	0.13	46,46,46,46	0
56	MG	1A	3344	1/1	0.91	0.51	48,48,48,48	0
56	MG	1A	3264	1/1	0.91	0.16	56,56,56,56	0
56	MG	1A	3662	1/1	0.91	0.17	21,21,21,21	0
56	MG	2a	1716	1/1	0.91	0.17	70,70,70,70	0
56	MG	1A	3170	1/1	0.91	0.15	43,43,43,43	0
56	MG	1a	1734	1/1	0.91	0.10	54,54,54,54	0
56	MG	1Q	204	1/1	0.91	0.21	52,52,52,52	0
56	MG	2A	3334	1/1	0.91	0.12	52,52,52,52	0
56	MG	1A	3674	1/1	0.91	0.09	64,64,64,64	0
56	MG	2A	3322	1/1	0.91	0.12	59,59,59,59	0
56	MG	1A	3954	1/1	0.91	0.23	35,35,35,35	0
56	MG	1A	3768	1/1	0.91	0.15	20,20,20,20	0
56	MG	2a	1619	1/1	0.91	0.12	76,76,76,76	0
56	MG	1A	3611	1/1	0.91	0.13	21,21,21,21	0
56	MG	1A	3039	1/1	0.91	0.45	38,38,38,38	0
56	MG	1a	1793	1/1	0.91	0.09	51,51,51,51	0
56	MG	2A	3218	1/1	0.91	0.22	57,57,57,57	0
56	MG	1A	3772	1/1	0.91	0.13	17,17,17,17	0
56	MG	1A	3250	1/1	0.91	0.61	52,52,52,52	0
56	MG	2A	3786	1/1	0.91	0.11	49,49,49,49	0
56	MG	2y	104	1/1	0.91	0.21	52,52,52,52	0
56	MG	1A	3004	1/1	0.91	0.15	24,24,24,24	0
56	MG	1x	109	1/1	0.91	0.32	65,65,65,65	0
56	MG	2a	1603	1/1	0.91	0.15	63,63,63,63	0
56	MG	1A	4122	1/1	0.91	0.23	35,35,35,35	0
56	MG	2A	3798	1/1	0.91	0.11	82,82,82,82	0
56	MG	1A	3688	1/1	0.91	0.09	35,35,35,35	0
56	MG	1A	3835	1/1	0.91	0.09	53,53,53,53	0
56	MG	2A	3843	1/1	0.91	0.22	46,46,46,46	0
56	MG	1A	3261	1/1	0.91	0.53	40,40,40,40	0
56	MG	1A	3541	1/1	0.91	0.12	53,53,53,53	0
56	MG	1p	101	1/1	0.91	0.20	44,44,44,44	0
56	MG	1A	3582	1/1	0.91	0.14	63,63,63,63	0
56	MG	2A	3259	1/1	0.91	0.25	61,61,61,61	0
56	MG	1A	3016	1/1	0.91	0.16	50,50,50,50	0
56	MG	1A	3384	1/1	0.91	0.24	41,41,41,41	0

Continued on next page...

Continued from previous page...

Mol	Type	Chain	Res	Atoms	RSCC	RSR	B-factors(\AA^2)	Q<0.9
56	MG	1a	1683	1/1	0.91	0.14	54,54,54,54	0
56	MG	1A	3201	1/1	0.91	0.13	35,35,35,35	0
56	MG	1A	3431	1/1	0.91	0.71	57,57,57,57	0
56	MG	1A	3933	1/1	0.91	0.25	37,37,37,37	0
56	MG	2a	1699	1/1	0.91	0.21	65,65,65,65	0
56	MG	2A	3198	1/1	0.91	0.12	53,53,53,53	0
56	MG	2A	3029	1/1	0.91	0.23	56,56,56,56	0
56	MG	2A	3689	1/1	0.91	0.23	59,59,59,59	0
56	MG	1A	3148	1/1	0.91	0.47	27,27,27,27	0
56	MG	1E	302	1/1	0.91	1.12	36,36,36,36	0
56	MG	1A	4069	1/1	0.91	0.32	30,30,30,30	0
56	MG	1A	3175	1/1	0.91	0.13	37,37,37,37	0
56	MG	1a	1644	1/1	0.91	0.18	60,60,60,60	0
56	MG	1N	208	1/1	0.91	0.43	37,37,37,37	0
56	MG	1F	305	1/1	0.91	0.09	43,43,43,43	0
56	MG	1a	1694	1/1	0.91	0.16	59,59,59,59	0
56	MG	1A	3320	1/1	0.91	0.27	51,51,51,51	0
56	MG	1A	3281	1/1	0.91	0.43	46,46,46,46	0
56	MG	2E	304	1/1	0.91	0.23	58,58,58,58	0
56	MG	2A	3244	1/1	0.91	0.17	41,41,41,41	0
56	MG	1a	1824	1/1	0.91	0.17	51,51,51,51	0
56	MG	1A	3994	1/1	0.91	0.11	33,33,33,33	0
56	MG	2a	1666	1/1	0.91	0.11	60,60,60,60	0
56	MG	2A	3197	1/1	0.91	0.36	40,40,40,40	0
56	MG	2B	207	1/1	0.91	0.18	69,69,69,69	0
56	MG	1A	3550	1/1	0.91	0.17	51,51,51,51	0
56	MG	1A	3616	1/1	0.91	0.14	61,61,61,61	0
56	MG	1A	3992	1/1	0.91	0.06	70,70,70,70	0
56	MG	2A	3116	1/1	0.91	0.28	70,70,70,70	0
56	MG	2A	3140	1/1	0.91	0.58	41,41,41,41	0
56	MG	2A	3443	1/1	0.91	0.25	48,48,48,48	0
56	MG	2a	1618	1/1	0.91	0.41	72,72,72,72	0
56	MG	2A	3602	1/1	0.91	0.09	35,35,35,35	0
56	MG	1A	3211	1/1	0.91	0.17	56,56,56,56	0
56	MG	2A	3646	1/1	0.91	0.13	42,42,42,42	0
56	MG	1A	3512	1/1	0.91	0.46	52,52,52,52	0
56	MG	1A	3579	1/1	0.91	0.34	59,59,59,59	0
56	MG	2A	3249	1/1	0.91	0.11	64,64,64,64	0
56	MG	1A	3704	1/1	0.91	0.15	51,51,51,51	0
56	MG	1A	3423	1/1	0.91	0.14	47,47,47,47	0
56	MG	1A	3742	1/1	0.91	0.14	40,40,40,40	0
56	MG	1A	3151	1/1	0.91	0.60	44,44,44,44	0

Continued on next page...

Continued from previous page...

Mol	Type	Chain	Res	Atoms	RSCC	RSR	B-factors(\AA^2)	Q<0.9
56	MG	1A	3831	1/1	0.91	0.12	34,34,34,34	0
56	MG	1a	1723	1/1	0.91	0.19	60,60,60,60	0
56	MG	1A	3198	1/1	0.91	0.14	21,21,21,21	0
56	MG	1a	1763	1/1	0.91	0.16	38,38,38,38	0
56	MG	2A	3307	1/1	0.91	0.11	59,59,59,59	0
56	MG	2A	3682	1/1	0.91	0.14	55,55,55,55	0
56	MG	2A	3024	1/1	0.91	0.12	65,65,65,65	0
56	MG	2A	3458	1/1	0.91	0.64	58,58,58,58	0
56	MG	1A	3496	1/1	0.91	0.08	54,54,54,54	0
56	MG	1A	3534	1/1	0.91	0.25	34,34,34,34	0
56	MG	1A	3898	1/1	0.91	0.10	63,63,63,63	0
56	MG	1A	3513	1/1	0.91	0.39	49,49,49,49	0
56	MG	1A	3935	1/1	0.91	0.12	45,45,45,45	0
56	MG	2A	3242	1/1	0.91	0.22	71,71,71,71	0
56	MG	2a	1715	1/1	0.91	0.13	46,46,46,46	0
56	MG	2a	1609	1/1	0.91	0.17	76,76,76,76	0
56	MG	27	101	1/1	0.91	0.21	50,50,50,50	0
56	MG	2a	1813	1/1	0.91	0.10	74,74,74,74	0
56	MG	1A	3706	1/1	0.91	0.20	53,53,53,53	0
56	MG	1a	1621	1/1	0.91	0.40	64,64,64,64	0
59	ZN	2n	501	1/1	0.91	0.09	97,97,97,97	0
56	MG	1d	3101	1/1	0.91	0.22	54,54,54,54	0
56	MG	1A	4067	1/1	0.91	0.20	83,83,83,83	0
56	MG	1A	4042	1/1	0.91	0.09	41,41,41,41	0
56	MG	2A	3020	1/1	0.91	0.15	54,54,54,54	0
56	MG	1A	3219	1/1	0.91	0.32	48,48,48,48	0
56	MG	1A	3796	1/1	0.91	0.46	30,30,30,30	0
56	MG	2a	1711	1/1	0.91	0.19	76,76,76,76	0
56	MG	2A	3770	1/1	0.91	0.09	69,69,69,69	0
56	MG	1A	3536	1/1	0.91	0.12	56,56,56,56	0
56	MG	1A	3851	1/1	0.91	0.09	51,51,51,51	0
56	MG	1A	3871	1/1	0.91	0.10	46,46,46,46	0
56	MG	1a	1769	1/1	0.91	0.08	74,74,74,74	0
56	MG	1A	3987	1/1	0.91	0.41	47,47,47,47	0
56	MG	1A	3980	1/1	0.91	0.13	52,52,52,52	0
56	MG	2a	1738	1/1	0.91	0.11	65,65,65,65	0
56	MG	2A	3076	1/1	0.91	0.13	40,40,40,40	0
56	MG	2A	3440	1/1	0.91	0.18	50,50,50,50	0
56	MG	2f	201	1/1	0.91	0.17	51,51,51,51	0
56	MG	2A	3492	1/1	0.91	0.26	49,49,49,49	0
56	MG	1A	3869	1/1	0.91	0.12	61,61,61,61	0
56	MG	2A	3416	1/1	0.91	0.11	58,58,58,58	0

Continued on next page...

Continued from previous page...

Mol	Type	Chain	Res	Atoms	RSCC	RSR	B-factors(\AA^2)	Q<0.9
56	MG	1A	3856	1/1	0.91	0.15	41,41,41,41	0
56	MG	2P	203	1/1	0.91	0.14	49,49,49,49	0
56	MG	2A	3713	1/1	0.91	0.12	40,40,40,40	0
56	MG	1A	3654	1/1	0.91	0.16	24,24,24,24	0
56	MG	1A	3420	1/1	0.91	0.17	49,49,49,49	0
56	MG	1A	3464	1/1	0.91	0.16	65,65,65,65	0
56	MG	1A	3754	1/1	0.91	0.42	45,45,45,45	0
56	MG	2A	3389	1/1	0.91	0.17	69,69,69,69	0
56	MG	1A	3809	1/1	0.91	0.13	23,23,23,23	0
56	MG	2a	1827	1/1	0.91	0.14	68,68,68,68	0
56	MG	2v	103	1/1	0.91	0.12	78,78,78,78	0
56	MG	1a	1821	1/1	0.91	0.05	87,87,87,87	0
56	MG	2a	1767	1/1	0.91	0.25	61,61,61,61	0
56	MG	2A	3246	1/1	0.91	0.27	75,75,75,75	0
56	MG	1a	1617	1/1	0.91	0.07	58,58,58,58	0
56	MG	2A	3068	1/1	0.91	0.27	51,51,51,51	0
56	MG	2A	3044	1/1	0.91	0.12	74,74,74,74	0
56	MG	1A	4038	1/1	0.91	0.10	40,40,40,40	0
56	MG	1A	3203	1/1	0.91	0.17	26,26,26,26	0
56	MG	1A	3411	1/1	0.91	0.60	44,44,44,44	0
56	MG	1a	1675	1/1	0.91	0.38	63,63,63,63	0
56	MG	1A	3812	1/1	0.91	0.10	25,25,25,25	0
56	MG	15	102	1/1	0.91	0.62	38,38,38,38	0
56	MG	1A	3854	1/1	0.91	0.30	57,57,57,57	0
56	MG	2A	3047	1/1	0.91	0.28	31,31,31,31	0
56	MG	2A	3703	1/1	0.91	0.11	57,57,57,57	0
56	MG	1A	3272	1/1	0.91	0.17	54,54,54,54	0
56	MG	1A	3181	1/1	0.91	0.19	51,51,51,51	0
56	MG	1a	1751	1/1	0.91	0.15	55,55,55,55	0
56	MG	1A	3449	1/1	0.91	0.56	51,51,51,51	0
56	MG	1A	3967	1/1	0.91	0.30	66,66,66,66	0
56	MG	2A	3647	1/1	0.91	0.18	60,60,60,60	0
56	MG	2A	3673	1/1	0.91	0.09	71,71,71,71	0
56	MG	1a	1695	1/1	0.91	0.23	43,43,43,43	0
56	MG	1A	3857	1/1	0.91	0.24	54,54,54,54	0
56	MG	1A	4059	1/1	0.91	0.11	48,48,48,48	0
56	MG	1A	3842	1/1	0.92	0.18	70,70,70,70	0
56	MG	2A	3579	1/1	0.92	0.15	32,32,32,32	0
56	MG	1A	4045	1/1	0.92	0.11	37,37,37,37	0
56	MG	2A	3727	1/1	0.92	0.11	56,56,56,56	0
56	MG	1A	3602	1/1	0.92	0.15	32,32,32,32	0
56	MG	1m	201	1/1	0.92	0.15	42,42,42,42	0

Continued on next page...

Continued from previous page...

Mol	Type	Chain	Res	Atoms	RSCC	RSR	B-factors(\AA^2)	Q<0.9
56	MG	2a	1654	1/1	0.92	0.09	79,79,79,79	0
56	MG	2A	3081	1/1	0.92	0.27	41,41,41,41	0
56	MG	1A	3010	1/1	0.92	0.16	38,38,38,38	0
56	MG	2A	3354	1/1	0.92	0.57	60,60,60,60	0
56	MG	2A	3589	1/1	0.92	0.10	62,62,62,62	0
56	MG	1A	4060	1/1	0.92	0.15	46,46,46,46	0
56	MG	1A	3096	1/1	0.92	0.20	54,54,54,54	0
56	MG	1A	3782	1/1	0.92	0.18	59,59,59,59	0
56	MG	2A	3199	1/1	0.92	0.20	61,61,61,61	0
56	MG	1A	3275	1/1	0.92	0.39	38,38,38,38	0
56	MG	2a	1768	1/1	0.92	0.10	60,60,60,60	0
56	MG	2A	3021	1/1	0.92	0.24	48,48,48,48	0
56	MG	1A	3007	1/1	0.92	0.33	37,37,37,37	0
56	MG	1A	3570	1/1	0.92	0.25	44,44,44,44	0
56	MG	1A	3853	1/1	0.92	0.12	45,45,45,45	0
56	MG	1A	3197	1/1	0.92	0.17	37,37,37,37	0
56	MG	1A	4066	1/1	0.92	0.20	30,30,30,30	0
56	MG	2A	3609	1/1	0.92	0.16	46,46,46,46	0
56	MG	2A	3118	1/1	0.92	0.13	56,56,56,56	0
56	MG	2A	3091	1/1	0.92	0.68	44,44,44,44	0
56	MG	1A	3735	1/1	0.92	0.08	20,20,20,20	0
56	MG	1A	3509	1/1	0.92	0.69	34,34,34,34	0
56	MG	1A	4012	1/1	0.92	0.13	84,84,84,84	0
59	ZN	14	501	1/1	0.92	0.13	94,94,94,94	0
56	MG	2A	3548	1/1	0.92	0.10	42,42,42,42	0
56	MG	2A	3708	1/1	0.92	0.12	59,59,59,59	0
56	MG	1a	1761	1/1	0.92	0.25	60,60,60,60	0
56	MG	1a	1800	1/1	0.92	0.19	74,74,74,74	0
56	MG	1A	4129	1/1	0.92	0.72	41,41,41,41	0
56	MG	2A	3749	1/1	0.92	0.12	55,55,55,55	0
56	MG	2A	3476	1/1	0.92	0.44	47,47,47,47	0
56	MG	1a	1669	1/1	0.92	0.09	52,52,52,52	0
56	MG	1A	3296	1/1	0.92	0.35	29,29,29,29	0
56	MG	2A	3631	1/1	0.92	0.17	53,53,53,53	0
56	MG	1A	3932	1/1	0.92	0.13	38,38,38,38	0
56	MG	2A	3373	1/1	0.92	1.12	65,65,65,65	0
56	MG	1a	1778	1/1	0.92	0.11	67,67,67,67	0
56	MG	2A	3085	1/1	0.92	0.19	34,34,34,34	0
56	MG	2A	3427	1/1	0.92	0.11	64,64,64,64	0
56	MG	2A	3025	1/1	0.92	0.20	57,57,57,57	0
56	MG	2y	101	1/1	0.92	0.20	61,61,61,61	0
56	MG	2A	3595	1/1	0.92	0.14	28,28,28,28	0

Continued on next page...

Continued from previous page...

Mol	Type	Chain	Res	Atoms	RSCC	RSR	B-factors(\AA^2)	Q<0.9
56	MG	1B	226	1/1	0.92	0.10	60,60,60,60	0
56	MG	1A	3890	1/1	0.92	0.12	43,43,43,43	0
56	MG	2A	3093	1/1	0.92	1.13	52,52,52,52	0
56	MG	1A	4109	1/1	0.92	0.12	37,37,37,37	0
56	MG	1A	3121	1/1	0.92	0.17	31,31,31,31	0
56	MG	1a	1640	1/1	0.92	0.19	66,66,66,66	0
56	MG	1A	4056	1/1	0.92	0.18	48,48,48,48	0
56	MG	1A	3618	1/1	0.92	0.16	29,29,29,29	0
56	MG	2d	302	1/1	0.92	0.10	57,57,57,57	0
56	MG	2a	1809	1/1	0.92	0.19	66,66,66,66	0
56	MG	1A	3113	1/1	0.92	0.14	31,31,31,31	0
56	MG	2A	3700	1/1	0.92	0.13	65,65,65,65	0
56	MG	1B	201	1/1	0.92	0.34	53,53,53,53	0
56	MG	1A	3952	1/1	0.92	0.10	41,41,41,41	0
56	MG	1A	4144	1/1	0.92	0.15	46,46,46,46	0
56	MG	1A	3762	1/1	0.92	0.44	29,29,29,29	0
56	MG	1A	3071	1/1	0.92	0.64	31,31,31,31	0
56	MG	1a	1825	1/1	0.92	0.08	74,74,74,74	0
56	MG	2A	3045	1/1	0.92	0.23	64,64,64,64	0
56	MG	2A	3170	1/1	0.92	0.15	43,43,43,43	0
56	MG	2A	3168	1/1	0.92	0.08	51,51,51,51	0
56	MG	2A	3420	1/1	0.92	0.96	55,55,55,55	0
56	MG	1A	3150	1/1	0.92	0.65	34,34,34,34	0
56	MG	1A	3044	1/1	0.92	0.71	38,38,38,38	0
56	MG	2A	3036	1/1	0.92	0.10	40,40,40,40	0
56	MG	2A	3506	1/1	0.92	0.14	77,77,77,77	0
56	MG	1a	1718	1/1	0.92	0.23	56,56,56,56	0
56	MG	2A	3403	1/1	0.92	0.37	45,45,45,45	0
56	MG	2A	3217	1/1	0.92	0.42	62,62,62,62	0
56	MG	2a	1726	1/1	0.92	0.17	51,51,51,51	0
56	MG	1A	3440	1/1	0.92	0.43	42,42,42,42	0
56	MG	2A	3090	1/1	0.92	0.14	49,49,49,49	0
56	MG	2a	1778	1/1	0.92	0.16	67,67,67,67	0
56	MG	17	102	1/1	0.92	0.40	57,57,57,57	0
56	MG	1A	3508	1/1	0.92	0.60	35,35,35,35	0
56	MG	1A	3240	1/1	0.92	0.65	41,41,41,41	0
56	MG	1A	3699	1/1	0.92	0.13	33,33,33,33	0
56	MG	1a	1673	1/1	0.92	0.09	49,49,49,49	0
56	MG	1A	3351	1/1	0.92	0.38	53,53,53,53	0
56	MG	2A	3378	1/1	0.92	0.53	68,68,68,68	0
56	MG	1A	3248	1/1	0.92	0.13	41,41,41,41	0
56	MG	2r	101	1/1	0.92	0.34	66,66,66,66	0

Continued on next page...

Continued from previous page...

Mol	Type	Chain	Res	Atoms	RSCC	RSR	B-factors(\AA^2)	Q<0.9
56	MG	1A	3444	1/1	0.92	0.32	38,38,38,38	0
56	MG	2a	1830	1/1	0.92	0.29	60,60,60,60	0
56	MG	2D	303	1/1	0.92	0.15	67,67,67,67	0
56	MG	2A	3303	1/1	0.92	0.17	55,55,55,55	0
56	MG	1A	3238	1/1	0.92	0.09	43,43,43,43	0
56	MG	1a	1633	1/1	0.92	0.09	41,41,41,41	0
56	MG	1a	1615	1/1	0.92	0.12	57,57,57,57	0
56	MG	1A	3554	1/1	0.92	0.67	48,48,48,48	0
56	MG	2A	3831	1/1	0.92	0.17	29,29,29,29	0
56	MG	1A	3685	1/1	0.92	0.08	66,66,66,66	0
56	MG	2A	3779	1/1	0.92	0.12	36,36,36,36	0
56	MG	1A	3781	1/1	0.92	0.18	42,42,42,42	0
56	MG	1A	3995	1/1	0.92	0.17	18,18,18,18	0
56	MG	1D	310	1/1	0.92	0.58	47,47,47,47	0
56	MG	2U	204	1/1	0.92	0.56	57,57,57,57	0
56	MG	1A	3591	1/1	0.92	0.34	31,31,31,31	0
56	MG	1T	201	1/1	0.92	0.10	54,54,54,54	0
56	MG	1a	1666	1/1	0.92	0.12	65,65,65,65	0
56	MG	1A	4079	1/1	0.92	0.21	69,69,69,69	0
56	MG	2A	3201	1/1	0.92	0.65	43,43,43,43	0
56	MG	2A	3290	1/1	0.92	0.76	53,53,53,53	0
56	MG	2a	1601	1/1	0.92	0.11	57,57,57,57	0
56	MG	2A	3530	1/1	0.92	0.16	55,55,55,55	0
56	MG	1A	3218	1/1	0.92	0.71	57,57,57,57	0
56	MG	1A	3205	1/1	0.92	0.47	46,46,46,46	0
56	MG	2A	3248	1/1	0.92	0.31	69,69,69,69	0
56	MG	1A	3814	1/1	0.92	0.22	58,58,58,58	0
56	MG	2A	3010	1/1	0.92	0.17	62,62,62,62	0
56	MG	23	101	1/1	0.92	1.12	66,66,66,66	0
56	MG	2y	102	1/1	0.92	0.12	76,76,76,76	0
56	MG	2A	3223	1/1	0.92	0.43	60,60,60,60	0
56	MG	1A	3001	1/1	0.92	0.11	34,34,34,34	0
56	MG	1A	3855	1/1	0.92	0.14	34,34,34,34	0
56	MG	2A	3331	1/1	0.92	0.10	66,66,66,66	0
56	MG	1A	3018	1/1	0.92	0.15	24,24,24,24	0
56	MG	2a	1684	1/1	0.92	0.08	52,52,52,52	0
56	MG	1A	3934	1/1	0.92	0.15	33,33,33,33	0
56	MG	2A	3169	1/1	0.92	0.76	53,53,53,53	0
56	MG	1A	3769	1/1	0.92	0.11	36,36,36,36	0
56	MG	1A	3396	1/1	0.92	0.64	36,36,36,36	0
56	MG	2A	3698	1/1	0.92	0.20	52,52,52,52	0
56	MG	1A	3971	1/1	0.92	0.17	28,28,28,28	0

Continued on next page...

Continued from previous page...

Mol	Type	Chain	Res	Atoms	RSCC	RSR	B-factors(\AA^2)	Q<0.9
56	MG	2A	3665	1/1	0.92	0.23	53,53,53,53	0
56	MG	1a	1832	1/1	0.92	0.18	66,66,66,66	0
56	MG	1A	4039	1/1	0.92	0.14	19,19,19,19	0
56	MG	1A	3063	1/1	0.92	0.18	55,55,55,55	0
56	MG	2A	3264	1/1	0.92	0.19	66,66,66,66	0
56	MG	1a	1770	1/1	0.92	0.10	93,93,93,93	0
56	MG	2A	3761	1/1	0.92	0.12	63,63,63,63	0
56	MG	1A	3789	1/1	0.92	0.08	53,53,53,53	0
56	MG	1A	3708	1/1	0.92	0.10	56,56,56,56	0
56	MG	2A	3002	1/1	0.92	0.11	57,57,57,57	0
56	MG	1A	3059	1/1	0.92	0.21	48,48,48,48	0
56	MG	1a	1677	1/1	0.92	0.27	44,44,44,44	0
56	MG	1A	3338	1/1	0.92	0.20	34,34,34,34	0
56	MG	1A	3715	1/1	0.92	0.12	35,35,35,35	0
56	MG	2A	3849	1/1	0.92	0.84	49,49,49,49	0
56	MG	1a	1759	1/1	0.92	0.12	39,39,39,39	0
59	ZN	2Y	201	1/1	0.92	0.08	106,106,106,106	0
56	MG	1A	3808	1/1	0.92	0.26	57,57,57,57	0
56	MG	2A	3190	1/1	0.92	0.21	43,43,43,43	0
56	MG	1A	3330	1/1	0.92	0.17	46,46,46,46	0
56	MG	2A	3511	1/1	0.92	0.52	42,42,42,42	0
56	MG	1A	3476	1/1	0.92	0.33	38,38,38,38	0
56	MG	1A	3988	1/1	0.92	0.17	23,23,23,23	0
56	MG	1B	208	1/1	0.92	0.18	56,56,56,56	0
56	MG	2A	3101	1/1	0.92	0.36	57,57,57,57	0
56	MG	2A	3014	1/1	0.92	0.14	50,50,50,50	0
56	MG	1A	3057	1/1	0.92	0.12	46,46,46,46	0
56	MG	1A	3220	1/1	0.92	0.58	48,48,48,48	0
56	MG	1A	3538	1/1	0.92	0.23	39,39,39,39	0
56	MG	1A	3158	1/1	0.92	0.49	27,27,27,27	0
56	MG	1A	3671	1/1	0.92	0.15	18,18,18,18	0
56	MG	1A	3117	1/1	0.92	0.66	41,41,41,41	0
56	MG	2A	3669	1/1	0.92	0.10	55,55,55,55	0
56	MG	1S	203	1/1	0.92	0.37	67,67,67,67	0
56	MG	1a	1684	1/1	0.92	0.24	67,67,67,67	0
56	MG	1A	3432	1/1	0.92	0.29	52,52,52,52	0
56	MG	2A	3316	1/1	0.92	0.29	66,66,66,66	0
56	MG	1A	3101	1/1	0.92	0.17	62,62,62,62	0
56	MG	2E	301	1/1	0.92	0.10	51,51,51,51	0
56	MG	2A	3146	1/1	0.92	0.18	52,52,52,52	0
56	MG	1A	3047	1/1	0.92	0.14	31,31,31,31	0
56	MG	1A	3190	1/1	0.92	0.12	44,44,44,44	0

Continued on next page...

Continued from previous page...

Mol	Type	Chain	Res	Atoms	RSCC	RSR	B-factors(\AA^2)	Q<0.9
56	MG	1Q	205	1/1	0.92	0.13	44,44,44,44	0
56	MG	2A	3125	1/1	0.92	0.19	60,60,60,60	0
56	MG	1A	3638	1/1	0.92	0.25	69,69,69,69	0
56	MG	2A	3571	1/1	0.92	0.15	36,36,36,36	0
56	MG	1A	3578	1/1	0.92	0.48	28,28,28,28	0
56	MG	1A	3849	1/1	0.92	0.62	48,48,48,48	0
56	MG	1A	3946	1/1	0.92	0.12	47,47,47,47	0
56	MG	2A	3804	1/1	0.92	0.30	70,70,70,70	0
56	MG	2A	3862	1/1	0.92	0.10	52,52,52,52	0
56	MG	2A	3300	1/1	0.92	0.45	63,63,63,63	0
56	MG	1A	3123	1/1	0.92	0.23	42,42,42,42	0
56	MG	1A	3965	1/1	0.92	0.21	52,52,52,52	0
56	MG	1A	3794	1/1	0.92	0.07	37,37,37,37	0
56	MG	1A	3767	1/1	0.92	0.11	21,21,21,21	0
56	MG	1A	4054	1/1	0.92	0.15	25,25,25,25	0
56	MG	1a	1818	1/1	0.92	0.13	53,53,53,53	0
56	MG	1A	3596	1/1	0.92	0.16	37,37,37,37	0
56	MG	1A	3129	1/1	0.92	0.21	60,60,60,60	0
56	MG	1a	1842	1/1	0.92	0.90	58,58,58,58	0
56	MG	1w	102	1/1	0.92	0.11	63,63,63,63	0
56	MG	1A	4030	1/1	0.92	0.37	53,53,53,53	0
56	MG	1A	3907	1/1	0.92	0.11	67,67,67,67	0
56	MG	1A	3153	1/1	0.92	0.27	42,42,42,42	0
56	MG	2A	3051	1/1	0.92	0.14	73,73,73,73	0
56	MG	1A	3373	1/1	0.92	0.74	46,46,46,46	0
56	MG	2U	202	1/1	0.92	0.16	50,50,50,50	0
56	MG	1A	3437	1/1	0.92	0.76	54,54,54,54	0
56	MG	1A	3974	1/1	0.92	0.11	37,37,37,37	0
56	MG	2A	3809	1/1	0.92	0.16	57,57,57,57	0
56	MG	1A	3900	1/1	0.92	0.85	36,36,36,36	0
56	MG	1A	3667	1/1	0.92	0.13	18,18,18,18	0
56	MG	2a	1664	1/1	0.93	0.09	62,62,62,62	0
56	MG	1A	3015	1/1	0.93	0.34	37,37,37,37	0
56	MG	2E	303	1/1	0.93	0.26	51,51,51,51	0
56	MG	2A	3287	1/1	0.93	0.56	47,47,47,47	0
56	MG	1A	3475	1/1	0.93	0.58	49,49,49,49	0
56	MG	2A	3622	1/1	0.93	0.11	61,61,61,61	0
56	MG	1A	3759	1/1	0.93	0.13	27,27,27,27	0
56	MG	18	101	1/1	0.93	0.15	45,45,45,45	0
56	MG	1F	301	1/1	0.93	0.07	31,31,31,31	0
56	MG	1A	3632	1/1	0.93	0.06	44,44,44,44	0
56	MG	1N	202	1/1	0.93	0.51	43,43,43,43	0

Continued on next page...

Continued from previous page...

Mol	Type	Chain	Res	Atoms	RSCC	RSR	B-factors(\AA^2)	Q<0.9
56	MG	1A	3859	1/1	0.93	0.29	28,28,28,28	0
56	MG	1A	4126	1/1	0.93	1.00	41,41,41,41	0
56	MG	1A	3922	1/1	0.93	0.12	20,20,20,20	0
56	MG	1A	3461	1/1	0.93	0.24	42,42,42,42	0
56	MG	2a	1607	1/1	0.93	0.17	64,64,64,64	0
56	MG	1E	305	1/1	0.93	0.10	37,37,37,37	0
56	MG	1A	3100	1/1	0.93	0.20	52,52,52,52	0
56	MG	1a	1843	1/1	0.93	0.07	52,52,52,52	0
56	MG	1A	3951	1/1	0.93	0.09	15,15,15,15	0
56	MG	1a	1711	1/1	0.93	0.16	39,39,39,39	0
56	MG	1A	3426	1/1	0.93	0.09	58,58,58,58	0
56	MG	1A	4095	1/1	0.93	0.16	54,54,54,54	0
56	MG	1A	3564	1/1	0.93	0.62	35,35,35,35	0
56	MG	2G	201	1/1	0.93	0.11	62,62,62,62	0
56	MG	1A	3416	1/1	0.93	0.34	55,55,55,55	0
56	MG	1X	102	1/1	0.93	0.64	39,39,39,39	0
56	MG	1A	3921	1/1	0.93	0.06	47,47,47,47	0
56	MG	2A	3782	1/1	0.93	0.18	67,67,67,67	0
56	MG	1A	3104	1/1	0.93	0.29	33,33,33,33	0
56	MG	1A	3169	1/1	0.93	0.26	50,50,50,50	0
56	MG	1a	1732	1/1	0.93	0.12	50,50,50,50	0
56	MG	1x	101	1/1	0.93	0.18	54,54,54,54	0
56	MG	1A	3363	1/1	0.93	0.68	61,61,61,61	0
56	MG	2I	101	1/1	0.93	0.11	62,62,62,62	0
56	MG	2a	1735	1/1	0.93	0.21	66,66,66,66	0
56	MG	2A	3245	1/1	0.93	0.06	59,59,59,59	0
56	MG	1A	3455	1/1	0.93	0.10	49,49,49,49	0
56	MG	1a	1613	1/1	0.93	0.11	68,68,68,68	0
56	MG	1A	3398	1/1	0.93	0.84	40,40,40,40	0
56	MG	1A	3787	1/1	0.93	0.20	36,36,36,36	0
56	MG	1A	3093	1/1	0.93	0.11	58,58,58,58	0
56	MG	1A	3574	1/1	0.93	0.45	33,33,33,33	0
56	MG	2A	3003	1/1	0.93	0.10	61,61,61,61	0
56	MG	2A	3707	1/1	0.93	0.18	44,44,44,44	0
56	MG	1A	3249	1/1	0.93	0.19	51,51,51,51	0
56	MG	1A	3388	1/1	0.93	0.10	72,72,72,72	0
56	MG	2A	3012	1/1	0.93	0.24	36,36,36,36	0
56	MG	2a	1608	1/1	0.93	0.12	74,74,74,74	0
56	MG	2a	1779	1/1	0.93	0.14	79,79,79,79	0
56	MG	1A	3543	1/1	0.93	0.81	46,46,46,46	0
56	MG	1A	3923	1/1	0.93	0.17	52,52,52,52	0
56	MG	1A	3757	1/1	0.93	0.15	40,40,40,40	0

Continued on next page...

Continued from previous page...

Mol	Type	Chain	Res	Atoms	RSCC	RSR	B-factors(\AA^2)	Q<0.9
56	MG	2a	1657	1/1	0.93	0.15	53,53,53,53	0
56	MG	1A	3629	1/1	0.93	0.12	53,53,53,53	0
56	MG	1A	3027	1/1	0.93	0.24	50,50,50,50	0
56	MG	2A	3509	1/1	0.93	0.35	53,53,53,53	0
56	MG	1A	3199	1/1	0.93	0.10	35,35,35,35	0
56	MG	1A	3815	1/1	0.93	0.09	42,42,42,42	0
56	MG	1A	3524	1/1	0.93	0.22	37,37,37,37	0
56	MG	2A	3693	1/1	0.93	0.12	63,63,63,63	0
56	MG	2A	3131	1/1	0.93	0.16	44,44,44,44	0
56	MG	1A	3752	1/1	0.93	0.17	35,35,35,35	0
56	MG	1A	3861	1/1	0.93	0.85	54,54,54,54	0
56	MG	2A	3110	1/1	0.93	0.17	70,70,70,70	0
56	MG	2A	3172	1/1	0.93	0.16	49,49,49,49	0
56	MG	1A	3903	1/1	0.93	0.23	20,20,20,20	0
56	MG	2A	3690	1/1	0.93	0.16	54,54,54,54	0
56	MG	1A	3119	1/1	0.93	0.97	39,39,39,39	0
56	MG	1A	3617	1/1	0.93	0.19	33,33,33,33	0
56	MG	1A	4139	1/1	0.93	0.67	35,35,35,35	0
56	MG	1R	201	1/1	0.93	0.15	51,51,51,51	0
56	MG	1A	3303	1/1	0.93	0.18	40,40,40,40	0
56	MG	1a	1699	1/1	0.93	0.25	47,47,47,47	0
56	MG	1A	4072	1/1	0.93	0.29	71,71,71,71	0
56	MG	2A	3670	1/1	0.93	0.19	43,43,43,43	0
56	MG	2A	3823	1/1	0.93	0.06	43,43,43,43	0
56	MG	2a	1749	1/1	0.93	0.04	85,85,85,85	0
56	MG	1a	1627	1/1	0.93	0.14	49,49,49,49	0
56	MG	1a	1643	1/1	0.93	0.16	60,60,60,60	0
56	MG	2A	3777	1/1	0.93	0.10	66,66,66,66	0
56	MG	1A	3102	1/1	0.93	0.32	41,41,41,41	0
56	MG	2A	3185	1/1	0.93	0.15	43,43,43,43	0
56	MG	1A	4002	1/1	0.93	0.10	32,32,32,32	0
56	MG	1A	3734	1/1	0.93	0.14	31,31,31,31	0
56	MG	1a	1830	1/1	0.93	0.19	65,65,65,65	0
56	MG	1A	4102	1/1	0.93	0.97	41,41,41,41	0
56	MG	1A	3471	1/1	0.93	0.23	61,61,61,61	0
56	MG	1s	3701	1/1	0.93	0.20	61,61,61,61	0
56	MG	1A	3777	1/1	0.93	0.12	46,46,46,46	0
56	MG	2a	1614	1/1	0.93	0.07	67,67,67,67	0
56	MG	2A	3564	1/1	0.93	0.13	57,57,57,57	0
56	MG	1A	3684	1/1	0.93	0.15	23,23,23,23	0
56	MG	1A	4113	1/1	0.93	0.11	49,49,49,49	0
56	MG	1A	3324	1/1	0.93	0.15	55,55,55,55	0

Continued on next page...

Continued from previous page...

Mol	Type	Chain	Res	Atoms	RSCC	RSR	B-factors(\AA^2)	Q<0.9
56	MG	1A	3457	1/1	0.93	0.12	40,40,40,40	0
56	MG	2A	3096	1/1	0.93	0.15	55,55,55,55	0
56	MG	1A	3255	1/1	0.93	0.19	53,53,53,53	0
56	MG	1A	3204	1/1	0.93	0.09	49,49,49,49	0
56	MG	1a	1648	1/1	0.93	0.12	42,42,42,42	0
56	MG	1B	205	1/1	0.93	0.21	57,57,57,57	0
56	MG	2A	3468	1/1	0.93	0.28	41,41,41,41	0
56	MG	1w	105	1/1	0.93	0.09	64,64,64,64	0
56	MG	2A	3747	1/1	0.93	0.08	59,59,59,59	0
56	MG	2A	3462	1/1	0.93	0.21	40,40,40,40	0
56	MG	2A	3212	1/1	0.93	0.12	35,35,35,35	0
56	MG	1Q	203	1/1	0.93	0.26	57,57,57,57	0
56	MG	2a	1626	1/1	0.93	0.28	64,64,64,64	0
56	MG	1A	3730	1/1	0.93	0.13	47,47,47,47	0
56	MG	2A	3572	1/1	0.93	0.13	36,36,36,36	0
56	MG	1A	3874	1/1	0.93	0.12	18,18,18,18	0
56	MG	1A	3312	1/1	0.93	0.10	42,42,42,42	0
56	MG	2a	1753	1/1	0.93	0.12	67,67,67,67	0
56	MG	1A	3613	1/1	0.93	0.09	12,12,12,12	0
56	MG	1B	224	1/1	0.93	0.12	59,59,59,59	0
56	MG	1x	104	1/1	0.93	0.21	67,67,67,67	0
56	MG	1a	1656	1/1	0.93	0.28	54,54,54,54	0
56	MG	2A	3851	1/1	0.93	0.51	73,73,73,73	0
56	MG	2a	1818	1/1	0.93	0.15	77,77,77,77	0
56	MG	1A	3335	1/1	0.93	0.26	46,46,46,46	0
56	MG	1a	1602	1/1	0.93	0.13	42,42,42,42	0
56	MG	2A	3471	1/1	0.93	0.22	40,40,40,40	0
56	MG	2A	3361	1/1	0.93	0.15	49,49,49,49	0
56	MG	1A	4120	1/1	0.93	1.07	39,39,39,39	0
56	MG	2A	3585	1/1	0.93	0.12	45,45,45,45	0
56	MG	1A	3233	1/1	0.93	0.12	65,65,65,65	0
56	MG	2a	1622	1/1	0.93	0.36	72,72,72,72	0
56	MG	1A	3867	1/1	0.93	0.77	38,38,38,38	0
56	MG	1A	3443	1/1	0.93	0.20	48,48,48,48	0
56	MG	2A	3424	1/1	0.93	0.14	69,69,69,69	0
56	MG	1A	3748	1/1	0.93	0.15	20,20,20,20	0
56	MG	2a	1729	1/1	0.93	0.09	78,78,78,78	0
56	MG	2A	3277	1/1	0.93	0.40	58,58,58,58	0
56	MG	2A	3614	1/1	0.93	0.25	66,66,66,66	0
56	MG	2A	3016	1/1	0.93	0.17	53,53,53,53	0
56	MG	1A	3557	1/1	0.93	0.12	19,19,19,19	0
56	MG	2A	3149	1/1	0.93	0.39	58,58,58,58	0

Continued on next page...

Continued from previous page...

Mol	Type	Chain	Res	Atoms	RSCC	RSR	B-factors(\AA^2)	Q<0.9
56	MG	1A	3786	1/1	0.93	0.17	19,19,19,19	0
56	MG	2A	3844	1/1	0.93	0.11	51,51,51,51	0
56	MG	1S	201	1/1	0.93	1.01	50,50,50,50	0
56	MG	2A	3594	1/1	0.93	0.17	38,38,38,38	0
56	MG	2a	1788	1/1	0.93	0.12	60,60,60,60	0
56	MG	1A	3045	1/1	0.93	0.19	33,33,33,33	0
56	MG	1A	3258	1/1	0.93	0.20	52,52,52,52	0
56	MG	2A	3288	1/1	0.93	0.44	47,47,47,47	0
56	MG	1A	3107	1/1	0.93	0.20	28,28,28,28	0
56	MG	2E	308	1/1	0.93	0.13	65,65,65,65	0
56	MG	2A	3762	1/1	0.93	0.20	69,69,69,69	0
56	MG	1A	3863	1/1	0.93	0.33	29,29,29,29	0
56	MG	2A	3556	1/1	0.93	0.12	33,33,33,33	0
56	MG	1A	3189	1/1	0.93	0.94	44,44,44,44	0
56	MG	1A	3850	1/1	0.93	0.12	54,54,54,54	0
56	MG	1A	3350	1/1	0.93	0.09	59,59,59,59	0
56	MG	2a	1628	1/1	0.93	0.43	65,65,65,65	0
56	MG	2A	3766	1/1	0.93	0.27	64,64,64,64	0
56	MG	1A	4090	1/1	0.93	0.11	61,61,61,61	0
56	MG	1A	3269	1/1	0.93	0.46	43,43,43,43	0
56	MG	2F	303	1/1	0.93	0.36	49,49,49,49	0
56	MG	1A	3575	1/1	0.93	0.47	40,40,40,40	0
56	MG	1A	4135	1/1	0.93	0.32	42,42,42,42	0
56	MG	1a	1618	1/1	0.93	0.11	45,45,45,45	0
56	MG	2A	3117	1/1	0.93	0.11	54,54,54,54	0
56	MG	1A	3161	1/1	0.93	1.79	38,38,38,38	0
56	MG	2A	3072	1/1	0.93	0.29	57,57,57,57	0
56	MG	2A	3050	1/1	0.93	0.14	56,56,56,56	0
56	MG	1O	202	1/1	0.93	0.14	62,62,62,62	0
56	MG	2A	3569	1/1	0.93	0.15	47,47,47,47	0
56	MG	2A	3573	1/1	0.93	0.14	46,46,46,46	0
56	MG	2A	3469	1/1	0.93	0.25	39,39,39,39	0
56	MG	2A	3295	1/1	0.93	0.10	70,70,70,70	0
56	MG	1A	4101	1/1	0.93	0.25	47,47,47,47	0
56	MG	1A	3517	1/1	0.93	0.15	58,58,58,58	0
56	MG	2A	3006	1/1	0.93	0.17	62,62,62,62	0
56	MG	1A	3246	1/1	0.93	0.65	42,42,42,42	0
56	MG	1a	1807	1/1	0.93	0.12	67,67,67,67	0
56	MG	2A	3672	1/1	0.93	0.06	46,46,46,46	0
56	MG	1A	3122	1/1	0.93	0.48	41,41,41,41	0
56	MG	1m	203	1/1	0.93	0.18	49,49,49,49	0
56	MG	1A	3864	1/1	0.93	0.97	41,41,41,41	0

Continued on next page...

Continued from previous page...

Mol	Type	Chain	Res	Atoms	RSCC	RSR	B-factors(\AA^2)	Q<0.9
56	MG	1A	3948	1/1	0.93	0.09	32,32,32,32	0
56	MG	1A	4049	1/1	0.93	0.08	39,39,39,39	0
56	MG	1A	3353	1/1	0.93	0.16	55,55,55,55	0
56	MG	1A	3029	1/1	0.93	0.49	39,39,39,39	0
56	MG	2A	3074	1/1	0.93	0.22	60,60,60,60	0
56	MG	2A	3697	1/1	0.93	0.25	65,65,65,65	0
56	MG	1A	3807	1/1	0.93	0.11	41,41,41,41	0
56	MG	1A	3321	1/1	0.93	0.13	51,51,51,51	0
56	MG	2A	3226	1/1	0.93	0.13	47,47,47,47	0
56	MG	2A	3720	1/1	0.94	0.23	69,69,69,69	0
56	MG	1a	1768	1/1	0.94	0.11	54,54,54,54	0
56	MG	1A	3402	1/1	0.94	0.15	43,43,43,43	0
56	MG	2A	3598	1/1	0.94	0.15	29,29,29,29	0
56	MG	1A	3569	1/1	0.94	0.13	59,59,59,59	0
56	MG	1a	1651	1/1	0.94	0.20	40,40,40,40	0
56	MG	1A	3763	1/1	0.94	0.15	16,16,16,16	0
56	MG	1A	3310	1/1	0.94	0.20	41,41,41,41	0
56	MG	2A	3356	1/1	0.94	0.20	64,64,64,64	0
56	MG	1A	3687	1/1	0.94	0.14	35,35,35,35	0
56	MG	2a	1639	1/1	0.94	0.15	63,63,63,63	0
56	MG	1A	3525	1/1	0.94	0.17	40,40,40,40	0
56	MG	1A	3098	1/1	0.94	0.14	34,34,34,34	0
56	MG	1A	3470	1/1	0.94	0.20	54,54,54,54	0
56	MG	2a	1681	1/1	0.94	0.12	62,62,62,62	0
56	MG	1A	3776	1/1	0.94	0.09	54,54,54,54	0
56	MG	1A	4071	1/1	0.94	0.11	55,55,55,55	0
56	MG	1A	3876	1/1	0.94	0.21	21,21,21,21	0
56	MG	2a	1705	1/1	0.94	0.14	78,78,78,78	0
56	MG	1A	3585	1/1	0.94	0.27	38,38,38,38	0
56	MG	2A	3434	1/1	0.94	0.22	41,41,41,41	0
56	MG	1A	3610	1/1	0.94	0.13	29,29,29,29	0
56	MG	1B	228	1/1	0.94	0.11	39,39,39,39	0
56	MG	2A	3567	1/1	0.94	0.14	48,48,48,48	0
56	MG	1O	204	1/1	0.94	0.35	51,51,51,51	0
56	MG	2a	1631	1/1	0.94	0.21	50,50,50,50	0
56	MG	1A	3926	1/1	0.94	0.09	37,37,37,37	0
56	MG	2A	3097	1/1	0.94	0.13	42,42,42,42	0
56	MG	13	102	1/1	0.94	0.47	41,41,41,41	0
56	MG	1A	3091	1/1	0.94	0.22	51,51,51,51	0
56	MG	1A	3728	1/1	0.94	0.25	45,45,45,45	0
56	MG	1A	3836	1/1	0.94	0.12	62,62,62,62	0
56	MG	1A	3798	1/1	0.94	0.51	52,52,52,52	0

Continued on next page...

Continued from previous page...

Mol	Type	Chain	Res	Atoms	RSCC	RSR	B-factors(\AA^2)	Q<0.9
56	MG	1A	3155	1/1	0.94	0.94	40,40,40,40	0
56	MG	2A	3178	1/1	0.94	0.14	44,44,44,44	0
56	MG	1D	308	1/1	0.94	0.65	31,31,31,31	0
56	MG	2A	3033	1/1	0.94	0.33	54,54,54,54	0
56	MG	1A	3645	1/1	0.94	0.16	37,37,37,37	0
56	MG	2A	3591	1/1	0.94	0.15	34,34,34,34	0
56	MG	2A	3222	1/1	0.94	0.30	63,63,63,63	0
56	MG	1a	1674	1/1	0.94	0.25	61,61,61,61	0
56	MG	1a	1635	1/1	0.94	0.14	36,36,36,36	0
56	MG	2A	3187	1/1	0.94	0.08	45,45,45,45	0
56	MG	1A	4062	1/1	0.94	0.08	61,61,61,61	0
56	MG	2t	201	1/1	0.94	0.10	56,56,56,56	0
56	MG	2A	3112	1/1	0.94	0.20	56,56,56,56	0
56	MG	1a	1733	1/1	0.94	0.10	52,52,52,52	0
56	MG	1A	4105	1/1	0.94	0.42	30,30,30,30	0
56	MG	1A	3750	1/1	0.94	0.17	38,38,38,38	0
56	MG	1A	3231	1/1	0.94	0.32	51,51,51,51	0
56	MG	2A	3159	1/1	0.94	0.15	71,71,71,71	0
56	MG	1E	301	1/1	0.94	0.14	35,35,35,35	0
56	MG	2A	3415	1/1	0.94	0.21	54,54,54,54	0
56	MG	2A	3848	1/1	0.94	0.17	29,29,29,29	0
56	MG	1A	3628	1/1	0.94	0.12	25,25,25,25	0
56	MG	2A	3642	1/1	0.94	0.17	32,32,32,32	0
56	MG	1A	3067	1/1	0.94	0.13	29,29,29,29	0
56	MG	2a	1612	1/1	0.94	0.17	71,71,71,71	0
56	MG	1Z	301	1/1	0.94	0.26	48,48,48,48	0
56	MG	1A	3114	1/1	0.94	0.35	39,39,39,39	0
56	MG	2B	216	1/1	0.94	0.20	69,69,69,69	0
56	MG	2A	3743	1/1	0.94	0.18	35,35,35,35	0
56	MG	1A	3783	1/1	0.94	0.19	18,18,18,18	0
56	MG	12	102	1/1	0.94	0.47	39,39,39,39	0
56	MG	2A	3634	1/1	0.94	0.14	41,41,41,41	0
56	MG	2A	3812	1/1	0.94	0.13	61,61,61,61	0
56	MG	1A	3325	1/1	0.94	0.13	45,45,45,45	0
56	MG	2V	202	1/1	0.94	0.16	51,51,51,51	0
56	MG	1A	3744	1/1	0.94	0.09	25,25,25,25	0
56	MG	2A	3497	1/1	0.94	0.10	47,47,47,47	0
56	MG	16	101	1/1	0.94	0.35	52,52,52,52	0
56	MG	2A	3349	1/1	0.94	0.13	69,69,69,69	0
56	MG	2A	3208	1/1	0.94	0.14	70,70,70,70	0
56	MG	2a	1745	1/1	0.94	0.12	54,54,54,54	0
56	MG	2A	3489	1/1	0.94	0.24	41,41,41,41	0

Continued on next page...

Continued from previous page...

Mol	Type	Chain	Res	Atoms	RSCC	RSR	B-factors(\AA^2)	Q<0.9
56	MG	1D	301	1/1	0.94	0.43	28,28,28,28	0
56	MG	2A	3200	1/1	0.94	0.54	47,47,47,47	0
56	MG	1A	3319	1/1	0.94	0.12	55,55,55,55	0
56	MG	2A	3710	1/1	0.94	0.18	61,61,61,61	0
56	MG	2A	3186	1/1	0.94	0.17	56,56,56,56	0
56	MG	2A	3103	1/1	0.94	0.13	27,27,27,27	0
56	MG	1A	3314	1/1	0.94	0.16	48,48,48,48	0
56	MG	1A	3877	1/1	0.94	0.18	45,45,45,45	0
56	MG	1A	4019	1/1	0.94	0.08	44,44,44,44	0
56	MG	1a	1728	1/1	0.94	0.17	55,55,55,55	0
56	MG	2A	3148	1/1	0.94	0.19	50,50,50,50	0
56	MG	1B	215	1/1	0.94	0.06	52,52,52,52	0
56	MG	1A	4119	1/1	0.94	0.50	35,35,35,35	0
56	MG	1A	3797	1/1	0.94	0.19	59,59,59,59	0
56	MG	1A	3085	1/1	0.94	0.38	36,36,36,36	0
56	MG	1a	1680	1/1	0.94	0.26	48,48,48,48	0
56	MG	2A	3527	1/1	0.94	0.36	66,66,66,66	0
56	MG	2A	3224	1/1	0.94	0.79	68,68,68,68	0
56	MG	2A	3676	1/1	0.94	0.11	53,53,53,53	0
56	MG	1A	3006	1/1	0.94	0.14	51,51,51,51	0
56	MG	1A	3725	1/1	0.94	0.13	53,53,53,53	0
56	MG	1A	3371	1/1	0.94	0.14	46,46,46,46	0
56	MG	2A	3454	1/1	0.94	0.08	65,65,65,65	0
56	MG	1A	3846	1/1	0.94	0.14	35,35,35,35	0
56	MG	2a	1781	1/1	0.94	0.19	55,55,55,55	0
56	MG	2a	1784	1/1	0.94	0.54	74,74,74,74	0
56	MG	1A	4001	1/1	0.94	0.09	30,30,30,30	0
56	MG	1A	3659	1/1	0.94	0.18	17,17,17,17	0
56	MG	1A	3214	1/1	0.94	0.65	48,48,48,48	0
56	MG	2A	3537	1/1	0.94	0.15	69,69,69,69	0
56	MG	1A	3507	1/1	0.94	0.41	32,32,32,32	0
56	MG	1A	3182	1/1	0.94	0.08	68,68,68,68	0
56	MG	2A	3560	1/1	0.94	0.15	54,54,54,54	0
56	MG	2A	3813	1/1	0.94	0.13	56,56,56,56	0
56	MG	1A	3087	1/1	0.94	1.00	42,42,42,42	0
56	MG	1a	1700	1/1	0.94	0.32	59,59,59,59	0
56	MG	2A	3238	1/1	0.94	0.14	28,28,28,28	0
56	MG	1A	3234	1/1	0.94	0.64	35,35,35,35	0
56	MG	1a	1783	1/1	0.94	0.08	38,38,38,38	0
56	MG	1A	3273	1/1	0.94	0.61	42,42,42,42	0
56	MG	2A	3592	1/1	0.94	0.13	33,33,33,33	0
56	MG	2A	3855	1/1	0.94	0.82	49,49,49,49	0

Continued on next page...

Continued from previous page...

Mol	Type	Chain	Res	Atoms	RSCC	RSR	B-factors(\AA^2)	Q<0.9
56	MG	2A	3073	1/1	0.94	0.10	55,55,55,55	0
56	MG	2A	3270	1/1	0.94	0.21	57,57,57,57	0
56	MG	1a	1788	1/1	0.94	0.15	57,57,57,57	0
56	MG	2a	1710	1/1	0.94	0.13	62,62,62,62	0
56	MG	2A	3049	1/1	0.94	0.15	60,60,60,60	0
56	MG	2A	3793	1/1	0.94	0.09	63,63,63,63	0
56	MG	1D	305	1/1	0.94	0.55	34,34,34,34	0
56	MG	1A	4121	1/1	0.94	0.51	27,27,27,27	0
56	MG	1A	3410	1/1	0.94	0.88	44,44,44,44	0
56	MG	2A	3370	1/1	0.94	0.31	59,59,59,59	0
56	MG	2A	3623	1/1	0.94	0.37	64,64,64,64	0
56	MG	2A	3725	1/1	0.94	0.10	49,49,49,49	0
56	MG	2A	3126	1/1	0.94	0.07	47,47,47,47	0
56	MG	2A	3084	1/1	0.94	0.13	48,48,48,48	0
56	MG	1a	1710	1/1	0.94	0.14	70,70,70,70	0
56	MG	2A	3067	1/1	0.94	0.29	60,60,60,60	0
56	MG	1A	3288	1/1	0.94	0.48	55,55,55,55	0
56	MG	2a	1680	1/1	0.94	0.17	58,58,58,58	0
56	MG	1A	3997	1/1	0.94	0.27	37,37,37,37	0
56	MG	1A	3832	1/1	0.94	0.10	60,60,60,60	0
56	MG	1A	3103	1/1	0.94	0.17	60,60,60,60	0
56	MG	2A	3835	1/1	0.94	0.05	73,73,73,73	0
56	MG	1a	1796	1/1	0.94	0.10	42,42,42,42	0
56	MG	1A	3732	1/1	0.94	0.12	23,23,23,23	0
56	MG	1A	3081	1/1	0.94	0.46	39,39,39,39	0
56	MG	1A	3626	1/1	0.94	0.14	19,19,19,19	0
56	MG	2A	3184	1/1	0.94	0.23	72,72,72,72	0
56	MG	1A	3191	1/1	0.94	0.61	34,34,34,34	0
56	MG	2A	3580	1/1	0.94	0.13	37,37,37,37	0
56	MG	2A	3474	1/1	0.94	0.15	34,34,34,34	0
56	MG	1A	3673	1/1	0.94	0.09	51,51,51,51	0
56	MG	1a	1712	1/1	0.94	0.43	52,52,52,52	0
56	MG	1a	1841	1/1	0.94	0.17	62,62,62,62	0
56	MG	1A	3221	1/1	0.94	0.53	39,39,39,39	0
56	MG	1A	3984	1/1	0.94	0.12	40,40,40,40	0
56	MG	2A	3061	1/1	0.94	0.33	48,48,48,48	0
56	MG	2a	1673	1/1	0.94	0.17	53,53,53,53	0
56	MG	1A	3326	1/1	0.94	0.11	52,52,52,52	0
56	MG	1a	1612	1/1	0.94	0.14	59,59,59,59	0
56	MG	1A	3130	1/1	0.94	0.07	35,35,35,35	0
56	MG	1A	3551	1/1	0.94	0.24	46,46,46,46	0
56	MG	1A	3651	1/1	0.94	0.12	55,55,55,55	0

Continued on next page...

Continued from previous page...

Mol	Type	Chain	Res	Atoms	RSCC	RSR	B-factors(\AA^2)	Q<0.9
56	MG	1A	3655	1/1	0.94	0.14	14,14,14,14	0
56	MG	1A	3576	1/1	0.94	0.16	40,40,40,40	0
56	MG	2A	3687	1/1	0.94	0.17	28,28,28,28	0
56	MG	1a	1771	1/1	0.94	0.08	59,59,59,59	0
56	MG	1A	3745	1/1	0.94	0.13	57,57,57,57	0
56	MG	1A	3050	1/1	0.94	0.19	42,42,42,42	0
56	MG	2A	3063	1/1	0.94	0.13	48,48,48,48	0
56	MG	1a	1665	1/1	0.94	0.11	65,65,65,65	0
56	MG	1B	219	1/1	0.94	0.14	31,31,31,31	0
56	MG	1A	4137	1/1	0.94	0.31	28,28,28,28	0
56	MG	2A	3439	1/1	0.94	0.10	65,65,65,65	0
56	MG	1A	4024	1/1	0.94	0.32	66,66,66,66	0
56	MG	1A	3023	1/1	0.94	0.07	18,18,18,18	0
56	MG	1A	3589	1/1	0.94	0.22	32,32,32,32	0
56	MG	1a	1801	1/1	0.94	0.09	53,53,53,53	0
57	DI0	2A	3846	58/58	0.94	0.43	33,44,84,93	0
56	MG	1A	3429	1/1	0.94	0.16	53,53,53,53	0
56	MG	1A	3499	1/1	0.94	0.49	42,42,42,42	0
56	MG	2A	3588	1/1	0.94	0.18	71,71,71,71	0
56	MG	2a	1675	1/1	0.94	0.11	61,61,61,61	0
56	MG	1A	3493	1/1	0.94	0.55	42,42,42,42	0
56	MG	1a	1639	1/1	0.94	0.10	60,60,60,60	0
56	MG	1x	110	1/1	0.94	0.16	49,49,49,49	0
56	MG	1A	3778	1/1	0.94	0.15	16,16,16,16	0
56	MG	1A	3060	1/1	0.94	0.12	41,41,41,41	0
56	MG	1a	1811	1/1	0.94	0.09	60,60,60,60	0
56	MG	1A	3156	1/1	0.94	0.19	30,30,30,30	0
56	MG	2B	221	1/1	0.94	0.06	82,82,82,82	0
56	MG	2A	3371	1/1	0.94	0.40	55,55,55,55	0
56	MG	2A	3210	1/1	0.94	0.09	59,59,59,59	0
56	MG	2A	3830	1/1	0.94	0.20	46,46,46,46	0
56	MG	1A	3649	1/1	0.94	0.13	33,33,33,33	0
56	MG	1A	3740	1/1	0.94	0.15	44,44,44,44	0
56	MG	1A	3451	1/1	0.94	0.16	57,57,57,57	0
56	MG	2A	3816	1/1	0.94	0.12	28,28,28,28	0
56	MG	1A	3401	1/1	0.94	0.26	48,48,48,48	0
56	MG	1A	3196	1/1	0.94	0.13	36,36,36,36	0
56	MG	1a	1762	1/1	0.94	0.09	62,62,62,62	0
56	MG	2A	3205	1/1	0.94	0.23	47,47,47,47	0
56	MG	1N	201	1/1	0.94	0.23	48,48,48,48	0
56	MG	2A	3232	1/1	0.94	0.16	61,61,61,61	0
56	MG	1A	3334	1/1	0.94	0.08	43,43,43,43	0

Continued on next page...

Continued from previous page...

Mol	Type	Chain	Res	Atoms	RSCC	RSR	B-factors(\AA^2)	Q<0.9
56	MG	2A	3566	1/1	0.94	0.14	51,51,51,51	0
56	MG	1V	202	1/1	0.94	0.19	68,68,68,68	0
56	MG	2a	1724	1/1	0.94	0.24	57,57,57,57	0
56	MG	1A	3970	1/1	0.94	0.20	24,24,24,24	0
56	MG	2A	3321	1/1	0.94	0.15	48,48,48,48	0
56	MG	1A	3882	1/1	0.94	0.14	20,20,20,20	0
56	MG	1A	3232	1/1	0.94	0.49	44,44,44,44	0
56	MG	2A	3852	1/1	0.94	0.77	50,50,50,50	0
56	MG	1A	3304	1/1	0.94	0.18	39,39,39,39	0
56	MG	2A	3680	1/1	0.94	0.14	53,53,53,53	0
56	MG	1A	3485	1/1	0.94	0.39	38,38,38,38	0
56	MG	2A	3528	1/1	0.94	0.12	70,70,70,70	0
56	MG	1A	3149	1/1	0.94	0.53	43,43,43,43	0
56	MG	1U	204	1/1	0.94	0.81	34,34,34,34	0
56	MG	2a	1656	1/1	0.94	0.39	71,71,71,71	0
56	MG	1A	3262	1/1	0.94	0.13	43,43,43,43	0
56	MG	2A	3134	1/1	0.94	0.12	32,32,32,32	0
56	MG	1A	3405	1/1	0.94	0.65	36,36,36,36	0
56	MG	1A	3985	1/1	0.94	0.19	24,24,24,24	0
56	MG	1a	1697	1/1	0.94	0.19	41,41,41,41	0
56	MG	1A	3931	1/1	0.94	0.18	44,44,44,44	0
56	MG	1A	3377	1/1	0.94	0.10	44,44,44,44	0
56	MG	1A	3497	1/1	0.94	0.25	53,53,53,53	0
56	MG	2A	3681	1/1	0.94	0.07	55,55,55,55	0
56	MG	2a	1667	1/1	0.94	0.10	56,56,56,56	0
56	MG	2A	3549	1/1	0.94	0.13	58,58,58,58	0
56	MG	2A	3059	1/1	0.94	0.12	48,48,48,48	0
56	MG	2q	202	1/1	0.94	0.10	67,67,67,67	0
56	MG	1a	1716	1/1	0.94	0.13	56,56,56,56	0
56	MG	1A	3068	1/1	0.94	0.23	64,64,64,64	0
56	MG	1F	307	1/1	0.94	0.50	34,34,34,34	0
56	MG	1A	3892	1/1	0.94	0.17	43,43,43,43	0
56	MG	2A	3106	1/1	0.94	0.19	49,49,49,49	0
56	MG	2A	3175	1/1	0.94	0.24	59,59,59,59	0
56	MG	2A	3541	1/1	0.94	0.11	54,54,54,54	0
56	MG	1S	202	1/1	0.94	0.24	45,45,45,45	0
56	MG	1w	104	1/1	0.94	0.28	55,55,55,55	0
56	MG	1a	1720	1/1	0.94	0.13	51,51,51,51	0
56	MG	1A	3452	1/1	0.94	0.21	40,40,40,40	0
56	MG	2A	3683	1/1	0.94	0.11	78,78,78,78	0
56	MG	1A	3209	1/1	0.94	0.22	42,42,42,42	0
56	MG	2A	3664	1/1	0.95	0.11	37,37,37,37	0

Continued on next page...

Continued from previous page...

Mol	Type	Chain	Res	Atoms	RSCC	RSR	B-factors(\AA^2)	Q<0.9
56	MG	2A	3716	1/1	0.95	0.16	41,41,41,41	0
56	MG	2P	202	1/1	0.95	0.18	47,47,47,47	0
56	MG	2a	1774	1/1	0.95	0.11	63,63,63,63	0
56	MG	1A	3301	1/1	0.95	0.13	40,40,40,40	0
56	MG	1A	3318	1/1	0.95	0.28	32,32,32,32	0
56	MG	2a	1776	1/1	0.95	0.16	49,49,49,49	0
56	MG	2A	3234	1/1	0.95	0.33	60,60,60,60	0
56	MG	2A	3022	1/1	0.95	0.12	47,47,47,47	0
56	MG	1A	3727	1/1	0.95	0.15	36,36,36,36	0
56	MG	1A	3243	1/1	0.95	0.20	51,51,51,51	0
56	MG	1A	3818	1/1	0.95	0.20	43,43,43,43	0
56	MG	2A	3109	1/1	0.95	0.29	52,52,52,52	0
56	MG	2A	3338	1/1	0.95	0.16	47,47,47,47	0
56	MG	1F	306	1/1	0.95	0.74	27,27,27,27	0
56	MG	1A	3491	1/1	0.95	0.66	34,34,34,34	0
56	MG	1a	1614	1/1	0.95	0.26	43,43,43,43	0
56	MG	1U	207	1/1	0.95	0.76	38,38,38,38	0
56	MG	2A	3616	1/1	0.95	0.08	47,47,47,47	0
56	MG	1A	3072	1/1	0.95	0.82	36,36,36,36	0
56	MG	2a	1669	1/1	0.95	0.12	63,63,63,63	0
56	MG	2A	3692	1/1	0.95	0.16	40,40,40,40	0
56	MG	1A	3661	1/1	0.95	0.14	17,17,17,17	0
56	MG	1a	1610	1/1	0.95	0.16	46,46,46,46	0
56	MG	1A	3165	1/1	0.95	0.49	35,35,35,35	0
56	MG	2A	3028	1/1	0.95	0.10	52,52,52,52	0
56	MG	2a	1700	1/1	0.95	0.21	62,62,62,62	0
56	MG	1A	4057	1/1	0.95	0.36	51,51,51,51	0
56	MG	2A	3637	1/1	0.95	0.10	57,57,57,57	0
56	MG	2a	1750	1/1	0.95	0.16	61,61,61,61	0
56	MG	1A	3528	1/1	0.95	0.20	43,43,43,43	0
56	MG	2a	1704	1/1	0.95	0.15	66,66,66,66	0
56	MG	2a	1698	1/1	0.95	0.15	62,62,62,62	0
56	MG	1A	4096	1/1	0.95	0.12	56,56,56,56	0
56	MG	1A	3609	1/1	0.95	0.18	45,45,45,45	0
56	MG	2A	3098	1/1	0.95	0.21	44,44,44,44	0
56	MG	2A	3157	1/1	0.95	0.19	28,28,28,28	0
56	MG	1B	202	1/1	0.95	0.19	59,59,59,59	0
56	MG	1A	3446	1/1	0.95	0.16	59,59,59,59	0
56	MG	1A	3235	1/1	0.95	0.47	26,26,26,26	0
56	MG	2A	3079	1/1	0.95	0.07	45,45,45,45	0
56	MG	1A	3106	1/1	0.95	0.41	34,34,34,34	0
56	MG	2A	3599	1/1	0.95	0.11	66,66,66,66	0

Continued on next page...

Continued from previous page...

Mol	Type	Chain	Res	Atoms	RSCC	RSR	B-factors(\AA^2)	Q<0.9
56	MG	2A	3778	1/1	0.95	0.16	49,49,49,49	0
56	MG	1W	204	1/1	0.95	0.74	39,39,39,39	0
56	MG	1A	3930	1/1	0.95	0.10	47,47,47,47	0
56	MG	1A	3500	1/1	0.95	0.07	58,58,58,58	0
56	MG	1A	3942	1/1	0.95	0.18	43,43,43,43	0
56	MG	1A	3346	1/1	0.95	0.23	50,50,50,50	0
56	MG	1I	104	1/1	0.95	0.13	44,44,44,44	0
56	MG	1A	3033	1/1	0.95	0.56	29,29,29,29	0
56	MG	1A	3180	1/1	0.95	0.14	47,47,47,47	0
56	MG	1A	4073	1/1	0.95	0.16	34,34,34,34	0
56	MG	2A	3432	1/1	0.95	0.14	33,33,33,33	0
56	MG	1A	3195	1/1	0.95	0.08	39,39,39,39	0
56	MG	2A	3575	1/1	0.95	0.14	35,35,35,35	0
56	MG	1A	3056	1/1	0.95	0.16	34,34,34,34	0
56	MG	1A	3447	1/1	0.95	0.28	36,36,36,36	0
56	MG	1A	4085	1/1	0.95	0.10	50,50,50,50	0
56	MG	2A	3557	1/1	0.95	0.19	56,56,56,56	0
56	MG	1a	1844	1/1	0.95	0.14	46,46,46,46	0
56	MG	2D	302	1/1	0.95	0.70	47,47,47,47	0
56	MG	1a	1690	1/1	0.95	0.19	40,40,40,40	0
56	MG	2A	3043	1/1	0.95	0.27	63,63,63,63	0
56	MG	1W	202	1/1	0.95	0.12	35,35,35,35	0
56	MG	1A	3313	1/1	0.95	0.12	47,47,47,47	0
56	MG	1A	3460	1/1	0.95	0.84	43,43,43,43	0
56	MG	1A	3011	1/1	0.95	0.13	38,38,38,38	0
56	MG	2A	3736	1/1	0.95	0.11	59,59,59,59	0
56	MG	2A	3060	1/1	0.95	0.17	38,38,38,38	0
56	MG	2A	3261	1/1	0.95	0.14	41,41,41,41	0
56	MG	1A	3003	1/1	0.95	0.18	20,20,20,20	0
56	MG	1A	3152	1/1	0.95	0.15	35,35,35,35	0
56	MG	1A	3163	1/1	0.95	0.28	44,44,44,44	0
56	MG	2A	3853	1/1	0.95	0.20	53,53,53,53	0
56	MG	2A	3654	1/1	0.95	0.18	36,36,36,36	0
56	MG	2A	3243	1/1	0.95	0.13	50,50,50,50	0
56	MG	2A	3581	1/1	0.95	0.16	43,43,43,43	0
56	MG	2A	3013	1/1	0.95	0.18	37,37,37,37	0
56	MG	1a	1691	1/1	0.95	0.07	62,62,62,62	0
56	MG	1A	3263	1/1	0.95	0.25	59,59,59,59	0
56	MG	1A	3697	1/1	0.95	0.14	18,18,18,18	0
56	MG	2A	3661	1/1	0.95	0.21	44,44,44,44	0
56	MG	1A	3895	1/1	0.95	0.12	42,42,42,42	0
56	MG	1A	3277	1/1	0.95	0.45	31,31,31,31	0

Continued on next page...

Continued from previous page...

Mol	Type	Chain	Res	Atoms	RSCC	RSR	B-factors(\AA^2)	Q<0.9
56	MG	1V	201	1/1	0.95	0.15	38,38,38,38	0
56	MG	2a	1638	1/1	0.95	0.22	62,62,62,62	0
56	MG	2A	3297	1/1	0.95	0.51	38,38,38,38	0
56	MG	1A	3053	1/1	0.95	0.37	51,51,51,51	0
56	MG	1A	3458	1/1	0.95	0.18	39,39,39,39	0
56	MG	1A	3806	1/1	0.95	0.28	25,25,25,25	0
56	MG	1A	3647	1/1	0.95	0.13	28,28,28,28	0
56	MG	2A	3544	1/1	0.95	0.21	64,64,64,64	0
56	MG	10	102	1/1	0.95	0.10	56,56,56,56	0
56	MG	10	101	1/1	0.95	0.08	38,38,38,38	0
56	MG	1A	3646	1/1	0.95	0.12	44,44,44,44	0
56	MG	11	101	1/1	0.95	0.13	27,27,27,27	0
56	MG	1A	3881	1/1	0.95	0.10	20,20,20,20	0
56	MG	1a	1641	1/1	0.95	0.58	52,52,52,52	0
56	MG	1A	4074	1/1	0.95	0.10	49,49,49,49	0
56	MG	1A	3811	1/1	0.95	0.14	39,39,39,39	0
56	MG	1A	3176	1/1	0.95	0.15	26,26,26,26	0
56	MG	1A	3991	1/1	0.95	0.06	68,68,68,68	0
56	MG	1A	3259	1/1	0.95	0.13	60,60,60,60	0
58	K	1A	4145	1/1	0.95	0.09	55,55,55,55	0
56	MG	1A	3042	1/1	0.95	0.37	28,28,28,28	0
56	MG	1A	3566	1/1	0.95	0.22	40,40,40,40	0
56	MG	1A	3187	1/1	0.95	0.57	42,42,42,42	0
56	MG	1A	3924	1/1	0.95	0.09	57,57,57,57	0
56	MG	2A	3414	1/1	0.95	0.12	66,66,66,66	0
56	MG	1A	3719	1/1	0.95	0.13	53,53,53,53	0
56	MG	1X	105	1/1	0.95	0.51	52,52,52,52	0
56	MG	2A	3847	1/1	0.95	0.56	48,48,48,48	0
56	MG	2a	1646	1/1	0.95	0.29	57,57,57,57	0
56	MG	1x	103	1/1	0.95	0.19	66,66,66,66	0
56	MG	1a	1701	1/1	0.95	0.22	46,46,46,46	0
56	MG	1A	3154	1/1	0.95	0.12	44,44,44,44	0
56	MG	1A	3245	1/1	0.95	0.08	43,43,43,43	0
56	MG	1A	4010	1/1	0.95	0.12	63,63,63,63	0
56	MG	1A	4114	1/1	0.95	0.56	42,42,42,42	0
56	MG	1a	1798	1/1	0.95	0.07	66,66,66,66	0
56	MG	1W	205	1/1	0.95	0.47	39,39,39,39	0
56	MG	2A	3608	1/1	0.95	0.14	47,47,47,47	0
56	MG	1A	3633	1/1	0.95	0.06	43,43,43,43	0
56	MG	1a	1837	1/1	0.95	0.09	79,79,79,79	0
56	MG	2A	3538	1/1	0.95	0.14	29,29,29,29	0
56	MG	2A	3466	1/1	0.95	0.22	59,59,59,59	0

Continued on next page...

Continued from previous page...

Mol	Type	Chain	Res	Atoms	RSCC	RSR	B-factors(\AA^2)	Q<0.9
56	MG	1a	1650	1/1	0.95	0.10	57,57,57,57	0
56	MG	1A	3886	1/1	0.95	0.09	49,49,49,49	0
56	MG	1a	1709	1/1	0.95	0.20	41,41,41,41	0
56	MG	1A	3237	1/1	0.95	0.34	40,40,40,40	0
56	MG	2A	3115	1/1	0.95	0.40	40,40,40,40	0
56	MG	2A	3042	1/1	0.95	0.21	56,56,56,56	0
56	MG	2A	3333	1/1	0.95	0.29	59,59,59,59	0
56	MG	1a	1664	1/1	0.95	0.34	64,64,64,64	0
56	MG	1A	3702	1/1	0.95	0.21	49,49,49,49	0
56	MG	1A	3593	1/1	0.95	0.36	34,34,34,34	0
56	MG	2a	1799	1/1	0.95	0.21	56,56,56,56	0
56	MG	2A	3677	1/1	0.95	0.14	57,57,57,57	0
56	MG	1A	3005	1/1	0.95	0.34	47,47,47,47	0
56	MG	2a	1820	1/1	0.95	0.20	57,57,57,57	0
56	MG	1B	206	1/1	0.95	0.08	44,44,44,44	0
56	MG	1A	4027	1/1	0.95	0.30	58,58,58,58	0
56	MG	1a	1736	1/1	0.95	0.18	34,34,34,34	0
56	MG	2A	3455	1/1	0.95	0.06	79,79,79,79	0
56	MG	1a	1791	1/1	0.95	0.19	75,75,75,75	0
56	MG	15	101	1/1	0.95	0.07	41,41,41,41	0
56	MG	1A	3753	1/1	0.95	0.26	26,26,26,26	0
56	MG	1A	3690	1/1	0.95	0.14	34,34,34,34	0
56	MG	1A	3675	1/1	0.95	0.19	22,22,22,22	0
56	MG	2A	3629	1/1	0.95	0.21	49,49,49,49	0
56	MG	1A	3370	1/1	0.95	0.15	46,46,46,46	0
56	MG	1A	3999	1/1	0.95	0.09	30,30,30,30	0
56	MG	1A	3040	1/1	0.95	0.28	57,57,57,57	0
56	MG	1A	3712	1/1	0.95	0.16	46,46,46,46	0
56	MG	2A	3450	1/1	0.95	0.10	65,65,65,65	0
56	MG	2A	3124	1/1	0.95	0.17	44,44,44,44	0
56	MG	1A	3315	1/1	0.95	0.49	36,36,36,36	0
56	MG	2A	3147	1/1	0.95	0.36	48,48,48,48	0
56	MG	2A	3650	1/1	0.95	0.20	54,54,54,54	0
56	MG	1A	3556	1/1	0.95	0.81	37,37,37,37	0
56	MG	1A	3698	1/1	0.95	0.27	28,28,28,28	0
56	MG	2A	3017	1/1	0.95	0.30	53,53,53,53	0
56	MG	2A	3080	1/1	0.95	0.30	39,39,39,39	0
56	MG	1P	203	1/1	0.95	0.40	29,29,29,29	0
56	MG	2U	203	1/1	0.95	1.05	58,58,58,58	0
56	MG	2A	3657	1/1	0.95	0.10	45,45,45,45	0
56	MG	1A	3380	1/1	0.95	0.55	38,38,38,38	0
56	MG	1a	1803	1/1	0.95	0.14	70,70,70,70	0

Continued on next page...

Continued from previous page...

Mol	Type	Chain	Res	Atoms	RSCC	RSR	B-factors(\AA^2)	Q<0.9
56	MG	1A	3619	1/1	0.95	0.15	31,31,31,31	0
56	MG	2A	3619	1/1	0.95	0.11	35,35,35,35	0
56	MG	1A	3213	1/1	0.95	0.15	40,40,40,40	0
56	MG	2a	1709	1/1	0.95	0.10	71,71,71,71	0
56	MG	1A	3816	1/1	0.95	0.09	52,52,52,52	0
56	MG	1a	1722	1/1	0.95	0.29	59,59,59,59	0
56	MG	2A	3533	1/1	0.95	0.11	59,59,59,59	0
56	MG	2A	3150	1/1	0.95	0.09	40,40,40,40	0
56	MG	1A	4007	1/1	0.95	0.11	54,54,54,54	0
56	MG	1a	1679	1/1	0.95	0.35	47,47,47,47	0
56	MG	1A	3901	1/1	0.95	0.13	19,19,19,19	0
56	MG	1A	3474	1/1	0.95	0.32	41,41,41,41	0
56	MG	2A	3216	1/1	0.95	0.15	61,61,61,61	0
56	MG	1a	1725	1/1	0.95	0.18	46,46,46,46	0
56	MG	1A	3008	1/1	0.95	0.10	23,23,23,23	0
56	MG	1A	4078	1/1	0.95	0.19	45,45,45,45	0
56	MG	1A	3915	1/1	0.95	0.17	52,52,52,52	0
56	MG	1A	3118	1/1	0.95	0.63	28,28,28,28	0
56	MG	1A	4076	1/1	0.95	0.11	44,44,44,44	0
56	MG	2A	3399	1/1	0.95	0.15	43,43,43,43	0
56	MG	1A	3838	1/1	0.95	0.11	46,46,46,46	0
56	MG	2A	3563	1/1	0.95	0.10	45,45,45,45	0
56	MG	1B	218	1/1	0.95	0.17	42,42,42,42	0
56	MG	2A	3660	1/1	0.95	0.19	37,37,37,37	0
56	MG	1A	3652	1/1	0.95	0.15	37,37,37,37	0
56	MG	2A	3113	1/1	0.95	0.13	50,50,50,50	0
56	MG	2A	3715	1/1	0.95	0.09	54,54,54,54	0
56	MG	2A	3722	1/1	0.95	0.16	60,60,60,60	0
56	MG	1B	232	1/1	0.95	0.08	65,65,65,65	0
56	MG	1A	3076	1/1	0.95	0.12	33,33,33,33	0
56	MG	1A	3108	1/1	0.95	0.82	35,35,35,35	0
56	MG	2A	3161	1/1	0.95	0.15	42,42,42,42	0
56	MG	2A	3666	1/1	0.95	0.15	37,37,37,37	0
56	MG	1a	1622	1/1	0.95	0.14	59,59,59,59	0
56	MG	1Q	201	1/1	0.95	0.18	37,37,37,37	0
56	MG	1A	3955	1/1	0.95	0.26	33,33,33,33	0
56	MG	2A	3066	1/1	0.95	0.27	51,51,51,51	0
56	MG	1N	205	1/1	0.96	0.86	44,44,44,44	0
56	MG	1O	205	1/1	0.96	0.10	58,58,58,58	0
56	MG	1A	3435	1/1	0.96	0.23	50,50,50,50	0
56	MG	11	102	1/1	0.96	0.20	42,42,42,42	0
56	MG	1a	1663	1/1	0.96	0.11	45,45,45,45	0

Continued on next page...

Continued from previous page...

Mol	Type	Chain	Res	Atoms	RSCC	RSR	B-factors(\AA^2)	Q<0.9
56	MG	1A	3635	1/1	0.96	0.16	47,47,47,47	0
56	MG	1a	1784	1/1	0.96	0.05	58,58,58,58	0
56	MG	2A	3546	1/1	0.96	0.10	66,66,66,66	0
56	MG	2A	3472	1/1	0.96	0.14	56,56,56,56	0
56	MG	2A	3810	1/1	0.96	0.18	51,51,51,51	0
56	MG	2a	1690	1/1	0.96	0.23	53,53,53,53	0
56	MG	1A	3571	1/1	0.96	0.09	35,35,35,35	0
56	MG	2A	3398	1/1	0.96	0.07	56,56,56,56	0
56	MG	2A	3760	1/1	0.96	0.51	52,52,52,52	0
56	MG	1a	1758	1/1	0.96	0.16	49,49,49,49	0
56	MG	1A	3825	1/1	0.96	0.10	52,52,52,52	0
56	MG	1I	201	1/1	0.96	0.14	60,60,60,60	0
56	MG	1A	3546	1/1	0.96	0.54	38,38,38,38	0
56	MG	1a	1744	1/1	0.96	0.11	36,36,36,36	0
56	MG	1A	3143	1/1	0.96	0.45	38,38,38,38	0
56	MG	2B	204	1/1	0.96	0.16	75,75,75,75	0
56	MG	1A	3716	1/1	0.96	0.12	51,51,51,51	0
56	MG	2A	3065	1/1	0.96	0.19	54,54,54,54	0
56	MG	1A	4023	1/1	0.96	0.11	39,39,39,39	0
56	MG	1a	1681	1/1	0.96	0.21	42,42,42,42	0
56	MG	1U	201	1/1	0.96	0.55	37,37,37,37	0
56	MG	1A	3241	1/1	0.96	0.36	47,47,47,47	0
56	MG	2A	3780	1/1	0.96	0.11	35,35,35,35	0
56	MG	1A	3747	1/1	0.96	0.16	47,47,47,47	0
56	MG	2A	3729	1/1	0.96	0.15	26,26,26,26	0
56	MG	2A	3797	1/1	0.96	0.17	32,32,32,32	0
56	MG	1A	3387	1/1	0.96	0.76	34,34,34,34	0
56	MG	1B	213	1/1	0.96	0.17	49,49,49,49	0
56	MG	1A	3713	1/1	0.96	0.12	20,20,20,20	0
56	MG	1A	3048	1/1	0.96	0.18	23,23,23,23	0
56	MG	2A	3078	1/1	0.96	0.29	51,51,51,51	0
56	MG	2A	3135	1/1	0.96	0.10	43,43,43,43	0
56	MG	1A	3061	1/1	0.96	0.25	35,35,35,35	0
56	MG	1A	3590	1/1	0.96	0.54	34,34,34,34	0
56	MG	2A	3204	1/1	0.96	0.19	53,53,53,53	0
56	MG	2a	1686	1/1	0.96	0.17	55,55,55,55	0
56	MG	2A	3374	1/1	0.96	0.41	61,61,61,61	0
56	MG	2Z	301	1/1	0.96	0.12	74,74,74,74	0
56	MG	1W	203	1/1	0.96	0.55	31,31,31,31	0
56	MG	2A	3099	1/1	0.96	0.10	46,46,46,46	0
56	MG	1a	1652	1/1	0.96	0.17	48,48,48,48	0
56	MG	2A	3408	1/1	0.96	0.30	62,62,62,62	0

Continued on next page...

Continued from previous page...

Mol	Type	Chain	Res	Atoms	RSCC	RSR	B-factors(\AA^2)	Q<0.9
56	MG	1A	4130	1/1	0.96	1.23	39,39,39,39	0
56	MG	2a	1694	1/1	0.96	0.17	51,51,51,51	0
56	MG	2A	3083	1/1	0.96	0.12	36,36,36,36	0
56	MG	1A	4103	1/1	0.96	0.77	28,28,28,28	0
56	MG	1A	4131	1/1	0.96	0.83	42,42,42,42	0
56	MG	2a	1810	1/1	0.96	0.10	76,76,76,76	0
56	MG	1A	3035	1/1	0.96	0.34	41,41,41,41	0
56	MG	1A	3331	1/1	0.96	0.19	43,43,43,43	0
56	MG	1A	3657	1/1	0.96	0.14	44,44,44,44	0
56	MG	1A	4150	1/1	0.96	0.15	38,38,38,38	0
56	MG	2A	3759	1/1	0.96	0.12	54,54,54,54	0
56	MG	1a	1820	1/1	0.96	0.08	61,61,61,61	0
56	MG	1A	3501	1/1	0.96	0.61	39,39,39,39	0
56	MG	1E	308	1/1	0.96	0.13	43,43,43,43	0
56	MG	25	103	1/1	0.96	0.52	51,51,51,51	0
56	MG	1A	3439	1/1	0.96	0.43	42,42,42,42	0
56	MG	1A	3043	1/1	0.96	0.35	27,27,27,27	0
56	MG	1A	3520	1/1	0.96	0.34	47,47,47,47	0
56	MG	1a	1703	1/1	0.96	0.14	38,38,38,38	0
56	MG	2A	3721	1/1	0.96	0.11	69,69,69,69	0
56	MG	1A	3841	1/1	0.96	0.14	47,47,47,47	0
56	MG	1A	3036	1/1	0.96	0.26	27,27,27,27	0
56	MG	1w	103	1/1	0.96	0.18	75,75,75,75	0
56	MG	1a	1620	1/1	0.96	0.13	44,44,44,44	0
56	MG	2A	3301	1/1	0.96	0.56	54,54,54,54	0
56	MG	1A	4108	1/1	0.96	0.93	30,30,30,30	0
56	MG	2A	3783	1/1	0.96	0.12	48,48,48,48	0
56	MG	2B	205	1/1	0.96	0.17	69,69,69,69	0
56	MG	1A	3597	1/1	0.96	0.10	52,52,52,52	0
56	MG	1A	3503	1/1	0.96	0.56	56,56,56,56	0
56	MG	1A	3184	1/1	0.96	0.28	40,40,40,40	0
56	MG	2A	3314	1/1	0.96	0.12	51,51,51,51	0
56	MG	2A	3859	1/1	0.96	0.20	47,47,47,47	0
59	ZN	1Y	204	1/1	0.96	0.07	84,84,84,84	0
56	MG	2A	3082	1/1	0.96	0.13	59,59,59,59	0
56	MG	2A	3075	1/1	0.96	0.08	40,40,40,40	0
56	MG	2A	3087	1/1	0.96	0.09	29,29,29,29	0
56	MG	1A	3070	1/1	0.96	0.16	19,19,19,19	0
56	MG	2a	1759	1/1	0.96	0.11	61,61,61,61	0
56	MG	2A	3092	1/1	0.96	0.10	35,35,35,35	0
56	MG	2A	3153	1/1	0.96	0.23	49,49,49,49	0
56	MG	1A	3028	1/1	0.96	0.17	68,68,68,68	0

Continued on next page...

Continued from previous page...

Mol	Type	Chain	Res	Atoms	RSCC	RSR	B-factors(\AA^2)	Q<0.9
56	MG	1A	3145	1/1	0.96	0.48	24,24,24,24	0
56	MG	2A	3142	1/1	0.96	0.18	32,32,32,32	0
56	MG	1A	3116	1/1	0.96	0.64	34,34,34,34	0
56	MG	1a	1623	1/1	0.96	0.10	54,54,54,54	0
56	MG	1A	3733	1/1	0.96	0.54	31,31,31,31	0
56	MG	1A	4107	1/1	0.96	0.20	22,22,22,22	0
56	MG	2A	3100	1/1	0.96	0.13	36,36,36,36	0
56	MG	2A	3636	1/1	0.96	0.19	62,62,62,62	0
56	MG	1A	3327	1/1	0.96	0.11	55,55,55,55	0
56	MG	2A	3648	1/1	0.96	0.13	31,31,31,31	0
56	MG	2A	3658	1/1	0.96	0.09	51,51,51,51	0
56	MG	1A	4134	1/1	0.96	0.56	29,29,29,29	0
56	MG	1A	3640	1/1	0.96	0.21	25,25,25,25	0
56	MG	1A	3620	1/1	0.96	0.11	44,44,44,44	0
56	MG	2a	1791	1/1	0.96	0.08	71,71,71,71	0
56	MG	2A	3578	1/1	0.96	0.07	55,55,55,55	0
56	MG	1B	236	1/1	0.96	0.13	37,37,37,37	0
56	MG	2A	3298	1/1	0.96	0.56	50,50,50,50	0
56	MG	1A	3242	1/1	0.96	0.19	47,47,47,47	0
56	MG	2A	3156	1/1	0.96	0.10	51,51,51,51	0
56	MG	1a	1840	1/1	0.96	0.07	54,54,54,54	0
56	MG	1A	4133	1/1	0.96	1.18	28,28,28,28	0
56	MG	1A	3127	1/1	0.96	0.31	35,35,35,35	0
56	MG	1W	201	1/1	0.96	0.22	44,44,44,44	0
56	MG	1A	3268	1/1	0.96	0.48	43,43,43,43	0
56	MG	1a	1672	1/1	0.96	0.24	49,49,49,49	0
56	MG	2A	3094	1/1	0.96	0.25	67,67,67,67	0
56	MG	2A	3475	1/1	0.96	0.12	51,51,51,51	0
56	MG	2A	3861	1/1	0.96	0.18	45,45,45,45	0
56	MG	1A	3764	1/1	0.96	0.07	36,36,36,36	0
56	MG	2A	3401	1/1	0.96	0.30	46,46,46,46	0
56	MG	2A	3488	1/1	0.96	0.23	48,48,48,48	0
56	MG	2A	3821	1/1	0.96	0.10	28,28,28,28	0
56	MG	1A	3718	1/1	0.96	0.11	39,39,39,39	0
56	MG	2A	3607	1/1	0.96	0.11	27,27,27,27	0
56	MG	1a	1809	1/1	0.96	0.09	45,45,45,45	0
56	MG	1a	1682	1/1	0.96	0.24	36,36,36,36	0
56	MG	2A	3438	1/1	0.96	0.19	68,68,68,68	0
56	MG	2A	3536	1/1	0.96	0.13	42,42,42,42	0
56	MG	1a	1756	1/1	0.96	0.10	66,66,66,66	0
56	MG	2A	3655	1/1	0.96	0.12	59,59,59,59	0
56	MG	2A	3613	1/1	0.96	0.14	34,34,34,34	0

Continued on next page...

Continued from previous page...

Mol	Type	Chain	Res	Atoms	RSCC	RSR	B-factors(\AA^2)	Q<0.9
56	MG	1A	3791	1/1	0.96	0.08	40,40,40,40	0
56	MG	1A	3532	1/1	0.96	0.28	40,40,40,40	0
56	MG	2X	102	1/1	0.96	0.32	57,57,57,57	0
56	MG	1A	3279	1/1	0.96	0.95	34,34,34,34	0
56	MG	2A	3641	1/1	0.96	0.09	51,51,51,51	0
56	MG	1A	3681	1/1	0.96	0.14	31,31,31,31	0
56	MG	2A	3306	1/1	0.96	0.15	70,70,70,70	0
56	MG	1N	204	1/1	0.96	0.39	46,46,46,46	0
56	MG	1B	211	1/1	0.96	0.26	57,57,57,57	0
56	MG	1A	4094	1/1	0.96	0.16	42,42,42,42	0
56	MG	20	101	1/1	0.96	0.20	53,53,53,53	0
56	MG	1A	3603	1/1	0.96	0.19	31,31,31,31	0
56	MG	2a	1634	1/1	0.96	0.15	47,47,47,47	0
56	MG	1A	3802	1/1	0.96	0.20	53,53,53,53	0
56	MG	1A	4036	1/1	0.96	0.10	35,35,35,35	0
56	MG	1A	3305	1/1	0.96	0.14	40,40,40,40	0
56	MG	1N	206	1/1	0.96	0.19	34,34,34,34	0
56	MG	1A	3606	1/1	0.96	0.15	28,28,28,28	0
56	MG	1A	3208	1/1	0.96	0.15	35,35,35,35	0
56	MG	1A	3624	1/1	0.96	0.08	38,38,38,38	0
56	MG	2A	3383	1/1	0.96	0.13	51,51,51,51	0
56	MG	2a	1771	1/1	0.96	0.12	54,54,54,54	0
56	MG	2a	1805	1/1	0.96	0.21	63,63,63,63	0
56	MG	1A	3135	1/1	0.96	0.26	30,30,30,30	0
56	MG	1A	4118	1/1	0.96	0.56	35,35,35,35	0
56	MG	1A	3111	1/1	0.96	0.15	38,38,38,38	0
56	MG	1A	3089	1/1	0.96	0.37	47,47,47,47	0
56	MG	2A	3274	1/1	0.96	0.09	44,44,44,44	0
56	MG	1A	3519	1/1	0.96	0.10	45,45,45,45	0
56	MG	2Q	202	1/1	0.96	0.19	41,41,41,41	0
56	MG	1A	3065	1/1	0.96	0.18	35,35,35,35	0
56	MG	1A	3601	1/1	0.96	0.20	38,38,38,38	0
56	MG	1A	4034	1/1	0.96	0.21	25,25,25,25	0
56	MG	1A	3038	1/1	0.96	1.03	36,36,36,36	0
56	MG	1A	3253	1/1	0.96	0.15	36,36,36,36	0
56	MG	1a	1611	1/1	0.96	0.15	23,23,23,23	0
56	MG	1A	3079	1/1	0.96	0.14	27,27,27,27	0
56	MG	2A	3086	1/1	0.96	0.29	58,58,58,58	0
56	MG	2x	101	1/1	0.96	0.12	57,57,57,57	0
56	MG	2A	3221	1/1	0.96	0.27	36,36,36,36	0
56	MG	1A	3159	1/1	0.96	0.61	33,33,33,33	0
56	MG	2A	3542	1/1	0.96	0.15	44,44,44,44	0

Continued on next page...

Continued from previous page...

Mol	Type	Chain	Res	Atoms	RSCC	RSR	B-factors(\AA^2)	Q<0.9
56	MG	2a	1816	1/1	0.96	0.12	67,67,67,67	0
56	MG	2a	1828	1/1	0.96	0.17	41,41,41,41	0
56	MG	1E	304	1/1	0.96	0.55	51,51,51,51	0
56	MG	1A	3157	1/1	0.96	0.11	63,63,63,63	0
56	MG	2A	3483	1/1	0.96	0.26	49,49,49,49	0
56	MG	1A	3925	1/1	0.96	0.11	23,23,23,23	0
56	MG	1x	106	1/1	0.96	0.10	66,66,66,66	0
56	MG	2a	1687	1/1	0.96	0.25	70,70,70,70	0
57	DI0	1A	4098	58/58	0.96	0.33	17,33,66,81	0
56	MG	1A	3824	1/1	0.96	0.12	24,24,24,24	0
56	MG	1A	4104	1/1	0.96	0.65	31,31,31,31	0
56	MG	2A	3704	1/1	0.96	0.22	70,70,70,70	0
56	MG	1A	3311	1/1	0.96	0.07	41,41,41,41	0
56	MG	2A	3055	1/1	0.96	0.21	44,44,44,44	0
56	MG	2a	1672	1/1	0.96	0.20	40,40,40,40	0
56	MG	2A	3826	1/1	0.96	0.11	32,32,32,32	0
56	MG	2a	1621	1/1	0.96	0.42	64,64,64,64	0
56	MG	1a	1827	1/1	0.97	0.17	70,70,70,70	0
56	MG	2A	3495	1/1	0.97	0.18	51,51,51,51	0
56	MG	2A	3240	1/1	0.97	0.14	65,65,65,65	0
56	MG	1A	3239	1/1	0.97	0.80	29,29,29,29	0
56	MG	1a	1815	1/1	0.97	0.13	58,58,58,58	0
56	MG	2A	3209	1/1	0.97	0.15	49,49,49,49	0
56	MG	1A	3009	1/1	0.97	0.08	17,17,17,17	0
56	MG	2a	1632	1/1	0.97	0.11	87,87,87,87	0
56	MG	1a	1685	1/1	0.97	0.22	44,44,44,44	0
56	MG	2A	3155	1/1	0.97	0.40	47,47,47,47	0
56	MG	1A	4093	1/1	0.97	0.17	42,42,42,42	0
56	MG	2A	3540	1/1	0.97	0.12	23,23,23,23	0
56	MG	1A	3343	1/1	0.97	0.61	38,38,38,38	0
56	MG	1A	4044	1/1	0.97	0.19	52,52,52,52	0
56	MG	1A	3276	1/1	0.97	0.17	47,47,47,47	0
56	MG	1A	3695	1/1	0.97	0.12	16,16,16,16	0
56	MG	1B	216	1/1	0.97	0.19	38,38,38,38	0
56	MG	1A	3280	1/1	0.97	0.77	45,45,45,45	0
56	MG	25	102	1/1	0.97	0.70	43,43,43,43	0
56	MG	1A	3147	1/1	0.97	0.31	45,45,45,45	0
56	MG	2A	3046	1/1	0.97	0.18	49,49,49,49	0
56	MG	2a	1764	1/1	0.97	0.05	65,65,65,65	0
56	MG	2x	105	1/1	0.97	0.12	56,56,56,56	0
56	MG	1B	207	1/1	0.97	0.39	41,41,41,41	0
56	MG	1A	3701	1/1	0.97	0.11	44,44,44,44	0

Continued on next page...

Continued from previous page...

Mol	Type	Chain	Res	Atoms	RSCC	RSR	B-factors(\AA^2)	Q<0.9
56	MG	1Y	203	1/1	0.97	1.12	57,57,57,57	0
56	MG	1A	3294	1/1	0.97	0.15	28,28,28,28	0
56	MG	1A	3875	1/1	0.97	0.12	28,28,28,28	0
56	MG	1a	1737	1/1	0.97	0.13	33,33,33,33	0
56	MG	1A	3694	1/1	0.97	0.14	15,15,15,15	0
56	MG	1A	4051	1/1	0.97	0.18	11,11,11,11	0
56	MG	1A	3686	1/1	0.97	0.13	17,17,17,17	0
56	MG	1l	103	1/1	0.97	0.34	67,67,67,67	0
56	MG	1A	4058	1/1	0.97	0.13	48,48,48,48	0
56	MG	1A	4136	1/1	0.97	0.17	31,31,31,31	0
56	MG	1X	104	1/1	0.97	0.99	43,43,43,43	0
56	MG	2A	3165	1/1	0.97	0.05	38,38,38,38	0
56	MG	2A	3806	1/1	0.97	0.09	74,74,74,74	0
56	MG	1A	4052	1/1	0.97	0.17	22,22,22,22	0
56	MG	1y	101	1/1	0.97	0.47	34,34,34,34	0
56	MG	1a	1630	1/1	0.97	0.13	36,36,36,36	0
56	MG	1A	3021	1/1	0.97	0.18	21,21,21,21	0
56	MG	1a	1752	1/1	0.97	0.14	43,43,43,43	0
56	MG	1A	3164	1/1	0.97	0.54	32,32,32,32	0
56	MG	2A	3211	1/1	0.97	0.20	32,32,32,32	0
56	MG	1A	3299	1/1	0.97	0.17	32,32,32,32	0
56	MG	1A	4033	1/1	0.97	0.18	24,24,24,24	0
56	MG	2A	3553	1/1	0.97	0.12	42,42,42,42	0
56	MG	1a	1604	1/1	0.97	0.19	53,53,53,53	0
56	MG	1w	107	1/1	0.97	0.09	38,38,38,38	0
56	MG	2A	3617	1/1	0.97	0.24	74,74,74,74	0
56	MG	2A	3596	1/1	0.97	0.20	46,46,46,46	0
56	MG	1A	3795	1/1	0.97	0.13	27,27,27,27	0
56	MG	1F	304	1/1	0.97	0.56	52,52,52,52	0
56	MG	2A	3794	1/1	0.97	0.13	79,79,79,79	0
56	MG	2a	1772	1/1	0.97	0.07	59,59,59,59	0
56	MG	2A	3011	1/1	0.97	0.21	47,47,47,47	0
56	MG	1a	1727	1/1	0.97	0.19	30,30,30,30	0
56	MG	1A	3653	1/1	0.97	0.17	24,24,24,24	0
56	MG	2A	3428	1/1	0.97	0.26	58,58,58,58	0
56	MG	1A	3953	1/1	0.97	0.09	34,34,34,34	0
56	MG	1A	3052	1/1	0.97	0.17	36,36,36,36	0
56	MG	1A	3174	1/1	0.97	0.21	37,37,37,37	0
56	MG	1a	1707	1/1	0.97	0.23	42,42,42,42	0
56	MG	2E	302	1/1	0.97	0.24	39,39,39,39	0
56	MG	2A	3171	1/1	0.97	0.12	55,55,55,55	0
56	MG	2A	3667	1/1	0.97	0.20	45,45,45,45	0

Continued on next page...

Continued from previous page...

Mol	Type	Chain	Res	Atoms	RSCC	RSR	B-factors(\AA^2)	Q<0.9
56	MG	1A	3720	1/1	0.97	0.09	32,32,32,32	0
56	MG	1A	3226	1/1	0.97	0.56	39,39,39,39	0
56	MG	2A	3048	1/1	0.97	0.17	52,52,52,52	0
56	MG	1a	1730	1/1	0.97	0.16	55,55,55,55	0
56	MG	2A	3229	1/1	0.97	0.10	56,56,56,56	0
56	MG	1A	3669	1/1	0.97	0.14	20,20,20,20	0
56	MG	1A	3013	1/1	0.97	0.74	26,26,26,26	0
56	MG	1A	3866	1/1	0.97	0.49	28,28,28,28	0
56	MG	1A	3743	1/1	0.97	0.13	23,23,23,23	0
56	MG	1A	3134	1/1	0.97	0.41	46,46,46,46	0
56	MG	1A	3379	1/1	0.97	0.30	20,20,20,20	0
56	MG	2a	1677	1/1	0.97	0.15	59,59,59,59	0
56	MG	1A	3069	1/1	0.97	0.19	27,27,27,27	0
56	MG	1A	3160	1/1	0.97	0.65	32,32,32,32	0
56	MG	2A	3532	1/1	0.97	0.14	56,56,56,56	0
56	MG	2A	3628	1/1	0.97	0.12	55,55,55,55	0
56	MG	2A	3077	1/1	0.97	0.09	44,44,44,44	0
56	MG	1a	1655	1/1	0.97	0.11	53,53,53,53	0
56	MG	1A	3858	1/1	0.97	0.16	30,30,30,30	0
56	MG	2A	3034	1/1	0.97	0.28	34,34,34,34	0
56	MG	2O	202	1/1	0.97	0.12	55,55,55,55	0
56	MG	2A	3737	1/1	0.97	0.06	41,41,41,41	0
56	MG	1F	303	1/1	0.97	0.86	36,36,36,36	0
56	MG	1A	3961	1/1	0.97	0.07	64,64,64,64	0
56	MG	2a	1751	1/1	0.97	0.19	58,58,58,58	0
56	MG	2A	3470	1/1	0.97	0.24	44,44,44,44	0
56	MG	1A	3908	1/1	0.97	0.12	46,46,46,46	0
56	MG	1A	3547	1/1	0.97	0.92	38,38,38,38	0
56	MG	1A	3124	1/1	0.97	0.13	35,35,35,35	0
56	MG	2A	3696	1/1	0.97	0.31	70,70,70,70	0
56	MG	1l	203	1/1	0.97	0.10	49,49,49,49	0
56	MG	1A	3839	1/1	0.97	0.35	45,45,45,45	0
56	MG	1A	3034	1/1	0.97	0.53	35,35,35,35	0
56	MG	1A	3066	1/1	0.97	0.07	53,53,53,53	0
56	MG	1A	3438	1/1	0.97	0.69	37,37,37,37	0
56	MG	1A	4082	1/1	0.97	0.10	55,55,55,55	0
56	MG	1A	3479	1/1	0.97	0.15	45,45,45,45	0
56	MG	1A	3721	1/1	0.97	0.07	30,30,30,30	0
56	MG	2A	3444	1/1	0.97	0.39	57,57,57,57	0
56	MG	1A	3696	1/1	0.97	0.09	37,37,37,37	0
56	MG	1O	203	1/1	0.97	0.29	51,51,51,51	0
56	MG	1A	3703	1/1	0.97	0.14	39,39,39,39	0

Continued on next page...

Continued from previous page...

Mol	Type	Chain	Res	Atoms	RSCC	RSR	B-factors(\AA^2)	Q<0.9
56	MG	1A	3297	1/1	0.97	0.29	32,32,32,32	0
56	MG	1A	4132	1/1	0.97	0.37	34,34,34,34	0
56	MG	1A	3229	1/1	0.97	0.23	51,51,51,51	0
56	MG	20	102	1/1	0.97	0.06	65,65,65,65	0
56	MG	2B	220	1/1	0.97	0.20	63,63,63,63	0
56	MG	1A	3615	1/1	0.97	0.16	30,30,30,30	0
56	MG	1A	4140	1/1	0.97	0.59	31,31,31,31	0
56	MG	1A	4089	1/1	0.97	0.23	30,30,30,30	0
56	MG	10	106	1/1	0.97	0.09	44,44,44,44	0
56	MG	1A	4087	1/1	0.97	0.07	48,48,48,48	0
56	MG	1A	3724	1/1	0.97	0.21	76,76,76,76	0
56	MG	2E	307	1/1	0.97	0.18	49,49,49,49	0
56	MG	1A	3758	1/1	0.97	0.14	34,34,34,34	0
56	MG	1a	1729	1/1	0.97	0.17	48,48,48,48	0
56	MG	2A	3429	1/1	0.97	0.11	52,52,52,52	0
56	MG	1A	3210	1/1	0.97	0.52	32,32,32,32	0
56	MG	2A	3057	1/1	0.97	0.10	71,71,71,71	0
56	MG	2a	1610	1/1	0.97	0.08	61,61,61,61	0
56	MG	2l	201	1/1	0.97	0.33	65,65,65,65	0
56	MG	1x	107	1/1	0.97	0.21	54,54,54,54	0
56	MG	1A	3341	1/1	0.97	0.50	47,47,47,47	0
56	MG	1A	3399	1/1	0.97	0.32	51,51,51,51	0
56	MG	1A	4138	1/1	0.97	0.58	36,36,36,36	0
56	MG	2A	3132	1/1	0.97	0.24	54,54,54,54	0
56	MG	1A	3136	1/1	0.97	0.06	36,36,36,36	0
56	MG	1A	3642	1/1	0.97	0.12	33,33,33,33	0
59	ZN	25	105	1/1	0.97	0.20	66,66,66,66	0
56	MG	1A	3172	1/1	0.97	0.88	40,40,40,40	0
56	MG	1A	3897	1/1	0.97	0.20	40,40,40,40	0
56	MG	1A	3078	1/1	0.97	0.55	31,31,31,31	0
56	MG	2A	3035	1/1	0.97	0.30	39,39,39,39	0
56	MG	2a	1725	1/1	0.97	0.13	48,48,48,48	0
56	MG	2a	1786	1/1	0.97	0.15	65,65,65,65	0
56	MG	1A	3722	1/1	0.97	0.17	21,21,21,21	0
56	MG	1A	3598	1/1	0.97	0.15	39,39,39,39	0
56	MG	1A	3938	1/1	0.97	0.10	49,49,49,49	0
56	MG	1A	4080	1/1	0.97	0.08	58,58,58,58	0
56	MG	1A	3393	1/1	0.97	0.26	59,59,59,59	0
56	MG	1A	4075	1/1	0.97	0.17	36,36,36,36	0
56	MG	1A	3062	1/1	0.97	0.16	53,53,53,53	0
56	MG	2A	3255	1/1	0.97	0.30	55,55,55,55	0
56	MG	1A	3049	1/1	0.97	0.11	38,38,38,38	0

Continued on next page...

Continued from previous page...

Mol	Type	Chain	Res	Atoms	RSCC	RSR	B-factors(\AA^2)	Q<0.9
56	MG	2a	1665	1/1	0.97	0.20	55,55,55,55	0
56	MG	16	103	1/1	0.97	0.13	32,32,32,32	0
56	MG	2A	3179	1/1	0.97	0.09	46,46,46,46	0
56	MG	2A	3773	1/1	0.97	0.20	59,59,59,59	0
56	MG	1A	3588	1/1	0.97	0.14	48,48,48,48	0
56	MG	2A	3652	1/1	0.97	0.14	26,26,26,26	0
56	MG	1A	3741	1/1	0.97	0.06	38,38,38,38	0
56	MG	2a	1787	1/1	0.97	0.32	63,63,63,63	0
56	MG	1A	3902	1/1	0.97	0.11	26,26,26,26	0
56	MG	1A	3714	1/1	0.97	0.15	46,46,46,46	0
56	MG	1A	3891	1/1	0.97	0.25	38,38,38,38	0
56	MG	2a	1635	1/1	0.97	0.27	51,51,51,51	0
56	MG	17	103	1/1	0.97	0.13	41,41,41,41	0
56	MG	1a	1765	1/1	0.97	0.06	60,60,60,60	0
56	MG	1A	4123	1/1	0.97	0.40	36,36,36,36	0
56	MG	1Q	202	1/1	0.98	0.55	37,37,37,37	0
56	MG	2A	3618	1/1	0.98	0.12	30,30,30,30	0
56	MG	2A	3584	1/1	0.98	0.16	33,33,33,33	0
56	MG	2A	3032	1/1	0.98	0.27	36,36,36,36	0
56	MG	1A	3099	1/1	0.98	0.14	23,23,23,23	0
56	MG	2a	1679	1/1	0.98	0.09	64,64,64,64	0
56	MG	1a	1724	1/1	0.98	0.15	23,23,23,23	0
56	MG	1A	3024	1/1	0.98	0.49	33,33,33,33	0
56	MG	1A	3726	1/1	0.98	0.20	65,65,65,65	0
56	MG	1A	3986	1/1	0.98	0.08	21,21,21,21	0
56	MG	1a	1835	1/1	0.98	0.08	47,47,47,47	0
56	MG	2A	3603	1/1	0.98	0.17	49,49,49,49	0
56	MG	1A	3919	1/1	0.98	0.08	44,44,44,44	0
56	MG	1A	3989	1/1	0.98	0.10	34,34,34,34	0
56	MG	2a	1790	1/1	0.98	0.13	58,58,58,58	0
56	MG	1A	4077	1/1	0.98	0.12	56,56,56,56	0
56	MG	1W	206	1/1	0.98	0.51	31,31,31,31	0
56	MG	1A	3037	1/1	0.98	0.15	22,22,22,22	0
56	MG	1A	4046	1/1	0.98	0.15	31,31,31,31	0
56	MG	2A	3744	1/1	0.98	0.15	35,35,35,35	0
56	MG	1D	309	1/1	0.98	0.35	27,27,27,27	0
59	ZN	26	501	1/1	0.98	0.21	58,58,58,58	0
56	MG	1A	3559	1/1	0.98	0.39	34,34,34,34	0
56	MG	1A	3621	1/1	0.98	0.09	47,47,47,47	0
56	MG	1A	3878	1/1	0.98	0.19	35,35,35,35	0
56	MG	2A	3203	1/1	0.98	0.18	35,35,35,35	0
56	MG	1a	1653	1/1	0.98	0.29	50,50,50,50	0

Continued on next page...

Continued from previous page...

Mol	Type	Chain	Res	Atoms	RSCC	RSR	B-factors(\AA^2)	Q<0.9
56	MG	1A	3317	1/1	0.98	0.11	47,47,47,47	0
56	MG	2A	3088	1/1	0.98	0.41	48,48,48,48	0
56	MG	2A	3206	1/1	0.98	0.17	41,41,41,41	0
56	MG	1a	1713	1/1	0.98	0.29	58,58,58,58	0
56	MG	1f	201	1/1	0.98	0.18	46,46,46,46	0
56	MG	1A	4111	1/1	0.98	0.48	32,32,32,32	0
56	MG	1A	3430	1/1	0.98	0.85	41,41,41,41	0
56	MG	1A	3141	1/1	0.98	0.16	17,17,17,17	0
56	MG	1A	3227	1/1	0.98	0.12	34,34,34,34	0
56	MG	1A	3738	1/1	0.98	0.17	26,26,26,26	0
56	MG	1A	3515	1/1	0.98	0.14	75,75,75,75	0
56	MG	1a	1601	1/1	0.98	0.22	51,51,51,51	0
56	MG	2A	3825	1/1	0.98	0.13	33,33,33,33	0
56	MG	2A	3247	1/1	0.98	0.34	56,56,56,56	0
56	MG	1A	4116	1/1	0.98	0.50	33,33,33,33	0
56	MG	1a	1799	1/1	0.98	0.10	36,36,36,36	0
56	MG	1A	3082	1/1	0.98	0.43	35,35,35,35	0
56	MG	2A	3827	1/1	0.98	0.17	51,51,51,51	0
56	MG	2A	3554	1/1	0.98	0.13	46,46,46,46	0
56	MG	2A	3375	1/1	0.98	0.07	47,47,47,47	0
56	MG	2A	3491	1/1	0.98	0.12	51,51,51,51	0
56	MG	1a	1649	1/1	0.98	0.10	54,54,54,54	0
56	MG	1A	3284	1/1	0.98	0.33	45,45,45,45	0
56	MG	1D	302	1/1	0.98	0.18	33,33,33,33	0
56	MG	1A	3631	1/1	0.98	0.12	20,20,20,20	0
56	MG	2A	3854	1/1	0.98	0.20	55,55,55,55	0
56	MG	1A	3568	1/1	0.98	0.71	31,31,31,31	0
56	MG	2A	3521	1/1	0.98	0.42	53,53,53,53	0
56	MG	1A	3140	1/1	0.98	0.38	34,34,34,34	0
59	ZN	16	102	1/1	0.98	0.21	38,38,38,38	0
56	MG	2A	3551	1/1	0.98	0.16	59,59,59,59	0
56	MG	2A	3173	1/1	0.98	0.24	45,45,45,45	0
56	MG	1A	3845	1/1	0.98	0.16	28,28,28,28	0
56	MG	1A	3879	1/1	0.98	0.15	40,40,40,40	0
56	MG	1A	3200	1/1	0.98	0.18	37,37,37,37	0
56	MG	1B	222	1/1	0.98	0.20	51,51,51,51	0
56	MG	1A	3177	1/1	0.98	0.14	25,25,25,25	0
56	MG	1A	3109	1/1	0.98	1.19	35,35,35,35	0
56	MG	2a	1783	1/1	0.98	0.19	58,58,58,58	0
56	MG	2a	1747	1/1	0.98	0.18	51,51,51,51	0
56	MG	1a	1743	1/1	0.98	0.15	49,49,49,49	0
56	MG	1a	1676	1/1	0.98	0.20	35,35,35,35	0

Continued on next page...

Continued from previous page...

Mol	Type	Chain	Res	Atoms	RSCC	RSR	B-factors(\AA^2)	Q<0.9
56	MG	1A	3421	1/1	0.98	0.23	40,40,40,40	0
56	MG	2A	3842	1/1	0.98	0.12	48,48,48,48	0
56	MG	1A	3112	1/1	0.98	0.39	37,37,37,37	0
56	MG	2A	3562	1/1	0.98	0.08	43,43,43,43	0
56	MG	1Q	206	1/1	0.98	0.16	25,25,25,25	0
56	MG	1a	1754	1/1	0.98	0.10	58,58,58,58	0
56	MG	1A	3637	1/1	0.98	0.11	12,12,12,12	0
56	MG	1A	3581	1/1	0.98	0.43	42,42,42,42	0
56	MG	1D	304	1/1	0.98	0.44	36,36,36,36	0
56	MG	2A	3611	1/1	0.98	0.12	48,48,48,48	0
56	MG	1A	3784	1/1	0.98	0.18	16,16,16,16	0
56	MG	1A	3729	1/1	0.98	0.11	44,44,44,44	0
56	MG	1A	3300	1/1	0.98	0.23	32,32,32,32	0
56	MG	1A	3097	1/1	0.98	0.21	34,34,34,34	0
56	MG	2A	3037	1/1	0.98	0.26	35,35,35,35	0
56	MG	1a	1647	1/1	0.98	0.11	35,35,35,35	0
56	MG	1A	3131	1/1	0.98	0.20	62,62,62,62	0
60	SF4	2d	303	8/8	0.98	0.17	62,72,82,88	0
56	MG	1A	3374	1/1	0.98	0.35	43,43,43,43	0
56	MG	1A	3780	1/1	0.98	0.16	56,56,56,56	0
56	MG	1A	3506	1/1	0.98	0.53	26,26,26,26	0
56	MG	2A	3381	1/1	0.98	0.18	43,43,43,43	0
56	MG	1A	3887	1/1	0.98	0.09	31,31,31,31	0
56	MG	1A	3828	1/1	0.98	0.07	56,56,56,56	0
56	MG	1A	3014	1/1	0.98	0.16	29,29,29,29	0
56	MG	1A	3110	1/1	0.98	0.51	29,29,29,29	0
56	MG	2A	3335	1/1	0.98	0.31	61,61,61,61	0
56	MG	1A	3137	1/1	0.98	0.55	40,40,40,40	0
56	MG	1A	3022	1/1	0.98	0.16	34,34,34,34	0
56	MG	1a	1704	1/1	0.98	0.11	62,62,62,62	0
56	MG	1A	3128	1/1	0.98	0.38	30,30,30,30	0
56	MG	1A	4117	1/1	0.98	0.42	29,29,29,29	0
56	MG	1A	3746	1/1	0.98	0.21	46,46,46,46	0
56	MG	1A	3560	1/1	0.98	0.54	42,42,42,42	0
56	MG	2v	101	1/1	0.98	0.16	54,54,54,54	0
56	MG	2A	3337	1/1	0.98	0.32	37,37,37,37	0
56	MG	1a	1696	1/1	0.98	0.25	39,39,39,39	0
56	MG	1E	307	1/1	0.98	0.61	37,37,37,37	0
56	MG	1A	3761	1/1	0.98	0.11	43,43,43,43	0
56	MG	2A	3430	1/1	0.98	0.08	40,40,40,40	0
56	MG	1A	3383	1/1	0.98	0.16	43,43,43,43	0
56	MG	1A	3012	1/1	0.98	0.13	23,23,23,23	0

Continued on next page...

Continued from previous page...

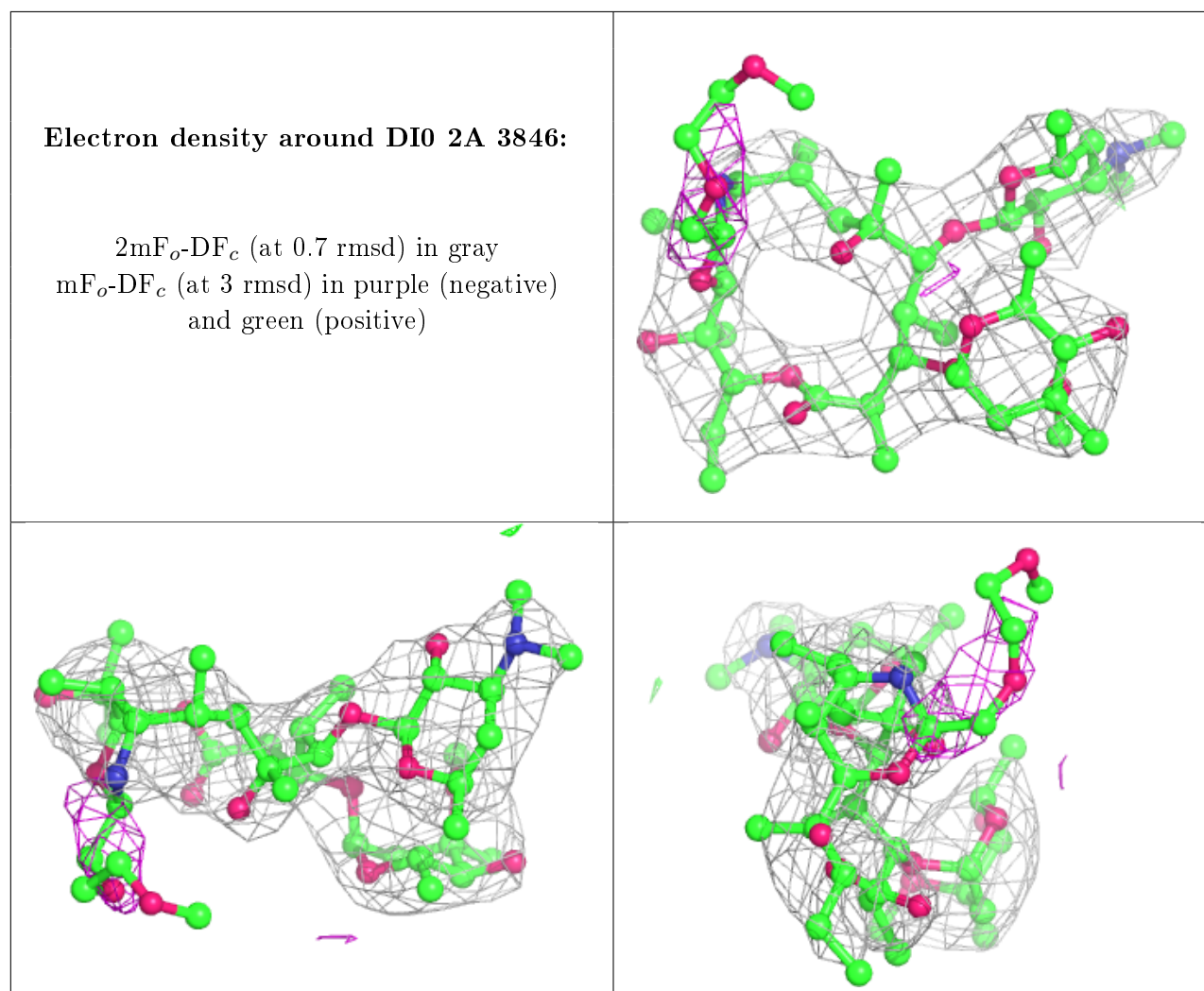
Mol	Type	Chain	Res	Atoms	RSCC	RSR	B-factors(\AA^2)	Q<0.9
56	MG	2B	211	1/1	0.98	0.10	61,61,61,61	0
56	MG	2A	3181	1/1	0.98	0.13	63,63,63,63	0
60	SF4	1d	3102	8/8	0.98	0.18	47,58,62,63	0
56	MG	1A	3032	1/1	0.98	0.73	32,32,32,32	0
56	MG	1A	3644	1/1	0.98	0.06	35,35,35,35	0
56	MG	2A	3517	1/1	0.99	0.13	17,17,17,17	0
56	MG	1A	3086	1/1	0.99	0.10	34,34,34,34	0
59	ZN	1n	101	1/1	0.99	0.16	49,49,49,49	0
56	MG	1A	4128	1/1	0.99	0.23	30,30,30,30	0
56	MG	1a	1817	1/1	0.99	0.13	54,54,54,54	0
56	MG	1D	313	1/1	0.99	0.56	39,39,39,39	0
56	MG	1A	3077	1/1	0.99	0.24	39,39,39,39	0
56	MG	1A	3774	1/1	0.99	0.15	34,34,34,34	0
56	MG	1A	3395	1/1	0.99	0.13	33,33,33,33	0
56	MG	1A	3058	1/1	0.99	0.11	27,27,27,27	0
56	MG	2A	3336	1/1	0.99	0.33	50,50,50,50	0
56	MG	2A	3341	1/1	0.99	0.20	73,73,73,73	0
56	MG	1A	3168	1/1	0.99	0.56	34,34,34,34	0
56	MG	2A	3467	1/1	0.99	0.28	29,29,29,29	0
59	ZN	29	501	1/1	0.99	0.13	65,65,65,65	0
56	MG	1A	3664	1/1	0.99	0.09	39,39,39,39	0
56	MG	1D	306	1/1	0.99	0.14	23,23,23,23	0
56	MG	1A	3094	1/1	0.99	0.14	17,17,17,17	0
56	MG	1A	3800	1/1	0.99	0.12	43,43,43,43	0
56	MG	1A	3126	1/1	0.99	0.20	32,32,32,32	0
56	MG	1A	3144	1/1	0.99	0.27	36,36,36,36	0
56	MG	2a	1689	1/1	0.99	0.12	52,52,52,52	0
56	MG	2A	3717	1/1	0.99	0.08	69,69,69,69	0
56	MG	1A	3614	1/1	0.99	0.17	31,31,31,31	0
56	MG	1A	3385	1/1	0.99	0.30	32,32,32,32	0
56	MG	1A	3707	1/1	0.99	0.09	16,16,16,16	0
56	MG	1A	3739	1/1	0.99	0.18	35,35,35,35	0
56	MG	1A	3192	1/1	0.99	0.60	23,23,23,23	0
56	MG	1a	1678	1/1	0.99	0.28	35,35,35,35	0
59	ZN	15	106	1/1	0.99	0.19	42,42,42,42	0
56	MG	1a	1819	1/1	0.99	0.13	37,37,37,37	0
56	MG	1A	3031	1/1	0.99	0.45	32,32,32,32	0
56	MG	2A	3645	1/1	0.99	0.18	55,55,55,55	0
56	MG	1A	3173	1/1	0.99	0.53	34,34,34,34	0
56	MG	1A	3530	1/1	0.99	0.13	33,33,33,33	0
56	MG	1A	3073	1/1	0.99	0.16	30,30,30,30	0
56	MG	1A	4022	1/1	0.99	0.13	17,17,17,17	0

Continued on next page...

Continued from previous page...

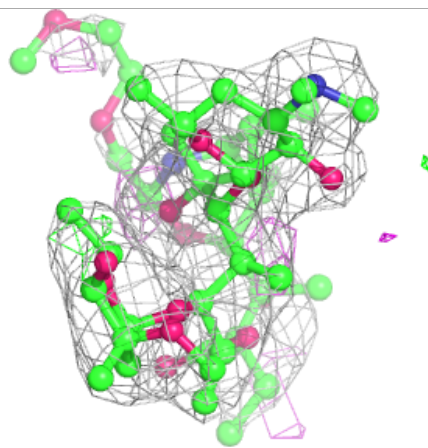
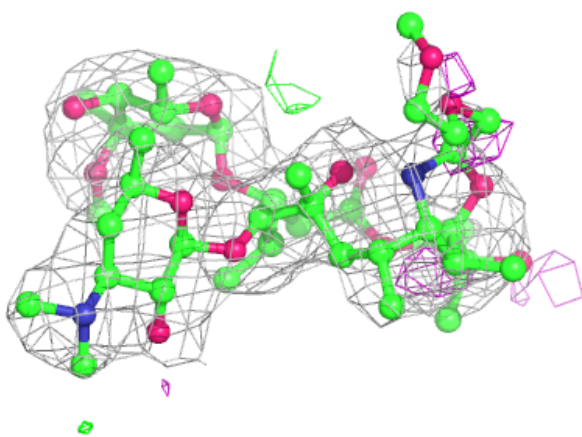
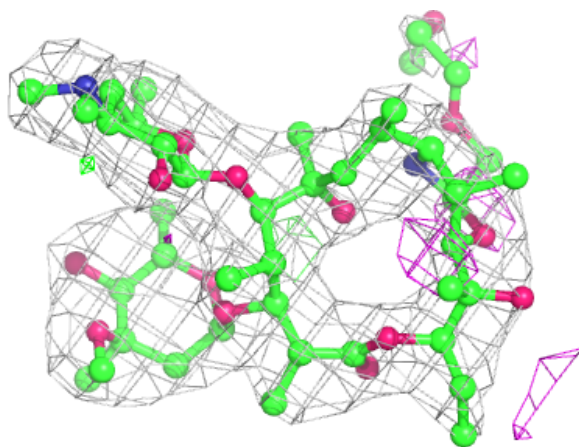
Mol	Type	Chain	Res	Atoms	RSCC	RSR	B-factors(\AA^2)	Q<0.9
56	MG	1A	3527	1/1	0.99	0.25	37,37,37,37	0
56	MG	2A	3559	1/1	0.99	0.13	32,32,32,32	0
56	MG	1A	3893	1/1	0.99	0.11	48,48,48,48	0
56	MG	1a	1785	1/1	0.99	0.12	64,64,64,64	0
56	MG	1A	3278	1/1	0.99	0.66	27,27,27,27	0
56	MG	1A	3552	1/1	0.99	0.19	33,33,33,33	0
56	MG	2A	3464	1/1	0.99	0.20	31,31,31,31	0
59	ZN	19	501	1/1	0.99	0.23	57,57,57,57	0
56	MG	1A	3723	1/1	1.00	0.17	14,14,14,14	0

The following is a graphical depiction of the model fit to experimental electron density of all instances of the Ligand of Interest. In addition, ligands with molecular weight > 250 and outliers as shown on the geometry validation Tables will also be included. Each fit is shown from different orientation to approximate a three-dimensional view.



Electron density around DI0 1A 4098:

$2mF_o-DF_c$ (at 0.7 rmsd) in gray
 mF_o-DF_c (at 3 rmsd) in purple (negative)
and green (positive)



6.5 Other polymers [i](#)

There are no such residues in this entry.