



Full wwPDB EM Validation Report ⓘ

Nov 8, 2022 – 08:11 AM EST

PDB ID : 6OIG
EMDB ID : EMD-20077
Title : Subunit joining exposes nascent pre-40S rRNA for processing and quality control
Authors : Rai, J.; Parker, M.D.; Ghalei, H.; Johnson, M.C.; Karbstein, K.; Stroupe, M.E.
Deposited on : 2019-04-09
Resolution : 3.80 Å(reported)

This is a Full wwPDB EM Validation Report for a publicly released PDB entry.

We welcome your comments at validation@mail.wwpdb.org

A user guide is available at

<https://www.wwpdb.org/validation/2017/EMValidationReportHelp>
with specific help available everywhere you see the ⓘ symbol.

The types of validation reports are described at

<http://www.wwpdb.org/validation/2017/FAQs#types>.

The following versions of software and data (see [references ⓘ](#)) were used in the production of this report:

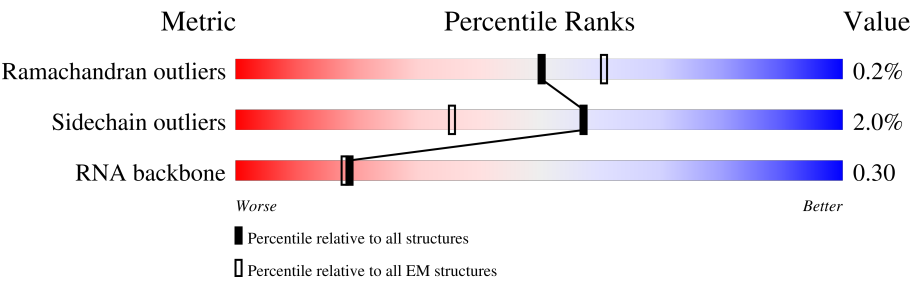
EMDB validation analysis : 0.0.1.dev43
MolProbity : 4.02b-467
Percentile statistics : 20191225.v01 (using entries in the PDB archive December 25th 2019)
MapQ : 1.9.9
Ideal geometry (proteins) : Engh & Huber (2001)
Ideal geometry (DNA, RNA) : Parkinson et al. (1996)
Validation Pipeline (wwPDB-VP) : 2.31.2

1 Overall quality at a glance

The following experimental techniques were used to determine the structure:
ELECTRON MICROSCOPY

The reported resolution of this entry is 3.80 Å.

Percentile scores (ranging between 0-100) for global validation metrics of the entry are shown in the following graphic. The table shows the number of entries on which the scores are based.



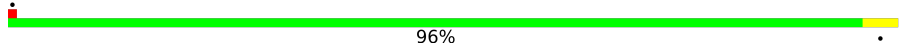
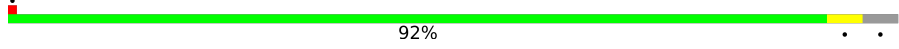
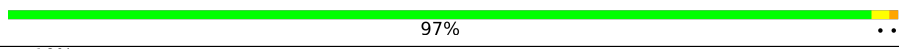
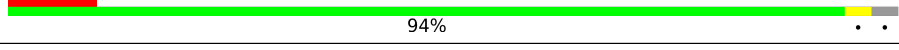
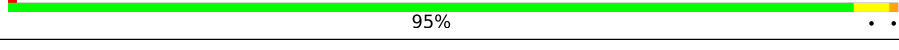
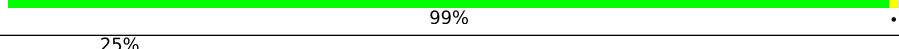
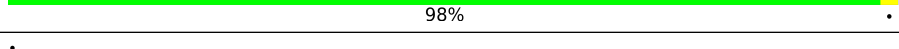
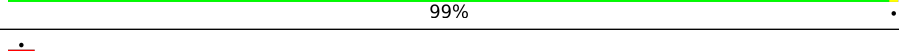
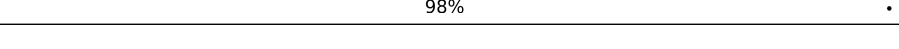
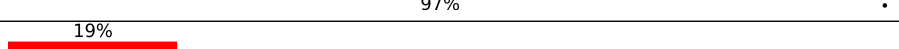


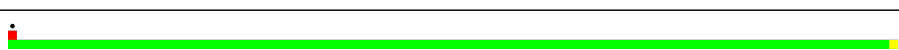
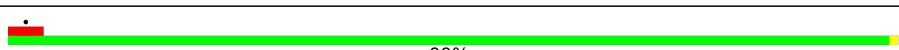
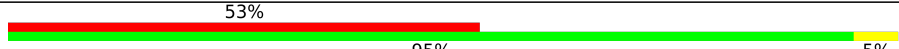


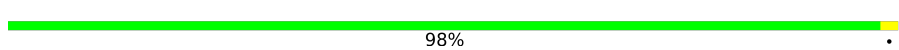
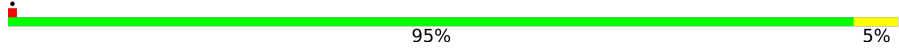

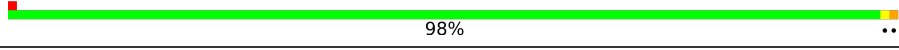
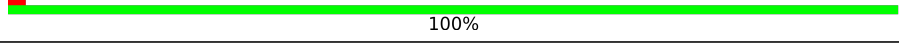
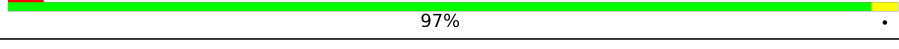
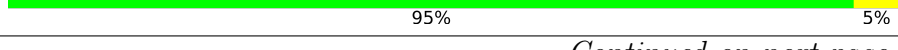

Metric	Whole archive (#Entries)	EM structures (#Entries)
Ramachandran outliers	154571	4023
Sidechain outliers	154315	3826
RNA backbone	4643	859

The table below summarises the geometric issues observed across the polymeric chains and their fit to the map. The red, orange, yellow and green segments of the bar indicate the fraction of residues that contain outliers for ≥ 3 , 2, 1 and 0 types of geometric quality criteria respectively. A grey segment represents the fraction of residues that are not modelled. The numeric value for each fraction is indicated below the corresponding segment, with a dot representing fractions $\leq 5\%$. The upper red bar (where present) indicates the fraction of residues that have poor fit to the EM map (all-atom inclusion $< 40\%$). The numeric value is given above the bar.

Mol	Chain	Length	Quality of chain
1	z	204	<div><div>28%</div><div>92%</div><div>8%</div></div>
2	A	252	<div><div>98%</div><div>.</div></div>
3	B	386	<div><div>98%</div><div>.</div></div>
4	C	361	<div><div>95%</div><div>5%</div><div>.</div></div>
5	D	296	<div><div>99%</div><div>.</div></div>
6	E	175	<div><div>86%</div><div>11%</div><div>.</div></div>
7	F	222	<div><div>97%</div><div>.</div></div>
8	G	233	<div><div>98%</div><div>.</div></div>

Continued on next page...

Continued from previous page...

Mol	Chain	Length	Quality of chain
9	H	191	
10	I	220	
11	J	169	
12	s	155	
13	L	193	
14	M	136	
15	N	203	
16	O	197	
17	P	183	
18	Q	185	
19	R	188	
20	S	172	
21	T	159	
22	U	100	
23	V	136	
24	W	135	
25	X	121	
26	Y	126	
27	Z	135	
28	a	148	
29	b	58	
30	c	97	
31	d	109	
32	e	127	
33	f	106	

Continued on next page...

Continued from previous page...

Mol	Chain	Length	Quality of chain
34	g	112	 98% ..
35	h	119	 98% .
36	i	99	 97% .
37	j	87	 93% 7%
38	k	77	 97% .
39	l	50	 94% 6%
40	m	52	 98% .
41	o	105	 99% .
42	p	91	 98% ..
43	q	219	 19% 63% 35%
44	5	3394	 36% 45% 15% .
45	8	158	 28% 55% 16%
46	7	121	 41% 49% 10%
47	x	47	 51% 100%
48	y	46	 74% 100%

2 Entry composition

There are 48 unique types of molecules in this entry. The entry contains 129140 atoms, of which 0 are hydrogens and 0 are deuteriums.

In the tables below, the AltConf column contains the number of residues with at least one atom in alternate conformation and the Trace column contains the number of residues modelled with at most 2 atoms.

- Molecule 1 is a protein called 60S ribosomal protein L1-A.

Mol	Chain	Residues	Atoms					AltConf	Trace
1	z	204	Total	C	N	O	S	0	0
			1602	1026	277	290	9		

- Molecule 2 is a protein called 60S ribosomal protein L2-A.

Mol	Chain	Residues	Atoms					AltConf	Trace
2	A	252	Total	C	N	O	S	0	0
			1918	1193	389	335	1		

- Molecule 3 is a protein called 60S ribosomal protein L3.

Mol	Chain	Residues	Atoms					AltConf	Trace
3	B	386	Total	C	N	O	S	0	0
			3082	1956	584	534	8		

- Molecule 4 is a protein called 60S ribosomal protein L4-A.

Mol	Chain	Residues	Atoms					AltConf	Trace
4	C	361	Total	C	N	O	S	0	0
			2750	1730	522	495	3		

- Molecule 5 is a protein called 60S ribosomal protein L5.

Mol	Chain	Residues	Atoms					AltConf	Trace
5	D	296	Total	C	N	O	S	0	0
			2376	1501	414	459	2		

- Molecule 6 is a protein called 60S ribosomal protein L6-A.

Mol	Chain	Residues	Atoms					AltConf	Trace
6	E	156	Total	C	N	O	S	0	0
			1240	800	222	217	1		

- Molecule 7 is a protein called 60S ribosomal protein L7-A.

Mol	Chain	Residues	Atoms					AltConf	Trace
7	F	222	Total	C	N	O	S	0	0
			1785	1151	324	309	1		

- Molecule 8 is a protein called 60S ribosomal protein L8-A.

Mol	Chain	Residues	Atoms					AltConf	Trace
8	G	233	Total	C	N	O	S	0	0
			1818	1159	326	330	3		

- Molecule 9 is a protein called 60S ribosomal protein L9-A.

Mol	Chain	Residues	Atoms					AltConf	Trace
9	H	191	Total	C	N	O	S	0	0
			1519	963	274	278	4		

- Molecule 10 is a protein called 60S ribosomal protein L10.

Mol	Chain	Residues	Atoms					AltConf	Trace
10	I	211	Total	C	N	O	S	0	0
			1718	1089	325	298	6		

- Molecule 11 is a protein called 60S ribosomal protein L11-B.

Mol	Chain	Residues	Atoms					AltConf	Trace
11	J	169	Total	C	N	O	S	0	0
			1354	847	253	250	4		

- Molecule 12 is a protein called 60S ribosomal protein L12-A.

Mol	Chain	Residues	Atoms				AltConf	Trace
12	s	150	Total	C	N	O	0	0
			737	437	150	150		

- Molecule 13 is a protein called 60S ribosomal protein L13-A.

Mol	Chain	Residues	Atoms				AltConf	Trace
13	L	193	Total	C	N	O	0	0
			1543	962	315	266		

- Molecule 14 is a protein called 60S ribosomal protein L14-A.

Mol	Chain	Residues	Atoms					AltConf	Trace
14	M	136	Total	C	N	O	S	0	0
			1054	675	199	178	2		

- Molecule 15 is a protein called 60S ribosomal protein L15-A.

Mol	Chain	Residues	Atoms					AltConf	Trace
15	N	203	Total	C	N	O	S	0	0
			1721	1077	361	282	1		

- Molecule 16 is a protein called 60S ribosomal protein L16-A.

Mol	Chain	Residues	Atoms					AltConf	Trace
16	O	197	Total	C	N	O	S	0	0
			1556	1003	289	263	1		

- Molecule 17 is a protein called 60S ribosomal protein L17-A.

Mol	Chain	Residues	Atoms					AltConf	Trace
17	P	183	Total	C	N	O	S	0	0
			1443	896	287	260			

- Molecule 18 is a protein called 60S ribosomal protein L18-A.

Mol	Chain	Residues	Atoms					AltConf	Trace
18	Q	185	Total	C	N	O	S	0	0
			1442	908	290	242	2		

- Molecule 19 is a protein called 60S ribosomal protein L19-A.

Mol	Chain	Residues	Atoms					AltConf	Trace
19	R	188	Total	C	N	O	S	0	0
			1522	935	326	261			

- Molecule 20 is a protein called 60S ribosomal protein L20-A.

Mol	Chain	Residues	Atoms					AltConf	Trace
20	S	172	Total	C	N	O	S	0	0
			1446	930	267	245	4		

- Molecule 21 is a protein called 60S ribosomal protein L21-A.

Mol	Chain	Residues	Atoms					AltConf	Trace
21	T	159	Total	C	N	O	S	0	0
			1277	805	246	222	4		

- Molecule 22 is a protein called 60S ribosomal protein L22-A.

Mol	Chain	Residues	Atoms					AltConf	Trace
22	U	100	Total	C	N	O		0	0
			796	516	131	149			

- Molecule 23 is a protein called 60S ribosomal protein L23-A.

Mol	Chain	Residues	Atoms					AltConf	Trace
23	V	136	Total	C	N	O	S	0	0
			1004	628	189	180	7		

- Molecule 24 is a protein called 60S ribosomal protein L24-A.

Mol	Chain	Residues	Atoms					AltConf	Trace
24	W	135	Total	C	N	O	S	0	0
			1089	682	219	187	1		

- Molecule 25 is a protein called 60S ribosomal protein L25.

Mol	Chain	Residues	Atoms					AltConf	Trace
25	X	121	Total	C	N	O	S	0	0
			969	623	170	174	2		

- Molecule 26 is a protein called 60S ribosomal protein L26-A.

Mol	Chain	Residues	Atoms					AltConf	Trace
26	Y	126	Total	C	N	O		0	0
			994	625	192	177			

- Molecule 27 is a protein called 60S ribosomal protein L27-A.

Mol	Chain	Residues	Atoms					AltConf	Trace
27	Z	135	Total	C	N	O		0	0
			1093	710	202	181			

- Molecule 28 is a protein called 60S ribosomal protein L28.

Mol	Chain	Residues	Atoms					AltConf	Trace
28	a	148	Total	C	N	O	S	0	0
			1174	749	231	191	3		

- Molecule 29 is a protein called 60S ribosomal protein L29.

Mol	Chain	Residues	Atoms					AltConf	Trace
29	b	58	Total	C	N	O	S	0	0
			463	289	100	74			

- Molecule 30 is a protein called 60S ribosomal protein L30.

Mol	Chain	Residues	Atoms					AltConf	Trace
30	c	97	Total	C	N	O	S	0	0
			743	479	124	139	1		

- Molecule 31 is a protein called 60S ribosomal protein L31-A.

Mol	Chain	Residues	Atoms					AltConf	Trace
31	d	109	Total	C	N	O	S	0	0
			890	565	168	156	1		

- Molecule 32 is a protein called 60S ribosomal protein L32.

Mol	Chain	Residues	Atoms					AltConf	Trace
32	e	127	Total	C	N	O	S	0	0
			1020	647	205	167	1		

- Molecule 33 is a protein called 60S ribosomal protein L33-A.

Mol	Chain	Residues	Atoms					AltConf	Trace
33	f	106	Total	C	N	O	S	0	0
			851	540	165	145	1		

- Molecule 34 is a protein called 60S ribosomal protein L34-A.

Mol	Chain	Residues	Atoms					AltConf	Trace
34	g	112	Total	C	N	O	S	0	0
			881	546	179	152	4		

- Molecule 35 is a protein called 60S ribosomal protein L35-A.

Mol	Chain	Residues	Atoms					AltConf	Trace
35	h	119	Total	C	N	O	S	0	0
			970	615	186	168	1		

- Molecule 36 is a protein called 60S ribosomal protein L36-A.

Mol	Chain	Residues	Atoms					AltConf	Trace
36	i	99	Total	C	N	O	S	0	0
			772	481	156	133	2		

- Molecule 37 is a protein called 60S ribosomal protein L37-A.

Mol	Chain	Residues	Atoms					AltConf	Trace
37	j	87	Total	C	N	O	S	0	0
			682	414	148	115	5		

- Molecule 38 is a protein called 60S ribosomal protein L38.

Mol	Chain	Residues	Atoms					AltConf	Trace
38	k	77	Total	C	N	O		0	0
			613	391	115	107			

- Molecule 39 is a protein called 60S ribosomal protein L39.

Mol	Chain	Residues	Atoms					AltConf	Trace
39	l	50	Total	C	N	O	S	0	0
			437	272	97	66	2		

- Molecule 40 is a protein called Ubiquitin-60S ribosomal protein L40.

Mol	Chain	Residues	Atoms					AltConf	Trace
40	m	52	Total	C	N	O	S	0	0
			418	259	86	68	5		

- Molecule 41 is a protein called 60S ribosomal protein L42-A.

Mol	Chain	Residues	Atoms					AltConf	Trace
41	o	105	Total	C	N	O	S	0	0
			848	534	170	139	5		

- Molecule 42 is a protein called 60S ribosomal protein L43-A.

Mol	Chain	Residues	Atoms					AltConf	Trace
42	p	91	Total	C	N	O	S	0	0
			695	429	138	122	6		

- Molecule 43 is a protein called 60S acidic ribosomal protein P0,60S acidic ribosomal protein P0,AO, L1OE.

Mol	Chain	Residues	Atoms					AltConf	Trace
43	q	143	Total	C	N	O	S	0	0
			1077	687	192	195	3		

- Molecule 44 is a RNA chain called 25S ribosomal RNA.

Mol	Chain	Residues	Atoms					AltConf	Trace
44	5	3243	Total	C	N	O	P	0	0
			69359	30981	12493	22643	3242		

- Molecule 45 is a RNA chain called 5.8S ribosomal RNA.

Mol	Chain	Residues	Atoms					AltConf	Trace
45	8	158	Total	C	N	O	P	0	0
			3354	1500	586	1110	158		

- Molecule 46 is a RNA chain called 5S ribosomal RNA.

Mol	Chain	Residues	Atoms					AltConf	Trace
46	7	121	Total	C	N	O	P	0	0
			2580	1152	461	846	121		

- Molecule 47 is a protein called P1.

Mol	Chain	Residues	Atoms				AltConf	Trace
47	x	47	Total	C	N	O	0	0
			235	141	47	47		

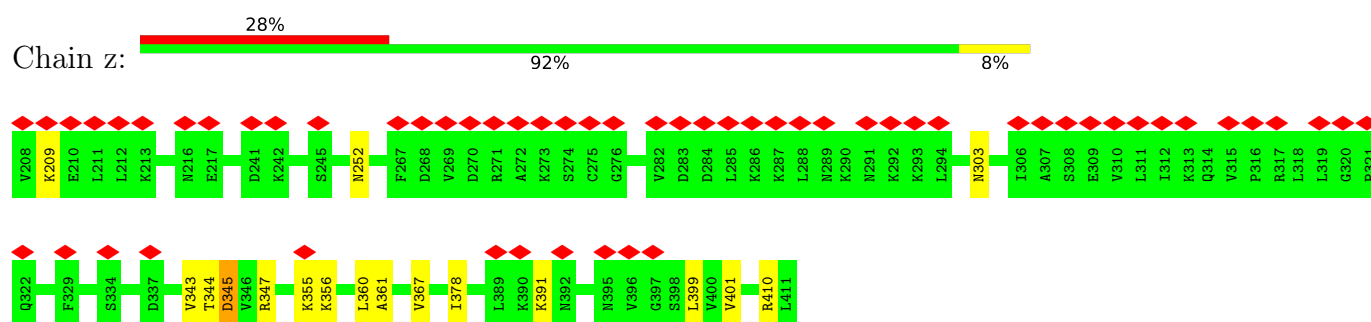
- Molecule 48 is a protein called P2.

Mol	Chain	Residues	Atoms				AltConf	Trace
48	y	46	Total	C	N	O	0	0
			230	138	46	46		

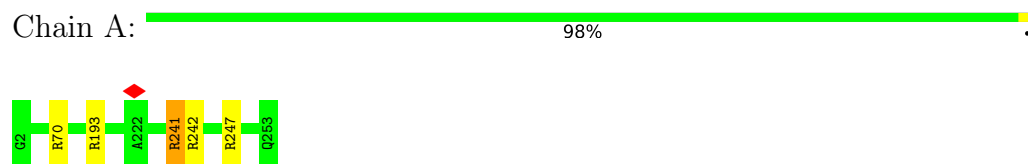
3 Residue-property plots

These plots are drawn for all protein, RNA, DNA and oligosaccharide chains in the entry. The first graphic for a chain summarises the proportions of the various outlier classes displayed in the second graphic. The second graphic shows the sequence view annotated by issues in geometry and atom inclusion in map density. Residues are color-coded according to the number of geometric quality criteria for which they contain at least one outlier: green = 0, yellow = 1, orange = 2 and red = 3 or more. A red diamond above a residue indicates a poor fit to the EM map for this residue (all-atom inclusion < 40%). Stretches of 2 or more consecutive residues without any outlier are shown as a green connector. Residues present in the sample, but not in the model, are shown in grey.

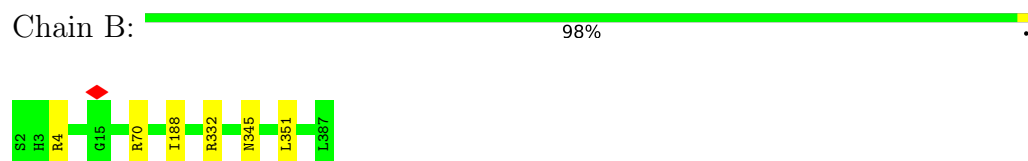
• Molecule 1: 60S ribosomal protein L1-A



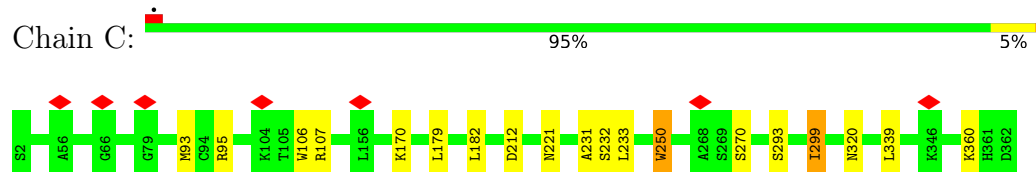
• Molecule 2: 60S ribosomal protein L2-A



• Molecule 3: 60S ribosomal protein L3

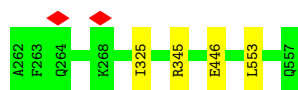


• Molecule 4: 60S ribosomal protein L4-A


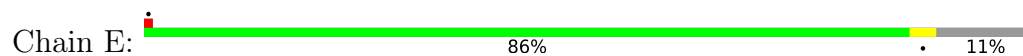


• Molecule 5: 60S ribosomal protein L5





- Molecule 6: 60S ribosomal protein L6-A



- Molecule 7: 60S ribosomal protein L7-A




- Molecule 8: 60S ribosomal protein L8-A



- Molecule 9: 60S ribosomal protein L9-A



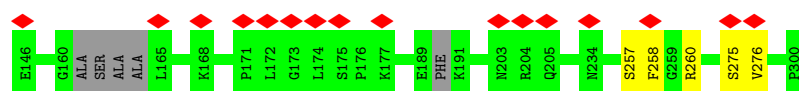
- Molecule 10: 60S ribosomal protein L10



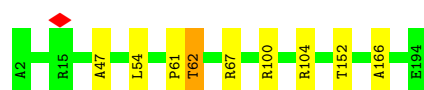
- Molecule 11: 60S ribosomal protein L11-B



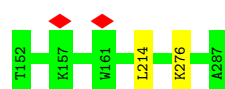
- Molecule 12: 60S ribosomal protein L12-A



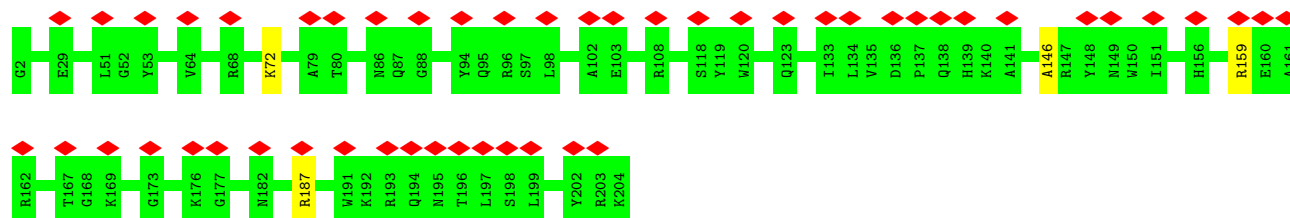
- Molecule 13: 60S ribosomal protein L13-A



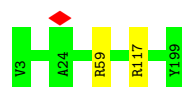
- Molecule 14: 60S ribosomal protein L14-A



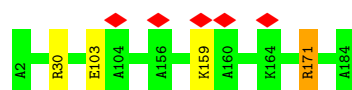
- Molecule 15: 60S ribosomal protein L15-A



- Molecule 16: 60S ribosomal protein L16-A



- Molecule 17: 60S ribosomal protein L17-A



- Molecule 18: 60S ribosomal protein L18-A






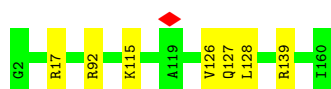
- Molecule 19: 60S ribosomal protein L19-A



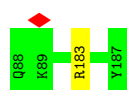
- Molecule 20: 60S ribosomal protein L20-A



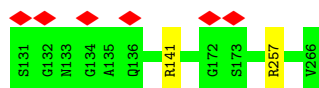
- Molecule 21: 60S ribosomal protein L21-A



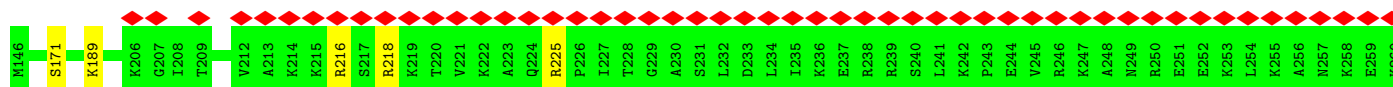
- Molecule 22: 60S ribosomal protein L22-A

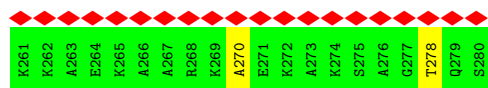


- Molecule 23: 60S ribosomal protein L23-A



- Molecule 24: 60S ribosomal protein L24-A

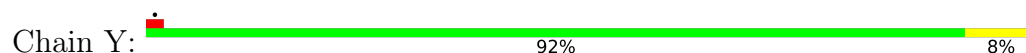




- Molecule 25: 60S ribosomal protein L25



- Molecule 26: 60S ribosomal protein L26-A



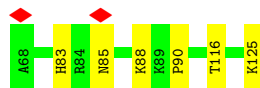
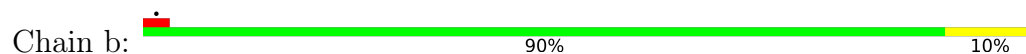
- Molecule 27: 60S ribosomal protein L27-A



- Molecule 28: 60S ribosomal protein L28



- Molecule 29: 60S ribosomal protein L29

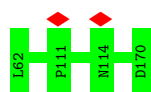


- Molecule 30: 60S ribosomal protein L30



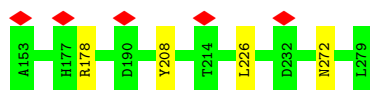
- Molecule 31: 60S ribosomal protein L31-A

Chain d:  100%



- Molecule 32: 60S ribosomal protein L32

Chain e:  97%



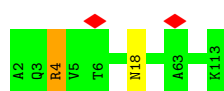
- Molecule 33: 60S ribosomal protein L33-A

Chain f:  95%



- Molecule 34: 60S ribosomal protein L34-A

Chain g:  98%



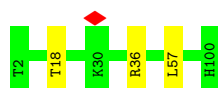
- Molecule 35: 60S ribosomal protein L35-A

Chain h:  98%




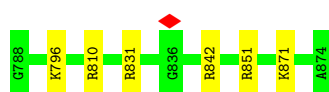
- Molecule 36: 60S ribosomal protein L36-A

Chain i:  97%

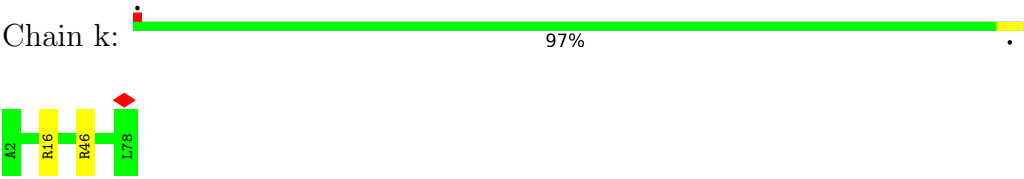


- Molecule 37: 60S ribosomal protein L37-A

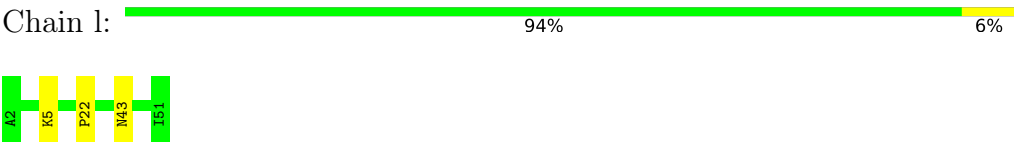
Chain j:  93%



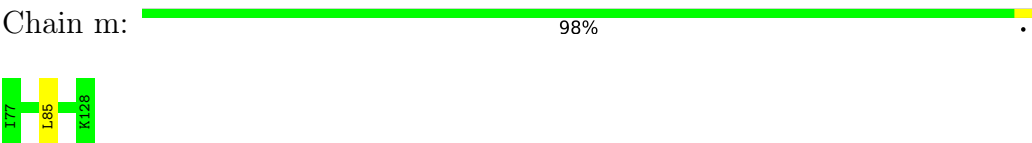
• Molecule 38: 60S ribosomal protein L38



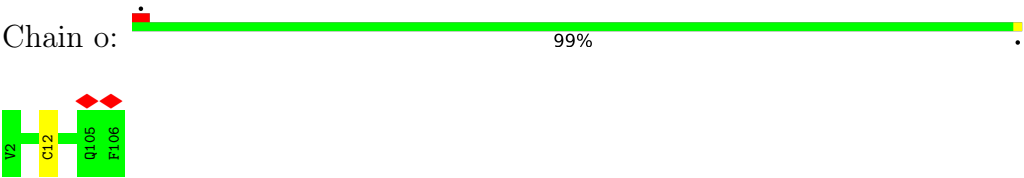
• Molecule 39: 60S ribosomal protein L39



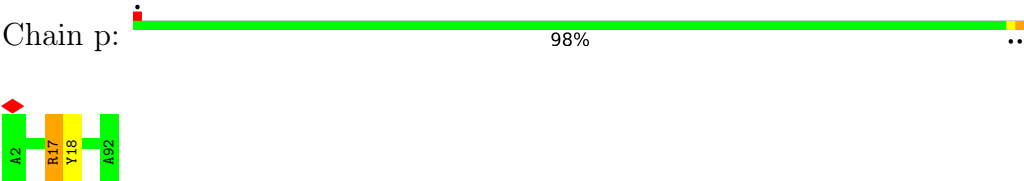
• Molecule 40: Ubiquitin-60S ribosomal protein L40



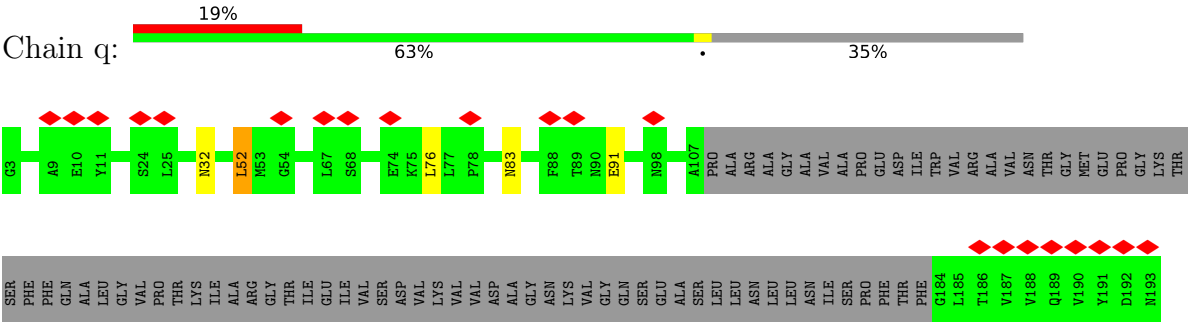
• Molecule 41: 60S ribosomal protein L42-A

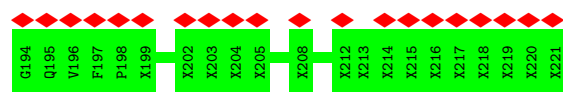


• Molecule 42: 60S ribosomal protein L43-A



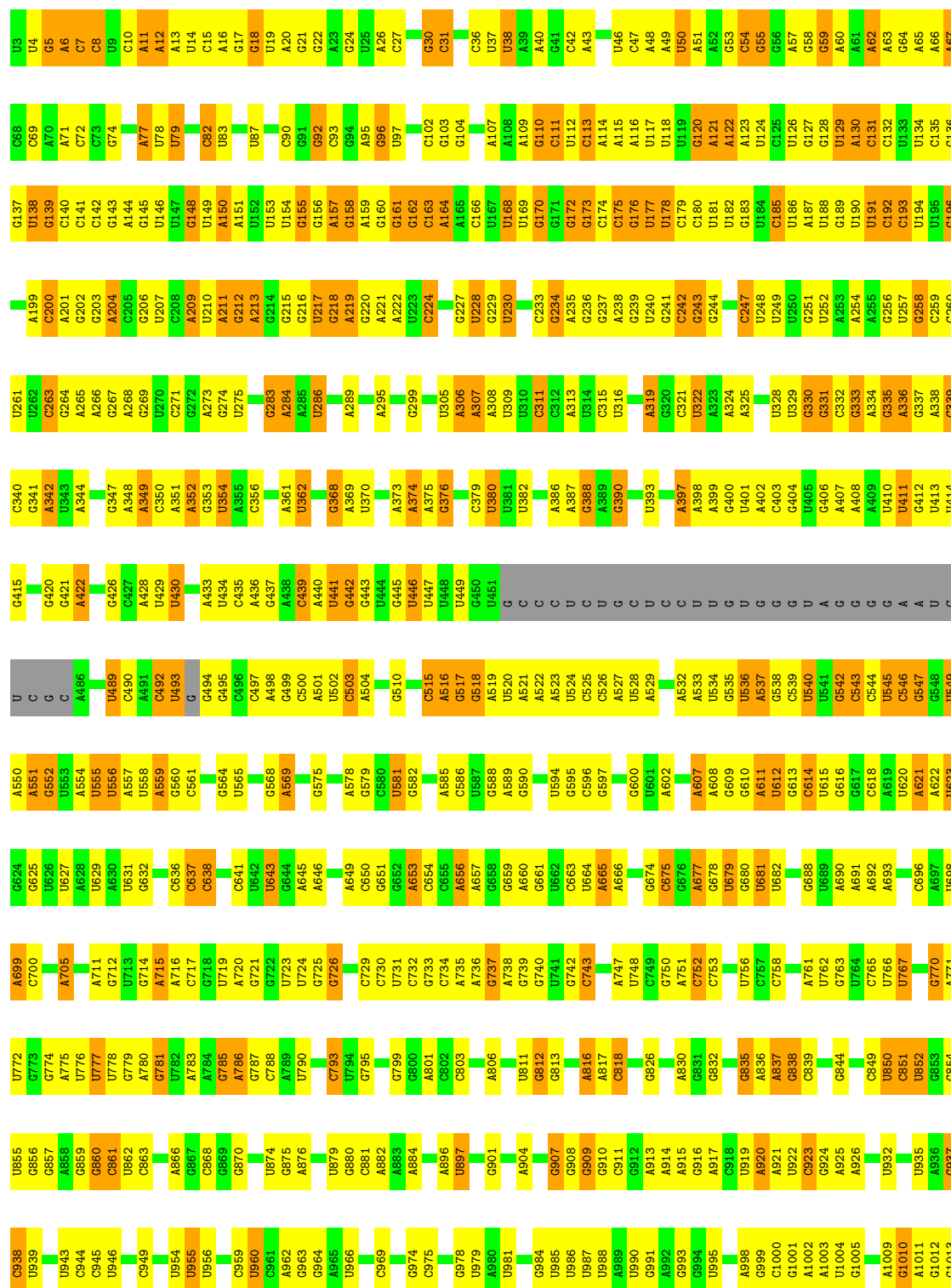
• Molecule 43: 60S acidic ribosomal protein P0,60S acidic ribosomal protein P0,AO, L10E





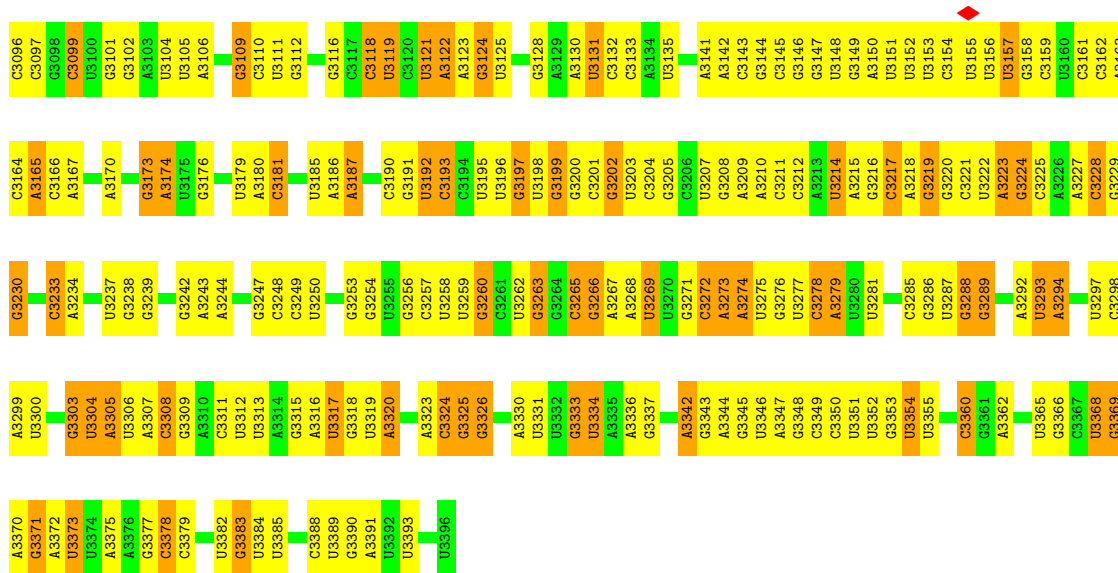
• Molecule 44: 25S ribosomal RNA

Chain 5: 36% 45% 15%

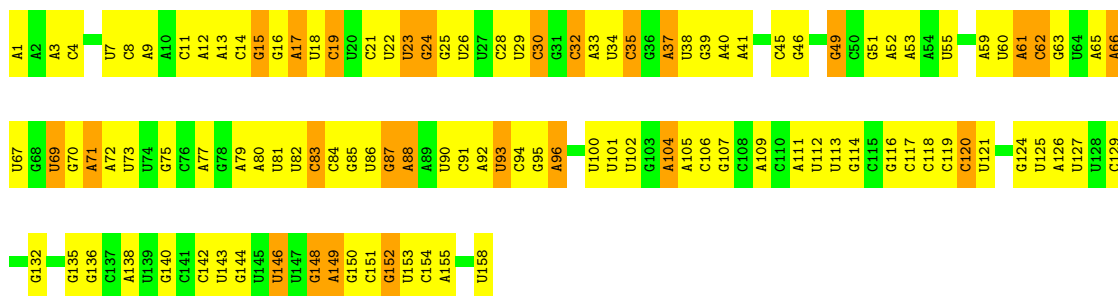


G	C1941	A1867	C1791	G1726	G1653	C1581	C1437	A1363	A1294	G1230	C1160	G1083	U1014
U	U1942	G1868	C1792	G1727	C1557	C1582	G1440	C1364	G1295	A1231	G1161	A1084	U1015
G	C1943	C1869	C1793	G1728	C1558	U1512	G1441	C1365	G1296	G1232	U1162	A1085	C1016
G	G1944	C1870	G1794	A1729	U1513	U1513		A1366	C1297	G1233	A1163	C1086	C1017
G	G1945	U1871	U1795	G1730	G1514	G1514	A1446	G1370	C1298	U1235	G1164	G1087	G1018
C	G1946	C1872	G1796	A1731	A1515	A1515	G1447	G1371	U1299	U1236	A1165	U1088	G1019
U	U1947	A1873	A1797	U1732	C1662	C1589	U1448	C1372	G1300	G1237	U1168	G1089	G1020
U	U1948	A1874	A1800	G1733	C1663	G1590	U1449	A1373	A1301	G1238	A1169	A1093	G1021
C	G1949	U1875	C1800	G1734	C1664	G1591	U1450	A1374	A1302	C1239	A1170	U1094	A1024
C	G1950	U1876	C1801	G1735	C1665	G1592	U1451	A1375	A1303	C1240	G1171	U1095	A1025
C	G1951	U1877	C1802	G1736	A1667	U1593	C1452	C1376	A1304	U1241	G1172	U1096	A1026
U	U1952	A1878	A1804	U1737	C1671	U1594	A1453	A1381	U1305	G1242	U1173	G1097	A1027
U	U1953	C1879	C1805		U1672	C1595	U1455	G1382	G1306	G1243	G1174	A1098	
U	A1954	U1880	A1806	A1741	U1673	C1596	U1456	G1383	G1307		C1175		
G	G1955	A1881	G1807	U1742	G1675	C1597	U1457	G1384	A1308	A1245	C1176	A1103	
G	U1956	C1882	G1808	U1743	A1676	U1598	U1458	A1386	G1310	G1246	G1177	G1104	
C	U1957	A1883	A1809	U1744	G1677	U1599	C1459	G1387	G1311	U1247	A1179	A1105	
U	A1958	U1884	A1809	U1745	U1601	U1602	C1460	A1390	C1312	G1248	A1180	U1109	
U	A1959	U1885	G1812	G1746	U1602	A1603	A1461	A1391	U1315	G1250	U1181	U1110	
G	G1960	A1886	A1813	G1747	G1603	U1604	A1462	C1391	C1316	A1251	A1182	G1113	
G	G1961	C1887	A1814	G1748	G1604	U1605	U1463	G1392	A1317	G1252	C1183	U1114	
C	G1962	U1888	U1815	A1749	U1606	U1606	G1464	A1393	A1318	U1253	A1184	G1115	
C		G1889	A1816	G1750	C1607	U1607	A1465		G1319	C1254		U1116	
C		U1890	G1817	A1752	C1608	U1608	A1466	G1396	C1320	C1255		G1117	
A			U1818	G1753	G1609	U1609	A1467		U1321	G1256	A1190	U1118	
U			U1819	G1754	U1687	U1610	U1468	A1399	G1322	C1257	U1191		
U			U1820	C1755	U1688	U1611	U1469	G1400	U1323	U1258	A1196	U1124	
C			U1821	C1756	U1689	U1612	U1470	G1401	G1324	U1259	C1196	U1125	
C			U1822	C1757	U1690	U1613		G1402	U1325	A1260	A1197	G1126	
U			A1823	G1758	U1691	U1614	G1473	G1403	U1326	G1263	A1198	G1127	
U			G1824	G1759	U1692	U1615	A1474	U1405	G1327	G1264	C1199	U1128	
C			U1825	A1760	C1693	G1623	A1475	A1406	U1328	U1265	C1201	A1130	
C			G1826	G1761	U1694	G1624	G1476	G1408	U1329	G1266	G1206	U1057	
G			U1695	C1762	U1695	U1625		G1409	A1330	U1267	A1135	U1058	
G			U1696	U1763	U1696	U1626	U1479	U1410	U1331	G1268	A1136	G1059	
C			A1897	U1764	U1697	U1627	U1480	G1411	G1332	U1269	C1137	A1061	
C			G1830	U1765	U1698	U1628	A1481	G1412	C1333	A1270	G1140	A1062	
C				U1766	U1700	U1629	A1482	G1413	U1334	U1271	C1141	G1063	
U			A1835	G1766	C1701	U1630	U1483	G1414	U1335	C1272	U1211	A1064	
U			U1837	C1767	U1702	C1631	A1484		G1345		U1214	A1065	
G			G1838	U1768		U1632	U1485	G1417	U1346	A1278	U1215	G1066	
U			A1839	G1769	U1705	U1633	U1486	G1418	G1347	C1279	A1217		
U			G1770	U1770	U1706	G1633	G1487	A1419	U1348	G1280	G1218	G1148	
U			U1771	C1771	A1707	G1634	U1488	A1420	U1349	G1281	C1219	G1149	
U			U1772	U1772	C1708		G1489	G1421	U1350	G1282	U1220	G1150	
A			A1841	C1773	C1709	A1637	U1490	G1422	U1351	C1283	A1221	A1150	
G			A1842	C1774	C1710	U1638	U1491	C1423	A1352	G1284	G1222	U1151	
C			C1846	G1775	C1711	C1639	U1492	G1424	U1353	C1285	U1073	U1074	
A			A1847	G1776	C1712	G1640	G1493	U1425	G1349	G1286	G1152	A1075	
C			G1848	U1777	G1713	U1641	U1494	U1426	U1350	A1287	C1224	A1153	
C			C1849	G1778	G1714	A1642	U1495	C1426	U1351	U1288	A1225	A1154	
C			A1850	C1779	A1715	A1643	C1496		U1352	C1292	G1226	C1155	
C			G1851	G1780	A1716	A1644	U1497	U1427	A1353	C1293	C1227	C1156	
C			C1854	U1781	U1717	U1645	U1498	G1428	G1354			A1159	
U			U1784		G1718	U1646	C1499	G1429	U1355				
U			G1786	U1786	G1718	U1647	U1501	G1430	A1356				
C			C1857	U1787	G1718	A1648	C1502	G1431	U1357	U1288			
U			A1858	A1787	U1722	U1649	A1503	A1433	G1357				
U			A1859	G1788	A1723	G1650	A1504	G1434	C1358	C1292			
A			U1724	G1789	U1651	U1651	U1504	A1435	C1359	C1228			
U			C1866	U1790	C1725	G1652	C1508	U1436					

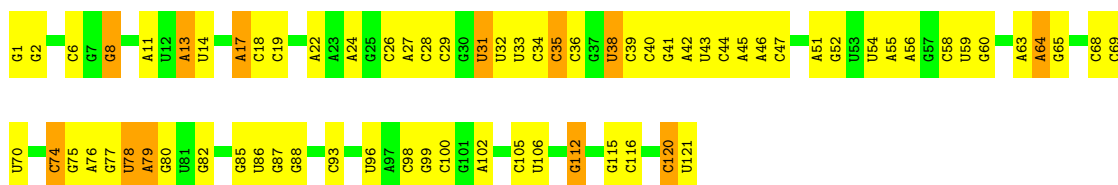
G3022	U	U2129	U2282	G2355	A2438	G2563	G2720	U2795	U2865	G2947	G3022
U3023	C	G2130	G2283	A2358	A2439	C2566	A2721	G2796	U2866	C2948	U3023
A3024	U	C2131	C2284	A2358	G2440	C2567	U2722	C2797	C2867	U2949	A3024
C3025	C	C2132	C2285	A2361	A2441	C2568	A2643	C2798	U2868	G2950	C3025
G3026	U	U2133	U2286	A2361	G2442	A2569	G2644	A2799	G2871	G2951	G3026
A3029	U	G2134	C2202	C2365	A2443	U2570	G2645	A2727	A2872	G2952	A3029
G3030	U	U2137	U2203	C2366	A2447	U2571	G2646	A2728	U2873	U2953	G3030
C3031	G	A2138	C2204	A2367	G2448	U2572	A2647	U2729	C2874	U2954	C3031
A3032	U	A2139	U2205	C2367	A2449	G2573	G2651	G2730	A2804	A2955	A3032
G3033	A	G2140	U2206	A2372	G2450	U2574	U2652	G2731	A2805	C2960	G3033
C3034	C	A2142	A2207	A2373	G2451	C2575	U2653	A2736	U2880	G2961	C3034
A3035	C	A2143	U2208	A2374	G2452	C2576	U2654	C2737	C2881	U2962	A3035
G3036	C	A2144	G2210	G2375	U2453	C2577	U2655	U2740	C2884	U2965	G3036
U3037	U2077	A2145	A2213	G2376	U2454	U2581	U2514	A2741	C2885	C2966	U3037
G3038	U2078	A2146	A2213	G2377	G2454	C2582	U2515	C2742	U2886	U2967	G3038
A3039	U2079	C2147	G2216	U2298	U2455	G2583	U2516	G2743	G2887	A2968	A3039
G3040	C2080	U2148	G2217	C2378	A2456	G2584	C2518	A2744	U2888	G2969	G3040
C3041	U2081	A2149	U2217	G2381	G2457	G2585	U2519	U2745	C2889	A2970	C3041
U3042	U2082	G2150	G2221	U2301	A2458	G2586	A2520	A2746	C2890	A2971	U3042
A3049	U2083	C2151	A2222	G2385	U2459	A2590	U2521	G2749	U2895	G2972	A3049
U3054	U2084	U2152	A2223	A2386	A2460	A2591	A2522	U2750	A2896	C2973	U3054
G3055	U2085	U2153	A2224	U2389	A2462	G2592	A2523	A2751	C2899	U2974	G3055
U3056	A2086	U2154	A2227	C2390	G2463	C2594	G2525	G2752	A2900	U2975	U3056
C3057	C2087	A2158	C2227	G2391	U2464	A2595	C2526	G2753	G2901	G2976	C3057
G3058	A2088	U2159	A2228	C2392	G2465	U2596	A2529	G2754	C2906	U2977	G3058
U3059	U	G2161	C2231	C2393	G2466	A2597	C2530	C2755	U2907	U2978	U3059
C3060	U	U2162	A2232	G2394	A2467	G2604	C2531	U2756	C2908	U2979	C3060
U3064	A	C2163	A2233	U2310	G2468	U2605	U2532	G2757	U2909	G2980	U3064
G3068	A2093	U2164	C2234	A2312	A2469	G2606	G2533	A2758	U2910	A2982	G3068
U3069	C2094	A2167	C2235	G2315	C2470	G2607	G2534	C2759	C2911	C2983	U3069
A3070	U2095	A2168	G2236	G2315	U2471	U2472	A2535	G2760	C2912	U2984	A3070
U3071	C2096	U2097	C2237	U2319	G2472	C2473	A2536	U2610	U2913	U2985	U3071
C3072	C2098	U2109	G2238	G2322	G2474	U2537	U2538	U2611	U2914	C2986	C3072
A3073	U2099	U2110	C2239	C2322	G2475	U2539	C2539	U2612	U2915	U2987	A3073
G3074	A2100	G2111	G2240	C2322	C2476	U2541	A2540	U2613	G2777	G2988	G3074
U3075	U2102	U2112	A2243	G2325	G2477	U2542	U2543	G2614	G2778	U2989	U3075
G3076	G2105	A2113	A2244	A2332	G2478	U2544	U2545	G2615	A2779	C3002	G3076
A3077	A2106	G2115	C2245	U2332	C2479	U2545	C2545	U2616	A2780	G3003	A3077
U3078	A2107	U2116	G2246	G2335	U2480	U2546	G2546	U2617	U2781	C3004	U3078
G3079	A2108	C2117	A2247	U2336	G2481	G2618	G2546	G2618	A2782	U2932	G3079
U3080	U2109	U2118	A2248	U2337	U2482	G2619	G2547	G2619	U2783	A2933	U3080
C3081	G2110	G2119	C2249	C2338	G2483	G2620	A2547	G2620	G2784	U2934	C3081
G3082	U2111	U2120	A2250	U2339	A2484	G2621	G2548	G2621	U2785	U2935	G3082
U3083	U2112	C2121	A2251	C2343	U2485	C2622	U2549	G2622	A2786	A2936	U3083
C3084	A2113	G2122	U2260	C2343	U2486	U2623	U2551	G2623	U2787	U2937	C3084
G3085	G2114	U2121	G2261	C2346	U2487	G2624	C2552	G2624	G2788	A3011	G3085
A3086	C2115	C2122	A2262	U2347	U2488	C2625	U2553	G2625	G2789	A3012	A3086
U3089	U2116	U2122	C2263	U2347	C2489	G2626	A2554	G2626	C2790	U3016	U3089
G3090	G2117	U2123	U2264	A2348	U2491	C2627	G2555	G2627	G2791	A3017	G3090
A3091	U2118	C2124	U2265	U2349	A2492	A2628	G2556	U2628	U2792	C2942	A3091
C3092	U2119	U2125	G2273	C2350	U2493	U2629	G2557	U2629	G2793	C2943	C3092
G3093	C2120	U2126	A2270	U2351	U2494	C2630	U2558	C2630	U2712	U2944	G3093
U3094	U2121	C2127	A2271	A2352	U2495	A2637	A2561	A2637	G2713	G2945	U3094
A3095	U2122	U2128	A2272	U2354	U2497	U2497	A2562	C2638	G2714	U2946	A3095



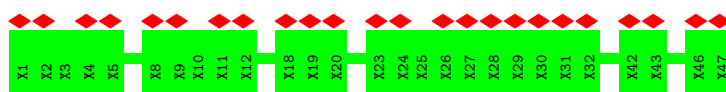
• Molecule 45: 5.8S ribosomal RNA



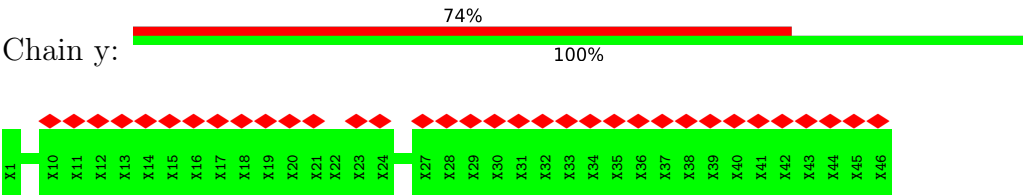
• Molecule 46: 5S ribosomal RNA



• Molecule 47: P1



• Molecule 48: P2



4 Experimental information

Property	Value	Source
EM reconstruction method	SINGLE PARTICLE	Depositor
Imposed symmetry	POINT, Not provided	
Number of particles used	83558	Depositor
Resolution determination method	FSC 0.143 CUT-OFF	Depositor
CTF correction method	PHASE FLIPPING AND AMPLITUDE CORRECTION	Depositor
Microscope	FEI TITAN KRIOS	Depositor
Voltage (kV)	300	Depositor
Electron dose ($e^-/\text{\AA}^2$)	25	Depositor
Minimum defocus (nm)	Not provided	
Maximum defocus (nm)	Not provided	
Magnification	Not provided	
Image detector	DIRECT ELECTRON DE-64 (8k x 8k)	Depositor
Maximum map value	0.232	Depositor
Minimum map value	-0.078	Depositor
Average map value	0.001	Depositor
Map value standard deviation	0.010	Depositor
Recommended contour level	0.03	Depositor
Map size (\AA)	476.16, 476.16, 476.16	wwPDB
Map dimensions	384, 384, 384	wwPDB
Map angles ($^\circ$)	90.0, 90.0, 90.0	wwPDB
Pixel spacing (\AA)	1.24, 1.24, 1.24	Depositor

5 Model quality ⓘ

5.1 Standard geometry ⓘ

The Z score for a bond length (or angle) is the number of standard deviations the observed value is removed from the expected value. A bond length (or angle) with $|Z| > 5$ is considered an outlier worth inspection. RMSZ is the root-mean-square of all Z scores of the bond lengths (or angles).

Mol	Chain	Bond lengths		Bond angles	
		RMSZ	$\# Z > 5$	RMSZ	$\# Z > 5$
1	z	0.46	0/1620	0.88	2/2164 (0.1%)
2	A	0.44	0/1952	0.69	0/2622
3	B	0.43	0/3153	0.71	1/4239 (0.0%)
4	C	0.44	1/2802 (0.0%)	0.73	1/3792 (0.0%)
5	D	0.50	0/2426	0.67	1/3271 (0.0%)
6	E	0.47	0/1261	0.74	0/1694
7	F	0.52	0/1822	0.71	0/2451
8	G	0.46	0/1850	0.69	0/2495
9	H	0.54	0/1540	0.78	2/2073 (0.1%)
10	I	0.51	0/1754	0.72	0/2350
11	J	0.48	0/1375	0.78	0/1842
12	s	0.34	0/734	0.71	1/1015 (0.1%)
13	L	0.45	0/1568	0.73	0/2106
14	M	0.47	0/1069	0.70	0/1438
15	N	0.41	0/1758	0.68	0/2354
16	O	0.46	0/1586	0.67	0/2128
17	P	0.46	0/1466	0.70	0/1968
18	Q	0.44	0/1466	0.74	1/1965 (0.1%)
19	R	0.95	2/1539 (0.1%)	0.91	5/2050 (0.2%)
20	S	0.47	0/1482	0.69	0/1990
21	T	0.47	0/1301	0.69	0/1743
22	U	0.46	0/812	0.71	0/1099
23	V	0.43	0/1019	0.68	0/1369
24	W	0.48	0/1099	0.74	0/1446
25	X	0.45	0/984	0.74	0/1325
26	Y	0.46	0/1005	0.82	1/1341 (0.1%)
27	Z	0.49	0/1119	0.71	0/1497
28	a	0.41	0/1205	0.74	3/1612 (0.2%)
29	b	0.46	0/474	0.83	1/629 (0.2%)
30	c	0.49	0/751	0.75	2/1008 (0.2%)
31	d	0.46	0/904	0.66	0/1213
32	e	0.46	0/1041	0.79	1/1394 (0.1%)
33	f	0.42	0/869	0.68	0/1168
34	g	0.43	0/891	0.69	0/1191

Mol	Chain	Bond lengths		Bond angles	
		RMSZ	# Z >5	RMSZ	# Z >5
35	h	0.49	0/979	0.70	0/1301
36	i	0.50	0/779	0.73	0/1034
37	j	0.47	0/697	0.76	0/923
38	k	0.42	0/619	0.78	2/826 (0.2%)
39	l	0.44	0/444	0.73	0/588
40	m	0.47	0/424	0.76	1/562 (0.2%)
41	o	0.53	1/861 (0.1%)	0.75	0/1136
42	p	0.50	0/702	0.73	0/934
43	q	0.51	0/977	0.88	1/1313 (0.1%)
44	5	1.16	111/77625 (0.1%)	1.70	2290/121004 (1.9%)
45	8	1.20	12/3747 (0.3%)	1.69	115/5832 (2.0%)
46	7	1.22	5/2884 (0.2%)	1.74	93/4491 (2.1%)
All	All	0.96	132/138435 (0.1%)	1.43	2524/203986 (1.2%)

Chiral center outliers are detected by calculating the chiral volume of a chiral center and verifying if the center is modelled as a planar moiety or with the opposite hand. A planarity outlier is detected by checking planarity of atoms in a peptide group, atoms in a mainchain group or atoms of a sidechain that are expected to be planar.

Mol	Chain	#Chirality outliers	#Planarity outliers
1	z	0	8
2	A	0	2
4	C	0	11
5	D	0	2
6	E	0	4
7	F	0	4
8	G	0	1
9	H	0	2
10	I	0	1
11	J	0	2
12	s	0	4
13	L	0	3
14	M	0	1
15	N	0	1
17	P	0	2
18	Q	0	2
19	R	0	3
20	S	0	3
21	T	0	4
24	W	0	3
25	X	0	2
26	Y	0	6

Continued on next page...

Continued from previous page...

Mol	Chain	#Chirality outliers	#Planarity outliers
27	Z	0	1
28	a	0	1
29	b	0	2
32	e	0	2
33	f	0	1
34	g	0	1
37	j	0	2
42	p	0	1
43	q	0	3
All	All	0	85

All (132) bond length outliers are listed below:

Mol	Chain	Res	Type	Atoms	Z	Observed(Å)	Ideal(Å)
44	5	2263	C	O3'-P	-83.01	0.61	1.61
19	R	312	VAL	CA-C	31.59	2.35	1.52
44	5	2279	A	O3'-P	29.63	1.96	1.61
44	5	1749	A	N9-C4	-10.94	1.31	1.37
46	7	1	G	OP3-P	-10.82	1.48	1.61
45	8	1	A	OP3-P	-10.69	1.48	1.61
44	5	307	A	N9-C4	-9.10	1.32	1.37
44	5	12	A	N9-C4	-8.13	1.32	1.37
41	o	12	CYS	CA-CB	-8.01	1.36	1.53
44	5	374	A	N9-C4	-7.66	1.33	1.37
44	5	1260	A	N9-C4	-7.51	1.33	1.37
44	5	170	G	C2-N3	-7.40	1.26	1.32
45	8	71	A	N9-C4	-7.35	1.33	1.37
44	5	1566	A	N7-C5	-7.19	1.34	1.39
44	5	170	G	N9-C4	-7.19	1.32	1.38
44	5	786	A	N9-C4	-7.14	1.33	1.37
45	8	149	A	N9-C4	-7.04	1.33	1.37
44	5	1266	G	C8-N7	-7.00	1.26	1.30
46	7	63	A	N9-C4	-6.91	1.33	1.37
19	R	312	VAL	C-N	6.89	1.50	1.34
44	5	211	A	N9-C4	-6.88	1.33	1.37
45	8	96	A	N9-C4	-6.84	1.33	1.37
44	5	492	C	C5-C6	-6.73	1.28	1.34
44	5	59	G	N9-C4	-6.61	1.32	1.38
44	5	3005	A	N9-C4	-6.59	1.33	1.37
44	5	677	A	N9-C4	-6.57	1.33	1.37
44	5	1392	G	N9-C4	-6.51	1.32	1.38
44	5	547	G	N9-C4	-6.46	1.32	1.38

Continued on next page...

Continued from previous page...

Mol	Chain	Res	Type	Atoms	Z	Observed(Å)	Ideal(Å)
44	5	3234	A	N9-C4	-6.43	1.33	1.37
44	5	532	A	N9-C4	-6.41	1.34	1.37
44	5	1714	A	N9-C4	-6.39	1.34	1.37
44	5	2253	G	O3'-P	6.35	1.68	1.61
45	8	88	A	N7-C5	-6.35	1.35	1.39
44	5	2208	A	N9-C4	-6.34	1.34	1.37
45	8	61	A	N9-C4	-6.25	1.34	1.37
44	5	559	A	N9-C4	-6.21	1.34	1.37
44	5	1266	G	N7-C5	-6.18	1.35	1.39
44	5	517	G	N9-C4	-6.10	1.33	1.38
44	5	137	G	N9-C4	-6.07	1.33	1.38
44	5	170	G	N3-C4	-6.07	1.31	1.35
44	5	2702	A	N9-C4	-6.07	1.34	1.37
44	5	308	A	N7-C5	-6.06	1.35	1.39
44	5	775	A	N9-C4	-6.04	1.34	1.37
44	5	1259	A	N9-C4	-6.04	1.34	1.37
44	5	48	A	N9-C4	-6.03	1.34	1.37
44	5	693	A	N9-C4	-6.01	1.34	1.37
44	5	1519	G	C2-N3	-5.95	1.27	1.32
44	5	1018	G	N9-C4	-5.95	1.33	1.38
44	5	3256	G	N9-C4	-5.91	1.33	1.38
45	8	24	G	C8-N7	-5.89	1.27	1.30
44	5	442	G	N7-C5	-5.87	1.35	1.39
44	5	209	A	N7-C5	-5.87	1.35	1.39
44	5	319	A	N9-C4	-5.86	1.34	1.37
44	5	2541	U	C4-O4	-5.85	1.19	1.23
44	5	551	A	N9-C4	-5.84	1.34	1.37
44	5	1637	A	N7-C5	-5.82	1.35	1.39
44	5	353	G	N9-C4	-5.80	1.33	1.38
44	5	3274	A	C6-N6	-5.78	1.29	1.33
45	8	33	A	N9-C4	-5.76	1.34	1.37
44	5	1544	G	C2-N3	-5.76	1.28	1.32
45	8	17	A	N7-C5	-5.75	1.35	1.39
44	5	67	A	N9-C4	-5.72	1.34	1.37
44	5	3230	G	N9-C4	-5.71	1.33	1.38
44	5	2524	A	N9-C4	-5.69	1.34	1.37
44	5	3219	G	N9-C4	-5.69	1.33	1.38
44	5	342	A	C6-N1	-5.67	1.31	1.35
44	5	1346	G	C2-N3	-5.65	1.28	1.32
44	5	123	A	N7-C5	-5.65	1.35	1.39
44	5	907	G	N9-C4	-5.65	1.33	1.38
44	5	1804	A	N9-C4	-5.64	1.34	1.37

Continued on next page...

Continued from previous page...

Mol	Chain	Res	Type	Atoms	Z	Observed(Å)	Ideal(Å)
44	5	516	A	N9-C4	-5.64	1.34	1.37
45	8	148	G	N9-C4	-5.59	1.33	1.38
44	5	2844	C	C4-N4	-5.57	1.28	1.33
44	5	2206	G	C2-N3	-5.57	1.28	1.32
4	C	250	TRP	CB-CG	-5.52	1.40	1.50
44	5	1940	G	C2-N3	-5.51	1.28	1.32
44	5	1638	A	N9-C4	-5.48	1.34	1.37
44	5	59	G	C2-N3	-5.46	1.28	1.32
44	5	660	A	N9-C4	-5.46	1.34	1.37
44	5	552	G	C2-N3	-5.45	1.28	1.32
44	5	2831	G	C2-N3	-5.43	1.28	1.32
44	5	1318	A	N9-C4	-5.43	1.34	1.37
44	5	3320	A	N9-C4	-5.42	1.34	1.37
44	5	1577	G	N9-C4	-5.42	1.33	1.38
44	5	611	A	N9-C4	-5.40	1.34	1.37
44	5	1637	A	C8-N7	-5.40	1.27	1.31
44	5	2149	A	C6-N6	-5.39	1.29	1.33
44	5	3197	G	N9-C4	-5.39	1.33	1.38
44	5	352	A	N9-C4	-5.38	1.34	1.37
44	5	2863	G	C2-N3	-5.38	1.28	1.32
44	5	1747	G	C2-N3	-5.36	1.28	1.32
44	5	3305	A	N9-C4	-5.36	1.34	1.37
44	5	1760	A	N9-C4	-5.35	1.34	1.37
44	5	1800	A	N9-C4	-5.34	1.34	1.37
44	5	18	G	N1-C2	-5.34	1.33	1.37
44	5	1231	A	N7-C5	-5.33	1.36	1.39
44	5	783	A	N9-C4	-5.32	1.34	1.37
46	7	13	A	N9-C4	-5.31	1.34	1.37
44	5	1085	A	N9-C4	-5.28	1.34	1.37
44	5	3279	A	N9-C4	-5.28	1.34	1.37
44	5	3121	U	C5-C6	-5.26	1.29	1.34
44	5	1960	A	N9-C4	5.24	1.41	1.37
44	5	2534	G	N9-C4	-5.24	1.33	1.38
44	5	3094	A	N9-C4	-5.24	1.34	1.37
44	5	2520	A	N9-C4	-5.23	1.34	1.37
44	5	17	G	C2-N3	-5.22	1.28	1.32
44	5	2966	G	N9-C4	-5.22	1.33	1.38
44	5	1806	A	N7-C5	-5.21	1.36	1.39
44	5	1084	A	N9-C4	-5.20	1.34	1.37
46	7	120	C	C4-C5	-5.20	1.38	1.43
44	5	107	A	N9-C4	-5.18	1.34	1.37
44	5	2171	G	C2-N3	-5.17	1.28	1.32

Continued on next page...

Continued from previous page...

Mol	Chain	Res	Type	Atoms	Z	Observed(Å)	Ideal(Å)
44	5	2787	G	C2-N3	-5.17	1.28	1.32
44	5	122	A	N9-C4	-5.17	1.34	1.37
44	5	333	G	C2-N3	-5.17	1.28	1.32
44	5	3239	G	C2-N3	-5.16	1.28	1.32
44	5	2591	A	N9-C4	-5.11	1.34	1.37
44	5	743	C	N1-C6	-5.11	1.34	1.37
44	5	3200	G	N9-C4	-5.11	1.33	1.38
46	7	74	C	N1-C6	-5.11	1.34	1.37
44	5	537	A	C6-N6	-5.10	1.29	1.33
44	5	3165	A	N9-C4	-5.09	1.34	1.37
44	5	1789	G	C2-N3	-5.08	1.28	1.32
44	5	1898	G	C2-N3	-5.07	1.28	1.32
44	5	2706	G	N9-C4	-5.07	1.33	1.38
44	5	3288	G	N9-C4	-5.04	1.33	1.38
44	5	20	A	N9-C4	-5.03	1.34	1.37
44	5	1246	G	C2-N3	-5.03	1.28	1.32
44	5	2593	A	C8-N7	-5.03	1.28	1.31
44	5	1566	A	C8-N7	-5.02	1.28	1.31
45	8	87	G	C2-N3	-5.02	1.28	1.32
45	8	70	G	C8-N7	-5.00	1.27	1.30

All (2524) bond angle outliers are listed below:

Mol	Chain	Res	Type	Atoms	Z	Observed(°)	Ideal(°)
44	5	2279	A	P-O3'-C3'	35.94	162.82	119.70
44	5	2263	C	P-O3'-C3'	32.49	158.69	119.70
44	5	2279	A	O3'-P-O5'	-30.93	45.23	104.00
44	5	2263	C	OP1-P-O3'	24.51	159.12	105.20
44	5	2263	C	OP2-P-O3'	-22.12	56.55	105.20
44	5	2279	A	OP2-P-O3'	20.85	151.07	105.20
44	5	1231	A	N7-C8-N9	14.56	121.08	113.80
19	R	312	VAL	CB-CA-C	14.33	138.62	111.40
44	5	78	U	N3-C2-O2	-13.89	112.47	122.20
44	5	170	G	N3-C2-N2	-13.62	110.37	119.90
44	5	163	C	N1-C2-O2	13.09	126.75	118.90
44	5	788	C	C5-C6-N1	12.90	127.45	121.00
44	5	170	G	N3-C4-N9	-12.42	118.55	126.00
44	5	2844	C	N3-C4-C5	12.35	126.84	121.90
44	5	163	C	C5-C6-N1	12.32	127.16	121.00
44	5	2467	G	N7-C8-N9	12.18	119.19	113.10
44	5	1231	A	C8-N9-C4	-11.79	101.08	105.80
44	5	2434	U	N1-C2-O2	11.66	130.97	122.80

Continued on next page...

Continued from previous page...

Mol	Chain	Res	Type	Atoms	Z	Observed(°)	Ideal(°)
44	5	788	C	C6-N1-C2	-11.62	115.65	120.30
44	5	78	U	N1-C2-O2	11.55	130.89	122.80
44	5	3288	G	C4-N9-C1'	-11.54	111.49	126.50
44	5	1742	U	C5-C6-N1	11.50	128.45	122.70
44	5	581	U	N1-C2-O2	11.42	130.79	122.80
44	5	2867	C	N1-C2-O2	11.37	125.72	118.90
44	5	2899	C	N1-C2-O2	11.36	125.72	118.90
44	5	2195	C	C6-N1-C2	-11.32	115.77	120.30
44	5	3304	U	OP1-P-O3'	-11.30	80.35	105.20
44	5	524	U	C5-C6-N1	11.23	128.32	122.70
44	5	192	C	N1-C2-O2	11.19	125.61	118.90
45	8	152	G	N1-C6-O6	-11.18	113.19	119.90
19	R	312	VAL	O-C-N	-11.15	104.86	122.70
44	5	1283	C	N1-C2-O2	11.14	125.58	118.90
45	8	28	C	N1-C2-O2	11.13	125.58	118.90
44	5	59	G	N3-C2-N2	-11.09	112.14	119.90
44	5	2469	G	C8-N9-C4	-11.08	101.97	106.40
44	5	163	C	C6-N1-C2	-11.07	115.87	120.30
44	5	881	C	N1-C2-O2	10.98	125.49	118.90
44	5	1228	C	N1-C2-O2	10.98	125.49	118.90
44	5	263	C	N1-C2-O2	10.93	125.46	118.90
44	5	2467	G	C8-N9-C4	-10.83	102.07	106.40
44	5	2764	C	C5-C6-N1	10.76	126.38	121.00
44	5	2469	G	N7-C8-N9	10.73	118.46	113.10
44	5	1923	C	C5-C6-N1	10.69	126.34	121.00
44	5	1224	C	C5-C6-N1	10.68	126.34	121.00
44	5	2996	U	C2-N1-C1'	10.66	130.50	117.70
44	5	2867	C	N3-C2-O2	-10.64	114.45	121.90
44	5	3031	G	N7-C8-N9	10.64	118.42	113.10
44	5	1283	C	N3-C2-O2	-10.63	114.46	121.90
44	5	2476	C	N1-C2-O2	10.59	125.25	118.90
44	5	2476	C	N3-C2-O2	-10.51	114.54	121.90
44	5	2447	A	N1-C6-N6	10.50	124.90	118.60
44	5	922	U	N1-C2-O2	10.46	130.12	122.80
44	5	1254	C	C6-N1-C2	-10.36	116.16	120.30
44	5	163	C	N3-C2-O2	-10.34	114.66	121.90
44	5	170	G	N1-C2-N2	10.28	125.45	116.20
44	5	18	G	N1-C6-O6	-10.28	113.73	119.90
45	8	23	U	C2-N3-C4	-10.27	120.84	127.00
44	5	1231	A	C5-N7-C8	-10.26	98.77	103.90
44	5	547	G	N3-C2-N2	-10.21	112.75	119.90
44	5	3288	G	O4'-C1'-N9	10.21	116.37	108.20

Continued on next page...

Continued from previous page...

Mol	Chain	Res	Type	Atoms	Z	Observed(°)	Ideal(°)
44	5	2196	C	C5-C6-N1	10.20	126.10	121.00
44	5	1328	C	N3-C2-O2	-10.15	114.79	121.90
44	5	1806	A	N7-C8-N9	10.13	118.87	113.80
44	5	2983	C	N1-C2-O2	10.09	124.95	118.90
46	7	120	C	C5-C6-N1	10.06	126.03	121.00
44	5	263	C	N3-C2-O2	-10.05	114.86	121.90
44	5	1759	C	N1-C2-O2	10.02	124.91	118.90
44	5	435	C	C5-C6-N1	10.02	126.01	121.00
44	5	2764	C	C6-N1-C2	-10.01	116.29	120.30
44	5	3214	U	N3-C2-O2	-10.01	115.19	122.20
44	5	581	U	N3-C2-O2	-9.96	115.23	122.20
44	5	1759	C	C2-N1-C1'	9.95	129.75	118.80
44	5	881	C	C6-N1-C2	-9.90	116.34	120.30
44	5	339	C	N1-C2-O2	9.88	124.83	118.90
44	5	1718	G	C4-C5-N7	9.82	114.73	110.80
44	5	2279	A	OP1-P-O3'	-9.75	83.74	105.20
46	7	29	C	N1-C2-O2	9.74	124.74	118.90
44	5	1574	C	N3-C2-O2	-9.71	115.11	121.90
44	5	1392	G	N3-C4-C5	9.70	133.45	128.60
44	5	36	C	N1-C2-O2	9.69	124.71	118.90
44	5	1155	C	N1-C2-O2	9.68	124.70	118.90
44	5	2195	C	C5-C6-N1	9.62	125.81	121.00
44	5	149	U	N3-C2-O2	-9.61	115.47	122.20
44	5	308	A	N7-C8-N9	9.60	118.60	113.80
44	5	717	C	N1-C2-O2	9.59	124.66	118.90
45	8	87	G	C4-N9-C1'	-9.53	114.11	126.50
44	5	1218	U	N1-C2-O2	9.49	129.44	122.80
44	5	230	U	N1-C2-O2	9.49	129.44	122.80
45	8	87	G	N3-C4-N9	-9.48	120.31	126.00
44	5	2447	A	C5-C6-N6	-9.45	116.14	123.70
44	5	435	C	C6-N1-C2	-9.42	116.53	120.30
44	5	3304	U	OP2-P-O3'	-9.42	84.48	105.20
44	5	441	U	O4'-C1'-N1	9.41	115.73	108.20
44	5	3034	C	N1-C2-O2	9.40	124.54	118.90
19	R	312	VAL	CA-CB-CG1	9.39	124.99	110.90
44	5	1752	A	C5-N7-C8	-9.37	99.21	103.90
44	5	1283	C	C6-N1-C2	-9.36	116.56	120.30
44	5	547	G	C4-N9-C1'	-9.35	114.35	126.50
44	5	3269	U	N1-C2-O2	9.34	129.34	122.80
45	8	120	C	C5-C6-N1	9.34	125.67	121.00
46	7	35	C	C6-N1-C2	-9.33	116.57	120.30
44	5	986	U	N1-C2-O2	9.31	129.32	122.80

Continued on next page...

Continued from previous page...

Mol	Chain	Res	Type	Atoms	Z	Observed(°)	Ideal(°)
44	5	1878	G	N3-C4-N9	9.30	131.58	126.00
44	5	192	C	C2-N1-C1'	9.28	129.00	118.80
44	5	538	G	N7-C8-N9	9.26	117.73	113.10
44	5	1749	A	C4-C5-C6	-9.24	112.38	117.00
44	5	51	A	C5-C6-N6	-9.24	116.31	123.70
44	5	2366	C	N1-C2-O2	9.24	124.44	118.90
45	8	152	G	C5-C6-O6	9.23	134.14	128.60
44	5	1218	U	N3-C2-O2	-9.22	115.74	122.20
44	5	729	C	C5-C6-N1	9.22	125.61	121.00
44	5	1749	A	N3-C4-C5	9.21	133.25	126.80
44	5	547	G	N3-C4-N9	-9.20	120.48	126.00
44	5	3038	U	N3-C2-O2	-9.19	115.77	122.20
44	5	10	C	C6-N1-C2	-9.17	116.63	120.30
44	5	1752	A	N7-C8-N9	9.17	118.38	113.80
44	5	3334	U	C6-N1-C2	9.16	126.49	121.00
44	5	3025	C	C5-C6-N1	9.15	125.58	121.00
44	5	675	C	C5-C6-N1	9.14	125.57	121.00
44	5	503	C	C2-N1-C1'	9.12	128.83	118.80
44	5	1759	C	C5-C6-N1	9.09	125.54	121.00
44	5	1727	G	C5-C6-O6	-9.07	123.16	128.60
44	5	2568	C	C6-N1-C2	9.06	123.92	120.30
44	5	1625	A	N7-C8-N9	9.06	118.33	113.80
45	8	87	G	C8-N9-C1'	9.05	138.77	127.00
44	5	881	C	C5-C6-N1	9.05	125.53	121.00
44	5	3288	G	C8-N9-C1'	9.05	138.77	127.00
44	5	2684	C	C5-C6-N1	9.05	125.52	121.00
44	5	170	G	N3-C4-C5	9.00	133.10	128.60
44	5	3165	A	C6-N1-C2	8.96	123.97	118.60
44	5	1351	U	C2-N1-C1'	8.95	128.44	117.70
44	5	515	C	N1-C2-O2	8.94	124.26	118.90
44	5	1597	C	C6-N1-C2	-8.94	116.72	120.30
44	5	3123	A	N1-C6-N6	-8.92	113.25	118.60
44	5	1392	G	C8-N9-C4	8.89	109.96	106.40
44	5	2763	U	N1-C2-O2	8.89	129.03	122.80
44	5	1922	A	C5-N7-C8	-8.89	99.46	103.90
45	8	23	U	N1-C2-N3	8.88	120.23	114.90
44	5	434	U	C5-C6-N1	8.88	127.14	122.70
44	5	3262	U	N1-C2-O2	8.87	129.01	122.80
43	q	52	LEU	CA-CB-CG	8.84	135.64	115.30
44	5	170	G	C4-N9-C1'	-8.84	115.01	126.50
44	5	321	C	N1-C2-O2	8.84	124.20	118.90
44	5	2513	U	N1-C2-O2	8.83	128.98	122.80

Continued on next page...

Continued from previous page...

Mol	Chain	Res	Type	Atoms	Z	Observed(°)	Ideal(°)
44	5	3344	A	C5-N7-C8	-8.82	99.49	103.90
46	7	29	C	N3-C2-O2	-8.82	115.72	121.90
44	5	2496	C	N3-C2-O2	-8.82	115.73	121.90
44	5	1922	A	N1-C6-N6	8.82	123.89	118.60
44	5	493	U	C5-C6-N1	8.81	127.11	122.70
44	5	2899	C	C2-N1-C1'	8.80	128.48	118.80
44	5	1018	G	N3-C4-N9	-8.79	120.72	126.00
44	5	2148	U	C5-C6-N1	8.79	127.09	122.70
44	5	1279	C	N1-C2-O2	8.78	124.17	118.90
44	5	3300	U	N3-C2-O2	-8.76	116.07	122.20
44	5	1351	U	N1-C2-O2	8.76	128.93	122.80
44	5	2901	G	C6-C5-N7	-8.75	125.15	130.40
44	5	51	A	N1-C6-N6	8.73	123.84	118.60
44	5	3158	G	C5-C6-O6	-8.72	123.37	128.60
44	5	1800	A	C5-N7-C8	-8.72	99.54	103.90
44	5	2509	U	N1-C2-O2	8.72	128.90	122.80
44	5	2531	C	N1-C2-O2	8.71	124.13	118.90
44	5	3214	U	N1-C2-O2	8.68	128.88	122.80
44	5	157	A	O5'-P-OP1	8.68	121.12	110.70
44	5	1566	A	N7-C8-N9	8.67	118.14	113.80
44	5	638	C	C5-C6-N1	8.67	125.33	121.00
44	5	1501	U	N1-C2-O2	8.66	128.86	122.80
44	5	2118	C	N1-C2-O2	8.66	124.10	118.90
44	5	1556	C	N1-C2-O2	8.65	124.09	118.90
44	5	2496	C	N1-C2-O2	8.63	124.08	118.90
44	5	743	C	C6-N1-C2	-8.63	116.85	120.30
44	5	1328	C	N1-C2-O2	8.61	124.06	118.90
44	5	170	G	C8-N9-C1'	8.61	138.19	127.00
44	5	308	A	C8-N9-C4	-8.60	102.36	105.80
44	5	2378	C	N3-C2-O2	-8.59	115.89	121.90
44	5	2836	C	N1-C2-O2	8.59	124.05	118.90
44	5	3181	C	C2-N1-C1'	8.58	128.24	118.80
44	5	1239	C	C6-N1-C2	-8.57	116.87	120.30
44	5	3230	G	N3-C4-N9	-8.56	120.86	126.00
44	5	27	C	N1-C2-O2	8.56	124.04	118.90
44	5	3181	C	N1-C2-O2	8.56	124.04	118.90
44	5	380	U	N1-C2-O2	8.55	128.79	122.80
44	5	881	C	N3-C2-O2	-8.55	115.91	121.90
44	5	1597	C	C5-C6-N1	8.55	125.27	121.00
44	5	3350	C	C6-N1-C2	-8.55	116.88	120.30
44	5	2452	G	C5-C6-O6	-8.54	123.48	128.60
46	7	39	C	C2-N1-C1'	8.51	128.16	118.80

Continued on next page...

Continued from previous page...

Mol	Chain	Res	Type	Atoms	Z	Observed(°)	Ideal(°)
44	5	1749	A	C8-N9-C4	8.51	109.20	105.80
44	5	3131	U	N3-C2-O2	-8.50	116.25	122.20
44	5	1359	C	N1-C2-O2	8.49	124.00	118.90
44	5	1824	U	N1-C2-O2	8.48	128.74	122.80
44	5	306	A	N1-C6-N6	8.46	123.68	118.60
44	5	2562	A	N9-C4-C5	-8.46	102.42	105.80
44	5	3344	A	N7-C8-N9	8.46	118.03	113.80
44	5	339	C	N3-C2-O2	-8.46	115.98	121.90
44	5	922	U	C2-N1-C1'	8.45	127.84	117.70
44	5	2545	C	C6-N1-C2	-8.44	116.93	120.30
44	5	335	G	C4-C5-N7	8.42	114.17	110.80
44	5	3153	U	N1-C2-N3	-8.42	109.85	114.90
44	5	1190	A	N9-C4-C5	-8.41	102.43	105.80
44	5	2466	G	O5'-P-OP1	-8.41	98.13	105.70
44	5	1342	C	C5-C6-N1	8.41	125.21	121.00
46	7	35	C	N3-C2-O2	-8.41	116.01	121.90
44	5	493	U	C6-N1-C2	-8.41	115.96	121.00
46	7	26	C	N3-C2-O2	-8.40	116.02	121.90
44	5	2629	U	N1-C2-O2	8.40	128.68	122.80
44	5	2996	U	N1-C2-O2	8.40	128.68	122.80
44	5	192	C	N3-C2-O2	-8.39	116.03	121.90
44	5	2645	G	N3-C2-N2	-8.39	114.03	119.90
44	5	547	G	C8-N9-C1'	8.38	137.90	127.00
44	5	3057	U	N3-C2-O2	-8.38	116.33	122.20
44	5	621	A	C5-N7-C8	-8.37	99.72	103.90
44	5	2836	C	C2-N1-C1'	8.37	128.01	118.80
44	5	1411	C	N1-C2-O2	8.36	123.92	118.90
46	7	39	C	N1-C2-O2	8.36	123.92	118.90
44	5	3344	A	C5-C6-N6	-8.36	117.02	123.70
44	5	2711	C	C2-N1-C1'	8.35	127.99	118.80
44	5	51	A	C4-C5-N7	8.35	114.88	110.70
44	5	2629	U	N3-C2-O2	-8.34	116.36	122.20
44	5	235	A	N7-C8-N9	8.32	117.96	113.80
44	5	2901	G	N7-C8-N9	8.32	117.26	113.10
44	5	2789	U	N3-C2-O2	-8.31	116.38	122.20
46	7	26	C	C6-N1-C2	-8.31	116.98	120.30
44	5	1224	C	C4-C5-C6	-8.30	113.25	117.40
44	5	1359	C	C2-N1-C1'	8.31	127.94	118.80
44	5	1574	C	N1-C2-O2	8.29	123.88	118.90
44	5	2983	C	C2-N1-C1'	8.29	127.92	118.80
44	5	1018	G	N3-C2-N2	-8.28	114.10	119.90
44	5	1718	G	C6-C5-N7	-8.28	125.43	130.40

Continued on next page...

Continued from previous page...

Mol	Chain	Res	Type	Atoms	Z	Observed(°)	Ideal(°)
44	5	1355	A	N1-C6-N6	8.28	123.56	118.60
44	5	522	A	N1-C6-N6	-8.27	113.64	118.60
44	5	2132	C	C2-N1-C1'	8.27	127.89	118.80
44	5	1718	G	N9-C4-C5	-8.26	102.10	105.40
44	5	3031	G	C5-N7-C8	-8.25	100.18	104.30
44	5	2118	C	C2-N1-C1'	8.24	127.87	118.80
44	5	1263	A	C5-C6-N6	-8.24	117.11	123.70
44	5	1246	G	N7-C8-N9	8.24	117.22	113.10
44	5	79	U	N3-C2-O2	-8.22	116.44	122.20
44	5	2515	A	N9-C4-C5	-8.21	102.51	105.80
44	5	3305	A	OP1-P-OP2	8.21	131.92	119.60
45	8	72	A	C2-N3-C4	8.21	114.71	110.60
44	5	1574	C	C6-N1-C2	-8.20	117.02	120.30
44	5	1018	G	N3-C4-C5	8.19	132.70	128.60
44	5	130	A	C5-N7-C8	-8.19	99.80	103.90
46	7	26	C	N1-C2-O2	8.17	123.80	118.90
44	5	946	U	C5-C6-N1	8.15	126.78	122.70
44	5	1425	U	N1-C2-O2	8.14	128.50	122.80
44	5	2434	U	C2-N1-C1'	8.14	127.47	117.70
44	5	1355	A	C5-C6-N6	-8.14	117.19	123.70
44	5	3166	C	C5-C6-N1	8.13	125.06	121.00
44	5	1805	C	C6-N1-C2	-8.12	117.05	120.30
46	7	34	C	C6-N1-C2	-8.12	117.05	120.30
44	5	2526	C	C5-C6-N1	8.12	125.06	121.00
44	5	1717	U	C5-C4-O4	-8.11	121.03	125.90
44	5	1223	A	N7-C8-N9	8.11	117.85	113.80
44	5	11	A	O4'-C1'-N9	8.10	114.68	108.20
44	5	1566	A	C8-N9-C4	-8.10	102.56	105.80
44	5	2789	U	N1-C2-O2	8.09	128.47	122.80
44	5	1923	C	C6-N1-C2	-8.09	117.06	120.30
44	5	3300	U	N1-C2-O2	8.09	128.46	122.80
44	5	1927	G	C5-C6-O6	-8.09	123.75	128.60
44	5	2582	C	N1-C2-O2	8.09	123.75	118.90
44	5	3068	U	N3-C2-O2	-8.07	116.55	122.20
44	5	564	G	N1-C6-O6	8.06	124.74	119.90
44	5	1227	C	N1-C2-O2	8.06	123.74	118.90
46	7	6	C	C5-C6-N1	8.06	125.03	121.00
44	5	180	C	C5-C6-N1	8.05	125.03	121.00
44	5	2216	G	N3-C2-N2	-8.05	114.27	119.90
44	5	1878	G	N3-C4-C5	-8.04	124.58	128.60
44	5	3038	U	N1-C2-O2	8.04	128.43	122.80
44	5	2492	C	C6-N1-C2	-8.02	117.09	120.30

Continued on next page...

Continued from previous page...

Mol	Chain	Res	Type	Atoms	Z	Observed(°)	Ideal(°)
44	5	3133	C	C5-C6-N1	8.02	125.01	121.00
44	5	335	G	N3-C4-N9	8.02	130.81	126.00
44	5	1086	C	C6-N1-C2	-8.02	117.09	120.30
46	7	58	C	C5-C6-N1	8.00	125.00	121.00
44	5	3253	G	C5-C6-O6	-7.99	123.80	128.60
44	5	1087	G	N9-C4-C5	-7.99	102.20	105.40
44	5	547	G	N3-C4-C5	7.98	132.59	128.60
44	5	1246	G	C8-N9-C4	-7.98	103.21	106.40
46	7	58	C	C6-N1-C2	-7.98	117.11	120.30
44	5	335	G	N9-C4-C5	-7.96	102.22	105.40
44	5	2200	U	C5-C4-O4	-7.95	121.13	125.90
44	5	1010	G	N1-C6-O6	7.95	124.67	119.90
44	5	168	U	O4'-C1'-N1	7.94	114.55	108.20
44	5	564	G	C5-C6-O6	-7.93	123.84	128.60
44	5	1876	U	N1-C2-O2	7.93	128.35	122.80
44	5	3089	C	C5-C6-N1	7.93	124.96	121.00
44	5	437	G	N7-C8-N9	7.92	117.06	113.10
44	5	2996	U	N3-C2-O2	-7.92	116.66	122.20
44	5	1904	C	C2-N1-C1'	7.92	127.51	118.80
44	5	2863	G	N3-C2-N2	-7.92	114.36	119.90
44	5	1752	A	C4-C5-N7	7.92	114.66	110.70
44	5	161	G	C8-N9-C1'	7.91	137.29	127.00
45	8	104	A	N1-C2-N3	-7.91	125.34	129.30
44	5	1922	A	N7-C8-N9	7.91	117.75	113.80
44	5	489	U	C2-N1-C1'	7.90	127.19	117.70
44	5	1766	G	C4-C5-N7	7.90	113.96	110.80
44	5	27	C	N3-C2-O2	-7.90	116.37	121.90
44	5	1266	G	C6-C5-N7	-7.89	125.66	130.40
44	5	2836	C	N3-C2-O2	-7.89	116.37	121.90
44	5	3219	G	C8-N9-C4	7.89	109.56	106.40
44	5	3273	A	N1-C6-N6	7.89	123.33	118.60
44	5	911	C	C5-C6-N1	7.88	124.94	121.00
45	8	120	C	N1-C2-O2	7.88	123.63	118.90
44	5	2838	A	C5-C6-N6	-7.88	117.40	123.70
44	5	3058	U	C2-N1-C1'	7.88	127.15	117.70
44	5	10	C	C6-N1-C1'	7.87	130.25	120.80
45	8	41	A	C5-C6-N6	-7.87	117.41	123.70
44	5	97	U	N3-C2-O2	-7.85	116.70	122.20
44	5	2434	U	N3-C2-O2	-7.85	116.70	122.20
44	5	1296	C	C5-C6-N1	7.85	124.93	121.00
46	7	68	C	C6-N1-C2	-7.85	117.16	120.30
44	5	568	G	C4-C5-N7	7.85	113.94	110.80

Continued on next page...

Continued from previous page...

Mol	Chain	Res	Type	Atoms	Z	Observed(°)	Ideal(°)
44	5	1808	G	O4'-C1'-N9	7.85	114.48	108.20
44	5	1800	A	N7-C8-N9	7.84	117.72	113.80
44	5	51	A	N9-C4-C5	-7.84	102.66	105.80
44	5	2470	C	C4-C5-C6	7.84	121.32	117.40
44	5	3354	U	C2-N1-C1'	7.84	127.11	117.70
44	5	1155	C	C2-N1-C1'	7.84	127.42	118.80
44	5	1591	G	C6-C5-N7	-7.84	125.70	130.40
44	5	31	C	C2-N1-C1'	7.83	127.41	118.80
44	5	2534	G	N3-C4-N9	-7.83	121.31	126.00
44	5	2825	C	N1-C2-O2	7.83	123.59	118.90
44	5	1280	C	O4'-C1'-N1	7.82	114.45	108.20
46	7	63	A	C8-N9-C4	7.81	108.92	105.80
44	5	1249	G	C5-C6-O6	7.81	133.29	128.60
44	5	1284	C	C5-C6-N1	7.81	124.91	121.00
44	5	2196	C	C6-N1-C2	-7.80	117.18	120.30
44	5	2513	U	C5-C6-N1	7.80	126.60	122.70
44	5	2585	G	N3-C4-C5	-7.79	124.70	128.60
44	5	1876	U	N3-C2-O2	-7.78	116.75	122.20
44	5	677	A	C2-N3-C4	-7.78	106.71	110.60
44	5	137	G	N3-C4-C5	7.77	132.49	128.60
44	5	3111	U	C5-C6-N1	7.77	126.59	122.70
45	8	41	A	C4-C5-N7	7.77	114.58	110.70
46	7	105	C	C5-C6-N1	7.77	124.88	121.00
44	5	2171	G	N1-C6-O6	-7.77	115.24	119.90
44	5	12	A	N3-C4-N9	-7.76	121.19	127.40
44	5	1238	C	O5'-P-OP1	-7.76	98.72	105.70
44	5	3068	U	N1-C2-O2	7.76	128.23	122.80
44	5	90	C	C5-C6-N1	7.75	124.88	121.00
44	5	59	G	N3-C4-C5	7.75	132.47	128.60
44	5	631	U	N3-C2-O2	-7.75	116.78	122.20
44	5	729	C	C6-N1-C2	-7.75	117.20	120.30
44	5	1263	A	N3-C4-N9	7.74	133.59	127.40
44	5	3306	U	C2-N1-C1'	7.74	126.98	117.70
44	5	987	U	C5-C6-N1	7.73	126.57	122.70
44	5	851	C	N1-C2-O2	7.73	123.54	118.90
44	5	2189	U	C5-C6-N1	7.72	126.56	122.70
44	5	2585	G	N3-C4-N9	7.72	130.63	126.00
44	5	539	C	C5-C6-N1	7.72	124.86	121.00
44	5	1010	G	C5-C6-O6	-7.71	123.97	128.60
44	5	2596	U	C5-C6-N1	7.70	126.55	122.70
44	5	3350	C	C5-C6-N1	7.70	124.85	121.00
44	5	353	G	N3-C4-C5	7.70	132.45	128.60

Continued on next page...

Continued from previous page...

Mol	Chain	Res	Type	Atoms	Z	Observed(°)	Ideal(°)
44	5	1171	G	N1-C6-O6	-7.69	115.28	119.90
44	5	2772	C	N1-C2-O2	7.69	123.51	118.90
44	5	397	A	N9-C4-C5	-7.69	102.72	105.80
44	5	717	C	N3-C2-O2	-7.69	116.52	121.90
44	5	22	G	N7-C8-N9	7.68	116.94	113.10
44	5	217	U	N1-C2-O2	7.68	128.18	122.80
44	5	2996	U	C6-N1-C1'	-7.68	110.44	121.20
44	5	1292	C	N1-C2-O2	7.68	123.51	118.90
44	5	211	A	C8-N9-C4	7.67	108.87	105.80
44	5	3031	G	C8-N9-C4	-7.67	103.33	106.40
44	5	2467	G	C5-N7-C8	-7.67	100.46	104.30
44	5	59	G	N1-C2-N2	7.67	123.10	116.20
44	5	1159	A	C2-N3-C4	7.67	114.43	110.60
44	5	1577	G	N3-C4-N9	-7.66	121.40	126.00
44	5	155	G	O4'-C1'-N9	7.66	114.32	108.20
44	5	2132	C	C6-N1-C2	-7.64	117.24	120.30
44	5	18	G	C5-C6-O6	7.64	133.19	128.60
44	5	2217	U	N1-C2-O2	7.64	128.15	122.80
44	5	539	C	C6-N1-C2	-7.63	117.25	120.30
44	5	659	G	N7-C8-N9	7.63	116.91	113.10
44	5	1088	U	N1-C2-O2	7.63	128.14	122.80
46	7	44	C	C5-C6-N1	7.63	124.81	121.00
44	5	3360	C	C2-N1-C1'	7.62	127.19	118.80
44	5	517	G	N3-C4-C5	7.62	132.41	128.60
44	5	2509	U	N3-C2-O2	-7.62	116.86	122.20
46	7	120	C	C4-C5-C6	-7.62	113.59	117.40
44	5	3219	G	N3-C4-C5	7.61	132.41	128.60
44	5	3256	G	N3-C4-N9	-7.61	121.43	126.00
44	5	163	C	C4-C5-C6	-7.61	113.59	117.40
44	5	22	G	C5-N7-C8	-7.61	100.50	104.30
44	5	2193	U	C2-N1-C1'	7.61	126.83	117.70
44	5	181	U	C5-C6-N1	7.60	126.50	122.70
44	5	2935	U	C2-N1-C1'	7.60	126.82	117.70
44	5	522	A	C4-C5-C6	-7.59	113.21	117.00
44	5	2205	U	N1-C2-O2	7.59	128.11	122.80
44	5	3025	C	C6-N1-C2	-7.58	117.27	120.30
44	5	2861	U	C2-N1-C1'	-7.58	108.60	117.70
44	5	59	G	N3-C4-N9	-7.58	121.45	126.00
44	5	785	G	N3-C2-N2	-7.58	114.59	119.90
44	5	386	A	N7-C8-N9	7.57	117.59	113.80
44	5	3099	C	N1-C2-O2	7.57	123.44	118.90
44	5	3266	G	N3-C2-N2	-7.57	114.60	119.90

Continued on next page...

Continued from previous page...

Mol	Chain	Res	Type	Atoms	Z	Observed(°)	Ideal(°)
44	5	3109	G	N9-C4-C5	-7.56	102.38	105.40
44	5	621	A	N1-C6-N6	7.55	123.13	118.60
44	5	3230	G	N3-C4-C5	7.55	132.38	128.60
44	5	306	A	C4-C5-N7	7.54	114.47	110.70
44	5	1496	C	C6-N1-C2	-7.54	117.28	120.30
44	5	299	G	N7-C8-N9	7.54	116.87	113.10
44	5	3288	G	N3-C4-C5	7.54	132.37	128.60
44	5	758	C	N1-C2-O2	7.53	123.42	118.90
44	5	3131	U	N1-C2-O2	7.53	128.07	122.80
44	5	1648	A	C5-N7-C8	-7.53	100.14	103.90
44	5	986	U	N3-C2-O2	-7.53	116.93	122.20
44	5	1958	U	P-O3'-C3'	7.53	128.73	119.70
44	5	2541	U	P-O3'-C3'	7.53	128.73	119.70
45	8	148	G	C4-N9-C1'	-7.52	116.72	126.50
44	5	1033	U	C6-N1-C2	-7.52	116.49	121.00
44	5	3076	C	C5-C6-N1	7.52	124.76	121.00
44	5	613	G	N9-C4-C5	-7.52	102.39	105.40
44	5	3105	U	N3-C2-O2	-7.52	116.94	122.20
44	5	3253	G	N1-C6-O6	7.52	124.41	119.90
44	5	711	A	N7-C8-N9	7.52	117.56	113.80
44	5	734	C	N1-C2-O2	7.51	123.41	118.90
44	5	149	U	C2-N1-C1'	7.51	126.71	117.70
44	5	336	A	C2-N3-C4	7.51	114.36	110.60
44	5	7	C	N3-C2-O2	-7.50	116.65	121.90
44	5	2768	U	N1-C2-O2	7.50	128.05	122.80
44	5	897	U	N1-C2-O2	7.50	128.05	122.80
44	5	1280	C	N3-C2-O2	-7.50	116.65	121.90
44	5	2983	C	N3-C2-O2	-7.50	116.65	121.90
44	5	1547	G	C4-N9-C1'	-7.49	116.76	126.50
44	5	1239	C	N3-C2-O2	-7.49	116.66	121.90
44	5	2393	G	O5'-P-OP1	-7.49	98.96	105.70
45	8	35	C	N1-C2-O2	7.49	123.39	118.90
44	5	1018	G	C8-N9-C1'	7.48	136.73	127.00
44	5	1190	A	N3-C4-N9	7.48	133.38	127.40
44	5	3192	U	C5-C6-N1	7.48	126.44	122.70
44	5	3325	G	N3-C4-N9	7.48	130.49	126.00
44	5	1224	C	C5-C4-N4	-7.47	114.97	120.20
45	8	32	C	N1-C2-O2	7.47	123.38	118.90
44	5	170	G	C6-C5-N7	7.46	134.88	130.40
44	5	3325	G	N9-C4-C5	-7.46	102.41	105.40
44	5	3256	G	N3-C4-C5	7.46	132.33	128.60
44	5	218	G	C2-N3-C4	-7.46	108.17	111.90

Continued on next page...

Continued from previous page...

Mol	Chain	Res	Type	Atoms	Z	Observed(°)	Ideal(°)
44	5	1806	A	C8-N9-C4	-7.46	102.82	105.80
44	5	1228	C	N3-C2-O2	-7.45	116.68	121.90
44	5	3132	C	C5-C6-N1	7.45	124.73	121.00
44	5	1283	C	C2-N1-C1'	7.45	127.00	118.80
45	8	41	A	C5-N7-C8	-7.45	100.18	103.90
44	5	2656	A	N1-C2-N3	-7.45	125.58	129.30
44	5	1268	G	C2-N3-C4	-7.44	108.18	111.90
44	5	492	C	C4-C5-C6	7.44	121.12	117.40
45	8	37	A	N1-C6-N6	7.44	123.06	118.60
44	5	2132	C	N1-C2-O2	7.44	123.36	118.90
44	5	3262	U	N3-C2-O2	-7.44	116.99	122.20
44	5	2217	U	N3-C2-O2	-7.43	117.00	122.20
19	R	312	VAL	N-CA-CB	-7.43	95.15	111.50
44	5	306	A	N9-C4-C5	-7.42	102.83	105.80
46	7	1	G	C4-C5-N7	7.42	113.77	110.80
44	5	1311	G	N7-C8-N9	7.42	116.81	113.10
44	5	1922	A	C4-C5-N7	7.42	114.41	110.70
45	8	8	C	C5-C6-N1	7.41	124.70	121.00
44	5	122	A	O5'-P-OP2	-7.41	99.03	105.70
44	5	945	C	N1-C2-O2	7.41	123.34	118.90
44	5	1333	C	N1-C2-O2	7.41	123.34	118.90
44	5	2899	C	C6-N1-C1'	-7.41	111.91	120.80
44	5	3274	A	C5-C6-N1	7.41	121.40	117.70
44	5	2884	C	C6-N1-C2	-7.40	117.34	120.30
44	5	537	A	C5-C6-N1	7.40	121.40	117.70
44	5	621	A	N7-C8-N9	7.40	117.50	113.80
44	5	1275	C	C5-C6-N1	7.40	124.70	121.00
44	5	299	G	C5-N7-C8	-7.39	100.60	104.30
44	5	400	G	C5-C6-O6	-7.39	124.17	128.60
44	5	621	A	C5-C6-N6	-7.38	117.79	123.70
44	5	180	C	C6-N1-C2	-7.38	117.35	120.30
44	5	179	C	C5-C6-N1	7.38	124.69	121.00
44	5	1684	U	C5-C6-N1	7.38	126.39	122.70
44	5	38	U	N1-C2-O2	7.38	127.97	122.80
44	5	1248	C	N1-C2-O2	7.38	123.33	118.90
44	5	3360	C	C5-C6-N1	7.38	124.69	121.00
44	5	3039	C	N1-C2-O2	7.38	123.33	118.90
45	8	148	G	N3-C4-C5	7.38	132.29	128.60
44	5	1041	U	N1-C2-O2	7.38	127.96	122.80
44	5	1018	G	C4-N9-C1'	-7.37	116.92	126.50
44	5	1392	G	C4-N9-C1'	-7.37	116.92	126.50
45	8	8	C	N1-C2-O2	7.37	123.32	118.90

Continued on next page...

Continued from previous page...

Mol	Chain	Res	Type	Atoms	Z	Observed(°)	Ideal(°)
44	5	306	A	C5-N7-C8	-7.37	100.22	103.90
44	5	1227	C	N3-C2-O2	-7.37	116.74	121.90
44	5	1228	C	C5-C6-N1	7.37	124.68	121.00
44	5	137	G	N3-C4-N9	-7.37	121.58	126.00
44	5	192	C	C6-N1-C2	-7.37	117.35	120.30
44	5	3344	A	C4-C5-N7	7.37	114.38	110.70
44	5	678	G	C2-N3-C4	-7.36	108.22	111.90
44	5	770	G	C4-N9-C1'	-7.36	116.93	126.50
44	5	95	A	N7-C8-N9	7.36	117.48	113.80
44	5	1071	U	O4'-C1'-N1	7.36	114.09	108.20
44	5	551	A	O4'-C1'-N9	7.36	114.09	108.20
44	5	158	G	N9-C4-C5	-7.35	102.46	105.40
44	5	2358	A	C5-C6-N6	-7.35	117.82	123.70
44	5	922	U	N3-C2-O2	-7.34	117.06	122.20
44	5	2913	C	C2-N3-C4	7.34	123.57	119.90
44	5	3385	U	C5-C6-N1	7.34	126.37	122.70
44	5	2467	G	C6-C5-N7	-7.33	126.00	130.40
44	5	3146	G	C8-N9-C4	7.33	109.33	106.40
44	5	3163	A	C5-C6-N6	-7.33	117.84	123.70
44	5	2794	G	N3-C4-C5	7.32	132.26	128.60
44	5	2889	C	C6-N1-C2	-7.32	117.37	120.30
44	5	170	G	N9-C4-C5	7.32	108.33	105.40
44	5	1238	C	N1-C2-O2	7.32	123.29	118.90
44	5	2831	G	N3-C2-N2	-7.31	114.78	119.90
44	5	1307	G	P-O3'-C3'	7.31	128.47	119.70
44	5	1922	A	C5-C6-N6	-7.31	117.85	123.70
44	5	175	C	N1-C2-O2	7.29	123.28	118.90
44	5	1501	U	C5-C6-N1	7.29	126.35	122.70
44	5	681	U	C2-N1-C1'	7.29	126.45	117.70
44	5	2780	A	N9-C4-C5	-7.29	102.89	105.80
44	5	1364	C	N3-C2-O2	-7.29	116.80	121.90
44	5	2507	C	C5-C6-N1	7.29	124.64	121.00
44	5	149	U	N1-C2-O2	7.28	127.90	122.80
44	5	1280	C	N1-C2-O2	7.28	123.27	118.90
44	5	1239	C	N1-C2-O2	7.28	123.27	118.90
44	5	1904	C	N1-C2-O2	7.28	123.27	118.90
44	5	1759	C	C6-N1-C1'	-7.28	112.07	120.80
44	5	3256	G	N3-C2-N2	-7.28	114.81	119.90
44	5	492	C	N3-C4-N4	7.28	123.09	118.00
44	5	770	G	N3-C4-C5	7.27	132.24	128.60
44	5	3165	A	N1-C2-N3	-7.27	125.67	129.30
44	5	1246	G	N3-C2-N2	-7.27	114.81	119.90

Continued on next page...

Continued from previous page...

Mol	Chain	Res	Type	Atoms	Z	Observed(°)	Ideal(°)
44	5	2829	U	N3-C2-O2	-7.27	117.11	122.20
44	5	79	U	N1-C2-O2	7.27	127.89	122.80
44	5	1342	C	C6-N1-C2	-7.26	117.40	120.30
44	5	1508	C	N3-C2-O2	-7.26	116.82	121.90
44	5	2192	C	C5-C6-N1	7.25	124.62	121.00
44	5	3071	U	C5-C6-N1	7.24	126.32	122.70
44	5	3158	G	N1-C6-O6	7.24	124.25	119.90
44	5	1018	G	N1-C2-N2	7.24	122.71	116.20
44	5	235	A	C5-N7-C8	-7.24	100.28	103.90
44	5	3230	G	C8-N9-C1'	7.24	136.41	127.00
44	5	3370	A	N9-C4-C5	-7.24	102.91	105.80
44	5	1496	C	C2-N1-C1'	7.23	126.76	118.80
44	5	2948	C	O5'-P-OP2	-7.23	99.19	105.70
44	5	3349	C	C5-C6-N1	7.23	124.61	121.00
44	5	2928	C	N1-C2-O2	7.23	123.24	118.90
44	5	1633	C	N1-C2-O2	7.22	123.23	118.90
44	5	307	A	C8-N9-C4	7.22	108.69	105.80
44	5	2358	A	C5-N7-C8	-7.21	100.29	103.90
44	5	59	G	N1-C6-O6	7.21	124.23	119.90
44	5	2606	G	N3-C4-C5	-7.21	125.00	128.60
44	5	178	U	C5-C6-N1	7.21	126.30	122.70
44	5	998	A	N7-C8-N9	7.21	117.40	113.80
44	5	1268	G	C5-N7-C8	-7.21	100.70	104.30
45	8	120	C	C2-N1-C1'	7.21	126.73	118.80
44	5	374	A	C8-N9-C4	7.20	108.68	105.80
44	5	3248	C	C6-N1-C2	-7.20	117.42	120.30
44	5	2358	A	C4-C5-N7	7.20	114.30	110.70
44	5	3197	G	N3-C4-N9	-7.20	121.68	126.00
44	5	1878	G	C4-N9-C1'	7.20	135.86	126.50
44	5	2358	A	N1-C6-N6	7.20	122.92	118.60
44	5	3306	U	N1-C2-O2	7.20	127.84	122.80
44	5	2197	C	N3-C4-C5	7.20	124.78	121.90
44	5	575	G	C4-C5-N7	7.19	113.68	110.80
44	5	786	A	N1-C2-N3	-7.19	125.71	129.30
44	5	1078	U	N3-C2-O2	-7.18	117.17	122.20
44	5	161	G	O4'-C1'-N9	7.18	113.94	108.20
44	5	3383	G	N3-C2-N2	-7.18	114.88	119.90
44	5	142	C	N1-C2-O2	7.17	123.20	118.90
44	5	2901	G	C5-N7-C8	-7.17	100.72	104.30
44	5	3119	U	C5-C6-N1	7.16	126.28	122.70
44	5	3325	G	C5-C6-O6	-7.16	124.31	128.60
44	5	786	A	C4-C5-C6	-7.16	113.42	117.00

Continued on next page...

Continued from previous page...

Mol	Chain	Res	Type	Atoms	Z	Observed(°)	Ideal(°)
44	5	2582	C	C2-N1-C1'	7.16	126.67	118.80
44	5	1904	C	C6-N1-C2	-7.15	117.44	120.30
44	5	1260	A	C6-N1-C2	7.15	122.89	118.60
44	5	2283	G	C4-N9-C1'	-7.15	117.21	126.50
44	5	3269	U	C2-N1-C1'	7.15	126.28	117.70
44	5	2867	C	C6-N1-C2	-7.15	117.44	120.30
44	5	1279	C	N3-C2-O2	-7.14	116.90	121.90
44	5	517	G	C2-N3-C4	-7.14	108.33	111.90
44	5	2447	A	C4-C5-N7	7.14	114.27	110.70
44	5	353	G	C4-N9-C1'	-7.13	117.23	126.50
44	5	1826	C	N1-C2-O2	7.13	123.18	118.90
44	5	955	U	N1-C2-O2	7.12	127.79	122.80
44	5	1349	G	N3-C4-N9	7.12	130.27	126.00
46	7	78	U	C5-C6-N1	7.12	126.26	122.70
44	5	2932	U	C5-C6-N1	7.12	126.26	122.70
44	5	680	G	C4-N9-C1'	-7.12	117.25	126.50
44	5	3266	G	N3-C4-N9	-7.12	121.73	126.00
44	5	353	G	N3-C4-N9	-7.11	121.73	126.00
44	5	12	A	N3-C4-C5	7.11	131.78	126.80
44	5	2534	G	C5-C6-O6	7.11	132.87	128.60
44	5	881	C	C2-N1-C1'	7.10	126.61	118.80
44	5	82	C	C6-N1-C2	7.10	123.14	120.30
44	5	51	A	C5-N7-C8	-7.10	100.35	103.90
44	5	1404	G	N9-C4-C5	-7.10	102.56	105.40
44	5	2235	C	N3-C2-O2	-7.10	116.93	121.90
44	5	3260	G	N3-C4-N9	7.10	130.26	126.00
44	5	2992	U	N3-C2-O2	-7.09	117.24	122.20
28	a	197	GLY	N-CA-C	7.08	130.81	113.10
46	7	36	C	C6-N1-C2	-7.08	117.47	120.30
44	5	545	U	N1-C2-O2	7.08	127.75	122.80
44	5	1263	A	N9-C4-C5	-7.08	102.97	105.80
44	5	2983	C	C6-N1-C1'	-7.07	112.31	120.80
44	5	1303	A	C8-N9-C4	7.07	108.63	105.80
44	5	743	C	C5-C6-N1	7.07	124.53	121.00
44	5	2901	G	C4-C5-N7	7.07	113.63	110.80
44	5	680	G	C6-C5-N7	7.06	134.64	130.40
44	5	2594	C	N1-C2-O2	7.06	123.14	118.90
44	5	1421	G	N1-C6-O6	-7.06	115.66	119.90
44	5	1648	A	N7-C8-N9	7.06	117.33	113.80
45	8	118	C	N1-C2-O2	7.06	123.14	118.90
44	5	1604	G	C4-N9-C1'	7.06	135.68	126.50
46	7	31	U	N1-C2-O2	7.06	127.74	122.80

Continued on next page...

Continued from previous page...

Mol	Chain	Res	Type	Atoms	Z	Observed(°)	Ideal(°)
44	5	561	C	C5-C6-N1	7.05	124.53	121.00
46	7	105	C	N1-C2-O2	7.05	123.13	118.90
44	5	38	U	N3-C2-O2	-7.05	117.27	122.20
44	5	613	G	C4-C5-N7	7.04	113.62	110.80
44	5	449	U	C5-C6-N1	7.04	126.22	122.70
44	5	3135	U	N3-C2-O2	-7.04	117.27	122.20
44	5	2171	G	C5-C6-O6	7.04	132.82	128.60
44	5	492	C	C5-C4-N4	-7.03	115.28	120.20
44	5	1251	A	N1-C6-N6	-7.03	114.38	118.60
44	5	3058	U	N1-C2-O2	7.03	127.72	122.80
44	5	1238	C	OP1-P-OP2	-7.02	109.06	119.60
44	5	1714	A	C2-N3-C4	-7.02	107.09	110.60
44	5	3104	U	C5-C4-O4	-7.02	121.69	125.90
44	5	374	A	N3-C4-C5	7.01	131.71	126.80
44	5	3360	C	N1-C2-O2	7.01	123.11	118.90
44	5	140	C	C5-C6-N1	7.01	124.50	121.00
44	5	659	G	C5-N7-C8	-7.01	100.80	104.30
44	5	680	G	O4'-C1'-N9	7.01	113.81	108.20
44	5	1282	G	N1-C6-O6	-7.01	115.69	119.90
44	5	2572	C	C6-N1-C2	-7.01	117.50	120.30
44	5	2195	C	N1-C2-O2	7.00	123.10	118.90
44	5	3313	U	N1-C2-O2	7.00	127.70	122.80
44	5	678	G	C4-C5-N7	7.00	113.60	110.80
44	5	1301	A	O4'-C1'-N9	-7.00	102.60	108.20
44	5	2545	C	C5-C6-N1	7.00	124.50	121.00
44	5	113	C	C2-N1-C1'	7.00	126.49	118.80
45	8	140	G	N1-C6-O6	6.99	124.10	119.90
44	5	2726	C	N3-C2-O2	-6.99	117.01	121.90
44	5	643	U	N1-C2-O2	6.98	127.69	122.80
44	5	1497	C	C5-C6-N1	6.98	124.49	121.00
44	5	1806	A	C5-N7-C8	-6.98	100.41	103.90
44	5	2562	A	C4-C5-N7	6.98	114.19	110.70
44	5	12	A	C2-N3-C4	-6.97	107.11	110.60
44	5	2582	C	C5-C6-N1	6.97	124.49	121.00
44	5	561	C	N1-C2-O2	6.97	123.08	118.90
44	5	2478	C	OP1-P-OP2	6.97	130.05	119.60
44	5	397	A	C4-C5-N7	6.97	114.18	110.70
44	5	1824	U	N3-C2-O2	-6.96	117.33	122.20
44	5	2619	G	N3-C4-N9	6.96	130.18	126.00
44	5	1718	G	N1-C6-O6	6.96	124.08	119.90
44	5	2534	G	N1-C6-O6	-6.96	115.72	119.90
44	5	3030	G	N3-C2-N2	-6.96	115.03	119.90

Continued on next page...

Continued from previous page...

Mol	Chain	Res	Type	Atoms	Z	Observed(°)	Ideal(°)
44	5	1249	G	N1-C6-O6	-6.96	115.72	119.90
46	7	1	G	C2-N3-C4	6.96	115.38	111.90
44	5	897	U	N3-C2-O2	-6.96	117.33	122.20
44	5	126	U	N1-C2-O2	6.96	127.67	122.80
44	5	538	G	C8-N9-C4	-6.95	103.62	106.40
44	5	1266	G	C4-C5-N7	6.95	113.58	110.80
44	5	2452	G	N1-C6-O6	6.95	124.07	119.90
44	5	1641	U	C5-C4-O4	-6.95	121.73	125.90
44	5	2235	C	N1-C2-O2	6.94	123.06	118.90
45	8	77	A	C5-C6-N1	6.94	121.17	117.70
46	7	35	C	N1-C2-O2	6.94	123.06	118.90
44	5	1087	G	C4-C5-N7	6.94	113.58	110.80
44	5	2619	G	C4-N9-C1'	6.94	135.52	126.50
44	5	1201	C	N1-C2-O2	6.94	123.06	118.90
44	5	1508	C	N1-C2-O2	6.94	123.06	118.90
44	5	2552	C	N1-C2-O2	6.94	123.06	118.90
44	5	2726	C	C6-N1-C2	-6.94	117.53	120.30
44	5	82	C	N1-C2-O2	6.93	123.06	118.90
44	5	1633	C	N3-C2-O2	-6.92	117.05	121.90
44	5	500	C	N1-C2-O2	6.92	123.05	118.90
44	5	538	G	C5-N7-C8	-6.92	100.84	104.30
44	5	524	U	C4-C5-C6	-6.92	115.55	119.70
44	5	1591	G	C4-N9-C1'	6.92	135.49	126.50
44	5	2358	A	N9-C4-C5	-6.92	103.03	105.80
44	5	82	C	N3-C4-C5	6.92	124.67	121.90
45	8	102	U	N3-C2-O2	-6.91	117.36	122.20
44	5	95	A	C5-N7-C8	-6.91	100.44	103.90
44	5	2195	C	N3-C2-O2	-6.91	117.06	121.90
44	5	2726	C	C2-N1-C1'	6.91	126.40	118.80
46	7	64	A	N1-C6-N6	-6.91	114.46	118.60
44	5	328	U	C5-C6-N1	6.90	126.15	122.70
44	5	1573	G	C5-N7-C8	-6.90	100.85	104.30
44	5	1785	U	N3-C2-O2	-6.90	117.37	122.20
45	8	28	C	N3-C2-O2	-6.89	117.07	121.90
44	5	752	C	N1-C2-O2	6.89	123.03	118.90
44	5	2863	G	C8-N9-C4	-6.89	103.64	106.40
45	8	41	A	N1-C6-N6	6.89	122.73	118.60
44	5	2531	C	N3-C2-O2	-6.88	117.08	121.90
46	7	1	G	N3-C4-N9	6.88	130.13	126.00
44	5	120	G	N3-C4-C5	6.88	132.04	128.60
44	5	907	G	N3-C4-C5	6.88	132.04	128.60
44	5	77	A	N9-C4-C5	-6.87	103.05	105.80

Continued on next page...

Continued from previous page...

Mol	Chain	Res	Type	Atoms	Z	Observed(°)	Ideal(°)
44	5	3308	C	C5-C6-N1	6.87	124.43	121.00
44	5	1206	G	N9-C4-C5	-6.87	102.65	105.40
44	5	1018	G	N1-C6-O6	6.87	124.02	119.90
44	5	1645	U	N3-C2-O2	-6.87	117.39	122.20
44	5	130	A	C4-C5-N7	6.86	114.13	110.70
44	5	1082	U	N1-C2-O2	6.86	127.60	122.80
44	5	1535	A	C5-N7-C8	-6.86	100.47	103.90
44	5	299	G	C4-C5-N7	6.86	113.54	110.80
44	5	127	G	N7-C8-N9	6.85	116.53	113.10
44	5	173	G	N3-C2-N2	-6.85	115.10	119.90
44	5	1547	G	N3-C4-N9	-6.85	121.89	126.00
44	5	1550	C	C5-C6-N1	6.85	124.43	121.00
44	5	1130	A	N7-C8-N9	6.85	117.22	113.80
46	7	43	U	N3-C2-O2	-6.85	117.41	122.20
44	5	793	C	N1-C2-O2	6.85	123.01	118.90
44	5	2684	C	C6-N1-C2	-6.84	117.56	120.30
44	5	1351	U	N3-C2-O2	-6.84	117.41	122.20
44	5	2928	C	C2-N1-C1'	6.84	126.33	118.80
44	5	400	G	C4-C5-N7	6.84	113.53	110.80
44	5	1260	A	N1-C2-N3	-6.83	125.88	129.30
44	5	851	C	C2-N1-C1'	6.83	126.31	118.80
44	5	1717	U	C5-C6-N1	6.83	126.12	122.70
44	5	489	U	C5-C6-N1	6.82	126.11	122.70
44	5	196	G	N3-C2-N2	6.82	124.67	119.90
44	5	1190	A	N1-C2-N3	-6.82	125.89	129.30
44	5	1752	A	N1-C6-N6	6.82	122.69	118.60
44	5	443	G	C8-N9-C1'	6.81	135.86	127.00
44	5	500	C	C2-N1-C1'	6.81	126.29	118.80
44	5	2238	G	C4-C5-N7	6.81	113.53	110.80
44	5	1258	U	C6-N1-C2	-6.81	116.91	121.00
44	5	2149	A	C5-C6-N1	6.81	121.10	117.70
44	5	3269	U	N3-C2-O2	-6.81	117.43	122.20
44	5	2585	G	C4-N9-C1'	6.80	135.34	126.50
44	5	2766	U	N1-C2-O2	6.80	127.56	122.80
44	5	2763	U	N3-C2-O2	-6.80	117.44	122.20
45	8	87	G	N3-C4-C5	6.80	132.00	128.60
44	5	149	U	C6-N1-C2	-6.80	116.92	121.00
44	5	3265	C	C2-N1-C1'	6.80	126.28	118.80
45	8	140	G	C5-C6-O6	-6.80	124.52	128.60
44	5	3034	C	N3-C2-O2	-6.79	117.15	121.90
44	5	2619	G	C8-N9-C1'	-6.78	118.19	127.00
44	5	545	U	C2-N1-C1'	6.78	125.83	117.70

Continued on next page...

Continued from previous page...

Mol	Chain	Res	Type	Atoms	Z	Observed(°)	Ideal(°)
44	5	3181	C	C6-N1-C1'	-6.78	112.67	120.80
44	5	3334	U	N1-C2-N3	-6.78	110.83	114.90
44	5	1224	C	N3-C4-C5	6.77	124.61	121.90
44	5	172	G	N3-C2-N2	-6.77	115.16	119.90
44	5	2534	G	C4-N9-C1'	-6.77	117.70	126.50
44	5	1181	U	C5-C4-O4	-6.76	121.84	125.90
44	5	2603	G	N3-C2-N2	-6.76	115.17	119.90
44	5	1871	U	N3-C2-O2	-6.76	117.47	122.20
44	5	1223	A	C5-N7-C8	-6.75	100.52	103.90
44	5	1077	U	C5-C6-N1	6.75	126.08	122.70
44	5	545	U	N3-C2-O2	-6.75	117.48	122.20
44	5	437	G	C5-N7-C8	-6.74	100.93	104.30
44	5	998	A	C5-N7-C8	-6.74	100.53	103.90
44	5	1951	C	C5-C6-N1	6.74	124.37	121.00
44	5	168	U	C2-N1-C1'	-6.74	109.61	117.70
44	5	1767	C	N1-C2-O2	6.74	122.94	118.90
44	5	3197	G	C2-N3-C4	-6.74	108.53	111.90
44	5	1228	C	C6-N1-C2	-6.73	117.61	120.30
44	5	3153	U	C6-N1-C1'	-6.73	111.77	121.20
44	5	2884	C	C5-C6-N1	6.73	124.37	121.00
44	5	2550	U	N3-C2-O2	-6.73	117.49	122.20
46	7	120	C	N1-C2-O2	6.73	122.94	118.90
44	5	3265	C	N1-C2-O2	6.72	122.93	118.90
44	5	1638	A	C8-N9-C4	6.72	108.49	105.80
44	5	411	U	N1-C2-O2	6.71	127.50	122.80
44	5	2541	U	N3-C4-C5	6.71	118.63	114.60
44	5	1251	A	N1-C2-N3	6.71	132.66	129.30
44	5	3238	G	N3-C2-N2	-6.71	115.20	119.90
45	8	149	A	C2-N3-C4	-6.71	107.25	110.60
44	5	1082	U	N3-C2-O2	-6.70	117.51	122.20
44	5	230	U	N3-C2-O2	-6.70	117.51	122.20
44	5	1396	C	C5-C6-N1	6.70	124.35	121.00
44	5	1556	C	N3-C2-O2	-6.70	117.21	121.90
44	5	3230	G	C4-N9-C1'	-6.70	117.79	126.50
44	5	321	C	C2-N1-C1'	6.70	126.17	118.80
44	5	1046	A	N1-C2-N3	-6.70	125.95	129.30
44	5	1263	A	N1-C6-N6	6.70	122.62	118.60
44	5	1960	A	C2-N3-C4	6.70	113.95	110.60
44	5	2960	C	C5-C6-N1	6.70	124.35	121.00
44	5	2434	U	C6-N1-C1'	-6.70	111.82	121.20
44	5	3187	A	C8-N9-C4	-6.70	103.12	105.80
44	5	340	C	C4-C5-C6	-6.69	114.05	117.40

Continued on next page...

Continued from previous page...

Mol	Chain	Res	Type	Atoms	Z	Observed(°)	Ideal(°)
44	5	1625	A	C8-N9-C4	-6.69	103.12	105.80
45	8	46	G	C2-N3-C4	6.69	115.25	111.90
44	5	638	C	C6-N1-C2	-6.69	117.62	120.30
44	5	855	U	C2-N1-C1'	6.68	125.72	117.70
44	5	2819	A	C6-N1-C2	6.68	122.61	118.60
44	5	1805	C	N3-C2-O2	-6.68	117.22	121.90
44	5	162	G	C4-C5-N7	6.68	113.47	110.80
44	5	173	G	N1-C2-N2	6.68	122.21	116.20
46	7	44	C	C6-N1-C2	-6.68	117.63	120.30
44	5	1479	U	N1-C2-O2	6.68	127.47	122.80
44	5	2726	C	N1-C2-O2	6.68	122.91	118.90
44	5	2656	A	N9-C4-C5	-6.67	103.13	105.80
44	5	529	A	C4-C5-N7	6.67	114.04	110.70
44	5	1266	G	N1-C6-O6	6.67	123.90	119.90
44	5	1168	U	N1-C2-O2	6.67	127.47	122.80
44	5	2652	U	N3-C2-O2	-6.67	117.53	122.20
44	5	2469	G	C6-C5-N7	-6.67	126.40	130.40
44	5	2526	C	N1-C2-O2	6.67	122.90	118.90
46	7	27	A	N7-C8-N9	6.67	117.13	113.80
44	5	492	C	C2-N1-C1'	6.67	126.13	118.80
44	5	2867	C	C2-N1-C1'	6.66	126.13	118.80
44	5	382	U	C5-C6-N1	6.66	126.03	122.70
44	5	406	G	N3-C4-C5	6.66	131.93	128.60
44	5	675	C	C2-N1-C1'	6.66	126.12	118.80
44	5	271	C	N3-C2-O2	-6.65	117.24	121.90
44	5	54	C	N1-C2-O2	6.65	122.89	118.90
44	5	397	A	C5-C6-N6	-6.65	118.38	123.70
44	5	2263	C	O3'-P-O5'	-6.65	91.37	104.00
44	5	307	A	N3-C4-C5	6.64	131.45	126.80
44	5	2381	G	N9-C4-C5	-6.64	102.74	105.40
44	5	126	U	N3-C2-O2	-6.64	117.55	122.20
44	5	1854	C	C5-C6-N1	6.64	124.32	121.00
44	5	2576	G	C5-C6-O6	-6.64	124.62	128.60
44	5	3153	U	N1-C2-O2	6.64	127.45	122.80
44	5	179	C	C6-N1-C2	-6.63	117.65	120.30
44	5	1037	C	C6-N1-C2	-6.63	117.65	120.30
44	5	380	U	N3-C2-O2	-6.63	117.56	122.20
44	5	1448	U	N1-C2-O2	6.62	127.44	122.80
44	5	2134	G	C2-N3-C4	6.62	115.21	111.90
44	5	2187	G	C8-N9-C4	6.62	109.05	106.40
44	5	1637	A	C8-N9-C4	-6.62	103.15	105.80
46	7	38	U	N1-C2-O2	6.62	127.43	122.80

Continued on next page...

Continued from previous page...

Mol	Chain	Res	Type	Atoms	Z	Observed(°)	Ideal(°)
44	5	1573	G	C4-C5-N7	6.61	113.45	110.80
44	5	1501	U	C2-N1-C1'	6.61	125.64	117.70
46	7	36	C	C5-C6-N1	6.61	124.31	121.00
44	5	1170	A	C5-N7-C8	-6.61	100.59	103.90
44	5	1404	G	C8-N9-C4	6.61	109.04	106.40
44	5	3354	U	N1-C2-O2	6.61	127.43	122.80
44	5	234	G	C4-C5-N7	6.61	113.44	110.80
44	5	3260	G	N9-C4-C5	-6.61	102.76	105.40
4	C	299	ILE	C-N-CA	-6.61	105.19	121.70
44	5	406	G	C8-N9-C4	6.61	109.04	106.40
44	5	2353	G	N1-C6-O6	6.61	123.86	119.90
44	5	549	U	C5-C6-N1	6.60	126.00	122.70
44	5	307	A	C2-N3-C4	-6.60	107.30	110.60
44	5	1254	C	C5-C6-N1	6.60	124.30	121.00
44	5	3312	U	N1-C2-O2	6.60	127.42	122.80
45	8	28	C	C5-C6-N1	6.60	124.30	121.00
44	5	1577	G	N3-C4-C5	6.59	131.90	128.60
44	5	1878	G	C8-N9-C1'	-6.58	118.44	127.00
44	5	2532	U	C5-C6-N1	6.58	125.99	122.70
44	5	945	C	C2-N1-C1'	6.58	126.04	118.80
44	5	3057	U	N1-C2-O2	6.58	127.41	122.80
44	5	17	G	N3-C2-N2	-6.58	115.30	119.90
44	5	31	C	N1-C2-O2	6.58	122.84	118.90
44	5	59	G	C5-C6-O6	-6.58	124.66	128.60
44	5	433	A	N7-C8-N9	6.57	117.09	113.80
44	5	1236	G	N1-C2-N2	-6.57	110.29	116.20
44	5	2486	A	C8-N9-C4	6.57	108.43	105.80
44	5	855	U	N1-C2-O2	6.56	127.39	122.80
44	5	1170	A	N7-C8-N9	6.56	117.08	113.80
45	8	55	U	N3-C2-O2	-6.56	117.61	122.20
44	5	175	C	C2-N1-C1'	6.56	126.02	118.80
44	5	680	G	C8-N9-C1'	6.56	135.53	127.00
44	5	1239	C	C5-C4-N4	6.56	124.79	120.20
44	5	8	C	N3-C4-N4	-6.56	113.41	118.00
44	5	3278	C	C2-N1-C1'	6.56	126.01	118.80
44	5	1591	G	C8-N9-C1'	-6.55	118.48	127.00
44	5	1392	G	N3-C4-N9	-6.55	122.07	126.00
44	5	1873	U	N1-C2-O2	6.55	127.38	122.80
45	8	8	C	C6-N1-C2	-6.55	117.68	120.30
44	5	2516	U	C5-C6-N1	6.54	125.97	122.70
44	5	342	A	N1-C6-N6	-6.54	114.68	118.60
12	s	260	ARG	C-N-CA	6.53	138.03	121.70

Continued on next page...

Continued from previous page...

Mol	Chain	Res	Type	Atoms	Z	Observed(°)	Ideal(°)
44	5	1825	G	N3-C4-N9	6.53	129.92	126.00
44	5	547	G	N1-C2-N2	6.53	122.08	116.20
44	5	1155	C	N3-C2-O2	-6.53	117.33	121.90
44	5	1392	G	C2-N3-C4	-6.53	108.64	111.90
44	5	175	C	C5-C6-N1	6.53	124.26	121.00
44	5	2188	A	N9-C4-C5	-6.52	103.19	105.80
44	5	2298	U	N1-C2-O2	6.52	127.37	122.80
44	5	2971	A	C2-N3-C4	6.52	113.86	110.60
44	5	525	C	N1-C2-O2	6.52	122.81	118.90
44	5	1497	C	C6-N1-C2	-6.52	117.69	120.30
44	5	2534	G	N3-C4-C5	6.52	131.86	128.60
44	5	1349	G	C4-N9-C1'	6.51	134.97	126.50
44	5	3313	U	N3-C2-O2	-6.51	117.64	122.20
44	5	503	C	C6-N1-C2	-6.51	117.69	120.30
44	5	1705	U	C5-C6-N1	6.51	125.96	122.70
44	5	1306	G	N9-C4-C5	-6.51	102.80	105.40
44	5	2354	C	C6-N1-C2	-6.50	117.70	120.30
44	5	2780	A	C8-N9-C4	6.50	108.40	105.80
44	5	3124	G	N1-C6-O6	-6.50	116.00	119.90
44	5	1078	U	N1-C2-O2	6.50	127.35	122.80
44	5	1086	C	N3-C2-O2	-6.50	117.35	121.90
44	5	142	C	C6-N1-C2	-6.49	117.70	120.30
44	5	400	G	N1-C6-O6	6.49	123.80	119.90
44	5	2468	A	N1-C2-N3	-6.49	126.05	129.30
45	8	32	C	N3-C2-O2	-6.49	117.36	121.90
44	5	3346	U	C5-C6-N1	6.49	125.95	122.70
45	8	87	G	O4'-C1'-N9	6.49	113.39	108.20
44	5	851	C	C5-C6-N1	6.49	124.24	121.00
44	5	3058	U	N3-C2-O2	-6.49	117.66	122.20
44	5	1427	U	N1-C2-O2	6.49	127.34	122.80
44	5	2562	A	C5-C6-N6	-6.49	118.51	123.70
44	5	2617	U	N3-C2-O2	-6.49	117.66	122.20
44	5	2901	G	C2-N3-C4	-6.48	108.66	111.90
44	5	1501	U	N3-C2-O2	-6.48	117.67	122.20
46	7	39	C	N3-C2-O2	-6.48	117.37	121.90
44	5	2355	G	C8-N9-C4	6.47	108.99	106.40
44	5	2899	C	N3-C2-O2	-6.47	117.37	121.90
44	5	3309	G	C8-N9-C1'	-6.47	118.58	127.00
44	5	2205	U	N3-C2-O2	-6.47	117.67	122.20
44	5	835	G	C4-N9-C1'	-6.47	118.09	126.50
44	5	1950	U	N1-C2-O2	6.47	127.33	122.80
44	5	3102	G	C4-C5-N7	6.47	113.39	110.80

Continued on next page...

Continued from previous page...

Mol	Chain	Res	Type	Atoms	Z	Observed(°)	Ideal(°)
44	5	2819	A	N1-C2-N3	-6.47	126.06	129.30
44	5	3110	C	N1-C2-O2	6.47	122.78	118.90
45	8	8	C	C2-N3-C4	6.46	123.13	119.90
44	5	621	A	C4-C5-N7	6.46	113.93	110.70
44	5	614	C	N1-C2-O2	6.46	122.78	118.90
44	5	1211	U	C5-C6-N1	6.46	125.93	122.70
44	5	352	A	C8-N9-C4	6.46	108.38	105.80
44	5	1447	G	N3-C4-N9	-6.46	122.13	126.00
44	5	1514	G	C4-N9-C1'	6.46	134.89	126.50
44	5	529	A	C5-N7-C8	-6.45	100.67	103.90
44	5	862	U	N1-C2-O2	6.45	127.32	122.80
44	5	2355	G	N9-C4-C5	-6.45	102.82	105.40
44	5	3312	U	N3-C2-O2	-6.45	117.68	122.20
44	5	2469	G	C5-N7-C8	-6.45	101.08	104.30
44	5	3200	G	N3-C2-N2	-6.45	115.39	119.90
44	5	1246	G	C5-N7-C8	-6.45	101.08	104.30
44	5	1907	C	C6-N1-C2	-6.45	117.72	120.30
44	5	2477	G	C8-N9-C1'	-6.45	118.62	127.00
44	5	1220	U	O4'-C1'-N1	-6.44	103.05	108.20
45	8	49	G	C4-C5-N7	6.44	113.38	110.80
44	5	1645	U	N1-C2-O2	6.44	127.31	122.80
44	5	2486	A	OP1-P-OP2	-6.44	109.94	119.60
44	5	207	U	C5-C6-N1	6.44	125.92	122.70
44	5	3031	G	C6-C5-N7	-6.44	126.53	130.40
44	5	400	G	N9-C4-C5	-6.44	102.82	105.40
44	5	362	U	N1-C2-O2	6.43	127.31	122.80
44	5	2515	A	N1-C6-N6	6.43	122.46	118.60
44	5	1662	G	N1-C6-O6	6.43	123.76	119.90
44	5	2189	U	N1-C2-O2	6.43	127.30	122.80
44	5	2836	C	C6-N1-C1'	-6.43	113.09	120.80
44	5	1718	G	C5-N7-C8	-6.42	101.09	104.30
46	7	45	A	N9-C4-C5	-6.42	103.23	105.80
44	5	16	A	N9-C4-C5	-6.42	103.23	105.80
44	5	1021	G	C5-C6-O6	6.42	132.45	128.60
44	5	3109	G	N3-C4-N9	6.42	129.85	126.00
44	5	2720	G	C8-N9-C4	-6.42	103.83	106.40
44	5	2842	U	N1-C2-O2	6.42	127.29	122.80
44	5	2378	C	N1-C2-O2	6.41	122.75	118.90
44	5	111	C	N1-C2-O2	6.41	122.75	118.90
44	5	1078	U	C2-N1-C1'	6.41	125.39	117.70
44	5	2935	U	C6-N1-C1'	-6.41	112.23	121.20
44	5	517	G	C5-N7-C8	-6.40	101.10	104.30

Continued on next page...

Continued from previous page...

Mol	Chain	Res	Type	Atoms	Z	Observed(°)	Ideal(°)
44	5	786	A	C6-C5-N7	6.40	136.78	132.30
44	5	524	U	C5-C4-O4	-6.40	122.06	125.90
44	5	1547	G	C8-N9-C1'	6.40	135.32	127.00
44	5	3089	C	C6-N1-C2	-6.40	117.74	120.30
44	5	3325	G	C4-C5-N7	6.40	113.36	110.80
44	5	1591	G	C4-C5-N7	6.40	113.36	110.80
44	5	1396	C	C6-N1-C2	-6.39	117.74	120.30
44	5	2204	C	C5-C6-N1	6.39	124.20	121.00
44	5	2928	C	C5-C6-N1	6.39	124.20	121.00
44	5	714	G	OP2-P-O3'	6.39	119.26	105.20
44	5	2343	C	C5-C6-N1	6.39	124.20	121.00
44	5	192	C	C5-C6-N1	6.38	124.19	121.00
44	5	3091	A	C5-N7-C8	-6.38	100.71	103.90
44	5	2992	U	N1-C2-O2	6.38	127.27	122.80
44	5	681	U	N1-C2-O2	6.38	127.26	122.80
44	5	1268	G	N7-C8-N9	6.38	116.29	113.10
44	5	1229	G	N9-C4-C5	-6.37	102.85	105.40
44	5	54	C	N3-C2-O2	-6.37	117.44	121.90
44	5	2101	C	P-O3'-C3'	6.37	127.34	119.70
44	5	3344	A	C5-C6-N1	6.37	120.89	117.70
44	5	1037	C	C5-C6-N1	6.37	124.18	121.00
44	5	1283	C	C5-C6-N1	6.37	124.19	121.00
44	5	2846	U	C2-N1-C1'	6.37	125.34	117.70
44	5	2285	C	C6-N1-C2	-6.37	117.75	120.30
44	5	3007	U	C5-C6-N1	6.37	125.88	122.70
44	5	162	G	C5-N7-C8	-6.37	101.12	104.30
44	5	2966	G	N3-C4-C5	6.37	131.78	128.60
44	5	1898	G	N3-C2-N2	-6.36	115.44	119.90
44	5	2622	C	C6-N1-C2	-6.36	117.75	120.30
44	5	2638	C	N1-C2-O2	6.36	122.72	118.90
44	5	2821	C	N1-C2-O2	6.36	122.72	118.90
44	5	2351	U	N1-C2-O2	6.36	127.25	122.80
44	5	3234	A	C2-N3-C4	-6.36	107.42	110.60
44	5	437	G	N1-C6-O6	6.36	123.71	119.90
44	5	1637	A	C2-N3-C4	6.36	113.78	110.60
44	5	1749	A	N1-C2-N3	-6.36	126.12	129.30
44	5	437	G	C4-C5-N7	6.36	113.34	110.80
44	5	717	C	C2-N1-C1'	6.35	125.79	118.80
44	5	2768	U	N3-C2-O2	-6.35	117.75	122.20
44	5	1359	C	C6-N1-C1'	-6.35	113.18	120.80
44	5	1514	G	N3-C4-N9	6.35	129.81	126.00
44	5	2844	C	C2-N3-C4	-6.35	116.73	119.90

Continued on next page...

Continued from previous page...

Mol	Chain	Res	Type	Atoms	Z	Observed(°)	Ideal(°)
44	5	544	C	C5-C6-N1	6.35	124.17	121.00
44	5	155	G	C8-N9-C1'	6.34	135.25	127.00
44	5	2118	C	N3-C2-O2	-6.34	117.46	121.90
44	5	2576	G	N1-C6-O6	6.34	123.71	119.90
44	5	1591	G	N3-C4-N9	6.34	129.81	126.00
44	5	1727	G	C4-C5-N7	6.34	113.34	110.80
44	5	3371	G	C8-N9-C4	-6.34	103.86	106.40
44	5	2709	C	N1-C2-O2	6.34	122.70	118.90
44	5	2889	C	C5-C6-N1	6.34	124.17	121.00
44	5	331	G	C4-N9-C1'	-6.33	118.27	126.50
44	5	2772	C	N3-C2-O2	-6.33	117.47	121.90
46	7	39	C	C5-C6-N1	6.33	124.17	121.00
44	5	3200	G	N3-C4-C5	6.33	131.76	128.60
46	7	31	U	N3-C2-O2	-6.33	117.77	122.20
44	5	212	G	C5-C6-O6	6.33	132.40	128.60
44	5	437	G	C6-C5-N7	-6.33	126.60	130.40
44	5	3349	C	C6-N1-C2	-6.33	117.77	120.30
44	5	3354	U	N3-C2-O2	-6.33	117.77	122.20
44	5	3306	U	N3-C2-O2	-6.33	117.77	122.20
44	5	3161	C	N1-C2-O2	6.33	122.69	118.90
44	5	3298	C	C5-C6-N1	6.33	124.16	121.00
44	5	735	A	N7-C8-N9	6.32	116.96	113.80
44	5	2307	G	N3-C4-C5	6.32	131.76	128.60
44	5	1033	U	N1-C2-N3	6.32	118.69	114.90
44	5	3288	G	N3-C4-N9	-6.32	122.21	126.00
44	5	618	C	C6-N1-C2	-6.32	117.77	120.30
44	5	1577	G	N3-C2-N2	-6.31	115.48	119.90
44	5	443	G	N3-C4-N9	-6.31	122.21	126.00
44	5	543	C	C6-N1-C2	-6.31	117.78	120.30
44	5	1640	G	N3-C4-C5	6.31	131.75	128.60
44	5	786	A	C8-N9-C4	6.30	108.32	105.80
46	7	60	G	C2-N3-C4	6.30	115.05	111.90
44	5	36	C	N3-C2-O2	-6.30	117.49	121.90
44	5	1278	A	C2-N3-C4	6.30	113.75	110.60
44	5	2195	C	C2-N1-C1'	6.30	125.73	118.80
44	5	3145	C	N1-C2-O2	6.30	122.68	118.90
44	5	2381	G	C8-N9-C4	6.30	108.92	106.40
44	5	2783	U	C5-C6-N1	6.30	125.85	122.70
44	5	1535	A	N7-C8-N9	6.29	116.95	113.80
44	5	922	U	C6-N1-C1'	-6.29	112.39	121.20
44	5	1785	U	N1-C2-O2	6.29	127.21	122.80
45	8	17	A	N1-C6-N6	6.29	122.38	118.60

Continued on next page...

Continued from previous page...

Mol	Chain	Res	Type	Atoms	Z	Observed(°)	Ideal(°)
44	5	3106	A	N7-C8-N9	6.29	116.94	113.80
44	5	254	A	C5-N7-C8	-6.29	100.75	103.90
44	5	2351	U	N3-C2-O2	-6.29	117.80	122.20
44	5	142	C	C5-C6-N1	6.29	124.14	121.00
44	5	218	G	N1-C2-N3	6.29	127.67	123.90
44	5	388	G	N3-C2-N2	-6.29	115.50	119.90
44	5	2825	C	N3-C2-O2	-6.29	117.50	121.90
44	5	492	C	C6-N1-C1'	-6.28	113.26	120.80
44	5	1224	C	C6-N1-C2	-6.28	117.79	120.30
46	7	43	U	N1-C2-O2	6.28	127.20	122.80
44	5	131	C	C5-C6-N1	6.28	124.14	121.00
44	5	155	G	C4-N9-C1'	-6.28	118.34	126.50
44	5	313	A	N9-C4-C5	-6.28	103.29	105.80
44	5	629	U	C5-C6-N1	6.28	125.84	122.70
44	5	1238	C	C5-C6-N1	6.28	124.14	121.00
44	5	532	A	C2-N3-C4	-6.28	107.46	110.60
44	5	1349	G	N1-C6-O6	-6.28	116.14	119.90
44	5	3383	G	C8-N9-C4	-6.28	103.89	106.40
44	5	978	G	N9-C4-C5	-6.27	102.89	105.40
44	5	3371	G	N7-C8-N9	6.27	116.23	113.10
44	5	1854	C	C6-N1-C2	-6.26	117.79	120.30
44	5	3083	G	N9-C4-C5	-6.26	102.89	105.40
45	8	25	G	C4-C5-N7	6.26	113.30	110.80
44	5	699	A	N7-C8-N9	6.26	116.93	113.80
44	5	2576	G	C4-C5-N7	6.26	113.30	110.80
44	5	27	C	C6-N1-C2	-6.26	117.80	120.30
44	5	2187	G	N7-C8-N9	-6.26	109.97	113.10
44	5	2132	C	N3-C2-O2	-6.25	117.52	121.90
44	5	3197	G	N3-C4-C5	6.25	131.72	128.60
44	5	96	G	C8-N9-C4	6.25	108.90	106.40
44	5	3333	G	N3-C4-C5	6.25	131.72	128.60
44	5	77	A	C4-C5-N7	6.25	113.82	110.70
44	5	219	A	N9-C4-C5	-6.24	103.30	105.80
44	5	503	C	C6-N1-C1'	-6.24	113.31	120.80
44	5	254	A	N7-C8-N9	6.24	116.92	113.80
44	5	1625	A	C5-N7-C8	-6.24	100.78	103.90
44	5	443	G	C4-N9-C1'	-6.24	118.39	126.50
44	5	1752	A	C6-C5-N7	-6.24	127.93	132.30
44	5	1800	A	C4-C5-N7	6.24	113.82	110.70
44	5	2285	C	C5-C6-N1	6.24	124.12	121.00
44	5	16	A	C4-C5-N7	6.24	113.82	110.70
44	5	429	U	N1-C2-O2	6.24	127.16	122.80

Continued on next page...

Continued from previous page...

Mol	Chain	Res	Type	Atoms	Z	Observed(°)	Ideal(°)
44	5	2711	C	C6-N1-C2	-6.24	117.81	120.30
44	5	2711	C	N1-C2-O2	6.24	122.64	118.90
45	8	148	G	N3-C4-N9	-6.23	122.26	126.00
44	5	1662	G	C5-C6-O6	-6.23	124.86	128.60
44	5	275	U	C5-C6-N1	6.23	125.81	122.70
44	5	124	U	N3-C2-O2	-6.23	117.84	122.20
44	5	1573	G	N1-C6-O6	6.23	123.64	119.90
44	5	1724	U	O4'-C1'-N1	6.22	113.18	108.20
44	5	2822	U	N3-C2-O2	-6.22	117.84	122.20
44	5	97	U	N1-C2-O2	6.22	127.15	122.80
44	5	1246	G	N3-C4-N9	-6.22	122.27	126.00
44	5	3105	U	N1-C2-O2	6.22	127.15	122.80
44	5	852	U	N3-C2-O2	-6.22	117.85	122.20
44	5	1260	A	N3-C4-C5	6.22	131.15	126.80
44	5	2224	A	C5-N7-C8	-6.22	100.79	103.90
44	5	386	A	C8-N9-C4	-6.22	103.31	105.80
44	5	434	U	C6-N1-C2	-6.21	117.27	121.00
44	5	2227	C	C5-C6-N1	6.21	124.11	121.00
44	5	2626	A	C5-C6-N6	-6.21	118.73	123.70
44	5	3273	A	N9-C4-C5	-6.21	103.31	105.80
46	7	44	C	C5-C4-N4	-6.21	115.85	120.20
46	7	27	A	C5-N7-C8	-6.21	100.80	103.90
44	5	1826	C	C2-N1-C1'	6.21	125.63	118.80
44	5	142	C	N3-C2-O2	-6.21	117.55	121.90
44	5	735	A	C5-N7-C8	-6.21	100.80	103.90
46	7	39	C	C6-N1-C2	-6.21	117.82	120.30
44	5	1260	A	C5-N7-C8	-6.21	100.80	103.90
46	7	112	G	C4-C5-N7	6.21	113.28	110.80
44	5	881	C	C2-N3-C4	6.20	123.00	119.90
44	5	1299	U	N3-C2-O2	-6.20	117.86	122.20
44	5	3029	A	N7-C8-N9	6.20	116.90	113.80
44	5	1005	G	N3-C4-N9	-6.20	122.28	126.00
44	5	1806	A	C4-N9-C1'	6.20	137.46	126.30
44	5	2948	C	C5-C6-N1	6.20	124.10	121.00
44	5	3253	G	N3-C2-N2	-6.20	115.56	119.90
44	5	1800	A	N1-C6-N6	6.19	122.32	118.60
45	8	129	C	C6-N1-C2	-6.19	117.82	120.30
44	5	1278	A	N1-C2-N3	-6.19	126.20	129.30
44	5	3191	G	C4-C5-N7	6.19	113.28	110.80
44	5	1766	G	N9-C4-C5	-6.19	102.92	105.40
44	5	1904	C	N3-C2-O2	-6.19	117.57	121.90
44	5	1222	G	O4'-C1'-N9	6.19	113.15	108.20

Continued on next page...

Continued from previous page...

Mol	Chain	Res	Type	Atoms	Z	Observed(°)	Ideal(°)
44	5	2652	U	N1-C2-O2	6.18	127.13	122.80
44	5	3005	A	C8-N9-C4	6.18	108.27	105.80
44	5	1042	U	N3-C2-O2	-6.18	117.88	122.20
44	5	1473	G	C4-C5-N7	6.18	113.27	110.80
44	5	2132	C	C5-C6-N1	6.18	124.09	121.00
44	5	2353	G	C6-C5-N7	-6.18	126.69	130.40
9	H	346	LEU	CA-CB-CG	6.17	129.49	115.30
44	5	2815	G	N1-C6-O6	-6.17	116.20	119.90
44	5	1066	G	C4-C5-N7	6.17	113.27	110.80
44	5	3212	C	C5-C6-N1	6.17	124.08	121.00
44	5	163	C	C2-N1-C1'	6.17	125.58	118.80
44	5	1057	A	C6-N1-C2	6.17	122.30	118.60
44	5	3018	C	N1-C2-O2	6.17	122.60	118.90
44	5	1920	U	N1-C2-O2	-6.16	118.49	122.80
44	5	3362	A	C5-N7-C8	-6.16	100.82	103.90
44	5	602	A	N7-C8-N9	6.16	116.88	113.80
44	5	1128	U	N1-C2-O2	6.16	127.11	122.80
44	5	204	A	C8-N9-C4	6.16	108.26	105.80
44	5	3163	A	N1-C6-N6	6.16	122.30	118.60
44	5	1351	U	C5-C6-N1	6.16	125.78	122.70
44	5	161	G	C4-N9-C1'	-6.15	118.50	126.50
44	5	422	A	N1-C2-N3	-6.15	126.22	129.30
44	5	2838	A	N1-C6-N6	6.15	122.29	118.60
44	5	3161	C	C2-N1-C1'	6.15	125.56	118.80
44	5	1427	U	N3-C2-O2	-6.15	117.90	122.20
44	5	2134	G	N3-C4-C5	-6.15	125.53	128.60
44	5	1322	U	N3-C2-O2	-6.15	117.90	122.20
44	5	1566	A	N1-C6-N6	6.15	122.29	118.60
44	5	3297	U	N1-C2-O2	6.14	127.10	122.80
44	5	121	A	N1-C6-N6	-6.14	114.91	118.60
44	5	3005	A	C4-C5-C6	-6.14	113.93	117.00
44	5	1222	G	C2-N3-C4	-6.14	108.83	111.90
30	c	16	LEU	CA-CB-CG	6.14	129.42	115.30
44	5	3110	C	C2-N1-C1'	6.14	125.55	118.80
44	5	308	A	O4'-C1'-N9	6.13	113.11	108.20
44	5	1272	C	N1-C2-O2	6.13	122.58	118.90
45	8	70	G	N1-C6-O6	-6.13	116.22	119.90
44	5	2515	A	C4-C5-N7	6.13	113.77	110.70
44	5	90	C	C6-N1-C2	-6.13	117.85	120.30
44	5	1604	G	C8-N9-C1'	-6.13	119.03	127.00
45	8	83	C	C5-C4-N4	-6.12	115.91	120.20
46	7	68	C	C5-C6-N1	6.12	124.06	121.00

Continued on next page...

Continued from previous page...

Mol	Chain	Res	Type	Atoms	Z	Observed(°)	Ideal(°)
44	5	838	G	C5-C6-O6	-6.12	124.93	128.60
44	5	2447	A	C5-N7-C8	-6.12	100.84	103.90
45	8	152	G	O5'-P-OP1	-6.12	100.19	105.70
44	5	680	G	N1-C6-O6	-6.12	116.23	119.90
44	5	1279	C	C2-N1-C1'	6.12	125.53	118.80
44	5	1805	C	C6-N1-C1'	6.11	128.14	120.80
44	5	2960	C	C6-N1-C2	-6.11	117.86	120.30
46	7	98	C	N3-C2-O2	-6.11	117.62	121.90
44	5	1437	C	N1-C2-O2	6.11	122.57	118.90
44	5	77	A	C5-C6-N6	-6.11	118.82	123.70
44	5	6	A	O4'-C1'-N9	6.10	113.08	108.20
44	5	3002	C	N1-C2-O2	6.10	122.56	118.90
44	5	130	A	N7-C8-N9	6.10	116.85	113.80
44	5	191	U	N3-C2-O2	-6.10	117.93	122.20
44	5	410	U	C5-C6-N1	6.10	125.75	122.70
44	5	1035	G	C4-C5-N7	6.10	113.24	110.80
44	5	406	G	C2-N3-C4	-6.09	108.85	111.90
44	5	1278	A	N1-C6-N6	-6.09	114.94	118.60
44	5	3122	A	C5-C6-N6	-6.09	118.83	123.70
44	5	335	G	C6-C5-N7	-6.09	126.75	130.40
44	5	1349	G	N3-C4-C5	-6.09	125.55	128.60
44	5	3273	A	C5-C6-N6	-6.09	118.83	123.70
44	5	271	C	N1-C2-O2	6.09	122.55	118.90
44	5	185	C	C5-C6-N1	6.09	124.04	121.00
44	5	551	A	C4-N9-C1'	-6.09	115.34	126.30
44	5	1425	U	N3-C2-O2	-6.09	117.94	122.20
44	5	2706	G	N3-C4-C5	6.09	131.64	128.60
44	5	1220	U	OP2-P-O3'	6.08	118.58	105.20
44	5	2093	A	C2-N3-C4	6.08	113.64	110.60
44	5	518	G	C8-N9-C1'	-6.08	119.09	127.00
44	5	2711	C	C5-C6-N1	6.08	124.04	121.00
44	5	1227	C	C6-N1-C2	-6.08	117.87	120.30
44	5	1697	A	C5-N7-C8	-6.08	100.86	103.90
44	5	16	A	N1-C6-N6	6.08	122.25	118.60
44	5	380	U	C2-N1-C1'	6.08	124.99	117.70
44	5	3217	C	N1-C2-O2	6.08	122.55	118.90
44	5	1042	U	C5-C6-N1	6.08	125.74	122.70
44	5	1640	G	N1-C6-O6	-6.08	116.25	119.90
44	5	374	A	C4-C5-C6	-6.08	113.96	117.00
44	5	3378	C	N3-C2-O2	-6.08	117.65	121.90
46	7	112	G	C6-C5-N7	-6.08	126.75	130.40
44	5	1035	G	N7-C8-N9	6.07	116.14	113.10

Continued on next page...

Continued from previous page...

Mol	Chain	Res	Type	Atoms	Z	Observed(°)	Ideal(°)
44	5	2935	U	C5-C4-O4	-6.07	122.26	125.90
44	5	1547	G	N3-C4-C5	6.07	131.64	128.60
44	5	2769	A	N7-C8-N9	6.07	116.83	113.80
44	5	960	U	C5-C6-N1	-6.07	119.67	122.70
44	5	556	U	C5-C4-O4	-6.07	122.26	125.90
44	5	1005	G	N3-C2-N2	-6.07	115.65	119.90
44	5	1033	U	C6-N1-C1'	6.07	129.69	121.20
44	5	643	U	N3-C2-O2	-6.06	117.96	122.20
44	5	1282	G	C5-C6-O6	6.06	132.24	128.60
44	5	1267	U	C5-C6-N1	6.06	125.73	122.70
44	5	3118	C	N1-C2-O2	6.06	122.53	118.90
44	5	787	G	C6-C5-N7	-6.06	126.77	130.40
44	5	526	C	C5-C6-N1	6.05	124.03	121.00
44	5	2233	A	N7-C8-N9	6.05	116.83	113.80
45	8	120	C	C6-N1-C2	-6.05	117.88	120.30
44	5	177	U	C5-C6-N1	6.05	125.72	122.70
44	5	723	U	N3-C2-O2	-6.05	117.97	122.20
44	5	3157	U	N1-C2-O2	6.05	127.03	122.80
44	5	2416	U	N1-C2-O2	6.05	127.03	122.80
44	5	1248	C	N3-C4-C5	6.05	124.32	121.90
44	5	1311	G	C8-N9-C4	-6.05	103.98	106.40
44	5	1876	U	C2-N1-C1'	6.05	124.96	117.70
44	5	2291	A	N9-C4-C5	-6.05	103.38	105.80
44	5	3109	G	C8-N9-C4	6.05	108.82	106.40
44	5	2202	C	C5-C6-N1	6.04	124.02	121.00
44	5	2821	C	C6-N1-C2	-6.04	117.88	120.30
44	5	2822	U	N1-C2-O2	6.04	127.03	122.80
44	5	2668	U	C5-C6-N1	6.04	125.72	122.70
46	7	26	C	C5-C6-N1	6.04	124.02	121.00
44	5	575	G	N9-C4-C5	-6.04	102.98	105.40
44	5	907	G	N3-C4-N9	-6.04	122.38	126.00
44	5	1749	A	C6-N1-C2	6.04	122.22	118.60
44	5	2507	C	C6-N1-C2	-6.04	117.88	120.30
44	5	2684	C	C2-N1-C1'	6.04	125.45	118.80
44	5	3064	U	N3-C2-O2	-6.04	117.97	122.20
44	5	2961	G	C4-C5-N7	6.04	113.22	110.80
44	5	3362	A	C4-C5-N7	6.04	113.72	110.70
44	5	441	U	C5'-C4'-O4'	6.04	116.35	109.10
44	5	1951	C	C6-N1-C2	-6.04	117.88	120.30
45	8	148	G	C8-N9-C1'	6.04	134.85	127.00
46	7	6	C	C6-N1-C2	-6.04	117.89	120.30
44	5	1040	A	C5-N7-C8	-6.03	100.88	103.90

Continued on next page...

Continued from previous page...

Mol	Chain	Res	Type	Atoms	Z	Observed(°)	Ideal(°)
44	5	1235	U	C6-N1-C2	6.03	124.62	121.00
44	5	3072	C	C5-C6-N1	6.03	124.02	121.00
44	5	2510	U	N3-C2-O2	-6.03	117.98	122.20
44	5	2863	G	N7-C8-N9	6.03	116.12	113.10
44	5	1556	C	C2-N1-C1'	6.03	125.43	118.80
44	5	816	A	C5-C6-N1	6.02	120.71	117.70
44	5	803	C	C6-N1-C2	-6.02	117.89	120.30
44	5	429	U	N3-C2-O2	-6.02	117.99	122.20
44	5	1904	C	C5-C6-N1	6.02	124.01	121.00
44	5	2110	G	O4'-C1'-N9	6.02	113.02	108.20
45	8	8	C	C2-N1-C1'	6.02	125.42	118.80
44	5	838	G	N1-C6-O6	6.01	123.51	119.90
44	5	3223	A	N9-C4-C5	-6.01	103.39	105.80
44	5	3306	U	C6-N1-C1'	-6.01	112.78	121.20
44	5	141	C	C6-N1-C2	-6.01	117.90	120.30
44	5	500	C	C6-N1-C1'	-6.01	113.59	120.80
44	5	3057	U	C2-N1-C1'	6.01	124.91	117.70
44	5	306	A	C5-C6-N6	-6.01	118.89	123.70
44	5	568	G	N9-C4-C5	-6.01	103.00	105.40
44	5	736	A	N7-C8-N9	6.01	116.81	113.80
44	5	1168	U	N3-C2-O2	-6.00	118.00	122.20
44	5	354	U	C5-C6-N1	6.00	125.70	122.70
44	5	679	U	O4'-C1'-N1	6.00	113.00	108.20
46	7	19	C	C6-N1-C2	-6.00	117.90	120.30
44	5	1766	G	N1-C6-O6	6.00	123.50	119.90
44	5	737	G	C4-C5-N7	6.00	113.20	110.80
44	5	1303	A	N7-C8-N9	-6.00	110.80	113.80
44	5	590	G	N1-C6-O6	5.99	123.50	119.90
44	5	3249	C	C6-N1-C2	-5.99	117.90	120.30
45	8	41	A	N9-C4-C5	-5.99	103.40	105.80
44	5	1351	U	C6-N1-C1'	-5.99	112.82	121.20
44	5	3122	A	C5-N7-C8	-5.99	100.91	103.90
44	5	547	G	C5-C6-O6	-5.99	125.01	128.60
44	5	3099	C	N3-C2-O2	-5.99	117.71	121.90
44	5	3200	G	N1-C2-N2	5.99	121.59	116.20
45	8	69	U	O4'-C1'-N1	5.98	112.99	108.20
44	5	93	C	C5-C6-N1	-5.98	118.01	121.00
44	5	1355	A	N9-C4-C5	-5.98	103.41	105.80
44	5	3121	U	C6-N1-C1'	-5.98	112.83	121.20
44	5	234	G	C6-C5-N7	-5.98	126.81	130.40
44	5	258	G	N9-C4-C5	-5.98	103.01	105.40
44	5	1717	U	N3-C4-O4	5.98	123.58	119.40

Continued on next page...

Continued from previous page...

Mol	Chain	Res	Type	Atoms	Z	Observed(°)	Ideal(°)
44	5	3260	G	C6-C5-N7	-5.98	126.81	130.40
44	5	736	A	C5-N7-C8	-5.98	100.91	103.90
44	5	1038	C	C6-N1-C2	-5.98	117.91	120.30
19	R	312	VAL	CA-C-O	5.97	132.64	120.10
40	m	85	LEU	CA-CB-CG	5.97	129.04	115.30
44	5	2476	C	N3-C4-N4	-5.97	113.82	118.00
44	5	2496	C	N3-C4-N4	-5.97	113.82	118.00
44	5	3292	A	N7-C8-N9	5.97	116.78	113.80
44	5	397	A	N1-C6-N6	5.97	122.18	118.60
44	5	3318	G	N3-C4-C5	5.97	131.58	128.60
44	5	192	C	C6-N1-C1'	-5.97	113.64	120.80
44	5	1373	A	N9-C4-C5	-5.97	103.41	105.80
44	5	164	A	C4-C5-C6	-5.96	114.02	117.00
44	5	756	U	N1-C2-O2	5.96	126.98	122.80
44	5	1752	A	N9-C4-C5	-5.96	103.41	105.80
44	5	1961	G	N3-C4-N9	5.96	129.58	126.00
44	5	538	G	C6-C5-N7	-5.96	126.82	130.40
45	8	15	G	C4-N9-C1'	-5.96	118.75	126.50
44	5	1346	G	N3-C4-N9	-5.96	122.43	126.00
44	5	2294	U	N1-C2-O2	5.96	126.97	122.80
44	5	217	U	N3-C2-O2	-5.95	118.03	122.20
46	7	63	A	N3-C4-C5	5.95	130.97	126.80
44	5	3106	A	C5-N7-C8	-5.95	100.93	103.90
44	5	3174	A	O4'-C1'-N9	5.95	112.96	108.20
44	5	2196	C	C4-C5-C6	-5.95	114.43	117.40
44	5	1420	C	N1-C2-O2	5.95	122.47	118.90
44	5	1457	U	N3-C2-O2	-5.95	118.04	122.20
44	5	2151	C	C6-N1-C2	-5.95	117.92	120.30
44	5	103	G	N9-C4-C5	-5.94	103.02	105.40
44	5	767	U	O4'-C1'-N1	5.94	112.95	108.20
44	5	138	U	C5-C6-N1	5.94	125.67	122.70
44	5	1627	U	C5-C6-N1	5.94	125.67	122.70
45	8	66	A	N9-C4-C5	-5.94	103.42	105.80
30	c	41	LEU	CA-CB-CG	5.94	128.96	115.30
44	5	680	G	C4-C5-N7	-5.94	108.42	110.80
44	5	835	G	C8-N9-C4	5.94	108.78	106.40
44	5	955	U	N3-C2-O2	-5.94	118.04	122.20
44	5	1311	G	O5'-P-OP1	-5.94	100.36	105.70
44	5	93	C	C6-N1-C2	5.93	122.67	120.30
44	5	2913	C	N1-C2-O2	5.93	122.46	118.90
44	5	1591	G	N9-C4-C5	-5.93	103.03	105.40
44	5	2375	G	N3-C4-C5	5.93	131.57	128.60

Continued on next page...

Continued from previous page...

Mol	Chain	Res	Type	Atoms	Z	Observed(°)	Ideal(°)
44	5	1254	C	N3-C4-C5	-5.93	119.53	121.90
44	5	2353	G	C4-C5-N7	5.93	113.17	110.80
44	5	3317	U	N1-C2-O2	5.93	126.95	122.80
44	5	1604	G	N3-C4-C5	-5.93	125.64	128.60
44	5	284	A	C5-C6-N1	5.93	120.66	117.70
44	5	837	A	C5-C6-N1	5.93	120.66	117.70
44	5	2702	A	C4-C5-C6	-5.93	114.04	117.00
44	5	3269	U	C6-N1-C1'	-5.93	112.90	121.20
44	5	3337	G	C5-N7-C8	-5.92	101.34	104.30
44	5	2492	C	N3-C4-C5	-5.92	119.53	121.90
45	8	87	G	C6-C5-N7	5.92	133.95	130.40
44	5	307	A	C4-C5-C6	-5.92	114.04	117.00
38	k	16	ARG	NE-CZ-NH2	5.92	123.26	120.30
44	5	315	C	C6-N1-C2	-5.92	117.93	120.30
44	5	1544	G	C2-N3-C4	5.92	114.86	111.90
44	5	1098	A	N9-C4-C5	-5.91	103.44	105.80
44	5	1155	C	C6-N1-C1'	-5.91	113.71	120.80
44	5	1956	A	C2-N3-C4	5.91	113.56	110.60
44	5	2283	G	C8-N9-C4	5.91	108.76	106.40
44	5	201	A	C5-N7-C8	-5.91	100.95	103.90
44	5	1742	U	C2-N3-C4	5.91	130.54	127.00
44	5	3369	G	C4-N9-C1'	5.91	134.18	126.50
44	5	2189	U	C2-N1-C1'	5.91	124.79	117.70
44	5	2234	G	N7-C8-N9	5.91	116.05	113.10
44	5	631	U	N1-C2-O2	5.90	126.93	122.80
44	5	1923	C	C4-C5-C6	-5.90	114.45	117.40
44	5	1943	C	C5-C6-N1	5.90	123.95	121.00
44	5	3309	G	C4-N9-C1'	5.90	134.18	126.50
44	5	430	U	N3-C2-O2	-5.90	118.07	122.20
46	7	75	G	N7-C8-N9	5.90	116.05	113.10
46	7	120	C	C5-C4-N4	-5.90	116.07	120.20
44	5	283	G	C4-N9-C1'	5.90	134.17	126.50
44	5	1128	U	N3-C2-O2	-5.90	118.07	122.20
44	5	2562	A	C6-C5-N7	-5.90	128.17	132.30
44	5	2534	G	C8-N9-C1'	5.90	134.67	127.00
44	5	3325	G	C8-N9-C1'	-5.90	119.33	127.00
44	5	748	U	N3-C2-O2	-5.90	118.07	122.20
44	5	1246	G	N1-C2-N2	5.90	121.51	116.20
44	5	1230	G	N1-C2-N2	-5.90	110.89	116.20
44	5	1854	C	C2-N1-C1'	5.90	125.29	118.80
44	5	2467	G	N1-C2-N3	5.90	127.44	123.90
44	5	3104	U	C2-N1-C1'	5.90	124.78	117.70

Continued on next page...

Continued from previous page...

Mol	Chain	Res	Type	Atoms	Z	Observed(°)	Ideal(°)
44	5	518	G	C4-N9-C1'	5.89	134.16	126.50
44	5	787	G	N1-C6-O6	5.89	123.44	119.90
44	5	120	G	C8-N9-C4	5.89	108.76	106.40
44	5	191	U	N1-C2-O2	5.89	126.92	122.80
44	5	322	U	N3-C2-O2	-5.89	118.08	122.20
44	5	1604	G	N3-C4-N9	5.89	129.54	126.00
44	5	2584	G	C4-C5-N7	5.89	113.16	110.80
44	5	161	G	N3-C4-N9	-5.89	122.47	126.00
44	5	193	C	N1-C2-O2	5.89	122.43	118.90
44	5	2647	A	C8-N9-C4	5.89	108.16	105.80
44	5	1372	C	N1-C2-O2	5.88	122.43	118.90
44	5	65	A	C5-C6-N6	-5.88	119.00	123.70
44	5	2477	G	C4-N9-C1'	5.88	134.15	126.50
44	5	1035	G	C6-C5-N7	-5.88	126.87	130.40
44	5	1254	C	C2-N1-C1'	5.88	125.27	118.80
44	5	2197	C	C6-N1-C2	5.88	122.65	120.30
44	5	575	G	C5-N7-C8	-5.88	101.36	104.30
44	5	1035	G	C5-C6-O6	-5.88	125.07	128.60
44	5	2913	C	C5-C6-N1	5.88	123.94	121.00
44	5	615	U	N1-C2-O2	5.88	126.91	122.80
44	5	1573	G	N7-C8-N9	5.87	116.04	113.10
44	5	2769	A	C5-N7-C8	-5.87	100.96	103.90
44	5	172	G	N1-C2-N2	5.87	121.48	116.20
44	5	2534	G	C6-C5-N7	5.87	133.92	130.40
45	8	19	C	C6-N1-C2	-5.87	117.95	120.30
44	5	168	U	C6-N1-C1'	5.87	129.41	121.20
26	Y	126	LEU	CA-CB-CG	5.87	128.79	115.30
44	5	1646	G	N3-C4-N9	-5.87	122.48	126.00
45	8	37	A	N9-C4-C5	-5.87	103.45	105.80
44	5	3214	U	C2-N1-C1'	5.86	124.73	117.70
46	7	39	C	C6-N1-C1'	-5.86	113.76	120.80
44	5	1742	U	C6-N1-C2	-5.86	117.48	121.00
44	5	1184	A	C8-N9-C4	5.86	108.14	105.80
45	8	24	G	C6-C5-N7	-5.86	126.88	130.40
44	5	1448	U	N3-C2-O2	-5.86	118.10	122.20
44	5	59	G	C4-N9-C1'	-5.86	118.89	126.50
44	5	202	G	N3-C4-N9	5.86	129.51	126.00
44	5	623	U	N1-C2-O2	5.86	126.90	122.80
44	5	1278	A	C5-C6-N1	5.86	120.63	117.70
44	5	1563	C	C6-N1-C1'	5.86	127.83	120.80
44	5	2181	C	C6-N1-C2	-5.85	117.96	120.30
44	5	3292	A	C5-N7-C8	-5.85	100.97	103.90

Continued on next page...

Continued from previous page...

Mol	Chain	Res	Type	Atoms	Z	Observed(°)	Ideal(°)
44	5	308	A	C4-N9-C1'	5.85	136.83	126.30
44	5	812	G	C2-N3-C4	5.85	114.83	111.90
44	5	3031	G	C4-C5-N7	5.85	113.14	110.80
44	5	1201	C	N3-C2-O2	-5.85	117.81	121.90
44	5	3225	C	C5-C6-N1	5.85	123.92	121.00
46	7	19	C	C5-C6-N1	5.85	123.92	121.00
44	5	1288	U	N1-C2-O2	5.84	126.89	122.80
44	5	247	C	N1-C2-O2	5.84	122.41	118.90
44	5	1376	C	N3-C2-O2	-5.84	117.81	121.90
44	5	1706	C	N1-C2-O2	5.84	122.40	118.90
44	5	3362	A	N9-C4-C5	-5.84	103.47	105.80
44	5	446	U	N3-C4-C5	5.84	118.10	114.60
44	5	1355	A	C8-N9-C4	5.83	108.13	105.80
44	5	1475	A	N9-C4-C5	-5.83	103.47	105.80
44	5	528	U	C5-C6-N1	5.83	125.62	122.70
44	5	1077	U	N1-C2-O2	5.83	126.88	122.80
44	5	1174	G	C4-N9-C1'	5.83	134.08	126.50
44	5	1190	A	C6-C5-N7	-5.83	128.22	132.30
44	5	3378	C	N1-C2-O2	5.83	122.40	118.90
45	8	55	U	N1-C2-O2	5.83	126.88	122.80
44	5	835	G	O4'-C1'-N9	5.83	112.86	108.20
44	5	1376	C	N1-C2-O2	5.83	122.40	118.90
44	5	2488	A	C4-N9-C1'	5.83	136.79	126.30
44	5	3201	C	C5-C6-N1	5.83	123.92	121.00
44	5	743	C	C2-N1-C1'	5.83	125.21	118.80
45	8	96	A	N3-C4-C5	5.83	130.88	126.80
44	5	433	A	C8-N9-C4	-5.83	103.47	105.80
44	5	1035	G	C5-N7-C8	-5.83	101.39	104.30
44	5	1775	G	N9-C4-C5	-5.83	103.07	105.40
44	5	2844	C	C4-C5-C6	-5.83	114.49	117.40
44	5	2900	A	C5-C6-N6	-5.83	119.04	123.70
44	5	2355	G	C4-C5-N7	5.83	113.13	110.80
44	5	1750	A	N9-C4-C5	-5.83	103.47	105.80
44	5	3266	G	C8-N9-C1'	5.83	134.57	127.00
46	7	64	A	C4-C5-C6	-5.83	114.09	117.00
44	5	679	U	N3-C2-O2	-5.82	118.12	122.20
44	5	681	U	C5-C6-N1	5.82	125.61	122.70
44	5	2118	C	C6-N1-C1'	-5.81	113.82	120.80
44	5	2790	A	N9-C4-C5	-5.81	103.47	105.80
44	5	18	G	N1-C2-N2	-5.81	110.97	116.20
44	5	1867	A	C5-C6-N6	-5.81	119.05	123.70
44	5	2171	G	N3-C2-N2	-5.81	115.83	119.90

Continued on next page...

Continued from previous page...

Mol	Chain	Res	Type	Atoms	Z	Observed(°)	Ideal(°)
44	5	2585	G	C8-N9-C1'	-5.81	119.45	127.00
44	5	3111	U	N1-C2-O2	5.81	126.87	122.80
44	5	55	G	C4-N9-C1'	-5.81	118.95	126.50
44	5	536	U	N1-C2-O2	5.81	126.86	122.80
44	5	1130	A	C8-N9-C4	-5.81	103.48	105.80
44	5	1706	C	N3-C2-O2	-5.81	117.83	121.90
44	5	818	C	N1-C2-O2	5.80	122.38	118.90
44	5	1447	G	O4'-C1'-N9	5.80	112.84	108.20
44	5	2506	U	N1-C2-O2	5.80	126.86	122.80
44	5	321	C	C5-C6-N1	5.80	123.90	121.00
44	5	1009	A	N1-C2-N3	-5.80	126.40	129.30
44	5	770	G	C8-N9-C1'	5.80	134.54	127.00
44	5	3005	A	N3-C4-C5	5.80	130.86	126.80
44	5	368	G	C2-N3-C4	5.80	114.80	111.90
44	5	399	A	C5-N7-C8	-5.80	101.00	103.90
44	5	3272	C	N3-C2-O2	-5.80	117.84	121.90
1	z	345	ASP	CB-CG-OD1	5.80	123.52	118.30
44	5	988	U	C5-C6-N1	5.80	125.60	122.70
44	5	1872	C	N1-C2-O2	5.80	122.38	118.90
44	5	175	C	C2-N3-C4	5.79	122.80	119.90
44	5	1226	G	N3-C4-N9	-5.79	122.52	126.00
44	5	1306	G	C5-C6-O6	-5.79	125.12	128.60
44	5	213	A	C8-N9-C4	5.79	108.12	105.80
44	5	758	C	C2-N1-C1'	5.79	125.17	118.80
44	5	2506	U	C5-C6-N1	5.79	125.59	122.70
46	7	70	U	N3-C2-O2	-5.79	118.15	122.20
44	5	515	C	C2-N1-C1'	5.79	125.17	118.80
44	5	3344	A	N1-C6-N6	5.79	122.07	118.60
46	7	70	U	N1-C2-O2	5.79	126.85	122.80
44	5	2537	U	C5-C6-N1	-5.79	119.81	122.70
44	5	3153	U	C6-N1-C2	5.79	124.47	121.00
44	5	1238	C	O5'-P-OP2	5.79	117.64	110.70
44	5	1299	U	N1-C2-O2	5.79	126.85	122.80
44	5	705	A	N1-C6-N6	5.78	122.07	118.60
44	5	1060	U	N3-C2-O2	-5.78	118.15	122.20
44	5	569	A	N9-C4-C5	-5.78	103.49	105.80
44	5	1316	C	C6-N1-C2	-5.78	117.99	120.30
44	5	2604	U	N3-C2-O2	-5.78	118.15	122.20
44	5	777	U	N3-C2-O2	-5.78	118.16	122.20
44	5	621	A	N9-C4-C5	-5.77	103.49	105.80
44	5	3293	U	O4'-C1'-N1	-5.77	103.58	108.20
46	7	28	C	C5-C6-N1	5.77	123.89	121.00

Continued on next page...

Continued from previous page...

Mol	Chain	Res	Type	Atoms	Z	Observed(°)	Ideal(°)
44	5	1392	G	N7-C8-N9	-5.77	110.21	113.10
44	5	16	A	C5-C6-N6	-5.77	119.08	123.70
44	5	1727	G	N9-C4-C5	-5.77	103.09	105.40
44	5	2972	G	C4-C5-N7	5.77	113.11	110.80
44	5	8	C	C4-C5-C6	-5.77	114.52	117.40
44	5	838	G	N9-C4-C5	-5.77	103.09	105.40
44	5	2197	C	O4'-C1'-N1	-5.77	103.59	108.20
44	5	177	U	C6-N1-C2	-5.76	117.54	121.00
44	5	812	G	N1-C6-O6	-5.76	116.44	119.90
44	5	729	C	C2-N1-C1'	5.76	125.14	118.80
44	5	1242	G	C2-N3-C4	5.76	114.78	111.90
44	5	1958	U	OP1-P-O3'	5.76	117.87	105.20
44	5	568	G	C5-C6-O6	-5.75	125.15	128.60
44	5	1042	U	N1-C2-O2	5.75	126.83	122.80
44	5	680	G	N3-C4-N9	-5.75	122.55	126.00
44	5	2184	U	N3-C2-O2	-5.75	118.17	122.20
44	5	2452	G	C4-C5-N7	5.75	113.10	110.80
44	5	2585	G	C2-N3-C4	5.75	114.78	111.90
44	5	340	C	C5-C6-N1	5.75	123.88	121.00
44	5	1312	C	N1-C2-O2	5.75	122.35	118.90
44	5	1411	C	C5-C6-N1	5.75	123.88	121.00
44	5	1867	A	N9-C4-C5	-5.75	103.50	105.80
44	5	1306	G	C4-C5-N7	5.75	113.10	110.80
44	5	2622	C	C5-C6-N1	5.75	123.88	121.00
44	5	786	A	N7-C8-N9	-5.75	110.92	113.80
44	5	2353	G	C5-C6-O6	-5.75	125.15	128.60
44	5	380	U	C5-C6-N1	5.75	125.57	122.70
44	5	1806	A	C6-C5-N7	-5.75	128.28	132.30
44	5	758	C	C6-N1-C2	-5.74	118.00	120.30
44	5	201	A	C4-C5-N7	5.74	113.57	110.70
44	5	1736	G	N3-C4-N9	5.74	129.44	126.00
44	5	150	A	N9-C4-C5	-5.74	103.50	105.80
44	5	3003	G	N9-C4-C5	-5.74	103.11	105.40
44	5	665	A	C5-N7-C8	-5.74	101.03	103.90
44	5	1263	A	C2-N3-C4	5.74	113.47	110.60
44	5	1514	G	N3-C4-C5	-5.74	125.73	128.60
44	5	2146	C	C5-C6-N1	5.74	123.87	121.00
44	5	1421	G	C5-C6-O6	5.73	132.04	128.60
44	5	2533	G	N3-C4-C5	5.73	131.47	128.60
44	5	3288	G	C8-N9-C4	5.73	108.69	106.40
45	8	146	U	C2-N1-C1'	-5.73	110.82	117.70
44	5	414	U	N3-C2-O2	-5.73	118.19	122.20

Continued on next page...

Continued from previous page...

Mol	Chain	Res	Type	Atoms	Z	Observed(°)	Ideal(°)
44	5	502	U	N1-C2-O2	5.73	126.81	122.80
44	5	1096	U	C2-N3-C4	5.73	130.44	127.00
44	5	2932	U	N1-C2-O2	5.73	126.81	122.80
44	5	650	C	N3-C2-O2	-5.73	117.89	121.90
44	5	1392	G	O4'-C1'-N9	5.72	112.78	108.20
44	5	386	A	C5-N7-C8	-5.72	101.04	103.90
44	5	1381	A	N1-C2-N3	-5.72	126.44	129.30
44	5	1907	C	N3-C2-O2	-5.72	117.89	121.90
44	5	1697	A	N7-C8-N9	5.72	116.66	113.80
44	5	2231	C	C6-N1-C2	-5.72	118.01	120.30
44	5	2389	C	C5-C6-N1	5.72	123.86	121.00
44	5	3253	G	N1-C2-N2	5.72	121.35	116.20
45	8	72	A	N3-C4-C5	-5.72	122.80	126.80
44	5	400	G	C6-C5-N7	-5.72	126.97	130.40
44	5	1170	A	O5'-P-OP1	-5.72	100.56	105.70
44	5	2961	G	C5-N7-C8	-5.72	101.44	104.30
44	5	2821	C	C5-C6-N1	5.71	123.86	121.00
44	5	3383	G	N7-C8-N9	5.71	115.96	113.10
44	5	373	A	C5-N7-C8	-5.71	101.04	103.90
44	5	3385	U	C6-N1-C2	-5.71	117.57	121.00
44	5	803	C	C5-C6-N1	5.71	123.86	121.00
44	5	1082	U	C2-N1-C1'	5.71	124.55	117.70
44	5	1206	G	N3-C4-N9	5.71	129.43	126.00
44	5	2748	A	N1-C6-N6	5.71	122.03	118.60
44	5	748	U	N1-C2-O2	5.71	126.80	122.80
44	5	596	C	N3-C2-O2	-5.71	117.91	121.90
44	5	758	C	N3-C2-O2	-5.71	117.91	121.90
44	5	3388	C	C6-N1-C1'	5.71	127.65	120.80
44	5	31	C	C6-N1-C2	-5.70	118.02	120.30
44	5	374	A	N3-C4-N9	-5.70	122.84	127.40
44	5	1766	G	C5-C6-O6	-5.70	125.18	128.60
44	5	3121	U	OP1-P-O3'	5.70	117.75	105.20
44	5	2750	U	N3-C2-O2	-5.70	118.21	122.20
44	5	547	G	N1-C6-O6	5.70	123.32	119.90
44	5	2603	G	N1-C2-N2	5.70	121.33	116.20
44	5	54	C	C6-N1-C2	-5.70	118.02	120.30
44	5	679	U	N1-C2-O2	5.70	126.79	122.80
44	5	2846	U	N3-C2-O2	-5.70	118.21	122.20
46	7	45	A	N1-C2-N3	-5.70	126.45	129.30
44	5	1255	C	C2-N1-C1'	5.70	125.06	118.80
44	5	137	G	C4-N9-C1'	-5.69	119.10	126.50
44	5	1059	G	N3-C2-N2	-5.69	115.92	119.90

Continued on next page...

Continued from previous page...

Mol	Chain	Res	Type	Atoms	Z	Observed(°)	Ideal(°)
44	5	2711	C	C6-N1-C1'	-5.69	113.97	120.80
44	5	430	U	N1-C2-O2	5.69	126.78	122.80
44	5	752	C	C5-C6-N1	5.69	123.85	121.00
45	8	39	G	C8-N9-C4	5.69	108.68	106.40
44	5	1088	U	N3-C2-O2	-5.69	118.22	122.20
44	5	1496	C	N1-C2-O2	5.69	122.31	118.90
46	7	63	A	N9-C4-C5	-5.69	103.53	105.80
44	5	1483	G	N3-C4-C5	5.69	131.44	128.60
44	5	321	C	N3-C2-O2	-5.68	117.92	121.90
44	5	1960	A	N3-C4-N9	5.68	131.95	127.40
45	8	87	G	N9-C4-C5	5.68	107.67	105.40
45	8	120	C	C4-C5-C6	-5.68	114.56	117.40
44	5	207	U	C2-N3-C4	5.68	130.41	127.00
44	5	2907	G	N3-C2-N2	-5.68	115.92	119.90
44	5	3223	A	C4-C5-N7	5.68	113.54	110.70
44	5	2188	A	C4-C5-N7	5.68	113.54	110.70
44	5	2606	G	C2-N3-C4	5.68	114.74	111.90
44	5	3345	G	C4-C5-N7	5.68	113.07	110.80
44	5	1174	G	C8-N9-C1'	-5.68	119.62	127.00
45	8	25	G	C6-C5-N7	-5.68	126.99	130.40
46	7	24	A	C5-N7-C8	-5.68	101.06	103.90
44	5	1057	A	C4-C5-N7	5.68	113.54	110.70
44	5	2193	U	N1-C2-O2	5.68	126.77	122.80
45	8	83	C	N3-C4-C5	5.68	124.17	121.90
18	Q	151	LEU	CA-CB-CG	5.67	128.35	115.30
44	5	339	C	C2-N1-C1'	5.67	125.04	118.80
44	5	613	G	N3-C4-N9	5.67	129.41	126.00
44	5	12	A	C4-N9-C1'	-5.67	116.09	126.30
44	5	2794	G	N3-C4-N9	-5.67	122.60	126.00
44	5	3353	G	N3-C2-N2	-5.67	115.93	119.90
44	5	353	G	C8-N9-C1'	5.67	134.37	127.00
44	5	788	C	C4-C5-C6	-5.67	114.56	117.40
44	5	2995	A	C5-N7-C8	-5.67	101.07	103.90
44	5	2449	A	C5-N7-C8	-5.67	101.07	103.90
44	5	3072	C	C6-N1-C2	-5.67	118.03	120.30
44	5	2204	C	C4-C5-C6	-5.66	114.57	117.40
44	5	1315	U	C2-N3-C4	-5.66	123.60	127.00
44	5	406	G	C4-N9-C1'	-5.66	119.14	126.50
44	5	1057	A	C5-N7-C8	-5.66	101.07	103.90
44	5	1871	U	N1-C2-O2	5.66	126.76	122.80
44	5	1567	U	N1-C2-O2	5.66	126.76	122.80
45	8	102	U	N1-C2-O2	5.66	126.76	122.80

Continued on next page...

Continued from previous page...

Mol	Chain	Res	Type	Atoms	Z	Observed(°)	Ideal(°)
44	5	162	G	N7-C8-N9	5.66	115.93	113.10
44	5	230	U	C2-N3-C4	5.66	130.39	127.00
44	5	1870	C	C5-C6-N1	5.66	123.83	121.00
44	5	540	U	N1-C2-O2	5.66	126.76	122.80
44	5	1242	G	N3-C4-C5	-5.66	125.77	128.60
44	5	2612	U	C5-C4-O4	-5.66	122.51	125.90
44	5	308	A	C5-N7-C8	-5.65	101.07	103.90
44	5	627	U	C6-N1-C2	-5.65	117.61	121.00
44	5	2213	A	N1-C6-N6	5.65	121.99	118.60
44	5	2689	A	N7-C8-N9	5.65	116.62	113.80
45	8	118	C	C5-C6-N1	5.65	123.82	121.00
44	5	1321	G	C8-N9-C4	5.65	108.66	106.40
44	5	2366	C	N3-C2-O2	-5.65	117.95	121.90
44	5	561	C	C2-N3-C4	5.64	122.72	119.90
44	5	2477	G	N3-C4-N9	5.64	129.39	126.00
44	5	1040	A	C2-N3-C4	-5.64	107.78	110.60
44	5	1057	A	N1-C2-N3	-5.64	126.48	129.30
44	5	3166	C	C4-C5-C6	-5.64	114.58	117.40
44	5	2118	C	C5-C6-N1	5.64	123.82	121.00
44	5	2514	U	C2-N1-C1'	-5.64	110.93	117.70
44	5	1951	C	N1-C2-O2	5.64	122.28	118.90
44	5	50	U	C5-C6-N1	5.64	125.52	122.70
44	5	1229	G	N3-C4-N9	5.64	129.38	126.00
44	5	336	A	N3-C4-N9	5.63	131.91	127.40
44	5	1941	C	C4-C5-C6	-5.63	114.58	117.40
44	5	2515	A	C5-C6-N6	-5.63	119.20	123.70
44	5	2550	U	C2-N1-C1'	5.63	124.45	117.70
44	5	778	U	N1-C2-O2	5.63	126.74	122.80
44	5	1411	C	N3-C2-O2	-5.63	117.96	121.90
44	5	330	G	N3-C4-C5	5.62	131.41	128.60
44	5	352	A	C4-N9-C1'	-5.62	116.18	126.30
44	5	2208	A	N3-C4-C5	5.62	130.74	126.80
44	5	3091	A	C4-C5-N7	5.62	113.51	110.70
44	5	3285	C	C5-C6-N1	5.62	123.81	121.00
44	5	3305	A	C8-N9-C4	5.62	108.05	105.80
44	5	1279	C	C6-N1-C2	-5.62	118.05	120.30
44	5	1749	A	N9-C4-C5	-5.62	103.55	105.80
44	5	3161	C	C5-C6-N1	5.62	123.81	121.00
44	5	3224	G	N3-C4-N9	5.62	129.37	126.00
44	5	551	A	C8-N9-C4	5.62	108.05	105.80
44	5	615	U	N1-C2-N3	-5.61	111.53	114.90
44	5	3345	G	N1-C6-O6	5.61	123.27	119.90

Continued on next page...

Continued from previous page...

Mol	Chain	Res	Type	Atoms	Z	Observed(°)	Ideal(°)
46	7	80	G	N7-C8-N9	5.61	115.91	113.10
44	5	65	A	N1-C6-N6	5.61	121.97	118.60
44	5	149	U	C5-C6-N1	5.61	125.51	122.70
46	7	75	G	C8-N9-C4	-5.61	104.16	106.40
44	5	176	G	C4-N9-C1'	5.61	133.79	126.50
44	5	518	G	N3-C4-N9	5.61	129.37	126.00
44	5	2553	U	N1-C2-O2	5.61	126.73	122.80
44	5	2576	G	N9-C4-C5	-5.61	103.16	105.40
44	5	2967	A	N7-C8-N9	5.61	116.61	113.80
46	7	1	G	N9-C4-C5	-5.61	103.16	105.40
46	7	28	C	N1-C2-O2	5.61	122.27	118.90
44	5	299	G	C6-C5-N7	-5.61	127.03	130.40
44	5	3181	C	N3-C2-O2	-5.61	117.97	121.90
44	5	1854	C	N1-C2-O2	5.61	122.26	118.90
44	5	1927	G	N9-C4-C5	-5.61	103.16	105.40
44	5	2307	G	C2-N3-C4	-5.61	109.10	111.90
44	5	1473	G	C6-C5-N7	-5.60	127.04	130.40
44	5	3333	G	C4-N9-C1'	-5.60	119.22	126.50
46	7	64	A	C6-C5-N7	5.60	136.22	132.30
44	5	77	A	C5-C6-N1	5.60	120.50	117.70
45	8	24	G	C2-N3-C4	-5.60	109.10	111.90
44	5	3121	U	O4'-C1'-N1	-5.60	103.72	108.20
44	5	5	G	N3-C4-C5	5.60	131.40	128.60
44	5	607	A	C4-N9-C1'	5.60	136.38	126.30
44	5	2531	C	C2-N1-C1'	5.60	124.96	118.80
44	5	3228	C	P-O3'-C3'	5.60	126.42	119.70
44	5	2427	U	C5-C6-N1	5.60	125.50	122.70
44	5	3145	C	N3-C2-O2	-5.60	117.98	121.90
45	8	4	C	C5-C6-N1	5.60	123.80	121.00
44	5	1087	G	N1-C6-O6	5.59	123.26	119.90
44	5	1280	C	C2-N1-C1'	-5.59	112.65	118.80
44	5	1826	C	C5-C6-N1	5.59	123.80	121.00
44	5	1934	G	N3-C2-N2	-5.59	115.98	119.90
44	5	2337	C	C5-C4-N4	5.59	124.12	120.20
44	5	2794	G	C2-N3-C4	-5.59	109.10	111.90
44	5	2861	U	C6-N1-C1'	5.59	129.02	121.20
44	5	3342	A	N1-C2-N3	5.59	132.09	129.30
44	5	3334	U	N3-C4-C5	5.59	117.95	114.60
44	5	529	A	N9-C4-C5	-5.59	103.56	105.80
44	5	1311	G	C5-N7-C8	-5.59	101.51	104.30
44	5	1125	U	N1-C2-O2	5.58	126.71	122.80
44	5	128	G	N7-C8-N9	5.58	115.89	113.10

Continued on next page...

Continued from previous page...

Mol	Chain	Res	Type	Atoms	Z	Observed(°)	Ideal(°)
44	5	356	C	C6-N1-C2	-5.58	118.07	120.30
44	5	1018	G	C5-C6-O6	-5.58	125.25	128.60
44	5	2244	A	N1-C2-N3	-5.58	126.51	129.30
44	5	5	G	C5-C6-N1	-5.58	108.71	111.50
44	5	59	G	C8-N9-C1'	5.58	134.25	127.00
44	5	2114	C	C6-N1-C2	-5.58	118.07	120.30
44	5	2838	A	N9-C4-C5	-5.58	103.57	105.80
38	k	16	ARG	NE-CZ-NH1	-5.58	117.51	120.30
44	5	954	U	N3-C2-O2	-5.58	118.30	122.20
44	5	1312	C	N3-C2-O2	-5.58	118.00	121.90
44	5	2416	U	N3-C2-O2	-5.58	118.30	122.20
44	5	178	U	N1-C2-O2	5.58	126.70	122.80
44	5	286	U	N1-C2-O2	5.58	126.70	122.80
44	5	536	U	N3-C2-O2	-5.57	118.30	122.20
44	5	51	A	C6-C5-N7	-5.57	128.40	132.30
44	5	786	A	N3-C4-C5	5.57	130.70	126.80
44	5	2950	G	N3-C4-C5	-5.56	125.82	128.60
44	5	966	U	C5-C6-N1	5.56	125.48	122.70
44	5	1927	G	N1-C6-O6	5.56	123.24	119.90
44	5	2203	U	N1-C2-O2	5.56	126.69	122.80
44	5	2666	C	C5-C6-N1	5.56	123.78	121.00
45	8	24	G	C4-C5-N7	5.56	113.03	110.80
44	5	3083	G	C4-C5-N7	5.56	113.03	110.80
44	5	2901	G	C4-N9-C1'	5.56	133.73	126.50
44	5	3326	G	N3-C2-N2	-5.56	116.01	119.90
44	5	2296	A	N1-C2-N3	5.56	132.08	129.30
44	5	612	U	N1-C2-O2	5.56	126.69	122.80
44	5	2981	U	N3-C2-O2	-5.56	118.31	122.20
44	5	705	A	C5-C6-N6	-5.55	119.26	123.70
44	5	3122	A	C4-C5-N7	5.55	113.48	110.70
44	5	3161	C	C6-N1-C2	-5.55	118.08	120.30
44	5	3266	G	N1-C2-N2	5.55	121.20	116.20
45	8	153	U	N3-C2-O2	-5.55	118.31	122.20
44	5	1514	G	C8-N9-C1'	-5.55	119.78	127.00
44	5	1544	G	N1-C2-N2	5.55	121.20	116.20
44	5	551	A	N3-C4-C5	5.55	130.69	126.80
44	5	862	U	N3-C2-O2	-5.55	118.31	122.20
44	5	664	U	N3-C2-O2	-5.55	118.32	122.20
44	5	1231	A	C6-C5-N7	-5.55	128.42	132.30
44	5	12	A	C4-C5-C6	-5.55	114.23	117.00
44	5	161	G	C8-N9-C4	-5.55	104.18	106.40
44	5	1349	G	C8-N9-C1'	-5.55	119.79	127.00

Continued on next page...

Continued from previous page...

Mol	Chain	Res	Type	Atoms	Z	Observed(°)	Ideal(°)
44	5	1424	C	C5-C6-N1	5.55	123.77	121.00
44	5	2593	A	N9-C4-C5	-5.55	103.58	105.80
44	5	2720	G	N7-C8-N9	5.55	115.87	113.10
44	5	2920	U	N1-C2-O2	5.55	126.68	122.80
45	8	140	G	N9-C4-C5	-5.55	103.18	105.40
44	5	2684	C	C2-N3-C4	5.54	122.67	119.90
44	5	3200	G	N3-C4-N9	-5.54	122.67	126.00
44	5	860	G	O5'-P-OP1	-5.54	100.71	105.70
44	5	1266	G	N7-C8-N9	5.54	115.87	113.10
44	5	2788	C	N1-C2-O2	5.54	122.23	118.90
45	8	87	G	N3-C2-N2	-5.54	116.02	119.90
44	5	688	G	N7-C8-N9	5.54	115.87	113.10
44	5	915	A	C2-N3-C4	5.54	113.37	110.60
44	5	2766	U	N3-C2-O2	-5.54	118.32	122.20
44	5	1577	G	C2-N3-C4	-5.54	109.13	111.90
44	5	1252	A	N7-C8-N9	5.53	116.57	113.80
44	5	2792	A	N9-C4-C5	-5.53	103.59	105.80
44	5	1805	C	N1-C2-N3	5.53	123.07	119.20
44	5	30	G	N3-C4-N9	5.53	129.32	126.00
44	5	376	G	O4'-C1'-N9	5.53	112.62	108.20
44	5	1228	C	C2-N3-C4	5.53	122.66	119.90
44	5	3239	G	N3-C2-N2	-5.53	116.03	119.90
44	5	1040	A	N7-C8-N9	5.53	116.56	113.80
44	5	1700	G	N3-C4-C5	5.53	131.36	128.60
45	8	118	C	C2-N1-C1'	5.52	124.88	118.80
44	5	1515	A	N9-C4-C5	-5.52	103.59	105.80
44	5	331	G	C8-N9-C1'	5.52	134.18	127.00
44	5	3219	G	C4-N9-C1'	-5.52	119.32	126.50
44	5	3373	U	C5-C6-N1	5.52	125.46	122.70
45	8	37	A	C5-C6-N6	-5.52	119.28	123.70
44	5	675	C	C6-N1-C2	-5.52	118.09	120.30
44	5	1010	G	N3-C2-N2	-5.52	116.04	119.90
44	5	3317	U	N3-C2-O2	-5.52	118.34	122.20
44	5	560	G	C5-C6-O6	-5.52	125.29	128.60
45	8	30	C	N3-C2-O2	-5.52	118.04	121.90
46	7	17	A	C5-N7-C8	-5.52	101.14	103.90
44	5	517	G	N3-C4-N9	-5.51	122.69	126.00
44	5	27	C	C5-C6-N1	5.51	123.76	121.00
44	5	2988	C	N3-C4-N4	-5.51	114.14	118.00
44	5	436	A	C4-C5-C6	-5.51	114.25	117.00
44	5	2205	U	C5-C6-N1	5.51	125.45	122.70
44	5	3058	U	C6-N1-C1'	-5.51	113.49	121.20

Continued on next page...

Continued from previous page...

Mol	Chain	Res	Type	Atoms	Z	Observed(°)	Ideal(°)
44	5	55	G	N3-C2-N2	-5.51	116.05	119.90
44	5	1565	G	C4-N9-C1'	5.51	133.66	126.50
46	7	1	G	N1-C2-N3	-5.51	120.60	123.90
44	5	1113	G	N3-C4-N9	-5.50	122.70	126.00
44	5	2513	U	N3-C2-O2	-5.50	118.35	122.20
44	5	698	U	C5-C6-N1	5.50	125.45	122.70
44	5	1447	G	C4-N9-C1'	-5.50	119.35	126.50
44	5	1640	G	C4-N9-C1'	-5.50	119.35	126.50
44	5	1701	C	N1-C2-O2	5.50	122.20	118.90
44	5	2966	G	C4-N9-C1'	-5.49	119.36	126.50
44	5	3360	C	C6-N1-C1'	-5.49	114.21	120.80
44	5	2626	A	C4-C5-N7	5.49	113.45	110.70
44	5	3197	G	C8-N9-C1'	5.49	134.14	127.00
44	5	1660	C	C5-C6-N1	5.49	123.75	121.00
46	7	44	C	N3-C4-N4	5.49	121.84	118.00
44	5	69	C	N1-C2-O2	5.49	122.19	118.90
44	5	110	G	C2-N3-C4	-5.49	109.16	111.90
44	5	1525	G	C4-N9-C1'	5.49	133.63	126.50
44	5	2568	C	C2-N1-C1'	-5.49	112.76	118.80
44	5	1869	C	C6-N1-C2	-5.49	118.11	120.30
44	5	922	U	C2-N3-C4	5.49	130.29	127.00
44	5	1097	G	N3-C4-C5	-5.49	125.86	128.60
44	5	561	C	C2-N1-C1'	5.48	124.83	118.80
44	5	3311	C	N1-C2-O2	5.48	122.19	118.90
44	5	1275	C	C6-N1-C2	-5.48	118.11	120.30
44	5	2572	C	C2-N1-C1'	5.48	124.83	118.80
44	5	2594	C	N3-C4-C5	5.48	124.09	121.90
44	5	1060	U	N1-C2-O2	5.48	126.64	122.80
44	5	3234	A	N3-C4-C5	5.48	130.63	126.80
44	5	1417	G	O4'-C1'-N9	5.48	112.58	108.20
44	5	336	A	N1-C2-N3	-5.47	126.56	129.30
44	5	1086	C	C6-N1-C1'	5.47	127.37	120.80
44	5	3383	G	N1-C2-N3	5.47	127.19	123.90
44	5	137	G	C2-N3-C4	-5.47	109.16	111.90
44	5	2953	U	C5-C6-N1	5.47	125.44	122.70
45	8	135	G	N9-C4-C5	-5.47	103.21	105.40
44	5	283	G	N3-C4-N9	5.47	129.28	126.00
9	H	291	ARG	NE-CZ-NH1	5.47	123.03	120.30
44	5	2206	G	N3-C2-N2	-5.47	116.07	119.90
44	5	2606	G	C4-N9-C1'	5.47	133.61	126.50
44	5	1527	C	P-O3'-C3'	5.47	126.26	119.70
44	5	3039	C	C2-N1-C1'	5.47	124.81	118.80

Continued on next page...

Continued from previous page...

Mol	Chain	Res	Type	Atoms	Z	Observed(°)	Ideal(°)
44	5	3278	C	C6-N1-C2	-5.47	118.11	120.30
45	8	96	A	N3-C4-N9	-5.47	123.03	127.40
44	5	2786	G	N3-C2-N2	-5.47	116.07	119.90
44	5	2544	U	N1-C2-O2	5.46	126.62	122.80
44	5	1595	U	C5-C6-N1	-5.46	119.97	122.70
44	5	2562	A	N1-C6-N6	5.46	121.88	118.60
44	5	2838	A	C4-C5-N7	5.46	113.43	110.70
44	5	12	A	C6-C5-N7	5.46	136.12	132.30
44	5	499	G	C8-N9-C4	5.46	108.58	106.40
44	5	518	G	C6-C5-N7	-5.46	127.12	130.40
44	5	527	A	C5-N7-C8	-5.46	101.17	103.90
44	5	1565	G	C8-N9-C4	-5.46	104.22	106.40
44	5	2118	C	C6-N1-C2	-5.46	118.11	120.30
44	5	2711	C	N3-C2-O2	-5.46	118.08	121.90
44	5	3217	C	C2-N1-C1'	5.46	124.81	118.80
45	8	49	G	N9-C4-C5	-5.46	103.22	105.40
44	5	140	C	C6-N1-C2	-5.46	118.12	120.30
44	5	1663	C	C6-N1-C2	-5.46	118.12	120.30
44	5	1223	A	C4-C5-N7	5.46	113.43	110.70
44	5	1296	C	C4-C5-C6	-5.46	114.67	117.40
44	5	2337	C	C6-N1-C2	-5.46	118.12	120.30
44	5	2714	G	N3-C4-C5	5.46	131.33	128.60
44	5	3199	G	C6-C5-N7	-5.46	127.12	130.40
45	8	72	A	N3-C4-N9	5.46	131.77	127.40
44	5	130	A	N9-C4-C5	-5.46	103.62	105.80
44	5	1672	U	N1-C2-O2	5.46	126.62	122.80
44	5	335	G	C8-N9-C1'	-5.46	119.91	127.00
44	5	62	A	P-O3'-C3'	5.45	126.24	119.70
44	5	1837	U	N1-C2-O2	5.45	126.62	122.80
44	5	3158	G	N9-C4-C5	-5.45	103.22	105.40
45	8	23	U	C5-C4-O4	-5.45	122.63	125.90
44	5	1404	G	O5'-P-OP2	-5.45	100.79	105.70
44	5	1824	U	C5-C6-N1	5.45	125.42	122.70
45	8	155	A	N1-C6-N6	-5.45	115.33	118.60
3	B	351	LEU	CA-CB-CG	5.45	127.83	115.30
44	5	158	G	C4-C5-N7	5.45	112.98	110.80
44	5	2531	C	C6-N1-C2	-5.45	118.12	120.30
44	5	2553	U	N3-C2-O2	-5.45	118.39	122.20
44	5	1281	G	N3-C4-N9	5.45	129.27	126.00
44	5	955	U	C2-N1-C1'	5.45	124.23	117.70
44	5	1592	G	N3-C2-N2	-5.45	116.09	119.90
44	5	1064	A	N7-C8-N9	-5.44	111.08	113.80

Continued on next page...

Continued from previous page...

Mol	Chain	Res	Type	Atoms	Z	Observed(°)	Ideal(°)
44	5	3173	G	N3-C4-N9	5.44	129.27	126.00
44	5	602	A	C5-N7-C8	-5.44	101.18	103.90
44	5	1759	C	C2-N3-C4	5.44	122.62	119.90
44	5	2656	A	C6-N1-C2	5.44	121.86	118.60
44	5	1061	A	C5-N7-C8	-5.44	101.18	103.90
44	5	1087	G	C8-N9-C4	5.44	108.58	106.40
46	7	87	G	C2-N3-C4	5.44	114.62	111.90
44	5	185	C	C4-C5-C6	-5.43	114.68	117.40
44	5	2283	G	N3-C4-C5	5.43	131.32	128.60
46	7	40	C	C6-N1-C2	-5.43	118.13	120.30
44	5	11	A	N9-C4-C5	-5.43	103.63	105.80
44	5	137	G	C8-N9-C1'	5.43	134.06	127.00
44	5	283	G	C8-N9-C1'	-5.43	119.94	127.00
44	5	340	C	C2-N3-C4	5.43	122.62	119.90
44	5	2499	U	N3-C2-O2	-5.43	118.40	122.20
44	5	235	A	C8-N9-C4	-5.43	103.63	105.80
44	5	1750	A	O4'-C1'-N9	5.43	112.54	108.20
44	5	546	C	C6-N1-C2	5.43	122.47	120.30
44	5	3123	A	C4-C5-C6	-5.43	114.28	117.00
45	8	26	U	C5-C6-N1	-5.43	119.98	122.70
44	5	1262	G	N3-C4-C5	5.43	131.31	128.60
44	5	2523	A	C8-N9-C4	5.43	107.97	105.80
44	5	3308	C	C6-N1-C2	-5.43	118.13	120.30
44	5	143	G	N3-C2-N2	-5.43	116.10	119.90
44	5	242	C	N3-C4-C5	5.43	124.07	121.90
44	5	2962	U	N1-C2-O2	5.43	126.60	122.80
44	5	1298	C	N1-C2-O2	5.42	122.15	118.90
44	5	2209	U	C5-C6-N1	-5.42	119.99	122.70
45	8	149	A	N3-C4-C5	5.42	130.60	126.80
44	5	1676	A	N9-C4-C5	-5.42	103.63	105.80
44	5	1766	G	C6-C5-N7	-5.42	127.15	130.40
44	5	2470	C	C5-C6-N1	-5.42	118.29	121.00
44	5	3289	G	N3-C2-N2	-5.42	116.11	119.90
44	5	2101	C	OP1-P-O3'	5.42	117.12	105.20
44	5	3254	G	N3-C4-C5	5.42	131.31	128.60
44	5	1464	G	C5-N7-C8	-5.42	101.59	104.30
44	5	2541	U	C5-C4-O4	-5.42	122.65	125.90
44	5	1259	A	C8-N9-C4	5.42	107.97	105.80
45	8	69	U	N3-C2-O2	-5.42	118.41	122.20
44	5	439	C	N1-C2-O2	5.41	122.15	118.90
44	5	1759	C	C6-N1-C2	-5.41	118.13	120.30
32	e	226	LEU	CA-CB-CG	5.41	127.75	115.30

Continued on next page...

Continued from previous page...

Mol	Chain	Res	Type	Atoms	Z	Observed(°)	Ideal(°)
44	5	233	C	C6-N1-C2	-5.41	118.14	120.30
44	5	2196	C	N1-C2-O2	5.41	122.15	118.90
44	5	2299	A	C5-C6-N6	-5.41	119.37	123.70
46	7	100	C	C5-C6-N1	5.41	123.70	121.00
44	5	627	U	C5-C6-N1	5.41	125.40	122.70
44	5	793	C	N3-C2-O2	-5.41	118.11	121.90
44	5	1907	C	N1-C2-O2	5.41	122.14	118.90
44	5	2299	A	N1-C6-N6	5.41	121.84	118.60
44	5	311	C	N1-C2-O2	5.41	122.14	118.90
44	5	1087	G	C5-C6-O6	-5.41	125.36	128.60
44	5	1483	G	C4-N9-C1'	-5.41	119.47	126.50
44	5	2195	C	C2-N3-C4	5.41	122.60	119.90
44	5	2947	G	N1-C6-O6	-5.41	116.66	119.90
44	5	1061	A	N1-C6-N6	5.40	121.84	118.60
44	5	2687	G	N9-C4-C5	-5.40	103.24	105.40
44	5	3263	G	N1-C6-O6	5.40	123.14	119.90
44	5	852	U	N1-C2-O2	5.40	126.58	122.80
44	5	2810	C	N1-C2-O2	5.40	122.14	118.90
44	5	3147	G	C8-N9-C4	5.40	108.56	106.40
44	5	3161	C	C2-N3-C4	5.40	122.60	119.90
44	5	3163	A	N9-C4-C5	-5.40	103.64	105.80
44	5	127	G	C5-N7-C8	-5.40	101.60	104.30
44	5	373	A	N7-C8-N9	5.40	116.50	113.80
44	5	1306	G	C8-N9-C4	5.40	108.56	106.40
44	5	1409	G	C8-N9-C4	5.40	108.56	106.40
44	5	2283	G	C8-N9-C1'	5.40	134.02	127.00
44	5	1922	A	C6-C5-N7	-5.40	128.52	132.30
44	5	2353	G	N9-C4-C5	-5.40	103.24	105.40
44	5	2790	A	N1-C2-N3	-5.40	126.60	129.30
44	5	2855	U	C5-C6-N1	5.40	125.40	122.70
46	7	106	U	N1-C2-O2	5.40	126.58	122.80
44	5	3041	U	N3-C2-O2	-5.39	118.42	122.20
44	5	120	G	C2-N3-C4	-5.39	109.20	111.90
44	5	525	C	C5-C6-N1	5.39	123.69	121.00
44	5	2488	A	C8-N9-C1'	-5.39	118.00	127.70
44	5	3007	U	C2-N1-C1'	5.39	124.17	117.70
44	5	3273	A	C4-C5-N7	5.39	113.39	110.70
44	5	2234	G	C8-N9-C4	-5.39	104.25	106.40
44	5	446	U	C4-C5-C6	-5.38	116.47	119.70
44	5	1262	G	C4-N9-C1'	-5.38	119.50	126.50
44	5	1544	G	N3-C2-N2	-5.38	116.13	119.90
44	5	2490	C	C5-C6-N1	5.38	123.69	121.00

Continued on next page...

Continued from previous page...

Mol	Chain	Res	Type	Atoms	Z	Observed(°)	Ideal(°)
44	5	2899	C	C2-N3-C4	5.38	122.59	119.90
44	5	1532	C	N1-C2-O2	5.38	122.13	118.90
44	5	1881	A	N9-C4-C5	-5.38	103.65	105.80
44	5	2486	A	N7-C8-N9	-5.38	111.11	113.80
44	5	2606	G	N3-C4-N9	5.38	129.23	126.00
44	5	2748	A	C5-N7-C8	-5.38	101.21	103.90
44	5	3016	A	N1-C2-N3	-5.38	126.61	129.30
44	5	3016	A	N9-C4-C5	-5.38	103.65	105.80
44	5	446	U	N3-C4-O4	-5.38	115.63	119.40
44	5	3133	C	C4-C5-C6	-5.38	114.71	117.40
44	5	1346	G	C6-C5-N7	5.38	133.63	130.40
44	5	1594	A	O4'-C1'-N9	5.38	112.50	108.20
44	5	2494	A	N1-C2-N3	-5.38	126.61	129.30
44	5	2626	A	N1-C6-N6	5.38	121.83	118.60
44	5	569	A	C4-C5-N7	5.38	113.39	110.70
44	5	1321	G	N9-C4-C5	-5.38	103.25	105.40
44	5	3233	C	C6-N1-C2	-5.38	118.15	120.30
44	5	529	A	N1-C6-N6	5.38	121.83	118.60
44	5	2291	A	C4-C5-N7	5.38	113.39	110.70
44	5	1222	G	N3-C4-C5	5.37	131.29	128.60
44	5	1266	G	N9-C4-C5	-5.37	103.25	105.40
44	5	2513	U	C4-C5-C6	-5.37	116.47	119.70
44	5	3278	C	N3-C2-O2	-5.37	118.14	121.90
44	5	613	G	C5-C6-O6	-5.37	125.38	128.60
44	5	946	U	N1-C2-O2	5.37	126.56	122.80
44	5	2706	G	C8-N9-C4	5.37	108.55	106.40
44	5	3242	G	C5-C6-O6	-5.37	125.38	128.60
44	5	568	G	C5-N7-C8	-5.37	101.61	104.30
44	5	2167	A	C5-N7-C8	-5.37	101.22	103.90
44	5	1483	G	N3-C4-N9	-5.37	122.78	126.00
44	5	3076	C	C6-N1-C2	-5.37	118.15	120.30
44	5	861	C	C5-C6-N1	5.37	123.68	121.00
44	5	1288	U	N3-C2-O2	-5.37	118.44	122.20
44	5	1595	U	C2-N1-C1'	-5.37	111.26	117.70
44	5	2337	C	N3-C4-N4	-5.37	114.25	118.00
44	5	3278	C	N1-C2-O2	5.37	122.12	118.90
46	7	8	G	N3-C4-C5	5.37	131.28	128.60
44	5	150	A	C8-N9-C4	5.36	107.95	105.80
44	5	678	G	C5-N7-C8	-5.36	101.62	104.30
44	5	1817	G	C4-N9-C1'	-5.36	119.53	126.50
44	5	2582	C	C6-N1-C2	-5.36	118.16	120.30
44	5	3228	C	OP2-P-O3'	5.36	117.00	105.20

Continued on next page...

Continued from previous page...

Mol	Chain	Res	Type	Atoms	Z	Observed(°)	Ideal(°)
44	5	581	U	C2-N1-C1'	5.36	124.13	117.70
44	5	654	C	N1-C2-O2	5.36	122.12	118.90
44	5	1268	G	C4-C5-N7	5.36	112.94	110.80
44	5	2098	C	C5-C6-N1	5.36	123.68	121.00
44	5	2346	C	C5-C6-N1	5.36	123.68	121.00
44	5	3202	G	N3-C4-N9	5.36	129.22	126.00
44	5	1671	C	N1-C2-O2	5.36	122.11	118.90
44	5	2149	A	C5-C6-N6	-5.36	119.42	123.70
1	z	399	LEU	CA-CB-CG	5.35	127.61	115.30
44	5	141	C	C5-C6-N1	5.35	123.68	121.00
44	5	660	A	N3-C4-N9	-5.35	123.12	127.40
45	8	94	C	C5-C6-N1	5.35	123.68	121.00
44	5	1061	A	C4-C5-N7	5.35	113.38	110.70
44	5	1685	C	C5-C6-N1	5.35	123.67	121.00
44	5	3146	G	N9-C4-C5	-5.35	103.26	105.40
44	5	1346	G	N1-C6-O6	-5.35	116.69	119.90
44	5	3110	C	N3-C2-O2	-5.35	118.16	121.90
44	5	437	G	C5-C6-O6	-5.35	125.39	128.60
44	5	3260	G	C4-C5-N7	5.35	112.94	110.80
44	5	2200	U	C5-C6-N1	5.34	125.37	122.70
44	5	2436	U	C5-C6-N1	5.34	125.37	122.70
44	5	2148	U	N1-C2-O2	5.34	126.54	122.80
44	5	243	G	C4-C5-N7	5.34	112.94	110.80
44	5	1836	C	N3-C2-O2	-5.34	118.16	121.90
44	5	1238	C	C2-N3-C4	5.34	122.57	119.90
44	5	1422	G	C8-N9-C4	5.34	108.54	106.40
44	5	1953	G	O5'-P-OP1	-5.34	100.89	105.70
44	5	2146	C	C6-N1-C2	-5.34	118.16	120.30
44	5	3023	U	N3-C2-O2	-5.34	118.46	122.20
44	5	1268	G	N1-C6-O6	5.34	123.10	119.90
44	5	3112	G	C4-C5-N7	5.34	112.94	110.80
44	5	234	G	N9-C4-C5	-5.34	103.27	105.40
44	5	374	A	C4-N9-C1'	-5.34	116.69	126.30
44	5	1141	C	C6-N1-C2	-5.34	118.17	120.30
44	5	2638	C	N3-C2-O2	-5.34	118.17	121.90
44	5	3135	U	N1-C2-O2	5.34	126.54	122.80
44	5	3248	C	C5-C6-N1	5.33	123.67	121.00
44	5	677	A	C5-N7-C8	-5.33	101.23	103.90
44	5	2354	C	C5-C6-N1	5.33	123.67	121.00
44	5	2969	A	C8-N9-C4	5.33	107.93	105.80
44	5	1756	C	N1-C2-O2	5.33	122.10	118.90
44	5	3023	U	C6-N1-C2	-5.33	117.80	121.00

Continued on next page...

Continued from previous page...

Mol	Chain	Res	Type	Atoms	Z	Observed(°)	Ideal(°)
44	5	1231	A	C4-C5-N7	5.33	113.36	110.70
44	5	224	C	C2-N1-C1'	5.33	124.66	118.80
44	5	537	A	C5-N7-C8	-5.33	101.24	103.90
44	5	2928	C	C6-N1-C1'	-5.33	114.41	120.80
44	5	31	C	C6-N1-C1'	-5.33	114.41	120.80
44	5	1227	C	N3-C4-N4	-5.33	114.27	118.00
44	5	1750	A	C4-C5-N7	5.33	113.36	110.70
45	8	149	A	N3-C4-N9	-5.33	123.14	127.40
44	5	1358	C	C6-N1-C2	-5.32	118.17	120.30
44	5	1057	A	N9-C4-C5	-5.32	103.67	105.80
44	5	175	C	C6-N1-C2	-5.32	118.17	120.30
44	5	600	G	N9-C4-C5	-5.32	103.27	105.40
44	5	1922	A	N9-C4-C5	-5.32	103.67	105.80
44	5	2596	U	C5-C4-O4	-5.32	122.71	125.90
44	5	1039	U	N1-C2-O2	5.32	126.52	122.80
46	7	35	C	C5-C6-N1	5.32	123.66	121.00
44	5	55	G	C8-N9-C1'	5.32	133.91	127.00
44	5	1566	A	C6-C5-N7	-5.32	128.58	132.30
44	5	3017	A	C5-N7-C8	-5.32	101.24	103.90
44	5	1816	A	P-O3'-C3'	5.32	126.08	119.70
44	5	2375	G	C8-N9-C4	5.32	108.53	106.40
44	5	3191	G	C6-C5-N7	-5.32	127.21	130.40
44	5	555	U	N3-C2-O2	5.31	125.92	122.20
44	5	1874	A	N9-C4-C5	-5.31	103.67	105.80
45	8	77	A	C2-N3-C4	5.31	113.25	110.60
44	5	393	U	N1-C2-O2	5.31	126.52	122.80
44	5	949	C	N1-C2-O2	5.31	122.08	118.90
44	5	1646	G	N3-C4-C5	5.31	131.25	128.60
44	5	2238	G	C5-N7-C8	-5.31	101.65	104.30
44	5	3153	U	O4'-C1'-N1	5.31	112.45	108.20
28	a	159	LEU	CA-CB-CG	5.30	127.50	115.30
44	5	31	C	C5-C6-N1	5.30	123.65	121.00
44	5	121	A	C4-C5-C6	-5.30	114.35	117.00
44	5	242	C	C4-C5-C6	-5.30	114.75	117.40
44	5	120	G	C4-N9-C1'	-5.30	119.61	126.50
44	5	200	C	N3-C4-C5	5.30	124.02	121.90
45	8	15	G	C8-N9-C4	5.30	108.52	106.40
44	5	397	A	C5-N7-C8	-5.30	101.25	103.90
44	5	919	U	N3-C2-O2	-5.30	118.49	122.20
44	5	1190	A	C4-C5-N7	5.30	113.35	110.70
44	5	3337	G	C4-C5-N7	5.30	112.92	110.80
44	5	445	G	N3-C4-N9	5.30	129.18	126.00

Continued on next page...

Continued from previous page...

Mol	Chain	Res	Type	Atoms	Z	Observed(°)	Ideal(°)
44	5	1901	A	C4-N9-C1'	5.30	135.84	126.30
44	5	2550	U	N1-C2-O2	5.30	126.51	122.80
44	5	433	A	C5-N7-C8	-5.29	101.25	103.90
44	5	638	C	C2-N1-C1'	5.29	124.62	118.80
44	5	1447	G	N3-C4-C5	5.29	131.25	128.60
44	5	1825	G	N3-C4-C5	-5.29	125.96	128.60
44	5	2556	C	C5-C6-N1	5.29	123.64	121.00
44	5	732	C	C6-N1-C2	-5.29	118.19	120.30
44	5	2995	A	C4-C5-N7	5.29	113.34	110.70
44	5	835	G	N3-C4-C5	5.29	131.24	128.60
44	5	1292	C	C2-N1-C1'	5.29	124.61	118.80
44	5	1898	G	N1-C6-O6	-5.29	116.73	119.90
44	5	2683	U	C5-C6-N1	-5.29	120.06	122.70
44	5	637	C	P-O3'-C3'	5.28	126.04	119.70
44	5	855	U	N3-C2-O2	-5.28	118.50	122.20
44	5	130	A	N1-C6-N6	5.28	121.77	118.60
44	5	390	G	C4-C5-N7	5.28	112.91	110.80
44	5	998	A	C4-C5-N7	5.28	113.34	110.70
44	5	1190	A	C8-N9-C1'	-5.28	118.20	127.70
44	5	3005	A	C4-N9-C1'	-5.28	116.80	126.30
44	5	1145	G	N9-C4-C5	-5.28	103.29	105.40
44	5	2981	U	N1-C2-O2	5.28	126.50	122.80
45	8	93	U	N3-C2-O2	-5.27	118.51	122.20
46	7	79	A	C5-N7-C8	-5.27	101.26	103.90
44	5	1005	G	C6-C5-N7	5.27	133.56	130.40
44	5	1888	U	N3-C2-O2	-5.27	118.51	122.20
44	5	2129	U	N1-C2-O2	5.27	126.49	122.80
44	5	2492	C	P-O3'-C3'	5.27	126.03	119.70
44	5	3369	G	C2-N3-C4	5.27	114.54	111.90
45	8	140	G	C8-N9-C4	5.27	108.51	106.40
44	5	975	C	C6-N1-C2	-5.27	118.19	120.30
44	5	1432	C	N3-C4-C5	5.27	124.01	121.90
44	5	2529	A	N7-C8-N9	5.27	116.44	113.80
44	5	3193	C	C5-C6-N1	5.27	123.64	121.00
44	5	1301	A	N1-C6-N6	-5.27	115.44	118.60
44	5	1464	G	C4-C5-N7	5.27	112.91	110.80
44	5	289	A	N7-C8-N9	5.27	116.43	113.80
44	5	772	U	C5-C6-N1	5.27	125.33	122.70
44	5	1817	G	C8-N9-C1'	5.27	133.85	127.00
44	5	2731	U	N3-C2-O2	-5.27	118.51	122.20
44	5	564	G	N9-C4-C5	-5.26	103.30	105.40
44	5	949	C	C5-C6-N1	5.26	123.63	121.00

Continued on next page...

Continued from previous page...

Mol	Chain	Res	Type	Atoms	Z	Observed(°)	Ideal(°)
44	5	1145	G	C4-C5-N7	5.26	112.91	110.80
44	5	1280	C	C6-N1-C1'	5.26	127.12	120.80
44	5	1535	A	C4-C5-N7	5.26	113.33	110.70
44	5	3200	G	C4-N9-C1'	-5.26	119.66	126.50
44	5	3121	U	C2-N1-C1'	5.26	124.02	117.70
44	5	501	A	N9-C4-C5	-5.26	103.70	105.80
44	5	1849	C	N3-C4-C5	5.26	124.00	121.90
44	5	1924	U	N1-C2-O2	5.26	126.48	122.80
44	5	103	G	N3-C4-N9	5.26	129.16	126.00
44	5	414	U	N1-C2-O2	5.26	126.48	122.80
46	7	80	G	C8-N9-C4	-5.26	104.30	106.40
44	5	1749	A	N3-C4-N9	-5.26	123.19	127.40
44	5	786	A	N3-C4-N9	-5.26	123.19	127.40
44	5	1242	G	C4-N9-C1'	5.26	133.33	126.50
44	5	1742	U	N1-C2-O2	5.26	126.48	122.80
46	7	26	C	C2-N1-C1'	5.26	124.58	118.80
44	5	352	A	N7-C8-N9	-5.25	111.17	113.80
44	5	352	A	O4'-C1'-N9	5.25	112.40	108.20
44	5	2720	G	N3-C4-C5	-5.25	125.97	128.60
44	5	202	G	C2-N3-C4	5.25	114.53	111.90
44	5	1066	G	C5-N7-C8	-5.25	101.67	104.30
44	5	1759	C	C5-C4-N4	-5.25	116.52	120.20
44	5	3029	A	C5-N7-C8	-5.25	101.28	103.90
44	5	1239	C	N3-C4-N4	-5.25	114.33	118.00
44	5	1947	G	N3-C2-N2	-5.25	116.22	119.90
44	5	2096	A	N9-C4-C5	-5.25	103.70	105.80
44	5	2541	U	C6-N1-C2	5.25	124.15	121.00
44	5	2562	A	C5-N7-C8	-5.25	101.28	103.90
44	5	258	G	C4-C5-N7	5.25	112.90	110.80
44	5	2096	A	C4-C5-N7	5.24	113.32	110.70
44	5	129	U	C5-C6-N1	5.24	125.32	122.70
44	5	3185	U	N3-C2-O2	5.24	125.87	122.20
44	5	1869	C	C5-C6-N1	5.24	123.62	121.00
44	5	120	G	N3-C4-N9	-5.24	122.86	126.00
44	5	1873	U	C5-C6-N1	5.24	125.32	122.70
44	5	3230	G	C2-N3-C4	-5.24	109.28	111.90
44	5	2253	G	P-O3'-C3'	5.24	125.98	119.70
44	5	308	A	C6-C5-N7	-5.24	128.63	132.30
44	5	909	G	P-O3'-C3'	5.24	125.98	119.70
44	5	3158	G	C4-C5-N7	5.24	112.89	110.80
44	5	3193	C	C4-C5-C6	-5.24	114.78	117.40
44	5	439	C	C2-N1-C1'	5.23	124.56	118.80

Continued on next page...

Continued from previous page...

Mol	Chain	Res	Type	Atoms	Z	Observed(°)	Ideal(°)
44	5	1961	G	C4-N9-C1'	5.23	133.30	126.50
46	7	17	A	N9-C4-C5	-5.23	103.71	105.80
44	5	2748	A	N7-C8-N9	5.23	116.42	113.80
44	5	3023	U	C5-C6-N1	5.23	125.32	122.70
44	5	3191	G	C5-N7-C8	-5.23	101.69	104.30
44	5	2391	G	N1-C6-O6	-5.23	116.76	119.90
44	5	2848	G	N3-C2-N2	-5.23	116.24	119.90
44	5	64	G	N1-C6-O6	5.23	123.04	119.90
44	5	445	G	C4-N9-C1'	5.23	133.30	126.50
44	5	607	A	C8-N9-C1'	-5.23	118.29	127.70
44	5	2841	G	N7-C8-N9	5.23	115.71	113.10
45	8	148	G	N1-C2-N2	5.23	120.90	116.20
44	5	353	G	N3-C2-N2	-5.23	116.24	119.90
44	5	2221	G	N3-C4-C5	5.23	131.21	128.60
44	5	2948	C	C6-N1-C2	-5.23	118.21	120.30
44	5	123	A	N3-C4-N9	5.22	131.58	127.40
44	5	920	A	C8-N9-C4	5.22	107.89	105.80
44	5	1563	C	C2-N1-C1'	-5.22	113.05	118.80
44	5	1590	G	C4-C5-N7	5.22	112.89	110.80
45	8	4	C	C6-N1-C2	-5.22	118.21	120.30
46	7	59	U	C5-C6-N1	5.22	125.31	122.70
44	5	2114	C	C5-C6-N1	5.22	123.61	121.00
44	5	64	G	C5-C6-O6	-5.22	125.47	128.60
44	5	1216	C	C6-N1-C2	-5.22	118.21	120.30
44	5	2965	U	O4'-C1'-N1	5.22	112.38	108.20
44	5	3326	G	N1-C2-N2	5.22	120.90	116.20
44	5	2193	U	C6-N1-C1'	-5.22	113.89	121.20
44	5	1263	A	C6-C5-N7	-5.22	128.65	132.30
44	5	2552	C	N3-C2-O2	-5.22	118.25	121.90
44	5	1066	G	N9-C4-C5	-5.21	103.31	105.40
44	5	1487	G	N9-C4-C5	-5.21	103.31	105.40
44	5	1825	G	C4-N9-C1'	5.21	133.28	126.50
46	7	17	A	C4-C5-N7	5.21	113.31	110.70
44	5	3354	U	C6-N1-C1'	-5.21	113.90	121.20
44	5	3365	U	N1-C2-O2	5.21	126.45	122.80
44	5	526	C	C6-N1-C2	-5.21	118.22	120.30
44	5	665	A	C4-C5-N7	5.21	113.31	110.70
44	5	1345	G	C2-N3-C4	5.21	114.50	111.90
44	5	660	A	C2-N3-C4	-5.21	108.00	110.60
44	5	1376	C	O4'-C1'-N1	5.21	112.37	108.20
44	5	342	A	C5-C6-N6	5.21	127.87	123.70
44	5	542	G	C4-C5-N7	5.21	112.88	110.80

Continued on next page...

Continued from previous page...

Mol	Chain	Res	Type	Atoms	Z	Observed(°)	Ideal(°)
44	5	863	C	C2-N1-C1'	5.21	124.53	118.80
44	5	1878	G	C2-N3-C4	5.21	114.50	111.90
44	5	2078	C	C6-N1-C2	-5.21	118.22	120.30
45	8	154	C	C6-N1-C1'	5.21	127.05	120.80
44	5	3033	A	C5-C6-N1	5.21	120.30	117.70
44	5	347	G	C2-N3-C4	5.20	114.50	111.90
44	5	113	C	N1-C2-O2	5.20	122.02	118.90
44	5	428	A	N9-C4-C5	-5.20	103.72	105.80
44	5	55	G	C6-C5-N7	5.20	133.52	130.40
44	5	390	G	N3-C4-N9	5.20	129.12	126.00
44	5	518	G	C4-C5-N7	5.20	112.88	110.80
44	5	656	A	N7-C8-N9	5.20	116.40	113.80
44	5	2322	C	N1-C2-O2	5.20	122.02	118.90
44	5	2577	C	C5-C6-N1	5.20	123.60	121.00
44	5	2782	U	C2-N3-C4	5.20	130.12	127.00
44	5	2868	U	N1-C2-O2	5.20	126.44	122.80
28	a	214	LEU	CA-CB-CG	5.20	127.25	115.30
44	5	1420	C	N3-C2-O2	-5.20	118.26	121.90
44	5	859	G	N7-C8-N9	5.20	115.70	113.10
44	5	2531	C	C5-C6-N1	5.20	123.60	121.00
44	5	2918	G	C2-N3-C4	5.20	114.50	111.90
45	8	92	A	N9-C4-C5	-5.20	103.72	105.80
44	5	1749	A	C4-N9-C1'	-5.19	116.95	126.30
44	5	3272	C	C5'-C4'-O4'	5.19	115.33	109.10
44	5	333	G	O5'-P-OP2	-5.19	101.03	105.70
44	5	1126	G	N1-C6-O6	-5.19	116.78	119.90
44	5	1046	A	C4-C5-N7	5.19	113.30	110.70
44	5	1718	G	C5-C6-O6	-5.19	125.49	128.60
44	5	1736	G	C2-N3-C4	5.19	114.49	111.90
44	5	623	U	N3-C4-C5	5.19	117.71	114.60
44	5	3303	G	C4-C5-N7	5.19	112.88	110.80
46	7	77	G	N3-C4-C5	5.19	131.19	128.60
44	5	3388	C	C2-N1-C1'	-5.19	113.10	118.80
44	5	540	U	C5-C6-N1	5.18	125.29	122.70
44	5	1245	A	N9-C4-C5	-5.18	103.73	105.80
44	5	2439	A	N7-C8-N9	5.18	116.39	113.80
44	5	781	G	C4-C5-N7	5.18	112.87	110.80
44	5	1310	G	OP1-P-O3'	5.18	116.60	105.20
45	8	35	C	N3-C2-O2	-5.18	118.27	121.90
44	5	978	G	C4-C5-N7	5.18	112.87	110.80
44	5	1733	G	N1-C6-O6	-5.18	116.79	119.90
44	5	1953	G	C2-N3-C4	5.18	114.49	111.90

Continued on next page...

Continued from previous page...

Mol	Chain	Res	Type	Atoms	Z	Observed(°)	Ideal(°)
44	5	2584	G	N9-C4-C5	-5.18	103.33	105.40
44	5	2873	U	N1-C2-O2	5.18	126.43	122.80
44	5	110	G	N3-C4-C5	5.18	131.19	128.60
44	5	1217	A	C4-C5-N7	5.18	113.29	110.70
44	5	1263	A	C8-N9-C1'	-5.18	118.38	127.70
44	5	1877	U	C5-C6-N1	5.18	125.29	122.70
44	5	2483	G	C8-N9-C4	-5.18	104.33	106.40
44	5	3034	C	C5-C6-N1	5.18	123.59	121.00
44	5	439	C	C6-N1-C1'	-5.18	114.59	120.80
44	5	551	A	C4-C5-C6	-5.18	114.41	117.00
44	5	1838	G	C8-N9-C4	5.18	108.47	106.40
44	5	2779	A	C2-N3-C4	5.18	113.19	110.60
44	5	10	C	C2-N1-C1'	-5.17	113.11	118.80
44	5	677	A	N3-C4-C5	5.17	130.42	126.80
44	5	3199	G	C4-C5-N7	5.17	112.87	110.80
5	D	553	LEU	CA-CB-CG	5.17	127.20	115.30
44	5	196	G	N1-C2-N2	-5.17	111.55	116.20
44	5	1400	G	C4-C5-N7	5.17	112.87	110.80
44	5	1960	A	N3-C4-C5	-5.17	123.18	126.80
44	5	2447	A	N9-C4-C5	-5.17	103.73	105.80
44	5	2545	C	N3-C2-O2	-5.17	118.28	121.90
44	5	3393	U	N3-C2-O2	-5.17	118.58	122.20
44	5	503	C	C5-C6-N1	5.17	123.58	121.00
44	5	1349	G	N3-C2-N2	5.17	123.52	119.90
44	5	1574	C	C5-C6-N1	5.17	123.58	121.00
44	5	1867	A	C4-C5-N7	5.17	113.28	110.70
46	7	24	A	N7-C8-N9	5.17	116.38	113.80
44	5	515	C	N3-C2-O2	-5.17	118.28	121.90
44	5	1279	C	C5-C6-N1	5.17	123.58	121.00
44	5	2183	A	C8-N9-C4	5.17	107.87	105.80
44	5	915	A	C4-N9-C1'	5.17	135.60	126.30
44	5	1039	U	C5-C6-N1	5.17	125.28	122.70
44	5	399	A	C4-C5-N7	5.16	113.28	110.70
44	5	1226	G	C8-N9-C4	-5.16	104.33	106.40
44	5	1766	G	C5-N7-C8	-5.16	101.72	104.30
44	5	2568	C	C5-C6-N1	-5.16	118.42	121.00
45	8	25	G	C5-N7-C8	-5.16	101.72	104.30
46	7	105	C	C6-N1-C2	-5.16	118.23	120.30
44	5	2816	G	O4'-C1'-N9	-5.16	104.07	108.20
44	5	92	G	O4'-C1'-N9	5.16	112.33	108.20
44	5	552	G	N3-C2-N2	-5.16	116.29	119.90
44	5	2965	U	N3-C2-O2	-5.16	118.59	122.20

Continued on next page...

Continued from previous page...

Mol	Chain	Res	Type	Atoms	Z	Observed(°)	Ideal(°)
44	5	3257	C	C2-N1-C1'	-5.16	113.12	118.80
44	5	212	G	N1-C6-O6	-5.16	116.81	119.90
44	5	379	C	N1-C2-O2	5.16	122.00	118.90
44	5	2106	A	N1-C2-N3	-5.16	126.72	129.30
44	5	2192	C	C2-N3-C4	5.16	122.48	119.90
44	5	3324	C	C6-N1-C2	-5.16	118.24	120.30
44	5	937	G	C4-N9-C1'	5.16	133.20	126.50
44	5	2432	A	C5-C6-N6	-5.16	119.58	123.70
44	5	3318	G	C8-N9-C4	5.16	108.46	106.40
44	5	3333	G	N3-C4-N9	-5.16	122.91	126.00
44	5	564	G	C4-C5-N7	5.15	112.86	110.80
44	5	2995	A	N9-C4-C5	-5.15	103.74	105.80
44	5	787	G	C4-C5-N7	5.15	112.86	110.80
45	8	120	C	C2-N3-C4	5.15	122.47	119.90
44	5	870	G	N7-C8-N9	5.15	115.67	113.10
44	5	2526	C	C6-N1-C2	-5.15	118.24	120.30
44	5	2505	U	N1-C2-O2	-5.15	119.20	122.80
44	5	2687	G	N3-C2-N2	5.15	123.50	119.90
44	5	124	U	N1-C2-O2	5.15	126.40	122.80
44	5	411	U	N3-C2-O2	-5.15	118.60	122.20
44	5	1056	U	N3-C2-O2	-5.14	118.60	122.20
44	5	2838	A	C5-C6-N1	5.14	120.27	117.70
45	8	18	U	N3-C2-O2	-5.14	118.60	122.20
44	5	2873	U	N3-C2-O2	-5.14	118.60	122.20
44	5	349	A	N1-C6-N6	-5.14	115.52	118.60
44	5	1396	C	C2-N1-C1'	5.14	124.45	118.80
44	5	1217	A	C5-N7-C8	-5.14	101.33	103.90
44	5	681	U	C6-N1-C1'	-5.13	114.01	121.20
44	5	1759	C	C4-C5-C6	-5.13	114.83	117.40
44	5	2769	A	C4-C5-N7	5.13	113.27	110.70
44	5	775	A	C8-N9-C4	5.13	107.85	105.80
44	5	3212	C	C6-N1-C2	-5.13	118.25	120.30
45	8	61	A	C2-N3-C4	-5.13	108.03	110.60
44	5	726	G	C5-C6-O6	-5.13	125.52	128.60
44	5	113	C	C5-C6-N1	5.13	123.56	121.00
44	5	1756	C	C2-N1-C1'	5.13	124.44	118.80
44	5	3211	C	C5-C6-N1	5.13	123.56	121.00
29	b	88	LYS	C-N-CA	5.12	134.51	121.70
44	5	607	A	N3-C4-N9	5.12	131.50	127.40
44	5	1735	G	C4-C5-N7	5.12	112.85	110.80
45	8	12	A	N9-C4-C5	-5.12	103.75	105.80
45	8	88	A	N9-C1'-C2'	5.12	120.66	114.00

Continued on next page...

Continued from previous page...

Mol	Chain	Res	Type	Atoms	Z	Observed(°)	Ideal(°)
44	5	1890	U	C5-C6-N1	5.12	125.26	122.70
44	5	2782	U	C5-C6-N1	5.12	125.26	122.70
44	5	850	U	C5-C6-N1	5.12	125.26	122.70
44	5	1084	A	C4-C5-C6	-5.12	114.44	117.00
44	5	1482	A	C2-N3-C4	5.12	113.16	110.60
44	5	2468	A	C6-N1-C2	5.12	121.67	118.60
44	5	55	G	O4'-C1'-N9	5.12	112.30	108.20
44	5	1813	A	C2-N3-C4	5.12	113.16	110.60
44	5	2193	U	C5-C6-N1	5.12	125.26	122.70
44	5	527	A	N7-C8-N9	5.12	116.36	113.80
44	5	1690	C	C6-N1-C2	-5.12	118.25	120.30
44	5	344	A	N9-C4-C5	-5.11	103.75	105.80
44	5	2137	U	C2-N1-C1'	5.11	123.84	117.70
44	5	2298	U	N3-C2-O2	-5.11	118.62	122.20
44	5	2794	G	C8-N9-C4	5.11	108.44	106.40
44	5	239	G	C2-N3-C4	-5.11	109.34	111.90
44	5	2349	U	N3-C2-O2	-5.11	118.62	122.20
44	5	923	C	N3-C4-C5	5.11	123.94	121.90
44	5	2922	G	C6-C5-N7	-5.11	127.33	130.40
44	5	1927	G	N3-C4-N9	5.11	129.06	126.00
44	5	2788	C	C2-N1-C1'	5.11	124.42	118.80
44	5	67	A	N3-C4-C5	5.11	130.37	126.80
44	5	1254	C	N3-C2-O2	-5.11	118.33	121.90
44	5	770	G	N3-C4-N9	-5.10	122.94	126.00
44	5	2722	U	N1-C2-O2	5.10	126.37	122.80
44	5	2989	U	C5-C6-N1	-5.10	120.15	122.70
44	5	3266	G	C4-N9-C1'	-5.10	119.87	126.50
45	8	3	A	N7-C8-N9	5.10	116.35	113.80
44	5	3288	G	C6-C5-N7	5.10	133.46	130.40
44	5	1150	A	C2-N3-C4	5.10	113.15	110.60
44	5	1328	C	C6-N1-C2	-5.10	118.26	120.30
44	5	2671	A	N9-C4-C5	-5.10	103.76	105.80
44	5	3064	U	N1-C2-O2	5.10	126.37	122.80
44	5	3122	A	N1-C6-N6	5.10	121.66	118.60
44	5	3368	U	C6-N1-C2	5.10	124.06	121.00
45	8	132	G	C8-N9-C4	5.10	108.44	106.40
46	7	100	C	C6-N1-C2	-5.10	118.26	120.30
44	5	443	G	N3-C4-C5	5.09	131.15	128.60
44	5	659	G	C4-C5-N7	5.09	112.84	110.80
44	5	2829	U	C6-N1-C2	-5.09	117.94	121.00
44	5	2296	A	C2-N3-C4	-5.09	108.05	110.60
44	5	3166	C	C6-N1-C2	-5.09	118.26	120.30

Continued on next page...

Continued from previous page...

Mol	Chain	Res	Type	Atoms	Z	Observed(°)	Ideal(°)
44	5	2519	A	C8-N9-C4	5.09	107.84	105.80
44	5	711	A	C5-N7-C8	-5.09	101.36	103.90
44	5	2901	G	N1-C2-N3	5.09	126.95	123.90
44	5	3060	C	N1-C2-O2	5.09	121.95	118.90
44	5	733	G	C4-C5-N7	5.09	112.83	110.80
46	7	13	A	C8-N9-C4	5.09	107.83	105.80
44	5	622	A	N1-C6-N6	5.09	121.65	118.60
44	5	1236	G	C8-N9-C1'	-5.09	120.39	127.00
44	5	2375	G	C4-N9-C1'	-5.09	119.89	126.50
44	5	209	A	N1-C6-N6	5.08	121.65	118.60
44	5	1011	A	N9-C4-C5	-5.08	103.77	105.80
44	5	1113	G	N3-C4-C5	5.08	131.14	128.60
44	5	2223	A	N7-C8-N9	5.08	116.34	113.80
44	5	3325	G	C6-C5-N7	-5.08	127.35	130.40
46	7	29	C	N3-C4-N4	-5.08	114.44	118.00
46	7	38	U	N3-C2-O2	-5.08	118.64	122.20
44	5	518	G	N9-C4-C5	-5.08	103.37	105.40
44	5	1093	A	N1-C6-N6	-5.08	115.55	118.60
44	5	2146	C	N1-C2-O2	5.08	121.95	118.90
44	5	3118	C	N3-C4-C5	5.08	123.93	121.90
44	5	335	G	O4'-C1'-N9	-5.08	104.14	108.20
44	5	537	A	C5-C6-N6	-5.08	119.64	123.70
44	5	2199	G	N7-C8-N9	5.08	115.64	113.10
44	5	2721	A	C8-N9-C4	5.08	107.83	105.80
44	5	882	A	C2-N3-C4	5.08	113.14	110.60
44	5	2576	G	C6-C5-N7	-5.08	127.35	130.40
44	5	3368	U	N3-C4-C5	5.08	117.64	114.60
44	5	2449	A	N7-C8-N9	5.07	116.34	113.80
44	5	2683	U	O4'-C1'-N1	5.07	112.26	108.20
44	5	433	A	N1-C2-N3	5.07	131.84	129.30
44	5	949	C	C6-N1-C2	-5.07	118.27	120.30
44	5	3370	A	C8-N9-C4	5.07	107.83	105.80
44	5	123	A	C4-N9-C1'	5.07	135.43	126.30
44	5	641	C	C6-N1-C2	-5.07	118.27	120.30
44	5	938	C	N1-C2-O2	5.07	121.94	118.90
44	5	656	A	C5-N7-C8	-5.07	101.37	103.90
44	5	1363	A	C5-N7-C8	-5.07	101.37	103.90
44	5	2240	G	C5-N7-C8	-5.07	101.77	104.30
44	5	2858	U	C2-N1-C1'	-5.07	111.62	117.70
44	5	2704	A	O4'-C1'-N9	5.07	112.25	108.20
44	5	3344	A	N9-C4-C5	-5.07	103.77	105.80
45	8	146	U	C6-N1-C1'	5.06	128.29	121.20

Continued on next page...

Continued from previous page...

Mol	Chain	Res	Type	Atoms	Z	Observed(°)	Ideal(°)
44	5	122	A	C8-N9-C4	5.06	107.83	105.80
44	5	1229	G	N3-C2-N2	5.06	123.44	119.90
44	5	2233	A	C5-N7-C8	-5.06	101.37	103.90
44	5	2623	G	N3-C2-N2	-5.06	116.36	119.90
44	5	30	G	N9-C4-C5	-5.06	103.38	105.40
44	5	386	A	N1-C6-N6	5.06	121.64	118.60
44	5	1251	A	C5-C6-N6	5.06	127.75	123.70
44	5	1263	A	C5-C6-N1	5.06	120.23	117.70
44	5	3110	C	N3-C4-C5	-5.06	119.88	121.90
45	8	93	U	N1-C2-O2	5.06	126.34	122.80
44	5	1124	U	N1-C2-O2	5.06	126.34	122.80
44	5	911	C	C4-C5-C6	-5.05	114.87	117.40
44	5	207	U	N1-C2-N3	-5.05	111.87	114.90
44	5	2834	G	N3-C4-N9	5.05	129.03	126.00
44	5	139	G	N1-C2-N2	5.05	120.75	116.20
44	5	228	U	O4'-C1'-N1	5.05	112.24	108.20
44	5	2190	U	N3-C2-O2	-5.05	118.66	122.20
44	5	3211	C	C6-N1-C2	-5.05	118.28	120.30
44	5	3237	U	N1-C2-O2	5.05	126.34	122.80
45	8	155	A	C5-C6-N1	5.05	120.23	117.70
46	7	6	C	C4-C5-C6	-5.05	114.87	117.40
44	5	3173	G	C5-C6-O6	-5.05	125.57	128.60
44	5	663	C	C6-N1-C2	-5.05	118.28	120.30
44	5	2237	C	C6-N1-C2	-5.05	118.28	120.30
44	5	3372	A	C5-N7-C8	-5.05	101.38	103.90
45	8	28	C	C4-C5-C6	-5.05	114.88	117.40
46	7	56	A	C4-C5-N7	5.05	113.22	110.70
44	5	64	G	C4-C5-N7	5.04	112.82	110.80
44	5	1450	G	C5-C6-O6	5.04	131.63	128.60
44	5	2224	A	N7-C8-N9	5.04	116.32	113.80
44	5	2858	U	C6-N1-C1'	5.04	128.26	121.20
44	5	258	G	C6-C5-N7	-5.04	127.37	130.40
44	5	2084	C	C6-N1-C1'	5.04	126.85	120.80
44	5	2352	A	C4-C5-C6	-5.04	114.48	117.00
44	5	715	A	O4'-C1'-N9	5.04	112.23	108.20
44	5	1463	U	C5-C6-N1	5.04	125.22	122.70
45	8	33	A	N3-C4-N9	-5.04	123.37	127.40
44	5	1749	A	C4-C5-N7	5.04	113.22	110.70
44	5	2562	A	N3-C4-N9	5.04	131.43	127.40
46	7	28	C	C2-N1-C1'	5.04	124.34	118.80
44	5	734	C	C2-N1-C1'	5.04	124.34	118.80
44	5	2228	A	C5-N7-C8	-5.04	101.38	103.90

Continued on next page...

Continued from previous page...

Mol	Chain	Res	Type	Atoms	Z	Observed(°)	Ideal(°)
44	5	12	A	P-O3'-C3'	5.03	125.74	119.70
44	5	1239	C	O4'-C1'-N1	5.03	112.23	108.20
44	5	1272	C	N3-C2-O2	-5.03	118.38	121.90
44	5	1824	U	C2-N1-C1'	5.03	123.74	117.70
44	5	2966	G	C2-N3-C4	-5.03	109.38	111.90
44	5	22	G	C8-N9-C4	-5.03	104.39	106.40
44	5	347	G	C8-N9-C4	-5.03	104.39	106.40
44	5	986	U	C2-N1-C1'	5.03	123.74	117.70
44	5	2184	U	N1-C2-O2	5.03	126.32	122.80
44	5	3201	C	C4-C5-C6	-5.03	114.88	117.40
45	8	26	U	C2-N1-C1'	-5.03	111.66	117.70
45	8	62	C	N1-C2-O2	-5.03	115.88	118.90
44	5	2921	U	N1-C2-O2	5.03	126.32	122.80
44	5	3030	G	N1-C2-N2	5.03	120.73	116.20
44	5	3197	G	C4-N9-C1'	-5.03	119.96	126.50
44	5	937	G	N3-C4-N9	5.03	129.02	126.00
44	5	55	G	N1-C2-N2	5.03	120.72	116.20
44	5	653	A	N9-C4-C5	-5.03	103.79	105.80
44	5	2928	C	C4-C5-C6	-5.03	114.89	117.40
44	5	3041	U	N1-C2-O2	5.03	126.32	122.80
44	5	289	A	C5-N7-C8	-5.02	101.39	103.90
44	5	2714	G	C4-N9-C1'	-5.02	119.97	126.50
44	5	1622	U	C5-C6-N1	5.02	125.21	122.70
44	5	1838	G	N3-C4-C5	5.02	131.11	128.60
44	5	1883	A	C8-N9-C4	5.02	107.81	105.80
44	5	2449	A	C2-N3-C4	-5.02	108.09	110.60
44	5	3023	U	N1-C2-O2	5.02	126.32	122.80
44	5	729	C	N1-C2-O2	5.02	121.91	118.90
44	5	2966	G	C8-N9-C1'	5.02	133.53	127.00
44	5	3372	A	N7-C8-N9	5.02	116.31	113.80
44	5	437	G	C8-N9-C4	-5.02	104.39	106.40
44	5	1331	U	C5-C4-O4	-5.02	122.89	125.90
44	5	1722	U	O4'-C1'-N1	5.02	112.22	108.20
44	5	2148	U	C2-N1-C1'	5.02	123.72	117.70
44	5	17	G	N1-C2-N2	5.02	120.72	116.20
44	5	2582	C	C2-N3-C4	5.02	122.41	119.90
44	5	489	U	C6-N1-C1'	-5.02	114.18	121.20
44	5	736	A	C4-C5-N7	5.02	113.21	110.70
44	5	1440	G	C4-C5-N7	5.02	112.81	110.80
44	5	2232	A	N7-C8-N9	5.02	116.31	113.80
44	5	2547	A	N9-C4-C5	-5.02	103.79	105.80
44	5	161	G	N7-C8-N9	5.01	115.61	113.10

Continued on next page...

Continued from previous page...

Mol	Chain	Res	Type	Atoms	Z	Observed(°)	Ideal(°)
44	5	322	U	N1-C2-O2	5.01	126.31	122.80
44	5	2493	U	C6-N1-C1'	5.01	128.22	121.20
44	5	2965	U	N1-C2-O2	5.01	126.31	122.80
44	5	3219	G	N7-C8-N9	-5.01	110.59	113.10
44	5	3294	A	C4-C5-N7	5.01	113.21	110.70
44	5	1292	C	N3-C2-O2	-5.01	118.39	121.90
44	5	24	G	N7-C8-N9	5.01	115.61	113.10
44	5	148	G	N9-C4-C5	-5.01	103.39	105.40
44	5	186	U	C6-N1-C2	-5.01	117.99	121.00
44	5	1775	G	C4-C5-N7	5.01	112.80	110.80
44	5	2451	G	N3-C2-N2	-5.01	116.39	119.90
44	5	1722	U	N1-C2-O2	5.01	126.31	122.80
45	8	33	A	N3-C4-C5	5.01	130.31	126.80
46	7	28	C	C6-N1-C2	-5.01	118.30	120.30
44	5	1325	U	N1-C2-O2	5.01	126.30	122.80
44	5	1333	C	N3-C2-O2	-5.01	118.39	121.90
44	5	2616	C	N1-C2-O2	5.01	121.90	118.90
44	5	3110	C	C6-N1-C2	-5.01	118.30	120.30
45	8	96	A	C2-N3-C4	-5.01	108.10	110.60
44	5	1227	C	C5-C4-N4	5.00	123.70	120.20
44	5	1232	C	C6-N1-C1'	5.00	126.81	120.80
44	5	1365	G	N7-C8-N9	5.00	115.60	113.10
44	5	1464	G	C2-N3-C4	-5.00	109.40	111.90
44	5	1686	U	C5-C6-N1	5.00	125.20	122.70
44	5	2509	U	C2-N1-C1'	5.00	123.70	117.70
44	5	307	A	N3-C4-N9	-5.00	123.40	127.40
44	5	1565	G	N7-C8-N9	5.00	115.60	113.10
44	5	2998	U	C5-C6-N1	5.00	125.20	122.70

There are no chirality outliers.

All (85) planarity outliers are listed below:

Mol	Chain	Res	Type	Group
2	A	241	ARG	Peptide
2	A	247	ARG	Peptide
4	C	106	TRP	Peptide
4	C	107	ARG	Peptide
4	C	179	LEU	Peptide
4	C	182	LEU	Peptide
4	C	231	ALA	Peptide
4	C	233	LEU	Peptide
4	C	250	TRP	Peptide

Continued on next page...

Continued from previous page...

Mol	Chain	Res	Type	Group
4	C	270	SER	Peptide
4	C	293	SER	Peptide
4	C	299	ILE	Peptide
4	C	360	LYS	Peptide
5	D	325	ILE	Peptide
5	D	446	GLU	Peptide
6	E	227	ALA	Peptide
6	E	231	PRO	Peptide
6	E	283	GLU	Peptide
6	E	384	SER	Peptide
7	F	302	ILE	Peptide
7	F	366	ILE	Peptide
7	F	368	LYS	Peptide
7	F	427	PRO	Peptide
8	G	240	ALA	Peptide
9	H	203	TYR	Peptide
9	H	222	SER	Peptide
10	I	375	VAL	Peptide
11	J	101	ARG	Peptide
11	J	192	ASN	Peptide
13	L	152	THR	Peptide
13	L	47	ALA	Peptide
13	L	62	THR	Peptide
14	M	214	LEU	Peptide
15	N	72	LYS	Peptide
17	P	103	GLU	Peptide
17	P	171	ARG	Peptide
18	Q	134	GLN	Peptide
18	Q	231	PHE	Peptide
19	R	264	GLY	Peptide
19	R	314	GLU	Peptide
19	R	319	LEU	Peptide
20	S	13	ARG	Peptide
20	S	163	PHE	Peptide
20	S	22	PRO	Peptide
21	T	115	LYS	Peptide
21	T	126	VAL	Peptide
21	T	17	ARG	Peptide
21	T	92	ARG	Peptide
24	W	171	SER	Peptide
24	W	189	LYS	Peptide
24	W	270	ALA	Peptide

Continued on next page...

Continued from previous page...

Mol	Chain	Res	Type	Group
25	X	179	GLN	Peptide
25	X	208	GLN	Peptide
26	Y	10	SER	Peptide
26	Y	125	LYS	Peptide
26	Y	20	PHE	Peptide
26	Y	24	SER	Peptide
26	Y	75	ARG	Peptide
26	Y	81	GLN	Peptide
27	Z	32	SER	Peptide
28	a	120	HIS	Peptide
29	b	83	HIS	Peptide
29	b	85	ASN	Peptide
32	e	208	TYR	Peptide
32	e	272	ASN	Peptide
33	f	358	ASP	Peptide
34	g	4	ARG	Peptide
37	j	796	LYS	Peptide
37	j	810	ARG	Peptide
42	p	17	ARG	Peptide
43	q	32	ASN	Peptide
43	q	83	ASN	Peptide
43	q	91	GLU	Peptide
12	s	257	SER	Peptide
12	s	258	PHE	Peptide
12	s	275	SER	Peptide
12	s	276	VAL	Peptide
1	z	345	ASP	Peptide
1	z	347	ARG	Peptide
1	z	355	LYS	Peptide
1	z	361	ALA	Peptide
1	z	367	VAL	Peptide
1	z	378	ILE	Peptide
1	z	391	LYS	Peptide
1	z	401	VAL	Peptide

5.2 Too-close contacts

Due to software issues we are unable to calculate clashes - this section is therefore empty.

5.3 Torsion angles

5.3.1 Protein backbone

In the following table, the Percentiles column shows the percent Ramachandran outliers of the chain as a percentile score with respect to all PDB entries followed by that with respect to all EM entries.

The Analysed column shows the number of residues for which the backbone conformation was analysed, and the total number of residues.

Mol	Chain	Analysed	Favoured	Allowed	Outliers	Percentiles	
1	z	199/204 (98%)	138 (69%)	61 (31%)	0	100	100
2	A	250/252 (99%)	204 (82%)	46 (18%)	0	100	100
3	B	384/386 (100%)	315 (82%)	67 (17%)	2 (0%)	29	66
4	C	359/361 (99%)	292 (81%)	65 (18%)	2 (1%)	25	62
5	D	294/296 (99%)	263 (90%)	31 (10%)	0	100	100
6	E	152/175 (87%)	133 (88%)	19 (12%)	0	100	100
7	F	220/222 (99%)	188 (86%)	31 (14%)	1 (0%)	29	66
8	G	231/233 (99%)	199 (86%)	32 (14%)	0	100	100
9	H	189/191 (99%)	159 (84%)	30 (16%)	0	100	100
10	I	207/220 (94%)	173 (84%)	34 (16%)	0	100	100
11	J	167/169 (99%)	140 (84%)	27 (16%)	0	100	100
12	s	144/155 (93%)	93 (65%)	51 (35%)	0	100	100
13	L	191/193 (99%)	161 (84%)	27 (14%)	3 (2%)	9	44
14	M	134/136 (98%)	117 (87%)	17 (13%)	0	100	100
15	N	201/203 (99%)	171 (85%)	29 (14%)	1 (0%)	29	66
16	O	195/197 (99%)	171 (88%)	24 (12%)	0	100	100
17	P	181/183 (99%)	156 (86%)	25 (14%)	0	100	100
18	Q	183/185 (99%)	157 (86%)	26 (14%)	0	100	100
19	R	186/188 (99%)	159 (86%)	26 (14%)	1 (0%)	29	66
20	S	170/172 (99%)	143 (84%)	27 (16%)	0	100	100
21	T	157/159 (99%)	136 (87%)	21 (13%)	0	100	100
22	U	98/100 (98%)	86 (88%)	12 (12%)	0	100	100
23	V	134/136 (98%)	113 (84%)	21 (16%)	0	100	100
24	W	126/135 (93%)	101 (80%)	24 (19%)	1 (1%)	19	57
25	X	119/121 (98%)	102 (86%)	17 (14%)	0	100	100

Continued on next page...

Continued from previous page...

Mol	Chain	Analysed	Favoured	Allowed	Outliers	Percentiles	
26	Y	124/126 (98%)	105 (85%)	19 (15%)	0	100	100
27	Z	133/135 (98%)	114 (86%)	18 (14%)	1 (1%)	19	57
28	a	146/148 (99%)	124 (85%)	21 (14%)	1 (1%)	22	60
29	b	56/58 (97%)	47 (84%)	8 (14%)	1 (2%)	8	42
30	c	95/97 (98%)	86 (90%)	9 (10%)	0	100	100
31	d	107/109 (98%)	88 (82%)	19 (18%)	0	100	100
32	e	125/127 (98%)	105 (84%)	20 (16%)	0	100	100
33	f	104/106 (98%)	86 (83%)	18 (17%)	0	100	100
34	g	110/112 (98%)	101 (92%)	9 (8%)	0	100	100
35	h	117/119 (98%)	103 (88%)	14 (12%)	0	100	100
36	i	97/99 (98%)	85 (88%)	12 (12%)	0	100	100
37	j	85/87 (98%)	70 (82%)	15 (18%)	0	100	100
38	k	75/77 (97%)	69 (92%)	6 (8%)	0	100	100
39	l	48/50 (96%)	41 (85%)	6 (12%)	1 (2%)	7	40
40	m	50/52 (96%)	37 (74%)	13 (26%)	0	100	100
41	o	103/105 (98%)	83 (81%)	20 (19%)	0	100	100
42	p	89/91 (98%)	75 (84%)	13 (15%)	1 (1%)	14	51
43	q	117/219 (53%)	91 (78%)	26 (22%)	0	100	100
All	All	6652/6889 (97%)	5580 (84%)	1056 (16%)	16 (0%)	50	79

All (16) Ramachandran outliers are listed below:

Mol	Chain	Res	Type
7	F	369	GLN
13	L	62	THR
27	Z	33	LYS
13	L	61	PRO
15	N	146	ALA
28	a	121	HIS
42	p	18	TYR
3	B	4	ARG
4	C	339	LEU
19	R	266	ALA
4	C	232	SER
13	L	166	ALA
24	W	278	THR

Continued on next page...

Continued from previous page...

Mol	Chain	Res	Type
39	l	22	PRO
3	B	188	ILE
29	b	90	PRO

5.3.2 Protein sidechains ⓘ

In the following table, the Percentiles column shows the percent sidechain outliers of the chain as a percentile score with respect to all PDB entries followed by that with respect to all EM entries.

The Analysed column shows the number of residues for which the sidechain conformation was analysed, and the total number of residues.

Mol	Chain	Analysed	Rotameric	Outliers	Percentiles	
1	z	179/185 (97%)	171 (96%)	8 (4%)	27	57
2	A	194/194 (100%)	190 (98%)	4 (2%)	53	74
3	B	322/322 (100%)	319 (99%)	3 (1%)	78	88
4	C	288/288 (100%)	282 (98%)	6 (2%)	53	74
5	D	244/244 (100%)	243 (100%)	1 (0%)	91	95
6	E	134/152 (88%)	132 (98%)	2 (2%)	65	81
7	F	186/186 (100%)	184 (99%)	2 (1%)	73	85
8	G	191/191 (100%)	187 (98%)	4 (2%)	53	74
9	H	171/171 (100%)	167 (98%)	4 (2%)	50	72
10	I	180/186 (97%)	172 (96%)	8 (4%)	28	57
11	J	147/147 (100%)	143 (97%)	4 (3%)	44	69
13	L	154/154 (100%)	150 (97%)	4 (3%)	46	69
14	M	107/107 (100%)	106 (99%)	1 (1%)	78	88
15	N	175/175 (100%)	173 (99%)	2 (1%)	73	85
16	O	160/160 (100%)	158 (99%)	2 (1%)	69	82
17	P	145/145 (100%)	142 (98%)	3 (2%)	53	74
18	Q	150/150 (100%)	148 (99%)	2 (1%)	69	82
19	R	153/153 (100%)	148 (97%)	5 (3%)	38	65
20	S	156/156 (100%)	154 (99%)	2 (1%)	69	82
21	T	136/136 (100%)	133 (98%)	3 (2%)	52	72
22	U	87/87 (100%)	86 (99%)	1 (1%)	73	85

Continued on next page...

Continued from previous page...

Mol	Chain	Analysed	Rotameric	Outliers	Percentiles	
23	V	104/104 (100%)	102 (98%)	2 (2%)	57	76
24	W	114/114 (100%)	111 (97%)	3 (3%)	46	69
25	X	105/105 (100%)	103 (98%)	2 (2%)	57	76
26	Y	109/109 (100%)	106 (97%)	3 (3%)	43	68
27	Z	115/115 (100%)	114 (99%)	1 (1%)	78	88
28	a	118/118 (100%)	115 (98%)	3 (2%)	47	70
29	b	46/46 (100%)	44 (96%)	2 (4%)	29	58
30	c	81/81 (100%)	80 (99%)	1 (1%)	71	84
31	d	96/96 (100%)	96 (100%)	0	100	100
32	e	109/109 (100%)	108 (99%)	1 (1%)	78	88
33	f	90/90 (100%)	86 (96%)	4 (4%)	28	57
34	g	95/95 (100%)	93 (98%)	2 (2%)	53	74
35	h	104/104 (100%)	102 (98%)	2 (2%)	57	76
36	i	81/81 (100%)	78 (96%)	3 (4%)	34	62
37	j	70/70 (100%)	66 (94%)	4 (6%)	20	52
38	k	68/68 (100%)	67 (98%)	1 (2%)	65	81
39	l	45/45 (100%)	43 (96%)	2 (4%)	28	57
40	m	47/47 (100%)	47 (100%)	0	100	100
41	o	90/90 (100%)	90 (100%)	0	100	100
42	p	71/71 (100%)	70 (99%)	1 (1%)	67	81
43	q	105/165 (64%)	103 (98%)	2 (2%)	57	76
All	All	5522/5612 (98%)	5412 (98%)	110 (2%)	57	75

All (110) residues with a non-rotameric sidechain are listed below:

Mol	Chain	Res	Type
1	z	209	LYS
1	z	252	ASN
1	z	303	ASN
1	z	343	VAL
1	z	344	THR
1	z	356	LYS
1	z	360	LEU
1	z	410	ARG
2	A	70	ARG

Continued on next page...

Continued from previous page...

Mol	Chain	Res	Type
2	A	193	ARG
2	A	241	ARG
2	A	242	ARG
3	B	70	ARG
3	B	332	ARG
3	B	345	ASN
4	C	93	MET
4	C	95	ARG
4	C	170	LYS
4	C	212	ASP
4	C	221	ASN
4	C	320	ASN
5	D	345	ARG
6	E	255	ARG
6	E	303	VAL
7	F	370	ARG
7	F	426	VAL
8	G	221	ARG
8	G	243	GLN
8	G	286	LYS
8	G	368	ARG
9	H	262	ARG
9	H	269	ARG
9	H	316	ASN
9	H	357	ASN
10	I	192	ARG
10	I	209	ARG
10	I	225	LYS
10	I	254	ARG
10	I	324	ARG
10	I	354	LYS
10	I	388	LYS
10	I	394	ASN
11	J	101	ARG
11	J	103	LEU
11	J	183	ARG
11	J	232	ARG
13	L	54	LEU
13	L	67	ARG
13	L	100	ARG
13	L	104	ARG
14	M	276	LYS

Continued on next page...

Continued from previous page...

Mol	Chain	Res	Type
15	N	159	ARG
15	N	187	ARG
16	O	59	ARG
16	O	117	ARG
17	P	30	ARG
17	P	159	LYS
17	P	171	ARG
18	Q	145	LYS
18	Q	276	ARG
19	R	174	ASN
19	R	177	ARG
19	R	220	ARG
19	R	239	ARG
19	R	301	ASN
20	S	12	ARG
20	S	13	ARG
21	T	127	GLN
21	T	128	LEU
21	T	139	ARG
22	U	183	ARG
23	V	141	ARG
23	V	257	ARG
24	W	216	ARG
24	W	218	ARG
24	W	225	ARG
25	X	136	LYS
25	X	147	ARG
26	Y	12	ARG
26	Y	59	VAL
26	Y	114	ASP
27	Z	13	VAL
28	a	85	ARG
28	a	115	MET
28	a	125	ASN
29	b	116	THR
29	b	125	LYS
30	c	16	LEU
32	e	178	ARG
33	f	383	ARG
33	f	391	ARG
33	f	405	ASN
33	f	424	ASN

Continued on next page...

Continued from previous page...

Mol	Chain	Res	Type
34	g	4	ARG
34	g	18	ASN
35	h	10	ARG
35	h	49	LYS
36	i	18	THR
36	i	36	ARG
36	i	57	LEU
37	j	831	ARG
37	j	842	ARG
37	j	851	ARG
37	j	871	LYS
38	k	46	ARG
39	l	5	LYS
39	l	43	ASN
42	p	17	ARG
43	q	52	LEU
43	q	76	LEU

Sometimes sidechains can be flipped to improve hydrogen bonding and reduce clashes. All (103) such sidechains are listed below:

Mol	Chain	Res	Type
1	z	252	ASN
1	z	257	ASN
2	A	83	HIS
2	A	132	ASN
2	A	215	ASN
3	B	212	ASN
3	B	259	HIS
3	B	269	GLN
3	B	345	ASN
4	C	58	HIS
4	C	213	ASN
4	C	307	GLN
4	C	320	ASN
5	D	305	ASN
5	D	323	GLN
7	F	271	ASN
8	G	202	GLN
8	G	223	GLN
8	G	309	ASN
8	G	385	ASN
8	G	404	ASN

Continued on next page...

Continued from previous page...

Mol	Chain	Res	Type
8	G	407	GLN
8	G	416	ASN
9	H	208	GLN
9	H	209	GLN
9	H	250	ASN
9	H	264	HIS
9	H	277	ASN
9	H	316	ASN
9	H	362	GLN
10	I	208	ASN
10	I	240	ASN
11	J	111	ASN
11	J	186	ASN
13	L	12	ASN
13	L	37	ASN
14	M	190	GLN
15	N	57	GLN
15	N	86	ASN
16	O	14	HIS
16	O	31	GLN
16	O	182	ASN
17	P	34	GLN
17	P	96	GLN
18	Q	134	GLN
18	Q	270	ASN
18	Q	277	HIS
19	R	174	ASN
19	R	203	GLN
19	R	227	GLN
19	R	253	HIS
19	R	269	HIS
19	R	301	ASN
20	S	157	GLN
21	T	54	HIS
21	T	90	ASN
21	T	127	GLN
21	T	146	ASN
23	V	227	ASN
24	W	249	ASN
25	X	194	ASN
27	Z	56	HIS
27	Z	77	ASN

Continued on next page...

Continued from previous page...

Mol	Chain	Res	Type
27	Z	121	HIS
28	a	106	HIS
28	a	125	ASN
28	a	143	HIS
28	a	145	GLN
28	a	201	ASN
29	b	72	ASN
29	b	111	HIS
31	d	115	GLN
31	d	145	ASN
32	e	171	HIS
32	e	177	HIS
32	e	182	ASN
33	f	360	GLN
33	f	405	ASN
33	f	406	ASN
33	f	424	ASN
34	g	18	ASN
35	h	59	ASN
35	h	104	GLN
35	h	108	GLN
35	h	113	GLN
36	i	63	ASN
36	i	91	ASN
36	i	92	ASN
36	i	100	HIS
37	j	798	HIS
37	j	814	HIS
38	k	67	GLN
39	l	25	GLN
39	l	33	ASN
39	l	38	ASN
39	l	43	ASN
41	o	22	GLN
41	o	82	GLN
42	p	32	GLN
42	p	34	HIS
43	q	32	ASN
43	q	56	ASN
43	q	98	ASN

5.3.3 RNA ⓘ

Mol	Chain	Analysed	Backbone Outliers	Pucker Outliers
44	5	3231/3394 (95%)	1469 (45%)	32 (0%)
45	8	157/158 (99%)	85 (54%)	0
46	7	120/121 (99%)	41 (34%)	0
All	All	3508/3673 (95%)	1595 (45%)	32 (0%)

All (1595) RNA backbone outliers are listed below:

Mol	Chain	Res	Type
44	5	4	U
44	5	5	G
44	5	6	A
44	5	7	C
44	5	8	C
44	5	11	A
44	5	12	A
44	5	13	A
44	5	14	U
44	5	15	C
44	5	18	G
44	5	19	U
44	5	21	G
44	5	26	A
44	5	30	G
44	5	31	C
44	5	37	U
44	5	38	U
44	5	40	A
44	5	42	C
44	5	43	A
44	5	46	U
44	5	47	C
44	5	49	A
44	5	50	U
44	5	53	G
44	5	54	C
44	5	55	G
44	5	57	A
44	5	58	G
44	5	59	G
44	5	60	A
44	5	63	A
44	5	66	A
44	5	67	A

Continued on next page...

Continued from previous page...

Mol	Chain	Res	Type
44	5	71	A
44	5	72	C
44	5	74	G
44	5	77	A
44	5	79	U
44	5	82	C
44	5	83	U
44	5	87	U
44	5	92	G
44	5	96	G
44	5	102	C
44	5	104	G
44	5	109	A
44	5	110	G
44	5	111	C
44	5	112	U
44	5	113	C
44	5	114	A
44	5	115	A
44	5	116	A
44	5	117	U
44	5	118	U
44	5	120	G
44	5	121	A
44	5	122	A
44	5	129	U
44	5	130	A
44	5	131	C
44	5	132	C
44	5	134	U
44	5	135	C
44	5	136	G
44	5	138	U
44	5	139	G
44	5	144	A
44	5	145	G
44	5	146	U
44	5	148	G
44	5	150	A
44	5	151	A
44	5	153	U
44	5	154	U

Continued on next page...

Continued from previous page...

Mol	Chain	Res	Type
44	5	155	G
44	5	156	G
44	5	157	A
44	5	158	G
44	5	159	A
44	5	160	G
44	5	161	G
44	5	162	G
44	5	163	C
44	5	164	A
44	5	166	C
44	5	168	U
44	5	169	U
44	5	170	G
44	5	172	G
44	5	173	G
44	5	174	C
44	5	175	C
44	5	176	G
44	5	177	U
44	5	178	U
44	5	182	U
44	5	183	G
44	5	185	C
44	5	187	A
44	5	188	U
44	5	189	G
44	5	190	U
44	5	191	U
44	5	192	C
44	5	193	C
44	5	194	U
44	5	196	G
44	5	199	A
44	5	200	C
44	5	203	G
44	5	204	A
44	5	206	G
44	5	209	A
44	5	210	U
44	5	211	A
44	5	212	G

Continued on next page...

Continued from previous page...

Mol	Chain	Res	Type
44	5	213	A
44	5	215	G
44	5	216	G
44	5	217	U
44	5	218	G
44	5	219	A
44	5	220	G
44	5	221	A
44	5	222	A
44	5	224	C
44	5	227	G
44	5	228	U
44	5	229	G
44	5	230	U
44	5	234	G
44	5	236	G
44	5	237	G
44	5	238	A
44	5	240	U
44	5	241	G
44	5	242	C
44	5	243	G
44	5	244	G
44	5	247	C
44	5	248	U
44	5	249	U
44	5	251	G
44	5	252	U
44	5	256	G
44	5	257	U
44	5	258	G
44	5	259	C
44	5	260	C
44	5	261	U
44	5	263	C
44	5	264	G
44	5	265	A
44	5	266	A
44	5	267	G
44	5	268	A
44	5	269	G
44	5	273	A

Continued on next page...

Continued from previous page...

Mol	Chain	Res	Type
44	5	274	G
44	5	283	G
44	5	284	A
44	5	286	U
44	5	295	A
44	5	305	U
44	5	306	A
44	5	307	A
44	5	309	U
44	5	311	C
44	5	316	U
44	5	319	A
44	5	322	U
44	5	324	A
44	5	325	A
44	5	329	U
44	5	330	G
44	5	331	G
44	5	332	C
44	5	333	G
44	5	334	A
44	5	335	G
44	5	336	A
44	5	337	G
44	5	338	A
44	5	339	C
44	5	341	G
44	5	342	A
44	5	348	A
44	5	349	A
44	5	350	C
44	5	351	A
44	5	352	A
44	5	354	U
44	5	361	A
44	5	362	U
44	5	368	G
44	5	369	A
44	5	370	U
44	5	374	A
44	5	375	A
44	5	376	G

Continued on next page...

Continued from previous page...

Mol	Chain	Res	Type
44	5	380	U
44	5	387	A
44	5	388	G
44	5	390	G
44	5	397	A
44	5	398	A
44	5	401	U
44	5	402	A
44	5	403	C
44	5	404	G
44	5	407	A
44	5	408	A
44	5	411	U
44	5	412	G
44	5	413	U
44	5	415	G
44	5	420	G
44	5	421	G
44	5	422	A
44	5	426	G
44	5	430	U
44	5	439	C
44	5	440	A
44	5	441	U
44	5	442	G
44	5	446	U
44	5	447	U
44	5	489	U
44	5	490	C
44	5	492	C
44	5	493	U
44	5	494	G
44	5	495	G
44	5	497	C
44	5	498	A
44	5	503	C
44	5	504	A
44	5	510	G
44	5	515	C
44	5	516	A
44	5	517	G
44	5	518	G

Continued on next page...

Continued from previous page...

Mol	Chain	Res	Type
44	5	519	A
44	5	520	U
44	5	521	A
44	5	523	A
44	5	533	A
44	5	534	U
44	5	535	G
44	5	536	U
44	5	537	A
44	5	540	U
44	5	542	G
44	5	543	C
44	5	545	U
44	5	546	C
44	5	547	G
44	5	549	U
44	5	550	A
44	5	551	A
44	5	552	G
44	5	554	A
44	5	555	U
44	5	556	U
44	5	557	A
44	5	558	U
44	5	559	A
44	5	565	U
44	5	569	A
44	5	578	A
44	5	579	G
44	5	581	U
44	5	582	G
44	5	585	A
44	5	586	C
44	5	588	G
44	5	589	A
44	5	594	U
44	5	595	G
44	5	597	G
44	5	607	A
44	5	608	A
44	5	609	G
44	5	610	G

Continued on next page...

Continued from previous page...

Mol	Chain	Res	Type
44	5	611	A
44	5	612	U
44	5	614	C
44	5	616	G
44	5	620	U
44	5	621	A
44	5	623	U
44	5	625	G
44	5	632	G
44	5	636	C
44	5	637	C
44	5	638	C
44	5	643	U
44	5	645	A
44	5	646	A
44	5	649	A
44	5	651	G
44	5	653	A
44	5	656	A
44	5	657	A
44	5	661	G
44	5	665	A
44	5	666	A
44	5	674	G
44	5	675	C
44	5	677	A
44	5	679	U
44	5	681	U
44	5	682	U
44	5	690	A
44	5	691	A
44	5	692	A
44	5	696	C
44	5	699	A
44	5	700	C
44	5	705	A
44	5	712	G
44	5	715	A
44	5	716	A
44	5	719	U
44	5	720	A
44	5	721	G

Continued on next page...

Continued from previous page...

Mol	Chain	Res	Type
44	5	724	U
44	5	725	G
44	5	726	G
44	5	730	C
44	5	731	U
44	5	737	G
44	5	738	A
44	5	739	G
44	5	740	G
44	5	742	G
44	5	743	C
44	5	747	A
44	5	750	G
44	5	751	A
44	5	752	C
44	5	753	C
44	5	761	A
44	5	762	U
44	5	763	G
44	5	765	C
44	5	766	U
44	5	767	U
44	5	770	G
44	5	771	A
44	5	774	G
44	5	776	U
44	5	777	U
44	5	779	G
44	5	780	A
44	5	781	G
44	5	785	G
44	5	786	A
44	5	790	U
44	5	793	C
44	5	795	G
44	5	799	G
44	5	801	A
44	5	806	A
44	5	811	U
44	5	812	G
44	5	813	G
44	5	816	A

Continued on next page...

Continued from previous page...

Mol	Chain	Res	Type
44	5	817	A
44	5	818	C
44	5	826	G
44	5	830	A
44	5	832	G
44	5	835	G
44	5	836	A
44	5	837	A
44	5	838	G
44	5	839	C
44	5	844	G
44	5	849	C
44	5	850	U
44	5	851	C
44	5	852	U
44	5	854	G
44	5	856	G
44	5	857	G
44	5	860	G
44	5	861	C
44	5	866	A
44	5	868	C
44	5	874	U
44	5	875	G
44	5	876	A
44	5	879	U
44	5	880	G
44	5	884	A
44	5	896	A
44	5	897	U
44	5	901	G
44	5	904	A
44	5	907	G
44	5	908	G
44	5	910	G
44	5	913	A
44	5	914	A
44	5	916	G
44	5	917	A
44	5	920	A
44	5	921	A
44	5	923	C

Continued on next page...

Continued from previous page...

Mol	Chain	Res	Type
44	5	924	G
44	5	925	A
44	5	926	A
44	5	932	U
44	5	935	U
44	5	937	G
44	5	938	C
44	5	939	U
44	5	943	U
44	5	944	C
44	5	955	U
44	5	956	U
44	5	959	C
44	5	960	U
44	5	962	A
44	5	963	G
44	5	964	G
44	5	969	C
44	5	974	G
44	5	979	U
44	5	981	U
44	5	984	G
44	5	985	U
44	5	990	U
44	5	991	G
44	5	993	G
44	5	995	U
44	5	999	G
44	5	1000	C
44	5	1001	G
44	5	1002	A
44	5	1003	A
44	5	1004	U
44	5	1010	G
44	5	1012	G
44	5	1013	G
44	5	1014	U
44	5	1015	U
44	5	1016	C
44	5	1017	C
44	5	1020	G
44	5	1024	G

Continued on next page...

Continued from previous page...

Mol	Chain	Res	Type
44	5	1025	A
44	5	1027	A
44	5	1028	U
44	5	1029	G
44	5	1032	C
44	5	1034	U
44	5	1035	G
44	5	1036	A
44	5	1037	C
44	5	1041	U
44	5	1044	U
44	5	1045	C
44	5	1047	A
44	5	1049	C
44	5	1057	A
44	5	1058	U
44	5	1062	A
44	5	1063	G
44	5	1064	A
44	5	1065	A
44	5	1066	G
44	5	1069	C
44	5	1070	U
44	5	1071	U
44	5	1072	G
44	5	1074	U
44	5	1075	A
44	5	1081	U
44	5	1087	G
44	5	1088	U
44	5	1089	G
44	5	1094	U
44	5	1095	U
44	5	1096	U
44	5	1097	G
44	5	1098	A
44	5	1103	A
44	5	1104	G
44	5	1105	A
44	5	1109	U
44	5	1110	U
44	5	1113	G

Continued on next page...

Continued from previous page...

Mol	Chain	Res	Type
44	5	1114	U
44	5	1115	G
44	5	1117	G
44	5	1118	C
44	5	1126	G
44	5	1128	U
44	5	1131	G
44	5	1135	A
44	5	1137	C
44	5	1140	G
44	5	1143	A
44	5	1144	U
44	5	1148	G
44	5	1151	U
44	5	1152	G
44	5	1154	A
44	5	1156	C
44	5	1159	A
44	5	1160	C
44	5	1161	G
44	5	1163	A
44	5	1165	A
44	5	1172	G
44	5	1173	U
44	5	1174	G
44	5	1175	C
44	5	1177	G
44	5	1178	G
44	5	1179	A
44	5	1180	A
44	5	1181	U
44	5	1182	A
44	5	1189	C
44	5	1190	A
44	5	1191	U
44	5	1195	A
44	5	1196	C
44	5	1197	A
44	5	1198	C
44	5	1199	C
44	5	1201	C
44	5	1206	G

Continued on next page...

Continued from previous page...

Mol	Chain	Res	Type
44	5	1208	U
44	5	1210	U
44	5	1214	U
44	5	1218	U
44	5	1219	C
44	5	1220	U
44	5	1221	A
44	5	1222	G
44	5	1223	A
44	5	1225	A
44	5	1229	G
44	5	1230	G
44	5	1232	C
44	5	1233	G
44	5	1235	U
44	5	1236	G
44	5	1237	G
44	5	1238	C
44	5	1239	C
44	5	1241	U
44	5	1243	G
44	5	1244	A
44	5	1245	A
44	5	1246	G
44	5	1248	C
44	5	1252	A
44	5	1253	U
44	5	1256	G
44	5	1257	C
44	5	1258	U
44	5	1259	A
44	5	1260	A
44	5	1262	G
44	5	1263	A
44	5	1264	G
44	5	1265	U
44	5	1269	U
44	5	1271	A
44	5	1272	C
44	5	1280	C
44	5	1281	G
44	5	1282	G

Continued on next page...

Continued from previous page...

Mol	Chain	Res	Type
44	5	1284	C
44	5	1285	G
44	5	1286	A
44	5	1288	U
44	5	1292	C
44	5	1293	U
44	5	1294	A
44	5	1295	G
44	5	1297	C
44	5	1301	A
44	5	1302	A
44	5	1303	A
44	5	1305	U
44	5	1308	A
44	5	1309	U
44	5	1312	C
44	5	1316	C
44	5	1317	A
44	5	1319	G
44	5	1324	U
44	5	1330	A
44	5	1334	U
44	5	1335	C
44	5	1341	U
44	5	1346	G
44	5	1348	U
44	5	1350	A
44	5	1351	U
44	5	1352	A
44	5	1354	G
44	5	1355	A
44	5	1357	G
44	5	1358	C
44	5	1359	C
44	5	1365	G
44	5	1366	A
44	5	1370	G
44	5	1383	G
44	5	1386	A
44	5	1387	G
44	5	1390	A
44	5	1391	C

Continued on next page...

Continued from previous page...

Mol	Chain	Res	Type
44	5	1392	G
44	5	1393	A
44	5	1399	A
44	5	1400	G
44	5	1404	G
44	5	1405	U
44	5	1406	A
44	5	1407	A
44	5	1408	G
44	5	1411	C
44	5	1413	G
44	5	1417	G
44	5	1418	A
44	5	1419	A
44	5	1423	C
44	5	1425	U
44	5	1428	A
44	5	1429	G
44	5	1430	U
44	5	1431	G
44	5	1432	C
44	5	1434	G
44	5	1435	A
44	5	1436	U
44	5	1437	C
44	5	1440	G
44	5	1441	G
44	5	1446	A
44	5	1448	U
44	5	1450	G
44	5	1452	A
44	5	1455	U
44	5	1458	U
44	5	1460	A
44	5	1461	A
44	5	1463	U
44	5	1466	G
44	5	1467	A
44	5	1469	C
44	5	1470	U
44	5	1473	G
44	5	1476	G

Continued on next page...

Continued from previous page...

Mol	Chain	Res	Type
44	5	1480	G
44	5	1481	A
44	5	1482	A
44	5	1485	G
44	5	1487	G
44	5	1489	A
44	5	1492	G
44	5	1497	C
44	5	1498	A
44	5	1499	C
44	5	1500	G
44	5	1501	U
44	5	1502	C
44	5	1504	A
44	5	1508	C
44	5	1511	U
44	5	1513	G
44	5	1514	G
44	5	1515	A
44	5	1516	C
44	5	1518	U
44	5	1523	U
44	5	1524	A
44	5	1527	C
44	5	1528	G
44	5	1536	G
44	5	1542	G
44	5	1543	G
44	5	1544	G
44	5	1549	U
44	5	1550	C
44	5	1551	C
44	5	1552	G
44	5	1553	U
44	5	1555	U
44	5	1556	C
44	5	1557	A
44	5	1558	A
44	5	1559	A
44	5	1561	G
44	5	1562	C
44	5	1563	C

Continued on next page...

Continued from previous page...

Mol	Chain	Res	Type
44	5	1567	U
44	5	1568	U
44	5	1569	U
44	5	1570	U
44	5	1572	U
44	5	1574	C
44	5	1578	C
44	5	1580	A
44	5	1581	C
44	5	1583	A
44	5	1585	C
44	5	1589	A
44	5	1592	G
44	5	1593	A
44	5	1594	A
44	5	1598	G
44	5	1601	U
44	5	1602	A
44	5	1604	G
44	5	1605	A
44	5	1606	U
44	5	1608	C
44	5	1618	G
44	5	1619	A
44	5	1621	A
44	5	1622	U
44	5	1623	G
44	5	1626	U
44	5	1627	U
44	5	1629	U
44	5	1630	U
44	5	1631	C
44	5	1632	A
44	5	1633	C
44	5	1634	G
44	5	1638	A
44	5	1639	C
44	5	1640	G
44	5	1641	U
44	5	1642	A
44	5	1643	A
44	5	1644	C

Continued on next page...

Continued from previous page...

Mol	Chain	Res	Type
44	5	1645	U
44	5	1647	A
44	5	1648	A
44	5	1650	G
44	5	1651	U
44	5	1653	G
44	5	1657	C
44	5	1663	C
44	5	1666	G
44	5	1667	A
44	5	1675	G
44	5	1676	A
44	5	1677	G
44	5	1680	G
44	5	1683	A
44	5	1687	U
44	5	1688	U
44	5	1690	C
44	5	1692	U
44	5	1693	C
44	5	1694	U
44	5	1696	A
44	5	1697	A
44	5	1700	G
44	5	1701	C
44	5	1702	U
44	5	1705	U
44	5	1708	C
44	5	1709	C
44	5	1710	C
44	5	1711	C
44	5	1713	G
44	5	1714	A
44	5	1715	A
44	5	1717	U
44	5	1724	U
44	5	1725	C
44	5	1729	A
44	5	1730	G
44	5	1731	A
44	5	1734	G
44	5	1735	G

Continued on next page...

Continued from previous page...

Mol	Chain	Res	Type
44	5	1736	G
44	5	1737	U
44	5	1741	A
44	5	1745	C
44	5	1746	U
44	5	1747	G
44	5	1749	A
44	5	1750	A
44	5	1751	G
44	5	1752	A
44	5	1753	G
44	5	1755	C
44	5	1756	C
44	5	1757	A
44	5	1759	C
44	5	1760	A
44	5	1761	C
44	5	1763	U
44	5	1764	U
44	5	1765	U
44	5	1768	U
44	5	1769	G
44	5	1770	G
44	5	1771	C
44	5	1773	C
44	5	1775	G
44	5	1777	U
44	5	1778	G
44	5	1780	G
44	5	1784	G
44	5	1787	A
44	5	1789	G
44	5	1791	C
44	5	1792	C
44	5	1793	C
44	5	1795	U
44	5	1797	A
44	5	1803	C
44	5	1804	A
44	5	1805	C
44	5	1806	A
44	5	1807	G

Continued on next page...

Continued from previous page...

Mol	Chain	Res	Type
44	5	1808	G
44	5	1809	A
44	5	1812	G
44	5	1813	A
44	5	1814	A
44	5	1815	U
44	5	1816	A
44	5	1817	G
44	5	1819	U
44	5	1820	U
44	5	1821	U
44	5	1822	C
44	5	1824	U
44	5	1825	G
44	5	1826	C
44	5	1829	G
44	5	1830	G
44	5	1835	A
44	5	1839	A
44	5	1841	A
44	5	1842	A
44	5	1846	C
44	5	1847	A
44	5	1848	G
44	5	1849	C
44	5	1850	A
44	5	1851	G
44	5	1857	C
44	5	1858	A
44	5	1859	A
44	5	1866	C
44	5	1868	G
44	5	1869	C
44	5	1873	U
44	5	1874	A
44	5	1875	G
44	5	1877	U
44	5	1878	G
44	5	1879	A
44	5	1880	U
44	5	1881	A
44	5	1882	G

Continued on next page...

Continued from previous page...

Mol	Chain	Res	Type
44	5	1884	A
44	5	1886	A
44	5	1890	U
44	5	1893	A
44	5	1894	U
44	5	1895	A
44	5	1896	A
44	5	1897	G
44	5	1899	G
44	5	1900	A
44	5	1901	A
44	5	1906	G
44	5	1912	U
44	5	1925	U
44	5	1926	C
44	5	1927	G
44	5	1930	A
44	5	1931	U
44	5	1932	A
44	5	1935	G
44	5	1939	G
44	5	1948	G
44	5	1950	U
44	5	1952	G
44	5	1953	G
44	5	1954	G
44	5	1955	U
44	5	1956	A
44	5	1957	G
44	5	1958	U
44	5	1959	G
44	5	1960	A
44	5	1961	G
44	5	1962	G
44	5	2077	U
44	5	2079	G
44	5	2081	U
44	5	2082	U
44	5	2083	G
44	5	2086	A
44	5	2088	A
44	5	2094	C

Continued on next page...

Continued from previous page...

Mol	Chain	Res	Type
44	5	2095	G
44	5	2096	A
44	5	2098	C
44	5	2100	A
44	5	2101	C
44	5	2102	U
44	5	2105	G
44	5	2106	A
44	5	2107	A
44	5	2109	U
44	5	2110	G
44	5	2111	G
44	5	2112	U
44	5	2113	A
44	5	2114	C
44	5	2115	G
44	5	2116	G
44	5	2119	A
44	5	2121	G
44	5	2122	G
44	5	2131	A
44	5	2132	C
44	5	2134	G
44	5	2138	A
44	5	2139	A
44	5	2142	A
44	5	2144	A
44	5	2145	A
44	5	2153	U
44	5	2154	U
44	5	2158	A
44	5	2159	U
44	5	2160	G
44	5	2162	U
44	5	2164	A
44	5	2169	G
44	5	2175	U
44	5	2176	U
44	5	2177	G
44	5	2178	A
44	5	2184	U
44	5	2186	U

Continued on next page...

Continued from previous page...

Mol	Chain	Res	Type
44	5	2187	G
44	5	2188	A
44	5	2198	A
44	5	2201	G
44	5	2202	C
44	5	2205	U
44	5	2206	G
44	5	2208	A
44	5	2209	U
44	5	2210	G
44	5	2222	A
44	5	2223	A
44	5	2232	A
44	5	2239	G
44	5	2243	A
44	5	2244	A
44	5	2245	C
44	5	2246	G
44	5	2255	A
44	5	2256	A
44	5	2260	U
44	5	2264	U
44	5	2273	G
44	5	2280	A
44	5	2281	A
44	5	2282	U
44	5	2284	C
44	5	2287	C
44	5	2288	G
44	5	2289	U
44	5	2290	C
44	5	2291	A
44	5	2292	U
44	5	2293	C
44	5	2297	U
44	5	2298	U
44	5	2301	U
44	5	2303	A
44	5	2304	C
44	5	2306	C
44	5	2307	G
44	5	2308	C

Continued on next page...

Continued from previous page...

Mol	Chain	Res	Type
44	5	2310	U
44	5	2312	A
44	5	2313	A
44	5	2314	U
44	5	2315	G
44	5	2319	U
44	5	2325	G
44	5	2332	A
44	5	2335	G
44	5	2336	U
44	5	2339	C
44	5	2347	U
44	5	2352	A
44	5	2361	A
44	5	2365	C
44	5	2367	A
44	5	2372	A
44	5	2373	A
44	5	2374	C
44	5	2375	G
44	5	2376	G
44	5	2385	G
44	5	2386	A
44	5	2393	G
44	5	2394	G
44	5	2395	G
44	5	2396	G
44	5	2397	A
44	5	2398	A
44	5	2400	G
44	5	2401	A
44	5	2402	A
44	5	2403	G
44	5	2404	A
44	5	2406	C
44	5	2411	U
44	5	2418	G
44	5	2419	A
44	5	2420	C
44	5	2430	A
44	5	2432	A
44	5	2433	U

Continued on next page...

Continued from previous page...

Mol	Chain	Res	Type
44	5	2434	U
44	5	2437	G
44	5	2440	G
44	5	2441	A
44	5	2443	A
44	5	2447	A
44	5	2452	G
44	5	2453	U
44	5	2454	G
44	5	2457	G
44	5	2458	A
44	5	2459	A
44	5	2460	U
44	5	2461	A
44	5	2462	A
44	5	2463	G
44	5	2464	U
44	5	2465	G
44	5	2468	A
44	5	2469	G
44	5	2470	C
44	5	2471	U
44	5	2473	C
44	5	2474	G
44	5	2475	G
44	5	2476	C
44	5	2477	G
44	5	2479	C
44	5	2480	A
44	5	2482	U
44	5	2485	A
44	5	2486	A
44	5	2487	U
44	5	2488	A
44	5	2489	C
44	5	2490	C
44	5	2491	A
44	5	2492	C
44	5	2493	U
44	5	2494	A
44	5	2496	C
44	5	2498	U

Continued on next page...

Continued from previous page...

Mol	Chain	Res	Type
44	5	2499	U
44	5	2501	U
44	5	2503	G
44	5	2504	U
44	5	2506	U
44	5	2507	C
44	5	2508	U
44	5	2509	U
44	5	2510	U
44	5	2513	U
44	5	2516	U
44	5	2517	U
44	5	2518	C
44	5	2520	A
44	5	2521	U
44	5	2522	G
44	5	2523	A
44	5	2524	A
44	5	2526	C
44	5	2533	G
44	5	2534	G
44	5	2535	A
44	5	2537	U
44	5	2538	U
44	5	2539	C
44	5	2540	A
44	5	2541	U
44	5	2542	U
44	5	2543	U
44	5	2547	A
44	5	2549	G
44	5	2550	U
44	5	2552	C
44	5	2553	U
44	5	2554	A
44	5	2558	U
44	5	2561	A
44	5	2562	A
44	5	2563	G
44	5	2566	C
44	5	2568	C
44	5	2569	A

Continued on next page...

Continued from previous page...

Mol	Chain	Res	Type
44	5	2571	U
44	5	2572	C
44	5	2573	G
44	5	2576	G
44	5	2581	U
44	5	2582	C
44	5	2583	C
44	5	2584	G
44	5	2585	G
44	5	2586	G
44	5	2590	A
44	5	2591	A
44	5	2593	A
44	5	2595	A
44	5	2596	U
44	5	2606	G
44	5	2607	G
44	5	2608	G
44	5	2610	G
44	5	2614	G
44	5	2616	C
44	5	2619	G
44	5	2621	G
44	5	2622	C
44	5	2623	G
44	5	2624	G
44	5	2626	A
44	5	2627	C
44	5	2628	A
44	5	2630	C
44	5	2637	A
44	5	2640	A
44	5	2643	A
44	5	2645	G
44	5	2651	G
44	5	2652	U
44	5	2656	A
44	5	2662	G
44	5	2672	G
44	5	2674	A
44	5	2676	A
44	5	2677	G

Continued on next page...

Continued from previous page...

Mol	Chain	Res	Type
44	5	2678	A
44	5	2679	A
44	5	2681	U
44	5	2682	C
44	5	2688	U
44	5	2689	A
44	5	2690	G
44	5	2694	A
44	5	2695	A
44	5	2696	A
44	5	2699	G
44	5	2700	G
44	5	2702	A
44	5	2704	A
44	5	2706	G
44	5	2711	C
44	5	2712	U
44	5	2713	U
44	5	2714	G
44	5	2727	A
44	5	2728	G
44	5	2729	U
44	5	2736	A
44	5	2737	C
44	5	2740	A
44	5	2741	C
44	5	2743	A
44	5	2744	U
44	5	2749	G
44	5	2752	U
44	5	2753	G
44	5	2755	C
44	5	2760	C
44	5	2761	G
44	5	2762	A
44	5	2772	C
44	5	2773	C
44	5	2777	G
44	5	2778	G
44	5	2780	A
44	5	2781	U
44	5	2783	U

Continued on next page...

Continued from previous page...

Mol	Chain	Res	Type
44	5	2786	G
44	5	2792	A
44	5	2794	G
44	5	2795	U
44	5	2796	G
44	5	2797	C
44	5	2799	A
44	5	2800	G
44	5	2801	A
44	5	2803	A
44	5	2804	A
44	5	2806	U
44	5	2810	C
44	5	2813	A
44	5	2817	A
44	5	2828	G
44	5	2834	G
44	5	2838	A
44	5	2840	C
44	5	2844	C
44	5	2845	A
44	5	2847	A
44	5	2849	C
44	5	2854	U
44	5	2859	U
44	5	2860	U
44	5	2861	U
44	5	2863	G
44	5	2864	A
44	5	2866	U
44	5	2867	C
44	5	2871	G
44	5	2872	A
44	5	2873	U
44	5	2874	G
44	5	2879	C
44	5	2880	U
44	5	2881	C
44	5	2885	C
44	5	2886	U
44	5	2887	A
44	5	2888	U

Continued on next page...

Continued from previous page...

Mol	Chain	Res	Type
44	5	2895	G
44	5	2896	A
44	5	2899	C
44	5	2900	A
44	5	2906	C
44	5	2910	A
44	5	2913	C
44	5	2916	U
44	5	2922	G
44	5	2923	U
44	5	2927	C
44	5	2929	C
44	5	2932	U
44	5	2933	A
44	5	2934	A
44	5	2935	U
44	5	2936	A
44	5	2941	A
44	5	2942	C
44	5	2943	G
44	5	2945	G
44	5	2946	A
44	5	2952	G
44	5	2954	U
44	5	2955	U
44	5	2967	A
44	5	2971	A
44	5	2972	G
44	5	2973	G
44	5	2974	U
44	5	2977	G
44	5	2979	U
44	5	2980	U
44	5	2983	C
44	5	2984	C
44	5	2988	C
44	5	2992	U
44	5	2996	U
44	5	2997	G
44	5	3011	A
44	5	3012	A
44	5	3017	A

Continued on next page...

Continued from previous page...

Mol	Chain	Res	Type
44	5	3020	U
44	5	3021	A
44	5	3022	G
44	5	3023	U
44	5	3026	G
44	5	3030	G
44	5	3033	A
44	5	3034	C
44	5	3036	G
44	5	3042	U
44	5	3049	A
44	5	3054	U
44	5	3055	U
44	5	3056	U
44	5	3059	G
44	5	3069	G
44	5	3074	G
44	5	3076	C
44	5	3078	U
44	5	3079	U
44	5	3080	G
44	5	3081	C
44	5	3085	G
44	5	3086	A
44	5	3091	A
44	5	3092	C
44	5	3093	C
44	5	3094	A
44	5	3096	C
44	5	3097	C
44	5	3099	C
44	5	3101	G
44	5	3109	G
44	5	3116	G
44	5	3118	C
44	5	3119	U
44	5	3122	A
44	5	3124	G
44	5	3125	U
44	5	3128	G
44	5	3130	A
44	5	3131	U

Continued on next page...

Continued from previous page...

Mol	Chain	Res	Type
44	5	3141	A
44	5	3142	A
44	5	3143	C
44	5	3144	G
44	5	3148	U
44	5	3149	G
44	5	3150	A
44	5	3151	U
44	5	3152	U
44	5	3154	C
44	5	3155	U
44	5	3156	U
44	5	3157	U
44	5	3159	C
44	5	3162	C
44	5	3164	C
44	5	3165	A
44	5	3167	A
44	5	3170	A
44	5	3173	G
44	5	3174	A
44	5	3176	G
44	5	3179	U
44	5	3180	A
44	5	3181	C
44	5	3186	A
44	5	3187	A
44	5	3190	C
44	5	3192	U
44	5	3193	C
44	5	3195	U
44	5	3196	U
44	5	3197	G
44	5	3198	U
44	5	3199	G
44	5	3202	G
44	5	3203	U
44	5	3204	C
44	5	3205	G
44	5	3207	U
44	5	3208	G
44	5	3209	A

Continued on next page...

Continued from previous page...

Mol	Chain	Res	Type
44	5	3210	A
44	5	3214	U
44	5	3215	A
44	5	3216	G
44	5	3217	C
44	5	3218	A
44	5	3219	G
44	5	3220	G
44	5	3221	C
44	5	3222	U
44	5	3223	A
44	5	3224	G
44	5	3227	A
44	5	3228	C
44	5	3229	G
44	5	3230	G
44	5	3233	C
44	5	3243	A
44	5	3244	A
44	5	3247	G
44	5	3250	U
44	5	3258	U
44	5	3259	U
44	5	3260	G
44	5	3263	G
44	5	3265	C
44	5	3266	G
44	5	3267	A
44	5	3268	A
44	5	3269	U
44	5	3271	G
44	5	3272	C
44	5	3273	A
44	5	3274	A
44	5	3275	U
44	5	3276	G
44	5	3277	U
44	5	3278	C
44	5	3279	A
44	5	3281	U
44	5	3286	G
44	5	3287	U

Continued on next page...

Continued from previous page...

Mol	Chain	Res	Type
44	5	3288	G
44	5	3289	G
44	5	3293	U
44	5	3294	A
44	5	3299	A
44	5	3303	G
44	5	3304	U
44	5	3305	A
44	5	3307	A
44	5	3308	C
44	5	3315	G
44	5	3316	A
44	5	3317	U
44	5	3319	U
44	5	3320	A
44	5	3323	A
44	5	3324	C
44	5	3325	G
44	5	3326	G
44	5	3330	A
44	5	3331	U
44	5	3333	G
44	5	3334	U
44	5	3336	A
44	5	3342	A
44	5	3343	G
44	5	3347	A
44	5	3348	G
44	5	3351	U
44	5	3352	U
44	5	3354	U
44	5	3355	U
44	5	3360	C
44	5	3366	G
44	5	3368	U
44	5	3369	G
44	5	3371	G
44	5	3373	U
44	5	3375	A
44	5	3377	G
44	5	3378	C
44	5	3379	C

Continued on next page...

Continued from previous page...

Mol	Chain	Res	Type
44	5	3382	U
44	5	3383	G
44	5	3384	U
44	5	3389	U
44	5	3390	G
44	5	3391	A
45	8	7	U
45	8	9	A
45	8	11	C
45	8	13	A
45	8	14	C
45	8	15	G
45	8	16	G
45	8	17	A
45	8	19	C
45	8	21	C
45	8	22	U
45	8	23	U
45	8	24	G
45	8	29	U
45	8	30	C
45	8	32	C
45	8	34	U
45	8	35	C
45	8	37	A
45	8	38	U
45	8	40	A
45	8	45	C
45	8	49	G
45	8	51	G
45	8	52	A
45	8	53	A
45	8	59	A
45	8	60	U
45	8	61	A
45	8	62	C
45	8	63	G
45	8	65	A
45	8	66	A
45	8	67	U
45	8	69	U
45	8	71	A

Continued on next page...

Continued from previous page...

Mol	Chain	Res	Type
45	8	73	U
45	8	75	G
45	8	79	A
45	8	80	A
45	8	81	U
45	8	82	U
45	8	83	C
45	8	84	C
45	8	85	G
45	8	86	U
45	8	87	G
45	8	88	A
45	8	90	U
45	8	91	C
45	8	93	U
45	8	95	G
45	8	96	A
45	8	100	U
45	8	101	U
45	8	104	A
45	8	105	A
45	8	106	C
45	8	107	G
45	8	109	A
45	8	111	A
45	8	112	U
45	8	113	U
45	8	114	G
45	8	116	G
45	8	117	C
45	8	119	C
45	8	120	C
45	8	121	U
45	8	124	G
45	8	125	U
45	8	126	A
45	8	127	U
45	8	136	G
45	8	138	A
45	8	142	C
45	8	143	U
45	8	144	G

Continued on next page...

Continued from previous page...

Mol	Chain	Res	Type
45	8	146	U
45	8	148	G
45	8	149	A
45	8	150	G
45	8	151	C
45	8	152	G
45	8	158	U
46	7	2	G
46	7	8	G
46	7	11	A
46	7	13	A
46	7	14	U
46	7	17	A
46	7	18	C
46	7	22	A
46	7	31	U
46	7	32	U
46	7	33	U
46	7	35	C
46	7	38	U
46	7	41	G
46	7	42	A
46	7	46	A
46	7	47	C
46	7	51	A
46	7	52	G
46	7	54	U
46	7	55	A
46	7	64	A
46	7	65	G
46	7	69	C
46	7	74	C
46	7	76	A
46	7	78	U
46	7	79	A
46	7	82	G
46	7	85	G
46	7	86	U
46	7	88	G
46	7	93	C
46	7	96	U
46	7	99	G

Continued on next page...

Continued from previous page...

Mol	Chain	Res	Type
46	7	102	A
46	7	112	G
46	7	115	G
46	7	116	C
46	7	120	C
46	7	121	U

All (32) RNA pucker outliers are listed below:

Mol	Chain	Res	Type
44	5	11	A
44	5	12	A
44	5	14	U
44	5	62	A
44	5	117	U
44	5	121	A
44	5	150	A
44	5	187	A
44	5	441	U
44	5	555	U
44	5	588	G
44	5	637	C
44	5	705	A
44	5	909	G
44	5	1154	A
44	5	1263	A
44	5	1307	G
44	5	1527	C
44	5	1625	A
44	5	1816	A
44	5	1958	U
44	5	2101	C
44	5	2209	U
44	5	2263	C
44	5	2279	A
44	5	2305	G
44	5	2392	C
44	5	2525	G
44	5	2541	U
44	5	3121	U
44	5	3228	C
44	5	3334	U

5.4 Non-standard residues in protein, DNA, RNA chains [i](#)

There are no non-standard protein/DNA/RNA residues in this entry.

5.5 Carbohydrates [i](#)

There are no monosaccharides in this entry.

5.6 Ligand geometry [i](#)

There are no ligands in this entry.

5.7 Other polymers [i](#)

There are no such residues in this entry.

5.8 Polymer linkage issues [i](#)

The following chains have linkage breaks:

Mol	Chain	Number of breaks
44	5	9
24	W	4

All chain breaks are listed below:

Model	Chain	Residue-1	Atom-1	Residue-2	Atom-2	Distance (Å)
1	5	2083:G	O3'	2084:C	P	19.95
1	W	217:SER	C	218:ARG	N	12.39
1	W	219:LYS	C	220:THR	N	9.79
1	W	229:GLY	C	230:ALA	N	9.10
1	5	2513:U	O3'	2514:U	P	8.49
1	5	2501:U	O3'	2502:A	P	7.73
1	5	2447:A	O3'	2448:G	P	6.97
1	5	2445:A	O3'	2446:U	P	6.77
1	W	228:THR	C	229:GLY	N	5.68
1	5	2435:G	O3'	2436:U	P	4.30
1	5	2246:G	O3'	2247:G	P	2.70
1	5	2279:A	O3'	2280:A	P	1.96
1	5	2263:C	O3'	2264:U	P	0.61

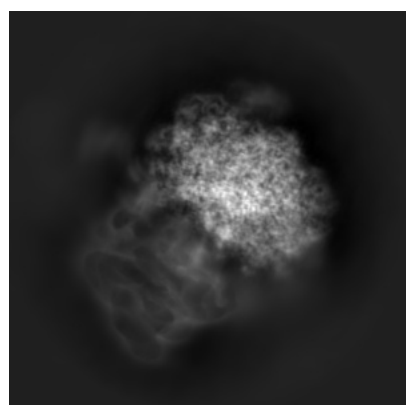
6 Map visualisation [i](#)

This section contains visualisations of the EMDB entry EMD-20077. These allow visual inspection of the internal detail of the map and identification of artifacts.

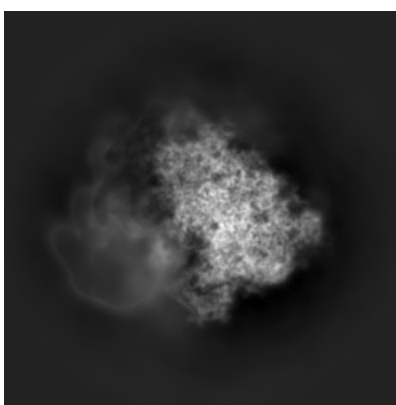
No raw map or half-maps were deposited for this entry and therefore no images, graphs, etc. pertaining to the raw map can be shown.

6.1 Orthogonal projections [i](#)

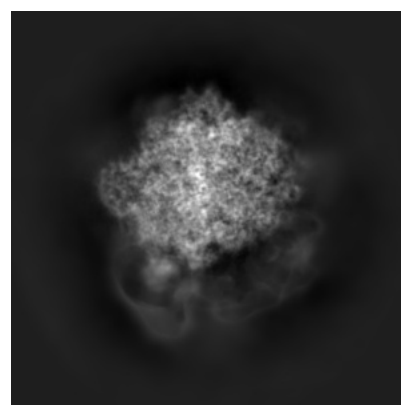
6.1.1 Primary map



X



Y

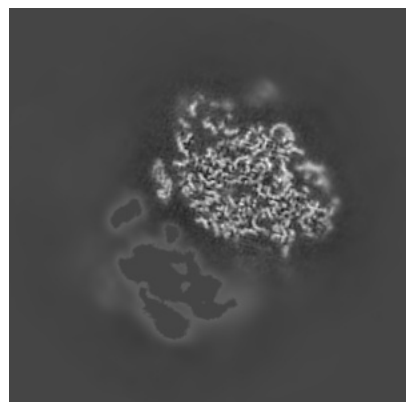


Z

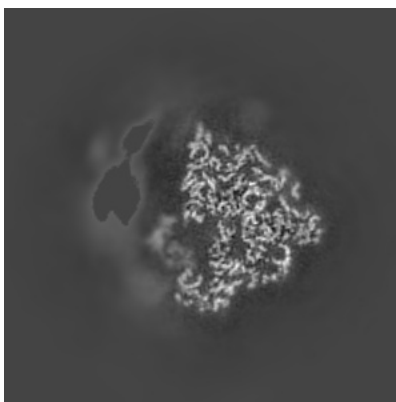
The images above show the map projected in three orthogonal directions.

6.2 Central slices [i](#)

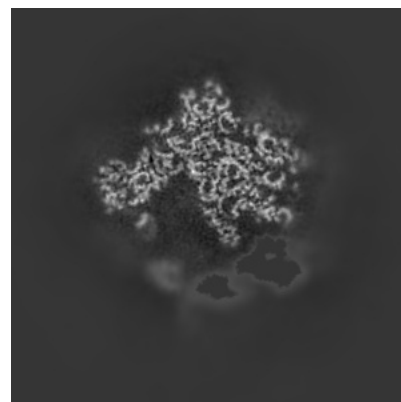
6.2.1 Primary map



X Index: 192



Y Index: 192

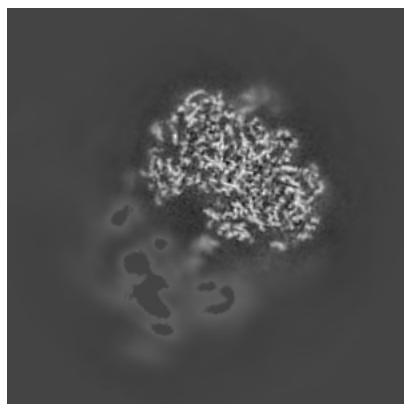


Z Index: 192

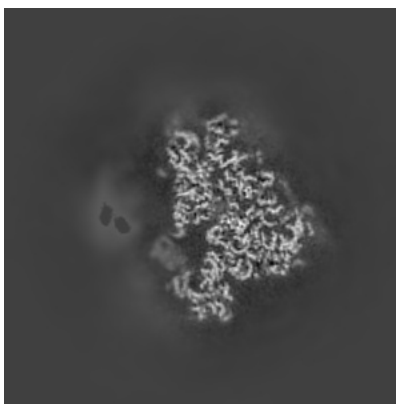
The images above show central slices of the map in three orthogonal directions.

6.3 Largest variance slices [i](#)

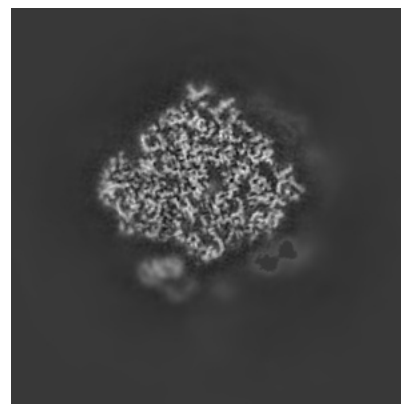
6.3.1 Primary map



X Index: 179



Y Index: 209



Z Index: 209

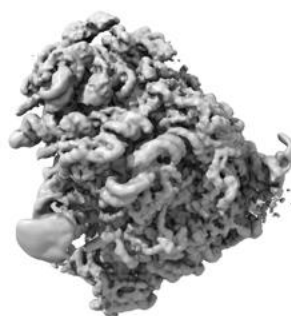
The images above show the largest variance slices of the map in three orthogonal directions.

6.4 Orthogonal surface views [i](#)

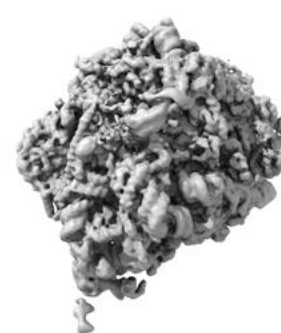
6.4.1 Primary map



X



Y



Z

The images above show the 3D surface view of the map at the recommended contour level 0.03. These images, in conjunction with the slice images, may facilitate assessment of whether an appropriate contour level has been provided.

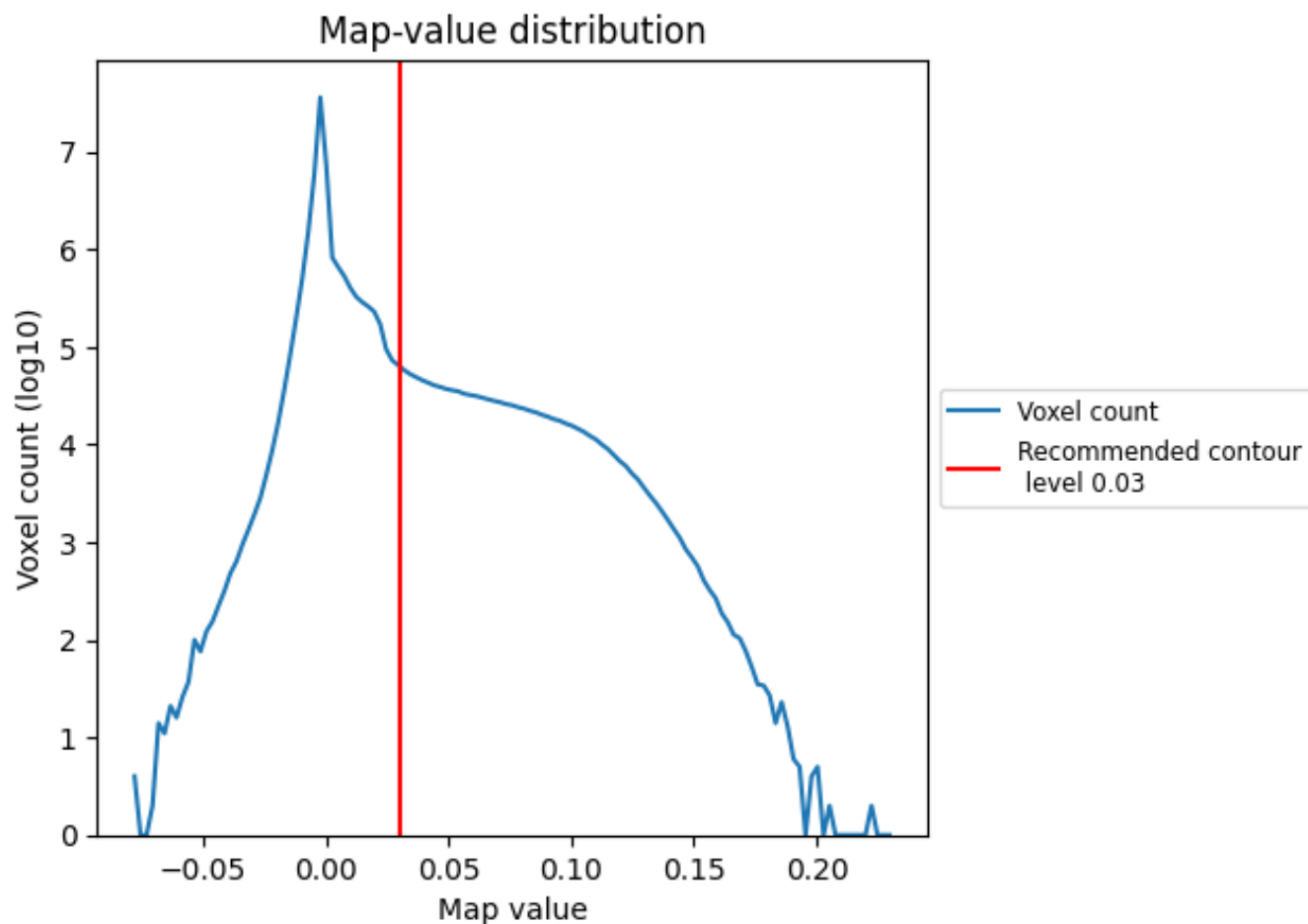
6.5 Mask visualisation

This section was not generated. No masks/segmentation were deposited.

7 Map analysis [i](#)

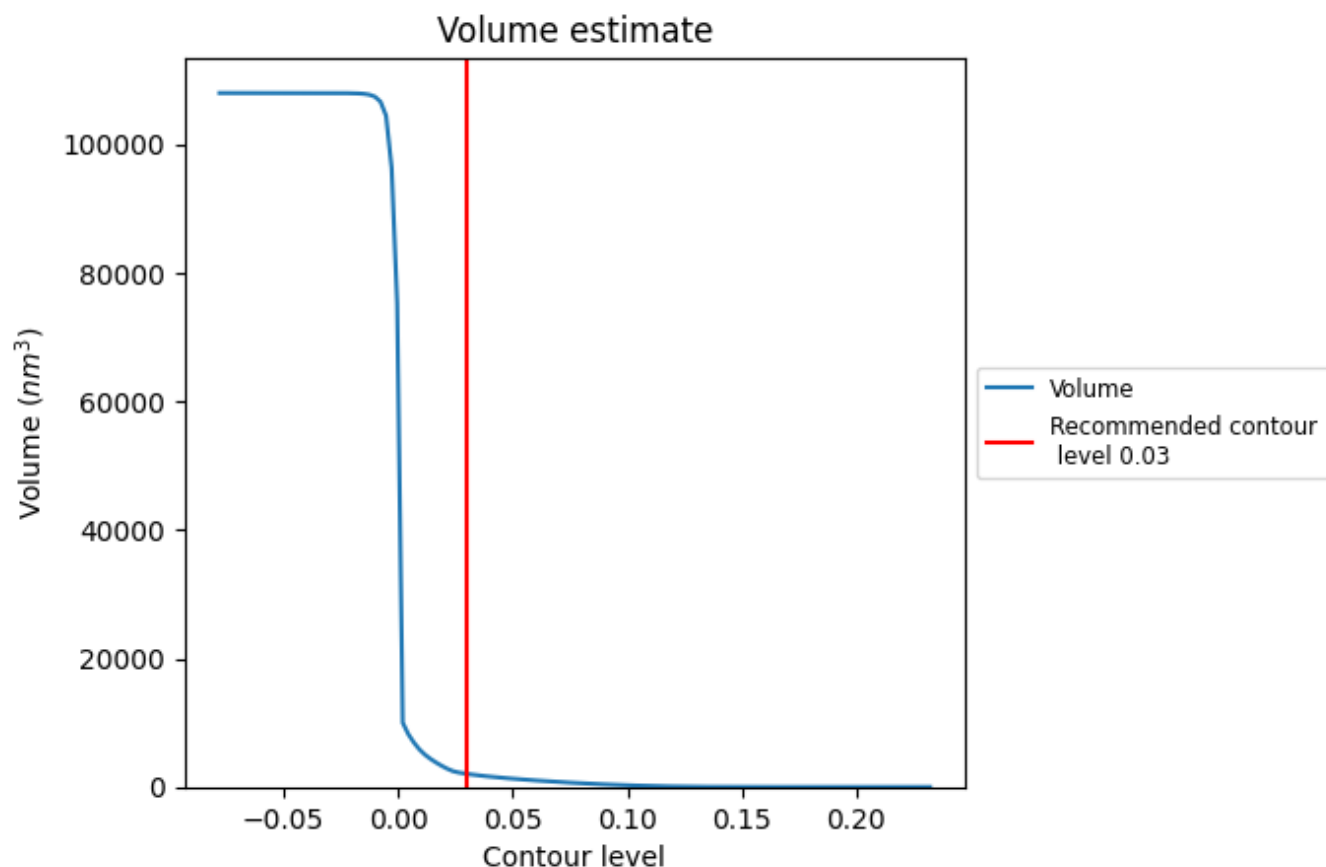
This section contains the results of statistical analysis of the map.

7.1 Map-value distribution [i](#)



The map-value distribution is plotted in 128 intervals along the x-axis. The y-axis is logarithmic. A spike in this graph at zero usually indicates that the volume has been masked.

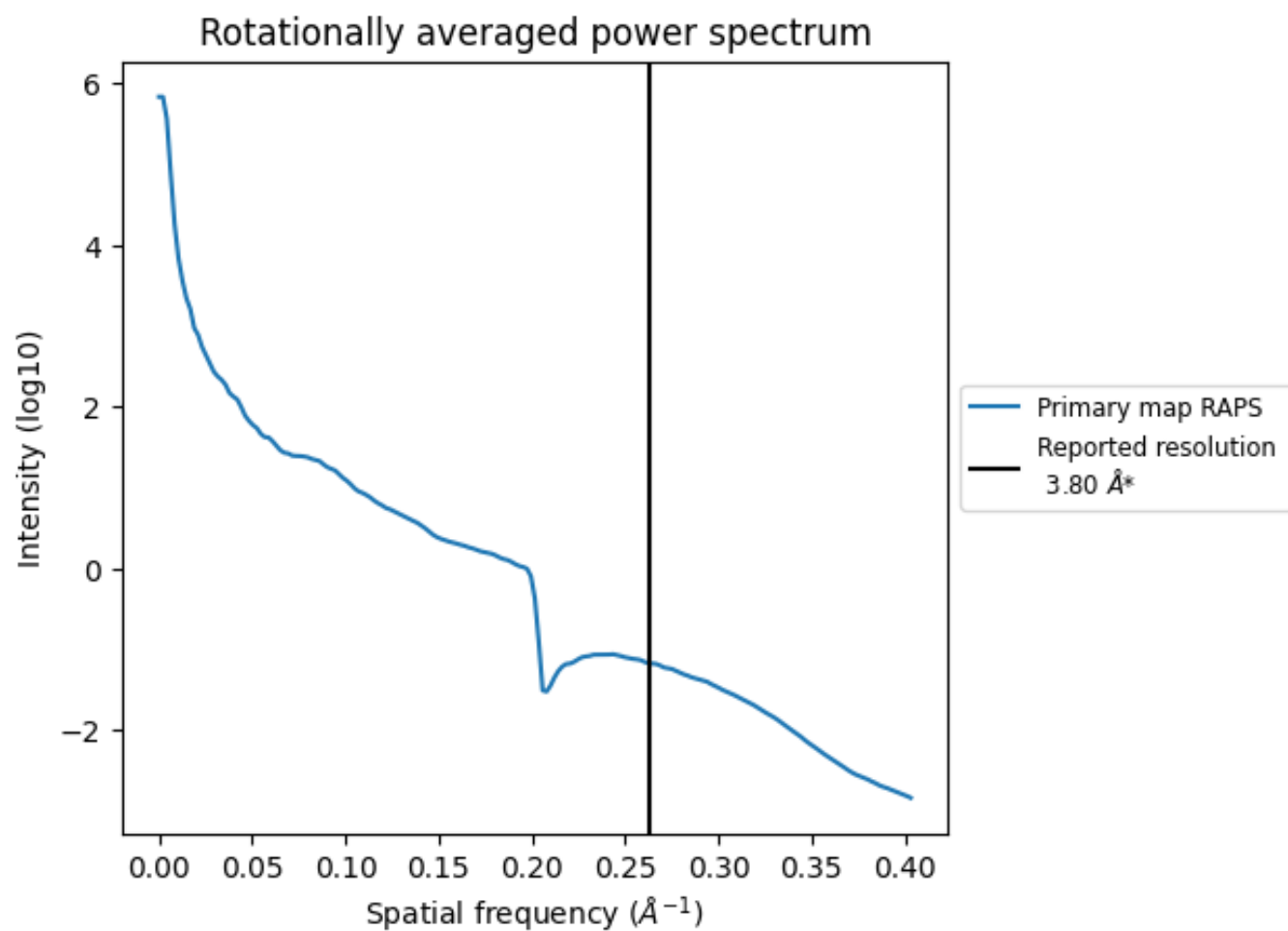
7.2 Volume estimate [i](#)



The volume at the recommended contour level is 2037 nm^3 ; this corresponds to an approximate mass of 1840 kDa.

The volume estimate graph shows how the enclosed volume varies with the contour level. The recommended contour level is shown as a vertical line and the intersection between the line and the curve gives the volume of the enclosed surface at the given level.

7.3 Rotationally averaged power spectrum [i](#)



*Reported resolution corresponds to spatial frequency of 0.263 Å⁻¹

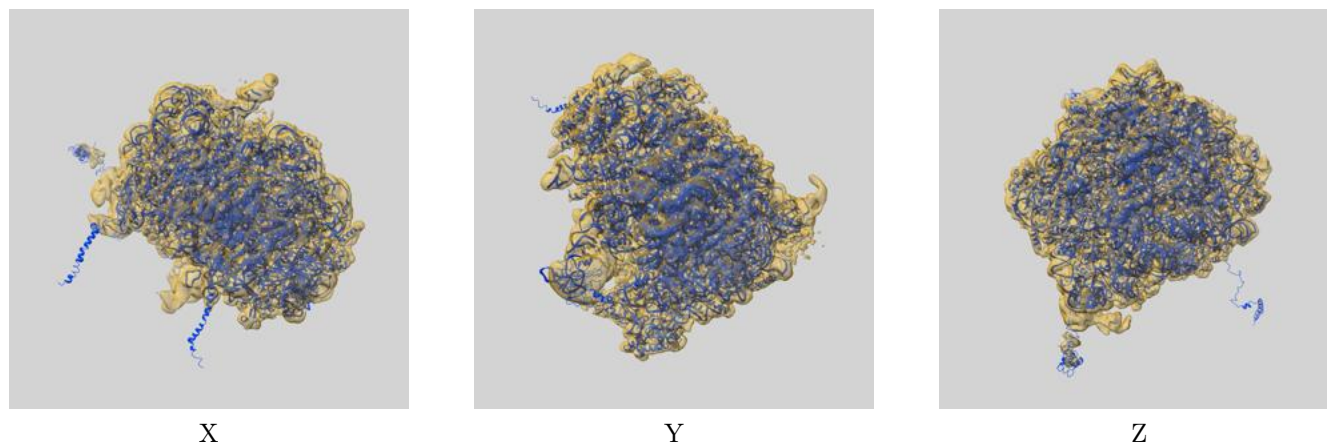
8 Fourier-Shell correlation

This section was not generated. No FSC curve or half-maps provided.

9 Map-model fit [i](#)

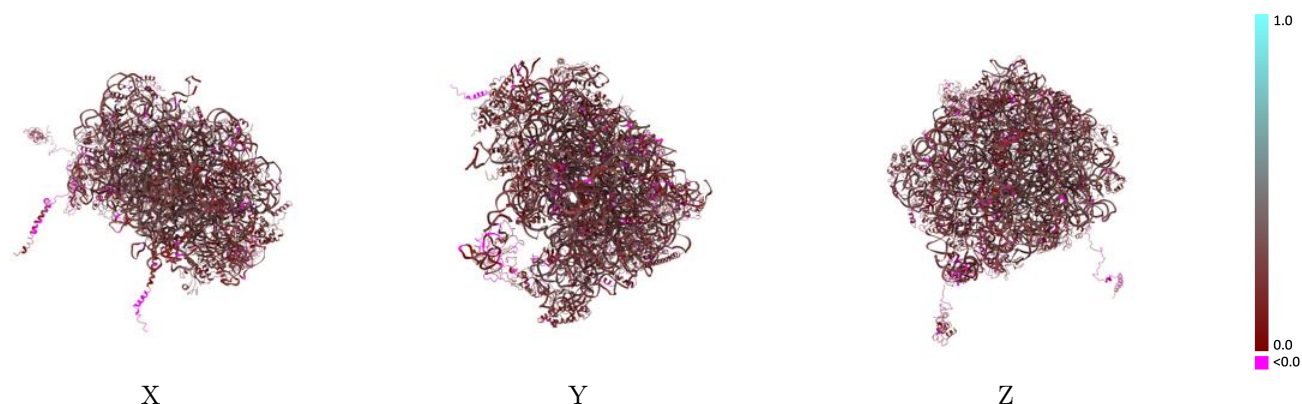
This section contains information regarding the fit between EMDB map EMD-20077 and PDB model 6OIG. Per-residue inclusion information can be found in section [3](#) on page [12](#).

9.1 Map-model overlay [i](#)



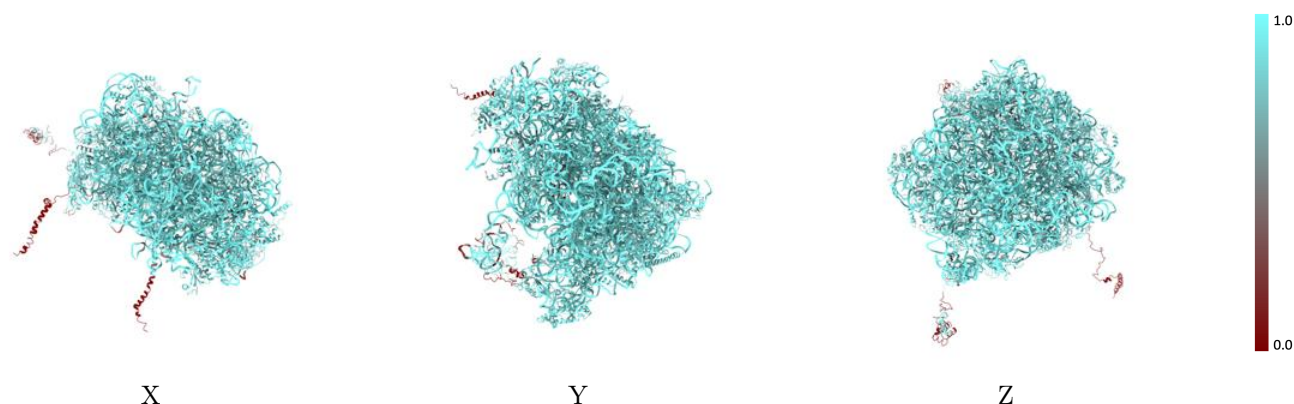
The images above show the 3D surface view of the map at the recommended contour level 0.03 at 50% transparency in yellow overlaid with a ribbon representation of the model coloured in blue. These images allow for the visual assessment of the quality of fit between the atomic model and the map.

9.2 Q-score mapped to coordinate model [i](#)



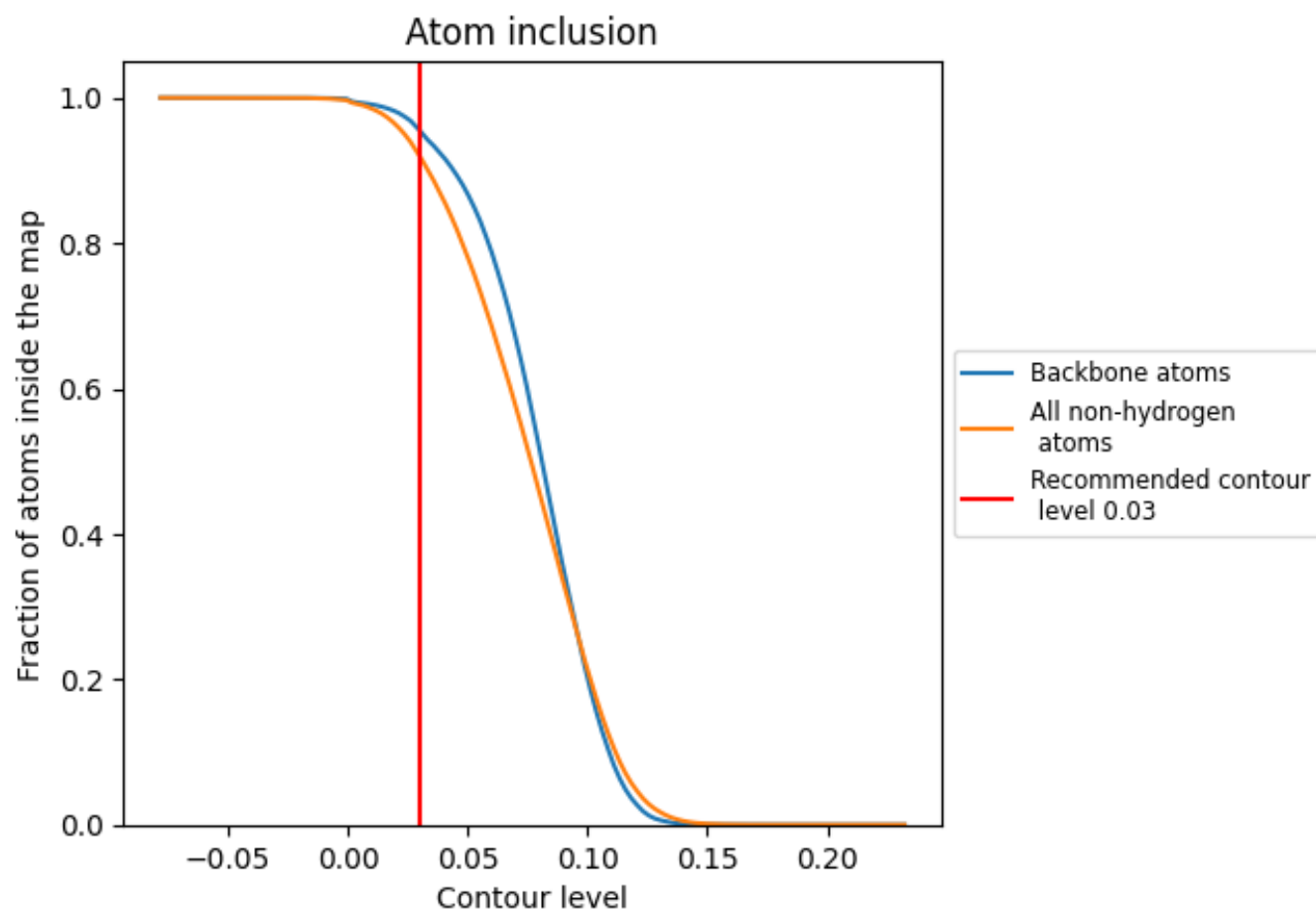
The images above show the model with each residue coloured according to its Q-score. This shows their resolvability in the map with higher Q-score values reflecting better resolvability. Please note: Q-score is calculating the resolvability of atoms, and thus high values are only expected at resolutions at which atoms can be resolved. Low Q-score values may therefore be expected for many entries.

9.3 Atom inclusion mapped to coordinate model [i](#)



The images above show the model with each residue coloured according to its atom inclusion. This shows to what extent they are inside the map at the recommended contour level (0.03).







































































9.4 Atom inclusion [i](#)



At the recommended contour level, 96% of all backbone atoms, 92% of all non-hydrogen atoms, are inside the map.

9.5 Map-model fit summary ⓘ





























The table lists the average atom inclusion at the recommended contour level (0.03) and Q-score for the entire model and for each chain.

Chain	Atom inclusion	Q-score
All	 0.9202	 0.2310
5	 0.9799	 0.2690
7	 0.9961	 0.2860
8	 0.9812	 0.2620
A	 0.8423	 0.2020
B	 0.8839	 0.2050
C	 0.8761	 0.1820
D	 0.8794	 0.1900
E	 0.8748	 0.1800
F	 0.8721	 0.2000
G	 0.8763	 0.2030
H	 0.8719	 0.1790
I	 0.8264	 0.1350
J	 0.8602	 0.1810
L	 0.8951	 0.1870
M	 0.8802	 0.1810
N	 0.6716	 0.0710
O	 0.8792	 0.2020
P	 0.8676	 0.1890
Q	 0.8711	 0.2090
R	 0.7116	 0.1660
S	 0.8795	 0.2100
T	 0.9009	 0.2100
U	 0.8747	 0.2240
V	 0.7969	 0.2140
W	 0.3945	 0.0920
X	 0.8300	 0.1850
Y	 0.8831	 0.1610
Z	 0.8778	 0.2180
a	 0.8793	 0.2060
b	 0.8212	 0.1460
c	 0.8659	 0.2460
d	 0.8484	 0.1830
e	 0.8290	 0.1620
f	 0.8674	 0.1840



Continued on next page...

Continued from previous page...

Chain	Atom inclusion	Q-score
g	 0.8580	 0.1910
h	 0.8750	 0.1740
i	 0.8740	 0.2150
j	 0.8811	 0.1430
k	 0.8567	 0.2030
l	 0.8365	 0.1750
m	 0.8738	 0.2340
o	 0.8347	 0.1790
p	 0.8597	 0.2020
q	 0.7014	 0.0560
s	 0.9009	 0.0890
x	 0.4723	 0.1690
y	 0.2522	 0.1190
z	 0.6650	 0.0620