



Full wwPDB EM Validation Report ⓘ

Sep 21, 2021 – 08:51 AM BST

PDB ID : 7OJ0
EMDB ID : EMD-12937
Title : Cryo-EM structure of 70S ribosome stalled with TnaC peptide and RF2
Authors : Su, T.; Kudva, R.; Becker, T.; Berninghausen, O.; Heijne, G.; Cheng, J.; Beckmann, R.
Deposited on : 2021-05-13
Resolution : 3.50 Å(reported)

This is a Full wwPDB EM Validation Report for a publicly released PDB entry.

We welcome your comments at validation@mail.wwpdb.org

A user guide is available at

<https://www.wwpdb.org/validation/2017/EMValidationReportHelp>

with specific help available everywhere you see the ⓘ symbol.

The following versions of software and data (see [references ⓘ](#)) were used in the production of this report:

EMDB validation analysis : **FAILED**
Mogul : 1.8.5 (274361), CSD as541be (2020)
MolProbity : 4.02b-467
Percentile statistics : 20191225.v01 (using entries in the PDB archive December 25th 2019)
Ideal geometry (proteins) : Engh & Huber (2001)
Ideal geometry (DNA, RNA) : Parkinson et al. (1996)
Validation Pipeline (wwPDB-VP) : 2.23.1

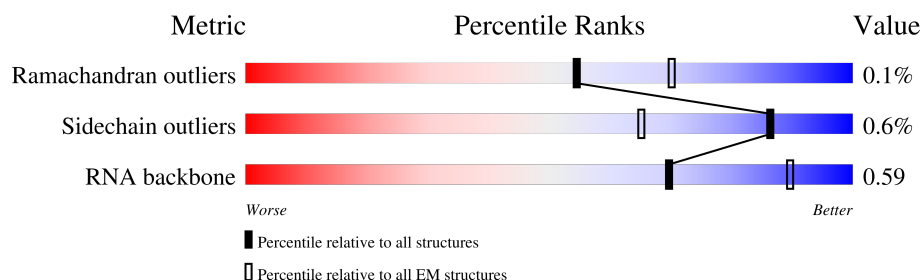
1 Overall quality at a glance

The following experimental techniques were used to determine the structure:

ELECTRON MICROSCOPY

The reported resolution of this entry is 3.50 Å.

Percentile scores (ranging between 0-100) for global validation metrics of the entry are shown in the following graphic. The table shows the number of entries on which the scores are based.





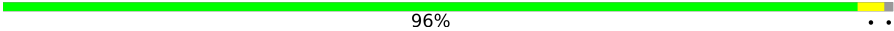
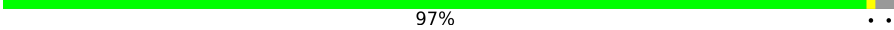
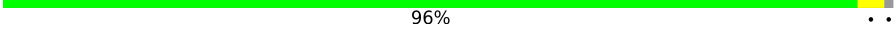
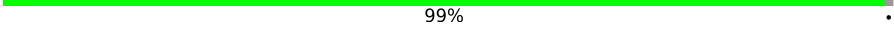
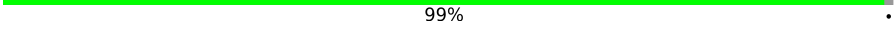



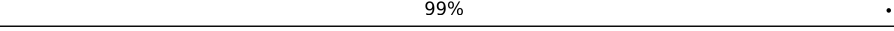
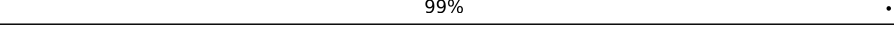


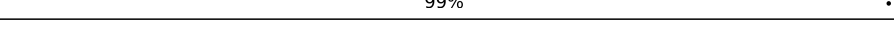
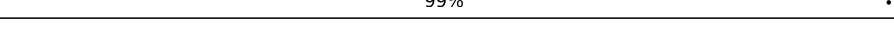
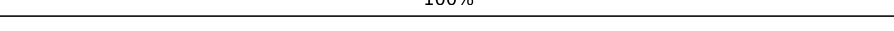
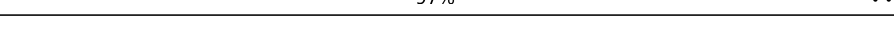
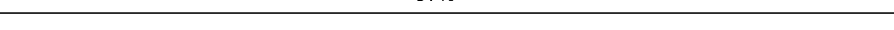






Metric	Whole archive (#Entries)	EM structures (#Entries)
Ramachandran outliers	154571	4023
Sidechain outliers	154315	3826
RNA backbone	4643	859

The table below summarises the geometric issues observed across the polymeric chains and their fit to the map. The red, orange, yellow and green segments of the bar indicate the fraction of residues that contain outliers for ≥ 3 , 2, 1 and 0 types of geometric quality criteria respectively. A grey segment represents the fraction of residues that are not modelled. The numeric value for each fraction is indicated below the corresponding segment, with a dot representing fractions $\leq 5\%$.

Mol	Chain	Length	Quality of chain
1	A	1519	
2	B	241	
3	C	233	
4	D	206	
5	E	167	
6	F	135	
7	G	179	
8	H	130	
9	I	130	

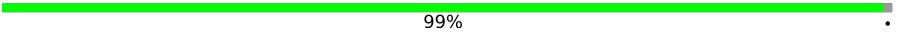
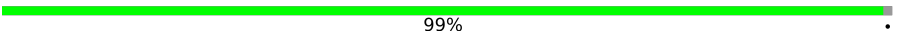
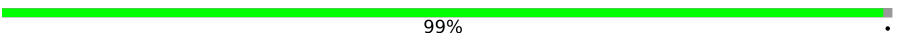
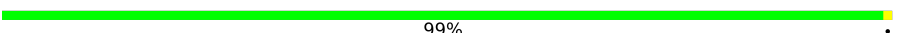
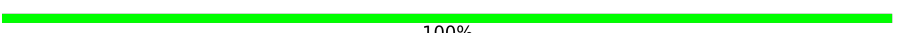

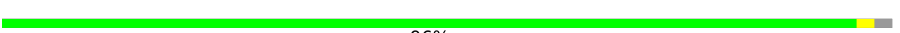








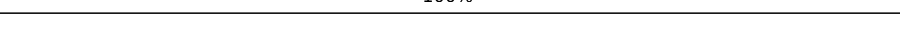
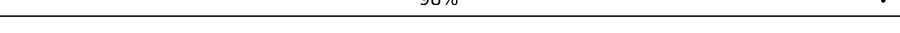
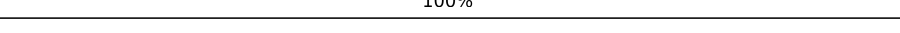


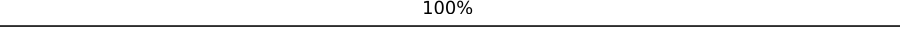

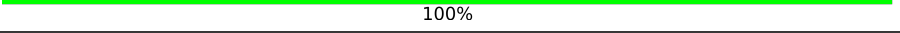
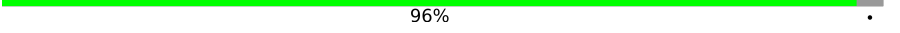
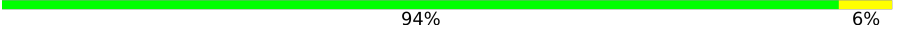
Continued on next page...

Continued from previous page...

Mol	Chain	Length	Quality of chain
10	J	103	 92% 5%
11	K	129	 89% 9%
12	L	124	 96% 2%
13	M	118	 97% 2%
14	N	101	 96% 2%
15	O	89	 99%
16	P	82	 99%
17	Q	84	 94% 6%
18	R	75	 85% 12%
19	S	92	 88% 9%
20	T	87	 99%
21	U	71	 99%
22	a	2807	 85% 15%
23	b	119	 86% 14%
24	c	273	 99%
25	d	209	 99%
26	e	201	 100%
27	f	179	 97% 2%
28	g	177	 97% 2%
29	h	149	 28% 72%
30	i	142	 99%
31	j	123	 100%
32	k	144	 100%
33	l	136	 99%
34	m	127	 91% 7%

Continued on next page...

Continued from previous page...

Mol	Chain	Length	Quality of chain
35	n	117	 99% .
36	o	115	 99% .
37	p	118	 99% .
38	q	103	 99% .
39	r	110	 100%
40	s	100	 93% 7%
41	t	104	 96% . .
42	u	94	 100%
43	v	85	 92% 8%
44	w	78	 99% .
45	x	63	 97% . .
46	y	59	 98% .
47	z	57	 96% . .
48	0	55	 93% 7%
49	1	46	 100%
50	2	65	 98% .
51	3	38	 100%
52	4	66	 91% 9%
53	X	5	 80% 20%
54	7	16	 100%
55	V	75	 68% 31% .
56	6	46	 100%
57	8	365	 96% .
58	5	130	 94% 6%
59	9	134	 99% . .

2 Entry composition

There are 62 unique types of molecules in this entry. The entry contains 146507 atoms, of which 0 are hydrogens and 0 are deuteriums.

In the tables below, the AltConf column contains the number of residues with at least one atom in alternate conformation and the Trace column contains the number of residues modelled with at most 2 atoms.

- Molecule 1 is a RNA chain called 16S rRNA.

Mol	Chain	Residues	Atoms					AltConf	Trace
1	A	1519	Total	C	N	O	P	0	0
			32612	14552	5986	10555	1519		

- Molecule 2 is a protein called 30S ribosomal protein S2.

Mol	Chain	Residues	Atoms					AltConf	Trace
2	B	224	Total	C	N	O	S	0	0
			1753	1109	315	321	8		

- Molecule 3 is a protein called 30S ribosomal protein S3.

Mol	Chain	Residues	Atoms					AltConf	Trace
3	C	206	Total	C	N	O	S	0	0
			1624	1028	305	288	3		

- Molecule 4 is a protein called 30S ribosomal protein S4.

Mol	Chain	Residues	Atoms					AltConf	Trace
4	D	205	Total	C	N	O	S	0	0
			1643	1026	315	298	4		

- Molecule 5 is a protein called 30S ribosomal protein S5.

Mol	Chain	Residues	Atoms					AltConf	Trace
5	E	156	Total	C	N	O	S	0	0
			1152	717	217	212	6		

- Molecule 6 is a protein called 30S ribosomal protein S6, fully modified isoform.

Mol	Chain	Residues	Atoms					AltConf	Trace
6	F	103	Total	C	N	O	S	0	0
			839	530	151	151	7		

- Molecule 7 is a protein called 30S ribosomal protein S7.

Mol	Chain	Residues	Atoms					AltConf	Trace
7	G	153	Total	C	N	O	S	0	0
			1203	750	231	218	4		

- Molecule 8 is a protein called 30S ribosomal protein S8.

Mol	Chain	Residues	Atoms					AltConf	Trace
8	H	129	Total	C	N	O	S	0	0
			979	616	173	184	6		

- Molecule 9 is a protein called 30S ribosomal protein S9.

Mol	Chain	Residues	Atoms					AltConf	Trace
9	I	127	Total	C	N	O	S	0	0
			1022	634	206	179	3		

- Molecule 10 is a protein called 30S ribosomal protein S10.

Mol	Chain	Residues	Atoms					AltConf	Trace
10	J	98	Total	C	N	O	S	0	0
			786	493	150	142	1		

- Molecule 11 is a protein called 30S ribosomal protein S11.

Mol	Chain	Residues	Atoms					AltConf	Trace
11	K	117	Total	C	N	O	S	0	0
			877	540	173	161	3		

There is a discrepancy between the modelled and reference sequences:

Chain	Residue	Modelled	Actual	Comment	Reference
K	119	ASP	ASN	conflict	UNP A0A6D2X4T2

- Molecule 12 is a protein called 30S ribosomal protein S12.

Mol	Chain	Residues	Atoms					AltConf	Trace
12	L	123	Total	C	N	O	S	0	0
			952	589	195	164	4		

- Molecule 13 is a protein called 30S ribosomal protein S13.

Mol	Chain	Residues	Atoms					AltConf	Trace
13	M	115	Total	C	N	O	S	0	0
			891	552	179	157	3		

- Molecule 14 is a protein called 30S ribosomal protein S14.

Mol	Chain	Residues	Atoms					AltConf	Trace
14	N	100	Total	C	N	O	S	0	0
			805	499	164	139	3		

- Molecule 15 is a protein called 30S ribosomal protein S15.

Mol	Chain	Residues	Atoms					AltConf	Trace
15	O	88	Total	C	N	O	S	0	0
			714	439	144	130	1		

- Molecule 16 is a protein called 30S ribosomal protein S16.

Mol	Chain	Residues	Atoms					AltConf	Trace
16	P	81	Total	C	N	O	S	0	0
			643	403	127	112	1		

- Molecule 17 is a protein called 30S ribosomal protein S17.

Mol	Chain	Residues	Atoms					AltConf	Trace
17	Q	79	Total	C	N	O	S	0	0
			641	406	120	112	3		

- Molecule 18 is a protein called 30S ribosomal protein S18.

Mol	Chain	Residues	Atoms					AltConf	Trace
18	R	66	Total	C	N	O	S	0	0
			544	345	102	96	1		

- Molecule 19 is a protein called 30S ribosomal protein S19.

Mol	Chain	Residues	Atoms					AltConf	Trace
19	S	84	Total	C	N	O	S	0	0
			668	427	127	112	2		

- Molecule 20 is a protein called 30S ribosomal protein S20.

Mol	Chain	Residues	Atoms					AltConf	Trace
20	T	86	Total	C	N	O	S	0	0
			670	414	138	115	3		

- Molecule 21 is a protein called 30S ribosomal protein S21.

Mol	Chain	Residues	Atoms					AltConf	Trace
21	U	70	Total	C	N	O	S	0	0
			589	366	125	97	1		

- Molecule 22 is a RNA chain called 23S rRNA.

Mol	Chain	Residues	Atoms					AltConf	Trace
22	a	2807	Total	C	N	O	P	0	0
			60285	26901	11108	19469	2807		

- Molecule 23 is a RNA chain called 5S rRNA.

Mol	Chain	Residues	Atoms					AltConf	Trace
23	b	119	Total	C	N	O	P	0	0
			2549	1135	466	829	119		

- Molecule 24 is a protein called 50S ribosomal protein L2.

Mol	Chain	Residues	Atoms					AltConf	Trace
24	c	271	Total	C	N	O	S	0	0
			2082	1288	423	364	7		

- Molecule 25 is a protein called 50S ribosomal protein L3.

Mol	Chain	Residues	Atoms					AltConf	Trace
25	d	209	Total	C	N	O	S	0	0
			1566	980	288	294	4		

- Molecule 26 is a protein called 50S ribosomal protein L4.

Mol	Chain	Residues	Atoms					AltConf	Trace
26	e	201	Total	C	N	O	S	0	0
			1552	974	283	290	5		

- Molecule 27 is a protein called 50S ribosomal protein L5.

Mol	Chain	Residues	Atoms					AltConf	Trace
27	f	177	Total	C	N	O	S	0	0
			1410	899	249	256	6		

- Molecule 28 is a protein called 50S ribosomal protein L6.

Mol	Chain	Residues	Atoms					AltConf	Trace
28	g	176	Total	C	N	O	S	0	0
			1323	832	243	246	2		

- Molecule 29 is a protein called 50S ribosomal protein L9.

Mol	Chain	Residues	Atoms					AltConf	Trace
29	h	41	Total	C	N	O	S	0	0
			303	194	54	54	1		

- Molecule 30 is a protein called 50S ribosomal protein L13.

Mol	Chain	Residues	Atoms					AltConf	Trace
30	i	142	Total	C	N	O	S	0	0
			1129	714	212	199	4		

- Molecule 31 is a protein called 50S ribosomal protein L14.

Mol	Chain	Residues	Atoms					AltConf	Trace
31	j	123	Total	C	N	O	S	0	0
			946	593	181	166	6		

- Molecule 32 is a protein called 50S ribosomal protein L15.

Mol	Chain	Residues	Atoms					AltConf	Trace
32	k	144	Total	C	N	O	S	0	0
			1053	654	207	190	2		

- Molecule 33 is a protein called 50S ribosomal protein L16.

Mol	Chain	Residues	Atoms					AltConf	Trace
33	l	136	Total	C	N	O	S	0	0
			1074	686	205	177	6		

- Molecule 34 is a protein called 50S ribosomal protein L17.

Mol	Chain	Residues	Atoms					AltConf	Trace
34	m	118	Total	C	N	O	S	0	0
			945	585	194	161	5		

- Molecule 35 is a protein called 50S ribosomal protein L18.

Mol	Chain	Residues	Atoms					AltConf	Trace
35	n	116	Total	C	N	O		0	0
			892	552	178	162			

- Molecule 36 is a protein called 50S ribosomal protein L19.

Mol	Chain	Residues	Atoms					AltConf	Trace
36	o	114	Total	C	N	O	S	0	0
			917	574	179	163	1		

- Molecule 37 is a protein called 50S ribosomal protein L20.

Mol	Chain	Residues	Atoms					AltConf	Trace
37	p	117	Total	C	N	O		0	0
			947	604	192	151			

- Molecule 38 is a protein called 50S ribosomal protein L21.

Mol	Chain	Residues	Atoms					AltConf	Trace
38	q	103	Total	C	N	O	S	0	0
			816	516	153	145	2		

- Molecule 39 is a protein called 50S ribosomal protein L22.

Mol	Chain	Residues	Atoms					AltConf	Trace
39	r	110	Total	C	N	O	S	0	0
			857	532	166	156	3		

- Molecule 40 is a protein called 50S ribosomal protein L23.

Mol	Chain	Residues	Atoms					AltConf	Trace
40	s	93	Total	C	N	O	S	0	0
			738	466	139	131	2		

- Molecule 41 is a protein called 50S ribosomal protein L24.

Mol	Chain	Residues	Atoms				AltConf	Trace
41	t	102	Total	C	N	O		
			779	492	146	141	0	0

- Molecule 42 is a protein called 50S ribosomal protein L25.

Mol	Chain	Residues	Atoms					AltConf	Trace
42	u	94	Total	C	N	O	S		
			753	479	137	134	3	0	0

- Molecule 43 is a protein called 50S ribosomal protein L27.

Mol	Chain	Residues	Atoms					AltConf	Trace
43	v	78	Total	C	N	O	S		
			586	362	116	107	1	0	0

- Molecule 44 is a protein called 50S ribosomal protein L28.

Mol	Chain	Residues	Atoms					AltConf	Trace
44	w	77	Total	C	N	O	S		
			625	388	129	106	2	0	0

- Molecule 45 is a protein called 50S ribosomal protein L29.

Mol	Chain	Residues	Atoms					AltConf	Trace
45	x	62	Total	C	N	O	S		
			501	308	98	94	1	0	0

- Molecule 46 is a protein called 50S ribosomal protein L30.

Mol	Chain	Residues	Atoms					AltConf	Trace
46	y	58	Total	C	N	O	S		
			449	281	87	79	2	0	0

- Molecule 47 is a protein called 50S ribosomal protein L32.

Mol	Chain	Residues	Atoms					AltConf	Trace
47	z	56	Total	C	N	O	S		
			444	269	94	80	1	0	0

- Molecule 48 is a protein called 50S ribosomal protein L33.

Mol	Chain	Residues	Atoms				AltConf	Trace
48	0	51	Total	C	N	O	0	0
			417	269	76	72		

- Molecule 49 is a protein called 50S ribosomal protein L34.

Mol	Chain	Residues	Atoms					AltConf	Trace
49	1	46	Total	C	N	O	S	0	0
			377	228	90	57	2		

- Molecule 50 is a protein called 50S ribosomal protein L35.

Mol	Chain	Residues	Atoms					AltConf	Trace
50	2	64	Total	C	N	O	S	0	0
			504	323	105	74	2		

- Molecule 51 is a protein called 50S ribosomal protein L36.

Mol	Chain	Residues	Atoms					AltConf	Trace
51	3	38	Total	C	N	O	S	0	0
			302	185	65	48	4		

- Molecule 52 is a protein called 50S ribosomal protein L31.

Mol	Chain	Residues	Atoms					AltConf	Trace
52	4	60	Total	C	N	O	S	0	0
			480	299	90	85	6		

- Molecule 53 is a RNA chain called mRNA.

Mol	Chain	Residues	Atoms					AltConf	Trace
53	X	5	Total	C	N	O	P	0	0
			103	46	16	36	5		

- Molecule 54 is a protein called TnaC.

Mol	Chain	Residues	Atoms				AltConf	Trace
54	7	16	Total	C	N	O	0	0
			139	89	26	24		

- Molecule 55 is a RNA chain called tRNA.

Mol	Chain	Residues	Atoms					AltConf	Trace
55	V	75	Total	C	N	O	P	0	0
			1609	715	292	527	75		

- Molecule 56 is a protein called Alternative ribosome-rescue factor A.

Mol	Chain	Residues	Atoms					AltConf	Trace
56	6	46	Total	C	N	O	S	0	0
			377	234	77	64	2		

- Molecule 57 is a protein called Peptide chain release factor RF2.

Mol	Chain	Residues	Atoms					AltConf	Trace
57	8	353	Total	C	N	O	S	0	0
			2800	1726	485	579	10		

- Molecule 58 is a protein called 50S ribosomal protein L10.

Mol	Chain	Residues	Atoms					AltConf	Trace
58	5	130	Total	C	N	O	S	0	0
			980	620	174	182	4		

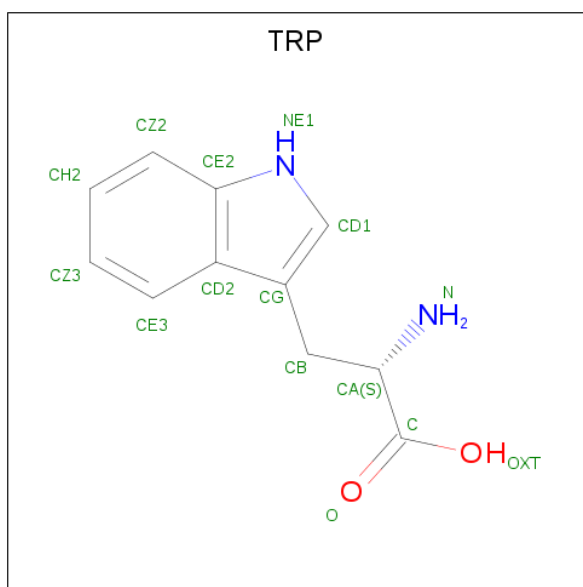
- Molecule 59 is a protein called 50S ribosomal protein L11.

Mol	Chain	Residues	Atoms					AltConf	Trace
59	9	133	Total	C	N	O	S	0	0
			966	611	167	182	6		

- Molecule 60 is MAGNESIUM ION (three-letter code: MG) (formula: Mg).

Mol	Chain	Residues	Atoms		AltConf
60	A	93	Total	Mg	0
			93	93	
60	a	208	Total	Mg	0
			208	208	
60	b	5	Total	Mg	0
			5	5	
60	c	1	Total	Mg	0
			1	1	
60	V	1	Total	Mg	0
			1	1	

- Molecule 61 is TRYPTOPHAN (three-letter code: TRP) (formula: C₁₁H₁₂N₂O₂).



Mol	Chain	Residues	Atoms				AltConf
61	a	1	Total	C	N	O	0
			15	11	2	2	


- Molecule 62 is ZINC ION (three-letter code: ZN) (formula: Zn).

Mol	Chain	Residues	Atoms		AltConf
62	3	1	Total	Zn	0
			1	1	
62	4	1	Total	Zn	0
			1	1	

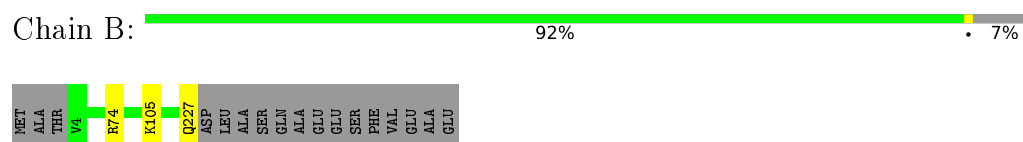
3 Residue-property plots

These plots are drawn for all protein, RNA, DNA and oligosaccharide chains in the entry. The first graphic for a chain summarises the proportions of the various outlier classes displayed in the second graphic. The second graphic shows the sequence view annotated by issues in geometry. Residues are color-coded according to the number of geometric quality criteria for which they contain at least one outlier: green = 0, yellow = 1, orange = 2 and red = 3 or more. Stretches of 2 or more consecutive residues without any outlier are shown as a green connector. Residues present in the sample, but not in the model, are shown in grey.

• Molecule 1: 16S rRNA



• Molecule 2: 30S ribosomal protein S2



• Molecule 3: 30S ribosomal protein S3

Met	G2	L12	P60	R107	R127	R136	T207	LEU	GLY	GLY	Met	Met	Met	ALA	ALA	VAL	GLU	GLN	PRO	PRO	GLU	LYS	PRO	ALA	ALA	GLN	PRO	LYS	LYS	GLN	GLN	ARG	LYS	GLY	ARG	LYS
-----	----	-----	-----	------	------	------	------	-----	-----	-----	-----	-----	-----	-----	-----	-----	-----	-----	-----	-----	-----	-----	-----	-----	-----	-----	-----	-----	-----	-----	-----	-----	-----	-----	-----	-----

-

- MET ALA HIS ILE GLU LYS GLN ALA GLY E10 D41 L165 GLY LYS

- | | |
|------|-----|
| M1 | Lys |
| V103 | ALA |
| | ASP |
| | GLU |
| | ARG |
| | ARG |
| | GLU |
| | ARG |
| | ARG |
| | ASP |
| | ASP |
| | PHE |
| | ALA |
| | ASN |
| | GLU |
| | THR |
| | ALA |
| | ASP |
| | ASP |
| | ALA |
| | GLU |
| | ALA |
| | GLY |
| | ASP |
| | SER |
| | GLU |
| | GLU |
| | GLU |
| | GLU |

- | | | | | | | | | | | | | | | | | | | | | | | | | | | | | | | | | |
|-----|----|-----|-----|------|-----|-----|-----|-----|-----|-----|-----|-----|-----|-----|-----|-----|-----|-----|-----|-----|-----|-----|-----|-----|-----|-----|-----|-----|-----|-----|-----|-----|
| MET | P2 | D33 | R79 | Y154 | ARG | TRP | LEU | SER | SER | LEU | ARG | SER | SER | PHE | SER | HIS | GLN | ALA | GLY | ALA | SER | SER | LYS | GLN | PRO | ALA | ALA | LEU | GLY | TYR | LEU | ASN |
|-----|----|-----|-----|------|-----|-----|-----|-----|-----|-----|-----|-----|-----|-----|-----|-----|-----|-----|-----|-----|-----|-----|-----|-----|-----|-----|-----|-----|-----|-----|-----|-----|

-


- MET
ALA
GLU
N4
Q32
R106
R130


- 

Chain J:  92% • 5%



- Molecule 11: 30S ribosomal protein S11

Chain K:  89% •• 9%



- Molecule 12: 30S ribosomal protein S12

Chain L:  96% ••



- Molecule 13: 30S ribosomal protein S13

Chain M:  97% ••



- Molecule 14: 30S ribosomal protein S14

Chain N:  96% ••



- Molecule 15: 30S ribosomal protein S15

Chain O:  99% •



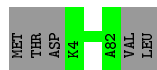
- Molecule 16: 30S ribosomal protein S16

Chain P:  99% •




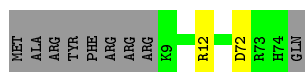
- Molecule 17: 30S ribosomal protein S17

Chain Q:  94% 6%




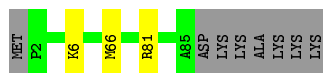
- Molecule 18: 30S ribosomal protein S18

Chain R:  85% 12%



- Molecule 19: 30S ribosomal protein S19

Chain S:  88% 9%



- Molecule 20: 30S ribosomal protein S20

Chain T:  99%




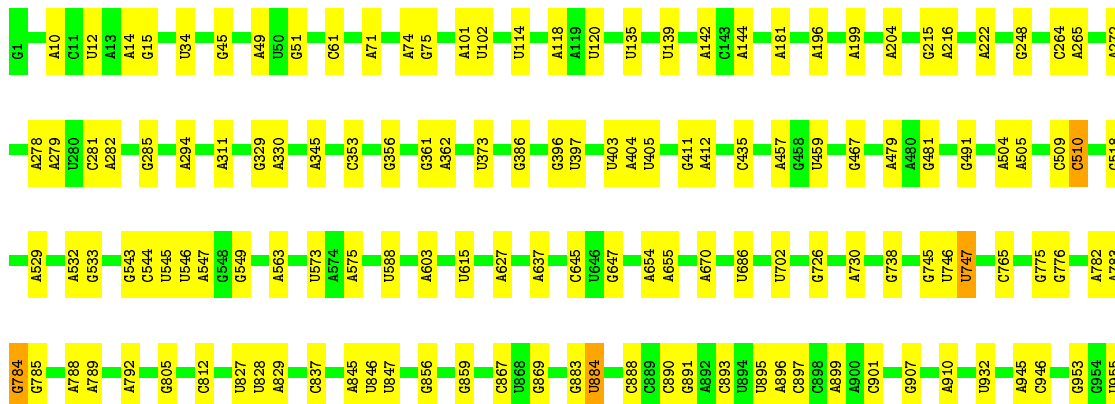
- Molecule 21: 30S ribosomal protein S21

Chain U:  99%



- Molecule 22: 23S rRNA

Chain a:  85% 15%





- Molecule 26: 50S ribosomal protein L4

Chain e: 100%

There are no outlier residues recorded for this chain.

- Molecule 27: 50S ribosomal protein L5

Chain f: 97%



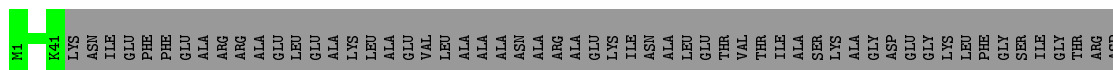
- Molecule 28: 50S ribosomal protein L6

Chain g: 97%



- Molecule 29: 50S ribosomal protein L9

Chain h: 28%



- Molecule 30: 50S ribosomal protein L13

Chain i: 99%



- Molecule 31: 50S ribosomal protein L14

Chain j: 100%

There are no outlier residues recorded for this chain.

- Molecule 32: 50S ribosomal protein L15

Chain k: 100%

There are no outlier residues recorded for this chain.

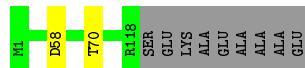
- Molecule 33: 50S ribosomal protein L16

Chain l:  99%



- Molecule 34: 50S ribosomal protein L17

Chain m:  91% 7%



- Molecule 35: 50S ribosomal protein L18

Chain n:  99%



- Molecule 36: 50S ribosomal protein L19

Chain o:  99%



- Molecule 37: 50S ribosomal protein L20

Chain p:  99%



- Molecule 38: 50S ribosomal protein L21

Chain q:  99%




- Molecule 39: 50S ribosomal protein L22

Chain r:  100%

There are no outlier residues recorded for this chain.

- Molecule 40: 50S ribosomal protein L23

Chain s:  93% 7%



- Molecule 41: 50S ribosomal protein L24

Chain t:  96% ..



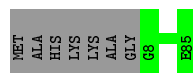
- Molecule 42: 50S ribosomal protein L25

Chain u:  100%

There are no outlier residues recorded for this chain.

- Molecule 43: 50S ribosomal protein L27

Chain v:  92% 8%



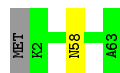
- Molecule 44: 50S ribosomal protein L28

Chain w:  99% .



- Molecule 45: 50S ribosomal protein L29

Chain x:  97% ..



- Molecule 46: 50S ribosomal protein L30

Chain y:  98% .



- Molecule 47: 50S ribosomal protein L32

Chain z:  96% ..



- Molecule 48: 50S ribosomal protein L33

Chain 0: 93% 7%



- Molecule 49: 50S ribosomal protein L34

Chain 1: 100%

There are no outlier residues recorded for this chain.

- Molecule 50: 50S ribosomal protein L35

Chain 2: 98% .




- Molecule 51: 50S ribosomal protein L36

Chain 3: 100%

There are no outlier residues recorded for this chain.

- Molecule 52: 50S ribosomal protein L31

Chain 4: 91% 9%



- Molecule 53: mRNA

Chain X: 80% 20%



- Molecule 54: TnaC

Chain 7: 100%

There are no outlier residues recorded for this chain.

- Molecule 55: tRNA

Chain V:  68% 31% .



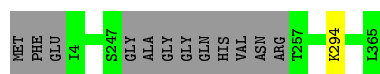
- Molecule 56: Alternative ribosome-rescue factor A

Chain 6:  100%

There are no outlier residues recorded for this chain.

- Molecule 57: Peptide chain release factor RF2

Chain 8:  96% .



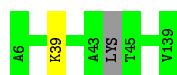
- Molecule 58: 50S ribosomal protein L10

Chain 5:  94% 6%



- Molecule 59: 50S ribosomal protein L11

Chain 9:  99% ..



4 Experimental information

Property	Value	Source
EM reconstruction method	SINGLE PARTICLE	Depositor
Imposed symmetry	POINT, Not provided	
Number of particles used	27026	Depositor
Resolution determination method	FSC 0.143 CUT-OFF	Depositor
CTF correction method	NONE	Depositor
Microscope	FEI TITAN KRIOS	Depositor
Voltage (kV)	300	Depositor
Electron dose ($e^-/\text{\AA}^2$)	28	Depositor
Minimum defocus (nm)	Not provided	
Maximum defocus (nm)	Not provided	
Magnification	Not provided	
Image detector	FEI FALCON II (4k x 4k)	Depositor

5 Model quality ⓘ

5.1 Standard geometry ⓘ

Bond lengths and bond angles in the following residue types are not validated in this section: OMC, OMG, G7M, 5MC, MG, 3TD, OMU, PSU, 4OC, 2MG, 5MU, ZN, MEQ, 6MZ, UR3, 2MA, MA6, 1MG

The Z score for a bond length (or angle) is the number of standard deviations the observed value is removed from the expected value. A bond length (or angle) with $|Z| > 5$ is considered an outlier worth inspection. RMSZ is the root-mean-square of all Z scores of the bond lengths (or angles).

Mol	Chain	Bond lengths		Bond angles	
		RMSZ	# Z >5	RMSZ	# Z >5
1	A	0.53	0/36236	0.92	41/56520 (0.1%)
2	B	0.32	0/1784	0.65	0/2403
3	C	0.34	0/1651	0.73	1/2225 (0.0%)
4	D	0.35	0/1665	0.67	0/2227
5	E	0.37	0/1165	0.73	1/1568 (0.1%)
6	F	0.36	0/858	0.73	0/1160
7	G	0.38	0/1219	0.86	1/1635 (0.1%)
8	H	0.38	0/989	0.75	1/1326 (0.1%)
9	I	0.36	0/1034	0.73	0/1375
10	J	0.34	0/796	0.81	1/1077 (0.1%)
11	K	0.35	0/893	0.74	0/1205
12	L	0.38	0/966	0.66	0/1296
13	M	0.31	0/900	0.70	0/1204
14	N	0.35	0/817	0.86	2/1088 (0.2%)
15	O	0.36	0/722	0.78	0/964
16	P	0.38	0/653	0.79	0/877
17	Q	0.35	0/650	0.71	0/871
18	R	0.37	0/553	0.79	1/742 (0.1%)
19	S	0.36	0/685	0.77	1/922 (0.1%)
20	T	0.34	0/676	0.67	0/895
21	U	0.30	0/597	0.63	0/792
22	a	0.67	7/66968 (0.0%)	0.92	72/104468 (0.1%)
23	b	0.52	0/2850	0.93	4/4444 (0.1%)
24	c	0.38	0/2121	0.66	0/2852
25	d	0.39	0/1576	0.68	0/2119
26	e	0.34	0/1571	0.62	0/2113
27	f	0.36	0/1434	0.79	3/1926 (0.2%)
28	g	0.33	0/1343	0.72	2/1816 (0.1%)
29	h	0.31	0/306	0.68	0/413
30	i	0.37	0/1152	0.63	0/1551
31	j	0.39	0/955	0.68	0/1279

Mol	Chain	Bond lengths		Bond angles	
		RMSZ	# Z >5	RMSZ	# Z >5
32	k	0.39	0/1062	0.66	0/1413
33	l	0.39	0/1093	0.68	1/1460 (0.1%)
34	m	0.39	0/958	0.75	1/1281 (0.1%)
35	n	0.36	0/902	0.74	0/1209
36	o	0.37	0/929	0.67	0/1242
37	p	0.43	0/960	0.67	0/1278
38	q	0.38	0/829	0.70	0/1107
39	r	0.37	0/864	0.64	0/1156
40	s	0.36	0/744	0.71	0/994
41	t	0.35	0/787	0.71	1/1051 (0.1%)
42	u	0.36	0/766	0.68	0/1025
43	v	0.40	0/593	0.62	0/785
44	w	0.37	0/635	0.67	0/848
45	x	0.34	0/502	0.85	0/667
46	y	0.35	0/453	0.76	0/605
47	z	0.34	0/450	0.72	0/599
48	0	0.36	0/424	0.65	0/565
49	1	0.36	0/380	0.68	0/498
50	2	0.37	0/513	0.68	0/676
51	3	0.44	0/303	0.72	0/397
52	4	0.33	0/488	0.71	0/649
53	X	0.39	0/113	0.79	0/173
54	7	0.30	0/143	0.51	0/193
55	V	0.51	1/1775 (0.1%)	1.08	8/2764 (0.3%)
56	6	0.27	0/383	0.65	0/504
57	8	0.30	0/2838	0.61	0/3825
58	5	0.33	0/993	0.80	2/1340 (0.1%)
59	9	0.29	0/979	0.60	0/1322
All	All	0.55	8/157644 (0.0%)	0.87	144/234979 (0.1%)

Chiral center outliers are detected by calculating the chiral volume of a chiral center and verifying if the center is modelled as a planar moiety or with the opposite hand. A planarity outlier is detected by checking planarity of atoms in a peptide group, atoms in a mainchain group or atoms of a sidechain that are expected to be planar.

Mol	Chain	#Chirality outliers	#Planarity outliers
11	K	0	1
25	d	0	1
27	f	0	1
28	g	0	2
30	i	0	1
38	q	0	1

Continued on next page...

Continued from previous page...

Mol	Chain	#Chirality outliers	#Planarity outliers
41	t	0	1
58	5	0	2
All	All	0	10

All (8) bond length outliers are listed below:

Mol	Chain	Res	Type	Atoms	Z	Observed(Å)	Ideal(Å)
22	a	2449	U	C5-C6	17.18	1.49	1.34
22	a	2449	U	C2-N3	15.65	1.48	1.37
55	V	1	C	OP3-P	-10.85	1.48	1.61
22	a	2449	U	N1-C2	9.68	1.47	1.38
22	a	2449	U	N1-C6	8.29	1.45	1.38
22	a	2449	U	N3-C4	7.58	1.45	1.38
22	a	2449	U	C4-C5	6.63	1.49	1.43
22	a	2449	U	C4-O4	-6.28	1.18	1.23

All (144) bond angle outliers are listed below:

Mol	Chain	Res	Type	Atoms	Z	Observed(°)	Ideal(°)
22	a	2449	U	C2-N3-C4	-11.57	120.06	127.00
27	f	96	MET	CA-CB-CG	10.33	130.86	113.30
22	a	2449	U	C5-C4-O4	-9.70	120.08	125.90
22	a	2902	C	N3-C2-O2	-9.67	115.13	121.90
22	a	2449	U	N1-C2-N3	9.43	120.56	114.90
1	A	1496	C	N3-C2-O2	-9.17	115.48	121.90
22	a	1313	U	C2-N1-C1'	9.16	128.70	117.70
14	N	89	MET	CA-CB-CG	9.12	128.81	113.30
22	a	2449	U	N3-C4-C5	8.68	119.81	114.60
1	A	1098	C	N3-C2-O2	-8.33	116.07	121.90
55	V	66	C	N3-C2-O2	-8.15	116.20	121.90
22	a	1313	U	N1-C2-O2	7.92	128.34	122.80
1	A	412	A	O4'-C1'-N9	7.85	114.48	108.20
22	a	1314	C	C2-N1-C1'	7.82	127.40	118.80
22	a	1313	U	N3-C2-O2	-7.76	116.77	122.20
55	V	27	C	N3-C2-O2	-7.71	116.50	121.90
22	a	1114	C	N3-C2-O2	-7.44	116.69	121.90
58	5	117	LEU	CA-CB-CG	7.17	131.80	115.30
22	a	837	C	N3-C2-O2	-7.04	116.97	121.90
55	V	27	C	N1-C2-O2	6.95	123.07	118.90
1	A	1028	C	N3-C2-O2	-6.89	117.08	121.90
1	A	979	C	C2-N1-C1'	6.77	126.25	118.80
1	A	993	G	C4-N9-C1'	6.74	135.26	126.50

Continued on next page...

Continued from previous page...

Mol	Chain	Res	Type	Atoms	Z	Observed(°)	Ideal(°)
41	t	98	SER	C-N-CA	6.66	138.36	121.70
22	a	1042	G	N3-C4-N9	-6.52	122.09	126.00
10	J	75	ASP	CB-CG-OD1	6.52	124.16	118.30
34	m	58	ASP	CB-CG-OD1	6.50	124.15	118.30
7	G	33	ASP	CB-CG-OD1	6.48	124.13	118.30
22	a	837	C	N1-C2-O2	6.47	122.78	118.90
23	b	31	C	C2-N1-C1'	6.41	125.84	118.80
1	A	993	G	N3-C4-N9	6.35	129.81	126.00
22	a	12	U	N3-C2-O2	-6.35	117.76	122.20
1	A	979	C	N1-C2-O2	6.34	122.71	118.90
1	A	1317	C	N1-C2-O2	6.34	122.71	118.90
22	a	510	C	C2-N1-C1'	6.33	125.77	118.80
22	a	2636	C	C2-N1-C1'	6.29	125.72	118.80
22	a	510	C	N1-C2-O2	6.27	122.66	118.90
55	V	49	G	C5-C6-O6	6.25	132.35	128.60
22	a	1348	C	N1-C2-O2	6.20	122.62	118.90
22	a	1313	U	C6-N1-C1'	-6.09	112.67	121.20
22	a	1539	U	N1-C2-O2	6.08	127.06	122.80
22	a	1956	U	N1-C2-O2	6.08	127.05	122.80
1	A	1028	C	C6-N1-C2	-6.06	117.88	120.30
22	a	884	U	N1-C2-O2	6.05	127.03	122.80
58	5	81	LEU	CA-CB-CG	6.04	129.19	115.30
22	a	2666	C	N1-C2-O2	6.02	122.51	118.90
1	A	961	U	N3-C2-O2	-6.00	118.00	122.20
1	A	993	G	C8-N9-C1'	-6.00	119.20	127.00
1	A	1496	C	N1-C2-O2	6.00	122.50	118.90
14	N	27	LEU	CB-CG-CD1	5.98	121.17	111.00
1	A	1158	C	C2-N1-C1'	5.98	125.38	118.80
22	a	353	C	N1-C2-O2	5.95	122.47	118.90
22	a	2063	C	C2-N1-C1'	5.95	125.34	118.80
1	A	982	U	O4'-C1'-N1	5.95	112.96	108.20
22	a	2321	U	C2-N1-C1'	5.91	124.80	117.70
3	C	12	LEU	CA-CB-CG	5.90	128.88	115.30
1	A	1035	A	P-O3'-C3'	5.87	126.74	119.70
22	a	893	C	N1-C2-O2	5.87	122.42	118.90
22	a	2902	C	N1-C2-O2	5.83	122.40	118.90
22	a	435	C	N1-C2-O2	5.80	122.38	118.90
1	A	1098	C	C6-N1-C2	-5.79	117.98	120.30
22	a	1539	U	C2-N1-C1'	5.78	124.64	117.70
1	A	54	C	N3-C2-O2	-5.76	117.87	121.90
22	a	1042	G	O4'-C1'-N9	5.76	112.81	108.20
22	a	2902	C	C6-N1-C2	-5.76	118.00	120.30

Continued on next page...

Continued from previous page...

Mol	Chain	Res	Type	Atoms	Z	Observed(°)	Ideal(°)
22	a	2065	C	C6-N1-C2	-5.74	118.00	120.30
22	a	884	U	N3-C2-O2	-5.67	118.23	122.20
22	a	1539	U	N3-C2-O2	-5.66	118.24	122.20
5	E	41	ASP	CB-CG-OD1	5.66	123.39	118.30
22	a	2430	A	C2-N3-C4	5.65	113.43	110.60
1	A	611	C	N1-C2-O2	5.64	122.28	118.90
22	a	1078	U	P-O3'-C3'	5.62	126.44	119.70
22	a	397	U	O5'-P-OP2	-5.62	100.64	105.70
22	a	114	U	C2-N1-C1'	5.61	124.43	117.70
23	b	31	C	N1-C2-O2	5.58	122.25	118.90
19	S	66	MET	CA-CB-CG	5.58	122.78	113.30
1	A	1317	C	N3-C2-O2	-5.57	118.00	121.90
22	a	1931	U	N1-C2-O2	5.55	126.69	122.80
1	A	54	C	N1-C2-O2	5.55	122.23	118.90
22	a	1314	C	C6-N1-C1'	-5.54	114.15	120.80
28	g	105	LEU	CA-CB-CG	5.54	128.05	115.30
1	A	1088	G	C5-C6-O6	5.51	131.91	128.60
1	A	1029	U	N1-C2-O2	5.49	126.64	122.80
22	a	404	A	P-O3'-C3'	5.49	126.28	119.70
22	a	2683	C	N1-C2-O2	5.48	122.19	118.90
18	R	72	ASP	CB-CG-OD1	5.48	123.23	118.30
1	A	94	G	O4'-C1'-N9	-5.47	103.82	108.20
22	a	1956	U	N3-C2-O2	-5.47	118.37	122.20
22	a	1294	U	N3-C2-O2	-5.46	118.38	122.20
22	a	2043	C	C2-N1-C1'	5.44	124.79	118.80
1	A	936	C	N1-C2-O2	5.44	122.16	118.90
22	a	702	U	C2-N1-C1'	5.44	124.23	117.70
22	a	2063	C	C6-N1-C2	-5.41	118.14	120.30
22	a	1348	C	C2-N1-C1'	5.40	124.74	118.80
28	g	48	ASN	C-N-CA	5.40	135.20	121.70
1	A	415	A	C8-N9-C4	-5.40	103.64	105.80
1	A	415	A	N7-C8-N9	5.39	116.50	113.80
1	A	439	U	N1-C2-O2	5.38	126.57	122.80
22	a	783	A	C2-N3-C4	5.38	113.29	110.60
23	b	25	U	N1-C2-O2	5.34	126.54	122.80
1	A	979	C	N3-C2-O2	-5.32	118.18	121.90
8	H	96	MET	CA-CB-CG	5.32	122.35	113.30
22	a	1398	C	C2-N1-C1'	5.32	124.65	118.80
1	A	993	G	N3-C4-C5	-5.30	125.95	128.60
55	V	44	G	C5-C6-O6	5.27	131.76	128.60
1	A	439	U	N3-C2-O2	-5.26	118.52	122.20
1	A	1109	C	N1-C2-O2	5.24	122.05	118.90

Continued on next page...

Continued from previous page...

Mol	Chain	Res	Type	Atoms	Z	Observed(°)	Ideal(°)
1	A	458	U	N1-C2-O2	5.23	126.46	122.80
1	A	406	G	C4-N9-C1'	5.23	133.30	126.50
55	V	31	C	C2-N1-C1'	5.23	124.55	118.80
22	a	1064	C	C5-C6-N1	5.22	123.61	121.00
22	a	2636	C	C6-N1-C1'	-5.22	114.53	120.80
22	a	1042	G	C4-N9-C1'	-5.21	119.73	126.50
22	a	1314	C	C5-C6-N1	5.21	123.60	121.00
1	A	936	C	C2-N1-C1'	5.18	124.50	118.80
55	V	7	G	N3-C4-N9	5.18	129.11	126.00
22	a	867	C	N1-C2-O2	5.17	122.00	118.90
22	a	281	C	N1-C2-O2	5.16	122.00	118.90
22	a	353	C	N3-C2-O2	-5.15	118.29	121.90
22	a	1774	C	C6-N1-C2	-5.15	118.24	120.30
33	l	41	LEU	CB-CG-CD2	-5.15	102.25	111.00
1	A	611	C	C2-N1-C1'	5.13	124.44	118.80
1	A	91	U	N1-C2-O2	5.12	126.39	122.80
1	A	458	U	N3-C2-O2	-5.11	118.62	122.20
22	a	1042	G	C8-N9-C1'	5.11	133.64	127.00
27	f	27	GLN	CA-CB-CG	5.10	124.62	113.40
22	a	784	G	P-O3'-C3'	5.09	125.80	119.70
22	a	2667	C	N1-C2-O2	5.08	121.95	118.90
22	a	12	U	N1-C2-O2	5.08	126.35	122.80
1	A	1083	U	N3-C2-O2	-5.07	118.65	122.20
1	A	458	U	C2-N1-C1'	5.06	123.78	117.70
22	a	404	A	OP2-P-O3'	5.06	116.32	105.20
22	a	2666	C	N3-C2-O2	-5.05	118.36	121.90
22	a	1533	C	N1-C2-O2	5.04	121.93	118.90
1	A	1029	U	N3-C2-O2	-5.04	118.67	122.20
22	a	901	C	N1-C2-O2	5.04	121.92	118.90
22	a	893	C	N3-C2-O2	-5.04	118.38	121.90
27	f	96	MET	CB-CG-SD	5.04	127.50	112.40
23	b	17	C	C2-N1-C1'	5.03	124.33	118.80
22	a	2449	U	C5-C6-N1	-5.03	120.19	122.70
22	a	1267	U	C2-N1-C1'	5.02	123.72	117.70
22	a	2063	C	N3-C2-O2	-5.02	118.39	121.90
55	V	49	G	N1-C6-O6	-5.02	116.89	119.90
22	a	884	U	C2-N1-C1'	5.00	123.70	117.70

There are no chirality outliers.

All (10) planarity outliers are listed below:

Mol	Chain	Res	Type	Group
58	5	106	PHE	Peptide
58	5	88	HIS	Peptide
11	K	119	ASP	Peptide
25	d	16	THR	Peptide
27	f	26	MET	Peptide
28	g	175	LYS	Peptide
28	g	47	ASP	Peptide
30	i	96	ARG	Sidechain
38	q	45	GLU	Peptide
41	t	99	ASN	Peptide

5.2 Too-close contacts [i](#)

Due to software issues we are unable to calculate clashes - this section is therefore empty.

5.3 Torsion angles [i](#)

5.3.1 Protein backbone [i](#)

In the following table, the Percentiles column shows the percent Ramachandran outliers of the chain as a percentile score with respect to all PDB entries followed by that with respect to all EM entries.

The Analysed column shows the number of residues for which the backbone conformation was analysed, and the total number of residues.

Mol	Chain	Analysed	Favoured	Allowed	Outliers	Percentiles	
2	B	222/241 (92%)	209 (94%)	13 (6%)	0	100	100
3	C	204/233 (88%)	197 (97%)	6 (3%)	1 (0%)	29	68
4	D	203/206 (98%)	200 (98%)	3 (2%)	0	100	100
5	E	154/167 (92%)	148 (96%)	6 (4%)	0	100	100
6	F	101/135 (75%)	98 (97%)	3 (3%)	0	100	100
7	G	151/179 (84%)	142 (94%)	9 (6%)	0	100	100
8	H	127/130 (98%)	120 (94%)	7 (6%)	0	100	100
9	I	125/130 (96%)	122 (98%)	3 (2%)	0	100	100
10	J	96/103 (93%)	89 (93%)	6 (6%)	1 (1%)	15	54
11	K	115/129 (89%)	108 (94%)	7 (6%)	0	100	100
12	L	121/124 (98%)	114 (94%)	7 (6%)	0	100	100

Continued on next page...

Continued from previous page...

Mol	Chain	Analysed	Favoured	Allowed	Outliers	Percentiles	
13	M	113/118 (96%)	109 (96%)	4 (4%)	0	100	100
14	N	98/101 (97%)	96 (98%)	2 (2%)	0	100	100
15	O	86/89 (97%)	83 (96%)	3 (4%)	0	100	100
16	P	79/82 (96%)	75 (95%)	4 (5%)	0	100	100
17	Q	77/84 (92%)	76 (99%)	1 (1%)	0	100	100
18	R	64/75 (85%)	56 (88%)	8 (12%)	0	100	100
19	S	82/92 (89%)	76 (93%)	6 (7%)	0	100	100
20	T	84/87 (97%)	81 (96%)	3 (4%)	0	100	100
21	U	68/71 (96%)	68 (100%)	0	0	100	100
24	c	269/273 (98%)	258 (96%)	11 (4%)	0	100	100
25	d	206/209 (99%)	197 (96%)	8 (4%)	1 (0%)	29	68
26	e	199/201 (99%)	197 (99%)	2 (1%)	0	100	100
27	f	175/179 (98%)	166 (95%)	9 (5%)	0	100	100
28	g	174/177 (98%)	159 (91%)	14 (8%)	1 (1%)	25	64
29	h	39/149 (26%)	34 (87%)	5 (13%)	0	100	100
30	i	140/142 (99%)	135 (96%)	5 (4%)	0	100	100
31	j	121/123 (98%)	116 (96%)	5 (4%)	0	100	100
32	k	142/144 (99%)	135 (95%)	7 (5%)	0	100	100
33	l	134/136 (98%)	130 (97%)	4 (3%)	0	100	100
34	m	116/127 (91%)	109 (94%)	6 (5%)	1 (1%)	17	56
35	n	114/117 (97%)	108 (95%)	6 (5%)	0	100	100
36	o	112/115 (97%)	109 (97%)	3 (3%)	0	100	100
37	p	115/118 (98%)	114 (99%)	1 (1%)	0	100	100
38	q	101/103 (98%)	97 (96%)	4 (4%)	0	100	100
39	r	108/110 (98%)	108 (100%)	0	0	100	100
40	s	91/100 (91%)	85 (93%)	6 (7%)	0	100	100
41	t	100/104 (96%)	94 (94%)	6 (6%)	0	100	100
42	u	92/94 (98%)	90 (98%)	2 (2%)	0	100	100
43	v	76/85 (89%)	72 (95%)	4 (5%)	0	100	100
44	w	75/78 (96%)	75 (100%)	0	0	100	100
45	x	60/63 (95%)	56 (93%)	4 (7%)	0	100	100

Continued on next page...

Continued from previous page...

Mol	Chain	Analysed	Favoured	Allowed	Outliers	Percentiles	
46	y	56/59 (95%)	54 (96%)	2 (4%)	0	100	100
47	z	54/57 (95%)	53 (98%)	1 (2%)	0	100	100
48	0	49/55 (89%)	49 (100%)	0	0	100	100
49	1	44/46 (96%)	41 (93%)	3 (7%)	0	100	100
50	2	62/65 (95%)	58 (94%)	4 (6%)	0	100	100
51	3	36/38 (95%)	36 (100%)	0	0	100	100
52	4	56/66 (85%)	54 (96%)	2 (4%)	0	100	100
54	7	14/16 (88%)	12 (86%)	2 (14%)	0	100	100
56	6	44/46 (96%)	42 (96%)	2 (4%)	0	100	100
57	8	349/365 (96%)	337 (97%)	12 (3%)	0	100	100
58	5	128/130 (98%)	106 (83%)	21 (16%)	1 (1%)	19	58
59	9	129/134 (96%)	119 (92%)	10 (8%)	0	100	100
All	All	6150/6600 (93%)	5872 (96%)	272 (4%)	6 (0%)	54	84

All (6) Ramachandran outliers are listed below:

Mol	Chain	Res	Type
34	m	70	THR
10	J	57	VAL
25	d	149	ASN
28	g	47	ASP
58	5	55	VAL
3	C	60	PRO

5.3.2 Protein sidechains ⓘ

In the following table, the Percentiles column shows the percent sidechain outliers of the chain as a percentile score with respect to all PDB entries followed by that with respect to all EM entries.

The Analysed column shows the number of residues for which the sidechain conformation was analysed, and the total number of residues.

Mol	Chain	Analysed	Rotameric	Outliers	Percentiles	
2	B	186/199 (94%)	183 (98%)	3 (2%)	62	83
3	C	170/190 (90%)	167 (98%)	3 (2%)	59	81
4	D	172/173 (99%)	171 (99%)	1 (1%)	86	94

Continued on next page...

Continued from previous page...

Mol	Chain	Analysed	Rotameric	Outliers	Percentiles	
5	E	119/126 (94%)	119 (100%)	0	100	100
6	F	90/116 (78%)	90 (100%)	0	100	100
7	G	126/147 (86%)	125 (99%)	1 (1%)	81	91
8	H	104/105 (99%)	104 (100%)	0	100	100
9	I	105/107 (98%)	103 (98%)	2 (2%)	57	80
10	J	86/90 (96%)	85 (99%)	1 (1%)	71	87
11	K	90/99 (91%)	88 (98%)	2 (2%)	52	78
12	L	102/104 (98%)	98 (96%)	4 (4%)	32	64
13	M	93/96 (97%)	92 (99%)	1 (1%)	73	88
14	N	83/84 (99%)	82 (99%)	1 (1%)	71	87
15	O	76/77 (99%)	76 (100%)	0	100	100
16	P	65/65 (100%)	65 (100%)	0	100	100
17	Q	73/78 (94%)	73 (100%)	0	100	100
18	R	57/65 (88%)	56 (98%)	1 (2%)	59	81
19	S	72/79 (91%)	70 (97%)	2 (3%)	43	72
20	T	65/66 (98%)	65 (100%)	0	100	100
21	U	60/61 (98%)	60 (100%)	0	100	100
24	c	216/218 (99%)	216 (100%)	0	100	100
25	d	163/163 (100%)	163 (100%)	0	100	100
26	e	165/165 (100%)	165 (100%)	0	100	100
27	f	148/150 (99%)	148 (100%)	0	100	100
28	g	137/138 (99%)	136 (99%)	1 (1%)	84	93
29	h	32/114 (28%)	32 (100%)	0	100	100
30	i	116/116 (100%)	116 (100%)	0	100	100
31	j	104/104 (100%)	104 (100%)	0	100	100
32	k	103/103 (100%)	103 (100%)	0	100	100
33	l	109/109 (100%)	108 (99%)	1 (1%)	78	90
34	m	98/103 (95%)	98 (100%)	0	100	100
35	n	86/87 (99%)	86 (100%)	0	100	100
36	o	99/100 (99%)	99 (100%)	0	100	100
37	p	89/90 (99%)	89 (100%)	0	100	100

Continued on next page...

Continued from previous page...

Mol	Chain	Analysed	Rotameric	Outliers	Percentiles	
38	q	84/84 (100%)	84 (100%)	0	100	100
39	r	93/93 (100%)	93 (100%)	0	100	100
40	s	80/84 (95%)	80 (100%)	0	100	100
41	t	83/85 (98%)	83 (100%)	0	100	100
42	u	78/78 (100%)	78 (100%)	0	100	100
43	v	58/63 (92%)	58 (100%)	0	100	100
44	w	67/68 (98%)	67 (100%)	0	100	100
45	x	54/55 (98%)	53 (98%)	1 (2%)	57	80
46	y	48/49 (98%)	48 (100%)	0	100	100
47	z	47/48 (98%)	46 (98%)	1 (2%)	53	79
48	0	46/49 (94%)	46 (100%)	0	100	100
49	1	38/38 (100%)	38 (100%)	0	100	100
50	2	51/52 (98%)	51 (100%)	0	100	100
51	3	34/34 (100%)	34 (100%)	0	100	100
52	4	55/59 (93%)	55 (100%)	0	100	100
54	7	16/16 (100%)	16 (100%)	0	100	100
56	6	39/39 (100%)	39 (100%)	0	100	100
57	8	302/311 (97%)	301 (100%)	1 (0%)	92	97
58	5	99/99 (100%)	96 (97%)	3 (3%)	41	71
59	9	102/103 (99%)	101 (99%)	1 (1%)	76	88
All	All	5133/5394 (95%)	5102 (99%)	31 (1%)	86	94

All (31) residues with a non-rotameric sidechain are listed below:

Mol	Chain	Res	Type
2	B	74	ARG
2	B	105	LYS
2	B	227	GLN
3	C	107	ARG
3	C	127	ARG
3	C	136	ARG
4	D	115	ARG
7	G	79	ARG
9	I	32	GLN
9	I	106	ARG

Continued on next page...

Continued from previous page...

Mol	Chain	Res	Type
10	J	31	ARG
11	K	116	ILE
11	K	119	ASP
12	L	87	VAL
12	L	88	LYS
12	L	90	LEU
12	L	94	ARG
13	M	101	ARG
14	N	19	LYS
18	R	12	ARG
19	S	6	LYS
19	S	81	ARG
28	g	29	LYS
33	l	81	ARG
45	x	58	ASN
47	z	5	GLN
57	8	294	LYS
58	5	20	LYS
58	5	43	LYS
58	5	105	LYS
59	9	39	LYS

Sometimes sidechains can be flipped to improve hydrogen bonding and reduce clashes. All (9) such sidechains are listed below:

Mol	Chain	Res	Type
2	B	120	GLN
9	I	37	GLN
11	K	22	HIS
12	L	112	GLN
26	e	9	GLN
36	o	7	GLN
38	q	43	ASN
56	6	27	GLN
58	5	6	GLN

5.3.3 RNA ⓘ

Mol	Chain	Analysed	Backbone Outliers	Pucker Outliers
1	A	1513/1519 (99%)	229 (15%)	5 (0%)
22	a	2800/2807 (99%)	376 (13%)	0

Continued on next page...

Continued from previous page...

Mol	Chain	Analysed	Backbone Outliers	Pucker Outliers
23	b	118/119 (99%)	14 (11%)	0
53	X	4/5 (80%)	1 (25%)	0
55	V	73/75 (97%)	17 (23%)	0
All	All	4508/4525 (99%)	637 (14%)	5 (0%)

All (637) RNA backbone outliers are listed below:

Mol	Chain	Res	Type
1	A	4	U
1	A	5	U
1	A	6	G
1	A	7	A
1	A	9	G
1	A	32	A
1	A	39	G
1	A	47	C
1	A	48	C
1	A	50	A
1	A	51	A
1	A	71	A
1	A	72	A
1	A	74	A
1	A	81	A
1	A	83	C
1	A	84	U
1	A	86	G
1	A	87	C
1	A	88	U
1	A	94	G
1	A	95	C
1	A	121	U
1	A	122	G
1	A	131	A
1	A	141	G
1	A	143	A
1	A	144	G
1	A	159	G
1	A	181	A
1	A	182	A
1	A	183	C
1	A	197	A
1	A	226	G

Continued on next page...

Continued from previous page...

Mol	Chain	Res	Type
1	A	240	G
1	A	245	U
1	A	247	G
1	A	251	G
1	A	266	G
1	A	267	C
1	A	280	C
1	A	289	G
1	A	306	A
1	A	321	A
1	A	328	C
1	A	344	A
1	A	347	G
1	A	351	G
1	A	352	C
1	A	354	G
1	A	367	U
1	A	372	C
1	A	373	A
1	A	388	G
1	A	392	C
1	A	397	A
1	A	406	G
1	A	408	A
1	A	411	A
1	A	412	A
1	A	413	G
1	A	414	A
1	A	415	A
1	A	421	U
1	A	422	C
1	A	423	G
1	A	424	G
1	A	428	G
1	A	429	U
1	A	435	A
1	A	438	U
1	A	439	U
1	A	453	G
1	A	457	G
1	A	458	U
1	A	463	U

Continued on next page...

Continued from previous page...

Mol	Chain	Res	Type
1	A	465	A
1	A	467	U
1	A	468	A
1	A	469	C
1	A	474	G
1	A	478	A
1	A	479	U
1	A	481	G
1	A	484	G
1	A	486	U
1	A	496	A
1	A	497	G
1	A	509	A
1	A	510	A
1	A	511	C
1	A	518	C
1	A	519	C
1	A	521	G
1	A	524	G
1	A	531	U
1	A	532	A
1	A	547	A
1	A	559	A
1	A	564	C
1	A	572	A
1	A	573	A
1	A	575	G
1	A	576	C
1	A	577	G
1	A	588	G
1	A	596	A
1	A	618	C
1	A	619	U
1	A	633	G
1	A	642	A
1	A	650	G
1	A	665	A
1	A	687	A
1	A	702	A
1	A	703	G
1	A	721	G
1	A	723	U

Continued on next page...

Continued from previous page...

Mol	Chain	Res	Type
1	A	724	G
1	A	734	G
1	A	746	A
1	A	747	A
1	A	748	G
1	A	755	G
1	A	774	G
1	A	777	A
1	A	793	U
1	A	794	A
1	A	815	A
1	A	817	C
1	A	819	A
1	A	821	G
1	A	851	G
1	A	876	C
1	A	889	A
1	A	890	G
1	A	914	A
1	A	926	G
1	A	934	C
1	A	935	A
1	A	960	U
1	A	966	2MG
1	A	969	A
1	A	971	G
1	A	975	A
1	A	976	G
1	A	977	A
1	A	980	C
1	A	982	U
1	A	983	A
1	A	994	A
1	A	1004	A
1	A	1009	U
1	A	1024	G
1	A	1027	C
1	A	1028	C
1	A	1030	U
1	A	1031	C
1	A	1033	G
1	A	1034	G

Continued on next page...

Continued from previous page...

Mol	Chain	Res	Type
1	A	1036	A
1	A	1039	G
1	A	1044	A
1	A	1064	G
1	A	1065	U
1	A	1070	U
1	A	1085	U
1	A	1094	G
1	A	1095	U
1	A	1101	A
1	A	1108	G
1	A	1131	G
1	A	1133	G
1	A	1136	C
1	A	1137	C
1	A	1139	G
1	A	1140	C
1	A	1159	U
1	A	1167	A
1	A	1184	G
1	A	1196	A
1	A	1197	A
1	A	1213	A
1	A	1214	C
1	A	1226	C
1	A	1227	A
1	A	1228	C
1	A	1238	A
1	A	1240	U
1	A	1257	A
1	A	1260	G
1	A	1275	A
1	A	1280	A
1	A	1285	A
1	A	1286	U
1	A	1287	A
1	A	1297	G
1	A	1300	G
1	A	1302	C
1	A	1305	G
1	A	1317	C
1	A	1319	A

Continued on next page...

Continued from previous page...

Mol	Chain	Res	Type
1	A	1320	C
1	A	1323	G
1	A	1328	C
1	A	1340	A
1	A	1346	A
1	A	1353	G
1	A	1363	A
1	A	1378	C
1	A	1379	G
1	A	1381	U
1	A	1398	A
1	A	1419	G
1	A	1432	G
1	A	1441	A
1	A	1446	A
1	A	1451	U
1	A	1452	C
1	A	1487	G
1	A	1493	A
1	A	1494	G
1	A	1499	A
1	A	1503	A
1	A	1506	U
1	A	1517	G
1	A	1529	G
1	A	1530	G
1	A	1534	A
22	a	10	A
22	a	14	A
22	a	15	G
22	a	34	U
22	a	45	G
22	a	49	A
22	a	51	G
22	a	61	C
22	a	71	A
22	a	74	A
22	a	75	G
22	a	101	A
22	a	102	U
22	a	118	A
22	a	120	U

Continued on next page...

Continued from previous page...

Mol	Chain	Res	Type
22	a	135	U
22	a	139	U
22	a	142	A
22	a	144	A
22	a	181	A
22	a	196	A
22	a	199	A
22	a	204	A
22	a	215	G
22	a	216	A
22	a	222	A
22	a	248	G
22	a	264	C
22	a	265	A
22	a	272	A
22	a	278	A
22	a	279	A
22	a	282	A
22	a	285	G
22	a	294	A
22	a	311	A
22	a	329	G
22	a	330	A
22	a	345	A
22	a	356	G
22	a	361	G
22	a	362	A
22	a	373	U
22	a	386	G
22	a	396	G
22	a	403	U
22	a	405	U
22	a	411	G
22	a	412	A
22	a	457	A
22	a	459	U
22	a	467	G
22	a	479	A
22	a	481	G
22	a	491	G
22	a	504	A
22	a	505	A

Continued on next page...

Continued from previous page...

Mol	Chain	Res	Type
22	a	509	C
22	a	510	C
22	a	518	G
22	a	529	A
22	a	532	A
22	a	533	G
22	a	543	G
22	a	544	C
22	a	545	U
22	a	546	U
22	a	547	A
22	a	549	G
22	a	563	A
22	a	573	U
22	a	575	A
22	a	588	U
22	a	603	A
22	a	615	U
22	a	627	A
22	a	637	A
22	a	645	C
22	a	647	G
22	a	654	A
22	a	655	A
22	a	670	A
22	a	686	U
22	a	726	G
22	a	730	A
22	a	738	G
22	a	747	5MU
22	a	765	C
22	a	775	G
22	a	776	G
22	a	782	A
22	a	784	G
22	a	785	G
22	a	788	A
22	a	789	A
22	a	792	A
22	a	805	G
22	a	812	C
22	a	827	U

Continued on next page...

Continued from previous page...

Mol	Chain	Res	Type
22	a	828	U
22	a	829	A
22	a	845	A
22	a	846	U
22	a	847	U
22	a	856	G
22	a	859	G
22	a	869	G
22	a	883	G
22	a	884	U
22	a	888	C
22	a	890	C
22	a	891	G
22	a	895	U
22	a	896	A
22	a	897	C
22	a	899	A
22	a	907	G
22	a	910	A
22	a	932	U
22	a	945	A
22	a	946	C
22	a	953	G
22	a	961	C
22	a	973	A
22	a	974	G
22	a	980	A
22	a	983	A
22	a	996	A
22	a	1009	A
22	a	1012	U
22	a	1013	C
22	a	1025	G
22	a	1026	G
22	a	1033	U
22	a	1040	A
22	a	1042	G
22	a	1043	C
22	a	1045	C
22	a	1046	A
22	a	1047	G
22	a	1060	U

Continued on next page...

Continued from previous page...

Mol	Chain	Res	Type
22	a	1063	G
22	a	1064	C
22	a	1065	U
22	a	1066	U
22	a	1067	A
22	a	1068	G
22	a	1070	A
22	a	1071	G
22	a	1079	C
22	a	1083	U
22	a	1084	A
22	a	1085	A
22	a	1087	G
22	a	1088	A
22	a	1097	U
22	a	1111	A
22	a	1112	G
22	a	1115	G
22	a	1132	U
22	a	1135	C
22	a	1139	G
22	a	1142	A
22	a	1143	A
22	a	1155	A
22	a	1169	A
22	a	1204	A
22	a	1212	G
22	a	1236	G
22	a	1250	G
22	a	1253	A
22	a	1256	G
22	a	1271	G
22	a	1272	A
22	a	1273	U
22	a	1300	G
22	a	1301	A
22	a	1306	C
22	a	1321	A
22	a	1352	U
22	a	1365	A
22	a	1378	A
22	a	1379	U

Continued on next page...

Continued from previous page...

Mol	Chain	Res	Type
22	a	1383	A
22	a	1395	A
22	a	1403	A
22	a	1411	U
22	a	1416	G
22	a	1419	A
22	a	1427	A
22	a	1428	C
22	a	1437	C
22	a	1452	G
22	a	1453	A
22	a	1482	G
22	a	1493	C
22	a	1510	G
22	a	1515	A
22	a	1523	U
22	a	1524	G
22	a	1535	A
22	a	1536	C
22	a	1537	G
22	a	1554	U
22	a	1559	U
22	a	1566	A
22	a	1569	A
22	a	1578	U
22	a	1583	A
22	a	1584	U
22	a	1585	C
22	a	1607	C
22	a	1608	A
22	a	1634	A
22	a	1647	U
22	a	1648	U
22	a	1649	G
22	a	1674	G
22	a	1675	C
22	a	1698	A
22	a	1715	G
22	a	1729	U
22	a	1730	C
22	a	1731	G
22	a	1738	G

Continued on next page...

Continued from previous page...

Mol	Chain	Res	Type
22	a	1756	G
22	a	1764	C
22	a	1773	A
22	a	1781	U
22	a	1786	A
22	a	1800	C
22	a	1801	A
22	a	1802	A
22	a	1808	A
22	a	1816	C
22	a	1829	A
22	a	1833	C
22	a	1847	A
22	a	1848	A
22	a	1858	A
22	a	1870	C
22	a	1871	A
22	a	1872	A
22	a	1873	G
22	a	1906	G
22	a	1907	G
22	a	1913	A
22	a	1914	C
22	a	1927	A
22	a	1929	G
22	a	1930	G
22	a	1936	A
22	a	1937	A
22	a	1938	A
22	a	1943	U
22	a	1955	U
22	a	1964	G
22	a	1966	A
22	a	1967	C
22	a	1970	A
22	a	1971	U
22	a	1972	G
22	a	1991	U
22	a	1993	U
22	a	2020	A
22	a	2023	C
22	a	2033	A

Continued on next page...

Continued from previous page...

Mol	Chain	Res	Type
22	a	2043	C
22	a	2055	C
22	a	2056	G
22	a	2060	A
22	a	2061	G
22	a	2062	A
22	a	2069	G7M
22	a	2093	G
22	a	2198	A
22	a	2203	U
22	a	2204	G
22	a	2211	A
22	a	2213	U
22	a	2225	A
22	a	2238	G
22	a	2239	G
22	a	2266	A
22	a	2283	C
22	a	2287	A
22	a	2288	A
22	a	2305	U
22	a	2308	G
22	a	2322	A
22	a	2325	G
22	a	2333	A
22	a	2334	U
22	a	2336	A
22	a	2347	C
22	a	2350	C
22	a	2357	G
22	a	2361	G
22	a	2377	A
22	a	2383	G
22	a	2385	C
22	a	2396	G
22	a	2402	U
22	a	2403	C
22	a	2406	A
22	a	2425	A
22	a	2426	A
22	a	2429	G
22	a	2435	A

Continued on next page...

Continued from previous page...

Mol	Chain	Res	Type
22	a	2440	C
22	a	2441	U
22	a	2445	2MG
22	a	2448	A
22	a	2476	A
22	a	2478	A
22	a	2484	G
22	a	2491	U
22	a	2497	A
22	a	2502	G
22	a	2504	PSU
22	a	2505	G
22	a	2506	U
22	a	2507	C
22	a	2518	A
22	a	2520	C
22	a	2529	G
22	a	2535	G
22	a	2547	A
22	a	2566	A
22	a	2567	G
22	a	2572	A
22	a	2573	C
22	a	2585	U
22	a	2586	U
22	a	2601	C
22	a	2602	A
22	a	2609	U
22	a	2613	U
22	a	2615	U
22	a	2629	U
22	a	2630	G
22	a	2636	C
22	a	2646	C
22	a	2685	G
22	a	2689	U
22	a	2690	U
22	a	2714	G
22	a	2716	C
22	a	2726	A
22	a	2733	A
22	a	2739	U

Continued on next page...

Continued from previous page...

Mol	Chain	Res	Type
22	a	2744	G
22	a	2748	A
22	a	2751	G
22	a	2752	C
22	a	2765	A
22	a	2778	A
22	a	2791	G
22	a	2795	C
22	a	2797	U
22	a	2798	U
22	a	2818	U
22	a	2820	A
22	a	2821	A
22	a	2833	U
22	a	2835	A
22	a	2836	U
22	a	2849	U
22	a	2861	U
22	a	2872	A
22	a	2873	A
22	a	2880	C
22	a	2883	A
22	a	2884	U
22	a	2891	U
22	a	2893	A
23	b	9	G
23	b	13	G
23	b	24	G
23	b	36	C
23	b	37	C
23	b	42	C
23	b	56	G
23	b	58	A
23	b	67	G
23	b	84	G
23	b	89	U
23	b	90	C
23	b	99	A
23	b	109	A
53	X	19	U
55	V	3	G
55	V	4	C

Continued on next page...

Continued from previous page...

Mol	Chain	Res	Type
55	V	5	A
55	V	8	U
55	V	9	A
55	V	10	G
55	V	13	C
55	V	20	U
55	V	21	A
55	V	47	U
55	V	48	C
55	V	49	G
55	V	53	G
55	V	61	C
55	V	73	A
55	V	74	C
55	V	76	A

All (5) RNA pucker outliers are listed below:

Mol	Chain	Res	Type
1	A	5	U
1	A	411	A
1	A	1026	G
1	A	1035	A
1	A	1078	U

5.4 Non-standard residues in protein, DNA, RNA chains ⓘ

36 non-standard protein/DNA/RNA residues are modelled in this entry.

In the following table, the Counts columns list the number of bonds (or angles) for which Mogul statistics could be retrieved, the number of bonds (or angles) that are observed in the model and the number of bonds (or angles) that are defined in the Chemical Component Dictionary. The Link column lists molecule types, if any, to which the group is linked. The Z score for a bond length (or angle) is the number of standard deviations the observed value is removed from the expected value. A bond length (or angle) with $|Z| > 2$ is considered an outlier worth inspection. RMSZ is the root-mean-square of all Z scores of the bond lengths (or angles).

Mol	Type	Chain	Res	Link	Bond lengths			Bond angles		
					Counts	RMSZ	$\# Z > 2$	Counts	RMSZ	$\# Z > 2$
1	2MG	A	1207	1	19,26,27	4.11	8 (42%)	21,38,41	2.37	8 (38%)
22	G7M	a	2069	22	20,26,27	3.66	8 (40%)	20,39,42	1.94	5 (25%)
1	UR3	A	1498	1	14,22,23	2.70	4 (28%)	15,32,35	0.65	0

Mol	Type	Chain	Res	Link	Bond lengths			Bond angles		
					Counts	RMSZ	# Z > 2	Counts	RMSZ	# Z > 2
22	OMG	a	2251	22,55	18,26,27	3.37	8 (44%)	20,38,41	2.33	5 (25%)
22	2MG	a	2445	22	19,26,27	3.67	9 (47%)	21,38,41	2.65	6 (28%)
55	5MU	V	54	55	14,21,23	7.40	5 (35%)	14,30,35	0.67	0
22	5MU	a	1939	22	15,22,23	5.69	5 (33%)	16,32,35	2.07	2 (12%)
22	PSU	a	1911	22	17,21,22	1.12	3 (17%)	20,30,33	3.06	6 (30%)
1	5MC	A	967	1	15,22,23	2.94	5 (33%)	19,32,35	1.41	4 (21%)
1	MA6	A	1518	1	19,26,27	1.08	2 (10%)	18,38,41	5.13	3 (16%)
22	6MZ	a	1618	22	18,25,26	1.95	3 (16%)	16,36,39	2.19	3 (18%)
22	PSU	a	1917	22	17,21,22	1.01	2 (11%)	20,30,33	3.12	5 (25%)
1	2MG	A	966	1	19,26,27	4.04	8 (42%)	21,38,41	2.44	8 (38%)
22	OMU	a	2552	22	14,22,23	2.95	5 (35%)	14,31,34	0.66	0
22	PSU	a	746	60,22	17,21,22	1.21	3 (17%)	20,30,33	3.14	6 (30%)
22	5MC	a	1962	22	15,22,23	2.90	5 (33%)	19,32,35	1.30	3 (15%)
22	1MG	a	745	22	18,26,27	3.55	7 (38%)	19,39,42	1.55	2 (10%)
22	PSU	a	2605	22	17,21,22	1.10	2 (11%)	20,30,33	3.04	5 (25%)
22	OMC	a	2498	60,22	15,22,23	3.14	6 (40%)	17,31,34	1.27	1 (5%)
1	G7M	A	527	1	20,26,27	3.70	7 (35%)	20,39,42	1.83	5 (25%)
22	PSU	a	2604	22	17,21,22	1.16	3 (17%)	20,30,33	3.11	6 (30%)
1	PSU	A	516	60,1	17,21,22	1.08	2 (11%)	20,30,33	3.21	5 (25%)
22	PSU	a	955	22	17,21,22	1.13	3 (17%)	20,30,33	2.96	6 (30%)
22	2MG	a	1835	22	19,26,27	3.92	8 (42%)	21,38,41	2.51	7 (33%)
22	2MA	a	2503	60,22	17,25,26	3.48	5 (29%)	19,37,40	1.81	3 (15%)
1	4OC	A	1402	1	16,23,24	3.25	6 (37%)	17,32,35	1.37	1 (5%)
22	PSU	a	2457	22	17,21,22	1.18	3 (17%)	20,30,33	3.07	6 (30%)
22	5MU	a	747	22	15,22,23	5.65	5 (33%)	16,32,35	2.15	2 (12%)
22	6MZ	a	2030	22	18,25,26	1.94	3 (16%)	16,36,39	2.29	3 (18%)
22	PSU	a	2504	22	17,21,22	1.04	2 (11%)	20,30,33	3.24	6 (30%)
1	5MC	A	1407	1	15,22,23	2.86	5 (33%)	19,32,35	1.41	4 (21%)
22	PSU	a	2580	22	17,21,22	1.18	3 (17%)	20,30,33	3.09	7 (35%)
25	MEQ	d	150	25	8,9,10	0.99	0	5,10,12	0.69	0
1	2MG	A	1516	1	19,26,27	3.92	8 (42%)	21,38,41	2.43	7 (33%)
1	MA6	A	1519	1	19,26,27	1.05	2 (10%)	18,38,41	4.84	3 (16%)
22	3TD	a	1915	22	17,22,23	3.14	7 (41%)	19,32,35	1.55	5 (26%)

In the following table, the Chirals column lists the number of chiral outliers, the number of chiral

centers analysed, the number of these observed in the model and the number defined in the Chemical Component Dictionary. Similar counts are reported in the Torsion and Rings columns. '-' means no outliers of that kind were identified.

Mol	Type	Chain	Res	Link	Chirals	Torsions	Rings
1	2MG	A	1207	1	-	0/5/27/28	0/3/3/3
22	G7M	a	2069	22	-	2/3/25/26	0/3/3/3
1	UR3	A	1498	1	-	2/5/25/26	0/2/2/2
22	OMG	a	2251	22,55	-	1/5/27/28	0/3/3/3
22	2MG	a	2445	22	-	2/5/27/28	0/3/3/3
55	5MU	V	54	55	-	0/5/25/26	0/2/2/2
22	5MU	a	1939	22	-	0/5/25/26	0/2/2/2
22	PSU	a	1911	22	-	0/7/25/26	0/2/2/2
1	5MC	A	967	1	-	0/5/25/26	0/2/2/2
1	MA6	A	1518	1	-	1/7/29/30	0/3/3/3
22	6MZ	a	1618	22	-	2/5/27/28	0/3/3/3
22	PSU	a	1917	22	-	0/7/25/26	0/2/2/2
1	2MG	A	966	1	-	2/5/27/28	0/3/3/3
22	OMU	a	2552	22	-	1/7/27/28	0/2/2/2
22	PSU	a	746	60,22	-	0/7/25/26	0/2/2/2
22	5MC	a	1962	22	-	2/5/25/26	0/2/2/2
22	1MG	a	745	22	-	0/3/25/26	0/3/3/3
22	PSU	a	2605	22	-	0/7/25/26	0/2/2/2
22	OMC	a	2498	60,22	-	0/7/27/28	0/2/2/2
1	G7M	A	527	1	-	2/3/25/26	0/3/3/3
22	PSU	a	2604	22	-	0/7/25/26	0/2/2/2
1	PSU	A	516	60,1	-	0/7/25/26	0/2/2/2
22	PSU	a	955	22	-	0/7/25/26	0/2/2/2
22	2MG	a	1835	22	-	0/5/27/28	0/3/3/3
22	2MA	a	2503	60,22	-	2/3/25/26	0/3/3/3
1	4OC	A	1402	1	-	2/9/29/30	0/2/2/2
22	PSU	a	2457	22	-	0/7/25/26	0/2/2/2
22	5MU	a	747	22	-	1/5/25/26	0/2/2/2
22	6MZ	a	2030	22	-	2/5/27/28	0/3/3/3
22	PSU	a	2504	22	-	2/7/25/26	0/2/2/2
1	5MC	A	1407	1	-	0/5/25/26	0/2/2/2
22	PSU	a	2580	22	-	0/7/25/26	0/2/2/2
25	MEQ	d	150	25	-	2/8/9/11	-
1	2MG	A	1516	1	-	0/5/27/28	0/3/3/3
1	MA6	A	1519	1	-	3/7/29/30	0/3/3/3
22	3TD	a	1915	22	-	5/7/25/26	0/2/2/2

All (170) bond length outliers are listed below:

Mol	Chain	Res	Type	Atoms	Z	Observed(Å)	Ideal(Å)
55	V	54	5MU	C6-N1	24.21	1.65	1.35
22	a	1939	5MU	C4-C5	17.68	1.79	1.41
22	a	747	5MU	C4-C5	17.53	1.78	1.41
1	A	1207	2MG	C2-N2	12.89	1.45	1.34
1	A	966	2MG	C2-N2	12.64	1.44	1.34
22	a	1835	2MG	C2-N2	12.30	1.44	1.34
1	A	1516	2MG	C2-N2	12.29	1.44	1.34
22	a	2445	2MG	C2-N2	11.31	1.43	1.34
55	V	54	5MU	C6-C5	-9.39	1.17	1.38
22	a	2069	G7M	C4-N3	8.57	1.49	1.35
22	a	747	5MU	C6-C5	-8.51	1.16	1.40
1	A	527	G7M	C4-N3	8.50	1.49	1.35
22	a	1939	5MU	C6-C5	-8.46	1.16	1.40
22	a	1939	5MU	C4-N3	-8.46	1.18	1.33
22	a	747	5MU	C4-N3	-8.43	1.18	1.33
22	a	745	1MG	C4-N3	8.28	1.48	1.35
22	a	2251	OMG	C4-N3	8.09	1.48	1.35
55	V	54	5MU	C4-N3	-8.04	1.19	1.33
1	A	527	G7M	C2-N2	7.67	1.49	1.33
22	a	2069	G7M	C2-N2	7.54	1.49	1.33
1	A	1402	4OC	C6-N1	7.53	1.45	1.35
22	a	2503	2MA	C4-N3	7.52	1.47	1.35
22	a	745	1MG	C2-N3	7.44	1.45	1.34
1	A	527	G7M	C6-C5	7.41	1.54	1.41
22	a	2503	2MA	C6-C5	7.39	1.52	1.41
22	a	1915	3TD	C6-C5	7.29	1.49	1.38
22	a	2498	OMC	C6-N1	7.25	1.44	1.35
22	a	745	1MG	C6-C5	7.17	1.52	1.41
22	a	1618	6MZ	C6-N6	7.02	1.46	1.35
22	a	2069	G7M	C6-C5	6.98	1.53	1.41
22	a	1962	5MC	C4-N3	6.97	1.45	1.35
1	A	967	5MC	C4-N3	6.96	1.45	1.35
1	A	1498	UR3	C6-N1	6.89	1.44	1.35
1	A	1207	2MG	C4-N3	6.83	1.46	1.35
1	A	966	2MG	C4-N3	6.82	1.46	1.35
22	a	2030	6MZ	C6-N6	6.77	1.46	1.35
22	a	2251	OMG	C6-C5	6.67	1.52	1.41
1	A	1407	5MC	C4-N3	6.64	1.44	1.35
22	a	1835	2MG	C4-N3	6.52	1.45	1.35
1	A	1516	2MG	C4-N3	6.31	1.45	1.35
1	A	527	G7M	C6-N1	6.30	1.44	1.33
22	a	2503	2MA	C2-N1	6.30	1.45	1.34

Continued on next page...

Continued from previous page...

Mol	Chain	Res	Type	Atoms	Z	Observed(Å)	Ideal(Å)
22	a	2069	G7M	C6-N1	6.30	1.44	1.33
22	a	2503	2MA	C2-N3	6.29	1.45	1.34
22	a	2552	OMU	C4-N3	6.23	1.43	1.33
1	A	1207	2MG	C6-C5	5.93	1.51	1.41
1	A	1516	2MG	C6-N1	5.81	1.43	1.33
1	A	1207	2MG	C6-N1	5.81	1.43	1.33
22	a	2445	2MG	C4-N3	5.80	1.44	1.35
1	A	966	2MG	C6-N1	5.73	1.43	1.33
1	A	966	2MG	C6-C5	5.71	1.51	1.41
22	a	1835	2MG	C6-N1	5.67	1.42	1.33
22	a	2445	2MG	C6-N1	5.58	1.42	1.33
22	a	2251	OMG	C2-N2	5.55	1.45	1.33
22	a	1915	3TD	C4-N3	5.52	1.46	1.38
1	A	1516	2MG	C6-C5	5.50	1.50	1.41
22	a	2552	OMU	C2-N3	5.46	1.49	1.38
22	a	1835	2MG	C6-C5	5.45	1.50	1.41
22	a	745	1MG	C2-N2	5.34	1.44	1.33
1	A	967	5MC	C2-N3	5.30	1.48	1.38
1	A	527	G7M	C2-N1	5.22	1.44	1.35
22	a	2498	OMC	C2-N3	5.21	1.48	1.38
22	a	1962	5MC	C2-N3	5.18	1.48	1.38
22	a	2251	OMG	C6-N1	5.15	1.42	1.33
1	A	1402	4OC	C4-N3	5.14	1.44	1.34
22	a	2445	2MG	C6-C5	5.12	1.50	1.41
22	a	2498	OMC	C4-N3	5.06	1.43	1.35
22	a	2552	OMU	C6-N1	5.06	1.42	1.35
1	A	1402	4OC	C6-C5	5.06	1.49	1.38
1	A	1407	5MC	C2-N3	5.05	1.48	1.38
1	A	1402	4OC	C2-N3	5.04	1.48	1.38
22	a	1915	3TD	C6-N1	5.02	1.45	1.34
22	a	2069	G7M	C2-N1	5.01	1.44	1.35
22	a	1915	3TD	C2-N1	4.91	1.47	1.38
1	A	1498	UR3	C6-C5	4.87	1.48	1.38
22	a	2498	OMC	C6-C5	4.64	1.48	1.38
1	A	1498	UR3	C4-N3	4.54	1.44	1.38
55	V	54	5MU	C2-N3	4.54	1.47	1.38
22	a	2552	OMU	C6-C5	4.53	1.48	1.38
1	A	967	5MC	C4-N4	4.45	1.45	1.34
22	a	1915	3TD	C4-C5	4.43	1.50	1.41
1	A	1407	5MC	C4-N4	4.43	1.45	1.34
22	a	1962	5MC	C5-C4	4.42	1.48	1.41
1	A	967	5MC	C5-C4	4.42	1.48	1.41

Continued on next page...

Continued from previous page...

Mol	Chain	Res	Type	Atoms	Z	Observed(Å)	Ideal(Å)
22	a	747	5MU	C2-N3	4.38	1.46	1.38
1	A	1407	5MC	C5-C4	4.36	1.48	1.41
22	a	1962	5MC	C4-N4	4.35	1.45	1.34
22	a	2251	OMG	C2-N1	4.28	1.43	1.35
22	a	1939	5MU	C2-N3	4.28	1.46	1.38
1	A	1402	4OC	C4-N4	4.19	1.45	1.36
1	A	1402	4OC	C5-C4	3.93	1.48	1.39
1	A	1207	2MG	C2-N3	3.78	1.46	1.34
1	A	966	2MG	C2-N3	3.74	1.46	1.34
22	a	1835	2MG	C2-N3	3.49	1.45	1.34
1	A	1516	2MG	C2-N3	3.38	1.45	1.34
1	A	1407	5MC	C6-C5	3.35	1.49	1.40
1	A	967	5MC	C6-C5	3.35	1.49	1.40
22	a	2445	2MG	C2-N3	3.30	1.44	1.34
22	a	2498	OMC	C4-N4	3.25	1.44	1.35
22	a	1962	5MC	C6-C5	3.24	1.49	1.40
22	a	2030	6MZ	C5-C4	-2.96	1.33	1.40
1	A	1207	2MG	CM2-N2	2.95	1.50	1.45
1	A	516	PSU	C4-N3	2.95	1.38	1.33
1	A	1518	MA6	C5-C4	-2.88	1.33	1.40
1	A	966	2MG	CM2-N2	2.88	1.50	1.45
1	A	1516	2MG	CM2-N2	2.83	1.50	1.45
22	a	1917	PSU	C4-N3	2.78	1.37	1.33
22	a	1911	PSU	C4-N3	2.77	1.37	1.33
1	A	1519	MA6	C5-C4	-2.74	1.33	1.40
22	a	2498	OMC	C5-C4	2.72	1.47	1.41
22	a	2457	PSU	C4-N3	2.72	1.37	1.33
22	a	1618	6MZ	C5-C4	-2.71	1.33	1.40
22	a	2604	PSU	C5-C1'	-2.69	1.50	1.52
22	a	1835	2MG	CM2-N2	2.68	1.49	1.45
22	a	745	1MG	C6-N1	2.68	1.42	1.38
22	a	2503	2MA	C6-N1	2.68	1.40	1.35
22	a	2605	PSU	C4-N3	2.68	1.37	1.33
22	a	746	PSU	C4-N3	2.68	1.37	1.33
22	a	2504	PSU	C4-N3	2.65	1.37	1.33
22	a	2580	PSU	O4'-C1'	-2.62	1.40	1.44
22	a	2445	2MG	CM2-N2	2.62	1.49	1.45
22	a	2580	PSU	C4-N3	2.57	1.37	1.33
22	a	2445	2MG	O6-C6	-2.57	1.18	1.24
22	a	1835	2MG	O6-C6	-2.54	1.18	1.24
22	a	745	1MG	O6-C6	-2.54	1.18	1.24
1	A	527	G7M	C2-N3	2.53	1.46	1.34

Continued on next page...

Continued from previous page...

Mol	Chain	Res	Type	Atoms	Z	Observed(Å)	Ideal(Å)
1	A	1516	2MG	O6-C6	-2.52	1.18	1.24
22	a	2604	PSU	C4-N3	2.52	1.37	1.33
1	A	1498	UR3	O4-C4	-2.51	1.18	1.24
22	a	2069	G7M	C5-C4	-2.49	1.36	1.39
22	a	2251	OMG	O6-C6	-2.49	1.18	1.24
22	a	747	5MU	O4-C4	-2.47	1.18	1.24
1	A	966	2MG	O6-C6	-2.46	1.18	1.24
22	a	2457	PSU	C5-C1'	-2.45	1.50	1.52
55	V	54	5MU	O4-C4	-2.43	1.18	1.24
1	A	1516	2MG	C2-N1	2.43	1.42	1.34
22	a	2069	G7M	C2-N3	2.42	1.46	1.34
1	A	1207	2MG	C2-N1	2.42	1.42	1.34
1	A	1207	2MG	O6-C6	-2.41	1.18	1.24
22	a	2069	G7M	O6-C6	-2.41	1.18	1.24
22	a	1939	5MU	O4-C4	-2.40	1.18	1.24
22	a	955	PSU	C4-N3	2.40	1.37	1.33
1	A	966	2MG	C2-N1	2.39	1.42	1.34
22	a	1915	3TD	O4-C4	-2.39	1.18	1.24
22	a	746	PSU	C5-C1'	-2.37	1.50	1.52
22	a	955	PSU	C5-C1'	-2.34	1.50	1.52
22	a	2251	OMG	C2-N3	2.34	1.45	1.34
22	a	1835	2MG	C2-N1	2.31	1.41	1.34
22	a	746	PSU	O4'-C1'	-2.30	1.41	1.44
22	a	2445	2MG	C2-N1	2.30	1.41	1.34
22	a	2457	PSU	O4'-C1'	-2.27	1.41	1.44
22	a	1618	6MZ	C2-N3	2.24	1.35	1.32
22	a	2552	OMU	O4-C4	-2.20	1.19	1.24
22	a	1911	PSU	C5-C1'	-2.17	1.50	1.52
22	a	2580	PSU	C5-C1'	-2.17	1.50	1.52
22	a	1911	PSU	O4'-C1'	-2.15	1.41	1.44
22	a	2030	6MZ	C2-N3	2.14	1.35	1.32
1	A	516	PSU	O4'-C1'	-2.14	1.41	1.44
22	a	1917	PSU	O4'-C1'	-2.13	1.41	1.44
22	a	2604	PSU	O4'-C1'	-2.12	1.41	1.44
22	a	955	PSU	O4'-C1'	-2.12	1.41	1.44
22	a	2445	2MG	C5-C4	-2.12	1.35	1.40
22	a	745	1MG	C5-C4	-2.12	1.35	1.40
22	a	1915	3TD	O4'-C1'	-2.09	1.41	1.44
1	A	1519	MA6	C2-N3	2.08	1.35	1.32
22	a	2605	PSU	O4'-C1'	-2.04	1.41	1.44
1	A	1518	MA6	C2-N3	2.03	1.35	1.32
22	a	2504	PSU	O4'-C1'	-2.03	1.41	1.44

Continued on next page...

Continued from previous page...

Mol	Chain	Res	Type	Atoms	Z	Observed(Å)	Ideal(Å)
22	a	2251	OMG	C5-C4	-2.03	1.35	1.40
1	A	527	G7M	O6-C6	-2.00	1.19	1.24

All (148) bond angle outliers are listed below:

Mol	Chain	Res	Type	Atoms	Z	Observed(°)	Ideal(°)
1	A	1519	MA6	N1-C6-N6	-17.62	98.51	117.06
1	A	1518	MA6	N1-C6-N6	-17.56	98.58	117.06
1	A	1518	MA6	C1'-N9-C4	-11.25	106.87	126.64
22	a	2605	PSU	N1-C2-N3	-10.91	119.76	128.43
1	A	516	PSU	N1-C2-N3	-10.89	119.77	128.43
22	a	2504	PSU	N1-C2-N3	-10.74	119.89	128.43
22	a	1917	PSU	N1-C2-N3	-10.68	119.94	128.43
22	a	746	PSU	N1-C2-N3	-10.68	119.94	128.43
22	a	2457	PSU	N1-C2-N3	-10.47	120.11	128.43
22	a	2604	PSU	N1-C2-N3	-10.39	120.17	128.43
22	a	2580	PSU	N1-C2-N3	-10.31	120.23	128.43
22	a	955	PSU	N1-C2-N3	-10.19	120.33	128.43
22	a	1911	PSU	N1-C2-N3	-10.18	120.34	128.43
1	A	1519	MA6	C1'-N9-C4	-8.71	111.33	126.64
22	a	747	5MU	C5-C6-N1	-7.50	114.11	122.19
22	a	1939	5MU	C5-C6-N1	-7.26	114.36	122.19
1	A	966	2MG	C1'-N9-C4	6.47	138.00	126.64
22	a	2445	2MG	CM2-N2-C2	-6.45	115.81	123.59
22	a	2251	OMG	C1'-N9-C4	-6.16	115.81	126.64
1	A	516	PSU	C4-N3-C2	6.15	120.33	115.14
22	a	2504	PSU	C4-N3-C2	6.05	120.25	115.14
1	A	1207	2MG	C1'-N9-C4	6.02	137.22	126.64
22	a	1835	2MG	C1'-N9-C4	6.01	137.20	126.64
22	a	2445	2MG	N2-C2-N1	6.01	122.73	116.96
22	a	1917	PSU	C4-N3-C2	5.97	120.19	115.14
1	A	1518	MA6	N3-C2-N1	-5.84	119.55	128.68
22	a	1618	6MZ	N3-C2-N1	-5.84	119.55	128.68
22	a	2030	6MZ	C9-N6-C6	-5.68	117.98	122.87
22	a	2069	G7M	N3-C2-N1	-5.64	119.69	127.22
22	a	2457	PSU	C4-N3-C2	5.64	119.91	115.14
22	a	2503	2MA	C2-N3-C4	5.55	120.03	115.52
1	A	1519	MA6	N3-C2-N1	-5.51	120.07	128.68
22	a	2030	6MZ	N3-C2-N1	-5.49	120.10	128.68
22	a	2251	OMG	N3-C2-N1	-5.49	119.90	127.22
22	a	2580	PSU	C4-N3-C2	5.42	119.72	115.14
22	a	2445	2MG	C1'-N9-C4	5.38	136.10	126.64

Continued on next page...

Continued from previous page...

Mol	Chain	Res	Type	Atoms	Z	Observed(°)	Ideal(°)
1	A	1516	2MG	CM2-N2-C2	-5.38	117.10	123.59
22	a	2604	PSU	C4-N3-C2	5.38	119.68	115.14
22	a	1835	2MG	CM2-N2-C2	-5.28	117.23	123.59
1	A	1516	2MG	N2-C2-N1	5.26	122.01	116.96
22	a	1911	PSU	C4-N3-C2	5.22	119.55	115.14
1	A	527	G7M	N3-C2-N1	-5.21	120.28	127.22
22	a	955	PSU	C4-N3-C2	5.10	119.45	115.14
22	a	2605	PSU	C4-N3-C2	4.82	119.21	115.14
1	A	1402	4OC	CM4-N4-C4	-4.78	118.86	122.97
22	a	1618	6MZ	C9-N6-C6	-4.73	118.80	122.87
22	a	2251	OMG	C2-N3-C4	4.64	120.66	115.36
1	A	516	PSU	C5-C4-N3	-4.60	119.44	125.36
22	a	746	PSU	C4-N3-C2	4.60	119.03	115.14
1	A	1516	2MG	C1'-N9-C4	4.57	134.67	126.64
22	a	1835	2MG	N2-C2-N1	4.50	121.28	116.96
22	a	2457	PSU	C5-C4-N3	-4.46	119.61	125.36
22	a	1917	PSU	C5-C4-N3	-4.38	119.72	125.36
22	a	2504	PSU	C5-C4-N3	-4.27	119.86	125.36
22	a	2604	PSU	C5-C4-N3	-4.24	119.89	125.36
22	a	2069	G7M	C2-N3-C4	4.24	120.20	115.36
22	a	2580	PSU	C5-C4-N3	-4.16	120.00	125.36
22	a	1911	PSU	C5-C4-N3	-4.12	120.06	125.36
1	A	966	2MG	CM2-N2-C2	-4.11	118.63	123.59
22	a	2498	OMC	C2-N3-C4	4.06	120.46	116.34
1	A	1207	2MG	C2-N3-C4	4.05	119.88	115.28
22	a	745	1MG	C2-N3-C4	4.03	119.96	115.36
22	a	745	1MG	C1'-N9-C4	3.93	133.55	126.64
22	a	1915	3TD	C5-C1'-C2'	-3.93	108.31	115.32
1	A	1207	2MG	CM2-N2-C2	-3.93	118.85	123.59
22	a	955	PSU	C5-C4-N3	-3.92	120.32	125.36
22	a	746	PSU	C5-C6-N1	-3.91	119.64	124.44
1	A	966	2MG	C2-N3-C4	3.86	119.66	115.28
22	a	1835	2MG	C2-N3-C4	3.86	119.66	115.28
22	a	1618	6MZ	C2-N1-C6	3.84	119.88	116.59
1	A	527	G7M	C2-N3-C4	3.83	119.74	115.36
22	a	2030	6MZ	C2-N1-C6	3.80	119.85	116.59
1	A	966	2MG	N2-C2-N1	3.76	120.57	116.96
22	a	2504	PSU	C5-C1'-C2'	-3.70	108.71	115.32
22	a	2445	2MG	C2-N3-C4	3.69	119.46	115.28
22	a	746	PSU	C5-C1'-C2'	-3.68	108.75	115.32
1	A	1516	2MG	C2-N3-C4	3.68	119.45	115.28
1	A	1207	2MG	N3-C2-N1	-3.66	120.44	126.23

Continued on next page...

Continued from previous page...

Mol	Chain	Res	Type	Atoms	Z	Observed(°)	Ideal(°)
1	A	1207	2MG	N2-C2-N1	3.66	120.47	116.96
1	A	966	2MG	N3-C2-N1	-3.62	120.50	126.23
22	a	1835	2MG	N3-C2-N1	-3.61	120.52	126.23
22	a	746	PSU	C5-C4-N3	-3.60	120.72	125.36
22	a	746	PSU	C6-N1-C2	3.55	121.22	115.36
1	A	1516	2MG	N3-C2-N1	-3.54	120.63	126.23
22	a	2604	PSU	C5-C6-N1	-3.50	120.13	124.44
1	A	1407	5MC	C2-N3-C4	3.49	120.23	116.02
22	a	2605	PSU	C6-N1-C2	3.42	120.99	115.36
22	a	747	5MU	C4-N3-C2	3.38	118.00	115.14
22	a	1962	5MC	C2-N3-C4	3.36	120.07	116.02
22	a	2604	PSU	C6-N1-C2	3.29	120.78	115.36
22	a	2605	PSU	C5-C4-N3	-3.25	121.17	125.36
22	a	1911	PSU	C5-C6-N1	-3.23	120.46	124.44
22	a	2445	2MG	N3-C2-N1	-3.22	121.14	126.23
1	A	967	5MC	C2-N3-C4	3.22	119.90	116.02
22	a	2605	PSU	C5-C6-N1	-3.21	120.49	124.44
22	a	1911	PSU	C5-C1'-C2'	-3.16	109.68	115.32
22	a	2580	PSU	C5-C6-N1	-3.15	120.57	124.44
22	a	2504	PSU	C6-N1-C2	3.10	120.47	115.36
1	A	516	PSU	C6-N1-C2	3.07	120.43	115.36
22	a	2503	2MA	N3-C2-N1	-3.07	120.08	125.72
22	a	2580	PSU	C6-N1-C2	3.05	120.39	115.36
22	a	1911	PSU	C6-N1-C2	3.01	120.33	115.36
22	a	2457	PSU	C6-N1-C2	3.00	120.31	115.36
22	a	1939	5MU	C4-N3-C2	2.98	117.66	115.14
22	a	1917	PSU	C6-N1-C2	2.95	120.23	115.36
22	a	955	PSU	C6-N1-C2	2.95	120.22	115.36
22	a	955	PSU	C5-C6-N1	-2.95	120.81	124.44
1	A	527	G7M	C5-C6-N1	-2.92	119.44	123.43
22	a	2457	PSU	C5-C6-N1	-2.90	120.88	124.44
22	a	2504	PSU	C5-C6-N1	-2.75	121.05	124.44
1	A	1407	5MC	CM5-C5-C4	-2.66	119.03	121.72
1	A	1516	2MG	C5-C6-N1	-2.63	119.83	123.43
22	a	1915	3TD	C6-N1-C2	2.63	119.70	115.36
22	a	2503	2MA	C5-C6-N1	-2.63	120.31	123.06
1	A	967	5MC	N4-C4-N3	2.62	120.74	117.03
1	A	516	PSU	C5-C6-N1	-2.62	121.22	124.44
22	a	1835	2MG	C5-C6-N1	-2.59	119.89	123.43
1	A	966	2MG	C5-C6-N1	-2.57	119.92	123.43
1	A	967	5MC	CM5-C5-C4	-2.54	119.15	121.72
22	a	2604	PSU	C5-C1'-C2'	-2.54	110.79	115.32

Continued on next page...

Continued from previous page...

Mol	Chain	Res	Type	Atoms	Z	Observed(°)	Ideal(°)
1	A	1207	2MG	C5-C6-N1	-2.52	119.99	123.43
22	a	1917	PSU	C5-C6-N1	-2.49	121.38	124.44
1	A	527	G7M	C6-N1-C2	2.47	119.85	115.93
22	a	2445	2MG	C5-C6-N1	-2.47	120.06	123.43
22	a	2580	PSU	C5-C1'-C2'	2.43	119.66	115.32
1	A	1407	5MC	N4-C4-N3	2.41	120.44	117.03
22	a	2580	PSU	O4'-C1'-C2'	2.39	108.53	104.66
1	A	966	2MG	C6-N1-C2	2.38	119.44	115.18
22	a	1962	5MC	N4-C4-N3	2.37	120.39	117.03
1	A	1207	2MG	C6-N1-C2	2.37	119.41	115.18
1	A	967	5MC	C5-C6-N1	-2.36	119.65	122.19
22	a	2069	G7M	C6-N1-C2	2.35	119.66	115.93
22	a	2069	G7M	C5-C6-N1	-2.34	120.24	123.43
22	a	1835	2MG	C6-N1-C2	2.32	119.33	115.18
1	A	1516	2MG	C6-N1-C2	2.29	119.28	115.18
22	a	2251	OMG	C5-C6-N1	-2.28	120.32	123.43
22	a	2251	OMG	C6-N1-C2	2.22	119.45	115.93
1	A	1207	2MG	N2-C2-N3	2.21	119.08	116.96
1	A	527	G7M	N2-C2-N1	2.14	120.58	117.25
22	a	1915	3TD	C5-C6-N1	-2.13	121.82	124.44
1	A	1407	5MC	C5-C6-N1	-2.12	119.91	122.19
22	a	1915	3TD	C4-C5-C1'	2.12	125.15	121.15
22	a	1962	5MC	CM5-C5-C4	-2.11	119.59	121.72
22	a	955	PSU	C5-C1'-C2'	-2.10	111.58	115.32
22	a	2457	PSU	O4'-C1'-C2'	2.09	108.04	104.66
22	a	1915	3TD	O4'-C1'-C5	2.05	113.11	109.93
1	A	966	2MG	N2-C2-N3	2.05	118.93	116.96
22	a	2069	G7M	N2-C2-N1	2.04	120.42	117.25

There are no chirality outliers.

All (36) torsion outliers are listed below:

Mol	Chain	Res	Type	Atoms
25	d	150	MEQ	N-CA-CB-CG
25	d	150	MEQ	C-CA-CB-CG
1	A	966	2MG	C3'-C4'-C5'-O5'
1	A	1519	MA6	O4'-C4'-C5'-O5'
22	a	1618	6MZ	C5-C6-N6-C9
22	a	1618	6MZ	N1-C6-N6-C9
22	a	1915	3TD	O4'-C1'-C5-C4
22	a	1915	3TD	C3'-C4'-C5'-O5'
22	a	1915	3TD	O4'-C4'-C5'-O5'

Continued on next page...

Continued from previous page...

Mol	Chain	Res	Type	Atoms
22	a	1962	5MC	O4'-C1'-N1-C6
22	a	1962	5MC	C2'-C1'-N1-C6
22	a	2251	OMG	C1'-C2'-O2'-CM2
22	a	2445	2MG	C3'-C4'-C5'-O5'
1	A	966	2MG	O4'-C4'-C5'-O5'
1	A	1519	MA6	C3'-C4'-C5'-O5'
22	a	2030	6MZ	O4'-C4'-C5'-O5'
22	a	2030	6MZ	C3'-C4'-C5'-O5'
22	a	2069	G7M	O4'-C4'-C5'-O5'
22	a	2069	G7M	C3'-C4'-C5'-O5'
1	A	1402	4OC	O4'-C4'-C5'-O5'
1	A	1498	UR3	O4'-C4'-C5'-O5'
1	A	1498	UR3	C3'-C4'-C5'-O5'
22	a	2445	2MG	O4'-C4'-C5'-O5'
1	A	1402	4OC	C3'-C4'-C5'-O5'
22	a	2503	2MA	O4'-C4'-C5'-O5'
22	a	2504	PSU	O4'-C4'-C5'-O5'
1	A	1519	MA6	C5-C6-N6-C10
22	a	1915	3TD	O4'-C1'-C5-C6
22	a	1915	3TD	C2'-C1'-C5-C6
1	A	527	G7M	C4'-C5'-O5'-P
22	a	2552	OMU	C3'-C2'-O2'-CM2
1	A	527	G7M	C3'-C4'-C5'-O5'
22	a	2503	2MA	C3'-C4'-C5'-O5'
1	A	1518	MA6	C5-C6-N6-C10
22	a	2504	PSU	C3'-C4'-C5'-O5'
22	a	747	5MU	C4'-C5'-O5'-P

There are no ring outliers.

No monomer is involved in short contacts.

5.5 Carbohydrates ⓘ

There are no monosaccharides in this entry.

5.6 Ligand geometry ⓘ

Of 311 ligands modelled in this entry, 310 are monoatomic - leaving 1 for Mogul analysis.

In the following table, the Counts columns list the number of bonds (or angles) for which Mogul statistics could be retrieved, the number of bonds (or angles) that are observed in the model and

the number of bonds (or angles) that are defined in the Chemical Component Dictionary. The Link column lists molecule types, if any, to which the group is linked. The Z score for a bond length (or angle) is the number of standard deviations the observed value is removed from the expected value. A bond length (or angle) with $|Z| > 2$ is considered an outlier worth inspection. RMSZ is the root-mean-square of all Z scores of the bond lengths (or angles).

Mol	Type	Chain	Res	Link	Bond lengths			Bond angles		
					Counts	RMSZ	$\# Z > 2$	Counts	RMSZ	$\# Z > 2$
61	TRP	a	6209	-	12,16,16	0.64	0	12,22,22	0.83	0

In the following table, the Chirals column lists the number of chiral outliers, the number of chiral centers analysed, the number of these observed in the model and the number defined in the Chemical Component Dictionary. Similar counts are reported in the Torsion and Rings columns. '-' means no outliers of that kind were identified.

Mol	Type	Chain	Res	Link	Chirals	Torsions	Rings
61	TRP	a	6209	-	-	1/3/8/8	0/2/2/2

There are no bond length outliers.

There are no bond angle outliers.

There are no chirality outliers.

All (1) torsion outliers are listed below:

Mol	Chain	Res	Type	Atoms
61	a	6209	TRP	C-CA-CB-CG

There are no ring outliers.

No monomer is involved in short contacts.

5.7 Other polymers [i](#)

There are no such residues in this entry.

5.8 Polymer linkage issues [i](#)

The following chains have linkage breaks:

Mol	Chain	Number of breaks
22	a	2
1	A	2
55	V	1

All chain breaks are listed below:

Model	Chain	Residue-1	Atom-1	Residue-2	Atom-2	Distance (Å)
1	a	2098:U	O3'	2191:A	P	17.24
1	A	840:C	O3'	846:G	P	16.92
1	A	204:G	O3'	214:C	P	16.48
1	a	1172:C	O3'	1177:G	P	16.30
1	V	16:C	O3'	18:G	P	5.36