



# Full wwPDB X-ray Structure Validation Report ⓘ

May 9, 2022 – 10:35 AM EDT

PDB ID : 6OKZ  
Title : Structure of VcINDY bound to Fumarate  
Authors : Sauer, D.B.; Marden, J.; Wang, D.N.  
Deposited on : 2019-04-15  
Resolution : 3.29 Å(reported)

This is a Full wwPDB X-ray Structure Validation Report for a publicly released PDB entry.

We welcome your comments at [validation@mail.wwpdb.org](mailto:validation@mail.wwpdb.org)

A user guide is available at

<https://www.wwpdb.org/validation/2017/XrayValidationReportHelp>

with specific help available everywhere you see the ⓘ symbol.

---

The following versions of software and data (see [references ⓘ](#)) were used in the production of this report:

MolProbity : 4.02b-467  
Mogul : 1.8.5 (274361), CSD as541be (2020)  
Xtriage (Phenix) : 1.13  
EDS : 2.28.1  
Percentile statistics : 20191225.v01 (using entries in the PDB archive December 25th 2019)  
Refmac : 5.8.0158  
CCP4 : 7.0.044 (Gargrove)  
Ideal geometry (proteins) : Engh & Huber (2001)  
Ideal geometry (DNA, RNA) : Parkinson et al. (1996)  
Validation Pipeline (wwPDB-VP) : 2.28.1

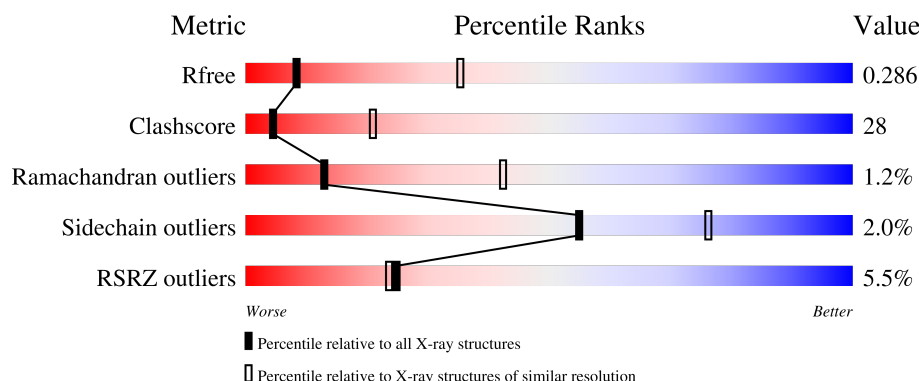
# 1 Overall quality at a glance

The following experimental techniques were used to determine the structure:

*X-RAY DIFFRACTION*

The reported resolution of this entry is 3.29 Å.

Percentile scores (ranging between 0-100) for global validation metrics of the entry are shown in the following graphic. The table shows the number of entries on which the scores are based.



Metric	Whole archive (#Entries)	Similar resolution (#Entries, resolution range(Å))
$R_{free}$	130704	1149 (3.34-3.26)
Clashscore	141614	1205 (3.34-3.26)
Ramachandran outliers	138981	1183 (3.34-3.26)
Sidechain outliers	138945	1182 (3.34-3.26)
RSRZ outliers	127900	1115 (3.34-3.26)

The table below summarises the geometric issues observed across the polymeric chains and their fit to the electron density. The red, orange, yellow and green segments of the lower bar indicate the fraction of residues that contain outliers for  $\geq 3$ , 2, 1 and 0 types of geometric quality criteria respectively. A grey segment represents the fraction of residues that are not modelled. The numeric value for each fraction is indicated below the corresponding segment, with a dot representing fractions  $\leq 5\%$ . The upper red bar (where present) indicates the fraction of residues that have poor fit to the electron density. The numeric value is given above the bar.

Mol	Chain	Length	Quality of chain
1	A	449	<div> <div>4%</div> <div>54%</div> <div>41%</div> <div>..</div> </div>
1	B	449	<div> <div>6%</div> <div>51%</div> <div>46%</div> <div>..</div> </div>
1	C	449	<div> <div>6%</div> <div>55%</div> <div>39%</div> <div>..</div> </div>
1	D	449	<div> <div>6%</div> <div>53%</div> <div>43%</div> <div>..</div> </div>

## 2 Entry composition

There are 3 unique types of molecules in this entry. The entry contains 13124 atoms, of which 4 are hydrogens and 0 are deuteriums.

In the tables below, the ZeroOcc column contains the number of atoms modelled with zero occupancy, the AltConf column contains the number of residues with at least one atom in alternate conformation and the Trace column contains the number of residues modelled with at most 2 atoms.

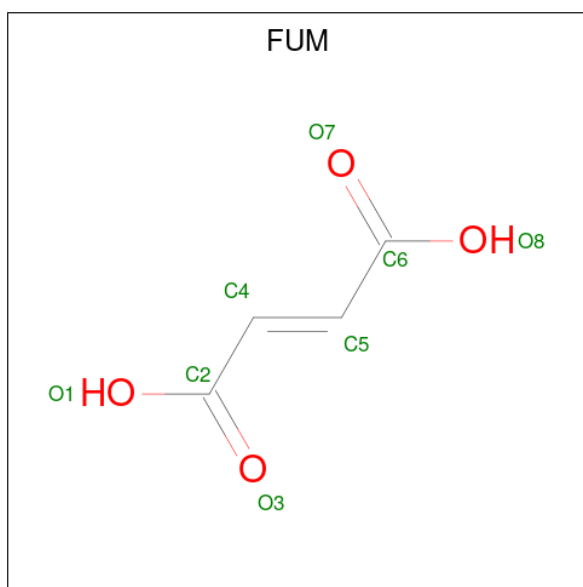
- Molecule 1 is a protein called Transporter, NadC family.

Mol	Chain	Residues	Atoms					ZeroOcc	AltConf	Trace
1	C	432	Total	C	N	O	S	0	0	0
			3229	2153	505	546	25			
1	D	444	Total	C	N	O	S	0	0	0
			3319	2213	519	561	26			
1	A	432	Total	C	N	O	S	0	0	0
			3231	2156	504	546	25			
1	B	444	Total	C	N	O	S	0	0	0
			3318	2213	518	561	26			

- Molecule 2 is SODIUM ION (three-letter code: NA) (formula: Na).

Mol	Chain	Residues	Atoms		ZeroOcc	AltConf
2	C	2	Total	Na	0	0
			2	2		
2	D	2	Total	Na	0	0
			2	2		
2	A	2	Total	Na	0	0
			2	2		
2	B	1	Total	Na	0	0
			1	1		

- Molecule 3 is FUMARIC ACID (three-letter code: FUM) (formula: C<sub>4</sub>H<sub>4</sub>O<sub>4</sub>).

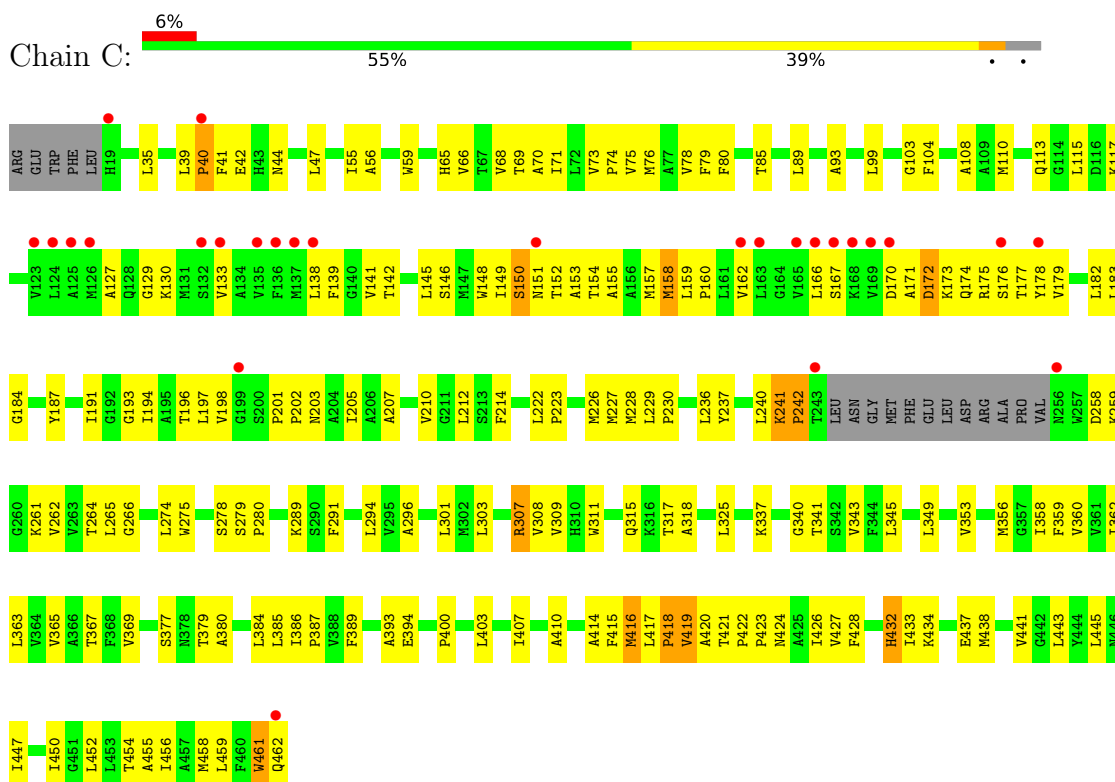


Mol	Chain	Residues	Atoms				ZeroOcc	AltConf
3	C	1	Total	C	H	O	0	0
			10	4	2	4		
3	B	1	Total	C	H	O	0	0
			10	4	2	4		

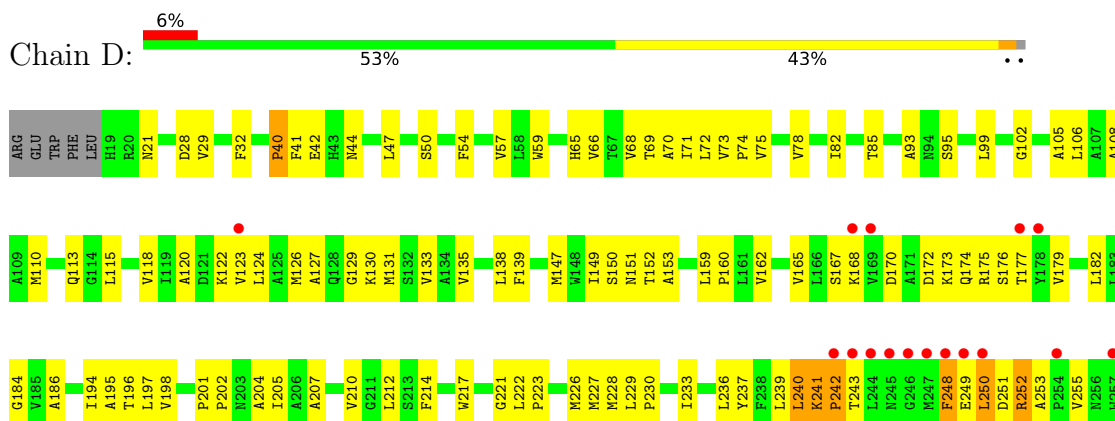
### 3 Residue-property plots

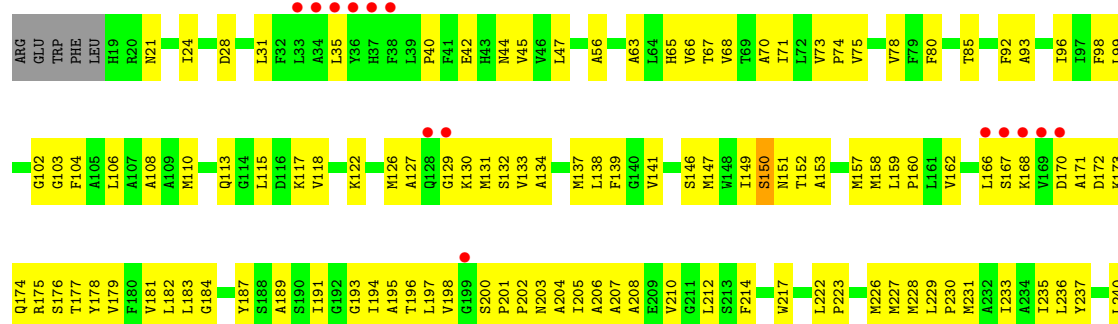
These plots are drawn for all protein, RNA, DNA and oligosaccharide chains in the entry. The first graphic for a chain summarises the proportions of the various outlier classes displayed in the second graphic. The second graphic shows the sequence view annotated by issues in geometry and electron density. Residues are color-coded according to the number of geometric quality criteria for which they contain at least one outlier: green = 0, yellow = 1, orange = 2 and red = 3 or more. A red dot above a residue indicates a poor fit to the electron density ( $RSRZ > 2$ ). Stretches of 2 or more consecutive residues without any outlier are shown as a green connector. Residues present in the sample, but not in the model, are shown in grey.

- Molecule 1: Transporter, NadC family



- Molecule 1: Transporter, NadC family







## 4 Data and refinement statistics

Property	Value	Source
Space group	P 1 21 1	Depositor
Cell constants a, b, c, $\alpha$ , $\beta$ , $\gamma$	105.80Å 102.06Å 171.17Å 90.00° 98.94° 90.00°	Depositor
Resolution (Å)	47.90 – 3.29 47.90 – 3.29	Depositor EDS
% Data completeness (in resolution range)	93.5 (47.90-3.29) 93.5 (47.90-3.29)	Depositor EDS
$R_{merge}$	(Not available)	Depositor
$R_{sym}$	(Not available)	Depositor
$\langle I/\sigma(I) \rangle$ <sup>1</sup>	1.31 (at 3.33Å)	Xtriage
Refinement program	PHENIX (1.15.1_3469: ???)	Depositor
R, $R_{free}$	0.247 , 0.286 0.247 , 0.286	Depositor DCC
$R_{free}$ test set	1991 reflections (3.88%)	wwPDB-VP
Wilson B-factor (Å <sup>2</sup> )	110.6	Xtriage
Anisotropy	0.379	Xtriage
Bulk solvent $k_{sol}$ (e/Å <sup>3</sup> ), $B_{sol}$ (Å <sup>2</sup> )	0.25 , 57.8	EDS
L-test for twinning <sup>2</sup>	$\langle  L  \rangle = 0.45$ , $\langle L^2 \rangle = 0.28$	Xtriage
Estimated twinning fraction	No twinning to report.	Xtriage
$F_o, F_c$ correlation	0.88	EDS
Total number of atoms	13124	wwPDB-VP
Average B, all atoms (Å <sup>2</sup> )	110.0	wwPDB-VP

Xtriage's analysis on translational NCS is as follows: *The largest off-origin peak in the Patterson function is 4.30% of the height of the origin peak. No significant pseudotranslation is detected.*

<sup>1</sup>Intensities estimated from amplitudes.

<sup>2</sup>Theoretical values of  $\langle |L| \rangle$ ,  $\langle L^2 \rangle$  for acentric reflections are 0.5, 0.333 respectively for untwinned datasets, and 0.375, 0.2 for perfectly twinned datasets.



## 5 Model quality [i](#)

### 5.1 Standard geometry [i](#)

Bond lengths and bond angles in the following residue types are not validated in this section: NA, FUM

The Z score for a bond length (or angle) is the number of standard deviations the observed value is removed from the expected value. A bond length (or angle) with  $|Z| > 5$  is considered an outlier worth inspection. RMSZ is the root-mean-square of all Z scores of the bond lengths (or angles).

Mol	Chain	Bond lengths		Bond angles	
		RMSZ	$\# Z  > 5$	RMSZ	$\# Z  > 5$
1	A	0.24	0/3307	0.38	0/4511
1	B	0.24	0/3397	0.37	0/4634
1	C	0.24	0/3304	0.37	0/4506
1	D	0.25	0/3398	0.38	0/4635
All	All	0.24	0/13406	0.38	0/18286

There are no bond length outliers.

There are no bond angle outliers.

There are no chirality outliers.

There are no planarity outliers.

### 5.2 Too-close contacts [i](#)

In the following table, the Non-H and H(model) columns list the number of non-hydrogen atoms and hydrogen atoms in the chain respectively. The H(added) column lists the number of hydrogen atoms added and optimized by MolProbity. The Clashes column lists the number of clashes within the asymmetric unit, whereas Symm-Clashes lists symmetry-related clashes.

Mol	Chain	Non-H	H(model)	H(added)	Clashes	Symm-Clashes
1	A	3231	0	3360	207	0
1	B	3318	0	3445	209	0
1	C	3229	0	3364	181	0
1	D	3319	0	3446	196	0
2	A	2	0	0	0	0
2	B	1	0	0	0	0
2	C	2	0	0	0	0
2	D	2	0	0	0	0
3	B	8	2	2	1	0

*Continued on next page...*

*Continued from previous page...*

Mol	Chain	Non-H	H(model)	H(added)	Clashes	Symm-Clashes
3	C	8	2	2	0	0
All	All	13120	4	13619	762	0

The all-atom clashscore is defined as the number of clashes found per 1000 atoms (including hydrogen atoms). The all-atom clashscore for this structure is 28.

All (762) close contacts within the same asymmetric unit are listed below, sorted by their clash magnitude.

Atom-1	Atom-2	Interatomic distance (Å)	Clash overlap (Å)
1:D:177:THR:HG23	1:D:243:THR:HG22	1.24	1.19
1:A:421:THR:HG22	1:A:423:PRO:HD2	1.21	1.16
1:B:421:THR:HG22	1:B:423:PRO:HD2	1.16	1.16
1:C:421:THR:HG22	1:C:423:PRO:HD2	1.22	1.13
1:D:421:THR:HG22	1:D:423:PRO:HD2	1.17	1.09
1:B:130:LYS:HB2	1:B:133:VAL:HG12	1.36	1.05
1:A:166:LEU:HD11	1:A:178:TYR:HA	1.36	1.04
1:B:202:PRO:HD3	1:B:379:THR:HG22	1.40	1.02
1:C:414:ALA:HB1	1:C:420:ALA:HB1	1.40	1.00
1:D:202:PRO:HD3	1:D:379:THR:HG22	1.40	0.98
1:A:127:ALA:HB1	1:A:133:VAL:HG11	1.46	0.98
1:C:78:VAL:HG11	1:C:85:THR:HG22	1.47	0.96
1:A:113:GLN:NE2	1:A:259:LYS:O	2.00	0.94
1:D:78:VAL:HG11	1:D:85:THR:HG22	1.49	0.94
1:A:138:LEU:HD13	1:A:162:VAL:HG22	1.51	0.93
1:D:253:ALA:HB3	1:B:431:GLY:HA2	1.51	0.93
1:C:301:LEU:HD11	1:D:75:VAL:HG11	1.51	0.93
1:A:202:PRO:HD3	1:A:379:THR:HG22	1.50	0.91
1:D:66:VAL:HG12	1:D:325:LEU:HD13	1.51	0.91
1:A:175:ARG:HH12	1:A:434:LYS:HG3	1.33	0.91
1:A:66:VAL:HG12	1:A:325:LEU:HD13	1.51	0.90
1:C:202:PRO:HD3	1:C:379:THR:HG22	1.54	0.90
1:D:418:PRO:O	1:D:419:VAL:HG12	1.71	0.90
1:B:78:VAL:HG11	1:B:85:THR:HG22	1.55	0.89
1:A:166:LEU:HD21	1:A:178:TYR:HB2	1.57	0.87
1:D:138:LEU:HD13	1:D:162:VAL:HG22	1.54	0.86
1:A:166:LEU:HD13	1:A:178:TYR:HD1	1.41	0.85
1:D:414:ALA:HB1	1:D:420:ALA:HB1	1.58	0.85
1:A:78:VAL:HG11	1:A:85:THR:HG22	1.57	0.85
1:D:127:ALA:HB1	1:D:133:VAL:HG13	1.60	0.83
1:C:337:LYS:NZ	1:C:394:GLU:OE1	2.12	0.82
1:B:146:SER:OG	1:B:151:ASN:ND2	2.12	0.82

*Continued on next page...*

*Continued from previous page...*

Atom-1	Atom-2	Interatomic distance (Å)	Clash overlap (Å)
1:C:66:VAL:HG12	1:C:325:LEU:HD13	1.59	0.82
1:A:359:PHE:CD1	1:A:458:MET:HE3	2.16	0.81
1:B:103:GLY:HA3	1:B:198:VAL:HG11	1.63	0.81
1:A:236:LEU:HD23	1:A:441:VAL:HG11	1.63	0.81
1:A:337:LYS:NZ	1:A:394:GLU:OE1	2.14	0.81
1:B:236:LEU:HD23	1:B:441:VAL:HG11	1.63	0.81
1:D:130:LYS:HB2	1:D:133:VAL:HG12	1.63	0.81
1:C:176:SER:HA	1:C:179:VAL:HG12	1.62	0.80
1:A:75:VAL:HG11	1:B:301:LEU:HD11	1.63	0.80
1:A:175:ARG:O	1:A:178:TYR:N	2.14	0.80
1:C:130:LYS:HB2	1:C:133:VAL:HG12	1.64	0.79
1:A:235:ILE:HD12	1:A:445:LEU:HD13	1.63	0.79
1:B:377:SER:HB3	1:B:380:ALA:HB3	1.65	0.79
1:C:117:LYS:HD3	1:C:157:MET:HE2	1.62	0.79
1:D:168:LYS:HE2	1:D:249:GLU:HB3	1.63	0.79
1:D:118:VAL:HA	1:D:255:VAL:HG21	1.63	0.79
1:B:66:VAL:HG12	1:B:325:LEU:HD13	1.63	0.79
1:C:461:TRP:HE3	1:C:462:GLN:HG3	1.48	0.78
1:D:167:SER:HB3	1:D:249:GLU:OE2	1.84	0.78
1:B:461:TRP:HE3	1:B:462:GLN:HG3	1.48	0.77
1:A:311:TRP:HB3	1:B:65:HIS:CD2	2.20	0.77
1:D:165:VAL:HG22	1:D:248:PHE:HE2	1.50	0.77
1:B:240:LEU:O	1:B:242:PRO:HD3	1.86	0.76
1:D:349:LEU:HB3	1:D:353:VAL:HG13	1.68	0.76
1:C:236:LEU:HD23	1:C:441:VAL:HG11	1.67	0.75
1:D:175:ARG:HH12	1:D:434:LYS:HG3	1.50	0.75
1:A:127:ALA:H	1:A:137:MET:HE1	1.51	0.75
1:A:127:ALA:HB2	1:A:137:MET:HE3	1.68	0.75
1:D:455:ALA:O	1:D:459:LEU:HG	1.87	0.75
1:D:201:PRO:HG2	1:D:379:THR:HG21	1.68	0.74
1:D:337:LYS:NZ	1:D:394:GLU:OE1	2.19	0.74
1:D:106:LEU:HD12	1:D:303:LEU:HD11	1.67	0.74
1:C:35:LEU:HD22	1:C:39:LEU:HD11	1.70	0.74
1:A:65:HIS:HB3	1:A:68:VAL:HG23	1.68	0.74
1:A:359:PHE:HE2	1:A:363:LEU:HD22	1.53	0.74
1:A:418:PRO:O	1:A:419:VAL:HG12	1.87	0.74
1:A:264:THR:OG1	1:A:308:VAL:HG21	1.88	0.74
1:B:201:PRO:HG2	1:B:379:THR:HG21	1.70	0.73
1:A:155:ALA:HB3	1:A:426:ILE:HD12	1.70	0.73
1:C:258:ASP:OD1	1:C:261:LYS:HG3	1.89	0.73
1:D:258:ASP:OD1	1:D:261:LYS:HG3	1.88	0.73

*Continued on next page...*

*Continued from previous page...*

Atom-1	Atom-2	Interatomic distance (Å)	Clash overlap (Å)
1:B:235:ILE:HD12	1:B:445:LEU:HD13	1.71	0.73
1:A:109:ALA:HA	1:A:309:VAL:HB	1.69	0.72
1:A:437:GLU:O	1:A:441:VAL:HG23	1.89	0.72
1:B:196:THR:OG1	1:B:198:VAL:O	2.05	0.72
1:C:177:THR:OG1	1:C:242:PRO:HG2	1.89	0.72
1:A:73:VAL:HB	1:A:74:PRO:HD3	1.70	0.72
1:D:177:THR:CG2	1:D:243:THR:HG22	2.14	0.72
1:B:258:ASP:OD1	1:B:261:LYS:HG3	1.89	0.72
1:C:187:TYR:OH	1:C:415:PHE:O	2.05	0.72
1:D:250:LEU:H	1:D:250:LEU:HD23	1.55	0.72
1:B:182:LEU:HD12	1:B:432:HIS:CE1	2.23	0.72
1:A:176:SER:OG	1:A:242:PRO:HG3	1.90	0.71
1:A:176:SER:HB2	1:A:240:LEU:O	1.89	0.71
1:A:201:PRO:HG2	1:A:379:THR:HG21	1.72	0.71
1:C:210:VAL:HG23	1:C:212:LEU:HG	1.72	0.71
1:C:264:THR:OG1	1:C:308:VAL:HG21	1.91	0.71
1:A:35:LEU:HD22	1:A:39:LEU:HD11	1.73	0.71
1:B:166:LEU:HB3	1:B:178:TYR:HD1	1.54	0.71
1:C:240:LEU:O	1:C:242:PRO:HD3	1.91	0.70
1:D:343:VAL:HA	1:D:395:ALA:HB1	1.74	0.70
1:C:356:MET:HB3	1:C:360:VAL:HB	1.73	0.70
1:D:228:MET:HG3	1:D:452:LEU:HD23	1.73	0.70
1:D:240:LEU:O	1:D:242:PRO:HD3	1.91	0.70
1:A:124:LEU:HA	1:A:137:MET:SD	2.31	0.70
1:A:183:LEU:HD13	1:A:433:ILE:HD13	1.72	0.70
1:B:337:LYS:NZ	1:B:394:GLU:OE1	2.24	0.69
1:D:182:LEU:HD12	1:D:432:HIS:CE1	2.27	0.69
1:C:461:TRP:CE3	1:C:462:GLN:HG3	2.27	0.69
1:D:349:LEU:O	1:D:353:VAL:HG22	1.93	0.69
1:B:168:LYS:HE2	1:B:249:GLU:HB3	1.74	0.69
1:D:414:ALA:HB1	1:D:420:ALA:CB	2.23	0.69
1:A:39:LEU:HD22	1:A:41:PHE:HE2	1.56	0.69
1:B:78:VAL:CG1	1:B:85:THR:HG22	2.22	0.69
1:D:165:VAL:HG22	1:D:248:PHE:CE2	2.27	0.69
1:B:250:LEU:HD23	1:B:250:LEU:H	1.56	0.69
1:C:416:MET:O	1:C:438:MET:HG2	1.92	0.69
1:B:177:THR:OG1	1:B:242:PRO:HG2	1.92	0.69
1:C:307:ARG:HH22	1:D:21:ASN:HD22	1.41	0.69
1:C:196:THR:OG1	1:C:198:VAL:O	2.12	0.68
1:A:99:LEU:HD12	1:A:296:ALA:HB2	1.74	0.68
1:A:176:SER:HA	1:A:179:VAL:HG12	1.75	0.68

*Continued on next page...*

*Continued from previous page...*

Atom-1	Atom-2	Interatomic distance (Å)	Clash overlap (Å)
1:A:365:VAL:HG22	1:A:389:PHE:HE1	1.57	0.68
1:C:222:LEU:O	1:C:226:MET:HG2	1.95	0.67
1:D:176:SER:HA	1:D:179:VAL:HG12	1.76	0.67
1:B:166:LEU:HD11	1:B:181:VAL:CB	2.25	0.67
1:B:461:TRP:CE3	1:B:462:GLN:HG3	2.29	0.67
1:C:113:GLN:HG3	1:C:261:LYS:HG2	1.77	0.67
1:C:367:THR:HG23	1:C:450:ILE:HD13	1.77	0.67
1:C:171:ALA:HB3	1:C:174:GLN:HB2	1.77	0.67
1:B:176:SER:HA	1:B:179:VAL:HG12	1.76	0.67
1:D:78:VAL:CG1	1:D:85:THR:HG22	2.23	0.67
1:D:233:ILE:HD13	1:D:236:LEU:HD12	1.77	0.66
1:D:65:HIS:HB3	1:D:68:VAL:HG23	1.77	0.66
1:A:349:LEU:O	1:A:353:VAL:HG22	1.95	0.66
1:C:194:ILE:O	1:C:194:ILE:HG22	1.96	0.66
1:A:166:LEU:HD11	1:A:178:TYR:CA	2.19	0.66
1:B:66:VAL:CG1	1:B:325:LEU:HD13	2.26	0.66
1:B:176:SER:OG	1:B:242:PRO:HG3	1.95	0.66
1:C:191:ILE:HG12	1:C:228:MET:CE	2.26	0.65
1:B:108:ALA:HB2	1:B:317:THR:CB	2.26	0.65
1:D:437:GLU:O	1:D:441:VAL:HG23	1.96	0.65
1:D:66:VAL:CG1	1:D:325:LEU:HD13	2.25	0.65
1:B:167:SER:O	1:B:170:ASP:HB2	1.97	0.65
1:D:167:SER:O	1:D:170:ASP:HB2	1.97	0.65
1:B:102:GLY:HA3	1:B:296:ALA:HB1	1.79	0.65
1:A:194:ILE:HD11	1:A:412:SER:HB2	1.79	0.65
1:C:437:GLU:O	1:C:441:VAL:HG23	1.97	0.65
1:B:237:TYR:O	1:B:241:LYS:HB3	1.96	0.64
1:C:73:VAL:HB	1:C:74:PRO:HD3	1.78	0.64
1:A:194:ILE:O	1:A:194:ILE:HG22	1.97	0.64
1:A:235:ILE:HD12	1:A:445:LEU:CD1	2.27	0.64
1:B:231:MET:SD	1:B:448:ALA:HB1	2.38	0.64
1:B:73:VAL:HB	1:B:74:PRO:HD3	1.80	0.64
1:B:264:THR:OG1	1:B:308:VAL:HG21	1.96	0.64
1:C:99:LEU:HD12	1:C:296:ALA:HB2	1.80	0.64
1:D:377:SER:HB3	1:D:380:ALA:HB3	1.78	0.64
1:B:191:ILE:HG12	1:B:228:MET:HE2	1.77	0.64
1:A:455:ALA:O	1:A:459:LEU:HG	1.97	0.64
1:A:110:MET:HB2	1:A:115:LEU:HB3	1.78	0.64
1:C:191:ILE:HG12	1:C:228:MET:HE2	1.80	0.63
1:D:194:ILE:HG22	1:D:194:ILE:O	1.98	0.63
1:A:393:ALA:HB2	1:A:403:LEU:HD12	1.80	0.63

*Continued on next page...*

*Continued from previous page...*

Atom-1	Atom-2	Interatomic distance (Å)	Clash overlap (Å)
1:C:78:VAL:CG1	1:C:85:THR:HG22	2.26	0.63
1:C:259:LYS:O	1:C:259:LYS:HG3	1.98	0.63
1:A:183:LEU:HD13	1:A:433:ILE:CD1	2.28	0.63
1:B:194:ILE:HG22	1:B:194:ILE:O	1.98	0.63
1:C:183:LEU:HD13	1:C:433:ILE:CD1	2.27	0.63
1:A:301:LEU:HD11	1:B:75:VAL:HG11	1.80	0.63
1:A:362:ILE:HD11	1:A:458:MET:CE	2.28	0.63
1:B:183:LEU:HD13	1:B:433:ILE:CD1	2.28	0.63
1:D:73:VAL:HB	1:D:74:PRO:HD3	1.80	0.63
1:A:78:VAL:CG1	1:A:85:THR:HG22	2.28	0.63
1:B:437:GLU:O	1:B:441:VAL:HG23	1.99	0.63
1:C:359:PHE:HA	1:C:458:MET:CE	2.29	0.63
1:B:150:SER:HB3	1:B:153:ALA:HB3	1.81	0.63
1:B:259:LYS:O	1:B:259:LYS:HG3	1.98	0.63
1:C:377:SER:HB3	1:C:380:ALA:HB3	1.81	0.62
1:B:129:GLY:HA2	1:B:248:PHE:HB2	1.81	0.62
1:D:253:ALA:HB2	1:B:428:PHE:O	1.99	0.62
1:A:175:ARG:NH1	1:A:434:LYS:HG3	2.12	0.62
1:B:117:LYS:HD3	1:B:157:MET:HE2	1.81	0.62
1:B:132:SER:OG	1:B:244:LEU:HA	1.99	0.62
1:C:182:LEU:HD12	1:C:432:HIS:CE1	2.34	0.62
1:A:177:THR:OG1	1:A:242:PRO:HG2	1.99	0.62
1:C:99:LEU:HD21	1:C:197:LEU:HD13	1.81	0.62
1:A:362:ILE:HD11	1:A:458:MET:HE2	1.80	0.62
1:C:359:PHE:HA	1:C:458:MET:HE3	1.82	0.62
1:D:207:ALA:HA	1:D:212:LEU:HB2	1.80	0.62
1:D:222:LEU:O	1:D:226:MET:HG2	1.99	0.62
1:D:418:PRO:HD3	1:D:438:MET:CE	2.30	0.62
1:B:134:ALA:HB2	1:B:248:PHE:CE1	2.35	0.62
1:C:159:LEU:HB3	1:C:160:PRO:HD3	1.82	0.62
1:C:237:TYR:O	1:C:241:LYS:HB3	2.00	0.61
1:D:259:LYS:O	1:D:259:LYS:HG3	1.99	0.61
1:D:341:THR:O	1:D:345:LEU:HG	2.00	0.61
1:A:258:ASP:OD1	1:A:261:LYS:HG3	1.99	0.61
1:B:222:LEU:O	1:B:226:MET:HG2	1.98	0.61
1:C:171:ALA:HB3	1:C:174:GLN:CB	2.30	0.61
1:A:127:ALA:CB	1:A:133:VAL:HG11	2.25	0.61
1:A:159:LEU:HB3	1:A:160:PRO:HD3	1.83	0.61
1:D:127:ALA:CB	1:D:133:VAL:HG13	2.28	0.61
1:C:201:PRO:HG2	1:C:379:THR:HG21	1.83	0.61
1:D:196:THR:OG1	1:D:198:VAL:O	2.18	0.61

*Continued on next page...*

*Continued from previous page...*

Atom-1	Atom-2	Interatomic distance (Å)	Clash overlap (Å)
1:A:422:PRO:HB2	1:A:423:PRO:HD3	1.81	0.61
1:C:365:VAL:HG22	1:C:389:PHE:HE1	1.65	0.61
1:C:175:ARG:O	1:C:178:TYR:N	2.27	0.61
1:B:421:THR:CG2	1:B:423:PRO:HD2	2.10	0.61
1:C:210:VAL:CG2	1:C:212:LEU:HG	2.31	0.61
1:D:131:MET:O	1:D:135:VAL:HG22	2.01	0.61
1:D:159:LEU:HB3	1:D:160:PRO:HD3	1.83	0.61
1:C:171:ALA:CB	1:C:174:GLN:HB2	2.31	0.60
1:C:418:PRO:O	1:C:419:VAL:HG12	2.00	0.60
1:D:239:LEU:O	1:D:240:LEU:HB2	2.01	0.60
1:C:79:PHE:HA	1:D:288:PHE:CE1	2.36	0.60
1:A:259:LYS:O	1:A:259:LYS:HG3	1.99	0.60
1:A:179:VAL:HB	1:A:432:HIS:CE1	2.36	0.60
1:D:222:LEU:HB3	1:D:223:PRO:HD3	1.83	0.60
1:D:453:LEU:O	1:D:457:ALA:N	2.21	0.60
1:B:108:ALA:HB2	1:B:317:THR:HB	1.83	0.60
1:A:138:LEU:CD1	1:A:162:VAL:HG22	2.30	0.60
1:A:377:SER:HB3	1:A:380:ALA:HB3	1.83	0.60
1:B:377:SER:HB3	1:B:380:ALA:CB	2.32	0.60
1:C:214:PHE:CD2	1:C:275:TRP:HB3	2.37	0.60
1:D:229:LEU:HB3	1:D:230:PRO:HD3	1.84	0.60
1:D:359:PHE:HE2	1:D:363:LEU:HD22	1.67	0.60
1:A:262:VAL:O	1:A:266:GLY:N	2.32	0.59
1:C:113:GLN:O	1:C:261:LYS:HE2	2.03	0.59
1:A:201:PRO:O	1:A:205:ILE:HG13	2.02	0.59
1:B:159:LEU:HB3	1:B:160:PRO:HD3	1.84	0.59
1:A:106:LEU:HA	1:A:303:LEU:HD11	1.83	0.59
1:B:207:ALA:HA	1:B:212:LEU:HB2	1.83	0.59
1:D:452:LEU:HD11	1:D:456:ILE:HD11	1.84	0.59
1:A:166:LEU:CD1	1:A:178:TYR:HD1	2.14	0.59
1:D:362:ILE:HD11	1:D:454:THR:HG23	1.84	0.59
1:C:150:SER:HB3	1:C:153:ALA:HB3	1.85	0.59
1:A:104:PHE:CD1	1:A:318:ALA:HA	2.38	0.59
1:A:113:GLN:O	1:A:261:LYS:HE2	2.03	0.59
1:B:191:ILE:HG12	1:B:228:MET:CE	2.33	0.59
1:C:422:PRO:HB2	1:C:423:PRO:HD3	1.85	0.59
1:A:124:LEU:HD12	1:A:137:MET:SD	2.42	0.59
1:B:349:LEU:O	1:B:353:VAL:HG22	2.02	0.59
1:C:65:HIS:CD2	1:D:311:TRP:HB3	2.37	0.59
1:C:201:PRO:O	1:C:205:ILE:HG13	2.02	0.59
1:C:359:PHE:CD1	1:C:458:MET:HE3	2.38	0.58

*Continued on next page...*



*Continued from previous page...*

Atom-1	Atom-2	Interatomic distance (Å)	Clash overlap (Å)
1:D:251:ASP:O	1:D:252:ARG:HB3	2.03	0.58
1:B:222:LEU:HB3	1:B:223:PRO:HD3	1.85	0.58
1:B:162:VAL:HG11	1:B:182:LEU:HD23	1.84	0.58
1:B:241:LYS:NZ	1:B:244:LEU:HB2	2.17	0.58
1:A:172:ASP:O	1:A:175:ARG:HG3	2.03	0.58
1:C:104:PHE:CD1	1:C:318:ALA:HA	2.39	0.58
1:A:222:LEU:HB3	1:A:223:PRO:HD3	1.86	0.58
1:B:241:LYS:HG3	1:B:241:LYS:O	2.03	0.57
1:C:75:VAL:HG11	1:D:301:LEU:HD11	1.85	0.57
1:C:127:ALA:HB1	1:C:133:VAL:HG13	1.85	0.57
1:B:214:PHE:CD2	1:B:275:TRP:HB3	2.40	0.57
1:B:340:GLY:O	1:B:343:VAL:HG12	2.04	0.57
1:C:85:THR:O	1:C:89:LEU:HD13	2.04	0.57
1:C:152:THR:OG1	1:C:422:PRO:HG2	2.04	0.57
1:B:177:THR:HA	1:B:242:PRO:HD2	1.86	0.57
1:A:42:GLU:OE1	1:A:44:ASN:HB2	2.05	0.57
1:A:359:PHE:CE2	1:A:363:LEU:HD22	2.36	0.57
1:C:358:ILE:O	1:C:362:ILE:HG23	2.04	0.57
1:D:32:PHE:CD1	1:D:50:SER:HB3	2.40	0.57
1:D:422:PRO:HB2	1:D:423:PRO:HD3	1.86	0.57
1:C:108:ALA:HB2	1:C:317:THR:HB	1.86	0.57
1:A:109:ALA:HB2	1:A:303:LEU:HD13	1.86	0.57
1:D:99:LEU:HD12	1:D:296:ALA:HB2	1.86	0.56
1:A:175:ARG:HG2	1:A:432:HIS:NE2	2.20	0.56
1:D:365:VAL:O	1:D:369:VAL:HG22	2.05	0.56
1:D:418:PRO:HD3	1:D:438:MET:HE3	1.87	0.56
1:A:108:ALA:HB2	1:A:317:THR:HB	1.86	0.56
1:B:174:GLN:NE2	1:B:177:THR:OG1	2.38	0.56
1:C:42:GLU:OE1	1:C:44:ASN:HB2	2.05	0.56
1:D:210:VAL:HG23	1:D:212:LEU:HG	1.87	0.56
1:C:301:LEU:CD1	1:D:75:VAL:HG11	2.31	0.56
1:A:183:LEU:HD11	1:A:438:MET:SD	2.46	0.56
1:B:70:ALA:O	1:B:74:PRO:HD3	2.06	0.56
1:D:110:MET:HB2	1:D:115:LEU:HB3	1.88	0.56
1:B:418:PRO:HD3	1:B:438:MET:CE	2.35	0.56
1:C:222:LEU:HB3	1:C:223:PRO:HD3	1.88	0.56
1:C:311:TRP:HB3	1:D:65:HIS:CD2	2.40	0.56
1:D:201:PRO:O	1:D:205:ILE:HG13	2.05	0.56
1:A:417:LEU:HD23	1:A:417:LEU:H	1.71	0.56
1:B:210:VAL:HG23	1:B:212:LEU:HG	1.88	0.56
1:B:194:ILE:HD11	1:B:412:SER:HB2	1.87	0.56

*Continued on next page...*



*Continued from previous page...*

Atom-1	Atom-2	Interatomic distance (Å)	Clash overlap (Å)
1:B:417:LEU:HD23	1:B:417:LEU:H	1.70	0.56
1:D:360:VAL:O	1:D:364:VAL:HG23	2.06	0.56
1:C:307:ARG:NH2	1:D:21:ASN:HD22	2.04	0.55
1:D:359:PHE:CD1	1:D:458:MET:HE3	2.41	0.55
1:C:108:ALA:HB2	1:C:317:THR:CB	2.37	0.55
1:C:417:LEU:HD23	1:C:417:LEU:H	1.71	0.55
1:B:175:ARG:O	1:B:178:TYR:N	2.27	0.55
1:C:39:LEU:HD22	1:C:41:PHE:HE2	1.71	0.55
1:D:362:ILE:CD1	1:D:454:THR:HG23	2.37	0.55
1:D:113:GLN:NE2	1:D:259:LYS:O	2.40	0.55
1:D:251:ASP:OD1	1:B:435:GLN:N	2.40	0.55
1:B:56:ALA:HA	1:B:384:LEU:HD22	1.88	0.55
1:B:359:PHE:CD1	1:B:458:MET:HE3	2.41	0.55
1:C:158:MET:O	1:C:162:VAL:HG23	2.07	0.55
1:A:47:LEU:HD21	1:A:82:ILE:HD11	1.87	0.55
1:A:418:PRO:C	1:A:420:ALA:H	2.10	0.55
1:C:113:GLN:NE2	1:C:259:LYS:O	2.39	0.55
1:C:193:GLY:O	1:C:203:ASN:ND2	2.38	0.55
1:D:152:THR:HG23	1:D:422:PRO:HB2	1.89	0.54
1:B:341:THR:O	1:B:345:LEU:HG	2.07	0.54
1:C:377:SER:HB3	1:C:380:ALA:CB	2.37	0.54
1:B:303:LEU:HB3	1:B:309:VAL:CG1	2.36	0.54
1:B:422:PRO:HB2	1:B:423:PRO:HD3	1.90	0.54
1:D:102:GLY:HA3	1:D:296:ALA:HB1	1.88	0.54
1:A:183:LEU:HD22	1:A:433:ILE:HD11	1.88	0.54
1:D:59:TRP:NE1	1:D:69:THR:HB	2.23	0.54
1:A:130:LYS:O	1:A:133:VAL:HG12	2.07	0.54
1:D:102:GLY:HA2	1:D:300:ILE:HD11	1.90	0.54
1:D:403:LEU:O	1:D:407:ILE:HG13	2.08	0.54
1:A:417:LEU:HB2	1:A:418:PRO:HD2	1.89	0.54
1:D:29:VAL:HA	1:D:54:PHE:HE1	1.73	0.54
1:D:417:LEU:HD23	1:D:417:LEU:H	1.71	0.54
1:C:241:LYS:O	1:C:241:LYS:HG3	2.06	0.54
1:A:39:LEU:HB2	1:A:46:VAL:HG13	1.88	0.54
1:B:175:ARG:HH22	1:B:434:LYS:HE3	1.73	0.54
1:C:66:VAL:CG1	1:C:325:LEU:HD13	2.36	0.53
1:C:394:GLU:OE2	1:C:400:PRO:HG3	2.08	0.53
1:D:150:SER:HB3	1:D:153:ALA:HB3	1.90	0.53
1:B:99:LEU:HD21	1:B:197:LEU:HD13	1.91	0.53
1:D:147:MET:O	1:D:196:THR:OG1	2.26	0.53
1:B:176:SER:HB2	1:B:240:LEU:O	2.07	0.53

*Continued on next page...*

*Continued from previous page...*

Atom-1	Atom-2	Interatomic distance (Å)	Clash overlap (Å)
1:A:140:GLY:O	1:A:144:LEU:HB2	2.08	0.53
1:C:369:VAL:HG12	1:C:385:LEU:HD12	1.89	0.53
1:D:414:ALA:CB	1:D:420:ALA:HB1	2.37	0.53
1:A:32:PHE:HB2	1:A:54:PHE:HD1	1.72	0.53
1:A:229:LEU:HB3	1:A:230:PRO:HD3	1.90	0.53
1:D:129:GLY:HA2	1:D:248:PHE:HB2	1.90	0.53
1:D:346:ALA:HA	1:D:396:PHE:CZ	2.44	0.53
1:A:92:PHE:CD2	1:A:327:GLY:HA3	2.44	0.53
1:C:415:PHE:CG	1:C:445:LEU:HD23	2.44	0.53
1:D:197:LEU:HD23	1:D:197:LEU:O	2.09	0.53
1:A:28:ASP:OD2	1:A:57:VAL:HB	2.09	0.53
1:C:99:LEU:CD2	1:C:197:LEU:HD13	2.39	0.53
1:A:461:TRP:HE3	1:A:462:GLN:HG3	1.74	0.53
1:B:152:THR:HG23	1:B:422:PRO:HB2	1.90	0.53
1:C:103:GLY:HA3	1:C:198:VAL:HG11	1.91	0.53
1:A:127:ALA:CB	1:A:137:MET:HE3	2.39	0.53
1:A:175:ARG:HG2	1:A:432:HIS:CD2	2.44	0.53
1:A:237:TYR:CE2	1:A:241:LYS:HE2	2.44	0.53
1:C:65:HIS:HB3	1:C:68:VAL:HG23	1.89	0.53
1:B:99:LEU:CD2	1:B:197:LEU:HD13	2.39	0.53
1:B:294:LEU:O	1:B:298:GLY:N	2.29	0.53
1:C:174:GLN:HG3	1:C:177:THR:HB	1.90	0.52
1:C:356:MET:HE3	1:C:360:VAL:HG12	1.91	0.52
1:C:294:LEU:HD21	1:D:78:VAL:HG11	1.91	0.52
1:C:393:ALA:HB2	1:C:403:LEU:HD12	1.90	0.52
1:D:179:VAL:CG2	1:D:433:ILE:HD12	2.38	0.52
1:C:403:LEU:O	1:C:407:ILE:HG13	2.09	0.52
1:D:251:ASP:O	1:B:434:LYS:HG2	2.10	0.52
1:A:105:ALA:HA	1:A:314:ILE:HG12	1.91	0.52
1:A:108:ALA:HB2	1:A:317:THR:CB	2.40	0.52
1:B:207:ALA:HA	1:B:212:LEU:HD12	1.91	0.52
1:D:369:VAL:HA	1:D:372:LEU:HB3	1.90	0.52
1:A:113:GLN:HG3	1:A:261:LYS:HG2	1.92	0.52
1:A:403:LEU:O	1:A:407:ILE:HG13	2.08	0.52
1:B:104:PHE:CD1	1:B:318:ALA:HA	2.45	0.52
1:D:369:VAL:HG12	1:D:385:LEU:HD12	1.92	0.52
1:B:117:LYS:HD3	1:B:157:MET:CE	2.39	0.52
1:C:422:PRO:O	1:C:426:ILE:N	2.42	0.52
1:B:204:ALA:HB3	1:B:326:PHE:CZ	2.45	0.52
1:A:65:HIS:CD2	1:B:311:TRP:HB3	2.44	0.52
1:C:340:GLY:O	1:C:343:VAL:HG12	2.10	0.52

*Continued on next page...*

*Continued from previous page...*

Atom-1	Atom-2	Interatomic distance (Å)	Clash overlap (Å)
1:A:105:ALA:HB3	1:A:300:ILE:HG12	1.91	0.52
1:B:118:VAL:HA	1:B:255:VAL:HG11	1.91	0.52
1:C:138:LEU:HD13	1:C:162:VAL:HG22	1.91	0.52
1:A:59:TRP:NE1	1:A:69:THR:HB	2.25	0.52
1:D:108:ALA:HB2	1:D:317:THR:CB	2.40	0.51
1:D:179:VAL:HG23	1:D:433:ILE:HB	1.92	0.51
1:B:303:LEU:HB3	1:B:309:VAL:HG12	1.92	0.51
1:D:59:TRP:HE1	1:D:69:THR:HB	1.75	0.51
1:A:47:LEU:HD11	1:A:80:PHE:CD1	2.45	0.51
1:B:130:LYS:HB2	1:B:133:VAL:CG1	2.26	0.51
1:A:174:GLN:HA	1:A:174:GLN:OE1	2.10	0.51
1:C:229:LEU:HB3	1:C:230:PRO:HD3	1.93	0.51
1:D:343:VAL:HA	1:D:395:ALA:CB	2.40	0.51
1:D:416:MET:O	1:D:438:MET:HG2	2.11	0.51
1:A:369:VAL:HG12	1:A:385:LEU:HD12	1.92	0.51
1:B:357:GLY:O	1:B:361:VAL:HG23	2.09	0.51
1:C:417:LEU:HB2	1:C:418:PRO:HD2	1.92	0.51
1:A:210:VAL:HG23	1:A:212:LEU:HG	1.91	0.51
1:B:207:ALA:CB	1:B:212:LEU:HB2	2.41	0.51
1:B:206:ALA:HB2	1:B:408:ALA:HB2	1.93	0.51
1:B:229:LEU:HB3	1:B:230:PRO:HD3	1.91	0.51
1:C:152:THR:HG23	1:C:422:PRO:HB2	1.93	0.51
1:C:278:SER:HB2	1:C:291:PHE:HD2	1.76	0.51
1:D:366:ALA:O	1:D:370:VAL:HG23	2.11	0.51
1:A:201:PRO:HB2	1:A:379:THR:CG2	2.41	0.51
1:C:142:THR:OG1	1:C:158:MET:HG3	2.10	0.51
1:D:320:TRP:CE3	1:D:323:LEU:HD12	2.46	0.51
1:D:377:SER:HB3	1:D:380:ALA:CB	2.41	0.51
1:D:47:LEU:HD21	1:D:82:ILE:HD11	1.93	0.51
1:B:45:VAL:HG11	1:B:344:PHE:CD1	2.46	0.51
1:C:369:VAL:HG21	1:C:410:ALA:HB3	1.93	0.50
1:D:417:LEU:HB2	1:D:418:PRO:HD2	1.91	0.50
1:A:120:ALA:O	1:A:124:LEU:HB2	2.10	0.50
1:A:237:TYR:CZ	1:A:241:LYS:HE2	2.46	0.50
1:A:240:LEU:O	1:A:242:PRO:HD3	2.12	0.50
1:A:304:SER:CB	1:B:68:VAL:HG11	2.41	0.50
1:A:370:VAL:CG2	1:A:410:ALA:HB1	2.42	0.50
1:B:267:ILE:CD1	1:B:303:LEU:HD23	2.41	0.50
1:C:56:ALA:HA	1:C:384:LEU:HD22	1.93	0.50
1:A:28:ASP:OD1	1:A:58:LEU:HD13	2.11	0.50
1:A:65:HIS:HD2	1:B:311:TRP:HB3	1.77	0.50

*Continued on next page...*

*Continued from previous page...*

Atom-1	Atom-2	Interatomic distance (Å)	Clash overlap (Å)
1:D:115:LEU:HD21	1:D:265:LEU:HD23	1.94	0.50
1:B:366:ALA:O	1:B:370:VAL:HG23	2.12	0.50
1:A:206:ALA:HB2	1:A:408:ALA:HB2	1.93	0.50
1:A:222:LEU:O	1:A:226:MET:HG2	2.12	0.50
1:B:174:GLN:HG3	1:B:177:THR:HB	1.94	0.50
1:B:414:ALA:HB1	1:B:420:ALA:HB1	1.94	0.50
1:B:416:MET:O	1:B:438:MET:HG2	2.12	0.50
1:A:102:GLY:HA2	1:A:300:ILE:HD11	1.94	0.50
1:C:146:SER:HA	1:C:150:SER:O	2.11	0.50
1:D:342:SER:OG	1:D:391:THR:HB	2.11	0.49
1:D:446:ASN:O	1:D:450:ILE:HG13	2.12	0.49
1:D:72:LEU:HA	1:D:75:VAL:HG12	1.93	0.49
1:D:204:ALA:HB3	1:D:326:PHE:CZ	2.47	0.49
1:A:127:ALA:CB	1:A:137:MET:CE	2.91	0.49
1:A:358:ILE:O	1:A:362:ILE:HG23	2.12	0.49
1:B:127:ALA:HB1	1:B:133:VAL:HG13	1.95	0.49
1:C:207:ALA:HA	1:C:212:LEU:HB2	1.94	0.49
1:A:133:VAL:O	1:A:133:VAL:HG22	2.12	0.49
1:A:303:LEU:HB3	1:A:309:VAL:HG12	1.95	0.49
1:A:21:ASN:HB3	1:A:63:ALA:HA	1.94	0.49
1:B:166:LEU:HB3	1:B:178:TYR:CD1	2.43	0.49
1:A:356:MET:CE	1:A:360:VAL:HG12	2.43	0.49
1:B:182:LEU:HD12	1:B:432:HIS:HE1	1.75	0.49
1:B:279:SER:HB3	1:B:280:PRO:HD3	1.95	0.49
1:C:311:TRP:NE1	1:C:315:GLN:OE1	2.46	0.49
1:C:359:PHE:CB	1:C:458:MET:HE3	2.43	0.49
1:D:194:ILE:O	1:D:221:GLY:HA3	2.12	0.49
1:D:349:LEU:HB3	1:D:353:VAL:CG1	2.39	0.49
1:A:25:VAL:HG23	1:A:63:ALA:HB1	1.94	0.49
1:B:346:ALA:HB2	1:B:395:ALA:HB3	1.94	0.49
1:B:362:ILE:HD12	1:B:457:ALA:HB3	1.93	0.49
1:C:262:VAL:O	1:C:266:GLY:N	2.40	0.49
1:D:113:GLN:O	1:D:261:LYS:HE2	2.13	0.49
1:D:443:LEU:O	1:D:447:ILE:HD12	2.13	0.49
1:A:356:MET:HB3	1:A:360:VAL:HB	1.94	0.49
1:B:99:LEU:HD12	1:B:296:ALA:HB2	1.94	0.49
1:B:421:THR:HG22	1:B:423:PRO:CD	2.11	0.49
1:D:168:LYS:HG2	1:D:249:GLU:HG2	1.94	0.49
1:B:92:PHE:CD2	1:B:327:GLY:HA3	2.48	0.49
1:D:72:LEU:HD12	1:D:75:VAL:CG1	2.43	0.49
1:B:113:GLN:NE2	1:B:259:LYS:O	2.46	0.49

*Continued on next page...*

*Continued from previous page...*

Atom-1	Atom-2	Interatomic distance (Å)	Clash overlap (Å)
1:B:418:PRO:C	1:B:420:ALA:H	2.16	0.49
1:D:147:MET:HG2	1:D:195:ALA:HB3	1.95	0.49
1:D:267:ILE:CD1	1:D:303:LEU:HD23	2.43	0.49
1:B:201:PRO:O	1:B:205:ILE:HG13	2.13	0.49
1:C:359:PHE:HE2	1:C:363:LEU:HD22	1.77	0.48
1:B:342:SER:OG	1:B:391:THR:HB	2.14	0.48
1:C:115:LEU:HD21	1:C:265:LEU:HD23	1.94	0.48
1:C:182:LEU:HD12	1:C:432:HIS:HE1	1.78	0.48
1:C:311:TRP:HB3	1:D:65:HIS:HD2	1.75	0.48
1:D:168:LYS:CE	1:D:249:GLU:HB3	2.39	0.48
1:B:201:PRO:CG	1:B:379:THR:HG21	2.41	0.48
1:C:152:THR:HG23	1:C:422:PRO:CB	2.43	0.48
1:A:74:PRO:HG2	1:A:92:PHE:CE1	2.49	0.48
1:A:241:LYS:O	1:A:241:LYS:HG3	2.13	0.48
1:C:356:MET:CE	1:C:360:VAL:HG12	2.43	0.48
1:C:359:PHE:CG	1:C:458:MET:HE3	2.48	0.48
1:D:296:ALA:O	1:D:300:ILE:HG13	2.14	0.48
1:A:340:GLY:O	1:A:343:VAL:HG12	2.14	0.48
1:C:341:THR:O	1:C:345:LEU:HG	2.14	0.48
1:C:365:VAL:HG22	1:C:389:PHE:CE1	2.46	0.48
1:D:182:LEU:HD12	1:D:432:HIS:HE1	1.73	0.48
1:A:183:LEU:HD21	1:A:438:MET:HG3	1.96	0.48
1:A:418:PRO:O	1:A:419:VAL:CG1	2.59	0.48
1:C:418:PRO:C	1:C:420:ALA:H	2.17	0.48
1:D:359:PHE:CE2	1:D:363:LEU:HD22	2.47	0.48
1:B:24:ILE:O	1:B:28:ASP:HB2	2.13	0.48
1:B:172:ASP:OD1	1:B:173:LYS:N	2.47	0.48
1:C:428:PHE:HA	1:C:433:ILE:CG2	2.44	0.47
1:A:102:GLY:HA3	1:A:296:ALA:HB1	1.95	0.47
1:A:196:THR:OG1	1:A:198:VAL:O	2.31	0.47
1:C:155:ALA:HB3	1:C:426:ILE:HD12	1.96	0.47
1:C:99:LEU:HA	1:C:296:ALA:CB	2.45	0.47
1:A:155:ALA:HB3	1:A:426:ILE:CD1	2.43	0.47
1:C:89:LEU:HD23	1:D:95:SER:HA	1.97	0.47
1:A:360:VAL:O	1:A:364:VAL:HG23	2.14	0.47
1:C:418:PRO:O	1:C:419:VAL:CG1	2.62	0.47
1:B:110:MET:HB2	1:B:115:LEU:HB3	1.97	0.47
1:B:204:ALA:HB3	1:B:326:PHE:CE1	2.49	0.47
1:D:174:GLN:OE1	1:D:174:GLN:HA	2.13	0.47
1:D:278:SER:HB2	1:D:291:PHE:HD2	1.80	0.47
1:A:394:GLU:OE2	1:A:400:PRO:HG3	2.14	0.47

*Continued on next page...*

*Continued from previous page...*

Atom-1	Atom-2	Interatomic distance (Å)	Clash overlap (Å)
1:B:139:PHE:CE2	1:B:184:GLY:HA3	2.49	0.47
1:C:139:PHE:CE2	1:C:184:GLY:HA3	2.50	0.47
1:C:359:PHE:CA	1:C:458:MET:HE3	2.44	0.47
1:A:191:ILE:HG12	1:A:228:MET:CE	2.43	0.47
1:C:35:LEU:CD2	1:C:39:LEU:HD11	2.42	0.47
1:C:175:ARG:O	1:C:179:VAL:N	2.48	0.47
1:D:201:PRO:CG	1:D:379:THR:HG21	2.41	0.47
1:D:390:ALA:HB1	1:D:400:PRO:HB2	1.97	0.47
1:A:150:SER:OG	1:A:151:ASN:N	2.47	0.47
1:B:417:LEU:HB2	1:B:418:PRO:HD2	1.97	0.47
1:C:349:LEU:O	1:C:353:VAL:HG22	2.15	0.47
1:B:237:TYR:CD2	1:B:241:LYS:HG2	2.49	0.47
1:C:236:LEU:CD2	1:C:441:VAL:HG11	2.40	0.46
1:D:418:PRO:C	1:D:420:ALA:H	2.19	0.46
1:A:133:VAL:O	1:A:137:MET:HB2	2.15	0.46
1:A:310:HIS:O	1:A:313:GLU:HB2	2.15	0.46
1:C:59:TRP:NE1	1:C:69:THR:HB	2.30	0.46
1:D:40:PRO:HD2	1:D:41:PHE:CE2	2.50	0.46
1:A:147:MET:O	1:A:196:THR:OG1	2.33	0.46
1:D:122:LYS:O	1:D:126:MET:HG2	2.15	0.46
1:D:177:THR:OG1	1:D:242:PRO:HG2	2.14	0.46
1:A:24:ILE:HG21	1:A:61:THR:CB	2.45	0.46
1:A:179:VAL:CA	1:A:432:HIS:HE1	2.27	0.46
1:B:98:PHE:HB3	1:B:297:LEU:HD21	1.97	0.46
1:D:150:SER:OG	1:D:151:ASN:N	2.49	0.46
1:A:74:PRO:HG2	1:A:92:PHE:CZ	2.50	0.46
1:A:461:TRP:CE3	1:A:462:GLN:HG3	2.51	0.46
1:B:418:PRO:O	1:B:419:VAL:HB	2.16	0.46
1:C:70:ALA:O	1:C:74:PRO:HD3	2.16	0.46
1:C:93:ALA:HB2	1:D:93:ALA:HB2	1.98	0.46
1:C:167:SER:HA	1:C:170:ASP:CG	2.36	0.46
1:C:419:VAL:O	1:C:419:VAL:HG22	2.15	0.46
1:D:241:LYS:O	1:D:241:LYS:HG3	2.16	0.46
1:D:386:ILE:HB	1:D:387:PRO:HD3	1.97	0.46
1:A:303:LEU:HB3	1:A:309:VAL:CG1	2.46	0.46
1:B:267:ILE:HD12	1:B:303:LEU:HD23	1.96	0.46
1:C:303:LEU:HB3	1:C:309:VAL:CG1	2.46	0.46
1:D:32:PHE:CE1	1:D:50:SER:HB3	2.51	0.46
1:A:377:SER:HB3	1:A:380:ALA:CB	2.44	0.46
1:B:138:LEU:HD13	1:B:162:VAL:HG22	1.98	0.46
1:C:362:ILE:CD1	1:C:458:MET:HE1	2.46	0.46

*Continued on next page...*

*Continued from previous page...*

Atom-1	Atom-2	Interatomic distance (Å)	Clash overlap (Å)
1:D:365:VAL:HG22	1:D:389:PHE:HE1	1.81	0.46
1:A:172:ASP:OD1	1:A:173:LYS:N	2.48	0.46
1:A:418:PRO:HD3	1:A:438:MET:CE	2.46	0.46
1:C:369:VAL:HG23	1:C:410:ALA:HB1	1.97	0.45
1:A:72:LEU:HA	1:A:75:VAL:HG12	1.98	0.45
1:C:183:LEU:HD11	1:C:438:MET:SD	2.56	0.45
1:B:122:LYS:O	1:B:126:MET:HG2	2.16	0.45
1:D:139:PHE:CE2	1:D:184:GLY:HA3	2.51	0.45
1:A:70:ALA:O	1:A:74:PRO:HD3	2.16	0.45
1:D:194:ILE:O	1:D:194:ILE:CG2	2.64	0.45
1:A:56:ALA:HA	1:A:384:LEU:HD22	1.98	0.45
1:A:109:ALA:HB2	1:A:309:VAL:HG11	1.98	0.45
1:A:341:THR:O	1:A:345:LEU:HG	2.16	0.45
1:D:418:PRO:O	1:D:419:VAL:CG1	2.56	0.45
1:B:115:LEU:HD21	1:B:265:LEU:HD23	1.99	0.45
1:B:150:SER:OG	1:B:151:ASN:N	2.50	0.45
1:C:47:LEU:HD11	1:C:80:PHE:CD1	2.52	0.45
1:C:141:VAL:HG12	1:C:158:MET:HE2	1.99	0.45
1:C:182:LEU:O	1:C:427:VAL:HG11	2.17	0.45
1:C:432:HIS:CG	1:C:433:ILE:N	2.84	0.45
1:D:207:ALA:CB	1:D:212:LEU:HB2	2.46	0.45
1:B:259:LYS:HE3	1:B:259:LYS:HB2	1.86	0.45
1:C:150:SER:OG	1:C:151:ASN:N	2.50	0.45
1:D:194:ILE:HA	1:D:217:TRP:HH2	1.81	0.45
1:D:152:THR:OG1	1:D:422:PRO:HG2	2.16	0.45
1:C:421:THR:CG2	1:C:422:PRO:HD2	2.46	0.45
1:A:309:VAL:CG2	1:A:313:GLU:HB2	2.46	0.45
1:B:171:ALA:HB3	1:B:174:GLN:CB	2.46	0.45
1:D:70:ALA:O	1:D:74:PRO:HD3	2.17	0.45
1:D:175:ARG:NH1	1:D:434:LYS:HG3	2.26	0.45
1:D:393:ALA:HB2	1:D:403:LEU:HD12	1.98	0.45
1:A:24:ILE:HD13	1:A:61:THR:HB	1.98	0.45
1:A:106:LEU:O	1:A:110:MET:HG2	2.17	0.45
1:B:171:ALA:HB3	1:B:174:GLN:HB2	1.98	0.45
1:C:133:VAL:HG22	1:C:133:VAL:O	2.17	0.44
1:A:186:ALA:HB2	1:A:427:VAL:CG2	2.47	0.44
1:B:172:ASP:O	1:B:175:ARG:HG3	2.16	0.44
1:C:172:ASP:C	1:C:174:GLN:H	2.21	0.44
1:D:418:PRO:HD3	1:D:438:MET:HE1	1.99	0.44
1:A:109:ALA:HB1	1:A:303:LEU:HD22	1.98	0.44
1:A:151:ASN:HD21	1:A:193:GLY:HA3	1.82	0.44

*Continued on next page...*



*Continued from previous page...*

Atom-1	Atom-2	Interatomic distance (Å)	Clash overlap (Å)
1:A:311:TRP:CZ2	1:B:67:THR:HG21	2.52	0.44
1:A:370:VAL:HG23	1:A:410:ALA:HB1	1.99	0.44
1:B:21:ASN:HB3	1:B:63:ALA:HB1	1.99	0.44
1:C:65:HIS:HD2	1:D:311:TRP:HB3	1.82	0.44
1:C:110:MET:HB2	1:C:115:LEU:HB3	1.98	0.44
1:A:359:PHE:HA	1:A:458:MET:HE1	1.99	0.44
1:B:212:LEU:HD13	1:B:217:TRP:HD1	1.82	0.44
1:C:279:SER:HB3	1:C:280:PRO:HD3	1.99	0.44
1:D:108:ALA:HB2	1:D:317:THR:HB	1.99	0.44
1:D:253:ALA:HB3	1:B:431:GLY:CA	2.35	0.44
1:A:32:PHE:CD1	1:A:50:SER:HB3	2.53	0.44
1:B:183:LEU:HD13	1:B:433:ILE:HD13	1.99	0.44
1:C:194:ILE:O	1:C:194:ILE:CG2	2.64	0.44
1:C:201:PRO:HB2	1:C:379:THR:CG2	2.48	0.44
1:A:309:VAL:HG22	1:A:313:GLU:HB2	1.98	0.44
1:B:210:VAL:CG2	1:B:212:LEU:HG	2.48	0.44
1:C:138:LEU:HD23	1:C:138:LEU:HA	1.90	0.44
1:D:274:LEU:HD23	1:D:281:ILE:HD13	2.00	0.44
1:A:279:SER:HB3	1:A:280:PRO:HD3	1.99	0.44
1:A:369:VAL:HG11	1:A:407:ILE:HG23	1.98	0.44
1:B:201:PRO:HB2	1:B:379:THR:CG2	2.47	0.44
1:A:144:LEU:HD23	1:A:144:LEU:O	2.18	0.44
1:A:349:LEU:HB3	1:A:353:VAL:HG13	2.00	0.44
1:B:31:LEU:HD11	1:B:35:LEU:HD11	1.99	0.44
1:B:141:VAL:HG12	1:B:158:MET:HE1	2.00	0.44
1:B:207:ALA:CA	1:B:212:LEU:HB2	2.46	0.44
1:D:72:LEU:HA	1:D:75:VAL:CG1	2.48	0.44
1:A:85:THR:OG1	1:B:289:LYS:HB3	2.18	0.43
1:A:369:VAL:HG21	1:A:410:ALA:HB3	1.99	0.43
1:B:129:GLY:C	1:B:248:PHE:HD1	2.21	0.43
1:C:166:LEU:HD13	1:C:178:TYR:HA	2.01	0.43
1:A:307:ARG:NH1	1:B:63:ALA:O	2.36	0.43
1:A:461:TRP:HZ3	1:A:462:GLN:HE21	1.66	0.43
1:B:174:GLN:OE1	1:B:174:GLN:HA	2.17	0.43
1:C:443:LEU:O	1:C:447:ILE:HD12	2.18	0.43
1:D:346:ALA:HA	1:D:396:PHE:CE2	2.53	0.43
1:A:25:VAL:HG23	1:A:63:ALA:CB	2.48	0.43
1:B:129:GLY:HA2	1:B:248:PHE:CD1	2.53	0.43
1:B:133:VAL:HG22	1:B:133:VAL:O	2.18	0.43
1:B:151:ASN:ND2	1:B:189:ALA:O	2.51	0.43
1:B:193:GLY:O	1:B:203:ASN:ND2	2.38	0.43

*Continued on next page...*



*Continued from previous page...*

Atom-1	Atom-2	Interatomic distance (Å)	Clash overlap (Å)
1:A:99:LEU:HA	1:A:296:ALA:CB	2.48	0.43
1:A:310:HIS:H	1:A:313:GLU:HG3	1.84	0.43
1:B:147:MET:O	1:B:196:THR:OG1	2.37	0.43
1:C:142:THR:O	1:C:154:THR:HG21	2.19	0.43
1:C:359:PHE:HA	1:C:458:MET:HE1	1.99	0.43
1:A:343:VAL:HG23	1:A:395:ALA:HB1	2.01	0.43
1:B:167:SER:HB3	1:B:249:GLU:OE2	2.18	0.43
1:D:71:ILE:O	1:D:74:PRO:HD2	2.18	0.43
1:D:279:SER:HB3	1:D:280:PRO:HD3	2.01	0.43
1:A:66:VAL:CG1	1:A:325:LEU:HD13	2.35	0.43
1:A:332:LEU:HD23	1:A:387:PRO:HG2	2.01	0.43
1:B:168:LYS:HD3	1:B:168:LYS:HA	1.90	0.43
1:B:194:ILE:O	1:B:194:ILE:CG2	2.65	0.43
1:B:200:SER:OG	3:B:502:FUM:O7	2.34	0.43
1:C:85:THR:OG1	1:D:289:LYS:HB3	2.17	0.43
1:C:148:TRP:CH2	1:C:196:THR:HG21	2.54	0.43
1:B:237:TYR:CE2	1:B:241:LYS:HG2	2.54	0.43
1:C:71:ILE:O	1:C:74:PRO:HD2	2.19	0.43
1:C:362:ILE:CD1	1:C:454:THR:HG23	2.49	0.43
1:C:414:ALA:HB1	1:C:420:ALA:CB	2.28	0.43
1:A:149:ILE:HG22	1:A:150:SER:N	2.34	0.43
1:A:179:VAL:HG23	1:A:433:ILE:HB	2.01	0.43
1:D:110:MET:CE	1:D:149:ILE:HG13	2.49	0.43
1:D:120:ALA:O	1:D:124:LEU:HB2	2.18	0.43
1:A:197:LEU:HD23	1:A:197:LEU:O	2.19	0.43
1:C:386:ILE:HB	1:C:387:PRO:HD3	2.01	0.43
1:D:42:GLU:OE1	1:D:44:ASN:HB2	2.18	0.43
1:D:172:ASP:OD1	1:D:173:LYS:N	2.52	0.43
1:D:201:PRO:N	1:D:202:PRO:CD	2.82	0.43
1:A:194:ILE:O	1:A:194:ILE:CG2	2.65	0.43
1:B:237:TYR:CZ	1:B:241:LYS:HE2	2.54	0.43
1:B:241:LYS:HZ1	1:B:244:LEU:HB2	1.82	0.43
1:B:296:ALA:O	1:B:300:ILE:HG13	2.18	0.43
1:D:210:VAL:CG2	1:D:212:LEU:HG	2.49	0.42
1:A:236:LEU:CD2	1:A:441:VAL:HG11	2.39	0.42
1:B:421:THR:CG2	1:B:422:PRO:HD2	2.48	0.42
1:C:85:THR:HG21	1:D:290:SER:H	1.84	0.42
1:D:237:TYR:CE2	1:D:241:LYS:HG2	2.54	0.42
1:A:201:PRO:CG	1:A:379:THR:HG21	2.46	0.42
1:B:349:LEU:O	1:B:353:VAL:HG13	2.19	0.42
1:C:55:ILE:HD11	1:C:76:MET:HE3	2.00	0.42

*Continued on next page...*

*Continued from previous page...*

Atom-1	Atom-2	Interatomic distance (Å)	Clash overlap (Å)
1:C:74:PRO:O	1:C:78:VAL:HG23	2.19	0.42
1:D:265:LEU:HD13	1:D:265:LEU:O	2.20	0.42
1:A:393:ALA:CB	1:A:403:LEU:HD12	2.46	0.42
1:B:265:LEU:O	1:B:265:LEU:HD13	2.19	0.42
1:B:432:HIS:CG	1:B:433:ILE:N	2.88	0.42
1:D:207:ALA:CA	1:D:212:LEU:HB2	2.47	0.42
1:D:398:MET:HB3	1:D:398:MET:HE3	1.81	0.42
1:A:45:VAL:O	1:A:49:ILE:HG12	2.19	0.42
1:A:93:ALA:HB2	1:B:93:ALA:HB2	2.00	0.42
1:A:303:LEU:O	1:A:308:VAL:HG12	2.19	0.42
1:B:47:LEU:HD11	1:B:80:PHE:CD1	2.54	0.42
1:B:71:ILE:O	1:B:74:PRO:HD2	2.19	0.42
1:B:106:LEU:HD12	1:B:303:LEU:HD11	2.00	0.42
1:B:277:PHE:O	1:B:280:PRO:HD2	2.19	0.42
1:B:346:ALA:CB	1:B:395:ALA:HB3	2.50	0.42
1:B:369:VAL:HG12	1:B:385:LEU:HD12	2.00	0.42
1:B:369:VAL:HG23	1:B:410:ALA:HB1	1.99	0.42
1:C:145:LEU:HD22	1:C:149:ILE:HD12	2.00	0.42
1:A:138:LEU:HD23	1:A:138:LEU:HA	1.89	0.42
1:A:156:ALA:N	1:A:426:ILE:HD13	2.35	0.42
1:A:389:PHE:CG	1:A:407:ILE:HD11	2.55	0.42
1:B:241:LYS:O	1:B:241:LYS:CG	2.65	0.42
1:B:131:MET:HA	1:B:134:ALA:HB3	2.01	0.42
1:B:187:TYR:OH	1:B:415:PHE:O	2.25	0.42
1:C:274:LEU:O	1:C:278:SER:HB3	2.20	0.42
1:B:96:ILE:HG13	1:B:208:ALA:HA	2.02	0.42
1:B:393:ALA:HB2	1:B:403:LEU:HD12	2.01	0.42
1:C:369:VAL:CG2	1:C:410:ALA:HB3	2.50	0.42
1:A:105:ALA:CB	1:A:300:ILE:HG12	2.49	0.42
1:B:74:PRO:HG2	1:B:92:PHE:CZ	2.55	0.42
1:C:241:LYS:O	1:C:241:LYS:CG	2.67	0.42
1:C:259:LYS:HE3	1:C:259:LYS:HB2	1.83	0.42
1:C:303:LEU:HB3	1:C:309:VAL:HG12	2.00	0.42
1:C:455:ALA:O	1:C:459:LEU:HG	2.18	0.42
1:D:149:ILE:HG22	1:D:150:SER:N	2.35	0.42
1:D:242:PRO:HD2	1:D:243:THR:HG23	2.01	0.42
1:D:365:VAL:HG22	1:D:389:PHE:CE1	2.55	0.42
1:D:186:ALA:HB2	1:D:427:VAL:HG11	2.01	0.42
1:D:393:ALA:O	1:D:398:MET:HB3	2.20	0.42
1:A:169:VAL:CG1	1:A:174:GLN:HG2	2.50	0.42
1:C:421:THR:HG22	1:C:422:PRO:HD2	2.01	0.41

*Continued on next page...*

*Continued from previous page...*

Atom-1	Atom-2	Interatomic distance (Å)	Clash overlap (Å)
1:D:421:THR:CG2	1:D:422:PRO:HD2	2.50	0.41
1:B:147:MET:HG2	1:B:195:ALA:HB3	2.01	0.41
1:B:179:VAL:HG23	1:B:433:ILE:HB	2.02	0.41
1:B:241:LYS:HZ2	1:B:244:LEU:HB2	1.84	0.41
1:B:386:ILE:HB	1:B:387:PRO:HD3	2.02	0.41
1:D:105:ALA:HA	1:D:314:ILE:HG12	2.02	0.41
1:D:133:VAL:O	1:D:133:VAL:HG22	2.20	0.41
1:B:178:TYR:O	1:B:178:TYR:CG	2.74	0.41
1:B:197:LEU:HD21	1:B:204:ALA:HA	2.02	0.41
1:C:78:VAL:HG21	1:C:85:THR:HA	2.01	0.41
1:D:432:HIS:CG	1:D:433:ILE:N	2.88	0.41
1:B:65:HIS:HB3	1:B:68:VAL:HG23	2.02	0.41
1:B:71:ILE:HD11	1:B:324:LEU:HD23	2.02	0.41
1:B:360:VAL:O	1:B:364:VAL:HG23	2.20	0.41
1:A:174:GLN:NE2	1:A:177:THR:OG1	2.46	0.41
1:A:418:PRO:O	1:A:420:ALA:N	2.53	0.41
1:B:42:GLU:OE1	1:B:44:ASN:HB2	2.21	0.41
1:C:149:ILE:HG22	1:C:150:SER:N	2.35	0.41
1:B:202:PRO:HG3	1:B:379:THR:HA	2.01	0.41
1:C:369:VAL:HG23	1:C:410:ALA:CB	2.51	0.41
1:A:166:LEU:HD22	1:A:178:TYR:CD1	2.55	0.41
1:B:151:ASN:HD21	1:B:193:GLY:HA3	1.86	0.41
1:B:174:GLN:NE2	1:B:242:PRO:HB2	2.36	0.41
1:B:332:LEU:HD23	1:B:387:PRO:HG2	2.01	0.41
1:D:274:LEU:CD2	1:D:281:ILE:HD13	2.51	0.41
1:D:277:PHE:O	1:D:280:PRO:HD2	2.20	0.41
1:A:169:VAL:HG11	1:A:174:GLN:HG2	2.03	0.41
1:A:187:TYR:OH	1:A:415:PHE:O	2.18	0.41
1:B:171:ALA:O	1:B:174:GLN:HB3	2.21	0.41
1:B:201:PRO:N	1:B:202:PRO:CD	2.83	0.41
1:C:452:LEU:HD11	1:C:456:ILE:HD11	2.03	0.41
1:A:72:LEU:HG	1:A:76:MET:HE3	2.02	0.41
1:A:356:MET:HE3	1:A:360:VAL:HG12	2.00	0.41
1:B:127:ALA:HB2	1:B:137:MET:SD	2.61	0.41
1:B:455:ALA:O	1:B:459:LEU:HG	2.21	0.41
1:D:139:PHE:CZ	1:D:184:GLY:HA3	2.56	0.41
1:A:145:LEU:HD23	1:A:145:LEU:HA	1.91	0.41
1:A:210:VAL:CG2	1:A:212:LEU:HG	2.50	0.41
1:A:304:SER:HB3	1:B:68:VAL:HG11	2.02	0.41
1:B:349:LEU:HB3	1:B:353:VAL:HG13	2.02	0.41
1:B:421:THR:HG22	1:B:422:PRO:HD2	2.03	0.41

*Continued on next page...*

*Continued from previous page...*

Atom-1	Atom-2	Interatomic distance (Å)	Clash overlap (Å)
1:C:201:PRO:N	1:C:202:PRO:CD	2.84	0.41
1:D:174:GLN:NE2	1:D:177:THR:OG1	2.49	0.41
1:D:212:LEU:HD13	1:D:217:TRP:HD1	1.85	0.41
1:D:264:THR:OG1	1:D:308:VAL:HG21	2.20	0.41
1:A:123:VAL:O	1:A:137:MET:CE	2.69	0.41
1:B:149:ILE:HG22	1:B:150:SER:N	2.35	0.41
1:B:233:ILE:HD13	1:B:233:ILE:HA	1.92	0.41
1:C:434:LYS:HB2	1:C:437:GLU:HG3	2.03	0.40
1:D:357:GLY:O	1:D:361:VAL:HG23	2.21	0.40
1:A:418:PRO:C	1:A:420:ALA:N	2.74	0.40
1:D:289:LYS:HD2	1:D:289:LYS:HA	1.87	0.40
1:D:461:TRP:CE3	1:D:461:TRP:C	2.95	0.40
1:A:186:ALA:HB2	1:A:427:VAL:HG21	2.03	0.40
1:B:174:GLN:HE22	1:B:242:PRO:HB2	1.85	0.40
1:B:175:ARG:HH12	1:B:434:LYS:HG3	1.85	0.40
1:D:28:ASP:OD2	1:D:57:VAL:HB	2.21	0.40
1:D:123:VAL:O	1:D:126:MET:HB2	2.21	0.40
1:D:228:MET:HG3	1:D:452:LEU:CD2	2.47	0.40
1:D:358:ILE:O	1:D:362:ILE:HG23	2.22	0.40
1:A:109:ALA:CB	1:A:303:LEU:HD22	2.51	0.40
1:A:351:ASP:HA	1:A:354:SER:OG	2.21	0.40
1:B:175:ARG:HH12	1:B:434:LYS:CD	2.34	0.40
1:B:369:VAL:HA	1:B:372:LEU:HB3	2.02	0.40
1:B:418:PRO:HD3	1:B:438:MET:HE1	2.01	0.40
1:C:39:LEU:HA	1:C:40:PRO:HD3	1.96	0.40
1:D:267:ILE:HD13	1:D:303:LEU:HD23	2.03	0.40
1:A:175:ARG:HH12	1:A:434:LYS:CG	2.18	0.40
1:A:421:THR:CG2	1:A:422:PRO:HD2	2.51	0.40
1:C:141:VAL:HG12	1:C:158:MET:CE	2.52	0.40
1:C:141:VAL:CG1	1:C:158:MET:HE1	2.51	0.40
1:C:421:THR:O	1:C:424:ASN:HB2	2.21	0.40
1:D:214:PHE:CD2	1:D:275:TRP:HB3	2.56	0.40
1:D:461:TRP:CE3	1:D:461:TRP:O	2.74	0.40

There are no symmetry-related clashes.

## 5.3 Torsion angles

### 5.3.1 Protein backbone

In the following table, the Percentiles column shows the percent Ramachandran outliers of the chain as a percentile score with respect to all X-ray entries followed by that with respect to entries of similar resolution.

The Analysed column shows the number of residues for which the backbone conformation was analysed, and the total number of residues.

Mol	Chain	Analysed	Favoured	Allowed	Outliers	Percentiles	
1	A	428/449 (95%)	393 (92%)	31 (7%)	4 (1%)	17	48
1	B	442/449 (98%)	403 (91%)	35 (8%)	4 (1%)	17	48
1	C	428/449 (95%)	389 (91%)	31 (7%)	8 (2%)	8	34
1	D	442/449 (98%)	403 (91%)	34 (8%)	5 (1%)	14	45
All	All	1740/1796 (97%)	1588 (91%)	131 (8%)	21 (1%)	13	42

All (21) Ramachandran outliers are listed below:

Mol	Chain	Res	Type
1	C	242	PRO
1	D	240	LEU
1	D	242	PRO
1	D	419	VAL
1	A	242	PRO
1	A	419	VAL
1	B	242	PRO
1	B	419	VAL
1	C	419	VAL
1	D	252	ARG
1	A	40	PRO
1	C	40	PRO
1	C	173	LYS
1	D	40	PRO
1	B	40	PRO
1	C	416	MET
1	C	150	SER
1	B	150	SER
1	C	418	PRO
1	C	129	GLY
1	A	129	GLY

### 5.3.2 Protein sidechains ⓘ

In the following table, the Percentiles column shows the percent sidechain outliers of the chain as a percentile score with respect to all X-ray entries followed by that with respect to entries of similar resolution.

The Analysed column shows the number of residues for which the sidechain conformation was analysed, and the total number of residues.

Mol	Chain	Analysed	Rotameric	Outliers	Percentiles	
1	A	339/357 (95%)	334 (98%)	5 (2%)	65	81
1	B	347/357 (97%)	340 (98%)	7 (2%)	55	76
1	C	339/357 (95%)	331 (98%)	8 (2%)	49	73
1	D	347/357 (97%)	340 (98%)	7 (2%)	55	76
All	All	1372/1428 (96%)	1345 (98%)	27 (2%)	55	76

All (27) residues with a non-rotameric sidechain are listed below:

Mol	Chain	Res	Type
1	C	158	MET
1	C	172	ASP
1	C	227	MET
1	C	241	LYS
1	C	289	LYS
1	C	307	ARG
1	C	432	HIS
1	C	461	TRP
1	D	227	MET
1	D	241	LYS
1	D	248	PHE
1	D	250	LEU
1	D	289	LYS
1	D	432	HIS
1	D	461	TRP
1	A	100	PHE
1	A	241	LYS
1	A	289	LYS
1	A	307	ARG
1	A	461	TRP
1	B	227	MET
1	B	241	LYS
1	B	249	GLU
1	B	289	LYS

*Continued on next page...*

*Continued from previous page...*

Mol	Chain	Res	Type
1	B	307	ARG
1	B	432	HIS
1	B	461	TRP

Sometimes sidechains can be flipped to improve hydrogen bonding and reduce clashes. All (3) such sidechains are listed below:

Mol	Chain	Res	Type
1	D	21	ASN
1	A	432	HIS
1	B	151	ASN

### 5.3.3 RNA [i](#)

There are no RNA molecules in this entry.

## 5.4 Non-standard residues in protein, DNA, RNA chains [i](#)

There are no non-standard protein/DNA/RNA residues in this entry.

## 5.5 Carbohydrates [i](#)

There are no monosaccharides in this entry.

## 5.6 Ligand geometry [i](#)

Of 9 ligands modelled in this entry, 7 are monoatomic - leaving 2 for Mogul analysis.

In the following table, the Counts columns list the number of bonds (or angles) for which Mogul statistics could be retrieved, the number of bonds (or angles) that are observed in the model and the number of bonds (or angles) that are defined in the Chemical Component Dictionary. The Link column lists molecule types, if any, to which the group is linked. The Z score for a bond length (or angle) is the number of standard deviations the observed value is removed from the expected value. A bond length (or angle) with  $|Z| > 2$  is considered an outlier worth inspection. RMSZ is the root-mean-square of all Z scores of the bond lengths (or angles).

Mol	Type	Chain	Res	Link	Bond lengths			Bond angles		
					Counts	RMSZ	$\# Z  > 2$	Counts	RMSZ	$\# Z  > 2$
3	FUM	B	502	-	1,7,7	0.43	0	2,8,8	1.98	1 (50%)
3	FUM	C	503	-	1,7,7	0.40	0	2,8,8	1.75	0

In the following table, the Chirals column lists the number of chiral outliers, the number of chiral centers analysed, the number of these observed in the model and the number defined in the Chemical Component Dictionary. Similar counts are reported in the Torsion and Rings columns. '-' means no outliers of that kind were identified.

Mol	Type	Chain	Res	Link	Chirals	Torsions	Rings
3	FUM	B	502	-	-	0/0/5/5	-
3	FUM	C	503	-	-	0/0/5/5	-

There are no bond length outliers.

All (1) bond angle outliers are listed below:

Mol	Chain	Res	Type	Atoms	Z	Observed(°)	Ideal(°)
3	B	502	FUM	C6-C5-C4	-2.09	119.23	123.69

There are no chirality outliers.

There are no torsion outliers.

There are no ring outliers.

1 monomer is involved in 1 short contact:

Mol	Chain	Res	Type	Clashes	Symm-Clashes
3	B	502	FUM	1	0

## 5.7 Other polymers [i](#)

There are no such residues in this entry.

## 5.8 Polymer linkage issues [i](#)

There are no chain breaks in this entry.



## 6 Fit of model and data ⓘ

### 6.1 Protein, DNA and RNA chains ⓘ

In the following table, the column labelled ‘#RSRZ > 2’ contains the number (and percentage) of RSRZ outliers, followed by percent RSRZ outliers for the chain as percentile scores relative to all X-ray entries and entries of similar resolution. The OWAB column contains the minimum, median, 95<sup>th</sup> percentile and maximum values of the occupancy-weighted average B-factor per residue. The column labelled ‘Q < 0.9’ lists the number of (and percentage) of residues with an average occupancy less than 0.9.

Mol	Chain	Analysed	<RSRZ>	#RSRZ>2	OWAB(Å <sup>2</sup> )	Q<0.9
1	A	432/449 (96%)	-0.14	19 (4%) 34 33	70, 115, 176, 200	0
1	B	444/449 (98%)	-0.02	25 (5%) 24 23	64, 104, 160, 197	0
1	C	432/449 (96%)	0.02	27 (6%) 20 20	58, 101, 166, 243	0
1	D	444/449 (98%)	-0.07	25 (5%) 24 23	59, 98, 147, 174	0
All	All	1752/1796 (97%)	-0.05	96 (5%) 25 23	58, 104, 163, 243	0

All (96) RSRZ outliers are listed below:

Mol	Chain	Res	Type	RSRZ
1	B	252	ARG	7.2
1	A	168	LYS	6.7
1	B	251	ASP	6.2
1	C	124	LEU	6.0
1	D	243	THR	5.8
1	D	462	GLN	5.6
1	D	356	MET	5.6
1	C	138	LEU	5.6
1	B	168	LYS	5.6
1	B	169	VAL	5.2
1	C	178	TYR	4.9
1	C	256	ASN	4.7
1	C	19	HIS	4.7
1	A	257	TRP	4.7
1	B	462	GLN	4.6
1	C	165	VAL	4.4
1	B	36	TYR	4.3
1	C	137	MET	4.3
1	C	166	LEU	4.3
1	C	169	VAL	4.3
1	D	245	ASN	4.3

*Continued on next page...*

*Continued from previous page...*

Mol	Chain	Res	Type	RSRZ
1	C	133	VAL	4.2
1	C	243	THR	4.1
1	B	38	PHE	4.1
1	B	128	GLN	4.1
1	A	165	VAL	4.0
1	B	37	HIS	3.9
1	D	177	THR	3.9
1	D	246	GLY	3.8
1	B	249	GLU	3.8
1	A	238	PHE	3.8
1	D	168	LYS	3.7
1	C	132	SER	3.7
1	B	253	ALA	3.6
1	C	163	LEU	3.6
1	A	417	LEU	3.5
1	A	167	SER	3.5
1	D	461	TRP	3.4
1	C	167	SER	3.4
1	C	170	ASP	3.3
1	D	248	PHE	3.3
1	D	398	MET	3.2
1	C	40	PRO	3.1
1	A	256	ASN	3.1
1	A	444	TYR	3.1
1	C	168	LYS	3.1
1	D	247	MET	3.1
1	B	166	LEU	3.1
1	C	126	MET	3.1
1	A	169	VAL	3.1
1	D	355	HIS	3.0
1	B	356	MET	3.0
1	A	164	GLY	3.0
1	A	375	PHE	3.0
1	D	357	GLY	2.9
1	D	244	LEU	2.8
1	C	136	PHE	2.8
1	A	259	LYS	2.8
1	D	460	PHE	2.8
1	C	199	GLY	2.7
1	C	125	ALA	2.7
1	D	249	GLU	2.7
1	D	257	TRP	2.6

*Continued on next page...*

*Continued from previous page...*

Mol	Chain	Res	Type	RSRZ
1	D	169	VAL	2.6
1	A	129	GLY	2.6
1	A	130	LYS	2.6
1	B	167	SER	2.6
1	A	119	ILE	2.6
1	B	129	GLY	2.5
1	C	135	VAL	2.5
1	D	123	VAL	2.5
1	D	242	PRO	2.5
1	B	34	ALA	2.4
1	C	123	VAL	2.4
1	B	359	PHE	2.4
1	C	176	SER	2.4
1	D	254	PRO	2.4
1	A	128	GLN	2.4
1	D	250	LEU	2.4
1	B	35	LEU	2.4
1	C	462	GLN	2.3
1	D	259	LYS	2.3
1	A	288	PHE	2.3
1	B	199	GLY	2.2
1	D	432	HIS	2.2
1	B	33	LEU	2.2
1	C	162	VAL	2.2
1	B	250	LEU	2.2
1	A	418	PRO	2.2
1	B	358	ILE	2.1
1	A	131	MET	2.1
1	B	461	TRP	2.0
1	C	151	ASN	2.0
1	B	170	ASP	2.0
1	D	178	TYR	2.0
1	B	247	MET	2.0

## 6.2 Non-standard residues in protein, DNA, RNA chains ⓘ

There are no non-standard protein/DNA/RNA residues in this entry.

## 6.3 Carbohydrates ⓘ

There are no monosaccharides in this entry.

## 6.4 Ligands [i](#)

In the following table, the Atoms column lists the number of modelled atoms in the group and the number defined in the chemical component dictionary. The B-factors column lists the minimum, median, 95<sup>th</sup> percentile and maximum values of B factors of atoms in the group. The column labelled 'Q< 0.9' lists the number of atoms with occupancy less than 0.9.

Mol	Type	Chain	Res	Atoms	RSCC	RSR	B-factors(Å <sup>2</sup> )	Q<0.9
3	FUM	C	503	8/8	0.85	0.26	103,123,146,154	0
2	NA	A	501	1/1	0.86	0.08	115,115,115,115	0
2	NA	A	502	1/1	0.87	0.19	179,179,179,179	0
3	FUM	B	502	8/8	0.88	0.23	97,118,142,142	0
2	NA	D	501	1/1	0.92	0.15	146,146,146,146	0
2	NA	B	501	1/1	0.93	0.16	81,81,81,81	0
2	NA	C	501	1/1	0.94	0.36	175,175,175,175	0
2	NA	C	502	1/1	0.94	0.29	193,193,193,193	0
2	NA	D	502	1/1	0.99	0.20	164,164,164,164	0

## 6.5 Other polymers [i](#)

There are no such residues in this entry.