



Full wwPDB X-ray Structure Validation Report ⓘ

May 29, 2020 – 09:10 pm BST

PDB ID : 3OL6
Title : Poliovirus polymerase elongation complex
Authors : Gong, P.; Peersen, O.B.
Deposited on : 2010-08-25
Resolution : 2.50 Å(reported)

This is a Full wwPDB X-ray Structure Validation Report for a publicly released PDB entry.

We welcome your comments at validation@mail.wwpdb.org

A user guide is available at

<https://www.wwpdb.org/validation/2017/XrayValidationReportHelp>

with specific help available everywhere you see the ⓘ symbol.

The following versions of software and data (see [references ⓘ](#)) were used in the production of this report:

MolProbity : 4.02b-467
Mogul : 1.8.5 (274361), CSD as541be (2020)
Xtriage (Phenix) : 1.13
EDS : 2.11
Percentile statistics : 20191225.v01 (using entries in the PDB archive December 25th 2019)
Refmac : 5.8.0158
CCP4 : 7.0.044 (Gargrove)
Ideal geometry (proteins) : Engh & Huber (2001)
Ideal geometry (DNA, RNA) : Parkinson et al. (1996)
Validation Pipeline (wwPDB-VP) : 2.11

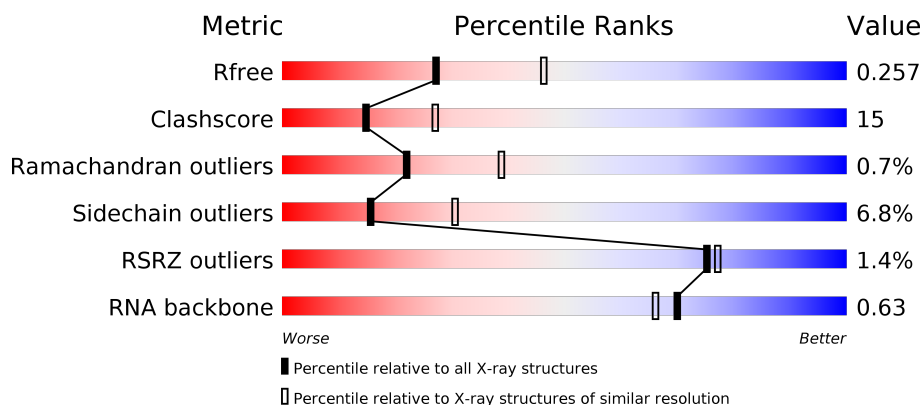
1 Overall quality at a glance

The following experimental techniques were used to determine the structure:

X-RAY DIFFRACTION

The reported resolution of this entry is 2.50 Å.

Percentile scores (ranging between 0-100) for global validation metrics of the entry are shown in the following graphic. The table shows the number of entries on which the scores are based.



Metric	Whole archive (#Entries)	Similar resolution (#Entries, resolution range(Å))
R_{free}	130704	4661 (2.50-2.50)
Clashscore	141614	5346 (2.50-2.50)
Ramachandran outliers	138981	5231 (2.50-2.50)
Sidechain outliers	138945	5233 (2.50-2.50)
RSRZ outliers	127900	4559 (2.50-2.50)
RNA backbone	3102	1008 (2.84-2.16)

The table below summarises the geometric issues observed across the polymeric chains and their fit to the electron density. The red, orange, yellow and green segments on the lower bar indicate the fraction of residues that contain outliers for ≥ 3 , 2, 1 and 0 types of geometric quality criteria respectively. A grey segment represents the fraction of residues that are not modelled. The numeric value for each fraction is indicated below the corresponding segment, with a dot representing fractions $\leq 5\%$. The upper red bar (where present) indicates the fraction of residues that have poor fit to the electron density. The numeric value is given above the bar.

Mol	Chain	Length	Quality of chain
1	A	471	<div> <div></div> <div>67%27% . .</div> </div>
1	E	471	<div> <div>%</div> <div>68%25% . .</div> </div>
1	I	471	<div> <div>%</div> <div>70%25% . .</div> </div>
1	M	471	<div> <div>%</div> <div>71%24% . .</div> </div>

Continued on next page...

Continued from previous page...

Mol	Chain	Length	Quality of chain
2	B	26	
2	F	26	
2	J	26	
2	N	26	
3	C	14	
3	G	14	
3	K	14	
3	O	14	
4	D	9	
4	H	9	
4	L	9	
4	P	9	

The following table lists non-polymeric compounds, carbohydrate monomers and non-standard residues in protein, DNA, RNA chains that are outliers for geometric or electron-density-fit criteria:

Mol	Type	Chain	Res	Chirality	Geometry	Clashes	Electron density
6	IPA	A	6012	-	-	X	-
6	IPA	E	6007	-	-	X	-

2 Entry composition

There are 7 unique types of molecules in this entry. The entry contains 18629 atoms, of which 0 are hydrogens and 0 are deuteriums.

In the tables below, the ZeroOcc column contains the number of atoms modelled with zero occupancy, the AltConf column contains the number of residues with at least one atom in alternate conformation and the Trace column contains the number of residues modelled with at most 2 atoms.

- Molecule 1 is a protein called Polymerase.

Mol	Chain	Residues	Atoms					ZeroOcc	AltConf	Trace
1	A	461	Total	C	N	O	S	0	0	0
			3697	2370	610	695	22			
1	E	461	Total	C	N	O	S	0	0	0
			3697	2370	610	695	22			
1	I	461	Total	C	N	O	S	0	0	0
			3697	2370	610	695	22			
1	M	461	Total	C	N	O	S	0	0	0
			3697	2370	610	695	22			

There are 44 discrepancies between the modelled and reference sequences:

Chain	Residue	Modelled	Actual	Comment	Reference
A	446	ASP	LEU	ENGINEERED MUTATION	UNP B3VQP5
A	462	GLY	-	EXPRESSION TAG	UNP B3VQP5
A	463	SER	-	EXPRESSION TAG	UNP B3VQP5
A	464	SER	-	EXPRESSION TAG	UNP B3VQP5
A	465	SER	-	EXPRESSION TAG	UNP B3VQP5
A	466	HIS	-	EXPRESSION TAG	UNP B3VQP5
A	467	HIS	-	EXPRESSION TAG	UNP B3VQP5
A	468	HIS	-	EXPRESSION TAG	UNP B3VQP5
A	469	HIS	-	EXPRESSION TAG	UNP B3VQP5
A	470	HIS	-	EXPRESSION TAG	UNP B3VQP5
A	471	HIS	-	EXPRESSION TAG	UNP B3VQP5
E	446	ASP	LEU	ENGINEERED MUTATION	UNP B3VQP5
E	462	GLY	-	EXPRESSION TAG	UNP B3VQP5
E	463	SER	-	EXPRESSION TAG	UNP B3VQP5
E	464	SER	-	EXPRESSION TAG	UNP B3VQP5
E	465	SER	-	EXPRESSION TAG	UNP B3VQP5
E	466	HIS	-	EXPRESSION TAG	UNP B3VQP5
E	467	HIS	-	EXPRESSION TAG	UNP B3VQP5
E	468	HIS	-	EXPRESSION TAG	UNP B3VQP5
E	469	HIS	-	EXPRESSION TAG	UNP B3VQP5
E	470	HIS	-	EXPRESSION TAG	UNP B3VQP5

Continued on next page...

Continued from previous page...

Chain	Residue	Modelled	Actual	Comment	Reference
E	471	HIS	-	EXPRESSION TAG	UNP B3VQP5
I	446	ASP	LEU	ENGINEERED MUTATION	UNP B3VQP5
I	462	GLY	-	EXPRESSION TAG	UNP B3VQP5
I	463	SER	-	EXPRESSION TAG	UNP B3VQP5
I	464	SER	-	EXPRESSION TAG	UNP B3VQP5
I	465	SER	-	EXPRESSION TAG	UNP B3VQP5
I	466	HIS	-	EXPRESSION TAG	UNP B3VQP5
I	467	HIS	-	EXPRESSION TAG	UNP B3VQP5
I	468	HIS	-	EXPRESSION TAG	UNP B3VQP5
I	469	HIS	-	EXPRESSION TAG	UNP B3VQP5
I	470	HIS	-	EXPRESSION TAG	UNP B3VQP5
I	471	HIS	-	EXPRESSION TAG	UNP B3VQP5
M	446	ASP	LEU	ENGINEERED MUTATION	UNP B3VQP5
M	462	GLY	-	EXPRESSION TAG	UNP B3VQP5
M	463	SER	-	EXPRESSION TAG	UNP B3VQP5
M	464	SER	-	EXPRESSION TAG	UNP B3VQP5
M	465	SER	-	EXPRESSION TAG	UNP B3VQP5
M	466	HIS	-	EXPRESSION TAG	UNP B3VQP5
M	467	HIS	-	EXPRESSION TAG	UNP B3VQP5
M	468	HIS	-	EXPRESSION TAG	UNP B3VQP5
M	469	HIS	-	EXPRESSION TAG	UNP B3VQP5
M	470	HIS	-	EXPRESSION TAG	UNP B3VQP5
M	471	HIS	-	EXPRESSION TAG	UNP B3VQP5

- Molecule 2 is a RNA chain called RNA (5'-R(*AP*AP*GP*UP*CP*UP*CP*CP*AP*GP*GP*UP*CP*UP*CP*UP*CP*GP*UP*CP*CP*GP*GP*AP*AP*A)-3').

Mol	Chain	Residues	Atoms					ZeroOcc	AltConf	Trace
2	B	18	Total	C	N	O	P	0	0	0
			361	159	59	125	18			
2	F	18	Total	C	N	O	P	0	0	0
			361	159	59	125	18			
2	J	19	Total	C	N	O	P	0	0	0
			381	168	61	133	19			
2	N	19	Total	C	N	O	P	0	0	0
			381	168	61	133	19			

- Molecule 3 is a RNA chain called RNA (5'-R(*GP*CP*CP*CP*GP*GP*AP*CP*GP*AP*GP*AP*GP*A)-3').

Mol	Chain	Residues	Atoms					ZeroOcc	AltConf	Trace
3	C	14	Total 303	C 136	N 62	O 92	P 13	0	0	0
3	G	14	Total 303	C 136	N 62	O 92	P 13	0	0	0
3	K	14	Total 303	C 136	N 62	O 92	P 13	0	0	0
3	O	14	Total 303	C 136	N 62	O 92	P 13	0	0	0

- Molecule 4 is a RNA chain called RNA (5'-R(*GP*GP*GP*AP*GP*AP*UP*GP*A)-3').

Mol	Chain	Residues	Atoms					ZeroOcc	AltConf	Trace
4	D	3	Total 68	C 30	N 15	O 20	P 3	0	0	0
4	H	3	Total 68	C 30	N 15	O 20	P 3	0	0	0
4	L	4	Total 91	C 40	N 20	O 27	P 4	0	0	0
4	P	4	Total 91	C 40	N 20	O 27	P 4	0	0	0

- Molecule 5 is ZINC ION (three-letter code: ZN) (formula: Zn).

Mol	Chain	Residues	Atoms		ZeroOcc	AltConf
5	I	1	Total 1	Zn 1	0	0
5	A	1	Total 1	Zn 1	0	0
5	M	1	Total 1	Zn 1	0	0
5	E	1	Total 1	Zn 1	0	0

- Molecule 6 is ISOPROPYL ALCOHOL (three-letter code: IPA) (formula: C₃H₈O).



Mol	Chain	Residues	Atoms			ZeroOcc	AltConf
6	A	1	Total	C	O	0	0
			4	3	1		
6	A	1	Total	C	O	0	0
			4	3	1		
6	A	1	Total	C	O	0	0
			4	3	1		
6	A	1	Total	C	O	0	0
			4	3	1		
6	A	1	Total	C	O	0	0
			4	3	1		
6	E	1	Total	C	O	0	0
			4	3	1		
6	E	1	Total	C	O	0	0
			4	3	1		
6	G	1	Total	C	O	0	0
			4	3	1		
6	I	1	Total	C	O	0	0
			4	3	1		
6	I	1	Total	C	O	0	0
			4	3	1		
6	I	1	Total	C	O	0	0
			4	3	1		
6	M	1	Total	C	O	0	0
			4	3	1		
6	M	1	Total	C	O	0	0
			4	3	1		

Continued on next page...

Continued from previous page...

Mol	Chain	Residues	Atoms			ZeroOcc	AltConf
6	M	1	Total	C	O	0	0
			4	3	1		
6	M	1	Total	C	O	0	0
			4	3	1		

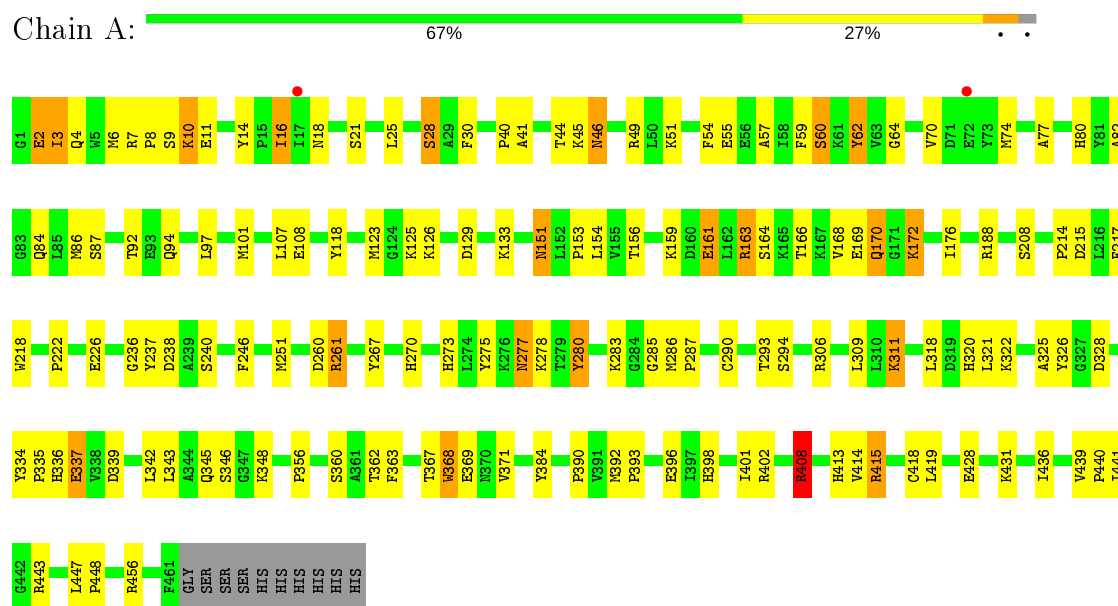
- Molecule 7 is water.

Mol	Chain	Residues	Atoms			ZeroOcc	AltConf
7	A	153	Total	O		0	0
			153	153			
7	B	19	Total	O		0	0
			19	19			
7	C	18	Total	O		0	0
			18	18			
7	D	2	Total	O		0	0
			2	2			
7	E	142	Total	O		0	0
			142	142			
7	F	28	Total	O		0	0
			28	28			
7	G	19	Total	O		0	0
			19	19			
7	H	2	Total	O		0	0
			2	2			
7	I	150	Total	O		0	0
			150	150			
7	J	24	Total	O		0	0
			24	24			
7	K	18	Total	O		0	0
			18	18			
7	L	1	Total	O		0	0
			1	1			
7	M	140	Total	O		0	0
			140	140			
7	N	25	Total	O		0	0
			25	25			
7	O	17	Total	O		0	0
			17	17			
7	P	1	Total	O		0	0
			1	1			

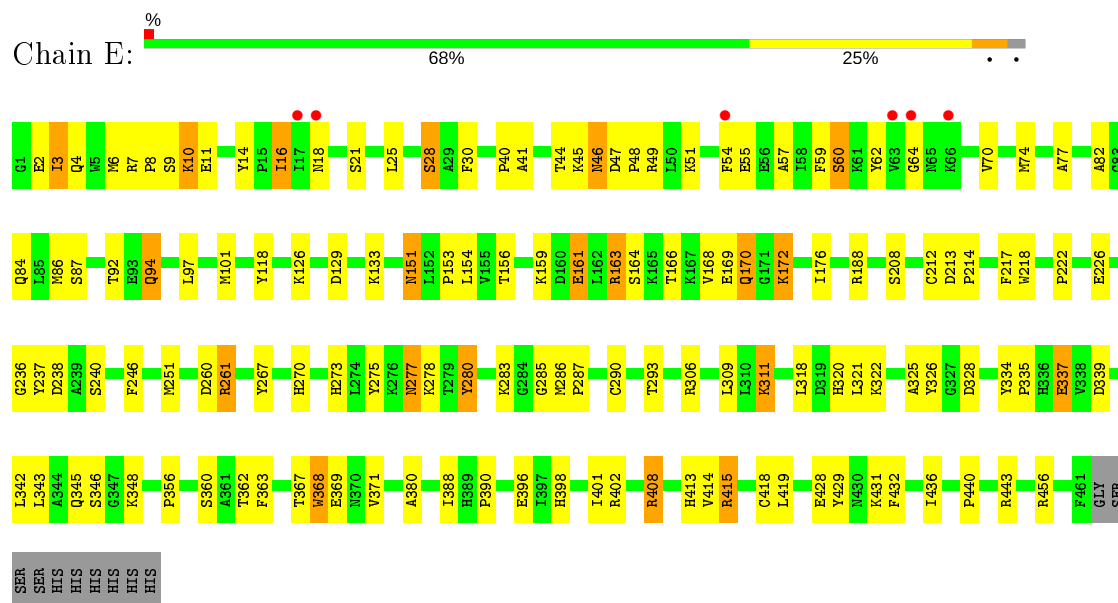
3 Residue-property plots

These plots are drawn for all protein, RNA and DNA chains in the entry. The first graphic for a chain summarises the proportions of the various outlier classes displayed in the second graphic. The second graphic shows the sequence view annotated by issues in geometry and electron density. Residues are color-coded according to the number of geometric quality criteria for which they contain at least one outlier: green = 0, yellow = 1, orange = 2 and red = 3 or more. A red dot above a residue indicates a poor fit to the electron density ($RSRZ > 2$). Stretches of 2 or more consecutive residues without any outlier are shown as a green connector. Residues present in the sample, but not in the model, are shown in grey.

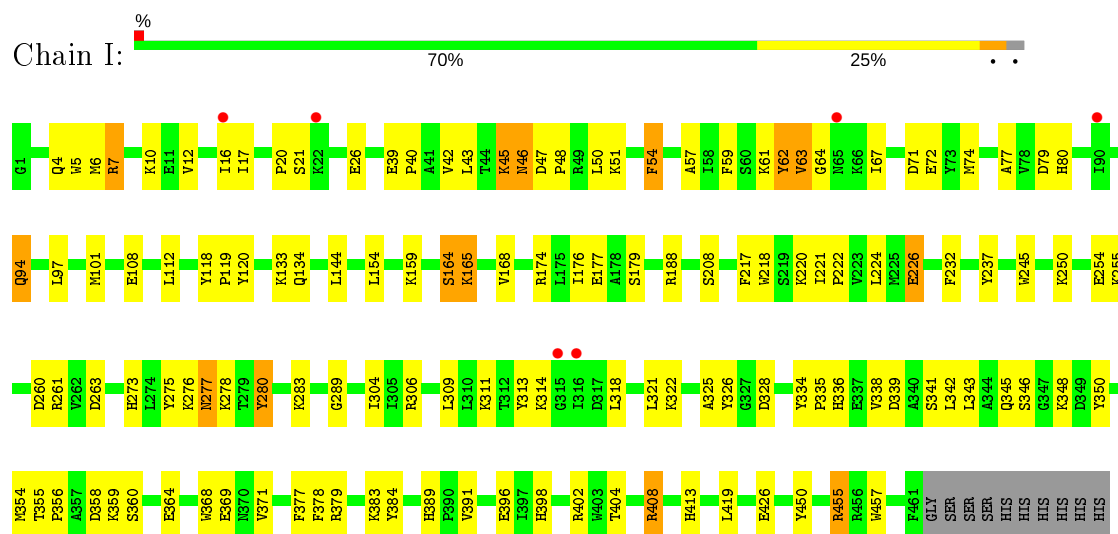
• Molecule 1: Polymerase



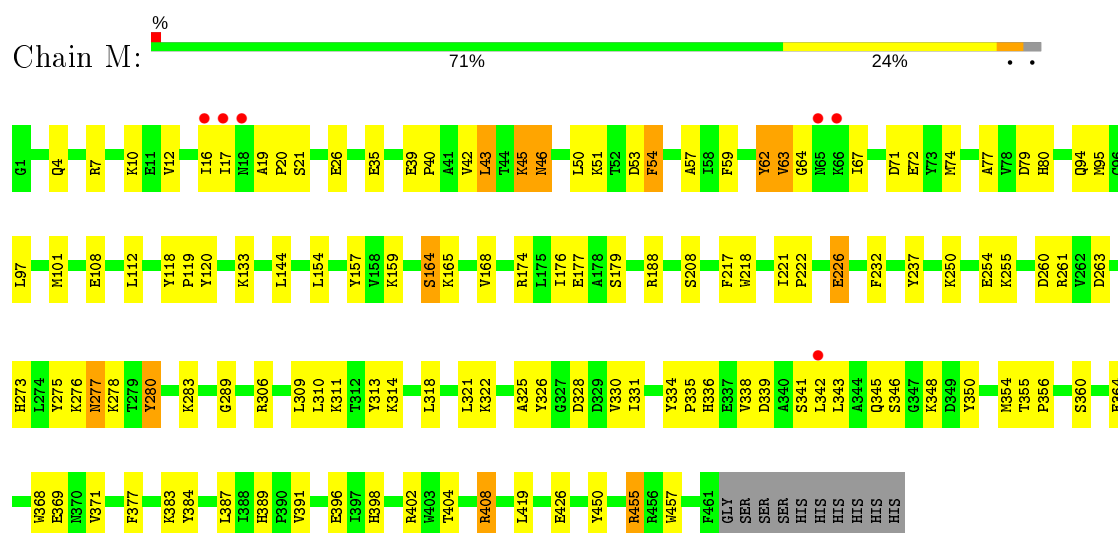
• Molecule 1: Polymerase



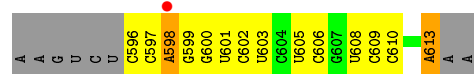
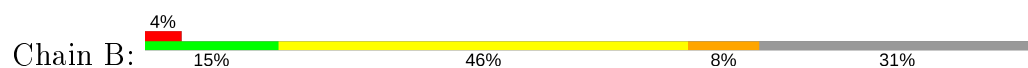
- Molecule 1: Polymerase



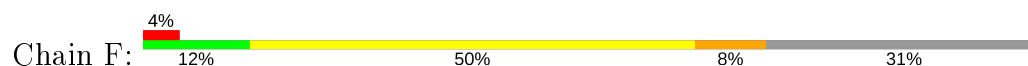
- Molecule 1: Polymerase



- Molecule 2: RNA (5'-R(*AP*AP*GP*UP*CP*UP*CP*CP*AP*GP*GP*UP*CP*UP*CP*UP*CP*GP*UP*CP*CP*GP*GP*AP*AP*A)-3')

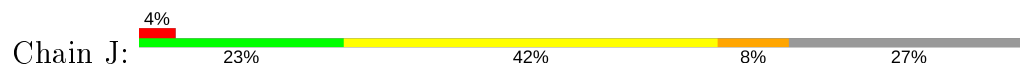


- Molecule 2: RNA (5'-R(*AP*AP*GP*UP*CP*UP*CP*CP*AP*GP*GP*UP*CP*UP*CP*UP*CP*GP*UP*CP*CP*GP*GP*AP*AP*A)-3')

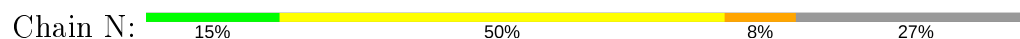




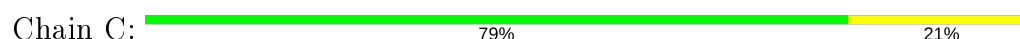
- Molecule 2: RNA (5'-R(*AP*AP*GP*UP*CP*UP*CP*CP*AP*GP*GP*UP*CP*UP*CP*UP*CP*GP*UP*CP*CP*GP*GP*AP*AP*A)-3')



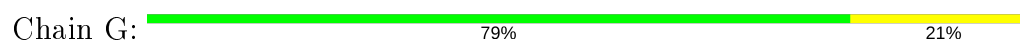
- Molecule 2: RNA (5'-R(*AP*AP*GP*UP*CP*UP*CP*CP*AP*GP*GP*UP*CP*UP*CP*UP*CP*GP*UP*CP*CP*GP*GP*AP*AP*A)-3')




- Molecule 3: RNA (5'-R(*GP*CP*CP*CP*GP*GP*AP*CP*GP*AP*GP*AP*GP*A)-3')




- Molecule 3: RNA (5'-R(*GP*CP*CP*CP*GP*GP*AP*CP*GP*AP*GP*AP*GP*A)-3')



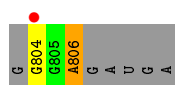
- Molecule 3: RNA (5'-R(*GP*CP*CP*CP*GP*GP*AP*CP*GP*AP*GP*AP*GP*A)-3')



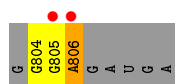
- Molecule 3: RNA (5'-R(*GP*GP*GP*AP*GP*AP*UP*GP*A)-3')



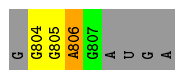
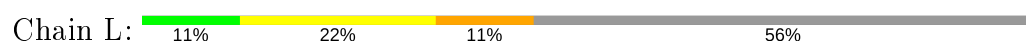
- Molecule 4: RNA (5'-R(*GP*GP*GP*AP*GP*AP*UP*GP*A)-3')



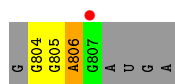
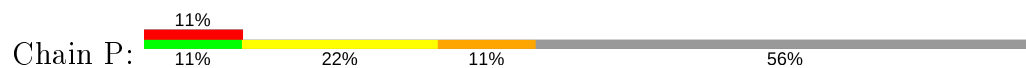
- Molecule 4: RNA (5'-R(*GP*GP*GP*AP*GP*AP*UP*GP*A)-3')



- Molecule 4: RNA (5'-R(*GP*GP*GP*AP*GP*AP*UP*GP*A)-3')



- Molecule 4: RNA (5'-R(*GP*GP*GP*AP*GP*AP*UP*GP*A)-3')



4 Data and refinement statistics

Property	Value	Source
Space group	P 1	Depositor
Cell constants a, b, c, α , β , γ	60.40 Å 60.41 Å 191.43 Å 83.72° 83.69° 77.85°	Depositor
Resolution (Å)	38.62 – 2.50 38.62 – 2.30	Depositor EDS
% Data completeness (in resolution range)	93.9 (38.62-2.50) 96.9 (38.62-2.30)	Depositor EDS
R_{merge}	0.07	Depositor
R_{sym}	(Not available)	Depositor
$\langle I/\sigma(I) \rangle$ ¹	1.47 (at 2.29 Å)	Xtriage
Refinement program	PHENIX (phenix.refine: 1.6.4_486)	Depositor
R, R_{free}	0.212 , 0.269 0.201 , 0.257	Depositor DCC
R_{free} test set	5704 reflections (5.05%)	wwPDB-VP
Wilson B-factor (Å ²)	55.1	Xtriage
Anisotropy	0.220	Xtriage
Bulk solvent k_{sol} (e/Å ³), B_{sol} (Å ²)	0.30 , 38.7	EDS
L-test for twinning ²	$\langle L \rangle = 0.61$, $\langle L^2 \rangle = 0.47$	Xtriage
Estimated twinning fraction	0.430 for -k,-h,-l	Xtriage
F_o, F_c correlation	0.96	EDS
Total number of atoms	18629	wwPDB-VP
Average B, all atoms (Å ²)	60.0	wwPDB-VP

Xtriage's analysis on translational NCS is as follows: *The analyses of the Patterson function reveals a significant off-origin peak that is 47.48 % of the origin peak, indicating pseudo-translational symmetry. The chance of finding a peak of this or larger height randomly in a structure without pseudo-translational symmetry is equal to 9.8653e-05. The detected translational NCS is most likely also responsible for the elevated intensity ratio.*

¹ Intensities estimated from amplitudes.

² Theoretical values of $\langle |L| \rangle$, $\langle L^2 \rangle$ for acentric reflections are 0.5, 0.333 respectively for untwinned datasets, and 0.375, 0.2 for perfectly twinned datasets.

5 Model quality

5.1 Standard geometry

Bond lengths and bond angles in the following residue types are not validated in this section: ZN, IPA

The Z score for a bond length (or angle) is the number of standard deviations the observed value is removed from the expected value. A bond length (or angle) with $|Z| > 5$ is considered an outlier worth inspection. RMSZ is the root-mean-square of all Z scores of the bond lengths (or angles).

Mol	Chain	Bond lengths		Bond angles	
		RMSZ	# Z >5	RMSZ	# Z >5
1	A	0.46	0/3787	0.63	1/5122 (0.0%)
1	E	0.46	0/3787	0.61	0/5122
1	I	0.47	0/3787	0.62	0/5122
1	M	0.47	0/3787	0.62	0/5122
2	B	0.83	2/400 (0.5%)	1.14	0/621
2	F	0.80	2/400 (0.5%)	1.07	0/621
2	J	0.80	2/422 (0.5%)	1.01	0/655
2	N	0.79	2/422 (0.5%)	1.02	0/655
3	C	0.69	0/340	1.05	0/530
3	G	0.69	0/340	1.13	0/530
3	K	0.80	0/340	1.13	0/530
3	O	0.70	0/340	1.13	0/530
4	D	0.34	0/76	0.68	0/117
4	H	0.35	0/76	0.70	0/117
4	L	0.31	0/102	0.56	0/158
4	P	0.32	0/102	0.59	0/158
All	All	0.53	8/18508 (0.0%)	0.73	1/25710 (0.0%)

All (8) bond length outliers are listed below:

Mol	Chain	Res	Type	Atoms	Z	Observed(Å)	Ideal(Å)
2	J	613	A	P-OP1	6.84	1.60	1.49
2	N	613	A	P-OP1	6.76	1.60	1.49
2	J	613	A	P-OP2	6.75	1.60	1.49
2	N	613	A	P-OP2	6.59	1.60	1.49
2	B	613	A	P-OP2	6.46	1.59	1.49
2	F	613	A	P-OP2	6.42	1.59	1.49
2	F	613	A	P-OP1	6.41	1.59	1.49
2	B	613	A	P-OP1	6.41	1.59	1.49

All (1) bond angle outliers are listed below:

Mol	Chain	Res	Type	Atoms	Z	Observed(°)	Ideal(°)
1	A	408	ARG	CB-CG-CD	5.74	126.52	111.60

There are no chirality outliers.

There are no planarity outliers.

5.2 Too-close contacts [i](#)

In the following table, the Non-H and H(model) columns list the number of non-hydrogen atoms and hydrogen atoms in the chain respectively. The H(added) column lists the number of hydrogen atoms added and optimized by MolProbity. The Clashes column lists the number of clashes within the asymmetric unit, whereas Symm-Clashes lists symmetry related clashes.

Mol	Chain	Non-H	H(model)	H(added)	Clashes	Symm-Clashes
1	A	3697	0	3659	117	0
1	E	3697	0	3658	113	0
1	I	3697	0	3658	96	0
1	M	3697	0	3658	90	0
2	B	361	0	183	23	0
2	F	361	0	183	25	0
2	J	381	0	193	21	0
2	N	381	0	193	22	0
3	C	303	0	156	4	0
3	G	303	0	156	5	0
3	K	303	0	156	10	0
3	O	303	0	156	9	0
4	D	68	0	34	8	0
4	H	68	0	34	10	0
4	L	91	0	45	4	0
4	P	91	0	45	4	0
5	A	1	0	0	0	0
5	E	1	0	0	0	0
5	I	1	0	0	0	0
5	M	1	0	0	0	0
6	A	20	0	40	11	0
6	E	8	0	16	11	0
6	G	4	0	8	0	0
6	I	16	0	32	3	0
6	M	16	0	32	3	0
7	A	153	0	0	6	0
7	B	19	0	0	0	0
7	C	18	0	0	0	0
7	D	2	0	0	0	0

Continued on next page...

Continued from previous page...

Mol	Chain	Non-H	H(model)	H(added)	Clashes	Symm-Clashes
7	E	142	0	0	1	0
7	F	28	0	0	1	0
7	G	19	0	0	1	0
7	H	2	0	0	0	0
7	I	150	0	0	5	0
7	J	24	0	0	2	0
7	K	18	0	0	0	0
7	L	1	0	0	0	0
7	M	140	0	0	6	0
7	N	25	0	0	3	0
7	O	17	0	0	0	0
7	P	1	0	0	0	0
All	All	18629	0	16295	517	0

The all-atom clashscore is defined as the number of clashes found per 1000 atoms (including hydrogen atoms). The all-atom clashscore for this structure is 15.

All (517) close contacts within the same asymmetric unit are listed below, sorted by their clash magnitude.

Atom-1	Atom-2	Interatomic distance (Å)	Clash overlap (Å)
1:E:212:CYS:HA	6:E:6007:IPA:H33	1.45	0.94
2:F:611:G:H5''	7:F:785:HOH:O	1.73	0.86
1:I:408:ARG:HG2	1:I:408:ARG:O	1.76	0.86
1:A:441:ILE:HB	6:A:6012:IPA:H11	1.59	0.84
1:M:408:ARG:O	1:M:408:ARG:HG2	1.76	0.84
1:I:134:GLN:HB2	7:I:862:HOH:O	1.77	0.84
2:B:598:A:H8	2:B:598:A:OP2	1.62	0.83
1:A:384:TYR:CD2	6:A:6004:IPA:H33	2.14	0.82
2:J:611:G:H2'	2:J:612:G:H5'	1.60	0.82
2:N:611:G:H2'	2:N:612:G:H5'	1.61	0.82
1:M:345:GLN:O	1:M:348:LYS:HG3	1.80	0.81
2:N:611:G:H5''	7:N:403:HOH:O	1.79	0.81
2:F:598:A:OP2	2:F:598:A:H8	1.63	0.81
1:I:345:GLN:O	1:I:348:LYS:HG3	1.81	0.80
1:M:336:HIS:HB2	7:M:792:HOH:O	1.80	0.79
1:E:217:PHE:HB2	6:E:6007:IPA:H32	1.65	0.79
1:I:45:LYS:HE3	1:I:276:LYS:NZ	1.98	0.78
1:M:384:TYR:CD2	6:M:6001:IPA:H13	2.18	0.78
1:A:309:LEU:HD23	1:A:343:LEU:HD21	1.66	0.78
1:I:222:PRO:HB3	6:I:6015:IPA:H13	1.66	0.78
3:G:689:C:H5'	7:G:109:HOH:O	1.84	0.78

Continued on next page...

Continued from previous page...

Atom-1	Atom-2	Interatomic distance (Å)	Clash overlap (Å)
1:E:309:LEU:HD23	1:E:343:LEU:HD21	1.66	0.78
1:A:159:LYS:HG2	1:A:161:GLU:HG2	1.66	0.78
1:M:45:LYS:HE3	1:M:276:LYS:NZ	1.99	0.77
1:E:70:VAL:HG21	1:E:251:MET:HE1	1.67	0.77
1:M:309:LEU:HD23	1:M:343:LEU:HD21	1.67	0.77
1:E:212:CYS:CA	6:E:6007:IPA:H33	2.15	0.76
1:I:309:LEU:HD23	1:I:343:LEU:HD21	1.67	0.75
1:E:159:LYS:HG2	1:E:161:GLU:HG2	1.68	0.75
1:M:10:LYS:HE3	1:M:16:ILE:CD1	2.17	0.74
1:I:10:LYS:HE3	1:I:16:ILE:CD1	2.17	0.74
1:E:166:THR:O	1:E:170:GLN:HB2	1.87	0.74
1:A:166:THR:O	1:A:170:GLN:HB2	1.88	0.73
1:M:177:GLU:O	1:M:289:GLY:HA3	1.89	0.73
2:N:609:C:C2'	2:N:610:C:H5'	2.19	0.73
1:A:356:PRO:HD2	7:A:774:HOH:O	1.88	0.72
1:A:70:VAL:HG21	1:A:251:MET:HE1	1.71	0.72
2:F:598:A:H1'	4:H:804:G:N1	2.04	0.72
1:I:336:HIS:HB2	7:I:793:HOH:O	1.90	0.71
2:J:609:C:C2'	2:J:610:C:H5'	2.20	0.71
2:J:612:G:H2'	3:O:688:G:H5'	1.71	0.71
3:K:688:G:H5'	2:N:612:G:H2'	1.72	0.71
1:A:408:ARG:O	1:A:408:ARG:HG2	1.90	0.71
1:E:213:ASP:H	6:E:6007:IPA:C3	2.04	0.70
2:F:598:A:H1'	4:H:804:G:H1	1.54	0.70
1:M:53:ASP:HA	7:M:595:HOH:O	1.92	0.70
1:A:270:HIS:ND1	1:A:283:LYS:HE3	2.08	0.69
1:A:336:HIS:HB2	6:A:6022:IPA:H33	1.74	0.69
1:M:342:LEU:O	1:M:345:GLN:HB3	1.92	0.69
1:I:342:LEU:O	1:I:345:GLN:HB3	1.91	0.69
1:A:9:SER:HB2	1:A:14:TYR:HB2	1.75	0.69
1:I:359:LYS:HA	7:I:649:HOH:O	1.91	0.69
1:M:314:LYS:HB2	7:M:555:HOH:O	1.91	0.68
2:N:609:C:H2'	2:N:610:C:H5'	1.75	0.68
1:I:177:GLU:O	1:I:289:GLY:HA3	1.92	0.68
1:A:287:PRO:O	1:A:293:THR:HG21	1.93	0.68
1:A:18:ASN:HB2	4:D:804:G:O4'	1.94	0.68
1:A:6:MET:HG2	1:A:280:TYR:HB3	1.75	0.68
1:E:6:MET:HG2	1:E:280:TYR:HB3	1.76	0.68
1:E:97:LEU:O	1:E:101:MET:HG3	1.94	0.68
3:C:688:G:H4'	2:F:613:A:OP1	1.95	0.67
1:E:287:PRO:O	1:E:293:THR:HG21	1.95	0.67

Continued on next page...

Continued from previous page...

Atom-1	Atom-2	Interatomic distance (Å)	Clash overlap (Å)
1:A:151:ASN:ND2	1:A:267:TYR:CG	2.63	0.66
1:E:419:LEU:HD11	2:F:606:C:H4'	1.76	0.66
2:J:609:C:H2'	2:J:610:C:H5'	1.76	0.66
1:M:97:LEU:O	1:M:101:MET:HG3	1.95	0.66
1:E:9:SER:HB2	1:E:14:TYR:HB2	1.78	0.66
3:K:688:G:HO5'	3:K:688:G:H8	1.40	0.66
2:B:598:A:C8	2:B:598:A:OP2	2.46	0.66
1:M:45:LYS:HE3	1:M:276:LYS:HZ2	1.58	0.65
1:I:45:LYS:HE3	1:I:276:LYS:HZ1	1.60	0.65
1:E:170:GLN:HB3	1:E:172:LYS:HG2	1.78	0.64
1:E:151:ASN:ND2	1:E:267:TYR:CG	2.65	0.64
1:I:383:LYS:HB3	1:I:383:LYS:NZ	2.13	0.64
2:F:598:A:OP2	2:F:598:A:C8	2.47	0.64
2:B:613:A:OP1	3:G:688:G:H4'	1.98	0.63
2:J:611:G:C2'	2:J:612:G:H5'	2.28	0.63
1:I:97:LEU:O	1:I:101:MET:HG3	1.97	0.63
1:M:383:LYS:NZ	1:M:383:LYS:HB3	2.13	0.63
1:E:213:ASP:H	6:E:6007:IPA:H33	1.61	0.63
1:I:355:THR:HB	1:I:356:PRO:HD2	1.81	0.63
1:M:345:GLN:OE1	1:M:348:LYS:HE3	1.99	0.63
1:M:4:GLN:HG3	1:M:283:LYS:HG3	1.80	0.63
1:A:170:GLN:HB3	1:A:172:LYS:HG2	1.80	0.63
1:A:413:HIS:CD2	3:C:698:G:H4'	2.33	0.63
1:I:377:PHE:HB2	1:I:391:VAL:HG22	1.81	0.62
1:E:70:VAL:HG21	1:E:251:MET:CE	2.28	0.62
1:M:377:PHE:HB2	1:M:391:VAL:HG22	1.80	0.62
3:O:688:G:H8	3:O:688:G:HO5'	1.45	0.62
1:I:217:PHE:HD1	6:I:6006:IPA:H32	1.64	0.62
1:A:287:PRO:HB2	1:A:290:CYS:SG	2.40	0.62
1:I:5:TRP:HA	7:I:591:HOH:O	1.98	0.62
1:A:419:LEU:HD11	2:B:606:C:H4'	1.81	0.61
1:A:70:VAL:HG21	1:A:251:MET:CE	2.29	0.61
1:A:97:LEU:O	1:A:101:MET:HG3	1.99	0.61
1:M:118:TYR:CD1	1:M:119:PRO:HA	2.35	0.61
1:M:159:LYS:HB2	1:M:176:ILE:HD12	1.82	0.61
1:E:46:ASN:OD1	1:E:46:ASN:N	2.33	0.61
1:E:172:LYS:HA	1:E:172:LYS:HE3	1.81	0.61
1:I:384:TYR:CD2	6:I:6002:IPA:H13	2.36	0.61
1:A:217:PHE:CD1	6:A:6008:IPA:H2	2.35	0.61
1:A:172:LYS:HE3	1:A:172:LYS:HA	1.82	0.61
1:M:355:THR:HB	1:M:356:PRO:HD2	1.81	0.60

Continued on next page...

Continued from previous page...

Atom-1	Atom-2	Interatomic distance (Å)	Clash overlap (Å)
2:F:598:A:H1'	4:H:804:G:C2	2.37	0.60
1:I:345:GLN:OE1	1:I:348:LYS:HE3	2.00	0.60
2:F:596:C:H2'	2:F:597:C:H6	1.66	0.60
3:O:693:G:H2'	3:O:694:A:C8	2.36	0.60
1:A:441:ILE:H	6:A:6012:IPA:C1	2.14	0.60
1:E:408:ARG:HG3	1:E:408:ARG:O	1.96	0.60
1:A:46:ASN:N	1:A:46:ASN:OD1	2.34	0.60
1:E:287:PRO:HB2	1:E:290:CYS:SG	2.41	0.60
2:B:596:C:H2'	2:B:597:C:H6	1.66	0.60
1:E:413:HIS:CD2	3:G:698:G:H4'	2.36	0.60
1:E:18:ASN:HB2	4:H:804:G:O4'	2.01	0.60
2:J:608:U:H2'	2:J:609:C:O4'	2.01	0.60
1:M:356:PRO:HG2	1:M:360:SER:O	2.02	0.60
1:I:4:GLN:HG3	1:I:283:LYS:HG3	1.82	0.60
1:A:398:HIS:O	1:A:402:ARG:HG3	2.01	0.59
2:F:608:U:H2'	2:F:609:C:O4'	2.02	0.59
1:E:398:HIS:O	1:E:402:ARG:HG3	2.02	0.59
1:I:398:HIS:O	1:I:402:ARG:HG3	2.01	0.59
1:E:118:TYR:CD2	1:E:153:PRO:HD2	2.38	0.59
1:I:12:VAL:HG12	1:I:12:VAL:O	2.02	0.59
2:F:598:A:H1'	4:H:804:G:N2	2.18	0.59
2:B:608:U:H2'	2:B:609:C:O4'	2.02	0.59
1:E:270:HIS:ND1	1:E:283:LYS:HE3	2.18	0.59
1:I:118:TYR:CD1	1:I:119:PRO:HA	2.37	0.59
1:E:236:GLY:O	1:E:240:SER:HB3	2.03	0.58
1:I:159:LYS:HB2	1:I:176:ILE:HD12	1.85	0.58
2:N:608:U:H2'	2:N:609:C:O4'	2.02	0.58
2:N:611:G:C2'	2:N:612:G:H5'	2.30	0.58
1:E:154:LEU:HD21	1:E:290:CYS:SG	2.42	0.58
1:A:118:TYR:CD2	1:A:153:PRO:HD2	2.39	0.58
1:A:236:GLY:O	1:A:240:SER:HB3	2.03	0.58
1:A:7:ARG:HH21	1:A:11:GLU:HB3	1.69	0.58
1:A:154:LEU:HD21	1:A:290:CYS:SG	2.43	0.57
1:A:41:ALA:HB2	1:A:163:ARG:HB2	1.86	0.57
1:I:10:LYS:HE3	1:I:16:ILE:HD12	1.87	0.57
2:J:611:G:H2'	2:J:612:G:C5'	2.34	0.57
3:K:693:G:H2'	3:K:694:A:C8	2.39	0.57
1:E:7:ARG:HH21	1:E:11:GLU:HB3	1.69	0.57
1:I:339:ASP:OD1	1:I:341:SER:OG	2.23	0.57
1:M:12:VAL:HG12	1:M:12:VAL:O	2.04	0.57
1:I:356:PRO:HG2	1:I:360:SER:O	2.05	0.57

Continued on next page...

Continued from previous page...

Atom-1	Atom-2	Interatomic distance (Å)	Clash overlap (Å)
2:N:611:G:H2'	2:N:612:G:C5'	2.33	0.57
1:M:398:HIS:O	1:M:402:ARG:HG3	2.04	0.57
1:E:8:PRO:O	1:E:11:GLU:HG3	2.04	0.56
1:A:8:PRO:O	1:A:11:GLU:HG3	2.04	0.56
2:B:598:A:H1'	4:D:804:G:H1	1.70	0.56
1:E:41:ALA:HB2	1:E:163:ARG:HB2	1.87	0.56
1:M:10:LYS:HE3	1:M:16:ILE:HD12	1.87	0.56
1:I:80:HIS:CE1	1:I:318:LEU:HB3	2.40	0.56
2:B:609:C:C2'	2:B:610:C:H5'	2.36	0.56
2:F:609:C:C2'	2:F:610:C:H5'	2.36	0.56
2:F:598:A:C1'	4:H:804:G:H22	2.18	0.56
1:A:345:GLN:HA	1:A:348:LYS:HE3	1.88	0.55
1:I:45:LYS:HE3	1:I:276:LYS:HZ2	1.68	0.55
1:I:154:LEU:HG	1:I:179:SER:HA	1.88	0.55
1:A:356:PRO:HG3	1:A:363:PHE:CD2	2.42	0.55
1:E:356:PRO:HG3	1:E:363:PHE:CD2	2.41	0.55
1:M:339:ASP:OD1	1:M:341:SER:OG	2.21	0.55
1:M:154:LEU:HG	1:M:179:SER:HA	1.88	0.55
1:A:439:VAL:HB	6:A:6012:IPA:H13	1.89	0.54
2:J:598:A:H1'	4:L:804:G:N2	2.23	0.54
1:M:80:HIS:CE1	1:M:318:LEU:HB3	2.42	0.54
4:D:806:A:OP2	4:D:806:A:H8	1.91	0.54
1:A:336:HIS:HB2	6:A:6022:IPA:C3	2.37	0.54
2:J:611:G:C2'	2:J:612:G:C5'	2.86	0.54
1:A:51:LYS:HE2	1:A:169:GLU:HB3	1.90	0.54
1:A:28:SER:HB3	1:A:30:PHE:H	1.73	0.53
1:E:51:LYS:HE2	1:E:169:GLU:HB3	1.90	0.53
1:A:294:SER:HB3	7:A:525:HOH:O	2.08	0.53
1:I:120:TYR:HE1	1:I:144:LEU:HD22	1.73	0.53
1:E:345:GLN:HA	1:E:348:LYS:HE3	1.89	0.53
2:B:605:U:H2'	2:B:606:C:C6	2.44	0.53
2:F:605:U:H2'	2:F:606:C:C6	2.43	0.53
4:H:806:A:H8	4:H:806:A:OP2	1.91	0.53
1:I:45:LYS:HD3	1:I:54:PHE:HD2	1.74	0.53
1:A:367:THR:C	1:A:369:GLU:H	2.13	0.53
2:F:600:G:O2'	2:F:601:U:H5'	2.09	0.53
1:A:440:PRO:HA	1:A:443:ARG:NH1	2.24	0.53
2:B:600:G:O2'	2:B:601:U:H5'	2.08	0.53
1:M:120:TYR:HE1	1:M:144:LEU:HD22	1.74	0.53
1:M:45:LYS:HD3	1:M:54:PHE:HD2	1.74	0.53
2:N:611:G:C2'	2:N:612:G:C5'	2.86	0.53

Continued on next page...

Continued from previous page...

Atom-1	Atom-2	Interatomic distance (Å)	Clash overlap (Å)
1:A:334:TYR:CD2	1:A:335:PRO:HD2	2.44	0.52
2:B:598:A:H1'	4:D:804:G:H22	1.74	0.52
1:M:45:LYS:HE3	1:M:276:LYS:HZ1	1.73	0.52
1:A:237:TYR:CD2	1:A:328:ASP:HB3	2.44	0.52
1:E:334:TYR:CD2	1:E:335:PRO:HD2	2.44	0.52
2:F:597:C:O2	2:F:597:C:H2'	2.10	0.52
2:N:609:C:C4	2:N:610:C:C5	2.98	0.52
1:M:277:ASN:ND2	1:M:278:LYS:HG2	2.25	0.52
2:F:598:A:H1'	4:H:804:G:H22	1.74	0.52
1:M:154:LEU:N	1:M:154:LEU:HD12	2.24	0.52
2:B:597:C:O2	2:B:597:C:H2'	2.10	0.52
2:B:598:A:H1'	4:D:804:G:N1	2.25	0.52
1:E:440:PRO:HA	1:E:443:ARG:NH1	2.25	0.51
2:J:609:C:C4	2:J:610:C:C5	2.98	0.51
2:J:610:C:H3'	7:J:18:HOH:O	2.10	0.51
1:A:237:TYR:CG	1:A:328:ASP:HB3	2.45	0.51
1:E:237:TYR:CG	1:E:328:ASP:HB3	2.45	0.51
1:E:213:ASP:N	6:E:6007:IPA:H33	2.24	0.51
1:I:389:HIS:CE1	1:I:457:TRP:CZ3	2.99	0.51
1:E:309:LEU:HD23	1:E:343:LEU:CD2	2.40	0.51
1:A:151:ASN:ND2	1:A:267:TYR:CD2	2.79	0.50
2:B:598:A:H1'	4:D:804:G:N2	2.26	0.50
1:E:367:THR:C	1:E:369:GLU:H	2.14	0.50
1:I:42:VAL:HG11	1:I:50:LEU:HD21	1.92	0.50
3:K:688:G:O5'	3:K:688:G:H8	1.94	0.50
1:E:151:ASN:ND2	1:E:267:TYR:CD2	2.80	0.50
2:N:595:U:O4	4:P:806:A:N1	2.44	0.50
1:A:215:ASP:HB3	7:A:752:HOH:O	2.11	0.50
1:A:384:TYR:CE2	6:A:6004:IPA:H33	2.45	0.50
1:M:226:GLU:HB2	1:M:334:TYR:N	2.27	0.50
1:I:277:ASN:ND2	1:I:278:LYS:HG2	2.25	0.50
1:I:383:LYS:HB3	1:I:383:LYS:HZ3	1.76	0.50
1:A:270:HIS:CE1	1:A:283:LYS:HE3	2.46	0.50
1:E:133:LYS:HD3	7:E:688:HOH:O	2.11	0.50
1:I:154:LEU:HD12	1:I:154:LEU:N	2.26	0.50
1:A:70:VAL:HG11	1:A:251:MET:HE3	1.94	0.49
1:E:217:PHE:CD1	6:E:6007:IPA:H31	2.47	0.49
1:E:188:ARG:HD2	2:F:602:C:OP1	2.12	0.49
1:E:213:ASP:HB3	6:E:6007:IPA:H13	1.95	0.49
2:N:598:A:H1'	4:P:804:G:N2	2.26	0.49
1:A:2:GLU:HA	1:A:62:TYR:HB3	1.93	0.49

Continued on next page...

Continued from previous page...

Atom-1	Atom-2	Interatomic distance (Å)	Clash overlap (Å)
1:E:164:SER:O	1:E:168:VAL:HG23	2.12	0.49
1:M:389:HIS:CE1	1:M:457:TRP:CZ3	3.00	0.49
3:O:688:G:H8	3:O:688:G:O5'	1.96	0.49
1:A:159:LYS:HG3	1:A:176:ILE:HD11	1.94	0.49
1:E:25:LEU:HB2	1:E:40:PRO:HG3	1.94	0.49
1:A:188:ARG:HD2	2:B:602:C:OP1	2.12	0.49
1:E:28:SER:HB2	1:E:402:ARG:C	2.32	0.49
1:E:2:GLU:HA	1:E:62:TYR:HB3	1.94	0.49
1:M:42:VAL:HG11	1:M:50:LEU:HD21	1.94	0.49
1:A:28:SER:HB2	1:A:402:ARG:C	2.33	0.49
1:E:339:ASP:OD2	1:E:342:LEU:HG	2.13	0.49
1:I:275:TYR:O	1:I:276:LYS:HB2	2.13	0.49
1:A:25:LEU:HB2	1:A:40:PRO:HG3	1.95	0.48
1:A:84:GLN:O	1:A:87:SER:OG	2.24	0.48
1:I:164:SER:O	1:I:168:VAL:HG23	2.13	0.48
1:I:39:GLU:HB2	1:I:40:PRO:HD2	1.94	0.48
3:O:693:G:H2'	3:O:694:A:H8	1.76	0.48
1:A:92:THR:O	1:A:261:ARG:NH2	2.32	0.48
1:E:126:LYS:O	1:E:129:ASP:HB2	2.13	0.48
1:M:118:TYR:CG	1:M:119:PRO:HA	2.48	0.48
2:F:602:C:H2'	2:F:603:U:C6	2.48	0.48
1:I:108:GLU:HG2	7:J:616:HOH:O	2.13	0.48
1:E:321:LEU:O	1:E:322:LYS:HD3	2.13	0.48
1:E:237:TYR:CD2	1:E:328:ASP:HB3	2.48	0.48
1:I:208:SER:HA	1:I:325:ALA:O	2.13	0.48
1:I:7:ARG:HD2	7:I:589:HOH:O	2.14	0.48
1:A:126:LYS:O	1:A:129:ASP:HB2	2.12	0.48
1:E:159:LYS:HG3	1:E:176:ILE:HD11	1.94	0.48
1:M:275:TYR:O	1:M:276:LYS:HB2	2.12	0.48
1:E:74:MET:O	1:E:77:ALA:HB3	2.14	0.48
3:C:688:G:C4'	2:F:613:A:OP1	2.62	0.48
1:M:321:LEU:O	1:M:322:LYS:HD3	2.13	0.48
1:E:270:HIS:CE1	1:E:283:LYS:HE3	2.49	0.48
1:E:156:THR:HB	1:E:275:TYR:HB2	1.96	0.48
1:E:2:GLU:HG3	1:E:64:GLY:HA2	1.96	0.48
1:E:419:LEU:HD11	2:F:606:C:C4'	2.43	0.48
1:I:226:GLU:HB2	1:I:334:TYR:N	2.29	0.48
1:M:355:THR:HB	1:M:356:PRO:CD	2.44	0.48
1:E:337:GLU:HG3	1:E:337:GLU:O	2.14	0.47
1:A:159:LYS:CG	1:A:161:GLU:HG2	2.42	0.47
1:M:39:GLU:HB2	1:M:40:PRO:HD2	1.95	0.47

Continued on next page...

Continued from previous page...

Atom-1	Atom-2	Interatomic distance (Å)	Clash overlap (Å)
1:M:164:SER:O	1:M:168:VAL:HG23	2.14	0.47
1:A:246:PHE:CE1	1:A:286:MET:CE	2.97	0.47
1:E:28:SER:HB3	1:E:30:PHE:H	1.78	0.47
1:A:57:ALA:O	1:A:60:SER:HB3	2.15	0.47
1:M:250:LYS:O	1:M:254:GLU:HG3	2.15	0.47
1:E:246:PHE:CE1	1:E:286:MET:CE	2.97	0.47
1:E:170:GLN:HE21	1:E:170:GLN:HA	1.80	0.47
1:I:250:LYS:O	1:I:254:GLU:HG3	2.15	0.47
1:A:170:GLN:HE21	1:A:170:GLN:HA	1.79	0.47
1:A:2:GLU:HG3	1:A:64:GLY:HA2	1.97	0.47
2:N:598:A:C2	4:P:804:G:C6	3.03	0.47
1:A:214:PRO:O	1:A:390:PRO:HG3	2.15	0.47
2:F:596:C:H2'	2:F:597:C:O4'	2.15	0.47
1:M:79:ASP:OD1	1:M:255:LYS:HE2	2.15	0.47
1:A:164:SER:O	1:A:168:VAL:HG23	2.15	0.47
1:A:431:LYS:HE2	1:A:431:LYS:HB3	1.78	0.47
1:I:16:ILE:HG23	1:I:276:LYS:O	2.15	0.47
3:K:693:G:H2'	3:K:694:A:H8	1.80	0.47
1:E:54:PHE:O	1:E:57:ALA:N	2.48	0.46
1:A:311:LYS:HG2	1:A:346:SER:HB3	1.97	0.46
1:E:431:LYS:HB3	1:E:431:LYS:HE2	1.78	0.46
1:I:118:TYR:CG	1:I:119:PRO:HA	2.49	0.46
1:I:46:ASN:N	1:I:46:ASN:OD1	2.48	0.46
1:M:4:GLN:CG	1:M:283:LYS:HG3	2.45	0.46
1:E:260:ASP:OD2	1:E:260:ASP:N	2.42	0.46
1:M:16:ILE:HG23	1:M:276:LYS:O	2.15	0.46
1:M:74:MET:O	1:M:77:ALA:HB3	2.15	0.46
1:A:306:ARG:HG2	1:A:318:LEU:HD13	1.97	0.46
1:A:337:GLU:O	1:A:337:GLU:HG3	2.16	0.46
1:I:74:MET:O	1:I:77:ALA:HB3	2.14	0.46
1:A:321:LEU:O	1:A:322:LYS:HD3	2.15	0.46
1:A:441:ILE:CB	6:A:6012:IPA:H11	2.38	0.46
1:I:20:PRO:HG3	2:J:598:A:C4	2.50	0.46
2:J:600:G:O2'	2:J:601:U:H5'	2.16	0.46
1:A:246:PHE:HE1	1:A:286:MET:HE2	1.80	0.46
1:E:212:CYS:HA	6:E:6007:IPA:C3	2.30	0.46
1:E:213:ASP:HB3	6:E:6007:IPA:C1	2.45	0.46
1:M:95:MET:HA	7:M:508:HOH:O	2.16	0.46
1:A:208:SER:HA	1:A:325:ALA:O	2.15	0.46
2:B:596:C:H2'	2:B:597:C:O4'	2.16	0.46
2:B:598:A:C1'	4:D:804:G:H22	2.29	0.46

Continued on next page...

Continued from previous page...

Atom-1	Atom-2	Interatomic distance (Å)	Clash overlap (Å)
2:F:597:C:H1'	4:H:805:G:N2	2.31	0.46
1:I:17:ILE:O	1:I:276:LYS:HA	2.16	0.46
2:B:602:C:H2'	2:B:603:U:C6	2.51	0.46
1:M:188:ARG:NH1	7:M:520:HOH:O	2.46	0.46
1:A:367:THR:C	1:A:369:GLU:N	2.69	0.46
1:M:455:ARG:HB2	1:M:455:ARG:CZ	2.44	0.46
1:M:112:LEU:HD12	1:M:133:LYS:HE3	1.98	0.46
1:M:334:TYR:CD2	1:M:335:PRO:HD2	2.51	0.46
1:A:156:THR:HB	1:A:275:TYR:HB2	1.98	0.45
1:E:311:LYS:HG2	1:E:346:SER:HB3	1.98	0.45
1:E:367:THR:C	1:E:369:GLU:N	2.69	0.45
1:M:334:TYR:CG	1:M:335:PRO:CD	2.99	0.45
1:A:339:ASP:OD2	1:A:342:LEU:HG	2.15	0.45
1:E:213:ASP:H	6:E:6007:IPA:H32	1.81	0.45
1:E:246:PHE:CE1	1:E:286:MET:HE3	2.51	0.45
4:L:804:G:H2'	4:L:805:G:H8	1.82	0.45
1:A:226:GLU:HG2	1:A:322:LYS:HG2	1.97	0.45
1:M:20:PRO:HG3	2:N:598:A:C4	2.51	0.45
1:E:246:PHE:HE1	1:E:286:MET:HE2	1.81	0.45
1:I:318:LEU:HA	1:I:318:LEU:HD23	1.56	0.45
1:I:321:LEU:O	1:I:322:LYS:HD3	2.16	0.45
1:M:426:GLU:HA	1:M:450:TYR:CD1	2.52	0.45
1:I:217:PHE:CE2	1:I:221:ILE:HD11	2.52	0.45
1:A:74:MET:O	1:A:77:ALA:HB3	2.16	0.45
1:I:16:ILE:N	1:I:16:ILE:HD12	2.32	0.45
1:E:226:GLU:HG2	1:E:322:LYS:HG2	1.97	0.45
1:E:214:PRO:O	1:E:390:PRO:HG3	2.17	0.45
1:E:57:ALA:O	1:E:60:SER:HB3	2.17	0.45
1:I:260:ASP:OD2	1:I:260:ASP:N	2.47	0.45
1:I:334:TYR:CD2	1:I:335:PRO:HD2	2.52	0.45
1:E:159:LYS:CG	1:E:161:GLU:HG2	2.44	0.44
2:F:609:C:O2'	2:F:610:C:H5'	2.17	0.44
1:I:47:ASP:HA	1:I:48:PRO:HD3	1.75	0.44
2:J:609:C:H2'	2:J:610:C:C5'	2.46	0.44
3:K:691:C:O2'	3:K:692:G:H5'	2.17	0.44
1:E:208:SER:HA	1:E:325:ALA:O	2.17	0.44
1:I:4:GLN:CG	1:I:283:LYS:HG3	2.47	0.44
1:M:318:LEU:HA	1:M:318:LEU:HD23	1.56	0.44
1:M:54:PHE:O	1:M:57:ALA:N	2.48	0.44
1:A:441:ILE:H	6:A:6012:IPA:H12	1.82	0.44
2:B:609:C:O2'	2:B:610:C:H5'	2.18	0.44

Continued on next page...

Continued from previous page...

Atom-1	Atom-2	Interatomic distance (Å)	Clash overlap (Å)
1:I:334:TYR:CG	1:I:335:PRO:CD	3.00	0.44
1:M:17:ILE:O	1:M:276:LYS:HA	2.17	0.44
1:A:260:ASP:N	1:A:260:ASP:OD2	2.45	0.44
1:A:345:GLN:O	1:A:348:LYS:HG3	2.18	0.44
2:F:598:A:C4'	4:H:804:G:H22	2.31	0.44
1:I:426:GLU:HA	1:I:450:TYR:CD1	2.52	0.44
1:A:419:LEU:HD11	2:B:606:C:C4'	2.47	0.44
1:M:260:ASP:N	1:M:260:ASP:OD2	2.48	0.44
4:P:804:G:H2'	4:P:805:G:H8	1.82	0.44
1:A:398:HIS:O	1:A:401:ILE:HG22	2.17	0.44
1:E:367:THR:O	1:E:369:GLU:N	2.50	0.44
1:M:277:ASN:HD22	1:M:278:LYS:HG2	1.82	0.44
1:M:339:ASP:CG	1:M:341:SER:HG	2.18	0.44
1:M:345:GLN:HA	1:M:348:LYS:HE3	2.00	0.44
2:N:609:C:O2'	2:N:610:C:H5'	2.17	0.44
1:A:8:PRO:CB	1:A:10:LYS:HG3	2.48	0.44
1:E:154:LEU:HD12	1:E:154:LEU:N	2.33	0.44
1:E:16:ILE:HG12	1:E:277:ASN:HA	2.00	0.44
1:M:217:PHE:CE2	1:M:221:ILE:HD11	2.53	0.44
1:M:188:ARG:HD2	2:N:602:C:OP1	2.18	0.44
1:A:133:LYS:HD3	7:A:737:HOH:O	2.16	0.44
1:E:8:PRO:CB	1:E:10:LYS:HG3	2.48	0.44
1:E:371:VAL:HG13	1:E:371:VAL:O	2.18	0.44
1:I:378:PHE:O	1:I:379:ARG:HD3	2.18	0.44
2:J:598:A:C2	4:L:804:G:C6	3.05	0.44
1:M:46:ASN:OD1	1:M:46:ASN:N	2.50	0.44
1:A:415:ARG:O	1:A:418:CYS:HB2	2.18	0.43
1:I:311:LYS:HD3	1:I:346:SER:HB3	1.99	0.43
1:I:455:ARG:CZ	1:I:455:ARG:HB2	2.44	0.43
1:M:16:ILE:HD12	1:M:16:ILE:N	2.32	0.43
1:M:222:PRO:HA	1:M:368:TRP:CZ2	2.53	0.43
1:M:311:LYS:HD3	1:M:346:SER:HB3	1.98	0.43
1:E:270:HIS:ND1	1:E:283:LYS:CE	2.81	0.43
2:B:613:A:OP1	3:G:688:G:C4'	2.65	0.43
1:I:71:ASP:OD2	1:I:350:TYR:HE1	2.01	0.43
1:M:159:LYS:HD2	1:M:176:ILE:HD11	2.00	0.43
1:M:313:TYR:O	1:M:314:LYS:C	2.57	0.43
1:A:246:PHE:CE1	1:A:286:MET:HE3	2.53	0.43
1:A:16:ILE:HG12	1:A:277:ASN:HA	2.00	0.43
1:A:51:LYS:HE3	1:A:170:GLN:HE22	1.83	0.43
1:E:222:PRO:HA	1:E:368:TRP:CZ2	2.53	0.43

Continued on next page...

Continued from previous page...

Atom-1	Atom-2	Interatomic distance (Å)	Clash overlap (Å)
1:E:47:ASP:HA	1:E:48:PRO:HD3	1.86	0.43
1:I:355:THR:HB	1:I:356:PRO:CD	2.47	0.43
2:N:609:C:H2'	2:N:610:C:C5'	2.45	0.43
1:E:345:GLN:O	1:E:348:LYS:HG3	2.18	0.43
1:E:398:HIS:O	1:E:401:ILE:HG22	2.18	0.43
1:I:334:TYR:HD2	1:I:336:HIS:O	2.00	0.43
1:M:208:SER:HA	1:M:325:ALA:O	2.18	0.43
1:M:217:PHE:CD1	6:M:6005:IPA:H2	2.52	0.43
3:C:689:C:H6	3:C:689:C:O5'	2.02	0.43
1:E:94:GLN:HE21	1:E:94:GLN:HB3	1.50	0.43
1:I:59:PHE:HD1	1:I:62:TYR:CE2	2.37	0.43
2:J:612:G:C2'	3:O:688:G:H5'	2.45	0.43
1:A:154:LEU:HD12	1:A:154:LEU:N	2.34	0.43
1:A:367:THR:O	1:A:369:GLU:N	2.51	0.43
2:J:609:C:O2'	2:J:610:C:H5'	2.19	0.43
1:M:334:TYR:HD2	1:M:336:HIS:O	2.00	0.43
1:A:222:PRO:HA	1:A:368:TRP:CZ2	2.53	0.43
1:A:322:LYS:HD3	1:A:322:LYS:HA	1.74	0.43
1:A:54:PHE:O	1:A:57:ALA:N	2.49	0.43
1:A:55:GLU:O	1:A:59:PHE:HD2	2.01	0.43
1:I:63:VAL:HG23	1:I:64:GLY:N	2.34	0.43
2:J:612:G:H2'	3:O:688:G:C5'	2.46	0.43
1:A:246:PHE:CE1	1:A:286:MET:HE2	2.54	0.43
1:E:273:HIS:CD2	1:E:273:HIS:N	2.86	0.43
3:O:691:C:O2'	3:O:692:G:H5'	2.18	0.43
1:I:159:LYS:HD2	1:I:176:ILE:HD11	2.01	0.43
1:I:188:ARG:HD2	2:J:602:C:OP1	2.19	0.43
1:I:413:HIS:CD2	3:K:698:G:H4'	2.54	0.43
1:M:232:PHE:CD1	1:M:354:MET:HE2	2.54	0.43
1:M:383:LYS:HB3	1:M:383:LYS:HZ3	1.83	0.43
1:A:270:HIS:ND1	1:A:283:LYS:CE	2.80	0.42
1:I:94:GLN:HE21	1:I:94:GLN:HB3	1.66	0.42
3:K:688:G:H5'	2:N:612:G:C2'	2.44	0.42
1:A:217:PHE:HD1	6:A:6008:IPA:H2	1.83	0.42
1:E:415:ARG:O	1:E:418:CYS:HB2	2.19	0.42
1:I:345:GLN:HA	1:I:348:LYS:HE3	2.01	0.42
1:M:310:LEU:HA	1:M:310:LEU:HD23	1.71	0.42
1:M:322:LYS:HA	1:M:322:LYS:HD3	1.73	0.42
1:E:320:HIS:HB3	1:E:335:PRO:CG	2.49	0.42
1:E:55:GLU:O	1:E:59:PHE:HD2	2.02	0.42
1:I:222:PRO:HA	1:I:368:TRP:CZ2	2.55	0.42

Continued on next page...

Continued from previous page...

Atom-1	Atom-2	Interatomic distance (Å)	Clash overlap (Å)
2:N:607:G:O2'	2:N:608:U:H5'	2.20	0.42
1:I:358:ASP:OD1	1:I:358:ASP:N	2.53	0.42
2:J:595:U:O4	4:L:806:A:N1	2.52	0.42
1:M:387:LEU:HD11	6:M:6001:IPA:H11	1.99	0.42
1:A:320:HIS:HB3	1:A:335:PRO:CG	2.50	0.42
1:A:3:ILE:HG22	1:A:4:GLN:N	2.34	0.42
1:I:313:TYR:O	1:I:314:LYS:C	2.57	0.42
1:A:21:SER:HB2	1:A:44:THR:HG21	2.01	0.42
1:E:82:ALA:O	1:E:86:MET:HG2	2.20	0.42
1:M:63:VAL:HG23	1:M:64:GLY:N	2.35	0.42
1:A:107:LEU:HD12	1:A:107:LEU:HA	1.78	0.42
1:A:108:GLU:HG2	7:A:552:HOH:O	2.20	0.42
1:A:277:ASN:ND2	1:A:278:LYS:HG3	2.35	0.42
1:I:79:ASP:OD1	1:I:255:LYS:HE2	2.20	0.42
1:I:273:HIS:HB2	1:I:280:TYR:CE2	2.55	0.42
1:I:277:ASN:HD22	1:I:278:LYS:HG2	1.84	0.42
3:O:695:C:O2'	3:O:696:G:H5'	2.20	0.42
1:A:447:LEU:HA	1:A:448:PRO:HD3	1.89	0.42
1:E:9:SER:HB3	1:E:278:LYS:O	2.20	0.42
1:M:59:PHE:HD1	1:M:62:TYR:CE2	2.37	0.42
1:A:123:MET:HE3	1:A:125:LYS:HD2	2.02	0.42
1:E:172:LYS:CA	1:E:172:LYS:HE3	2.48	0.42
1:I:371:VAL:O	1:I:371:VAL:HG13	2.20	0.42
1:M:108:GLU:HG3	7:N:34:HOH:O	2.20	0.42
1:E:154:LEU:O	1:E:273:HIS:HA	2.20	0.41
1:I:61:LYS:O	1:I:63:VAL:N	2.52	0.41
1:M:237:TYR:CG	1:M:328:ASP:HB3	2.55	0.41
1:M:71:ASP:OD2	1:M:350:TYR:HE1	2.03	0.41
1:M:54:PHE:N	7:M:595:HOH:O	2.48	0.41
1:A:309:LEU:HD23	1:A:343:LEU:CD2	2.42	0.41
1:A:414:VAL:CG1	1:A:436:ILE:HD13	2.50	0.41
1:E:3:ILE:HG22	1:E:4:GLN:N	2.35	0.41
1:E:414:VAL:HG11	1:E:436:ILE:HD13	2.01	0.41
1:E:84:GLN:O	1:E:87:SER:OG	2.28	0.41
2:J:607:G:O2'	2:J:608:U:H5'	2.21	0.41
1:M:330:VAL:HG22	1:M:331:ILE:N	2.34	0.41
1:M:371:VAL:HG13	1:M:371:VAL:O	2.18	0.41
1:A:82:ALA:O	1:A:86:MET:HG2	2.20	0.41
1:I:112:LEU:HD12	1:I:133:LYS:HE3	2.00	0.41
1:A:414:VAL:HG11	1:A:436:ILE:HD13	2.02	0.41
1:E:21:SER:HB2	1:E:44:THR:HG21	2.02	0.41

Continued on next page...

Continued from previous page...

Atom-1	Atom-2	Interatomic distance (Å)	Clash overlap (Å)
1:E:237:TYR:HD2	1:E:238:ASP:OD1	2.04	0.41
1:E:277:ASN:ND2	1:E:278:LYS:HG3	2.35	0.41
1:E:380:ALA:HA	1:E:388:ILE:HD13	2.02	0.41
3:G:689:C:H6	3:G:689:C:O5'	2.03	0.41
1:I:232:PHE:CD1	1:I:354:MET:HE2	2.55	0.41
1:M:226:GLU:HG3	1:M:334:TYR:HA	2.02	0.41
1:E:246:PHE:CE1	1:E:286:MET:HE2	2.56	0.41
1:I:306:ARG:HG2	1:I:318:LEU:HD13	2.03	0.41
2:B:598:A:H1'	4:D:804:G:C2	2.55	0.41
1:A:392:MET:HA	1:A:393:PRO:HD3	1.94	0.41
1:I:226:GLU:HG3	1:I:334:TYR:HA	2.02	0.41
2:N:600:G:O2'	2:N:601:U:H5'	2.20	0.41
1:E:414:VAL:CG1	1:E:436:ILE:HD13	2.51	0.41
1:I:165:LYS:CB	1:I:165:LYS:NZ	2.84	0.41
1:I:54:PHE:O	1:I:57:ALA:N	2.52	0.41
2:N:608:U:P	7:N:139:HOH:O	2.78	0.41
1:A:9:SER:HB3	1:A:278:LYS:O	2.21	0.41
1:E:306:ARG:HG2	1:E:318:LEU:HD13	2.01	0.41
1:E:49:ARG:HD2	1:E:168:VAL:HG11	2.03	0.41
1:E:51:LYS:HE3	1:E:170:GLN:HE22	1.85	0.41
1:I:309:LEU:HD23	1:I:343:LEU:CD2	2.44	0.41
1:M:306:ARG:HG2	1:M:318:LEU:HD13	2.03	0.41
1:A:49:ARG:HD2	1:A:168:VAL:HG11	2.03	0.41
1:E:92:THR:O	1:E:261:ARG:NH2	2.32	0.41
1:I:283:LYS:HB3	1:I:283:LYS:HE3	1.73	0.41
3:K:689:C:H6	3:K:689:C:O5'	2.04	0.41
1:M:19:ALA:HB2	1:M:157:TYR:CD1	2.56	0.41
1:A:273:HIS:N	1:A:273:HIS:CD2	2.88	0.40
1:A:80:HIS:CE1	1:A:318:LEU:HB3	2.56	0.40
1:E:429:TYR:O	1:E:432:PHE:HB3	2.21	0.40
1:M:273:HIS:HB2	1:M:280:TYR:CE2	2.57	0.40
1:A:371:VAL:O	1:A:371:VAL:HG13	2.21	0.40
2:B:596:C:H2'	2:B:597:C:C6	2.53	0.40
1:I:220:LYS:O	1:I:224:LEU:HG	2.21	0.40
2:N:604:C:H2'	2:N:605:U:O4'	2.21	0.40
1:A:215:ASP:CB	7:A:752:HOH:O	2.69	0.40
1:I:237:TYR:CG	1:I:328:ASP:HB3	2.56	0.40
1:E:16:ILE:CG1	1:E:277:ASN:HA	2.52	0.40
1:E:334:TYR:CG	1:E:335:PRO:HD2	2.57	0.40
1:M:43:LEU:HA	1:M:43:LEU:HD12	1.83	0.40
1:A:237:TYR:HD2	1:A:238:ASP:OD1	2.04	0.40

Continued on next page...

Continued from previous page...

Atom-1	Atom-2	Interatomic distance (Å)	Clash overlap (Å)
1:I:245:TRP:CH2	1:I:304:ILE:HA	2.56	0.40
1:I:6:MET:HG2	1:I:278:LYS:HE2	2.04	0.40
1:I:339:ASP:CG	1:I:341:SER:HG	2.23	0.40
3:K:695:C:O2'	3:K:696:G:H5'	2.21	0.40

There are no symmetry-related clashes.

5.3 Torsion angles [i](#)

5.3.1 Protein backbone [i](#)

In the following table, the Percentiles column shows the percent Ramachandran outliers of the chain as a percentile score with respect to all X-ray entries followed by that with respect to entries of similar resolution.

The Analysed column shows the number of residues for which the backbone conformation was analysed, and the total number of residues.

Mol	Chain	Analysed	Favoured	Allowed	Outliers	Percentiles	
1	A	459/471 (98%)	427 (93%)	29 (6%)	3 (1%)	22	39
1	E	459/471 (98%)	426 (93%)	31 (7%)	2 (0%)	34	54
1	I	459/471 (98%)	419 (91%)	36 (8%)	4 (1%)	17	31
1	M	459/471 (98%)	420 (92%)	35 (8%)	4 (1%)	17	31
All	All	1836/1884 (98%)	1692 (92%)	131 (7%)	13 (1%)	22	39

All (13) Ramachandran outliers are listed below:

Mol	Chain	Res	Type
1	A	285	GLY
1	E	285	GLY
1	M	62	TYR
1	A	368	TRP
1	E	368	TRP
1	I	62	TYR
1	I	226	GLU
1	M	226	GLU
1	A	62	TYR
1	I	164	SER
1	M	54	PHE

Continued on next page...

Continued from previous page...

Mol	Chain	Res	Type
1	M	164	SER
1	I	54	PHE

5.3.2 Protein sidechains ⓘ

In the following table, the Percentiles column shows the percent sidechain outliers of the chain as a percentile score with respect to all X-ray entries followed by that with respect to entries of similar resolution.

The Analysed column shows the number of residues for which the sidechain conformation was analysed, and the total number of residues.

Mol	Chain	Analysed	Rotameric	Outliers	Percentiles	
1	A	403/412 (98%)	375 (93%)	28 (7%)	15	30
1	E	403/412 (98%)	376 (93%)	27 (7%)	16	31
1	I	403/412 (98%)	376 (93%)	27 (7%)	16	31
1	M	403/412 (98%)	375 (93%)	28 (7%)	15	30
All	All	1612/1648 (98%)	1502 (93%)	110 (7%)	16	30

All (110) residues with a non-rotameric sidechain are listed below:

Mol	Chain	Res	Type
1	A	2	GLU
1	A	3	ILE
1	A	10	LYS
1	A	16	ILE
1	A	28	SER
1	A	45	LYS
1	A	46	ASN
1	A	60	SER
1	A	94	GLN
1	A	151	ASN
1	A	161	GLU
1	A	163	ARG
1	A	170	GLN
1	A	172	LYS
1	A	218	TRP
1	A	261	ARG
1	A	277	ASN
1	A	280	TYR
1	A	311	LYS

Continued on next page...

Continued from previous page...

Mol	Chain	Res	Type
1	A	326	TYR
1	A	337	GLU
1	A	360	SER
1	A	362	THR
1	A	396	GLU
1	A	408	ARG
1	A	415	ARG
1	A	428	GLU
1	A	456	ARG
1	E	3	ILE
1	E	10	LYS
1	E	16	ILE
1	E	28	SER
1	E	45	LYS
1	E	46	ASN
1	E	60	SER
1	E	94	GLN
1	E	151	ASN
1	E	161	GLU
1	E	163	ARG
1	E	170	GLN
1	E	172	LYS
1	E	218	TRP
1	E	261	ARG
1	E	277	ASN
1	E	280	TYR
1	E	311	LYS
1	E	326	TYR
1	E	337	GLU
1	E	360	SER
1	E	362	THR
1	E	396	GLU
1	E	408	ARG
1	E	415	ARG
1	E	428	GLU
1	E	456	ARG
1	I	7	ARG
1	I	21	SER
1	I	26	GLU
1	I	43	LEU
1	I	45	LYS
1	I	46	ASN

Continued on next page...

Continued from previous page...

Mol	Chain	Res	Type
1	I	51	LYS
1	I	63	VAL
1	I	67	ILE
1	I	72	GLU
1	I	94	GLN
1	I	165	LYS
1	I	174	ARG
1	I	218	TRP
1	I	261	ARG
1	I	263	ASP
1	I	277	ASN
1	I	280	TYR
1	I	326	TYR
1	I	338	VAL
1	I	364	GLU
1	I	369	GLU
1	I	396	GLU
1	I	404	THR
1	I	408	ARG
1	I	419	LEU
1	I	455	ARG
1	M	7	ARG
1	M	21	SER
1	M	26	GLU
1	M	35	GLU
1	M	43	LEU
1	M	45	LYS
1	M	46	ASN
1	M	51	LYS
1	M	63	VAL
1	M	67	ILE
1	M	72	GLU
1	M	94	GLN
1	M	165	LYS
1	M	174	ARG
1	M	218	TRP
1	M	261	ARG
1	M	263	ASP
1	M	277	ASN
1	M	280	TYR
1	M	326	TYR
1	M	338	VAL

Continued on next page...

Continued from previous page...

Mol	Chain	Res	Type
1	M	364	GLU
1	M	369	GLU
1	M	396	GLU
1	M	404	THR
1	M	408	ARG
1	M	419	LEU
1	M	455	ARG

Some sidechains can be flipped to improve hydrogen bonding and reduce clashes. All (17) such sidechains are listed below:

Mol	Chain	Res	Type
1	A	18	ASN
1	A	94	GLN
1	A	170	GLN
1	A	272	HIS
1	A	277	ASN
1	E	18	ASN
1	E	94	GLN
1	E	170	GLN
1	E	272	HIS
1	E	277	ASN
1	E	301	ASN
1	I	94	GLN
1	I	269	ASN
1	I	277	ASN
1	M	94	GLN
1	M	269	ASN
1	M	277	ASN

5.3.3 RNA ⓘ

Mol	Chain	Analysed	Backbone Outliers	Pucker Outliers
2	B	16/26 (61%)	2 (12%)	0
2	F	16/26 (61%)	2 (12%)	0
2	J	17/26 (65%)	3 (17%)	1 (5%)
2	N	17/26 (65%)	3 (17%)	1 (5%)
3	C	13/14 (92%)	0	0
3	G	13/14 (92%)	0	0
3	K	13/14 (92%)	0	0
3	O	13/14 (92%)	0	0

Continued on next page...

Continued from previous page...

Mol	Chain	Analysed	Backbone Outliers	Pucker Outliers
4	D	2/9 (22%)	1 (50%)	0
4	H	2/9 (22%)	1 (50%)	0
4	L	3/9 (33%)	1 (33%)	0
4	P	3/9 (33%)	1 (33%)	0
All	All	128/196 (65%)	14 (10%)	2 (1%)

All (14) RNA backbone outliers are listed below:

Mol	Chain	Res	Type
2	B	598	A
2	B	599	G
4	D	806	A
2	F	598	A
2	F	599	G
4	H	806	A
2	J	596	C
2	J	598	A
2	J	612	G
4	L	806	A
2	N	596	C
2	N	598	A
2	N	612	G
4	P	806	A

All (2) RNA pucker outliers are listed below:

Mol	Chain	Res	Type
2	J	612	G
2	N	612	G

5.4 Non-standard residues in protein, DNA, RNA chains [i](#)

There are no non-standard protein/DNA/RNA residues in this entry.

5.5 Carbohydrates [i](#)

There are no carbohydrates in this entry.

5.6 Ligand geometry

Of 20 ligands modelled in this entry, 4 are monoatomic - leaving 16 for Mogul analysis.

In the following table, the Counts columns list the number of bonds (or angles) for which Mogul statistics could be retrieved, the number of bonds (or angles) that are observed in the model and the number of bonds (or angles) that are defined in the Chemical Component Dictionary. The Link column lists molecule types, if any, to which the group is linked. The Z score for a bond length (or angle) is the number of standard deviations the observed value is removed from the expected value. A bond length (or angle) with $|Z| > 2$ is considered an outlier worth inspection. RMSZ is the root-mean-square of all Z scores of the bond lengths (or angles).

Mol	Type	Chain	Res	Link	Bond lengths			Bond angles		
					Counts	RMSZ	# Z > 2	Counts	RMSZ	# Z > 2
6	IPA	I	6002	-	3,3,3	0.54	0	3,3,3	0.30	0
6	IPA	A	6022	-	3,3,3	0.63	0	3,3,3	0.17	0
6	IPA	M	6016	-	3,3,3	0.61	0	3,3,3	0.24	0
6	IPA	M	6005	-	3,3,3	0.68	0	3,3,3	0.11	0
6	IPA	A	6004	-	3,3,3	0.48	0	3,3,3	0.49	0
6	IPA	I	6023	-	3,3,3	0.50	0	3,3,3	0.41	0
6	IPA	M	6001	-	3,3,3	0.54	0	3,3,3	0.40	0
6	IPA	E	6003	-	3,3,3	0.52	0	3,3,3	0.39	0
6	IPA	G	6010	-	3,3,3	0.76	0	3,3,3	0.36	0
6	IPA	I	6015	-	3,3,3	0.58	0	3,3,3	0.23	0
6	IPA	E	6007	-	3,3,3	0.41	0	3,3,3	0.71	0
6	IPA	M	6009	-	3,3,3	0.60	0	3,3,3	0.41	0
6	IPA	A	6018	-	3,3,3	0.63	0	3,3,3	0.35	0
6	IPA	A	6008	-	3,3,3	0.67	0	3,3,3	0.19	0
6	IPA	A	6012	-	3,3,3	0.59	0	3,3,3	0.34	0
6	IPA	I	6006	-	3,3,3	0.61	0	3,3,3	0.35	0

There are no bond length outliers.

There are no bond angle outliers.

There are no chirality outliers.

There are no torsion outliers.

There are no ring outliers.

10 monomers are involved in 28 short contacts:

Mol	Chain	Res	Type	Clashes	Symm-Clashes
6	I	6002	IPA	1	0
6	A	6022	IPA	2	0
6	M	6005	IPA	1	0
6	A	6004	IPA	2	0

Continued on next page...

Continued from previous page...

Mol	Chain	Res	Type	Clashes	Symm-Clashes
6	M	6001	IPA	2	0
6	I	6015	IPA	1	0
6	E	6007	IPA	11	0
6	A	6008	IPA	2	0
6	A	6012	IPA	5	0
6	I	6006	IPA	1	0

5.7 Other polymers [i](#)

There are no such residues in this entry.

5.8 Polymer linkage issues [i](#)

There are no chain breaks in this entry.

6 Fit of model and data

6.1 Protein, DNA and RNA chains

In the following table, the column labelled ‘#RSRZ> 2’ contains the number (and percentage) of RSRZ outliers, followed by percent RSRZ outliers for the chain as percentile scores relative to all X-ray entries and entries of similar resolution. The OWAB column contains the minimum, median, 95th percentile and maximum values of the occupancy-weighted average B-factor per residue. The column labelled ‘Q< 0.9’ lists the number of (and percentage) of residues with an average occupancy less than 0.9.

Mol	Chain	Analysed	<RSRZ>	#RSRZ>2	OWAB(Å ²)	Q<0.9
1	A	461/471 (97%)	-0.31	2 (0%) 92 93	27, 52, 95, 129	0
1	E	461/471 (97%)	-0.29	6 (1%) 77 79	27, 51, 95, 130	0
1	I	461/471 (97%)	-0.32	6 (1%) 77 79	24, 52, 92, 143	0
1	M	461/471 (97%)	-0.34	6 (1%) 77 79	25, 53, 92, 143	0
2	B	18/26 (69%)	-0.62	1 (5%) 24 25	33, 57, 158, 180	0
2	F	18/26 (69%)	-0.42	1 (5%) 24 25	33, 56, 158, 180	0
2	J	19/26 (73%)	-0.40	1 (5%) 26 28	30, 61, 149, 167	0
2	N	19/26 (73%)	-0.55	0 100 100	30, 62, 149, 167	0
3	C	14/14 (100%)	-0.90	0 100 100	37, 47, 117, 118	0
3	G	14/14 (100%)	-0.91	0 100 100	37, 48, 116, 118	0
3	K	14/14 (100%)	-0.90	0 100 100	33, 50, 131, 135	0
3	O	14/14 (100%)	-0.97	0 100 100	34, 51, 130, 134	0
4	D	3/9 (33%)	1.71	1 (33%) 0 0	133, 133, 142, 154	0
4	H	3/9 (33%)	2.42	2 (66%) 0 0	133, 133, 142, 154	0
4	L	4/9 (44%)	0.51	0 100 100	108, 109, 127, 145	0
4	P	4/9 (44%)	1.12	1 (25%) 0 0	108, 109, 128, 145	0
All	All	1988/2080 (95%)	-0.33	27 (1%) 75 77	24, 52, 100, 180	0

All (27) RSRZ outliers are listed below:

Mol	Chain	Res	Type	RSRZ
1	M	65	ASN	9.7
1	I	65	ASN	9.0
1	I	16	ILE	5.3
1	I	315	GLY	4.4
2	J	595	U	3.2

Continued on next page...

Continued from previous page...

Mol	Chain	Res	Type	RSRZ
1	I	90	ILE	2.9
1	I	316	ILE	2.9
1	M	66	LYS	2.9
4	H	806	A	2.9
1	M	16	ILE	2.8
1	E	17	ILE	2.8
1	E	18	ASN	2.8
2	F	598	A	2.7
4	P	807	G	2.7
1	A	17	ILE	2.6
4	H	805	G	2.5
1	E	63	VAL	2.5
1	E	54	PHE	2.3
4	D	804	G	2.3
1	A	72	GLU	2.2
1	M	18	ASN	2.1
1	E	64	GLY	2.1
1	E	66	LYS	2.1
2	B	598	A	2.1
1	M	17	ILE	2.1
1	I	22	LYS	2.0
1	M	342	LEU	2.0

6.2 Non-standard residues in protein, DNA, RNA chains [i](#)

There are no non-standard protein/DNA/RNA residues in this entry.

6.3 Carbohydrates [i](#)

There are no carbohydrates in this entry.

6.4 Ligands [i](#)

In the following table, the Atoms column lists the number of modelled atoms in the group and the number defined in the chemical component dictionary. The B-factors column lists the minimum, median, 95th percentile and maximum values of B factors of atoms in the group. The column labelled 'Q< 0.9' lists the number of atoms with occupancy less than 0.9.

Mol	Type	Chain	Res	Atoms	RSCC	RSR	B-factors(Å ²)	Q<0.9
6	IPA	A	6022	4/4	0.60	0.23	65,74,82,88	0

Continued on next page...

Continued from previous page...

Mol	Type	Chain	Res	Atoms	RSCC	RSR	B-factors(\AA^2)	Q<0.9
6	IPA	I	6015	4/4	0.79	0.21	57,78,85,89	0
6	IPA	A	6012	4/4	0.79	0.33	80,83,91,103	0
6	IPA	M	6016	4/4	0.81	0.17	73,79,80,87	0
6	IPA	G	6010	4/4	0.85	0.28	39,40,59,85	0
6	IPA	I	6023	4/4	0.86	0.25	43,51,63,64	0
5	ZN	M	2004	1/1	0.88	0.17	121,121,121,121	1
6	IPA	A	6018	4/4	0.88	0.47	56,75,80,84	0
6	IPA	M	6001	4/4	0.90	0.30	41,43,61,76	0
5	ZN	I	2003	1/1	0.91	0.11	110,110,110,110	1
5	ZN	A	2001	1/1	0.92	0.20	123,123,123,123	1
5	ZN	E	2002	1/1	0.92	0.12	129,129,129,129	1
6	IPA	E	6007	4/4	0.92	0.41	44,52,56,75	0
6	IPA	M	6009	4/4	0.92	0.16	45,61,64,65	0
6	IPA	I	6002	4/4	0.93	0.67	39,60,66,80	0
6	IPA	E	6003	4/4	0.95	0.18	61,64,66,66	0
6	IPA	A	6008	4/4	0.96	0.22	30,56,59,64	0
6	IPA	A	6004	4/4	0.96	0.48	49,56,74,79	0
6	IPA	M	6005	4/4	0.96	0.19	30,46,47,53	0
6	IPA	I	6006	4/4	0.97	0.21	29,46,47,60	0

6.5 Other polymers

There are no such residues in this entry.