



Full wwPDB X-ray Structure Validation Report ⓘ

May 29, 2020 – 12:58 am BST

PDB ID : 2P88
Title : Crystal structure of N-succinyl Arg/Lys racemase from Bacillus cereus ATCC 14579
Authors : Fedorov, A.A.; Song, L.; Fedorov, E.V.; Gerlt, J.A.; Almo, S.C.
Deposited on : 2007-03-22
Resolution : 2.40 Å(reported)

This is a Full wwPDB X-ray Structure Validation Report for a publicly released PDB entry.

We welcome your comments at validation@mail.wwpdb.org

A user guide is available at

<https://www.wwpdb.org/validation/2017/XrayValidationReportHelp>

with specific help available everywhere you see the ⓘ symbol.

The following versions of software and data (see [references ⓘ](#)) were used in the production of this report:

MolProbity	:	4.02b-467
Xtriage (Phenix)	:	1.13
EDS	:	2.11
Percentile statistics	:	20191225.v01 (using entries in the PDB archive December 25th 2019)
Refmac	:	5.8.0158
CCP4	:	7.0.044 (Gargrove)
Ideal geometry (proteins)	:	Engh & Huber (2001)
Ideal geometry (DNA, RNA)	:	Parkinson et al. (1996)
Validation Pipeline (wwPDB-VP)	:	2.11

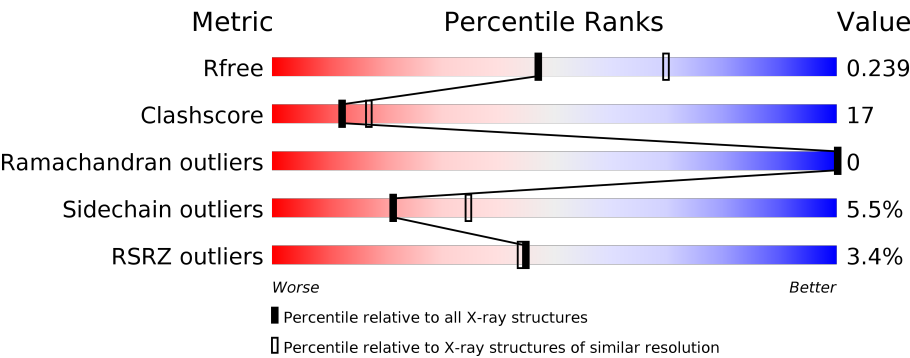
1 Overall quality at a glance i

The following experimental techniques were used to determine the structure:

X-RAY DIFFRACTION

The reported resolution of this entry is 2.40 Å.

Percentile scores (ranging between 0-100) for global validation metrics of the entry are shown in the following graphic. The table shows the number of entries on which the scores are based.



Metric	Whole archive (#Entries)	Similar resolution (#Entries, resolution range(Å))
R_{free}	130704	3907 (2.40-2.40)
Clashscore	141614	4398 (2.40-2.40)
Ramachandran outliers	138981	4318 (2.40-2.40)
Sidechain outliers	138945	4319 (2.40-2.40)
RSRZ outliers	127900	3811 (2.40-2.40)

The table below summarises the geometric issues observed across the polymeric chains and their fit to the electron density. The red, orange, yellow and green segments on the lower bar indicate the fraction of residues that contain outliers for ≥ 3 , 2, 1 and 0 types of geometric quality criteria respectively. A grey segment represents the fraction of residues that are not modelled. The numeric value for each fraction is indicated below the corresponding segment, with a dot representing fractions $\leq 5\%$. The upper red bar (where present) indicates the fraction of residues that have poor fit to the electron density. The numeric value is given above the bar.

Mol	Chain	Length	Quality of chain
1	A	369	<div> <div style="width: 100%; height: 10px; background: linear-gradient(to right, red, orange, yellow, green);"></div> <div style="display: flex; justify-content: space-between; width: 100%;"> 69% 27% </div> </div>
1	B	369	<div> <div style="width: 100%; height: 10px; background: linear-gradient(to right, red, orange, yellow, green);"></div> <div style="display: flex; justify-content: space-between; width: 100%;"> 68% 27% </div> </div>
1	C	369	<div> <div style="width: 100%; height: 10px; background: linear-gradient(to right, red, orange, yellow, green);"></div> <div style="display: flex; justify-content: space-between; width: 100%;"> 70% 27% </div> </div>
1	D	369	<div> <div style="width: 100%; height: 10px; background: linear-gradient(to right, red, orange, yellow, green);"></div> <div style="display: flex; justify-content: space-between; width: 100%;"> 70% 27% </div> </div>
1	E	369	<div> <div style="width: 100%; height: 10px; background: linear-gradient(to right, red, orange, yellow, green);"></div> <div style="display: flex; justify-content: space-between; width: 100%;"> 8% 68% 28% </div> </div>
1	F	369	<div> <div style="width: 100%; height: 10px; background: linear-gradient(to right, red, orange, yellow, green);"></div> <div style="display: flex; justify-content: space-between; width: 100%;"> 4% 68% 28% </div> </div>

Continued on next page...

Continued from previous page...

Mol	Chain	Length	Quality of chain
1	G	369	<div><div></div><div>4%</div><div>69%</div><div>27%</div><div></div></div>
1	H	369	<div><div></div><div>7%</div><div>67%</div><div>29%</div><div></div></div>

2 Entry composition

There are 3 unique types of molecules in this entry. The entry contains 23320 atoms, of which 0 are hydrogens and 0 are deuteriums.

In the tables below, the ZeroOcc column contains the number of atoms modelled with zero occupancy, the AltConf column contains the number of residues with at least one atom in alternate conformation and the Trace column contains the number of residues modelled with at most 2 atoms.

- Molecule 1 is a protein called Mandelate racemase/muconate lactonizing enzyme family protein.

Mol	Chain	Residues	Atoms					ZeroOcc	AltConf	Trace
1	A	369	Total	C	N	O	S	0	0	0
			2871	1818	488	546	19			
1	B	369	Total	C	N	O	S	0	0	0
			2871	1818	488	546	19			
1	C	369	Total	C	N	O	S	0	0	0
			2871	1818	488	546	19			
1	D	369	Total	C	N	O	S	0	0	0
			2871	1818	488	546	19			
1	E	369	Total	C	N	O	S	0	0	0
			2871	1818	488	546	19			
1	F	369	Total	C	N	O	S	0	0	0
			2871	1818	488	546	19			
1	G	369	Total	C	N	O	S	0	0	0
			2871	1818	488	546	19			
1	H	369	Total	C	N	O	S	0	0	0
			2871	1818	488	546	19			

- Molecule 2 is MAGNESIUM ION (three-letter code: MG) (formula: Mg).

Mol	Chain	Residues	Atoms		ZeroOcc	AltConf
2	G	1	Total	Mg	0	0
			1	1		
2	D	1	Total	Mg	0	0
			1	1		
2	E	1	Total	Mg	0	0
			1	1		
2	H	1	Total	Mg	0	0
			1	1		
2	B	1	Total	Mg	0	0
			1	1		
2	C	1	Total	Mg	0	0
			1	1		

Continued on next page...

Continued from previous page...

Mol	Chain	Residues	Atoms		ZeroOcc	AltConf
2	A	1	Total 1	Mg 1	0	0
2	F	1	Total 1	Mg 1	0	0

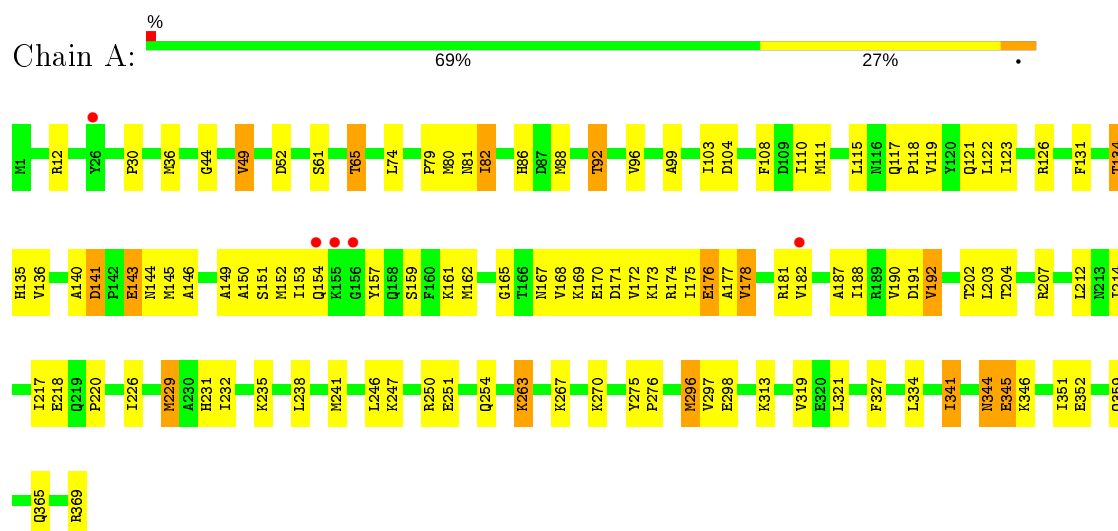
- Molecule 3 is water.

Mol	Chain	Residues	Atoms		ZeroOcc	AltConf
3	A	32	Total 32	O 32	0	0
3	B	38	Total 38	O 38	0	0
3	C	48	Total 48	O 48	0	0
3	D	40	Total 40	O 40	0	0
3	E	37	Total 37	O 37	0	0
3	F	52	Total 52	O 52	0	0
3	G	51	Total 51	O 51	0	0
3	H	46	Total 46	O 46	0	0

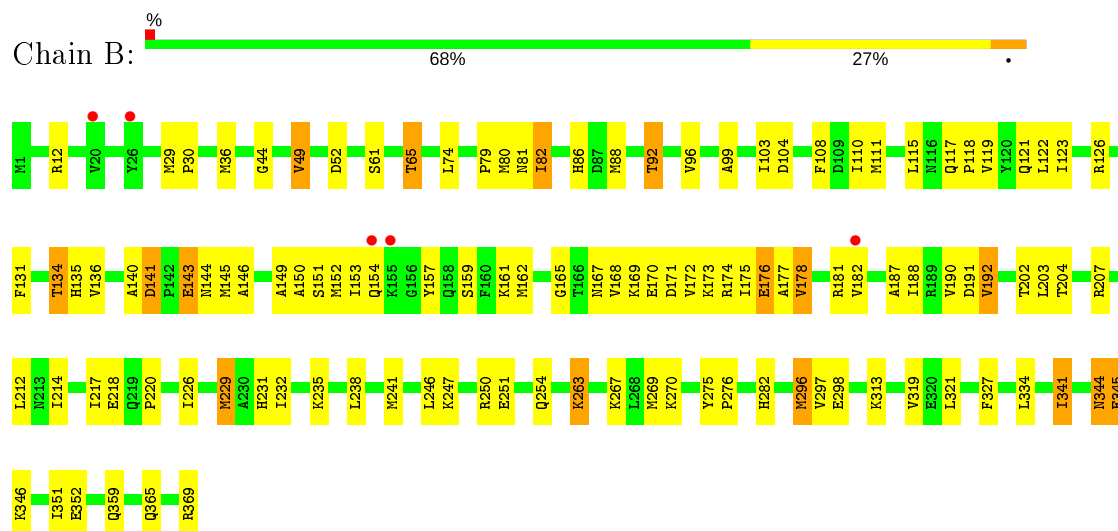
3 Residue-property plots

These plots are drawn for all protein, RNA and DNA chains in the entry. The first graphic for a chain summarises the proportions of the various outlier classes displayed in the second graphic. The second graphic shows the sequence view annotated by issues in geometry and electron density. Residues are color-coded according to the number of geometric quality criteria for which they contain at least one outlier: green = 0, yellow = 1, orange = 2 and red = 3 or more. A red dot above a residue indicates a poor fit to the electron density ($RSRZ > 2$). Stretches of 2 or more consecutive residues without any outlier are shown as a green connector. Residues present in the sample, but not in the model, are shown in grey.

- Molecule 1: Mandelate racemase/muconate lactonizing enzyme family protein

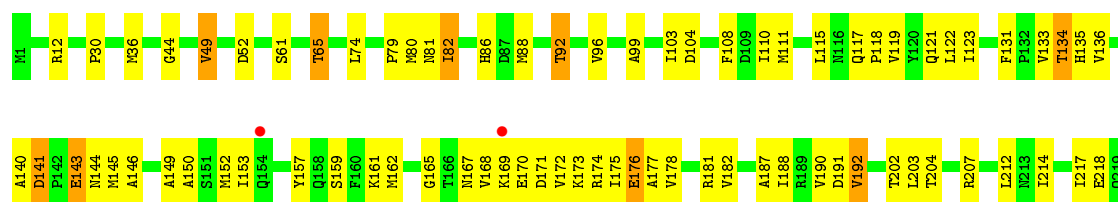


- Molecule 1: Mandelate racemase/muconate lactonizing enzyme family protein

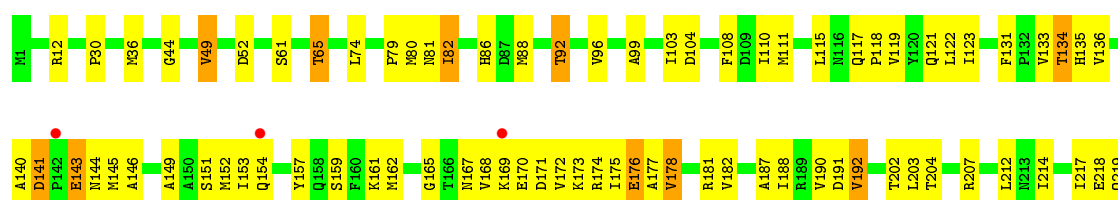


- Molecule 1: Mandelate racemase/muconate lactonizing enzyme family protein

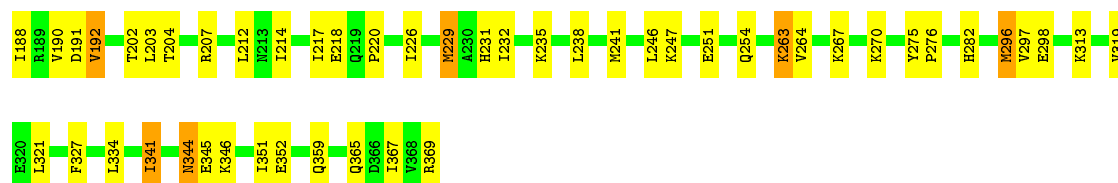
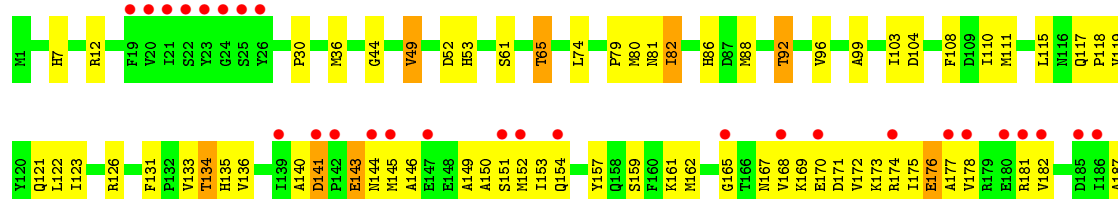




- Molecule 1: Mandelate racemase/muconate lactonizing enzyme family protein

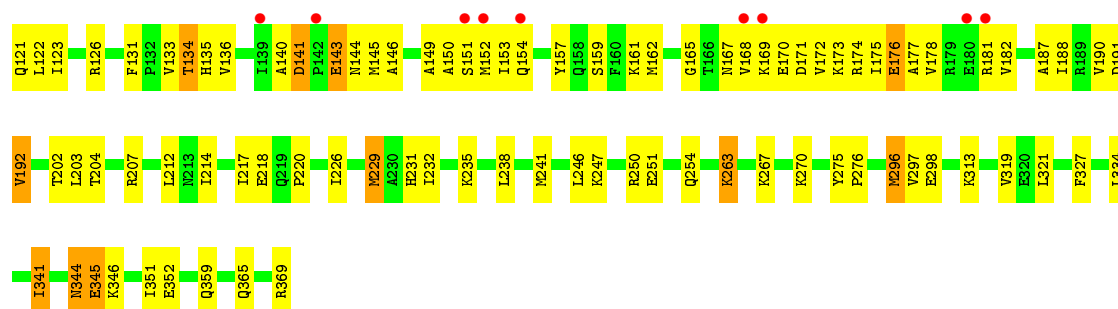


- Molecule 1: Mandelate racemase/muconate lactonizing enzyme family protein

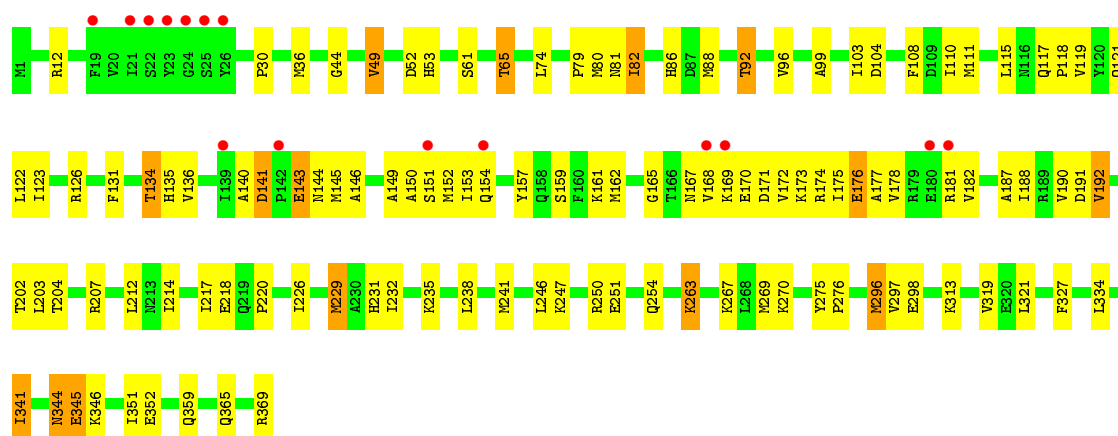


- Molecule 1: Mandelate racemase/muconate lactonizing enzyme family protein

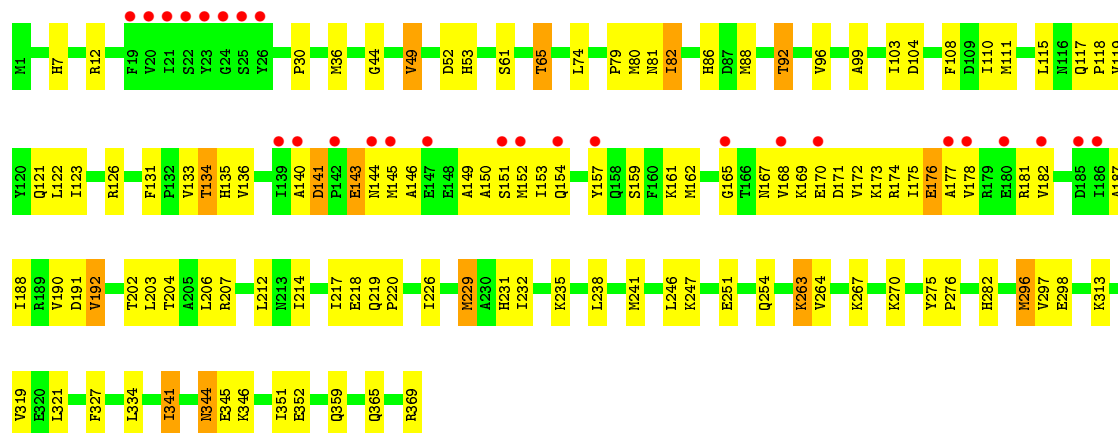




- Molecule 1: Mandelate racemase/muconate lactonizing enzyme family protein



- Molecule 1: Mandelate racemase/muconate lactonizing enzyme family protein



4 Data and refinement statistics

Property	Value	Source
Space group	P 1 21 1	Depositor
Cell constants a, b, c, α , β , γ	135.95Å 94.61Å 135.96Å 90.00° 90.16° 90.00°	Depositor
Resolution (Å)	24.42 – 2.40 39.17 – 2.40	Depositor EDS
% Data completeness (in resolution range)	91.2 (24.42-2.40) 91.0 (39.17-2.40)	Depositor EDS
R_{merge}	0.08	Depositor
R_{sym}	(Not available)	Depositor
$\langle I/\sigma(I) \rangle$ ¹	3.34 (at 2.39Å)	Xtriage
Refinement program	CNS 1.1	Depositor
R, R_{free}	0.221 , 0.239 0.220 , 0.239	Depositor DCC
R_{free} test set	6335 reflections (5.04%)	wwPDB-VP
Wilson B-factor (Å ²)	32.5	Xtriage
Anisotropy	0.509	Xtriage
Bulk solvent k_{sol} (e/Å ³), B_{sol} (Å ²)	0.32 , 12.8	EDS
L-test for twinning ²	$\langle L \rangle = 0.49$, $\langle L^2 \rangle = 0.32$	Xtriage
Estimated twinning fraction	0.073 for l,k,-h 0.074 for h,-k,-l 0.487 for l,-k,h	Xtriage
F_o, F_c correlation	0.93	EDS
Total number of atoms	23320	wwPDB-VP
Average B, all atoms (Å ²)	39.0	wwPDB-VP

Xtriage's analysis on translational NCS is as follows: *The analyses of the Patterson function reveals a significant off-origin peak that is 38.59 % of the origin peak, indicating pseudo-translational symmetry. The chance of finding a peak of this or larger height randomly in a structure without pseudo-translational symmetry is equal to 3.6040e-04. The detected translational NCS is most likely also responsible for the elevated intensity ratio.*

¹Intensities estimated from amplitudes.

²Theoretical values of $\langle |L| \rangle$, $\langle L^2 \rangle$ for acentric reflections are 0.5, 0.333 respectively for untwinned datasets, and 0.375, 0.2 for perfectly twinned datasets.

5 Model quality

5.1 Standard geometry

Bond lengths and bond angles in the following residue types are not validated in this section: MG

The Z score for a bond length (or angle) is the number of standard deviations the observed value is removed from the expected value. A bond length (or angle) with $|Z| > 5$ is considered an outlier worth inspection. RMSZ is the root-mean-square of all Z scores of the bond lengths (or angles).

Mol	Chain	Bond lengths		Bond angles	
		RMSZ	# Z >5	RMSZ	# Z >5
1	A	0.38	0/2923	0.62	1/3951 (0.0%)
1	B	0.38	0/2923	0.62	1/3951 (0.0%)
1	C	0.38	0/2923	0.63	1/3951 (0.0%)
1	D	0.38	0/2923	0.62	1/3951 (0.0%)
1	E	0.39	0/2923	0.63	1/3951 (0.0%)
1	F	0.39	0/2923	0.63	1/3951 (0.0%)
1	G	0.39	0/2923	0.63	1/3951 (0.0%)
1	H	0.39	0/2923	0.63	1/3951 (0.0%)
All	All	0.38	0/23384	0.63	8/31608 (0.0%)

There are no bond length outliers.

All (8) bond angle outliers are listed below:

Mol	Chain	Res	Type	Atoms	Z	Observed(°)	Ideal(°)
1	D	296	MET	N-CA-C	-5.25	96.83	111.00
1	C	296	MET	N-CA-C	-5.21	96.93	111.00
1	G	296	MET	N-CA-C	-5.15	97.08	111.00
1	B	296	MET	N-CA-C	-5.15	97.09	111.00
1	A	296	MET	N-CA-C	-5.13	97.14	111.00
1	F	296	MET	N-CA-C	-5.09	97.27	111.00
1	E	296	MET	N-CA-C	-5.04	97.39	111.00
1	H	296	MET	N-CA-C	-5.01	97.46	111.00

There are no chirality outliers.

There are no planarity outliers.

5.2 Too-close contacts ⓘ

In the following table, the Non-H and H(model) columns list the number of non-hydrogen atoms and hydrogen atoms in the chain respectively. The H(added) column lists the number of hydrogen atoms added and optimized by MolProbity. The Clashes column lists the number of clashes within the asymmetric unit, whereas Symm-Clashes lists symmetry related clashes.

Mol	Chain	Non-H	H(model)	H(added)	Clashes	Symm-Clashes
1	A	2871	0	2899	95	0
1	B	2871	0	2899	101	0
1	C	2871	0	2899	92	0
1	D	2871	0	2899	94	0
1	E	2871	0	2899	102	0
1	F	2871	0	2899	100	0
1	G	2871	0	2899	102	0
1	H	2871	0	2899	100	0
2	A	1	0	0	0	0
2	B	1	0	0	0	0
2	C	1	0	0	0	0
2	D	1	0	0	0	0
2	E	1	0	0	0	0
2	F	1	0	0	0	0
2	G	1	0	0	0	0
2	H	1	0	0	0	0
3	A	32	0	0	3	0
3	B	38	0	0	5	0
3	C	48	0	0	3	0
3	D	40	0	0	5	0
3	E	37	0	0	4	0
3	F	52	0	0	5	0
3	G	51	0	0	5	0
3	H	46	0	0	2	0
All	All	23320	0	23192	778	0

The all-atom clashscore is defined as the number of clashes found per 1000 atoms (including hydrogen atoms). The all-atom clashscore for this structure is 17.

All (778) close contacts within the same asymmetric unit are listed below, sorted by their clash magnitude.

Atom-1	Atom-2	Interatomic distance (Å)	Clash overlap (Å)
1:F:49:VAL:HG11	1:F:298:GLU:HG2	1.23	1.19
1:C:49:VAL:HG11	1:C:298:GLU:HG2	1.24	1.17
1:A:49:VAL:HG11	1:A:298:GLU:HG2	1.23	1.16

Continued on next page...

Continued from previous page...

Atom-1	Atom-2	Interatomic distance (Å)	Clash overlap (Å)
1:E:49:VAL:HG11	1:E:298:GLU:HG2	1.25	1.16
1:D:49:VAL:HG11	1:D:298:GLU:HG2	1.23	1.15
1:B:49:VAL:HG11	1:B:298:GLU:HG2	1.24	1.14
1:G:49:VAL:HG11	1:G:298:GLU:HG2	1.24	1.14
1:H:49:VAL:HG11	1:H:298:GLU:HG2	1.25	1.14
1:G:141:ASP:HB2	1:G:144:ASN:HD22	1.21	1.06
1:A:141:ASP:HB2	1:A:144:ASN:HD22	1.21	1.06
1:H:141:ASP:HB2	1:H:144:ASN:HD22	1.21	1.06
1:B:167:ASN:HD22	1:B:170:GLU:HG3	1.20	1.05
1:B:141:ASP:HB2	1:B:144:ASN:HD22	1.21	1.05
1:G:167:ASN:HD22	1:G:170:GLU:HG3	1.20	1.04
1:H:167:ASN:HD22	1:H:170:GLU:HG3	1.20	1.04
1:C:141:ASP:HB2	1:C:144:ASN:HD22	1.21	1.04
1:D:167:ASN:HD22	1:D:170:GLU:HG3	1.20	1.03
1:F:167:ASN:HD22	1:F:170:GLU:HG3	1.20	1.03
1:E:141:ASP:HB2	1:E:144:ASN:HD22	1.21	1.02
1:C:167:ASN:HD22	1:C:170:GLU:HG3	1.19	1.02
1:F:141:ASP:HB2	1:F:144:ASN:HD22	1.21	1.01
1:E:167:ASN:HD22	1:E:170:GLU:HG3	1.21	1.01
1:D:141:ASP:HB2	1:D:144:ASN:HD22	1.21	1.01
1:A:167:ASN:HD22	1:A:170:GLU:HG3	1.20	1.01
1:B:359:GLN:HE22	1:B:365:GLN:HE22	1.13	0.93
1:F:359:GLN:HE22	1:F:365:GLN:HE22	1.15	0.91
1:C:359:GLN:HE22	1:C:365:GLN:HE22	1.14	0.91
1:H:359:GLN:HE22	1:H:365:GLN:HE22	1.12	0.90
1:E:359:GLN:HE22	1:E:365:GLN:HE22	1.13	0.90
1:A:359:GLN:HE22	1:A:365:GLN:HE22	1.12	0.90
1:D:359:GLN:HE22	1:D:365:GLN:HE22	1.14	0.89
1:G:359:GLN:HE22	1:G:365:GLN:HE22	1.15	0.89
1:B:49:VAL:CG1	1:B:298:GLU:HG2	2.03	0.88
1:F:49:VAL:CG1	1:F:298:GLU:HG2	2.04	0.87
1:D:49:VAL:CG1	1:D:298:GLU:HG2	2.04	0.87
1:A:49:VAL:CG1	1:A:298:GLU:HG2	2.03	0.87
1:C:49:VAL:CG1	1:C:298:GLU:HG2	2.04	0.87
1:G:49:VAL:CG1	1:G:298:GLU:HG2	2.05	0.87
1:E:49:VAL:CG1	1:E:298:GLU:HG2	2.06	0.86
1:H:49:VAL:CG1	1:H:298:GLU:HG2	2.06	0.83
1:B:88:MET:O	1:B:92:THR:HG23	1.80	0.82
1:C:88:MET:O	1:C:92:THR:HG23	1.80	0.82
1:E:88:MET:O	1:E:92:THR:HG23	1.80	0.82
1:A:88:MET:O	1:A:92:THR:HG23	1.79	0.81

Continued on next page...

Continued from previous page...

Atom-1	Atom-2	Interatomic distance (Å)	Clash overlap (Å)
1:D:88:MET:O	1:D:92:THR:HG23	1.80	0.81
1:B:36:MET:HE1	1:B:79:PRO:HB3	1.63	0.81
1:G:36:MET:HE1	1:G:79:PRO:HB3	1.63	0.81
1:G:88:MET:O	1:G:92:THR:HG23	1.81	0.81
1:H:88:MET:O	1:H:92:THR:HG23	1.80	0.81
1:F:88:MET:O	1:F:92:THR:HG23	1.82	0.80
1:A:96:VAL:HG12	1:A:96:VAL:O	1.82	0.80
1:E:36:MET:HE1	1:E:79:PRO:HB3	1.64	0.80
1:B:96:VAL:HG12	1:B:96:VAL:O	1.83	0.79
1:E:61:SER:O	1:E:65:THR:HG23	1.82	0.79
1:F:36:MET:HE1	1:F:79:PRO:HB3	1.64	0.79
1:A:36:MET:HE1	1:A:79:PRO:HB3	1.63	0.79
1:C:36:MET:HE1	1:C:79:PRO:HB3	1.63	0.79
1:B:61:SER:O	1:B:65:THR:HG23	1.82	0.78
1:F:61:SER:O	1:F:65:THR:HG23	1.83	0.78
1:A:61:SER:O	1:A:65:THR:HG23	1.84	0.78
1:H:61:SER:O	1:H:65:THR:HG23	1.84	0.77
1:H:36:MET:HE1	1:H:79:PRO:HB3	1.64	0.77
1:H:96:VAL:O	1:H:96:VAL:HG12	1.85	0.76
1:A:344:ASN:ND2	1:A:346:LYS:H	1.83	0.76
1:D:61:SER:O	1:D:65:THR:HG23	1.86	0.76
1:C:61:SER:O	1:C:65:THR:HG23	1.85	0.76
1:C:344:ASN:ND2	1:C:346:LYS:H	1.84	0.76
1:F:96:VAL:HG12	1:F:96:VAL:O	1.86	0.75
1:G:344:ASN:C	1:G:344:ASN:HD22	1.89	0.75
1:D:96:VAL:O	1:D:96:VAL:HG12	1.86	0.75
1:G:96:VAL:O	1:G:96:VAL:HG12	1.86	0.75
1:G:61:SER:O	1:G:65:THR:HG23	1.86	0.75
1:B:344:ASN:ND2	1:B:346:LYS:H	1.85	0.74
1:F:344:ASN:C	1:F:344:ASN:HD22	1.91	0.74
1:F:344:ASN:ND2	1:F:346:LYS:H	1.86	0.74
1:H:344:ASN:HD22	1:H:344:ASN:C	1.91	0.74
1:B:344:ASN:C	1:B:344:ASN:HD22	1.91	0.74
1:C:96:VAL:O	1:C:96:VAL:HG12	1.88	0.74
1:D:36:MET:HE1	1:D:79:PRO:HB3	1.69	0.74
1:E:344:ASN:HD22	1:E:344:ASN:C	1.91	0.73
1:E:96:VAL:O	1:E:96:VAL:HG12	1.88	0.73
1:D:344:ASN:C	1:D:344:ASN:HD22	1.92	0.73
1:A:344:ASN:C	1:A:344:ASN:HD22	1.92	0.73
1:C:344:ASN:HD22	1:C:344:ASN:C	1.92	0.72
1:G:344:ASN:ND2	1:G:346:LYS:H	1.86	0.72

Continued on next page...

Continued from previous page...

Atom-1	Atom-2	Interatomic distance (Å)	Clash overlap (Å)
1:D:344:ASN:ND2	1:D:346:LYS:H	1.87	0.72
1:C:141:ASP:HB2	1:C:144:ASN:ND2	2.03	0.72
1:H:204:THR:O	1:H:207:ARG:HG2	1.89	0.72
1:E:344:ASN:ND2	1:E:346:LYS:H	1.88	0.71
1:E:204:THR:O	1:E:207:ARG:HG2	1.89	0.71
1:H:344:ASN:ND2	1:H:346:LYS:H	1.88	0.71
1:F:204:THR:O	1:F:207:ARG:HG2	1.91	0.70
1:G:204:THR:O	1:G:207:ARG:HG2	1.91	0.70
1:B:204:THR:O	1:B:207:ARG:HG2	1.91	0.70
1:H:226:ILE:HD12	1:H:254:GLN:NE2	2.07	0.70
1:B:141:ASP:HB2	1:B:144:ASN:ND2	2.03	0.69
1:D:141:ASP:HB2	1:D:144:ASN:ND2	2.03	0.69
1:G:141:ASP:HB2	1:G:144:ASN:ND2	2.03	0.69
1:H:149:ALA:O	1:H:153:ILE:HG12	1.93	0.69
1:B:117:GLN:HG2	1:B:121:GLN:HG2	1.75	0.69
1:E:141:ASP:HB2	1:E:144:ASN:ND2	2.03	0.69
1:D:86:HIS:HD2	3:D:503:HOH:O	1.75	0.68
1:E:135:HIS:CD2	1:E:152:MET:HG3	2.29	0.68
1:H:135:HIS:CD2	1:H:152:MET:HG3	2.28	0.68
1:A:141:ASP:HB2	1:A:144:ASN:ND2	2.02	0.68
1:A:204:THR:O	1:A:207:ARG:HG2	1.92	0.68
1:D:204:THR:O	1:D:207:ARG:HG2	1.93	0.68
1:G:135:HIS:CD2	1:G:152:MET:HG3	2.29	0.68
1:E:149:ALA:O	1:E:153:ILE:HG12	1.93	0.68
1:F:135:HIS:CD2	1:F:152:MET:HG3	2.29	0.68
1:C:204:THR:O	1:C:207:ARG:HG2	1.93	0.67
1:G:117:GLN:HG2	1:G:121:GLN:HG2	1.76	0.67
1:E:117:GLN:HG2	1:E:121:GLN:HG2	1.77	0.67
1:F:149:ALA:O	1:F:153:ILE:HG12	1.95	0.67
1:G:149:ALA:O	1:G:153:ILE:HG12	1.95	0.67
1:A:149:ALA:O	1:A:153:ILE:HG12	1.94	0.67
1:B:149:ALA:O	1:B:153:ILE:HG12	1.95	0.67
1:A:117:GLN:HG2	1:A:121:GLN:HG2	1.76	0.66
1:H:141:ASP:HB2	1:H:144:ASN:ND2	2.03	0.66
1:D:49:VAL:HG11	1:D:298:GLU:CG	2.15	0.66
1:D:226:ILE:HD12	1:D:254:GLN:NE2	2.11	0.66
1:C:149:ALA:O	1:C:153:ILE:HG12	1.96	0.66
1:A:135:HIS:CD2	1:A:152:MET:HG3	2.31	0.66
1:D:86:HIS:HE1	1:D:104:ASP:OD1	1.79	0.66
1:C:86:HIS:HD2	3:C:507:HOH:O	1.79	0.66
1:D:117:GLN:HG2	1:D:121:GLN:HG2	1.78	0.66

Continued on next page...

Continued from previous page...

Atom-1	Atom-2	Interatomic distance (Å)	Clash overlap (Å)
1:H:117:GLN:HG2	1:H:121:GLN:HG2	1.76	0.66
1:F:86:HIS:HE1	1:F:104:ASP:OD1	1.78	0.65
1:F:117:GLN:HG2	1:F:121:GLN:HG2	1.76	0.65
1:G:86:HIS:HE1	1:G:104:ASP:OD1	1.78	0.65
1:A:226:ILE:HD12	1:A:254:GLN:NE2	2.12	0.65
1:A:49:VAL:HG11	1:A:298:GLU:CG	2.15	0.65
1:B:359:GLN:HE22	1:B:365:GLN:NE2	1.92	0.65
1:E:226:ILE:HD12	1:E:254:GLN:NE2	2.11	0.65
1:G:96:VAL:CG1	1:G:99:ALA:HB3	2.26	0.65
1:F:226:ILE:HD12	1:F:254:GLN:NE2	2.11	0.65
1:H:86:HIS:HE1	1:H:104:ASP:OD1	1.80	0.65
1:D:149:ALA:O	1:D:153:ILE:HG12	1.97	0.65
1:B:135:HIS:CD2	1:B:152:MET:HG3	2.31	0.65
1:B:226:ILE:HD12	1:B:254:GLN:NE2	2.11	0.65
1:G:226:ILE:HD12	1:G:254:GLN:NE2	2.11	0.65
1:B:96:VAL:CG1	1:B:99:ALA:HB3	2.27	0.64
1:F:359:GLN:HE22	1:F:365:GLN:NE2	1.92	0.64
1:F:96:VAL:CG1	1:F:99:ALA:HB3	2.27	0.64
1:F:141:ASP:HB2	1:F:144:ASN:ND2	2.03	0.64
1:C:86:HIS:HE1	1:C:104:ASP:OD1	1.80	0.64
1:C:96:VAL:CG1	1:C:99:ALA:HB3	2.28	0.64
1:C:226:ILE:HD12	1:C:254:GLN:NE2	2.13	0.64
1:D:96:VAL:CG1	1:D:99:ALA:HB3	2.28	0.63
1:E:86:HIS:HE1	1:E:104:ASP:OD1	1.80	0.63
1:H:359:GLN:HE22	1:H:365:GLN:NE2	1.91	0.63
1:C:117:GLN:HG2	1:C:121:GLN:HG2	1.78	0.63
1:C:161:LYS:HE3	1:C:191:ASP:HB2	1.81	0.63
1:G:359:GLN:HE22	1:G:365:GLN:NE2	1.93	0.63
1:A:96:VAL:CG1	1:A:99:ALA:HB3	2.28	0.63
1:E:96:VAL:CG1	1:E:99:ALA:HB3	2.28	0.63
1:A:86:HIS:HE1	1:A:104:ASP:OD1	1.81	0.63
1:H:96:VAL:CG1	1:H:99:ALA:HB3	2.29	0.62
1:F:161:LYS:HE3	1:F:191:ASP:HB2	1.82	0.62
1:G:202:THR:HG21	1:G:232:ILE:HD13	1.81	0.62
1:B:74:LEU:CD1	1:B:103:ILE:HD13	2.30	0.62
1:D:161:LYS:HE3	1:D:191:ASP:HB2	1.80	0.62
3:B:517:HOH:O	1:G:53:HIS:HD2	1.83	0.62
1:H:161:LYS:HE3	1:H:191:ASP:HB2	1.82	0.62
1:D:135:HIS:CD2	1:D:152:MET:HG3	2.35	0.62
1:B:86:HIS:HE1	1:B:104:ASP:OD1	1.81	0.62
1:C:135:HIS:CD2	1:C:152:MET:HG3	2.35	0.61

Continued on next page...

Continued from previous page...

Atom-1	Atom-2	Interatomic distance (Å)	Clash overlap (Å)
1:D:319:VAL:HG22	1:D:321:LEU:HD12	1.82	0.61
1:G:297:VAL:HG12	1:G:327:PHE:CZ	2.36	0.61
1:A:161:LYS:HE3	1:A:191:ASP:HB2	1.82	0.61
1:A:359:GLN:HE22	1:A:365:GLN:NE2	1.91	0.61
1:E:140:ALA:HB3	1:E:145:MET:HG3	1.82	0.61
1:B:161:LYS:HE3	1:B:191:ASP:HB2	1.82	0.61
1:A:96:VAL:CG1	1:A:96:VAL:O	2.48	0.61
1:H:140:ALA:HB3	1:H:145:MET:HG3	1.82	0.61
1:B:96:VAL:CG1	1:B:96:VAL:O	2.48	0.61
1:E:359:GLN:HE22	1:E:365:GLN:NE2	1.92	0.61
1:F:178:VAL:O	1:F:182:VAL:HG22	2.01	0.61
1:F:202:THR:HG21	1:F:232:ILE:HD13	1.82	0.61
1:C:297:VAL:HG12	1:C:327:PHE:CZ	2.36	0.61
1:G:161:LYS:HE3	1:G:191:ASP:HB2	1.81	0.61
1:B:319:VAL:HG22	1:B:321:LEU:HD12	1.83	0.61
1:D:297:VAL:HG12	1:D:327:PHE:CZ	2.36	0.61
1:F:297:VAL:HG12	1:F:327:PHE:CZ	2.36	0.61
1:C:359:GLN:HE22	1:C:365:GLN:NE2	1.94	0.60
1:G:140:ALA:HB3	1:G:145:MET:HG3	1.83	0.60
1:C:178:VAL:O	1:C:182:VAL:HG22	2.01	0.60
1:A:319:VAL:HG22	1:A:321:LEU:HD12	1.82	0.60
1:A:74:LEU:CD1	1:A:103:ILE:HD13	2.30	0.60
1:D:74:LEU:CD1	1:D:103:ILE:HD13	2.32	0.60
1:E:74:LEU:CD1	1:E:103:ILE:HD13	2.32	0.60
1:A:178:VAL:O	1:A:182:VAL:HG22	2.02	0.60
1:B:49:VAL:HG11	1:B:298:GLU:CG	2.16	0.60
1:G:178:VAL:O	1:G:182:VAL:HG22	2.01	0.60
1:H:202:THR:HG21	1:H:232:ILE:HD13	1.83	0.60
1:A:359:GLN:NE2	1:A:365:GLN:HE22	1.94	0.60
1:B:297:VAL:HG12	1:B:327:PHE:CZ	2.36	0.60
1:E:161:LYS:HE3	1:E:191:ASP:HB2	1.83	0.60
1:E:202:THR:HG21	1:E:232:ILE:HD13	1.83	0.60
1:E:319:VAL:HG22	1:E:321:LEU:HD12	1.84	0.60
1:A:297:VAL:HG12	1:A:327:PHE:CZ	2.37	0.60
1:E:165:GLY:H	1:E:171:ASP:CG	2.05	0.60
1:F:140:ALA:HB3	1:F:145:MET:HG3	1.83	0.60
1:F:74:LEU:CD1	1:F:103:ILE:HD13	2.32	0.60
1:H:165:GLY:H	1:H:171:ASP:CG	2.05	0.59
1:C:319:VAL:HG22	1:C:321:LEU:HD12	1.83	0.59
1:D:178:VAL:O	1:D:182:VAL:HG22	2.02	0.59
1:H:74:LEU:CD1	1:H:103:ILE:HD13	2.32	0.59

Continued on next page...

Continued from previous page...

Atom-1	Atom-2	Interatomic distance (Å)	Clash overlap (Å)
1:A:140:ALA:HB3	1:A:145:MET:HG3	1.84	0.59
1:G:275:TYR:HB3	1:G:276:PRO:HD3	1.84	0.59
1:E:178:VAL:O	1:E:182:VAL:HG22	2.02	0.59
1:H:359:GLN:NE2	1:H:365:GLN:HE22	1.94	0.59
1:G:49:VAL:HG11	1:G:298:GLU:CG	2.16	0.59
1:H:36:MET:HE2	1:H:110:ILE:HD12	1.84	0.59
1:D:36:MET:HE2	1:D:110:ILE:HD12	1.84	0.59
1:H:297:VAL:HG12	1:H:327:PHE:CZ	2.38	0.59
1:G:74:LEU:CD1	1:G:103:ILE:HD13	2.33	0.59
1:B:178:VAL:O	1:B:182:VAL:HG22	2.03	0.59
1:C:246:LEU:HA	1:C:251:GLU:HG3	1.85	0.59
1:B:140:ALA:HB3	1:B:145:MET:HG3	1.85	0.58
1:C:202:THR:HG21	1:C:232:ILE:HD13	1.85	0.58
1:E:297:VAL:HG12	1:E:327:PHE:CZ	2.38	0.58
1:C:74:LEU:CD1	1:C:103:ILE:HD13	2.33	0.58
1:H:146:ALA:O	1:H:181:ARG:HG2	2.02	0.58
1:H:178:VAL:O	1:H:182:VAL:HG22	2.03	0.58
1:F:275:TYR:HB3	1:F:276:PRO:HD3	1.84	0.58
1:C:275:TYR:HB3	1:C:276:PRO:HD3	1.84	0.58
1:F:131:PHE:HB2	1:F:341:ILE:CD1	2.34	0.58
1:F:165:GLY:H	1:F:171:ASP:CG	2.07	0.58
1:F:131:PHE:O	1:F:341:ILE:HD12	2.03	0.58
1:H:246:LEU:HA	1:H:251:GLU:HG3	1.86	0.58
1:H:319:VAL:HG22	1:H:321:LEU:HD12	1.84	0.58
1:A:131:PHE:HB2	1:A:341:ILE:CD1	2.34	0.58
1:H:96:VAL:O	1:H:96:VAL:CG1	2.51	0.58
1:B:165:GLY:H	1:B:171:ASP:CG	2.07	0.58
1:D:359:GLN:HE22	1:D:365:GLN:NE2	1.93	0.58
1:E:359:GLN:NE2	1:E:365:GLN:HE22	1.94	0.58
1:G:131:PHE:HB2	1:G:341:ILE:CD1	2.33	0.58
1:A:165:GLY:H	1:A:171:ASP:CG	2.07	0.58
1:E:36:MET:HE2	1:E:110:ILE:HD12	1.85	0.58
1:F:49:VAL:HG11	1:F:298:GLU:CG	2.16	0.58
1:D:246:LEU:HA	1:D:251:GLU:HG3	1.86	0.57
1:G:319:VAL:HG22	1:G:321:LEU:HD12	1.85	0.57
1:A:246:LEU:HA	1:A:251:GLU:HG3	1.86	0.57
1:B:246:LEU:HA	1:B:251:GLU:HG3	1.87	0.57
1:F:319:VAL:HG22	1:F:321:LEU:HD12	1.85	0.57
1:G:165:GLY:H	1:G:171:ASP:CG	2.07	0.57
1:H:296:MET:O	1:H:298:GLU:HG3	2.04	0.57
1:E:275:TYR:HB3	1:E:276:PRO:HD3	1.85	0.57

Continued on next page...

Continued from previous page...

Atom-1	Atom-2	Interatomic distance (Å)	Clash overlap (Å)
1:E:131:PHE:HB2	1:E:341:ILE:CD1	2.34	0.57
1:B:359:GLN:NE2	1:B:365:GLN:HE22	1.94	0.57
1:D:202:THR:HG21	1:D:232:ILE:HD13	1.86	0.57
1:E:146:ALA:O	1:E:181:ARG:HG2	2.03	0.57
1:D:131:PHE:O	1:D:341:ILE:HD12	2.03	0.57
1:D:96:VAL:O	1:D:96:VAL:CG1	2.52	0.57
1:G:131:PHE:O	1:G:341:ILE:HD12	2.05	0.57
1:A:36:MET:HE2	1:A:110:ILE:HD12	1.87	0.57
1:F:96:VAL:CG1	1:F:96:VAL:O	2.52	0.57
1:B:131:PHE:HB2	1:B:341:ILE:CD1	2.34	0.57
1:F:36:MET:HE2	1:F:110:ILE:HD12	1.86	0.57
1:H:131:PHE:HB2	1:H:341:ILE:CD1	2.35	0.57
1:H:275:TYR:HB3	1:H:276:PRO:HD3	1.86	0.57
1:C:131:PHE:O	1:C:341:ILE:HD12	2.05	0.57
1:G:134:THR:HG23	3:G:504:HOH:O	2.04	0.57
1:G:86:HIS:HD2	3:G:515:HOH:O	1.86	0.57
1:D:140:ALA:HB3	1:D:145:MET:HG3	1.87	0.56
1:F:146:ALA:O	1:F:181:ARG:HG2	2.05	0.56
1:B:275:TYR:HB3	1:B:276:PRO:HD3	1.87	0.56
1:A:275:TYR:HB3	1:A:276:PRO:HD3	1.87	0.56
1:D:81:ASN:HB3	3:D:507:HOH:O	2.05	0.56
1:F:246:LEU:HA	1:F:251:GLU:HG3	1.87	0.56
1:G:246:LEU:HA	1:G:251:GLU:HG3	1.88	0.56
1:A:36:MET:CE	1:A:79:PRO:HB3	2.34	0.56
1:D:165:GLY:H	1:D:171:ASP:CG	2.09	0.56
1:G:96:VAL:CG1	1:G:96:VAL:O	2.53	0.56
1:G:126:ARG:H	1:H:81:ASN:ND2	2.04	0.56
1:D:82:ILE:HG13	1:D:108:PHE:CE1	2.40	0.56
1:E:174:ARG:O	1:E:177:ALA:HB3	2.05	0.56
1:E:296:MET:O	1:E:298:GLU:HG3	2.06	0.56
1:H:174:ARG:O	1:H:177:ALA:HB3	2.05	0.56
1:C:131:PHE:HB2	1:C:341:ILE:CD1	2.36	0.56
1:G:174:ARG:O	1:G:177:ALA:HB3	2.06	0.56
1:G:146:ALA:O	1:G:181:ARG:HG2	2.05	0.56
1:C:82:ILE:HG13	1:C:108:PHE:CE1	2.41	0.56
1:B:231:HIS:CE1	1:B:235:LYS:HE2	2.41	0.56
1:C:140:ALA:HB3	1:C:145:MET:HG3	1.88	0.56
1:E:246:LEU:HA	1:E:251:GLU:HG3	1.88	0.56
1:F:174:ARG:O	1:F:177:ALA:HB3	2.06	0.56
1:D:275:TYR:HB3	1:D:276:PRO:HD3	1.88	0.55
1:F:296:MET:O	1:F:298:GLU:HG3	2.06	0.55

Continued on next page...

Continued from previous page...

Atom-1	Atom-2	Interatomic distance (Å)	Clash overlap (Å)
1:H:36:MET:CE	1:H:79:PRO:HB3	2.36	0.55
1:B:74:LEU:HD11	1:B:103:ILE:HD13	1.89	0.55
1:E:119:VAL:HA	1:E:122:LEU:HD23	1.89	0.55
1:E:82:ILE:HG13	1:E:108:PHE:CE1	2.42	0.55
1:B:174:ARG:O	1:B:177:ALA:HB3	2.06	0.55
1:D:131:PHE:HB2	1:D:341:ILE:CD1	2.37	0.55
1:A:174:ARG:O	1:A:177:ALA:HB3	2.06	0.55
1:B:131:PHE:O	1:B:341:ILE:HD12	2.06	0.55
1:C:282:HIS:HE2	1:C:313:LYS:HE3	1.72	0.55
1:H:82:ILE:HG13	1:H:108:PHE:CE1	2.41	0.55
1:B:296:MET:O	1:B:298:GLU:HG3	2.06	0.55
1:E:96:VAL:CG1	1:E:96:VAL:O	2.53	0.55
1:A:296:MET:O	1:A:298:GLU:HG3	2.07	0.55
1:C:96:VAL:O	1:C:96:VAL:CG1	2.54	0.55
1:A:119:VAL:HA	1:A:122:LEU:HD23	1.89	0.55
1:A:146:ALA:O	1:A:181:ARG:HG2	2.07	0.55
1:C:165:GLY:H	1:C:171:ASP:CG	2.08	0.55
1:E:131:PHE:O	1:E:341:ILE:HD12	2.06	0.55
1:H:119:VAL:HA	1:H:122:LEU:HD23	1.88	0.55
1:A:117:GLN:HG3	1:A:118:PRO:HD2	1.89	0.55
1:B:282:HIS:HE2	1:B:313:LYS:HE3	1.70	0.55
1:D:74:LEU:HD11	1:D:103:ILE:HD13	1.89	0.55
1:E:162:MET:HE2	1:E:188:ILE:HG21	1.89	0.55
1:G:117:GLN:HG3	1:G:118:PRO:HD2	1.88	0.55
1:H:131:PHE:O	1:H:341:ILE:HD12	2.07	0.55
1:B:117:GLN:HG3	1:B:118:PRO:HD2	1.88	0.54
1:D:359:GLN:NE2	1:D:365:GLN:HE22	1.95	0.54
1:E:81:ASN:ND2	1:F:126:ARG:H	2.04	0.54
1:G:134:THR:CG2	3:G:504:HOH:O	2.54	0.54
1:G:36:MET:CE	1:G:110:ILE:HD12	2.37	0.54
1:G:74:LEU:HD11	1:G:103:ILE:HD13	1.89	0.54
1:F:117:GLN:HG3	1:F:118:PRO:HD2	1.89	0.54
1:H:117:GLN:CG	1:H:121:GLN:HG2	2.37	0.54
1:B:202:THR:HG21	1:B:232:ILE:HD13	1.88	0.54
1:F:162:MET:HE2	1:F:188:ILE:HG21	1.90	0.54
1:A:131:PHE:O	1:A:341:ILE:HD12	2.07	0.54
1:B:146:ALA:O	1:B:181:ARG:HG2	2.06	0.54
1:B:36:MET:HE2	1:B:110:ILE:HD12	1.88	0.54
1:C:81:ASN:HB3	3:C:516:HOH:O	2.08	0.54
1:D:162:MET:HE2	1:D:188:ILE:HG21	1.90	0.54
1:E:282:HIS:HE2	1:E:313:LYS:HE3	1.73	0.54

Continued on next page...

Continued from previous page...

Atom-1	Atom-2	Interatomic distance (Å)	Clash overlap (Å)
1:G:296:MET:O	1:G:298:GLU:HG3	2.07	0.54
1:H:36:MET:CE	1:H:110:ILE:HD12	2.38	0.54
1:B:82:ILE:HG13	1:B:108:PHE:CE1	2.43	0.54
1:E:36:MET:CE	1:E:110:ILE:HD12	2.38	0.54
1:A:74:LEU:HD11	1:A:103:ILE:HD13	1.89	0.54
1:A:231:HIS:CE1	1:A:235:LYS:HE2	2.42	0.54
1:B:36:MET:CE	1:B:79:PRO:HB3	2.35	0.54
1:F:117:GLN:CG	1:F:121:GLN:HG2	2.38	0.54
1:F:82:ILE:HG13	1:F:108:PHE:CE1	2.43	0.54
1:A:202:THR:HG21	1:A:232:ILE:HD13	1.89	0.54
1:C:119:VAL:HA	1:C:122:LEU:HD23	1.90	0.54
1:E:74:LEU:HD11	1:E:103:ILE:HD13	1.90	0.54
1:F:74:LEU:HD11	1:F:103:ILE:HD13	1.89	0.54
1:A:117:GLN:CG	1:A:121:GLN:HG2	2.38	0.53
1:B:119:VAL:HA	1:B:122:LEU:HD23	1.90	0.53
1:C:191:ASP:HA	1:C:218:GLU:HB3	1.91	0.53
1:D:191:ASP:HA	1:D:218:GLU:HB3	1.90	0.53
1:F:119:VAL:HA	1:F:122:LEU:HD23	1.90	0.53
1:H:191:ASP:HA	1:H:218:GLU:HB3	1.91	0.53
1:A:82:ILE:HG13	1:A:108:PHE:CE1	2.43	0.53
1:D:296:MET:O	1:D:298:GLU:HG3	2.08	0.53
1:F:131:PHE:HB2	1:F:341:ILE:HD13	1.91	0.53
1:G:231:HIS:CE1	1:G:235:LYS:HE2	2.43	0.53
1:B:117:GLN:CG	1:B:121:GLN:HG2	2.38	0.53
1:C:296:MET:O	1:C:298:GLU:HG3	2.08	0.53
1:C:49:VAL:HG11	1:C:298:GLU:CG	2.16	0.53
1:F:191:ASP:HA	1:F:218:GLU:HB3	1.91	0.53
1:F:36:MET:CE	1:F:110:ILE:HD12	2.38	0.53
1:H:319:VAL:HG22	1:H:321:LEU:CD1	2.38	0.53
1:A:319:VAL:HG22	1:A:321:LEU:CD1	2.39	0.53
1:B:319:VAL:HG22	1:B:321:LEU:CD1	2.38	0.53
1:C:162:MET:HE2	1:C:188:ILE:HG21	1.90	0.53
1:C:231:HIS:CE1	1:C:235:LYS:HE2	2.44	0.53
1:G:359:GLN:NE2	1:G:365:GLN:HE22	1.96	0.53
1:G:96:VAL:HG13	1:G:99:ALA:HB3	1.89	0.53
1:H:282:HIS:HE2	1:H:313:LYS:HE3	1.73	0.53
1:C:117:GLN:CG	1:C:121:GLN:HG2	2.39	0.53
1:E:36:MET:CE	1:E:79:PRO:HB3	2.36	0.53
1:F:231:HIS:CE1	1:F:235:LYS:HE2	2.44	0.53
1:C:74:LEU:HD11	1:C:103:ILE:HD13	1.89	0.53
1:D:119:VAL:HA	1:D:122:LEU:HD23	1.91	0.53

Continued on next page...

Continued from previous page...

Atom-1	Atom-2	Interatomic distance (Å)	Clash overlap (Å)
1:G:82:ILE:HG13	1:G:108:PHE:CE1	2.44	0.53
1:A:191:ASP:HA	1:A:218:GLU:HB3	1.91	0.53
1:E:117:GLN:HG3	1:E:118:PRO:HD2	1.90	0.53
1:E:319:VAL:HG22	1:E:321:LEU:CD1	2.38	0.53
1:H:136:VAL:HG22	3:H:521:HOH:O	2.07	0.53
1:E:117:GLN:CG	1:E:121:GLN:HG2	2.37	0.53
1:G:119:VAL:HA	1:G:122:LEU:HD23	1.90	0.53
1:H:162:MET:HE2	1:H:188:ILE:HG21	1.91	0.53
1:E:49:VAL:HG11	1:E:298:GLU:CG	2.17	0.52
1:D:36:MET:CE	1:D:79:PRO:HB3	2.37	0.52
1:F:134:THR:CG2	3:F:505:HOH:O	2.57	0.52
1:H:117:GLN:HG3	1:H:118:PRO:HD2	1.91	0.52
1:C:146:ALA:O	1:C:181:ARG:HG2	2.09	0.52
1:D:36:MET:CE	1:D:110:ILE:HD12	2.39	0.52
1:A:162:MET:HE2	1:A:188:ILE:HG21	1.92	0.52
1:C:176:GLU:HG3	1:C:212:LEU:HD11	1.91	0.52
1:F:96:VAL:HG13	1:F:99:ALA:HB3	1.91	0.52
1:G:131:PHE:HB2	1:G:341:ILE:HD13	1.91	0.52
1:D:117:GLN:CG	1:D:121:GLN:HG2	2.39	0.52
1:H:192:VAL:O	1:H:192:VAL:CG2	2.58	0.52
1:H:344:ASN:ND2	1:H:344:ASN:C	2.62	0.52
1:E:7:HIS:ND1	3:E:525:HOH:O	2.33	0.52
1:A:96:VAL:HG13	1:A:99:ALA:HB3	1.92	0.52
1:D:220:PRO:HD2	1:D:229:MET:CE	2.40	0.52
1:C:174:ARG:O	1:C:177:ALA:HB3	2.09	0.52
1:D:319:VAL:HG22	1:D:321:LEU:CD1	2.38	0.52
1:E:80:MET:CE	1:E:111:MET:HA	2.40	0.52
1:G:36:MET:HE2	1:G:110:ILE:HD12	1.91	0.52
1:A:176:GLU:HG3	1:A:212:LEU:HD11	1.92	0.52
1:B:136:VAL:HG23	1:B:136:VAL:O	2.10	0.52
1:B:191:ASP:HA	1:B:218:GLU:HB3	1.91	0.52
1:D:176:GLU:HG3	1:D:212:LEU:HD11	1.92	0.52
1:D:231:HIS:CE1	1:D:235:LYS:HE2	2.45	0.52
1:E:220:PRO:HD2	1:E:229:MET:CE	2.40	0.52
1:B:176:GLU:HG3	1:B:212:LEU:HD11	1.92	0.52
1:E:96:VAL:HG13	1:E:99:ALA:HB3	1.91	0.52
1:A:115:LEU:HD12	1:A:122:LEU:HD11	1.92	0.51
1:E:267:LYS:HB2	1:E:270:LYS:HE2	1.92	0.51
1:F:176:GLU:HG3	1:F:212:LEU:HD11	1.92	0.51
1:A:136:VAL:HG23	1:A:136:VAL:O	2.10	0.51
1:B:36:MET:CE	1:B:110:ILE:HD12	2.41	0.51

Continued on next page...

Continued from previous page...

Atom-1	Atom-2	Interatomic distance (Å)	Clash overlap (Å)
1:C:220:PRO:HD2	1:C:229:MET:CE	2.40	0.51
1:A:131:PHE:HB2	1:A:341:ILE:HD13	1.93	0.51
1:F:134:THR:HG23	3:F:505:HOH:O	2.10	0.51
1:G:162:MET:HE2	1:G:188:ILE:HG21	1.92	0.51
1:B:162:MET:HE2	1:B:188:ILE:HG21	1.93	0.51
1:C:36:MET:CE	1:C:110:ILE:HD12	2.41	0.51
1:H:131:PHE:HB2	1:H:341:ILE:HD13	1.93	0.51
1:H:96:VAL:HG13	1:H:99:ALA:HB3	1.93	0.51
1:A:344:ASN:C	1:A:344:ASN:ND2	2.63	0.51
1:B:115:LEU:HD12	1:B:122:LEU:HD11	1.91	0.51
1:C:319:VAL:HG22	1:C:321:LEU:CD1	2.40	0.51
1:E:191:ASP:HA	1:E:218:GLU:HB3	1.92	0.51
1:G:117:GLN:CG	1:G:121:GLN:HG2	2.39	0.51
1:G:319:VAL:HG22	1:G:321:LEU:CD1	2.40	0.51
1:H:231:HIS:CE1	1:H:235:LYS:HE2	2.46	0.51
1:B:131:PHE:HB2	1:B:341:ILE:HD13	1.92	0.51
1:B:96:VAL:HG13	1:B:99:ALA:HB3	1.91	0.51
1:D:174:ARG:O	1:D:177:ALA:HB3	2.09	0.51
1:F:319:VAL:HG22	1:F:321:LEU:CD1	2.40	0.51
1:G:36:MET:CE	1:G:79:PRO:HB3	2.37	0.51
1:H:176:GLU:HG3	1:H:212:LEU:HD11	1.93	0.51
1:H:220:PRO:HD2	1:H:229:MET:CE	2.41	0.51
1:A:267:LYS:HB2	1:A:270:LYS:HE2	1.93	0.51
1:C:131:PHE:HB2	1:C:341:ILE:HD13	1.93	0.51
1:E:12:ARG:NH1	1:E:30:PRO:HG3	2.26	0.51
1:G:191:ASP:HA	1:G:218:GLU:HB3	1.92	0.51
1:H:80:MET:CE	1:H:111:MET:HA	2.40	0.51
1:C:36:MET:CE	1:C:79:PRO:HB3	2.37	0.51
1:H:74:LEU:HD11	1:H:103:ILE:HD13	1.91	0.51
1:F:115:LEU:HD12	1:F:122:LEU:HD11	1.93	0.50
1:H:267:LYS:HB2	1:H:270:LYS:HE2	1.93	0.50
1:E:131:PHE:HB2	1:E:341:ILE:HD13	1.92	0.50
1:E:344:ASN:C	1:E:344:ASN:ND2	2.63	0.50
3:D:514:HOH:O	1:E:53:HIS:HD2	1.93	0.50
1:F:134:THR:HB	1:F:159:SER:OG	2.11	0.50
1:H:49:VAL:HG11	1:H:298:GLU:CG	2.18	0.50
1:E:115:LEU:HD12	1:E:122:LEU:HD11	1.92	0.50
1:A:36:MET:CE	1:A:110:ILE:HD12	2.41	0.50
1:E:176:GLU:HG3	1:E:212:LEU:HD11	1.94	0.50
1:E:231:HIS:CE1	1:E:235:LYS:HE2	2.47	0.50
1:G:134:THR:HB	1:G:159:SER:OG	2.12	0.50

Continued on next page...

Continued from previous page...

Atom-1	Atom-2	Interatomic distance (Å)	Clash overlap (Å)
1:G:176:GLU:HG3	1:G:212:LEU:HD11	1.94	0.50
1:B:344:ASN:C	1:B:344:ASN:ND2	2.62	0.50
1:C:117:GLN:HG3	1:C:118:PRO:HD2	1.93	0.50
1:C:115:LEU:HD12	1:C:122:LEU:HD11	1.94	0.50
3:A:515:HOH:O	1:F:53:HIS:HD2	1.95	0.50
1:B:172:VAL:HG23	1:B:173:LYS:N	2.27	0.50
1:A:172:VAL:HG23	1:A:173:LYS:N	2.26	0.50
1:B:61:SER:O	1:B:65:THR:CG2	2.59	0.50
1:C:96:VAL:HG13	1:C:99:ALA:HB3	1.93	0.50
1:D:117:GLN:HG3	1:D:118:PRO:HD2	1.93	0.50
1:C:136:VAL:O	1:C:136:VAL:HG23	2.12	0.49
1:D:146:ALA:O	1:D:181:ARG:HG2	2.09	0.49
1:D:131:PHE:HB2	1:D:341:ILE:HD13	1.93	0.49
1:E:172:VAL:HG23	1:E:173:LYS:N	2.27	0.49
1:E:192:VAL:O	1:E:192:VAL:CG2	2.59	0.49
1:E:61:SER:O	1:E:65:THR:CG2	2.58	0.49
1:F:344:ASN:HD22	1:F:346:LYS:H	1.60	0.49
1:H:115:LEU:HD12	1:H:122:LEU:HD11	1.94	0.49
1:B:172:VAL:HG23	3:B:521:HOH:O	2.11	0.49
1:D:167:ASN:ND2	1:D:170:GLU:HG3	2.05	0.49
1:F:267:LYS:HB2	1:F:270:LYS:HE2	1.94	0.49
1:C:334:LEU:HA	1:C:351:ILE:HD11	1.94	0.49
1:H:167:ASN:ND2	1:H:170:GLU:HG3	2.05	0.49
1:H:134:THR:HB	1:H:159:SER:OG	2.12	0.49
1:A:134:THR:CG2	3:A:503:HOH:O	2.60	0.49
1:H:140:ALA:HB3	1:H:145:MET:CG	2.43	0.49
1:B:220:PRO:HD2	1:B:229:MET:CE	2.42	0.49
1:C:36:MET:HE2	1:C:110:ILE:HD12	1.94	0.49
1:F:36:MET:CE	1:F:79:PRO:HB3	2.37	0.49
1:G:220:PRO:HD2	1:G:229:MET:CE	2.42	0.49
1:G:267:LYS:HB2	1:G:270:LYS:HE2	1.94	0.49
1:F:220:PRO:HD2	1:F:229:MET:CE	2.43	0.49
1:G:12:ARG:NH1	1:G:30:PRO:HG3	2.28	0.49
1:H:172:VAL:HG23	1:H:173:LYS:N	2.27	0.49
1:C:172:VAL:HG23	1:C:173:LYS:N	2.28	0.49
1:D:334:LEU:HA	1:D:351:ILE:HD11	1.95	0.49
1:E:140:ALA:HB3	1:E:145:MET:CG	2.42	0.49
1:F:172:VAL:HG23	1:F:173:LYS:N	2.28	0.49
1:F:140:ALA:HB3	1:F:145:MET:CG	2.43	0.48
1:B:267:LYS:HB2	1:B:270:LYS:HE2	1.94	0.48
1:G:80:MET:CE	1:G:111:MET:HA	2.43	0.48

Continued on next page...

Continued from previous page...

Atom-1	Atom-2	Interatomic distance (Å)	Clash overlap (Å)
1:F:80:MET:CE	1:F:111:MET:HA	2.43	0.48
1:G:172:VAL:HG23	1:G:173:LYS:N	2.28	0.48
1:G:269:MET:HG2	3:G:508:HOH:O	2.13	0.48
1:B:134:THR:HB	1:B:159:SER:OG	2.14	0.48
1:B:167:ASN:ND2	1:B:170:GLU:HG3	2.05	0.48
1:D:172:VAL:HG23	1:D:173:LYS:N	2.28	0.48
1:D:267:LYS:HB2	1:D:270:LYS:HE2	1.95	0.48
1:F:77:GLN:CG	3:F:517:HOH:O	2.60	0.48
1:D:12:ARG:NH1	1:D:30:PRO:HG3	2.28	0.48
1:E:134:THR:HB	1:E:159:SER:OG	2.13	0.48
1:H:7:HIS:ND1	3:H:527:HOH:O	2.35	0.48
1:A:44:GLY:HA3	1:A:110:ILE:HG13	1.95	0.48
1:C:359:GLN:NE2	1:C:365:GLN:HE22	1.95	0.48
1:G:115:LEU:HD12	1:G:122:LEU:HD11	1.94	0.48
1:H:12:ARG:NH1	1:H:30:PRO:HG3	2.28	0.48
1:A:80:MET:HE2	1:A:111:MET:HA	1.96	0.48
1:B:134:THR:CG2	3:B:510:HOH:O	2.61	0.48
1:D:96:VAL:HG13	1:D:99:ALA:HB3	1.93	0.48
1:E:136:VAL:HG22	3:E:519:HOH:O	2.13	0.48
1:E:143:GLU:HA	1:E:143:GLU:OE1	2.14	0.48
1:A:143:GLU:HA	1:A:143:GLU:OE1	2.13	0.48
1:D:136:VAL:HG23	1:D:136:VAL:O	2.13	0.48
1:F:136:VAL:O	1:F:136:VAL:HG23	2.14	0.48
1:F:86:HIS:HD2	3:F:536:HOH:O	1.96	0.48
1:G:44:GLY:HA3	1:G:110:ILE:HG13	1.94	0.48
1:A:80:MET:CE	1:A:111:MET:HA	2.43	0.48
1:B:80:MET:CE	1:B:111:MET:HA	2.43	0.48
1:D:44:GLY:HA3	1:D:110:ILE:HG13	1.95	0.47
1:F:192:VAL:O	1:F:192:VAL:CG2	2.62	0.47
1:F:44:GLY:HA3	1:F:110:ILE:HG13	1.95	0.47
1:A:134:THR:HB	1:A:159:SER:OG	2.14	0.47
1:C:44:GLY:HA3	1:C:110:ILE:HG13	1.95	0.47
1:C:80:MET:CE	1:C:111:MET:HA	2.44	0.47
1:A:220:PRO:HD2	1:A:229:MET:CE	2.42	0.47
1:D:115:LEU:HD12	1:D:122:LEU:HD11	1.95	0.47
1:D:134:THR:HB	1:D:159:SER:OG	2.13	0.47
1:E:168:VAL:HG13	1:E:169:LYS:N	2.29	0.47
1:E:334:LEU:HA	1:E:351:ILE:HD11	1.96	0.47
1:G:140:ALA:HB3	1:G:145:MET:CG	2.43	0.47
1:A:140:ALA:HB3	1:A:145:MET:CG	2.45	0.47
1:B:134:THR:HG23	3:B:510:HOH:O	2.14	0.47

Continued on next page...

Continued from previous page...

Atom-1	Atom-2	Interatomic distance (Å)	Clash overlap (Å)
1:B:143:GLU:OE1	1:B:143:GLU:HA	2.12	0.47
1:G:136:VAL:O	1:G:136:VAL:HG23	2.13	0.47
1:H:44:GLY:HA3	1:H:110:ILE:HG13	1.95	0.47
1:C:12:ARG:NH1	1:C:30:PRO:HG3	2.28	0.47
1:D:80:MET:CE	1:D:111:MET:HA	2.44	0.47
1:H:334:LEU:HA	1:H:351:ILE:HD11	1.97	0.47
1:B:344:ASN:HD22	1:B:346:LYS:H	1.59	0.47
1:C:203:LEU:HD13	1:C:235:LYS:HE3	1.96	0.47
1:C:61:SER:O	1:C:65:THR:CG2	2.60	0.47
1:E:136:VAL:HG23	1:E:136:VAL:O	2.15	0.47
1:F:12:ARG:NH1	1:F:30:PRO:HG3	2.29	0.47
1:G:162:MET:HE1	1:G:175:ILE:HG23	1.95	0.47
1:G:81:ASN:ND2	1:H:126:ARG:H	2.13	0.47
1:H:168:VAL:HG13	1:H:169:LYS:N	2.30	0.47
1:F:77:GLN:HG3	3:F:517:HOH:O	2.15	0.47
1:H:143:GLU:OE1	1:H:143:GLU:HA	2.14	0.47
1:B:140:ALA:HB3	1:B:145:MET:CG	2.45	0.47
1:C:134:THR:HB	1:C:159:SER:OG	2.15	0.47
1:D:344:ASN:ND2	1:D:344:ASN:C	2.64	0.47
1:F:359:GLN:NE2	1:F:365:GLN:HE22	1.96	0.47
1:G:334:LEU:HA	1:G:351:ILE:HD11	1.97	0.47
1:G:143:GLU:HA	1:G:143:GLU:OE1	2.15	0.46
1:A:334:LEU:HA	1:A:351:ILE:HD11	1.98	0.46
1:C:217:ILE:HD11	1:C:238:LEU:HD13	1.96	0.46
1:D:203:LEU:HD13	1:D:235:LYS:HE3	1.97	0.46
1:D:217:ILE:HD11	1:D:238:LEU:HD13	1.98	0.46
1:D:61:SER:O	1:D:65:THR:CG2	2.61	0.46
1:F:152:MET:HB3	1:F:157:TYR:CD1	2.50	0.46
1:F:344:ASN:C	1:F:344:ASN:ND2	2.62	0.46
1:F:334:LEU:HA	1:F:351:ILE:HD11	1.97	0.46
1:D:152:MET:HB3	1:D:157:TYR:CD1	2.50	0.46
1:G:152:MET:HB3	1:G:157:TYR:CD1	2.50	0.46
1:A:134:THR:HG23	3:A:503:HOH:O	2.15	0.46
1:C:267:LYS:HB2	1:C:270:LYS:HE2	1.97	0.46
1:D:65:THR:HG21	3:D:513:HOH:O	2.16	0.46
1:E:203:LEU:HD13	1:E:235:LYS:HE3	1.97	0.46
1:F:168:VAL:HG13	1:F:169:LYS:N	2.31	0.46
1:B:44:GLY:HA3	1:B:110:ILE:HG13	1.96	0.46
1:C:168:VAL:HG13	1:C:169:LYS:N	2.31	0.46
1:D:247:LYS:HE3	3:D:515:HOH:O	2.16	0.46
1:E:44:GLY:HA3	1:E:110:ILE:HG13	1.96	0.46

Continued on next page...

Continued from previous page...

Atom-1	Atom-2	Interatomic distance (Å)	Clash overlap (Å)
1:G:167:ASN:ND2	1:G:170:GLU:HG3	2.06	0.46
1:G:192:VAL:O	1:G:192:VAL:CG2	2.62	0.46
1:A:168:VAL:HG13	1:A:169:LYS:N	2.31	0.46
1:A:212:LEU:HB2	1:A:214:ILE:CD1	2.46	0.46
1:B:269:MET:HG2	3:B:514:HOH:O	2.16	0.46
1:F:61:SER:O	1:F:65:THR:CG2	2.59	0.46
1:B:334:LEU:HA	1:B:351:ILE:HD11	1.98	0.46
1:G:159:SER:CB	1:G:187:ALA:HB3	2.46	0.46
1:G:212:LEU:HB2	1:G:214:ILE:CD1	2.46	0.46
1:H:80:MET:HE2	1:H:111:MET:HA	1.97	0.46
1:C:152:MET:HB3	1:C:157:TYR:CD1	2.51	0.45
1:G:168:VAL:HG13	1:G:169:LYS:N	2.31	0.45
1:F:143:GLU:HA	1:F:143:GLU:OE1	2.15	0.45
1:G:344:ASN:HD22	1:G:346:LYS:H	1.61	0.45
1:H:61:SER:O	1:H:65:THR:CG2	2.59	0.45
1:A:344:ASN:HD22	1:A:346:LYS:H	1.57	0.45
1:E:126:ARG:H	1:F:81:ASN:ND2	2.13	0.45
1:A:203:LEU:HD13	1:A:235:LYS:HE3	1.98	0.45
1:D:159:SER:CB	1:D:187:ALA:HB3	2.47	0.45
1:D:168:VAL:HG13	1:D:169:LYS:N	2.31	0.45
1:D:212:LEU:HB2	1:D:214:ILE:CD1	2.47	0.45
1:D:247:LYS:H	1:D:251:GLU:CG	2.29	0.45
1:E:123:ILE:O	1:E:313:LYS:NZ	2.48	0.45
1:E:203:LEU:CD1	1:E:235:LYS:HE3	2.47	0.45
1:G:136:VAL:HG22	3:G:528:HOH:O	2.16	0.45
1:H:136:VAL:HG23	1:H:136:VAL:O	2.16	0.45
1:B:168:VAL:HG13	1:B:169:LYS:N	2.31	0.45
1:G:203:LEU:HD13	1:G:235:LYS:HE3	1.97	0.45
1:A:12:ARG:NH1	1:A:30:PRO:HG3	2.30	0.45
1:B:117:GLN:HG2	1:B:121:GLN:CG	2.45	0.45
1:B:212:LEU:HB2	1:B:214:ILE:CD1	2.46	0.45
1:F:212:LEU:HB2	1:F:214:ILE:CD1	2.46	0.45
1:F:217:ILE:HD11	1:F:238:LEU:HD13	1.99	0.45
1:H:203:LEU:HD13	1:H:235:LYS:HE3	1.97	0.45
1:E:214:ILE:HD12	1:E:214:ILE:N	2.32	0.45
3:C:509:HOH:O	1:H:53:HIS:HD2	1.98	0.45
1:A:152:MET:HB3	1:A:157:TYR:CD1	2.52	0.45
1:A:123:ILE:O	1:A:313:LYS:NZ	2.50	0.45
1:D:140:ALA:HB3	1:D:145:MET:CG	2.46	0.45
1:E:152:MET:HB3	1:E:157:TYR:CD1	2.52	0.45
1:G:203:LEU:CD1	1:G:235:LYS:HE3	2.47	0.45

Continued on next page...

Continued from previous page...

Atom-1	Atom-2	Interatomic distance (Å)	Clash overlap (Å)
1:H:150:ALA:HB2	1:H:181:ARG:NE	2.32	0.45
1:H:212:LEU:HB2	1:H:214:ILE:CD1	2.47	0.45
1:B:12:ARG:NH1	1:B:30:PRO:HG3	2.32	0.45
1:B:152:MET:HB3	1:B:157:TYR:CD1	2.51	0.45
1:C:143:GLU:OE1	1:C:143:GLU:HA	2.16	0.45
1:C:212:LEU:HB2	1:C:214:ILE:CD1	2.47	0.45
1:E:217:ILE:N	1:E:217:ILE:HD12	2.32	0.45
1:F:159:SER:CB	1:F:187:ALA:HB3	2.46	0.45
1:C:140:ALA:HB3	1:C:145:MET:CG	2.47	0.45
1:E:150:ALA:HB2	1:E:181:ARG:NE	2.32	0.45
1:E:212:LEU:HB2	1:E:214:ILE:CD1	2.47	0.45
1:G:217:ILE:HD11	1:G:238:LEU:HD13	1.99	0.45
1:B:351:ILE:CG2	1:B:352:GLU:N	2.80	0.44
1:C:123:ILE:O	1:C:313:LYS:NZ	2.50	0.44
1:H:217:ILE:HD12	1:H:217:ILE:N	2.32	0.44
1:C:159:SER:CB	1:C:187:ALA:HB3	2.46	0.44
1:C:247:LYS:H	1:C:251:GLU:CG	2.30	0.44
1:F:247:LYS:H	1:F:251:GLU:CG	2.30	0.44
1:C:162:MET:HE1	1:C:175:ILE:HG23	1.99	0.44
1:G:150:ALA:HB2	1:G:181:ARG:NE	2.33	0.44
1:B:217:ILE:N	1:B:217:ILE:HD12	2.32	0.44
1:D:143:GLU:HA	1:D:143:GLU:OE1	2.17	0.44
1:H:203:LEU:CD1	1:H:235:LYS:HE3	2.47	0.44
1:G:117:GLN:HG2	1:G:121:GLN:CG	2.46	0.44
1:G:123:ILE:O	1:G:313:LYS:NZ	2.50	0.44
1:A:167:ASN:ND2	1:A:170:GLU:HG3	2.06	0.44
1:D:192:VAL:CG2	1:D:192:VAL:O	2.65	0.44
1:A:217:ILE:HD12	1:A:217:ILE:N	2.33	0.44
1:F:150:ALA:HB2	1:F:181:ARG:NE	2.33	0.44
1:H:152:MET:HB3	1:H:157:TYR:CD1	2.52	0.44
1:B:203:LEU:HD13	1:B:235:LYS:HE3	1.99	0.44
1:B:217:ILE:HD11	1:B:238:LEU:HD13	2.00	0.44
1:F:203:LEU:HD13	1:F:235:LYS:HE3	1.98	0.44
1:H:247:LYS:H	1:H:251:GLU:CG	2.30	0.44
1:A:351:ILE:CG2	1:A:352:GLU:N	2.81	0.43
1:A:61:SER:O	1:A:65:THR:CG2	2.60	0.43
1:F:162:MET:HE1	1:F:175:ILE:HG23	1.99	0.43
1:G:247:LYS:H	1:G:251:GLU:CG	2.31	0.43
1:H:220:PRO:HD2	1:H:229:MET:HE1	1.99	0.43
1:H:241:MET:HA	1:H:263:LYS:O	2.17	0.43
1:A:192:VAL:CG2	1:A:192:VAL:O	2.66	0.43

Continued on next page...

Continued from previous page...

Atom-1	Atom-2	Interatomic distance (Å)	Clash overlap (Å)
1:E:117:GLN:HG2	1:E:121:GLN:CG	2.47	0.43
1:F:203:LEU:CD1	1:F:235:LYS:HE3	2.48	0.43
1:A:117:GLN:HG2	1:A:121:GLN:CG	2.46	0.43
1:B:162:MET:HE1	1:B:175:ILE:HG23	1.99	0.43
1:F:217:ILE:N	1:F:217:ILE:HD12	2.33	0.43
1:A:203:LEU:CD1	1:A:235:LYS:HE3	2.48	0.43
1:H:217:ILE:HD11	1:H:238:LEU:HD13	2.00	0.43
1:B:192:VAL:O	1:B:192:VAL:CG2	2.65	0.43
1:D:214:ILE:N	1:D:214:ILE:HD12	2.33	0.43
1:E:247:LYS:H	1:E:251:GLU:CG	2.31	0.43
1:F:117:GLN:HG2	1:F:121:GLN:CG	2.46	0.43
1:A:81:ASN:ND2	1:B:126:ARG:H	2.16	0.43
1:E:151:SER:O	1:E:154:GLN:HG2	2.18	0.43
1:E:217:ILE:HD11	1:E:238:LEU:HD13	2.01	0.43
1:G:217:ILE:N	1:G:217:ILE:HD12	2.34	0.43
1:A:241:MET:HA	1:A:263:LYS:O	2.19	0.43
1:B:344:ASN:HD22	1:B:345:GLU:N	2.17	0.43
1:C:214:ILE:N	1:C:214:ILE:HD12	2.34	0.43
1:D:123:ILE:O	1:D:313:LYS:NZ	2.50	0.43
1:E:134:THR:CG2	3:E:528:HOH:O	2.66	0.43
1:A:217:ILE:HD11	1:A:238:LEU:HD13	2.00	0.43
1:B:159:SER:CB	1:B:187:ALA:HB3	2.48	0.43
1:C:192:VAL:O	1:C:192:VAL:CG2	2.67	0.43
1:E:133:VAL:CG2	1:E:341:ILE:HG13	2.49	0.43
1:F:80:MET:CE	1:F:110:ILE:HG22	2.49	0.43
1:B:241:MET:HA	1:B:263:LYS:O	2.19	0.43
1:A:126:ARG:H	1:B:81:ASN:ND2	2.17	0.43
1:E:80:MET:CE	1:E:110:ILE:HG22	2.49	0.43
1:G:351:ILE:CG2	1:G:352:GLU:N	2.82	0.43
1:H:133:VAL:CG2	1:H:341:ILE:HG13	2.49	0.43
1:B:203:LEU:CD1	1:B:235:LYS:HE3	2.48	0.43
1:C:167:ASN:ND2	1:C:170:GLU:HG3	2.05	0.43
1:H:214:ILE:N	1:H:214:ILE:HD12	2.34	0.43
1:H:219:GLN:HA	1:H:229:MET:HE1	2.00	0.43
1:B:150:ALA:HB2	1:B:181:ARG:NE	2.34	0.42
1:D:80:MET:CE	1:D:110:ILE:HG22	2.49	0.42
1:H:151:SER:O	1:H:154:GLN:HG2	2.19	0.42
1:H:80:MET:CE	1:H:110:ILE:HG22	2.49	0.42
1:A:159:SER:CB	1:A:187:ALA:HB3	2.49	0.42
1:D:203:LEU:CD1	1:D:235:LYS:HE3	2.49	0.42
1:E:159:SER:CB	1:E:187:ALA:HB3	2.50	0.42

Continued on next page...

Continued from previous page...

Atom-1	Atom-2	Interatomic distance (Å)	Clash overlap (Å)
1:C:203:LEU:CD1	1:C:235:LYS:HE3	2.49	0.42
1:D:351:ILE:CG2	1:D:352:GLU:N	2.82	0.42
1:B:123:ILE:O	1:B:313:LYS:NZ	2.50	0.42
1:C:217:ILE:HD12	1:C:217:ILE:N	2.34	0.42
1:A:250:ARG:NH1	1:F:250:ARG:NH1	2.68	0.42
1:G:151:SER:O	1:G:154:GLN:HG2	2.20	0.42
1:H:117:GLN:HG2	1:H:121:GLN:CG	2.47	0.42
1:A:214:ILE:N	1:A:214:ILE:HD12	2.34	0.42
1:D:117:GLN:HG2	1:D:121:GLN:CG	2.48	0.42
1:E:162:MET:HE1	1:E:175:ILE:HG23	2.01	0.42
1:A:344:ASN:HD22	1:A:345:GLU:N	2.17	0.42
1:B:151:SER:O	1:B:154:GLN:HG2	2.20	0.42
1:D:344:ASN:HD22	1:D:346:LYS:H	1.63	0.42
1:F:351:ILE:CG2	1:F:352:GLU:N	2.82	0.42
1:H:123:ILE:O	1:H:313:LYS:NZ	2.50	0.42
1:F:123:ILE:O	1:F:313:LYS:NZ	2.51	0.42
1:F:151:SER:O	1:F:154:GLN:HG2	2.20	0.42
1:G:344:ASN:C	1:G:344:ASN:ND2	2.61	0.42
1:A:150:ALA:HB2	1:A:181:ARG:NE	2.34	0.42
1:D:133:VAL:CG2	1:D:341:ILE:HG13	2.49	0.42
1:E:167:ASN:HB3	1:E:170:GLU:OE1	2.20	0.42
1:G:80:MET:HE2	1:G:111:MET:HA	2.02	0.42
1:G:214:ILE:N	1:G:214:ILE:HD12	2.35	0.42
1:G:80:MET:CE	1:G:110:ILE:HG22	2.50	0.42
1:C:133:VAL:CG2	1:C:341:ILE:HG13	2.49	0.42
1:E:134:THR:HG23	3:E:528:HOH:O	2.18	0.42
1:F:91:ASN:HA	1:F:91:ASN:HD22	1.68	0.42
1:D:82:ILE:HG13	1:D:108:PHE:CZ	2.55	0.42
1:B:214:ILE:HD12	1:B:214:ILE:N	2.35	0.41
1:H:162:MET:HE1	1:H:175:ILE:HG23	2.01	0.41
1:A:247:LYS:H	1:A:251:GLU:CG	2.33	0.41
1:B:250:ARG:NH1	1:G:250:ARG:NH1	2.68	0.41
1:C:82:ILE:HG13	1:C:108:PHE:CZ	2.55	0.41
1:D:217:ILE:N	1:D:217:ILE:HD12	2.35	0.41
1:G:344:ASN:HD22	1:G:345:GLU:N	2.19	0.41
1:G:61:SER:O	1:G:65:THR:CG2	2.62	0.41
1:B:80:MET:CE	1:B:110:ILE:HG22	2.51	0.41
1:D:151:SER:O	1:D:154:GLN:HG2	2.21	0.41
1:E:246:LEU:HD22	1:E:264:VAL:HB	2.01	0.41
1:F:167:ASN:HB3	1:F:170:GLU:OE1	2.21	0.41
1:F:241:MET:HA	1:F:263:LYS:O	2.20	0.41

Continued on next page...

Continued from previous page...

Atom-1	Atom-2	Interatomic distance (Å)	Clash overlap (Å)
1:G:351:ILE:HA	1:G:351:ILE:HD13	1.91	0.41
1:H:351:ILE:CG2	1:H:352:GLU:N	2.83	0.41
1:A:80:MET:CE	1:A:110:ILE:HG22	2.51	0.41
1:C:80:MET:CE	1:C:110:ILE:HG22	2.51	0.41
1:C:167:ASN:HB3	1:C:170:GLU:OE1	2.21	0.41
1:F:133:VAL:CG2	1:F:341:ILE:HG13	2.50	0.41
1:E:82:ILE:HG13	1:E:108:PHE:CZ	2.56	0.41
1:F:214:ILE:HD12	1:F:214:ILE:N	2.35	0.41
1:C:117:GLN:HG2	1:C:121:GLN:CG	2.48	0.41
1:C:351:ILE:CG2	1:C:352:GLU:N	2.83	0.41
1:G:82:ILE:HG13	1:G:108:PHE:CZ	2.56	0.41
1:H:159:SER:CB	1:H:187:ALA:HB3	2.50	0.41
1:E:241:MET:HA	1:E:263:LYS:O	2.20	0.41
1:B:167:ASN:HB3	1:B:170:GLU:OE1	2.21	0.41
1:B:247:LYS:H	1:B:251:GLU:CG	2.33	0.41
1:B:29:MET:HE2	1:B:297:VAL:HB	2.03	0.41
1:G:167:ASN:HB3	1:G:170:GLU:OE1	2.21	0.41
1:H:246:LEU:HD22	1:H:264:VAL:HB	2.02	0.41
1:E:344:ASN:HD22	1:E:346:LYS:H	1.64	0.41
1:F:344:ASN:HD22	1:F:345:GLU:N	2.19	0.41
1:H:167:ASN:HB3	1:H:170:GLU:OE1	2.20	0.41
1:E:351:ILE:CG2	1:E:352:GLU:N	2.83	0.41
1:B:82:ILE:HG13	1:B:108:PHE:CZ	2.56	0.40
1:B:171:ASP:O	1:B:175:ILE:HG12	2.21	0.40
1:D:219:GLN:HA	1:D:229:MET:HE1	2.02	0.40
1:C:343:LEU:HD23	1:C:343:LEU:HA	1.91	0.40
1:D:171:ASP:O	1:D:175:ILE:HG12	2.22	0.40
1:D:220:PRO:HD2	1:D:229:MET:HE1	2.03	0.40
1:A:151:SER:O	1:A:154:GLN:HG2	2.20	0.40
1:A:162:MET:HE1	1:A:175:ILE:HG23	2.03	0.40
1:E:7:HIS:ND1	1:E:367:ILE:HG12	2.37	0.40
1:C:171:ASP:O	1:C:175:ILE:HG12	2.22	0.40
1:C:150:ALA:HB2	1:C:181:ARG:NE	2.37	0.40
1:E:168:VAL:HG13	1:E:169:LYS:H	1.85	0.40
1:E:167:ASN:ND2	1:E:170:GLU:HG3	2.06	0.40
1:G:241:MET:HA	1:G:263:LYS:O	2.22	0.40
1:H:206:LEU:HD21	1:H:217:ILE:HG12	2.03	0.40

There are no symmetry-related clashes.

5.3 Torsion angles

5.3.1 Protein backbone

In the following table, the Percentiles column shows the percent Ramachandran outliers of the chain as a percentile score with respect to all X-ray entries followed by that with respect to entries of similar resolution.

The Analysed column shows the number of residues for which the backbone conformation was analysed, and the total number of residues.

Mol	Chain	Analysed	Favoured	Allowed	Outliers	Percentiles	
1	A	367/369 (100%)	344 (94%)	23 (6%)	0	100	100
1	B	367/369 (100%)	344 (94%)	23 (6%)	0	100	100
1	C	367/369 (100%)	345 (94%)	22 (6%)	0	100	100
1	D	367/369 (100%)	345 (94%)	22 (6%)	0	100	100
1	E	367/369 (100%)	343 (94%)	24 (6%)	0	100	100
1	F	367/369 (100%)	343 (94%)	24 (6%)	0	100	100
1	G	367/369 (100%)	343 (94%)	24 (6%)	0	100	100
1	H	367/369 (100%)	340 (93%)	27 (7%)	0	100	100
All	All	2936/2952 (100%)	2747 (94%)	189 (6%)	0	100	100

There are no Ramachandran outliers to report.

5.3.2 Protein sidechains

In the following table, the Percentiles column shows the percent sidechain outliers of the chain as a percentile score with respect to all X-ray entries followed by that with respect to entries of similar resolution.

The Analysed column shows the number of residues for which the sidechain conformation was analysed, and the total number of residues.

Mol	Chain	Analysed	Rotameric	Outliers	Percentiles	
1	A	315/315 (100%)	297 (94%)	18 (6%)	20	33
1	B	315/315 (100%)	297 (94%)	18 (6%)	20	33
1	C	315/315 (100%)	298 (95%)	17 (5%)	22	36
1	D	315/315 (100%)	297 (94%)	18 (6%)	20	33
1	E	315/315 (100%)	298 (95%)	17 (5%)	22	36
1	F	315/315 (100%)	298 (95%)	17 (5%)	22	36

Continued on next page...

Continued from previous page...

Mol	Chain	Analysed	Rotameric	Outliers	Percentiles	
1	G	315/315 (100%)	298 (95%)	17 (5%)	22	36
1	H	315/315 (100%)	298 (95%)	17 (5%)	22	36
All	All	2520/2520 (100%)	2381 (94%)	139 (6%)	21	35

All (139) residues with a non-rotameric sidechain are listed below:

Mol	Chain	Res	Type
1	A	49	VAL
1	A	52	ASP
1	A	65	THR
1	A	82	ILE
1	A	92	THR
1	A	134	THR
1	A	141	ASP
1	A	143	GLU
1	A	176	GLU
1	A	178	VAL
1	A	190	VAL
1	A	192	VAL
1	A	229	MET
1	A	263	LYS
1	A	341	ILE
1	A	344	ASN
1	A	345	GLU
1	A	369	ARG
1	B	49	VAL
1	B	52	ASP
1	B	65	THR
1	B	82	ILE
1	B	92	THR
1	B	134	THR
1	B	141	ASP
1	B	143	GLU
1	B	176	GLU
1	B	178	VAL
1	B	190	VAL
1	B	192	VAL
1	B	229	MET
1	B	263	LYS
1	B	341	ILE
1	B	344	ASN

Continued on next page...

Continued from previous page...

Mol	Chain	Res	Type
1	B	345	GLU
1	B	369	ARG
1	C	49	VAL
1	C	52	ASP
1	C	65	THR
1	C	82	ILE
1	C	92	THR
1	C	134	THR
1	C	141	ASP
1	C	143	GLU
1	C	176	GLU
1	C	190	VAL
1	C	192	VAL
1	C	229	MET
1	C	263	LYS
1	C	341	ILE
1	C	344	ASN
1	C	345	GLU
1	C	369	ARG
1	D	49	VAL
1	D	52	ASP
1	D	65	THR
1	D	82	ILE
1	D	92	THR
1	D	134	THR
1	D	141	ASP
1	D	143	GLU
1	D	176	GLU
1	D	178	VAL
1	D	190	VAL
1	D	192	VAL
1	D	229	MET
1	D	263	LYS
1	D	341	ILE
1	D	344	ASN
1	D	345	GLU
1	D	369	ARG
1	E	49	VAL
1	E	52	ASP
1	E	65	THR
1	E	82	ILE
1	E	92	THR

Continued on next page...

Continued from previous page...

Mol	Chain	Res	Type
1	E	134	THR
1	E	141	ASP
1	E	143	GLU
1	E	176	GLU
1	E	190	VAL
1	E	192	VAL
1	E	229	MET
1	E	263	LYS
1	E	341	ILE
1	E	344	ASN
1	E	345	GLU
1	E	369	ARG
1	F	49	VAL
1	F	52	ASP
1	F	65	THR
1	F	82	ILE
1	F	92	THR
1	F	134	THR
1	F	141	ASP
1	F	143	GLU
1	F	176	GLU
1	F	190	VAL
1	F	192	VAL
1	F	229	MET
1	F	263	LYS
1	F	341	ILE
1	F	344	ASN
1	F	345	GLU
1	F	369	ARG
1	G	49	VAL
1	G	52	ASP
1	G	65	THR
1	G	82	ILE
1	G	92	THR
1	G	134	THR
1	G	141	ASP
1	G	143	GLU
1	G	176	GLU
1	G	190	VAL
1	G	192	VAL
1	G	229	MET
1	G	263	LYS

Continued on next page...

Continued from previous page...

Mol	Chain	Res	Type
1	G	341	ILE
1	G	344	ASN
1	G	345	GLU
1	G	369	ARG
1	H	49	VAL
1	H	52	ASP
1	H	65	THR
1	H	82	ILE
1	H	92	THR
1	H	134	THR
1	H	141	ASP
1	H	143	GLU
1	H	176	GLU
1	H	190	VAL
1	H	192	VAL
1	H	229	MET
1	H	263	LYS
1	H	341	ILE
1	H	344	ASN
1	H	345	GLU
1	H	369	ARG

Some sidechains can be flipped to improve hydrogen bonding and reduce clashes. All (114) such sidechains are listed below:

Mol	Chain	Res	Type
1	A	53	HIS
1	A	68	HIS
1	A	81	ASN
1	A	86	HIS
1	A	91	ASN
1	A	117	GLN
1	A	121	GLN
1	A	144	ASN
1	A	167	ASN
1	A	193	ASN
1	A	231	HIS
1	A	254	GLN
1	A	283	GLN
1	A	344	ASN
1	A	365	GLN
1	B	53	HIS
1	B	68	HIS

Continued on next page...

Continued from previous page...

Mol	Chain	Res	Type
1	B	81	ASN
1	B	86	HIS
1	B	91	ASN
1	B	117	GLN
1	B	121	GLN
1	B	144	ASN
1	B	167	ASN
1	B	193	ASN
1	B	231	HIS
1	B	254	GLN
1	B	283	GLN
1	B	344	ASN
1	B	365	GLN
1	C	68	HIS
1	C	81	ASN
1	C	86	HIS
1	C	91	ASN
1	C	117	GLN
1	C	121	GLN
1	C	144	ASN
1	C	167	ASN
1	C	193	ASN
1	C	231	HIS
1	C	254	GLN
1	C	283	GLN
1	C	344	ASN
1	C	365	GLN
1	D	68	HIS
1	D	81	ASN
1	D	86	HIS
1	D	91	ASN
1	D	117	GLN
1	D	121	GLN
1	D	144	ASN
1	D	167	ASN
1	D	231	HIS
1	D	254	GLN
1	D	283	GLN
1	D	344	ASN
1	D	365	GLN
1	E	53	HIS
1	E	68	HIS

Continued on next page...

Continued from previous page...

Mol	Chain	Res	Type
1	E	81	ASN
1	E	86	HIS
1	E	91	ASN
1	E	117	GLN
1	E	121	GLN
1	E	144	ASN
1	E	167	ASN
1	E	193	ASN
1	E	254	GLN
1	E	283	GLN
1	E	344	ASN
1	E	365	GLN
1	F	53	HIS
1	F	68	HIS
1	F	81	ASN
1	F	86	HIS
1	F	91	ASN
1	F	117	GLN
1	F	121	GLN
1	F	144	ASN
1	F	167	ASN
1	F	231	HIS
1	F	254	GLN
1	F	283	GLN
1	F	344	ASN
1	F	365	GLN
1	G	53	HIS
1	G	68	HIS
1	G	81	ASN
1	G	86	HIS
1	G	91	ASN
1	G	117	GLN
1	G	121	GLN
1	G	144	ASN
1	G	167	ASN
1	G	193	ASN
1	G	231	HIS
1	G	254	GLN
1	G	283	GLN
1	G	344	ASN
1	G	365	GLN
1	H	53	HIS

Continued on next page...

Continued from previous page...

Mol	Chain	Res	Type
1	H	68	HIS
1	H	81	ASN
1	H	86	HIS
1	H	91	ASN
1	H	117	GLN
1	H	121	GLN
1	H	144	ASN
1	H	167	ASN
1	H	231	HIS
1	H	254	GLN
1	H	283	GLN
1	H	344	ASN
1	H	365	GLN

5.3.3 RNA ⓘ

There are no RNA molecules in this entry.

5.4 Non-standard residues in protein, DNA, RNA chains ⓘ

There are no non-standard protein/DNA/RNA residues in this entry.

5.5 Carbohydrates ⓘ

There are no carbohydrates in this entry.

5.6 Ligand geometry ⓘ

Of 8 ligands modelled in this entry, 8 are monoatomic - leaving 0 for Mogul analysis.

There are no bond length outliers.

There are no bond angle outliers.

There are no chirality outliers.

There are no torsion outliers.

There are no ring outliers.

No monomer is involved in short contacts.

5.7 Other polymers

There are no such residues in this entry.

5.8 Polymer linkage issues

There are no chain breaks in this entry.

6 Fit of model and data

6.1 Protein, DNA and RNA chains

In the following table, the column labelled ‘#RSRZ> 2’ contains the number (and percentage) of RSRZ outliers, followed by percent RSRZ outliers for the chain as percentile scores relative to all X-ray entries and entries of similar resolution. The OWAB column contains the minimum, median, 95th percentile and maximum values of the occupancy-weighted average B-factor per residue. The column labelled ‘Q< 0.9’ lists the number of (and percentage) of residues with an average occupancy less than 0.9.

Mol	Chain	Analysed	<RSRZ>	#RSRZ>2	OWAB(Å ²)	Q<0.9
1	A	369/369 (100%)	-0.24	5 (1%) 75 73	19, 37, 66, 74	0
1	B	369/369 (100%)	-0.26	5 (1%) 75 73	18, 37, 66, 74	0
1	C	369/369 (100%)	-0.29	3 (0%) 86 84	18, 35, 62, 75	0
1	D	369/369 (100%)	-0.28	4 (1%) 80 79	18, 35, 62, 74	0
1	E	369/369 (100%)	-0.02	28 (7%) 13 12	18, 36, 70, 79	0
1	F	369/369 (100%)	-0.13	14 (3%) 40 39	19, 35, 68, 78	0
1	G	369/369 (100%)	-0.16	15 (4%) 37 36	20, 36, 68, 77	0
1	H	369/369 (100%)	-0.03	27 (7%) 15 13	18, 36, 69, 79	0
All	All	2952/2952 (100%)	-0.18	101 (3%) 45 44	18, 36, 68, 79	0

All (101) RSRZ outliers are listed below:

Mol	Chain	Res	Type	RSRZ
1	F	154	GLN	5.6
1	H	154	GLN	5.5
1	E	154	GLN	5.4
1	H	178	VAL	5.2
1	E	178	VAL	4.9
1	E	23	TYR	4.9
1	E	21	ILE	4.5
1	A	154	GLN	4.5
1	F	26	TYR	4.4
1	B	154	GLN	4.3
1	E	19	PHE	4.2
1	H	151	SER	4.0
1	G	154	GLN	3.9
1	G	26	TYR	3.9
1	F	180	GLU	3.8
1	H	23	TYR	3.7

Continued on next page...

Continued from previous page...

Mol	Chain	Res	Type	RSRZ
1	E	20	VAL	3.7
1	H	21	ILE	3.7
1	E	182	VAL	3.5
1	H	19	PHE	3.5
1	G	180	GLU	3.5
1	H	145	MET	3.4
1	E	139	ILE	3.4
1	E	144	ASN	3.4
1	E	26	TYR	3.4
1	H	152	MET	3.4
1	G	23	TYR	3.3
1	G	25	SER	3.3
1	G	19	PHE	3.3
1	H	144	ASN	3.2
1	E	22	SER	3.2
1	E	142	PRO	3.2
1	E	165	GLY	3.2
1	E	145	MET	3.2
1	H	22	SER	3.2
1	E	151	SER	3.1
1	E	186	ILE	3.1
1	B	26	TYR	3.1
1	G	139	ILE	3.0
1	H	26	TYR	3.0
1	E	24	GLY	3.0
1	F	25	SER	3.0
1	G	168	VAL	3.0
1	G	24	GLY	3.0
1	H	142	PRO	3.0
1	E	168	VAL	2.9
1	H	24	GLY	2.9
1	H	20	VAL	2.9
1	E	25	SER	2.9
1	G	169	LYS	2.9
1	H	186	ILE	2.8
1	H	180	GLU	2.8
1	H	182	VAL	2.8
1	G	21	ILE	2.8
1	E	152	MET	2.8
1	F	142	PRO	2.7
1	F	168	VAL	2.7
1	H	177	ALA	2.7

Continued on next page...

Continued from previous page...

Mol	Chain	Res	Type	RSRZ
1	E	170	GLU	2.7
1	B	182	VAL	2.7
1	F	24	GLY	2.7
1	F	139	ILE	2.6
1	A	26	TYR	2.6
1	G	142	PRO	2.6
1	E	180	GLU	2.6
1	H	185	ASP	2.6
1	B	155	LYS	2.6
1	E	177	ALA	2.5
1	A	182	VAL	2.5
1	H	25	SER	2.5
1	D	297	VAL	2.5
1	F	19	PHE	2.5
1	E	147	GLU	2.4
1	H	139	ILE	2.4
1	F	151	SER	2.4
1	A	155	LYS	2.4
1	H	147	GLU	2.3
1	G	22	SER	2.3
1	H	170	GLU	2.3
1	C	297	VAL	2.3
1	E	185	ASP	2.3
1	H	157	TYR	2.3
1	F	169	LYS	2.2
1	G	151	SER	2.2
1	E	141	ASP	2.2
1	C	154	GLN	2.2
1	F	23	TYR	2.2
1	H	140	ALA	2.2
1	D	154	GLN	2.2
1	F	181	ARG	2.2
1	H	165	GLY	2.1
1	H	168	VAL	2.1
1	A	156	GLY	2.1
1	D	169	LYS	2.1
1	G	181	ARG	2.1
1	E	181	ARG	2.0
1	B	20	VAL	2.0
1	E	174	ARG	2.0
1	F	152	MET	2.0
1	C	169	LYS	2.0

Continued on next page...

Continued from previous page...

Mol	Chain	Res	Type	RSRZ
1	D	142	PRO	2.0

6.2 Non-standard residues in protein, DNA, RNA chains [i](#)

There are no non-standard protein/DNA/RNA residues in this entry.

6.3 Carbohydrates [i](#)

There are no carbohydrates in this entry.

6.4 Ligands [i](#)

In the following table, the Atoms column lists the number of modelled atoms in the group and the number defined in the chemical component dictionary. The B-factors column lists the minimum, median, 95th percentile and maximum values of B factors of atoms in the group. The column labelled 'Q< 0.9' lists the number of atoms with occupancy less than 0.9.

Mol	Type	Chain	Res	Atoms	RSCC	RSR	B-factors(\AA^2)	Q<0.9
2	MG	E	501	1/1	0.76	0.14	32,32,32,32	0
2	MG	C	501	1/1	0.81	0.17	54,54,54,54	0
2	MG	H	501	1/1	0.87	0.17	36,36,36,36	0
2	MG	F	501	1/1	0.90	0.20	41,41,41,41	0
2	MG	D	501	1/1	0.93	0.13	42,42,42,42	0
2	MG	B	501	1/1	0.93	0.09	37,37,37,37	0
2	MG	G	501	1/1	0.94	0.12	33,33,33,33	0
2	MG	A	501	1/1	0.96	0.09	41,41,41,41	0

6.5 Other polymers [i](#)

There are no such residues in this entry.