



Full wwPDB X-ray Structure Validation Report ⓘ

May 26, 2020 – 04:02 am BST

PDB ID : 6PKA
Title : Structure of ClpP from Staphylococcus aureus in complex with ureadepsipeptide
Authors : Griffith, E.C.; Lee, R.E.
Deposited on : 2019-06-28
Resolution : 2.25 Å(reported)

This is a Full wwPDB X-ray Structure Validation Report for a publicly released PDB entry.

We welcome your comments at validation@mail.wwpdb.org

A user guide is available at

<https://www.wwpdb.org/validation/2017/XrayValidationReportHelp>

with specific help available everywhere you see the ⓘ symbol.

The following versions of software and data (see [references ⓘ](#)) were used in the production of this report:

MolProbity : 4.02b-467
Mogul : 1.8.5 (274361), CSD as541be (2020)
Xtriage (Phenix) : 1.13
EDS : 2.11
Percentile statistics : 20191225.v01 (using entries in the PDB archive December 25th 2019)
Refmac : 5.8.0158
CCP4 : 7.0.044 (Gargrove)
Ideal geometry (proteins) : Engh & Huber (2001)
Ideal geometry (DNA, RNA) : Parkinson et al. (1996)
Validation Pipeline (wwPDB-VP) : 2.11

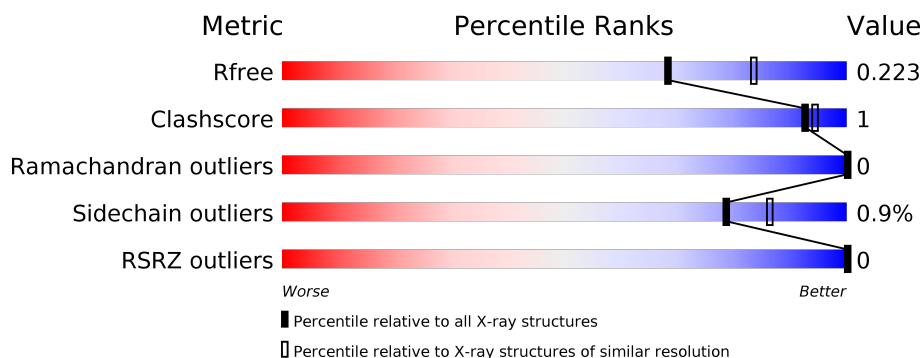
1 Overall quality at a glance

The following experimental techniques were used to determine the structure:

X-RAY DIFFRACTION

The reported resolution of this entry is 2.25 Å.

Percentile scores (ranging between 0-100) for global validation metrics of the entry are shown in the following graphic. The table shows the number of entries on which the scores are based.

























Metric	Whole archive (#Entries)	Similar resolution (#Entries, resolution range(Å))
R_{free}	130704	1377 (2.26-2.26)
Clashscore	141614	1487 (2.26-2.26)
Ramachandran outliers	138981	1449 (2.26-2.26)
Sidechain outliers	138945	1450 (2.26-2.26)
RSRZ outliers	127900	1356 (2.26-2.26)

The table below summarises the geometric issues observed across the polymeric chains and their fit to the electron density. The red, orange, yellow and green segments on the lower bar indicate the fraction of residues that contain outliers for ≥ 3 , 2, 1 and 0 types of geometric quality criteria respectively. A grey segment represents the fraction of residues that are not modelled. The numeric value for each fraction is indicated below the corresponding segment, with a dot representing fractions $\leq 5\%$. The upper red bar (where present) indicates the fraction of residues that have poor fit to the electron density. The numeric value is given above the bar.

Mol	Chain	Length	Quality of chain
1	A	203	<div> <div style="width: 84%;"></div> <div style="width: 12%;"></div> <div style="width: 4%;"></div> <div style="width: 2%;"></div> <div style="width: 2%;"></div> </div> <div>84% 12%</div>
1	B	203	<div> <div style="width: 85%;"></div> <div style="width: 11%;"></div> <div style="width: 4%;"></div> <div style="width: 2%;"></div> <div style="width: 2%;"></div> </div> <div>85% 11%</div>
1	C	203	<div> <div style="width: 87%;"></div> <div style="width: 11%;"></div> <div style="width: 4%;"></div> <div style="width: 2%;"></div> <div style="width: 2%;"></div> </div> <div>87% 11%</div>
1	D	203	<div> <div style="width: 84%;"></div> <div style="width: 12%;"></div> <div style="width: 4%;"></div> <div style="width: 2%;"></div> <div style="width: 2%;"></div> </div> <div>84% 12%</div>
1	E	203	<div> <div style="width: 83%;"></div> <div style="width: 12%;"></div> <div style="width: 5%;"></div> <div style="width: 2%;"></div> <div style="width: 2%;"></div> </div> <div>83% 5% 12%</div>
1	F	203	<div> <div style="width: 85%;"></div> <div style="width: 12%;"></div> <div style="width: 4%;"></div> <div style="width: 2%;"></div> <div style="width: 2%;"></div> </div> <div>85% 12%</div>

Continued on next page...

Continued from previous page...

Mol	Chain	Length	Quality of chain
1	G	203	 85% • 12%
1	I	203	 83% 5% 12%
1	K	203	 85% • 12%
1	L	203	 82% 6% 12%
1	M	203	 85% • 11%
1	N	203	 84% • 11%
1	S	203	 85% • 12%
1	T	203	 85% • 12%
2	H	7	 71% 29%
2	J	7	 71% 29%
2	O	7	 71% 29%
2	P	7	 71% 29%
2	Q	7	 86% 14%
2	R	7	 57% 43%
2	U	7	 71% 29%
2	V	7	 57% 43%
2	X	7	 71% 29%
2	Y	7	 71% 29%
2	Z	7	 86% 14%
2	a	7	 86% 14%
2	b	7	 71% 29%
2	c	7	 57% 43%

2 Entry composition

There are 3 unique types of molecules in this entry. The entry contains 20973 atoms, of which 0 are hydrogens and 0 are deuteriums.

In the tables below, the ZeroOcc column contains the number of atoms modelled with zero occupancy, the AltConf column contains the number of residues with at least one atom in alternate conformation and the Trace column contains the number of residues modelled with at most 2 atoms.

- Molecule 1 is a protein called ATP-dependent Clp protease proteolytic subunit.

Mol	Chain	Residues	Atoms					ZeroOcc	AltConf	Trace
1	A	179	Total	C	N	O	S	0	0	0
			1364	861	231	266	6			
1	B	180	Total	C	N	O	S	0	0	0
			1366	860	232	268	6			
1	C	180	Total	C	N	O	S	0	0	0
			1373	866	233	268	6			
1	D	179	Total	C	N	O	S	0	0	0
			1353	851	229	267	6			
1	E	179	Total	C	N	O	S	0	0	0
			1356	854	228	268	6			
1	F	179	Total	C	N	O	S	0	0	0
			1368	864	232	266	6			
1	G	179	Total	C	N	O	S	0	0	0
			1368	864	232	266	6			
1	I	179	Total	C	N	O	S	0	0	0
			1350	848	230	266	6			
1	K	179	Total	C	N	O	S	0	0	0
			1364	860	230	268	6			
1	L	179	Total	C	N	O	S	0	0	0
			1361	857	232	266	6			
1	M	180	Total	C	N	O	S	0	0	0
			1365	861	231	267	6			
1	N	180	Total	C	N	O	S	0	0	0
			1369	864	232	267	6			
1	S	179	Total	C	N	O	S	0	0	0
			1357	854	231	266	6			
1	T	179	Total	C	N	O	S	0	0	0
			1361	857	232	266	6			

There are 112 discrepancies between the modelled and reference sequences:

Chain	Residue	Modelled	Actual	Comment	Reference
A	196	LEU	-	expression tag	UNP Q2G036

Continued on next page...

Continued from previous page...

Chain	Residue	Modelled	Actual	Comment	Reference
A	197	GLU	-	expression tag	UNP Q2G036
A	198	HIS	-	expression tag	UNP Q2G036
A	199	HIS	-	expression tag	UNP Q2G036
A	200	HIS	-	expression tag	UNP Q2G036
A	201	HIS	-	expression tag	UNP Q2G036
A	202	HIS	-	expression tag	UNP Q2G036
A	203	HIS	-	expression tag	UNP Q2G036
B	196	LEU	-	expression tag	UNP Q2G036
B	197	GLU	-	expression tag	UNP Q2G036
B	198	HIS	-	expression tag	UNP Q2G036
B	199	HIS	-	expression tag	UNP Q2G036
B	200	HIS	-	expression tag	UNP Q2G036
B	201	HIS	-	expression tag	UNP Q2G036
B	202	HIS	-	expression tag	UNP Q2G036
B	203	HIS	-	expression tag	UNP Q2G036
C	196	LEU	-	expression tag	UNP Q2G036
C	197	GLU	-	expression tag	UNP Q2G036
C	198	HIS	-	expression tag	UNP Q2G036
C	199	HIS	-	expression tag	UNP Q2G036
C	200	HIS	-	expression tag	UNP Q2G036
C	201	HIS	-	expression tag	UNP Q2G036
C	202	HIS	-	expression tag	UNP Q2G036
C	203	HIS	-	expression tag	UNP Q2G036
D	196	LEU	-	expression tag	UNP Q2G036
D	197	GLU	-	expression tag	UNP Q2G036
D	198	HIS	-	expression tag	UNP Q2G036
D	199	HIS	-	expression tag	UNP Q2G036
D	200	HIS	-	expression tag	UNP Q2G036
D	201	HIS	-	expression tag	UNP Q2G036
D	202	HIS	-	expression tag	UNP Q2G036
D	203	HIS	-	expression tag	UNP Q2G036
E	196	LEU	-	expression tag	UNP Q2G036
E	197	GLU	-	expression tag	UNP Q2G036
E	198	HIS	-	expression tag	UNP Q2G036
E	199	HIS	-	expression tag	UNP Q2G036
E	200	HIS	-	expression tag	UNP Q2G036
E	201	HIS	-	expression tag	UNP Q2G036
E	202	HIS	-	expression tag	UNP Q2G036
E	203	HIS	-	expression tag	UNP Q2G036
F	196	LEU	-	expression tag	UNP Q2G036
F	197	GLU	-	expression tag	UNP Q2G036
F	198	HIS	-	expression tag	UNP Q2G036

Continued on next page...

Continued from previous page...

Chain	Residue	Modelled	Actual	Comment	Reference
F	199	HIS	-	expression tag	UNP Q2G036
F	200	HIS	-	expression tag	UNP Q2G036
F	201	HIS	-	expression tag	UNP Q2G036
F	202	HIS	-	expression tag	UNP Q2G036
F	203	HIS	-	expression tag	UNP Q2G036
G	196	LEU	-	expression tag	UNP Q2G036
G	197	GLU	-	expression tag	UNP Q2G036
G	198	HIS	-	expression tag	UNP Q2G036
G	199	HIS	-	expression tag	UNP Q2G036
G	200	HIS	-	expression tag	UNP Q2G036
G	201	HIS	-	expression tag	UNP Q2G036
G	202	HIS	-	expression tag	UNP Q2G036
G	203	HIS	-	expression tag	UNP Q2G036
I	196	LEU	-	expression tag	UNP Q2G036
I	197	GLU	-	expression tag	UNP Q2G036
I	198	HIS	-	expression tag	UNP Q2G036
I	199	HIS	-	expression tag	UNP Q2G036
I	200	HIS	-	expression tag	UNP Q2G036
I	201	HIS	-	expression tag	UNP Q2G036
I	202	HIS	-	expression tag	UNP Q2G036
I	203	HIS	-	expression tag	UNP Q2G036
K	196	LEU	-	expression tag	UNP Q2G036
K	197	GLU	-	expression tag	UNP Q2G036
K	198	HIS	-	expression tag	UNP Q2G036
K	199	HIS	-	expression tag	UNP Q2G036
K	200	HIS	-	expression tag	UNP Q2G036
K	201	HIS	-	expression tag	UNP Q2G036
K	202	HIS	-	expression tag	UNP Q2G036
K	203	HIS	-	expression tag	UNP Q2G036
L	196	LEU	-	expression tag	UNP Q2G036
L	197	GLU	-	expression tag	UNP Q2G036
L	198	HIS	-	expression tag	UNP Q2G036
L	199	HIS	-	expression tag	UNP Q2G036
L	200	HIS	-	expression tag	UNP Q2G036
L	201	HIS	-	expression tag	UNP Q2G036
L	202	HIS	-	expression tag	UNP Q2G036
L	203	HIS	-	expression tag	UNP Q2G036
M	196	LEU	-	expression tag	UNP Q2G036
M	197	GLU	-	expression tag	UNP Q2G036
M	198	HIS	-	expression tag	UNP Q2G036
M	199	HIS	-	expression tag	UNP Q2G036
M	200	HIS	-	expression tag	UNP Q2G036

Continued on next page...

Continued from previous page...

Chain	Residue	Modelled	Actual	Comment	Reference
M	201	HIS	-	expression tag	UNP Q2G036
M	202	HIS	-	expression tag	UNP Q2G036
M	203	HIS	-	expression tag	UNP Q2G036
N	196	LEU	-	expression tag	UNP Q2G036
N	197	GLU	-	expression tag	UNP Q2G036
N	198	HIS	-	expression tag	UNP Q2G036
N	199	HIS	-	expression tag	UNP Q2G036
N	200	HIS	-	expression tag	UNP Q2G036
N	201	HIS	-	expression tag	UNP Q2G036
N	202	HIS	-	expression tag	UNP Q2G036
N	203	HIS	-	expression tag	UNP Q2G036
S	196	LEU	-	expression tag	UNP Q2G036
S	197	GLU	-	expression tag	UNP Q2G036
S	198	HIS	-	expression tag	UNP Q2G036
S	199	HIS	-	expression tag	UNP Q2G036
S	200	HIS	-	expression tag	UNP Q2G036
S	201	HIS	-	expression tag	UNP Q2G036
S	202	HIS	-	expression tag	UNP Q2G036
S	203	HIS	-	expression tag	UNP Q2G036
T	196	LEU	-	expression tag	UNP Q2G036
T	197	GLU	-	expression tag	UNP Q2G036
T	198	HIS	-	expression tag	UNP Q2G036
T	199	HIS	-	expression tag	UNP Q2G036
T	200	HIS	-	expression tag	UNP Q2G036
T	201	HIS	-	expression tag	UNP Q2G036
T	202	HIS	-	expression tag	UNP Q2G036
T	203	HIS	-	expression tag	UNP Q2G036

- Molecule 2 is a protein called OO1-WFP-SER-PRO-YCP-ALA-MP8 ureadepsipeptide.

Mol	Chain	Residues	Atoms					ZeroOcc	AltConf	Trace
2	H	7	Total 57	C 40	F 2	N 7	O 8	0	0	0
2	J	7	Total 57	C 40	F 2	N 7	O 8	0	0	0
2	O	7	Total 57	C 40	F 2	N 7	O 8	0	0	0
2	P	7	Total 57	C 40	F 2	N 7	O 8	0	0	0
2	Q	7	Total 57	C 40	F 2	N 7	O 8	0	0	0
2	R	7	Total 57	C 40	F 2	N 7	O 8	0	0	0

Continued on next page...

Continued from previous page...

Mol	Chain	Residues	Atoms					ZeroOcc	AltConf	Trace
2	U	7	Total	C	F	N	O	0	0	0
			57	40	2	7	8			
2	V	7	Total	C	F	N	O	0	0	0
			57	40	2	7	8			
2	X	7	Total	C	F	N	O	0	0	0
			57	40	2	7	8			
2	Y	7	Total	C	F	N	O	0	0	0
			57	40	2	7	8			
2	Z	7	Total	C	F	N	O	0	0	0
			57	40	2	7	8			
2	a	7	Total	C	F	N	O	0	0	0
			57	40	2	7	8			
2	b	7	Total	C	F	N	O	0	0	0
			57	40	2	7	8			
2	c	7	Total	C	F	N	O	0	0	0
			57	40	2	7	8			

- Molecule 3 is water.

Mol	Chain	Residues	Atoms		ZeroOcc	AltConf
3	A	83	Total	O	0	0
			83	83		
3	B	85	Total	O	0	0
			85	85		
3	C	63	Total	O	0	0
			63	63		
3	D	68	Total	O	0	0
			68	68		
3	E	91	Total	O	0	0
			91	91		
3	F	86	Total	O	0	0
			86	86		
3	G	93	Total	O	0	0
			93	93		
3	I	72	Total	O	0	0
			72	72		
3	K	66	Total	O	0	0
			66	66		
3	L	83	Total	O	0	0
			83	83		
3	M	78	Total	O	0	0
			78	78		

Continued on next page...


Continued from previous page...

Mol	Chain	Residues	Atoms		ZeroOcc	AltConf
3	N	73	Total 73	O 73	0	0
3	S	77	Total 77	O 77	0	0
3	T	59	Total 59	O 59	0	0
3	J	1	Total 1	O 1	0	0
3	O	2	Total 2	O 2	0	0
3	P	3	Total 3	O 3	0	0
3	Q	2	Total 2	O 2	0	0
3	U	1	Total 1	O 1	0	0
3	V	2	Total 2	O 2	0	0
3	X	4	Total 4	O 4	0	0
3	Y	3	Total 3	O 3	0	0
3	Z	3	Total 3	O 3	0	0
3	b	2	Total 2	O 2	0	0

3 Residue-property plots [i](#)


These plots are drawn for all protein, RNA and DNA chains in the entry. The first graphic for a chain summarises the proportions of the various outlier classes displayed in the second graphic. The second graphic shows the sequence view annotated by issues in geometry and electron density. Residues are color-coded according to the number of geometric quality criteria for which they contain at least one outlier: green = 0, yellow = 1, orange = 2 and red = 3 or more. A red dot above a residue indicates a poor fit to the electron density ($RSRZ > 2$). Stretches of 2 or more consecutive residues without any outlier are shown as a green connector. Residues present in the sample, but not in the model, are shown in grey.

- Molecule 1: ATP-dependent Clp protease proteolytic subunit

Chain A: 




- Molecule 1: ATP-dependent Clp protease proteolytic subunit

Chain B: 




- Molecule 1: ATP-dependent Clp protease proteolytic subunit

Chain C: 




- Molecule 1: ATP-dependent Clp protease proteolytic subunit

Chain D: 




- Molecule 1: ATP-dependent Clp protease proteolytic subunit

Chain E: 



- Molecule 1: ATP-dependent Clp protease proteolytic subunit

Chain F: 



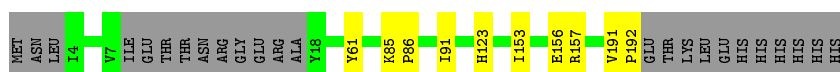
- Molecule 1: ATP-dependent Clp protease proteolytic subunit

Chain G: 85% 12%



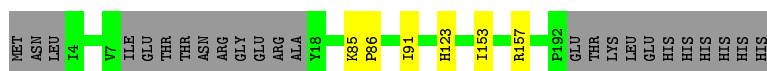
- Molecule 1: ATP-dependent Clp protease proteolytic subunit

Chain I: 83% 12%



- Molecule 1: ATP-dependent Clp protease proteolytic subunit

Chain K: 85% 12%



- Molecule 1: ATP-dependent Clp protease proteolytic subunit

Chain L: 82% 12%



- Molecule 1: ATP-dependent Clp protease proteolytic subunit

Chain M: 85% 11%



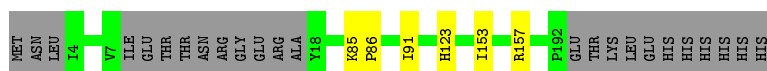
- Molecule 1: ATP-dependent Clp protease proteolytic subunit

Chain N: 84% 11%



- Molecule 1: ATP-dependent Clp protease proteolytic subunit

Chain S: 85% 12%



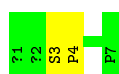
- Molecule 1: ATP-dependent Clp protease proteolytic subunit

Chain T: 85% 12%



- Molecule 2: OO1-WFP-SER-PRO-YCP-ALA-MP8 ureadepsipeptide

Chain H: 71% 29%



- Molecule 2: OO1-WFP-SER-PRO-YCP-ALA-MP8 ureadepsipeptide

Chain J: 71% 29%



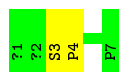
- Molecule 2: OO1-WFP-SER-PRO-YCP-ALA-MP8 ureadepsipeptide

Chain O: 71% 29%



- Molecule 2: OO1-WFP-SER-PRO-YCP-ALA-MP8 ureadepsipeptide

Chain P: 71% 29%



- Molecule 2: OO1-WFP-SER-PRO-YCP-ALA-MP8 ureadepsipeptide

Chain Q: 86% 14%



- Molecule 2: OO1-WFP-SER-PRO-YCP-ALA-MP8 ureadepsipeptide

Chain R: 57% 43%



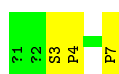
- Molecule 2: OO1-WFP-SER-PRO-YCP-ALA-MP8 ureadepsipeptide

Chain U: 71% 29%



- Molecule 2: OO1-WFP-SER-PRO-YCP-ALA-MP8 ureadepsipeptide

Chain V: 57% 43%



- Molecule 2: OO1-WFP-SER-PRO-YCP-ALA-MP8 ureadepsipeptide

Chain X: 71% 29%



- Molecule 2: OO1-WFP-SER-PRO-YCP-ALA-MP8 ureadepsipeptide

Chain Y: 71% 29%



- Molecule 2: OO1-WFP-SER-PRO-YCP-ALA-MP8 ureadepsipeptide

Chain Z: 86% 14%



- Molecule 2: OO1-WFP-SER-PRO-YCP-ALA-MP8 ureadepsipeptide

Chain a: 86% 14%



- Molecule 2: OO1-WFP-SER-PRO-YCP-ALA-MP8 ureadepsipeptide

Chain b: 71% 29%



- Molecule 2: OO1-WFP-SER-PRO-YCP-ALA-MP8 ureadepsipeptide

Chain c:  57% 43%



4 Data and refinement statistics

Property	Value	Source
Space group	P 1 21 1	Depositor
Cell constants a, b, c, α , β , γ	94.96Å 126.68Å 146.78Å 90.00° 93.36° 90.00°	Depositor
Resolution (Å)	40.61 – 2.25 40.58 – 2.24	Depositor EDS
% Data completeness (in resolution range)	97.0 (40.61-2.25) 97.0 (40.58-2.24)	Depositor EDS
R_{merge}	0.20	Depositor
R_{sym}	(Not available)	Depositor
$\langle I/\sigma(I) \rangle$ ¹	2.44 (at 2.24Å)	Xtriage
Refinement program	REFMAC 5.8.0222	Depositor
R, R_{free}	0.194 , 0.219 0.200 , 0.223	Depositor DCC
R_{free} test set	8139 reflections (5.06%)	wwPDB-VP
Wilson B-factor (Å ²)	29.0	Xtriage
Anisotropy	0.045	Xtriage
Bulk solvent k_{sol} (e/Å ³), B_{sol} (Å ²)	0.32 , 18.4	EDS
L-test for twinning ²	$\langle L \rangle = 0.45$, $\langle L^2 \rangle = 0.28$	Xtriage
Estimated twinning fraction	No twinning to report.	Xtriage
F_o, F_c correlation	0.93	EDS
Total number of atoms	20973	wwPDB-VP
Average B, all atoms (Å ²)	31.0	wwPDB-VP

Xtriage's analysis on translational NCS is as follows: *The largest off-origin peak in the Patterson function is 10.64% of the height of the origin peak. No significant pseudotranslation is detected.*

¹Intensities estimated from amplitudes.

²Theoretical values of $\langle |L| \rangle$, $\langle L^2 \rangle$ for acentric reflections are 0.5, 0.333 respectively for untwinned datasets, and 0.375, 0.2 for perfectly twinned datasets.

5 Model quality [i](#)

5.1 Standard geometry [i](#)

Bond lengths and bond angles in the following residue types are not validated in this section: WFP, YCP, OO1, MP8

The Z score for a bond length (or angle) is the number of standard deviations the observed value is removed from the expected value. A bond length (or angle) with $|Z| > 5$ is considered an outlier worth inspection. RMSZ is the root-mean-square of all Z scores of the bond lengths (or angles).

Mol	Chain	Bond lengths		Bond angles	
		RMSZ	$\# Z > 5$	RMSZ	$\# Z > 5$
1	A	0.46	0/1382	0.61	0/1869
1	B	0.42	0/1384	0.59	0/1873
1	C	0.47	0/1391	0.62	0/1881
1	D	0.44	0/1370	0.59	0/1855
1	E	0.46	0/1374	0.59	0/1862
1	F	0.50	0/1386	0.64	0/1873
1	G	0.49	0/1386	0.62	0/1873
1	I	0.45	0/1367	0.59	0/1851
1	K	0.45	0/1382	0.58	0/1870
1	L	0.47	0/1378	0.61	0/1863
1	M	0.46	0/1383	0.63	0/1872
1	N	0.45	0/1387	0.63	0/1876
1	S	0.45	0/1374	0.61	0/1859
1	T	0.42	0/1378	0.57	0/1863
2	H	3.79	3/17 (17.6%)	1.81	0/21
2	J	3.75	4/17 (23.5%)	1.43	0/21
2	O	3.94	3/17 (17.6%)	1.11	0/21
2	P	3.96	3/17 (17.6%)	1.04	0/21
2	Q	4.06	2/17 (11.8%)	2.01	0/21
2	R	3.66	3/17 (17.6%)	1.73	0/21
2	U	3.83	2/17 (11.8%)	1.56	0/21
2	V	4.04	4/17 (23.5%)	1.47	0/21
2	X	3.94	3/17 (17.6%)	1.74	0/21
2	Y	3.93	3/17 (17.6%)	1.65	0/21
2	Z	3.92	3/17 (17.6%)	1.71	0/21
2	a	3.85	2/17 (11.8%)	1.16	0/21
2	b	4.00	3/17 (17.6%)	1.52	0/21
2	c	4.17	4/17 (23.5%)	1.60	1/21 (4.8%)
All	All	0.63	42/19560 (0.2%)	0.62	1/26434 (0.0%)

Chiral center outliers are detected by calculating the chiral volume of a chiral center and verifying if

the center is modelled as a planar moiety or with the opposite hand. A planarity outlier is detected by checking planarity of atoms in a peptide group, atoms in a mainchain group or atoms of a sidechain that are expected to be planar.

Mol	Chain	#Chirality outliers	#Planarity outliers
1	F	0	1
1	G	0	1
1	L	0	1
1	N	0	1
All	All	0	4

All (42) bond length outliers are listed below:

Mol	Chain	Res	Type	Atoms	Z	Observed(Å)	Ideal(Å)
2	c	4	PRO	N-CD	11.48	1.64	1.47
2	Q	4	PRO	N-CD	10.80	1.62	1.47
2	Y	4	PRO	N-CD	10.65	1.62	1.47
2	b	4	PRO	N-CD	10.52	1.62	1.47
2	P	4	PRO	N-CD	10.45	1.62	1.47
2	U	4	PRO	N-CD	10.39	1.62	1.47
2	X	4	PRO	N-CD	10.31	1.62	1.47
2	O	4	PRO	N-CD	10.25	1.62	1.47
2	a	4	PRO	N-CD	10.18	1.62	1.47
2	V	4	PRO	N-CD	10.11	1.62	1.47
2	R	4	PRO	N-CD	9.87	1.61	1.47
2	Z	4	PRO	N-CD	9.86	1.61	1.47
2	Z	4	PRO	N-CA	-9.71	1.30	1.47
2	V	4	PRO	N-CA	-9.54	1.31	1.47
2	H	4	PRO	N-CD	9.46	1.61	1.47
2	J	4	PRO	N-CA	-9.43	1.31	1.47
2	Q	4	PRO	N-CA	-9.39	1.31	1.47
2	a	4	PRO	N-CA	-9.21	1.31	1.47
2	c	4	PRO	N-CA	-9.17	1.31	1.47
2	O	4	PRO	N-CA	-9.07	1.31	1.47
2	b	4	PRO	N-CA	-9.05	1.31	1.47
2	P	4	PRO	N-CA	-8.89	1.32	1.47
2	J	4	PRO	N-CD	8.88	1.60	1.47
2	U	4	PRO	N-CA	-8.73	1.32	1.47
2	H	4	PRO	N-CA	-8.72	1.32	1.47
2	X	4	PRO	N-CA	-8.67	1.32	1.47
2	Y	4	PRO	N-CA	-8.61	1.32	1.47
2	R	4	PRO	N-CA	-7.96	1.33	1.47
2	V	3	SER	C-N	5.89	1.45	1.34
2	X	3	SER	C-N	5.86	1.45	1.34
2	b	3	SER	C-N	5.80	1.45	1.34

Continued on next page...

Continued from previous page...

Mol	Chain	Res	Type	Atoms	Z	Observed(Å)	Ideal(Å)
2	J	3	SER	C-N	5.66	1.45	1.34
2	P	3	SER	C-N	5.57	1.44	1.34
2	H	3	SER	C-N	5.32	1.44	1.34
2	c	3	SER	C-N	5.31	1.44	1.34
2	Y	4	PRO	CG-CD	-5.28	1.33	1.50
2	O	4	PRO	CG-CD	-5.27	1.33	1.50
2	c	4	PRO	CG-CD	-5.20	1.33	1.50
2	V	4	PRO	CG-CD	-5.18	1.33	1.50
2	Z	4	PRO	CG-CD	-5.08	1.33	1.50
2	J	4	PRO	CG-CD	-5.08	1.33	1.50
2	R	3	SER	C-N	5.00	1.43	1.34

All (1) bond angle outliers are listed below:

Mol	Chain	Res	Type	Atoms	Z	Observed(°)	Ideal(°)
2	c	6	ALA	N-CA-CB	-5.30	102.69	110.10

There are no chirality outliers.

All (4) planarity outliers are listed below:

Mol	Chain	Res	Type	Group
1	F	171	ARG	Sidechain
1	G	152	ARG	Sidechain
1	L	171	ARG	Sidechain
1	N	152	ARG	Sidechain

5.2 Too-close contacts [i](#)

In the following table, the Non-H and H(model) columns list the number of non-hydrogen atoms and hydrogen atoms in the chain respectively. The H(added) column lists the number of hydrogen atoms added and optimized by MolProbity. The Clashes column lists the number of clashes within the asymmetric unit, whereas Symm-Clashes lists symmetry related clashes.

Mol	Chain	Non-H	H(model)	H(added)	Clashes	Symm-Clashes
1	A	1364	0	1364	4	0
1	B	1366	0	1352	4	0
1	C	1373	0	1372	2	0
1	D	1353	0	1339	6	0
1	E	1356	0	1335	7	0
1	F	1368	0	1375	3	0
1	G	1368	0	1375	3	0

Continued on next page...

Continued from previous page...

Mol	Chain	Non-H	H(model)	H(added)	Clashes	Symm-Clashes
1	I	1350	0	1332	7	0
1	K	1364	0	1357	3	0
1	L	1361	0	1363	6	0
1	M	1365	0	1355	4	0
1	N	1369	0	1366	4	0
1	S	1357	0	1352	3	0
1	T	1361	0	1363	3	0
2	H	57	0	40	0	0
2	J	57	0	40	0	0
2	O	57	0	40	1	0
2	P	57	0	40	0	0
2	Q	57	0	40	0	0
2	R	57	0	40	1	0
2	U	57	0	40	1	0
2	V	57	0	40	1	0
2	X	57	0	40	0	0
2	Y	57	0	40	1	0
2	Z	57	0	40	0	0
2	a	57	0	40	0	0
2	b	57	0	40	0	0
2	c	57	0	40	0	0
3	A	83	0	0	0	0
3	B	85	0	0	0	0
3	C	63	0	0	0	0
3	D	68	0	0	0	0
3	E	91	0	0	0	0
3	F	86	0	0	0	0
3	G	93	0	0	0	0
3	I	72	0	0	0	0
3	J	1	0	0	0	0
3	K	66	0	0	0	0
3	L	83	0	0	0	0
3	M	78	0	0	0	0
3	N	73	0	0	0	0
3	O	2	0	0	0	0
3	P	3	0	0	0	0
3	Q	2	0	0	0	0
3	S	77	0	0	0	0
3	T	59	0	0	0	0
3	U	1	0	0	0	0
3	V	2	0	0	0	0
3	X	4	0	0	0	0

Continued on next page...

Continued from previous page...

Mol	Chain	Non-H	H(model)	H(added)	Clashes	Symm-Clashes
3	Y	3	0	0	0	0
3	Z	3	0	0	0	0
3	b	2	0	0	0	0
All	All	20973	0	19560	57	0

The all-atom clashscore is defined as the number of clashes found per 1000 atoms (including hydrogen atoms). The all-atom clashscore for this structure is 1.

All (57) close contacts within the same asymmetric unit are listed below, sorted by their clash magnitude.

Atom-1	Atom-2	Interatomic distance (Å)	Clash overlap (Å)
1:L:178:GLU:OE2	1:L:189:VAL:HG21	1.97	0.64
1:E:191:VAL:HG22	1:E:192:PRO:HD2	1.80	0.62
1:I:191:VAL:HG22	1:I:192:PRO:HD2	1.82	0.61
1:A:191:VAL:HG13	1:A:192:PRO:HD2	1.87	0.57
1:I:156:GLU:OE1	1:I:157:ARG:HD2	2.06	0.56
1:L:191:VAL:HG13	1:L:192:PRO:HD2	1.86	0.56
1:I:153:ILE:O	1:I:157:ARG:HG2	2.12	0.50
1:G:153:ILE:O	1:G:157:ARG:HG2	2.12	0.50
1:M:153:ILE:O	1:M:157:ARG:HG2	2.12	0.50
1:N:153:ILE:O	1:N:157:ARG:HG2	2.11	0.50
1:F:153:ILE:O	1:F:157:ARG:HG2	2.12	0.49
1:E:153:ILE:O	1:E:157:ARG:HG2	2.13	0.49
1:L:153:ILE:O	1:L:157:ARG:HG2	2.12	0.49
1:S:153:ILE:O	1:S:157:ARG:HG2	2.13	0.49
1:C:153:ILE:O	1:C:157:ARG:HG2	2.13	0.48
1:A:153:ILE:O	1:A:157:ARG:HG2	2.12	0.48
1:D:153:ILE:O	1:D:157:ARG:HG2	2.12	0.48
1:T:153:ILE:O	1:T:157:ARG:HG2	2.13	0.48
1:K:153:ILE:O	1:K:157:ARG:HG2	2.13	0.48
1:D:126:LEU:HD22	1:D:126:LEU:N	2.28	0.48
1:B:153:ILE:O	1:B:157:ARG:HG2	2.13	0.47
1:E:152:ARG:NE	1:E:162:ILE:HD11	2.29	0.47
1:F:61:TYR:CZ	2:R:7:MP8:HB	2.49	0.47
1:E:191:VAL:CG2	1:E:192:PRO:HD2	2.44	0.47
1:L:91:ILE:HD11	2:Y:6:ALA:HB1	1.97	0.46
1:I:191:VAL:HG22	1:I:192:PRO:CD	2.47	0.44
1:D:33:GLY:HA3	1:E:42:ASN:ND2	2.33	0.44
1:A:91:ILE:HD12	1:A:91:ILE:N	2.34	0.43
1:F:91:ILE:N	1:F:91:ILE:HD12	2.34	0.43
1:I:91:ILE:N	1:I:91:ILE:HD12	2.34	0.43

Continued on next page...

Continued from previous page...

Atom-1	Atom-2	Interatomic distance (Å)	Clash overlap (Å)
1:T:91:ILE:HD12	1:T:91:ILE:N	2.34	0.43
1:G:91:ILE:HD12	1:G:91:ILE:N	2.34	0.43
1:N:91:ILE:N	1:N:91:ILE:HD12	2.34	0.42
1:S:91:ILE:N	1:S:91:ILE:HD12	2.35	0.42
1:B:91:ILE:N	1:B:91:ILE:HD12	2.34	0.42
1:D:91:ILE:HD12	1:D:91:ILE:N	2.33	0.42
1:E:91:ILE:N	1:E:91:ILE:HD12	2.34	0.42
1:K:91:ILE:N	1:K:91:ILE:HD12	2.34	0.42
1:L:91:ILE:HD12	1:L:91:ILE:N	2.34	0.42
1:M:91:ILE:N	1:M:91:ILE:HD12	2.34	0.42
1:C:91:ILE:HD12	1:C:91:ILE:N	2.34	0.42
1:M:154:LEU:HA	1:M:154:LEU:HD23	1.94	0.41
1:I:61:TYR:CZ	2:V:7:MP8:HB	2.55	0.41
1:T:85:LYS:N	1:T:86:PRO:CD	2.83	0.41
1:D:85:LYS:N	1:D:86:PRO:CD	2.84	0.41
1:D:49:LEU:HD11	2:O:2:WFP:CE2	2.51	0.41
1:L:85:LYS:N	1:L:86:PRO:CD	2.84	0.41
1:N:85:LYS:N	1:N:86:PRO:CD	2.84	0.41
1:B:85:LYS:N	1:B:86:PRO:CD	2.84	0.41
1:M:171:ARG:NH1	1:N:132:GLN:OE1	2.51	0.41
1:A:85:LYS:N	1:A:86:PRO:CD	2.84	0.41
1:S:85:LYS:N	1:S:86:PRO:CD	2.84	0.41
1:G:61:TYR:CZ	2:U:7:MP8:HB	2.56	0.41
1:K:85:LYS:N	1:K:86:PRO:CD	2.84	0.41
1:B:40:VAL:O	1:B:44:ILE:HG13	2.21	0.40
1:I:85:LYS:N	1:I:86:PRO:CD	2.84	0.40
1:E:154:LEU:HD23	1:E:154:LEU:HA	1.98	0.40

There are no symmetry-related clashes.

5.3 Torsion angles ⓘ

5.3.1 Protein backbone ⓘ

In the following table, the Percentiles column shows the percent Ramachandran outliers of the chain as a percentile score with respect to all X-ray entries followed by that with respect to entries of similar resolution.

The Analysed column shows the number of residues for which the backbone conformation was analysed, and the total number of residues.

Mol	Chain	Analysed	Favoured	Allowed	Outliers	Percentiles	
1	A	175/203 (86%)	171 (98%)	4 (2%)	0	100	100
1	B	176/203 (87%)	172 (98%)	4 (2%)	0	100	100
1	C	176/203 (87%)	172 (98%)	4 (2%)	0	100	100
1	D	175/203 (86%)	171 (98%)	4 (2%)	0	100	100
1	E	175/203 (86%)	171 (98%)	4 (2%)	0	100	100
1	F	175/203 (86%)	170 (97%)	5 (3%)	0	100	100
1	G	175/203 (86%)	171 (98%)	4 (2%)	0	100	100
1	I	175/203 (86%)	171 (98%)	4 (2%)	0	100	100
1	K	175/203 (86%)	171 (98%)	4 (2%)	0	100	100
1	L	175/203 (86%)	170 (97%)	5 (3%)	0	100	100
1	M	176/203 (87%)	172 (98%)	4 (2%)	0	100	100
1	N	176/203 (87%)	172 (98%)	4 (2%)	0	100	100
1	S	175/203 (86%)	171 (98%)	4 (2%)	0	100	100
1	T	175/203 (86%)	171 (98%)	4 (2%)	0	100	100
2	H	3/7 (43%)	2 (67%)	1 (33%)	0	100	100
2	J	3/7 (43%)	2 (67%)	1 (33%)	0	100	100
2	O	3/7 (43%)	2 (67%)	1 (33%)	0	100	100
2	P	3/7 (43%)	2 (67%)	1 (33%)	0	100	100
2	Q	3/7 (43%)	2 (67%)	1 (33%)	0	100	100
2	R	3/7 (43%)	2 (67%)	1 (33%)	0	100	100
2	U	3/7 (43%)	2 (67%)	1 (33%)	0	100	100
2	V	3/7 (43%)	2 (67%)	1 (33%)	0	100	100
2	X	3/7 (43%)	2 (67%)	1 (33%)	0	100	100
2	Y	3/7 (43%)	2 (67%)	1 (33%)	0	100	100
2	Z	3/7 (43%)	2 (67%)	1 (33%)	0	100	100
2	a	3/7 (43%)	2 (67%)	1 (33%)	0	100	100
2	b	3/7 (43%)	2 (67%)	1 (33%)	0	100	100
2	c	3/7 (43%)	2 (67%)	1 (33%)	0	100	100
All	All	2496/2940 (85%)	2424 (97%)	72 (3%)	0	100	100

There are no Ramachandran outliers to report.

5.3.2 Protein sidechains ⓘ

In the following table, the Percentiles column shows the percent sidechain outliers of the chain as a percentile score with respect to all X-ray entries followed by that with respect to entries of similar resolution.

The Analysed column shows the number of residues for which the sidechain conformation was analysed, and the total number of residues.

Mol	Chain	Analysed	Rotameric	Outliers	Percentiles	
1	A	145/171 (85%)	143 (99%)	2 (1%)	67	76
1	B	144/171 (84%)	143 (99%)	1 (1%)	84	90
1	C	146/171 (85%)	145 (99%)	1 (1%)	84	90
1	D	143/171 (84%)	142 (99%)	1 (1%)	84	90
1	E	143/171 (84%)	142 (99%)	1 (1%)	84	90
1	F	146/171 (85%)	145 (99%)	1 (1%)	84	90
1	G	146/171 (85%)	145 (99%)	1 (1%)	84	90
1	I	142/171 (83%)	141 (99%)	1 (1%)	84	90
1	K	145/171 (85%)	144 (99%)	1 (1%)	84	90
1	L	145/171 (85%)	143 (99%)	2 (1%)	67	76
1	M	144/171 (84%)	142 (99%)	2 (1%)	67	76
1	N	145/171 (85%)	142 (98%)	3 (2%)	53	62
1	S	144/171 (84%)	143 (99%)	1 (1%)	84	90
1	T	145/171 (85%)	144 (99%)	1 (1%)	84	90
2	H	2/2 (100%)	2 (100%)	0	100	100
2	J	2/2 (100%)	2 (100%)	0	100	100
2	O	2/2 (100%)	2 (100%)	0	100	100
2	P	2/2 (100%)	2 (100%)	0	100	100
2	Q	2/2 (100%)	2 (100%)	0	100	100
2	R	2/2 (100%)	2 (100%)	0	100	100
2	U	2/2 (100%)	2 (100%)	0	100	100
2	V	2/2 (100%)	2 (100%)	0	100	100
2	X	2/2 (100%)	2 (100%)	0	100	100
2	Y	2/2 (100%)	2 (100%)	0	100	100
2	Z	2/2 (100%)	2 (100%)	0	100	100
2	a	2/2 (100%)	2 (100%)	0	100	100

Continued on next page...

Continued from previous page...

Mol	Chain	Analysed	Rotameric	Outliers	Percentiles	
2	b	2/2 (100%)	2 (100%)	0	100	100
2	c	2/2 (100%)	2 (100%)	0	100	100
All	All	2051/2422 (85%)	2032 (99%)	19 (1%)	78	86

All (19) residues with a non-rotameric sidechain are listed below:

Mol	Chain	Res	Type
1	A	123	HIS
1	A	125	PRO
1	B	123	HIS
1	C	123	HIS
1	D	123	HIS
1	E	123	HIS
1	F	123	HIS
1	G	123	HIS
1	I	123	HIS
1	K	123	HIS
1	L	123	HIS
1	L	125	PRO
1	M	123	HIS
1	M	190	MET
1	N	123	HIS
1	N	152	ARG
1	N	192	PRO
1	S	123	HIS
1	T	123	HIS

Some sidechains can be flipped to improve hydrogen bonding and reduce clashes. All (1) such sidechains are listed below:

Mol	Chain	Res	Type
1	D	54	GLN

5.3.3 RNA ⓘ

There are no RNA molecules in this entry.

5.4 Non-standard residues in protein, DNA, RNA chains ⓘ

56 non-standard protein/DNA/RNA residues are modelled in this entry.

In the following table, the Counts columns list the number of bonds (or angles) for which Mogul statistics could be retrieved, the number of bonds (or angles) that are observed in the model and the number of bonds (or angles) that are defined in the Chemical Component Dictionary. The Link column lists molecule types, if any, to which the group is linked. The Z score for a bond length (or angle) is the number of standard deviations the observed value is removed from the expected value. A bond length (or angle) with $|Z| > 2$ is considered an outlier worth inspection. RMSZ is the root-mean-square of all Z scores of the bond lengths (or angles).

Mol	Type	Chain	Res	Link	Bond lengths			Bond angles		
					Counts	RMSZ	$\# Z > 2$	Counts	RMSZ	$\# Z > 2$
2	YCP	V	5	2	6,8,9	0.65	0	5,9,11	1.36	1 (20%)
2	YCP	Y	5	2	6,8,9	0.68	0	5,9,11	1.12	1 (20%)
2	OO1	b	1	2	10,10,11	2.31	1 (10%)	12,12,14	1.69	2 (16%)
2	MP8	a	7	2	5,8,9	4.89	2 (40%)	3,10,12	0.94	0
2	WFP	O	2	2	12,13,14	1.38	2 (16%)	14,17,19	1.75	2 (14%)
2	MP8	U	7	2	5,8,9	4.90	3 (60%)	3,10,12	1.11	0
2	OO1	J	1	2	10,10,11	1.78	1 (10%)	12,12,14	1.91	3 (25%)
2	MP8	O	7	2	5,8,9	5.01	3 (60%)	3,10,12	1.57	1 (33%)
2	OO1	R	1	2	10,10,11	2.22	1 (10%)	12,12,14	1.43	1 (8%)
2	WFP	b	2	2	12,13,14	1.39	1 (8%)	14,17,19	1.66	6 (42%)
2	YCP	U	5	2	6,8,9	0.73	0	5,9,11	1.67	2 (40%)
2	WFP	X	2	2	12,13,14	1.24	1 (8%)	14,17,19	1.42	2 (14%)
2	YCP	a	5	2	6,8,9	0.61	0	5,9,11	1.05	0
2	YCP	X	5	2	6,8,9	0.48	0	5,9,11	1.67	2 (40%)
2	WFP	J	2	2	12,13,14	1.03	0	14,17,19	1.86	6 (42%)
2	WFP	H	2	2	12,13,14	1.25	1 (8%)	14,17,19	1.14	0
2	MP8	P	7	2	5,8,9	4.93	3 (60%)	3,10,12	1.53	0
2	OO1	V	1	2	10,10,11	2.41	2 (20%)	12,12,14	0.74	0
2	MP8	H	7	2	5,8,9	4.61	3 (60%)	3,10,12	1.55	1 (33%)
2	OO1	Z	1	2	10,10,11	2.77	1 (10%)	12,12,14	1.28	2 (16%)
2	OO1	U	1	2	10,10,11	1.85	1 (10%)	12,12,14	2.28	5 (41%)
2	WFP	P	2	2	12,13,14	1.41	2 (16%)	14,17,19	1.27	1 (7%)
2	MP8	Z	7	2	5,8,9	4.72	3 (60%)	3,10,12	1.52	1 (33%)
2	YCP	P	5	2	6,8,9	0.56	0	5,9,11	2.00	2 (40%)
2	OO1	Q	1	2	10,10,11	1.87	1 (10%)	12,12,14	1.48	1 (8%)
2	WFP	a	2	2	12,13,14	1.33	1 (8%)	14,17,19	1.54	2 (14%)
2	YCP	Q	5	2	6,8,9	0.58	0	5,9,11	1.64	1 (20%)
2	YCP	H	5	2	6,8,9	0.44	0	5,9,11	1.65	0
2	YCP	J	5	2	6,8,9	0.46	0	5,9,11	1.46	1 (20%)

Mol	Type	Chain	Res	Link	Bond lengths			Bond angles		
					Counts	RMSZ	# Z > 2	Counts	RMSZ	# Z > 2
2	MP8	J	7	2	5,8,9	4.91	2 (40%)	3,10,12	1.46	0
2	WFP	V	2	2	12,13,14	1.00	0	14,17,19	1.74	5 (35%)
2	OO1	c	1	2	10,10,11	2.69	2 (20%)	12,12,14	1.40	2 (16%)
2	OO1	P	1	2	10,10,11	2.75	2 (20%)	12,12,14	1.02	0
2	MP8	b	7	2	5,8,9	4.90	2 (40%)	3,10,12	1.18	0
2	WFP	R	2	2	12,13,14	1.36	2 (16%)	14,17,19	1.56	4 (28%)
2	YCP	Z	5	2	6,8,9	0.94	0	5,9,11	1.31	1 (20%)
2	OO1	X	1	2	10,10,11	2.07	1 (10%)	12,12,14	1.30	1 (8%)
2	MP8	X	7	2	5,8,9	5.22	3 (60%)	3,10,12	1.19	0
2	YCP	c	5	2	6,8,9	0.57	0	5,9,11	1.00	0
2	YCP	R	5	2	6,8,9	0.49	0	5,9,11	1.21	0
2	OO1	Y	1	2	10,10,11	2.04	1 (10%)	12,12,14	1.80	4 (33%)
2	MP8	Q	7	2	5,8,9	4.83	3 (60%)	3,10,12	0.98	0
2	MP8	R	7	2	5,8,9	4.97	2 (40%)	3,10,12	0.88	0
2	WFP	Y	2	2	12,13,14	1.19	2 (16%)	14,17,19	1.25	2 (14%)
2	MP8	V	7	2	5,8,9	5.03	3 (60%)	3,10,12	1.82	1 (33%)
2	OO1	H	1	2	10,10,11	1.92	1 (10%)	12,12,14	1.43	2 (16%)
2	OO1	a	1	2	10,10,11	1.81	1 (10%)	12,12,14	1.41	1 (8%)
2	WFP	Q	2	2	12,13,14	1.11	0	14,17,19	1.44	3 (21%)
2	YCP	b	5	2	6,8,9	0.40	0	5,9,11	1.32	0
2	WFP	U	2	2	12,13,14	1.04	1 (8%)	14,17,19	1.64	5 (35%)
2	YCP	O	5	2	6,8,9	0.57	0	5,9,11	1.31	1 (20%)
2	OO1	O	1	2	10,10,11	1.96	1 (10%)	12,12,14	1.48	4 (33%)
2	MP8	c	7	2	5,8,9	5.09	3 (60%)	3,10,12	1.71	1 (33%)
2	WFP	c	2	2	12,13,14	1.52	2 (16%)	14,17,19	1.49	1 (7%)
2	WFP	Z	2	2	12,13,14	1.12	1 (8%)	14,17,19	1.66	3 (21%)
2	MP8	Y	7	2	5,8,9	4.94	3 (60%)	3,10,12	0.99	0

In the following table, the Chirals column lists the number of chiral outliers, the number of chiral centers analysed, the number of these observed in the model and the number defined in the Chemical Component Dictionary. Similar counts are reported in the Torsion and Rings columns. '-' means no outliers of that kind were identified.

Mol	Type	Chain	Res	Link	Chirals	Torsions	Rings
2	YCP	V	5	2	-	0/1/10/12	0/1/1/1
2	YCP	Y	5	2	-	0/1/10/12	0/1/1/1
2	OO1	b	1	2	-	2/3/3/4	0/1/1/1

Continued on next page...

Continued from previous page...

Mol	Type	Chain	Res	Link	Chirals	Torsions	Rings
2	MP8	a	7	2	-	0/0/11/13	0/1/1/1
2	WFP	O	2	2	-	0/5/6/8	0/1/1/1
2	MP8	U	7	2	-	0/0/11/13	0/1/1/1
2	OO1	J	1	2	-	2/3/3/4	0/1/1/1
2	MP8	O	7	2	-	0/0/11/13	0/1/1/1
2	OO1	R	1	2	-	2/3/3/4	0/1/1/1
2	WFP	b	2	2	-	0/5/6/8	0/1/1/1
2	YCP	U	5	2	-	0/1/10/12	0/1/1/1
2	WFP	X	2	2	-	0/5/6/8	0/1/1/1
2	YCP	a	5	2	-	0/1/10/12	0/1/1/1
2	YCP	X	5	2	-	0/1/10/12	0/1/1/1
2	WFP	J	2	2	-	0/5/6/8	0/1/1/1
2	WFP	H	2	2	-	0/5/6/8	0/1/1/1
2	MP8	P	7	2	-	0/0/11/13	0/1/1/1
2	OO1	V	1	2	-	1/3/3/4	0/1/1/1
2	MP8	H	7	2	-	0/0/11/13	0/1/1/1
2	OO1	Z	1	2	-	1/3/3/4	0/1/1/1
2	OO1	U	1	2	-	2/3/3/4	0/1/1/1
2	WFP	P	2	2	-	0/5/6/8	0/1/1/1
2	MP8	Z	7	2	-	0/0/11/13	0/1/1/1
2	YCP	P	5	2	-	0/1/10/12	0/1/1/1
2	OO1	Q	1	2	-	2/3/3/4	0/1/1/1
2	WFP	a	2	2	-	0/5/6/8	0/1/1/1
2	YCP	Q	5	2	-	0/1/10/12	0/1/1/1
2	YCP	H	5	2	-	0/1/10/12	0/1/1/1
2	YCP	J	5	2	-	0/1/10/12	0/1/1/1
2	MP8	J	7	2	-	0/0/11/13	0/1/1/1
2	WFP	V	2	2	-	0/5/6/8	0/1/1/1
2	OO1	c	1	2	-	2/3/3/4	0/1/1/1
2	OO1	P	1	2	-	2/3/3/4	0/1/1/1
2	MP8	b	7	2	-	0/0/11/13	0/1/1/1
2	WFP	R	2	2	-	0/5/6/8	0/1/1/1
2	YCP	Z	5	2	-	0/1/10/12	0/1/1/1
2	OO1	X	1	2	-	2/3/3/4	0/1/1/1
2	MP8	X	7	2	-	0/0/11/13	0/1/1/1
2	YCP	c	5	2	-	0/1/10/12	0/1/1/1
2	YCP	R	5	2	-	0/1/10/12	0/1/1/1
2	OO1	Y	1	2	-	2/3/3/4	0/1/1/1
2	MP8	Q	7	2	-	0/0/11/13	0/1/1/1
2	MP8	R	7	2	-	0/0/11/13	0/1/1/1

Continued on next page...

Continued from previous page...

Mol	Type	Chain	Res	Link	Chirals	Torsions	Rings
2	WFP	Y	2	2	-	0/5/6/8	0/1/1/1
2	MP8	V	7	2	-	0/0/11/13	0/1/1/1
2	OO1	H	1	2	-	2/3/3/4	0/1/1/1
2	OO1	a	1	2	-	2/3/3/4	0/1/1/1
2	WFP	Q	2	2	-	0/5/6/8	0/1/1/1
2	YCP	b	5	2	-	0/1/10/12	0/1/1/1
2	WFP	U	2	2	-	0/5/6/8	0/1/1/1
2	YCP	O	5	2	-	0/1/10/12	0/1/1/1
2	OO1	O	1	2	-	2/3/3/4	0/1/1/1
2	MP8	c	7	2	-	0/0/11/13	0/1/1/1
2	WFP	c	2	2	-	0/5/6/8	0/1/1/1
2	WFP	Z	2	2	-	0/5/6/8	0/1/1/1
2	MP8	Y	7	2	-	0/0/11/13	0/1/1/1

All (71) bond length outliers are listed below:

Mol	Chain	Res	Type	Atoms	Z	Observed(Å)	Ideal(Å)
2	c	7	MP8	CB-CA	-9.96	1.32	1.54
2	X	7	MP8	CB-CA	-9.95	1.32	1.54
2	P	7	MP8	CB-CA	-9.82	1.32	1.54
2	Y	7	MP8	CB-CA	-9.80	1.32	1.54
2	a	7	MP8	CB-CA	-9.75	1.33	1.54
2	J	7	MP8	CB-CA	-9.58	1.33	1.54
2	b	7	MP8	CB-CA	-9.57	1.33	1.54
2	O	7	MP8	CB-CA	-9.54	1.33	1.54
2	V	7	MP8	CB-CA	-9.45	1.33	1.54
2	R	7	MP8	CB-CA	-9.43	1.33	1.54
2	U	7	MP8	CB-CA	-9.25	1.34	1.54
2	Q	7	MP8	CB-CA	-9.25	1.34	1.54
2	Z	7	MP8	CB-CA	-9.09	1.34	1.54
2	H	7	MP8	CB-CA	-9.04	1.34	1.54
2	Z	1	OO1	C48-N50	8.56	1.45	1.34
2	P	1	OO1	C48-N50	8.13	1.45	1.34
2	c	1	OO1	C48-N50	8.04	1.45	1.34
2	V	1	OO1	C48-N50	7.21	1.43	1.34
2	b	1	OO1	C48-N50	6.66	1.43	1.34
2	R	1	OO1	C48-N50	6.27	1.42	1.34
2	X	1	OO1	C48-N50	6.05	1.42	1.34
2	Y	1	OO1	C48-N50	5.85	1.42	1.34
2	O	1	OO1	C48-N50	5.67	1.41	1.34
2	H	1	OO1	C48-N50	5.67	1.41	1.34
2	X	7	MP8	CB-CG	5.60	1.68	1.52

Continued on next page...

Continued from previous page...

Mol	Chain	Res	Type	Atoms	Z	Observed(Å)	Ideal(Å)
2	R	7	MP8	CB-CG	5.51	1.68	1.52
2	V	7	MP8	CB-CG	5.45	1.68	1.52
2	U	7	MP8	CB-CG	5.44	1.68	1.52
2	a	1	OO1	C48-N50	5.41	1.41	1.34
2	O	7	MP8	CB-CG	5.28	1.67	1.52
2	U	1	OO1	C48-N50	5.24	1.41	1.34
2	Q	1	OO1	C48-N50	5.20	1.41	1.34
2	J	1	OO1	C48-N50	5.11	1.41	1.34
2	b	7	MP8	CB-CG	5.08	1.67	1.52
2	c	7	MP8	CB-CG	4.99	1.67	1.52
2	J	7	MP8	CB-CG	4.96	1.66	1.52
2	Q	7	MP8	CB-CG	4.96	1.66	1.52
2	Z	7	MP8	CB-CG	4.79	1.66	1.52
2	a	7	MP8	CB-CG	4.70	1.66	1.52
2	Y	7	MP8	CB-CG	4.56	1.65	1.52
2	H	7	MP8	CB-CG	4.47	1.65	1.52
2	P	7	MP8	CB-CG	4.26	1.64	1.52
2	b	2	WFP	CD2-CE2	3.25	1.43	1.37
2	c	2	WFP	CD2-CE2	2.91	1.42	1.37
2	V	7	MP8	CD-N	2.68	1.56	1.47
2	H	2	WFP	CA-N	-2.54	1.40	1.48
2	P	7	MP8	CD-N	2.53	1.56	1.47
2	O	7	MP8	CD-N	2.52	1.56	1.47
2	a	2	WFP	CD2-CE2	2.49	1.41	1.37
2	Y	2	WFP	CD2-CE2	2.48	1.41	1.37
2	R	2	WFP	CD2-CE2	2.47	1.41	1.37
2	Q	7	MP8	CD-N	2.39	1.55	1.47
2	X	7	MP8	CD-N	2.36	1.55	1.47
2	Z	7	MP8	CD-N	2.36	1.55	1.47
2	V	1	OO1	C51-N50	2.35	1.46	1.41
2	c	1	OO1	C51-N50	2.35	1.46	1.41
2	P	1	OO1	C51-N50	2.29	1.46	1.41
2	X	2	WFP	CD2-CE2	2.27	1.41	1.37
2	c	2	WFP	CA-N	-2.26	1.41	1.48
2	O	2	WFP	CD1-CE1	2.26	1.41	1.37
2	U	7	MP8	CD-N	2.19	1.55	1.47
2	c	7	MP8	CD-N	2.19	1.55	1.47
2	Y	7	MP8	CD-N	2.18	1.55	1.47
2	R	2	WFP	CZ-CE1	2.17	1.41	1.37
2	Y	2	WFP	F1-CE1	-2.11	1.31	1.36
2	O	2	WFP	CZ-CE1	2.10	1.41	1.37
2	U	2	WFP	CA-N	-2.10	1.41	1.48

Continued on next page...

Continued from previous page...

Mol	Chain	Res	Type	Atoms	Z	Observed(Å)	Ideal(Å)
2	Z	2	WFP	CD1-CE1	2.06	1.41	1.37
2	H	7	MP8	CD-N	2.04	1.54	1.47
2	P	2	WFP	CZ-CE2	2.04	1.41	1.37
2	P	2	WFP	F2-CE2	-2.04	1.31	1.36

All (87) bond angle outliers are listed below:

Mol	Chain	Res	Type	Atoms	Z	Observed(°)	Ideal(°)
2	U	1	OO1	O49-C48-N50	-5.11	119.28	125.80
2	a	1	OO1	O49-C48-N50	-4.18	120.46	125.80
2	J	1	OO1	C51-N50-C48	-4.17	122.08	127.89
2	R	1	OO1	O49-C48-N50	-4.02	120.67	125.80
2	b	1	OO1	O49-C48-N50	-3.87	120.86	125.80
2	O	2	WFP	F1-CE1-CZ	3.51	123.27	118.25
2	b	1	OO1	C51-N50-C48	-3.47	123.05	127.89
2	J	1	OO1	O49-C48-N50	-3.47	121.38	125.80
2	Q	1	OO1	O49-C48-N50	-3.44	121.41	125.80
2	X	1	OO1	O49-C48-N50	-3.38	121.49	125.80
2	U	1	OO1	C57-C51-C52	3.26	123.49	119.03
2	c	2	WFP	F2-CE2-CD2	3.25	122.90	118.25
2	Z	2	WFP	CG-CD1-CE1	3.25	121.77	118.81
2	O	2	WFP	CD1-CE1-CZ	-3.19	119.49	123.52
2	Y	1	OO1	O49-C48-N50	-3.15	121.78	125.80
2	J	2	WFP	CG-CB-CA	-3.12	107.79	114.10
2	Z	2	WFP	F1-CE1-CZ	3.11	122.70	118.25
2	Y	1	OO1	C51-N50-C48	-3.07	123.61	127.89
2	P	5	YCP	CG-CB-CA	2.97	115.39	110.98
2	Q	2	WFP	CD1-CE1-CZ	-2.96	119.78	123.52
2	V	2	WFP	CD1-CE1-CZ	-2.95	119.80	123.52
2	c	1	OO1	O49-C48-N50	-2.93	122.07	125.80
2	O	1	OO1	O49-C48-N50	-2.92	122.08	125.80
2	Y	1	OO1	C57-C56-C54	-2.91	117.48	121.38
2	Z	2	WFP	CD1-CE1-CZ	-2.90	119.86	123.52
2	X	5	YCP	O-C-CA	-2.83	117.37	124.78
2	b	2	WFP	F2-CE2-CD2	2.76	122.20	118.25
2	R	2	WFP	CG-CB-CA	-2.70	108.64	114.10
2	Z	1	OO1	C51-N50-C48	-2.64	124.21	127.89
2	Q	5	YCP	O-C-CA	-2.62	117.90	124.78
2	c	1	OO1	C51-N50-C48	-2.55	124.33	127.89
2	X	2	WFP	CG-CD1-CE1	2.54	121.12	118.81
2	a	2	WFP	CB-CG-CD1	-2.52	116.11	120.44
2	c	7	MP8	O-C-CA	-2.51	118.19	124.78

Continued on next page...

Continued from previous page...

Mol	Chain	Res	Type	Atoms	Z	Observed(°)	Ideal(°)
2	H	1	OO1	O49-C48-N50	-2.50	122.60	125.80
2	V	2	WFP	CE2-CZ-CE1	2.50	120.03	116.13
2	Z	7	MP8	O-C-CA	-2.48	118.27	124.78
2	J	1	OO1	C57-C56-C54	-2.48	118.06	121.38
2	P	5	YCP	O-C-CA	-2.47	118.30	124.78
2	U	2	WFP	F2-CE2-CD2	2.46	121.77	118.25
2	U	5	YCP	CD-CG-CB	2.46	116.44	111.42
2	Q	2	WFP	CG-CB-CA	-2.45	109.14	114.10
2	V	2	WFP	F1-CE1-CZ	2.45	121.75	118.25
2	H	1	OO1	C51-N50-C48	-2.44	124.48	127.89
2	U	2	WFP	CD1-CE1-CZ	-2.43	120.45	123.52
2	X	5	YCP	CD-CG-CB	2.43	116.37	111.42
2	O	5	YCP	O-C-CA	-2.43	118.42	124.78
2	V	7	MP8	CE-CG-CB	-2.43	107.91	114.05
2	V	2	WFP	CG-CB-CA	-2.39	109.25	114.10
2	J	2	WFP	F2-CE2-CD2	2.36	121.62	118.25
2	U	1	OO1	C56-C57-C51	-2.35	117.58	120.30
2	V	2	WFP	CD2-CE2-CZ	-2.34	120.56	123.52
2	b	2	WFP	CB-CG-CD1	-2.33	116.44	120.44
2	J	2	WFP	CB-CG-CD1	-2.32	116.45	120.44
2	U	2	WFP	CD2-CE2-CZ	-2.32	120.59	123.52
2	Z	1	OO1	C57-C56-C54	-2.31	118.28	121.38
2	X	2	WFP	CD1-CE1-CZ	-2.31	120.60	123.52
2	R	2	WFP	F1-CE1-CZ	2.30	121.54	118.25
2	U	5	YCP	CD-CE-N	-2.29	104.84	110.85
2	U	1	OO1	C57-C56-C54	-2.28	118.32	121.38
2	R	2	WFP	CD2-CE2-CZ	-2.26	120.66	123.52
2	U	2	WFP	CG-CB-CA	-2.25	109.54	114.10
2	J	2	WFP	CD1-CE1-CZ	-2.24	120.68	123.52
2	Q	2	WFP	F1-CE1-CZ	2.23	121.44	118.25
2	P	2	WFP	CG-CB-CA	-2.22	109.60	114.10
2	U	1	OO1	C56-C54-C53	2.21	122.97	118.11
2	O	7	MP8	CE-CG-CB	-2.20	108.48	114.05
2	Y	1	OO1	C57-C51-C52	2.20	122.04	119.03
2	J	2	WFP	CE2-CZ-CE1	2.18	119.52	116.13
2	Y	2	WFP	F2-CE2-CD2	2.11	121.26	118.25
2	V	5	YCP	O-C-CA	-2.09	119.29	124.78
2	O	1	OO1	C51-N50-C48	-2.09	124.98	127.89
2	J	2	WFP	CD2-CG-CD1	2.07	121.83	118.98
2	a	2	WFP	F2-CE2-CD2	2.07	121.22	118.25
2	J	5	YCP	CD-CG-CB	2.07	115.64	111.42
2	Y	2	WFP	CG-CD2-CE2	2.06	120.69	118.81

Continued on next page...

Continued from previous page...

Mol	Chain	Res	Type	Atoms	Z	Observed(°)	Ideal(°)
2	R	2	WFP	CG-CD2-CE2	2.05	120.68	118.81
2	b	2	WFP	CB-CG-CD2	2.05	123.95	120.44
2	U	2	WFP	CE2-CZ-CE1	2.04	119.31	116.13
2	b	2	WFP	CD2-CE2-CZ	-2.04	120.94	123.52
2	H	7	MP8	CE-CG-CB	-2.03	108.93	114.05
2	O	1	OO1	C53-C52-C51	-2.02	117.96	120.30
2	Y	5	YCP	O-C-CA	-2.02	119.49	124.78
2	b	2	WFP	CD1-CE1-CZ	-2.02	120.97	123.52
2	Z	5	YCP	CG-CB-CA	2.01	113.97	110.98
2	b	2	WFP	CG-CB-CA	-2.01	110.03	114.10
2	O	1	OO1	C57-C56-C54	-2.01	118.69	121.38

There are no chirality outliers.

All (26) torsion outliers are listed below:

Mol	Chain	Res	Type	Atoms
2	b	1	OO1	C57-C51-N50-C48
2	J	1	OO1	C52-C51-N50-C48
2	J	1	OO1	C57-C51-N50-C48
2	R	1	OO1	C52-C51-N50-C48
2	R	1	OO1	C57-C51-N50-C48
2	Z	1	OO1	C57-C51-N50-C48
2	U	1	OO1	C52-C51-N50-C48
2	U	1	OO1	C57-C51-N50-C48
2	Q	1	OO1	C57-C51-N50-C48
2	c	1	OO1	C52-C51-N50-C48
2	c	1	OO1	C57-C51-N50-C48
2	P	1	OO1	C52-C51-N50-C48
2	P	1	OO1	C57-C51-N50-C48
2	X	1	OO1	C57-C51-N50-C48
2	Y	1	OO1	C52-C51-N50-C48
2	Y	1	OO1	C57-C51-N50-C48
2	H	1	OO1	C52-C51-N50-C48
2	H	1	OO1	C57-C51-N50-C48
2	a	1	OO1	C57-C51-N50-C48
2	O	1	OO1	C57-C51-N50-C48
2	X	1	OO1	C52-C51-N50-C48
2	b	1	OO1	C52-C51-N50-C48
2	V	1	OO1	C57-C51-N50-C48
2	Q	1	OO1	C52-C51-N50-C48
2	O	1	OO1	C52-C51-N50-C48
2	a	1	OO1	C52-C51-N50-C48

There are no ring outliers.

4 monomers are involved in 4 short contacts:

Mol	Chain	Res	Type	Clashes	Symm-Clashes
2	O	2	WFP	1	0
2	U	7	MP8	1	0
2	R	7	MP8	1	0
2	V	7	MP8	1	0

5.5 Carbohydrates [i](#)

There are no carbohydrates in this entry.

5.6 Ligand geometry [i](#)

There are no ligands in this entry.

5.7 Other polymers [i](#)

There are no such residues in this entry.

5.8 Polymer linkage issues [i](#)

There are no chain breaks in this entry.

6 Fit of model and data [i](#)

6.1 Protein, DNA and RNA chains [i](#)

In the following table, the column labelled ‘#RSRZ> 2’ contains the number (and percentage) of RSRZ outliers, followed by percent RSRZ outliers for the chain as percentile scores relative to all X-ray entries and entries of similar resolution. The OWAB column contains the minimum, median, 95th percentile and maximum values of the occupancy-weighted average B-factor per residue. The column labelled ‘Q< 0.9’ lists the number of (and percentage) of residues with an average occupancy less than 0.9.

Mol	Chain	Analysed	<RSRZ>	#RSRZ>2	OWAB(Å ²)	Q<0.9
1	A	179/203 (88%)	-0.53	0 100 100	19, 27, 44, 69	0
1	B	180/203 (88%)	-0.47	0 100 100	25, 32, 49, 64	0
1	C	180/203 (88%)	-0.51	0 100 100	24, 30, 47, 68	0
1	D	179/203 (88%)	-0.53	0 100 100	23, 30, 47, 55	0
1	E	179/203 (88%)	-0.57	0 100 100	19, 27, 40, 57	0
1	F	179/203 (88%)	-0.54	0 100 100	17, 24, 41, 61	0
1	G	179/203 (88%)	-0.50	0 100 100	17, 25, 43, 59	0
1	I	179/203 (88%)	-0.46	0 100 100	25, 32, 49, 56	0
1	K	179/203 (88%)	-0.47	0 100 100	25, 32, 49, 68	0
1	L	179/203 (88%)	-0.50	0 100 100	21, 28, 42, 55	0
1	M	180/203 (88%)	-0.54	0 100 100	18, 26, 42, 61	0
1	N	180/203 (88%)	-0.52	0 100 100	20, 26, 43, 65	0
1	S	179/203 (88%)	-0.52	0 100 100	20, 27, 45, 59	0
1	T	179/203 (88%)	-0.48	0 100 100	22, 32, 51, 62	0
2	H	3/7 (42%)	-0.51	0 100 100	31, 31, 34, 39	0
2	J	3/7 (42%)	-0.65	0 100 100	33, 33, 35, 41	0
2	O	3/7 (42%)	-0.54	0 100 100	32, 32, 36, 41	0
2	P	3/7 (42%)	-0.38	0 100 100	34, 34, 36, 38	0
2	Q	3/7 (42%)	-0.67	0 100 100	29, 29, 31, 36	0
2	R	3/7 (42%)	-0.43	0 100 100	25, 25, 27, 31	0
2	U	3/7 (42%)	-0.89	0 100 100	27, 27, 28, 33	0
2	V	3/7 (42%)	-0.32	0 100 100	36, 36, 39, 42	0
2	X	3/7 (42%)	0.07	0 100 100	39, 39, 40, 44	0
2	Y	3/7 (42%)	-0.59	0 100 100	30, 30, 33, 41	0

Continued on next page...

Continued from previous page...

Mol	Chain	Analysed	<RSRZ>	#RSRZ>2	OWAB(Å²)	Q<0.9		
2	Z	3/7 (42%)	-0.37	0	100	100	29, 29, 29, 34	0
2	a	3/7 (42%)	-0.40	0	100	100	28, 28, 30, 35	0
2	b	3/7 (42%)	-0.51	0	100	100	32, 32, 37, 40	0
2	c	3/7 (42%)	-0.57	0	100	100	39, 39, 42, 45	0
All	All	2552/2940 (86%)	-0.51	0	100	100	17, 29, 46, 69	0

There are no RSRZ outliers to report.

6.2 Non-standard residues in protein, DNA, RNA chains [i](#)

In the following table, the Atoms column lists the number of modelled atoms in the group and the number defined in the chemical component dictionary. The B-factors column lists the minimum, median, 95th percentile and maximum values of B factors of atoms in the group. The column labelled 'Q< 0.9' lists the number of atoms with occupancy less than 0.9.

Mol	Type	Chain	Res	Atoms	RSCC	RSR	B-factors(Å ²)	Q<0.9
2	YCP	Y	5	8/9	0.94	0.09	37,38,40,40	0
2	MP8	Z	7	8/9	0.94	0.11	27,29,29,30	0
2	YCP	H	5	8/9	0.94	0.15	34,37,42,42	0
2	YCP	c	5	8/9	0.94	0.11	41,43,44,44	0
2	MP8	V	7	8/9	0.94	0.12	35,38,39,40	0
2	WFP	V	2	13/14	0.95	0.10	28,31,35,37	0
2	YCP	V	5	8/9	0.95	0.13	33,39,42,44	0
2	MP8	H	7	8/9	0.95	0.11	25,27,32,32	0
2	WFP	X	2	13/14	0.96	0.09	26,27,33,36	0
2	MP8	J	7	8/9	0.96	0.12	30,33,35,36	0
2	WFP	O	2	13/14	0.96	0.10	28,30,34,36	0
2	WFP	R	2	13/14	0.96	0.10	22,24,27,27	0
2	OO1	R	1	10/11	0.96	0.11	21,24,26,27	0
2	YCP	P	5	8/9	0.96	0.10	36,39,41,42	0
2	WFP	Q	2	13/14	0.96	0.10	19,20,28,28	0
2	WFP	U	2	13/14	0.96	0.10	21,23,24,28	0
2	MP8	c	7	8/9	0.96	0.12	38,41,42,43	0
2	YCP	X	5	8/9	0.97	0.09	40,43,45,45	0
2	OO1	Q	1	10/11	0.97	0.11	19,20,22,23	0
2	WFP	a	2	13/14	0.97	0.08	22,24,29,29	0
2	YCP	Q	5	8/9	0.97	0.12	31,33,36,36	0
2	WFP	J	2	13/14	0.97	0.10	27,30,36,37	0
2	YCP	J	5	8/9	0.97	0.08	37,40,41,42	0
2	WFP	H	2	13/14	0.97	0.10	26,28,30,30	0

Continued on next page...

Continued from previous page...

Mol	Type	Chain	Res	Atoms	RSCC	RSR	B-factors(\AA^2)	Q<0.9
2	MP8	P	7	8/9	0.97	0.09	32,33,35,36	0
2	MP8	b	7	8/9	0.97	0.10	30,32,33,33	0
2	OO1	V	1	10/11	0.97	0.16	28,32,36,36	0
2	YCP	Z	5	8/9	0.97	0.10	32,33,34,35	0
2	YCP	U	5	8/9	0.97	0.09	28,29,31,31	0
2	OO1	Y	1	10/11	0.97	0.13	21,23,27,27	0
2	MP8	Q	7	8/9	0.97	0.09	27,28,28,28	0
2	MP8	R	7	8/9	0.97	0.11	22,23,24,24	0
2	WFP	Y	2	13/14	0.97	0.10	22,24,27,28	0
2	OO1	Z	1	10/11	0.97	0.12	25,26,28,28	0
2	OO1	U	1	10/11	0.97	0.12	23,25,27,28	0
2	WFP	P	2	13/14	0.97	0.09	26,28,30,32	0
2	OO1	O	1	10/11	0.97	0.10	29,32,36,37	0
2	OO1	b	1	10/11	0.97	0.09	27,27,29,31	0
2	WFP	c	2	13/14	0.97	0.10	29,32,37,38	0
2	WFP	Z	2	13/14	0.97	0.10	22,25,28,28	0
2	MP8	U	7	8/9	0.98	0.10	23,25,25,26	0
2	OO1	X	1	10/11	0.98	0.10	27,30,33,33	0
2	OO1	H	1	10/11	0.98	0.10	24,27,29,30	0
2	OO1	a	1	10/11	0.98	0.12	24,27,28,29	0
2	MP8	X	7	8/9	0.98	0.12	39,40,41,42	0
2	YCP	b	5	8/9	0.98	0.10	32,38,39,40	0
2	WFP	b	2	13/14	0.98	0.09	25,27,32,32	0
2	YCP	O	5	8/9	0.98	0.10	33,37,38,39	0
2	YCP	R	5	8/9	0.98	0.13	26,29,31,31	0
2	OO1	c	1	10/11	0.98	0.12	28,30,31,34	0
2	OO1	J	1	10/11	0.98	0.11	28,29,32,35	0
2	MP8	O	7	8/9	0.98	0.09	32,34,35,36	0
2	MP8	Y	7	8/9	0.98	0.09	28,29,30,32	0
2	OO1	P	1	10/11	0.99	0.12	24,28,31,32	0
2	YCP	a	5	8/9	0.99	0.07	29,30,32,33	0
2	MP8	a	7	8/9	0.99	0.09	24,25,28,29	0

6.3 Carbohydrates [i](#)

There are no carbohydrates in this entry.

6.4 Ligands [i](#)

There are no ligands in this entry.

6.5 Other polymers [i](#)

There are no such residues in this entry.