



Full wwPDB X-ray Structure Validation Report ⓘ

May 26, 2020 – 04:39 pm BST

PDB ID : 3Q2K
Title : Crystal structure of the WlbA dehydrogenase from Bordetella pertussis in complex with NADH and UDP-GlcNAcA
Authors : Holden, H.M.; Thoden, J.B.
Deposited on : 2010-12-20
Resolution : 2.13 Å(reported)

This is a Full wwPDB X-ray Structure Validation Report for a publicly released PDB entry.

We welcome your comments at validation@mail.wwpdb.org

A user guide is available at

<https://www.wwpdb.org/validation/2017/XrayValidationReportHelp>

with specific help available everywhere you see the ⓘ symbol.

The following versions of software and data (see [references ⓘ](#)) were used in the production of this report:

MolProbity : 4.02b-467
Mogul : 1.8.5 (274361), CSD as541be (2020)
Xtriage (Phenix) : 1.13
EDS : 2.11
buster-report : 1.1.7 (2018)
Percentile statistics : 20191225.v01 (using entries in the PDB archive December 25th 2019)
Refmac : 5.8.0158
CCP4 : 7.0.044 (Gargrove)
Ideal geometry (proteins) : Engh & Huber (2001)
Ideal geometry (DNA, RNA) : Parkinson et al. (1996)
Validation Pipeline (wwPDB-VP) : 2.11

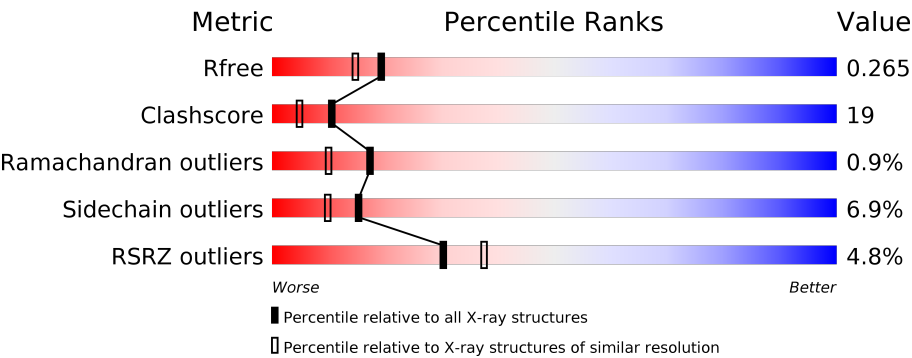
1 Overall quality at a glance i

The following experimental techniques were used to determine the structure:

X-RAY DIFFRACTION

The reported resolution of this entry is 2.13 Å.

Percentile scores (ranging between 0-100) for global validation metrics of the entry are shown in the following graphic. The table shows the number of entries on which the scores are based.



Metric	Whole archive (#Entries)	Similar resolution (#Entries, resolution range(Å))
R_{free}	130704	2523 (2.16-2.12)
Clashscore	141614	2653 (2.16-2.12)
Ramachandran outliers	138981	2618 (2.16-2.12)
Sidechain outliers	138945	2617 (2.16-2.12)
RSRZ outliers	127900	2485 (2.16-2.12)

The table below summarises the geometric issues observed across the polymeric chains and their fit to the electron density. The red, orange, yellow and green segments on the lower bar indicate the fraction of residues that contain outliers for ≥ 3 , 2, 1 and 0 types of geometric quality criteria respectively. A grey segment represents the fraction of residues that are not modelled. The numeric value for each fraction is indicated below the corresponding segment, with a dot representing fractions $\leq 5\%$. The upper red bar (where present) indicates the fraction of residues that have poor fit to the electron density. The numeric value is given above the bar.

Mol	Chain	Length	Quality of chain
1	A	370	<div><div></div><div><div></div><div></div><div></div><div></div></div><div>71%20%6%</div></div>
1	B	370	<div><div></div><div><div></div><div></div><div></div><div></div></div><div>58%26%5%11%</div></div>
1	C	370	<div><div></div><div><div></div><div></div><div></div><div></div></div><div>72%19%6%</div></div>
1	D	370	<div><div></div><div><div></div><div></div><div></div><div></div></div><div>64%25%7%</div></div>
1	E	370	<div><div></div><div><div></div><div></div><div></div><div></div></div><div>52%31%13%</div></div>
1	F	370	<div><div></div><div><div></div><div></div><div></div><div></div></div><div>62%23%12%</div></div>

Continued on next page...

Continued from previous page...

Mol	Chain	Length	Quality of chain
1	G	370	<p>67% 22% 8%</p>
1	H	370	<p>64% 25% 8%</p>
1	I	370	<p>66% 21% 8%</p>
1	J	370	<p>64% 26% 6%</p>
1	K	370	<p>57% 26% 13%</p>
1	L	370	<p>54% 26% 7% 13%</p>
1	M	370	<p>67% 23% 6%</p>
1	N	370	<p>66% 21% 8%</p>
1	O	370	<p>64% 24% 10%</p>
1	P	370	<p>58% 25% 13%</p>

2 Entry composition

There are 4 unique types of molecules in this entry. The entry contains 43985 atoms, of which 0 are hydrogens and 0 are deuteriums.

In the tables below, the ZeroOcc column contains the number of atoms modelled with zero occupancy, the AltConf column contains the number of residues with at least one atom in alternate conformation and the Trace column contains the number of residues modelled with at most 2 atoms.

- Molecule 1 is a protein called oxidoreductase.

Mol	Chain	Residues	Atoms					ZeroOcc	AltConf	Trace
1	A	346	Total	C	N	O	S	0	0	0
			2707	1699	492	504	12			
1	B	329	Total	C	N	O	S	0	2	0
			2587	1625	476	474	12			
1	C	347	Total	C	N	O	S	0	0	0
			2712	1702	493	505	12			
1	D	343	Total	C	N	O	S	0	1	0
			2693	1689	492	500	12			
1	E	321	Total	C	N	O	S	0	0	0
			2501	1572	457	460	12			
1	F	327	Total	C	N	O	S	0	0	0
			2552	1600	468	472	12			
1	G	342	Total	C	N	O	S	0	0	0
			2677	1680	488	497	12			
1	H	342	Total	C	N	O	S	0	1	0
			2681	1684	488	497	12			
1	I	342	Total	C	N	O	S	0	0	0
			2677	1680	488	497	12			
1	J	346	Total	C	N	O	S	0	0	0
			2707	1699	492	504	12			
1	K	322	Total	C	N	O	S	0	0	0
			2511	1577	461	461	12			
1	L	321	Total	C	N	O	S	0	1	0
			2514	1579	463	460	12			
1	M	346	Total	C	N	O	S	0	0	0
			2707	1699	492	504	12			
1	N	342	Total	C	N	O	S	0	0	0
			2677	1680	488	497	12			
1	O	334	Total	C	N	O	S	0	0	0
			2610	1637	479	482	12			
1	P	322	Total	C	N	O	S	0	0	0
			2511	1577	461	461	12			

There are 320 discrepancies between the modelled and reference sequences:

Chain	Residue	Modelled	Actual	Comment	Reference
A	-19	MET	-	EXPRESSION TAG	UNP Q79H45
A	-18	GLY	-	EXPRESSION TAG	UNP Q79H45
A	-17	SER	-	EXPRESSION TAG	UNP Q79H45
A	-16	SER	-	EXPRESSION TAG	UNP Q79H45
A	-15	HIS	-	EXPRESSION TAG	UNP Q79H45
A	-14	HIS	-	EXPRESSION TAG	UNP Q79H45
A	-13	HIS	-	EXPRESSION TAG	UNP Q79H45
A	-12	HIS	-	EXPRESSION TAG	UNP Q79H45
A	-11	HIS	-	EXPRESSION TAG	UNP Q79H45
A	-10	HIS	-	EXPRESSION TAG	UNP Q79H45
A	-9	SER	-	EXPRESSION TAG	UNP Q79H45
A	-8	SER	-	EXPRESSION TAG	UNP Q79H45
A	-7	GLU	-	EXPRESSION TAG	UNP Q79H45
A	-6	ASN	-	EXPRESSION TAG	UNP Q79H45
A	-5	LEU	-	EXPRESSION TAG	UNP Q79H45
A	-4	TYR	-	EXPRESSION TAG	UNP Q79H45
A	-3	PHE	-	EXPRESSION TAG	UNP Q79H45
A	-2	GLN	-	EXPRESSION TAG	UNP Q79H45
A	-1	GLY	-	EXPRESSION TAG	UNP Q79H45
A	0	HIS	-	EXPRESSION TAG	UNP Q79H45
B	-19	MET	-	EXPRESSION TAG	UNP Q79H45
B	-18	GLY	-	EXPRESSION TAG	UNP Q79H45
B	-17	SER	-	EXPRESSION TAG	UNP Q79H45
B	-16	SER	-	EXPRESSION TAG	UNP Q79H45
B	-15	HIS	-	EXPRESSION TAG	UNP Q79H45
B	-14	HIS	-	EXPRESSION TAG	UNP Q79H45
B	-13	HIS	-	EXPRESSION TAG	UNP Q79H45
B	-12	HIS	-	EXPRESSION TAG	UNP Q79H45
B	-11	HIS	-	EXPRESSION TAG	UNP Q79H45
B	-10	HIS	-	EXPRESSION TAG	UNP Q79H45
B	-9	SER	-	EXPRESSION TAG	UNP Q79H45
B	-8	SER	-	EXPRESSION TAG	UNP Q79H45
B	-7	GLU	-	EXPRESSION TAG	UNP Q79H45
B	-6	ASN	-	EXPRESSION TAG	UNP Q79H45
B	-5	LEU	-	EXPRESSION TAG	UNP Q79H45
B	-4	TYR	-	EXPRESSION TAG	UNP Q79H45
B	-3	PHE	-	EXPRESSION TAG	UNP Q79H45
B	-2	GLN	-	EXPRESSION TAG	UNP Q79H45
B	-1	GLY	-	EXPRESSION TAG	UNP Q79H45
B	0	HIS	-	EXPRESSION TAG	UNP Q79H45
C	-19	MET	-	EXPRESSION TAG	UNP Q79H45
C	-18	GLY	-	EXPRESSION TAG	UNP Q79H45

Continued on next page...

Continued from previous page...

Chain	Residue	Modelled	Actual	Comment	Reference
C	-17	SER	-	EXPRESSION TAG	UNP Q79H45
C	-16	SER	-	EXPRESSION TAG	UNP Q79H45
C	-15	HIS	-	EXPRESSION TAG	UNP Q79H45
C	-14	HIS	-	EXPRESSION TAG	UNP Q79H45
C	-13	HIS	-	EXPRESSION TAG	UNP Q79H45
C	-12	HIS	-	EXPRESSION TAG	UNP Q79H45
C	-11	HIS	-	EXPRESSION TAG	UNP Q79H45
C	-10	HIS	-	EXPRESSION TAG	UNP Q79H45
C	-9	SER	-	EXPRESSION TAG	UNP Q79H45
C	-8	SER	-	EXPRESSION TAG	UNP Q79H45
C	-7	GLU	-	EXPRESSION TAG	UNP Q79H45
C	-6	ASN	-	EXPRESSION TAG	UNP Q79H45
C	-5	LEU	-	EXPRESSION TAG	UNP Q79H45
C	-4	TYR	-	EXPRESSION TAG	UNP Q79H45
C	-3	PHE	-	EXPRESSION TAG	UNP Q79H45
C	-2	GLN	-	EXPRESSION TAG	UNP Q79H45
C	-1	GLY	-	EXPRESSION TAG	UNP Q79H45
C	0	HIS	-	EXPRESSION TAG	UNP Q79H45
D	-19	MET	-	EXPRESSION TAG	UNP Q79H45
D	-18	GLY	-	EXPRESSION TAG	UNP Q79H45
D	-17	SER	-	EXPRESSION TAG	UNP Q79H45
D	-16	SER	-	EXPRESSION TAG	UNP Q79H45
D	-15	HIS	-	EXPRESSION TAG	UNP Q79H45
D	-14	HIS	-	EXPRESSION TAG	UNP Q79H45
D	-13	HIS	-	EXPRESSION TAG	UNP Q79H45
D	-12	HIS	-	EXPRESSION TAG	UNP Q79H45
D	-11	HIS	-	EXPRESSION TAG	UNP Q79H45
D	-10	HIS	-	EXPRESSION TAG	UNP Q79H45
D	-9	SER	-	EXPRESSION TAG	UNP Q79H45
D	-8	SER	-	EXPRESSION TAG	UNP Q79H45
D	-7	GLU	-	EXPRESSION TAG	UNP Q79H45
D	-6	ASN	-	EXPRESSION TAG	UNP Q79H45
D	-5	LEU	-	EXPRESSION TAG	UNP Q79H45
D	-4	TYR	-	EXPRESSION TAG	UNP Q79H45
D	-3	PHE	-	EXPRESSION TAG	UNP Q79H45
D	-2	GLN	-	EXPRESSION TAG	UNP Q79H45
D	-1	GLY	-	EXPRESSION TAG	UNP Q79H45
D	0	HIS	-	EXPRESSION TAG	UNP Q79H45
E	-19	MET	-	EXPRESSION TAG	UNP Q79H45
E	-18	GLY	-	EXPRESSION TAG	UNP Q79H45
E	-17	SER	-	EXPRESSION TAG	UNP Q79H45
E	-16	SER	-	EXPRESSION TAG	UNP Q79H45

Continued on next page...

Continued from previous page...

Chain	Residue	Modelled	Actual	Comment	Reference
E	-15	HIS	-	EXPRESSION TAG	UNP Q79H45
E	-14	HIS	-	EXPRESSION TAG	UNP Q79H45
E	-13	HIS	-	EXPRESSION TAG	UNP Q79H45
E	-12	HIS	-	EXPRESSION TAG	UNP Q79H45
E	-11	HIS	-	EXPRESSION TAG	UNP Q79H45
E	-10	HIS	-	EXPRESSION TAG	UNP Q79H45
E	-9	SER	-	EXPRESSION TAG	UNP Q79H45
E	-8	SER	-	EXPRESSION TAG	UNP Q79H45
E	-7	GLU	-	EXPRESSION TAG	UNP Q79H45
E	-6	ASN	-	EXPRESSION TAG	UNP Q79H45
E	-5	LEU	-	EXPRESSION TAG	UNP Q79H45
E	-4	TYR	-	EXPRESSION TAG	UNP Q79H45
E	-3	PHE	-	EXPRESSION TAG	UNP Q79H45
E	-2	GLN	-	EXPRESSION TAG	UNP Q79H45
E	-1	GLY	-	EXPRESSION TAG	UNP Q79H45
E	0	HIS	-	EXPRESSION TAG	UNP Q79H45
F	-19	MET	-	EXPRESSION TAG	UNP Q79H45
F	-18	GLY	-	EXPRESSION TAG	UNP Q79H45
F	-17	SER	-	EXPRESSION TAG	UNP Q79H45
F	-16	SER	-	EXPRESSION TAG	UNP Q79H45
F	-15	HIS	-	EXPRESSION TAG	UNP Q79H45
F	-14	HIS	-	EXPRESSION TAG	UNP Q79H45
F	-13	HIS	-	EXPRESSION TAG	UNP Q79H45
F	-12	HIS	-	EXPRESSION TAG	UNP Q79H45
F	-11	HIS	-	EXPRESSION TAG	UNP Q79H45
F	-10	HIS	-	EXPRESSION TAG	UNP Q79H45
F	-9	SER	-	EXPRESSION TAG	UNP Q79H45
F	-8	SER	-	EXPRESSION TAG	UNP Q79H45
F	-7	GLU	-	EXPRESSION TAG	UNP Q79H45
F	-6	ASN	-	EXPRESSION TAG	UNP Q79H45
F	-5	LEU	-	EXPRESSION TAG	UNP Q79H45
F	-4	TYR	-	EXPRESSION TAG	UNP Q79H45
F	-3	PHE	-	EXPRESSION TAG	UNP Q79H45
F	-2	GLN	-	EXPRESSION TAG	UNP Q79H45
F	-1	GLY	-	EXPRESSION TAG	UNP Q79H45
F	0	HIS	-	EXPRESSION TAG	UNP Q79H45
G	-19	MET	-	EXPRESSION TAG	UNP Q79H45
G	-18	GLY	-	EXPRESSION TAG	UNP Q79H45
G	-17	SER	-	EXPRESSION TAG	UNP Q79H45
G	-16	SER	-	EXPRESSION TAG	UNP Q79H45
G	-15	HIS	-	EXPRESSION TAG	UNP Q79H45
G	-14	HIS	-	EXPRESSION TAG	UNP Q79H45

Continued on next page...

Continued from previous page...

Chain	Residue	Modelled	Actual	Comment	Reference
G	-13	HIS	-	EXPRESSION TAG	UNP Q79H45
G	-12	HIS	-	EXPRESSION TAG	UNP Q79H45
G	-11	HIS	-	EXPRESSION TAG	UNP Q79H45
G	-10	HIS	-	EXPRESSION TAG	UNP Q79H45
G	-9	SER	-	EXPRESSION TAG	UNP Q79H45
G	-8	SER	-	EXPRESSION TAG	UNP Q79H45
G	-7	GLU	-	EXPRESSION TAG	UNP Q79H45
G	-6	ASN	-	EXPRESSION TAG	UNP Q79H45
G	-5	LEU	-	EXPRESSION TAG	UNP Q79H45
G	-4	TYR	-	EXPRESSION TAG	UNP Q79H45
G	-3	PHE	-	EXPRESSION TAG	UNP Q79H45
G	-2	GLN	-	EXPRESSION TAG	UNP Q79H45
G	-1	GLY	-	EXPRESSION TAG	UNP Q79H45
G	0	HIS	-	EXPRESSION TAG	UNP Q79H45
H	-19	MET	-	EXPRESSION TAG	UNP Q79H45
H	-18	GLY	-	EXPRESSION TAG	UNP Q79H45
H	-17	SER	-	EXPRESSION TAG	UNP Q79H45
H	-16	SER	-	EXPRESSION TAG	UNP Q79H45
H	-15	HIS	-	EXPRESSION TAG	UNP Q79H45
H	-14	HIS	-	EXPRESSION TAG	UNP Q79H45
H	-13	HIS	-	EXPRESSION TAG	UNP Q79H45
H	-12	HIS	-	EXPRESSION TAG	UNP Q79H45
H	-11	HIS	-	EXPRESSION TAG	UNP Q79H45
H	-10	HIS	-	EXPRESSION TAG	UNP Q79H45
H	-9	SER	-	EXPRESSION TAG	UNP Q79H45
H	-8	SER	-	EXPRESSION TAG	UNP Q79H45
H	-7	GLU	-	EXPRESSION TAG	UNP Q79H45
H	-6	ASN	-	EXPRESSION TAG	UNP Q79H45
H	-5	LEU	-	EXPRESSION TAG	UNP Q79H45
H	-4	TYR	-	EXPRESSION TAG	UNP Q79H45
H	-3	PHE	-	EXPRESSION TAG	UNP Q79H45
H	-2	GLN	-	EXPRESSION TAG	UNP Q79H45
H	-1	GLY	-	EXPRESSION TAG	UNP Q79H45
H	0	HIS	-	EXPRESSION TAG	UNP Q79H45
I	-19	MET	-	EXPRESSION TAG	UNP Q79H45
I	-18	GLY	-	EXPRESSION TAG	UNP Q79H45
I	-17	SER	-	EXPRESSION TAG	UNP Q79H45
I	-16	SER	-	EXPRESSION TAG	UNP Q79H45
I	-15	HIS	-	EXPRESSION TAG	UNP Q79H45
I	-14	HIS	-	EXPRESSION TAG	UNP Q79H45
I	-13	HIS	-	EXPRESSION TAG	UNP Q79H45
I	-12	HIS	-	EXPRESSION TAG	UNP Q79H45

Continued on next page...

Continued from previous page...

Chain	Residue	Modelled	Actual	Comment	Reference
I	-11	HIS	-	EXPRESSION TAG	UNP Q79H45
I	-10	HIS	-	EXPRESSION TAG	UNP Q79H45
I	-9	SER	-	EXPRESSION TAG	UNP Q79H45
I	-8	SER	-	EXPRESSION TAG	UNP Q79H45
I	-7	GLU	-	EXPRESSION TAG	UNP Q79H45
I	-6	ASN	-	EXPRESSION TAG	UNP Q79H45
I	-5	LEU	-	EXPRESSION TAG	UNP Q79H45
I	-4	TYR	-	EXPRESSION TAG	UNP Q79H45
I	-3	PHE	-	EXPRESSION TAG	UNP Q79H45
I	-2	GLN	-	EXPRESSION TAG	UNP Q79H45
I	-1	GLY	-	EXPRESSION TAG	UNP Q79H45
I	0	HIS	-	EXPRESSION TAG	UNP Q79H45
J	-19	MET	-	EXPRESSION TAG	UNP Q79H45
J	-18	GLY	-	EXPRESSION TAG	UNP Q79H45
J	-17	SER	-	EXPRESSION TAG	UNP Q79H45
J	-16	SER	-	EXPRESSION TAG	UNP Q79H45
J	-15	HIS	-	EXPRESSION TAG	UNP Q79H45
J	-14	HIS	-	EXPRESSION TAG	UNP Q79H45
J	-13	HIS	-	EXPRESSION TAG	UNP Q79H45
J	-12	HIS	-	EXPRESSION TAG	UNP Q79H45
J	-11	HIS	-	EXPRESSION TAG	UNP Q79H45
J	-10	HIS	-	EXPRESSION TAG	UNP Q79H45
J	-9	SER	-	EXPRESSION TAG	UNP Q79H45
J	-8	SER	-	EXPRESSION TAG	UNP Q79H45
J	-7	GLU	-	EXPRESSION TAG	UNP Q79H45
J	-6	ASN	-	EXPRESSION TAG	UNP Q79H45
J	-5	LEU	-	EXPRESSION TAG	UNP Q79H45
J	-4	TYR	-	EXPRESSION TAG	UNP Q79H45
J	-3	PHE	-	EXPRESSION TAG	UNP Q79H45
J	-2	GLN	-	EXPRESSION TAG	UNP Q79H45
J	-1	GLY	-	EXPRESSION TAG	UNP Q79H45
J	0	HIS	-	EXPRESSION TAG	UNP Q79H45
K	-19	MET	-	EXPRESSION TAG	UNP Q79H45
K	-18	GLY	-	EXPRESSION TAG	UNP Q79H45
K	-17	SER	-	EXPRESSION TAG	UNP Q79H45
K	-16	SER	-	EXPRESSION TAG	UNP Q79H45
K	-15	HIS	-	EXPRESSION TAG	UNP Q79H45
K	-14	HIS	-	EXPRESSION TAG	UNP Q79H45
K	-13	HIS	-	EXPRESSION TAG	UNP Q79H45
K	-12	HIS	-	EXPRESSION TAG	UNP Q79H45
K	-11	HIS	-	EXPRESSION TAG	UNP Q79H45
K	-10	HIS	-	EXPRESSION TAG	UNP Q79H45

Continued on next page...

Continued from previous page...

Chain	Residue	Modelled	Actual	Comment	Reference
K	-9	SER	-	EXPRESSION TAG	UNP Q79H45
K	-8	SER	-	EXPRESSION TAG	UNP Q79H45
K	-7	GLU	-	EXPRESSION TAG	UNP Q79H45
K	-6	ASN	-	EXPRESSION TAG	UNP Q79H45
K	-5	LEU	-	EXPRESSION TAG	UNP Q79H45
K	-4	TYR	-	EXPRESSION TAG	UNP Q79H45
K	-3	PHE	-	EXPRESSION TAG	UNP Q79H45
K	-2	GLN	-	EXPRESSION TAG	UNP Q79H45
K	-1	GLY	-	EXPRESSION TAG	UNP Q79H45
K	0	HIS	-	EXPRESSION TAG	UNP Q79H45
L	-19	MET	-	EXPRESSION TAG	UNP Q79H45
L	-18	GLY	-	EXPRESSION TAG	UNP Q79H45
L	-17	SER	-	EXPRESSION TAG	UNP Q79H45
L	-16	SER	-	EXPRESSION TAG	UNP Q79H45
L	-15	HIS	-	EXPRESSION TAG	UNP Q79H45
L	-14	HIS	-	EXPRESSION TAG	UNP Q79H45
L	-13	HIS	-	EXPRESSION TAG	UNP Q79H45
L	-12	HIS	-	EXPRESSION TAG	UNP Q79H45
L	-11	HIS	-	EXPRESSION TAG	UNP Q79H45
L	-10	HIS	-	EXPRESSION TAG	UNP Q79H45
L	-9	SER	-	EXPRESSION TAG	UNP Q79H45
L	-8	SER	-	EXPRESSION TAG	UNP Q79H45
L	-7	GLU	-	EXPRESSION TAG	UNP Q79H45
L	-6	ASN	-	EXPRESSION TAG	UNP Q79H45
L	-5	LEU	-	EXPRESSION TAG	UNP Q79H45
L	-4	TYR	-	EXPRESSION TAG	UNP Q79H45
L	-3	PHE	-	EXPRESSION TAG	UNP Q79H45
L	-2	GLN	-	EXPRESSION TAG	UNP Q79H45
L	-1	GLY	-	EXPRESSION TAG	UNP Q79H45
L	0	HIS	-	EXPRESSION TAG	UNP Q79H45
M	-19	MET	-	EXPRESSION TAG	UNP Q79H45
M	-18	GLY	-	EXPRESSION TAG	UNP Q79H45
M	-17	SER	-	EXPRESSION TAG	UNP Q79H45
M	-16	SER	-	EXPRESSION TAG	UNP Q79H45
M	-15	HIS	-	EXPRESSION TAG	UNP Q79H45
M	-14	HIS	-	EXPRESSION TAG	UNP Q79H45
M	-13	HIS	-	EXPRESSION TAG	UNP Q79H45
M	-12	HIS	-	EXPRESSION TAG	UNP Q79H45
M	-11	HIS	-	EXPRESSION TAG	UNP Q79H45
M	-10	HIS	-	EXPRESSION TAG	UNP Q79H45
M	-9	SER	-	EXPRESSION TAG	UNP Q79H45
M	-8	SER	-	EXPRESSION TAG	UNP Q79H45

Continued on next page...

Continued from previous page...

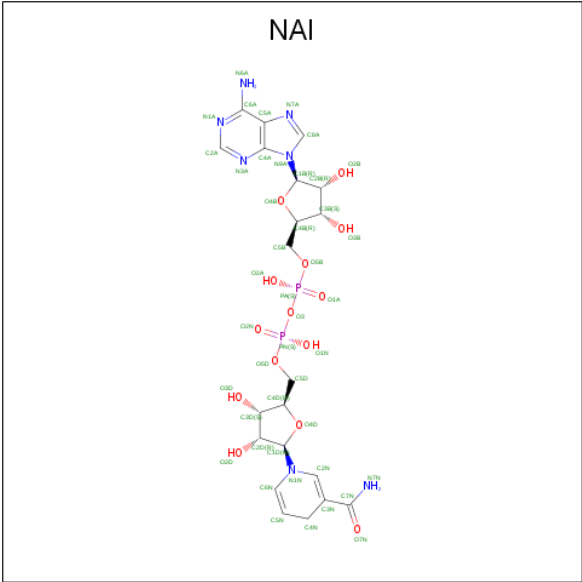
Chain	Residue	Modelled	Actual	Comment	Reference
M	-7	GLU	-	EXPRESSION TAG	UNP Q79H45
M	-6	ASN	-	EXPRESSION TAG	UNP Q79H45
M	-5	LEU	-	EXPRESSION TAG	UNP Q79H45
M	-4	TYR	-	EXPRESSION TAG	UNP Q79H45
M	-3	PHE	-	EXPRESSION TAG	UNP Q79H45
M	-2	GLN	-	EXPRESSION TAG	UNP Q79H45
M	-1	GLY	-	EXPRESSION TAG	UNP Q79H45
M	0	HIS	-	EXPRESSION TAG	UNP Q79H45
N	-19	MET	-	EXPRESSION TAG	UNP Q79H45
N	-18	GLY	-	EXPRESSION TAG	UNP Q79H45
N	-17	SER	-	EXPRESSION TAG	UNP Q79H45
N	-16	SER	-	EXPRESSION TAG	UNP Q79H45
N	-15	HIS	-	EXPRESSION TAG	UNP Q79H45
N	-14	HIS	-	EXPRESSION TAG	UNP Q79H45
N	-13	HIS	-	EXPRESSION TAG	UNP Q79H45
N	-12	HIS	-	EXPRESSION TAG	UNP Q79H45
N	-11	HIS	-	EXPRESSION TAG	UNP Q79H45
N	-10	HIS	-	EXPRESSION TAG	UNP Q79H45
N	-9	SER	-	EXPRESSION TAG	UNP Q79H45
N	-8	SER	-	EXPRESSION TAG	UNP Q79H45
N	-7	GLU	-	EXPRESSION TAG	UNP Q79H45
N	-6	ASN	-	EXPRESSION TAG	UNP Q79H45
N	-5	LEU	-	EXPRESSION TAG	UNP Q79H45
N	-4	TYR	-	EXPRESSION TAG	UNP Q79H45
N	-3	PHE	-	EXPRESSION TAG	UNP Q79H45
N	-2	GLN	-	EXPRESSION TAG	UNP Q79H45
N	-1	GLY	-	EXPRESSION TAG	UNP Q79H45
N	0	HIS	-	EXPRESSION TAG	UNP Q79H45
O	-19	MET	-	EXPRESSION TAG	UNP Q79H45
O	-18	GLY	-	EXPRESSION TAG	UNP Q79H45
O	-17	SER	-	EXPRESSION TAG	UNP Q79H45
O	-16	SER	-	EXPRESSION TAG	UNP Q79H45
O	-15	HIS	-	EXPRESSION TAG	UNP Q79H45
O	-14	HIS	-	EXPRESSION TAG	UNP Q79H45
O	-13	HIS	-	EXPRESSION TAG	UNP Q79H45
O	-12	HIS	-	EXPRESSION TAG	UNP Q79H45
O	-11	HIS	-	EXPRESSION TAG	UNP Q79H45
O	-10	HIS	-	EXPRESSION TAG	UNP Q79H45
O	-9	SER	-	EXPRESSION TAG	UNP Q79H45
O	-8	SER	-	EXPRESSION TAG	UNP Q79H45
O	-7	GLU	-	EXPRESSION TAG	UNP Q79H45
O	-6	ASN	-	EXPRESSION TAG	UNP Q79H45

Continued on next page...

Continued from previous page...

Chain	Residue	Modelled	Actual	Comment	Reference
O	-5	LEU	-	EXPRESSION TAG	UNP Q79H45
O	-4	TYR	-	EXPRESSION TAG	UNP Q79H45
O	-3	PHE	-	EXPRESSION TAG	UNP Q79H45
O	-2	GLN	-	EXPRESSION TAG	UNP Q79H45
O	-1	GLY	-	EXPRESSION TAG	UNP Q79H45
O	0	HIS	-	EXPRESSION TAG	UNP Q79H45
P	-19	MET	-	EXPRESSION TAG	UNP Q79H45
P	-18	GLY	-	EXPRESSION TAG	UNP Q79H45
P	-17	SER	-	EXPRESSION TAG	UNP Q79H45
P	-16	SER	-	EXPRESSION TAG	UNP Q79H45
P	-15	HIS	-	EXPRESSION TAG	UNP Q79H45
P	-14	HIS	-	EXPRESSION TAG	UNP Q79H45
P	-13	HIS	-	EXPRESSION TAG	UNP Q79H45
P	-12	HIS	-	EXPRESSION TAG	UNP Q79H45
P	-11	HIS	-	EXPRESSION TAG	UNP Q79H45
P	-10	HIS	-	EXPRESSION TAG	UNP Q79H45
P	-9	SER	-	EXPRESSION TAG	UNP Q79H45
P	-8	SER	-	EXPRESSION TAG	UNP Q79H45
P	-7	GLU	-	EXPRESSION TAG	UNP Q79H45
P	-6	ASN	-	EXPRESSION TAG	UNP Q79H45
P	-5	LEU	-	EXPRESSION TAG	UNP Q79H45
P	-4	TYR	-	EXPRESSION TAG	UNP Q79H45
P	-3	PHE	-	EXPRESSION TAG	UNP Q79H45
P	-2	GLN	-	EXPRESSION TAG	UNP Q79H45
P	-1	GLY	-	EXPRESSION TAG	UNP Q79H45
P	0	HIS	-	EXPRESSION TAG	UNP Q79H45

- Molecule 2 is 1,4-DIHYDRONICOTINAMIDE ADENINE DINUCLEOTIDE (three-letter code: NAI) (formula: C₂₁H₂₉N₇O₁₄P₂).



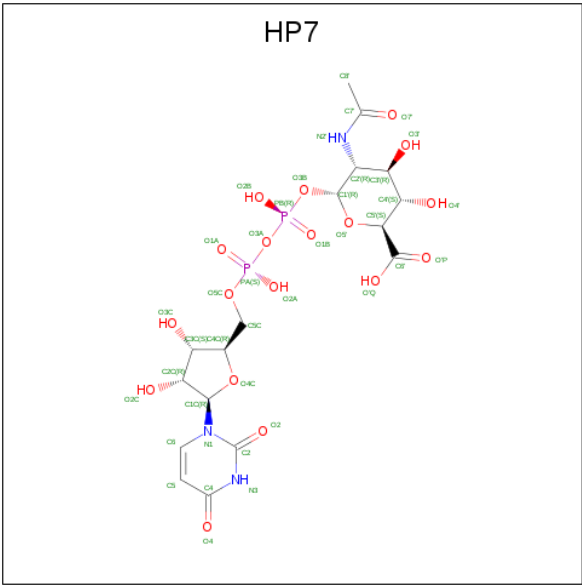
Mol	Chain	Residues	Atoms					ZeroOcc	AltConf
2	A	1	Total	C	N	O	P	0	0
			44	21	7	14	2		
2	B	1	Total	C	N	O	P	0	0
			44	21	7	14	2		
2	C	1	Total	C	N	O	P	0	0
			44	21	7	14	2		
2	D	1	Total	C	N	O	P	0	0
			44	21	7	14	2		
2	E	1	Total	C	N	O	P	0	0
			44	21	7	14	2		
2	F	1	Total	C	N	O	P	0	0
			44	21	7	14	2		
2	G	1	Total	C	N	O	P	0	0
			44	21	7	14	2		
2	H	1	Total	C	N	O	P	0	0
			44	21	7	14	2		
2	I	1	Total	C	N	O	P	0	0
			44	21	7	14	2		
2	J	1	Total	C	N	O	P	0	0
			44	21	7	14	2		
2	K	1	Total	C	N	O	P	0	0
			44	21	7	14	2		
2	L	1	Total	C	N	O	P	0	0
			44	21	7	14	2		
2	M	1	Total	C	N	O	P	0	0
			44	21	7	14	2		
2	N	1	Total	C	N	O	P	0	0
			44	21	7	14	2		

Continued on next page...

Continued from previous page...

Mol	Chain	Residues	Atoms					ZeroOcc	AltConf
2	O	1	Total	C	N	O	P	0	0
			44	21	7	14	2		
2	P	1	Total	C	N	O	P	0	0
			44	21	7	14	2		

- Molecule 3 is (2S,3S,4R,5R,6R)-5-acetamido-6-[[[(2R,3S,4R,5R)-5-(2,4-dioxypyrimidin-1-yl)-3,4-dihydroxy-oxolan-2-yl]methoxy-hydroxy-phosphoryl]oxy-hydroxy-phosphoryl]oxy-3,4-dihydroxy-oxane-2-carboxylic acid (three-letter code: HP7) (formula: C₁₇H₂₅N₃O₁₈P₂).



Mol	Chain	Residues	Atoms					ZeroOcc	AltConf
3	A	1	Total	C	N	O	P	0	0
			40	17	3	18	2		
3	B	1	Total	C	N	O	P	0	0
			40	17	3	18	2		
3	C	1	Total	C	N	O	P	0	0
			40	17	3	18	2		
3	D	1	Total	C	N	O	P	0	0
			40	17	3	18	2		
3	E	1	Total	C	N	O	P	0	0
			40	17	3	18	2		
3	F	1	Total	C	N	O	P	0	0
			40	17	3	18	2		
3	G	1	Total	C	N	O	P	0	0
			40	17	3	18	2		
3	H	1	Total	C	N	O	P	0	0
			40	17	3	18	2		

Continued on next page...

Continued from previous page...

Mol	Chain	Residues	Atoms					ZeroOcc	AltConf
3	I	1	Total	C	N	O	P	0	0
			40	17	3	18	2		
3	J	1	Total	C	N	O	P	0	0
			40	17	3	18	2		
3	K	1	Total	C	N	O	P	0	0
			40	17	3	18	2		
3	L	1	Total	C	N	O	P	0	0
			40	17	3	18	2		
3	M	1	Total	C	N	O	P	0	0
			40	17	3	18	2		
3	N	1	Total	C	N	O	P	0	0
			40	17	3	18	2		
3	O	1	Total	C	N	O	P	0	0
			40	17	3	18	2		
3	P	1	Total	C	N	O	P	0	0
			40	17	3	18	2		

- Molecule 4 is water.

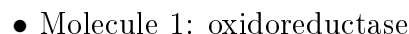
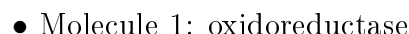
Mol	Chain	Residues	Atoms		ZeroOcc	AltConf
4	A	85	Total	O	0	0
			85	85		
4	B	54	Total	O	0	0
			54	54		
4	C	58	Total	O	0	0
			58	58		
4	D	51	Total	O	0	0
			51	51		
4	E	21	Total	O	0	0
			21	21		
4	F	24	Total	O	0	0
			24	24		
4	G	49	Total	O	0	0
			49	49		
4	H	35	Total	O	0	0
			35	35		
4	I	36	Total	O	0	0
			36	36		
4	J	30	Total	O	0	0
			30	30		
4	K	26	Total	O	0	0
			26	26		

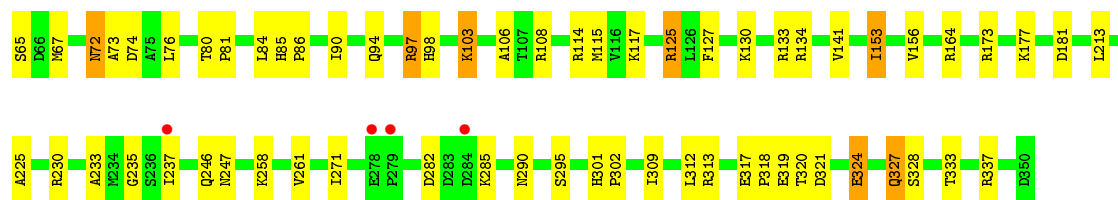
Continued on next page...

Continued from previous page...

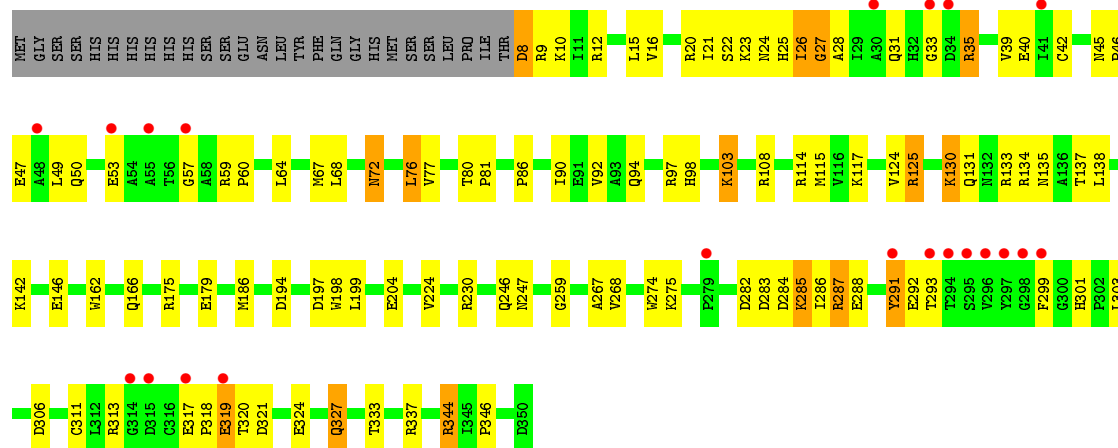
Mol	Chain	Residues	Atoms		ZeroOcc	AltConf
4	L	37	Total 37	O 37	0	0
4	M	36	Total 36	O 36	0	0
4	N	34	Total 34	O 34	0	0
4	O	17	Total 17	O 17	0	0
4	P	24	Total 24	O 24	0	0

- Molecule 1: oxidoreductase

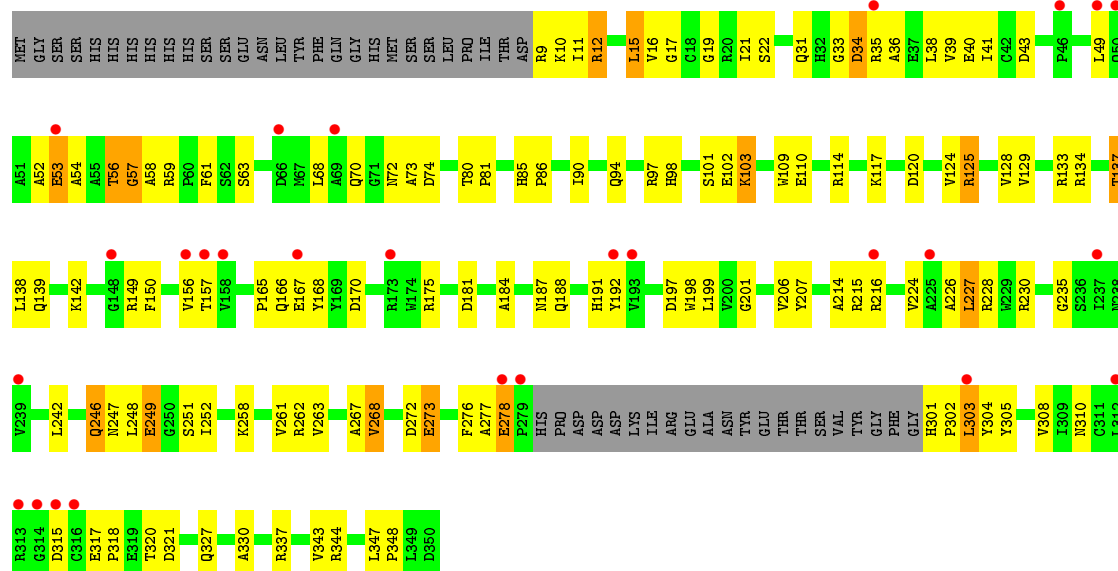




- Molecule 1: oxidoreductase

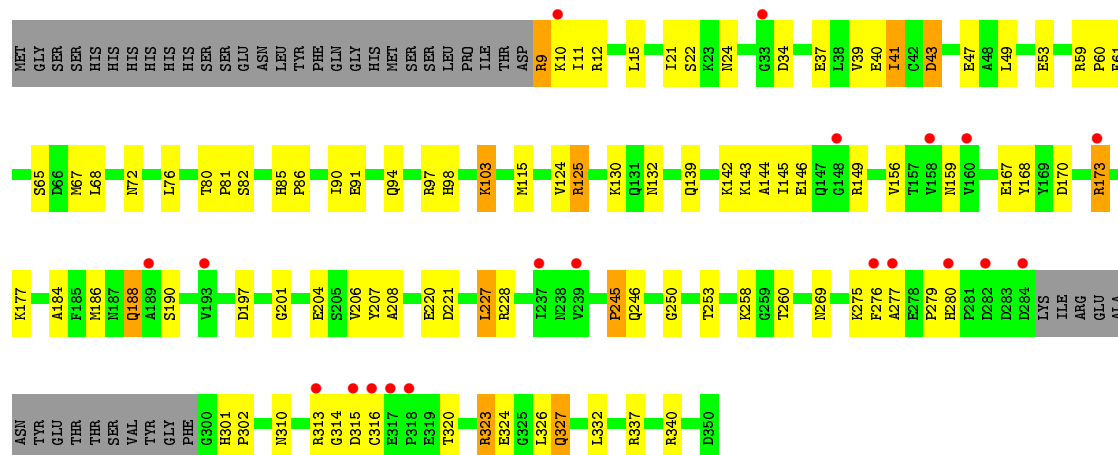


- Molecule 1: oxidoreductase

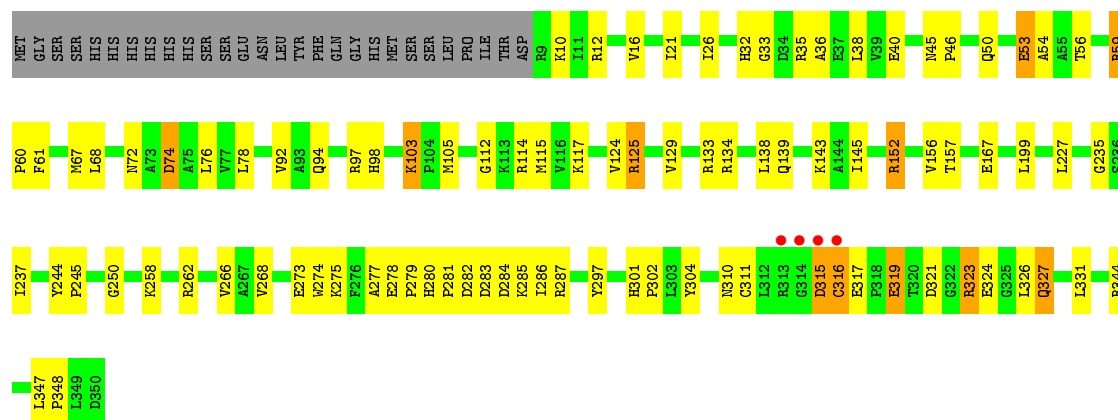


- Molecule 1: oxidoreductase

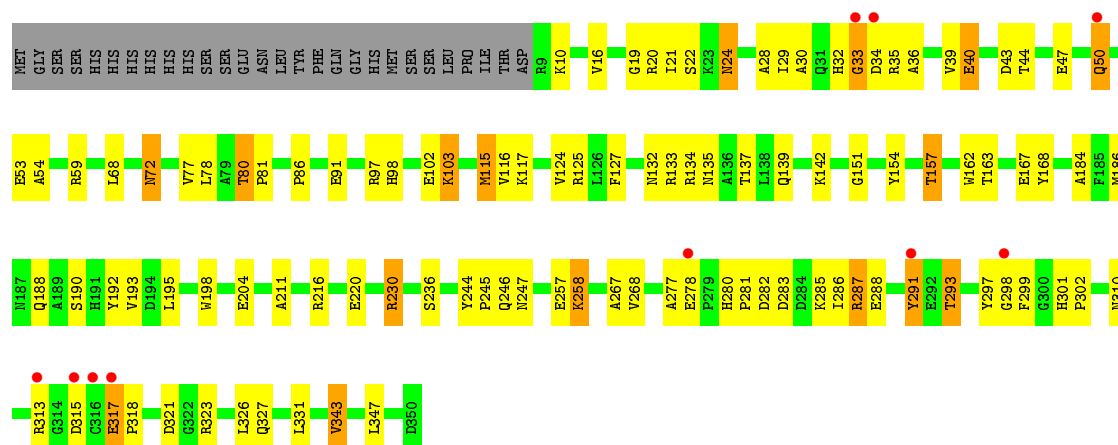




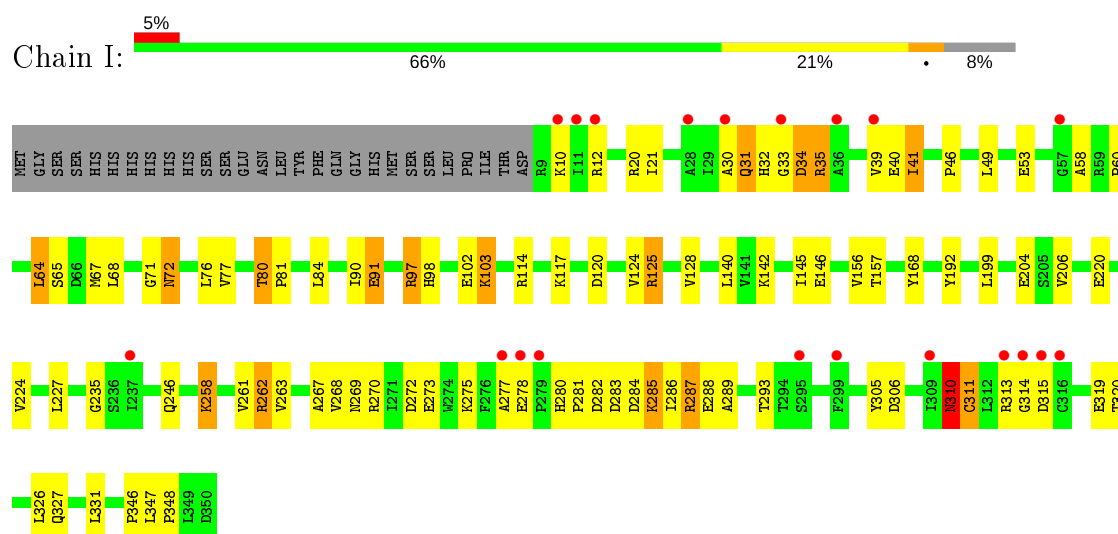
- Molecule 1: oxidoreductase



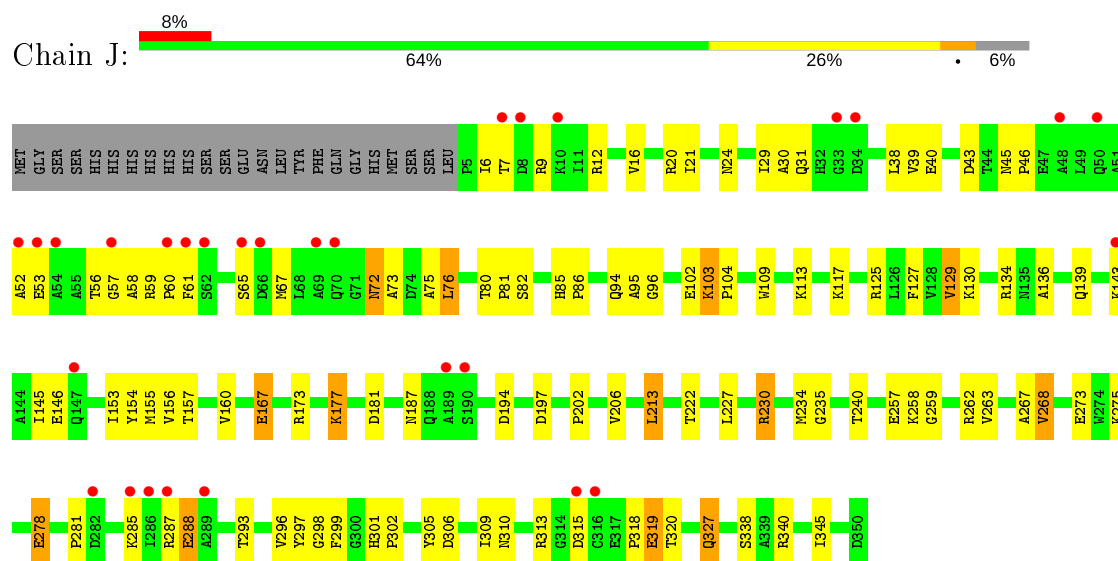
- Molecule 1: oxidoreductase



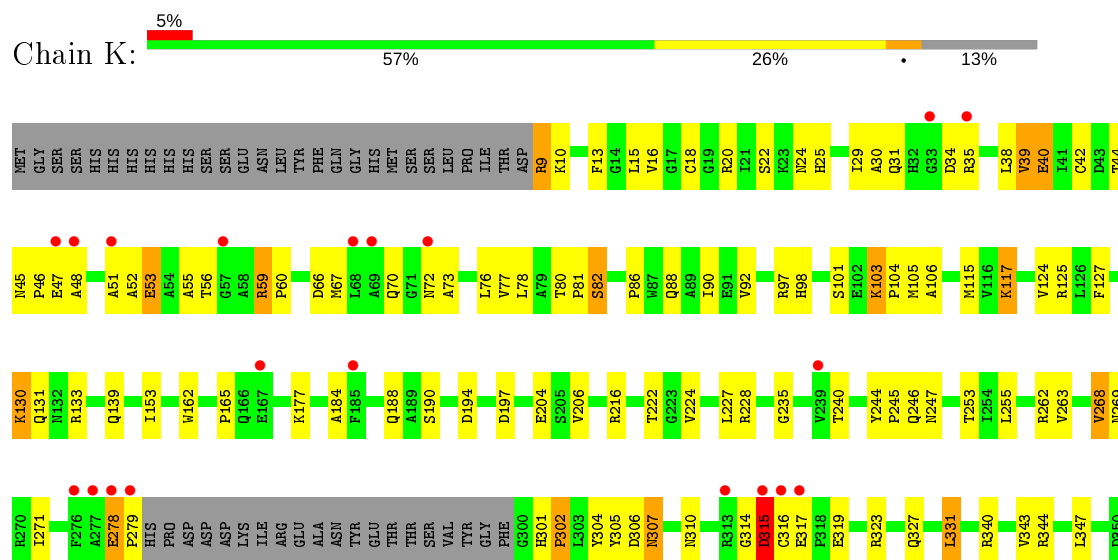
- Molecule 1: oxidoreductase



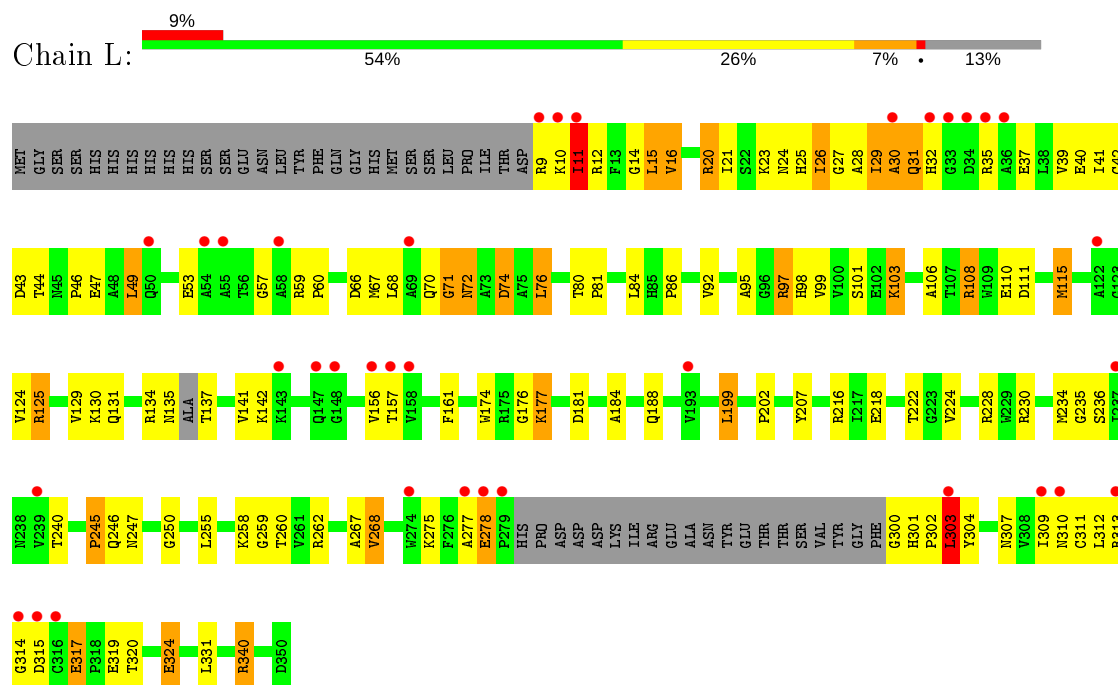
- Molecule 1: oxidoreductase



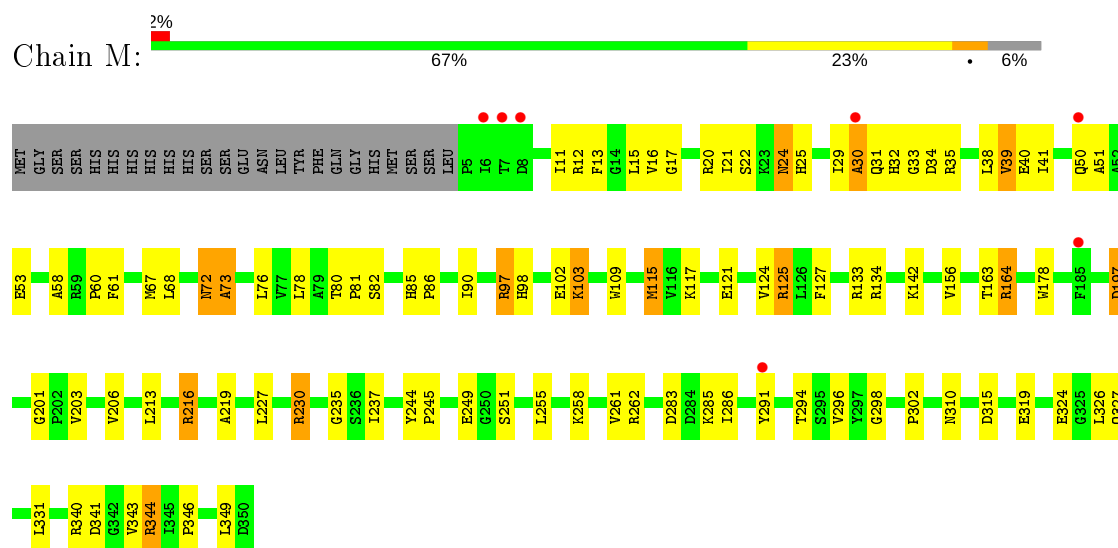
- Molecule 1: oxidoreductase



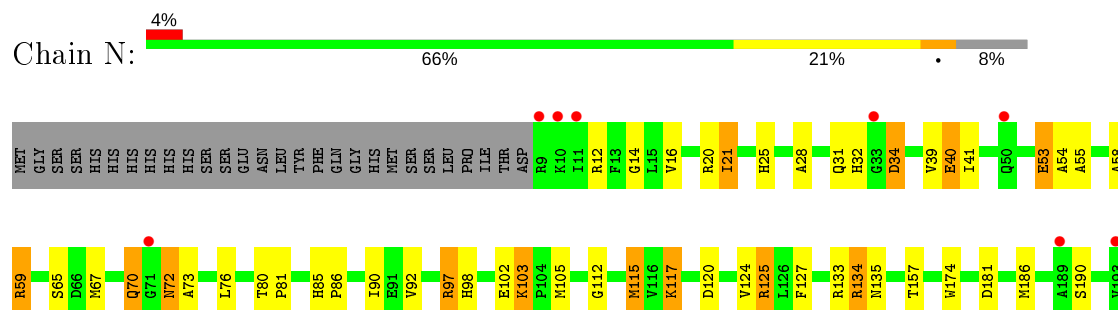
- Molecule 1: oxidoreductase

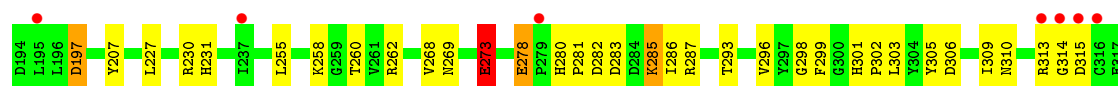


- Molecule 1: oxidoreductase




- Molecule 1: oxidoreductase


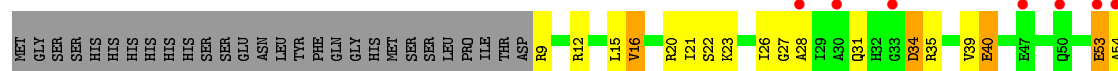




• Molecule 1: oxidoreductase



• Molecule 1: oxidoreductase



4 Data and refinement statistics

Property	Value	Source
Space group	P 1 21 1	Depositor
Cell constants a, b, c, α , β , γ	102.26Å 319.98Å 103.80Å 90.00° 119.07° 90.00°	Depositor
Resolution (Å)	30.00 – 2.13 34.28 – 2.13	Depositor EDS
% Data completeness (in resolution range)	92.6 (30.00-2.13) 92.6 (34.28-2.13)	Depositor EDS
R_{merge}	0.06	Depositor
R_{sym}	0.06	Depositor
$\langle I/\sigma(I) \rangle$ ¹	4.54 (at 2.14Å)	Xtriage
Refinement program	REFMAC 5.5.0066	Depositor
R, R_{free}	0.183 , 0.269 0.184 , 0.265	Depositor DCC
R_{free} test set	15038 reflections (5.05%)	wwPDB-VP
Wilson B-factor (Å ²)	29.3	Xtriage
Anisotropy	0.256	Xtriage
Bulk solvent k_{sol} (e/Å ³), B_{sol} (Å ²)	0.35 , 51.4	EDS
L-test for twinning ²	$\langle L \rangle = 0.47$, $\langle L^2 \rangle = 0.30$	Xtriage
Estimated twinning fraction	0.007 for -h-l,k,h 0.007 for l,k,-h-l 0.026 for h,-k,-h-l 0.024 for -h-l,-k,l 0.024 for l,-k,h	Xtriage
F_o, F_c correlation	0.95	EDS
Total number of atoms	43985	wwPDB-VP
Average B, all atoms (Å ²)	40.0	wwPDB-VP

Xtriage's analysis on translational NCS is as follows: *The largest off-origin peak in the Patterson function is 2.61% of the height of the origin peak. No significant pseudotranslation is detected.*

¹Intensities estimated from amplitudes.

²Theoretical values of $\langle |L| \rangle$, $\langle L^2 \rangle$ for acentric reflections are 0.5, 0.333 respectively for untwinned datasets, and 0.375, 0.2 for perfectly twinned datasets.

5 Model quality [i](#)

5.1 Standard geometry [i](#)

Bond lengths and bond angles in the following residue types are not validated in this section: NAI, HP7

The Z score for a bond length (or angle) is the number of standard deviations the observed value is removed from the expected value. A bond length (or angle) with $|Z| > 5$ is considered an outlier worth inspection. RMSZ is the root-mean-square of all Z scores of the bond lengths (or angles).

Mol	Chain	Bond lengths		Bond angles	
		RMSZ	# Z >5	RMSZ	# Z >5
1	A	0.32	0/2767	1.16	14/3755 (0.4%)
1	B	0.28	0/2650	1.07	7/3593 (0.2%)
1	C	0.28	0/2772	1.08	5/3763 (0.1%)
1	D	0.27	0/2755	1.06	2/3737 (0.1%)
1	E	0.27	0/2554	1.06	6/3464 (0.2%)
1	F	0.28	0/2607	1.09	10/3536 (0.3%)
1	G	0.29	0/2736	1.11	8/3712 (0.2%)
1	H	0.28	0/2743	1.08	6/3722 (0.2%)
1	I	0.27	0/2736	1.05	1/3712 (0.0%)
1	J	0.27	0/2767	1.06	7/3755 (0.2%)
1	K	0.27	0/2564	1.06	7/3476 (0.2%)
1	L	0.26	0/2569	1.02	8/3480 (0.2%)
1	M	0.29	0/2767	1.16	14/3755 (0.4%)
1	N	0.30	0/2736	1.10	8/3712 (0.2%)
1	O	0.27	0/2666	1.19	7/3615 (0.2%)
1	P	0.26	0/2564	1.05	3/3476 (0.1%)
All	All	0.28	0/42953	1.09	113/58263 (0.2%)

Chiral center outliers are detected by calculating the chiral volume of a chiral center and verifying if the center is modelled as a planar moiety or with the opposite hand. A planarity outlier is detected by checking planarity of atoms in a peptide group, atoms in a mainchain group or atoms of a sidechain that are expected to be planar.

Mol	Chain	#Chirality outliers	#Planarity outliers
1	K	0	1

There are no bond length outliers.

All (113) bond angle outliers are listed below:

Mol	Chain	Res	Type	Atoms	Z	Observed(°)	Ideal(°)
1	O	230	ARG	NE-CZ-NH2	-20.32	110.14	120.30
1	O	230	ARG	NE-CZ-NH1	19.79	130.20	120.30
1	M	230	ARG	NE-CZ-NH2	-11.89	114.35	120.30
1	K	340	ARG	NE-CZ-NH1	-10.26	115.17	120.30
1	F	221	ASP	CB-CG-OD1	9.39	126.75	118.30
1	A	270	ARG	NE-CZ-NH1	9.06	124.83	120.30
1	A	181	ASP	CB-CG-OD1	8.96	126.37	118.30
1	J	340	ARG	NE-CZ-NH1	-8.85	115.87	120.30
1	M	230	ARG	CG-CD-NE	-8.85	93.22	111.80
1	B	9	ARG	NE-CZ-NH1	8.62	124.61	120.30
1	C	164	ARG	NE-CZ-NH2	-8.61	115.99	120.30
1	M	340	ARG	NE-CZ-NH1	-8.17	116.22	120.30
1	M	344	ARG	NE-CZ-NH2	-7.76	116.42	120.30
1	K	340	ARG	NE-CZ-NH2	7.70	124.15	120.30
1	C	181	ASP	CB-CG-OD1	7.65	125.18	118.30
1	N	341	ASP	CB-CG-OD2	-7.44	111.60	118.30
1	F	170	ASP	CB-CG-OD1	7.44	124.99	118.30
1	G	152	ARG	NE-CZ-NH2	7.44	124.02	120.30
1	E	230	ARG	CG-CD-NE	-7.35	96.36	111.80
1	F	9	ARG	NE-CZ-NH1	7.29	123.94	120.30
1	N	181	ASP	CB-CG-OD1	7.25	124.82	118.30
1	K	323	ARG	NE-CZ-NH1	7.15	123.87	120.30
1	B	340	ARG	NE-CZ-NH1	-7.04	116.78	120.30
1	A	270	ARG	NE-CZ-NH2	-6.99	116.81	120.30
1	D	344	ARG	NE-CZ-NH2	-6.95	116.83	120.30
1	J	230	ARG	NE-CZ-NH2	-6.89	116.86	120.30
1	A	10	LYS	CD-CE-NZ	-6.87	95.90	111.70
1	L	340	ARG	NE-CZ-NH2	6.76	123.68	120.30
1	O	228	ARG	NE-CZ-NH2	-6.71	116.95	120.30
1	K	323	ARG	NE-CZ-NH2	-6.65	116.97	120.30
1	A	177	LYS	CD-CE-NZ	-6.65	96.41	111.70
1	C	337	ARG	NE-CZ-NH1	-6.59	117.01	120.30
1	P	133	ARG	NE-CZ-NH1	-6.57	117.02	120.30
1	N	337	ARG	NE-CZ-NH1	-6.55	117.03	120.30
1	B	9	ARG	NE-CZ-NH2	-6.48	117.06	120.30
1	G	74	ASP	CB-CG-OD1	-6.43	112.51	118.30
1	J	181	ASP	CB-CG-OD2	-6.41	112.53	118.30
1	P	115	MET	CG-SD-CE	6.33	110.32	100.20
1	N	341	ASP	CB-CG-OD1	6.31	123.98	118.30
1	N	115	MET	CG-SD-CE	-6.28	90.16	100.20
1	O	344	ARG	NE-CZ-NH2	-6.26	117.17	120.30
1	C	76	LEU	CA-CB-CG	-6.21	101.02	115.30
1	A	227	LEU	CB-CG-CD2	-6.16	100.53	111.00

Continued on next page...

Continued from previous page...

Mol	Chain	Res	Type	Atoms	Z	Observed(°)	Ideal(°)
1	O	76	LEU	CA-CB-CG	-6.16	101.14	115.30
1	M	255	LEU	CB-CG-CD2	-6.15	100.55	111.00
1	J	9	ARG	NE-CZ-NH1	6.12	123.36	120.30
1	O	262	ARG	NE-CZ-NH2	6.12	123.36	120.30
1	J	213	LEU	CB-CG-CD1	6.12	121.40	111.00
1	F	337	ARG	NE-CZ-NH1	-6.11	117.25	120.30
1	P	349	LEU	CB-CG-CD1	-6.11	100.62	111.00
1	H	323	ARG	NE-CZ-NH1	6.09	123.35	120.30
1	B	306	ASP	CB-CG-OD1	5.98	123.68	118.30
1	G	114	ARG	NE-CZ-NH1	5.96	123.28	120.30
1	K	177	LYS	CD-CE-NZ	-5.95	98.02	111.70
1	M	78	LEU	CB-CG-CD1	-5.88	101.00	111.00
1	F	177	LYS	CD-CE-NZ	-5.86	98.21	111.70
1	O	115	MET	CB-CA-C	-5.86	98.68	110.40
1	M	230	ARG	NE-CZ-NH1	5.82	123.21	120.30
1	I	262	ARG	NE-CZ-NH1	-5.78	117.41	120.30
1	M	164	ARG	NE-CZ-NH2	-5.75	117.43	120.30
1	J	160	VAL	N-CA-C	-5.72	95.56	111.00
1	L	181	ASP	CB-CG-OD1	5.68	123.41	118.30
1	L	303	LEU	CB-CG-CD1	5.68	120.65	111.00
1	H	151	GLY	N-CA-C	-5.67	98.93	113.10
1	A	340	ARG	NE-CZ-NH1	-5.66	117.47	120.30
1	H	59	ARG	NE-CZ-NH2	-5.65	117.48	120.30
1	N	197	ASP	CB-CG-OD2	5.64	123.38	118.30
1	K	331	LEU	CB-CG-CD1	-5.63	101.43	111.00
1	D	76	LEU	CA-CB-CG	-5.62	102.37	115.30
1	N	181	ASP	CB-CG-OD2	-5.61	113.25	118.30
1	M	341	ASP	CB-CG-OD2	5.58	123.32	118.30
1	F	332	LEU	CB-CG-CD2	-5.56	101.55	111.00
1	E	224	VAL	CB-CA-C	-5.51	100.93	111.40
1	E	344	ARG	NE-CZ-NH1	-5.51	117.54	120.30
1	M	97	ARG	NE-CZ-NH1	5.50	123.05	120.30
1	F	323	ARG	NE-CZ-NH2	-5.46	117.57	120.30
1	A	344	ARG	NE-CZ-NH2	5.43	123.02	120.30
1	A	250	GLY	N-CA-C	-5.40	99.60	113.10
1	H	230	ARG	CG-CD-NE	-5.39	100.47	111.80
1	C	108	ARG	NE-CZ-NH1	5.37	122.98	120.30
1	A	340	ARG	NE-CZ-NH2	5.35	122.98	120.30
1	H	115	MET	CA-CB-CG	5.35	122.40	113.30
1	L	250	GLY	N-CA-C	-5.35	99.73	113.10
1	L	49	LEU	CB-CG-CD2	-5.31	101.98	111.00
1	G	250	GLY	N-CA-C	-5.24	100.00	113.10

Continued on next page...

Continued from previous page...

Mol	Chain	Res	Type	Atoms	Z	Observed(°)	Ideal(°)
1	F	43	ASP	CB-CG-OD1	-5.23	113.59	118.30
1	G	331	LEU	CB-CG-CD2	-5.23	102.11	111.00
1	A	84	LEU	CA-CB-CG	5.23	127.33	115.30
1	B	284	ASP	CB-CG-OD2	5.22	123.00	118.30
1	M	142	LYS	CD-CE-NZ	-5.20	99.74	111.70
1	A	331	LEU	CB-CG-CD2	-5.19	102.17	111.00
1	L	199	LEU	CB-CG-CD1	-5.18	102.19	111.00
1	G	78	LEU	CB-CG-CD2	-5.16	102.22	111.00
1	E	278	GLU	C-N-CD	-5.16	109.25	120.60
1	B	115	MET	CA-CB-CG	5.15	122.05	113.30
1	F	340	ARG	NE-CZ-NH2	5.14	122.87	120.30
1	A	111	ASP	CB-CG-OD2	-5.14	113.67	118.30
1	F	323	ARG	CG-CD-NE	-5.14	101.01	111.80
1	G	344	ARG	NE-CZ-NH2	5.13	122.86	120.30
1	M	349	LEU	CB-CG-CD1	-5.12	102.29	111.00
1	M	115	MET	CB-CA-C	-5.11	100.18	110.40
1	G	152	ARG	CG-CD-NE	5.09	122.48	111.80
1	N	273	GLU	N-CA-C	-5.07	97.30	111.00
1	B	164	ARG	NE-CZ-NH2	-5.07	117.76	120.30
1	E	337	ARG	NE-CZ-NH2	-5.07	117.77	120.30
1	H	343	VAL	CG1-CB-CG2	5.07	119.01	110.90
1	M	115	MET	CB-CG-SD	-5.07	97.19	112.40
1	A	152	ARG	NE-CZ-NH1	-5.04	117.78	120.30
1	L	115	MET	CB-CA-C	-5.03	100.35	110.40
1	E	207	TYR	N-CA-C	-5.02	97.44	111.00
1	J	258	LYS	CB-CA-C	-5.02	100.36	110.40
1	K	228	ARG	NE-CZ-NH2	-5.01	117.79	120.30
1	L	228	ARG	NE-CZ-NH1	5.00	122.80	120.30

There are no chirality outliers.

All (1) planarity outliers are listed below:

Mol	Chain	Res	Type	Group
1	K	315	ASP	Peptide

5.2 Too-close contacts ⓘ

In the following table, the Non-H and H(model) columns list the number of non-hydrogen atoms and hydrogen atoms in the chain respectively. The H(added) column lists the number of hydrogen atoms added and optimized by MolProbity. The Clashes column lists the number of clashes within the asymmetric unit, whereas Symm-Clashes lists symmetry related clashes.

Mol	Chain	Non-H	H(model)	H(added)	Clashes	Symm-Clashes
1	A	2707	0	2654	65	0
1	B	2587	0	2547	122	0
1	C	2712	0	2655	72	0
1	D	2693	0	2641	133	0
1	E	2501	0	2465	136	0
1	F	2552	0	2505	82	0
1	G	2677	0	2624	71	0
1	H	2681	0	2633	110	2
1	I	2677	0	2624	108	1
1	J	2707	0	2654	80	1
1	K	2511	0	2479	104	0
1	L	2514	0	2486	130	0
1	M	2707	0	2654	85	0
1	N	2677	0	2624	98	0
1	O	2610	0	2572	87	0
1	P	2511	0	2479	98	0
2	A	44	0	27	1	0
2	B	44	0	27	6	0
2	C	44	0	27	6	0
2	D	44	0	27	7	0
2	E	44	0	27	7	0
2	F	44	0	27	4	0
2	G	44	0	27	4	0
2	H	44	0	27	8	0
2	I	44	0	27	12	0
2	J	44	0	27	7	0
2	K	44	0	27	4	0
2	L	44	0	27	6	0
2	M	44	0	27	4	0
2	N	44	0	27	4	0
2	O	44	0	27	3	0
2	P	44	0	27	5	0
3	A	40	0	22	2	0
3	B	40	0	22	1	0
3	C	40	0	22	1	0
3	D	40	0	22	1	0
3	E	40	0	22	5	0
3	F	40	0	22	2	0
3	G	40	0	22	2	0
3	H	40	0	22	3	0
3	I	40	0	22	3	0
3	J	40	0	22	3	0
3	K	40	0	22	6	0

Continued on next page...

Continued from previous page...

Mol	Chain	Non-H	H(model)	H(added)	Clashes	Symm-Clashes
3	L	40	0	22	0	0
3	M	40	0	22	4	0
3	N	40	0	22	1	0
3	O	40	0	22	2	0
3	P	40	0	22	1	0
4	A	85	0	0	8	0
4	B	54	0	0	6	0
4	C	58	0	0	3	0
4	D	51	0	0	3	0
4	E	21	0	0	2	0
4	F	24	0	0	0	0
4	G	49	0	0	4	0
4	H	35	0	0	2	0
4	I	36	0	0	2	0
4	J	30	0	0	1	0
4	K	26	0	0	2	0
4	L	37	0	0	3	0
4	M	36	0	0	1	0
4	N	34	0	0	4	0
4	O	17	0	0	1	0
4	P	24	0	0	0	0
All	All	43985	0	42080	1583	2

The all-atom clashscore is defined as the number of clashes found per 1000 atoms (including hydrogen atoms). The all-atom clashscore for this structure is 19.

All (1583) close contacts within the same asymmetric unit are listed below, sorted by their clash magnitude.

Atom-1	Atom-2	Interatomic distance (Å)	Clash overlap (Å)
1:K:39:VAL:HG12	1:K:40:GLU:CG	1.49	1.43
1:I:64:LEU:HD23	1:I:67:MET:CE	1.59	1.31
1:B:12:ARG:HG2	1:B:39:VAL:CG2	1.61	1.28
1:B:12:ARG:CG	1:B:39:VAL:HG21	1.64	1.27
1:N:12:ARG:NH1	1:N:72:ASN:OD1	1.70	1.25
1:E:317:GLU:OE1	1:E:318:PRO:CD	1.84	1.23
1:E:98:HIS:HA	1:E:124:VAL:CG1	1.71	1.20
1:B:98:HIS:HA	1:B:124:VAL:CG1	1.73	1.19
1:O:98:HIS:HA	1:O:124:VAL:CG1	1.74	1.16
2:J:500:NAI:H6N	2:J:500:NAI:H51N	1.20	1.12
1:K:39:VAL:HG12	1:K:40:GLU:HG2	1.28	1.12
1:D:39:VAL:CG1	1:D:40:GLU:HG3	1.78	1.11

Continued on next page...

Continued from previous page...

Atom-1	Atom-2	Interatomic distance (Å)	Clash overlap (Å)
1:O:39:VAL:HG12	1:O:40:GLU:HG3	1.20	1.11
1:P:39:VAL:HG12	1:P:40:GLU:CG	1.79	1.11
1:B:166:GLN:HB2	4:B:366:HOH:O	1.47	1.11
2:J:500:NAI:C6N	2:J:500:NAI:H51N	1.81	1.11
1:O:125:ARG:NH1	1:O:311:CYS:SG	2.25	1.10
1:K:39:VAL:HG12	1:K:40:GLU:HG3	1.21	1.10
1:M:216:ARG:CG	1:M:216:ARG:HH11	1.65	1.09
1:E:103:LYS:O	1:E:103:LYS:HD3	1.50	1.09
1:N:98:HIS:HA	1:N:124:VAL:CG1	1.82	1.08
1:K:278:GLU:O	1:K:278:GLU:HG2	1.46	1.08
1:E:317:GLU:OE1	1:E:318:PRO:HD2	1.51	1.07
1:M:216:ARG:NH1	1:M:216:ARG:HG3	1.51	1.07
1:E:97:ARG:O	1:E:124:VAL:HG11	1.52	1.06
1:K:9:ARG:HG2	1:K:9:ARG:HH11	0.93	1.06
1:L:324:GLU:HA	1:L:324:GLU:OE2	1.56	1.06
1:P:277:ALA:C	1:P:278:GLU:HG2	1.76	1.06
1:E:98:HIS:HA	1:E:124:VAL:HG13	1.34	1.05
1:E:317:GLU:OE1	1:E:318:PRO:HD3	1.48	1.05
1:D:98:HIS:HA	1:D:124:VAL:CG1	1.86	1.05
1:B:127:PHE:HE1	1:B:318:PRO:HB3	1.17	1.04
1:P:97:ARG:O	1:P:124:VAL:HG11	1.57	1.04
1:I:39:VAL:HG12	1:I:40:GLU:HG3	1.36	1.04
1:D:39:VAL:HG12	1:D:40:GLU:CG	1.86	1.04
1:E:12:ARG:HG2	1:E:74:ASP:OD2	1.58	1.03
1:E:137:THR:HG22	1:E:138:LEU:N	1.71	1.03
1:B:307:ASN:HD21	1:B:318:PRO:HA	1.20	1.03
1:H:327:GLN:HA	1:H:327:GLN:NE2	1.74	1.03
1:E:305:TYR:HA	1:E:308:VAL:CG2	1.88	1.03
1:K:103:LYS:HD3	1:K:103:LYS:O	1.59	1.03
1:B:124:VAL:HG12	1:B:125:ARG:H	1.18	1.02
1:E:12:ARG:NH2	1:E:72:ASN:OD1	1.91	1.02
1:P:270:ARG:HG2	1:P:272:ASP:OD1	1.59	1.02
1:K:278:GLU:O	1:K:278:GLU:CG	2.05	1.01
1:O:97:ARG:O	1:O:124:VAL:HG11	1.59	1.01
1:O:53:GLU:HG3	1:O:60:PRO:HG3	1.40	1.01
1:B:98:HIS:HA	1:B:124:VAL:HG11	1.36	1.00
1:B:166:GLN:CB	4:B:366:HOH:O	1.99	1.00
1:B:313:ARG:HG2	1:B:313:ARG:HH11	1.25	1.00
1:D:287:ARG:NH1	1:M:24:ASN:OD1	1.94	0.99
1:B:124:VAL:HG12	1:B:125:ARG:N	1.74	0.99
1:C:327:GLN:HA	1:C:327:GLN:HE21	1.23	0.99

Continued on next page...

Continued from previous page...

Atom-1	Atom-2	Interatomic distance (Å)	Clash overlap (Å)
1:D:39:VAL:HG12	1:D:40:GLU:HG3	0.99	0.99
1:B:313:ARG:CG	1:B:313:ARG:HH11	1.76	0.99
1:P:39:VAL:CG1	1:P:40:GLU:HG3	1.92	0.99
1:B:12:ARG:HG2	1:B:39:VAL:HG21	0.99	0.98
1:F:67:MET:HE2	1:F:76:LEU:HD21	1.46	0.97
1:N:97:ARG:O	1:N:124:VAL:HG11	1.65	0.97
2:D:500:NAI:H42N	3:D:550:HP7:H3'	1.46	0.97
1:I:98:HIS:HA	1:I:124:VAL:CG1	1.93	0.97
1:D:103:LYS:HD3	1:D:103:LYS:O	1.64	0.97
2:D:500:NAI:H6N	2:D:500:NAI:H51N	1.47	0.97
1:K:39:VAL:CG1	1:K:40:GLU:CG	2.41	0.96
1:P:103:LYS:HD3	1:P:103:LYS:C	1.85	0.96
1:O:340:ARG:HD3	1:O:341:ASP:OD1	1.66	0.96
1:I:64:LEU:HD23	1:I:67:MET:HE1	1.42	0.96
1:H:43:ASP:OD2	2:H:500:NAI:O3B	1.84	0.96
1:P:39:VAL:HG12	1:P:40:GLU:HG3	0.97	0.96
4:A:390:HOH:O	1:D:230:ARG:HD3	1.65	0.95
1:L:262:ARG:HH11	1:L:262:ARG:HG2	1.28	0.95
1:M:98:HIS:HA	1:M:124:VAL:CG1	1.95	0.95
1:M:97:ARG:O	1:M:124:VAL:HG11	1.66	0.95
1:I:39:VAL:HG12	1:I:40:GLU:CG	1.97	0.95
1:G:53:GLU:OE1	1:G:60:PRO:HG3	1.66	0.95
1:J:75:ALA:C	1:J:76:LEU:HD23	1.87	0.95
1:P:98:HIS:HA	1:P:124:VAL:CG1	1.95	0.95
1:L:32:HIS:CE1	1:L:35:ARG:HH11	1.85	0.94
1:J:76:LEU:HD23	1:J:76:LEU:N	1.83	0.94
1:K:39:VAL:CG1	1:K:40:GLU:HG2	1.95	0.94
1:J:173:ARG:O	1:J:177:LYS:HE2	1.66	0.94
1:G:98:HIS:HA	1:G:124:VAL:HG13	1.49	0.94
2:B:500:NAI:H6N	2:B:500:NAI:H51N	1.45	0.94
1:E:305:TYR:HA	1:E:308:VAL:HG23	1.49	0.94
1:K:9:ARG:HG2	1:K:9:ARG:NH1	1.74	0.94
1:J:58:ALA:O	1:J:60:PRO:HD3	1.68	0.94
1:K:9:ARG:CG	1:K:9:ARG:HH11	1.81	0.94
1:A:114:ARG:HH11	1:A:114:ARG:HB2	1.32	0.93
1:K:206:VAL:HG12	1:K:227:LEU:HD23	1.49	0.93
1:P:277:ALA:O	1:P:278:GLU:HG2	1.66	0.92
1:H:327:GLN:HA	1:H:327:GLN:HE21	1.29	0.92
1:L:11:ILE:H	1:L:11:ILE:HD13	1.31	0.92
1:H:97:ARG:O	1:H:124:VAL:HG11	1.69	0.92
1:O:281:PRO:O	1:O:282:ASP:HB2	1.66	0.92

Continued on next page...

Continued from previous page...

Atom-1	Atom-2	Interatomic distance (Å)	Clash overlap (Å)
1:D:103:LYS:HD3	1:D:103:LYS:C	1.87	0.92
1:K:103:LYS:C	1:K:103:LYS:HD3	1.89	0.91
1:B:127:PHE:CE1	1:B:318:PRO:HB3	2.05	0.91
1:D:133:ARG:HH12	1:D:324:GLU:HG2	1.35	0.91
1:F:206:VAL:HG12	1:F:227:LEU:HD23	1.51	0.91
1:K:103:LYS:NZ	3:K:550:HP7:O3'	2.02	0.90
1:B:310:ASN:HB3	1:B:316:CYS:SG	2.11	0.90
1:I:10:LYS:HG2	1:I:34:ASP:O	1.70	0.90
1:L:29:ILE:O	1:L:32:HIS:N	2.04	0.90
1:I:10:LYS:CG	1:I:34:ASP:O	2.20	0.90
1:L:9:ARG:HG3	1:L:10:LYS:N	1.84	0.90
1:H:39:VAL:HG12	1:H:40:GLU:HG3	1.52	0.89
1:C:86:PRO:HA	1:C:115:MET:HG2	1.52	0.89
1:O:340:ARG:CD	1:O:341:ASP:OD1	2.21	0.89
1:I:103:LYS:O	1:I:103:LYS:HD3	1.73	0.89
1:O:98:HIS:HA	1:O:124:VAL:HG13	1.53	0.89
1:L:108:ARG:HG2	1:L:108:ARG:HH11	1.36	0.88
1:F:142:LYS:HE3	1:F:146:GLU:OE2	1.72	0.88
1:L:184:ALA:HA	1:L:188:GLN:NE2	1.90	0.87
1:H:288:GLU:HA	1:H:291:TYR:HB2	1.56	0.87
2:K:500:NAI:H42N	3:K:550:HP7:H3'	1.57	0.87
1:P:98:HIS:HA	1:P:124:VAL:HG12	1.55	0.86
1:I:97:ARG:O	1:I:124:VAL:HG11	1.76	0.85
1:D:344:ARG:NH1	4:D:571:HOH:O	2.09	0.85
1:B:124:VAL:CG1	1:B:125:ARG:H	1.89	0.85
1:E:103:LYS:C	1:E:103:LYS:HD3	1.96	0.85
2:M:500:NAI:H42N	3:M:550:HP7:H3'	1.57	0.85
1:I:284:ASP:C	1:I:285:LYS:HD3	1.97	0.85
1:B:313:ARG:NH1	1:B:313:ARG:HG2	1.90	0.85
1:I:64:LEU:HD23	1:I:67:MET:HE2	1.58	0.85
1:D:15:LEU:HD21	1:D:22:SER:HB2	1.59	0.85
1:L:108:ARG:HH11	1:L:108:ARG:CG	1.87	0.84
1:O:42:CYS:HB2	1:O:67:MET:HE1	1.59	0.84
1:C:114:ARG:HG2	1:C:117:LYS:HE2	1.59	0.84
2:N:500:NAI:H42N	3:N:550:HP7:H3'	1.58	0.84
1:I:64:LEU:CD2	1:I:67:MET:CE	2.51	0.84
1:B:280[B]:HIS:CD2	1:B:281:PRO:HD2	2.12	0.84
2:N:500:NAI:H51N	2:N:500:NAI:H6N	1.58	0.84
1:H:103:LYS:O	1:H:103:LYS:HD3	1.78	0.84
1:B:80:THR:HB	1:B:81:PRO:HD2	1.58	0.83
1:P:86:PRO:HA	1:P:115:MET:HG2	1.59	0.83

Continued on next page...

Continued from previous page...

Atom-1	Atom-2	Interatomic distance (Å)	Clash overlap (Å)
1:F:98:HIS:HA	1:F:124:VAL:CG1	2.08	0.83
1:B:317:GLU:HG3	1:C:173:ARG:HH12	1.43	0.83
1:K:216:ARG:HG3	1:K:216:ARG:O	1.78	0.83
1:K:97:ARG:O	1:K:124:VAL:HG21	1.79	0.83
1:M:39:VAL:CG1	1:M:40:GLU:HG3	2.08	0.83
1:E:305:TYR:HA	1:E:308:VAL:HG21	1.59	0.82
1:C:34:ASP:N	1:C:34:ASP:OD2	2.06	0.82
1:H:35:ARG:HG2	1:H:313:ARG:NH1	1.94	0.82
1:L:32:HIS:CE1	1:L:35:ARG:NH1	2.46	0.82
1:N:282:ASP:OD1	1:N:285:LYS:HE2	1.77	0.82
1:O:98:HIS:HA	1:O:124:VAL:HG12	1.61	0.82
2:D:500:NAI:C6N	2:D:500:NAI:H51N	2.09	0.82
1:H:98:HIS:HA	1:H:124:VAL:CG1	2.08	0.82
1:N:280:HIS:CG	1:N:281:PRO:HD2	2.13	0.82
2:N:500:NAI:C6N	2:N:500:NAI:H51N	2.10	0.82
1:N:76:LEU:HD12	1:N:92:VAL:HG13	1.61	0.82
1:I:310:ASN:HD22	1:I:310:ASN:N	1.75	0.82
1:E:59:ARG:NH2	1:E:70:GLN:HB3	1.95	0.82
1:G:16:VAL:HG22	1:G:67:MET:HE1	1.60	0.82
2:H:500:NAI:H42N	3:H:550:HP7:H3'	1.61	0.82
1:L:174:TRP:O	1:L:177:LYS:HB2	1.79	0.82
1:N:310:ASN:O	1:N:315:ASP:HB2	1.80	0.82
1:B:311:CYS:SG	1:B:318:PRO:HD3	2.20	0.82
1:C:21:ILE:HD13	2:C:500:NAI:H4N	1.62	0.82
1:D:86:PRO:HA	1:D:115:MET:HG2	1.60	0.82
1:L:324:GLU:CA	1:L:324:GLU:OE2	2.28	0.82
1:N:39:VAL:O	1:N:58:ALA:HB1	1.79	0.82
1:F:98:HIS:HA	1:F:124:VAL:HG13	1.60	0.81
1:A:67:MET:HE1	1:A:76:LEU:HD22	1.62	0.81
1:C:103:LYS:C	1:C:103:LYS:HD3	2.00	0.81
1:E:59:ARG:HH22	1:E:70:GLN:HB3	1.45	0.81
1:D:9:ARG:NH2	1:D:12:ARG:HH21	1.78	0.81
1:I:21:ILE:HD13	2:I:500:NAI:H4N	1.60	0.81
1:G:310:ASN:O	1:G:315:ASP:HB2	1.80	0.81
1:O:206:VAL:HG12	1:O:227:LEU:HD23	1.61	0.80
2:B:500:NAI:C6N	2:B:500:NAI:H51N	2.10	0.80
1:L:11:ILE:N	1:L:11:ILE:HD13	1.91	0.80
1:E:165:PRO:HB2	1:E:167:GLU:HG2	1.64	0.80
1:J:53:GLU:OE2	1:J:60:PRO:HG3	1.82	0.80
1:H:33:GLY:HA2	1:H:36:ALA:O	1.80	0.80
1:D:16:VAL:HG22	1:D:67:MET:HE1	1.64	0.79

Continued on next page...

Continued from previous page...

Atom-1	Atom-2	Interatomic distance (Å)	Clash overlap (Å)
1:F:15:LEU:HD21	1:F:22:SER:HB2	1.62	0.79
1:H:280:HIS:ND1	1:H:281:PRO:HD2	1.98	0.79
1:D:197:ASP:OD1	1:D:327:GLN:HG2	1.82	0.79
1:M:15:LEU:HD21	1:M:17:GLY:O	1.81	0.79
1:B:135:ASN:N	1:B:135:ASN:HD22	1.78	0.79
1:E:305:TYR:CA	1:E:308:VAL:HG23	2.13	0.79
1:E:310:ASN:O	1:E:315:ASP:HB2	1.83	0.79
1:F:90:ILE:O	1:F:94:GLN:HG3	1.83	0.79
1:M:216:ARG:HG3	1:M:216:ARG:HH11	0.72	0.79
1:P:9:ARG:HH22	1:P:12:ARG:NH2	1.79	0.79
1:C:9:ARG:HG3	1:C:9:ARG:HH11	1.48	0.79
1:C:103:LYS:O	1:C:103:LYS:HD3	1.83	0.79
1:C:327:GLN:CA	1:C:327:GLN:HE21	1.95	0.79
1:F:41:ILE:HD12	1:F:49:LEU:HD11	1.64	0.79
1:D:26:ILE:HG22	1:D:27:GLY:N	1.97	0.78
1:E:327:GLN:HA	1:E:327:GLN:OE1	1.83	0.78
1:K:86:PRO:HA	1:K:115:MET:HG2	1.64	0.78
1:E:12:ARG:HD3	1:E:72:ASN:OD1	1.83	0.78
1:I:34:ASP:N	1:I:34:ASP:OD2	2.13	0.78
1:N:98:HIS:HA	1:N:124:VAL:HG12	1.63	0.78
1:K:10:LYS:HD3	1:K:34:ASP:O	1.83	0.78
1:I:157:THR:HG21	4:I:362:HOH:O	1.84	0.78
1:L:76:LEU:N	1:L:76:LEU:HD23	1.98	0.78
1:B:124:VAL:CG1	1:B:125:ARG:N	2.47	0.78
1:J:29:ILE:O	1:J:31:GLN:N	2.16	0.78
1:L:277:ALA:C	1:L:278:GLU:HG2	2.04	0.78
1:O:42:CYS:HB2	1:O:67:MET:CE	2.14	0.77
1:N:14:GLY:HA3	1:N:76:LEU:HD23	1.63	0.77
1:B:12:ARG:CG	1:B:39:VAL:CG2	2.42	0.77
1:L:21:ILE:HD13	2:L:500:NAI:H4N	1.64	0.77
1:M:72:ASN:H	1:M:72:ASN:HD22	1.32	0.77
1:C:24:ASN:H	1:C:24:ASN:HD22	1.32	0.77
1:B:184:ALA:HA	1:B:188:GLN:NE2	2.00	0.77
1:O:310:ASN:HB2	1:O:316:CYS:SG	2.26	0.76
1:P:21:ILE:HG22	2:P:500:NAI:H52N	1.66	0.76
1:J:109:TRP:NE1	1:J:113:LYS:HE2	2.01	0.76
1:A:20:ARG:O	1:A:23:LYS:HE3	1.86	0.76
1:D:86:PRO:HA	1:D:115:MET:CG	2.15	0.76
1:A:114:ARG:HH11	1:A:114:ARG:CB	1.99	0.76
1:D:133:ARG:HH12	1:D:324:GLU:CG	1.98	0.76
1:N:53:GLU:HG2	1:N:54:ALA:N	2.01	0.76

Continued on next page...

Continued from previous page...

Atom-1	Atom-2	Interatomic distance (Å)	Clash overlap (Å)
1:M:39:VAL:HG13	1:M:40:GLU:HG3	1.68	0.76
1:E:39:VAL:O	1:E:58:ALA:HB1	1.85	0.75
1:I:269:ASN:HA	1:I:293:THR:HG21	1.68	0.75
1:I:21:ILE:HG22	2:I:500:NAI:O2N	1.87	0.75
1:B:154:TYR:OH	4:B:353:HOH:O	2.04	0.75
1:O:98:HIS:CA	1:O:124:VAL:CG1	2.63	0.75
1:B:307:ASN:ND2	1:B:318:PRO:HA	2.01	0.75
2:J:500:NAI:H42N	3:J:550:HP7:H3'	1.67	0.75
2:G:500:NAI:H42N	3:G:550:HP7:H3'	1.68	0.75
1:I:285:LYS:HD3	1:I:285:LYS:N	2.02	0.75
1:N:76:LEU:HD12	1:N:92:VAL:CG1	2.16	0.75
1:D:98:HIS:HA	1:D:124:VAL:HG11	1.67	0.74
1:F:41:ILE:HD12	1:F:49:LEU:CD1	2.17	0.74
1:G:21:ILE:HD13	2:G:500:NAI:H4N	1.68	0.74
1:L:108:ARG:NH1	1:L:108:ARG:CG	2.49	0.74
1:A:114:ARG:NH1	1:A:114:ARG:HB2	2.00	0.74
1:D:125:ARG:HH11	1:D:125:ARG:HG2	1.52	0.74
1:E:98:HIS:CA	1:E:124:VAL:HG13	2.16	0.74
1:D:35:ARG:HD2	1:D:313:ARG:HH12	1.52	0.74
1:K:25:HIS:ND1	1:K:305:TYR:OH	2.20	0.74
1:E:137:THR:HG21	1:E:263:VAL:HG11	1.70	0.74
1:H:257:GLU:OE2	1:H:258:LYS:HE2	1.87	0.74
1:D:291:TYR:OH	1:M:302:PRO:HD3	1.88	0.74
1:J:80:THR:HB	1:J:81:PRO:HD2	1.68	0.74
1:D:9:ARG:CZ	1:D:12:ARG:NH2	2.50	0.73
1:L:25:HIS:O	1:L:29:ILE:HG13	1.88	0.73
1:L:98:HIS:HA	1:L:124:VAL:CG1	2.17	0.73
2:C:500:NAI:H42N	3:C:550:HP7:H3'	1.68	0.73
1:O:6:ILE:HG21	1:O:11:ILE:HD13	1.69	0.73
1:D:142:LYS:NZ	1:D:146:GLU:OE2	2.20	0.73
1:O:39:VAL:CG1	1:O:40:GLU:HG3	2.11	0.73
1:F:173:ARG:NH2	1:G:317:GLU:OE1	2.20	0.73
1:N:98:HIS:CA	1:N:124:VAL:CG1	2.64	0.73
2:I:500:NAI:H42N	3:I:550:HP7:H3'	1.68	0.73
1:L:98:HIS:HA	1:L:124:VAL:HG13	1.70	0.73
1:D:53:GLU:OE1	1:D:60:PRO:HG3	1.89	0.72
1:P:9:ARG:HH12	1:P:12:ARG:CZ	2.02	0.72
1:I:103:LYS:C	1:I:103:LYS:HD3	2.09	0.72
1:I:128:VAL:O	1:I:320:THR:HG22	1.89	0.72
1:H:19:GLY:O	1:H:22:SER:OG	2.08	0.72
1:G:76:LEU:HD12	1:G:92:VAL:HG22	1.69	0.72

Continued on next page...

Continued from previous page...

Atom-1	Atom-2	Interatomic distance (Å)	Clash overlap (Å)
1:P:103:LYS:HD3	1:P:103:LYS:O	1.88	0.72
1:L:307:ASN:CG	1:L:319:GLU:HG3	2.10	0.72
1:M:30:ALA:O	1:M:32:HIS:N	2.22	0.72
1:N:103:LYS:O	1:N:103:LYS:HD3	1.90	0.72
1:D:133:ARG:NH1	1:D:324:GLU:HG2	2.04	0.71
1:D:274:TRP:CD1	1:D:286:ILE:HD11	2.24	0.71
1:D:59:ARG:HG2	1:D:60:PRO:HD2	1.72	0.71
1:K:253:THR:OG1	1:K:262:ARG:HG3	1.90	0.71
2:I:500:NAI:H6N	2:I:500:NAI:H51N	1.71	0.71
1:I:310:ASN:HD22	1:I:310:ASN:H	1.37	0.71
1:L:23:LYS:HA	1:L:26:ILE:HD12	1.72	0.71
1:F:86:PRO:HA	1:F:115:MET:HG2	1.73	0.71
1:H:16:VAL:HG11	1:H:78:LEU:HD23	1.72	0.71
1:L:262:ARG:HH11	1:L:262:ARG:CG	2.02	0.71
1:A:67:MET:CE	1:A:76:LEU:HD22	2.20	0.71
1:H:43:ASP:CG	2:H:500:NAI:O3B	2.29	0.71
1:J:12:ARG:HG2	1:J:39:VAL:HG21	1.73	0.71
1:L:80:THR:HB	1:L:81:PRO:HD2	1.74	0.70
1:G:98:HIS:HA	1:G:124:VAL:CG1	2.19	0.70
1:H:21:ILE:HD13	2:H:500:NAI:H4N	1.73	0.70
1:P:39:VAL:CG1	1:P:40:GLU:CG	2.62	0.70
1:D:97:ARG:O	1:D:124:VAL:HG11	1.91	0.70
1:B:23:LYS:HD2	1:B:23:LYS:H	1.57	0.70
1:M:86:PRO:O	1:M:90:ILE:HG13	1.91	0.70
1:C:327:GLN:HA	1:C:327:GLN:NE2	2.00	0.70
1:D:90:ILE:HD11	1:D:114:ARG:HG2	1.72	0.70
1:B:64:LEU:HD11	1:B:68:LEU:HD11	1.71	0.70
1:D:9:ARG:CZ	1:D:12:ARG:HH21	2.03	0.70
1:G:68:LEU:HD21	1:G:76:LEU:HD11	1.73	0.70
1:C:80:THR:HB	1:C:81:PRO:HD2	1.74	0.70
1:E:61:PHE:HE1	1:E:70:GLN:OE1	1.74	0.70
1:H:280:HIS:CE1	1:H:281:PRO:HD2	2.26	0.70
1:J:29:ILE:C	1:J:31:GLN:H	1.92	0.70
1:C:86:PRO:HA	1:C:115:MET:CG	2.22	0.70
1:E:168:TYR:OH	3:E:550:HP7:O'Q	2.09	0.70
4:D:368:HOH:O	1:H:230:ARG:HD3	1.92	0.70
1:N:12:ARG:NH1	1:N:72:ASN:CG	2.45	0.70
1:B:98:HIS:CA	1:B:124:VAL:CG1	2.62	0.70
1:H:103:LYS:C	1:H:103:LYS:HE2	2.12	0.69
1:M:310:ASN:O	1:M:315:ASP:HB2	1.92	0.69
1:K:98:HIS:ND1	1:K:125:ARG:HB2	2.07	0.69

Continued on next page...

Continued from previous page...

Atom-1	Atom-2	Interatomic distance (Å)	Clash overlap (Å)
1:F:67:MET:CE	1:F:76:LEU:HD21	2.22	0.69
1:B:80:THR:HB	1:B:81:PRO:CD	2.22	0.69
1:C:51:ALA:O	1:C:55:ALA:HB2	1.93	0.69
1:N:98:HIS:ND1	1:N:124:VAL:HG13	2.08	0.69
2:A:500:NAI:H42N	3:A:550:HP7:H3'	1.74	0.69
1:K:246:GLN:O	1:K:247:ASN:C	2.30	0.69
1:P:9:ARG:NH2	1:P:12:ARG:NH2	2.39	0.69
1:I:310:ASN:O	1:I:313:ARG:N	2.21	0.69
1:I:64:LEU:HD13	1:I:91:GLU:OE2	1.92	0.69
1:I:64:LEU:HD23	1:I:67:MET:HE3	1.69	0.69
1:N:31:GLN:O	1:N:31:GLN:HG2	1.93	0.69
1:B:130:LYS:CG	1:B:320:THR:HG21	2.23	0.69
1:D:35:ARG:HD2	1:D:313:ARG:NH1	2.06	0.69
1:D:318:PRO:HB2	1:D:321:ASP:HB3	1.74	0.69
1:L:262:ARG:HG2	1:L:262:ARG:NH1	2.07	0.69
1:I:90:ILE:HD11	1:I:114:ARG:HG2	1.75	0.68
1:B:127:PHE:HE1	1:B:318:PRO:CB	2.01	0.68
1:B:12:ARG:HG2	1:B:39:VAL:HG23	1.71	0.68
1:I:41:ILE:HD13	1:I:58:ALA:HB3	1.75	0.68
1:K:45:ASN:OD1	1:K:48:ALA:N	2.23	0.68
1:O:49:LEU:HD12	1:O:49:LEU:O	1.93	0.68
3:O:550:HP7:O2A	3:O:550:HP7:O2B	2.10	0.68
1:D:76:LEU:HD12	1:D:92:VAL:HG13	1.73	0.68
2:I:500:NAI:C6N	2:I:500:NAI:H51N	2.24	0.68
1:P:270:ARG:CG	1:P:272:ASP:OD1	2.40	0.68
1:J:76:LEU:CD2	1:J:76:LEU:N	2.57	0.68
1:B:130:LYS:HG3	1:B:320:THR:HG21	1.76	0.68
1:A:68:LEU:HD21	1:A:76:LEU:HD11	1.75	0.68
1:D:274:TRP:CG	1:D:286:ILE:HD11	2.29	0.68
1:G:310:ASN:HB3	1:G:316:CYS:SG	2.33	0.68
1:I:98:HIS:HA	1:I:124:VAL:HG13	1.76	0.68
1:E:103:LYS:NZ	3:E:550:HP7:O3'	2.26	0.67
1:F:97:ARG:O	1:F:124:VAL:HG11	1.94	0.67
1:F:206:VAL:CG1	1:F:227:LEU:HD23	2.25	0.67
1:N:40:GLU:C	1:N:41:ILE:HG23	2.14	0.67
1:A:80:THR:HB	1:A:81:PRO:HD2	1.75	0.67
1:E:12:ARG:HH21	1:E:72:ASN:CG	1.94	0.67
1:L:32:HIS:ND1	1:L:35:ARG:NH1	2.37	0.67
1:M:39:VAL:HG12	1:M:40:GLU:HG3	1.76	0.67
1:P:277:ALA:C	1:P:278:GLU:CG	2.60	0.67
1:F:67:MET:HE2	1:F:76:LEU:CD2	2.23	0.67

Continued on next page...

Continued from previous page...

Atom-1	Atom-2	Interatomic distance (Å)	Clash overlap (Å)
1:I:64:LEU:CD2	1:I:67:MET:HE1	2.18	0.67
1:H:86:PRO:HA	1:H:115:MET:HG2	1.75	0.67
1:H:127:PHE:CE1	1:H:318:PRO:HB3	2.29	0.67
1:C:125:ARG:NH2	1:C:317:GLU:OE1	2.27	0.67
1:F:184:ALA:HA	1:F:188:GLN:NE2	2.10	0.67
1:H:327:GLN:CA	1:H:327:GLN:HE21	1.99	0.67
1:F:10:LYS:HE2	1:F:34:ASP:O	1.94	0.67
1:N:280:HIS:CE1	1:N:281:PRO:HG2	2.28	0.67
1:P:21:ILE:HD13	2:P:500:NAI:H4N	1.75	0.67
1:H:16:VAL:CG1	1:H:78:LEU:HD23	2.25	0.67
1:M:15:LEU:HD23	1:M:15:LEU:C	2.14	0.67
1:H:32:HIS:O	1:H:34:ASP:N	2.27	0.66
1:A:110:GLU:HB2	4:A:362:HOH:O	1.94	0.66
1:E:35:ARG:O	1:E:36:ALA:HB2	1.96	0.66
1:G:16:VAL:HG22	1:G:67:MET:CE	2.25	0.66
1:L:14:GLY:HA3	1:L:67:MET:CE	2.25	0.66
1:O:15:LEU:HD21	1:O:22:SER:HB2	1.77	0.66
1:A:46:PRO:O	1:A:50:GLN:HG3	1.94	0.66
1:B:86:PRO:HA	1:B:115:MET:HG2	1.78	0.66
1:E:11:ILE:O	1:E:36:ALA:HB1	1.95	0.66
2:F:500:NAI:H42N	3:F:550:HP7:H3'	1.78	0.66
1:K:59:ARG:HG2	1:K:60:PRO:CD	2.26	0.66
1:M:117:LYS:HD3	1:M:121:GLU:OE2	1.96	0.66
1:A:197:ASP:OD1	1:A:327:GLN:HG2	1.95	0.66
1:I:128:VAL:O	1:I:320:THR:CG2	2.44	0.66
1:H:154:TYR:OH	1:H:257:GLU:HB2	1.96	0.66
1:K:59:ARG:HG2	1:K:60:PRO:HD2	1.78	0.66
1:O:98:HIS:CA	1:O:124:VAL:HG13	2.26	0.66
1:B:41:ILE:HG13	1:B:49:LEU:CD1	2.25	0.65
1:E:39:VAL:C	1:E:58:ALA:HB1	2.16	0.65
2:H:500:NAI:H51N	2:H:500:NAI:H6N	1.77	0.65
1:L:310:ASN:O	1:L:315:ASP:HB2	1.96	0.65
1:P:86:PRO:CA	1:P:115:MET:HG2	2.26	0.65
1:H:16:VAL:HG11	1:H:78:LEU:CD2	2.26	0.65
1:L:103:LYS:O	1:L:103:LYS:HD3	1.97	0.65
1:O:103:LYS:HD2	1:O:103:LYS:C	2.16	0.65
1:P:261:VAL:HA	1:P:273:GLU:O	1.96	0.65
1:H:16:VAL:CG1	1:H:78:LEU:HA	2.27	0.65
1:E:15:LEU:HD11	1:E:17:GLY:O	1.97	0.65
1:E:98:HIS:HA	1:E:124:VAL:HG11	1.76	0.65
1:F:139:GLN:O	1:F:143:LYS:HG2	1.97	0.65

Continued on next page...

Continued from previous page...

Atom-1	Atom-2	Interatomic distance (Å)	Clash overlap (Å)
1:O:310:ASN:CB	1:O:316:CYS:SG	2.85	0.65
1:P:117:LYS:CD	1:P:117:LYS:C	2.66	0.65
1:P:142:LYS:HE2	1:P:198:TRP:NE1	2.12	0.65
1:P:21:ILE:CG2	2:P:500:NAI:H52N	2.27	0.65
1:E:166:GLN:NE2	1:E:216:ARG:H	1.94	0.65
1:H:317:GLU:HA	1:H:317:GLU:OE2	1.97	0.65
1:E:301:HIS:N	1:E:302:PRO:HD2	2.11	0.64
1:J:206:VAL:HG12	1:J:227:LEU:HD23	1.79	0.64
1:B:166:GLN:N	4:B:366:HOH:O	1.77	0.64
1:K:16:VAL:HG22	1:K:67:MET:HE1	1.80	0.64
1:L:259:GLY:HA2	1:L:275:LYS:O	1.98	0.64
1:P:97:ARG:O	1:P:124:VAL:CG1	2.42	0.64
1:B:12:ARG:CD	1:B:39:VAL:HG21	2.28	0.64
1:K:86:PRO:HA	1:K:115:MET:CG	2.26	0.64
1:O:97:ARG:O	1:O:124:VAL:CG1	2.42	0.64
1:E:327:GLN:CA	1:E:327:GLN:OE1	2.45	0.64
1:F:43:ASP:OD2	2:F:500:NAI:O3B	2.14	0.64
1:G:32:HIS:ND1	1:G:35:ARG:NH1	2.46	0.64
1:M:13:PHE:O	1:M:38:LEU:HD12	1.98	0.64
1:O:86:PRO:HA	1:O:115:MET:HG2	1.79	0.64
1:A:110:GLU:HG3	4:A:363:HOH:O	1.98	0.64
1:O:267:ALA:O	1:O:268:VAL:C	2.37	0.64
1:A:80:THR:HB	1:A:81:PRO:CD	2.28	0.64
1:E:38:LEU:HD21	1:E:41:ILE:CG2	2.28	0.64
1:L:176:GLY:O	1:L:218:GLU:HB2	1.97	0.64
1:L:20:ARG:HG2	1:L:20:ARG:HH11	1.61	0.64
1:B:127:PHE:CE1	1:B:318:PRO:CB	2.80	0.63
1:E:304:TYR:O	1:E:308:VAL:HG23	1.98	0.63
1:O:340:ARG:HD2	1:O:341:ASP:OD1	1.96	0.63
1:K:25:HIS:O	1:K:29:ILE:HG13	1.97	0.63
1:L:20:ARG:NH1	1:L:20:ARG:HG2	2.13	0.63
1:A:16:VAL:HG22	1:A:67:MET:CE	2.28	0.63
1:D:35:ARG:NH1	1:D:306:ASP:OD1	2.32	0.63
1:L:92:VAL:CG1	1:L:92:VAL:O	2.46	0.63
1:H:28:ALA:O	1:H:32:HIS:HD2	1.81	0.63
1:I:224:VAL:HG21	1:J:235:GLY:HA2	1.80	0.63
1:N:86:PRO:O	1:N:90:ILE:HG13	1.98	0.63
1:P:253:THR:OG1	1:P:262:ARG:HG3	1.98	0.63
1:L:11:ILE:N	1:L:11:ILE:CD1	2.62	0.63
2:C:500:NAI:H51N	2:C:500:NAI:H6N	1.80	0.63
1:F:67:MET:CE	1:F:76:LEU:CD2	2.77	0.63

Continued on next page...

Continued from previous page...

Atom-1	Atom-2	Interatomic distance (Å)	Clash overlap (Å)
1:J:80:THR:HB	1:J:81:PRO:CD	2.28	0.63
1:L:92:VAL:HG12	1:L:92:VAL:O	1.98	0.63
1:O:184:ALA:HA	1:O:188:GLN:HE21	1.64	0.63
1:B:97:ARG:O	1:B:124:VAL:HG11	1.99	0.63
1:D:86:PRO:O	1:D:90:ILE:HG13	1.99	0.63
1:I:142:LYS:HE3	1:I:146:GLU:OE2	1.99	0.63
1:E:103:LYS:C	1:E:103:LYS:CD	2.67	0.63
1:E:90:ILE:O	1:E:94:GLN:HG3	1.99	0.63
1:H:98:HIS:HA	1:H:124:VAL:HG13	1.80	0.63
1:L:246:GLN:O	1:L:247:ASN:C	2.36	0.63
1:O:39:VAL:HG11	1:O:72:ASN:HD21	1.64	0.63
1:C:24:ASN:N	1:C:24:ASN:HD22	1.97	0.62
1:B:301:HIS:N	1:B:302:PRO:HD2	2.14	0.62
1:F:40:GLU:OE2	1:F:72:ASN:N	2.32	0.62
1:E:38:LEU:HD11	1:E:40:GLU:O	1.99	0.62
1:F:21:ILE:HD13	2:F:500:NAI:H4N	1.80	0.62
1:J:134:ARG:NH2	1:J:319:GLU:OE2	2.28	0.62
1:B:184:ALA:HA	1:B:188:GLN:HE21	1.63	0.62
1:L:29:ILE:O	1:L:31:GLN:N	2.33	0.62
1:M:98:HIS:ND1	1:M:124:VAL:HG13	2.14	0.62
1:H:133:ARG:O	1:H:139:GLN:OE1	2.16	0.62
1:M:291:TYR:CD1	1:M:291:TYR:C	2.72	0.62
1:E:12:ARG:NH2	1:E:72:ASN:CG	2.53	0.62
1:K:18:CYS:HA	1:K:22:SER:OG	2.00	0.62
1:O:80:THR:HB	1:O:81:PRO:HD2	1.82	0.62
1:E:43:ASP:OD2	2:E:500:NAI:O3B	2.16	0.62
1:L:317:GLU:HA	1:L:317:GLU:OE2	1.95	0.62
1:B:101:SER:O	1:B:129:VAL:HG23	1.99	0.62
1:B:135:ASN:H	1:B:135:ASN:HD22	1.47	0.62
1:M:30:ALA:O	1:M:33:GLY:N	2.33	0.62
1:E:181:ASP:OD1	1:E:187:ASN:ND2	2.28	0.61
1:I:30:ALA:O	1:I:33:GLY:N	2.32	0.61
1:I:41:ILE:HD11	1:I:53:GLU:HA	1.81	0.61
1:J:310:ASN:O	1:J:315:ASP:HB2	2.00	0.61
1:M:86:PRO:HA	1:M:115:MET:CG	2.30	0.61
1:K:82:SER:HB3	1:K:104:PRO:HD2	1.81	0.61
1:L:97:ARG:O	1:L:124:VAL:HG11	2.00	0.61
1:L:37:GLU:O	1:L:37:GLU:HG3	2.00	0.61
1:J:262:ARG:HG2	1:J:262:ARG:HH11	1.66	0.61
1:M:216:ARG:CG	1:M:216:ARG:NH1	2.36	0.61
1:C:301:HIS:N	1:C:302:PRO:HD2	2.16	0.61

Continued on next page...

Continued from previous page...

Atom-1	Atom-2	Interatomic distance (Å)	Clash overlap (Å)
1:D:333:THR:O	1:D:337:ARG:HG3	2.00	0.61
1:G:76:LEU:CD1	1:G:92:VAL:HG22	2.31	0.61
1:L:14:GLY:HA3	1:L:67:MET:HE1	1.81	0.61
1:P:184:ALA:HA	1:P:188:GLN:OE1	1.99	0.61
1:G:280:HIS:CG	1:G:281:PRO:HD2	2.36	0.61
1:H:72:ASN:H	1:H:72:ASN:HD22	1.48	0.61
1:N:59:ARG:NH1	1:N:59:ARG:HG3	2.15	0.61
1:C:81:PRO:HD2	1:C:84:LEU:HD12	1.83	0.61
1:H:103:LYS:HD3	1:H:103:LYS:C	2.21	0.61
1:M:80:THR:HB	1:M:81:PRO:HD2	1.82	0.61
1:E:90:ILE:HD13	1:E:114:ARG:HD3	1.83	0.61
1:L:40:GLU:OE1	1:L:71:GLY:HA3	2.00	0.61
1:D:287:ARG:NH2	3:M:550:HP7:O1B	2.34	0.60
1:I:77:VAL:HG21	1:I:305:TYR:OH	2.01	0.60
1:C:156:VAL:O	1:C:235:GLY:HA3	2.02	0.60
1:E:98:HIS:CA	1:E:124:VAL:CG1	2.64	0.60
1:L:137:THR:O	1:L:141:VAL:HG23	2.01	0.60
1:A:98:HIS:HA	1:A:124:VAL:HG13	1.82	0.60
1:E:117:LYS:O	1:E:120:ASP:HB2	2.01	0.60
1:E:175:ARG:HH21	1:E:175:ARG:HG2	1.67	0.60
1:K:39:VAL:C	1:K:40:GLU:CG	2.69	0.60
1:L:110:GLU:HG3	4:L:437:HOH:O	2.02	0.60
1:D:287:ARG:NH1	1:M:24:ASN:CG	2.54	0.60
1:N:230:ARG:NE	4:N:452:HOH:O	2.30	0.60
1:B:98:HIS:CA	1:B:124:VAL:HG11	2.22	0.60
1:D:53:GLU:O	1:D:57:GLY:N	2.34	0.60
1:I:21:ILE:CD1	2:I:500:NAI:H4N	2.31	0.60
1:K:34:ASP:OD1	1:K:35:ARG:HG3	2.01	0.60
1:D:287:ARG:NE	1:M:298:GLY:O	2.34	0.60
1:D:39:VAL:CG1	1:D:40:GLU:CG	2.59	0.60
1:A:249:GLU:OE2	1:B:262:ARG:NH2	2.30	0.60
1:E:267:ALA:O	1:E:268:VAL:C	2.39	0.60
1:G:103:LYS:HD3	1:G:103:LYS:O	2.02	0.60
1:P:98:HIS:CA	1:P:124:VAL:CG1	2.74	0.60
1:L:184:ALA:HA	1:L:188:GLN:HE21	1.62	0.60
1:M:53:GLU:HG3	1:M:60:PRO:HG3	1.83	0.60
1:B:265:GLY:N	4:B:380:HOH:O	2.06	0.59
1:F:86:PRO:HA	1:F:115:MET:CG	2.32	0.59
1:I:80:THR:HB	1:I:81:PRO:HD2	1.84	0.59
1:L:86:PRO:HA	1:L:115:MET:CG	2.32	0.59
1:O:184:ALA:HA	1:O:188:GLN:NE2	2.17	0.59

Continued on next page...

Continued from previous page...

Atom-1	Atom-2	Interatomic distance (Å)	Clash overlap (Å)
1:I:306:ASP:O	1:I:310:ASN:ND2	2.34	0.59
1:I:64:LEU:HA	1:I:67:MET:HE2	1.83	0.59
1:L:80:THR:HB	1:L:81:PRO:CD	2.32	0.59
1:N:12:ARG:HB3	1:N:39:VAL:HG21	1.83	0.59
1:H:29:ILE:O	1:H:32:HIS:N	2.26	0.59
1:I:39:VAL:HG12	1:I:40:GLU:HG2	1.84	0.59
1:K:206:VAL:CG1	1:K:227:LEU:HD23	2.27	0.59
1:P:87:TRP:HH2	1:P:114:ARG:HH21	1.50	0.59
1:E:98:HIS:ND1	1:E:125:ARG:HB2	2.17	0.59
1:M:58:ALA:O	1:M:60:PRO:HD3	2.02	0.59
1:P:97:ARG:C	1:P:124:VAL:HG11	2.21	0.59
1:I:35:ARG:HB3	1:I:313:ARG:NH1	2.17	0.59
1:A:76:LEU:HD12	1:A:92:VAL:HG22	1.85	0.59
1:D:9:ARG:NH2	1:D:12:ARG:NH2	2.51	0.59
2:E:500:NAI:H42N	3:E:550:HP7:H3'	1.85	0.59
1:E:248:LEU:HD22	1:F:260:THR:HG21	1.84	0.59
2:H:500:NAI:H51N	2:H:500:NAI:C6N	2.33	0.59
1:J:58:ALA:O	1:J:60:PRO:CD	2.47	0.59
1:G:10:LYS:HB3	1:G:36:ALA:HA	1.85	0.59
1:M:25:HIS:O	1:M:29:ILE:HD12	2.03	0.59
1:D:125:ARG:HH11	1:D:125:ARG:CG	2.15	0.59
1:D:68:LEU:HD21	1:D:76:LEU:CD1	2.33	0.59
3:K:550:HP7:O5C	3:K:550:HP7:H6	2.03	0.59
1:A:81:PRO:HB3	1:A:174:TRP:CD2	2.38	0.59
1:B:23:LYS:HD2	1:B:23:LYS:N	2.17	0.59
1:K:39:VAL:O	1:K:40:GLU:HG2	2.03	0.59
1:O:42:CYS:CB	1:O:67:MET:HE1	2.31	0.58
1:E:15:LEU:HD12	1:E:16:VAL:O	2.02	0.58
1:E:246:GLN:O	1:E:247:ASN:C	2.41	0.58
1:H:28:ALA:HB2	1:H:302:PRO:HD3	1.85	0.58
1:D:47:GLU:HG3	1:D:50:GLN:NE2	2.18	0.58
1:F:11:ILE:N	1:F:11:ILE:HD13	2.17	0.58
1:I:64:LEU:HD22	1:I:64:LEU:O	2.03	0.58
1:B:43:ASP:OD1	2:B:500:NAI:O2B	2.16	0.58
1:J:173:ARG:O	1:J:177:LYS:CE	2.48	0.58
1:N:12:ARG:HH12	1:N:72:ASN:CG	2.06	0.58
1:C:328:SER:HB3	4:C:373:HOH:O	2.02	0.58
1:G:124:VAL:CG1	1:G:125:ARG:N	2.66	0.58
1:I:310:ASN:ND2	1:I:310:ASN:N	2.48	0.58
1:L:98:HIS:ND1	1:L:125:ARG:HB2	2.19	0.58
1:P:248:LEU:HD12	1:P:248:LEU:O	2.04	0.58

Continued on next page...

Continued from previous page...

Atom-1	Atom-2	Interatomic distance (Å)	Clash overlap (Å)
1:D:24:ASN:O	1:D:28:ALA:HB2	2.04	0.58
1:E:137:THR:CG2	1:E:263:VAL:HG11	2.32	0.58
1:F:61:PHE:CD2	1:F:67:MET:HG3	2.38	0.58
1:L:29:ILE:O	1:L:30:ALA:C	2.42	0.58
1:L:310:ASN:HB3	1:L:315:ASP:HB3	1.86	0.58
1:H:193:VAL:HG13	1:H:331:LEU:HD13	1.86	0.58
1:H:43:ASP:OD1	2:H:500:NAI:O3B	2.22	0.58
1:K:278:GLU:HG3	1:K:278:GLU:O	2.01	0.58
1:O:130:LYS:HB2	1:O:320:THR:HG21	1.85	0.58
1:E:166:GLN:HE22	1:E:216:ARG:H	1.51	0.58
1:P:9:ARG:HH22	1:P:12:ARG:HH21	1.48	0.58
1:D:98:HIS:HA	1:D:124:VAL:HG12	1.83	0.57
1:I:140:LEU:HD11	1:I:289:ALA:HB2	1.84	0.57
1:K:301:HIS:N	1:K:302:PRO:HD2	2.19	0.57
1:N:278:GLU:HG2	4:N:503:HOH:O	2.02	0.57
1:C:21:ILE:CD1	2:C:500:NAI:H4N	2.33	0.57
1:H:103:LYS:O	1:H:103:LYS:CD	2.51	0.57
1:N:97:ARG:C	1:N:124:VAL:HG11	2.24	0.57
1:O:188:GLN:HG2	1:O:241:MET:SD	2.44	0.57
1:O:261:VAL:HA	1:O:273:GLU:O	2.04	0.57
1:C:24:ASN:ND2	1:C:24:ASN:N	2.53	0.57
1:H:245:PRO:HD2	1:H:246:GLN:HG2	1.85	0.57
1:D:68:LEU:HD21	1:D:76:LEU:HD13	1.86	0.57
1:H:283:ASP:O	1:H:286:ILE:HD12	2.05	0.57
1:K:10:LYS:CD	1:K:34:ASP:O	2.51	0.57
1:L:157:THR:HG22	1:L:236:SER:OG	2.03	0.57
1:O:21:ILE:HD13	2:O:500:NAI:H4N	1.86	0.57
1:B:72:ASN:HD22	1:B:72:ASN:H	1.52	0.57
1:B:98:HIS:HA	1:B:124:VAL:HG12	1.81	0.57
1:D:288:GLU:O	1:D:291:TYR:HB2	2.05	0.57
1:N:72:ASN:H	1:N:72:ASN:HD22	1.52	0.57
1:C:127:PHE:CE1	1:C:318:PRO:HB3	2.40	0.57
1:J:298:GLY:C	1:J:299:PHE:CD2	2.77	0.57
1:D:39:VAL:C	1:D:40:GLU:HG3	2.23	0.57
1:K:20:ARG:NH2	3:K:550:HP7:H5C	2.20	0.57
1:D:175:ARG:HH21	1:D:175:ARG:HG2	1.70	0.57
1:H:72:ASN:N	1:H:72:ASN:HD22	2.03	0.57
1:H:80:THR:HB	1:H:81:PRO:HD2	1.86	0.57
1:M:206:VAL:HG12	1:M:227:LEU:HD23	1.87	0.57
1:D:108:ARG:NH2	1:D:179:GLU:HG3	2.20	0.57
1:I:10:LYS:CD	1:I:34:ASP:O	2.53	0.57

Continued on next page...

Continued from previous page...

Atom-1	Atom-2	Interatomic distance (Å)	Clash overlap (Å)
1:L:267:ALA:O	1:L:268:VAL:HG23	2.04	0.57
1:E:305:TYR:C	1:E:308:VAL:HG23	2.26	0.56
1:E:80:THR:HB	1:E:81:PRO:HD2	1.87	0.56
1:H:103:LYS:CD	1:H:103:LYS:C	2.73	0.56
1:H:157:THR:HG22	1:H:236:SER:OG	2.05	0.56
1:N:282:ASP:HA	1:N:285:LYS:HE2	1.87	0.56
1:B:9:ARG:HH11	1:B:9:ARG:HG3	1.70	0.56
1:K:51:ALA:O	1:K:55:ALA:HB2	2.04	0.56
1:M:61:PHE:CD1	1:M:67:MET:HA	2.40	0.56
1:P:68:LEU:HD21	1:P:76:LEU:CD1	2.34	0.56
1:G:26:ILE:HD13	1:G:56:THR:CG2	2.35	0.56
1:L:14:GLY:CA	1:L:67:MET:CE	2.83	0.56
1:N:98:HIS:HA	1:N:124:VAL:HG11	1.80	0.56
2:K:500:NAI:H51N	2:K:500:NAI:H6N	1.86	0.56
1:M:98:HIS:HA	1:M:124:VAL:HG11	1.85	0.56
1:N:157:THR:HG21	4:N:473:HOH:O	2.04	0.56
1:N:133:ARG:HH12	1:N:324:GLU:HG2	1.70	0.56
1:G:12:ARG:HB2	1:G:74:ASP:OD2	2.05	0.56
1:J:194:ASP:OD2	4:J:386:HOH:O	2.18	0.56
1:A:297:TYR:HA	4:A:401:HOH:O	2.05	0.56
1:B:72:ASN:HD22	1:B:72:ASN:N	2.04	0.56
1:E:53:GLU:HG3	1:E:54:ALA:N	2.18	0.56
1:G:139:GLN:O	1:G:143:LYS:HG3	2.05	0.56
1:G:134:ARG:HH21	1:G:319:GLU:HG2	1.69	0.56
1:K:184:ALA:HA	1:K:188:GLN:NE2	2.21	0.56
1:B:307:ASN:ND2	1:B:307:ASN:C	2.59	0.56
1:I:310:ASN:O	1:I:311:CYS:C	2.42	0.56
1:L:15:LEU:HD23	1:L:16:VAL:H	1.69	0.56
1:E:15:LEU:HD12	1:E:16:VAL:N	2.21	0.56
1:J:197:ASP:OD1	1:J:327:GLN:HG2	2.06	0.56
1:L:301:HIS:HB2	1:L:302:PRO:HD3	1.87	0.56
1:P:273:GLU:OE2	1:P:275:LYS:HE3	2.06	0.56
1:D:134:ARG:O	1:D:135:ASN:C	2.42	0.56
1:E:303:LEU:H	1:E:303:LEU:HD12	1.71	0.56
1:G:21:ILE:CD1	2:G:500:NAI:H4N	2.36	0.56
1:H:297:TYR:C	1:H:297:TYR:CD2	2.79	0.56
1:N:309:ILE:O	1:N:313:ARG:HG3	2.06	0.56
1:A:109:TRP:NE1	1:A:113:LYS:HE2	2.21	0.55
1:B:244:TYR:CE1	1:B:245:PRO:HB3	2.41	0.55
1:K:39:VAL:CG1	1:K:39:VAL:O	2.54	0.55
1:P:76:LEU:HD12	1:P:92:VAL:HG13	1.89	0.55

Continued on next page...

Continued from previous page...

Atom-1	Atom-2	Interatomic distance (Å)	Clash overlap (Å)
1:C:80:THR:HB	1:C:81:PRO:CD	2.36	0.55
1:G:266:VAL:HG22	4:G:389:HOH:O	2.05	0.55
1:H:288:GLU:CA	1:H:291:TYR:HB2	2.33	0.55
1:N:34:ASP:OD2	1:N:34:ASP:N	2.32	0.55
1:O:40:GLU:OE2	1:O:71:GLY:CA	2.55	0.55
1:A:68:LEU:HD21	1:A:76:LEU:CD1	2.37	0.55
1:B:10:LYS:HE2	1:B:33:GLY:O	2.06	0.55
1:D:166:GLN:HG3	1:D:166:GLN:O	2.06	0.55
1:P:154:TYR:OH	1:P:257:GLU:HB2	2.06	0.55
1:H:24:ASN:N	1:H:24:ASN:HD22	2.04	0.55
1:O:53:GLU:CG	1:O:60:PRO:HG3	2.27	0.55
1:C:328:SER:CB	4:C:373:HOH:O	2.53	0.55
1:I:31:GLN:O	1:I:31:GLN:CG	2.55	0.55
1:N:39:VAL:O	1:N:58:ALA:CB	2.52	0.55
1:J:40:GLU:OE2	1:J:72:ASN:N	2.35	0.55
1:P:317:GLU:HB3	1:P:318:PRO:HD2	1.89	0.55
1:F:68:LEU:CD1	1:F:91:GLU:HG2	2.36	0.55
1:P:277:ALA:O	1:P:278:GLU:CG	2.49	0.55
1:B:28:ALA:HB2	1:B:302:PRO:HD3	1.88	0.55
1:B:313:ARG:CG	1:B:313:ARG:NH1	2.46	0.55
2:C:500:NAI:H51N	2:C:500:NAI:C6N	2.37	0.55
1:F:245:PRO:HD2	1:F:246:GLN:H	1.72	0.55
1:H:135:ASN:O	1:H:139:GLN:HG2	2.06	0.55
1:M:15:LEU:HD11	1:M:22:SER:HB2	1.88	0.55
1:N:282:ASP:HA	1:N:285:LYS:CE	2.35	0.55
1:O:42:CYS:O	1:O:43:ASP:HB2	2.07	0.55
1:P:88:GLN:O	1:P:92:VAL:HG23	2.06	0.55
1:E:12:ARG:HG2	1:E:74:ASP:CG	2.24	0.55
1:E:12:ARG:HG3	1:E:73:ALA:HA	1.89	0.55
1:L:222:THR:HG23	1:L:240:THR:HB	1.88	0.55
1:N:124:VAL:HG12	1:N:125:ARG:N	2.21	0.55
1:N:53:GLU:C	1:N:55:ALA:H	2.10	0.55
1:B:206:VAL:HG12	1:B:227:LEU:HD23	1.89	0.55
1:J:285:LYS:NZ	1:J:288:GLU:OE1	2.30	0.55
1:L:86:PRO:HA	1:L:115:MET:HG2	1.87	0.55
1:L:246:GLN:O	1:L:247:ASN:O	2.25	0.55
1:M:98:HIS:HA	1:M:124:VAL:HG13	1.84	0.55
1:A:157:THR:HG22	1:A:253:THR:HB	1.89	0.54
1:H:280:HIS:ND1	1:H:281:PRO:CD	2.69	0.54
1:K:301:HIS:N	1:K:302:PRO:CD	2.70	0.54
1:C:15:LEU:HD21	1:C:22:SER:HB2	1.89	0.54

Continued on next page...

Continued from previous page...

Atom-1	Atom-2	Interatomic distance (Å)	Clash overlap (Å)
1:E:101:SER:O	1:E:129:VAL:HG23	2.07	0.54
1:E:133:ARG:O	1:E:139:GLN:NE2	2.37	0.54
1:E:80:THR:HB	1:E:81:PRO:CD	2.36	0.54
1:H:39:VAL:C	1:H:40:GLU:HG3	2.27	0.54
1:J:156:VAL:O	1:J:235:GLY:HA3	2.07	0.54
1:E:10:LYS:HE2	1:E:33:GLY:O	2.06	0.54
1:I:310:ASN:ND2	1:I:310:ASN:H	2.02	0.54
1:P:35:ARG:NH2	1:P:310:ASN:OD1	2.40	0.54
1:A:16:VAL:HG22	1:A:67:MET:HE1	1.89	0.54
1:B:135:ASN:ND2	1:B:135:ASN:N	2.52	0.54
1:E:38:LEU:HD21	1:E:41:ILE:HG23	1.89	0.54
1:F:149:ARG:O	1:F:258:LYS:HG3	2.07	0.54
1:J:296:VAL:O	1:J:297:TYR:C	2.44	0.54
1:L:310:ASN:C	1:L:315:ASP:HB2	2.27	0.54
1:L:46:PRO:O	1:L:49:LEU:HB3	2.07	0.54
1:L:76:LEU:CD2	1:L:76:LEU:N	2.69	0.54
1:M:82:SER:HA	1:M:85:HIS:CE1	2.43	0.54
1:N:331:LEU:HD23	1:N:347:LEU:HD11	1.90	0.54
1:N:59:ARG:CG	1:N:59:ARG:HH11	2.19	0.54
1:C:318:PRO:HG2	1:C:321:ASP:HB3	1.89	0.54
1:G:124:VAL:HG12	1:G:125:ARG:N	2.23	0.54
4:I:362:HOH:O	1:J:157:THR:HG21	2.06	0.54
1:E:214:ALA:HB3	1:E:242:LEU:HD22	1.89	0.54
1:P:271:ILE:HD13	1:P:274:TRP:CE3	2.43	0.54
1:P:271:ILE:O	1:P:271:ILE:HG22	2.08	0.54
1:D:46:PRO:O	1:D:50:GLN:HG3	2.08	0.54
1:D:90:ILE:CD1	1:D:114:ARG:HG2	2.38	0.54
1:F:310:ASN:HB3	1:F:316:CYS:SG	2.48	0.54
1:M:203:VAL:HG21	1:M:331:LEU:HD11	1.89	0.54
1:I:224:VAL:HG21	1:J:235:GLY:CA	2.37	0.54
1:K:24:ASN:H	1:K:24:ASN:HD22	1.56	0.54
1:L:300:GLY:O	1:L:303:LEU:HB2	2.07	0.54
1:F:98:HIS:ND1	1:F:125:ARG:HB2	2.23	0.53
1:G:68:LEU:HD21	1:G:76:LEU:CD1	2.36	0.53
1:G:68:LEU:CD2	1:G:76:LEU:HD11	2.39	0.53
1:I:346:PRO:HB2	1:O:340:ARG:HG2	1.90	0.53
1:L:262:ARG:CG	1:L:262:ARG:NH1	2.66	0.53
1:C:173:ARG:O	1:C:177:LYS:HE3	2.08	0.53
1:E:12:ARG:NH2	1:E:72:ASN:HD21	2.06	0.53
1:J:167:GLU:H	1:J:167:GLU:CD	2.12	0.53
1:L:9:ARG:HG3	1:L:10:LYS:H	1.67	0.53

Continued on next page...

Continued from previous page...

Atom-1	Atom-2	Interatomic distance (Å)	Clash overlap (Å)
1:E:12:ARG:NH2	1:E:72:ASN:ND2	2.56	0.53
1:H:16:VAL:HG12	1:H:77:VAL:O	2.07	0.53
1:C:141:VAL:HG22	1:C:261:VAL:HG11	1.91	0.53
1:D:35:ARG:HB3	1:D:313:ARG:NH1	2.24	0.53
1:N:301:HIS:N	1:N:302:PRO:CD	2.72	0.53
1:P:53:GLU:HG3	1:P:54:ALA:N	2.23	0.53
1:E:12:ARG:HH22	1:E:72:ASN:HD21	1.55	0.53
1:E:175:ARG:NH2	1:E:175:ARG:HG2	2.23	0.53
1:J:103:LYS:C	1:J:103:LYS:HD3	2.29	0.53
1:L:43:ASP:OD2	2:L:500:NAI:O3B	2.27	0.53
1:E:272:ASP:O	1:E:273:GLU:HB2	2.09	0.53
1:K:307:ASN:ND2	1:K:307:ASN:O	2.42	0.53
1:M:102:GLU:HG3	2:M:500:NAI:O4D	2.09	0.53
1:A:16:VAL:HG22	1:A:67:MET:HE2	1.89	0.53
1:P:317:GLU:HB3	1:P:318:PRO:CD	2.39	0.53
1:B:11:ILE:HB	1:B:36:ALA:HB2	1.91	0.53
1:B:66:ASP:O	1:B:70:GLN:HG3	2.09	0.53
1:E:228:ARG:HD3	4:E:358:HOH:O	2.08	0.53
1:K:344:ARG:HD3	1:L:207:TYR:OH	2.08	0.53
1:M:125:ARG:HG2	1:M:127:PHE:CE2	2.44	0.53
1:G:157:THR:HG21	4:H:375:HOH:O	2.07	0.53
1:L:340:ARG:HH22	1:N:350:ASP:CG	2.12	0.53
4:L:454:HOH:O	1:N:231:HIS:HB3	2.08	0.53
1:N:40:GLU:C	1:N:41:ILE:CG2	2.77	0.53
1:O:39:VAL:HG12	1:O:40:GLU:CG	2.14	0.53
1:B:313:ARG:HH11	1:B:313:ARG:HG3	1.69	0.52
1:J:20:ARG:NH2	3:J:550:HP7:O2A	2.40	0.52
1:N:98:HIS:CA	1:N:124:VAL:HG13	2.39	0.52
1:B:309:ILE:O	1:B:310:ASN:C	2.48	0.52
1:G:97:ARG:O	1:G:124:VAL:HG11	2.09	0.52
1:H:32:HIS:C	1:H:34:ASP:H	2.10	0.52
1:N:98:HIS:HA	1:N:124:VAL:HG13	1.82	0.52
1:O:156:VAL:O	1:O:235:GLY:HA3	2.07	0.52
1:O:81:PRO:HD2	1:O:84:LEU:HD12	1.90	0.52
1:A:235:GLY:HA2	1:B:224:VAL:HG21	1.91	0.52
1:B:130:LYS:HG2	1:B:320:THR:HG21	1.90	0.52
1:F:39:VAL:HG12	1:F:40:GLU:HG3	1.90	0.52
1:H:133:ARG:HD3	1:H:198:TRP:CE2	2.43	0.52
1:I:204:GLU:HG2	1:I:204:GLU:O	2.07	0.52
1:I:21:ILE:CG2	2:I:500:NAI:H52N	2.39	0.52
1:L:40:GLU:HB2	1:L:67:MET:CE	2.39	0.52

Continued on next page...

Continued from previous page...

Atom-1	Atom-2	Interatomic distance (Å)	Clash overlap (Å)
1:D:197:ASP:OD1	1:D:327:GLN:CG	2.56	0.52
1:G:129:VAL:HG22	1:G:304:TYR:CE1	2.45	0.52
1:O:80:THR:HB	1:O:81:PRO:CD	2.38	0.52
1:D:98:HIS:ND1	1:D:124:VAL:HG13	2.24	0.52
1:H:68:LEU:CD1	1:H:91:GLU:HG2	2.40	0.52
1:L:108:ARG:NH1	1:L:108:ARG:HG3	2.24	0.52
1:D:130:LYS:HB2	1:D:320:THR:HG21	1.91	0.52
1:L:10:LYS:O	1:L:12:ARG:HG3	2.10	0.52
1:O:98:HIS:CD2	1:O:312:LEU:HD22	2.45	0.52
1:A:15:LEU:HD21	1:A:22:SER:HB2	1.91	0.52
1:B:134:ARG:HB3	1:B:303:LEU:HD13	1.92	0.52
1:L:20:ARG:HH11	1:L:20:ARG:CG	2.21	0.52
1:M:34:ASP:OD1	1:M:35:ARG:HG3	2.09	0.52
1:N:301:HIS:N	1:N:302:PRO:HD2	2.25	0.52
1:P:103:LYS:CD	1:P:103:LYS:C	2.70	0.52
1:E:187:ASN:OD1	3:E:550:HP7:O4'	2.22	0.52
1:G:277:ALA:HA	1:H:244:TYR:OH	2.10	0.52
1:G:53:GLU:HG3	1:G:60:PRO:HB3	1.91	0.52
1:H:127:PHE:HE1	1:H:318:PRO:HB3	1.72	0.52
1:H:35:ARG:HG2	1:H:313:ARG:HH12	1.71	0.52
1:K:103:LYS:O	1:K:103:LYS:CD	2.46	0.52
1:A:110:GLU:CG	4:A:363:HOH:O	2.55	0.52
1:E:40:GLU:OE1	1:E:73:ALA:HB2	2.09	0.52
1:G:59:ARG:HG2	1:G:60:PRO:HD2	1.91	0.52
1:J:127:PHE:CE1	1:J:318:PRO:HB3	2.45	0.52
1:J:73:ALA:HB3	1:J:76:LEU:HD21	1.91	0.52
1:K:9:ARG:CG	1:K:9:ARG:NH1	2.51	0.52
1:A:72:ASN:H	1:A:72:ASN:HD22	1.57	0.52
1:I:220:GLU:O	1:I:220:GLU:HG2	2.09	0.52
1:J:21:ILE:HD13	2:J:500:NAI:H4N	1.92	0.52
1:O:6:ILE:HG21	1:O:11:ILE:CD1	2.37	0.52
1:B:53:GLU:O	1:B:57:GLY:N	2.31	0.51
1:K:20:ARG:HH22	3:K:550:HP7:H5C	1.73	0.51
1:A:76:LEU:CD1	1:A:92:VAL:HG22	2.40	0.51
1:B:39:VAL:O	1:B:58:ALA:HB1	2.10	0.51
1:G:50:GLN:O	1:G:53:GLU:HB2	2.10	0.51
1:H:280:HIS:CG	1:H:281:PRO:HD2	2.45	0.51
1:H:16:VAL:HG12	1:H:78:LEU:HA	1.92	0.51
1:N:59:ARG:CG	1:N:59:ARG:NH1	2.72	0.51
1:E:184:ALA:HA	1:E:188:GLN:OE1	2.10	0.51
1:G:16:VAL:CG2	1:G:67:MET:HE1	2.37	0.51

Continued on next page...

Continued from previous page...

Atom-1	Atom-2	Interatomic distance (Å)	Clash overlap (Å)
1:K:67:MET:HE1	1:K:76:LEU:HD22	1.92	0.51
1:B:109:TRP:NE1	1:B:113:LYS:HE2	2.26	0.51
1:D:318:PRO:O	1:D:320:THR:N	2.44	0.51
2:G:500:NAI:C4N	3:G:550:HP7:H3'	2.40	0.51
1:H:86:PRO:HA	1:H:115:MET:CG	2.41	0.51
1:I:10:LYS:HD3	1:I:34:ASP:O	2.11	0.51
1:J:127:PHE:CD1	1:J:318:PRO:HB3	2.45	0.51
1:J:145:ILE:HG22	1:J:146:GLU:N	2.24	0.51
1:M:85:HIS:N	1:M:86:PRO:CD	2.74	0.51
1:N:282:ASP:OD1	1:N:285:LYS:CE	2.53	0.51
1:N:72:ASN:N	1:N:72:ASN:HD22	2.08	0.51
1:P:117:LYS:HD2	1:P:118:ALA:N	2.26	0.51
1:D:59:ARG:HG2	1:D:60:PRO:CD	2.41	0.51
1:F:10:LYS:CE	1:F:34:ASP:O	2.59	0.51
1:F:86:PRO:HB3	1:F:115:MET:HG3	1.92	0.51
1:H:20:ARG:NH2	3:H:550:HP7:O2A	2.43	0.51
1:K:39:VAL:C	1:K:40:GLU:HG3	2.31	0.51
1:F:80:THR:HB	1:F:81:PRO:HD2	1.91	0.51
1:O:137:THR:OG1	1:O:138:LEU:N	2.44	0.51
1:A:112:GLY:O	1:A:115:MET:HG2	2.11	0.51
1:B:307:ASN:ND2	1:B:307:ASN:O	2.43	0.51
1:E:97:ARG:C	1:E:124:VAL:HG11	2.27	0.51
1:F:103:LYS:C	1:F:103:LYS:HD3	2.31	0.51
1:J:154:TYR:OH	1:J:257:GLU:HB2	2.11	0.51
1:M:261:VAL:HG12	1:M:262:ARG:N	2.26	0.51
1:O:117:LYS:HG2	1:O:121:GLU:OE2	2.11	0.51
1:O:282:ASP:OD1	1:O:285:LYS:NZ	2.40	0.51
1:A:197:ASP:HB3	4:A:385:HOH:O	2.10	0.51
1:C:127:PHE:CD1	1:C:318:PRO:HB3	2.46	0.51
1:C:42:CYS:HA	1:C:61:PHE:O	2.11	0.51
1:D:103:LYS:HD2	2:D:500:NAI:H2N	1.92	0.51
1:E:9:ARG:HH12	1:E:12:ARG:HD2	1.75	0.51
1:N:255:LEU:CD2	1:N:260:THR:HG23	2.41	0.51
1:O:6:ILE:HB	1:O:11:ILE:HD11	1.91	0.51
1:D:98:HIS:CA	1:D:124:VAL:CG1	2.76	0.51
1:F:245:PRO:CD	1:F:246:GLN:H	2.24	0.51
1:K:13:PHE:O	1:K:38:LEU:HD12	2.11	0.51
1:L:124:VAL:CG1	1:L:125:ARG:N	2.73	0.51
1:L:15:LEU:CD2	1:L:16:VAL:N	2.74	0.51
1:M:72:ASN:N	1:M:72:ASN:HD22	1.99	0.51
1:N:102:GLU:OE2	2:N:500:NAI:H2N	2.10	0.51

Continued on next page...

Continued from previous page...

Atom-1	Atom-2	Interatomic distance (Å)	Clash overlap (Å)
1:N:80:THR:HB	1:N:81:PRO:HD2	1.93	0.51
1:H:116:VAL:HG21	1:H:326:LEU:HD11	1.93	0.51
1:M:41:ILE:HD11	1:M:53:GLU:HB2	1.92	0.51
1:N:305:TYR:O	1:N:309:ILE:HG13	2.11	0.51
1:P:324:GLU:OE2	1:P:324:GLU:HA	2.10	0.51
1:P:64:LEU:HD23	1:P:91:GLU:OE2	2.11	0.51
1:E:197:ASP:HA	1:E:201:GLY:O	2.11	0.50
1:K:9:ARG:CG	1:K:10:LYS:N	2.73	0.50
1:N:186:MET:O	1:N:190:SER:HB3	2.11	0.50
1:P:21:ILE:CG2	2:P:500:NAI:C5D	2.89	0.50
1:B:84:LEU:O	1:B:85:HIS:C	2.49	0.50
1:E:15:LEU:HD12	1:E:16:VAL:C	2.31	0.50
1:I:98:HIS:CA	1:I:124:VAL:CG1	2.79	0.50
1:I:12:ARG:HH21	1:I:39:VAL:HG21	1.76	0.50
1:I:64:LEU:HD22	1:I:68:LEU:HG	1.93	0.50
1:J:85:HIS:N	1:J:86:PRO:CD	2.75	0.50
1:C:86:PRO:O	1:C:90:ILE:HG13	2.11	0.50
1:H:103:LYS:C	1:H:103:LYS:CE	2.80	0.50
1:K:184:ALA:HA	1:K:188:GLN:HE21	1.75	0.50
1:L:15:LEU:HD23	1:L:16:VAL:N	2.27	0.50
1:N:20:ARG:HH11	1:N:20:ARG:HG2	1.76	0.50
1:A:24:ASN:N	1:A:24:ASN:HD22	2.09	0.50
1:L:277:ALA:O	1:L:278:GLU:HG2	2.11	0.50
1:L:313:ARG:O	1:L:315:ASP:N	2.45	0.50
1:M:11:ILE:N	1:M:35:ARG:O	2.34	0.50
1:O:281:PRO:O	1:O:282:ASP:CB	2.46	0.50
1:F:323:ARG:O	1:F:326:LEU:HB2	2.12	0.50
1:I:71:GLY:C	1:I:72:ASN:HD22	2.15	0.50
1:K:103:LYS:HE2	1:K:190:SER:OG	2.11	0.50
1:L:92:VAL:HG11	1:L:99:VAL:HG22	1.94	0.50
1:M:294:THR:HG22	1:M:294:THR:O	2.10	0.50
1:M:310:ASN:HB3	1:M:315:ASP:HB2	1.94	0.50
1:A:98:HIS:ND1	1:A:125:ARG:HB2	2.26	0.50
1:B:197:ASP:OD1	1:B:327:GLN:HG2	2.12	0.50
1:B:99:VAL:O	1:B:126:LEU:HA	2.12	0.50
1:D:318:PRO:O	1:D:319:GLU:C	2.50	0.50
1:F:9:ARG:NH1	1:F:12:ARG:HE	2.09	0.50
1:H:53:GLU:HG3	1:H:54:ALA:H	1.76	0.50
1:K:98:HIS:HA	1:K:124:VAL:HG22	1.94	0.50
1:N:103:LYS:C	1:N:103:LYS:HD3	2.31	0.50
1:N:262:ARG:HB3	1:N:273:GLU:HB2	1.93	0.50

Continued on next page...

Continued from previous page...

Atom-1	Atom-2	Interatomic distance (Å)	Clash overlap (Å)
1:N:40:GLU:O	1:N:41:ILE:CG2	2.60	0.50
1:N:73:ALA:O	1:N:97:ARG:NE	2.37	0.50
1:B:41:ILE:HG13	1:B:49:LEU:HD12	1.92	0.50
1:H:310:ASN:O	1:H:315:ASP:HB2	2.12	0.50
1:I:103:LYS:HD2	2:I:500:NAI:H2N	1.94	0.50
1:J:52:ALA:O	1:J:56:THR:OG1	2.23	0.50
1:L:267:ALA:O	1:L:268:VAL:C	2.50	0.50
1:N:14:GLY:HA3	1:N:76:LEU:CD2	2.40	0.50
1:O:40:GLU:OE2	1:O:72:ASN:N	2.44	0.50
1:D:103:LYS:HB2	1:D:130:LYS:HZ1	1.76	0.50
1:E:318:PRO:HG2	1:E:321:ASP:HB3	1.94	0.50
1:F:245:PRO:CD	1:F:246:GLN:N	2.73	0.50
1:G:61:PHE:CE2	1:G:67:MET:HG3	2.46	0.50
1:N:12:ARG:HB3	1:N:39:VAL:CG2	2.42	0.50
1:D:125:ARG:NH1	1:D:311:CYS:SG	2.84	0.50
1:B:167:GLU:OE2	1:B:167:GLU:N	2.33	0.49
1:B:85:HIS:CE1	2:B:500:NAI:O3D	2.64	0.49
1:G:273:GLU:HG3	1:G:275:LYS:HE3	1.94	0.49
1:M:197:ASP:HA	1:M:201:GLY:O	2.12	0.49
1:B:94:GLN:C	1:B:96:GLY:H	2.15	0.49
1:H:135:ASN:CB	1:H:293:THR:HG23	2.42	0.49
1:B:64:LEU:O	1:B:64:LEU:HD12	2.13	0.49
1:M:156:VAL:O	1:M:235:GLY:HA2	2.12	0.49
1:A:72:ASN:HD22	1:A:72:ASN:N	2.10	0.49
1:D:26:ILE:HG22	1:D:27:GLY:H	1.75	0.49
1:M:16:VAL:HG22	1:M:67:MET:CE	2.42	0.49
1:J:263:VAL:HG12	1:J:268:VAL:HA	1.93	0.49
1:B:32:HIS:HE1	1:B:306:ASP:HB2	1.77	0.49
1:G:323:ARG:CG	1:G:323:ARG:HH11	2.25	0.49
1:H:163:THR:OG1	1:H:246:GLN:HA	2.12	0.49
1:J:43:ASP:OD2	2:J:500:NAI:O3B	2.20	0.49
1:P:97:ARG:C	1:P:124:VAL:CG1	2.79	0.49
1:F:130:LYS:HG2	1:F:320:THR:HG21	1.94	0.49
1:F:49:LEU:HD21	1:F:60:PRO:HB2	1.94	0.49
1:H:10:LYS:HE2	1:H:34:ASP:HA	1.93	0.49
1:N:331:LEU:CD2	1:N:347:LEU:HD11	2.42	0.49
1:B:262:ARG:HD3	4:B:379:HOH:O	2.13	0.49
1:C:85:HIS:N	1:C:86:PRO:CD	2.75	0.49
1:L:53:GLU:OE2	1:L:60:PRO:HG3	2.13	0.49
1:N:280:HIS:CD2	1:N:281:PRO:HD2	2.48	0.49
1:P:12:ARG:N	1:P:74:ASP:OD2	2.39	0.49

Continued on next page...

Continued from previous page...

Atom-1	Atom-2	Interatomic distance (Å)	Clash overlap (Å)
1:P:74:ASP:O	1:P:97:ARG:HB3	2.12	0.49
1:B:10:LYS:HB3	1:B:36:ALA:HA	1.95	0.49
1:B:215:ARG:HG2	1:B:242:LEU:HD21	1.95	0.49
1:I:98:HIS:HA	1:I:124:VAL:HG12	1.88	0.49
1:K:97:ARG:C	1:K:124:VAL:HG21	2.32	0.49
1:H:184:ALA:HA	1:H:188:GLN:NE2	2.28	0.49
1:I:102:GLU:OE2	2:I:500:NAI:H2N	2.13	0.49
1:J:7:THR:HG22	1:J:313:ARG:O	2.12	0.49
1:P:125:ARG:HG2	1:P:127:PHE:CZ	2.48	0.49
1:B:322:GLY:O	1:B:325:GLY:N	2.46	0.48
1:P:98:HIS:ND1	1:P:125:ARG:HB2	2.28	0.48
1:E:137:THR:CG2	1:E:138:LEU:N	2.42	0.48
1:E:252:ILE:HG22	1:E:263:VAL:HB	1.95	0.48
1:H:287:ARG:HH11	1:H:287:ARG:HB3	1.78	0.48
1:P:310:ASN:HB3	1:P:316:CYS:SG	2.52	0.48
1:D:10:LYS:HE2	1:D:33:GLY:O	2.13	0.48
1:D:9:ARG:NE	1:D:12:ARG:NH2	2.61	0.48
1:E:19:GLY:O	1:E:22:SER:OG	2.31	0.48
1:M:344:ARG:HD3	1:N:207:TYR:OH	2.12	0.48
1:O:309:ILE:O	1:O:313:ARG:HG3	2.12	0.48
1:P:165:PRO:HD3	3:P:550:HP7:O2	2.13	0.48
1:P:327:GLN:HA	1:P:327:GLN:HE21	1.78	0.48
1:E:35:ARG:O	1:E:36:ALA:CB	2.62	0.48
1:H:103:LYS:O	1:H:103:LYS:HE2	2.13	0.48
1:H:186:MET:O	1:H:190:SER:HB3	2.13	0.48
1:I:313:ARG:C	1:I:315:ASP:H	2.16	0.48
1:J:222:THR:HG23	1:J:240:THR:HB	1.95	0.48
1:K:76:LEU:HD12	1:K:92:VAL:HG13	1.96	0.48
1:L:14:GLY:CA	1:L:67:MET:HE1	2.42	0.48
1:O:86:PRO:HA	1:O:115:MET:CG	2.43	0.48
1:C:153:ILE:O	1:C:233:ALA:HB2	2.14	0.48
1:E:103:LYS:O	1:E:103:LYS:CD	2.41	0.48
1:E:85:HIS:N	1:E:86:PRO:HD2	2.28	0.48
2:J:500:NAI:H6N	2:J:500:NAI:C5D	2.14	0.48
1:O:347:LEU:HB3	1:O:348:PRO:HA	1.95	0.48
1:P:34:ASP:N	1:P:34:ASP:OD2	2.46	0.48
1:B:64:LEU:CD1	1:B:68:LEU:HD11	2.43	0.48
1:C:43:ASP:OD1	1:C:44:THR:N	2.47	0.48
1:H:192:TYR:HA	1:H:195:LEU:HG	1.95	0.48
1:H:135:ASN:HB3	1:H:293:THR:CG2	2.44	0.48
1:I:98:HIS:CA	1:I:124:VAL:HG13	2.44	0.48

Continued on next page...

Continued from previous page...

Atom-1	Atom-2	Interatomic distance (Å)	Clash overlap (Å)
1:K:331:LEU:HD23	1:K:347:LEU:HD11	1.96	0.48
1:N:117:LYS:O	1:N:120:ASP:HB2	2.13	0.48
1:N:16:VAL:HG22	1:N:67:MET:CE	2.43	0.48
1:P:117:LYS:HD2	1:P:117:LYS:C	2.33	0.48
1:C:86:PRO:HG3	1:C:106:ALA:HB2	1.94	0.48
2:E:500:NAI:H6N	2:E:500:NAI:H51N	1.95	0.48
1:G:138:LEU:HD11	1:G:268:VAL:HG21	1.96	0.48
1:H:21:ILE:CD1	2:H:500:NAI:H4N	2.44	0.48
1:M:103:LYS:C	1:M:103:LYS:HE2	2.34	0.48
1:B:125:ARG:NH2	1:B:317:GLU:OE1	2.46	0.48
1:C:40:GLU:HB3	1:C:67:MET:HE3	1.95	0.48
1:E:150:PHE:CZ	1:E:261:VAL:HG23	2.49	0.48
1:E:277:ALA:O	1:E:278:GLU:CG	2.61	0.48
1:I:140:LEU:HD11	1:I:289:ALA:CB	2.44	0.48
1:I:263:VAL:HG12	1:I:268:VAL:HA	1.96	0.48
1:M:178:TRP:CZ2	1:M:219:ALA:HA	2.49	0.48
1:M:249:GLU:OE1	1:M:251:SER:OG	2.20	0.48
1:P:98:HIS:HA	1:P:124:VAL:HG11	1.90	0.48
1:C:134:ARG:NH2	1:C:319:GLU:OE2	2.47	0.48
1:C:333:THR:HG23	4:C:363:HOH:O	2.13	0.48
1:F:12:ARG:NH1	1:F:72:ASN:OD1	2.41	0.48
1:H:86:PRO:HB3	1:H:115:MET:HG3	1.96	0.48
1:J:139:GLN:O	1:J:143:LYS:HG3	2.13	0.48
1:J:338:SER:HB2	1:J:345:ILE:HG12	1.96	0.48
1:K:29:ILE:C	1:K:31:GLN:H	2.17	0.48
1:L:184:ALA:HA	1:L:188:GLN:HE22	1.73	0.48
1:N:21:ILE:HD12	1:N:21:ILE:HA	1.67	0.48
1:P:312:LEU:C	1:P:314:GLY:H	2.17	0.48
1:C:320:THR:HG23	1:C:324:GLU:HB3	1.96	0.48
1:E:347:LEU:HB3	1:E:348:PRO:HA	1.96	0.48
1:E:41:ILE:HD11	1:E:53:GLU:HA	1.95	0.48
1:E:53:GLU:O	1:E:57:GLY:HA2	2.13	0.48
1:F:184:ALA:HA	1:F:188:GLN:HE22	1.79	0.48
1:P:278:GLU:HA	1:P:279:PRO:HD2	1.55	0.48
1:P:318:PRO:HG2	1:P:321:ASP:HB3	1.96	0.48
1:B:135:ASN:H	1:B:135:ASN:ND2	2.11	0.47
1:E:149:ARG:HB3	1:E:276:PHE:CD1	2.49	0.47
1:I:117:LYS:O	1:I:120:ASP:HB2	2.13	0.47
1:I:30:ALA:O	1:I:32:HIS:N	2.47	0.47
1:K:9:ARG:HG3	1:K:10:LYS:H	1.78	0.47
1:L:134:ARG:O	1:L:135:ASN:C	2.51	0.47

Continued on next page...

Continued from previous page...

Atom-1	Atom-2	Interatomic distance (Å)	Clash overlap (Å)
1:D:287:ARG:CZ	1:M:24:ASN:OD1	2.60	0.47
1:O:45:ASN:C	1:O:45:ASN:OD1	2.52	0.47
1:O:82:SER:HA	1:O:85:HIS:CE1	2.49	0.47
1:E:21:ILE:CG2	2:E:500:NAI:H52N	2.44	0.47
1:F:124:VAL:CG1	1:F:125:ARG:N	2.77	0.47
1:H:327:GLN:CA	1:H:327:GLN:NE2	2.53	0.47
1:J:213:LEU:HD23	1:J:213:LEU:HA	1.66	0.47
1:J:136:ALA:HB3	1:J:293:THR:OG1	2.13	0.47
1:P:68:LEU:HD21	1:P:76:LEU:HD11	1.96	0.47
1:B:14:GLY:HA3	1:B:67:MET:CE	2.45	0.47
1:H:282:ASP:HA	1:H:285:LYS:HD3	1.96	0.47
1:J:94:GLN:C	1:J:96:GLY:H	2.17	0.47
1:O:12:ARG:O	1:O:74:ASP:N	2.42	0.47
1:O:72:ASN:HD22	1:O:72:ASN:C	2.16	0.47
1:P:77:VAL:HG21	1:P:305:TYR:OH	2.14	0.47
1:A:75:ALA:HB2	1:A:98:HIS:HB2	1.97	0.47
1:F:156:VAL:HA	1:F:253:THR:O	2.15	0.47
1:L:86:PRO:HG3	1:L:106:ALA:CB	2.44	0.47
1:N:269:ASN:HA	1:N:293:THR:HG21	1.96	0.47
1:E:214:ALA:HB3	1:E:242:LEU:CD2	2.45	0.47
1:I:269:ASN:HA	1:I:293:THR:CG2	2.42	0.47
1:J:29:ILE:C	1:J:31:GLN:N	2.59	0.47
1:L:59:ARG:HH12	1:L:70:GLN:CG	2.28	0.47
1:O:6:ILE:O	1:O:6:ILE:HG22	2.14	0.47
1:O:86:PRO:O	1:O:90:ILE:HD12	2.15	0.47
1:F:34:ASP:N	1:F:34:ASP:OD2	2.48	0.47
1:H:103:LYS:O	1:H:103:LYS:CE	2.62	0.47
1:J:109:TRP:CE2	1:J:113:LYS:HE2	2.48	0.47
1:J:59:ARG:HA	1:J:60:PRO:HD2	1.64	0.47
1:K:39:VAL:O	1:K:39:VAL:HG13	2.13	0.47
1:N:70:GLN:HB3	1:N:70:GLN:HE21	1.43	0.47
2:O:500:NAI:H42N	3:O:550:HP7:H3'	1.96	0.47
1:A:347:LEU:HB3	1:A:348:PRO:HA	1.96	0.47
1:E:304:TYR:O	1:E:308:VAL:CG2	2.63	0.47
1:E:109:TRP:CZ3	1:E:330:ALA:HB2	2.50	0.47
1:A:20:ARG:NH2	3:A:550:HP7:O2A	2.43	0.47
1:E:167:GLU:HA	1:E:170:ASP:HB2	1.96	0.47
1:E:12:ARG:HB2	1:E:39:VAL:HG21	1.96	0.47
1:G:244:TYR:CE1	1:G:245:PRO:HB3	2.50	0.47
1:B:246:GLN:O	1:B:247:ASN:C	2.51	0.47
1:B:310:ASN:CB	1:B:316:CYS:SG	2.96	0.47

Continued on next page...

Continued from previous page...

Atom-1	Atom-2	Interatomic distance (Å)	Clash overlap (Å)
1:H:347:LEU:HD23	1:H:347:LEU:HA	1.68	0.47
1:L:72:ASN:HA	1:L:97:ARG:NH1	2.29	0.47
1:M:237:ILE:HG23	1:M:237:ILE:O	2.13	0.47
1:A:139:GLN:O	1:A:143:LYS:HG3	2.15	0.47
1:D:125:ARG:NH1	1:D:125:ARG:CG	2.75	0.47
1:D:21:ILE:HG22	2:D:500:NAI:H52N	1.97	0.47
1:L:267:ALA:C	1:L:268:VAL:CG2	2.83	0.47
1:M:109:TRP:CZ3	1:M:326:LEU:HD22	2.50	0.47
1:I:346:PRO:HG2	1:O:340:ARG:HD3	1.95	0.47
1:A:134:ARG:O	1:A:135:ASN:C	2.53	0.47
1:B:280[B]:HIS:CD2	1:B:281:PRO:CD	2.93	0.47
1:D:117:LYS:HB3	1:D:117:LYS:HE2	1.35	0.47
1:D:327:GLN:HE21	1:D:327:GLN:HA	1.80	0.47
1:G:145:ILE:HD13	1:G:199:LEU:O	2.14	0.47
1:I:273:GLU:OE2	1:I:275:LYS:HE3	2.14	0.47
1:K:46:PRO:O	1:K:47:GLU:C	2.49	0.47
1:L:41:ILE:HD11	1:L:53:GLU:HA	1.97	0.47
1:N:28:ALA:O	1:N:32:HIS:HD2	1.98	0.47
1:C:72:ASN:HD22	1:C:72:ASN:H	1.63	0.46
1:D:12:ARG:HG2	1:D:39:VAL:HG21	1.97	0.46
1:J:130:LYS:HG2	1:J:320:THR:HG21	1.96	0.46
1:K:278:GLU:HA	1:K:279:PRO:HD3	1.63	0.46
1:N:124:VAL:CG1	1:N:125:ARG:N	2.77	0.46
1:N:296:VAL:O	1:N:296:VAL:HG23	2.14	0.46
1:A:273:GLU:HG2	1:B:248:LEU:HD11	1.97	0.46
1:A:280:HIS:CG	1:A:281:PRO:HD2	2.50	0.46
1:D:16:VAL:CG2	1:D:67:MET:HE1	2.41	0.46
1:E:103:LYS:HD2	2:E:500:NAI:C2N	2.46	0.46
1:F:149:ARG:HB3	1:F:276:PHE:CD1	2.50	0.46
1:G:274:TRP:CG	1:G:286:ILE:HD11	2.50	0.46
1:H:133:ARG:NH1	1:H:198:TRP:CD1	2.83	0.46
1:O:137:THR:O	1:O:140:LEU:HB2	2.14	0.46
1:B:12:ARG:HB2	1:B:12:ARG:HE	1.47	0.46
1:E:15:LEU:CD1	1:E:17:GLY:O	2.63	0.46
1:G:280:HIS:ND1	1:G:281:PRO:HD2	2.30	0.46
1:I:206:VAL:HG12	1:I:227:LEU:HD23	1.97	0.46
1:N:283:ASP:O	1:N:286:ILE:HD12	2.16	0.46
1:B:134:ARG:CB	1:B:303:LEU:HD13	2.45	0.46
1:C:125:ARG:HG2	1:C:127:PHE:CZ	2.51	0.46
1:C:230:ARG:HD3	4:G:357:HOH:O	2.14	0.46
1:D:137:THR:CG2	1:D:293:THR:HG21	2.46	0.46

Continued on next page...

Continued from previous page...

Atom-1	Atom-2	Interatomic distance (Å)	Clash overlap (Å)
1:G:347:LEU:HB3	1:G:348:PRO:HA	1.98	0.46
1:G:40:GLU:OE2	1:G:72:ASN:N	2.47	0.46
1:H:220:GLU:OE1	1:H:220:GLU:N	2.42	0.46
1:H:29:ILE:HG22	1:H:30:ALA:N	2.30	0.46
1:L:309:ILE:O	1:L:312:LEU:N	2.48	0.46
1:M:283:ASP:O	1:M:286:ILE:HD12	2.16	0.46
1:N:28:ALA:HB1	1:N:302:PRO:HA	1.97	0.46
1:C:133:ARG:HH12	1:C:324:GLU:HG3	1.80	0.46
1:F:103:LYS:C	1:F:103:LYS:CD	2.84	0.46
1:F:258:LYS:HB2	1:F:277:ALA:HB2	1.98	0.46
1:H:80:THR:HB	1:H:81:PRO:CD	2.45	0.46
1:I:21:ILE:HG21	2:I:500:NAI:H52N	1.97	0.46
1:H:142:LYS:HE2	1:H:198:TRP:CE2	2.50	0.46
1:L:39:VAL:HG12	1:L:40:GLU:HG3	1.97	0.46
1:L:74:ASP:OD2	1:L:74:ASP:N	2.48	0.46
1:N:197:ASP:OD1	1:N:327:GLN:HG2	2.16	0.46
1:F:76:LEU:N	1:F:76:LEU:HD12	2.31	0.46
1:I:145:ILE:HD13	1:I:199:LEU:O	2.16	0.46
1:J:61:PHE:CD1	1:J:67:MET:HA	2.51	0.46
1:B:9:ARG:NH1	1:B:9:ARG:HG3	2.31	0.46
1:C:271:ILE:H	1:C:290:ASN:ND2	2.14	0.46
1:D:287:ARG:HE	1:M:298:GLY:HA2	1.81	0.46
1:E:192:TYR:N	1:E:192:TYR:CD2	2.84	0.46
1:F:144:ALA:O	1:F:145:ILE:C	2.53	0.46
1:I:97:ARG:C	1:I:124:VAL:HG11	2.35	0.46
1:J:38:LEU:HD23	1:J:56:THR:HG21	1.98	0.46
1:K:86:PRO:O	1:K:90:ILE:HG13	2.16	0.46
1:A:20:ARG:O	1:A:23:LYS:CE	2.61	0.46
1:D:285:LYS:NZ	1:D:285:LYS:HB3	2.30	0.46
1:E:262:ARG:HB3	1:E:273:GLU:HB3	1.98	0.46
1:H:297:TYR:CD2	1:H:297:TYR:O	2.69	0.46
1:O:206:VAL:CG1	1:O:227:LEU:HD23	2.39	0.46
1:E:90:ILE:CD1	1:E:114:ARG:HD3	2.46	0.46
1:H:132:ASN:HB2	4:H:380:HOH:O	2.15	0.46
1:K:52:ALA:O	1:K:56:THR:HG23	2.16	0.46
1:F:103:LYS:HD3	1:F:103:LYS:O	2.16	0.45
1:F:188:GLN:HB2	1:F:188:GLN:HE21	1.38	0.45
1:F:279:PRO:O	1:F:280:HIS:HD2	1.99	0.45
1:K:165:PRO:HD3	3:K:550:HP7:O2	2.16	0.45
1:K:130:LYS:HG2	1:K:194:ASP:OD2	2.16	0.45
1:M:76:LEU:HD23	1:M:76:LEU:HA	1.60	0.45

Continued on next page...

Continued from previous page...

Atom-1	Atom-2	Interatomic distance (Å)	Clash overlap (Å)
1:B:185:PHE:HE2	1:B:223:GLY:HA3	1.82	0.45
1:D:138:LEU:HA	1:D:138:LEU:HD23	1.67	0.45
1:E:15:LEU:CD1	1:E:16:VAL:O	2.65	0.45
1:F:245:PRO:HD2	1:F:246:GLN:N	2.31	0.45
1:F:82:SER:HA	1:F:85:HIS:CE1	2.51	0.45
1:G:133:ARG:HH22	1:G:324:GLU:HG3	1.81	0.45
1:O:82:SER:OG	1:O:104:PRO:HD2	2.16	0.45
1:B:305:TYR:O	1:B:309:ILE:HG13	2.16	0.45
1:D:72:ASN:H	1:D:72:ASN:ND2	2.14	0.45
1:E:102:GLU:HA	1:E:129:VAL:CG2	2.46	0.45
1:E:142:LYS:HD2	1:E:199:LEU:HD23	1.99	0.45
1:E:133:ARG:HD3	1:E:198:TRP:CE2	2.51	0.45
1:I:280:HIS:O	1:I:281:PRO:C	2.55	0.45
1:K:105:MET:HG2	4:K:406:HOH:O	2.16	0.45
1:K:306:ASP:OD1	1:K:306:ASP:C	2.55	0.45
1:L:92:VAL:CG1	1:L:99:VAL:HG22	2.46	0.45
1:P:158:VAL:HA	1:P:251:SER:O	2.16	0.45
1:P:301:HIS:O	1:P:304:TYR:N	2.50	0.45
1:C:98:HIS:ND1	1:C:125:ARG:HB2	2.31	0.45
1:D:287:ARG:HH11	1:M:24:ASN:HD21	1.63	0.45
1:G:45:ASN:HA	1:G:46:PRO:HD2	1.67	0.45
1:I:46:PRO:O	1:I:49:LEU:HB3	2.16	0.45
1:K:263:VAL:HG22	1:K:271:ILE:HG12	1.98	0.45
1:C:327:GLN:CA	1:C:327:GLN:NE2	2.67	0.45
1:D:103:LYS:CD	1:D:103:LYS:C	2.74	0.45
1:D:25:HIS:ND1	1:D:77:VAL:HG11	2.32	0.45
1:E:68:LEU:O	1:E:97:ARG:NH2	2.48	0.45
1:F:67:MET:HE1	1:F:76:LEU:CD2	2.46	0.45
1:G:97:ARG:O	1:G:124:VAL:HG21	2.17	0.45
1:H:142:LYS:HE2	1:H:198:TRP:NE1	2.32	0.45
1:L:320:THR:HG23	1:L:324:GLU:HG3	1.97	0.45
1:L:59:ARG:HH12	1:L:70:GLN:HG3	1.81	0.45
1:N:16:VAL:HG22	1:N:67:MET:HE2	1.99	0.45
1:O:117:LYS:HE2	1:O:117:LYS:HB3	1.64	0.45
1:P:119:CYS:SG	1:P:126:LEU:HB2	2.57	0.45
1:D:291:TYR:OH	1:M:302:PRO:CD	2.63	0.45
1:D:72:ASN:C	1:D:72:ASN:HD22	2.20	0.45
1:E:277:ALA:O	1:E:278:GLU:HG2	2.17	0.45
1:I:273:GLU:OE2	1:I:275:LYS:CE	2.65	0.45
1:C:9:ARG:HH11	1:C:9:ARG:CG	2.24	0.45
1:E:261:VAL:HG12	1:E:262:ARG:N	2.31	0.45

Continued on next page...

Continued from previous page...

Atom-1	Atom-2	Interatomic distance (Å)	Clash overlap (Å)
2:E:500:NAI:H51N	2:E:500:NAI:C6N	2.46	0.45
1:H:162:TRP:HA	1:H:247:ASN:HA	1.99	0.45
1:I:347:LEU:HB3	1:I:348:PRO:HA	1.98	0.45
1:N:20:ARG:NH1	1:N:20:ARG:HG2	2.32	0.45
1:N:321:ASP:OD2	1:N:321:ASP:C	2.54	0.45
1:O:103:LYS:HD2	1:O:103:LYS:O	2.17	0.45
1:F:10:LYS:HG2	1:F:34:ASP:O	2.17	0.45
1:F:204:GLU:OE2	1:F:228:ARG:NE	2.47	0.45
1:G:310:ASN:CB	1:G:316:CYS:SG	3.03	0.45
1:H:10:LYS:HB3	1:H:36:ALA:HA	1.99	0.45
3:H:550:HP7:H6	3:H:550:HP7:O5C	2.17	0.45
1:I:124:VAL:HG12	1:I:125:ARG:N	2.31	0.45
1:K:269:ASN:N	1:K:269:ASN:OD1	2.33	0.45
1:L:103:LYS:HD2	2:L:500:NAI:H2N	1.99	0.45
1:N:21:ILE:O	1:N:25:HIS:HD2	1.99	0.45
1:G:282:ASP:C	1:G:284:ASP:N	2.69	0.45
1:I:68:LEU:HD21	1:I:76:LEU:CD1	2.47	0.45
1:I:80:THR:HB	1:I:81:PRO:CD	2.46	0.45
1:L:301:HIS:O	1:L:304:TYR:N	2.50	0.45
1:L:66:ASP:C	1:L:68:LEU:N	2.70	0.45
1:O:125:ARG:HB3	1:O:127:PHE:CE2	2.52	0.45
1:P:307:ASN:O	1:P:308:VAL:C	2.54	0.45
1:P:85:HIS:N	1:P:86:PRO:HD2	2.32	0.45
1:B:58:ALA:O	1:B:60:PRO:HD3	2.17	0.45
1:E:301:HIS:N	1:E:302:PRO:CD	2.78	0.45
1:G:282:ASP:OD1	1:G:285:LYS:HE2	2.17	0.45
1:I:58:ALA:O	1:I:60:PRO:HD3	2.17	0.45
1:P:327:GLN:HA	1:P:327:GLN:NE2	2.31	0.45
1:A:20:ARG:HD3	4:A:353:HOH:O	2.17	0.44
4:A:391:HOH:O	1:D:230:ARG:HD2	2.17	0.44
1:D:98:HIS:HA	1:D:124:VAL:HG13	1.87	0.44
1:E:262:ARG:HB3	1:E:273:GLU:CB	2.47	0.44
1:F:186:MET:O	1:F:190:SER:HB3	2.17	0.44
1:I:20:ARG:NH1	3:I:550:HP7:O2B	2.42	0.44
1:B:117:LYS:HD2	1:B:121:GLU:OE2	2.17	0.44
1:C:73:ALA:O	1:C:97:ARG:HD2	2.17	0.44
1:J:53:GLU:O	1:J:57:GLY:N	2.47	0.44
1:K:235:GLY:CA	1:L:224:VAL:HG21	2.47	0.44
1:L:310:ASN:HB3	1:L:315:ASP:CB	2.47	0.44
1:L:40:GLU:CD	1:L:71:GLY:HA3	2.38	0.44
1:L:40:GLU:HB2	1:L:67:MET:HE2	1.98	0.44

Continued on next page...

Continued from previous page...

Atom-1	Atom-2	Interatomic distance (Å)	Clash overlap (Å)
1:O:81:PRO:HB3	1:O:174:TRP:CE3	2.52	0.44
1:C:320:THR:HA	1:C:324:GLU:HG2	2.00	0.44
1:D:42:CYS:HB2	1:D:67:MET:SD	2.57	0.44
1:H:195:LEU:N	1:H:195:LEU:HD23	2.32	0.44
1:K:9:ARG:CG	1:K:10:LYS:H	2.31	0.44
1:L:313:ARG:C	1:L:315:ASP:N	2.70	0.44
1:L:81:PRO:HD2	1:L:84:LEU:HD12	2.00	0.44
1:N:133:ARG:HH22	1:N:324:GLU:HG3	1.82	0.44
1:N:32:HIS:HE1	1:N:306:ASP:HB2	1.83	0.44
1:I:282:ASP:HA	1:I:285:LYS:HG2	1.98	0.44
1:J:39:VAL:C	1:J:40:GLU:HG3	2.38	0.44
1:K:307:ASN:OD1	1:K:319:GLU:HG3	2.18	0.44
1:D:287:ARG:HE	1:M:298:GLY:CA	2.29	0.44
1:P:230:ARG:NH1	1:P:347:LEU:O	2.48	0.44
1:D:64:LEU:HD12	1:D:67:MET:HE3	1.99	0.44
1:E:156:VAL:O	1:E:235:GLY:HA3	2.18	0.44
1:G:105:MET:HG2	4:G:377:HOH:O	2.16	0.44
1:J:103:LYS:HD3	1:J:103:LYS:O	2.16	0.44
2:J:500:NAI:C4N	3:J:550:HP7:H3'	2.44	0.44
1:K:222:THR:HG23	1:K:240:THR:HB	1.99	0.44
1:L:74:ASP:O	1:L:97:ARG:HB3	2.17	0.44
1:M:21:ILE:HD13	2:M:500:NAI:H4N	1.99	0.44
1:A:278:GLU:HA	1:A:279:PRO:HD3	1.71	0.44
1:D:137:THR:HG23	1:D:293:THR:CB	2.47	0.44
1:D:64:LEU:CD1	1:D:67:MET:CE	2.96	0.44
1:E:206:VAL:HG12	1:E:227:LEU:HD23	1.99	0.44
1:H:116:VAL:HG21	1:H:326:LEU:CD1	2.46	0.44
1:K:16:VAL:HG22	1:K:67:MET:CE	2.46	0.44
1:M:53:GLU:HG3	1:M:60:PRO:HD3	2.00	0.44
1:O:310:ASN:HB3	1:O:316:CYS:SG	2.58	0.44
1:B:86:PRO:CA	1:B:115:MET:HG2	2.46	0.44
1:E:138:LEU:HG	1:E:138:LEU:H	1.62	0.44
1:J:102:GLU:OE1	1:J:129:VAL:HG11	2.18	0.44
1:K:73:ALA:O	1:K:97:ARG:HD2	2.16	0.44
1:L:103:LYS:C	1:L:103:LYS:HD3	2.37	0.44
1:N:85:HIS:N	1:N:86:PRO:CD	2.80	0.44
1:A:82:SER:HA	1:A:85:HIS:CE1	2.53	0.44
1:C:309:ILE:HG22	1:C:313:ARG:HD3	2.00	0.44
1:G:167:GLU:H	1:G:167:GLU:CD	2.21	0.44
1:H:16:VAL:HG13	1:H:16:VAL:O	2.18	0.44
1:J:155:MET:HA	1:J:234:MET:O	2.18	0.44

Continued on next page...

Continued from previous page...

Atom-1	Atom-2	Interatomic distance (Å)	Clash overlap (Å)
1:K:310:ASN:O	1:K:315:ASP:HB2	2.18	0.44
1:L:255:LEU:CD2	1:L:260:THR:HG23	2.47	0.44
1:L:26:ILE:O	1:L:27:GLY:C	2.56	0.44
2:M:500:NAI:C4N	3:M:550:HP7:H3'	2.37	0.44
1:A:109:TRP:CE2	1:A:113:LYS:HE2	2.52	0.44
1:C:235:GLY:HA2	1:D:224:VAL:HG21	1.98	0.44
1:D:76:LEU:HD23	1:D:76:LEU:HA	1.59	0.44
1:E:38:LEU:O	1:E:58:ALA:HB2	2.18	0.44
1:F:21:ILE:CD1	2:F:500:NAI:H4N	2.47	0.44
1:J:267:ALA:O	1:J:268:VAL:HG23	2.18	0.44
1:J:278:GLU:O	1:J:278:GLU:HG2	2.18	0.44
1:K:80:THR:O	2:K:500:NAI:H4D	2.18	0.44
1:N:14:GLY:O	1:N:76:LEU:HA	2.18	0.44
1:P:117:LYS:HD3	1:P:117:LYS:C	2.39	0.44
1:H:318:PRO:HG2	1:H:321:ASP:HB3	1.99	0.43
1:I:326:LEU:HD23	1:I:326:LEU:HA	1.68	0.43
1:M:133:ARG:HH12	1:M:324:GLU:CG	2.31	0.43
1:A:68:LEU:CD2	1:A:76:LEU:HD11	2.44	0.43
1:C:103:LYS:HD2	2:C:500:NAI:H2N	1.99	0.43
1:F:24:ASN:ND2	1:F:24:ASN:H	2.16	0.43
4:E:360:HOH:O	1:H:211:ALA:HB1	2.17	0.43
1:K:103:LYS:HA	1:K:104:PRO:C	2.39	0.43
1:K:131:GLN:HE22	2:K:500:NAI:C7N	2.30	0.43
1:L:101:SER:O	1:L:129:VAL:HG23	2.18	0.43
1:A:97:ARG:O	1:A:124:VAL:HG11	2.18	0.43
1:A:173:ARG:HH22	1:D:317:GLU:HG3	1.82	0.43
1:G:156:VAL:O	1:G:235:GLY:CA	2.67	0.43
1:G:297:TYR:HA	4:G:391:HOH:O	2.19	0.43
1:I:267:ALA:O	1:I:268:VAL:C	2.56	0.43
1:L:142:LYS:HB2	1:L:199:LEU:CD2	2.48	0.43
1:N:127:PHE:CE1	1:N:318:PRO:HB3	2.54	0.43
1:A:21:ILE:HG13	1:A:21:ILE:O	2.18	0.43
1:C:225:ALA:HB3	1:C:237:ILE:CG2	2.48	0.43
1:E:128:VAL:O	1:E:320:THR:HG21	2.19	0.43
1:E:85:HIS:N	1:E:86:PRO:CD	2.81	0.43
1:G:321:ASP:OD2	1:G:321:ASP:C	2.55	0.43
1:J:45:ASN:HA	1:J:46:PRO:HD2	1.72	0.43
1:K:15:LEU:HD12	1:K:77:VAL:HB	2.01	0.43
1:L:24:ASN:O	1:L:28:ALA:HB2	2.18	0.43
1:A:236:SER:OG	1:B:238:ASN:ND2	2.49	0.43
1:A:282:ASP:C	1:A:284:ASP:H	2.21	0.43

Continued on next page...

Continued from previous page...

Atom-1	Atom-2	Interatomic distance (Å)	Clash overlap (Å)
1:A:30:ALA:O	1:A:33:GLY:N	2.45	0.43
1:A:134:ARG:NE	1:A:319:GLU:OE2	2.51	0.43
1:B:192:TYR:N	1:B:192:TYR:CD2	2.86	0.43
1:E:52:ALA:O	1:E:56:THR:OG1	2.36	0.43
1:H:288:GLU:O	1:H:291:TYR:CB	2.66	0.43
1:I:64:LEU:CD2	1:I:64:LEU:O	2.67	0.43
1:J:82:SER:HB3	1:J:104:PRO:HD2	2.01	0.43
1:P:305:TYR:HA	1:P:308:VAL:HG23	2.01	0.43
1:D:130:LYS:HG2	1:D:194:ASP:OD2	2.19	0.43
1:D:137:THR:HG23	1:D:293:THR:HG21	2.00	0.43
1:F:275:LYS:C	1:F:276:PHE:CD2	2.91	0.43
1:F:168:TYR:OH	3:F:550:HP7:O'Q	2.31	0.43
1:G:117:LYS:HE2	1:G:117:LYS:HB3	1.30	0.43
1:M:15:LEU:HD23	1:M:16:VAL:N	2.34	0.43
1:N:133:ARG:NH1	1:N:324:GLU:HG2	2.32	0.43
1:B:156:VAL:O	1:B:235:GLY:HA3	2.18	0.43
1:A:277:ALA:HA	1:B:244:TYR:OH	2.18	0.43
1:B:103:LYS:NZ	3:B:550:HP7:O3'	2.51	0.43
1:D:103:LYS:HD2	2:D:500:NAI:C2N	2.49	0.43
1:D:46:PRO:O	1:D:49:LEU:HB3	2.19	0.43
1:E:33:GLY:O	1:E:34:ASP:C	2.56	0.43
1:F:324:GLU:O	1:F:327:GLN:HB2	2.18	0.43
1:I:331:LEU:HD23	1:I:331:LEU:HA	1.81	0.43
1:J:38:LEU:CD2	1:J:56:THR:HG21	2.49	0.43
1:K:82:SER:CB	1:K:104:PRO:HD2	2.48	0.43
1:K:97:ARG:O	1:K:124:VAL:CG2	2.60	0.43
1:L:320:THR:HG23	1:L:324:GLU:HB3	1.99	0.43
1:M:134:ARG:NE	1:M:319:GLU:OE1	2.51	0.43
1:P:263:VAL:HG12	1:P:268:VAL:HA	2.00	0.43
1:B:301:HIS:N	1:B:302:PRO:CD	2.82	0.43
1:C:235:GLY:CA	1:D:224:VAL:HG21	2.49	0.43
1:C:40:GLU:HB3	1:C:67:MET:CE	2.48	0.43
1:D:162:TRP:HA	1:D:247:ASN:HA	2.00	0.43
1:F:37:GLU:HG3	1:F:39:VAL:HG23	2.00	0.43
1:H:246:GLN:O	1:H:247:ASN:C	2.56	0.43
1:J:262:ARG:CG	1:J:262:ARG:HH11	2.31	0.43
1:K:39:VAL:O	1:K:40:GLU:CG	2.65	0.43
1:H:53:GLU:HG3	1:H:54:ALA:N	2.34	0.43
1:I:270:ARG:NE	1:I:272:ASP:OD1	2.36	0.43
1:B:202:PRO:HB2	1:B:230[A]:ARG:HD3	2.00	0.43
1:B:59:ARG:HA	1:B:60:PRO:HD2	1.87	0.43

Continued on next page...

Continued from previous page...

Atom-1	Atom-2	Interatomic distance (Å)	Clash overlap (Å)
1:C:85:HIS:HB2	1:C:86:PRO:HD3	2.01	0.43
1:D:72:ASN:H	1:D:72:ASN:HD22	1.67	0.43
1:J:259:GLY:HA2	1:J:275:LYS:O	2.19	0.43
1:L:310:ASN:O	1:L:311:CYS:C	2.56	0.43
1:M:50:GLN:O	1:M:51:ALA:C	2.58	0.43
1:N:53:GLU:C	1:N:55:ALA:N	2.72	0.43
1:D:259:GLY:HA2	1:D:275:LYS:O	2.19	0.42
1:I:192:TYR:N	1:I:192:TYR:CD2	2.87	0.42
1:J:187:ASN:C	1:J:187:ASN:OD1	2.56	0.42
1:N:21:ILE:O	1:N:21:ILE:HG23	2.18	0.42
1:O:6:ILE:CG2	1:O:11:ILE:HD13	2.44	0.42
1:O:153:ILE:O	1:O:233:ALA:HB2	2.18	0.42
1:P:64:LEU:HD12	1:P:67:MET:HE3	1.99	0.42
1:C:86:PRO:HG3	1:C:106:ALA:CB	2.49	0.42
1:D:133:ARG:NH1	1:D:324:GLU:CG	2.74	0.42
1:I:65:SER:HB3	1:I:91:GLU:OE1	2.20	0.42
1:L:86:PRO:CB	1:L:111:ASP:HB3	2.50	0.42
1:M:163:THR:O	1:M:164:ARG:HD3	2.19	0.42
1:O:19:GLY:HA3	2:O:500:NAI:O2A	2.19	0.42
1:A:14:GLY:HA2	1:A:40:GLU:O	2.19	0.42
1:D:142:LYS:HG3	1:D:146:GLU:OE2	2.19	0.42
1:E:102:GLU:HA	1:E:129:VAL:HG23	2.01	0.42
1:G:301:HIS:N	1:G:302:PRO:CD	2.82	0.42
1:K:307:ASN:ND2	1:K:307:ASN:C	2.72	0.42
1:L:245:PRO:HG2	1:L:246:GLN:N	2.34	0.42
1:P:141:VAL:O	1:P:142:LYS:C	2.56	0.42
1:P:16:VAL:CG1	1:P:78:LEU:HD23	2.48	0.42
1:C:133:ARG:NH1	1:C:324:GLU:HG3	2.35	0.42
1:E:117:LYS:HE2	1:E:117:LYS:HB3	1.86	0.42
1:F:142:LYS:CE	1:F:146:GLU:OE2	2.56	0.42
1:M:213:LEU:HD23	1:M:213:LEU:HA	1.82	0.42
1:M:283:ASP:O	1:M:286:ILE:CD1	2.67	0.42
1:M:98:HIS:HA	1:M:124:VAL:HG12	1.91	0.42
1:P:111:ASP:O	1:P:115:MET:HG3	2.19	0.42
1:A:156:VAL:O	1:A:235:GLY:HA3	2.20	0.42
1:G:103:LYS:C	1:G:103:LYS:HD3	2.40	0.42
1:G:237:ILE:O	1:G:237:ILE:HG23	2.19	0.42
1:J:82:SER:CB	1:J:104:PRO:HD2	2.48	0.42
1:K:86:PRO:HG3	1:K:106:ALA:HB2	2.01	0.42
1:A:81:PRO:HB3	1:A:174:TRP:CE3	2.55	0.42
1:D:8:ASP:N	1:D:8:ASP:OD1	2.53	0.42

Continued on next page...

Continued from previous page...

Atom-1	Atom-2	Interatomic distance (Å)	Clash overlap (Å)
1:E:128:VAL:O	1:E:320:THR:CG2	2.67	0.42
1:F:24:ASN:HD22	1:F:24:ASN:H	1.68	0.42
1:H:267:ALA:O	1:H:268:VAL:C	2.58	0.42
1:J:197:ASP:OD2	1:J:202:PRO:HA	2.19	0.42
1:K:133:ARG:O	1:K:139:GLN:NE2	2.51	0.42
1:L:98:HIS:HA	1:L:124:VAL:HG11	1.99	0.42
1:O:267:ALA:C	1:O:268:VAL:CG2	2.87	0.42
1:P:12:ARG:HG2	1:P:39:VAL:HG21	2.01	0.42
1:B:103:LYS:HE2	2:B:500:NAI:C2N	2.49	0.42
1:D:124:VAL:HG12	1:D:125:ARG:O	2.19	0.42
1:D:246:GLN:O	1:D:247:ASN:C	2.58	0.42
1:J:301:HIS:N	1:J:302:PRO:CD	2.82	0.42
1:K:162:TRP:HA	1:K:247:ASN:HA	2.02	0.42
1:P:31:GLN:HE21	1:P:31:GLN:HB2	1.58	0.42
1:C:282:ASP:OD1	1:C:285:LYS:HE2	2.20	0.42
1:D:31:GLN:HB2	1:D:31:GLN:HE21	1.53	0.42
1:E:226:ALA:C	1:E:227:LEU:HG	2.39	0.42
1:I:261:VAL:HG12	1:I:262:ARG:N	2.34	0.42
1:I:39:VAL:O	1:I:58:ALA:HB1	2.19	0.42
1:K:98:HIS:ND1	1:K:125:ARG:CB	2.80	0.42
1:L:131:GLN:HE22	2:L:500:NAI:C7N	2.27	0.42
1:M:331:LEU:HD23	1:M:331:LEU:HA	1.54	0.42
1:O:80:THR:OG1	1:O:88:GLN:NE2	2.51	0.42
1:A:280:HIS:ND1	1:A:281:PRO:HD2	2.35	0.42
1:F:258:LYS:HB2	1:F:277:ALA:CB	2.50	0.42
1:I:313:ARG:O	1:I:315:ASP:N	2.52	0.42
1:J:12:ARG:CG	1:J:39:VAL:HG21	2.46	0.42
1:L:9:ARG:CG	1:L:10:LYS:H	2.30	0.42
1:M:20:ARG:NH1	3:M:550:HP7:H5C	2.35	0.42
1:N:133:ARG:HH12	1:N:324:GLU:CG	2.32	0.42
1:E:21:ILE:HG22	2:E:500:NAI:H52N	2.01	0.42
1:F:68:LEU:HD12	1:F:91:GLU:HG2	2.02	0.42
1:I:156:VAL:O	1:I:235:GLY:HA3	2.20	0.42
1:I:258:LYS:HB2	1:I:277:ALA:HB2	2.01	0.42
1:K:255:LEU:HD11	1:L:161:PHE:CG	2.55	0.42
1:K:39:VAL:HG12	1:K:40:GLU:CD	2.31	0.42
1:K:59:ARG:HA	1:K:60:PRO:HD3	1.75	0.42
1:L:156:VAL:O	1:L:235:GLY:HA3	2.20	0.42
1:O:86:PRO:HB3	1:O:115:MET:HG3	2.02	0.42
1:O:6:ILE:CG2	1:O:11:ILE:CD1	2.97	0.42
1:P:28:ALA:HB1	1:P:302:PRO:HA	2.01	0.42

Continued on next page...

Continued from previous page...

Atom-1	Atom-2	Interatomic distance (Å)	Clash overlap (Å)
1:D:125:ARG:HD2	1:D:125:ARG:HA	1.72	0.41
1:D:39:VAL:C	1:D:40:GLU:CG	2.88	0.41
1:E:191:HIS:CD2	3:E:550:HP7:C7'	3.02	0.41
1:E:249:GLU:OE1	1:E:251:SER:OG	2.30	0.41
1:I:140:LEU:CD1	1:I:289:ALA:CB	2.97	0.41
1:I:72:ASN:ND2	1:I:72:ASN:N	2.68	0.41
1:J:136:ALA:H	1:J:293:THR:HG1	1.67	0.41
1:M:85:HIS:N	1:M:86:PRO:HD2	2.34	0.41
1:O:193:VAL:HG21	1:O:332:LEU:HD21	2.00	0.41
1:P:103:LYS:CD	1:P:103:LYS:O	2.65	0.41
1:B:307:ASN:CG	1:B:319:GLU:H	2.24	0.41
1:C:312:LEU:HD23	1:C:312:LEU:HA	1.80	0.41
1:E:49:LEU:HD21	1:E:61:PHE:C	2.41	0.41
1:F:188:GLN:NE2	1:F:188:GLN:H	2.18	0.41
1:F:9:ARG:HH12	1:F:12:ARG:HE	1.68	0.41
1:H:50:GLN:O	1:H:53:GLU:HG3	2.19	0.41
1:J:103:LYS:HB2	1:J:104:PRO:HA	2.02	0.41
1:J:298:GLY:O	1:J:299:PHE:CD2	2.73	0.41
1:J:305:TYR:O	1:J:306:ASP:C	2.56	0.41
1:K:224:VAL:HG23	1:L:234:MET:HB3	2.01	0.41
1:M:244:TYR:HA	1:M:245:PRO:HA	1.89	0.41
1:M:80:THR:HB	1:M:81:PRO:CD	2.45	0.41
1:O:40:GLU:OE2	1:O:71:GLY:HA3	2.20	0.41
1:P:15:LEU:HD21	1:P:22:SER:HB2	2.02	0.41
1:P:84:LEU:HA	1:P:84:LEU:HD23	1.82	0.41
1:A:100:VAL:HG22	1:A:127:PHE:HB2	2.02	0.41
1:B:192:TYR:O	1:B:193:VAL:C	2.56	0.41
1:B:320:THR:HG23	1:B:324:GLU:HG2	2.03	0.41
1:C:90:ILE:O	1:C:94:GLN:HG3	2.20	0.41
1:E:215:ARG:HD3	1:E:215:ARG:HA	1.96	0.41
1:F:159:ASN:O	1:F:250:GLY:HA2	2.19	0.41
1:G:76:LEU:HD12	1:G:92:VAL:CG2	2.46	0.41
1:I:320:THR:O	1:I:320:THR:HG22	2.20	0.41
1:J:262:ARG:HG2	1:J:262:ARG:NH1	2.34	0.41
1:K:80:THR:OG1	1:K:88:GLN:NE2	2.53	0.41
1:O:158:VAL:HG22	1:O:252:ILE:HG13	2.01	0.41
1:O:283:ASP:O	1:O:287:ARG:HB2	2.20	0.41
1:P:274:TRP:CE2	1:P:276:PHE:HE2	2.38	0.41
1:A:197:ASP:HA	1:A:201:GLY:O	2.20	0.41
1:B:117:LYS:O	1:B:120:ASP:HB2	2.21	0.41
1:B:21:ILE:CG2	1:B:79:ALA:HB1	2.50	0.41

Continued on next page...

Continued from previous page...

Atom-1	Atom-2	Interatomic distance (Å)	Clash overlap (Å)
1:D:142:LYS:HE2	1:D:198:TRP:O	2.20	0.41
1:D:72:ASN:N	1:D:72:ASN:ND2	2.68	0.41
1:F:125:ARG:HD2	1:F:125:ARG:HA	1.89	0.41
1:K:42:CYS:HB2	1:K:67:MET:SD	2.60	0.41
1:L:202:PRO:HD2	4:L:458:HOH:O	2.20	0.41
1:N:112:GLY:O	1:N:115:MET:HB3	2.20	0.41
1:C:301:HIS:N	1:C:302:PRO:CD	2.82	0.41
1:C:42:CYS:HB2	1:C:67:MET:SD	2.60	0.41
1:D:282:ASP:HA	1:D:285:LYS:CD	2.51	0.41
1:E:137:THR:O	1:E:138:LEU:C	2.58	0.41
1:F:207:TYR:CD2	1:F:208:ALA:N	2.89	0.41
1:H:154:TYR:HE2	1:H:257:GLU:HA	1.85	0.41
1:I:246:GLN:HE21	1:I:246:GLN:HB3	1.74	0.41
1:J:136:ALA:N	1:J:293:THR:OG1	2.54	0.41
1:K:117:LYS:HB3	1:K:117:LYS:HE2	1.51	0.41
1:K:53:GLU:C	1:K:55:ALA:H	2.23	0.41
1:L:21:ILE:CD1	2:L:500:NAI:H4N	2.42	0.41
1:M:16:VAL:HG22	1:M:67:MET:HE1	2.02	0.41
1:O:59:ARG:HA	1:O:60:PRO:HD3	1.84	0.41
1:P:247:ASN:HB3	1:P:266:VAL:CG1	2.50	0.41
1:B:191:HIS:HE1	2:B:500:NAI:O7N	2.04	0.41
1:D:282:ASP:C	1:D:284:ASP:N	2.74	0.41
1:E:125:ARG:HD2	1:E:125:ARG:HA	1.87	0.41
1:E:248:LEU:HD22	1:F:260:THR:CG2	2.49	0.41
1:H:298:GLY:C	1:H:299:PHE:CD2	2.93	0.41
1:I:81:PRO:HD2	1:I:84:LEU:HD12	2.02	0.41
1:J:309:ILE:O	1:J:310:ASN:C	2.55	0.41
1:M:72:ASN:O	1:M:73:ALA:C	2.59	0.41
1:N:332:LEU:HA	1:N:332:LEU:HD23	1.95	0.41
1:P:86:PRO:HB3	1:P:115:MET:CG	2.50	0.41
1:B:186:MET:O	1:B:190:SER:HB3	2.20	0.41
1:B:195:LEU:HD23	1:B:195:LEU:HA	1.88	0.41
1:D:186:MET:O	1:D:186:MET:HG2	2.21	0.41
1:D:21:ILE:CG2	2:D:500:NAI:H52N	2.50	0.41
1:F:98:HIS:HA	1:F:124:VAL:HG11	1.99	0.41
1:H:168:TYR:C	1:H:168:TYR:CD2	2.93	0.41
1:H:244:TYR:HA	1:H:245:PRO:HA	1.89	0.41
1:I:124:VAL:CG1	1:I:125:ARG:N	2.84	0.41
1:J:6:ILE:O	1:J:6:ILE:HG22	2.21	0.41
1:K:244:TYR:HA	1:K:245:PRO:HA	1.71	0.41
1:L:68:LEU:HD22	1:L:95:ALA:HB3	2.02	0.41

Continued on next page...

Continued from previous page...

Atom-1	Atom-2	Interatomic distance (Å)	Clash overlap (Å)
1:M:15:LEU:CD2	1:M:15:LEU:C	2.86	0.41
1:N:134:ARG:O	1:N:135:ASN:C	2.58	0.41
1:N:331:LEU:HD23	1:N:331:LEU:HA	1.87	0.41
1:H:301:HIS:O	1:H:302:PRO:C	2.57	0.41
1:H:32:HIS:C	1:H:34:ASP:N	2.72	0.41
1:J:267:ALA:O	1:J:268:VAL:C	2.58	0.41
1:N:12:ARG:HH11	1:N:12:ARG:HD2	1.70	0.41
1:P:20:ARG:HA	1:P:23:LYS:NZ	2.34	0.41
1:P:35:ARG:HG2	1:P:313:ARG:NH1	2.36	0.41
1:A:16:VAL:CG2	1:A:67:MET:HE1	2.50	0.41
1:C:246:GLN:O	1:C:247:ASN:C	2.59	0.41
1:F:220:GLU:O	1:F:220:GLU:HG2	2.17	0.41
1:G:26:ILE:HD13	1:G:26:ILE:HG21	1.78	0.41
1:G:53:GLU:OE1	1:G:60:PRO:CG	2.54	0.41
1:I:90:ILE:CD1	1:I:114:ARG:HG2	2.48	0.41
1:K:78:LEU:HB2	1:K:101:SER:HA	2.02	0.41
1:L:310:ASN:CA	1:L:315:ASP:HB2	2.51	0.41
1:N:81:PRO:HB3	1:N:174:TRP:CD2	2.56	0.41
1:P:187:ASN:C	1:P:187:ASN:OD1	2.59	0.41
1:B:197:ASP:CG	1:B:327:GLN:HG2	2.41	0.41
1:D:142:LYS:HD3	1:D:199:LEU:HD23	2.02	0.41
1:D:47:GLU:HA	1:D:50:GLN:HG3	2.02	0.41
1:G:278:GLU:HA	1:G:279:PRO:HD3	1.89	0.41
1:G:324:GLU:O	1:G:327:GLN:HB2	2.21	0.41
1:H:135:ASN:HB3	1:H:293:THR:HG23	2.01	0.41
1:I:261:VAL:CG1	1:I:262:ARG:N	2.84	0.41
1:K:127:PHE:HB3	1:K:304:TYR:OH	2.21	0.41
1:N:273:GLU:HA	4:N:620:HOH:O	2.19	0.41
1:N:298:GLY:C	1:N:299:PHE:CD2	2.94	0.41
1:B:31:GLN:HB3	1:B:31:GLN:HE21	1.75	0.41
1:C:213:LEU:HA	1:C:213:LEU:HD23	1.75	0.41
1:C:53:GLU:C	1:C:55:ALA:N	2.74	0.41
1:D:267:ALA:C	1:D:268:VAL:HG22	2.41	0.41
1:A:340:ARG:HG3	1:D:346:PRO:HB2	2.02	0.41
1:I:285:LYS:O	1:I:286:ILE:C	2.59	0.41
1:K:80:THR:HB	1:K:81:PRO:HD2	2.03	0.41
1:K:98:HIS:ND1	1:K:125:ARG:N	2.51	0.41
1:L:21:ILE:HD13	2:L:500:NAI:C4N	2.43	0.41
1:D:287:ARG:NH1	1:M:24:ASN:ND2	2.68	0.41
1:N:85:HIS:HB2	1:N:105:MET:O	2.21	0.41
1:O:246:GLN:O	1:O:247:ASN:C	2.59	0.41

Continued on next page...

Continued from previous page...

Atom-1	Atom-2	Interatomic distance (Å)	Clash overlap (Å)
2:P:500:NAI:C6N	2:P:500:NAI:H51N	2.51	0.41
1:P:86:PRO:HA	1:P:115:MET:CG	2.39	0.41
1:C:134:ARG:CD	1:C:319:GLU:OE1	2.68	0.40
1:C:320:THR:HA	1:C:324:GLU:CG	2.52	0.40
1:D:124:VAL:HG12	1:D:125:ARG:N	2.36	0.40
1:D:282:ASP:C	1:D:284:ASP:H	2.24	0.40
1:D:45:ASN:HA	1:D:46:PRO:HD2	1.92	0.40
1:F:301:HIS:N	1:F:302:PRO:CD	2.83	0.40
1:G:112:GLY:O	1:G:115:MET:HG2	2.21	0.40
1:G:244:TYR:OH	1:H:277:ALA:HA	2.20	0.40
1:H:135:ASN:ND2	1:H:293:THR:CG2	2.84	0.40
1:K:197:ASP:OD2	4:K:420:HOH:O	2.22	0.40
1:M:310:ASN:HB3	1:M:315:ASP:CB	2.51	0.40
1:O:235:GLY:HA2	1:P:224:VAL:HG21	2.04	0.40
1:B:279:PRO:C	1:B:280[A]:HIS:HD1	2.24	0.40
1:C:12:ARG:O	1:C:74:ASP:N	2.45	0.40
1:G:12:ARG:NH1	1:G:72:ASN:O	2.54	0.40
1:L:40:GLU:O	1:L:41:ILE:CG2	2.69	0.40
1:L:42:CYS:HB2	1:L:67:MET:SD	2.61	0.40
1:L:81:PRO:HB3	1:L:174:TRP:CD2	2.56	0.40
1:O:40:GLU:O	1:O:41:ILE:HG23	2.20	0.40
1:O:8:ASP:O	1:O:9:ARG:HB3	2.21	0.40
1:D:204:GLU:OE1	4:D:559:HOH:O	2.22	0.40
1:D:64:LEU:HD12	1:D:67:MET:CE	2.52	0.40
1:D:80:THR:HB	1:D:81:PRO:HD2	2.02	0.40
1:E:134:ARG:HA	1:E:139:GLN:HE21	1.86	0.40
1:F:197:ASP:HA	1:F:201:GLY:O	2.22	0.40
1:F:269:ASN:OD1	1:F:269:ASN:N	2.39	0.40
1:G:156:VAL:O	1:G:235:GLY:HA3	2.20	0.40
1:G:323:ARG:O	1:G:326:LEU:HB2	2.21	0.40
1:G:53:GLU:O	1:G:54:ALA:C	2.59	0.40
1:I:21:ILE:HG22	2:I:500:NAI:H52N	2.02	0.40
1:I:21:ILE:HG21	2:I:500:NAI:C5D	2.52	0.40
1:I:168:TYR:OH	3:I:550:HP7:O'Q	2.32	0.40
1:L:28:ALA:HA	1:L:302:PRO:HG3	2.03	0.40
1:M:197:ASP:HB2	4:M:478:HOH:O	2.20	0.40
1:M:30:ALA:C	1:M:32:HIS:N	2.75	0.40
1:N:76:LEU:HD12	1:N:92:VAL:HG11	1.99	0.40
1:P:154:TYR:CZ	1:P:257:GLU:HB2	2.56	0.40
1:P:309:ILE:O	1:P:310:ASN:C	2.59	0.40
1:A:103:LYS:HE2	1:A:103:LYS:C	2.42	0.40

Continued on next page...

Continued from previous page...

Atom-1	Atom-2	Interatomic distance (Å)	Clash overlap (Å)
1:B:11:ILE:HD12	1:B:11:ILE:HG23	1.80	0.40
1:C:40:GLU:HG2	1:C:61:PHE:HE2	1.86	0.40
1:H:137:THR:HG23	1:H:293:THR:OG1	2.21	0.40
1:L:301:HIS:CB	1:L:302:PRO:HD3	2.52	0.40
1:A:76:LEU:HD12	1:A:92:VAL:CG2	2.50	0.40
1:D:131:GLN:NE2	1:D:301:HIS:CE1	2.89	0.40
1:E:149:ARG:NH1	1:E:278:GLU:O	2.35	0.40
1:G:282:ASP:C	1:G:284:ASP:H	2.25	0.40
1:M:68:LEU:HA	1:M:68:LEU:HD23	1.95	0.40
1:O:149:ARG:HD2	4:O:519:HOH:O	2.20	0.40
1:O:35:ARG:NH2	1:O:310:ASN:OD1	2.54	0.40
1:P:244:TYR:CD1	1:P:244:TYR:C	2.95	0.40
1:P:310:ASN:CB	1:P:316:CYS:SG	3.10	0.40

All (2) symmetry-related close contacts are listed below. The label for Atom-2 includes the symmetry operator and encoded unit-cell translations to be applied.

Atom-1	Atom-2	Interatomic distance (Å)	Clash overlap (Å)
1:H:297:TYR:CE2	1:I:287:ARG:CD[2_746]	1.84	0.36
1:H:287:ARG:NH2	1:J:273:GLU:OE2[2_746]	2.12	0.08

5.3 Torsion angles [i](#)

5.3.1 Protein backbone [i](#)

In the following table, the Percentiles column shows the percent Ramachandran outliers of the chain as a percentile score with respect to all X-ray entries followed by that with respect to entries of similar resolution.

The Analysed column shows the number of residues for which the backbone conformation was analysed, and the total number of residues.

Mol	Chain	Analysed	Favoured	Allowed	Outliers	Percentiles	
1	A	344/370 (93%)	323 (94%)	20 (6%)	1 (0%)	41	36
1	B	327/370 (88%)	306 (94%)	20 (6%)	1 (0%)	41	36
1	C	345/370 (93%)	322 (93%)	21 (6%)	2 (1%)	25	17
1	D	342/370 (92%)	309 (90%)	29 (8%)	4 (1%)	13	6
1	E	317/370 (86%)	278 (88%)	34 (11%)	5 (2%)	9	3

Continued on next page...

Continued from previous page...

Mol	Chain	Analysed	Favoured	Allowed	Outliers	Percentiles	
1	F	323/370 (87%)	297 (92%)	25 (8%)	1 (0%)	41	36
1	G	340/370 (92%)	317 (93%)	20 (6%)	3 (1%)	17	10
1	H	341/370 (92%)	317 (93%)	23 (7%)	1 (0%)	41	36
1	I	340/370 (92%)	306 (90%)	28 (8%)	6 (2%)	8	2
1	J	344/370 (93%)	309 (90%)	31 (9%)	4 (1%)	13	6
1	K	318/370 (86%)	287 (90%)	26 (8%)	5 (2%)	9	3
1	L	316/370 (85%)	281 (89%)	27 (8%)	8 (2%)	5	1
1	M	344/370 (93%)	321 (93%)	20 (6%)	3 (1%)	17	10
1	N	340/370 (92%)	313 (92%)	26 (8%)	1 (0%)	41	36
1	O	330/370 (89%)	299 (91%)	29 (9%)	2 (1%)	25	17
1	P	318/370 (86%)	291 (92%)	24 (8%)	3 (1%)	17	10
All	All	5329/5920 (90%)	4876 (92%)	403 (8%)	50 (1%)	17	10

All (50) Ramachandran outliers are listed below:

Mol	Chain	Res	Type
1	J	30	ALA
1	L	26	ILE
1	L	30	ALA
1	M	30	ALA
1	M	31	GLN
1	G	33	GLY
1	H	33	GLY
1	I	31	GLN
1	I	72	ASN
1	I	310	ASN
1	J	95	ALA
1	K	30	ALA
1	K	39	VAL
1	K	314	GLY
1	L	57	GLY
1	L	72	ASN
1	L	314	GLY
1	M	73	ALA
1	P	27	GLY
1	E	137	THR
1	G	283	ASP
1	G	315	ASP

Continued on next page...

Continued from previous page...

Mol	Chain	Res	Type
1	I	283	ASP
1	I	311	CYS
1	I	314	GLY
1	D	283	ASP
1	E	273	GLU
1	P	278	GLU
1	C	9	ARG
1	E	31	GLN
1	F	314	GLY
1	L	71	GLY
1	O	43	ASP
1	O	60	PRO
1	P	26	ILE
1	D	26	ILE
1	D	319	GLU
1	J	281	PRO
1	L	11	ILE
1	E	57	GLY
1	E	268	VAL
1	K	278	GLU
1	N	314	GLY
1	J	129	VAL
1	C	33	GLY
1	D	27	GLY
1	L	29	ILE
1	A	33	GLY
1	K	268	VAL
1	B	300	GLY

5.3.2 Protein sidechains ⓘ

In the following table, the Percentiles column shows the percent sidechain outliers of the chain as a percentile score with respect to all X-ray entries followed by that with respect to entries of similar resolution.

The Analysed column shows the number of residues for which the sidechain conformation was analysed, and the total number of residues.

Mol	Chain	Analysed	Rotameric	Outliers	Percentiles	
1	A	277/299 (93%)	261 (94%)	16 (6%)	20	15
1	B	264/299 (88%)	242 (92%)	22 (8%)	11	6
1	C	277/299 (93%)	262 (95%)	15 (5%)	22	17

Continued on next page...

Continued from previous page...

Mol	Chain	Analysed	Rotameric	Outliers	Percentiles	
1	D	275/299 (92%)	259 (94%)	16 (6%)	20	15
1	E	254/299 (85%)	238 (94%)	16 (6%)	18	12
1	F	260/299 (87%)	244 (94%)	16 (6%)	18	13
1	G	273/299 (91%)	257 (94%)	16 (6%)	19	14
1	H	274/299 (92%)	251 (92%)	23 (8%)	11	6
1	I	273/299 (91%)	256 (94%)	17 (6%)	18	13
1	J	277/299 (93%)	259 (94%)	18 (6%)	17	11
1	K	255/299 (85%)	233 (91%)	22 (9%)	10	5
1	L	256/299 (86%)	231 (90%)	25 (10%)	8	4
1	M	277/299 (93%)	262 (95%)	15 (5%)	22	17
1	N	273/299 (91%)	250 (92%)	23 (8%)	11	6
1	O	267/299 (89%)	251 (94%)	16 (6%)	19	14
1	P	255/299 (85%)	233 (91%)	22 (9%)	10	5
All	All	4287/4784 (90%)	3989 (93%)	298 (7%)	15	9

All (298) residues with a non-rotameric sidechain are listed below:

Mol	Chain	Res	Type
1	A	23	LYS
1	A	24	ASN
1	A	37	GLU
1	A	44	THR
1	A	53	GLU
1	A	72	ASN
1	A	103	LYS
1	A	114	ARG
1	A	124	VAL
1	A	125	ARG
1	A	143	LYS
1	A	167	GLU
1	A	287	ARG
1	A	288	GLU
1	A	316	CYS
1	A	343	VAL
1	B	12	ARG
1	B	31	GLN
1	B	41	ILE

Continued on next page...

Continued from previous page...

Mol	Chain	Res	Type
1	B	59	ARG
1	B	65	SER
1	B	72	ASN
1	B	94	GLN
1	B	103	LYS
1	B	115	MET
1	B	121	GLU
1	B	125	ARG
1	B	135	ASN
1	B	167	GLU
1	B	188	GLN
1	B	204	GLU
1	B	268	VAL
1	B	280[A]	HIS
1	B	280[B]	HIS
1	B	303	LEU
1	B	307	ASN
1	B	313	ARG
1	B	331	LEU
1	C	24	ASN
1	C	31	GLN
1	C	34	ASP
1	C	53	GLU
1	C	65	SER
1	C	72	ASN
1	C	97	ARG
1	C	103	LYS
1	C	125	ARG
1	C	130	LYS
1	C	153	ILE
1	C	258	LYS
1	C	295	SER
1	C	324	GLU
1	C	327	GLN
1	D	8	ASP
1	D	20	ARG
1	D	23	LYS
1	D	35	ARG
1	D	72	ASN
1	D	94	GLN
1	D	103	LYS
1	D	125	ARG

Continued on next page...

Continued from previous page...

Mol	Chain	Res	Type
1	D	130	LYS
1	D	285	LYS
1	D	287	ARG
1	D	291	TYR
1	D	292	GLU
1	D	299	PHE
1	D	303	LEU
1	D	327	GLN
1	E	12	ARG
1	E	15	LEU
1	E	34	ASP
1	E	53	GLU
1	E	56	THR
1	E	63	SER
1	E	103	LYS
1	E	110	GLU
1	E	125	ARG
1	E	157	THR
1	E	227	LEU
1	E	246	GLN
1	E	249	GLU
1	E	258	LYS
1	E	303	LEU
1	E	343	VAL
1	F	41	ILE
1	F	47	GLU
1	F	53	GLU
1	F	59	ARG
1	F	65	SER
1	F	103	LYS
1	F	125	ARG
1	F	132	ASN
1	F	167	GLU
1	F	173	ARG
1	F	188	GLN
1	F	227	LEU
1	F	245	PRO
1	F	313	ARG
1	F	315	ASP
1	F	327	GLN
1	G	38	LEU
1	G	53	GLU

Continued on next page...

Continued from previous page...

Mol	Chain	Res	Type
1	G	59	ARG
1	G	94	GLN
1	G	103	LYS
1	G	125	ARG
1	G	152	ARG
1	G	227	LEU
1	G	258	LYS
1	G	262	ARG
1	G	287	ARG
1	G	311	CYS
1	G	316	CYS
1	G	319	GLU
1	G	323	ARG
1	G	327	GLN
1	H	24	ASN
1	H	40	GLU
1	H	44	THR
1	H	47	GLU
1	H	50	GLN
1	H	72	ASN
1	H	80	THR
1	H	102	GLU
1	H	103	LYS
1	H	117	LYS
1	H	125	ARG
1	H	134	ARG
1	H	157	THR
1	H	167	GLU
1	H	204	GLU
1	H	216	ARG
1	H	258	LYS
1	H	278	GLU
1	H	287	ARG
1	H	291	TYR
1	H	293	THR
1	H	317	GLU
1	H	343	VAL
1	I	34	ASP
1	I	35	ARG
1	I	41	ILE
1	I	64	LEU
1	I	80	THR

Continued on next page...

Continued from previous page...

Mol	Chain	Res	Type
1	I	91	GLU
1	I	97	ARG
1	I	103	LYS
1	I	125	ARG
1	I	258	LYS
1	I	278	GLU
1	I	285	LYS
1	I	287	ARG
1	I	288	GLU
1	I	310	ASN
1	I	319	GLU
1	I	327	GLN
1	J	16	VAL
1	J	24	ASN
1	J	65	SER
1	J	72	ASN
1	J	76	LEU
1	J	103	LYS
1	J	117	LYS
1	J	125	ARG
1	J	153	ILE
1	J	167	GLU
1	J	177	LYS
1	J	230	ARG
1	J	268	VAL
1	J	278	GLU
1	J	287	ARG
1	J	288	GLU
1	J	319	GLU
1	J	327	GLN
1	K	9	ARG
1	K	40	GLU
1	K	44	THR
1	K	53	GLU
1	K	59	ARG
1	K	66	ASP
1	K	70	GLN
1	K	72	ASN
1	K	82	SER
1	K	103	LYS
1	K	117	LYS
1	K	130	LYS

Continued on next page...

Continued from previous page...

Mol	Chain	Res	Type
1	K	153	ILE
1	K	204	GLU
1	K	268	VAL
1	K	302	PRO
1	K	307	ASN
1	K	315	ASP
1	K	316	CYS
1	K	317	GLU
1	K	327	GLN
1	K	343	VAL
1	L	11	ILE
1	L	15	LEU
1	L	16	VAL
1	L	20	ARG
1	L	31	GLN
1	L	44	THR
1	L	47	GLU
1	L	74	ASP
1	L	76	LEU
1	L	97	ARG
1	L	103	LYS
1	L	108	ARG
1	L	125	ARG
1	L	130	LYS
1	L	177	LYS
1	L	216	ARG
1	L	230	ARG
1	L	245	PRO
1	L	258	LYS
1	L	268	VAL
1	L	278	GLU
1	L	303	LEU
1	L	317	GLU
1	L	324	GLU
1	L	331	LEU
1	M	12	ARG
1	M	24	ASN
1	M	39	VAL
1	M	72	ASN
1	M	103	LYS
1	M	125	ARG
1	M	197	ASP

Continued on next page...

Continued from previous page...

Mol	Chain	Res	Type
1	M	216	ARG
1	M	230	ARG
1	M	258	LYS
1	M	285	LYS
1	M	296	VAL
1	M	327	GLN
1	M	343	VAL
1	M	346	PRO
1	N	21	ILE
1	N	34	ASP
1	N	40	GLU
1	N	53	GLU
1	N	59	ARG
1	N	65	SER
1	N	70	GLN
1	N	72	ASN
1	N	97	ARG
1	N	103	LYS
1	N	117	LYS
1	N	125	ARG
1	N	134	ARG
1	N	227	LEU
1	N	258	LYS
1	N	268	VAL
1	N	273	GLU
1	N	278	GLU
1	N	285	LYS
1	N	287	ARG
1	N	303	LEU
1	N	319	GLU
1	N	343	VAL
1	O	34	ASP
1	O	65	SER
1	O	72	ASN
1	O	103	LYS
1	O	125	ARG
1	O	134	ARG
1	O	153	ILE
1	O	157	THR
1	O	262	ARG
1	O	280	HIS
1	O	287	ARG

Continued on next page...

Continued from previous page...

Mol	Chain	Res	Type
1	O	303	LEU
1	O	316	CYS
1	O	328	SER
1	O	331	LEU
1	O	343	VAL
1	P	16	VAL
1	P	34	ASP
1	P	40	GLU
1	P	53	GLU
1	P	59	ARG
1	P	72	ASN
1	P	103	LYS
1	P	114	ARG
1	P	117	LYS
1	P	125	ARG
1	P	132	ASN
1	P	135	ASN
1	P	157	THR
1	P	227	LEU
1	P	258	LYS
1	P	262	ARG
1	P	271	ILE
1	P	278	GLU
1	P	303	LEU
1	P	327	GLN
1	P	331	LEU
1	P	343	VAL

Some sidechains can be flipped to improve hydrogen bonding and reduce clashes. All (75) such sidechains are listed below:

Mol	Chain	Res	Type
1	A	24	ASN
1	A	88	GLN
1	A	246	GLN
1	B	24	ASN
1	B	50	GLN
1	B	72	ASN
1	B	88	GLN
1	B	135	ASN
1	B	188	GLN
1	B	191	HIS
1	B	238	ASN

Continued on next page...

Continued from previous page...

Mol	Chain	Res	Type
1	C	24	ASN
1	C	31	GLN
1	C	72	ASN
1	C	88	GLN
1	C	246	GLN
1	C	290	ASN
1	C	327	GLN
1	D	24	ASN
1	D	31	GLN
1	D	50	GLN
1	D	72	ASN
1	D	88	GLN
1	D	147	GLN
1	D	246	GLN
1	D	327	GLN
1	E	88	GLN
1	E	166	GLN
1	E	191	HIS
1	E	246	GLN
1	F	24	ASN
1	F	31	GLN
1	F	88	GLN
1	F	139	GLN
1	F	188	GLN
1	F	246	GLN
1	F	280	HIS
1	G	88	GLN
1	H	24	ASN
1	H	72	ASN
1	H	88	GLN
1	H	188	GLN
1	H	327	GLN
1	I	31	GLN
1	I	72	ASN
1	I	88	GLN
1	I	246	GLN
1	I	310	ASN
1	J	31	GLN
1	J	88	GLN
1	K	24	ASN
1	K	31	GLN
1	K	88	GLN

Continued on next page...

Continued from previous page...

Mol	Chain	Res	Type
1	K	139	GLN
1	K	188	GLN
1	K	246	GLN
1	K	327	GLN
1	L	88	GLN
1	L	188	GLN
1	M	31	GLN
1	M	72	ASN
1	M	88	GLN
1	N	31	GLN
1	N	70	GLN
1	N	88	GLN
1	N	246	GLN
1	O	72	ASN
1	O	88	GLN
1	O	188	GLN
1	P	31	GLN
1	P	88	GLN
1	P	135	ASN
1	P	246	GLN
1	P	269	ASN
1	P	327	GLN

5.3.3 RNA ⓘ

There are no RNA molecules in this entry.

5.4 Non-standard residues in protein, DNA, RNA chains ⓘ

There are no non-standard protein/DNA/RNA residues in this entry.

5.5 Carbohydrates ⓘ

There are no carbohydrates in this entry.

5.6 Ligand geometry ⓘ

32 ligands are modelled in this entry.

In the following table, the Counts columns list the number of bonds (or angles) for which Mogul statistics could be retrieved, the number of bonds (or angles) that are observed in the model and

the number of bonds (or angles) that are defined in the Chemical Component Dictionary. The Link column lists molecule types, if any, to which the group is linked. The Z score for a bond length (or angle) is the number of standard deviations the observed value is removed from the expected value. A bond length (or angle) with $|Z| > 2$ is considered an outlier worth inspection. RMSZ is the root-mean-square of all Z scores of the bond lengths (or angles).

Mol	Type	Chain	Res	Link	Bond lengths			Bond angles		
					Counts	RMSZ	# Z > 2	Counts	RMSZ	# Z > 2
2	NAI	L	500	-	42,48,48	1.42	5 (11%)	47,73,73	2.22	17 (36%)
2	NAI	K	500	-	42,48,48	1.39	5 (11%)	47,73,73	2.34	15 (31%)
2	NAI	E	500	-	42,48,48	1.45	5 (11%)	47,73,73	2.19	14 (29%)
2	NAI	G	500	-	42,48,48	1.41	5 (11%)	47,73,73	2.25	20 (42%)
3	HP7	K	550	-	32,42,42	0.67	0	43,64,64	1.91	10 (23%)
3	HP7	L	550	-	32,42,42	0.66	0	43,64,64	1.87	7 (16%)
3	HP7	H	550	-	32,42,42	0.65	0	43,64,64	1.91	10 (23%)
3	HP7	C	550	-	32,42,42	0.71	0	43,64,64	1.73	14 (32%)
3	HP7	E	550	-	32,42,42	0.66	0	43,64,64	1.54	9 (20%)
2	NAI	P	500	-	42,48,48	1.41	5 (11%)	47,73,73	2.00	14 (29%)
2	NAI	N	500	-	42,48,48	1.43	4 (9%)	47,73,73	2.16	12 (25%)
2	NAI	O	500	-	42,48,48	1.41	5 (11%)	47,73,73	2.30	14 (29%)
2	NAI	H	500	-	42,48,48	1.42	5 (11%)	47,73,73	2.44	19 (40%)
2	NAI	F	500	-	42,48,48	1.44	6 (14%)	47,73,73	2.23	20 (42%)
3	HP7	J	550	-	32,42,42	0.63	0	43,64,64	1.68	12 (27%)
3	HP7	D	550	-	32,42,42	0.65	0	43,64,64	1.67	6 (13%)
3	HP7	A	550	-	32,42,42	0.64	0	43,64,64	1.80	10 (23%)
2	NAI	D	500	-	42,48,48	1.43	5 (11%)	47,73,73	2.22	15 (31%)
2	NAI	M	500	-	42,48,48	1.43	5 (11%)	47,73,73	2.30	16 (34%)
2	NAI	A	500	-	42,48,48	1.42	5 (11%)	47,73,73	2.01	15 (31%)
2	NAI	B	500	-	42,48,48	1.46	5 (11%)	47,73,73	2.22	16 (34%)
3	HP7	P	550	-	32,42,42	0.65	0	43,64,64	1.49	7 (16%)
3	HP7	M	550	-	32,42,42	0.67	0	43,64,64	1.98	10 (23%)
3	HP7	N	550	-	32,42,42	0.65	0	43,64,64	1.83	6 (13%)
3	HP7	G	550	-	32,42,42	0.64	0	43,64,64	1.64	10 (23%)
3	HP7	F	550	-	32,42,42	0.61	0	43,64,64	1.42	7 (16%)
3	HP7	B	550	-	32,42,42	0.60	0	43,64,64	1.55	9 (20%)
2	NAI	I	500	-	42,48,48	1.39	5 (11%)	47,73,73	2.01	12 (25%)
2	NAI	J	500	-	42,48,48	1.42	5 (11%)	47,73,73	2.37	18 (38%)
2	NAI	C	500	-	42,48,48	1.43	6 (14%)	47,73,73	2.04	14 (29%)

Mol	Type	Chain	Res	Link	Bond lengths			Bond angles		
					Counts	RMSZ	# Z > 2	Counts	RMSZ	# Z > 2
3	HP7	O	550	-	32,42,42	0.66	0	43,64,64	1.66	9 (20%)
3	HP7	I	550	-	32,42,42	0.69	0	43,64,64	1.71	12 (27%)

In the following table, the Chirals column lists the number of chiral outliers, the number of chiral centers analysed, the number of these observed in the model and the number defined in the Chemical Component Dictionary. Similar counts are reported in the Torsion and Rings columns. '-' means no outliers of that kind were identified.

Mol	Type	Chain	Res	Link	Chirals	Torsions	Rings
2	NAI	L	500	-	-	13/25/72/72	0/5/5/5
2	NAI	K	500	-	-	10/25/72/72	0/5/5/5
2	NAI	E	500	-	-	10/25/72/72	0/5/5/5
2	NAI	G	500	-	-	10/25/72/72	0/5/5/5
3	HP7	K	550	-	-	2/22/65/65	0/3/3/3
3	HP7	L	550	-	-	5/22/65/65	0/3/3/3
3	HP7	H	550	-	-	0/22/65/65	0/3/3/3
3	HP7	C	550	-	-	1/22/65/65	0/3/3/3
3	HP7	E	550	-	-	3/22/65/65	0/3/3/3
2	NAI	P	500	-	-	12/25/72/72	0/5/5/5
2	NAI	N	500	-	-	12/25/72/72	0/5/5/5
2	NAI	O	500	-	-	15/25/72/72	0/5/5/5
2	NAI	H	500	-	-	10/25/72/72	0/5/5/5
2	NAI	F	500	-	-	11/25/72/72	0/5/5/5
3	HP7	J	550	-	-	1/22/65/65	0/3/3/3
3	HP7	D	550	-	-	5/22/65/65	0/3/3/3
3	HP7	A	550	-	-	1/22/65/65	0/3/3/3
2	NAI	D	500	-	-	11/25/72/72	0/5/5/5
2	NAI	M	500	-	-	16/25/72/72	0/5/5/5
2	NAI	A	500	-	-	11/25/72/72	0/5/5/5
2	NAI	B	500	-	-	12/25/72/72	0/5/5/5
3	HP7	P	550	-	-	3/22/65/65	0/3/3/3
3	HP7	M	550	-	-	5/22/65/65	0/3/3/3
3	HP7	N	550	-	-	4/22/65/65	0/3/3/3
3	HP7	G	550	-	-	7/22/65/65	0/3/3/3
3	HP7	F	550	-	-	2/22/65/65	0/3/3/3
3	HP7	B	550	-	-	3/22/65/65	0/3/3/3
2	NAI	I	500	-	-	13/25/72/72	0/5/5/5

Continued on next page...

Continued from previous page...

Mol	Type	Chain	Res	Link	Chirals	Torsions	Rings
2	NAI	J	500	-	-	10/25/72/72	0/5/5/5
2	NAI	C	500	-	-	14/25/72/72	0/5/5/5
3	HP7	O	550	-	-	7/22/65/65	0/3/3/3
3	HP7	I	550	-	-	2/22/65/65	0/3/3/3

All (81) bond length outliers are listed below:

Mol	Chain	Res	Type	Atoms	Z	Observed(Å)	Ideal(Å)
2	C	500	NAI	C4N-C3N	-5.12	1.39	1.49
2	F	500	NAI	C4N-C3N	-4.90	1.40	1.49
2	B	500	NAI	C4N-C3N	-4.81	1.40	1.49
2	E	500	NAI	C4N-C3N	-4.81	1.40	1.49
2	O	500	NAI	C4N-C3N	-4.74	1.40	1.49
2	L	500	NAI	C4N-C3N	-4.73	1.40	1.49
2	P	500	NAI	C4N-C3N	-4.72	1.40	1.49
2	D	500	NAI	C4N-C3N	-4.71	1.40	1.49
2	N	500	NAI	C4N-C3N	-4.70	1.40	1.49
2	H	500	NAI	C4N-C3N	-4.65	1.40	1.49
2	I	500	NAI	C4N-C3N	-4.64	1.40	1.49
2	M	500	NAI	C4N-C3N	-4.62	1.40	1.49
2	J	500	NAI	C4N-C3N	-4.59	1.40	1.49
2	A	500	NAI	C4N-C3N	-4.59	1.40	1.49
2	G	500	NAI	C4N-C3N	-4.59	1.40	1.49
2	K	500	NAI	C4N-C3N	-4.57	1.40	1.49
2	G	500	NAI	C4N-C5N	-3.95	1.38	1.48
2	C	500	NAI	C4N-C5N	-3.92	1.38	1.48
2	L	500	NAI	C4N-C5N	-3.92	1.38	1.48
2	F	500	NAI	C4N-C5N	-3.91	1.38	1.48
2	E	500	NAI	C4N-C5N	-3.87	1.38	1.48
2	O	500	NAI	C4N-C5N	-3.86	1.38	1.48
2	H	500	NAI	C4N-C5N	-3.85	1.38	1.48
2	I	500	NAI	C4N-C5N	-3.85	1.38	1.48
2	D	500	NAI	C4N-C5N	-3.82	1.38	1.48
2	M	500	NAI	C4N-C5N	-3.82	1.38	1.48
2	K	500	NAI	C4N-C5N	-3.82	1.38	1.48
2	J	500	NAI	C4N-C5N	-3.82	1.38	1.48
2	A	500	NAI	C4N-C5N	-3.77	1.39	1.48
2	N	500	NAI	C4N-C5N	-3.70	1.39	1.48
2	B	500	NAI	C4N-C5N	-3.68	1.39	1.48
2	P	500	NAI	C4N-C5N	-3.66	1.39	1.48
2	A	500	NAI	C6N-C5N	3.40	1.39	1.33

Continued on next page...

Continued from previous page...

Mol	Chain	Res	Type	Atoms	Z	Observed(Å)	Ideal(Å)
2	M	500	NAI	C6N-C5N	3.34	1.39	1.33
2	P	500	NAI	C6N-C5N	3.24	1.39	1.33
2	N	500	NAI	C6N-C5N	3.23	1.39	1.33
2	D	500	NAI	C6N-C5N	3.20	1.39	1.33
2	J	500	NAI	C6N-C5N	3.19	1.39	1.33
2	E	500	NAI	C6N-C5N	3.18	1.39	1.33
2	B	500	NAI	O4B-C1B	3.15	1.45	1.41
2	I	500	NAI	C6N-C5N	3.15	1.39	1.33
2	G	500	NAI	C6N-C5N	3.14	1.38	1.33
2	B	500	NAI	C6N-C5N	3.13	1.38	1.33
2	L	500	NAI	C6N-C5N	3.11	1.38	1.33
2	F	500	NAI	C6N-C5N	3.07	1.38	1.33
2	H	500	NAI	O4B-C1B	3.06	1.45	1.41
2	K	500	NAI	C6N-C5N	3.03	1.38	1.33
2	N	500	NAI	O4B-C1B	2.99	1.45	1.41
2	O	500	NAI	C6N-C5N	2.96	1.38	1.33
2	C	500	NAI	C6N-C5N	2.94	1.38	1.33
2	H	500	NAI	C6N-C5N	2.87	1.38	1.33
2	J	500	NAI	O4B-C1B	2.82	1.45	1.41
2	M	500	NAI	O4B-C1B	2.80	1.45	1.41
2	L	500	NAI	O4B-C1B	2.77	1.44	1.41
2	D	500	NAI	O4B-C1B	2.72	1.44	1.41
2	E	500	NAI	O4B-C1B	2.69	1.44	1.41
2	I	500	NAI	O4B-C1B	2.64	1.44	1.41
2	P	500	NAI	O4B-C1B	2.59	1.44	1.41
2	K	500	NAI	O4B-C1B	2.52	1.44	1.41
2	G	500	NAI	O4B-C1B	2.52	1.44	1.41
2	O	500	NAI	O4B-C1B	2.49	1.44	1.41
2	F	500	NAI	O4B-C1B	2.47	1.44	1.41
2	A	500	NAI	O4B-C1B	2.30	1.44	1.41
2	D	500	NAI	C8A-N7A	-2.24	1.30	1.34
2	H	500	NAI	C8A-N7A	-2.20	1.30	1.34
2	A	500	NAI	C8A-N7A	-2.19	1.30	1.34
2	G	500	NAI	C8A-N7A	-2.18	1.30	1.34
2	J	500	NAI	C8A-N7A	-2.18	1.30	1.34
2	F	500	NAI	C8A-N7A	-2.17	1.30	1.34
2	P	500	NAI	C8A-N7A	-2.16	1.30	1.34
2	O	500	NAI	C8A-N7A	-2.15	1.30	1.34
2	C	500	NAI	C8A-N7A	-2.15	1.30	1.34
2	I	500	NAI	C8A-N7A	-2.14	1.30	1.34
2	B	500	NAI	C8A-N7A	-2.11	1.30	1.34
2	C	500	NAI	C6N-N1N	-2.08	1.32	1.37

Continued on next page...

Continued from previous page...

Mol	Chain	Res	Type	Atoms	Z	Observed(Å)	Ideal(Å)
2	C	500	NAI	O4B-C1B	2.08	1.44	1.41
2	L	500	NAI	C8A-N7A	-2.06	1.31	1.34
2	E	500	NAI	C8A-N7A	-2.05	1.31	1.34
2	K	500	NAI	C8A-N7A	-2.05	1.31	1.34
2	M	500	NAI	C8A-N7A	-2.04	1.31	1.34
2	F	500	NAI	C6N-N1N	-2.02	1.32	1.37

All (399) bond angle outliers are listed below:

Mol	Chain	Res	Type	Atoms	Z	Observed(°)	Ideal(°)
2	J	500	NAI	C5B-C4B-C3B	-6.86	89.48	115.18
2	D	500	NAI	C5B-C4B-C3B	-6.77	89.82	115.18
3	K	550	HP7	O5'-C1'-O3B	-6.58	102.77	111.36
2	H	500	NAI	O4D-C4D-C5D	-6.52	87.92	109.37
2	M	500	NAI	C5B-C4B-C3B	-6.30	91.58	115.18
2	K	500	NAI	O4D-C4D-C5D	-6.28	88.72	109.37
3	L	550	HP7	O5'-C1'-O3B	-6.23	103.22	111.36
2	I	500	NAI	O4D-C4D-C5D	-6.22	88.90	109.37
2	G	500	NAI	N3A-C2A-N1A	-6.10	119.15	128.68
3	D	550	HP7	O5'-C1'-O3B	-6.04	103.47	111.36
3	M	550	HP7	O5'-C1'-O3B	-5.95	103.59	111.36
2	N	500	NAI	N3A-C2A-N1A	-5.88	119.48	128.68
2	H	500	NAI	C3B-C2B-C1B	-5.88	92.13	100.98
2	E	500	NAI	O4B-C1B-C2B	-5.84	98.39	106.93
3	N	550	HP7	C8'-C7'-N2'	5.82	125.95	116.10
2	L	500	NAI	PN-O3-PA	-5.76	113.07	132.83
2	I	500	NAI	C5B-C4B-C3B	-5.75	93.63	115.18
2	K	500	NAI	N3A-C2A-N1A	-5.63	119.88	128.68
2	O	500	NAI	O5B-C5B-C4B	5.63	128.36	108.99
2	O	500	NAI	PN-O3-PA	-5.56	113.75	132.83
2	L	500	NAI	N3A-C2A-N1A	-5.53	120.04	128.68
2	K	500	NAI	PN-O3-PA	-5.51	113.91	132.83
2	J	500	NAI	PN-O3-PA	-5.46	114.10	132.83
2	F	500	NAI	C5B-C4B-C3B	-5.46	94.73	115.18
3	H	550	HP7	O5'-C1'-O3B	-5.45	104.23	111.36
3	M	550	HP7	C8'-C7'-N2'	5.45	125.33	116.10
2	P	500	NAI	C5B-C4B-C3B	-5.43	94.84	115.18
2	N	500	NAI	C5B-C4B-C3B	-5.42	94.86	115.18
3	N	550	HP7	O7'-C7'-N2'	-5.37	112.08	121.95
2	O	500	NAI	N3A-C2A-N1A	-5.37	120.29	128.68
2	A	500	NAI	N3A-C2A-N1A	-5.35	120.32	128.68
2	E	500	NAI	PN-O3-PA	-5.31	114.61	132.83

Continued on next page...

Continued from previous page...

Mol	Chain	Res	Type	Atoms	Z	Observed(°)	Ideal(°)
3	A	550	HP7	C8'-C7'-N2'	5.30	125.07	116.10
2	B	500	NAI	O4D-C1D-N1N	5.23	118.28	108.06
3	L	550	HP7	C1'-C2'-N2'	-5.18	102.09	111.00
2	F	500	NAI	PN-O3-PA	-5.15	115.17	132.83
2	P	500	NAI	PN-O3-PA	-5.12	115.25	132.83
3	G	550	HP7	C8'-C7'-N2'	5.08	124.69	116.10
2	B	500	NAI	C5B-C4B-C3B	-5.05	96.26	115.18
2	O	500	NAI	O4D-C1D-N1N	5.01	117.84	108.06
2	H	500	NAI	PN-O3-PA	-4.97	115.76	132.83
2	D	500	NAI	O4D-C1D-N1N	4.93	117.70	108.06
2	L	500	NAI	C3B-C2B-C1B	-4.92	93.58	100.98
3	H	550	HP7	C3'-C2'-N2'	-4.91	101.34	110.62
2	E	500	NAI	N3A-C2A-N1A	-4.86	121.08	128.68
2	E	500	NAI	C5B-C4B-C3B	-4.86	96.96	115.18
2	N	500	NAI	C1B-N9A-C4A	-4.81	118.20	126.64
2	M	500	NAI	C3N-C7N-N7N	4.79	126.18	117.67
2	G	500	NAI	C1B-N9A-C4A	-4.79	118.23	126.64
2	K	500	NAI	C1B-N9A-C4A	-4.74	118.31	126.64
2	M	500	NAI	C4A-C5A-N7A	-4.73	104.47	109.40
2	L	500	NAI	C5B-C4B-C3B	-4.71	97.52	115.18
2	C	500	NAI	PN-O3-PA	-4.71	116.68	132.83
2	N	500	NAI	PN-O3-PA	-4.68	116.77	132.83
2	N	500	NAI	C1D-N1N-C2N	-4.67	113.33	121.11
2	J	500	NAI	N3A-C2A-N1A	-4.65	121.40	128.68
2	D	500	NAI	N3A-C2A-N1A	-4.62	121.46	128.68
2	O	500	NAI	O4D-C4D-C5D	-4.53	94.46	109.37
2	M	500	NAI	PN-O3-PA	-4.50	117.38	132.83
2	E	500	NAI	O4D-C1D-N1N	4.42	116.70	108.06
2	A	500	NAI	PN-O3-PA	-4.40	117.72	132.83
2	J	500	NAI	C1D-N1N-C2N	-4.37	113.84	121.11
3	K	550	HP7	C8'-C7'-N2'	4.35	123.47	116.10
2	C	500	NAI	C5B-C4B-C3B	-4.35	98.89	115.18
2	B	500	NAI	PN-O3-PA	-4.34	117.92	132.83
2	B	500	NAI	N3A-C2A-N1A	-4.34	121.90	128.68
2	I	500	NAI	N3A-C2A-N1A	-4.30	121.96	128.68
2	B	500	NAI	O4D-C4D-C5D	-4.26	95.35	109.37
2	D	500	NAI	PN-O3-PA	-4.21	118.38	132.83
2	A	500	NAI	C4A-C5A-N7A	-4.21	105.01	109.40
3	L	550	HP7	O3A-PB-O3B	4.20	110.96	102.48
2	C	500	NAI	C4A-C5A-N7A	-4.19	105.03	109.40
2	J	500	NAI	O4D-C4D-C5D	-4.17	95.67	109.37
2	C	500	NAI	N3A-C2A-N1A	-4.12	122.24	128.68

Continued on next page...

Continued from previous page...

Mol	Chain	Res	Type	Atoms	Z	Observed(°)	Ideal(°)
2	D	500	NAI	O4D-C4D-C5D	-4.11	95.85	109.37
2	H	500	NAI	C5B-C4B-C3B	-4.08	99.90	115.18
3	O	550	HP7	PB-O3A-PA	-4.07	118.87	132.83
3	J	550	HP7	PB-O3A-PA	-4.05	118.91	132.83
2	A	500	NAI	C3N-C7N-N7N	4.04	124.84	117.67
3	A	550	HP7	O7'-C7'-C8'	-4.04	114.56	122.06
2	H	500	NAI	C3N-C2N-N1N	-4.03	117.34	123.10
2	H	500	NAI	N3A-C2A-N1A	-4.02	122.39	128.68
2	P	500	NAI	N3A-C2A-N1A	-4.01	122.40	128.68
3	D	550	HP7	C3C-C2C-C1C	3.98	106.97	100.98
2	H	500	NAI	O1N-PN-O2N	-3.97	92.60	112.24
3	I	550	HP7	O5'-C5'-C4'	-3.95	102.40	108.91
2	G	500	NAI	O5B-C5B-C4B	3.95	122.59	108.99
2	G	500	NAI	C5B-C4B-C3B	-3.93	100.44	115.18
2	J	500	NAI	C4D-O4D-C1D	-3.89	100.90	109.47
2	M	500	NAI	C5A-C6A-N6A	3.88	126.25	120.35
2	K	500	NAI	O2A-PA-O5B	-3.86	89.80	107.75
3	B	550	HP7	C1'-C2'-N2'	-3.86	104.36	111.00
3	G	550	HP7	O5C-C5C-C4C	-3.84	95.78	108.99
3	E	550	HP7	O5'-C1'-C2'	3.84	118.08	110.58
2	P	500	NAI	O4B-C1B-C2B	-3.81	101.36	106.93
2	A	500	NAI	O7N-C7N-C3N	-3.81	113.72	120.90
3	I	550	HP7	O3A-PB-O3B	-3.80	94.83	102.48
3	O	550	HP7	O3A-PB-O3B	3.78	110.11	102.48
2	F	500	NAI	O1N-PN-O5D	-3.77	90.22	107.75
3	K	550	HP7	O3A-PB-O3B	3.77	110.09	102.48
2	K	500	NAI	C3N-C2N-N1N	-3.74	117.75	123.10
3	F	550	HP7	O3'-C3'-C2'	-3.70	102.19	109.66
2	F	500	NAI	C3N-C2N-N1N	-3.70	117.82	123.10
2	C	500	NAI	O4D-C4D-C5D	-3.68	97.27	109.37
2	L	500	NAI	C1B-N9A-C4A	-3.68	120.18	126.64
2	G	500	NAI	PN-O3-PA	-3.67	120.22	132.83
2	O	500	NAI	O4B-C1B-C2B	-3.67	101.57	106.93
3	J	550	HP7	C4'-C3'-C2'	-3.62	105.04	110.34
2	D	500	NAI	O2D-C2D-C1D	-3.61	97.94	110.02
2	K	500	NAI	C5B-C4B-C3B	-3.61	101.65	115.18
2	G	500	NAI	C2A-N1A-C6A	3.61	124.92	118.75
2	M	500	NAI	O7N-C7N-N7N	-3.57	114.53	122.88
2	M	500	NAI	O2A-PA-O5B	-3.56	91.23	107.75
2	J	500	NAI	C3D-C2D-C1D	-3.54	94.70	101.43
2	L	500	NAI	O5B-C5B-C4B	3.52	121.11	108.99
2	E	500	NAI	C4A-C5A-N7A	-3.49	105.76	109.40

Continued on next page...

Continued from previous page...

Mol	Chain	Res	Type	Atoms	Z	Observed(°)	Ideal(°)
2	I	500	NAI	O4D-C1D-N1N	3.47	114.84	108.06
3	N	550	HP7	C6'-C5'-C4'	-3.47	104.36	113.04
2	F	500	NAI	C1D-N1N-C2N	-3.46	115.35	121.11
3	L	550	HP7	C1'-O5'-C5'	-3.46	106.65	112.24
2	I	500	NAI	C1D-N1N-C2N	-3.45	115.36	121.11
3	P	550	HP7	PB-O3A-PA	-3.45	121.00	132.83
3	K	550	HP7	C3'-C2'-N2'	-3.43	104.14	110.62
2	H	500	NAI	C5A-C6A-N6A	3.43	125.56	120.35
2	G	500	NAI	O4D-C4D-C5D	-3.43	98.10	109.37
2	B	500	NAI	O5B-C5B-C4B	3.42	120.75	108.99
3	C	550	HP7	O5'-C1'-O3B	-3.41	106.91	111.36
2	C	500	NAI	C3N-C2N-N1N	-3.40	118.25	123.10
3	A	550	HP7	O3A-PB-O3B	-3.38	95.67	102.48
2	L	500	NAI	O4D-C1D-N1N	3.38	114.66	108.06
2	K	500	NAI	C4A-C5A-N7A	-3.37	105.89	109.40
2	M	500	NAI	N3A-C2A-N1A	-3.37	123.41	128.68
3	P	550	HP7	O5'-C1'-O3B	-3.37	106.97	111.36
2	B	500	NAI	C4A-C5A-N7A	-3.35	105.90	109.40
2	F	500	NAI	O4D-C4D-C3D	3.35	111.75	105.11
3	I	550	HP7	PB-O3A-PA	-3.31	121.45	132.83
3	M	550	HP7	O7'-C7'-C8'	-3.31	115.91	122.06
3	M	550	HP7	O3C-C3C-C4C	-3.31	101.48	111.05
2	B	500	NAI	C2D-C3D-C4D	-3.31	96.22	102.64
3	N	550	HP7	O5C-C5C-C4C	-3.30	97.65	108.99
2	K	500	NAI	O5D-C5D-C4D	3.27	120.25	108.99
2	O	500	NAI	C4A-C5A-N7A	-3.26	106.01	109.40
2	J	500	NAI	C3N-C2N-N1N	-3.24	118.47	123.10
3	H	550	HP7	O5'-C1'-C2'	3.23	116.89	110.58
3	C	550	HP7	O4C-C4C-C3C	-3.21	98.76	105.11
2	F	500	NAI	C4A-C5A-N7A	-3.21	106.06	109.40
2	K	500	NAI	O3D-C3D-C4D	-3.20	101.80	111.05
2	H	500	NAI	O2D-C2D-C1D	-3.19	99.37	110.02
3	B	550	HP7	C3C-C2C-C1C	3.18	105.77	100.98
2	F	500	NAI	O2B-C2B-C3B	-3.17	101.56	111.82
3	G	550	HP7	C3C-C2C-C1C	3.17	105.75	100.98
3	H	550	HP7	PB-O3A-PA	-3.16	121.98	132.83
3	O	550	HP7	O5'-C1'-O3B	-3.16	107.24	111.36
2	N	500	NAI	O4D-C4D-C5D	-3.16	98.99	109.37
3	H	550	HP7	O2A-PA-O1A	3.15	127.80	112.24
2	F	500	NAI	O4B-C1B-C2B	-3.13	102.35	106.93
2	M	500	NAI	C1B-N9A-C4A	-3.13	121.14	126.64
3	P	550	HP7	C5-C4-N3	-3.12	116.45	123.31

Continued on next page...

Continued from previous page...

Mol	Chain	Res	Type	Atoms	Z	Observed(°)	Ideal(°)
2	J	500	NAI	O4D-C1D-C2D	3.12	113.43	106.64
2	G	500	NAI	O3D-C3D-C4D	-3.08	102.14	111.05
3	A	550	HP7	O4'-C4'-C5'	-3.08	104.17	110.05
2	M	500	NAI	O4B-C1B-C2B	-3.06	102.46	106.93
3	C	550	HP7	C3'-C2'-N2'	-3.04	104.88	110.62
3	D	550	HP7	O5'-C5'-C4'	-3.04	103.90	108.91
2	D	500	NAI	C3B-C2B-C1B	-3.04	96.41	100.98
3	N	550	HP7	O2C-C2C-C1C	-3.04	99.64	110.85
2	H	500	NAI	C1D-N1N-C2N	-3.03	116.07	121.11
3	E	550	HP7	C4'-C3'-C2'	-3.02	105.92	110.34
3	F	550	HP7	C8'-C7'-N2'	3.02	121.21	116.10
2	H	500	NAI	O4B-C1B-C2B	-3.00	102.54	106.93
3	I	550	HP7	O5C-C5C-C4C	-3.00	98.67	108.99
3	J	550	HP7	C6'-C5'-C4'	-2.99	105.56	113.04
2	E	500	NAI	C1D-N1N-C2N	-2.98	116.15	121.11
3	C	550	HP7	O2C-C2C-C3C	-2.96	102.23	111.82
3	C	550	HP7	C8'-C7'-N2'	2.96	121.12	116.10
2	L	500	NAI	O4D-C4D-C5D	-2.96	99.65	109.37
3	K	550	HP7	C5-C4-N3	-2.95	116.81	123.31
2	A	500	NAI	O4B-C1B-C2B	-2.95	102.61	106.93
3	M	550	HP7	C3C-C2C-C1C	2.95	105.42	100.98
2	F	500	NAI	O4B-C4B-C3B	2.95	110.95	105.11
3	D	550	HP7	PB-O3A-PA	-2.94	122.74	132.83
2	P	500	NAI	C1D-N1N-C2N	-2.93	116.23	121.11
2	M	500	NAI	C1D-N1N-C2N	-2.91	116.26	121.11
3	G	550	HP7	O3B-PB-O1B	-2.91	98.53	109.47
3	K	550	HP7	O7'-C7'-N2'	-2.90	116.62	121.95
3	F	550	HP7	C4'-C3'-C2'	2.89	114.58	110.34
3	O	550	HP7	O2C-C2C-C1C	-2.89	100.19	110.85
2	O	500	NAI	O3B-C3B-C4B	-2.89	102.70	111.05
2	N	500	NAI	O5B-PA-O1A	2.86	120.24	109.07
2	I	500	NAI	PN-O3-PA	-2.84	123.08	132.83
2	N	500	NAI	O4B-C4B-C5B	2.83	118.67	109.37
2	L	500	NAI	O1N-PN-O2N	-2.82	98.32	112.24
2	G	500	NAI	O4B-C1B-C2B	-2.81	102.82	106.93
3	A	550	HP7	O2C-C2C-C3C	-2.81	102.72	111.82
3	K	550	HP7	PB-O3A-PA	-2.80	123.22	132.83
2	B	500	NAI	C1D-N1N-C2N	-2.78	116.48	121.11
2	A	500	NAI	O4D-C1D-N1N	2.77	113.47	108.06
3	J	550	HP7	O2A-PA-O1A	2.76	125.87	112.24
2	G	500	NAI	C4D-O4D-C1D	2.75	115.55	109.47
2	H	500	NAI	O4B-C4B-C5B	2.75	118.41	109.37

Continued on next page...

Continued from previous page...

Mol	Chain	Res	Type	Atoms	Z	Observed(°)	Ideal(°)
2	G	500	NAI	O1N-PN-O5D	-2.75	95.00	107.75
3	A	550	HP7	C4'-C3'-C2'	2.74	114.36	110.34
2	E	500	NAI	C3N-C2N-N1N	-2.74	119.19	123.10
2	O	500	NAI	O2A-PA-O5B	-2.74	95.04	107.75
2	H	500	NAI	C2A-N1A-C6A	2.72	123.42	118.75
3	A	550	HP7	C3'-C2'-N2'	-2.72	105.47	110.62
2	L	500	NAI	C3N-C7N-N7N	2.72	122.50	117.67
3	O	550	HP7	C5-C4-N3	-2.71	117.34	123.31
2	K	500	NAI	O4B-C4B-C3B	2.71	110.48	105.11
3	G	550	HP7	C1'-O5'-C5'	2.70	116.61	112.24
2	C	500	NAI	O4B-C1B-C2B	-2.70	102.98	106.93
3	F	550	HP7	C3C-C2C-C1C	2.70	105.04	100.98
3	P	550	HP7	O5C-C5C-C4C	-2.67	99.80	108.99
2	P	500	NAI	O2A-PA-O5B	-2.67	95.35	107.75
2	P	500	NAI	O3D-C3D-C2D	-2.65	103.23	111.82
2	J	500	NAI	C1B-N9A-C4A	-2.65	121.99	126.64
2	L	500	NAI	O7N-C7N-N7N	-2.64	116.70	122.88
2	D	500	NAI	C2A-N1A-C6A	2.64	123.26	118.75
2	H	500	NAI	O7N-C7N-C3N	-2.63	115.93	120.90
2	B	500	NAI	C2A-N1A-C6A	2.63	123.26	118.75
2	E	500	NAI	C5A-C6A-N6A	2.63	124.35	120.35
3	B	550	HP7	C5C-C4C-C3C	-2.63	105.34	115.18
3	H	550	HP7	O5'-C5'-C4'	2.62	113.23	108.91
3	M	550	HP7	O2C-C2C-C1C	-2.62	101.19	110.85
3	C	550	HP7	C1'-C2'-N2'	2.62	115.51	111.00
3	C	550	HP7	O5'-C1'-C2'	2.61	115.68	110.58
2	C	500	NAI	O4B-C4B-C3B	2.60	110.25	105.11
3	E	550	HP7	C2C-C3C-C4C	-2.60	97.60	102.64
2	B	500	NAI	C4D-O4D-C1D	-2.59	103.75	109.47
2	H	500	NAI	PN-O5D-C5D	-2.59	106.48	121.68
2	C	500	NAI	O2A-PA-O5B	-2.59	95.71	107.75
2	B	500	NAI	PA-O5B-C5B	-2.59	106.49	121.68
3	E	550	HP7	O5'-C1'-O3B	-2.59	107.98	111.36
2	O	500	NAI	C5B-C4B-C3B	-2.59	105.48	115.18
2	J	500	NAI	C3B-C2B-C1B	-2.59	97.08	100.98
2	I	500	NAI	PN-O5D-C5D	-2.58	106.56	121.68
3	G	550	HP7	O7'-C7'-C8'	-2.58	117.27	122.06
2	L	500	NAI	PA-O5B-C5B	-2.57	106.58	121.68
3	C	550	HP7	O7'-C7'-N2'	-2.57	117.22	121.95
2	I	500	NAI	PA-O5B-C5B	-2.57	106.61	121.68
2	K	500	NAI	PN-O5D-C5D	-2.56	106.67	121.68
2	B	500	NAI	PN-O5D-C5D	-2.56	106.67	121.68

Continued on next page...

Continued from previous page...

Mol	Chain	Res	Type	Atoms	Z	Observed(°)	Ideal(°)
2	E	500	NAI	PA-O5B-C5B	-2.55	106.74	121.68
3	C	550	HP7	O3'-C3'-C2'	2.54	114.80	109.66
3	P	550	HP7	C2C-C3C-C4C	-2.54	97.70	102.64
2	O	500	NAI	PN-O5D-C5D	-2.54	106.78	121.68
2	E	500	NAI	PN-O5D-C5D	-2.54	106.80	121.68
2	I	500	NAI	C3B-C2B-C1B	-2.52	97.18	100.98
3	P	550	HP7	C8'-C7'-N2'	2.52	120.37	116.10
3	J	550	HP7	O4'-C4'-C5'	-2.52	105.23	110.05
3	J	550	HP7	C3'-C2'-N2'	-2.52	105.86	110.62
2	M	500	NAI	PN-O5D-C5D	-2.52	106.91	121.68
2	L	500	NAI	PN-O5D-C5D	-2.51	106.94	121.68
2	J	500	NAI	PA-O5B-C5B	-2.51	106.96	121.68
2	G	500	NAI	O5B-PA-O1A	2.51	118.87	109.07
2	D	500	NAI	PN-O5D-C5D	-2.51	106.97	121.68
2	F	500	NAI	O2D-C2D-C3D	-2.51	103.72	111.82
3	I	550	HP7	O2B-PB-O3B	2.51	116.67	106.78
2	J	500	NAI	PN-O5D-C5D	-2.51	106.99	121.68
2	H	500	NAI	PA-O5B-C5B	-2.50	107.04	121.68
2	D	500	NAI	PA-O5B-C5B	-2.50	107.05	121.68
3	A	550	HP7	O2C-C2C-C1C	-2.49	101.65	110.85
2	F	500	NAI	O2A-PA-O1A	-2.49	99.92	112.24
2	C	500	NAI	PA-O5B-C5B	-2.49	107.09	121.68
2	F	500	NAI	PA-O5B-C5B	-2.48	107.14	121.68
2	G	500	NAI	PN-O5D-C5D	-2.48	107.16	121.68
3	O	550	HP7	O4C-C4C-C3C	-2.46	100.24	105.11
3	J	550	HP7	O5'-C1'-O3B	-2.46	108.15	111.36
3	O	550	HP7	C6'-C5'-C4'	-2.45	106.91	113.04
2	A	500	NAI	C2D-C1D-N1N	2.45	119.44	113.30
3	I	550	HP7	O4C-C4C-C3C	-2.45	100.27	105.11
3	E	550	HP7	O2C-C2C-C1C	-2.45	101.82	110.85
2	C	500	NAI	C1D-N1N-C2N	-2.45	117.04	121.11
2	N	500	NAI	PN-O5D-C5D	-2.44	107.36	121.68
2	C	500	NAI	PN-O5D-C5D	-2.44	107.36	121.68
3	E	550	HP7	O7'-C7'-C8'	-2.44	117.52	122.06
2	M	500	NAI	PA-O5B-C5B	-2.44	107.38	121.68
2	F	500	NAI	C5D-C4D-C3D	-2.43	106.06	115.18
2	P	500	NAI	PN-O5D-C5D	-2.43	107.42	121.68
3	I	550	HP7	O4'-C4'-C5'	-2.43	105.41	110.05
2	N	500	NAI	PA-O5B-C5B	-2.43	107.44	121.68
2	F	500	NAI	PN-O5D-C5D	-2.43	107.44	121.68
2	B	500	NAI	C3N-C7N-N7N	2.42	121.97	117.67
3	J	550	HP7	C5C-C4C-C3C	-2.42	106.10	115.18

Continued on next page...

Continued from previous page...

Mol	Chain	Res	Type	Atoms	Z	Observed(°)	Ideal(°)
2	P	500	NAI	PA-O5B-C5B	-2.42	107.47	121.68
2	N	500	NAI	C3N-C2N-N1N	-2.42	119.64	123.10
3	J	550	HP7	O3'-C3'-C4'	2.42	115.95	110.35
2	P	500	NAI	O7N-C7N-N7N	-2.42	117.22	122.88
2	K	500	NAI	PA-O5B-C5B	-2.41	107.52	121.68
2	O	500	NAI	PA-O5B-C5B	-2.41	107.55	121.68
2	B	500	NAI	O4B-C4B-C5B	2.41	117.30	109.37
3	M	550	HP7	O5C-C5C-C4C	-2.41	100.70	108.99
2	D	500	NAI	C2D-C1D-N1N	-2.41	107.27	113.30
2	A	500	NAI	PN-O5D-C5D	-2.40	107.59	121.68
3	C	550	HP7	C5C-C4C-C3C	-2.40	106.18	115.18
3	J	550	HP7	O5'-C1'-C2'	2.40	115.27	110.58
2	F	500	NAI	N3A-C2A-N1A	-2.39	124.94	128.68
3	B	550	HP7	C2'-N2'-C7'	2.39	128.99	123.18
3	J	550	HP7	O2A-PA-O5C	-2.39	96.65	107.75
2	M	500	NAI	O3D-C3D-C4D	-2.38	104.16	111.05
2	A	500	NAI	C5B-C4B-C3B	-2.38	106.26	115.18
3	F	550	HP7	O2A-PA-O1A	2.38	124.00	112.24
2	F	500	NAI	C4D-O4D-C1D	-2.38	104.23	109.47
3	I	550	HP7	C8'-C7'-N2'	2.37	120.12	116.10
3	I	550	HP7	O2C-C2C-C1C	-2.36	102.14	110.85
2	B	500	NAI	O4B-C4B-C3B	2.35	109.77	105.11
3	K	550	HP7	O2C-C2C-C1C	-2.35	102.16	110.85
3	L	550	HP7	O5C-C5C-C4C	-2.35	100.92	108.99
2	K	500	NAI	O4D-C1D-N1N	2.34	112.64	108.06
2	G	500	NAI	PA-O5B-C5B	-2.34	107.94	121.68
2	A	500	NAI	PA-O5B-C5B	-2.34	107.94	121.68
2	D	500	NAI	C1B-N9A-C4A	-2.34	122.54	126.64
3	N	550	HP7	O2B-PB-O1B	2.33	123.76	112.24
3	P	550	HP7	O5'-C5'-C4'	-2.33	105.07	108.91
2	J	500	NAI	C2D-C3D-C4D	-2.33	98.12	102.64
3	M	550	HP7	C5-C4-N3	-2.32	118.19	123.31
2	L	500	NAI	O4B-C4B-C5B	2.32	117.00	109.37
2	D	500	NAI	O7N-C7N-N7N	-2.32	117.46	122.88
2	P	500	NAI	O4B-C4B-C5B	2.32	116.99	109.37
2	L	500	NAI	C5A-C6A-N6A	-2.29	116.88	120.35
3	C	550	HP7	O2B-PB-O1B	2.28	123.52	112.24
3	M	550	HP7	O5C-PA-O1A	-2.28	100.17	109.07
2	L	500	NAI	N6A-C6A-N1A	2.27	123.30	118.57
3	H	550	HP7	C1'-C2'-N2'	2.27	114.92	111.00
3	B	550	HP7	O3A-PB-O3B	2.27	107.07	102.48
2	O	500	NAI	O5B-PA-O1A	2.27	117.94	109.07

Continued on next page...

Continued from previous page...

Mol	Chain	Res	Type	Atoms	Z	Observed(°)	Ideal(°)
3	H	550	HP7	O2C-C2C-C1C	-2.26	102.49	110.85
2	I	500	NAI	C1B-N9A-C4A	-2.26	122.67	126.64
3	D	550	HP7	O2A-PA-O1A	2.25	123.38	112.24
3	B	550	HP7	O5'-C1'-O3B	-2.25	108.42	111.36
3	J	550	HP7	O4'-C4'-C3'	-2.25	105.14	110.35
3	B	550	HP7	O5C-C5C-C4C	-2.25	101.24	108.99
2	L	500	NAI	C2A-N1A-C6A	2.25	122.60	118.75
2	P	500	NAI	O4D-C4D-C5D	-2.25	101.98	109.37
3	L	550	HP7	O4C-C1C-C2C	2.24	110.21	106.93
3	H	550	HP7	C8'-C7'-N2'	2.24	119.90	116.10
2	A	500	NAI	C1D-N1N-C2N	-2.24	117.39	121.11
3	E	550	HP7	C6'-C5'-C4'	-2.23	107.45	113.04
2	P	500	NAI	C2A-N1A-C6A	2.21	122.53	118.75
2	A	500	NAI	C3D-C2D-C1D	2.20	105.61	101.43
2	G	500	NAI	O4B-C4B-C3B	2.20	109.47	105.11
3	C	550	HP7	PB-O3A-PA	-2.19	125.30	132.83
2	G	500	NAI	N6A-C6A-N1A	2.19	123.12	118.57
2	M	500	NAI	O5B-PA-O1A	2.19	117.62	109.07
2	G	500	NAI	O4D-C1D-C2D	-2.19	101.87	106.64
3	K	550	HP7	O5'-C5'-C4'	2.19	112.51	108.91
3	H	550	HP7	O5C-C5C-C4C	-2.18	101.50	108.99
3	E	550	HP7	C3C-C2C-C1C	2.17	104.25	100.98
2	H	500	NAI	C1B-N9A-C4A	-2.17	122.83	126.64
2	P	500	NAI	C3N-C2N-N1N	-2.17	120.00	123.10
2	A	500	NAI	O2A-PA-O5B	-2.17	97.68	107.75
3	O	550	HP7	O2B-PB-O1B	2.16	122.93	112.24
3	C	550	HP7	O2A-PA-O1A	2.16	122.90	112.24
2	F	500	NAI	O4D-C4D-C5D	-2.15	102.29	109.37
2	J	500	NAI	O5D-C5D-C4D	-2.15	101.58	108.99
3	G	550	HP7	C4'-C3'-C2'	2.15	113.49	110.34
2	I	500	NAI	C2D-C3D-C4D	-2.15	98.46	102.64
3	A	550	HP7	O3'-C3'-C2'	-2.15	105.33	109.66
3	O	550	HP7	O2A-PA-O1A	2.14	122.82	112.24
3	G	550	HP7	O7'-C7'-N2'	-2.14	118.03	121.95
2	C	500	NAI	O3D-C3D-C2D	-2.14	104.92	111.82
2	H	500	NAI	C4A-C5A-N7A	-2.13	107.17	109.40
3	C	550	HP7	C4'-C3'-C2'	-2.13	107.22	110.34
2	A	500	NAI	O1N-PN-O2N	-2.13	101.69	112.24
3	E	550	HP7	O4'-C4'-C3'	2.13	115.28	110.35
2	N	500	NAI	O4D-C1D-N1N	2.13	112.22	108.06
2	J	500	NAI	C4A-C5A-N7A	-2.12	107.19	109.40
2	G	500	NAI	C1D-N1N-C2N	-2.12	117.58	121.11

Continued on next page...

Continued from previous page...

Mol	Chain	Res	Type	Atoms	Z	Observed(°)	Ideal(°)
2	D	500	NAI	O5D-PN-O2N	2.12	117.34	109.07
2	G	500	NAI	O1N-PN-O2N	-2.12	101.77	112.24
2	F	500	NAI	C2B-C3B-C4B	-2.11	98.54	102.64
2	K	500	NAI	C2D-C1D-N1N	-2.11	108.03	113.30
3	M	550	HP7	O4'-C4'-C3'	-2.10	105.49	110.35
2	H	500	NAI	C3N-C7N-N7N	2.10	121.40	117.67
3	I	550	HP7	O5'-C1'-O3B	-2.10	108.62	111.36
2	I	500	NAI	C3N-C7N-N7N	2.09	121.38	117.67
2	C	500	NAI	C2A-N1A-C6A	2.09	122.33	118.75
3	G	550	HP7	O4C-C1C-C2C	-2.08	103.88	106.93
3	I	550	HP7	O3C-C3C-C2C	2.08	118.54	111.82
3	G	550	HP7	O2B-PB-O1B	2.07	122.49	112.24
2	E	500	NAI	C3N-C7N-N7N	2.06	121.33	117.67
3	L	550	HP7	C2'-N2'-C7'	2.06	128.18	123.18
2	J	500	NAI	O1N-PN-O2N	-2.05	102.11	112.24
2	G	500	NAI	C3N-C7N-N7N	2.05	121.30	117.67
2	E	500	NAI	O7N-C7N-C3N	-2.04	117.06	120.90
2	D	500	NAI	C1D-N1N-C2N	-2.03	117.72	121.11
3	A	550	HP7	O2A-PA-O1A	2.03	122.28	112.24
3	B	550	HP7	O4'-C4'-C3'	2.03	115.04	110.35
3	F	550	HP7	O2C-C2C-C3C	-2.03	105.25	111.82
2	O	500	NAI	O4B-C4B-C3B	2.03	109.12	105.11
2	F	500	NAI	O7N-C7N-C3N	-2.02	117.10	120.90
2	J	500	NAI	O2D-C2D-C1D	-2.02	103.28	110.02
2	E	500	NAI	C2A-N1A-C6A	2.01	122.20	118.75
2	M	500	NAI	O4D-C4D-C5D	-2.01	102.75	109.37
3	F	550	HP7	PB-O3A-PA	-2.01	125.92	132.83
3	K	550	HP7	C3'-C4'-C5'	2.01	113.15	109.02
3	D	550	HP7	O5C-C5C-C4C	-2.01	102.08	108.99
3	I	550	HP7	O2A-PA-O1A	2.00	122.15	112.24
3	B	550	HP7	O2B-PB-O1B	2.00	122.14	112.24

There are no chirality outliers.

All (241) torsion outliers are listed below:

Mol	Chain	Res	Type	Atoms
2	L	500	NAI	C5B-O5B-PA-O2A
2	L	500	NAI	C5B-O5B-PA-O3
2	L	500	NAI	PN-O3-PA-O5B
2	L	500	NAI	C5D-O5D-PN-O3
2	K	500	NAI	C5B-O5B-PA-O1A
2	K	500	NAI	C5B-O5B-PA-O2A

Continued on next page...

Continued from previous page...

Mol	Chain	Res	Type	Atoms
2	K	500	NAI	PN-O3-PA-O5B
2	K	500	NAI	O4B-C4B-C5B-O5B
2	E	500	NAI	C5B-O5B-PA-O2A
2	E	500	NAI	C5B-O5B-PA-O3
2	E	500	NAI	C3B-C4B-C5B-O5B
2	G	500	NAI	C5B-O5B-PA-O1A
3	E	550	HP7	C5C-O5C-PA-O2A
2	P	500	NAI	C5B-O5B-PA-O1A
2	P	500	NAI	C5B-O5B-PA-O2A
2	P	500	NAI	C3B-C4B-C5B-O5B
2	N	500	NAI	C5B-O5B-PA-O1A
2	N	500	NAI	C5B-O5B-PA-O2A
2	N	500	NAI	PN-O3-PA-O5B
2	N	500	NAI	C3B-C4B-C5B-O5B
2	O	500	NAI	C5B-O5B-PA-O1A
2	O	500	NAI	C5B-O5B-PA-O2A
2	O	500	NAI	O4B-C4B-C5B-O5B
2	O	500	NAI	C3B-C4B-C5B-O5B
2	O	500	NAI	C5D-O5D-PN-O3
2	H	500	NAI	C5B-O5B-PA-O1A
2	H	500	NAI	C5B-O5B-PA-O2A
2	H	500	NAI	C5B-O5B-PA-O3
2	H	500	NAI	PN-O3-PA-O5B
2	H	500	NAI	O4D-C4D-C5D-O5D
2	F	500	NAI	C5B-O5B-PA-O1A
2	F	500	NAI	C5B-O5B-PA-O2A
2	F	500	NAI	PN-O3-PA-O5B
2	F	500	NAI	O4B-C4B-C5B-O5B
2	F	500	NAI	C3B-C4B-C5B-O5B
3	D	550	HP7	C1'-O3B-PB-O3A
3	A	550	HP7	C1'-O3B-PB-O3A
2	D	500	NAI	C5B-O5B-PA-O1A
2	D	500	NAI	C5B-O5B-PA-O2A
2	D	500	NAI	C3B-C4B-C5B-O5B
2	M	500	NAI	C5B-O5B-PA-O1A
2	M	500	NAI	C5B-O5B-PA-O2A
2	M	500	NAI	C3B-C4B-C5B-O5B
2	M	500	NAI	C5D-O5D-PN-O3
2	M	500	NAI	C5D-O5D-PN-O1N
2	M	500	NAI	C5D-O5D-PN-O2N
2	M	500	NAI	O4D-C4D-C5D-O5D
2	B	500	NAI	C5B-O5B-PA-O1A

Continued on next page...

Continued from previous page...

Mol	Chain	Res	Type	Atoms
2	B	500	NAI	C5B-O5B-PA-O2A
2	B	500	NAI	C5B-O5B-PA-O3
2	B	500	NAI	C3B-C4B-C5B-O5B
3	M	550	HP7	C1'-O3B-PB-O3A
3	N	550	HP7	C5C-O5C-PA-O1A
3	N	550	HP7	C5C-O5C-PA-O2A
3	N	550	HP7	C5C-O5C-PA-O3A
3	G	550	HP7	C5C-O5C-PA-O1A
3	G	550	HP7	C5C-O5C-PA-O2A
3	G	550	HP7	C5C-O5C-PA-O3A
3	G	550	HP7	C1'-O3B-PB-O3A
3	F	550	HP7	O4C-C4C-C5C-O5C
3	B	550	HP7	C1'-O3B-PB-O3A
2	I	500	NAI	C5B-O5B-PA-O1A
2	I	500	NAI	C5B-O5B-PA-O2A
2	I	500	NAI	C3B-C4B-C5B-O5B
2	I	500	NAI	O4D-C4D-C5D-O5D
2	J	500	NAI	C5B-O5B-PA-O1A
2	J	500	NAI	C5B-O5B-PA-O2A
2	J	500	NAI	PN-O3-PA-O5B
2	J	500	NAI	C3B-C4B-C5B-O5B
2	C	500	NAI	C5D-O5D-PN-O3
2	C	500	NAI	C5D-O5D-PN-O1N
2	C	500	NAI	C5D-O5D-PN-O2N
3	O	550	HP7	C5C-O5C-PA-O2A
3	O	550	HP7	C1'-O3B-PB-O3A
2	L	500	NAI	O4D-C4D-C5D-O5D
2	K	500	NAI	C3B-C4B-C5B-O5B
2	E	500	NAI	O4D-C4D-C5D-O5D
2	G	500	NAI	O4B-C4B-C5B-O5B
2	G	500	NAI	C3B-C4B-C5B-O5B
3	L	550	HP7	O4C-C4C-C5C-O5C
2	P	500	NAI	O4B-C4B-C5B-O5B
2	P	500	NAI	O4D-C4D-C5D-O5D
2	N	500	NAI	O4B-C4B-C5B-O5B
2	N	500	NAI	O4D-C4D-C5D-O5D
2	O	500	NAI	O4D-C4D-C5D-O5D
2	M	500	NAI	O4B-C4B-C5B-O5B
2	I	500	NAI	O4B-C4B-C5B-O5B
2	C	500	NAI	O4B-C4B-C5B-O5B
2	C	500	NAI	C3B-C4B-C5B-O5B
2	C	500	NAI	O4D-C4D-C5D-O5D

Continued on next page...

Continued from previous page...

Mol	Chain	Res	Type	Atoms
3	I	550	HP7	C1'-O3B-PB-O3A
3	P	550	HP7	C8'-C7'-N2'-C2'
2	L	500	NAI	C3B-C4B-C5B-O5B
2	K	500	NAI	O4D-C4D-C5D-O5D
2	E	500	NAI	O4B-C4B-C5B-O5B
2	D	500	NAI	O4B-C4B-C5B-O5B
2	M	500	NAI	C3D-C4D-C5D-O5D
2	A	500	NAI	C3B-C4B-C5B-O5B
2	B	500	NAI	O4B-C4B-C5B-O5B
3	F	550	HP7	C3C-C4C-C5C-O5C
2	J	500	NAI	O4B-C4B-C5B-O5B
3	I	550	HP7	O4C-C4C-C5C-O5C
3	P	550	HP7	O7'-C7'-N2'-C2'
2	L	500	NAI	C3D-C4D-C5D-O5D
2	H	500	NAI	C3B-C4B-C5B-O5B
3	L	550	HP7	C8'-C7'-N2'-C2'
2	L	500	NAI	O4B-C4B-C5B-O5B
3	L	550	HP7	C3C-C4C-C5C-O5C
2	H	500	NAI	O4B-C4B-C5B-O5B
2	A	500	NAI	O4B-C4B-C5B-O5B
2	P	500	NAI	C2D-C1D-N1N-C2N
3	C	550	HP7	C1'-O3B-PB-O3A
2	A	500	NAI	O4D-C4D-C5D-O5D
2	K	500	NAI	PN-O3-PA-O1A
2	G	500	NAI	C3D-C4D-C5D-O5D
3	M	550	HP7	O4C-C4C-C5C-O5C
2	P	500	NAI	O4D-C1D-N1N-C2N
3	L	550	HP7	O7'-C7'-N2'-C2'
2	P	500	NAI	C2D-C1D-N1N-C6N
2	E	500	NAI	PN-O3-PA-O5B
2	G	500	NAI	PN-O3-PA-O5B
2	P	500	NAI	PN-O3-PA-O5B
2	O	500	NAI	PN-O3-PA-O5B
2	M	500	NAI	PN-O3-PA-O5B
2	A	500	NAI	PN-O3-PA-O5B
2	B	500	NAI	PN-O3-PA-O5B
2	I	500	NAI	PN-O3-PA-O5B
2	C	500	NAI	PN-O3-PA-O5B
2	A	500	NAI	C3D-C4D-C5D-O5D
2	O	500	NAI	C2D-C1D-N1N-C2N
2	D	500	NAI	C2D-C1D-N1N-C2N
2	E	500	NAI	O4D-C1D-N1N-C2N

Continued on next page...

Continued from previous page...

Mol	Chain	Res	Type	Atoms
2	E	500	NAI	O4D-C1D-N1N-C6N
2	B	500	NAI	O4D-C1D-N1N-C6N
2	I	500	NAI	O4D-C1D-N1N-C2N
2	G	500	NAI	C5D-O5D-PN-O3
3	E	550	HP7	C5C-O5C-PA-O3A
2	F	500	NAI	C5D-O5D-PN-O3
2	A	500	NAI	C5B-O5B-PA-O3
2	A	500	NAI	C5D-O5D-PN-O3
2	J	500	NAI	C5B-O5B-PA-O3
2	C	500	NAI	C5B-O5B-PA-O3
3	O	550	HP7	C5C-O5C-PA-O3A
3	D	550	HP7	O4C-C4C-C5C-O5C
2	C	500	NAI	C3D-C4D-C5D-O5D
2	D	500	NAI	PA-O3-PN-O2N
3	M	550	HP7	PB-O3A-PA-O2A
3	B	550	HP7	C1'-O3B-PB-O1B
3	N	550	HP7	C1'-O3B-PB-O3A
2	O	500	NAI	O4D-C1D-N1N-C2N
2	B	500	NAI	O4D-C1D-N1N-C2N
2	J	500	NAI	O4D-C1D-N1N-C2N
2	E	500	NAI	C2D-C1D-N1N-C2N
2	H	500	NAI	C2D-C1D-N1N-C2N
2	C	500	NAI	C2D-C1D-N1N-C2N
2	L	500	NAI	C5D-O5D-PN-O1N
2	L	500	NAI	C5D-O5D-PN-O2N
2	G	500	NAI	C5B-O5B-PA-O2A
3	E	550	HP7	C5C-O5C-PA-O1A
2	N	500	NAI	C5D-O5D-PN-O1N
2	O	500	NAI	C5D-O5D-PN-O1N
2	I	500	NAI	C5D-O5D-PN-O1N
2	C	500	NAI	C5B-O5B-PA-O2A
3	O	550	HP7	C5C-O5C-PA-O1A
2	L	500	NAI	O4D-C1D-N1N-C2N
2	P	500	NAI	O4D-C1D-N1N-C6N
2	N	500	NAI	O4D-C1D-N1N-C2N
2	C	500	NAI	O4D-C1D-N1N-C2N
2	F	500	NAI	C2D-C1D-N1N-C2N
2	G	500	NAI	O4D-C1D-N1N-C2N
2	O	500	NAI	O4D-C1D-N1N-C6N
2	H	500	NAI	O4D-C1D-N1N-C2N
2	F	500	NAI	O4D-C1D-N1N-C2N
2	D	500	NAI	O4D-C1D-N1N-C2N

Continued on next page...

Continued from previous page...

Mol	Chain	Res	Type	Atoms
2	M	500	NAI	O4D-C1D-N1N-C2N
3	D	550	HP7	C8'-C7'-N2'-C2'
2	E	500	NAI	C2D-C1D-N1N-C6N
2	G	500	NAI	C2D-C1D-N1N-C2N
2	M	500	NAI	C2D-C1D-N1N-C2N
2	B	500	NAI	C2D-C1D-N1N-C2N
2	N	500	NAI	O4D-C1D-N1N-C6N
2	A	500	NAI	O4D-C1D-N1N-C2N
2	O	500	NAI	C2D-C1D-N1N-C6N
2	B	500	NAI	C2D-C1D-N1N-C6N
3	G	550	HP7	PB-O3A-PA-O2A
2	N	500	NAI	C2D-C1D-N1N-C2N
2	I	500	NAI	C2D-C1D-N1N-C2N
2	D	500	NAI	O4D-C4D-C5D-O5D
2	K	500	NAI	O4D-C1D-N1N-C2N
2	L	500	NAI	C2D-C1D-N1N-C2N
2	A	500	NAI	C2D-C1D-N1N-C2N
2	J	500	NAI	C2D-C1D-N1N-C2N
2	O	500	NAI	C3D-C4D-C5D-O5D
3	D	550	HP7	O7'-C7'-N2'-C2'
2	D	500	NAI	O4D-C1D-N1N-C6N
2	M	500	NAI	O4D-C1D-N1N-C6N
2	C	500	NAI	O4D-C1D-N1N-C6N
2	K	500	NAI	C2D-C1D-N1N-C2N
2	N	500	NAI	C2D-C1D-N1N-C6N
2	F	500	NAI	C2D-C1D-N1N-C6N
2	D	500	NAI	C2D-C1D-N1N-C6N
2	C	500	NAI	C2D-C1D-N1N-C6N
3	D	550	HP7	C3'-C2'-N2'-C7'
2	L	500	NAI	O4D-C1D-N1N-C6N
2	F	500	NAI	O4D-C1D-N1N-C6N
2	I	500	NAI	O4D-C1D-N1N-C6N
2	J	500	NAI	O4D-C1D-N1N-C6N
2	P	500	NAI	PA-O3-PN-O1N
3	P	550	HP7	O4C-C4C-C5C-O5C
2	J	500	NAI	O4D-C4D-C5D-O5D
2	M	500	NAI	C2D-C1D-N1N-C6N
3	M	550	HP7	C3C-C4C-C5C-O5C
2	H	500	NAI	O4D-C1D-N1N-C6N
2	A	500	NAI	O4D-C1D-N1N-C6N
3	J	550	HP7	C3'-C2'-N2'-C7'
2	B	500	NAI	O4D-C4D-C5D-O5D

Continued on next page...

Continued from previous page...

Mol	Chain	Res	Type	Atoms
2	K	500	NAI	C5B-O5B-PA-O3
2	G	500	NAI	C5B-O5B-PA-O3
2	P	500	NAI	C5B-O5B-PA-O3
2	N	500	NAI	C5B-O5B-PA-O3
2	O	500	NAI	C5B-O5B-PA-O3
2	F	500	NAI	C5B-O5B-PA-O3
2	D	500	NAI	C5B-O5B-PA-O3
2	M	500	NAI	C5B-O5B-PA-O3
2	I	500	NAI	C5B-O5B-PA-O3
2	I	500	NAI	C5D-O5D-PN-O3
2	O	500	NAI	PA-O3-PN-O1N
2	M	500	NAI	PA-O3-PN-O1N
3	M	550	HP7	PA-O3A-PB-O1B
3	G	550	HP7	PB-O3A-PA-O1A
3	G	550	HP7	C1'-O3B-PB-O1B
2	I	500	NAI	PA-O3-PN-O1N
3	O	550	HP7	PB-O3A-PA-O2A
3	O	550	HP7	PA-O3A-PB-O1B
3	O	550	HP7	C1'-O3B-PB-O1B
3	K	550	HP7	C3'-C2'-N2'-C7'
3	L	550	HP7	C1'-O3B-PB-O3A
2	A	500	NAI	C5D-O5D-PN-O1N
2	B	500	NAI	C5D-O5D-PN-O2N
3	B	550	HP7	C1'-O3B-PB-O2B
3	K	550	HP7	C1'-O3B-PB-O3A

There are no ring outliers.

31 monomers are involved in 109 short contacts:

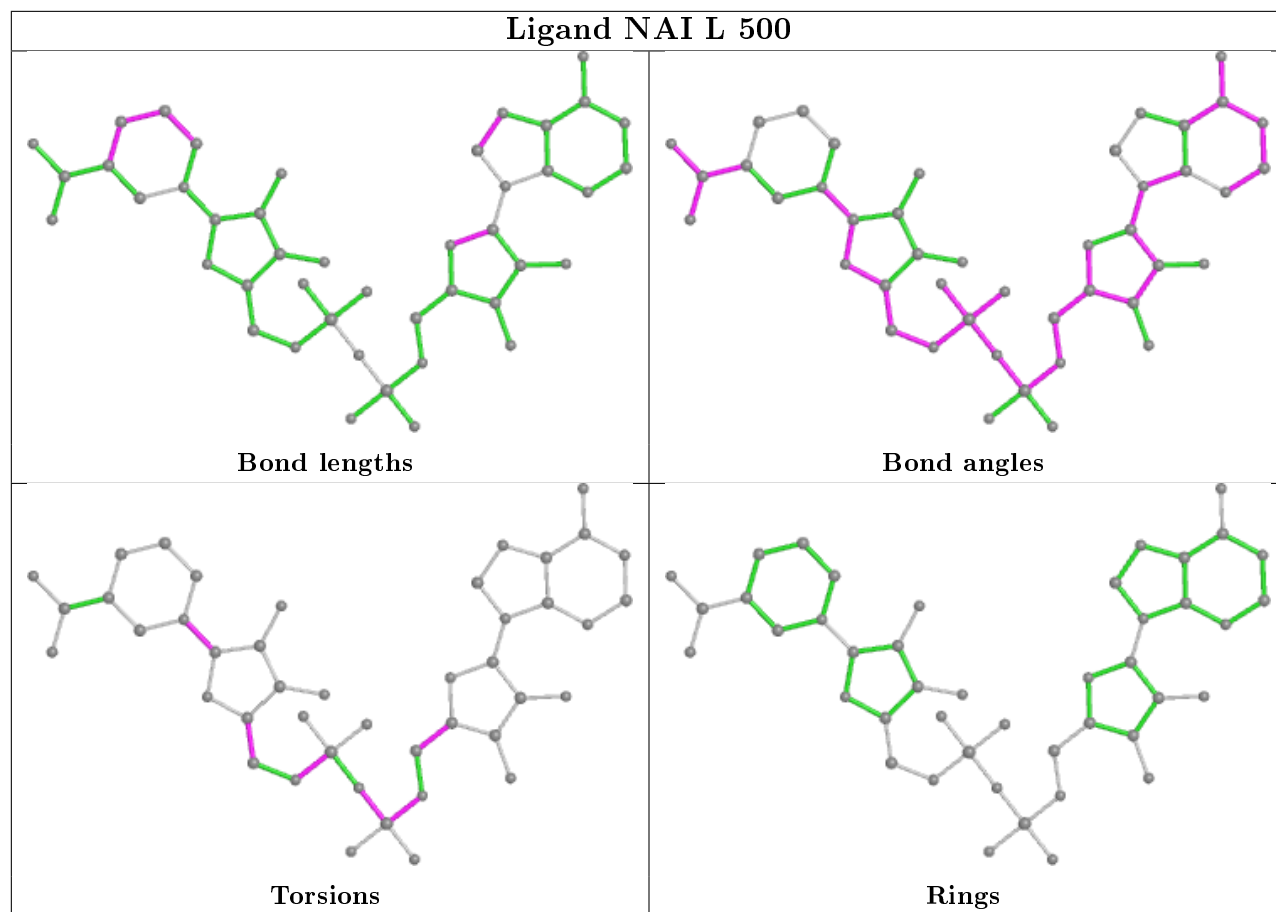
Mol	Chain	Res	Type	Clashes	Symm-Clashes
2	L	500	NAI	6	0
2	K	500	NAI	4	0
2	E	500	NAI	7	0
2	G	500	NAI	4	0
3	K	550	HP7	6	0
3	H	550	HP7	3	0
3	C	550	HP7	1	0
3	E	550	HP7	5	0
2	P	500	NAI	5	0
2	N	500	NAI	4	0
2	O	500	NAI	3	0
2	H	500	NAI	8	0

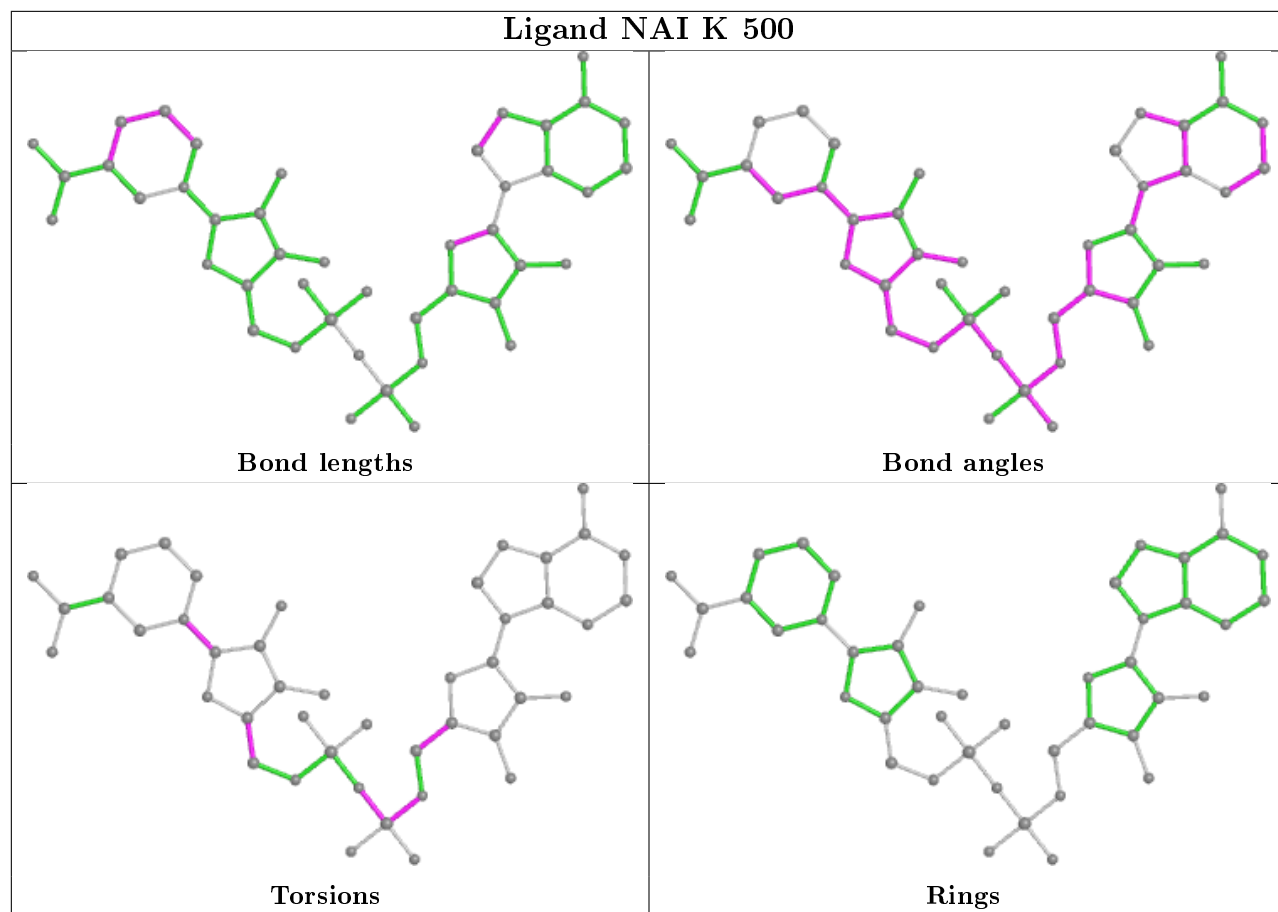
Continued on next page...

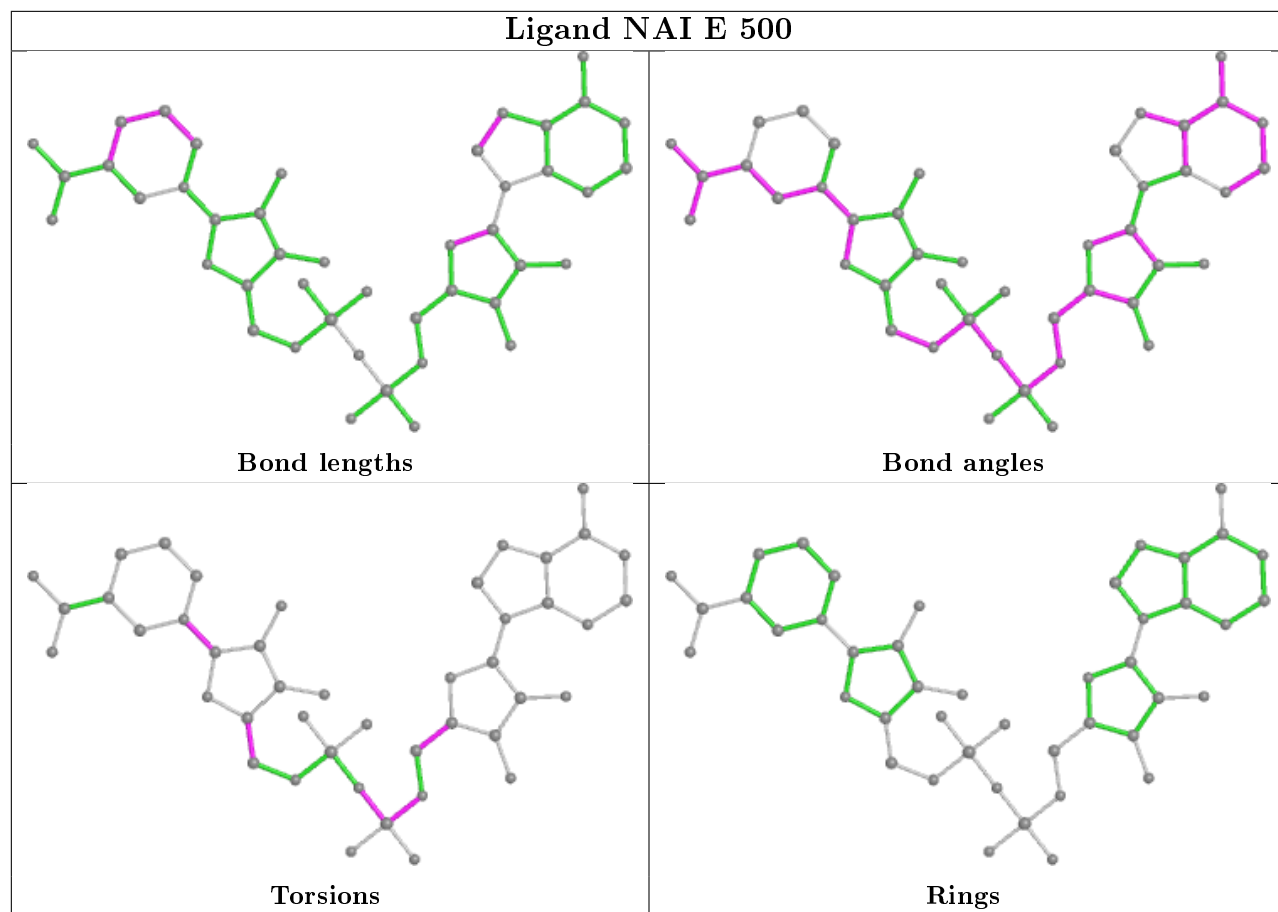
Continued from previous page...

Mol	Chain	Res	Type	Clashes	Symm-Clashes
2	F	500	NAI	4	0
3	J	550	HP7	3	0
3	D	550	HP7	1	0
3	A	550	HP7	2	0
2	D	500	NAI	7	0
2	M	500	NAI	4	0
2	A	500	NAI	1	0
2	B	500	NAI	6	0
3	P	550	HP7	1	0
3	M	550	HP7	4	0
3	N	550	HP7	1	0
3	G	550	HP7	2	0
3	F	550	HP7	2	0
3	B	550	HP7	1	0
2	I	500	NAI	12	0
2	J	500	NAI	7	0
2	C	500	NAI	6	0
3	O	550	HP7	2	0
3	I	550	HP7	3	0

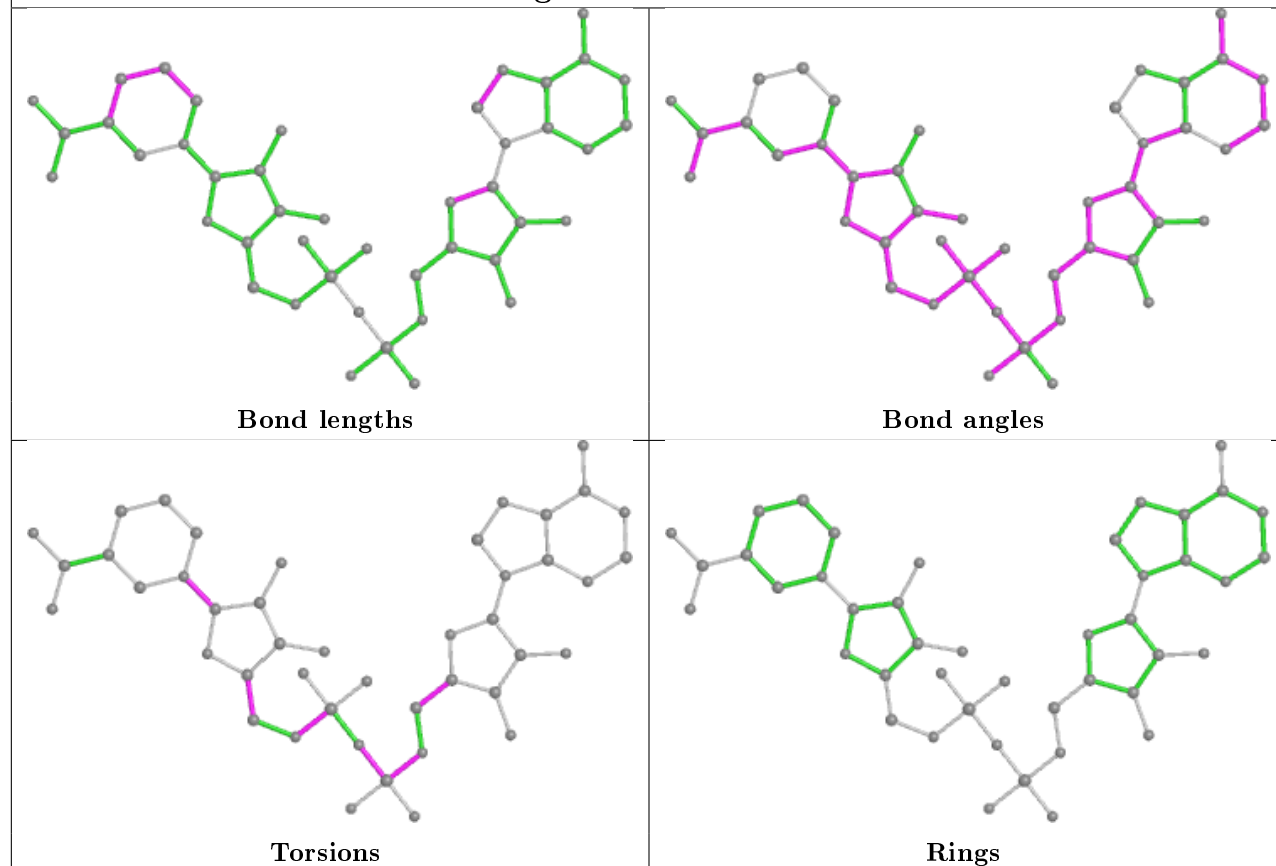
The following is a two-dimensional graphical depiction of Mogul quality analysis of bond lengths, bond angles, torsion angles, and ring geometry for all instances of the Ligand of Interest. In addition, ligands with molecular weight > 250 and outliers as shown on the validation Tables will also be included. For torsion angles, if less than 5% of the Mogul distribution of torsion angles is within 10 degrees of the torsion angle in question, then that torsion angle is considered an outlier. Any bond that is central to one or more torsion angles identified as an outlier by Mogul will be highlighted in the graph. For rings, the root-mean-square deviation (RMSD) between the ring in question and similar rings identified by Mogul is calculated over all ring torsion angles. If the average RMSD is greater than 60 degrees and the minimal RMSD between the ring in question and any Mogul-identified rings is also greater than 60 degrees, then that ring is considered an outlier. The outliers are highlighted in purple. The color gray indicates Mogul did not find sufficient equivalents in the CSD to analyse the geometry.



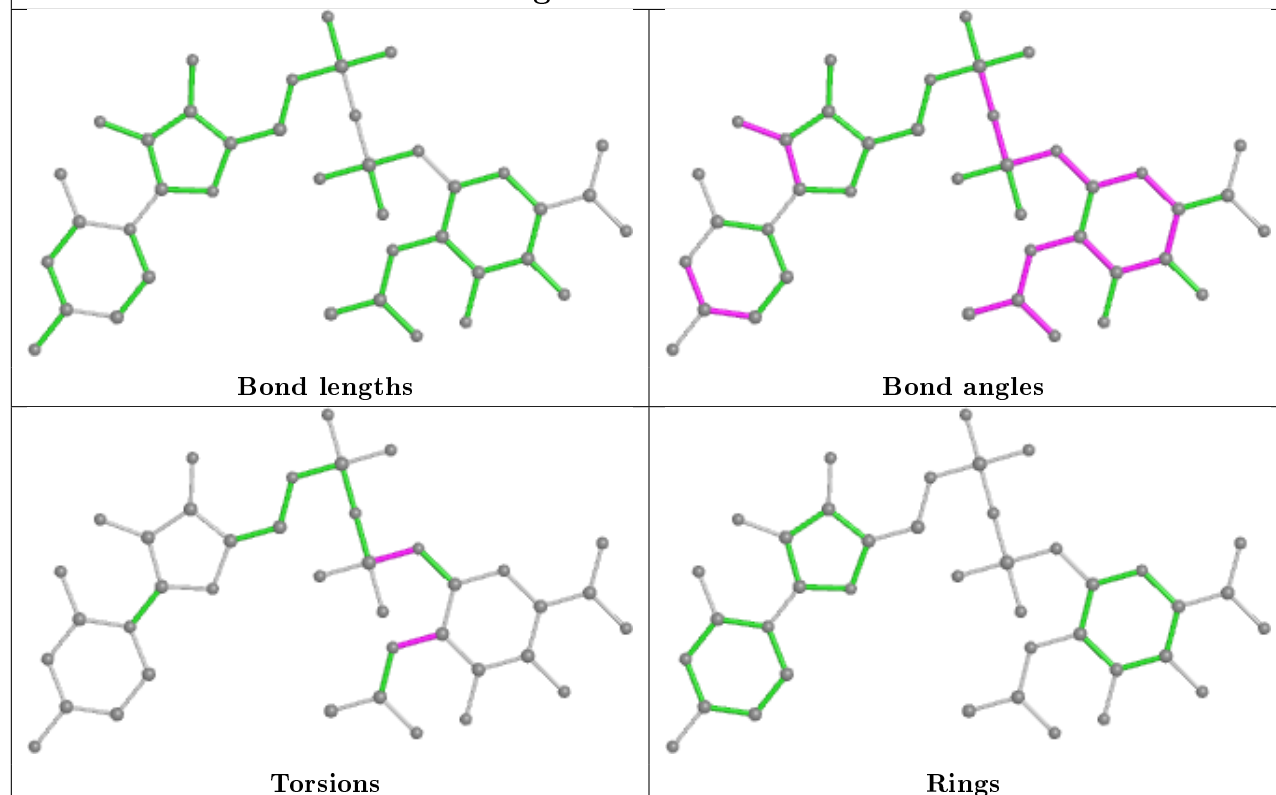




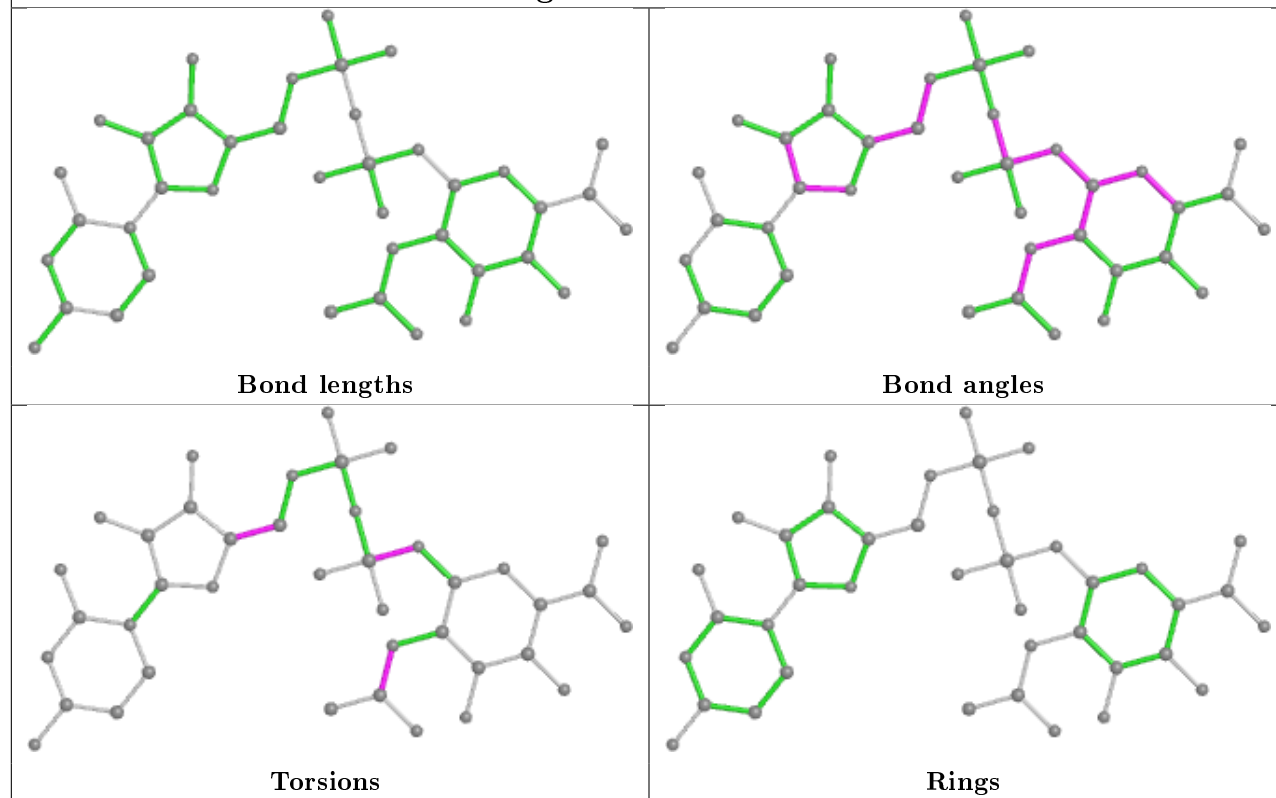
Ligand NAI G 500



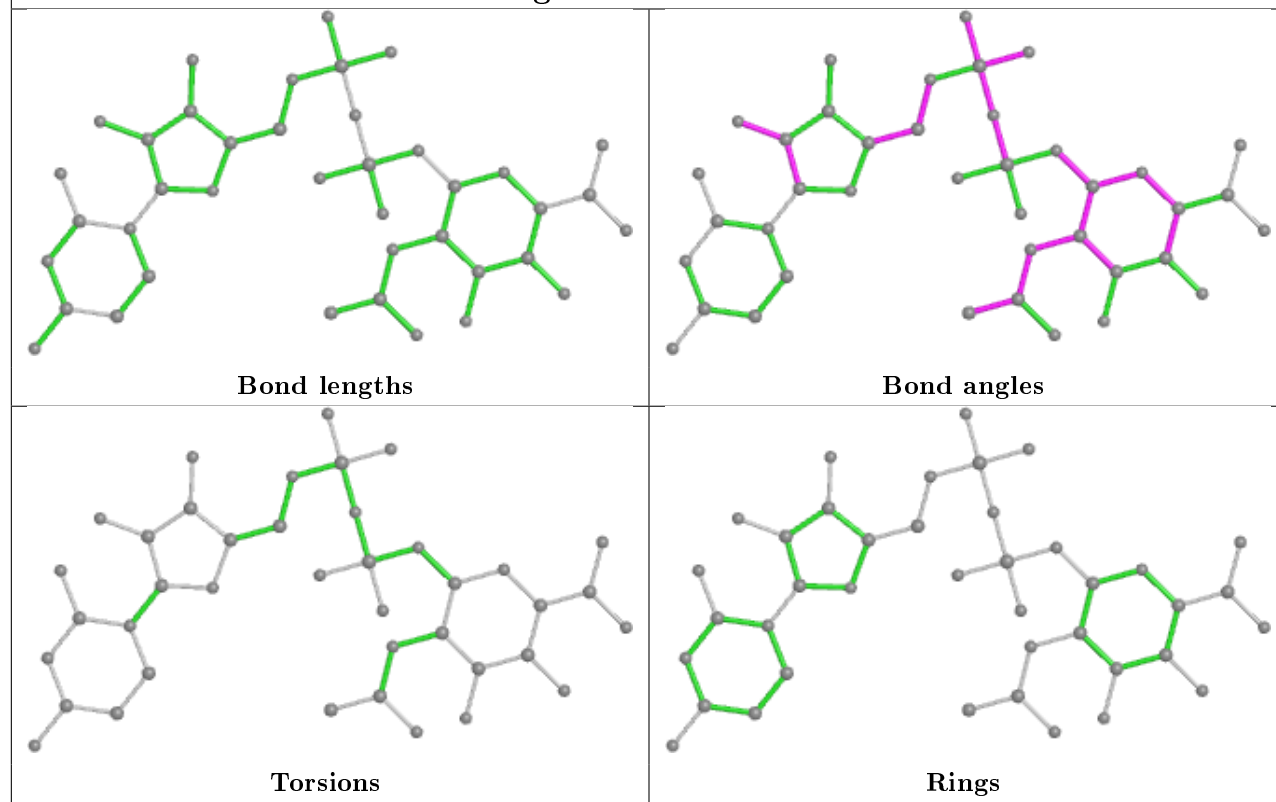
Ligand HP7 K 550



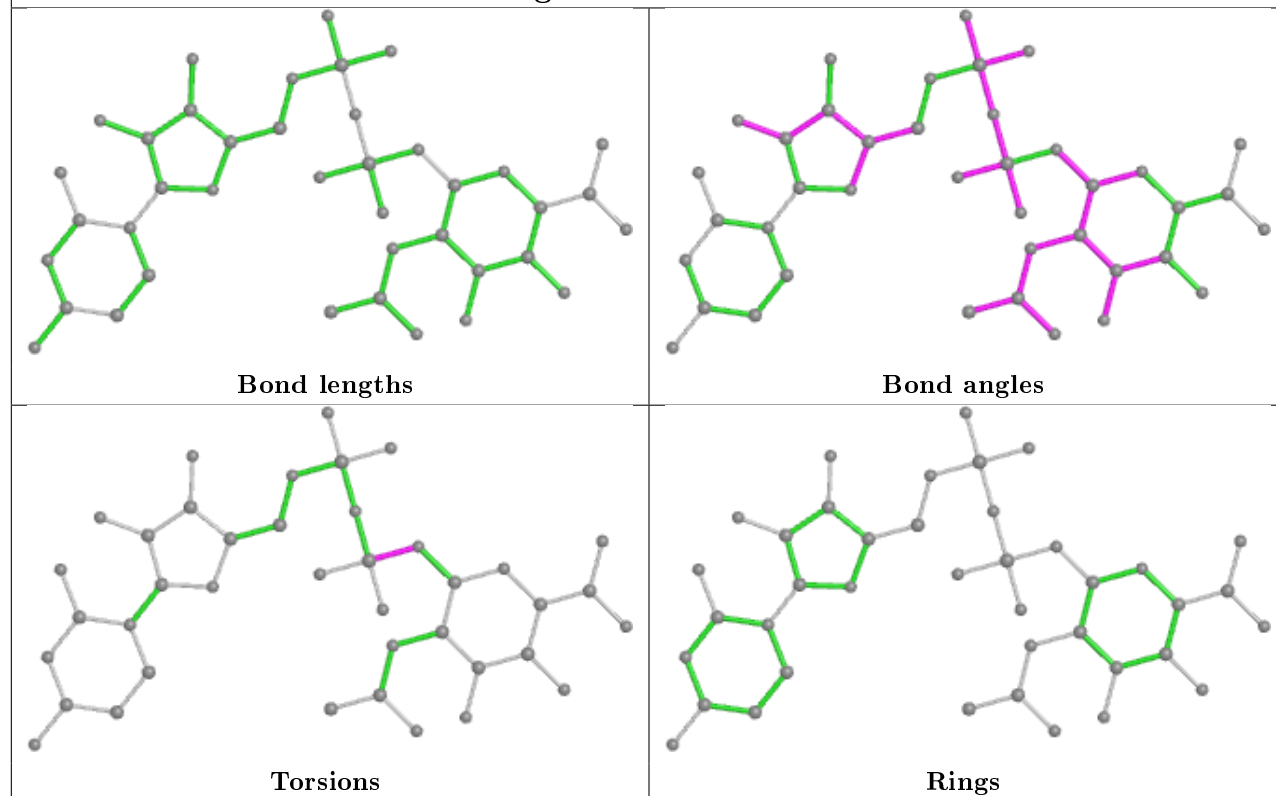
Ligand HP7 L 550



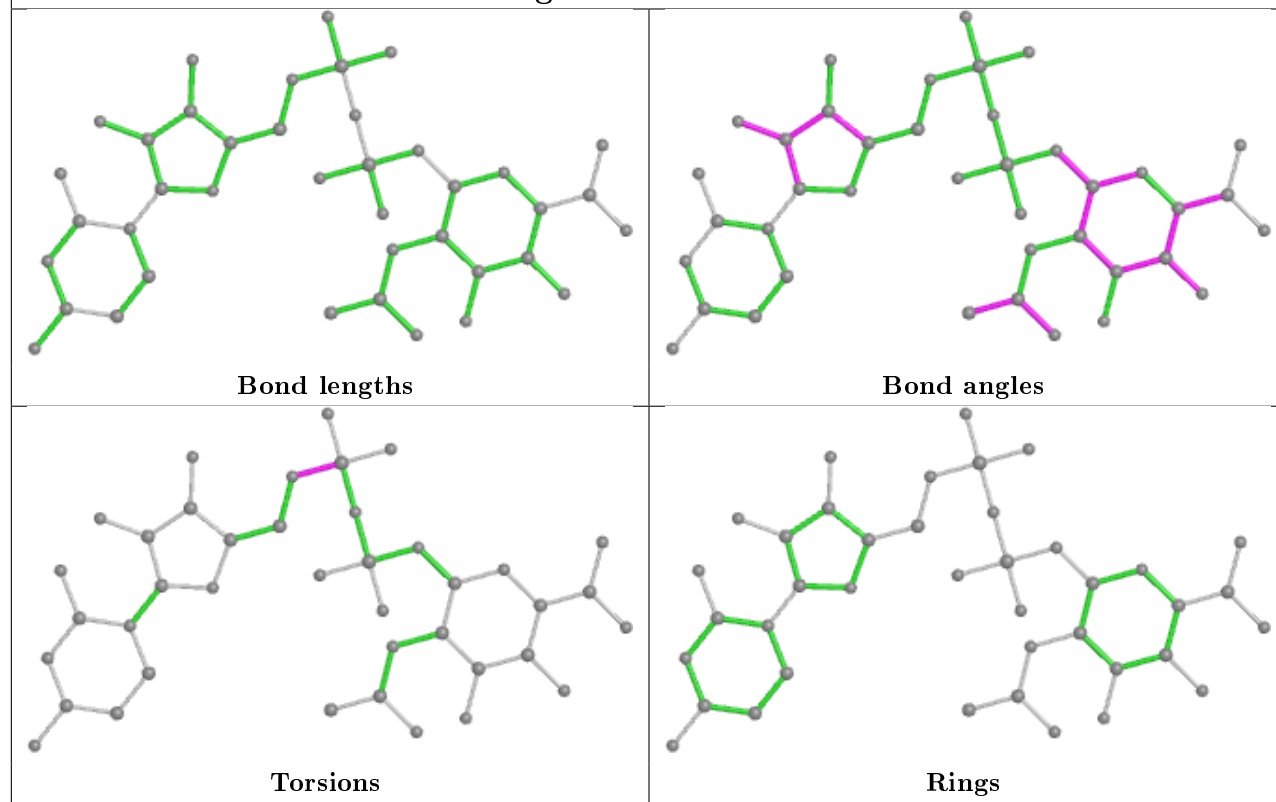
Ligand HP7 H 550

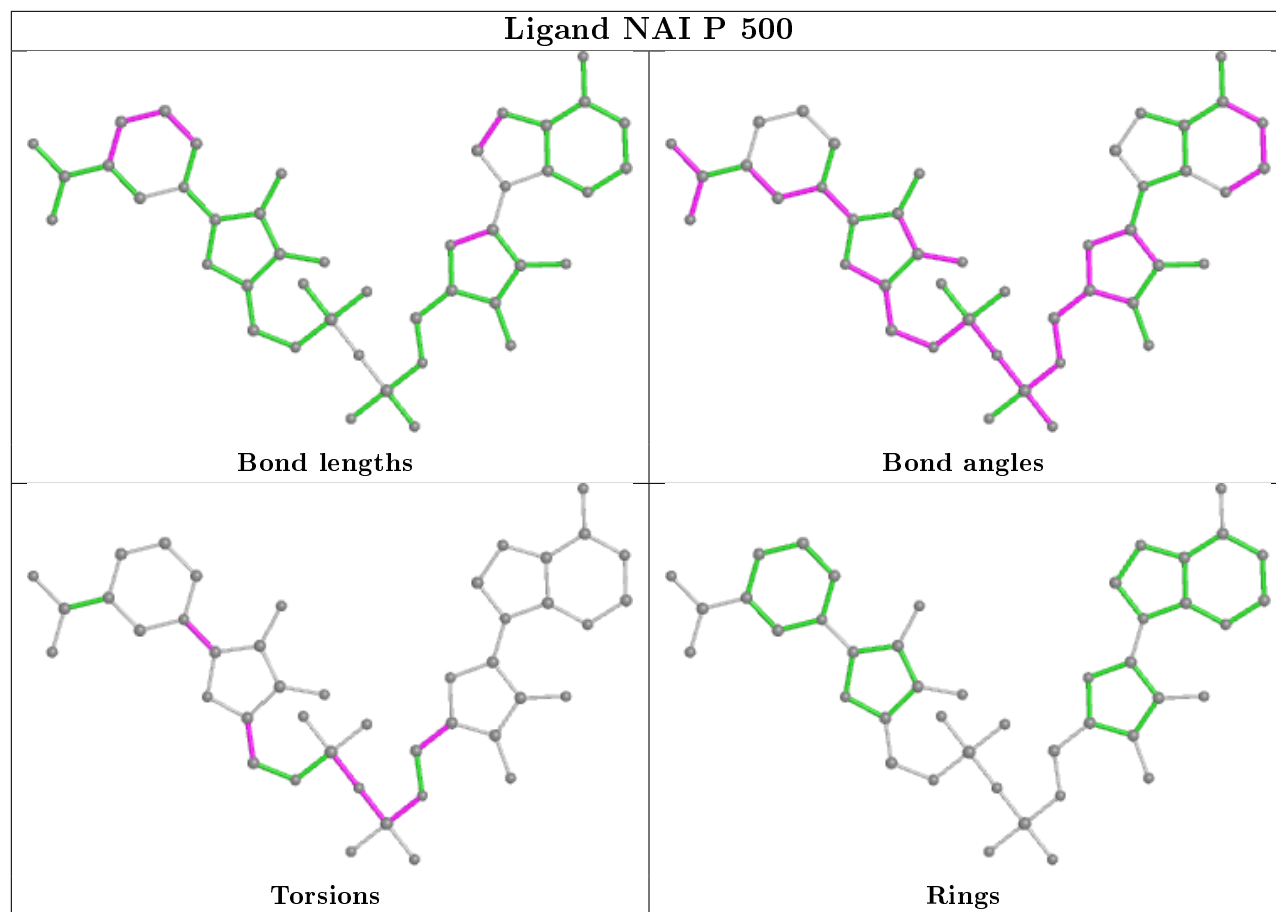


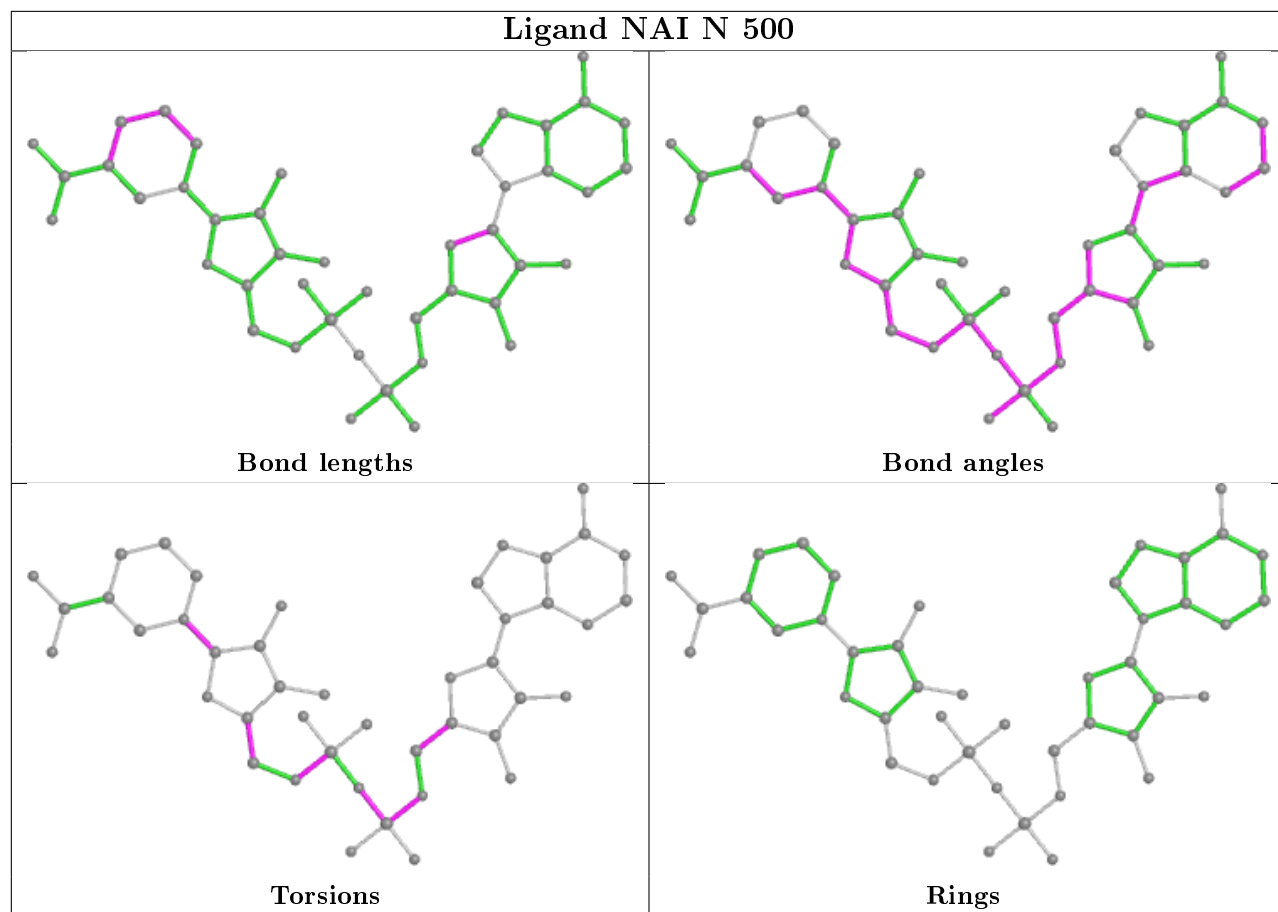
Ligand HP7 C 550

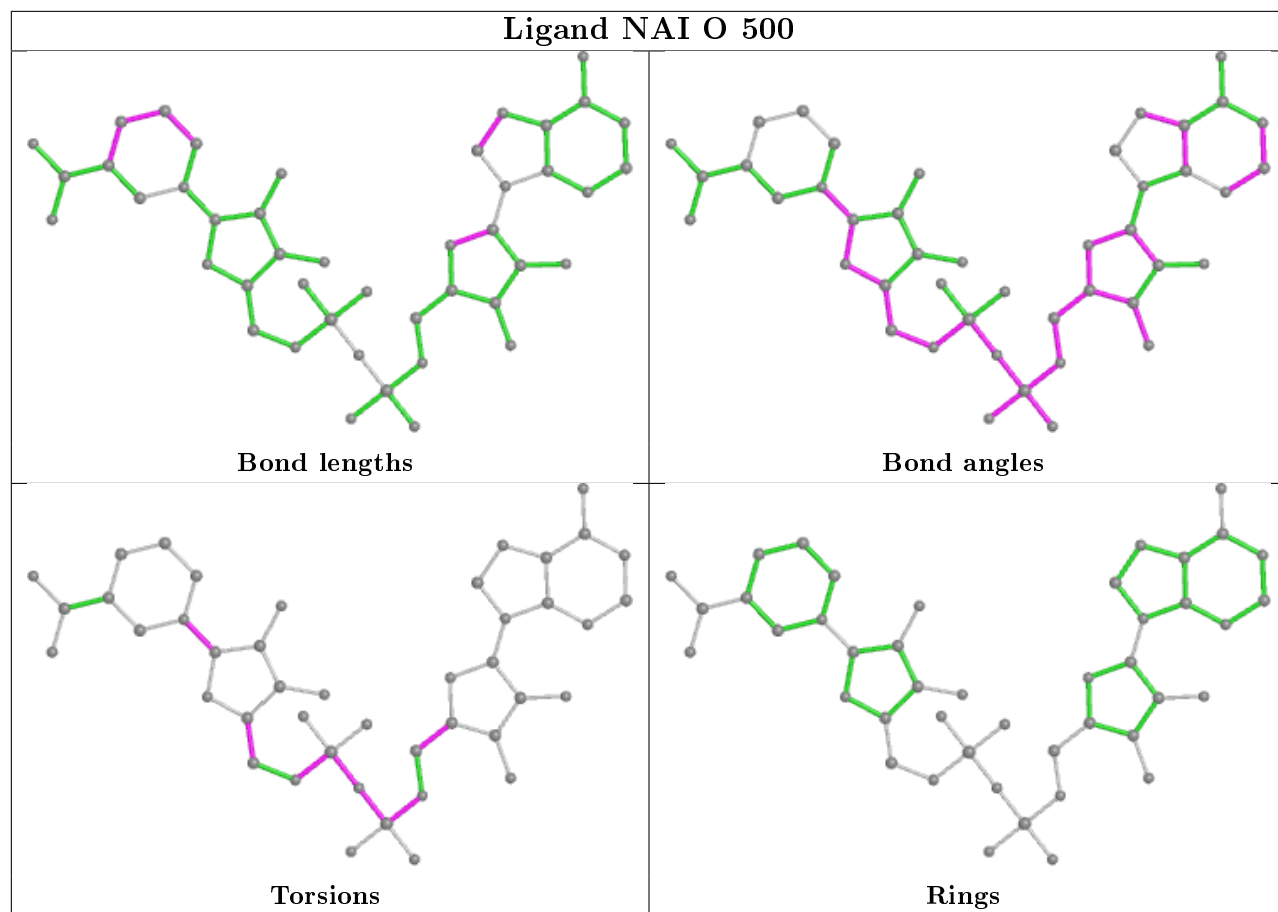


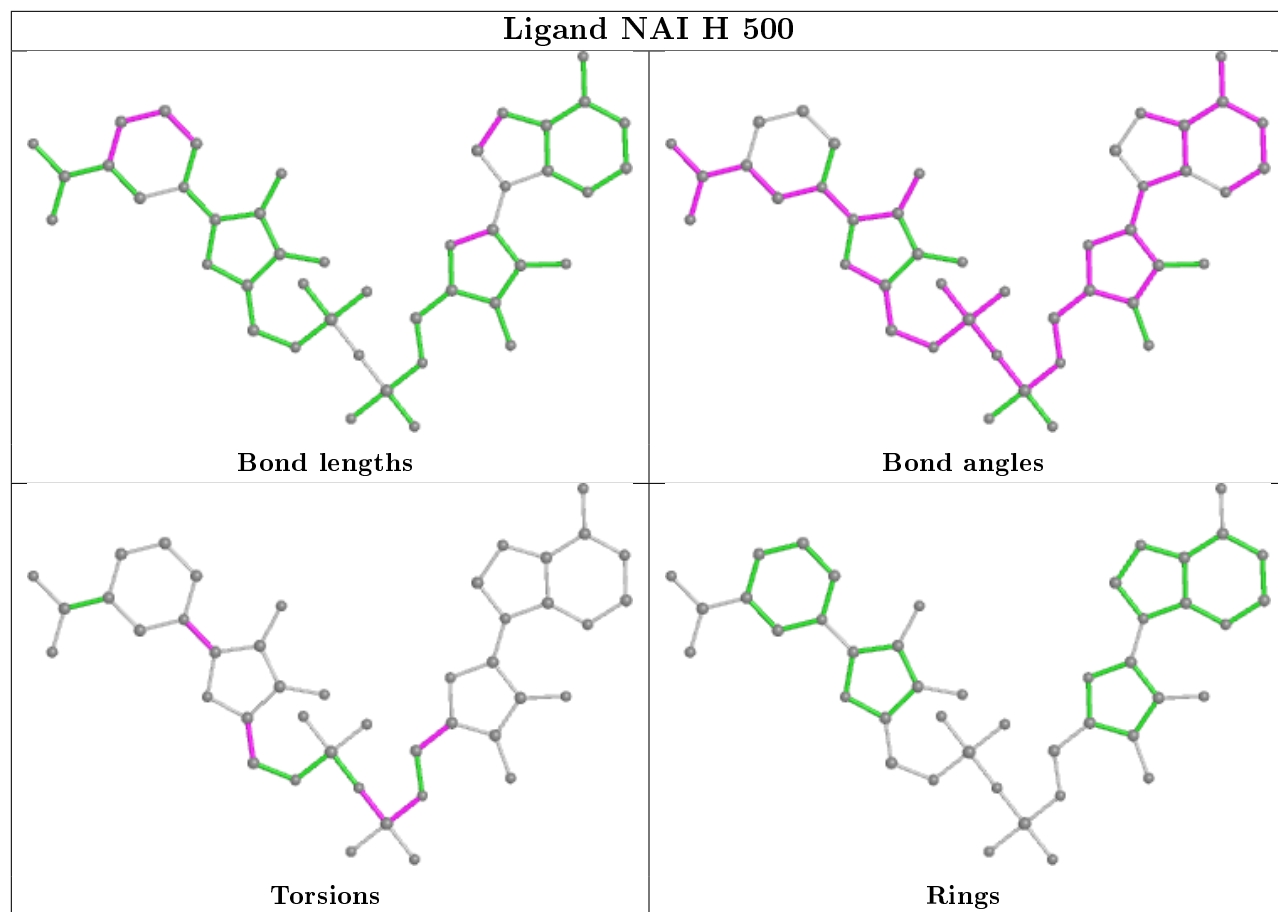
Ligand HP7 E 550



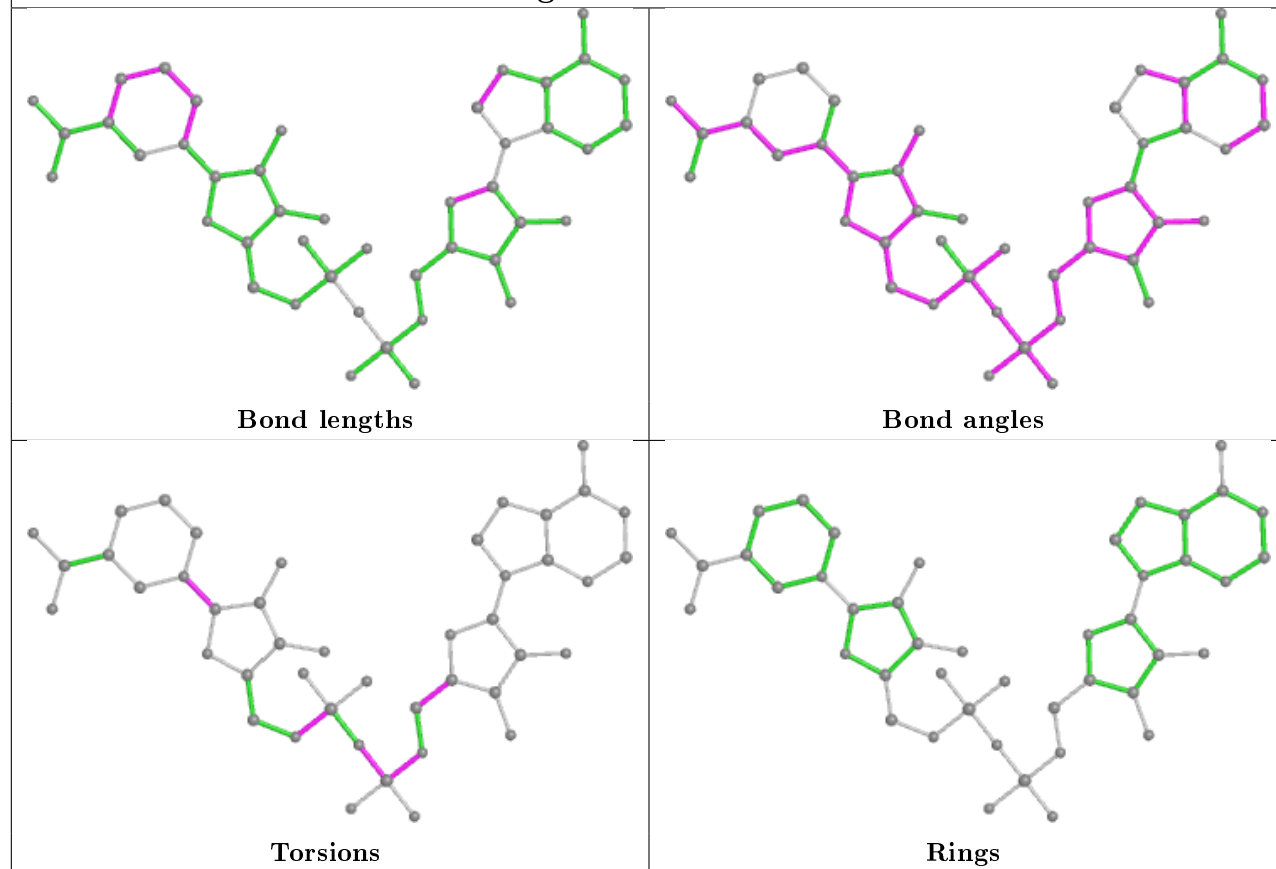




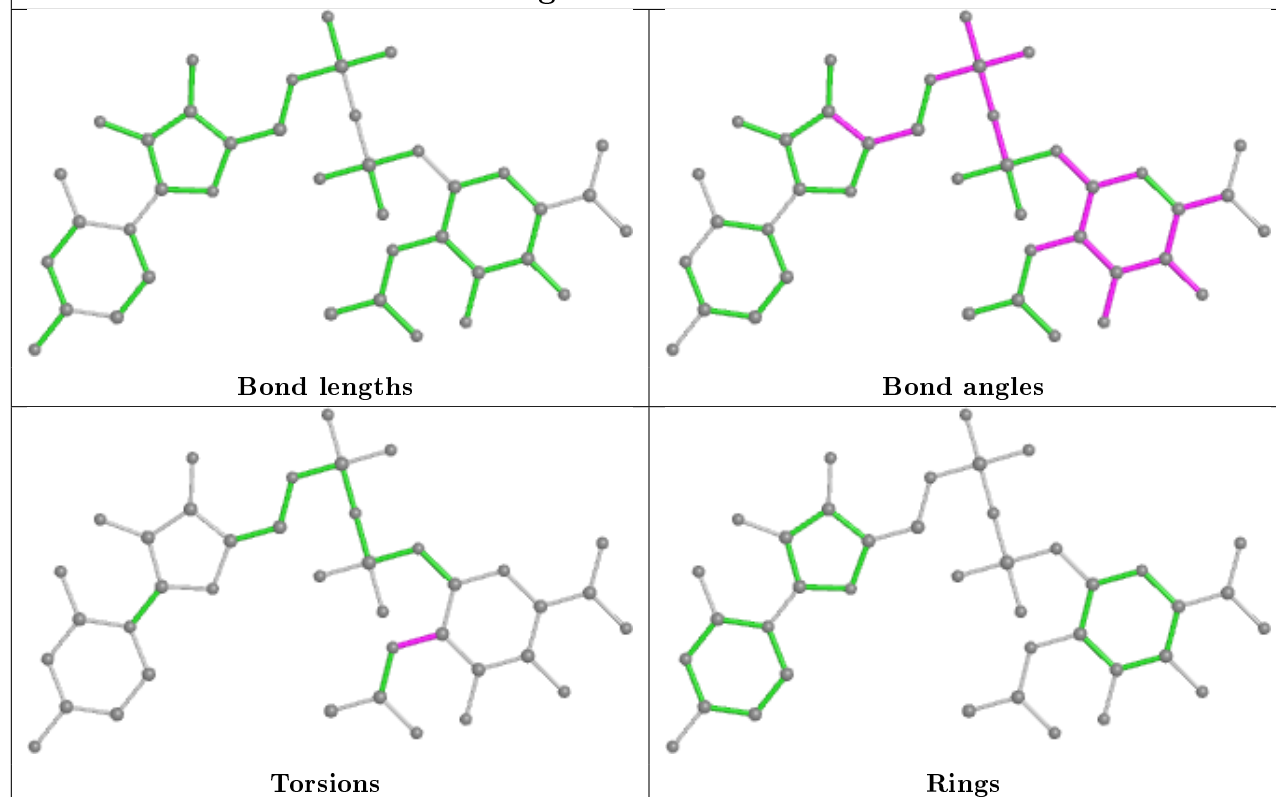




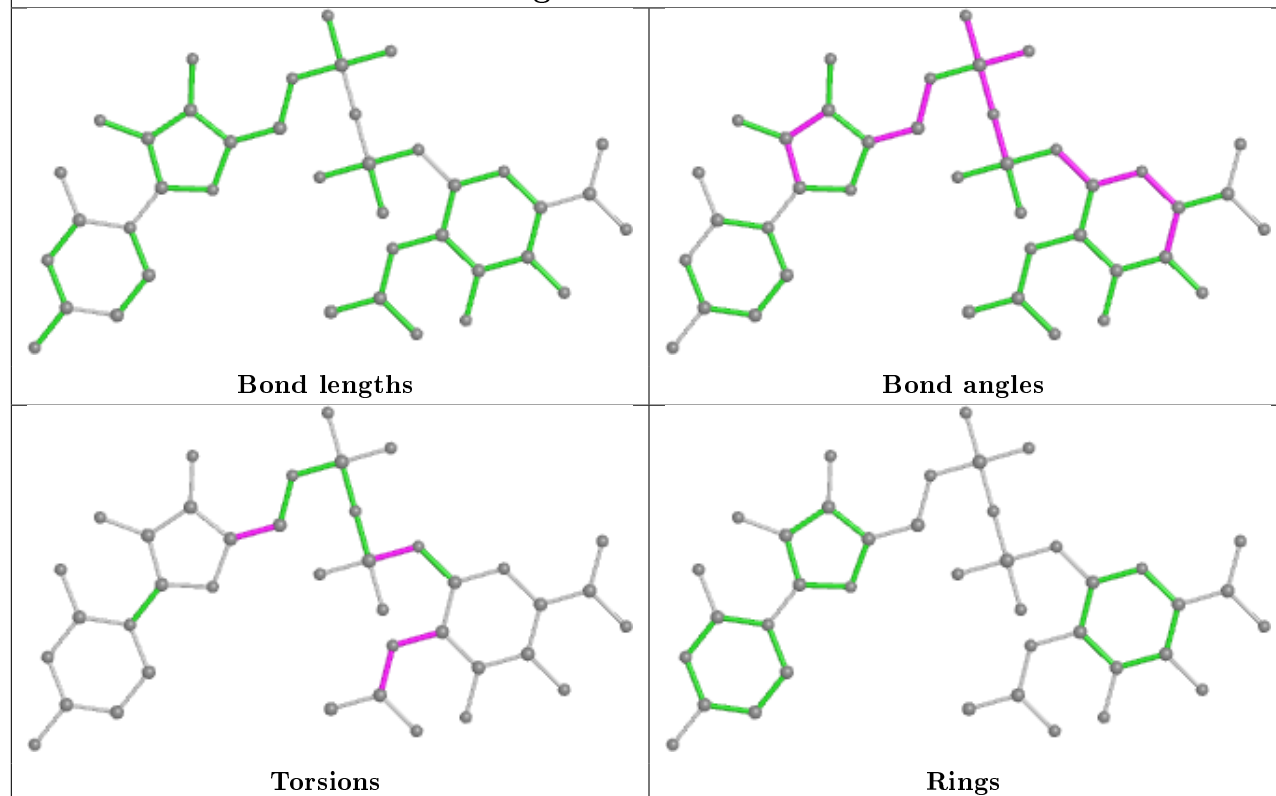
Ligand NAI F 500



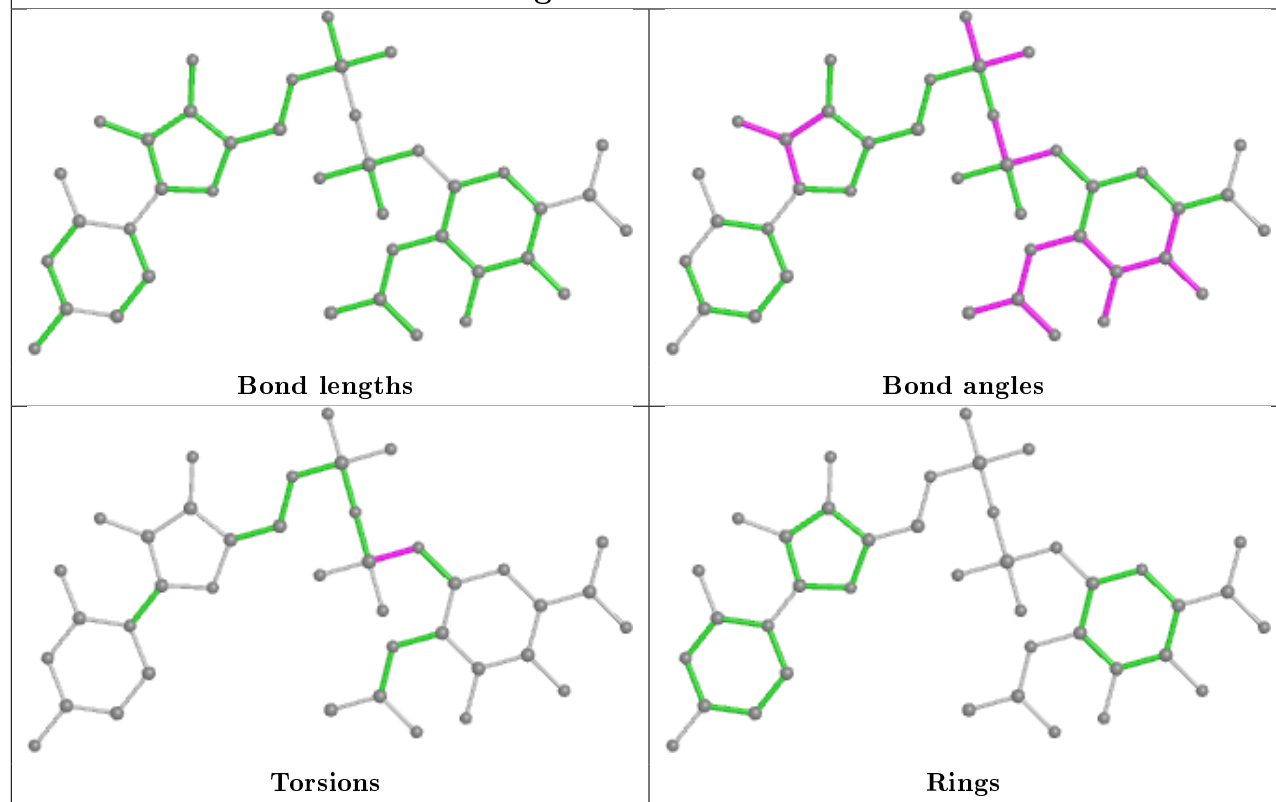
Ligand HP7 J 550

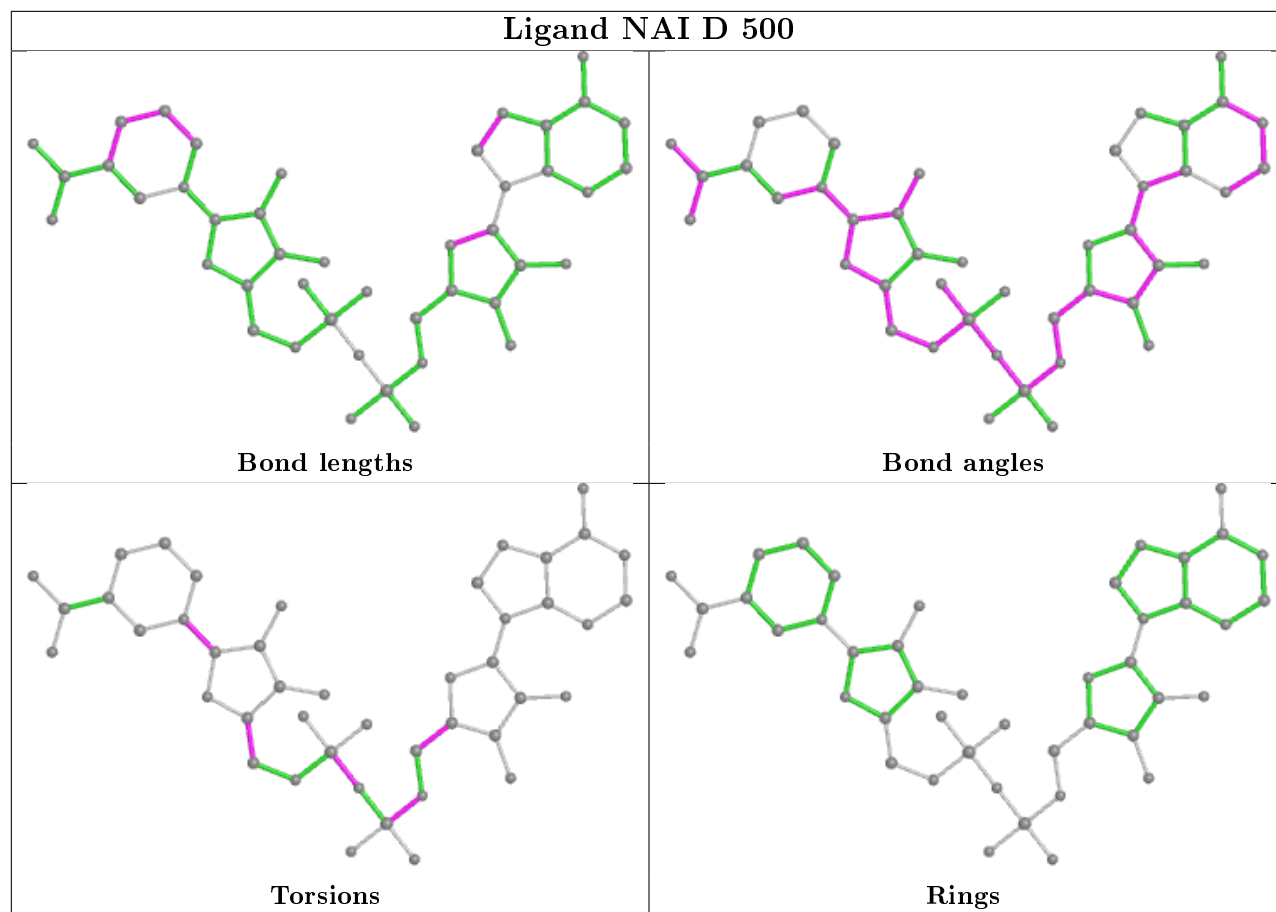


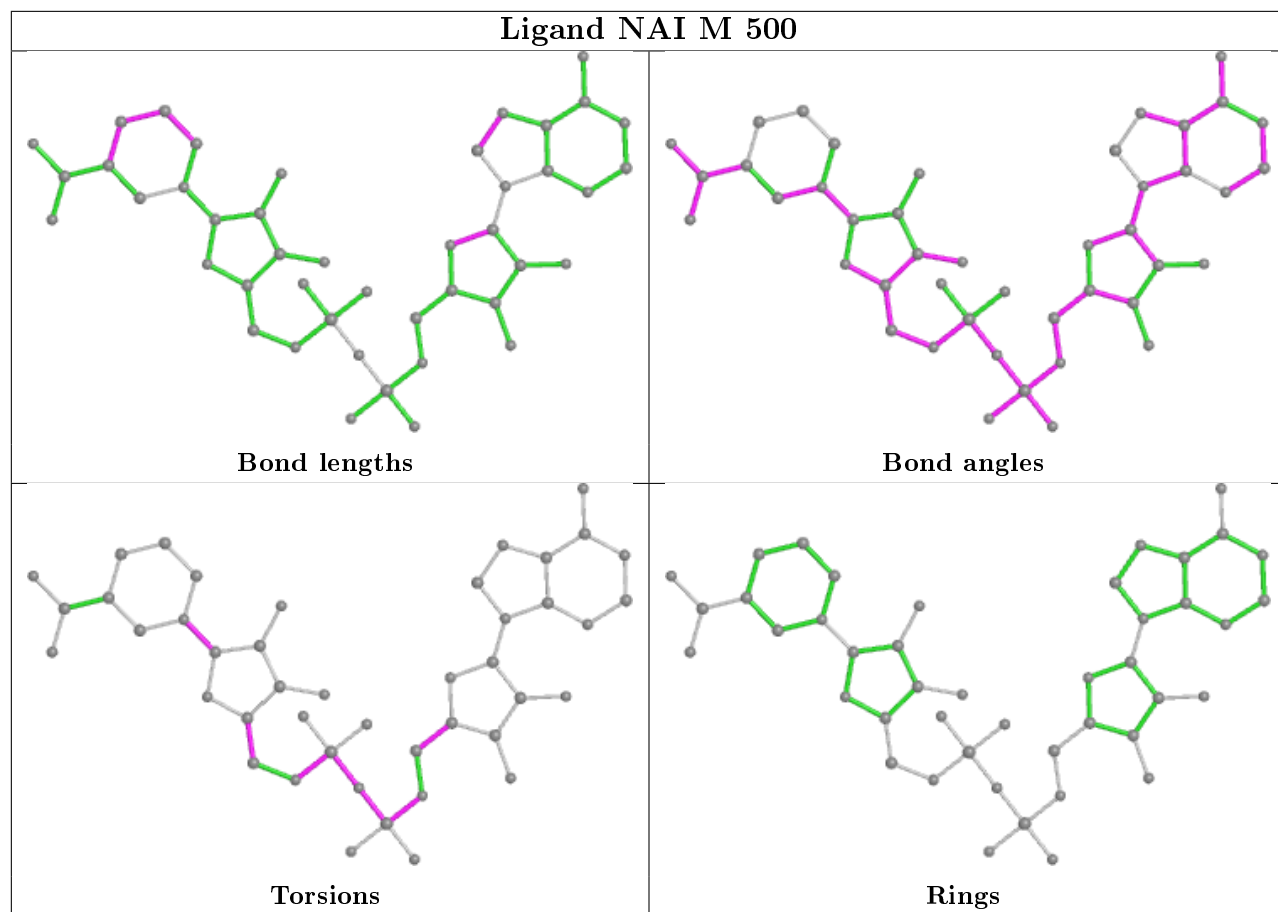
Ligand HP7 D 550

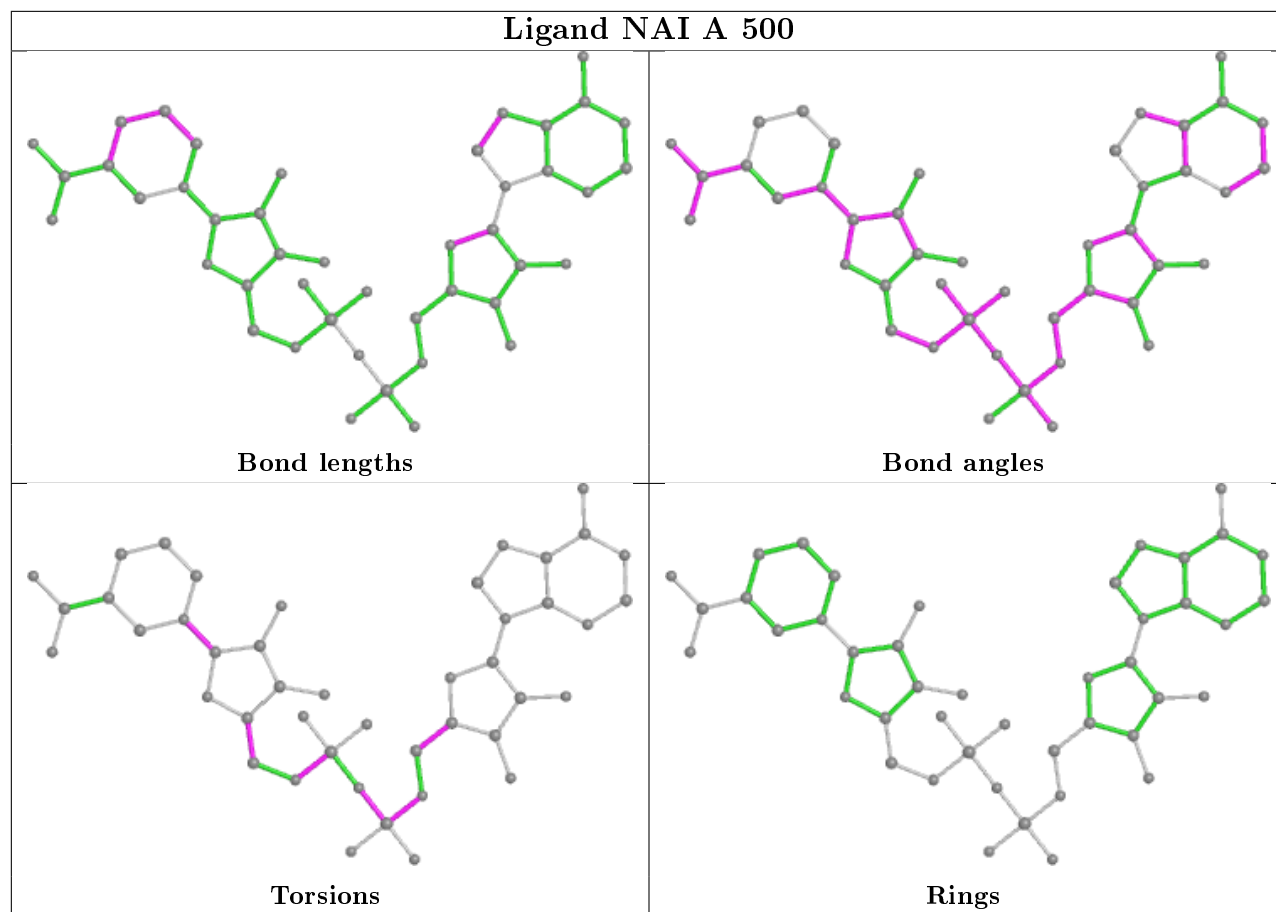


Ligand HP7 A 550

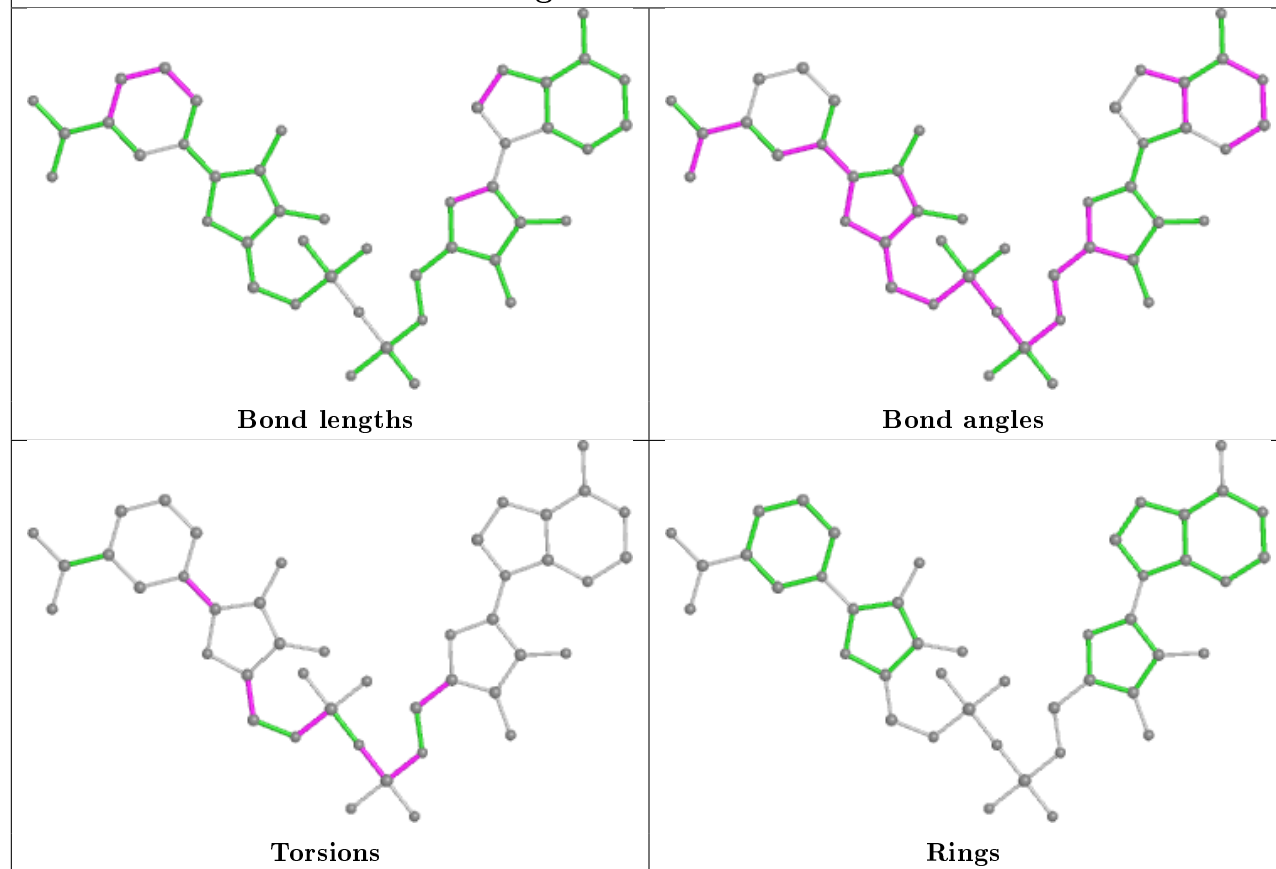




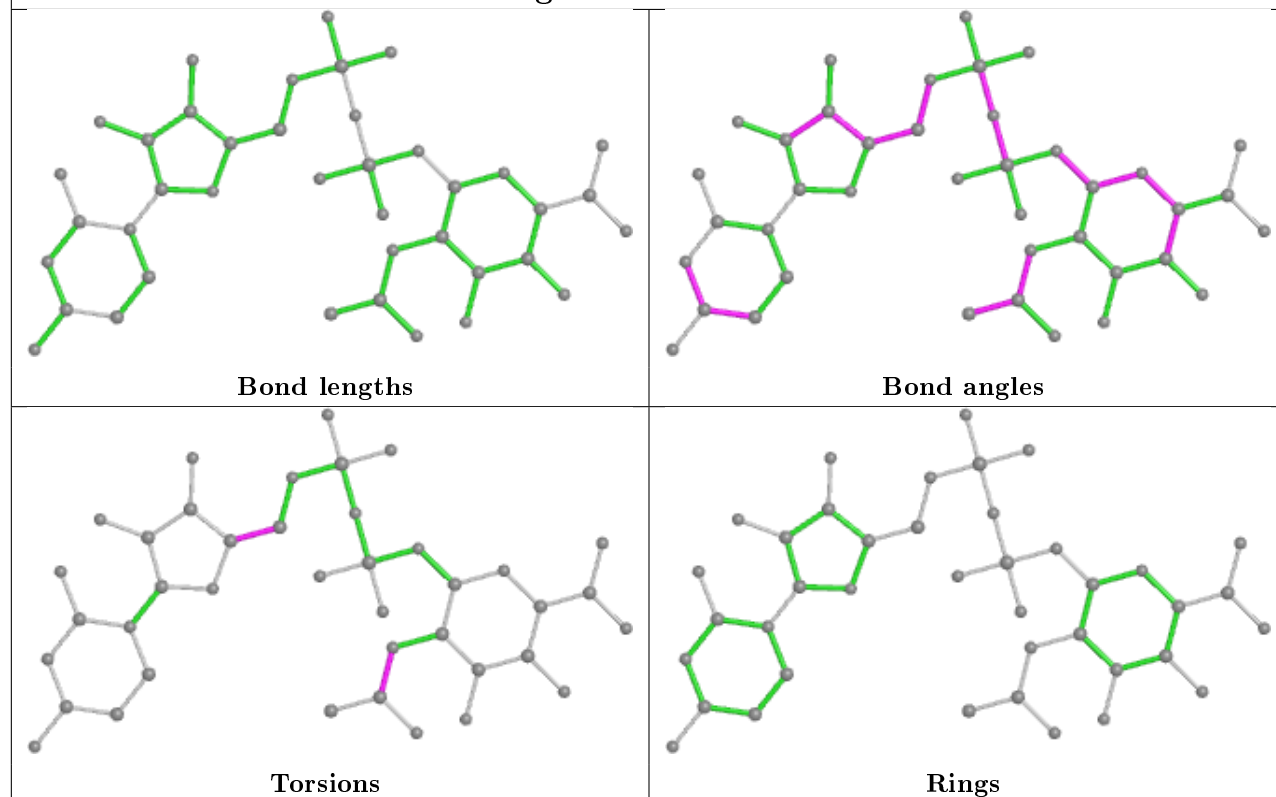




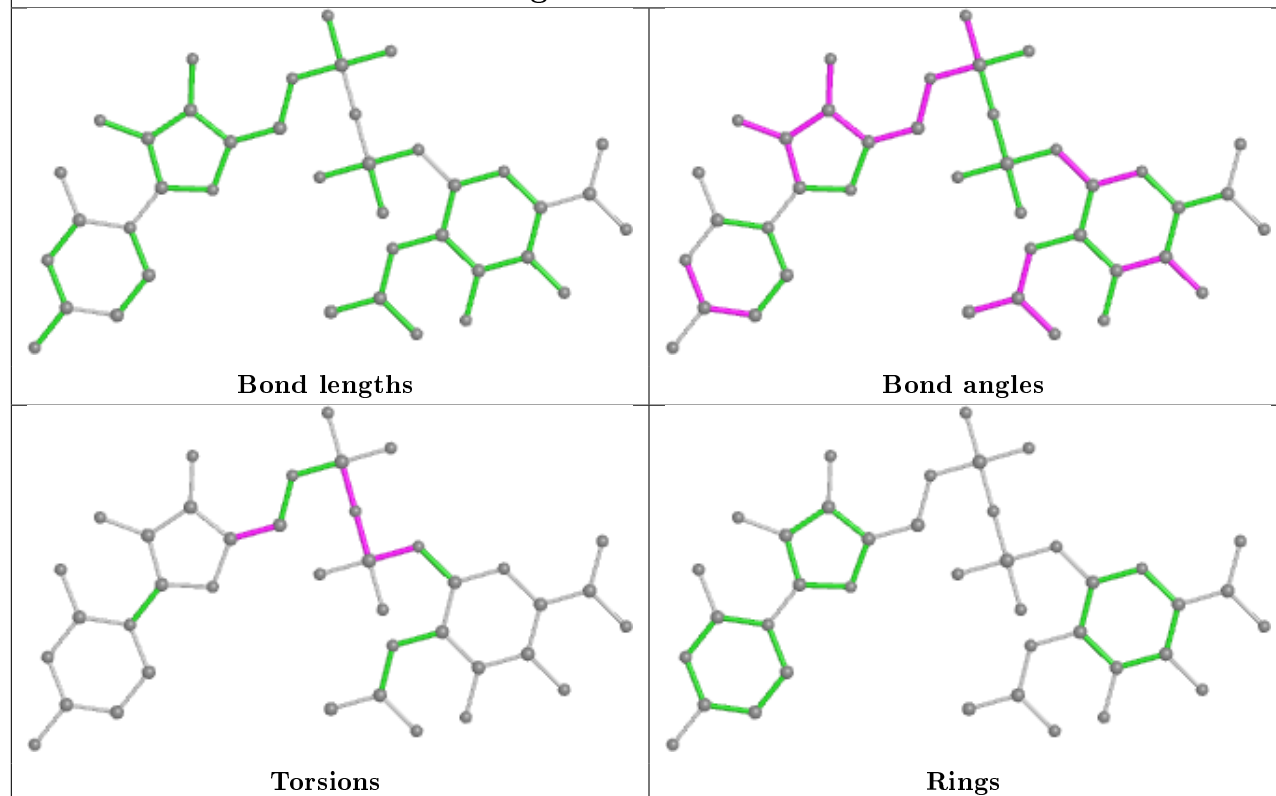
Ligand NAI B 500



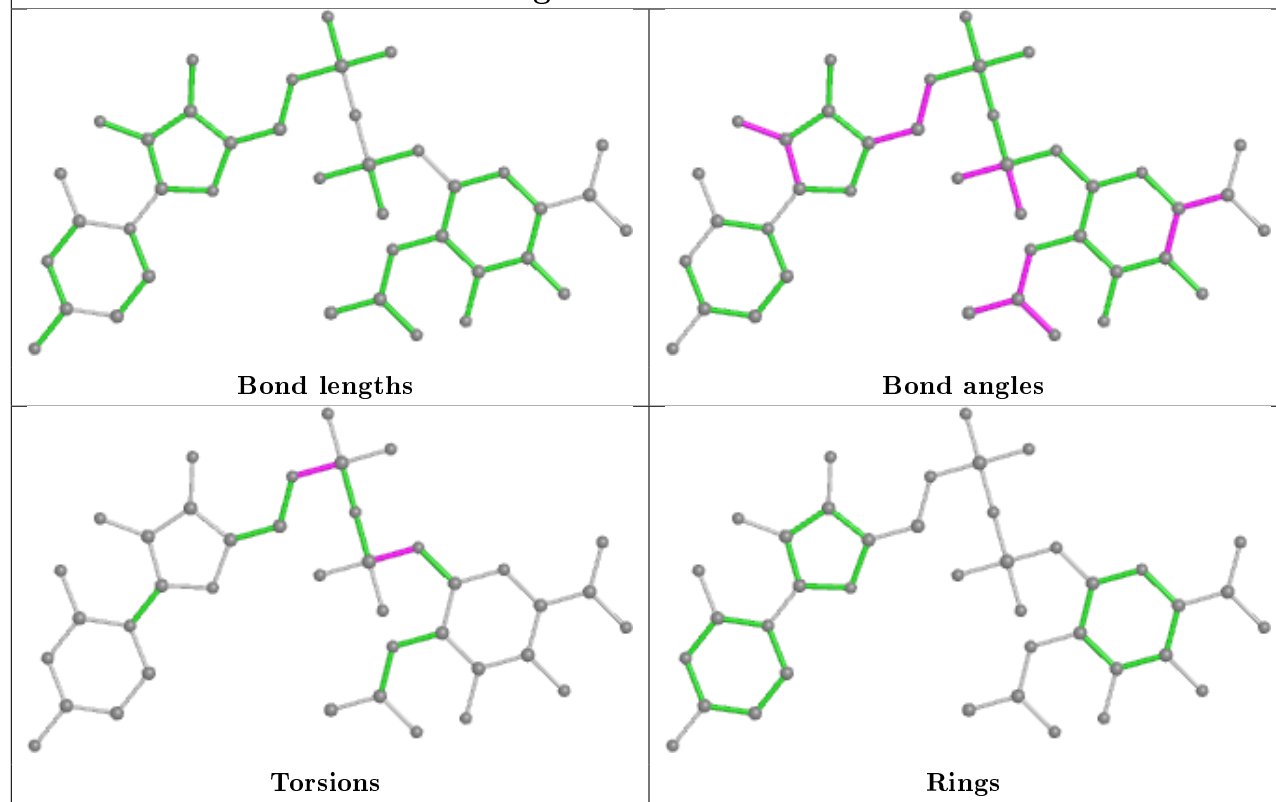
Ligand HP7 P 550



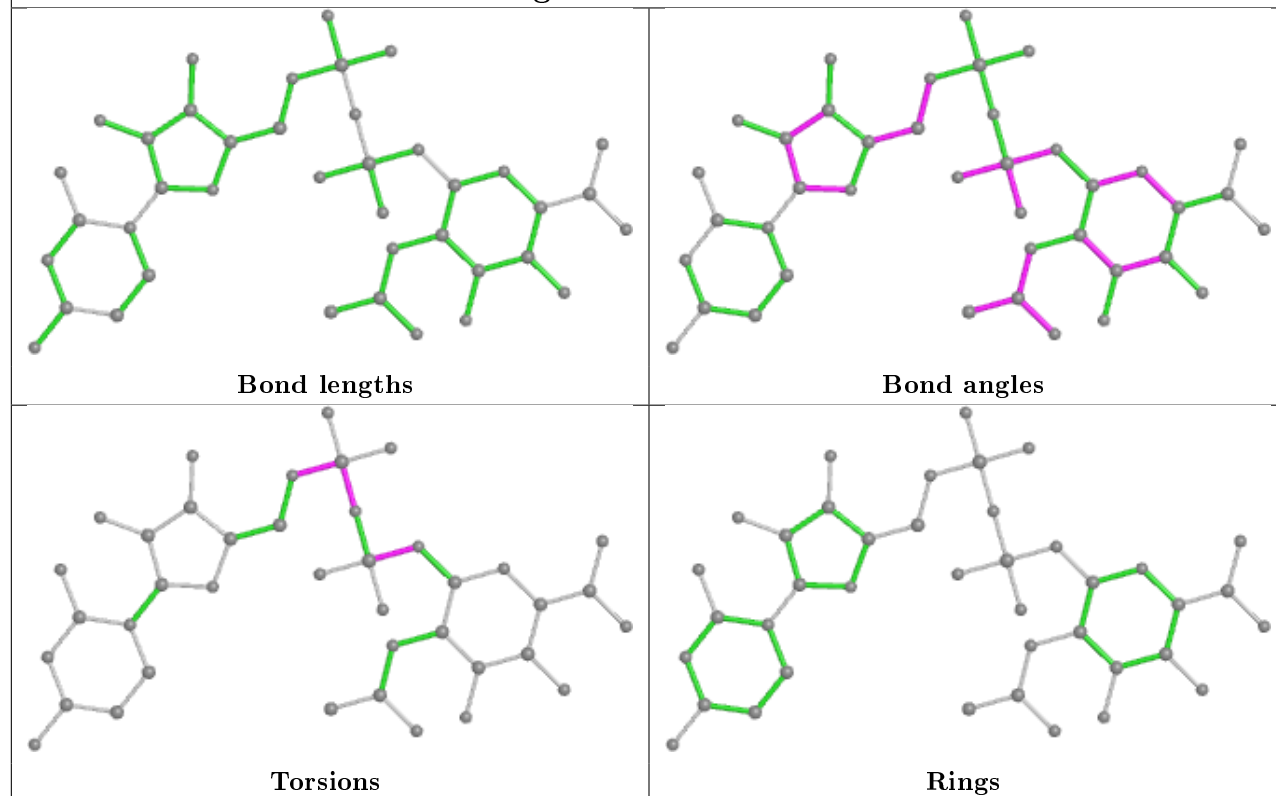
Ligand HP7 M 550



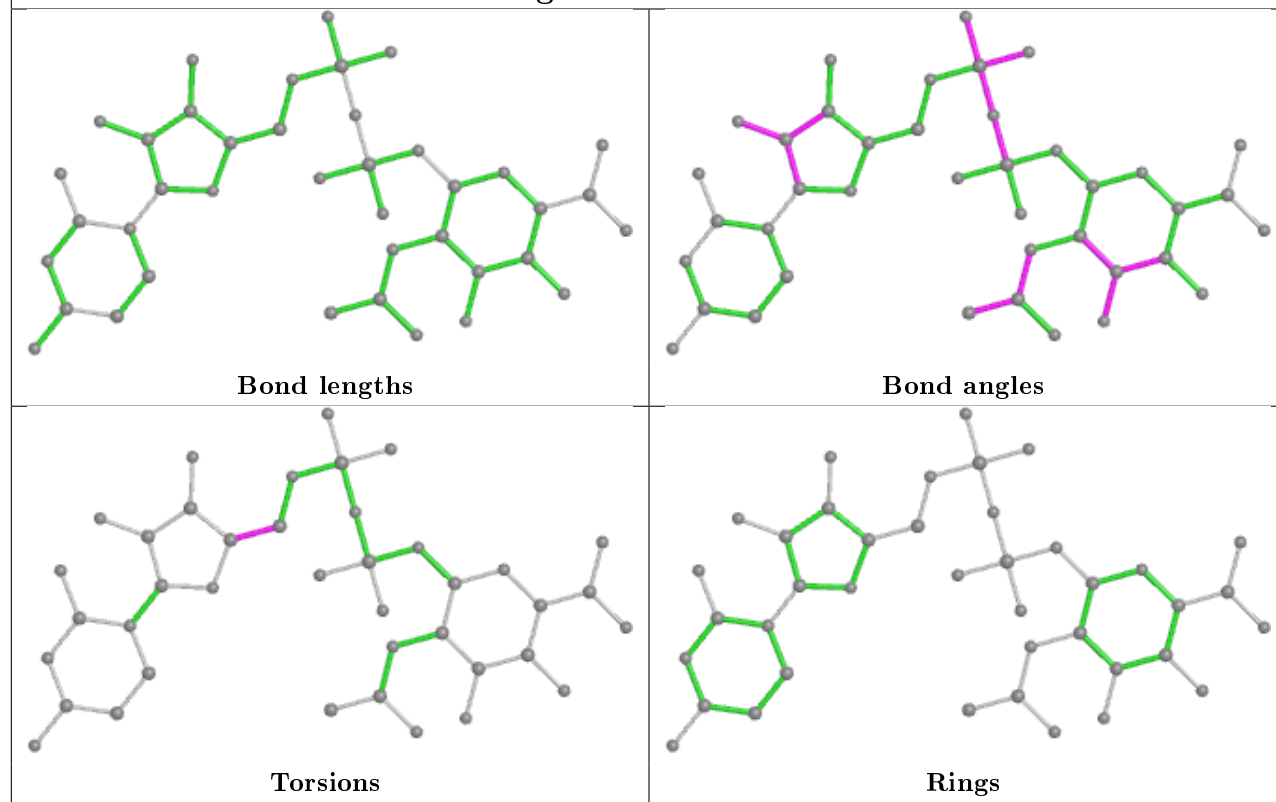
Ligand HP7 N 550



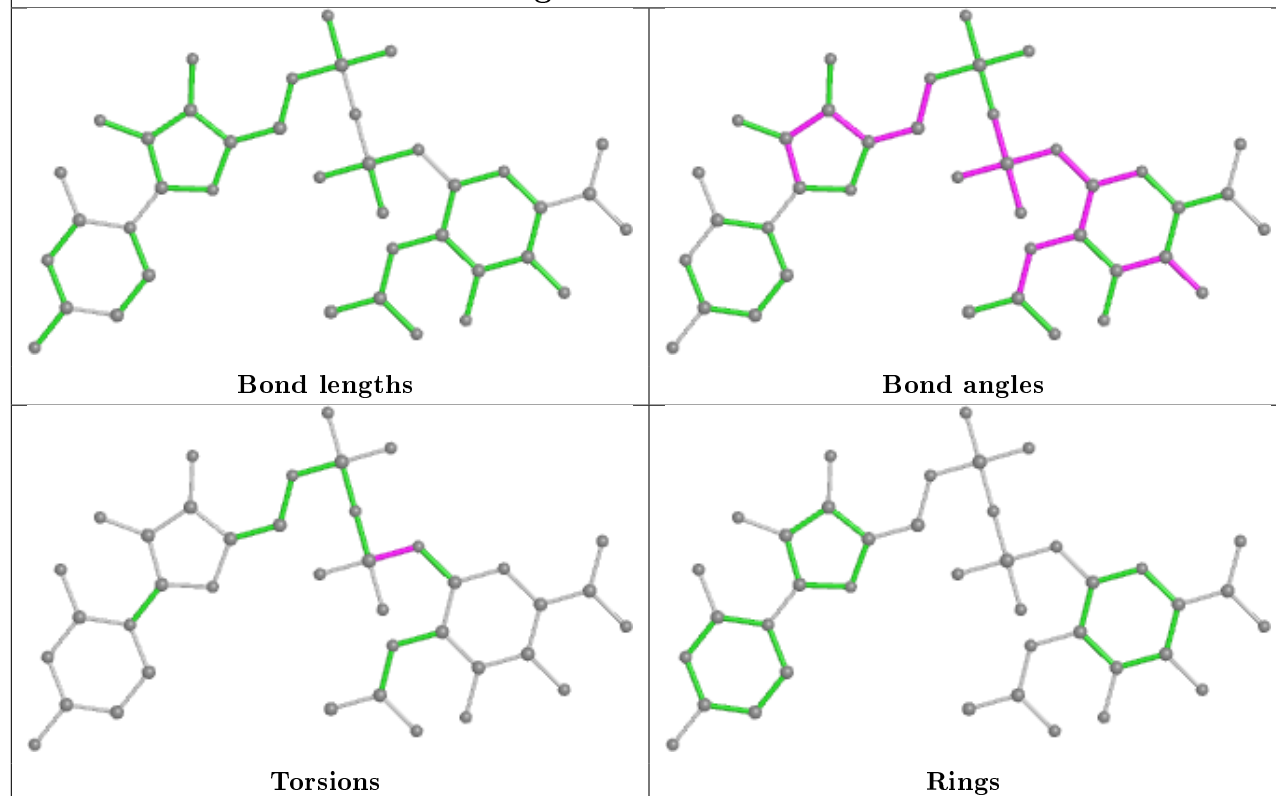
Ligand HP7 G 550



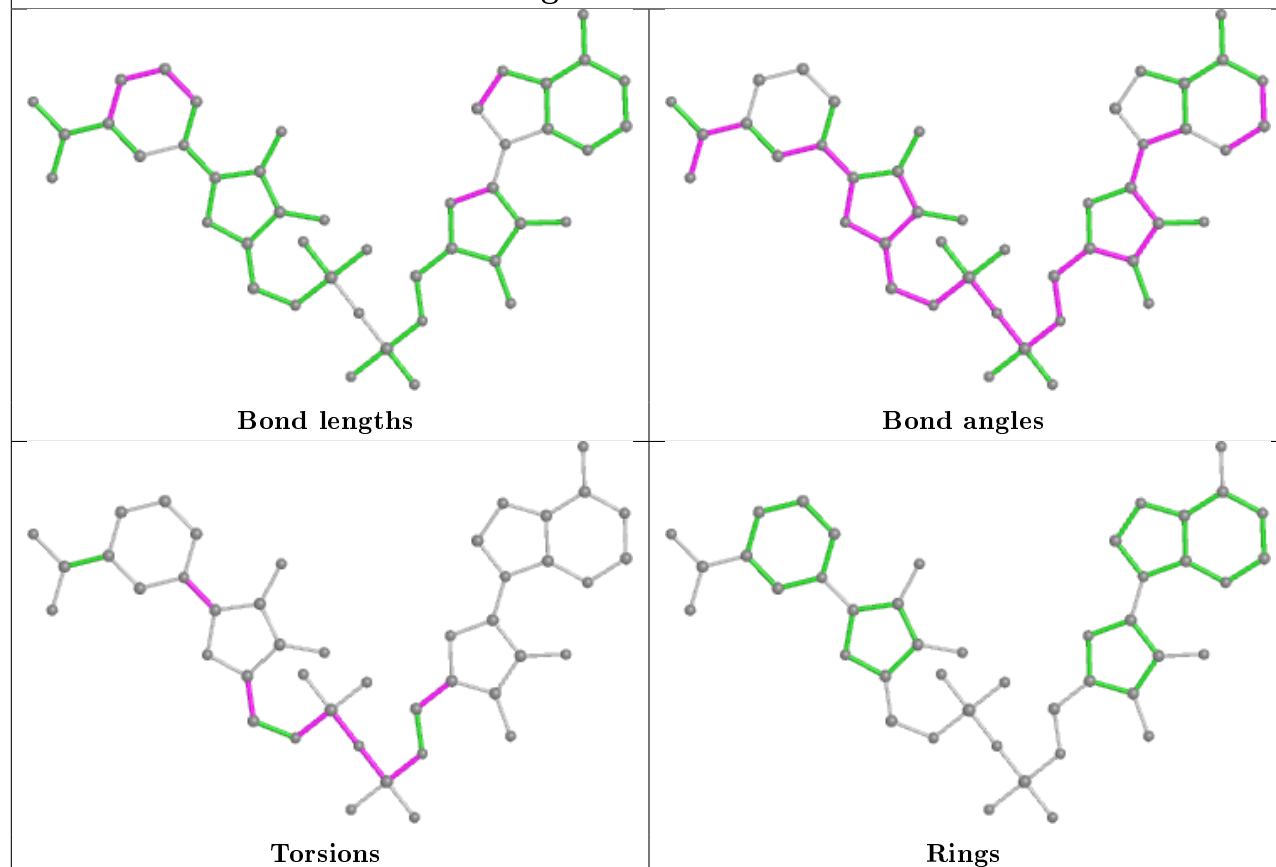
Ligand HP7 F 550

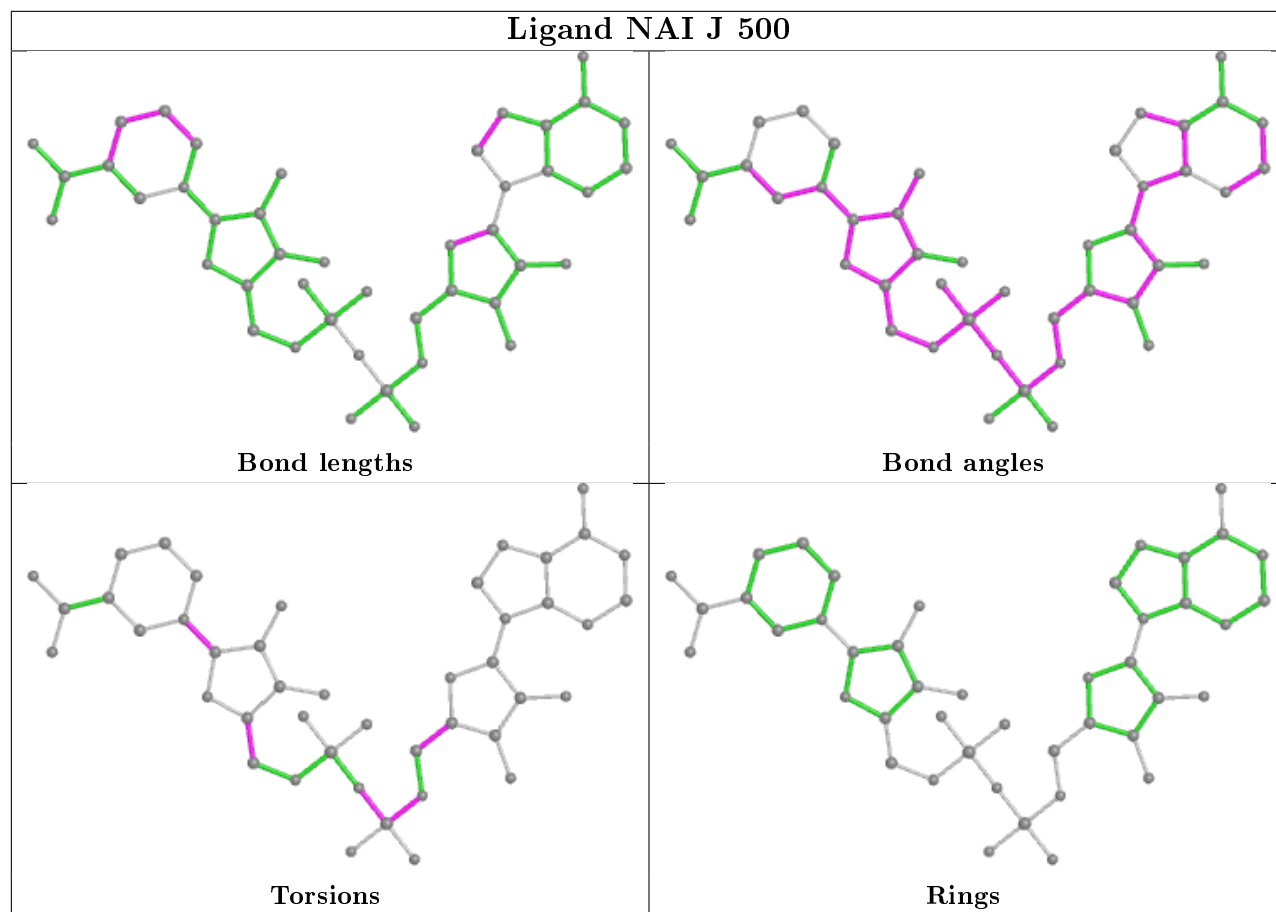


Ligand HP7 B 550

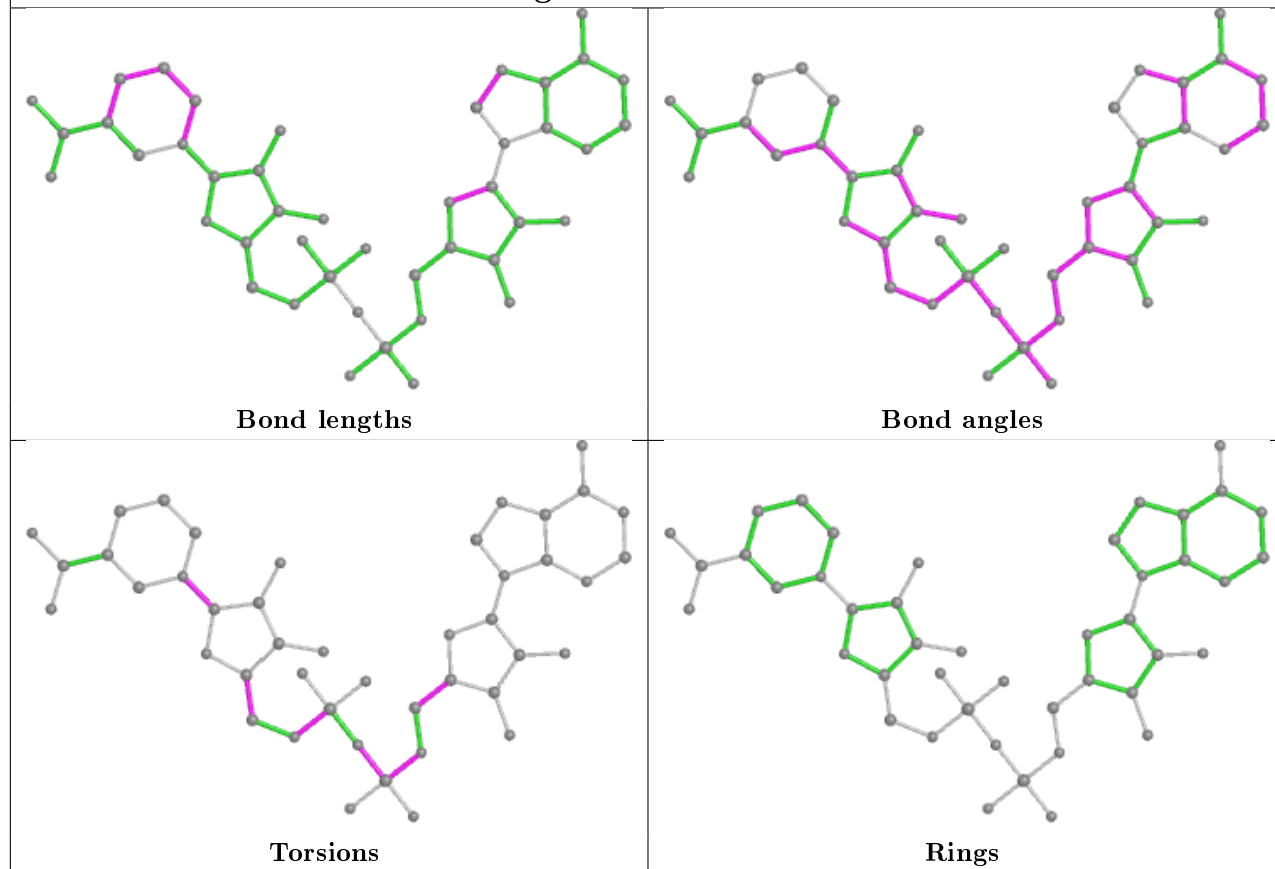


Ligand NAI I 500

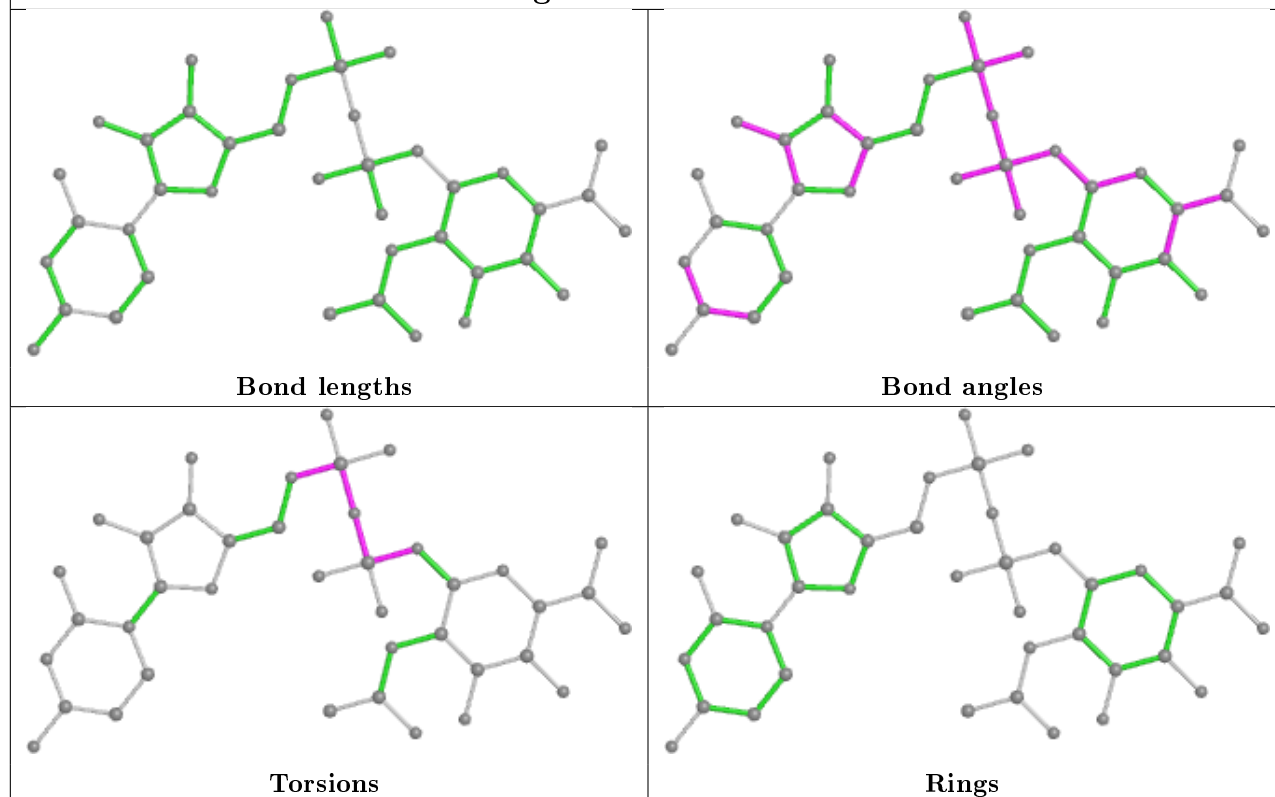


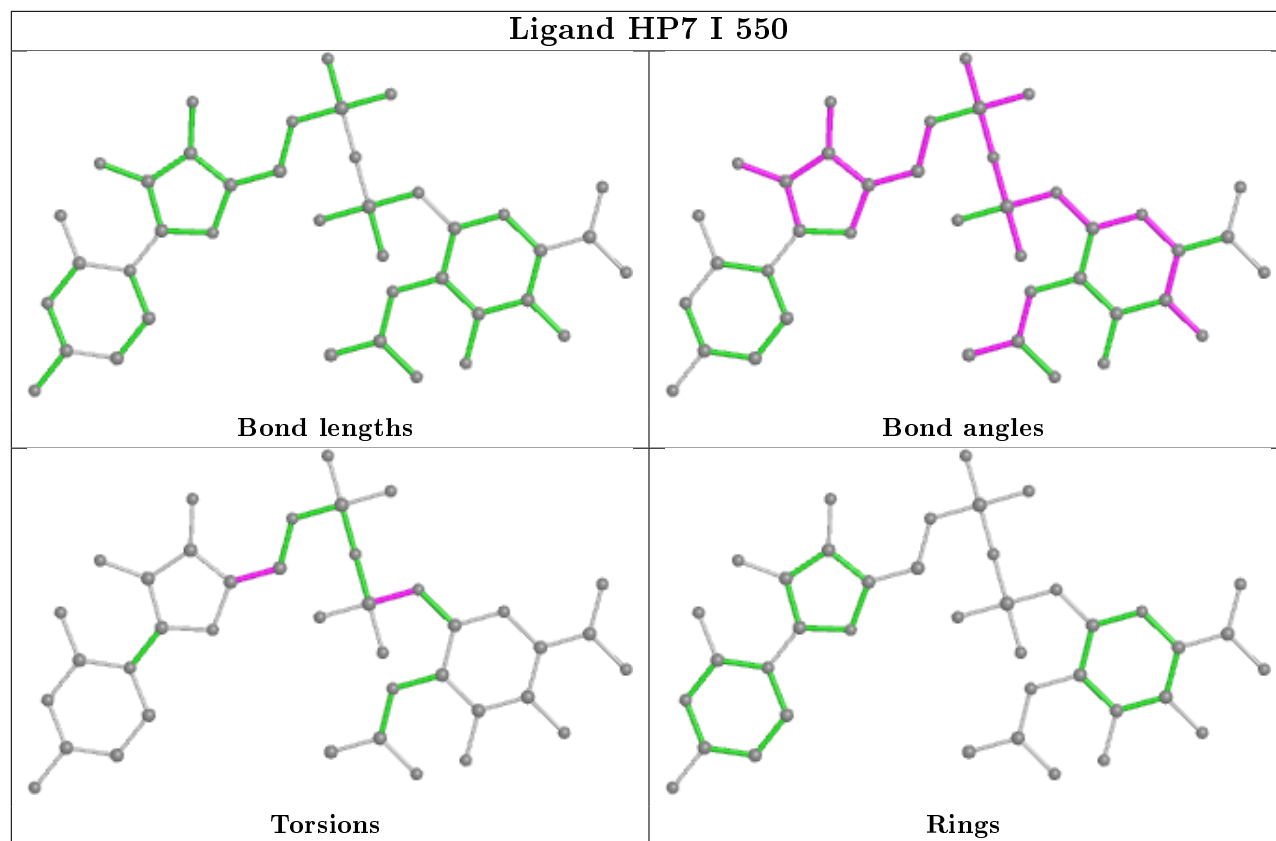


Ligand NAI C 500



Ligand HP7 O 550





5.7 Other polymers [i](#)

There are no such residues in this entry.

5.8 Polymer linkage issues [i](#)

There are no chain breaks in this entry.

6 Fit of model and data ⓘ

6.1 Protein, DNA and RNA chains ⓘ

In the following table, the column labelled ‘#RSRZ> 2’ contains the number (and percentage) of RSRZ outliers, followed by percent RSRZ outliers for the chain as percentile scores relative to all X-ray entries and entries of similar resolution. The OWAB column contains the minimum, median, 95th percentile and maximum values of the occupancy-weighted average B-factor per residue. The column labelled ‘Q< 0.9’ lists the number of (and percentage) of residues with an average occupancy less than 0.9.

Mol	Chain	Analysed	<RSRZ>	#RSRZ>2	OWAB(Å ²)	Q<0.9
1	A	346/370 (93%)	-0.08	4 (1%) 79 83	16, 29, 45, 62	0
1	B	329/370 (88%)	0.20	17 (5%) 27 33	15, 37, 68, 94	0
1	C	347/370 (93%)	-0.05	7 (2%) 65 71	13, 34, 62, 82	0
1	D	343/370 (92%)	0.14	21 (6%) 21 26	17, 39, 75, 90	0
1	E	321/370 (86%)	0.34	27 (8%) 11 14	16, 46, 74, 89	0
1	F	327/370 (88%)	0.10	20 (6%) 21 26	16, 38, 69, 87	0
1	G	342/370 (92%)	-0.07	4 (1%) 79 83	13, 31, 59, 75	0
1	H	342/370 (92%)	-0.01	10 (2%) 51 59	16, 36, 72, 88	0
1	I	342/370 (92%)	0.19	20 (5%) 23 29	17, 39, 72, 91	0
1	J	346/370 (93%)	0.24	29 (8%) 11 14	20, 40, 73, 86	0
1	K	322/370 (87%)	0.27	20 (6%) 20 25	15, 42, 75, 97	0
1	L	321/370 (86%)	0.42	35 (10%) 5 7	18, 47, 83, 93	0
1	M	346/370 (93%)	-0.12	7 (2%) 65 71	12, 31, 61, 84	0
1	N	342/370 (92%)	0.07	15 (4%) 34 42	13, 34, 69, 80	0
1	O	334/370 (90%)	-0.02	6 (1%) 68 74	16, 39, 64, 86	0
1	P	322/370 (87%)	0.23	16 (4%) 28 35	16, 40, 74, 93	0
All	All	5372/5920 (90%)	0.11	258 (4%) 30 37	12, 37, 72, 97	0

All (258) RSRZ outliers are listed below:

Mol	Chain	Res	Type	RSRZ
1	L	30	ALA	7.4
1	L	316	CYS	7.0
1	P	30	ALA	6.9
1	L	33	GLY	6.5
1	K	316	CYS	6.3

Continued on next page...

Continued from previous page...

Mol	Chain	Res	Type	RSRZ
1	P	279	PRO	5.9
1	E	316	CYS	5.9
1	P	316	CYS	5.8
1	D	297	TYR	5.5
1	D	295	SER	5.5
1	L	34	ASP	5.3
1	J	316	CYS	5.3
1	L	309	ILE	5.0
1	H	316	CYS	4.9
1	G	315	ASP	4.7
1	O	50	GLN	4.7
1	F	316	CYS	4.6
1	B	316	CYS	4.6
1	F	315	ASP	4.5
1	L	315	ASP	4.4
1	D	33	GLY	4.4
1	M	7	THR	4.4
1	N	314	GLY	4.4
1	J	54	ALA	4.2
1	L	277	ALA	4.1
1	P	314	GLY	4.1
1	D	299	PHE	4.1
1	J	62	SER	4.0
1	K	315	ASP	3.9
1	E	314	GLY	3.9
1	I	277	ALA	3.9
1	I	316	CYS	3.8
1	F	33	GLY	3.8
1	H	291	TYR	3.7
1	B	299	PHE	3.7
1	M	8	ASP	3.7
1	K	33	GLY	3.7
1	H	33	GLY	3.6
1	L	303	LEU	3.6
1	P	53	GLU	3.6
1	K	69	ALA	3.6
1	J	57	GLY	3.5
1	L	10	LYS	3.5
1	I	314	GLY	3.5
1	J	7	THR	3.5
1	N	33	GLY	3.5
1	E	69	ALA	3.5

Continued on next page...

Continued from previous page...

Mol	Chain	Res	Type	RSRZ
1	J	8	ASP	3.5
1	L	313	ARG	3.5
1	I	278	GLU	3.4
1	L	11	ILE	3.4
1	P	33	GLY	3.4
1	I	10	LYS	3.4
1	P	50	GLN	3.4
1	B	281	PRO	3.3
1	F	317	GLU	3.3
1	G	316	CYS	3.3
1	I	36	ALA	3.3
1	P	28	ALA	3.3
1	L	158	VAL	3.2
1	I	12	ARG	3.2
1	E	279	PRO	3.2
1	I	28	ALA	3.2
1	E	46	PRO	3.2
1	B	280[A]	HIS	3.2
1	E	303	LEU	3.1
1	H	34	ASP	3.1
1	J	33	GLY	3.1
1	D	55	ALA	3.1
1	D	314	GLY	3.1
1	K	317	GLU	3.1
1	L	237	ILE	3.1
1	O	69	ALA	3.1
1	D	315	ASP	3.1
1	E	237	ILE	3.0
1	L	279	PRO	3.0
1	I	57	GLY	3.0
1	B	318	PRO	3.0
1	B	315	ASP	3.0
1	I	315	ASP	3.0
1	E	278	GLU	3.0
1	J	69	ALA	3.0
1	L	50	GLN	3.0
1	D	34	ASP	3.0
1	G	314	GLY	2.9
1	P	54	ALA	2.9
1	J	315	ASP	2.9
1	N	316	CYS	2.9
1	M	185	PHE	2.9

Continued on next page...

Continued from previous page...

Mol	Chain	Res	Type	RSRZ
1	H	317	GLU	2.9
1	J	287	ARG	2.9
1	L	156	VAL	2.9
1	C	284	ASP	2.9
1	B	46	PRO	2.9
1	F	189	ALA	2.8
1	P	315	ASP	2.8
1	B	50	GLN	2.8
1	J	286	ILE	2.8
1	I	299	PHE	2.8
1	J	50	GLN	2.8
1	D	294	THR	2.8
1	K	313	ARG	2.8
1	D	291	TYR	2.8
1	P	277	ALA	2.8
1	P	237	ILE	2.8
1	K	279	PRO	2.8
1	B	185	PHE	2.8
1	C	278	GLU	2.7
1	N	315	ASP	2.7
1	C	7	THR	2.7
1	N	11	ILE	2.7
1	F	313	ARG	2.7
1	F	276	PHE	2.7
1	L	314	GLY	2.7
1	A	277	ALA	2.7
1	I	30	ALA	2.7
1	M	291	TYR	2.6
1	E	167	GLU	2.6
1	M	6	ILE	2.6
1	J	289	ALA	2.6
1	N	10	LYS	2.6
1	A	158	VAL	2.6
1	N	313	ARG	2.6
1	J	143	LYS	2.6
1	E	50	GLN	2.6
1	M	50	GLN	2.6
1	I	295	SER	2.6
1	O	285	LYS	2.6
1	F	158	VAL	2.6
1	K	51	ALA	2.6
1	D	296	VAL	2.6

Continued on next page...

Continued from previous page...

Mol	Chain	Res	Type	RSRZ
1	E	239	VAL	2.6
1	K	35	ARG	2.6
1	A	7	THR	2.6
1	E	225	ALA	2.5
1	L	36	ALA	2.5
1	P	57	GLY	2.5
1	F	10	LYS	2.5
1	E	156	VAL	2.5
1	J	53	GLU	2.5
1	E	315	ASP	2.5
1	I	11	ILE	2.5
1	N	279	PRO	2.5
1	B	237	ILE	2.5
1	E	49	LEU	2.5
1	E	148	GLY	2.5
1	J	282	ASP	2.5
1	D	279	PRO	2.5
1	F	148	GLY	2.5
1	F	282	ASP	2.5
1	I	33	GLY	2.5
1	O	8	ASP	2.5
1	F	160	VAL	2.5
1	L	9	ARG	2.5
1	F	284	ASP	2.5
1	D	30	ALA	2.5
1	B	313	ARG	2.4
1	L	193	VAL	2.4
1	D	53	GLU	2.4
1	E	66	ASP	2.4
1	H	315	ASP	2.4
1	E	192	TYR	2.4
1	L	35	ARG	2.4
1	B	317	GLU	2.4
1	D	319	GLU	2.4
1	I	313	ARG	2.4
1	J	48	ALA	2.4
1	L	69	ALA	2.4
1	F	280	HIS	2.4
1	L	54	ALA	2.4
1	O	95	ALA	2.4
1	K	278	GLU	2.4
1	C	50	GLN	2.4

Continued on next page...

Continued from previous page...

Mol	Chain	Res	Type	RSRZ
1	J	285	LYS	2.4
1	K	68	LEU	2.4
1	F	239	VAL	2.4
1	K	167	GLU	2.4
1	F	277	ALA	2.4
1	G	313	ARG	2.3
1	D	298	GLY	2.3
1	A	237	ILE	2.3
1	N	237	ILE	2.3
1	N	9	ARG	2.3
1	C	279	PRO	2.3
1	L	32	HIS	2.3
1	I	39	VAL	2.3
1	L	239	VAL	2.3
1	K	47	GLU	2.3
1	L	310	ASN	2.3
1	N	50	GLN	2.3
1	K	57	GLY	2.3
1	L	148	GLY	2.3
1	L	58	ALA	2.3
1	B	121	GLU	2.3
1	I	309	ILE	2.3
1	H	298	GLY	2.3
1	B	87	TRP	2.3
1	F	193	VAL	2.3
1	E	53	GLU	2.3
1	H	313	ARG	2.3
1	N	193	VAL	2.3
1	B	282	ASP	2.2
1	K	185	PHE	2.2
1	P	47	GLU	2.2
1	J	61	PHE	2.2
1	E	158	VAL	2.2
1	I	237	ILE	2.2
1	L	278	GLU	2.2
1	E	173	ARG	2.2
1	J	52	ALA	2.2
1	J	147	GLN	2.2
1	B	193	VAL	2.2
1	J	60	PRO	2.2
1	D	293	THR	2.2
1	K	72	ASN	2.2

Continued on next page...

Continued from previous page...

Mol	Chain	Res	Type	RSRZ
1	E	193	VAL	2.2
1	J	66	ASP	2.2
1	E	313	ARG	2.2
1	F	237	ILE	2.2
1	L	274	TRP	2.2
1	D	57	GLY	2.2
1	J	190	SER	2.2
1	D	41	ILE	2.1
1	J	189	ALA	2.1
1	L	55	ALA	2.1
1	P	158	VAL	2.1
1	B	190	SER	2.1
1	H	278	GLU	2.1
1	C	237	ILE	2.1
1	C	47	GLU	2.1
1	K	239	VAL	2.1
1	N	71	GLY	2.1
1	K	276	PHE	2.1
1	K	48	ALA	2.1
1	F	173	ARG	2.1
1	N	195	LEU	2.1
1	E	157	THR	2.1
1	E	35	ARG	2.1
1	I	279	PRO	2.1
1	H	50	GLN	2.1
1	K	277	ALA	2.1
1	P	192	TYR	2.1
1	D	317	GLU	2.0
1	E	216	ARG	2.0
1	J	34	ASP	2.0
1	L	147	GLN	2.0
1	J	10	LYS	2.0
1	M	30	ALA	2.0
1	J	65	SER	2.0
1	O	284	ASP	2.0
1	F	318	PRO	2.0
1	E	312	LEU	2.0
1	J	70	GLN	2.0
1	D	48	ALA	2.0
1	L	122	ALA	2.0
1	L	157	THR	2.0
1	N	189	ALA	2.0

Continued on next page...

Continued from previous page...

Mol	Chain	Res	Type	RSRZ
1	L	143	LYS	2.0

6.2 Non-standard residues in protein, DNA, RNA chains [i](#)

There are no non-standard protein/DNA/RNA residues in this entry.

6.3 Carbohydrates [i](#)

There are no carbohydrates in this entry.

6.4 Ligands [i](#)

In the following table, the Atoms column lists the number of modelled atoms in the group and the number defined in the chemical component dictionary. The B-factors column lists the minimum, median, 95th percentile and maximum values of B factors of atoms in the group. The column labelled 'Q< 0.9' lists the number of atoms with occupancy less than 0.9.

Mol	Type	Chain	Res	Atoms	RSCC	RSR	B-factors(Å ²)	Q<0.9
3	HP7	E	550	40/40	0.90	0.13	32,64,100,100	0
3	HP7	L	550	40/40	0.91	0.12	20,56,100,100	0
3	HP7	P	550	40/40	0.91	0.12	28,48,100,100	0
3	HP7	O	550	40/40	0.91	0.12	22,56,100,100	0
3	HP7	F	550	40/40	0.92	0.11	24,43,100,100	0
3	HP7	K	550	40/40	0.92	0.12	17,53,100,100	0
3	HP7	B	550	40/40	0.93	0.11	25,45,100,100	0
3	HP7	J	550	40/40	0.94	0.11	14,36,75,100	0
3	HP7	D	550	40/40	0.94	0.10	23,47,99,100	0
2	NAI	N	500	44/44	0.95	0.10	17,32,48,63	0
2	NAI	E	500	44/44	0.95	0.11	23,43,87,98	0
2	NAI	L	500	44/44	0.95	0.10	23,40,63,100	0
2	NAI	A	500	44/44	0.95	0.11	19,25,31,45	0
3	HP7	H	550	40/40	0.96	0.10	21,34,59,90	0
3	HP7	C	550	40/40	0.96	0.10	17,30,76,100	0
2	NAI	K	500	44/44	0.96	0.10	18,33,53,100	0
2	NAI	B	500	44/44	0.96	0.09	21,36,58,79	0
2	NAI	P	500	44/44	0.96	0.09	24,37,54,73	0
3	HP7	G	550	40/40	0.96	0.09	14,32,77,100	0
2	NAI	G	500	44/44	0.96	0.10	17,28,38,57	0
2	NAI	H	500	44/44	0.96	0.10	21,34,60,100	0
2	NAI	I	500	44/44	0.96	0.09	20,35,46,59	0

Continued on next page...

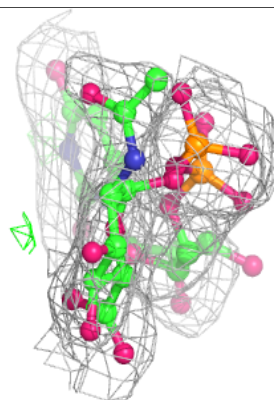
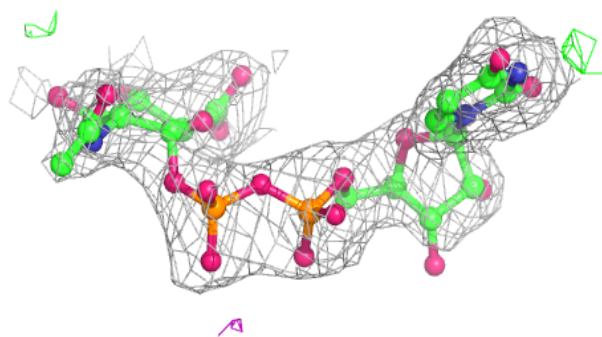
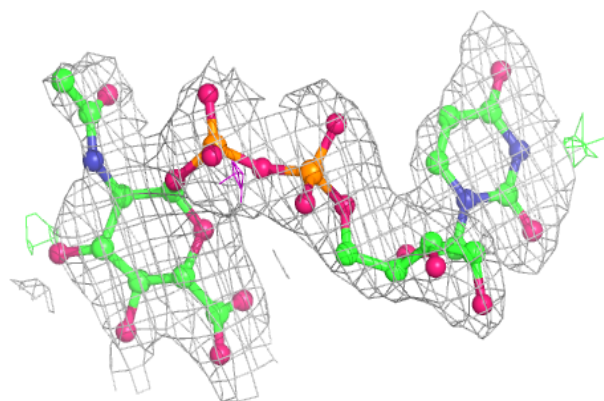
Continued from previous page...

Mol	Type	Chain	Res	Atoms	RSCC	RSR	B-factors(\AA^2)	Q<0.9
2	NAI	J	500	44/44	0.96	0.11	18,37,60,78	0
2	NAI	C	500	44/44	0.96	0.11	14,28,44,71	0
2	NAI	F	500	44/44	0.96	0.10	15,28,43,64	0
3	HP7	I	550	40/40	0.96	0.09	19,40,82,100	0
3	HP7	A	550	40/40	0.97	0.11	11,25,50,100	0
2	NAI	D	500	44/44	0.97	0.10	20,36,52,70	0
3	HP7	M	550	40/40	0.97	0.09	17,31,42,59	0
3	HP7	N	550	40/40	0.97	0.09	15,27,50,56	0
2	NAI	M	500	44/44	0.97	0.11	15,32,49,84	0
2	NAI	O	500	44/44	0.97	0.10	19,35,52,63	0

The following is a graphical depiction of the model fit to experimental electron density of all instances of the Ligand of Interest. In addition, ligands with molecular weight > 250 and outliers as shown on the geometry validation Tables will also be included. Each fit is shown from different orientation to approximate a three-dimensional view.

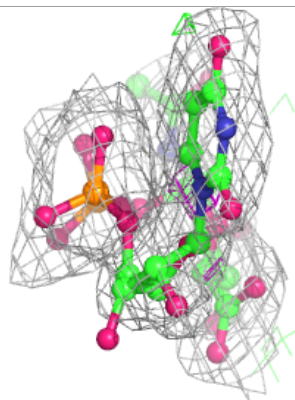
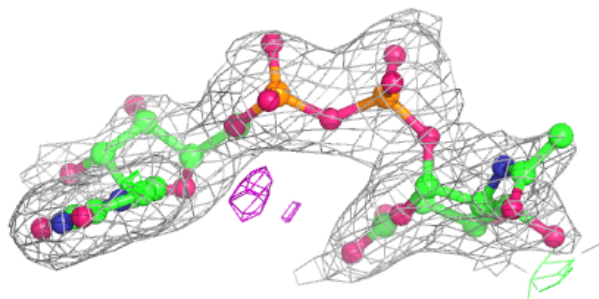
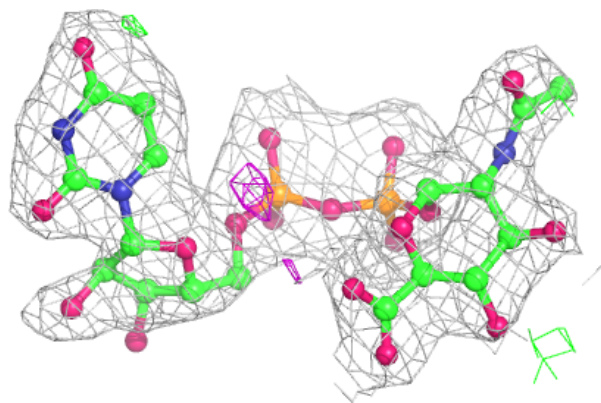
Electron density around HP7 E 550:

2mF_o-DF_c (at 0.7 rmsd) in gray
mF_o-DF_c (at 3 rmsd) in purple (negative)
and green (positive)

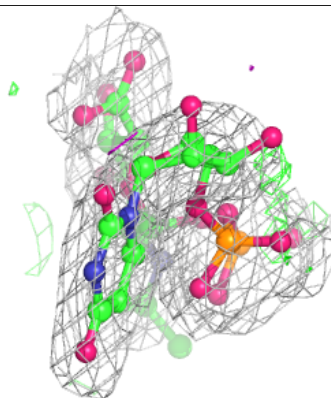
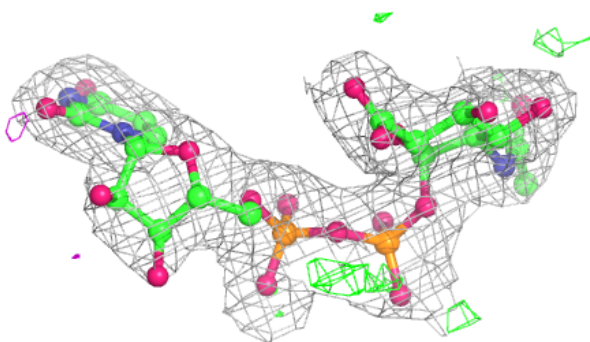
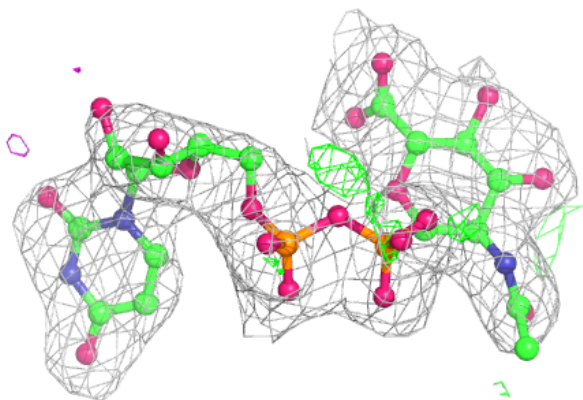


Electron density around HP7 L 550:

$2mF_o-DF_c$ (at 0.7 rmsd) in gray
 mF_o-DF_c (at 3 rmsd) in purple (negative)
and green (positive)

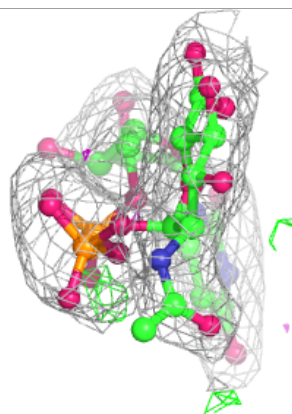
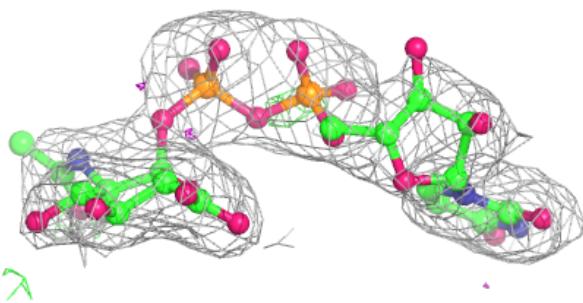
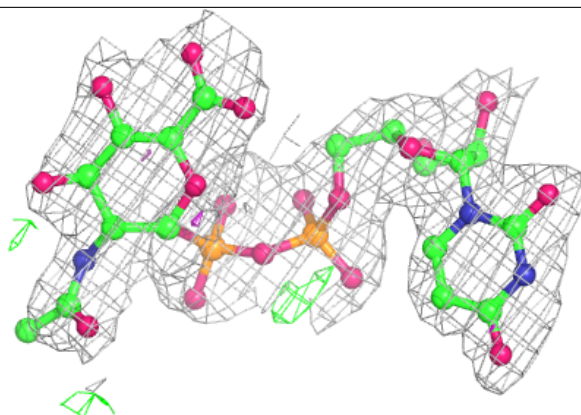
**Electron density around HP7 P 550:**

$2mF_o-DF_c$ (at 0.7 rmsd) in gray
 mF_o-DF_c (at 3 rmsd) in purple (negative)
and green (positive)

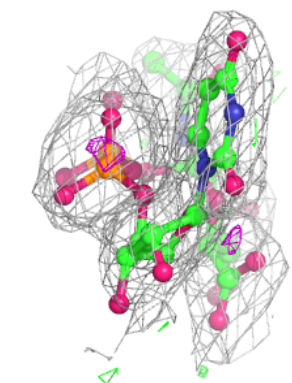
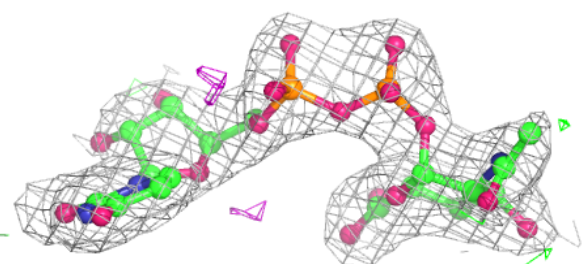
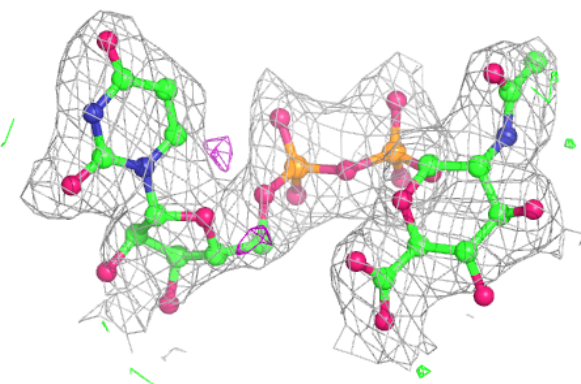


Electron density around HP7 O 550:

$2mF_o-DF_c$ (at 0.7 rmsd) in gray
 mF_o-DF_c (at 3 rmsd) in purple (negative)
and green (positive)

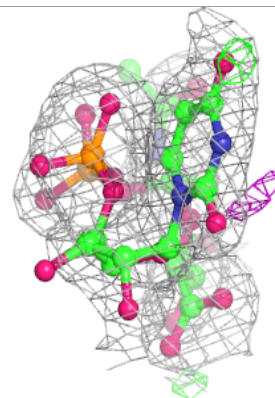
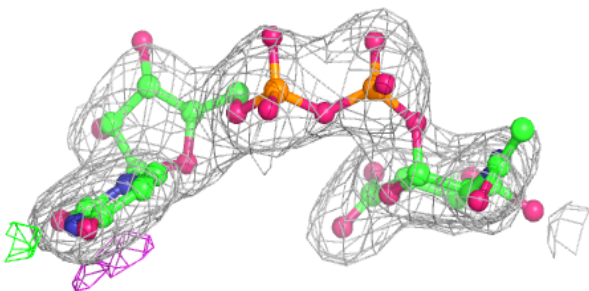
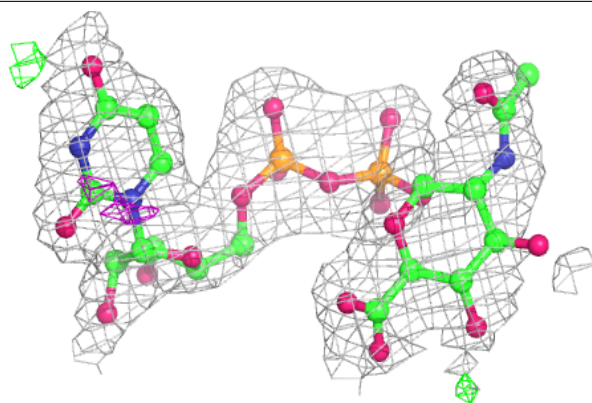
**Electron density around HP7 F 550:**

$2mF_o-DF_c$ (at 0.7 rmsd) in gray
 mF_o-DF_c (at 3 rmsd) in purple (negative)
and green (positive)

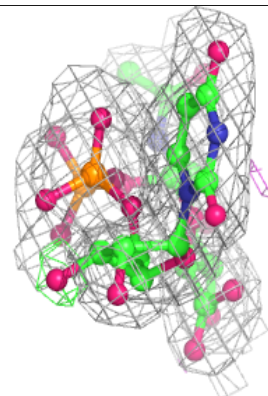
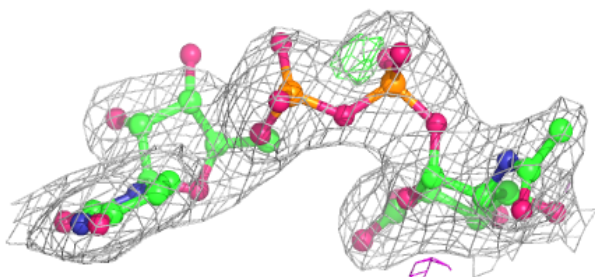
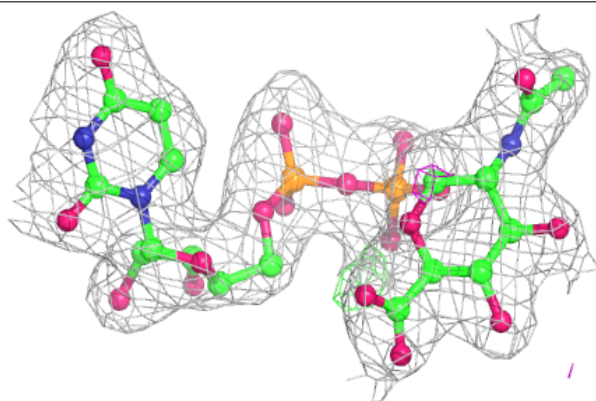


Electron density around HP7 K 550:

$2mF_o-DF_c$ (at 0.7 rmsd) in gray
 mF_o-DF_c (at 3 rmsd) in purple (negative)
and green (positive)

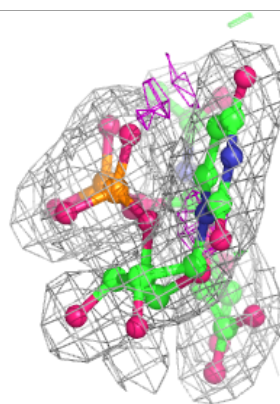
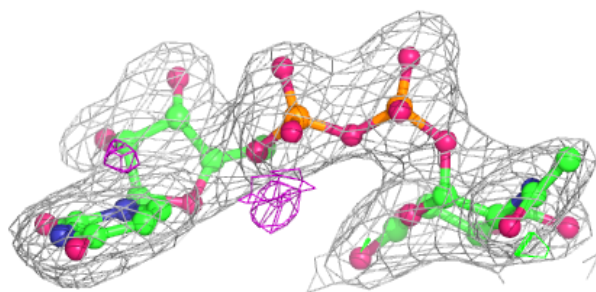
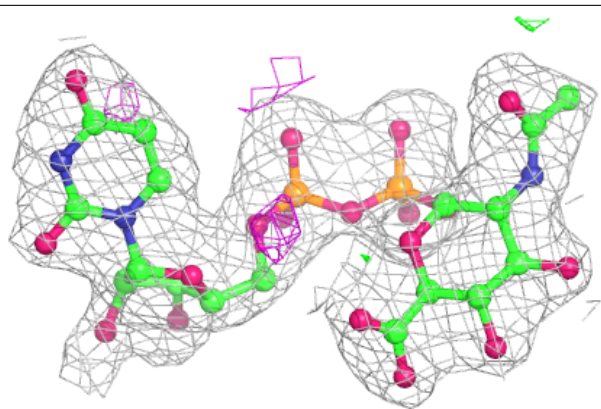
**Electron density around HP7 B 550:**

$2mF_o-DF_c$ (at 0.7 rmsd) in gray
 mF_o-DF_c (at 3 rmsd) in purple (negative)
and green (positive)

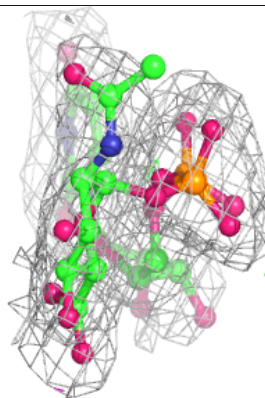
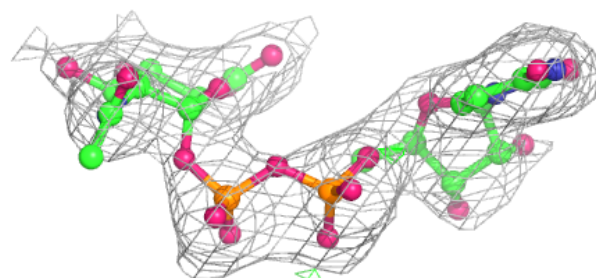
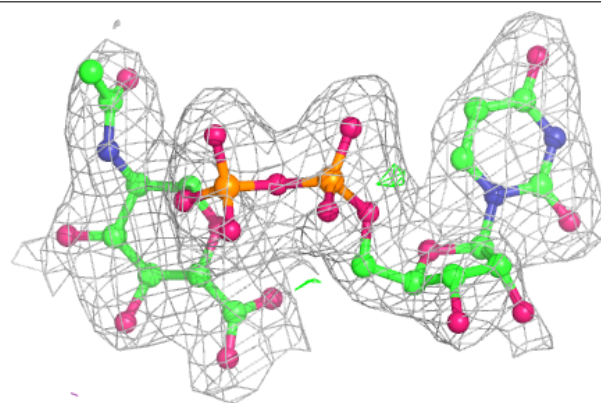


Electron density around HP7 J 550:

$2mF_o-DF_c$ (at 0.7 rmsd) in gray
 mF_o-DF_c (at 3 rmsd) in purple (negative)
and green (positive)

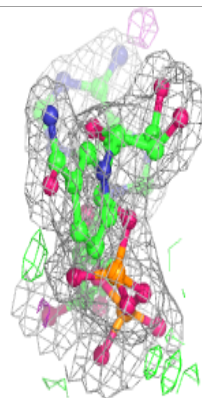
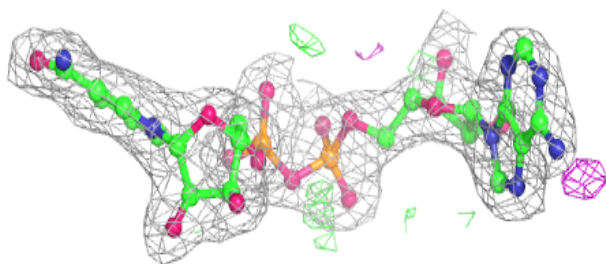
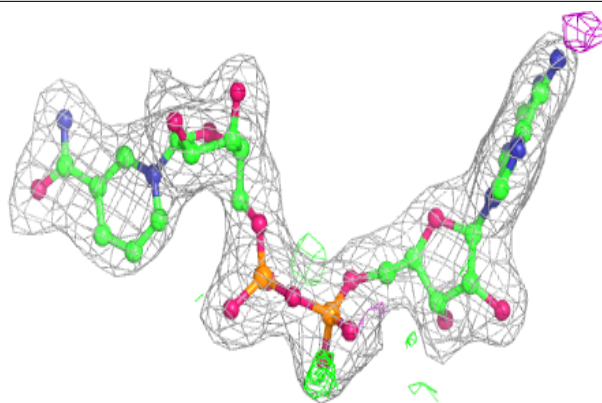
**Electron density around HP7 D 550:**

$2mF_o-DF_c$ (at 0.7 rmsd) in gray
 mF_o-DF_c (at 3 rmsd) in purple (negative)
and green (positive)

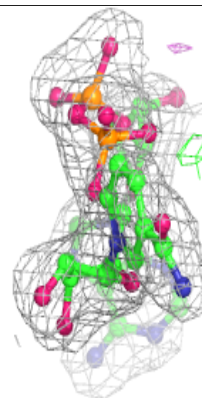
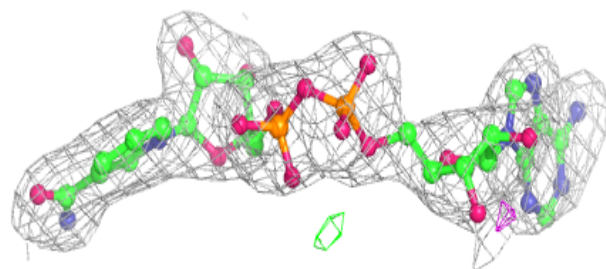
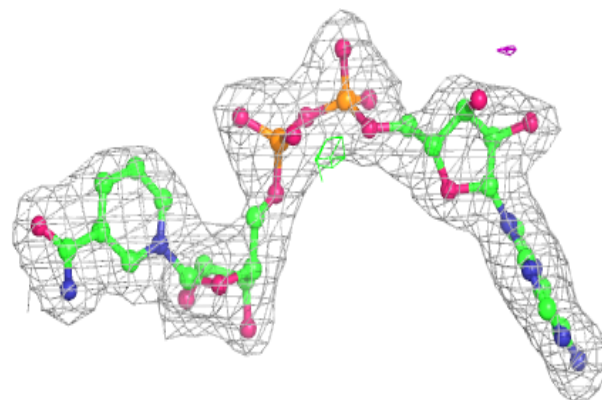


Electron density around NAI N 500:

$2mF_o-DF_c$ (at 0.7 rmsd) in gray
 mF_o-DF_c (at 3 rmsd) in purple (negative)
and green (positive)

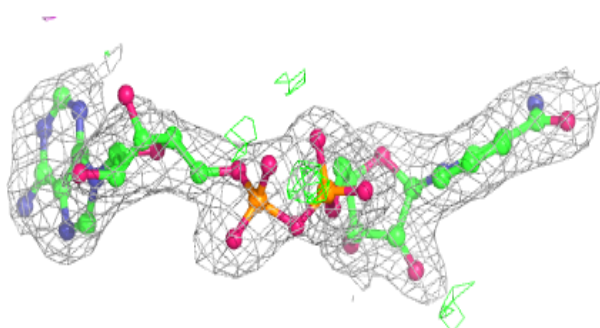
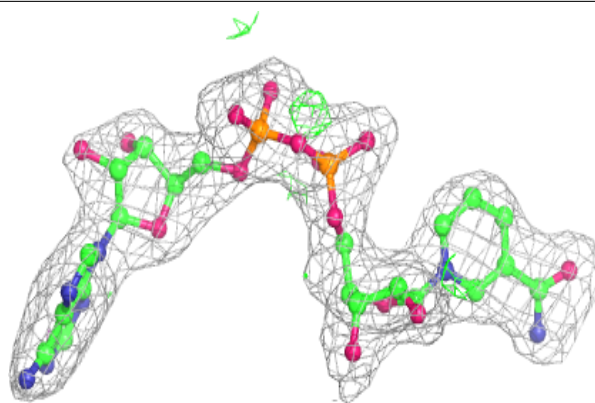
**Electron density around NAI E 500:**

$2mF_o-DF_c$ (at 0.7 rmsd) in gray
 mF_o-DF_c (at 3 rmsd) in purple (negative)
and green (positive)

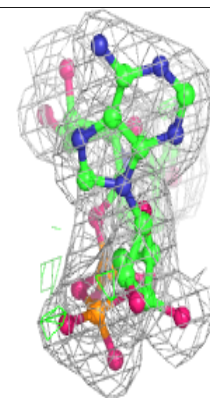
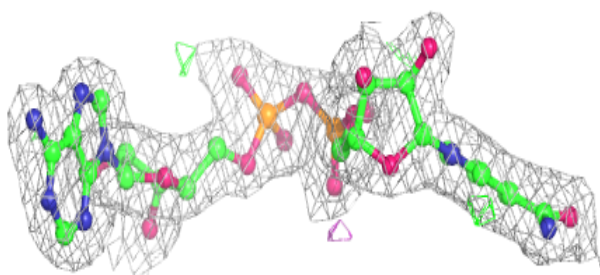
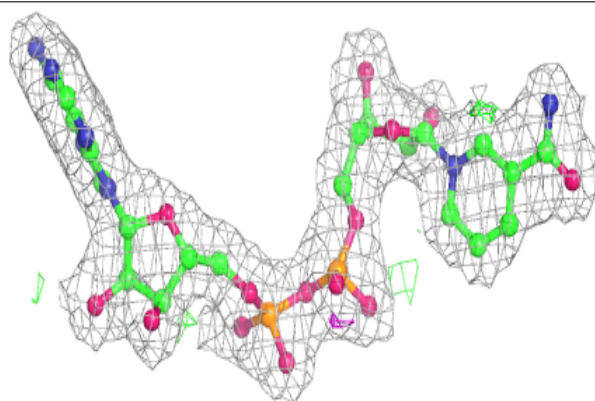


Electron density around NAI L 500:

$2mF_o-DF_c$ (at 0.7 rmsd) in gray
 mF_o-DF_c (at 3 rmsd) in purple (negative)
and green (positive)

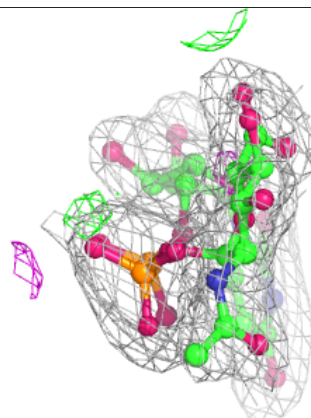
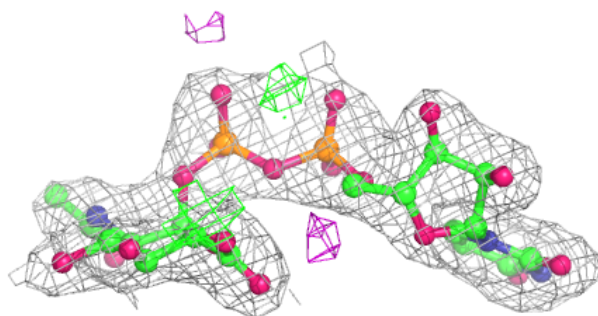
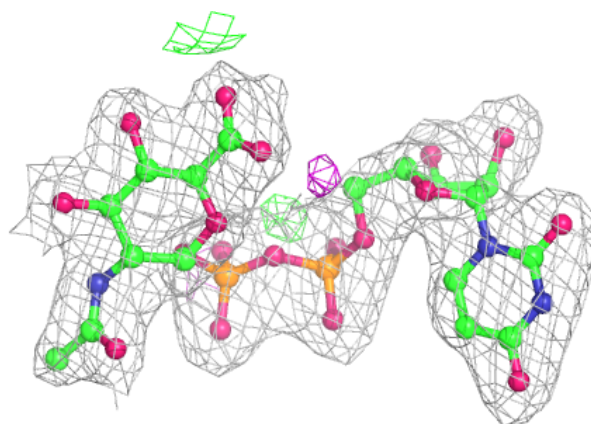
**Electron density around NAI A 500:**

$2mF_o-DF_c$ (at 0.7 rmsd) in gray
 mF_o-DF_c (at 3 rmsd) in purple (negative)
and green (positive)

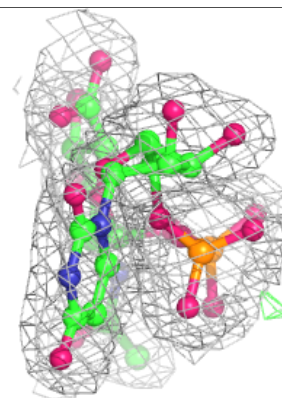
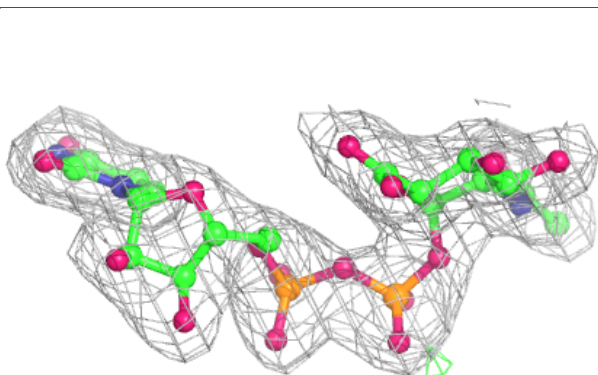
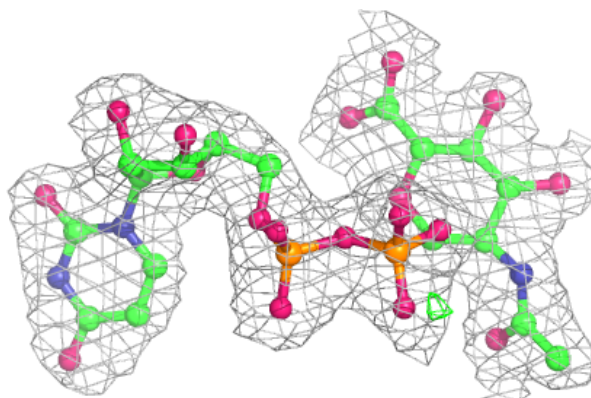


Electron density around HP7 H 550:

$2mF_o-DF_c$ (at 0.7 rmsd) in gray
 mF_o-DF_c (at 3 rmsd) in purple (negative)
and green (positive)

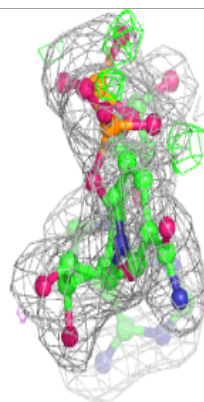
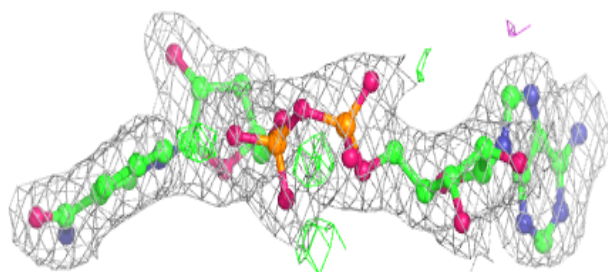
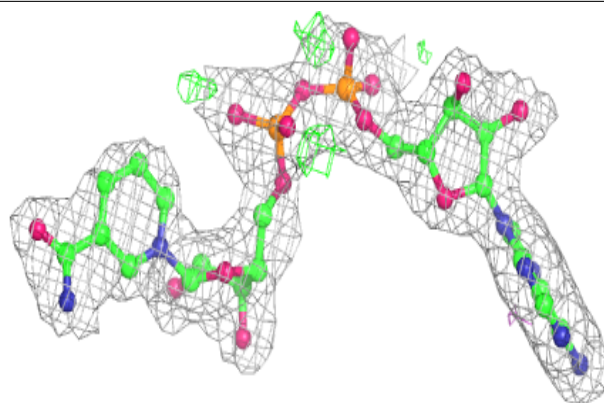
**Electron density around HP7 C 550:**

$2mF_o-DF_c$ (at 0.7 rmsd) in gray
 mF_o-DF_c (at 3 rmsd) in purple (negative)
and green (positive)

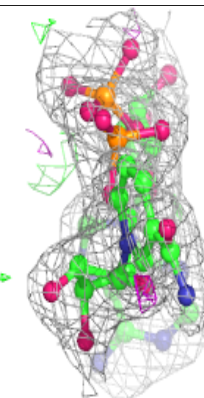
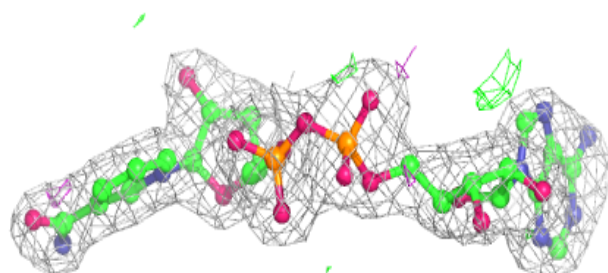
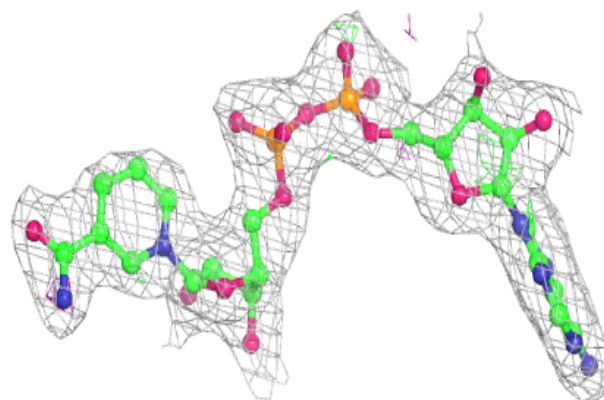


Electron density around NAI K 500:

$2mF_o-DF_c$ (at 0.7 rmsd) in gray
 mF_o-DF_c (at 3 rmsd) in purple (negative)
and green (positive)

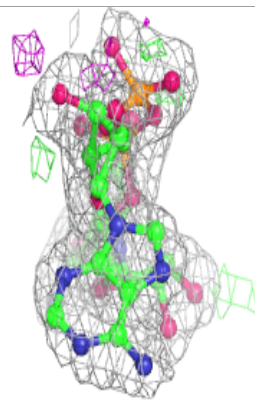
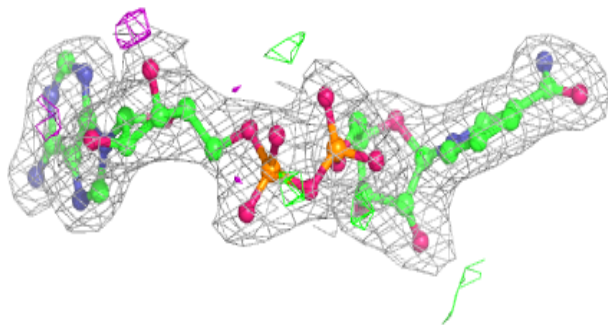
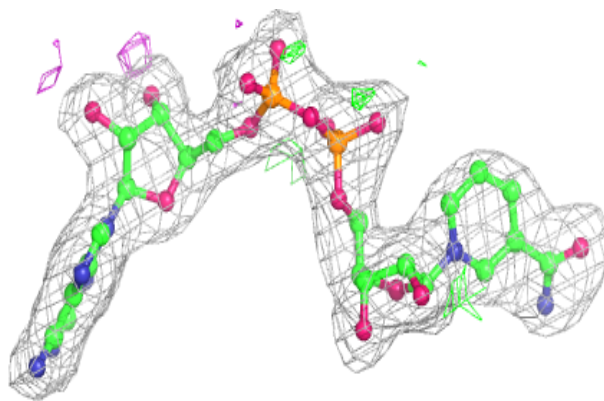
**Electron density around NAI B 500:**

$2mF_o-DF_c$ (at 0.7 rmsd) in gray
 mF_o-DF_c (at 3 rmsd) in purple (negative)
and green (positive)

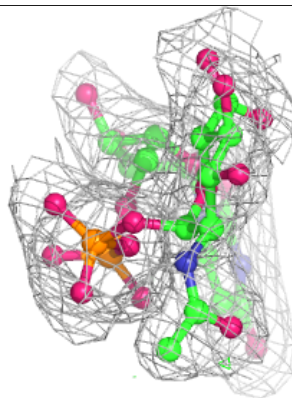
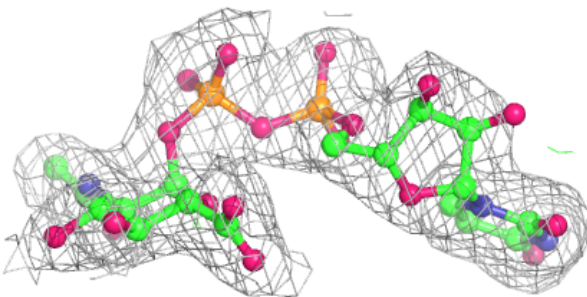
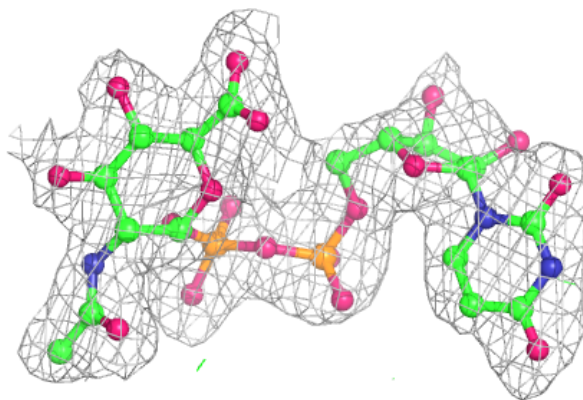


Electron density around NAI P 500:

$2mF_o-DF_c$ (at 0.7 rmsd) in gray
 mF_o-DF_c (at 3 rmsd) in purple (negative)
and green (positive)

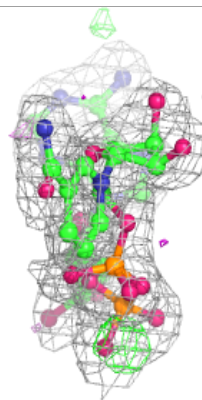
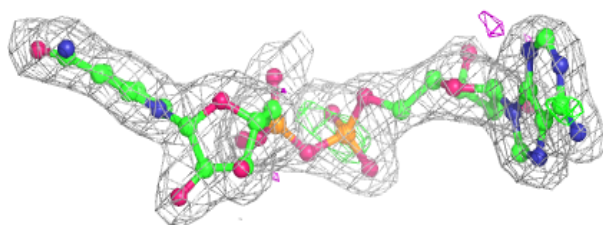
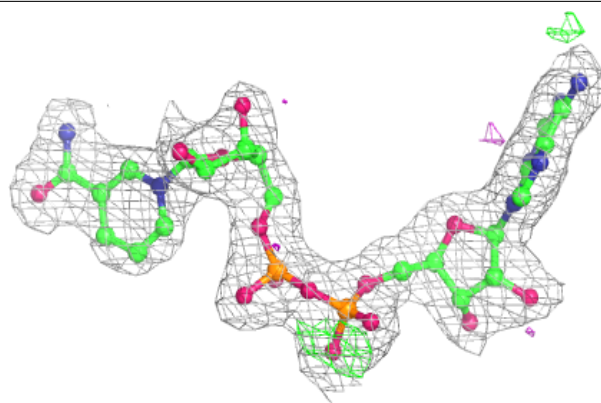
**Electron density around HP7 G 550:**

$2mF_o-DF_c$ (at 0.7 rmsd) in gray
 mF_o-DF_c (at 3 rmsd) in purple (negative)
and green (positive)

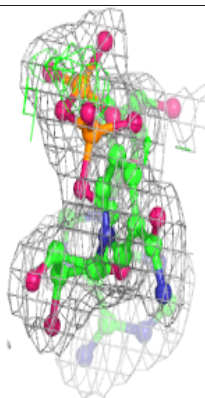
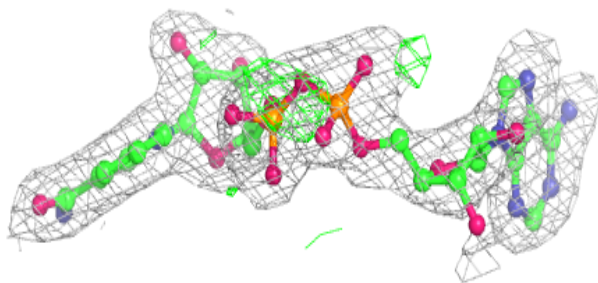
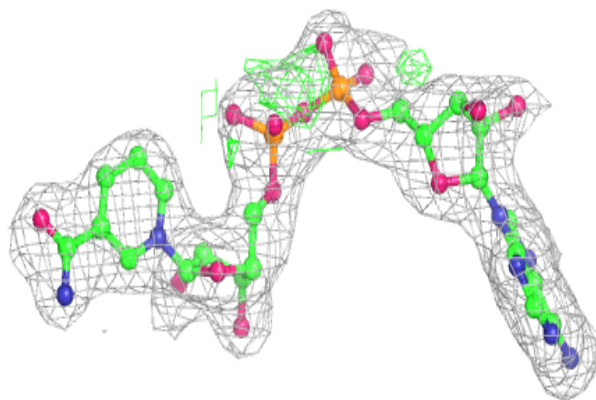


Electron density around NAI G 500:

$2mF_o-DF_c$ (at 0.7 rmsd) in gray
 mF_o-DF_c (at 3 rmsd) in purple (negative)
and green (positive)

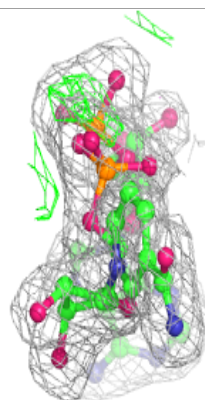
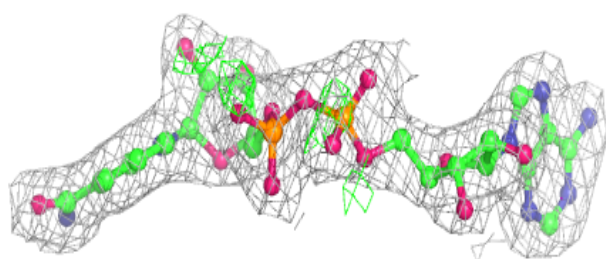
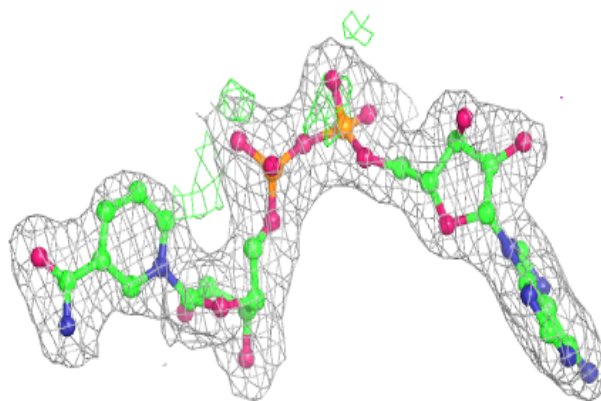
**Electron density around NAI H 500:**

$2mF_o-DF_c$ (at 0.7 rmsd) in gray
 mF_o-DF_c (at 3 rmsd) in purple (negative)
and green (positive)

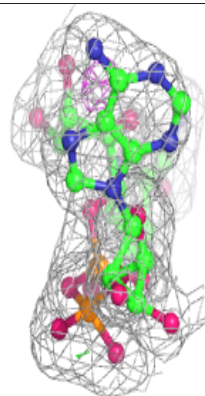
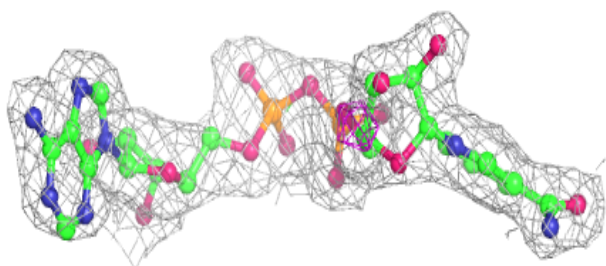
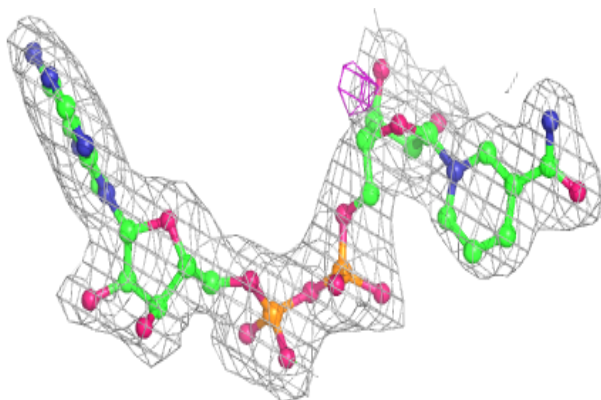


Electron density around NAI I 500:

$2mF_o-DF_c$ (at 0.7 rmsd) in gray
 mF_o-DF_c (at 3 rmsd) in purple (negative)
and green (positive)

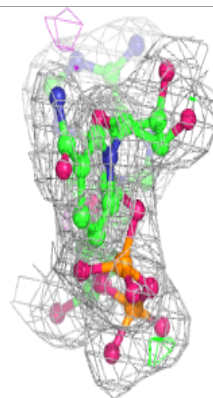
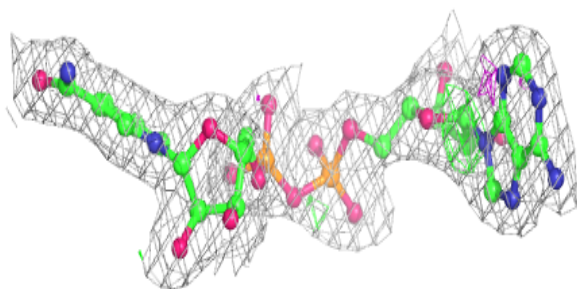
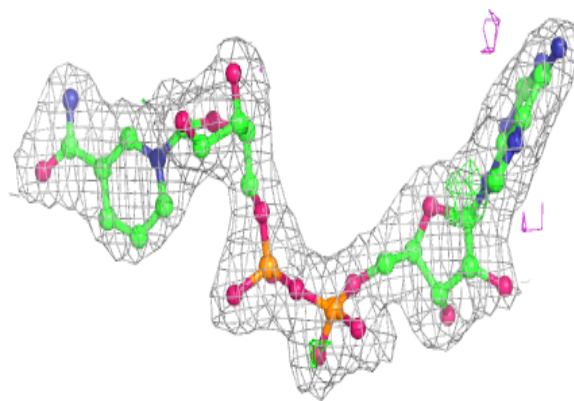
**Electron density around NAI J 500:**

$2mF_o-DF_c$ (at 0.7 rmsd) in gray
 mF_o-DF_c (at 3 rmsd) in purple (negative)
and green (positive)

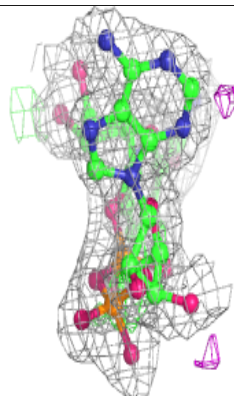
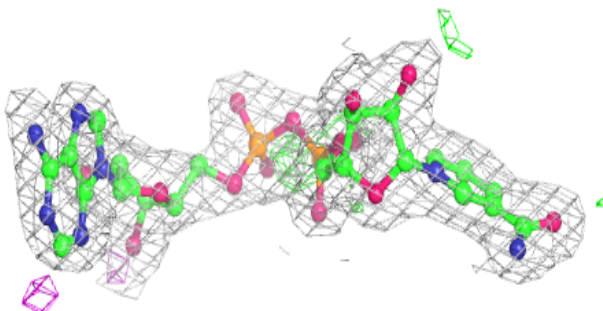
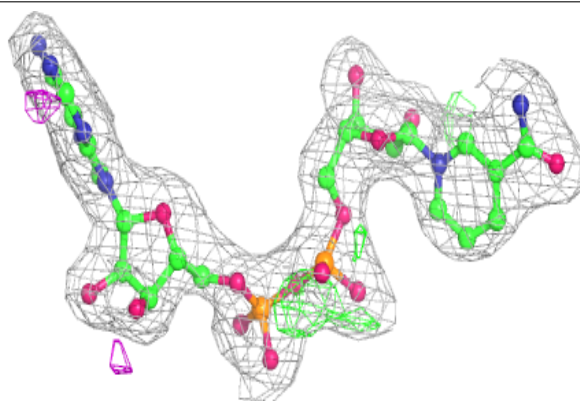


Electron density around NAI C 500:

$2mF_o-DF_c$ (at 0.7 rmsd) in gray
 mF_o-DF_c (at 3 rmsd) in purple (negative)
and green (positive)

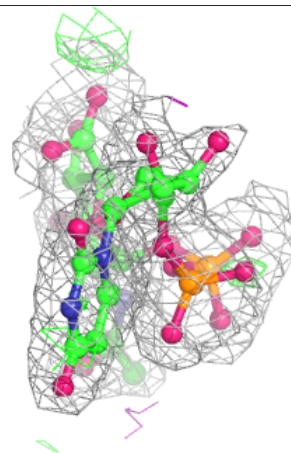
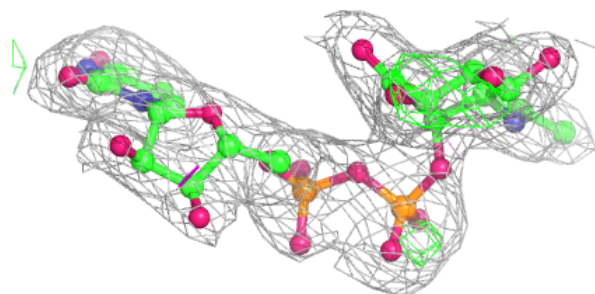
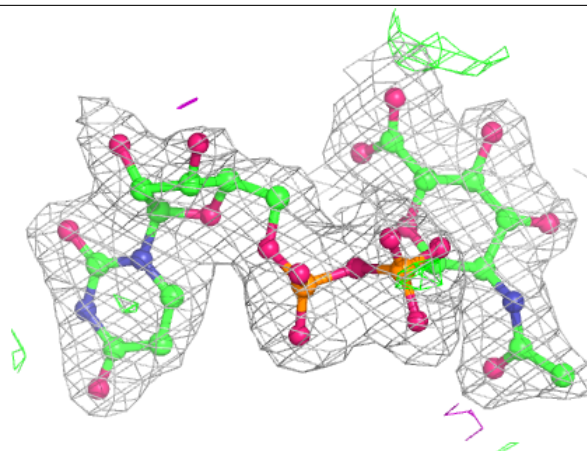
**Electron density around NAI F 500:**

$2mF_o-DF_c$ (at 0.7 rmsd) in gray
 mF_o-DF_c (at 3 rmsd) in purple (negative)
and green (positive)

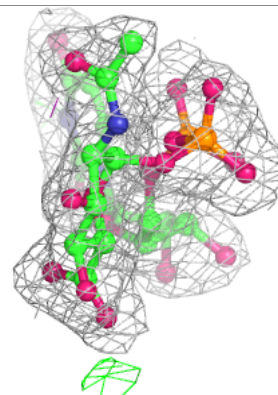
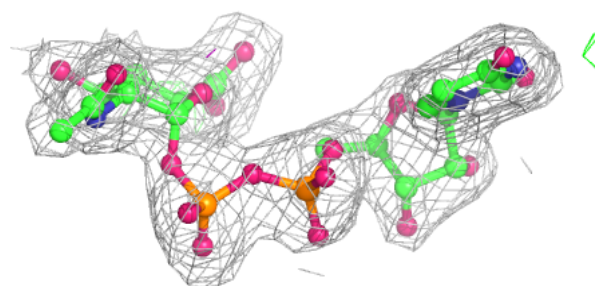
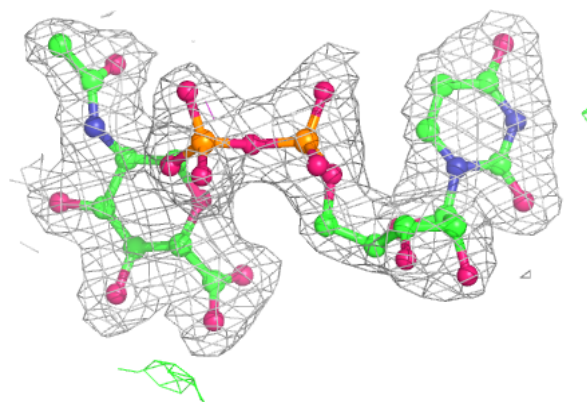


Electron density around HP7 I 550:

$2mF_o-DF_c$ (at 0.7 rmsd) in gray
 mF_o-DF_c (at 3 rmsd) in purple (negative)
and green (positive)

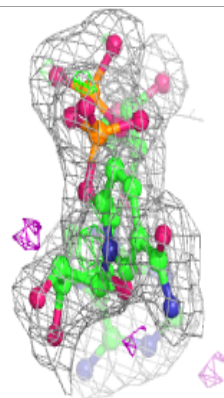
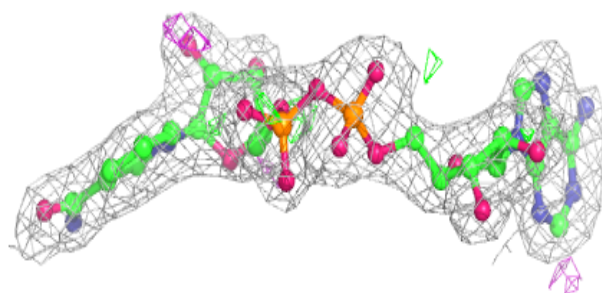
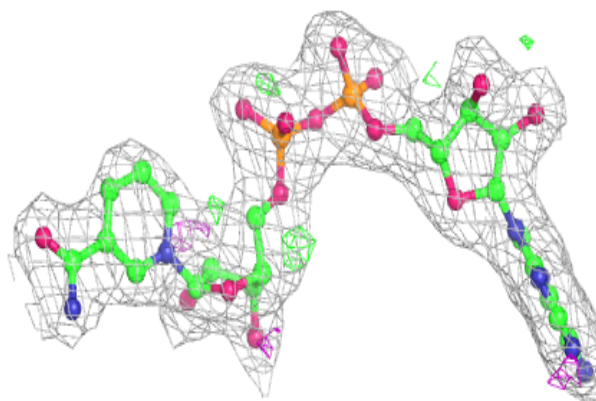
**Electron density around HP7 A 550:**

$2mF_o-DF_c$ (at 0.7 rmsd) in gray
 mF_o-DF_c (at 3 rmsd) in purple (negative)
and green (positive)

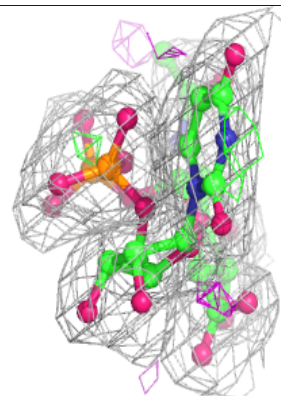
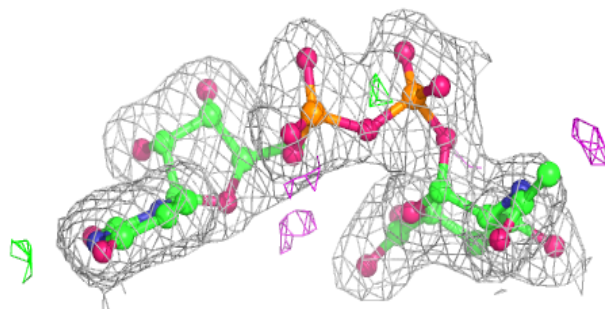
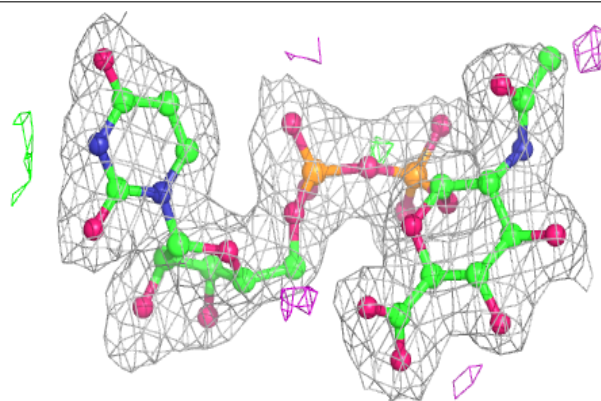


Electron density around NAI D 500:

$2mF_o-DF_c$ (at 0.7 rmsd) in gray
 mF_o-DF_c (at 3 rmsd) in purple (negative)
and green (positive)

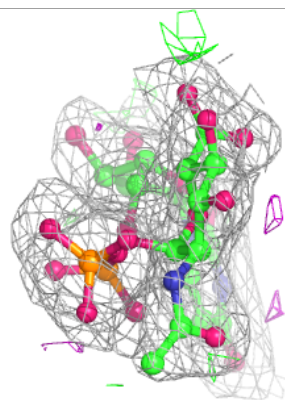
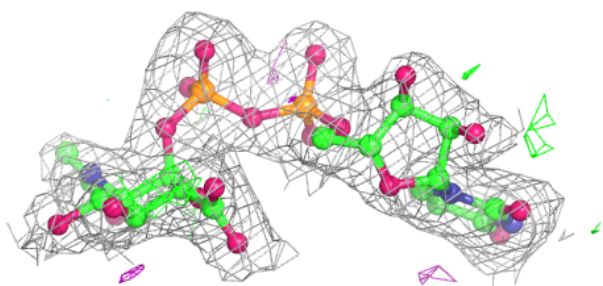
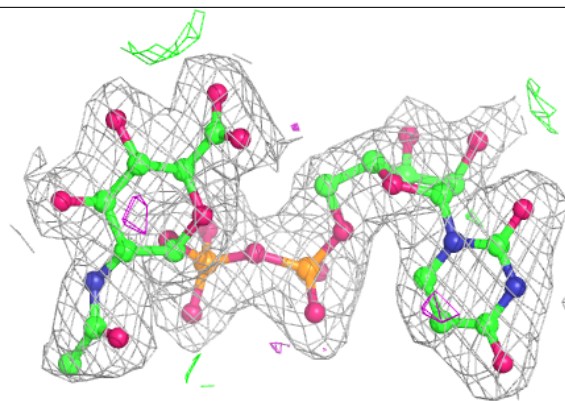
**Electron density around HP7 M 550:**

$2mF_o-DF_c$ (at 0.7 rmsd) in gray
 mF_o-DF_c (at 3 rmsd) in purple (negative)
and green (positive)

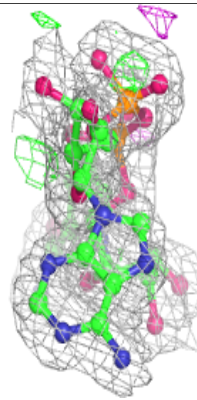
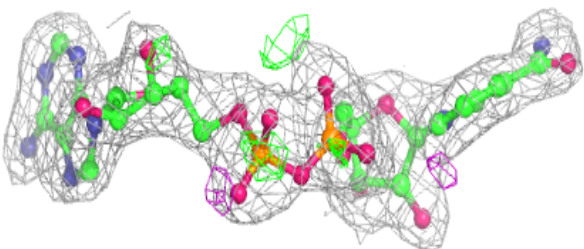
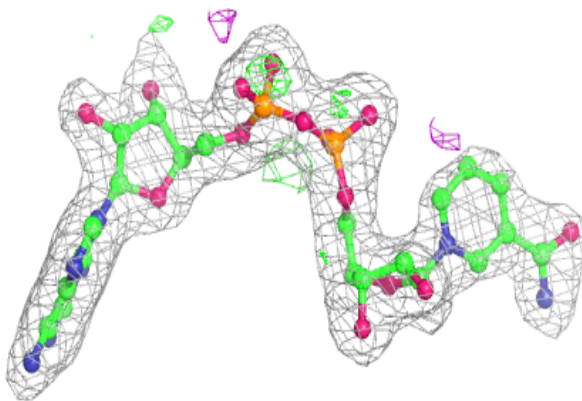


Electron density around HP7 N 550:

$2mF_o-DF_c$ (at 0.7 rmsd) in gray
 mF_o-DF_c (at 3 rmsd) in purple (negative)
and green (positive)

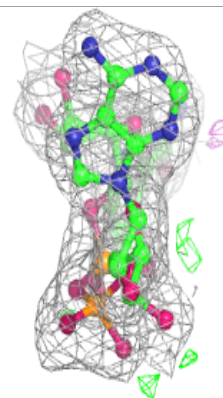
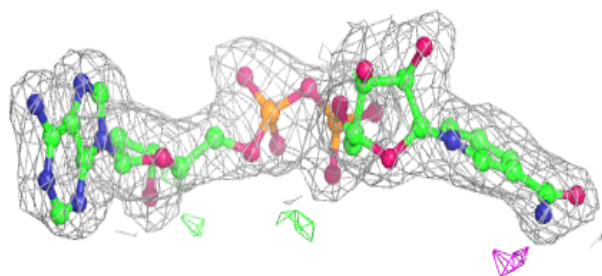
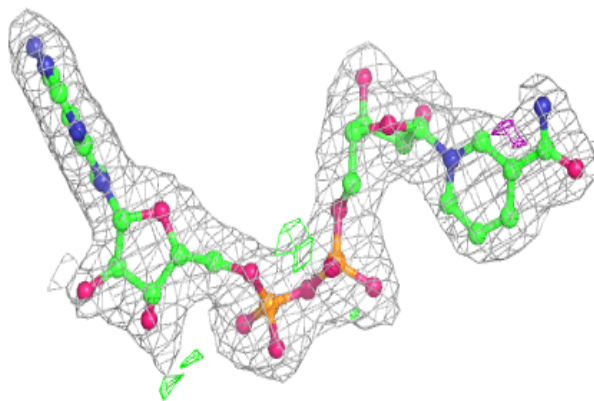
**Electron density around NAI M 500:**

$2mF_o-DF_c$ (at 0.7 rmsd) in gray
 mF_o-DF_c (at 3 rmsd) in purple (negative)
and green (positive)



Electron density around NAI O 500:

$2mF_o-DF_c$ (at 0.7 rmsd) in gray
 mF_o-DF_c (at 3 rmsd) in purple (negative)
and green (positive)



6.5 Other polymers [i](#)

There are no such residues in this entry.