



Full wwPDB X-ray Structure Validation Report ⓘ

Aug 22, 2020 – 04:45 PM BST

PDB ID : 2Q3M
Title : Ensemble refinement of the protein crystal structure of an Arabidopsis thaliana putative steroid sulphotransferase
Authors : Levin, E.J.; Kondrashov, D.A.; Wesenberg, G.E.; Phillips Jr., G.N.; Center for Eukaryotic Structural Genomics (CESG)
Deposited on : 2007-05-30
Resolution : 1.90 Å(reported)

This is a Full wwPDB X-ray Structure Validation Report for a publicly released PDB entry.

We welcome your comments at validation@mail.wwpdb.org

A user guide is available at

<https://www.wwpdb.org/validation/2017/XrayValidationReportHelp>

with specific help available everywhere you see the ⓘ symbol.

The following versions of software and data (see [references ⓘ](#)) were used in the production of this report:

MolProbity	:	4.02b-467
Mogul	:	1.8.5 (274361), CSD as541be (2020)
Xtriage (Phenix)	:	1.13
EDS	:	2.13.1
Percentile statistics	:	20191225.v01 (using entries in the PDB archive December 25th 2019)
Refmac	:	5.8.0158
CCP4	:	7.0.044 (Gargrove)
Ideal geometry (proteins)	:	Engh & Huber (2001)
Ideal geometry (DNA, RNA)	:	Parkinson et al. (1996)
Validation Pipeline (wwPDB-VP)	:	2.13.1

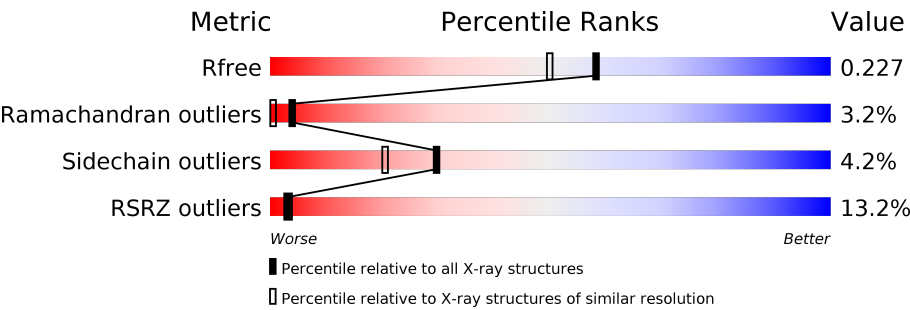
1 Overall quality at a glance i

The following experimental techniques were used to determine the structure:

X-RAY DIFFRACTION

The reported resolution of this entry is 1.90 Å.

Percentile scores (ranging between 0-100) for global validation metrics of the entry are shown in the following graphic. The table shows the number of entries on which the scores are based.



Metric	Whole archive (#Entries)	Similar resolution (#Entries, resolution range(Å))
R_{free}	130704	6207 (1.90-1.90)
Ramachandran outliers	138981	6760 (1.90-1.90)
Sidechain outliers	138945	6760 (1.90-1.90)
RSRZ outliers	127900	6082 (1.90-1.90)

The table below summarises the geometric issues observed across the polymeric chains and their fit to the electron density. The red, orange, yellow and green segments on the lower bar indicate the fraction of residues that contain outliers for ≥ 3 , 2, 1 and 0 types of geometric quality criteria respectively. A grey segment represents the fraction of residues that are not modelled. The numeric value for each fraction is indicated below the corresponding segment, with a dot representing fractions $\leq 5\%$. The upper red bar (where present) indicates the fraction of residues that have poor fit to the electron density. The numeric value is given above the bar.

Mol	Chain	Length	Quality of chain
1	1-A	326	<div><div>11%</div><div><div></div><div>74%</div><div>13%</div><div>•</div><div>13%</div></div></div>
1	10-A	326	<div><div>11%</div><div><div></div><div>81%</div><div>6%</div><div></div><div>13%</div></div></div>
1	11-A	326	<div><div>11%</div><div><div></div><div>80%</div><div>6%</div><div></div><div>13%</div></div></div>
1	12-A	326	<div><div>11%</div><div><div></div><div>83%</div><div>•</div><div>13%</div></div></div>
1	13-A	326	<div><div>11%</div><div><div></div><div>76%</div><div>9%</div><div>•</div><div>13%</div></div></div>
1	14-A	326	<div><div>11%</div><div><div></div><div>79%</div><div>8%</div><div></div><div>13%</div></div></div>
1	15-A	326	<div><div>11%</div><div><div></div><div>79%</div><div>8%</div><div></div><div>13%</div></div></div>

Continued on next page...

Continued from previous page...

Mol	Chain	Length	Quality of chain
1	16-A	326	
1	2-A	326	
1	3-A	326	
1	4-A	326	
1	5-A	326	
1	6-A	326	
1	7-A	326	
1	8-A	326	
1	9-A	326	

2 Entry composition

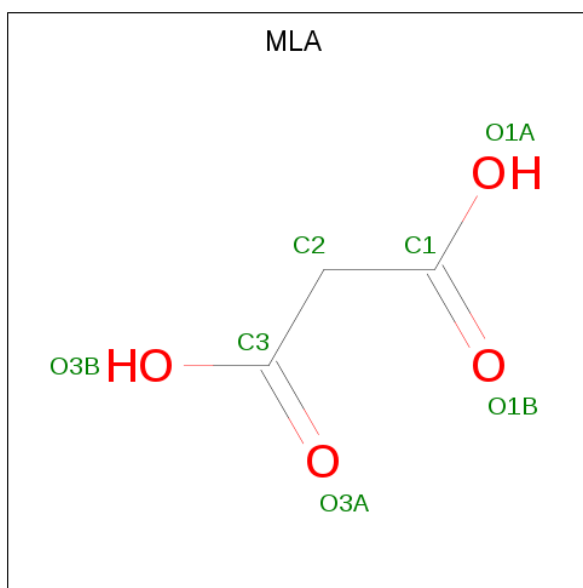
There are 3 unique types of molecules in this entry. The entry contains 40432 atoms, of which 0 are hydrogens and 0 are deuteriums.

In the tables below, the ZeroOcc column contains the number of atoms modelled with zero occupancy, the AltConf column contains the number of residues with at least one atom in alternate conformation and the Trace column contains the number of residues modelled with at most 2 atoms.

- Molecule 1 is a protein called Flavonol sulfotransferase-like.

Mol	Chain	Residues	Atoms					ZeroOcc	AltConf	Trace
1	1-A	284	Total	C	N	O	S	0	0	0
			2306	1496	373	427	10			
1	2-A	284	Total	C	N	O	S	0	0	0
			2306	1496	373	427	10			
1	3-A	284	Total	C	N	O	S	0	0	0
			2306	1496	373	427	10			
1	4-A	284	Total	C	N	O	S	0	0	0
			2306	1496	373	427	10			
1	5-A	284	Total	C	N	O	S	0	0	0
			2306	1496	373	427	10			
1	6-A	284	Total	C	N	O	S	0	0	0
			2306	1496	373	427	10			
1	7-A	284	Total	C	N	O	S	0	0	0
			2306	1496	373	427	10			
1	8-A	284	Total	C	N	O	S	0	0	0
			2306	1496	373	427	10			
1	9-A	284	Total	C	N	O	S	0	0	0
			2306	1496	373	427	10			
1	10-A	284	Total	C	N	O	S	0	0	0
			2306	1496	373	427	10			
1	11-A	284	Total	C	N	O	S	0	0	0
			2306	1496	373	427	10			
1	12-A	284	Total	C	N	O	S	0	0	0
			2306	1496	373	427	10			
1	13-A	284	Total	C	N	O	S	0	0	0
			2306	1496	373	427	10			
1	14-A	284	Total	C	N	O	S	0	0	0
			2306	1496	373	427	10			
1	15-A	284	Total	C	N	O	S	0	0	0
			2306	1496	373	427	10			
1	16-A	284	Total	C	N	O	S	0	0	0
			2306	1496	373	427	10			

- Molecule 2 is MALONIC ACID (three-letter code: MLA) (formula: $C_3H_4O_4$).



Mol	Chain	Residues	Atoms			ZeroOcc	AltConf
2	1-A	1	Total	C	O	0	0
			7	3	4		
2	2-A	1	Total	C	O	0	0
			7	3	4		
2	3-A	1	Total	C	O	0	0
			7	3	4		
2	4-A	1	Total	C	O	0	0
			7	3	4		
2	5-A	1	Total	C	O	0	0
			7	3	4		
2	6-A	1	Total	C	O	0	0
			7	3	4		
2	7-A	1	Total	C	O	0	0
			7	3	4		
2	8-A	1	Total	C	O	0	0
			7	3	4		
2	9-A	1	Total	C	O	0	0
			7	3	4		
2	10-A	1	Total	C	O	0	0
			7	3	4		
2	11-A	1	Total	C	O	0	0
			7	3	4		
2	12-A	1	Total	C	O	0	0
			7	3	4		
2	13-A	1	Total	C	O	0	0
			7	3	4		

Continued on next page...

Continued from previous page...

Mol	Chain	Residues	Atoms			ZeroOcc	AltConf
2	14-A	1	Total	C	O	0	0
			7	3	4		
2	15-A	1	Total	C	O	0	0
			7	3	4		
2	16-A	1	Total	C	O	0	0
			7	3	4		

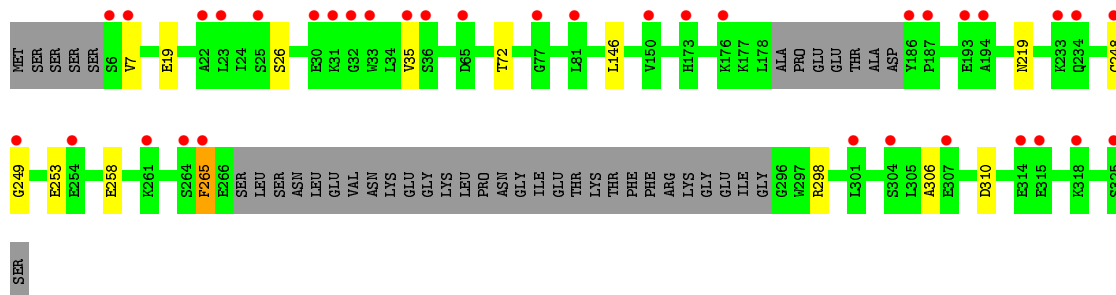
- Molecule 3 is water.

Mol	Chain	Residues	Atoms		ZeroOcc	AltConf
3	1-A	214	Total	O	0	0
			214	214		
3	2-A	214	Total	O	0	0
			214	214		
3	3-A	214	Total	O	0	0
			214	214		
3	4-A	214	Total	O	0	0
			214	214		
3	5-A	214	Total	O	0	0
			214	214		
3	6-A	214	Total	O	0	0
			214	214		
3	7-A	214	Total	O	0	0
			214	214		
3	8-A	214	Total	O	0	0
			214	214		
3	9-A	214	Total	O	0	0
			214	214		
3	10-A	214	Total	O	0	0
			214	214		
3	11-A	214	Total	O	0	0
			214	214		
3	12-A	214	Total	O	0	0
			214	214		
3	13-A	214	Total	O	0	0
			214	214		
3	14-A	214	Total	O	0	0
			214	214		
3	15-A	214	Total	O	0	0
			214	214		
3	16-A	214	Total	O	0	0
			214	214		



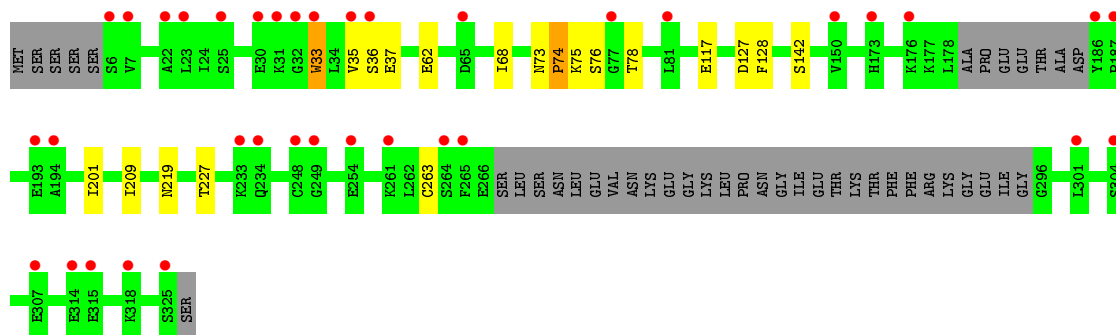
- Molecule 1: Flavonol sulfotransferase-like

Chain 4-A: 11% 83% 13%



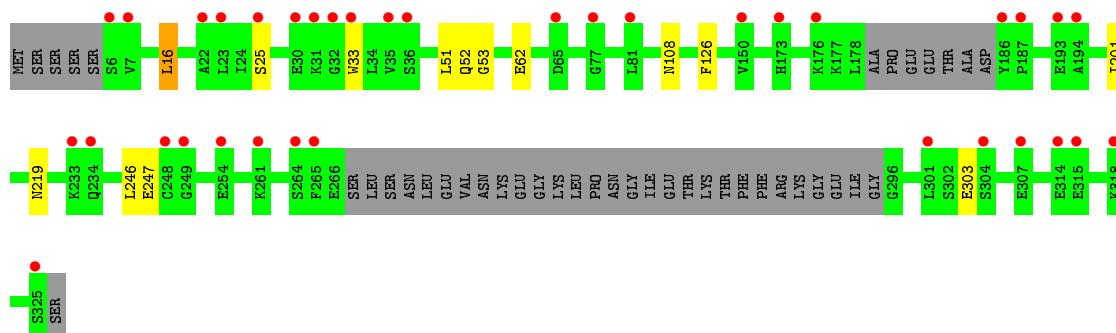
- Molecule 1: Flavonol sulfotransferase-like

Chain 5-A: 11% 81% 6% 13%



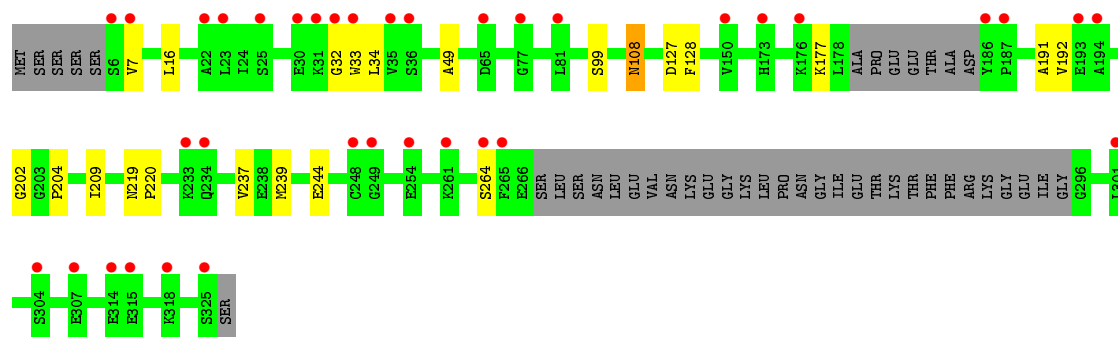
- Molecule 1: Flavonol sulfotransferase-like

Chain 6-A: 11% 83% 13%

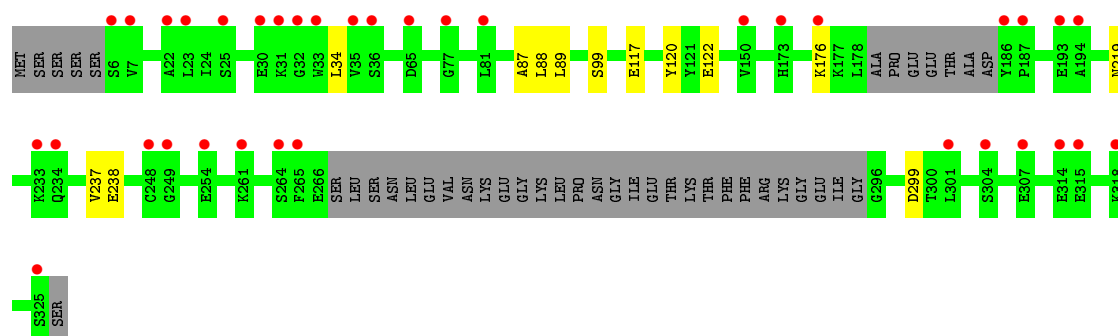
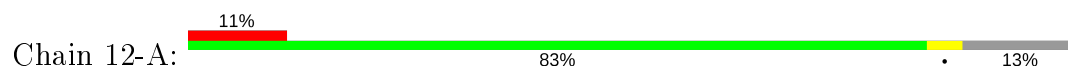


- Molecule 1: Flavonol sulfotransferase-like

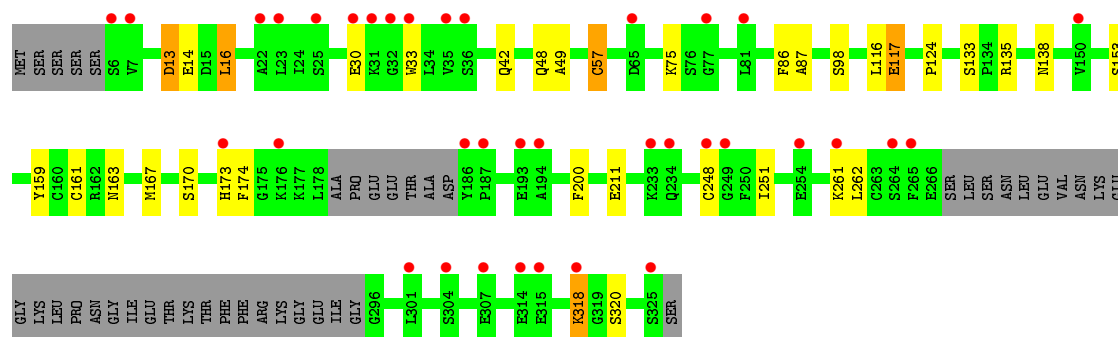
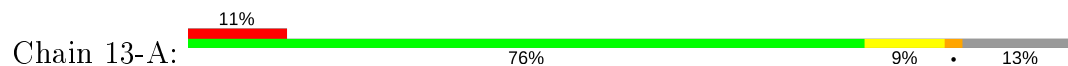
Chain 7-A: 11% 83% 13%



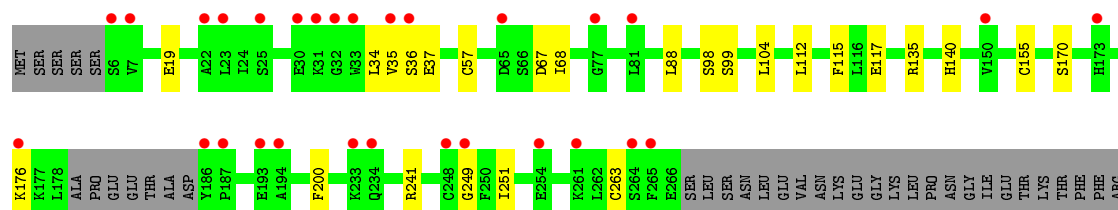
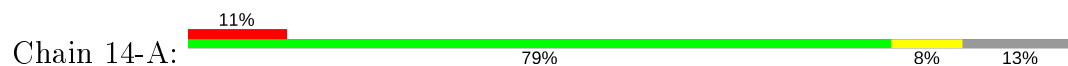
- Molecule 1: Flavonol sulfotransferase-like

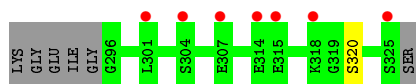


- Molecule 1: Flavonol sulfotransferase-like

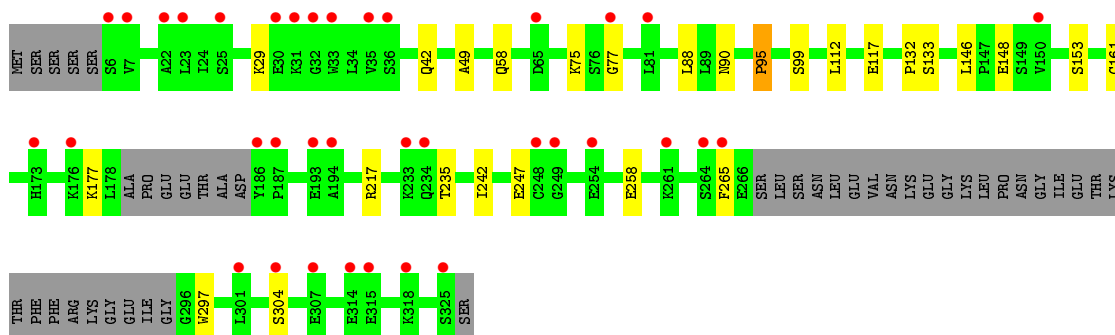
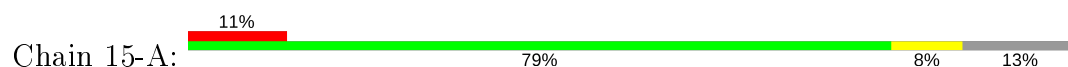


- Molecule 1: Flavonol sulfotransferase-like

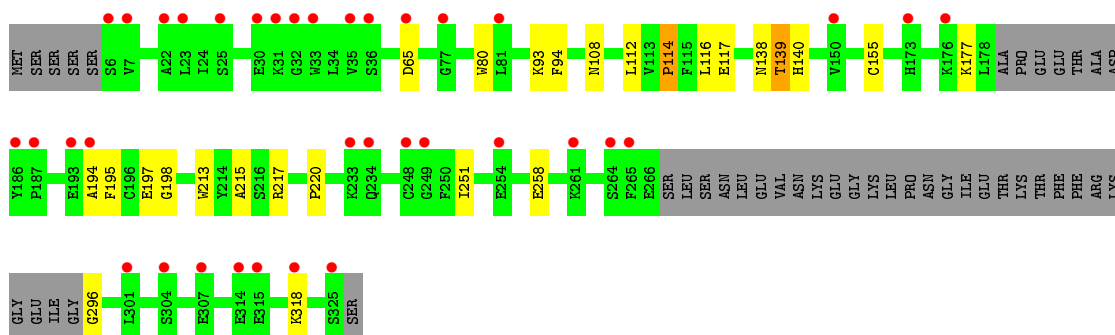
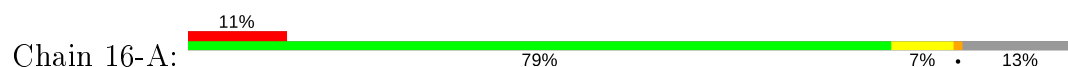




- Molecule 1: Flavonol sulfotransferase-like



- Molecule 1: Flavonol sulfotransferase-like



4 Data and refinement statistics

Property	Value	Source
Space group	C 2 2 21	Depositor
Cell constants a, b, c, α , β , γ	91.48 Å 120.90 Å 74.31 Å 90.00° 90.00° 90.00°	Depositor
Resolution (Å)	19.79 – 1.90 19.79 – 1.90	Depositor EDS
% Data completeness (in resolution range)	99.3 (19.79-1.90) 99.3 (19.79-1.90)	Depositor EDS
R_{merge}	(Not available)	Depositor
R_{sym}	(Not available)	Depositor
$\langle I/\sigma(I) \rangle$ ¹	4.42 (at 1.90 Å)	Xtriage
Refinement program	CNS 1.1	Depositor
R, R_{free}	0.157 , 0.217 0.169 , 0.227	Depositor DCC
R_{free} test set	1654 reflections (5.07%)	wwPDB-VP
Wilson B-factor (Å ²)	31.3	Xtriage
Anisotropy	0.121	Xtriage
Bulk solvent k_{sol} (e/Å ³), B_{sol} (Å ²)	0.25 , 77.2	EDS
L-test for twinning ²	$\langle L \rangle = 0.50$, $\langle L^2 \rangle = 0.34$	Xtriage
Estimated twinning fraction	No twinning to report.	Xtriage
F_o, F_c correlation	0.96	EDS
Total number of atoms	40432	wwPDB-VP
Average B, all atoms (Å ²)	30.0	wwPDB-VP

Xtriage's analysis on translational NCS is as follows: *The largest off-origin peak in the Patterson function is 7.70% of the height of the origin peak. No significant pseudotranslation is detected.*

¹Intensities estimated from amplitudes.

²Theoretical values of $\langle |L| \rangle$, $\langle L^2 \rangle$ for acentric reflections are 0.5, 0.333 respectively for untwinned datasets, and 0.375, 0.2 for perfectly twinned datasets.

5 Model quality ⓘ

5.1 Standard geometry ⓘ

Bond lengths and bond angles in the following residue types are not validated in this section: MLA

The Z score for a bond length (or angle) is the number of standard deviations the observed value is removed from the expected value. A bond length (or angle) with $|Z| > 5$ is considered an outlier worth inspection. RMSZ is the root-mean-square of all Z scores of the bond lengths (or angles).

Mol	Chain	Bond lengths		Bond angles	
		RMSZ	# $ Z > 5$	RMSZ	# $ Z > 5$
1	1-A	0.80	2/2367 (0.1%)	0.85	2/3201 (0.1%)
1	2-A	0.75	1/2367 (0.0%)	0.79	1/3201 (0.0%)
1	3-A	0.75	0/2367	0.79	0/3201
1	4-A	0.76	0/2367	0.78	0/3201
1	5-A	0.75	0/2367	0.78	1/3201 (0.0%)
1	6-A	0.76	0/2367	0.79	1/3201 (0.0%)
1	7-A	0.72	0/2367	0.76	0/3201
1	8-A	0.74	1/2367 (0.0%)	0.80	1/3201 (0.0%)
1	9-A	0.73	0/2367	0.79	1/3201 (0.0%)
1	10-A	0.77	0/2367	0.84	3/3201 (0.1%)
1	11-A	0.76	0/2367	0.80	2/3201 (0.1%)
1	12-A	0.74	0/2367	0.77	0/3201
1	13-A	0.91	2/2367 (0.1%)	0.97	5/3201 (0.2%)
1	14-A	0.90	0/2367	0.97	4/3201 (0.1%)
1	15-A	0.94	2/2367 (0.1%)	0.96	3/3201 (0.1%)
1	16-A	0.91	1/2367 (0.0%)	0.92	3/3201 (0.1%)
All	All	0.80	9/37872 (0.0%)	0.84	27/51216 (0.1%)

Chiral center outliers are detected by calculating the chiral volume of a chiral center and verifying if the center is modelled as a planar moiety or with the opposite hand. A planarity outlier is detected by checking planarity of atoms in a peptide group, atoms in a mainchain group or atoms of a sidechain that are expected to be planar.

Mol	Chain	#Chirality outliers	#Planarity outliers
1	1-A	0	1
1	2-A	0	1
1	3-A	0	1
1	12-A	0	1
1	13-A	0	1
All	All	0	5

All (9) bond length outliers are listed below:

Mol	Chain	Res	Type	Atoms	Z	Observed(Å)	Ideal(Å)
1	15-A	117	GLU	CB-CG	-9.26	1.34	1.52
1	15-A	58	GLN	CG-CD	6.42	1.65	1.51
1	1-A	248	CYS	CB-SG	5.88	1.92	1.82
1	1-A	57	CYS	CB-SG	5.76	1.92	1.82
1	16-A	65	ASP	CB-CG	5.72	1.63	1.51
1	2-A	160	CYS	CB-SG	5.72	1.92	1.82
1	13-A	57	CYS	CB-SG	-5.53	1.72	1.81
1	8-A	117	GLU	CB-CG	-5.23	1.42	1.52
1	13-A	117	GLU	CB-CG	-5.18	1.42	1.52

All (27) bond angle outliers are listed below:

Mol	Chain	Res	Type	Atoms	Z	Observed(°)	Ideal(°)
1	11-A	16	LEU	CA-CB-CG	-7.15	98.86	115.30
1	13-A	16	LEU	CA-CB-CG	-7.13	98.90	115.30
1	16-A	65	ASP	CB-CG-OD1	7.01	124.61	118.30
1	8-A	16	LEU	CA-CB-CG	-6.77	99.74	115.30
1	16-A	94	PHE	N-CA-C	-6.75	92.77	111.00
1	2-A	16	LEU	CA-CB-CG	-6.65	100.00	115.30
1	14-A	112	LEU	CA-CB-CG	6.37	129.95	115.30
1	1-A	57	CYS	CA-CB-SG	6.27	125.29	114.00
1	14-A	67	ASP	CB-CG-OD1	-6.17	112.75	118.30
1	13-A	133	SER	N-CA-C	-6.14	94.42	111.00
1	10-A	67	ASP	CB-CG-OD1	6.07	123.77	118.30
1	10-A	16	LEU	CA-CB-CG	-5.72	102.13	115.30
1	5-A	75	LYS	N-CA-C	5.67	126.30	111.00
1	10-A	196	CYS	CA-CB-SG	-5.63	103.87	114.00
1	13-A	163	ASN	N-CA-C	-5.59	95.90	111.00
1	1-A	246	LEU	CA-CB-CG	5.47	127.89	115.30
1	14-A	104	LEU	CA-CB-CG	-5.47	102.72	115.30
1	13-A	75	LYS	N-CA-C	5.47	125.76	111.00
1	13-A	116	LEU	N-CA-C	5.45	125.70	111.00
1	6-A	16	LEU	CA-CB-CG	-5.44	102.80	115.30
1	15-A	217	ARG	NE-CZ-NH2	-5.41	117.59	120.30
1	15-A	75	LYS	N-CA-C	5.36	125.48	111.00
1	14-A	320	SER	N-CA-C	5.31	125.35	111.00
1	15-A	133	SER	N-CA-C	-5.31	96.67	111.00
1	11-A	202	GLY	N-CA-C	5.26	126.26	113.10
1	9-A	162	ARG	N-CA-C	-5.16	97.06	111.00
1	16-A	296	GLY	N-CA-C	-5.11	100.32	113.10

There are no chirality outliers.

All (5) planarity outliers are listed below:

Mol	Chain	Res	Type	Group
1	1-A	214	TYR	Sidechain
1	12-A	120	TYR	Sidechain
1	13-A	159	TYR	Sidechain
1	2-A	39	TYR	Sidechain
1	3-A	39	TYR	Sidechain

5.2 Too-close contacts ⓘ

In the following table, the Non-H and H(model) columns list the number of non-hydrogen atoms and hydrogen atoms in the chain respectively. The H(added) column lists the number of hydrogen atoms added and optimized by MolProbity. The Clashes column lists the number of clashes within the asymmetric unit, whereas Symm-Clashes lists symmetry related clashes.

Mol	Chain	Non-H	H(model)	H(added)	Clashes	Symm-Clashes
1	1-A	2306	0	2277	0	0
1	2-A	2306	0	2277	0	0
1	3-A	2306	0	2277	0	0
1	4-A	2306	0	2277	0	0
1	5-A	2306	0	2277	0	0
1	6-A	2306	0	2277	0	0
1	7-A	2306	0	2277	0	0
1	8-A	2306	0	2277	0	0
1	9-A	2306	0	2277	0	0
1	10-A	2306	0	2277	0	0
1	11-A	2306	0	2277	0	0
1	12-A	2306	0	2277	0	0
1	13-A	2306	0	2277	0	0
1	14-A	2306	0	2277	0	0
1	15-A	2306	0	2277	0	0
1	16-A	2306	0	2277	0	0
2	1-A	7	0	2	0	0
2	2-A	7	0	2	0	0
2	3-A	7	0	2	0	0
2	4-A	7	0	2	0	0
2	5-A	7	0	2	0	0
2	6-A	7	0	2	0	0
2	7-A	7	0	2	0	0
2	8-A	7	0	2	0	0
2	9-A	7	0	2	0	0
2	10-A	7	0	2	0	0
2	11-A	7	0	3	0	0

Continued on next page...

Continued from previous page...

Mol	Chain	Non-H	H(model)	H(added)	Clashes	Symm-Clashes
2	12-A	7	0	2	0	0
2	13-A	7	0	2	0	0
2	14-A	7	0	2	0	0
2	15-A	7	0	2	0	0
2	16-A	7	0	2	0	0
3	1-A	214	0	0	0	0
3	2-A	214	0	0	0	0
3	3-A	214	0	0	0	0
3	4-A	214	0	0	0	0
3	5-A	214	0	0	0	0
3	6-A	214	0	0	0	0
3	7-A	214	0	0	0	0
3	8-A	214	0	0	0	0
3	9-A	214	0	0	0	0
3	10-A	214	0	0	0	0
3	11-A	214	0	0	0	0
3	12-A	214	0	0	0	0
3	13-A	214	0	0	0	0
3	14-A	214	0	0	0	0
3	15-A	214	0	0	0	0
3	16-A	214	0	0	0	0
All	All	40432	0	36465	0	0

The all-atom clashscore is defined as the number of clashes found per 1000 atoms (including hydrogen atoms). Clashscore could not be calculated for this entry.

There are no clashes within the asymmetric unit.

There are no symmetry-related clashes.

5.3 Torsion angles [i](#)

5.3.1 Protein backbone [i](#)

In the following table, the Percentiles column shows the percent Ramachandran outliers of the chain as a percentile score with respect to all X-ray entries followed by that with respect to entries of similar resolution.

The Analysed column shows the number of residues for which the backbone conformation was analysed, and the total number of residues.

Mol	Chain	Analysed	Favoured	Allowed	Outliers	Percentiles
1	1-A	278/326 (85%)	217 (78%)	39 (14%)	22 (8%)	1 0

Continued on next page...

Continued from previous page...

Mol	Chain	Analysed	Favoured	Allowed	Outliers	Percentiles	
1	2-A	278/326 (85%)	242 (87%)	26 (9%)	10 (4%)	3	0
1	3-A	278/326 (85%)	253 (91%)	19 (7%)	6 (2%)	6	1
1	4-A	278/326 (85%)	258 (93%)	14 (5%)	6 (2%)	6	1
1	5-A	278/326 (85%)	244 (88%)	25 (9%)	9 (3%)	4	0
1	6-A	278/326 (85%)	256 (92%)	15 (5%)	7 (2%)	5	1
1	7-A	278/326 (85%)	252 (91%)	17 (6%)	9 (3%)	4	0
1	8-A	278/326 (85%)	263 (95%)	14 (5%)	1 (0%)	34	24
1	9-A	278/326 (85%)	245 (88%)	28 (10%)	5 (2%)	8	2
1	10-A	278/326 (85%)	239 (86%)	33 (12%)	6 (2%)	6	1
1	11-A	278/326 (85%)	239 (86%)	26 (9%)	13 (5%)	2	0
1	12-A	278/326 (85%)	253 (91%)	19 (7%)	6 (2%)	6	1
1	13-A	278/326 (85%)	238 (86%)	25 (9%)	15 (5%)	2	0
1	14-A	278/326 (85%)	240 (86%)	32 (12%)	6 (2%)	6	1
1	15-A	278/326 (85%)	236 (85%)	34 (12%)	8 (3%)	4	1
1	16-A	278/326 (85%)	240 (86%)	24 (9%)	14 (5%)	2	0
All	All	4448/5216 (85%)	3915 (88%)	390 (9%)	143 (3%)	4	0

All (143) Ramachandran outliers are listed below:

Mol	Chain	Res	Type
1	1-A	13	ASP
1	1-A	33	TRP
1	1-A	67	ASP
1	1-A	79	THR
1	1-A	84	LEU
1	1-A	141	ILE
1	1-A	144	LEU
1	1-A	155	CYS
1	1-A	201	ILE
1	1-A	209	ILE
1	2-A	34	LEU
1	2-A	61	PHE
1	2-A	124	PRO
1	2-A	228	TYR
1	3-A	99	SER
1	4-A	306	ALA
1	5-A	37	GLU

Continued on next page...

Continued from previous page...

Mol	Chain	Res	Type
1	6-A	51	LEU
1	6-A	247	GLU
1	9-A	210	LEU
1	10-A	61	PHE
1	11-A	99	SER
1	12-A	87	ALA
1	12-A	88	LEU
1	13-A	48	GLN
1	13-A	211	GLU
1	13-A	318	LYS
1	14-A	34	LEU
1	14-A	99	SER
1	14-A	249	GLY
1	14-A	263	CYS
1	15-A	49	ALA
1	15-A	99	SER
1	15-A	132	PRO
1	16-A	155	CYS
1	16-A	195	PHE
1	16-A	215	ALA
1	16-A	220	PRO
1	1-A	12	GLY
1	1-A	21	ARG
1	1-A	99	SER
1	1-A	143	HIS
1	1-A	298	ARG
1	2-A	49	ALA
1	2-A	130	SER
1	2-A	221	ASN
1	3-A	298	ARG
1	4-A	19	GLU
1	4-A	248	CYS
1	4-A	265	PHE
1	5-A	127	ASP
1	5-A	263	CYS
1	6-A	108	ASN
1	7-A	193	GLU
1	7-A	249	GLY
1	9-A	20	THR
1	9-A	201	ILE
1	11-A	33	TRP
1	11-A	127	ASP

Continued on next page...

Continued from previous page...

Mol	Chain	Res	Type
1	11-A	264	SER
1	12-A	34	LEU
1	12-A	237	VAL
1	13-A	87	ALA
1	13-A	153	SER
1	13-A	261	LYS
1	13-A	262	LEU
1	14-A	135	ARG
1	14-A	176	LYS
1	15-A	177	LYS
1	1-A	31	LYS
1	1-A	36	SER
1	1-A	57	CYS
1	1-A	313	ILE
1	2-A	155	CYS
1	3-A	109	PRO
1	6-A	53	GLY
1	6-A	246	LEU
1	7-A	142	SER
1	7-A	264	SER
1	8-A	306	ALA
1	9-A	206	TRP
1	9-A	209	ILE
1	10-A	58	GLN
1	10-A	207	ASP
1	11-A	32	GLY
1	11-A	177	LYS
1	11-A	191	ALA
1	11-A	237	VAL
1	12-A	99	SER
1	12-A	238	GLU
1	13-A	13	ASP
1	16-A	116	LEU
1	16-A	213	TRP
1	16-A	318	LYS
1	1-A	26	SER
1	2-A	84	LEU
1	3-A	17	THR
1	3-A	143	HIS
1	3-A	265	PHE
1	5-A	33	TRP
1	6-A	25	SER

Continued on next page...

Continued from previous page...

Mol	Chain	Res	Type
1	7-A	177	LYS
1	7-A	206	TRP
1	7-A	298	ARG
1	11-A	49	ALA
1	11-A	108	ASN
1	13-A	86	PHE
1	13-A	124	PRO
1	13-A	320	SER
1	15-A	88	LEU
1	15-A	95	PRO
1	16-A	139	THR
1	16-A	177	LYS
1	16-A	197	GLU
1	1-A	68	ILE
1	1-A	205	PHE
1	5-A	35	VAL
1	5-A	74	PRO
1	6-A	52	GLN
1	10-A	318	LYS
1	13-A	167	MET
1	16-A	112	LEU
1	16-A	194	ALA
1	5-A	36	SER
1	5-A	201	ILE
1	7-A	77	GLY
1	7-A	108	ASN
1	11-A	192	VAL
1	13-A	14	GLU
1	13-A	42	GLN
1	13-A	49	ALA
1	15-A	77	GLY
1	4-A	249	GLY
1	10-A	201	ILE
1	15-A	146	LEU
1	2-A	209	ILE
1	4-A	146	LEU
1	5-A	209	ILE
1	11-A	220	PRO
1	16-A	198	GLY
1	10-A	198	GLY
1	16-A	114	PRO
1	11-A	204	PRO

5.3.2 Protein sidechains ⓘ

In the following table, the Percentiles column shows the percent sidechain outliers of the chain as a percentile score with respect to all X-ray entries followed by that with respect to entries of similar resolution.

The Analysed column shows the number of residues for which the sidechain conformation was analysed, and the total number of residues.

Mol	Chain	Analysed	Rotameric	Outliers	Percentiles	
1	1-A	258/294 (88%)	237 (92%)	21 (8%)	11	4
1	2-A	258/294 (88%)	251 (97%)	7 (3%)	44	38
1	3-A	258/294 (88%)	247 (96%)	11 (4%)	29	19
1	4-A	258/294 (88%)	248 (96%)	10 (4%)	32	23
1	5-A	258/294 (88%)	246 (95%)	12 (5%)	26	16
1	6-A	258/294 (88%)	251 (97%)	7 (3%)	44	38
1	7-A	258/294 (88%)	251 (97%)	7 (3%)	44	38
1	8-A	258/294 (88%)	252 (98%)	6 (2%)	50	45
1	9-A	258/294 (88%)	251 (97%)	7 (3%)	44	38
1	10-A	258/294 (88%)	247 (96%)	11 (4%)	29	19
1	11-A	258/294 (88%)	250 (97%)	8 (3%)	40	32
1	12-A	258/294 (88%)	252 (98%)	6 (2%)	50	45
1	13-A	258/294 (88%)	241 (93%)	17 (7%)	16	8
1	14-A	258/294 (88%)	242 (94%)	16 (6%)	18	9
1	15-A	258/294 (88%)	243 (94%)	15 (6%)	20	10
1	16-A	258/294 (88%)	247 (96%)	11 (4%)	29	19
All	All	4128/4704 (88%)	3956 (96%)	172 (4%)	30	20

All (172) residues with a non-rotameric sidechain are listed below:

Mol	Chain	Res	Type
1	1-A	7	VAL
1	1-A	17	THR
1	1-A	19	GLU
1	1-A	20	THR
1	1-A	37	GLU
1	1-A	89	LEU
1	1-A	96	VAL
1	1-A	103	PRO

Continued on next page...

Continued from previous page...

Mol	Chain	Res	Type
1	1-A	117	GLU
1	1-A	126	PHE
1	1-A	138	ASN
1	1-A	142	SER
1	1-A	145	SER
1	1-A	148	GLU
1	1-A	149	SER
1	1-A	155	CYS
1	1-A	217	ARG
1	1-A	219	ASN
1	1-A	246	LEU
1	1-A	254	GLU
1	1-A	265	PHE
1	2-A	16	LEU
1	2-A	33	TRP
1	2-A	35	VAL
1	2-A	92	HIS
1	2-A	117	GLU
1	2-A	176	LYS
1	2-A	219	ASN
1	3-A	33	TRP
1	3-A	41	PHE
1	3-A	70	LEU
1	3-A	98	SER
1	3-A	108	ASN
1	3-A	109	PRO
1	3-A	176	LYS
1	3-A	186	TYR
1	3-A	219	ASN
1	3-A	265	PHE
1	3-A	298	ARG
1	4-A	7	VAL
1	4-A	26	SER
1	4-A	35	VAL
1	4-A	72	THR
1	4-A	219	ASN
1	4-A	253	GLU
1	4-A	258	GLU
1	4-A	265	PHE
1	4-A	298	ARG
1	4-A	310	ASP
1	5-A	33	TRP

Continued on next page...

Continued from previous page...

Mol	Chain	Res	Type
1	5-A	62	GLU
1	5-A	68	ILE
1	5-A	73	ASN
1	5-A	74	PRO
1	5-A	76	SER
1	5-A	78	THR
1	5-A	117	GLU
1	5-A	128	PHE
1	5-A	142	SER
1	5-A	219	ASN
1	5-A	227	THR
1	6-A	16	LEU
1	6-A	33	TRP
1	6-A	62	GLU
1	6-A	126	PHE
1	6-A	201	ILE
1	6-A	219	ASN
1	6-A	303	GLU
1	7-A	66	SER
1	7-A	73	ASN
1	7-A	133	SER
1	7-A	176	LYS
1	7-A	219	ASN
1	7-A	298	ARG
1	7-A	304	SER
1	8-A	13	ASP
1	8-A	16	LEU
1	8-A	164	PRO
1	8-A	176	LYS
1	8-A	219	ASN
1	8-A	265	PHE
1	9-A	33	TRP
1	9-A	75	LYS
1	9-A	81	LEU
1	9-A	107	THR
1	9-A	139	THR
1	9-A	207	ASP
1	9-A	219	ASN
1	10-A	35	VAL
1	10-A	117	GLU
1	10-A	122	GLU
1	10-A	142	SER

Continued on next page...

Continued from previous page...

Mol	Chain	Res	Type
1	10-A	155	CYS
1	10-A	167	MET
1	10-A	209	ILE
1	10-A	219	ASN
1	10-A	221	ASN
1	10-A	310	ASP
1	10-A	312	THR
1	11-A	7	VAL
1	11-A	34	LEU
1	11-A	108	ASN
1	11-A	128	PHE
1	11-A	209	ILE
1	11-A	219	ASN
1	11-A	239	MET
1	11-A	244	GLU
1	12-A	89	LEU
1	12-A	117	GLU
1	12-A	122	GLU
1	12-A	176	LYS
1	12-A	219	ASN
1	12-A	299	ASP
1	13-A	13	ASP
1	13-A	16	LEU
1	13-A	30	GLU
1	13-A	33	TRP
1	13-A	57	CYS
1	13-A	98	SER
1	13-A	117	GLU
1	13-A	135	ARG
1	13-A	138	ASN
1	13-A	161	CYS
1	13-A	170	SER
1	13-A	173	HIS
1	13-A	174	PHE
1	13-A	200	PHE
1	13-A	248	CYS
1	13-A	251	ILE
1	13-A	318	LYS
1	14-A	19	GLU
1	14-A	35	VAL
1	14-A	36	SER
1	14-A	37	GLU

Continued on next page...

Continued from previous page...

Mol	Chain	Res	Type
1	14-A	57	CYS
1	14-A	68	ILE
1	14-A	88	LEU
1	14-A	98	SER
1	14-A	115	PHE
1	14-A	117	GLU
1	14-A	140	HIS
1	14-A	155	CYS
1	14-A	170	SER
1	14-A	200	PHE
1	14-A	241	ARG
1	14-A	251	ILE
1	15-A	29	LYS
1	15-A	42	GLN
1	15-A	90	ASN
1	15-A	95	PRO
1	15-A	112	LEU
1	15-A	148	GLU
1	15-A	153	SER
1	15-A	161	CYS
1	15-A	235	THR
1	15-A	242	ILE
1	15-A	247	GLU
1	15-A	258	GLU
1	15-A	265	PHE
1	15-A	297	TRP
1	15-A	304	SER
1	16-A	80	TRP
1	16-A	93	LYS
1	16-A	108	ASN
1	16-A	114	PRO
1	16-A	117	GLU
1	16-A	138	ASN
1	16-A	139	THR
1	16-A	140	HIS
1	16-A	217	ARG
1	16-A	251	ILE
1	16-A	258	GLU

Some sidechains can be flipped to improve hydrogen bonding and reduce clashes. All (107) such sidechains are listed below:

Mol	Chain	Res	Type
1	1-A	42	GLN
1	1-A	48	GLN
1	1-A	52	GLN
1	1-A	101	ASN
1	1-A	108	ASN
1	1-A	110	HIS
1	1-A	138	ASN
1	1-A	219	ASN
1	2-A	42	GLN
1	2-A	52	GLN
1	2-A	101	ASN
1	2-A	108	ASN
1	2-A	110	HIS
1	2-A	138	ASN
1	2-A	140	HIS
1	2-A	234	GLN
1	3-A	42	GLN
1	3-A	108	ASN
1	3-A	143	HIS
1	3-A	219	ASN
1	3-A	221	ASN
1	4-A	42	GLN
1	4-A	108	ASN
1	4-A	110	HIS
1	4-A	173	HIS
1	4-A	219	ASN
1	5-A	42	GLN
1	5-A	73	ASN
1	5-A	108	ASN
1	5-A	110	HIS
1	5-A	173	HIS
1	5-A	221	ASN
1	5-A	234	GLN
1	6-A	42	GLN
1	6-A	52	GLN
1	6-A	101	ASN
1	6-A	108	ASN
1	6-A	110	HIS
1	6-A	219	ASN
1	6-A	221	ASN
1	7-A	42	GLN
1	7-A	73	ASN
1	7-A	108	ASN

Continued on next page...

Continued from previous page...

Mol	Chain	Res	Type
1	7-A	110	HIS
1	7-A	219	ASN
1	8-A	42	GLN
1	8-A	90	ASN
1	8-A	108	ASN
1	8-A	110	HIS
1	8-A	219	ASN
1	8-A	221	ASN
1	9-A	42	GLN
1	9-A	101	ASN
1	9-A	108	ASN
1	9-A	110	HIS
1	9-A	138	ASN
1	9-A	219	ASN
1	9-A	221	ASN
1	10-A	42	GLN
1	10-A	52	GLN
1	10-A	58	GLN
1	10-A	90	ASN
1	10-A	101	ASN
1	10-A	108	ASN
1	10-A	110	HIS
1	10-A	143	HIS
1	10-A	219	ASN
1	10-A	221	ASN
1	11-A	73	ASN
1	11-A	101	ASN
1	11-A	110	HIS
1	11-A	138	ASN
1	11-A	219	ASN
1	11-A	221	ASN
1	12-A	18	GLN
1	12-A	42	GLN
1	12-A	138	ASN
1	12-A	143	HIS
1	12-A	219	ASN
1	12-A	221	ASN
1	13-A	90	ASN
1	13-A	108	ASN
1	13-A	163	ASN
1	13-A	234	GLN
1	14-A	42	GLN

Continued on next page...

Continued from previous page...

Mol	Chain	Res	Type
1	14-A	48	GLN
1	14-A	52	GLN
1	14-A	101	ASN
1	14-A	108	ASN
1	14-A	110	HIS
1	14-A	140	HIS
1	14-A	173	HIS
1	14-A	234	GLN
1	15-A	18	GLN
1	15-A	42	GLN
1	15-A	90	ASN
1	15-A	101	ASN
1	15-A	108	ASN
1	15-A	140	HIS
1	15-A	234	GLN
1	16-A	42	GLN
1	16-A	52	GLN
1	16-A	108	ASN
1	16-A	110	HIS
1	16-A	143	HIS
1	16-A	221	ASN
1	16-A	234	GLN

5.3.3 RNA ⓘ

There are no RNA molecules in this entry.

5.4 Non-standard residues in protein, DNA, RNA chains ⓘ

There are no non-standard protein/DNA/RNA residues in this entry.

5.5 Carbohydrates ⓘ

There are no monosaccharides in this entry.

5.6 Ligand geometry ⓘ

16 ligands are modelled in this entry.

In the following table, the Counts columns list the number of bonds (or angles) for which Mogul statistics could be retrieved, the number of bonds (or angles) that are observed in the model and

the number of bonds (or angles) that are defined in the Chemical Component Dictionary. The Link column lists molecule types, if any, to which the group is linked. The Z score for a bond length (or angle) is the number of standard deviations the observed value is removed from the expected value. A bond length (or angle) with $|Z| > 2$ is considered an outlier worth inspection. RMSZ is the root-mean-square of all Z scores of the bond lengths (or angles).

Mol	Type	Chain	Res	Link	Bond lengths			Bond angles		
					Counts	RMSZ	$\# Z > 2$	Counts	RMSZ	$\# Z > 2$
2	MLA	6-A	901	-	0,6,6	0.00	-	0,7,7	0.00	-
2	MLA	3-A	901	-	0,6,6	0.00	-	0,7,7	0.00	-
2	MLA	14-A	901	-	0,6,6	0.00	-	0,7,7	0.00	-
2	MLA	2-A	901	-	0,6,6	0.00	-	0,7,7	0.00	-
2	MLA	10-A	901	-	0,6,6	0.00	-	0,7,7	0.00	-
2	MLA	5-A	901	-	0,6,6	0.00	-	0,7,7	0.00	-
2	MLA	1-A	901	-	0,6,6	0.00	-	0,7,7	0.00	-
2	MLA	16-A	901	-	0,6,6	0.00	-	0,7,7	0.00	-
2	MLA	13-A	901	-	0,6,6	0.00	-	0,7,7	0.00	-
2	MLA	4-A	901	-	0,6,6	0.00	-	0,7,7	0.00	-
2	MLA	9-A	901	-	0,6,6	0.00	-	0,7,7	0.00	-
2	MLA	12-A	901	-	0,6,6	0.00	-	0,7,7	0.00	-
2	MLA	15-A	901	-	0,6,6	0.00	-	0,7,7	0.00	-
2	MLA	11-A	901	-	0,6,6	0.00	-	0,7,7	0.00	-
2	MLA	7-A	901	-	0,6,6	0.00	-	0,7,7	0.00	-
2	MLA	8-A	901	-	0,6,6	0.00	-	0,7,7	0.00	-

In the following table, the Chirals column lists the number of chiral outliers, the number of chiral centers analysed, the number of these observed in the model and the number defined in the Chemical Component Dictionary. Similar counts are reported in the Torsion and Rings columns. '-' means no outliers of that kind were identified.

Mol	Type	Chain	Res	Link	Chirals	Torsions	Rings
2	MLA	6-A	901	-	-	0/0/4/4	-
2	MLA	3-A	901	-	-	0/0/4/4	-
2	MLA	14-A	901	-	-	0/0/4/4	-
2	MLA	2-A	901	-	-	0/0/4/4	-
2	MLA	10-A	901	-	-	0/0/4/4	-
2	MLA	5-A	901	-	-	0/0/4/4	-
2	MLA	1-A	901	-	-	0/0/4/4	-
2	MLA	16-A	901	-	-	0/0/4/4	-
2	MLA	13-A	901	-	-	0/0/4/4	-
2	MLA	4-A	901	-	-	0/0/4/4	-
2	MLA	9-A	901	-	-	0/0/4/4	-
2	MLA	12-A	901	-	-	0/0/4/4	-
2	MLA	15-A	901	-	-	0/0/4/4	-
2	MLA	11-A	901	-	-	0/0/4/4	-

Continued on next page...

Continued from previous page...

Mol	Type	Chain	Res	Link	Chirals	Torsions	Rings
2	MLA	7-A	901	-	-	0/0/4/4	-
2	MLA	8-A	901	-	-	0/0/4/4	-

There are no bond length outliers.

There are no bond angle outliers.

There are no chirality outliers.

There are no torsion outliers.

There are no ring outliers.

No monomer is involved in short contacts.

5.7 Other polymers

There are no such residues in this entry.

5.8 Polymer linkage issues

There are no chain breaks in this entry.

6 Fit of model and data ⓘ

6.1 Protein, DNA and RNA chains ⓘ

In the following table, the column labelled ‘#RSRZ> 2’ contains the number (and percentage) of RSRZ outliers, followed by percent RSRZ outliers for the chain as percentile scores relative to all X-ray entries and entries of similar resolution. The OWAB column contains the minimum, median, 95th percentile and maximum values of the occupancy-weighted average B-factor per residue. The column labelled ‘Q< 0.9’ lists the number of (and percentage) of residues with an average occupancy less than 0.9.

Mol	Chain	Analysed	<RSRZ>	#RSRZ>2		OWAB(Å ²)	Q<0.9
1	1-A	284/326 (87%)	0.74	36 (12%)	3 4	12, 25, 50, 67	284 (100%)
1	2-A	284/326 (87%)	0.74	36 (12%)	3 4	12, 25, 50, 67	284 (100%)
1	3-A	284/326 (87%)	0.74	36 (12%)	3 4	12, 25, 50, 67	284 (100%)
1	4-A	284/326 (87%)	0.74	36 (12%)	3 4	12, 25, 50, 67	284 (100%)
1	5-A	284/326 (87%)	0.74	36 (12%)	3 4	12, 25, 50, 67	284 (100%)
1	6-A	284/326 (87%)	0.74	36 (12%)	3 4	12, 25, 50, 67	284 (100%)
1	7-A	284/326 (87%)	0.74	36 (12%)	3 4	12, 25, 50, 67	284 (100%)
1	8-A	284/326 (87%)	0.74	36 (12%)	3 4	12, 25, 50, 67	284 (100%)
1	9-A	284/326 (87%)	0.74	36 (12%)	3 4	12, 25, 50, 67	284 (100%)
1	10-A	284/326 (87%)	0.74	36 (12%)	3 4	12, 25, 50, 67	284 (100%)
1	11-A	284/326 (87%)	0.74	36 (12%)	3 4	12, 25, 50, 67	284 (100%)
1	12-A	284/326 (87%)	0.74	36 (12%)	3 4	12, 25, 50, 67	284 (100%)
1	13-A	284/326 (87%)	0.74	36 (12%)	3 4	12, 25, 50, 67	284 (100%)
1	14-A	284/326 (87%)	0.74	36 (12%)	3 4	12, 25, 50, 67	284 (100%)
1	15-A	284/326 (87%)	0.74	36 (12%)	3 4	12, 25, 50, 67	284 (100%)
1	16-A	284/326 (87%)	0.74	36 (12%)	3 4	12, 25, 50, 67	284 (100%)
All	All	4544/5216 (87%)	0.74	576 (12%)	3 4	12, 25, 51, 67	4544 (100%)

All (576) RSRZ outliers are listed below:

Mol	Chain	Res	Type	RSRZ
1	1-A	33	TRP	14.9
1	2-A	33	TRP	14.9
1	3-A	33	TRP	14.9
1	4-A	33	TRP	14.9
1	5-A	33	TRP	14.9

Continued on next page...

Continued from previous page...

Mol	Chain	Res	Type	RSRZ
1	6-A	33	TRP	14.9
1	7-A	33	TRP	14.9
1	8-A	33	TRP	14.9
1	9-A	33	TRP	14.9
1	10-A	33	TRP	14.9
1	11-A	33	TRP	14.9
1	12-A	33	TRP	14.9
1	13-A	33	TRP	14.9
1	14-A	33	TRP	14.9
1	15-A	33	TRP	14.9
1	16-A	33	TRP	14.9
1	1-A	32	GLY	12.4
1	2-A	32	GLY	12.4
1	3-A	32	GLY	12.4
1	4-A	32	GLY	12.4
1	5-A	32	GLY	12.4
1	6-A	32	GLY	12.4
1	7-A	32	GLY	12.4
1	8-A	32	GLY	12.4
1	9-A	32	GLY	12.4
1	10-A	32	GLY	12.4
1	11-A	32	GLY	12.4
1	12-A	32	GLY	12.4
1	13-A	32	GLY	12.4
1	14-A	32	GLY	12.4
1	15-A	32	GLY	12.4
1	16-A	32	GLY	12.4
1	1-A	6	SER	6.6
1	2-A	6	SER	6.6
1	3-A	6	SER	6.6
1	4-A	6	SER	6.6
1	5-A	6	SER	6.6
1	6-A	6	SER	6.6
1	7-A	6	SER	6.6
1	8-A	6	SER	6.6
1	9-A	6	SER	6.6
1	10-A	6	SER	6.6
1	11-A	6	SER	6.6
1	12-A	6	SER	6.6
1	13-A	6	SER	6.6
1	14-A	6	SER	6.6
1	15-A	6	SER	6.6

Continued on next page...

Continued from previous page...

Mol	Chain	Res	Type	RSRZ
1	16-A	6	SER	6.6
1	1-A	187	PRO	5.8
1	2-A	187	PRO	5.8
1	3-A	187	PRO	5.8
1	4-A	187	PRO	5.8
1	5-A	187	PRO	5.8
1	6-A	187	PRO	5.8
1	7-A	187	PRO	5.8
1	8-A	187	PRO	5.8
1	9-A	187	PRO	5.8
1	10-A	187	PRO	5.8
1	11-A	187	PRO	5.8
1	12-A	187	PRO	5.8
1	13-A	187	PRO	5.8
1	14-A	187	PRO	5.8
1	15-A	187	PRO	5.8
1	16-A	187	PRO	5.8
1	1-A	325	SER	4.9
1	2-A	325	SER	4.9
1	3-A	325	SER	4.9
1	4-A	325	SER	4.9
1	5-A	325	SER	4.9
1	6-A	325	SER	4.9
1	7-A	325	SER	4.9
1	8-A	325	SER	4.9
1	9-A	325	SER	4.9
1	10-A	325	SER	4.9
1	11-A	325	SER	4.9
1	12-A	325	SER	4.9
1	13-A	325	SER	4.9
1	14-A	325	SER	4.9
1	15-A	325	SER	4.9
1	16-A	325	SER	4.9
1	1-A	248	CYS	4.8
1	2-A	248	CYS	4.8
1	3-A	248	CYS	4.8
1	4-A	248	CYS	4.8
1	5-A	248	CYS	4.8
1	6-A	248	CYS	4.8
1	7-A	248	CYS	4.8
1	8-A	248	CYS	4.8
1	9-A	248	CYS	4.8

Continued on next page...

Continued from previous page...

Mol	Chain	Res	Type	RSRZ
1	10-A	248	CYS	4.8
1	11-A	248	CYS	4.8
1	12-A	248	CYS	4.8
1	13-A	248	CYS	4.8
1	14-A	248	CYS	4.8
1	15-A	248	CYS	4.8
1	16-A	248	CYS	4.8
1	1-A	176	LYS	4.7
1	2-A	176	LYS	4.7
1	3-A	176	LYS	4.7
1	4-A	176	LYS	4.7
1	5-A	176	LYS	4.7
1	6-A	176	LYS	4.7
1	7-A	176	LYS	4.7
1	8-A	176	LYS	4.7
1	9-A	176	LYS	4.7
1	10-A	176	LYS	4.7
1	11-A	176	LYS	4.7
1	12-A	176	LYS	4.7
1	13-A	176	LYS	4.7
1	14-A	176	LYS	4.7
1	15-A	176	LYS	4.7
1	16-A	176	LYS	4.7
1	1-A	22	ALA	4.6
1	2-A	22	ALA	4.6
1	3-A	22	ALA	4.6
1	4-A	22	ALA	4.6
1	5-A	22	ALA	4.6
1	6-A	22	ALA	4.6
1	7-A	22	ALA	4.6
1	8-A	22	ALA	4.6
1	9-A	22	ALA	4.6
1	10-A	22	ALA	4.6
1	11-A	22	ALA	4.6
1	12-A	22	ALA	4.6
1	13-A	22	ALA	4.6
1	14-A	22	ALA	4.6
1	15-A	22	ALA	4.6
1	16-A	22	ALA	4.6
1	1-A	318	LYS	4.6
1	2-A	318	LYS	4.6
1	3-A	318	LYS	4.6

Continued on next page...

Continued from previous page...

Mol	Chain	Res	Type	RSRZ
1	4-A	318	LYS	4.6
1	5-A	318	LYS	4.6
1	6-A	318	LYS	4.6
1	7-A	318	LYS	4.6
1	8-A	318	LYS	4.6
1	9-A	318	LYS	4.6
1	10-A	318	LYS	4.6
1	11-A	318	LYS	4.6
1	12-A	318	LYS	4.6
1	13-A	318	LYS	4.6
1	14-A	318	LYS	4.6
1	15-A	318	LYS	4.6
1	16-A	318	LYS	4.6
1	1-A	265	PHE	4.1
1	2-A	265	PHE	4.1
1	3-A	265	PHE	4.1
1	4-A	265	PHE	4.1
1	5-A	265	PHE	4.1
1	6-A	265	PHE	4.1
1	7-A	265	PHE	4.1
1	8-A	265	PHE	4.1
1	9-A	265	PHE	4.1
1	10-A	265	PHE	4.1
1	11-A	265	PHE	4.1
1	12-A	265	PHE	4.1
1	13-A	265	PHE	4.1
1	14-A	265	PHE	4.1
1	15-A	265	PHE	4.1
1	16-A	265	PHE	4.1
1	1-A	31	LYS	3.9
1	2-A	31	LYS	3.9
1	3-A	31	LYS	3.9
1	4-A	31	LYS	3.9
1	5-A	31	LYS	3.9
1	6-A	31	LYS	3.9
1	7-A	31	LYS	3.9
1	8-A	31	LYS	3.9
1	9-A	31	LYS	3.9
1	10-A	31	LYS	3.9
1	11-A	31	LYS	3.9
1	12-A	31	LYS	3.9
1	13-A	31	LYS	3.9

Continued on next page...

Continued from previous page...

Mol	Chain	Res	Type	RSRZ
1	14-A	31	LYS	3.9
1	15-A	31	LYS	3.9
1	16-A	31	LYS	3.9
1	1-A	249	GLY	3.7
1	2-A	249	GLY	3.7
1	3-A	249	GLY	3.7
1	4-A	249	GLY	3.7
1	5-A	249	GLY	3.7
1	6-A	249	GLY	3.7
1	7-A	249	GLY	3.7
1	8-A	249	GLY	3.7
1	9-A	249	GLY	3.7
1	10-A	249	GLY	3.7
1	11-A	249	GLY	3.7
1	12-A	249	GLY	3.7
1	13-A	249	GLY	3.7
1	14-A	249	GLY	3.7
1	15-A	249	GLY	3.7
1	16-A	249	GLY	3.7
1	1-A	35	VAL	3.6
1	2-A	35	VAL	3.6
1	3-A	35	VAL	3.6
1	4-A	35	VAL	3.6
1	5-A	35	VAL	3.6
1	6-A	35	VAL	3.6
1	7-A	35	VAL	3.6
1	8-A	35	VAL	3.6
1	9-A	35	VAL	3.6
1	10-A	35	VAL	3.6
1	11-A	35	VAL	3.6
1	12-A	35	VAL	3.6
1	13-A	35	VAL	3.6
1	14-A	35	VAL	3.6
1	15-A	35	VAL	3.6
1	16-A	35	VAL	3.6
1	1-A	314	GLU	3.4
1	2-A	314	GLU	3.4
1	3-A	314	GLU	3.4
1	4-A	314	GLU	3.4
1	5-A	314	GLU	3.4
1	6-A	314	GLU	3.4
1	7-A	314	GLU	3.4

Continued on next page...

Continued from previous page...

Mol	Chain	Res	Type	RSRZ
1	8-A	314	GLU	3.4
1	9-A	314	GLU	3.4
1	10-A	314	GLU	3.4
1	11-A	314	GLU	3.4
1	12-A	314	GLU	3.4
1	13-A	314	GLU	3.4
1	14-A	314	GLU	3.4
1	15-A	314	GLU	3.4
1	16-A	314	GLU	3.4
1	1-A	186	TYR	3.4
1	2-A	186	TYR	3.4
1	3-A	186	TYR	3.4
1	4-A	186	TYR	3.4
1	5-A	186	TYR	3.4
1	6-A	186	TYR	3.4
1	7-A	186	TYR	3.4
1	8-A	186	TYR	3.4
1	9-A	186	TYR	3.4
1	10-A	186	TYR	3.4
1	11-A	186	TYR	3.4
1	12-A	186	TYR	3.4
1	13-A	186	TYR	3.4
1	14-A	186	TYR	3.4
1	15-A	186	TYR	3.4
1	16-A	186	TYR	3.4
1	1-A	194	ALA	3.2
1	2-A	194	ALA	3.2
1	3-A	194	ALA	3.2
1	4-A	194	ALA	3.2
1	5-A	194	ALA	3.2
1	6-A	194	ALA	3.2
1	7-A	194	ALA	3.2
1	8-A	194	ALA	3.2
1	9-A	194	ALA	3.2
1	10-A	194	ALA	3.2
1	11-A	194	ALA	3.2
1	12-A	194	ALA	3.2
1	13-A	194	ALA	3.2
1	14-A	194	ALA	3.2
1	15-A	194	ALA	3.2
1	16-A	194	ALA	3.2
1	1-A	36	SER	2.7

Continued on next page...

Continued from previous page...

Mol	Chain	Res	Type	RSRZ
1	2-A	36	SER	2.7
1	3-A	36	SER	2.7
1	4-A	36	SER	2.7
1	5-A	36	SER	2.7
1	6-A	36	SER	2.7
1	7-A	36	SER	2.7
1	8-A	36	SER	2.7
1	9-A	36	SER	2.7
1	10-A	36	SER	2.7
1	11-A	36	SER	2.7
1	12-A	36	SER	2.7
1	13-A	36	SER	2.7
1	14-A	36	SER	2.7
1	15-A	36	SER	2.7
1	16-A	36	SER	2.7
1	1-A	193	GLU	2.7
1	2-A	193	GLU	2.7
1	3-A	193	GLU	2.7
1	4-A	193	GLU	2.7
1	5-A	193	GLU	2.7
1	6-A	193	GLU	2.7
1	7-A	193	GLU	2.7
1	8-A	193	GLU	2.7
1	9-A	193	GLU	2.7
1	10-A	193	GLU	2.7
1	11-A	193	GLU	2.7
1	12-A	193	GLU	2.7
1	13-A	193	GLU	2.7
1	14-A	193	GLU	2.7
1	15-A	193	GLU	2.7
1	16-A	193	GLU	2.7
1	1-A	233	LYS	2.6
1	2-A	233	LYS	2.6
1	3-A	233	LYS	2.6
1	4-A	233	LYS	2.6
1	5-A	233	LYS	2.6
1	6-A	233	LYS	2.6
1	7-A	233	LYS	2.6
1	8-A	233	LYS	2.6
1	9-A	233	LYS	2.6
1	10-A	233	LYS	2.6
1	11-A	233	LYS	2.6

Continued on next page...

Continued from previous page...

Mol	Chain	Res	Type	RSRZ
1	12-A	233	LYS	2.6
1	13-A	233	LYS	2.6
1	14-A	233	LYS	2.6
1	15-A	233	LYS	2.6
1	16-A	233	LYS	2.6
1	1-A	304	SER	2.6
1	2-A	304	SER	2.6
1	3-A	304	SER	2.6
1	4-A	304	SER	2.6
1	5-A	304	SER	2.6
1	6-A	304	SER	2.6
1	7-A	304	SER	2.6
1	8-A	304	SER	2.6
1	9-A	304	SER	2.6
1	10-A	304	SER	2.6
1	11-A	304	SER	2.6
1	12-A	304	SER	2.6
1	13-A	304	SER	2.6
1	14-A	304	SER	2.6
1	15-A	304	SER	2.6
1	16-A	304	SER	2.6
1	1-A	77	GLY	2.6
1	2-A	77	GLY	2.6
1	3-A	77	GLY	2.6
1	4-A	77	GLY	2.6
1	5-A	77	GLY	2.6
1	6-A	77	GLY	2.6
1	7-A	77	GLY	2.6
1	8-A	77	GLY	2.6
1	9-A	77	GLY	2.6
1	10-A	77	GLY	2.6
1	11-A	77	GLY	2.6
1	12-A	77	GLY	2.6
1	13-A	77	GLY	2.6
1	14-A	77	GLY	2.6
1	15-A	77	GLY	2.6
1	16-A	77	GLY	2.6
1	1-A	25	SER	2.6
1	2-A	25	SER	2.6
1	3-A	25	SER	2.6
1	4-A	25	SER	2.6
1	5-A	25	SER	2.6

Continued on next page...

Continued from previous page...

Mol	Chain	Res	Type	RSRZ
1	6-A	25	SER	2.6
1	7-A	25	SER	2.6
1	8-A	25	SER	2.6
1	9-A	25	SER	2.6
1	10-A	25	SER	2.6
1	11-A	25	SER	2.6
1	12-A	25	SER	2.6
1	13-A	25	SER	2.6
1	14-A	25	SER	2.6
1	15-A	25	SER	2.6
1	16-A	25	SER	2.6
1	1-A	173	HIS	2.5
1	2-A	173	HIS	2.5
1	3-A	173	HIS	2.5
1	4-A	173	HIS	2.5
1	5-A	173	HIS	2.5
1	6-A	173	HIS	2.5
1	7-A	173	HIS	2.5
1	8-A	173	HIS	2.5
1	9-A	173	HIS	2.5
1	10-A	173	HIS	2.5
1	11-A	173	HIS	2.5
1	12-A	173	HIS	2.5
1	13-A	173	HIS	2.5
1	14-A	173	HIS	2.5
1	15-A	173	HIS	2.5
1	16-A	173	HIS	2.5
1	1-A	234	GLN	2.5
1	2-A	234	GLN	2.5
1	3-A	234	GLN	2.5
1	4-A	234	GLN	2.5
1	5-A	234	GLN	2.5
1	6-A	234	GLN	2.5
1	7-A	234	GLN	2.5
1	8-A	234	GLN	2.5
1	9-A	234	GLN	2.5
1	10-A	234	GLN	2.5
1	11-A	234	GLN	2.5
1	12-A	234	GLN	2.5
1	13-A	234	GLN	2.5
1	14-A	234	GLN	2.5
1	15-A	234	GLN	2.5

Continued on next page...

Continued from previous page...

Mol	Chain	Res	Type	RSRZ
1	16-A	234	GLN	2.5
1	1-A	7	VAL	2.3
1	2-A	7	VAL	2.3
1	3-A	7	VAL	2.3
1	4-A	7	VAL	2.3
1	5-A	7	VAL	2.3
1	6-A	7	VAL	2.3
1	7-A	7	VAL	2.3
1	8-A	7	VAL	2.3
1	9-A	7	VAL	2.3
1	10-A	7	VAL	2.3
1	11-A	7	VAL	2.3
1	12-A	7	VAL	2.3
1	13-A	7	VAL	2.3
1	14-A	7	VAL	2.3
1	15-A	7	VAL	2.3
1	16-A	7	VAL	2.3
1	1-A	264	SER	2.3
1	2-A	264	SER	2.3
1	3-A	264	SER	2.3
1	4-A	264	SER	2.3
1	5-A	264	SER	2.3
1	6-A	264	SER	2.3
1	7-A	264	SER	2.3
1	8-A	264	SER	2.3
1	9-A	264	SER	2.3
1	10-A	264	SER	2.3
1	11-A	264	SER	2.3
1	12-A	264	SER	2.3
1	13-A	264	SER	2.3
1	14-A	264	SER	2.3
1	15-A	264	SER	2.3
1	16-A	264	SER	2.3
1	1-A	65	ASP	2.2
1	2-A	65	ASP	2.2
1	3-A	65	ASP	2.2
1	4-A	65	ASP	2.2
1	5-A	65	ASP	2.2
1	6-A	65	ASP	2.2
1	7-A	65	ASP	2.2
1	8-A	65	ASP	2.2
1	9-A	65	ASP	2.2

Continued on next page...

Continued from previous page...

Mol	Chain	Res	Type	RSRZ
1	10-A	65	ASP	2.2
1	11-A	65	ASP	2.2
1	12-A	65	ASP	2.2
1	13-A	65	ASP	2.2
1	14-A	65	ASP	2.2
1	15-A	65	ASP	2.2
1	16-A	65	ASP	2.2
1	1-A	301	LEU	2.2
1	2-A	301	LEU	2.2
1	3-A	301	LEU	2.2
1	4-A	301	LEU	2.2
1	5-A	301	LEU	2.2
1	6-A	301	LEU	2.2
1	7-A	301	LEU	2.2
1	8-A	301	LEU	2.2
1	9-A	301	LEU	2.2
1	10-A	301	LEU	2.2
1	11-A	301	LEU	2.2
1	12-A	301	LEU	2.2
1	13-A	301	LEU	2.2
1	14-A	301	LEU	2.2
1	15-A	301	LEU	2.2
1	16-A	301	LEU	2.2
1	1-A	150	VAL	2.2
1	2-A	150	VAL	2.2
1	3-A	150	VAL	2.2
1	4-A	150	VAL	2.2
1	5-A	150	VAL	2.2
1	6-A	150	VAL	2.2
1	7-A	150	VAL	2.2
1	8-A	150	VAL	2.2
1	9-A	150	VAL	2.2
1	10-A	150	VAL	2.2
1	11-A	150	VAL	2.2
1	12-A	150	VAL	2.2
1	13-A	150	VAL	2.2
1	14-A	150	VAL	2.2
1	15-A	150	VAL	2.2
1	16-A	150	VAL	2.2
1	1-A	254	GLU	2.2
1	2-A	254	GLU	2.2
1	3-A	254	GLU	2.2

Continued on next page...

Continued from previous page...

Mol	Chain	Res	Type	RSRZ
1	4-A	254	GLU	2.2
1	5-A	254	GLU	2.2
1	6-A	254	GLU	2.2
1	7-A	254	GLU	2.2
1	8-A	254	GLU	2.2
1	9-A	254	GLU	2.2
1	10-A	254	GLU	2.2
1	11-A	254	GLU	2.2
1	12-A	254	GLU	2.2
1	13-A	254	GLU	2.2
1	14-A	254	GLU	2.2
1	15-A	254	GLU	2.2
1	16-A	254	GLU	2.2
1	1-A	261	LYS	2.2
1	2-A	261	LYS	2.2
1	3-A	261	LYS	2.2
1	4-A	261	LYS	2.2
1	5-A	261	LYS	2.2
1	6-A	261	LYS	2.2
1	7-A	261	LYS	2.2
1	8-A	261	LYS	2.2
1	9-A	261	LYS	2.2
1	10-A	261	LYS	2.2
1	11-A	261	LYS	2.2
1	12-A	261	LYS	2.2
1	13-A	261	LYS	2.2
1	14-A	261	LYS	2.2
1	15-A	261	LYS	2.2
1	16-A	261	LYS	2.2
1	1-A	315	GLU	2.1
1	2-A	315	GLU	2.1
1	3-A	315	GLU	2.1
1	4-A	315	GLU	2.1
1	5-A	315	GLU	2.1
1	6-A	315	GLU	2.1
1	7-A	315	GLU	2.1
1	8-A	315	GLU	2.1
1	9-A	315	GLU	2.1
1	10-A	315	GLU	2.1
1	11-A	315	GLU	2.1
1	12-A	315	GLU	2.1
1	13-A	315	GLU	2.1

Continued on next page...

Continued from previous page...

Mol	Chain	Res	Type	RSRZ
1	14-A	315	GLU	2.1
1	15-A	315	GLU	2.1
1	16-A	315	GLU	2.1
1	1-A	307	GLU	2.1
1	2-A	307	GLU	2.1
1	3-A	307	GLU	2.1
1	4-A	307	GLU	2.1
1	5-A	307	GLU	2.1
1	6-A	307	GLU	2.1
1	7-A	307	GLU	2.1
1	8-A	307	GLU	2.1
1	9-A	307	GLU	2.1
1	10-A	307	GLU	2.1
1	11-A	307	GLU	2.1
1	12-A	307	GLU	2.1
1	13-A	307	GLU	2.1
1	14-A	307	GLU	2.1
1	15-A	307	GLU	2.1
1	16-A	307	GLU	2.1
1	1-A	81	LEU	2.1
1	2-A	81	LEU	2.1
1	3-A	81	LEU	2.1
1	4-A	81	LEU	2.1
1	5-A	81	LEU	2.1
1	6-A	81	LEU	2.1
1	7-A	81	LEU	2.1
1	8-A	81	LEU	2.1
1	9-A	81	LEU	2.1
1	10-A	81	LEU	2.1
1	11-A	81	LEU	2.1
1	12-A	81	LEU	2.1
1	13-A	81	LEU	2.1
1	14-A	81	LEU	2.1
1	15-A	81	LEU	2.1
1	16-A	81	LEU	2.1
1	1-A	30	GLU	2.0
1	2-A	30	GLU	2.0
1	3-A	30	GLU	2.0
1	4-A	30	GLU	2.0
1	5-A	30	GLU	2.0
1	6-A	30	GLU	2.0
1	7-A	30	GLU	2.0

Continued on next page...

Continued from previous page...

Mol	Chain	Res	Type	RSRZ
1	8-A	30	GLU	2.0
1	9-A	30	GLU	2.0
1	10-A	30	GLU	2.0
1	11-A	30	GLU	2.0
1	12-A	30	GLU	2.0
1	13-A	30	GLU	2.0
1	14-A	30	GLU	2.0
1	15-A	30	GLU	2.0
1	16-A	30	GLU	2.0
1	1-A	23	LEU	2.0
1	2-A	23	LEU	2.0
1	3-A	23	LEU	2.0
1	4-A	23	LEU	2.0
1	5-A	23	LEU	2.0
1	6-A	23	LEU	2.0
1	7-A	23	LEU	2.0
1	8-A	23	LEU	2.0
1	9-A	23	LEU	2.0
1	10-A	23	LEU	2.0
1	11-A	23	LEU	2.0
1	12-A	23	LEU	2.0
1	13-A	23	LEU	2.0
1	14-A	23	LEU	2.0
1	15-A	23	LEU	2.0
1	16-A	23	LEU	2.0

6.2 Non-standard residues in protein, DNA, RNA chains

There are no non-standard protein/DNA/RNA residues in this entry.

6.3 Carbohydrates

There are no monosaccharides in this entry.

6.4 Ligands

In the following table, the Atoms column lists the number of modelled atoms in the group and the number defined in the chemical component dictionary. The B-factors column lists the minimum, median, 95th percentile and maximum values of B factors of atoms in the group. The column labelled 'Q< 0.9' lists the number of atoms with occupancy less than 0.9.

Mol	Type	Chain	Res	Atoms	RSCC	RSR	B-factors(\AA^2)	Q<0.9
2	MLA	6-A	901	7/7	0.95	0.14	19,24,24,28	7
2	MLA	3-A	901	7/7	0.95	0.14	15,21,27,30	7
2	MLA	14-A	901	7/7	0.95	0.14	8,15,24,27	7
2	MLA	2-A	901	7/7	0.95	0.14	15,20,25,27	7
2	MLA	10-A	901	7/7	0.95	0.14	0,11,25,28	7
2	MLA	5-A	901	7/7	0.95	0.14	22,25,25,28	7
2	MLA	1-A	901	7/7	0.95	0.14	0,10,27,29	7
2	MLA	16-A	901	7/7	0.95	0.14	12,18,24,26	7
2	MLA	13-A	901	7/7	0.95	0.14	17,21,22,24	7
2	MLA	4-A	901	7/7	0.95	0.14	17,20,25,28	7
2	MLA	9-A	901	7/7	0.95	0.14	23,26,27,28	7
2	MLA	12-A	901	7/7	0.95	0.14	0,11,29,31	7
2	MLA	15-A	901	7/7	0.95	0.14	20,21,25,25	7
2	MLA	11-A	901	7/7	0.95	0.14	2,10,19,22	7
2	MLA	7-A	901	7/7	0.95	0.14	20,23,25,26	7
2	MLA	8-A	901	7/7	0.95	0.14	22,24,25,27	7

6.5 Other polymers ⓘ

There are no such residues in this entry.