



Full wwPDB X-ray Structure Validation Report ⓘ

May 29, 2020 – 01:02 am BST

PDB ID : 2Q4L
Title : Ensemble refinement of the crystal structure of GALT-like protein from *Arabidopsis thaliana* At5g18200
Authors : Levin, E.J.; Kondrashov, D.A.; Wesenberg, G.E.; Phillips Jr., G.N.; Center for Eukaryotic Structural Genomics (CESG)
Deposited on : 2007-05-31
Resolution : 2.30 Å(reported)

This is a Full wwPDB X-ray Structure Validation Report for a publicly released PDB entry.

We welcome your comments at validation@mail.wwpdb.org

A user guide is available at

<https://www.wwpdb.org/validation/2017/XrayValidationReportHelp>

with specific help available everywhere you see the ⓘ symbol.

The following versions of software and data (see [references ⓘ](#)) were used in the production of this report:

MolProbity	:	4.02b-467
Xtriage (Phenix)	:	1.13
EDS	:	2.11
Percentile statistics	:	20191225.v01 (using entries in the PDB archive December 25th 2019)
Refmac	:	5.8.0158
CCP4	:	7.0.044 (Gargrove)
Ideal geometry (proteins)	:	Engh & Huber (2001)
Ideal geometry (DNA, RNA)	:	Parkinson et al. (1996)
Validation Pipeline (wwPDB-VP)	:	2.11

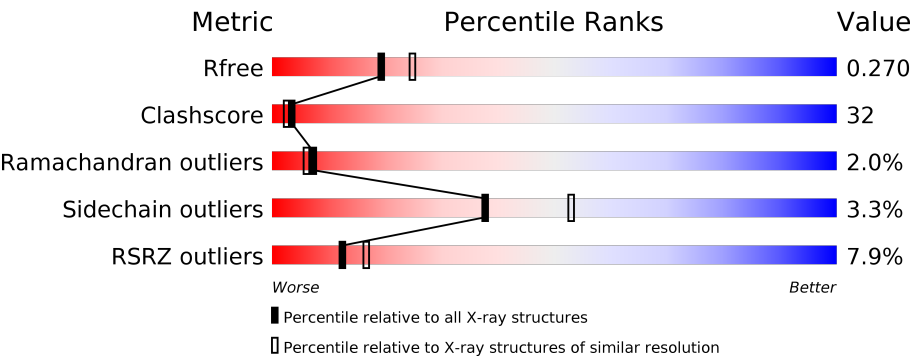
1 Overall quality at a glance i

The following experimental techniques were used to determine the structure:

X-RAY DIFFRACTION

The reported resolution of this entry is 2.30 Å.

Percentile scores (ranging between 0-100) for global validation metrics of the entry are shown in the following graphic. The table shows the number of entries on which the scores are based.



Metric	Whole archive (#Entries)	Similar resolution (#Entries, resolution range(Å))
R_{free}	130704	5042 (2.30-2.30)
Clashscore	141614	5643 (2.30-2.30)
Ramachandran outliers	138981	5575 (2.30-2.30)
Sidechain outliers	138945	5575 (2.30-2.30)
RSRZ outliers	127900	4938 (2.30-2.30)

The table below summarises the geometric issues observed across the polymeric chains and their fit to the electron density. The red, orange, yellow and green segments on the lower bar indicate the fraction of residues that contain outliers for ≥ 3 , 2, 1 and 0 types of geometric quality criteria respectively. A grey segment represents the fraction of residues that are not modelled. The numeric value for each fraction is indicated below the corresponding segment, with a dot representing fractions $\leq 5\%$. The upper red bar (where present) indicates the fraction of residues that have poor fit to the electron density. The numeric value is given above the bar.

Mol	Chain	Length	Quality of chain
1	1-A	351	<div><div>7%</div><div><div></div><div></div><div></div><div></div></div><div>37%</div><div>46%</div><div>•</div><div>14%</div></div>
1	1-B	351	<div><div>7%</div><div><div></div><div></div><div></div><div></div></div><div>41%</div><div>42%</div><div>•</div><div>15%</div></div>
1	2-A	351	<div><div>7%</div><div><div></div><div></div><div></div><div></div></div><div>42%</div><div>40%</div><div>•</div><div>14%</div></div>
1	2-B	351	<div><div>7%</div><div><div></div><div></div><div></div><div></div></div><div>35%</div><div>48%</div><div>•</div><div>15%</div></div>
1	3-A	351	<div><div>7%</div><div><div></div><div></div><div></div><div></div></div><div>39%</div><div>42%</div><div>•</div><div>14%</div></div>
1	3-B	351	<div><div>7%</div><div><div></div><div></div><div></div><div></div></div><div>37%</div><div>45%</div><div>•</div><div>15%</div></div>

Continued on next page...

Continued from previous page...

Mol	Chain	Length	Quality of chain
1	4-A	351	<div> <div>7%</div> <div> <div></div> <div>40%</div> <div>43%</div> <div>14%</div> </div> </div>
1	4-B	351	<div> <div>7%</div> <div> <div></div> <div>36%</div> <div>47%</div> <div>15%</div> </div> </div>

2 Entry composition

There are 3 unique types of molecules in this entry. The entry contains 19940 atoms, of which 0 are hydrogens and 0 are deuteriums.

In the tables below, the ZeroOcc column contains the number of atoms modelled with zero occupancy, the AltConf column contains the number of residues with at least one atom in alternate conformation and the Trace column contains the number of residues modelled with at most 2 atoms.

- Molecule 1 is a protein called Probable galactose-1-phosphate uridyl transferase.

Mol	Chain	Residues	Atoms					ZeroOcc	AltConf	Trace
1	1-A	301	Total	C	N	O	S	0	0	0
			2388	1536	403	436	13			
1	2-A	301	Total	C	N	O	S	0	0	0
			2388	1536	403	436	13			
1	3-A	301	Total	C	N	O	S	0	0	0
			2388	1536	403	436	13			
1	4-A	301	Total	C	N	O	S	0	0	0
			2388	1536	403	436	13			
1	1-B	299	Total	C	N	O	S	0	0	0
			2368	1524	397	434	13			
1	2-B	299	Total	C	N	O	S	0	0	0
			2368	1524	397	434	13			
1	3-B	299	Total	C	N	O	S	0	0	0
			2368	1524	397	434	13			
1	4-B	299	Total	C	N	O	S	0	0	0
			2368	1524	397	434	13			

- Molecule 2 is ZINC ION (three-letter code: ZN) (formula: Zn).

Mol	Chain	Residues	Atoms		ZeroOcc	AltConf
2	3-A	2	Total	Zn	0	0
			2	2		
2	3-B	2	Total	Zn	0	0
			2	2		
2	4-A	2	Total	Zn	0	0
			2	2		
2	1-B	2	Total	Zn	0	0
			2	2		
2	4-B	2	Total	Zn	0	0
			2	2		
2	1-A	2	Total	Zn	0	0
			2	2		

Continued on next page...

Continued from previous page...

Mol	Chain	Residues	Atoms		ZeroOcc	AltConf
2	2-B	2	Total 2	Zn 2	0	0
2	2-A	2	Total 2	Zn 2	0	0

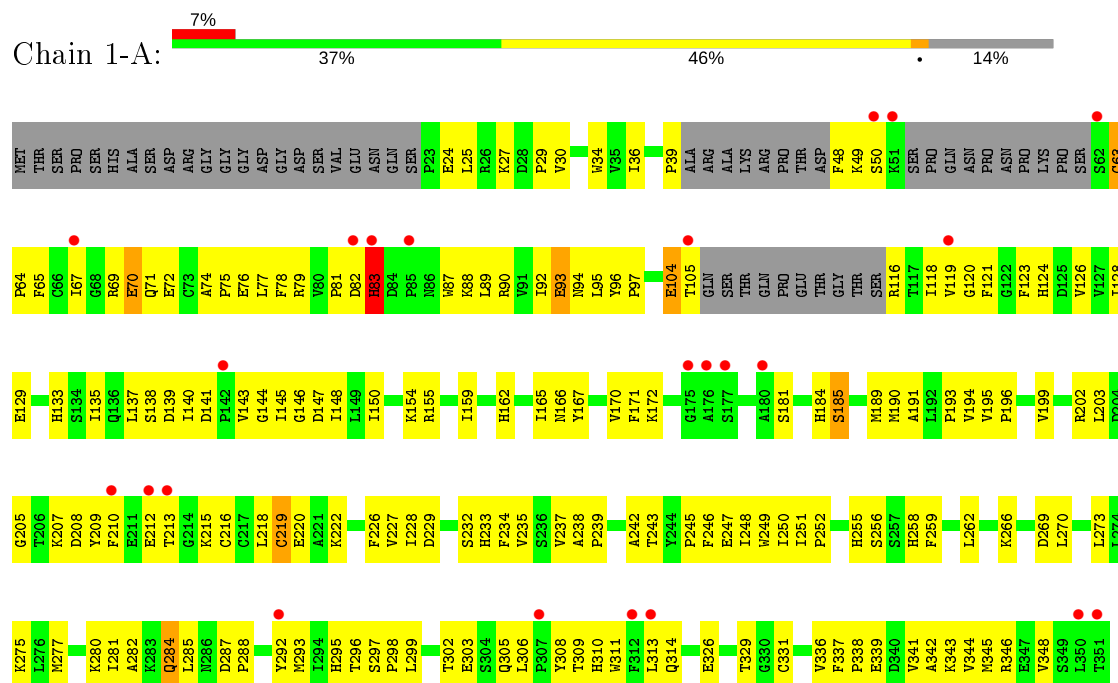
- Molecule 3 is water.

Mol	Chain	Residues	Atoms		ZeroOcc	AltConf
3	1-A	109	Total 109	O 109	0	0
3	2-A	114	Total 114	O 114	0	0
3	3-A	112	Total 112	O 112	0	0
3	4-A	114	Total 114	O 114	0	0
3	1-B	116	Total 116	O 116	0	0
3	2-B	111	Total 111	O 111	0	0
3	3-B	113	Total 113	O 113	0	0
3	4-B	111	Total 111	O 111	0	0

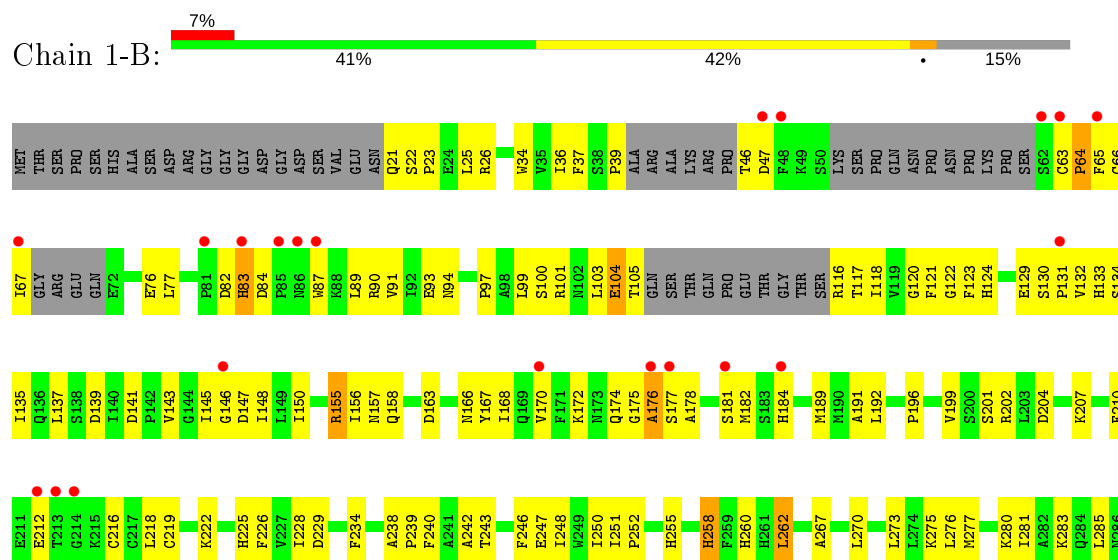
3 Residue-property plots

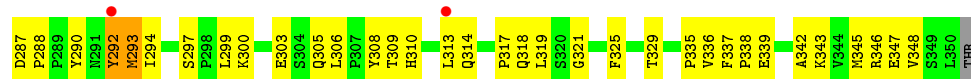
These plots are drawn for all protein, RNA and DNA chains in the entry. The first graphic for a chain summarises the proportions of the various outlier classes displayed in the second graphic. The second graphic shows the sequence view annotated by issues in geometry and electron density. Residues are color-coded according to the number of geometric quality criteria for which they contain at least one outlier: green = 0, yellow = 1, orange = 2 and red = 3 or more. A red dot above a residue indicates a poor fit to the electron density ($RSRZ > 2$). Stretches of 2 or more consecutive residues without any outlier are shown as a green connector. Residues present in the sample, but not in the model, are shown in grey.

- Molecule 1: Probable galactose-1-phosphate uridyl transferase




- Molecule 1: Probable galactose-1-phosphate uridyl transferase

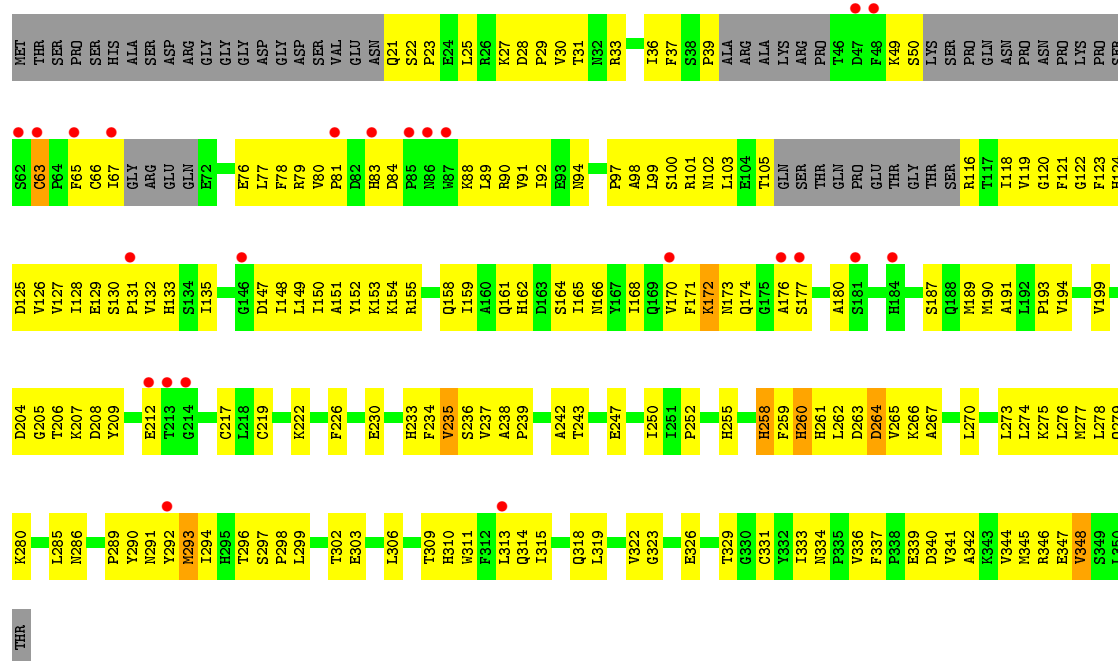




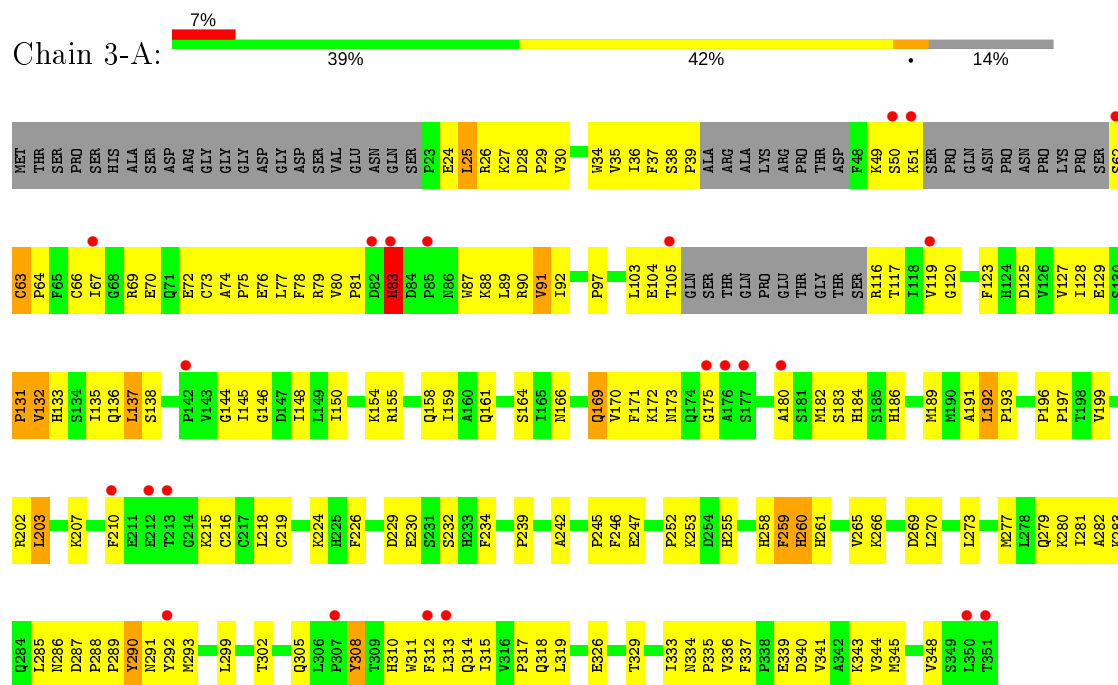
- Molecule 1: Probable galactose-1-phosphate uridyl transferase



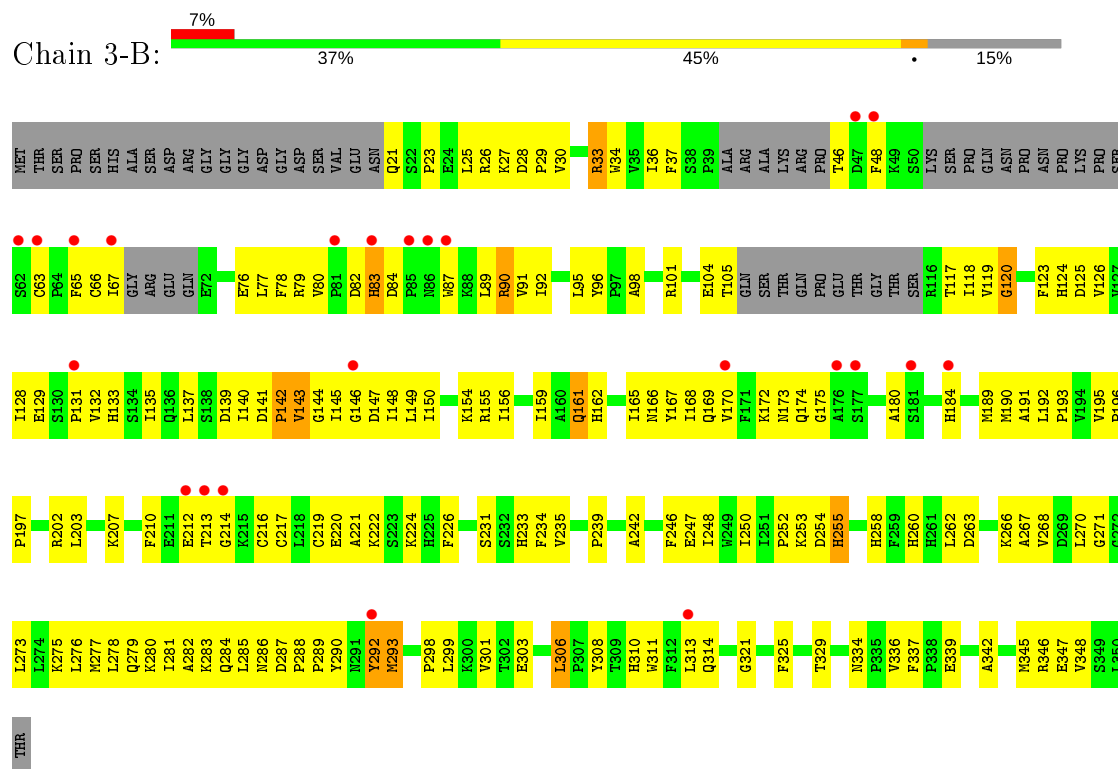
- Molecule 1: Probable galactose-1-phosphate uridyl transferase



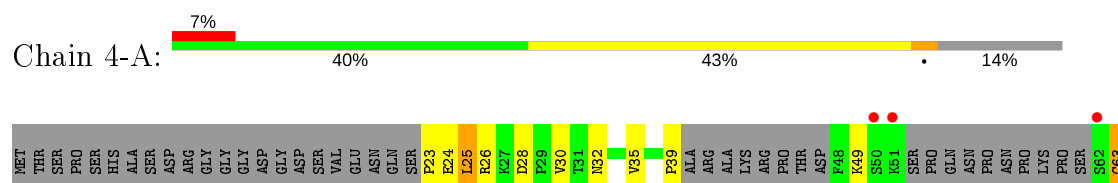
- Molecule 1: Probable galactose-1-phosphate uridyl transferase

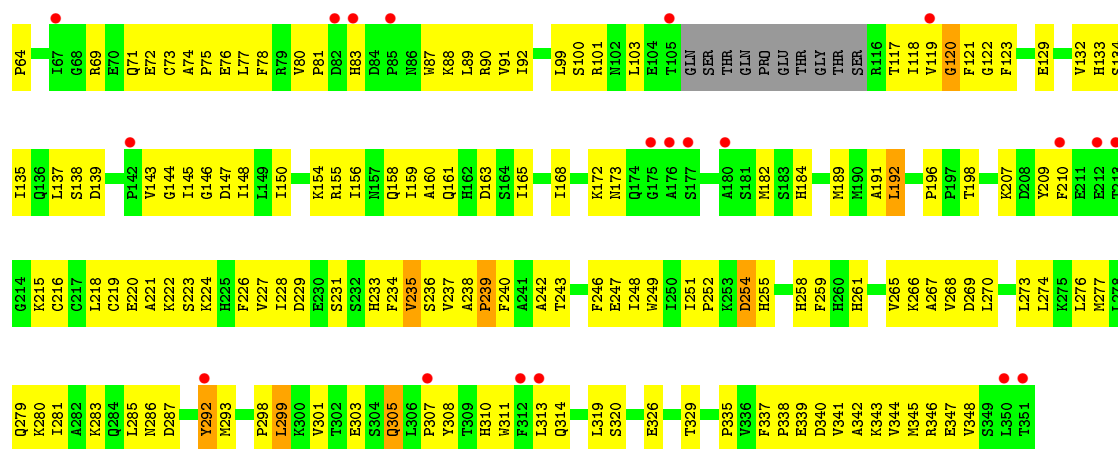


- Molecule 1: Probable galactose-1-phosphate uridyl transferase

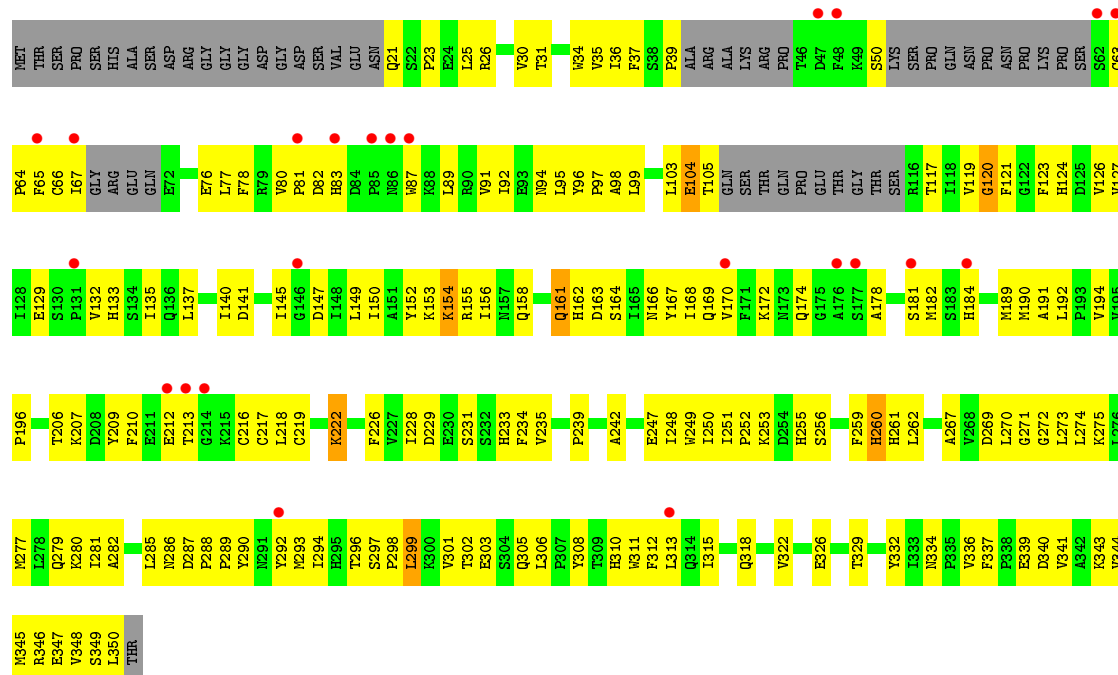


- Molecule 1: Probable galactose-1-phosphate uridyl transferase





• Molecule 1: Probable galactose-1-phosphate uridyl transferase



4 Data and refinement statistics

Property	Value	Source
Space group	P 21 21 21	Depositor
Cell constants a, b, c, α , β , γ	59.98 Å 95.53 Å 110.52 Å 90.00° 90.00° 90.00°	Depositor
Resolution (Å)	27.26 – 2.30 27.59 – 2.30	Depositor EDS
% Data completeness (in resolution range)	89.8 (27.26-2.30) 89.9 (27.59-2.30)	Depositor EDS
R_{merge}	(Not available)	Depositor
R_{sym}	(Not available)	Depositor
$\langle I/\sigma(I) \rangle$ ¹	3.79 (at 2.31 Å)	Xtriage
Refinement program	CNS 1.1	Depositor
R, R_{free}	0.190 , 0.270 0.199 , 0.270	Depositor DCC
R_{free} test set	2581 reflections (9.37%)	wwPDB-VP
Wilson B-factor (Å ²)	39.9	Xtriage
Anisotropy	0.447	Xtriage
Bulk solvent k_{sol} (e/Å ³), B_{sol} (Å ²)	0.27 , 55.0	EDS
L-test for twinning ²	$\langle L \rangle = 0.47$, $\langle L^2 \rangle = 0.30$	Xtriage
Estimated twinning fraction	No twinning to report.	Xtriage
F_o, F_c correlation	0.94	EDS
Total number of atoms	19940	wwPDB-VP
Average B, all atoms (Å ²)	42.0	wwPDB-VP

Xtriage's analysis on translational NCS is as follows: *The largest off-origin peak in the Patterson function is 4.81% of the height of the origin peak. No significant pseudotranslation is detected.*

¹Intensities estimated from amplitudes.

²Theoretical values of $\langle |L| \rangle$, $\langle L^2 \rangle$ for acentric reflections are 0.5, 0.333 respectively for untwinned datasets, and 0.375, 0.2 for perfectly twinned datasets.

5 Model quality [i](#)

5.1 Standard geometry [i](#)

Bond lengths and bond angles in the following residue types are not validated in this section: ZN

The Z score for a bond length (or angle) is the number of standard deviations the observed value is removed from the expected value. A bond length (or angle) with $|Z| > 5$ is considered an outlier worth inspection. RMSZ is the root-mean-square of all Z scores of the bond lengths (or angles).

Mol	Chain	Bond lengths		Bond angles	
		RMSZ	# Z >5	RMSZ	# Z >5
1	1-A	0.35	0/2454	0.59	0/3331
1	1-B	0.35	0/2433	0.61	0/3306
1	2-A	0.35	0/2454	0.59	0/3331
1	2-B	0.35	0/2433	0.59	1/3306 (0.0%)
1	3-A	0.35	0/2454	0.60	0/3331
1	3-B	0.35	0/2433	0.59	0/3306
1	4-A	0.35	0/2454	0.61	0/3331
1	4-B	0.35	0/2433	0.61	0/3306
All	All	0.35	0/19548	0.60	1/26548 (0.0%)

There are no bond length outliers.

All (1) bond angle outliers are listed below:

Mol	Chain	Res	Type	Atoms	Z	Observed(°)	Ideal(°)
1	2-B	238	ALA	N-CA-C	-5.02	97.46	111.00

There are no chirality outliers.

There are no planarity outliers.

5.2 Too-close contacts [i](#)

In the following table, the Non-H and H(model) columns list the number of non-hydrogen atoms and hydrogen atoms in the chain respectively. The H(added) column lists the number of hydrogen atoms added and optimized by MolProbity. The Clashes column lists the number of clashes within the asymmetric unit, whereas Symm-Clashes lists symmetry related clashes.

Mol	Chain	Non-H	H(model)	H(added)	Clashes	Symm-Clashes
1	1-A	2388	0	2353	159	0
1	1-B	2368	0	2325	157	0

Continued on next page...

Continued from previous page...

Mol	Chain	Non-H	H(model)	H(added)	Clashes	Symm-Clashes
1	2-A	2388	0	2355	136	0
1	2-B	2368	0	2326	173	0
1	3-A	2388	0	2353	150	0
1	3-B	2368	0	2325	174	0
1	4-A	2388	0	2354	140	0
1	4-B	2368	0	2325	170	0
2	1-A	2	0	0	0	0
2	1-B	2	0	0	0	0
2	2-A	2	0	0	0	0
2	2-B	2	0	0	0	0
2	3-A	2	0	0	0	0
2	3-B	2	0	0	0	0
2	4-A	2	0	0	0	0
2	4-B	2	0	0	0	0
3	1-A	109	0	0	6	0
3	1-B	116	0	0	7	0
3	2-A	114	0	0	9	0
3	2-B	111	0	0	10	0
3	3-A	112	0	0	6	0
3	3-B	113	0	0	10	0
3	4-A	114	0	0	7	0
3	4-B	111	0	0	11	0
All	All	19940	0	18716	1215	0

The all-atom clashscore is defined as the number of clashes found per 1000 atoms (including hydrogen atoms). The all-atom clashscore for this structure is 32.

All (1215) close contacts within the same asymmetric unit are listed below, sorted by their clash magnitude.

Atom-1	Atom-2	Interatomic distance (Å)	Clash overlap (Å)
1:B:105:THR:HG23	1:B:119:VAL:HG21	1.34	1.07
1:B:239:PRO:HG2	1:B:242:ALA:HB2	1.34	1.06
1:B:239:PRO:HG2	1:B:242:ALA:HB2	1.36	1.04
1:A:172:LYS:HB3	1:A:292:TYR:HB3	1.42	1.01
1:A:81:PRO:HD3	1:A:88:LYS:HD3	1.47	0.96
1:A:81:PRO:HD3	1:A:88:LYS:HD3	1.47	0.96
1:B:170:VAL:HG22	1:B:189:MET:HG2	1.45	0.95
1:A:132:VAL:HG12	1:A:133:HIS:H	1.32	0.95
1:B:21:GLN:HG2	1:B:22:SER:H	1.32	0.95
1:B:239:PRO:HG2	1:B:242:ALA:HB2	1.44	0.95
1:A:81:PRO:HD3	1:A:88:LYS:HD3	1.45	0.93

Continued on next page...

Continued from previous page...

Atom-1	Atom-2	Interatomic distance (Å)	Clash overlap (Å)
1:B:239:PRO:HG2	1:B:242:ALA:HB2	1.50	0.93
1:A:324:GLY:N	1:B:173:ASN:HD21	1.69	0.90
1:A:170:VAL:HG22	1:A:189:MET:HG2	1.55	0.88
1:A:343:LYS:HG3	1:A:344:VAL:H	1.35	0.88
1:B:123:PHE:H	1:B:191:ALA:HB3	1.39	0.87
1:A:324:GLY:H	1:B:173:ASN:HD21	0.88	0.86
1:A:175:GLY:HA3	1:A:289:PRO:HB3	1.58	0.85
1:B:67:ILE:HG12	1:B:131:PRO:HB3	1.59	0.84
1:A:25:LEU:HD22	1:A:36:ILE:HG12	1.59	0.84
1:B:345:MET:O	1:B:348:VAL:HG12	1.77	0.84
1:A:215:LYS:NZ	1:A:220:GLU:HB3	1.93	0.83
1:A:239:PRO:HB2	1:A:242:ALA:HB2	1.59	0.83
1:A:297:SER:HB3	1:A:309:THR:HG21	1.61	0.83
1:B:161:GLN:HA	1:B:161:GLN:HE21	1.44	0.83
1:B:219:CYS:SG	1:B:255:HIS:HB2	2.20	0.82
1:A:324:GLY:H	1:B:173:ASN:ND2	1.74	0.82
1:A:215:LYS:HE2	1:A:216:CYS:H	1.43	0.82
1:B:90:ARG:HG2	1:B:128:ILE:HB	1.62	0.81
1:B:90:ARG:HD3	1:B:128:ILE:HD12	1.63	0.81
1:B:155:ARG:HH12	1:B:158:GLN:HB2	1.45	0.81
1:B:161:GLN:HE21	1:B:161:GLN:HA	1.45	0.81
1:B:145:ILE:HD11	1:B:275:LYS:HB2	1.62	0.80
1:A:215:LYS:HZ3	1:A:220:GLU:HB3	1.47	0.80
1:B:252:PRO:HG2	1:B:310:HIS:HE2	1.48	0.78
1:B:296:THR:HA	1:B:311:TRP:HB2	1.66	0.78
1:A:39:PRO:HD3	1:A:337:PHE:HE1	1.48	0.78
1:B:219:CYS:SG	1:B:255:HIS:HB2	2.24	0.78
1:A:252:PRO:HG2	1:A:310:HIS:HE2	1.48	0.77
1:A:226:PHE:HB3	1:A:342:ALA:HB2	1.65	0.77
1:A:34:TRP:CD1	1:B:194:VAL:HG21	2.20	0.76
1:A:105:THR:HG23	1:A:119:VAL:HG21	1.69	0.75
1:B:77:LEU:HB2	1:B:91:VAL:HG23	1.67	0.75
1:B:77:LEU:HB2	1:B:91:VAL:HG23	1.69	0.75
1:A:67:ILE:HG13	1:A:87:TRP:HE1	1.52	0.74
1:B:67:ILE:HG23	1:B:131:PRO:HB3	1.68	0.74
1:B:170:VAL:HG22	1:B:189:MET:HG2	1.70	0.74
1:B:219:CYS:SG	1:B:255:HIS:HB2	2.27	0.74
1:A:226:PHE:CZ	1:A:339:GLU:HG3	2.23	0.74
1:B:137:LEU:HD12	1:B:140:ILE:HD12	1.68	0.74
1:A:31:THR:HB	1:A:33:ARG:NH1	2.03	0.74
1:B:303:GLU:HA	1:B:306:LEU:HD22	1.68	0.74

Continued on next page...

Continued from previous page...

Atom-1	Atom-2	Interatomic distance (Å)	Clash overlap (Å)
1:B:135:ILE:HG23	1:B:139:ASP:HB2	1.68	0.73
1:A:203:LEU:HD13	1:A:305:GLN:HE22	1.53	0.73
1:A:25:LEU:HD21	1:B:99:LEU:HD21	1.71	0.73
1:B:63:CYS:HB2	1:B:64:PRO:HD2	1.71	0.73
1:A:250:ILE:HD12	1:A:313:LEU:HD22	1.70	0.73
1:B:300:LYS:HE3	3:B:454:HOH:O	1.88	0.73
1:A:169:GLN:NE2	1:A:171:PHE:HD2	1.88	0.72
1:A:192:LEU:HD12	1:A:196:PRO:HG3	1.71	0.72
1:A:292:TYR:HA	1:A:314:GLN:O	1.90	0.72
1:B:89:LEU:HD12	1:B:90:ARG:N	2.04	0.72
1:A:218:LEU:HD12	1:A:310:HIS:HB3	1.72	0.72
1:A:143:VAL:HA	1:A:268:VAL:HG22	1.71	0.71
1:A:135:ILE:HG23	1:A:139:ASP:HB2	1.70	0.71
1:B:248:ILE:HD12	1:B:281:ILE:HD11	1.72	0.71
1:A:292:TYR:HA	1:A:314:GLN:O	1.90	0.71
1:B:145:ILE:HG21	1:B:271:GLY:HA2	1.72	0.71
1:B:285:LEU:HB3	1:B:288:PRO:HG2	1.73	0.70
1:A:137:LEU:HD12	1:A:140:ILE:HD12	1.72	0.70
1:A:63:CYS:SG	1:A:184:HIS:HB2	2.32	0.70
1:B:36:ILE:O	1:B:333:ILE:HA	1.91	0.70
1:A:166:ASN:HD22	1:A:195:VAL:HG23	1.56	0.70
1:B:101:ARG:O	1:B:104:GLU:HG3	1.91	0.70
1:B:235:VAL:O	1:B:237:VAL:HG13	1.91	0.70
1:B:155:ARG:NH1	1:B:158:GLN:HB2	2.05	0.70
1:B:63:CYS:SG	1:B:65:PHE:HB2	2.32	0.70
1:A:277:MET:O	1:A:281:ILE:HG13	1.92	0.70
1:A:283:LYS:HD3	1:A:348:VAL:HG23	1.74	0.70
1:B:174:GLN:HG2	1:B:290:TYR:CE1	2.27	0.69
1:A:196:PRO:HB3	1:B:329:THR:HB	1.73	0.69
1:A:49:LYS:HD2	1:A:286:ASN:HB3	1.74	0.69
1:A:123:PHE:HB2	1:A:191:ALA:HB3	1.74	0.69
1:B:103:LEU:HB2	1:B:121:PHE:HB2	1.74	0.69
1:B:229:ASP:HB2	1:B:277:MET:HE3	1.74	0.69
1:A:343:LYS:HG3	1:A:344:VAL:N	2.06	0.69
1:A:341:VAL:O	1:A:345:MET:HG2	1.92	0.69
1:A:215:LYS:HD2	1:A:216:CYS:H	1.58	0.69
1:A:252:PRO:HG2	1:A:310:HIS:NE2	2.07	0.69
1:B:149:LEU:HD13	1:B:270:LEU:HD23	1.74	0.69
1:B:246:PHE:HB3	1:B:317:PRO:HG3	1.73	0.68
1:A:239:PRO:HD3	1:A:248:ILE:HA	1.75	0.68
1:A:76:GLU:HA	1:A:92:ILE:HG22	1.74	0.68

Continued on next page...

Continued from previous page...

Atom-1	Atom-2	Interatomic distance (Å)	Clash overlap (Å)
1:B:226:PHE:CZ	1:B:339:GLU:HG3	2.28	0.68
1:B:262:LEU:HD21	1:B:267:ALA:HB2	1.75	0.68
1:B:143:VAL:HA	1:B:268:VAL:HG22	1.76	0.68
1:A:343:LYS:HE3	1:A:344:VAL:HG23	1.75	0.68
1:B:250:ILE:HG23	1:B:273:LEU:HD23	1.76	0.68
1:B:272:GLY:HA3	3:B:427:HOH:O	1.94	0.68
1:B:101:ARG:HD3	1:B:123:PHE:HE1	1.58	0.68
1:B:166:ASN:HD22	1:B:193:PRO:C	1.96	0.68
1:B:277:MET:HE2	1:B:277:MET:HA	1.75	0.68
1:B:23:PRO:HA	1:B:37:PHE:O	1.95	0.67
1:A:234:PHE:HB2	1:A:273:LEU:HD23	1.75	0.67
1:B:97:PRO:HA	1:B:124:HIS:ND1	2.09	0.67
1:B:78:PHE:CZ	1:B:154:LYS:HB3	2.29	0.67
1:A:325:PHE:CZ	1:A:331:CYS:HB3	2.30	0.67
1:A:145:ILE:HA	1:A:148:ILE:HD12	1.75	0.67
1:B:67:ILE:HD11	1:B:131:PRO:HB3	1.75	0.67
1:A:196:PRO:HB3	1:B:329:THR:HB	1.77	0.67
1:B:94:ASN:HA	1:B:126:VAL:HG23	1.76	0.66
1:A:215:LYS:HD2	1:A:216:CYS:H	1.59	0.66
1:B:293:MET:HE2	1:B:314:GLN:HG2	1.78	0.66
1:A:27:LYS:HD2	1:A:34:TRP:CE2	2.30	0.66
1:A:338:PRO:HG2	1:A:339:GLU:OE1	1.96	0.66
1:A:145:ILE:HD12	1:A:275:LYS:HB2	1.76	0.66
1:B:250:ILE:HG23	1:B:273:LEU:HD23	1.77	0.66
1:A:79:ARG:HD2	1:A:83:HIS:HA	1.76	0.66
1:A:76:GLU:HA	1:A:92:ILE:HG22	1.78	0.65
1:A:329:THR:HB	1:B:196:PRO:HB3	1.78	0.65
1:B:280:LYS:HD3	1:B:348:VAL:CG1	2.26	0.65
1:B:222:LYS:HE3	1:B:235:VAL:HG21	1.77	0.65
1:B:239:PRO:HG2	1:B:242:ALA:CB	2.20	0.65
1:B:347:GLU:HG2	3:B:472:HOH:O	1.96	0.65
1:A:172:LYS:HD2	1:A:290:TYR:HE2	1.61	0.65
1:B:129:GLU:CD	1:B:137:LEU:HD12	2.16	0.65
1:B:281:ILE:HG23	1:B:285:LEU:HD22	1.78	0.65
1:A:217:CYS:SG	3:A:467:HOH:O	2.54	0.65
1:B:256:SER:O	1:B:310:HIS:HA	1.96	0.65
1:B:337:PHE:HB3	1:B:339:GLU:OE1	1.94	0.65
1:A:345:MET:O	1:A:348:VAL:HG12	1.97	0.65
1:B:101:ARG:HB2	1:B:123:PHE:CE1	2.32	0.65
1:A:239:PRO:HB2	1:A:242:ALA:HB2	1.79	0.65
1:B:63:CYS:HB2	1:B:64:PRO:HD2	1.78	0.65

Continued on next page...

Continued from previous page...

Atom-1	Atom-2	Interatomic distance (Å)	Clash overlap (Å)
1:B:252:PRO:HG2	1:B:310:HIS:HE2	1.59	0.65
1:A:90:ARG:HD3	3:A:509:HOH:O	1.97	0.65
1:B:280:LYS:HD3	1:B:348:VAL:HG11	1.79	0.64
1:B:252:PRO:HG2	1:B:310:HIS:NE2	2.12	0.64
1:A:123:PHE:HB2	1:A:191:ALA:HB3	1.79	0.64
1:B:166:ASN:O	1:B:299:LEU:HD23	1.97	0.64
1:B:239:PRO:HG2	1:B:242:ALA:CB	2.20	0.64
1:A:218:LEU:HD22	1:A:251:ILE:HD13	1.78	0.64
1:B:135:ILE:CG2	1:B:139:ASP:HB2	2.27	0.64
1:A:228:ILE:HG23	1:A:345:MET:HB3	1.79	0.64
1:A:50:SER:HB2	1:A:288:PRO:HB3	1.80	0.64
1:B:50:SER:HB2	1:B:288:PRO:HG3	1.78	0.64
1:A:123:PHE:H	1:A:191:ALA:HB3	1.63	0.64
1:B:26:ARG:O	1:B:35:VAL:HG12	1.98	0.64
1:A:299:LEU:HD22	1:A:299:LEU:H	1.61	0.64
1:B:163:ASP:HA	3:B:451:HOH:O	1.98	0.64
1:B:178:ALA:HA	1:B:318:GLN:HE22	1.62	0.64
1:B:103:LEU:O	1:B:121:PHE:HB2	1.97	0.63
1:A:231:SER:HB3	1:A:273:LEU:HB2	1.80	0.63
1:B:21:GLN:HB2	1:B:337:PHE:CE1	2.33	0.63
1:A:132:VAL:HG12	1:A:133:HIS:N	2.09	0.63
1:A:297:SER:HB3	1:A:309:THR:CG2	2.29	0.63
1:A:155:ARG:HG2	1:A:189:MET:CE	2.29	0.63
1:A:255:HIS:HA	1:A:310:HIS:CE1	2.32	0.63
1:A:97:PRO:HA	1:A:124:HIS:ND1	2.13	0.63
1:B:89:LEU:HD23	1:B:147:ASP:HB3	1.78	0.63
1:A:227:VAL:HA	1:A:237:VAL:HG12	1.80	0.63
1:B:154:LYS:O	1:B:158:GLN:HG3	1.99	0.63
1:B:340:ASP:O	1:B:344:VAL:HG23	1.98	0.63
1:A:262:LEU:HD23	1:A:262:LEU:O	1.98	0.63
1:A:260:HIS:HD2	1:A:261:HIS:N	1.97	0.62
1:B:262:LEU:HD21	1:B:267:ALA:HB2	1.80	0.62
1:A:295:HIS:O	1:A:311:TRP:HB2	1.98	0.62
1:A:196:PRO:HB3	1:B:329:THR:HB	1.81	0.62
1:B:157:ASN:HB2	3:B:452:HOH:O	1.99	0.62
1:A:146:GLY:O	1:A:150:ILE:HG12	2.00	0.62
1:B:292:TYR:HB3	1:B:315:ILE:HG12	1.82	0.62
1:A:154:LYS:O	1:A:158:GLN:HG3	1.99	0.62
1:A:196:PRO:HB3	1:B:329:THR:HB	1.81	0.62
1:A:63:CYS:HB2	1:A:64:PRO:HD2	1.82	0.62
1:B:145:ILE:CD1	1:B:275:LYS:HB2	2.30	0.62

Continued on next page...

Continued from previous page...

Atom-1	Atom-2	Interatomic distance (Å)	Clash overlap (Å)
1:B:21:GLN:O	1:B:39:PRO:HG2	2.00	0.62
1:A:146:GLY:O	1:A:150:ILE:HG12	2.00	0.62
1:A:49:LYS:HZ2	1:A:286:ASN:HB2	1.64	0.62
1:B:76:GLU:HB2	1:B:90:ARG:NH1	2.15	0.62
1:A:215:LYS:HE2	1:A:219:CYS:HB2	1.80	0.62
1:B:226:PHE:CZ	1:B:339:GLU:HG3	2.35	0.62
1:B:285:LEU:HB3	1:B:288:PRO:CG	2.29	0.62
1:B:282:ALA:HB1	1:B:287:ASP:OD1	1.99	0.62
1:A:242:ALA:HB1	1:A:247:GLU:HB3	1.82	0.62
1:B:302:THR:O	1:B:306:LEU:HD13	1.98	0.62
1:A:208:ASP:O	1:A:212:GLU:HG2	1.99	0.62
1:B:77:LEU:HB2	1:B:91:VAL:HG23	1.81	0.62
1:B:337:PHE:HB3	1:B:339:GLU:OE1	1.99	0.62
1:A:165:ILE:HD12	1:A:191:ALA:HB1	1.82	0.62
1:A:77:LEU:HB2	1:A:91:VAL:HG23	1.81	0.62
1:B:274:LEU:O	1:B:278:LEU:HG	2.00	0.61
1:B:66:CYS:SG	1:B:133:HIS:HB2	2.40	0.61
1:A:145:ILE:CD1	1:A:275:LYS:HB2	2.30	0.61
1:A:220:GLU:OE1	1:A:224:LYS:HE3	2.00	0.61
1:B:161:GLN:HA	1:B:161:GLN:NE2	2.14	0.61
1:B:29:PRO:HG2	1:B:209:TYR:HB2	1.81	0.61
1:B:292:TYR:OH	3:B:429:HOH:O	2.15	0.61
1:A:210:PHE:HB2	1:A:308:TYR:HB3	1.82	0.61
1:A:24:GLU:HB2	1:B:118:ILE:O	2.01	0.61
1:B:258:HIS:HB3	1:B:260:HIS:CE1	2.35	0.61
1:B:199:VAL:HG13	1:B:202:ARG:NH2	2.15	0.61
1:B:277:MET:CE	1:B:277:MET:HA	2.30	0.61
1:B:63:CYS:SG	1:B:65:PHE:HB2	2.41	0.61
1:A:31:THR:HG21	3:A:429:HOH:O	2.00	0.61
1:B:21:GLN:CG	1:B:22:SER:H	2.11	0.61
1:A:67:ILE:HA	1:A:70:GLU:OE2	2.01	0.61
1:B:25:LEU:HD22	1:B:36:ILE:HG12	1.82	0.60
1:A:226:PHE:CZ	1:A:339:GLU:HG3	2.36	0.60
1:A:74:ALA:H	1:A:92:ILE:HD12	1.65	0.60
1:A:258:HIS:CE1	1:A:261:HIS:HB2	2.36	0.60
1:A:140:ILE:O	1:A:275:LYS:HD2	2.01	0.60
1:B:48:PHE:CE1	1:B:336:VAL:HG22	2.35	0.60
1:A:173:ASN:HB2	3:A:510:HOH:O	2.00	0.60
1:A:239:PRO:HB2	1:A:242:ALA:CB	2.31	0.60
1:A:229:ASP:OD2	1:A:277:MET:HE1	2.01	0.60
1:A:279:GLN:HG2	3:A:479:HOH:O	2.00	0.60

Continued on next page...

Continued from previous page...

Atom-1	Atom-2	Interatomic distance (Å)	Clash overlap (Å)
1:A:24:GLU:HA	1:B:120:GLY:N	2.15	0.60
1:B:137:LEU:HD11	1:B:145:ILE:HG23	1.82	0.60
1:B:259:PHE:O	1:B:262:LEU:HD22	2.02	0.60
1:B:78:PHE:O	1:B:91:VAL:HG22	2.01	0.60
1:B:345:MET:O	1:B:348:VAL:HG12	2.02	0.60
1:A:99:LEU:HB3	1:A:122:GLY:HA3	1.82	0.60
1:A:192:LEU:HD12	1:A:196:PRO:HG3	1.82	0.60
1:B:309:THR:HA	3:B:409:HOH:O	2.00	0.60
1:B:129:GLU:HG2	1:B:148:ILE:HD12	1.84	0.59
1:A:340:ASP:O	1:A:343:LYS:HG2	2.01	0.59
1:B:140:ILE:O	1:B:275:LYS:HD2	2.02	0.59
1:A:234:PHE:HB3	1:A:273:LEU:HD23	1.84	0.59
1:A:105:THR:CG2	1:A:119:VAL:HG21	2.33	0.59
1:A:129:GLU:HG2	1:A:148:ILE:HD13	1.85	0.59
1:A:28:ASP:OD1	1:A:29:PRO:HD2	2.02	0.59
1:B:77:LEU:HB2	1:B:91:VAL:CG2	2.32	0.59
1:B:199:VAL:HG11	1:B:298:PRO:HG3	1.84	0.59
1:B:292:TYR:HA	1:B:314:GLN:O	2.02	0.59
1:A:67:ILE:CG1	1:A:87:TRP:HE1	2.14	0.59
1:B:234:PHE:CD2	1:B:270:LEU:HD13	2.37	0.59
1:B:167:TYR:HA	1:B:299:LEU:HD23	1.83	0.59
1:A:38:SER:O	1:A:335:PRO:HA	2.02	0.59
1:B:165:ILE:HG23	1:B:191:ALA:HB1	1.84	0.59
1:B:283:LYS:HD3	1:B:284:GLN:N	2.18	0.59
1:B:103:LEU:O	1:B:105:THR:HG22	2.03	0.59
1:A:329:THR:HB	1:B:196:PRO:HB3	1.84	0.59
1:B:153:LYS:HD2	1:B:260:HIS:O	2.03	0.59
1:B:89:LEU:HD22	1:B:148:ILE:HA	1.85	0.59
1:B:132:VAL:CG1	1:B:135:ILE:HG12	2.33	0.59
1:A:226:PHE:HB2	1:A:238:ALA:HB3	1.84	0.58
1:A:215:LYS:HE2	1:A:216:CYS:N	2.18	0.58
1:B:145:ILE:HG21	1:B:274:LEU:HD23	1.83	0.58
1:B:166:ASN:O	1:B:299:LEU:HD23	2.02	0.58
1:A:233:HIS:O	1:A:253:LYS:HB2	2.03	0.58
1:B:159:ILE:CG2	1:B:168:ILE:HD11	2.34	0.58
1:A:218:LEU:HD22	1:A:251:ILE:HD13	1.85	0.58
1:B:127:VAL:HG21	1:B:152:TYR:CE1	2.39	0.58
1:A:144:GLY:O	1:A:148:ILE:HG13	2.03	0.58
1:B:342:ALA:O	1:B:346:ARG:HG3	2.03	0.58
1:B:226:PHE:CE1	1:B:339:GLU:HG3	2.38	0.58
1:B:322:VAL:HA	1:B:326:GLU:OE1	2.03	0.58

Continued on next page...

Continued from previous page...

Atom-1	Atom-2	Interatomic distance (Å)	Clash overlap (Å)
1:B:76:GLU:HB2	1:B:90:ARG:HH11	1.68	0.58
1:A:203:LEU:HD13	1:A:305:GLN:NE2	2.18	0.58
1:B:33:ARG:HD2	1:B:33:ARG:O	2.03	0.58
1:A:143:VAL:HG23	3:A:470:HOH:O	2.03	0.58
1:A:116:ARG:HG2	1:A:117:THR:HG23	1.85	0.58
1:B:180:ALA:HB1	3:B:508:HOH:O	2.02	0.58
1:A:337:PHE:HB3	1:A:339:GLU:OE1	2.03	0.58
1:A:252:PRO:HG2	1:A:310:HIS:HE2	1.69	0.58
1:B:239:PRO:HG2	1:B:242:ALA:CB	2.26	0.58
1:A:292:TYR:HE1	1:A:313:LEU:HG	1.69	0.58
1:B:137:LEU:CB	1:B:172:LYS:HZ2	2.17	0.58
1:B:323:GLY:H	1:B:326:GLU:CD	2.06	0.58
1:A:129:GLU:HG3	1:A:186:HIS:HA	1.85	0.58
1:B:161:GLN:NE2	1:B:161:GLN:HA	2.16	0.58
1:A:91:VAL:HG12	1:A:127:VAL:HG22	1.84	0.57
1:A:118:ILE:HG22	1:A:119:VAL:N	2.19	0.57
1:A:150:ILE:HD11	1:A:267:ALA:HB2	1.86	0.57
1:B:29:PRO:HB3	1:B:206:THR:HA	1.86	0.57
1:B:175:GLY:HA3	1:B:289:PRO:HB3	1.85	0.57
1:A:255:HIS:HA	1:A:310:HIS:CE1	2.39	0.57
1:B:248:ILE:HB	1:B:315:ILE:HB	1.86	0.57
1:B:263:ASP:HB2	3:B:476:HOH:O	2.04	0.57
1:A:229:ASP:OD2	1:A:277:MET:HE1	2.04	0.57
1:B:30:VAL:HG13	1:B:202:ARG:HD3	1.87	0.57
1:B:89:LEU:HD22	1:B:148:ILE:HD13	1.86	0.57
1:B:21:GLN:HB3	1:B:337:PHE:CE1	2.39	0.57
1:B:278:LEU:HD22	1:B:290:TYR:CE2	2.39	0.57
1:B:156:ILE:HG23	1:B:168:ILE:HD12	1.86	0.57
1:A:329:THR:HB	1:B:196:PRO:HB3	1.87	0.57
1:A:143:VAL:HG23	3:A:467:HOH:O	2.04	0.57
1:B:123:PHE:H	1:B:191:ALA:HB3	1.68	0.57
1:B:31:THR:HG21	3:B:513:HOH:O	2.05	0.57
1:A:33:ARG:NH2	1:A:243:THR:OG1	2.37	0.57
1:B:226:PHE:CZ	1:B:339:GLU:HG3	2.39	0.57
1:B:66:CYS:SG	1:B:133:HIS:HB2	2.45	0.57
1:B:204:ASP:OD2	3:B:465:HOH:O	2.17	0.57
1:B:303:GLU:HA	1:B:306:LEU:HD22	1.87	0.57
1:A:155:ARG:HG2	1:A:189:MET:CE	2.34	0.57
1:B:150:ILE:O	1:B:153:LYS:HB3	2.05	0.57
1:A:39:PRO:HD3	1:A:337:PHE:CE1	2.35	0.57
1:B:191:ALA:O	1:B:192:LEU:HD23	2.05	0.57

Continued on next page...

Continued from previous page...

Atom-1	Atom-2	Interatomic distance (Å)	Clash overlap (Å)
1:B:338:PRO:HG2	1:B:339:GLU:OE1	2.04	0.56
1:A:80:VAL:HB	1:A:89:LEU:HG	1.86	0.56
1:B:146:GLY:O	1:B:150:ILE:HG12	2.04	0.56
1:B:166:ASN:HB3	3:B:410:HOH:O	2.04	0.56
1:A:141:ASP:OD2	1:A:143:VAL:HB	2.05	0.56
1:A:89:LEU:HD22	1:A:148:ILE:HA	1.86	0.56
1:B:302:THR:O	1:B:306:LEU:HD13	2.04	0.56
1:A:252:PRO:HG2	1:A:310:HIS:NE2	2.19	0.56
1:A:246:PHE:CD2	1:A:285:LEU:HD11	2.40	0.56
1:A:233:HIS:HB2	1:A:269:ASP:OD2	2.05	0.56
1:B:133:HIS:HA	1:B:184:HIS:ND1	2.20	0.56
1:B:29:PRO:HB3	1:B:205:GLY:C	2.25	0.56
1:B:192:LEU:HD12	1:B:196:PRO:HG3	1.88	0.56
1:A:118:ILE:HG13	1:B:34:TRP:CH2	2.41	0.56
1:B:346:ARG:HH11	1:B:346:ARG:HG2	1.70	0.56
1:A:78:PHE:O	1:A:91:VAL:HG22	2.06	0.56
1:A:281:ILE:HG23	1:A:285:LEU:HD12	1.87	0.56
1:B:175:GLY:C	1:B:180:ALA:HB3	2.26	0.56
1:B:278:LEU:HD22	1:B:290:TYR:CZ	2.40	0.56
1:A:103:LEU:O	1:A:105:THR:HG22	2.05	0.56
1:A:283:LYS:HD3	1:A:283:LYS:O	2.06	0.56
1:A:80:VAL:HB	1:A:89:LEU:HG	1.88	0.56
1:A:121:PHE:O	1:A:193:PRO:HG3	2.06	0.56
1:B:292:TYR:HB2	1:B:313:LEU:HD21	1.88	0.56
1:B:80:VAL:HB	1:B:89:LEU:HG	1.87	0.56
1:A:49:LYS:HD2	1:A:286:ASN:CB	2.36	0.56
1:B:280:LYS:CG	1:B:348:VAL:HG11	2.36	0.56
1:B:155:ARG:O	1:B:155:ARG:NH1	2.39	0.56
1:B:281:ILE:O	1:B:285:LEU:HB2	2.06	0.56
1:A:238:ALA:HA	1:A:247:GLU:O	2.06	0.56
1:A:77:LEU:HB2	1:A:91:VAL:HG23	1.87	0.56
1:B:91:VAL:HG12	1:B:127:VAL:HG22	1.88	0.56
1:A:49:LYS:NZ	1:A:284:GLN:O	2.34	0.56
1:A:120:GLY:HA3	1:B:23:PRO:HB2	1.88	0.56
1:A:250:ILE:HB	1:A:313:LEU:HB3	1.88	0.55
1:B:194:VAL:HB	3:B:505:HOH:O	2.05	0.55
1:B:166:ASN:C	1:B:299:LEU:HD23	2.25	0.55
1:B:67:ILE:HG23	3:B:502:HOH:O	2.05	0.55
1:B:318:GLN:O	1:B:319:LEU:HD23	2.05	0.55
1:A:219:CYS:SG	1:A:255:HIS:HB2	2.47	0.55
1:A:24:GLU:HB2	1:B:118:ILE:O	2.06	0.55

Continued on next page...

Continued from previous page...

Atom-1	Atom-2	Interatomic distance (Å)	Clash overlap (Å)
1:A:219:CYS:SG	1:A:255:HIS:HB2	2.46	0.55
1:B:234:PHE:CE1	1:B:270:LEU:HB2	2.41	0.55
1:A:159:ILE:CG2	1:A:165:ILE:HG13	2.36	0.55
1:B:292:TYR:HA	1:B:314:GLN:O	2.06	0.55
1:B:123:PHE:N	1:B:191:ALA:HB3	2.18	0.55
1:A:217:CYS:HB3	3:A:411:HOH:O	2.07	0.55
1:A:64:PRO:HG2	1:A:182:MET:HE3	1.89	0.55
1:A:303:GLU:HA	1:A:306:LEU:HD12	1.88	0.55
1:A:280:LYS:HD3	1:A:348:VAL:HG11	1.89	0.55
1:B:98:ALA:HB3	1:B:190:MET:HE1	1.89	0.55
1:B:252:PRO:HG2	1:B:310:HIS:NE2	2.21	0.55
1:A:64:PRO:HG2	1:A:182:MET:CE	2.37	0.55
1:B:250:ILE:HB	1:B:313:LEU:HB3	1.88	0.55
1:B:280:LYS:HD3	1:B:348:VAL:CG1	2.36	0.55
1:A:25:LEU:CD2	1:A:36:ILE:HG12	2.34	0.55
1:B:66:CYS:SG	1:B:133:HIS:HB2	2.46	0.55
1:A:243:THR:N	1:A:247:GLU:OE2	2.39	0.55
1:B:346:ARG:HG2	1:B:346:ARG:HH11	1.72	0.55
1:B:124:HIS:HA	1:B:189:MET:O	2.07	0.55
1:B:82:ASP:O	1:B:83:HIS:C	2.44	0.55
1:A:135:ILE:HG23	1:A:139:ASP:HB2	1.89	0.55
1:A:210:PHE:CE2	1:A:307:PRO:HB2	2.42	0.55
1:B:273:LEU:O	1:B:277:MET:HG2	2.07	0.55
1:B:336:VAL:HA	3:B:426:HOH:O	2.06	0.55
1:A:170:VAL:HG22	1:A:189:MET:CG	2.32	0.54
1:A:232:SER:HB2	1:A:269:ASP:OD2	2.07	0.54
1:B:49:LYS:HB2	1:B:286:ASN:ND2	2.22	0.54
1:A:32:ASN:ND2	3:A:451:HOH:O	2.39	0.54
1:B:226:PHE:CE2	1:B:339:GLU:HG3	2.43	0.54
1:B:134:SER:O	1:B:135:ILE:HD13	2.08	0.54
1:B:82:ASP:O	1:B:84:ASP:N	2.39	0.54
1:A:209:TYR:CE2	1:A:213:THR:HG21	2.42	0.54
1:B:155:ARG:HH11	1:B:155:ARG:HA	1.71	0.54
1:B:226:PHE:CE1	1:B:339:GLU:HG3	2.43	0.54
1:B:87:TRP:O	1:B:131:PRO:HG3	2.07	0.54
1:A:220:GLU:O	1:A:223:SER:N	2.39	0.54
1:A:329:THR:HG23	1:B:169:GLN:HG2	1.89	0.54
1:B:132:VAL:HB	1:B:135:ILE:CG1	2.37	0.54
1:A:136:GLN:O	1:A:138:SER:N	2.41	0.54
1:A:229:ASP:OD2	1:A:277:MET:HE1	2.07	0.54
1:B:101:ARG:HD3	1:B:123:PHE:CE1	2.42	0.54

Continued on next page...

Continued from previous page...

Atom-1	Atom-2	Interatomic distance (Å)	Clash overlap (Å)
1:A:145:ILE:CD1	1:A:275:LYS:HB2	2.38	0.54
1:B:258:HIS:HB2	1:B:260:HIS:CE1	2.43	0.54
1:A:90:ARG:HD3	3:A:509:HOH:O	2.07	0.54
1:B:66:CYS:SG	1:B:133:HIS:HB2	2.48	0.54
1:A:87:TRP:CH2	1:A:131:PRO:HA	2.42	0.54
1:A:26:ARG:O	1:A:35:VAL:HG12	2.08	0.54
1:A:277:MET:O	1:A:281:ILE:HG13	2.07	0.54
1:B:33:ARG:NH1	1:B:33:ARG:HG2	2.23	0.54
1:A:104:GLU:HA	1:A:121:PHE:CG	2.42	0.54
1:A:326:GLU:CD	1:A:326:GLU:H	2.10	0.54
1:B:124:HIS:HA	1:B:189:MET:O	2.08	0.54
1:B:234:PHE:CE1	1:B:270:LEU:HB2	2.42	0.54
1:B:78:PHE:CZ	1:B:154:LYS:HD3	2.43	0.54
1:A:94:ASN:O	1:A:97:PRO:HD3	2.07	0.54
1:B:239:PRO:HD2	1:B:247:GLU:O	2.08	0.54
1:A:260:HIS:CD2	1:A:261:HIS:N	2.75	0.54
1:A:101:ARG:NH1	1:A:101:ARG:HB3	2.23	0.54
1:A:30:VAL:HG13	1:A:202:ARG:HD3	1.89	0.54
1:A:228:ILE:HG22	1:A:229:ASP:OD2	2.07	0.54
1:B:173:ASN:O	1:B:180:ALA:HB2	2.07	0.54
1:A:30:VAL:HG11	1:A:312:PHE:HZ	1.74	0.53
1:A:78:PHE:CE1	1:A:154:LYS:HD3	2.43	0.53
1:B:250:ILE:HG23	1:B:273:LEU:HD23	1.91	0.53
1:B:137:LEU:HD13	1:B:292:TYR:OH	2.08	0.53
1:A:155:ARG:HG2	1:A:189:MET:HE3	1.90	0.53
1:A:206:THR:HB	1:A:308:TYR:HB2	1.91	0.53
1:B:155:ARG:O	1:B:159:ILE:HG13	2.08	0.53
1:B:33:ARG:HH11	1:B:33:ARG:HG2	1.74	0.53
1:B:346:ARG:HG2	1:B:346:ARG:HH11	1.73	0.53
1:A:145:ILE:HG21	1:A:274:LEU:HD23	1.89	0.53
1:A:282:ALA:O	1:A:287:ASP:N	2.37	0.53
1:B:104:GLU:HG2	1:B:121:PHE:CE1	2.44	0.53
1:A:169:GLN:HE22	1:A:171:PHE:HD2	1.52	0.53
1:A:298:PRO:O	1:A:301:VAL:N	2.41	0.53
1:B:67:ILE:HG12	1:B:87:TRP:CE2	2.44	0.53
1:B:280:LYS:HG2	1:B:348:VAL:HG11	1.90	0.53
1:A:215:LYS:CE	1:A:216:CYS:H	2.18	0.53
1:A:97:PRO:HG2	3:A:451:HOH:O	2.08	0.53
1:B:121:PHE:CG	1:B:122:GLY:N	2.77	0.53
1:A:166:ASN:C	1:A:299:LEU:HD23	2.29	0.53
1:B:239:PRO:HG2	1:B:242:ALA:CB	2.29	0.53

Continued on next page...

Continued from previous page...

Atom-1	Atom-2	Interatomic distance (Å)	Clash overlap (Å)
1:A:282:ALA:HA	1:A:287:ASP:HA	1.90	0.53
1:A:78:PHE:CE1	1:A:154:LYS:HD3	2.43	0.53
1:A:91:VAL:O	1:A:91:VAL:HG23	2.09	0.53
1:B:25:LEU:HD11	1:B:36:ILE:HG12	1.90	0.53
1:A:78:PHE:CE2	1:A:154:LYS:HD3	2.43	0.53
1:A:77:LEU:O	1:A:78:PHE:HB3	2.10	0.52
1:B:137:LEU:CB	1:B:172:LYS:NZ	2.73	0.52
1:B:282:ALA:HA	1:B:287:ASP:HA	1.91	0.52
1:B:252:PRO:HG2	1:B:310:HIS:NE2	2.24	0.52
1:B:285:LEU:O	1:B:286:ASN:HB2	2.09	0.52
1:B:122:GLY:HA2	1:B:165:ILE:HD11	1.91	0.52
1:B:89:LEU:C	1:B:89:LEU:HD12	2.30	0.52
1:A:337:PHE:HD1	3:A:469:HOH:O	1.92	0.52
1:B:129:GLU:HG2	1:B:148:ILE:HD12	1.91	0.52
1:B:37:PHE:HA	1:B:334:ASN:O	2.09	0.52
1:B:226:PHE:CE2	1:B:339:GLU:HG3	2.45	0.52
1:B:346:ARG:HH11	1:B:346:ARG:HG2	1.74	0.52
1:B:89:LEU:HB2	1:B:128:ILE:O	2.09	0.52
1:B:145:ILE:CG2	1:B:274:LEU:HD23	2.40	0.52
1:B:175:GLY:O	1:B:177:SER:N	2.43	0.52
1:A:254:ASP:N	1:A:254:ASP:OD2	2.36	0.52
1:B:155:ARG:HA	1:B:158:GLN:OE1	2.07	0.52
1:B:225:HIS:ND1	1:B:239:PRO:HA	2.25	0.52
1:B:305:GLN:HA	1:B:308:TYR:CZ	2.44	0.52
1:A:153:LYS:HE3	1:A:260:HIS:O	2.09	0.52
1:A:31:THR:CG2	3:A:429:HOH:O	2.57	0.52
1:B:167:TYR:HA	3:B:414:HOH:O	2.08	0.52
1:A:90:ARG:O	1:A:128:ILE:N	2.43	0.52
1:B:277:MET:O	1:B:281:ILE:HG13	2.10	0.52
1:B:203:LEU:HD11	1:B:298:PRO:HG2	1.91	0.52
1:A:173:ASN:HB2	3:A:512:HOH:O	2.10	0.52
1:B:137:LEU:CB	1:B:172:LYS:HE2	2.39	0.52
1:A:91:VAL:HG23	1:A:91:VAL:O	2.08	0.52
1:B:76:GLU:HA	1:B:92:ILE:HG22	1.92	0.52
1:A:76:GLU:CD	1:A:90:ARG:HH11	2.13	0.52
1:A:207:LYS:HB2	1:A:308:TYR:CE2	2.45	0.52
1:B:208:ASP:O	1:B:212:GLU:HG2	2.09	0.52
1:A:159:ILE:HD13	1:A:191:ALA:HB2	1.91	0.52
1:A:341:VAL:O	1:A:345:MET:HG2	2.09	0.52
1:B:105:THR:HG23	3:B:441:HOH:O	2.10	0.52
1:B:98:ALA:N	1:B:124:HIS:ND1	2.58	0.52

Continued on next page...

Continued from previous page...

Atom-1	Atom-2	Interatomic distance (Å)	Clash overlap (Å)
1:A:234:PHE:HD2	1:A:250:ILE:HG22	1.75	0.52
1:B:65:PHE:HD2	1:B:184:HIS:HB3	1.74	0.52
1:A:28:ASP:OD1	1:A:30:VAL:N	2.40	0.52
1:A:345:MET:O	1:A:348:VAL:HG12	2.10	0.52
1:A:155:ARG:NH1	1:A:158:GLN:NE2	2.58	0.51
1:B:27:LYS:HB2	1:B:34:TRP:CZ3	2.45	0.51
1:B:77:LEU:HD12	1:B:155:ARG:HE	1.75	0.51
1:A:116:ARG:CG	1:A:117:THR:HG23	2.41	0.51
1:B:79:ARG:HD2	1:B:84:ASP:H	1.74	0.51
1:A:173:ASN:O	1:A:180:ALA:HB2	2.10	0.51
1:B:150:ILE:HG12	1:B:267:ALA:CB	2.41	0.51
1:B:182:MET:SD	1:B:184:HIS:HB3	2.51	0.51
1:A:192:LEU:HD12	1:A:196:PRO:HG3	1.92	0.51
1:A:343:LYS:HG3	1:A:344:VAL:N	2.26	0.51
1:A:226:PHE:CZ	1:A:339:GLU:HG3	2.46	0.51
1:B:150:ILE:HD12	1:B:264:ASP:OD1	2.10	0.51
1:B:174:GLN:HB3	1:B:290:TYR:CE1	2.46	0.51
1:B:254:ASP:O	1:B:255:HIS:C	2.48	0.51
1:B:248:ILE:HD12	1:B:281:ILE:HD11	1.92	0.51
1:A:227:VAL:HA	1:A:237:VAL:HG12	1.93	0.51
1:A:345:MET:O	1:A:348:VAL:HG12	2.10	0.51
1:B:289:PRO:HG2	1:B:318:GLN:OE1	2.10	0.51
1:B:81:PRO:HD3	1:B:88:LYS:HG2	1.92	0.51
1:B:280:LYS:HD3	1:B:348:VAL:HG11	1.92	0.51
1:A:153:LYS:NZ	1:A:263:ASP:HA	2.26	0.51
1:A:305:GLN:HA	1:A:308:TYR:CE2	2.46	0.51
1:B:278:LEU:HD13	1:B:290:TYR:OH	2.10	0.51
1:A:193:PRO:O	1:A:194:VAL:HG13	2.11	0.51
1:B:159:ILE:HG21	1:B:168:ILE:HD11	1.92	0.51
1:B:27:LYS:HG2	1:B:28:ASP:H	1.75	0.51
1:A:159:ILE:C	1:A:161:GLN:H	2.14	0.51
1:B:209:TYR:HA	1:B:212:GLU:HG2	1.93	0.51
1:A:216:CYS:HB3	1:A:219:CYS:HB2	1.92	0.51
1:B:21:GLN:HG2	1:B:22:SER:H	1.75	0.51
1:B:226:PHE:HB2	1:B:238:ALA:HB3	1.92	0.51
1:B:273:LEU:C	1:B:275:LYS:H	2.14	0.51
1:B:252:PRO:HG2	1:B:310:HIS:NE2	2.26	0.51
1:A:280:LYS:HB3	1:A:348:VAL:HG11	1.93	0.51
1:A:302:THR:OG1	1:A:305:GLN:HG3	2.10	0.51
1:B:141:ASP:OD2	1:B:143:VAL:HB	2.11	0.51
1:A:62:SER:HA	1:A:66:CYS:SG	2.51	0.51

Continued on next page...

Continued from previous page...

Atom-1	Atom-2	Interatomic distance (Å)	Clash overlap (Å)
1:B:341:VAL:O	1:B:345:MET:HG2	2.11	0.51
1:A:138:SER:HB2	3:A:407:HOH:O	2.11	0.51
1:A:172:LYS:O	1:A:291:ASN:HA	2.11	0.51
1:B:25:LEU:CD2	1:B:36:ILE:HG12	2.41	0.51
1:A:318:GLN:O	1:A:319:LEU:HD23	2.10	0.51
1:B:276:LEU:HD11	1:B:280:LYS:HE3	1.93	0.51
1:B:152:TYR:HB2	1:B:259:PHE:HE2	1.76	0.51
1:A:342:ALA:O	1:A:346:ARG:HG3	2.11	0.50
1:B:98:ALA:HB3	1:B:190:MET:CE	2.41	0.50
1:B:172:LYS:NZ	3:B:491:HOH:O	2.44	0.50
1:A:234:PHE:HB2	1:A:273:LEU:HD23	1.93	0.50
1:A:74:ALA:HB3	1:A:93:GLU:O	2.11	0.50
1:A:302:THR:OG1	1:A:305:GLN:HG3	2.11	0.50
1:A:74:ALA:HB1	1:A:75:PRO:HD2	1.92	0.50
1:B:226:PHE:HB3	1:B:342:ALA:CB	2.41	0.50
1:A:285:LEU:O	1:A:286:ASN:HB3	2.12	0.50
1:A:100:SER:HB3	1:A:103:LEU:HD12	1.93	0.50
1:B:78:PHE:CZ	1:B:154:LYS:HD3	2.47	0.50
1:B:99:LEU:HD12	1:B:191:ALA:O	2.10	0.50
1:A:73:CYS:HB3	1:A:92:ILE:CD1	2.41	0.50
1:B:285:LEU:HB3	1:B:288:PRO:CG	2.41	0.50
1:B:137:LEU:HB2	1:B:172:LYS:NZ	2.26	0.50
1:B:78:PHE:HZ	1:B:151:ALA:O	1.94	0.50
1:B:147:ASP:OD2	3:B:501:HOH:O	2.20	0.50
1:A:303:GLU:HA	1:A:306:LEU:CD1	2.41	0.50
1:B:77:LEU:CD1	1:B:155:ARG:HE	2.25	0.50
1:B:156:ILE:HG21	1:B:260:HIS:CG	2.47	0.50
1:B:25:LEU:HD13	1:B:36:ILE:HA	1.93	0.50
1:A:329:THR:HB	1:B:196:PRO:CB	2.41	0.50
1:B:336:VAL:HA	3:B:427:HOH:O	2.11	0.50
1:A:36:ILE:HB	1:A:333:ILE:HG12	1.93	0.50
1:B:125:ASP:CG	1:B:155:ARG:HE	2.15	0.50
1:B:25:LEU:HD11	1:B:36:ILE:HG12	1.93	0.50
1:B:78:PHE:CE1	1:B:154:LYS:HD3	2.46	0.50
1:B:129:GLU:HA	1:B:148:ILE:HD12	1.92	0.50
1:B:275:LYS:NZ	1:B:279:GLN:NE2	2.60	0.50
1:B:243:THR:N	1:B:247:GLU:OE2	2.45	0.50
1:B:125:ASP:OD2	1:B:155:ARG:HG2	2.12	0.50
1:B:167:TYR:HA	1:B:299:LEU:HD23	1.94	0.50
1:A:26:ARG:HB3	1:A:241:ALA:HB2	1.93	0.49
1:B:340:ASP:O	1:B:344:VAL:HG23	2.12	0.49

Continued on next page...

Continued from previous page...

Atom-1	Atom-2	Interatomic distance (Å)	Clash overlap (Å)
1:A:27:LYS:HB2	1:A:34:TRP:CD2	2.47	0.49
1:A:252:PRO:HG2	1:A:310:HIS:NE2	2.26	0.49
1:B:275:LYS:HE3	1:B:279:GLN:NE2	2.27	0.49
1:B:305:GLN:HG2	3:B:434:HOH:O	2.12	0.49
1:A:293:MET:N	1:A:314:GLN:O	2.40	0.49
1:A:237:VAL:O	1:A:248:ILE:HA	2.12	0.49
1:A:239:PRO:HG2	1:A:249:TRP:CE2	2.46	0.49
1:A:49:LYS:NZ	1:A:286:ASN:HB2	2.25	0.49
1:B:123:PHE:HB2	1:B:191:ALA:HB3	1.93	0.49
1:B:231:SER:HB2	1:B:269:ASP:OD1	2.12	0.49
1:B:149:LEU:HD13	1:B:270:LEU:HD23	1.93	0.49
1:B:281:ILE:HG13	1:B:345:MET:HE2	1.92	0.49
1:A:264:ASP:N	1:A:264:ASP:OD2	2.44	0.49
1:A:70:GLU:HG3	1:A:90:ARG:NH2	2.27	0.49
1:B:285:LEU:O	1:B:286:ASN:HB2	2.11	0.49
1:B:166:ASN:O	1:B:298:PRO:HA	2.11	0.49
1:A:239:PRO:HG3	1:A:249:TRP:CD2	2.47	0.49
1:B:127:VAL:HG21	1:B:152:TYR:HE1	1.77	0.49
1:A:250:ILE:HB	1:A:313:LEU:HB3	1.95	0.49
1:A:24:GLU:HA	1:B:120:GLY:CA	2.43	0.49
1:A:63:CYS:SG	1:A:64:PRO:HD2	2.53	0.49
1:A:81:PRO:HG3	1:A:88:LYS:NZ	2.28	0.49
1:B:210:PHE:C	1:B:212:GLU:H	2.16	0.49
1:B:21:GLN:HG2	1:B:22:SER:N	2.28	0.49
1:B:235:VAL:O	1:B:235:VAL:HG13	2.12	0.49
1:A:155:ARG:HG2	1:A:189:MET:CE	2.43	0.49
1:A:154:LYS:O	1:A:158:GLN:HG3	2.12	0.49
1:A:281:ILE:HG23	1:A:285:LEU:HD12	1.93	0.49
1:B:67:ILE:CG2	1:B:131:PRO:HB3	2.40	0.49
1:B:137:LEU:HB2	1:B:172:LYS:HZ2	1.76	0.49
1:B:166:ASN:C	1:B:299:LEU:HD23	2.33	0.49
1:B:258:HIS:HB2	1:B:260:HIS:CD2	2.48	0.49
1:B:26:ARG:HH22	1:B:339:GLU:CD	2.16	0.49
1:A:340:ASP:O	1:A:343:LYS:HG2	2.12	0.49
1:A:118:ILE:HG13	1:B:34:TRP:CH2	2.48	0.49
1:A:233:HIS:HB3	1:A:266:LYS:HZ2	1.78	0.49
1:A:210:PHE:HB3	1:A:308:TYR:HD1	1.78	0.49
1:B:95:LEU:HG	1:B:96:TYR:CD1	2.48	0.49
1:A:155:ARG:HB3	1:A:189:MET:CE	2.43	0.49
1:A:233:HIS:CE1	1:A:266:LYS:HE3	2.47	0.49
1:B:175:GLY:O	1:B:176:ALA:C	2.51	0.49

Continued on next page...

Continued from previous page...

Atom-1	Atom-2	Interatomic distance (Å)	Clash overlap (Å)
1:B:297:SER:HB3	1:B:309:THR:HG21	1.95	0.49
1:B:173:ASN:OD1	1:B:291:ASN:HB3	2.13	0.49
1:A:342:ALA:O	1:A:346:ARG:HG3	2.13	0.49
1:B:91:VAL:HG23	1:B:91:VAL:O	2.12	0.49
1:B:242:ALA:HB1	1:B:247:GLU:HB3	1.93	0.49
1:B:174:GLN:NE2	1:B:290:TYR:HE1	2.10	0.48
1:B:339:GLU:O	1:B:343:LYS:HG3	2.13	0.48
1:A:31:THR:HA	3:A:443:HOH:O	2.13	0.48
1:A:25:LEU:HA	1:A:35:VAL:O	2.13	0.48
1:B:195:VAL:HG23	3:B:506:HOH:O	2.12	0.48
1:B:285:LEU:HB3	1:B:288:PRO:HG2	1.94	0.48
1:B:144:GLY:O	1:B:147:ASP:HB2	2.12	0.48
1:B:239:PRO:HD2	1:B:247:GLU:O	2.12	0.48
1:B:250:ILE:HG23	1:B:273:LEU:HD23	1.95	0.48
1:A:207:LYS:HG3	1:A:308:TYR:CE1	2.48	0.48
1:A:104:GLU:HA	1:A:121:PHE:HB2	1.95	0.48
1:B:239:PRO:HG3	1:B:247:GLU:HG2	1.95	0.48
1:A:265:VAL:HG13	1:A:266:LYS:N	2.27	0.48
1:A:123:PHE:N	1:A:191:ALA:HB3	2.28	0.48
1:B:87:TRP:CE2	1:B:90:ARG:HD3	2.49	0.48
1:B:154:LYS:O	1:B:158:GLN:HG3	2.14	0.48
1:B:248:ILE:HD12	1:B:281:ILE:HD11	1.96	0.48
1:A:326:GLU:HA	1:A:331:CYS:O	2.14	0.48
1:B:145:ILE:O	1:B:148:ILE:HB	2.13	0.48
1:A:26:ARG:O	1:A:35:VAL:HG12	2.13	0.48
1:B:89:LEU:CD2	1:B:147:ASP:HB3	2.43	0.48
1:B:218:LEU:HD22	1:B:251:ILE:HD13	1.94	0.48
1:B:21:GLN:C	1:B:39:PRO:HG2	2.33	0.48
1:B:239:PRO:HD2	1:B:247:GLU:O	2.14	0.48
1:A:123:PHE:O	1:A:190:MET:HA	2.13	0.48
1:A:313:LEU:C	1:A:313:LEU:HD23	2.34	0.48
1:B:132:VAL:HG11	1:B:135:ILE:HG12	1.95	0.48
1:A:77:LEU:HD13	1:A:155:ARG:CZ	2.44	0.48
1:A:89:LEU:C	1:A:89:LEU:HD12	2.34	0.48
1:B:21:GLN:N	1:B:39:PRO:HG3	2.29	0.48
1:A:132:VAL:HB	1:A:135:ILE:HD12	1.94	0.48
1:A:129:GLU:HB2	1:A:185:SER:HB3	1.96	0.48
1:B:146:GLY:O	1:B:150:ILE:HG12	2.13	0.48
1:A:116:ARG:HG2	1:B:240:PHE:CE2	2.49	0.48
1:A:290:TYR:C	1:A:290:TYR:CD2	2.86	0.48
1:A:64:PRO:HG2	1:A:182:MET:HE3	1.95	0.48

Continued on next page...

Continued from previous page...

Atom-1	Atom-2	Interatomic distance (Å)	Clash overlap (Å)
1:B:301:VAL:HG23	1:B:305:GLN:OE1	2.14	0.48
1:B:303:GLU:O	1:B:306:LEU:HB2	2.13	0.48
1:A:167:TYR:HE2	1:A:296:THR:O	1.96	0.48
1:B:231:SER:O	1:B:253:LYS:NZ	2.46	0.48
1:B:65:PHE:HB3	1:B:184:HIS:CD2	2.48	0.48
1:B:275:LYS:O	1:B:279:GLN:HG3	2.14	0.48
1:A:50:SER:OG	1:A:51:LYS:N	2.47	0.48
1:A:34:TRP:HZ3	1:B:117:THR:HA	1.79	0.48
1:B:192:LEU:HD12	1:B:196:PRO:HG3	1.96	0.48
1:B:178:ALA:HA	1:B:318:GLN:HE22	1.77	0.47
1:B:233:HIS:ND1	1:B:266:LYS:NZ	2.62	0.47
1:A:247:GLU:C	1:A:248:ILE:HG13	2.34	0.47
1:B:349:SER:O	1:B:350:LEU:HG	2.14	0.47
1:A:48:PHE:O	1:A:49:LYS:HD3	2.14	0.47
1:B:260:HIS:HD2	1:B:261:HIS:N	2.12	0.47
1:B:326:GLU:HG2	3:B:486:HOH:O	2.12	0.47
1:A:226:PHE:CE2	1:A:339:GLU:HG3	2.49	0.47
1:B:133:HIS:HA	1:B:184:HIS:CE1	2.49	0.47
1:B:130:SER:O	1:B:184:HIS:NE2	2.47	0.47
1:B:303:GLU:O	1:B:306:LEU:HB2	2.14	0.47
1:A:161:GLN:HA	1:A:161:GLN:HE21	1.79	0.47
1:A:207:LYS:HA	1:A:308:TYR:CD1	2.50	0.47
1:B:123:PHE:HB2	1:B:191:ALA:CB	2.45	0.47
1:B:234:PHE:CD2	1:B:270:LEU:HD13	2.48	0.47
1:B:273:LEU:C	1:B:275:LYS:N	2.68	0.47
1:B:293:MET:HE2	1:B:314:GLN:O	2.14	0.47
1:A:252:PRO:HD2	1:A:311:TRP:O	2.14	0.47
1:B:143:VAL:HA	1:B:268:VAL:HG13	1.97	0.47
1:B:143:VAL:N	1:B:268:VAL:HG13	2.29	0.47
1:B:210:PHE:HB2	1:B:308:TYR:HB3	1.97	0.47
1:B:63:CYS:CB	1:B:64:PRO:HD2	2.45	0.47
1:A:215:LYS:HE2	1:A:215:LYS:HA	1.96	0.47
1:A:133:HIS:HA	1:A:184:HIS:CE1	2.50	0.47
1:A:234:PHE:CZ	1:A:270:LEU:HB2	2.49	0.47
1:A:91:VAL:HB	1:A:127:VAL:HG22	1.95	0.47
1:B:207:LYS:HD3	1:B:308:TYR:OH	2.15	0.47
1:A:198:THR:OG1	1:B:329:THR:HA	2.15	0.47
1:B:67:ILE:HG22	1:B:87:TRP:NE1	2.30	0.47
1:B:299:LEU:HD12	3:B:517:HOH:O	2.15	0.47
1:B:82:ASP:C	1:B:84:ASP:H	2.18	0.47
1:A:184:HIS:ND1	1:A:185:SER:N	2.63	0.47

Continued on next page...

Continued from previous page...

Atom-1	Atom-2	Interatomic distance (Å)	Clash overlap (Å)
1:A:234:PHE:CE1	1:A:270:LEU:HB2	2.50	0.47
1:A:281:ILE:N	1:A:345:MET:HE3	2.29	0.47
1:A:38:SER:OG	1:A:39:PRO:HD2	2.15	0.47
1:B:46:THR:HA	1:B:284:GLN:HE22	1.80	0.47
1:B:246:PHE:CE1	1:B:336:VAL:HG11	2.49	0.47
1:A:246:PHE:CZ	1:A:285:LEU:HD21	2.50	0.47
1:B:89:LEU:C	1:B:89:LEU:HD12	2.34	0.47
1:A:69:ARG:HB3	1:A:72:GLU:OE2	2.14	0.47
1:A:155:ARG:HG2	1:A:189:MET:HE3	1.97	0.47
1:A:234:PHE:CD2	1:A:270:LEU:HD13	2.50	0.47
1:B:207:LYS:O	1:B:210:PHE:N	2.48	0.47
1:B:25:LEU:CD1	1:B:36:ILE:HG12	2.45	0.47
1:A:230:GLU:OE1	1:A:253:LYS:HD3	2.15	0.47
1:A:259:PHE:HA	1:A:311:TRP:CE2	2.50	0.47
1:A:336:VAL:HG12	1:A:337:PHE:N	2.29	0.47
1:B:77:LEU:HB2	1:B:91:VAL:CG2	2.44	0.47
1:B:222:LYS:HD2	1:B:235:VAL:HG21	1.96	0.47
1:A:27:LYS:O	1:B:116:ARG:HG3	2.15	0.47
1:B:63:CYS:C	1:B:65:PHE:H	2.18	0.47
1:A:228:ILE:HG12	1:A:342:ALA:HA	1.96	0.47
1:B:21:GLN:HG2	1:B:22:SER:N	2.14	0.47
1:B:233:HIS:CG	1:B:266:LYS:HZ3	2.33	0.47
1:B:28:ASP:OD1	1:B:30:VAL:HG23	2.14	0.47
1:A:210:PHE:HB2	1:A:308:TYR:HB3	1.96	0.47
1:A:74:ALA:HB1	1:A:75:PRO:HD2	1.97	0.47
1:A:79:ARG:HD2	1:A:83:HIS:HA	1.96	0.47
1:B:79:ARG:HA	1:B:90:ARG:HA	1.97	0.47
1:B:95:LEU:HD23	1:B:96:TYR:CE1	2.49	0.47
1:A:159:ILE:HA	1:A:162:HIS:HD2	1.80	0.47
1:B:285:LEU:HD21	1:B:319:LEU:HD11	1.97	0.47
3:A:426:HOH:O	1:B:321:GLY:HA3	2.15	0.47
1:A:104:GLU:OE2	1:A:162:HIS:CE1	2.68	0.47
1:A:274:LEU:CD1	1:A:315:ILE:HD11	2.44	0.47
1:A:283:LYS:HE3	1:A:349:SER:O	2.15	0.47
1:B:80:VAL:HA	1:B:81:PRO:C	2.36	0.47
1:A:258:HIS:ND1	1:A:260:HIS:CD2	2.82	0.47
1:A:63:CYS:CB	1:A:64:PRO:HD2	2.45	0.47
1:B:48:PHE:CD1	1:B:336:VAL:HG22	2.50	0.47
1:A:237:VAL:O	1:A:239:PRO:HD3	2.15	0.47
1:A:89:LEU:HD12	1:A:89:LEU:C	2.35	0.47
1:B:78:PHE:CE1	1:B:154:LYS:HD3	2.50	0.47

Continued on next page...

Continued from previous page...

Atom-1	Atom-2	Interatomic distance (Å)	Clash overlap (Å)
1:B:156:ILE:HD12	1:B:260:HIS:HB3	1.97	0.46
1:B:263:ASP:C	1:B:265:VAL:H	2.18	0.46
1:B:31:THR:OG1	1:B:33:ARG:HG2	2.15	0.46
1:A:245:PRO:HG2	3:A:492:HOH:O	2.15	0.46
1:B:162:HIS:HB2	1:B:165:ILE:HG12	1.96	0.46
1:A:120:GLY:HA3	1:B:23:PRO:HB2	1.96	0.46
1:B:276:LEU:CD1	1:B:280:LYS:HE3	2.46	0.46
1:B:25:LEU:CD1	1:B:36:ILE:HG12	2.45	0.46
1:A:144:GLY:O	1:A:147:ASP:HB2	2.14	0.46
1:B:226:PHE:CZ	1:B:339:GLU:HG3	2.50	0.46
1:A:71:GLN:C	1:A:73:CYS:H	2.18	0.46
1:B:172:LYS:HG3	1:B:173:ASN:N	2.30	0.46
1:B:149:LEU:HD12	1:B:267:ALA:O	2.15	0.46
1:A:125:ASP:OD2	1:A:155:ARG:NE	2.48	0.46
1:A:222:LYS:HZ2	1:A:235:VAL:HG21	1.80	0.46
1:A:343:LYS:HG3	1:A:344:VAL:N	2.31	0.46
1:A:69:ARG:HB3	1:A:72:GLU:OE2	2.15	0.46
1:A:92:ILE:HG13	1:A:126:VAL:HB	1.96	0.46
1:A:246:PHE:CD2	1:A:341:VAL:HG13	2.51	0.46
1:A:291:ASN:HB2	1:A:293:MET:HE1	1.98	0.46
1:B:172:LYS:O	1:B:291:ASN:HA	2.16	0.46
1:B:342:ALA:O	1:B:346:ARG:HG3	2.15	0.46
1:B:155:ARG:O	1:B:159:ILE:HG13	2.15	0.46
1:B:156:ILE:HG13	1:B:189:MET:CE	2.46	0.46
1:A:222:LYS:HA	1:A:227:VAL:CG2	2.46	0.46
1:B:296:THR:HG23	1:B:297:SER:N	2.30	0.46
1:A:169:GLN:C	1:A:169:GLN:NE2	2.69	0.46
1:B:37:PHE:CD1	1:B:334:ASN:HB3	2.50	0.46
1:A:155:ARG:HB3	1:A:189:MET:HE1	1.97	0.46
1:A:337:PHE:O	1:A:341:VAL:HG23	2.16	0.46
1:B:132:VAL:HB	1:B:135:ILE:CG1	2.46	0.46
1:A:25:LEU:HD23	1:B:120:GLY:HA2	1.98	0.46
1:A:159:ILE:HA	1:A:162:HIS:CD2	2.51	0.46
1:A:233:HIS:ND1	3:A:431:HOH:O	2.36	0.46
1:A:25:LEU:HD22	1:A:25:LEU:N	2.30	0.46
1:B:132:VAL:HB	1:B:135:ILE:HG12	1.98	0.46
1:B:129:GLU:HA	1:B:148:ILE:CD1	2.46	0.46
1:B:21:GLN:HB2	1:B:337:PHE:HE1	1.80	0.46
1:B:310:HIS:C	1:B:310:HIS:CD2	2.89	0.46
1:A:125:ASP:OD2	1:A:155:ARG:HG2	2.14	0.46
1:A:246:PHE:HA	1:A:341:VAL:HG11	1.98	0.46

Continued on next page...

Continued from previous page...

Atom-1	Atom-2	Interatomic distance (Å)	Clash overlap (Å)
1:B:104:GLU:HA	1:B:121:PHE:CZ	2.49	0.46
1:A:252:PRO:HD2	1:A:311:TRP:O	2.16	0.46
1:B:283:LYS:HD3	1:B:348:VAL:HG23	1.98	0.46
1:A:171:PHE:CE2	1:B:325:PHE:HB2	2.51	0.46
1:B:175:GLY:H	1:B:180:ALA:CB	2.28	0.46
1:A:26:ARG:HG2	1:B:117:THR:HG22	1.97	0.46
1:A:283:LYS:HD3	1:A:348:VAL:CG2	2.45	0.46
1:B:149:LEU:HD12	1:B:267:ALA:O	2.16	0.46
1:B:82:ASP:O	1:B:83:HIS:C	2.54	0.46
1:B:137:LEU:HB3	1:B:172:LYS:NZ	2.31	0.46
1:B:76:GLU:OE2	1:B:90:ARG:NE	2.48	0.46
1:B:97:PRO:HA	1:B:124:HIS:ND1	2.31	0.46
1:A:172:LYS:CG	1:A:187:SER:HB3	2.46	0.46
1:B:287:ASP:N	1:B:288:PRO:HD3	2.31	0.46
1:A:81:PRO:HG3	1:A:88:LYS:HZ3	1.81	0.45
1:B:97:PRO:HA	1:B:124:HIS:ND1	2.32	0.45
1:A:155:ARG:HG2	1:A:189:MET:HE3	1.97	0.45
1:B:212:GLU:HG3	1:B:213:THR:HG23	1.97	0.45
1:B:284:GLN:HG3	1:B:285:LEU:CD1	2.46	0.45
1:A:63:CYS:SG	1:A:64:PRO:HD2	2.56	0.45
1:B:181:SER:O	1:B:182:MET:HG3	2.16	0.45
1:A:194:VAL:HB	3:A:476:HOH:O	2.16	0.45
1:B:345:MET:O	1:B:348:VAL:HG12	2.16	0.45
1:A:88:LYS:HG2	3:A:412:HOH:O	2.15	0.45
1:B:260:HIS:ND1	3:B:404:HOH:O	2.36	0.45
1:A:245:PRO:HG2	3:A:488:HOH:O	2.16	0.45
1:A:64:PRO:HG2	1:A:182:MET:CE	2.46	0.45
1:B:234:PHE:CD2	1:B:270:LEU:HD13	2.50	0.45
1:B:91:VAL:HA	1:B:126:VAL:O	2.16	0.45
1:B:97:PRO:HB2	1:B:99:LEU:O	2.16	0.45
1:A:104:GLU:HA	1:A:121:PHE:CD1	2.52	0.45
1:B:130:SER:HA	1:B:131:PRO:HD3	1.77	0.45
1:A:25:LEU:HA	1:A:35:VAL:O	2.15	0.45
1:A:343:LYS:O	1:A:347:GLU:HG3	2.17	0.45
1:B:279:GLN:O	1:B:282:ALA:HB3	2.16	0.45
1:A:95:LEU:HG	1:A:96:TYR:CE1	2.52	0.45
1:A:103:LEU:O	1:A:104:GLU:C	2.55	0.45
1:B:132:VAL:CG1	1:B:135:ILE:HG12	2.47	0.45
1:B:50:SER:HB2	1:B:285:LEU:O	2.16	0.45
1:A:137:LEU:HD22	1:A:172:LYS:HE3	1.99	0.45
1:A:292:TYR:HB2	1:A:313:LEU:HD21	1.99	0.45

Continued on next page...

Continued from previous page...

Atom-1	Atom-2	Interatomic distance (Å)	Clash overlap (Å)
1:B:137:LEU:HB3	1:B:172:LYS:HE2	1.99	0.45
1:B:206:THR:HB	1:B:308:TYR:HB2	1.99	0.45
1:B:30:VAL:HG12	1:B:30:VAL:O	2.17	0.45
1:A:237:VAL:N	1:A:249:TRP:O	2.49	0.45
1:A:234:PHE:CZ	1:A:270:LEU:HD22	2.51	0.45
1:A:248:ILE:HD12	1:A:281:ILE:HD11	1.99	0.45
1:B:336:VAL:HG13	3:B:428:HOH:O	2.16	0.45
1:B:98:ALA:HB3	1:B:190:MET:SD	2.56	0.45
1:A:313:LEU:HD23	1:A:314:GLN:N	2.31	0.45
1:B:292:TYR:HB2	1:B:313:LEU:HD21	1.99	0.45
1:A:292:TYR:CD1	1:A:292:TYR:C	2.90	0.45
1:B:119:VAL:O	1:B:121:PHE:N	2.47	0.45
1:B:343:LYS:O	1:B:347:GLU:HG3	2.16	0.45
1:A:222:LYS:NZ	1:A:235:VAL:HG21	2.31	0.45
1:B:39:PRO:HA	1:B:335:PRO:O	2.17	0.45
1:B:82:ASP:C	1:B:84:ASP:N	2.70	0.45
1:A:170:VAL:HG11	1:A:294:ILE:HD12	1.98	0.45
1:A:27:LYS:HD2	1:A:34:TRP:CZ2	2.50	0.45
1:B:206:THR:HG22	1:B:217:CYS:SG	2.57	0.45
1:B:277:MET:HA	1:B:277:MET:HE2	1.97	0.45
1:B:172:LYS:HB3	1:B:292:TYR:CE1	2.52	0.45
1:A:313:LEU:HD23	1:A:313:LEU:C	2.37	0.45
1:B:132:VAL:HG11	1:B:135:ILE:HG12	1.99	0.45
1:B:132:VAL:CG1	1:B:135:ILE:HG12	2.47	0.45
1:B:162:HIS:C	1:B:164:SER:H	2.20	0.45
1:B:206:THR:HG22	1:B:217:CYS:SG	2.57	0.45
1:B:216:CYS:HB3	1:B:219:CYS:HB2	1.98	0.45
1:A:226:PHE:CZ	1:A:339:GLU:HG3	2.52	0.45
1:B:218:LEU:HD22	1:B:251:ILE:HD13	1.98	0.45
1:B:99:LEU:HB3	1:B:122:GLY:HA3	1.97	0.45
1:A:232:SER:HB2	1:A:269:ASP:OD2	2.16	0.45
1:B:156:ILE:HG12	1:B:168:ILE:HG21	1.98	0.45
1:A:220:GLU:HB3	1:A:223:SER:OG	2.17	0.45
1:A:36:ILE:HG13	1:A:331:CYS:SG	2.57	0.45
1:B:276:LEU:HG	1:B:277:MET:CE	2.46	0.45
1:B:303:GLU:HA	1:B:306:LEU:HD22	1.98	0.45
1:A:281:ILE:HG13	1:A:345:MET:HE2	1.99	0.45
1:B:149:LEU:HA	1:B:152:TYR:CD2	2.52	0.45
1:B:294:ILE:HA	1:B:313:LEU:HA	1.99	0.45
1:B:129:GLU:OE2	1:B:172:LYS:HE3	2.17	0.45
1:B:25:LEU:CD1	1:B:36:ILE:HG12	2.47	0.45

Continued on next page...

Continued from previous page...

Atom-1	Atom-2	Interatomic distance (Å)	Clash overlap (Å)
1:A:215:LYS:HE2	1:A:219:CYS:HB2	1.99	0.45
1:B:212:GLU:HG3	1:B:213:THR:HG23	1.98	0.45
1:B:322:VAL:HG11	1:B:332:TYR:CE1	2.52	0.45
1:A:172:LYS:HB3	1:A:292:TYR:CB	2.29	0.44
1:A:215:LYS:HD2	1:A:216:CYS:H	1.82	0.44
1:B:218:LEU:HD12	1:B:310:HIS:O	2.17	0.44
1:A:129:GLU:OE1	1:A:187:SER:HB3	2.17	0.44
1:B:37:PHE:CD1	1:B:334:ASN:HB3	2.52	0.44
1:A:78:PHE:CZ	1:A:154:LYS:HD3	2.52	0.44
1:A:246:PHE:CG	1:A:285:LEU:HD11	2.53	0.44
1:A:290:TYR:HD2	1:A:290:TYR:C	2.20	0.44
1:B:219:CYS:C	1:B:221:ALA:H	2.21	0.44
1:A:231:SER:OG	1:A:273:LEU:HD22	2.17	0.44
1:B:282:ALA:O	1:B:287:ASP:N	2.42	0.44
1:B:207:LYS:HB2	1:B:308:TYR:CE2	2.52	0.44
1:A:133:HIS:ND1	1:A:184:HIS:ND1	2.57	0.44
1:B:83:HIS:O	1:B:83:HIS:ND1	2.48	0.44
1:A:98:ALA:HB1	1:B:333:ILE:HD13	1.99	0.44
1:B:259:PHE:HA	1:B:311:TRP:CE2	2.52	0.44
1:B:313:LEU:C	1:B:313:LEU:HD23	2.38	0.44
1:A:170:VAL:HG22	1:A:189:MET:HG2	1.98	0.44
1:A:171:PHE:CE2	1:B:325:PHE:HB2	2.51	0.44
1:B:285:LEU:O	1:B:288:PRO:HG3	2.17	0.44
1:A:329:THR:C	1:A:331:CYS:H	2.21	0.44
1:B:228:ILE:HG22	1:B:277:MET:HE3	1.99	0.44
1:A:325:PHE:HB2	1:B:171:PHE:CE2	2.53	0.44
1:B:105:THR:HG23	3:B:443:HOH:O	2.16	0.44
1:B:249:TRP:HA	1:B:313:LEU:O	2.17	0.44
1:A:162:HIS:HB2	1:A:165:ILE:HG12	1.98	0.44
1:A:93:GLU:O	1:A:126:VAL:HG23	2.18	0.44
1:A:89:LEU:HD22	1:A:148:ILE:HG12	1.98	0.44
1:A:283:LYS:O	1:A:283:LYS:HD3	2.17	0.44
1:A:350:LEU:O	1:A:351:THR:C	2.56	0.44
1:B:166:ASN:C	1:B:299:LEU:HD23	2.36	0.44
1:A:133:HIS:CE1	1:A:183:SER:HB2	2.53	0.44
1:B:135:ILE:HG23	1:B:139:ASP:CB	2.42	0.44
1:B:298:PRO:HD2	1:B:301:VAL:HB	2.00	0.44
1:A:343:LYS:HE3	1:A:344:VAL:CG2	2.44	0.44
1:A:346:ARG:HH11	1:A:346:ARG:HG2	1.83	0.44
1:B:161:GLN:C	1:B:162:HIS:ND1	2.71	0.44
1:B:164:SER:O	1:B:193:PRO:HA	2.17	0.44

Continued on next page...

Continued from previous page...

Atom-1	Atom-2	Interatomic distance (Å)	Clash overlap (Å)
1:B:276:LEU:HD11	1:B:280:LYS:HE3	1.99	0.44
1:A:258:HIS:ND1	1:A:260:HIS:NE2	2.66	0.44
1:A:145:ILE:HD11	1:A:275:LYS:HB2	2.00	0.44
1:B:132:VAL:HB	1:B:135:ILE:HG13	2.00	0.44
1:B:155:ARG:HH11	1:B:155:ARG:CA	2.29	0.44
1:B:229:ASP:HB2	1:B:277:MET:CE	2.44	0.44
1:A:129:GLU:O	1:A:148:ILE:HD11	2.18	0.44
1:A:80:VAL:HA	1:A:81:PRO:C	2.38	0.44
1:B:165:ILE:CG2	1:B:191:ALA:HB1	2.46	0.44
1:A:78:PHE:CZ	1:A:154:LYS:HD3	2.52	0.44
1:B:277:MET:HA	1:B:277:MET:HE2	1.98	0.44
1:A:299:LEU:HD22	1:A:299:LEU:N	2.32	0.44
1:B:101:ARG:NE	3:B:419:HOH:O	2.40	0.44
1:B:132:VAL:HB	1:B:135:ILE:HG13	2.00	0.44
1:A:133:HIS:C	1:A:135:ILE:H	2.21	0.44
1:A:246:PHE:CE2	1:A:285:LEU:HD21	2.52	0.44
1:B:145:ILE:HB	1:B:271:GLY:HA3	1.99	0.44
1:B:98:ALA:HB3	1:B:190:MET:HE1	1.99	0.44
1:A:256:SER:O	1:A:310:HIS:HA	2.17	0.44
1:B:100:SER:HB3	1:B:103:LEU:HG	2.00	0.44
1:A:220:GLU:HB2	1:A:224:LYS:HG2	1.99	0.44
1:B:251:ILE:HG12	1:B:312:PHE:HB2	1.99	0.44
1:A:216:CYS:HB3	1:A:219:CYS:HB2	1.99	0.44
1:A:287:ASP:HB2	3:A:494:HOH:O	2.17	0.44
1:A:77:LEU:O	1:A:78:PHE:HB3	2.18	0.44
1:B:63:CYS:SG	1:B:65:PHE:HB2	2.58	0.44
1:A:169:GLN:NE2	1:A:171:PHE:CD2	2.77	0.44
1:A:37:PHE:CD1	1:A:334:ASN:HB3	2.53	0.44
1:B:169:GLN:HA	3:B:405:HOH:O	2.17	0.44
1:A:259:PHE:O	1:A:262:LEU:HD22	2.18	0.43
1:A:329:THR:HB	1:B:196:PRO:CB	2.46	0.43
1:A:199:VAL:O	1:A:203:LEU:HD12	2.17	0.43
1:B:275:LYS:HZ1	1:B:279:GLN:NE2	2.16	0.43
1:A:140:ILE:HD13	1:A:148:ILE:HD11	2.00	0.43
1:A:146:GLY:O	1:A:150:ILE:HG12	2.18	0.43
1:A:207:LYS:O	1:A:208:ASP:C	2.55	0.43
1:A:237:VAL:HG22	1:A:249:TRP:HB2	2.00	0.43
1:B:181:SER:HB3	3:B:465:HOH:O	2.18	0.43
1:B:339:GLU:OE1	1:B:339:GLU:N	2.51	0.43
1:A:138:SER:O	1:A:275:LYS:HG3	2.17	0.43
1:B:336:VAL:HG13	3:B:427:HOH:O	2.17	0.43

Continued on next page...

Continued from previous page...

Atom-1	Atom-2	Interatomic distance (Å)	Clash overlap (Å)
1:A:143:VAL:HA	1:A:268:VAL:CG2	2.43	0.43
1:A:74:ALA:HB1	1:A:93:GLU:HB2	1.98	0.43
1:B:103:LEU:O	1:B:104:GLU:C	2.57	0.43
1:A:306:LEU:N	1:A:307:PRO:CD	2.81	0.43
1:A:255:HIS:CE1	1:A:310:HIS:HB2	2.53	0.43
1:A:326:GLU:N	1:A:326:GLU:OE2	2.47	0.43
1:B:145:ILE:CG2	1:B:271:GLY:HA2	2.45	0.43
1:A:285:LEU:O	1:A:288:PRO:HD3	2.18	0.43
1:B:156:ILE:HD13	3:B:404:HOH:O	2.17	0.43
1:B:67:ILE:HG22	1:B:87:TRP:CE2	2.53	0.43
1:B:100:SER:O	1:B:122:GLY:O	2.36	0.43
1:B:233:HIS:CG	1:B:266:LYS:NZ	2.86	0.43
1:B:129:GLU:OE2	1:B:172:LYS:HE2	2.18	0.43
1:A:228:ILE:HB	1:A:236:SER:O	2.19	0.43
1:B:318:GLN:HE21	1:B:318:GLN:HB2	1.57	0.43
1:A:199:VAL:HG11	1:A:298:PRO:HD3	2.00	0.43
1:A:25:LEU:O	1:B:117:THR:HA	2.19	0.43
1:B:293:MET:HG2	1:B:314:GLN:HB3	2.01	0.43
1:A:246:PHE:CE1	1:A:336:VAL:HG11	2.54	0.43
1:A:207:LYS:HG3	1:A:308:TYR:CZ	2.54	0.43
1:A:69:ARG:C	1:A:71:GLN:H	2.22	0.43
1:B:318:GLN:O	1:B:319:LEU:HD23	2.18	0.43
1:A:195:VAL:HA	1:A:196:PRO:HD3	1.77	0.43
1:A:216:CYS:HB3	1:A:219:CYS:SG	2.58	0.43
1:A:142:PRO:HG3	1:A:272:GLY:HA2	2.00	0.43
1:B:216:CYS:SG	1:B:219:CYS:SG	3.17	0.43
1:B:190:MET:HE3	1:B:192:LEU:HD21	2.01	0.43
1:B:77:LEU:HB2	1:B:91:VAL:CG2	2.44	0.43
1:A:159:ILE:HG23	1:A:165:ILE:HG13	2.00	0.43
1:B:137:LEU:HD12	1:B:145:ILE:HG12	2.00	0.43
1:B:255:HIS:HA	1:B:310:HIS:CE1	2.53	0.43
1:A:49:LYS:HD2	1:A:50:SER:H	1.82	0.43
1:B:192:LEU:HD12	1:B:196:PRO:CG	2.49	0.43
1:A:117:THR:HA	1:B:25:LEU:O	2.18	0.43
1:A:237:VAL:C	1:A:248:ILE:HG23	2.39	0.43
1:B:348:VAL:HG22	1:B:349:SER:N	2.34	0.43
1:B:67:ILE:HG12	1:B:87:TRP:CZ2	2.54	0.43
1:B:89:LEU:HD12	1:B:89:LEU:C	2.39	0.43
1:A:345:MET:O	1:A:348:VAL:HG12	2.19	0.43
1:B:216:CYS:SG	1:B:310:HIS:HB2	2.58	0.43
1:B:234:PHE:CE1	1:B:270:LEU:HB2	2.54	0.43

Continued on next page...

Continued from previous page...

Atom-1	Atom-2	Interatomic distance (Å)	Clash overlap (Å)
1:A:337:PHE:HB3	1:A:339:GLU:OE1	2.19	0.43
1:A:285:LEU:O	1:A:288:PRO:HD3	2.19	0.43
1:B:234:PHE:C	1:B:253:LYS:HE2	2.39	0.43
1:B:302:THR:OG1	1:B:305:GLN:HG3	2.19	0.43
1:A:226:PHE:HB3	1:A:342:ALA:CB	2.42	0.43
1:A:31:THR:HB	1:A:33:ARG:HH11	1.84	0.43
1:B:234:PHE:CE2	1:B:270:LEU:HD13	2.54	0.43
1:A:138:SER:OG	1:A:279:GLN:HG3	2.19	0.43
1:A:218:LEU:HD12	1:A:310:HIS:HB3	2.00	0.43
1:A:265:VAL:HG13	1:A:266:LYS:N	2.34	0.43
1:A:259:PHE:HA	1:A:311:TRP:CE2	2.54	0.43
1:A:105:THR:OG1	1:A:119:VAL:HG21	2.19	0.43
1:A:133:HIS:HA	1:A:184:HIS:CE1	2.54	0.43
1:A:30:VAL:HG13	1:A:202:ARG:HD3	2.00	0.43
1:A:249:TRP:HA	1:A:313:LEU:O	2.19	0.43
1:A:74:ALA:CB	1:A:93:GLU:HB2	2.49	0.43
1:A:283:LYS:HD2	1:A:348:VAL:CG2	2.49	0.43
1:B:102:ASN:O	1:B:103:LEU:HG	2.19	0.43
1:A:164:SER:O	1:A:193:PRO:HA	2.19	0.43
1:A:156:ILE:HG23	1:A:168:ILE:HD12	2.00	0.43
1:A:209:TYR:OH	1:A:224:LYS:HE3	2.19	0.43
1:A:246:PHE:CD2	1:A:341:VAL:HG13	2.54	0.43
1:A:326:GLU:OE2	1:A:326:GLU:N	2.48	0.43
1:B:161:GLN:CA	1:B:161:GLN:NE2	2.80	0.43
1:B:170:VAL:HG11	1:B:294:ILE:HD12	2.00	0.43
1:A:235:VAL:HG13	1:A:235:VAL:O	2.18	0.42
1:A:172:LYS:N	1:A:292:TYR:O	2.36	0.42
1:A:233:HIS:CD2	1:A:266:LYS:HG2	2.53	0.42
1:A:26:ARG:HD3	1:A:240:PHE:CE2	2.54	0.42
1:B:235:VAL:HG22	1:B:235:VAL:O	2.19	0.42
1:A:215:LYS:CD	1:A:216:CYS:H	2.31	0.42
1:B:280:LYS:CD	1:B:348:VAL:HG11	2.48	0.42
1:B:345:MET:O	1:B:348:VAL:HG12	2.19	0.42
1:A:161:GLN:HA	1:A:161:GLN:NE2	2.34	0.42
1:A:218:LEU:HD23	1:A:218:LEU:HA	1.84	0.42
1:A:66:CYS:HB2	1:A:69:ARG:HD3	2.02	0.42
1:A:71:GLN:C	1:A:73:CYS:H	2.22	0.42
1:A:92:ILE:HD13	1:A:128:ILE:HD11	2.00	0.42
1:A:132:VAL:HB	1:A:135:ILE:HD12	1.99	0.42
1:A:82:ASP:O	1:A:83:HIS:C	2.57	0.42
1:B:176:ALA:HA	1:B:180:ALA:O	2.19	0.42

Continued on next page...

Continued from previous page...

Atom-1	Atom-2	Interatomic distance (Å)	Clash overlap (Å)
1:B:230:GLU:HA	1:B:235:VAL:HA	2.00	0.42
1:B:29:PRO:HB3	1:B:205:GLY:O	2.18	0.42
1:A:145:ILE:HA	1:A:148:ILE:CD1	2.45	0.42
1:B:347:GLU:HA	3:B:473:HOH:O	2.19	0.42
1:A:87:TRP:HE3	1:A:89:LEU:N	2.18	0.42
1:A:67:ILE:HG13	1:A:70:GLU:OE2	2.20	0.42
1:A:97:PRO:HA	1:A:124:HIS:ND1	2.34	0.42
1:B:276:LEU:O	1:B:276:LEU:HG	2.18	0.42
1:A:28:ASP:OD2	1:A:225:HIS:HE1	2.00	0.42
1:B:77:LEU:O	1:B:78:PHE:HB3	2.18	0.42
1:A:25:LEU:CD2	1:B:99:LEU:HD21	2.45	0.42
1:B:129:GLU:CG	1:B:137:LEU:HD12	2.49	0.42
1:B:250:ILE:CG2	1:B:273:LEU:HD23	2.50	0.42
1:A:237:VAL:O	1:A:248:ILE:HG23	2.18	0.42
1:A:29:PRO:O	1:A:205:GLY:HA3	2.20	0.42
1:A:218:LEU:HD22	1:A:251:ILE:CD1	2.49	0.42
1:A:215:LYS:CE	1:A:220:GLU:HB3	2.49	0.42
1:A:258:HIS:HA	1:A:296:THR:OG1	2.19	0.42
1:A:27:LYS:HB2	1:A:34:TRP:CE3	2.55	0.42
1:A:77:LEU:O	1:A:78:PHE:HB3	2.20	0.42
1:B:84:ASP:OD2	1:B:84:ASP:C	2.58	0.42
1:B:96:TYR:CD1	1:B:96:TYR:N	2.87	0.42
1:B:129:GLU:CD	1:B:137:LEU:HD13	2.39	0.42
1:B:63:CYS:SG	1:B:184:HIS:HB2	2.60	0.42
1:B:277:MET:CE	1:B:277:MET:HA	2.49	0.42
1:A:239:PRO:HB2	1:A:242:ALA:CA	2.50	0.42
1:B:196:PRO:HA	1:B:197:PRO:HD3	1.92	0.42
1:A:146:GLY:O	1:A:150:ILE:HG12	2.19	0.42
1:A:23:PRO:C	1:B:120:GLY:HA3	2.39	0.42
1:A:299:LEU:CD2	1:A:299:LEU:H	2.28	0.42
1:A:133:HIS:HA	1:A:184:HIS:ND1	2.35	0.42
1:A:199:VAL:O	1:A:203:LEU:HG	2.19	0.42
1:A:216:CYS:O	1:A:219:CYS:HB2	2.20	0.42
1:A:342:ALA:O	1:A:346:ARG:HG3	2.20	0.42
1:B:287:ASP:N	1:B:288:PRO:HD3	2.34	0.42
1:B:305:GLN:HA	1:B:308:TYR:CE1	2.54	0.42
1:B:121:PHE:HE2	1:B:165:ILE:HG12	1.85	0.42
1:B:262:LEU:HD12	1:B:266:LYS:HB2	2.02	0.42
1:A:159:ILE:HG23	1:A:165:ILE:HG13	2.00	0.42
1:A:81:PRO:HD3	1:A:88:LYS:CD	2.33	0.42
1:A:65:PHE:HB3	1:A:184:HIS:CD2	2.55	0.42

Continued on next page...

Continued from previous page...

Atom-1	Atom-2	Interatomic distance (Å)	Clash overlap (Å)
1:A:89:LEU:HD12	1:A:89:LEU:C	2.40	0.42
1:A:292:TYR:C	1:A:292:TYR:CD1	2.93	0.42
1:B:293:MET:HG3	1:B:314:GLN:OE1	2.19	0.42
1:A:66:CYS:HA	1:A:131:PRO:O	2.19	0.42
1:A:101:ARG:CZ	1:A:101:ARG:HB3	2.49	0.42
1:A:118:ILE:CG2	1:A:119:VAL:N	2.82	0.42
1:B:78:PHE:CE2	1:B:91:VAL:HG21	2.54	0.42
1:B:91:VAL:HA	1:B:126:VAL:O	2.19	0.42
1:A:227:VAL:HG13	1:A:235:VAL:CG2	2.50	0.42
1:B:139:ASP:O	1:B:275:LYS:NZ	2.52	0.42
1:A:240:PHE:CE2	1:B:116:ARG:HG2	2.54	0.42
1:B:29:PRO:CB	1:B:206:THR:HA	2.47	0.42
1:A:169:GLN:HG3	1:B:329:THR:CG2	2.50	0.42
1:B:283:LYS:C	1:B:283:LYS:HD3	2.40	0.42
1:A:338:PRO:HG2	1:A:339:GLU:OE1	2.20	0.42
1:B:174:GLN:NE2	1:B:290:TYR:HE1	2.17	0.42
1:B:168:ILE:HG13	1:B:299:LEU:HD21	2.01	0.42
1:B:94:ASN:O	1:B:97:PRO:HD3	2.19	0.42
1:A:153:LYS:NZ	1:A:262:LEU:O	2.38	0.42
1:B:258:HIS:ND1	1:B:261:HIS:HB2	2.35	0.42
1:B:329:THR:C	1:B:331:CYS:N	2.72	0.42
1:A:132:VAL:O	1:A:184:HIS:CE1	2.73	0.42
1:A:169:GLN:HE22	1:A:171:PHE:HB3	1.84	0.42
1:B:210:PHE:O	1:B:214:GLY:HA2	2.19	0.42
1:B:292:TYR:HA	1:B:293:MET:HE2	2.02	0.42
1:B:162:HIS:HB3	3:B:460:HOH:O	2.19	0.42
1:B:50:SER:N	1:B:285:LEU:O	2.53	0.42
1:B:78:PHE:CE1	1:B:154:LYS:HD3	2.55	0.41
1:A:285:LEU:O	1:A:286:ASN:HB3	2.20	0.41
1:B:266:LYS:O	1:B:267:ALA:C	2.59	0.41
1:B:303:GLU:O	1:B:306:LEU:HB2	2.19	0.41
1:B:67:ILE:HG13	1:B:67:ILE:H	1.65	0.41
1:A:101:ARG:NH1	1:A:101:ARG:CB	2.83	0.41
1:A:119:VAL:C	1:A:121:PHE:H	2.23	0.41
1:A:163:ASP:HB3	3:A:488:HOH:O	2.20	0.41
1:A:276:LEU:HD11	1:A:280:LYS:HE3	2.02	0.41
1:B:218:LEU:HA	1:B:218:LEU:HD23	1.86	0.41
1:B:228:ILE:O	1:B:346:ARG:NH1	2.50	0.41
1:B:233:HIS:HA	1:B:253:LYS:HE3	2.02	0.41
1:B:310:HIS:HD2	1:B:311:TRP:O	2.02	0.41
1:A:25:LEU:CD1	1:A:36:ILE:HG12	2.51	0.41

Continued on next page...

Continued from previous page...

Atom-1	Atom-2	Interatomic distance (Å)	Clash overlap (Å)
1:A:233:HIS:CG	1:A:266:LYS:HZ3	2.39	0.41
1:A:87:TRP:CE2	1:A:90:ARG:HD2	2.55	0.41
1:B:92:ILE:O	1:B:125:ASP:HB3	2.19	0.41
1:B:130:SER:HA	1:B:131:PRO:HD3	1.88	0.41
1:B:142:PRO:O	1:B:145:ILE:N	2.52	0.41
1:B:161:GLN:HE21	1:B:161:GLN:CA	2.15	0.41
1:B:170:VAL:HG22	1:B:189:MET:HG2	2.01	0.41
3:A:428:HOH:O	1:B:321:GLY:HA3	2.20	0.41
1:B:310:HIS:CD2	1:B:311:TRP:O	2.73	0.41
1:B:201:SER:O	1:B:204:ASP:HB2	2.19	0.41
1:A:162:HIS:ND1	1:A:164:SER:OG	2.52	0.41
1:A:155:ARG:O	1:A:159:ILE:HG13	2.21	0.41
1:A:243:THR:N	1:A:247:GLU:OE2	2.52	0.41
1:A:313:LEU:HD23	1:A:314:GLN:N	2.36	0.41
1:B:26:ARG:HD3	1:B:240:PHE:CE1	2.56	0.41
1:B:89:LEU:HD12	1:B:90:ARG:CA	2.51	0.41
1:A:279:GLN:NE2	3:A:478:HOH:O	2.45	0.41
1:A:37:PHE:CE1	1:A:334:ASN:HB3	2.55	0.41
1:B:28:ASP:HA	1:B:29:PRO:HD3	1.95	0.41
1:B:77:LEU:HB2	1:B:91:VAL:HG23	2.01	0.41
1:A:78:PHE:CE2	1:A:91:VAL:HG21	2.55	0.41
1:B:275:LYS:HE3	1:B:279:GLN:HE22	1.85	0.41
1:B:270:LEU:HD22	1:B:311:TRP:HH2	1.84	0.41
1:B:37:PHE:HA	1:B:334:ASN:O	2.21	0.41
1:B:65:PHE:HB3	1:B:184:HIS:CD2	2.55	0.41
1:B:63:CYS:O	1:B:65:PHE:N	2.53	0.41
1:B:93:GLU:HG2	1:B:101:ARG:CZ	2.51	0.41
1:A:250:ILE:O	1:A:312:PHE:HB2	2.21	0.41
1:B:80:VAL:HB	1:B:89:LEU:HG	2.02	0.41
1:A:136:GLN:O	1:A:137:LEU:C	2.58	0.41
1:A:69:ARG:HB3	1:A:72:GLU:OE2	2.20	0.41
1:B:233:HIS:HB2	1:B:266:LYS:HG3	2.01	0.41
1:A:144:GLY:O	1:A:147:ASP:HB2	2.21	0.41
1:A:319:LEU:O	1:A:320:SER:HB2	2.21	0.41
1:B:80:VAL:HA	1:B:81:PRO:C	2.39	0.41
1:B:297:SER:CB	1:B:309:THR:HG21	2.51	0.41
1:B:325:PHE:CE1	1:B:329:THR:HG21	2.56	0.41
1:A:220:GLU:HB2	1:A:224:LYS:CG	2.51	0.41
1:B:147:ASP:OD2	3:B:501:HOH:O	2.22	0.41
1:A:91:VAL:HG23	1:A:125:ASP:HB3	2.03	0.41
1:B:172:LYS:HD2	1:B:292:TYR:OH	2.21	0.41

Continued on next page...

Continued from previous page...

Atom-1	Atom-2	Interatomic distance (Å)	Clash overlap (Å)
1:A:120:GLY:HA3	1:B:23:PRO:C	2.41	0.41
1:A:39:PRO:HA	1:A:335:PRO:O	2.20	0.41
1:B:174:GLN:O	1:B:289:PRO:HB3	2.20	0.41
1:B:250:ILE:HD11	1:B:277:MET:HG3	2.02	0.41
1:A:74:ALA:HB1	1:A:75:PRO:HD2	2.02	0.41
1:A:99:LEU:HD22	1:A:120:GLY:CA	2.51	0.41
1:A:166:ASN:C	1:A:299:LEU:HD23	2.41	0.41
1:B:259:PHE:HD1	1:B:311:TRP:CH2	2.39	0.41
1:B:78:PHE:CE2	1:B:91:VAL:HG21	2.56	0.41
1:A:67:ILE:HB	1:A:131:PRO:HB3	2.03	0.41
1:A:89:LEU:C	1:A:89:LEU:HD12	2.41	0.41
1:B:252:PRO:HD2	1:B:311:TRP:O	2.21	0.41
1:B:280:LYS:O	1:B:284:GLN:HB3	2.21	0.41
1:B:284:GLN:HG3	1:B:285:LEU:HD12	2.02	0.41
1:B:346:ARG:HG2	1:B:346:ARG:NH1	2.34	0.41
1:A:303:GLU:C	1:A:305:GLN:H	2.23	0.41
1:A:226:PHE:CE1	1:A:339:GLU:HG3	2.55	0.41
1:A:82:ASP:O	1:A:83:HIS:C	2.58	0.41
1:B:22:SER:HA	1:B:23:PRO:HD3	1.92	0.41
1:A:197:PRO:HD2	1:B:329:THR:O	2.20	0.41
1:B:285:LEU:HB3	1:B:288:PRO:HG2	2.02	0.41
1:A:159:ILE:O	1:A:161:GLN:N	2.53	0.41
1:A:236:SER:HA	1:A:249:TRP:O	2.21	0.41
1:A:77:LEU:O	1:A:78:PHE:HB3	2.20	0.41
1:A:219:CYS:SG	1:A:255:HIS:HB2	2.60	0.41
1:B:258:HIS:HB3	1:B:297:SER:OG	2.20	0.41
1:B:94:ASN:O	1:B:97:PRO:HD3	2.20	0.41
1:A:246:PHE:CB	1:A:317:PRO:HG3	2.50	0.41
1:A:280:LYS:C	1:A:345:MET:HE3	2.41	0.41
1:B:105:THR:HG21	1:B:119:VAL:HG22	2.02	0.41
1:B:275:LYS:O	1:B:279:GLN:HG3	2.21	0.41
1:B:98:ALA:HB3	1:B:190:MET:CE	2.50	0.41
1:A:235:VAL:HG12	1:A:251:ILE:O	2.21	0.41
1:A:80:VAL:HB	1:A:89:LEU:HG	2.03	0.41
1:B:150:ILE:HA	1:B:150:ILE:HD13	1.88	0.41
1:B:25:LEU:HD13	1:B:36:ILE:HG12	2.03	0.41
1:B:299:LEU:HA	1:B:299:LEU:HD12	1.80	0.41
1:B:156:ILE:HG21	1:B:260:HIS:HB3	2.03	0.41
1:B:275:LYS:HG2	1:B:279:GLN:OE1	2.21	0.41
1:B:322:VAL:HB	1:B:326:GLU:CD	2.41	0.41
1:A:226:PHE:CB	1:A:342:ALA:HB2	2.44	0.41

Continued on next page...

Continued from previous page...

Atom-1	Atom-2	Interatomic distance (Å)	Clash overlap (Å)
1:A:207:LYS:HB2	1:A:308:TYR:CZ	2.56	0.41
1:B:29:PRO:HB3	1:B:206:THR:CA	2.50	0.41
1:A:103:LEU:O	1:A:105:THR:N	2.54	0.41
1:B:234:PHE:CG	1:B:270:LEU:HD13	2.56	0.41
1:A:231:SER:CB	1:A:273:LEU:HD22	2.50	0.41
1:A:240:PHE:O	1:A:338:PRO:HG3	2.21	0.41
1:A:233:HIS:CE1	3:A:431:HOH:O	2.74	0.40
1:A:93:GLU:HB3	1:A:94:ASN:H	1.56	0.40
1:B:207:LYS:HB2	1:B:308:TYR:CE2	2.56	0.40
1:A:305:GLN:C	1:A:307:PRO:HD2	2.41	0.40
1:B:206:THR:O	1:B:207:LYS:C	2.59	0.40
1:A:287:ASP:OD1	1:A:287:ASP:O	2.39	0.40
1:B:234:PHE:CD2	1:B:252:PRO:HA	2.55	0.40
1:B:33:ARG:HD2	3:B:504:HOH:O	2.21	0.40
1:A:129:GLU:OE2	1:A:172:LYS:HE2	2.20	0.40
1:A:24:GLU:HA	1:B:120:GLY:N	2.35	0.40
1:B:94:ASN:O	1:B:95:LEU:C	2.59	0.40
1:A:210:PHE:HB2	1:A:308:TYR:HB3	2.03	0.40
1:B:177:SER:C	1:B:318:GLN:HE22	2.24	0.40
1:A:30:VAL:HG13	1:A:202:ARG:HD3	2.03	0.40
1:A:207:LYS:HD3	3:A:514:HOH:O	2.21	0.40
1:B:91:VAL:O	1:B:91:VAL:CG2	2.69	0.40
1:B:243:THR:N	1:B:247:GLU:OE2	2.54	0.40
1:B:313:LEU:HD23	1:B:313:LEU:C	2.42	0.40
1:B:343:LYS:O	1:B:347:GLU:HG3	2.21	0.40
1:A:226:PHE:CE2	1:A:338:PRO:HG2	2.57	0.40
1:A:262:LEU:HD21	1:A:267:ALA:HB2	2.03	0.40
1:A:24:GLU:O	1:A:37:PHE:HB2	2.21	0.40
1:B:303:GLU:O	1:B:306:LEU:HB2	2.21	0.40
1:A:132:VAL:O	1:A:184:HIS:NE2	2.54	0.40
1:A:133:HIS:O	1:A:135:ILE:N	2.54	0.40
1:B:259:PHE:C	1:B:261:HIS:H	2.25	0.40
1:B:260:HIS:ND1	3:B:404:HOH:O	2.37	0.40
1:B:297:SER:HB3	1:B:309:THR:CG2	2.52	0.40
1:B:46:THR:HG23	1:B:47:ASP:N	2.36	0.40
1:B:89:LEU:HD12	1:B:89:LEU:C	2.42	0.40
1:B:174:GLN:HB3	1:B:290:TYR:CD1	2.57	0.40
1:A:224:LYS:HA	1:A:224:LYS:HD3	1.98	0.40
1:A:247:GLU:HA	1:A:315:ILE:O	2.21	0.40
1:A:220:GLU:O	1:A:222:LYS:N	2.55	0.40
1:B:229:ASP:OD2	1:B:277:MET:HE1	2.21	0.40

Continued on next page...

Continued from previous page...

Atom-1	Atom-2	Interatomic distance (Å)	Clash overlap (Å)
1:B:280:LYS:HD3	1:B:348:VAL:HG11	2.03	0.40
1:A:226:PHE:CE1	1:A:339:GLU:HG3	2.56	0.40
1:A:24:GLU:HB2	1:B:118:ILE:O	2.21	0.40
1:A:175:GLY:C	1:A:180:ALA:HB3	2.42	0.40
1:B:126:VAL:HG12	1:B:127:VAL:N	2.36	0.40
1:B:170:VAL:CG1	1:B:294:ILE:HD12	2.51	0.40
1:B:222:LYS:CE	1:B:235:VAL:HG21	2.51	0.40
1:B:222:LYS:HE2	1:B:235:VAL:HG21	2.02	0.40
1:B:235:VAL:O	1:B:236:SER:C	2.59	0.40
1:B:341:VAL:O	1:B:345:MET:HG2	2.22	0.40
1:B:162:HIS:HB3	3:B:462:HOH:O	2.21	0.40
1:A:116:ARG:HH22	1:B:224:LYS:HA	1.87	0.40
1:B:76:GLU:HA	1:B:92:ILE:HG22	2.04	0.40
1:B:79:ARG:HD2	1:B:84:ASP:H	1.85	0.40
1:B:194:VAL:O	1:B:196:PRO:HD3	2.22	0.40

There are no symmetry-related clashes.

5.3 Torsion angles

5.3.1 Protein backbone

In the following table, the Percentiles column shows the percent Ramachandran outliers of the chain as a percentile score with respect to all X-ray entries followed by that with respect to entries of similar resolution.

The Analysed column shows the number of residues for which the backbone conformation was analysed, and the total number of residues.

Mol	Chain	Analysed	Favoured	Allowed	Outliers	Percentiles	
1	1-A	293/351 (84%)	253 (86%)	33 (11%)	7 (2%)	6	4
1	1-B	289/351 (82%)	255 (88%)	28 (10%)	6 (2%)	7	5
1	2-A	293/351 (84%)	262 (89%)	26 (9%)	5 (2%)	9	8
1	2-B	289/351 (82%)	249 (86%)	36 (12%)	4 (1%)	11	11
1	3-A	293/351 (84%)	262 (89%)	26 (9%)	5 (2%)	9	8
1	3-B	289/351 (82%)	256 (89%)	25 (9%)	8 (3%)	5	3
1	4-A	293/351 (84%)	254 (87%)	32 (11%)	7 (2%)	6	4
1	4-B	289/351 (82%)	255 (88%)	30 (10%)	4 (1%)	11	11

Continued on next page...

Continued from previous page...

Mol	Chain	Analysed	Favoured	Allowed	Outliers	Percentiles	
All	All	2328/2808 (83%)	2046 (88%)	236 (10%)	46 (2%)	7	6

All (46) Ramachandran outliers are listed below:

Mol	Chain	Res	Type
1	1-B	83	HIS
1	1-B	104	GLU
1	3-A	137	LEU
1	3-B	142	PRO
1	1-A	50	SER
1	1-A	83	HIS
1	1-A	93	GLU
1	1-A	284	GLN
1	1-B	176	ALA
1	2-A	104	GLU
1	2-A	286	ASN
1	3-A	83	HIS
1	3-B	83	HIS
1	3-B	104	GLU
1	3-B	255	HIS
1	4-A	134	SER
1	4-A	160	ALA
1	4-A	299	LEU
1	1-A	104	GLU
1	1-B	222	LYS
1	2-A	32	ASN
1	2-A	83	HIS
1	2-A	217	CYS
1	2-B	235	VAL
1	2-B	264	ASP
1	3-A	104	GLU
1	4-A	221	ALA
1	4-B	154	LYS
1	1-A	70	GLU
1	2-B	83	HIS
1	4-A	120	GLY
1	4-B	104	GLU
1	4-B	260	HIS
1	1-A	181	SER
1	1-B	64	PRO
1	3-A	132	VAL
1	3-B	217	CYS

Continued on next page...

Continued from previous page...

Mol	Chain	Res	Type
1	4-B	120	GLY
1	3-B	120	GLY
1	3-B	220	GLU
1	4-A	239	PRO
1	1-B	120	GLY
1	2-B	120	GLY
1	4-A	235	VAL
1	3-A	131	PRO
1	3-B	143	VAL

5.3.2 Protein sidechains ⓘ

In the following table, the Percentiles column shows the percent sidechain outliers of the chain as a percentile score with respect to all X-ray entries followed by that with respect to entries of similar resolution.

The Analysed column shows the number of residues for which the sidechain conformation was analysed, and the total number of residues.

Mol	Chain	Analysed	Rotameric	Outliers	Percentiles	
1	1-A	270/312 (86%)	265 (98%)	5 (2%)	57	73
1	1-B	269/312 (86%)	262 (97%)	7 (3%)	46	63
1	2-A	270/312 (86%)	256 (95%)	14 (5%)	23	32
1	2-B	269/312 (86%)	262 (97%)	7 (3%)	46	63
1	3-A	270/312 (86%)	256 (95%)	14 (5%)	23	32
1	3-B	269/312 (86%)	261 (97%)	8 (3%)	41	57
1	4-A	270/312 (86%)	260 (96%)	10 (4%)	34	48
1	4-B	269/312 (86%)	263 (98%)	6 (2%)	52	69
All	All	2156/2496 (86%)	2085 (97%)	71 (3%)	38	53

All (71) residues with a non-rotameric sidechain are listed below:

Mol	Chain	Res	Type
1	1-A	63	CYS
1	1-A	83	HIS
1	1-A	185	SER
1	1-A	219	CYS
1	1-A	293	MET
1	1-B	147	ASP

Continued on next page...

Continued from previous page...

Mol	Chain	Res	Type
1	1-B	155	ARG
1	1-B	163	ASP
1	1-B	258	HIS
1	1-B	262	LEU
1	1-B	292	TYR
1	1-B	293	MET
1	2-A	63	CYS
1	2-A	162	HIS
1	2-A	173	ASN
1	2-A	182	MET
1	2-A	215	LYS
1	2-A	258	HIS
1	2-A	261	HIS
1	2-A	262	LEU
1	2-A	263	ASP
1	2-A	264	ASP
1	2-A	292	TYR
1	2-A	293	MET
1	2-A	309	THR
1	2-A	340	ASP
1	2-B	63	CYS
1	2-B	172	LYS
1	2-B	187	SER
1	2-B	258	HIS
1	2-B	260	HIS
1	2-B	293	MET
1	2-B	348	VAL
1	3-A	25	LEU
1	3-A	63	CYS
1	3-A	83	HIS
1	3-A	91	VAL
1	3-A	169	GLN
1	3-A	192	LEU
1	3-A	203	LEU
1	3-A	259	PHE
1	3-A	260	HIS
1	3-A	290	TYR
1	3-A	291	ASN
1	3-A	292	TYR
1	3-A	293	MET
1	3-A	308	TYR
1	3-B	33	ARG

Continued on next page...

Continued from previous page...

Mol	Chain	Res	Type
1	3-B	63	CYS
1	3-B	90	ARG
1	3-B	141	ASP
1	3-B	161	GLN
1	3-B	292	TYR
1	3-B	293	MET
1	3-B	306	LEU
1	4-A	25	LEU
1	4-A	63	CYS
1	4-A	83	HIS
1	4-A	117	THR
1	4-A	192	LEU
1	4-A	254	ASP
1	4-A	287	ASP
1	4-A	292	TYR
1	4-A	293	MET
1	4-A	305	GLN
1	4-B	141	ASP
1	4-B	161	GLN
1	4-B	222	LYS
1	4-B	292	TYR
1	4-B	293	MET
1	4-B	299	LEU

Some sidechains can be flipped to improve hydrogen bonding and reduce clashes. All (27) such sidechains are listed below:

Mol	Chain	Res	Type
1	1-A	162	HIS
1	1-A	166	ASN
1	1-B	86	ASN
1	1-B	136	GLN
1	1-B	174	GLN
1	2-A	158	GLN
1	2-A	305	GLN
1	2-B	169	GLN
1	2-B	173	ASN
1	2-B	286	ASN
1	2-B	291	ASN
1	3-A	161	GLN
1	3-A	169	GLN
1	3-A	260	HIS
1	3-A	291	ASN

Continued on next page...

Continued from previous page...

Mol	Chain	Res	Type
1	3-B	21	GLN
1	3-B	161	GLN
1	3-B	166	ASN
1	3-B	279	GLN
1	3-B	284	GLN
1	4-A	174	GLN
1	4-B	136	GLN
1	4-B	161	GLN
1	4-B	174	GLN
1	4-B	260	HIS
1	4-B	284	GLN
1	4-B	318	GLN

5.3.3 RNA [i](#)

There are no RNA molecules in this entry.

5.4 Non-standard residues in protein, DNA, RNA chains [i](#)

There are no non-standard protein/DNA/RNA residues in this entry.

5.5 Carbohydrates [i](#)

There are no carbohydrates in this entry.

5.6 Ligand geometry [i](#)

Of 16 ligands modelled in this entry, 16 are monoatomic - leaving 0 for Mogul analysis.

There are no bond length outliers.

There are no bond angle outliers.

There are no chirality outliers.

There are no torsion outliers.

There are no ring outliers.

No monomer is involved in short contacts.

5.7 Other polymers [i](#)

There are no such residues in this entry.

5.8 Polymer linkage issues [i](#)

There are no chain breaks in this entry.

6 Fit of model and data ⓘ

6.1 Protein, DNA and RNA chains ⓘ

In the following table, the column labelled ‘#RSRZ> 2’ contains the number (and percentage) of RSRZ outliers, followed by percent RSRZ outliers for the chain as percentile scores relative to all X-ray entries and entries of similar resolution. The OWAB column contains the minimum, median, 95th percentile and maximum values of the occupancy-weighted average B-factor per residue. The column labelled ‘Q< 0.9’ lists the number of (and percentage) of residues with an average occupancy less than 0.9.

Mol	Chain	Analysed	<RSRZ>	#RSRZ>2	OWAB(Å ²)	Q<0.9
1	1-A	301/351 (85%)	0.31	23 (7%) 13 18	21, 40, 74, 93	301 (100%)
1	1-B	299/351 (85%)	0.27	23 (7%) 13 17	21, 38, 74, 84	299 (100%)
1	2-A	301/351 (85%)	0.31	23 (7%) 13 18	21, 40, 74, 93	301 (100%)
1	2-B	299/351 (85%)	0.27	23 (7%) 13 17	21, 38, 74, 84	299 (100%)
1	3-A	301/351 (85%)	0.31	23 (7%) 13 18	21, 40, 74, 93	301 (100%)
1	3-B	299/351 (85%)	0.27	23 (7%) 13 17	21, 38, 74, 84	299 (100%)
1	4-A	301/351 (85%)	0.31	23 (7%) 13 18	21, 40, 74, 93	301 (100%)
1	4-B	299/351 (85%)	0.27	23 (7%) 13 17	21, 38, 74, 84	299 (100%)
All	All	2400/2808 (85%)	0.29	184 (7%) 12 17	21, 39, 74, 93	2400 (100%)

All (184) RSRZ outliers are listed below:

Mol	Chain	Res	Type	RSRZ
1	1-A	351	THR	7.1
1	2-A	351	THR	7.1
1	3-A	351	THR	7.1
1	4-A	351	THR	7.1
1	1-A	350	LEU	5.3
1	2-A	350	LEU	5.3
1	3-A	350	LEU	5.3
1	4-A	350	LEU	5.3
1	1-B	176	ALA	5.0
1	2-B	176	ALA	5.0
1	3-B	176	ALA	5.0
1	4-B	176	ALA	5.0
1	1-B	83	HIS	4.6
1	2-B	83	HIS	4.6
1	3-B	83	HIS	4.6
1	4-B	83	HIS	4.6

Continued on next page...

Continued from previous page...

Mol	Chain	Res	Type	RSRZ
1	1-A	50	SER	4.3
1	2-A	50	SER	4.3
1	3-A	50	SER	4.3
1	4-A	50	SER	4.3
1	1-B	181	SER	3.8
1	2-B	181	SER	3.8
1	3-B	181	SER	3.8
1	4-B	181	SER	3.8
1	1-B	65	PHE	3.8
1	2-B	65	PHE	3.8
1	3-B	65	PHE	3.8
1	4-B	65	PHE	3.8
1	1-B	48	PHE	3.7
1	2-B	48	PHE	3.7
1	3-B	48	PHE	3.7
1	4-B	48	PHE	3.7
1	1-A	51	LYS	3.7
1	2-A	51	LYS	3.7
1	3-A	51	LYS	3.7
1	4-A	51	LYS	3.7
1	1-B	67	ILE	3.5
1	2-B	67	ILE	3.5
1	3-B	67	ILE	3.5
1	4-B	67	ILE	3.5
1	1-B	313	LEU	3.5
1	2-B	313	LEU	3.5
1	3-B	313	LEU	3.5
1	4-B	313	LEU	3.5
1	1-A	105	THR	3.4
1	2-A	105	THR	3.4
1	3-A	105	THR	3.4
1	4-A	105	THR	3.4
1	1-B	62	SER	3.3
1	2-B	62	SER	3.3
1	3-B	62	SER	3.3
1	4-B	62	SER	3.3
1	1-A	176	ALA	3.0
1	2-A	176	ALA	3.0
1	3-A	176	ALA	3.0
1	4-A	176	ALA	3.0
1	1-B	86	ASN	3.0
1	2-B	86	ASN	3.0

Continued on next page...

Continued from previous page...

Mol	Chain	Res	Type	RSRZ
1	3-B	86	ASN	3.0
1	4-B	86	ASN	3.0
1	1-A	83	HIS	2.9
1	2-A	83	HIS	2.9
1	3-A	83	HIS	2.9
1	4-A	83	HIS	2.9
1	1-A	180	ALA	2.9
1	2-A	180	ALA	2.9
1	3-A	180	ALA	2.9
1	4-A	180	ALA	2.9
1	1-A	67	ILE	2.9
1	2-A	67	ILE	2.9
1	3-A	67	ILE	2.9
1	4-A	67	ILE	2.9
1	1-A	313	LEU	2.9
1	2-A	313	LEU	2.9
1	3-A	313	LEU	2.9
1	4-A	313	LEU	2.9
1	1-A	292	TYR	2.9
1	2-A	292	TYR	2.9
1	3-A	292	TYR	2.9
1	4-A	292	TYR	2.9
1	1-B	177	SER	2.8
1	2-B	177	SER	2.8
1	3-B	177	SER	2.8
1	4-B	177	SER	2.8
1	1-A	212	GLU	2.7
1	2-A	212	GLU	2.7
1	3-A	212	GLU	2.7
1	4-A	212	GLU	2.7
1	1-A	175	GLY	2.7
1	2-A	175	GLY	2.7
1	3-A	175	GLY	2.7
1	4-A	175	GLY	2.7
1	1-B	214	GLY	2.6
1	2-B	214	GLY	2.6
1	3-B	214	GLY	2.6
1	4-B	214	GLY	2.6
1	1-B	146	GLY	2.5
1	2-B	146	GLY	2.5
1	3-B	146	GLY	2.5
1	4-B	146	GLY	2.5

Continued on next page...

Continued from previous page...

Mol	Chain	Res	Type	RSRZ
1	1-B	213	THR	2.5
1	2-B	213	THR	2.5
1	3-B	213	THR	2.5
1	4-B	213	THR	2.5
1	1-A	82	ASP	2.4
1	2-A	82	ASP	2.4
1	3-A	82	ASP	2.4
1	4-A	82	ASP	2.4
1	1-A	210	PHE	2.4
1	2-A	210	PHE	2.4
1	3-A	210	PHE	2.4
1	4-A	210	PHE	2.4
1	1-A	213	THR	2.3
1	2-A	213	THR	2.3
1	3-A	213	THR	2.3
1	4-A	213	THR	2.3
1	1-A	312	PHE	2.3
1	2-A	312	PHE	2.3
1	3-A	312	PHE	2.3
1	4-A	312	PHE	2.3
1	1-A	177	SER	2.3
1	2-A	177	SER	2.3
1	3-A	177	SER	2.3
1	4-A	177	SER	2.3
1	1-A	119	VAL	2.3
1	2-A	119	VAL	2.3
1	3-A	119	VAL	2.3
1	4-A	119	VAL	2.3
1	1-A	142	PRO	2.2
1	1-B	81	PRO	2.2
1	2-A	142	PRO	2.2
1	2-B	81	PRO	2.2
1	3-A	142	PRO	2.2
1	3-B	81	PRO	2.2
1	4-A	142	PRO	2.2
1	4-B	81	PRO	2.2
1	1-A	62	SER	2.2
1	2-A	62	SER	2.2
1	3-A	62	SER	2.2
1	4-A	62	SER	2.2
1	1-B	63	CYS	2.2
1	2-B	63	CYS	2.2

Continued on next page...

Continued from previous page...

Mol	Chain	Res	Type	RSRZ
1	3-B	63	CYS	2.2
1	4-B	63	CYS	2.2
1	1-B	87	TRP	2.2
1	2-B	87	TRP	2.2
1	3-B	87	TRP	2.2
1	4-B	87	TRP	2.2
1	1-B	47	ASP	2.2
1	2-B	47	ASP	2.2
1	3-B	47	ASP	2.2
1	4-B	47	ASP	2.2
1	1-B	292	TYR	2.1
1	2-B	292	TYR	2.1
1	3-B	292	TYR	2.1
1	4-B	292	TYR	2.1
1	1-A	85	PRO	2.1
1	2-A	85	PRO	2.1
1	3-A	85	PRO	2.1
1	4-A	85	PRO	2.1
1	1-A	307	PRO	2.1
1	2-A	307	PRO	2.1
1	3-A	307	PRO	2.1
1	4-A	307	PRO	2.1
1	1-B	184	HIS	2.1
1	2-B	184	HIS	2.1
1	3-B	184	HIS	2.1
1	4-B	184	HIS	2.1
1	1-B	131	PRO	2.1
1	2-B	131	PRO	2.1
1	3-B	131	PRO	2.1
1	4-B	131	PRO	2.1
1	1-B	212	GLU	2.1
1	2-B	212	GLU	2.1
1	3-B	212	GLU	2.1
1	4-B	212	GLU	2.1
1	1-B	85	PRO	2.0
1	2-B	85	PRO	2.0
1	3-B	85	PRO	2.0
1	4-B	85	PRO	2.0
1	1-B	170	VAL	2.0
1	2-B	170	VAL	2.0
1	3-B	170	VAL	2.0
1	4-B	170	VAL	2.0

6.2 Non-standard residues in protein, DNA, RNA chains ⓘ

There are no non-standard protein/DNA/RNA residues in this entry.

6.3 Carbohydrates ⓘ

There are no carbohydrates in this entry.

6.4 Ligands ⓘ

In the following table, the Atoms column lists the number of modelled atoms in the group and the number defined in the chemical component dictionary. The B-factors column lists the minimum, median, 95th percentile and maximum values of B factors of atoms in the group. The column labelled 'Q< 0.9' lists the number of atoms with occupancy less than 0.9.

Mol	Type	Chain	Res	Atoms	RSCC	RSR	B-factors(\AA^2)	Q<0.9
2	ZN	4-B	402	1/1	0.98	0.06	60,60,60,60	1
2	ZN	1-B	402	1/1	0.98	0.06	60,60,60,60	1
2	ZN	2-B	402	1/1	0.98	0.06	55,55,55,55	1
2	ZN	3-B	402	1/1	0.98	0.06	53,53,53,53	1
2	ZN	4-A	400	1/1	0.99	0.04	49,49,49,49	1
2	ZN	2-B	403	1/1	0.99	0.02	26,26,26,26	1
2	ZN	4-B	403	1/1	0.99	0.02	35,35,35,35	1
2	ZN	1-B	403	1/1	0.99	0.02	36,36,36,36	1
2	ZN	3-A	400	1/1	0.99	0.04	55,55,55,55	1
2	ZN	1-A	400	1/1	0.99	0.04	53,53,53,53	1
2	ZN	2-A	400	1/1	0.99	0.04	52,52,52,52	1
2	ZN	1-A	401	1/1	0.99	0.08	42,42,42,42	1
2	ZN	4-A	401	1/1	0.99	0.08	32,32,32,32	1
2	ZN	3-A	401	1/1	0.99	0.08	40,40,40,40	1
2	ZN	2-A	401	1/1	0.99	0.08	25,25,25,25	1
2	ZN	3-B	403	1/1	0.99	0.02	32,32,32,32	1

6.5 Other polymers ⓘ

There are no such residues in this entry.