



Full wwPDB X-ray Structure Validation Report ⓘ

May 21, 2020 – 11:58 pm BST

PDB ID : 1QPY
Title : CRYSTAL STRUCTURE OF BACKBONE MODIFIED PNA HEXAMER
Authors : Haima, G.; Rasmussen, H.; Schmidt, G.; Jensen, D.K.; Kastrup, J.S.;
Stafshede, P.W.; Norden, B.; Buchardt, O.; Nielsen, P.E.
Deposited on : 1999-05-14
Resolution : 2.20 Å(reported)

This is a Full wwPDB X-ray Structure Validation Report for a publicly released PDB entry.

We welcome your comments at validation@mail.wwpdb.org

A user guide is available at

<https://www.wwpdb.org/validation/2017/XrayValidationReportHelp>

with specific help available everywhere you see the ⓘ symbol.

The following versions of software and data (see [references ⓘ](#)) were used in the production of this report:

MolProbity : 4.02b-467
Mogul : 1.8.5 (274361), CSD as541be (2020)
Xtriage (Phenix) : 1.13
EDS : 2.11
Percentile statistics : 20191225.v01 (using entries in the PDB archive December 25th 2019)
Refmac : 5.8.0158
CCP4 : 7.0.044 (Gargrove)
Ideal geometry (proteins) : Engh & Huber (2001)
Ideal geometry (DNA, RNA) : Parkinson et al. (1996)
Validation Pipeline (wwPDB-VP) : 2.11

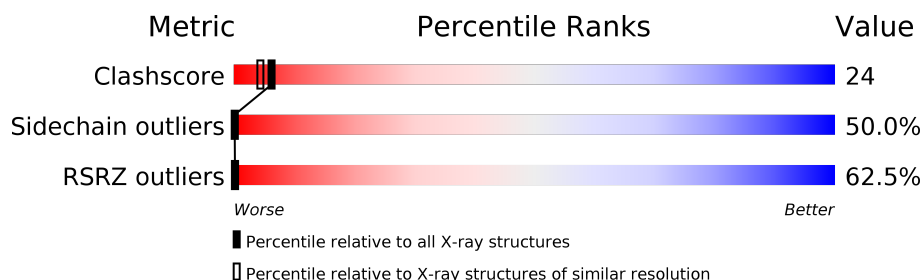
1 Overall quality at a glance

The following experimental techniques were used to determine the structure:

X-RAY DIFFRACTION

The reported resolution of this entry is 2.20 Å.

Percentile scores (ranging between 0-100) for global validation metrics of the entry are shown in the following graphic. The table shows the number of entries on which the scores are based.



Metric	Whole archive (#Entries)	Similar resolution (#Entries, resolution range(Å))
Clashscore	141614	5594 (2.20-2.20)
Sidechain outliers	138945	5504 (2.20-2.20)
RSRZ outliers	127900	4800 (2.20-2.20)

The table below summarises the geometric issues observed across the polymeric chains and their fit to the electron density. The red, orange, yellow and green segments on the lower bar indicate the fraction of residues that contain outliers for ≥ 3 , 2, 1 and 0 types of geometric quality criteria respectively. A grey segment represents the fraction of residues that are not modelled. The numeric value for each fraction is indicated below the corresponding segment, with a dot representing fractions $\leq 5\%$. The upper red bar (where present) indicates the fraction of residues that have poor fit to the electron density. The numeric value is given above the bar.

Mol	Chain	Length	Quality of chain
1	A	7	<div> <div>14%</div> <div>57%</div> <div>29%</div> <div>14%</div> </div>
1	B	7	<div> <div>57%</div> <div>43%</div> </div>
1	C	7	<div> <div>14%</div> <div>43%</div> <div>43%</div> <div>14%</div> </div>
1	D	7	<div> <div>14%</div> <div>43%</div> <div>57%</div> </div>
1	E	7	<div> <div>14%</div> <div>71%</div> <div>14%</div> </div>
1	F	7	<div> <div>29%</div> <div>57%</div> <div>14%</div> </div>
1	G	7	<div> <div>14%</div> <div>57%</div> <div>29%</div> <div>14%</div> </div>
1	H	7	<div> <div>71%</div> <div>14%</div> <div>14%</div> </div>

2 Entry composition [i](#)

There are 2 unique types of molecules in this entry. The entry contains 1339 atoms, of which 0 are hydrogens and 0 are deuteriums.

In the tables below, the ZeroOcc column contains the number of atoms modelled with zero occupancy, the AltConf column contains the number of residues with at least one atom in alternate conformation and the Trace column contains the number of residues modelled with at most 2 atoms.

- Molecule 1 is a DNA chain called PEPTIDE NUCLEIC ACID 5'-(*CP1*GPN*TP1*APN*CP1*GPN*LYS)-3'.

Mol	Chain	Residues	Atoms				ZeroOcc	AltConf	Trace
1	A	7	Total	C	N	O	0	4	0
			142	81	39	22			
1	B	7	Total	C	N	O	0	4	0
			142	81	39	22			
1	C	7	Total	C	N	O	0	4	0
			142	81	39	22			
1	D	7	Total	C	N	O	0	4	0
			142	81	39	22			
1	E	7	Total	C	N	O	0	4	0
			142	81	39	22			
1	F	7	Total	C	N	O	0	4	0
			142	81	39	22			
1	G	7	Total	C	N	O	0	4	0
			142	81	39	22			
1	H	7	Total	C	N	O	0	4	0
			142	81	39	22			

- Molecule 2 is water.

Mol	Chain	Residues	Atoms		ZeroOcc	AltConf
2	A	31	Total	O	0	0
			31	31		
2	B	38	Total	O	0	0
			38	38		
2	C	21	Total	O	0	0
			21	21		
2	D	17	Total	O	0	0
			17	17		
2	E	20	Total	O	0	0
			20	20		
2	F	22	Total	O	0	0
			22	22		

Continued on next page...

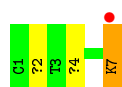
Continued from previous page...

Mol	Chain	Residues	Atoms		ZeroOcc	AltConf
2	G	24	Total	O	0	0
			24	24		
2	H	30	Total	O	0	0
			30	30		

3 Residue-property plots [i](#)

These plots are drawn for all protein, RNA and DNA chains in the entry. The first graphic for a chain summarises the proportions of the various outlier classes displayed in the second graphic. The second graphic shows the sequence view annotated by issues in geometry and electron density. Residues are color-coded according to the number of geometric quality criteria for which they contain at least one outlier: green = 0, yellow = 1, orange = 2 and red = 3 or more. A red dot above a residue indicates a poor fit to the electron density ($RSRZ > 2$). Stretches of 2 or more consecutive residues without any outlier are shown as a green connector. Residues present in the sample, but not in the model, are shown in grey.

- Molecule 1: PEPTIDE NUCLEIC ACID 5'-(*CP1*GPN*TP1*APN*CP1*GPN*LYS)-3'



- Molecule 1: PEPTIDE NUCLEIC ACID 5'-(*CP1*GPN*TP1*APN*CP1*GPN*LYS)-3'




- Molecule 1: PEPTIDE NUCLEIC ACID 5'-(*CP1*GPN*TP1*APN*CP1*GPN*LYS)-3'



- Molecule 1: PEPTIDE NUCLEIC ACID 5'-(*CP1*GPN*TP1*APN*CP1*GPN*LYS)-3'



- Molecule 1: PEPTIDE NUCLEIC ACID 5'-(*CP1*GPN*TP1*APN*CP1*GPN*LYS)-3'



- Molecule 1: PEPTIDE NUCLEIC ACID 5'-(*CP1*GPN*TP1*APN*CP1*GPN*LYS)-3'

Chain F:  29% 57% 14%



- Molecule 1: PEPTIDE NUCLEIC ACID 5'-(*CP1*GPN*TP1*APN*CP1*GPN*LYS)-3'

Chain G:  14% 57% 29% 14%



- Molecule 1: PEPTIDE NUCLEIC ACID 5'-(*CP1*GPN*TP1*APN*CP1*GPN*LYS)-3'

Chain H:  71% 14% 14%



4 Data and refinement statistics

Property	Value	Source
Space group	P 1 21 1	Depositor
Cell constants a, b, c, α , β , γ	48.95Å 31.14Å 50.39Å 90.00° 110.85° 90.00°	Depositor
Resolution (Å)	6.00 – 2.20 24.77 – 2.20	Depositor EDS
% Data completeness (in resolution range)	92.0 (6.00-2.20) 91.9 (24.77-2.20)	Depositor EDS
R_{merge}	0.07	Depositor
R_{sym}	(Not available)	Depositor
$\langle I/\sigma(I) \rangle$ ¹	3.68 (at 2.19Å)	Xtriage
Refinement program	X-PLOR 3.851	Depositor
R, R_{free}	0.214 , 0.294 0.255 , (Not available)	Depositor DCC
R_{free} test set	No test flags present.	wwPDB-VP
Wilson B-factor (Å ²)	24.1	Xtriage
Anisotropy	0.455	Xtriage
Bulk solvent k_{sol} (e/Å ³), B_{sol} (Å ²)	0.28 , 63.1	EDS
L-test for twinning ²	$\langle L \rangle = 0.55$, $\langle L^2 \rangle = 0.40$	Xtriage
Estimated twinning fraction	0.000 for l,-k,h	Xtriage
F_o, F_c correlation	0.94	EDS
Total number of atoms	1339	wwPDB-VP
Average B, all atoms (Å ²)	24.0	wwPDB-VP

Xtriage's analysis on translational NCS is as follows: *The analyses of the Patterson function reveals a significant off-origin peak that is 43.35 % of the origin peak, indicating pseudo-translational symmetry. The chance of finding a peak of this or larger height randomly in a structure without pseudo-translational symmetry is equal to 1.7871e-04. The detected translational NCS is most likely also responsible for the elevated intensity ratio.*

¹ Intensities estimated from amplitudes.

² Theoretical values of $\langle |L| \rangle$, $\langle L^2 \rangle$ for acentric reflections are 0.5, 0.333 respectively for untwinned datasets, and 0.375, 0.2 for perfectly twinned datasets.

5 Model quality [i](#)

5.1 Standard geometry [i](#)

Bond lengths and bond angles in the following residue types are not validated in this section: CP1, GPN, APN, TP1

The Z score for a bond length (or angle) is the number of standard deviations the observed value is removed from the expected value. A bond length (or angle) with $|Z| > 5$ is considered an outlier worth inspection. RMSZ is the root-mean-square of all Z scores of the bond lengths (or angles).

Mol	Chain	Bond lengths		Bond angles	
		RMSZ	$\# Z > 5$	RMSZ	$\# Z > 5$
1	A	2.28	1/9 (11.1%)	4.69	3/8 (37.5%)
1	B	1.64	0/9	1.47	0/8
1	C	2.30	1/9 (11.1%)	5.35	3/8 (37.5%)
1	D	2.01	0/9	4.54	3/8 (37.5%)
1	E	4.33	2/9 (22.2%)	2.17	0/8
1	F	2.38	1/9 (11.1%)	1.80	0/8
1	G	2.33	1/9 (11.1%)	4.17	1/8 (12.5%)
1	H	2.14	1/9 (11.1%)	2.55	1/8 (12.5%)
All	All	2.54	7/72 (9.7%)	3.63	11/64 (17.2%)

All (7) bond length outliers are listed below:

Mol	Chain	Res	Type	Atoms	Z	Observed(Å)	Ideal(Å)
1	E	7	LYS	C-OXT	10.23	1.42	1.23
1	E	7	LYS	C-O	6.81	1.36	1.23
1	A	7	LYS	C-OXT	6.14	1.35	1.23
1	G	7	LYS	C-OXT	6.08	1.34	1.23
1	H	7	LYS	C-OXT	5.45	1.33	1.23
1	C	7	LYS	C-OXT	5.27	1.33	1.23
1	F	7	LYS	C-OXT	5.21	1.33	1.23

All (11) bond angle outliers are listed below:

Mol	Chain	Res	Type	Atoms	Z	Observed(°)	Ideal(°)
1	C	7	LYS	N-CA-CB	-9.32	93.82	110.60
1	D	7	LYS	N-CA-CB	-9.08	94.25	110.60
1	G	7	LYS	CA-CB-CG	8.34	131.76	113.40
1	C	7	LYS	CB-CA-C	7.50	125.40	110.40
1	A	7	LYS	CB-CG-CD	7.14	130.17	111.60
1	D	7	LYS	N-CA-C	6.80	129.36	111.00

Continued on next page...

Continued from previous page...

Mol	Chain	Res	Type	Atoms	Z	Observed(°)	Ideal(°)
1	A	7	LYS	N-CA-C	6.68	129.04	111.00
1	A	7	LYS	CA-CB-CG	-6.62	98.83	113.40
1	C	7	LYS	CB-CG-CD	-5.91	96.23	111.60
1	D	7	LYS	CG-CD-CE	-5.81	94.46	111.90
1	H	7	LYS	N-CA-CB	-5.07	101.48	110.60

There are no chirality outliers.

There are no planarity outliers.

5.2 Too-close contacts

In the following table, the Non-H and H(model) columns list the number of non-hydrogen atoms and hydrogen atoms in the chain respectively. The H(added) column lists the number of hydrogen atoms added and optimized by MolProbity. The Clashes column lists the number of clashes within the asymmetric unit, whereas Symm-Clashes lists symmetry related clashes.

Mol	Chain	Non-H	H(model)	H(added)	Clashes	Symm-Clashes
1	A	142	0	67	3	0
1	B	142	0	67	7	0
1	C	142	0	66	6	0
1	D	142	0	67	3	0
1	E	142	0	66	6	0
1	F	142	0	67	6	0
1	G	142	0	66	6	0
1	H	142	0	66	1	0
2	A	31	0	0	1	0
2	B	38	0	0	6	0
2	C	21	0	0	3	0
2	D	17	0	0	2	0
2	E	20	0	0	2	0
2	F	22	0	0	3	0
2	G	24	0	0	2	0
2	H	30	0	0	5	0
All	All	1339	0	532	47	0

The all-atom clashscore is defined as the number of clashes found per 1000 atoms (including hydrogen atoms). The all-atom clashscore for this structure is 24.

All (47) close contacts within the same asymmetric unit are listed below, sorted by their clash magnitude.

Atom-1	Atom-2	Interatomic distance (Å)	Clash overlap (Å)
1:F:3[B]:TP1:O1'	2:F:200:HOH:O	1.66	1.09
1:B:3[A]:TP1:O1'	2:B:303:HOH:O	1.89	0.88
1:E:6:GPN:O1'	2:E:137:HOH:O	1.96	0.83
1:E:3[B]:TP1:O1'	2:E:199:HOH:O	1.97	0.82
1:G:6:GPN:N3	2:G:157:HOH:O	2.17	0.77
1:D:3[B]:TP1:O1'	2:D:306:HOH:O	2.08	0.72
1:B:7:LYS:NZ	2:B:241:HOH:O	2.27	0.62
1:B:7:LYS:HE3	2:B:241:HOH:O	2.02	0.58
1:B:3[B]:TP1:O1'	2:B:123:HOH:O	2.15	0.58
1:B:7:LYS:CE	2:B:241:HOH:O	2.52	0.58
1:C:1[B]:CP1:O1'	2:C:185:HOH:O	2.16	0.57
1:G:7:LYS:N	2:G:133:HOH:O	2.42	0.53
1:F:5:CP1:H2'1	1:F:5:CP1:H5'2	1.73	0.45
1:F:7:LYS:HA	2:F:276:HOH:O	2.18	0.42
1:D:4[B]:APN:H2'2	2:D:114:HOH:O	2.18	0.42
1:B:6:GPN:O1'	1:B:7:LYS:HB2	2.18	0.41
1:C:6:GPN:H8'1	1:C:6:GPN:H3'1	1.84	0.40
1:F:6:GPN:O1'	1:F:7:LYS:HB2	2.20	0.40
1:A:7:LYS:OXT	2:A:295:HOH:O	2.22	0.40
1:E:5:CP1:H5'2	1:E:5:CP1:H2'1	1.72	0.40

There are no symmetry-related clashes.

5.3 Torsion angles [i](#)

5.3.1 Protein backbone [i](#)

There are no protein molecules in this entry.

5.3.2 Protein sidechains [i](#)

There are no protein molecules in this entry.

5.3.3 RNA [i](#)

There are no RNA molecules in this entry.

5.4 Non-standard residues in protein, DNA, RNA chains [i](#)

80 non-standard protein/DNA/RNA residues are modelled in this entry.

In the following table, the Counts columns list the number of bonds (or angles) for which Mogul statistics could be retrieved, the number of bonds (or angles) that are observed in the model and the number of bonds (or angles) that are defined in the Chemical Component Dictionary. The Link column lists molecule types, if any, to which the group is linked. The Z score for a bond length (or angle) is the number of standard deviations the observed value is removed from the expected value. A bond length (or angle) with $|Z| > 2$ is considered an outlier worth inspection. RMSZ is the root-mean-square of all Z scores of the bond lengths (or angles).

Mol	Type	Chain	Res	Link	Bond lengths			Bond angles		
					Counts	RMSZ	# $ Z > 2$	Counts	RMSZ	# $ Z > 2$
1	GPN	B	2[A]	1	18,22,23	1.25	2 (11%)	17,30,32	2.66	5 (29%)
1	APN	H	4[B]	1	18,21,22	0.96	1 (5%)	15,28,30	1.50	2 (13%)
1	GPN	E	2[A]	1	18,22,23	1.33	2 (11%)	17,30,32	2.81	5 (29%)
1	GPN	F	2[B]	1	18,22,23	1.30	3 (16%)	17,30,32	2.88	7 (41%)
1	APN	H	4[A]	1	18,21,22	0.97	1 (5%)	15,28,30	1.50	2 (13%)
1	GPN	D	6	1	18,22,23	1.26	2 (11%)	17,30,32	2.92	6 (35%)
1	GPN	A	6	1	18,22,23	1.41	3 (16%)	17,30,32	4.23	8 (47%)
1	GPN	B	2[B]	1	18,22,23	1.24	2 (11%)	17,30,32	2.75	6 (35%)
1	CP1	A	1[A]	1	16,19,20	0.88	0	17,24,26	2.82	7 (41%)
1	CP1	H	1[A]	1	16,19,20	0.70	0	17,24,26	3.06	6 (35%)
1	APN	C	4[A]	1	18,21,22	0.93	1 (5%)	15,28,30	1.54	2 (13%)
1	CP1	C	1[B]	1	16,19,20	1.14	1 (6%)	17,24,26	2.16	5 (29%)
1	APN	C	4[B]	1	18,21,22	1.02	1 (5%)	15,28,30	2.22	4 (26%)
1	TP1	F	3[B]	1	17,20,21	1.26	2 (11%)	16,26,28	3.79	3 (18%)
1	CP1	H	1[B]	1	16,19,20	0.73	0	17,24,26	2.21	6 (35%)
1	GPN	G	2[A]	1	18,22,23	1.45	3 (16%)	17,30,32	3.41	9 (52%)
1	CP1	C	1[A]	1	16,19,20	1.09	1 (6%)	17,24,26	2.75	5 (29%)
1	GPN	G	2[B]	1	18,22,23	1.46	3 (16%)	17,30,32	3.38	8 (47%)
1	GPN	C	2[A]	1	18,22,23	1.31	2 (11%)	17,30,32	3.79	10 (58%)
1	GPN	C	2[B]	1	18,22,23	1.32	2 (11%)	17,30,32	3.65	9 (52%)
1	TP1	A	3[B]	1	17,20,21	1.17	2 (11%)	16,26,28	3.35	4 (25%)
1	CP1	D	1[B]	1	16,19,20	0.91	0	17,24,26	3.21	5 (29%)
1	TP1	A	3[A]	1	17,20,21	1.15	2 (11%)	16,26,28	3.29	3 (18%)
1	TP1	E	3[B]	1	17,20,21	1.22	3 (17%)	16,26,28	3.21	2 (12%)
1	GPN	E	6	1	18,22,23	1.14	2 (11%)	17,30,32	2.97	6 (35%)
1	GPN	F	6	1	18,22,23	1.25	2 (11%)	17,30,32	2.91	6 (35%)
1	CP1	B	1[A]	1	16,19,20	0.83	0	17,24,26	2.12	6 (35%)
1	CP1	C	5	1	16,19,20	0.76	0	17,24,26	1.99	6 (35%)
1	CP1	G	5	1	16,19,20	0.82	0	17,24,26	1.77	5 (29%)

Mol	Type	Chain	Res	Link	Bond lengths			Bond angles		
					Counts	RMSZ	# Z > 2	Counts	RMSZ	# Z > 2
1	CP1	H	5	1	16,19,20	0.81	0	17,24,26	1.99	6 (35%)
1	TP1	D	3[B]	1	17,20,21	1.22	2 (11%)	16,26,28	3.60	4 (25%)
1	CP1	E	1[A]	1	16,19,20	0.89	0	17,24,26	2.71	7 (41%)
1	CP1	E	1[B]	1	16,19,20	0.88	0	17,24,26	2.34	6 (35%)
1	APN	B	4[B]	1	18,21,22	0.95	1 (5%)	15,28,30	1.47	4 (26%)
1	TP1	H	3[A]	1	17,20,21	1.13	2 (11%)	16,26,28	3.70	4 (25%)
1	APN	A	4[B]	1	18,21,22	1.02	1 (5%)	15,28,30	2.16	4 (26%)
1	CP1	F	5	1	16,19,20	0.93	0	17,24,26	1.94	5 (29%)
1	CP1	D	5	1	16,19,20	0.87	0	17,24,26	2.13	7 (41%)
1	CP1	B	5	1	16,19,20	0.89	0	17,24,26	2.12	6 (35%)
1	TP1	C	3[A]	1	17,20,21	1.12	2 (11%)	16,26,28	3.87	4 (25%)
1	APN	A	4[A]	1	18,21,22	0.95	1 (5%)	15,28,30	1.46	2 (13%)
1	APN	D	4[B]	1	18,21,22	0.85	1 (5%)	15,28,30	1.49	3 (20%)
1	TP1	G	3[A]	1	17,20,21	1.14	1 (5%)	16,26,28	3.63	5 (31%)
1	APN	D	4[A]	1	18,21,22	0.85	1 (5%)	15,28,30	1.38	3 (20%)
1	TP1	F	3[A]	1	17,20,21	1.19	2 (11%)	16,26,28	3.73	4 (25%)
1	CP1	G	1[B]	1	16,19,20	0.82	0	17,24,26	1.99	5 (29%)
1	TP1	C	3[B]	1	17,20,21	1.15	2 (11%)	16,26,28	3.94	5 (31%)
1	APN	G	4[B]	1	18,21,22	1.02	1 (5%)	15,28,30	2.20	4 (26%)
1	TP1	D	3[A]	1	17,20,21	1.19	2 (11%)	16,26,28	3.62	4 (25%)
1	CP1	D	1[A]	1	16,19,20	0.93	0	17,24,26	3.80	6 (35%)
1	TP1	G	3[B]	1	17,20,21	1.19	1 (5%)	16,26,28	3.63	4 (25%)
1	CP1	A	5	1	16,19,20	0.78	0	17,24,26	2.18	7 (41%)
1	GPN	H	6	1	18,22,23	1.12	2 (11%)	17,30,32	3.01	7 (41%)
1	GPN	E	2[B]	1	18,22,23	1.34	2 (11%)	17,30,32	2.90	6 (35%)
1	CP1	G	1[A]	1	16,19,20	0.81	0	17,24,26	2.74	5 (29%)
1	TP1	B	3[A]	1	17,20,21	1.24	3 (17%)	16,26,28	3.39	3 (18%)
1	GPN	A	2[B]	1	18,22,23	1.22	2 (11%)	17,30,32	3.07	7 (41%)
1	APN	B	4[A]	1	18,21,22	0.94	1 (5%)	15,28,30	1.24	2 (13%)
1	TP1	B	3[B]	1	17,20,21	1.31	3 (17%)	16,26,28	3.40	2 (12%)
1	CP1	B	1[B]	1	16,19,20	0.82	0	17,24,26	2.04	5 (29%)
1	GPN	C	6	1	18,22,23	1.10	2 (11%)	17,30,32	2.98	6 (35%)
1	CP1	F	1[B]	1	16,19,20	1.03	0	17,24,26	3.05	8 (47%)
1	GPN	A	2[A]	1	18,22,23	1.21	2 (11%)	17,30,32	2.96	7 (41%)
1	CP1	F	1[A]	1	16,19,20	1.05	0	17,24,26	3.99	9 (52%)

Mol	Type	Chain	Res	Link	Bond lengths			Bond angles		
					Counts	RMSZ	# Z > 2	Counts	RMSZ	# Z > 2
1	TP1	H	3[B]	1	17,20,21	1.26	2 (11%)	16,26,28	3.73	4 (25%)
1	CP1	A	1[B]	1	16,19,20	0.91	0	17,24,26	2.46	6 (35%)
1	APN	E	4[B]	1	18,21,22	0.95	1 (5%)	15,28,30	1.68	5 (33%)
1	GPN	B	6	1	18,22,23	1.20	2 (11%)	17,30,32	2.72	4 (23%)
1	GPN	G	6	1	18,22,23	1.05	2 (11%)	17,30,32	2.80	6 (35%)
1	APN	F	4[A]	1	18,21,22	0.88	1 (5%)	15,28,30	1.24	1 (6%)
1	CP1	E	5	1	16,19,20	0.89	0	17,24,26	2.17	6 (35%)
1	TP1	E	3[A]	1	17,20,21	1.20	3 (17%)	16,26,28	3.25	3 (18%)
1	APN	E	4[A]	1	18,21,22	0.93	1 (5%)	15,28,30	1.29	3 (20%)
1	GPN	H	2[B]	1	18,22,23	1.27	3 (16%)	17,30,32	3.82	10 (58%)
1	APN	F	4[B]	1	18,21,22	0.87	1 (5%)	15,28,30	1.33	2 (13%)
1	GPN	H	2[A]	1	18,22,23	1.25	3 (16%)	17,30,32	3.90	10 (58%)
1	GPN	D	2[B]	1	18,22,23	1.31	2 (11%)	17,30,32	3.76	10 (58%)
1	APN	G	4[A]	1	18,21,22	0.99	1 (5%)	15,28,30	2.03	4 (26%)
1	GPN	D	2[A]	1	18,22,23	1.30	2 (11%)	17,30,32	3.83	10 (58%)
1	GPN	F	2[A]	1	18,22,23	1.29	3 (16%)	17,30,32	2.76	5 (29%)

In the following table, the Chirals column lists the number of chiral outliers, the number of chiral centers analysed, the number of these observed in the model and the number defined in the Chemical Component Dictionary. Similar counts are reported in the Torsion and Rings columns. '-' means no outliers of that kind were identified.

Mol	Type	Chain	Res	Link	Chirals	Torsions	Rings
1	GPN	B	2[A]	1	-	1/13/14/15	0/2/2/2
1	APN	H	4[B]	1	-	0/13/14/15	0/2/2/2
1	GPN	E	2[A]	1	-	1/13/14/15	0/2/2/2
1	GPN	F	2[B]	1	-	0/13/14/15	0/2/2/2
1	APN	H	4[A]	1	-	0/13/14/15	0/2/2/2
1	GPN	D	6	1	-	0/13/14/15	0/2/2/2
1	GPN	A	6	1	-	0/13/14/15	0/2/2/2
1	GPN	B	2[B]	1	-	0/13/14/15	0/2/2/2
1	CP1	A	1[A]	1	-	3/14/15/16	0/1/1/1
1	CP1	H	1[A]	1	-	2/14/15/16	0/1/1/1
1	APN	C	4[A]	1	-	0/13/14/15	0/2/2/2
1	CP1	C	1[B]	1	-	1/14/15/16	0/1/1/1
1	APN	C	4[B]	1	-	0/13/14/15	0/2/2/2
1	TP1	F	3[B]	1	-	3/14/15/16	0/1/1/1
1	CP1	H	1[B]	1	-	0/14/15/16	0/1/1/1

Continued on next page...

Continued from previous page...

Mol	Type	Chain	Res	Link	Chirals	Torsions	Rings
1	GPN	G	2[A]	1	-	1/13/14/15	0/2/2/2
1	CP1	C	1[A]	1	-	3/14/15/16	0/1/1/1
1	GPN	G	2[B]	1	-	0/13/14/15	0/2/2/2
1	GPN	C	2[A]	1	-	1/13/14/15	0/2/2/2
1	GPN	C	2[B]	1	-	0/13/14/15	0/2/2/2
1	TP1	A	3[B]	1	-	1/14/15/16	0/1/1/1
1	CP1	D	1[B]	1	-	2/14/15/16	0/1/1/1
1	TP1	A	3[A]	1	-	1/14/15/16	0/1/1/1
1	TP1	E	3[B]	1	-	1/14/15/16	0/1/1/1
1	GPN	E	6	1	-	0/13/14/15	0/2/2/2
1	GPN	F	6	1	-	0/13/14/15	0/2/2/2
1	CP1	B	1[A]	1	-	6/14/15/16	0/1/1/1
1	CP1	C	5	1	-	1/14/15/16	0/1/1/1
1	CP1	G	5	1	-	1/14/15/16	0/1/1/1
1	CP1	H	5	1	-	1/14/15/16	0/1/1/1
1	TP1	D	3[B]	1	-	1/14/15/16	0/1/1/1
1	CP1	E	1[A]	1	-	3/14/15/16	0/1/1/1
1	CP1	E	1[B]	1	-	1/14/15/16	0/1/1/1
1	APN	B	4[B]	1	-	0/13/14/15	0/2/2/2
1	TP1	H	3[A]	1	-	1/14/15/16	0/1/1/1
1	APN	A	4[B]	1	-	0/13/14/15	0/2/2/2
1	CP1	F	5	1	-	1/14/15/16	0/1/1/1
1	CP1	D	5	1	-	1/14/15/16	0/1/1/1
1	CP1	B	5	1	-	1/14/15/16	0/1/1/1
1	TP1	C	3[A]	1	-	1/14/15/16	0/1/1/1
1	APN	A	4[A]	1	-	0/13/14/15	0/2/2/2
1	APN	D	4[B]	1	-	0/13/14/15	0/2/2/2
1	TP1	G	3[A]	1	-	2/14/15/16	0/1/1/1
1	APN	D	4[A]	1	-	0/13/14/15	0/2/2/2
1	TP1	F	3[A]	1	-	1/14/15/16	0/1/1/1
1	CP1	G	1[B]	1	-	1/14/15/16	0/1/1/1
1	TP1	C	3[B]	1	-	1/14/15/16	0/1/1/1
1	APN	G	4[B]	1	-	0/13/14/15	0/2/2/2
1	TP1	D	3[A]	1	-	1/14/15/16	0/1/1/1
1	CP1	D	1[A]	1	-	4/14/15/16	0/1/1/1
1	TP1	G	3[B]	1	-	1/14/15/16	0/1/1/1
1	CP1	A	5	1	-	1/14/15/16	0/1/1/1
1	GPN	H	6	1	-	0/13/14/15	0/2/2/2
1	GPN	E	2[B]	1	-	0/13/14/15	0/2/2/2
1	CP1	G	1[A]	1	-	3/14/15/16	0/1/1/1
1	TP1	B	3[A]	1	-	1/14/15/16	0/1/1/1

Continued on next page...

Continued from previous page...

Mol	Type	Chain	Res	Link	Chirals	Torsions	Rings
1	GPN	A	2[B]	1	-	0/13/14/15	0/2/2/2
1	APN	B	4[A]	1	-	0/13/14/15	0/2/2/2
1	TP1	B	3[B]	1	-	1/14/15/16	0/1/1/1
1	CP1	B	1[B]	1	-	4/14/15/16	0/1/1/1
1	GPN	C	6	1	-	0/13/14/15	0/2/2/2
1	CP1	F	1[B]	1	-	2/14/15/16	0/1/1/1
1	GPN	A	2[A]	1	-	1/13/14/15	0/2/2/2
1	CP1	F	1[A]	1	-	4/14/15/16	0/1/1/1
1	TP1	H	3[B]	1	-	3/14/15/16	0/1/1/1
1	CP1	A	1[B]	1	-	1/14/15/16	0/1/1/1
1	APN	E	4[B]	1	-	0/13/14/15	0/2/2/2
1	GPN	B	6	1	-	0/13/14/15	0/2/2/2
1	GPN	G	6	1	-	0/13/14/15	0/2/2/2
1	APN	F	4[A]	1	-	0/13/14/15	0/2/2/2
1	CP1	E	5	1	-	1/14/15/16	0/1/1/1
1	TP1	E	3[A]	1	-	1/14/15/16	0/1/1/1
1	APN	E	4[A]	1	-	0/13/14/15	0/2/2/2
1	GPN	H	2[B]	1	-	0/13/14/15	0/2/2/2
1	APN	F	4[B]	1	-	0/13/14/15	0/2/2/2
1	GPN	H	2[A]	1	-	1/13/14/15	0/2/2/2
1	GPN	D	2[B]	1	-	0/13/14/15	0/2/2/2
1	APN	G	4[A]	1	-	0/13/14/15	0/2/2/2
1	GPN	D	2[A]	1	-	1/13/14/15	0/2/2/2
1	GPN	F	2[A]	1	-	1/13/14/15	0/2/2/2

All (107) bond length outliers are listed below:

Mol	Chain	Res	Type	Atoms	Z	Observed(Å)	Ideal(Å)
1	G	2[A]	GPN	C6-N1	4.33	1.40	1.33
1	G	2[B]	GPN	C6-N1	4.33	1.40	1.33
1	C	2[A]	GPN	C6-N1	3.58	1.39	1.33
1	C	2[B]	GPN	C6-N1	3.58	1.39	1.33
1	H	2[B]	GPN	C6-N1	3.49	1.39	1.33
1	H	2[A]	GPN	C6-N1	3.49	1.39	1.33
1	D	6	GPN	C6-N1	3.45	1.39	1.33
1	E	2[A]	GPN	C6-N1	3.41	1.39	1.33
1	E	2[B]	GPN	C6-N1	3.41	1.39	1.33
1	B	3[A]	TP1	C4-N3	3.35	1.38	1.33
1	B	3[B]	TP1	C4-N3	3.35	1.38	1.33
1	A	6	GPN	C6-N1	3.34	1.38	1.33
1	G	3[A]	TP1	C4-N3	3.28	1.38	1.33

Continued on next page...

Continued from previous page...

Mol	Chain	Res	Type	Atoms	Z	Observed(Å)	Ideal(Å)
1	G	3[B]	TP1	C4-N3	3.28	1.38	1.33
1	F	2[B]	GPN	C6-N1	3.22	1.38	1.33
1	F	2[A]	GPN	C6-N1	3.22	1.38	1.33
1	E	3[B]	TP1	C4-N3	3.22	1.38	1.33
1	E	3[A]	TP1	C4-N3	3.22	1.38	1.33
1	D	2[B]	GPN	C6-N1	3.18	1.38	1.33
1	D	2[A]	GPN	C6-N1	3.18	1.38	1.33
1	F	3[A]	TP1	C4-N3	3.17	1.38	1.33
1	F	3[B]	TP1	C4-N3	3.17	1.38	1.33
1	H	3[A]	TP1	C4-N3	3.15	1.38	1.33
1	H	3[B]	TP1	C4-N3	3.15	1.38	1.33
1	A	3[B]	TP1	C4-N3	3.15	1.38	1.33
1	A	3[A]	TP1	C4-N3	3.15	1.38	1.33
1	B	2[A]	GPN	C8-N7	-3.07	1.29	1.34
1	B	2[B]	GPN	C8-N7	-3.07	1.29	1.34
1	C	3[A]	TP1	C4-N3	3.05	1.38	1.33
1	C	3[B]	TP1	C4-N3	3.05	1.38	1.33
1	A	6	GPN	C5'-N4'	-3.01	1.42	1.47
1	A	2[A]	GPN	C6-N1	3.00	1.38	1.33
1	A	2[B]	GPN	C6-N1	3.00	1.38	1.33
1	D	3[B]	TP1	C4-N3	3.00	1.38	1.33
1	D	3[A]	TP1	C4-N3	3.00	1.38	1.33
1	B	2[A]	GPN	C6-N1	2.99	1.38	1.33
1	B	2[B]	GPN	C6-N1	2.99	1.38	1.33
1	F	6	GPN	C6-N1	2.97	1.38	1.33
1	E	2[A]	GPN	C8-N7	-2.95	1.29	1.34
1	E	2[B]	GPN	C8-N7	-2.95	1.29	1.34
1	D	2[B]	GPN	C8-N7	-2.93	1.29	1.34
1	D	2[A]	GPN	C8-N7	-2.93	1.29	1.34
1	E	6	GPN	C6-N1	2.89	1.38	1.33
1	B	6	GPN	C6-N1	2.84	1.38	1.33
1	G	4[B]	APN	C8-N7	-2.82	1.29	1.34
1	G	4[A]	APN	C8-N7	-2.82	1.29	1.34
1	C	4[A]	APN	C8-N7	-2.78	1.29	1.34
1	C	4[B]	APN	C8-N7	-2.78	1.29	1.34
1	B	4[B]	APN	C8-N7	-2.77	1.29	1.34
1	B	4[A]	APN	C8-N7	-2.77	1.29	1.34
1	G	6	GPN	C6-N1	2.62	1.37	1.33
1	A	4[B]	APN	C8-N7	-2.60	1.30	1.34
1	A	4[A]	APN	C8-N7	-2.60	1.30	1.34
1	E	4[B]	APN	C8-N7	-2.60	1.30	1.34
1	E	4[A]	APN	C8-N7	-2.60	1.30	1.34

Continued on next page...

Continued from previous page...

Mol	Chain	Res	Type	Atoms	Z	Observed(Å)	Ideal(Å)
1	C	6	GPN	C8-N7	-2.55	1.30	1.34
1	B	6	GPN	C8-N7	-2.53	1.30	1.34
1	C	1[B]	CP1	C8'-N1	2.52	1.50	1.47
1	C	1[A]	CP1	C8'-N1	2.52	1.50	1.47
1	D	4[B]	APN	C8-N7	-2.51	1.30	1.34
1	D	4[A]	APN	C8-N7	-2.51	1.30	1.34
1	G	2[A]	GPN	C8-N7	-2.50	1.30	1.34
1	G	2[B]	GPN	C8-N7	-2.50	1.30	1.34
1	H	6	GPN	C8-N7	-2.49	1.30	1.34
1	F	6	GPN	C8-N7	-2.48	1.30	1.34
1	F	3[A]	TP1	C6-C5	-2.44	1.33	1.40
1	F	3[B]	TP1	C6-C5	-2.44	1.33	1.40
1	F	2[B]	GPN	C8-N7	-2.44	1.30	1.34
1	F	2[A]	GPN	C8-N7	-2.44	1.30	1.34
1	E	3[B]	TP1	C4-C5	2.42	1.46	1.41
1	E	3[A]	TP1	C4-C5	2.42	1.46	1.41
1	H	6	GPN	C6-N1	2.37	1.37	1.33
1	C	2[A]	GPN	C8-N7	-2.36	1.30	1.34
1	C	2[B]	GPN	C8-N7	-2.36	1.30	1.34
1	E	6	GPN	C8-N7	-2.34	1.30	1.34
1	A	2[A]	GPN	C8-N7	-2.34	1.30	1.34
1	A	2[B]	GPN	C8-N7	-2.34	1.30	1.34
1	D	3[B]	TP1	C6-C5	-2.32	1.33	1.40
1	D	3[A]	TP1	C6-C5	-2.32	1.33	1.40
1	F	4[A]	APN	C8-N7	-2.31	1.30	1.34
1	F	4[B]	APN	C8-N7	-2.31	1.30	1.34
1	D	6	GPN	C8-N7	-2.22	1.30	1.34
1	A	6	GPN	C8-N7	-2.21	1.30	1.34
1	H	4[B]	APN	C8-N7	-2.20	1.30	1.34
1	H	4[A]	APN	C8-N7	-2.20	1.30	1.34
1	G	2[A]	GPN	C2-N1	2.18	1.39	1.35
1	G	2[B]	GPN	C2-N1	2.18	1.39	1.35
1	G	6	GPN	C8-N7	-2.18	1.30	1.34
1	H	3[A]	TP1	C6-C5	-2.17	1.34	1.40
1	H	3[B]	TP1	C6-C5	-2.17	1.34	1.40
1	F	2[B]	GPN	C2-N1	2.13	1.39	1.35
1	F	2[A]	GPN	C2-N1	2.13	1.39	1.35
1	E	3[B]	TP1	C6-C5	-2.11	1.34	1.40
1	E	3[A]	TP1	C6-C5	-2.11	1.34	1.40
1	H	2[B]	GPN	C2-N1	2.10	1.39	1.35
1	H	2[A]	GPN	C2-N1	2.10	1.39	1.35
1	C	6	GPN	C6-N1	2.07	1.36	1.33

Continued on next page...

Continued from previous page...

Mol	Chain	Res	Type	Atoms	Z	Observed(Å)	Ideal(Å)
1	C	3[A]	TP1	C6-C5	-2.07	1.34	1.40
1	C	3[B]	TP1	C6-C5	-2.07	1.34	1.40
1	B	3[A]	TP1	C4-C5	2.04	1.45	1.41
1	B	3[B]	TP1	C4-C5	2.04	1.45	1.41
1	H	2[B]	GPN	C8-N7	-2.03	1.31	1.34
1	H	2[A]	GPN	C8-N7	-2.03	1.31	1.34
1	A	3[B]	TP1	C6-C5	-2.02	1.34	1.40
1	A	3[A]	TP1	C6-C5	-2.02	1.34	1.40
1	B	3[A]	TP1	C6-C5	-2.01	1.34	1.40
1	B	3[B]	TP1	C6-C5	-2.01	1.34	1.40

All (423) bond angle outliers are listed below:

Mol	Chain	Res	Type	Atoms	Z	Observed(°)	Ideal(°)
1	F	3[A]	TP1	C4-N3-C2	13.81	126.80	115.14
1	F	3[B]	TP1	C4-N3-C2	13.81	126.80	115.14
1	C	3[A]	TP1	C4-N3-C2	13.66	126.67	115.14
1	C	3[B]	TP1	C4-N3-C2	13.66	126.67	115.14
1	H	3[A]	TP1	C4-N3-C2	13.37	126.43	115.14
1	H	3[B]	TP1	C4-N3-C2	13.37	126.43	115.14
1	D	3[B]	TP1	C4-N3-C2	12.97	126.09	115.14
1	D	3[A]	TP1	C4-N3-C2	12.97	126.09	115.14
1	G	3[A]	TP1	C4-N3-C2	12.74	125.90	115.14
1	G	3[B]	TP1	C4-N3-C2	12.74	125.90	115.14
1	B	3[A]	TP1	C4-N3-C2	12.37	125.58	115.14
1	B	3[B]	TP1	C4-N3-C2	12.37	125.58	115.14
1	A	3[B]	TP1	C4-N3-C2	12.15	125.40	115.14
1	A	3[A]	TP1	C4-N3-C2	12.15	125.40	115.14
1	F	1[A]	CP1	C5'-N4'-C3'	-11.80	100.29	117.06
1	E	3[B]	TP1	C4-N3-C2	11.69	125.01	115.14
1	E	3[A]	TP1	C4-N3-C2	11.69	125.01	115.14
1	A	6	GPN	C5'-N4'-C3'	-11.48	100.75	117.06
1	D	1[B]	CP1	C2'-C3'-N4'	-10.09	94.79	113.24
1	D	1[A]	CP1	C2'-C3'-N4'	-10.09	94.79	113.24
1	H	1[A]	CP1	C5'-N4'-C3'	-9.23	103.95	117.06
1	H	6	GPN	C5-C6-N1	-8.79	111.41	123.43
1	C	6	GPN	C5-C6-N1	-8.75	111.47	123.43
1	D	1[A]	CP1	C5'-N4'-C3'	-8.67	104.75	117.06
1	F	6	GPN	C5-C6-N1	-8.66	111.58	123.43
1	E	6	GPN	C5-C6-N1	-8.62	111.64	123.43
1	D	2[B]	GPN	C5-C6-N1	-8.47	111.84	123.43
1	D	2[A]	GPN	C5-C6-N1	-8.47	111.84	123.43

Continued on next page...

Continued from previous page...

Mol	Chain	Res	Type	Atoms	Z	Observed(°)	Ideal(°)
1	A	6	GPN	C5-C6-N1	-8.41	111.93	123.43
1	D	6	GPN	C5-C6-N1	-8.33	112.04	123.43
1	B	6	GPN	C5-C6-N1	-8.31	112.07	123.43
1	H	2[B]	GPN	C5-C6-N1	-8.27	112.12	123.43
1	H	2[A]	GPN	C5-C6-N1	-8.27	112.12	123.43
1	G	6	GPN	C5-C6-N1	-8.24	112.16	123.43
1	G	2[A]	GPN	C5-C6-N1	-8.21	112.20	123.43
1	G	2[B]	GPN	C5-C6-N1	-8.21	112.20	123.43
1	C	2[A]	GPN	C5-C6-N1	-8.18	112.24	123.43
1	C	2[B]	GPN	C5-C6-N1	-8.18	112.24	123.43
1	E	2[A]	GPN	C5-C6-N1	-8.09	112.37	123.43
1	E	2[B]	GPN	C5-C6-N1	-8.09	112.37	123.43
1	A	2[A]	GPN	C5-C6-N1	-7.97	112.52	123.43
1	A	2[B]	GPN	C5-C6-N1	-7.97	112.52	123.43
1	F	2[B]	GPN	C5-C6-N1	-7.93	112.58	123.43
1	F	2[A]	GPN	C5-C6-N1	-7.93	112.58	123.43
1	G	1[A]	CP1	C5'-N4'-C3'	-7.82	105.94	117.06
1	H	2[B]	GPN	C8'-C7'-N4'	7.58	126.58	117.07
1	H	2[A]	GPN	C8'-C7'-N4'	7.58	126.58	117.07
1	B	2[A]	GPN	C5-C6-N1	-7.39	113.32	123.43
1	B	2[B]	GPN	C5-C6-N1	-7.39	113.32	123.43
1	D	2[B]	GPN	C8'-C7'-N4'	7.39	126.33	117.07
1	D	2[A]	GPN	C8'-C7'-N4'	7.39	126.33	117.07
1	C	1[A]	CP1	C5'-N4'-C3'	-7.35	106.61	117.06
1	C	2[A]	GPN	C8'-C7'-N4'	7.16	126.05	117.07
1	C	2[B]	GPN	C8'-C7'-N4'	7.16	126.05	117.07
1	A	1[A]	CP1	C5'-N4'-C3'	-6.36	108.03	117.06
1	F	1[B]	CP1	C2'-C3'-N4'	6.35	124.85	113.24
1	F	1[A]	CP1	C2'-C3'-N4'	6.35	124.85	113.24
1	C	6	GPN	C6-N1-C2	6.32	125.97	115.93
1	H	6	GPN	C6-N1-C2	6.00	125.47	115.93
1	F	1[B]	CP1	C5'-N4'-C3'	-5.87	108.72	117.06
1	E	6	GPN	C6-N1-C2	5.83	125.19	115.93
1	F	6	GPN	C6-N1-C2	5.83	125.19	115.93
1	D	2[B]	GPN	C6-N1-C2	5.82	125.18	115.93
1	D	2[A]	GPN	C6-N1-C2	5.82	125.18	115.93
1	A	1[A]	CP1	C2-N3-C4	5.63	122.05	116.34
1	A	1[B]	CP1	C2-N3-C4	5.63	122.05	116.34
1	H	2[A]	GPN	C2'-C3'-N4'	-5.63	102.46	113.11
1	C	2[A]	GPN	C6-N1-C2	5.60	124.83	115.93
1	C	2[B]	GPN	C6-N1-C2	5.60	124.83	115.93
1	E	1[A]	CP1	C5'-N4'-C3'	-5.56	109.16	117.06

Continued on next page...

Continued from previous page...

Mol	Chain	Res	Type	Atoms	Z	Observed(°)	Ideal(°)
1	A	2[A]	GPN	C6-N1-C2	5.54	124.72	115.93
1	A	2[B]	GPN	C6-N1-C2	5.54	124.72	115.93
1	E	2[A]	GPN	C6-N1-C2	5.49	124.65	115.93
1	E	2[B]	GPN	C6-N1-C2	5.49	124.65	115.93
1	D	6	GPN	C6-N1-C2	5.46	124.60	115.93
1	A	6	GPN	C6-N1-C2	5.43	124.56	115.93
1	G	6	GPN	C6-N1-C2	5.43	124.56	115.93
1	A	6	GPN	C8'-C7'-N4'	5.42	123.87	117.07
1	H	2[B]	GPN	C6-N1-C2	5.34	124.41	115.93
1	H	2[A]	GPN	C6-N1-C2	5.34	124.41	115.93
1	G	2[A]	GPN	C8'-C7'-N4'	5.32	123.74	117.07
1	G	2[B]	GPN	C8'-C7'-N4'	5.32	123.74	117.07
1	B	6	GPN	C6-N1-C2	5.30	124.35	115.93
1	H	1[A]	CP1	C2-N3-C4	5.23	121.65	116.34
1	H	1[B]	CP1	C2-N3-C4	5.23	121.65	116.34
1	D	5	CP1	C2-N3-C4	5.22	121.64	116.34
1	D	1[B]	CP1	C2-N3-C4	5.22	121.63	116.34
1	D	1[A]	CP1	C2-N3-C4	5.22	121.63	116.34
1	B	2[A]	GPN	C6-N1-C2	5.17	124.15	115.93
1	B	2[B]	GPN	C6-N1-C2	5.17	124.15	115.93
1	G	4[B]	APN	C8'-C7'-N4'	5.15	123.53	117.07
1	G	4[A]	APN	C8'-C7'-N4'	5.15	123.53	117.07
1	C	4[B]	APN	C5'-N4'-C3'	-5.15	109.74	117.06
1	G	2[A]	GPN	C6-N1-C2	5.14	124.10	115.93
1	G	2[B]	GPN	C6-N1-C2	5.14	124.10	115.93
1	F	2[B]	GPN	C6-N1-C2	5.12	124.06	115.93
1	F	2[A]	GPN	C6-N1-C2	5.12	124.06	115.93
1	B	5	CP1	C2-N3-C4	4.89	121.30	116.34
1	A	4[B]	APN	C5'-N4'-C3'	-4.76	110.30	117.06
1	A	5	CP1	C2-N3-C4	4.72	121.13	116.34
1	E	1[A]	CP1	C2'-C3'-N4'	-4.70	104.64	113.24
1	E	1[B]	CP1	C2'-C3'-N4'	-4.70	104.64	113.24
1	G	2[A]	GPN	C7'-C8'-N9	-4.70	105.16	110.76
1	G	2[B]	GPN	C7'-C8'-N9	-4.70	105.16	110.76
1	F	1[B]	CP1	C1'-N1'-C2'	4.66	125.41	111.95
1	F	1[A]	CP1	C1'-N1'-C2'	4.66	125.41	111.95
1	F	1[B]	CP1	C2-N3-C4	4.63	121.04	116.34
1	F	1[A]	CP1	C2-N3-C4	4.63	121.04	116.34
1	B	1[A]	CP1	C2-N3-C4	4.63	121.03	116.34
1	B	1[B]	CP1	C2-N3-C4	4.63	121.03	116.34
1	C	1[B]	CP1	C2-N3-C4	4.60	121.00	116.34
1	C	1[A]	CP1	C2-N3-C4	4.60	121.00	116.34

Continued on next page...

Continued from previous page...

Mol	Chain	Res	Type	Atoms	Z	Observed(°)	Ideal(°)
1	H	2[B]	GPN	C2'-C3'-N4'	-4.60	104.42	113.11
1	F	3[B]	TP1	C5'-N4'-C3'	-4.58	110.55	117.06
1	B	3[B]	TP1	C5'-N4'-C3'	-4.57	110.57	117.06
1	E	1[A]	CP1	C2-N3-C4	4.54	120.94	116.34
1	E	1[B]	CP1	C2-N3-C4	4.54	120.94	116.34
1	A	1[A]	CP1	C7'-C8'-N1	4.51	116.13	110.76
1	A	1[B]	CP1	C7'-C8'-N1	4.51	116.13	110.76
1	H	5	CP1	C2-N3-C4	4.43	120.83	116.34
1	C	3[A]	TP1	C7'-C8'-N1	-4.39	105.53	110.76
1	C	3[B]	TP1	C7'-C8'-N1	-4.39	105.53	110.76
1	G	5	CP1	C2-N3-C4	4.39	120.79	116.34
1	C	1[B]	CP1	C1'-N1'-C2'	4.36	124.55	111.95
1	C	1[A]	CP1	C1'-N1'-C2'	4.36	124.55	111.95
1	D	1[B]	CP1	C7'-C8'-N1	4.25	115.82	110.76
1	D	1[A]	CP1	C7'-C8'-N1	4.25	115.82	110.76
1	D	2[A]	GPN	C2'-C3'-N4'	-4.25	105.08	113.11
1	A	4[B]	APN	C2'-C3'-N4'	-4.22	105.13	113.11
1	A	6	GPN	C3'-N4'-C7'	4.22	135.94	121.03
1	G	1[B]	CP1	C2-N3-C4	4.21	120.61	116.34
1	G	1[A]	CP1	C2-N3-C4	4.21	120.61	116.34
1	C	2[A]	GPN	C2'-C3'-N4'	-4.17	105.22	113.11
1	H	2[B]	GPN	C7'-C8'-N9	-4.15	105.82	110.76
1	H	2[A]	GPN	C7'-C8'-N9	-4.15	105.82	110.76
1	C	1[B]	CP1	C7'-C8'-N1	4.12	115.66	110.76
1	C	1[A]	CP1	C7'-C8'-N1	4.12	115.66	110.76
1	G	3[A]	TP1	C7'-C8'-N1	-4.11	105.87	110.76
1	G	3[B]	TP1	C7'-C8'-N1	-4.11	105.87	110.76
1	H	3[A]	TP1	C7'-C8'-N1	-4.10	105.88	110.76
1	H	3[B]	TP1	C7'-C8'-N1	-4.10	105.88	110.76
1	H	1[A]	CP1	C7'-C8'-N1	4.10	115.64	110.76
1	H	1[B]	CP1	C7'-C8'-N1	4.10	115.64	110.76
1	D	3[B]	TP1	C7'-C8'-N1	-4.08	105.90	110.76
1	D	3[A]	TP1	C7'-C8'-N1	-4.08	105.90	110.76
1	G	1[B]	CP1	C7'-C8'-N1	4.04	115.58	110.76
1	G	1[A]	CP1	C7'-C8'-N1	4.04	115.58	110.76
1	D	2[B]	GPN	C7'-C8'-N9	-4.03	105.97	110.76
1	D	2[A]	GPN	C7'-C8'-N9	-4.03	105.97	110.76
1	C	2[A]	GPN	C7'-C8'-N9	-3.97	106.04	110.76
1	C	2[B]	GPN	C7'-C8'-N9	-3.97	106.04	110.76
1	C	5	CP1	C2-N3-C4	3.95	120.35	116.34
1	F	1[B]	CP1	C7'-C8'-N1	3.94	115.46	110.76
1	F	1[A]	CP1	C7'-C8'-N1	3.94	115.46	110.76

Continued on next page...

Continued from previous page...

Mol	Chain	Res	Type	Atoms	Z	Observed(°)	Ideal(°)
1	G	4[B]	APN	C5'-N4'-C3'	-3.93	111.47	117.06
1	D	6	GPN	C5'-N4'-C3'	-3.91	111.50	117.06
1	B	1[A]	CP1	C1'-N1'-C2'	3.91	123.23	111.95
1	B	1[B]	CP1	C1'-N1'-C2'	3.91	123.23	111.95
1	E	5	CP1	C2-N3-C4	3.86	120.25	116.34
1	A	2[B]	GPN	C2'-C3'-N4'	-3.83	105.87	113.11
1	E	5	CP1	C8'-C7'-N4'	3.83	121.87	117.07
1	C	3[A]	TP1	C8'-C7'-N4'	3.83	121.87	117.07
1	C	3[B]	TP1	C8'-C7'-N4'	3.83	121.87	117.07
1	D	2[B]	GPN	O7'-C7'-N4'	-3.79	114.67	122.05
1	D	2[A]	GPN	O7'-C7'-N4'	-3.79	114.67	122.05
1	C	2[A]	GPN	O7'-C7'-N4'	-3.79	114.68	122.05
1	C	2[B]	GPN	O7'-C7'-N4'	-3.79	114.68	122.05
1	A	1[B]	CP1	C5'-N4'-C3'	-3.78	111.68	117.06
1	A	4[B]	APN	C8'-C7'-N4'	3.74	121.76	117.07
1	A	4[A]	APN	C8'-C7'-N4'	3.74	121.76	117.07
1	F	5	CP1	C2'-C3'-N4'	-3.71	106.46	113.24
1	E	6	GPN	C2'-C3'-N4'	-3.71	106.10	113.11
1	A	5	CP1	C8'-C7'-N4'	3.70	121.71	117.07
1	F	5	CP1	C2-N3-C4	3.62	120.01	116.34
1	E	1[A]	CP1	C7'-C8'-N1	3.59	115.04	110.76
1	E	1[B]	CP1	C7'-C8'-N1	3.59	115.04	110.76
1	E	1[A]	CP1	C1'-N1'-C2'	3.58	122.31	111.95
1	E	1[B]	CP1	C1'-N1'-C2'	3.58	122.31	111.95
1	C	4[A]	APN	C8'-C7'-N4'	3.58	121.56	117.07
1	C	4[B]	APN	C8'-C7'-N4'	3.58	121.56	117.07
1	H	2[B]	GPN	O7'-C7'-N4'	-3.57	115.09	122.05
1	H	2[A]	GPN	O7'-C7'-N4'	-3.57	115.09	122.05
1	H	3[B]	TP1	C5'-N4'-C3'	-3.54	112.03	117.06
1	G	1[B]	CP1	C1'-N1'-C2'	3.53	122.16	111.95
1	G	1[A]	CP1	C1'-N1'-C2'	3.53	122.16	111.95
1	E	3[B]	TP1	C5'-N4'-C3'	-3.48	112.11	117.06
1	C	4[B]	APN	C2'-C3'-N4'	-3.48	106.53	113.11
1	B	3[A]	TP1	C5'-N4'-C3'	-3.47	112.13	117.06
1	H	2[A]	GPN	C5'-N4'-C3'	-3.44	112.17	117.06
1	A	2[A]	GPN	N3-C2-N1	-3.44	122.64	127.22
1	A	2[B]	GPN	N3-C2-N1	-3.44	122.64	127.22
1	G	3[B]	TP1	C5'-N4'-C3'	-3.42	112.21	117.06
1	C	2[A]	GPN	C5'-N4'-C3'	-3.37	112.27	117.06
1	H	2[B]	GPN	C5'-N4'-C3'	-3.37	112.27	117.06
1	E	3[A]	TP1	O1'-C'-C5'	-3.35	116.26	126.39
1	C	2[A]	GPN	C8'-N9-C8	3.34	129.61	125.66

Continued on next page...

Continued from previous page...

Mol	Chain	Res	Type	Atoms	Z	Observed(°)	Ideal(°)
1	C	2[B]	GPN	C8'-N9-C8	3.34	129.61	125.66
1	A	5	CP1	O1'-C'-C5'	-3.32	116.36	126.39
1	C	5	CP1	C2'-C3'-N4'	-3.32	107.18	113.24
1	A	3[B]	TP1	C5'-N4'-C3'	-3.31	112.36	117.06
1	E	5	CP1	C5'-N4'-C3'	-3.31	112.36	117.06
1	H	6	GPN	N2-C2-N3	3.28	123.14	117.79
1	H	5	CP1	C8'-C7'-N4'	3.26	121.16	117.07
1	H	4[B]	APN	C8'-C7'-N4'	3.24	121.13	117.07
1	H	4[A]	APN	C8'-C7'-N4'	3.24	121.13	117.07
1	E	4[B]	APN	C5'-N4'-C3'	-3.23	112.47	117.06
1	A	2[B]	GPN	C5'-N4'-C3'	-3.22	112.48	117.06
1	H	6	GPN	N3-C2-N1	-3.20	122.95	127.22
1	C	3[B]	TP1	C5'-N4'-C3'	-3.20	112.52	117.06
1	B	4[B]	APN	C8'-C7'-N4'	3.20	121.08	117.07
1	B	4[A]	APN	C8'-C7'-N4'	3.20	121.08	117.07
1	A	1[A]	CP1	C1'-N1'-C2'	3.16	121.08	111.95
1	A	1[B]	CP1	C1'-N1'-C2'	3.16	121.08	111.95
1	E	5	CP1	C2'-C3'-N4'	-3.12	107.54	113.24
1	F	1[A]	CP1	O1'-C'-C5'	-3.09	117.05	126.39
1	D	2[B]	GPN	C5'-N4'-C3'	-3.09	112.67	117.06
1	D	2[B]	GPN	C2'-C3'-N4'	-3.07	107.30	113.11
1	G	2[A]	GPN	C2'-C3'-N4'	-3.05	107.34	113.11
1	C	2[A]	GPN	N3-C2-N1	-3.02	123.19	127.22
1	C	2[B]	GPN	N3-C2-N1	-3.02	123.19	127.22
1	D	3[A]	TP1	O1'-C'-C5'	-3.00	117.33	126.39
1	B	2[B]	GPN	C2'-C3'-N4'	-3.00	107.44	113.11
1	G	2[A]	GPN	C8'-N9-C8	2.99	129.19	125.66
1	G	2[B]	GPN	C8'-N9-C8	2.99	129.19	125.66
1	F	3[A]	TP1	O1'-C'-C5'	-2.99	117.37	126.39
1	C	6	GPN	N3-C2-N1	-2.98	123.25	127.22
1	B	1[A]	CP1	O1'-C'-C5'	-2.97	117.42	126.39
1	G	4[B]	APN	C2'-C3'-N4'	-2.96	107.51	113.11
1	E	1[A]	CP1	O1'-C'-C5'	-2.95	117.47	126.39
1	B	1[A]	CP1	C7'-C8'-N1	2.94	114.27	110.76
1	B	1[B]	CP1	C7'-C8'-N1	2.94	114.27	110.76
1	G	2[A]	GPN	O7'-C7'-N4'	-2.94	116.32	122.05
1	G	2[B]	GPN	O7'-C7'-N4'	-2.94	116.32	122.05
1	E	5	CP1	O1'-C'-C5'	-2.93	117.53	126.39
1	B	5	CP1	C8'-C7'-N4'	2.93	120.74	117.07
1	A	5	CP1	C8'-N1-C6	2.92	123.83	118.63
1	D	3[B]	TP1	C8'-C7'-N4'	2.90	120.71	117.07
1	D	3[A]	TP1	C8'-C7'-N4'	2.90	120.71	117.07

Continued on next page...

Continued from previous page...

Mol	Chain	Res	Type	Atoms	Z	Observed(°)	Ideal(°)
1	F	6	GPN	N3-C2-N1	-2.90	123.35	127.22
1	F	5	CP1	C8'-C7'-N4'	2.90	120.70	117.07
1	C	2[B]	GPN	C5'-N4'-C3'	-2.90	112.94	117.06
1	D	2[B]	GPN	N3-C2-N1	-2.88	123.38	127.22
1	D	2[A]	GPN	N3-C2-N1	-2.88	123.38	127.22
1	H	3[A]	TP1	O1'-C'-C5'	-2.88	117.69	126.39
1	B	5	CP1	C8'-N1-C6	2.88	123.77	118.63
1	E	5	CP1	C8'-N1-C6	2.88	123.77	118.63
1	D	5	CP1	C8'-C7'-N4'	2.88	120.68	117.07
1	G	2[A]	GPN	C2-N3-C4	-2.87	112.08	115.36
1	G	2[B]	GPN	C2-N3-C4	-2.87	112.08	115.36
1	G	3[A]	TP1	O1'-C'-C5'	-2.87	117.72	126.39
1	E	6	GPN	N3-C2-N1	-2.87	123.39	127.22
1	C	5	CP1	C8'-C7'-N4'	2.87	120.66	117.07
1	C	5	CP1	C7'-C8'-N1	-2.86	107.36	110.76
1	D	2[A]	GPN	C5'-N4'-C3'	-2.86	113.00	117.06
1	D	5	CP1	O1'-C'-C5'	-2.85	117.79	126.39
1	D	5	CP1	N4-C4-N3	2.83	120.96	116.49
1	H	2[B]	GPN	C8'-N9-C8	2.82	128.99	125.66
1	H	2[A]	GPN	C8'-N9-C8	2.82	128.99	125.66
1	E	2[A]	GPN	N3-C2-N1	-2.82	123.46	127.22
1	E	2[B]	GPN	N3-C2-N1	-2.82	123.46	127.22
1	F	2[B]	GPN	C2'-C3'-N4'	-2.82	107.79	113.11
1	E	3[A]	TP1	C5'-N4'-C3'	-2.82	113.06	117.06
1	F	1[B]	CP1	C3'-N4'-C7'	2.81	130.98	121.03
1	F	1[A]	CP1	C3'-N4'-C7'	2.81	130.98	121.03
1	E	2[B]	GPN	C5'-N4'-C3'	-2.81	113.06	117.06
1	F	2[B]	GPN	C2-N3-C4	-2.81	112.15	115.36
1	F	2[A]	GPN	C2-N3-C4	-2.81	112.15	115.36
1	H	1[B]	CP1	C5'-N4'-C3'	-2.81	113.07	117.06
1	E	4[B]	APN	C2'-C3'-N4'	-2.81	107.80	113.11
1	G	4[A]	APN	C2'-C3'-N4'	-2.81	107.81	113.11
1	A	2[A]	GPN	C8'-C7'-N4'	2.80	120.58	117.07
1	A	2[B]	GPN	C8'-C7'-N4'	2.80	120.58	117.07
1	D	2[B]	GPN	C2-N3-C4	-2.79	112.17	115.36
1	D	2[A]	GPN	C2-N3-C4	-2.79	112.17	115.36
1	E	1[A]	CP1	C8'-N1-C6	2.78	123.59	118.63
1	E	1[B]	CP1	C8'-N1-C6	2.78	123.59	118.63
1	D	4[B]	APN	O1'-C'-C5'	-2.78	118.00	126.39
1	D	4[A]	APN	O1'-C'-C5'	-2.78	118.00	126.39
1	C	6	GPN	C2-N3-C4	-2.77	112.19	115.36
1	A	1[A]	CP1	O1'-C'-C5'	-2.77	118.02	126.39

Continued on next page...

Continued from previous page...

Mol	Chain	Res	Type	Atoms	Z	Observed(°)	Ideal(°)
1	C	5	CP1	O1'-C'-C5'	-2.77	118.03	126.39
1	B	3[A]	TP1	O1'-C'-C5'	-2.77	118.03	126.39
1	F	5	CP1	C8'-N1-C6	2.76	123.55	118.63
1	A	2[A]	GPN	C2'-C3'-N4'	-2.75	107.91	113.11
1	F	5	CP1	O1'-C'-C5'	-2.75	118.09	126.39
1	C	2[A]	GPN	C2-N3-C4	-2.75	112.22	115.36
1	C	2[B]	GPN	C2-N3-C4	-2.75	112.22	115.36
1	H	2[B]	GPN	C2-N3-C4	-2.74	112.23	115.36
1	H	2[A]	GPN	C2-N3-C4	-2.74	112.23	115.36
1	H	2[B]	GPN	N3-C2-N1	-2.73	123.58	127.22
1	H	2[A]	GPN	N3-C2-N1	-2.73	123.58	127.22
1	F	2[B]	GPN	C5'-N4'-C3'	-2.73	113.18	117.06
1	A	6	GPN	N3-C2-N1	-2.73	123.59	127.22
1	G	4[A]	APN	C5'-N4'-C3'	-2.71	113.20	117.06
1	G	6	GPN	C2-N3-C4	-2.70	112.27	115.36
1	C	6	GPN	C7'-C8'-N9	-2.70	107.55	110.76
1	H	5	CP1	O1'-C'-C5'	-2.70	118.24	126.39
1	E	2[A]	GPN	C2-N3-C4	-2.70	112.28	115.36
1	E	2[B]	GPN	C2-N3-C4	-2.70	112.28	115.36
1	D	6	GPN	C2-N3-C4	-2.69	112.28	115.36
1	A	1[A]	CP1	C8'-N1-C6	2.68	123.41	118.63
1	A	1[B]	CP1	C8'-N1-C6	2.68	123.41	118.63
1	G	5	CP1	C8'-C7'-N4'	2.66	120.40	117.07
1	D	1[B]	CP1	C8'-C7'-N4'	2.65	120.39	117.07
1	D	1[A]	CP1	C8'-C7'-N4'	2.65	120.39	117.07
1	D	1[B]	CP1	C8'-N1-C6	2.64	123.34	118.63
1	D	1[A]	CP1	C8'-N1-C6	2.64	123.34	118.63
1	D	6	GPN	N3-C2-N1	-2.64	123.70	127.22
1	B	1[A]	CP1	C2'-C3'-N4'	2.63	118.06	113.24
1	B	1[B]	CP1	C2'-C3'-N4'	2.63	118.06	113.24
1	B	5	CP1	N4-C4-N3	2.63	120.65	116.49
1	G	5	CP1	C7'-C8'-N1	-2.63	107.63	110.76
1	D	4[B]	APN	C8'-C7'-N4'	2.61	120.35	117.07
1	D	4[A]	APN	C8'-C7'-N4'	2.61	120.35	117.07
1	F	4[A]	APN	C8'-C7'-N4'	2.61	120.34	117.07
1	F	4[B]	APN	C8'-C7'-N4'	2.61	120.34	117.07
1	B	2[A]	GPN	N3-C2-N1	-2.60	123.76	127.22
1	B	2[B]	GPN	N3-C2-N1	-2.60	123.76	127.22
1	F	6	GPN	C2-N3-C4	-2.60	112.39	115.36
1	F	2[B]	GPN	N3-C2-N1	-2.58	123.78	127.22
1	F	2[A]	GPN	N3-C2-N1	-2.58	123.78	127.22
1	A	2[A]	GPN	C5'-N4'-C3'	-2.57	113.41	117.06

Continued on next page...

Continued from previous page...

Mol	Chain	Res	Type	Atoms	Z	Observed(°)	Ideal(°)
1	B	5	CP1	O1'-C'-C5'	-2.56	118.66	126.39
1	A	6	GPN	C2-N3-C4	-2.55	112.44	115.36
1	G	6	GPN	C7'-C8'-N9	-2.52	107.76	110.76
1	G	3[A]	TP1	C8'-C7'-N4'	2.51	120.22	117.07
1	G	3[B]	TP1	C8'-C7'-N4'	2.51	120.22	117.07
1	E	6	GPN	C2-N3-C4	-2.50	112.50	115.36
1	G	2[A]	GPN	N3-C2-N1	-2.50	123.89	127.22
1	G	2[B]	GPN	N3-C2-N1	-2.50	123.89	127.22
1	C	5	CP1	C8'-N1-C6	2.49	123.06	118.63
1	F	3[A]	TP1	C5'-N4'-C3'	-2.49	113.53	117.06
1	B	2[A]	GPN	C2-N3-C4	-2.48	112.52	115.36
1	B	2[B]	GPN	C2-N3-C4	-2.48	112.52	115.36
1	D	5	CP1	C7'-C8'-N1	-2.48	107.81	110.76
1	C	3[B]	TP1	O1'-C'-C5'	-2.48	118.91	126.39
1	F	4[B]	APN	C5'-N4'-C3'	-2.47	113.55	117.06
1	D	5	CP1	C8'-N1-C6	2.46	123.02	118.63
1	B	6	GPN	N3-C2-N1	-2.46	123.94	127.22
1	D	2[B]	GPN	C8'-N9-C8	2.46	128.56	125.66
1	D	2[A]	GPN	C8'-N9-C8	2.46	128.56	125.66
1	E	2[A]	GPN	C8'-C7'-N4'	2.44	120.13	117.07
1	E	2[B]	GPN	C8'-C7'-N4'	2.44	120.13	117.07
1	B	1[A]	CP1	C8'-N1-C6	2.41	122.92	118.63
1	B	1[B]	CP1	C8'-N1-C6	2.41	122.92	118.63
1	H	1[A]	CP1	C8'-N1-C6	2.40	122.92	118.63
1	H	1[B]	CP1	C8'-N1-C6	2.40	122.92	118.63
1	G	6	GPN	N3-C2-N1	-2.40	124.03	127.22
1	G	3[A]	TP1	C5'-N4'-C3'	-2.39	113.67	117.06
1	H	5	CP1	C8'-N1-C6	2.38	122.87	118.63
1	A	5	CP1	C5'-N4'-C3'	-2.37	113.69	117.06
1	H	6	GPN	C2-N3-C4	-2.36	112.66	115.36
1	G	5	CP1	C8'-N1-C6	2.36	122.83	118.63
1	G	1[B]	CP1	C8'-N1-C6	2.34	122.80	118.63
1	G	1[A]	CP1	C8'-N1-C6	2.34	122.80	118.63
1	C	4[A]	APN	O1'-C'-C5'	-2.34	119.33	126.39
1	C	4[B]	APN	O1'-C'-C5'	-2.34	119.33	126.39
1	C	1[B]	CP1	C8'-N1-C6	2.33	122.78	118.63
1	C	1[A]	CP1	C8'-N1-C6	2.33	122.78	118.63
1	A	1[A]	CP1	C8'-C7'-N4'	2.33	119.99	117.07
1	A	1[B]	CP1	C8'-C7'-N4'	2.33	119.99	117.07
1	D	3[B]	TP1	C5'-N4'-C3'	-2.32	113.76	117.06
1	H	1[A]	CP1	C3'-C2'-N1'	2.32	117.22	111.04
1	H	1[B]	CP1	C3'-C2'-N1'	2.32	117.22	111.04

Continued on next page...

Continued from previous page...

Mol	Chain	Res	Type	Atoms	Z	Observed(°)	Ideal(°)
1	B	4[B]	APN	C2'-C3'-N4'	-2.32	108.73	113.11
1	A	3[A]	TP1	O1'-C'-C5'	-2.31	119.41	126.39
1	F	6	GPN	C5'-N4'-C3'	-2.31	113.78	117.06
1	B	5	CP1	C2'-C3'-N4'	-2.31	109.02	113.24
1	H	5	CP1	C7'-C8'-N1	-2.31	108.01	110.76
1	H	6	GPN	C5'-N4'-C3'	-2.27	113.84	117.06
1	E	4[B]	APN	C5-C6-N6	2.26	123.79	120.35
1	E	4[A]	APN	C5-C6-N6	2.26	123.79	120.35
1	E	4[B]	APN	C8'-C7'-N4'	2.26	119.90	117.07
1	E	4[A]	APN	C8'-C7'-N4'	2.26	119.90	117.07
1	H	5	CP1	N4-C4-N3	2.24	120.03	116.49
1	A	2[A]	GPN	C2-N3-C4	-2.20	112.85	115.36
1	A	2[B]	GPN	C2-N3-C4	-2.20	112.85	115.36
1	E	4[B]	APN	O1'-C'-C5'	-2.18	119.81	126.39
1	E	4[A]	APN	O1'-C'-C5'	-2.18	119.81	126.39
1	G	4[B]	APN	O1'-C'-C5'	-2.18	119.82	126.39
1	G	4[A]	APN	O1'-C'-C5'	-2.18	119.82	126.39
1	H	4[B]	APN	O1'-C'-C5'	-2.17	119.82	126.39
1	H	4[A]	APN	O1'-C'-C5'	-2.17	119.82	126.39
1	F	1[B]	CP1	N4-C4-N3	2.16	119.91	116.49
1	F	1[A]	CP1	N4-C4-N3	2.16	119.91	116.49
1	D	4[B]	APN	C5-C6-N6	2.15	123.62	120.35
1	D	4[A]	APN	C5-C6-N6	2.15	123.62	120.35
1	H	6	GPN	N2-C2-N1	-2.15	113.91	117.25
1	A	3[B]	TP1	C8'-C7'-N4'	2.15	119.77	117.07
1	A	3[A]	TP1	C8'-C7'-N4'	2.15	119.77	117.07
1	C	6	GPN	N2-C2-N3	2.15	121.29	117.79
1	H	3[A]	TP1	C8'-C7'-N4'	2.14	119.76	117.07
1	H	3[B]	TP1	C8'-C7'-N4'	2.14	119.76	117.07
1	H	1[A]	CP1	N4-C4-N3	2.14	119.88	116.49
1	H	1[B]	CP1	N4-C4-N3	2.14	119.88	116.49
1	G	5	CP1	O1'-C'-C5'	-2.13	119.94	126.39
1	C	1[B]	CP1	C5'-N4'-C3'	-2.11	114.06	117.06
1	A	5	CP1	O7'-C7'-N4'	-2.11	117.94	122.05
1	G	6	GPN	C5'-N4'-C3'	-2.11	114.06	117.06
1	F	1[B]	CP1	C8'-N1-C6	2.10	122.38	118.63
1	F	1[A]	CP1	C8'-N1-C6	2.10	122.38	118.63
1	A	3[B]	TP1	O1'-C'-C5'	-2.10	120.05	126.39
1	B	4[B]	APN	C5-C6-N6	2.09	123.53	120.35
1	B	4[A]	APN	C5-C6-N6	2.09	123.53	120.35
1	A	5	CP1	C2'-C3'-N4'	-2.08	109.43	113.24
1	D	6	GPN	C7'-C8'-N9	-2.08	108.28	110.76

Continued on next page...

Continued from previous page...

Mol	Chain	Res	Type	Atoms	Z	Observed(°)	Ideal(°)
1	B	4[B]	APN	C5'-N4'-C3'	-2.08	114.11	117.06
1	F	2[B]	GPN	C8'-C7'-N4'	2.07	119.67	117.07
1	F	2[A]	GPN	C8'-C7'-N4'	2.07	119.67	117.07
1	B	2[A]	GPN	C6-C5-C4	-2.07	118.82	120.80
1	B	2[B]	GPN	C6-C5-C4	-2.07	118.82	120.80
1	F	6	GPN	C8'-C7'-N4'	2.07	119.66	117.07
1	A	6	GPN	O7'-C7'-N4'	-2.06	118.04	122.05
1	E	6	GPN	C5'-N4'-C3'	-2.04	114.16	117.06
1	C	3[A]	TP1	O1'-C'-C5'	-2.03	120.25	126.39
1	F	3[A]	TP1	C2'-C3'-N4'	-2.03	109.53	113.24
1	F	3[B]	TP1	C2'-C3'-N4'	-2.03	109.53	113.24
1	D	5	CP1	C5-C4-N4	-2.02	117.62	121.14
1	E	1[B]	CP1	O1'-C'-C5'	-2.02	120.29	126.39
1	G	1[B]	CP1	O1'-C'-C5'	-2.02	120.29	126.39
1	B	6	GPN	C2-N3-C4	-2.02	113.06	115.36
1	A	4[B]	APN	O7'-C7'-N4'	-2.01	118.13	122.05
1	A	4[A]	APN	O7'-C7'-N4'	-2.01	118.13	122.05

There are no chirality outliers.

All (77) torsion outliers are listed below:

Mol	Chain	Res	Type	Atoms
1	B	2[A]	GPN	N1'-C2'-C3'-N4'
1	E	2[A]	GPN	N1'-C2'-C3'-N4'
1	A	1[A]	CP1	C'-C5'-N4'-C7'
1	H	1[A]	CP1	C'-C5'-N4'-C7'
1	A	2[A]	GPN	N1'-C2'-C3'-N4'
1	G	2[A]	GPN	N1'-C2'-C3'-N4'
1	C	1[A]	CP1	C'-C5'-N4'-C7'
1	C	2[A]	GPN	N1'-C2'-C3'-N4'
1	B	1[A]	CP1	C'-C5'-N4'-C7'
1	B	1[A]	CP1	C'-C5'-N4'-C3'
1	B	1[A]	CP1	N1'-C2'-C3'-N4'
1	E	1[A]	CP1	C'-C5'-N4'-C7'
1	E	1[A]	CP1	C'-C5'-N4'-C3'
1	D	1[A]	CP1	C'-C5'-N4'-C7'
1	G	1[A]	CP1	C'-C5'-N4'-C7'
1	B	1[B]	CP1	N1'-C2'-C3'-N4'
1	F	1[A]	CP1	C'-C5'-N4'-C7'
1	H	2[A]	GPN	N1'-C2'-C3'-N4'
1	D	2[A]	GPN	N1'-C2'-C3'-N4'
1	F	2[A]	GPN	N1'-C2'-C3'-N4'

Continued on next page...

Continued from previous page...

Mol	Chain	Res	Type	Atoms
1	E	1[A]	CP1	N1'-C2'-C3'-N4'
1	E	1[B]	CP1	N1'-C2'-C3'-N4'
1	A	1[A]	CP1	N1'-C2'-C3'-N4'
1	F	1[B]	CP1	N1'-C2'-C3'-N4'
1	F	1[A]	CP1	N1'-C2'-C3'-N4'
1	A	1[B]	CP1	N1'-C2'-C3'-N4'
1	B	1[A]	CP1	C2'-C3'-N4'-C5'
1	B	1[B]	CP1	C2'-C3'-N4'-C5'
1	G	1[B]	CP1	N1'-C2'-C3'-N4'
1	G	1[A]	CP1	N1'-C2'-C3'-N4'
1	B	1[A]	CP1	C2'-C3'-N4'-C7'
1	B	1[B]	CP1	C2'-C3'-N4'-C7'
1	F	5	CP1	C3'-C2'-N1'-C1'
1	A	3[B]	TP1	C3'-C2'-N1'-C1'
1	A	3[A]	TP1	C3'-C2'-N1'-C1'
1	G	5	CP1	C3'-C2'-N1'-C1'
1	B	5	CP1	C3'-C2'-N1'-C1'
1	H	5	CP1	C3'-C2'-N1'-C1'
1	D	3[B]	TP1	C3'-C2'-N1'-C1'
1	D	3[A]	TP1	C3'-C2'-N1'-C1'
1	E	5	CP1	C3'-C2'-N1'-C1'
1	H	3[A]	TP1	C3'-C2'-N1'-C1'
1	D	5	CP1	C3'-C2'-N1'-C1'
1	H	3[B]	TP1	C3'-C2'-N1'-C1'
1	C	3[A]	TP1	C3'-C2'-N1'-C1'
1	C	3[B]	TP1	C3'-C2'-N1'-C1'
1	A	5	CP1	C3'-C2'-N1'-C1'
1	C	5	CP1	C3'-C2'-N1'-C1'
1	G	3[A]	TP1	C3'-C2'-N1'-C1'
1	F	3[A]	TP1	C3'-C2'-N1'-C1'
1	F	3[B]	TP1	C3'-C2'-N1'-C1'
1	G	3[B]	TP1	C3'-C2'-N1'-C1'
1	B	3[A]	TP1	C3'-C2'-N1'-C1'
1	B	3[B]	TP1	C3'-C2'-N1'-C1'
1	H	1[A]	CP1	C'-C5'-N4'-C3'
1	C	1[A]	CP1	C'-C5'-N4'-C3'
1	D	1[A]	CP1	C'-C5'-N4'-C3'
1	D	1[B]	CP1	N1'-C2'-C3'-N4'
1	D	1[A]	CP1	N1'-C2'-C3'-N4'
1	C	1[B]	CP1	N1'-C2'-C3'-N4'
1	C	1[A]	CP1	N1'-C2'-C3'-N4'
1	H	3[B]	TP1	O7'-C7'-N4'-C5'

Continued on next page...

Continued from previous page...

Mol	Chain	Res	Type	Atoms
1	H	3[B]	TP1	C8'-C7'-N4'-C5'
1	G	3[A]	TP1	C2'-C3'-N4'-C5'
1	E	3[B]	TP1	C3'-C2'-N1'-C1'
1	E	3[A]	TP1	C3'-C2'-N1'-C1'
1	D	1[B]	CP1	C3'-C2'-N1'-C1'
1	D	1[A]	CP1	C3'-C2'-N1'-C1'
1	F	1[B]	CP1	C3'-C2'-N1'-C1'
1	F	1[A]	CP1	C3'-C2'-N1'-C1'
1	F	3[B]	TP1	O7'-C7'-N4'-C5'
1	F	3[B]	TP1	C8'-C7'-N4'-C5'
1	A	1[A]	CP1	C'-C5'-N4'-C3'
1	G	1[A]	CP1	C'-C5'-N4'-C3'
1	F	1[A]	CP1	C'-C5'-N4'-C3'
1	B	1[A]	CP1	C3'-C2'-N1'-C1'
1	B	1[B]	CP1	C3'-C2'-N1'-C1'

There are no ring outliers.

25 monomers are involved in 29 short contacts:

Mol	Chain	Res	Type	Clashes	Symm-Clashes
1	F	2[B]	GPN	1	0
1	C	1[B]	CP1	1	0
1	C	4[B]	APN	1	0
1	F	3[B]	TP1	1	0
1	E	3[B]	TP1	1	0
1	E	6	GPN	1	0
1	F	6	GPN	1	0
1	D	3[B]	TP1	1	0
1	A	4[B]	APN	1	0
1	F	5	CP1	1	0
1	D	4[B]	APN	1	0
1	G	4[B]	APN	1	0
1	E	2[B]	GPN	1	0
1	B	3[A]	TP1	1	0
1	A	2[B]	GPN	1	0
1	B	3[B]	TP1	1	0
1	C	6	GPN	3	0
1	E	4[B]	APN	1	0
1	B	6	GPN	2	0
1	G	6	GPN	2	0
1	E	5	CP1	1	0
1	E	3[A]	TP1	1	0

Continued on next page...

Continued from previous page...

Mol	Chain	Res	Type	Clashes	Symm-Clashes
1	H	2[B]	GPN	1	0
1	D	2[B]	GPN	1	0
1	F	2[A]	GPN	1	0

5.5 Carbohydrates [i](#)

There are no carbohydrates in this entry.

5.6 Ligand geometry [i](#)

There are no ligands in this entry.

5.7 Other polymers [i](#)

There are no such residues in this entry.

5.8 Polymer linkage issues [i](#)

There are no chain breaks in this entry.

6 Fit of model and data [i](#)

6.1 Protein, DNA and RNA chains [i](#)

In the following table, the column labelled ‘#RSRZ> 2’ contains the number (and percentage) of RSRZ outliers, followed by percent RSRZ outliers for the chain as percentile scores relative to all X-ray entries and entries of similar resolution. The OWAB column contains the minimum, median, 95th percentile and maximum values of the occupancy-weighted average B-factor per residue. The column labelled ‘Q< 0.9’ lists the number of (and percentage) of residues with an average occupancy less than 0.9.

Mol	Chain	Analysed	<RSRZ>	#RSRZ>2	OWAB(Å ²)	Q<0.9
1	A	1/7 (14%)	3.15	1 (100%) 0 0	60, 60, 60, 60	0
1	B	1/7 (14%)	0.41	0 100 100	34, 34, 34, 34	0
1	C	1/7 (14%)	2.86	1 (100%) 0 0	56, 56, 56, 56	0
1	D	1/7 (14%)	2.63	1 (100%) 0 0	56, 56, 56, 56	0
1	E	1/7 (14%)	2.71	1 (100%) 0 0	57, 57, 57, 57	0
1	F	1/7 (14%)	1.39	0 100 100	51, 51, 51, 51	0
1	G	1/7 (14%)	2.46	1 (100%) 0 0	45, 45, 45, 45	0
1	H	1/7 (14%)	1.05	0 100 100	46, 46, 46, 46	0
All	All	8/56 (14%)	2.08	5 (62%) 0 0	34, 51, 57, 60	0

All (5) RSRZ outliers are listed below:

Mol	Chain	Res	Type	RSRZ
1	A	7	LYS	3.2
1	C	7	LYS	2.9
1	E	7	LYS	2.7
1	D	7	LYS	2.6
1	G	7	LYS	2.5

6.2 Non-standard residues in protein, DNA, RNA chains [i](#)

In the following table, the Atoms column lists the number of modelled atoms in the group and the number defined in the chemical component dictionary. The B-factors column lists the minimum, median, 95th percentile and maximum values of B factors of atoms in the group. The column labelled ‘Q< 0.9’ lists the number of atoms with occupancy less than 0.9.

Mol	Type	Chain	Res	Atoms	RSCC	RSR	B-factors(Å ²)	Q<0.9
1	CP1	E	1[A]	19/20	0.81	0.21	17,24,29,30	3

Continued on next page...

Continued from previous page...

Mol	Type	Chain	Res	Atoms	RSCC	RSR	B-factors(\AA^2)	Q<0.9
1	CP1	E	1[B]	19/20	0.81	0.21	17,22,29,30	3
1	CP1	C	1[B]	19/20	0.83	0.27	17,28,53,54	3
1	CP1	C	1[A]	19/20	0.83	0.27	17,28,53,54	3
1	GPN	D	6	21/22	0.85	0.17	15,24,33,39	0
1	CP1	G	1[B]	19/20	0.85	0.21	6,27,52,56	3
1	CP1	G	1[A]	19/20	0.85	0.21	16,27,52,56	3
1	CP1	H	1[B]	19/20	0.86	0.21	19,26,51,53	3
1	CP1	H	1[A]	19/20	0.86	0.21	19,27,51,53	3
1	GPN	A	6	21/22	0.86	0.20	17,24,40,45	0
1	GPN	F	6	21/22	0.87	0.17	10,14,34,42	0
1	CP1	B	1[A]	19/20	0.87	0.17	16,22,38,39	3
1	CP1	B	1[B]	19/20	0.87	0.17	16,22,38,39	3
1	CP1	D	1[B]	19/20	0.88	0.20	12,18,35,38	3
1	CP1	D	1[A]	19/20	0.88	0.20	12,19,35,38	3
1	CP1	A	5	19/20	0.89	0.15	6,20,37,43	0
1	CP1	A	1[A]	19/20	0.89	0.20	11,20,54,56	3
1	GPN	F	2[B]	21/22	0.89	0.16	12,17,25,29	3
1	CP1	A	1[B]	19/20	0.89	0.20	11,20,54,56	3
1	GPN	G	6	21/22	0.89	0.17	12,17,25,30	0
1	GPN	H	2[B]	21/22	0.89	0.18	11,17,25,26	3
1	GPN	H	2[A]	21/22	0.89	0.18	11,17,26,29	3
1	GPN	F	2[A]	21/22	0.89	0.16	12,17,26,32	3
1	GPN	A	2[B]	21/22	0.90	0.15	15,19,23,24	3
1	APN	A	4[A]	20/21	0.90	0.16	11,17,21,21	3
1	GPN	E	2[A]	21/22	0.90	0.15	6,19,23,29	3
1	GPN	E	6	21/22	0.90	0.20	11,25,42,44	0
1	CP1	E	5	19/20	0.90	0.14	16,20,31,32	0
1	GPN	A	2[A]	21/22	0.90	0.15	15,19,26,28	3
1	GPN	E	2[B]	21/22	0.90	0.15	6,19,21,29	3
1	APN	A	4[B]	20/21	0.90	0.16	11,17,21,21	3
1	GPN	B	6	21/22	0.91	0.15	5,11,23,30	0
1	TP1	D	3[B]	20/21	0.91	0.15	5,14,24,28	3
1	GPN	C	6	21/22	0.91	0.14	2,9,24,43	0
1	APN	G	4[B]	20/21	0.91	0.14	7,15,19,21	3
1	TP1	D	3[A]	20/21	0.91	0.15	5,14,18,22	3
1	APN	G	4[A]	20/21	0.91	0.14	7,15,21,22	3
1	CP1	D	5	19/20	0.91	0.15	8,20,28,28	0
1	GPN	B	2[B]	21/22	0.92	0.14	9,14,25,28	3
1	APN	H	4[A]	20/21	0.92	0.14	2,7,21,26	3
1	APN	E	4[B]	20/21	0.92	0.13	9,17,22,23	3
1	GPN	H	6	21/22	0.92	0.15	2,10,30,35	0
1	APN	B	4[B]	20/21	0.92	0.14	11,14,21,22	3

Continued on next page...

Continued from previous page...

Mol	Type	Chain	Res	Atoms	RSCC	RSR	B-factors(\AA^2)	Q<0.9
1	APN	F	4[A]	20/21	0.92	0.15	7,16,22,22	3
1	GPN	B	2[A]	21/22	0.92	0.14	9,14,25,27	3
1	TP1	E	3[A]	20/21	0.92	0.13	7,14,19,21	3
1	APN	E	4[A]	20/21	0.92	0.13	9,16,19,23	3
1	CP1	G	5	19/20	0.92	0.12	10,13,17,18	0
1	APN	F	4[B]	20/21	0.92	0.15	7,16,22,22	3
1	APN	B	4[A]	20/21	0.92	0.14	11,14,19,19	3
1	APN	H	4[B]	20/21	0.92	0.14	2,7,21,26	3
1	TP1	E	3[B]	20/21	0.92	0.13	7,15,21,22	3
1	GPN	G	2[A]	21/22	0.93	0.14	6,10,16,23	3
1	APN	C	4[B]	20/21	0.93	0.13	2,10,21,21	3
1	TP1	B	3[B]	20/21	0.93	0.13	2,17,22,23	3
1	GPN	G	2[B]	21/22	0.93	0.14	6,10,16,23	3
1	CP1	F	5	19/20	0.93	0.16	4,18,25,28	0
1	GPN	C	2[A]	21/22	0.93	0.18	6,16,35,43	3
1	TP1	H	3[B]	20/21	0.93	0.13	8,12,20,23	3
1	CP1	B	5	19/20	0.93	0.14	10,14,23,25	0
1	CP1	H	5	19/20	0.93	0.13	7,14,29,38	0
1	APN	D	4[B]	20/21	0.93	0.12	7,15,24,29	3
1	APN	D	4[A]	20/21	0.93	0.12	7,15,24,29	3
1	TP1	F	3[A]	20/21	0.93	0.14	4,12,22,23	3
1	CP1	C	5	19/20	0.93	0.12	5,10,17,20	0
1	TP1	F	3[B]	20/21	0.93	0.14	4,15,22,23	3
1	GPN	C	2[B]	21/22	0.93	0.18	6,16,33,36	3
1	TP1	H	3[A]	20/21	0.93	0.13	4,11,18,20	3
1	TP1	A	3[B]	20/21	0.93	0.14	9,16,27,28	3
1	APN	C	4[A]	20/21	0.93	0.13	2,10,19,21	3
1	TP1	A	3[A]	20/21	0.93	0.14	9,15,27,28	3
1	TP1	B	3[A]	20/21	0.93	0.13	2,17,21,22	3
1	TP1	C	3[A]	20/21	0.94	0.14	13,20,29,30	3
1	CP1	F	1[A]	19/20	0.94	0.15	10,18,35,36	3
1	GPN	D	2[B]	21/22	0.94	0.13	2,8,17,23	3
1	TP1	C	3[B]	20/21	0.94	0.14	13,21,29,30	3
1	GPN	D	2[A]	21/22	0.94	0.13	2,8,17,23	3
1	CP1	F	1[B]	19/20	0.94	0.15	10,18,35,36	3
1	TP1	G	3[B]	20/21	0.95	0.13	5,15,23,24	3
1	TP1	G	3[A]	20/21	0.95	0.13	5,15,24,25	3

6.3 Carbohydrates ⓘ

There are no carbohydrates in this entry.

6.4 Ligands [i](#)

There are no ligands in this entry.

6.5 Other polymers [i](#)

There are no such residues in this entry.