



Full wwPDB X-ray Structure Validation Report ⓘ

Aug 10, 2020 – 05:10 AM BST

PDB ID : 1R1A
Title : CRYSTAL STRUCTURE OF HUMAN RHINOVIRUS SEROTYPE 1A (HRV1A)
Authors : Kim, S.; Rossmann, M.G.
Deposited on : 1989-03-15
Resolution : 3.20 Å(reported)

This is a Full wwPDB X-ray Structure Validation Report for a publicly released PDB entry.

We welcome your comments at validation@mail.wwpdb.org

A user guide is available at

<https://www.wwpdb.org/validation/2017/XrayValidationReportHelp>

with specific help available everywhere you see the ⓘ symbol.

The following versions of software and data (see [references ⓘ](#)) were used in the production of this report:

MolProbity	:	4.02b-467
Mogul	:	1.8.5 (274361), CSD as541be (2020)
Xtriage (Phenix)	:	NOT EXECUTED
EDS	:	NOT EXECUTED
Percentile statistics	:	20191225.v01 (using entries in the PDB archive December 25th 2019)
Ideal geometry (proteins)	:	Engh & Huber (2001)
Ideal geometry (DNA, RNA)	:	Parkinson et al. (1996)
Validation Pipeline (wwPDB-VP)	:	2.13.1

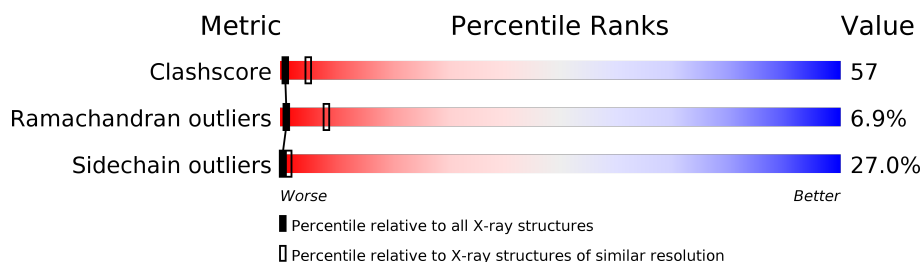
1 Overall quality at a glance

The following experimental techniques were used to determine the structure:

X-RAY DIFFRACTION

The reported resolution of this entry is 3.20 Å.

Percentile scores (ranging between 0-100) for global validation metrics of the entry are shown in the following graphic. The table shows the number of entries on which the scores are based.



Metric	Whole archive (#Entries)	Similar resolution (#Entries, resolution range(Å))
Clashscore	141614	1253 (3.20-3.20)
Ramachandran outliers	138981	1234 (3.20-3.20)
Sidechain outliers	138945	1233 (3.20-3.20)

The table below summarises the geometric issues observed across the polymeric chains and their fit to the electron density. The red, orange, yellow and green segments on the lower bar indicate the fraction of residues that contain outliers for ≥ 3 , 2, 1 and 0 types of geometric quality criteria respectively. A grey segment represents the fraction of residues that are not modelled. The numeric value for each fraction is indicated below the corresponding segment, with a dot representing fractions $\leq 5\%$.

Note EDS was not executed.

Mol	Chain	Length	Quality of chain
1	1	287	
2	2	263	
3	3	238	
4	4	44	
5	A	2	

The following table lists non-polymeric compounds, carbohydrate monomers and non-standard residues in protein, DNA, RNA chains that are outliers for geometric or electron-density-fit criteria:

Mol	Type	Chain	Res	Chirality	Geometry	Clashes	Electron density
5	GLC	A	1	X	-	X	-
5	FRU	A	2	-	-	X	-

2 Entry composition

There are 5 unique types of molecules in this entry. The entry contains 6246 atoms, of which 0 are hydrogens and 0 are deuteriums.

In the tables below, the ZeroOcc column contains the number of atoms modelled with zero occupancy, the AltConf column contains the number of residues with at least one atom in alternate conformation and the Trace column contains the number of residues modelled with at most 2 atoms.

- Molecule 1 is a protein called HUMAN RHINOVIRUS 1A COAT PROTEIN (SUBUNIT VP1).

Mol	Chain	Residues	Atoms					ZeroOcc	AltConf	Trace
1	1	283	Total	C	N	O	S	0	0	0
			2262	1431	389	430	12			

- Molecule 2 is a protein called HUMAN RHINOVIRUS 1A COAT PROTEIN (SUBUNIT VP2).

Mol	Chain	Residues	Atoms					ZeroOcc	AltConf	Trace
2	2	253	Total	C	N	O	S	0	0	0
			1979	1249	349	371	10			

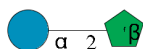
- Molecule 3 is a protein called HUMAN RHINOVIRUS 1A COAT PROTEIN (SUBUNIT VP3).

Mol	Chain	Residues	Atoms					ZeroOcc	AltConf	Trace
3	3	238	Total	C	N	O	S	0	0	0
			1831	1169	297	348	17			

- Molecule 4 is a protein called HUMAN RHINOVIRUS 1A COAT PROTEIN (SUBUNIT VP4).

Mol	Chain	Residues	Atoms				ZeroOcc	AltConf	Trace
4	4	19	Total	C	N	O	0	0	0
			151	96	25	30			

- Molecule 5 is an oligosaccharide called beta-D-fructofuranose-(2-1)-alpha-D-glucopyranose.



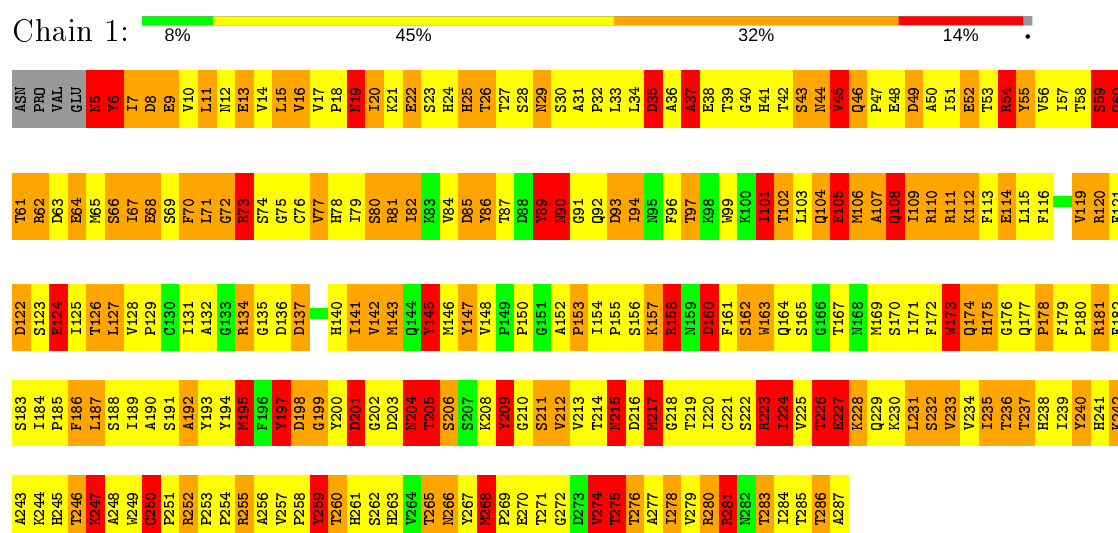
Mol	Chain	Residues	Atoms			ZeroOcc	AltConf	Trace
5	A	2	Total	C	O	0	0	0
			23	12	11			

3 Residue-property plots

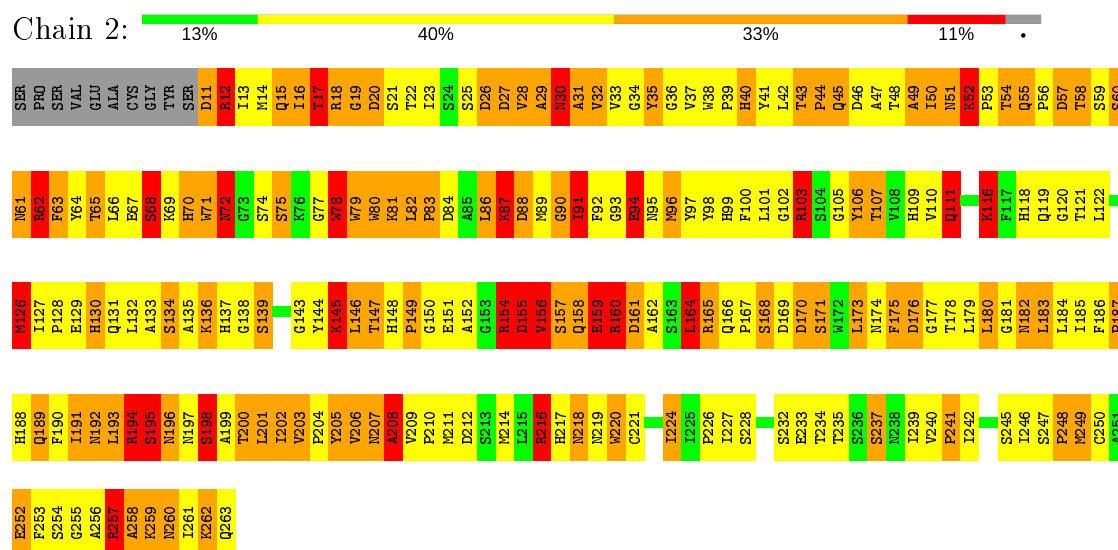
These plots are drawn for all protein, RNA, DNA and oligosaccharide chains in the entry. The first graphic for a chain summarises the proportions of the various outlier classes displayed in the second graphic. The second graphic shows the sequence view annotated by issues in geometry. Residues are color-coded according to the number of geometric quality criteria for which they contain at least one outlier: green = 0, yellow = 1, orange = 2 and red = 3 or more. Stretches of 2 or more consecutive residues without any outlier are shown as a green connector. Residues present in the sample, but not in the model, are shown in grey.

Note EDS was not executed.

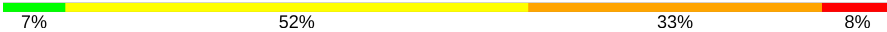
• Molecule 1: HUMAN RHINOVIRUS 1A COAT PROTEIN (SUBUNIT VP1)

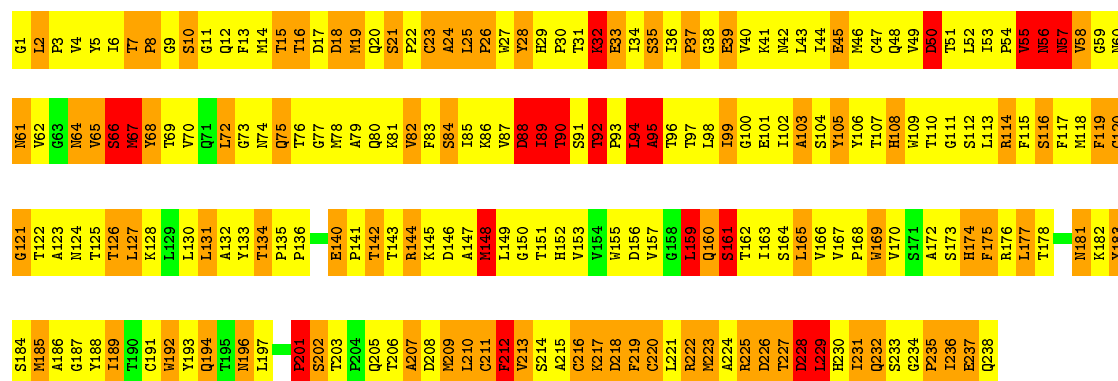


• Molecule 2: HUMAN RHINOVIRUS 1A COAT PROTEIN (SUBUNIT VP2)





• Molecule 3: HUMAN RHINOVIRUS 1A COAT PROTEIN (SUBUNIT VP3)

Chain 3: 



- Molecule 4: HUMAN RHINOVIRUS 1A COAT PROTEIN (SUBUNIT VP4)

Chain 4: 



- Molecule 5: beta-D-fructofuranose-(2-1)-alpha-D-glucopyranose

Chain A: 



4 Data and refinement statistics

Xtriage (Phenix) and EDS were not executed - this section is therefore incomplete.

Property	Value	Source
Space group	P 63 2 2	Depositor
Cell constants a, b, c, α , β , γ	341.30Å 341.30Å 465.90Å 90.00° 90.00° 120.00°	Depositor
Resolution (Å)	10.00 – 3.20	Depositor
% Data completeness (in resolution range)	(Not available) (10.00-3.20)	Depositor
R_{merge}	(Not available)	Depositor
R_{sym}	(Not available)	Depositor
Refinement program	PROLSQ	Depositor
R, R_{free}	0.293 , (Not available)	Depositor
Estimated twinning fraction	No twinning to report.	Xtriage
Total number of atoms	6246	wwPDB-VP
Average B, all atoms (Å ²)	14.0	wwPDB-VP

5 Model quality ⓘ

5.1 Standard geometry ⓘ

Bond lengths and bond angles in the following residue types are not validated in this section: GLC, FRU

The Z score for a bond length (or angle) is the number of standard deviations the observed value is removed from the expected value. A bond length (or angle) with $|Z| > 5$ is considered an outlier worth inspection. RMSZ is the root-mean-square of all Z scores of the bond lengths (or angles).

Mol	Chain	Bond lengths		Bond angles	
		RMSZ	$\# Z > 5$	RMSZ	$\# Z > 5$
1	1	0.98	0/2322	2.61	150/3162 (4.7%)
2	2	0.95	0/2033	2.60	151/2770 (5.5%)
3	3	0.93	0/1878	2.47	112/2570 (4.4%)
4	4	1.25	0/154	3.16	21/206 (10.2%)
All	All	0.96	0/6387	2.58	434/8708 (5.0%)

There are no bond length outliers.

All (434) bond angle outliers are listed below:

Mol	Chain	Res	Type	Atoms	Z	Observed(°)	Ideal(°)
2	2	62	ARG	CD-NE-CZ	24.80	158.32	123.60
1	1	134	ARG	NE-CZ-NH1	23.96	132.28	120.30
2	2	216	ARG	NE-CZ-NH2	-22.13	109.24	120.30
1	1	280	ARG	NE-CZ-NH2	-20.34	110.13	120.30
1	1	110	ARG	NE-CZ-NH2	-19.11	110.75	120.30
3	3	146	ASP	CB-CG-OD2	-17.24	102.78	118.30
2	2	257	ARG	NE-CZ-NH2	-16.55	112.03	120.30
3	3	222	ARG	CD-NE-CZ	15.89	145.85	123.60
4	4	42	ARG	NE-CZ-NH1	15.16	127.88	120.30
2	2	155	ASP	CB-CG-OD1	-14.68	105.09	118.30
1	1	110	ARG	CD-NE-CZ	14.28	143.59	123.60
1	1	81	ARG	NE-CZ-NH1	14.14	127.37	120.30
1	1	281	ARG	NE-CZ-NH2	-14.08	113.26	120.30
2	2	154	ARG	NE-CZ-NH1	13.91	127.25	120.30
2	2	62	ARG	NE-CZ-NH1	13.84	127.22	120.30
3	3	226	ASP	CB-CG-OD2	13.81	130.73	118.30
1	1	158	ARG	NE-CZ-NH1	13.68	127.14	120.30
3	3	28	TYR	CB-CG-CD1	13.33	129.00	121.00
3	3	228	ASP	CB-CG-OD2	-13.28	106.35	118.30
1	1	110	ARG	NE-CZ-NH1	13.08	126.84	120.30

Continued on next page...

Continued from previous page...

Mol	Chain	Res	Type	Atoms	Z	Observed(°)	Ideal(°)
3	3	183	TYR	CB-CG-CD1	12.36	128.42	121.00
3	3	144	ARG	CD-NE-CZ	12.32	140.85	123.60
1	1	281	ARG	CA-CB-CG	12.20	140.24	113.40
1	1	227	GLU	OE1-CD-OE2	-12.19	108.67	123.30
1	1	6	TYR	CB-CG-CD2	-12.07	113.76	121.00
1	1	93	ASP	CB-CG-OD2	-11.78	107.70	118.30
3	3	114	ARG	NE-CZ-NH1	-11.75	114.43	120.30
3	3	144	ARG	NE-CZ-NH1	11.39	126.00	120.30
1	1	231	LEU	CA-CB-CG	11.30	141.30	115.30
3	3	50	ASP	CB-CG-OD2	-11.24	108.19	118.30
3	3	225	ARG	NE-CZ-NH1	-11.20	114.70	120.30
3	3	50	ASP	CB-CG-OD1	11.01	128.21	118.30
2	2	67	GLU	OE1-CD-OE2	10.95	136.44	123.30
1	1	255	ARG	CD-NE-CZ	10.89	138.85	123.60
1	1	54	ARG	CG-CD-NE	10.80	134.49	111.80
2	2	35	TYR	CB-CG-CD2	10.79	127.48	121.00
4	4	44	ASP	CB-CG-OD1	-10.74	108.63	118.30
3	3	218	ASP	CB-CG-OD1	-10.33	109.00	118.30
2	2	12	ARG	NE-CZ-NH2	-10.31	115.14	120.30
1	1	106	MET	CA-CB-CG	-10.30	95.79	113.30
2	2	162	ALA	CB-CA-C	10.23	125.44	110.10
2	2	12	ARG	CD-NE-CZ	10.19	137.86	123.60
2	2	205	TYR	CB-CG-CD1	10.13	127.08	121.00
2	2	62	ARG	NH1-CZ-NH2	-9.95	108.46	119.40
2	2	216	ARG	NE-CZ-NH1	9.86	125.23	120.30
2	2	11	ASP	CB-CG-OD1	9.85	127.16	118.30
2	2	31	ALA	N-CA-CB	9.81	123.84	110.10
1	1	223	ARG	NE-CZ-NH2	9.69	125.14	120.30
1	1	223	ARG	NE-CZ-NH1	-9.64	115.48	120.30
3	3	67	MET	N-CA-CB	-9.61	93.30	110.60
1	1	8	ASP	CB-CG-OD1	-9.56	109.70	118.30
2	2	154	ARG	C-N-CA	9.55	145.58	121.70
2	2	29	ALA	N-CA-CB	9.53	123.44	110.10
4	4	42	ARG	CD-NE-CZ	9.45	136.83	123.60
2	2	165	ARG	NE-CZ-NH1	9.40	125.00	120.30
1	1	105	GLU	CA-CB-CG	9.36	133.99	113.40
2	2	176	ASP	CB-CG-OD1	9.36	126.72	118.30
1	1	281	ARG	NE-CZ-NH1	9.35	124.97	120.30
2	2	212	ASP	CB-CG-OD1	9.28	126.65	118.30
1	1	59	SER	N-CA-CB	-9.18	96.73	110.50
1	1	9	GLU	OE1-CD-OE2	9.14	134.27	123.30
3	3	148	MET	CG-SD-CE	9.06	114.70	100.20

Continued on next page...

Continued from previous page...

Mol	Chain	Res	Type	Atoms	Z	Observed(°)	Ideal(°)
1	1	134	ARG	NH1-CZ-NH2	-9.00	109.50	119.40
3	3	18	ASP	CB-CG-OD2	-8.99	110.21	118.30
2	2	165	ARG	NE-CZ-NH2	-8.97	115.81	120.30
2	2	28	VAL	CA-CB-CG1	8.91	124.26	110.90
1	1	227	GLU	CG-CD-OE1	8.80	135.90	118.30
2	2	154	ARG	NE-CZ-NH2	-8.79	115.90	120.30
1	1	60	GLN	O-C-N	8.75	136.70	122.70
2	2	35	TYR	CB-CG-CD1	-8.71	115.78	121.00
3	3	232	GLN	N-CA-CB	8.67	126.21	110.60
2	2	11	ASP	CB-CG-OD2	-8.67	110.50	118.30
1	1	55	TYR	CB-CG-CD2	-8.66	115.80	121.00
1	1	11	LEU	O-C-N	8.62	136.50	122.70
3	3	222	ARG	NE-CZ-NH1	8.47	124.54	120.30
2	2	233	GLU	CG-CD-OE1	8.46	135.21	118.30
1	1	108	GLN	C-N-CA	8.44	142.80	121.70
1	1	68	GLU	CB-CG-CD	8.38	136.82	114.20
3	3	28	TYR	CB-CG-CD2	-8.36	115.98	121.00
1	1	181	ARG	NE-CZ-NH2	8.34	124.47	120.30
1	1	187	LEU	CA-C-O	-8.31	102.66	120.10
2	2	12	ARG	NE-CZ-NH1	8.30	124.45	120.30
2	2	57	ASP	N-CA-CB	-8.29	95.68	110.60
3	3	226	ASP	OD1-CG-OD2	-8.23	107.66	123.30
2	2	97	TYR	CB-CG-CD2	8.19	125.91	121.00
2	2	126	MET	CA-CB-CG	-8.11	99.51	113.30
1	1	120	ARG	NE-CZ-NH2	8.07	124.34	120.30
2	2	12	ARG	CG-CD-NE	8.01	128.62	111.80
2	2	241	PRO	C-N-CA	7.95	141.57	121.70
1	1	111	ARG	CD-NE-CZ	7.94	134.71	123.60
2	2	26	ASP	CB-CG-OD2	7.87	125.38	118.30
2	2	194	ARG	NE-CZ-NH2	-7.85	116.37	120.30
1	1	181	ARG	CG-CD-NE	7.85	128.28	111.80
1	1	158	ARG	CD-NE-CZ	7.83	134.56	123.60
2	2	160	ARG	NE-CZ-NH1	-7.82	116.39	120.30
2	2	189	GLN	CA-CB-CG	7.82	130.61	113.40
1	1	211	SER	O-C-N	7.82	135.21	122.70
1	1	49	ASP	CB-CG-OD1	-7.82	111.26	118.30
2	2	161	ASP	N-CA-CB	7.80	124.64	110.60
2	2	61	ASN	CB-CA-C	7.76	125.92	110.40
3	3	56	ASN	C-N-CA	7.75	141.09	121.70
1	1	55	TYR	CB-CG-CD1	7.72	125.63	121.00
3	3	235	PRO	C-N-CA	7.72	141.00	121.70
2	2	94	GLU	OE1-CD-OE2	7.68	132.52	123.30

Continued on next page...

Continued from previous page...

Mol	Chain	Res	Type	Atoms	Z	Observed(°)	Ideal(°)
1	1	93	ASP	CB-CG-OD1	7.64	125.17	118.30
2	2	159	GLU	OE1-CD-OE2	7.64	132.46	123.30
1	1	197	TYR	CB-CG-CD1	7.62	125.58	121.00
1	1	6	TYR	CB-CG-CD1	7.58	125.55	121.00
2	2	71	TRP	CB-CA-C	7.58	125.56	110.40
1	1	134	ARG	CD-NE-CZ	7.57	134.20	123.60
1	1	85	ASP	CB-CG-OD2	-7.56	111.49	118.30
1	1	73	ARG	NE-CZ-NH1	7.56	124.08	120.30
1	1	280	ARG	NH1-CZ-NH2	7.54	127.70	119.40
2	2	161	ASP	CB-CG-OD2	-7.54	111.52	118.30
3	3	207	ALA	O-C-N	7.50	134.69	122.70
1	1	111	ARG	NE-CZ-NH1	-7.47	116.56	120.30
3	3	68	TYR	CB-CG-CD1	7.46	125.48	121.00
2	2	232	SER	N-CA-CB	7.43	121.65	110.50
2	2	252	GLU	OE1-CD-OE2	7.42	132.20	123.30
1	1	61	THR	CA-CB-OG1	-7.40	93.46	109.00
1	1	89	TYR	CB-CG-CD2	-7.34	116.59	121.00
4	4	34	ASP	CB-CG-OD2	-7.34	111.70	118.30
3	3	92	THR	CB-CA-C	7.34	131.41	111.60
3	3	161	SER	CB-CA-C	-7.32	96.19	110.10
4	4	37	SER	O-C-N	7.28	134.34	122.70
2	2	147	THR	N-CA-CB	7.20	123.98	110.30
2	2	233	GLU	CG-CD-OE2	-7.17	103.97	118.30
3	3	95	ALA	CA-C-N	7.16	132.96	117.20
3	3	88	ASP	CB-CG-OD1	7.16	124.74	118.30
1	1	173	TRP	CA-CB-CG	7.16	127.29	113.70
2	2	152	ALA	N-CA-CB	-7.15	100.09	110.10
4	4	40	ALA	O-C-N	7.13	134.11	122.70
1	1	228	LYS	CD-CE-NZ	7.13	128.10	111.70
2	2	78	TRP	CA-CB-CG	7.12	127.23	113.70
2	2	237	SER	CB-CA-C	7.09	123.56	110.10
3	3	232	GLN	O-C-N	7.07	134.01	122.70
2	2	62	ARG	NE-CZ-NH2	7.04	123.82	120.30
3	3	120	CYS	CA-CB-SG	-7.04	101.33	114.00
2	2	164	LEU	O-C-N	7.03	133.94	122.70
1	1	259	TYR	CB-CG-CD2	-7.02	116.79	121.00
3	3	218	ASP	N-CA-CB	-7.01	97.98	110.60
2	2	80	TRP	N-CA-CB	6.99	123.18	110.60
2	2	103	ARG	CD-NE-CZ	6.98	133.37	123.60
2	2	160	ARG	NE-CZ-NH2	6.98	123.79	120.30
1	1	45	VAL	CB-CA-C	6.97	124.64	111.40
4	4	42	ARG	NH1-CZ-NH2	-6.95	111.76	119.40

Continued on next page...

Continued from previous page...

Mol	Chain	Res	Type	Atoms	Z	Observed(°)	Ideal(°)
4	4	31	TYR	CB-CG-CD1	6.92	125.15	121.00
1	1	268	MET	CA-CB-CG	-6.91	101.55	113.30
3	3	222	ARG	NH1-CZ-NH2	-6.87	111.85	119.40
2	2	81	LYS	O-C-N	6.84	133.65	122.70
1	1	164	GLN	OE1-CD-NE2	-6.83	106.19	121.90
2	2	160	ARG	N-CA-CB	-6.83	98.31	110.60
1	1	5	ASN	N-CA-CB	6.81	122.86	110.60
2	2	72	ASN	OD1-CG-ND2	6.81	137.57	121.90
2	2	106	TYR	C-N-CA	6.77	138.63	121.70
3	3	25	LEU	CA-CB-CG	6.77	130.88	115.30
1	1	164	GLN	CG-CD-OE1	6.74	135.08	121.60
1	1	212	VAL	O-C-N	6.73	133.47	122.70
2	2	198	SER	CB-CA-C	-6.73	97.31	110.10
1	1	203	ASP	CB-CG-OD2	-6.72	112.25	118.30
1	1	270	GLU	N-CA-CB	6.70	122.66	110.60
2	2	52	LYS	CA-CB-CG	6.67	128.07	113.40
3	3	26	PRO	O-C-N	6.66	133.36	122.70
3	3	90	THR	N-CA-CB	6.66	122.96	110.30
3	3	193	TYR	O-C-N	6.65	133.34	122.70
3	3	73	GLY	CA-C-O	6.65	132.57	120.60
3	3	218	ASP	CA-CB-CG	-6.64	98.78	113.40
4	4	40	ALA	N-CA-CB	6.62	119.36	110.10
3	3	57	ASN	CB-CG-ND2	-6.60	100.86	116.70
2	2	135	ALA	N-CA-CB	-6.59	100.87	110.10
1	1	37	ALA	N-CA-CB	-6.57	100.90	110.10
1	1	70	PHE	O-C-N	6.57	133.21	122.70
1	1	19	ASN	CB-CG-OD1	-6.56	108.48	121.60
2	2	196	ASN	N-CA-CB	-6.53	98.85	110.60
1	1	5	ASN	O-C-N	6.51	133.12	122.70
1	1	145	TYR	N-CA-CB	6.50	122.30	110.60
3	3	55	VAL	CB-CA-C	6.50	123.75	111.40
2	2	50	ILE	CA-CB-CG2	6.48	123.86	110.90
2	2	187	PRO	CB-CA-C	6.46	128.14	112.00
3	3	16	THR	CA-CB-CG2	6.43	121.40	112.40
2	2	183	LEU	O-C-N	6.42	132.97	122.70
2	2	16	ILE	O-C-N	6.41	132.96	122.70
1	1	64	GLU	CA-CB-CG	6.41	127.50	113.40
2	2	28	VAL	CG1-CB-CG2	-6.41	100.65	110.90
1	1	199	GLY	O-C-N	6.39	132.93	122.70
3	3	172	ALA	CB-CA-C	6.39	119.69	110.10
1	1	13	GLU	O-C-N	6.37	132.89	122.70
1	1	105	GLU	CG-CD-OE2	-6.36	105.58	118.30

Continued on next page...

Continued from previous page...

Mol	Chain	Res	Type	Atoms	Z	Observed(°)	Ideal(°)
2	2	68	SER	N-CA-CB	6.35	120.02	110.50
3	3	160	GLN	N-CA-CB	6.34	122.01	110.60
3	3	222	ARG	NE-CZ-NH2	6.34	123.47	120.30
2	2	26	ASP	OD1-CG-OD2	-6.33	111.27	123.30
3	3	235	PRO	CA-C-N	-6.32	103.30	117.20
1	1	274	VAL	N-CA-CB	6.30	125.35	111.50
3	3	235	PRO	CA-C-O	6.29	135.31	120.20
1	1	201	ASP	CB-CG-OD2	6.29	123.96	118.30
1	1	275	THR	OG1-CB-CG2	6.29	124.47	110.00
2	2	196	ASN	OD1-CG-ND2	6.29	136.37	121.90
1	1	77	VAL	O-C-N	6.25	132.70	122.70
2	2	248	PRO	N-CA-C	-6.25	95.85	112.10
3	3	37	PRO	N-CA-CB	6.24	110.79	103.30
2	2	161	ASP	O-C-N	6.24	132.68	122.70
1	1	233	VAL	CA-C-N	-6.22	103.51	117.20
4	4	44	ASP	CB-CG-OD2	6.21	123.89	118.30
1	1	233	VAL	CB-CA-C	-6.21	99.61	111.40
2	2	19	GLY	C-N-CA	6.21	137.21	121.70
4	4	30	ASN	CB-CA-C	6.20	122.80	110.40
3	3	33	GLU	CG-CD-OE2	-6.19	105.92	118.30
2	2	94	GLU	CG-CD-OE2	-6.18	105.93	118.30
1	1	86	TYR	CB-CA-C	6.17	122.74	110.40
1	1	211	SER	CA-C-O	-6.17	107.14	120.10
3	3	94	LEU	CA-C-N	6.17	130.76	117.20
3	3	89	ILE	CB-CA-C	-6.16	99.27	111.60
4	4	38	SER	O-C-N	6.16	133.67	123.20
1	1	223	ARG	CA-CB-CG	6.16	126.94	113.40
2	2	155	ASP	N-CA-CB	6.15	121.66	110.60
1	1	16	VAL	CG1-CB-CG2	6.13	120.71	110.90
2	2	205	TYR	CB-CG-CD2	-6.13	117.32	121.00
1	1	175	HIS	N-CA-CB	-6.10	99.62	110.60
1	1	209	TYR	CB-CG-CD1	6.09	124.66	121.00
4	4	35	ALA	CB-CA-C	6.09	119.23	110.10
2	2	154	ARG	CG-CD-NE	6.08	124.58	111.80
1	1	206	SER	O-C-N	6.08	132.42	122.70
2	2	17	THR	CB-CA-C	6.08	128.00	111.60
2	2	155	ASP	CB-CG-OD2	6.06	123.75	118.30
3	3	185	MET	CA-CB-CG	6.05	123.58	113.30
2	2	107	THR	CA-CB-OG1	-6.04	96.33	109.00
1	1	247	LYS	CB-CA-C	-6.03	98.34	110.40
2	2	81	LYS	CA-CB-CG	6.03	126.67	113.40
1	1	227	GLU	CB-CG-CD	6.03	130.48	114.20

Continued on next page...

Continued from previous page...

Mol	Chain	Res	Type	Atoms	Z	Observed(°)	Ideal(°)
2	2	82	LEU	CA-CB-CG	-6.02	101.46	115.30
1	1	35	ASP	CB-CG-OD1	6.01	123.71	118.30
3	3	32	LYS	O-C-N	6.01	132.32	122.70
2	2	57	ASP	CB-CG-OD1	-6.00	112.90	118.30
2	2	57	ASP	CB-CG-OD2	-6.00	112.90	118.30
1	1	187	LEU	CA-C-N	5.99	130.38	117.20
2	2	194	ARG	NH1-CZ-NH2	5.98	125.97	119.40
2	2	262	LYS	CB-CA-C	5.97	122.34	110.40
2	2	160	ARG	CG-CD-NE	5.96	124.32	111.80
3	3	15	THR	N-CA-CB	-5.96	98.98	110.30
2	2	130	HIS	CA-CB-CG	-5.95	103.49	113.60
3	3	183	TYR	CB-CG-CD2	-5.94	117.44	121.00
1	1	231	LEU	CB-CA-C	5.93	121.46	110.20
1	1	82	ILE	CB-CA-C	-5.92	99.75	111.60
3	3	233	SER	CA-C-N	-5.92	104.36	116.20
2	2	130	HIS	O-C-N	5.91	132.15	122.70
2	2	87	LYS	CB-CG-CD	5.90	126.94	111.60
3	3	105	TYR	CB-CG-CD1	5.90	124.54	121.00
1	1	71	LEU	CB-CA-C	5.90	121.41	110.20
1	1	68	GLU	OE1-CD-OE2	-5.89	116.23	123.30
2	2	208	ALA	N-CA-CB	5.89	118.35	110.10
2	2	157	SER	N-CA-CB	5.89	119.33	110.50
2	2	156	VAL	C-N-CA	5.88	136.41	121.70
1	1	217	MET	CB-CA-C	-5.87	98.66	110.40
2	2	49	ALA	CA-C-O	-5.87	107.77	120.10
2	2	91	ILE	N-CA-CB	5.87	124.30	110.80
1	1	20	ILE	O-C-N	5.87	132.09	122.70
2	2	252	GLU	CG-CD-OE2	-5.85	106.59	118.30
1	1	89	TYR	CB-CG-CD1	5.85	124.51	121.00
1	1	55	TYR	O-C-N	5.85	132.06	122.70
3	3	201	PRO	N-CA-C	5.84	127.29	112.10
2	2	97	TYR	CB-CG-CD1	-5.84	117.50	121.00
2	2	257	ARG	NE-CZ-NH1	5.83	123.22	120.30
4	4	26	TYR	CB-CG-CD2	5.83	124.50	121.00
2	2	234	THR	CA-C-O	5.83	132.34	120.10
3	3	68	TYR	CB-CG-CD2	-5.82	117.51	121.00
1	1	215	ASN	O-C-N	5.81	132.00	122.70
2	2	249	MET	CA-CB-CG	5.80	123.16	113.30
1	1	85	ASP	CB-CG-OD1	5.80	123.52	118.30
3	3	185	MET	N-CA-CB	5.79	121.03	110.60
1	1	54	ARG	NE-CZ-NH1	5.79	123.20	120.30
2	2	147	THR	O-C-N	5.79	131.96	122.70

Continued on next page...

Continued from previous page...

Mol	Chain	Res	Type	Atoms	Z	Observed(°)	Ideal(°)
1	1	111	ARG	C-N-CA	5.78	136.15	121.70
1	1	49	ASP	OD1-CG-OD2	5.77	134.26	123.30
1	1	25	HIS	O-C-N	5.76	131.92	122.70
1	1	240	TYR	CB-CG-CD2	-5.76	117.54	121.00
2	2	218	ASN	CA-CB-CG	5.75	126.04	113.40
1	1	216	ASP	CB-CA-C	5.74	121.89	110.40
3	3	24	ALA	N-CA-CB	-5.74	102.06	110.10
1	1	111	ARG	NE-CZ-NH2	5.74	123.17	120.30
2	2	57	ASP	OD1-CG-OD2	5.74	134.20	123.30
1	1	226	THR	N-CA-C	5.73	126.47	111.00
1	1	274	VAL	CA-CB-CG1	5.73	119.49	110.90
1	1	250	CYS	CA-CB-SG	5.72	124.30	114.00
1	1	202	GLY	C-N-CA	5.71	135.98	121.70
2	2	134	SER	CA-C-N	-5.71	104.64	117.20
1	1	16	VAL	CB-CA-C	5.70	122.23	111.40
1	1	81	ARG	NH1-CZ-NH2	-5.69	113.14	119.40
3	3	45	GLU	OE1-CD-OE2	-5.68	116.48	123.30
2	2	83	PRO	C-N-CA	5.67	135.86	121.70
3	3	103	ALA	CB-CA-C	5.66	118.59	110.10
1	1	90	ASN	CB-CA-C	5.66	121.72	110.40
3	3	229	LEU	CA-CB-CG	5.66	128.31	115.30
1	1	232	SER	CB-CA-C	-5.65	99.36	110.10
2	2	249	MET	CG-SD-CE	5.65	109.24	100.20
1	1	204	ASN	CA-C-N	-5.65	104.78	117.20
2	2	139	SER	N-CA-CB	-5.65	102.03	110.50
3	3	77	GLY	CA-C-O	5.64	130.76	120.60
3	3	76	THR	O-C-N	5.63	132.78	123.20
3	3	227	THR	CA-C-O	5.63	131.93	120.10
3	3	160	GLN	O-C-N	5.63	131.70	122.70
3	3	18	ASP	OD1-CG-OD2	5.62	133.97	123.30
2	2	26	ASP	CB-CG-OD1	5.61	123.35	118.30
1	1	198	ASP	CB-CG-OD1	5.61	123.35	118.30
3	3	212	PHE	CA-CB-CG	5.61	127.35	113.90
2	2	49	ALA	CA-C-N	5.60	129.52	117.20
2	2	228	SER	N-CA-CB	5.58	118.86	110.50
1	1	274	VAL	CA-C-N	-5.57	104.94	117.20
3	3	146	ASP	OD1-CG-OD2	5.57	133.89	123.30
1	1	122	ASP	CB-CG-OD2	-5.57	113.29	118.30
3	3	146	ASP	CB-CG-OD1	5.56	123.31	118.30
2	2	220	TRP	CA-C-N	-5.56	104.97	117.20
2	2	83	PRO	CB-CA-C	5.55	125.88	112.00
2	2	134	SER	N-CA-CB	5.55	118.83	110.50

Continued on next page...

Continued from previous page...

Mol	Chain	Res	Type	Atoms	Z	Observed(°)	Ideal(°)
2	2	212	ASP	CB-CG-OD2	-5.55	113.30	118.30
2	2	116	LYS	CB-CA-C	-5.55	99.30	110.40
2	2	149	PRO	CA-C-N	5.55	127.30	116.20
3	3	79	ALA	O-C-N	5.55	131.58	122.70
1	1	68	GLU	CA-CB-CG	5.54	125.59	113.40
2	2	119	GLN	CB-CA-C	5.54	121.47	110.40
1	1	153	PRO	N-CD-CG	-5.53	94.90	103.20
3	3	24	ALA	CA-C-N	5.52	129.35	117.20
3	3	64	ASN	OD1-CG-ND2	5.51	134.56	121.90
1	1	62	ARG	NE-CZ-NH1	-5.50	117.55	120.30
2	2	54	THR	N-CA-CB	5.49	120.74	110.30
2	2	169	ASP	CA-C-O	5.49	131.63	120.10
1	1	260	THR	CA-C-O	-5.49	108.57	120.10
1	1	81	ARG	CD-NE-CZ	5.48	131.28	123.60
2	2	216	ARG	NH1-CZ-NH2	5.46	125.41	119.40
2	2	32	VAL	O-C-N	5.45	131.42	122.70
2	2	90	GLY	CA-C-O	5.45	130.41	120.60
2	2	194	ARG	NE-CZ-NH1	-5.43	117.58	120.30
3	3	228	ASP	CB-CA-C	-5.43	99.55	110.40
1	1	101	ILE	N-CA-CB	-5.42	98.32	110.80
3	3	225	ARG	NE-CZ-NH2	5.42	123.01	120.30
2	2	70	HIS	CB-CA-C	-5.42	99.56	110.40
4	4	40	ALA	N-CA-C	-5.42	96.36	111.00
3	3	169	TRP	CB-CA-C	5.42	121.23	110.40
3	3	58	VAL	CA-CB-CG1	-5.41	102.78	110.90
1	1	270	GLU	O-C-N	5.41	131.36	122.70
3	3	234	GLY	N-CA-C	-5.41	99.58	113.10
3	3	218	ASP	C-N-CA	5.41	135.22	121.70
1	1	124	GLU	CG-CD-OE1	5.39	129.09	118.30
2	2	20	ASP	CB-CG-OD2	-5.39	113.45	118.30
3	3	235	PRO	CB-CA-C	-5.39	98.53	112.00
1	1	147	TYR	O-C-N	5.37	131.30	122.70
3	3	183	TYR	CG-CD2-CE2	5.37	125.60	121.30
3	3	237	GLU	OE1-CD-OE2	5.37	129.75	123.30
3	3	8	PRO	C-N-CA	5.37	133.58	122.30
3	3	175	PHE	CB-CG-CD2	-5.35	117.05	120.80
3	3	203	THR	O-C-N	5.35	131.26	121.10
2	2	150	GLY	O-C-N	5.34	131.25	122.70
1	1	172	PHE	CA-C-O	-5.34	108.88	120.10
3	3	88	ASP	OD1-CG-OD2	-5.34	113.16	123.30
3	3	233	SER	CA-C-O	5.33	131.30	120.10
2	2	161	ASP	CB-CA-C	-5.33	99.74	110.40

Continued on next page...

Continued from previous page...

Mol	Chain	Res	Type	Atoms	Z	Observed(°)	Ideal(°)
1	1	283	THR	O-C-N	5.33	131.22	122.70
3	3	95	ALA	CA-C-O	-5.33	108.92	120.10
3	3	206	THR	N-CA-C	-5.32	96.63	111.00
2	2	87	LYS	CB-CA-C	5.32	121.04	110.40
2	2	165	ARG	C-N-CA	5.32	135.00	121.70
4	4	44	ASP	CA-C-O	5.32	131.26	120.10
2	2	96	MET	CA-C-N	-5.31	105.52	117.20
3	3	206	THR	OG1-CB-CG2	5.31	122.22	110.00
2	2	52	LYS	CG-CD-CE	5.31	127.82	111.90
2	2	111	GLN	CB-CG-CD	5.30	125.39	111.60
4	4	26	TYR	CB-CG-CD1	-5.30	117.82	121.00
3	3	35	SER	N-CA-CB	-5.29	102.57	110.50
4	4	29	ILE	O-C-N	5.28	131.15	122.70
2	2	150	GLY	CA-C-O	-5.28	111.09	120.60
2	2	195	SER	CB-CA-C	5.27	120.11	110.10
1	1	201	ASP	CB-CG-OD1	-5.26	113.56	118.30
2	2	182	ASN	O-C-N	5.26	131.11	122.70
3	3	202	SER	CA-C-N	-5.26	105.63	117.20
3	3	108	HIS	CA-CB-CG	5.25	122.52	113.60
1	1	192	ALA	N-CA-CB	-5.25	102.76	110.10
3	3	10	SER	CB-CA-C	5.24	120.06	110.10
3	3	156	ASP	CB-CG-OD2	-5.23	113.59	118.30
2	2	203	VAL	N-CA-CB	-5.23	100.00	111.50
2	2	82	LEU	N-CA-C	5.22	125.11	111.00
1	1	158	ARG	NH1-CZ-NH2	-5.21	113.67	119.40
1	1	224	ILE	CB-CG1-CD1	-5.21	99.30	113.90
1	1	287	ALA	CA-C-O	-5.21	109.17	120.10
3	3	114	ARG	NE-CZ-NH2	5.21	122.90	120.30
2	2	11	ASP	O-C-N	5.20	131.02	122.70
1	1	242	LYS	CA-C-N	-5.20	105.77	117.20
3	3	92	THR	N-CA-C	-5.19	96.99	111.00
3	3	64	ASN	N-CA-CB	-5.19	101.26	110.60
2	2	12	ARG	CB-CA-C	-5.19	100.03	110.40
2	2	173	LEU	CB-CA-C	5.18	120.04	110.20
3	3	146	ASP	N-CA-CB	5.18	119.92	110.60
3	3	165	LEU	O-C-N	5.17	130.98	122.70
4	4	26	TYR	O-C-N	5.17	130.97	122.70
2	2	30	ASN	N-CA-CB	-5.16	101.31	110.60
1	1	22	GLU	CG-CD-OE1	5.16	128.61	118.30
2	2	19	GLY	CA-C-N	-5.16	105.86	117.20
3	3	24	ALA	CA-C-O	-5.16	109.27	120.10
3	3	76	THR	CA-C-N	-5.15	105.91	116.20

Continued on next page...

Continued from previous page...

Mol	Chain	Res	Type	Atoms	Z	Observed(°)	Ideal(°)
3	3	181	ASN	O-C-N	5.15	130.93	122.70
1	1	120	ARG	NH1-CZ-NH2	-5.13	113.76	119.40
2	2	237	SER	CA-C-O	5.12	130.86	120.10
4	4	42	ARG	C-N-CA	-5.12	108.90	121.70
3	3	72	LEU	CB-CG-CD2	-5.11	102.32	111.00
4	4	38	SER	CA-C-O	-5.11	109.38	120.10
1	1	94	ILE	CA-C-N	-5.09	106.00	117.20
1	1	43	SER	CA-C-N	-5.09	106.00	117.20
1	1	163	TRP	CB-CA-C	5.08	120.57	110.40
2	2	50	ILE	CB-CA-C	5.08	121.76	111.60
1	1	178	PRO	CA-C-N	-5.08	106.03	117.20
1	1	189	ILE	C-N-CA	5.08	134.40	121.70
1	1	205	THR	OG1-CB-CG2	5.08	121.67	110.00
3	3	78	MET	CB-CA-C	5.07	120.54	110.40
1	1	66	SER	O-C-N	5.07	130.80	122.70
2	2	40	HIS	CA-CB-CG	-5.07	104.99	113.60
1	1	46	GLN	O-C-N	5.06	130.72	121.10
2	2	168	SER	C-N-CA	5.06	134.34	121.70
2	2	28	VAL	CB-CA-C	-5.05	101.80	111.40
3	3	227	THR	CA-CB-CG2	-5.05	105.34	112.40
3	3	131	LEU	CA-CB-CG	5.04	126.89	115.30
3	3	223	MET	CG-SD-CE	5.04	108.26	100.20
1	1	212	VAL	CA-C-N	-5.04	106.12	117.20
3	3	64	ASN	CA-CB-CG	-5.04	102.32	113.40
1	1	195	MET	CG-SD-CE	5.03	108.25	100.20
1	1	175	HIS	CB-CA-C	5.03	120.45	110.40
1	1	204	ASN	N-CA-CB	5.03	119.65	110.60
2	2	45	GLN	N-CA-CB	5.03	119.65	110.60
1	1	223	ARG	CG-CD-NE	5.02	122.34	111.80
2	2	79	TRP	CA-CB-CG	5.02	123.24	113.70
3	3	57	ASN	N-CA-CB	-5.01	101.57	110.60
3	3	237	GLU	CA-C-O	5.01	130.63	120.10
2	2	218	ASN	CB-CG-OD1	-5.01	111.58	121.60
1	1	80	SER	CA-C-O	5.01	130.61	120.10
1	1	52	GLU	O-C-N	5.00	130.70	122.70
1	1	235	ILE	CA-C-N	-5.00	106.20	117.20

There are no chirality outliers.

There are no planarity outliers.

5.2 Too-close contacts ⓘ

In the following table, the Non-H and H(model) columns list the number of non-hydrogen atoms and hydrogen atoms in the chain respectively. The H(added) column lists the number of hydrogen atoms added and optimized by MolProbity. The Clashes column lists the number of clashes within the asymmetric unit, whereas Symm-Clashes lists symmetry related clashes.

Mol	Chain	Non-H	H(model)	H(added)	Clashes	Symm-Clashes
1	1	2262	0	2193	333	1584
2	2	1979	0	1920	213	840
3	3	1831	0	1809	224	1675
4	4	151	0	136	17	364
5	A	23	0	19	32	7
All	All	6246	0	6077	703	3023

The all-atom clashscore is defined as the number of clashes found per 1000 atoms (including hydrogen atoms). The all-atom clashscore for this structure is 57.

All (703) close contacts within the same asymmetric unit are listed below, sorted by their clash magnitude.

Atom-1	Atom-2	Interatomic distance (Å)	Clash overlap (Å)
1:1:102:THR:CA	5:A:2:FRU:H61	1.09	1.51
1:1:102:THR:HA	5:A:2:FRU:C6	0.95	1.40
1:1:23:SER:OG	1:1:53:THR:HG22	1.36	1.24
3:3:42:ASN:HD22	3:3:44:ILE:HG22	1.05	1.20
2:2:18:ARG:NH1	2:2:249:MET:HE2	1.55	1.19
1:1:254:PRO:HG3	3:3:101:GLU:HG2	1.27	1.16
2:2:18:ARG:HH12	2:2:249:MET:HE2	0.99	1.15
3:3:160:GLN:O	3:3:161:SER:HB3	1.48	1.11
1:1:254:PRO:CG	3:3:101:GLU:HG2	1.81	1.09
1:1:46:GLN:HB3	1:1:47:PRO:CD	1.85	1.07
3:3:122:THR:HG22	3:3:123:ALA:H	1.21	1.03
1:1:102:THR:C	5:A:2:FRU:H61	1.78	1.03
1:1:7:ILE:HA	1:1:11:LEU:HD23	1.41	1.02
3:3:75:GLN:NE2	3:3:75:GLN:HA	1.75	1.02
1:1:142:VAL:CG1	1:1:225:VAL:HB	1.90	1.01
1:1:45:VAL:H	3:3:114:ARG:NH1	1.59	1.01
1:1:6:TYR:HB3	1:1:7:ILE:HD13	1.42	1.00
1:1:46:GLN:CB	1:1:47:PRO:HD2	1.89	1.00
2:2:185:ILE:HD13	3:3:98:LEU:HD22	1.41	1.00
3:3:42:ASN:ND2	3:3:44:ILE:HG22	1.74	1.00
3:3:75:GLN:HE21	3:3:75:GLN:HA	1.26	0.99
1:1:102:THR:HA	5:A:2:FRU:O6	1.60	0.99

Continued on next page...

Continued from previous page...

Atom-1	Atom-2	Interatomic distance (Å)	Clash overlap (Å)
2:2:83:PRO:HG2	2:2:218:ASN:HA	1.44	0.99
1:1:46:GLN:HB3	1:1:47:PRO:HD2	1.01	0.98
1:1:278:ILE:HD12	3:3:67:MET:CE	1.93	0.97
3:3:117:PHE:CD2	3:3:211:CYS:HB3	2.00	0.97
3:3:117:PHE:HD2	3:3:211:CYS:HB3	1.25	0.97
3:3:51:THR:HG21	3:3:98:LEU:HB2	1.47	0.96
1:1:113:PHE:O	1:1:115:LEU:N	1.99	0.96
1:1:215:ASN:CG	5:A:2:FRU:O3	2.07	0.92
2:2:185:ILE:HD13	3:3:98:LEU:CD2	2.00	0.91
1:1:35:ASP:O	3:3:162:THR:HB	1.69	0.91
1:1:96:PHE:CE1	1:1:157:LYS:HA	2.06	0.91
1:1:141:ILE:HG12	1:1:141:ILE:O	1.69	0.91
1:1:265:THR:OG1	2:2:133:ALA:HB2	1.69	0.91
1:1:97:THR:HG23	1:1:222:SER:HB3	1.54	0.89
1:1:67:ILE:HD11	3:3:40:VAL:HB	1.54	0.88
1:1:173:TRP:CD1	1:1:180:PRO:HD3	2.08	0.88
2:2:161:ASP:HB2	2:2:164:LEU:HD22	1.55	0.88
3:3:54:PRO:O	3:3:93:PRO:HB2	1.74	0.88
3:3:24:ALA:O	3:3:25:LEU:HB2	1.72	0.87
3:3:82:VAL:HG12	3:3:83:PHE:HD1	1.39	0.87
2:2:12:ARG:HH11	2:2:12:ARG:HB3	1.36	0.87
3:3:231:ILE:HD13	3:3:231:ILE:H	1.39	0.87
1:1:197:TYR:CE1	1:1:214:THR:HG23	2.08	0.86
1:1:140:HIS:O	1:1:226:THR:HG21	1.75	0.86
1:1:142:VAL:HG12	1:1:225:VAL:HB	1.57	0.86
1:1:17:VAL:HG13	1:1:60:GLN:O	1.76	0.86
1:1:75:GLY:O	1:1:77:VAL:HG13	1.74	0.86
1:1:190:ALA:O	3:3:31:THR:HG21	1.75	0.86
3:3:42:ASN:HD22	3:3:44:ILE:CG2	1.87	0.86
1:1:171:ILE:HD11	1:1:180:PRO:HB2	1.58	0.85
3:3:58:VAL:O	3:3:61:ASN:HB2	1.76	0.85
2:2:159:GLU:C	2:2:160:ARG:HG2	1.97	0.85
1:1:254:PRO:HG3	3:3:101:GLU:CG	2.05	0.84
3:3:82:VAL:HG12	3:3:83:PHE:N	1.90	0.84
3:3:51:THR:HG21	3:3:98:LEU:CB	2.07	0.83
1:1:129:PRO:HG2	1:1:173:TRP:CE2	2.13	0.83
1:1:142:VAL:HG11	1:1:225:VAL:HB	1.60	0.83
2:2:161:ASP:HB2	2:2:164:LEU:CD2	2.08	0.83
3:3:102:ILE:HG22	3:3:103:ALA:N	1.92	0.82
1:1:119:VAL:CG1	1:1:121:PHE:HE2	1.93	0.82
1:1:197:TYR:H	2:2:131:GLN:HE21	1.28	0.81

Continued on next page...

Continued from previous page...

Atom-1	Atom-2	Interatomic distance (Å)	Clash overlap (Å)
2:2:168:SER:OG	2:2:170:ASP:HB2	1.79	0.81
3:3:7:THR:O	3:3:10:SER:HB2	1.80	0.81
1:1:173:TRP:HD1	1:1:180:PRO:HD3	1.45	0.80
1:1:215:ASN:ND2	1:1:215:ASN:H	1.77	0.80
1:1:23:SER:CB	1:1:53:THR:HG22	2.11	0.80
1:1:278:ILE:HD12	3:3:67:MET:HE1	1.63	0.79
2:2:146:LEU:HD12	2:2:167:PRO:HD3	1.65	0.78
1:1:7:ILE:O	1:1:11:LEU:HB2	1.84	0.78
2:2:146:LEU:CD1	2:2:166:GLN:HA	2.13	0.78
1:1:103:LEU:N	5:A:2:FRU:H61	1.99	0.78
1:1:204:ASN:C	1:1:206:SER:H	1.82	0.78
2:2:60:SER:OG	2:2:61:ASN:N	2.14	0.77
3:3:160:GLN:O	3:3:161:SER:CB	2.32	0.77
2:2:126:MET:HG3	2:2:201:LEU:HD12	1.66	0.77
2:2:18:ARG:HH12	2:2:249:MET:CE	1.90	0.77
3:3:194:GLN:HA	3:3:194:GLN:HE21	1.48	0.77
3:3:231:ILE:CD1	3:3:231:ILE:H	1.97	0.77
2:2:12:ARG:HG3	2:2:13:ILE:N	1.99	0.77
1:1:278:ILE:CD1	3:3:67:MET:CE	2.64	0.76
1:1:45:VAL:H	3:3:114:ARG:HH11	1.31	0.76
1:1:255:ARG:HD3	1:1:259:TYR:CE2	2.20	0.76
3:3:20:GLN:HE22	4:4:30:ASN:HA	1.50	0.76
1:1:127:LEU:HB2	1:1:180:PRO:HG2	1.67	0.75
2:2:173:LEU:O	2:2:174:ASN:HB2	1.83	0.75
3:3:75:GLN:OE1	3:3:80:GLN:HG2	1.87	0.75
3:3:81:LYS:HG3	3:3:82:VAL:N	2.01	0.75
3:3:122:THR:CG2	3:3:123:ALA:H	1.99	0.75
3:3:122:THR:HG22	3:3:123:ALA:N	1.99	0.74
4:4:26:TYR:CD2	4:4:29:ILE:HD11	2.22	0.74
2:2:78:TRP:HZ3	2:2:226:PRO:HD3	1.50	0.74
1:1:223:ARG:HH11	1:1:223:ARG:CG	2.00	0.74
2:2:183:LEU:HD12	2:2:186:PHE:HD1	1.52	0.73
2:2:41:TYR:CD2	2:2:55:GLN:OE1	2.41	0.73
2:2:257:ARG:HG2	2:2:257:ARG:HH11	1.52	0.73
1:1:33:LEU:O	3:3:163:ILE:HD12	1.88	0.73
1:1:119:VAL:HG13	1:1:121:PHE:CE2	2.23	0.73
2:2:12:ARG:CG	2:2:13:ILE:N	2.51	0.73
2:2:146:LEU:HD12	2:2:167:PRO:CD	2.19	0.72
1:1:113:PHE:C	1:1:115:LEU:H	1.93	0.72
1:1:210:GLY:O	1:1:213:VAL:HG23	1.89	0.72
3:3:125:THR:HG22	3:3:126:THR:N	2.03	0.72

Continued on next page...

Continued from previous page...

Atom-1	Atom-2	Interatomic distance (Å)	Clash overlap (Å)
3:3:173:SER:O	3:3:175:PHE:N	2.22	0.72
2:2:68:SER:C	2:2:69:LYS:HG2	2.07	0.72
1:1:92:GLN:O	1:1:93:ASP:HB2	1.89	0.72
2:2:148:HIS:N	2:2:149:PRO:CD	2.52	0.72
3:3:53:ILE:O	3:3:55:VAL:HG12	1.89	0.72
1:1:123:SER:HB3	1:1:241:HIS:NE2	2.05	0.72
1:1:223:ARG:HH11	1:1:223:ARG:HG2	1.53	0.71
1:1:197:TYR:CD1	1:1:214:THR:HG23	2.24	0.71
2:2:148:HIS:N	2:2:149:PRO:HD3	2.06	0.71
1:1:46:GLN:OE1	3:3:217:LYS:HG3	1.89	0.71
1:1:242:LYS:NZ	3:3:17:ASP:O	2.22	0.71
2:2:78:TRP:HE3	2:2:78:TRP:H	1.39	0.71
3:3:82:VAL:CG1	3:3:83:PHE:HD1	2.04	0.70
1:1:104:GLN:HB3	1:1:110:ARG:HG3	1.72	0.70
1:1:22:GLU:HA	1:1:54:ARG:O	1.91	0.70
1:1:101:ILE:O	5:A:2:FRU:O6	2.08	0.70
1:1:169:MET:CE	1:1:171:ILE:HB	2.21	0.70
2:2:207:ASN:HD22	2:2:209:VAL:H	1.37	0.70
1:1:124:GLU:OE2	1:1:181:ARG:HD3	1.91	0.70
2:2:37:VAL:HG21	3:3:37:PRO:HB3	1.72	0.70
3:3:42:ASN:HB3	3:3:44:ILE:HG22	1.73	0.70
1:1:127:LEU:O	1:1:180:PRO:HD2	1.92	0.70
1:1:61:THR:HG22	1:1:63:ASP:OD1	1.90	0.70
2:2:78:TRP:CE3	2:2:78:TRP:N	2.60	0.70
1:1:102:THR:OG1	5:A:2:FRU:H5	1.91	0.69
1:1:14:VAL:HG11	4:4:43:LEU:HB3	1.74	0.69
1:1:44:ASN:HD22	1:1:44:ASN:C	1.95	0.69
1:1:281:ARG:HB3	3:3:57:ASN:O	1.92	0.69
3:3:127:LEU:HG	3:3:128:LYS:N	2.08	0.69
2:2:51:ASN:HD22	2:2:51:ASN:H	1.41	0.69
1:1:7:ILE:CA	1:1:11:LEU:HD23	2.21	0.69
1:1:155:PRO:HB3	1:1:163:TRP:HE1	1.57	0.68
2:2:12:ARG:HD3	2:2:27:ASP:HA	1.74	0.68
1:1:92:GLN:C	1:1:94:ILE:HD12	2.13	0.68
2:2:41:TYR:HD2	2:2:55:GLN:OE1	1.75	0.68
2:2:56:PRO:HB2	2:2:60:SER:HB3	1.76	0.68
2:2:206:VAL:HG12	3:3:37:PRO:HG2	1.75	0.68
3:3:127:LEU:HA	3:3:196:ASN:O	1.93	0.68
1:1:269:PRO:HG2	1:1:272:GLY:O	1.93	0.68
3:3:132:ALA:O	3:3:189:ILE:HA	1.93	0.68
1:1:91:GLY:C	1:1:94:ILE:HD13	2.14	0.68

Continued on next page...

Continued from previous page...

Atom-1	Atom-2	Interatomic distance (Å)	Clash overlap (Å)
2:2:171:SER:HA	2:2:175:PHE:CE2	2.28	0.68
1:1:135:GLY:HA3	1:1:231:LEU:HB3	1.76	0.67
1:1:142:VAL:HG13	1:1:143:MET:N	2.07	0.67
2:2:103:ARG:HB3	2:2:211:MET:HG2	1.76	0.67
1:1:38:GLU:O	2:2:189:GLN:HB2	1.93	0.67
1:1:67:ILE:CD1	3:3:40:VAL:HB	2.22	0.67
1:1:92:GLN:C	1:1:94:ILE:CD1	2.63	0.67
1:1:119:VAL:HG13	1:1:121:PHE:HE2	1.60	0.66
3:3:82:VAL:HG12	3:3:83:PHE:CD1	2.25	0.66
3:3:201:PRO:O	3:3:202:SER:HB2	1.96	0.66
3:3:99:ILE:HG22	3:3:100:GLY:N	2.11	0.66
2:2:78:TRP:CZ3	2:2:226:PRO:HD3	2.30	0.66
2:2:12:ARG:HB3	2:2:12:ARG:NH1	2.10	0.65
1:1:45:VAL:H	3:3:114:ARG:HH12	1.45	0.65
3:3:89:ILE:HD11	3:3:109:TRP:CG	2.30	0.65
2:2:78:TRP:N	2:2:78:TRP:HE3	1.92	0.65
1:1:186:PHE:HE2	3:3:31:THR:HG22	1.62	0.65
1:1:160:ASP:H	1:1:163:TRP:HD1	1.44	0.64
2:2:146:LEU:HD12	2:2:166:GLN:HA	1.78	0.64
3:3:89:ILE:HD11	3:3:109:TRP:CD2	2.33	0.64
1:1:19:ASN:HB3	1:1:56:VAL:O	1.97	0.64
1:1:215:ASN:N	1:1:215:ASN:ND2	2.42	0.64
2:2:207:ASN:ND2	2:2:209:VAL:HG22	2.13	0.64
1:1:23:SER:OG	1:1:53:THR:CG2	2.31	0.64
3:3:89:ILE:HA	3:3:94:LEU:HD13	1.80	0.64
3:3:66:SER:C	3:3:68:TYR:H	2.00	0.64
2:2:126:MET:HA	2:2:126:MET:HE3	1.80	0.64
1:1:260:THR:C	1:1:261:HIS:CD2	2.71	0.63
2:2:72:ASN:HB3	2:2:75:SER:N	2.13	0.63
1:1:276:THR:OG1	1:1:277:ALA:N	2.31	0.63
1:1:244:LYS:HE3	4:4:38:SER:O	1.98	0.63
1:1:260:THR:C	1:1:261:HIS:HD2	2.01	0.63
2:2:155:ASP:O	2:2:156:VAL:HB	1.98	0.63
1:1:217:MET:SD	5:A:1:GLC:O3	2.55	0.63
1:1:141:ILE:HA	1:1:226:THR:HG21	1.80	0.63
2:2:174:ASN:C	2:2:175:PHE:HD2	2.02	0.63
1:1:113:PHE:C	1:1:115:LEU:N	2.52	0.63
3:3:87:VAL:HG22	3:3:189:ILE:HG22	1.79	0.63
1:1:148:VAL:HG12	1:1:152:ALA:HB3	1.81	0.62
1:1:215:ASN:CB	5:A:2:FRU:O3	2.47	0.62
3:3:102:ILE:O	3:3:105:TYR:HB2	2.00	0.62

Continued on next page...

Continued from previous page...

Atom-1	Atom-2	Interatomic distance (Å)	Clash overlap (Å)
2:2:257:ARG:HG2	2:2:257:ARG:NH1	2.14	0.62
1:1:155:PRO:HB3	1:1:163:TRP:NE1	2.15	0.62
1:1:283:THR:HG22	1:1:285:THR:N	2.15	0.62
2:2:30:ASN:HD22	2:2:31:ALA:N	1.97	0.62
1:1:7:ILE:N	1:1:7:ILE:HD13	2.14	0.62
5:A:1:GLC:H5	5:A:2:FRU:H62	1.80	0.61
1:1:79:ILE:HD13	1:1:238:HIS:CE1	2.35	0.61
1:1:6:TYR:CB	1:1:7:ILE:HD13	2.25	0.61
2:2:145:LYS:NZ	2:2:263:GLN:HG2	2.15	0.61
1:1:105:GLU:O	1:1:106:MET:HG3	2.01	0.61
1:1:204:ASN:C	1:1:206:SER:N	2.52	0.61
1:1:150:PRO:HG3	1:1:218:GLY:N	2.15	0.61
1:1:281:ARG:NH2	3:3:84:SER:O	2.33	0.61
1:1:94:ILE:N	1:1:94:ILE:HD12	2.16	0.61
2:2:84:ASP:HB2	2:2:218:ASN:HD21	1.66	0.61
3:3:72:LEU:HD11	3:3:209:MET:HB3	1.82	0.61
3:3:95:ALA:O	3:3:97:THR:N	2.34	0.61
4:4:43:LEU:O	4:4:44:ASP:C	2.38	0.61
1:1:14:VAL:HG12	1:1:15:LEU:HD22	1.81	0.61
1:1:223:ARG:HG2	1:1:223:ARG:NH1	2.16	0.61
1:1:91:GLY:O	1:1:157:LYS:CB	2.49	0.61
1:1:140:HIS:O	1:1:226:THR:CG2	2.48	0.60
1:1:200:TYR:CD1	1:1:209:TYR:HB2	2.37	0.60
2:2:84:ASP:OD2	2:2:87:LYS:HE2	2.02	0.60
2:2:91:ILE:O	2:2:92:PHE:C	2.38	0.60
3:3:91:SER:O	3:3:92:THR:C	2.39	0.60
1:1:108:GLN:HB3	1:1:109:ILE:HG22	1.83	0.60
1:1:119:VAL:CG1	1:1:121:PHE:CE2	2.79	0.60
1:1:91:GLY:O	1:1:157:LYS:HB3	2.02	0.60
1:1:249:TRP:HA	3:3:39:GLU:HA	1.84	0.60
1:1:204:ASN:HD22	1:1:205:THR:N	2.00	0.60
1:1:102:THR:CB	5:A:2:FRU:C6	2.78	0.60
1:1:37:ALA:HB2	3:3:162:THR:HG21	1.83	0.59
1:1:142:VAL:H	1:1:226:THR:HG23	1.67	0.59
2:2:183:LEU:HD12	2:2:186:PHE:CD1	2.34	0.59
1:1:103:LEU:HG	5:A:1:GLC:H61	1.83	0.59
1:1:136:ASP:O	1:1:137:ASP:HB2	2.02	0.59
1:1:22:GLU:CA	1:1:54:ARG:O	2.50	0.59
2:2:207:ASN:HD21	2:2:209:VAL:HG22	1.67	0.59
1:1:215:ASN:H	1:1:215:ASN:HD22	1.51	0.59
1:1:85:ASP:OD2	1:1:86:TYR:N	2.36	0.59

Continued on next page...

Continued from previous page...

Atom-1	Atom-2	Interatomic distance (Å)	Clash overlap (Å)
2:2:144:TYR:O	2:2:146:LEU:N	2.36	0.59
3:3:90:THR:OG1	3:3:178:THR:O	2.15	0.58
2:2:77:GLY:HA2	2:2:78:TRP:CE3	2.37	0.58
3:3:42:ASN:ND2	3:3:44:ILE:CG2	2.53	0.58
3:3:44:ILE:O	3:3:47:CYS:HB2	2.02	0.58
1:1:110:ARG:O	1:1:114:GLU:HG3	2.04	0.58
1:1:169:MET:HE2	1:1:171:ILE:HB	1.84	0.58
1:1:99:TRP:CZ3	1:1:101:ILE:HA	2.39	0.58
2:2:154:ARG:HD3	2:2:155:ASP:N	2.19	0.58
3:3:46:MET:O	3:3:98:LEU:HD23	2.03	0.58
1:1:253:PRO:HD3	2:2:185:ILE:CG2	2.34	0.58
3:3:136:PRO:HG3	3:3:176:ARG:NH2	2.19	0.58
1:1:153:PRO:O	1:1:153:PRO:HG2	2.04	0.58
1:1:66:SER:O	1:1:68:GLU:N	2.37	0.58
2:2:49:ALA:O	2:2:50:ILE:HG13	2.04	0.58
1:1:163:TRP:CD2	1:1:223:ARG:HD3	2.39	0.58
1:1:127:LEU:CB	1:1:180:PRO:HG2	2.33	0.58
1:1:253:PRO:HD3	2:2:185:ILE:HG21	1.86	0.58
1:1:199:GLY:HA2	2:2:216:ARG:O	2.04	0.57
1:1:11:LEU:N	1:1:11:LEU:HD22	2.19	0.57
2:2:158:GLN:HG3	2:2:159:GLU:H	1.68	0.57
1:1:278:ILE:HA	3:3:92:THR:HG21	1.85	0.57
1:1:67:ILE:HD11	3:3:40:VAL:CB	2.33	0.57
3:3:136:PRO:HG3	3:3:176:ARG:HH22	1.68	0.57
3:3:54:PRO:HA	3:3:67:MET:O	2.04	0.57
1:1:90:ASN:HD22	1:1:158:ARG:HD3	1.70	0.57
3:3:192:TRP:N	3:3:192:TRP:CD1	2.73	0.57
1:1:92:GLN:HA	1:1:157:LYS:HG2	1.86	0.57
1:1:7:ILE:HD13	1:1:7:ILE:H	1.67	0.57
2:2:120:GLY:HA3	2:2:193:LEU:HD12	1.86	0.57
1:1:261:HIS:H	3:3:237:GLU:H	1.53	0.57
1:1:102:THR:HA	5:A:2:FRU:C5	2.15	0.57
1:1:54:ARG:CG	1:1:55:TYR:H	2.16	0.57
1:1:111:ARG:NH1	3:3:230:HIS:HB2	2.20	0.56
2:2:57:ASP:O	2:2:58:THR:HG22	2.04	0.56
1:1:44:ASN:ND2	1:1:44:ASN:C	2.58	0.56
1:1:102:THR:CA	5:A:2:FRU:HO6	2.17	0.56
1:1:197:TYR:HD2	1:1:198:ASP:H	1.52	0.56
2:2:235:THR:C	2:2:237:SER:H	2.06	0.56
3:3:7:THR:O	3:3:10:SER:CB	2.53	0.56
3:3:194:GLN:HA	3:3:194:GLN:NE2	2.19	0.56

Continued on next page...

Continued from previous page...

Atom-1	Atom-2	Interatomic distance (Å)	Clash overlap (Å)
1:1:92:GLN:N	1:1:94:ILE:CD1	2.68	0.56
3:3:104:SER:O	3:3:227:THR:HA	2.06	0.56
3:3:87:VAL:O	3:3:89:ILE:N	2.38	0.56
3:3:107:THR:O	3:3:177:LEU:HD23	2.06	0.56
3:3:14:MET:HG2	3:3:16:THR:HG22	1.88	0.56
3:3:42:ASN:CB	3:3:44:ILE:HG22	2.36	0.56
1:1:102:THR:CB	5:A:2:FRU:H5	2.36	0.56
2:2:72:ASN:HB3	2:2:74:SER:H	1.70	0.56
3:3:121:GLY:HA2	3:3:207:ALA:HB1	1.88	0.56
3:3:144:ARG:O	3:3:145:LYS:C	2.44	0.56
3:3:42:ASN:HB3	3:3:44:ILE:CG2	2.36	0.56
1:1:103:LEU:N	5:A:2:FRU:C6	2.67	0.55
1:1:255:ARG:NH2	1:1:259:TYR:HA	2.21	0.55
2:2:173:LEU:O	2:2:174:ASN:CB	2.54	0.55
3:3:83:PHE:CE1	3:3:191:CYS:CB	2.89	0.55
1:1:124:GLU:HG2	1:1:242:LYS:HB3	1.87	0.55
3:3:228:ASP:HB3	3:3:229:LEU:HD12	1.88	0.55
1:1:129:PRO:HG2	1:1:173:TRP:CZ2	2.40	0.55
1:1:61:THR:CG2	1:1:63:ASP:OD1	2.54	0.55
1:1:66:SER:C	1:1:68:GLU:N	2.60	0.55
2:2:122:LEU:HD22	2:2:224:ILE:HG13	1.87	0.55
2:2:57:ASP:O	2:2:58:THR:CB	2.55	0.55
3:3:94:LEU:O	3:3:95:ALA:C	2.45	0.55
1:1:102:THR:HA	5:A:2:FRU:HO6	1.71	0.55
3:3:81:LYS:HB2	3:3:192:TRP:CE3	2.41	0.55
1:1:19:ASN:HA	1:1:58:THR:HG23	1.88	0.55
2:2:174:ASN:O	2:2:175:PHE:HB2	2.07	0.55
2:2:202:ILE:HD13	2:2:249:MET:CE	2.36	0.55
3:3:173:SER:O	3:3:174:HIS:C	2.43	0.55
3:3:201:PRO:O	3:3:202:SER:CB	2.53	0.55
1:1:201:ASP:OD1	1:1:208:LYS:HB2	2.07	0.55
1:1:91:GLY:C	1:1:94:ILE:CD1	2.75	0.55
2:2:227:ILE:HG21	3:3:210:LEU:HD11	1.89	0.55
1:1:195:MET:CE	5:A:2:FRU:H11	2.37	0.55
1:1:80:SER:HB3	1:1:237:THR:HG23	1.89	0.55
3:3:145:LYS:HA	3:3:148:MET:HE2	1.89	0.55
3:3:165:LEU:HD12	3:3:166:VAL:N	2.21	0.55
2:2:23:ILE:HG21	2:2:109:HIS:CD2	2.42	0.54
2:2:116:LYS:HB2	3:3:124:ASN:ND2	2.21	0.54
1:1:278:ILE:CD1	3:3:67:MET:HE1	2.36	0.54
1:1:124:GLU:O	1:1:124:GLU:HG3	2.06	0.54

Continued on next page...

Continued from previous page...

Atom-1	Atom-2	Interatomic distance (Å)	Clash overlap (Å)
1:1:84:VAL:HG21	1:1:233:VAL:HG23	1.88	0.54
1:1:17:VAL:CG1	1:1:60:GLN:O	2.53	0.54
1:1:72:GLY:C	1:1:73:ARG:HG2	2.27	0.54
2:2:127:ILE:HD11	2:2:183:LEU:HD11	1.89	0.54
2:2:83:PRO:HG2	2:2:218:ASN:CA	2.28	0.54
1:1:96:PHE:HE1	1:1:157:LYS:HA	1.70	0.54
1:1:89:TYR:O	1:1:90:ASN:HB2	2.07	0.54
2:2:103:ARG:CB	2:2:211:MET:HG2	2.38	0.54
1:1:261:HIS:CD2	1:1:261:HIS:N	2.74	0.54
1:1:283:THR:CG2	1:1:285:THR:HB	2.38	0.54
1:1:61:THR:HG22	1:1:63:ASP:CG	2.28	0.54
3:3:103:ALA:O	3:3:178:THR:HG21	2.08	0.54
3:3:81:LYS:HB2	3:3:192:TRP:CZ3	2.43	0.54
1:1:119:VAL:HG11	1:1:121:PHE:HE2	1.69	0.54
1:1:244:LYS:HZ1	4:4:38:SER:H	1.54	0.54
1:1:84:VAL:HG12	1:1:85:ASP:N	2.22	0.54
3:3:125:THR:CG2	3:3:126:THR:N	2.70	0.54
3:3:80:GLN:HA	3:3:80:GLN:NE2	2.22	0.54
1:1:145:TYR:CD2	1:1:145:TYR:N	2.73	0.54
1:1:257:VAL:HG11	1:1:274:VAL:HG21	1.89	0.54
2:2:84:ASP:O	2:2:87:LYS:HD2	2.07	0.54
1:1:200:TYR:HA	1:1:208:LYS:O	2.08	0.54
2:2:102:GLY:HA3	2:2:214:MET:HG3	1.88	0.54
2:2:235:THR:OG1	2:2:237:SER:HB3	2.08	0.53
2:2:40:HIS:HA	2:2:250:CYS:SG	2.47	0.53
1:1:45:VAL:N	3:3:114:ARG:NH1	2.43	0.53
3:3:155:TRP:CD2	3:3:163:ILE:CG2	2.90	0.53
1:1:142:VAL:CG1	1:1:225:VAL:CB	2.76	0.53
1:1:92:GLN:O	1:1:94:ILE:HD11	2.09	0.53
1:1:281:ARG:HH11	3:3:57:ASN:HB3	1.74	0.53
1:1:103:LEU:CG	5:A:1:GLC:H61	2.38	0.53
1:1:106:MET:O	1:1:107:ALA:O	2.27	0.53
1:1:263:HIS:CE1	5:A:2:FRU:O4	2.61	0.53
1:1:33:LEU:HB3	3:3:163:ILE:HD11	1.90	0.53
3:3:169:TRP:CZ3	3:3:176:ARG:HD2	2.44	0.53
1:1:195:MET:HE2	5:A:2:FRU:H11	1.90	0.53
1:1:103:LEU:H	5:A:2:FRU:C5	2.21	0.53
1:1:89:TYR:HE1	1:1:227:GLU:C	2.12	0.53
2:2:122:LEU:O	2:2:190:PHE:HA	2.08	0.53
2:2:174:ASN:HB3	2:2:176:ASP:OD1	2.08	0.53
3:3:237:GLU:CG	3:3:238:GLN:H	2.20	0.53

Continued on next page...

Continued from previous page...

Atom-1	Atom-2	Interatomic distance (Å)	Clash overlap (Å)
3:3:75:GLN:HG2	3:3:80:GLN:HB3	1.91	0.53
1:1:102:THR:CA	5:A:2:FRU:O6	2.35	0.53
1:1:200:TYR:CE1	1:1:209:TYR:HB2	2.44	0.53
2:2:61:ASN:HB2	2:2:248:PRO:O	2.09	0.52
1:1:104:GLN:OE1	1:1:263:HIS:ND1	2.33	0.52
1:1:269:PRO:CG	1:1:272:GLY:O	2.56	0.52
3:3:89:ILE:HA	3:3:94:LEU:CD1	2.38	0.52
4:4:26:TYR:CD2	4:4:29:ILE:CD1	2.91	0.52
1:1:257:VAL:HG21	2:2:173:LEU:HD11	1.91	0.52
1:1:84:VAL:HG12	1:1:85:ASP:H	1.74	0.52
2:2:158:GLN:CG	2:2:159:GLU:H	2.21	0.52
2:2:174:ASN:C	2:2:175:PHE:CD2	2.82	0.52
2:2:41:TYR:CE2	2:2:55:GLN:OE1	2.62	0.52
1:1:143:MET:HG2	1:1:145:TYR:CE2	2.45	0.52
2:2:18:ARG:HG3	2:2:247:SER:OG	2.09	0.52
1:1:284:ILE:HG13	1:1:285:THR:N	2.24	0.52
2:2:65:THR:HG1	2:2:245:SER:HG	1.50	0.52
3:3:173:SER:C	3:3:175:PHE:N	2.63	0.52
1:1:171:ILE:CD1	1:1:180:PRO:HB2	2.37	0.52
1:1:271:THR:HG22	1:1:272:GLY:N	2.25	0.52
1:1:46:GLN:O	1:1:49:ASP:HB2	2.10	0.52
3:3:66:SER:O	3:3:68:TYR:N	2.42	0.52
1:1:215:ASN:OD1	5:A:2:FRU:O3	2.27	0.52
2:2:185:ILE:HD13	3:3:98:LEU:HD21	1.91	0.51
1:1:215:ASN:CG	5:A:2:FRU:HO3	2.12	0.51
1:1:266:ASN:OD1	2:2:134:SER:N	2.34	0.51
2:2:202:ILE:HD13	2:2:249:MET:HE3	1.92	0.51
2:2:190:PHE:O	2:2:196:ASN:ND2	2.43	0.51
3:3:83:PHE:CE1	3:3:191:CYS:HB3	2.45	0.51
3:3:136:PRO:HB3	3:3:185:MET:O	2.10	0.51
2:2:173:LEU:O	2:2:177:GLY:N	2.44	0.51
3:3:102:ILE:O	3:3:105:TYR:N	2.44	0.51
3:3:56:ASN:C	3:3:58:VAL:H	2.12	0.51
3:3:110:THR:O	3:3:219:PHE:HA	2.10	0.51
2:2:137:HIS:CD2	2:2:138:GLY:N	2.79	0.51
3:3:181:ASN:OD1	3:3:183:TYR:HB3	2.11	0.51
1:1:46:GLN:CB	1:1:47:PRO:CD	2.57	0.51
1:1:6:TYR:O	1:1:10:VAL:N	2.44	0.51
2:2:154:ARG:CG	2:2:154:ARG:HH11	2.24	0.51
2:2:175:PHE:N	2:2:175:PHE:CD2	2.79	0.51
3:3:51:THR:HG21	3:3:98:LEU:HB3	1.92	0.51

Continued on next page...

Continued from previous page...

Atom-1	Atom-2	Interatomic distance (Å)	Clash overlap (Å)
1:1:7:ILE:HA	1:1:11:LEU:CD2	2.28	0.50
1:1:92:GLN:C	1:1:94:ILE:HD11	2.31	0.50
3:3:99:ILE:CG2	3:3:100:GLY:N	2.73	0.50
4:4:42:ARG:HH12	4:4:44:ASP:HB3	1.76	0.50
1:1:42:THR:HG22	1:1:43:SER:O	2.12	0.50
2:2:86:LEU:C	2:2:88:ASP:H	2.14	0.50
1:1:19:ASN:N	1:1:19:ASN:ND2	2.57	0.50
1:1:7:ILE:O	1:1:11:LEU:HD23	2.11	0.50
1:1:186:PHE:CE2	3:3:31:THR:HG22	2.45	0.50
2:2:12:ARG:O	2:2:28:VAL:HG22	2.10	0.50
3:3:72:LEU:N	3:3:72:LEU:HD12	2.26	0.50
1:1:123:SER:HB3	1:1:241:HIS:CD2	2.45	0.50
3:3:118:MET:O	3:3:209:MET:HA	2.12	0.50
1:1:184:ILE:HG22	1:1:185:PRO:O	2.12	0.50
1:1:7:ILE:CD1	1:1:7:ILE:H	2.17	0.50
1:1:34:LEU:HD23	3:3:162:THR:O	2.12	0.50
1:1:197:TYR:H	2:2:131:GLN:NE2	2.04	0.50
1:1:197:TYR:CD1	1:1:214:THR:CG2	2.94	0.50
2:2:110:VAL:O	2:2:198:SER:HA	2.10	0.50
3:3:127:LEU:CG	3:3:128:LYS:N	2.75	0.50
1:1:103:LEU:H	5:A:2:FRU:C6	2.24	0.49
2:2:32:VAL:HB	2:2:201:LEU:HD22	1.94	0.49
3:3:62:VAL:HA	3:3:67:MET:HG3	1.94	0.49
1:1:103:LEU:HG	5:A:1:GLC:C6	2.42	0.49
2:2:14:MET:HG2	2:2:15:GLN:N	2.25	0.49
3:3:117:PHE:CE1	3:3:131:LEU:HG	2.47	0.49
1:1:230:LYS:HD3	1:1:231:LEU:HD22	1.94	0.49
1:1:197:TYR:N	2:2:131:GLN:HE21	2.05	0.49
2:2:159:GLU:HA	2:2:159:GLU:OE1	2.11	0.49
2:2:81:LYS:HE2	2:2:132:LEU:HD11	1.94	0.49
3:3:25:LEU:N	3:3:26:PRO:HD3	2.27	0.49
4:4:26:TYR:O	4:4:27:PHE:HB2	2.12	0.49
1:1:191:SER:CB	3:3:34:ILE:HG12	2.43	0.49
1:1:204:ASN:O	1:1:206:SER:N	2.45	0.49
1:1:197:TYR:HD2	1:1:198:ASP:N	2.11	0.49
1:1:65:MET:O	3:3:42:ASN:CG	2.51	0.49
1:1:7:ILE:O	1:1:11:LEU:CB	2.60	0.49
2:2:12:ARG:CG	2:2:13:ILE:H	2.26	0.49
2:2:174:ASN:ND2	2:2:178:THR:O	2.41	0.49
2:2:82:LEU:CB	2:2:83:PRO:HD3	2.43	0.49
3:3:135:PRO:CB	3:3:136:PRO:HD2	2.42	0.49

Continued on next page...

Continued from previous page...

Atom-1	Atom-2	Interatomic distance (Å)	Clash overlap (Å)
3:3:141:PRO:HG3	3:3:147:ALA:HB2	1.93	0.49
1:1:244:LYS:CE	4:4:38:SER:O	2.60	0.49
1:1:7:ILE:CD1	1:1:7:ILE:N	2.76	0.49
2:2:145:LYS:HZ2	2:2:263:GLN:HG2	1.77	0.49
1:1:204:ASN:HD22	1:1:205:THR:H	1.61	0.48
1:1:173:TRP:HE3	1:1:173:TRP:O	1.95	0.48
3:3:155:TRP:CD2	3:3:163:ILE:HG22	2.48	0.48
3:3:55:VAL:C	3:3:57:ASN:N	2.67	0.48
1:1:261:HIS:H	3:3:237:GLU:N	2.11	0.48
3:3:155:TRP:CG	3:3:163:ILE:HG21	2.49	0.48
3:3:140:GLU:HB3	3:3:188:TYR:CD1	2.48	0.48
3:3:112:SER:H	3:3:218:ASP:HB3	1.79	0.48
1:1:197:TYR:CE1	1:1:214:THR:CG2	2.91	0.48
1:1:278:ILE:CD1	3:3:67:MET:HE2	2.42	0.48
2:2:70:HIS:ND1	2:2:71:TRP:N	2.60	0.48
1:1:197:TYR:CD2	1:1:198:ASP:N	2.81	0.48
2:2:174:ASN:C	2:2:176:ASP:H	2.16	0.48
2:2:192:ASN:O	2:2:194:ARG:N	2.46	0.48
3:3:65:VAL:O	3:3:67:MET:N	2.46	0.48
1:1:141:ILE:CD1	1:1:235:ILE:HG12	2.43	0.48
1:1:38:GLU:C	1:1:40:GLY:H	2.15	0.48
1:1:7:ILE:O	1:1:11:LEU:N	2.43	0.48
1:1:93:ASP:N	1:1:94:ILE:HD12	2.28	0.48
3:3:61:ASN:ND2	3:3:66:SER:HB2	2.29	0.48
1:1:119:VAL:HG13	1:1:121:PHE:CD2	2.49	0.48
1:1:281:ARG:HH11	3:3:57:ASN:CB	2.26	0.48
1:1:44:ASN:O	1:1:44:ASN:ND2	2.34	0.48
2:2:154:ARG:NH2	2:2:167:PRO:HG2	2.28	0.48
3:3:14:MET:C	3:3:16:THR:H	2.16	0.48
1:1:86:TYR:CZ	1:1:229:GLN:HB2	2.49	0.48
2:2:128:PRO:HD2	2:2:186:PHE:CD2	2.49	0.48
2:2:82:LEU:HD21	2:2:246:ILE:HD13	1.96	0.48
1:1:257:VAL:HG21	2:2:173:LEU:CD1	2.44	0.47
2:2:57:ASP:O	2:2:59:SER:N	2.42	0.47
2:2:82:LEU:HD23	2:2:82:LEU:HA	1.55	0.47
1:1:169:MET:HE2	1:1:171:ILE:CB	2.44	0.47
2:2:107:THR:OG1	2:2:249:MET:CE	2.61	0.47
2:2:72:ASN:HB3	2:2:75:SER:H	1.78	0.47
3:3:131:LEU:CD1	3:3:191:CYS:SG	3.02	0.47
3:3:155:TRP:CD1	3:3:155:TRP:C	2.87	0.47
3:3:82:VAL:HG12	3:3:83:PHE:H	1.77	0.47

Continued on next page...

Continued from previous page...

Atom-1	Atom-2	Interatomic distance (Å)	Clash overlap (Å)
1:1:84:VAL:CG2	1:1:233:VAL:HG23	2.44	0.47
3:3:124:ASN:H	3:3:124:ASN:HD22	1.63	0.47
3:3:131:LEU:O	3:3:152:HIS:HB2	2.15	0.47
3:3:136:PRO:HD3	3:3:186:ALA:O	2.15	0.47
1:1:102:THR:CA	5:A:2:FRU:C5	2.85	0.47
1:1:142:VAL:HG11	1:1:225:VAL:CB	2.39	0.47
1:1:127:LEU:HD12	1:1:239:ILE:HG12	1.95	0.47
1:1:278:ILE:HD12	3:3:67:MET:HE3	1.88	0.47
2:2:206:VAL:O	2:2:207:ASN:HB2	2.14	0.47
3:3:231:ILE:CD1	3:3:231:ILE:N	2.70	0.47
1:1:112:LYS:O	1:1:115:LEU:HB2	2.13	0.47
4:4:27:PHE:O	4:4:28:ASN:HB2	2.14	0.47
1:1:15:LEU:CD2	4:4:43:LEU:HD23	2.45	0.47
1:1:124:GLU:CD	1:1:181:ARG:HH11	2.18	0.47
1:1:42:THR:HG21	3:3:48:GLN:O	2.15	0.47
2:2:146:LEU:HD11	2:2:166:GLN:HA	1.94	0.47
2:2:78:TRP:CZ2	2:2:242:ILE:HD12	2.50	0.47
2:2:253:PHE:O	2:2:254:SER:HB3	2.15	0.47
1:1:254:PRO:HG2	3:3:101:GLU:HG2	1.83	0.47
2:2:116:LYS:HB2	3:3:124:ASN:HD21	1.79	0.47
2:2:130:HIS:CB	2:2:221:CYS:SG	3.03	0.47
2:2:224:ILE:HD11	2:2:242:ILE:HD13	1.96	0.47
3:3:219:PHE:CE2	3:3:221:LEU:HD13	2.50	0.47
3:3:66:SER:C	3:3:68:TYR:N	2.69	0.47
1:1:255:ARG:HH21	1:1:259:TYR:HA	1.80	0.46
1:1:19:ASN:CB	1:1:56:VAL:O	2.63	0.46
2:2:111:GLN:OE1	2:2:245:SER:OG	2.31	0.46
2:2:200:THR:C	2:2:201:LEU:HD23	2.36	0.46
2:2:185:ILE:CD1	3:3:98:LEU:CD2	2.85	0.46
1:1:280:ARG:HG3	3:3:62:VAL:HG21	1.98	0.46
1:1:48:GLU:HA	1:1:53:THR:HG21	1.96	0.46
3:3:57:ASN:HA	3:3:57:ASN:HD22	1.21	0.46
1:1:129:PRO:HA	1:1:237:THR:HA	1.97	0.46
1:1:77:VAL:HG22	1:1:239:ILE:HG22	1.98	0.46
2:2:57:ASP:O	2:2:58:THR:HB	2.15	0.46
1:1:129:PRO:HG2	1:1:173:TRP:NE1	2.31	0.46
2:2:164:LEU:O	2:2:166:GLN:HB2	2.16	0.46
1:1:215:ASN:HB2	5:A:2:FRU:O3	2.15	0.46
2:2:69:LYS:O	2:2:241:PRO:HA	2.15	0.46
1:1:268:MET:HA	1:1:269:PRO:HD2	1.82	0.46
2:2:66:LEU:HD23	2:2:80:TRP:CD1	2.50	0.46

Continued on next page...

Continued from previous page...

Atom-1	Atom-2	Interatomic distance (Å)	Clash overlap (Å)
1:1:188:SER:OG	1:1:190:ALA:HB3	2.16	0.46
2:2:126:MET:HE2	2:2:126:MET:HB3	1.77	0.46
3:3:42:ASN:O	3:3:43:LEU:C	2.54	0.46
2:2:102:GLY:HA3	2:2:214:MET:CG	2.45	0.46
2:2:182:ASN:O	2:2:185:ILE:HG22	2.16	0.46
3:3:46:MET:HE3	3:3:102:ILE:HD11	1.97	0.46
3:3:145:LYS:O	3:3:148:MET:HE3	2.16	0.46
3:3:25:LEU:N	3:3:26:PRO:CD	2.79	0.46
1:1:90:ASN:ND2	1:1:158:ARG:HD3	2.31	0.45
2:2:127:ILE:HG22	2:2:128:PRO:O	2.16	0.45
1:1:169:MET:HG2	1:1:170:SER:N	2.30	0.45
1:1:184:ILE:HD13	1:1:184:ILE:HG21	1.62	0.45
1:1:254:PRO:CG	3:3:101:GLU:CG	2.72	0.45
3:3:87:VAL:HG22	3:3:189:ILE:CG2	2.45	0.45
1:1:104:GLN:HB3	1:1:104:GLN:HE21	1.64	0.45
1:1:80:SER:O	1:1:236:THR:HA	2.16	0.45
1:1:97:THR:O	1:1:221:CYS:HA	2.16	0.45
2:2:18:ARG:HD3	2:2:18:ARG:HA	1.56	0.45
3:3:84:SER:OG	3:3:140:GLU:OE1	2.30	0.45
2:2:46:ASP:HB3	3:3:34:ILE:HB	1.98	0.45
3:3:88:ASP:O	3:3:90:THR:N	2.43	0.45
1:1:89:TYR:O	1:1:90:ASN:CB	2.62	0.45
2:2:121:THR:HG22	2:2:227:ILE:HB	1.98	0.45
3:3:93:PRO:O	3:3:94:LEU:O	2.35	0.45
1:1:124:GLU:OE1	1:1:181:ARG:NH1	2.49	0.45
2:2:146:LEU:HD12	2:2:167:PRO:HD2	1.95	0.45
2:2:15:GLN:HG3	2:2:16:ILE:N	2.29	0.45
2:2:257:ARG:O	2:2:258:ALA:O	2.35	0.45
3:3:99:ILE:O	3:3:102:ILE:HB	2.16	0.45
1:1:197:TYR:HE2	2:2:217:HIS:CG	2.34	0.45
3:3:237:GLU:HG3	3:3:238:GLN:H	1.81	0.45
1:1:283:THR:CG2	1:1:285:THR:H	2.29	0.45
1:1:75:GLY:N	1:1:240:TYR:HD2	2.15	0.45
2:2:235:THR:HG23	2:2:235:THR:O	2.17	0.45
2:2:80:TRP:NE1	2:2:151:GLU:O	2.50	0.45
3:3:97:THR:O	3:3:98:LEU:C	2.56	0.44
1:1:115:LEU:HA	1:1:115:LEU:HD12	1.76	0.44
1:1:262:SER:O	1:1:263:HIS:HB2	2.18	0.44
2:2:103:ARG:HD3	2:2:252:GLU:OE2	2.17	0.44
4:4:30:ASN:ND2	4:4:30:ASN:N	2.65	0.44
1:1:245:HIS:CE1	4:4:38:SER:OG	2.70	0.44

Continued on next page...

Continued from previous page...

Atom-1	Atom-2	Interatomic distance (Å)	Clash overlap (Å)
2:2:174:ASN:ND2	2:2:180:LEU:HA	2.32	0.44
2:2:145:LYS:HZ1	2:2:263:GLN:HG2	1.82	0.44
1:1:185:PRO:HD3	3:3:23:CYS:SG	2.58	0.44
1:1:260:THR:HB	1:1:261:HIS:CD2	2.53	0.44
1:1:90:ASN:N	1:1:90:ASN:HD22	2.16	0.44
1:1:104:GLN:O	3:3:236:ILE:HD11	2.17	0.44
1:1:40:GLY:HA3	2:2:188:HIS:O	2.18	0.44
2:2:192:ASN:C	2:2:194:ARG:H	2.21	0.44
2:2:121:THR:OG1	3:3:120:CYS:HB3	2.17	0.44
3:3:173:SER:C	3:3:175:PHE:H	2.20	0.44
1:1:142:VAL:H	1:1:226:THR:CG2	2.29	0.44
3:3:101:GLU:HA	3:3:229:LEU:HD22	1.99	0.44
1:1:156:SER:C	1:1:157:LYS:HG3	2.38	0.44
1:1:194:TYR:OH	2:2:207:ASN:ND2	2.50	0.44
2:2:30:ASN:HD22	2:2:31:ALA:H	1.62	0.44
2:2:79:TRP:CZ3	2:2:81:LYS:HD3	2.52	0.44
3:3:130:LEU:HD23	3:3:130:LEU:C	2.38	0.44
1:1:283:THR:HG22	1:1:285:THR:H	1.83	0.44
2:2:154:ARG:HG2	2:2:154:ARG:HH11	1.83	0.44
2:2:61:ASN:HD22	2:2:250:CYS:H	1.65	0.44
1:1:54:ARG:HG3	1:1:55:TYR:H	1.83	0.43
2:2:128:PRO:HD3	2:2:220:TRP:CZ3	2.53	0.43
2:2:29:ALA:O	2:2:30:ASN:C	2.56	0.43
3:3:126:THR:O	3:3:197:LEU:HA	2.18	0.43
3:3:2:LEU:HD23	3:3:2:LEU:HA	1.80	0.43
2:2:52:LYS:HA	2:2:53:PRO:HD2	1.91	0.43
3:3:1:GLY:O	3:3:3:PRO:HD3	2.18	0.43
1:1:54:ARG:HD2	1:1:56:VAL:HG22	1.99	0.43
1:1:5:ASN:O	1:1:9:GLU:HB2	2.18	0.43
2:2:37:VAL:HG12	2:2:204:PRO:HB3	2.00	0.43
3:3:134:THR:HA	3:3:135:PRO:HD2	1.85	0.43
3:3:155:TRP:CD2	3:3:163:ILE:HG21	2.53	0.43
1:1:244:LYS:NZ	4:4:38:SER:H	2.16	0.43
1:1:74:SER:HB2	3:3:15:THR:HA	2.00	0.43
1:1:96:PHE:CZ	1:1:155:PRO:O	2.71	0.43
1:1:192:ALA:HB3	2:2:208:ALA:HB2	2.01	0.43
1:1:244:LYS:NZ	4:4:38:SER:O	2.52	0.43
1:1:260:THR:HB	1:1:261:HIS:HD2	1.84	0.43
1:1:66:SER:C	1:1:68:GLU:H	2.21	0.43
2:2:191:ILE:HA	2:2:196:ASN:ND2	2.33	0.43
1:1:45:VAL:N	3:3:114:ARG:HH12	2.12	0.43

Continued on next page...

Continued from previous page...

Atom-1	Atom-2	Interatomic distance (Å)	Clash overlap (Å)
3:3:72:LEU:CD1	3:3:209:MET:HB3	2.48	0.43
3:3:50:ASP:CA	3:3:214:SER:HB3	2.49	0.43
2:2:137:HIS:C	2:2:137:HIS:CD2	2.91	0.43
2:2:174:ASN:O	2:2:175:PHE:CB	2.66	0.43
2:2:179:LEU:O	2:2:180:LEU:C	2.56	0.43
2:2:91:ILE:HG22	2:2:92:PHE:N	2.33	0.43
3:3:149:LEU:HA	3:3:149:LEU:HD23	1.73	0.43
3:3:43:LEU:O	3:3:44:ILE:C	2.56	0.43
2:2:118:HIS:O	3:3:122:THR:HG23	2.19	0.43
2:2:207:ASN:O	2:2:209:VAL:N	2.51	0.43
3:3:159:LEU:HD23	3:3:159:LEU:HA	1.72	0.43
3:3:50:ASP:N	3:3:214:SER:HB3	2.34	0.43
1:1:268:MET:O	2:2:137:HIS:HB2	2.19	0.42
1:1:63:ASP:O	1:1:66:SER:OG	2.27	0.42
2:2:57:ASP:O	2:2:58:THR:CG2	2.67	0.42
3:3:103:ALA:C	3:3:105:TYR:H	2.21	0.42
1:1:145:TYR:HD2	1:1:145:TYR:N	2.16	0.42
2:2:94:GLU:C	2:2:96:MET:H	2.22	0.42
1:1:197:TYR:HE1	1:1:214:THR:HG23	1.74	0.42
1:1:58:THR:O	1:1:59:SER:HB3	2.19	0.42
2:2:160:ARG:HD2	2:2:160:ARG:HH11	1.57	0.42
1:1:154:ILE:HA	1:1:155:PRO:HD3	1.87	0.42
2:2:147:THR:C	2:2:149:PRO:CD	2.87	0.42
2:2:95:ASN:HB3	2:2:253:PHE:CE2	2.54	0.42
3:3:53:ILE:HG21	3:3:53:ILE:HD13	1.78	0.42
1:1:267:TYR:O	1:1:268:MET:C	2.57	0.42
2:2:65:THR:HA	2:2:245:SER:HA	2.02	0.42
2:2:84:ASP:HB2	2:2:218:ASN:ND2	2.33	0.42
2:2:99:HIS:HA	2:2:255:GLY:O	2.19	0.42
2:2:158:GLN:CG	2:2:159:GLU:N	2.83	0.42
2:2:98:TYR:CE2	2:2:259:LYS:HD2	2.54	0.42
3:3:54:PRO:HA	3:3:68:TYR:CD2	2.54	0.42
2:2:200:THR:O	2:2:201:LEU:HD23	2.19	0.42
2:2:207:ASN:HD22	2:2:209:VAL:N	2.12	0.42
2:2:61:ASN:OD1	2:2:61:ASN:N	2.49	0.42
3:3:219:PHE:O	3:3:220:CYS:HB2	2.20	0.42
1:1:145:TYR:HB2	1:1:171:ILE:HG23	2.01	0.42
2:2:136:LYS:HD3	2:2:136:LYS:HA	1.59	0.42
2:2:143:GLY:N	2:2:165:ARG:O	2.48	0.42
2:2:63:PHE:CD2	2:2:247:SER:HB2	2.55	0.42
1:1:86:TYR:OH	1:1:229:GLN:HB2	2.20	0.42

Continued on next page...

Continued from previous page...

Atom-1	Atom-2	Interatomic distance (Å)	Clash overlap (Å)
2:2:111:GLN:H	2:2:111:GLN:HG2	1.29	0.42
2:2:21:SER:OG	2:2:63:PHE:HB2	2.20	0.42
3:3:7:THR:HA	3:3:8:PRO:HD3	1.78	0.42
1:1:165:SER:C	1:1:167:THR:N	2.74	0.41
2:2:192:ASN:HA	2:2:192:ASN:HD22	1.51	0.41
2:2:43:THR:C	2:2:45:GLN:H	2.22	0.41
1:1:38:GLU:C	1:1:40:GLY:N	2.73	0.41
1:1:90:ASN:C	1:1:91:GLY:O	2.57	0.41
2:2:171:SER:O	2:2:174:ASN:N	2.38	0.41
2:2:83:PRO:CG	2:2:218:ASN:HA	2.31	0.41
3:3:122:THR:HB	3:3:125:THR:OG1	2.19	0.41
3:3:141:PRO:CG	3:3:147:ALA:HB2	2.51	0.41
3:3:14:MET:C	3:3:16:THR:N	2.74	0.41
3:3:87:VAL:CG2	3:3:189:ILE:HG22	2.46	0.41
1:1:103:LEU:CD2	5:A:1:GLC:H61	2.50	0.41
1:1:145:TYR:O	1:1:170:SER:HA	2.19	0.41
2:2:175:PHE:N	2:2:175:PHE:HD2	2.18	0.41
1:1:197:TYR:CE2	2:2:217:HIS:CE1	3.09	0.41
1:1:101:ILE:C	5:A:2:FRU:O6	2.58	0.41
1:1:74:SER:HA	1:1:241:HIS:O	2.20	0.41
1:1:271:THR:O	1:1:272:GLY:C	2.58	0.41
1:1:15:LEU:O	1:1:61:THR:HA	2.21	0.41
3:3:216:CYS:C	3:3:218:ASP:H	2.22	0.41
3:3:91:SER:C	3:3:92:THR:O	2.58	0.41
1:1:11:LEU:HA	1:1:11:LEU:HD13	1.77	0.41
1:1:143:MET:HG3	1:1:223:ARG:O	2.20	0.41
1:1:70:PHE:O	1:1:112:LYS:HE2	2.20	0.41
1:1:22:GLU:CB	1:1:54:ARG:O	2.69	0.41
3:3:83:PHE:CD1	3:3:191:CYS:HB3	2.55	0.41
1:1:81:ARG:HE	1:1:81:ARG:HB2	1.67	0.41
2:2:105:GLY:O	2:2:249:MET:N	2.49	0.41
2:2:58:THR:CG2	2:2:59:SER:N	2.83	0.41
1:1:9:GLU:OE1	4:4:42:ARG:HG3	2.21	0.41
1:1:235:ILE:HG22	1:1:236:THR:N	2.36	0.41
1:1:92:GLN:N	1:1:94:ILE:HD11	2.35	0.41
2:2:203:VAL:HG22	2:2:220:TRP:CZ2	2.55	0.41
3:3:83:PHE:CD1	3:3:83:PHE:N	2.88	0.41
2:2:126:MET:O	2:2:186:PHE:HB3	2.21	0.41
2:2:147:THR:C	2:2:149:PRO:HD3	2.41	0.41
2:2:203:VAL:HA	2:2:204:PRO:HD2	1.75	0.41
3:3:191:CYS:C	3:3:192:TRP:CD1	2.94	0.41

Continued on next page...

Continued from previous page...

Atom-1	Atom-2	Interatomic distance (Å)	Clash overlap (Å)
3:3:65:VAL:C	3:3:67:MET:N	2.74	0.41
1:1:110:ARG:NE	1:1:114:GLU:OE1	2.53	0.41
1:1:84:VAL:CG1	1:1:85:ASP:H	2.34	0.41
2:2:54:THR:HG22	2:2:253:PHE:HB2	2.03	0.41
1:1:224:ILE:HD13	1:1:224:ILE:HG21	1.46	0.40
1:1:132:ALA:HB3	1:1:234:VAL:HG13	2.02	0.40
2:2:192:ASN:HD21	3:3:120:CYS:HA	1.86	0.40
3:3:88:ASP:OD2	3:3:186:ALA:N	2.39	0.40
1:1:155:PRO:HG2	1:1:163:TRP:CZ2	2.56	0.40
2:2:72:ASN:HD22	2:2:72:ASN:HA	1.54	0.40
3:3:115:PHE:CE2	3:3:167:VAL:HG21	2.57	0.40
3:3:114:ARG:O	3:3:213:VAL:HA	2.22	0.40
3:3:53:ILE:HG13	3:3:212:PHE:HA	2.03	0.40
1:1:77:VAL:HG22	1:1:239:ILE:O	2.21	0.40
2:2:109:HIS:CE1	2:2:198:SER:HB3	2.56	0.40
3:3:42:ASN:CG	3:3:44:ILE:HG22	2.38	0.40
1:1:7:ILE:C	1:1:11:LEU:HD23	2.42	0.40
1:1:131:ILE:HD13	1:1:141:ILE:HG23	2.02	0.40
2:2:61:ASN:HD22	2:2:250:CYS:N	2.19	0.40
3:3:53:ILE:HD11	3:3:213:VAL:HB	2.04	0.40
1:1:260:THR:O	1:1:261:HIS:HB2	2.22	0.40
2:2:259:LYS:HG2	2:2:260:ASN:O	2.21	0.40
2:2:58:THR:HG22	2:2:59:SER:N	2.36	0.40
3:3:155:TRP:HB2	3:3:163:ILE:HG21	2.04	0.40
3:3:61:ASN:HA	3:3:61:ASN:HD22	1.60	0.40

All (3023) symmetry-related close contacts are listed below. The label for Atom-2 includes the symmetry operator and encoded unit-cell translations to be applied.

Atom-1	Atom-2	Interatomic distance (Å)	Clash overlap (Å)
3:3:58:VAL:N	4:4:26:TYR:CB[12_555]	0.10	2.10
2:2:187:PRO:CB	3:3:33:GLU:CG[12_555]	0.16	2.04
2:2:91:ILE:CD1	2:2:95:ASN:CA[2_555]	0.18	2.02
2:2:187:PRO:CD	3:3:33:GLU:OE2[12_555]	0.22	1.98
1:1:48:GLU:CD	1:1:78:HIS:CG[12_555]	0.24	1.96
1:1:53:THR:CG2	1:1:80:SER:CA[12_555]	0.24	1.96
1:1:69:SER:C	3:3:102:ILE:CB[12_555]	0.25	1.95
1:1:27:THR:CB	1:1:223:ARG:NE[12_555]	0.28	1.92
2:2:46:ASP:N	2:2:106:TYR:O[12_555]	0.30	1.90
1:1:69:SER:CB	3:3:102:ILE:N[12_555]	0.31	1.89

Continued on next page...

Continued from previous page...

Atom-1	Atom-2	Interatomic distance (Å)	Clash overlap (Å)
3:3:120:CYS:N	4:4:33:LYS:CB[12_555]	0.34	1.86
3:3:107:THR:OG1	3:3:107:THR:OG1[12_555]	0.35	1.85
1:1:41:HIS:C	1:1:186:PHE:CA[12_555]	0.35	1.85
3:3:209:MET:SD	4:4:32:PHE:CE1[12_555]	0.35	1.85
3:3:209:MET:CE	4:4:32:PHE:CZ[12_555]	0.35	1.85
1:1:6:TYR:OH	3:3:62:VAL:CG1[12_555]	0.36	1.84
3:3:17:ASP:C	3:3:94:LEU:CG[12_555]	0.37	1.83
2:2:43:THR:CG2	2:2:105:GLY:CA[12_555]	0.38	1.82
2:2:17:THR:OG1	2:2:49:ALA:N[2_555]	0.38	1.82
2:2:90:GLY:C	2:2:98:TYR:CB[2_555]	0.39	1.81
1:1:113:PHE:N	3:3:44:ILE:CG2[12_555]	0.40	1.80
3:3:212:PHE:CE1	4:4:37:SER:N[12_555]	0.41	1.79
1:1:244:LYS:NZ	3:3:212:PHE:CA[12_555]	0.42	1.78
1:1:242:LYS:C	3:3:214:SER:C[12_555]	0.44	1.76
3:3:24:ALA:CA	3:3:162:THR:O[12_555]	0.44	1.76
1:1:17:VAL:N	1:1:107:ALA:CA[12_555]	0.44	1.76
1:1:68:GLU:C	3:3:98:LEU:O[12_555]	0.45	1.75
3:3:222:ARG:CB	3:3:226:ASP:C[12_555]	0.45	1.75
1:1:177:GLN:CG	3:3:148:MET:CB[12_555]	0.47	1.73
1:1:182:PHE:CD2	3:3:164:SER:O[12_555]	0.48	1.72
2:2:17:THR:CG2	2:2:48:THR:O[2_555]	0.48	1.72
3:3:15:THR:CG2	3:3:109:TRP:CZ2[12_555]	0.48	1.72
3:3:67:MET:CG	4:4:27:PHE:CG[12_555]	0.48	1.72
3:3:15:THR:OG1	3:3:109:TRP:CZ3[12_555]	0.49	1.71
2:2:42:LEU:O	2:2:249:MET:C[12_555]	0.50	1.70
2:2:58:THR:C	2:2:253:PHE:O[2_555]	0.50	1.70
1:1:191:SER:CB	2:2:33:VAL:O[12_555]	0.51	1.69
2:2:40:HIS:CA	2:2:103:ARG:CD[12_555]	0.52	1.68
1:1:65:MET:N	3:3:105:TYR:CE1[12_555]	0.53	1.67
1:1:5:ASN:ND2	2:2:173:LEU:CD1[12_555]	0.53	1.67
3:3:26:PRO:CA	3:3:161:SER:CB[12_555]	0.54	1.66
3:3:53:ILE:N	4:4:39:GLY:N[12_555]	0.55	1.65
2:2:46:ASP:OD1	2:2:203:VAL:O[12_555]	0.55	1.65
1:1:180:PRO:C	3:3:165:LEU:CD1[12_555]	0.56	1.64
1:1:61:THR:CG2	3:3:230:HIS:CG[12_555]	0.56	1.64
1:1:42:THR:OG1	1:1:121:PHE:O[12_555]	0.57	1.63
1:1:40:GLY:N	3:3:30:PRO:CG[12_555]	0.57	1.63
1:1:240:TYR:CE2	3:3:111:GLY:C[12_555]	0.57	1.63
1:1:64:GLU:CD	3:3:104:SER:O[12_555]	0.57	1.63
2:2:89:MET:N	2:2:258:ALA:C[2_555]	0.57	1.63
1:1:35:ASP:CA	3:3:25:LEU:CG[12_555]	0.57	1.63

Continued on next page...

Continued from previous page...

Atom-1	Atom-2	Interatomic distance (Å)	Clash overlap (Å)
1:1:76:CYS:CA	3:3:218:ASP:CG[12_555]	0.57	1.63
2:2:41:TYR:CZ	2:2:55:GLN:OE1[12_555]	0.58	1.62
3:3:69:THR:CA	4:4:30:ASN:N[12_555]	0.59	1.61
2:2:44:PRO:CD	2:2:248:PRO:C[12_555]	0.59	1.61
2:2:36:GLY:C	2:2:208:ALA:CA[12_555]	0.59	1.61
1:1:72:GLY:O	3:3:99:ILE:CG2[12_555]	0.59	1.61
1:1:49:ASP:OD1	1:1:220:ILE:CG2[12_555]	0.59	1.61
2:2:54:THR:OG1	2:2:56:PRO:CA[3_555]	0.59	1.61
1:1:182:PHE:CG	3:3:164:SER:C[12_555]	0.60	1.60
1:1:7:ILE:CB	1:1:275:THR:CB[12_555]	0.61	1.59
2:2:47:ALA:CA	2:2:249:MET:CE[12_555]	0.61	1.59
3:3:23:CYS:N	3:3:117:PHE:O[12_555]	0.62	1.58
1:1:29:ASN:N	1:1:162:SER:O[12_555]	0.62	1.58
2:2:45:GLN:CA	2:2:107:THR:N[12_555]	0.62	1.58
3:3:67:MET:CA	4:4:28:ASN:N[12_555]	0.62	1.58
3:3:58:VAL:CB	4:4:26:TYR:CD1[12_555]	0.63	1.57
1:1:250:CYS:CB	3:3:39:GLU:CB[12_555]	0.63	1.57
3:3:15:THR:CB	3:3:109:TRP:CH2[12_555]	0.63	1.57
1:1:115:LEU:O	3:3:41:LYS:CA[12_555]	0.64	1.56
2:2:62:ARG:CB	2:2:254:SER:C[2_555]	0.64	1.56
1:1:32:PRO:CA	1:1:147:TYR:CB[12_555]	0.64	1.56
3:3:70:VAL:CG2	4:4:31:TYR:CD2[12_555]	0.65	1.55
2:2:35:TYR:CB	3:3:36:ILE:CD1[12_555]	0.65	1.55
1:1:9:GLU:C	1:1:277:ALA:N[12_555]	0.65	1.55
1:1:124:GLU:O	3:3:114:ARG:CB[12_555]	0.65	1.55
1:1:41:HIS:O	1:1:186:PHE:N[12_555]	0.65	1.55
2:2:40:HIS:CB	2:2:103:ARG:CG[12_555]	0.65	1.55
2:2:44:PRO:CG	2:2:248:PRO:N[12_555]	0.65	1.55
2:2:58:THR:O	2:2:254:SER:N[2_555]	0.65	1.55
2:2:21:SER:N	2:2:101:LEU:CD1[2_555]	0.66	1.54
2:2:52:LYS:NZ	2:2:252:GLU:CG[10_555]	0.66	1.54
1:1:10:VAL:N	1:1:277:ALA:N[12_555]	0.67	1.53
1:1:35:ASP:C	3:3:25:LEU:CB[12_555]	0.67	1.53
1:1:73:ARG:CZ	3:3:103:ALA:CA[12_555]	0.68	1.52
3:3:209:MET:CA	4:4:32:PHE:CA[12_555]	0.68	1.52
1:1:63:ASP:CA	1:1:111:ARG:CZ[12_555]	0.69	1.51
2:2:88:ASP:O	2:2:259:LYS:CB[2_555]	0.69	1.51
3:3:16:THR:C	3:3:89:ILE:CA[12_555]	0.69	1.51
1:1:39:THR:C	3:3:30:PRO:CB[12_555]	0.69	1.51
3:3:120:CYS:SG	4:4:33:LYS:C[12_555]	0.69	1.51
1:1:244:LYS:O	3:3:50:ASP:C[12_555]	0.70	1.50

Continued on next page...

Continued from previous page...

Atom-1	Atom-2	Interatomic distance (Å)	Clash overlap (Å)
3:3:70:VAL:CB	4:4:31:TYR:CB[12_555]	0.70	1.50
1:1:249:TRP:CE2	2:2:35:TYR:CE1[12_555]	0.70	1.50
2:2:17:THR:C	2:2:49:ALA:C[2_555]	0.70	1.50
2:2:37:VAL:CA	2:2:207:ASN:O[12_555]	0.70	1.50
1:1:32:PRO:CD	1:1:147:TYR:N[12_555]	0.71	1.49
2:2:12:ARG:N	2:2:13:ILE:CD1[11_555]	0.71	1.49
2:2:89:MET:N	2:2:258:ALA:O[2_555]	0.71	1.49
2:2:46:ASP:O	2:2:202:ILE:CG2[12_555]	0.71	1.49
3:3:68:TYR:C	4:4:30:ASN:ND2[12_555]	0.71	1.49
3:3:118:MET:CG	4:4:34:ASP:CB[12_555]	0.72	1.48
1:1:183:SER:CA	3:3:116:SER:CB[12_555]	0.72	1.48
2:2:17:THR:O	2:2:50:ILE:N[2_555]	0.72	1.48
3:3:9:GLY:CA	3:3:188:TYR:CZ[12_555]	0.72	1.48
2:2:32:VAL:CG2	3:3:31:THR:O[12_555]	0.73	1.47
1:1:122:ASP:CA	3:3:50:ASP:OD1[12_555]	0.73	1.47
1:1:17:VAL:CG1	1:1:108:GLN:N[12_555]	0.73	1.47
3:3:69:THR:O	4:4:29:ILE:O[12_555]	0.74	1.46
3:3:223:MET:CA	3:3:225:ARG:NE[12_555]	0.74	1.46
1:1:249:TRP:CZ2	2:2:35:TYR:CE1[12_555]	0.74	1.46
2:2:43:THR:CB	2:2:105:GLY:O[12_555]	0.75	1.45
2:2:62:ARG:NH2	2:2:101:LEU:C[2_555]	0.75	1.45
2:2:59:SER:CA	2:2:253:PHE:CB[2_555]	0.75	1.45
1:1:64:GLU:O	3:3:105:TYR:CD1[12_555]	0.76	1.44
2:2:42:LEU:C	2:2:249:MET:O[12_555]	0.76	1.44
1:1:68:GLU:CG	3:3:98:LEU:CA[12_555]	0.76	1.44
2:2:54:THR:N	2:2:57:ASP:C[3_555]	0.76	1.44
1:1:181:ARG:N	3:3:165:LEU:CG[12_555]	0.76	1.44
2:2:38:TRP:CH2	2:2:48:THR:CG2[12_555]	0.77	1.43
3:3:10:SER:CB	3:3:140:GLU:CG[12_555]	0.77	1.43
3:3:26:PRO:CG	3:3:161:SER:N[12_555]	0.77	1.43
1:1:63:ASP:CG	1:1:111:ARG:NH1[12_555]	0.77	1.43
1:1:62:ARG:CZ	1:1:109:ILE:C[12_555]	0.77	1.43
1:1:247:LYS:CD	2:2:185:ILE:O[12_555]	0.77	1.43
1:1:65:MET:SD	1:1:112:LYS:CD[12_555]	0.78	1.42
1:1:252:ARG:CG	3:3:41:LYS:CG[12_555]	0.78	1.42
1:1:18:PRO:CB	1:1:105:GLU:C[12_555]	0.78	1.42
1:1:14:VAL:CG2	1:1:256:ALA:C[12_555]	0.78	1.42
1:1:125:ILE:O	3:3:165:LEU:O[12_555]	0.78	1.42
1:1:250:CYS:N	3:3:39:GLU:CA[12_555]	0.79	1.41
1:1:70:PHE:CD2	3:3:43:LEU:CB[12_555]	0.79	1.41
3:3:16:THR:CA	3:3:89:ILE:CB[12_555]	0.79	1.41

Continued on next page...

Continued from previous page...

Atom-1	Atom-2	Interatomic distance (Å)	Clash overlap (Å)
2:2:15:GLN:O	2:2:15:GLN:O[11_555]	0.80	1.40
1:1:27:THR:C	1:1:163:TRP:CG[12_555]	0.80	1.40
1:1:73:ARG:N	3:3:99:ILE:CD1[12_555]	0.80	1.40
1:1:246:THR:C	2:2:185:ILE:CD1[12_555]	0.80	1.40
3:3:66:SER:O	4:4:29:ILE:N[12_555]	0.80	1.40
3:3:105:TYR:O	3:3:106:TYR:CD2[12_555]	0.81	1.39
2:2:43:THR:CB	2:2:105:GLY:C[12_555]	0.81	1.39
3:3:67:MET:CA	4:4:27:PHE:C[12_555]	0.81	1.39
1:1:17:VAL:CG1	1:1:107:ALA:C[12_555]	0.82	1.38
1:1:71:LEU:CA	3:3:47:CYS:SG[12_555]	0.82	1.38
1:1:181:ARG:C	3:3:165:LEU:CB[12_555]	0.82	1.38
1:1:252:ARG:CG	3:3:41:LYS:CD[12_555]	0.82	1.38
3:3:22:PRO:N	3:3:117:PHE:CG[12_555]	0.83	1.37
3:3:52:LEU:CD2	4:4:38:SER:CB[12_555]	0.83	1.37
3:3:21:SER:C	3:3:117:PHE:CG[12_555]	0.83	1.37
2:2:62:ARG:CA	2:2:255:GLY:N[2_555]	0.83	1.37
2:2:58:THR:C	2:2:253:PHE:C[2_555]	0.83	1.37
2:2:44:PRO:CG	2:2:247:SER:C[12_555]	0.83	1.37
1:1:51:ILE:CB	1:1:237:THR:OG1[12_555]	0.83	1.37
3:3:10:SER:CA	3:3:140:GLU:CB[12_555]	0.84	1.36
1:1:47:PRO:N	1:1:239:ILE:CB[12_555]	0.84	1.36
1:1:176:GLY:N	3:3:149:LEU:C[12_555]	0.84	1.36
3:3:36:ILE:CG2	3:3:37:PRO:C[12_555]	0.84	1.36
1:1:39:THR:OG1	3:3:28:TYR:CE2[12_555]	0.84	1.36
1:1:247:LYS:CE	2:2:186:PHE:CA[12_555]	0.84	1.36
1:1:64:GLU:OE2	3:3:104:SER:O[12_555]	0.84	1.36
1:1:70:PHE:N	3:3:102:ILE:CG1[12_555]	0.85	1.35
1:1:14:VAL:CG2	1:1:256:ALA:CA[12_555]	0.85	1.35
1:1:115:LEU:C	3:3:41:LYS:C[12_555]	0.85	1.35
1:1:240:TYR:CE2	3:3:111:GLY:O[12_555]	0.85	1.35
1:1:32:PRO:N	1:1:147:TYR:CA[12_555]	0.86	1.34
3:3:26:PRO:CD	3:3:161:SER:N[12_555]	0.86	1.34
1:1:176:GLY:CA	3:3:149:LEU:CA[12_555]	0.86	1.34
3:3:17:ASP:CA	3:3:94:LEU:CD1[12_555]	0.86	1.34
1:1:246:THR:O	2:2:185:ILE:CG1[12_555]	0.86	1.34
3:3:223:MET:CA	3:3:225:ARG:CD[12_555]	0.86	1.34
3:3:66:SER:O	4:4:28:ASN:C[12_555]	0.86	1.34
3:3:70:VAL:CB	4:4:31:TYR:CG[12_555]	0.86	1.34
3:3:24:ALA:CA	3:3:162:THR:C[12_555]	0.86	1.34
1:1:49:ASP:CG	1:1:220:ILE:CG2[12_555]	0.87	1.33
1:1:47:PRO:CA	1:1:239:ILE:CG1[12_555]	0.87	1.33

Continued on next page...

Continued from previous page...

Atom-1	Atom-2	Interatomic distance (Å)	Clash overlap (Å)
1:1:128:VAL:CA	3:3:168:PRO:CG[12_555]	0.87	1.33
1:1:240:TYR:CG	3:3:112:SER:CA[12_555]	0.88	1.32
1:1:50:ALA:C	1:1:145:TYR:CD1[12_555]	0.88	1.32
1:1:51:ILE:CD1	1:1:237:THR:CA[12_555]	0.88	1.32
1:1:181:ARG:CA	3:3:165:LEU:CG[12_555]	0.88	1.32
2:2:89:MET:CG	2:2:258:ALA:N[2_555]	0.88	1.32
1:1:191:SER:CB	2:2:33:VAL:C[12_555]	0.88	1.32
3:3:24:ALA:N	3:3:162:THR:C[12_555]	0.88	1.32
3:3:66:SER:C	4:4:28:ASN:C[12_555]	0.88	1.32
2:2:179:LEU:CA	4:4:42:ARG:CG[12_555]	0.88	1.32
1:1:38:GLU:CB	3:3:28:TYR:O[12_555]	0.88	1.32
2:2:12:ARG:CA	2:2:13:ILE:CD1[11_555]	0.88	1.32
1:1:51:ILE:CG1	1:1:237:THR:OG1[12_555]	0.89	1.31
1:1:176:GLY:N	3:3:149:LEU:O[12_555]	0.89	1.31
1:1:20:ILE:CG2	1:1:79:ILE:N[12_555]	0.89	1.31
2:2:21:SER:CA	2:2:101:LEU:CD1[2_555]	0.89	1.31
3:3:65:VAL:C	4:4:28:ASN:CB[12_555]	0.89	1.31
2:2:62:ARG:CB	2:2:255:GLY:N[2_555]	0.90	1.30
2:2:11:ASP:N	2:2:26:ASP:CG[11_555]	0.90	1.30
2:2:57:ASP:OD2	2:2:57:ASP:OD2[11_555]	0.90	1.30
1:1:241:HIS:CG	3:3:215:ALA:O[12_555]	0.90	1.30
1:1:7:ILE:CG1	1:1:275:THR:OG1[12_555]	0.90	1.30
1:1:177:GLN:N	3:3:149:LEU:N[12_555]	0.90	1.30
1:1:181:ARG:NH1	3:3:115:PHE:CZ[12_555]	0.90	1.30
2:2:36:GLY:CA	2:2:208:ALA:CB[12_555]	0.90	1.30
2:2:58:THR:O	2:2:253:PHE:C[2_555]	0.90	1.30
1:1:244:LYS:CE	3:3:212:PHE:CB[12_555]	0.90	1.30
3:3:9:GLY:CA	3:3:188:TYR:OH[12_555]	0.90	1.30
2:2:64:TYR:CD1	2:2:256:ALA:C[2_555]	0.91	1.29
3:3:14:MET:N	3:3:87:VAL:CB[12_555]	0.91	1.29
1:1:17:VAL:C	1:1:107:ALA:N[12_555]	0.91	1.29
1:1:250:CYS:CA	3:3:39:GLU:CB[12_555]	0.91	1.29
1:1:64:GLU:C	3:3:105:TYR:CE1[12_555]	0.91	1.29
1:1:76:CYS:O	3:3:218:ASP:CA[12_555]	0.91	1.29
1:1:179:PHE:CB	3:3:133:TYR:CB[12_555]	0.92	1.28
1:1:53:THR:C	1:1:80:SER:O[12_555]	0.92	1.28
3:3:67:MET:SD	4:4:27:PHE:CD2[12_555]	0.92	1.28
1:1:181:ARG:CA	3:3:165:LEU:CB[12_555]	0.92	1.28
3:3:106:TYR:N	3:3:224:ALA:CA[12_555]	0.93	1.27
2:2:54:THR:CA	2:2:57:ASP:N[3_555]	0.93	1.27
2:2:38:TRP:N	2:2:209:VAL:O[12_555]	0.93	1.27

Continued on next page...

Continued from previous page...

Atom-1	Atom-2	Interatomic distance (Å)	Clash overlap (Å)
2:2:179:LEU:C	4:4:42:ARG:CB[12_555]	0.93	1.27
3:3:9:GLY:C	3:3:188:TYR:CE1[12_555]	0.93	1.27
1:1:124:GLU:CB	3:3:114:ARG:O[12_555]	0.93	1.27
1:1:74:SER:CB	3:3:113:LEU:CG[12_555]	0.93	1.27
3:3:23:CYS:CA	3:3:117:PHE:O[12_555]	0.93	1.27
1:1:52:GLU:N	1:1:237:THR:CG2[12_555]	0.93	1.27
2:2:17:THR:CB	2:2:48:THR:C[2_555]	0.93	1.27
1:1:18:PRO:O	1:1:106:MET:CG[12_555]	0.94	1.26
1:1:124:GLU:CG	3:3:114:ARG:O[12_555]	0.94	1.26
3:3:10:SER:CB	3:3:140:GLU:CB[12_555]	0.94	1.26
1:1:116:PHE:CG	3:3:40:VAL:CG1[12_555]	0.94	1.26
3:3:209:MET:C	4:4:32:PHE:N[12_555]	0.94	1.26
2:2:64:TYR:CE1	2:2:256:ALA:C[2_555]	0.94	1.26
1:1:21:LYS:O	1:1:79:ILE:O[12_555]	0.95	1.25
2:2:43:THR:CA	2:2:105:GLY:O[12_555]	0.95	1.25
2:2:17:THR:O	2:2:49:ALA:C[2_555]	0.95	1.25
3:3:222:ARG:CB	3:3:226:ASP:O[12_555]	0.95	1.25
1:1:41:HIS:CB	1:1:186:PHE:C[12_555]	0.95	1.25
1:1:10:VAL:N	1:1:276:THR:C[12_555]	0.95	1.25
1:1:252:ARG:CD	3:3:41:LYS:CE[12_555]	0.95	1.25
1:1:73:ARG:NE	3:3:103:ALA:CB[12_555]	0.95	1.25
3:3:14:MET:SD	3:3:88:ASP:CB[12_555]	0.96	1.24
1:1:55:TYR:CA	1:1:81:ARG:NH2[12_555]	0.96	1.24
3:3:21:SER:CA	3:3:117:PHE:CD2[12_555]	0.96	1.24
1:1:246:THR:O	2:2:185:ILE:CD1[12_555]	0.97	1.23
3:3:12:GLN:CA	3:3:188:TYR:N[12_555]	0.97	1.23
3:3:68:TYR:O	4:4:30:ASN:ND2[12_555]	0.97	1.23
1:1:251:PRO:CA	3:3:40:VAL:O[12_555]	0.97	1.23
3:3:24:ALA:N	3:3:163:ILE:N[12_555]	0.97	1.23
1:1:122:ASP:CB	3:3:50:ASP:OD1[12_555]	0.98	1.22
2:2:187:PRO:CA	3:3:33:GLU:OE1[12_555]	0.98	1.22
1:1:249:TRP:O	3:3:39:GLU:O[12_555]	0.98	1.22
1:1:116:PHE:CD2	3:3:40:VAL:CG1[12_555]	0.98	1.22
2:2:38:TRP:CZ2	2:2:48:THR:CG2[12_555]	0.98	1.22
3:3:106:TYR:CA	3:3:224:ALA:CA[12_555]	0.98	1.22
1:1:9:GLU:CB	1:1:276:THR:OG1[12_555]	0.98	1.22
1:1:64:GLU:C	3:3:105:TYR:CD1[12_555]	0.98	1.22
1:1:19:ASN:N	1:1:105:GLU:O[12_555]	0.98	1.22
3:3:14:MET:CG	3:3:88:ASP:CA[12_555]	0.98	1.22
3:3:69:THR:N	4:4:30:ASN:N[12_555]	0.98	1.22
2:2:47:ALA:O	2:2:202:ILE:CD1[12_555]	0.98	1.22

Continued on next page...

Continued from previous page...

Atom-1	Atom-2	Interatomic distance (Å)	Clash overlap (Å)
1:1:23:SER:OG	1:1:80:SER:OG[12_555]	0.98	1.22
2:2:45:GLN:C	2:2:107:THR:N[12_555]	0.98	1.22
1:1:76:CYS:C	3:3:218:ASP:CG[12_555]	0.98	1.22
2:2:32:VAL:CG1	3:3:32:LYS:O[12_555]	0.98	1.22
2:2:179:LEU:CA	4:4:42:ARG:CB[12_555]	0.98	1.22
1:1:72:GLY:CA	3:3:99:ILE:CG1[12_555]	0.99	1.21
2:2:179:LEU:CB	4:4:42:ARG:CG[12_555]	0.99	1.21
3:3:69:THR:O	4:4:29:ILE:C[12_555]	0.99	1.21
3:3:9:GLY:O	3:3:188:TYR:CD1[12_555]	0.99	1.21
1:1:247:LYS:CD	2:2:185:ILE:C[12_555]	0.99	1.21
3:3:58:VAL:CB	4:4:26:TYR:CG[12_555]	0.99	1.21
3:3:19:MET:SD	3:3:85:ILE:CG1[12_555]	0.99	1.21
3:3:56:ASN:CB	4:4:29:ILE:CG1[12_555]	0.99	1.21
3:3:52:LEU:C	4:4:39:GLY:O[12_555]	1.00	1.20
3:3:53:ILE:N	4:4:39:GLY:CA[12_555]	1.00	1.20
1:1:48:GLU:CG	1:1:78:HIS:CD2[12_555]	1.00	1.20
3:3:16:THR:CB	3:3:89:ILE:CG1[12_555]	1.00	1.20
1:1:16:VAL:N	1:1:259:TYR:CE1[12_555]	1.01	1.19
2:2:195:SER:CB	3:3:27:TRP:CB[12_555]	1.01	1.19
2:2:42:LEU:O	2:2:249:MET:O[12_555]	1.01	1.19
2:2:58:THR:CA	2:2:253:PHE:O[12_555]	1.01	1.19
1:1:64:GLU:CD	3:3:104:SER:C[12_555]	1.01	1.19
3:3:17:ASP:O	3:3:94:LEU:CD2[12_555]	1.01	1.19
1:1:182:PHE:CG	3:3:164:SER:O[12_555]	1.01	1.19
3:3:209:MET:O	4:4:32:PHE:N[12_555]	1.01	1.19
3:3:106:TYR:C	3:3:224:ALA:C[12_555]	1.01	1.19
1:1:183:SER:CB	3:3:116:SER:CB[12_555]	1.01	1.19
2:2:46:ASP:N	2:2:106:TYR:C[12_555]	1.01	1.19
1:1:47:PRO:CA	1:1:239:ILE:CB[12_555]	1.02	1.18
1:1:242:LYS:O	3:3:214:SER:CA[12_555]	1.02	1.18
1:1:115:LEU:C	3:3:41:LYS:CA[12_555]	1.02	1.18
1:1:249:TRP:O	3:3:39:GLU:C[12_555]	1.02	1.18
2:2:40:HIS:NE2	2:2:205:TYR:CB[12_555]	1.02	1.18
3:3:52:LEU:O	4:4:39:GLY:C[12_555]	1.02	1.18
3:3:23:CYS:N	3:3:117:PHE:C[12_555]	1.02	1.18
1:1:62:ARG:NH1	1:1:110:ARG:N[12_555]	1.02	1.18
2:2:41:TYR:OH	2:2:55:GLN:OE1[12_555]	1.02	1.18
1:1:63:ASP:CB	1:1:111:ARG:NH1[12_555]	1.02	1.18
2:2:45:GLN:OE1	2:2:106:TYR:CG[12_555]	1.02	1.18
2:2:187:PRO:CA	3:3:33:GLU:CD[12_555]	1.03	1.17
3:3:15:THR:CB	3:3:109:TRP:CZ3[12_555]	1.03	1.17

Continued on next page...

Continued from previous page...

Atom-1	Atom-2	Interatomic distance (Å)	Clash overlap (Å)
2:2:187:PRO:N	3:3:33:GLU:CD[12_555]	1.03	1.17
1:1:124:GLU:C	3:3:114:ARG:CB[12_555]	1.03	1.17
3:3:53:ILE:CA	4:4:39:GLY:CA[12_555]	1.03	1.17
1:1:53:THR:CA	1:1:80:SER:O[12_555]	1.03	1.17
1:1:245:HIS:NE2	3:3:52:LEU:N[12_555]	1.03	1.17
1:1:191:SER:OG	2:2:33:VAL:C[12_555]	1.03	1.17
1:1:126:THR:C	3:3:166:VAL:C[12_555]	1.04	1.16
1:1:17:VAL:C	1:1:106:MET:C[12_555]	1.04	1.16
3:3:23:CYS:O	3:3:162:THR:CA[12_555]	1.04	1.16
1:1:28:SER:N	1:1:163:TRP:CD2[12_555]	1.04	1.16
2:2:37:VAL:CG2	2:2:207:ASN:N[12_555]	1.04	1.16
3:3:52:LEU:CD2	4:4:38:SER:OG[12_555]	1.04	1.16
2:2:32:VAL:CG2	3:3:31:THR:C[12_555]	1.04	1.16
3:3:14:MET:CB	3:3:88:ASP:N[12_555]	1.04	1.16
3:3:58:VAL:CG2	4:4:26:TYR:CD1[12_555]	1.04	1.16
1:1:244:LYS:C	3:3:51:THR:N[12_555]	1.05	1.15
1:1:30:SER:N	1:1:146:MET:CE[12_555]	1.05	1.15
1:1:18:PRO:CA	1:1:105:GLU:C[12_555]	1.05	1.15
1:1:247:LYS:CE	2:2:186:PHE:N[12_555]	1.05	1.15
3:3:22:PRO:N	3:3:117:PHE:CB[12_555]	1.05	1.15
1:1:112:LYS:C	3:3:42:ASN:ND2[12_555]	1.05	1.15
3:3:14:MET:CB	3:3:87:VAL:C[12_555]	1.05	1.15
1:1:248:ALA:O	1:1:251:PRO:CD[12_555]	1.05	1.15
2:2:38:TRP:CD2	2:2:210:PRO:CG[12_555]	1.05	1.15
1:1:70:PHE:CD2	3:3:43:LEU:CG[12_555]	1.05	1.15
1:1:48:GLU:OE1	1:1:78:HIS:CG[12_555]	1.05	1.15
1:1:70:PHE:CE2	3:3:43:LEU:CB[12_555]	1.06	1.14
1:1:177:GLN:N	3:3:148:MET:C[12_555]	1.06	1.14
1:1:42:THR:OG1	1:1:121:PHE:C[12_555]	1.06	1.14
1:1:55:TYR:N	1:1:81:ARG:NH2[12_555]	1.06	1.14
1:1:191:SER:OG	2:2:33:VAL:CA[12_555]	1.06	1.14
3:3:38:GLY:O	3:3:38:GLY:O[12_555]	1.06	1.14
2:2:53:PRO:C	2:2:57:ASP:C[3_555]	1.06	1.14
1:1:18:PRO:CB	1:1:105:GLU:CA[12_555]	1.06	1.14
2:2:89:MET:CB	2:2:257:ARG:C[2_555]	1.06	1.14
2:2:182:ASN:N	4:4:41:SER:CB[12_555]	1.06	1.14
2:2:11:ASP:CG	2:2:26:ASP:O[11_555]	1.07	1.13
1:1:121:PHE:CD1	3:3:48:GLN:O[12_555]	1.07	1.13
3:3:119:PHE:C	4:4:33:LYS:CB[12_555]	1.07	1.13
1:1:68:GLU:CG	3:3:98:LEU:CB[12_555]	1.07	1.13
3:3:209:MET:CG	4:4:32:PHE:CG[12_555]	1.07	1.13

Continued on next page...

Continued from previous page...

Atom-1	Atom-2	Interatomic distance (Å)	Clash overlap (Å)
2:2:52:LYS:NZ	2:2:252:GLU:CD[10_555]	1.07	1.13
3:3:52:LEU:C	4:4:39:GLY:C[12_555]	1.07	1.13
1:1:27:THR:OG1	1:1:223:ARG:CD[12_555]	1.07	1.13
1:1:32:PRO:CD	1:1:147:TYR:CA[12_555]	1.07	1.13
1:1:178:PRO:C	3:3:151:THR:O[12_555]	1.07	1.13
3:3:18:ASP:N	3:3:94:LEU:CG[12_555]	1.07	1.13
1:1:68:GLU:O	3:3:98:LEU:O[12_555]	1.08	1.12
2:2:38:TRP:CH2	2:2:48:THR:CB[12_555]	1.08	1.12
1:1:62:ARG:CZ	1:1:110:ARG:N[12_555]	1.08	1.12
3:3:20:GLN:CB	3:3:211:CYS:SG[12_555]	1.08	1.12
3:3:67:MET:SD	4:4:27:PHE:CE2[12_555]	1.08	1.12
3:3:56:ASN:CG	4:4:29:ILE:CD1[12_555]	1.09	1.11
3:3:21:SER:O	3:3:117:PHE:CA[12_555]	1.09	1.11
1:1:27:THR:O	1:1:163:TRP:CG[12_555]	1.09	1.11
1:1:116:PHE:CD2	3:3:40:VAL:CB[12_555]	1.09	1.11
2:2:36:GLY:C	2:2:208:ALA:C[12_555]	1.09	1.11
1:1:64:GLU:OE1	3:3:104:SER:CA[12_555]	1.09	1.11
1:1:115:LEU:CA	3:3:41:LYS:C[12_555]	1.09	1.11
2:2:62:ARG:C	2:2:255:GLY:CA[2_555]	1.09	1.11
1:1:39:THR:O	3:3:30:PRO:CB[12_555]	1.09	1.11
1:1:65:MET:CE	1:1:112:LYS:CG[12_555]	1.09	1.11
3:3:15:THR:CG2	3:3:109:TRP:CE2[12_555]	1.09	1.11
3:3:9:GLY:O	3:3:188:TYR:CG[12_555]	1.09	1.11
3:3:52:LEU:CG	4:4:38:SER:OG[12_555]	1.09	1.11
2:2:45:GLN:OE1	2:2:106:TYR:CD2[12_555]	1.09	1.11
3:3:36:ILE:CG2	3:3:37:PRO:O[12_555]	1.10	1.10
1:1:62:ARG:NE	1:1:109:ILE:C[12_555]	1.10	1.10
1:1:73:ARG:CZ	3:3:103:ALA:CB[12_555]	1.10	1.10
1:1:252:ARG:CD	3:3:41:LYS:CD[12_555]	1.10	1.10
3:3:12:GLN:C	3:3:188:TYR:N[12_555]	1.10	1.10
2:2:202:ILE:N	3:3:32:LYS:CD[12_555]	1.10	1.10
2:2:178:THR:CA	4:4:44:ASP:N[12_555]	1.10	1.10
1:1:71:LEU:CG	3:3:43:LEU:O[12_555]	1.10	1.10
1:1:70:PHE:N	3:3:102:ILE:CB[12_555]	1.10	1.10
1:1:62:ARG:CA	1:1:111:ARG:CG[12_555]	1.10	1.10
1:1:42:THR:CG2	1:1:123:SER:OG[12_555]	1.10	1.10
1:1:18:PRO:C	1:1:105:GLU:O[12_555]	1.10	1.10
1:1:7:ILE:CB	1:1:275:THR:OG1[12_555]	1.10	1.10
2:2:88:ASP:O	2:2:259:LYS:CA[2_555]	1.10	1.10
3:3:69:THR:CA	4:4:30:ASN:CA[12_555]	1.11	1.09
1:1:74:SER:CB	3:3:113:LEU:CD2[12_555]	1.11	1.09

Continued on next page...

Continued from previous page...

Atom-1	Atom-2	Interatomic distance (Å)	Clash overlap (Å)
1:1:35:ASP:O	3:3:25:LEU:CB[12_555]	1.11	1.09
3:3:9:GLY:C	3:3:188:TYR:CZ[12_555]	1.11	1.09
2:2:204:PRO:CG	3:3:35:SER:O[12_555]	1.11	1.09
1:1:177:GLN:CB	3:3:148:MET:CA[12_555]	1.11	1.09
3:3:18:ASP:N	3:3:94:LEU:CB[12_555]	1.11	1.09
2:2:38:TRP:CA	2:2:210:PRO:CA[12_555]	1.11	1.09
2:2:178:THR:OG1	4:4:44:ASP:CG[12_555]	1.11	1.09
3:3:119:PHE:O	4:4:33:LYS:CD[12_555]	1.11	1.09
1:1:241:HIS:CD2	3:3:114:ARG:NH2[12_555]	1.12	1.08
2:2:11:ASP:CB	2:2:26:ASP:O[11_555]	1.12	1.08
1:1:6:TYR:C	1:1:276:THR:N[12_555]	1.12	1.08
3:3:16:THR:CA	3:3:89:ILE:CA[12_555]	1.12	1.08
2:2:62:ARG:CZ	2:2:101:LEU:O[2_555]	1.12	1.08
3:3:19:MET:SD	3:3:85:ILE:CB[12_555]	1.12	1.08
3:3:13:PHE:CB	3:3:133:TYR:CE1[12_555]	1.12	1.08
1:1:121:PHE:CB	3:3:49:VAL:CA[12_555]	1.12	1.08
1:1:115:LEU:CB	3:3:42:ASN:CA[12_555]	1.12	1.08
3:3:120:CYS:SG	4:4:33:LYS:O[12_555]	1.13	1.07
2:2:50:ILE:CG1	2:2:50:ILE:CG1[10_555]	1.13	1.07
1:1:128:VAL:N	3:3:168:PRO:CG[12_555]	1.13	1.07
1:1:47:PRO:CB	1:1:239:ILE:N[12_555]	1.13	1.07
2:2:36:GLY:CA	2:2:208:ALA:CA[12_555]	1.13	1.07
2:2:41:TYR:CB	2:2:250:CYS:O[12_555]	1.13	1.07
3:3:65:VAL:O	4:4:28:ASN:CB[12_555]	1.14	1.06
3:3:67:MET:CG	4:4:27:PHE:CB[12_555]	1.14	1.06
1:1:244:LYS:CD	3:3:213:VAL:N[12_555]	1.14	1.06
1:1:182:PHE:CD1	3:3:164:SER:CA[12_555]	1.14	1.06
3:3:15:THR:OG1	3:3:109:TRP:CE3[12_555]	1.14	1.06
2:2:189:GLN:NE2	3:3:30:PRO:O[12_555]	1.14	1.06
2:2:187:PRO:N	3:3:33:GLU:OE1[12_555]	1.14	1.06
3:3:223:MET:N	3:3:225:ARG:CD[12_555]	1.15	1.05
1:1:47:PRO:CD	1:1:239:ILE:CG2[12_555]	1.15	1.05
1:1:62:ARG:NE	1:1:109:ILE:CA[12_555]	1.15	1.05
1:1:69:SER:CB	3:3:101:GLU:C[12_555]	1.16	1.04
1:1:12:ASN:CB	3:3:229:LEU:O[12_555]	1.16	1.04
1:1:74:SER:OG	3:3:113:LEU:CB[12_555]	1.16	1.04
2:2:41:TYR:OH	2:2:55:GLN:CD[12_555]	1.16	1.04
1:1:8:ASP:N	1:1:275:THR:O[12_555]	1.16	1.04
2:2:45:GLN:O	2:2:107:THR:CA[12_555]	1.16	1.04
2:2:90:GLY:CA	2:2:98:TYR:CA[2_555]	1.16	1.04
2:2:64:TYR:CE1	2:2:257:ARG:N[2_555]	1.16	1.04

Continued on next page...

Continued from previous page...

Atom-1	Atom-2	Interatomic distance (Å)	Clash overlap (Å)
1:1:38:GLU:O	3:3:30:PRO:CD[12_555]	1.16	1.04
1:1:6:TYR:O	1:1:276:THR:CA[12_555]	1.16	1.04
1:1:27:THR:O	1:1:163:TRP:CB[12_555]	1.16	1.04
1:1:240:TYR:CD2	3:3:112:SER:N[12_555]	1.16	1.04
1:1:178:PRO:O	3:3:151:THR:O[12_555]	1.17	1.03
2:2:176:ASP:OD2	4:4:44:ASP:OD2[12_555]	1.17	1.03
2:2:62:ARG:NH1	2:2:101:LEU:O[2_555]	1.17	1.03
1:1:242:LYS:O	3:3:214:SER:C[12_555]	1.17	1.03
2:2:47:ALA:CB	2:2:249:MET:CE[12_555]	1.17	1.03
1:1:121:PHE:CB	3:3:49:VAL:CB[12_555]	1.17	1.03
1:1:38:GLU:C	3:3:30:PRO:CD[12_555]	1.17	1.03
1:1:47:PRO:N	1:1:239:ILE:CG2[12_555]	1.17	1.03
3:3:69:THR:C	4:4:29:ILE:C[12_555]	1.17	1.03
2:2:17:THR:CB	2:2:48:THR:O[2_555]	1.17	1.03
1:1:181:ARG:N	3:3:165:LEU:CD1[12_555]	1.17	1.03
3:3:22:PRO:CA	3:3:117:PHE:CB[12_555]	1.17	1.03
3:3:118:MET:SD	4:4:34:ASP:CB[12_555]	1.17	1.03
2:2:38:TRP:N	2:2:209:VAL:C[12_555]	1.17	1.03
3:3:14:MET:CE	3:3:88:ASP:CB[12_555]	1.18	1.02
1:1:124:GLU:O	3:3:114:ARG:CA[12_555]	1.18	1.02
3:3:118:MET:CE	4:4:35:ALA:N[12_555]	1.18	1.02
2:2:18:ARG:NH2	2:2:50:ILE:CG2[2_555]	1.18	1.02
2:2:182:ASN:CA	4:4:41:SER:CB[12_555]	1.18	1.02
1:1:173:TRP:NE1	3:3:151:THR:CA[12_555]	1.18	1.02
1:1:18:PRO:CA	1:1:106:MET:N[12_555]	1.18	1.02
1:1:50:ALA:C	1:1:145:TYR:CE1[12_555]	1.18	1.02
3:3:105:TYR:CB	3:3:106:TYR:CE2[12_555]	1.18	1.02
3:3:26:PRO:CB	3:3:161:SER:CB[12_555]	1.18	1.02
2:2:89:MET:O	2:2:98:TYR:CD1[2_555]	1.18	1.02
1:1:242:LYS:C	3:3:215:ALA:N[12_555]	1.18	1.02
1:1:39:THR:C	3:3:30:PRO:CA[12_555]	1.18	1.02
2:2:54:THR:OG1	2:2:56:PRO:CB[3_555]	1.18	1.02
1:1:65:MET:CE	1:1:112:LYS:CD[12_555]	1.19	1.01
1:1:9:GLU:CB	1:1:276:THR:CB[12_555]	1.19	1.01
3:3:209:MET:C	4:4:32:PHE:CA[12_555]	1.19	1.01
1:1:115:LEU:CA	3:3:41:LYS:O[12_555]	1.19	1.01
1:1:32:PRO:C	1:1:147:TYR:CB[12_555]	1.19	1.01
1:1:127:LEU:N	3:3:166:VAL:O[12_555]	1.19	1.01
2:2:53:PRO:C	2:2:58:THR:N[3_555]	1.19	1.01
2:2:53:PRO:CA	2:2:58:THR:N[3_555]	1.19	1.01
1:1:6:TYR:O	1:1:276:THR:N[12_555]	1.19	1.01

Continued on next page...

Continued from previous page...

Atom-1	Atom-2	Interatomic distance (Å)	Clash overlap (Å)
3:3:26:PRO:O	3:3:160:GLN:O[12_555]	1.19	1.01
2:2:40:HIS:NE2	2:2:205:TYR:CG[12_555]	1.19	1.01
1:1:48:GLU:OE1	1:1:78:HIS:ND1[12_555]	1.19	1.01
2:2:44:PRO:CD	2:2:248:PRO:CA[12_555]	1.19	1.01
2:2:40:HIS:CB	2:2:103:ARG:CD[12_555]	1.20	1.00
2:2:38:TRP:CA	2:2:210:PRO:N[12_555]	1.20	1.00
1:1:77:VAL:O	3:3:217:LYS:NZ[12_555]	1.20	1.00
3:3:26:PRO:CG	3:3:161:SER:CA[12_555]	1.20	1.00
1:1:48:GLU:CD	1:1:78:HIS:CD2[12_555]	1.20	1.00
3:3:212:PHE:CG	4:4:36:ALA:O[12_555]	1.20	1.00
3:3:19:MET:O	3:3:53:ILE:CD1[12_555]	1.20	1.00
2:2:35:TYR:CA	3:3:36:ILE:CD1[12_555]	1.20	1.00
1:1:61:THR:CB	3:3:230:HIS:CD2[12_555]	1.20	1.00
2:2:17:THR:C	2:2:50:ILE:N[2_555]	1.20	1.00
2:2:39:PRO:CB	2:2:42:LEU:CD1[12_555]	1.20	1.00
1:1:12:ASN:O	3:3:230:HIS:CA[12_555]	1.21	0.99
2:2:40:HIS:CA	2:2:103:ARG:NE[12_555]	1.21	0.99
2:2:43:THR:CG2	2:2:105:GLY:C[12_555]	1.21	0.99
1:1:32:PRO:CA	1:1:147:TYR:CG[12_555]	1.21	0.99
1:1:181:ARG:NH1	3:3:115:PHE:CE2[12_555]	1.21	0.99
3:3:209:MET:SD	4:4:32:PHE:CD1[12_555]	1.21	0.99
1:1:113:PHE:CD1	3:3:44:ILE:CG1[12_555]	1.21	0.99
1:1:5:ASN:OD1	2:2:173:LEU:CG[12_555]	1.21	0.99
1:1:176:GLY:CA	3:3:149:LEU:CB[12_555]	1.21	0.99
1:1:126:THR:CA	3:3:166:VAL:C[12_555]	1.21	0.99
3:3:210:LEU:O	4:4:37:SER:OG[12_555]	1.21	0.99
1:1:124:GLU:C	3:3:114:ARG:CG[12_555]	1.21	0.99
3:3:212:PHE:CD1	4:4:37:SER:CA[12_555]	1.22	0.98
2:2:178:THR:CG2	4:4:44:ASP:C[12_555]	1.22	0.98
1:1:240:TYR:CA	3:3:112:SER:CB[12_555]	1.22	0.98
1:1:26:THR:N	1:1:223:ARG:CA[12_555]	1.22	0.98
1:1:67:ILE:CG2	3:3:46:MET:SD[12_555]	1.22	0.98
1:1:126:THR:CA	3:3:167:VAL:N[12_555]	1.22	0.98
2:2:32:VAL:CB	3:3:31:THR:C[12_555]	1.22	0.98
2:2:43:THR:OG1	2:2:106:TYR:N[12_555]	1.22	0.98
1:1:29:ASN:C	1:1:146:MET:CE[12_555]	1.22	0.98
1:1:62:ARG:CB	1:1:111:ARG:CB[12_555]	1.22	0.98
1:1:72:GLY:C	3:3:99:ILE:CG1[12_555]	1.23	0.97
1:1:17:VAL:O	1:1:107:ALA:N[12_555]	1.23	0.97
1:1:252:ARG:NE	3:3:41:LYS:CE[12_555]	1.23	0.97
1:1:17:VAL:CA	1:1:107:ALA:N[12_555]	1.23	0.97

Continued on next page...

Continued from previous page...

Atom-1	Atom-2	Interatomic distance (Å)	Clash overlap (Å)
3:3:69:THR:C	4:4:29:ILE:O[12_555]	1.23	0.97
1:1:48:GLU:CG	1:1:78:HIS:NE2[12_555]	1.24	0.96
2:2:182:ASN:CA	4:4:41:SER:OG[12_555]	1.24	0.96
1:1:53:THR:OG1	1:1:80:SER:N[12_555]	1.24	0.96
2:2:202:ILE:O	3:3:34:ILE:CG2[12_555]	1.24	0.96
1:1:63:ASP:CA	1:1:111:ARG:NH2[12_555]	1.24	0.96
2:2:17:THR:OG1	2:2:48:THR:C[2_555]	1.24	0.96
1:1:127:LEU:N	3:3:166:VAL:C[12_555]	1.24	0.96
1:1:182:PHE:N	3:3:165:LEU:N[12_555]	1.24	0.96
3:3:14:MET:SD	3:3:88:ASP:CA[12_555]	1.24	0.96
3:3:52:LEU:CA	4:4:39:GLY:O[12_555]	1.24	0.96
1:1:35:ASP:C	3:3:25:LEU:CG[12_555]	1.24	0.96
1:1:250:CYS:CA	3:3:39:GLU:CA[12_555]	1.24	0.96
1:1:39:THR:O	3:3:30:PRO:CA[12_555]	1.24	0.96
2:2:17:THR:CB	2:2:49:ALA:N[2_555]	1.24	0.96
2:2:40:HIS:N	2:2:103:ARG:CZ[12_555]	1.24	0.96
3:3:97:THR:CB	4:4:40:ALA:CB[12_555]	1.24	0.96
3:3:26:PRO:CB	3:3:161:SER:CA[12_555]	1.24	0.96
1:1:27:THR:CG2	1:1:223:ARG:CZ[12_555]	1.24	0.96
2:2:195:SER:OG	3:3:27:TRP:CG[12_555]	1.25	0.95
1:1:41:HIS:CA	1:1:186:PHE:CB[12_555]	1.25	0.95
1:1:43:SER:OG	1:1:184:ILE:CD1[12_555]	1.25	0.95
1:1:123:SER:N	3:3:50:ASP:OD2[12_555]	1.25	0.95
1:1:122:ASP:C	3:3:50:ASP:CG[12_555]	1.25	0.95
3:3:67:MET:C	4:4:28:ASN:N[12_555]	1.25	0.95
1:1:63:ASP:CB	1:1:111:ARG:CZ[12_555]	1.25	0.95
1:1:122:ASP:O	3:3:50:ASP:N[12_555]	1.25	0.95
1:1:40:GLY:N	3:3:30:PRO:CB[12_555]	1.25	0.95
1:1:182:PHE:CD1	3:3:164:SER:CB[12_555]	1.25	0.95
2:2:18:ARG:CD	2:2:51:ASN:N[2_555]	1.25	0.95
2:2:13:ILE:N	2:2:13:ILE:CB[11_555]	1.25	0.95
1:1:8:ASP:N	1:1:275:THR:C[12_555]	1.25	0.95
3:3:37:PRO:CG	3:3:37:PRO:CD[12_555]	1.25	0.95
1:1:61:THR:OG1	3:3:230:HIS:CD2[12_555]	1.26	0.94
3:3:106:TYR:CB	3:3:225:ARG:N[12_555]	1.26	0.94
1:1:20:ILE:CG2	1:1:78:HIS:C[12_555]	1.26	0.94
1:1:103:LEU:CD1	3:3:48:GLN:OE1[12_555]	1.26	0.94
2:2:13:ILE:N	2:2:13:ILE:CG1[11_555]	1.26	0.94
2:2:187:PRO:C	3:3:33:GLU:OE1[12_555]	1.26	0.94
1:1:49:ASP:OD1	1:1:220:ILE:CB[12_555]	1.26	0.94
1:1:69:SER:O	3:3:102:ILE:CG2[12_555]	1.26	0.94

Continued on next page...

Continued from previous page...

Atom-1	Atom-2	Interatomic distance (Å)	Clash overlap (Å)
3:3:222:ARG:O	3:3:225:ARG:CA[12_555]	1.26	0.94
1:1:35:ASP:CG	3:3:25:LEU:CD1[12_555]	1.26	0.94
1:1:51:ILE:N	1:1:145:TYR:CE1[12_555]	1.27	0.93
2:2:37:VAL:CB	2:2:207:ASN:O[12_555]	1.27	0.93
1:1:24:HIS:N	1:1:97:THR:CG2[12_555]	1.27	0.93
1:1:47:PRO:CB	1:1:239:ILE:CA[12_555]	1.27	0.93
1:1:125:ILE:N	3:3:114:ARG:CG[12_555]	1.27	0.93
3:3:106:TYR:O	3:3:224:ALA:O[12_555]	1.27	0.93
2:2:46:ASP:CA	2:2:106:TYR:O[12_555]	1.27	0.93
3:3:58:VAL:CA	4:4:26:TYR:CG[12_555]	1.27	0.93
3:3:26:PRO:CD	3:3:160:GLN:C[12_555]	1.27	0.93
1:1:9:GLU:OE1	2:2:179:LEU:CD1[12_555]	1.27	0.93
3:3:212:PHE:CZ	4:4:37:SER:N[12_555]	1.27	0.93
1:1:29:ASN:CA	1:1:162:SER:O[12_555]	1.27	0.93
3:3:209:MET:CG	4:4:32:PHE:CD1[12_555]	1.27	0.93
1:1:242:LYS:CA	3:3:214:SER:O[12_555]	1.27	0.93
1:1:12:ASN:CB	3:3:229:LEU:C[12_555]	1.28	0.92
3:3:211:CYS:O	4:4:38:SER:CA[12_555]	1.28	0.92
2:2:59:SER:OG	2:2:253:PHE:CD2[12_555]	1.28	0.92
1:1:76:CYS:CB	3:3:218:ASP:OD2[12_555]	1.28	0.92
3:3:10:SER:OG	3:3:140:GLU:OE2[12_555]	1.28	0.92
2:2:11:ASP:N	2:2:26:ASP:OD2[11_555]	1.28	0.92
3:3:24:ALA:C	3:3:162:THR:O[12_555]	1.28	0.92
1:1:76:CYS:C	3:3:218:ASP:CB[12_555]	1.28	0.92
3:3:12:GLN:CG	3:3:187:GLY:C[12_555]	1.28	0.92
1:1:177:GLN:CD	3:3:148:MET:CB[12_555]	1.28	0.92
2:2:47:ALA:CB	2:2:249:MET:SD[12_555]	1.28	0.92
1:1:41:HIS:CD2	1:1:186:PHE:CE2[12_555]	1.28	0.92
1:1:14:VAL:CG1	1:1:256:ALA:N[12_555]	1.28	0.92
1:1:53:THR:OG1	1:1:79:ILE:C[12_555]	1.28	0.92
3:3:12:GLN:O	3:3:188:TYR:C[12_555]	1.29	0.91
2:2:31:ALA:O	3:3:31:THR:CB[12_555]	1.29	0.91
3:3:70:VAL:N	4:4:31:TYR:N[12_555]	1.29	0.91
1:1:29:ASN:N	1:1:162:SER:C[12_555]	1.29	0.91
2:2:42:LEU:O	2:2:250:CYS:N[12_555]	1.29	0.91
2:2:203:VAL:CG2	3:3:35:SER:N[12_555]	1.29	0.91
1:1:32:PRO:N	1:1:147:TYR:CB[12_555]	1.29	0.91
1:1:48:GLU:CB	1:1:78:HIS:CD2[12_555]	1.29	0.91
3:3:14:MET:N	3:3:87:VAL:CG1[12_555]	1.29	0.91
1:1:126:THR:C	3:3:167:VAL:N[12_555]	1.29	0.91
3:3:23:CYS:C	3:3:162:THR:CA[12_555]	1.29	0.91

Continued on next page...

Continued from previous page...

Atom-1	Atom-2	Interatomic distance (Å)	Clash overlap (Å)
1:1:240:TYR:CD2	3:3:112:SER:CA[12_555]	1.29	0.91
2:2:44:PRO:CA	2:2:247:SER:O[12_555]	1.29	0.91
1:1:39:THR:CA	3:3:30:PRO:N[12_555]	1.29	0.91
2:2:195:SER:OG	3:3:27:TRP:CB[12_555]	1.30	0.90
3:3:12:GLN:CG	3:3:187:GLY:O[12_555]	1.30	0.90
2:2:178:THR:CG2	4:4:43:LEU:O[12_555]	1.30	0.90
1:1:9:GLU:OE1	2:2:179:LEU:CG[12_555]	1.30	0.90
1:1:50:ALA:O	1:1:145:TYR:CE1[12_555]	1.30	0.90
1:1:249:TRP:CE2	2:2:35:TYR:CD1[12_555]	1.30	0.90
3:3:22:PRO:CD	3:3:117:PHE:CD1[12_555]	1.30	0.90
1:1:73:ARG:NH2	3:3:104:SER:N[12_555]	1.30	0.90
2:2:220:TRP:NE1	3:3:35:SER:OG[12_555]	1.30	0.90
1:1:5:ASN:CG	2:2:173:LEU:CD1[12_555]	1.30	0.90
1:1:62:ARG:C	1:1:111:ARG:CG[12_555]	1.30	0.90
3:3:97:THR:CA	4:4:40:ALA:CB[12_555]	1.30	0.90
1:1:125:ILE:O	3:3:165:LEU:C[12_555]	1.30	0.90
1:1:176:GLY:CA	3:3:149:LEU:C[12_555]	1.30	0.90
1:1:244:LYS:NZ	3:3:212:PHE:C[12_555]	1.30	0.90
1:1:183:SER:CA	3:3:116:SER:CA[12_555]	1.31	0.89
1:1:241:HIS:ND1	3:3:215:ALA:O[12_555]	1.31	0.89
2:2:91:ILE:CD1	2:2:95:ASN:N[2_555]	1.31	0.89
2:2:60:SER:CA	2:2:99:HIS:NE2[2_555]	1.31	0.89
1:1:76:CYS:CA	3:3:218:ASP:OD2[12_555]	1.31	0.89
1:1:26:THR:OG1	1:1:163:TRP:CZ3[12_555]	1.31	0.89
2:2:45:GLN:C	2:2:106:TYR:C[12_555]	1.31	0.89
3:3:9:GLY:N	3:3:188:TYR:OH[12_555]	1.31	0.89
1:1:48:GLU:CD	1:1:78:HIS:ND1[12_555]	1.31	0.89
2:2:17:THR:CG2	2:2:48:THR:C[2_555]	1.31	0.89
3:3:66:SER:CA	4:4:28:ASN:O[12_555]	1.31	0.89
1:1:18:PRO:N	1:1:106:MET:N[12_555]	1.31	0.89
3:3:212:PHE:CE1	4:4:36:ALA:C[12_555]	1.31	0.89
1:1:126:THR:O	3:3:166:VAL:CG1[12_555]	1.31	0.89
1:1:112:LYS:CA	3:3:42:ASN:ND2[12_555]	1.31	0.89
1:1:123:SER:CA	3:3:214:SER:OG[12_555]	1.32	0.88
1:1:128:VAL:CB	3:3:168:PRO:CG[12_555]	1.32	0.88
3:3:26:PRO:CA	3:3:161:SER:OG[12_555]	1.32	0.88
3:3:222:ARG:O	3:3:225:ARG:C[12_555]	1.32	0.88
2:2:64:TYR:CD1	2:2:256:ALA:O[2_555]	1.32	0.88
2:2:19:GLY:CA	2:2:254:SER:OG[2_555]	1.32	0.88
2:2:51:ASN:OD1	2:2:61:ASN:O[3_555]	1.32	0.88
1:1:6:TYR:OH	3:3:62:VAL:CB[12_555]	1.32	0.88

Continued on next page...

Continued from previous page...

Atom-1	Atom-2	Interatomic distance (Å)	Clash overlap (Å)
2:2:42:LEU:C	2:2:249:MET:C[12_555]	1.32	0.88
1:1:68:GLU:CD	3:3:98:LEU:CB[12_555]	1.32	0.88
2:2:52:LYS:CE	2:2:252:GLU:CG[10_555]	1.32	0.88
3:3:62:VAL:CG2	4:4:26:TYR:N[12_555]	1.32	0.88
1:1:37:ALA:CA	1:1:185:PRO:CB[12_555]	1.32	0.88
1:1:47:PRO:C	1:1:239:ILE:CG1[12_555]	1.32	0.88
1:1:113:PHE:CA	3:3:44:ILE:CG2[12_555]	1.32	0.88
3:3:16:THR:O	3:3:89:ILE:C[12_555]	1.32	0.88
3:3:118:MET:CG	4:4:34:ASP:CG[12_555]	1.32	0.88
1:1:180:PRO:O	3:3:165:LEU:CD1[12_555]	1.32	0.88
2:2:40:HIS:N	2:2:103:ARG:NE[12_555]	1.32	0.88
1:1:36:ALA:O	3:3:28:TYR:CD2[12_555]	1.33	0.87
2:2:46:ASP:CG	2:2:203:VAL:O[12_555]	1.33	0.87
1:1:34:LEU:CG	1:1:169:MET:CB[12_555]	1.33	0.87
3:3:223:MET:CB	3:3:225:ARG:CD[12_555]	1.33	0.87
1:1:68:GLU:O	3:3:98:LEU:C[12_555]	1.33	0.87
1:1:124:GLU:OE1	3:3:213:VAL:CG2[12_555]	1.33	0.87
1:1:64:GLU:OE1	3:3:104:SER:C[12_555]	1.33	0.87
3:3:15:THR:CG2	3:3:109:TRP:CH2[12_555]	1.33	0.87
1:1:183:SER:N	3:3:116:SER:CA[12_555]	1.33	0.87
1:1:41:HIS:C	1:1:186:PHE:CB[12_555]	1.33	0.87
1:1:179:PHE:CD2	3:3:133:TYR:CG[12_555]	1.33	0.87
1:1:53:THR:CG2	1:1:80:SER:CB[12_555]	1.33	0.87
1:1:62:ARG:NH2	1:1:109:ILE:CB[12_555]	1.33	0.87
1:1:244:LYS:CE	3:3:212:PHE:CA[12_555]	1.33	0.87
3:3:21:SER:CA	3:3:117:PHE:CE2[12_555]	1.33	0.87
2:2:201:LEU:C	3:3:32:LYS:CD[12_555]	1.33	0.87
1:1:248:ALA:N	1:1:251:PRO:CG[12_555]	1.34	0.86
1:1:124:GLU:OE2	3:3:115:PHE:CG[12_555]	1.34	0.86
3:3:16:THR:O	3:3:89:ILE:CA[12_555]	1.34	0.86
2:2:90:GLY:O	2:2:98:TYR:CB[2_555]	1.34	0.86
1:1:28:SER:N	1:1:163:TRP:CG[12_555]	1.34	0.86
1:1:18:PRO:N	1:1:106:MET:CA[12_555]	1.34	0.86
1:1:13:GLU:CG	3:3:231:ILE:O[12_555]	1.34	0.86
3:3:67:MET:N	4:4:28:ASN:N[12_555]	1.34	0.86
3:3:67:MET:N	4:4:28:ASN:CA[12_555]	1.34	0.86
2:2:44:PRO:CB	2:2:247:SER:C[12_555]	1.34	0.86
3:3:66:SER:C	4:4:28:ASN:O[12_555]	1.34	0.86
2:2:89:MET:CB	2:2:257:ARG:O[2_555]	1.34	0.86
1:1:177:GLN:CA	3:3:148:MET:CA[12_555]	1.34	0.86
2:2:40:HIS:C	2:2:103:ARG:NE[12_555]	1.34	0.86

Continued on next page...

Continued from previous page...

Atom-1	Atom-2	Interatomic distance (Å)	Clash overlap (Å)
1:1:173:TRP:CD1	3:3:152:HIS:N[12_555]	1.34	0.86
1:1:26:THR:N	1:1:223:ARG:N[12_555]	1.34	0.86
1:1:23:SER:CB	1:1:80:SER:OG[12_555]	1.34	0.86
3:3:212:PHE:CZ	4:4:36:ALA:C[12_555]	1.34	0.86
1:1:52:GLU:OE2	1:1:82:ILE:CD1[12_555]	1.34	0.86
3:3:212:PHE:CZ	4:4:36:ALA:N[12_555]	1.35	0.85
1:1:37:ALA:N	1:1:185:PRO:CG[12_555]	1.35	0.85
2:2:46:ASP:OD2	2:2:203:VAL:CG1[12_555]	1.35	0.85
1:1:121:PHE:CE1	3:3:48:GLN:O[12_555]	1.35	0.85
3:3:65:VAL:C	4:4:28:ASN:CG[12_555]	1.35	0.85
1:1:241:HIS:NE2	3:3:114:ARG:NH2[12_555]	1.35	0.85
1:1:63:ASP:CA	1:1:111:ARG:NE[12_555]	1.35	0.85
1:1:174:GLN:O	3:3:148:MET:O[12_555]	1.35	0.85
1:1:58:THR:CG2	1:1:106:MET:CE[12_555]	1.35	0.85
1:1:242:LYS:CA	3:3:214:SER:C[12_555]	1.35	0.85
1:1:17:VAL:CA	1:1:106:MET:C[12_555]	1.35	0.85
3:3:19:MET:CE	3:3:85:ILE:CB[12_555]	1.35	0.85
2:2:64:TYR:CD1	2:2:257:ARG:N[2_555]	1.35	0.85
1:1:68:GLU:OE2	3:3:51:THR:CG2[12_555]	1.35	0.85
1:1:51:ILE:CD1	1:1:237:THR:C[12_555]	1.35	0.85
3:3:105:TYR:C	3:3:106:TYR:CD2[12_555]	1.35	0.85
2:2:62:ARG:CZ	2:2:101:LEU:C[2_555]	1.36	0.84
1:1:27:THR:OG1	1:1:223:ARG:CG[12_555]	1.36	0.84
1:1:126:THR:CG2	3:3:167:VAL:CG2[12_555]	1.36	0.84
2:2:54:THR:O	2:2:57:ASP:O[3_555]	1.36	0.84
3:3:17:ASP:C	3:3:94:LEU:CD1[12_555]	1.36	0.84
3:3:17:ASP:C	3:3:94:LEU:CD2[12_555]	1.36	0.84
3:3:15:THR:O	3:3:89:ILE:CG2[12_555]	1.36	0.84
1:1:57:ILE:CG2	3:3:235:PRO:CD[12_555]	1.36	0.84
1:1:44:ASN:ND2	1:1:101:ILE:CG1[12_555]	1.36	0.84
1:1:50:ALA:O	1:1:145:TYR:CD1[12_555]	1.36	0.84
2:2:62:ARG:CB	2:2:254:SER:O[2_555]	1.36	0.84
1:1:177:GLN:O	3:3:150:GLY:O[12_555]	1.36	0.84
1:1:53:THR:CB	1:1:80:SER:N[12_555]	1.36	0.84
2:2:38:TRP:CE3	2:2:210:PRO:CG[12_555]	1.36	0.84
1:1:10:VAL:CA	1:1:277:ALA:CA[12_555]	1.36	0.84
1:1:240:TYR:CD2	3:3:111:GLY:C[12_555]	1.36	0.84
1:1:181:ARG:NH1	3:3:115:PHE:CE1[12_555]	1.36	0.84
1:1:17:VAL:CA	1:1:107:ALA:CA[12_555]	1.36	0.84
1:1:63:ASP:OD1	1:1:111:ARG:NH1[12_555]	1.36	0.84
3:3:23:CYS:SG	3:3:162:THR:CG2[12_555]	1.36	0.84

Continued on next page...

Continued from previous page...

Atom-1	Atom-2	Interatomic distance (Å)	Clash overlap (Å)
1:1:48:GLU:OE2	1:1:78:HIS:CG[12_555]	1.36	0.84
1:1:6:TYR:CZ	3:3:62:VAL:CG1[12_555]	1.37	0.83
1:1:71:LEU:CD1	3:3:46:MET:N[12_555]	1.37	0.83
2:2:53:PRO:O	2:2:57:ASP:CA[3_555]	1.37	0.83
3:3:22:PRO:CB	3:3:155:TRP:CZ3[12_555]	1.37	0.83
2:2:59:SER:O	2:2:99:HIS:ND1[2_555]	1.37	0.83
1:1:18:PRO:CB	1:1:106:MET:N[12_555]	1.37	0.83
1:1:17:VAL:CB	1:1:107:ALA:C[12_555]	1.37	0.83
1:1:41:HIS:CA	1:1:186:PHE:CA[12_555]	1.37	0.83
1:1:41:HIS:CB	1:1:186:PHE:O[12_555]	1.37	0.83
3:3:222:ARG:O	3:3:225:ARG:CB[12_555]	1.37	0.83
2:2:41:TYR:CE2	2:2:55:GLN:OE1[12_555]	1.37	0.83
1:1:71:LEU:CB	3:3:47:CYS:N[12_555]	1.37	0.83
2:2:64:TYR:CE1	2:2:256:ALA:CA[2_555]	1.37	0.83
2:2:178:THR:O	4:4:42:ARG:NH1[12_555]	1.37	0.83
1:1:240:TYR:CE1	3:3:169:TRP:CB[12_555]	1.37	0.83
1:1:252:ARG:CB	3:3:41:LYS:CD[12_555]	1.37	0.83
1:1:177:GLN:CG	3:3:148:MET:CA[12_555]	1.37	0.83
2:2:38:TRP:CB	2:2:210:PRO:N[12_555]	1.37	0.83
3:3:212:PHE:CZ	4:4:36:ALA:CA[12_555]	1.37	0.83
1:1:179:PHE:CG	3:3:133:TYR:CD2[12_555]	1.37	0.83
1:1:39:THR:N	3:3:30:PRO:CD[12_555]	1.37	0.83
3:3:212:PHE:CD1	4:4:37:SER:N[12_555]	1.37	0.83
1:1:72:GLY:C	3:3:99:ILE:CB[12_555]	1.37	0.83
1:1:32:PRO:CD	1:1:146:MET:C[12_555]	1.38	0.82
2:2:187:PRO:CB	3:3:33:GLU:CD[12_555]	1.38	0.82
3:3:37:PRO:CD	3:3:37:PRO:CD[12_555]	1.38	0.82
1:1:42:THR:CB	1:1:121:PHE:O[12_555]	1.38	0.82
3:3:105:TYR:O	3:3:106:TYR:CG[12_555]	1.38	0.82
1:1:242:LYS:C	3:3:214:SER:CA[12_555]	1.38	0.82
2:2:187:PRO:CG	3:3:33:GLU:OE2[12_555]	1.38	0.82
3:3:120:CYS:SG	4:4:33:LYS:CA[12_555]	1.38	0.82
1:1:62:ARG:NH1	1:1:110:ARG:CA[12_555]	1.38	0.82
3:3:56:ASN:OD1	4:4:29:ILE:CB[12_555]	1.39	0.81
2:2:190:PHE:CZ	4:4:35:ALA:CB[12_555]	1.39	0.81
3:3:106:TYR:N	3:3:224:ALA:N[12_555]	1.39	0.81
3:3:6:ILE:CD1	3:3:142:THR:CA[12_555]	1.39	0.81
1:1:32:PRO:CA	1:1:147:TYR:CA[12_555]	1.39	0.81
1:1:62:ARG:NH1	1:1:109:ILE:C[12_555]	1.39	0.81
1:1:179:PHE:CG	3:3:133:TYR:CG[12_555]	1.39	0.81
1:1:27:THR:CB	1:1:223:ARG:CD[12_555]	1.39	0.81

Continued on next page...

Continued from previous page...

Atom-1	Atom-2	Interatomic distance (Å)	Clash overlap (Å)
1:1:68:GLU:OE1	3:3:51:THR:OG1[12_555]	1.39	0.81
1:1:69:SER:O	3:3:102:ILE:CB[12_555]	1.39	0.81
1:1:247:LYS:CG	2:2:185:ILE:O[12_555]	1.39	0.81
2:2:17:THR:C	2:2:49:ALA:CA[2_555]	1.39	0.81
1:1:116:PHE:CA	3:3:41:LYS:N[12_555]	1.40	0.80
2:2:187:PRO:N	3:3:33:GLU:OE2[12_555]	1.40	0.80
1:1:27:THR:C	1:1:163:TRP:CB[12_555]	1.40	0.80
3:3:65:VAL:O	4:4:28:ASN:CG[12_555]	1.40	0.80
1:1:17:VAL:CB	1:1:107:ALA:O[12_555]	1.40	0.80
1:1:249:TRP:C	3:3:39:GLU:CA[12_555]	1.40	0.80
3:3:70:VAL:CG2	4:4:31:TYR:CG[12_555]	1.40	0.80
1:1:73:ARG:NE	3:3:103:ALA:CA[12_555]	1.40	0.80
1:1:8:ASP:O	1:1:256:ALA:O[12_555]	1.40	0.80
1:1:126:THR:CB	3:3:167:VAL:N[12_555]	1.40	0.80
1:1:249:TRP:C	3:3:39:GLU:C[12_555]	1.40	0.80
2:2:43:THR:OG1	2:2:105:GLY:C[12_555]	1.40	0.80
1:1:63:ASP:N	1:1:111:ARG:NE[12_555]	1.40	0.80
1:1:241:HIS:CB	3:3:216:CYS:CA[12_555]	1.40	0.80
1:1:72:GLY:O	3:3:99:ILE:CB[12_555]	1.40	0.80
3:3:67:MET:SD	4:4:27:PHE:CG[12_555]	1.40	0.80
1:1:9:GLU:OE1	2:2:179:LEU:CD2[12_555]	1.40	0.80
2:2:54:THR:N	2:2:58:THR:N[3_555]	1.40	0.80
1:1:26:THR:N	1:1:223:ARG:CB[12_555]	1.40	0.80
1:1:63:ASP:C	1:1:111:ARG:NH2[12_555]	1.40	0.80
1:1:18:PRO:CG	1:1:106:MET:N[12_555]	1.40	0.80
2:2:17:THR:CA	2:2:49:ALA:CA[2_555]	1.40	0.80
2:2:181:GLY:C	4:4:41:SER:CB[12_555]	1.40	0.80
2:2:178:THR:OG1	4:4:44:ASP:CB[12_555]	1.40	0.80
3:3:58:VAL:CA	4:4:26:TYR:CB[12_555]	1.41	0.79
3:3:64:ASN:O	4:4:28:ASN:OD1[12_555]	1.41	0.79
2:2:94:GLU:OE2	2:2:98:TYR:CE2[2_555]	1.41	0.79
2:2:54:THR:OG1	2:2:56:PRO:C[3_555]	1.41	0.79
1:1:61:THR:CG2	3:3:230:HIS:ND1[12_555]	1.41	0.79
2:2:201:LEU:C	3:3:32:LYS:CE[12_555]	1.41	0.79
3:3:211:CYS:O	4:4:38:SER:C[12_555]	1.41	0.79
1:1:10:VAL:CB	1:1:276:THR:O[12_555]	1.41	0.79
2:2:41:TYR:CE2	2:2:41:TYR:CE2[12_555]	1.41	0.79
3:3:120:CYS:CA	4:4:33:LYS:CG[12_555]	1.41	0.79
3:3:21:SER:C	3:3:117:PHE:CB[12_555]	1.41	0.79
1:1:27:THR:C	1:1:163:TRP:CD2[12_555]	1.41	0.79
3:3:211:CYS:O	4:4:38:SER:N[12_555]	1.41	0.79

Continued on next page...

Continued from previous page...

Atom-1	Atom-2	Interatomic distance (Å)	Clash overlap (Å)
1:1:69:SER:CA	3:3:102:ILE:N[12_555]	1.41	0.79
1:1:73:ARG:NH2	3:3:103:ALA:C[12_555]	1.41	0.79
1:1:244:LYS:NZ	3:3:212:PHE:N[12_555]	1.41	0.79
2:2:43:THR:OG1	2:2:106:TYR:CA[12_555]	1.41	0.79
1:1:30:SER:O	1:1:146:MET:CG[12_555]	1.41	0.79
1:1:48:GLU:OE2	1:1:78:HIS:CD2[12_555]	1.41	0.79
2:2:52:LYS:CG	2:2:53:PRO:CG[10_555]	1.41	0.79
3:3:58:VAL:CG1	4:4:26:TYR:CE1[12_555]	1.42	0.78
1:1:42:THR:N	1:1:186:PHE:CA[12_555]	1.42	0.78
1:1:46:GLN:OE1	1:1:77:VAL:CG2[12_555]	1.42	0.78
3:3:223:MET:O	3:3:225:ARG:CG[12_555]	1.42	0.78
1:1:244:LYS:O	3:3:50:ASP:CA[12_555]	1.42	0.78
1:1:71:LEU:CD2	3:3:43:LEU:O[12_555]	1.42	0.78
3:3:17:ASP:N	3:3:94:LEU:CD1[12_555]	1.42	0.78
3:3:222:ARG:N	3:3:226:ASP:CA[12_555]	1.42	0.78
1:1:109:ILE:CB	3:3:219:PHE:O[12_555]	1.42	0.78
1:1:77:VAL:O	3:3:217:LYS:CE[12_555]	1.42	0.78
2:2:17:THR:O	2:2:50:ILE:CA[2_555]	1.42	0.78
2:2:91:ILE:N	2:2:98:TYR:CB[2_555]	1.42	0.78
2:2:32:VAL:CB	3:3:32:LYS:O[12_555]	1.43	0.77
3:3:57:ASN:C	4:4:26:TYR:CB[12_555]	1.43	0.77
1:1:128:VAL:CB	3:3:168:PRO:CB[12_555]	1.43	0.77
1:1:244:LYS:C	3:3:50:ASP:C[12_555]	1.43	0.77
1:1:53:THR:CG2	1:1:80:SER:N[12_555]	1.43	0.77
1:1:18:PRO:CG	1:1:105:GLU:N[12_555]	1.43	0.77
2:2:195:SER:CB	3:3:27:TRP:CG[12_555]	1.43	0.77
3:3:106:TYR:C	3:3:224:ALA:O[12_555]	1.43	0.77
1:1:30:SER:CA	1:1:146:MET:CE[12_555]	1.43	0.77
1:1:32:PRO:N	1:1:147:TYR:N[12_555]	1.43	0.77
2:2:187:PRO:CD	3:3:33:GLU:CD[12_555]	1.43	0.77
1:1:76:CYS:CA	3:3:218:ASP:OD1[12_555]	1.43	0.77
2:2:11:ASP:CB	2:2:26:ASP:C[11_555]	1.43	0.77
1:1:73:ARG:NH2	3:3:103:ALA:CA[12_555]	1.43	0.77
3:3:23:CYS:SG	3:3:162:THR:OG1[12_555]	1.43	0.77
2:2:32:VAL:CB	3:3:31:THR:O[12_555]	1.43	0.77
3:3:209:MET:N	4:4:31:TYR:O[12_555]	1.43	0.77
1:1:115:LEU:O	3:3:41:LYS:C[12_555]	1.43	0.77
1:1:254:PRO:O	4:4:43:LEU:CG[12_555]	1.44	0.76
3:3:14:MET:CG	3:3:88:ASP:N[12_555]	1.44	0.76
1:1:41:HIS:O	1:1:186:PHE:CA[12_555]	1.44	0.76
3:3:106:TYR:CA	3:3:224:ALA:C[12_555]	1.44	0.76

Continued on next page...

Continued from previous page...

Atom-1	Atom-2	Interatomic distance (Å)	Clash overlap (Å)
1:1:41:HIS:C	1:1:186:PHE:N[12_555]	1.44	0.76
1:1:27:THR:CA	1:1:223:ARG:NE[12_555]	1.44	0.76
2:2:178:THR:CB	4:4:44:ASP:N[12_555]	1.44	0.76
1:1:42:THR:O	1:1:193:TYR:OH[12_555]	1.44	0.76
2:2:178:THR:CB	4:4:43:LEU:C[12_555]	1.44	0.76
1:1:48:GLU:OE1	1:1:78:HIS:CB[12_555]	1.44	0.76
3:3:66:SER:N	4:4:28:ASN:CB[12_555]	1.44	0.76
3:3:65:VAL:CA	4:4:28:ASN:CG[12_555]	1.44	0.76
1:1:5:ASN:N	1:1:274:VAL:CG1[12_555]	1.44	0.76
1:1:245:HIS:NE2	3:3:51:THR:C[12_555]	1.44	0.76
2:2:41:TYR:CD1	2:2:52:LYS:NZ[2_555]	1.44	0.76
1:1:47:PRO:C	1:1:239:ILE:CD1[12_555]	1.44	0.76
3:3:222:ARG:CG	3:3:226:ASP:O[12_555]	1.45	0.75
2:2:45:GLN:C	2:2:107:THR:CA[12_555]	1.45	0.75
1:1:18:PRO:O	1:1:106:MET:CB[12_555]	1.45	0.75
3:3:65:VAL:O	4:4:28:ASN:CA[12_555]	1.45	0.75
2:2:46:ASP:CB	2:2:203:VAL:N[12_555]	1.45	0.75
1:1:183:SER:CB	3:3:116:SER:CA[12_555]	1.45	0.75
1:1:15:LEU:CD2	1:1:255:ARG:N[12_555]	1.45	0.75
1:1:51:ILE:C	1:1:237:THR:CG2[12_555]	1.45	0.75
1:1:171:ILE:CD1	3:3:153:VAL:CG2[12_555]	1.45	0.75
1:1:22:GLU:CG	1:1:81:ARG:CB[12_555]	1.45	0.75
2:2:32:VAL:CG1	3:3:32:LYS:C[12_555]	1.45	0.75
2:2:52:LYS:NZ	2:2:252:GLU:CB[10_555]	1.45	0.75
3:3:52:LEU:O	4:4:39:GLY:O[12_555]	1.45	0.75
1:1:49:ASP:CG	1:1:220:ILE:CB[12_555]	1.45	0.75
3:3:9:GLY:C	3:3:188:TYR:CD1[12_555]	1.45	0.75
1:1:112:LYS:O	3:3:42:ASN:ND2[12_555]	1.45	0.75
3:3:70:VAL:CA	4:4:31:TYR:CG[12_555]	1.46	0.74
1:1:25:HIS:CB	1:1:224:ILE:N[12_555]	1.46	0.74
2:2:29:ALA:CB	3:3:29:HIS:CA[12_555]	1.46	0.74
1:1:182:PHE:C	3:3:115:PHE:O[12_555]	1.46	0.74
3:3:212:PHE:CE2	4:4:36:ALA:CA[12_555]	1.46	0.74
2:2:11:ASP:OD2	2:2:26:ASP:O[11_555]	1.46	0.74
3:3:10:SER:OG	3:3:140:GLU:CD[12_555]	1.46	0.74
1:1:250:CYS:CB	3:3:39:GLU:CG[12_555]	1.46	0.74
1:1:191:SER:CA	2:2:33:VAL:O[12_555]	1.46	0.74
3:3:223:MET:CB	3:3:225:ARG:NE[12_555]	1.46	0.74
1:1:61:THR:CG2	3:3:230:HIS:CD2[12_555]	1.46	0.74
1:1:8:ASP:CG	1:1:258:PRO:CD[12_555]	1.47	0.73
2:2:54:THR:CA	2:2:57:ASP:CA[3_555]	1.47	0.73

Continued on next page...

Continued from previous page...

Atom-1	Atom-2	Interatomic distance (Å)	Clash overlap (Å)
3:3:67:MET:CB	4:4:27:PHE:C[12_555]	1.47	0.73
2:2:91:ILE:CG1	2:2:95:ASN:CG[2_555]	1.47	0.73
3:3:21:SER:C	3:3:117:PHE:CD2[12_555]	1.47	0.73
1:1:249:TRP:NE1	2:2:35:TYR:CZ[12_555]	1.47	0.73
2:2:38:TRP:CB	2:2:211:MET:N[12_555]	1.47	0.73
1:1:35:ASP:O	3:3:24:ALA:O[12_555]	1.47	0.73
1:1:65:MET:N	3:3:105:TYR:CZ[12_555]	1.47	0.73
2:2:36:GLY:O	2:2:208:ALA:N[12_555]	1.47	0.73
2:2:176:ASP:CG	4:4:44:ASP:OD2[12_555]	1.47	0.73
2:2:190:PHE:CE1	4:4:35:ALA:CB[12_555]	1.47	0.73
1:1:14:VAL:CG1	1:1:255:ARG:C[12_555]	1.47	0.73
1:1:18:PRO:O	1:1:106:MET:CA[12_555]	1.47	0.73
2:2:35:TYR:CB	3:3:36:ILE:CG1[12_555]	1.48	0.72
1:1:28:SER:O	1:1:146:MET:SD[12_555]	1.48	0.72
2:2:40:HIS:CG	2:2:103:ARG:CG[12_555]	1.48	0.72
3:3:12:GLN:CB	3:3:187:GLY:C[12_555]	1.48	0.72
1:1:77:VAL:CG1	3:3:217:LYS:N[12_555]	1.48	0.72
1:1:25:HIS:ND1	1:1:224:ILE:CG2[12_555]	1.48	0.72
1:1:240:TYR:CB	3:3:113:LEU:N[12_555]	1.48	0.72
1:1:52:GLU:CA	1:1:237:THR:CG2[12_555]	1.48	0.72
3:3:120:CYS:N	4:4:33:LYS:CA[12_555]	1.48	0.72
2:2:90:GLY:CA	2:2:98:TYR:N[2_555]	1.48	0.72
1:1:71:LEU:CD2	3:3:43:LEU:C[12_555]	1.48	0.72
1:1:62:ARG:NE	1:1:109:ILE:N[12_555]	1.48	0.72
1:1:53:THR:O	1:1:80:SER:O[12_555]	1.48	0.72
1:1:179:PHE:N	3:3:151:THR:O[12_555]	1.48	0.72
3:3:209:MET:CA	4:4:32:PHE:N[12_555]	1.48	0.72
1:1:26:THR:CB	1:1:163:TRP:CH2[12_555]	1.48	0.72
1:1:61:THR:CB	3:3:230:HIS:CG[12_555]	1.48	0.72
1:1:27:THR:OG1	1:1:223:ARG:NE[12_555]	1.48	0.72
2:2:89:MET:SD	2:2:257:ARG:CD[2_555]	1.49	0.71
1:1:182:PHE:CD2	3:3:164:SER:C[12_555]	1.49	0.71
3:3:56:ASN:CG	4:4:29:ILE:CG1[12_555]	1.49	0.71
1:1:242:LYS:CA	3:3:215:ALA:N[12_555]	1.49	0.71
2:2:46:ASP:OD2	2:2:203:VAL:CB[12_555]	1.49	0.71
1:1:6:TYR:O	1:1:276:THR:C[12_555]	1.49	0.71
1:1:182:PHE:CG	3:3:164:SER:CA[12_555]	1.49	0.71
1:1:25:HIS:C	1:1:222:SER:O[12_555]	1.49	0.71
2:2:43:THR:N	2:2:249:MET:O[12_555]	1.49	0.71
2:2:62:ARG:NH2	2:2:101:LEU:O[2_555]	1.49	0.71
1:1:181:ARG:N	3:3:165:LEU:CD2[12_555]	1.49	0.71

Continued on next page...

Continued from previous page...

Atom-1	Atom-2	Interatomic distance (Å)	Clash overlap (Å)
1:1:176:GLY:O	3:3:150:GLY:N[12_555]	1.49	0.71
2:2:11:ASP:N	2:2:26:ASP:CB[11_555]	1.49	0.71
2:2:44:PRO:C	2:2:247:SER:O[12_555]	1.49	0.71
3:3:9:GLY:O	3:3:188:TYR:CE1[12_555]	1.49	0.71
1:1:240:TYR:CD2	3:3:111:GLY:O[12_555]	1.49	0.71
1:1:179:PHE:CD1	3:3:133:TYR:CD2[12_555]	1.49	0.71
2:2:53:PRO:C	2:2:57:ASP:CA[3_555]	1.49	0.71
3:3:9:GLY:CA	3:3:188:TYR:CE1[12_555]	1.49	0.71
1:1:182:PHE:CE2	3:3:164:SER:O[12_555]	1.49	0.71
1:1:74:SER:OG	3:3:113:LEU:CG[12_555]	1.49	0.71
3:3:24:ALA:CB	3:3:162:THR:O[12_555]	1.49	0.71
1:1:26:THR:CG2	1:1:222:SER:N[12_555]	1.49	0.71
1:1:48:GLU:CB	1:1:78:HIS:NE2[12_555]	1.49	0.71
2:2:54:THR:C	2:2:57:ASP:N[3_555]	1.49	0.71
3:3:118:MET:CG	4:4:34:ASP:CA[12_555]	1.50	0.70
1:1:69:SER:O	3:3:103:ALA:N[12_555]	1.50	0.70
1:1:115:LEU:C	3:3:42:ASN:N[12_555]	1.50	0.70
1:1:39:THR:C	3:3:30:PRO:CG[12_555]	1.50	0.70
2:2:90:GLY:N	2:2:98:TYR:CA[2_555]	1.50	0.70
3:3:67:MET:N	4:4:27:PHE:C[12_555]	1.50	0.70
1:1:240:TYR:CB	3:3:112:SER:CA[12_555]	1.50	0.70
1:1:8:ASP:CA	1:1:275:THR:O[12_555]	1.50	0.70
2:2:38:TRP:CB	2:2:210:PRO:CA[12_555]	1.50	0.70
1:1:65:MET:O	1:1:115:LEU:CD2[12_555]	1.50	0.70
1:1:73:ARG:NH2	3:3:103:ALA:N[12_555]	1.50	0.70
2:2:178:THR:OG1	4:4:44:ASP:OD1[12_555]	1.50	0.70
1:1:30:SER:OG	1:1:148:VAL:CA[12_555]	1.50	0.70
1:1:176:GLY:C	3:3:149:LEU:N[12_555]	1.50	0.70
2:2:44:PRO:CD	2:2:248:PRO:O[12_555]	1.50	0.70
1:1:72:GLY:CA	3:3:99:ILE:CB[12_555]	1.50	0.70
3:3:65:VAL:O	4:4:28:ASN:ND2[12_555]	1.50	0.70
1:1:245:HIS:CD2	3:3:52:LEU:N[12_555]	1.50	0.70
1:1:70:PHE:CE2	3:3:43:LEU:CG[12_555]	1.50	0.70
2:2:89:MET:N	2:2:259:LYS:N[2_555]	1.51	0.69
2:2:178:THR:CG2	4:4:43:LEU:C[12_555]	1.51	0.69
1:1:47:PRO:CD	1:1:239:ILE:CB[12_555]	1.51	0.69
3:3:209:MET:CE	4:4:32:PHE:CE2[12_555]	1.51	0.69
1:1:124:GLU:C	3:3:114:ARG:CA[12_555]	1.51	0.69
2:2:45:GLN:C	2:2:106:TYR:O[12_555]	1.51	0.69
2:2:36:GLY:O	2:2:208:ALA:CA[12_555]	1.51	0.69
3:3:222:ARG:CB	3:3:226:ASP:CA[12_555]	1.51	0.69

Continued on next page...

Continued from previous page...

Atom-1	Atom-2	Interatomic distance (Å)	Clash overlap (Å)
3:3:118:MET:CE	4:4:34:ASP:C[12_555]	1.51	0.69
1:1:69:SER:C	3:3:102:ILE:CA[12_555]	1.51	0.69
3:3:211:CYS:C	4:4:38:SER:N[12_555]	1.51	0.69
1:1:174:GLN:N	3:3:152:HIS:CE1[12_555]	1.51	0.69
1:1:9:GLU:N	1:1:276:THR:CA[12_555]	1.51	0.69
1:1:23:SER:N	1:1:81:ARG:N[12_555]	1.51	0.69
3:3:209:MET:SD	4:4:32:PHE:CZ[12_555]	1.51	0.69
1:1:247:LYS:NZ	2:2:186:PHE:CA[12_555]	1.51	0.69
2:2:29:ALA:CB	3:3:29:HIS:N[12_555]	1.51	0.69
2:2:201:LEU:CA	3:3:32:LYS:CB[12_555]	1.51	0.69
2:2:54:THR:CB	2:2:56:PRO:C[3_555]	1.51	0.69
2:2:52:LYS:O	2:2:61:ASN:CG[3_555]	1.51	0.69
1:1:27:THR:CG2	1:1:223:ARG:NE[12_555]	1.51	0.69
2:2:194:ARG:NH1	3:3:27:TRP:CH2[12_555]	1.51	0.69
2:2:90:GLY:C	2:2:98:TYR:CA[2_555]	1.51	0.69
1:1:242:LYS:O	3:3:214:SER:CB[12_555]	1.51	0.69
1:1:10:VAL:N	1:1:277:ALA:CA[12_555]	1.52	0.68
3:3:222:ARG:N	3:3:226:ASP:N[12_555]	1.52	0.68
1:1:64:GLU:CG	3:3:104:SER:C[12_555]	1.52	0.68
2:2:46:ASP:OD1	2:2:203:VAL:C[12_555]	1.52	0.68
2:2:40:HIS:N	2:2:103:ARG:NH1[12_555]	1.52	0.68
2:2:21:SER:N	2:2:101:LEU:CG[2_555]	1.52	0.68
1:1:50:ALA:CB	1:1:127:LEU:CG[12_555]	1.52	0.68
1:1:62:ARG:CZ	1:1:109:ILE:CA[12_555]	1.52	0.68
1:1:51:ILE:CA	1:1:145:TYR:CE1[12_555]	1.52	0.68
1:1:47:PRO:CB	1:1:239:ILE:CB[12_555]	1.52	0.68
1:1:27:THR:CB	1:1:223:ARG:CZ[12_555]	1.52	0.68
1:1:244:LYS:O	3:3:50:ASP:O[12_555]	1.52	0.68
1:1:177:GLN:OE1	3:3:144:ARG:O[12_555]	1.52	0.68
3:3:23:CYS:SG	3:3:162:THR:CB[12_555]	1.52	0.68
3:3:69:THR:CA	4:4:29:ILE:C[12_555]	1.52	0.68
3:3:17:ASP:O	3:3:94:LEU:CG[12_555]	1.52	0.68
2:2:37:VAL:CG2	2:2:207:ASN:CA[12_555]	1.52	0.68
1:1:191:SER:OG	2:2:33:VAL:N[12_555]	1.53	0.67
2:2:41:TYR:CD1	2:2:252:GLU:OE2[12_555]	1.53	0.67
3:3:22:PRO:N	3:3:117:PHE:CD1[12_555]	1.53	0.67
2:2:59:SER:OG	2:2:253:PHE:CG[2_555]	1.53	0.67
2:2:57:ASP:CG	2:2:57:ASP:OD2[11_555]	1.53	0.67
1:1:75:GLY:N	3:3:112:SER:O[12_555]	1.53	0.67
2:2:40:HIS:C	2:2:103:ARG:CD[12_555]	1.53	0.67
1:1:241:HIS:C	3:3:215:ALA:C[12_555]	1.53	0.67

Continued on next page...

Continued from previous page...

Atom-1	Atom-2	Interatomic distance (Å)	Clash overlap (Å)
1:1:77:VAL:CG1	3:3:218:ASP:N[12_555]	1.53	0.67
2:2:90:GLY:CA	2:2:98:TYR:CB[2_555]	1.53	0.67
1:1:31:ALA:CB	1:1:169:MET:N[12_555]	1.53	0.67
1:1:245:HIS:CD2	3:3:51:THR:C[12_555]	1.53	0.67
3:3:212:PHE:CD1	4:4:36:ALA:C[12_555]	1.53	0.67
3:3:212:PHE:CE1	4:4:37:SER:CA[12_555]	1.53	0.67
2:2:47:ALA:C	2:2:249:MET:CE[12_555]	1.53	0.67
1:1:20:ILE:CG2	1:1:79:ILE:CA[12_555]	1.53	0.67
1:1:41:HIS:CE1	1:1:188:SER:O[12_555]	1.53	0.67
1:1:128:VAL:N	3:3:168:PRO:CD[12_555]	1.53	0.67
1:1:27:THR:CG2	1:1:223:ARG:NH2[12_555]	1.53	0.67
1:1:18:PRO:N	1:1:106:MET:C[12_555]	1.54	0.66
1:1:62:ARG:NH2	1:1:109:ILE:CG1[12_555]	1.54	0.66
3:3:22:PRO:O	3:3:163:ILE:O[12_555]	1.54	0.66
3:3:212:PHE:CD1	4:4:36:ALA:O[12_555]	1.54	0.66
1:1:39:THR:CA	3:3:30:PRO:CA[12_555]	1.54	0.66
3:3:17:ASP:CA	3:3:94:LEU:CG[12_555]	1.54	0.66
2:2:32:VAL:CB	3:3:32:LYS:N[12_555]	1.54	0.66
1:1:126:THR:CA	3:3:166:VAL:CA[12_555]	1.54	0.66
1:1:14:VAL:CB	1:1:256:ALA:N[12_555]	1.54	0.66
1:1:115:LEU:CB	3:3:42:ASN:N[12_555]	1.54	0.66
3:3:56:ASN:ND2	4:4:29:ILE:CD1[12_555]	1.54	0.66
1:1:69:SER:OG	3:3:101:GLU:C[12_555]	1.54	0.66
1:1:68:GLU:CB	3:3:98:LEU:CG[12_555]	1.54	0.66
3:3:19:MET:SD	3:3:85:ILE:CD1[12_555]	1.54	0.66
2:2:42:LEU:N	2:2:250:CYS:CB[12_555]	1.54	0.66
3:3:58:VAL:CB	4:4:26:TYR:CE1[12_555]	1.54	0.66
2:2:36:GLY:C	2:2:208:ALA:N[12_555]	1.54	0.66
2:2:58:THR:O	2:2:254:SER:CA[2_555]	1.54	0.66
1:1:245:HIS:N	3:3:51:THR:CG2[12_555]	1.54	0.66
2:2:59:SER:CB	2:2:253:PHE:CB[2_555]	1.54	0.66
3:3:21:SER:O	3:3:117:PHE:N[12_555]	1.54	0.66
2:2:43:THR:CG2	2:2:105:GLY:N[12_555]	1.55	0.65
2:2:44:PRO:N	2:2:247:SER:O[12_555]	1.55	0.65
1:1:176:GLY:N	3:3:149:LEU:CA[12_555]	1.55	0.65
1:1:103:LEU:CD1	3:3:48:GLN:CD[12_555]	1.55	0.65
1:1:35:ASP:CB	3:3:25:LEU:CD1[12_555]	1.55	0.65
1:1:247:LYS:CD	2:2:186:PHE:N[12_555]	1.55	0.65
2:2:62:ARG:NH2	2:2:102:GLY:N[2_555]	1.55	0.65
3:3:22:PRO:CB	3:3:155:TRP:CE3[12_555]	1.55	0.65
3:3:21:SER:N	3:3:117:PHE:CD2[12_555]	1.55	0.65

Continued on next page...

Continued from previous page...

Atom-1	Atom-2	Interatomic distance (Å)	Clash overlap (Å)
3:3:58:VAL:N	4:4:26:TYR:CA[12_555]	1.55	0.65
2:2:19:GLY:O	2:2:211:MET:CE[2_555]	1.55	0.65
2:2:37:VAL:N	2:2:207:ASN:O[12_555]	1.55	0.65
2:2:194:ARG:CZ	3:3:27:TRP:CZ2[12_555]	1.55	0.65
1:1:23:SER:O	1:1:81:ARG:O[12_555]	1.55	0.65
2:2:91:ILE:CG1	2:2:95:ASN:CA[2_555]	1.55	0.65
1:1:243:ALA:N	3:3:215:ALA:N[12_555]	1.55	0.65
1:1:18:PRO:CA	1:1:105:GLU:O[12_555]	1.55	0.65
3:3:12:GLN:O	3:3:188:TYR:O[12_555]	1.55	0.65
3:3:70:VAL:CG1	4:4:31:TYR:CB[12_555]	1.56	0.64
3:3:12:GLN:CB	3:3:187:GLY:CA[12_555]	1.56	0.64
2:2:54:THR:CA	2:2:56:PRO:C[3_555]	1.56	0.64
1:1:18:PRO:CB	1:1:105:GLU:N[12_555]	1.56	0.64
2:2:37:VAL:O	3:3:34:ILE:CD1[12_555]	1.56	0.64
1:1:41:HIS:CB	1:1:187:LEU:N[12_555]	1.56	0.64
2:2:179:LEU:O	4:4:42:ARG:CB[12_555]	1.56	0.64
1:1:73:ARG:CB	3:3:219:PHE:CZ[12_555]	1.56	0.64
2:2:88:ASP:C	2:2:258:ALA:O[2_555]	1.56	0.64
1:1:28:SER:C	1:1:162:SER:O[12_555]	1.56	0.64
2:2:41:TYR:CA	2:2:250:CYS:O[12_555]	1.56	0.64
3:3:66:SER:O	4:4:29:ILE:CA[12_555]	1.56	0.64
3:3:222:ARG:CA	3:3:226:ASP:C[12_555]	1.56	0.64
1:1:41:HIS:O	1:1:185:PRO:C[12_555]	1.56	0.64
1:1:50:ALA:O	1:1:145:TYR:CZ[12_555]	1.56	0.64
1:1:240:TYR:OH	3:3:169:TRP:CG[12_555]	1.56	0.64
1:1:69:SER:C	3:3:102:ILE:CG2[12_555]	1.56	0.64
1:1:51:ILE:CG1	1:1:237:THR:CB[12_555]	1.56	0.64
1:1:28:SER:OG	1:1:155:PRO:CG[12_555]	1.56	0.64
1:1:245:HIS:CD2	3:3:51:THR:CA[12_555]	1.56	0.64
2:2:176:ASP:OD2	4:4:44:ASP:CG[12_555]	1.56	0.64
1:1:176:GLY:C	3:3:150:GLY:N[12_555]	1.56	0.64
2:2:64:TYR:CG	2:2:257:ARG:CG[2_555]	1.56	0.64
2:2:52:LYS:O	2:2:61:ASN:OD1[3_555]	1.56	0.64
1:1:47:PRO:N	1:1:239:ILE:CG1[12_555]	1.56	0.64
1:1:75:GLY:O	3:3:218:ASP:CB[12_555]	1.57	0.63
3:3:106:TYR:O	3:3:224:ALA:C[12_555]	1.57	0.63
2:2:18:ARG:CB	2:2:51:ASN:ND2[2_555]	1.57	0.63
1:1:18:PRO:CD	1:1:106:MET:N[12_555]	1.57	0.63
3:3:222:ARG:C	3:3:225:ARG:C[12_555]	1.57	0.63
1:1:112:LYS:C	3:3:44:ILE:CG2[12_555]	1.57	0.63
1:1:182:PHE:CB	3:3:164:SER:C[12_555]	1.57	0.63

Continued on next page...

Continued from previous page...

Atom-1	Atom-2	Interatomic distance (Å)	Clash overlap (Å)
2:2:17:THR:O	2:2:49:ALA:O[2_555]	1.57	0.63
1:1:251:PRO:O	3:3:39:GLU:OE2[12_555]	1.57	0.63
1:1:243:ALA:CB	3:3:47:CYS:O[12_555]	1.57	0.63
1:1:28:SER:N	1:1:163:TRP:CE3[12_555]	1.57	0.63
1:1:171:ILE:CG1	3:3:153:VAL:CG1[12_555]	1.57	0.63
2:2:187:PRO:CG	3:3:33:GLU:CG[12_555]	1.57	0.63
2:2:38:TRP:CB	2:2:210:PRO:C[12_555]	1.57	0.63
1:1:36:ALA:N	3:3:25:LEU:CB[12_555]	1.57	0.63
2:2:59:SER:O	2:2:99:HIS:CG[2_555]	1.57	0.63
2:2:45:GLN:N	2:2:107:THR:N[12_555]	1.57	0.63
1:1:62:ARG:N	1:1:111:ARG:CG[12_555]	1.57	0.63
1:1:31:ALA:C	1:1:147:TYR:O[12_555]	1.57	0.63
2:2:32:VAL:CA	3:3:31:THR:OG1[12_555]	1.57	0.63
2:2:43:THR:OG1	2:2:105:GLY:O[12_555]	1.58	0.62
2:2:59:SER:N	2:2:253:PHE:C[2_555]	1.58	0.62
1:1:69:SER:N	3:3:98:LEU:O[12_555]	1.58	0.62
2:2:54:THR:N	2:2:57:ASP:CA[3_555]	1.58	0.62
1:1:181:ARG:CD	3:3:115:PHE:CB[12_555]	1.58	0.62
2:2:18:ARG:C	2:2:51:ASN:ND2[2_555]	1.58	0.62
2:2:89:MET:CA	2:2:258:ALA:O[2_555]	1.58	0.62
3:3:212:PHE:CE2	4:4:36:ALA:C[12_555]	1.58	0.62
3:3:24:ALA:O	3:3:162:THR:CB[12_555]	1.58	0.62
1:1:8:ASP:OD2	1:1:258:PRO:CG[12_555]	1.58	0.62
1:1:115:LEU:CA	3:3:42:ASN:N[12_555]	1.58	0.62
2:2:58:THR:O	2:2:253:PHE:O[2_555]	1.58	0.62
1:1:13:GLU:O	1:1:258:PRO:CA[12_555]	1.58	0.62
3:3:18:ASP:CB	3:3:94:LEU:CA[12_555]	1.58	0.62
1:1:76:CYS:C	3:3:218:ASP:CA[12_555]	1.58	0.62
3:3:210:LEU:N	4:4:32:PHE:O[12_555]	1.58	0.62
1:1:41:HIS:CD2	1:1:186:PHE:CD2[12_555]	1.58	0.62
1:1:241:HIS:CD2	3:3:114:ARG:CZ[12_555]	1.58	0.62
1:1:69:SER:O	3:3:102:ILE:C[12_555]	1.58	0.62
1:1:249:TRP:NE1	2:2:35:TYR:CE2[12_555]	1.58	0.62
2:2:179:LEU:N	4:4:43:LEU:N[12_555]	1.58	0.62
2:2:44:PRO:CB	2:2:247:SER:OG[12_555]	1.58	0.62
1:1:116:PHE:CB	3:3:45:GLU:OE2[12_555]	1.58	0.62
2:2:45:GLN:CA	2:2:106:TYR:C[12_555]	1.58	0.62
2:2:53:PRO:CB	2:2:58:THR:CB[3_555]	1.59	0.61
3:3:120:CYS:CA	4:4:33:LYS:CB[12_555]	1.59	0.61
3:3:69:THR:N	4:4:29:ILE:C[12_555]	1.59	0.61
1:1:73:ARG:CZ	3:3:103:ALA:C[12_555]	1.59	0.61

Continued on next page...

Continued from previous page...

Atom-1	Atom-2	Interatomic distance (Å)	Clash overlap (Å)
3:3:9:GLY:O	3:3:188:TYR:CD2[12_555]	1.59	0.61
3:3:26:PRO:CG	3:3:160:GLN:C[12_555]	1.59	0.61
2:2:187:PRO:CB	3:3:33:GLU:CB[12_555]	1.59	0.61
2:2:40:HIS:CE1	2:2:205:TYR:CB[12_555]	1.59	0.61
1:1:182:PHE:CD1	3:3:164:SER:C[12_555]	1.59	0.61
2:2:45:GLN:OE1	2:2:106:TYR:CB[12_555]	1.59	0.61
1:1:35:ASP:OD1	1:1:187:LEU:CD2[12_555]	1.59	0.61
3:3:119:PHE:O	4:4:33:LYS:CG[12_555]	1.59	0.61
1:1:177:GLN:NE2	3:3:145:LYS:O[12_555]	1.59	0.61
2:2:62:ARG:N	2:2:255:GLY:N[2_555]	1.59	0.61
1:1:51:ILE:CB	1:1:237:THR:CB[12_555]	1.59	0.61
2:2:89:MET:CA	2:2:258:ALA:C[2_555]	1.59	0.61
3:3:21:SER:CA	3:3:117:PHE:CG[12_555]	1.59	0.61
3:3:12:GLN:N	3:3:188:TYR:CB[12_555]	1.59	0.61
1:1:128:VAL:CG2	3:3:168:PRO:N[12_555]	1.59	0.61
2:2:47:ALA:N	2:2:249:MET:CE[12_555]	1.59	0.61
1:1:17:VAL:N	1:1:107:ALA:CB[12_555]	1.59	0.61
2:2:45:GLN:NE2	2:2:246:ILE:CG2[12_555]	1.59	0.61
3:3:119:PHE:O	4:4:33:LYS:CE[12_555]	1.59	0.61
1:1:39:THR:CB	3:3:28:TYR:CE2[12_555]	1.59	0.61
2:2:12:ARG:C	2:2:13:ILE:CG1[11_555]	1.59	0.61
2:2:201:LEU:CA	3:3:32:LYS:CG[12_555]	1.60	0.60
2:2:52:LYS:NZ	2:2:252:GLU:OE2[10_555]	1.60	0.60
2:2:88:ASP:C	2:2:259:LYS:N[2_555]	1.60	0.60
3:3:70:VAL:O	4:4:31:TYR:CA[12_555]	1.60	0.60
1:1:122:ASP:O	3:3:50:ASP:CA[12_555]	1.60	0.60
2:2:91:ILE:CD1	2:2:95:ASN:C[2_555]	1.60	0.60
1:1:72:GLY:C	3:3:99:ILE:CD1[12_555]	1.60	0.60
1:1:11:LEU:O	3:3:231:ILE:CD1[12_555]	1.60	0.60
1:1:17:VAL:CA	1:1:106:MET:O[12_555]	1.60	0.60
3:3:56:ASN:O	4:4:27:PHE:N[12_555]	1.60	0.60
1:1:243:ALA:CB	3:3:47:CYS:C[12_555]	1.60	0.60
1:1:240:TYR:CB	3:3:112:SER:C[12_555]	1.60	0.60
1:1:71:LEU:CD1	3:3:43:LEU:O[12_555]	1.60	0.60
2:2:59:SER:N	2:2:253:PHE:O[2_555]	1.60	0.60
3:3:105:TYR:CA	3:3:106:TYR:CE2[12_555]	1.60	0.60
2:2:52:LYS:O	2:2:61:ASN:ND2[3_555]	1.60	0.60
1:1:48:GLU:CG	1:1:78:HIS:CG[12_555]	1.60	0.60
1:1:55:TYR:CB	1:1:81:ARG:CZ[12_555]	1.60	0.60
2:2:189:GLN:CD	3:3:30:PRO:O[12_555]	1.60	0.60
2:2:29:ALA:O	3:3:29:HIS:O[12_555]	1.60	0.60

Continued on next page...

Continued from previous page...

Atom-1	Atom-2	Interatomic distance (Å)	Clash overlap (Å)
1:1:121:PHE:CA	3:3:49:VAL:CG1[12_555]	1.61	0.59
1:1:17:VAL:CB	1:1:106:MET:O[12_555]	1.61	0.59
3:3:67:MET:CG	4:4:27:PHE:CD1[12_555]	1.61	0.59
3:3:67:MET:N	4:4:27:PHE:O[12_555]	1.61	0.59
1:1:7:ILE:CA	1:1:275:THR:CB[12_555]	1.61	0.59
1:1:182:PHE:O	3:3:115:PHE:O[12_555]	1.61	0.59
1:1:54:ARG:C	1:1:81:ARG:NE[12_555]	1.61	0.59
2:2:89:MET:CB	2:2:258:ALA:N[2_555]	1.61	0.59
2:2:88:ASP:C	2:2:258:ALA:C[2_555]	1.61	0.59
2:2:59:SER:CB	2:2:253:PHE:CD2[2_555]	1.61	0.59
3:3:20:GLN:O	3:3:117:PHE:CE2[12_555]	1.61	0.59
1:1:73:ARG:NH1	3:3:103:ALA:C[12_555]	1.61	0.59
1:1:55:TYR:C	1:1:81:ARG:NH2[12_555]	1.61	0.59
1:1:249:TRP:C	3:3:39:GLU:N[12_555]	1.61	0.59
1:1:41:HIS:CA	1:1:186:PHE:C[12_555]	1.61	0.59
1:1:25:HIS:C	1:1:223:ARG:CA[12_555]	1.61	0.59
1:1:248:ALA:C	1:1:251:PRO:CD[12_555]	1.61	0.59
1:1:69:SER:OG	3:3:102:ILE:N[12_555]	1.61	0.59
1:1:53:THR:N	1:1:80:SER:O[12_555]	1.61	0.59
1:1:9:GLU:O	1:1:277:ALA:CB[12_555]	1.61	0.59
2:2:41:TYR:CD2	2:2:41:TYR:CE2[12_555]	1.61	0.59
2:2:41:TYR:CE1	2:2:52:LYS:NZ[2_555]	1.61	0.59
1:1:183:SER:OG	3:3:116:SER:O[12_555]	1.61	0.59
1:1:74:SER:OG	3:3:113:LEU:CD2[12_555]	1.61	0.59
1:1:244:LYS:O	3:3:51:THR:N[12_555]	1.61	0.59
2:2:46:ASP:CG	2:2:203:VAL:C[12_555]	1.61	0.59
2:2:62:ARG:NH2	2:2:101:LEU:CA[2_555]	1.61	0.59
2:2:40:HIS:O	2:2:103:ARG:NE[12_555]	1.61	0.59
1:1:68:GLU:CB	3:3:98:LEU:CA[12_555]	1.61	0.59
3:3:58:VAL:N	4:4:26:TYR:CG[12_555]	1.61	0.59
3:3:67:MET:SD	4:4:27:PHE:CZ[12_555]	1.62	0.58
1:1:53:THR:CG2	1:1:80:SER:C[12_555]	1.62	0.58
1:1:116:PHE:CD1	3:3:40:VAL:CG1[12_555]	1.62	0.58
1:1:181:ARG:CD	3:3:115:PHE:CG[12_555]	1.62	0.58
2:2:40:HIS:CB	2:2:103:ARG:CB[12_555]	1.62	0.58
2:2:62:ARG:CG	2:2:255:GLY:CA[2_555]	1.62	0.58
2:2:58:THR:CG2	2:2:253:PHE:N[2_555]	1.62	0.58
1:1:177:GLN:CA	3:3:148:MET:N[12_555]	1.62	0.58
3:3:68:TYR:CA	4:4:30:ASN:ND2[12_555]	1.62	0.58
3:3:52:LEU:C	4:4:39:GLY:CA[12_555]	1.62	0.58
1:1:241:HIS:CD2	3:3:215:ALA:O[12_555]	1.62	0.58

Continued on next page...

Continued from previous page...

Atom-1	Atom-2	Interatomic distance (Å)	Clash overlap (Å)
3:3:20:GLN:CB	3:3:211:CYS:CB[12_555]	1.62	0.58
1:1:77:VAL:O	3:3:217:LYS:CD[12_555]	1.62	0.58
1:1:122:ASP:CA	3:3:50:ASP:CG[12_555]	1.62	0.58
2:2:18:ARG:CA	2:2:51:ASN:ND2[2_555]	1.62	0.58
1:1:63:ASP:CB	1:1:111:ARG:NH2[12_555]	1.62	0.58
1:1:108:GLN:CG	3:3:220:CYS:CB[12_555]	1.62	0.58
1:1:34:LEU:CB	1:1:169:MET:CB[12_555]	1.62	0.58
1:1:17:VAL:CG1	1:1:107:ALA:O[12_555]	1.62	0.58
3:3:211:CYS:O	4:4:38:SER:O[12_555]	1.62	0.58
1:1:65:MET:CE	1:1:112:LYS:CE[12_555]	1.62	0.58
1:1:27:THR:N	1:1:223:ARG:CD[12_555]	1.62	0.58
2:2:32:VAL:N	3:3:32:LYS:N[12_555]	1.62	0.58
1:1:7:ILE:N	1:1:275:THR:CA[12_555]	1.62	0.58
3:3:23:CYS:C	3:3:162:THR:C[12_555]	1.62	0.58
1:1:69:SER:CA	3:3:102:ILE:CB[12_555]	1.62	0.58
3:3:12:GLN:O	3:3:188:TYR:CA[12_555]	1.63	0.57
2:2:38:TRP:CA	2:2:209:VAL:C[12_555]	1.63	0.57
3:3:52:LEU:O	4:4:40:ALA:N[12_555]	1.63	0.57
1:1:244:LYS:NZ	3:3:212:PHE:CB[12_555]	1.63	0.57
2:2:176:ASP:OD1	4:4:44:ASP:OD2[12_555]	1.63	0.57
2:2:41:TYR:CE1	2:2:252:GLU:CD[12_555]	1.63	0.57
2:2:178:THR:CG2	4:4:44:ASP:CA[12_555]	1.63	0.57
1:1:254:PRO:C	4:4:43:LEU:CG[12_555]	1.63	0.57
1:1:241:HIS:N	3:3:216:CYS:CB[12_555]	1.63	0.57
1:1:23:SER:O	1:1:81:ARG:C[12_555]	1.63	0.57
1:1:44:ASN:OD1	5:A:1:GLC:O3[12_555]	1.63	0.57
1:1:7:ILE:CD1	1:1:275:THR:OG1[12_555]	1.63	0.57
1:1:7:ILE:CB	1:1:275:THR:CG2[12_555]	1.63	0.57
3:3:53:ILE:N	4:4:38:SER:C[12_555]	1.63	0.57
1:1:179:PHE:CG	3:3:133:TYR:CB[12_555]	1.63	0.57
2:2:13:ILE:C	2:2:13:ILE:O[11_555]	1.63	0.57
3:3:106:TYR:CB	3:3:224:ALA:C[12_555]	1.63	0.57
1:1:64:GLU:OE1	3:3:104:SER:O[12_555]	1.63	0.57
3:3:66:SER:C	4:4:28:ASN:CA[12_555]	1.63	0.57
1:1:9:GLU:CG	1:1:276:THR:OG1[12_555]	1.63	0.57
1:1:68:GLU:CA	3:3:98:LEU:O[12_555]	1.63	0.57
3:3:18:ASP:N	3:3:94:LEU:CA[12_555]	1.63	0.57
3:3:13:PHE:CA	3:3:87:VAL:CG2[12_555]	1.64	0.56
2:2:31:ALA:O	3:3:31:THR:CA[12_555]	1.64	0.56
3:3:66:SER:O	4:4:28:ASN:O[12_555]	1.64	0.56
1:1:14:VAL:CG2	1:1:257:VAL:N[12_555]	1.64	0.56

Continued on next page...

Continued from previous page...

Atom-1	Atom-2	Interatomic distance (Å)	Clash overlap (Å)
2:2:54:THR:C	2:2:57:ASP:O[3_555]	1.64	0.56
3:3:222:ARG:CA	3:3:226:ASP:CA[12_555]	1.64	0.56
1:1:15:LEU:CD2	1:1:255:ARG:CB[12_555]	1.64	0.56
2:2:13:ILE:O	2:2:13:ILE:CG2[11_555]	1.64	0.56
3:3:52:LEU:N	4:4:39:GLY:O[12_555]	1.64	0.56
1:1:26:THR:CB	1:1:163:TRP:CZ3[12_555]	1.64	0.56
1:1:41:HIS:NE2	1:1:188:SER:O[12_555]	1.64	0.56
1:1:116:PHE:N	3:3:41:LYS:N[12_555]	1.64	0.56
1:1:246:THR:O	2:2:185:ILE:CB[12_555]	1.64	0.56
1:1:6:TYR:O	1:1:276:THR:O[12_555]	1.64	0.56
1:1:178:PRO:N	3:3:147:ALA:O[12_555]	1.64	0.56
3:3:67:MET:CB	4:4:28:ASN:N[12_555]	1.64	0.56
2:2:202:ILE:C	3:3:34:ILE:CG2[12_555]	1.64	0.56
2:2:174:ASN:CB	4:4:44:ASP:OD1[12_555]	1.64	0.56
1:1:69:SER:CB	3:3:102:ILE:CA[12_555]	1.64	0.56
2:2:195:SER:OG	3:3:27:TRP:CA[12_555]	1.64	0.56
1:1:73:ARG:NH1	3:3:103:ALA:CA[12_555]	1.65	0.55
1:1:68:GLU:CG	3:3:98:LEU:N[12_555]	1.65	0.55
1:1:250:CYS:O	3:3:39:GLU:CG[12_555]	1.65	0.55
3:3:23:CYS:C	3:3:163:ILE:N[12_555]	1.65	0.55
1:1:249:TRP:CE2	2:2:35:TYR:CZ[12_555]	1.65	0.55
2:2:250:CYS:SG	2:2:252:GLU:OE1[12_555]	1.65	0.55
1:1:121:PHE:CD1	3:3:48:GLN:C[12_555]	1.65	0.55
2:2:44:PRO:N	2:2:248:PRO:C[12_555]	1.65	0.55
1:1:38:GLU:OE1	3:3:27:TRP:CA[12_555]	1.65	0.55
1:1:125:ILE:CG1	3:3:114:ARG:CD[12_555]	1.65	0.55
1:1:5:ASN:CG	2:2:173:LEU:CG[12_555]	1.65	0.55
2:2:12:ARG:C	2:2:13:ILE:CB[11_555]	1.65	0.55
2:2:44:PRO:CD	2:2:249:MET:N[12_555]	1.65	0.55
1:1:242:LYS:CB	3:3:214:SER:O[12_555]	1.65	0.55
1:1:122:ASP:CB	3:3:50:ASP:CG[12_555]	1.65	0.55
1:1:9:GLU:O	1:1:277:ALA:CA[12_555]	1.65	0.55
1:1:254:PRO:O	4:4:43:LEU:CB[12_555]	1.65	0.55
1:1:240:TYR:CE2	3:3:112:SER:N[12_555]	1.65	0.55
2:2:187:PRO:CA	3:3:33:GLU:CG[12_555]	1.65	0.55
1:1:29:ASN:O	1:1:146:MET:CE[12_555]	1.65	0.55
1:1:113:PHE:CZ	3:3:48:GLN:CG[12_555]	1.65	0.55
2:2:20:ASP:OD2	2:2:102:GLY:O[2_555]	1.65	0.55
1:1:61:THR:CG2	3:3:230:HIS:CB[12_555]	1.66	0.54
3:3:53:ILE:CA	4:4:39:GLY:N[12_555]	1.66	0.54
1:1:68:GLU:O	3:3:99:ILE:N[12_555]	1.66	0.54

Continued on next page...

Continued from previous page...

Atom-1	Atom-2	Interatomic distance (Å)	Clash overlap (Å)
1:1:26:THR:CG2	1:1:222:SER:CA[12_555]	1.66	0.54
1:1:242:LYS:C	3:3:214:SER:O[12_555]	1.66	0.54
3:3:56:ASN:OD1	4:4:29:ILE:CG2[12_555]	1.66	0.54
2:2:11:ASP:C	2:2:13:ILE:CD1[11_555]	1.66	0.54
1:1:73:ARG:O	3:3:219:PHE:CE1[12_555]	1.66	0.54
1:1:242:LYS:N	3:3:214:SER:O[12_555]	1.66	0.54
1:1:176:GLY:C	3:3:149:LEU:CA[12_555]	1.66	0.54
2:2:54:THR:N	2:2:57:ASP:O[3_555]	1.66	0.54
1:1:240:TYR:OH	3:3:169:TRP:CD2[12_555]	1.66	0.54
1:1:32:PRO:N	1:1:147:TYR:C[12_555]	1.66	0.54
1:1:68:GLU:C	3:3:98:LEU:C[12_555]	1.66	0.54
2:2:46:ASP:CG	2:2:203:VAL:CA[12_555]	1.66	0.54
1:1:16:VAL:CG1	1:1:259:TYR:CD1[12_555]	1.66	0.54
2:2:39:PRO:CG	2:2:42:LEU:CD1[12_555]	1.66	0.54
2:2:203:VAL:CG2	3:3:34:ILE:C[12_555]	1.66	0.54
1:1:69:SER:CA	3:3:102:ILE:CA[12_555]	1.66	0.54
2:2:62:ARG:CG	2:2:254:SER:O[2_555]	1.66	0.54
3:3:17:ASP:C	3:3:94:LEU:CB[12_555]	1.66	0.54
3:3:16:THR:C	3:3:89:ILE:N[12_555]	1.66	0.54
3:3:209:MET:CE	4:4:32:PHE:CE1[12_555]	1.67	0.53
1:1:38:GLU:CA	3:3:28:TYR:O[12_555]	1.67	0.53
1:1:116:PHE:CE2	3:3:40:VAL:CG1[12_555]	1.67	0.53
1:1:32:PRO:C	1:1:147:TYR:CG[12_555]	1.67	0.53
2:2:195:SER:OG	3:3:27:TRP:CD1[12_555]	1.67	0.53
1:1:33:LEU:CD2	1:1:171:ILE:CG2[12_555]	1.67	0.53
2:2:39:PRO:C	2:2:103:ARG:NH1[12_555]	1.67	0.53
1:1:73:ARG:CD	3:3:103:ALA:CB[12_555]	1.67	0.53
3:3:222:ARG:N	3:3:225:ARG:O[12_555]	1.67	0.53
2:2:91:ILE:CD1	2:2:95:ASN:CB[2_555]	1.67	0.53
2:2:59:SER:CB	2:2:253:PHE:CG[2_555]	1.67	0.53
2:2:37:VAL:N	2:2:208:ALA:CA[12_555]	1.67	0.53
1:1:115:LEU:O	3:3:41:LYS:N[12_555]	1.67	0.53
1:1:249:TRP:CZ2	2:2:35:TYR:CD1[12_555]	1.67	0.53
3:3:58:VAL:CG1	4:4:26:TYR:CD1[12_555]	1.67	0.53
3:3:69:THR:CB	4:4:30:ASN:N[12_555]	1.67	0.53
2:2:41:TYR:C	2:2:250:CYS:O[12_555]	1.67	0.53
1:1:32:PRO:CG	1:1:147:TYR:CA[12_555]	1.67	0.53
1:1:7:ILE:N	1:1:276:THR:N[12_555]	1.67	0.53
1:1:180:PRO:C	3:3:165:LEU:CG[12_555]	1.67	0.53
3:3:21:SER:O	3:3:117:PHE:CB[12_555]	1.67	0.53
3:3:65:VAL:CA	4:4:28:ASN:OD1[12_555]	1.67	0.53

Continued on next page...

Continued from previous page...

Atom-1	Atom-2	Interatomic distance (Å)	Clash overlap (Å)
1:1:32:PRO:CB	1:1:147:TYR:CA[12_555]	1.67	0.53
1:1:41:HIS:CA	1:1:186:PHE:CG[12_555]	1.67	0.53
2:2:36:GLY:O	2:2:208:ALA:C[12_555]	1.67	0.53
1:1:127:LEU:C	3:3:168:PRO:CD[12_555]	1.67	0.53
1:1:72:GLY:C	3:3:99:ILE:CG2[12_555]	1.68	0.52
2:2:17:THR:CA	2:2:49:ALA:C[2_555]	1.68	0.52
3:3:16:THR:CB	3:3:89:ILE:CB[12_555]	1.68	0.52
1:1:76:CYS:CA	3:3:218:ASP:CB[12_555]	1.68	0.52
3:3:13:PHE:O	3:3:186:ALA:C[12_555]	1.68	0.52
2:2:179:LEU:CB	4:4:42:ARG:CB[12_555]	1.68	0.52
1:1:124:GLU:CA	3:3:114:ARG:O[12_555]	1.68	0.52
1:1:179:PHE:N	3:3:133:TYR:N[12_555]	1.68	0.52
1:1:8:ASP:CB	1:1:275:THR:O[12_555]	1.68	0.52
3:3:26:PRO:C	3:3:160:GLN:O[12_555]	1.68	0.52
2:2:62:ARG:CA	2:2:255:GLY:CA[2_555]	1.68	0.52
1:1:18:PRO:C	1:1:105:GLU:C[12_555]	1.68	0.52
2:2:189:GLN:NE2	3:3:30:PRO:C[12_555]	1.68	0.52
1:1:26:THR:CG2	1:1:222:SER:C[12_555]	1.68	0.52
1:1:124:GLU:C	3:3:114:ARG:C[12_555]	1.68	0.52
1:1:39:THR:CG2	3:3:28:TYR:CE1[12_555]	1.68	0.52
1:1:50:ALA:O	1:1:145:TYR:CG[12_555]	1.68	0.52
1:1:240:TYR:O	3:3:216:CYS:SG[12_555]	1.68	0.52
1:1:27:THR:O	1:1:163:TRP:CD1[12_555]	1.68	0.52
2:2:194:ARG:NH1	3:3:27:TRP:CZ3[12_555]	1.68	0.52
1:1:35:ASP:CA	3:3:25:LEU:CD1[12_555]	1.68	0.52
1:1:177:GLN:CA	3:3:148:MET:C[12_555]	1.68	0.52
1:1:77:VAL:N	3:3:218:ASP:OD1[12_555]	1.68	0.52
1:1:14:VAL:C	1:1:255:ARG:CG[12_555]	1.68	0.52
1:1:9:GLU:O	1:1:277:ALA:N[12_555]	1.68	0.52
1:1:252:ARG:CG	3:3:41:LYS:CB[12_555]	1.68	0.52
3:3:222:ARG:CA	3:3:225:ARG:O[12_555]	1.69	0.51
1:1:46:GLN:O	1:1:239:ILE:CD1[12_555]	1.69	0.51
2:2:41:TYR:CD1	2:2:252:GLU:CD[12_555]	1.69	0.51
2:2:62:ARG:NH1	2:2:101:LEU:C[2_555]	1.69	0.51
1:1:126:THR:C	3:3:166:VAL:CA[12_555]	1.69	0.51
2:2:37:VAL:N	2:2:208:ALA:C[12_555]	1.69	0.51
3:3:17:ASP:OD1	3:3:87:VAL:CA[12_555]	1.69	0.51
1:1:68:GLU:CB	3:3:98:LEU:CB[12_555]	1.69	0.51
3:3:118:MET:CE	4:4:34:ASP:CA[12_555]	1.69	0.51
1:1:73:ARG:C	3:3:219:PHE:CE1[12_555]	1.69	0.51
1:1:7:ILE:C	1:1:275:THR:CG2[12_555]	1.69	0.51

Continued on next page...

Continued from previous page...

Atom-1	Atom-2	Interatomic distance (Å)	Clash overlap (Å)
3:3:21:SER:N	3:3:117:PHE:CE2[12_555]	1.69	0.51
3:3:222:ARG:N	3:3:225:ARG:C[12_555]	1.69	0.51
1:1:76:CYS:C	3:3:218:ASP:OD1[12_555]	1.69	0.51
1:1:50:ALA:CA	1:1:145:TYR:CD1[12_555]	1.70	0.50
3:3:69:THR:O	4:4:29:ILE:CA[12_555]	1.70	0.50
1:1:115:LEU:N	3:3:42:ASN:CB[12_555]	1.70	0.50
2:2:179:LEU:O	4:4:42:ARG:N[12_555]	1.70	0.50
1:1:53:THR:CB	1:1:80:SER:CA[12_555]	1.70	0.50
1:1:182:PHE:N	3:3:165:LEU:CA[12_555]	1.70	0.50
3:3:210:LEU:N	4:4:32:PHE:C[12_555]	1.70	0.50
1:1:62:ARG:C	1:1:111:ARG:NE[12_555]	1.70	0.50
3:3:22:PRO:CD	3:3:117:PHE:CG[12_555]	1.70	0.50
1:1:64:GLU:CG	3:3:104:SER:O[12_555]	1.70	0.50
2:2:64:TYR:CE2	2:2:255:GLY:O[2_555]	1.70	0.50
1:1:5:ASN:OD1	2:2:173:LEU:CD2[12_555]	1.70	0.50
1:1:180:PRO:CD	3:3:151:THR:CG2[12_555]	1.70	0.50
1:1:179:PHE:CD2	3:3:133:TYR:CD2[12_555]	1.70	0.50
2:2:89:MET:CG	2:2:257:ARG:C[2_555]	1.70	0.50
1:1:182:PHE:CA	3:3:165:LEU:N[12_555]	1.70	0.50
2:2:62:ARG:CG	2:2:255:GLY:C[2_555]	1.70	0.50
1:1:181:ARG:NH1	3:3:115:PHE:CD2[12_555]	1.70	0.50
1:1:242:LYS:N	3:3:215:ALA:CA[12_555]	1.70	0.50
1:1:68:GLU:CB	3:3:98:LEU:CD1[12_555]	1.70	0.50
3:3:70:VAL:CA	4:4:31:TYR:CB[12_555]	1.70	0.50
2:2:44:PRO:CG	2:2:247:SER:O[12_555]	1.70	0.50
1:1:48:GLU:CD	1:1:78:HIS:CB[12_555]	1.70	0.50
2:2:44:PRO:CG	2:2:248:PRO:CA[12_555]	1.71	0.49
1:1:7:ILE:CG1	1:1:275:THR:CB[12_555]	1.71	0.49
1:1:51:ILE:CA	1:1:237:THR:OG1[12_555]	1.71	0.49
1:1:177:GLN:CG	3:3:148:MET:CG[12_555]	1.71	0.49
1:1:62:ARG:NE	1:1:110:ARG:N[12_555]	1.71	0.49
1:1:71:LEU:C	3:3:47:CYS:SG[12_555]	1.71	0.49
1:1:20:ILE:CB	1:1:79:ILE:CG1[12_555]	1.71	0.49
3:3:106:TYR:N	3:3:224:ALA:CB[12_555]	1.71	0.49
3:3:209:MET:CB	4:4:32:PHE:CA[12_555]	1.71	0.49
2:2:201:LEU:CD2	3:3:32:LYS:CA[12_555]	1.71	0.49
3:3:120:CYS:N	4:4:33:LYS:CG[12_555]	1.71	0.49
1:1:10:VAL:CA	1:1:277:ALA:C[12_555]	1.71	0.49
3:3:13:PHE:O	3:3:186:ALA:O[12_555]	1.71	0.49
2:2:179:LEU:O	4:4:42:ARG:CA[12_555]	1.71	0.49
1:1:74:SER:CA	3:3:113:LEU:CD2[12_555]	1.71	0.49

Continued on next page...

Continued from previous page...

Atom-1	Atom-2	Interatomic distance (Å)	Clash overlap (Å)
1:1:251:PRO:N	3:3:40:VAL:O[12_555]	1.71	0.49
3:3:12:GLN:N	3:3:188:TYR:N[12_555]	1.71	0.49
2:2:181:GLY:O	4:4:41:SER:CB[12_555]	1.71	0.49
1:1:177:GLN:C	3:3:147:ALA:O[12_555]	1.71	0.49
1:1:70:PHE:CA	3:3:102:ILE:CG2[12_555]	1.71	0.49
1:1:177:GLN:CA	3:3:147:ALA:O[12_555]	1.71	0.49
1:1:12:ASN:O	3:3:230:HIS:C[12_555]	1.71	0.49
1:1:40:GLY:CA	3:3:30:PRO:CG[12_555]	1.71	0.49
1:1:68:GLU:OE2	3:3:98:LEU:CB[12_555]	1.71	0.49
1:1:46:GLN:C	1:1:239:ILE:CG2[12_555]	1.71	0.49
1:1:254:PRO:CG	4:4:43:LEU:CD1[12_555]	1.71	0.49
3:3:209:MET:N	4:4:31:TYR:C[12_555]	1.71	0.49
2:2:13:ILE:C	2:2:13:ILE:C[11_555]	1.71	0.49
1:1:183:SER:CA	3:3:116:SER:OG[12_555]	1.71	0.49
1:1:240:TYR:N	3:3:112:SER:CB[12_555]	1.71	0.49
1:1:70:PHE:CG	3:3:43:LEU:CD1[12_555]	1.71	0.49
2:2:182:ASN:OD1	4:4:41:SER:N[12_555]	1.72	0.48
1:1:128:VAL:CG2	3:3:168:PRO:CA[12_555]	1.72	0.48
3:3:67:MET:CG	4:4:27:PHE:CD2[12_555]	1.72	0.48
2:2:59:SER:O	2:2:99:HIS:CE1[12_555]	1.72	0.48
1:1:17:VAL:CG1	1:1:108:GLN:CA[12_555]	1.72	0.48
2:2:53:PRO:O	2:2:57:ASP:CG[3_555]	1.72	0.48
1:1:9:GLU:C	1:1:277:ALA:CA[12_555]	1.72	0.48
3:3:118:MET:CB	4:4:34:ASP:CB[12_555]	1.72	0.48
2:2:201:LEU:CA	3:3:32:LYS:CD[12_555]	1.72	0.48
2:2:53:PRO:O	2:2:57:ASP:CB[3_555]	1.72	0.48
2:2:200:THR:O	3:3:32:LYS:CB[12_555]	1.72	0.48
3:3:10:SER:O	3:3:140:GLU:CA[12_555]	1.72	0.48
2:2:41:TYR:CE1	2:2:252:GLU:CG[12_555]	1.72	0.48
1:1:121:PHE:CB	3:3:49:VAL:CG1[12_555]	1.72	0.48
3:3:58:VAL:CG2	4:4:26:TYR:CE1[12_555]	1.72	0.48
3:3:212:PHE:CD2	4:4:36:ALA:O[12_555]	1.72	0.48
3:3:15:THR:CB	3:3:109:TRP:CZ2[12_555]	1.72	0.48
2:2:248:PRO:CG	2:2:256:ALA:CB[2_555]	1.72	0.48
1:1:169:MET:CE	3:3:163:ILE:CD1[12_555]	1.72	0.48
1:1:116:PHE:O	3:3:45:GLU:OE1[12_555]	1.72	0.48
1:1:28:SER:OG	1:1:163:TRP:NE1[12_555]	1.72	0.48
2:2:199:ALA:CA	3:3:29:HIS:NE2[12_555]	1.72	0.48
2:2:29:ALA:C	3:3:29:HIS:O[12_555]	1.72	0.48
3:3:106:TYR:O	3:3:224:ALA:N[12_555]	1.72	0.48
3:3:10:SER:CB	3:3:140:GLU:CD[12_555]	1.72	0.48

Continued on next page...

Continued from previous page...

Atom-1	Atom-2	Interatomic distance (Å)	Clash overlap (Å)
1:1:73:ARG:NH1	3:3:103:ALA:CB[12_555]	1.72	0.48
1:1:126:THR:N	3:3:166:VAL:CA[12_555]	1.72	0.48
1:1:124:GLU:CG	3:3:114:ARG:C[12_555]	1.72	0.48
1:1:49:ASP:CB	1:1:220:ILE:CG1[12_555]	1.73	0.47
1:1:125:ILE:CG2	3:3:166:VAL:CG2[12_555]	1.73	0.47
3:3:19:MET:CG	3:3:85:ILE:CG2[12_555]	1.73	0.47
1:1:176:GLY:C	3:3:149:LEU:C[12_555]	1.73	0.47
3:3:20:GLN:CA	3:3:211:CYS:CB[12_555]	1.73	0.47
1:1:181:ARG:N	3:3:165:LEU:CB[12_555]	1.73	0.47
1:1:67:ILE:CB	3:3:46:MET:SD[12_555]	1.73	0.47
2:2:29:ALA:CB	3:3:29:HIS:CB[12_555]	1.73	0.47
3:3:222:ARG:CB	3:3:227:THR:N[12_555]	1.73	0.47
1:1:240:TYR:CZ	3:3:169:TRP:CB[12_555]	1.73	0.47
1:1:76:CYS:N	3:3:218:ASP:CB[12_555]	1.73	0.47
2:2:187:PRO:CG	3:3:33:GLU:CD[12_555]	1.73	0.47
1:1:183:SER:C	3:3:116:SER:CB[12_555]	1.73	0.47
2:2:40:HIS:CD2	2:2:205:TYR:CD1[12_555]	1.73	0.47
1:1:246:THR:C	2:2:185:ILE:CG1[12_555]	1.73	0.47
1:1:121:PHE:CG	3:3:49:VAL:CA[12_555]	1.73	0.47
3:3:12:GLN:C	3:3:187:GLY:C[12_555]	1.73	0.47
1:1:17:VAL:N	1:1:107:ALA:C[12_555]	1.73	0.47
2:2:47:ALA:CA	2:2:249:MET:SD[12_555]	1.73	0.47
1:1:55:TYR:N	1:1:81:ARG:CZ[12_555]	1.73	0.47
1:1:70:PHE:N	3:3:102:ILE:CD1[12_555]	1.73	0.47
1:1:241:HIS:ND1	3:3:215:ALA:C[12_555]	1.73	0.47
2:2:20:ASP:O	2:2:101:LEU:CD2[12_555]	1.73	0.47
1:1:241:HIS:O	3:3:216:CYS:N[12_555]	1.73	0.47
1:1:76:CYS:CB	3:3:218:ASP:CG[12_555]	1.73	0.47
1:1:14:VAL:CB	1:1:255:ARG:C[12_555]	1.73	0.47
1:1:53:THR:OG1	1:1:79:ILE:CA[12_555]	1.74	0.46
2:2:182:ASN:CG	4:4:41:SER:C[12_555]	1.74	0.46
2:2:13:ILE:CA	2:2:13:ILE:CB[11_555]	1.74	0.46
3:3:24:ALA:C	3:3:162:THR:C[12_555]	1.74	0.46
1:1:171:ILE:CG1	3:3:153:VAL:CB[12_555]	1.74	0.46
1:1:50:ALA:CB	1:1:127:LEU:CD2[12_555]	1.74	0.46
1:1:13:GLU:OE2	3:3:231:ILE:CG1[12_555]	1.74	0.46
1:1:75:GLY:C	3:3:218:ASP:CB[12_555]	1.74	0.46
2:2:173:LEU:CD2	4:4:42:ARG:NE[12_555]	1.74	0.46
1:1:126:THR:OG1	3:3:113:LEU:O[12_555]	1.74	0.46
2:2:31:ALA:O	3:3:31:THR:OG1[12_555]	1.74	0.46
3:3:9:GLY:C	3:3:188:TYR:CE2[12_555]	1.74	0.46

Continued on next page...

Continued from previous page...

Atom-1	Atom-2	Interatomic distance (Å)	Clash overlap (Å)
2:2:11:ASP:CB	2:2:26:ASP:CA[11_555]	1.74	0.46
1:1:249:TRP:NE1	2:2:35:TYR:CE1[12_555]	1.74	0.46
3:3:23:CYS:O	3:3:162:THR:N[12_555]	1.74	0.46
1:1:181:ARG:O	3:3:165:LEU:CB[12_555]	1.74	0.46
1:1:25:HIS:CB	1:1:223:ARG:C[12_555]	1.74	0.46
1:1:10:VAL:N	1:1:276:THR:O[12_555]	1.74	0.46
2:2:201:LEU:C	3:3:32:LYS:CG[12_555]	1.74	0.46
1:1:246:THR:CG2	3:3:46:MET:O[12_555]	1.74	0.46
3:3:222:ARG:CA	3:3:226:ASP:N[12_555]	1.74	0.46
3:3:69:THR:C	4:4:30:ASN:N[12_555]	1.74	0.46
1:1:124:GLU:O	3:3:114:ARG:N[12_555]	1.74	0.46
2:2:194:ARG:NH1	3:3:27:TRP:CZ2[12_555]	1.74	0.46
1:1:69:SER:O	3:3:102:ILE:CA[12_555]	1.74	0.46
2:2:201:LEU:CA	3:3:32:LYS:CE[12_555]	1.74	0.46
2:2:62:ARG:O	2:2:255:GLY:CA[2_555]	1.74	0.46
1:1:16:VAL:C	1:1:107:ALA:CA[12_555]	1.74	0.46
1:1:241:HIS:C	3:3:216:CYS:N[12_555]	1.74	0.46
1:1:122:ASP:C	3:3:50:ASP:OD1[12_555]	1.75	0.45
3:3:212:PHE:CD2	4:4:36:ALA:C[12_555]	1.75	0.45
1:1:26:THR:C	1:1:163:TRP:CZ3[12_555]	1.75	0.45
3:3:14:MET:C	3:3:87:VAL:O[12_555]	1.75	0.45
3:3:70:VAL:CA	4:4:31:TYR:CD1[12_555]	1.75	0.45
2:2:11:ASP:O	2:2:26:ASP:OD1[11_555]	1.75	0.45
2:2:202:ILE:N	3:3:32:LYS:CG[12_555]	1.75	0.45
3:3:212:PHE:CE2	4:4:35:ALA:O[12_555]	1.75	0.45
2:2:89:MET:CG	2:2:258:ALA:CA[2_555]	1.75	0.45
2:2:38:TRP:CG	2:2:211:MET:N[12_555]	1.75	0.45
1:1:171:ILE:CD1	3:3:153:VAL:CG1[12_555]	1.75	0.45
2:2:18:ARG:CZ	2:2:50:ILE:CG2[2_555]	1.75	0.45
1:1:7:ILE:CA	1:1:275:THR:CG2[12_555]	1.75	0.45
2:2:63:PHE:N	2:2:255:GLY:CA[2_555]	1.75	0.45
2:2:195:SER:N	3:3:27:TRP:CD1[12_555]	1.75	0.45
3:3:222:ARG:C	3:3:225:ARG:O[12_555]	1.75	0.45
2:2:45:GLN:CA	2:2:107:THR:CA[12_555]	1.75	0.45
1:1:62:ARG:CB	1:1:111:ARG:CG[12_555]	1.75	0.45
1:1:113:PHE:O	3:3:42:ASN:CB[12_555]	1.75	0.45
1:1:51:ILE:CG1	1:1:237:THR:CA[12_555]	1.75	0.45
3:3:13:PHE:C	3:3:87:VAL:CB[12_555]	1.75	0.45
2:2:32:VAL:N	3:3:31:THR:OG1[12_555]	1.75	0.45
1:1:243:ALA:N	3:3:214:SER:C[12_555]	1.75	0.45
1:1:60:GLN:CB	1:1:108:GLN:NE2[12_555]	1.75	0.45

Continued on next page...

Continued from previous page...

Atom-1	Atom-2	Interatomic distance (Å)	Clash overlap (Å)
1:1:244:LYS:CA	3:3:51:THR:N[12_555]	1.75	0.45
2:2:31:ALA:C	3:3:31:THR:OG1[12_555]	1.75	0.45
3:3:106:TYR:C	3:3:224:ALA:CA[12_555]	1.75	0.45
3:3:67:MET:CA	4:4:27:PHE:CA[12_555]	1.75	0.45
1:1:68:GLU:OE1	3:3:51:THR:CB[12_555]	1.75	0.45
2:2:187:PRO:O	3:3:33:GLU:OE1[12_555]	1.75	0.45
1:1:242:LYS:CA	3:3:215:ALA:CA[12_555]	1.75	0.45
2:2:64:TYR:CD2	2:2:255:GLY:O[2_555]	1.75	0.45
1:1:242:LYS:CE	3:3:213:VAL:CG1[12_555]	1.76	0.44
3:3:52:LEU:C	4:4:39:GLY:N[12_555]	1.76	0.44
2:2:178:THR:C	4:4:42:ARG:NH1[12_555]	1.76	0.44
1:1:50:ALA:CB	1:1:127:LEU:CD1[12_555]	1.76	0.44
2:2:59:SER:CA	2:2:253:PHE:CA[2_555]	1.76	0.44
2:2:91:ILE:CG1	2:2:95:ASN:CB[2_555]	1.76	0.44
1:1:17:VAL:N	1:1:107:ALA:N[12_555]	1.76	0.44
2:2:38:TRP:C	2:2:210:PRO:CA[12_555]	1.76	0.44
3:3:118:MET:SD	4:4:34:ASP:CA[12_555]	1.76	0.44
1:1:122:ASP:C	3:3:50:ASP:OD2[12_555]	1.76	0.44
2:2:44:PRO:N	2:2:249:MET:N[12_555]	1.76	0.44
2:2:41:TYR:CZ	2:2:55:GLN:CD[12_555]	1.76	0.44
1:1:64:GLU:OE1	3:3:104:SER:CB[12_555]	1.76	0.44
1:1:36:ALA:CB	3:3:28:TYR:CB[12_555]	1.76	0.44
1:1:62:ARG:NH1	1:1:109:ILE:O[12_555]	1.76	0.44
1:1:252:ARG:CD	3:3:41:LYS:CG[12_555]	1.76	0.44
1:1:69:SER:C	3:3:102:ILE:CG1[12_555]	1.76	0.44
1:1:70:PHE:N	3:3:102:ILE:CG2[12_555]	1.76	0.44
2:2:90:GLY:C	2:2:98:TYR:CG[2_555]	1.76	0.44
3:3:14:MET:SD	3:3:88:ASP:N[12_555]	1.76	0.44
1:1:76:CYS:C	3:3:218:ASP:OD2[12_555]	1.76	0.44
2:2:31:ALA:C	3:3:31:THR:CA[12_555]	1.76	0.44
2:2:59:SER:N	2:2:253:PHE:CA[2_555]	1.76	0.44
3:3:14:MET:O	3:3:87:VAL:O[12_555]	1.76	0.44
3:3:68:TYR:N	4:4:28:ASN:CA[12_555]	1.76	0.44
2:2:91:ILE:N	2:2:98:TYR:CG[2_555]	1.76	0.44
1:1:25:HIS:O	1:1:222:SER:O[12_555]	1.76	0.44
1:1:171:ILE:CG1	3:3:153:VAL:CG2[12_555]	1.76	0.44
1:1:74:SER:N	3:3:113:LEU:CD2[12_555]	1.77	0.43
1:1:52:GLU:N	1:1:237:THR:CB[12_555]	1.77	0.43
3:3:16:THR:CA	3:3:89:ILE:CG1[12_555]	1.77	0.43
3:3:70:VAL:N	4:4:31:TYR:CA[12_555]	1.77	0.43
2:2:178:THR:CG2	4:4:44:ASP:N[12_555]	1.77	0.43

Continued on next page...

Continued from previous page...

Atom-1	Atom-2	Interatomic distance (Å)	Clash overlap (Å)
3:3:15:THR:C	3:3:89:ILE:CG2[12_555]	1.77	0.43
3:3:68:TYR:O	4:4:30:ASN:CG[12_555]	1.77	0.43
2:2:62:ARG:NE	2:2:254:SER:O[2_555]	1.77	0.43
3:3:221:LEU:CA	3:3:226:ASP:OD2[12_555]	1.77	0.43
2:2:45:GLN:CB	2:2:106:TYR:CB[12_555]	1.77	0.43
1:1:67:ILE:CG2	3:3:46:MET:CG[12_555]	1.77	0.43
1:1:128:VAL:CG2	3:3:168:PRO:CG[12_555]	1.77	0.43
2:2:44:PRO:CD	2:2:248:PRO:N[12_555]	1.77	0.43
1:1:53:THR:O	1:1:81:ARG:CA[12_555]	1.77	0.43
1:1:178:PRO:O	3:3:151:THR:C[12_555]	1.77	0.43
3:3:17:ASP:CB	3:3:94:LEU:CD1[12_555]	1.77	0.43
3:3:16:THR:CA	3:3:89:ILE:N[12_555]	1.77	0.43
2:2:43:THR:CA	2:2:249:MET:N[12_555]	1.77	0.43
1:1:17:VAL:C	1:1:106:MET:CA[12_555]	1.77	0.43
2:2:43:THR:O	2:2:249:MET:CG[12_555]	1.77	0.43
3:3:16:THR:OG1	3:3:89:ILE:CG1[12_555]	1.77	0.43
1:1:62:ARG:NH2	1:1:109:ILE:CA[12_555]	1.77	0.43
1:1:240:TYR:CZ	3:3:111:GLY:O[12_555]	1.77	0.43
3:3:209:MET:CA	4:4:32:PHE:C[12_555]	1.77	0.43
2:2:21:SER:CB	2:2:101:LEU:CD1[2_555]	1.77	0.43
2:2:38:TRP:CG	2:2:210:PRO:CA[12_555]	1.77	0.43
3:3:10:SER:OG	3:3:140:GLU:CG[12_555]	1.77	0.43
3:3:12:GLN:CB	3:3:188:TYR:N[12_555]	1.77	0.43
2:2:20:ASP:OD2	2:2:102:GLY:C[2_555]	1.77	0.43
2:2:64:TYR:CZ	2:2:256:ALA:CA[2_555]	1.77	0.43
1:1:178:PRO:CD	3:3:147:ALA:O[12_555]	1.78	0.42
3:3:212:PHE:CG	4:4:36:ALA:C[12_555]	1.78	0.42
1:1:241:HIS:CG	3:3:215:ALA:C[12_555]	1.78	0.42
2:2:173:LEU:CA	4:4:42:ARG:NH2[12_555]	1.78	0.42
1:1:122:ASP:O	3:3:50:ASP:CB[12_555]	1.78	0.42
3:3:70:VAL:N	4:4:30:ASN:C[12_555]	1.78	0.42
3:3:209:MET:O	4:4:31:TYR:C[12_555]	1.78	0.42
1:1:48:GLU:CG	1:1:78:HIS:CE1[12_555]	1.78	0.42
1:1:34:LEU:CG	1:1:169:MET:CG[12_555]	1.78	0.42
2:2:52:LYS:CE	2:2:252:GLU:CD[10_555]	1.78	0.42
3:3:12:GLN:CA	3:3:187:GLY:C[12_555]	1.78	0.42
1:1:62:ARG:CA	1:1:111:ARG:CB[12_555]	1.78	0.42
1:1:71:LEU:CD2	3:3:44:ILE:N[12_555]	1.78	0.42
3:3:18:ASP:N	3:3:94:LEU:CD2[12_555]	1.78	0.42
2:2:36:GLY:O	2:2:209:VAL:N[12_555]	1.78	0.42
3:3:119:PHE:C	4:4:33:LYS:CG[12_555]	1.78	0.42

Continued on next page...

Continued from previous page...

Atom-1	Atom-2	Interatomic distance (Å)	Clash overlap (Å)
2:2:18:ARG:O	2:2:51:ASN:ND2[2_555]	1.78	0.42
3:3:69:THR:CA	4:4:30:ASN:C[12_555]	1.78	0.42
1:1:23:SER:OG	1:1:80:SER:CB[12_555]	1.78	0.42
3:3:24:ALA:CA	3:3:163:ILE:N[12_555]	1.78	0.42
2:2:179:LEU:CG	4:4:42:ARG:CG[12_555]	1.78	0.42
3:3:107:THR:CB	3:3:107:THR:OG1[12_555]	1.78	0.42
3:3:64:ASN:C	4:4:28:ASN:OD1[12_555]	1.78	0.42
1:1:183:SER:OG	3:3:116:SER:C[12_555]	1.78	0.42
1:1:125:ILE:C	3:3:165:LEU:O[12_555]	1.78	0.42
1:1:39:THR:O	3:3:30:PRO:C[12_555]	1.78	0.42
1:1:124:GLU:OE2	3:3:115:PHE:CD2[12_555]	1.78	0.42
2:2:44:PRO:CB	2:2:247:SER:CA[12_555]	1.78	0.42
3:3:10:SER:C	3:3:140:GLU:CB[12_555]	1.78	0.42
1:1:65:MET:N	3:3:105:TYR:CD1[12_555]	1.78	0.42
3:3:26:PRO:N	3:3:161:SER:OG[12_555]	1.78	0.42
1:1:247:LYS:NZ	2:2:186:PHE:CB[12_555]	1.78	0.42
1:1:124:GLU:CB	3:3:114:ARG:C[12_555]	1.78	0.42
1:1:245:HIS:N	3:3:51:THR:N[12_555]	1.78	0.42
2:2:32:VAL:C	3:3:32:LYS:O[12_555]	1.78	0.42
1:1:113:PHE:N	3:3:44:ILE:CB[12_555]	1.78	0.42
3:3:10:SER:N	3:3:140:GLU:CB[12_555]	1.78	0.42
1:1:183:SER:OG	3:3:116:SER:CA[12_555]	1.79	0.41
2:2:18:ARG:N	2:2:49:ALA:CA[2_555]	1.79	0.41
3:3:209:MET:CB	4:4:32:PHE:CD1[12_555]	1.79	0.41
1:1:73:ARG:CZ	3:3:103:ALA:N[12_555]	1.79	0.41
2:2:178:THR:N	4:4:44:ASP:N[12_555]	1.79	0.41
1:1:123:SER:N	3:3:50:ASP:CG[12_555]	1.79	0.41
1:1:249:TRP:CB	3:3:38:GLY:C[12_555]	1.79	0.41
1:1:39:THR:CG2	3:3:28:TYR:CZ[12_555]	1.79	0.41
1:1:36:ALA:CA	3:3:25:LEU:O[12_555]	1.79	0.41
2:2:201:LEU:CB	3:3:32:LYS:CE[12_555]	1.79	0.41
3:3:106:TYR:CA	3:3:225:ARG:N[12_555]	1.79	0.41
2:2:62:ARG:CD	2:2:254:SER:O[2_555]	1.79	0.41
2:2:93:GLY:O	2:2:98:TYR:OH[2_555]	1.79	0.41
1:1:47:PRO:CG	1:1:239:ILE:CB[12_555]	1.79	0.41
1:1:179:PHE:CZ	3:3:133:TYR:CE2[12_555]	1.79	0.41
1:1:244:LYS:CB	3:3:213:VAL:O[12_555]	1.79	0.41
1:1:171:ILE:CD1	3:3:153:VAL:CB[12_555]	1.79	0.41
3:3:16:THR:CA	3:3:89:ILE:CG2[12_555]	1.79	0.41
2:2:34:GLY:N	3:3:34:ILE:CG1[12_555]	1.79	0.41
1:1:73:ARG:NE	3:3:103:ALA:N[12_555]	1.79	0.41

Continued on next page...

Continued from previous page...

Atom-1	Atom-2	Interatomic distance (Å)	Clash overlap (Å)
1:1:32:PRO:O	1:1:147:TYR:CG[12_555]	1.79	0.41
1:1:21:LYS:O	1:1:79:ILE:C[12_555]	1.79	0.41
3:3:68:TYR:C	4:4:30:ASN:CG[12_555]	1.79	0.41
2:2:220:TRP:NE1	3:3:35:SER:CB[12_555]	1.79	0.41
1:1:191:SER:OG	2:2:34:GLY:N[12_555]	1.80	0.40
1:1:177:GLN:CD	3:3:148:MET:CA[12_555]	1.80	0.40
3:3:26:PRO:CD	3:3:161:SER:CA[12_555]	1.80	0.40
1:1:182:PHE:CE1	3:3:164:SER:CB[12_555]	1.80	0.40
1:1:181:ARG:CG	3:3:115:PHE:CB[12_555]	1.80	0.40
2:2:186:PHE:C	3:3:33:GLU:OE1[12_555]	1.80	0.40
2:2:55:GLN:N	2:2:57:ASP:N[3_555]	1.80	0.40
1:1:44:ASN:CG	5:A:1:GLC:O4[12_555]	1.80	0.40
1:1:115:LEU:CB	3:3:41:LYS:O[12_555]	1.80	0.40
2:2:38:TRP:CG	2:2:210:PRO:CG[12_555]	1.80	0.40
2:2:38:TRP:CG	2:2:210:PRO:C[12_555]	1.80	0.40
1:1:14:VAL:CB	1:1:256:ALA:CA[12_555]	1.80	0.40
2:2:17:THR:OG1	2:2:49:ALA:CA[2_555]	1.80	0.40
1:1:181:ARG:NH1	3:3:115:PHE:CD1[12_555]	1.80	0.40
2:2:18:ARG:N	2:2:49:ALA:CB[2_555]	1.80	0.40
1:1:9:GLU:C	1:1:276:THR:C[12_555]	1.80	0.40
1:1:250:CYS:CB	3:3:39:GLU:CA[12_555]	1.80	0.40
1:1:65:MET:CG	1:1:112:LYS:CD[12_555]	1.80	0.40
3:3:23:CYS:CB	3:3:162:THR:CG2[12_555]	1.80	0.40
1:1:182:PHE:N	3:3:165:LEU:CB[12_555]	1.80	0.40
2:2:62:ARG:CB	2:2:255:GLY:CA[2_555]	1.80	0.40
2:2:182:ASN:OD1	4:4:41:SER:O[12_555]	1.80	0.40
1:1:31:ALA:CB	1:1:169:MET:O[12_555]	1.80	0.40
3:3:19:MET:C	3:3:53:ILE:CD1[12_555]	1.80	0.40
3:3:13:PHE:CE2	3:3:167:VAL:CG1[12_555]	1.80	0.40
1:1:26:THR:CA	1:1:223:ARG:CB[12_555]	1.80	0.40
1:1:109:ILE:CG2	3:3:219:PHE:O[12_555]	1.80	0.40
1:1:8:ASP:C	1:1:256:ALA:O[12_555]	1.80	0.40
3:3:212:PHE:CZ	4:4:35:ALA:C[12_555]	1.80	0.40
2:2:88:ASP:C	2:2:259:LYS:CB[2_555]	1.81	0.39
2:2:38:TRP:CA	2:2:209:VAL:O[12_555]	1.81	0.39
1:1:37:ALA:CB	4:4:36:ALA:CB[12_555]	1.81	0.39
1:1:48:GLU:N	1:1:239:ILE:CD1[12_555]	1.81	0.39
1:1:54:ARG:O	1:1:81:ARG:NE[12_555]	1.81	0.39
1:1:181:ARG:CB	3:3:165:LEU:CG[12_555]	1.81	0.39
2:2:53:PRO:O	2:2:57:ASP:OD2[3_555]	1.81	0.39
2:2:186:PHE:CZ	3:3:41:LYS:NZ[12_555]	1.81	0.39

Continued on next page...

Continued from previous page...

Atom-1	Atom-2	Interatomic distance (Å)	Clash overlap (Å)
1:1:15:LEU:CD2	1:1:255:ARG:CA[12_555]	1.81	0.39
1:1:34:LEU:CD1	1:1:169:MET:CB[12_555]	1.81	0.39
1:1:128:VAL:CG2	3:3:168:PRO:CD[12_555]	1.81	0.39
1:1:245:HIS:N	3:3:51:THR:CA[12_555]	1.81	0.39
3:3:223:MET:CB	3:3:225:ARG:CG[12_555]	1.81	0.39
3:3:24:ALA:N	3:3:162:THR:CA[12_555]	1.81	0.39
1:1:55:TYR:CB	1:1:81:ARG:NH2[12_555]	1.81	0.39
3:3:70:VAL:CA	4:4:31:TYR:CA[12_555]	1.81	0.39
3:3:70:VAL:O	4:4:31:TYR:O[12_555]	1.81	0.39
3:3:209:MET:C	4:4:32:PHE:C[12_555]	1.81	0.39
1:1:116:PHE:N	3:3:41:LYS:CA[12_555]	1.81	0.39
1:1:12:ASN:O	3:3:231:ILE:N[12_555]	1.81	0.39
3:3:12:GLN:O	3:3:188:TYR:N[12_555]	1.81	0.39
1:1:241:HIS:C	3:3:215:ALA:CA[12_555]	1.81	0.39
1:1:177:GLN:O	3:3:150:GLY:C[12_555]	1.81	0.39
3:3:22:PRO:C	3:3:117:PHE:O[12_555]	1.81	0.39
3:3:58:VAL:CA	4:4:26:TYR:CD1[12_555]	1.81	0.39
3:3:106:TYR:CB	3:3:224:ALA:CA[12_555]	1.81	0.39
2:2:41:TYR:OH	2:2:55:GLN:NE2[12_555]	1.81	0.39
1:1:68:GLU:CA	3:3:98:LEU:CG[12_555]	1.81	0.39
3:3:70:VAL:CG1	4:4:31:TYR:CG[12_555]	1.81	0.39
2:2:38:TRP:C	2:2:210:PRO:C[12_555]	1.82	0.38
1:1:51:ILE:N	1:1:145:TYR:CD1[12_555]	1.82	0.38
1:1:175:HIS:C	3:3:149:LEU:O[12_555]	1.82	0.38
2:2:44:PRO:CB	2:2:247:SER:O[12_555]	1.82	0.38
2:2:51:ASN:OD1	2:2:61:ASN:C[3_555]	1.82	0.38
1:1:244:LYS:N	3:3:49:VAL:O[12_555]	1.82	0.38
1:1:50:ALA:O	1:1:145:TYR:CE2[12_555]	1.82	0.38
3:3:209:MET:CG	4:4:32:PHE:CD2[12_555]	1.82	0.38
2:2:202:ILE:O	3:3:34:ILE:CB[12_555]	1.82	0.38
2:2:46:ASP:CA	2:2:203:VAL:N[12_555]	1.82	0.38
3:3:67:MET:N	4:4:28:ASN:C[12_555]	1.82	0.38
1:1:51:ILE:CG1	1:1:237:THR:C[12_555]	1.82	0.38
1:1:177:GLN:CD	3:3:148:MET:N[12_555]	1.82	0.38
1:1:35:ASP:CA	3:3:25:LEU:CB[12_555]	1.82	0.38
1:1:42:THR:OG1	1:1:122:ASP:N[12_555]	1.82	0.38
1:1:113:PHE:CD2	3:3:48:GLN:NE2[12_555]	1.82	0.38
3:3:36:ILE:CG2	3:3:38:GLY:N[12_555]	1.82	0.38
2:2:40:HIS:CD2	2:2:205:TYR:CG[12_555]	1.82	0.38
3:3:70:VAL:CB	4:4:31:TYR:CD2[12_555]	1.82	0.38
1:1:62:ARG:CG	1:1:111:ARG:CB[12_555]	1.82	0.38

Continued on next page...

Continued from previous page...

Atom-1	Atom-2	Interatomic distance (Å)	Clash overlap (Å)
1:1:38:GLU:OE1	3:3:27:TRP:C[12_555]	1.82	0.38
1:1:69:SER:OG	3:3:101:GLU:O[12_555]	1.82	0.38
2:2:53:PRO:CB	2:2:58:THR:OG1[3_555]	1.82	0.38
1:1:62:ARG:C	1:1:111:ARG:CD[12_555]	1.82	0.38
3:3:222:ARG:CA	3:3:225:ARG:C[12_555]	1.82	0.38
3:3:26:PRO:N	3:3:161:SER:CB[12_555]	1.82	0.38
1:1:5:ASN:N	1:1:274:VAL:CB[12_555]	1.82	0.38
1:1:67:ILE:CA	3:3:46:MET:CE[12_555]	1.82	0.38
1:1:182:PHE:CB	3:3:164:SER:CA[12_555]	1.82	0.38
1:1:14:VAL:CG2	1:1:256:ALA:N[12_555]	1.82	0.38
2:2:41:TYR:CD2	2:2:41:TYR:CD2[12_555]	1.82	0.38
2:2:54:THR:OG1	2:2:56:PRO:N[3_555]	1.82	0.38
1:1:52:GLU:O	1:1:237:THR:N[12_555]	1.83	0.37
3:3:210:LEU:CD2	4:4:34:ASP:O[12_555]	1.83	0.37
1:1:250:CYS:N	3:3:39:GLU:C[12_555]	1.83	0.37
1:1:245:HIS:N	3:3:51:THR:CB[12_555]	1.83	0.37
1:1:124:GLU:CD	3:3:213:VAL:CG2[12_555]	1.83	0.37
2:2:179:LEU:CA	4:4:42:ARG:CD[12_555]	1.83	0.37
1:1:9:GLU:CA	1:1:276:THR:OG1[12_555]	1.83	0.37
3:3:56:ASN:OD1	4:4:29:ILE:CD1[12_555]	1.83	0.37
3:3:56:ASN:OD1	4:4:29:ILE:CG1[12_555]	1.83	0.37
2:2:88:ASP:C	2:2:259:LYS:CA[2_555]	1.83	0.37
2:2:204:PRO:CD	3:3:35:SER:O[12_555]	1.83	0.37
2:2:20:ASP:CA	2:2:211:MET:CB[2_555]	1.83	0.37
1:1:63:ASP:N	1:1:111:ARG:CZ[12_555]	1.83	0.37
1:1:243:ALA:CB	3:3:48:GLN:N[12_555]	1.83	0.37
1:1:73:ARG:N	3:3:99:ILE:CG1[12_555]	1.83	0.37
1:1:36:ALA:C	1:1:185:PRO:CG[12_555]	1.83	0.37
3:3:26:PRO:CA	3:3:161:SER:CA[12_555]	1.83	0.37
1:1:77:VAL:CG1	3:3:216:CYS:C[12_555]	1.83	0.37
3:3:58:VAL:CB	4:4:26:TYR:CD2[12_555]	1.83	0.37
1:1:64:GLU:O	3:3:105:TYR:CG[12_555]	1.83	0.37
1:1:115:LEU:C	3:3:41:LYS:N[12_555]	1.83	0.37
1:1:53:THR:C	1:1:80:SER:C[12_555]	1.83	0.37
3:3:20:GLN:C	3:3:117:PHE:CE2[12_555]	1.83	0.37
2:2:194:ARG:CB	3:3:27:TRP:NE1[12_555]	1.83	0.37
1:1:76:CYS:O	3:3:218:ASP:CB[12_555]	1.83	0.37
2:2:54:THR:CA	2:2:57:ASP:C[3_555]	1.83	0.37
1:1:20:ILE:CD1	1:1:78:HIS:N[12_555]	1.83	0.37
1:1:241:HIS:O	3:3:215:ALA:CA[12_555]	1.83	0.37
1:1:62:ARG:CD	1:1:109:ILE:C[12_555]	1.84	0.36

Continued on next page...

Continued from previous page...

Atom-1	Atom-2	Interatomic distance (Å)	Clash overlap (Å)
2:2:64:TYR:CZ	2:2:98:TYR:O[2_555]	1.84	0.36
1:1:39:THR:CA	3:3:30:PRO:CD[12_555]	1.84	0.36
1:1:68:GLU:O	3:3:99:ILE:CA[12_555]	1.84	0.36
3:3:221:LEU:C	3:3:226:ASP:CA[12_555]	1.84	0.36
2:2:39:PRO:CD	2:2:210:PRO:CB[12_555]	1.84	0.36
1:1:18:PRO:CA	1:1:106:MET:CA[12_555]	1.84	0.36
1:1:47:PRO:CA	1:1:239:ILE:CA[12_555]	1.84	0.36
2:2:46:ASP:OD2	2:2:203:VAL:CA[12_555]	1.84	0.36
1:1:73:ARG:O	3:3:219:PHE:CD1[12_555]	1.84	0.36
1:1:48:GLU:OE1	1:1:78:HIS:CA[12_555]	1.84	0.36
1:1:241:HIS:CB	3:3:216:CYS:N[12_555]	1.84	0.36
3:3:13:PHE:O	3:3:186:ALA:CB[12_555]	1.84	0.36
3:3:223:MET:C	3:3:225:ARG:CG[12_555]	1.84	0.36
3:3:210:LEU:N	4:4:32:PHE:CA[12_555]	1.84	0.36
3:3:18:ASP:CA	3:3:94:LEU:CD2[12_555]	1.84	0.36
1:1:27:THR:CA	1:1:223:ARG:CD[12_555]	1.84	0.36
1:1:30:SER:C	1:1:146:MET:CE[12_555]	1.84	0.36
1:1:247:LYS:N	2:2:185:ILE:CD1[12_555]	1.84	0.36
1:1:179:PHE:N	3:3:133:TYR:O[12_555]	1.84	0.36
1:1:63:ASP:CA	1:1:111:ARG:NH1[12_555]	1.84	0.36
2:2:39:PRO:CA	2:2:103:ARG:NH1[12_555]	1.84	0.36
1:1:250:CYS:N	3:3:39:GLU:N[12_555]	1.84	0.36
3:3:67:MET:CB	4:4:27:PHE:CG[12_555]	1.84	0.36
3:3:24:ALA:O	3:3:162:THR:CA[12_555]	1.84	0.36
3:3:13:PHE:CZ	3:3:167:VAL:CG1[12_555]	1.84	0.36
3:3:14:MET:CB	3:3:87:VAL:O[12_555]	1.84	0.36
3:3:15:THR:OG1	3:3:109:TRP:CH2[12_555]	1.84	0.36
2:2:46:ASP:CG	2:2:203:VAL:N[12_555]	1.84	0.36
1:1:27:THR:OG1	1:1:223:ARG:NH1[12_555]	1.85	0.35
3:3:65:VAL:N	4:4:28:ASN:OD1[12_555]	1.85	0.35
3:3:17:ASP:O	3:3:94:LEU:CD1[12_555]	1.85	0.35
1:1:249:TRP:CZ2	2:2:35:TYR:CZ[12_555]	1.85	0.35
3:3:56:ASN:CB	4:4:29:ILE:CD1[12_555]	1.85	0.35
1:1:240:TYR:C	3:3:216:CYS:SG[12_555]	1.85	0.35
1:1:33:LEU:N	1:1:147:TYR:CB[12_555]	1.85	0.35
2:2:90:GLY:CA	2:2:98:TYR:CG[2_555]	1.85	0.35
1:1:126:THR:CB	3:3:167:VAL:CA[12_555]	1.85	0.35
1:1:27:THR:N	1:1:163:TRP:CE3[12_555]	1.85	0.35
2:2:58:THR:C	2:2:254:SER:N[2_555]	1.85	0.35
1:1:115:LEU:CB	3:3:41:LYS:C[12_555]	1.85	0.35
1:1:32:PRO:CG	1:1:146:MET:O[12_555]	1.85	0.35

Continued on next page...

Continued from previous page...

Atom-1	Atom-2	Interatomic distance (Å)	Clash overlap (Å)
2:2:194:ARG:C	3:3:27:TRP:NE1[12_555]	1.85	0.35
2:2:47:ALA:C	2:2:202:ILE:CD1[12_555]	1.85	0.35
2:2:46:ASP:OD2	2:2:203:VAL:N[12_555]	1.85	0.35
1:1:5:ASN:O	1:1:276:THR:CB[12_555]	1.85	0.35
2:2:250:CYS:SG	2:2:252:GLU:CD[12_555]	1.85	0.35
3:3:97:THR:CG2	4:4:40:ALA:CB[12_555]	1.85	0.35
2:2:46:ASP:C	2:2:202:ILE:CG2[12_555]	1.85	0.35
3:3:67:MET:SD	4:4:27:PHE:CD1[12_555]	1.85	0.35
1:1:51:ILE:CD1	1:1:238:HIS:N[12_555]	1.85	0.35
1:1:35:ASP:CA	3:3:25:LEU:CD2[12_555]	1.85	0.35
1:1:63:ASP:O	1:1:111:ARG:NH2[12_555]	1.85	0.35
1:1:44:ASN:CB	5:A:1:GLC:O4[12_555]	1.85	0.35
2:2:45:GLN:N	2:2:247:SER:O[12_555]	1.85	0.35
1:1:39:THR:CB	3:3:28:TYR:CZ[12_555]	1.85	0.35
1:1:71:LEU:N	3:3:47:CYS:SG[12_555]	1.85	0.35
1:1:26:THR:C	1:1:163:TRP:CE3[12_555]	1.85	0.35
2:2:38:TRP:C	2:2:210:PRO:O[12_555]	1.85	0.35
1:1:23:SER:C	1:1:81:ARG:O[12_555]	1.85	0.35
3:3:223:MET:CA	3:3:225:ARG:CZ[12_555]	1.85	0.35
1:1:26:THR:CA	1:1:163:TRP:CH2[12_555]	1.85	0.35
1:1:14:VAL:O	1:1:257:VAL:O[12_555]	1.86	0.34
1:1:13:GLU:O	1:1:258:PRO:N[12_555]	1.86	0.34
1:1:14:VAL:CG2	1:1:256:ALA:O[12_555]	1.86	0.34
2:2:13:ILE:O	2:2:13:ILE:CB[11_555]	1.86	0.34
1:1:65:MET:CA	3:3:105:TYR:CE1[12_555]	1.86	0.34
1:1:76:CYS:N	3:3:218:ASP:CG[12_555]	1.86	0.34
2:2:182:ASN:CG	4:4:41:SER:O[12_555]	1.86	0.34
1:1:52:GLU:C	1:1:237:THR:CG2[12_555]	1.86	0.34
1:1:26:THR:N	1:1:222:SER:C[12_555]	1.86	0.34
3:3:222:ARG:O	3:3:225:ARG:CG[12_555]	1.86	0.34
3:3:19:MET:CB	3:3:85:ILE:CD1[12_555]	1.86	0.34
2:2:32:VAL:CB	3:3:32:LYS:C[12_555]	1.86	0.34
2:2:38:TRP:CB	2:2:209:VAL:C[12_555]	1.86	0.34
1:1:121:PHE:CD2	3:3:49:VAL:CG2[12_555]	1.86	0.34
1:1:26:THR:C	1:1:223:ARG:CB[12_555]	1.86	0.34
3:3:21:SER:N	3:3:211:CYS:CB[12_555]	1.86	0.34
1:1:120:ARG:O	3:3:49:VAL:CG2[12_555]	1.86	0.34
2:2:62:ARG:C	2:2:255:GLY:N[2_555]	1.86	0.34
1:1:25:HIS:O	1:1:96:PHE:CB[12_555]	1.86	0.34
1:1:182:PHE:CG	3:3:165:LEU:N[12_555]	1.86	0.34
1:1:240:TYR:CZ	3:3:111:GLY:C[12_555]	1.86	0.34

Continued on next page...

Continued from previous page...

Atom-1	Atom-2	Interatomic distance (Å)	Clash overlap (Å)
2:2:32:VAL:CA	3:3:32:LYS:O[12_555]	1.86	0.34
2:2:37:VAL:CA	2:2:207:ASN:C[12_555]	1.86	0.34
3:3:12:GLN:N	3:3:188:TYR:CA[12_555]	1.86	0.34
1:1:116:PHE:N	3:3:45:GLU:OE2[12_555]	1.86	0.34
1:1:181:ARG:C	3:3:165:LEU:CA[12_555]	1.86	0.34
1:1:41:HIS:C	1:1:186:PHE:C[12_555]	1.86	0.34
3:3:67:MET:N	4:4:28:ASN:CB[12_555]	1.86	0.34
1:1:17:VAL:CB	1:1:106:MET:C[12_555]	1.86	0.34
1:1:17:VAL:CA	1:1:107:ALA:C[12_555]	1.87	0.33
1:1:62:ARG:CB	1:1:111:ARG:CA[12_555]	1.87	0.33
1:1:26:THR:CA	1:1:163:TRP:CZ3[12_555]	1.87	0.33
3:3:22:PRO:C	3:3:117:PHE:CA[12_555]	1.87	0.33
1:1:240:TYR:CE2	3:3:111:GLY:CA[12_555]	1.87	0.33
1:1:116:PHE:CA	3:3:45:GLU:OE2[12_555]	1.87	0.33
1:1:76:CYS:O	3:3:218:ASP:C[12_555]	1.87	0.33
1:1:247:LYS:CE	2:2:186:PHE:CB[12_555]	1.87	0.33
1:1:180:PRO:CA	3:3:165:LEU:CD1[12_555]	1.87	0.33
3:3:6:ILE:CD1	3:3:142:THR:C[12_555]	1.87	0.33
3:3:52:LEU:O	4:4:40:ALA:O[12_555]	1.87	0.33
1:1:179:PHE:O	3:3:133:TYR:N[12_555]	1.87	0.33
2:2:44:PRO:CB	2:2:247:SER:CB[12_555]	1.87	0.33
1:1:62:ARG:CG	1:1:108:GLN:O[12_555]	1.87	0.33
1:1:7:ILE:CA	1:1:275:THR:OG1[12_555]	1.87	0.33
3:3:66:SER:C	4:4:29:ILE:N[12_555]	1.87	0.33
3:3:13:PHE:N	3:3:187:GLY:C[12_555]	1.87	0.33
2:2:176:ASP:OD1	4:4:44:ASP:CG[12_555]	1.87	0.33
2:2:182:ASN:OD1	4:4:41:SER:C[12_555]	1.87	0.33
1:1:245:HIS:CA	3:3:51:THR:CG2[12_555]	1.87	0.33
1:1:250:CYS:C	3:3:39:GLU:CG[12_555]	1.87	0.33
2:2:178:THR:CB	4:4:44:ASP:CA[12_555]	1.87	0.33
3:3:223:MET:CA	3:3:225:ARG:CG[12_555]	1.87	0.33
1:1:179:PHE:CA	3:3:151:THR:O[12_555]	1.87	0.33
1:1:248:ALA:CA	1:1:251:PRO:CG[12_555]	1.87	0.33
1:1:50:ALA:O	1:1:145:TYR:CD2[12_555]	1.87	0.33
2:2:32:VAL:CG2	3:3:31:THR:CA[12_555]	1.87	0.33
1:1:45:VAL:O	1:1:125:ILE:CD1[12_555]	1.87	0.33
3:3:10:SER:N	3:3:188:TYR:CE1[12_555]	1.88	0.32
1:1:247:LYS:CB	2:2:185:ILE:O[12_555]	1.88	0.32
1:1:109:ILE:CD1	3:3:216:CYS:O[12_555]	1.88	0.32
3:3:53:ILE:N	4:4:39:GLY:C[12_555]	1.88	0.32
1:1:35:ASP:OD2	3:3:25:LEU:CD1[12_555]	1.88	0.32

Continued on next page...

Continued from previous page...

Atom-1	Atom-2	Interatomic distance (Å)	Clash overlap (Å)
1:1:34:LEU:CD1	1:1:169:MET:CA[12_555]	1.88	0.32
1:1:240:TYR:CE1	3:3:169:TRP:CA[12_555]	1.88	0.32
1:1:247:LYS:CE	2:2:185:ILE:C[12_555]	1.88	0.32
1:1:70:PHE:CD2	3:3:43:LEU:CD1[12_555]	1.88	0.32
3:3:222:ARG:C	3:3:225:ARG:CD[12_555]	1.88	0.32
1:1:36:ALA:CB	3:3:25:LEU:O[12_555]	1.88	0.32
1:1:25:HIS:CA	1:1:223:ARG:CA[12_555]	1.88	0.32
2:2:36:GLY:C	2:2:209:VAL:N[12_555]	1.88	0.32
1:1:240:TYR:CD2	3:3:112:SER:C[12_555]	1.88	0.32
3:3:9:GLY:O	3:3:188:TYR:CZ[12_555]	1.88	0.32
2:2:62:ARG:CZ	2:2:101:LEU:CA[2_555]	1.88	0.32
3:3:24:ALA:N	3:3:162:THR:O[12_555]	1.88	0.32
1:1:125:ILE:N	3:3:114:ARG:CB[12_555]	1.88	0.32
1:1:183:SER:CB	3:3:116:SER:C[12_555]	1.88	0.32
1:1:66:SER:CA	1:1:115:LEU:CD1[12_555]	1.88	0.32
1:1:72:GLY:CA	3:3:99:ILE:CA[12_555]	1.88	0.32
2:2:43:THR:C	2:2:249:MET:N[12_555]	1.88	0.32
1:1:116:PHE:CE1	3:3:42:ASN:O[12_555]	1.88	0.32
3:3:120:CYS:CB	4:4:33:LYS:CA[12_555]	1.88	0.32
2:2:35:TYR:N	3:3:36:ILE:CD1[12_555]	1.88	0.32
1:1:128:VAL:CG2	3:3:168:PRO:CB[12_555]	1.88	0.32
2:2:194:ARG:C	3:3:27:TRP:CD1[12_555]	1.88	0.32
2:2:178:THR:CA	4:4:43:LEU:C[12_555]	1.88	0.32
3:3:13:PHE:CD2	3:3:167:VAL:CG1[12_555]	1.88	0.32
2:2:36:GLY:CA	2:2:208:ALA:C[12_555]	1.89	0.31
2:2:43:THR:CB	2:2:105:GLY:CA[12_555]	1.89	0.31
1:1:179:PHE:CE1	3:3:133:TYR:CD2[12_555]	1.89	0.31
1:1:28:SER:OG	1:1:163:TRP:CE2[12_555]	1.89	0.31
2:2:182:ASN:ND2	4:4:41:SER:O[12_555]	1.89	0.31
1:1:31:ALA:CB	1:1:169:MET:C[12_555]	1.89	0.31
1:1:26:THR:CG2	1:1:221:CYS:C[12_555]	1.89	0.31
2:2:20:ASP:O	2:2:211:MET:O[2_555]	1.89	0.31
1:1:116:PHE:CG	3:3:40:VAL:CB[12_555]	1.89	0.31
1:1:12:ASN:ND2	3:3:229:LEU:CB[12_555]	1.89	0.31
3:3:13:PHE:CB	3:3:133:TYR:CD1[12_555]	1.89	0.31
2:2:181:GLY:C	4:4:41:SER:CA[12_555]	1.89	0.31
2:2:43:THR:C	2:2:105:GLY:O[12_555]	1.89	0.31
1:1:35:ASP:O	3:3:25:LEU:CA[12_555]	1.89	0.31
1:1:115:LEU:C	3:3:41:LYS:CB[12_555]	1.89	0.31
1:1:35:ASP:CB	3:3:25:LEU:CG[12_555]	1.89	0.31
1:1:62:ARG:CD	1:1:111:ARG:N[12_555]	1.89	0.31

Continued on next page...

Continued from previous page...

Atom-1	Atom-2	Interatomic distance (Å)	Clash overlap (Å)
1:1:18:PRO:C	1:1:106:MET:CA[12_555]	1.89	0.31
1:1:20:ILE:CG2	1:1:78:HIS:O[12_555]	1.89	0.31
1:1:60:GLN:O	1:1:108:GLN:N[12_555]	1.89	0.31
1:1:17:VAL:CG2	1:1:106:MET:C[12_555]	1.89	0.31
3:3:223:MET:C	3:3:225:ARG:NE[12_555]	1.89	0.31
3:3:222:ARG:CG	3:3:226:ASP:C[12_555]	1.89	0.31
3:3:107:THR:N	3:3:224:ALA:C[12_555]	1.89	0.31
1:1:249:TRP:CB	3:3:38:GLY:CA[12_555]	1.89	0.31
1:1:113:PHE:CE1	3:3:44:ILE:O[12_555]	1.89	0.31
1:1:62:ARG:CB	1:1:112:LYS:N[12_555]	1.89	0.31
3:3:9:GLY:N	3:3:188:TYR:CZ[12_555]	1.89	0.31
1:1:246:THR:CG2	3:3:98:LEU:CD2[12_555]	1.89	0.31
1:1:245:HIS:CB	2:2:184:LEU:CB[12_555]	1.89	0.31
2:2:18:ARG:N	2:2:50:ILE:N[2_555]	1.89	0.31
3:3:14:MET:CG	3:3:88:ASP:CB[12_555]	1.89	0.31
3:3:18:ASP:CA	3:3:94:LEU:CA[12_555]	1.89	0.31
3:3:26:PRO:C	3:3:161:SER:CB[12_555]	1.89	0.31
1:1:73:ARG:CA	3:3:99:ILE:CD1[12_555]	1.89	0.31
1:1:9:GLU:CD	2:2:179:LEU:CG[12_555]	1.90	0.30
2:2:90:GLY:O	2:2:98:TYR:CA[2_555]	1.90	0.30
1:1:35:ASP:N	3:3:25:LEU:CG[12_555]	1.90	0.30
1:1:71:LEU:CB	3:3:47:CYS:CA[12_555]	1.90	0.30
1:1:43:SER:CB	1:1:184:ILE:CB[12_555]	1.90	0.30
1:1:177:GLN:CA	3:3:147:ALA:C[12_555]	1.90	0.30
1:1:182:PHE:CB	3:3:164:SER:N[12_555]	1.90	0.30
1:1:8:ASP:OD1	1:1:258:PRO:CD[12_555]	1.90	0.30
3:3:97:THR:CG2	4:4:40:ALA:N[12_555]	1.90	0.30
2:2:40:HIS:N	2:2:103:ARG:CD[12_555]	1.90	0.30
2:2:173:LEU:CD2	4:4:42:ARG:NH2[12_555]	1.90	0.30
1:1:64:GLU:CD	3:3:104:SER:CA[12_555]	1.90	0.30
1:1:62:ARG:CZ	1:1:109:ILE:O[12_555]	1.90	0.30
2:2:194:ARG:CD	3:3:27:TRP:NE1[12_555]	1.90	0.30
2:2:37:VAL:CG2	2:2:207:ASN:C[12_555]	1.90	0.30
2:2:20:ASP:C	2:2:101:LEU:CD1[2_555]	1.90	0.30
3:3:212:PHE:CE2	4:4:36:ALA:N[12_555]	1.90	0.30
2:2:64:TYR:CB	2:2:257:ARG:CG[2_555]	1.90	0.30
1:1:46:GLN:CG	1:1:99:TRP:CZ3[12_555]	1.90	0.30
3:3:22:PRO:C	3:3:117:PHE:CB[12_555]	1.90	0.30
1:1:246:THR:CA	2:2:185:ILE:CD1[12_555]	1.90	0.30
3:3:220:CYS:O	3:3:226:ASP:OD2[12_555]	1.90	0.30
1:1:116:PHE:CG	3:3:45:GLU:OE2[12_555]	1.90	0.30

Continued on next page...

Continued from previous page...

Atom-1	Atom-2	Interatomic distance (Å)	Clash overlap (Å)
3:3:69:THR:N	4:4:30:ASN:ND2[12_555]	1.90	0.30
3:3:210:LEU:C	4:4:37:SER:OG[12_555]	1.90	0.30
1:1:248:ALA:O	1:1:251:PRO:N[12_555]	1.91	0.29
1:1:9:GLU:CA	1:1:277:ALA:N[12_555]	1.91	0.29
1:1:23:SER:O	1:1:82:ILE:N[12_555]	1.91	0.29
1:1:32:PRO:CD	1:1:146:MET:O[12_555]	1.91	0.29
1:1:65:MET:C	1:1:115:LEU:CD2[12_555]	1.91	0.29
3:3:119:PHE:N	4:4:34:ASP:OD1[12_555]	1.91	0.29
3:3:23:CYS:CB	3:3:117:PHE:O[12_555]	1.91	0.29
2:2:17:THR:CB	2:2:49:ALA:CA[2_555]	1.91	0.29
1:1:252:ARG:NE	3:3:41:LYS:CD[12_555]	1.91	0.29
3:3:7:THR:O	3:3:140:GLU:CG[12_555]	1.91	0.29
1:1:254:PRO:O	4:4:43:LEU:CA[12_555]	1.91	0.29
2:2:190:PHE:O	3:3:29:HIS:ND1[12_555]	1.91	0.29
2:2:18:ARG:NE	2:2:50:ILE:CB[2_555]	1.91	0.29
2:2:178:THR:CB	4:4:43:LEU:O[12_555]	1.91	0.29
1:1:39:THR:OG1	3:3:28:TYR:CZ[12_555]	1.91	0.29
3:3:16:THR:O	3:3:90:THR:N[12_555]	1.91	0.29
3:3:16:THR:C	3:3:89:ILE:C[12_555]	1.91	0.29
2:2:190:PHE:CE2	4:4:35:ALA:CB[12_555]	1.91	0.29
1:1:73:ARG:NH1	3:3:103:ALA:O[12_555]	1.91	0.29
1:1:5:ASN:ND2	2:2:173:LEU:CG[12_555]	1.91	0.29
1:1:77:VAL:N	3:3:218:ASP:CG[12_555]	1.91	0.29
1:1:103:LEU:CG	3:3:48:GLN:OE1[12_555]	1.91	0.29
2:2:176:ASP:CG	4:4:44:ASP:CG[12_555]	1.91	0.29
2:2:62:ARG:CA	2:2:254:SER:C[2_555]	1.91	0.29
1:1:240:TYR:OH	3:3:169:TRP:CB[12_555]	1.91	0.29
2:2:46:ASP:N	2:2:107:THR:N[12_555]	1.91	0.29
2:2:41:TYR:CD1	2:2:252:GLU:CG[12_555]	1.91	0.29
2:2:194:ARG:CZ	3:3:27:TRP:CH2[12_555]	1.91	0.29
1:1:20:ILE:CB	1:1:79:ILE:N[12_555]	1.91	0.29
1:1:52:GLU:C	1:1:237:THR:N[12_555]	1.92	0.28
1:1:182:PHE:CD1	3:3:164:SER:N[12_555]	1.92	0.28
1:1:249:TRP:NE1	2:2:35:TYR:CD2[12_555]	1.92	0.28
2:2:17:THR:C	2:2:49:ALA:O[2_555]	1.92	0.28
1:1:32:PRO:N	1:1:147:TYR:O[12_555]	1.92	0.28
1:1:49:ASP:OD2	1:1:220:ILE:CG2[12_555]	1.92	0.28
2:2:38:TRP:CZ3	2:2:48:THR:CG2[12_555]	1.92	0.28
1:1:55:TYR:CA	1:1:81:ARG:CZ[12_555]	1.92	0.28
2:2:58:THR:CG2	2:2:252:GLU:C[2_555]	1.92	0.28
1:1:191:SER:OG	2:2:33:VAL:O[12_555]	1.92	0.28

Continued on next page...

Continued from previous page...

Atom-1	Atom-2	Interatomic distance (Å)	Clash overlap (Å)
1:1:126:THR:C	3:3:166:VAL:CG1[12_555]	1.92	0.28
1:1:27:THR:N	1:1:163:TRP:CD2[12_555]	1.92	0.28
1:1:16:VAL:N	1:1:259:TYR:CZ[12_555]	1.92	0.28
1:1:47:PRO:O	1:1:239:ILE:CD1[12_555]	1.92	0.28
2:2:38:TRP:CA	2:2:210:PRO:C[12_555]	1.92	0.28
1:1:245:HIS:NE2	3:3:52:LEU:CA[12_555]	1.92	0.28
3:3:52:LEU:CG	4:4:38:SER:CB[12_555]	1.92	0.28
1:1:64:GLU:O	3:3:105:TYR:CE1[12_555]	1.92	0.28
1:1:16:VAL:CA	1:1:259:TYR:CE1[12_555]	1.92	0.28
1:1:41:HIS:CA	1:1:186:PHE:CD2[12_555]	1.92	0.28
1:1:16:VAL:CG2	3:3:232:GLN:CG[12_555]	1.92	0.28
1:1:76:CYS:O	3:3:218:ASP:CG[12_555]	1.92	0.28
1:1:248:ALA:N	1:1:251:PRO:CD[12_555]	1.92	0.28
2:2:38:TRP:CE3	2:2:210:PRO:CD[12_555]	1.92	0.28
2:2:173:LEU:CB	4:4:42:ARG:NH2[12_555]	1.92	0.28
2:2:182:ASN:ND2	4:4:42:ARG:O[12_555]	1.92	0.28
1:1:112:LYS:O	3:3:42:ASN:CG[12_555]	1.92	0.28
3:3:106:TYR:C	3:3:225:ARG:N[12_555]	1.92	0.28
2:2:45:GLN:O	2:2:107:THR:N[12_555]	1.92	0.28
2:2:194:ARG:NE	4:4:33:LYS:CE[12_555]	1.92	0.28
1:1:124:GLU:OE2	3:3:115:PHE:CB[12_555]	1.92	0.28
1:1:25:HIS:CB	1:1:223:ARG:CA[12_555]	1.92	0.28
2:2:62:ARG:CG	2:2:255:GLY:N[2_555]	1.92	0.28
2:2:178:THR:N	4:4:44:ASP:CB[12_555]	1.92	0.28
1:1:66:SER:CA	1:1:115:LEU:CD2[12_555]	1.92	0.28
1:1:46:GLN:CA	1:1:239:ILE:CG2[12_555]	1.92	0.28
1:1:46:GLN:C	1:1:239:ILE:CD1[12_555]	1.92	0.28
2:2:204:PRO:O	3:3:35:SER:CB[12_555]	1.92	0.28
1:1:33:LEU:CB	1:1:169:MET:SD[12_555]	1.93	0.27
2:2:179:LEU:N	4:4:42:ARG:CG[12_555]	1.93	0.27
1:1:242:LYS:O	3:3:214:SER:O[12_555]	1.93	0.27
3:3:22:PRO:C	3:3:117:PHE:C[12_555]	1.93	0.27
3:3:11:GLY:N	3:3:188:TYR:CB[12_555]	1.93	0.27
1:1:40:GLY:CA	3:3:30:PRO:CB[12_555]	1.93	0.27
3:3:10:SER:C	3:3:140:GLU:CA[12_555]	1.93	0.27
2:2:43:THR:CB	2:2:106:TYR:N[12_555]	1.93	0.27
1:1:18:PRO:C	1:1:106:MET:CG[12_555]	1.93	0.27
1:1:37:ALA:N	1:1:185:PRO:CB[12_555]	1.93	0.27
3:3:118:MET:CG	4:4:34:ASP:OD1[12_555]	1.93	0.27
2:2:18:ARG:N	2:2:49:ALA:C[2_555]	1.93	0.27
2:2:32:VAL:CA	3:3:32:LYS:N[12_555]	1.93	0.27

Continued on next page...

Continued from previous page...

Atom-1	Atom-2	Interatomic distance (Å)	Clash overlap (Å)
1:1:177:GLN:CB	3:3:148:MET:CB[12_555]	1.93	0.27
3:3:11:GLY:O	3:3:188:TYR:O[12_555]	1.93	0.27
2:2:62:ARG:CG	2:2:254:SER:C[2_555]	1.93	0.27
1:1:12:ASN:CG	3:3:229:LEU:CA[12_555]	1.93	0.27
2:2:34:GLY:N	3:3:34:ILE:N[12_555]	1.93	0.27
1:1:76:CYS:O	3:3:218:ASP:OD2[12_555]	1.93	0.27
3:3:211:CYS:CA	4:4:37:SER:OG[12_555]	1.93	0.27
1:1:242:LYS:O	3:3:214:SER:N[12_555]	1.93	0.27
1:1:182:PHE:CB	3:3:165:LEU:N[12_555]	1.93	0.27
3:3:69:THR:N	4:4:30:ASN:CA[12_555]	1.93	0.27
1:1:173:TRP:CD1	3:3:151:THR:C[12_555]	1.93	0.27
2:2:40:HIS:CA	2:2:103:ARG:CG[12_555]	1.93	0.27
2:2:194:ARG:CD	4:4:33:LYS:CE[12_555]	1.93	0.27
1:1:242:LYS:O	3:3:214:SER:OG[12_555]	1.93	0.27
1:1:16:VAL:CG2	1:1:107:ALA:CB[12_555]	1.93	0.27
1:1:27:THR:OG1	1:1:223:ARG:CZ[12_555]	1.93	0.27
1:1:8:ASP:CG	1:1:258:PRO:CG[12_555]	1.93	0.27
1:1:10:VAL:CA	1:1:277:ALA:N[12_555]	1.93	0.27
1:1:28:SER:CB	1:1:155:PRO:CG[12_555]	1.93	0.27
1:1:113:PHE:CE1	3:3:44:ILE:CG1[12_555]	1.93	0.27
1:1:177:GLN:N	3:3:148:MET:CA[12_555]	1.93	0.27
2:2:45:GLN:CB	2:2:107:THR:N[12_555]	1.93	0.27
2:2:202:ILE:O	3:3:34:ILE:CA[12_555]	1.93	0.27
3:3:67:MET:SD	4:4:27:PHE:CE1[12_555]	1.93	0.27
1:1:65:MET:SD	1:1:112:LYS:CG[12_555]	1.93	0.27
1:1:71:LEU:O	3:3:47:CYS:CB[12_555]	1.93	0.27
2:2:45:GLN:N	2:2:106:TYR:C[12_555]	1.93	0.27
1:1:74:SER:OG	3:3:113:LEU:CA[12_555]	1.93	0.27
1:1:39:THR:CG2	3:3:28:TYR:CD1[12_555]	1.94	0.26
1:1:252:ARG:CZ	3:3:41:LYS:CE[12_555]	1.94	0.26
1:1:7:ILE:N	1:1:275:THR:C[12_555]	1.94	0.26
1:1:62:ARG:N	1:1:111:ARG:CB[12_555]	1.94	0.26
2:2:38:TRP:N	2:2:210:PRO:N[12_555]	1.94	0.26
2:2:20:ASP:C	2:2:101:LEU:CG[2_555]	1.94	0.26
1:1:35:ASP:C	3:3:25:LEU:CD1[12_555]	1.94	0.26
3:3:20:GLN:OE1	3:3:55:VAL:CG1[12_555]	1.94	0.26
3:3:20:GLN:C	3:3:211:CYS:CB[12_555]	1.94	0.26
3:3:16:THR:N	3:3:89:ILE:CG2[12_555]	1.94	0.26
1:1:181:ARG:CZ	3:3:115:PHE:CZ[12_555]	1.94	0.26
1:1:61:THR:CB	3:3:230:HIS:CB[12_555]	1.94	0.26
1:1:182:PHE:N	3:3:115:PHE:O[12_555]	1.94	0.26

Continued on next page...

Continued from previous page...

Atom-1	Atom-2	Interatomic distance (Å)	Clash overlap (Å)
2:2:52:LYS:CE	2:2:58:THR:OG1[12_555]	1.94	0.26
1:1:36:ALA:O	3:3:28:TYR:CG[12_555]	1.94	0.26
3:3:52:LEU:CB	4:4:38:SER:OG[12_555]	1.94	0.26
2:2:88:ASP:O	2:2:259:LYS:N[2_555]	1.94	0.26
2:2:43:THR:CA	2:2:105:GLY:C[12_555]	1.94	0.26
3:3:26:PRO:N	3:3:160:GLN:C[12_555]	1.94	0.26
1:1:123:SER:C	3:3:214:SER:OG[12_555]	1.94	0.26
3:3:13:PHE:CE1	3:3:167:VAL:CG1[12_555]	1.94	0.26
2:2:178:THR:C	4:4:43:LEU:N[12_555]	1.94	0.26
1:1:119:VAL:CG2	3:3:45:GLU:CB[12_555]	1.94	0.26
1:1:37:ALA:CA	1:1:185:PRO:CG[12_555]	1.94	0.26
3:3:19:MET:CG	3:3:85:ILE:CG1[12_555]	1.94	0.26
3:3:68:TYR:N	4:4:28:ASN:N[12_555]	1.94	0.26
1:1:7:ILE:C	1:1:275:THR:C[12_555]	1.94	0.26
1:1:241:HIS:CB	3:3:216:CYS:CB[12_555]	1.94	0.26
1:1:74:SER:CB	3:3:113:LEU:CB[12_555]	1.94	0.26
3:3:70:VAL:C	4:4:31:TYR:CA[12_555]	1.94	0.26
1:1:70:PHE:CD2	3:3:43:LEU:CD2[12_555]	1.94	0.26
1:1:53:THR:CA	1:1:80:SER:C[12_555]	1.94	0.26
1:1:183:SER:OG	3:3:116:SER:N[12_555]	1.94	0.26
2:2:38:TRP:CD1	2:2:210:PRO:C[12_555]	1.95	0.25
2:2:54:THR:CB	2:2:56:PRO:CA[3_555]	1.95	0.25
1:1:126:THR:CG2	3:3:167:VAL:CB[12_555]	1.95	0.25
1:1:38:GLU:CB	3:3:28:TYR:C[12_555]	1.95	0.25
1:1:249:TRP:CD2	2:2:35:TYR:CD1[12_555]	1.95	0.25
2:2:91:ILE:CG2	2:2:95:ASN:OD1[2_555]	1.95	0.25
1:1:14:VAL:O	1:1:255:ARG:NE[12_555]	1.95	0.25
2:2:50:ILE:CD1	2:2:50:ILE:CD1[10_555]	1.95	0.25
2:2:194:ARG:CG	3:3:27:TRP:NE1[12_555]	1.95	0.25
3:3:21:SER:O	3:3:116:SER:O[12_555]	1.95	0.25
1:1:244:LYS:CD	3:3:212:PHE:C[12_555]	1.95	0.25
2:2:53:PRO:CA	2:2:58:THR:CA[3_555]	1.95	0.25
1:1:116:PHE:CB	3:3:40:VAL:CA[12_555]	1.95	0.25
1:1:39:THR:N	3:3:30:PRO:N[12_555]	1.95	0.25
3:3:23:CYS:O	3:3:161:SER:C[12_555]	1.95	0.25
1:1:39:THR:C	3:3:30:PRO:N[12_555]	1.95	0.25
3:3:6:ILE:CD1	3:3:142:THR:O[12_555]	1.95	0.25
1:1:243:ALA:N	3:3:214:SER:CA[12_555]	1.95	0.25
2:2:15:GLN:C	2:2:15:GLN:O[11_555]	1.95	0.25
1:1:49:ASP:CB	1:1:220:ILE:CD1[12_555]	1.95	0.25
1:1:44:ASN:CA	5:A:1:GLC:O4[12_555]	1.95	0.25

Continued on next page...

Continued from previous page...

Atom-1	Atom-2	Interatomic distance (Å)	Clash overlap (Å)
2:2:38:TRP:CG	2:2:210:PRO:CB[12_555]	1.95	0.25
1:1:240:TYR:CB	3:3:112:SER:CB[12_555]	1.95	0.25
1:1:39:THR:OG1	3:3:28:TYR:CD2[12_555]	1.95	0.25
1:1:182:PHE:CD1	3:3:164:SER:O[12_555]	1.95	0.25
1:1:179:PHE:CB	3:3:133:TYR:CA[12_555]	1.95	0.25
3:3:21:SER:C	3:3:117:PHE:CA[12_555]	1.95	0.25
1:1:123:SER:O	3:3:116:SER:OG[12_555]	1.95	0.25
1:1:241:HIS:CD2	3:3:114:ARG:NE[12_555]	1.95	0.25
1:1:181:ARG:NH1	3:3:115:PHE:CG[12_555]	1.95	0.25
2:2:64:TYR:CD1	2:2:257:ARG:CA[2_555]	1.96	0.24
3:3:12:GLN:C	3:3:188:TYR:CA[12_555]	1.96	0.24
1:1:14:VAL:CG1	1:1:255:ARG:CA[12_555]	1.96	0.24
1:1:44:ASN:ND2	1:1:101:ILE:CB[12_555]	1.96	0.24
1:1:42:THR:C	1:1:193:TYR:OH[12_555]	1.96	0.24
2:2:62:ARG:CZ	2:2:101:LEU:N[2_555]	1.96	0.24
1:1:52:GLU:CD	1:1:82:ILE:CD1[12_555]	1.96	0.24
3:3:67:MET:CA	4:4:27:PHE:O[12_555]	1.96	0.24
1:1:240:TYR:CG	3:3:112:SER:N[12_555]	1.96	0.24
2:2:18:ARG:CD	2:2:50:ILE:C[2_555]	1.96	0.24
2:2:35:TYR:CG	3:3:36:ILE:CD1[12_555]	1.96	0.24
1:1:30:SER:CB	1:1:148:VAL:CG1[12_555]	1.96	0.24
3:3:106:TYR:O	3:3:224:ALA:CA[12_555]	1.96	0.24
2:2:41:TYR:CE1	2:2:55:GLN:OE1[12_555]	1.96	0.24
3:3:18:ASP:OD2	3:3:97:THR:CG2[12_555]	1.96	0.24
2:2:52:LYS:CD	2:2:252:GLU:OE1[10_555]	1.96	0.24
1:1:14:VAL:O	1:1:255:ARG:CG[12_555]	1.96	0.24
3:3:9:GLY:C	3:3:188:TYR:CG[12_555]	1.96	0.24
3:3:23:CYS:O	3:3:161:SER:O[12_555]	1.96	0.24
3:3:9:GLY:O	3:3:188:TYR:CE2[12_555]	1.96	0.24
3:3:21:SER:O	3:3:116:SER:C[12_555]	1.96	0.24
1:1:126:THR:CG2	3:3:167:VAL:CA[12_555]	1.96	0.24
2:2:90:GLY:O	2:2:98:TYR:C[2_555]	1.96	0.24
1:1:244:LYS:O	3:3:50:ASP:N[12_555]	1.96	0.24
1:1:124:GLU:CA	3:3:114:ARG:CG[12_555]	1.96	0.24
1:1:10:VAL:CA	1:1:276:THR:O[12_555]	1.96	0.24
3:3:209:MET:CB	4:4:32:PHE:CG[12_555]	1.96	0.24
1:1:240:TYR:CA	3:3:112:SER:CA[12_555]	1.96	0.24
3:3:10:SER:CA	3:3:140:GLU:CG[12_555]	1.96	0.24
3:3:209:MET:N	4:4:32:PHE:N[12_555]	1.96	0.24
3:3:107:THR:N	3:3:224:ALA:O[12_555]	1.96	0.24
1:1:46:GLN:C	1:1:239:ILE:CG1[12_555]	1.96	0.24

Continued on next page...

Continued from previous page...

Atom-1	Atom-2	Interatomic distance (Å)	Clash overlap (Å)
3:3:26:PRO:N	3:3:160:GLN:O[12_555]	1.96	0.24
2:2:199:ALA:CB	3:3:29:HIS:NE2[12_555]	1.96	0.24
1:1:30:SER:OG	1:1:148:VAL:CB[12_555]	1.97	0.23
1:1:180:PRO:O	3:3:166:VAL:O[12_555]	1.97	0.23
1:1:113:PHE:CE1	3:3:44:ILE:CD1[12_555]	1.97	0.23
1:1:182:PHE:CA	3:3:115:PHE:O[12_555]	1.97	0.23
2:2:62:ARG:NE	2:2:101:LEU:N[2_555]	1.97	0.23
1:1:121:PHE:CB	3:3:49:VAL:CG2[12_555]	1.97	0.23
1:1:249:TRP:O	3:3:39:GLU:CA[12_555]	1.97	0.23
2:2:11:ASP:N	2:2:26:ASP:OD1[11_555]	1.97	0.23
2:2:64:TYR:CG	2:2:257:ARG:CB[2_555]	1.97	0.23
1:1:115:LEU:C	3:3:41:LYS:O[12_555]	1.97	0.23
2:2:201:LEU:N	3:3:32:LYS:CB[12_555]	1.97	0.23
1:1:9:GLU:C	1:1:276:THR:OG1[12_555]	1.97	0.23
2:2:41:TYR:OH	2:2:57:ASP:OD1[11_555]	1.97	0.23
1:1:249:TRP:CH2	2:2:35:TYR:CE1[12_555]	1.97	0.23
3:3:67:MET:CE	4:4:27:PHE:CD2[12_555]	1.97	0.23
1:1:62:ARG:NH2	1:1:109:ILE:C[12_555]	1.97	0.23
1:1:116:PHE:N	3:3:42:ASN:N[12_555]	1.97	0.23
1:1:242:LYS:N	3:3:215:ALA:C[12_555]	1.97	0.23
1:1:41:HIS:CG	1:1:186:PHE:CD2[12_555]	1.97	0.23
2:2:38:TRP:O	2:2:210:PRO:O[12_555]	1.97	0.23
3:3:16:THR:C	3:3:89:ILE:CB[12_555]	1.97	0.23
1:1:66:SER:N	1:1:115:LEU:CD2[12_555]	1.97	0.23
1:1:48:GLU:CD	1:1:78:HIS:CE1[12_555]	1.97	0.23
2:2:54:THR:CB	2:2:57:ASP:N[3_555]	1.97	0.23
1:1:63:ASP:OD2	1:1:111:ARG:NH1[12_555]	1.97	0.23
1:1:191:SER:CB	2:2:34:GLY:N[12_555]	1.97	0.23
2:2:59:SER:O	2:2:99:HIS:CD2[2_555]	1.97	0.23
3:3:15:THR:CG2	3:3:109:TRP:CD2[12_555]	1.97	0.23
1:1:77:VAL:N	3:3:218:ASP:CB[12_555]	1.97	0.23
3:3:209:MET:O	4:4:31:TYR:N[12_555]	1.97	0.23
1:1:64:GLU:CG	3:3:105:TYR:N[12_555]	1.97	0.23
1:1:41:HIS:CA	1:1:186:PHE:O[12_555]	1.97	0.23
1:1:25:HIS:C	1:1:223:ARG:N[12_555]	1.98	0.22
1:1:241:HIS:CA	3:3:216:CYS:N[12_555]	1.98	0.22
2:2:62:ARG:CD	2:2:100:PHE:N[2_555]	1.98	0.22
1:1:243:ALA:CB	3:3:48:GLN:CA[12_555]	1.98	0.22
2:2:201:LEU:O	3:3:32:LYS:CE[12_555]	1.98	0.22
1:1:70:PHE:CD1	3:3:43:LEU:CD1[12_555]	1.98	0.22
1:1:113:PHE:CE2	3:3:48:GLN:NE2[12_555]	1.98	0.22

Continued on next page...

Continued from previous page...

Atom-1	Atom-2	Interatomic distance (Å)	Clash overlap (Å)
3:3:14:MET:CA	3:3:87:VAL:C[12_555]	1.98	0.22
2:2:178:THR:CG2	4:4:44:ASP:O[12_555]	1.98	0.22
2:2:94:GLU:OE2	2:2:98:TYR:CD2[2_555]	1.98	0.22
1:1:23:SER:N	1:1:81:ARG:O[12_555]	1.98	0.22
3:3:103:ALA:O	3:3:224:ALA:CB[12_555]	1.98	0.22
2:2:13:ILE:CA	2:2:13:ILE:CA[11_555]	1.98	0.22
1:1:240:TYR:CG	3:3:112:SER:C[12_555]	1.98	0.22
3:3:118:MET:CG	4:4:34:ASP:N[12_555]	1.98	0.22
1:1:28:SER:OG	1:1:155:PRO:CB[12_555]	1.98	0.22
1:1:62:ARG:O	1:1:111:ARG:NE[12_555]	1.98	0.22
2:2:176:ASP:OD2	4:4:44:ASP:CB[12_555]	1.98	0.22
1:1:70:PHE:CG	3:3:43:LEU:CB[12_555]	1.98	0.22
1:1:53:THR:N	1:1:237:THR:N[12_555]	1.98	0.22
3:3:223:MET:C	3:3:225:ARG:CD[12_555]	1.98	0.22
2:2:89:MET:N	2:2:258:ALA:CA[2_555]	1.98	0.22
2:2:64:TYR:CE2	2:2:98:TYR:O[2_555]	1.98	0.22
3:3:70:VAL:CG2	4:4:31:TYR:CE2[12_555]	1.98	0.22
1:1:126:THR:CB	3:3:167:VAL:CB[12_555]	1.98	0.22
2:2:62:ARG:CG	2:2:255:GLY:O[2_555]	1.98	0.22
1:1:247:LYS:CD	2:2:186:PHE:CA[12_555]	1.98	0.22
2:2:44:PRO:CB	2:2:248:PRO:O[12_555]	1.98	0.22
1:1:40:GLY:N	3:3:30:PRO:CD[12_555]	1.98	0.22
1:1:71:LEU:CD1	3:3:45:GLU:C[12_555]	1.98	0.22
1:1:120:ARG:NH2	2:2:188:HIS:O[12_555]	1.98	0.22
3:3:26:PRO:CA	3:3:160:GLN:O[12_555]	1.98	0.22
3:3:11:GLY:O	3:3:134:THR:CA[12_555]	1.99	0.21
3:3:70:VAL:CB	4:4:31:TYR:CA[12_555]	1.99	0.21
1:1:115:LEU:CG	3:3:41:LYS:O[12_555]	1.99	0.21
3:3:58:VAL:CG2	4:4:26:TYR:CG[12_555]	1.99	0.21
1:1:63:ASP:CG	1:1:111:ARG:CZ[12_555]	1.99	0.21
2:2:52:LYS:CD	2:2:58:THR:OG1[12_555]	1.99	0.21
2:2:37:VAL:CG2	2:2:207:ASN:O[12_555]	1.99	0.21
2:2:201:LEU:CD2	3:3:32:LYS:CB[12_555]	1.99	0.21
1:1:126:THR:O	3:3:167:VAL:N[12_555]	1.99	0.21
1:1:71:LEU:CA	3:3:47:CYS:CB[12_555]	1.99	0.21
1:1:241:HIS:CB	3:3:215:ALA:O[12_555]	1.99	0.21
3:3:17:ASP:CA	3:3:94:LEU:CB[12_555]	1.99	0.21
1:1:113:PHE:CD1	3:3:44:ILE:CB[12_555]	1.99	0.21
3:3:13:PHE:CG	3:3:167:VAL:CG1[12_555]	1.99	0.21
1:1:182:PHE:CG	3:3:164:SER:N[12_555]	1.99	0.21
3:3:21:SER:C	3:3:117:PHE:CD1[12_555]	1.99	0.21

Continued on next page...

Continued from previous page...

Atom-1	Atom-2	Interatomic distance (Å)	Clash overlap (Å)
3:3:17:ASP:OD1	3:3:87:VAL:N[12_555]	1.99	0.21
1:1:241:HIS:O	3:3:215:ALA:C[12_555]	1.99	0.21
1:1:38:GLU:CD	3:3:28:TYR:N[12_555]	1.99	0.21
1:1:55:TYR:O	1:1:81:ARG:NH2[12_555]	1.99	0.21
2:2:59:SER:C	2:2:253:PHE:CB[2_555]	1.99	0.21
1:1:25:HIS:C	1:1:222:SER:C[12_555]	1.99	0.21
3:3:16:THR:CB	3:3:89:ILE:CA[12_555]	1.99	0.21
3:3:15:THR:CA	3:3:109:TRP:CH2[12_555]	1.99	0.21
3:3:21:SER:CA	3:3:117:PHE:CZ[12_555]	1.99	0.21
1:1:179:PHE:CB	3:3:133:TYR:CG[12_555]	1.99	0.21
2:2:182:ASN:CB	4:4:41:SER:OG[12_555]	1.99	0.21
2:2:89:MET:CA	2:2:259:LYS:N[2_555]	1.99	0.21
1:1:126:THR:C	3:3:166:VAL:O[12_555]	1.99	0.21
3:3:70:VAL:O	4:4:31:TYR:C[12_555]	1.99	0.21
2:2:36:GLY:C	2:2:208:ALA:CB[12_555]	1.99	0.21
2:2:64:TYR:CD2	2:2:257:ARG:CG[2_555]	1.99	0.21
1:1:8:ASP:OD2	1:1:258:PRO:CD[12_555]	1.99	0.21
3:3:17:ASP:N	3:3:89:ILE:CA[12_555]	1.99	0.21
2:2:44:PRO:CA	2:2:247:SER:C[12_555]	1.99	0.21
1:1:47:PRO:O	1:1:239:ILE:CG1[12_555]	1.99	0.21
2:2:220:TRP:CE2	3:3:35:SER:OG[12_555]	1.99	0.21
1:1:179:PHE:CD2	3:3:133:TYR:CD1[12_555]	1.99	0.21
3:3:119:PHE:O	4:4:33:LYS:CB[12_555]	1.99	0.21
1:1:249:TRP:CD2	2:2:35:TYR:CE1[12_555]	1.99	0.21
2:2:190:PHE:CD1	4:4:35:ALA:CB[12_555]	1.99	0.21
1:1:8:ASP:OD1	1:1:258:PRO:N[12_555]	1.99	0.21
1:1:32:PRO:CB	1:1:147:TYR:CB[12_555]	1.99	0.21
1:1:179:PHE:CE2	3:3:135:PRO:N[12_555]	1.99	0.21
1:1:109:ILE:CA	3:3:219:PHE:O[12_555]	1.99	0.21
2:2:59:SER:N	2:2:253:PHE:CB[2_555]	2.00	0.20
3:3:56:ASN:O	4:4:26:TYR:C[12_555]	2.00	0.20
1:1:31:ALA:CB	1:1:169:MET:CA[12_555]	2.00	0.20
1:1:7:ILE:CA	1:1:275:THR:CA[12_555]	2.00	0.20
1:1:62:ARG:NH2	1:1:109:ILE:CG2[12_555]	2.00	0.20
1:1:6:TYR:CA	1:1:276:THR:CG2[12_555]	2.00	0.20
3:3:13:PHE:CD1	3:3:167:VAL:CG1[12_555]	2.00	0.20
3:3:23:CYS:N	3:3:117:PHE:CA[12_555]	2.00	0.20
1:1:48:GLU:CG	1:1:78:HIS:ND1[12_555]	2.00	0.20
1:1:113:PHE:CZ	3:3:44:ILE:O[12_555]	2.00	0.20
1:1:71:LEU:CB	3:3:47:CYS:SG[12_555]	2.00	0.20
1:1:36:ALA:N	3:3:25:LEU:CD1[12_555]	2.00	0.20

Continued on next page...

Continued from previous page...

Atom-1	Atom-2	Interatomic distance (Å)	Clash overlap (Å)
1:1:179:PHE:CD2	3:3:133:TYR:C[12_555]	2.00	0.20
1:1:121:PHE:CG	3:3:49:VAL:N[12_555]	2.00	0.20
3:3:67:MET:CE	4:4:27:PHE:CE2[12_555]	2.00	0.20
2:2:53:PRO:O	2:2:57:ASP:C[3_555]	2.00	0.20
1:1:244:LYS:CE	3:3:212:PHE:C[12_555]	2.00	0.20
1:1:47:PRO:CG	1:1:78:HIS:O[12_555]	2.00	0.20
1:1:70:PHE:CA	3:3:102:ILE:CG1[12_555]	2.00	0.20
2:2:36:GLY:N	2:2:208:ALA:CB[12_555]	2.00	0.20
2:2:44:PRO:CG	2:2:248:PRO:CD[12_555]	2.00	0.20
1:1:115:LEU:CB	3:3:42:ASN:CB[12_555]	2.00	0.20
1:1:9:GLU:CD	2:2:179:LEU:CD1[12_555]	2.00	0.20
2:2:64:TYR:CB	2:2:257:ARG:CB[2_555]	2.00	0.20
1:1:245:HIS:CG	3:3:51:THR:CA[12_555]	2.00	0.20
1:1:51:ILE:CD1	1:1:237:THR:CB[12_555]	2.00	0.20
1:1:32:PRO:CG	1:1:147:TYR:N[12_555]	2.00	0.20
3:3:23:CYS:CA	3:3:117:PHE:C[12_555]	2.00	0.20
2:2:29:ALA:CB	3:3:29:HIS:C[12_555]	2.00	0.20
1:1:53:THR:CB	1:1:80:SER:C[12_555]	2.00	0.20
2:2:20:ASP:C	2:2:101:LEU:CD2[2_555]	2.00	0.20
1:1:63:ASP:N	1:1:111:ARG:CD[12_555]	2.01	0.19
3:3:67:MET:CA	4:4:28:ASN:CA[12_555]	2.01	0.19
1:1:49:ASP:CB	1:1:220:ILE:CG2[12_555]	2.01	0.19
1:1:68:GLU:CD	3:3:98:LEU:CA[12_555]	2.01	0.19
1:1:18:PRO:CB	1:1:105:GLU:O[12_555]	2.01	0.19
1:1:67:ILE:CG1	3:3:46:MET:SD[12_555]	2.01	0.19
1:1:10:VAL:C	1:1:277:ALA:CA[12_555]	2.01	0.19
1:1:22:GLU:CG	1:1:81:ARG:CA[12_555]	2.01	0.19
3:3:120:CYS:SG	4:4:34:ASP:N[12_555]	2.01	0.19
1:1:71:LEU:CD2	3:3:44:ILE:CA[12_555]	2.01	0.19
1:1:48:GLU:CD	1:1:78:HIS:NE2[12_555]	2.01	0.19
2:2:42:LEU:O	2:2:249:MET:CA[12_555]	2.01	0.19
1:1:250:CYS:CA	3:3:39:GLU:CG[12_555]	2.01	0.19
3:3:22:PRO:O	3:3:117:PHE:N[12_555]	2.01	0.19
3:3:210:LEU:O	4:4:37:SER:CB[12_555]	2.01	0.19
3:3:69:THR:C	4:4:30:ASN:C[12_555]	2.01	0.19
2:2:89:MET:C	2:2:258:ALA:O[2_555]	2.01	0.19
1:1:112:LYS:O	3:3:42:ASN:CB[12_555]	2.01	0.19
3:3:69:THR:C	4:4:31:TYR:N[12_555]	2.01	0.19
3:3:212:PHE:CE2	4:4:35:ALA:C[12_555]	2.01	0.19
2:2:64:TYR:OH	2:2:98:TYR:O[2_555]	2.01	0.19
3:3:222:ARG:O	3:3:225:ARG:O[12_555]	2.01	0.19

Continued on next page...

Continued from previous page...

Atom-1	Atom-2	Interatomic distance (Å)	Clash overlap (Å)
2:2:18:ARG:NE	2:2:50:ILE:CA[2_555]	2.01	0.19
1:1:176:GLY:CA	3:3:149:LEU:N[12_555]	2.01	0.19
2:2:182:ASN:OD1	4:4:41:SER:CA[12_555]	2.01	0.19
1:1:112:LYS:O	3:3:42:ASN:C[12_555]	2.01	0.19
2:2:38:TRP:CZ2	2:2:48:THR:CB[12_555]	2.01	0.19
1:1:250:CYS:C	3:3:39:GLU:CB[12_555]	2.01	0.19
2:2:194:ARG:NH1	3:3:27:TRP:CE2[12_555]	2.01	0.19
3:3:14:MET:SD	3:3:88:ASP:CG[12_555]	2.01	0.19
1:1:124:GLU:OE2	3:3:115:PHE:CA[12_555]	2.01	0.19
1:1:122:ASP:O	3:3:50:ASP:CG[12_555]	2.01	0.19
1:1:17:VAL:CA	1:1:107:ALA:O[12_555]	2.01	0.19
1:1:122:ASP:C	3:3:50:ASP:CB[12_555]	2.01	0.19
3:3:16:THR:N	3:3:89:ILE:CB[12_555]	2.01	0.19
1:1:32:PRO:O	1:1:147:TYR:CD2[12_555]	2.01	0.19
1:1:177:GLN:N	3:3:148:MET:O[12_555]	2.01	0.19
3:3:21:SER:O	3:3:117:PHE:CG[12_555]	2.01	0.19
1:1:177:GLN:NE2	3:3:148:MET:CB[12_555]	2.01	0.19
1:1:116:PHE:CD1	3:3:45:GLU:OE2[12_555]	2.01	0.19
2:2:181:GLY:O	4:4:41:SER:CA[12_555]	2.02	0.18
1:1:62:ARG:O	1:1:111:ARG:CG[12_555]	2.02	0.18
1:1:124:GLU:N	3:3:214:SER:OG[12_555]	2.02	0.18
3:3:24:ALA:C	3:3:162:THR:CA[12_555]	2.02	0.18
1:1:71:LEU:O	3:3:47:CYS:SG[12_555]	2.02	0.18
3:3:67:MET:CB	4:4:27:PHE:CB[12_555]	2.02	0.18
2:2:39:PRO:O	2:2:210:PRO:O[12_555]	2.02	0.18
2:2:36:GLY:CA	2:2:208:ALA:O[12_555]	2.02	0.18
1:1:33:LEU:C	1:1:169:MET:SD[12_555]	2.02	0.18
1:1:250:CYS:N	3:3:39:GLU:CB[12_555]	2.02	0.18
1:1:247:LYS:NZ	2:2:186:PHE:CD2[12_555]	2.02	0.18
1:1:15:LEU:CA	1:1:259:TYR:OH[12_555]	2.02	0.18
2:2:41:TYR:CB	2:2:250:CYS:C[12_555]	2.02	0.18
3:3:68:TYR:N	4:4:29:ILE:N[12_555]	2.02	0.18
1:1:126:THR:CB	3:3:167:VAL:CG2[12_555]	2.02	0.18
1:1:28:SER:CA	1:1:163:TRP:CG[12_555]	2.02	0.18
1:1:182:PHE:C	3:3:164:SER:CA[12_555]	2.02	0.18
1:1:16:VAL:CG2	3:3:232:GLN:CB[12_555]	2.02	0.18
1:1:30:SER:C	1:1:146:MET:CG[12_555]	2.02	0.18
3:3:23:CYS:O	3:3:162:THR:C[12_555]	2.02	0.18
1:1:35:ASP:OD1	3:3:25:LEU:CD1[12_555]	2.02	0.18
1:1:249:TRP:O	3:3:40:VAL:N[12_555]	2.02	0.18
2:2:32:VAL:CA	3:3:31:THR:C[12_555]	2.02	0.18

Continued on next page...

Continued from previous page...

Atom-1	Atom-2	Interatomic distance (Å)	Clash overlap (Å)
3:3:19:MET:CE	3:3:85:ILE:CG2[12_555]	2.02	0.18
1:1:18:PRO:C	1:1:106:MET:N[12_555]	2.02	0.18
1:1:41:HIS:CG	1:1:186:PHE:O[12_555]	2.02	0.18
3:3:223:MET:CG	3:3:225:ARG:NE[12_555]	2.02	0.18
2:2:91:ILE:N	2:2:98:TYR:CD2[2_555]	2.02	0.18
1:1:17:VAL:CG2	1:1:106:MET:O[12_555]	2.02	0.18
2:2:59:SER:O	2:2:99:HIS:NE2[2_555]	2.02	0.18
2:2:31:ALA:C	3:3:31:THR:CB[12_555]	2.02	0.18
1:1:17:VAL:O	1:1:106:MET:C[12_555]	2.03	0.17
2:2:38:TRP:O	2:2:205:TYR:CE1[12_555]	2.03	0.17
1:1:77:VAL:CB	3:3:217:LYS:CD[12_555]	2.03	0.17
2:2:38:TRP:CD1	2:2:211:MET:N[12_555]	2.03	0.17
1:1:70:PHE:CG	3:3:43:LEU:CG[12_555]	2.03	0.17
3:3:53:ILE:CB	4:4:39:GLY:CA[12_555]	2.03	0.17
3:3:16:THR:OG1	3:3:89:ILE:C[12_555]	2.03	0.17
2:2:13:ILE:C	2:2:13:ILE:CB[11_555]	2.03	0.17
2:2:36:GLY:N	2:2:208:ALA:CA[12_555]	2.03	0.17
1:1:61:THR:CA	3:3:230:HIS:CD2[12_555]	2.03	0.17
1:1:9:GLU:CA	1:1:276:THR:CA[12_555]	2.03	0.17
1:1:24:HIS:O	1:1:97:THR:CG2[12_555]	2.03	0.17
1:1:73:ARG:NH2	3:3:102:ILE:C[12_555]	2.03	0.17
1:1:51:ILE:CG2	1:1:237:THR:OG1[12_555]	2.03	0.17
1:1:113:PHE:CD1	3:3:44:ILE:C[12_555]	2.03	0.17
3:3:120:CYS:CA	4:4:33:LYS:CA[12_555]	2.03	0.17
3:3:14:MET:CB	3:3:87:VAL:CA[12_555]	2.03	0.17
1:1:191:SER:CB	2:2:33:VAL:CA[12_555]	2.03	0.17
3:3:209:MET:CB	4:4:32:PHE:CB[12_555]	2.03	0.17
1:1:55:TYR:CB	1:1:81:ARG:NH1[12_555]	2.03	0.17
3:3:65:VAL:C	4:4:28:ASN:ND2[12_555]	2.03	0.17
1:1:244:LYS:CB	3:3:51:THR:N[12_555]	2.03	0.17
1:1:49:ASP:N	1:1:239:ILE:CD1[12_555]	2.03	0.17
2:2:178:THR:N	4:4:44:ASP:CA[12_555]	2.04	0.16
1:1:62:ARG:C	3:3:105:TYR:OH[12_555]	2.04	0.16
1:1:113:PHE:C	3:3:42:ASN:CB[12_555]	2.04	0.16
1:1:45:VAL:C	1:1:125:ILE:CD1[12_555]	2.04	0.16
1:1:12:ASN:C	3:3:230:HIS:CA[12_555]	2.04	0.16
1:1:179:PHE:CE1	3:3:133:TYR:CE2[12_555]	2.04	0.16
2:2:21:SER:CA	2:2:101:LEU:CG[2_555]	2.04	0.16
2:2:37:VAL:C	2:2:209:VAL:C[12_555]	2.04	0.16
2:2:91:ILE:CG1	2:2:95:ASN:OD1[2_555]	2.04	0.16
3:3:9:GLY:C	3:3:188:TYR:CD2[12_555]	2.04	0.16

Continued on next page...

Continued from previous page...

Atom-1	Atom-2	Interatomic distance (Å)	Clash overlap (Å)
3:3:11:GLY:O	3:3:134:THR:N[12_555]	2.04	0.16
1:1:28:SER:N	1:1:163:TRP:CB[12_555]	2.04	0.16
1:1:52:GLU:O	1:1:236:THR:N[12_555]	2.04	0.16
1:1:76:CYS:N	3:3:112:SER:N[12_555]	2.04	0.16
1:1:26:THR:N	1:1:222:SER:O[12_555]	2.04	0.16
2:2:20:ASP:OD1	2:2:211:MET:SD[2_555]	2.04	0.16
2:2:45:GLN:N	2:2:106:TYR:CA[12_555]	2.04	0.16
2:2:40:HIS:NE2	2:2:205:TYR:CD1[12_555]	2.04	0.16
1:1:49:ASP:OD1	1:1:220:ILE:CA[12_555]	2.04	0.16
3:3:52:LEU:O	4:4:39:GLY:CA[12_555]	2.04	0.16
1:1:108:GLN:OE1	3:3:110:THR:CG2[12_555]	2.04	0.16
1:1:177:GLN:CB	3:3:148:MET:C[12_555]	2.04	0.16
1:1:125:ILE:N	3:3:114:ARG:CA[12_555]	2.04	0.16
1:1:50:ALA:C	1:1:145:TYR:CG[12_555]	2.04	0.16
2:2:18:ARG:NE	2:2:50:ILE:C[2_555]	2.04	0.16
2:2:37:VAL:N	2:2:209:VAL:N[12_555]	2.04	0.16
3:3:106:TYR:CA	3:3:224:ALA:N[12_555]	2.04	0.16
3:3:11:GLY:O	3:3:134:THR:CB[12_555]	2.04	0.16
2:2:39:PRO:N	2:2:210:PRO:CA[12_555]	2.04	0.16
2:2:32:VAL:CB	3:3:32:LYS:CA[12_555]	2.04	0.16
2:2:220:TRP:CZ2	3:3:35:SER:CA[12_555]	2.04	0.16
1:1:24:HIS:CA	1:1:82:ILE:CG1[12_555]	2.04	0.16
1:1:241:HIS:CE1	3:3:215:ALA:O[12_555]	2.04	0.16
1:1:240:TYR:CG	3:3:112:SER:CB[12_555]	2.04	0.16
1:1:36:ALA:N	3:3:25:LEU:CG[12_555]	2.04	0.16
2:2:41:TYR:CD1	2:2:252:GLU:CB[12_555]	2.04	0.16
1:1:41:HIS:ND1	1:1:188:SER:N[12_555]	2.04	0.16
2:2:34:GLY:CA	3:3:34:ILE:O[12_555]	2.04	0.16
1:1:248:ALA:CA	1:1:251:PRO:CD[12_555]	2.04	0.16
1:1:42:THR:N	1:1:186:PHE:CB[12_555]	2.04	0.16
1:1:35:ASP:O	3:3:24:ALA:C[12_555]	2.05	0.15
3:3:58:VAL:CG1	4:4:26:TYR:CZ[12_555]	2.05	0.15
1:1:128:VAL:CG2	3:3:168:PRO:C[12_555]	2.05	0.15
3:3:23:CYS:C	3:3:117:PHE:O[12_555]	2.05	0.15
2:2:44:PRO:CG	2:2:248:PRO:C[12_555]	2.05	0.15
2:2:182:ASN:N	4:4:41:SER:CA[12_555]	2.05	0.15
1:1:128:VAL:CG1	3:3:170:VAL:CG2[12_555]	2.05	0.15
1:1:251:PRO:C	3:3:40:VAL:O[12_555]	2.05	0.15
2:2:179:LEU:CB	4:4:42:ARG:CA[12_555]	2.05	0.15
1:1:124:GLU:C	3:3:114:ARG:O[12_555]	2.05	0.15
3:3:14:MET:CA	3:3:87:VAL:CG1[12_555]	2.05	0.15

Continued on next page...

Continued from previous page...

Atom-1	Atom-2	Interatomic distance (Å)	Clash overlap (Å)
1:1:22:GLU:CG	1:1:81:ARG:C[12_555]	2.05	0.15
1:1:65:MET:CE	1:1:112:LYS:NZ[12_555]	2.05	0.15
1:1:182:PHE:O	3:3:164:SER:OG[12_555]	2.05	0.15
1:1:112:LYS:C	3:3:42:ASN:CG[12_555]	2.05	0.15
1:1:70:PHE:CD2	3:3:43:LEU:CA[12_555]	2.05	0.15
1:1:177:GLN:N	3:3:149:LEU:CA[12_555]	2.05	0.15
1:1:71:LEU:CD1	3:3:44:ILE:C[12_555]	2.05	0.15
1:1:14:VAL:N	3:3:230:HIS:ND1[12_555]	2.05	0.15
1:1:247:LYS:NZ	2:2:186:PHE:CG[12_555]	2.05	0.15
1:1:56:VAL:CG2	1:1:79:ILE:CD1[12_555]	2.05	0.15
1:1:245:HIS:CB	3:3:50:ASP:O[12_555]	2.05	0.15
2:2:46:ASP:CB	2:2:203:VAL:CA[12_555]	2.05	0.15
1:1:14:VAL:CB	1:1:257:VAL:N[12_555]	2.05	0.15
1:1:241:HIS:CA	3:3:216:CYS:CB[12_555]	2.05	0.15
2:2:54:THR:CB	2:2:56:PRO:CB[3_555]	2.06	0.14
3:3:106:TYR:C	3:3:224:ALA:N[12_555]	2.06	0.14
2:2:22:THR:OG1	2:2:48:THR:CG2[2_555]	2.06	0.14
1:1:178:PRO:CD	3:3:147:ALA:C[12_555]	2.06	0.14
1:1:77:VAL:C	3:3:217:LYS:CD[12_555]	2.06	0.14
2:2:187:PRO:CA	3:3:33:GLU:CB[12_555]	2.06	0.14
2:2:173:LEU:CD2	4:4:42:ARG:CZ[12_555]	2.06	0.14
1:1:121:PHE:CE1	3:3:48:GLN:C[12_555]	2.06	0.14
1:1:62:ARG:CB	1:1:111:ARG:C[12_555]	2.06	0.14
1:1:5:ASN:OD1	2:2:173:LEU:CD1[12_555]	2.06	0.14
1:1:69:SER:OG	3:3:102:ILE:CA[12_555]	2.06	0.14
3:3:14:MET:CB	3:3:88:ASP:CA[12_555]	2.06	0.14
2:2:45:GLN:CD	2:2:106:TYR:CD2[12_555]	2.06	0.14
1:1:255:ARG:N	4:4:43:LEU:CD2[12_555]	2.06	0.14
1:1:76:CYS:N	3:3:218:ASP:OD2[12_555]	2.06	0.14
3:3:221:LEU:N	3:3:226:ASP:OD2[12_555]	2.06	0.14
1:1:16:VAL:CA	1:1:107:ALA:CB[12_555]	2.06	0.14
1:1:249:TRP:O	3:3:39:GLU:N[12_555]	2.06	0.14
1:1:243:ALA:N	3:3:47:CYS:O[12_555]	2.06	0.14
3:3:16:THR:OG1	3:3:89:ILE:CB[12_555]	2.06	0.14
1:1:178:PRO:CB	3:3:132:ALA:CB[12_555]	2.06	0.14
1:1:8:ASP:CB	1:1:258:PRO:CD[12_555]	2.06	0.14
1:1:121:PHE:CG	3:3:49:VAL:CG2[12_555]	2.06	0.14
1:1:31:ALA:CA	1:1:169:MET:O[12_555]	2.06	0.14
1:1:27:THR:C	1:1:163:TRP:CD1[12_555]	2.06	0.14
1:1:18:PRO:CG	1:1:105:GLU:C[12_555]	2.06	0.14
2:2:64:TYR:CD1	2:2:257:ARG:CB[2_555]	2.06	0.14

Continued on next page...

Continued from previous page...

Atom-1	Atom-2	Interatomic distance (Å)	Clash overlap (Å)
1:1:71:LEU:N	3:3:102:ILE:CD1[12_555]	2.06	0.14
1:1:9:GLU:CD	2:2:179:LEU:CD2[12_555]	2.06	0.14
2:2:194:ARG:NH1	3:3:27:TRP:CE3[12_555]	2.06	0.14
1:1:173:TRP:CB	3:3:152:HIS:O[12_555]	2.06	0.14
1:1:55:TYR:N	1:1:81:ARG:NE[12_555]	2.06	0.14
1:1:16:VAL:N	1:1:259:TYR:CD1[12_555]	2.06	0.14
1:1:181:ARG:CA	3:3:165:LEU:CD2[12_555]	2.06	0.14
3:3:10:SER:CB	3:3:140:GLU:CA[12_555]	2.07	0.13
3:3:9:GLY:CA	3:3:188:TYR:CE2[12_555]	2.07	0.13
3:3:26:PRO:CB	3:3:161:SER:N[12_555]	2.07	0.13
2:2:43:THR:C	2:2:249:MET:CB[12_555]	2.07	0.13
3:3:21:SER:CB	3:3:117:PHE:CZ[12_555]	2.07	0.13
1:1:30:SER:OG	1:1:148:VAL:CG1[12_555]	2.07	0.13
1:1:181:ARG:CA	3:3:165:LEU:CA[12_555]	2.07	0.13
1:1:66:SER:CA	1:1:115:LEU:CG[12_555]	2.07	0.13
1:1:7:ILE:CB	1:1:275:THR:CA[12_555]	2.07	0.13
1:1:124:GLU:CA	3:3:114:ARG:C[12_555]	2.07	0.13
1:1:51:ILE:C	1:1:237:THR:CB[12_555]	2.07	0.13
1:1:128:VAL:CA	3:3:168:PRO:CB[12_555]	2.07	0.13
1:1:71:LEU:C	3:3:47:CYS:CB[12_555]	2.07	0.13
3:3:68:TYR:N	4:4:28:ASN:C[12_555]	2.07	0.13
2:2:38:TRP:CE2	2:2:48:THR:CG2[12_555]	2.07	0.13
3:3:97:THR:CG2	4:4:40:ALA:CA[12_555]	2.07	0.13
1:1:41:HIS:CB	1:1:186:PHE:CA[12_555]	2.07	0.13
2:2:45:GLN:CD	2:2:106:TYR:CB[12_555]	2.07	0.13
1:1:64:GLU:OE2	3:3:104:SER:C[12_555]	2.07	0.13
1:1:62:ARG:NE	1:1:109:ILE:O[12_555]	2.07	0.13
3:3:19:MET:CG	3:3:85:ILE:CD1[12_555]	2.07	0.13
1:1:45:VAL:CA	1:1:125:ILE:CD1[12_555]	2.07	0.13
1:1:52:GLU:O	1:1:236:THR:C[12_555]	2.07	0.13
1:1:68:GLU:OE1	3:3:98:LEU:N[12_555]	2.07	0.13
1:1:12:ASN:CA	3:3:229:LEU:O[12_555]	2.07	0.13
1:1:32:PRO:CD	1:1:147:TYR:C[12_555]	2.07	0.13
2:2:89:MET:C	2:2:98:TYR:CD1[12_555]	2.07	0.13
1:1:249:TRP:NE1	2:2:35:TYR:CD1[12_555]	2.07	0.13
3:3:66:SER:CA	4:4:28:ASN:C[12_555]	2.07	0.13
1:1:181:ARG:CZ	3:3:115:PHE:CE1[12_555]	2.07	0.13
1:1:64:GLU:OE2	3:3:227:THR:CA[12_555]	2.07	0.13
2:2:206:VAL:CG1	3:3:36:ILE:N[12_555]	2.07	0.13
1:1:41:HIS:CG	1:1:188:SER:N[12_555]	2.07	0.13
3:3:15:THR:CB	3:3:109:TRP:CE3[12_555]	2.07	0.13

Continued on next page...

Continued from previous page...

Atom-1	Atom-2	Interatomic distance (Å)	Clash overlap (Å)
2:2:46:ASP:CB	2:2:203:VAL:O[12_555]	2.07	0.13
2:2:58:THR:C	2:2:253:PHE:CA[2_555]	2.07	0.13
1:1:68:GLU:CD	3:3:98:LEU:N[12_555]	2.07	0.13
1:1:44:ASN:OD1	5:A:1:GLC:O4[12_555]	2.08	0.12
2:2:41:TYR:CE1	2:2:252:GLU:OE1[12_555]	2.08	0.12
1:1:250:CYS:C	3:3:39:GLU:C[12_555]	2.08	0.12
2:2:43:THR:OG1	2:2:106:TYR:CB[12_555]	2.08	0.12
1:1:14:VAL:CB	1:1:256:ALA:C[12_555]	2.08	0.12
1:1:71:LEU:CD1	3:3:44:ILE:O[12_555]	2.08	0.12
3:3:107:THR:N	3:3:225:ARG:N[12_555]	2.08	0.12
2:2:59:SER:N	2:2:253:PHE:N[2_555]	2.08	0.12
1:1:7:ILE:CG2	1:1:275:THR:CB[12_555]	2.08	0.12
1:1:41:HIS:ND1	3:3:28:TYR:OH[12_555]	2.08	0.12
3:3:209:MET:N	4:4:32:PHE:CA[12_555]	2.08	0.12
1:1:241:HIS:CB	3:3:215:ALA:C[12_555]	2.08	0.12
1:1:286:THR:CB	3:3:7:THR:CG2[12_555]	2.08	0.12
3:3:15:THR:CG2	3:3:109:TRP:CZ3[12_555]	2.08	0.12
1:1:173:TRP:NE1	3:3:151:THR:C[12_555]	2.08	0.12
3:3:10:SER:OG	3:3:140:GLU:CB[12_555]	2.08	0.12
2:2:18:ARG:NE	2:2:50:ILE:CG2[2_555]	2.08	0.12
3:3:26:PRO:N	3:3:161:SER:CA[12_555]	2.08	0.12
3:3:222:ARG:C	3:3:226:ASP:N[12_555]	2.08	0.12
3:3:16:THR:OG1	3:3:89:ILE:O[12_555]	2.08	0.12
3:3:106:TYR:C	3:3:223:MET:O[12_555]	2.08	0.12
3:3:16:THR:N	3:3:89:ILE:N[12_555]	2.08	0.12
3:3:209:MET:CA	4:4:32:PHE:CB[12_555]	2.08	0.12
1:1:173:TRP:CD1	3:3:151:THR:CA[12_555]	2.08	0.12
1:1:246:THR:CB	3:3:46:MET:O[12_555]	2.08	0.12
3:3:52:LEU:CD2	4:4:38:SER:CA[12_555]	2.08	0.12
2:2:250:CYS:CB	2:2:252:GLU:OE1[12_555]	2.08	0.12
1:1:247:LYS:CG	2:2:185:ILE:C[12_555]	2.08	0.12
1:1:53:THR:O	1:1:80:SER:C[12_555]	2.08	0.12
1:1:181:ARG:CZ	3:3:115:PHE:CE2[12_555]	2.09	0.11
1:1:62:ARG:CD	1:1:109:ILE:O[12_555]	2.09	0.11
2:2:44:PRO:CB	2:2:248:PRO:N[12_555]	2.09	0.11
1:1:46:GLN:O	1:1:239:ILE:CG1[12_555]	2.09	0.11
3:3:210:LEU:CB	4:4:37:SER:O[12_555]	2.09	0.11
1:1:250:CYS:C	3:3:40:VAL:N[12_555]	2.09	0.11
3:3:26:PRO:N	3:3:161:SER:N[12_555]	2.09	0.11
2:2:17:THR:CA	2:2:49:ALA:N[2_555]	2.09	0.11
1:1:46:GLN:C	1:1:239:ILE:CB[12_555]	2.09	0.11

Continued on next page...

Continued from previous page...

Atom-1	Atom-2	Interatomic distance (Å)	Clash overlap (Å)
1:1:124:GLU:O	3:3:114:ARG:CG[12_555]	2.09	0.11
1:1:115:LEU:O	3:3:41:LYS:CB[12_555]	2.09	0.11
1:1:179:PHE:CZ	3:3:135:PRO:CD[12_555]	2.09	0.11
1:1:179:PHE:CE2	3:3:133:TYR:CE2[12_555]	2.09	0.11
3:3:10:SER:N	3:3:188:TYR:CD1[12_555]	2.09	0.11
1:1:32:PRO:CG	1:1:146:MET:C[12_555]	2.09	0.11
1:1:15:LEU:CG	1:1:255:ARG:CB[12_555]	2.09	0.11
1:1:64:GLU:CA	3:3:105:TYR:CE1[12_555]	2.09	0.11
1:1:123:SER:CA	3:3:50:ASP:OD2[12_555]	2.09	0.11
1:1:116:PHE:N	3:3:41:LYS:C[12_555]	2.09	0.11
1:1:111:ARG:O	3:3:42:ASN:OD1[12_555]	2.09	0.11
2:2:177:GLY:C	4:4:44:ASP:CA[12_555]	2.09	0.11
1:1:116:PHE:CA	3:3:40:VAL:C[12_555]	2.09	0.11
2:2:42:LEU:O	2:2:250:CYS:CA[12_555]	2.09	0.11
2:2:91:ILE:CG1	2:2:95:ASN:ND2[2_555]	2.09	0.11
1:1:252:ARG:NE	3:3:41:LYS:NZ[12_555]	2.09	0.11
2:2:44:PRO:CG	2:2:247:SER:CA[12_555]	2.09	0.11
1:1:7:ILE:C	1:1:276:THR:N[12_555]	2.09	0.11
3:3:209:MET:CG	4:4:32:PHE:CE1[12_555]	2.09	0.11
1:1:15:LEU:C	1:1:259:TYR:CE1[12_555]	2.09	0.11
1:1:53:THR:CB	1:1:80:SER:O[12_555]	2.09	0.11
3:3:10:SER:CA	3:3:140:GLU:CA[12_555]	2.09	0.11
2:2:46:ASP:O	2:2:202:ILE:CB[12_555]	2.09	0.11
1:1:240:TYR:OH	3:3:169:TRP:CE3[12_555]	2.09	0.11
1:1:18:PRO:CD	1:1:106:MET:O[12_555]	2.09	0.11
1:1:10:VAL:CG2	1:1:276:THR:O[12_555]	2.09	0.11
3:3:210:LEU:CB	4:4:34:ASP:O[12_555]	2.09	0.11
1:1:7:ILE:CG2	1:1:275:THR:CG2[12_555]	2.09	0.11
1:1:25:HIS:O	1:1:96:PHE:CA[12_555]	2.09	0.11
1:1:73:ARG:O	3:3:219:PHE:CZ[12_555]	2.09	0.11
2:2:46:ASP:CB	2:2:203:VAL:C[12_555]	2.09	0.11
1:1:253:PRO:O	4:4:43:LEU:O[12_555]	2.09	0.11
1:1:103:LEU:CD1	3:3:48:GLN:NE2[12_555]	2.10	0.10
1:1:127:LEU:N	3:3:166:VAL:CA[12_555]	2.10	0.10
1:1:9:GLU:CA	1:1:276:THR:CB[12_555]	2.10	0.10
2:2:39:PRO:CD	2:2:210:PRO:CA[12_555]	2.10	0.10
1:1:41:HIS:N	1:1:186:PHE:O[12_555]	2.10	0.10
1:1:10:VAL:CA	1:1:276:THR:C[12_555]	2.10	0.10
2:2:43:THR:N	2:2:105:GLY:O[12_555]	2.10	0.10
2:2:18:ARG:CD	2:2:51:ASN:CA[2_555]	2.10	0.10
1:1:6:TYR:C	1:1:276:THR:CA[12_555]	2.10	0.10

Continued on next page...

Continued from previous page...

Atom-1	Atom-2	Interatomic distance (Å)	Clash overlap (Å)
1:1:39:THR:CG2	3:3:28:TYR:CE2[12_555]	2.10	0.10
1:1:15:LEU:C	1:1:259:TYR:OH[12_555]	2.10	0.10
1:1:180:PRO:CB	3:3:153:VAL:CG2[12_555]	2.10	0.10
3:3:223:MET:N	3:3:225:ARG:NE[12_555]	2.10	0.10
1:1:181:ARG:CB	3:3:165:LEU:CD2[12_555]	2.10	0.10
1:1:14:VAL:O	1:1:255:ARG:CD[12_555]	2.10	0.10
2:2:192:ASN:OD1	4:4:33:LYS:CD[12_555]	2.10	0.10
1:1:179:PHE:CE2	3:3:133:TYR:CD2[12_555]	2.10	0.10
3:3:210:LEU:N	4:4:32:PHE:CB[12_555]	2.10	0.10
1:1:10:VAL:CG2	1:1:278:ILE:N[12_555]	2.10	0.10
3:3:14:MET:CA	3:3:87:VAL:CB[12_555]	2.10	0.10
3:3:15:THR:O	3:3:89:ILE:CD1[12_555]	2.10	0.10
1:1:36:ALA:O	3:3:28:TYR:CB[12_555]	2.10	0.10
1:1:5:ASN:O	1:1:276:THR:CA[12_555]	2.10	0.10
1:1:241:HIS:CG	3:3:114:ARG:NH2[12_555]	2.10	0.10
3:3:67:MET:CB	4:4:27:PHE:O[12_555]	2.10	0.10
1:1:38:GLU:OE2	3:3:27:TRP:N[12_555]	2.10	0.10
3:3:13:PHE:O	3:3:186:ALA:CA[12_555]	2.10	0.10
1:1:31:ALA:O	1:1:147:TYR:O[12_555]	2.10	0.10
1:1:183:SER:N	3:3:116:SER:CB[12_555]	2.10	0.10
3:3:58:VAL:CA	4:4:26:TYR:CA[12_555]	2.10	0.10
1:1:38:GLU:OE1	3:3:28:TYR:N[12_555]	2.10	0.10
3:3:22:PRO:C	3:3:117:PHE:N[12_555]	2.10	0.10
3:3:14:MET:C	3:3:87:VAL:CG1[12_555]	2.10	0.10
1:1:126:THR:N	3:3:113:LEU:O[12_555]	2.10	0.10
1:1:244:LYS:C	3:3:51:THR:CA[12_555]	2.10	0.10
1:1:26:THR:CG2	1:1:222:SER:O[12_555]	2.10	0.10
2:2:173:LEU:CA	4:4:42:ARG:CZ[12_555]	2.10	0.10
1:1:244:LYS:NZ	3:3:212:PHE:O[12_555]	2.10	0.10
3:3:10:SER:N	3:3:188:TYR:CZ[12_555]	2.10	0.10
2:2:194:ARG:O	3:3:27:TRP:NE1[12_555]	2.10	0.10
2:2:54:THR:OG1	2:2:56:PRO:CG[3_555]	2.10	0.10
1:1:33:LEU:O	3:3:24:ALA:CB[12_555]	2.10	0.10
3:3:56:ASN:CG	4:4:29:ILE:CB[12_555]	2.10	0.10
2:2:62:ARG:CB	2:2:254:SER:CA[2_555]	2.10	0.10
1:1:66:SER:O	3:3:102:ILE:CG1[12_555]	2.10	0.10
1:1:17:VAL:CB	1:1:107:ALA:CA[12_555]	2.10	0.10
3:3:12:GLN:NE2	3:3:86:LYS:CB[12_555]	2.10	0.10
1:1:63:ASP:C	1:1:111:ARG:CZ[12_555]	2.10	0.10
2:2:60:SER:O	2:2:256:ALA:CB[2_555]	2.11	0.09
2:2:11:ASP:CA	2:2:26:ASP:CG[11_555]	2.11	0.09

Continued on next page...

Continued from previous page...

Atom-1	Atom-2	Interatomic distance (Å)	Clash overlap (Å)
2:2:54:THR:CA	2:2:57:ASP:O[3_555]	2.11	0.09
1:1:53:THR:N	1:1:237:THR:CG2[12_555]	2.11	0.09
3:3:14:MET:CA	3:3:87:VAL:O[12_555]	2.11	0.09
1:1:39:THR:O	3:3:31:THR:N[12_555]	2.11	0.09
2:2:202:ILE:N	3:3:32:LYS:CE[12_555]	2.11	0.09
2:2:200:THR:C	3:3:32:LYS:CB[12_555]	2.11	0.09
3:3:119:PHE:O	4:4:33:LYS:NZ[12_555]	2.11	0.09
1:1:16:VAL:C	1:1:107:ALA:CB[12_555]	2.11	0.09
1:1:8:ASP:N	1:1:276:THR:N[12_555]	2.11	0.09
1:1:27:THR:CA	1:1:163:TRP:CD2[12_555]	2.11	0.09
2:2:21:SER:C	2:2:101:LEU:CD1[2_555]	2.11	0.09
2:2:19:GLY:C	2:2:211:MET:CE[2_555]	2.11	0.09
1:1:179:PHE:N	3:3:133:TYR:C[12_555]	2.11	0.09
3:3:13:PHE:N	3:3:188:TYR:N[12_555]	2.11	0.09
1:1:173:TRP:NE1	3:3:151:THR:N[12_555]	2.11	0.09
1:1:116:PHE:CE1	3:3:40:VAL:CG1[12_555]	2.11	0.09
2:2:195:SER:CB	3:3:27:TRP:CD1[12_555]	2.11	0.09
1:1:240:TYR:CD1	3:3:112:SER:CA[12_555]	2.11	0.09
2:2:43:THR:CG2	2:2:105:GLY:O[12_555]	2.11	0.09
2:2:187:PRO:CB	3:3:33:GLU:OE2[12_555]	2.11	0.09
1:1:48:GLU:OE2	1:1:78:HIS:CB[12_555]	2.11	0.09
2:2:45:GLN:CB	2:2:106:TYR:C[12_555]	2.11	0.09
1:1:245:HIS:CG	3:3:50:ASP:O[12_555]	2.11	0.09
3:3:16:THR:O	3:3:89:ILE:N[12_555]	2.11	0.09
1:1:124:GLU:O	3:3:114:ARG:C[12_555]	2.11	0.09
1:1:250:CYS:CA	3:3:39:GLU:C[12_555]	2.11	0.09
1:1:249:TRP:C	3:3:40:VAL:N[12_555]	2.11	0.09
1:1:116:PHE:C	3:3:45:GLU:OE1[12_555]	2.11	0.09
2:2:34:GLY:CA	3:3:34:ILE:N[12_555]	2.11	0.09
1:1:21:LYS:C	1:1:79:ILE:O[12_555]	2.11	0.09
2:2:36:GLY:C	2:2:208:ALA:O[12_555]	2.11	0.09
2:2:17:THR:CG2	2:2:50:ILE:CG2[12_555]	2.11	0.09
1:1:113:PHE:CD2	3:3:45:GLU:CA[12_555]	2.11	0.09
1:1:51:ILE:O	1:1:237:THR:CG2[12_555]	2.11	0.09
2:2:40:HIS:CB	2:2:103:ARG:NE[12_555]	2.11	0.09
2:2:13:ILE:CA	2:2:13:ILE:O[11_555]	2.11	0.09
2:2:35:TYR:C	3:3:36:ILE:CD1[12_555]	2.11	0.09
3:3:17:ASP:OD1	3:3:86:LYS:O[12_555]	2.11	0.09
1:1:47:PRO:CG	1:1:239:ILE:CA[12_555]	2.11	0.09
1:1:127:LEU:O	3:3:151:THR:CG2[12_555]	2.12	0.08
1:1:53:THR:CB	1:1:80:SER:CB[12_555]	2.12	0.08

Continued on next page...

Continued from previous page...

Atom-1	Atom-2	Interatomic distance (Å)	Clash overlap (Å)
1:1:116:PHE:CD2	3:3:40:VAL:CA[12_555]	2.12	0.08
2:2:41:TYR:CE2	2:2:55:GLN:CD[12_555]	2.12	0.08
1:1:63:ASP:N	1:1:111:ARG:CG[12_555]	2.12	0.08
2:2:64:TYR:CG	2:2:256:ALA:O[2_555]	2.12	0.08
2:2:43:THR:O	2:2:249:MET:CB[12_555]	2.12	0.08
1:1:17:VAL:CB	1:1:107:ALA:N[12_555]	2.12	0.08
2:2:88:ASP:O	2:2:259:LYS:CG[2_555]	2.12	0.08
3:3:212:PHE:CA	4:4:38:SER:O[12_555]	2.12	0.08
3:3:209:MET:C	4:4:32:PHE:O[12_555]	2.12	0.08
1:1:77:VAL:CG1	3:3:217:LYS:CA[12_555]	2.12	0.08
1:1:126:THR:C	3:3:166:VAL:CB[12_555]	2.12	0.08
1:1:246:THR:OG1	3:3:46:MET:CA[12_555]	2.12	0.08
3:3:70:VAL:CB	4:4:31:TYR:CD1[12_555]	2.12	0.08
2:2:11:ASP:OD2	2:2:26:ASP:C[11_555]	2.12	0.08
1:1:116:PHE:CZ	3:3:40:VAL:CG1[12_555]	2.12	0.08
2:2:37:VAL:N	2:2:207:ASN:C[12_555]	2.12	0.08
2:2:89:MET:O	2:2:98:TYR:CG[2_555]	2.12	0.08
1:1:176:GLY:N	3:3:150:GLY:N[12_555]	2.12	0.08
1:1:8:ASP:N	1:1:275:THR:CG2[12_555]	2.12	0.08
2:2:59:SER:CA	2:2:253:PHE:CG[2_555]	2.12	0.08
1:1:175:HIS:C	3:3:149:LEU:CA[12_555]	2.12	0.08
2:2:59:SER:OG	2:2:253:PHE:CB[2_555]	2.12	0.08
1:1:175:HIS:C	3:3:149:LEU:C[12_555]	2.12	0.08
1:1:7:ILE:CG2	1:1:275:THR:OG1[12_555]	2.12	0.08
2:2:11:ASP:CA	2:2:26:ASP:CB[11_555]	2.12	0.08
1:1:49:ASP:OD2	1:1:101:ILE:CD1[12_555]	2.12	0.08
1:1:29:ASN:CA	1:1:162:SER:C[12_555]	2.12	0.08
2:2:179:LEU:N	4:4:42:ARG:CB[12_555]	2.12	0.08
2:2:37:VAL:CA	2:2:209:VAL:N[12_555]	2.12	0.08
2:2:52:LYS:CG	2:2:58:THR:OG1[12_555]	2.12	0.08
1:1:31:ALA:C	1:1:147:TYR:CB[12_555]	2.12	0.08
2:2:178:THR:CB	4:4:44:ASP:CB[12_555]	2.12	0.08
1:1:12:ASN:CB	3:3:230:HIS:N[12_555]	2.12	0.08
3:3:70:VAL:CG2	4:4:31:TYR:CB[12_555]	2.12	0.08
3:3:24:ALA:O	3:3:162:THR:C[12_555]	2.12	0.08
1:1:15:LEU:N	1:1:255:ARG:CG[12_555]	2.13	0.07
1:1:109:ILE:CD1	3:3:219:PHE:CB[12_555]	2.13	0.07
1:1:243:ALA:C	3:3:49:VAL:O[12_555]	2.13	0.07
3:3:70:VAL:N	4:4:29:ILE:O[12_555]	2.13	0.07
1:1:39:THR:C	3:3:30:PRO:CD[12_555]	2.13	0.07
1:1:122:ASP:N	3:3:50:ASP:OD1[12_555]	2.13	0.07

Continued on next page...

Continued from previous page...

Atom-1	Atom-2	Interatomic distance (Å)	Clash overlap (Å)
1:1:242:LYS:N	3:3:215:ALA:N[12_555]	2.13	0.07
1:1:113:PHE:CG	3:3:45:GLU:N[12_555]	2.13	0.07
3:3:19:MET:CG	3:3:85:ILE:CB[12_555]	2.13	0.07
1:1:179:PHE:CD2	3:3:133:TYR:CB[12_555]	2.13	0.07
1:1:68:GLU:CD	3:3:51:THR:CG2[12_555]	2.13	0.07
1:1:53:THR:O	1:1:81:ARG:N[12_555]	2.13	0.07
1:1:121:PHE:CD1	3:3:49:VAL:N[12_555]	2.13	0.07
2:2:37:VAL:CB	2:2:207:ASN:C[12_555]	2.13	0.07
1:1:71:LEU:CB	3:3:47:CYS:CB[12_555]	2.13	0.07
1:1:244:LYS:CE	3:3:213:VAL:N[12_555]	2.13	0.07
2:2:189:GLN:NE2	3:3:30:PRO:N[12_555]	2.13	0.07
1:1:179:PHE:N	3:3:133:TYR:CA[12_555]	2.13	0.07
2:2:37:VAL:N	2:2:208:ALA:N[12_555]	2.13	0.07
1:1:128:VAL:N	3:3:168:PRO:CB[12_555]	2.13	0.07
1:1:6:TYR:C	1:1:275:THR:C[12_555]	2.13	0.07
2:2:50:ILE:CG1	2:2:50:ILE:CD1[10_555]	2.13	0.07
1:1:77:VAL:CG1	3:3:217:LYS:C[12_555]	2.13	0.07
3:3:209:MET:CA	4:4:31:TYR:C[12_555]	2.13	0.07
1:1:38:GLU:CG	3:3:28:TYR:O[12_555]	2.13	0.07
1:1:14:VAL:CB	1:1:255:ARG:O[12_555]	2.13	0.07
1:1:39:THR:N	3:3:30:PRO:CG[12_555]	2.13	0.07
2:2:44:PRO:CD	2:2:247:SER:O[12_555]	2.13	0.07
1:1:35:ASP:CG	1:1:187:LEU:CD2[12_555]	2.13	0.07
1:1:31:ALA:C	1:1:147:TYR:CA[12_555]	2.13	0.07
2:2:179:LEU:C	4:4:42:ARG:CA[12_555]	2.13	0.07
2:2:44:PRO:CD	2:2:247:SER:C[12_555]	2.13	0.07
2:2:38:TRP:CD2	2:2:210:PRO:CB[12_555]	2.13	0.07
3:3:222:ARG:O	3:3:226:ASP:N[12_555]	2.13	0.07
1:1:14:VAL:CG2	1:1:256:ALA:CB[12_555]	2.13	0.07
1:1:8:ASP:OD1	1:1:257:VAL:CG1[12_555]	2.13	0.07
3:3:18:ASP:CB	3:3:94:LEU:N[12_555]	2.13	0.07
3:3:12:GLN:CG	3:3:188:TYR:N[12_555]	2.13	0.07
1:1:63:ASP:OD1	1:1:255:ARG:O[12_555]	2.13	0.07
2:2:42:LEU:CA	2:2:249:MET:O[12_555]	2.13	0.07
1:1:44:ASN:O	1:1:101:ILE:CG1[12_555]	2.13	0.07
2:2:37:VAL:C	2:2:209:VAL:O[12_555]	2.14	0.06
2:2:199:ALA:CB	3:3:29:HIS:CE1[12_555]	2.14	0.06
1:1:31:ALA:N	1:1:147:TYR:O[12_555]	2.14	0.06
3:3:23:CYS:N	3:3:118:MET:N[12_555]	2.14	0.06
2:2:17:THR:CA	2:2:48:THR:O[2_555]	2.14	0.06
1:1:46:GLN:NE2	5:A:1:GLC:O6[12_555]	2.14	0.06

Continued on next page...

Continued from previous page...

Atom-1	Atom-2	Interatomic distance (Å)	Clash overlap (Å)
1:1:10:VAL:CG2	1:1:278:ILE:O[12_555]	2.14	0.06
2:2:42:LEU:CA	2:2:250:CYS:CB[12_555]	2.14	0.06
1:1:65:MET:SD	1:1:112:LYS:CE[12_555]	2.14	0.06
2:2:194:ARG:NE	3:3:27:TRP:CZ2[12_555]	2.14	0.06
1:1:244:LYS:C	3:3:50:ASP:CA[12_555]	2.14	0.06
3:3:67:MET:C	4:4:28:ASN:CA[12_555]	2.14	0.06
3:3:24:ALA:C	3:3:162:THR:N[12_555]	2.14	0.06
1:1:249:TRP:C	3:3:39:GLU:O[12_555]	2.14	0.06
3:3:118:MET:O	4:4:33:LYS:N[12_555]	2.14	0.06
1:1:176:GLY:CA	3:3:150:GLY:N[12_555]	2.14	0.06
3:3:222:ARG:CA	3:3:226:ASP:O[12_555]	2.14	0.06
1:1:53:THR:CB	1:1:237:THR:O[12_555]	2.14	0.06
3:3:68:TYR:C	4:4:30:ASN:N[12_555]	2.14	0.06
1:1:51:ILE:CA	1:1:145:TYR:CZ[12_555]	2.14	0.06
3:3:209:MET:C	4:4:32:PHE:CB[12_555]	2.14	0.06
1:1:15:LEU:CD1	1:1:255:ARG:CB[12_555]	2.14	0.06
2:2:44:PRO:O	2:2:247:SER:CB[12_555]	2.14	0.06
1:1:13:GLU:CD	3:3:231:ILE:O[12_555]	2.14	0.06
1:1:183:SER:CB	3:3:116:SER:OG[12_555]	2.14	0.06
1:1:14:VAL:CG1	1:1:255:ARG:CG[12_555]	2.14	0.06
3:3:222:ARG:CG	3:3:226:ASP:CA[12_555]	2.14	0.06
3:3:212:PHE:CZ	4:4:35:ALA:O[12_555]	2.14	0.06
1:1:32:PRO:CA	1:1:147:TYR:CD2[12_555]	2.14	0.06
3:3:68:TYR:CB	4:4:30:ASN:ND2[12_555]	2.14	0.06
1:1:242:LYS:O	3:3:215:ALA:N[12_555]	2.14	0.06
1:1:46:GLN:CG	1:1:99:TRP:CH2[12_555]	2.14	0.06
1:1:67:ILE:CG2	3:3:46:MET:CB[12_555]	2.14	0.06
1:1:109:ILE:CG2	3:3:218:ASP:C[12_555]	2.14	0.06
1:1:124:GLU:OE2	3:3:115:PHE:CD1[12_555]	2.15	0.05
3:3:24:ALA:N	3:3:163:ILE:CA[12_555]	2.15	0.05
3:3:209:MET:CG	4:4:32:PHE:CB[12_555]	2.15	0.05
1:1:37:ALA:CA	1:1:185:PRO:CA[12_555]	2.15	0.05
1:1:54:ARG:N	1:1:80:SER:O[12_555]	2.15	0.05
1:1:17:VAL:C	1:1:106:MET:O[12_555]	2.15	0.05
2:2:60:SER:C	2:2:99:HIS:NE2[12_555]	2.15	0.05
1:1:246:THR:OG1	3:3:46:MET:O[12_555]	2.15	0.05
1:1:175:HIS:O	3:3:149:LEU:CA[12_555]	2.15	0.05
2:2:43:THR:CG2	2:2:106:TYR:N[12_555]	2.15	0.05
1:1:181:ARG:NE	3:3:115:PHE:CG[12_555]	2.15	0.05
1:1:116:PHE:CE2	3:3:40:VAL:CB[12_555]	2.15	0.05
1:1:245:HIS:ND1	3:3:50:ASP:O[12_555]	2.15	0.05

Continued on next page...

Continued from previous page...

Atom-1	Atom-2	Interatomic distance (Å)	Clash overlap (Å)
2:2:44:PRO:O	2:2:107:THR:CB[12_555]	2.15	0.05
2:2:173:LEU:O	4:4:42:ARG:NH1[12_555]	2.15	0.05
1:1:243:ALA:CB	3:3:48:GLN:C[12_555]	2.15	0.05
2:2:180:LEU:N	4:4:42:ARG:CB[12_555]	2.15	0.05
2:2:178:THR:OG1	4:4:44:ASP:OD2[12_555]	2.15	0.05
3:3:68:TYR:CB	4:4:30:ASN:OD1[12_555]	2.15	0.05
1:1:25:HIS:CG	1:1:224:ILE:N[12_555]	2.15	0.05
1:1:243:ALA:CB	3:3:49:VAL:N[12_555]	2.15	0.05
1:1:242:LYS:NZ	3:3:213:VAL:CG1[12_555]	2.15	0.05
2:2:41:TYR:N	2:2:103:ARG:CD[12_555]	2.15	0.05
3:3:12:GLN:CG	3:3:187:GLY:CA[12_555]	2.15	0.05
3:3:17:ASP:OD2	3:3:94:LEU:CD1[12_555]	2.15	0.05
1:1:176:GLY:O	3:3:147:ALA:O[12_555]	2.15	0.05
3:3:14:MET:N	3:3:87:VAL:CA[12_555]	2.15	0.05
3:3:18:ASP:CG	3:3:97:THR:CG2[12_555]	2.15	0.05
1:1:49:ASP:CB	1:1:220:ILE:CB[12_555]	2.15	0.05
1:1:28:SER:CA	1:1:163:TRP:CD2[12_555]	2.15	0.05
1:1:183:SER:OG	3:3:116:SER:CB[12_555]	2.15	0.05
2:2:44:PRO:CG	2:2:248:PRO:O[12_555]	2.15	0.05
1:1:251:PRO:CA	3:3:40:VAL:C[12_555]	2.15	0.05
1:1:66:SER:OG	1:1:254:PRO:CB[12_555]	2.15	0.05
2:2:58:THR:N	2:2:253:PHE:O[2_555]	2.15	0.05
1:1:53:THR:CA	1:1:237:THR:N[12_555]	2.15	0.05
2:2:250:CYS:CA	2:2:252:GLU:OE1[12_555]	2.15	0.05
1:1:64:GLU:CA	3:3:101:GLU:O[12_555]	2.15	0.05
1:1:30:SER:O	1:1:146:MET:SD[12_555]	2.15	0.05
2:2:46:ASP:CG	2:2:203:VAL:CG1[12_555]	2.15	0.05
1:1:67:ILE:CB	3:3:46:MET:CE[12_555]	2.16	0.04
3:3:220:CYS:C	3:3:226:ASP:OD2[12_555]	2.16	0.04
1:1:109:ILE:N	3:3:219:PHE:O[12_555]	2.16	0.04
1:1:69:SER:CB	3:3:101:GLU:O[12_555]	2.16	0.04
3:3:67:MET:CB	4:4:27:PHE:CA[12_555]	2.16	0.04
1:1:38:GLU:C	3:3:28:TYR:O[12_555]	2.16	0.04
1:1:23:SER:C	1:1:97:THR:CG2[12_555]	2.16	0.04
1:1:128:VAL:CG2	3:3:168:PRO:O[12_555]	2.16	0.04
1:1:242:LYS:N	3:3:214:SER:C[12_555]	2.16	0.04
1:1:116:PHE:N	3:3:41:LYS:CB[12_555]	2.16	0.04
2:2:187:PRO:C	3:3:33:GLU:CD[12_555]	2.16	0.04
3:3:22:PRO:N	3:3:117:PHE:CD2[12_555]	2.16	0.04
2:2:53:PRO:CA	2:2:57:ASP:C[3_555]	2.16	0.04
2:2:38:TRP:CE2	2:2:210:PRO:CG[12_555]	2.16	0.04

Continued on next page...

Continued from previous page...

Atom-1	Atom-2	Interatomic distance (Å)	Clash overlap (Å)
1:1:52:GLU:O	1:1:236:THR:CA[12_555]	2.16	0.04
1:1:5:ASN:N	1:1:274:VAL:CG2[12_555]	2.16	0.04
2:2:40:HIS:CG	2:2:103:ARG:NE[12_555]	2.16	0.04
3:3:106:TYR:C	3:3:223:MET:C[12_555]	2.16	0.04
1:1:64:GLU:C	3:3:105:TYR:CZ[12_555]	2.16	0.04
1:1:122:ASP:CG	3:3:50:ASP:OD1[12_555]	2.16	0.04
2:2:17:THR:OG1	2:2:48:THR:CA[2_555]	2.16	0.04
1:1:31:ALA:C	1:1:147:TYR:N[12_555]	2.16	0.04
3:3:14:MET:O	3:3:87:VAL:CG1[12_555]	2.16	0.04
2:2:40:HIS:CE1	2:2:205:TYR:CG[12_555]	2.16	0.04
1:1:243:ALA:CA	3:3:47:CYS:O[12_555]	2.16	0.04
3:3:65:VAL:CA	4:4:28:ASN:ND2[12_555]	2.16	0.04
1:1:179:PHE:CZ	3:3:133:TYR:CD2[12_555]	2.16	0.04
2:2:55:GLN:CD	2:2:57:ASP:OD1[3_555]	2.16	0.04
1:1:33:LEU:CA	1:1:169:MET:SD[12_555]	2.16	0.04
2:2:53:PRO:CB	2:2:58:THR:CA[3_555]	2.16	0.04
3:3:16:THR:CG2	3:3:89:ILE:N[12_555]	2.16	0.04
3:3:13:PHE:CG	3:3:133:TYR:CE1[12_555]	2.16	0.04
1:1:115:LEU:CA	3:3:42:ASN:CA[12_555]	2.16	0.04
1:1:5:ASN:O	1:1:276:THR:N[12_555]	2.16	0.04
3:3:12:GLN:N	3:3:188:TYR:CG[12_555]	2.16	0.04
3:3:222:ARG:CD	3:3:226:ASP:O[12_555]	2.16	0.04
2:2:54:THR:C	2:2:57:ASP:CA[3_555]	2.16	0.04
2:2:43:THR:N	2:2:249:MET:C[12_555]	2.16	0.04
1:1:254:PRO:C	4:4:43:LEU:CD2[12_555]	2.16	0.04
1:1:241:HIS:NE2	3:3:215:ALA:O[12_555]	2.16	0.04
1:1:126:THR:CG2	3:3:167:VAL:N[12_555]	2.16	0.04
1:1:69:SER:CB	3:3:101:GLU:CA[12_555]	2.16	0.04
2:2:20:ASP:N	2:2:101:LEU:CB[2_555]	2.16	0.04
2:2:89:MET:CA	2:2:257:ARG:O[2_555]	2.17	0.03
1:1:26:THR:OG1	1:1:163:TRP:CH2[12_555]	2.17	0.03
1:1:179:PHE:CA	3:3:133:TYR:N[12_555]	2.17	0.03
2:2:250:CYS:SG	2:2:252:GLU:OE2[12_555]	2.17	0.03
3:3:106:TYR:O	3:3:223:MET:C[12_555]	2.17	0.03
2:2:57:ASP:OD1	2:2:57:ASP:OD2[11_555]	2.17	0.03
1:1:250:CYS:SG	3:3:39:GLU:N[12_555]	2.17	0.03
1:1:44:ASN:OD1	5:A:1:GLC:C3[12_555]	2.17	0.03
2:2:64:TYR:CG	2:2:256:ALA:C[2_555]	2.17	0.03
3:3:8:PRO:C	3:3:188:TYR:OH[12_555]	2.17	0.03
1:1:127:LEU:N	3:3:167:VAL:N[12_555]	2.17	0.03
1:1:23:SER:O	1:1:82:ILE:CG1[12_555]	2.17	0.03

Continued on next page...

Continued from previous page...

Atom-1	Atom-2	Interatomic distance (Å)	Clash overlap (Å)
1:1:71:LEU:CG	3:3:43:LEU:C[12_555]	2.17	0.03
1:1:241:HIS:CA	3:3:215:ALA:C[12_555]	2.17	0.03
1:1:22:GLU:CB	1:1:81:ARG:CB[12_555]	2.17	0.03
1:1:69:SER:N	3:3:102:ILE:CG1[12_555]	2.17	0.03
1:1:76:CYS:CB	3:3:218:ASP:OD1[12_555]	2.17	0.03
2:2:32:VAL:CA	3:3:31:THR:CB[12_555]	2.17	0.03
2:2:36:GLY:O	2:2:207:ASN:C[12_555]	2.17	0.03
1:1:116:PHE:CD1	3:3:42:ASN:O[12_555]	2.17	0.03
2:2:17:THR:CG2	2:2:48:THR:CA[2_555]	2.17	0.03
1:1:17:VAL:CG1	1:1:107:ALA:CA[12_555]	2.17	0.03
2:2:62:ARG:NH2	2:2:101:LEU:N[2_555]	2.17	0.03
2:2:203:VAL:CG2	3:3:34:ILE:CA[12_555]	2.17	0.03
2:2:58:THR:CA	2:2:253:PHE:C[2_555]	2.17	0.03
1:1:176:GLY:CA	3:3:149:LEU:O[12_555]	2.17	0.03
2:2:11:ASP:CG	2:2:26:ASP:C[11_555]	2.17	0.03
1:1:47:PRO:CA	1:1:239:ILE:CD1[12_555]	2.17	0.03
2:2:194:ARG:NH1	3:3:27:TRP:CD2[12_555]	2.17	0.03
3:3:21:SER:CA	3:3:117:PHE:CD1[12_555]	2.17	0.03
3:3:20:GLN:CG	3:3:55:VAL:CG1[12_555]	2.17	0.03
1:1:40:GLY:O	1:1:186:PHE:CB[12_555]	2.17	0.03
3:3:12:GLN:CA	3:3:187:GLY:CA[12_555]	2.17	0.03
2:2:47:ALA:CB	2:2:249:MET:CG[12_555]	2.18	0.02
1:1:124:GLU:OE2	3:3:115:PHE:N[12_555]	2.18	0.02
1:1:181:ARG:NE	3:3:189:ILE:CD1[12_555]	2.18	0.02
1:1:5:ASN:O	1:1:276:THR:CG2[12_555]	2.18	0.02
1:1:37:ALA:N	1:1:185:PRO:CD[12_555]	2.18	0.02
3:3:66:SER:CA	4:4:28:ASN:CB[12_555]	2.18	0.02
3:3:69:THR:O	4:4:29:ILE:CB[12_555]	2.18	0.02
1:1:240:TYR:CA	3:3:112:SER:C[12_555]	2.18	0.02
3:3:13:PHE:N	3:3:187:GLY:CA[12_555]	2.18	0.02
2:2:64:TYR:CE1	2:2:256:ALA:O[2_555]	2.18	0.02
1:1:74:SER:C	3:3:112:SER:O[12_555]	2.18	0.02
2:2:60:SER:CA	2:2:99:HIS:CD2[2_555]	2.18	0.02
1:1:252:ARG:CB	3:3:41:LYS:CG[12_555]	2.18	0.02
3:3:11:GLY:C	3:3:188:TYR:CB[12_555]	2.18	0.02
1:1:12:ASN:CB	3:3:229:LEU:CA[12_555]	2.18	0.02
2:2:52:LYS:NZ	2:2:252:GLU:OE1[10_555]	2.18	0.02
1:1:6:TYR:O	1:1:276:THR:CB[12_555]	2.18	0.02
2:2:186:PHE:CE2	3:3:41:LYS:NZ[12_555]	2.18	0.02
1:1:6:TYR:CE1	1:1:280:ARG:NH1[12_555]	2.18	0.02
2:2:54:THR:CB	2:2:56:PRO:O[3_555]	2.18	0.02

Continued on next page...

Continued from previous page...

Atom-1	Atom-2	Interatomic distance (Å)	Clash overlap (Å)
1:1:180:PRO:O	3:3:165:LEU:CG[12_555]	2.18	0.02
3:3:17:ASP:OD1	3:3:86:LYS:C[12_555]	2.18	0.02
1:1:245:HIS:ND1	2:2:184:LEU:CD2[12_555]	2.18	0.02
3:3:23:CYS:C	3:3:162:THR:CB[12_555]	2.18	0.02
2:2:42:LEU:CB	2:2:250:CYS:SG[12_555]	2.18	0.02
2:2:38:TRP:CH2	2:2:48:THR:OG1[12_555]	2.18	0.02
3:3:108:HIS:N	3:3:225:ARG:CA[12_555]	2.18	0.02
2:2:20:ASP:CB	2:2:211:MET:CB[2_555]	2.18	0.02
1:1:63:ASP:CG	1:1:255:ARG:O[12_555]	2.18	0.02
1:1:255:ARG:O	4:4:43:LEU:CD2[12_555]	2.18	0.02
1:1:125:ILE:O	3:3:166:VAL:N[12_555]	2.18	0.02
2:2:64:TYR:CZ	2:2:256:ALA:C[2_555]	2.18	0.02
1:1:127:LEU:C	3:3:168:PRO:CG[12_555]	2.18	0.02
3:3:106:TYR:CB	3:3:224:ALA:CB[12_555]	2.18	0.02
2:2:21:SER:CB	2:2:101:LEU:CG[2_555]	2.18	0.02
2:2:17:THR:CA	2:2:49:ALA:O[2_555]	2.18	0.02
1:1:244:LYS:CD	3:3:213:VAL:CA[12_555]	2.18	0.02
3:3:222:ARG:O	3:3:225:ARG:CD[12_555]	2.18	0.02
1:1:116:PHE:CB	3:3:45:GLU:CD[12_555]	2.18	0.02
2:2:204:PRO:O	3:3:35:SER:OG[12_555]	2.18	0.02
2:2:44:PRO:N	2:2:248:PRO:O[12_555]	2.18	0.02
1:1:126:THR:CB	3:3:113:LEU:O[12_555]	2.19	0.01
2:2:29:ALA:CB	3:3:29:HIS:O[12_555]	2.19	0.01
2:2:194:ARG:CD	3:3:27:TRP:CE2[12_555]	2.19	0.01
1:1:252:ARG:CG	3:3:41:LYS:CE[12_555]	2.19	0.01
2:2:34:GLY:O	3:3:34:ILE:CG1[12_555]	2.19	0.01
1:1:109:ILE:CG2	3:3:218:ASP:O[12_555]	2.19	0.01
1:1:52:GLU:OE1	1:1:235:ILE:CD1[12_555]	2.19	0.01
3:3:212:PHE:CE2	4:4:37:SER:N[12_555]	2.19	0.01
1:1:177:GLN:OE1	3:3:148:MET:N[12_555]	2.19	0.01
3:3:11:GLY:O	3:3:134:THR:OG1[12_555]	2.19	0.01
1:1:249:TRP:NE1	2:2:35:TYR:CG[12_555]	2.19	0.01
2:2:62:ARG:O	2:2:255:GLY:C[2_555]	2.19	0.01
2:2:58:THR:CB	2:2:253:PHE:O[2_555]	2.19	0.01
1:1:74:SER:C	3:3:219:PHE:CD1[12_555]	2.19	0.01
3:3:22:PRO:CD	3:3:117:PHE:CE1[12_555]	2.19	0.01
1:1:102:THR:O	3:3:217:LYS:CG[12_555]	2.19	0.01
1:1:31:ALA:C	1:1:147:TYR:C[12_555]	2.19	0.01
1:1:245:HIS:O	2:2:184:LEU:O[12_555]	2.19	0.01
1:1:18:PRO:CB	1:1:105:GLU:CB[12_555]	2.19	0.01
1:1:113:PHE:CE2	3:3:48:GLN:CB[12_555]	2.19	0.01

Continued on next page...

Continued from previous page...

Atom-1	Atom-2	Interatomic distance (Å)	Clash overlap (Å)
3:3:20:GLN:CA	3:3:211:CYS:SG[12_555]	2.19	0.01
1:1:60:GLN:O	1:1:107:ALA:CB[12_555]	2.19	0.01
1:1:241:HIS:N	3:3:216:CYS:SG[12_555]	2.19	0.01
1:1:76:CYS:N	3:3:111:GLY:CA[12_555]	2.19	0.01
3:3:118:MET:O	4:4:32:PHE:CB[12_555]	2.19	0.01
3:3:22:PRO:CG	3:3:155:TRP:CE3[12_555]	2.19	0.01
3:3:25:LEU:N	3:3:162:THR:O[12_555]	2.19	0.01
1:1:25:HIS:N	1:1:82:ILE:CD1[12_555]	2.19	0.01
1:1:39:THR:CA	3:3:30:PRO:CB[12_555]	2.19	0.01
1:1:61:THR:CG2	3:3:230:HIS:NE2[12_555]	2.19	0.01
1:1:47:PRO:N	1:1:239:ILE:CD1[12_555]	2.19	0.01
3:3:16:THR:CB	3:3:89:ILE:N[12_555]	2.19	0.01
2:2:62:ARG:O	2:2:256:ALA:N[2_555]	2.19	0.01
1:1:12:ASN:CG	3:3:229:LEU:C[12_555]	2.19	0.01
1:1:12:ASN:CG	3:3:229:LEU:O[12_555]	2.19	0.01
2:2:176:ASP:OD1	4:4:44:ASP:OD1[12_555]	2.19	0.01
3:3:209:MET:O	4:4:30:ASN:C[12_555]	2.19	0.01
1:1:61:THR:CG2	3:3:230:HIS:CE1[12_555]	2.19	0.01
2:2:60:SER:N	2:2:99:HIS:NE2[2_555]	2.19	0.01
1:1:115:LEU:CD1	3:3:41:LYS:O[12_555]	2.19	0.01

5.3 Torsion angles ⓘ

5.3.1 Protein backbone ⓘ

In the following table, the Percentiles column shows the percent Ramachandran outliers of the chain as a percentile score with respect to all X-ray entries followed by that with respect to entries of similar resolution.

The Analysed column shows the number of residues for which the backbone conformation was analysed, and the total number of residues.

Mol	Chain	Analysed	Favoured	Allowed	Outliers	Percentiles	
1	1	281/287 (98%)	217 (77%)	46 (16%)	18 (6%)	1	10
2	2	251/263 (95%)	201 (80%)	35 (14%)	15 (6%)	1	12
3	3	236/238 (99%)	179 (76%)	37 (16%)	20 (8%)	1	4
4	4	17/44 (39%)	9 (53%)	7 (41%)	1 (6%)	1	12
All	All	785/832 (94%)	606 (77%)	125 (16%)	54 (7%)	1	8

All (54) Ramachandran outliers are listed below:

Mol	Chain	Res	Type
1	1	59	SER
1	1	72	GLY
1	1	107	ALA
1	1	108	GLN
1	1	114	GLU
1	1	158	ARG
1	1	226	THR
2	2	145	LYS
2	2	157	SER
2	2	258	ALA
3	3	57	ASN
3	3	88	ASP
3	3	89	ILE
3	3	94	LEU
3	3	96	THR
1	1	29	ASN
1	1	37	ALA
1	1	67	ILE
1	1	90	ASN
1	1	227	GLU
2	2	91	ILE
2	2	129	GLU
2	2	155	ASP
2	2	193	LEU
2	2	208	ALA
2	2	257	ARG
3	3	59	GLY
3	3	66	SER
3	3	67	MET
3	3	95	ALA
3	3	161	SER
3	3	174	HIS
3	3	184	SER
1	1	6	TYR
1	1	137	ASP
2	2	30	ASN
2	2	156	VAL
3	3	74	ASN
3	3	159	LEU
3	3	201	PRO
3	3	219	PHE
3	3	229	LEU
4	4	27	PHE

Continued on next page...

Continued from previous page...

Mol	Chain	Res	Type
1	1	160	ASP
1	1	266	ASN
2	2	260	ASN
1	1	205	THR
1	1	268	MET
2	2	87	LYS
2	2	259	LYS
3	3	220	CYS
3	3	121	GLY
2	2	44	PRO
3	3	82	VAL

5.3.2 Protein sidechains ⓘ

In the following table, the Percentiles column shows the percent sidechain outliers of the chain as a percentile score with respect to all X-ray entries followed by that with respect to entries of similar resolution.

The Analysed column shows the number of residues for which the sidechain conformation was analysed, and the total number of residues.

Mol	Chain	Analysed	Rotameric	Outliers	Percentiles	
1	1	254/258 (98%)	184 (72%)	70 (28%)	0	1
2	2	219/227 (96%)	159 (73%)	60 (27%)	0	1
3	3	209/209 (100%)	157 (75%)	52 (25%)	0	2
4	4	15/35 (43%)	9 (60%)	6 (40%)	0	0
All	All	697/729 (96%)	509 (73%)	188 (27%)	0	1

All (188) residues with a non-rotameric sidechain are listed below:

Mol	Chain	Res	Type
1	1	5	ASN
1	1	6	TYR
1	1	7	ILE
1	1	15	LEU
1	1	19	ASN
1	1	26	THR
1	1	35	ASP
1	1	44	ASN
1	1	45	VAL
1	1	54	ARG

Continued on next page...

Continued from previous page...

Mol	Chain	Res	Type
1	1	60	GLN
1	1	73	ARG
1	1	87	THR
1	1	89	TYR
1	1	90	ASN
1	1	97	THR
1	1	101	ILE
1	1	102	THR
1	1	104	GLN
1	1	105	GLU
1	1	108	GLN
1	1	109	ILE
1	1	112	LYS
1	1	119	VAL
1	1	124	GLU
1	1	126	THR
1	1	127	LEU
1	1	134	ARG
1	1	141	ILE
1	1	142	VAL
1	1	143	MET
1	1	145	TYR
1	1	157	LYS
1	1	158	ARG
1	1	160	ASP
1	1	161	PHE
1	1	162	SER
1	1	173	TRP
1	1	174	GLN
1	1	186	PHE
1	1	195	MET
1	1	197	TYR
1	1	201	ASP
1	1	204	ASN
1	1	209	TYR
1	1	211	SER
1	1	212	VAL
1	1	215	ASN
1	1	217	MET
1	1	219	THR
1	1	223	ARG
1	1	224	ILE

Continued on next page...

Continued from previous page...

Mol	Chain	Res	Type
1	1	227	GLU
1	1	228	LYS
1	1	232	SER
1	1	236	THR
1	1	237	THR
1	1	246	THR
1	1	247	LYS
1	1	250	CYS
1	1	252	ARG
1	1	259	TYR
1	1	265	THR
1	1	274	VAL
1	1	275	THR
1	1	276	THR
1	1	278	ILE
1	1	279	VAL
1	1	281	ARG
1	1	286	THR
2	2	12	ARG
2	2	15	GLN
2	2	17	THR
2	2	18	ARG
2	2	25	SER
2	2	27	ASP
2	2	30	ASN
2	2	43	THR
2	2	51	ASN
2	2	52	LYS
2	2	55	GLN
2	2	58	THR
2	2	60	SER
2	2	62	ARG
2	2	63	PHE
2	2	65	THR
2	2	68	SER
2	2	72	ASN
2	2	75	SER
2	2	78	TRP
2	2	86	LEU
2	2	87	LYS
2	2	88	ASP
2	2	94	GLU

Continued on next page...

Continued from previous page...

Mol	Chain	Res	Type
2	2	103	ARG
2	2	111	GLN
2	2	116	LYS
2	2	126	MET
2	2	136	LYS
2	2	139	SER
2	2	145	LYS
2	2	146	LEU
2	2	154	ARG
2	2	158	GLN
2	2	159	GLU
2	2	160	ARG
2	2	164	LEU
2	2	170	ASP
2	2	171	SER
2	2	175	PHE
2	2	180	LEU
2	2	191	ILE
2	2	192	ASN
2	2	194	ARG
2	2	195	SER
2	2	197	ASN
2	2	198	SER
2	2	200	THR
2	2	201	LEU
2	2	202	ILE
2	2	206	VAL
2	2	207	ASN
2	2	216	ARG
2	2	219	ASN
2	2	224	ILE
2	2	239	ILE
2	2	240	VAL
2	2	257	ARG
2	2	261	ILE
2	2	262	LYS
3	3	2	LEU
3	3	4	VAL
3	3	5	TYR
3	3	7	THR
3	3	19	MET
3	3	21	SER

Continued on next page...

Continued from previous page...

Mol	Chain	Res	Type
3	3	23	CYS
3	3	32	LYS
3	3	39	GLU
3	3	50	ASP
3	3	55	VAL
3	3	56	ASN
3	3	60	ASN
3	3	61	ASN
3	3	65	VAL
3	3	66	SER
3	3	75	GLN
3	3	84	SER
3	3	90	THR
3	3	92	THR
3	3	99	ILE
3	3	116	SER
3	3	119	PHE
3	3	126	THR
3	3	127	LEU
3	3	134	THR
3	3	140	GLU
3	3	142	THR
3	3	143	THR
3	3	148	MET
3	3	157	VAL
3	3	159	LEU
3	3	161	SER
3	3	177	LEU
3	3	182	LYS
3	3	189	ILE
3	3	192	TRP
3	3	194	GLN
3	3	196	ASN
3	3	201	PRO
3	3	205	GLN
3	3	208	ASP
3	3	209	MET
3	3	210	LEU
3	3	211	CYS
3	3	212	PHE
3	3	213	VAL
3	3	216	CYS

Continued on next page...

Continued from previous page...

Mol	Chain	Res	Type
3	3	217	LYS
3	3	228	ASP
3	3	231	ILE
3	3	236	ILE
4	4	26	TYR
4	4	29	ILE
4	4	33	LYS
4	4	42	ARG
4	4	43	LEU
4	4	44	ASP

Some sidechains can be flipped to improve hydrogen bonding and reduce clashes. All (32) such sidechains are listed below:

Mol	Chain	Res	Type
1	1	19	ASN
1	1	90	ASN
1	1	95	ASN
1	1	140	HIS
1	1	159	ASN
1	1	168	ASN
1	1	204	ASN
1	1	215	ASN
1	1	261	HIS
1	1	282	ASN
2	2	15	GLN
2	2	30	ASN
2	2	51	ASN
2	2	72	ASN
2	2	109	HIS
2	2	111	GLN
2	2	131	GLN
2	2	192	ASN
2	2	197	ASN
2	2	207	ASN
2	2	218	ASN
2	2	219	ASN
3	3	20	GLN
3	3	42	ASN
3	3	56	ASN
3	3	57	ASN
3	3	61	ASN
3	3	75	GLN

Continued on next page...

Continued from previous page...

Mol	Chain	Res	Type
3	3	80	GLN
3	3	124	ASN
3	3	194	GLN
4	4	30	ASN

5.3.3 RNA ⓘ

There are no RNA molecules in this entry.

5.4 Non-standard residues in protein, DNA, RNA chains ⓘ

There are no non-standard protein/DNA/RNA residues in this entry.

5.5 Carbohydrates ⓘ

2 monosaccharides are modelled in this entry.

In the following table, the Counts columns list the number of bonds (or angles) for which Mogul statistics could be retrieved, the number of bonds (or angles) that are observed in the model and the number of bonds (or angles) that are defined in the Chemical Component Dictionary. The Link column lists molecule types, if any, to which the group is linked. The Z score for a bond length (or angle) is the number of standard deviations the observed value is removed from the expected value. A bond length (or angle) with $|Z| > 2$ is considered an outlier worth inspection. RMSZ is the root-mean-square of all Z scores of the bond lengths (or angles).

Mol	Type	Chain	Res	Link	Bond lengths			Bond angles		
					Counts	RMSZ	# $ Z > 2$	Counts	RMSZ	# $ Z > 2$
5	GLC	A	1	5	11,11,12	2.22	2 (18%)	15,15,17	5.30	8 (53%)
5	FRU	A	2	1,5	11,12,12	1.20	1 (9%)	10,18,18	2.23	2 (20%)

In the following table, the Chirals column lists the number of chiral outliers, the number of chiral centers analysed, the number of these observed in the model and the number defined in the Chemical Component Dictionary. Similar counts are reported in the Torsion and Rings columns. '-' means no outliers of that kind were identified.

Mol	Type	Chain	Res	Link	Chirals	Torsions	Rings
5	GLC	A	1	5	1/1/4/5	2/2/19/22	0/1/1/1
5	FRU	A	2	1,5	-	5/5/24/24	0/1/1/1

All (3) bond length outliers are listed below:

Mol	Chain	Res	Type	Atoms	Z	Observed(Å)	Ideal(Å)
5	A	1	GLC	O5-C1	-6.31	1.33	1.43
5	A	1	GLC	C2-C3	-2.72	1.48	1.52
5	A	2	FRU	C1-C2	2.26	1.56	1.52

All (10) bond angle outliers are listed below:

Mol	Chain	Res	Type	Atoms	Z	Observed(°)	Ideal(°)
5	A	1	GLC	O3-C3-C2	15.14	138.98	109.99
5	A	1	GLC	C1-O5-C5	7.03	121.72	112.19
5	A	1	GLC	O5-C5-C6	6.69	117.69	107.20
5	A	1	GLC	O2-C2-C3	6.49	123.14	110.14
5	A	2	FRU	O2-C2-O5	5.67	120.45	109.50
5	A	1	GLC	C3-C4-C5	-4.64	101.97	110.24
5	A	1	GLC	O2-C2-C1	-3.20	102.61	109.15
5	A	1	GLC	C1-C2-C3	3.02	113.38	109.67
5	A	2	FRU	C6-C5-C4	-2.86	108.19	115.09
5	A	1	GLC	O4-C4-C5	-2.26	103.69	109.30

All (1) chirality outliers are listed below:

Mol	Chain	Res	Type	Atom
5	A	1	GLC	C1

All (7) torsion outliers are listed below:

Mol	Chain	Res	Type	Atoms
5	A	2	FRU	O1-C1-C2-C3
5	A	2	FRU	O1-C1-C2-O2
5	A	2	FRU	O5-C5-C6-O6
5	A	1	GLC	O5-C5-C6-O6
5	A	1	GLC	C4-C5-C6-O6
5	A	2	FRU	O1-C1-C2-O5
5	A	2	FRU	C4-C5-C6-O6

There are no ring outliers.

2 monomers are involved in 39 short contacts:

Mol	Chain	Res	Type	Clashes	Symm-Clashes
5	A	1	GLC	6	7
5	A	2	FRU	27	0

5.6 Ligand geometry

There are no ligands in this entry.

5.7 Other polymers

There are no such residues in this entry.

5.8 Polymer linkage issues

There are no chain breaks in this entry.

6 Fit of model and data ⓘ

6.1 Protein, DNA and RNA chains ⓘ

EDS was not executed - this section is therefore empty.

6.2 Non-standard residues in protein, DNA, RNA chains ⓘ

EDS was not executed - this section is therefore empty.

6.3 Carbohydrates ⓘ

EDS was not executed - this section is therefore empty.

6.4 Ligands ⓘ

EDS was not executed - this section is therefore empty.

6.5 Other polymers ⓘ

EDS was not executed - this section is therefore empty.