



Full wwPDB X-ray Structure Validation Report ⓘ

May 21, 2020 – 06:16 am BST

PDB ID : 3RB7
Title : Crystal structure of CBD12 from CALX1.2
Authors : Wu, M.; Zheng, L.
Deposited on : 2011-03-28
Resolution : 2.90 Å(reported)

This is a Full wwPDB X-ray Structure Validation Report for a publicly released PDB entry.

We welcome your comments at validation@mail.wwpdb.org

A user guide is available at

<https://www.wwpdb.org/validation/2017/XrayValidationReportHelp>

with specific help available everywhere you see the ⓘ symbol.

The following versions of software and data (see [references ⓘ](#)) were used in the production of this report:

MolProbity : 4.02b-467
Mogul : 1.8.5 (274361), CSD as541be (2020)
Xtriage (Phenix) : 1.13
EDS : 2.11
Percentile statistics : 20191225.v01 (using entries in the PDB archive December 25th 2019)
Refmac : 5.8.0158
CCP4 : 7.0.044 (Gargrove)
Ideal geometry (proteins) : Engh & Huber (2001)
Ideal geometry (DNA, RNA) : Parkinson et al. (1996)
Validation Pipeline (wwPDB-VP) : 2.11

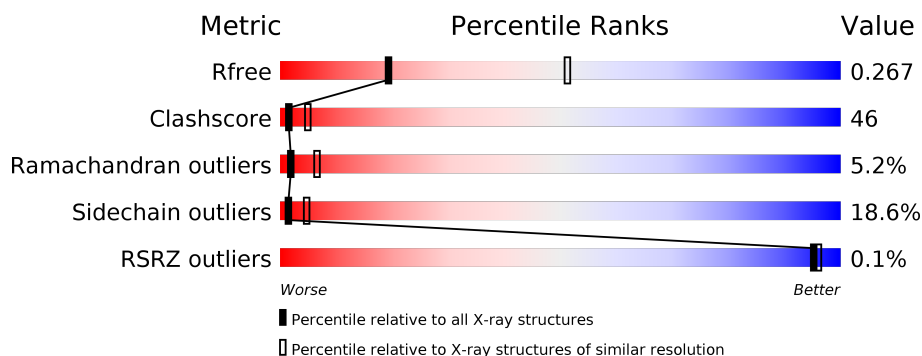
1 Overall quality at a glance

The following experimental techniques were used to determine the structure:

X-RAY DIFFRACTION

The reported resolution of this entry is 2.90 Å.

Percentile scores (ranging between 0-100) for global validation metrics of the entry are shown in the following graphic. The table shows the number of entries on which the scores are based.



Metric	Whole archive (#Entries)	Similar resolution (#Entries, resolution range(Å))
R_{free}	130704	1957 (2.90-2.90)
Clashscore	141614	2172 (2.90-2.90)
Ramachandran outliers	138981	2115 (2.90-2.90)
Sidechain outliers	138945	2117 (2.90-2.90)
RSRZ outliers	127900	1906 (2.90-2.90)

The table below summarises the geometric issues observed across the polymeric chains and their fit to the electron density. The red, orange, yellow and green segments on the lower bar indicate the fraction of residues that contain outliers for ≥ 3 , 2, 1 and 0 types of geometric quality criteria respectively. A grey segment represents the fraction of residues that are not modelled. The numeric value for each fraction is indicated below the corresponding segment, with a dot representing fractions $\leq 5\%$. The upper red bar (where present) indicates the fraction of residues that have poor fit to the electron density. The numeric value is given above the bar.

Mol	Chain	Length	Quality of chain
1	A	298	<div> <div>30%</div> <div>41%</div> <div>11%</div> <div>•</div> <div>17%</div> </div>
1	B	298	<div> <div>25%</div> <div>44%</div> <div>10%</div> <div>•</div> <div>19%</div> </div>
1	E	298	<div> <div>20%</div> <div>50%</div> <div>13%</div> <div>17%</div> </div>
1	G	298	<div> <div>24%</div> <div>48%</div> <div>10%</div> <div>18%</div> </div>

2 Entry composition

There are 4 unique types of molecules in this entry. The entry contains 7969 atoms, of which 0 are hydrogens and 0 are deuteriums.

In the tables below, the ZeroOcc column contains the number of atoms modelled with zero occupancy, the AltConf column contains the number of residues with at least one atom in alternate conformation and the Trace column contains the number of residues modelled with at most 2 atoms.

- Molecule 1 is a protein called Na/Ca exchange protein.

Mol	Chain	Residues	Atoms					ZeroOcc	AltConf	Trace
1	A	248	Total 2001	C 1272	N 329	O 393	S 7	0	0	0
1	B	242	Total 1943	C 1237	N 319	O 380	S 7	0	0	0
1	E	248	Total 1992	C 1265	N 328	O 392	S 7	0	0	0
1	G	244	Total 1959	C 1247	N 321	O 384	S 7	0	0	0

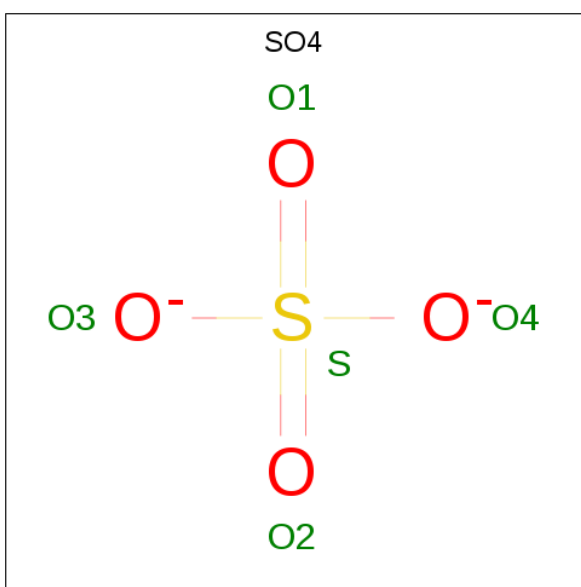
There are 20 discrepancies between the modelled and reference sequences:

Chain	Residue	Modelled	Actual	Comment	Reference
A	651	SER	ASP	SEE REMARK 999	UNP Q24413
A	652	THR	GLY	SEE REMARK 999	UNP Q24413
A	653	HIS	LEU	SEE REMARK 999	UNP Q24413
A	654	TYR	ALA	SEE REMARK 999	UNP Q24413
A	655	PRO	ALA	SEE REMARK 999	UNP Q24413
B	651	SER	ASP	SEE REMARK 999	UNP Q24413
B	652	THR	GLY	SEE REMARK 999	UNP Q24413
B	653	HIS	LEU	SEE REMARK 999	UNP Q24413
B	654	TYR	ALA	SEE REMARK 999	UNP Q24413
B	655	PRO	ALA	SEE REMARK 999	UNP Q24413
E	651	SER	ASP	SEE REMARK 999	UNP Q24413
E	652	THR	GLY	SEE REMARK 999	UNP Q24413
E	653	HIS	LEU	SEE REMARK 999	UNP Q24413
E	654	TYR	ALA	SEE REMARK 999	UNP Q24413
E	655	PRO	ALA	SEE REMARK 999	UNP Q24413
G	651	SER	ASP	SEE REMARK 999	UNP Q24413
G	652	THR	GLY	SEE REMARK 999	UNP Q24413
G	653	HIS	LEU	SEE REMARK 999	UNP Q24413
G	654	TYR	ALA	SEE REMARK 999	UNP Q24413
G	655	PRO	ALA	SEE REMARK 999	UNP Q24413

- Molecule 2 is CALCIUM ION (three-letter code: CA) (formula: Ca).

Mol	Chain	Residues	Atoms		ZeroOcc	AltConf
2	G	4	Total	Ca	0	0
			4	4		
2	B	4	Total	Ca	0	0
			4	4		
2	A	4	Total	Ca	0	0
			4	4		
2	E	4	Total	Ca	0	0
			4	4		

- Molecule 3 is SULFATE ION (three-letter code: SO4) (formula: O₄S).



Mol	Chain	Residues	Atoms			ZeroOcc	AltConf
3	A	1	Total	O	S	0	0
			5	4	1		
3	B	1	Total	O	S	0	0
			5	4	1		
3	E	1	Total	O	S	0	0
			5	4	1		
3	G	1	Total	O	S	0	0
			5	4	1		

- Molecule 4 is water.

Mol	Chain	Residues	Atoms		ZeroOcc	AltConf
4	A	7	Total	O	0	0
			7	7		

Continued on next page...

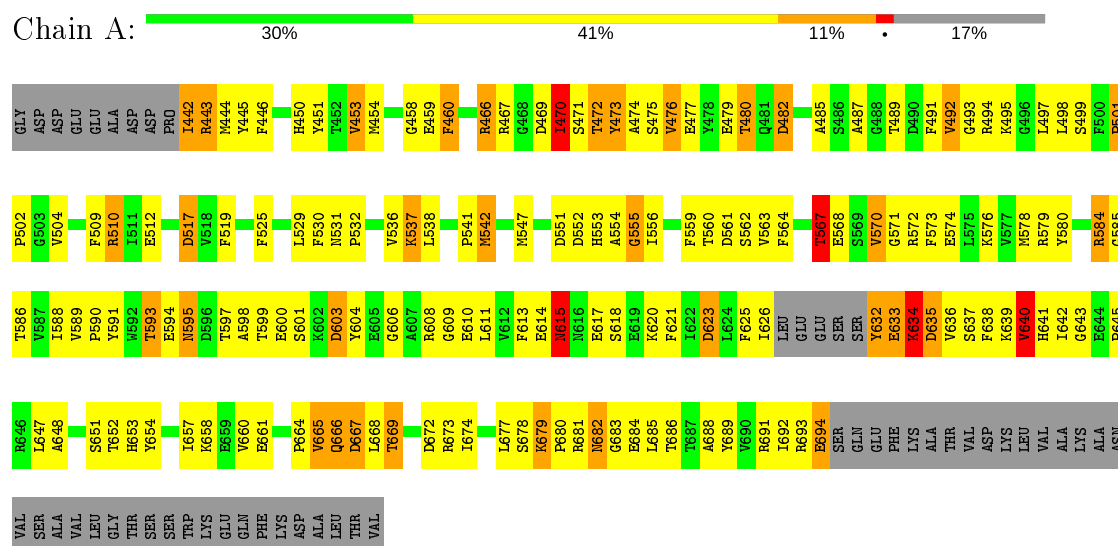
Continued from previous page...

Mol	Chain	Residues	Atoms		ZeroOcc	AltConf
4	B	7	Total 7	O 7	0	0
4	E	14	Total 14	O 14	0	0
4	G	10	Total 10	O 10	0	0

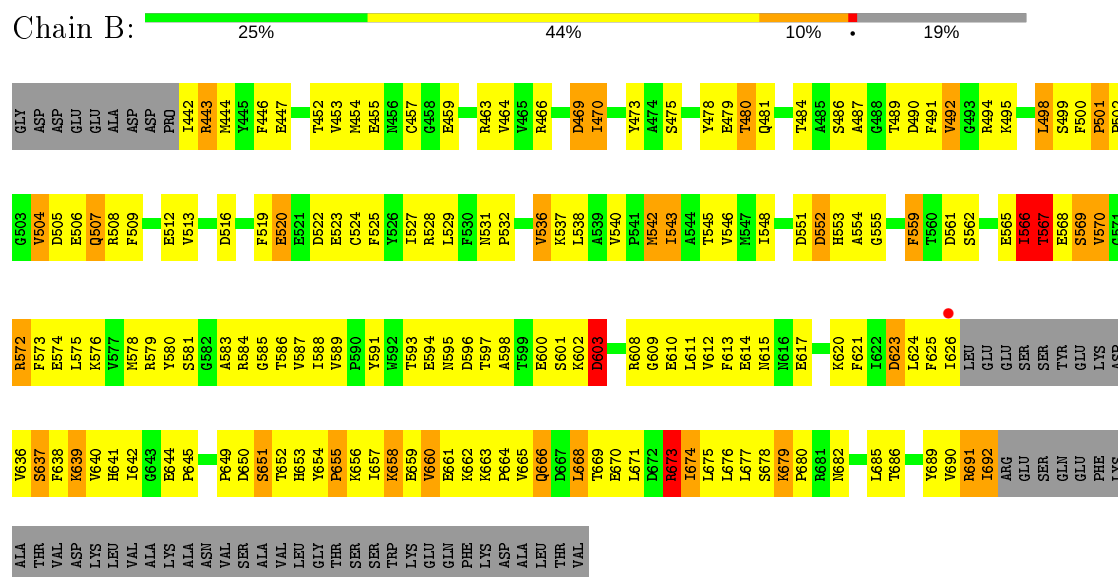
3 Residue-property plots

These plots are drawn for all protein, RNA and DNA chains in the entry. The first graphic for a chain summarises the proportions of the various outlier classes displayed in the second graphic. The second graphic shows the sequence view annotated by issues in geometry and electron density. Residues are color-coded according to the number of geometric quality criteria for which they contain at least one outlier: green = 0, yellow = 1, orange = 2 and red = 3 or more. A red dot above a residue indicates a poor fit to the electron density ($RSRZ > 2$). Stretches of 2 or more consecutive residues without any outlier are shown as a green connector. Residues present in the sample, but not in the model, are shown in grey.

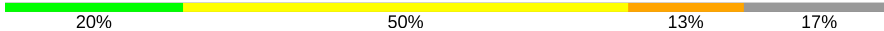
• Molecule 1: Na/Ca exchange protein

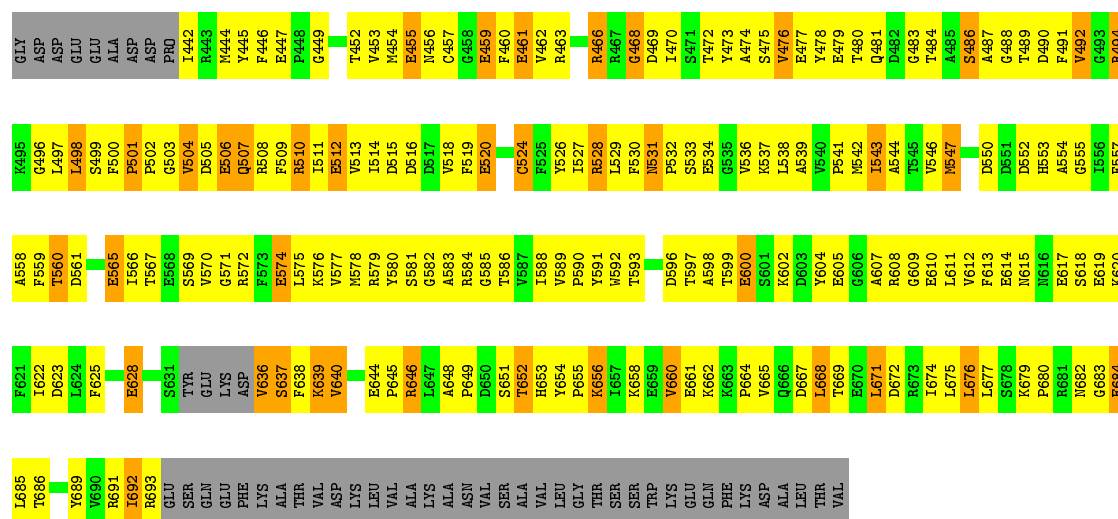


• Molecule 1: Na/Ca exchange protein



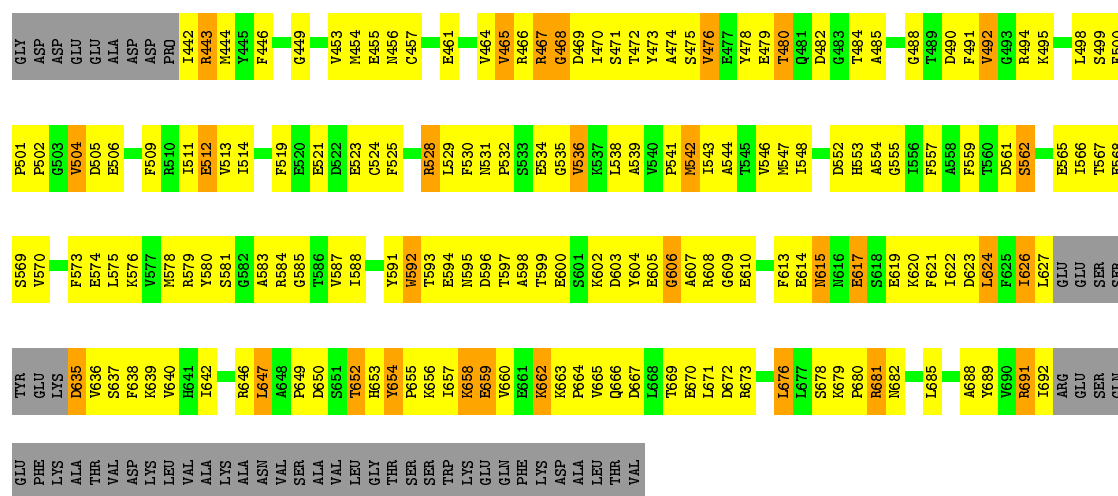
• Molecule 1: Na/Ca exchange protein

Chain E: 



• Molecule 1: Na/Ca exchange protein

Chain G: 



4 Data and refinement statistics

Property	Value	Source
Space group	H 3	Depositor
Cell constants a, b, c, α , β , γ	107.53Å 107.53Å 358.65Å 90.00° 90.00° 120.00°	Depositor
Resolution (Å)	119.50 – 2.90 46.18 – 2.90	Depositor EDS
% Data completeness (in resolution range)	(Not available) (119.50-2.90) 91.0 (46.18-2.90)	Depositor EDS
R_{merge}	(Not available)	Depositor
R_{sym}	(Not available)	Depositor
$\langle I/\sigma(I) \rangle$ ¹	1.63 (at 2.91Å)	Xtriage
Refinement program	PHENIX	Depositor
R, R_{free}	0.231 , 0.278 0.229 , 0.267	Depositor DCC
R_{free} test set	1579 reflections (5.06%)	wwPDB-VP
Wilson B-factor (Å ²)	70.7	Xtriage
Anisotropy	0.272	Xtriage
Bulk solvent k_{sol} (e/Å ³), B_{sol} (Å ²)	0.32 , 45.5	EDS
L-test for twinning ²	$\langle L \rangle = 0.57$, $\langle L^2 \rangle = 0.41$	Xtriage
Estimated twinning fraction	0.427 for -h-k,k,-l	Xtriage
F_o, F_c correlation	0.94	EDS
Total number of atoms	7969	wwPDB-VP
Average B, all atoms (Å ²)	63.0	wwPDB-VP

Xtriage's analysis on translational NCS is as follows: *The largest off-origin peak in the Patterson function is 6.71% of the height of the origin peak. No significant pseudotranslation is detected.*

¹Intensities estimated from amplitudes.

²Theoretical values of $\langle |L| \rangle$, $\langle L^2 \rangle$ for acentric reflections are 0.5, 0.333 respectively for untwinned datasets, and 0.375, 0.2 for perfectly twinned datasets.

5 Model quality [i](#)

5.1 Standard geometry [i](#)

Bond lengths and bond angles in the following residue types are not validated in this section: CA, SO4

The Z score for a bond length (or angle) is the number of standard deviations the observed value is removed from the expected value. A bond length (or angle) with $|Z| > 5$ is considered an outlier worth inspection. RMSZ is the root-mean-square of all Z scores of the bond lengths (or angles).

Mol	Chain	Bond lengths		Bond angles	
		RMSZ	$\# Z > 5$	RMSZ	$\# Z > 5$
1	A	0.42	0/2043	0.61	0/2762
1	B	0.42	0/1984	0.62	0/2684
1	E	0.41	0/2033	0.61	0/2749
1	G	0.41	0/2000	0.63	0/2706
All	All	0.42	0/8060	0.62	0/10901

There are no bond length outliers.

There are no bond angle outliers.

There are no chirality outliers.

There are no planarity outliers.

5.2 Too-close contacts [i](#)

In the following table, the Non-H and H(model) columns list the number of non-hydrogen atoms and hydrogen atoms in the chain respectively. The H(added) column lists the number of hydrogen atoms added and optimized by MolProbity. The Clashes column lists the number of clashes within the asymmetric unit, whereas Symm-Clashes lists symmetry related clashes.

Mol	Chain	Non-H	H(model)	H(added)	Clashes	Symm-Clashes
1	A	2001	0	1934	185	0
1	B	1943	0	1883	163	1
1	E	1992	0	1929	204	0
1	G	1959	0	1898	188	1
2	A	4	0	0	0	0
2	B	4	0	0	0	0
2	E	4	0	0	0	0
2	G	4	0	0	0	0
3	A	5	0	0	0	0

Continued on next page...

Continued from previous page...

Mol	Chain	Non-H	H(model)	H(added)	Clashes	Symm-Clashes
3	B	5	0	0	0	0
3	E	5	0	0	0	0
3	G	5	0	0	0	0
4	A	7	0	0	0	0
4	B	7	0	0	0	0
4	E	14	0	0	1	0
4	G	10	0	0	0	0
All	All	7969	0	7644	714	1

The all-atom clashscore is defined as the number of clashes found per 1000 atoms (including hydrogen atoms). The all-atom clashscore for this structure is 46.

All (714) close contacts within the same asymmetric unit are listed below, sorted by their clash magnitude.

Atom-1	Atom-2	Interatomic distance (Å)	Clash overlap (Å)
1:G:442:ILE:HG23	1:G:443:ARG:HG3	1.32	1.11
1:B:585:GLY:H	1:B:615:ASN:ND2	1.54	1.04
1:B:614:GLU:HB2	1:B:617:GLU:HG3	1.48	0.94
1:G:443:ARG:HH11	1:G:467:ARG:HG3	1.31	0.94
1:B:664:PRO:HA	1:E:664:PRO:HA	1.51	0.91
1:G:479:GLU:HB2	1:G:495:LYS:HD2	1.50	0.91
1:B:585:GLY:H	1:B:615:ASN:HD22	0.98	0.91
1:E:553:HIS:CD2	1:E:555:GLY:HA2	2.05	0.90
1:E:585:GLY:H	1:E:615:ASN:ND2	1.69	0.90
1:G:478:TYR:HB3	1:G:529:LEU:HD23	1.52	0.90
1:A:554:ALA:HB3	1:A:555:GLY:HA2	1.54	0.88
1:A:635:ASP:HB2	1:A:693:ARG:HG2	1.54	0.87
1:E:478:TYR:CE1	1:E:496:GLY:HA3	2.10	0.87
1:E:585:GLY:H	1:E:615:ASN:HD22	1.18	0.85
1:A:635:ASP:CB	1:A:693:ARG:HG2	2.06	0.85
1:A:442:ILE:HG23	1:A:443:ARG:H	1.41	0.83
1:G:654:TYR:H	1:G:655:PRO:HD2	1.42	0.83
1:B:595:ASN:HD21	1:B:600:GLU:H	1.24	0.83
1:B:585:GLY:N	1:B:615:ASN:HD22	1.77	0.82
1:A:459:GLU:HB2	1:A:510:ARG:HD2	1.58	0.82
1:E:596:ASP:HB3	1:E:637:SER:O	1.79	0.82
1:A:450:HIS:HD2	1:A:451:TYR:H	1.27	0.82
1:E:461:GLU:HG2	1:E:508:ARG:HB3	1.61	0.82
1:B:529:LEU:HB2	1:B:542:MET:HG2	1.58	0.82
1:G:584:ARG:HA	1:G:584:ARG:NH1	1.95	0.81
1:E:446:PHE:O	1:E:541:PRO:HD2	1.82	0.80

Continued on next page...

Continued from previous page...

Atom-1	Atom-2	Interatomic distance (Å)	Clash overlap (Å)
1:G:597:THR:HB	1:G:636:VAL:HB	1.63	0.79
1:G:584:ARG:HA	1:G:584:ARG:HH11	1.45	0.78
1:A:559:PHE:CZ	1:A:642:ILE:HG23	2.18	0.78
1:G:454:MET:HB3	1:G:456:ASN:OD1	1.84	0.77
1:E:671:LEU:HD12	1:E:671:LEU:H	1.49	0.77
1:A:450:HIS:HD2	1:A:451:TYR:N	1.82	0.76
1:E:536:VAL:HG22	1:E:537:LYS:H	1.50	0.76
1:B:595:ASN:ND2	1:B:600:GLU:H	1.83	0.75
1:E:655:PRO:HG2	1:E:656:LYS:HG2	1.68	0.75
1:G:532:PRO:HG3	1:G:538:LEU:HD21	1.68	0.75
1:A:674:ILE:HA	1:A:677:LEU:HG	1.66	0.75
1:G:676:LEU:O	1:G:679:LYS:HG2	1.85	0.75
1:E:585:GLY:N	1:E:615:ASN:HD22	1.85	0.75
1:E:558:ALA:HB2	1:E:683:GLY:HA3	1.69	0.75
1:E:636:VAL:O	1:E:637:SER:HB3	1.87	0.74
1:E:579:ARG:NH1	1:E:613:PHE:HB3	2.03	0.74
1:G:595:ASN:OD1	1:G:599:THR:HA	1.87	0.74
1:G:479:GLU:CB	1:G:495:LYS:HD2	2.18	0.74
1:A:477:GLU:HB2	1:A:530:PHE:CE2	2.22	0.74
1:G:446:PHE:O	1:G:541:PRO:HD2	1.88	0.73
1:B:540:VAL:H	1:E:693:ARG:NH2	1.85	0.73
1:G:491:PHE:HD2	1:G:492:VAL:N	1.87	0.73
1:G:566:ILE:HG22	1:G:691:ARG:O	1.88	0.73
1:A:494:ARG:O	1:A:495:LYS:HD3	1.89	0.73
1:A:633:GLU:O	1:A:634:LYS:HB2	1.87	0.73
1:B:508:ARG:HB2	1:B:508:ARG:NH1	2.03	0.72
1:B:682:ASN:HB3	1:B:686:THR:HG21	1.70	0.72
1:G:479:GLU:HG3	1:G:528:ARG:HH12	1.54	0.72
1:A:567:THR:O	1:A:692:ILE:HG23	1.89	0.72
1:A:594:GLU:O	1:A:638:PHE:HB2	1.90	0.72
1:A:585:GLY:H	1:A:615:ASN:ND2	1.87	0.72
1:G:654:TYR:CE2	1:G:658:LYS:HD3	2.24	0.71
1:E:492:VAL:HG12	1:E:514:ILE:HD11	1.70	0.71
1:E:653:HIS:HA	1:E:656:LYS:HE3	1.71	0.70
1:G:449:GLY:HA3	1:G:541:PRO:HG2	1.73	0.70
1:G:442:ILE:HG22	1:G:468:GLY:N	2.07	0.70
1:A:669:THR:O	1:A:673:ARG:HB2	1.91	0.70
1:A:600:GLU:HG3	1:A:606:GLY:H	1.56	0.70
1:E:542:MET:SD	1:E:543:ILE:HG12	2.32	0.70
1:E:559:PHE:HD2	1:E:685:LEU:O	1.73	0.70
1:G:470:ILE:HG12	1:G:505:ASP:HB3	1.74	0.70

Continued on next page...

Continued from previous page...

Atom-1	Atom-2	Interatomic distance (Å)	Clash overlap (Å)
1:A:450:HIS:CD2	1:A:451:TYR:H	2.10	0.69
1:G:491:PHE:CD2	1:G:492:VAL:N	2.61	0.69
1:G:442:ILE:N	1:G:468:GLY:HA3	2.08	0.69
1:A:442:ILE:HG23	1:A:443:ARG:N	2.08	0.69
1:G:553:HIS:HE2	1:G:681:ARG:NH1	1.89	0.69
1:E:554:ALA:N	1:E:555:GLY:HA2	2.06	0.69
1:G:654:TYR:O	1:G:658:LYS:HG2	1.92	0.69
1:A:570:VAL:HG13	1:A:571:GLY:HA2	1.75	0.68
1:G:446:PHE:HB2	1:G:541:PRO:O	1.92	0.68
1:A:450:HIS:CD2	1:A:451:TYR:N	2.60	0.68
1:E:554:ALA:H	1:E:555:GLY:HA2	1.58	0.68
1:A:637:SER:HB3	1:A:691:ARG:HA	1.75	0.68
1:E:453:VAL:HG11	1:E:513:VAL:HG21	1.76	0.68
1:B:596:ASP:HB3	1:B:637:SER:O	1.94	0.68
1:G:593:THR:HG21	1:G:604:TYR:CE2	2.28	0.68
1:B:656:LYS:O	1:B:660:VAL:HG12	1.93	0.68
1:E:460:PHE:CE1	1:E:511:ILE:HB	2.29	0.68
1:E:469:ASP:O	1:E:472:THR:HG22	1.93	0.68
1:G:575:LEU:HD21	1:G:640:VAL:HG11	1.74	0.68
1:E:455:GLU:O	1:E:513:VAL:HG12	1.94	0.68
1:E:553:HIS:CG	1:E:554:ALA:H	2.11	0.68
1:B:614:GLU:HB2	1:B:617:GLU:CG	2.23	0.67
1:E:478:TYR:CZ	1:E:496:GLY:HA3	2.29	0.67
1:G:598:ALA:HB1	1:G:603:ASP:HB2	1.76	0.67
1:A:664:PRO:HA	1:G:664:PRO:HA	1.74	0.67
1:E:470:ILE:O	1:E:502:PRO:HA	1.95	0.67
1:E:617:GLU:OE2	1:E:620:LYS:HE2	1.93	0.67
1:A:600:GLU:HG2	1:A:601:SER:OG	1.94	0.67
1:B:559:PHE:CD2	1:B:559:PHE:N	2.63	0.67
1:A:442:ILE:CG2	1:A:443:ARG:H	2.08	0.66
1:B:501:PRO:HD2	1:B:504:VAL:HG11	1.77	0.66
1:B:591:TYR:CZ	1:B:609:GLY:HA3	2.30	0.66
1:G:592:TRP:HB2	1:G:608:ARG:HG2	1.77	0.66
1:B:665:VAL:HG21	1:E:668:LEU:HD21	1.78	0.66
1:E:553:HIS:CD2	1:E:554:ALA:H	2.14	0.66
1:B:442:ILE:HG13	1:B:443:ARG:HD2	1.75	0.66
1:A:556:ILE:HG23	1:A:682:ASN:O	1.95	0.66
1:B:487:ALA:HA	1:B:491:PHE:O	1.96	0.66
1:E:446:PHE:HB3	1:E:449:GLY:HA2	1.77	0.66
1:A:661:GLU:O	1:G:666:GLN:HB2	1.96	0.66
1:A:600:GLU:HG3	1:A:606:GLY:N	2.11	0.66

Continued on next page...

Continued from previous page...

Atom-1	Atom-2	Interatomic distance (Å)	Clash overlap (Å)
1:B:519:PHE:CD1	1:B:678:SER:HB3	2.31	0.66
1:G:478:TYR:HA	1:G:529:LEU:HA	1.78	0.66
1:G:635:ASP:OD1	1:G:636:VAL:HG13	1.96	0.66
1:G:567:THR:O	1:G:570:VAL:HG22	1.94	0.66
1:E:553:HIS:CD2	1:E:555:GLY:CA	2.77	0.66
1:A:529:LEU:HB2	1:A:542:MET:HB2	1.77	0.65
1:A:598:ALA:HB2	1:A:636:VAL:HG23	1.79	0.65
1:E:679:LYS:NZ	4:E:15:HOH:O	2.29	0.65
1:B:579:ARG:NE	1:B:583:ALA:HA	2.11	0.65
1:G:519:PHE:CD1	1:G:678:SER:HB3	2.32	0.65
1:G:640:VAL:CG1	1:G:688:ALA:HB3	2.27	0.65
1:A:664:PRO:HB3	1:G:662:LYS:O	1.96	0.65
1:B:598:ALA:HB2	1:B:636:VAL:HB	1.77	0.65
1:E:536:VAL:HG22	1:E:537:LYS:N	2.12	0.65
1:A:444:MET:SD	1:A:476:VAL:HB	2.37	0.64
1:G:617:GLU:HG3	1:G:620:LYS:HE2	1.79	0.64
1:B:442:ILE:HG13	1:B:443:ARG:CD	2.26	0.64
1:E:584:ARG:NH1	1:E:584:ARG:HA	2.12	0.64
1:G:474:ALA:O	1:G:500:PHE:HB2	1.98	0.64
1:A:568:GLU:HG2	1:A:694:GLU:HA	1.79	0.64
1:E:501:PRO:HD2	1:E:504:VAL:HG11	1.80	0.64
1:A:600:GLU:OE2	1:A:606:GLY:HA3	1.98	0.64
1:B:559:PHE:H	1:B:559:PHE:HD2	1.45	0.64
1:A:684:GLU:O	1:A:685:LEU:HD23	1.98	0.63
1:G:591:TYR:O	1:G:592:TRP:HB3	1.97	0.63
1:E:553:HIS:HD2	1:E:555:GLY:CA	2.11	0.63
1:B:492:VAL:CG1	1:B:512:GLU:HB2	2.28	0.63
1:B:602:LYS:HG2	1:B:603:ASP:OD2	1.98	0.63
1:B:657:ILE:HG21	1:B:679:LYS:HD3	1.81	0.63
1:A:643:GLY:O	1:A:645:PRO:HD3	1.99	0.63
1:B:502:PRO:O	1:B:504:VAL:HG12	1.98	0.63
1:B:559:PHE:HE2	1:B:686:THR:HA	1.63	0.63
1:E:461:GLU:OE2	1:E:510:ARG:NH1	2.30	0.63
1:E:574:GLU:OE1	1:E:623:ASP:HA	1.98	0.63
1:G:600:GLU:HG3	1:G:605:GLU:HA	1.81	0.63
1:A:574:GLU:OE1	1:A:623:ASP:HA	1.99	0.62
1:B:516:ASP:O	1:B:552:ASP:OD1	2.16	0.62
1:B:568:GLU:HA	1:B:692:ILE:HG22	1.81	0.62
1:E:527:ILE:HB	1:E:544:ALA:HB3	1.80	0.62
1:B:670:GLU:OE2	1:B:673:ARG:NH1	2.33	0.62
1:E:500:PHE:CZ	1:E:507:GLN:HB2	2.35	0.62

Continued on next page...

Continued from previous page...

Atom-1	Atom-2	Interatomic distance (Å)	Clash overlap (Å)
1:E:597:THR:HB	1:E:636:VAL:HA	1.81	0.62
1:E:593:THR:HG21	1:E:604:TYR:CE2	2.34	0.62
1:B:480:THR:HB	1:B:491:PHE:HE2	1.65	0.62
1:G:479:GLU:HG2	1:G:530:PHE:CE1	2.34	0.62
1:E:487:ALA:O	1:E:489:THR:N	2.30	0.62
1:B:444:MET:HG3	1:B:536:VAL:HG21	1.81	0.61
1:B:492:VAL:HG11	1:B:512:GLU:HB2	1.82	0.61
1:A:517:ASP:N	1:A:517:ASP:OD2	2.32	0.61
1:A:519:PHE:CE2	1:A:553:HIS:HD2	2.18	0.61
1:A:608:ARG:O	1:E:609:GLY:HA2	2.00	0.61
1:B:673:ARG:O	1:B:676:LEU:N	2.33	0.61
1:B:498:LEU:HB3	1:B:500:PHE:HE1	1.64	0.61
1:B:531:ASN:N	1:B:532:PRO:HD3	2.15	0.61
1:G:473:TYR:N	1:G:502:PRO:HG3	2.15	0.61
1:A:553:HIS:ND1	1:A:555:GLY:HA3	2.16	0.61
1:G:479:GLU:HG3	1:G:528:ARG:NH1	2.14	0.61
1:B:442:ILE:O	1:B:536:VAL:HG23	2.00	0.61
1:A:674:ILE:HA	1:A:677:LEU:CG	2.30	0.61
1:E:579:ARG:HB3	1:E:618:SER:O	2.00	0.61
1:G:495:LYS:N	1:G:495:LYS:HD3	2.16	0.61
1:B:567:THR:HB	1:B:570:VAL:HG13	1.83	0.61
1:A:674:ILE:HA	1:A:677:LEU:CD1	2.31	0.60
1:B:542:MET:O	1:B:542:MET:HG2	2.01	0.60
1:G:464:VAL:HG12	1:G:465:VAL:H	1.66	0.60
1:E:478:TYR:HA	1:E:528:ARG:O	2.01	0.60
1:G:566:ILE:HD13	1:G:626:ILE:HD11	1.84	0.60
1:E:553:HIS:HB3	1:E:582:GLY:HA3	1.83	0.60
1:B:529:LEU:HB2	1:B:542:MET:CG	2.31	0.60
1:G:444:MET:HG3	1:G:536:VAL:HG21	1.82	0.60
1:A:664:PRO:HA	1:G:663:LYS:O	2.02	0.60
1:E:510:ARG:O	1:E:511:ILE:HD13	2.00	0.60
1:A:661:GLU:HA	1:G:665:VAL:HB	1.84	0.60
1:B:666:GLN:HB3	1:E:661:GLU:O	2.02	0.60
1:G:446:PHE:CD2	1:G:544:ALA:HB2	2.37	0.59
1:G:575:LEU:CD2	1:G:640:VAL:HG11	2.31	0.59
1:E:585:GLY:N	1:E:615:ASN:ND2	2.47	0.59
1:E:612:VAL:O	1:E:620:LYS:HE3	2.02	0.59
1:G:479:GLU:OE2	1:G:528:ARG:NH2	2.36	0.59
1:B:649:PRO:HA	1:B:654:TYR:CG	2.38	0.59
1:G:553:HIS:ND1	1:G:555:GLY:HA2	2.17	0.59
1:G:473:TYR:C	1:G:473:TYR:CD2	2.75	0.59

Continued on next page...

Continued from previous page...

Atom-1	Atom-2	Interatomic distance (Å)	Clash overlap (Å)
1:G:654:TYR:N	1:G:655:PRO:HD2	2.14	0.59
1:A:519:PHE:CD1	1:A:678:SER:HB3	2.38	0.58
1:B:501:PRO:CD	1:B:504:VAL:HG11	2.32	0.58
1:B:576:LYS:HD3	1:B:578:MET:CE	2.33	0.58
1:G:442:ILE:HG22	1:G:468:GLY:CA	2.33	0.58
1:A:563:VAL:HG22	1:A:689:TYR:HB2	1.86	0.58
1:B:529:LEU:HD13	1:B:538:LEU:HD22	1.86	0.58
1:G:479:GLU:CG	1:G:528:ARG:HH12	2.17	0.58
1:G:600:GLU:OE2	1:G:606:GLY:HA2	2.03	0.58
1:G:654:TYR:CZ	1:G:658:LYS:HD3	2.37	0.58
1:E:462:VAL:O	1:E:508:ARG:HA	2.04	0.58
1:E:446:PHE:CD2	1:E:544:ALA:HB2	2.39	0.58
1:E:628:GLU:HG3	1:E:628:GLU:O	2.04	0.58
1:A:638:PHE:HD2	1:A:639:LYS:O	1.86	0.58
1:B:588:ILE:HA	1:B:611:LEU:O	2.04	0.58
1:A:446:PHE:CE1	1:A:529:LEU:HG	2.39	0.58
1:B:664:PRO:HA	1:E:664:PRO:CA	2.29	0.58
1:A:632:TYR:CD2	1:A:632:TYR:N	2.72	0.57
1:B:447:GLU:O	1:B:463:ARG:HB3	2.05	0.57
1:B:653:HIS:O	1:B:657:ILE:HG13	2.03	0.57
1:A:625:PHE:HB3	1:E:649:PRO:HG2	1.85	0.57
1:G:446:PHE:HD1	1:G:541:PRO:O	1.87	0.57
1:A:585:GLY:H	1:A:615:ASN:HD21	1.49	0.57
1:B:500:PHE:CZ	1:B:507:GLN:HB2	2.39	0.57
1:E:655:PRO:HG2	1:E:656:LYS:H	1.69	0.57
1:G:519:PHE:HA	1:G:552:ASP:HB2	1.85	0.57
1:A:597:THR:HB	1:A:637:SER:H	1.67	0.57
1:A:588:ILE:CD1	1:A:648:ALA:HB2	2.35	0.57
1:E:470:ILE:HG22	1:E:503:GLY:H	1.69	0.57
1:E:559:PHE:CD2	1:E:685:LEU:O	2.56	0.57
1:G:670:GLU:HA	1:G:673:ARG:HD3	1.87	0.57
1:B:455:GLU:OE1	1:B:520:GLU:OE1	2.23	0.57
1:B:574:GLU:OE2	1:B:623:ASP:HA	2.04	0.57
1:B:645:PRO:HB2	1:B:680:PRO:HB2	1.86	0.57
1:E:470:ILE:HG22	1:E:503:GLY:N	2.20	0.57
1:G:609:GLY:O	1:G:610:GLU:HG2	2.05	0.57
1:G:655:PRO:HG2	1:G:656:LYS:H	1.68	0.57
1:B:586:THR:HB	1:B:650:ASP:OD2	2.04	0.57
1:B:598:ALA:HB2	1:B:636:VAL:CG2	2.35	0.57
1:B:636:VAL:O	1:B:691:ARG:HA	2.05	0.57
1:G:501:PRO:HD2	1:G:504:VAL:HG11	1.86	0.56

Continued on next page...

Continued from previous page...

Atom-1	Atom-2	Interatomic distance (Å)	Clash overlap (Å)
1:G:557:PHE:CZ	1:G:579:ARG:HG3	2.40	0.56
1:A:635:ASP:HB3	1:A:693:ARG:HG2	1.83	0.56
1:B:469:ASP:O	1:B:470:ILE:CG1	2.53	0.56
1:B:457:CYS:SG	1:B:513:VAL:HG21	2.45	0.56
1:B:561:ASP:CG	1:B:562:SER:H	2.09	0.56
1:A:491:PHE:HE2	1:A:493:GLY:HA2	1.69	0.56
1:E:608:ARG:NH1	1:E:608:ARG:HB2	2.21	0.56
1:G:539:ALA:O	1:G:542:MET:HB3	2.06	0.56
1:E:593:THR:CG2	1:E:604:TYR:CE2	2.89	0.56
1:E:668:LEU:HG	1:E:672:ASP:HB3	1.87	0.56
1:B:576:LYS:HD3	1:B:578:MET:HE1	1.87	0.56
1:G:593:THR:CG2	1:G:604:TYR:CE2	2.89	0.56
1:B:612:VAL:O	1:B:620:LYS:HE3	2.05	0.56
1:E:584:ARG:HH11	1:E:584:ARG:HA	1.70	0.56
1:E:660:VAL:HG21	1:E:676:LEU:HD21	1.88	0.56
1:A:466:ARG:O	1:A:467:ARG:HG2	2.04	0.56
1:E:449:GLY:HA3	1:E:541:PRO:HG2	1.88	0.56
1:E:479:GLU:HA	1:E:494:ARG:O	2.06	0.56
1:B:559:PHE:HD2	1:B:685:LEU:O	1.89	0.55
1:A:510:ARG:HB2	1:A:510:ARG:HH21	1.72	0.55
1:G:557:PHE:CE1	1:G:579:ARG:HG3	2.41	0.55
1:A:531:ASN:N	1:A:532:PRO:HD3	2.21	0.55
1:A:576:LYS:HE2	1:A:621:PHE:CZ	2.42	0.55
1:B:573:PHE:N	1:B:624:LEU:O	2.37	0.55
1:G:623:ASP:O	1:G:624:LEU:HD13	2.07	0.55
1:A:625:PHE:CD1	1:E:649:PRO:HD2	2.41	0.55
1:A:647:LEU:HD11	1:A:651:SER:OG	2.07	0.55
1:A:460:PHE:O	1:A:510:ARG:HA	2.06	0.55
1:A:682:ASN:HB3	1:A:686:THR:HG22	1.87	0.55
1:E:480:THR:O	1:E:481:GLN:HG2	2.07	0.55
1:E:539:ALA:O	1:E:542:MET:HB2	2.07	0.55
1:G:531:ASN:N	1:G:532:PRO:HD3	2.22	0.55
1:E:486:SER:O	1:E:490:ASP:HB2	2.07	0.55
1:E:528:ARG:HA	1:E:543:ILE:HG23	1.88	0.55
1:G:444:MET:HE3	1:G:536:VAL:HG11	1.88	0.55
1:A:469:ASP:C	1:A:470:ILE:HG13	2.26	0.55
1:E:453:VAL:HG13	1:E:457:CYS:SG	2.46	0.55
1:G:596:ASP:HB3	1:G:637:SER:O	2.06	0.55
1:A:446:PHE:HB2	1:A:541:PRO:O	2.08	0.54
1:E:639:LYS:HE2	1:E:689:TYR:CZ	2.42	0.54
1:G:654:TYR:H	1:G:655:PRO:CD	2.16	0.54

Continued on next page...

Continued from previous page...

Atom-1	Atom-2	Interatomic distance (Å)	Clash overlap (Å)
1:G:574:GLU:HB3	1:G:621:PHE:CD1	2.43	0.54
1:G:519:PHE:CG	1:G:678:SER:HB3	2.42	0.54
1:E:644:GLU:O	1:E:646:ARG:HD2	2.08	0.54
1:A:613:PHE:CE1	1:A:620:LYS:HG2	2.43	0.54
1:B:573:PHE:O	1:B:624:LEU:N	2.39	0.54
1:E:446:PHE:CE1	1:E:529:LEU:HG	2.43	0.54
1:A:570:VAL:HG22	1:A:572:ARG:N	2.23	0.54
1:G:557:PHE:CE2	1:G:587:VAL:HG11	2.42	0.54
1:B:645:PRO:HD3	1:B:682:ASN:ND2	2.24	0.53
1:G:660:VAL:HG23	1:G:663:LYS:HD2	1.89	0.53
1:A:443:ARG:HD2	1:A:443:ARG:C	2.29	0.53
1:E:660:VAL:CG2	1:E:676:LEU:HD21	2.39	0.53
1:G:532:PRO:HG3	1:G:538:LEU:CD2	2.37	0.53
1:A:530:PHE:HD2	1:A:531:ASN:HB2	1.74	0.53
1:B:565:GLU:C	1:B:566:ILE:HG12	2.26	0.53
1:B:585:GLY:N	1:B:615:ASN:ND2	2.39	0.53
1:A:487:ALA:HA	1:A:491:PHE:O	2.07	0.53
1:A:680:PRO:C	1:A:681:ARG:HG3	2.28	0.53
1:E:446:PHE:HB2	1:E:541:PRO:HB2	1.91	0.53
1:B:508:ARG:CZ	1:B:508:ARG:HB2	2.39	0.53
1:G:480:THR:HG23	1:G:494:ARG:O	2.08	0.53
1:G:504:VAL:HG23	1:G:506:GLU:H	1.72	0.53
1:G:559:PHE:CZ	1:G:642:ILE:HG23	2.42	0.53
1:B:464:VAL:HG21	1:B:498:LEU:HD23	1.91	0.53
1:E:447:GLU:O	1:E:463:ARG:HB3	2.09	0.53
1:G:542:MET:SD	1:G:543:ILE:HG13	2.49	0.53
1:G:455:GLU:HA	1:G:513:VAL:HG11	1.90	0.53
1:A:595:ASN:HB3	1:A:598:ALA:O	2.09	0.53
1:E:597:THR:O	1:E:636:VAL:HG12	2.09	0.53
1:A:600:GLU:HG2	1:A:601:SER:N	2.24	0.52
1:G:660:VAL:HG21	1:G:672:ASP:CG	2.29	0.52
1:E:505:ASP:O	1:E:506:GLU:HB3	2.08	0.52
1:B:475:SER:HA	1:B:498:LEU:O	2.09	0.52
1:E:530:PHE:O	1:E:531:ASN:HB2	2.09	0.52
1:E:669:THR:O	1:E:672:ASP:HB2	2.09	0.52
1:G:593:THR:HG22	1:G:594:GLU:H	1.73	0.52
1:G:602:LYS:HD3	1:G:602:LYS:O	2.10	0.52
1:G:579:ARG:HH21	1:G:587:VAL:HB	1.74	0.52
1:A:443:ARG:NE	1:A:467:ARG:HB2	2.24	0.52
1:G:480:THR:HG23	1:G:494:ARG:H	1.75	0.52
1:B:584:ARG:HD3	1:B:615:ASN:HD21	1.75	0.52

Continued on next page...

Continued from previous page...

Atom-1	Atom-2	Interatomic distance (Å)	Clash overlap (Å)
1:G:485:ALA:HB3	1:G:525:PHE:HB3	1.91	0.52
1:G:613:PHE:HA	1:G:620:LYS:HE3	1.91	0.52
1:A:445:TYR:CE2	1:A:467:ARG:HG3	2.44	0.52
1:B:567:THR:CB	1:B:570:VAL:HG13	2.40	0.52
1:G:509:PHE:HE2	1:G:511:ILE:HD11	1.75	0.52
1:G:653:HIS:HD2	1:G:656:LYS:HE3	1.75	0.52
1:A:492:VAL:O	1:A:492:VAL:HG22	2.08	0.52
1:E:656:LYS:O	1:E:660:VAL:HG12	2.10	0.52
1:B:591:TYR:CD2	1:B:591:TYR:C	2.83	0.52
1:A:603:ASP:N	1:A:603:ASP:OD1	2.42	0.52
1:G:592:TRP:HD1	1:G:593:THR:O	1.92	0.52
1:E:586:THR:HB	1:E:648:ALA:HB3	1.91	0.51
1:E:569:SER:HB3	1:E:628:GLU:OE1	2.10	0.51
1:G:567:THR:HG22	1:G:570:VAL:HG21	1.93	0.51
1:B:478:TYR:OH	1:B:494:ARG:NH2	2.44	0.51
1:E:639:LYS:HE2	1:E:689:TYR:OH	2.10	0.51
1:G:490:ASP:C	1:G:514:ILE:HB	2.30	0.51
1:B:657:ILE:O	1:B:661:GLU:HG3	2.11	0.51
1:E:470:ILE:HG22	1:E:470:ILE:O	2.11	0.51
1:G:524:CYS:HA	1:G:546:VAL:O	2.10	0.51
1:G:566:ILE:HD11	1:G:573:PHE:HB2	1.92	0.51
1:B:668:LEU:HD21	1:E:665:VAL:HG21	1.92	0.51
1:A:570:VAL:HG22	1:A:572:ARG:H	1.75	0.51
1:E:598:ALA:HB2	1:E:636:VAL:HB	1.92	0.51
1:B:522:ASP:HA	1:B:548:ILE:O	2.10	0.51
1:E:565:GLU:OE1	1:E:691:ARG:NH1	2.44	0.51
1:G:494:ARG:C	1:G:495:LYS:HD3	2.31	0.51
1:G:479:GLU:HG2	1:G:530:PHE:HE1	1.75	0.51
1:E:445:TYR:HB2	1:E:541:PRO:O	2.11	0.51
1:A:552:ASP:HA	1:A:584:ARG:HE	1.76	0.51
1:B:586:THR:HA	1:B:613:PHE:O	2.10	0.51
1:A:617:GLU:HG3	1:A:620:LYS:NZ	2.26	0.50
1:B:553:HIS:CD2	1:B:678:SER:HA	2.46	0.50
1:B:559:PHE:CD2	1:B:685:LEU:O	2.64	0.50
1:E:446:PHE:HE2	1:E:462:VAL:HG11	1.75	0.50
1:E:676:LEU:O	1:E:679:LYS:HG2	2.11	0.50
1:B:579:ARG:CZ	1:B:583:ALA:HA	2.40	0.50
1:E:676:LEU:N	1:E:676:LEU:HD23	2.26	0.50
1:G:557:PHE:HA	1:G:578:MET:O	2.10	0.50
1:A:554:ALA:HB1	1:A:680:PRO:HB3	1.94	0.50
1:B:499:SER:O	1:B:501:PRO:HD3	2.10	0.50

Continued on next page...

Continued from previous page...

Atom-1	Atom-2	Interatomic distance (Å)	Clash overlap (Å)
1:A:554:ALA:CB	1:A:555:GLY:HA2	2.29	0.50
1:B:519:PHE:CE2	1:B:553:HIS:HD2	2.29	0.50
1:G:498:LEU:HD12	1:G:498:LEU:N	2.27	0.50
1:A:657:ILE:O	1:A:660:VAL:HG12	2.12	0.50
1:A:472:THR:OG1	1:A:473:TYR:N	2.44	0.50
1:B:446:PHE:CE2	1:B:464:VAL:HG22	2.46	0.50
1:E:652:THR:O	1:E:655:PRO:HD2	2.11	0.50
1:B:664:PRO:CA	1:E:664:PRO:HA	2.33	0.50
1:A:442:ILE:CG2	1:A:443:ARG:N	2.73	0.50
1:B:464:VAL:HG23	1:B:509:PHE:HE1	1.76	0.50
1:B:660:VAL:HG11	1:B:675:LEU:CD2	2.42	0.50
1:E:572:ARG:HD3	1:E:625:PHE:CE1	2.46	0.50
1:E:608:ARG:HB2	1:E:608:ARG:CZ	2.42	0.50
1:G:640:VAL:HG13	1:G:688:ALA:HB3	1.92	0.50
1:G:472:THR:C	1:G:502:PRO:HG3	2.32	0.50
1:G:453:VAL:HG11	1:G:513:VAL:HG21	1.94	0.50
1:G:604:TYR:CD2	1:G:605:GLU:N	2.80	0.50
1:A:589:VAL:HB	1:A:611:LEU:HB2	1.94	0.49
1:A:641:HIS:N	1:A:641:HIS:CD2	2.79	0.49
1:B:613:PHE:HD1	1:B:617:GLU:O	1.95	0.49
1:E:553:HIS:CG	1:E:554:ALA:N	2.76	0.49
1:A:578:MET:HG2	1:A:580:TYR:CE1	2.48	0.49
1:A:586:THR:H	1:A:651:SER:HB2	1.77	0.49
1:E:442:ILE:HG23	1:E:468:GLY:O	2.13	0.49
1:E:460:PHE:HE1	1:E:511:ILE:HB	1.75	0.49
1:A:519:PHE:CE2	1:A:553:HIS:CD2	2.99	0.49
1:A:679:LYS:HB2	1:A:680:PRO:HD2	1.94	0.49
1:E:491:PHE:HA	1:E:514:ILE:HG13	1.94	0.49
1:G:575:LEU:HD22	1:G:624:LEU:HD21	1.95	0.49
1:A:585:GLY:N	1:A:615:ASN:ND2	2.58	0.49
1:A:579:ARG:HB3	1:A:618:SER:HA	1.93	0.49
1:A:682:ASN:HB3	1:A:686:THR:CG2	2.42	0.49
1:B:501:PRO:O	1:B:504:VAL:HG13	2.12	0.49
1:B:484:THR:HG1	1:B:524:CYS:H	1.60	0.49
1:B:572:ARG:HG3	1:B:625:PHE:CD1	2.48	0.49
1:E:477:GLU:HB2	1:E:530:PHE:O	2.12	0.49
1:E:593:THR:HG21	1:E:604:TYR:HE2	1.75	0.49
1:E:614:GLU:HB2	1:E:617:GLU:HG3	1.95	0.49
1:G:664:PRO:HG2	1:G:667:ASP:OD2	2.11	0.49
1:A:604:TYR:HB3	1:A:626:ILE:HG22	1.95	0.49
1:A:654:TYR:C	1:A:654:TYR:CD1	2.86	0.49

Continued on next page...

Continued from previous page...

Atom-1	Atom-2	Interatomic distance (Å)	Clash overlap (Å)
1:E:533:SER:O	1:E:536:VAL:HG12	2.11	0.49
1:A:590:PRO:HA	1:A:610:GLU:HG2	1.95	0.49
1:E:554:ALA:CB	1:E:680:PRO:HD3	2.43	0.49
1:A:530:PHE:CD2	1:A:530:PHE:C	2.87	0.49
1:A:651:SER:O	1:A:653:HIS:N	2.45	0.49
1:B:469:ASP:O	1:B:470:ILE:HG12	2.12	0.49
1:G:501:PRO:HD2	1:G:504:VAL:CG1	2.42	0.49
1:A:519:PHE:CD1	1:A:678:SER:CB	2.96	0.49
1:E:483:GLY:HA3	1:E:524:CYS:O	2.13	0.49
1:E:442:ILE:C	1:E:536:VAL:HG23	2.32	0.49
1:G:592:TRP:HB2	1:G:608:ARG:CG	2.43	0.49
1:B:484:THR:OG1	1:B:523:GLU:HA	2.12	0.48
1:A:556:ILE:HA	1:A:681:ARG:O	2.14	0.48
1:A:560:THR:HG22	1:A:561:ASP:N	2.28	0.48
1:B:638:PHE:O	1:B:689:TYR:HA	2.13	0.48
1:E:444:MET:O	1:E:445:TYR:HB3	2.13	0.48
1:E:589:VAL:HB	1:E:611:LEU:HB2	1.94	0.48
1:G:542:MET:SD	1:G:542:MET:C	2.91	0.48
1:G:574:GLU:HB3	1:G:621:PHE:CE1	2.48	0.48
1:G:585:GLY:HA2	1:G:615:ASN:HD22	1.78	0.48
1:G:562:SER:HB3	1:G:685:LEU:HD22	1.95	0.48
1:A:654:TYR:CE1	1:A:658:LYS:HD3	2.48	0.48
1:B:559:PHE:CE1	1:B:575:LEU:HD21	2.48	0.48
1:A:579:ARG:HB3	1:A:618:SER:CA	2.43	0.48
1:B:598:ALA:HB2	1:B:636:VAL:CB	2.42	0.48
1:G:593:THR:HG22	1:G:594:GLU:N	2.28	0.48
1:A:625:PHE:CE1	1:E:648:ALA:HB1	2.49	0.48
1:E:473:TYR:CG	1:E:474:ALA:N	2.80	0.48
1:G:461:GLU:HA	1:G:509:PHE:O	2.14	0.48
1:B:636:VAL:O	1:B:692:ILE:N	2.47	0.48
1:G:657:ILE:O	1:G:660:VAL:HG12	2.13	0.48
1:A:471:SER:O	1:A:502:PRO:HB3	2.14	0.48
1:B:454:MET:CE	1:B:551:ASP:HB3	2.44	0.48
1:B:589:VAL:O	1:B:610:GLU:HA	2.14	0.48
1:E:567:THR:O	1:E:570:VAL:HG12	2.14	0.48
1:G:455:GLU:HG2	1:G:455:GLU:O	2.13	0.48
1:G:479:GLU:CG	1:G:528:ARG:NH1	2.77	0.48
1:G:600:GLU:OE1	1:G:608:ARG:NH2	2.45	0.48
1:A:589:VAL:O	1:A:589:VAL:HG12	2.13	0.48
1:A:635:ASP:OD2	1:A:691:ARG:NE	2.42	0.48
1:B:498:LEU:HB3	1:B:500:PHE:CE1	2.45	0.48

Continued on next page...

Continued from previous page...

Atom-1	Atom-2	Interatomic distance (Å)	Clash overlap (Å)
1:G:524:CYS:SG	1:G:547:MET:HG3	2.54	0.48
1:A:598:ALA:HB2	1:A:636:VAL:CG2	2.41	0.48
1:E:526:TYR:HA	1:E:544:ALA:O	2.14	0.48
1:G:443:ARG:NH1	1:G:467:ARG:HG3	2.14	0.48
1:A:589:VAL:HG21	1:A:613:PHE:CE2	2.49	0.47
1:G:446:PHE:CD1	1:G:541:PRO:O	2.66	0.47
1:A:442:ILE:CG2	1:A:443:ARG:HE	2.27	0.47
1:A:567:THR:OG1	1:A:568:GLU:N	2.47	0.47
1:B:673:ARG:O	1:B:674:ILE:C	2.52	0.47
1:E:588:ILE:HG21	1:E:610:GLU:OE1	2.14	0.47
1:E:569:SER:CB	1:E:628:GLU:OE1	2.62	0.47
1:A:595:ASN:ND2	1:A:595:ASN:H	2.12	0.47
1:A:609:GLY:C	1:A:610:GLU:HG3	2.33	0.47
1:A:588:ILE:HD11	1:A:648:ALA:HB2	1.95	0.47
1:E:477:GLU:O	1:E:530:PHE:N	2.47	0.47
1:E:531:ASN:N	1:E:532:PRO:HD3	2.29	0.47
1:B:492:VAL:HG13	1:B:512:GLU:O	2.15	0.47
1:G:591:TYR:CE2	1:G:622:ILE:HG23	2.49	0.47
1:A:479:GLU:CB	1:A:495:LYS:HD2	2.44	0.47
1:B:466:ARG:HD2	1:B:470:ILE:HG22	1.96	0.47
1:E:466:ARG:NH1	1:E:472:THR:HG23	2.29	0.47
1:A:469:ASP:CG	1:A:470:ILE:N	2.69	0.47
1:G:475:SER:O	1:G:476:VAL:HB	2.15	0.47
1:G:565:GLU:OE1	1:G:691:ARG:HG2	2.15	0.47
1:A:684:GLU:C	1:A:685:LEU:HD23	2.35	0.47
1:G:595:ASN:OD1	1:G:599:THR:HG23	2.15	0.47
1:A:664:PRO:HA	1:G:664:PRO:CA	2.43	0.46
1:B:479:GLU:HB2	1:B:495:LYS:HE3	1.97	0.46
1:E:591:TYR:CZ	1:E:609:GLY:HA3	2.49	0.46
1:E:682:ASN:HB3	1:E:686:THR:CG2	2.45	0.46
1:G:521:GLU:O	1:G:523:GLU:HG3	2.15	0.46
1:A:510:ARG:CB	1:A:510:ARG:HH21	2.27	0.46
1:B:454:MET:HE1	1:B:551:ASP:HB3	1.97	0.46
1:E:583:ALA:O	1:E:615:ASN:O	2.33	0.46
1:E:596:ASP:CB	1:E:638:PHE:HA	2.44	0.46
1:E:683:GLY:O	1:E:686:THR:HG23	2.15	0.46
1:A:603:ASP:OD2	1:A:636:VAL:HG21	2.15	0.46
1:E:589:VAL:O	1:E:610:GLU:HA	2.14	0.46
1:G:466:ARG:NH2	1:G:500:PHE:O	2.48	0.46
1:B:505:ASP:OD1	1:B:505:ASP:C	2.54	0.46
1:G:588:ILE:HD12	1:G:647:LEU:O	2.16	0.46

Continued on next page...

Continued from previous page...

Atom-1	Atom-2	Interatomic distance (Å)	Clash overlap (Å)
1:G:554:ALA:CB	1:G:680:PRO:HD3	2.46	0.46
1:A:589:VAL:O	1:A:590:PRO:C	2.54	0.46
1:B:691:ARG:HG3	1:B:692:ILE:H	1.79	0.46
1:E:592:TRP:HA	1:E:607:ALA:O	2.16	0.46
1:B:536:VAL:CG2	1:B:537:LYS:N	2.79	0.46
1:E:515:ASP:OD2	1:E:516:ASP:N	2.49	0.46
1:E:591:TYR:CE1	1:E:609:GLY:HA3	2.51	0.46
1:A:532:PRO:HG2	1:A:538:LEU:HG	1.98	0.46
1:A:542:MET:HG2	1:A:542:MET:O	2.15	0.46
1:G:534:GLU:HG3	1:G:535:GLY:N	2.31	0.46
1:A:667:ASP:O	1:A:668:LEU:HD12	2.16	0.46
1:B:552:ASP:OD2	1:B:552:ASP:N	2.49	0.46
1:A:651:SER:C	1:A:653:HIS:H	2.18	0.45
1:B:484:THR:OG1	1:B:524:CYS:N	2.42	0.45
1:B:568:GLU:O	1:B:569:SER:HB2	2.15	0.45
1:B:576:LYS:HG3	1:B:621:PHE:CE1	2.52	0.45
1:G:479:GLU:HA	1:G:495:LYS:HA	1.97	0.45
1:A:617:GLU:HG3	1:A:620:LYS:HZ1	1.82	0.45
1:B:487:ALA:C	1:B:489:THR:H	2.19	0.45
1:B:660:VAL:HG11	1:B:675:LEU:HD23	1.98	0.45
1:G:499:SER:C	1:G:501:PRO:HD3	2.36	0.45
1:G:580:TYR:O	1:G:581:SER:HB2	2.16	0.45
1:A:460:PHE:C	1:A:460:PHE:CD2	2.90	0.45
1:A:598:ALA:HA	1:A:603:ASP:OD2	2.16	0.45
1:A:604:TYR:HA	1:A:626:ILE:HA	1.97	0.45
1:B:464:VAL:HG21	1:B:498:LEU:CD2	2.47	0.45
1:B:540:VAL:HG23	1:E:693:ARG:CZ	2.47	0.45
1:B:597:THR:HB	1:B:637:SER:H	1.81	0.45
1:A:553:HIS:CD2	1:A:678:SER:HA	2.51	0.45
1:A:561:ASP:OD1	1:A:562:SER:N	2.48	0.45
1:A:572:ARG:HG2	1:A:573:PHE:N	2.31	0.45
1:A:591:TYR:CE1	1:A:611:LEU:HG	2.51	0.45
1:E:446:PHE:HZ	1:E:527:ILE:HG22	1.80	0.45
1:G:442:ILE:N	1:G:468:GLY:CA	2.79	0.45
1:G:602:LYS:O	1:G:627:LEU:HD12	2.16	0.45
1:G:655:PRO:CG	1:G:656:LYS:H	2.30	0.45
1:A:494:ARG:C	1:A:495:LYS:HD3	2.36	0.45
1:A:593:THR:HG23	1:A:594:GLU:N	2.32	0.45
1:B:492:VAL:HG13	1:B:512:GLU:HB2	1.98	0.45
1:E:492:VAL:HG13	1:E:512:GLU:HB3	1.99	0.45
1:E:445:TYR:HD1	1:E:541:PRO:HD2	1.81	0.45

Continued on next page...

Continued from previous page...

Atom-1	Atom-2	Interatomic distance (Å)	Clash overlap (Å)
1:E:580:TYR:O	1:E:582:GLY:N	2.49	0.45
1:E:590:PRO:HG3	1:E:646:ARG:CZ	2.47	0.45
1:G:449:GLY:HA3	1:G:541:PRO:CG	2.45	0.45
1:E:579:ARG:HH11	1:E:613:PHE:HB3	1.80	0.45
1:A:482:ASP:OD1	1:A:482:ASP:N	2.49	0.45
1:G:554:ALA:HB3	1:G:680:PRO:HA	1.98	0.45
1:B:576:LYS:HB2	1:B:621:PHE:CE1	2.52	0.45
1:B:658:LYS:HE2	1:B:658:LYS:HB2	1.87	0.45
1:E:446:PHE:CE2	1:E:544:ALA:HB2	2.52	0.45
1:E:585:GLY:CA	1:E:615:ASN:HD22	2.30	0.45
1:G:592:TRP:CD1	1:G:593:THR:N	2.85	0.45
1:G:598:ALA:HB3	1:G:638:PHE:HB3	1.99	0.45
1:G:664:PRO:CG	1:G:667:ASP:OD2	2.65	0.45
1:A:664:PRO:CA	1:G:664:PRO:HA	2.45	0.45
1:B:578:MET:HG2	1:B:580:TYR:CZ	2.52	0.45
1:B:642:ILE:HD11	1:B:686:THR:HG22	1.98	0.45
1:B:691:ARG:C	1:B:692:ILE:HG12	2.37	0.45
1:B:691:ARG:HG3	1:B:692:ILE:N	2.31	0.45
1:E:536:VAL:CG2	1:E:537:LYS:H	2.24	0.45
1:A:442:ILE:O	1:A:537:LYS:HG2	2.16	0.45
1:A:597:THR:O	1:A:636:VAL:HB	2.17	0.45
1:E:560:THR:HG22	1:E:561:ASP:CG	2.36	0.45
1:E:614:GLU:HB2	1:E:617:GLU:CD	2.37	0.45
1:A:453:VAL:HG22	1:A:454:MET:O	2.17	0.44
1:A:604:TYR:CB	1:A:626:ILE:HG22	2.47	0.44
1:E:645:PRO:HB2	1:E:680:PRO:HB2	1.99	0.44
1:G:585:GLY:HA2	1:G:615:ASN:ND2	2.33	0.44
1:E:593:THR:CG2	1:E:604:TYR:HE2	2.29	0.44
1:G:553:HIS:CG	1:G:554:ALA:H	2.36	0.44
1:A:466:ARG:NH1	1:A:474:ALA:HB2	2.32	0.44
1:A:443:ARG:CD	1:A:467:ARG:HB2	2.47	0.44
1:B:674:ILE:HA	1:B:677:LEU:HD12	2.00	0.44
1:E:654:TYR:CD2	1:E:655:PRO:N	2.86	0.44
1:G:567:THR:CG2	1:G:570:VAL:HG11	2.48	0.44
1:E:452:THR:HG22	1:E:453:VAL:N	2.33	0.44
1:E:665:VAL:O	1:E:668:LEU:HB2	2.18	0.44
1:G:554:ALA:N	1:G:555:GLY:HA2	2.33	0.44
1:G:655:PRO:O	1:G:659:GLU:HB3	2.17	0.44
1:A:538:LEU:HD22	1:A:542:MET:HB3	2.00	0.44
1:E:446:PHE:HE2	1:E:462:VAL:CG1	2.30	0.44
1:E:604:TYR:HD2	1:E:605:GLU:O	2.01	0.44

Continued on next page...

Continued from previous page...

Atom-1	Atom-2	Interatomic distance (Å)	Clash overlap (Å)
1:E:579:ARG:HD2	1:E:613:PHE:CD1	2.53	0.44
1:A:519:PHE:CZ	1:A:553:HIS:HD2	2.36	0.44
1:A:530:PHE:CD2	1:A:531:ASN:HB2	2.53	0.44
1:E:654:TYR:O	1:E:658:LYS:HG2	2.17	0.44
1:G:649:PRO:HA	1:G:654:TYR:CE2	2.53	0.44
1:A:442:ILE:HG23	1:A:443:ARG:HG3	2.00	0.44
1:B:508:ARG:HH11	1:B:508:ARG:HB2	1.77	0.44
1:B:591:TYR:CE1	1:B:609:GLY:HA3	2.52	0.44
1:B:644:GLU:HA	1:B:645:PRO:HD3	1.72	0.44
1:E:497:LEU:HD12	1:E:497:LEU:C	2.38	0.44
1:G:671:LEU:H	1:G:671:LEU:HD12	1.81	0.44
1:A:473:TYR:HB2	1:A:502:PRO:HD3	2.00	0.43
1:E:684:GLU:C	1:E:685:LEU:HD23	2.38	0.43
1:G:604:TYR:HB3	1:G:638:PHE:CE1	2.52	0.43
1:A:492:VAL:HG13	1:A:512:GLU:HB2	1.99	0.43
1:B:654:TYR:N	1:B:655:PRO:CD	2.82	0.43
1:E:486:SER:O	1:E:490:ASP:N	2.49	0.43
1:E:461:GLU:HA	1:E:509:PHE:O	2.18	0.43
1:A:572:ARG:HH21	1:E:612:VAL:HG11	1.83	0.43
1:G:553:HIS:ND1	1:G:554:ALA:N	2.63	0.43
1:A:479:GLU:HA	1:A:495:LYS:HD2	2.00	0.43
1:E:452:THR:CG2	1:E:453:VAL:N	2.82	0.43
1:G:519:PHE:CE2	1:G:553:HIS:HD2	2.37	0.43
1:G:609:GLY:C	1:G:610:GLU:HG2	2.39	0.43
1:B:479:GLU:HA	1:B:494:ARG:O	2.18	0.43
1:B:481:GLN:NE2	1:B:528:ARG:HD3	2.33	0.43
1:B:525:PHE:CZ	1:B:546:VAL:HG11	2.54	0.43
1:A:673:ARG:O	1:A:677:LEU:HG	2.18	0.43
1:B:594:GLU:O	1:B:638:PHE:HB2	2.19	0.43
1:E:566:ILE:O	1:E:692:ILE:HA	2.18	0.43
1:A:588:ILE:HG22	1:A:589:VAL:N	2.33	0.43
1:E:456:ASN:HA	1:E:515:ASP:HB2	2.01	0.43
1:E:655:PRO:HG2	1:E:656:LYS:N	2.33	0.43
1:G:443:ARG:HD2	1:G:467:ARG:CB	2.49	0.43
1:A:591:TYR:CD1	1:A:611:LEU:HG	2.54	0.43
1:B:561:ASP:C	1:B:685:LEU:HD13	2.39	0.43
1:E:600:GLU:O	1:E:600:GLU:HG2	2.18	0.43
1:E:577:VAL:HG12	1:E:613:PHE:HZ	1.83	0.43
1:A:562:SER:O	1:A:563:VAL:HG23	2.18	0.43
1:B:486:SER:O	1:B:490:ASP:HB2	2.19	0.43
1:B:626:ILE:HD12	1:B:692:ILE:HD13	1.99	0.43

Continued on next page...

Continued from previous page...

Atom-1	Atom-2	Interatomic distance (Å)	Clash overlap (Å)
1:E:442:ILE:HG12	1:E:468:GLY:HA3	2.01	0.43
1:E:442:ILE:HG23	1:E:468:GLY:C	2.39	0.43
1:E:491:PHE:HA	1:E:514:ILE:H	1.84	0.43
1:B:665:VAL:CG2	1:E:668:LEU:HD21	2.47	0.43
1:G:554:ALA:HB1	1:G:680:PRO:HD3	2.01	0.43
1:E:557:PHE:HA	1:E:578:MET:O	2.19	0.42
1:B:586:THR:H	1:B:651:SER:HB2	1.84	0.42
1:B:668:LEU:HD12	1:B:668:LEU:HA	1.84	0.42
1:E:546:VAL:HG12	1:E:547:MET:N	2.34	0.42
1:G:492:VAL:CG1	1:G:512:GLU:HB2	2.49	0.42
1:B:565:GLU:O	1:B:566:ILE:HG23	2.19	0.42
1:G:453:VAL:HG13	1:G:457:CYS:SG	2.58	0.42
1:G:587:VAL:HG21	1:G:680:PRO:HB3	2.02	0.42
1:G:592:TRP:HB2	1:G:608:ARG:CD	2.49	0.42
1:E:476:VAL:HG11	1:E:529:LEU:HD22	2.02	0.42
1:G:509:PHE:CE2	1:G:511:ILE:HD11	2.55	0.42
1:A:666:GLN:HE22	1:G:662:LYS:CD	2.32	0.42
1:A:480:THR:OG1	1:A:494:ARG:N	2.30	0.42
1:A:491:PHE:CD2	1:A:491:PHE:C	2.93	0.42
1:A:639:LYS:C	1:A:640:VAL:HG12	2.39	0.42
1:B:553:HIS:CG	1:B:554:ALA:H	2.36	0.42
1:B:442:ILE:HG13	1:B:443:ARG:HG3	2.01	0.42
1:B:641:HIS:HA	1:B:686:THR:O	2.19	0.42
1:B:637:SER:HA	1:B:690:VAL:O	2.20	0.42
1:A:443:ARG:NE	1:A:467:ARG:CB	2.83	0.42
1:B:500:PHE:O	1:B:501:PRO:O	2.37	0.42
1:E:591:TYR:CE1	1:E:610:GLU:N	2.88	0.42
1:G:626:ILE:HG22	1:G:627:LEU:H	1.85	0.42
1:A:588:ILE:HD12	1:A:648:ALA:HB2	2.01	0.42
1:A:579:ARG:HB3	1:A:618:SER:HB2	2.01	0.42
1:A:664:PRO:O	1:A:665:VAL:C	2.58	0.42
1:E:459:GLU:OE2	1:E:510:ARG:HB3	2.19	0.42
1:E:520:GLU:OE1	1:E:550:ASP:OD1	2.38	0.42
1:E:519:PHE:HA	1:E:552:ASP:HB2	2.02	0.42
1:E:576:LYS:HD3	1:E:578:MET:SD	2.59	0.42
1:G:479:GLU:CD	1:G:528:ARG:HH22	2.23	0.42
1:G:576:LYS:HD2	1:G:578:MET:CE	2.50	0.42
1:E:596:ASP:HB3	1:E:638:PHE:HA	2.01	0.42
1:G:578:MET:HB3	1:G:580:TYR:CE2	2.54	0.42
1:E:586:THR:HA	1:E:613:PHE:O	2.20	0.41
1:G:655:PRO:HG2	1:G:656:LYS:N	2.35	0.41

Continued on next page...

Continued from previous page...

Atom-1	Atom-2	Interatomic distance (Å)	Clash overlap (Å)
1:B:473:TYR:C	1:B:473:TYR:CD2	2.94	0.41
1:B:498:LEU:HD12	1:B:498:LEU:HA	1.70	0.41
1:E:486:SER:HB2	1:E:489:THR:OG1	2.20	0.41
1:A:595:ASN:HD22	1:A:595:ASN:H	1.68	0.41
1:A:682:ASN:HB3	1:A:683:GLY:H	1.50	0.41
1:B:519:PHE:CG	1:B:678:SER:HB3	2.54	0.41
1:E:664:PRO:HG2	1:E:667:ASP:OD2	2.20	0.41
1:G:491:PHE:HB2	1:G:512:GLU:O	2.20	0.41
1:G:592:TRP:HB2	1:G:608:ARG:HD3	2.01	0.41
1:A:538:LEU:HD22	1:A:542:MET:CB	2.50	0.41
1:E:478:TYR:CD1	1:E:496:GLY:HA3	2.55	0.41
1:E:684:GLU:O	1:E:685:LEU:HD23	2.19	0.41
1:G:469:ASP:OD1	1:G:471:SER:OG	2.38	0.41
1:G:480:THR:CG2	1:G:494:ARG:H	2.32	0.41
1:A:499:SER:C	1:A:501:PRO:HD3	2.41	0.41
1:B:637:SER:OG	1:B:689:TYR:HD2	2.02	0.41
1:E:444:MET:SD	1:E:476:VAL:HB	2.61	0.41
1:E:501:PRO:CD	1:E:504:VAL:HG11	2.49	0.41
1:E:579:ARG:NE	1:E:583:ALA:HA	2.35	0.41
1:A:494:ARG:HH12	1:A:509:PHE:HB2	1.85	0.41
1:A:519:PHE:HE1	1:A:677:LEU:HB2	1.86	0.41
1:B:594:GLU:OE1	1:B:639:LYS:HD2	2.21	0.41
1:B:657:ILE:HG12	1:B:675:LEU:HD11	2.03	0.41
1:G:470:ILE:N	1:G:470:ILE:HD12	2.35	0.41
1:A:532:PRO:CG	1:A:538:LEU:HG	2.51	0.41
1:B:538:LEU:HD13	1:B:542:MET:HG3	2.02	0.41
1:B:528:ARG:HA	1:B:543:ILE:HG13	2.02	0.41
1:E:527:ILE:N	1:E:544:ALA:O	2.46	0.41
1:E:619:GLU:O	1:E:619:GLU:HG3	2.20	0.41
1:E:682:ASN:HB3	1:E:686:THR:HG21	2.02	0.41
1:G:525:PHE:N	1:G:546:VAL:O	2.53	0.41
1:A:674:ILE:HA	1:A:677:LEU:HD12	2.02	0.41
1:E:574:GLU:HA	1:E:622:ILE:O	2.20	0.41
1:G:466:ARG:NH2	1:G:500:PHE:HB3	2.35	0.41
1:G:553:HIS:HE2	1:G:681:ARG:CZ	2.33	0.41
1:B:566:ILE:HB	1:B:567:THR:H	1.63	0.41
1:E:554:ALA:HB1	1:E:680:PRO:HD3	2.03	0.41
1:G:639:LYS:HD3	1:G:689:TYR:CZ	2.55	0.41
1:A:625:PHE:CE2	1:E:588:ILE:HD11	2.56	0.41
1:E:475:SER:HA	1:E:498:LEU:O	2.21	0.41
1:E:536:VAL:CG2	1:E:537:LYS:N	2.81	0.41

Continued on next page...

Continued from previous page...

Atom-1	Atom-2	Interatomic distance (Å)	Clash overlap (Å)
1:G:655:PRO:O	1:G:659:GLU:CB	2.68	0.41
1:B:551:ASP:C	1:B:552:ASP:OD2	2.59	0.41
1:B:665:VAL:HG11	1:E:661:GLU:HG2	2.04	0.41
1:E:453:VAL:CG1	1:E:457:CYS:SG	3.09	0.41
1:G:598:ALA:HB1	1:G:603:ASP:CB	2.47	0.41
1:A:635:ASP:HB2	1:A:693:ARG:CG	2.37	0.40
1:B:491:PHE:CD2	1:B:491:PHE:O	2.74	0.40
1:E:589:VAL:CG1	1:E:611:LEU:HD12	2.51	0.40
1:E:645:PRO:HD3	1:E:682:ASN:ND2	2.36	0.40
1:G:464:VAL:HG12	1:G:465:VAL:N	2.34	0.40
1:G:654:TYR:N	1:G:655:PRO:CD	2.81	0.40
1:A:480:THR:OG1	1:A:494:ARG:O	2.37	0.40
1:B:587:VAL:O	1:B:612:VAL:HA	2.21	0.40
1:E:452:THR:O	1:E:453:VAL:HG23	2.21	0.40
1:E:554:ALA:O	1:E:579:ARG:NH2	2.54	0.40
1:A:572:ARG:NH2	1:E:586:THR:HG21	2.37	0.40
1:E:575:LEU:HD23	1:E:640:VAL:HG21	2.02	0.40
1:G:446:PHE:CE1	1:G:529:LEU:HG	2.56	0.40
1:A:638:PHE:CD2	1:A:639:LYS:O	2.71	0.40
1:B:576:LYS:HD3	1:B:578:MET:HE2	2.01	0.40
1:G:473:TYR:CD2	1:G:474:ALA:N	2.89	0.40
1:G:640:VAL:HG12	1:G:688:ALA:HB3	2.01	0.40
1:A:485:ALA:HB3	1:A:525:PHE:HB3	2.03	0.40
1:A:634:LYS:HA	1:A:634:LYS:HD2	1.68	0.40
1:A:647:LEU:HD11	1:A:651:SER:CB	2.52	0.40
1:B:540:VAL:HG22	1:E:565:GLU:CD	2.42	0.40
1:E:674:ILE:O	1:E:675:LEU:C	2.59	0.40
1:G:566:ILE:HD13	1:G:626:ILE:CD1	2.52	0.40
1:A:510:ARG:NH2	1:A:510:ARG:HB2	2.37	0.40
1:A:564:PHE:HE2	1:A:688:ALA:HB1	1.86	0.40
1:A:632:TYR:HD2	1:A:632:TYR:N	2.17	0.40
1:A:669:THR:OG1	1:A:672:ASP:HB2	2.22	0.40

All (1) symmetry-related close contacts are listed below. The label for Atom-2 includes the symmetry operator and encoded unit-cell translations to be applied.

Atom-1	Atom-2	Interatomic distance (Å)	Clash overlap (Å)
1:B:608:ARG:O	1:G:608:ARG:N[8_444]	2.19	0.01

5.3 Torsion angles ⓘ

5.3.1 Protein backbone ⓘ

In the following table, the Percentiles column shows the percent Ramachandran outliers of the chain as a percentile score with respect to all X-ray entries followed by that with respect to entries of similar resolution.

The Analysed column shows the number of residues for which the backbone conformation was analysed, and the total number of residues.

Mol	Chain	Analysed	Favoured	Allowed	Outliers	Percentiles	
1	A	244/298 (82%)	202 (83%)	29 (12%)	13 (5%)	2	6
1	B	238/298 (80%)	197 (83%)	29 (12%)	12 (5%)	2	7
1	E	244/298 (82%)	202 (83%)	32 (13%)	10 (4%)	3	11
1	G	240/298 (80%)	197 (82%)	28 (12%)	15 (6%)	1	4
All	All	966/1192 (81%)	798 (83%)	118 (12%)	50 (5%)	2	6

All (50) Ramachandran outliers are listed below:

Mol	Chain	Res	Type
1	A	567	THR
1	A	634	LYS
1	A	682	ASN
1	B	501	PRO
1	B	566	ILE
1	B	567	THR
1	B	569	SER
1	B	673	ARG
1	E	468	GLY
1	E	581	SER
1	G	568	GLU
1	G	592	TRP
1	G	606	GLY
1	G	669	THR
1	A	551	ASP
1	A	614	GLU
1	A	615	ASN
1	A	652	THR
1	A	665	VAL
1	B	470	ILE
1	B	603	ASP
1	E	501	PRO

Continued on next page...

Continued from previous page...

Mol	Chain	Res	Type
1	E	602	LYS
1	E	637	SER
1	G	583	ALA
1	G	607	ALA
1	G	614	GLU
1	G	652	THR
1	E	488	GLY
1	E	600	GLU
1	E	668	LEU
1	G	647	LEU
1	G	654	TYR
1	A	640	VAL
1	B	601	SER
1	G	476	VAL
1	G	488	GLY
1	G	615	ASN
1	G	650	ASP
1	B	555	GLY
1	B	581	SER
1	B	674	ILE
1	E	531	ASN
1	G	468	GLY
1	A	470	ILE
1	A	501	PRO
1	B	655	PRO
1	A	555	GLY
1	A	458	GLY
1	E	571	GLY

5.3.2 Protein sidechains ⓘ

In the following table, the Percentiles column shows the percent sidechain outliers of the chain as a percentile score with respect to all X-ray entries followed by that with respect to entries of similar resolution.

The Analysed column shows the number of residues for which the sidechain conformation was analysed, and the total number of residues.

Mol	Chain	Analysed	Rotameric	Outliers	Percentiles	
1	A	219/261 (84%)	177 (81%)	42 (19%)	1	4
1	B	213/261 (82%)	169 (79%)	44 (21%)	1	3
1	E	219/261 (84%)	175 (80%)	44 (20%)	1	4

Continued on next page...

Continued from previous page...

Mol	Chain	Analysed	Rotameric	Outliers	Percentiles	
1	G	215/261 (82%)	184 (86%)	31 (14%)	3	9
All	All	866/1044 (83%)	705 (81%)	161 (19%)	1	5

All (161) residues with a non-rotameric sidechain are listed below:

Mol	Chain	Res	Type
1	A	442	ILE
1	A	443	ARG
1	A	453	VAL
1	A	460	PHE
1	A	466	ARG
1	A	470	ILE
1	A	472	THR
1	A	473	TYR
1	A	475	SER
1	A	476	VAL
1	A	480	THR
1	A	482	ASP
1	A	489	THR
1	A	492	VAL
1	A	497	LEU
1	A	498	LEU
1	A	504	VAL
1	A	510	ARG
1	A	517	ASP
1	A	536	VAL
1	A	537	LYS
1	A	542	MET
1	A	547	MET
1	A	567	THR
1	A	570	VAL
1	A	584	ARG
1	A	593	THR
1	A	595	ASN
1	A	599	THR
1	A	603	ASP
1	A	615	ASN
1	A	623	ASP
1	A	632	TYR
1	A	633	GLU
1	A	634	LYS
1	A	635	ASP

Continued on next page...

Continued from previous page...

Mol	Chain	Res	Type
1	A	640	VAL
1	A	666	GLN
1	A	667	ASP
1	A	669	THR
1	A	679	LYS
1	A	694	GLU
1	B	443	ARG
1	B	452	THR
1	B	453	VAL
1	B	459	GLU
1	B	469	ASP
1	B	480	THR
1	B	492	VAL
1	B	498	LEU
1	B	504	VAL
1	B	506	GLU
1	B	507	GLN
1	B	520	GLU
1	B	527	ILE
1	B	536	VAL
1	B	542	MET
1	B	543	ILE
1	B	545	THR
1	B	552	ASP
1	B	559	PHE
1	B	566	ILE
1	B	567	THR
1	B	570	VAL
1	B	572	ARG
1	B	593	THR
1	B	603	ASP
1	B	623	ASP
1	B	637	SER
1	B	639	LYS
1	B	640	VAL
1	B	651	SER
1	B	652	THR
1	B	658	LYS
1	B	659	GLU
1	B	660	VAL
1	B	662	LYS
1	B	663	LYS

Continued on next page...

Continued from previous page...

Mol	Chain	Res	Type
1	B	666	GLN
1	B	668	LEU
1	B	669	THR
1	B	671	LEU
1	B	673	ARG
1	B	679	LYS
1	B	691	ARG
1	B	692	ILE
1	E	454	MET
1	E	455	GLU
1	E	459	GLU
1	E	461	GLU
1	E	466	ARG
1	E	476	VAL
1	E	484	THR
1	E	486	SER
1	E	492	VAL
1	E	494	ARG
1	E	498	LEU
1	E	499	SER
1	E	504	VAL
1	E	506	GLU
1	E	507	GLN
1	E	510	ARG
1	E	512	GLU
1	E	518	VAL
1	E	520	GLU
1	E	524	CYS
1	E	528	ARG
1	E	534	GLU
1	E	538	LEU
1	E	543	ILE
1	E	547	MET
1	E	560	THR
1	E	565	GLU
1	E	574	GLU
1	E	599	THR
1	E	628	GLU
1	E	636	VAL
1	E	639	LYS
1	E	640	VAL
1	E	646	ARG

Continued on next page...

Continued from previous page...

Mol	Chain	Res	Type
1	E	651	SER
1	E	652	THR
1	E	656	LYS
1	E	660	VAL
1	E	662	LYS
1	E	671	LEU
1	E	676	LEU
1	E	677	LEU
1	E	684	GLU
1	E	692	ILE
1	G	443	ARG
1	G	465	VAL
1	G	467	ARG
1	G	480	THR
1	G	482	ASP
1	G	484	THR
1	G	492	VAL
1	G	504	VAL
1	G	512	GLU
1	G	528	ARG
1	G	536	VAL
1	G	542	MET
1	G	548	ILE
1	G	561	ASP
1	G	562	SER
1	G	569	SER
1	G	617	GLU
1	G	619	GLU
1	G	624	LEU
1	G	626	ILE
1	G	635	ASP
1	G	646	ARG
1	G	652	THR
1	G	658	LYS
1	G	659	GLU
1	G	662	LYS
1	G	676	LEU
1	G	681	ARG
1	G	682	ASN
1	G	691	ARG
1	G	692	ILE

Some sidechains can be flipped to improve hydrogen bonding and reduce clashes. All (17) such

sidechains are listed below:

Mol	Chain	Res	Type
1	A	450	HIS
1	A	481	GLN
1	A	595	ASN
1	A	615	ASN
1	A	666	GLN
1	A	682	ASN
1	B	595	ASN
1	B	615	ASN
1	B	616	ASN
1	B	653	HIS
1	B	682	ASN
1	E	507	GLN
1	E	553	HIS
1	E	615	ASN
1	E	616	ASN
1	G	615	ASN
1	G	653	HIS

5.3.3 RNA [i](#)

There are no RNA molecules in this entry.

5.4 Non-standard residues in protein, DNA, RNA chains [i](#)

There are no non-standard protein/DNA/RNA residues in this entry.

5.5 Carbohydrates [i](#)

There are no carbohydrates in this entry.

5.6 Ligand geometry [i](#)

Of 20 ligands modelled in this entry, 16 are monoatomic - leaving 4 for Mogul analysis.

In the following table, the Counts columns list the number of bonds (or angles) for which Mogul statistics could be retrieved, the number of bonds (or angles) that are observed in the model and the number of bonds (or angles) that are defined in the Chemical Component Dictionary. The Link column lists molecule types, if any, to which the group is linked. The Z score for a bond length (or angle) is the number of standard deviations the observed value is removed from the

expected value. A bond length (or angle) with $|Z| > 2$ is considered an outlier worth inspection. RMSZ is the root-mean-square of all Z scores of the bond lengths (or angles).

Mol	Type	Chain	Res	Link	Bond lengths			Bond angles		
					Counts	RMSZ	$\# Z > 2$	Counts	RMSZ	$\# Z > 2$
3	SO4	G	731	-	4,4,4	0.19	0	6,6,6	0.12	0
3	SO4	E	731	-	4,4,4	0.09	0	6,6,6	0.36	0
3	SO4	A	731	-	4,4,4	0.18	0	6,6,6	0.33	0
3	SO4	B	2	-	4,4,4	0.16	0	6,6,6	0.27	0

There are no bond length outliers.

There are no bond angle outliers.

There are no chirality outliers.

There are no torsion outliers.

There are no ring outliers.

No monomer is involved in short contacts.

5.7 Other polymers [i](#)

There are no such residues in this entry.

5.8 Polymer linkage issues [i](#)

There are no chain breaks in this entry.

6 Fit of model and data [i](#)

6.1 Protein, DNA and RNA chains [i](#)

In the following table, the column labelled ‘#RSRZ> 2’ contains the number (and percentage) of RSRZ outliers, followed by percent RSRZ outliers for the chain as percentile scores relative to all X-ray entries and entries of similar resolution. The OWAB column contains the minimum, median, 95th percentile and maximum values of the occupancy-weighted average B-factor per residue. The column labelled ‘Q< 0.9’ lists the number of (and percentage) of residues with an average occupancy less than 0.9.

Mol	Chain	Analysed	<RSRZ>	#RSRZ>2	OWAB(Å ²)	Q<0.9
1	A	248/298 (83%)	-0.20	0 100 100	37, 61, 71, 80	0
1	B	242/298 (81%)	-0.13	1 (0%) 92 93	41, 63, 83, 104	0
1	E	248/298 (83%)	-0.21	0 100 100	41, 61, 74, 90	0
1	G	244/298 (81%)	-0.14	0 100 100	45, 63, 80, 109	0
All	All	982/1192 (82%)	-0.17	1 (0%) 95 96	37, 62, 77, 109	0

All (1) RSRZ outliers are listed below:

Mol	Chain	Res	Type	RSRZ
1	B	626	ILE	2.5

6.2 Non-standard residues in protein, DNA, RNA chains [i](#)

There are no non-standard protein/DNA/RNA residues in this entry.

6.3 Carbohydrates [i](#)

There are no carbohydrates in this entry.

6.4 Ligands [i](#)

In the following table, the Atoms column lists the number of modelled atoms in the group and the number defined in the chemical component dictionary. The B-factors column lists the minimum, median, 95th percentile and maximum values of B factors of atoms in the group. The column labelled ‘Q< 0.9’ lists the number of atoms with occupancy less than 0.9.

Mol	Type	Chain	Res	Atoms	RSCC	RSR	B-factors(Å ²)	Q<0.9
2	CA	B	4	1/1	0.85	0.21	56,56,56,56	0

Continued on next page...

Continued from previous page...

Mol	Type	Chain	Res	Atoms	RSCC	RSR	B-factors(\AA^2)	Q<0.9
2	CA	B	1	1/1	0.91	0.14	69,69,69,69	0
2	CA	A	4	1/1	0.95	0.19	53,53,53,53	0
2	CA	G	3	1/1	0.96	0.13	68,68,68,68	0
2	CA	G	4	1/1	0.96	0.17	51,51,51,51	0
3	SO4	A	731	5/5	0.97	0.15	55,55,59,67	0
2	CA	E	1	1/1	0.97	0.10	67,67,67,67	0
2	CA	A	2	1/1	0.97	0.19	49,49,49,49	0
3	SO4	E	731	5/5	0.97	0.15	57,61,67,67	0
3	SO4	G	731	5/5	0.98	0.12	50,58,65,69	0
3	SO4	B	2	5/5	0.98	0.13	61,62,70,71	0
2	CA	B	731	1/1	0.98	0.13	56,56,56,56	0
2	CA	E	4	1/1	0.98	0.18	47,47,47,47	0
2	CA	B	3	1/1	0.98	0.17	52,52,52,52	0
2	CA	A	3	1/1	0.99	0.17	48,48,48,48	0
2	CA	G	1	1/1	0.99	0.18	51,51,51,51	0
2	CA	A	1	1/1	0.99	0.11	57,57,57,57	0
2	CA	E	3	1/1	0.99	0.20	47,47,47,47	0
2	CA	G	2	1/1	0.99	0.17	46,46,46,46	0
2	CA	E	2	1/1	0.99	0.17	57,57,57,57	0

6.5 Other polymers [i](#)

There are no such residues in this entry.