



Full wwPDB X-ray Structure Validation Report ⓘ

Jan 30, 2021 – 10:00 PM EST

PDB ID : 3T81
Title : Crystal Structure of diiron adenine deaminase
Authors : Bagaria, A.; Kumaran, D.; Burley, S.K.; Swaminathan, S.; New York SGX
Research Center for Structural Genomics (NYSGXRC)
Deposited on : 2011-08-01
Resolution : 2.63 Å(reported)

This is a Full wwPDB X-ray Structure Validation Report for a publicly released PDB entry.

We welcome your comments at validation@mail.wwpdb.org

A user guide is available at

<https://www.wwpdb.org/validation/2017/XrayValidationReportHelp>

with specific help available everywhere you see the ⓘ symbol.

The following versions of software and data (see [references ⓘ](#)) were used in the production of this report:

MolProbity : 4.02b-467
Mogul : 1.8.5 (274361), CSD as541be (2020)
Xtriage (Phenix) : 1.13
EDS : 2.16
Percentile statistics : 20191225.v01 (using entries in the PDB archive December 25th 2019)
Refmac : 5.8.0158
CCP4 : 7.0.044 (Gargrove)
Ideal geometry (proteins) : Engh & Huber (2001)
Ideal geometry (DNA, RNA) : Parkinson et al. (1996)
Validation Pipeline (wwPDB-VP) : 2.16

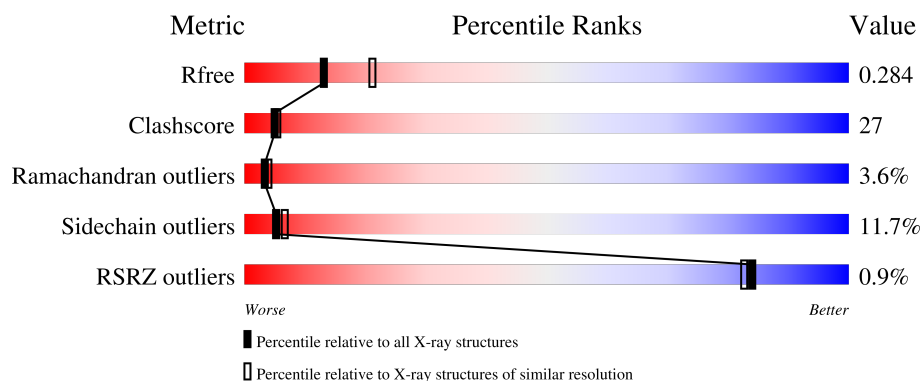
1 Overall quality at a glance

The following experimental techniques were used to determine the structure:

X-RAY DIFFRACTION

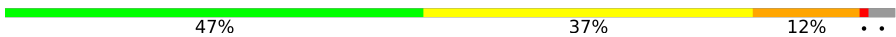

The reported resolution of this entry is 2.63 Å.

Percentile scores (ranging between 0-100) for global validation metrics of the entry are shown in the following graphic. The table shows the number of entries on which the scores are based.



Metric	Whole archive (#Entries)	Similar resolution (#Entries, resolution range(Å))
R_{free}	130704	1426 (2.66-2.62)
Clashscore	141614	1472 (2.66-2.62)
Ramachandran outliers	138981	1446 (2.66-2.62)
Sidechain outliers	138945	1446 (2.66-2.62)
RSRZ outliers	127900	1408 (2.66-2.62)

The table below summarises the geometric issues observed across the polymeric chains and their fit to the electron density. The red, orange, yellow and green segments of the lower bar indicate the fraction of residues that contain outliers for ≥ 3 , 2, 1 and 0 types of geometric quality criteria respectively. A grey segment represents the fraction of residues that are not modelled. The numeric value for each fraction is indicated below the corresponding segment, with a dot representing fractions $\leq 5\%$. The upper red bar (where present) indicates the fraction of residues that have poor fit to the electron density. The numeric value is given above the bar.

Mol	Chain	Length	Quality of chain
1	A	608	
1	B	608	

2 Entry composition

There are 3 unique types of molecules in this entry. The entry contains 8674 atoms, of which 0 are hydrogens and 0 are deuteriums.

In the tables below, the ZeroOcc column contains the number of atoms modelled with zero occupancy, the AltConf column contains the number of residues with at least one atom in alternate conformation and the Trace column contains the number of residues modelled with at most 2 atoms.

- Molecule 1 is a protein called Adenine deaminase 2.

Mol	Chain	Residues	Atoms						ZeroOcc	AltConf	Trace
1	A	587	Total	C	N	O	S	Se	0	0	0
			4337	2723	775	817	6	16			
1	B	579	Total	C	N	O	S	Se	0	0	0
			4277	2685	763	807	6	16			

There are 22 discrepancies between the modelled and reference sequences:

Chain	Residue	Modelled	Actual	Comment	Reference
A	-2	MSE	-	expression tag	UNP Q7CUX4
A	-1	SER	-	expression tag	UNP Q7CUX4
A	0	LEU	-	expression tag	UNP Q7CUX4
A	598	GLU	-	expression tag	UNP Q7CUX4
A	599	GLY	-	expression tag	UNP Q7CUX4
A	600	HIS	-	expression tag	UNP Q7CUX4
A	601	HIS	-	expression tag	UNP Q7CUX4
A	602	HIS	-	expression tag	UNP Q7CUX4
A	603	HIS	-	expression tag	UNP Q7CUX4
A	604	HIS	-	expression tag	UNP Q7CUX4
A	605	HIS	-	expression tag	UNP Q7CUX4
B	-2	MSE	-	expression tag	UNP Q7CUX4
B	-1	SER	-	expression tag	UNP Q7CUX4
B	0	LEU	-	expression tag	UNP Q7CUX4
B	598	GLU	-	expression tag	UNP Q7CUX4
B	599	GLY	-	expression tag	UNP Q7CUX4
B	600	HIS	-	expression tag	UNP Q7CUX4
B	601	HIS	-	expression tag	UNP Q7CUX4
B	602	HIS	-	expression tag	UNP Q7CUX4
B	603	HIS	-	expression tag	UNP Q7CUX4
B	604	HIS	-	expression tag	UNP Q7CUX4
B	605	HIS	-	expression tag	UNP Q7CUX4

- Molecule 2 is FE (III) ION (three-letter code: FE) (formula: Fe).

Mol	Chain	Residues	Atoms		ZeroOcc	AltConf
2	B	3	Total 3	Fe 3	0	0
2	A	3	Total 3	Fe 3	0	0

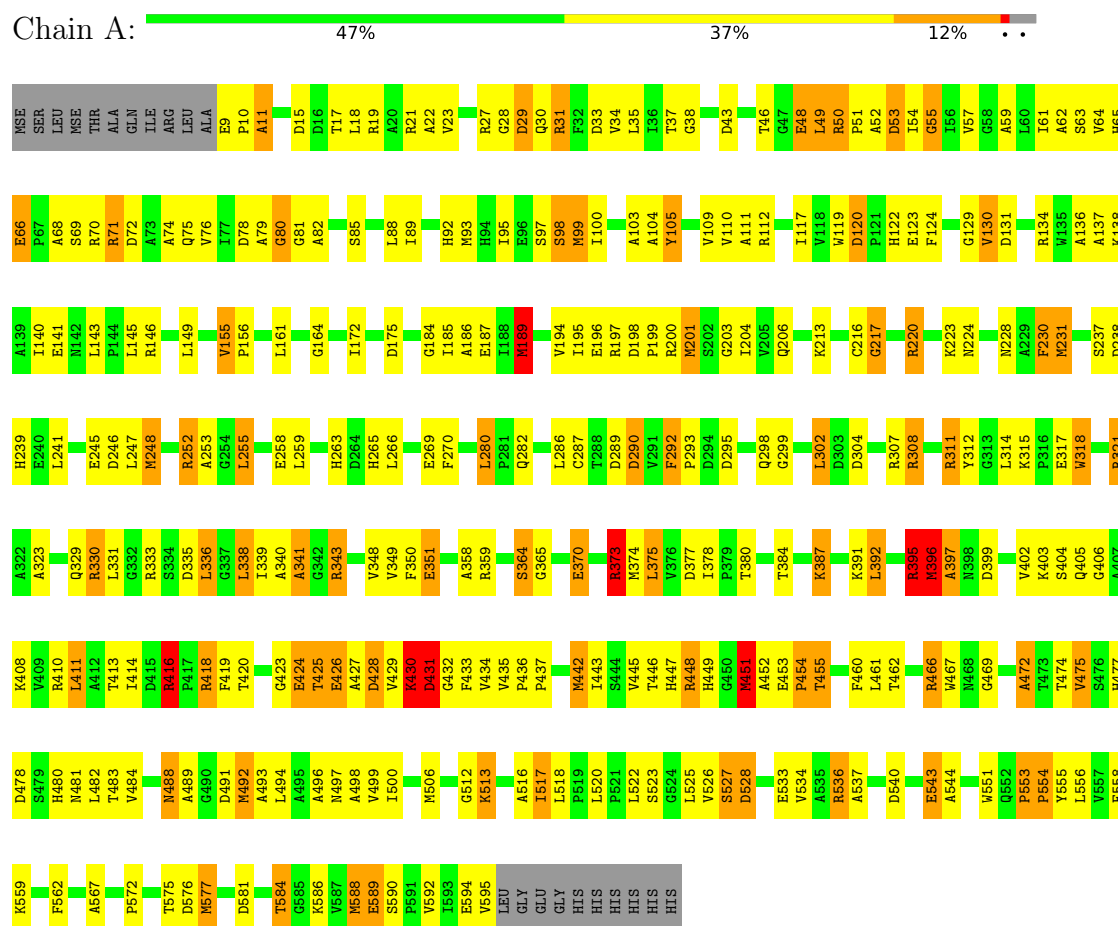
- Molecule 3 is water.

Mol	Chain	Residues	Atoms		ZeroOcc	AltConf
3	A	23	Total 23	O 23	0	0
3	B	31	Total 31	O 31	0	0

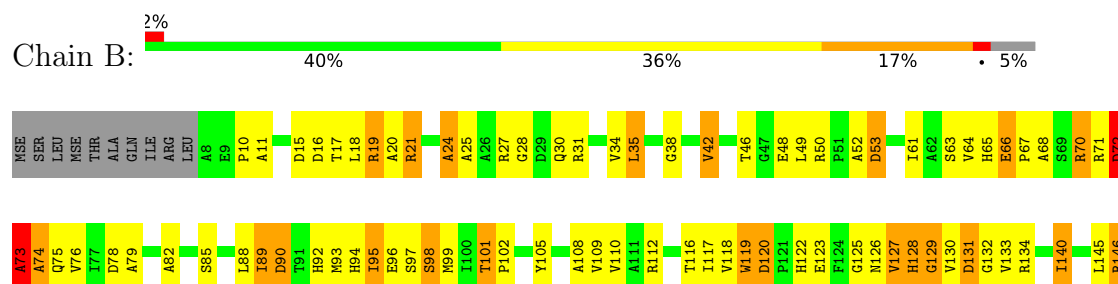
3 Residue-property plots

These plots are drawn for all protein, RNA, DNA and oligosaccharide chains in the entry. The first graphic for a chain summarises the proportions of the various outlier classes displayed in the second graphic. The second graphic shows the sequence view annotated by issues in geometry and electron density. Residues are color-coded according to the number of geometric quality criteria for which they contain at least one outlier: green = 0, yellow = 1, orange = 2 and red = 3 or more. A red dot above a residue indicates a poor fit to the electron density ($RSRZ > 2$). Stretches of 2 or more consecutive residues without any outlier are shown as a green connector. Residues present in the sample, but not in the model, are shown in grey.

• Molecule 1: Adenine deaminase 2



• Molecule 1: Adenine deaminase 2



I593	D528	M451	C381	G299	R220	A147
E594	L531	A452	Y385	G300	G221	I148
VAL	E532	L386	K387	G301	L222	L149
GLY	E533	K390	K391	L302	K223	L150
GLY	V534	K457	K392	D303	N224	A151
GLY	A535	L461	L393	D304	A225	P152
HIS	R536	L462	L394	V305	D226	S153
HIS	A537	G463	L395	V306	L227	C154
HIS	F538	G464	K396	R307	N228	V155
HIS	E539	G465	K397	R308	A229	P156
HIS	D540	R466	N398	L309	F230	G160
HIS	L541	R467	D399	V310	M231	L161
HIS	R542	N468	V402	R311	G234	E162
		G469	Q405	Y312	V235	R163
		A470	GLY	G313	S236	F168
		F471	ALA	E317	S237	D169
		A472	LYS	W318	D238	L173
		T473	VAL	A319	H239	A174
		T474	ARG	L320	E245	D175
		V475	LEU	R321	L246	L176
		S476	ALA	L331	M248	L177
		H477	ALA	S334	A249	S178
		D478	ALA	D335	K250	W179
		S479	ALA	L336	L251	P180
		H480	ALA	A341	L252	E181
		N481	D415	R344	I185	I182
		F550	D416	A345	A186	
		P553	P417	D346	E187	
		Y554	R418	T347	I188	
		Y555	F419	E351	M189	
		L556	T420	D352	N190	
		F558	Q421	S357	M191	
		K559	V422	A358	R192	
		A560	G423	R359	I196	
		C561	GLU	L494	E196	
		L566	E426	A496	R197	
		A567	D428	N497	D198	
		C568	V429	G505	P199	
		N569	K430	G506	R200	
		I570	D431	A367	M201	
		G571	V434	V368	S202	
		P572	W435	A369	G203	
		H573	P436	E370	I204	
		Q574	P437	G371	V205	
		T575	E438	G372	Q206	
		D576	T441	R373	D289	
		M577	N442	M374	V291	
		G578	I443	L375	P293	
		I579	S523	V376	D294	
		A580	G524	S377	D295	
		D581	H447	I378	L296	
		V582	R448	T380	Q298	
		L583				
		T584				
		G585				
		K586				
		V587				
		M588				
		E589				
		S590				
		P591				
		V592				

4 Data and refinement statistics

Property	Value	Source
Space group	P 1 21 1	Depositor
Cell constants a, b, c, α , β , γ	61.66Å 131.84Å 69.63Å 90.00° 97.04° 90.00°	Depositor
Resolution (Å)	48.89 – 2.63 48.88 – 2.63	Depositor EDS
% Data completeness (in resolution range)	99.6 (48.89-2.63) 99.6 (48.88-2.63)	Depositor EDS
R_{merge}	0.10	Depositor
R_{sym}	(Not available)	Depositor
$\langle I/\sigma(I) \rangle$ ¹	2.06 (at 2.61Å)	Xtriage
Refinement program	REFMAC	Depositor
R, R_{free}	0.185 , 0.287 0.185 , 0.284	Depositor DCC
R_{free} test set	1663 reflections (5.07%)	wwPDB-VP
Wilson B-factor (Å ²)	54.5	Xtriage
Anisotropy	0.089	Xtriage
Bulk solvent k_{sol} (e/Å ³), B_{sol} (Å ²)	0.30 , 41.9	EDS
L-test for twinning ²	$\langle L \rangle = 0.49$, $\langle L^2 \rangle = 0.32$	Xtriage
Estimated twinning fraction	No twinning to report.	Xtriage
F_o, F_c correlation	0.95	EDS
Total number of atoms	8674	wwPDB-VP
Average B, all atoms (Å ²)	51.0	wwPDB-VP

Xtriage's analysis on translational NCS is as follows: *The largest off-origin peak in the Patterson function is 4.14% of the height of the origin peak. No significant pseudotranslation is detected.*

¹Intensities estimated from amplitudes.

²Theoretical values of $\langle |L| \rangle$, $\langle L^2 \rangle$ for acentric reflections are 0.5, 0.333 respectively for untwinned datasets, and 0.375, 0.2 for perfectly twinned datasets.

5 Model quality [i](#)

5.1 Standard geometry [i](#)

Bond lengths and bond angles in the following residue types are not validated in this section: FE

The Z score for a bond length (or angle) is the number of standard deviations the observed value is removed from the expected value. A bond length (or angle) with $|Z| > 5$ is considered an outlier worth inspection. RMSZ is the root-mean-square of all Z scores of the bond lengths (or angles).

Mol	Chain	Bond lengths		Bond angles	
		RMSZ	$\# Z > 5$	RMSZ	$\# Z > 5$
1	A	1.83	79/4402 (1.8%)	1.65	67/5964 (1.1%)
1	B	1.79	73/4340 (1.7%)	1.67	75/5878 (1.3%)
All	All	1.81	152/8742 (1.7%)	1.66	142/11842 (1.2%)

Chiral center outliers are detected by calculating the chiral volume of a chiral center and verifying if the center is modelled as a planar moiety or with the opposite hand. A planarity outlier is detected by checking planarity of atoms in a peptide group, atoms in a mainchain group or atoms of a sidechain that are expected to be planar.

Mol	Chain	#Chirality outliers	#Planarity outliers
1	A	0	5
1	B	0	9
All	All	0	14

All (152) bond length outliers are listed below:

Mol	Chain	Res	Type	Atoms	Z	Observed(Å)	Ideal(Å)
1	A	451	MSE	SE-CE	10.07	2.54	1.95
1	A	189	MSE	SE-CE	9.45	2.51	1.95
1	B	496	ALA	CA-CB	-8.90	1.33	1.52
1	B	448	ARG	CZ-NH1	8.55	1.44	1.33
1	B	133	VAL	CB-CG2	-8.37	1.35	1.52
1	A	460	PHE	CE2-CZ	8.27	1.53	1.37
1	A	533	GLU	CD-OE1	8.19	1.34	1.25
1	A	66	GLU	CG-CD	7.80	1.63	1.51
1	A	581	ASP	CB-CG	7.79	1.68	1.51
1	B	539	GLU	CG-CD	7.77	1.63	1.51
1	B	119	TRP	CE3-CZ3	7.64	1.51	1.38
1	A	80	GLY	C-O	7.58	1.35	1.23
1	B	396	MSE	SE-CE	7.53	2.39	1.95
1	A	312	TYR	CD2-CE2	7.52	1.50	1.39

Continued on next page...

Continued from previous page...

Mol	Chain	Res	Type	Atoms	Z	Observed(Å)	Ideal(Å)
1	B	561	CYS	CB-SG	-7.50	1.69	1.82
1	A	543	GLU	CG-CD	7.44	1.63	1.51
1	B	453	GLU	CG-CD	7.28	1.62	1.51
1	B	381	CYS	CB-SG	-7.25	1.70	1.82
1	A	246	ASP	CB-CG	7.13	1.66	1.51
1	B	347	ILE	CA-CB	-7.13	1.38	1.54
1	B	509	ALA	CA-CB	-7.09	1.37	1.52
1	B	25	ALA	CA-CB	-6.86	1.38	1.52
1	A	358	ALA	CA-CB	6.82	1.66	1.52
1	B	168	PHE	CD1-CE1	6.81	1.52	1.39
1	A	270	PHE	CE1-CZ	6.79	1.50	1.37
1	B	435	VAL	CB-CG1	6.72	1.67	1.52
1	A	66	GLU	CD-OE2	6.64	1.32	1.25
1	B	202	SER	C-O	-6.63	1.10	1.23
1	A	536	ARG	CG-CD	6.62	1.68	1.51
1	B	298	GLN	CG-CD	6.61	1.66	1.51
1	B	351	GLU	CG-CD	6.60	1.61	1.51
1	B	42	VAL	CB-CG2	-6.59	1.39	1.52
1	B	24	ALA	C-O	6.59	1.35	1.23
1	A	318	TRP	CZ3-CH2	6.56	1.50	1.40
1	A	141	GLU	CG-CD	6.50	1.61	1.51
1	B	311	ARG	CZ-NH1	6.48	1.41	1.33
1	A	513	LYS	CB-CG	6.48	1.70	1.52
1	B	52	ALA	CA-CB	-6.44	1.39	1.52
1	A	98	SER	CB-OG	-6.42	1.33	1.42
1	A	245	GLU	CD-OE1	6.41	1.32	1.25
1	A	336	LEU	C-O	6.40	1.35	1.23
1	A	589	GLU	CB-CG	6.35	1.64	1.52
1	B	101	THR	CA-CB	6.33	1.69	1.53
1	B	70	ARG	CZ-NH2	6.32	1.41	1.33
1	A	201	MSE	CG-SE	6.30	2.16	1.95
1	B	442	MSE	SE-CE	6.28	2.32	1.95
1	A	230	PHE	CD1-CE1	6.16	1.51	1.39
1	A	543	GLU	CD-OE1	6.13	1.32	1.25
1	B	451	MSE	SE-CE	6.12	2.31	1.95
1	A	130	VAL	CB-CG1	6.11	1.65	1.52
1	B	220	ARG	CB-CG	6.11	1.69	1.52
1	A	351	GLU	CB-CG	6.11	1.63	1.52
1	A	82	ALA	CA-CB	6.09	1.65	1.52
1	A	270	PHE	CD2-CE2	6.04	1.51	1.39
1	B	542	ARG	CZ-NH1	6.01	1.40	1.33
1	B	584	THR	CA-CB	5.96	1.68	1.53

Continued on next page...

Continued from previous page...

Mol	Chain	Res	Type	Atoms	Z	Observed(Å)	Ideal(Å)
1	B	162	GLU	CD-OE1	5.93	1.32	1.25
1	A	66	GLU	CD-OE1	5.93	1.32	1.25
1	B	550	GLU	CG-CD	5.92	1.60	1.51
1	A	48	GLU	CD-OE1	5.88	1.32	1.25
1	B	98	SER	CB-OG	-5.87	1.34	1.42
1	A	292	PHE	CE2-CZ	5.85	1.48	1.37
1	B	250	LYS	CB-CG	5.84	1.68	1.52
1	A	55	GLY	C-O	5.82	1.32	1.23
1	B	230	PHE	CD1-CE1	5.81	1.50	1.39
1	B	292	PHE	CD2-CE2	5.81	1.50	1.39
1	B	306	VAL	CB-CG2	-5.79	1.40	1.52
1	B	511	GLU	CG-CD	5.75	1.60	1.51
1	A	53	ASP	CB-CG	5.75	1.63	1.51
1	B	78	ASP	C-O	5.74	1.34	1.23
1	A	204	ILE	CB-CG2	5.73	1.70	1.52
1	B	334	SER	C-O	5.72	1.34	1.23
1	A	577	MSE	SE-CE	5.70	2.29	1.95
1	A	248	MSE	SE-CE	5.69	2.29	1.95
1	A	559	LYS	CE-NZ	5.68	1.63	1.49
1	B	539	GLU	CD-OE1	5.68	1.31	1.25
1	A	488	ASN	CB-CG	5.65	1.64	1.51
1	B	271	VAL	CB-CG2	-5.63	1.41	1.52
1	A	103	ALA	CA-CB	5.63	1.64	1.52
1	B	300	GLY	N-CA	5.62	1.54	1.46
1	A	365	GLY	N-CA	-5.62	1.37	1.46
1	B	472	ALA	C-O	5.62	1.34	1.23
1	A	589	GLU	CG-CD	5.61	1.60	1.51
1	A	311	ARG	CG-CD	5.59	1.66	1.51
1	A	377	ASP	CB-CG	5.58	1.63	1.51
1	A	567	ALA	CA-CB	-5.57	1.40	1.52
1	A	194	VAL	CB-CG2	5.54	1.64	1.52
1	B	201	MSE	SE-CE	5.53	2.28	1.95
1	B	422	TRP	CB-CG	5.51	1.60	1.50
1	B	236	SER	CA-CB	-5.51	1.44	1.52
1	B	471	PHE	CE1-CZ	5.51	1.47	1.37
1	B	38	GLY	N-CA	5.46	1.54	1.46
1	A	11	ALA	CA-CB	-5.46	1.41	1.52
1	A	341	ALA	CA-CB	5.45	1.64	1.52
1	B	73	ALA	CA-CB	-5.45	1.41	1.52
1	B	376	VAL	CB-CG2	5.45	1.64	1.52
1	A	37	THR	CA-CB	5.45	1.67	1.53
1	A	540	ASP	CB-CG	5.44	1.63	1.51

Continued on next page...

Continued from previous page...

Mol	Chain	Res	Type	Atoms	Z	Observed(Å)	Ideal(Å)
1	A	475	VAL	CB-CG1	5.43	1.64	1.52
1	B	312	TYR	CE2-CZ	5.42	1.45	1.38
1	A	391	LYS	CD-CE	5.42	1.64	1.51
1	B	66	GLU	CG-CD	5.41	1.60	1.51
1	A	138	LYS	CD-CE	5.40	1.64	1.51
1	B	215	VAL	CB-CG1	-5.39	1.41	1.52
1	A	220	ARG	CZ-NH2	5.39	1.40	1.33
1	A	426	GLU	CB-CG	5.37	1.62	1.52
1	A	141	GLU	CD-OE1	5.36	1.31	1.25
1	A	396	MSE	SE-CE	5.36	2.27	1.95
1	A	99	MSE	SE-CE	5.34	2.27	1.95
1	B	181	GLU	CB-CG	5.34	1.62	1.52
1	B	127	VAL	CB-CG2	5.34	1.64	1.52
1	A	223	LYS	CD-CE	5.34	1.64	1.51
1	A	543	GLU	CD-OE2	5.33	1.31	1.25
1	A	533	GLU	CD-OE2	5.33	1.31	1.25
1	B	96	GLU	CB-CG	5.32	1.62	1.52
1	A	351	GLU	CG-CD	5.31	1.59	1.51
1	B	88	LEU	C-O	5.30	1.33	1.23
1	B	256	THR	CA-CB	-5.30	1.39	1.53
1	A	81	GLY	CA-C	5.29	1.60	1.51
1	A	472	ALA	C-O	5.27	1.33	1.23
1	A	194	VAL	CA-CB	5.26	1.65	1.54
1	B	292	PHE	CE1-CZ	5.26	1.47	1.37
1	A	397	ALA	CA-CB	5.25	1.63	1.52
1	A	537	ALA	CA-CB	5.24	1.63	1.52
1	A	584	THR	CA-CB	5.22	1.67	1.53
1	B	203	GLY	N-CA	5.21	1.53	1.46
1	B	393	PRO	CB-CG	5.21	1.75	1.50
1	A	350	PHE	CE2-CZ	5.18	1.47	1.37
1	A	230	PHE	CE2-CZ	5.17	1.47	1.37
1	B	96	GLU	CG-CD	5.17	1.59	1.51
1	A	523	SER	CB-OG	5.16	1.49	1.42
1	B	532	GLU	CD-OE1	5.16	1.31	1.25
1	A	317	GLU	CG-CD	5.14	1.59	1.51
1	A	105	TYR	CE1-CZ	5.13	1.45	1.38
1	A	252	ARG	CZ-NH1	5.13	1.39	1.33
1	A	220	ARG	NE-CZ	5.13	1.39	1.33
1	B	240	GLU	CD-OE2	5.11	1.31	1.25
1	A	331	LEU	CG-CD2	5.11	1.70	1.51
1	B	557	VAL	CA-CB	5.09	1.65	1.54
1	A	399	ASP	CA-C	5.09	1.66	1.52

Continued on next page...

Continued from previous page...

Mol	Chain	Res	Type	Atoms	Z	Observed(Å)	Ideal(Å)
1	B	334	SER	CB-OG	-5.09	1.35	1.42
1	B	20	ALA	CA-CB	-5.08	1.41	1.52
1	B	210	ALA	CA-CB	5.08	1.63	1.52
1	A	562	PHE	CB-CG	-5.06	1.42	1.51
1	B	422	TRP	CG-CD1	5.05	1.43	1.36
1	A	79	ALA	CA-CB	5.03	1.63	1.52
1	B	248	MSE	CG-SE	5.03	2.12	1.95
1	B	317	GLU	CD-OE2	5.02	1.31	1.25
1	A	586	LYS	CD-CE	5.01	1.63	1.51
1	B	435	VAL	CB-CG2	5.01	1.63	1.52
1	B	162	GLU	CG-CD	5.01	1.59	1.51
1	B	448	ARG	CZ-NH2	5.00	1.39	1.33

All (142) bond angle outliers are listed below:

Mol	Chain	Res	Type	Atoms	Z	Observed(°)	Ideal(°)
1	A	21	ARG	NE-CZ-NH2	-13.26	113.67	120.30
1	A	50	ARG	NE-CZ-NH2	12.07	126.34	120.30
1	B	311	ARG	NE-CZ-NH2	-11.54	114.53	120.30
1	A	241	LEU	CB-CG-CD1	-11.32	91.75	111.00
1	B	536	ARG	NE-CZ-NH2	-11.26	114.67	120.30
1	A	175	ASP	CB-CG-OD2	-11.24	108.18	118.30
1	B	120	ASP	CB-CG-OD1	-11.20	108.22	118.30
1	B	16	ASP	CB-CG-OD1	-10.80	108.58	118.30
1	A	50	ARG	NE-CZ-NH1	-10.64	114.98	120.30
1	B	395	ARG	NE-CZ-NH2	-10.45	115.08	120.30
1	A	373	ARG	NE-CZ-NH1	10.08	125.34	120.30
1	A	21	ARG	NE-CZ-NH1	9.97	125.28	120.30
1	B	173	LEU	CA-CB-CG	-9.83	92.69	115.30
1	B	50	ARG	NE-CZ-NH1	9.66	125.13	120.30
1	A	120	ASP	CB-CG-OD1	9.54	126.89	118.30
1	B	448	ARG	NE-CZ-NH2	-9.54	115.53	120.30
1	B	200	ARG	NE-CZ-NH1	9.53	125.07	120.30
1	A	289	ASP	CB-CG-OD2	9.47	126.83	118.30
1	B	364	SER	C-N-CA	-9.47	102.41	122.30
1	B	19	ARG	NE-CZ-NH1	9.23	124.92	120.30
1	A	146	ARG	NE-CZ-NH2	-9.09	115.75	120.30
1	B	200	ARG	NE-CZ-NH2	-8.93	115.84	120.30
1	B	16	ASP	CB-CG-OD2	8.76	126.18	118.30
1	A	145	LEU	CB-CG-CD2	-8.60	96.38	111.00
1	A	78	ASP	CB-CG-OD2	-8.46	110.69	118.30
1	A	395	ARG	NE-CZ-NH1	8.41	124.51	120.30

Continued on next page...

Continued from previous page...

Mol	Chain	Res	Type	Atoms	Z	Observed(°)	Ideal(°)
1	A	238	ASP	CB-CG-OD1	8.07	125.57	118.30
1	A	395	ARG	NE-CZ-NH2	-7.87	116.36	120.30
1	A	330	ARG	NE-CZ-NH1	7.87	124.23	120.30
1	A	581	ASP	CB-CG-OD1	7.81	125.33	118.30
1	A	302	LEU	CA-CB-CG	-7.80	97.35	115.30
1	A	259	LEU	CB-CG-CD1	-7.77	97.80	111.00
1	A	49	LEU	CA-CB-CG	-7.65	97.72	115.30
1	A	289	ASP	CB-CG-OD1	-7.62	111.44	118.30
1	A	71	ARG	NE-CZ-NH1	7.59	124.10	120.30
1	A	255	LEU	CB-CG-CD1	-7.58	98.11	111.00
1	B	418	ARG	NE-CZ-NH1	7.55	124.07	120.30
1	B	321	ARG	NE-CZ-NH1	7.55	124.07	120.30
1	B	536	ARG	NE-CZ-NH1	7.51	124.06	120.30
1	B	428	ASP	CB-CG-OD1	-7.48	111.57	118.30
1	A	220	ARG	NE-CZ-NH2	7.44	124.02	120.30
1	B	302	LEU	CB-CG-CD2	7.33	123.46	111.00
1	B	428	ASP	CB-CG-OD2	7.30	124.87	118.30
1	A	175	ASP	CB-CG-OD1	7.22	124.80	118.30
1	B	21	ARG	NE-CZ-NH1	-7.19	116.70	120.30
1	A	308	ARG	NE-CZ-NH1	7.12	123.86	120.30
1	B	443	ILE	CB-CA-C	-7.11	97.39	111.60
1	A	72	ASP	CB-CG-OD1	-7.06	111.95	118.30
1	B	442	MSE	CG-SE-CE	7.05	114.41	98.90
1	A	377	ASP	CB-CG-OD1	7.03	124.63	118.30
1	A	448	ARG	NE-CZ-NH1	7.03	123.81	120.30
1	A	149	LEU	CA-CB-CG	7.01	131.43	115.30
1	B	72	ASP	CB-CG-OD2	-6.93	112.06	118.30
1	A	246	ASP	CB-CG-OD2	6.90	124.51	118.30
1	A	461	LEU	CA-CB-CG	6.90	131.16	115.30
1	A	53	ASP	CB-CG-OD1	6.87	124.48	118.30
1	B	542	ARG	NE-CZ-NH2	-6.87	116.87	120.30
1	B	53	ASP	CB-CG-OD1	6.81	124.43	118.30
1	B	442	MSE	CB-CG-SE	-6.81	92.27	112.70
1	B	542	ARG	NE-CZ-NH1	6.80	123.70	120.30
1	A	333	ARG	NE-CZ-NH1	-6.80	116.90	120.30
1	B	399	ASP	CB-CG-OD2	6.78	124.40	118.30
1	B	311	ARG	NE-CZ-NH1	6.73	123.66	120.30
1	B	302	LEU	CA-CB-CG	-6.71	99.86	115.30
1	B	494	LEU	CA-CB-CG	6.60	130.48	115.30
1	A	492	MSE	CG-SE-CE	6.58	113.39	98.90
1	A	399	ASP	CB-CG-OD1	-6.55	112.40	118.30
1	A	33	ASP	CB-CG-OD1	6.50	124.15	118.30

Continued on next page...

Continued from previous page...

Mol	Chain	Res	Type	Atoms	Z	Observed(°)	Ideal(°)
1	A	61	ILE	N-CA-C	-6.49	93.48	111.00
1	B	532	GLU	CB-CA-C	-6.43	97.53	110.40
1	B	300	GLY	N-CA-C	-6.43	97.03	113.10
1	A	120	ASP	CB-CG-OD2	-6.40	112.54	118.30
1	B	148	ILE	N-CA-C	-6.40	93.72	111.00
1	A	308	ARG	NE-CZ-NH2	-6.39	117.10	120.30
1	A	399	ASP	CB-CG-OD2	6.39	124.05	118.30
1	B	35	LEU	CB-CG-CD1	6.38	121.85	111.00
1	B	161	LEU	CB-CG-CD1	-6.36	100.20	111.00
1	B	34	VAL	CB-CA-C	-6.34	99.35	111.40
1	A	461	LEU	CB-CG-CD2	-6.32	100.26	111.00
1	A	238	ASP	CB-CG-OD2	-6.30	112.63	118.30
1	B	255	LEU	CB-CG-CD2	6.29	121.69	111.00
1	A	247	LEU	CB-CG-CD2	6.23	121.59	111.00
1	A	411	LEU	CB-CG-CD2	-6.22	100.43	111.00
1	A	143	LEU	C-N-CD	6.19	141.40	128.40
1	B	583	LEU	CA-CB-CG	-6.11	101.25	115.30
1	A	195	ILE	CG1-CB-CG2	-6.10	97.98	111.40
1	A	392	LEU	CB-CG-CD2	6.08	121.34	111.00
1	B	366	ARG	NE-CZ-NH1	6.07	123.34	120.30
1	B	366	ARG	NE-CZ-NH2	-6.04	117.28	120.30
1	A	252	ARG	NE-CZ-NH2	-6.03	117.28	120.30
1	A	349	VAL	CB-CA-C	-6.02	99.97	111.40
1	A	576	ASP	CB-CG-OD2	6.01	123.71	118.30
1	B	197	ARG	NE-CZ-NH1	-5.98	117.31	120.30
1	B	90	ASP	CB-CG-OD1	5.95	123.66	118.30
1	B	571	GLY	C-N-CD	-5.92	107.58	120.60
1	A	29	ASP	CB-CG-OD1	5.91	123.62	118.30
1	B	90	ASP	CB-CG-OD2	-5.90	112.99	118.30
1	B	556	LEU	CB-CG-CD1	5.90	121.03	111.00
1	B	169	ASP	CB-CG-OD1	5.87	123.58	118.30
1	B	286	LEU	CB-CG-CD1	-5.84	101.07	111.00
1	B	373	ARG	NE-CZ-NH1	5.79	123.20	120.30
1	B	226	ASP	CB-CG-OD2	5.78	123.50	118.30
1	B	304	ASP	CB-CG-OD1	5.75	123.48	118.30
1	B	448	ARG	NE-CZ-NH1	5.72	123.16	120.30
1	B	590	SER	N-CA-C	-5.70	95.61	111.00
1	B	131	ASP	CB-CG-OD2	-5.68	113.19	118.30
1	B	344	ARG	NE-CZ-NH2	-5.68	117.46	120.30
1	A	431	ASP	CB-CG-OD1	5.65	123.38	118.30
1	B	255	LEU	CA-CB-CG	-5.60	102.42	115.30
1	B	363	ALA	N-CA-C	-5.59	95.91	111.00

Continued on next page...

Continued from previous page...

Mol	Chain	Res	Type	Atoms	Z	Observed(°)	Ideal(°)
1	A	231	MSE	CA-CB-CG	-5.58	103.81	113.30
1	B	238	ASP	CB-CG-OD2	5.56	123.30	118.30
1	A	391	LYS	CD-CE-NZ	5.55	124.47	111.70
1	B	146	ARG	NE-CZ-NH2	5.53	123.07	120.30
1	B	161	LEU	CB-CG-CD2	-5.50	101.64	111.00
1	A	554	PRO	N-CA-C	-5.49	97.83	112.10
1	B	335	ASP	CB-CG-OD1	5.45	123.21	118.30
1	B	61	ILE	CG1-CB-CG2	5.44	123.37	111.40
1	A	343	ARG	NE-CZ-NH1	5.41	123.01	120.30
1	A	321	ARG	NE-CZ-NH2	-5.40	117.60	120.30
1	B	128	HIS	N-CA-CB	-5.40	100.88	110.60
1	A	131	ASP	CB-CG-OD1	5.40	123.16	118.30
1	B	49	LEU	CB-CG-CD1	-5.39	101.83	111.00
1	A	203	GLY	N-CA-C	-5.38	99.64	113.10
1	B	533	GLU	OE1-CD-OE2	5.31	129.67	123.30
1	A	373	ARG	NE-CZ-NH2	-5.31	117.65	120.30
1	B	494	LEU	CB-CG-CD1	5.28	119.98	111.00
1	B	127	VAL	CG1-CB-CG2	5.28	119.34	110.90
1	A	33	ASP	CB-CG-OD2	-5.26	113.56	118.30
1	A	351	GLU	OE1-CD-OE2	-5.23	117.02	123.30
1	B	418	ARG	NE-CZ-NH2	-5.21	117.69	120.30
1	B	218	HIS	N-CA-C	-5.19	96.98	111.00
1	A	540	ASP	CB-CG-OD2	5.14	122.93	118.30
1	B	101	THR	N-CA-C	-5.13	97.15	111.00
1	B	234	GLY	N-CA-C	5.12	125.90	113.10
1	B	89	ILE	CB-CA-C	-5.11	101.38	111.60
1	A	15	ASP	CB-CG-OD1	-5.09	113.72	118.30
1	A	164	GLY	N-CA-C	-5.07	100.42	113.10
1	B	313	GLY	N-CA-C	5.07	125.77	113.10
1	B	346	ASP	CB-CG-OD2	-5.07	113.74	118.30
1	B	256	THR	CA-CB-CG2	-5.06	105.32	112.40
1	A	282	GLN	C-N-CA	-5.00	109.19	121.70

There are no chirality outliers.

All (14) planarity outliers are listed below:

Mol	Chain	Res	Type	Group
1	A	217	GLY	Peptide
1	A	396	MSE	Peptide
1	A	402	VAL	Peptide
1	A	451	MSE	Peptide
1	A	48	GLU	Peptide

Continued on next page...

Continued from previous page...

Mol	Chain	Res	Type	Group
1	B	160	GLY	Peptide
1	B	299	GLY	Peptide
1	B	365	GLY	Peptide
1	B	397	ALA	Peptide
1	B	413	THR	Peptide
1	B	426	GLU	Peptide
1	B	465	GLY	Peptide
1	B	489	ALA	Peptide
1	B	579	ILE	Peptide

5.2 Too-close contacts [i](#)

In the following table, the Non-H and H(model) columns list the number of non-hydrogen atoms and hydrogen atoms in the chain respectively. The H(added) column lists the number of hydrogen atoms added and optimized by MolProbity. The Clashes column lists the number of clashes within the asymmetric unit, whereas Symm-Clashes lists symmetry-related clashes.

Mol	Chain	Non-H	H(model)	H(added)	Clashes	Symm-Clashes
1	A	4337	0	4344	198	0
1	B	4277	0	4273	285	0
2	A	3	0	0	0	0
2	B	3	0	0	0	0
3	A	23	0	0	4	0
3	B	31	0	0	4	0
All	All	8674	0	8617	471	0

The all-atom clashscore is defined as the number of clashes found per 1000 atoms (including hydrogen atoms). The all-atom clashscore for this structure is 27.

All (471) close contacts within the same asymmetric unit are listed below, sorted by their clash magnitude.

Atom-1	Atom-2	Interatomic distance (Å)	Clash overlap (Å)
1:B:393:PRO:CB	1:B:393:PRO:CG	1.76	1.45
1:A:231:MSE:SE	1:A:231:MSE:CE	2.15	1.44
1:A:201:MSE:SE	1:A:201:MSE:CG	2.16	1.42
1:B:248:MSE:SE	1:B:248:MSE:CE	2.17	1.42
1:B:588:MSE:CE	1:B:588:MSE:SE	2.18	1.42
1:A:442:MSE:CE	1:A:442:MSE:SE	2.18	1.41
1:B:231:MSE:SE	1:B:231:MSE:CE	2.19	1.40
1:B:577:MSE:SE	1:B:577:MSE:CE	2.23	1.37

Continued on next page...

Continued from previous page...

Atom-1	Atom-2	Interatomic distance (Å)	Clash overlap (Å)
1:A:588:MSE:CE	1:A:588:MSE:SE	2.24	1.35
1:A:99:MSE:SE	1:A:99:MSE:CE	2.27	1.33
1:A:396:MSE:SE	1:A:396:MSE:CE	2.27	1.33
1:B:201:MSE:CE	1:B:201:MSE:SE	2.28	1.32
1:A:248:MSE:CE	1:A:248:MSE:SE	2.29	1.31
1:A:577:MSE:SE	1:A:577:MSE:CE	2.29	1.30
1:B:451:MSE:CE	1:B:451:MSE:SE	2.31	1.27
1:B:442:MSE:CE	1:B:442:MSE:SE	2.32	1.26
1:B:396:MSE:SE	1:B:396:MSE:CE	2.39	1.19
1:A:588:MSE:HE2	1:A:590:SER:O	1.45	1.17
1:B:421:GLN:HG3	1:B:422:TRP:H	1.16	1.10
1:B:420:THR:HB	1:B:572:PRO:HD2	1.27	1.10
1:A:189:MSE:SE	1:A:189:MSE:CE	2.51	1.08
1:A:451:MSE:CE	1:A:451:MSE:SE	2.54	1.05
1:B:415:ASP:HB2	1:B:421:GLN:HG2	1.40	1.00
1:B:79:ALA:O	1:B:82:ALA:HB3	1.62	1.00
1:A:588:MSE:CE	1:A:590:SER:O	2.09	1.00
1:B:415:ASP:HB3	1:B:416:ARG:HG2	1.43	1.00
1:B:72:ASP:O	1:B:73:ALA:HB3	1.63	0.98
1:B:179:TRP:HB3	1:B:181:GLU:OE1	1.67	0.94
1:B:311:ARG:HG2	1:B:311:ARG:HH11	1.32	0.94
1:B:421:GLN:HG3	1:B:422:TRP:N	1.84	0.92
1:A:447:HIS:HE1	1:A:451:MSE:H	1.11	0.91
1:A:416:ARG:HH11	1:A:416:ARG:HG3	1.34	0.91
1:B:161:LEU:HD12	1:B:587:VAL:CG2	2.01	0.91
1:B:161:LEU:CD1	1:B:587:VAL:HG23	2.02	0.90
1:B:177:LEU:HD21	1:B:185:ILE:HG12	1.53	0.89
1:B:351:GLU:OE1	1:B:359:ARG:HB2	1.73	0.89
1:B:311:ARG:HD3	3:B:639:HOH:O	1.73	0.87
1:B:397:ALA:HB1	1:B:489:ALA:HB1	1.54	0.86
1:B:192:ARG:HD3	1:B:196:GLU:OE2	1.75	0.86
1:B:161:LEU:HD12	1:B:587:VAL:HG23	1.59	0.84
1:B:584:THR:HG23	1:B:586:LYS:H	1.43	0.84
1:B:63:SER:OG	1:B:65:HIS:HD2	1.60	0.84
1:B:395:ARG:N	1:B:395:ARG:HD2	1.94	0.82
1:B:556:LEU:C	1:B:556:LEU:HD23	2.02	0.80
1:B:71:ARG:O	1:B:72:ASP:O	2.00	0.79
1:A:99:MSE:HE2	1:A:506:MSE:HE1	1.63	0.79
1:A:64:VAL:H	1:B:228:ASN:ND2	1.79	0.79
1:B:415:ASP:CB	1:B:421:GLN:HG2	2.12	0.79
1:A:374:MSE:HE2	1:A:378:ILE:HD11	1.65	0.79

Continued on next page...

Continued from previous page...

Atom-1	Atom-2	Interatomic distance (Å)	Clash overlap (Å)
1:A:64:VAL:H	1:B:228:ASN:HD21	1.27	0.79
1:B:189:MSE:HG3	1:B:568:CYS:SG	2.23	0.78
1:A:338:LEU:HD23	1:A:343:ARG:CZ	2.14	0.78
1:B:300:GLY:HA2	3:B:622:HOH:O	1.84	0.78
1:B:397:ALA:HB1	1:B:489:ALA:CB	2.15	0.77
1:B:447:HIS:HD2	1:B:576:ASP:OD1	1.68	0.77
1:B:173:LEU:HD13	1:B:204:ILE:HG12	1.68	0.75
1:B:311:ARG:HG2	1:B:311:ARG:NH1	2.03	0.74
1:B:18:LEU:HD12	1:B:18:LEU:O	1.88	0.73
1:B:447:HIS:CD2	1:B:576:ASP:OD1	2.41	0.73
1:B:72:ASP:O	1:B:73:ALA:CB	2.24	0.72
1:B:551:TRP:O	1:B:553:PRO:HD3	1.89	0.72
1:A:19:ARG:O	1:A:23:VAL:HG23	1.89	0.72
1:B:173:LEU:CD1	1:B:204:ILE:HG12	2.19	0.72
1:A:231:MSE:HE1	1:A:253:ALA:O	1.90	0.72
1:A:308:ARG:HG2	1:A:311:ARG:NH2	2.05	0.71
1:B:550:GLU:OE1	1:B:550:GLU:HA	1.88	0.71
1:A:370:GLU:HB3	1:A:375:LEU:HD21	1.72	0.71
1:A:373:ARG:HB2	1:A:373:ARG:HH11	1.56	0.70
1:B:73:ALA:O	1:B:74:ALA:CB	2.36	0.70
1:A:392:LEU:HD21	1:A:500:ILE:HG12	1.72	0.70
1:A:286:LEU:HD12	1:A:323:ALA:HB2	1.74	0.70
1:A:34:VAL:HG12	1:A:35:LEU:N	2.05	0.70
1:B:295:ASP:O	1:B:300:GLY:HA3	1.92	0.70
1:B:415:ASP:HB3	1:B:416:ARG:CG	2.20	0.70
1:A:425:THR:OG1	1:A:426:GLU:O	2.09	0.69
1:A:475:VAL:HG21	1:A:506:MSE:CE	2.23	0.69
1:B:346:ASP:C	1:B:347:ILE:HG12	2.13	0.69
1:A:395:ARG:NH2	1:A:454:PRO:O	2.25	0.69
1:A:99:MSE:CE	1:A:506:MSE:HE1	2.23	0.69
1:B:421:GLN:CG	1:B:422:TRP:N	2.54	0.69
1:A:447:HIS:CE1	1:A:451:MSE:H	2.03	0.68
1:B:402:VAL:O	1:B:402:VAL:HG12	1.93	0.67
1:B:92:HIS:CE1	1:B:239:HIS:CE1	2.82	0.67
1:A:416:ARG:CG	1:A:416:ARG:HH11	2.07	0.67
1:A:53:ASP:C	1:A:54:ILE:HD13	2.15	0.67
1:A:496:ALA:O	1:A:499:VAL:HG22	1.94	0.67
1:B:42:VAL:O	1:B:42:VAL:HG22	1.95	0.67
1:B:489:ALA:O	1:B:492:MSE:HB2	1.95	0.67
1:A:592:VAL:HG23	1:A:592:VAL:O	1.95	0.66
1:B:163:ARG:HB2	1:B:447:HIS:CD2	2.30	0.66

Continued on next page...

Continued from previous page...

Atom-1	Atom-2	Interatomic distance (Å)	Clash overlap (Å)
1:B:594:GLU:OE1	1:B:594:GLU:HA	1.94	0.66
1:A:429:VAL:HG12	1:A:430:LYS:H	1.60	0.66
1:A:447:HIS:HE1	1:A:451:MSE:N	1.90	0.66
1:B:161:LEU:CD1	1:B:587:VAL:CG2	2.69	0.66
1:B:457:LYS:HB3	1:B:574:GLN:HE21	1.60	0.65
1:B:397:ALA:CB	1:B:489:ALA:HB1	2.26	0.65
1:B:505:GLY:HA2	1:B:520:LEU:HD12	1.77	0.65
1:A:220:ARG:NH2	1:A:418:ARG:HH21	1.95	0.65
1:B:192:ARG:NE	1:B:192:ARG:HA	2.12	0.65
1:B:425:THR:OG1	1:B:426:GLU:N	2.28	0.65
1:A:475:VAL:CG2	1:A:506:MSE:HE2	2.25	0.65
1:B:374:MSE:HE2	1:B:378:ILE:HD11	1.77	0.65
1:B:294:ASP:HA	1:B:535:ALA:HB1	1.78	0.65
1:B:493:ALA:O	1:B:497:ASN:ND2	2.31	0.64
1:A:292:PHE:HB3	1:A:293:PRO:HD2	1.80	0.64
1:A:403:LYS:HA	1:A:432:GLY:O	1.98	0.64
1:B:259:LEU:HD11	1:B:270:PHE:CD2	2.33	0.64
1:B:73:ALA:O	1:B:74:ALA:HB2	1.98	0.64
1:B:120:ASP:OD1	1:B:120:ASP:C	2.35	0.63
1:B:161:LEU:HD12	1:B:587:VAL:HG21	1.79	0.63
1:B:92:HIS:CE1	1:B:239:HIS:HE1	2.15	0.63
1:B:446:THR:O	1:B:481:ASN:HB3	1.99	0.63
1:B:551:TRP:O	1:B:553:PRO:CD	2.46	0.63
1:A:228:ASN:HD22	1:B:341:ALA:HB2	1.63	0.63
1:A:85:SER:HB3	1:A:348:VAL:HG13	1.80	0.63
1:B:93:MSE:SE	1:B:117:ILE:HD12	2.49	0.63
1:A:100:ILE:HD12	1:A:104:ALA:CB	2.27	0.63
1:B:584:THR:HG23	1:B:586:LYS:N	2.12	0.63
1:B:418:ARG:O	1:B:418:ARG:HG2	1.98	0.63
1:A:475:VAL:HG21	1:A:506:MSE:HE2	1.80	0.62
1:B:127:VAL:HG12	1:B:128:HIS:CD2	2.34	0.62
1:A:34:VAL:CG1	1:A:35:LEU:N	2.62	0.62
1:B:122:HIS:NE2	1:B:123:GLU:OE2	2.33	0.62
1:B:402:VAL:HB	1:B:434:VAL:HG12	1.82	0.62
1:B:556:LEU:C	1:B:556:LEU:CD2	2.68	0.62
1:A:201:MSE:SE	1:A:201:MSE:HA	2.49	0.62
1:B:161:LEU:HD11	1:B:587:VAL:HG23	1.81	0.61
1:A:206:GLN:HE22	1:B:19:ARG:HG3	1.65	0.61
1:B:90:ASP:HA	1:B:302:LEU:HD13	1.81	0.61
1:A:97:SER:OG	1:A:290:ASP:HB3	2.00	0.61
1:A:494:LEU:HD11	1:A:512:GLY:HA2	1.83	0.61

Continued on next page...

Continued from previous page...

Atom-1	Atom-2	Interatomic distance (Å)	Clash overlap (Å)
1:A:488:ASN:HD21	1:A:491:ASP:CG	2.04	0.61
1:B:89:ILE:HA	1:B:116:THR:O	2.00	0.61
1:B:197:ARG:HH22	1:B:206:GLN:NE2	1.99	0.61
1:A:302:LEU:HG	1:A:302:LEU:O	2.00	0.61
1:B:173:LEU:HD13	1:B:204:ILE:HG23	1.83	0.61
1:B:549:VAL:HG22	1:B:550:GLU:H	1.66	0.61
1:B:474:THR:CG2	1:B:505:GLY:H	2.13	0.60
1:A:57:VAL:O	1:A:57:VAL:HG12	2.01	0.60
1:A:520:LEU:HD13	1:A:525:LEU:O	2.02	0.60
1:B:155:VAL:HG13	1:B:168:PHE:HB2	1.83	0.60
1:A:100:ILE:HD12	1:A:104:ALA:HB1	1.84	0.60
1:A:75:GLN:HG2	1:A:76:VAL:N	2.17	0.60
1:B:238:ASP:OD1	1:B:239:HIS:N	2.35	0.59
1:B:306:VAL:O	1:B:310:VAL:HG23	2.02	0.59
1:A:263:HIS:HB3	1:A:265:HIS:CE1	2.37	0.59
1:B:190:ASN:HB3	1:B:201:MSE:SE	2.51	0.59
1:B:270:PHE:O	1:B:271:VAL:C	2.41	0.59
1:B:134:ARG:CZ	1:B:179:TRP:CZ2	2.85	0.59
1:B:53:ASP:OD2	1:B:68:ALA:N	2.34	0.59
1:A:488:ASN:ND2	1:A:491:ASP:H	2.01	0.58
1:A:187:GLU:HA	1:A:216:CYS:O	2.03	0.58
1:B:468:ASN:O	1:B:548:VAL:HG13	2.03	0.58
1:B:31:ARG:HA	1:B:72:ASP:HB3	1.86	0.58
1:B:538:PHE:HE2	1:B:542:ARG:NH2	2.01	0.58
1:A:266:LEU:O	1:A:269:GLU:HB2	2.03	0.58
1:B:461:LEU:HB3	1:B:464:TRP:CD1	2.38	0.58
1:B:154:CYS:HB2	1:B:189:MSE:HE3	1.86	0.57
1:A:110:VAL:O	1:A:112:ARG:N	2.38	0.57
1:A:93:MSE:HE3	1:A:105:TYR:CZ	2.39	0.57
1:B:466:ARG:O	1:B:549:VAL:HG23	2.04	0.57
1:B:149:LEU:HB3	1:B:182:ILE:HD13	1.86	0.57
1:B:417:PRO:O	1:B:419:PHE:N	2.37	0.57
1:A:308:ARG:HG2	1:A:311:ARG:HH21	1.68	0.57
1:B:476:SER:H	1:B:480:HIS:HD2	1.51	0.57
1:A:413:THR:N	1:A:423:GLY:O	2.36	0.57
1:A:448:ARG:H	1:A:481:ASN:ND2	2.01	0.57
1:B:476:SER:O	1:B:480:HIS:CD2	2.57	0.57
1:B:35:LEU:HD12	1:B:73:ALA:HB2	1.87	0.57
1:A:27:ARG:HH11	1:B:196:GLU:HA	1.69	0.56
1:A:99:MSE:HE2	1:A:506:MSE:CE	2.35	0.56
1:B:129:GLY:O	1:B:132:GLY:N	2.38	0.56

Continued on next page...

Continued from previous page...

Atom-1	Atom-2	Interatomic distance (Å)	Clash overlap (Å)
1:B:154:CYS:SG	1:B:189:MSE:HE3	2.46	0.56
1:B:420:THR:CB	1:B:572:PRO:HD2	2.19	0.56
1:A:119:TRP:CZ3	1:A:136:ALA:HB1	2.40	0.56
1:A:340:ALA:HA	3:A:631:HOH:O	2.04	0.56
1:B:420:THR:HB	1:B:572:PRO:CD	2.19	0.56
1:B:590:SER:OG	1:B:592:VAL:HG13	2.06	0.56
1:B:155:VAL:HG13	1:B:168:PHE:CG	2.41	0.56
1:A:184:GLY:HA2	1:A:213:LYS:HB3	1.88	0.55
1:A:592:VAL:CG2	1:A:592:VAL:O	2.54	0.55
1:B:344:ARG:HG3	1:B:344:ARG:NH1	2.20	0.55
1:A:341:ALA:HB2	1:B:228:ASN:HD22	1.71	0.55
1:B:363:ALA:O	1:B:366:ARG:N	2.29	0.55
1:B:95:ILE:O	1:B:98:SER:HB2	2.06	0.55
1:A:374:MSE:HE2	1:A:378:ILE:CD1	2.34	0.55
1:A:120:ASP:OD1	1:A:122:HIS:HB3	2.07	0.55
1:B:192:ARG:HA	1:B:192:ARG:HE	1.71	0.54
1:B:248:MSE:O	1:B:252:ARG:HG3	2.07	0.54
1:A:522:LEU:HB2	1:A:526:VAL:HG23	1.90	0.54
1:B:468:ASN:C	1:B:548:VAL:HG13	2.28	0.54
1:A:426:GLU:O	1:A:427:ALA:HB2	2.08	0.54
1:A:575:THR:C	1:A:577:MSE:H	2.11	0.54
1:B:545:VAL:HG11	1:B:558:PHE:CD1	2.43	0.54
1:A:88:LEU:HB3	1:A:302:LEU:HD23	1.90	0.54
1:B:187:GLU:HG3	1:B:218:HIS:HB2	1.90	0.54
1:B:270:PHE:N	1:B:270:PHE:CD1	2.73	0.53
1:B:241:LEU:HA	1:B:246:ASP:OD2	2.07	0.53
1:B:479:SER:O	1:B:480:HIS:C	2.45	0.53
1:A:432:GLY:O	1:A:433:PHE:CD1	2.61	0.53
1:B:110:VAL:O	1:B:110:VAL:HG12	2.09	0.53
1:B:173:LEU:HD13	1:B:204:ILE:CG1	2.36	0.53
1:B:457:LYS:HB3	1:B:574:GLN:NE2	2.23	0.53
1:A:498:ALA:HB1	1:A:517:ILE:HD13	1.90	0.53
1:A:97:SER:OG	1:A:290:ASP:CB	2.56	0.53
1:B:46:THR:OG1	1:B:48:GLU:HG3	2.09	0.53
1:A:416:ARG:HB3	1:A:419:PHE:O	2.08	0.53
1:B:95:ILE:HG13	1:B:119:TRP:CE2	2.43	0.53
1:A:411:LEU:O	1:A:424:GLU:HB2	2.09	0.53
1:B:140:ILE:HD12	1:B:147:ALA:HB3	1.90	0.53
1:B:369:ALA:HA	1:B:375:LEU:HG	1.89	0.53
1:A:373:ARG:HB2	1:A:373:ARG:NH1	2.24	0.53
1:B:146:ARG:NH2	1:B:344:ARG:HD3	2.23	0.53

Continued on next page...

Continued from previous page...

Atom-1	Atom-2	Interatomic distance (Å)	Clash overlap (Å)
1:B:153:SER:CB	1:B:188:ILE:HG12	2.39	0.52
1:A:449:HIS:CD2	1:A:481:ASN:HD21	2.27	0.52
1:A:474:THR:O	1:A:480:HIS:HB3	2.09	0.52
1:B:129:GLY:O	1:B:130:VAL:C	2.45	0.52
1:B:476:SER:H	1:B:480:HIS:CD2	2.26	0.52
1:A:228:ASN:ND2	1:B:64:VAL:H	2.08	0.52
1:A:197:ARG:HH22	1:A:206:GLN:HE21	1.56	0.52
1:A:201:MSE:CB	1:A:201:MSE:SE	3.02	0.52
1:A:488:ASN:O	1:A:492:MSE:HG3	2.09	0.52
1:B:351:GLU:HB2	1:B:357:SER:HB3	1.91	0.52
1:B:474:THR:HG23	1:B:524:GLY:O	2.09	0.52
1:A:425:THR:OG1	1:A:426:GLU:N	2.42	0.52
1:B:154:CYS:CB	1:B:189:MSE:HE3	2.39	0.52
1:A:414:ILE:HG23	1:A:572:PRO:HG2	1.92	0.51
1:B:390:MSE:HE3	1:B:392:LEU:CD2	2.41	0.51
1:A:248:MSE:O	1:A:252:ARG:HG3	2.11	0.51
1:B:236:SER:C	1:B:255:LEU:HD23	2.31	0.51
1:B:453:GLU:OE2	1:B:453:GLU:HA	2.11	0.51
1:A:95:ILE:HD11	1:A:117:ILE:HD11	1.92	0.51
1:B:122:HIS:HA	1:B:152:PRO:HG3	1.93	0.51
1:B:146:ARG:HH22	1:B:344:ARG:HD3	1.75	0.51
1:A:449:HIS:CD2	1:A:481:ASN:ND2	2.79	0.51
1:A:480:HIS:CG	1:A:525:LEU:HD21	2.46	0.51
1:B:581:ASP:HB3	1:B:584:THR:HG22	1.93	0.51
1:A:314:LEU:O	1:A:315:LYS:C	2.48	0.50
1:A:428:ASP:O	1:A:435:VAL:HG23	2.10	0.50
1:A:448:ARG:HG3	1:A:481:ASN:HA	1.93	0.50
1:A:9:GLU:N	3:A:622:HOH:O	2.42	0.50
1:B:541:LEU:HD23	1:B:558:PHE:HZ	1.75	0.50
1:B:28:GLY:HA2	1:B:70:ARG:NH1	2.27	0.50
1:A:134:ARG:O	1:A:137:ALA:HB3	2.11	0.50
1:A:448:ARG:HG3	1:A:481:ASN:HD22	1.76	0.50
1:B:150:LEU:HD13	1:B:186:ALA:HA	1.92	0.50
1:B:256:THR:HG22	1:B:257:ILE:N	2.25	0.50
1:B:573:HIS:N	1:B:573:HIS:ND1	2.60	0.50
1:A:588:MSE:HE1	1:A:590:SER:O	2.04	0.50
1:B:485:PHE:CD2	1:B:485:PHE:N	2.79	0.50
1:B:108:ALA:O	1:B:112:ARG:HD2	2.12	0.49
1:B:126:ASN:ND2	1:B:155:VAL:HB	2.27	0.49
1:B:163:ARG:N	1:B:576:ASP:OD2	2.35	0.49
1:A:280:LEU:HD13	1:A:318:TRP:HB3	1.94	0.49

Continued on next page...

Continued from previous page...

Atom-1	Atom-2	Interatomic distance (Å)	Clash overlap (Å)
1:A:466:ARG:HH11	1:A:466:ARG:HB2	1.77	0.49
1:B:42:VAL:O	1:B:42:VAL:CG2	2.54	0.49
1:B:471:PHE:HE1	1:B:541:LEU:HD21	1.76	0.49
1:A:482:LEU:HD12	1:A:483:THR:N	2.27	0.49
1:B:474:THR:HG22	1:B:505:GLY:H	1.77	0.49
1:B:474:THR:HG21	1:B:505:GLY:H	1.77	0.49
1:B:527:SER:OG	1:B:528:ASP:N	2.45	0.49
1:A:321:ARG:HD2	3:A:624:HOH:O	2.12	0.49
1:A:197:ARG:HH22	1:A:206:GLN:NE2	2.09	0.49
1:B:93:MSE:HE3	1:B:105:TYR:CZ	2.47	0.49
1:B:317:GLU:HB3	3:B:628:HOH:O	2.12	0.48
1:B:443:ILE:HD11	1:B:461:LEU:HG	1.95	0.48
1:B:475:VAL:HB	1:B:506:MSE:HE2	1.93	0.48
1:A:75:GLN:CG	1:A:76:VAL:N	2.76	0.48
1:B:394:LEU:C	1:B:395:ARG:HD2	2.33	0.48
1:A:29:ASP:O	1:A:30:GLN:HG3	2.14	0.48
1:B:187:GLU:O	1:B:189:MSE:HE2	2.14	0.48
1:B:477:HIS:O	1:B:566:LEU:N	2.46	0.48
1:B:67:PRO:O	1:B:68:ALA:HB3	2.14	0.48
1:A:551:TRP:CZ2	1:A:558:PHE:HB2	2.49	0.48
1:B:191:MSE:O	1:B:195:ILE:HD12	2.13	0.48
1:B:28:GLY:HA2	1:B:70:ARG:HH12	1.78	0.48
1:A:351:GLU:OE1	1:A:359:ARG:NE	2.38	0.48
1:B:294:ASP:CA	1:B:535:ALA:HB1	2.44	0.48
1:A:308:ARG:CG	1:A:311:ARG:HH21	2.27	0.48
1:A:329:GLN:O	1:A:330:ARG:C	2.52	0.48
1:A:448:ARG:H	1:A:481:ASN:HD22	1.59	0.48
1:A:100:ILE:HD11	1:A:105:TYR:HA	1.96	0.47
1:B:173:LEU:HD13	1:B:204:ILE:CG2	2.44	0.47
1:A:543:GLU:O	1:A:544:ALA:C	2.52	0.47
1:B:264:ASP:OD2	1:B:308:ARG:NH1	2.44	0.47
1:B:173:LEU:HD12	1:B:204:ILE:HG12	1.95	0.47
1:A:93:MSE:HE3	1:A:105:TYR:OH	2.14	0.47
1:B:505:GLY:HA2	1:B:520:LEU:HB2	1.97	0.47
1:A:430:LYS:HG3	1:A:431:ASP:OD1	2.15	0.47
1:B:118:VAL:HG21	1:B:331:LEU:HD21	1.97	0.47
1:B:18:LEU:C	1:B:18:LEU:HD12	2.32	0.47
1:A:46:THR:O	1:B:277:LEU:HD11	2.14	0.47
1:B:344:ARG:HG3	1:B:344:ARG:HH11	1.79	0.47
1:B:550:GLU:O	1:B:552:GLN:N	2.48	0.47
1:A:161:LEU:HD23	1:A:161:LEU:N	2.29	0.47

Continued on next page...

Continued from previous page...

Atom-1	Atom-2	Interatomic distance (Å)	Clash overlap (Å)
1:A:201:MSE:SE	1:A:201:MSE:CA	3.13	0.46
1:A:248:MSE:HB3	1:A:248:MSE:CE	2.45	0.46
1:B:507:ALA:HB2	1:B:517:ILE:HD12	1.96	0.46
1:B:593:ILE:O	1:B:593:ILE:HG22	2.14	0.46
1:A:93:MSE:SE	1:A:117:ILE:HD12	2.64	0.46
1:A:10:PRO:O	1:A:11:ALA:C	2.54	0.46
1:A:239:HIS:HB3	1:A:258:GLU:HB2	1.96	0.46
1:A:304:ASP:OD1	1:A:307:ARG:HD2	2.14	0.46
1:A:31:ARG:O	1:A:31:ARG:HG3	2.16	0.46
1:B:251:LEU:HA	1:B:251:LEU:HD23	1.64	0.46
1:B:187:GLU:CG	1:B:218:HIS:HB2	2.45	0.46
1:B:21:ARG:HD2	1:B:21:ARG:HH11	1.51	0.46
1:A:447:HIS:CE1	1:A:452:ALA:HB3	2.51	0.46
1:B:221:GLY:O	1:B:222:LEU:C	2.52	0.46
1:A:424:GLU:CG	1:A:425:THR:N	2.78	0.46
1:B:285:THR:O	1:B:286:LEU:HD23	2.15	0.46
1:B:505:GLY:N	1:B:520:LEU:HB2	2.30	0.46
1:B:584:THR:CG2	1:B:586:LYS:H	2.22	0.46
1:B:223:LYS:O	1:B:224:ASN:C	2.53	0.46
1:B:295:ASP:O	1:B:300:GLY:CA	2.62	0.46
1:B:464:TRP:O	1:B:465:GLY:O	2.34	0.46
1:B:15:ASP:OD2	1:B:17:THR:CG2	2.63	0.46
1:A:217:GLY:HA3	1:A:237:SER:O	2.16	0.46
1:B:559:LYS:HB2	3:B:623:HOH:O	2.15	0.46
1:A:410:ARG:HD3	1:A:594:GLU:CG	2.46	0.46
1:A:449:HIS:HD2	1:A:481:ASN:HD21	1.63	0.46
1:A:395:ARG:N	1:A:497:ASN:OD1	2.42	0.46
1:B:224:ASN:O	1:B:227:LEU:HB3	2.16	0.46
1:A:445:VAL:HG12	1:A:446:THR:N	2.31	0.45
1:A:477:HIS:HA	1:A:478:ASP:HA	1.75	0.45
1:B:153:SER:HB2	1:B:188:ILE:HG12	1.98	0.45
1:B:488:ASN:O	1:B:489:ALA:C	2.55	0.45
1:B:549:VAL:HG22	1:B:550:GLU:N	2.29	0.45
1:B:112:ARG:HG2	1:B:112:ARG:HH11	1.80	0.45
1:B:443:ILE:CD1	1:B:461:LEU:HG	2.46	0.45
1:B:112:ARG:HG2	1:B:112:ARG:NH1	2.30	0.45
1:B:436:PRO:HG2	1:B:442:MSE:CE	2.47	0.45
1:B:129:GLY:O	1:B:131:ASP:N	2.50	0.45
1:B:336:LEU:CD2	1:B:344:ARG:HD2	2.47	0.45
1:A:280:LEU:HD23	3:A:624:HOH:O	2.17	0.45
1:A:92:HIS:O	1:A:287:CYS:HB2	2.16	0.45

Continued on next page...

Continued from previous page...

Atom-1	Atom-2	Interatomic distance (Å)	Clash overlap (Å)
1:A:43:ASP:OD2	1:A:50:ARG:NE	2.47	0.45
1:B:93:MSE:HE1	1:B:95:ILE:HG12	1.99	0.45
1:A:185:ILE:HG22	1:A:186:ALA:O	2.17	0.45
1:A:404:SER:OG	1:A:405:GLN:N	2.49	0.45
1:B:390:MSE:HE3	1:B:392:LEU:HD21	1.99	0.45
1:A:136:ALA:O	1:A:137:ALA:C	2.54	0.44
1:A:443:ILE:O	1:A:443:ILE:HG23	2.17	0.44
1:A:575:THR:C	1:A:577:MSE:N	2.71	0.44
1:B:156:PRO:HD2	1:B:156:PRO:O	2.16	0.44
1:B:245:GLU:HA	1:B:245:GLU:OE1	2.17	0.44
1:B:436:PRO:HA	1:B:437:PRO:HD2	1.39	0.44
1:B:477:HIS:HA	1:B:478:ASP:HA	1.57	0.44
1:B:469:GLY:HA3	1:B:509:ALA:O	2.17	0.44
1:A:49:LEU:N	1:A:49:LEU:HD23	2.29	0.44
1:A:59:ALA:HA	1:A:364:SER:O	2.18	0.44
1:B:446:THR:OG1	1:B:456:THR:HG23	2.17	0.44
1:B:506:MSE:HE3	1:B:520:LEU:CD1	2.47	0.44
1:A:189:MSE:HG2	1:A:189:MSE:H	1.53	0.44
1:B:63:SER:OG	1:B:65:HIS:CD2	2.52	0.44
1:A:117:ILE:HD13	1:A:117:ILE:HG21	1.78	0.44
1:A:27:ARG:NH1	1:B:196:GLU:HA	2.33	0.44
1:B:10:PRO:O	1:B:11:ALA:C	2.55	0.44
1:B:436:PRO:HG2	1:B:442:MSE:HE2	1.98	0.44
1:A:18:LEU:HD12	1:A:57:VAL:HG12	1.99	0.44
1:B:53:ASP:OD2	1:B:67:PRO:HA	2.18	0.44
1:A:38:GLY:O	1:A:80:GLY:HA2	2.17	0.43
1:B:231:MSE:HB3	1:B:231:MSE:HE2	1.99	0.43
1:A:217:GLY:CA	1:A:237:SER:O	2.67	0.43
1:A:252:ARG:HG2	1:B:46:THR:HG21	2.00	0.43
1:A:339:ILE:HD13	1:A:339:ILE:N	2.30	0.43
1:B:155:VAL:HA	1:B:156:PRO:HA	1.66	0.43
1:B:156:PRO:O	1:B:156:PRO:CD	2.63	0.43
1:A:18:LEU:CD1	1:A:57:VAL:HG12	2.48	0.43
1:A:493:ALA:O	1:A:494:LEU:C	2.54	0.43
1:B:150:LEU:HB3	1:B:186:ALA:HB2	2.00	0.43
1:B:294:ASP:HA	1:B:535:ALA:CB	2.47	0.43
1:B:294:ASP:HB3	1:B:535:ALA:HB1	2.00	0.43
1:A:28:GLY:C	1:A:30:GLN:H	2.21	0.43
1:A:293:PRO:HB3	1:A:534:VAL:HG12	2.00	0.43
1:A:89:ILE:O	1:A:302:LEU:HD22	2.18	0.43
1:B:161:LEU:HA	1:B:161:LEU:HD12	1.60	0.43

Continued on next page...

Continued from previous page...

Atom-1	Atom-2	Interatomic distance (Å)	Clash overlap (Å)
1:A:231:MSE:SE	1:A:255:LEU:HG	2.68	0.43
1:A:295:ASP:O	1:A:299:GLY:N	2.49	0.43
1:A:447:HIS:CG	1:A:452:ALA:HB3	2.54	0.43
1:B:217:GLY:N	1:B:237:SER:O	2.50	0.43
1:B:385:VAL:HG12	1:B:385:VAL:O	2.18	0.43
1:A:198:ASP:HA	1:A:199:PRO:HD3	1.75	0.43
1:A:335:ASP:N	1:A:335:ASP:OD1	2.51	0.43
1:B:366:ARG:O	1:B:368:VAL:HG13	2.19	0.43
1:A:105:TYR:CE2	1:A:109:VAL:HG11	2.53	0.43
1:A:416:ARG:NH1	1:A:416:ARG:HG3	2.13	0.43
1:B:477:HIS:HB3	1:B:478:ASP:OD1	2.19	0.43
1:B:71:ARG:C	1:B:72:ASP:O	2.51	0.43
1:B:122:HIS:CB	1:B:152:PRO:HB3	2.49	0.42
1:B:155:VAL:HG13	1:B:168:PHE:CB	2.47	0.42
1:B:415:ASP:OD2	1:B:421:GLN:NE2	2.49	0.42
1:B:590:SER:OG	1:B:592:VAL:CG1	2.67	0.42
1:B:66:GLU:HA	1:B:67:PRO:HD3	1.66	0.42
1:A:575:THR:O	1:A:577:MSE:N	2.52	0.42
1:B:426:GLU:O	1:B:427:ALA:HB2	2.19	0.42
1:A:18:LEU:O	1:A:22:ALA:N	2.52	0.42
1:A:472:ALA:CB	1:A:484:VAL:HG22	2.49	0.42
1:A:556:LEU:HG	1:A:556:LEU:O	2.19	0.42
1:A:55:GLY:O	1:A:62:ALA:N	2.48	0.42
1:B:181:GLU:H	1:B:181:GLU:CD	2.23	0.42
1:B:90:ASP:OD1	1:B:288:THR:N	2.52	0.42
1:B:474:THR:HG22	1:B:505:GLY:O	2.18	0.42
1:B:117:ILE:HG21	1:B:117:ILE:HD13	1.75	0.42
1:B:123:GLU:C	1:B:125:GLY:N	2.72	0.42
1:A:527:SER:OG	1:A:528:ASP:N	2.50	0.42
1:B:109:VAL:HG23	1:B:110:VAL:N	2.33	0.42
1:B:93:MSE:HB3	1:B:289:ASP:H	1.85	0.42
1:B:302:LEU:O	1:B:302:LEU:HG	2.16	0.42
1:B:385:VAL:CG1	1:B:385:VAL:O	2.67	0.42
1:B:94:HIS:O	1:B:95:ILE:C	2.55	0.42
1:A:137:ALA:O	1:A:140:ILE:HG12	2.19	0.42
1:A:554:PRO:O	1:A:555:TYR:CB	2.67	0.42
1:A:429:VAL:HG12	1:A:430:LYS:N	2.32	0.42
1:B:117:ILE:HG23	1:B:145:LEU:HD11	2.02	0.42
1:A:185:ILE:O	1:A:216:CYS:HB2	2.19	0.42
1:A:467:TRP:O	1:A:469:GLY:N	2.53	0.42
1:A:49:LEU:HA	1:A:49:LEU:HD23	1.58	0.42

Continued on next page...

Continued from previous page...

Atom-1	Atom-2	Interatomic distance (Å)	Clash overlap (Å)
1:B:123:GLU:OE1	1:B:480:HIS:CE1	2.73	0.42
1:B:24:ALA:HB1	1:B:30:GLN:HG3	2.02	0.42
1:B:472:ALA:HA	1:B:483:THR:O	2.20	0.42
1:B:155:VAL:O	1:B:168:PHE:N	2.51	0.41
1:B:218:HIS:CE1	1:B:240:GLU:OE2	2.73	0.41
1:B:239:HIS:HD2	1:B:240:GLU:HG2	1.85	0.41
1:B:416:ARG:HA	1:B:417:PRO:HD3	1.91	0.41
1:B:393:PRO:O	1:B:395:ARG:NH1	2.31	0.41
1:B:76:VAL:O	1:B:76:VAL:HG12	2.20	0.41
1:A:63:SER:OG	1:A:65:HIS:HD2	2.03	0.41
1:B:209:LEU:O	1:B:210:ALA:C	2.58	0.41
1:B:352:ASP:OD1	1:B:352:ASP:C	2.58	0.41
1:B:549:VAL:CG2	1:B:550:GLU:H	2.32	0.41
1:B:583:LEU:HD23	1:B:583:LEU:HA	1.71	0.41
1:B:258:GLU:O	1:B:287:CYS:SG	2.77	0.41
1:A:28:GLY:HA2	1:A:70:ARG:NH2	2.36	0.41
1:A:447:HIS:ND1	1:A:452:ALA:HB3	2.35	0.41
1:A:467:TRP:HB3	1:A:469:GLY:O	2.21	0.41
1:A:51:PRO:O	1:A:52:ALA:HB2	2.20	0.41
1:A:155:VAL:HA	1:A:156:PRO:HA	1.86	0.41
1:A:384:THR:O	1:A:387:LYS:HG3	2.20	0.41
1:B:19:ARG:HA	1:B:19:ARG:HD3	1.74	0.41
1:A:50:ARG:CG	1:A:50:ARG:O	2.69	0.41
1:B:536:ARG:O	1:B:537:ALA:C	2.58	0.41
1:B:550:GLU:CA	1:B:550:GLU:OE1	2.65	0.41
1:B:551:TRP:CE2	1:B:558:PHE:HB2	2.55	0.41
1:A:123:GLU:O	1:A:124:PHE:C	2.56	0.41
1:A:433:PHE:O	1:A:434:VAL:C	2.58	0.41
1:A:554:PRO:O	1:A:555:TYR:HB2	2.21	0.41
1:B:190:ASN:HD22	1:B:201:MSE:SE	2.54	0.41
1:B:127:VAL:HG12	1:B:128:HIS:NE2	2.36	0.41
1:B:536:ARG:C	1:B:538:PHE:N	2.71	0.41
1:B:318:TRP:O	1:B:319:ALA:C	2.60	0.41
1:B:505:GLY:HA2	1:B:520:LEU:CD1	2.46	0.41
1:A:129:GLY:O	1:A:130:VAL:C	2.59	0.41
1:A:416:ARG:CG	1:A:416:ARG:NH1	2.76	0.41
1:A:196:GLU:OE1	1:B:27:ARG:HD2	2.20	0.41
1:B:413:THR:HG23	1:B:423:GLY:O	2.21	0.41
1:A:497:ASN:O	1:A:498:ALA:C	2.59	0.40
1:B:505:GLY:CA	1:B:520:LEU:HB2	2.51	0.40
1:A:23:VAL:HG23	1:A:23:VAL:H	1.56	0.40

Continued on next page...

Continued from previous page...

Atom-1	Atom-2	Interatomic distance (Å)	Clash overlap (Å)
1:B:122:HIS:HA	1:B:152:PRO:CG	2.52	0.40
1:B:296:LEU:HA	1:B:300:GLY:HA3	2.02	0.40
1:B:392:LEU:HA	1:B:393:PRO:HD3	1.64	0.40
1:B:117:ILE:O	1:B:117:ILE:HG13	2.20	0.40
1:B:153:SER:HB3	1:B:186:ALA:O	2.20	0.40
1:A:228:ASN:ND2	1:B:341:ALA:HB2	2.33	0.40
1:B:99:MSE:HE2	1:B:506:MSE:HE1	2.03	0.40
1:A:436:PRO:HA	1:A:437:PRO:HD2	1.78	0.40
1:A:453:GLU:O	1:A:455:THR:N	2.48	0.40
1:B:505:GLY:HA2	1:B:520:LEU:CG	2.51	0.40
1:B:531:LEU:HD12	1:B:531:LEU:O	2.21	0.40
1:B:538:PHE:O	1:B:539:GLU:C	2.56	0.40

There are no symmetry-related clashes.

5.3 Torsion angles

5.3.1 Protein backbone

In the following table, the Percentiles column shows the percent Ramachandran outliers of the chain as a percentile score with respect to all X-ray entries followed by that with respect to entries of similar resolution.

The Analysed column shows the number of residues for which the backbone conformation was analysed, and the total number of residues.

Mol	Chain	Analysed	Favoured	Allowed	Outliers	Percentiles	
1	A	585/608 (96%)	516 (88%)	54 (9%)	15 (3%)	5	7
1	B	573/608 (94%)	474 (83%)	72 (13%)	27 (5%)	2	2
All	All	1158/1216 (95%)	990 (86%)	126 (11%)	42 (4%)	3	4

All (42) Ramachandran outliers are listed below:

Mol	Chain	Res	Type
1	A	111	ALA
1	A	397	ALA
1	A	430	LYS
1	A	431	ASP
1	A	588	MSE
1	B	72	ASP

Continued on next page...

Continued from previous page...

Mol	Chain	Res	Type
1	B	73	ALA
1	B	74	ALA
1	B	371	GLY
1	B	398	ASN
1	B	417	PRO
1	B	418	ARG
1	B	437	PRO
1	B	465	GLY
1	B	556	LEU
1	B	558	PHE
1	B	566	LEU
1	A	69	SER
1	A	406	GLY
1	A	516	ALA
1	A	553	PRO
1	B	129	GLY
1	B	303	ASP
1	B	364	SER
1	B	551	TRP
1	B	552	GLN
1	A	68	ALA
1	B	177	LEU
1	B	187	GLU
1	B	262	SER
1	A	74	ALA
1	A	224	ASN
1	A	416	ARG
1	A	489	ALA
1	B	224	ASN
1	B	492	MSE
1	B	568	CYS
1	A	454	PRO
1	B	546	GLY
1	B	385	VAL
1	B	427	ALA
1	B	572	PRO

5.3.2 Protein sidechains ⓘ

In the following table, the Percentiles column shows the percent sidechain outliers of the chain as a percentile score with respect to all X-ray entries followed by that with respect to entries of similar resolution.

The Analysed column shows the number of residues for which the sidechain conformation was analysed, and the total number of residues.

Mol	Chain	Analysed	Rotameric	Outliers	Percentiles	
1	A	445/444 (100%)	401 (90%)	44 (10%)	8	10
1	B	439/444 (99%)	380 (87%)	59 (13%)	4	4
All	All	884/888 (100%)	781 (88%)	103 (12%)	5	7

All (103) residues with a non-rotameric sidechain are listed below:

Mol	Chain	Res	Type
1	A	17	THR
1	A	31	ARG
1	A	66	GLU
1	A	71	ARG
1	A	98	SER
1	A	155	VAL
1	A	172	ILE
1	A	189	MSE
1	A	200	ARG
1	A	230	PHE
1	A	280	LEU
1	A	290	ASP
1	A	298	GLN
1	A	336	LEU
1	A	338	LEU
1	A	364	SER
1	A	370	GLU
1	A	373	ARG
1	A	375	LEU
1	A	380	THR
1	A	387	LYS
1	A	395	ARG
1	A	408	LYS
1	A	416	ARG
1	A	418	ARG
1	A	420	THR
1	A	424	GLU
1	A	425	THR
1	A	428	ASP
1	A	430	LYS
1	A	442	MSE
1	A	455	THR
1	A	462	THR

Continued on next page...

Continued from previous page...

Mol	Chain	Res	Type
1	A	466	ARG
1	A	513	LYS
1	A	517	ILE
1	A	518	LEU
1	A	527	SER
1	A	528	ASP
1	A	536	ARG
1	A	553	PRO
1	A	584	THR
1	A	589	GLU
1	A	595	VAL
1	B	75	GLN
1	B	85	SER
1	B	95	ILE
1	B	97	SER
1	B	101	THR
1	B	102	PRO
1	B	140	ILE
1	B	155	VAL
1	B	161	LEU
1	B	173	LEU
1	B	175	ASP
1	B	177	LEU
1	B	178	SER
1	B	181	GLU
1	B	189	MSE
1	B	192	ARG
1	B	198	ASP
1	B	200	ARG
1	B	227	LEU
1	B	239	HIS
1	B	241	LEU
1	B	257	ILE
1	B	288	THR
1	B	290	ASP
1	B	311	ARG
1	B	321	ARG
1	B	334	SER
1	B	347	ILE
1	B	373	ARG
1	B	380	THR
1	B	387	LYS

Continued on next page...

Continued from previous page...

Mol	Chain	Res	Type
1	B	405	GLN
1	B	413	THR
1	B	415	ASP
1	B	420	THR
1	B	425	THR
1	B	428	ASP
1	B	430	LYS
1	B	431	ASP
1	B	435	VAL
1	B	438	GLU
1	B	441	THR
1	B	442	MSE
1	B	443	ILE
1	B	462	THR
1	B	478	ASP
1	B	485	PHE
1	B	517	ILE
1	B	523	SER
1	B	532	GLU
1	B	550	GLU
1	B	555	TYR
1	B	570	ILE
1	B	573	HIS
1	B	575	THR
1	B	577	MSE
1	B	588	MSE
1	B	592	VAL
1	B	594	GLU

Sometimes sidechains can be flipped to improve hydrogen bonding and reduce clashes. All (20) such sidechains are listed below:

Mol	Chain	Res	Type
1	A	65	HIS
1	A	206	GLN
1	A	228	ASN
1	A	279	HIS
1	A	282	GLN
1	A	398	ASN
1	A	447	HIS
1	A	481	ASN
1	A	488	ASN
1	B	65	HIS

Continued on next page...

Continued from previous page...

Mol	Chain	Res	Type
1	B	126	ASN
1	B	190	ASN
1	B	206	GLN
1	B	228	ASN
1	B	279	HIS
1	B	282	GLN
1	B	447	HIS
1	B	480	HIS
1	B	481	ASN
1	B	488	ASN

5.3.3 RNA [i](#)

There are no RNA molecules in this entry.

5.4 Non-standard residues in protein, DNA, RNA chains [i](#)

There are no non-standard protein/DNA/RNA residues in this entry.

5.5 Carbohydrates [i](#)

There are no monosaccharides in this entry.

5.6 Ligand geometry [i](#)

Of 6 ligands modelled in this entry, 6 are monoatomic - leaving 0 for Mogul analysis.

There are no bond length outliers.

There are no bond angle outliers.

There are no chirality outliers.

There are no torsion outliers.

There are no ring outliers.

No monomer is involved in short contacts.

5.7 Other polymers [i](#)

There are no such residues in this entry.

5.8 Polymer linkage issues ⓘ

There are no chain breaks in this entry.

6 Fit of model and data [i](#)

6.1 Protein, DNA and RNA chains [i](#)

In the following table, the column labelled ‘#RSRZ> 2’ contains the number (and percentage) of RSRZ outliers, followed by percent RSRZ outliers for the chain as percentile scores relative to all X-ray entries and entries of similar resolution. The OWAB column contains the minimum, median, 95th percentile and maximum values of the occupancy-weighted average B-factor per residue. The column labelled ‘Q< 0.9’ lists the number of (and percentage) of residues with an average occupancy less than 0.9.

Mol	Chain	Analysed	<RSRZ>	#RSRZ>2	OWAB(Å ²)	Q<0.9
1	A	571/608 (93%)	-0.58	0 100 100	28, 46, 68, 80	0
1	B	563/608 (92%)	-0.36	10 (1%) 68 66	31, 50, 89, 100	0
All	All	1134/1216 (93%)	-0.47	10 (0%) 84 83	28, 48, 83, 100	0

All (10) RSRZ outliers are listed below:

Mol	Chain	Res	Type	RSRZ
1	B	435	VAL	3.4
1	B	413	THR	2.9
1	B	414	ILE	2.8
1	B	554	PRO	2.7
1	B	366	ARG	2.7
1	B	587	VAL	2.6
1	B	555	TYR	2.3
1	B	464	TRP	2.2
1	B	592	VAL	2.1
1	B	422	TRP	2.1

6.2 Non-standard residues in protein, DNA, RNA chains [i](#)

There are no non-standard protein/DNA/RNA residues in this entry.

6.3 Carbohydrates [i](#)

There are no monosaccharides in this entry.

6.4 Ligands [i](#)

In the following table, the Atoms column lists the number of modelled atoms in the group and the number defined in the chemical component dictionary. The B-factors column lists the minimum, median, 95th percentile and maximum values of B factors of atoms in the group. The column labelled 'Q< 0.9' lists the number of atoms with occupancy less than 0.9.

Mol	Type	Chain	Res	Atoms	RSCC	RSR	B-factors(Å ²)	Q<0.9
2	FE	A	607	1/1	0.97	0.11	45,45,45,45	0
2	FE	B	608	1/1	0.98	0.15	59,59,59,59	0
2	FE	A	606	1/1	0.98	0.07	49,49,49,49	0
2	FE	A	608	1/1	0.98	0.10	50,50,50,50	0
2	FE	B	606	1/1	0.99	0.09	52,52,52,52	0
2	FE	B	607	1/1	0.99	0.11	64,64,64,64	0

6.5 Other polymers [i](#)

There are no such residues in this entry.