



# Full wwPDB X-ray Structure Validation Report ⓘ

May 18, 2020 – 07:36 am BST

PDB ID : 1TR1  
Title : CRYSTAL STRUCTURE OF E96K MUTATED BETA-GLUCOSIDASE A FROM BACILLUS POLYMYXA, AN ENZYME WITH INCREASED THER-MORESISTANCE  
Authors : Sanz-Aparicio, J.; Hermoso, J.A.; Martinez-Ripoll, M.; Gonzalez-Perez, B.; Polaina, J.  
Deposited on : 1998-03-12  
Resolution : 2.20 Å(reported)

This is a Full wwPDB X-ray Structure Validation Report for a publicly released PDB entry.

We welcome your comments at [validation@mail.wwpdb.org](mailto:validation@mail.wwpdb.org)

A user guide is available at

<https://www.wwpdb.org/validation/2017/XrayValidationReportHelp>

with specific help available everywhere you see the ⓘ symbol.

---

The following versions of software and data (see [references ⓘ](#)) were used in the production of this report:

MolProbity : 4.02b-467  
Mogul : 1.8.5 (274361), CSD as541be (2020)  
Xtriage (Phenix) : **NOT EXECUTED**  
EDS : **NOT EXECUTED**  
Percentile statistics : 20191225.v01 (using entries in the PDB archive December 25th 2019)  
Ideal geometry (proteins) : Engh & Huber (2001)  
Ideal geometry (DNA, RNA) : Parkinson et al. (1996)  
Validation Pipeline (wwPDB-VP) : 2.11

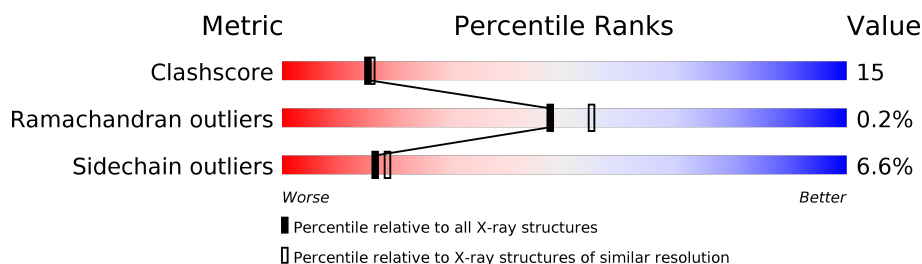
# 1 Overall quality at a glance

The following experimental techniques were used to determine the structure:

## *X-RAY DIFFRACTION*

The reported resolution of this entry is 2.20 Å.

Percentile scores (ranging between 0-100) for global validation metrics of the entry are shown in the following graphic. The table shows the number of entries on which the scores are based.



Metric	Whole archive (#Entries)	Similar resolution (#Entries, resolution range(Å))
Clashscore	141614	5594 (2.20-2.20)
Ramachandran outliers	138981	5503 (2.20-2.20)
Sidechain outliers	138945	5504 (2.20-2.20)

The table below summarises the geometric issues observed across the polymeric chains and their fit to the electron density. The red, orange, yellow and green segments on the lower bar indicate the fraction of residues that contain outliers for  $\geq 3$ , 2, 1 and 0 types of geometric quality criteria respectively. A grey segment represents the fraction of residues that are not modelled. The numeric value for each fraction is indicated below the corresponding segment, with a dot representing fractions  $\leq 5\%$ .

Note EDS was not executed.

Mol	Chain	Length	Quality of chain
1	A	447	73% 23% .
1	B	447	74% 23% .
1	C	447	72% 24% .
1	D	447	70% 26% .

The following table lists non-polymeric compounds, carbohydrate monomers and non-standard residues in protein, DNA, RNA chains that are outliers for geometric or electron-density-fit criteria:

Mol	Type	Chain	Res	Chirality	Geometry	Clashes	Electron density
2	GOL	A	2000	-	-	X	-

*Continued on next page...*

*Continued from previous page...*

Mol	Type	Chain	Res	Chirality	Geometry	Clashes	Electron density
2	GOL	B	2000	-	-	X	-
2	GOL	C	2000	-	-	X	-
2	GOL	D	2000	-	-	X	-

## 2 Entry composition

There are 3 unique types of molecules in this entry. The entry contains 16152 atoms, of which 0 are hydrogens and 0 are deuteriums.

In the tables below, the ZeroOcc column contains the number of atoms modelled with zero occupancy, the AltConf column contains the number of residues with at least one atom in alternate conformation and the Trace column contains the number of residues modelled with at most 2 atoms.

- Molecule 1 is a protein called BETA-GLUCOSIDASE A.

Mol	Chain	Residues	Atoms					ZeroOcc	AltConf	Trace
1	A	447	Total	C	N	O	S	0	1	0
			3648	2330	630	671	17			
1	B	447	Total	C	N	O	S	0	1	0
			3648	2330	630	671	17			
1	C	447	Total	C	N	O	S	0	1	0
			3648	2330	630	671	17			
1	D	447	Total	C	N	O	S	0	1	0
			3648	2330	630	671	17			

There are 4 discrepancies between the modelled and reference sequences:

Chain	Residue	Modelled	Actual	Comment	Reference
A	96	LYS	GLU	ENGINEERED MUTATION	UNP P22073
B	96	LYS	GLU	ENGINEERED MUTATION	UNP P22073
C	96	LYS	GLU	ENGINEERED MUTATION	UNP P22073
D	96	LYS	GLU	ENGINEERED MUTATION	UNP P22073

- Molecule 2 is GLYCEROL (three-letter code: GOL) (formula: C<sub>3</sub>H<sub>8</sub>O<sub>3</sub>).



Mol	Chain	Residues	Atoms			ZeroOcc	AltConf
2	A	1	Total	C	O	0	0
			6	3	3		
2	B	1	Total	C	O	0	0
			6	3	3		
2	C	1	Total	C	O	0	0
			6	3	3		
2	D	1	Total	C	O	0	0
			6	3	3		

- Molecule 3 is water.

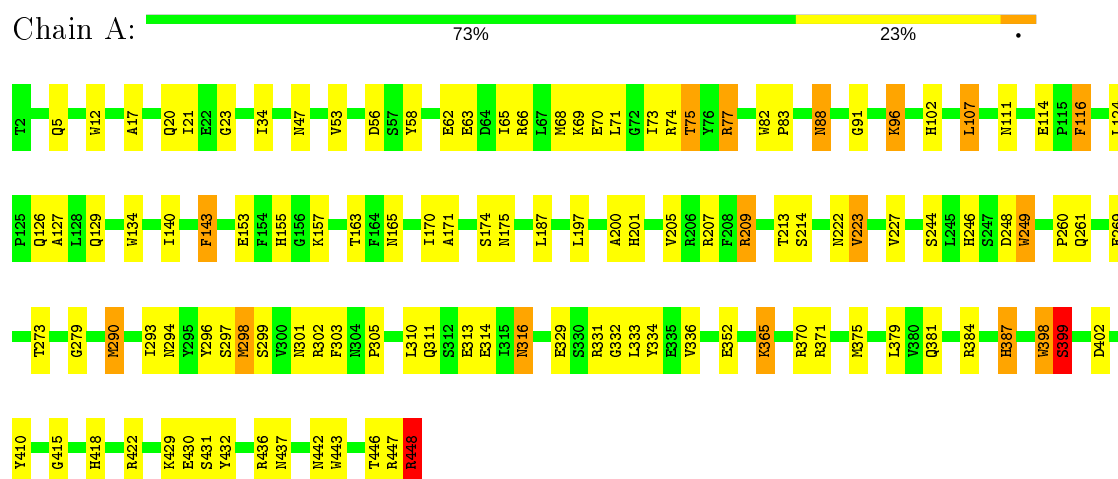
Mol	Chain	Residues	Atoms		ZeroOcc	AltConf
3	A	380	Total	O	0	0
			380	380		
3	B	393	Total	O	0	0
			393	393		
3	C	382	Total	O	0	0
			382	382		
3	D	381	Total	O	0	0
			381	381		

### 3 Residue-property plots

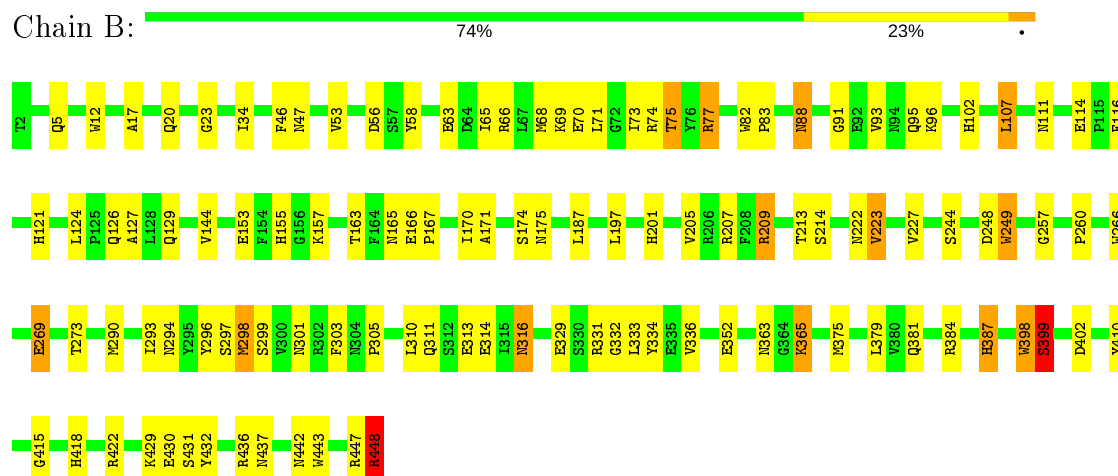
These plots are drawn for all protein, RNA and DNA chains in the entry. The first graphic for a chain summarises the proportions of the various outlier classes displayed in the second graphic. The second graphic shows the sequence view annotated by issues in geometry. Residues are color-coded according to the number of geometric quality criteria for which they contain at least one outlier: green = 0, yellow = 1, orange = 2 and red = 3 or more. Stretches of 2 or more consecutive residues without any outlier are shown as a green connector. Residues present in the sample, but not in the model, are shown in grey.

Note EDS was not executed.

#### • Molecule 1: BETA-GLUCOSIDASE A

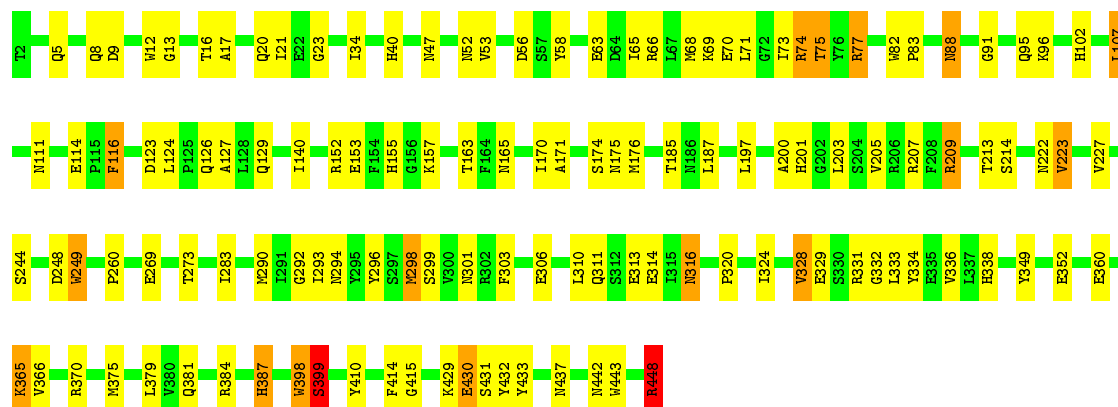


#### • Molecule 1: BETA-GLUCOSIDASE A

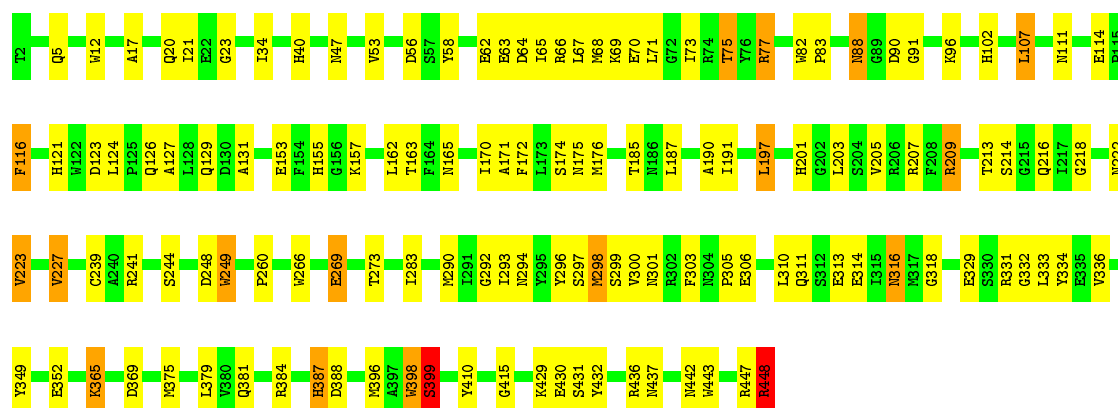


#### • Molecule 1: BETA-GLUCOSIDASE A





• Molecule 1: BETA-GLUCOSIDASE A



## 4 Data and refinement statistics

Xtriage (Phenix) and EDS were not executed - this section is therefore incomplete.

Property	Value	Source
Space group	P 42 21 2	Depositor
Cell constants a, b, c, $\alpha$ , $\beta$ , $\gamma$	205.03Å 205.03Å 155.43Å 90.00° 90.00° 90.00°	Depositor
Resolution (Å)	8.00 – 2.20	Depositor
% Data completeness (in resolution range)	75.6 (8.00-2.20)	Depositor
$R_{merge}$	0.10	Depositor
$R_{sym}$	(Not available)	Depositor
Refinement program	X-PLOR 3.843	Depositor
R, $R_{free}$	0.210 , 0.282	Depositor
Estimated twinning fraction	No twinning to report.	Xtriage
Total number of atoms	16152	wwPDB-VP
Average B, all atoms (Å <sup>2</sup> )	12.0	wwPDB-VP



## 5 Model quality

### 5.1 Standard geometry

Bond lengths and bond angles in the following residue types are not validated in this section:  
GOL

The Z score for a bond length (or angle) is the number of standard deviations the observed value is removed from the expected value. A bond length (or angle) with  $|Z| > 5$  is considered an outlier worth inspection. RMSZ is the root-mean-square of all Z scores of the bond lengths (or angles).

Mol	Chain	Bond lengths		Bond angles	
		RMSZ	# $ Z  > 5$	RMSZ	# $ Z  > 5$
1	A	1.13	7/3762 (0.2%)	0.69	4/5114 (0.1%)
1	B	0.77	6/3763 (0.2%)	0.73	4/5117 (0.1%)
1	C	0.92	6/3763 (0.2%)	0.71	4/5117 (0.1%)
1	D	1.03	5/3763 (0.1%)	0.72	5/5117 (0.1%)
All	All	0.97	24/15051 (0.2%)	0.71	17/20465 (0.1%)

Chiral center outliers are detected by calculating the chiral volume of a chiral center and verifying if the center is modelled as a planar moiety or with the opposite hand. A planarity outlier is detected by checking planarity of atoms in a peptide group, atoms in a mainchain group or atoms of a sidechain that are expected to be planar.

Mol	Chain	#Chirality outliers	#Planarity outliers
1	A	0	3
1	B	0	2
1	C	0	3
1	D	0	2
All	All	0	10

All (24) bond length outliers are listed below:

Mol	Chain	Res	Type	Atoms	Z	Observed(Å)	Ideal(Å)
1	D	448	ARG	C-OXT	49.72	2.17	1.23
1	A	398	TRP	C-O	-42.61	0.42	1.23
1	C	448	ARG	C-OXT	40.93	2.01	1.23
1	A	448	ARG	C-OXT	35.51	1.90	1.23
1	B	448	ARG	C-OXT	25.66	1.72	1.23
1	A	398	TRP	CA-C	14.73	1.91	1.52
1	B	399	SER	N-CA	-10.14	1.26	1.46
1	C	399	SER	N-CA	-10.00	1.26	1.46
1	D	399	SER	N-CA	-9.65	1.27	1.46
1	A	399	SER	N-CA	-9.55	1.27	1.46

*Continued on next page...*

*Continued from previous page...*

Mol	Chain	Res	Type	Atoms	Z	Observed(Å)	Ideal(Å)
1	A	96[A]	LYS	C-N	-8.65	1.17	1.33
1	A	96[B]	LYS	C-N	-8.65	1.17	1.33
1	A	430	GLU	CD-OE2	6.94	1.33	1.25
1	B	430	GLU	CD-OE2	6.23	1.32	1.25
1	B	398	TRP	CA-C	-6.06	1.37	1.52
1	B	95	GLN	C-N	5.98	1.47	1.34
1	C	430	GLU	CD-OE2	5.90	1.32	1.25
1	C	398	TRP	CA-C	-5.88	1.37	1.52
1	B	398	TRP	C-N	-5.85	1.20	1.34
1	D	398	TRP	CA-C	-5.82	1.37	1.52
1	C	398	TRP	C-N	-5.80	1.20	1.34
1	D	398	TRP	C-N	-5.51	1.21	1.34
1	D	430	GLU	CD-OE2	5.34	1.31	1.25
1	C	95	GLN	C-N	5.01	1.45	1.34

All (17) bond angle outliers are listed below:

Mol	Chain	Res	Type	Atoms	Z	Observed(°)	Ideal(°)
1	C	398	TRP	O-C-N	17.16	150.15	122.70
1	B	398	TRP	O-C-N	16.87	149.69	122.70
1	D	398	TRP	O-C-N	16.39	148.93	122.70
1	A	398	TRP	CA-C-O	14.52	150.58	120.10
1	C	398	TRP	CA-C-N	-12.58	89.52	117.20
1	B	398	TRP	CA-C-N	-12.35	90.03	117.20
1	D	398	TRP	CA-C-N	-12.00	90.79	117.20
1	A	398	TRP	CB-CA-C	-7.19	96.03	110.40
1	D	77	ARG	NE-CZ-NH2	-6.54	117.03	120.30
1	C	77	ARG	NE-CZ-NH2	-6.40	117.10	120.30
1	A	77	ARG	NE-CZ-NH2	-6.23	117.18	120.30
1	B	77	ARG	NE-CZ-NH2	-5.58	117.51	120.30
1	D	77	ARG	NE-CZ-NH1	5.42	123.01	120.30
1	A	399	SER	N-CA-C	5.37	125.49	111.00
1	B	399	SER	N-CA-C	5.17	124.97	111.00
1	C	399	SER	N-CA-C	5.11	124.79	111.00
1	D	399	SER	N-CA-C	5.08	124.71	111.00

There are no chirality outliers.

All (10) planarity outliers are listed below:

Mol	Chain	Res	Type	Group
1	A	143	PHE	Sidechain
1	A	387	HIS	Sidechain

*Continued on next page...*

*Continued from previous page...*

Mol	Chain	Res	Type	Group
1	A	410	TYR	Sidechain
1	B	387	HIS	Sidechain
1	B	410	TYR	Sidechain
1	C	328	VAL	Mainchain
1	C	387	HIS	Sidechain
1	C	410	TYR	Sidechain
1	D	387	HIS	Sidechain
1	D	410	TYR	Sidechain

## 5.2 Too-close contacts ⓘ

In the following table, the Non-H and H(model) columns list the number of non-hydrogen atoms and hydrogen atoms in the chain respectively. The H(added) column lists the number of hydrogen atoms added and optimized by MolProbity. The Clashes column lists the number of clashes within the asymmetric unit, whereas Symm-Clashes lists symmetry related clashes.

Mol	Chain	Non-H	H(model)	H(added)	Clashes	Symm-Clashes
1	A	3648	0	3433	116	0
1	B	3648	0	3434	95	0
1	C	3648	0	3434	103	0
1	D	3648	0	3434	115	0
2	A	6	0	8	7	0
2	B	6	0	8	7	0
2	C	6	0	8	6	0
2	D	6	0	8	7	0
3	A	380	0	0	28	0
3	B	393	0	0	15	0
3	C	382	0	0	23	0
3	D	381	0	0	30	0
All	All	16152	0	13767	425	0

The all-atom clashscore is defined as the number of clashes found per 1000 atoms (including hydrogen atoms). The all-atom clashscore for this structure is 15.

All (425) close contacts within the same asymmetric unit are listed below, sorted by their clash magnitude.

Atom-1	Atom-2	Interatomic distance (Å)	Clash overlap (Å)
1:A:398:TRP:CA	1:A:399:SER:N	1.84	1.41
1:A:398:TRP:CA	1:A:398:TRP:C	1.91	1.38
1:B:448:ARG:C	1:B:448:ARG:OXT	1.72	1.28

*Continued on next page...*

*Continued from previous page...*

Atom-1	Atom-2	Interatomic distance (Å)	Clash overlap (Å)
1:A:448:ARG:CA	1:A:448:ARG:OXT	1.94	1.15
1:A:398:TRP:HA	1:A:399:SER:N	1.46	1.13
1:C:23:GLY:HA3	1:C:56:ASP:HA	1.30	1.12
1:D:23:GLY:HA3	1:D:56:ASP:HA	1.32	1.11
1:A:23:GLY:HA3	1:A:56:ASP:HA	1.32	1.10
1:B:23:GLY:HA3	1:B:56:ASP:HA	1.29	1.10
1:A:448:ARG:C	1:A:448:ARG:OXT	1.90	1.09
1:B:448:ARG:OXT	1:B:448:ARG:CA	2.04	1.04
1:A:448:ARG:HA	1:A:448:ARG:OXT	1.58	1.01
1:C:448:ARG:C	1:C:448:ARG:OXT	2.01	0.99
1:A:398:TRP:C	1:A:399:SER:N	2.18	0.95
1:A:140:ILE:HA	3:A:2354:HOH:O	1.69	0.90
1:B:448:ARG:OXT	1:B:448:ARG:HD2	1.69	0.90
1:B:96[B]:LYS:HG2	3:B:2379:HOH:O	1.76	0.83
1:A:375:MET:SD	3:A:2295:HOH:O	2.35	0.83
1:C:387:HIS:HE1	3:C:2029:HOH:O	1.62	0.82
1:A:448:ARG:OXT	1:A:448:ARG:HD2	1.80	0.82
1:D:448:ARG:C	1:D:448:ARG:OXT	2.17	0.81
1:B:93:VAL:HG23	3:B:2049:HOH:O	1.81	0.81
1:A:398:TRP:CA	1:A:398:TRP:O	2.28	0.80
1:C:324:ILE:HG21	3:C:2303:HOH:O	1.80	0.79
1:C:200:ALA:HA	3:C:2359:HOH:O	1.83	0.77
1:C:448:ARG:HD2	1:C:448:ARG:OXT	1.83	0.77
1:A:387:HIS:HE1	3:A:2057:HOH:O	1.66	0.77
1:A:62:GLU:HG3	3:A:2044:HOH:O	1.85	0.77
1:D:387:HIS:HE1	3:D:2109:HOH:O	1.68	0.77
1:C:375:MET:SD	3:C:2315:HOH:O	2.42	0.76
1:B:448:ARG:OXT	1:B:448:ARG:HA	1.87	0.75
1:D:88:ASN:ND2	1:D:91:GLY:H	1.85	0.74
1:D:209:ARG:HD2	3:D:2264:HOH:O	1.87	0.74
1:C:102:HIS:HD2	1:C:157:LYS:HZ3	1.36	0.74
1:C:338:HIS:HD2	3:C:2168:HOH:O	1.70	0.74
1:A:398:TRP:C	1:A:398:TRP:CB	2.57	0.73
1:B:387:HIS:HE1	3:B:2002:HOH:O	1.71	0.73
1:D:239:CYS:HA	3:D:2310:HOH:O	1.88	0.73
1:B:163:THR:OG1	1:B:201:HIS:HD2	1.71	0.72
1:B:209:ARG:HD2	3:B:2371:HOH:O	1.88	0.72
1:C:163:THR:OG1	1:C:201:HIS:HD2	1.71	0.72
1:D:448:ARG:OXT	1:D:448:ARG:CA	2.37	0.72
1:A:299:SER:HB2	1:A:314:GLU:HG3	1.73	0.71
1:D:102:HIS:HD2	1:D:157:LYS:HZ3	1.36	0.71

*Continued on next page...*

*Continued from previous page...*

Atom-1	Atom-2	Interatomic distance (Å)	Clash overlap (Å)
1:D:299:SER:HB2	1:D:314:GLU:HG3	1.71	0.71
1:A:88:ASN:ND2	1:A:91:GLY:H	1.88	0.71
1:A:163:THR:OG1	1:A:201:HIS:HD2	1.72	0.71
1:B:381:GLN:HE22	1:B:384:ARG:HH11	1.38	0.71
1:B:299:SER:HB2	1:B:314:GLU:HG3	1.74	0.70
1:D:163:THR:OG1	1:D:201:HIS:HD2	1.75	0.69
1:C:299:SER:HB2	1:C:314:GLU:HG3	1.74	0.69
1:C:88:ASN:ND2	1:C:91:GLY:H	1.89	0.69
1:C:381:GLN:HE22	1:C:384:ARG:HH11	1.41	0.69
1:B:88:ASN:ND2	1:B:91:GLY:H	1.92	0.68
1:D:448:ARG:OXT	1:D:448:ARG:HA	1.94	0.67
1:A:12:TRP:HE1	1:A:442:ASN:HD22	1.41	0.67
1:C:201:HIS:HE1	3:C:2040:HOH:O	1.76	0.67
1:D:75:THR:HG22	1:D:114:GLU:O	1.93	0.67
1:D:381:GLN:HE22	1:D:384:ARG:HH11	1.42	0.67
1:A:381:GLN:HE22	1:A:384:ARG:HH11	1.41	0.67
1:C:448:ARG:OXT	1:C:448:ARG:CA	2.44	0.66
1:D:375:MET:SD	3:D:2362:HOH:O	2.53	0.66
1:D:398:TRP:CZ2	2:D:2000:GOL:H12	2.31	0.66
1:D:12:TRP:HE1	1:D:442:ASN:HD22	1.43	0.66
1:A:398:TRP:CZ2	2:A:2000:GOL:H12	2.30	0.66
1:C:414:PHE:CZ	3:C:2303:HOH:O	2.49	0.66
1:D:448:ARG:HD2	1:D:448:ARG:OXT	1.95	0.65
1:C:75:THR:HG22	1:C:114:GLU:O	1.96	0.65
1:D:443:TRP:HZ3	3:D:2057:HOH:O	1.78	0.65
1:B:23:GLY:CA	1:B:56:ASP:HA	2.19	0.64
1:C:12:TRP:HE1	1:C:442:ASN:HD22	1.45	0.64
1:D:191:ILE:HG13	3:D:2369:HOH:O	1.97	0.64
1:A:448:ARG:CD	1:A:448:ARG:OXT	2.46	0.63
1:B:398:TRP:CZ2	2:B:2000:GOL:H12	2.34	0.63
1:D:62:GLU:HG3	3:D:2072:HOH:O	1.97	0.63
1:B:12:TRP:HE1	1:B:442:ASN:HD22	1.44	0.63
1:C:102:HIS:HD2	1:C:157:LYS:NZ	1.98	0.62
1:C:399:SER:HB3	1:C:415:GLY:HA2	1.82	0.62
1:A:398:TRP:C	1:A:398:TRP:O	0.42	0.62
1:C:398:TRP:CZ2	2:C:2000:GOL:H12	2.34	0.62
1:B:75:THR:HG22	1:B:114:GLU:O	1.99	0.61
1:C:23:GLY:CA	1:C:56:ASP:HA	2.20	0.61
1:A:75:THR:HG22	1:A:114:GLU:O	2.01	0.61
1:D:88:ASN:ND2	1:D:91:GLY:N	2.48	0.61
1:A:143:PHE:HB3	3:A:2354:HOH:O	2.00	0.61

*Continued on next page...*

*Continued from previous page...*

Atom-1	Atom-2	Interatomic distance (Å)	Clash overlap (Å)
1:A:73:ILE:HG21	3:A:2340:HOH:O	2.00	0.61
1:A:88:ASN:ND2	1:A:91:GLY:N	2.49	0.61
1:D:197:LEU:HD11	3:D:2317:HOH:O	1.99	0.61
1:B:296:TYR:CZ	2:B:2000:GOL:H32	2.36	0.60
1:B:121:HIS:HD2	3:B:2299:HOH:O	1.85	0.60
1:D:102:HIS:HD2	1:D:157:LYS:NZ	2.00	0.59
1:A:399:SER:HB3	1:A:415:GLY:HA2	1.85	0.59
1:B:363:ASN:HB3	3:B:2253:HOH:O	2.02	0.59
1:B:399:SER:HB3	1:B:415:GLY:HA2	1.85	0.59
1:B:17:ALA:HB3	1:B:20:GLN:HE21	1.67	0.59
1:B:102:HIS:HD2	1:B:157:LYS:NZ	2.01	0.59
1:A:23:GLY:O	3:A:2347:HOH:O	2.17	0.59
1:D:155:HIS:CD2	1:D:213:THR:HA	2.38	0.59
1:C:414:PHE:HZ	3:C:2303:HOH:O	1.84	0.58
1:D:398:TRP:NE1	2:D:2000:GOL:H11	2.18	0.58
1:D:399:SER:HB3	1:D:415:GLY:HA2	1.85	0.58
1:A:102:HIS:HD2	1:A:157:LYS:NZ	2.02	0.58
1:C:88:ASN:ND2	1:C:91:GLY:N	2.51	0.58
1:B:155:HIS:CD2	1:B:213:THR:HA	2.39	0.58
1:C:296:TYR:CZ	2:C:2000:GOL:H32	2.38	0.58
1:A:155:HIS:CD2	1:A:213:THR:HA	2.39	0.57
1:C:155:HIS:O	1:C:214:SER:OG	2.22	0.57
1:B:88:ASN:ND2	1:B:91:GLY:N	2.52	0.57
1:D:66:ARG:NH1	3:D:2069:HOH:O	2.37	0.57
1:C:155:HIS:CD2	1:C:213:THR:HA	2.40	0.57
1:A:436:ARG:HD2	3:A:2127:HOH:O	2.03	0.57
1:D:396:MET:HE2	3:D:2345:HOH:O	2.05	0.57
1:B:448:ARG:OXT	1:B:448:ARG:CD	2.48	0.57
1:D:241:ARG:HG3	3:D:2316:HOH:O	2.04	0.57
1:B:102:HIS:HD2	1:B:157:LYS:HZ3	1.52	0.56
1:B:398:TRP:NE1	2:B:2000:GOL:H11	2.20	0.56
1:D:329:GLU:OE2	1:D:331:ARG:HD3	2.05	0.56
1:A:398:TRP:O	1:A:399:SER:N	2.37	0.56
1:C:329:GLU:HG2	1:C:331:ARG:HG2	1.87	0.56
1:D:329:GLU:HG2	1:D:331:ARG:HG2	1.88	0.56
1:D:334:TYR:HB2	1:D:381:GLN:NE2	2.20	0.56
1:C:306:GLU:HG3	3:C:2339:HOH:O	2.05	0.56
1:C:360:GLU:HB2	3:C:2098:HOH:O	2.04	0.56
1:A:70:GLU:HB3	3:A:2100:HOH:O	2.05	0.56
1:A:102:HIS:HD2	1:A:157:LYS:HZ3	1.52	0.56
1:A:65:ILE:HD13	1:A:107:LEU:HB3	1.88	0.56

*Continued on next page...*

*Continued from previous page...*

Atom-1	Atom-2	Interatomic distance (Å)	Clash overlap (Å)
1:D:296:TYR:CZ	2:D:2000:GOL:H32	2.41	0.56
1:A:201:HIS:HE1	3:A:2376:HOH:O	1.89	0.55
1:A:329:GLU:HG2	1:A:331:ARG:HG2	1.87	0.55
1:D:190:ALA:HB3	3:D:2369:HOH:O	2.06	0.55
1:D:201:HIS:HE1	3:D:2190:HOH:O	1.88	0.55
1:A:17:ALA:HB3	1:A:20:GLN:HE21	1.70	0.55
1:A:298:MET:HG3	1:A:332:GLY:HA3	1.89	0.55
1:B:74:ARG:HD2	3:B:2262:HOH:O	2.05	0.55
1:C:152:ARG:NH1	3:C:2060:HOH:O	2.38	0.55
1:C:165:ASN:HD21	1:C:294:ASN:HD21	1.54	0.55
1:A:77:ARG:NH2	1:A:352:GLU:HG3	2.22	0.55
1:D:216:GLN:NE2	3:D:2265:HOH:O	2.40	0.55
1:D:306:GLU:HG3	3:D:2250:HOH:O	2.06	0.55
1:D:23:GLY:CA	1:D:56:ASP:HA	2.23	0.55
1:C:398:TRP:NE1	2:C:2000:GOL:H11	2.21	0.54
1:B:65:ILE:HD13	1:B:107:LEU:HB3	1.89	0.54
1:C:298:MET:HG3	1:C:332:GLY:HA3	1.89	0.54
1:D:40:HIS:HD2	3:D:2206:HOH:O	1.91	0.54
1:B:298:MET:HG3	1:B:332:GLY:HA3	1.89	0.54
1:B:201:HIS:HE1	3:B:2045:HOH:O	1.90	0.54
1:C:65:ILE:HD13	1:C:107:LEU:HB3	1.89	0.54
1:D:77:ARG:NH2	1:D:352:GLU:HG3	2.23	0.54
1:A:398:TRP:NE1	2:A:2000:GOL:H11	2.23	0.54
1:A:334:TYR:HB2	1:A:381:GLN:NE2	2.22	0.54
1:D:436:ARG:HD3	3:D:2227:HOH:O	2.06	0.54
1:B:155:HIS:HD2	1:B:213:THR:HA	1.73	0.54
1:C:17:ALA:HB3	1:C:20:GLN:HE21	1.72	0.54
1:A:155:HIS:O	1:A:214:SER:OG	2.25	0.53
1:C:77:ARG:NH2	1:C:352:GLU:HG3	2.24	0.53
1:D:88:ASN:HB3	3:D:2177:HOH:O	2.08	0.53
1:A:296:TYR:CZ	2:A:2000:GOL:H32	2.43	0.53
1:B:329:GLU:HG2	1:B:331:ARG:HG2	1.89	0.53
1:A:329:GLU:OE2	1:A:331:ARG:HD3	2.08	0.53
1:D:155:HIS:O	1:D:214:SER:OG	2.27	0.53
1:A:12:TRP:HE1	1:A:442:ASN:ND2	2.05	0.53
1:B:88:ASN:O	1:B:127:ALA:HB3	2.08	0.53
1:D:17:ALA:HB3	1:D:20:GLN:HE21	1.73	0.53
1:B:77:ARG:NH2	1:B:352:GLU:HG3	2.24	0.53
1:D:88:ASN:O	1:D:127:ALA:HB3	2.09	0.53
1:B:65:ILE:HA	1:B:68:MET:HG2	1.91	0.53
1:C:155:HIS:HD2	1:C:213:THR:HA	1.73	0.53

*Continued on next page...*

*Continued from previous page...*

Atom-1	Atom-2	Interatomic distance (Å)	Clash overlap (Å)
1:C:334:TYR:HB2	1:C:381:GLN:NE2	2.24	0.53
1:A:398:TRP:CE2	2:A:2000:GOL:H12	2.44	0.52
1:A:155:HIS:HD2	1:A:213:THR:HA	1.72	0.52
1:B:144:VAL:HG12	3:B:2025:HOH:O	2.08	0.52
1:D:155:HIS:HD2	1:D:213:THR:HA	1.73	0.52
1:A:371:ARG:HD3	3:A:2172:HOH:O	2.09	0.52
1:C:320:PRO:HD2	3:C:2209:HOH:O	2.09	0.52
1:D:172:PHE:HE1	3:D:2369:HOH:O	1.91	0.52
1:D:298:MET:HG3	1:D:332:GLY:HA3	1.90	0.52
1:D:66:ARG:HG2	3:D:2069:HOH:O	2.09	0.52
1:C:88:ASN:O	1:C:127:ALA:HB3	2.09	0.51
1:D:77:ARG:HH21	1:D:352:GLU:HG3	1.75	0.51
1:A:170:ILE:O	1:A:174:SER:HB2	2.10	0.51
1:A:448:ARG:CB	1:A:448:ARG:OXT	2.58	0.51
1:A:165:ASN:HD21	1:A:294:ASN:HD21	1.58	0.51
1:A:88:ASN:HD21	1:A:91:GLY:N	2.09	0.51
1:B:12:TRP:HE1	1:B:442:ASN:ND2	2.08	0.51
1:C:23:GLY:HA2	1:C:53:VAL:O	2.10	0.51
1:A:88:ASN:O	1:A:127:ALA:HB3	2.11	0.51
1:A:200:ALA:CB	3:A:2354:HOH:O	2.58	0.51
1:A:209:ARG:HD2	3:A:2337:HOH:O	2.11	0.51
1:B:102:HIS:HE1	1:B:153:GLU:OE1	1.94	0.51
1:D:165:ASN:HD21	1:D:294:ASN:HD21	1.59	0.51
1:D:5:GLN:HA	1:D:443:TRP:HB3	1.92	0.51
1:C:65:ILE:HA	1:C:68:MET:HG2	1.93	0.51
1:A:102:HIS:HE1	1:A:153:GLU:OE1	1.94	0.51
1:B:329:GLU:OE2	1:B:331:ARG:HD3	2.11	0.51
1:C:124:LEU:HD23	1:C:129:GLN:HE21	1.75	0.51
1:C:170:ILE:O	1:C:174:SER:HB2	2.11	0.51
1:D:369:ASP:HB2	3:D:2299:HOH:O	2.11	0.51
1:D:65:ILE:HA	1:D:68:MET:HG2	1.92	0.51
1:D:436:ARG:HD2	3:D:2102:HOH:O	2.10	0.51
1:A:200:ALA:HB2	3:A:2354:HOH:O	2.10	0.50
1:D:102:HIS:HE1	1:D:153:GLU:OE1	1.93	0.50
1:B:165:ASN:HD21	1:B:294:ASN:HD21	1.60	0.50
1:A:23:GLY:HA2	1:A:53:VAL:O	2.11	0.50
1:A:23:GLY:CA	1:A:56:ASP:HA	2.22	0.50
1:A:415:GLY:O	1:A:429:LYS:HD2	2.11	0.50
1:D:69:LYS:HD3	1:D:111:ASN:HB3	1.94	0.50
1:D:65:ILE:HD13	1:D:107:LEU:HB3	1.92	0.50
1:A:290:MET:HG2	3:A:2334:HOH:O	2.12	0.50

*Continued on next page...*



*Continued from previous page...*

Atom-1	Atom-2	Interatomic distance (Å)	Clash overlap (Å)
1:D:88:ASN:HD21	1:D:91:GLY:N	2.07	0.50
1:B:448:ARG:OXT	1:B:448:ARG:CB	2.60	0.50
1:B:124:LEU:HD23	1:B:129:GLN:HE21	1.75	0.49
1:D:398:TRP:CE2	2:D:2000:GOL:H12	2.46	0.49
1:D:23:GLY:HA2	1:D:53:VAL:O	2.12	0.49
1:B:170:ILE:O	1:B:174:SER:HB2	2.11	0.49
1:C:203:LEU:HD12	3:C:2359:HOH:O	2.11	0.49
1:C:329:GLU:OE2	1:C:331:ARG:HD3	2.12	0.49
1:A:124:LEU:HD23	1:A:129:GLN:HE21	1.77	0.49
1:A:65:ILE:HA	1:A:68:MET:HG2	1.93	0.49
1:C:5:GLN:HA	1:C:443:TRP:HB3	1.94	0.49
1:C:12:TRP:HE1	1:C:442:ASN:ND2	2.09	0.49
1:D:365:LYS:HB3	1:D:365:LYS:NZ	2.27	0.49
1:B:34:ILE:HA	1:B:126:GLN:NE2	2.27	0.49
1:A:365:LYS:NZ	1:A:365:LYS:HB3	2.27	0.49
1:B:398:TRP:CE2	2:B:2000:GOL:H12	2.48	0.49
1:D:398:TRP:CE2	2:D:2000:GOL:C1	2.96	0.49
1:A:77:ARG:HH21	1:A:352:GLU:HG3	1.78	0.49
1:A:334:TYR:HB2	1:A:381:GLN:HE21	1.77	0.49
1:C:102:HIS:HE1	1:C:153:GLU:OE1	1.96	0.49
1:C:365:LYS:NZ	1:C:365:LYS:HB3	2.27	0.49
1:B:5:GLN:HA	1:B:443:TRP:HB3	1.95	0.49
1:C:201:HIS:CE1	3:C:2040:HOH:O	2.56	0.49
1:C:88:ASN:HD21	1:C:91:GLY:N	2.09	0.49
1:A:398:TRP:CE2	2:A:2000:GOL:C1	2.96	0.48
1:C:203:LEU:HB2	3:C:2359:HOH:O	2.13	0.48
1:A:290:MET:HE2	3:A:2334:HOH:O	2.13	0.48
1:B:102:HIS:CD2	1:B:157:LYS:NZ	2.81	0.48
1:D:375:MET:HE2	1:D:431:SER:HB2	1.96	0.48
1:B:222:ASN:HA	1:B:294:ASN:HB2	1.95	0.48
1:D:436:ARG:NH2	3:D:2065:HOH:O	2.45	0.48
1:A:5:GLN:HA	1:A:443:TRP:HB3	1.94	0.48
1:A:66:ARG:HD2	3:A:2283:HOH:O	2.13	0.48
1:B:429:LYS:O	1:B:432:TYR:HB3	2.14	0.48
1:B:69:LYS:HD3	1:B:111:ASN:HB3	1.95	0.48
1:A:448:ARG:HB2	3:A:2308:HOH:O	2.14	0.48
1:B:334:TYR:HB2	1:B:381:GLN:NE2	2.28	0.48
1:B:415:GLY:O	1:B:429:LYS:HD2	2.13	0.48
1:C:77:ARG:HH21	1:C:352:GLU:HG3	1.77	0.48
1:D:71:LEU:HG	1:D:73:ILE:HD13	1.95	0.48
1:A:69:LYS:HD3	1:A:111:ASN:HB3	1.94	0.48

*Continued on next page...*

*Continued from previous page...*

Atom-1	Atom-2	Interatomic distance (Å)	Clash overlap (Å)
1:D:124:LEU:HD23	1:D:129:GLN:HE21	1.79	0.48
1:D:34:ILE:HA	1:D:126:GLN:NE2	2.29	0.47
1:B:365:LYS:NZ	1:B:365:LYS:HB3	2.29	0.47
1:C:69:LYS:HD3	1:C:111:ASN:HB3	1.96	0.47
1:D:334:TYR:HB2	1:D:381:GLN:HE21	1.78	0.47
1:A:207:ARG:HA	1:A:207:ARG:HD2	1.72	0.47
1:D:170:ILE:O	1:D:174:SER:HB2	2.14	0.47
1:C:34:ILE:HA	1:C:126:GLN:NE2	2.29	0.47
1:D:171:ALA:O	1:D:175:ASN:HB2	2.15	0.47
1:C:102:HIS:CD2	1:C:157:LYS:NZ	2.82	0.47
1:B:77:ARG:HH21	1:B:352:GLU:HG3	1.79	0.47
1:A:447:ARG:HH12	1:D:47:ASN:HD22	1.63	0.47
1:A:71:LEU:HG	1:A:73:ILE:HD13	1.97	0.47
1:D:12:TRP:HE1	1:D:442:ASN:ND2	2.09	0.47
1:D:398:TRP:HE1	2:D:2000:GOL:H11	1.80	0.47
1:D:429:LYS:O	1:D:432:TYR:HB3	2.15	0.47
1:B:365:LYS:HG3	3:B:2171:HOH:O	2.14	0.47
1:B:443:TRP:HZ3	3:B:2150:HOH:O	1.97	0.47
1:B:201:HIS:CE1	3:B:2045:HOH:O	2.67	0.46
1:C:334:TYR:HB2	1:C:381:GLN:HE21	1.79	0.46
1:D:121:HIS:HD2	3:D:2203:HOH:O	1.97	0.46
1:A:34:ILE:HA	1:A:126:GLN:NE2	2.30	0.46
1:A:77:ARG:HH12	1:A:165:ASN:HD22	1.63	0.46
1:A:77:ARG:HH12	1:A:165:ASN:ND2	2.12	0.46
1:C:244:SER:HA	1:C:248:ASP:OD2	2.16	0.46
1:A:303:PHE:HE1	1:A:311:GLN:HE21	1.64	0.46
1:B:71:LEU:HG	1:B:73:ILE:HD13	1.98	0.46
1:D:102:HIS:CD2	1:D:157:LYS:NZ	2.82	0.46
1:A:47:ASN:HD22	1:B:447:ARG:HH12	1.64	0.46
1:A:446:THR:HA	3:A:2277:HOH:O	2.15	0.46
1:D:77:ARG:HH12	1:D:165:ASN:ND2	2.14	0.46
1:A:375:MET:HE2	1:A:431:SER:HB2	1.98	0.46
1:A:96[A]:LYS:HB3	1:A:96[A]:LYS:HE3	1.49	0.46
1:B:398:TRP:CE2	2:B:2000:GOL:C1	2.98	0.46
1:B:436:ARG:HD2	3:B:2115:HOH:O	2.15	0.46
1:B:171:ALA:O	1:B:175:ASN:HB2	2.15	0.46
1:C:82:TRP:HB3	1:C:83:PRO:HD3	1.98	0.46
1:C:140:ILE:CG2	3:C:2359:HOH:O	2.65	0.45
1:C:398:TRP:CE2	2:C:2000:GOL:C1	3.00	0.45
1:B:223:VAL:HG11	1:B:336:VAL:HG11	1.98	0.45
1:B:244:SER:HA	1:B:248:ASP:OD2	2.16	0.45

*Continued on next page...*

*Continued from previous page...*

Atom-1	Atom-2	Interatomic distance (Å)	Clash overlap (Å)
1:C:17:ALA:O	1:C:21:ILE:HG12	2.16	0.45
1:C:429:LYS:O	1:C:432:TYR:HB3	2.16	0.45
1:D:223:VAL:HG11	1:D:336:VAL:HG11	1.99	0.45
1:B:23:GLY:HA2	1:B:53:VAL:O	2.17	0.45
1:C:40:HIS:HD2	3:C:2083:HOH:O	1.98	0.45
1:D:67:LEU:HD23	3:D:2069:HOH:O	2.16	0.45
1:C:152:ARG:HG2	3:C:2362:HOH:O	2.16	0.45
1:D:249:TRP:CD1	1:D:260:PRO:HD2	2.52	0.45
1:D:77:ARG:HH12	1:D:165:ASN:HD22	1.64	0.45
1:A:370:ARG:HD3	3:A:2142:HOH:O	2.17	0.45
1:C:375:MET:HE2	1:C:431:SER:HB2	1.98	0.45
1:A:82:TRP:HB3	1:A:83:PRO:HD3	1.98	0.45
1:B:303:PHE:HE1	1:B:311:GLN:HE21	1.65	0.45
1:B:88:ASN:HD21	1:B:91:GLY:N	2.14	0.45
1:A:134:TRP:HZ3	3:A:2354:HOH:O	1.99	0.45
1:C:316:ASN:HD22	1:C:316:ASN:C	2.21	0.45
1:C:223:VAL:HG11	1:C:336:VAL:HG11	1.98	0.45
1:B:398:TRP:HE1	2:B:2000:GOL:H11	1.82	0.44
1:C:16:THR:HG22	3:C:2118:HOH:O	2.16	0.44
1:D:379:LEU:HA	1:D:379:LEU:HD23	1.83	0.44
1:A:171:ALA:O	1:A:175:ASN:HB2	2.16	0.44
1:B:23:GLY:H	1:B:58:TYR:H	1.65	0.44
1:D:244:SER:HA	1:D:248:ASP:OD2	2.18	0.44
1:A:402:ASP:OD2	1:A:418:HIS:HA	2.17	0.44
1:B:316:ASN:C	1:B:316:ASN:HD22	2.20	0.44
1:C:171:ALA:O	1:C:175:ASN:HB2	2.17	0.44
1:C:207:ARG:HD2	1:C:207:ARG:HA	1.78	0.44
1:B:422:ARG:HD3	1:C:433:TYR:CE2	2.53	0.44
1:D:131:ALA:HB3	3:D:2320:HOH:O	2.17	0.44
1:D:299:SER:HB2	1:D:314:GLU:CG	2.46	0.44
1:A:305:PRO:HA	1:A:311:GLN:HG2	1.99	0.44
1:B:155:HIS:O	1:B:214:SER:OG	2.29	0.44
1:C:77:ARG:HH12	1:C:165:ASN:ND2	2.16	0.44
1:D:82:TRP:HB3	1:D:83:PRO:HD3	2.00	0.44
1:A:244:SER:HA	1:A:248:ASP:OD2	2.18	0.44
1:A:143:PHE:CB	3:A:2354:HOH:O	2.64	0.43
1:C:292:GLY:HA2	1:C:349:TYR:O	2.18	0.43
1:A:398:TRP:NE1	2:A:2000:GOL:C1	2.81	0.43
1:B:166:GLU:N	1:B:167:PRO:HD3	2.33	0.43
1:B:249:TRP:CD1	1:B:260:PRO:HD2	2.53	0.43
1:A:379:LEU:HD23	1:A:379:LEU:HA	1.87	0.43

*Continued on next page...*

*Continued from previous page...*

Atom-1	Atom-2	Interatomic distance (Å)	Clash overlap (Å)
1:B:257:GLY:HA2	3:B:2351:HOH:O	2.18	0.43
1:B:375:MET:HE2	1:B:431:SER:HB2	2.00	0.43
1:C:23:GLY:H	1:C:58:TYR:H	1.66	0.43
1:C:448:ARG:HA	1:C:448:ARG:OXT	2.16	0.43
1:D:398:TRP:NE1	2:D:2000:GOL:C1	2.80	0.43
1:C:448:ARG:HG2	3:C:2301:HOH:O	2.18	0.43
1:D:222:ASN:HA	1:D:294:ASN:HB2	2.01	0.43
1:B:77:ARG:HH12	1:B:165:ASN:HD22	1.67	0.43
1:C:71:LEU:HG	1:C:73:ILE:HD13	2.01	0.43
1:D:17:ALA:O	1:D:21:ILE:HG12	2.18	0.43
1:A:302:ARG:NH2	3:A:2264:HOH:O	2.52	0.43
1:B:398:TRP:NE1	2:B:2000:GOL:C1	2.81	0.43
1:D:305:PRO:HA	1:D:311:GLN:HG2	2.00	0.43
1:D:66:ARG:O	1:D:70:GLU:HG3	2.19	0.43
1:A:223:VAL:HG22	3:A:2303:HOH:O	2.17	0.43
1:A:246:HIS:HB2	3:A:2304:HOH:O	2.18	0.43
1:B:205:VAL:O	1:B:209:ARG:HG2	2.19	0.43
1:C:398:TRP:CE2	2:C:2000:GOL:H12	2.53	0.43
1:D:77:ARG:HA	1:D:116:PHE:O	2.19	0.43
1:B:299:SER:HB2	1:B:314:GLU:CG	2.47	0.43
1:C:222:ASN:HA	1:C:294:ASN:HB2	2.00	0.43
1:C:40:HIS:HE1	1:C:52:ASN:OD1	2.01	0.43
1:D:197:LEU:CD1	3:D:2317:HOH:O	2.63	0.43
1:A:222:ASN:HA	1:A:294:ASN:HB2	2.00	0.43
1:C:398:TRP:HE1	2:C:2000:GOL:H11	1.84	0.43
1:C:66:ARG:O	1:C:70:GLU:HG3	2.19	0.43
1:C:96[A]:LYS:HE3	1:C:96[A]:LYS:HB3	1.49	0.43
1:D:205:VAL:O	1:D:209:ARG:HG2	2.19	0.43
1:D:415:GLY:O	1:D:429:LYS:HD2	2.19	0.43
1:A:102:HIS:CD2	1:A:157:LYS:NZ	2.84	0.42
1:B:77:ARG:HH12	1:B:165:ASN:ND2	2.16	0.42
1:D:23:GLY:H	1:D:58:TYR:H	1.66	0.42
1:A:223:VAL:HG11	1:A:336:VAL:HG11	2.00	0.42
1:A:82:TRP:HB3	1:A:83:PRO:CD	2.49	0.42
1:B:379:LEU:HA	1:B:379:LEU:HD23	1.88	0.42
1:A:23:GLY:H	1:A:58:TYR:H	1.68	0.42
1:C:366:VAL:O	1:C:430:GLU:HG2	2.19	0.42
1:A:249:TRP:CD1	1:A:260:PRO:HD2	2.53	0.42
1:B:82:TRP:HB3	1:B:83:PRO:HD3	2.02	0.42
1:B:207:ARG:HD2	1:B:207:ARG:HA	1.73	0.42
1:C:77:ARG:HH12	1:C:165:ASN:HD22	1.68	0.42

*Continued on next page...*

*Continued from previous page...*

Atom-1	Atom-2	Interatomic distance (Å)	Clash overlap (Å)
1:D:73:ILE:HG21	3:D:2363:HOH:O	2.18	0.42
1:C:203:LEU:HG	1:C:283:ILE:HG21	2.01	0.42
1:C:301:ASN:HA	1:C:313:GLU:O	2.19	0.42
1:C:82:TRP:HB3	1:C:83:PRO:CD	2.50	0.42
1:A:17:ALA:O	1:A:21:ILE:HG12	2.20	0.42
1:A:316:ASN:C	1:A:316:ASN:HD22	2.23	0.42
1:B:266:TRP:O	1:B:269:GLU:HB2	2.20	0.42
1:D:203:LEU:HG	1:D:283:ILE:HG21	2.01	0.42
1:A:205:VAL:O	1:A:209:ARG:HG2	2.20	0.41
1:C:303:PHE:HE1	1:C:311:GLN:HE21	1.67	0.41
1:C:8:GLN:NE2	3:C:2251:HOH:O	2.53	0.41
1:D:176:MET:O	1:D:185:THR:HA	2.21	0.41
1:D:266:TRP:O	1:D:269:GLU:HB2	2.21	0.41
1:D:448:ARG:OXT	1:D:448:ARG:CD	2.66	0.41
1:B:66:ARG:O	1:B:70:GLU:HG3	2.20	0.41
1:C:9:ASP:HA	1:C:74:ARG:HH22	1.84	0.41
1:A:279:GLY:HA2	3:A:2188:HOH:O	2.20	0.41
1:D:316:ASN:C	1:D:316:ASN:HD22	2.23	0.41
1:A:429:LYS:O	1:A:432:TYR:HB3	2.21	0.41
1:C:13:GLY:HA2	1:C:73:ILE:HG13	2.03	0.41
1:D:301:ASN:HA	1:D:313:GLU:O	2.20	0.41
1:D:82:TRP:HB3	1:D:83:PRO:CD	2.50	0.41
1:B:66:ARG:HG3	3:B:2306:HOH:O	2.21	0.41
1:C:176:MET:O	1:C:185:THR:HA	2.21	0.41
1:D:292:GLY:HA2	1:D:349:TYR:O	2.20	0.41
1:D:388:ASP:HB3	3:D:2141:HOH:O	2.21	0.41
1:D:64:ASP:HB2	3:D:2346:HOH:O	2.21	0.41
1:B:402:ASP:OD2	1:B:418:HIS:HA	2.21	0.41
1:D:316:ASN:ND2	1:D:318:GLY:H	2.19	0.41
1:A:398:TRP:HE1	2:A:2000:GOL:H11	1.84	0.41
1:A:299:SER:HB2	1:A:314:GLU:CG	2.48	0.41
1:C:114:GLU:HG2	3:C:2325:HOH:O	2.20	0.41
1:C:370:ARG:HD3	3:C:2143:HOH:O	2.21	0.41
1:D:207:ARG:HA	1:D:207:ARG:HD2	1.76	0.41
1:C:249:TRP:CD1	1:C:260:PRO:HD2	2.57	0.40
1:B:166:GLU:CD	1:B:222:ASN:HB3	2.42	0.40
1:C:77:ARG:HA	1:C:116:PHE:O	2.22	0.40
1:C:47:ASN:HD22	1:D:447:ARG:HH12	1.69	0.40
1:A:77:ARG:HA	1:A:116:PHE:O	2.21	0.40
1:A:261:GLN:NE2	3:A:2082:HOH:O	2.53	0.40
1:B:102:HIS:CD2	1:B:157:LYS:HZ2	2.40	0.40

*Continued on next page...*

Continued from previous page...

Atom-1	Atom-2	Interatomic distance (Å)	Clash overlap (Å)
1:C:205:VAL:O	1:C:209:ARG:HG2	2.21	0.40
1:D:227:VAL:O	1:D:300:VAL:HA	2.21	0.40
1:D:96[A]:LYS:HE3	1:D:96[A]:LYS:HB3	1.49	0.40
1:A:301:ASN:HA	1:A:313:GLU:O	2.21	0.40
1:A:422:ARG:NH1	3:A:2124:HOH:O	2.53	0.40
1:B:305:PRO:HA	1:B:311:GLN:HG2	2.01	0.40
1:A:398:TRP:CG	1:A:398:TRP:C	2.94	0.40
1:B:301:ASN:HA	1:B:313:GLU:O	2.22	0.40
1:B:46:PHE:O	1:B:47:ASN:HB3	2.22	0.40
1:C:379:LEU:HA	1:C:379:LEU:HD23	1.85	0.40
1:D:162:LEU:HA	1:D:218:GLY:O	2.21	0.40
1:D:303:PHE:HE1	1:D:311:GLN:HE21	1.69	0.40

There are no symmetry-related clashes.

## 5.3 Torsion angles ⓘ

### 5.3.1 Protein backbone ⓘ

In the following table, the Percentiles column shows the percent Ramachandran outliers of the chain as a percentile score with respect to all X-ray entries followed by that with respect to entries of similar resolution.

The Analysed column shows the number of residues for which the backbone conformation was analysed, and the total number of residues.

Mol	Chain	Analysed	Favoured	Allowed	Outliers	Percentiles	
1	A	444/447 (99%)	431 (97%)	13 (3%)	0	100	100
1	B	446/447 (100%)	429 (96%)	16 (4%)	1 (0%)	47	55
1	C	446/447 (100%)	430 (96%)	15 (3%)	1 (0%)	47	55
1	D	446/447 (100%)	429 (96%)	16 (4%)	1 (0%)	47	55
All	All	1782/1788 (100%)	1719 (96%)	60 (3%)	3 (0%)	47	55

All (3) Ramachandran outliers are listed below:

Mol	Chain	Res	Type
1	B	399	SER
1	C	399	SER
1	D	399	SER

### 5.3.2 Protein sidechains ⓘ

In the following table, the Percentiles column shows the percent sidechain outliers of the chain as a percentile score with respect to all X-ray entries followed by that with respect to entries of similar resolution.

The Analysed column shows the number of residues for which the sidechain conformation was analysed, and the total number of residues.

Mol	Chain	Analysed	Rotameric	Outliers	Percentiles	
1	A	384/383 (100%)	359 (94%)	25 (6%)	17	19
1	B	384/383 (100%)	360 (94%)	24 (6%)	18	20
1	C	384/383 (100%)	358 (93%)	26 (7%)	16	17
1	D	384/383 (100%)	358 (93%)	26 (7%)	16	17
All	All	1536/1532 (100%)	1435 (93%)	101 (7%)	16	19

All (101) residues with a non-rotameric sidechain are listed below:

Mol	Chain	Res	Type
1	A	63	GLU
1	A	74	ARG
1	A	75	THR
1	A	88	ASN
1	A	107	LEU
1	A	116	PHE
1	A	187	LEU
1	A	197	LEU
1	A	209	ARG
1	A	223	VAL
1	A	227	VAL
1	A	249	TRP
1	A	269	GLU
1	A	273	THR
1	A	290	MET
1	A	293	ILE
1	A	297	SER
1	A	298	MET
1	A	310	LEU
1	A	316	ASN
1	A	333	LEU
1	A	365	LYS
1	A	399	SER
1	A	437	ASN

*Continued on next page...*

*Continued from previous page...*

Mol	Chain	Res	Type
1	A	448	ARG
1	B	63	GLU
1	B	75	THR
1	B	88	ASN
1	B	107	LEU
1	B	116	PHE
1	B	187	LEU
1	B	197	LEU
1	B	209	ARG
1	B	223	VAL
1	B	227	VAL
1	B	249	TRP
1	B	269	GLU
1	B	273	THR
1	B	290	MET
1	B	293	ILE
1	B	297	SER
1	B	298	MET
1	B	310	LEU
1	B	316	ASN
1	B	333	LEU
1	B	365	LYS
1	B	399	SER
1	B	437	ASN
1	B	448	ARG
1	C	63	GLU
1	C	74	ARG
1	C	75	THR
1	C	88	ASN
1	C	107	LEU
1	C	116	PHE
1	C	123	ASP
1	C	187	LEU
1	C	197	LEU
1	C	209	ARG
1	C	223	VAL
1	C	227	VAL
1	C	249	TRP
1	C	269	GLU
1	C	273	THR
1	C	290	MET
1	C	293	ILE

*Continued on next page...*



*Continued from previous page...*

Mol	Chain	Res	Type
1	C	298	MET
1	C	310	LEU
1	C	316	ASN
1	C	328	VAL
1	C	333	LEU
1	C	365	LYS
1	C	399	SER
1	C	437	ASN
1	C	448	ARG
1	D	63	GLU
1	D	75	THR
1	D	88	ASN
1	D	90	ASP
1	D	107	LEU
1	D	116	PHE
1	D	123	ASP
1	D	187	LEU
1	D	197	LEU
1	D	209	ARG
1	D	223	VAL
1	D	227	VAL
1	D	249	TRP
1	D	269	GLU
1	D	273	THR
1	D	290	MET
1	D	293	ILE
1	D	297	SER
1	D	298	MET
1	D	310	LEU
1	D	316	ASN
1	D	333	LEU
1	D	365	LYS
1	D	399	SER
1	D	437	ASN
1	D	448	ARG

Some sidechains can be flipped to improve hydrogen bonding and reduce clashes. All (88) such sidechains are listed below:

Mol	Chain	Res	Type
1	A	20	GLN
1	A	40	HIS
1	A	47	ASN

*Continued on next page...*

*Continued from previous page...*

Mol	Chain	Res	Type
1	A	52	ASN
1	A	102	HIS
1	A	121	HIS
1	A	126	GLN
1	A	129	GLN
1	A	145	GLN
1	A	155	HIS
1	A	165	ASN
1	A	201	HIS
1	A	216	GLN
1	A	261	GLN
1	A	311	GLN
1	A	316	ASN
1	A	338	HIS
1	A	367	GLN
1	A	376	GLN
1	A	381	GLN
1	A	387	HIS
1	A	391	HIS
1	A	442	ASN
1	B	8	GLN
1	B	20	GLN
1	B	40	HIS
1	B	47	ASN
1	B	102	HIS
1	B	121	HIS
1	B	126	GLN
1	B	129	GLN
1	B	155	HIS
1	B	165	ASN
1	B	201	HIS
1	B	216	GLN
1	B	261	GLN
1	B	311	GLN
1	B	316	ASN
1	B	338	HIS
1	B	367	GLN
1	B	376	GLN
1	B	381	GLN
1	B	387	HIS
1	B	437	ASN
1	B	442	ASN

*Continued on next page...*

*Continued from previous page...*

Mol	Chain	Res	Type
1	C	20	GLN
1	C	40	HIS
1	C	47	ASN
1	C	102	HIS
1	C	121	HIS
1	C	126	GLN
1	C	129	GLN
1	C	145	GLN
1	C	155	HIS
1	C	165	ASN
1	C	201	HIS
1	C	216	GLN
1	C	261	GLN
1	C	311	GLN
1	C	316	ASN
1	C	338	HIS
1	C	367	GLN
1	C	376	GLN
1	C	381	GLN
1	C	387	HIS
1	C	442	ASN
1	D	20	GLN
1	D	40	HIS
1	D	47	ASN
1	D	88	ASN
1	D	102	HIS
1	D	121	HIS
1	D	126	GLN
1	D	129	GLN
1	D	145	GLN
1	D	155	HIS
1	D	165	ASN
1	D	201	HIS
1	D	216	GLN
1	D	246	HIS
1	D	261	GLN
1	D	311	GLN
1	D	316	ASN
1	D	367	GLN
1	D	376	GLN
1	D	381	GLN
1	D	387	HIS

*Continued on next page...*

*Continued from previous page...*

Mol	Chain	Res	Type
1	D	442	ASN

### 5.3.3 RNA [i](#)

There are no RNA molecules in this entry.

## 5.4 Non-standard residues in protein, DNA, RNA chains [i](#)

There are no non-standard protein/DNA/RNA residues in this entry.

## 5.5 Carbohydrates [i](#)

There are no carbohydrates in this entry.

## 5.6 Ligand geometry [i](#)

4 ligands are modelled in this entry.

In the following table, the Counts columns list the number of bonds (or angles) for which Mogul statistics could be retrieved, the number of bonds (or angles) that are observed in the model and the number of bonds (or angles) that are defined in the Chemical Component Dictionary. The Link column lists molecule types, if any, to which the group is linked. The Z score for a bond length (or angle) is the number of standard deviations the observed value is removed from the expected value. A bond length (or angle) with  $|Z| > 2$  is considered an outlier worth inspection. RMSZ is the root-mean-square of all Z scores of the bond lengths (or angles).

Mol	Type	Chain	Res	Link	Bond lengths			Bond angles		
					Counts	RMSZ	$\# Z  > 2$	Counts	RMSZ	$\# Z  > 2$
2	GOL	C	2000	-	5,5,5	0.88	0	5,5,5	0.44	0
2	GOL	A	2000	-	5,5,5	0.75	0	5,5,5	0.62	0
2	GOL	D	2000	-	5,5,5	0.80	0	5,5,5	0.45	0
2	GOL	B	2000	-	5,5,5	0.99	0	5,5,5	0.58	0

In the following table, the Chirals column lists the number of chiral outliers, the number of chiral centers analysed, the number of these observed in the model and the number defined in the Chemical Component Dictionary. Similar counts are reported in the Torsion and Rings columns. '-' means no outliers of that kind were identified.

Mol	Type	Chain	Res	Link	Chirals	Torsions	Rings
2	GOL	C	2000	-	-	2/4/4/4	-

*Continued on next page...*

*Continued from previous page...*

Mol	Type	Chain	Res	Link	Chirals	Torsions	Rings
2	GOL	A	2000	-	-	2/4/4/4	-
2	GOL	D	2000	-	-	2/4/4/4	-
2	GOL	B	2000	-	-	2/4/4/4	-

There are no bond length outliers.

There are no bond angle outliers.

There are no chirality outliers.

All (8) torsion outliers are listed below:

Mol	Chain	Res	Type	Atoms
2	C	2000	GOL	O1-C1-C2-C3
2	A	2000	GOL	O1-C1-C2-C3
2	D	2000	GOL	O1-C1-C2-C3
2	B	2000	GOL	O1-C1-C2-C3
2	D	2000	GOL	O1-C1-C2-O2
2	C	2000	GOL	O1-C1-C2-O2
2	A	2000	GOL	O1-C1-C2-O2
2	B	2000	GOL	O1-C1-C2-O2

There are no ring outliers.

4 monomers are involved in 27 short contacts:

Mol	Chain	Res	Type	Clashes	Symm-Clashes
2	C	2000	GOL	6	0
2	A	2000	GOL	7	0
2	D	2000	GOL	7	0
2	B	2000	GOL	7	0

## 5.7 Other polymers [i](#)

There are no such residues in this entry.

## 5.8 Polymer linkage issues [i](#)

The following chains have linkage breaks:

Mol	Chain	Number of breaks
1	A	2

All chain breaks are listed below:

Model	Chain	Residue-1	Atom-1	Residue-2	Atom-2	Distance (Å)
1	A	398:TRP	C	399:SER	N	2.18
1	A	96:LYS	C	97:GLY	N	1.17

## 6 Fit of model and data ⓘ

### 6.1 Protein, DNA and RNA chains ⓘ

EDS was not executed - this section is therefore empty.

### 6.2 Non-standard residues in protein, DNA, RNA chains ⓘ

EDS was not executed - this section is therefore empty.

### 6.3 Carbohydrates ⓘ

EDS was not executed - this section is therefore empty.

### 6.4 Ligands ⓘ

EDS was not executed - this section is therefore empty.

### 6.5 Other polymers ⓘ

EDS was not executed - this section is therefore empty.