



wwPDB X-ray Structure Validation Summary Report ⓘ

May 25, 2020 – 08:23 pm BST

PDB ID : 4TUE
Title : Crystal structure of ASL-SufJ bound to Codon ACC-U on the Ribosome
Authors : Fagan, C.E.; Dunham, C.M.
Deposited on : 2014-06-24
Resolution : 3.50 Å(reported)

This is a wwPDB X-ray Structure Validation Summary Report for a publicly released PDB entry.

We welcome your comments at validation@mail.wwpdb.org

A user guide is available at

<https://www.wwpdb.org/validation/2017/XrayValidationReportHelp>

with specific help available everywhere you see the ⓘ symbol.

The following versions of software and data (see [references ⓘ](#)) were used in the production of this report:

MolProbity : 4.02b-467
Mogul : 1.8.5 (274361), CSD as541be (2020)
Xtriage (Phenix) : 1.13
EDS : 2.11
buster-report : 1.1.7 (2018)
Percentile statistics : 20191225.v01 (using entries in the PDB archive December 25th 2019)
Refmac : 5.8.0158
CCP4 : 7.0.044 (Gargrove)
Ideal geometry (proteins) : Engh & Huber (2001)
Ideal geometry (DNA, RNA) : Parkinson et al. (1996)
Validation Pipeline (wwPDB-VP) : 2.11

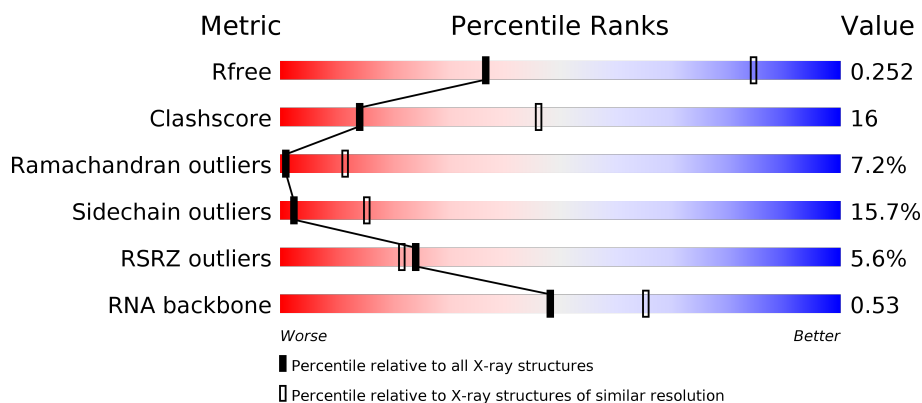
1 Overall quality at a glance

The following experimental techniques were used to determine the structure:

X-RAY DIFFRACTION

The reported resolution of this entry is 3.50 Å.

Percentile scores (ranging between 0-100) for global validation metrics of the entry are shown in the following graphic. The table shows the number of entries on which the scores are based.



Metric	Whole archive (#Entries)	Similar resolution (#Entries, resolution range(Å))
R_{free}	130704	1659 (3.60-3.40)
Clashscore	141614	1036 (3.58-3.42)
Ramachandran outliers	138981	1005 (3.58-3.42)
Sidechain outliers	138945	1006 (3.58-3.42)
RSRZ outliers	127900	1559 (3.60-3.40)
RNA backbone	3102	1002 (4.00-3.00)

The table below summarises the geometric issues observed across the polymeric chains and their fit to the electron density. The red, orange, yellow and green segments on the lower bar indicate the fraction of residues that contain outliers for ≥ 3 , 2, 1 and 0 types of geometric quality criteria respectively. A grey segment represents the fraction of residues that are not modelled. The numeric value for each fraction is indicated below the corresponding segment, with a dot representing fractions $\leq 5\%$. The upper red bar (where present) indicates the fraction of residues that have poor fit to the electron density. The numeric value is given above the bar.

Mol	Chain	Length	Quality of chain
1	QA	1522	<div> <div>6%</div> <div>53% 36% 8% ..</div> </div>
1	XA	1522	<div> <div>5%</div> <div>55% 34% 10% .</div> </div>
2	QB	256	<div> <div>9%</div> <div>50% 35% 7% . 7%</div> </div>
2	XB	256	<div> <div>7%</div> <div>48% 34% 9% . 7%</div> </div>

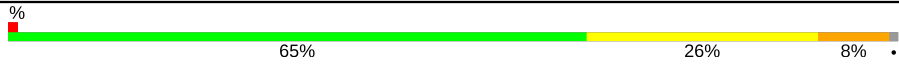





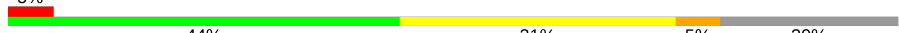


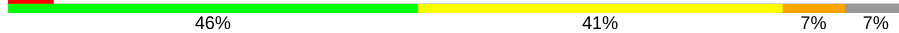
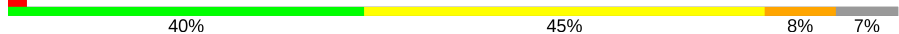
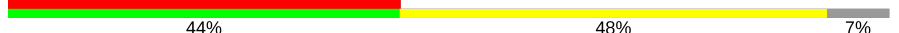






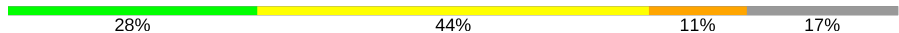






Continued on next page...

Continued from previous page...

Mol	Chain	Length	Quality of chain
3	QC	239	
3	XC	239	
4	QD	209	
4	XD	209	
5	QE	162	
5	XE	162	
6	QF	101	
6	XF	101	
7	QG	156	
7	XG	156	
8	QH	138	
8	XH	138	
9	QI	128	
9	XI	128	
10	QJ	105	
10	XJ	105	
11	QK	129	
11	XK	129	
12	QL	132	
12	XL	132	
13	QM	126	
13	XM	126	
14	QN	61	
14	XN	61	
15	QO	89	

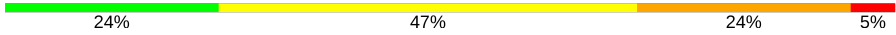
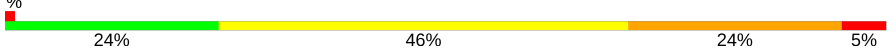

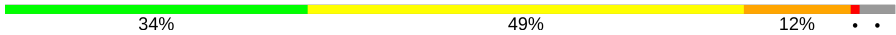




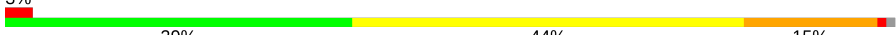
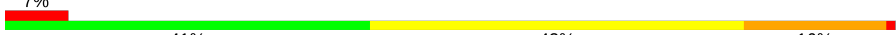















Continued on next page...

Continued from previous page...

Mol	Chain	Length	Quality of chain
15	XO	89	
16	QP	88	
16	XP	88	
17	QQ	105	
17	XQ	105	
18	QR	88	
18	XR	88	
19	QS	93	
19	XS	93	
20	QT	106	
20	XT	106	
21	QU	27	
21	XU	27	
22	QV	77	
22	XV	77	
23	QX	25	
23	XX	25	
24	QY	18	
24	XY	18	
25	RA	2915	
25	YA	2915	
26	RB	122	
26	YB	122	
27	RD	276	
27	YD	276	

Continued on next page...

Continued from previous page...

Mol	Chain	Length	Quality of chain
28	RE	206	
28	YE	206	
29	RF	210	
29	YF	210	
30	RG	182	
30	YG	182	
31	RH	180	
31	YH	180	
32	RI	148	
32	YI	148	
33	RN	140	
33	YN	140	
34	RO	122	
34	YO	122	
35	RP	150	
35	YP	150	
36	RQ	141	
36	YQ	141	
37	RR	118	
37	YR	118	
38	RS	112	
38	YS	112	
39	RT	146	
39	YT	146	
40	RU	118	

Continued on next page...

Continued from previous page...

Mol	Chain	Length	Quality of chain
40	YU	118	
41	RV	101	
41	YV	101	
42	RW	113	
42	YW	113	
43	RX	96	
43	YX	96	
44	RY	110	
44	YY	110	
45	RZ	206	
45	YZ	206	
46	R0	85	
46	Y0	85	
47	R1	98	
47	Y1	98	
48	R2	72	
48	Y2	72	
49	R3	60	
49	Y3	60	
50	R4	71	
50	Y4	71	
51	R5	60	
51	Y5	60	
52	R6	54	
52	Y6	54	

Continued on next page...

Continued from previous page...

Mol	Chain	Length	Quality of chain
53	R7	49	
53	Y7	49	
54	R8	65	
54	Y8	65	
55	R9	37	
55	Y9	37	
56	Z5	3	
56	Z6	3	

The following table lists non-polymeric compounds, carbohydrate monomers and non-standard residues in protein, DNA, RNA chains that are outliers for geometric or electron-density-fit criteria:

Mol	Type	Chain	Res	Chirality	Geometry	Clashes	Electron density
57	MG	QA	1636	-	-	-	X
57	MG	QA	1656	-	-	-	X
57	MG	QA	1658	-	-	-	X
57	MG	QA	1662	-	-	-	X
57	MG	QA	1682	-	-	-	X
57	MG	QA	1686	-	-	-	X
57	MG	RA	3049	-	-	-	X
57	MG	RA	3140	-	-	-	X
57	MG	RA	3149	-	-	-	X
57	MG	RA	3177	-	-	-	X
57	MG	RA	3179	-	-	-	X
57	MG	RA	3180	-	-	-	X
57	MG	RA	3183	-	-	-	X
57	MG	RA	3221	-	-	-	X
57	MG	RA	3240	-	-	-	X
57	MG	RA	3276	-	-	-	X
57	MG	RA	3280	-	-	-	X
57	MG	RA	3285	-	-	-	X
57	MG	RA	3286	-	-	-	X
57	MG	RA	3290	-	-	-	X
57	MG	RA	3291	-	-	-	X
57	MG	RA	3293	-	-	-	X
57	MG	RA	3300	-	-	-	X

Continued on next page...

Continued from previous page...

Mol	Type	Chain	Res	Chirality	Geometry	Clashes	Electron density
57	MG	RA	3302	-	-	-	X
57	MG	RA	3308	-	-	-	X
57	MG	RP	201	-	-	-	X
57	MG	XA	1650	-	-	-	X
57	MG	XA	1658	-	-	-	X
57	MG	XA	1672	-	-	-	X
57	MG	XA	1679	-	-	-	X
57	MG	XA	1680	-	-	-	X
57	MG	XA	1686	-	-	-	X
57	MG	XA	1692	-	-	-	X
57	MG	XA	1694	-	-	-	X
57	MG	Y0	101	-	-	-	X
57	MG	YA	3114	-	-	-	X
57	MG	YA	3118	-	-	-	X
57	MG	YA	3124	-	-	-	X
57	MG	YA	3142	-	-	-	X
57	MG	YA	3156	-	-	-	X
57	MG	YA	3164	-	-	-	X
57	MG	YA	3171	-	-	-	X
57	MG	YA	3175	-	-	-	X
57	MG	YA	3176	-	-	-	X
57	MG	YA	3190	-	-	-	X
57	MG	YA	3198	-	-	-	X
57	MG	YA	3203	-	-	-	X
57	MG	YA	3213	-	-	-	X
57	MG	YA	3222	-	-	-	X
57	MG	YA	3252	-	-	-	X
57	MG	YA	3260	-	-	-	X
57	MG	YA	3267	-	-	-	X
57	MG	YA	3272	-	-	-	X
57	MG	YA	3276	-	-	-	X
57	MG	YA	3279	-	-	-	X
57	MG	YA	3281	-	-	-	X
57	MG	YA	3285	-	-	-	X
57	MG	YA	3295	-	-	-	X
57	MG	YA	3312	-	-	-	X
57	MG	YA	3316	-	-	-	X
57	MG	YA	3320	-	-	-	X
57	MG	YA	3322	-	-	-	X
57	MG	YE	302	-	-	-	X

2 Entry composition

There are 60 unique types of molecules in this entry. The entry contains 292242 atoms, of which 0 are hydrogens and 0 are deuteriums.

In the tables below, the ZeroOcc column contains the number of atoms modelled with zero occupancy, the AltConf column contains the number of residues with at least one atom in alternate conformation and the Trace column contains the number of residues modelled with at most 2 atoms.

- Molecule 1 is a RNA chain called 16S rRNA.

Mol	Chain	Residues	Atoms					ZeroOcc	AltConf	Trace
1	QA	1500	Total	C	N	O	P	0	0	0
			32247	14353	5981	10414	1499			
1	XA	1500	Total	C	N	O	P	0	0	0
			32249	14354	5984	10412	1499			

- Molecule 2 is a protein called 30S ribosomal protein S2.

Mol	Chain	Residues	Atoms					ZeroOcc	AltConf	Trace
2	QB	237	Total	C	N	O	S	0	0	0
			1924	1228	344	347	5			
2	XB	237	Total	C	N	O	S	0	0	0
			1924	1228	344	347	5			

- Molecule 3 is a protein called 30S ribosomal protein S3.

Mol	Chain	Residues	Atoms					ZeroOcc	AltConf	Trace
3	QC	205	Total	C	N	O	S	0	0	0
			1605	1011	313	280	1			
3	XC	205	Total	C	N	O	S	0	0	0
			1605	1011	313	280	1			

- Molecule 4 is a protein called 30S ribosomal protein S4.

Mol	Chain	Residues	Atoms					ZeroOcc	AltConf	Trace
4	QD	208	Total	C	N	O	S	0	0	0
			1703	1066	339	291	7			
4	XD	208	Total	C	N	O	S	0	0	0
			1703	1066	339	291	7			

- Molecule 5 is a protein called 30S ribosomal protein S5.

Mol	Chain	Residues	Atoms					ZeroOcc	AltConf	Trace
5	QE	151	Total	C	N	O	S	0	0	0
			1155	729	218	204	4			
5	XE	151	Total	C	N	O	S	0	0	0
			1155	729	218	204	4			

- Molecule 6 is a protein called 30S ribosomal protein S6.

Mol	Chain	Residues	Atoms					ZeroOcc	AltConf	Trace
6	QF	101	Total	C	N	O	S	0	0	0
			843	531	155	154	3			
6	XF	101	Total	C	N	O	S	0	0	0
			843	531	155	154	3			

- Molecule 7 is a protein called 30S ribosomal protein S7.

Mol	Chain	Residues	Atoms					ZeroOcc	AltConf	Trace
7	QG	155	Total	C	N	O	S	0	0	0
			1257	781	252	218	6			
7	XG	155	Total	C	N	O	S	0	0	0
			1257	781	252	218	6			

- Molecule 8 is a protein called 30S ribosomal protein S8.

Mol	Chain	Residues	Atoms					ZeroOcc	AltConf	Trace
8	QH	138	Total	C	N	O	S	0	0	0
			1116	705	215	193	3			
8	XH	138	Total	C	N	O	S	0	0	0
			1116	705	215	193	3			

- Molecule 9 is a protein called 30S ribosomal protein S9.

Mol	Chain	Residues	Atoms					ZeroOcc	AltConf	Trace
9	QI	127	Total	C	N	O		0	0	0
			1010	639	197	174				
9	XI	127	Total	C	N	O		0	0	0
			1010	639	197	174				

- Molecule 10 is a protein called 30S ribosomal protein S10.

Mol	Chain	Residues	Atoms					ZeroOcc	AltConf	Trace
10	QJ	99	Total	C	N	O	S	0	0	0
			801	504	157	139	1			

Continued on next page...

Continued from previous page...

Mol	Chain	Residues	Atoms					ZeroOcc	AltConf	Trace
10	XJ	99	Total	C	N	O	S	0	0	0
			801	504	157	139	1			

- Molecule 11 is a protein called 30S ribosomal protein S11.

Mol	Chain	Residues	Atoms					ZeroOcc	AltConf	Trace
11	QK	119	Total	C	N	O	S	0	0	0
			885	549	168	165	3			
11	XK	119	Total	C	N	O	S	0	0	0
			885	549	168	165	3			

- Molecule 12 is a protein called 30S ribosomal protein S12.

Mol	Chain	Residues	Atoms					ZeroOcc	AltConf	Trace
12	QL	125	Total	C	N	O	S	0	0	0
			975	614	196	164	1			
12	XL	125	Total	C	N	O	S	0	0	0
			975	614	196	164	1			

- Molecule 13 is a protein called 30S ribosomal protein S13.

Mol	Chain	Residues	Atoms					ZeroOcc	AltConf	Trace
13	QM	121	Total	C	N	O	S	0	0	0
			964	597	199	166	2			
13	XM	121	Total	C	N	O	S	0	0	0
			964	597	199	166	2			

- Molecule 14 is a protein called 30S ribosomal protein S14 type Z.

Mol	Chain	Residues	Atoms					ZeroOcc	AltConf	Trace
14	QN	60	Total	C	N	O	S	0	0	0
			492	312	104	72	4			
14	XN	60	Total	C	N	O	S	0	0	0
			492	312	104	72	4			

- Molecule 15 is a protein called 30S ribosomal protein S15.

Mol	Chain	Residues	Atoms					ZeroOcc	AltConf	Trace
15	QO	88	Total	C	N	O	S	0	0	0
			734	459	147	126	2			
15	XO	88	Total	C	N	O	S	0	0	0
			734	459	147	126	2			

- Molecule 16 is a protein called 30S ribosomal protein S16.

Mol	Chain	Residues	Atoms					ZeroOcc	AltConf	Trace
16	QP	84	Total	C	N	O	S	0	0	0
			705	446	140	118	1			
16	XP	84	Total	C	N	O	S	0	0	0
			705	446	140	118	1			

- Molecule 17 is a protein called 30S ribosomal protein S17.

Mol	Chain	Residues	Atoms					ZeroOcc	AltConf	Trace
17	QQ	100	Total	C	N	O	S	0	0	0
			834	534	155	143	2			
17	XQ	100	Total	C	N	O	S	0	0	0
			834	534	155	143	2			

- Molecule 18 is a protein called 30S ribosomal protein S18.

Mol	Chain	Residues	Atoms				ZeroOcc	AltConf	Trace
18	QR	70	Total	C	N	O	0	0	0
			574	367	112	95			
18	XR	70	Total	C	N	O	0	0	0
			574	367	112	95			

- Molecule 19 is a protein called 30S ribosomal protein S19.

Mol	Chain	Residues	Atoms					ZeroOcc	AltConf	Trace
19	QS	84	Total	C	N	O	S	0	0	0
			674	430	126	116	2			
19	XS	84	Total	C	N	O	S	0	0	0
			674	430	126	116	2			

- Molecule 20 is a protein called 30S ribosomal protein S20.

Mol	Chain	Residues	Atoms					ZeroOcc	AltConf	Trace
20	QT	99	Total	C	N	O	S	0	0	0
			763	470	162	129	2			
20	XT	99	Total	C	N	O	S	0	0	0
			763	470	162	129	2			

- Molecule 21 is a protein called 30S ribosomal protein Thx.

Mol	Chain	Residues	Atoms				ZeroOcc	AltConf	Trace
21	QU	25	Total	C	N	O	0	0	0
			217	134	52	31			
21	XU	25	Total	C	N	O	0	0	0
			217	134	52	31			

- Molecule 22 is a RNA chain called P-site tRNA-fMet.

Mol	Chain	Residues	Atoms					ZeroOcc	AltConf	Trace
22	QV	77	Total	C	N	O	P	0	0	0
			1644	732	297	538	77			
22	XV	77	Total	C	N	O	P	0	0	0
			1644	732	297	538	77			

- Molecule 23 is a RNA chain called messenger RNA.

Mol	Chain	Residues	Atoms					ZeroOcc	AltConf	Trace
23	QX	9	Total	C	N	O	P	0	0	0
			173	76	30	58	9			
23	XX	11	Total	C	N	O	P	0	0	0
			235	106	45	73	11			

- Molecule 24 is a RNA chain called A-site ASL-SufJ.

Mol	Chain	Residues	Atoms					ZeroOcc	AltConf	Trace
24	QY	15	Total	C	N	O	P	0	0	0
			319	142	55	107	15			
24	XY	15	Total	C	N	O	P	0	0	0
			319	142	55	107	15			

- Molecule 25 is a RNA chain called 23S rRNA.

Mol	Chain	Residues	Atoms					ZeroOcc	AltConf	Trace
25	RA	2882	Total	C	N	O	P	0	0	0
			62071	27627	11611	19952	2881			
25	YA	2882	Total	C	N	O	P	0	0	0
			62071	27627	11611	19952	2881			

- Molecule 26 is a RNA chain called 5S rRNA.

Mol	Chain	Residues	Atoms					ZeroOcc	AltConf	Trace
26	RB	120	Total	C	N	O	P	0	0	0
			2573	1146	476	832	119			

Continued on next page...

Continued from previous page...

Mol	Chain	Residues	Atoms					ZeroOcc	AltConf	Trace
26	YB	120	Total	C	N	O	P	0	0	0
			2573	1146	476	832	119			

- Molecule 27 is a protein called 50S ribosomal protein L2.

Mol	Chain	Residues	Atoms					ZeroOcc	AltConf	Trace
27	RD	272	Total	C	N	O	S	0	0	0
			2115	1335	420	357	3			
27	YD	272	Total	C	N	O	S	0	0	0
			2115	1335	420	357	3			

- Molecule 28 is a protein called 50S ribosomal protein L3.

Mol	Chain	Residues	Atoms					ZeroOcc	AltConf	Trace
28	RE	205	Total	C	N	O	S	0	0	0
			1568	991	300	271	6			
28	YE	205	Total	C	N	O	S	0	0	0
			1568	991	300	271	6			

- Molecule 29 is a protein called 50S ribosomal protein L4.

Mol	Chain	Residues	Atoms					ZeroOcc	AltConf	Trace
29	RF	202	Total	C	N	O	S	0	0	0
			1585	1011	297	275	2			
29	YF	202	Total	C	N	O	S	0	0	0
			1585	1011	297	275	2			

- Molecule 30 is a protein called 50S ribosomal protein L5.

Mol	Chain	Residues	Atoms					ZeroOcc	AltConf	Trace
30	RG	181	Total	C	N	O	S	0	0	0
			1474	942	268	260	4			
30	YG	181	Total	C	N	O	S	0	0	0
			1474	942	268	260	4			

- Molecule 31 is a protein called 50S ribosomal protein L6.

Mol	Chain	Residues	Atoms					ZeroOcc	AltConf	Trace
31	RH	170	Total	C	N	O	S	0	0	0
			1307	829	245	232	1			
31	YH	170	Total	C	N	O	S	0	0	0
			1307	829	245	232	1			

- Molecule 32 is a protein called 50S ribosomal protein L9.

Mol	Chain	Residues	Atoms					ZeroOcc	AltConf	Trace
32	RI	146	Total	C	N	O	S	0	0	0
			1136	726	201	208	1			
32	YI	146	Total	C	N	O	S	0	0	0
			1136	726	201	208	1			

- Molecule 33 is a protein called 50S ribosomal protein L13.

Mol	Chain	Residues	Atoms					ZeroOcc	AltConf	Trace
33	RN	138	Total	C	N	O	S	0	0	0
			1104	712	206	182	4			
33	YN	138	Total	C	N	O	S	0	0	0
			1104	712	206	182	4			

- Molecule 34 is a protein called 50S ribosomal protein L14.

Mol	Chain	Residues	Atoms					ZeroOcc	AltConf	Trace
34	RO	122	Total	C	N	O	S	0	0	0
			933	588	171	170	4			
34	YO	122	Total	C	N	O	S	0	0	0
			933	588	171	170	4			

- Molecule 35 is a protein called 50S ribosomal protein L15.

Mol	Chain	Residues	Atoms					ZeroOcc	AltConf	Trace
35	RP	150	Total	C	N	O	S	0	0	0
			1145	712	232	198	3			
35	YP	150	Total	C	N	O	S	0	0	0
			1145	712	232	198	3			

- Molecule 36 is a protein called 50S ribosomal protein L16.

Mol	Chain	Residues	Atoms					ZeroOcc	AltConf	Trace
36	RQ	141	Total	C	N	O	S	0	0	0
			1122	715	212	188	7			
36	YQ	141	Total	C	N	O	S	0	0	0
			1122	715	212	188	7			

- Molecule 37 is a protein called 50S ribosomal protein L17.

Mol	Chain	Residues	Atoms					ZeroOcc	AltConf	Trace
37	RR	118	Total	C	N	O	S	0	0	0
			968	604	203	160	1			
37	YR	118	Total	C	N	O	S	0	0	0
			968	604	203	160	1			

- Molecule 38 is a protein called 50S ribosomal protein L18.

Mol	Chain	Residues	Atoms					ZeroOcc	AltConf	Trace
38	RS	111	Total	C	N	O	S	0	0	0
			882	556	176	150				
38	YS	111	Total	C	N	O	S	0	0	0
			882	556	176	150				

- Molecule 39 is a protein called 50S ribosomal protein L19.

Mol	Chain	Residues	Atoms					ZeroOcc	AltConf	Trace
39	RT	137	Total	C	N	O	S	0	0	0
			1141	710	234	196	1			
39	YT	137	Total	C	N	O	S	0	0	0
			1141	710	234	196	1			

- Molecule 40 is a protein called 50S ribosomal protein L20.

Mol	Chain	Residues	Atoms					ZeroOcc	AltConf	Trace
40	RU	117	Total	C	N	O	S	0	0	0
			964	610	202	151	1			
40	YU	117	Total	C	N	O	S	0	0	0
			964	610	202	151	1			

- Molecule 41 is a protein called 50S ribosomal protein L21.

Mol	Chain	Residues	Atoms					ZeroOcc	AltConf	Trace
41	RV	101	Total	C	N	O	S	0	0	0
			779	501	142	135	1			
41	YV	101	Total	C	N	O	S	0	0	0
			779	501	142	135	1			

- Molecule 42 is a protein called 50S ribosomal protein L22.

Mol	Chain	Residues	Atoms					ZeroOcc	AltConf	Trace
42	RW	113	Total	C	N	O	S	0	0	0
			900	566	177	155	2			

Continued on next page...

Continued from previous page...

Mol	Chain	Residues	Atoms					ZeroOcc	AltConf	Trace
42	YW	113	Total	C	N	O	S	0	0	0
			900	566	177	155	2			

- Molecule 43 is a protein called 50S ribosomal protein L23.

Mol	Chain	Residues	Atoms					ZeroOcc	AltConf	Trace
43	RX	92	Total	C	N	O		0	0	0
			725	471	131	123				
43	YX	92	Total	C	N	O		0	0	0
			725	471	131	123				

- Molecule 44 is a protein called 50S ribosomal protein L24.

Mol	Chain	Residues	Atoms					ZeroOcc	AltConf	Trace
44	RY	102	Total	C	N	O	S	0	0	0
			785	505	150	125	5			
44	YY	102	Total	C	N	O	S	0	0	0
			785	505	150	125	5			

- Molecule 45 is a protein called 50S ribosomal protein L25.

Mol	Chain	Residues	Atoms					ZeroOcc	AltConf	Trace
45	RZ	183	Total	C	N	O	S	0	0	0
			1461	933	260	265	3			
45	YZ	183	Total	C	N	O	S	0	0	0
			1461	933	260	265	3			

- Molecule 46 is a protein called 50S ribosomal protein L27.

Mol	Chain	Residues	Atoms					ZeroOcc	AltConf	Trace
46	R0	82	Total	C	N	O	S	0	0	0
			648	401	138	108	1			
46	Y0	82	Total	C	N	O	S	0	0	0
			648	401	138	108	1			

- Molecule 47 is a protein called 50S ribosomal protein L28.

Mol	Chain	Residues	Atoms					ZeroOcc	AltConf	Trace
47	R1	97	Total	C	N	O	S	0	0	0
			763	481	150	131	1			
47	Y1	97	Total	C	N	O	S	0	0	0
			763	481	150	131	1			

- Molecule 48 is a protein called 50S ribosomal protein L29.

Mol	Chain	Residues	Atoms					ZeroOcc	AltConf	Trace
48	R2	69	Total	C	N	O	S	0	0	0
			581	358	118	104	1			
48	Y2	69	Total	C	N	O	S	0	0	0
			581	358	118	104	1			

- Molecule 49 is a protein called 50S ribosomal protein L30.

Mol	Chain	Residues	Atoms				ZeroOcc	AltConf	Trace
49	R3	59	Total	C	N	O	0	0	0
			469	298	90	81			
49	Y3	59	Total	C	N	O	0	0	0
			469	298	90	81			

- Molecule 50 is a protein called 50S ribosomal protein L31.

Mol	Chain	Residues	Atoms					ZeroOcc	AltConf	Trace
50	R4	71	Total	C	N	O	S	0	0	0
			581	364	108	104	5			
50	Y4	71	Total	C	N	O	S	0	0	0
			581	364	108	104	5			

- Molecule 51 is a protein called 50S ribosomal protein L32.

Mol	Chain	Residues	Atoms					ZeroOcc	AltConf	Trace
51	R5	59	Total	C	N	O	S	0	0	0
			459	288	90	76	5			
51	Y5	58	Total	C	N	O	S	0	0	0
			454	285	89	75	5			

- Molecule 52 is a protein called 50S ribosomal protein L33.

Mol	Chain	Residues	Atoms					ZeroOcc	AltConf	Trace
52	R6	49	Total	C	N	O	S	0	0	0
			424	264	87	69	4			
52	Y6	49	Total	C	N	O	S	0	0	0
			424	264	87	69	4			

- Molecule 53 is a protein called 50S ribosomal protein L34.

Mol	Chain	Residues	Atoms					ZeroOcc	AltConf	Trace
53	R7	49	Total	C	N	O	S	0	0	0
			430	263	108	57	2			
53	Y7	49	Total	C	N	O	S	0	0	0
			430	263	108	57	2			

- Molecule 54 is a protein called 50S ribosomal protein L35.

Mol	Chain	Residues	Atoms					ZeroOcc	AltConf	Trace
54	R8	64	Total	C	N	O	S	0	0	0
			517	331	102	82	2			
54	Y8	64	Total	C	N	O	S	0	0	0
			517	331	102	82	2			

- Molecule 55 is a protein called 50S ribosomal protein L36.

Mol	Chain	Residues	Atoms					ZeroOcc	AltConf	Trace
55	R9	37	Total	C	N	O	S	0	0	0
			307	188	68	47	4			
55	Y9	37	Total	C	N	O	S	0	0	0
			307	188	68	47	4			

- Molecule 56 is a RNA chain called CC-Puro.

Mol	Chain	Residues	Atoms					ZeroOcc	AltConf	Trace
56	Z5	2	Total	C	N	O	P	0	0	0
			37	18	6	12	1			
56	Z6	2	Total	C	N	O	P	0	0	0
			37	18	6	12	1			

- Molecule 57 is MAGNESIUM ION (three-letter code: MG) (formula: Mg).

Mol	Chain	Residues	Atoms		ZeroOcc	AltConf
57	QA	94	Total	Mg	0	0
			94	94		
57	RP	1	Total	Mg	0	0
			1	1		
57	QX	1	Total	Mg	0	0
			1	1		
57	YA	327	Total	Mg	0	0
			327	327		
57	Y5	1	Total	Mg	0	0
			1	1		

Continued on next page...

Continued from previous page...

Mol	Chain	Residues	Atoms		ZeroOcc	AltConf
57	YR	1	Total 1	Mg 1	0	0
57	YD	1	Total 1	Mg 1	0	0
57	XX	1	Total 1	Mg 1	0	0
57	QV	3	Total 3	Mg 3	0	0
57	XA	114	Total 114	Mg 114	0	0
57	YY	1	Total 1	Mg 1	0	0
57	RQ	1	Total 1	Mg 1	0	0
57	R0	2	Total 2	Mg 2	0	0
57	YU	1	Total 1	Mg 1	0	0
57	Y0	2	Total 2	Mg 2	0	0
57	XY	1	Total 1	Mg 1	0	0
57	YQ	1	Total 1	Mg 1	0	0
57	XF	1	Total 1	Mg 1	0	0
57	RR	1	Total 1	Mg 1	0	0
57	RD	1	Total 1	Mg 1	0	0
57	Y7	1	Total 1	Mg 1	0	0
57	QF	1	Total 1	Mg 1	0	0
57	R5	1	Total 1	Mg 1	0	0
57	RA	310	Total 310	Mg 310	0	0
57	YP	1	Total 1	Mg 1	0	0
57	RE	1	Total 1	Mg 1	0	0

Continued on next page...

Mol	Chain	Residues	Atoms	ZeroOcc	AltConf
57	YB	2	Total Mg 2 2	0	0
57	QY	1	Total Mg 1 1	0	0
57	XV	4	Total Mg 4 4	0	0
57	RB	3	Total Mg 3 3	0	0
57	XD	1	Total Mg 1 1	0	0
57	R8	1	Total Mg 1 1	0	0
57	YE	2	Total Mg 2 2	0	0

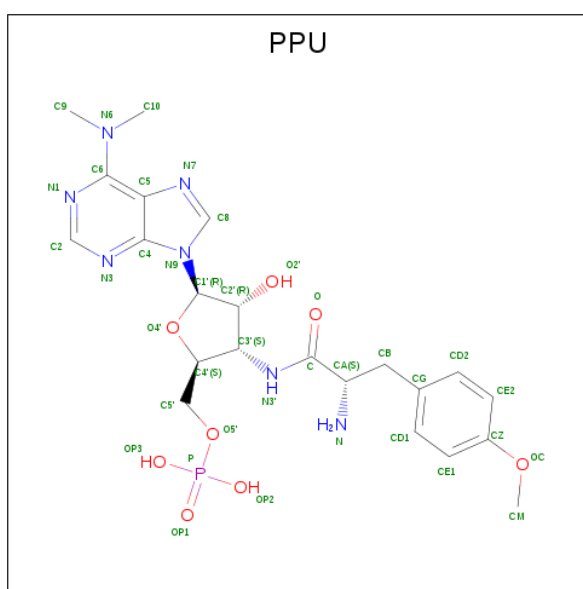
-
- The chemical structure of PAR (Pantetheine) is a complex molecule consisting of several fused and linked rings. It features a central pyrimidine ring system, a ribose sugar, and a pantoic acid derivative. The structure is highly branched and contains numerous functional groups, including hydroxyl groups, amino groups, and a phosphate group. The molecule is shown in a 3D representation with stereochemistry indicated by wedges and dashes.

Mol	Chain	Residues	Atoms				ZeroOcc	AltConf
58	QA	1	Total 42	C 23	N 5	O 14	0	0
58	XA	1	Total 42	C 23	N 5	O 14	0	0

- 
- WORLD WIDE
PDB
PROTEIN DATA BANK

Mol	Chain	Residues	Atoms	ZeroOcc	AltConf
59	XD	1	Total Zn 1 1	0	0
59	QD	1	Total Zn 1 1	0	0
59	QN	1	Total Zn 1 1	0	0
59	XN	1	Total Zn 1 1	0	0

- Molecule 60 is PUROMYCIN-5'-MONOPHOSPHATE (three-letter code: PPU) (formula: $C_{22}H_{30}N_7O_8P$).

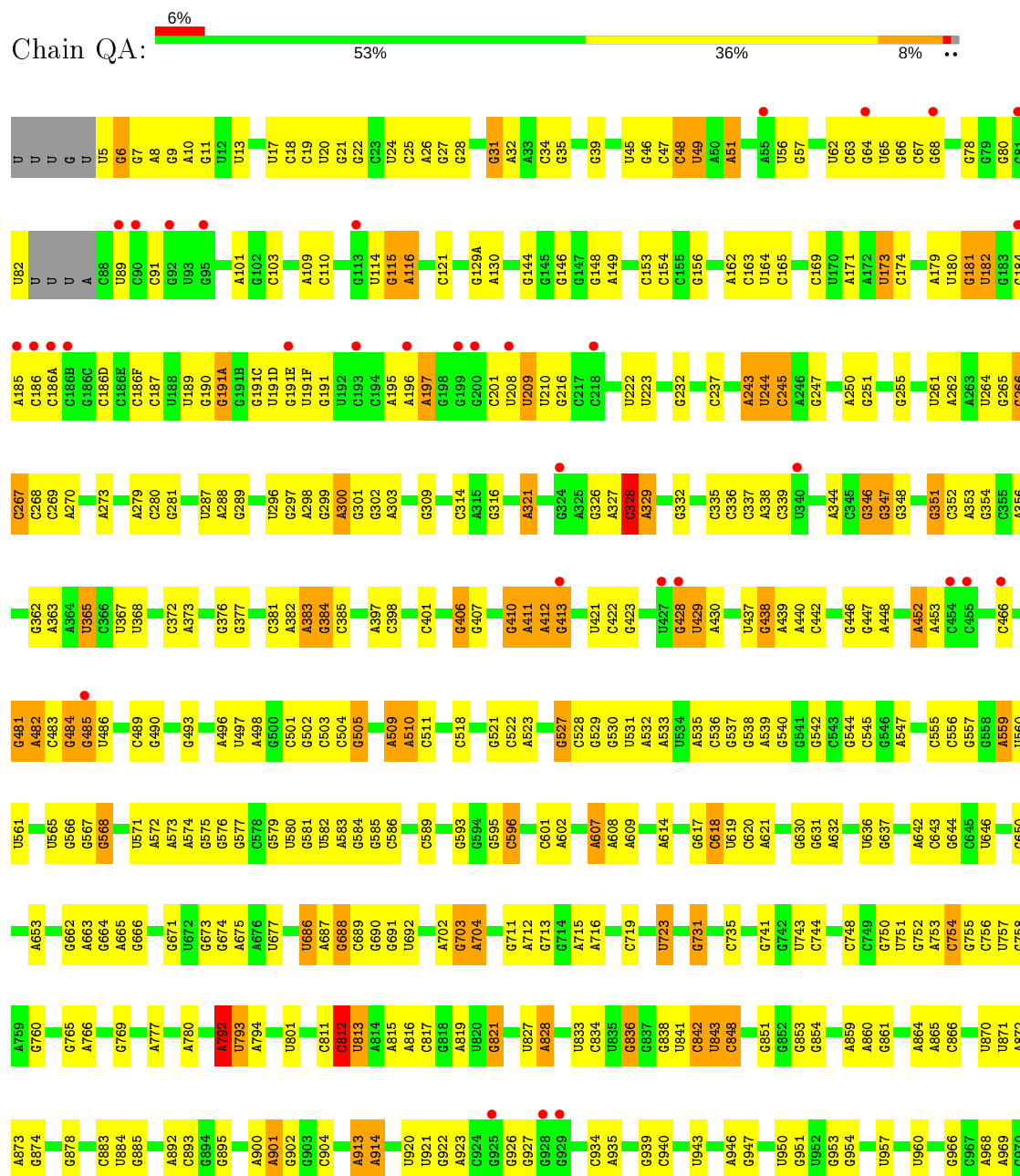


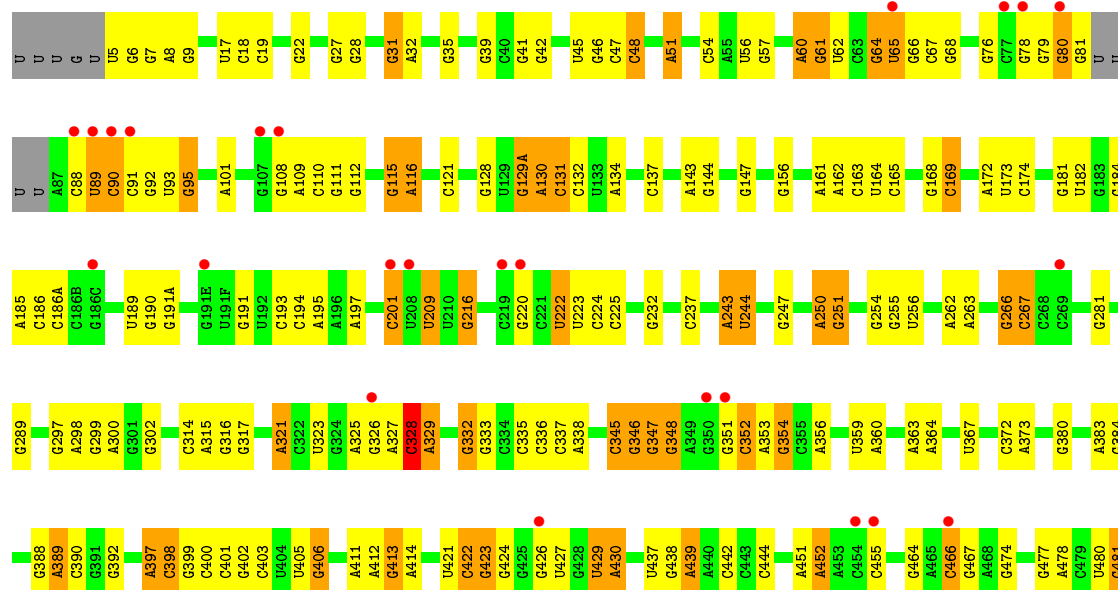
Mol	Chain	Residues	Atoms					ZeroOcc	AltConf
60	Z5	1	Total 37	C 22	N 7	O 7	P 1	0	0
60	Z6	1	Total 37	C 22	N 7	O 7	P 1	0	0

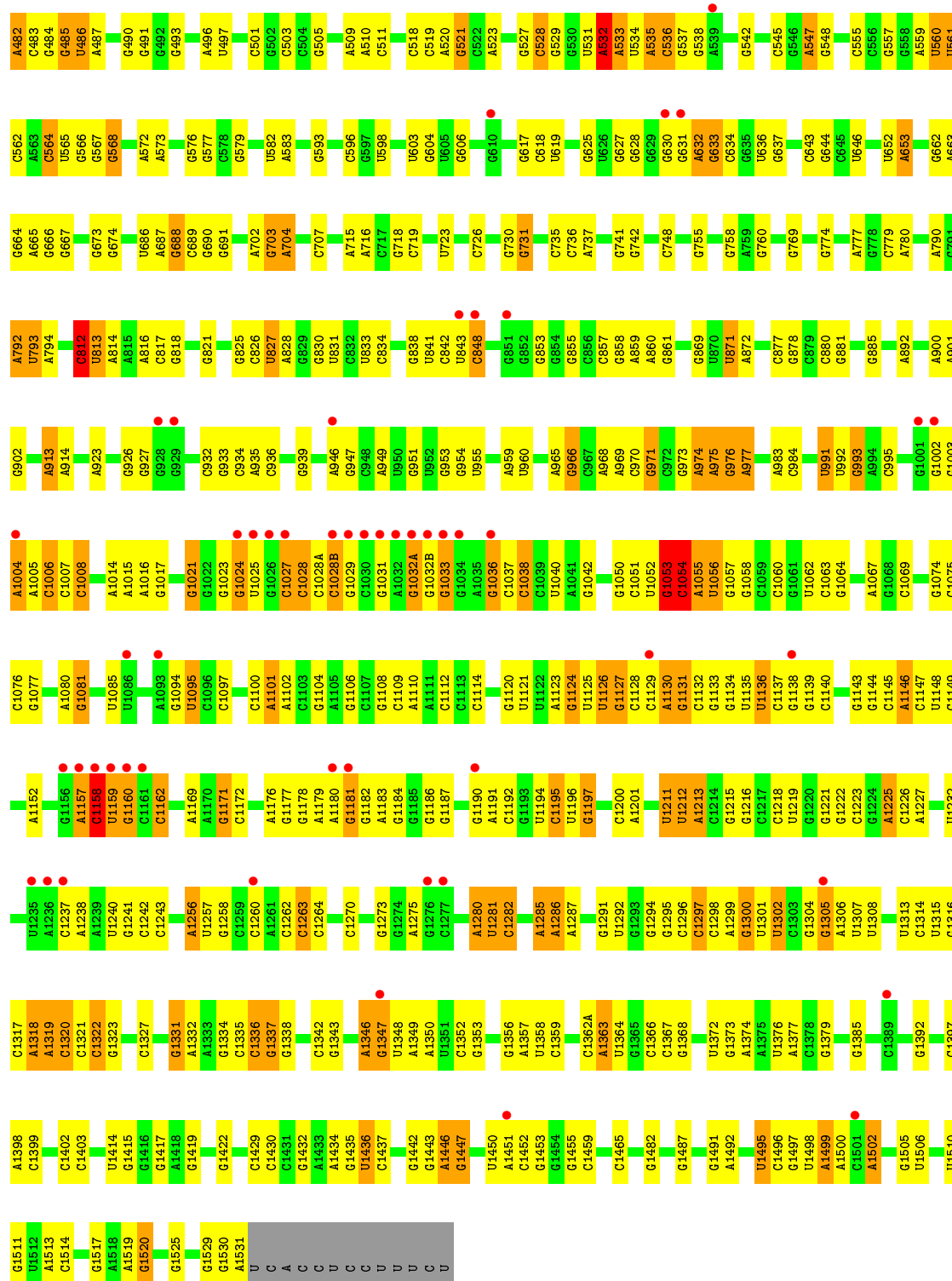
3 Residue-property plots [i](#)

These plots are drawn for all protein, RNA and DNA chains in the entry. The first graphic for a chain summarises the proportions of the various outlier classes displayed in the second graphic. The second graphic shows the sequence view annotated by issues in geometry and electron density. Residues are color-coded according to the number of geometric quality criteria for which they contain at least one outlier: green = 0, yellow = 1, orange = 2 and red = 3 or more. A red dot above a residue indicates a poor fit to the electron density ($RSRZ > 2$). Stretches of 2 or more consecutive residues without any outlier are shown as a green connector. Residues present in the sample, but not in the model, are shown in grey.

• Molecule 1: 16S rRNA

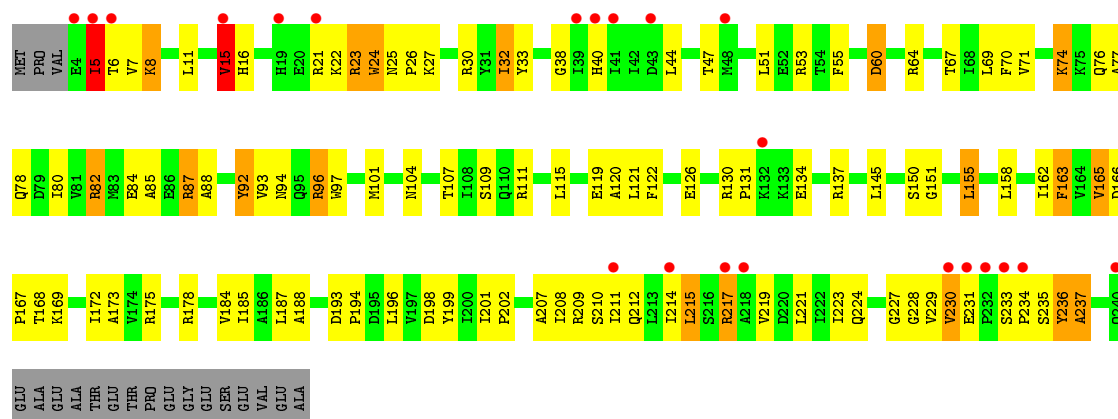




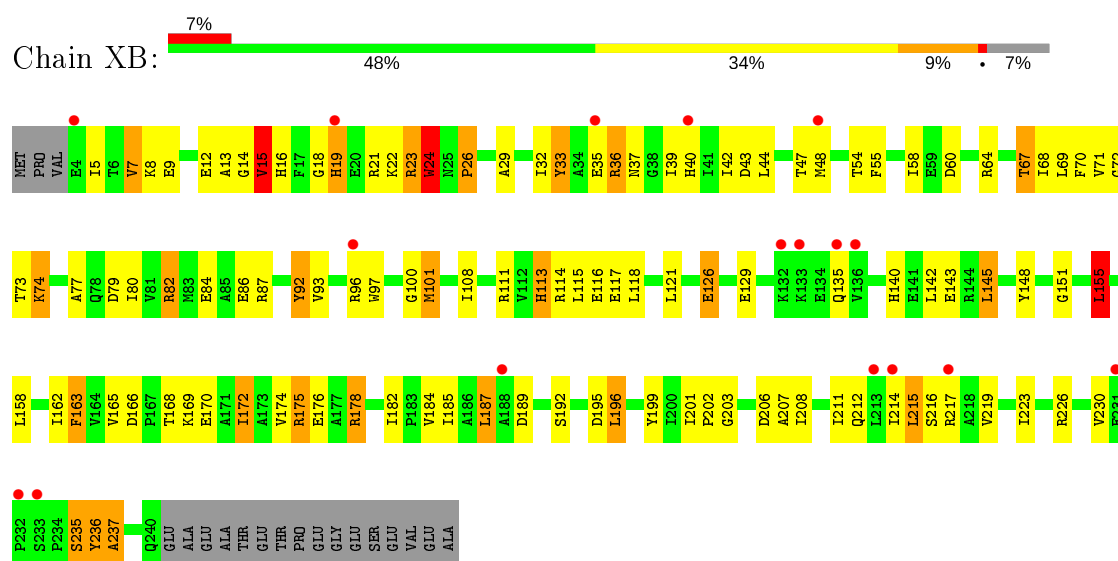


• Molecule 2: 30S ribosomal protein S2

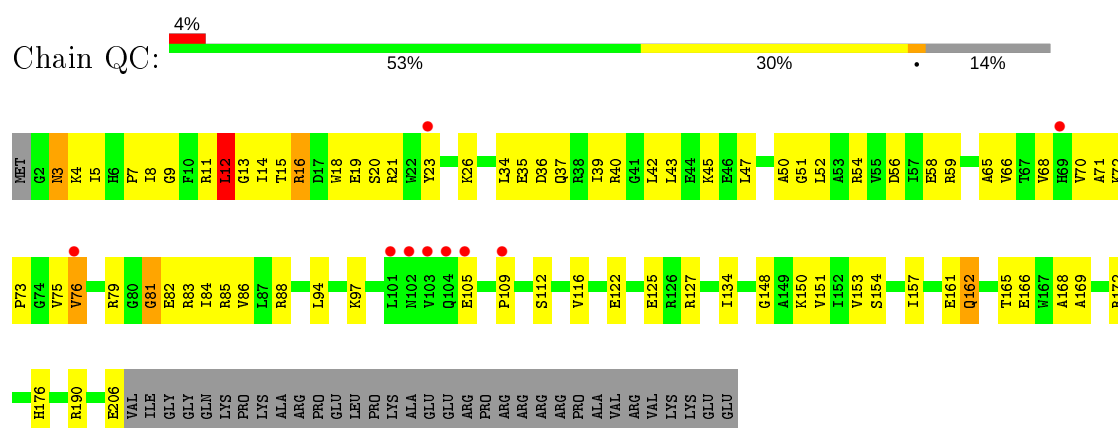




• Molecule 2: 30S ribosomal protein S2

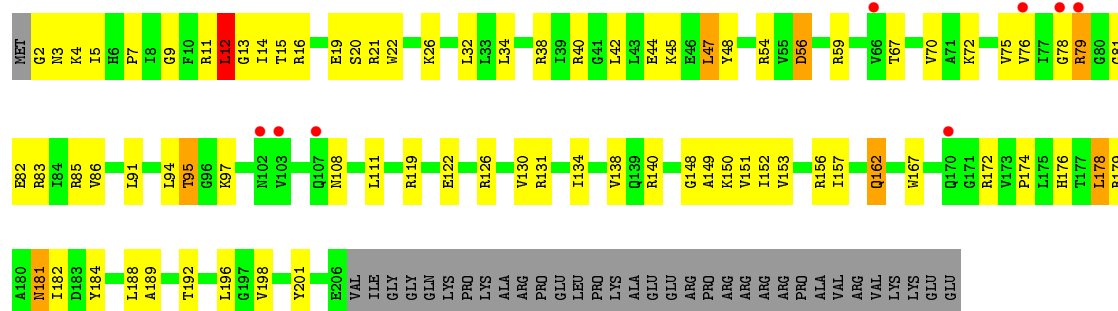


• Molecule 3: 30S ribosomal protein S3

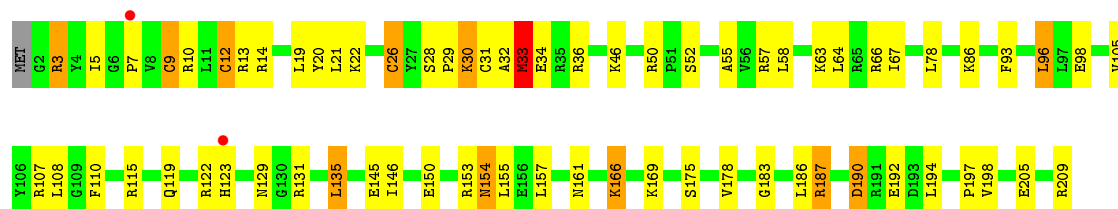


• Molecule 3: 30S ribosomal protein S3

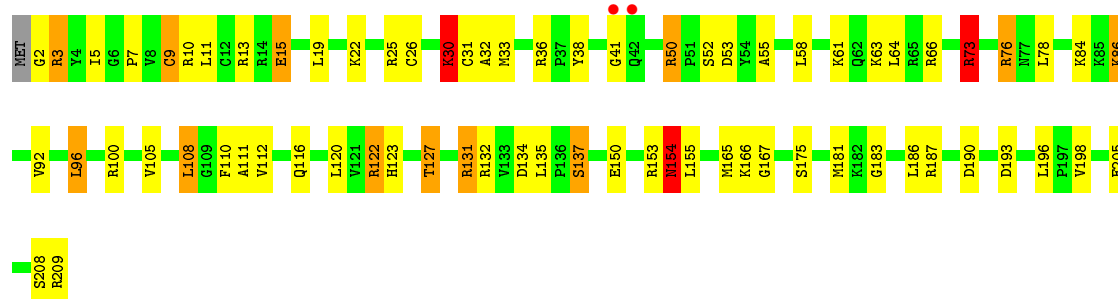




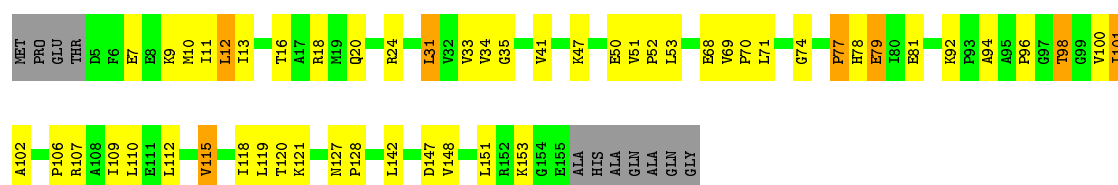
• Molecule 4: 30S ribosomal protein S4



• Molecule 4: 30S ribosomal protein S4

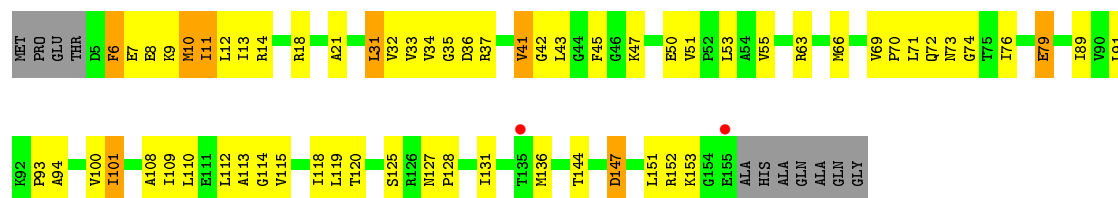


• Molecule 5: 30S ribosomal protein S5

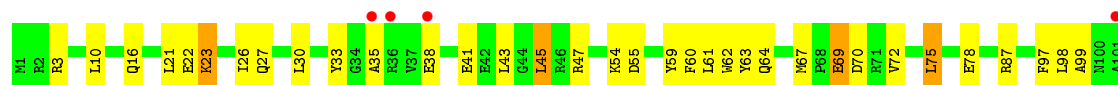


• Molecule 5: 30S ribosomal protein S5





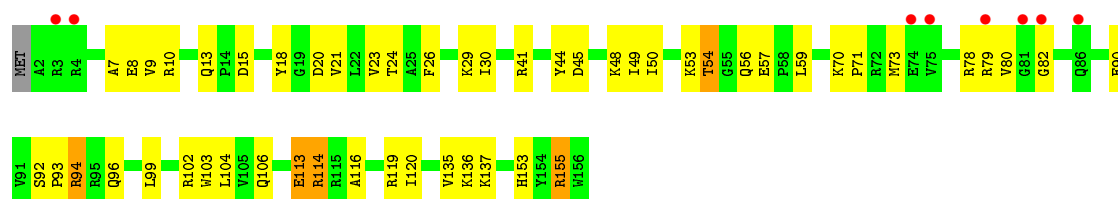
• Molecule 6: 30S ribosomal protein S6



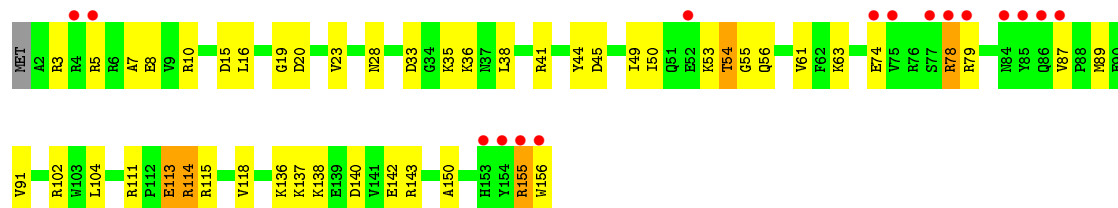
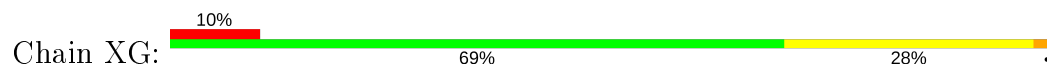
• Molecule 6: 30S ribosomal protein S6



• Molecule 7: 30S ribosomal protein S7

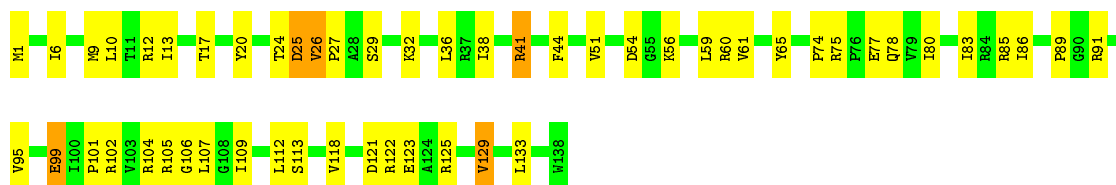


• Molecule 7: 30S ribosomal protein S7



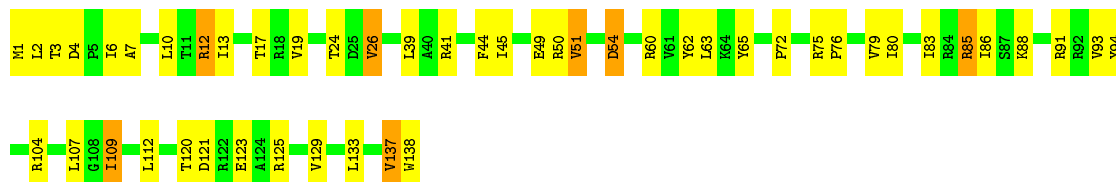
• Molecule 8: 30S ribosomal protein S8





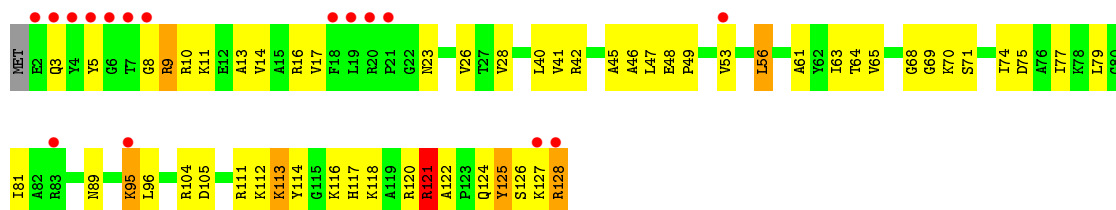
- Molecule 8: 30S ribosomal protein S8

Chain XH: 64% 30% 5%



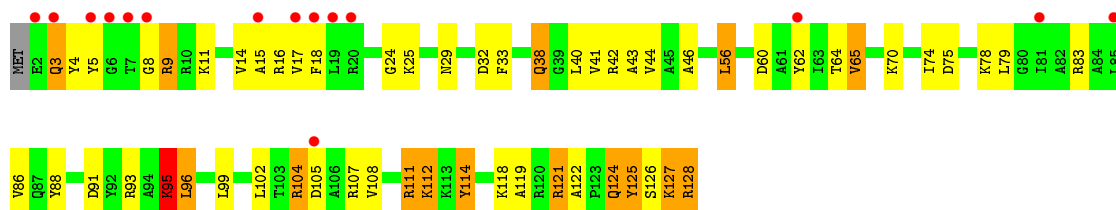
- Molecule 9: 30S ribosomal protein S9

Chain QI: 13% 55% 38% 5% ..



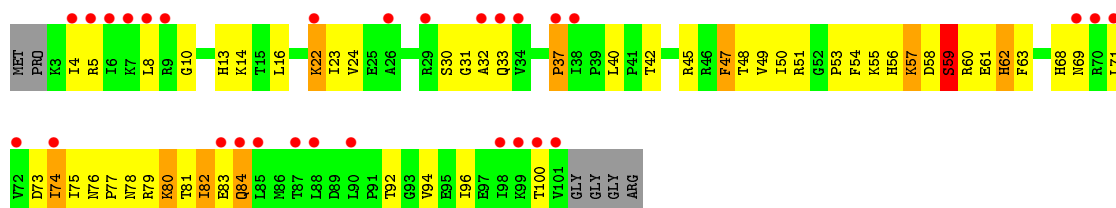
- Molecule 9: 30S ribosomal protein S9

Chain XI: 12% 54% 33% 12% ..

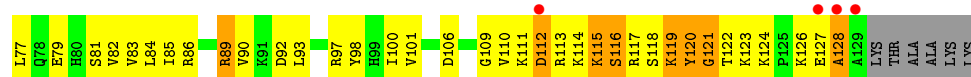


- Molecule 10: 30S ribosomal protein S10

Chain QJ: 28% 44% 41% 9% • 6%



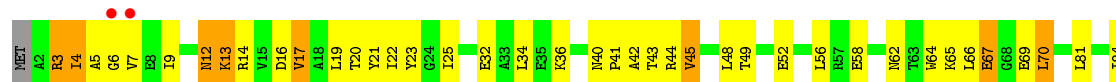
- Molecule 10: 30S ribosomal protein S10



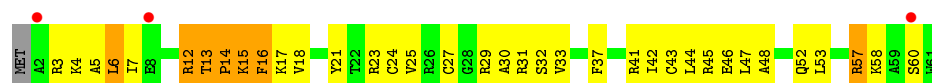
- Molecule 13: 30S ribosomal protein S13



- Molecule 13: 30S ribosomal protein S13



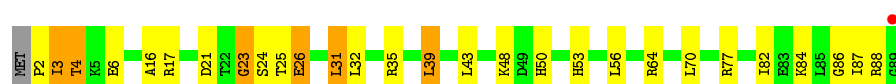
- Molecule 14: 30S ribosomal protein S14 type Z



- Molecule 14: 30S ribosomal protein S14 type Z



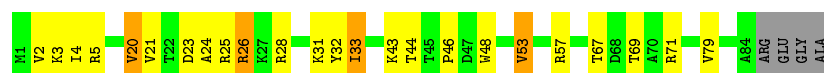
- Molecule 15: 30S ribosomal protein S15



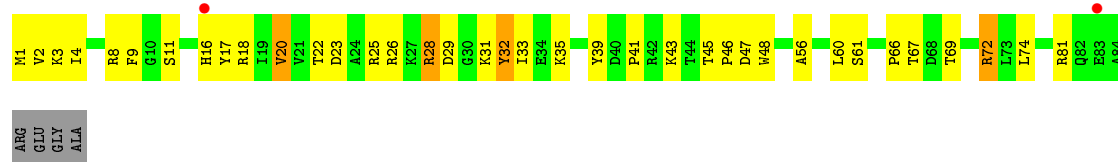
- Molecule 15: 30S ribosomal protein S15



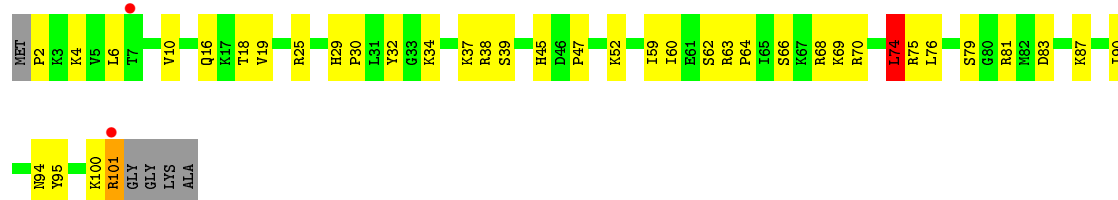
- Molecule 16: 30S ribosomal protein S16



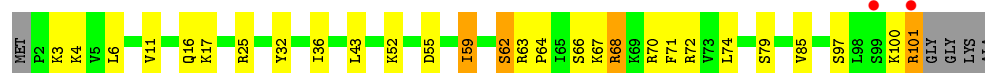
- Molecule 16: 30S ribosomal protein S16



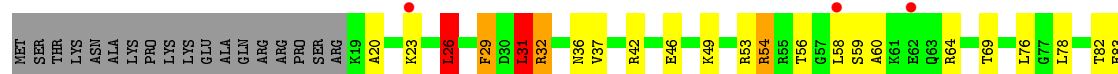
- Molecule 17: 30S ribosomal protein S17



- Molecule 17: 30S ribosomal protein S17

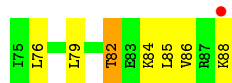
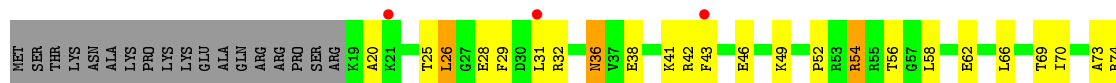


- Molecule 18: 30S ribosomal protein S18





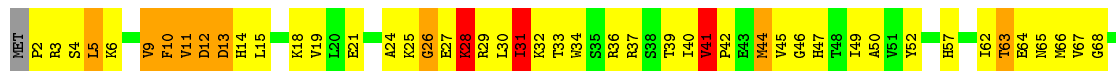
- Molecule 18: 30S ribosomal protein S18



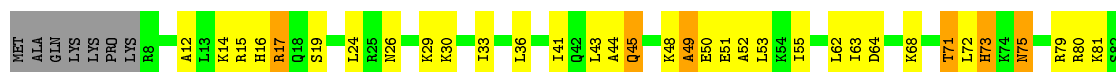
- Molecule 19: 30S ribosomal protein S19



- Molecule 19: 30S ribosomal protein S19

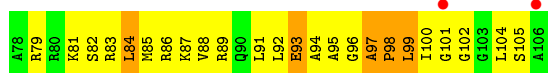
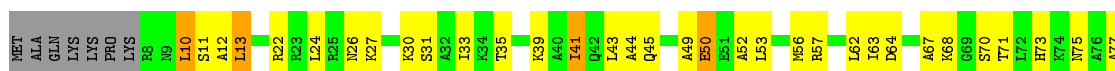


- Molecule 20: 30S ribosomal protein S20



- Molecule 20: 30S ribosomal protein S20





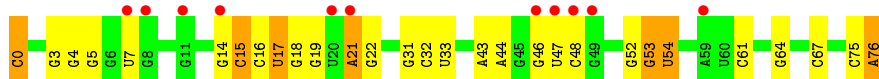
- Molecule 21: 30S ribosomal protein Thx



- Molecule 21: 30S ribosomal protein Thx



- Molecule 22: P-site tRNA-fMet



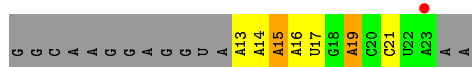
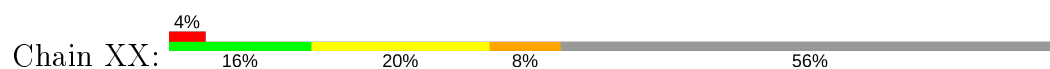
- Molecule 22: P-site tRNA-fMet



- Molecule 23: messenger RNA



- Molecule 23: messenger RNA



- Molecule 24: A-site ASL-SufJ

Chain QY:  50% 33% 17%



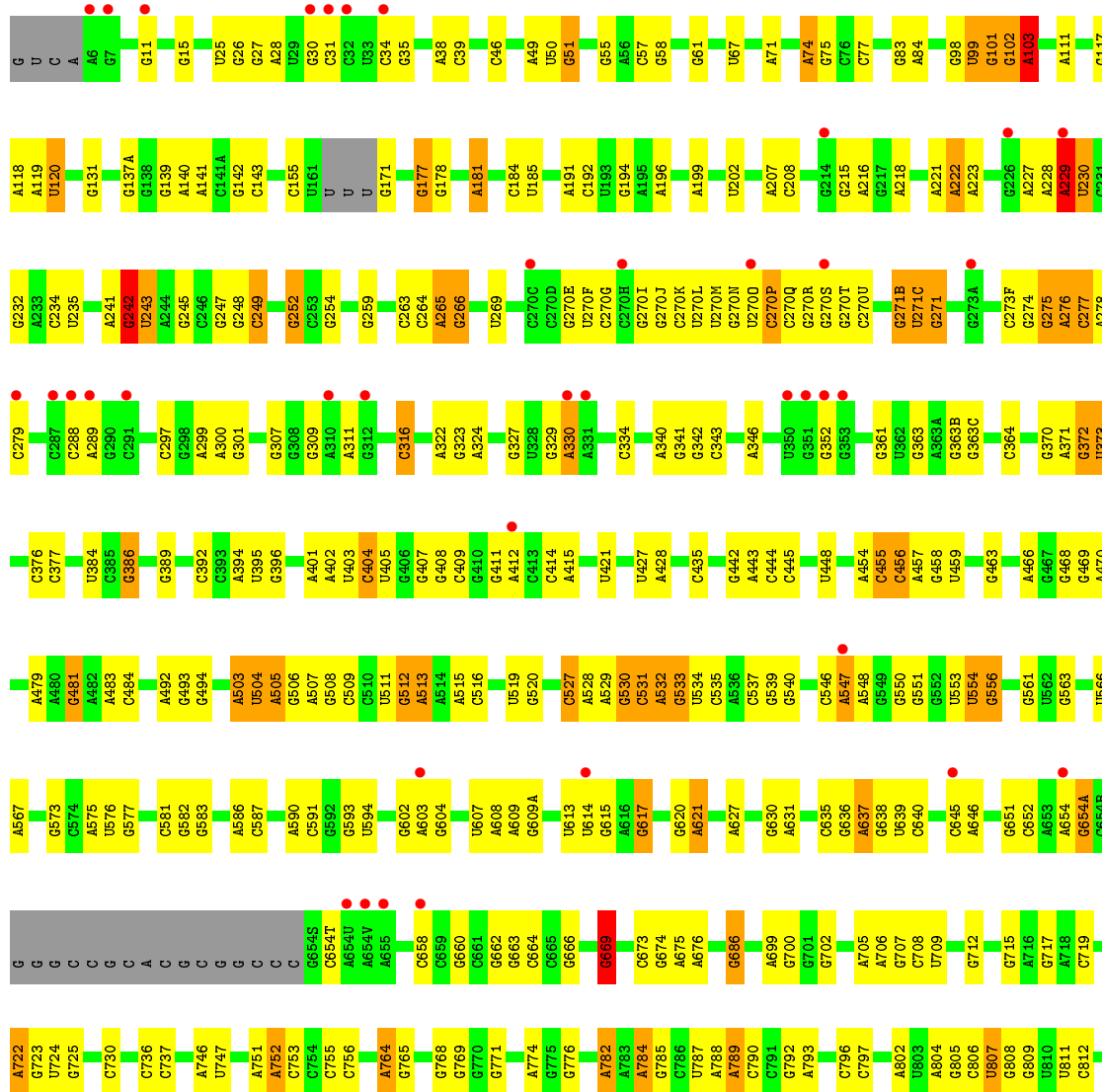
- Molecule 24: A-site ASL-SufJ

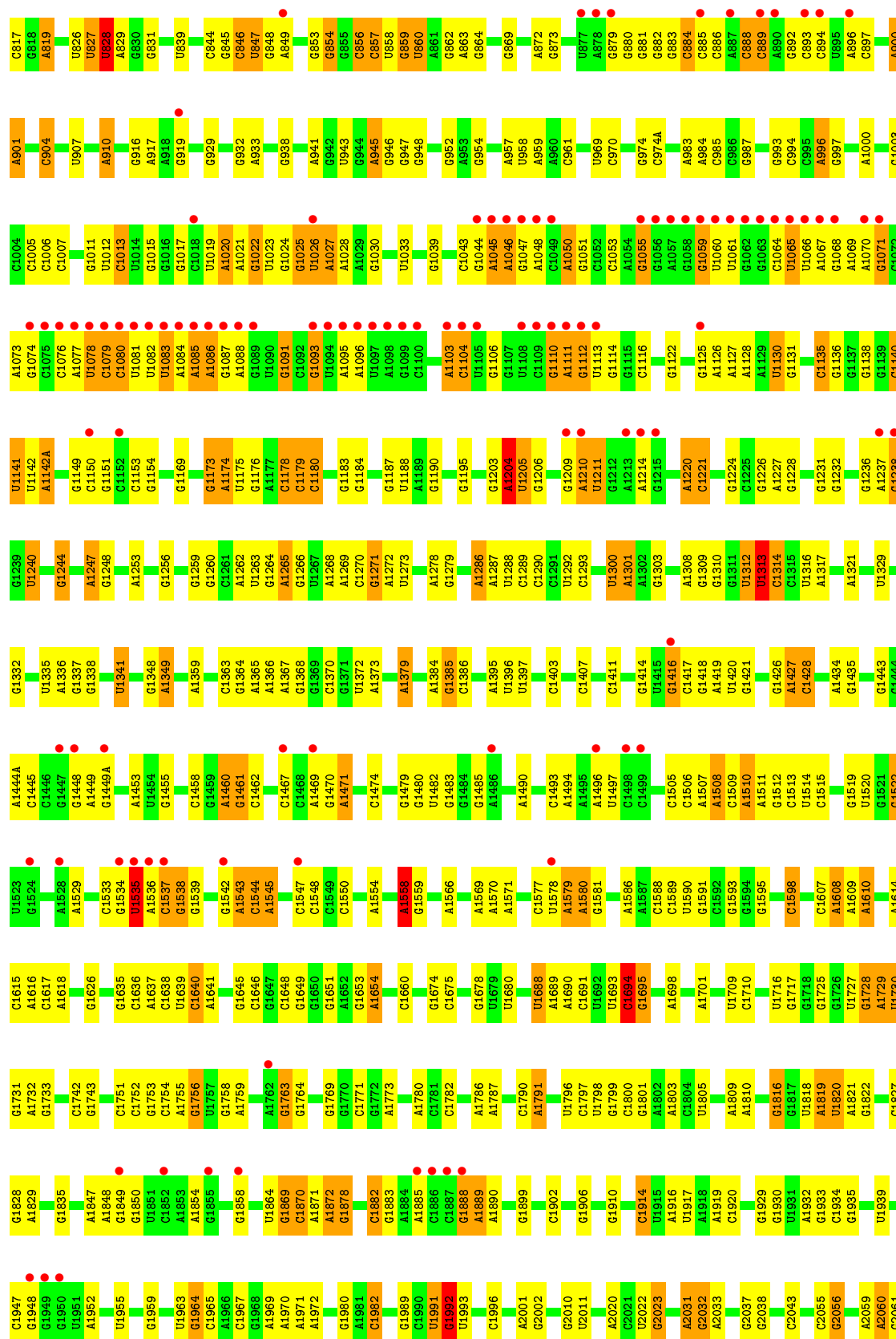
Chain XY:  28% 44% 11% 17%



- Molecule 25: 23S rRNA

Chain RA:  7% 57% 32% 9%

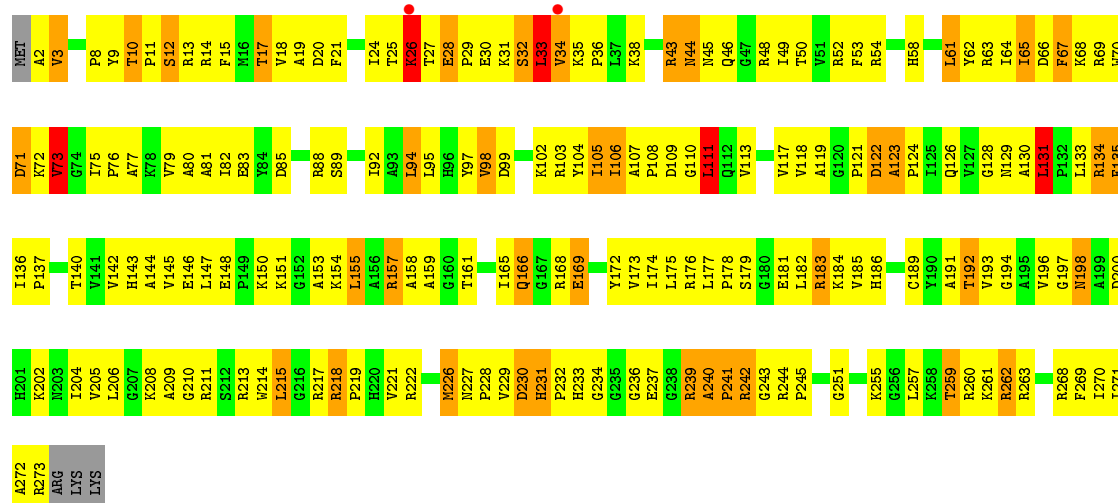




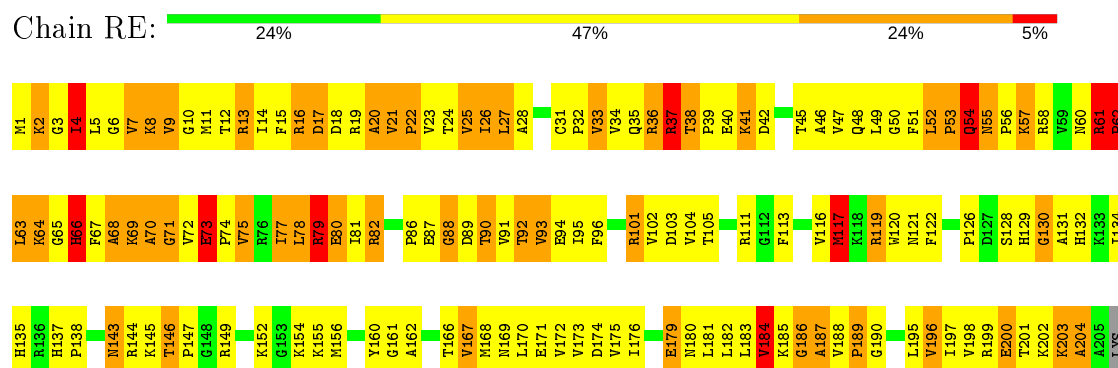
G1413	G1309	G1207	U1108	A1048	A960	G881	U787	G674	G620	C527	A415	C297
G1416	G1310	A1210	C1109	C1049	C961	G882	A788	A675	A621	A528	A421	G298
G1417	U1313	U1211	A1110	G1050	G968	G883	A789	A676	G622	A529	U427	A299
G1418	U1316	G1212	U1112	C1052	C971	C894	C791	G886	A627	C531	A428	A300
G1419	U1317	A1213	U1113	C1053	C974	C895	G792	C698	G628	A532	U427	G309
U1420	A1317	A1214	G1114	A1054	G974	C896	A793	C698	G629	A533	A443	A310
G1421	G1215	G1215	G1122	G1055	G974	A897	C796	C698	G630	U534	A444	A311
A1427	U1329	C1217	G1125	A1057	C974A	C888	C797	G702	A633	C535	U448	G323
G1428	C1330	C1221	G1129	G1059	G975	C889	C797	A536	A633	C537	U448	A324
G1429	G1331	A1227	U1130	U1060	A983	A890	G802	G704	A633	G539	U449	G329
G1430	G1332	G1230	G1131	U1061	G987	C893	G805	G710	C635	G540	A451	A330
A1434	A1336	G1231	C1135	G1062	G987	C894	G806	G711	A636	C546	G450	A331
U1438	G1337	G1231	G1136	G1063	C991	U895	C807	G715	A637	U639	G451	A332
A1439	G1338	G1231	G1137	U1064	G992	U896	U807	A716	G638	A548	G458	G342
G1440	U1340	G1236	G1138	U1065	G993	C897	G808	G717	C640	C551	G465	G343
G1441	U1341	A1237	U1139	U1066	A996	A899	U811	A722	C645	C564	G466	G344
G1442	A1342	G1238	G1139	A1067	A996	A900	C812	A722	A646	C565	G467	A340
A1444	G1348	A1247	U1141	G1068	A1000	A901	U813	G726	G651	A571	G468	G341
C1445	A1349	G1250	A1142	C1071	G1003	U907	A819	G727	A654	A572	G469	G342
A1449	U1352	G1251	A1142A	G1072	C1004	A910	C825	G728	G654A	A479	A470	G343
G1449A	A1353	G1252	A1143	A1073	C1005	A911	U826	G729	C654B	A480	A470	G344
A1453	A1354	A1253	G1149	G1074	C1006	C915	U827	C730	G	G481	A479	G352
U1454	U1357	G1256	C1150	C1075	C1007	C916	U828	A734	G	A572	A480	G353
G1455	C1358	C1257	G1151	A1076	A1010	A917	G830	G738	C	G573	A483	A363A
U1458	A1360	C1258	G1154	U1078	G1011	A918	G831	G739	C	C574	A484	A363B
G1459	G1364	U1263	U1165	C1079	U1012	G919	G832	U740	C	A575	C485	G363C
A1460	A1365	G1264	C1166	U1081	G1013	G921	U833	G741	A	C	G488	C364
G1461	A1365	A1265	G1169	U1082	G1014	U922	C844	U747	C	A586	A492	A371
G1464	G1368	U1267	G1170	A1083	G1015	C923	G845	G748	C	C587	A496	G372
G1465	U1372	A1268	G1171	A1084	U1016	C924	C846	G753	G	U588	A497	U383
G1466	U1372	A1269	A1174	A1085	A1020	C925	U847	C754	C	C589	G498	U386
C1467	A1379	G1270	U1175	U1088	G1022	G932	G848	C755	C	A590	A503	U387
A1471	G1379	G1271	G1176	U1089	U1023	A933	A849	C755	C	G593	U504	A390
A1471	A1384	A1272	A1177	G1091	G1024	G938	G852	G760	G654S	U594	A505	A390
G1479	G1385	U1273	C1178	C1092	U1026	G938	G853	A761	C654T	G598	G506	G391
G1480	C1386	A1278	C1179	G1093	A1027	A941	G854	G753	A654U	G599	A507	C392
U1482	G1389	A1287	C1180	U1094	A1028	G942	C856	A764	A655	G603	G508	C393
G1483	U1394	U1288	G1183	A1095	A1029	U943	C857	G765	G656	G604	C509	A394
G1484	U1394	C1289	G1184	A1096	G1030	G944	U858	G771	U657	C605	G512	U395
G1485	C1403	C1290	G1187	U1097	U1033	A945	G859	G771	G660	U606	A513	C404
G1487	C1403	U1292	U1188	A1098	G1036	G946	U860	A774	C661	U607	A514	U405
A1490	C1407	C1293	G1195	U1101	G1042	G952	A861	G775	G662	A608	A515	G406
C1493	C1408	G1299	G1203	C1102	G1043	A953	A862	G776	G	U613	C516	C409
A1494	G1409	U1300	U1204	A1103	C1043	G954	A863	A782	G668	U614	C517	G410
G1495	G1410	A1301	A1205	C1104	G1044	C955	A864	A783	A670	G615	G518	G411
G1496	A1412	G1206	G1206	U1105	A1045	A957	A865	A784	C571	G616	U524	A412
				G1107	A1046	U958	U877	G785	C572	G617	U525	C413
					G1047	A959	A878	C786	C573		A526	C414

G2668	G2678	G2679	G2680	G2681	G2682	G2689	G2690	G2691	G2692	G2693	G2694	G2695	G2696	G2697	G2698	G2699	G2700	G2701	G2702	G2703	G2707	A2711	A2712	A2713	G2714	G2718	G2719	G2723	G2726	G2729	G2732	G2733	G2734	G2735	G2736	G2737	A2738	A2741	G2744	G2745	G2746	G2747									
G2582	G2583	G2584	G2585	G2586	G2591	G2592	G2595	G2598	G2599	A2602	G2605	G2606	G2609	G2610	G2611	G2612	G2617	G2618	G2619	G2626	G2627	G2628	A2629	G2630	G2631	G2632	G2633	G2634	G2635	G2636	G2637	G2638	G2639	G2640	G2645	G2646	G2647	G2648	G2649	G2655	G2656	A2657	A2660	G2661	A2665	G2666	G2667				
G2489	G2490	G2491	G2494	G2498	G2502	G2503	G2504	G2505	G2506	U2511	A2518	G2522	G2523	G2527	G2528	G2529	G2530	A2531	G2532	U2537	G2538	G2539	G2540	G2541	G2542	G2543	G2544	G2553	G2554	G2555	G2556	G2557	G2558	U2563	G2564	A2565	A2566	G2567	A2572	G2573	G2574	G2575	G2576	A2577	G2578	G2579	G2580	G2481			
C2403	C2404	G2405	U2406	G2410	A2411	A2412	G2413	G2414	G2415	A2418	U2419	G2420	G2421	A2422	U2423	C2424	A2425	A2426	A2427	G2428	G2429	A2430	A2435	U2438	A2439	C2440	C2441	G2446	G2447	A2448	U2449	A2450	G2451	G2454	G2455	G2458	C2474	C2475	A2476	G2477	A2478	G2479	C2480	G2481							
U2312	C2313	C2314	G2318	G2319	A2320	G2321	A2322	G2323	G2324	G2325	G2326	A2327	A2328	G2329	G2330	G2331	A2335	A2336	G2342	G2343	U2344	G2345	A2346	G2347	G2348	G2349	G2350	G2355	A2360	A2361	G2364	G2365	G2369	G2370	G2373	A2377	A2378	G2379	G2382	G2383	G2384	G2385	A2392	G2393	G2394	G2395	C2402				
G2219	G2224	A2225	G2226	A2227	U2232	U2233	G2234	G2235	G2238	G2239	U2243	U2244	U2245	G2246	G2250	G2258	C2264	A2267	A2268	G2275	G2276	G2277	A2278	G2279	G2280	G2283	G2284	G2285	A2286	A2287	A2288	U2291	C2292	C2295	U2296	G2297	A2298	G2299	G2304	A2305	G2306	G2307	G2308	A2309	A2310	A2311					
A2051	G2052	C2055	G2056	A2059	A2060	G2061	A2062	U2068	G2069	G2070	U2074	U2075	G2080	C2081	A2082	U2086	G2087	G2094	C2097	U2098	U2099	C2103	G2104	G2107	C2108	U2109	G2110	C2111	G2112	U2113	A2114	G2115	G2116	A2117	U2118	A2119	G2120	G2121	U2122	G2123	G2124	G2125	A2126	G2127	G2128	G2129	U2130	G2131			
U2132	G2133	A2134	A2135	G2140	G2141	C2142	C2143	C2146	G2147	U2148	G2149	U2150	G2151	G2152	G2153	G2154	G2155	G2156	A2157	A2158	G2161	G2162	C2163	G2165	G2166	U2167	U2168	A2169	A2170	A2171	U2172	A2173	C2174	C2175	G2176	C2177	C2178	G2181	U2189	G2190	G2191	G2192	A2198	C2207	U2208	G2209	G2210	G2211	A2212	U2213	G2215
G1949	G1950	U1951	A1952	A1953	G1954	U1955	U1956	U1963	G1964	C1967	G1968	A1969	A1970	A1971	A1972	G1980	A1981	C1982	G1989	U1991	G1992	C1996	G1999	G2000	A2001	G2002	G2010	U2011	G2012	A2013	A2014	U2016	U2017	A2020	G2021	U2022	G2023	A2030	A2031	G2032	A2033	U2034	G2035	A2042	G2043						
G1826	C1827	G1828	A1829	G1835	A1847	C1852	A1853	A1854	G1855	G1856	G1857	A1859	U1863	U1864	G1869	A1870	G1871	A1872	G1878	C1882	G1883	C1886	C1887	G1888	A1889	G1899	C1902	G1903	G1906	A1913	C1914	U1915	A1918	A1919	C1920	G1929	G1930	U1931	A1932	G1933	C1934	G1935	A1938	A1939							
U1729	U1730	G1731	A1732	G1733	G1742	G1743	G1750	G1751	G1752	G1753	G1754	G1755	A1759	A1762	G1763	G1764	G1765	U1766	G1767	A1773	C1774	A1780	C1781	C1782	A1786	A1787	C1788	A1789	C1790	A1791	C1795	U1796	C1797	U1798	G1799	C1800	G1801	A1802	U1803	C1804	U1805	A1812	G1816	G1817	U1818	A1819	U1820				
C1589	U1590	G1591	G1595	G1596	C1598	C1607	A1608	A1609	C1610	A1614	C1615	A1616	C1617	G1622	A1637	C1638	U1639	A1640	G1641	G1642	C1648	A1652	G1653	A1654	A1655	C1660	G1661	A1664	A1665	G1674	G1678	U1688	A1689	A1690	C1691	U1692	C1693	C1694	G1695	A1698	G1717	G1718	G1725	A1728							
U1497	G1498	C1506	A1507	A1508	C1509	A1510	A1511	C1512	C1513	U1514	A1528	A1529	G1530	C1533	G1534	U1535	C1536	C1537	G1538	G1539	G1540	U1541	G1542	A1543	A1544	A1545	A1546	C1547	C1550	C1551	A1554	A1558	G1559	G1563	A1566	A1569	G1575	U1576	C1577	U1578	A1579	A1580	G1581	C1585	A1586	A1587	C1588				

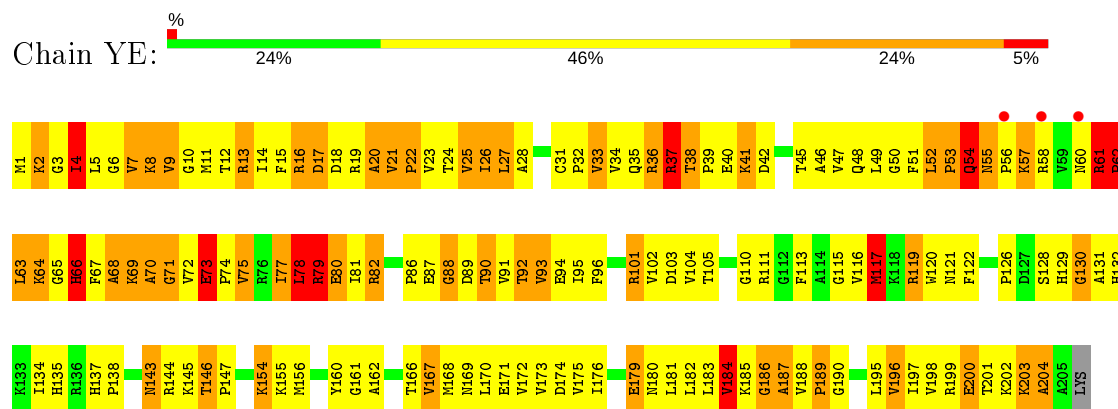




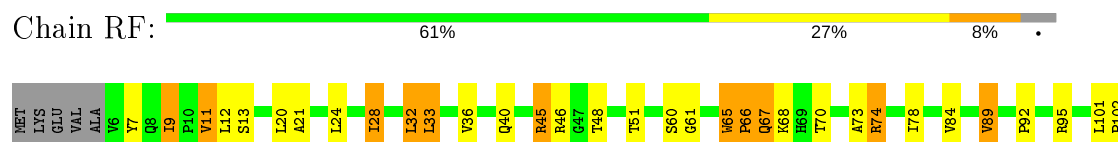
• Molecule 28: 50S ribosomal protein L3

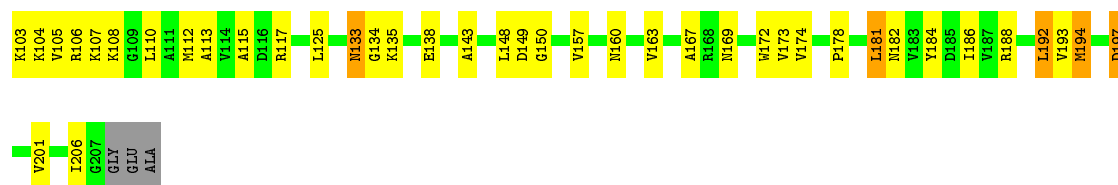


• Molecule 28: 50S ribosomal protein L3



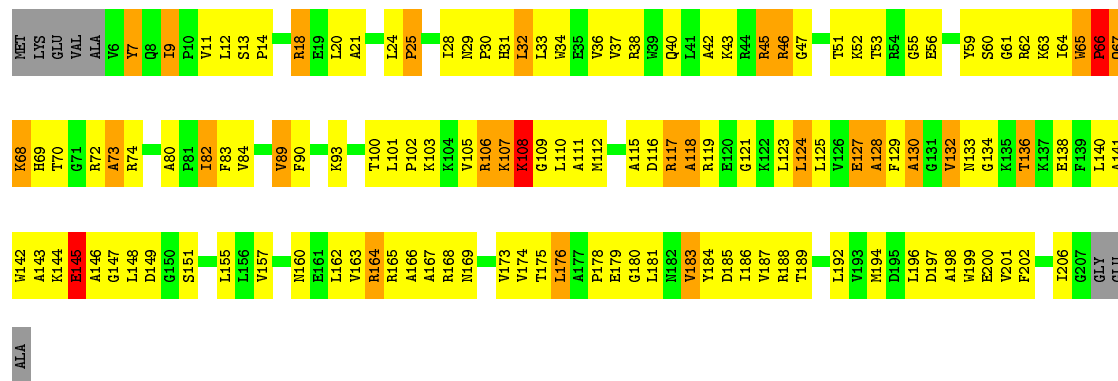
• Molecule 29: 50S ribosomal protein L4





- Molecule 29: 50S ribosomal protein L4

Chain YF: 34% 49% 12% ..



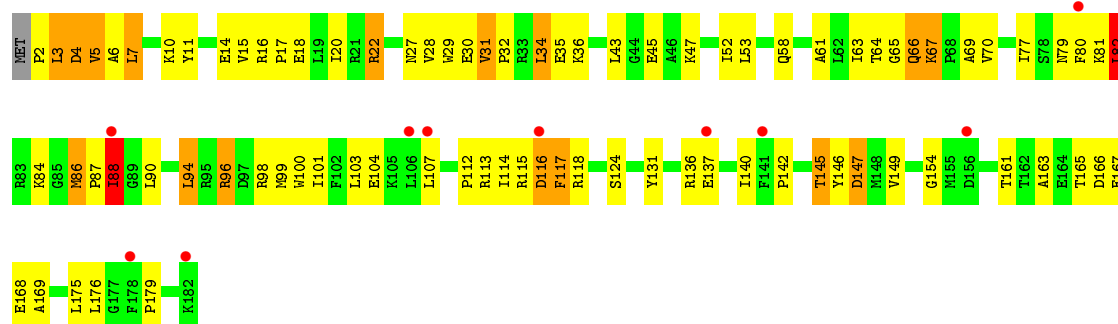
- Molecule 30: 50S ribosomal protein L5

Chain RG: 3% 50% 40% 8% ..

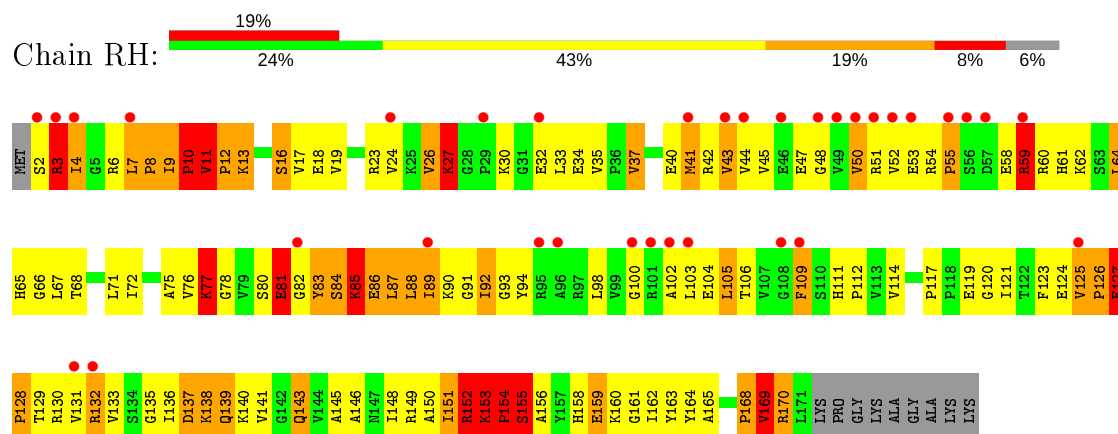


- Molecule 30: 50S ribosomal protein L5

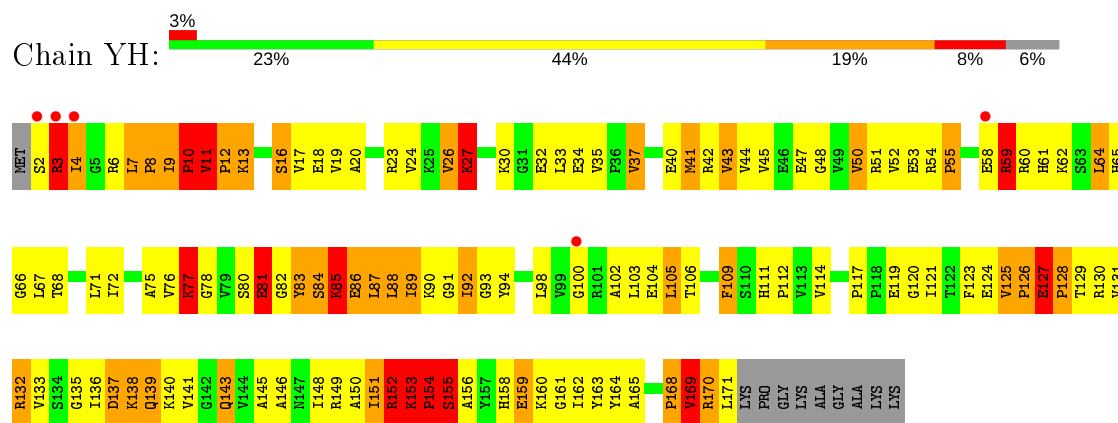
Chain YG: 5% 53% 37% 9% ..



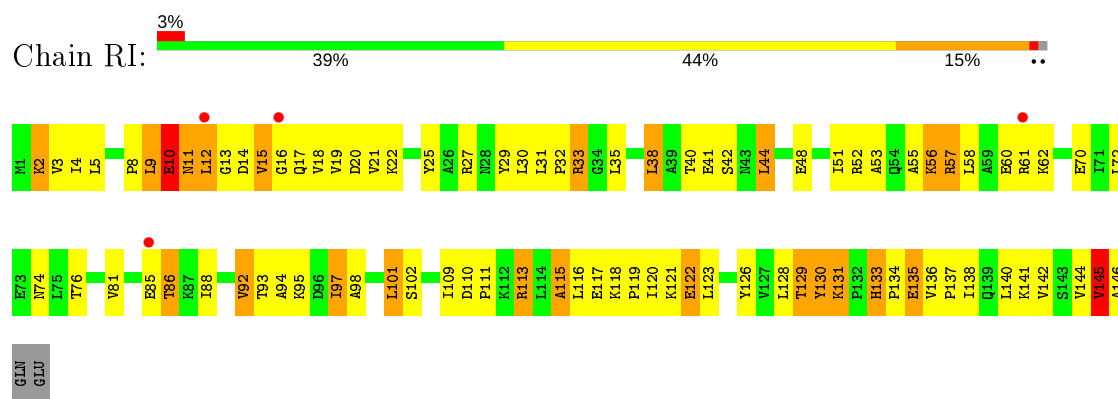
- Molecule 31: 50S ribosomal protein L6



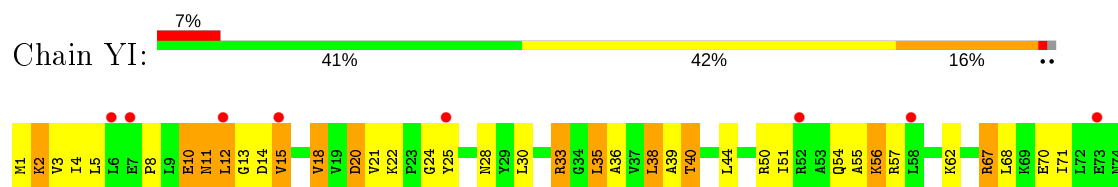
- Molecule 31: 50S ribosomal protein L6

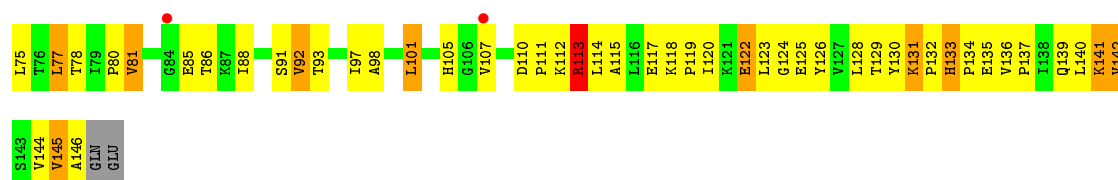


- Molecule 32: 50S ribosomal protein L9

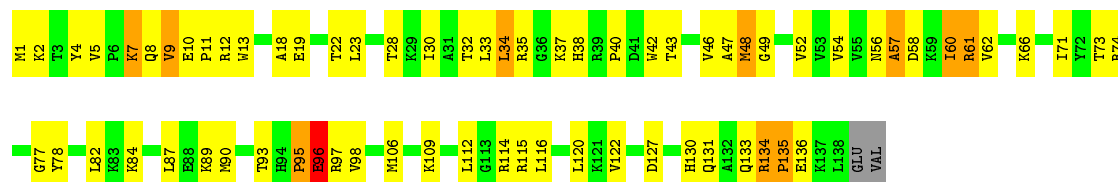


- Molecule 32: 50S ribosomal protein L9

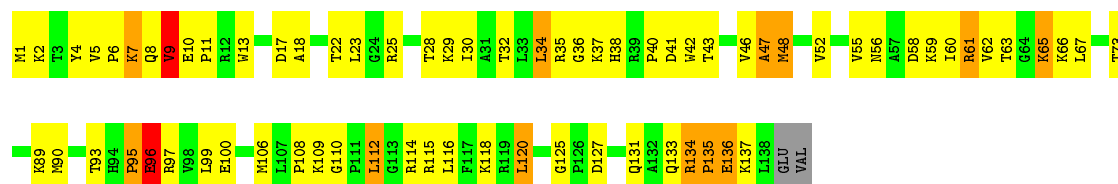




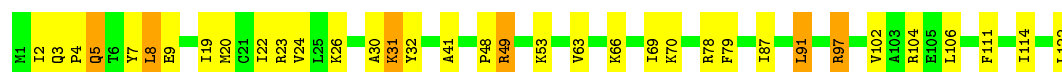
- Molecule 33: 50S ribosomal protein L13



- Molecule 33: 50S ribosomal protein L13



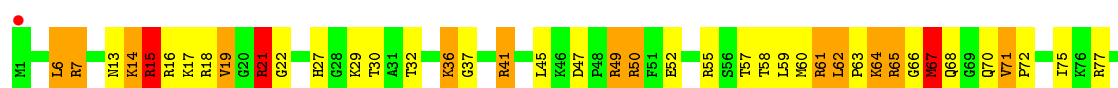
- Molecule 34: 50S ribosomal protein L14



- Molecule 34: 50S ribosomal protein L14

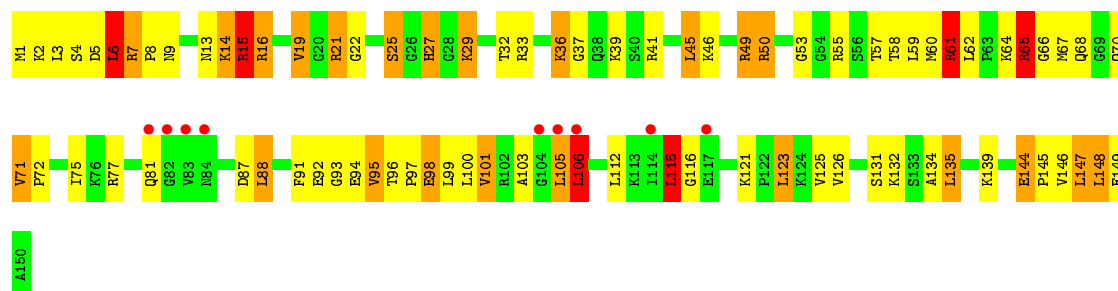


- Molecule 35: 50S ribosomal protein L15

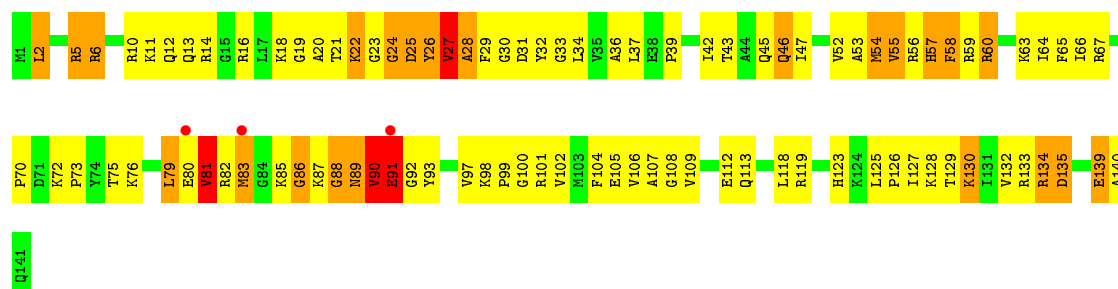




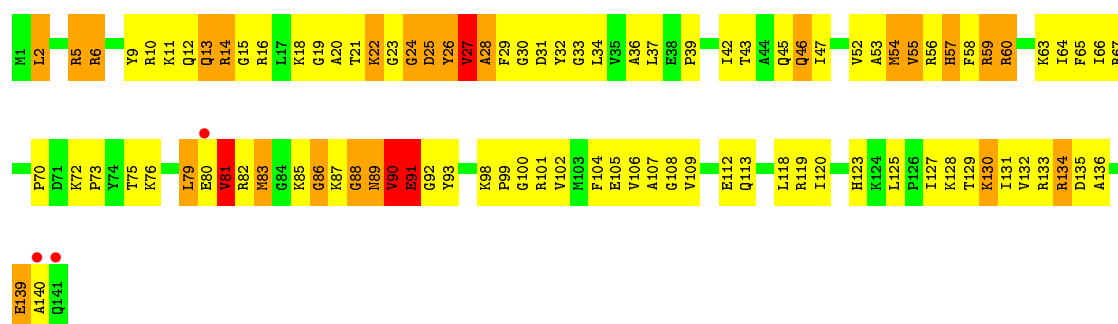
- Molecule 35: 50S ribosomal protein L15



- Molecule 36: 50S ribosomal protein L16

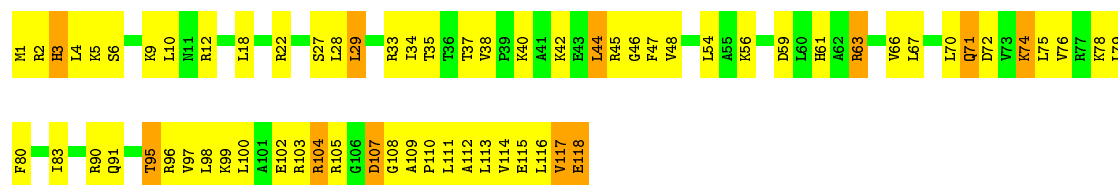


- Molecule 36: 50S ribosomal protein L16



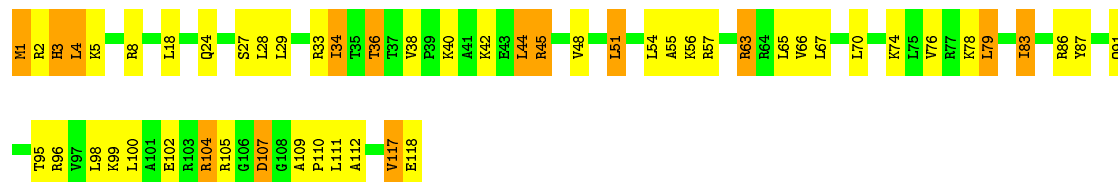
- Molecule 37: 50S ribosomal protein L17





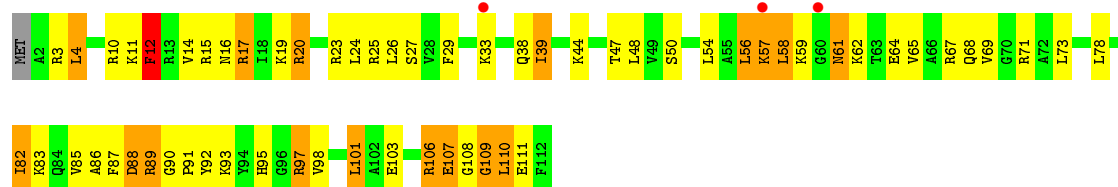
- Molecule 37: 50S ribosomal protein L17

Chain YR: 55% 33% 12%



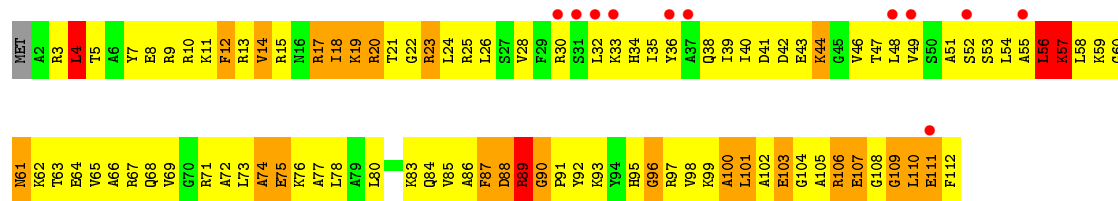
- Molecule 38: 50S ribosomal protein L18

Chain RS: 3% 45% 38% 15% ..



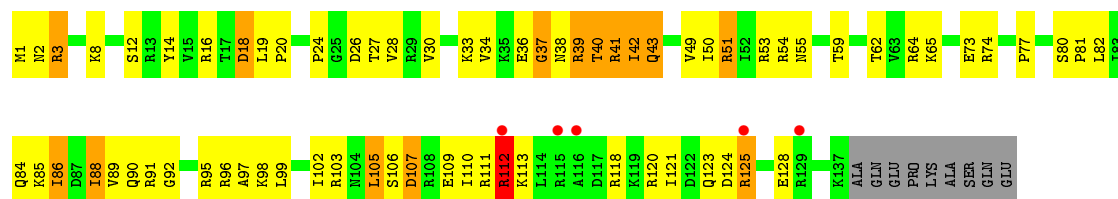
- Molecule 38: 50S ribosomal protein L18

Chain YS: 10% 13% 63% 21% ..

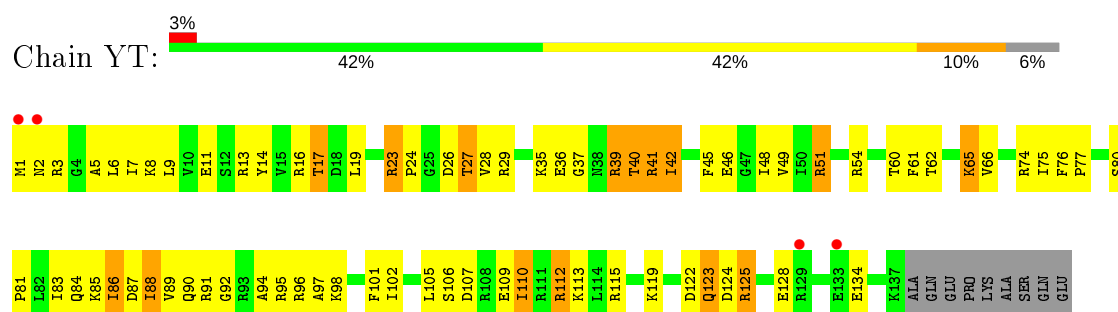


- Molecule 39: 50S ribosomal protein L19

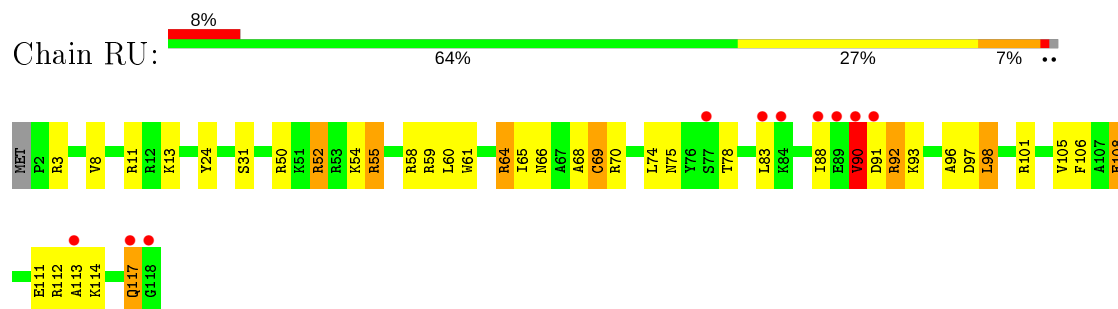
Chain RT: 3% 45% 38% 10% 6%



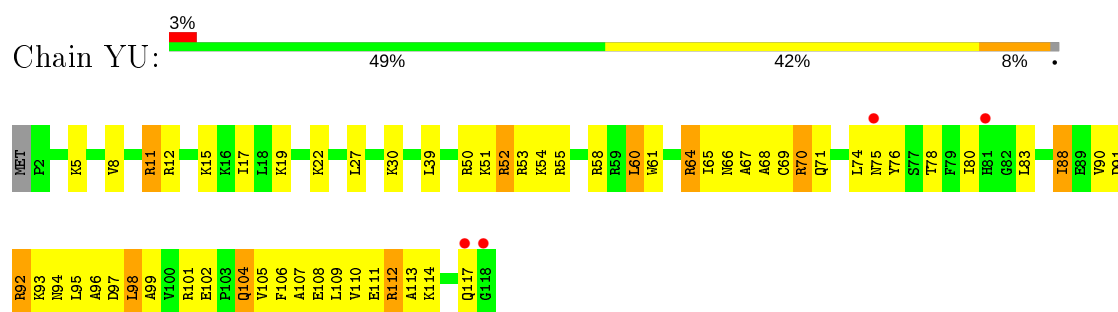
- Molecule 39: 50S ribosomal protein L19



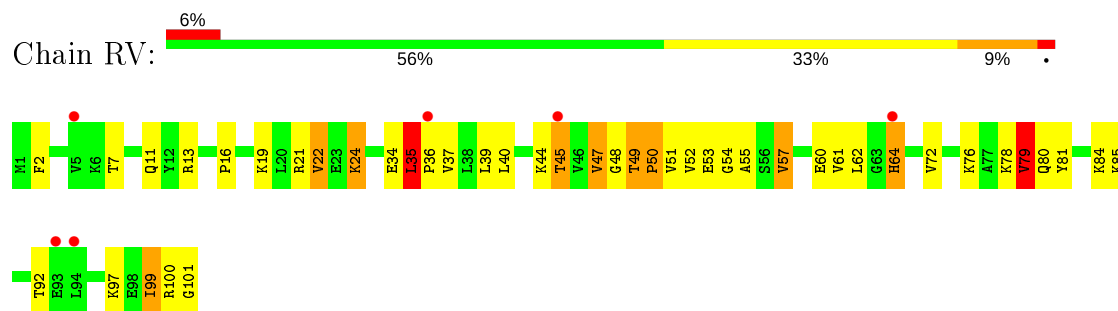
- Molecule 40: 50S ribosomal protein L20



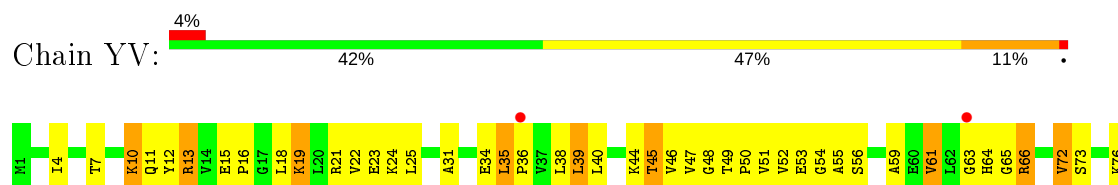
- Molecule 40: 50S ribosomal protein L20



- Molecule 41: 50S ribosomal protein L21

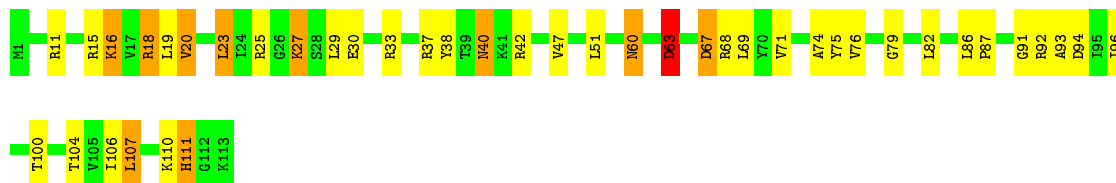


- Molecule 41: 50S ribosomal protein L21

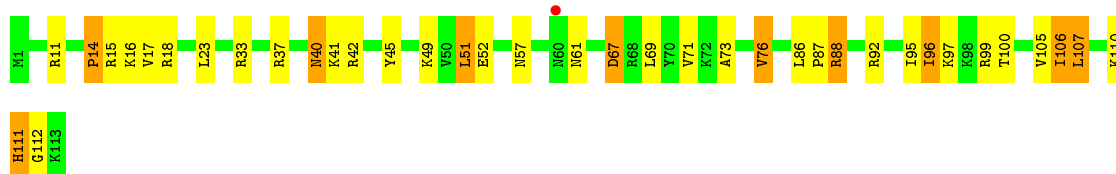




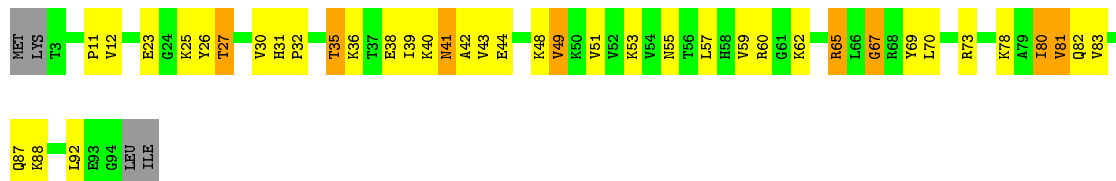
- Molecule 42: 50S ribosomal protein L22



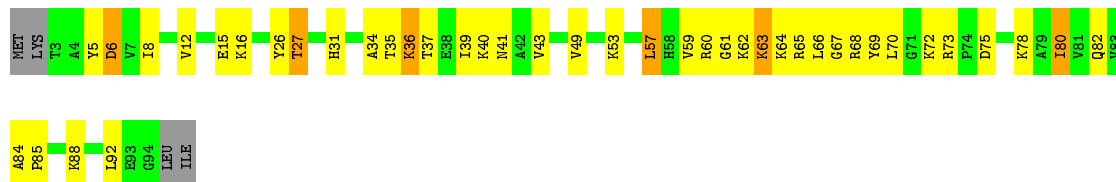
- Molecule 42: 50S ribosomal protein L22



- Molecule 43: 50S ribosomal protein L23

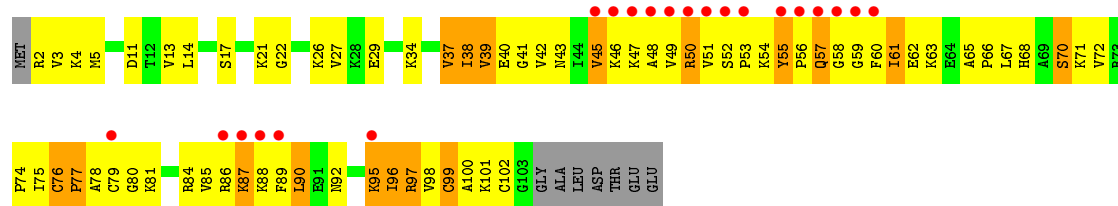


- Molecule 43: 50S ribosomal protein L23

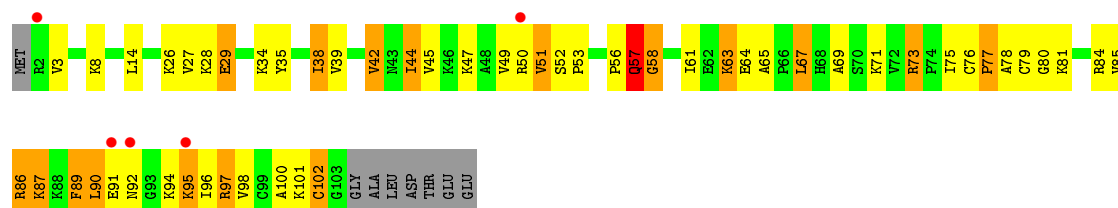


- Molecule 44: 50S ribosomal protein L24

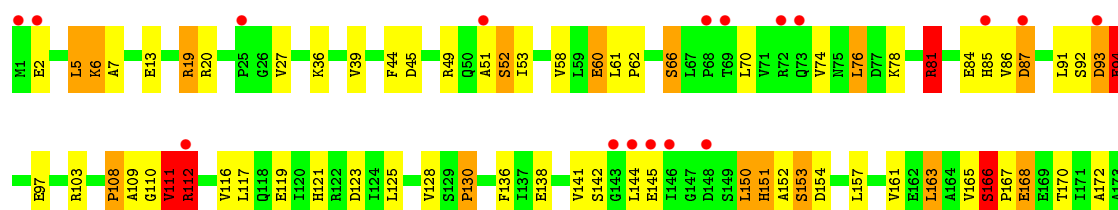




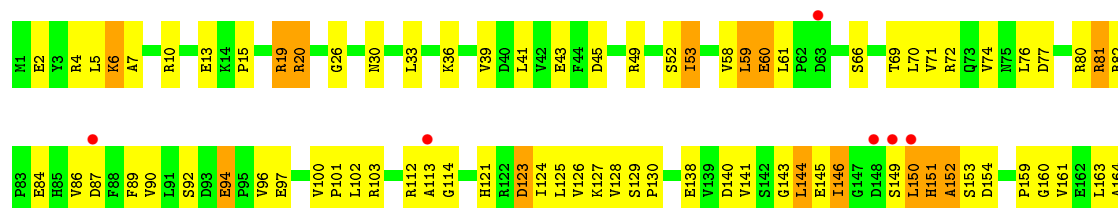
• Molecule 44: 50S ribosomal protein L24



• Molecule 45: 50S ribosomal protein L25



• Molecule 45: 50S ribosomal protein L25

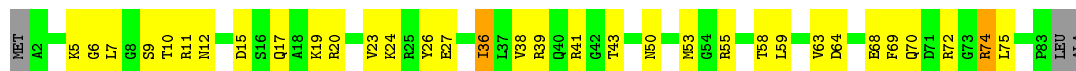


• Molecule 46: 50S ribosomal protein L27

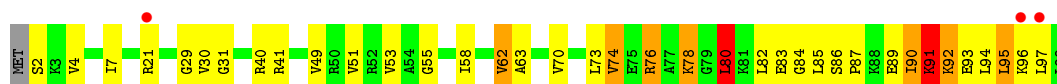




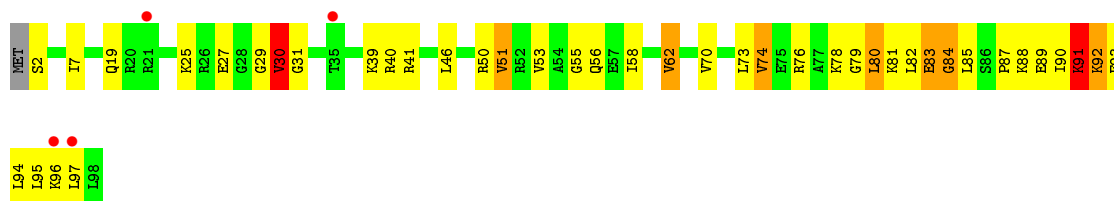
- Molecule 46: 50S ribosomal protein L27



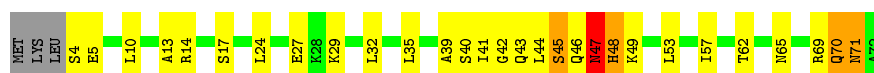
- Molecule 47: 50S ribosomal protein L28



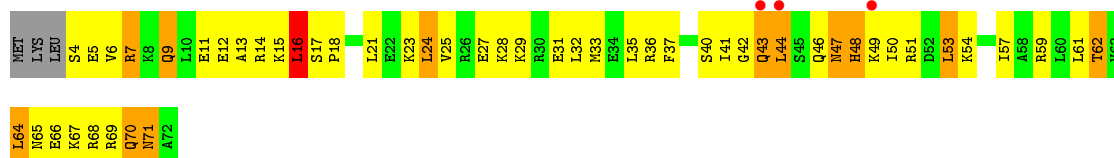
- Molecule 47: 50S ribosomal protein L28



- Molecule 48: 50S ribosomal protein L29



- Molecule 48: 50S ribosomal protein L29

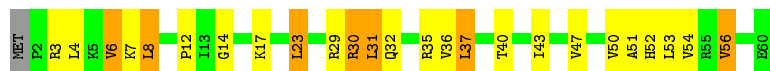


- Molecule 49: 50S ribosomal protein L30

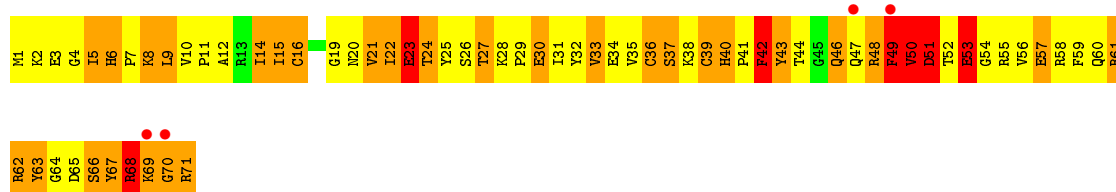




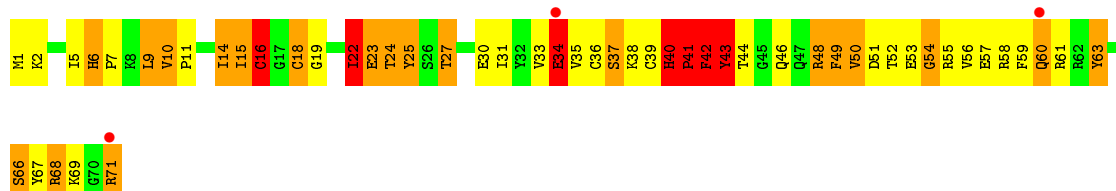
- Molecule 49: 50S ribosomal protein L30



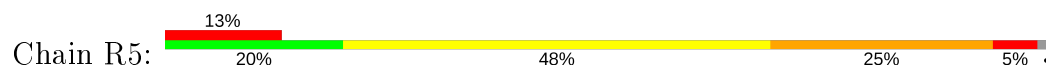
- Molecule 50: 50S ribosomal protein L31



- Molecule 50: 50S ribosomal protein L31



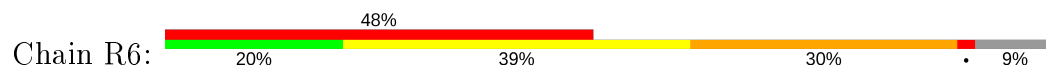
- Molecule 51: 50S ribosomal protein L32

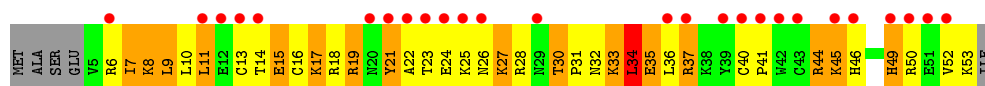


- Molecule 51: 50S ribosomal protein L32

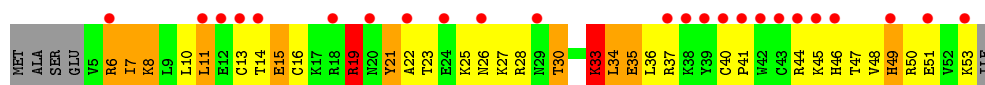


- Molecule 52: 50S ribosomal protein L33





- Molecule 52: 50S ribosomal protein L33



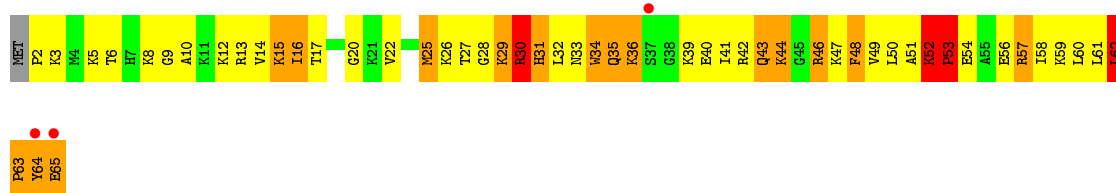
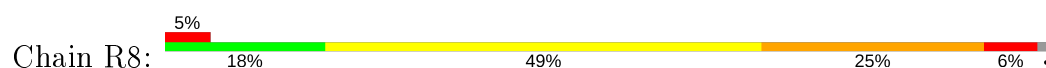
- Molecule 53: 50S ribosomal protein L34



- Molecule 53: 50S ribosomal protein L34



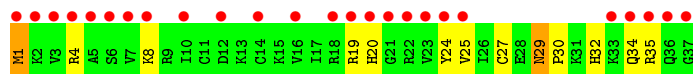
- Molecule 54: 50S ribosomal protein L35



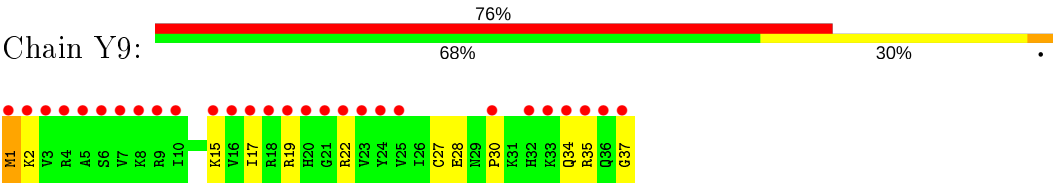
- Molecule 54: 50S ribosomal protein L35



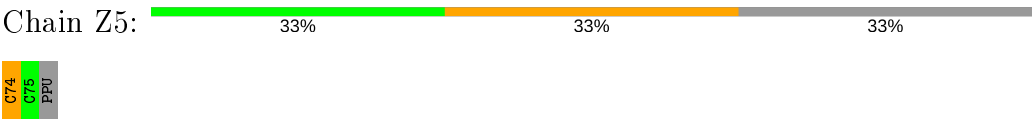
- Molecule 55: 50S ribosomal protein L36



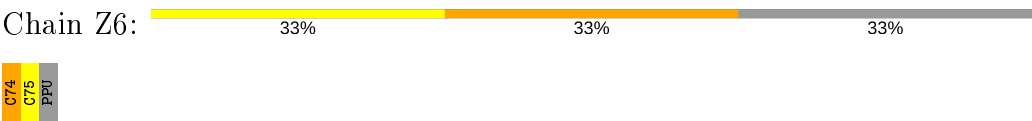
● Molecule 55: 50S ribosomal protein L36



● Molecule 56: CC-Puro



● Molecule 56: CC-Puro



4 Data and refinement statistics

Property	Value	Source
Space group	P 21 21 21	Depositor
Cell constants a, b, c, α , β , γ	211.28Å 448.36Å 616.60Å 90.00° 90.00° 90.00°	Depositor
Resolution (Å)	49.80 – 3.50 49.80 – 3.47	Depositor EDS
% Data completeness (in resolution range)	99.5 (49.80-3.50) 98.1 (49.80-3.47)	Depositor EDS
R_{merge}	0.23	Depositor
R_{sym}	(Not available)	Depositor
$\langle I/\sigma(I) \rangle$ ¹	1.34 (at 3.48Å)	Xtriage
Refinement program	PHENIX (phenix.refine: 1.8.3_1479)	Depositor
R, R_{free}	0.214 , 0.250 0.220 , 0.252	Depositor DCC
R_{free} test set	33377 reflections (4.56%)	wwPDB-VP
Wilson B-factor (Å ²)	103.6	Xtriage
Anisotropy	0.106	Xtriage
Bulk solvent k_{sol} (e/Å ³), B_{sol} (Å ²)	0.29 , 96.6	EDS
L-test for twinning ²	$\langle L \rangle = 0.40$, $\langle L^2 \rangle = 0.23$	Xtriage
Estimated twinning fraction	No twinning to report.	Xtriage
F_o, F_c correlation	0.90	EDS
Total number of atoms	292242	wwPDB-VP
Average B, all atoms (Å ²)	103.0	wwPDB-VP

Xtriage's analysis on translational NCS is as follows: *The largest off-origin peak in the Patterson function is 1.59% of the height of the origin peak. No significant pseudotranslation is detected.*

¹Intensities estimated from amplitudes.

²Theoretical values of $\langle |L| \rangle$, $\langle L^2 \rangle$ for acentric reflections are 0.5, 0.333 respectively for untwinned datasets, and 0.375, 0.2 for perfectly twinned datasets.

5 Model quality ⓘ

5.1 Standard geometry ⓘ

Bond lengths and bond angles in the following residue types are not validated in this section: ZN, MG, PAR, PPU

The Z score for a bond length (or angle) is the number of standard deviations the observed value is removed from the expected value. A bond length (or angle) with $|Z| > 5$ is considered an outlier worth inspection. RMSZ is the root-mean-square of all Z scores of the bond lengths (or angles).

Mol	Chain	Bond lengths		Bond angles	
		RMSZ	# $ Z > 5$	RMSZ	# $ Z > 5$
1	QA	0.27	0/36098	0.83	42/56341 (0.1%)
1	XA	0.30	1/36101 (0.0%)	0.85	45/56346 (0.1%)
2	QB	0.32	0/1959	0.52	0/2642
2	XB	0.32	0/1959	0.54	0/2642
3	QC	0.32	0/1629	0.54	0/2195
3	XC	0.37	0/1629	0.57	0/2195
4	QD	0.27	0/1733	0.45	0/2318
4	XD	0.40	0/1733	0.60	0/2318
5	QE	0.35	0/1171	0.57	0/1576
5	XE	0.43	0/1171	0.63	1/1576 (0.1%)
6	QF	0.39	0/856	0.55	0/1154
6	XF	0.39	0/856	0.58	0/1154
7	QG	0.34	0/1276	0.50	0/1709
7	XG	0.34	0/1276	0.51	0/1709
8	QH	0.34	0/1136	0.55	0/1527
8	XH	0.38	0/1136	0.58	0/1527
9	QI	0.31	0/1029	0.55	0/1379
9	XI	0.34	0/1029	0.58	0/1379
10	QJ	0.37	0/814	0.63	2/1095 (0.2%)
10	XJ	0.39	1/814 (0.1%)	0.63	1/1095 (0.1%)
11	QK	0.39	0/900	0.59	1/1213 (0.1%)
11	XK	0.39	0/900	0.59	0/1213
12	QL	0.49	1/991 (0.1%)	0.80	1/1327 (0.1%)
12	XL	0.49	0/991	0.83	3/1327 (0.2%)
13	QM	0.32	0/974	0.58	0/1303
13	XM	0.37	0/974	0.62	0/1303
14	QN	0.37	0/501	0.62	0/664
14	XN	0.43	0/501	0.66	0/664
15	QO	0.36	0/745	0.54	0/992
15	XO	0.40	0/745	0.55	0/992
16	QP	0.36	0/721	0.57	0/970
16	XP	0.36	0/721	0.57	0/970

Mol	Chain	Bond lengths		Bond angles	
		RMSZ	# Z >5	RMSZ	# Z >5
17	QQ	0.35	0/847	0.54	0/1131
17	XQ	0.36	0/847	0.54	0/1131
18	QR	0.36	0/579	0.64	1/768 (0.1%)
18	XR	0.37	0/579	0.60	0/768
19	QS	0.34	0/689	0.61	0/926
19	XS	0.38	0/689	0.69	1/926 (0.1%)
20	QT	0.37	0/765	0.66	0/1007
20	XT	0.31	0/765	0.60	0/1007
21	QU	0.31	0/221	0.55	0/288
21	XU	0.31	0/221	0.62	0/288
22	QV	0.41	1/1836 (0.1%)	0.85	0/2859
22	XV	0.41	1/1836 (0.1%)	0.85	1/2859 (0.0%)
23	QX	0.24	0/192	0.72	0/297
23	XX	1.13	1/263 (0.4%)	1.41	2/407 (0.5%)
24	QY	0.29	0/355	0.82	0/551
24	XY	0.71	0/355	1.50	8/551 (1.5%)
25	RA	0.30	0/69521	0.84	41/108529 (0.0%)
25	YA	0.32	0/69521	0.86	45/108529 (0.0%)
26	RB	0.37	0/2878	0.95	5/4490 (0.1%)
26	YB	0.35	0/2878	0.97	9/4490 (0.2%)
27	RD	0.51	0/2165	0.70	0/2919
27	YD	0.56	0/2165	0.90	4/2919 (0.1%)
28	RE	0.52	0/1601	0.91	2/2160 (0.1%)
28	YE	0.52	0/1601	0.91	2/2160 (0.1%)
29	RF	0.30	0/1620	0.48	0/2194
29	YF	0.49	0/1620	0.75	0/2194
30	RG	0.32	0/1499	0.57	1/2016 (0.0%)
30	YG	0.40	0/1499	0.60	0/2016
31	RH	0.45	0/1332	0.85	3/1802 (0.2%)
31	YH	0.45	0/1332	0.85	3/1802 (0.2%)
32	RI	0.28	0/1151	0.56	0/1558
32	YI	0.32	0/1151	0.54	0/1558
33	RN	0.41	0/1131	0.62	0/1525
33	YN	0.43	0/1131	0.63	0/1525
34	RO	0.42	0/943	0.62	1/1269 (0.1%)
34	YO	0.50	0/943	0.65	0/1269
35	RP	0.29	0/1162	0.60	1/1544 (0.1%)
35	YP	0.33	0/1162	0.64	0/1544
36	RQ	0.54	0/1143	0.91	3/1527 (0.2%)
36	YQ	0.54	0/1143	0.89	3/1527 (0.2%)
37	RR	0.43	0/982	0.70	0/1312
37	YR	0.45	0/982	0.73	0/1312
38	RS	0.36	0/892	0.65	0/1187

Mol	Chain	Bond lengths		Bond angles	
		RMSZ	# Z >5	RMSZ	# Z >5
38	YS	0.46	0/892	0.83	1/1187 (0.1%)
39	RT	0.42	0/1155	0.63	0/1542
39	YT	0.44	0/1155	0.66	0/1542
40	RU	0.40	0/982	0.65	0/1306
40	YU	0.51	0/982	0.70	0/1306
41	RV	0.38	0/790	0.61	1/1057 (0.1%)
41	YV	0.46	0/790	0.73	1/1057 (0.1%)
42	RW	0.50	0/911	0.67	0/1220
42	YW	0.45	0/911	0.68	0/1220
43	RX	0.47	0/739	0.62	0/993
43	YX	0.48	0/739	0.65	0/993
44	RY	0.44	0/798	0.68	0/1064
44	YY	0.46	0/798	0.69	0/1064
45	RZ	0.27	0/1493	0.52	0/2026
45	YZ	0.28	0/1493	0.55	0/2026
46	R0	0.46	0/657	0.68	0/874
46	Y0	0.49	0/657	0.70	0/874
47	R1	0.44	0/770	0.66	0/1022
47	Y1	0.46	0/770	0.69	0/1022
48	R2	0.38	0/583	0.64	0/771
48	Y2	0.50	0/583	0.83	1/771 (0.1%)
49	R3	0.35	0/474	0.57	0/635
49	Y3	0.42	0/474	0.59	0/635
50	R4	0.39	0/594	0.78	1/795 (0.1%)
50	Y4	0.44	0/594	0.72	2/795 (0.3%)
51	R5	0.56	1/473 (0.2%)	0.78	1/639 (0.2%)
51	Y5	0.49	0/468	0.72	0/632
52	R6	0.35	0/431	0.69	0/575
52	Y6	0.37	0/431	0.67	0/575
53	R7	0.49	0/438	0.67	0/575
53	Y7	0.56	0/438	0.70	0/575
54	R8	0.61	0/525	0.91	1/691 (0.1%)
54	Y8	0.62	0/525	0.93	1/691 (0.1%)
55	R9	0.26	0/310	0.46	0/407
55	Y9	0.32	0/310	0.48	0/407
56	Z5	0.78	0/40	1.80	1/60 (1.7%)
56	Z6	0.79	0/40	1.81	1/60 (1.7%)
All	All	0.34	7/316469 (0.0%)	0.81	244/473140 (0.1%)

The worst 5 of 7 bond length outliers are listed below:

Continued on next page...

Continued from previous page...

Mol	Chain	Res	Type	Atoms	Z	Observed(Å)	Ideal(Å)
22	QV	0	C	OP3-P	-10.58	1.48	1.61
22	XV	0	C	OP3-P	-10.41	1.48	1.61
1	XA	1056	U	N1-C2	-5.87	1.33	1.38
23	XX	16	A	N7-C5	-5.79	1.35	1.39
12	QL	48	PRO	N-CD	5.49	1.55	1.47

The worst 5 of 244 bond angle outliers are listed below:

Mol	Chain	Res	Type	Atoms	Z	Observed(°)	Ideal(°)
1	XA	1195	C	C6-N1-C2	-11.67	115.63	120.30
1	XA	529	G	N1-C6-O6	11.48	126.79	119.90
28	RE	21	VAL	C-N-CD	-10.10	98.38	120.60
28	YE	21	VAL	C-N-CD	-10.10	98.38	120.60
1	QA	1158	C	N1-C2-O2	8.76	124.15	118.90

There are no chirality outliers.

There are no planarity outliers.

5.2 Too-close contacts

In the following table, the Non-H and H(model) columns list the number of non-hydrogen atoms and hydrogen atoms in the chain respectively. The H(added) column lists the number of hydrogen atoms added and optimized by MolProbity. The Clashes column lists the number of clashes within the asymmetric unit, whereas Symm-Clashes lists symmetry related clashes.

Mol	Chain	Non-H	H(model)	H(added)	Clashes	Symm-Clashes
1	QA	32247	0	16278	459	0
1	XA	32249	0	16279	459	0
2	QB	1924	0	1975	63	0
2	XB	1924	0	1975	81	0
3	QC	1605	0	1668	51	0
3	XC	1605	0	1668	62	0
4	QD	1703	0	1764	60	0
4	XD	1703	0	1762	51	0
5	QE	1155	0	1213	49	0
5	XE	1155	0	1213	46	0
6	QF	843	0	857	21	0
6	XF	843	0	857	23	0
7	QG	1257	0	1296	39	0

Continued on next page...

Continued from previous page...

Mol	Chain	Non-H	H(model)	H(added)	Clashes	Symm-Clashes
7	XG	1257	0	1296	31	0
8	QH	1116	0	1177	39	0
8	XH	1116	0	1177	28	0
9	QI	1010	0	1037	39	0
9	XI	1010	0	1037	56	0
10	QJ	801	0	849	68	0
10	XJ	801	0	849	63	0
11	QK	885	0	904	26	0
11	XK	885	0	904	29	0
12	QL	975	0	1062	101	0
12	XL	975	0	1062	95	0
13	QM	964	0	1034	67	0
13	XM	964	0	1034	47	0
14	QN	492	0	529	28	0
14	XN	492	0	529	26	0
15	QO	734	0	771	20	0
15	XO	734	0	771	19	0
16	QP	705	0	725	15	0
16	XP	705	0	725	26	0
17	QQ	834	0	904	27	0
17	XQ	834	0	904	20	0
18	QR	574	0	644	13	0
18	XR	574	0	644	21	0
19	QS	674	0	699	77	0
19	XS	674	0	699	54	0
20	QT	763	0	860	44	0
20	XT	763	0	861	80	0
21	QU	217	0	234	11	0
21	XU	217	0	234	5	0
22	QV	1644	0	835	14	0
22	XV	1644	0	836	14	0
23	QX	173	0	86	2	0
23	XX	235	0	120	7	0
24	QY	319	0	162	1	0
24	XY	319	0	162	9	0
25	RA	62071	0	31285	816	0
25	YA	62071	0	31288	819	0
26	RB	2573	0	1306	42	0
26	YB	2573	0	1306	47	0
27	RD	2115	0	2195	98	0
27	YD	2115	0	2195	324	0
28	RE	1568	0	1634	272	0

Continued on next page...

Continued from previous page...

Mol	Chain	Non-H	H(model)	H(added)	Clashes	Symm-Clashes
28	YE	1568	0	1634	276	0
29	RF	1585	0	1632	52	0
29	YF	1585	0	1632	169	0
30	RG	1474	0	1535	95	0
30	YG	1474	0	1535	68	0
31	RH	1307	0	1382	228	0
31	YH	1307	0	1382	228	0
32	RI	1136	0	1223	62	0
32	YI	1136	0	1223	56	0
33	RN	1104	0	1180	41	0
33	YN	1104	0	1180	57	0
34	RO	933	0	996	21	0
34	YO	933	0	996	24	0
35	RP	1145	0	1227	66	0
35	YP	1145	0	1227	77	0
36	RQ	1122	0	1179	162	0
36	YQ	1122	0	1179	166	0
37	RR	968	0	1033	50	0
37	YR	968	0	1033	34	0
38	RS	882	0	943	44	0
38	YS	882	0	943	161	0
39	RT	1141	0	1202	66	0
39	YT	1141	0	1202	59	0
40	RU	964	0	1021	36	0
40	YU	964	0	1021	58	0
41	RV	779	0	852	24	0
41	YV	779	0	852	48	0
42	RW	900	0	964	25	0
42	YW	900	0	964	25	0
43	RX	725	0	778	31	0
43	YX	725	0	778	23	0
44	RY	785	0	878	50	0
44	YY	785	0	878	40	0
45	RZ	1461	0	1493	43	0
45	YZ	1461	0	1493	55	0
46	R0	648	0	672	28	0
46	Y0	648	0	672	38	0
47	R1	763	0	848	25	0
47	Y1	763	0	848	32	0
48	R2	581	0	629	19	0
48	Y2	581	0	629	76	0
49	R3	469	0	518	7	0

Continued on next page...

Continued from previous page...

Mol	Chain	Non-H	H(model)	H(added)	Clashes	Symm-Clashes
49	Y3	469	0	518	18	0
50	R4	581	0	575	219	0
50	Y4	581	0	577	84	0
51	R5	459	0	480	78	0
51	Y5	454	0	475	40	0
52	R6	424	0	450	35	0
52	Y6	424	0	450	29	0
53	R7	430	0	480	17	0
53	Y7	430	0	480	24	0
54	R8	517	0	582	107	0
54	Y8	517	0	582	87	0
55	R9	307	0	338	12	0
55	Y9	307	0	338	11	0
56	Z5	37	0	23	3	0
56	Z6	37	0	23	2	0
57	QA	94	0	0	0	0
57	QF	1	0	0	0	0
57	QV	3	0	0	0	0
57	QX	1	0	0	0	0
57	QY	1	0	0	0	0
57	R0	2	0	0	0	0
57	R5	1	0	0	0	0
57	R8	1	0	0	0	0
57	RA	310	0	0	0	0
57	RB	3	0	0	0	0
57	RD	1	0	0	0	0
57	RE	1	0	0	0	0
57	RP	1	0	0	0	0
57	RQ	1	0	0	0	0
57	RR	1	0	0	0	0
57	XA	114	0	0	0	0
57	XD	1	0	0	0	0
57	XF	1	0	0	0	0
57	XV	4	0	0	0	0
57	XX	1	0	0	0	0
57	XY	1	0	0	0	0
57	Y0	2	0	0	0	0
57	Y5	1	0	0	0	0
57	Y7	1	0	0	0	0
57	YA	327	0	0	0	0
57	YB	2	0	0	0	0
57	YD	1	0	0	0	0

Continued on next page...

Continued from previous page...

Mol	Chain	Non-H	H(model)	H(added)	Clashes	Symm-Clashes
57	YE	2	0	0	0	0
57	YP	1	0	0	0	0
57	YQ	1	0	0	0	0
57	YR	1	0	0	0	0
57	YU	1	0	0	0	0
57	YY	1	0	0	0	0
58	QA	42	0	45	1	0
58	XA	42	0	45	0	0
59	QD	1	0	0	0	0
59	QN	1	0	0	0	0
59	XD	1	0	0	0	0
59	XN	1	0	0	0	0
60	Z5	37	0	28	14	0
60	Z6	37	0	28	11	0
All	All	292242	0	198373	7616	0

The all-atom clashscore is defined as the number of clashes found per 1000 atoms (including hydrogen atoms). The all-atom clashscore for this structure is 16.

The worst 5 of 7616 close contacts within the same asymmetric unit are listed below, sorted by their clash magnitude.

Atom-1	Atom-2	Interatomic distance (Å)	Clash overlap (Å)
31:RH:127:GLU:CG	31:RH:128:PRO:HD3	1.36	1.53
31:YH:127:GLU:CG	31:YH:128:PRO:HD3	1.36	1.52
30:RG:112:PRO:CB	50:R4:37:SER:HB2	1.50	1.39
30:RG:112:PRO:HB3	50:R4:37:SER:CB	1.53	1.37
30:RG:67:LYS:HE2	50:R4:6:HIS:CE1	1.60	1.36

There are no symmetry-related clashes.

5.3 Torsion angles [i](#)

5.3.1 Protein backbone [i](#)

In the following table, the Percentiles column shows the percent Ramachandran outliers of the chain as a percentile score with respect to all X-ray entries followed by that with respect to entries of similar resolution.

The Analysed column shows the number of residues for which the backbone conformation was analysed, and the total number of residues.

Mol	Chain	Analysed	Favoured	Allowed	Outliers	Percentiles	
2	QB	235/256 (92%)	174 (74%)	45 (19%)	16 (7%)	1	13
2	XB	235/256 (92%)	177 (75%)	43 (18%)	15 (6%)	1	14
3	QC	203/239 (85%)	164 (81%)	33 (16%)	6 (3%)	4	30
3	XC	203/239 (85%)	173 (85%)	27 (13%)	3 (2%)	10	45
4	QD	206/209 (99%)	186 (90%)	17 (8%)	3 (2%)	10	45
4	XD	206/209 (99%)	176 (85%)	25 (12%)	5 (2%)	6	35
5	QE	149/162 (92%)	137 (92%)	8 (5%)	4 (3%)	5	33
5	XE	149/162 (92%)	135 (91%)	11 (7%)	3 (2%)	7	39
6	QF	99/101 (98%)	95 (96%)	4 (4%)	0	100	100
6	XF	99/101 (98%)	94 (95%)	5 (5%)	0	100	100
7	QG	153/156 (98%)	135 (88%)	16 (10%)	2 (1%)	12	48
7	XG	153/156 (98%)	138 (90%)	13 (8%)	2 (1%)	12	48
8	QH	136/138 (99%)	121 (89%)	14 (10%)	1 (1%)	22	61
8	XH	136/138 (99%)	120 (88%)	12 (9%)	4 (3%)	4	31
9	QI	125/128 (98%)	103 (82%)	17 (14%)	5 (4%)	3	24
9	XI	125/128 (98%)	97 (78%)	24 (19%)	4 (3%)	4	29
10	QJ	97/105 (92%)	77 (79%)	16 (16%)	4 (4%)	3	23
10	XJ	97/105 (92%)	79 (81%)	13 (13%)	5 (5%)	2	18
11	QK	117/129 (91%)	101 (86%)	14 (12%)	2 (2%)	9	42
11	XK	117/129 (91%)	101 (86%)	14 (12%)	2 (2%)	9	42
12	QL	123/132 (93%)	85 (69%)	24 (20%)	14 (11%)	0	6
12	XL	123/132 (93%)	85 (69%)	24 (20%)	14 (11%)	0	6
13	QM	119/126 (94%)	95 (80%)	15 (13%)	9 (8%)	1	10
13	XM	119/126 (94%)	94 (79%)	16 (13%)	9 (8%)	1	10
14	QN	58/61 (95%)	50 (86%)	4 (7%)	4 (7%)	1	12
14	XN	58/61 (95%)	46 (79%)	6 (10%)	6 (10%)	0	7
15	QO	86/89 (97%)	80 (93%)	5 (6%)	1 (1%)	13	50
15	XO	86/89 (97%)	80 (93%)	4 (5%)	2 (2%)	6	36
16	QP	82/88 (93%)	73 (89%)	8 (10%)	1 (1%)	13	50
16	XP	82/88 (93%)	72 (88%)	9 (11%)	1 (1%)	13	50
17	QQ	98/105 (93%)	91 (93%)	5 (5%)	2 (2%)	7	39
17	XQ	98/105 (93%)	88 (90%)	10 (10%)	0	100	100

Continued on next page...

Continued from previous page...

Mol	Chain	Analysed	Favoured	Allowed	Outliers	Percentiles	
18	QR	68/88 (77%)	56 (82%)	9 (13%)	3 (4%)	2	21
18	XR	68/88 (77%)	61 (90%)	6 (9%)	1 (2%)	10	45
19	QS	82/93 (88%)	55 (67%)	16 (20%)	11 (13%)	0	4
19	XS	82/93 (88%)	54 (66%)	18 (22%)	10 (12%)	0	5
20	QT	97/106 (92%)	79 (81%)	12 (12%)	6 (6%)	1	15
20	XT	97/106 (92%)	75 (77%)	18 (19%)	4 (4%)	3	23
21	QU	23/27 (85%)	19 (83%)	3 (13%)	1 (4%)	2	22
21	XU	23/27 (85%)	18 (78%)	4 (17%)	1 (4%)	2	22
27	RD	270/276 (98%)	226 (84%)	32 (12%)	12 (4%)	2	21
27	YD	270/276 (98%)	204 (76%)	47 (17%)	19 (7%)	1	12
28	RE	203/206 (98%)	120 (59%)	41 (20%)	42 (21%)	0	1
28	YE	203/206 (98%)	120 (59%)	41 (20%)	42 (21%)	0	1
29	RF	200/210 (95%)	181 (90%)	13 (6%)	6 (3%)	4	30
29	YF	200/210 (95%)	144 (72%)	36 (18%)	20 (10%)	0	7
30	RG	179/182 (98%)	139 (78%)	25 (14%)	15 (8%)	1	9
30	YG	179/182 (98%)	142 (79%)	25 (14%)	12 (7%)	1	13
31	RH	168/180 (93%)	94 (56%)	36 (21%)	38 (23%)	0	1
31	YH	168/180 (93%)	94 (56%)	36 (21%)	38 (23%)	0	1
32	RI	144/148 (97%)	109 (76%)	24 (17%)	11 (8%)	1	10
32	YI	144/148 (97%)	108 (75%)	23 (16%)	13 (9%)	1	8
33	RN	136/140 (97%)	104 (76%)	20 (15%)	12 (9%)	1	8
33	YN	136/140 (97%)	107 (79%)	16 (12%)	13 (10%)	0	8
34	RO	120/122 (98%)	109 (91%)	9 (8%)	2 (2%)	9	42
34	YO	120/122 (98%)	108 (90%)	10 (8%)	2 (2%)	9	42
35	RP	148/150 (99%)	109 (74%)	26 (18%)	13 (9%)	1	8
35	YP	148/150 (99%)	101 (68%)	35 (24%)	12 (8%)	1	9
36	RQ	139/141 (99%)	95 (68%)	30 (22%)	14 (10%)	0	7
36	YQ	139/141 (99%)	97 (70%)	28 (20%)	14 (10%)	0	7
37	RR	116/118 (98%)	106 (91%)	5 (4%)	5 (4%)	2	22
37	YR	116/118 (98%)	98 (84%)	12 (10%)	6 (5%)	2	18
38	RS	109/112 (97%)	76 (70%)	22 (20%)	11 (10%)	0	7

Continued on next page...

Continued from previous page...

Mol	Chain	Analysed	Favoured	Allowed	Outliers	Percentiles	
38	YS	109/112 (97%)	62 (57%)	29 (27%)	18 (16%)	0	2
39	RT	135/146 (92%)	107 (79%)	16 (12%)	12 (9%)	1	8
39	YT	135/146 (92%)	107 (79%)	18 (13%)	10 (7%)	1	11
40	RU	115/118 (98%)	102 (89%)	9 (8%)	4 (4%)	3	27
40	YU	115/118 (98%)	103 (90%)	10 (9%)	2 (2%)	9	42
41	RV	99/101 (98%)	82 (83%)	11 (11%)	6 (6%)	1	15
41	YV	99/101 (98%)	79 (80%)	12 (12%)	8 (8%)	1	9
42	RW	111/113 (98%)	99 (89%)	8 (7%)	4 (4%)	3	26
42	YW	111/113 (98%)	100 (90%)	9 (8%)	2 (2%)	8	41
43	RX	90/96 (94%)	77 (86%)	11 (12%)	2 (2%)	6	37
43	YX	90/96 (94%)	82 (91%)	6 (7%)	2 (2%)	6	37
44	RY	100/110 (91%)	71 (71%)	13 (13%)	16 (16%)	0	2
44	YY	100/110 (91%)	70 (70%)	18 (18%)	12 (12%)	0	5
45	RZ	181/206 (88%)	127 (70%)	34 (19%)	20 (11%)	0	6
45	YZ	181/206 (88%)	135 (75%)	28 (16%)	18 (10%)	0	7
46	R0	80/85 (94%)	66 (82%)	13 (16%)	1 (1%)	12	48
46	Y0	80/85 (94%)	73 (91%)	7 (9%)	0	100	100
47	R1	95/98 (97%)	75 (79%)	11 (12%)	9 (10%)	0	8
47	Y1	95/98 (97%)	72 (76%)	17 (18%)	6 (6%)	1	14
48	R2	67/72 (93%)	54 (81%)	9 (13%)	4 (6%)	1	15
48	Y2	67/72 (93%)	47 (70%)	12 (18%)	8 (12%)	0	5
49	R3	57/60 (95%)	52 (91%)	3 (5%)	2 (4%)	3	27
49	Y3	57/60 (95%)	53 (93%)	3 (5%)	1 (2%)	8	41
50	R4	69/71 (97%)	22 (32%)	21 (30%)	26 (38%)	0	0
50	Y4	69/71 (97%)	34 (49%)	14 (20%)	21 (30%)	0	0
51	R5	57/60 (95%)	33 (58%)	10 (18%)	14 (25%)	0	0
51	Y5	56/60 (93%)	46 (82%)	8 (14%)	2 (4%)	3	26
52	R6	47/54 (87%)	23 (49%)	13 (28%)	11 (23%)	0	1
52	Y6	47/54 (87%)	22 (47%)	17 (36%)	8 (17%)	0	2
53	R7	47/49 (96%)	45 (96%)	1 (2%)	1 (2%)	7	38
53	Y7	47/49 (96%)	43 (92%)	3 (6%)	1 (2%)	7	38

Continued on next page...

Continued from previous page...

Mol	Chain	Analysed	Favoured	Allowed	Outliers	Percentiles	
54	R8	62/65 (95%)	38 (61%)	14 (23%)	10 (16%)	0	2
54	Y8	62/65 (95%)	38 (61%)	15 (24%)	9 (14%)	0	3
55	R9	35/37 (95%)	35 (100%)	0	0	100	100
55	Y9	35/37 (95%)	31 (89%)	4 (11%)	0	100	100
All	All	11469/12128 (95%)	9035 (79%)	1606 (14%)	828 (7%)	1	11

5 of 828 Ramachandran outliers are listed below:

Mol	Chain	Res	Type
2	QB	236	TYR
3	QC	12	LEU
3	QC	190	ARG
4	QD	33	MET
12	QL	18	VAL

5.3.2 Protein sidechains ⓘ

In the following table, the Percentiles column shows the percent sidechain outliers of the chain as a percentile score with respect to all X-ray entries followed by that with respect to entries of similar resolution.

The Analysed column shows the number of residues for which the sidechain conformation was analysed, and the total number of residues.

Mol	Chain	Analysed	Rotameric	Outliers	Percentiles	
2	QB	205/220 (93%)	172 (84%)	33 (16%)	2	14
2	XB	205/220 (93%)	180 (88%)	25 (12%)	5	23
3	QC	159/188 (85%)	145 (91%)	14 (9%)	10	38
3	XC	159/188 (85%)	145 (91%)	14 (9%)	10	38
4	QD	180/181 (99%)	161 (89%)	19 (11%)	6	30
4	XD	180/181 (99%)	154 (86%)	26 (14%)	3	18
5	QE	116/123 (94%)	104 (90%)	12 (10%)	7	32
5	XE	116/123 (94%)	104 (90%)	12 (10%)	7	32
6	QF	90/90 (100%)	78 (87%)	12 (13%)	4	21
6	XF	90/90 (100%)	82 (91%)	8 (9%)	9	37
7	QG	126/127 (99%)	114 (90%)	12 (10%)	8	34
7	XG	126/127 (99%)	114 (90%)	12 (10%)	8	34

Continued on next page...

Continued from previous page...

Mol	Chain	Analysed	Rotameric	Outliers	Percentiles	
8	QH	119/119 (100%)	109 (92%)	10 (8%)	11	40
8	XH	119/119 (100%)	106 (89%)	13 (11%)	6	29
9	QI	98/99 (99%)	81 (83%)	17 (17%)	2	11
9	XI	98/99 (99%)	78 (80%)	20 (20%)	1	6
10	QJ	89/92 (97%)	79 (89%)	10 (11%)	6	27
10	XJ	89/92 (97%)	75 (84%)	14 (16%)	2	15
11	QK	90/99 (91%)	81 (90%)	9 (10%)	7	32
11	XK	90/99 (91%)	81 (90%)	9 (10%)	7	32
12	QL	104/109 (95%)	90 (86%)	14 (14%)	4	21
12	XL	104/109 (95%)	89 (86%)	15 (14%)	3	18
13	QM	97/101 (96%)	73 (75%)	24 (25%)	0	4
13	XM	97/101 (96%)	78 (80%)	19 (20%)	1	7
14	QN	49/50 (98%)	40 (82%)	9 (18%)	1	8
14	XN	49/50 (98%)	42 (86%)	7 (14%)	3	19
15	QO	79/80 (99%)	72 (91%)	7 (9%)	9	37
15	XO	79/80 (99%)	69 (87%)	10 (13%)	4	22
16	QP	72/74 (97%)	63 (88%)	9 (12%)	4	23
16	XP	72/74 (97%)	64 (89%)	8 (11%)	6	28
17	QQ	95/97 (98%)	87 (92%)	8 (8%)	11	40
17	XQ	95/97 (98%)	89 (94%)	6 (6%)	18	51
18	QR	61/77 (79%)	50 (82%)	11 (18%)	1	9
18	XR	61/77 (79%)	52 (85%)	9 (15%)	3	17
19	QS	73/80 (91%)	59 (81%)	14 (19%)	1	7
19	XS	73/80 (91%)	57 (78%)	16 (22%)	1	5
20	QT	76/82 (93%)	67 (88%)	9 (12%)	5	25
20	XT	76/82 (93%)	67 (88%)	9 (12%)	5	25
21	QU	20/22 (91%)	20 (100%)	0	100	100
21	XU	20/22 (91%)	19 (95%)	1 (5%)	24	58
27	RD	214/218 (98%)	175 (82%)	39 (18%)	1	9
27	YD	214/218 (98%)	177 (83%)	37 (17%)	2	11
28	RE	165/166 (99%)	128 (78%)	37 (22%)	1	4

Continued on next page...

Continued from previous page...

Mol	Chain	Analysed	Rotameric	Outliers	Percentiles	
28	YE	165/166 (99%)	127 (77%)	38 (23%)	1	4
29	RF	161/166 (97%)	142 (88%)	19 (12%)	5	25
29	YF	161/166 (97%)	140 (87%)	21 (13%)	4	21
30	RG	155/156 (99%)	134 (86%)	21 (14%)	4	21
30	YG	155/156 (99%)	133 (86%)	22 (14%)	3	19
31	RH	142/148 (96%)	114 (80%)	28 (20%)	1	7
31	YH	142/148 (96%)	114 (80%)	28 (20%)	1	7
32	RI	122/124 (98%)	99 (81%)	23 (19%)	1	8
32	YI	122/124 (98%)	97 (80%)	25 (20%)	1	6
33	RN	117/119 (98%)	97 (83%)	20 (17%)	2	12
33	YN	117/119 (98%)	95 (81%)	22 (19%)	1	8
34	RO	100/100 (100%)	90 (90%)	10 (10%)	7	32
34	YO	100/100 (100%)	88 (88%)	12 (12%)	5	24
35	RP	116/116 (100%)	86 (74%)	30 (26%)	0	3
35	YP	116/116 (100%)	79 (68%)	37 (32%)	0	2
36	RQ	111/111 (100%)	93 (84%)	18 (16%)	2	14
36	YQ	111/111 (100%)	92 (83%)	19 (17%)	2	12
37	RR	101/101 (100%)	83 (82%)	18 (18%)	2	10
37	YR	101/101 (100%)	80 (79%)	21 (21%)	1	6
38	RS	87/88 (99%)	69 (79%)	18 (21%)	1	6
38	YS	87/88 (99%)	74 (85%)	13 (15%)	3	17
39	RT	120/127 (94%)	101 (84%)	19 (16%)	2	15
39	YT	120/127 (94%)	99 (82%)	21 (18%)	2	10
40	RU	93/94 (99%)	79 (85%)	14 (15%)	3	17
40	YU	93/94 (99%)	77 (83%)	16 (17%)	2	11
41	RV	82/82 (100%)	66 (80%)	16 (20%)	1	7
41	YV	82/82 (100%)	67 (82%)	15 (18%)	1	8
42	RW	92/92 (100%)	73 (79%)	19 (21%)	1	6
42	YW	92/92 (100%)	76 (83%)	16 (17%)	2	11
43	RX	74/78 (95%)	64 (86%)	10 (14%)	4	21
43	YX	74/78 (95%)	60 (81%)	14 (19%)	1	8

Continued on next page...

Continued from previous page...

Mol	Chain	Analysed	Rotameric	Outliers	Percentiles	
44	RY	85/91 (93%)	63 (74%)	22 (26%)	0	3
44	YY	85/91 (93%)	64 (75%)	21 (25%)	0	4
45	RZ	162/179 (90%)	137 (85%)	25 (15%)	2	16
45	YZ	162/179 (90%)	144 (89%)	18 (11%)	6	28
46	R0	65/67 (97%)	60 (92%)	5 (8%)	13	42
46	Y0	65/67 (97%)	59 (91%)	6 (9%)	9	36
47	R1	82/83 (99%)	73 (89%)	9 (11%)	6	29
47	Y1	82/83 (99%)	70 (85%)	12 (15%)	3	18
48	R2	64/67 (96%)	55 (86%)	9 (14%)	3	19
48	Y2	64/67 (96%)	57 (89%)	7 (11%)	6	29
49	R3	51/52 (98%)	45 (88%)	6 (12%)	5	25
49	Y3	51/52 (98%)	43 (84%)	8 (16%)	2	15
50	R4	63/63 (100%)	46 (73%)	17 (27%)	0	3
50	Y4	63/63 (100%)	44 (70%)	19 (30%)	0	2
51	R5	51/52 (98%)	39 (76%)	12 (24%)	1	4
51	Y5	51/52 (98%)	39 (76%)	12 (24%)	1	4
52	R6	48/52 (92%)	35 (73%)	13 (27%)	0	3
52	Y6	48/52 (92%)	38 (79%)	10 (21%)	1	6
53	R7	42/42 (100%)	34 (81%)	8 (19%)	1	8
53	Y7	42/42 (100%)	35 (83%)	7 (17%)	2	12
54	R8	54/55 (98%)	38 (70%)	16 (30%)	0	2
54	Y8	54/55 (98%)	38 (70%)	16 (30%)	0	2
55	R9	34/34 (100%)	32 (94%)	2 (6%)	19	53
55	Y9	34/34 (100%)	32 (94%)	2 (6%)	19	53
All	All	9702/10066 (96%)	8178 (84%)	1524 (16%)	2	15

5 of 1524 residues with a non-rotameric sidechain are listed below:

Mol	Chain	Res	Type
50	R4	15	ILE
8	XH	1	MET
45	YZ	4	ARG
51	R5	19	ARG
2	XB	172	ILE

Some sidechains can be flipped to improve hydrogen bonding and reduce clashes. 5 of 29 such sidechains are listed below:

Mol	Chain	Res	Type
50	R4	6	HIS
2	XB	212	GLN
31	YH	147	ASN
55	R9	29	ASN
5	XE	72	GLN

5.3.3 RNA ⓘ

Mol	Chain	Analysed	Backbone Outliers	Pucker Outliers
1	QA	1499/1522 (98%)	272 (18%)	41 (2%)
1	XA	1499/1522 (98%)	285 (19%)	36 (2%)
22	QV	76/77 (98%)	18 (23%)	1 (1%)
22	XV	76/77 (98%)	15 (19%)	1 (1%)
23	QX	7/25 (28%)	1 (14%)	0
23	XX	10/25 (40%)	4 (40%)	0
24	QY	14/18 (77%)	4 (28%)	0
24	XY	14/18 (77%)	3 (21%)	0
25	RA	2879/2915 (98%)	559 (19%)	48 (1%)
25	YA	2879/2915 (98%)	557 (19%)	47 (1%)
26	RB	119/122 (97%)	19 (15%)	1 (0%)
26	YB	119/122 (97%)	21 (17%)	1 (0%)
56	Z5	1/3 (33%)	0	0
56	Z6	1/3 (33%)	0	0
All	All	9193/9364 (98%)	1758 (19%)	176 (1%)

5 of 1758 RNA backbone outliers are listed below:

Mol	Chain	Res	Type
1	QA	6	G
1	QA	9	G
1	QA	32	A
1	QA	39	G
1	QA	47	C

5 of 176 RNA pucker outliers are listed below:

Mol	Chain	Res	Type
25	RA	2126	A
1	XA	243	A
25	YA	1955	U

Continued on next page...

Continued from previous page...

Mol	Chain	Res	Type
25	RA	2439	A
25	RA	2867	G

5.4 Non-standard residues in protein, DNA, RNA chains [i](#)

There are no non-standard protein/DNA/RNA residues in this entry.

5.5 Carbohydrates [i](#)

There are no carbohydrates in this entry.

5.6 Ligand geometry [i](#)

Of 893 ligands modelled in this entry, 889 are monoatomic - leaving 4 for Mogul analysis.

In the following table, the Counts columns list the number of bonds (or angles) for which Mogul statistics could be retrieved, the number of bonds (or angles) that are observed in the model and the number of bonds (or angles) that are defined in the Chemical Component Dictionary. The Link column lists molecule types, if any, to which the group is linked. The Z score for a bond length (or angle) is the number of standard deviations the observed value is removed from the expected value. A bond length (or angle) with $|Z| > 2$ is considered an outlier worth inspection. RMSZ is the root-mean-square of all Z scores of the bond lengths (or angles).

Mol	Type	Chain	Res	Link	Bond lengths			Bond angles		
					Counts	RMSZ	# Z > 2	Counts	RMSZ	# Z > 2
60	PPU	Z6	101	56	32,40,41	2.56	6 (18%)	33,57,60	2.14	5 (15%)
58	PAR	XA	1715	-	45,45,45	1.62	7 (15%)	64,67,67	1.37	6 (9%)
60	PPU	Z5	101	56	32,40,41	2.56	6 (18%)	33,57,60	2.15	5 (15%)
58	PAR	QA	1693	-	45,45,45	1.63	9 (20%)	64,67,67	1.32	7 (10%)

In the following table, the Chirals column lists the number of chiral outliers, the number of chiral centers analysed, the number of these observed in the model and the number defined in the Chemical Component Dictionary. Similar counts are reported in the Torsion and Rings columns. '-' means no outliers of that kind were identified.

Mol	Type	Chain	Res	Link	Chirals	Torsions	Rings
60	PPU	Z6	101	56	-	2/21/43/44	0/4/4/4
58	PAR	XA	1715	-	-	5/18/94/94	0/4/4/4
60	PPU	Z5	101	56	-	2/21/43/44	0/4/4/4

Continued on next page...

Continued from previous page...

Mol	Type	Chain	Res	Link	Chirals	Torsions	Rings
58	PAR	QA	1693	-	-	6/18/94/94	0/4/4/4

The worst 5 of 28 bond length outliers are listed below:

Mol	Chain	Res	Type	Atoms	Z	Observed(Å)	Ideal(Å)
60	Z6	101	PPU	O-C	9.30	1.41	1.23
60	Z5	101	PPU	O-C	9.30	1.41	1.23
60	Z6	101	PPU	C9-N6	-5.96	1.31	1.45
60	Z5	101	PPU	C9-N6	-5.93	1.32	1.45
60	Z6	101	PPU	C-N3'	5.72	1.46	1.34

The worst 5 of 23 bond angle outliers are listed below:

Mol	Chain	Res	Type	Atoms	Z	Observed(°)	Ideal(°)
60	Z5	101	PPU	C3'-N3'-C	-8.59	110.26	123.21
60	Z6	101	PPU	C3'-N3'-C	-8.57	110.29	123.21
58	QA	1693	PAR	C14-O54-C54	5.05	123.59	113.69
58	XA	1715	PAR	O33-C14-C24	4.91	116.67	108.22
60	Z5	101	PPU	N3-C2-N1	-4.62	121.46	128.68

There are no chirality outliers.

5 of 15 torsion outliers are listed below:

Mol	Chain	Res	Type	Atoms
58	XA	1715	PAR	O43-C43-C53-O53
58	XA	1715	PAR	C33-C43-C53-O53
58	QA	1693	PAR	O51-C51-C61-O61
58	QA	1693	PAR	C41-C51-C61-O61
58	QA	1693	PAR	C33-C43-C53-O53

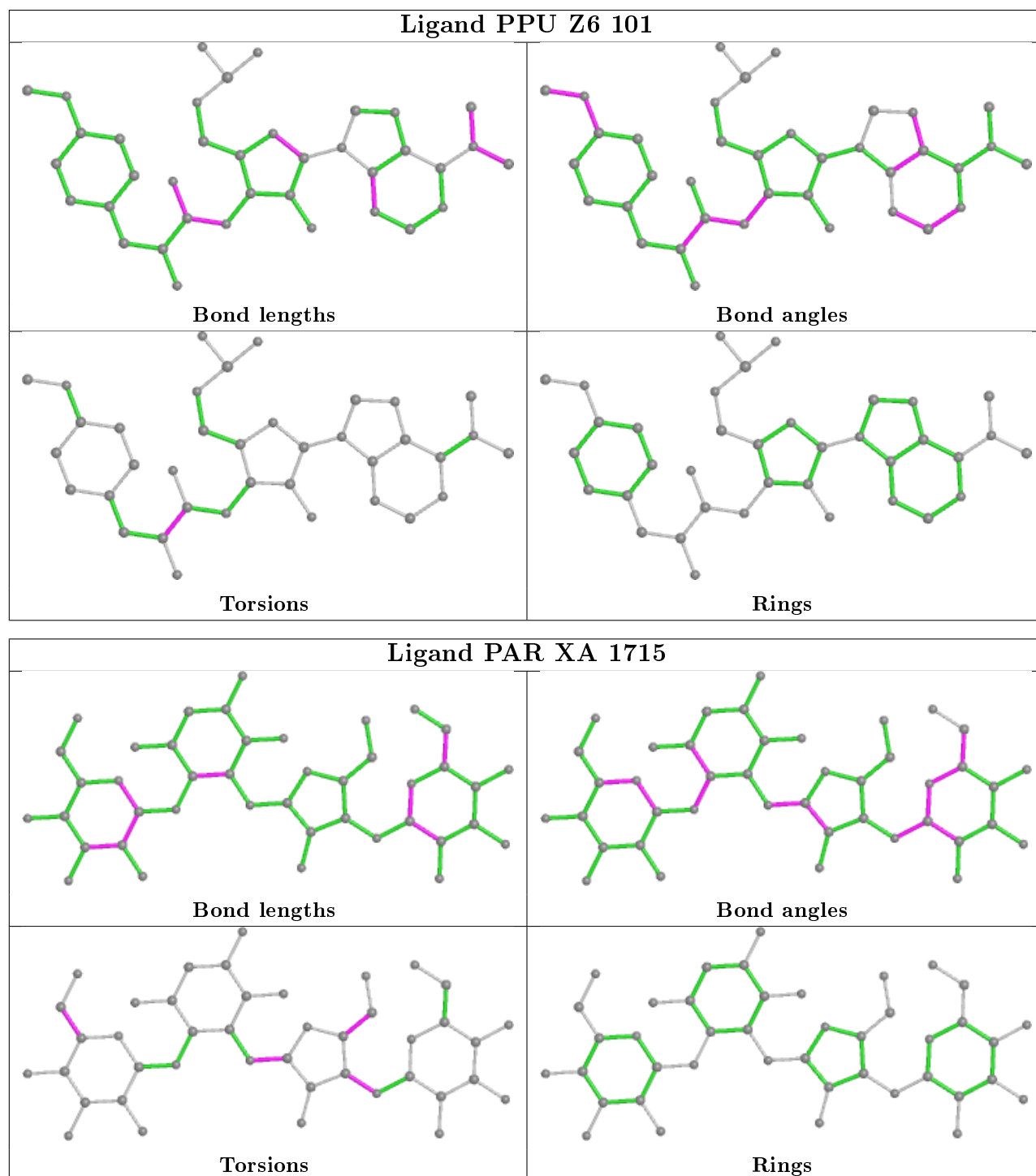
There are no ring outliers.

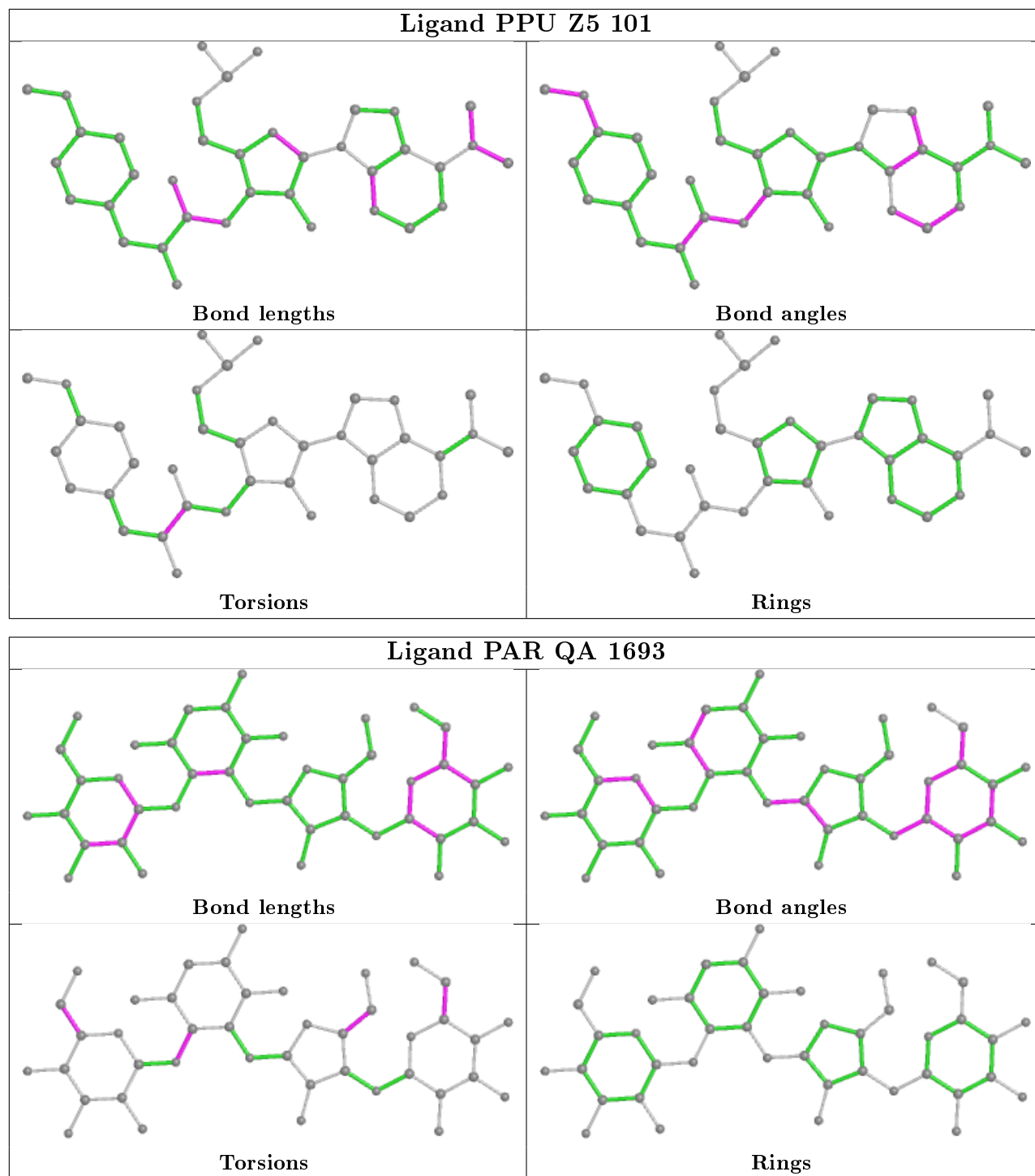
3 monomers are involved in 26 short contacts:

Mol	Chain	Res	Type	Clashes	Symm-Clashes
60	Z6	101	PPU	11	0
60	Z5	101	PPU	14	0
58	QA	1693	PAR	1	0

The following is a two-dimensional graphical depiction of Mogul quality analysis of bond lengths, bond angles, torsion angles, and ring geometry for all instances of the Ligand of Interest. In addition, ligands with molecular weight > 250 and outliers as shown on the validation Tables will

also be included. For torsion angles, if less than 5% of the Mogul distribution of torsion angles is within 10 degrees of the torsion angle in question, then that torsion angle is considered an outlier. Any bond that is central to one or more torsion angles identified as an outlier by Mogul will be highlighted in the graph. For rings, the root-mean-square deviation (RMSD) between the ring in question and similar rings identified by Mogul is calculated over all ring torsion angles. If the average RMSD is greater than 60 degrees and the minimal RMSD between the ring in question and any Mogul-identified rings is also greater than 60 degrees, then that ring is considered an outlier. The outliers are highlighted in purple. The color gray indicates Mogul did not find sufficient equivalents in the CSD to analyse the geometry.





5.7 Other polymers ⓘ

There are no such residues in this entry.

5.8 Polymer linkage issues ⓘ

There are no chain breaks in this entry.

6 Fit of model and data ⓘ

6.1 Protein, DNA and RNA chains ⓘ

In the following table, the column labelled ‘#RSRZ> 2’ contains the number (and percentage) of RSRZ outliers, followed by percent RSRZ outliers for the chain as percentile scores relative to all X-ray entries and entries of similar resolution. The OWAB column contains the minimum, median, 95th percentile and maximum values of the occupancy-weighted average B-factor per residue. The column labelled ‘Q< 0.9’ lists the number of (and percentage) of residues with an average occupancy less than 0.9.

Mol	Chain	Analysed	<RSRZ>	#RSRZ>2	OWAB(Å ²)	Q<0.9
1	QA	1500/1522 (98%)	0.42	85 (5%) 23 21	61, 101, 175, 382	0
1	XA	1500/1522 (98%)	0.44	75 (5%) 28 25	56, 98, 186, 365	0
2	QB	237/256 (92%)	0.43	22 (9%) 8 9	76, 148, 228, 296	0
2	XB	237/256 (92%)	0.39	17 (7%) 15 15	71, 139, 206, 252	0
3	QC	205/239 (85%)	0.25	9 (4%) 34 30	81, 128, 187, 266	0
3	XC	205/239 (85%)	0.14	8 (3%) 39 35	68, 116, 164, 239	0
4	QD	208/209 (99%)	-0.05	2 (0%) 82 77	68, 111, 160, 177	0
4	XD	208/209 (99%)	-0.11	2 (0%) 82 77	61, 99, 151, 202	0
5	QE	151/162 (93%)	0.08	0 100 100	73, 111, 156, 268	0
5	XE	151/162 (93%)	0.11	2 (1%) 77 71	58, 97, 154, 214	0
6	QF	101/101 (100%)	0.16	4 (3%) 38 33	59, 99, 140, 212	0
6	XF	101/101 (100%)	0.29	6 (5%) 22 20	58, 107, 157, 264	0
7	QG	155/156 (99%)	0.41	8 (5%) 27 24	83, 121, 173, 271	0
7	XG	155/156 (99%)	0.40	16 (10%) 6 7	86, 126, 175, 207	0
8	QH	138/138 (100%)	-0.31	0 100 100	71, 109, 148, 177	0
8	XH	138/138 (100%)	-0.19	0 100 100	71, 107, 143, 179	0
9	QI	127/128 (99%)	0.74	16 (12%) 3 5	81, 137, 188, 245	0
9	XI	127/128 (99%)	0.71	15 (11%) 4 5	79, 145, 214, 239	0
10	QJ	99/105 (94%)	1.16	29 (29%) 0 0	80, 157, 267, 320	0
10	XJ	99/105 (94%)	0.92	17 (17%) 1 1	86, 141, 200, 232	0
11	QK	119/129 (92%)	0.56	11 (9%) 9 9	64, 103, 161, 219	0
11	XK	119/129 (92%)	0.39	4 (3%) 45 40	62, 106, 166, 231	0
12	QL	125/132 (94%)	0.26	6 (4%) 30 27	63, 104, 160, 244	0
12	XL	125/132 (94%)	-0.00	4 (3%) 47 42	52, 87, 139, 275	0

Continued on next page...

Continued from previous page...

Mol	Chain	Analysed	<RSRZ>	#RSRZ>2	OWAB(Å ²)	Q<0.9
13	QM	121/126 (96%)	0.08	9 (7%) 14 14	75, 120, 186, 312	0
13	XM	121/126 (96%)	0.09	4 (3%) 46 41	78, 124, 183, 300	0
14	QN	60/61 (98%)	0.27	3 (5%) 28 25	78, 123, 162, 173	0
14	XN	60/61 (98%)	0.34	4 (6%) 17 16	73, 108, 146, 156	0
15	QO	88/89 (98%)	-0.05	1 (1%) 80 75	61, 98, 155, 182	0
15	XO	88/89 (98%)	-0.03	1 (1%) 80 75	68, 100, 151, 178	0
16	QP	84/88 (95%)	0.25	0 100 100	62, 98, 138, 169	0
16	XP	84/88 (95%)	0.31	2 (2%) 59 53	75, 106, 155, 264	0
17	QQ	100/105 (95%)	0.14	2 (2%) 65 60	65, 106, 148, 180	0
17	XQ	100/105 (95%)	0.06	2 (2%) 65 60	66, 109, 150, 189	0
18	QR	70/88 (79%)	0.60	5 (7%) 16 15	56, 100, 161, 198	0
18	XR	70/88 (79%)	0.46	4 (5%) 23 21	67, 110, 147, 204	0
19	QS	84/93 (90%)	0.14	0 100 100	83, 135, 192, 210	0
19	XS	84/93 (90%)	-0.02	0 100 100	78, 126, 178, 234	0
20	QT	99/106 (93%)	0.28	5 (5%) 28 25	70, 112, 171, 201	0
20	XT	99/106 (93%)	-0.02	2 (2%) 65 60	70, 126, 177, 247	0
21	QU	25/27 (92%)	2.00	12 (48%) 0 0	95, 119, 177, 192	0
21	XU	25/27 (92%)	1.87	9 (36%) 0 0	101, 118, 187, 202	0
22	QV	77/77 (100%)	0.64	11 (14%) 2 3	63, 113, 184, 227	0
22	XV	77/77 (100%)	0.80	11 (14%) 2 3	57, 107, 161, 196	0
23	QX	9/25 (36%)	0.48	1 (11%) 5 6	78, 90, 122, 161	0
23	XX	11/25 (44%)	0.25	1 (9%) 9 9	70, 90, 176, 186	0
24	QY	15/18 (83%)	0.26	0 100 100	87, 111, 197, 245	0
24	XY	15/18 (83%)	0.09	0 100 100	89, 120, 198, 199	0
25	RA	2882/2915 (98%)	0.47	210 (7%) 15 15	50, 81, 218, 422	0
25	YA	2882/2915 (98%)	0.44	172 (5%) 21 19	41, 76, 207, 368	0
26	RB	120/122 (98%)	0.24	1 (0%) 86 81	79, 108, 146, 171	0
26	YB	120/122 (98%)	0.40	11 (9%) 9 9	78, 112, 152, 184	0
27	RD	272/276 (98%)	-0.13	1 (0%) 92 90	43, 74, 114, 213	0
27	YD	272/276 (98%)	-0.16	2 (0%) 87 83	36, 72, 111, 195	0
28	RE	205/206 (99%)	-0.01	0 100 100	52, 93, 160, 246	0

Continued on next page...

Continued from previous page...

Mol	Chain	Analysed	<RSRZ>	#RSRZ>2	OWAB(Å ²)	Q<0.9
28	YE	205/206 (99%)	0.13	3 (1%) 73 68	46, 90, 159, 271	0
29	RF	202/210 (96%)	-0.01	0 100 100	46, 86, 147, 205	0
29	YF	202/210 (96%)	-0.12	0 100 100	40, 82, 142, 181	0
30	RG	181/182 (99%)	0.27	6 (3%) 46 41	74, 115, 173, 251	0
30	YG	181/182 (99%)	0.41	10 (5%) 25 22	74, 116, 169, 255	0
31	RH	170/180 (94%)	0.95	34 (20%) 1 1	92, 174, 251, 302	0
31	YH	170/180 (94%)	-0.01	5 (2%) 51 45	62, 108, 160, 215	0
32	RI	146/148 (98%)	0.31	4 (2%) 54 48	67, 122, 183, 277	0
32	YI	146/148 (98%)	0.49	10 (6%) 17 16	71, 128, 181, 218	0
33	RN	138/140 (98%)	-0.21	0 100 100	56, 99, 158, 202	0
33	YN	138/140 (98%)	-0.45	0 100 100	58, 94, 155, 189	0
34	RO	122/122 (100%)	-0.27	0 100 100	61, 86, 118, 161	0
34	YO	122/122 (100%)	-0.34	0 100 100	48, 74, 111, 137	0
35	RP	150/150 (100%)	0.06	2 (1%) 77 71	41, 98, 156, 283	0
35	YP	150/150 (100%)	0.32	9 (6%) 21 19	39, 93, 151, 270	0
36	RQ	141/141 (100%)	-0.01	3 (2%) 63 58	59, 101, 154, 239	0
36	YQ	141/141 (100%)	-0.08	3 (2%) 63 58	49, 91, 148, 280	0
37	RR	118/118 (100%)	-0.25	0 100 100	53, 82, 124, 141	0
37	YR	118/118 (100%)	-0.20	0 100 100	49, 83, 117, 163	0
38	RS	111/112 (99%)	0.19	3 (2%) 54 48	70, 111, 164, 217	0
38	YS	111/112 (99%)	0.57	11 (9%) 7 8	67, 120, 165, 230	0
39	RT	137/146 (93%)	0.11	5 (3%) 42 38	64, 100, 190, 286	0
39	YT	137/146 (93%)	-0.15	4 (2%) 51 45	56, 87, 187, 223	0
40	RU	117/118 (99%)	0.39	10 (8%) 10 11	51, 85, 143, 242	0
40	YU	117/118 (99%)	0.11	4 (3%) 45 40	47, 78, 131, 268	0
41	RV	101/101 (100%)	0.45	6 (5%) 22 20	63, 110, 170, 277	0
41	YV	101/101 (100%)	0.09	4 (3%) 38 33	50, 97, 158, 285	0
42	RW	113/113 (100%)	-0.31	0 100 100	50, 76, 131, 227	0
42	YW	113/113 (100%)	-0.09	1 (0%) 84 79	50, 75, 130, 218	0
43	RX	92/96 (95%)	-0.33	0 100 100	59, 85, 118, 154	0
43	YX	92/96 (95%)	-0.23	0 100 100	42, 77, 114, 140	0

Continued on next page...

Continued from previous page...

Mol	Chain	Analysed	<RSRZ>	#RSRZ>2	OWAB(Å ²)	Q<0.9
44	RY	102/110 (92%)	1.04	21 (20%) 1 1	59, 118, 205, 341	0
44	YY	102/110 (92%)	0.05	5 (4%) 29 26	56, 102, 171, 280	0
45	RZ	183/206 (88%)	0.54	17 (9%) 8 9	74, 132, 209, 281	0
45	YZ	183/206 (88%)	0.43	11 (6%) 21 19	70, 123, 205, 357	0
46	R0	82/85 (96%)	-0.12	1 (1%) 79 73	60, 84, 114, 151	0
46	Y0	82/85 (96%)	-0.13	0 100 100	53, 88, 118, 144	0
47	R1	97/98 (98%)	0.22	3 (3%) 49 43	49, 85, 171, 230	0
47	Y1	97/98 (98%)	0.22	4 (4%) 37 33	54, 84, 162, 219	0
48	R2	69/72 (95%)	-0.01	0 100 100	74, 112, 167, 206	0
48	Y2	69/72 (95%)	0.00	3 (4%) 35 31	53, 90, 137, 228	0
49	R3	59/60 (98%)	0.19	2 (3%) 45 40	57, 96, 143, 190	0
49	Y3	59/60 (98%)	-0.05	0 100 100	58, 90, 144, 215	0
50	R4	71/71 (100%)	0.49	4 (5%) 24 22	103, 176, 301, 384	0
50	Y4	71/71 (100%)	0.16	3 (4%) 36 32	84, 167, 259, 304	0
51	R5	59/60 (98%)	0.59	8 (13%) 3 4	45, 95, 228, 264	0
51	Y5	58/60 (96%)	0.07	3 (5%) 27 24	45, 83, 227, 279	0
52	R6	49/54 (90%)	2.61	26 (53%) 0 0	104, 149, 204, 260	0
52	Y6	49/54 (90%)	2.16	24 (48%) 0 0	94, 152, 221, 246	0
53	R7	49/49 (100%)	0.42	1 (2%) 65 60	42, 67, 138, 176	0
53	Y7	49/49 (100%)	0.49	4 (8%) 11 12	32, 60, 135, 206	0
54	R8	64/65 (98%)	0.27	3 (4%) 31 28	47, 83, 140, 203	0
54	Y8	64/65 (98%)	-0.02	0 100 100	45, 78, 124, 214	0
55	R9	37/37 (100%)	3.22	25 (67%) 0 0	125, 171, 245, 278	0
55	Y9	37/37 (100%)	3.38	28 (75%) 0 0	102, 160, 211, 222	0
56	Z5	2/3 (66%)	0.68	0 100 100	79, 79, 79, 79	0
56	Z6	2/3 (66%)	0.53	0 100 100	59, 59, 59, 63	0
All	All	20877/21492 (97%)	0.31	1177 (5%) 24 22	32, 98, 188, 422	0

The worst 5 of 1177 RSRZ outliers are listed below:

Mol	Chain	Res	Type	RSRZ
25	YA	1536	A	17.1
25	YA	1058	G	14.9

Continued on next page...

Continued from previous page...

Mol	Chain	Res	Type	RSRZ
40	RU	118	GLY	14.5
1	QA	1032	A	12.1
25	YA	2801	A	11.5

6.2 Non-standard residues in protein, DNA, RNA chains [i](#)

There are no non-standard protein/DNA/RNA residues in this entry.

6.3 Carbohydrates [i](#)

There are no carbohydrates in this entry.

6.4 Ligands [i](#)

In the following table, the Atoms column lists the number of modelled atoms in the group and the number defined in the chemical component dictionary. The B-factors column lists the minimum, median, 95th percentile and maximum values of B factors of atoms in the group. The column labelled 'Q< 0.9' lists the number of atoms with occupancy less than 0.9.

Mol	Type	Chain	Res	Atoms	RSCC	RSR	B-factors(Å ²)	Q<0.9
57	MG	XA	1702	1/1	-0.11	0.38	104,104,104,104	0
57	MG	R0	101	1/1	0.31	0.40	49,49,49,49	0
57	MG	QA	1662	1/1	0.33	1.33	88,88,88,88	0
57	MG	YA	3279	1/1	0.37	0.62	82,82,82,82	0
57	MG	XA	1694	1/1	0.43	0.73	55,55,55,55	0
57	MG	XF	201	1/1	0.47	0.29	86,86,86,86	0
57	MG	RA	3300	1/1	0.47	0.66	80,80,80,80	0
57	MG	Y0	101	1/1	0.47	0.49	62,62,62,62	0
57	MG	QA	1694	1/1	0.49	0.33	106,106,106,106	0
57	MG	YA	3272	1/1	0.50	0.53	64,64,64,64	0
57	MG	XA	1646	1/1	0.52	0.25	95,95,95,95	0
57	MG	XA	1679	1/1	0.52	0.79	60,60,60,60	0
57	MG	QA	1673	1/1	0.52	0.20	69,69,69,69	0
57	MG	RA	3204	1/1	0.52	0.15	48,48,48,48	0
57	MG	YA	3124	1/1	0.53	0.97	78,78,78,78	0
57	MG	XA	1682	1/1	0.53	0.38	88,88,88,88	0
57	MG	RA	3290	1/1	0.54	0.53	70,70,70,70	0
57	MG	YA	3265	1/1	0.55	0.37	46,46,46,46	0
57	MG	YA	3114	1/1	0.55	1.10	82,82,82,82	0
57	MG	YA	3281	1/1	0.56	0.76	53,53,53,53	0

Continued on next page...

Continued from previous page...

Mol	Type	Chain	Res	Atoms	RSCC	RSR	B-factors(\AA^2)	Q<0.9
57	MG	YA	3267	1/1	0.56	0.69	72,72,72,72	0
57	MG	RA	3177	1/1	0.56	1.25	58,58,58,58	0
57	MG	YA	3192	1/1	0.57	0.32	41,41,41,41	0
57	MG	YA	3205	1/1	0.58	0.21	99,99,99,99	0
57	MG	RA	3178	1/1	0.58	0.40	39,39,39,39	0
57	MG	RA	3220	1/1	0.59	0.27	61,61,61,61	0
57	MG	QA	1686	1/1	0.60	0.49	73,73,73,73	0
57	MG	RA	3100	1/1	0.60	0.30	42,42,42,42	0
57	MG	RA	3308	1/1	0.61	0.74	117,117,117,117	0
57	MG	YA	3156	1/1	0.62	0.62	56,56,56,56	0
57	MG	XA	1686	1/1	0.63	0.74	51,51,51,51	0
57	MG	YA	3184	1/1	0.64	0.36	46,46,46,46	0
57	MG	YA	3183	1/1	0.64	0.15	66,66,66,66	0
57	MG	RA	3149	1/1	0.64	0.50	96,96,96,96	0
57	MG	XA	1649	1/1	0.64	0.21	72,72,72,72	0
57	MG	YA	3203	1/1	0.64	0.60	97,97,97,97	0
57	MG	RA	3140	1/1	0.65	0.56	64,64,64,64	0
57	MG	XA	1672	1/1	0.66	0.67	72,72,72,72	0
57	MG	XA	1632	1/1	0.66	0.38	84,84,84,84	0
57	MG	RA	3216	1/1	0.66	0.25	67,67,67,67	0
57	MG	RA	3067	1/1	0.66	0.17	52,52,52,52	0
57	MG	YA	3213	1/1	0.67	0.41	34,34,34,34	0
57	MG	Y7	101	1/1	0.67	0.27	44,44,44,44	0
57	MG	YA	3295	1/1	0.68	0.41	67,67,67,67	0
57	MG	RA	3286	1/1	0.68	0.54	55,55,55,55	0
57	MG	YA	3271	1/1	0.68	0.39	81,81,81,81	0
57	MG	RA	3270	1/1	0.68	0.31	67,67,67,67	0
57	MG	RA	3138	1/1	0.69	0.23	62,62,62,62	0
57	MG	QA	1636	1/1	0.69	0.82	61,61,61,61	0
57	MG	YA	3171	1/1	0.70	0.56	48,48,48,48	0
57	MG	YA	3322	1/1	0.70	1.10	56,56,56,56	0
57	MG	YA	3316	1/1	0.70	0.77	61,61,61,61	0
57	MG	RA	3280	1/1	0.70	0.58	57,57,57,57	0
57	MG	RA	3293	1/1	0.70	0.82	63,63,63,63	0
57	MG	RA	3068	1/1	0.70	0.29	25,25,25,25	0
57	MG	XA	1658	1/1	0.70	0.69	66,66,66,66	0
57	MG	YA	3305	1/1	0.71	0.12	41,41,41,41	0
57	MG	YA	3196	1/1	0.71	0.36	58,58,58,58	0
57	MG	XA	1626	1/1	0.71	0.28	36,36,36,36	0
57	MG	XA	1650	1/1	0.71	0.66	63,63,63,63	0
57	MG	XA	1692	1/1	0.71	0.49	65,65,65,65	0

Continued on next page...

Continued from previous page...

Mol	Type	Chain	Res	Atoms	RSCC	RSR	B-factors(\AA^2)	Q<0.9
57	MG	YA	3178	1/1	0.72	0.20	45,45,45,45	0
57	MG	YA	3136	1/1	0.72	0.18	47,47,47,47	0
57	MG	QA	1627	1/1	0.72	0.31	35,35,35,35	0
57	MG	RA	3154	1/1	0.72	0.21	36,36,36,36	0
57	MG	YA	3163	1/1	0.72	0.32	76,76,76,76	0
57	MG	YA	3159	1/1	0.73	0.30	61,61,61,61	0
57	MG	YA	3190	1/1	0.73	0.55	32,32,32,32	0
57	MG	YA	3229	1/1	0.73	0.34	57,57,57,57	0
57	MG	RA	3276	1/1	0.73	0.61	78,78,78,78	0
57	MG	YA	3070	1/1	0.73	0.27	25,25,25,25	0
57	MG	YA	3191	1/1	0.73	0.25	58,58,58,58	0
57	MG	YE	301	1/1	0.74	0.37	56,56,56,56	0
57	MG	YA	3118	1/1	0.74	0.51	63,63,63,63	0
57	MG	YA	3320	1/1	0.74	0.77	67,67,67,67	0
57	MG	XA	1665	1/1	0.74	0.28	49,49,49,49	0
57	MG	RA	3193	1/1	0.74	0.22	33,33,33,33	0
57	MG	RA	3180	1/1	0.75	0.42	55,55,55,55	0
57	MG	QA	1669	1/1	0.75	0.27	68,68,68,68	0
57	MG	RA	3049	1/1	0.75	0.55	50,50,50,50	0
57	MG	YE	302	1/1	0.75	0.48	64,64,64,64	0
57	MG	RA	3302	1/1	0.75	0.44	75,75,75,75	0
57	MG	RA	3158	1/1	0.75	0.35	53,53,53,53	0
57	MG	QA	1626	1/1	0.75	0.20	76,76,76,76	0
57	MG	RA	3310	1/1	0.76	0.34	87,87,87,87	0
57	MG	XA	1617	1/1	0.76	0.30	40,40,40,40	0
57	MG	XA	1639	1/1	0.76	0.36	57,57,57,57	0
57	MG	QA	1641	1/1	0.76	0.23	52,52,52,52	0
57	MG	RA	3210	1/1	0.76	0.31	56,56,56,56	0
57	MG	RA	3291	1/1	0.76	0.55	73,73,73,73	0
57	MG	YA	3312	1/1	0.76	0.56	68,68,68,68	0
57	MG	RA	3197	1/1	0.76	0.38	81,81,81,81	0
57	MG	YA	3164	1/1	0.77	1.16	52,52,52,52	0
57	MG	RA	3240	1/1	0.77	0.44	47,47,47,47	0
57	MG	RA	3183	1/1	0.77	0.66	84,84,84,84	0
57	MG	RA	3268	1/1	0.77	0.12	55,55,55,55	0
57	MG	RA	3184	1/1	0.77	0.28	59,59,59,59	0
57	MG	QA	1658	1/1	0.77	0.59	55,55,55,55	0
57	MG	XA	1656	1/1	0.77	0.26	55,55,55,55	0
57	MG	QA	1629	1/1	0.77	0.34	96,96,96,96	0
57	MG	YA	3285	1/1	0.77	0.47	54,54,54,54	0
57	MG	RA	3179	1/1	0.77	0.41	73,73,73,73	0
57	MG	YA	3252	1/1	0.78	0.62	32,32,32,32	0

Continued on next page...

Continued from previous page...

Mol	Type	Chain	Res	Atoms	RSCC	RSR	B-factors(\AA^2)	Q<0.9
57	MG	RP	201	1/1	0.78	0.48	117,117,117,117	0
57	MG	YA	3198	1/1	0.78	0.41	83,83,83,83	0
57	MG	YA	3260	1/1	0.78	0.52	45,45,45,45	0
57	MG	RA	3285	1/1	0.78	0.86	74,74,74,74	0
57	MG	RA	3137	1/1	0.79	0.24	30,30,30,30	0
57	MG	YA	3015	1/1	0.79	0.18	41,41,41,41	0
57	MG	QA	1656	1/1	0.79	0.54	52,52,52,52	0
57	MG	YA	3276	1/1	0.79	0.49	64,64,64,64	0
57	MG	RA	3169	1/1	0.79	0.24	62,62,62,62	0
57	MG	YA	3176	1/1	0.79	0.85	79,79,79,79	0
57	MG	YA	3132	1/1	0.79	0.09	35,35,35,35	0
57	MG	YA	3222	1/1	0.79	0.47	77,77,77,77	0
57	MG	QA	1679	1/1	0.79	0.37	48,48,48,48	0
57	MG	YA	3175	1/1	0.79	1.28	60,60,60,60	0
57	MG	R5	101	1/1	0.79	0.29	61,61,61,61	0
57	MG	RA	3303	1/1	0.79	0.25	51,51,51,51	0
57	MG	RA	3221	1/1	0.79	0.61	78,78,78,78	0
57	MG	YA	3142	1/1	0.79	0.58	58,58,58,58	0
57	MG	QA	1682	1/1	0.79	0.56	59,59,59,59	0
57	MG	XA	1661	1/1	0.80	0.30	56,56,56,56	0
57	MG	QA	1687	1/1	0.80	0.18	41,41,41,41	0
57	MG	YA	3228	1/1	0.80	0.52	47,47,47,47	0
57	MG	RA	3196	1/1	0.80	0.27	63,63,63,63	0
57	MG	XA	1627	1/1	0.80	0.16	42,42,42,42	0
57	MG	XA	1664	1/1	0.80	0.35	78,78,78,78	0
57	MG	XA	1703	1/1	0.80	0.22	57,57,57,57	0
57	MG	RA	3190	1/1	0.80	0.29	57,57,57,57	0
57	MG	XA	1680	1/1	0.80	0.68	48,48,48,48	0
57	MG	QA	1655	1/1	0.81	0.42	71,71,71,71	0
57	MG	YA	3165	1/1	0.81	0.26	95,95,95,95	0
57	MG	XA	1628	1/1	0.81	0.23	41,41,41,41	0
57	MG	RA	3295	1/1	0.81	0.70	54,54,54,54	0
57	MG	RA	3115	1/1	0.81	0.17	34,34,34,34	0
57	MG	XA	1606	1/1	0.81	0.36	52,52,52,52	0
57	MG	YA	3246	1/1	0.81	0.70	50,50,50,50	0
57	MG	RA	3188	1/1	0.81	0.50	72,72,72,72	0
57	MG	RA	3283	1/1	0.81	0.22	48,48,48,48	0
57	MG	RA	3118	1/1	0.81	0.15	43,43,43,43	0
57	MG	QA	1685	1/1	0.82	0.21	91,91,91,91	0
57	MG	YA	3137	1/1	0.82	0.50	41,41,41,41	0
57	MG	YA	3195	1/1	0.82	0.30	55,55,55,55	0
57	MG	QA	1603	1/1	0.82	0.45	60,60,60,60	0

Continued on next page...

Continued from previous page...

Mol	Type	Chain	Res	Atoms	RSCC	RSR	B-factors(\AA^2)	Q<0.9
57	MG	RA	3167	1/1	0.82	0.42	59,59,59,59	0
57	MG	YA	3212	1/1	0.82	0.22	80,80,80,80	0
57	MG	QA	1624	1/1	0.82	0.41	46,46,46,46	0
57	MG	YA	3141	1/1	0.82	0.47	55,55,55,55	0
57	MG	QV	103	1/1	0.82	0.40	45,45,45,45	0
57	MG	XV	104	1/1	0.82	0.29	35,35,35,35	0
57	MG	RA	3113	1/1	0.82	0.21	48,48,48,48	0
57	MG	RA	3187	1/1	0.82	0.33	56,56,56,56	0
57	MG	RA	3001	1/1	0.82	0.94	49,49,49,49	0
57	MG	YA	3235	1/1	0.82	1.04	68,68,68,68	0
57	MG	RA	3246	1/1	0.82	0.98	73,73,73,73	0
57	MG	XA	1698	1/1	0.82	0.44	67,67,67,67	0
57	MG	YA	3127	1/1	0.82	0.36	61,61,61,61	0
57	MG	RA	3116	1/1	0.82	0.19	57,57,57,57	0
57	MG	XD	302	1/1	0.82	0.44	96,96,96,96	0
57	MG	RA	3294	1/1	0.82	0.64	55,55,55,55	0
57	MG	YA	3282	1/1	0.83	0.52	62,62,62,62	0
57	MG	YA	3310	1/1	0.83	0.46	61,61,61,61	0
57	MG	XV	103	1/1	0.83	1.07	46,46,46,46	0
57	MG	YA	3217	1/1	0.83	0.17	74,74,74,74	0
57	MG	XY	101	1/1	0.83	0.16	50,50,50,50	0
57	MG	QA	1667	1/1	0.83	1.06	66,66,66,66	0
57	MG	XA	1623	1/1	0.83	0.16	53,53,53,53	0
57	MG	YR	201	1/1	0.83	0.79	62,62,62,62	0
57	MG	RA	3061	1/1	0.83	0.21	97,97,97,97	0
57	MG	XA	1675	1/1	0.83	0.69	56,56,56,56	0
57	MG	YA	3268	1/1	0.83	0.56	59,59,59,59	0
57	MG	YA	3130	1/1	0.83	0.38	62,62,62,62	0
57	MG	RA	3212	1/1	0.83	0.22	65,65,65,65	0
57	MG	YA	3302	1/1	0.83	0.82	56,56,56,56	0
57	MG	XA	1643	1/1	0.83	0.19	43,43,43,43	0
57	MG	RA	3292	1/1	0.83	0.54	50,50,50,50	0
57	MG	YA	3194	1/1	0.83	0.36	55,55,55,55	0
57	MG	YA	3187	1/1	0.83	0.63	48,48,48,48	0
57	MG	RA	3199	1/1	0.84	0.81	61,61,61,61	0
57	MG	RA	3305	1/1	0.84	0.83	53,53,53,53	0
57	MG	RA	3191	1/1	0.84	0.47	64,64,64,64	0
57	MG	YA	3290	1/1	0.84	0.34	43,43,43,43	0
57	MG	YA	3299	1/1	0.84	0.41	55,55,55,55	0
57	MG	RQ	201	1/1	0.84	0.66	50,50,50,50	0
57	MG	RA	3205	1/1	0.84	0.36	53,53,53,53	0
57	MG	QA	1638	1/1	0.84	0.25	60,60,60,60	0

Continued on next page...

Continued from previous page...

Mol	Type	Chain	Res	Atoms	RSCC	RSR	B-factors(\AA^2)	Q<0.9
57	MG	YA	3140	1/1	0.84	0.22	70,70,70,70	0
57	MG	QA	1646	1/1	0.84	0.30	36,36,36,36	0
57	MG	XA	1688	1/1	0.84	0.50	61,61,61,61	0
57	MG	RA	3217	1/1	0.84	0.30	116,116,116,116	0
57	MG	RA	3284	1/1	0.84	0.47	32,32,32,32	0
57	MG	XA	1685	1/1	0.84	0.22	76,76,76,76	0
57	MG	RA	3175	1/1	0.84	0.15	56,56,56,56	0
57	MG	RA	3277	1/1	0.84	1.01	46,46,46,46	0
57	MG	R0	102	1/1	0.84	0.37	40,40,40,40	0
57	MG	RA	3159	1/1	0.84	0.83	54,54,54,54	0
57	MG	RA	3281	1/1	0.85	0.32	45,45,45,45	0
57	MG	QA	1618	1/1	0.85	1.11	67,67,67,67	0
57	MG	YA	3209	1/1	0.85	0.18	69,69,69,69	0
57	MG	RA	3125	1/1	0.85	0.22	47,47,47,47	0
57	MG	XA	1713	1/1	0.85	0.70	50,50,50,50	0
57	MG	YA	3325	1/1	0.85	0.32	40,40,40,40	0
57	MG	YU	201	1/1	0.85	0.35	61,61,61,61	0
59	ZN	QD	301	1/1	0.85	0.29	70,70,70,70	0
57	MG	YA	3314	1/1	0.85	0.42	56,56,56,56	0
57	MG	XA	1604	1/1	0.85	0.56	51,51,51,51	0
57	MG	YA	3149	1/1	0.85	0.56	67,67,67,67	0
57	MG	RA	3215	1/1	0.85	0.80	49,49,49,49	0
57	MG	RA	3278	1/1	0.85	0.20	53,53,53,53	0
57	MG	YA	3155	1/1	0.85	0.33	33,33,33,33	0
57	MG	YY	201	1/1	0.85	0.20	56,56,56,56	0
57	MG	RA	3289	1/1	0.85	1.25	79,79,79,79	0
57	MG	RA	3176	1/1	0.85	0.27	42,42,42,42	0
57	MG	YA	3161	1/1	0.85	0.13	40,40,40,40	0
57	MG	YA	3153	1/1	0.85	0.38	77,77,77,77	0
57	MG	YA	3237	1/1	0.85	0.36	48,48,48,48	0
57	MG	YA	3263	1/1	0.85	0.48	56,56,56,56	0
57	MG	XA	1647	1/1	0.85	0.49	58,58,58,58	0
57	MG	RA	3275	1/1	0.85	0.34	53,53,53,53	0
57	MG	YA	3280	1/1	0.86	0.27	55,55,55,55	0
57	MG	XA	1618	1/1	0.86	0.24	67,67,67,67	0
57	MG	RA	3206	1/1	0.86	0.49	51,51,51,51	0
57	MG	YA	3185	1/1	0.86	0.28	61,61,61,61	0
57	MG	RA	3266	1/1	0.86	0.40	69,69,69,69	0
57	MG	QA	1692	1/1	0.86	0.69	66,66,66,66	0
57	MG	QA	1690	1/1	0.86	0.25	35,35,35,35	0
57	MG	YA	3134	1/1	0.86	0.30	56,56,56,56	0
57	MG	RA	3307	1/1	0.86	0.77	52,52,52,52	0

Continued on next page...

Continued from previous page...

Mol	Type	Chain	Res	Atoms	RSCC	RSR	B-factors(\AA^2)	Q<0.9
57	MG	RA	3132	1/1	0.86	0.22	51,51,51,51	0
57	MG	XA	1660	1/1	0.86	0.19	59,59,59,59	0
57	MG	XA	1697	1/1	0.86	0.48	48,48,48,48	0
57	MG	YA	3082	1/1	0.86	0.35	55,55,55,55	0
57	MG	YA	3104	1/1	0.86	0.47	36,36,36,36	0
57	MG	YA	3177	1/1	0.86	0.58	53,53,53,53	0
57	MG	YA	3062	1/1	0.86	0.23	40,40,40,40	0
57	MG	RA	3112	1/1	0.86	0.20	74,74,74,74	0
57	MG	QA	1609	1/1	0.86	0.12	50,50,50,50	0
57	MG	YP	201	1/1	0.86	0.25	63,63,63,63	0
57	MG	RA	3225	1/1	0.86	0.13	78,78,78,78	0
57	MG	RA	3166	1/1	0.87	0.21	74,74,74,74	0
57	MG	RA	3145	1/1	0.87	0.41	63,63,63,63	0
57	MG	YA	3225	1/1	0.87	0.31	64,64,64,64	0
57	MG	XA	1706	1/1	0.87	0.47	44,44,44,44	0
57	MG	RA	3025	1/1	0.87	0.29	48,48,48,48	0
57	MG	YQ	201	1/1	0.87	0.15	75,75,75,75	0
57	MG	RA	3007	1/1	0.87	0.74	49,49,49,49	0
57	MG	XA	1709	1/1	0.87	0.48	40,40,40,40	0
57	MG	RA	3044	1/1	0.87	0.75	52,52,52,52	0
57	MG	RA	3102	1/1	0.87	0.25	41,41,41,41	0
57	MG	YA	3326	1/1	0.87	0.23	37,37,37,37	0
57	MG	YA	3129	1/1	0.87	0.16	45,45,45,45	0
57	MG	QA	1619	1/1	0.87	0.63	48,48,48,48	0
57	MG	RA	3259	1/1	0.87	0.39	45,45,45,45	0
57	MG	QF	201	1/1	0.87	0.28	78,78,78,78	0
57	MG	RA	3237	1/1	0.87	0.46	42,42,42,42	0
57	MG	RA	3261	1/1	0.87	0.89	49,49,49,49	0
57	MG	QA	1644	1/1	0.87	0.25	76,76,76,76	0
57	MG	YA	3231	1/1	0.87	0.31	40,40,40,40	0
57	MG	YA	3211	1/1	0.88	0.34	58,58,58,58	0
57	MG	YA	3293	1/1	0.88	0.59	51,51,51,51	0
57	MG	XA	1636	1/1	0.88	0.10	54,54,54,54	0
57	MG	XA	1633	1/1	0.88	1.04	67,67,67,67	0
57	MG	XA	1619	1/1	0.88	0.58	47,47,47,47	0
57	MG	YA	3327	1/1	0.88	0.18	77,77,77,77	0
57	MG	QA	1631	1/1	0.88	0.23	73,73,73,73	0
57	MG	QA	1637	1/1	0.88	0.30	63,63,63,63	0
57	MG	RA	3298	1/1	0.88	0.71	64,64,64,64	0
57	MG	YA	3234	1/1	0.88	0.47	60,60,60,60	0
57	MG	RA	3090	1/1	0.88	0.34	65,65,65,65	0
57	MG	RA	3148	1/1	0.88	0.52	65,65,65,65	0

Continued on next page...

Continued from previous page...

Mol	Type	Chain	Res	Atoms	RSCC	RSR	B-factors(\AA^2)	Q<0.9
57	MG	XA	1666	1/1	0.88	0.36	40,40,40,40	0
57	MG	XA	1704	1/1	0.88	0.27	59,59,59,59	0
57	MG	XA	1652	1/1	0.88	1.19	64,64,64,64	0
57	MG	RA	3031	1/1	0.88	0.34	69,69,69,69	0
57	MG	YA	3139	1/1	0.88	0.22	47,47,47,47	0
57	MG	RD	301	1/1	0.88	0.28	56,56,56,56	0
57	MG	RA	3164	1/1	0.88	0.10	79,79,79,79	0
57	MG	RA	3185	1/1	0.88	0.13	38,38,38,38	0
57	MG	YA	3110	1/1	0.88	0.34	53,53,53,53	0
57	MG	QA	1664	1/1	0.88	0.99	54,54,54,54	0
57	MG	XA	1712	1/1	0.88	0.60	66,66,66,66	0
57	MG	YA	3216	1/1	0.88	0.19	35,35,35,35	0
57	MG	Y0	102	1/1	0.88	0.73	56,56,56,56	0
57	MG	QX	101	1/1	0.88	0.22	48,48,48,48	0
57	MG	XA	1612	1/1	0.88	0.38	52,52,52,52	0
57	MG	QA	1678	1/1	0.88	0.38	53,53,53,53	0
57	MG	RA	3083	1/1	0.88	0.27	42,42,42,42	0
57	MG	XA	1629	1/1	0.88	0.15	54,54,54,54	0
57	MG	YA	3180	1/1	0.89	0.07	62,62,62,62	0
57	MG	RA	3136	1/1	0.89	0.28	31,31,31,31	0
57	MG	QA	1683	1/1	0.89	0.28	59,59,59,59	0
57	MG	RA	3134	1/1	0.89	0.15	47,47,47,47	0
57	MG	YA	3309	1/1	0.89	0.25	63,63,63,63	0
57	MG	RA	3301	1/1	0.89	0.70	60,60,60,60	0
57	MG	RA	3186	1/1	0.89	0.80	58,58,58,58	0
57	MG	YA	3308	1/1	0.89	0.81	59,59,59,59	0
57	MG	RA	3211	1/1	0.89	0.36	57,57,57,57	0
57	MG	RA	3157	1/1	0.89	0.30	40,40,40,40	0
57	MG	XA	1645	1/1	0.89	0.88	87,87,87,87	0
57	MG	RA	3213	1/1	0.89	0.10	46,46,46,46	0
57	MG	RA	3248	1/1	0.89	1.05	66,66,66,66	0
57	MG	RA	3267	1/1	0.89	0.20	48,48,48,48	0
57	MG	YA	3292	1/1	0.89	0.35	61,61,61,61	0
57	MG	RR	201	1/1	0.89	0.95	40,40,40,40	0
57	MG	YA	3303	1/1	0.89	0.46	66,66,66,66	0
57	MG	XA	1669	1/1	0.89	0.35	58,58,58,58	0
57	MG	QA	1653	1/1	0.89	0.19	104,104,104,104	0
57	MG	XA	1690	1/1	0.89	0.19	92,92,92,92	0
57	MG	RA	3142	1/1	0.89	0.29	89,89,89,89	0
57	MG	YA	3006	1/1	0.89	0.40	20,20,20,20	0
57	MG	YA	3044	1/1	0.89	0.43	18,18,18,18	0
57	MG	XA	1714	1/1	0.89	0.24	49,49,49,49	0

Continued on next page...

Continued from previous page...

Mol	Type	Chain	Res	Atoms	RSCC	RSR	B-factors(\AA^2)	Q<0.9
57	MG	QA	1666	1/1	0.89	0.84	61,61,61,61	0
57	MG	RA	3253	1/1	0.89	0.25	49,49,49,49	0
57	MG	RA	3272	1/1	0.89	0.30	92,92,92,92	0
57	MG	XA	1691	1/1	0.89	0.19	108,108,108,108	0
57	MG	YA	3278	1/1	0.89	0.75	39,39,39,39	0
57	MG	XA	1607	1/1	0.89	0.63	48,48,48,48	0
57	MG	RA	3048	1/1	0.89	0.15	23,23,23,23	0
57	MG	RA	3089	1/1	0.89	0.54	36,36,36,36	0
57	MG	RA	3085	1/1	0.89	0.27	17,17,17,17	0
57	MG	QA	1648	1/1	0.89	0.17	81,81,81,81	0
57	MG	YA	3144	1/1	0.90	0.19	14,14,14,14	0
57	MG	RA	3262	1/1	0.90	0.23	38,38,38,38	0
57	MG	YA	3179	1/1	0.90	0.62	39,39,39,39	0
57	MG	YA	3250	1/1	0.90	0.54	48,48,48,48	0
57	MG	RA	3160	1/1	0.90	0.20	51,51,51,51	0
57	MG	YA	3241	1/1	0.90	0.59	14,14,14,14	0
57	MG	YA	3201	1/1	0.90	0.30	60,60,60,60	0
57	MG	RA	3254	1/1	0.90	1.12	66,66,66,66	0
57	MG	YA	3152	1/1	0.90	0.17	48,48,48,48	0
57	MG	XA	1668	1/1	0.90	0.46	38,38,38,38	0
57	MG	QA	1628	1/1	0.90	0.23	80,80,80,80	0
57	MG	YA	3323	1/1	0.90	0.62	63,63,63,63	0
57	MG	QA	1620	1/1	0.90	0.13	63,63,63,63	0
57	MG	QA	1676	1/1	0.90	1.26	55,55,55,55	0
57	MG	YA	3218	1/1	0.90	0.23	65,65,65,65	0
57	MG	YA	3289	1/1	0.90	0.49	42,42,42,42	0
57	MG	YA	3122	1/1	0.90	0.33	34,34,34,34	0
57	MG	RA	3208	1/1	0.90	0.32	67,67,67,67	0
57	MG	QA	1689	1/1	0.90	0.41	36,36,36,36	0
57	MG	QA	1606	1/1	0.90	0.72	40,40,40,40	0
57	MG	YA	3166	1/1	0.90	0.23	86,86,86,86	0
57	MG	QA	1674	1/1	0.90	0.62	80,80,80,80	0
57	MG	RA	3141	1/1	0.90	0.22	60,60,60,60	0
57	MG	RA	3105	1/1	0.90	0.19	23,23,23,23	0
57	MG	YA	3284	1/1	0.90	0.53	51,51,51,51	0
57	MG	RA	3203	1/1	0.90	0.43	56,56,56,56	0
57	MG	RA	3099	1/1	0.90	0.19	65,65,65,65	0
57	MG	QA	1632	1/1	0.90	0.52	45,45,45,45	0
57	MG	RA	3192	1/1	0.90	0.32	136,136,136,136	0
57	MG	QA	1611	1/1	0.90	0.26	26,26,26,26	0
57	MG	YA	3233	1/1	0.90	0.56	31,31,31,31	0
57	MG	YA	3296	1/1	0.90	0.44	65,65,65,65	0

Continued on next page...

Continued from previous page...

Mol	Type	Chain	Res	Atoms	RSCC	RSR	B-factors(\AA^2)	Q<0.9
57	MG	YA	3170	1/1	0.90	0.12	55,55,55,55	0
57	MG	YA	3291	1/1	0.90	0.26	105,105,105,105	0
57	MG	YA	3270	1/1	0.90	0.55	40,40,40,40	0
57	MG	RA	3010	1/1	0.90	0.62	49,49,49,49	0
57	MG	YA	3148	1/1	0.90	0.92	38,38,38,38	0
57	MG	YA	3151	1/1	0.90	0.31	61,61,61,61	0
57	MG	RA	3233	1/1	0.90	0.30	41,41,41,41	0
57	MG	QA	1623	1/1	0.90	0.64	57,57,57,57	0
57	MG	RA	3201	1/1	0.90	1.72	71,71,71,71	0
57	MG	YA	3102	1/1	0.90	0.17	21,21,21,21	0
57	MG	XX	101	1/1	0.90	0.47	80,80,80,80	0
57	MG	YA	3073	1/1	0.90	0.95	50,50,50,50	0
57	MG	YA	3219	1/1	0.90	0.28	72,72,72,72	0
57	MG	YA	3264	1/1	0.91	0.11	99,99,99,99	0
57	MG	RA	3171	1/1	0.91	0.23	47,47,47,47	0
57	MG	YA	3121	1/1	0.91	0.41	32,32,32,32	0
57	MG	XA	1681	1/1	0.91	0.22	80,80,80,80	0
57	MG	XA	1687	1/1	0.91	0.23	90,90,90,90	0
57	MG	RA	3251	1/1	0.91	0.24	50,50,50,50	0
57	MG	XA	1663	1/1	0.91	0.21	70,70,70,70	0
57	MG	RA	3265	1/1	0.91	0.49	43,43,43,43	0
57	MG	RA	3119	1/1	0.91	0.30	64,64,64,64	0
57	MG	RB	203	1/1	0.91	0.33	45,45,45,45	0
57	MG	RA	3161	1/1	0.91	0.32	51,51,51,51	0
57	MG	YA	3224	1/1	0.91	0.11	37,37,37,37	0
57	MG	RA	3255	1/1	0.91	0.10	48,48,48,48	0
57	MG	YA	3138	1/1	0.91	0.47	71,71,71,71	0
57	MG	RA	3288	1/1	0.91	0.56	64,64,64,64	0
57	MG	XA	1651	1/1	0.91	0.21	40,40,40,40	0
57	MG	YD	301	1/1	0.91	0.21	55,55,55,55	0
57	MG	QV	101	1/1	0.91	0.48	42,42,42,42	0
57	MG	YA	3248	1/1	0.91	0.29	48,48,48,48	0
57	MG	QA	1677	1/1	0.91	0.15	57,57,57,57	0
57	MG	RA	3200	1/1	0.91	1.06	85,85,85,85	0
57	MG	RA	3218	1/1	0.91	0.40	53,53,53,53	0
57	MG	RA	3074	1/1	0.91	0.14	34,34,34,34	0
57	MG	RA	3224	1/1	0.91	0.38	21,21,21,21	0
57	MG	RA	3173	1/1	0.91	0.27	63,63,63,63	0
57	MG	RA	3092	1/1	0.91	0.44	37,37,37,37	0
57	MG	RA	3054	1/1	0.91	0.21	59,59,59,59	0
57	MG	RA	3194	1/1	0.91	0.57	52,52,52,52	0
57	MG	XA	1701	1/1	0.91	0.40	45,45,45,45	0

Continued on next page...

Continued from previous page...

Mol	Type	Chain	Res	Atoms	RSCC	RSR	B-factors(\AA^2)	Q<0.9
57	MG	QA	1670	1/1	0.91	0.22	32,32,32,32	0
57	MG	YB	201	1/1	0.91	0.34	52,52,52,52	0
57	MG	QA	1665	1/1	0.91	0.45	73,73,73,73	0
57	MG	RA	3181	1/1	0.91	0.54	71,71,71,71	0
57	MG	YA	3257	1/1	0.91	0.30	21,21,21,21	0
57	MG	RA	3163	1/1	0.91	0.58	36,36,36,36	0
57	MG	XA	1699	1/1	0.91	0.15	90,90,90,90	0
57	MG	RA	3155	1/1	0.91	0.65	71,71,71,71	0
57	MG	RA	3271	1/1	0.91	0.59	62,62,62,62	0
57	MG	QA	1643	1/1	0.91	0.80	48,48,48,48	0
57	MG	YA	3300	1/1	0.91	0.22	58,58,58,58	0
57	MG	YA	3009	1/1	0.91	0.49	33,33,33,33	0
57	MG	RA	3296	1/1	0.91	0.50	69,69,69,69	0
57	MG	XA	1657	1/1	0.92	0.11	62,62,62,62	0
57	MG	RA	3120	1/1	0.92	0.51	38,38,38,38	0
57	MG	YA	3207	1/1	0.92	0.46	66,66,66,66	0
57	MG	YA	3078	1/1	0.92	0.44	19,19,19,19	0
57	MG	YA	3244	1/1	0.92	0.31	28,28,28,28	0
57	MG	XA	1677	1/1	0.92	0.45	34,34,34,34	0
57	MG	YA	3173	1/1	0.92	0.46	53,53,53,53	0
57	MG	RA	3110	1/1	0.92	0.70	37,37,37,37	0
57	MG	YA	3258	1/1	0.92	0.54	39,39,39,39	0
57	MG	RA	3130	1/1	0.92	0.38	47,47,47,47	0
57	MG	YA	3286	1/1	0.92	0.35	48,48,48,48	0
57	MG	YA	3080	1/1	0.92	0.37	40,40,40,40	0
57	MG	YA	3117	1/1	0.92	0.27	64,64,64,64	0
57	MG	RA	3039	1/1	0.92	0.21	25,25,25,25	0
57	MG	RA	3299	1/1	0.92	0.31	55,55,55,55	0
57	MG	YA	3157	1/1	0.92	0.22	42,42,42,42	0
57	MG	RA	3114	1/1	0.92	0.52	41,41,41,41	0
57	MG	RA	3239	1/1	0.92	0.11	55,55,55,55	0
57	MG	RA	3058	1/1	0.92	0.34	11,11,11,11	0
57	MG	YA	3031	1/1	0.92	0.29	22,22,22,22	0
57	MG	YA	3311	1/1	0.92	0.81	54,54,54,54	0
57	MG	YA	3261	1/1	0.92	0.24	42,42,42,42	0
57	MG	RA	3172	1/1	0.92	0.27	54,54,54,54	0
57	MG	XA	1705	1/1	0.92	1.12	52,52,52,52	0
57	MG	QA	1602	1/1	0.92	0.57	29,29,29,29	0
57	MG	QA	1652	1/1	0.92	0.32	43,43,43,43	0
57	MG	XA	1642	1/1	0.93	0.73	88,88,88,88	0
57	MG	YA	3215	1/1	0.93	0.29	57,57,57,57	0
57	MG	RA	3264	1/1	0.93	0.44	47,47,47,47	0

Continued on next page...

Continued from previous page...

Mol	Type	Chain	Res	Atoms	RSCC	RSR	B-factors(\AA^2)	Q<0.9
57	MG	QA	1615	1/1	0.93	0.21	39,39,39,39	0
57	MG	RA	3229	1/1	0.93	0.74	39,39,39,39	0
57	MG	YA	3029	1/1	0.93	0.24	16,16,16,16	0
57	MG	YA	3053	1/1	0.93	0.36	49,49,49,49	0
57	MG	YA	3064	1/1	0.93	0.26	32,32,32,32	0
57	MG	XA	1700	1/1	0.93	0.17	48,48,48,48	0
57	MG	RA	3202	1/1	0.93	0.24	67,67,67,67	0
57	MG	YA	3045	1/1	0.93	0.35	15,15,15,15	0
57	MG	YA	3055	1/1	0.93	0.11	13,13,13,13	0
57	MG	QA	1635	1/1	0.93	0.23	55,55,55,55	0
57	MG	YA	3288	1/1	0.93	0.40	50,50,50,50	0
57	MG	YA	3113	1/1	0.93	0.29	40,40,40,40	0
57	MG	YA	3221	1/1	0.93	0.78	51,51,51,51	0
57	MG	QA	1612	1/1	0.93	0.31	20,20,20,20	0
57	MG	RA	3235	1/1	0.93	0.43	17,17,17,17	0
57	MG	YB	202	1/1	0.93	0.09	49,49,49,49	0
58	PAR	QA	1693	42/42	0.93	0.23	81,81,81,81	0
57	MG	QA	1642	1/1	0.93	0.56	70,70,70,70	0
57	MG	RA	3009	1/1	0.93	0.48	67,67,67,67	0
57	MG	YA	3277	1/1	0.93	0.21	32,32,32,32	0
57	MG	QA	1633	1/1	0.93	0.16	78,78,78,78	0
57	MG	YA	3306	1/1	0.93	0.56	46,46,46,46	0
57	MG	RA	3022	1/1	0.93	0.21	25,25,25,25	0
57	MG	YA	3018	1/1	0.93	0.32	19,19,19,19	0
57	MG	YA	3304	1/1	0.93	1.06	45,45,45,45	0
57	MG	XA	1693	1/1	0.93	0.50	54,54,54,54	0
57	MG	YA	3307	1/1	0.93	0.48	63,63,63,63	0
57	MG	RA	3008	1/1	0.93	0.40	59,59,59,59	0
57	MG	YA	3167	1/1	0.93	0.16	46,46,46,46	0
57	MG	XA	1640	1/1	0.93	0.23	38,38,38,38	0
57	MG	YA	3283	1/1	0.93	0.80	69,69,69,69	0
57	MG	RA	3124	1/1	0.93	0.23	38,38,38,38	0
57	MG	RA	3263	1/1	0.94	0.70	47,47,47,47	0
57	MG	YA	3197	1/1	0.94	0.30	44,44,44,44	0
57	MG	YA	3120	1/1	0.94	0.28	38,38,38,38	0
57	MG	RA	3015	1/1	0.94	0.56	19,19,19,19	0
57	MG	XA	1711	1/1	0.94	0.59	93,93,93,93	0
57	MG	QA	1661	1/1	0.94	0.62	50,50,50,50	0
57	MG	YA	3189	1/1	0.94	0.11	58,58,58,58	0
57	MG	RA	3117	1/1	0.94	0.11	44,44,44,44	0
57	MG	YA	3100	1/1	0.94	0.08	50,50,50,50	0
57	MG	RA	3182	1/1	0.94	0.24	54,54,54,54	0

Continued on next page...

Continued from previous page...

Mol	Type	Chain	Res	Atoms	RSCC	RSR	B-factors(\AA^2)	Q<0.9
57	MG	QA	1604	1/1	0.94	0.66	38,38,38,38	0
57	MG	QA	1621	1/1	0.94	0.14	62,62,62,62	0
57	MG	YA	3232	1/1	0.94	0.44	32,32,32,32	0
57	MG	XA	1708	1/1	0.94	0.61	47,47,47,47	0
57	MG	YA	3251	1/1	0.94	0.51	32,32,32,32	0
57	MG	RA	3014	1/1	0.94	0.18	35,35,35,35	0
57	MG	XA	1683	1/1	0.94	0.14	41,41,41,41	0
57	MG	QA	1616	1/1	0.94	0.14	97,97,97,97	0
57	MG	RA	3260	1/1	0.94	0.46	55,55,55,55	0
57	MG	RA	3053	1/1	0.94	0.34	26,26,26,26	0
57	MG	RA	3198	1/1	0.94	0.39	37,37,37,37	0
57	MG	RA	3231	1/1	0.94	0.70	34,34,34,34	0
57	MG	RA	3230	1/1	0.94	0.49	44,44,44,44	0
57	MG	XA	1605	1/1	0.94	0.78	39,39,39,39	0
57	MG	RA	3287	1/1	0.94	0.47	50,50,50,50	0
57	MG	RA	3094	1/1	0.94	0.47	32,32,32,32	0
60	PPU	Z5	101	37/38	0.94	0.33	77,78,79,79	0
57	MG	YA	3057	1/1	0.94	0.43	38,38,38,38	0
57	MG	YA	3133	1/1	0.94	0.34	33,33,33,33	0
57	MG	RA	3129	1/1	0.94	0.35	78,78,78,78	0
57	MG	YA	3243	1/1	0.94	0.39	24,24,24,24	0
57	MG	XA	1611	1/1	0.94	0.16	39,39,39,39	0
57	MG	YA	3318	1/1	0.94	0.35	53,53,53,53	0
57	MG	RA	3122	1/1	0.94	0.15	52,52,52,52	0
57	MG	YA	3049	1/1	0.94	0.44	24,24,24,24	0
57	MG	YA	3017	1/1	0.94	0.36	28,28,28,28	0
57	MG	XA	1637	1/1	0.94	0.18	86,86,86,86	0
57	MG	RA	3274	1/1	0.94	0.24	55,55,55,55	0
57	MG	RA	3245	1/1	0.94	0.32	62,62,62,62	0
57	MG	RA	3174	1/1	0.94	0.41	44,44,44,44	0
57	MG	RB	202	1/1	0.94	0.13	52,52,52,52	0
57	MG	QA	1663	1/1	0.94	0.42	52,52,52,52	0
57	MG	XA	1676	1/1	0.94	0.30	38,38,38,38	0
57	MG	YA	3206	1/1	0.94	0.14	58,58,58,58	0
57	MG	QA	1691	1/1	0.94	0.35	60,60,60,60	0
57	MG	YA	3182	1/1	0.94	0.18	66,66,66,66	0
57	MG	XA	1684	1/1	0.94	0.89	41,41,41,41	0
59	ZN	XD	301	1/1	0.94	0.32	65,65,65,65	0
57	MG	YA	3193	1/1	0.94	0.61	73,73,73,73	0
57	MG	RA	3306	1/1	0.94	0.07	71,71,71,71	0
57	MG	QA	1605	1/1	0.94	0.44	25,25,25,25	0
57	MG	RA	3304	1/1	0.94	0.33	66,66,66,66	0

Continued on next page...

Continued from previous page...

Mol	Type	Chain	Res	Atoms	RSCC	RSR	B-factors(\AA^2)	Q<0.9
57	MG	RA	3028	1/1	0.94	0.22	23,23,23,23	0
57	MG	RA	3038	1/1	0.94	0.28	27,27,27,27	0
57	MG	YA	3168	1/1	0.94	0.21	49,49,49,49	0
57	MG	RA	3258	1/1	0.94	0.20	29,29,29,29	0
57	MG	YA	3123	1/1	0.94	0.20	55,55,55,55	0
57	MG	RA	3076	1/1	0.94	0.36	12,12,12,12	0
57	MG	XV	101	1/1	0.94	0.42	35,35,35,35	0
57	MG	YA	3294	1/1	0.94	0.43	45,45,45,45	0
57	MG	YA	3186	1/1	0.94	0.17	37,37,37,37	0
57	MG	XA	1631	1/1	0.94	0.31	46,46,46,46	0
57	MG	QA	1613	1/1	0.94	0.21	31,31,31,31	0
57	MG	YA	3298	1/1	0.94	0.68	49,49,49,49	0
57	MG	RA	3111	1/1	0.94	0.21	58,58,58,58	0
57	MG	XA	1678	1/1	0.94	0.41	20,20,20,20	0
57	MG	RA	3256	1/1	0.94	0.30	52,52,52,52	0
57	MG	QA	1684	1/1	0.94	0.81	63,63,63,63	0
57	MG	YA	3023	1/1	0.94	0.19	14,14,14,14	0
57	MG	YA	3040	1/1	0.94	0.34	14,14,14,14	0
57	MG	QA	1659	1/1	0.94	0.51	26,26,26,26	0
57	MG	RA	3242	1/1	0.94	0.33	31,31,31,31	0
57	MG	YA	3273	1/1	0.94	0.50	30,30,30,30	0
57	MG	YA	3126	1/1	0.95	0.15	38,38,38,38	0
57	MG	QV	102	1/1	0.95	0.22	24,24,24,24	0
57	MG	QA	1630	1/1	0.95	0.14	75,75,75,75	0
57	MG	YA	3249	1/1	0.95	0.57	28,28,28,28	0
57	MG	XA	1655	1/1	0.95	0.22	77,77,77,77	0
57	MG	YA	3103	1/1	0.95	0.48	44,44,44,44	0
57	MG	QA	1650	1/1	0.95	0.17	70,70,70,70	0
59	ZN	QN	101	1/1	0.95	0.12	105,105,105,105	0
57	MG	RA	3109	1/1	0.95	0.38	39,39,39,39	0
57	MG	RA	3147	1/1	0.95	0.41	47,47,47,47	0
57	MG	RA	3151	1/1	0.95	0.52	49,49,49,49	0
57	MG	QY	101	1/1	0.95	0.21	54,54,54,54	0
57	MG	RA	3079	1/1	0.95	0.69	39,39,39,39	0
57	MG	YA	3154	1/1	0.95	0.57	54,54,54,54	0
57	MG	YA	3238	1/1	0.95	0.45	14,14,14,14	0
57	MG	QA	1647	1/1	0.95	0.33	40,40,40,40	0
57	MG	RA	3082	1/1	0.95	0.28	29,29,29,29	0
57	MG	YA	3227	1/1	0.95	0.23	31,31,31,31	0
57	MG	YA	3005	1/1	0.95	0.19	29,29,29,29	0
57	MG	YA	3097	1/1	0.95	0.51	24,24,24,24	0
57	MG	Y5	101	1/1	0.95	0.18	39,39,39,39	0

Continued on next page...

Continued from previous page...

Mol	Type	Chain	Res	Atoms	RSCC	RSR	B-factors(\AA^2)	Q<0.9
57	MG	YA	3091	1/1	0.95	0.66	26,26,26,26	0
57	MG	RA	3043	1/1	0.95	0.55	51,51,51,51	0
57	MG	RA	3209	1/1	0.95	0.34	34,34,34,34	0
57	MG	RA	3282	1/1	0.95	0.14	45,45,45,45	0
57	MG	YA	3317	1/1	0.95	0.26	38,38,38,38	0
57	MG	XA	1674	1/1	0.95	0.47	46,46,46,46	0
57	MG	XA	1615	1/1	0.95	0.19	39,39,39,39	0
57	MG	RA	3123	1/1	0.95	0.16	49,49,49,49	0
57	MG	XA	1624	1/1	0.95	0.10	32,32,32,32	0
57	MG	RA	3071	1/1	0.95	0.47	35,35,35,35	0
57	MG	XA	1638	1/1	0.95	0.38	36,36,36,36	0
57	MG	YA	3274	1/1	0.95	0.35	30,30,30,30	0
57	MG	YA	3150	1/1	0.95	0.15	61,61,61,61	0
57	MG	RA	3257	1/1	0.95	0.32	45,45,45,45	0
57	MG	YA	3077	1/1	0.95	0.14	36,36,36,36	0
57	MG	YA	3086	1/1	0.95	0.27	20,20,20,20	0
57	MG	YA	3125	1/1	0.95	0.35	21,21,21,21	0
57	MG	YA	3072	1/1	0.95	0.19	28,28,28,28	0
57	MG	RA	3103	1/1	0.95	0.17	30,30,30,30	0
57	MG	RA	3026	1/1	0.95	0.29	17,17,17,17	0
57	MG	YA	3266	1/1	0.95	0.13	62,62,62,62	0
57	MG	YA	3160	1/1	0.95	0.28	62,62,62,62	0
57	MG	YA	3321	1/1	0.95	0.76	48,48,48,48	0
57	MG	RA	3152	1/1	0.95	0.05	54,54,54,54	0
57	MG	RA	3069	1/1	0.95	0.41	22,22,22,22	0
57	MG	YA	3111	1/1	0.95	0.23	54,54,54,54	0
57	MG	XA	1710	1/1	0.95	0.18	45,45,45,45	0
57	MG	RA	3227	1/1	0.95	0.23	35,35,35,35	0
57	MG	QA	1688	1/1	0.95	0.32	65,65,65,65	0
57	MG	QA	1622	1/1	0.95	0.32	70,70,70,70	0
57	MG	XA	1635	1/1	0.95	0.18	59,59,59,59	0
57	MG	YA	3220	1/1	0.95	0.32	60,60,60,60	0
57	MG	RA	3040	1/1	0.95	0.30	21,21,21,21	0
57	MG	RA	3273	1/1	0.95	0.41	61,61,61,61	0
57	MG	XA	1648	1/1	0.95	0.48	61,61,61,61	0
60	PPU	Z6	101	37/38	0.95	0.36	59,60,60,61	0
57	MG	RA	3047	1/1	0.95	0.46	19,19,19,19	0
57	MG	RA	3241	1/1	0.95	0.33	27,27,27,27	0
58	PAR	XA	1715	42/42	0.95	0.21	66,66,67,67	0
57	MG	XA	1707	1/1	0.95	0.43	70,70,70,70	0
57	MG	RA	3162	1/1	0.95	0.41	54,54,54,54	0
57	MG	YA	3315	1/1	0.95	0.19	40,40,40,40	0

Continued on next page...

Continued from previous page...

Mol	Type	Chain	Res	Atoms	RSCC	RSR	B-factors(\AA^2)	Q<0.9
57	MG	YA	3084	1/1	0.95	0.46	25,25,25,25	0
57	MG	YA	3301	1/1	0.95	0.85	71,71,71,71	0
57	MG	XA	1695	1/1	0.95	0.23	35,35,35,35	0
57	MG	RA	3232	1/1	0.95	0.49	48,48,48,48	0
57	MG	YA	3145	1/1	0.95	0.27	37,37,37,37	0
57	MG	XA	1609	1/1	0.96	0.32	29,29,29,29	0
57	MG	YA	3101	1/1	0.96	0.44	25,25,25,25	0
57	MG	XA	1670	1/1	0.96	0.34	46,46,46,46	0
57	MG	YA	3200	1/1	0.96	0.16	40,40,40,40	0
57	MG	XA	1634	1/1	0.96	0.23	30,30,30,30	0
57	MG	YA	3014	1/1	0.96	0.39	27,27,27,27	0
57	MG	YA	3147	1/1	0.96	0.08	57,57,57,57	0
57	MG	XA	1667	1/1	0.96	0.24	38,38,38,38	0
57	MG	RA	3078	1/1	0.96	0.28	41,41,41,41	0
57	MG	YA	3054	1/1	0.96	0.23	13,13,13,13	0
57	MG	YA	3025	1/1	0.96	0.89	34,34,34,34	0
57	MG	RA	3168	1/1	0.96	0.60	48,48,48,48	0
57	MG	XA	1659	1/1	0.96	0.23	58,58,58,58	0
57	MG	RA	3070	1/1	0.96	0.49	52,52,52,52	0
57	MG	RA	3250	1/1	0.96	0.58	42,42,42,42	0
57	MG	YA	3275	1/1	0.96	0.41	41,41,41,41	0
57	MG	QA	1645	1/1	0.96	0.10	60,60,60,60	0
57	MG	YA	3038	1/1	0.96	0.11	18,18,18,18	0
57	MG	RA	3153	1/1	0.96	0.17	46,46,46,46	0
57	MG	YA	3230	1/1	0.96	0.23	36,36,36,36	0
57	MG	RA	3189	1/1	0.96	0.10	46,46,46,46	0
57	MG	RA	3214	1/1	0.96	0.69	35,35,35,35	0
57	MG	QA	1657	1/1	0.96	0.33	61,61,61,61	0
57	MG	YA	3108	1/1	0.96	0.27	36,36,36,36	0
57	MG	XA	1601	1/1	0.96	0.55	21,21,21,21	0
57	MG	YA	3223	1/1	0.96	0.16	76,76,76,76	0
57	MG	XA	1610	1/1	0.96	0.23	50,50,50,50	0
57	MG	QA	1601	1/1	0.96	0.88	57,57,57,57	0
57	MG	YA	3131	1/1	0.96	0.58	52,52,52,52	0
57	MG	RA	3143	1/1	0.96	0.54	29,29,29,29	0
57	MG	RA	3139	1/1	0.96	0.39	31,31,31,31	0
57	MG	RA	3236	1/1	0.96	0.61	23,23,23,23	0
57	MG	RA	3156	1/1	0.96	0.37	46,46,46,46	0
57	MG	YA	3162	1/1	0.96	0.36	34,34,34,34	0
57	MG	RA	3222	1/1	0.96	0.31	25,25,25,25	0
57	MG	QA	1608	1/1	0.96	0.13	47,47,47,47	0
57	MG	RA	3127	1/1	0.96	0.28	50,50,50,50	0

Continued on next page...

Continued from previous page...

Mol	Type	Chain	Res	Atoms	RSCC	RSR	B-factors(\AA^2)	Q<0.9
57	MG	RA	3011	1/1	0.96	0.28	22,22,22,22	0
57	MG	YA	3060	1/1	0.96	0.40	31,31,31,31	0
57	MG	YA	3085	1/1	0.96	0.27	32,32,32,32	0
57	MG	RA	3165	1/1	0.96	0.19	61,61,61,61	0
57	MG	RA	3002	1/1	0.96	0.29	27,27,27,27	0
57	MG	YA	3081	1/1	0.96	0.45	59,59,59,59	0
57	MG	YA	3269	1/1	0.96	0.34	33,33,33,33	0
57	MG	RA	3252	1/1	0.96	0.17	35,35,35,35	0
57	MG	XA	1613	1/1	0.96	0.31	36,36,36,36	0
57	MG	XA	1614	1/1	0.96	0.28	23,23,23,23	0
57	MG	YA	3181	1/1	0.96	0.44	50,50,50,50	0
57	MG	YA	3146	1/1	0.96	0.17	47,47,47,47	0
57	MG	RA	3133	1/1	0.96	0.32	83,83,83,83	0
57	MG	RA	3023	1/1	0.96	0.23	27,27,27,27	0
57	MG	XA	1620	1/1	0.96	0.10	63,63,63,63	0
57	MG	XA	1630	1/1	0.96	0.45	55,55,55,55	0
57	MG	RA	3006	1/1	0.96	0.46	18,18,18,18	0
57	MG	YA	3096	1/1	0.96	0.37	40,40,40,40	0
57	MG	YA	3297	1/1	0.96	0.90	53,53,53,53	0
57	MG	YA	3255	1/1	0.96	0.21	33,33,33,33	0
57	MG	YA	3004	1/1	0.96	0.18	5,5,5,5	0
57	MG	YA	3210	1/1	0.96	0.30	65,65,65,65	0
57	MG	RA	3101	1/1	0.96	0.51	33,33,33,33	0
57	MG	YA	3003	1/1	0.96	0.34	27,27,27,27	0
57	MG	RA	3080	1/1	0.96	0.15	36,36,36,36	0
57	MG	QA	1671	1/1	0.96	0.49	43,43,43,43	0
57	MG	YA	3065	1/1	0.96	0.75	41,41,41,41	0
57	MG	YA	3083	1/1	0.96	0.28	35,35,35,35	0
57	MG	YA	3188	1/1	0.96	0.30	26,26,26,26	0
57	MG	RA	3045	1/1	0.96	0.31	43,43,43,43	0
57	MG	YA	3052	1/1	0.96	0.33	17,17,17,17	0
57	MG	YA	3119	1/1	0.96	0.19	34,34,34,34	0
57	MG	RA	3228	1/1	0.96	0.69	43,43,43,43	0
57	MG	XA	1616	1/1	0.96	0.44	35,35,35,35	0
57	MG	RA	3005	1/1	0.96	0.45	31,31,31,31	0
57	MG	RA	3247	1/1	0.96	0.29	77,77,77,77	0
57	MG	RA	3073	1/1	0.96	0.21	16,16,16,16	0
57	MG	YA	3030	1/1	0.96	0.36	13,13,13,13	0
57	MG	QA	1614	1/1	0.96	0.49	58,58,58,58	0
57	MG	RA	3234	1/1	0.96	0.38	44,44,44,44	0
57	MG	YA	3236	1/1	0.96	0.41	36,36,36,36	0
57	MG	XA	1602	1/1	0.96	0.47	29,29,29,29	0

Continued on next page...

Continued from previous page...

Mol	Type	Chain	Res	Atoms	RSCC	RSR	B-factors(\AA^2)	Q<0.9
57	MG	RA	3269	1/1	0.96	0.47	48,48,48,48	0
57	MG	YA	3043	1/1	0.96	0.23	7,7,7,7	0
57	MG	RA	3062	1/1	0.96	0.45	17,17,17,17	0
57	MG	RA	3279	1/1	0.96	0.32	58,58,58,58	0
57	MG	XA	1654	1/1	0.96	0.22	43,43,43,43	0
57	MG	YA	3076	1/1	0.96	0.22	28,28,28,28	0
57	MG	YA	3098	1/1	0.96	0.50	19,19,19,19	0
57	MG	RA	3195	1/1	0.97	0.19	35,35,35,35	0
57	MG	YA	3071	1/1	0.97	0.42	27,27,27,27	0
57	MG	RA	3087	1/1	0.97	0.31	38,38,38,38	0
57	MG	XA	1696	1/1	0.97	0.24	50,50,50,50	0
57	MG	RA	3093	1/1	0.97	0.14	27,27,27,27	0
57	MG	XA	1644	1/1	0.97	0.15	59,59,59,59	0
57	MG	YA	3226	1/1	0.97	0.23	80,80,80,80	0
57	MG	RA	3029	1/1	0.97	0.32	19,19,19,19	0
57	MG	YA	3199	1/1	0.97	0.11	28,28,28,28	0
57	MG	XA	1608	1/1	0.97	0.30	32,32,32,32	0
57	MG	RA	3033	1/1	0.97	0.53	33,33,33,33	0
57	MG	RA	3012	1/1	0.97	0.30	27,27,27,27	0
57	MG	YA	3204	1/1	0.97	0.34	70,70,70,70	0
57	MG	QA	1625	1/1	0.97	0.34	62,62,62,62	0
57	MG	YA	3010	1/1	0.97	0.28	28,28,28,28	0
57	MG	RA	3084	1/1	0.97	0.30	26,26,26,26	0
57	MG	YA	3021	1/1	0.97	0.51	26,26,26,26	0
57	MG	YA	3050	1/1	0.97	0.23	19,19,19,19	0
57	MG	YA	3313	1/1	0.97	0.37	46,46,46,46	0
57	MG	RA	3226	1/1	0.97	0.66	39,39,39,39	0
57	MG	RA	3003	1/1	0.97	0.34	21,21,21,21	0
57	MG	YA	3094	1/1	0.97	0.46	22,22,22,22	0
57	MG	XA	1673	1/1	0.97	0.35	59,59,59,59	0
57	MG	RA	3135	1/1	0.97	0.24	51,51,51,51	0
57	MG	QA	1660	1/1	0.97	0.39	33,33,33,33	0
57	MG	QA	1695	1/1	0.97	0.17	79,79,79,79	0
57	MG	RA	3036	1/1	0.97	0.38	17,17,17,17	0
57	MG	RE	301	1/1	0.97	0.21	17,17,17,17	0
57	MG	RA	3223	1/1	0.97	0.48	20,20,20,20	0
57	MG	RA	3131	1/1	0.97	0.23	29,29,29,29	0
57	MG	RA	3088	1/1	0.97	0.35	24,24,24,24	0
57	MG	RA	3034	1/1	0.97	0.47	23,23,23,23	0
57	MG	YA	3042	1/1	0.97	0.42	15,15,15,15	0
57	MG	RA	3052	1/1	0.97	0.63	27,27,27,27	0
57	MG	YA	3028	1/1	0.97	0.32	33,33,33,33	0

Continued on next page...

Continued from previous page...

Mol	Type	Chain	Res	Atoms	RSCC	RSR	B-factors(\AA^2)	Q<0.9
57	MG	RA	3050	1/1	0.97	0.40	21,21,21,21	0
57	MG	YA	3056	1/1	0.97	0.46	24,24,24,24	0
57	MG	YA	3007	1/1	0.97	0.15	23,23,23,23	0
57	MG	YA	3047	1/1	0.97	0.27	24,24,24,24	0
57	MG	XA	1622	1/1	0.97	0.47	29,29,29,29	0
57	MG	RA	3108	1/1	0.97	0.30	63,63,63,63	0
57	MG	XA	1662	1/1	0.97	0.67	49,49,49,49	0
57	MG	RA	3104	1/1	0.97	0.26	28,28,28,28	0
57	MG	YA	3208	1/1	0.97	0.09	70,70,70,70	0
57	MG	QA	1681	1/1	0.97	0.28	72,72,72,72	0
57	MG	RA	3121	1/1	0.97	0.29	46,46,46,46	0
57	MG	QA	1634	1/1	0.97	0.15	30,30,30,30	0
57	MG	YA	3174	1/1	0.97	0.14	47,47,47,47	0
57	MG	YA	3068	1/1	0.97	0.35	27,27,27,27	0
57	MG	RA	3146	1/1	0.97	0.20	56,56,56,56	0
57	MG	YA	3059	1/1	0.97	0.25	26,26,26,26	0
57	MG	RA	3106	1/1	0.97	0.08	34,34,34,34	0
57	MG	YA	3116	1/1	0.97	0.40	25,25,25,25	0
57	MG	XA	1653	1/1	0.97	0.48	43,43,43,43	0
57	MG	YA	3099	1/1	0.97	0.62	42,42,42,42	0
57	MG	YA	3287	1/1	0.97	0.35	39,39,39,39	0
57	MG	YA	3106	1/1	0.97	0.55	36,36,36,36	0
57	MG	YA	3239	1/1	0.97	0.68	26,26,26,26	0
57	MG	RA	3150	1/1	0.97	0.07	53,53,53,53	0
57	MG	YA	3143	1/1	0.97	0.55	51,51,51,51	0
57	MG	QA	1654	1/1	0.97	0.16	107,107,107,107	0
57	MG	QA	1672	1/1	0.97	0.15	48,48,48,48	0
57	MG	RA	3056	1/1	0.97	0.45	50,50,50,50	0
57	MG	YA	3254	1/1	0.97	0.34	46,46,46,46	0
57	MG	XA	1641	1/1	0.97	0.30	46,46,46,46	0
57	MG	YA	3035	1/1	0.97	0.25	38,38,38,38	0
57	MG	YA	3088	1/1	0.97	0.39	36,36,36,36	0
57	MG	RA	3024	1/1	0.97	0.29	50,50,50,50	0
57	MG	RA	3065	1/1	0.97	0.39	13,13,13,13	0
57	MG	RA	3046	1/1	0.97	0.46	16,16,16,16	0
57	MG	RA	3144	1/1	0.97	0.19	37,37,37,37	0
57	MG	XV	102	1/1	0.97	0.27	21,21,21,21	0
57	MG	YA	3041	1/1	0.97	0.42	38,38,38,38	0
57	MG	RA	3032	1/1	0.97	0.43	8,8,8,8	0
57	MG	YA	3093	1/1	0.97	0.51	20,20,20,20	0
57	MG	YA	3051	1/1	0.97	0.22	22,22,22,22	0
57	MG	QA	1640	1/1	0.97	0.17	62,62,62,62	0

Continued on next page...

Continued from previous page...

Mol	Type	Chain	Res	Atoms	RSCC	RSR	B-factors(\AA^2)	Q<0.9
57	MG	YA	3245	1/1	0.97	0.36	25,25,25,25	0
57	MG	YA	3158	1/1	0.97	0.78	55,55,55,55	0
59	ZN	XN	101	1/1	0.97	0.14	100,100,100,100	0
57	MG	RA	3041	1/1	0.97	0.15	22,22,22,22	0
57	MG	RA	3057	1/1	0.97	0.38	22,22,22,22	0
57	MG	YA	3069	1/1	0.97	0.17	34,34,34,34	0
57	MG	YA	3169	1/1	0.97	0.72	37,37,37,37	0
57	MG	YA	3247	1/1	0.97	0.40	36,36,36,36	0
57	MG	RA	3219	1/1	0.97	0.32	47,47,47,47	0
57	MG	QA	1651	1/1	0.97	0.18	30,30,30,30	0
57	MG	YA	3074	1/1	0.97	0.51	24,24,24,24	0
57	MG	YA	3063	1/1	0.97	0.40	40,40,40,40	0
57	MG	QA	1680	1/1	0.98	0.21	60,60,60,60	0
57	MG	YA	3034	1/1	0.98	0.31	18,18,18,18	0
57	MG	YA	3002	1/1	0.98	0.41	30,30,30,30	0
57	MG	RA	3016	1/1	0.98	0.27	23,23,23,23	0
57	MG	YA	3089	1/1	0.98	0.25	60,60,60,60	0
57	MG	YA	3087	1/1	0.98	0.35	28,28,28,28	0
57	MG	XA	1621	1/1	0.98	0.34	44,44,44,44	0
57	MG	YA	3324	1/1	0.98	0.07	47,47,47,47	0
57	MG	RA	3081	1/1	0.98	0.31	34,34,34,34	0
57	MG	YA	3214	1/1	0.98	0.39	24,24,24,24	0
57	MG	YA	3027	1/1	0.98	0.20	20,20,20,20	0
57	MG	RA	3060	1/1	0.98	0.49	29,29,29,29	0
57	MG	RA	3095	1/1	0.98	0.78	29,29,29,29	0
57	MG	QA	1610	1/1	0.98	0.21	46,46,46,46	0
57	MG	RA	3004	1/1	0.98	0.45	35,35,35,35	0
57	MG	RA	3075	1/1	0.98	0.23	25,25,25,25	0
57	MG	YA	3259	1/1	0.98	0.14	32,32,32,32	0
57	MG	RA	3059	1/1	0.98	0.49	19,19,19,19	0
57	MG	QA	1639	1/1	0.98	0.10	41,41,41,41	0
57	MG	RA	3238	1/1	0.98	0.12	37,37,37,37	0
57	MG	YA	3022	1/1	0.98	0.36	18,18,18,18	0
57	MG	YA	3046	1/1	0.98	0.52	26,26,26,26	0
57	MG	YA	3036	1/1	0.98	0.48	16,16,16,16	0
57	MG	YA	3032	1/1	0.98	0.52	19,19,19,19	0
57	MG	RA	3017	1/1	0.98	0.23	32,32,32,32	0
57	MG	YA	3024	1/1	0.98	0.36	24,24,24,24	0
57	MG	QA	1649	1/1	0.98	0.10	121,121,121,121	0
57	MG	YA	3013	1/1	0.98	0.34	17,17,17,17	0
57	MG	YA	3092	1/1	0.98	0.33	43,43,43,43	0
57	MG	RA	3207	1/1	0.98	0.17	57,57,57,57	0

Continued on next page...

Continued from previous page...

Mol	Type	Chain	Res	Atoms	RSCC	RSR	B-factors(\AA^2)	Q<0.9
57	MG	RA	3021	1/1	0.98	0.28	22,22,22,22	0
57	MG	YA	3319	1/1	0.98	0.22	38,38,38,38	0
57	MG	R8	101	1/1	0.98	0.81	53,53,53,53	0
57	MG	XA	1625	1/1	0.98	0.32	27,27,27,27	0
57	MG	RA	3249	1/1	0.98	0.20	45,45,45,45	0
57	MG	YA	3020	1/1	0.98	0.53	36,36,36,36	0
57	MG	RA	3170	1/1	0.98	0.51	35,35,35,35	0
57	MG	YA	3033	1/1	0.98	0.34	18,18,18,18	0
57	MG	RA	3126	1/1	0.98	0.30	47,47,47,47	0
57	MG	RA	3086	1/1	0.98	0.32	37,37,37,37	0
57	MG	RA	3309	1/1	0.98	0.23	28,28,28,28	0
57	MG	YA	3135	1/1	0.98	0.32	20,20,20,20	0
57	MG	YA	3253	1/1	0.98	0.43	29,29,29,29	0
57	MG	YA	3075	1/1	0.98	0.24	28,28,28,28	0
57	MG	YA	3048	1/1	0.98	0.52	22,22,22,22	0
57	MG	RA	3037	1/1	0.98	0.41	42,42,42,42	0
57	MG	YA	3202	1/1	0.98	0.61	60,60,60,60	0
57	MG	RB	201	1/1	0.98	0.07	72,72,72,72	0
57	MG	RA	3066	1/1	0.98	0.42	36,36,36,36	0
57	MG	YA	3019	1/1	0.98	0.54	16,16,16,16	0
57	MG	YA	3095	1/1	0.98	0.32	39,39,39,39	0
57	MG	QA	1675	1/1	0.98	0.32	53,53,53,53	0
57	MG	RA	3297	1/1	0.98	0.20	52,52,52,52	0
57	MG	YA	3109	1/1	0.98	0.13	30,30,30,30	0
57	MG	YA	3242	1/1	0.98	0.28	25,25,25,25	0
57	MG	YA	3011	1/1	0.98	0.25	13,13,13,13	0
57	MG	YA	3172	1/1	0.98	0.05	46,46,46,46	0
57	MG	RA	3013	1/1	0.98	0.54	14,14,14,14	0
57	MG	RA	3098	1/1	0.98	0.40	21,21,21,21	0
57	MG	YA	3012	1/1	0.98	0.50	12,12,12,12	0
57	MG	XA	1689	1/1	0.98	0.56	52,52,52,52	0
57	MG	YA	3262	1/1	0.98	0.57	33,33,33,33	0
57	MG	RA	3244	1/1	0.98	0.11	75,75,75,75	0
57	MG	RA	3077	1/1	0.98	0.45	24,24,24,24	0
57	MG	RA	3035	1/1	0.98	0.40	24,24,24,24	0
57	MG	RA	3018	1/1	0.99	0.58	24,24,24,24	0
57	MG	RA	3128	1/1	0.99	0.18	55,55,55,55	0
57	MG	RA	3020	1/1	0.99	0.37	6,6,6,6	0
57	MG	YA	3058	1/1	0.99	0.14	40,40,40,40	0
57	MG	YA	3115	1/1	0.99	0.17	27,27,27,27	0
57	MG	YA	3016	1/1	0.99	0.30	28,28,28,28	0
57	MG	RA	3064	1/1	0.99	0.30	36,36,36,36	0

Continued on next page...

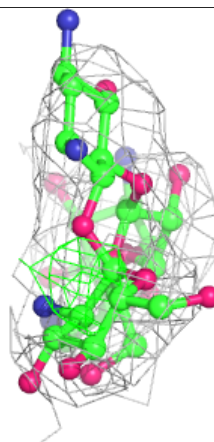
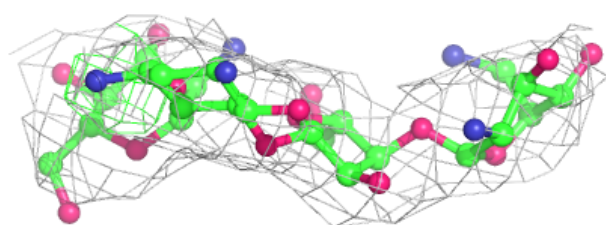
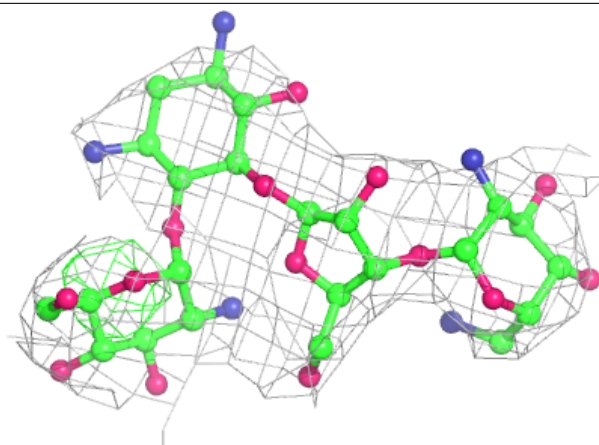
Continued from previous page...

Mol	Type	Chain	Res	Atoms	RSCC	RSR	B-factors(\AA^2)	Q<0.9
57	MG	RA	3027	1/1	0.99	0.19	11,11,11,11	0
57	MG	RA	3030	1/1	0.99	0.38	22,22,22,22	0
57	MG	YA	3001	1/1	0.99	0.51	12,12,12,12	0
57	MG	YA	3037	1/1	0.99	0.28	29,29,29,29	0
57	MG	QA	1668	1/1	0.99	0.21	52,52,52,52	0
57	MG	RA	3096	1/1	0.99	0.26	13,13,13,13	0
57	MG	RA	3107	1/1	0.99	0.21	11,11,11,11	0
57	MG	XA	1671	1/1	0.99	0.54	37,37,37,37	0
57	MG	RA	3072	1/1	0.99	0.18	52,52,52,52	0
57	MG	YA	3090	1/1	0.99	0.41	19,19,19,19	0
57	MG	RA	3019	1/1	0.99	0.27	12,12,12,12	0
57	MG	YA	3105	1/1	0.99	0.33	7,7,7,7	0
57	MG	YA	3066	1/1	0.99	0.11	28,28,28,28	0
57	MG	RA	3055	1/1	0.99	0.56	28,28,28,28	0
57	MG	YA	3128	1/1	0.99	0.12	46,46,46,46	0
57	MG	YA	3112	1/1	0.99	0.41	18,18,18,18	0
57	MG	YA	3079	1/1	0.99	0.21	17,17,17,17	0
57	MG	QA	1607	1/1	0.99	0.16	44,44,44,44	0
57	MG	RA	3051	1/1	0.99	0.34	14,14,14,14	0
57	MG	RA	3243	1/1	0.99	0.30	48,48,48,48	0
57	MG	RA	3091	1/1	0.99	0.20	20,20,20,20	0
57	MG	QA	1617	1/1	0.99	0.28	34,34,34,34	0
57	MG	RA	3097	1/1	0.99	0.46	15,15,15,15	0
57	MG	YA	3107	1/1	0.99	0.29	51,51,51,51	0
57	MG	RA	3063	1/1	0.99	0.64	26,26,26,26	0
57	MG	RA	3042	1/1	0.99	0.23	39,39,39,39	0
57	MG	YA	3240	1/1	0.99	0.57	40,40,40,40	0
57	MG	YA	3067	1/1	0.99	0.33	29,29,29,29	0
57	MG	XA	1603	1/1	0.99	0.56	27,27,27,27	0
57	MG	YA	3256	1/1	0.99	0.27	21,21,21,21	0
57	MG	YA	3039	1/1	0.99	0.32	8,8,8,8	0
57	MG	YA	3061	1/1	0.99	0.20	10,10,10,10	0
57	MG	YA	3026	1/1	0.99	0.29	21,21,21,21	0
57	MG	YA	3008	1/1	1.00	0.23	26,26,26,26	0

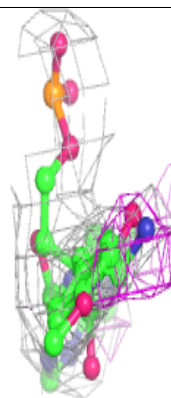
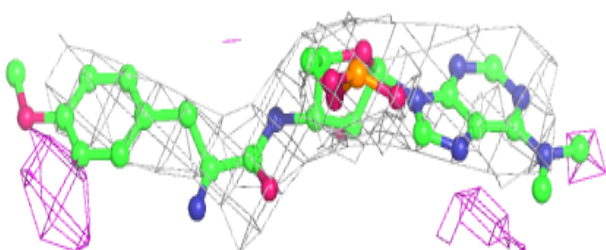
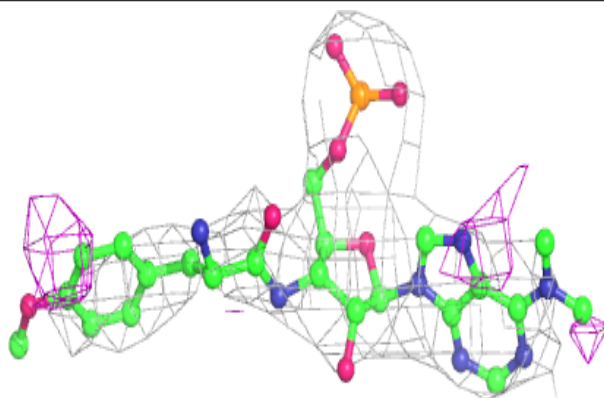
The following is a graphical depiction of the model fit to experimental electron density of all instances of the Ligand of Interest. In addition, ligands with molecular weight > 250 and outliers as shown on the geometry validation Tables will also be included. Each fit is shown from different orientation to approximate a three-dimensional view.

Electron density around PAR QA 1693:

$2mF_o-DF_c$ (at 0.7 rmsd) in gray
 mF_o-DF_c (at 3 rmsd) in purple (negative)
and green (positive)

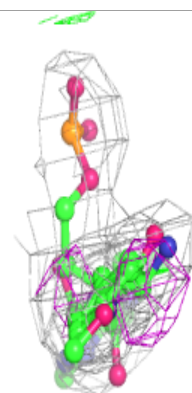
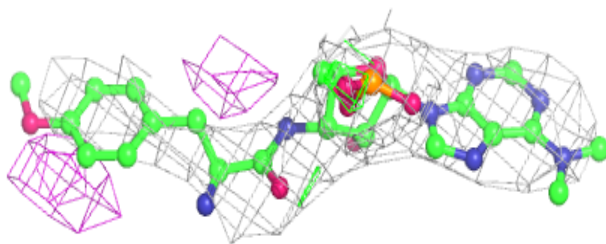
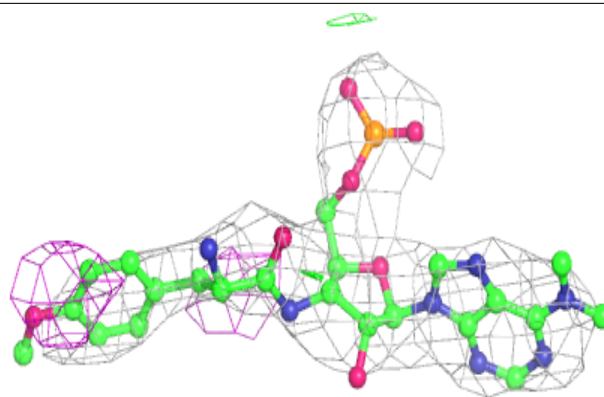
**Electron density around PPU Z5 101:**

$2mF_o-DF_c$ (at 0.7 rmsd) in gray
 mF_o-DF_c (at 3 rmsd) in purple (negative)
and green (positive)

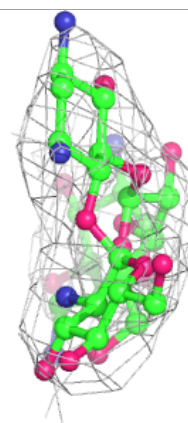
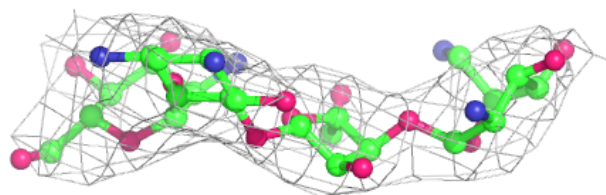
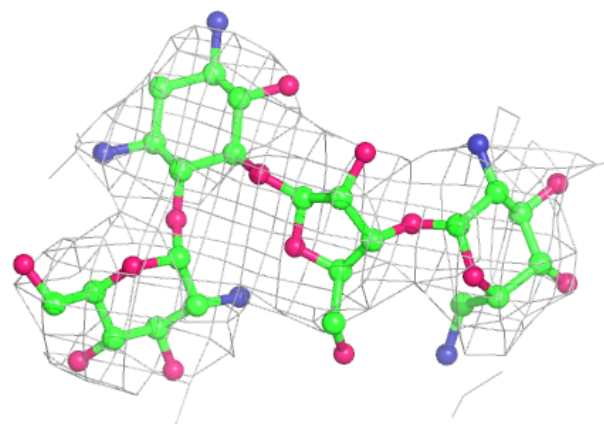


Electron density around PPU Z6 101:

$2mF_o-DF_c$ (at 0.7 rmsd) in gray
 mF_o-DF_c (at 3 rmsd) in purple (negative)
and green (positive)

**Electron density around PAR XA 1715:**

$2mF_o-DF_c$ (at 0.7 rmsd) in gray
 mF_o-DF_c (at 3 rmsd) in purple (negative)
and green (positive)



6.5 Other polymers [i](#)

There are no such residues in this entry.