



## Full wwPDB EM Validation Report ⓘ

Nov 2, 2022 – 12:33 PM EDT

PDB ID : 5TX1  
EMDB ID : EMD-8471  
Title : Cryo-Electron microscopy structure of species-D human adenovirus 26  
Authors : Reddy, V.; Yu, X.; Veesler, D.  
Deposited on : 2016-11-15  
Resolution : 3.70 Å(reported)

This is a Full wwPDB EM Validation Report for a publicly released PDB entry.

We welcome your comments at [validation@mail.wwpdb.org](mailto:validation@mail.wwpdb.org)

A user guide is available at

<https://www.wwpdb.org/validation/2017/EMValidationReportHelp>

with specific help available everywhere you see the ⓘ symbol.

The types of validation reports are described at

<http://www.wwpdb.org/validation/2017/FAQs#types>.

---

The following versions of software and data (see [references ⓘ](#)) were used in the production of this report:

EMDB validation analysis : 0.0.1.dev43  
MolProbity : 4.02b-467  
Percentile statistics : 20191225.v01 (using entries in the PDB archive December 25th 2019)  
MapQ : 1.9.9  
Ideal geometry (proteins) : Engh & Huber (2001)  
Ideal geometry (DNA, RNA) : Parkinson et al. (1996)  
Validation Pipeline (wwPDB-VP) : 2.31.2



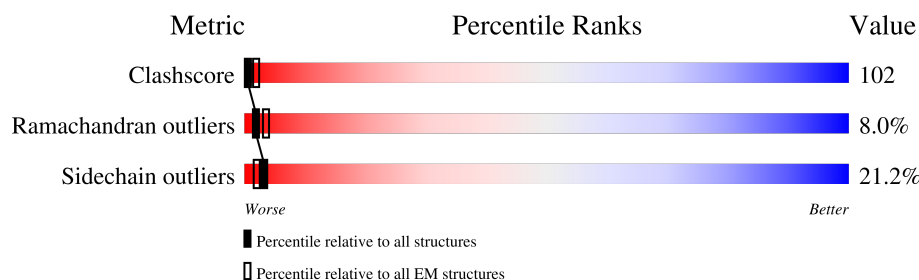
# 1 Overall quality at a glance

The following experimental techniques were used to determine the structure:

*ELECTRON MICROSCOPY*

The reported resolution of this entry is 3.70 Å.

Percentile scores (ranging between 0-100) for global validation metrics of the entry are shown in the following graphic. The table shows the number of entries on which the scores are based.



Metric	Whole archive (#Entries)	EM structures (#Entries)
Clashscore	158937	4297
Ramachandran outliers	154571	4023
Sidechain outliers	154315	3826

The table below summarises the geometric issues observed across the polymeric chains and their fit to the map. The red, orange, yellow and green segments of the bar indicate the fraction of residues that contain outliers for  $\geq 3$ , 2, 1 and 0 types of geometric quality criteria respectively. A grey segment represents the fraction of residues that are not modelled. The numeric value for each fraction is indicated below the corresponding segment, with a dot representing fractions  $\leq 5\%$ . The upper red bar (where present) indicates the fraction of residues that have poor fit to the EM map (all-atom inclusion  $< 40\%$ ). The numeric value is given above the bar.

Mol	Chain	Length	Quality of chain
1	A	952	
1	B	952	
1	C	952	
1	D	952	
1	E	952	
1	F	952	
1	G	952	
1	H	952	

Continued on next page...



Continued from previous page...

Mol	Chain	Length	Quality of chain
1	I	952	
1	J	952	
1	K	952	
1	L	952	
2	N	497	
3	O	19	
4	M	388	
5	P	134	
5	Q	134	
5	R	134	
5	S	134	
6	U	227	
6	V	227	
7	1	31	
7	2	31	
7	3	31	
7	4	31	
7	5	31	
7	6	31	
7	7	31	
7	8	31	
7	9	31	
8	X	10	
8	Y	10	
8	Z	10	



## 2 Entry composition

There are 8 unique types of molecules in this entry. The entry contains 105738 atoms, of which 0 are hydrogens and 0 are deuteriums.

In the tables below, the AltConf column contains the number of residues with at least one atom in alternate conformation and the Trace column contains the number of residues modelled with at most 2 atoms.

- Molecule 1 is a protein called Hexon protein.

Mol	Chain	Residues	Atoms					AltConf	Trace
1	A	951	Total	C	N	O	S	0	0
			7551	4796	1276	1444	35		
1	B	949	Total	C	N	O	S	0	0
			7536	4787	1274	1441	34		
1	C	946	Total	C	N	O	S	0	0
			7519	4777	1271	1437	34		
1	D	947	Total	C	N	O	S	0	0
			7526	4780	1272	1440	34		
1	E	947	Total	C	N	O	S	0	0
			7526	4780	1272	1440	34		
1	F	950	Total	C	N	O	S	0	0
			7544	4792	1275	1442	35		
1	G	947	Total	C	N	O	S	0	0
			7526	4780	1272	1440	34		
1	H	947	Total	C	N	O	S	0	0
			7526	4780	1272	1440	34		
1	I	949	Total	C	N	O	S	0	0
			7536	4787	1274	1441	34		
1	J	951	Total	C	N	O	S	0	0
			7551	4795	1276	1446	34		
1	K	951	Total	C	N	O	S	0	0
			7551	4795	1276	1446	34		
1	L	947	Total	C	N	O	S	0	0
			7524	4780	1272	1438	34		

- Molecule 2 is a protein called Penton.

Mol	Chain	Residues	Atoms					AltConf	Trace
2	N	473	Total	C	N	O	S	0	0
			3803	2416	643	730	14		

- Molecule 3 is a protein called Fiber.



Mol	Chain	Residues	Atoms				AltConf	Trace
3	O	19	Total	C	N	O	0	0
			162	105	27	30		

- Molecule 4 is a protein called PIIIa.

Mol	Chain	Residues	Atoms					AltConf	Trace
4	M	376	Total	C	N	O	S	0	0
			2938	1832	530	567	9		

- Molecule 5 is a protein called PIX.

Mol	Chain	Residues	Atoms					AltConf	Trace
5	P	120	Total	C	N	O	S	0	0
			871	535	155	177	4		
5	Q	120	Total	C	N	O	S	0	0
			875	538	155	178	4		
5	R	134	Total	C	N	O	S	0	0
			965	592	169	199	5		
5	S	121	Total	C	N	O	S	0	0
			881	542	156	180	3		

- Molecule 6 is a protein called PVIII.

Mol	Chain	Residues	Atoms					AltConf	Trace
6	U	180	Total	C	N	O	S	0	0
			1391	876	239	270	6		
6	V	180	Total	C	N	O	S	0	0
			1391	876	239	270	6		

- Molecule 7 is a protein called PVI.

Mol	Chain	Residues	Atoms					AltConf	Trace
7	1	31	Total	C	N	O	S	0	0
			236	146	44	45	1		
7	2	27	Total	C	N	O	S	0	0
			211	132	39	39	1		
7	3	26	Total	C	N	O	S	0	0
			202	127	37	37	1		
7	4	27	Total	C	N	O	S	0	0
			211	132	39	39	1		
7	5	26	Total	C	N	O	S	0	0
			202	127	37	37	1		

*Continued on next page...*



*Continued from previous page...*

Mol	Chain	Residues	Atoms					AltConf	Trace
7	6	27	Total	C	N	O	S	0	0
			211	132	39	39	1		
7	7	26	Total	C	N	O	S	0	0
			202	127	37	37	1		
7	8	31	Total	C	N	O	S	0	0
			236	146	44	45	1		
7	9	26	Total	C	N	O	S	0	0
			202	127	37	37	1		

- Molecule 8 is a protein called Unknown.

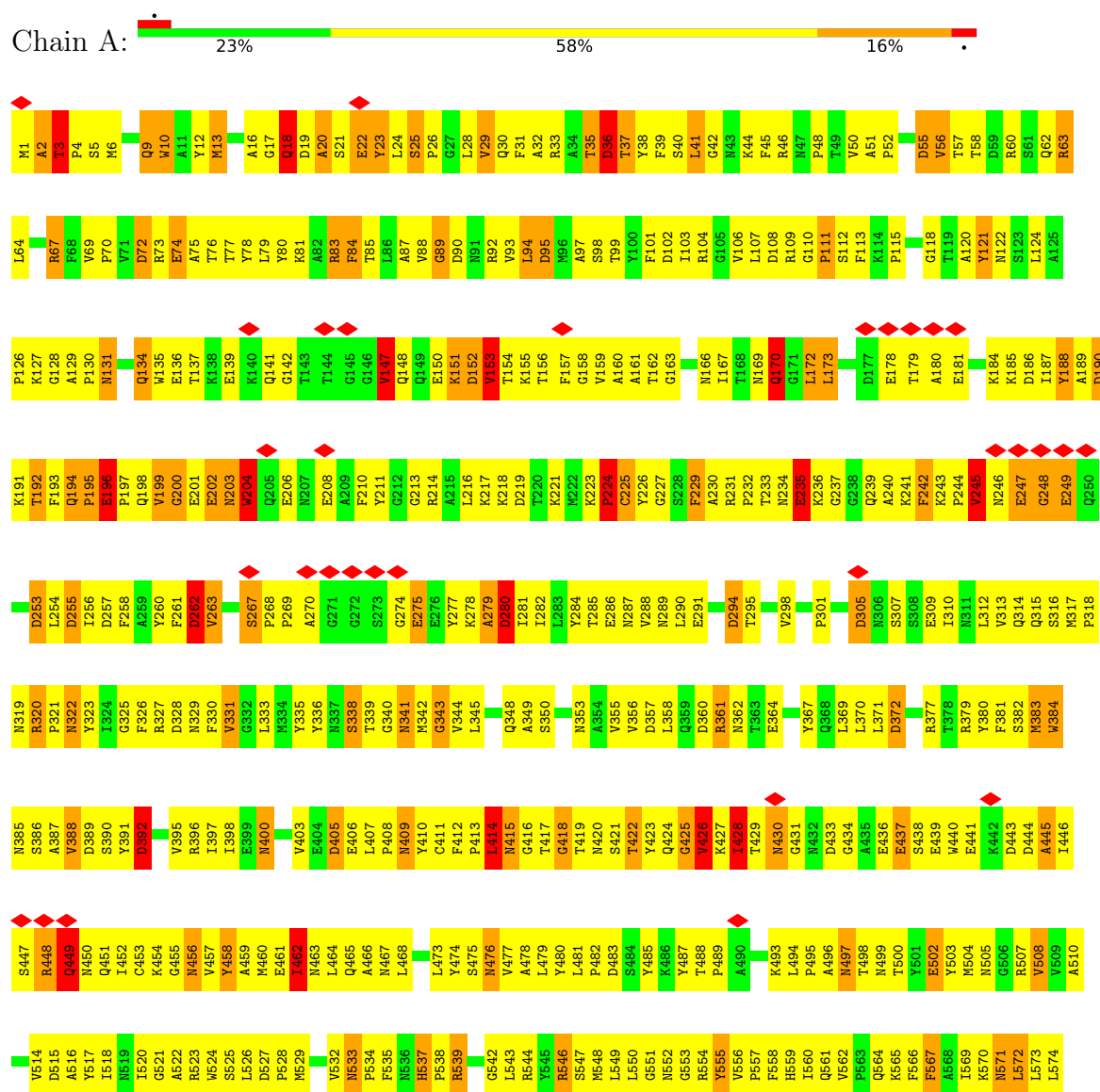
Mol	Chain	Residues	Atoms				AltConf	Trace
8	X	10	Total	C	N	O	0	0
			51	30	10	11		
8	Y	10	Total	C	N	O	0	0
			51	30	10	11		
8	Z	6	Total	C	N	O	0	0
			30	18	6	6		



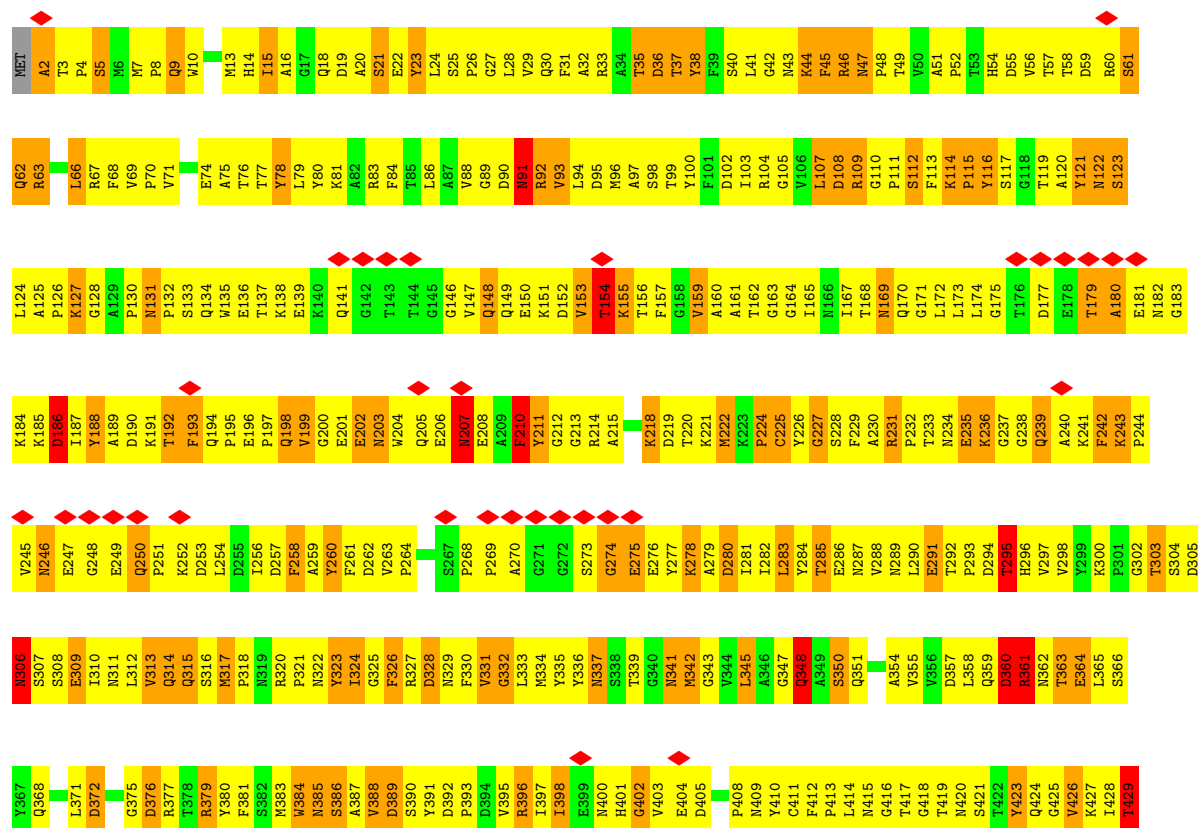
### 3 Residue-property plots

These plots are drawn for all protein, RNA, DNA and oligosaccharide chains in the entry. The first graphic for a chain summarises the proportions of the various outlier classes displayed in the second graphic. The second graphic shows the sequence view annotated by issues in geometry and atom inclusion in map density. Residues are color-coded according to the number of geometric quality criteria for which they contain at least one outlier: green = 0, yellow = 1, orange = 2 and red = 3 or more. A red diamond above a residue indicates a poor fit to the EM map for this residue (all-atom inclusion < 40%). Stretches of 2 or more consecutive residues without any outlier are shown as a green connector. Residues present in the sample, but not in the model, are shown in grey.

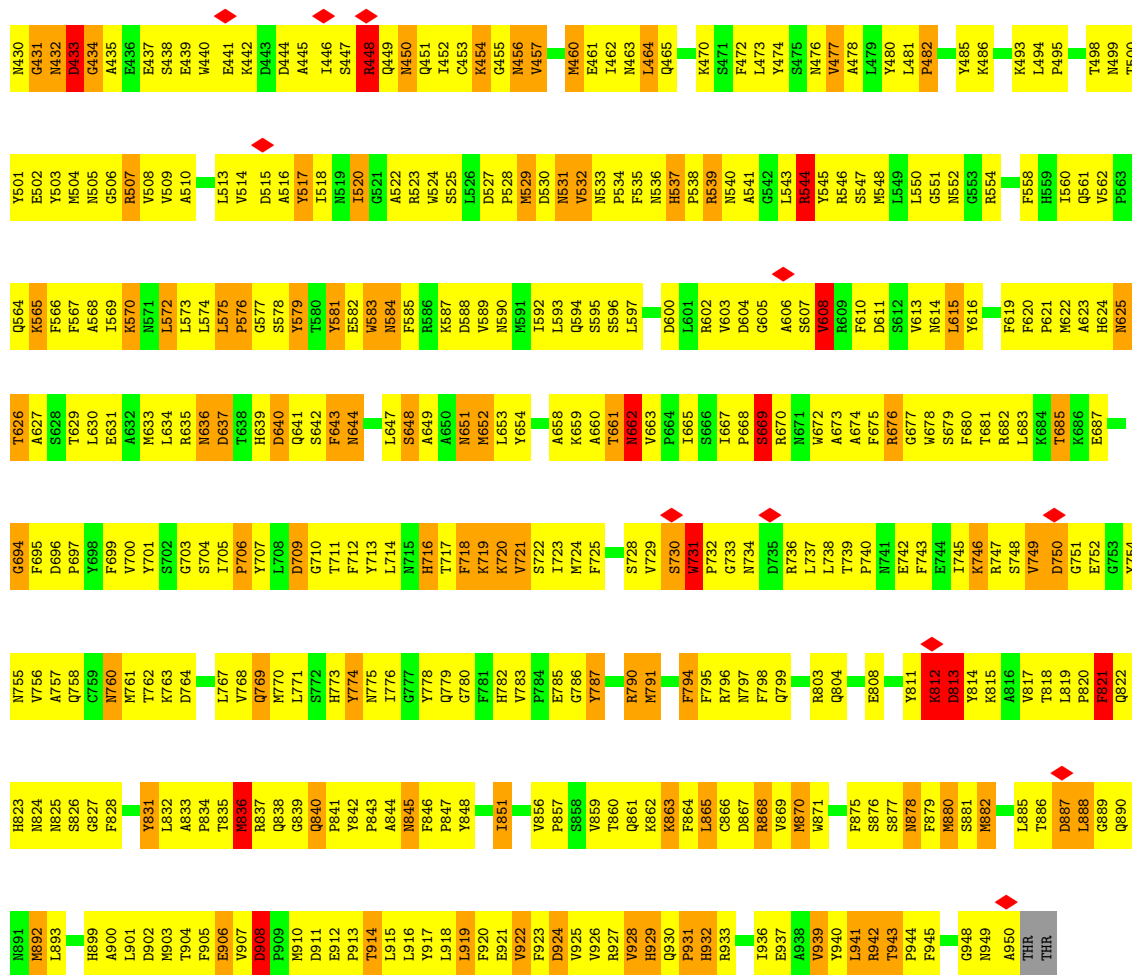
#### • Molecule 1: Hexon protein





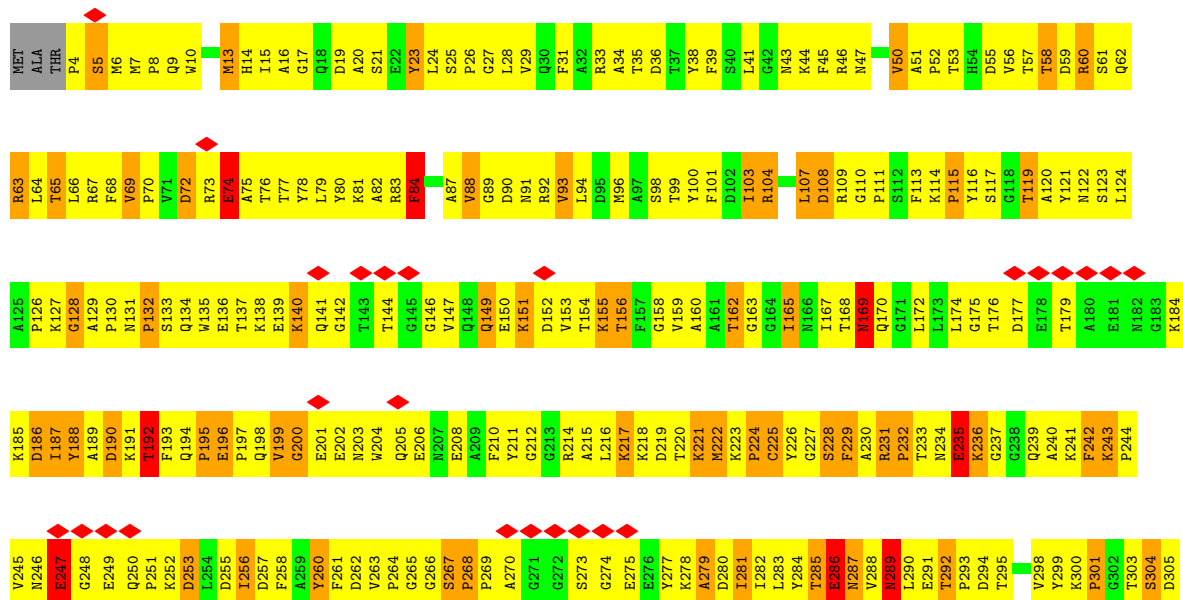




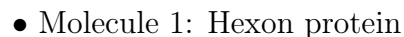


### • Molecule 1: Hexon protein

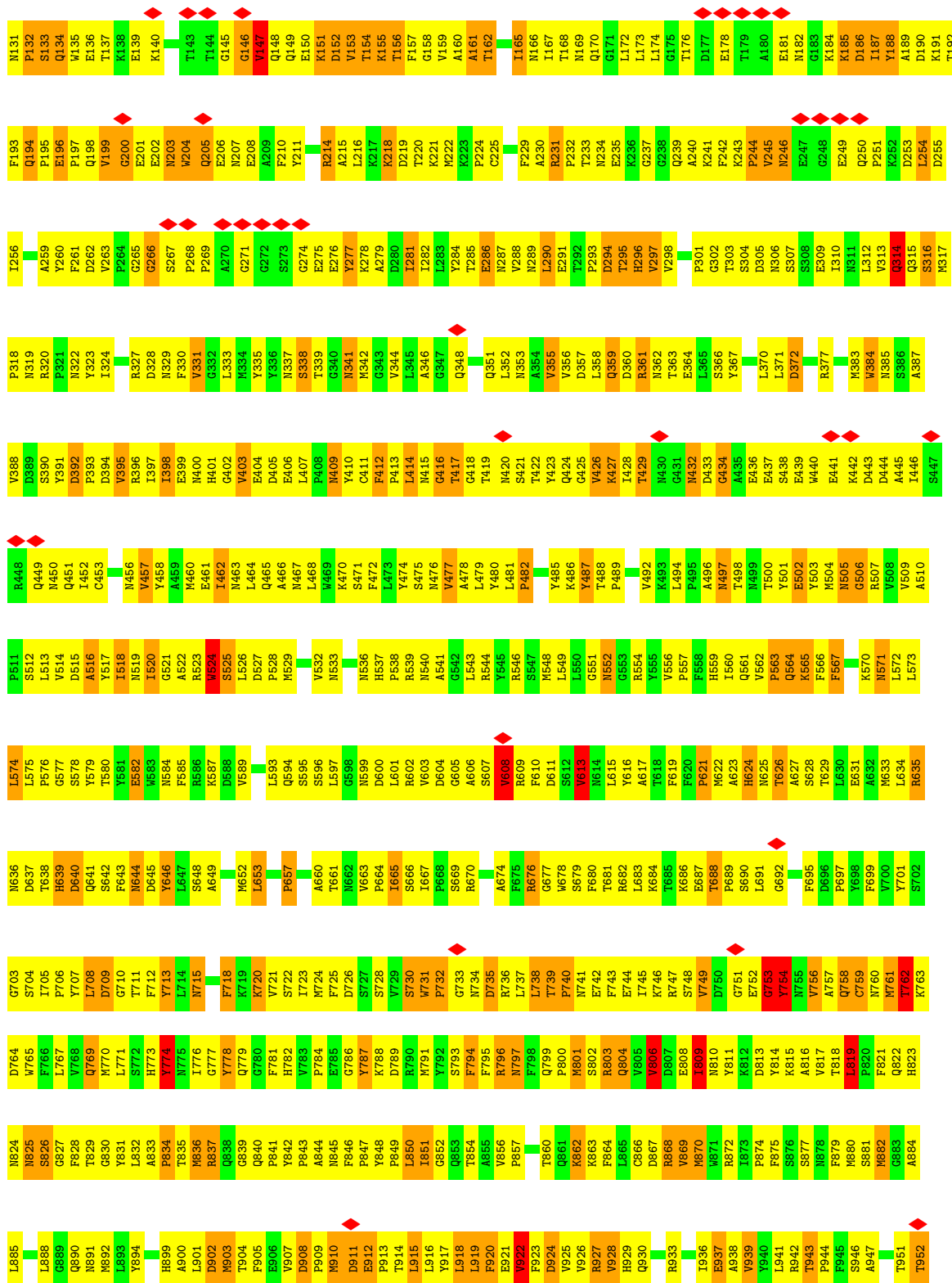
Chain C: 18% 57% 21%





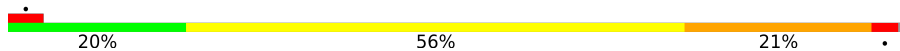






● Molecule 1: Hexon protein


Chain E:



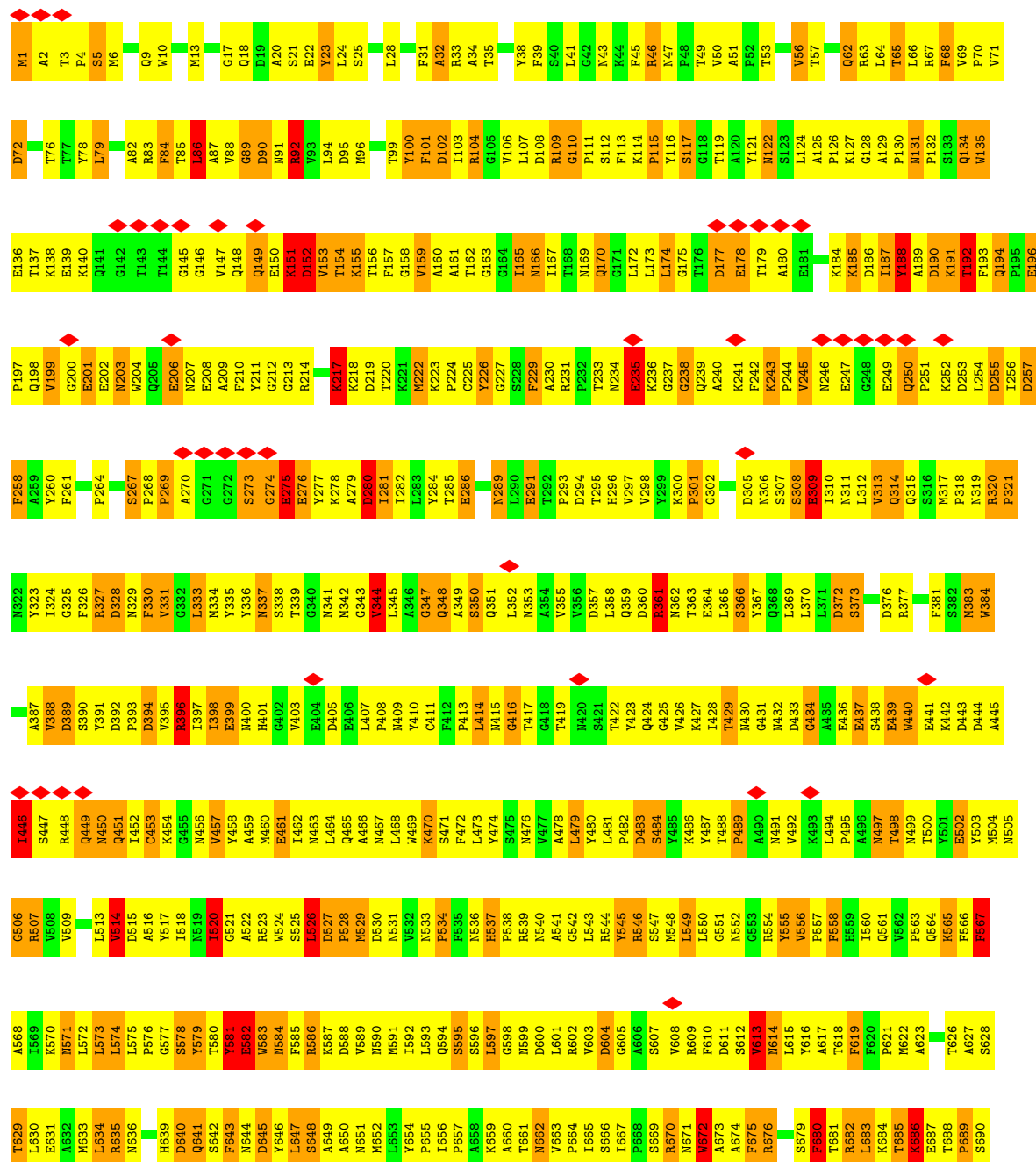
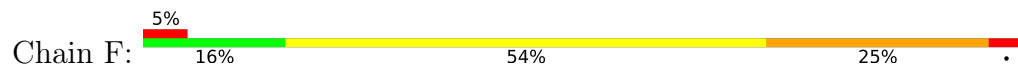


V817	M765	S690	A627	F566	Y603	E439	L370	E309	G248	T187	S123	Q62	MET
T818	V756	G692	S828	F567	M504	W440	S373	T310	E249	Y188	L124	R63	ALA
L819	A757	G692	T629	A568	N505	E441	S373	N311	A189	N311	A124	R63	THR
F821	Q758	F695	E631	L569	G506	K442	G375	L312	Q250	K191	P126	T65	PRO
Q822	N760	D696	A632	K570	R507	D443	D376	V313	D253	T192	A129	R67	SER
H823	N761	D696	M633	N571	V508	D444	R377	Q314	L254	F193	P130	F68	M6
N824	T762	F699	L634	L573	A510	A445	T378	Q315	D255	F193	M131	V69	M7
N825	K763	F699	R635	L574	A510	A445	T378	Q315	D255	F193	M131	V69	P8
N826	T764	S702	N636	L575	S512	S447	Y380	V313	D257	P195	P132	P70	Q9
G827	N765	S702	N637	P576	L513	R448	F381	N319	F258	E196	S133	D72	W10
F828	F766	S702	T638	G577	V514	Q449	S382	R320	A259	P197	Q134	R73	A11
L831	M770	I705	T638	S578	D515	Q449	N383	R320	Y260	Q198	W135	E74	Y12
L832	L708	P706	Q641	S579	A516	Q451	N384	R320	F261	Q198	E136	M13	M13
A833	L771	L708	S642	T580	Y517	L452	N385	R322	P261	T137	K138	T76	H14
R834	L771	D709	S642	T580	Y517	L452	N385	R322	P261	G200	T137	T77	A16
T835	S772	G710	F643	E582	N519	K454	A387	I324	P264	E201	E139	Y78	G17
M836	H773	T711	N644	Q633	N519	Q455	V388	R327	G265	E202	K140	Y78	G17
N837	Y774	F712	D645	N584	I520	W456	D392	D328	G266	N203	Q141	L79	Q18
Q838	T775	F713	Y646	F585	G521	W457	D392	D328	G266	N203	Q141	L79	Q18
R839	T776	L714	L647	R586	A522	Y458	D392	N329	S267	G142	G142	Y80	D19
Q840	G777	N715	S648	K587	R523	Y459	D392	F330	P268	Q205	T143	K81	A20
R841	Y778	H716	A649	D588	N524	A459	D392	V331	P269	E206	T144	A82	S21
R842	Q779	H716	A650	D588	N524	A459	D392	V331	P269	E206	T144	A82	S21
R843	G780	F718	N651	N590	P528	L462	D392	V331	P269	E206	T144	A82	S21
R844	K781	W719	N652	N591	N529	L463	D392	V331	P269	E206	T144	A82	S21
R845	H782	K720	L653	I592	N529	L463	D392	V331	P269	E206	T144	A82	S21
R846	T783	W721	N654	L593	D530	Q465	D392	V331	P269	E206	T144	A82	S21
R847	R784	S722	N655	S595	N531	A466	D392	V331	P269	E206	T144	A82	S21
R848	E785	T723	N656	S595	N531	A466	D392	V331	P269	E206	T144	A82	S21
R849	G786	W724	N657	S596	N531	A466	D392	V331	P269	E206	T144	A82	S21
R850	Y787	F725	N660	S596	N531	A466	D392	V331	P269	E206	T144	A82	S21
L851	K788	S726	N661	N599	H537	F472	N407	G343	D280	D219	T156	D95	A34
R852	R789	S727	N662	N599	H537	F472	N407	G343	D280	D219	T156	D95	A34
Q853	Q790	S728	V663	D600	P538	L473	N407	G343	D280	D219	T156	D95	A34
T854	Y791	W729	P664	L601	R539	Y474	N407	G343	D280	D219	T156	D95	A34
A855	Y792	S730	I665	R602	N540	S475	N407	G343	D280	D219	T156	D95	A34
R856	S793	S731	N667	V603	N540	N476	N407	G343	D280	D219	T156	D95	A34
R857	F794	F732	I667	D604	L543	W477	N407	G343	D280	D219	T156	D95	A34
S858	R796	G733	S669	A606	R544	L479	N407	G343	D280	D219	T156	D95	A34
R859	Y797	N734	R670	A606	R544	L479	N407	G343	D280	D219	T156	D95	A34
T860	G798	D735	N671	S607	Y545	N480	N407	G343	D280	D219	T156	D95	A34
Q861	Y798	R736	N672	V608	R547	Y480	N407	G343	D280	D219	T156	D95	A34
K862	Q799	L737	W672	R609	N548	Y480	N407	G343	D280	D219	T156	D95	A34
K863	S802	L738	A673	F610	L549	N483	N407	G343	D280	D219	T156	D95	A34
R864	R803	T739	R675	N613	L550	S484	N407	G343	D280	D219	T156	D95	A34
L865	Q804	P740	R676	N614	G551	N485	N407	G343	D280	D219	T156	D95	A34
S866	V805	N741	G677	L615	N552	Y487	N407	G343	D280	D219	T156	D95	A34
D867	R806	E742	W678	G616	R554	N489	N407	G343	D280	D219	T156	D95	A34
R868	D807	F743	N679	A617	V616	N492	N407	G343	D280	D219	T156	D95	A34
M869	E808	E744	R680	T618	R554	N492	N407	G343	D280	D219	T156	D95	A34
W870	T881	T745	T681	F619	V556	K493	N407	G343	D280	D219	T156	D95	A34
W871	K746	R747	R682	F620	P557	N494	N407	G343	D280	D219	T156	D95	A34
R872	N810	R747	L883	P621	P557	N494	N407	G343	D280	D219	T156	D95	A34
L873	Y811	S748	K684	N622	I560	N498	N407	G343	D280	D219	T156	D95	A34
F874	K812	W749	A623	H624	V562	N499	N407	G343	D280	D219	T156	D95	A34
R875	T885	D750	K686	H624	N625	Y501	N407	G343	D280	D219	T156	D95	A34
N878	K815	G753	P689	T626	K565	E501	N407	G343	D280	D219	T156	D95	A34
		Y754											

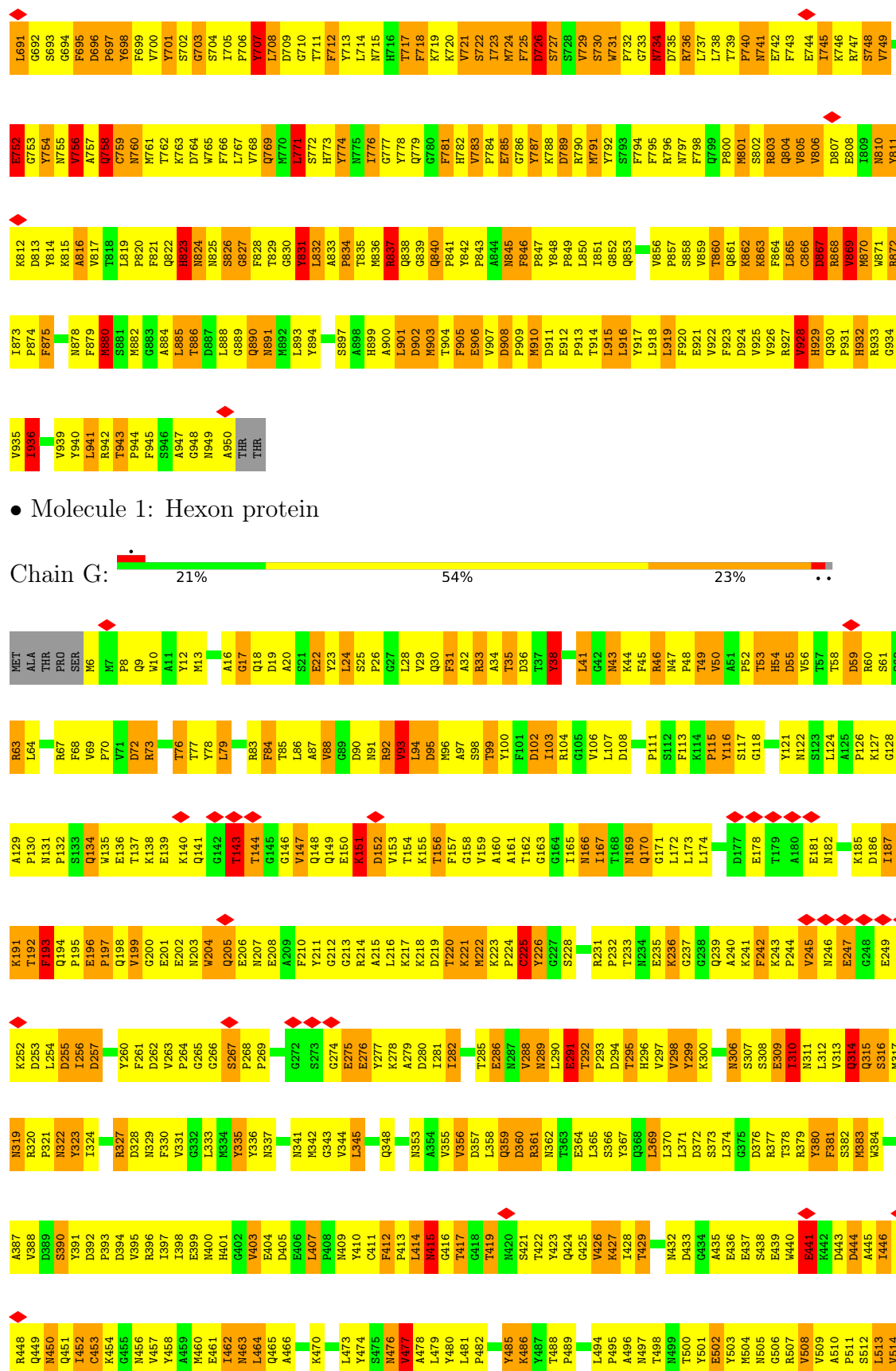




• Molecule 1: Hexon protein







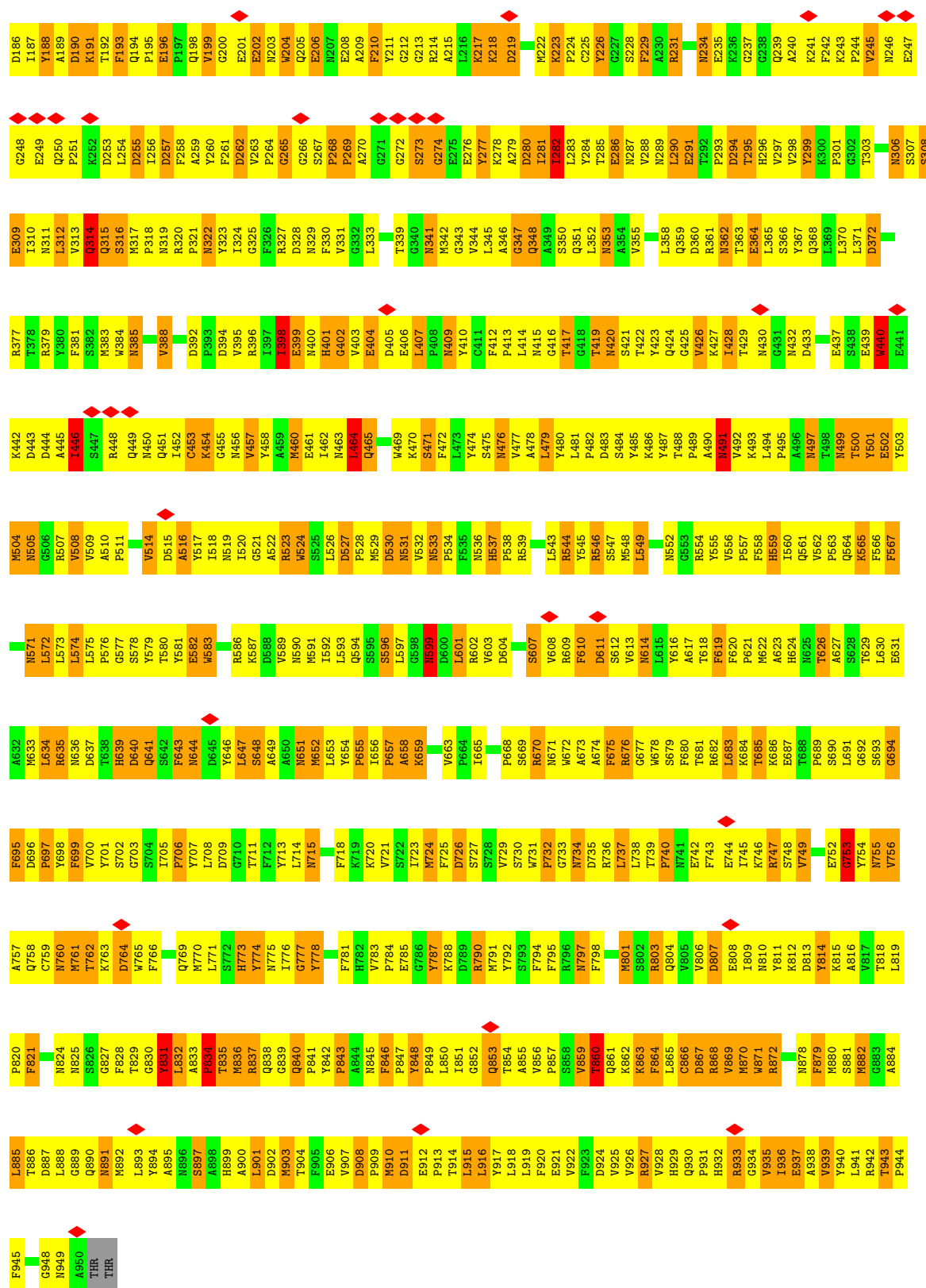




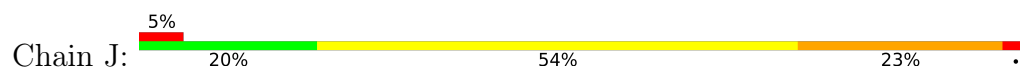




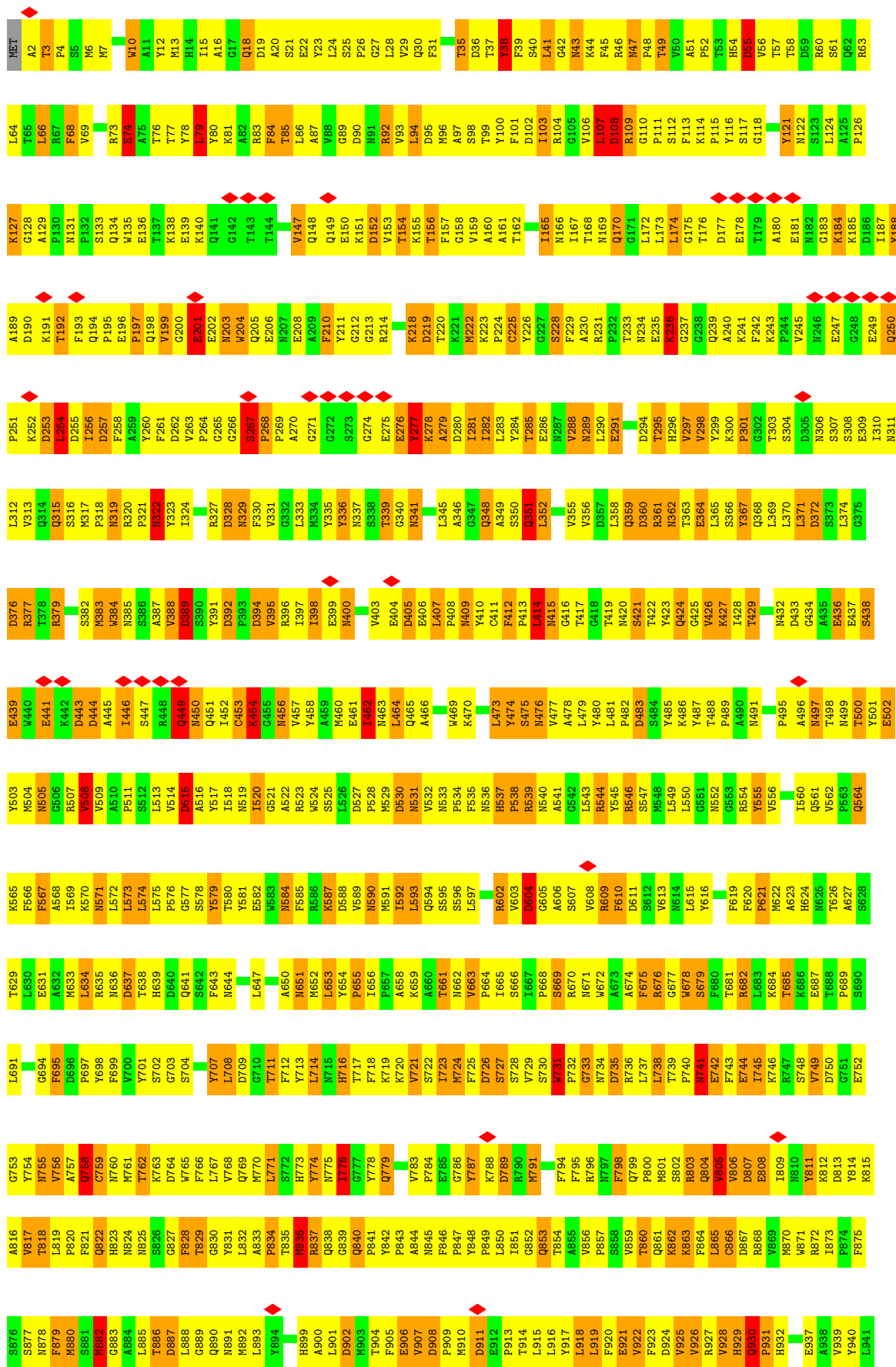




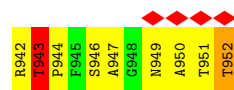
• Molecule 1: Hexon protein





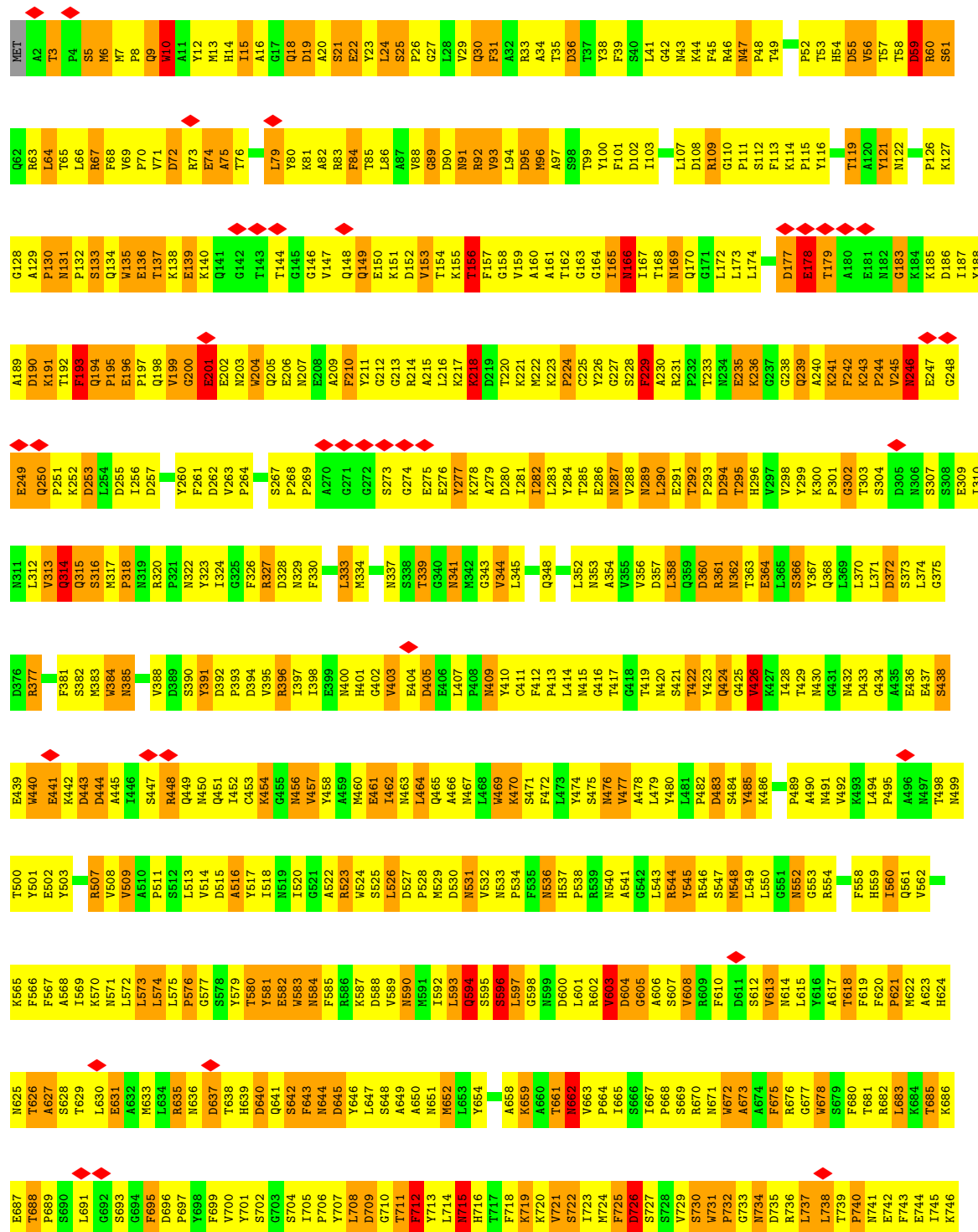




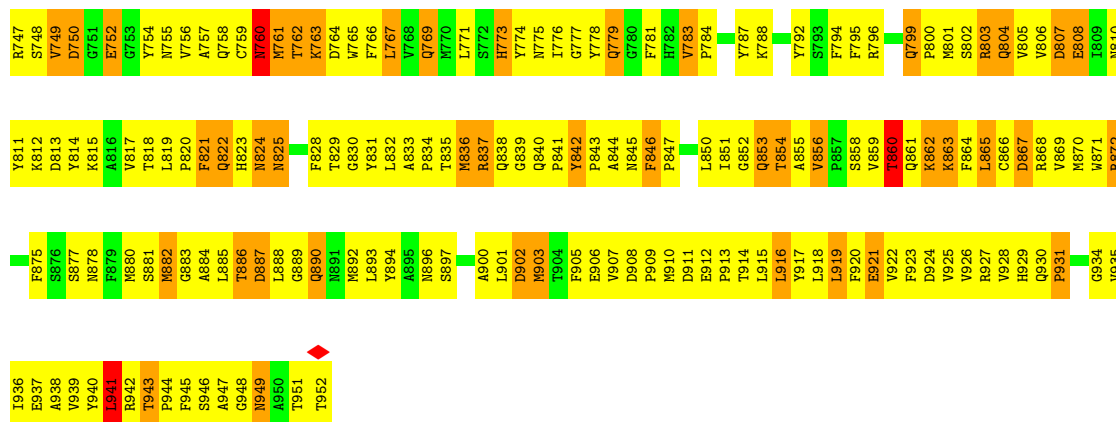


• Molecule 1: Hexon protein

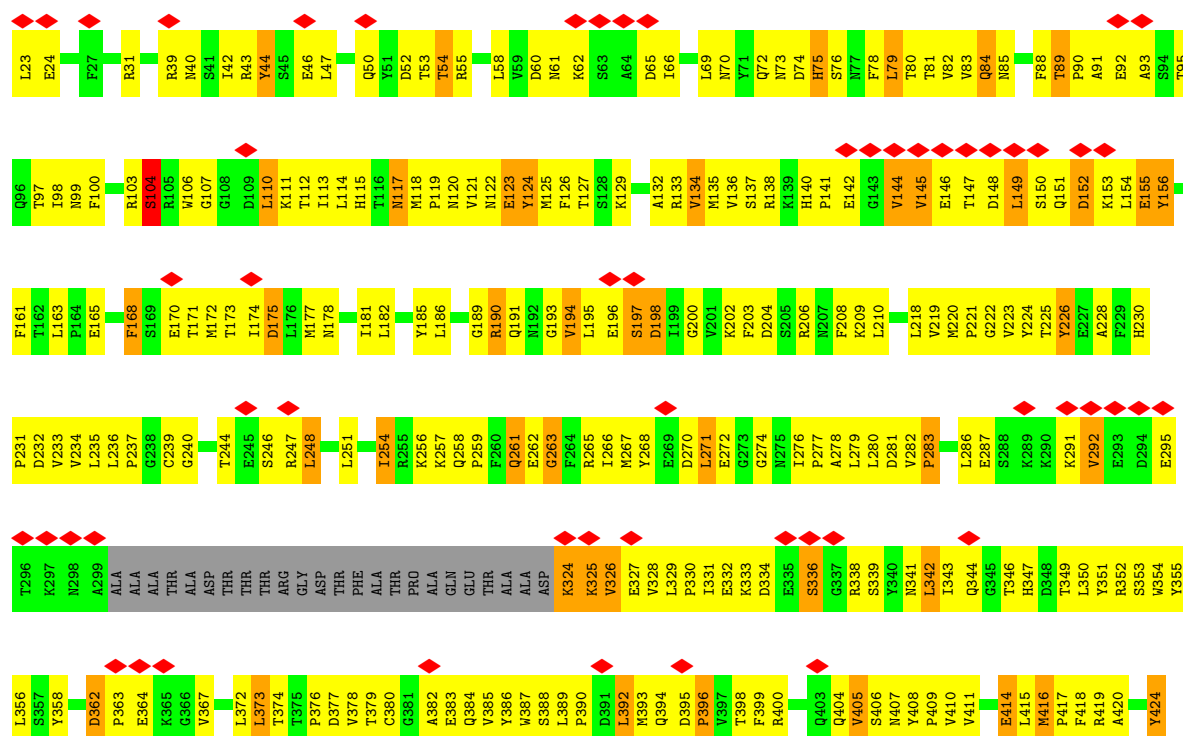
Chain K: 18% 55% 24%



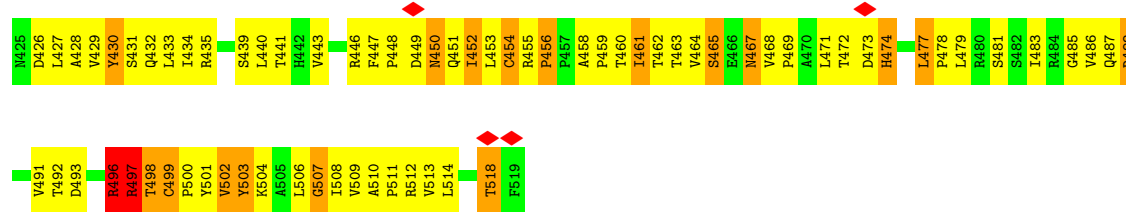




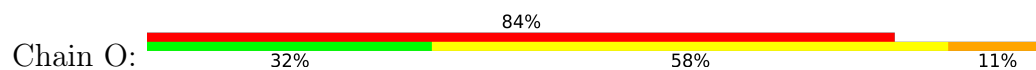





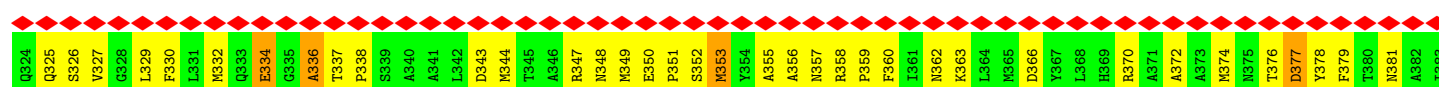
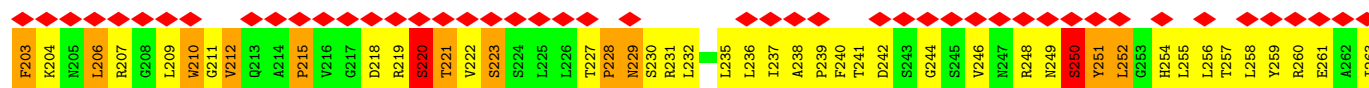




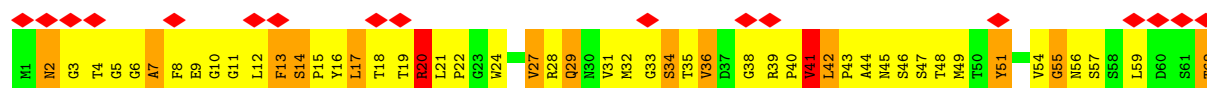
• Molecule 3: Fiber



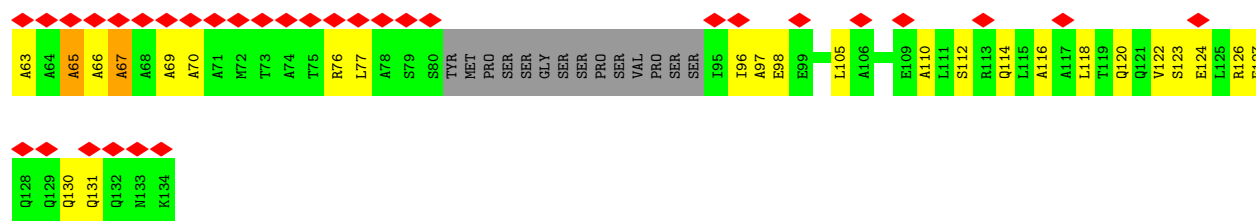
• Molecule 4: PIHla



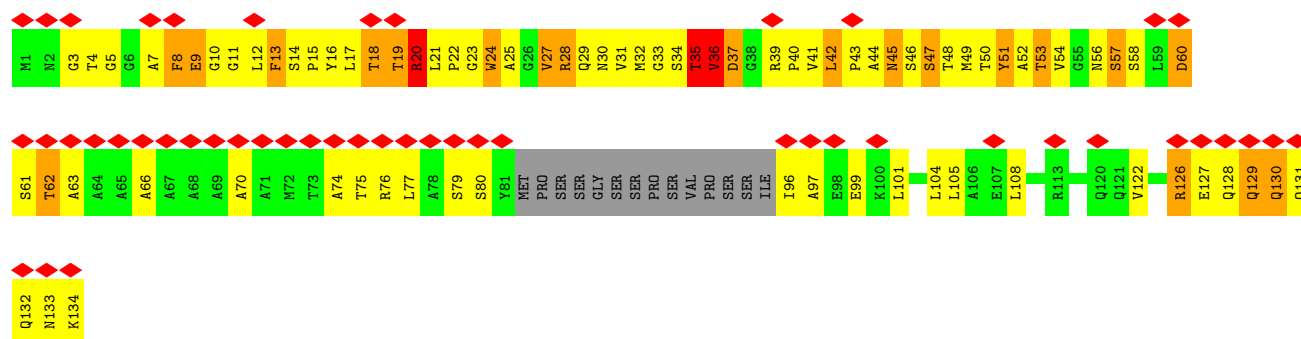
• Molecule 5: PIX



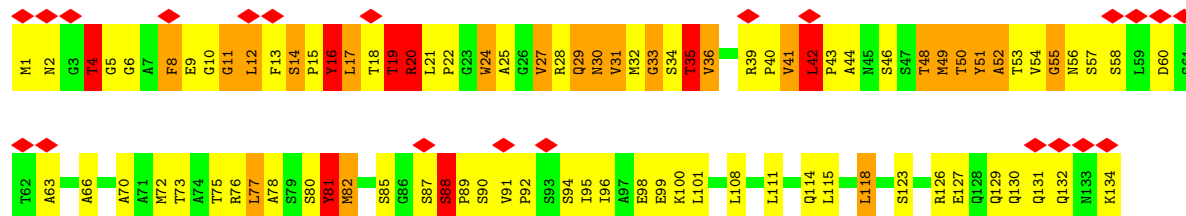




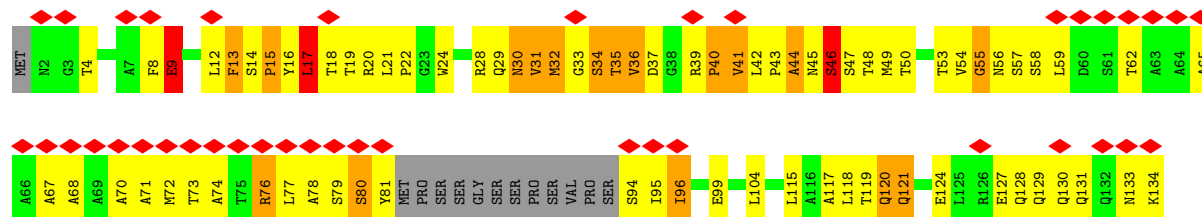
• Molecule 5: PIX



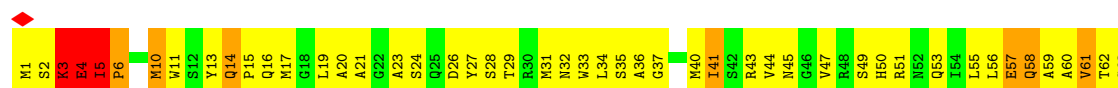
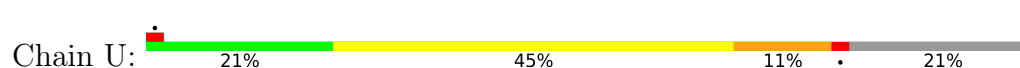
• Molecule 5: PIX



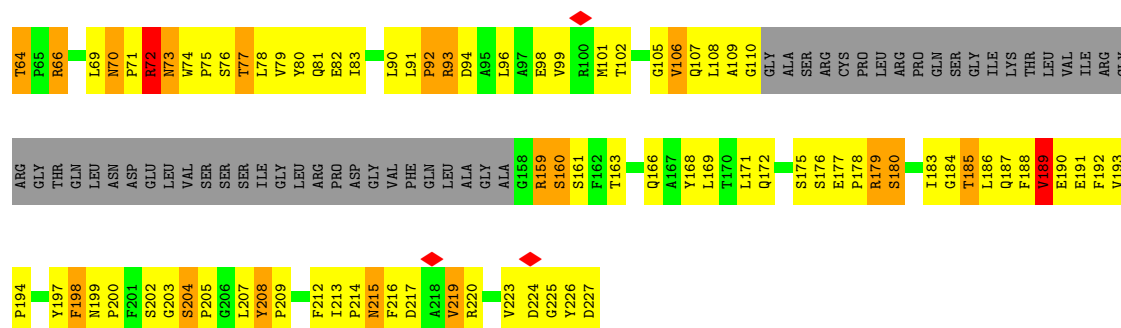
• Molecule 5: PIX



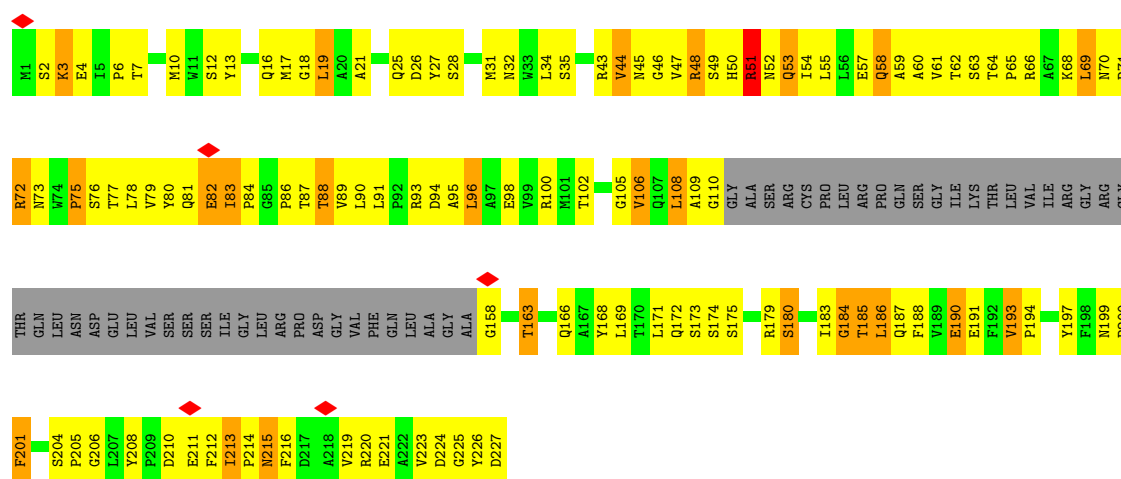
• Molecule 6: PVIII







### • Molecule 6: PVIII



### • Molecule 7: PVI



### • Molecule 7: PVI

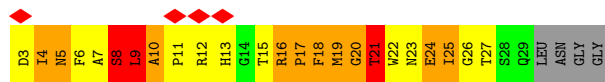


### • Molecule 7: PVI





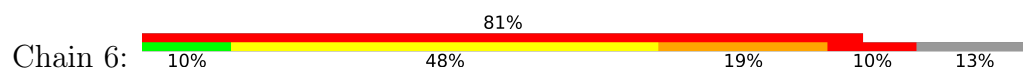
- Molecule 7: PVI



- Molecule 7: PVI



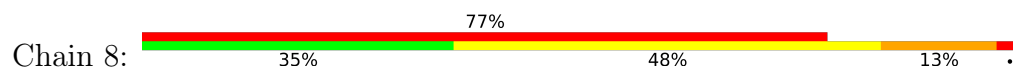
- Molecule 7: PVI



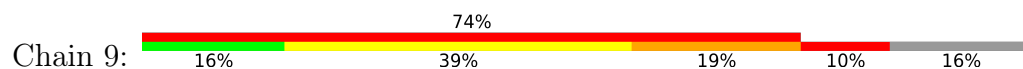
- Molecule 7: PVI



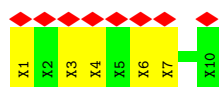
- Molecule 7: PVI



- Molecule 7: PVI

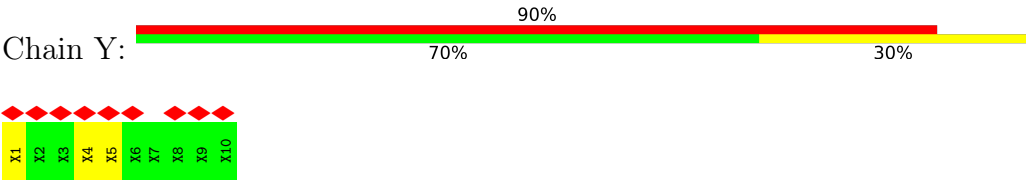


- Molecule 8: Unknown

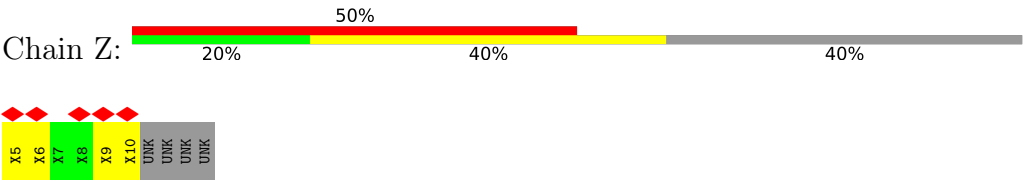




● Molecule 8: Unknown



● Molecule 8: Unknown





## 4 Experimental information

Property	Value	Source
EM reconstruction method	SINGLE PARTICLE	Depositor
Imposed symmetry	POINT, I	Depositor
Number of particles used	19000	Depositor
Resolution determination method	FSC 0.143 CUT-OFF	Depositor
CTF correction method	PHASE FLIPPING ONLY	Depositor
Microscope	FEI TITAN KRIOS	Depositor
Voltage (kV)	300	Depositor
Electron dose ( $e^-/\text{\AA}^2$ )	1.4	Depositor
Minimum defocus (nm)	800	Depositor
Maximum defocus (nm)	Not provided	
Magnification	22500	Depositor
Image detector	GATAN K2 SUMMIT (4k x 4k)	Depositor
Maximum map value	0.115	Depositor
Minimum map value	-0.069	Depositor
Average map value	-0.002	Depositor
Map value standard deviation	0.006	Depositor
Recommended contour level	0.02	Depositor
Map size ( $\text{\AA}$ )	1571.9999, 1571.9999, 1571.9999	wwPDB
Map dimensions	1200, 1200, 1200	wwPDB
Map angles ( $^\circ$ )	90.0, 90.0, 90.0	wwPDB
Pixel spacing ( $\text{\AA}$ )	1.31, 1.31, 1.31	Depositor



## 5 Model quality ⓘ

### 5.1 Standard geometry ⓘ

The Z score for a bond length (or angle) is the number of standard deviations the observed value is removed from the expected value. A bond length (or angle) with  $|Z| > 5$  is considered an outlier worth inspection. RMSZ is the root-mean-square of all Z scores of the bond lengths (or angles).

Mol	Chain	Bond lengths		Bond angles	
		RMSZ	# $ Z  > 5$	RMSZ	# $ Z  > 5$
1	A	0.73	5/7757 (0.1%)	1.12	54/10551 (0.5%)
1	B	0.95	15/7743 (0.2%)	1.40	81/10534 (0.8%)
1	C	0.80	5/7726 (0.1%)	1.19	52/10509 (0.5%)
1	D	0.82	10/7732 (0.1%)	1.18	47/10517 (0.4%)
1	E	0.90	12/7732 (0.2%)	1.28	78/10517 (0.7%)
1	F	0.86	6/7751 (0.1%)	1.27	70/10544 (0.7%)
1	G	0.92	9/7732 (0.1%)	1.57	70/10517 (0.7%)
1	H	0.92	11/7732 (0.1%)	1.33	69/10517 (0.7%)
1	I	0.78	1/7743 (0.0%)	1.18	53/10534 (0.5%)
1	J	1.01	11/7758 (0.1%)	1.26	49/10554 (0.5%)
1	K	0.84	3/7758 (0.0%)	1.22	55/10554 (0.5%)
1	L	0.77	2/7731 (0.0%)	1.18	45/10516 (0.4%)
2	N	0.71	4/3896 (0.1%)	0.98	15/5302 (0.3%)
3	O	1.04	0/167	1.66	1/225 (0.4%)
4	M	0.75	5/2990 (0.2%)	1.04	20/4067 (0.5%)
5	P	0.86	1/879 (0.1%)	1.44	15/1190 (1.3%)
5	Q	1.04	1/884 (0.1%)	1.45	13/1197 (1.1%)
5	R	0.82	0/978	1.30	13/1328 (1.0%)
5	S	0.78	0/890	1.22	7/1206 (0.6%)
6	U	0.73	0/1428	1.06	2/1946 (0.1%)
6	V	0.68	0/1428	1.01	5/1946 (0.3%)
7	1	1.45	2/242 (0.8%)	1.89	7/326 (2.1%)
7	2	1.20	0/217	1.73	6/294 (2.0%)
7	3	0.92	0/208	1.73	10/282 (3.5%)
7	4	1.26	2/217 (0.9%)	1.66	10/294 (3.4%)
7	5	1.21	0/208	1.71	7/282 (2.5%)
7	6	1.04	0/217	1.56	9/294 (3.1%)
7	7	1.06	1/208 (0.5%)	1.70	5/282 (1.8%)
7	8	1.28	1/242 (0.4%)	1.67	3/326 (0.9%)
7	9	1.16	0/208	1.46	2/282 (0.7%)
All	All	0.86	107/108402 (0.1%)	1.26	873/147433 (0.6%)

Chiral center outliers are detected by calculating the chiral volume of a chiral center and verifying if the center is modelled as a planar moiety or with the opposite hand. A planarity outlier is detected



by checking planarity of atoms in a peptide group, atoms in a mainchain group or atoms of a sidechain that are expected to be planar.

Mol	Chain	#Chirality outliers	#Planarity outliers
1	A	0	2
1	B	0	5
1	C	0	1
1	E	0	2
1	F	0	3
1	G	1	3
1	H	0	2
1	I	0	1
1	J	0	2
1	L	0	2
5	P	0	1
All	All	1	24

All (107) bond length outliers are listed below:

Mol	Chain	Res	Type	Atoms	Z	Observed(Å)	Ideal(Å)
1	J	277	TYR	CB-CG	-49.00	0.78	1.51
1	B	433	ASP	CB-CG	-28.79	0.91	1.51
1	H	328	ASP	CB-CG	-21.23	1.07	1.51
1	G	776	ILE	CB-CG1	-20.98	0.95	1.54
1	D	297	VAL	CB-CG1	19.99	1.94	1.52
1	B	431	GLY	C-N	-18.34	0.91	1.34
1	E	774	TYR	CB-CG	17.65	1.78	1.51
1	D	297	VAL	CB-CG2	-17.06	1.17	1.52
1	H	326	PHE	C-N	-16.15	0.96	1.34
4	M	390	PRO	C-OXT	15.79	1.53	1.23
2	N	496	ARG	CB-CG	-15.68	1.10	1.52
2	N	497	ARG	CB-CG	-15.61	1.10	1.52
1	A	18	GLN	C-N	-15.60	0.98	1.34
1	G	776	ILE	CB-CG2	15.17	1.99	1.52
1	G	774	TYR	CB-CG	14.59	1.73	1.51
1	E	321	PRO	CB-CG	14.01	2.19	1.50
1	K	201	GLU	CB-CG	-13.83	1.25	1.52
1	B	432	ASN	C-N	13.77	1.65	1.34
1	B	360	ASP	CB-CG	-13.64	1.23	1.51
7	8	33	GLY	C-OXT	13.62	1.49	1.23
1	E	773	HIS	C-N	-13.59	1.02	1.34
1	E	453	CYS	CB-SG	13.40	2.05	1.82
1	D	296	HIS	CB-CG	13.01	1.73	1.50
1	B	432	ASN	CB-CG	-11.81	1.23	1.51
1	E	320	ARG	CB-CG	-11.71	1.21	1.52

*Continued on next page...*



*Continued from previous page...*

Mol	Chain	Res	Type	Atoms	Z	Observed(Å)	Ideal(Å)
1	E	436	GLU	CB-CG	-11.26	1.30	1.52
1	E	544	ARG	CB-CG	11.17	1.82	1.52
1	H	755	ASN	CB-CG	-11.11	1.25	1.51
1	G	775	ASN	CB-CG	-11.04	1.25	1.51
1	F	735	ASP	CB-CG	-10.98	1.28	1.51
1	H	71	VAL	CB-CG1	10.88	1.75	1.52
1	F	880	MET	CB-CG	-10.61	1.17	1.51
1	D	295	THR	CB-OG1	10.29	1.63	1.43
1	L	310	ILE	CB-CG2	-9.76	1.22	1.52
1	B	433	ASP	C-N	-9.38	1.16	1.33
1	H	329	ASN	CB-CG	-9.35	1.29	1.51
1	D	66	LEU	CB-CG	-9.06	1.26	1.52
1	D	762	THR	CB-OG1	-8.79	1.25	1.43
1	H	482	PRO	N-CA	-8.71	1.32	1.47
1	D	294	ASP	C-N	-8.69	1.14	1.34
1	H	70	PRO	C-N	-8.46	1.14	1.34
1	G	776	ILE	C-N	-8.22	1.18	1.33
1	B	434	GLY	N-CA	7.78	1.57	1.46
1	L	310	ILE	CB-CG1	7.70	1.75	1.54
1	D	295	THR	CB-CG2	-7.54	1.27	1.52
1	J	278	LYS	CB-CG	7.46	1.72	1.52
1	C	146	GLY	CA-C	7.32	1.63	1.51
2	N	104	SER	CB-OG	-7.13	1.32	1.42
1	E	533	ASN	C-N	7.09	1.47	1.34
1	B	385	ASN	CB-CG	7.03	1.67	1.51
1	J	279	ALA	C-N	-6.91	1.18	1.34
7	1	18	PHE	CB-CG	-6.57	1.40	1.51
1	A	242	PHE	CB-CG	-6.54	1.40	1.51
1	J	276	GLU	C-N	-6.53	1.19	1.34
1	B	210	PHE	CB-CG	6.43	1.62	1.51
1	B	372	ASP	CB-CG	-6.41	1.38	1.51
1	E	8	PRO	CA-C	6.40	1.65	1.52
4	M	385	ASN	C-N	6.36	1.46	1.34
1	B	429	THR	C-N	-6.31	1.19	1.34
4	M	295	LEU	N-CA	6.21	1.58	1.46
7	1	28	SER	N-CA	6.16	1.58	1.46
1	H	678	TRP	CB-CG	-6.12	1.39	1.50
1	H	336	TYR	CB-CG	-6.08	1.42	1.51
1	K	533	ASN	C-N	6.05	1.45	1.34
1	A	18	GLN	CA-CB	5.96	1.67	1.53
1	H	923	PHE	CB-CG	-5.92	1.41	1.51
1	K	401	HIS	CB-CG	5.92	1.60	1.50

*Continued on next page...*



*Continued from previous page...*

Mol	Chain	Res	Type	Atoms	Z	Observed(Å)	Ideal(Å)
7	7	20	GLY	N-CA	-5.90	1.37	1.46
1	B	430	ASN	CB-CG	-5.80	1.37	1.51
1	D	761	MET	CB-CG	-5.73	1.33	1.51
1	F	343	GLY	CA-C	-5.73	1.42	1.51
7	4	24	GLU	N-CA	5.72	1.57	1.46
1	G	773	HIS	C-N	-5.63	1.21	1.34
1	A	718	PHE	CB-CG	-5.61	1.41	1.51
4	M	389	LEU	C-N	5.58	1.44	1.34
1	F	940	TYR	CB-CG	-5.52	1.43	1.51
1	C	894	TYR	CB-CG	-5.48	1.43	1.51
1	C	528	PRO	N-CA	-5.46	1.38	1.47
1	J	267	SER	C-N	5.45	1.44	1.34
1	D	922	VAL	N-CA	-5.44	1.35	1.46
1	H	71	VAL	CB-CG2	5.43	1.64	1.52
4	M	386	PRO	N-CA	5.42	1.56	1.47
1	C	242	PHE	CB-CG	-5.35	1.42	1.51
1	J	268	PRO	N-CA	5.35	1.56	1.47
1	B	45	PHE	CB-CG	-5.30	1.42	1.51
1	G	193	PHE	N-CA	-5.30	1.35	1.46
1	J	275	GLU	C-N	-5.29	1.21	1.34
1	J	443	ASP	C-N	-5.27	1.22	1.34
1	E	149	GLN	C-N	-5.26	1.22	1.34
1	B	402	GLY	N-CA	-5.22	1.38	1.46
5	P	67	ALA	CA-C	5.22	1.66	1.52
1	E	327	ARG	C-N	-5.22	1.22	1.34
1	F	344	VAL	N-CA	-5.22	1.35	1.46
2	N	156	TYR	CB-CG	-5.20	1.43	1.51
1	G	742	GLU	N-CA	-5.19	1.35	1.46
1	C	346	ALA	C-N	5.17	1.42	1.33
1	J	718	PHE	CB-CG	-5.16	1.42	1.51
1	F	330	PHE	C-N	-5.14	1.22	1.34
1	I	523	ARG	C-N	-5.13	1.22	1.34
1	G	678	TRP	CB-CG	-5.12	1.41	1.50
7	4	5	ASN	N-CA	5.10	1.56	1.46
1	J	952	THR	C-OXT	5.07	1.32	1.23
1	J	479	LEU	N-CA	-5.05	1.36	1.46
5	Q	5	GLY	N-CA	-5.04	1.38	1.46
1	A	729	VAL	N-CA	-5.04	1.36	1.46
1	E	380	TYR	CB-CG	-5.04	1.44	1.51
1	B	537	HIS	C-N	5.01	1.43	1.34

All (873) bond angle outliers are listed below:



Mol	Chain	Res	Type	Atoms	Z	Observed(°)	Ideal(°)
1	G	774	TYR	CB-CG-CD1	-63.44	82.93	121.00
1	G	774	TYR	CB-CG-CD2	60.92	157.55	121.00
1	B	210	PHE	CB-CG-CD2	-28.19	101.07	120.80
1	J	277	TYR	CA-CB-CG	25.09	161.06	113.40
1	B	210	PHE	CB-CG-CD1	25.02	138.31	120.80
1	G	776	ILE	CA-CB-CG1	24.50	157.55	111.00
1	H	327	ARG	CA-CB-CG	23.05	164.10	113.40
1	D	68	PHE	CB-CG-CD1	-21.77	105.56	120.80
1	B	360	ASP	CB-CG-OD2	-21.40	99.04	118.30
1	B	431	GLY	O-C-N	-21.02	89.07	122.70
1	D	68	PHE	CB-CG-CD2	20.96	135.47	120.80
1	E	774	TYR	CB-CG-CD1	-20.67	108.60	121.00
1	B	360	ASP	CB-CG-OD1	20.32	136.59	118.30
1	E	774	TYR	CB-CG-CD2	19.76	132.85	121.00
1	H	328	ASP	CB-CG-OD1	-18.47	101.67	118.30
1	B	431	GLY	C-N-CA	18.12	167.00	121.70
1	F	880	MET	CA-CB-CG	17.44	142.95	113.30
1	A	18	GLN	CB-CA-C	16.96	144.33	110.40
1	B	431	GLY	CA-C-N	16.52	153.55	117.20
1	B	211	TYR	CB-CG-CD2	-16.32	111.21	121.00
1	A	18	GLN	O-C-N	-16.15	96.86	122.70
1	H	330	PHE	CB-CG-CD2	-16.11	109.52	120.80
1	H	328	ASP	CB-CG-OD2	16.10	132.79	118.30
1	D	761	MET	CA-CB-CG	15.62	139.85	113.30
1	B	432	ASN	CB-CG-OD1	-15.43	90.75	121.60
1	B	211	TYR	CB-CG-CD1	15.31	130.19	121.00
1	J	277	TYR	CB-CG-CD2	-15.25	111.85	121.00
1	A	18	GLN	C-N-CA	14.59	158.17	121.70
1	H	330	PHE	CB-CG-CD1	14.11	130.68	120.80
1	E	773	HIS	O-C-N	-13.96	100.37	122.70
1	G	773	HIS	O-C-N	-13.62	100.92	122.70
1	G	776	ILE	O-C-N	-13.41	100.40	123.20
1	E	440	TRP	CA-CB-CG	-13.36	88.31	113.70
1	D	297	VAL	CA-CB-CG2	12.70	129.94	110.90
1	E	911	ASP	CB-CA-C	-12.34	85.72	110.40
1	K	440	TRP	CA-CB-CG	-12.05	90.80	113.70
2	N	497	ARG	CA-CB-CG	11.93	139.64	113.40
1	H	78	TYR	CB-CG-CD2	-11.63	114.02	121.00
1	H	78	TYR	CB-CA-C	-11.56	87.27	110.40
1	K	201	GLU	CB-CG-CD	-11.49	83.19	114.20
1	D	314	GLN	CB-CA-C	-11.46	87.48	110.40
1	B	432	ASN	CA-CB-CG	11.41	138.51	113.40
1	G	776	ILE	CA-CB-CG2	-11.35	88.21	110.90

Continued on next page...



*Continued from previous page...*

Mol	Chain	Res	Type	Atoms	Z	Observed(°)	Ideal(°)
1	E	436	GLU	CA-CB-CG	11.07	137.75	113.40
1	B	314	GLN	CB-CA-C	-11.05	88.30	110.40
1	F	718	PHE	CB-CG-CD2	-10.97	113.12	120.80
1	H	242	PHE	CB-CA-C	-10.87	88.66	110.40
1	B	429	THR	O-C-N	-10.80	105.43	122.70
1	G	776	ILE	CB-CG1-CD1	10.76	144.02	113.90
1	A	18	GLN	CA-C-N	10.66	140.65	117.20
1	C	774	TYR	CB-CG-CD1	-10.59	114.64	121.00
1	B	861	GLN	CB-CA-C	-10.59	89.22	110.40
1	K	59	ASP	CA-CB-CG	-10.52	90.26	113.40
1	G	742	GLU	N-CA-CB	-10.43	91.83	110.60
1	A	242	PHE	CB-CA-C	-10.26	89.88	110.40
1	B	372	ASP	CB-CG-OD2	-10.12	109.19	118.30
7	1	18	PHE	CB-CA-C	-10.06	90.27	110.40
7	1	18	PHE	CB-CG-CD1	-9.98	113.81	120.80
1	F	869	VAL	CB-CA-C	-9.94	92.52	111.40
1	J	718	PHE	CB-CA-C	-9.90	90.60	110.40
1	G	937	GLU	CB-CA-C	-9.89	90.62	110.40
1	J	610	PHE	CB-CA-C	-9.88	90.64	110.40
1	H	102	ASP	CB-CA-C	-9.76	90.89	110.40
1	H	71	VAL	CG1-CB-CG2	-9.71	95.36	110.90
1	C	242	PHE	CB-CA-C	-9.66	91.08	110.40
1	E	848	TYR	CB-CG-CD1	-9.62	115.23	121.00
5	P	67	ALA	O-C-N	9.51	137.92	122.70
1	D	66	LEU	CA-CB-CG	9.47	137.09	115.30
2	N	497	ARG	CB-CG-CD	-9.44	87.06	111.60
1	E	905	PHE	CB-CA-C	-9.40	91.59	110.40
1	G	742	GLU	CB-CG-CD	-9.37	88.89	114.20
1	G	775	ASN	CB-CG-OD1	9.36	140.33	121.60
1	E	79	LEU	CB-CA-C	-9.36	92.42	110.20
1	I	756	VAL	CB-CA-C	-9.24	93.85	111.40
1	G	773	HIS	CA-C-N	9.19	137.42	117.20
5	Q	9	GLU	CA-C-N	-9.16	97.88	116.20
1	B	372	ASP	CB-CG-OD1	9.10	126.49	118.30
5	P	65	ALA	O-C-N	-9.05	108.22	122.70
1	A	224	PRO	N-CA-CB	9.05	114.16	103.30
1	A	937	GLU	CB-CA-C	-8.99	92.41	110.40
1	H	923	PHE	CB-CA-C	-8.98	92.45	110.40
1	H	678	TRP	CB-CA-C	-8.94	92.52	110.40
5	R	16	TYR	CB-CG-CD2	-8.93	115.64	121.00
1	G	926	VAL	CB-CA-C	-8.90	94.49	111.40
1	I	299	TYR	CB-CG-CD2	8.87	126.32	121.00

*Continued on next page...*



*Continued from previous page...*

Mol	Chain	Res	Type	Atoms	Z	Observed(°)	Ideal(°)
1	G	678	TRP	CB-CA-C	-8.81	92.78	110.40
1	F	804	GLN	CB-CA-C	-8.75	92.90	110.40
1	G	775	ASN	CB-CG-ND2	-8.75	95.70	116.70
1	I	299	TYR	CB-CG-CD1	-8.72	115.77	121.00
5	Q	11	GLY	N-CA-C	-8.71	91.32	113.10
1	J	758	GLN	CB-CA-C	-8.69	93.02	110.40
1	H	314	GLN	CB-CA-C	-8.69	93.02	110.40
1	B	432	ASN	CB-CG-ND2	8.68	137.53	116.70
1	D	277	TYR	CB-CG-CD2	-8.64	115.82	121.00
1	G	314	GLN	CB-CA-C	-8.63	93.14	110.40
7	8	30	LEU	CB-CA-C	-8.60	93.85	110.20
1	I	186	ASP	CA-CB-CG	-8.60	94.49	113.40
1	D	297	VAL	CA-CB-CG1	-8.58	98.03	110.90
1	D	78	TYR	CB-CG-CD1	-8.57	115.86	121.00
1	H	54	HIS	CA-CB-CG	-8.57	99.03	113.60
1	J	276	GLU	O-C-N	8.54	136.36	122.70
1	I	639	HIS	CB-CA-C	-8.51	93.39	110.40
1	C	385	ASN	CB-CA-C	-8.48	93.44	110.40
1	L	509	VAL	CB-CA-C	-8.45	95.35	111.40
5	Q	13	PHE	CB-CA-C	-8.43	93.54	110.40
1	B	62	GLN	CB-CA-C	-8.42	93.56	110.40
4	M	385	ASN	N-CA-C	8.40	133.68	111.00
1	F	928	VAL	CB-CA-C	-8.40	95.44	111.40
1	I	834	PRO	C-N-CA	-8.32	100.90	121.70
2	N	152	ASP	CB-CA-C	8.29	126.99	110.40
1	G	776	ILE	CA-C-N	8.29	132.77	116.20
4	M	295	LEU	N-CA-C	8.25	133.28	111.00
1	J	511	PRO	CB-CA-C	-8.21	91.46	112.00
7	3	18	PHE	N-CA-C	8.20	133.15	111.00
1	F	680	PHE	CB-CG-CD2	-8.17	115.08	120.80
1	L	310	ILE	CA-CB-CG2	8.16	127.22	110.90
1	K	135	TRP	CA-CB-CG	-8.15	98.22	113.70
1	B	433	ASP	CB-CG-OD2	-8.09	111.02	118.30
1	E	678	TRP	CB-CA-C	-8.08	94.25	110.40
1	K	242	PHE	CB-CA-C	-8.08	94.25	110.40
1	H	811	TYR	CB-CG-CD2	-8.06	116.16	121.00
1	K	229	PHE	CB-CG-CD1	-8.00	115.20	120.80
1	B	359	GLN	O-C-N	-7.98	109.92	122.70
1	E	848	TYR	CB-CG-CD2	7.96	125.78	121.00
1	B	429	THR	C-N-CA	7.93	141.54	121.70
1	D	725	PHE	CB-CA-C	7.89	126.17	110.40
1	F	257	ASP	CA-CB-CG	-7.88	96.07	113.40

*Continued on next page...*



*Continued from previous page...*

Mol	Chain	Res	Type	Atoms	Z	Observed(°)	Ideal(°)
1	A	224	PRO	N-CA-C	-7.87	91.64	112.10
1	H	736	ARG	CB-CA-C	-7.85	94.70	110.40
1	A	280	ASP	N-CA-C	7.83	132.13	111.00
1	K	54	HIS	CA-CB-CG	-7.80	100.34	113.60
1	B	731	TRP	CA-CB-CG	-7.77	98.94	113.70
1	G	539	ARG	CB-CA-C	-7.76	94.87	110.40
1	I	255	ASP	CB-CA-C	-7.76	94.88	110.40
1	L	639	HIS	CB-CA-C	-7.75	94.91	110.40
1	J	74	GLU	N-CA-CB	-7.73	96.69	110.60
1	H	326	PHE	CB-CA-C	7.71	125.81	110.40
1	B	78	TYR	CB-CG-CD1	-7.69	116.39	121.00
1	E	773	HIS	CA-C-N	7.67	134.08	117.20
1	E	931	PRO	C-N-CA	-7.66	102.54	121.70
1	D	848	TYR	CB-CG-CD1	-7.66	116.41	121.00
1	H	731	TRP	CA-CB-CG	-7.64	99.18	113.70
1	B	434	GLY	CA-C-O	7.64	134.35	120.60
1	I	242	PHE	CB-CA-C	-7.63	95.14	110.40
7	6	4	ILE	C-N-CA	7.63	140.78	121.70
2	N	414	GLU	CB-CA-C	7.62	125.63	110.40
1	C	861	GLN	CB-CA-C	-7.61	95.19	110.40
1	E	754	TYR	CB-CG-CD2	7.60	125.56	121.00
1	F	90	ASP	CA-CB-CG	-7.60	96.68	113.40
1	L	280	ASP	CB-CA-C	-7.60	95.20	110.40
1	J	38	TYR	CB-CG-CD2	7.59	125.55	121.00
1	E	894	TYR	CB-CA-C	7.58	125.55	110.40
1	H	66	LEU	CB-CA-C	-7.57	95.82	110.20
1	B	929	HIS	CB-CA-C	-7.53	95.34	110.40
1	H	90	ASP	CA-CB-CG	-7.52	96.86	113.40
5	R	19	THR	C-N-CA	-7.49	102.98	121.70
1	G	742	GLU	CB-CA-C	7.48	125.36	110.40
5	P	65	ALA	N-CA-CB	7.48	120.57	110.10
1	F	740	PRO	CB-CA-C	-7.47	93.33	112.00
1	J	226	TYR	CB-CG-CD1	-7.46	116.52	121.00
1	F	940	TYR	CB-CA-C	-7.45	95.50	110.40
1	D	911	ASP	CA-CB-CG	-7.44	97.03	113.40
1	E	305	ASP	CA-CB-CG	-7.43	97.05	113.40
1	I	807	ASP	CB-CA-C	-7.41	95.58	110.40
1	A	314	GLN	CB-CA-C	-7.41	95.58	110.40
1	G	226	TYR	CB-CG-CD1	-7.41	116.56	121.00
1	B	361	ARG	CA-CB-CG	-7.36	97.20	113.40
1	E	305	ASP	CB-CA-C	-7.36	95.68	110.40
1	A	336	TYR	CB-CG-CD2	-7.34	116.60	121.00

*Continued on next page...*



*Continued from previous page...*

Mol	Chain	Res	Type	Atoms	Z	Observed(°)	Ideal(°)
7	6	18	PHE	N-CA-C	7.30	130.72	111.00
6	U	202	SER	C-N-CA	7.28	137.58	122.30
1	B	908	ASP	CB-CA-C	-7.27	95.86	110.40
1	J	879	PHE	CB-CA-C	-7.25	95.90	110.40
1	H	811	TYR	CB-CG-CD1	7.25	125.35	121.00
1	J	399	GLU	CB-CA-C	-7.24	95.92	110.40
1	B	812	LYS	C-N-CA	7.24	139.79	121.70
7	1	25	ILE	C-N-CA	7.23	137.49	122.30
1	D	434	GLY	N-CA-C	-7.23	95.03	113.10
1	L	474	TYR	CB-CG-CD1	-7.20	116.68	121.00
1	A	732	PRO	CB-CA-C	-7.19	94.02	112.00
2	N	456	PRO	CB-CA-C	-7.18	94.04	112.00
1	A	567	PHE	CB-CG-CD1	-7.16	115.79	120.80
1	F	680	PHE	CB-CA-C	-7.16	96.08	110.40
7	7	18	PHE	CB-CA-C	-7.14	96.11	110.40
1	J	276	GLU	CA-C-N	-7.14	101.49	117.20
1	K	360	ASP	CA-CB-CG	-7.12	97.72	113.40
6	V	201	PHE	CB-CG-CD1	-7.10	115.83	120.80
1	H	103	ILE	CB-CA-C	-7.10	97.40	111.60
1	E	314	GLN	CB-CA-C	-7.09	96.22	110.40
7	1	26	GLY	N-CA-C	7.09	130.83	113.10
2	N	156	TYR	CB-CG-CD1	-7.09	116.75	121.00
1	G	905	PHE	CB-CA-C	-7.08	96.23	110.40
1	B	202	GLU	CB-CA-C	7.08	124.56	110.40
1	E	321	PRO	CA-CB-CG	-7.08	90.54	104.00
1	I	140	LYS	C-N-CA	-7.08	104.00	121.70
7	5	18	PHE	CB-CG-CD2	-7.05	115.86	120.80
1	F	867	ASP	CA-CB-CG	-7.04	97.90	113.40
1	A	262	ASP	CB-CA-C	7.02	124.44	110.40
1	E	204	TRP	CB-CA-C	-7.01	96.38	110.40
1	I	18	GLN	CB-CA-C	-7.01	96.38	110.40
1	E	616	TYR	CB-CG-CD1	-6.99	116.81	121.00
1	G	834	PRO	CB-CA-C	-6.98	94.55	112.00
1	K	476	ASN	CA-CB-CG	-6.98	98.04	113.40
1	L	59	ASP	CA-CB-CG	-6.98	98.05	113.40
1	L	700	VAL	CB-CA-C	-6.97	98.15	111.40
1	E	911	ASP	N-CA-C	6.96	129.81	111.00
7	8	31	ASN	CB-CA-C	-6.95	96.49	110.40
1	K	842	TYR	CB-CG-CD2	-6.95	116.83	121.00
5	Q	35	THR	CA-C-N	-6.94	101.92	117.20
1	D	806	VAL	CB-CA-C	-6.94	98.21	111.40
1	H	78	TYR	CB-CG-CD1	6.93	125.16	121.00

*Continued on next page...*



*Continued from previous page...*

Mol	Chain	Res	Type	Atoms	Z	Observed(°)	Ideal(°)
1	L	707	TYR	CB-CG-CD1	-6.93	116.84	121.00
4	M	252	LEU	CB-CA-C	6.90	123.31	110.20
1	L	731	TRP	CA-CB-CG	-6.89	100.60	113.70
1	F	848	TYR	CB-CG-CD1	-6.89	116.86	121.00
5	Q	132	GLN	CB-CA-C	6.88	124.17	110.40
1	G	848	TYR	CB-CG-CD1	-6.87	116.88	121.00
1	H	725	PHE	CB-CA-C	6.87	124.14	110.40
1	J	38	TYR	CB-CG-CD1	-6.86	116.88	121.00
1	A	224	PRO	CB-CA-C	-6.86	94.86	112.00
1	K	560	ILE	CB-CA-C	-6.85	97.91	111.60
1	L	804	GLN	CB-CA-C	-6.84	96.71	110.40
1	D	78	TYR	CB-CG-CD2	6.84	125.10	121.00
1	I	229	PHE	CB-CG-CD1	-6.82	116.03	120.80
1	F	534	PRO	CB-CA-C	-6.81	94.97	112.00
1	D	16	ALA	C-N-CA	6.81	136.60	122.30
1	A	336	TYR	CA-C-N	-6.80	102.23	117.20
1	E	54	HIS	CA-CB-CG	-6.80	102.04	113.60
1	C	774	TYR	CB-CA-C	-6.79	96.82	110.40
1	G	143	THR	CB-CA-C	-6.79	93.27	111.60
1	G	695	PHE	CB-CG-CD1	-6.79	116.05	120.80
1	K	177	ASP	C-N-CA	6.76	138.61	121.70
7	1	9	LEU	CB-CA-C	-6.76	97.35	110.20
1	E	933	ARG	N-CA-CB	-6.75	98.44	110.60
1	G	773	HIS	C-N-CA	6.75	138.57	121.70
1	G	695	PHE	CB-CG-CD2	6.74	125.52	120.80
1	J	678	TRP	CB-CA-C	-6.74	96.93	110.40
1	H	277	TYR	CB-CG-CD2	-6.73	116.96	121.00
1	E	787	TYR	CB-CG-CD1	-6.72	116.97	121.00
1	E	54	HIS	N-CA-C	6.72	129.15	111.00
7	3	5	ASN	CB-CA-C	-6.72	96.97	110.40
1	K	241	LYS	CB-CA-C	6.71	123.81	110.40
1	L	909	PRO	CB-CA-C	-6.69	95.27	112.00
1	K	726	ASP	CA-C-N	-6.69	102.48	117.20
2	N	261	GLN	CB-CA-C	6.69	123.78	110.40
1	G	192	THR	CA-C-N	-6.69	102.49	117.20
1	G	38	TYR	CB-CG-CD1	-6.68	116.99	121.00
1	D	678	TRP	CB-CA-C	-6.67	97.07	110.40
1	F	910	MET	CB-CA-C	6.66	123.72	110.40
1	I	177	ASP	C-N-CA	-6.64	105.10	121.70
1	J	474	TYR	CB-CG-CD1	-6.63	117.02	121.00
1	G	775	ASN	CA-CB-CG	6.63	127.98	113.40
1	G	775	ASN	N-CA-CB	-6.63	98.67	110.60

*Continued on next page...*



*Continued from previous page...*

Mol	Chain	Res	Type	Atoms	Z	Observed(°)	Ideal(°)
1	E	921	GLU	CB-CA-C	-6.62	97.17	110.40
1	B	429	THR	CA-C-N	6.62	131.75	117.20
1	F	723	ILE	CB-CA-C	-6.61	98.38	111.60
1	F	734	ASN	O-C-N	-6.61	112.13	122.70
1	H	193	PHE	N-CA-C	-6.60	93.17	111.00
1	E	276	GLU	CB-CA-C	6.59	123.59	110.40
7	7	13	HIS	CA-CB-CG	-6.59	102.40	113.60
1	C	253	ASP	CB-CA-C	6.58	123.56	110.40
1	B	91	ASN	CB-CA-C	-6.58	97.24	110.40
1	F	831	TYR	CB-CG-CD2	6.58	124.95	121.00
5	R	4	THR	CA-C-N	-6.58	103.04	116.20
1	C	405	ASP	CB-CA-C	-6.56	97.28	110.40
1	F	741	ASN	N-CA-CB	6.55	122.39	110.60
1	G	725	PHE	CB-CG-CD2	-6.55	116.22	120.80
1	D	295	THR	CA-CB-CG2	6.54	121.56	112.40
1	A	336	TYR	C-N-CA	6.53	138.03	121.70
4	M	385	ASN	CB-CA-C	-6.53	97.34	110.40
1	F	905	PHE	CB-CA-C	-6.53	97.34	110.40
1	I	229	PHE	CB-CG-CD2	6.52	125.37	120.80
1	H	71	VAL	CA-CB-CG1	-6.51	101.14	110.90
1	H	432	ASN	N-CA-CB	-6.50	98.89	110.60
1	B	38	TYR	CB-CG-CD1	-6.49	117.10	121.00
1	A	336	TYR	CB-CG-CD1	6.49	124.89	121.00
1	I	255	ASP	N-CA-C	6.49	128.53	111.00
1	B	941	LEU	CB-CA-C	-6.49	97.88	110.20
1	J	921	GLU	CB-CA-C	-6.48	97.45	110.40
1	B	812	LYS	CA-C-N	-6.48	102.95	117.20
1	K	10	TRP	CA-CB-CG	6.47	126.00	113.70
1	G	680	PHE	CB-CA-C	-6.47	97.45	110.40
1	J	731	TRP	CA-CB-CG	-6.47	101.40	113.70
4	M	244	GLY	C-N-CA	-6.47	105.52	121.70
1	K	865	LEU	CB-CA-C	-6.46	97.92	110.20
7	4	24	GLU	CB-CA-C	-6.46	97.48	110.40
1	D	432	ASN	CA-CB-CG	-6.46	99.20	113.40
1	L	417	THR	CA-C-N	-6.46	103.29	116.20
1	D	774	TYR	CB-CG-CD1	-6.45	117.13	121.00
1	F	437	GLU	CB-CA-C	-6.45	97.50	110.40
1	G	700	VAL	CB-CA-C	-6.45	99.15	111.40
1	A	567	PHE	CB-CG-CD2	6.44	125.31	120.80
1	E	718	PHE	CB-CG-CD2	-6.44	116.29	120.80
1	B	389	ASP	CB-CA-C	-6.44	97.53	110.40
1	G	72	ASP	CA-CB-CG	-6.43	99.25	113.40

*Continued on next page...*



*Continued from previous page...*

Mol	Chain	Res	Type	Atoms	Z	Observed(°)	Ideal(°)
5	Q	130	GLN	CB-CA-C	6.43	123.26	110.40
7	6	24	GLU	C-N-CA	-6.42	105.65	121.70
1	I	54	HIS	N-CA-C	6.42	128.32	111.00
1	H	926	VAL	CB-CA-C	-6.41	99.22	111.40
1	F	321	PRO	N-CA-CB	6.41	110.99	103.30
4	M	385	ASN	CA-C-N	6.41	135.05	117.10
1	A	18	GLN	N-CA-CB	-6.41	99.07	110.60
1	A	74	GLU	CB-CA-C	-6.41	97.59	110.40
1	B	323	TYR	CB-CG-CD1	-6.41	117.16	121.00
1	J	741	ASN	CB-CA-C	6.41	123.21	110.40
5	Q	37	ASP	CA-CB-CG	-6.40	99.32	113.40
1	H	38	TYR	CB-CG-CD2	6.40	124.84	121.00
1	F	731	TRP	CA-CB-CG	-6.39	101.56	113.70
4	M	251	TYR	CB-CG-CD1	-6.39	117.17	121.00
1	G	415	ASN	N-CA-C	-6.38	93.76	111.00
1	A	263	VAL	CB-CA-C	6.38	123.53	111.40
1	E	831	TYR	CB-CG-CD1	6.38	124.83	121.00
7	3	20	GLY	N-CA-C	-6.38	97.16	113.10
1	L	464	LEU	CA-CB-CG	6.38	129.97	115.30
5	R	89	PRO	CB-CA-C	-6.36	96.10	112.00
1	A	922	VAL	CB-CA-C	-6.36	99.32	111.40
1	G	182	ASN	CB-CA-C	-6.36	97.69	110.40
1	K	79	LEU	CB-CA-C	-6.36	98.12	110.20
1	C	199	VAL	CB-CA-C	-6.35	99.33	111.40
1	K	229	PHE	CB-CG-CD2	6.35	125.24	120.80
5	Q	36	VAL	N-CA-C	-6.34	93.87	111.00
1	D	922	VAL	CB-CA-C	-6.34	99.35	111.40
7	9	16	ARG	CB-CA-C	6.34	123.08	110.40
1	K	178	GLU	N-CA-C	6.33	128.10	111.00
1	E	178	GLU	N-CA-C	6.32	128.05	111.00
1	I	599	ASN	CA-CB-CG	-6.30	99.54	113.40
1	E	774	TYR	CA-CB-CG	-6.29	101.44	113.40
1	B	203	ASN	N-CA-C	6.29	127.98	111.00
1	G	940	TYR	CB-CG-CD1	-6.28	117.23	121.00
1	A	754	TYR	CB-CG-CD1	-6.28	117.23	121.00
1	E	380	TYR	CB-CA-C	-6.27	97.86	110.40
1	G	834	PRO	N-CA-CB	6.27	110.82	103.30
7	9	5	ASN	N-CA-C	6.26	127.91	111.00
1	F	555	TYR	CB-CG-CD1	-6.26	117.24	121.00
1	L	689	PRO	N-CA-CB	6.25	110.80	103.30
7	6	5	ASN	N-CA-C	6.25	127.88	111.00
1	G	849	PRO	CB-CA-C	-6.25	96.38	112.00

*Continued on next page...*



*Continued from previous page...*

Mol	Chain	Res	Type	Atoms	Z	Observed(°)	Ideal(°)
1	C	864	PHE	CB-CG-CD1	-6.25	116.43	120.80
1	H	367	TYR	CB-CG-CD1	6.24	124.75	121.00
1	F	489	PRO	CB-CA-C	-6.24	96.41	112.00
5	P	51	TYR	CB-CG-CD1	6.23	124.74	121.00
1	H	430	ASN	CB-CA-C	-6.23	97.93	110.40
1	I	563	PRO	CB-CA-C	-6.23	96.44	112.00
1	D	720	LYS	CA-CB-CG	6.22	127.09	113.40
1	C	566	PHE	CB-CG-CD2	-6.22	116.45	120.80
1	E	773	HIS	C-N-CA	6.22	137.24	121.70
1	A	718	PHE	CB-CA-C	-6.21	97.97	110.40
1	B	537	HIS	CB-CA-C	6.20	122.80	110.40
1	K	405	ASP	CB-CA-C	-6.20	98.00	110.40
1	K	726	ASP	C-N-CA	6.20	137.19	121.70
1	B	821	PHE	CB-CG-CD1	6.19	125.14	120.80
1	B	576	PRO	N-CA-C	6.17	128.14	112.10
1	G	381	PHE	CB-CG-CD2	6.17	125.12	120.80
1	E	8	PRO	CA-C-N	6.16	130.75	117.20
1	A	604	ASP	CA-CB-CG	-6.16	99.86	113.40
3	O	9	ASP	CB-CA-C	6.15	122.70	110.40
1	B	434	GLY	N-CA-C	-6.15	97.72	113.10
1	C	681	THR	CB-CA-C	-6.15	95.00	111.60
1	L	115	PRO	CA-C-N	6.15	130.73	117.20
1	A	603	VAL	CB-CA-C	6.15	123.08	111.40
1	E	453	CYS	CA-CB-SG	-6.14	102.95	114.00
1	F	718	PHE	CB-CG-CD1	6.13	125.09	120.80
1	B	203	ASN	CA-CB-CG	-6.12	99.93	113.40
1	H	348	GLN	CB-CA-C	6.11	122.63	110.40
1	B	583	TRP	CB-CA-C	6.11	122.62	110.40
1	C	610	PHE	CB-CG-CD1	-6.11	116.52	120.80
1	H	277	TYR	CB-CA-C	-6.11	98.18	110.40
1	H	748	SER	N-CA-C	6.11	127.50	111.00
1	E	335	TYR	CB-CG-CD2	6.11	124.66	121.00
1	F	79	LEU	CB-CA-C	-6.11	98.60	110.20
1	E	793	SER	C-N-CA	6.10	136.96	121.70
1	F	672	TRP	CA-CB-CG	-6.10	102.10	113.70
2	N	150	SER	N-CA-C	6.10	127.47	111.00
1	B	303	THR	O-C-N	-6.10	112.94	122.70
1	L	689	PRO	CB-CA-C	-6.10	96.75	112.00
1	G	255	ASP	N-CA-CB	-6.10	99.63	110.60
1	J	515	ASP	CA-C-N	-6.09	103.81	117.20
1	H	348	GLN	N-CA-CB	-6.08	99.65	110.60
1	I	39	PHE	CB-CG-CD1	6.08	125.06	120.80

*Continued on next page...*



*Continued from previous page...*

Mol	Chain	Res	Type	Atoms	Z	Observed(°)	Ideal(°)
1	L	821	PHE	CB-CG-CD1	6.08	125.06	120.80
1	K	434	GLY	N-CA-C	-6.07	97.92	113.10
1	L	115	PRO	CB-CA-C	-6.07	96.83	112.00
5	S	15	PRO	CA-C-N	-6.07	103.84	117.20
1	A	449	GLN	CB-CA-C	-6.06	98.27	110.40
1	J	352	LEU	N-CA-C	-6.06	94.63	111.00
1	B	721	VAL	CB-CA-C	-6.06	99.89	111.40
1	F	718	PHE	CB-CA-C	-6.06	98.28	110.40
1	A	349	ALA	N-CA-C	-6.05	94.65	111.00
1	B	326	PHE	CB-CG-CD2	6.05	125.04	120.80
1	H	616	TYR	CB-CG-CD2	-6.05	117.37	121.00
1	D	66	LEU	CB-CG-CD2	-6.05	100.72	111.00
1	C	232	PRO	CB-CA-C	-6.05	96.88	112.00
1	B	115	PRO	N-CA-C	6.04	127.81	112.10
1	K	10	TRP	CB-CG-CD2	-6.04	118.75	126.60
1	C	887	ASP	CB-CA-C	-6.04	98.32	110.40
4	M	299	LEU	CA-C-N	-6.03	103.93	117.20
1	E	323	TYR	CB-CG-CD2	-6.02	117.39	121.00
1	E	405	ASP	CB-CA-C	-6.02	98.37	110.40
1	H	731	TRP	N-CA-CB	6.01	121.42	110.60
1	L	54	HIS	CB-CA-C	-6.01	98.37	110.40
1	F	707	TYR	CB-CG-CD2	-6.01	117.39	121.00
1	I	611	ASP	CB-CA-C	6.01	122.42	110.40
1	H	861	GLN	CB-CA-C	-6.01	98.38	110.40
1	J	79	LEU	CB-CA-C	-6.00	98.80	110.20
7	2	18	PHE	CA-CB-CG	-6.00	99.51	113.90
4	M	386	PRO	CB-CA-C	-5.99	97.02	112.00
1	D	915	LEU	CB-CA-C	-5.99	98.83	110.20
1	I	446	ILE	CB-CA-C	-5.98	99.64	111.60
5	P	20	ARG	N-CA-C	-5.98	94.86	111.00
1	D	563	PRO	CB-CA-C	-5.98	97.06	112.00
5	P	13	PHE	CB-CA-C	-5.97	98.45	110.40
1	J	226	TYR	CB-CG-CD2	5.97	124.58	121.00
1	D	66	LEU	CB-CG-CD1	5.97	121.15	111.00
1	E	204	TRP	N-CA-CB	5.97	121.34	110.60
1	H	750	ASP	CA-CB-CG	-5.96	100.28	113.40
1	J	74	GLU	CB-CG-CD	-5.96	98.10	114.20
7	6	18	PHE	CA-CB-CG	-5.96	99.59	113.90
1	H	177	ASP	C-N-CA	5.95	136.57	121.70
1	L	8	PRO	CB-CA-C	-5.94	97.15	112.00
1	B	218	LYS	N-CA-C	5.93	127.02	111.00
1	K	672	TRP	CB-CA-C	-5.93	98.54	110.40

*Continued on next page...*



*Continued from previous page...*

Mol	Chain	Res	Type	Atoms	Z	Observed(°)	Ideal(°)
7	5	15	THR	N-CA-CB	5.93	121.56	110.30
7	3	19	MET	CA-C-N	-5.92	104.35	116.20
1	B	207	ASN	N-CA-C	5.92	126.98	111.00
6	V	75	PRO	CB-CA-C	-5.92	97.21	112.00
1	F	331	VAL	C-N-CA	5.91	134.72	122.30
4	M	384	LEU	CA-C-N	5.91	130.21	117.20
5	P	62	THR	CB-CA-C	-5.91	95.64	111.60
1	G	419	THR	C-N-CA	5.91	136.47	121.70
1	I	658	ALA	C-N-CA	5.91	136.46	121.70
1	H	280	ASP	CA-CB-CG	-5.90	100.42	113.40
1	J	655	PRO	CB-CA-C	-5.90	97.25	112.00
1	F	812	LYS	CB-CA-C	-5.89	98.61	110.40
1	K	919	LEU	CA-CB-CG	5.89	128.85	115.30
1	F	940	TYR	CB-CG-CD1	-5.89	117.47	121.00
1	L	611	ASP	CB-CA-C	5.89	122.17	110.40
6	V	201	PHE	CB-CG-CD2	5.89	124.92	120.80
1	A	716	HIS	CA-CB-CG	-5.88	103.60	113.60
1	E	813	ASP	CA-CB-CG	-5.88	100.47	113.40
1	F	823	HIS	CB-CA-C	-5.87	98.65	110.40
1	B	2	ALA	CA-C-N	-5.87	104.29	117.20
1	B	309	GLU	N-CA-C	5.87	126.84	111.00
1	E	718	PHE	CB-CG-CD1	5.87	124.91	120.80
7	6	4	ILE	CB-CA-C	5.87	123.34	111.60
1	J	475	SER	C-N-CA	-5.87	107.04	121.70
1	K	792	TYR	CB-CG-CD1	-5.87	117.48	121.00
1	G	193	PHE	N-CA-C	-5.86	95.17	111.00
1	F	101	PHE	CB-CA-C	-5.86	98.67	110.40
1	B	438	SER	CB-CA-C	5.86	121.23	110.10
1	G	940	TYR	CB-CA-C	-5.86	98.68	110.40
1	D	848	TYR	CB-CG-CD2	5.85	124.51	121.00
7	4	5	ASN	CB-CA-C	-5.85	98.70	110.40
1	D	713	TYR	CA-CB-CG	-5.84	102.30	113.40
5	R	89	PRO	N-CA-CB	5.84	110.31	103.30
1	B	583	TRP	N-CA-CB	-5.84	100.09	110.60
1	B	442	LYS	CB-CA-C	-5.83	98.73	110.40
1	D	753	GLY	N-CA-C	5.83	127.68	113.10
1	C	518	ILE	CA-C-N	-5.83	104.38	117.20
7	3	24	GLU	CB-CA-C	-5.82	98.75	110.40
1	D	689	PRO	CB-CA-C	-5.82	97.46	112.00
1	K	824	ASN	CA-CB-CG	-5.82	100.61	113.40
1	L	698	TYR	CB-CG-CD1	-5.82	117.51	121.00
5	Q	51	TYR	CB-CG-CD1	5.82	124.49	121.00

*Continued on next page...*



*Continued from previous page...*

Mol	Chain	Res	Type	Atoms	Z	Observed(°)	Ideal(°)
1	L	798	PHE	CB-CA-C	-5.81	98.77	110.40
1	E	785	GLU	C-N-CA	5.81	134.51	122.30
1	G	275	GLU	C-N-CA	-5.81	107.17	121.70
1	A	726	ASP	CB-CA-C	-5.81	98.78	110.40
1	E	276	GLU	N-CA-CB	-5.81	100.14	110.60
1	I	491	ASN	C-N-CA	5.81	136.22	121.70
1	B	942	ARG	CB-CA-C	5.81	122.02	110.40
5	S	40	PRO	CB-CA-C	-5.81	97.48	112.00
7	7	20	GLY	N-CA-C	-5.81	98.58	113.10
1	C	831	TYR	CB-CG-CD1	-5.80	117.52	121.00
1	A	449	GLN	N-CA-C	5.80	126.66	111.00
1	E	664	PRO	CB-CA-C	-5.80	97.50	112.00
1	H	38	TYR	CB-CG-CD1	-5.80	117.52	121.00
1	J	254	LEU	CA-CB-CG	5.80	128.63	115.30
7	4	5	ASN	N-CA-C	5.80	126.65	111.00
1	F	191	LYS	CB-CA-C	-5.80	98.81	110.40
1	F	567	PHE	CB-CG-CD1	-5.79	116.75	120.80
1	B	376	ASP	CB-CA-C	-5.79	98.83	110.40
1	F	689	PRO	CB-CA-C	-5.78	97.54	112.00
1	C	489	PRO	CB-CA-C	-5.78	97.55	112.00
1	C	894	TYR	CB-CA-C	-5.78	98.84	110.40
1	C	224	PRO	N-CA-CB	5.78	110.23	103.30
1	H	911	ASP	CB-CA-C	-5.77	98.85	110.40
1	B	751	GLY	CA-C-N	-5.76	104.52	117.20
1	E	831	TYR	CB-CG-CD2	-5.76	117.54	121.00
1	J	277	TYR	CB-CG-CD1	-5.76	117.54	121.00
1	I	116	TYR	CA-CB-CG	-5.76	102.45	113.40
7	8	22	TRP	C-N-CA	5.76	136.09	121.70
1	B	608	VAL	CB-CA-C	-5.76	100.46	111.40
7	4	18	PHE	N-CA-CB	5.75	120.96	110.60
1	A	262	ASP	CA-CB-CG	5.75	126.05	113.40
1	G	446	ILE	CB-CA-C	5.75	123.09	111.60
1	C	811	TYR	CB-CG-CD2	-5.74	117.55	121.00
1	H	53	THR	CB-CA-C	-5.74	96.09	111.60
1	I	183	GLY	N-CA-C	-5.74	98.74	113.10
1	L	725	PHE	CA-CB-CG	-5.74	100.11	113.90
1	H	423	TYR	CB-CA-C	-5.74	98.92	110.40
1	H	431	GLY	C-N-CA	5.74	136.05	121.70
1	K	476	ASN	C-N-CA	-5.74	107.35	121.70
5	P	41	VAL	CB-CA-C	5.74	122.31	111.40
6	U	106	VAL	CB-CA-C	-5.74	100.50	111.40
1	G	670	ARG	CA-C-N	-5.73	104.59	117.20

*Continued on next page...*



*Continued from previous page...*

Mol	Chain	Res	Type	Atoms	Z	Observed(°)	Ideal(°)
5	S	96	ILE	N-CA-C	-5.73	95.53	111.00
7	1	28	SER	N-CA-C	5.73	126.47	111.00
1	G	894	TYR	CB-CG-CD2	-5.72	117.57	121.00
2	N	226	TYR	CB-CG-CD1	5.72	124.43	121.00
1	C	115	PRO	N-CA-C	5.72	126.96	112.10
1	C	811	TYR	CB-CG-CD1	5.71	124.43	121.00
1	K	224	PRO	N-CA-CB	5.71	110.15	103.30
1	I	130	PRO	CB-CA-C	-5.71	97.73	112.00
1	I	101	PHE	CB-CA-C	-5.71	98.99	110.40
1	K	60	ARG	CA-CB-CG	5.71	125.95	113.40
5	P	67	ALA	C-N-CA	-5.71	107.44	121.70
4	M	299	LEU	CA-CB-CG	5.71	128.42	115.30
1	L	707	TYR	CB-CG-CD2	5.70	124.42	121.00
1	D	758	GLN	CB-CA-C	-5.70	99.00	110.40
1	I	697	PRO	CB-CA-C	-5.69	97.77	112.00
1	L	313	VAL	CB-CA-C	-5.69	100.60	111.40
1	G	919	LEU	CB-CA-C	5.68	121.00	110.20
1	C	620	PHE	CB-CA-C	5.68	121.76	110.40
1	I	655	PRO	CB-CA-C	-5.68	97.80	112.00
1	A	153	VAL	N-CA-C	-5.68	95.67	111.00
1	F	498	THR	CB-CA-C	-5.67	96.28	111.60
5	P	7	ALA	C-N-CA	-5.67	107.52	121.70
1	K	183	GLY	N-CA-C	-5.67	98.93	113.10
4	M	220	SER	CA-C-N	-5.67	104.73	117.20
1	A	63	ARG	N-CA-C	-5.67	95.70	111.00
1	I	490	ALA	N-CA-C	5.67	126.30	111.00
1	A	732	PRO	N-CA-CB	5.66	110.09	103.30
4	M	215	PRO	N-CA-CB	5.66	110.09	103.30
7	1	18	PHE	N-CA-C	5.65	126.26	111.00
1	F	280	ASP	N-CA-C	5.65	126.25	111.00
1	D	17	GLY	N-CA-C	5.65	127.22	113.10
7	5	19	MET	CB-CA-C	5.65	121.69	110.40
1	E	794	PHE	CB-CG-CD2	5.64	124.75	120.80
1	J	511	PRO	N-CA-CB	5.64	110.07	103.30
7	3	18	PHE	CB-CG-CD1	-5.64	116.85	120.80
1	H	157	PHE	CB-CG-CD2	-5.64	116.86	120.80
1	C	894	TYR	CB-CG-CD1	-5.63	117.62	121.00
1	E	616	TYR	CB-CA-C	-5.63	99.14	110.40
1	H	326	PHE	N-CA-C	-5.63	95.81	111.00
1	B	45	PHE	CB-CA-C	-5.62	99.15	110.40
5	R	35	THR	C-N-CA	-5.62	107.64	121.70
7	3	19	MET	C-N-CA	5.62	134.11	122.30

*Continued on next page...*



*Continued from previous page...*

Mol	Chain	Res	Type	Atoms	Z	Observed(°)	Ideal(°)
1	H	787	TYR	CB-CG-CD2	5.62	124.37	121.00
1	E	754	TYR	CB-CG-CD1	-5.62	117.63	121.00
1	A	921	GLU	CB-CA-C	-5.61	99.17	110.40
1	E	909	PRO	CB-CA-C	-5.61	97.97	112.00
1	A	718	PHE	CB-CG-CD1	-5.61	116.87	120.80
5	S	96	ILE	CB-CA-C	5.61	122.82	111.60
1	E	932	HIS	CB-CA-C	5.61	121.61	110.40
1	F	347	GLY	N-CA-C	-5.61	99.08	113.10
7	6	23	ASN	C-N-CA	5.60	135.70	121.70
1	E	533	ASN	N-CA-CB	-5.60	100.53	110.60
1	J	932	HIS	CA-CB-CG	-5.60	104.08	113.60
7	3	18	PHE	CB-CG-CD2	5.60	124.72	120.80
1	C	565	LYS	CB-CA-C	-5.59	99.21	110.40
1	J	604	ASP	CB-CA-C	-5.58	99.24	110.40
1	E	735	ASP	C-N-CA	5.58	135.64	121.70
1	K	675	PHE	CB-CG-CD1	-5.58	116.90	120.80
7	2	24	GLU	C-N-CA	-5.57	107.77	121.70
1	K	314	GLN	CB-CA-C	-5.57	99.26	110.40
4	M	295	LEU	CB-CA-C	-5.56	99.63	110.20
1	B	423	TYR	CB-CG-CD1	-5.56	117.67	121.00
4	M	215	PRO	N-CA-C	-5.56	97.65	112.10
1	C	751	GLY	C-N-CA	5.56	135.59	121.70
1	H	817	VAL	CB-CA-C	-5.56	100.84	111.40
1	D	831	TYR	CB-CG-CD2	-5.55	117.67	121.00
1	K	201	GLU	CA-CB-CG	5.55	125.61	113.40
1	C	192	THR	CA-C-N	-5.55	104.99	117.20
1	D	161	ALA	N-CA-C	5.55	125.98	111.00
1	F	450	ASN	N-CA-C	-5.55	96.02	111.00
1	J	197	PRO	N-CA-CB	5.55	109.96	103.30
1	F	17	GLY	N-CA-C	5.54	126.96	113.10
1	A	834	PRO	N-CA-CB	5.54	109.95	103.30
1	I	658	ALA	CA-C-N	-5.54	105.00	117.20
1	C	864	PHE	CB-CG-CD2	5.54	124.68	120.80
1	L	672	TRP	CA-CB-CG	-5.54	103.18	113.70
1	F	758	GLN	CB-CA-C	5.54	121.47	110.40
1	J	250	GLN	CB-CG-CD	-5.53	97.21	111.60
7	6	5	ASN	CB-CA-C	-5.53	99.33	110.40
1	A	190	ASP	N-CA-C	5.53	125.93	111.00
7	5	4	ILE	CB-CA-C	5.53	122.66	111.60
1	J	449	GLN	N-CA-C	5.53	125.92	111.00
1	J	187	ILE	CB-CA-C	-5.52	100.55	111.60
1	G	725	PHE	CB-CG-CD1	5.52	124.66	120.80

*Continued on next page...*



*Continued from previous page...*

Mol	Chain	Res	Type	Atoms	Z	Observed(°)	Ideal(°)
5	P	45	ASN	CB-CA-C	5.52	121.43	110.40
1	K	61	SER	CB-CA-C	-5.51	99.62	110.10
1	I	360	ASP	CA-C-N	5.51	129.31	117.20
5	P	13	PHE	CB-CG-CD1	5.51	124.65	120.80
2	N	156	TYR	CB-CA-C	-5.50	99.39	110.40
1	C	74	GLU	CB-CG-CD	-5.50	99.35	114.20
1	E	567	PHE	CB-CG-CD1	-5.50	116.95	120.80
1	F	731	TRP	CB-CA-C	-5.50	99.40	110.40
1	K	792	TYR	CB-CG-CD2	5.50	124.30	121.00
1	J	848	TYR	CB-CG-CD1	-5.49	117.70	121.00
1	D	608	VAL	N-CA-C	5.49	125.83	111.00
1	E	544	ARG	CA-CB-CG	-5.49	101.32	113.40
1	F	194	GLN	CB-CA-C	5.49	121.38	110.40
1	A	437	GLU	N-CA-C	5.49	125.81	111.00
1	E	544	ARG	O-C-N	5.49	131.48	122.70
1	H	787	TYR	CB-CG-CD1	-5.49	117.71	121.00
1	J	154	THR	N-CA-CB	-5.49	99.88	110.30
1	F	724	MET	C-N-CA	-5.48	108.00	121.70
1	I	39	PHE	CB-CA-C	5.48	121.36	110.40
5	P	67	ALA	CA-C-O	-5.48	108.59	120.10
1	B	442	LYS	N-CA-C	5.48	125.79	111.00
1	I	563	PRO	N-CA-CB	5.48	109.88	103.30
1	F	771	LEU	CA-CB-CG	5.48	127.89	115.30
1	K	608	VAL	CB-CA-C	-5.48	101.00	111.40
7	4	4	ILE	C-N-CA	5.48	135.39	121.70
1	D	393	PRO	CB-CA-C	-5.47	98.32	112.00
1	L	836	MET	C-N-CA	5.47	135.38	121.70
1	B	116	TYR	CB-CG-CD2	5.47	124.28	121.00
1	F	932	HIS	CA-CB-CG	-5.47	104.30	113.60
1	I	299	TYR	CB-CA-C	-5.47	99.47	110.40
1	L	181	GLU	CB-CA-C	-5.47	99.46	110.40
1	A	204	TRP	CG-CD2-CE3	5.47	138.82	133.90
1	K	675	PHE	CB-CA-C	-5.47	99.47	110.40
1	H	229	PHE	CB-CG-CD1	-5.46	116.98	120.80
1	F	721	VAL	CB-CA-C	-5.46	101.03	111.40
1	A	703	GLY	N-CA-C	-5.45	99.47	113.10
1	B	899	HIS	CB-CA-C	-5.45	99.49	110.40
1	D	199	VAL	CB-CA-C	-5.45	101.04	111.40
7	4	9	LEU	N-CA-C	5.45	125.72	111.00
1	E	48	PRO	CB-CA-C	-5.45	98.37	112.00
1	J	538	PRO	N-CA-CB	5.45	109.84	103.30
1	B	660	ALA	C-N-CA	-5.45	108.09	121.70

*Continued on next page...*



*Continued from previous page...*

Mol	Chain	Res	Type	Atoms	Z	Observed(°)	Ideal(°)
1	K	193	PHE	CB-CA-C	5.44	121.29	110.40
7	3	24	GLU	N-CA-C	5.44	125.70	111.00
1	L	834	PRO	N-CA-CB	5.44	109.83	103.30
5	Q	51	TYR	CB-CG-CD2	-5.44	117.73	121.00
7	7	22	TRP	CB-CA-C	5.44	121.28	110.40
1	C	480	TYR	CB-CG-CD1	-5.44	117.74	121.00
1	G	749	VAL	CB-CA-C	-5.44	101.07	111.40
1	K	130	PRO	CB-CA-C	-5.43	98.41	112.00
1	E	436	GLU	N-CA-C	5.43	125.67	111.00
1	I	347	GLY	N-CA-C	-5.43	99.52	113.10
1	B	537	HIS	N-CA-CB	-5.43	100.82	110.60
1	K	583	TRP	CB-CA-C	5.43	121.26	110.40
1	H	821	PHE	CB-CG-CD2	-5.43	117.00	120.80
1	A	279	ALA	C-N-CA	5.42	135.26	121.70
1	F	320	ARG	CB-CA-C	-5.42	99.55	110.40
1	H	326	PHE	C-N-CA	-5.42	108.15	121.70
1	H	896	ASN	CB-CA-C	-5.42	99.56	110.40
2	N	327	GLU	C-N-CA	5.42	135.25	121.70
1	C	894	TYR	N-CA-C	5.42	125.63	111.00
1	K	10	TRP	CB-CG-CD1	5.42	134.04	127.00
1	C	84	PHE	CB-CG-CD2	-5.41	117.01	120.80
1	E	321	PRO	N-CA-CB	5.41	109.79	103.30
1	B	423	TYR	CB-CG-CD2	5.41	124.24	121.00
1	K	860	THR	CB-CA-C	-5.41	97.00	111.60
1	H	683	LEU	CB-CA-C	-5.40	99.93	110.20
1	I	166	ASN	CB-CA-C	5.40	121.20	110.40
1	K	75	ALA	C-N-CA	-5.40	108.20	121.70
1	L	310	ILE	CA-CB-CG1	-5.40	100.74	111.00
7	6	17	PRO	C-N-CA	5.40	135.20	121.70
1	C	846	PHE	N-CA-C	5.40	125.58	111.00
1	D	718	PHE	CB-CG-CD1	-5.39	117.02	120.80
1	E	534	PRO	CB-CA-C	-5.39	98.51	112.00
4	M	299	LEU	CB-CA-C	-5.39	99.95	110.20
6	V	75	PRO	N-CA-CB	5.39	109.77	103.30
1	F	115	PRO	CB-CA-C	-5.39	98.52	112.00
1	J	579	TYR	CB-CG-CD1	-5.39	117.77	121.00
1	F	331	VAL	CA-C-N	-5.39	105.42	116.20
7	2	18	PHE	CB-CG-CD1	-5.39	117.03	120.80
1	A	170	GLN	C-N-CA	5.38	133.61	122.30
1	H	911	ASP	N-CA-C	5.38	125.53	111.00
1	C	737	LEU	CB-CA-C	5.38	120.42	110.20
1	F	749	VAL	CB-CA-C	-5.38	101.17	111.40

*Continued on next page...*



*Continued from previous page...*

Mol	Chain	Res	Type	Atoms	Z	Observed(°)	Ideal(°)
1	K	244	PRO	N-CA-CB	5.37	109.75	103.30
1	E	328	ASP	N-CA-CB	-5.37	100.93	110.60
5	R	20	ARG	N-CA-CB	5.37	120.27	110.60
1	F	558	PHE	CB-CA-C	-5.37	99.66	110.40
1	G	686	LYS	C-N-CA	-5.37	108.28	121.70
4	M	184	ASP	CB-CA-C	5.37	121.13	110.40
1	B	794	PHE	CB-CG-CD2	5.37	124.56	120.80
1	K	581	TYR	CA-CB-CG	5.37	123.59	113.40
1	H	336	TYR	CB-CA-C	-5.36	99.68	110.40
5	R	17	LEU	CB-CA-C	5.36	120.38	110.20
1	H	894	TYR	CB-CA-C	5.36	121.11	110.40
1	B	306	ASN	N-CA-CB	-5.35	100.97	110.60
1	C	720	LYS	CB-CA-C	-5.35	99.70	110.40
1	B	434	GLY	CA-C-N	-5.35	105.43	117.20
1	E	178	GLU	N-CA-CB	-5.35	100.98	110.60
1	L	443	ASP	N-CA-C	5.34	125.43	111.00
1	A	784	PRO	N-CA-CB	5.34	109.71	103.30
1	B	879	PHE	CB-CG-CD1	-5.34	117.06	120.80
1	F	258	PHE	CB-CA-C	-5.34	99.72	110.40
2	N	44	TYR	CB-CG-CD2	-5.34	117.80	121.00
1	L	821	PHE	N-CA-CB	-5.34	100.99	110.60
7	7	21	THR	CB-CA-C	-5.34	97.19	111.60
1	I	54	HIS	CB-CA-C	-5.33	99.74	110.40
1	C	729	VAL	CB-CA-C	-5.33	101.27	111.40
6	V	186	LEU	CA-CB-CG	-5.33	103.04	115.30
1	C	610	PHE	CB-CG-CD2	5.33	124.53	120.80
1	G	576	PRO	N-CA-CB	5.33	109.69	103.30
1	G	920	PHE	CB-CG-CD1	5.33	124.53	120.80
1	I	282	ILE	CB-CA-C	-5.33	100.95	111.60
1	K	854	THR	CB-CA-C	-5.33	97.22	111.60
1	A	754	TYR	CB-CG-CD2	5.33	124.19	121.00
1	F	394	ASP	CB-CA-C	-5.33	99.75	110.40
1	F	774	TYR	N-CA-C	-5.33	96.62	111.00
1	G	708	LEU	CA-CB-CG	5.32	127.53	115.30
1	G	849	PRO	N-CA-CB	5.32	109.68	103.30
1	L	920	PHE	CB-CG-CD2	5.32	124.52	120.80
7	4	8	SER	C-N-CA	5.32	134.99	121.70
1	G	630	LEU	N-CA-C	-5.32	96.65	111.00
1	B	192	THR	CA-C-N	-5.31	105.51	117.20
1	B	575	LEU	CB-CA-C	5.31	120.29	110.20
1	B	794	PHE	CB-CA-C	-5.31	99.79	110.40
1	F	837	ARG	CB-CA-C	-5.30	99.79	110.40

*Continued on next page...*



*Continued from previous page...*

Mol	Chain	Res	Type	Atoms	Z	Observed(°)	Ideal(°)
1	D	95	ASP	N-CA-CB	-5.30	101.06	110.60
1	C	563	PRO	CB-CA-C	-5.30	98.75	112.00
1	I	910	MET	N-CA-C	-5.30	96.69	111.00
1	C	534	PRO	CB-CA-C	-5.29	98.77	112.00
1	D	869	VAL	CB-CA-C	-5.29	101.36	111.40
1	K	842	TYR	CB-CG-CD1	5.29	124.17	121.00
1	B	662	ASN	CA-CB-CG	5.28	125.02	113.40
1	I	843	PRO	N-CA-CB	5.28	109.64	103.30
1	H	367	TYR	CB-CG-CD2	-5.28	117.83	121.00
7	5	15	THR	CB-CA-C	-5.28	97.34	111.60
1	C	695	PHE	CB-CA-C	-5.28	99.85	110.40
1	I	831	TYR	CB-CA-C	5.28	120.95	110.40
1	E	347	GLY	N-CA-C	-5.28	99.91	113.10
1	E	464	LEU	CA-CB-CG	5.27	127.42	115.30
1	K	15	ILE	CB-CA-C	-5.27	101.06	111.60
1	F	321	PRO	CB-CA-C	-5.27	98.84	112.00
1	G	545	TYR	CB-CG-CD1	-5.27	117.84	121.00
7	5	17	PRO	CB-CA-C	5.27	125.17	112.00
1	C	482	PRO	N-CA-C	-5.26	98.41	112.10
1	L	130	PRO	CB-CA-C	-5.26	98.84	112.00
1	L	183	GLY	N-CA-C	-5.26	99.94	113.10
5	Q	19	THR	C-N-CA	5.26	134.85	121.70
1	K	726	ASP	O-C-N	5.26	131.11	122.70
1	I	157	PHE	CA-CB-CG	-5.24	101.32	113.90
1	G	381	PHE	CB-CG-CD1	-5.24	117.13	120.80
1	C	809	ILE	CB-CA-C	-5.24	101.12	111.60
1	I	401	HIS	N-CA-C	-5.23	96.87	111.00
1	K	224	PRO	CB-CA-C	-5.23	98.92	112.00
1	C	678	TRP	CB-CA-C	-5.23	99.94	110.40
1	L	489	PRO	N-CA-CB	5.23	109.58	103.30
1	E	592	ILE	CB-CA-C	-5.23	101.14	111.60
2	N	414	GLU	CA-CB-CG	5.23	124.90	113.40
1	A	887	ASP	CA-CB-CG	5.22	124.90	113.40
1	F	740	PRO	N-CA-CB	5.22	109.57	103.30
1	L	701	TYR	C-N-CA	5.22	134.76	121.70
1	C	680	PHE	CB-CG-CD1	-5.22	117.15	120.80
1	G	718	PHE	CB-CA-C	-5.22	99.96	110.40
1	J	776	ILE	CB-CA-C	-5.22	101.17	111.60
5	R	20	ARG	N-CA-C	-5.21	96.92	111.00
1	G	731	TRP	CB-CA-C	5.21	120.82	110.40
1	L	837	ARG	CB-CA-C	-5.21	99.98	110.40
1	J	474	TYR	CB-CA-C	-5.21	99.99	110.40

*Continued on next page...*



*Continued from previous page...*

Mol	Chain	Res	Type	Atoms	Z	Observed(°)	Ideal(°)
1	E	258	PHE	CB-CA-C	-5.20	99.99	110.40
1	E	731	TRP	CG-CD2-CE3	5.20	138.58	133.90
5	P	51	TYR	CB-CG-CD2	-5.20	117.88	121.00
1	B	730	SER	N-CA-C	5.20	125.03	111.00
1	D	229	PHE	CB-CA-C	-5.20	100.01	110.40
7	5	25	ILE	CA-C-N	-5.20	105.81	116.20
1	G	70	PRO	CB-CA-C	-5.19	99.03	112.00
1	L	115	PRO	N-CA-CB	5.19	109.53	103.30
1	D	76	THR	N-CA-C	-5.18	97.01	111.00
1	J	336	TYR	C-N-CA	5.18	134.66	121.70
4	M	251	TYR	CB-CG-CD2	5.18	124.11	121.00
5	Q	9	GLU	CA-C-O	5.18	130.97	120.10
7	2	21	THR	N-CA-C	-5.18	97.02	111.00
7	4	19	MET	N-CA-C	-5.18	97.02	111.00
4	M	135	LEU	CA-CB-CG	5.18	127.20	115.30
7	4	23	ASN	N-CA-C	5.18	124.97	111.00
5	S	40	PRO	N-CA-CB	5.17	109.51	103.30
1	A	458	TYR	CB-CG-CD2	-5.17	117.90	121.00
1	E	615	LEU	CB-CA-C	5.17	120.03	110.20
1	H	177	ASP	CA-CB-CG	-5.17	102.03	113.40
1	H	698	TYR	CA-CB-CG	-5.17	103.58	113.40
1	J	279	ALA	N-CA-C	5.17	124.95	111.00
1	F	489	PRO	N-CA-CB	5.17	109.50	103.30
1	I	314	GLN	CB-CA-C	-5.16	100.07	110.40
1	G	920	PHE	CB-CG-CD2	-5.16	117.19	120.80
1	B	402	GLY	CA-C-N	-5.16	105.84	117.20
1	C	845	ASN	N-CA-C	5.16	124.93	111.00
1	H	792	TYR	CB-CG-CD2	5.16	124.10	121.00
1	H	613	VAL	CB-CA-C	-5.15	101.61	111.40
1	K	246	ASN	CB-CA-C	-5.15	100.10	110.40
1	E	195	PRO	CA-N-CD	5.15	118.91	111.70
1	G	236	LYS	CB-CA-C	-5.15	100.10	110.40
1	I	280	ASP	C-N-CA	5.15	134.58	121.70
1	C	117	SER	CA-C-N	-5.15	105.91	116.20
1	J	716	HIS	CA-CB-CG	-5.14	104.86	113.60
7	2	22	TRP	CA-CB-CG	5.14	123.48	113.70
1	B	845	ASN	N-CA-C	5.14	124.88	111.00
1	F	555	TYR	CB-CA-C	-5.14	100.11	110.40
1	H	792	TYR	CB-CG-CD1	-5.14	117.91	121.00
1	C	446	ILE	CA-C-N	-5.14	105.89	117.20
5	S	15	PRO	O-C-N	5.14	130.92	122.70
1	E	419	THR	CB-CA-C	-5.13	97.75	111.60

*Continued on next page...*



*Continued from previous page...*

Mol	Chain	Res	Type	Atoms	Z	Observed(°)	Ideal(°)
1	A	336	TYR	O-C-N	5.13	130.91	122.70
1	E	20	ALA	N-CA-C	-5.13	97.15	111.00
1	D	426	VAL	CB-CA-C	-5.13	101.66	111.40
1	G	695	PHE	CA-C-N	-5.13	105.92	117.20
1	I	178	GLU	CB-CA-C	-5.13	100.15	110.40
2	N	456	PRO	N-CA-CB	5.13	109.45	103.30
1	B	919	LEU	CB-CA-C	-5.12	100.46	110.20
2	N	149	LEU	C-N-CA	5.12	134.50	121.70
1	F	862	LYS	CB-CA-C	-5.12	100.16	110.40
1	A	188	TYR	C-N-CA	-5.12	108.90	121.70
1	E	940	TYR	CB-CG-CD1	-5.12	117.93	121.00
5	R	41	VAL	CB-CA-C	-5.12	101.68	111.40
1	H	277	TYR	CB-CG-CD1	5.12	124.07	121.00
1	E	451	GLN	CA-CB-CG	-5.11	102.15	113.40
1	I	610	PHE	CB-CG-CD1	-5.11	117.22	120.80
1	J	808	GLU	CB-CA-C	-5.11	100.18	110.40
1	B	694	GLY	N-CA-C	5.11	125.87	113.10
1	A	750	ASP	CA-C-N	-5.10	106.00	116.20
1	H	442	LYS	N-CA-CB	-5.10	101.41	110.60
1	J	55	ASP	CB-CA-C	-5.10	100.20	110.40
1	G	41	LEU	CB-CA-C	-5.10	100.51	110.20
5	R	8	PHE	CB-CG-CD1	-5.10	117.23	120.80
1	F	361	ARG	C-N-CA	5.09	134.44	121.70
5	P	13	PHE	N-CA-C	5.09	124.76	111.00
7	3	5	ASN	N-CA-C	5.09	124.75	111.00
1	F	726	ASP	CA-C-N	-5.09	106.00	117.20
1	E	36	ASP	CA-CB-CG	-5.09	102.20	113.40
1	I	439	GLU	C-N-CA	5.08	134.41	121.70
1	B	718	PHE	CB-CG-CD1	-5.08	117.25	120.80
1	E	787	TYR	CB-CG-CD2	5.08	124.05	121.00
5	R	81	TYR	CB-CA-C	5.08	120.56	110.40
1	I	360	ASP	O-C-N	-5.08	114.58	122.70
1	J	157	PHE	CA-C-N	-5.08	106.05	116.20
7	2	11	PRO	N-CA-CB	5.08	109.39	103.30
1	A	400	ASN	CA-CB-CG	5.08	124.56	113.40
1	C	712	PHE	CB-CG-CD1	-5.08	117.25	120.80
1	C	809	ILE	C-N-CA	-5.08	109.01	121.70
1	F	806	VAL	CB-CA-C	-5.07	101.76	111.40
5	Q	8	PHE	CB-CA-C	5.07	120.54	110.40
1	K	447	SER	CA-C-N	-5.07	106.05	117.20
1	I	530	ASP	C-N-CA	-5.07	109.03	121.70
1	G	446	ILE	N-CA-C	-5.06	97.33	111.00

*Continued on next page...*



*Continued from previous page...*

Mol	Chain	Res	Type	Atoms	Z	Observed(°)	Ideal(°)
1	C	848	TYR	CB-CG-CD1	-5.06	117.96	121.00
1	L	762	THR	CB-CA-C	-5.06	97.94	111.60
1	C	834	PRO	C-N-CA	-5.06	109.06	121.70
1	J	882	MET	C-N-CA	5.06	132.92	122.30
1	C	256	ILE	N-CA-C	-5.05	97.36	111.00
1	D	740	PRO	N-CA-C	5.05	125.22	112.10
5	S	9	GLU	N-CA-C	5.05	124.63	111.00
1	F	558	PHE	CB-CG-CD2	-5.04	117.27	120.80
5	R	52	ALA	C-N-CA	-5.04	109.10	121.70
1	E	614	ASN	N-CA-C	-5.04	97.39	111.00
1	L	255	ASP	CB-CA-C	-5.04	100.33	110.40
1	B	794	PHE	CB-CG-CD1	-5.04	117.28	120.80
1	D	762	THR	CA-CB-OG1	5.03	119.57	109.00
1	K	36	ASP	CA-CB-CG	-5.03	102.33	113.40
1	L	277	TYR	CB-CG-CD2	-5.03	117.98	121.00
1	F	781	PHE	CB-CA-C	-5.03	100.34	110.40
1	I	242	PHE	CB-CG-CD1	-5.03	117.28	120.80
1	D	834	PRO	CB-CA-C	-5.02	99.44	112.00
1	G	774	TYR	CA-CB-CG	-5.02	103.86	113.40
1	H	395	VAL	N-CA-C	-5.02	97.44	111.00
4	M	379	PHE	CB-CG-CD1	-5.02	117.28	120.80
1	L	707	TYR	CB-CA-C	-5.02	100.36	110.40
1	L	335	TYR	CB-CA-C	-5.02	100.36	110.40
1	E	60	ARG	N-CA-C	-5.01	97.47	111.00
1	G	936	ILE	CB-CA-C	-5.01	101.58	111.60
1	K	614	ASN	CB-CA-C	-5.01	100.38	110.40
1	D	754	TYR	N-CA-C	5.01	124.52	111.00
1	F	832	LEU	C-N-CA	5.01	134.22	121.70
1	A	476	ASN	CB-CA-C	-5.00	100.39	110.40
1	I	753	GLY	C-N-CA	-5.00	109.20	121.70
1	J	454	LYS	N-CA-C	5.00	124.50	111.00
7	4	4	ILE	CB-CA-C	5.00	121.60	111.60

All (1) chirality outliers are listed below:

Mol	Chain	Res	Type	Atom
1	G	776	ILE	CB

All (24) planarity outliers are listed below:

Mol	Chain	Res	Type	Group
1	A	18	GLN	Mainchain,Peptide

*Continued on next page...*



*Continued from previous page...*

Mol	Chain	Res	Type	Group
1	B	429	THR	Mainchain,Peptide
1	B	431	GLY	Mainchain
1	B	432	ASN	Sidechain
1	B	433	ASP	Mainchain
1	C	555	TYR	Sidechain
1	E	773	HIS	Mainchain,Peptide
1	F	579	TYR	Sidechain
1	F	581	TYR	Sidechain
1	F	734	ASN	Mainchain
1	G	555	TYR	Sidechain
1	G	773	HIS	Mainchain
1	G	776	ILE	Mainchain
1	H	326	PHE	Mainchain
1	H	330	PHE	Mainchain
1	I	579	TYR	Sidechain
1	J	277	TYR	Sidechain
1	J	555	TYR	Sidechain
1	L	579	TYR	Sidechain
1	L	787	TYR	Sidechain
5	P	67	ALA	Mainchain

## 5.2 Too-close contacts

In the following table, the Non-H and H(model) columns list the number of non-hydrogen atoms and hydrogen atoms in the chain respectively. The H(added) column lists the number of hydrogen atoms added and optimized by MolProbity. The Clashes column lists the number of clashes within the asymmetric unit, whereas Symm-Clashes lists symmetry-related clashes.

Mol	Chain	Non-H	H(model)	H(added)	Clashes	Symm-Clashes
1	A	7551	0	7220	1552	0
1	B	7536	0	7195	2040	0
1	C	7519	0	7187	1985	0
1	D	7526	0	7193	1420	0
1	E	7526	0	7186	1709	0
1	F	7544	0	7214	2019	0
1	G	7526	0	7193	1614	0
1	H	7526	0	7184	1842	0
1	I	7536	0	7203	1663	0
1	J	7551	0	7211	1876	0
1	K	7551	0	7216	1769	0
1	L	7524	0	7194	1819	0
2	N	3803	0	3723	530	0

*Continued on next page...*



*Continued from previous page...*

Mol	Chain	Non-H	H(model)	H(added)	Clashes	Symm-Clashes
3	O	162	0	148	25	0
4	M	2938	0	2905	414	0
5	P	871	0	873	278	0
5	Q	875	0	873	338	0
5	R	965	0	962	318	0
5	S	881	0	877	157	0
6	U	1391	0	1342	374	0
6	V	1391	0	1344	199	0
7	1	236	0	219	95	0
7	2	211	0	196	66	0
7	3	202	0	188	68	0
7	4	211	0	196	95	0
7	5	202	0	188	65	0
7	6	211	0	196	74	0
7	7	202	0	188	29	0
7	8	236	0	219	47	0
7	9	202	0	188	86	0
8	X	51	0	14	6	0
8	Y	51	0	13	3	0
8	Z	30	0	8	9	0
All	All	105738	0	101256	21102	0

The all-atom clashscore is defined as the number of clashes found per 1000 atoms (including hydrogen atoms). The all-atom clashscore for this structure is 102.

All (21102) close contacts within the same asymmetric unit are listed below, sorted by their clash magnitude.

Atom-1	Atom-2	Interatomic distance (Å)	Clash overlap (Å)
1:J:162:THR:HG21	1:J:193:PHE:CD2	1.16	1.65
1:A:407:LEU:HD21	1:C:474:TYR:CD2	1.30	1.64
1:F:950:ALA:CB	1:H:893:LEU:HD12	1.19	1.63
1:H:94:LEU:CD1	1:H:619:PHE:CD1	1.80	1.62
1:A:462:ILE:HD12	1:B:411:CYS:SG	1.40	1.61
1:I:193:PHE:HZ	1:I:284:TYR:CE1	1.15	1.61
1:L:199:VAL:CG1	1:L:206:GLU:CG	1.75	1.61
5:Q:4:THR:HG21	5:Q:13:PHE:CE2	1.36	1.61
1:A:926:VAL:HG12	1:A:940:TYR:CD2	1.19	1.61
1:E:774:TYR:CG	1:E:774:TYR:CB	1.78	1.61
1:J:663:VAL:HA	5:P:12:LEU:CD2	1.22	1.60
1:H:94:LEU:HD13	1:H:619:PHE:CE1	1.27	1.60
1:H:923:PHE:CB	1:H:943:THR:HG21	1.29	1.60

*Continued on next page...*



*Continued from previous page...*

Atom-1	Atom-2	Interatomic distance (Å)	Clash overlap (Å)
1:C:241:LYS:CE	1:C:256:ILE:HD11	1.13	1.59
1:H:20:ALA:CB	7:5:9:LEU:CD1	1.79	1.59
1:H:71:VAL:CG1	1:H:71:VAL:CB	1.75	1.59
1:A:188:TYR:CE1	1:A:256:ILE:HG21	1.32	1.59
1:A:277:TYR:CE1	1:A:279:ALA:HB2	1.36	1.59
1:C:78:TYR:CD2	1:C:695:PHE:CE1	1.92	1.58
1:F:136:GLU:CG	1:F:218:LYS:HE3	1.18	1.58
5:Q:4:THR:CG2	5:Q:13:PHE:HE2	1.04	1.58
1:C:724:MET:CG	1:C:729:VAL:HG21	1.23	1.57
1:H:94:LEU:HD13	1:H:619:PHE:CD1	1.05	1.57
1:F:267:SER:CB	1:F:277:TYR:CE2	1.87	1.56
1:C:893:LEU:HD21	6:U:227:ASP:CB	1.11	1.56
1:B:116:TYR:CD2	1:C:520:ILE:CG2	1.87	1.56
1:B:670:ARG:NH2	1:B:945:PHE:CD2	1.73	1.56
1:J:277:TYR:CB	1:J:277:TYR:CD1	1.87	1.56
1:L:525:SER:H	1:L:801:MET:CE	1.08	1.56
1:I:361:ARG:NH1	1:I:567:PHE:CE2	1.72	1.55
1:L:310:ILE:CG1	1:L:310:ILE:CB	1.75	1.55
1:K:358:LEU:HD12	1:K:942:ARG:CZ	1.19	1.55
1:L:193:PHE:HZ	1:L:284:TYR:CD1	1.23	1.55
1:F:950:ALA:HB3	1:H:893:LEU:CD1	1.10	1.55
1:L:7:MET:HG2	1:L:8:PRO:CD	1.31	1.55
1:C:724:MET:CA	1:C:729:VAL:HG23	1.37	1.55
1:G:445:ALA:HB1	1:G:449:GLN:CG	1.33	1.55
6:V:205:PRO:HA	6:V:208:TYR:CE1	1.41	1.55
1:C:60:ARG:CZ	6:U:93:ARG:HD3	1.07	1.55
1:C:827:GLY:HA2	1:C:839:GLY:C	1.18	1.55
1:J:277:TYR:CB	1:J:277:TYR:CD2	1.85	1.55
1:B:440:TRP:CZ3	1:B:446:ILE:HD13	1.39	1.54
1:E:544:ARG:CB	1:E:544:ARG:CG	1.82	1.54
1:J:31:PHE:CE2	1:K:630:LEU:HD13	1.38	1.54
1:B:377:ARG:HB3	1:B:388:VAL:CG2	1.35	1.54
1:C:60:ARG:HH21	6:U:93:ARG:NE	1.05	1.54
7:6:22:TRP:CH2	7:6:25:ILE:HD11	1.41	1.54
1:G:445:ALA:CB	1:G:449:GLN:HG2	1.34	1.53
6:U:197:TYR:CE2	6:U:200:PRO:HA	1.41	1.53
1:C:724:MET:HG2	1:C:729:VAL:CG2	1.12	1.53
1:J:66:LEU:CD1	1:J:619:PHE:HE1	1.20	1.53
5:R:34:SER:CA	5:R:43:PRO:HG2	1.34	1.53
1:I:168:THR:HG21	1:I:185:LYS:NZ	1.22	1.52
1:K:20:ALA:HB1	7:8:9:LEU:CD1	1.36	1.52

*Continued on next page...*



*Continued from previous page...*

Atom-1	Atom-2	Interatomic distance (Å)	Clash overlap (Å)
1:A:926:VAL:CG1	1:A:940:TYR:CE2	1.93	1.52
1:I:173:LEU:CD1	1:I:185:LYS:NZ	1.70	1.52
1:L:188:TYR:CE1	1:L:256:ILE:HD13	1.44	1.51
6:U:169:LEU:CD1	7:1:30:LEU:HA	1.39	1.51
1:F:267:SER:HB2	1:F:277:TYR:CE2	1.43	1.51
4:M:162:PHE:CE1	4:M:237:ILE:HD11	1.44	1.51
1:B:390:SER:CB	1:B:868:ARG:NH2	1.71	1.50
1:C:893:LEU:CD2	6:U:227:ASP:HB2	1.37	1.50
1:A:204:TRP:CE3	1:B:313:VAL:HG13	1.44	1.50
1:C:361:ARG:NH1	1:C:567:PHE:CZ	1.78	1.50
1:A:926:VAL:HG11	1:A:940:TYR:CE2	1.43	1.49
7:9:22:TRP:CH2	7:9:25:ILE:HB	1.45	1.49
1:B:277:TYR:CE1	1:B:279:ALA:HB2	1.47	1.49
1:I:193:PHE:CZ	1:I:284:TYR:CD1	2.00	1.49
1:K:172:LEU:HD21	1:K:193:PHE:CZ	1.46	1.49
1:B:831:TYR:HB2	1:B:838:GLN:NE2	1.23	1.49
1:I:417:THR:CG2	1:I:457:VAL:HG13	1.42	1.48
1:L:670:ARG:NH2	1:L:945:PHE:CA	1.77	1.48
1:I:193:PHE:CZ	1:I:284:TYR:CE1	1.98	1.48
5:P:16:TYR:CD2	5:Q:18:THR:HG23	1.45	1.48
1:E:731:TRP:H	1:E:732:PRO:CD	1.11	1.48
1:F:831:TYR:HB2	1:F:838:GLN:NE2	1.25	1.47
1:J:836:MET:CE	1:L:203:ASN:HA	1.43	1.47
1:J:66:LEU:CD1	1:J:619:PHE:CE1	1.97	1.47
1:J:926:VAL:CG1	1:J:940:TYR:CD2	1.98	1.47
2:N:404:GLN:NE2	2:N:407:ASN:HD22	0.97	1.47
1:C:724:MET:CG	1:C:729:VAL:CG2	1.82	1.46
5:R:34:SER:C	5:R:43:PRO:CG	1.82	1.46
1:B:775:ASN:HB3	1:B:880:MET:SD	1.54	1.46
1:K:241:LYS:NZ	1:K:256:ILE:HD13	1.26	1.46
1:J:650:ALA:CB	1:J:942:ARG:HH21	1.25	1.46
1:L:822:GLN:OE1	1:L:846:PHE:CD1	1.66	1.46
1:A:198:GLN:CD	1:B:838:GLN:HA	1.19	1.46
1:D:83:ARG:HB2	1:D:582:GLU:CB	1.42	1.46
1:H:20:ALA:HB3	7:5:9:LEU:CD1	1.36	1.46
1:I:193:PHE:HZ	1:I:284:TYR:CD1	1.30	1.46
1:B:116:TYR:CG	1:C:520:ILE:HG21	1.52	1.45
1:H:67:ARG:HH12	1:I:752:GLU:CD	1.18	1.45
1:D:449:GLN:HG3	1:E:153:VAL:CG2	1.45	1.45
5:Q:41:VAL:O	5:Q:42:LEU:CD1	1.65	1.45
1:C:60:ARG:NH2	6:U:93:ARG:CD	1.78	1.45

*Continued on next page...*



*Continued from previous page...*

Atom-1	Atom-2	Interatomic distance (Å)	Clash overlap (Å)
1:F:241:LYS:CG	1:F:286:GLU:HG3	1.46	1.45
1:L:670:ARG:HH22	1:L:945:PHE:CA	1.28	1.45
5:R:34:SER:C	5:R:43:PRO:HG2	1.37	1.45
1:B:682:ARG:HH22	1:B:910:MET:CB	1.30	1.44
1:L:20:ALA:HA	1:L:23:TYR:CE2	1.49	1.44
1:L:670:ARG:NH1	1:L:945:PHE:CD2	1.83	1.44
1:C:60:ARG:NE	6:U:93:ARG:HD3	1.17	1.44
1:A:107:LEU:HD12	1:A:607:SER:CB	1.42	1.44
1:E:453:CYS:SG	1:E:453:CYS:CB	2.05	1.44
1:C:193:PHE:HE1	1:C:284:TYR:CE1	1.34	1.44
1:D:295:THR:CB	1:D:295:THR:OG1	1.63	1.43
1:D:449:GLN:CG	1:E:153:VAL:HG22	1.45	1.43
1:C:241:LYS:NZ	1:C:256:ILE:CD1	1.82	1.43
1:C:327:ARG:HH12	1:C:705:ILE:CG1	1.31	1.43
5:Q:36:VAL:CG2	5:Q:43:PRO:HB3	1.48	1.43
1:D:201:GLU:O	1:E:836:MET:CE	1.67	1.43
5:Q:35:THR:CG2	5:Q:40:PRO:HB3	1.46	1.43
7:9:22:TRP:HH2	7:9:25:ILE:CB	1.31	1.43
1:C:78:TYR:CD2	1:C:695:PHE:HE1	1.26	1.42
1:E:103:ILE:HG21	1:E:610:PHE:CD2	1.52	1.42
1:L:193:PHE:CZ	1:L:284:TYR:CD1	2.06	1.42
2:N:230:HIS:CE1	2:N:376:PRO:HD3	1.53	1.42
1:D:427:LYS:HG2	1:D:441:GLU:CD	1.39	1.42
1:D:429:THR:CG2	1:D:439:GLU:OE2	1.65	1.42
1:H:94:LEU:CD1	1:H:619:PHE:HD1	1.13	1.42
1:L:161:ALA:HB3	1:L:198:GLN:NE2	1.30	1.42
1:D:297:VAL:CG1	1:D:297:VAL:CB	1.94	1.42
1:E:423:TYR:O	1:E:449:GLN:CG	1.65	1.42
1:I:188:TYR:O	1:I:256:ILE:CD1	1.67	1.42
1:D:731:TRP:CD2	1:D:732:PRO:HD3	1.53	1.41
1:F:663:VAL:HG13	5:R:17:LEU:CD1	1.50	1.41
1:J:66:LEU:HD11	1:J:619:PHE:CE1	1.55	1.41
1:H:943:THR:OG1	1:H:944:PRO:CD	1.67	1.41
1:A:462:ILE:CD1	1:B:411:CYS:SG	2.05	1.41
1:B:116:TYR:CD2	1:C:520:ILE:HG21	1.48	1.41
1:C:250:GLN:NE2	1:C:251:PRO:HD2	1.29	1.41
1:J:269:PRO:CB	1:J:274:GLY:O	1.69	1.41
5:Q:4:THR:CG2	5:Q:13:PHE:CE2	1.93	1.41
1:E:831:TYR:HB2	1:E:838:GLN:NE2	1.30	1.41
1:H:423:TYR:O	1:H:449:GLN:CG	1.70	1.41
1:J:926:VAL:HG11	1:J:940:TYR:CE2	1.54	1.41

*Continued on next page...*



*Continued from previous page...*

Atom-1	Atom-2	Interatomic distance (Å)	Clash overlap (Å)
1:E:194:GLN:O	1:E:197:PRO:CD	1.68	1.40
1:H:20:ALA:CB	7:5:9:LEU:HD13	0.95	1.40
1:C:241:LYS:NZ	1:C:256:ILE:HD11	1.28	1.40
1:D:276:GLU:O	1:F:440:TRP:CZ3	1.74	1.40
1:J:162:THR:CG2	1:J:193:PHE:CD2	2.05	1.40
1:C:724:MET:HG2	1:C:729:VAL:CB	1.48	1.39
1:D:427:LYS:CE	1:D:441:GLU:OE2	1.67	1.39
1:A:107:LEU:CD1	1:A:607:SER:HB2	1.52	1.39
1:B:204:TRP:NE1	1:B:415:ASN:HB2	1.31	1.39
1:K:440:TRP:CD1	1:K:440:TRP:O	1.75	1.39
5:Q:35:THR:CG2	5:Q:40:PRO:CB	2.01	1.39
5:Q:36:VAL:HG22	5:Q:43:PRO:CB	1.51	1.39
1:A:188:TYR:CE1	1:A:256:ILE:CG2	2.04	1.39
1:L:134:GLN:CB	1:L:154:THR:HG23	1.51	1.39
1:A:424:GLN:CB	1:A:446:ILE:O	1.71	1.39
1:F:229:PHE:O	1:F:229:PHE:CD2	1.76	1.39
1:L:649:ALA:CB	1:L:920:PHE:O	1.71	1.39
1:A:193:PHE:HZ	1:A:213:GLY:C	1.25	1.39
1:C:356:VAL:HG22	1:C:940:TYR:CE1	1.58	1.39
5:R:8:PHE:CD2	5:R:9:GLU:N	1.81	1.38
1:G:313:VAL:HB	1:I:203:ASN:ND2	1.36	1.38
1:L:199:VAL:CG1	1:L:206:GLU:HG2	0.92	1.38
1:B:472:PHE:HE1	1:B:539:ARG:NH1	1.21	1.38
1:J:358:LEU:HD21	1:J:947:ALA:CB	1.53	1.38
1:L:241:LYS:CG	1:L:286:GLU:OE1	1.69	1.38
5:R:44:ALA:HB1	5:R:51:TYR:CE1	1.57	1.38
1:A:198:GLN:NE2	1:B:838:GLN:HA	1.22	1.38
1:B:135:TRP:CH2	1:B:309:GLU:HB2	1.58	1.37
1:G:776:ILE:CB	1:G:776:ILE:CG2	1.99	1.37
1:A:193:PHE:CZ	1:A:213:GLY:C	1.96	1.37
1:C:60:ARG:NE	6:U:93:ARG:CD	1.87	1.37
1:C:241:LYS:HZ3	1:C:256:ILE:CD1	1.33	1.37
1:E:103:ILE:CG2	1:E:610:PHE:HD2	1.37	1.37
1:I:267:SER:HB2	1:I:276:GLU:CA	1.53	1.37
1:J:909:PRO:CG	5:Q:48:THR:O	1.69	1.36
1:A:926:VAL:CG1	1:A:940:TYR:CD2	1.99	1.36
1:I:38:TYR:OH	7:6:24:GLU:CB	1.71	1.36
5:P:41:VAL:O	5:P:43:PRO:CD	1.71	1.36
1:E:190:ASP:OD2	1:E:236:LYS:NZ	1.57	1.36
1:F:373:SER:O	1:F:790:ARG:NH1	1.58	1.36
1:F:950:ALA:HB3	1:H:893:LEU:CG	1.54	1.36

*Continued on next page...*



*Continued from previous page...*

Atom-1	Atom-2	Interatomic distance (Å)	Clash overlap (Å)
1:L:525:SER:N	1:L:801:MET:HE1	1.39	1.36
1:B:188:TYR:HA	1:B:192:THR:CG2	1.54	1.36
1:E:155:LYS:NZ	1:E:261:PHE:CE1	1.94	1.36
1:F:151:LYS:HG2	1:F:154:THR:OG1	1.22	1.36
1:I:188:TYR:O	1:I:256:ILE:HD11	1.22	1.35
5:Q:35:THR:HG22	5:Q:40:PRO:CB	1.54	1.35
1:C:330:PHE:HE1	1:C:384:TRP:C	1.28	1.35
1:C:361:ARG:NH1	1:C:567:PHE:HZ	1.14	1.35
1:D:433:ASP:OD1	1:D:434:GLY:N	1.57	1.35
1:F:558:PHE:CD1	1:F:558:PHE:O	1.78	1.35
1:H:155:LYS:NZ	1:H:215:ALA:HB3	1.39	1.35
7:9:22:TRP:CH2	7:9:25:ILE:HG13	1.62	1.35
1:B:943:THR:HG23	1:B:944:PRO:CD	1.55	1.35
1:H:425:GLY:O	1:H:440:TRP:HB2	1.24	1.35
6:V:205:PRO:CA	6:V:208:TYR:CE1	2.09	1.35
1:B:190:ASP:OD2	1:B:236:LYS:CG	1.74	1.35
7:9:16:ARG:HD3	7:9:21:THR:CG2	1.54	1.35
1:B:831:TYR:CB	1:B:838:GLN:NE2	1.90	1.35
1:D:747:ARG:NH2	1:D:752:GLU:OE2	1.57	1.35
1:E:204:TRP:CE3	1:F:313:VAL:HG13	1.61	1.35
1:B:241:LYS:CE	1:B:286:GLU:OE1	1.72	1.34
1:G:445:ALA:CB	1:G:449:GLN:CG	1.96	1.34
1:A:815:LYS:CD	1:C:233:THR:O	1.73	1.34
1:D:83:ARG:CB	1:D:582:GLU:HB3	1.57	1.34
1:D:158:GLY:O	1:F:452:ILE:CG2	1.75	1.34
1:F:241:LYS:HG2	1:F:286:GLU:CG	1.58	1.34
1:H:650:ALA:HB1	1:H:942:ARG:NH2	1.36	1.34
1:J:134:GLN:CA	1:J:154:THR:O	1.74	1.34
4:M:162:PHE:CE1	4:M:237:ILE:CD1	2.08	1.34
1:B:339:THR:HA	1:B:342:MET:CE	1.54	1.34
1:I:151:LYS:HG2	1:I:154:THR:OG1	1.19	1.34
1:I:361:ARG:NH1	1:I:567:PHE:HE2	0.85	1.34
1:J:3:THR:OG1	1:K:892:MET:HE2	1.25	1.34
1:F:705:ILE:O	1:F:709:ASP:HB3	1.27	1.34
6:U:197:TYR:HE2	6:U:200:PRO:CA	1.40	1.34
7:5:17:PRO:HG2	7:5:22:TRP:CE3	1.60	1.34
1:B:204:TRP:HE1	1:B:415:ASN:CB	1.39	1.34
1:B:241:LYS:HE2	1:B:286:GLU:CD	1.45	1.34
1:C:481:LEU:HD23	1:C:529:MET:CE	1.55	1.34
1:F:151:LYS:O	1:F:154:THR:CB	1.73	1.33
1:J:158:GLY:CA	1:L:452:ILE:HG23	1.57	1.33

*Continued on next page...*



*Continued from previous page...*

Atom-1	Atom-2	Interatomic distance (Å)	Clash overlap (Å)
1:L:822:GLN:OE1	1:L:846:PHE:CE1	1.80	1.33
1:H:366:SER:HB2	1:H:647:LEU:CB	1.56	1.33
1:J:926:VAL:CG1	1:J:940:TYR:CE2	2.11	1.33
1:E:791:MET:SD	1:E:868:ARG:NH2	2.01	1.33
1:K:277:TYR:CE1	1:K:279:ALA:HB2	1.61	1.33
5:R:35:THR:N	5:R:43:PRO:HG3	1.40	1.33
1:A:417:THR:HG21	1:A:453:CYS:CB	1.58	1.33
1:A:823:HIS:CB	1:C:196:GLU:OE2	1.77	1.33
1:E:52:PRO:CD	7:3:23:ASN:HD22	1.41	1.32
1:L:609:ARG:NH2	5:Q:66:ALA:HB2	1.40	1.32
1:C:193:PHE:CE1	1:C:284:TYR:CE1	2.15	1.32
1:D:244:PRO:CD	1:D:253:ASP:O	1.76	1.32
1:B:79:LEU:HD22	1:B:335:TYR:CE1	1.61	1.32
1:D:265:GLY:O	1:D:276:GLU:HB3	1.23	1.32
1:D:427:LYS:CG	1:D:441:GLU:OE2	1.77	1.32
1:K:162:THR:CG2	1:K:163:GLY:H	1.39	1.32
5:R:8:PHE:CE2	5:R:9:GLU:HB2	1.61	1.32
1:E:135:TRP:CH2	1:E:309:GLU:HB2	1.63	1.32
1:I:168:THR:CG2	1:I:185:LYS:NZ	1.93	1.32
5:Q:35:THR:HG22	5:Q:40:PRO:CA	1.57	1.32
1:A:107:LEU:CD1	1:A:607:SER:CB	2.05	1.32
1:A:277:TYR:CZ	1:A:279:ALA:HB2	1.63	1.32
1:B:242:PHE:CE1	1:B:287:ASN:HB3	1.62	1.32
1:D:10:TRP:CH2	1:E:943:THR:CG2	2.13	1.32
1:E:428:ILE:HG21	1:F:169:ASN:ND2	1.02	1.32
1:A:277:TYR:CE1	1:A:279:ALA:CB	2.12	1.31
1:F:192:THR:O	1:F:193:PHE:CD1	1.82	1.31
1:I:649:ALA:HB1	1:I:920:PHE:O	1.27	1.31
1:K:910:MET:CE	1:K:914:THR:HB	1.60	1.31
5:P:41:VAL:C	5:P:43:PRO:HD3	1.45	1.31
6:U:209:PRO:HB3	6:U:212:PHE:CE1	1.63	1.31
6:V:205:PRO:CA	6:V:208:TYR:HE1	1.41	1.31
1:E:206:GLU:O	1:E:206:GLU:CG	1.71	1.31
1:E:462:ILE:CG2	1:F:411:CYS:SG	2.18	1.31
1:H:344:VAL:HG23	1:H:353:ASN:CB	1.60	1.31
1:H:346:ALA:HB2	1:H:353:ASN:CA	1.61	1.31
2:N:404:GLN:HE21	2:N:407:ASN:ND2	1.27	1.31
7:8:9:LEU:O	7:8:11:PRO:CD	1.76	1.31
1:F:298:VAL:HG12	1:F:315:GLN:O	1.27	1.31
7:6:22:TRP:CH2	7:6:25:ILE:CD1	2.11	1.31
1:B:822:GLN:NE2	1:B:846:PHE:CD1	1.99	1.31

*Continued on next page...*



*Continued from previous page...*

Atom-1	Atom-2	Interatomic distance (Å)	Clash overlap (Å)
1:C:60:ARG:CZ	6:U:93:ARG:CD	2.00	1.31
1:E:52:PRO:HD3	7:3:23:ASN:ND2	1.43	1.31
1:E:831:TYR:CB	1:E:838:GLN:HE21	1.41	1.31
1:H:269:PRO:HB3	1:H:277:TYR:CE2	1.63	1.31
1:K:161:ALA:C	1:K:198:GLN:HG3	1.43	1.31
1:L:725:PHE:O	1:L:900:ALA:C	1.67	1.31
2:N:145:VAL:CG1	2:N:146:GLU:H	1.35	1.31
1:A:462:ILE:CG1	1:B:411:CYS:SG	2.20	1.30
1:F:686:LYS:HG2	5:Q:8:PHE:CZ	1.66	1.30
1:K:161:ALA:O	1:K:198:GLN:CG	1.76	1.30
1:K:676:ARG:O	1:K:875:PHE:CB	1.79	1.30
1:A:462:ILE:HB	1:B:411:CYS:SG	1.70	1.30
1:D:416:GLY:O	1:D:457:VAL:HG12	1.26	1.30
1:L:677:GLY:O	1:L:921:GLU:CG	1.77	1.30
1:B:198:GLN:CB	1:C:838:GLN:O	1.77	1.30
1:B:440:TRP:HZ3	1:B:446:ILE:CD1	1.45	1.30
1:F:666:SER:CB	5:R:16:TYR:CE2	2.13	1.30
1:F:748:SER:O	5:P:55:GLY:CA	1.80	1.30
1:L:199:VAL:HG13	1:L:206:GLU:CG	1.41	1.30
1:B:836:MET:O	1:B:837:ARG:HG2	1.23	1.30
1:J:348:GLN:HB3	1:J:578:SER:O	1.28	1.30
1:B:423:TYR:O	1:B:449:GLN:HG2	1.28	1.29
1:D:415:ASN:O	1:E:129:ALA:CB	1.80	1.29
1:H:344:VAL:CG2	1:H:353:ASN:HB2	1.61	1.29
1:L:670:ARG:NH2	1:L:945:PHE:HA	0.97	1.29
1:F:370:LEU:HD23	1:F:570:LYS:NZ	1.47	1.29
1:F:463:ASN:ND2	1:F:466:ALA:HB3	1.46	1.29
2:N:258:GLN:OE1	2:N:261:GLN:NE2	1.63	1.29
1:C:422:THR:HA	1:C:450:ASN:O	1.28	1.29
1:C:744:GLU:O	1:C:762:THR:HG21	1.28	1.29
1:G:55:ASP:O	1:G:623:ALA:CB	1.79	1.29
2:N:404:GLN:NE2	2:N:407:ASN:ND2	1.81	1.29
5:Q:12:LEU:O	5:Q:15:PRO:HD2	1.12	1.29
5:Q:126:ARG:HB2	5:Q:129:GLN:NE2	1.45	1.29
1:B:241:LYS:HE2	1:B:286:GLU:OE1	1.13	1.29
1:C:60:ARG:HH21	6:U:93:ARG:CD	1.38	1.29
1:C:266:GLY:HA3	1:C:277:TYR:CD2	1.68	1.29
1:H:134:GLN:OE1	1:H:155:LYS:HE2	1.33	1.29
1:K:132:PRO:HB3	1:K:157:PHE:O	1.32	1.29
1:K:194:GLN:O	1:K:197:PRO:HD2	1.32	1.29
1:K:240:ALA:O	1:K:288:VAL:HG12	1.23	1.29

*Continued on next page...*



*Continued from previous page...*

Atom-1	Atom-2	Interatomic distance (Å)	Clash overlap (Å)
1:K:536:ASN:HB3	1:K:596:SER:O	1.29	1.29
7:3:22:TRP:CZ3	7:3:25:ILE:HD12	1.66	1.29
1:A:313:VAL:HG22	1:C:204:TRP:CE3	1.66	1.28
1:B:190:ASP:OD2	1:B:236:LYS:HG3	1.14	1.28
1:I:69:VAL:CG2	1:I:70:PRO:HD2	1.61	1.28
6:U:169:LEU:HD11	7:1:29:GLN:O	1.21	1.28
1:A:456:ASN:ND2	1:C:838:GLN:HA	1.44	1.28
1:A:462:ILE:CB	1:B:411:CYS:SG	2.20	1.28
1:C:896:ASN:ND2	6:U:21:ALA:HB1	1.48	1.28
1:F:666:SER:HB3	5:R:16:TYR:CE2	1.68	1.28
1:G:141:GLN:CD	1:I:446:ILE:HD11	1.54	1.28
1:I:760:ASN:HB3	5:S:54:VAL:CG1	1.62	1.28
1:J:663:VAL:CA	5:P:12:LEU:HD23	1.63	1.28
5:P:35:THR:CG2	5:P:40:PRO:HA	1.61	1.28
1:D:38:TYR:CE1	1:E:56:VAL:CG1	2.15	1.28
1:F:663:VAL:CG1	5:R:17:LEU:HD12	1.62	1.28
1:L:667:ILE:HD11	1:L:920:PHE:CZ	1.66	1.28
1:B:423:TYR:O	1:B:449:GLN:CG	1.81	1.28
1:B:836:MET:HA	1:B:836:MET:CE	1.59	1.28
1:D:573:LEU:HB3	1:D:641:GLN:NE2	1.46	1.28
1:E:428:ILE:CG2	1:F:169:ASN:ND2	1.93	1.28
1:J:61:SER:HB2	1:K:735:ASP:OD2	1.19	1.28
1:B:161:ALA:HB3	1:B:198:GLN:OE1	1.29	1.28
1:F:675:PHE:O	1:F:886:THR:HG21	1.28	1.28
1:F:909:PRO:HG2	5:P:48:THR:O	1.31	1.28
1:G:159:VAL:CG1	1:H:840:GLN:HB2	1.64	1.28
1:G:421:SER:HB3	1:G:423:TYR:CE1	1.67	1.28
1:H:137:THR:HG23	1:H:152:ASP:OD1	1.14	1.28
1:J:158:GLY:O	1:L:452:ILE:HG22	1.17	1.28
5:S:34:SER:O	5:S:43:PRO:HG2	1.31	1.28
1:B:433:ASP:CG	1:B:433:ASP:CA	2.02	1.27
1:C:241:LYS:CE	1:C:256:ILE:CD1	2.09	1.27
1:G:55:ASP:O	1:G:623:ALA:HB2	1.20	1.27
1:J:158:GLY:O	1:L:452:ILE:CG2	1.82	1.27
1:C:827:GLY:CA	1:C:839:GLY:O	1.80	1.27
1:E:204:TRP:CZ3	1:F:313:VAL:HG13	1.69	1.27
1:F:267:SER:HB2	1:F:277:TYR:CD2	1.69	1.27
1:C:267:SER:O	1:C:269:PRO:HD3	1.28	1.27
1:C:734:ASN:O	1:C:736:ARG:CG	1.83	1.27
1:E:676:ARG:HH12	7:3:5:ASN:ND2	1.31	1.27
1:K:63:ARG:HG2	1:K:66:LEU:CD2	1.64	1.27

*Continued on next page...*



*Continued from previous page...*

Atom-1	Atom-2	Interatomic distance (Å)	Clash overlap (Å)
5:Q:10:GLY:HA3	5:Q:13:PHE:CD2	1.68	1.27
1:A:158:GLY:CA	1:C:452:ILE:HG23	1.62	1.27
1:J:56:VAL:HG11	1:K:882:MET:CE	1.63	1.27
5:Q:52:ALA:O	5:Q:54:VAL:HG23	1.24	1.27
1:J:924:ASP:OD2	1:J:942:ARG:HG3	1.28	1.27
4:M:377:ASP:O	4:M:381:ASN:HB2	1.32	1.27
1:F:647:LEU:O	1:F:647:LEU:HD23	1.28	1.26
1:F:862:LYS:O	5:P:54:VAL:HB	1.28	1.26
1:I:103:ILE:HG23	1:I:613:VAL:CG2	1.65	1.26
5:Q:16:TYR:CD1	5:R:18:THR:OG1	1.87	1.26
1:D:38:TYR:CE1	1:E:56:VAL:HG11	1.69	1.26
1:F:43:ASN:HA	7:4:8:SER:OG	1.34	1.26
1:F:188:TYR:HA	1:F:192:THR:OG1	1.28	1.26
1:J:473:LEU:O	1:J:477:VAL:HG12	1.24	1.26
5:P:16:TYR:O	5:R:14:SER:O	1.52	1.26
5:Q:16:TYR:CE2	5:R:18:THR:HG23	1.69	1.26
1:B:93:VAL:CG1	1:B:575:LEU:HD23	1.64	1.26
1:B:134:GLN:OE1	1:B:151:LYS:HE2	1.23	1.26
1:F:718:PHE:O	1:F:745:ILE:CG2	1.83	1.26
1:G:52:PRO:HG3	7:6:23:ASN:O	1.34	1.26
1:K:246:ASN:ND2	1:K:247:GLU:O	1.66	1.26
1:B:651:ASN:HB3	1:B:919:LEU:CD2	1.64	1.26
1:H:198:GLN:NE2	1:I:838:GLN:HB2	1.49	1.26
1:I:135:TRP:CB	1:I:307:SER:O	1.82	1.26
1:I:760:ASN:CB	5:S:54:VAL:HG11	1.65	1.26
6:V:69:LEU:H	6:V:69:LEU:CD2	1.47	1.26
1:A:193:PHE:HZ	1:A:214:ARG:N	1.32	1.26
1:F:808:GLU:CG	1:F:814:TYR:CE2	2.17	1.26
5:Q:12:LEU:O	5:Q:15:PRO:CD	1.84	1.26
1:A:439:GLU:O	1:A:440:TRP:CD1	1.89	1.25
1:G:360:ASP:OD2	1:G:942:ARG:NH2	1.69	1.25
5:R:44:ALA:CB	5:R:51:TYR:OH	1.84	1.25
7:9:22:TRP:CZ2	7:9:25:ILE:HG13	1.71	1.25
1:A:720:LYS:CB	1:A:906:GLU:OE2	1.83	1.25
1:C:731:TRP:NE1	1:C:875:PHE:CE1	2.00	1.25
1:J:744:GLU:O	1:J:765:TRP:HB2	1.30	1.25
1:B:310:ILE:O	1:B:313:VAL:HG23	1.10	1.25
1:D:10:TRP:HH2	1:E:943:THR:CG2	1.47	1.25
1:D:428:ILE:CD1	1:E:169:ASN:HB3	1.64	1.25
1:E:676:ARG:NH1	7:3:5:ASN:HD21	1.33	1.25
1:H:74:GLU:OE2	1:H:81:LYS:HD3	1.33	1.25

*Continued on next page...*



*Continued from previous page...*

Atom-1	Atom-2	Interatomic distance (Å)	Clash overlap (Å)
1:H:536:ASN:HB3	1:H:596:SER:O	1.16	1.25
1:J:188:TYR:HA	1:J:192:THR:OG1	1.10	1.25
1:L:476:ASN:O	1:L:480:TYR:CD2	1.88	1.25
7:9:22:TRP:CH2	7:9:25:ILE:CG1	2.19	1.25
7:8:9:LEU:O	7:8:11:PRO:HD2	1.09	1.25
1:D:705:ILE:HD11	1:D:708:LEU:CD1	1.65	1.25
1:F:136:GLU:CG	1:F:218:LYS:CE	2.12	1.25
1:F:649:ALA:CB	1:F:919:LEU:HD23	1.66	1.25
1:H:137:THR:CG2	1:H:152:ASP:OD1	1.82	1.25
7:9:22:TRP:CH2	7:9:25:ILE:CB	2.10	1.25
1:B:79:LEU:HD21	1:B:335:TYR:OH	1.24	1.25
1:C:447:SER:O	1:C:448:ARG:HG2	1.17	1.25
1:D:10:TRP:CH2	1:E:943:THR:HG21	1.69	1.25
1:F:760:ASN:CB	5:P:54:VAL:HG11	1.67	1.25
1:J:714:LEU:O	1:J:714:LEU:HD12	1.22	1.25
1:D:169:ASN:ND2	1:F:432:ASN:HB3	1.50	1.24
1:D:198:GLN:CG	1:E:838:GLN:HB2	1.67	1.24
1:F:103:ILE:CB	1:F:560:ILE:HD11	1.65	1.24
1:J:38:TYR:CE1	1:K:56:VAL:HG12	1.73	1.24
1:K:101:PHE:CZ	1:K:581:TYR:HE2	1.54	1.24
1:L:163:GLY:HA3	1:L:208:GLU:OE2	1.36	1.24
6:U:209:PRO:CB	6:U:212:PHE:CE1	2.19	1.24
1:A:281:ILE:HD12	1:C:423:TYR:CE1	1.71	1.24
1:A:445:ALA:H	1:B:152:ASP:CA	1.49	1.24
1:B:298:VAL:CG2	1:B:317:MET:HG2	1.66	1.24
1:B:445:ALA:O	1:B:449:GLN:OE1	1.56	1.24
1:C:69:VAL:CG2	1:C:70:PRO:HD2	1.67	1.24
1:H:444:ASP:HB3	1:H:449:GLN:NE2	1.53	1.24
1:H:923:PHE:HB2	1:H:943:THR:CG2	1.67	1.24
1:J:195:PRO:HA	1:J:198:GLN:NE2	1.53	1.24
2:N:204:ASP:O	2:N:232:ASP:OD1	1.54	1.24
5:S:36:VAL:O	5:S:36:VAL:CG1	1.82	1.24
1:H:135:TRP:CH2	1:H:309:GLU:HB2	1.71	1.24
1:K:358:LEU:CD1	1:K:942:ARG:CZ	2.13	1.24
7:4:9:LEU:O	7:4:11:PRO:HD2	1.34	1.24
1:A:815:LYS:HD2	1:C:233:THR:O	1.15	1.24
1:F:437:GLU:O	1:F:437:GLU:CG	1.68	1.24
1:G:138:LYS:HE2	1:G:149:GLN:OE1	1.12	1.24
1:J:925:VAL:HG11	1:L:46:ARG:NH2	1.52	1.24
1:C:56:VAL:CG2	7:1:24:GLU:HG2	1.66	1.24
1:H:423:TYR:O	1:H:449:GLN:CB	1.85	1.24

*Continued on next page...*



*Continued from previous page...*

Atom-1	Atom-2	Interatomic distance (Å)	Clash overlap (Å)
7:4:17:PRO:HD2	7:4:22:TRP:O	1.33	1.24
1:A:3:THR:OG1	1:A:4:PRO:CD	1.85	1.23
1:A:417:THR:HG21	1:A:453:CYS:SG	1.77	1.23
1:B:390:SER:HB3	1:B:868:ARG:NH2	0.92	1.23
1:D:552:ASN:O	1:E:804:GLN:HG2	1.34	1.23
1:F:219:ASP:O	1:F:219:ASP:OD2	1.56	1.23
1:L:7:MET:CG	1:L:8:PRO:HD3	1.68	1.23
1:D:429:THR:HG21	1:D:439:GLU:OE2	1.06	1.23
1:E:135:TRP:CZ3	1:E:309:GLU:HB2	1.73	1.23
1:H:67:ARG:NH1	1:I:752:GLU:CD	1.91	1.23
1:H:663:VAL:HG22	5:Q:17:LEU:CD1	1.69	1.23
1:L:20:ALA:O	1:L:24:LEU:CD1	1.86	1.23
1:L:717:THR:O	1:L:907:VAL:HG23	1.30	1.23
1:G:161:ALA:CB	1:G:198:GLN:NE2	2.01	1.23
5:P:12:LEU:HD11	5:P:17:LEU:CD2	1.67	1.23
1:A:309:GLU:HG2	1:C:205:GLN:OE1	1.37	1.23
1:B:242:PHE:CZ	1:B:287:ASN:HB3	1.72	1.23
1:C:193:PHE:HE1	1:C:284:TYR:CD1	1.56	1.23
1:E:311:ASN:O	1:E:314:GLN:NE2	1.72	1.23
1:K:658:ALA:HB2	1:K:913:PRO:CD	1.68	1.23
6:U:169:LEU:HD12	7:1:30:LEU:CA	1.67	1.23
1:A:456:ASN:HD21	1:C:838:GLN:CA	1.49	1.23
1:E:77:THR:CA	5:P:76:ARG:NH2	2.02	1.23
1:H:423:TYR:O	1:H:449:GLN:HG2	1.27	1.23
1:I:173:LEU:HD12	1:I:185:LYS:NZ	0.91	1.23
1:K:268:PRO:CB	1:K:274:GLY:O	1.87	1.22
1:K:370:LEU:HD13	1:K:646:TYR:CD1	1.73	1.22
1:B:193:PHE:HE2	1:B:198:GLN:OE1	1.21	1.22
1:C:330:PHE:CE1	1:C:384:TRP:O	1.92	1.22
1:D:636:ASN:OD1	1:D:637:ASP:N	1.72	1.22
1:H:74:GLU:OE1	1:L:69:VAL:HG11	1.37	1.22
1:H:650:ALA:CB	1:H:942:ARG:HH21	1.53	1.22
1:I:262:ASP:HA	1:I:279:ALA:O	1.28	1.22
1:B:376:ASP:OD2	1:B:376:ASP:O	1.53	1.22
1:J:723:ILE:O	1:J:730:SER:HA	1.29	1.22
1:K:20:ALA:CB	7:8:9:LEU:CD1	2.16	1.22
1:L:525:SER:N	1:L:801:MET:CE	1.92	1.22
1:D:427:LYS:HG2	1:D:441:GLU:OE2	1.19	1.22
1:F:758:GLN:O	1:F:862:LYS:NZ	1.73	1.22
1:I:35:THR:HG22	7:6:24:GLU:OE1	1.32	1.22
1:B:433:ASP:CB	1:B:433:ASP:OD1	1.87	1.22

*Continued on next page...*



*Continued from previous page...*

Atom-1	Atom-2	Interatomic distance (Å)	Clash overlap (Å)
1:I:417:THR:HG23	1:I:457:VAL:CG1	1.69	1.22
1:B:433:ASP:CB	1:B:433:ASP:OD2	1.78	1.21
1:C:60:ARG:HE	6:U:93:ARG:CD	1.47	1.21
1:F:760:ASN:HB3	5:P:54:VAL:CG1	1.68	1.21
1:G:313:VAL:CB	1:I:203:ASN:HD22	1.51	1.21
1:I:246:ASN:OD1	1:I:247:GLU:N	1.70	1.21
1:A:198:GLN:NE2	1:B:838:GLN:CA	2.02	1.21
1:E:543:LEU:O	1:E:543:LEU:HD12	1.36	1.21
1:G:88:VAL:HG13	1:G:577:GLY:O	1.39	1.21
1:H:650:ALA:CB	1:H:942:ARG:NH2	2.04	1.21
1:H:923:PHE:CB	1:H:943:THR:CG2	2.19	1.21
1:C:749:VAL:O	1:C:750:ASP:OD1	1.56	1.21
1:J:730:SER:O	1:J:733:GLY:N	1.73	1.21
1:K:268:PRO:CA	1:K:274:GLY:O	1.88	1.21
1:L:7:MET:CG	1:L:8:PRO:CD	2.17	1.21
4:M:162:PHE:CD1	4:M:237:ILE:HD11	1.74	1.21
5:P:14:SER:OG	5:P:15:PRO:HD3	1.36	1.21
7:2:16:ARG:NH1	7:2:21:THR:HG23	1.53	1.21
1:A:720:LYS:HB2	1:A:906:GLU:OE2	1.03	1.21
1:C:684:LYS:CE	1:C:912:GLU:HG3	1.69	1.21
1:C:893:LEU:CD2	6:U:227:ASP:CB	2.04	1.21
1:E:94:LEU:HD13	1:E:619:PHE:CD2	1.75	1.21
1:H:241:LYS:HE2	1:H:286:GLU:OE1	1.35	1.21
4:M:177:GLU:O	4:M:178:VAL:HG22	1.37	1.21
1:A:423:TYR:CE2	1:B:263:VAL:HG22	1.74	1.21
1:B:472:PHE:CE1	1:B:539:ARG:NH1	2.01	1.21
1:C:277:TYR:CE1	1:C:279:ALA:HB2	1.75	1.21
1:F:536:ASN:HB3	1:F:596:SER:O	1.34	1.21
1:H:676:ARG:O	1:H:875:PHE:HB3	1.32	1.21
1:K:241:LYS:HD3	1:K:256:ILE:CG1	1.70	1.21
1:K:911:ASP:O	1:K:911:ASP:OD2	1.56	1.21
5:R:44:ALA:CB	5:R:51:TYR:CE1	2.23	1.21
6:U:209:PRO:HB2	6:U:212:PHE:CD1	1.76	1.21
1:C:827:GLY:HA2	1:C:839:GLY:O	1.03	1.20
1:F:267:SER:OG	1:F:277:TYR:CE2	1.93	1.20
1:I:453:CYS:SG	1:I:455:GLY:O	2.00	1.20
7:8:17:PRO:HD2	7:8:22:TRP:O	1.36	1.20
1:A:3:THR:OG1	1:A:4:PRO:HD3	1.07	1.20
1:A:822:GLN:OE1	1:A:846:PHE:CE1	1.93	1.20
1:B:193:PHE:HZ	1:B:199:VAL:N	1.40	1.20
1:C:327:ARG:HH12	1:C:705:ILE:CD1	1.53	1.20

*Continued on next page...*



*Continued from previous page...*

Atom-1	Atom-2	Interatomic distance (Å)	Clash overlap (Å)
1:C:330:PHE:CE1	1:C:384:TRP:C	2.14	1.20
1:E:462:ILE:HG23	1:F:411:CYS:SG	1.79	1.20
1:H:444:ASP:HA	1:I:152:ASP:O	1.40	1.20
1:D:427:LYS:HG2	1:D:441:GLU:CG	1.69	1.20
1:E:361:ARG:NH2	1:E:567:PHE:HE2	1.38	1.20
1:F:730:SER:C	1:F:732:PRO:HD2	1.62	1.20
1:G:438:SER:CB	1:H:277:TYR:O	1.88	1.20
1:H:134:GLN:HA	1:H:154:THR:O	1.10	1.20
1:K:268:PRO:HB3	1:K:274:GLY:O	1.42	1.20
1:L:188:TYR:HE1	1:L:256:ILE:CD1	1.54	1.20
1:L:725:PHE:C	1:L:900:ALA:O	1.79	1.20
6:V:205:PRO:CB	6:V:208:TYR:HE1	1.52	1.20
1:A:194:GLN:HG3	1:A:196:GLU:OE2	1.37	1.20
1:B:653:LEU:CG	1:B:915:LEU:HD13	1.72	1.20
1:C:250:GLN:HE21	1:C:251:PRO:CD	1.52	1.20
1:H:75:ALA:HB2	1:H:80:TYR:CD1	1.75	1.20
1:H:134:GLN:CA	1:H:154:THR:O	1.89	1.20
1:J:31:PHE:CE2	1:K:630:LEU:CD1	2.24	1.20
1:K:139:GLU:HB2	1:K:152:ASP:OD2	1.34	1.20
1:L:731:TRP:O	1:L:731:TRP:CD2	1.94	1.20
5:P:12:LEU:CD2	5:P:17:LEU:HD21	1.72	1.20
7:9:22:TRP:HH2	7:9:25:ILE:CG1	1.52	1.20
7:9:22:TRP:CZ3	7:9:25:ILE:HB	1.77	1.20
1:F:241:LYS:HD3	1:F:256:ILE:CG1	1.69	1.20
1:H:139:GLU:CB	1:H:152:ASP:OD2	1.89	1.20
1:H:676:ARG:O	1:H:875:PHE:CB	1.90	1.20
1:I:891:ASN:O	1:I:895:ALA:HB2	1.39	1.20
1:J:650:ALA:CB	1:J:942:ARG:NH2	2.05	1.20
4:M:385:ASN:C	4:M:385:ASN:OD1	1.80	1.20
5:P:39:ARG:CZ	5:P:41:VAL:HG21	1.71	1.20
1:B:196:GLU:CG	1:B:197:PRO:HD3	1.72	1.19
1:J:233:THR:O	1:K:815:LYS:HD2	1.39	1.19
1:K:161:ALA:O	1:K:198:GLN:HG3	1.03	1.19
5:Q:3:GLY:HA2	5:R:1:MET:SD	1.81	1.19
1:B:682:ARG:NH2	1:B:910:MET:HB3	1.54	1.19
1:H:659:LYS:HB2	1:H:659:LYS:NZ	1.30	1.19
1:K:195:PRO:HB3	1:L:840:GLN:NE2	1.57	1.19
1:A:281:ILE:CD1	1:C:423:TYR:HE1	1.54	1.19
1:B:929:HIS:O	1:B:931:PRO:HD3	1.42	1.19
1:C:60:ARG:NH2	6:U:93:ARG:HD3	1.41	1.19
1:D:158:GLY:O	1:F:452:ILE:HG23	1.05	1.19

*Continued on next page...*



*Continued from previous page...*

Atom-1	Atom-2	Interatomic distance (Å)	Clash overlap (Å)
1:E:922:VAL:HG12	1:E:944:PRO:CG	1.72	1.19
1:F:188:TYR:CA	1:F:192:THR:OG1	1.90	1.19
1:F:950:ALA:CA	1:H:893:LEU:HD12	1.72	1.19
1:G:52:PRO:CG	7:6:23:ASN:O	1.89	1.19
1:H:262:ASP:OD2	1:H:279:ALA:HB3	1.38	1.19
1:H:620:PHE:CD2	1:H:622:MET:HG2	1.77	1.19
1:J:736:ARG:NH2	1:L:58:THR:O	1.75	1.19
1:K:138:LYS:HG2	1:K:147:VAL:HG12	1.23	1.19
1:L:497:ASN:O	1:L:500:THR:HG22	1.39	1.19
2:N:279:LEU:O	2:N:331:ILE:HG13	1.38	1.19
1:B:198:GLN:HB2	1:C:838:GLN:O	1.07	1.19
1:B:376:ASP:O	1:B:376:ASP:CG	1.70	1.19
1:D:243:LYS:HA	1:D:253:ASP:O	1.42	1.19
1:J:93:VAL:CG1	1:J:575:LEU:HD23	1.71	1.19
1:J:405:ASP:OD1	1:L:127:LYS:NZ	1.76	1.19
1:K:747:ARG:NH1	1:K:754:TYR:CD1	2.11	1.19
7:5:17:PRO:CG	7:5:22:TRP:HE3	1.56	1.19
1:A:55:ASP:O	1:A:56:VAL:HG12	1.40	1.19
1:B:193:PHE:CE2	1:B:198:GLN:HA	1.75	1.19
1:B:423:TYR:O	1:B:449:GLN:CB	1.91	1.19
1:C:69:VAL:HG23	1:C:70:PRO:CD	1.70	1.19
1:G:196:GLU:CG	1:G:197:PRO:HD3	1.73	1.19
1:J:721:VAL:HG11	1:J:905:PHE:CD1	1.78	1.19
1:L:670:ARG:CZ	1:L:945:PHE:HA	1.72	1.19
5:Q:16:TYR:CE1	5:R:18:THR:OG1	1.94	1.19
5:S:8:PHE:CD2	5:S:9:GLU:HB3	1.76	1.19
1:B:368:GLN:HE22	1:B:377:ARG:NH1	1.39	1.18
1:F:576:PRO:CG	1:F:631:GLU:OE1	1.91	1.18
1:F:691:LEU:CD2	1:F:691:LEU:H	1.54	1.18
1:J:243:LYS:CD	1:J:252:LYS:O	1.89	1.18
1:J:677:GLY:O	1:J:921:GLU:HG2	1.43	1.18
1:D:813:ASP:OD1	1:F:231:ARG:CZ	1.90	1.18
1:E:438:SER:OG	1:E:440:TRP:HZ3	1.25	1.18
1:G:196:GLU:HG2	1:G:197:PRO:CD	1.73	1.18
1:J:38:TYR:CZ	1:K:56:VAL:CG1	2.26	1.18
1:J:910:MET:CE	1:J:914:THR:HG21	1.72	1.18
1:D:407:LEU:HD11	1:F:474:TYR:CD2	1.79	1.18
1:E:193:PHE:CZ	1:E:212:GLY:HA3	1.77	1.18
1:F:136:GLU:HG3	1:F:218:LYS:CE	1.68	1.18
1:K:241:LYS:CD	1:K:256:ILE:HD11	1.71	1.18
1:D:813:ASP:OD1	1:F:231:ARG:NH1	1.75	1.18

*Continued on next page...*



*Continued from previous page...*

Atom-1	Atom-2	Interatomic distance (Å)	Clash overlap (Å)
1:E:56:VAL:HG13	7:3:24:GLU:OE1	1.39	1.18
1:G:204:TRP:CE3	1:H:313:VAL:HG22	1.79	1.18
1:H:339:THR:HG22	1:J:740:PRO:HG2	1.20	1.18
1:K:249:GLU:O	1:K:250:GLN:HG3	1.42	1.18
1:A:188:TYR:CZ	1:A:256:ILE:HG21	1.78	1.18
1:A:281:ILE:CD1	1:C:423:TYR:CE1	2.27	1.18
1:A:741:ASN:ND2	1:E:359:GLN:OE1	1.76	1.18
1:C:327:ARG:NH1	1:C:705:ILE:HG13	1.55	1.18
1:G:707:TYR:CE1	1:G:917:TYR:HE1	1.61	1.18
1:J:159:VAL:HA	1:L:453:CYS:SG	1.82	1.18
1:K:38:TYR:OH	7:8:24:GLU:OE1	1.62	1.18
1:A:198:GLN:CD	1:B:838:GLN:CA	2.12	1.17
1:B:533:ASN:ND2	1:B:536:ASN:HD21	1.42	1.17
1:F:635:ARG:NH2	1:F:933:ARG:HA	1.56	1.17
1:J:348:GLN:CB	1:J:578:SER:O	1.92	1.17
1:J:663:VAL:CA	5:P:12:LEU:CD2	2.18	1.17
1:J:926:VAL:HG12	1:J:940:TYR:CD2	1.73	1.17
6:U:208:TYR:HB2	6:U:209:PRO:CD	1.74	1.17
1:B:203:ASN:N	1:C:836:MET:HE1	1.58	1.17
1:B:334:MET:HB3	1:B:336:TYR:CE1	1.78	1.17
1:C:802:SER:HB2	1:C:861:GLN:O	1.39	1.17
1:F:151:LYS:O	1:F:154:THR:HB	0.99	1.17
1:F:370:LEU:CD2	1:F:570:LYS:NZ	2.08	1.17
1:F:649:ALA:HB1	1:F:919:LEU:HD23	1.25	1.17
1:I:399:GLU:HB3	1:I:523:ARG:HA	1.24	1.17
1:K:246:ASN:CG	1:K:247:GLU:N	1.91	1.17
1:L:161:ALA:CB	1:L:198:GLN:NE2	2.06	1.17
1:L:258:PHE:CE2	1:L:284:TYR:HE2	1.63	1.17
4:M:194:LEU:CD2	6:U:197:TYR:OH	1.92	1.17
5:S:9:GLU:O	5:S:9:GLU:CG	1.93	1.17
1:A:197:PRO:HD3	1:B:831:TYR:CE1	1.78	1.17
1:A:407:LEU:CD2	1:C:474:TYR:CD2	2.25	1.17
1:B:679:SER:OG	1:B:919:LEU:HB2	1.41	1.17
1:C:715:ASN:HD22	1:C:715:ASN:C	1.42	1.17
1:C:827:GLY:CA	1:C:839:GLY:C	2.10	1.17
1:D:111:PRO:HG3	1:D:554:ARG:NH2	1.58	1.17
1:G:244:PRO:HD3	1:G:253:ASP:O	1.42	1.17
1:L:752:GLU:HG3	1:L:754:TYR:CE1	1.79	1.17
5:Q:41:VAL:C	5:Q:42:LEU:HD12	1.64	1.17
5:S:33:GLY:HA3	5:S:44:ALA:O	1.42	1.17
1:A:158:GLY:HA3	1:C:452:ILE:CG2	1.74	1.17

*Continued on next page...*



*Continued from previous page...*

Atom-1	Atom-2	Interatomic distance (Å)	Clash overlap (Å)
1:B:155:LYS:HD2	1:B:261:PHE:CE1	1.79	1.17
1:C:72:ASP:HB2	1:J:73:ARG:NH2	1.60	1.17
1:C:684:LYS:HE3	1:C:912:GLU:CG	1.74	1.17
1:D:38:TYR:CZ	1:E:56:VAL:HG11	1.79	1.17
1:E:428:ILE:HD13	1:F:169:ASN:CG	1.64	1.17
1:K:151:LYS:O	1:K:154:THR:OG1	1.62	1.17
1:K:241:LYS:CD	1:K:256:ILE:CD1	2.20	1.17
1:K:415:ASN:OD1	1:K:417:THR:O	1.59	1.17
5:S:33:GLY:CA	5:S:44:ALA:O	1.92	1.17
1:D:892:MET:CE	1:F:3:THR:OG1	1.90	1.17
1:F:72:ASP:O	1:F:72:ASP:OD1	1.61	1.17
1:I:514:VAL:O	1:I:514:VAL:HG13	1.42	1.17
1:J:277:TYR:CG	1:J:277:TYR:CA	2.28	1.17
1:J:756:VAL:CG1	1:J:763:LYS:HA	1.75	1.17
1:K:658:ALA:CB	1:K:913:PRO:HD3	1.75	1.17
5:S:34:SER:O	5:S:43:PRO:CG	1.91	1.17
1:A:736:ARG:NH1	1:C:621:PRO:HB3	1.59	1.16
1:A:905:PHE:O	1:A:906:GLU:HG2	1.42	1.16
1:D:892:MET:CE	1:F:3:THR:HG1	1.58	1.16
1:E:180:ALA:HB1	1:E:182:ASN:ND2	1.58	1.16
1:F:634:LEU:O	1:F:634:LEU:HD23	1.44	1.16
1:H:105:GLY:HA3	1:H:609:ARG:O	1.44	1.16
1:H:235:GLU:HB3	1:I:815:LYS:HB3	1.22	1.16
1:I:824:ASN:O	1:I:825:ASN:HB2	1.45	1.16
1:K:268:PRO:HA	1:K:274:GLY:O	1.43	1.16
4:M:249:ASN:OD1	4:M:250:SER:N	1.77	1.16
7:7:20:GLY:O	7:7:22:TRP:HE3	1.27	1.16
1:B:155:LYS:NZ	1:B:259:ALA:HB3	1.59	1.16
1:B:196:GLU:HG3	1:C:831:TYR:CE1	1.78	1.16
1:E:321:PRO:CB	1:E:321:PRO:CG	2.20	1.16
1:H:657:PRO:HD2	5:Q:12:LEU:HD22	1.21	1.16
1:I:134:GLN:HA	1:I:154:THR:O	1.01	1.16
1:J:38:TYR:CZ	1:K:56:VAL:HG12	1.81	1.16
1:J:345:LEU:CD1	1:J:581:TYR:HD1	1.56	1.16
1:K:81:LYS:HB3	1:K:584:ASN:HB3	1.20	1.16
1:L:371:LEU:HD12	1:L:377:ARG:NH2	1.58	1.16
6:V:201:PHE:HB3	6:V:208:TYR:HE2	1.00	1.16
1:A:188:TYR:CD1	1:A:256:ILE:HG12	1.79	1.16
1:B:377:ARG:CB	1:B:388:VAL:CG2	2.22	1.16
1:C:724:MET:CA	1:C:729:VAL:CG2	2.22	1.16
1:C:734:ASN:O	1:C:736:ARG:HG3	1.40	1.16

*Continued on next page...*



*Continued from previous page...*

Atom-1	Atom-2	Interatomic distance (Å)	Clash overlap (Å)
1:E:438:SER:O	1:E:440:TRP:CZ3	1.97	1.16
1:F:242:PHE:CZ	1:F:289:ASN:ND2	2.14	1.16
1:G:159:VAL:HG12	1:H:840:GLN:CB	1.76	1.16
1:H:756:VAL:CG2	1:H:763:LYS:HG2	1.73	1.16
1:L:20:ALA:O	1:L:24:LEU:HD13	1.43	1.16
1:L:752:GLU:HG3	1:L:754:TYR:HE1	1.02	1.16
1:A:199:VAL:HG12	1:C:456:ASN:OD1	1.43	1.16
1:A:421:SER:HB2	1:A:423:TYR:CE1	1.79	1.16
1:B:214:ARG:NH2	1:B:286:GLU:OE2	1.79	1.16
1:B:670:ARG:NH2	1:B:945:PHE:CE2	1.92	1.16
1:C:724:MET:HA	1:C:729:VAL:CG2	1.75	1.16
1:J:345:LEU:CD1	1:J:581:TYR:CD1	2.29	1.16
2:N:141:PRO:HB3	2:N:152:ASP:OD2	1.44	1.16
1:A:480:TYR:OH	1:A:538:PRO:HD3	1.45	1.16
1:B:731:TRP:CE3	1:B:732:PRO:HD3	1.80	1.16
1:D:423:TYR:CE2	1:E:263:VAL:HG22	1.81	1.16
1:G:35:THR:HG22	7:7:24:GLU:OE1	1.41	1.16
1:H:760:ASN:OD1	5:R:54:VAL:HG21	1.44	1.16
1:L:134:GLN:CG	1:L:154:THR:HG23	1.76	1.16
1:B:134:GLN:NE2	1:B:285:THR:HG21	1.61	1.15
1:B:155:LYS:HZ1	1:B:259:ALA:HB3	0.99	1.15
1:B:811:TYR:CD1	1:B:857:PRO:HD2	1.81	1.15
1:C:167:ILE:HB	1:C:280:ASP:OD2	1.44	1.15
1:C:530:ASP:OD2	1:C:865:LEU:HD21	1.47	1.15
1:C:715:ASN:O	1:C:715:ASN:ND2	1.77	1.15
1:E:423:TYR:O	1:E:449:GLN:HG2	0.97	1.15
1:F:242:PHE:CE2	1:F:289:ASN:ND2	2.13	1.15
1:F:362:ASN:ND2	1:F:365:LEU:HB3	1.60	1.15
1:I:269:PRO:HA	1:I:274:GLY:O	1.41	1.15
1:A:17:GLY:O	1:A:48:PRO:HG2	1.45	1.15
1:B:196:GLU:HG2	1:B:197:PRO:HD3	1.18	1.15
1:F:657:PRO:HD2	5:R:12:LEU:HD22	1.18	1.15
1:F:808:GLU:HG2	1:F:814:TYR:CE2	1.78	1.15
1:F:856:VAL:HG23	1:F:857:PRO:HD2	1.24	1.15
1:G:13:MET:CE	1:H:925:VAL:HG23	1.77	1.15
1:G:35:THR:CG2	7:7:24:GLU:OE1	1.95	1.15
1:H:663:VAL:HG22	5:Q:17:LEU:HD11	1.17	1.15
2:N:202:LYS:HE2	2:N:204:ASP:CG	1.63	1.15
5:R:82:MET:HG3	5:R:88:SER:CB	1.75	1.15
1:J:650:ALA:HB1	1:J:942:ARG:NH2	1.60	1.15
5:P:18:THR:CG2	5:R:15:PRO:O	1.94	1.15

*Continued on next page...*



*Continued from previous page...*

Atom-1	Atom-2	Interatomic distance (Å)	Clash overlap (Å)
6:U:23:ALA:HB3	6:U:212:PHE:CD2	1.82	1.15
1:A:188:TYR:HA	1:A:192:THR:HB	1.20	1.15
1:B:835:THR:HG22	1:B:836:MET:H	1.05	1.15
1:C:193:PHE:CE1	1:C:284:TYR:HE1	1.60	1.15
1:C:250:GLN:NE2	1:C:251:PRO:CD	2.08	1.15
1:C:330:PHE:CD1	1:C:384:TRP:O	1.99	1.15
1:E:731:TRP:C	1:E:733:GLY:H	1.44	1.15
1:J:195:PRO:CA	1:J:198:GLN:HE21	1.58	1.15
1:J:201:GLU:OE1	1:K:299:TYR:OH	1.65	1.15
1:J:243:LYS:HD3	1:J:252:LYS:O	0.98	1.15
1:J:685:THR:HG21	1:J:913:PRO:HB2	1.27	1.15
5:R:44:ALA:CB	5:R:51:TYR:CZ	2.29	1.15
1:A:424:GLN:HB3	1:A:446:ILE:O	0.97	1.15
1:E:192:THR:HG23	1:E:284:TYR:CE1	1.82	1.15
1:K:33:ARG:HD3	7:8:12:ARG:HB3	1.17	1.15
1:L:429:THR:HG22	1:L:430:ASN:H	1.09	1.15
1:L:677:GLY:O	1:L:921:GLU:HG2	1.39	1.15
1:A:533:ASN:HA	1:A:713:TYR:CE2	1.82	1.14
1:A:783:VAL:HG13	1:A:784:PRO:HD2	1.16	1.14
1:F:150:GLU:HB2	1:F:152:ASP:OD1	1.46	1.14
1:G:673:ALA:HB3	1:G:943:THR:CG2	1.77	1.14
1:H:313:VAL:HG12	1:H:313:VAL:O	1.46	1.14
1:I:347:GLY:O	1:I:350:SER:O	1.65	1.14
1:A:736:ARG:HH12	1:C:621:PRO:HB3	1.06	1.14
1:B:116:TYR:CD2	1:C:520:ILE:HG22	1.64	1.14
1:D:416:GLY:O	1:D:457:VAL:CG1	1.94	1.14
1:E:305:ASP:O	1:E:305:ASP:OD2	1.61	1.14
1:H:620:PHE:HD2	1:H:622:MET:CG	1.60	1.14
1:H:942:ARG:HB3	1:H:946:SER:HA	1.27	1.14
1:J:345:LEU:HD12	1:J:581:TYR:CD1	1.82	1.14
1:L:134:GLN:CD	1:L:154:THR:CG2	2.16	1.14
1:C:60:ARG:NH2	6:U:93:ARG:NE	1.88	1.14
1:F:186:ASP:OD1	1:F:192:THR:HA	1.47	1.14
1:F:403:VAL:CG2	1:F:465:GLN:HB2	1.76	1.14
1:I:103:ILE:CG2	1:I:613:VAL:HG22	1.76	1.14
1:K:405:ASP:O	1:K:405:ASP:OD2	1.64	1.14
1:A:244:PRO:HD3	1:A:253:ASP:O	1.48	1.14
1:B:19:ASP:HB2	1:B:47:ASN:HB2	1.30	1.14
1:D:723:ILE:O	1:D:730:SER:HB3	1.48	1.14
1:F:170:GLN:HB2	1:F:185:LYS:HZ2	1.04	1.14
1:F:445:ALA:HB1	1:F:448:ARG:CB	1.78	1.14

*Continued on next page...*



*Continued from previous page...*

Atom-1	Atom-2	Interatomic distance (Å)	Clash overlap (Å)
1:F:603:VAL:HA	5:R:40:PRO:HB3	1.29	1.14
1:G:276:GLU:HB3	1:I:440:TRP:CZ2	1.83	1.14
1:H:443:ASP:O	1:H:444:ASP:OD1	1.63	1.14
1:K:63:ARG:HG2	1:K:66:LEU:HD21	1.22	1.14
1:K:371:LEU:HD23	1:K:377:ARG:HH21	0.97	1.14
1:B:435:ALA:HB1	1:C:270:ALA:HB2	1.19	1.14
1:C:151:LYS:O	1:C:154:THR:HB	1.43	1.14
1:H:510:ALA:HA	1:H:832:LEU:O	1.43	1.14
1:H:913:PRO:CB	5:P:8:PHE:HB2	1.68	1.14
1:J:54:HIS:CD2	1:J:55:ASP:OD1	2.00	1.14
1:J:277:TYR:CD1	1:J:277:TYR:HB2	1.63	1.14
1:K:150:GLU:HB2	1:K:152:ASP:OD1	1.46	1.14
1:F:277:TYR:HE1	1:F:279:ALA:HB2	1.03	1.13
1:F:445:ALA:CB	1:F:448:ARG:HB2	1.78	1.13
1:H:360:ASP:CB	1:H:942:ARG:NH2	2.11	1.13
1:J:880:MET:SD	1:K:38:TYR:HB2	1.87	1.13
1:J:909:PRO:HG2	5:Q:48:THR:O	1.36	1.13
1:K:155:LYS:NZ	1:K:283:LEU:HB3	1.61	1.13
1:K:927:ARG:HB2	1:K:939:VAL:HG22	1.30	1.13
1:L:371:LEU:HD12	1:L:377:ARG:CZ	1.76	1.13
1:L:476:ASN:O	1:L:480:TYR:HD2	1.19	1.13
2:N:326:VAL:H	3:O:7:VAL:HB	1.13	1.13
6:V:201:PHE:HD2	6:V:208:TYR:CD2	1.64	1.13
1:A:28:LEU:HD22	1:B:639:HIS:CD2	1.84	1.13
1:B:116:TYR:CG	1:C:520:ILE:CG2	2.21	1.13
1:B:907:VAL:CG2	1:B:908:ASP:H	1.58	1.13
1:F:241:LYS:HD3	1:F:256:ILE:HG13	1.25	1.13
1:G:443:ASP:HB3	1:H:150:GLU:HB3	1.25	1.13
1:H:817:VAL:O	1:H:817:VAL:HG23	1.33	1.13
1:J:514:VAL:CG2	1:J:514:VAL:O	1.93	1.13
1:L:241:LYS:HG2	1:L:286:GLU:CD	1.67	1.13
1:L:405:ASP:O	1:L:405:ASP:OD1	1.66	1.13
1:B:79:LEU:CD2	1:B:335:TYR:OH	1.95	1.13
1:B:377:ARG:CB	1:B:388:VAL:HG21	1.78	1.13
1:C:922:VAL:HG23	1:C:944:PRO:CD	1.77	1.13
1:L:720:LYS:HD3	1:L:742:GLU:CD	1.69	1.13
1:C:747:ARG:NH2	1:C:754:TYR:HB2	1.62	1.13
1:D:823:HIS:CB	1:F:196:GLU:OE2	1.96	1.13
1:F:193:PHE:CE1	1:F:284:TYR:CE1	2.36	1.13
1:G:925:VAL:HG11	1:I:46:ARG:NH1	1.64	1.13
1:I:929:HIS:HD2	1:I:931:PRO:HD3	1.07	1.13

*Continued on next page...*



*Continued from previous page...*

Atom-1	Atom-2	Interatomic distance (Å)	Clash overlap (Å)
1:J:66:LEU:HD13	1:J:619:PHE:CE1	1.73	1.13
1:K:20:ALA:CB	7:8:9:LEU:HD12	1.79	1.13
1:L:159:VAL:O	1:L:159:VAL:HG12	1.40	1.13
2:N:326:VAL:N	3:O:7:VAL:HB	1.64	1.13
1:A:417:THR:CG2	1:A:453:CYS:SG	2.37	1.12
1:C:193:PHE:CE1	1:C:284:TYR:CD1	2.34	1.13
1:C:731:TRP:HB3	1:C:732:PRO:HD3	1.28	1.12
1:D:134:GLN:HB2	1:D:155:LYS:HG2	1.23	1.12
1:D:200:GLY:O	1:D:206:GLU:HG3	1.49	1.13
1:D:260:TYR:CD2	1:D:282:ILE:HG22	1.82	1.13
1:E:192:THR:HG22	1:E:193:PHE:CD1	1.83	1.12
1:F:217:LYS:CG	1:F:218:LYS:H	1.61	1.12
1:H:155:LYS:HZ1	1:H:285:THR:HB	0.97	1.13
1:H:620:PHE:CE2	1:H:622:MET:HG2	1.84	1.13
1:I:258:PHE:HE2	1:I:284:TYR:CE2	1.65	1.13
1:F:398:ILE:HD11	1:F:473:LEU:HD11	1.30	1.12
1:H:445:ALA:HB3	1:H:449:GLN:HA	1.19	1.12
1:J:56:VAL:HG11	1:K:882:MET:HE2	1.18	1.12
1:L:497:ASN:O	1:L:500:THR:CG2	1.97	1.12
5:P:12:LEU:HD21	5:P:17:LEU:HD21	1.25	1.12
5:P:16:TYR:CD2	5:Q:18:THR:CG2	2.32	1.12
1:A:179:THR:C	1:A:180:ALA:N	2.03	1.12
1:D:79:LEU:CD1	1:D:584:ASN:HB3	1.79	1.12
1:H:360:ASP:CB	1:H:942:ARG:HH22	1.62	1.12
1:H:425:GLY:O	1:H:440:TRP:CB	1.95	1.12
1:I:514:VAL:O	1:I:514:VAL:CG1	1.93	1.12
1:J:358:LEU:CD2	1:J:947:ALA:HB2	1.80	1.12
1:J:677:GLY:H	1:J:921:GLU:HG3	1.11	1.12
1:J:756:VAL:HG11	1:J:763:LYS:HA	1.25	1.12
1:A:831:TYR:HB3	1:A:838:GLN:HE21	0.98	1.12
1:B:127:LYS:NZ	1:C:405:ASP:OD2	1.81	1.12
1:B:731:TRP:HE3	1:B:732:PRO:HD3	1.03	1.12
1:C:149:GLN:HG2	1:C:149:GLN:O	1.46	1.12
1:D:759:CYS:SG	1:D:864:PHE:HB3	1.90	1.12
1:G:88:VAL:CG1	1:G:577:GLY:O	1.97	1.12
1:I:134:GLN:CA	1:I:154:THR:O	1.96	1.12
1:J:345:LEU:HD12	1:J:581:TYR:HD1	0.99	1.12
1:L:66:LEU:HD12	1:L:619:PHE:CZ	1.82	1.12
1:A:445:ALA:H	1:B:152:ASP:HA	1.10	1.12
1:A:813:ASP:CG	1:A:813:ASP:O	1.86	1.12
1:B:775:ASN:CB	1:B:880:MET:SD	2.37	1.12

*Continued on next page...*



*Continued from previous page...*

Atom-1	Atom-2	Interatomic distance (Å)	Clash overlap (Å)
1:F:191:LYS:O	1:F:191:LYS:HG3	1.48	1.12
1:F:831:TYR:CB	1:F:838:GLN:NE2	2.12	1.12
1:H:859:VAL:HG23	5:R:58:SER:HB3	1.29	1.12
1:J:836:MET:HE1	1:L:203:ASN:HA	1.23	1.12
1:L:649:ALA:HB1	1:L:920:PHE:O	0.95	1.12
2:N:202:LYS:HE2	2:N:204:ASP:OD1	1.46	1.12
5:R:12:LEU:HD23	5:R:17:LEU:HD11	1.22	1.12
7:1:24:GLU:HA	7:1:24:GLU:OE1	1.35	1.12
1:A:278:LYS:NZ	1:C:437:GLU:OE2	1.83	1.12
1:B:134:GLN:HA	1:B:154:THR:O	1.48	1.12
1:B:682:ARG:NH2	1:B:910:MET:CB	2.07	1.12
1:D:941:LEU:HD23	1:F:13:MET:HG3	1.22	1.12
1:F:103:ILE:HB	1:F:560:ILE:HD11	1.13	1.12
1:H:663:VAL:CG2	5:Q:17:LEU:HD11	1.78	1.12
2:N:145:VAL:CG1	2:N:146:GLU:N	2.06	1.12
7:2:9:LEU:O	7:2:9:LEU:HG	1.37	1.12
1:A:193:PHE:CZ	1:A:214:ARG:N	2.15	1.11
1:A:831:TYR:HB3	1:A:838:GLN:NE2	1.65	1.11
1:B:135:TRP:NE1	1:B:156:THR:HG21	1.62	1.11
1:B:241:LYS:CD	1:B:286:GLU:OE1	1.98	1.11
1:C:824:ASN:HA	1:C:844:ALA:HB1	1.23	1.11
1:C:837:ARG:HG2	1:C:837:ARG:O	1.43	1.11
1:E:282:ILE:HG12	1:E:283:LEU:H	1.14	1.11
1:F:648:SER:HB2	1:F:922:VAL:O	1.48	1.11
1:H:364:GLU:OE2	1:H:364:GLU:HA	1.49	1.11
1:J:446:ILE:HG23	1:J:447:SER:N	1.59	1.11
1:J:909:PRO:HG3	5:Q:48:THR:O	1.37	1.11
4:M:388:TRP:C	4:M:390:PRO:HD3	1.71	1.11
5:P:66:ALA:O	5:P:70:ALA:HB2	1.50	1.11
1:C:241:LYS:HZ3	1:C:256:ILE:HD12	1.07	1.11
1:C:363:THR:O	1:C:363:THR:HG23	1.50	1.11
1:C:744:GLU:O	1:C:762:THR:CG2	1.97	1.11
1:D:244:PRO:HD2	1:D:253:ASP:O	1.44	1.11
1:E:361:ARG:NH2	1:E:567:PHE:CE2	2.18	1.11
1:E:731:TRP:N	1:E:732:PRO:HD2	1.39	1.11
1:E:745:ILE:HG12	1:E:765:TRP:CE2	1.84	1.11
1:F:21:SER:HB3	7:4:11:PRO:HG2	1.13	1.11
1:F:361:ARG:HB3	1:F:361:ARG:HH11	1.05	1.11
1:I:135:TRP:HB3	1:I:307:SER:O	0.97	1.11
1:I:760:ASN:ND2	5:S:54:VAL:HG21	1.66	1.11
1:J:573:LEU:CD1	1:J:634:LEU:HD11	1.80	1.11

*Continued on next page...*



*Continued from previous page...*

Atom-1	Atom-2	Interatomic distance (Å)	Clash overlap (Å)
1:K:429:THR:HG22	1:K:430:ASN:ND2	1.62	1.11
1:K:445:ALA:HB2	1:L:153:VAL:HG23	1.27	1.11
1:L:258:PHE:CE2	1:L:284:TYR:CE2	2.38	1.11
1:B:339:THR:CA	1:B:342:MET:HE2	1.80	1.11
1:B:667:ILE:HD11	1:B:920:PHE:CZ	1.84	1.11
1:B:670:ARG:HH22	2:N:92:GLU:CD	1.51	1.11
1:C:56:VAL:HG23	7:1:24:GLU:CG	1.80	1.11
1:E:543:LEU:HD12	1:E:543:LEU:C	1.69	1.11
1:F:67:ARG:HG2	1:F:67:ARG:O	1.33	1.11
1:F:136:GLU:HG2	1:F:218:LYS:HE3	1.17	1.11
1:I:398:ILE:HD12	1:I:398:ILE:O	1.49	1.11
1:K:172:LEU:HD21	1:K:193:PHE:CE1	1.84	1.11
1:K:949:ASN:OD1	6:U:34:LEU:HD21	1.51	1.11
2:N:441:THR:HG21	2:N:443:VAL:HG13	1.33	1.11
5:P:41:VAL:O	5:P:43:PRO:HD2	1.44	1.11
5:Q:126:ARG:CB	5:Q:129:GLN:NE2	2.12	1.11
6:U:23:ALA:HB3	6:U:212:PHE:HD2	0.98	1.11
1:A:783:VAL:CG1	1:A:784:PRO:HD2	1.79	1.11
1:B:187:ILE:HG13	1:B:191:LYS:HD3	1.26	1.11
1:C:75:ALA:HB2	1:C:80:TYR:HD1	1.08	1.11
1:D:10:TRP:CH2	1:E:943:THR:HG23	1.83	1.11
1:D:682:ARG:NH1	1:D:910:MET:SD	2.24	1.11
1:E:180:ALA:CB	1:E:182:ASN:ND2	2.13	1.11
1:E:444:ASP:HB3	1:E:449:GLN:HE22	1.11	1.11
1:F:489:PRO:O	1:F:492:VAL:HG22	1.51	1.11
1:H:620:PHE:CD2	1:H:622:MET:CG	2.33	1.11
1:I:55:ASP:HB3	1:I:626:THR:HG21	1.26	1.11
1:J:98:SER:HB3	1:K:778:TYR:O	1.51	1.11
1:J:134:GLN:HG3	1:J:154:THR:HG23	1.31	1.11
1:K:726:ASP:OD1	1:K:726:ASP:O	1.68	1.11
6:V:69:LEU:HD23	6:V:69:LEU:N	1.62	1.11
1:A:681:THR:CG2	1:A:682:ARG:N	2.14	1.11
1:B:635:ARG:HD3	1:B:931:PRO:O	1.49	1.11
1:C:724:MET:CG	1:C:729:VAL:CB	2.19	1.11
1:D:804:GLN:OE1	1:F:556:VAL:CG1	1.99	1.11
1:E:423:TYR:O	1:E:449:GLN:CB	1.99	1.11
1:F:405:ASP:OD1	1:F:405:ASP:O	1.65	1.11
1:J:473:LEU:O	1:J:477:VAL:CG1	1.97	1.11
1:K:315:GLN:HE22	1:K:836:MET:HB2	1.08	1.11
1:K:756:VAL:HG13	1:K:763:LYS:HA	1.13	1.11
1:L:453:CYS:SG	1:L:453:CYS:O	2.09	1.11

*Continued on next page...*



*Continued from previous page...*

Atom-1	Atom-2	Interatomic distance (Å)	Clash overlap (Å)
1:L:609:ARG:HH21	5:Q:66:ALA:CA	1.64	1.11
5:P:14:SER:CB	5:P:15:PRO:HD3	1.79	1.11
5:S:30:ASN:HA	5:S:46:SER:CB	1.81	1.11
1:A:838:GLN:HB2	1:C:198:GLN:CD	1.69	1.10
1:C:936:ILE:O	1:C:936:ILE:HG13	1.39	1.10
1:E:103:ILE:CG2	1:E:610:PHE:CD2	2.22	1.10
1:E:922:VAL:HG12	1:E:944:PRO:HG2	1.21	1.10
1:F:730:SER:O	1:F:732:PRO:HD2	1.51	1.10
1:H:94:LEU:HD12	1:H:619:PHE:HD1	0.98	1.10
1:H:360:ASP:HB3	1:H:942:ARG:HH22	0.99	1.10
1:H:747:ARG:NH1	1:H:754:TYR:CD1	2.19	1.10
1:J:572:LEU:HD21	1:J:643:PHE:CE2	1.85	1.10
1:L:609:ARG:NH2	5:Q:66:ALA:CB	2.14	1.10
2:N:230:HIS:CE1	2:N:376:PRO:CD	2.34	1.10
5:R:34:SER:HA	5:R:43:PRO:HG2	1.21	1.10
1:B:79:LEU:CD2	1:B:335:TYR:CE1	2.34	1.10
1:B:135:TRP:HE1	1:B:156:THR:HG21	1.07	1.10
1:B:433:ASP:CG	1:B:433:ASP:HB3	1.54	1.10
1:C:724:MET:HG3	1:C:729:VAL:HG21	1.27	1.10
1:H:445:ALA:N	1:H:449:GLN:OE1	1.84	1.10
1:I:517:TYR:HA	1:I:520:ILE:HD11	1.11	1.10
1:L:648:SER:O	1:L:922:VAL:O	1.67	1.10
6:V:10:MET:HA	6:V:10:MET:HE3	1.23	1.10
1:A:198:GLN:HG2	1:B:838:GLN:HB2	1.32	1.10
1:B:193:PHE:CE2	1:B:198:GLN:OE1	2.02	1.10
1:D:22:GLU:HG2	7:4:18:PHE:CE2	1.86	1.10
1:D:244:PRO:HD3	1:D:253:ASP:O	1.51	1.10
1:E:644:ASN:HB3	1:E:925:VAL:HG12	1.10	1.10
1:G:416:GLY:O	1:G:457:VAL:CG1	1.99	1.10
1:H:445:ALA:CA	1:H:449:GLN:OE1	2.00	1.10
1:I:756:VAL:CG2	1:I:757:ALA:N	2.15	1.10
1:I:929:HIS:CD2	1:I:931:PRO:HD3	1.85	1.10
1:K:450:ASN:CB	1:L:156:THR:HA	1.82	1.10
1:L:7:MET:HG2	1:L:8:PRO:HD2	1.30	1.10
1:L:906:GLU:HG3	1:L:906:GLU:O	1.46	1.10
5:P:14:SER:OG	5:P:15:PRO:CD	1.98	1.10
6:U:169:LEU:CD1	7:1:30:LEU:CA	2.23	1.10
1:B:202:GLU:HG2	1:C:299:TYR:CE2	1.86	1.10
1:B:456:ASN:ND2	1:C:198:GLN:OE1	1.83	1.10
1:B:695:PHE:HB3	2:N:72:GLN:HE22	1.17	1.10
1:C:70:PRO:HG2	1:C:73:ARG:HE	0.99	1.10

*Continued on next page...*



*Continued from previous page...*

Atom-1	Atom-2	Interatomic distance (Å)	Clash overlap (Å)
1:F:320:ARG:HH11	1:F:597:LEU:HD11	1.16	1.10
1:F:635:ARG:NH2	1:F:932:HIS:O	1.83	1.10
1:G:600:ASP:OD2	1:G:700:VAL:O	1.69	1.10
1:G:723:ILE:HG23	1:G:903:MET:HG2	1.15	1.10
1:H:20:ALA:HB3	7:5:9:LEU:HD12	1.17	1.10
1:I:258:PHE:CE2	1:I:284:TYR:CE2	2.39	1.10
1:I:313:VAL:O	1:I:313:VAL:HG12	1.41	1.10
1:I:656:ILE:HG21	1:I:663:VAL:HG21	1.31	1.10
1:L:473:LEU:O	1:L:477:VAL:HG12	1.51	1.10
1:L:731:TRP:O	1:L:731:TRP:CG	2.03	1.10
1:A:446:ILE:HG13	1:A:447:SER:N	1.62	1.10
1:B:83:ARG:HB2	1:B:582:GLU:HB2	1.12	1.10
1:C:731:TRP:HB3	1:C:732:PRO:CD	1.81	1.10
1:E:831:TYR:CB	1:E:838:GLN:NE2	2.05	1.10
1:E:837:ARG:O	1:E:837:ARG:HG2	1.47	1.10
1:F:740:PRO:HB2	1:J:339:THR:CG2	1.80	1.10
1:H:366:SER:HB2	1:H:647:LEU:HB2	1.18	1.10
1:H:423:TYR:O	1:H:449:GLN:HB3	1.49	1.10
1:I:649:ALA:CB	1:I:920:PHE:O	1.98	1.10
1:J:111:PRO:HD2	1:J:604:ASP:HB3	1.34	1.10
1:K:162:THR:HG21	1:K:193:PHE:CE2	1.85	1.10
1:L:241:LYS:HG2	1:L:286:GLU:OE1	0.93	1.10
2:N:182:LEU:HD21	2:N:446:ARG:HG3	1.26	1.10
2:N:186:LEU:CD1	2:N:190:ARG:HH11	1.63	1.10
1:A:204:TRP:CE3	1:B:313:VAL:CG1	2.35	1.09
1:B:831:TYR:CB	1:B:838:GLN:HE21	1.54	1.09
1:C:204:TRP:O	1:C:205:GLN:HG2	1.50	1.09
1:D:60:ARG:HH21	1:D:624:HIS:HB2	1.12	1.09
1:E:94:LEU:HD13	1:E:619:PHE:CE2	1.87	1.09
1:F:103:ILE:H	1:F:560:ILE:CD1	1.64	1.09
1:H:846:PHE:CD2	1:H:847:PRO:HD3	1.87	1.09
1:I:193:PHE:CE1	1:I:284:TYR:CD1	2.40	1.09
1:I:398:ILE:O	1:I:398:ILE:CD1	2.00	1.09
1:J:66:LEU:HD11	1:J:619:PHE:CD1	1.86	1.09
1:J:400:ASN:ND2	1:J:520:ILE:HA	1.65	1.09
1:K:88:VAL:O	1:K:89:GLY:O	1.69	1.09
5:R:34:SER:C	5:R:43:PRO:HG3	1.57	1.09
5:R:35:THR:N	5:R:43:PRO:CG	2.06	1.09
7:8:25:ILE:O	7:8:25:ILE:HG13	1.49	1.09
1:A:331:VAL:HG12	1:A:565:LYS:NZ	1.66	1.09
1:C:811:TYR:CD1	1:C:856:VAL:HG23	1.86	1.09

*Continued on next page...*



*Continued from previous page...*

Atom-1	Atom-2	Interatomic distance (Å)	Clash overlap (Å)
1:D:446:ILE:HD12	1:E:141:GLN:HB2	1.30	1.09
1:E:438:SER:OG	1:E:440:TRP:CZ3	2.05	1.09
1:F:277:TYR:CE1	1:F:279:ALA:HB2	1.87	1.09
1:F:691:LEU:H	1:F:691:LEU:HD22	1.12	1.09
1:F:829:THR:HG22	1:F:830:GLY:H	1.11	1.09
1:G:513:LEU:HB2	1:G:819:LEU:HD11	1.34	1.09
1:G:925:VAL:HG11	1:I:46:ARG:HH12	1.05	1.09
1:H:659:LYS:NZ	1:H:659:LYS:CB	2.07	1.09
1:K:241:LYS:HD3	1:K:256:ILE:HG12	1.16	1.09
1:K:910:MET:HE2	1:K:914:THR:CB	1.81	1.09
1:L:872:ARG:HH11	1:L:872:ARG:HB3	1.08	1.09
1:B:495:PRO:HG2	1:B:503:TYR:HB2	1.34	1.09
1:C:229:PHE:O	1:C:229:PHE:CD2	2.05	1.09
1:C:241:LYS:HE2	1:C:256:ILE:HD11	1.16	1.09
1:D:752:GLU:O	1:D:754:TYR:CD1	2.06	1.09
1:F:866:CYS:SG	1:F:869:VAL:HG11	1.93	1.09
1:G:724:MET:HE3	1:G:729:VAL:HA	1.14	1.09
1:H:346:ALA:HB2	1:H:353:ASN:HA	1.16	1.09
1:J:533:ASN:HB3	1:J:536:ASN:ND2	1.66	1.09
1:K:291:GLU:O	1:K:293:PRO:HD3	1.50	1.09
1:K:723:ILE:O	1:K:730:SER:HA	1.50	1.09
1:K:937:GLU:OE1	6:U:37:GLY:N	1.86	1.09
1:L:20:ALA:CB	7:9:9:LEU:HD13	1.83	1.09
1:L:193:PHE:CZ	1:L:284:TYR:CE1	2.39	1.09
6:U:207:LEU:HG	6:U:207:LEU:O	1.44	1.09
6:U:209:PRO:CB	6:U:212:PHE:HE1	1.60	1.09
1:B:756:VAL:HG23	1:B:763:LYS:HG2	1.32	1.09
1:E:204:TRP:HE1	1:E:415:ASN:HB2	1.14	1.09
1:F:666:SER:HB2	5:R:16:TYR:CE2	1.81	1.09
1:F:808:GLU:HG3	1:F:814:TYR:CE2	1.86	1.09
1:F:950:ALA:CB	1:H:893:LEU:CG	2.24	1.09
1:G:356:VAL:HG12	1:G:940:TYR:CE1	1.88	1.09
1:H:46:ARG:HH11	1:H:46:ARG:HG3	1.10	1.09
1:H:269:PRO:CG	1:H:277:TYR:HD2	1.64	1.09
1:J:52:PRO:HD3	7:9:23:ASN:ND2	1.65	1.09
1:J:278:LYS:CD	1:L:438:SER:HB3	1.82	1.09
1:J:731:TRP:CD1	1:J:732:PRO:HD3	1.86	1.09
1:K:241:LYS:HD2	1:K:256:ILE:HD11	1.12	1.09
1:K:450:ASN:ND2	1:L:154:THR:O	1.86	1.09
1:L:20:ALA:HB1	7:9:9:LEU:HD13	1.25	1.09
1:B:134:GLN:OE1	1:B:151:LYS:CE	2.01	1.09

*Continued on next page...*



*Continued from previous page...*

Atom-1	Atom-2	Interatomic distance (Å)	Clash overlap (Å)
1:D:456:ASN:HB2	1:F:837:ARG:CZ	1.83	1.09
1:F:47:ASN:OD1	7:4:7:ALA:HB1	1.53	1.09
1:F:740:PRO:O	1:J:339:THR:HG21	1.50	1.09
1:F:866:CYS:SG	1:F:869:VAL:CG1	2.41	1.09
1:H:943:THR:OG1	1:H:944:PRO:HD3	0.93	1.09
1:J:276:GLU:HB2	1:L:440:TRP:CZ3	1.87	1.09
1:K:162:THR:CG2	1:K:163:GLY:N	2.05	1.09
2:N:145:VAL:HG13	2:N:146:GLU:H	1.14	1.09
5:P:12:LEU:HD11	5:P:17:LEU:HD23	1.17	1.09
1:B:921:GLU:O	1:B:922:VAL:HG13	1.52	1.08
1:C:327:ARG:HH12	1:C:705:ILE:HG13	0.95	1.08
1:C:348:GLN:O	1:C:348:GLN:HG3	1.50	1.08
1:D:724:MET:HG3	1:D:728:SER:O	1.52	1.08
1:D:823:HIS:HB3	1:F:196:GLU:OE2	1.53	1.08
1:E:77:THR:HA	5:P:76:ARG:NH2	1.62	1.08
1:F:929:HIS:O	1:F:931:PRO:HD3	1.51	1.08
1:F:950:ALA:CB	1:H:893:LEU:CD1	1.91	1.08
1:J:573:LEU:HD11	1:J:634:LEU:HD11	1.33	1.08
1:K:135:TRP:HB3	1:K:307:SER:HB3	1.35	1.08
1:L:20:ALA:HA	1:L:23:TYR:CD2	1.86	1.08
2:N:186:LEU:CD1	2:N:190:ARG:NH1	2.16	1.08
4:M:181:SER:O	4:M:183:PRO:O	1.71	1.08
6:V:215:ASN:O	6:V:223:VAL:HG13	1.50	1.08
1:B:194:GLN:NE2	1:B:196:GLU:OE2	1.85	1.08
1:C:427:LYS:HG2	1:C:428:ILE:H	1.16	1.08
1:E:36:ASP:OD2	1:E:36:ASP:O	1.71	1.08
1:E:65:THR:HG21	1:F:738:LEU:HD12	1.34	1.08
1:G:141:GLN:HB3	1:I:446:ILE:HD12	1.26	1.08
1:G:277:TYR:O	1:I:440:TRP:CZ3	2.06	1.08
1:H:222:MET:HG2	1:H:307:SER:HB3	1.35	1.08
1:H:445:ALA:O	1:H:449:GLN:OE1	1.70	1.08
1:I:38:TYR:OH	7:6:24:GLU:HB2	0.93	1.08
1:C:240:ALA:O	1:C:288:VAL:HG12	1.51	1.08
1:C:295:THR:HG22	1:C:318:PRO:HA	1.31	1.08
1:C:409:ASN:ND2	1:C:464:LEU:HB2	1.68	1.08
1:D:681:THR:OG1	1:D:870:MET:HB2	1.53	1.08
1:D:804:GLN:HE22	1:F:551:GLY:HA3	1.18	1.08
1:F:602:ARG:HB3	5:R:35:THR:HG21	1.18	1.08
1:G:204:TRP:HE3	1:H:313:VAL:HG22	1.09	1.08
1:H:104:ARG:NH1	1:I:752:GLU:HA	1.69	1.08
1:K:162:THR:HG23	1:K:163:GLY:H	1.04	1.08

*Continued on next page...*



*Continued from previous page...*

Atom-1	Atom-2	Interatomic distance (Å)	Clash overlap (Å)
1:K:162:THR:HG22	1:K:163:GLY:N	1.68	1.08
1:L:20:ALA:CA	1:L:23:TYR:CE2	2.35	1.08
1:L:134:GLN:HG2	1:L:155:LYS:N	1.67	1.08
1:L:670:ARG:HH22	1:L:945:PHE:C	1.55	1.08
2:N:455:ARG:HG3	2:N:456:PRO:HD2	1.17	1.08
4:M:273:PHE:CE2	6:U:62:THR:HG23	1.89	1.08
5:P:35:THR:HG22	5:P:36:VAL:O	1.50	1.08
6:U:23:ALA:CB	6:U:212:PHE:HD2	1.65	1.08
7:2:28:SER:O	7:2:29:GLN:HB2	1.48	1.08
1:A:348:GLN:HG2	1:A:348:GLN:O	1.32	1.08
1:B:536:ASN:O	1:B:537:HIS:HB2	1.54	1.08
1:B:943:THR:HG23	1:B:944:PRO:HD3	1.13	1.08
1:C:352:LEU:CD1	1:J:63:ARG:HG3	1.84	1.08
1:G:151:LYS:O	1:G:154:THR:HB	1.52	1.08
1:G:157:PHE:CE1	1:G:312:LEU:HD21	1.88	1.08
1:G:161:ALA:HB1	1:G:198:GLN:HE21	1.15	1.08
1:G:421:SER:CB	1:G:423:TYR:HE1	1.66	1.08
1:H:366:SER:HB2	1:H:647:LEU:HB3	1.34	1.08
1:J:517:TYR:O	1:J:520:ILE:HG13	1.53	1.08
5:R:34:SER:CA	5:R:43:PRO:CG	2.23	1.08
1:C:356:VAL:CG2	1:C:940:TYR:CE1	2.36	1.08
1:C:724:MET:CB	1:C:729:VAL:CG2	2.32	1.08
1:D:427:LYS:NZ	1:D:441:GLU:OE2	1.87	1.08
1:D:587:LYS:HB3	1:D:610:PHE:HE1	1.15	1.08
1:F:760:ASN:CG	5:P:54:VAL:HG21	1.75	1.08
1:G:49:THR:HG22	1:G:49:THR:O	1.34	1.08
1:I:267:SER:CB	1:I:276:GLU:HA	1.82	1.08
1:I:364:GLU:OE2	1:I:364:GLU:HA	1.46	1.08
1:J:446:ILE:CG2	1:J:447:SER:H	1.67	1.08
1:J:520:ILE:H	1:J:520:ILE:HD12	1.00	1.08
1:J:727:SER:HA	5:Q:20:ARG:HH22	0.99	1.08
1:J:770:MET:HE2	1:J:774:TYR:HE1	1.07	1.08
1:J:926:VAL:HG13	1:J:940:TYR:CD2	1.87	1.08
1:K:443:ASP:HB3	1:L:150:GLU:HB3	1.29	1.08
1:L:137:THR:HG22	1:L:138:LYS:H	1.04	1.08
1:L:267:SER:HA	1:L:277:TYR:CE2	1.88	1.08
5:P:31:VAL:O	5:P:46:SER:HB3	1.54	1.08
5:R:12:LEU:CD2	5:R:17:LEU:HD11	1.81	1.08
1:B:42:GLY:HA2	7:1:9:LEU:CD2	1.83	1.07
1:B:69:VAL:CG2	1:B:70:PRO:HD2	1.84	1.07
1:B:131:ASN:HB2	1:B:132:PRO:HD2	1.32	1.07

*Continued on next page...*



*Continued from previous page...*

Atom-1	Atom-2	Interatomic distance (Å)	Clash overlap (Å)
1:D:154:THR:HG23	1:D:155:LYS:HG3	1.30	1.07
1:D:201:GLU:O	1:E:836:MET:HE1	0.91	1.07
1:E:52:PRO:HG3	7:3:23:ASN:CB	1.83	1.07
1:F:1:MET:HB3	1:F:3:THR:CG2	1.82	1.07
1:I:188:TYR:HB2	1:I:256:ILE:HD13	1.30	1.07
1:L:199:VAL:HG11	1:L:206:GLU:CG	1.84	1.07
6:V:19:LEU:HD23	6:V:72:ARG:HD2	1.35	1.07
1:C:186:ASP:OD1	1:C:191:LYS:HD3	1.53	1.07
1:D:79:LEU:HD22	1:D:341:ASN:ND2	1.68	1.07
1:D:169:ASN:ND2	1:F:432:ASN:CB	2.16	1.07
1:H:700:VAL:HG11	5:Q:34:SER:CB	1.84	1.07
1:I:102:ASP:OD2	1:I:102:ASP:O	1.72	1.07
1:I:758:GLN:O	1:I:862:LYS:HD3	1.54	1.07
1:J:54:HIS:HD2	1:J:55:ASP:OD1	1.31	1.07
1:J:269:PRO:HB3	1:J:274:GLY:O	0.90	1.07
1:K:249:GLU:O	1:K:250:GLN:CG	2.01	1.07
1:K:676:ARG:O	1:K:875:PHE:HB3	1.47	1.07
1:L:677:GLY:O	1:L:921:GLU:HG3	1.47	1.07
3:O:18:GLY:O	3:O:19:TYR:CD1	2.06	1.07
5:P:18:THR:HG22	5:R:15:PRO:O	1.54	1.07
1:B:42:GLY:O	7:1:9:LEU:HB3	1.55	1.07
1:B:242:PHE:HE2	1:B:288:VAL:CA	1.67	1.07
1:B:714:LEU:HD11	1:B:910:MET:HE1	1.09	1.07
1:B:924:ASP:HA	1:B:941:LEU:O	1.54	1.07
1:E:77:THR:CA	5:P:76:ARG:HH21	1.60	1.07
1:G:141:GLN:CG	1:I:446:ILE:HD11	1.83	1.07
1:G:729:VAL:HG13	1:G:733:GLY:HA3	1.30	1.07
1:G:942:ARG:HD3	1:G:945:PHE:O	1.54	1.07
1:H:19:ASP:HB2	1:H:47:ASN:HB3	1.36	1.07
1:H:148:GLN:NE2	1:H:150:GLU:OE2	1.86	1.07
1:H:659:LYS:CB	1:H:659:LYS:HZ2	1.61	1.07
1:H:837:ARG:HG2	1:H:837:ARG:O	1.34	1.07
1:I:267:SER:HB2	1:I:276:GLU:C	1.74	1.07
1:K:196:GLU:HG2	1:K:197:PRO:HD3	1.15	1.07
1:K:824:ASN:HA	1:K:844:ALA:HB1	1.28	1.07
1:L:837:ARG:O	1:L:837:ARG:HG3	1.40	1.07
5:S:36:VAL:O	5:S:36:VAL:HG13	1.54	1.07
7:1:18:PHE:CD1	7:1:22:TRP:CE3	2.42	1.07
1:B:368:GLN:NE2	1:B:377:ARG:NH1	2.01	1.07
1:C:676:ARG:O	1:C:921:GLU:HB2	1.51	1.07
1:D:472:PHE:HE1	1:D:539:ARG:CZ	1.68	1.07

*Continued on next page...*



*Continued from previous page...*

Atom-1	Atom-2	Interatomic distance (Å)	Clash overlap (Å)
1:G:313:VAL:CB	1:I:203:ASN:ND2	2.13	1.07
1:H:19:ASP:HB2	1:H:47:ASN:CB	1.82	1.07
1:H:444:ASP:HB3	1:H:449:GLN:HE22	1.06	1.07
1:I:258:PHE:CE2	1:I:284:TYR:HE2	1.71	1.07
1:I:385:ASN:HD21	1:I:546:ARG:HG3	1.17	1.07
1:J:278:LYS:HD2	1:L:438:SER:HB3	1.07	1.07
1:K:673:ALA:O	1:K:889:GLY:O	1.72	1.07
1:L:268:PRO:HD2	1:L:277:TYR:HE2	1.15	1.07
1:L:348:GLN:O	1:L:351:GLN:OE1	1.72	1.07
1:L:718:PHE:O	1:L:745:ILE:CG2	2.02	1.07
1:L:744:GLU:O	1:L:765:TRP:HB2	1.50	1.07
1:A:167:ILE:CG2	1:A:282:ILE:HD12	1.85	1.07
1:A:197:PRO:CD	1:B:831:TYR:HE1	1.67	1.07
1:A:681:THR:HG23	1:A:682:ARG:H	1.19	1.07
1:B:154:THR:OG1	1:B:155:LYS:HG2	1.54	1.07
1:B:364:GLU:HA	1:B:364:GLU:OE1	1.51	1.07
1:B:836:MET:O	1:B:837:ARG:CG	2.02	1.07
1:C:243:LYS:HD3	1:C:243:LYS:H	1.14	1.07
1:C:893:LEU:HD21	6:U:227:ASP:HB3	1.37	1.07
1:E:103:ILE:HG21	1:E:610:PHE:CE2	1.88	1.07
1:G:161:ALA:CB	1:G:198:GLN:HE21	1.63	1.07
1:G:356:VAL:CG1	1:G:940:TYR:CE1	2.38	1.07
1:G:635:ARG:HH11	1:G:635:ARG:HG3	1.18	1.07
1:G:723:ILE:CG2	1:G:903:MET:HG2	1.84	1.07
1:G:906:GLU:OE2	1:G:906:GLU:O	1.70	1.07
1:I:38:TYR:HH	7:6:24:GLU:CB	1.58	1.07
1:K:819:LEU:O	1:K:819:LEU:HD23	1.55	1.07
1:A:445:ALA:N	1:B:152:ASP:HA	1.69	1.06
1:B:188:TYR:HA	1:B:192:THR:HG23	1.19	1.06
1:D:22:GLU:HG2	7:4:18:PHE:HE2	0.98	1.06
1:F:203:ASN:OD1	1:F:204:TRP:HD1	1.35	1.06
1:G:13:MET:HE2	1:H:925:VAL:HG23	1.30	1.06
1:I:55:ASP:HB3	1:I:626:THR:CG2	1.84	1.06
1:I:298:VAL:HG12	1:I:316:SER:HA	1.36	1.06
1:J:333:LEU:HD12	1:J:592:ILE:HG21	1.36	1.06
1:J:831:TYR:HE1	1:L:197:PRO:HD3	1.14	1.06
1:K:172:LEU:CD2	1:K:193:PHE:CZ	2.38	1.06
6:V:201:PHE:HB3	6:V:208:TYR:CE2	1.89	1.06
1:A:197:PRO:HG3	1:B:831:TYR:CE1	1.89	1.06
1:A:313:VAL:CG2	1:C:204:TRP:HE3	1.68	1.06
1:B:822:GLN:NE2	1:B:846:PHE:HD1	1.37	1.06

*Continued on next page...*



*Continued from previous page...*

Atom-1	Atom-2	Interatomic distance (Å)	Clash overlap (Å)
1:D:79:LEU:HD13	1:D:335:TYR:CE2	1.89	1.06
1:F:167:ILE:HD13	1:F:282:ILE:HG23	1.33	1.06
1:F:748:SER:O	5:P:55:GLY:HA2	1.52	1.06
1:F:913:PRO:HG3	5:Q:7:ALA:HB3	1.36	1.06
1:G:276:GLU:HB3	1:I:440:TRP:CH2	1.89	1.06
1:G:421:SER:CB	1:G:423:TYR:CE1	2.36	1.06
1:H:92:ARG:HH11	1:H:92:ARG:CG	1.65	1.06
1:I:173:LEU:HD12	1:I:185:LYS:CE	1.84	1.06
1:I:262:ASP:HB2	1:I:279:ALA:H	1.01	1.06
1:J:195:PRO:HA	1:J:198:GLN:HE21	0.91	1.06
1:K:178:GLU:HG2	1:K:179:THR:N	1.45	1.06
7:1:18:PHE:HD1	7:1:22:TRP:CE3	1.71	1.06
7:9:17:PRO:HB2	7:9:18:PHE:CD1	1.90	1.06
1:A:210:PHE:HA	1:A:280:ASP:OD2	1.53	1.06
1:C:922:VAL:HG23	1:C:944:PRO:HD2	1.07	1.06
1:F:740:PRO:O	1:J:339:THR:CG2	2.03	1.06
1:H:429:THR:HG22	1:H:430:ASN:N	1.69	1.06
1:J:188:TYR:CA	1:J:192:THR:OG1	2.02	1.06
1:J:445:ALA:CB	1:J:449:GLN:HB2	1.85	1.06
1:J:836:MET:CE	1:L:203:ASN:CA	2.33	1.06
7:6:3:ASP:O	7:6:4:ILE:HG12	1.55	1.06
1:B:193:PHE:CZ	1:B:198:GLN:HA	1.90	1.06
1:B:324:ILE:HG13	1:B:595:SER:HA	1.32	1.06
1:B:423:TYR:O	1:B:449:GLN:HB3	1.49	1.06
1:B:435:ALA:HB1	1:C:270:ALA:CB	1.85	1.06
1:B:907:VAL:HG23	1:B:908:ASP:N	1.58	1.06
1:E:174:LEU:HD11	1:E:186:ASP:OD1	1.55	1.06
1:F:103:ILE:CA	1:F:560:ILE:HD11	1.85	1.06
1:F:362:ASN:ND2	1:F:365:LEU:CB	2.19	1.06
1:F:657:PRO:CD	5:R:12:LEU:HD22	1.86	1.06
1:H:75:ALA:HB2	1:H:80:TYR:HD1	1.00	1.06
1:H:587:LYS:HG3	1:H:608:VAL:HG23	1.34	1.06
1:J:155:LYS:HZ1	1:J:285:THR:HB	1.13	1.06
1:L:156:THR:HG23	1:L:157:PHE:H	1.21	1.06
2:N:491:VAL:O	2:N:498:THR:HG22	1.53	1.06
1:A:828:PHE:HD2	1:B:412:PHE:CE1	1.72	1.06
1:B:202:GLU:HG2	1:C:299:TYR:HE2	1.16	1.06
1:B:310:ILE:O	1:B:313:VAL:CG2	2.04	1.06
1:E:22:GLU:OE2	7:3:19:MET:CE	2.03	1.06
1:E:65:THR:CG2	1:F:738:LEU:HD12	1.86	1.06
1:G:244:PRO:CD	1:G:253:ASP:O	2.04	1.06

*Continued on next page...*



*Continued from previous page...*

Atom-1	Atom-2	Interatomic distance (Å)	Clash overlap (Å)
1:G:313:VAL:CA	1:I:203:ASN:HD22	1.68	1.06
1:G:829:THR:HG22	1:G:830:GLY:H	1.11	1.06
1:H:913:PRO:HB3	5:P:8:PHE:HB2	1.34	1.06
1:J:279:ALA:CB	1:L:426:VAL:HG21	1.85	1.06
1:J:331:VAL:O	1:J:331:VAL:HG23	1.51	1.06
1:J:608:VAL:HG12	1:J:609:ARG:HG3	1.37	1.06
1:J:752:GLU:HG3	1:J:754:TYR:HE1	1.21	1.06
1:K:662:ASN:O	1:K:662:ASN:OD1	1.74	1.06
1:L:134:GLN:HB3	1:L:154:THR:CG2	1.85	1.06
4:M:194:LEU:O	4:M:194:LEU:HG	1.53	1.06
1:A:403:VAL:HG11	1:A:466:ALA:HA	1.38	1.05
1:B:433:ASP:CG	1:B:433:ASP:HB2	1.54	1.05
1:C:327:ARG:NH1	1:C:705:ILE:CG1	2.14	1.05
1:D:939:VAL:HG13	1:D:951:THR:HG23	1.11	1.05
1:E:445:ALA:O	1:E:449:GLN:OE1	1.73	1.05
1:F:691:LEU:HD22	1:F:691:LEU:N	1.69	1.05
1:H:198:GLN:HE22	1:I:838:GLN:HB2	0.92	1.05
1:H:846:PHE:HD2	1:H:847:PRO:HD3	1.11	1.05
1:L:313:VAL:HG12	1:L:313:VAL:O	1.29	1.05
1:B:440:TRP:CZ3	1:B:446:ILE:CD1	2.25	1.05
1:C:437:GLU:O	1:C:437:GLU:HG3	1.55	1.05
1:C:567:PHE:HE1	1:C:926:VAL:HG11	1.16	1.05
1:D:200:GLY:C	1:D:206:GLU:HG3	1.76	1.05
1:D:573:LEU:CB	1:D:641:GLN:HE22	1.67	1.05
1:F:649:ALA:CB	1:F:919:LEU:CD2	2.33	1.05
1:F:710:GLY:O	1:F:712:PHE:CE2	2.09	1.05
1:G:103:ILE:HG23	1:G:613:VAL:CG1	1.85	1.05
1:H:269:PRO:HB3	1:H:277:TYR:CD2	1.89	1.05
1:I:510:ALA:CB	1:I:832:LEU:O	2.04	1.05
1:J:929:HIS:O	1:J:931:PRO:HD3	1.56	1.05
1:K:155:LYS:HZ2	1:K:283:LEU:HB3	1.06	1.05
5:R:8:PHE:CD2	5:R:9:GLU:CB	2.40	1.05
1:A:107:LEU:HD12	1:A:607:SER:HB3	1.33	1.05
1:A:689:PRO:HD3	1:A:705:ILE:HG21	1.37	1.05
1:D:427:LYS:HE3	1:D:441:GLU:OE2	1.51	1.05
1:E:135:TRP:CH2	1:E:309:GLU:CB	2.38	1.05
1:F:217:LYS:HG3	1:F:218:LYS:N	1.56	1.05
1:F:718:PHE:O	1:F:745:ILE:HG21	1.50	1.05
1:G:178:GLU:HG2	1:G:178:GLU:O	1.40	1.05
1:J:405:ASP:OD1	1:J:405:ASP:O	1.72	1.05
1:J:406:GLU:HG2	1:L:474:TYR:HE2	1.17	1.05

*Continued on next page...*



*Continued from previous page...*

Atom-1	Atom-2	Interatomic distance (Å)	Clash overlap (Å)
1:J:865:LEU:HD13	1:J:865:LEU:O	1.54	1.05
4:M:194:LEU:HD23	6:U:197:TYR:OH	1.50	1.05
5:P:12:LEU:CD1	5:P:17:LEU:CD2	2.35	1.05
7:1:21:THR:HG22	7:1:21:THR:O	1.50	1.05
7:7:20:GLY:O	7:7:22:TRP:CE3	2.09	1.05
7:9:16:ARG:HD3	7:9:21:THR:HG22	1.09	1.05
1:A:477:VAL:O	1:A:529:MET:CE	2.05	1.05
1:B:134:GLN:CG	1:B:154:THR:O	2.04	1.05
1:B:836:MET:CE	1:B:836:MET:CA	2.34	1.05
1:C:24:LEU:HD12	7:2:9:LEU:HD13	1.36	1.05
1:C:357:ASP:OD1	1:C:566:PHE:CE1	2.10	1.05
1:D:169:ASN:HD21	1:F:432:ASN:HB3	0.97	1.05
1:F:514:VAL:O	1:F:514:VAL:HG13	1.50	1.05
1:G:52:PRO:CB	7:6:23:ASN:O	2.05	1.05
1:H:346:ALA:CB	1:H:353:ASN:HA	1.85	1.05
1:H:351:GLN:H	1:H:351:GLN:NE2	1.55	1.05
1:H:481:LEU:O	1:H:482:PRO:O	1.75	1.05
1:H:620:PHE:HD2	1:H:622:MET:HG3	1.18	1.05
1:J:191:LYS:HG2	1:J:191:LYS:O	1.55	1.05
1:J:198:GLN:OE1	1:K:840:GLN:HB3	1.57	1.05
2:N:145:VAL:HG12	2:N:146:GLU:H	1.16	1.05
2:N:202:LYS:HE2	2:N:204:ASP:OD2	1.57	1.05
5:Q:10:GLY:HA3	5:Q:13:PHE:HD2	0.92	1.05
1:A:877:SER:HB3	1:C:57:THR:HG21	1.37	1.05
1:B:242:PHE:CE1	1:B:287:ASN:CB	2.38	1.05
1:B:923:PHE:O	1:B:942:ARG:HA	1.57	1.05
1:C:70:PRO:HG2	1:C:73:ARG:NE	1.69	1.05
1:C:481:LEU:HD23	1:C:529:MET:HE2	1.39	1.05
1:C:481:LEU:CD2	1:C:529:MET:CE	2.34	1.05
1:C:731:TRP:NE1	1:C:875:PHE:HE1	1.46	1.05
1:E:65:THR:HG21	1:F:738:LEU:CD1	1.86	1.05
1:E:162:THR:HG21	1:E:193:PHE:CE2	1.92	1.05
1:F:576:PRO:HG3	1:F:631:GLU:OE1	1.53	1.05
1:G:313:VAL:HB	1:I:203:ASN:CG	1.76	1.05
1:G:707:TYR:HE1	1:G:917:TYR:CE1	1.75	1.05
1:K:172:LEU:CD2	1:K:193:PHE:HZ	1.69	1.05
1:K:866:CYS:SG	1:K:869:VAL:HG11	1.97	1.05
5:R:34:SER:HA	5:R:43:PRO:CG	1.85	1.05
6:U:208:TYR:HB2	6:U:209:PRO:HD2	1.10	1.05
1:A:426:VAL:HG23	1:B:260:TYR:HB2	1.38	1.04
1:B:94:LEU:HD13	1:B:619:PHE:CE2	1.92	1.04

*Continued on next page...*



*Continued from previous page...*

Atom-1	Atom-2	Interatomic distance (Å)	Clash overlap (Å)
1:B:514:VAL:HG23	1:B:518:ILE:HD13	1.39	1.04
1:D:200:GLY:HA3	1:D:206:GLU:CD	1.77	1.04
1:D:427:LYS:CD	1:D:441:GLU:OE2	2.03	1.04
1:F:602:ARG:HB3	5:R:35:THR:CG2	1.87	1.04
1:G:299:TYR:OH	1:I:202:GLU:HA	1.55	1.04
1:G:648:SER:HB2	1:G:922:VAL:O	1.57	1.04
1:J:878:ASN:O	1:J:879:PHE:HB2	1.56	1.04
1:J:913:PRO:HB3	5:R:8:PHE:HD1	1.16	1.04
1:K:101:PHE:CZ	1:K:581:TYR:CE2	2.45	1.04
1:K:448:ARG:HH11	1:K:448:ARG:HG2	1.18	1.04
1:L:109:ARG:NH1	1:L:113:PHE:CZ	2.25	1.04
1:L:371:LEU:HB3	1:L:377:ARG:HH21	1.16	1.04
5:P:35:THR:HG23	5:P:40:PRO:HA	1.36	1.04
5:S:12:LEU:O	5:S:15:PRO:HD2	1.57	1.04
7:6:24:GLU:O	7:6:24:GLU:CG	2.02	1.04
1:B:836:MET:HA	1:B:836:MET:HE2	1.09	1.04
1:B:943:THR:HG23	1:B:944:PRO:HD2	1.37	1.04
1:C:731:TRP:CZ2	1:C:875:PHE:CD1	2.46	1.04
1:D:148:GLN:HG2	1:D:149:GLN:H	1.20	1.04
1:D:705:ILE:HD11	1:D:708:LEU:HD11	1.39	1.04
1:E:52:PRO:CG	7:3:23:ASN:HB2	1.86	1.04
1:E:869:VAL:HG22	1:E:870:MET:H	1.23	1.04
1:F:827:GLY:HA2	1:F:839:GLY:C	1.75	1.04
1:H:104:ARG:HH12	1:I:752:GLU:HA	0.95	1.04
1:H:445:ALA:C	1:H:449:GLN:OE1	1.94	1.04
1:H:511:PRO:HD2	1:H:832:LEU:O	1.55	1.04
1:J:153:VAL:HG11	1:L:449:GLN:HG2	1.39	1.04
1:J:345:LEU:HD13	1:J:581:TYR:CE1	1.92	1.04
1:J:714:LEU:O	1:J:714:LEU:CD1	2.04	1.04
1:J:943:THR:HB	1:J:944:PRO:HD3	1.38	1.04
1:L:344:VAL:HG23	1:L:353:ASN:OD1	1.56	1.04
1:L:872:ARG:HB3	1:L:872:ARG:NH1	1.72	1.04
7:4:9:LEU:C	7:4:11:PRO:HD3	1.78	1.04
1:A:449:GLN:CG	1:B:139:GLU:OE2	2.05	1.04
1:A:756:VAL:HG22	1:A:763:LYS:HE2	1.39	1.04
1:B:42:GLY:CA	7:1:9:LEU:HD23	1.86	1.04
1:B:200:GLY:O	1:B:206:GLU:HG2	1.55	1.04
1:B:398:ILE:HD11	1:B:477:VAL:HG21	1.05	1.04
1:B:942:ARG:HH21	2:N:95:THR:HG21	1.21	1.04
1:D:38:TYR:OH	7:3:24:GLU:HB2	1.58	1.04
1:D:573:LEU:CB	1:D:641:GLN:NE2	2.19	1.04

*Continued on next page...*



*Continued from previous page...*

Atom-1	Atom-2	Interatomic distance (Å)	Clash overlap (Å)
1:D:738:LEU:HD23	1:D:738:LEU:H	1.16	1.04
1:E:135:TRP:HE1	1:E:156:THR:HG21	1.21	1.04
1:G:313:VAL:CG1	1:I:203:ASN:HB2	1.86	1.04
1:H:536:ASN:CB	1:H:596:SER:O	2.04	1.04
1:H:738:LEU:HB3	1:H:754:TYR:HE2	1.22	1.04
1:I:267:SER:HB2	1:I:276:GLU:HA	1.06	1.04
1:J:254:LEU:HD23	1:J:256:ILE:HD11	1.08	1.04
1:A:421:SER:HB2	1:A:423:TYR:HE1	1.10	1.04
1:B:620:PHE:HE1	1:C:880:MET:CE	1.69	1.04
1:D:929:HIS:HB3	1:D:937:GLU:HB3	1.38	1.04
1:E:428:ILE:HD13	1:F:169:ASN:ND2	1.71	1.04
1:F:103:ILE:CG1	1:F:613:VAL:HG13	1.87	1.04
1:F:267:SER:CB	1:F:277:TYR:HE2	1.45	1.04
1:F:635:ARG:HH22	1:F:933:ARG:HA	0.89	1.04
1:G:836:MET:HE2	1:G:837:ARG:HH12	1.21	1.04
1:H:754:TYR:O	1:H:762:THR:HA	1.58	1.04
1:K:863:LYS:HB3	1:K:863:LYS:NZ	1.71	1.04
1:L:670:ARG:NH1	1:L:945:PHE:CG	2.23	1.04
1:A:414:LEU:HD12	1:B:837:ARG:NH1	1.71	1.04
1:A:749:VAL:HG12	1:A:750:ASP:OD1	1.57	1.04
1:B:202:GLU:O	1:B:206:GLU:OE2	1.74	1.04
1:B:653:LEU:HG	1:B:915:LEU:CD1	1.88	1.04
1:C:455:GLY:O	1:C:456:ASN:ND2	1.91	1.04
1:D:124:LEU:HB2	1:E:825:ASN:HD21	1.23	1.04
1:E:46:ARG:NH2	1:F:923:PHE:HD1	1.54	1.04
1:E:156:THR:HG23	1:E:157:PHE:H	1.18	1.04
1:G:445:ALA:HB1	1:G:449:GLN:HG3	1.40	1.04
1:G:749:VAL:HG12	1:G:749:VAL:O	1.56	1.04
1:I:135:TRP:CZ2	1:I:309:GLU:HB3	1.91	1.04
1:I:892:MET:HA	1:I:895:ALA:HB3	1.10	1.04
1:J:56:VAL:CG1	1:K:882:MET:CE	2.35	1.04
1:A:128:GLY:O	1:C:204:TRP:CH2	2.11	1.03
1:C:356:VAL:CG2	1:C:940:TYR:CD1	2.40	1.03
1:C:659:LYS:HG2	1:C:910:MET:O	1.59	1.03
1:C:831:TYR:CB	1:C:838:GLN:NE2	2.20	1.03
1:D:38:TYR:HE1	1:E:56:VAL:HG12	1.20	1.03
1:E:948:GLY:O	6:U:105:GLY:CA	2.06	1.03
1:F:725:PHE:O	1:F:901:LEU:HA	1.56	1.03
1:H:161:ALA:O	1:H:193:PHE:CE2	2.11	1.03
1:J:831:TYR:CE1	1:L:197:PRO:HD3	1.93	1.03
6:U:209:PRO:HB3	6:U:212:PHE:HE1	0.89	1.03

*Continued on next page...*



*Continued from previous page...*

Atom-1	Atom-2	Interatomic distance (Å)	Clash overlap (Å)
1:A:477:VAL:O	1:A:529:MET:HE3	1.58	1.03
1:A:566:PHE:O	1:A:570:LYS:HB2	1.56	1.03
1:C:447:SER:O	1:C:448:ARG:CG	2.06	1.03
1:C:724:MET:CE	1:C:729:VAL:CG1	2.36	1.03
1:C:910:MET:HE1	1:C:914:THR:HG21	1.40	1.03
1:D:244:PRO:HD3	1:D:254:LEU:O	1.59	1.03
1:D:472:PHE:CE1	1:D:539:ARG:NH2	2.26	1.03
1:H:756:VAL:CG2	1:H:763:LYS:CG	2.35	1.03
1:K:243:LYS:HA	1:K:253:ASP:O	1.58	1.03
5:R:44:ALA:HB2	5:R:51:TYR:OH	1.58	1.03
5:S:8:PHE:CE2	5:S:9:GLU:HB3	1.92	1.03
1:A:197:PRO:CG	1:B:831:TYR:HE1	1.71	1.03
1:A:204:TRP:CZ3	1:B:313:VAL:HG13	1.92	1.03
1:B:59:ASP:O	1:C:734:ASN:ND2	1.92	1.03
1:B:93:VAL:HG13	1:B:575:LEU:HD23	1.35	1.03
1:B:155:LYS:HG3	1:B:261:PHE:CZ	1.91	1.03
1:B:194:GLN:O	1:B:197:PRO:HD2	1.58	1.03
1:C:75:ALA:HB2	1:C:80:TYR:CD1	1.92	1.03
1:C:134:GLN:HB2	1:C:154:THR:HG23	1.35	1.03
1:C:359:GLN:HA	1:C:359:GLN:HE21	1.18	1.03
1:C:831:TYR:HB2	1:C:838:GLN:HE21	1.21	1.03
1:J:514:VAL:O	1:J:514:VAL:HG22	1.22	1.03
1:J:663:VAL:HA	5:P:12:LEU:HD21	1.38	1.03
1:K:67:ARG:O	1:K:67:ARG:HG3	1.55	1.03
1:K:101:PHE:HZ	1:K:581:TYR:CE2	1.77	1.03
1:K:241:LYS:NZ	1:K:256:ILE:CD1	2.19	1.03
1:K:724:MET:HE1	1:K:730:SER:H	1.20	1.03
7:8:17:PRO:HG2	7:8:22:TRP:HE3	1.21	1.03
1:A:159:VAL:HB	1:B:840:GLN:OE1	1.56	1.03
1:A:277:TYR:HE1	1:A:279:ALA:CB	1.70	1.03
1:A:462:ILE:HB	1:B:411:CYS:CB	1.87	1.03
1:B:105:GLY:O	1:B:558:PHE:CD2	2.10	1.03
1:B:239:GLN:NE2	1:B:240:ALA:H	1.54	1.03
1:B:361:ARG:O	1:B:361:ARG:HG3	1.53	1.03
1:C:327:ARG:NH1	1:C:705:ILE:CD1	2.21	1.03
1:E:77:THR:CB	5:P:76:ARG:HH21	1.70	1.03
1:F:136:GLU:HG3	1:F:218:LYS:HE3	1.08	1.03
1:G:167:ILE:HG13	1:G:282:ILE:HG21	1.38	1.03
1:H:62:GLN:HE21	1:H:624:HIS:CE1	1.75	1.03
1:H:139:GLU:HB3	1:H:152:ASP:OD2	1.55	1.03
1:K:20:ALA:CB	7:8:9:LEU:HD13	1.85	1.03

*Continued on next page...*



*Continued from previous page...*

Atom-1	Atom-2	Interatomic distance (Å)	Clash overlap (Å)
1:K:90:ASP:O	1:K:91:ASN:HB2	1.51	1.03
1:L:572:LEU:HD12	1:L:641:GLN:OE1	1.58	1.03
1:L:820:PRO:HG2	1:L:821:PHE:CD1	1.93	1.03
4:M:141:LEU:HD22	4:M:170:VAL:HG21	1.36	1.03
5:S:36:VAL:O	5:S:36:VAL:HG12	1.54	1.03
1:A:449:GLN:HG3	1:B:139:GLU:OE2	1.58	1.03
1:A:644:ASN:HB3	1:A:925:VAL:HG12	1.38	1.03
1:B:682:ARG:NH2	1:B:910:MET:HG2	1.73	1.03
1:C:831:TYR:CB	1:C:838:GLN:HE21	1.71	1.03
1:D:38:TYR:CE1	1:E:56:VAL:HG12	1.87	1.03
1:D:816:ALA:O	1:F:235:GLU:HB2	1.56	1.03
1:F:46:ARG:HH11	1:F:46:ARG:HB3	1.17	1.03
1:H:429:THR:HG22	1:H:430:ASN:H	0.87	1.03
1:I:138:LYS:HD3	1:I:149:GLN:HB2	1.38	1.03
1:I:165:ILE:O	1:I:210:PHE:CE1	2.12	1.03
1:J:93:VAL:HG12	1:J:575:LEU:CD2	1.87	1.03
1:K:370:LEU:HD13	1:K:646:TYR:CG	1.92	1.03
1:K:371:LEU:HD23	1:K:377:ARG:NH2	1.73	1.03
1:K:937:GLU:OE1	6:U:37:GLY:CA	2.06	1.03
1:B:277:TYR:CE1	1:B:279:ALA:CB	2.40	1.02
1:B:635:ARG:NH1	1:B:933:ARG:N	2.06	1.02
1:B:651:ASN:HB3	1:B:919:LEU:HD23	1.39	1.02
1:C:837:ARG:O	1:C:837:ARG:CG	2.06	1.02
1:D:415:ASN:O	1:E:129:ALA:HB2	1.51	1.02
1:F:170:GLN:HB2	1:F:185:LYS:NZ	1.74	1.02
1:F:347:GLY:O	1:F:350:SER:O	1.77	1.02
1:F:564:GLN:NE2	1:F:566:PHE:H	1.56	1.02
1:G:275:GLU:OE1	1:G:275:GLU:HA	1.56	1.02
1:G:360:ASP:CG	1:G:942:ARG:HH22	1.62	1.02
1:G:392:ASP:OD1	1:G:393:PRO:HD2	1.60	1.02
1:H:817:VAL:O	1:H:817:VAL:CG2	2.07	1.02
1:I:69:VAL:HG22	1:I:70:PRO:HD2	1.07	1.02
1:I:260:TYR:CD2	1:I:282:ILE:CG2	2.42	1.02
1:J:445:ALA:HB2	1:J:449:GLN:HB2	1.36	1.02
1:J:572:LEU:HD21	1:J:643:PHE:HE2	1.18	1.02
1:K:358:LEU:HD12	1:K:942:ARG:NH1	1.74	1.02
1:L:718:PHE:O	1:L:745:ILE:HG23	1.56	1.02
5:P:41:VAL:O	5:P:43:PRO:HD3	1.39	1.02
5:R:44:ALA:HB3	5:R:51:TYR:OH	1.52	1.02
1:A:313:VAL:HG11	1:C:202:GLU:HB2	1.39	1.02
1:A:407:LEU:HD21	1:C:474:TYR:CE2	1.93	1.02

*Continued on next page...*



*Continued from previous page...*

Atom-1	Atom-2	Interatomic distance (Å)	Clash overlap (Å)
1:A:533:ASN:CA	1:A:713:TYR:CZ	2.42	1.02
1:A:730:SER:C	1:A:732:PRO:HD2	1.79	1.02
1:B:83:ARG:CB	1:B:582:GLU:HB2	1.88	1.02
1:B:298:VAL:HG21	1:B:317:MET:HG2	1.04	1.02
1:B:714:LEU:HD11	1:B:910:MET:CE	1.88	1.02
1:C:74:GLU:O	1:C:74:GLU:HG3	1.59	1.02
1:C:361:ARG:NH1	1:C:567:PHE:CE2	2.19	1.02
1:C:567:PHE:HE1	1:C:926:VAL:CG1	1.72	1.02
1:D:19:ASP:HB2	1:D:47:ASN:HB2	1.38	1.02
1:F:111:PRO:HD2	1:F:604:ASP:HB3	1.36	1.02
1:G:443:ASP:OD1	1:H:150:GLU:HG2	1.57	1.02
1:J:198:GLN:HB2	1:K:839:GLY:HA2	1.39	1.02
1:J:859:VAL:HG23	5:Q:58:SER:HB3	1.41	1.02
1:K:364:GLU:HA	1:K:364:GLU:OE2	1.54	1.02
1:K:513:LEU:HD13	1:K:819:LEU:CD1	1.89	1.02
1:L:108:ASP:HB2	1:L:555:TYR:H	1.24	1.02
5:R:8:PHE:CD2	5:R:9:GLU:HB2	1.94	1.02
7:4:9:LEU:O	7:4:11:PRO:CD	2.06	1.02
7:6:22:TRP:HH2	7:6:25:ILE:CD1	1.57	1.02
1:D:718:PHE:HB2	1:D:745:ILE:HG21	1.39	1.02
1:D:731:TRP:CG	1:D:732:PRO:HD3	1.93	1.02
1:F:398:ILE:HD11	1:F:473:LEU:CD1	1.90	1.02
1:G:729:VAL:HG13	1:G:733:GLY:CA	1.89	1.02
1:G:747:ARG:HD3	1:G:750:ASP:HB2	1.40	1.02
1:H:360:ASP:HB3	1:H:942:ARG:NH2	1.70	1.02
1:I:69:VAL:HG22	1:I:70:PRO:CD	1.89	1.02
1:I:188:TYR:HD1	1:I:256:ILE:HD12	1.23	1.02
1:I:240:ALA:O	1:I:288:VAL:HG12	1.58	1.02
1:I:517:TYR:HA	1:I:520:ILE:CD1	1.88	1.02
1:I:756:VAL:HG23	1:I:757:ALA:N	1.67	1.02
1:J:158:GLY:HA3	1:L:452:ILE:HG23	1.05	1.02
1:K:732:PRO:HG3	1:K:743:PHE:CE1	1.94	1.02
1:L:377:ARG:HB3	1:L:388:VAL:HG21	1.38	1.02
5:Q:126:ARG:CB	5:Q:129:GLN:HE21	1.70	1.02
1:A:188:TYR:CD1	1:A:256:ILE:CG1	2.41	1.02
1:A:823:HIS:HB3	1:C:196:GLU:OE2	0.84	1.02
1:B:134:GLN:HG3	1:B:154:THR:C	1.78	1.02
1:B:135:TRP:CB	1:B:307:SER:O	2.08	1.02
1:B:942:ARG:HH21	2:N:95:THR:CG2	1.71	1.02
1:B:943:THR:CG2	1:B:944:PRO:HD3	1.90	1.02
1:D:426:VAL:O	1:D:426:VAL:HG23	1.55	1.02

*Continued on next page...*



*Continued from previous page...*

Atom-1	Atom-2	Interatomic distance (Å)	Clash overlap (Å)
1:D:456:ASN:HB2	1:F:837:ARG:NE	1.74	1.02
1:D:482:PRO:HD3	1:D:529:MET:HB3	1.41	1.02
1:E:589:VAL:HB	1:E:607:SER:HB2	1.42	1.02
1:F:151:LYS:C	1:F:154:THR:HB	1.78	1.02
1:G:745:ILE:HD13	1:G:765:TRP:CZ2	1.95	1.02
1:H:159:VAL:HG12	1:I:840:GLN:HB2	1.35	1.02
1:K:432:ASN:OD1	1:K:432:ASN:O	1.76	1.02
6:V:19:LEU:CD2	6:V:72:ARG:HD2	1.88	1.02
6:V:201:PHE:CD2	6:V:208:TYR:HD2	1.76	1.02
1:B:42:GLY:HA2	7:1:9:LEU:HD23	1.02	1.02
1:C:196:GLU:HB2	1:C:197:PRO:HD3	1.41	1.02
1:D:46:ARG:HH11	1:D:46:ARG:HB3	1.18	1.02
1:E:453:CYS:HB3	1:F:159:VAL:HG13	1.38	1.02
1:F:647:LEU:O	1:F:647:LEU:CD2	2.08	1.02
1:G:194:GLN:HB3	1:G:197:PRO:CD	1.90	1.02
1:H:74:GLU:OE1	1:L:69:VAL:CG1	2.07	1.02
1:H:113:PHE:CD1	1:H:324:ILE:HD12	1.95	1.02
1:J:540:ASN:HD22	1:J:543:LEU:CB	1.73	1.02
1:J:664:PRO:HG3	5:Q:19:THR:CG2	1.90	1.02
1:J:910:MET:HE1	1:J:914:THR:HG21	1.42	1.02
1:K:194:GLN:O	1:K:196:GLU:N	1.93	1.02
1:K:194:GLN:HB2	1:K:196:GLU:OE2	1.60	1.02
1:L:134:GLN:CG	1:L:154:THR:CG2	2.37	1.02
1:L:404:GLU:O	1:L:404:GLU:HG3	1.53	1.02
6:U:209:PRO:CB	6:U:212:PHE:CD1	2.41	1.02
6:V:223:VAL:HG12	6:V:224:ASP:N	1.75	1.02
1:B:161:ALA:O	1:B:193:PHE:CD2	2.13	1.01
1:E:268:PRO:HA	1:E:275:GLU:HA	1.38	1.01
1:F:103:ILE:HG13	1:F:613:VAL:HG13	1.38	1.01
1:F:134:GLN:HB3	1:F:155:LYS:H	1.23	1.01
1:F:744:GLU:O	1:F:762:THR:OG1	1.78	1.01
1:G:162:THR:CB	1:G:193:PHE:CE1	2.43	1.01
1:G:204:TRP:CZ2	1:G:415:ASN:HB3	1.93	1.01
1:H:942:ARG:CB	1:H:946:SER:HA	1.90	1.01
1:I:313:VAL:O	1:I:313:VAL:CG1	2.08	1.01
1:I:517:TYR:CA	1:I:520:ILE:HD11	1.89	1.01
1:I:682:ARG:HE	1:I:907:VAL:HG21	1.24	1.01
1:K:3:THR:CG2	1:K:3:THR:O	2.07	1.01
1:K:394:ASP:O	1:K:397:ILE:O	1.77	1.01
1:K:429:THR:HG22	1:K:430:ASN:HD21	1.17	1.01
2:N:267:MET:HE2	2:N:267:MET:HA	1.41	1.01

*Continued on next page...*



*Continued from previous page...*

Atom-1	Atom-2	Interatomic distance (Å)	Clash overlap (Å)
5:S:8:PHE:CD2	5:S:9:GLU:N	2.27	1.01
1:A:689:PRO:HD3	1:A:705:ILE:CG2	1.90	1.01
1:B:247:GLU:O	1:B:249:GLU:N	1.92	1.01
1:C:56:VAL:HG23	7:1:24:GLU:HG2	1.02	1.01
1:D:22:GLU:CG	7:4:18:PHE:HE2	1.73	1.01
1:F:151:LYS:CG	1:F:154:THR:OG1	2.07	1.01
1:F:309:GLU:HA	1:F:312:LEU:HD13	1.42	1.01
1:G:49:THR:OG1	7:6:21:THR:HB	1.58	1.01
1:G:194:GLN:CB	1:G:197:PRO:HG2	1.90	1.01
1:G:685:THR:HG21	1:G:913:PRO:HB2	1.42	1.01
1:G:925:VAL:CG1	1:I:46:ARG:HH12	1.74	1.01
1:J:52:PRO:HD3	7:9:23:ASN:HD22	1.22	1.01
1:L:131:ASN:HB2	1:L:132:PRO:HD2	1.41	1.01
1:L:685:THR:HB	1:L:913:PRO:O	1.59	1.01
4:M:388:TRP:CH2	4:M:389:LEU:HD23	1.96	1.01
1:A:438:SER:HB3	1:B:278:LYS:HD2	1.42	1.01
1:B:138:LYS:HG2	1:B:149:GLN:HB3	1.41	1.01
1:B:582:GLU:O	1:B:582:GLU:HG2	1.60	1.01
1:C:255:ASP:O	1:C:286:GLU:HG3	1.60	1.01
1:D:310:ILE:H	1:D:310:ILE:HD12	1.23	1.01
1:D:705:ILE:HD11	1:D:708:LEU:HD12	1.42	1.01
1:D:752:GLU:O	1:D:754:TYR:HD1	1.39	1.01
1:E:97:ALA:HB1	1:F:779:GLN:O	1.58	1.01
1:F:576:PRO:CD	1:F:631:GLU:OE1	2.08	1.01
1:G:55:ASP:C	1:G:623:ALA:HB2	1.80	1.01
1:G:432:ASN:O	1:H:169:ASN:OD1	1.76	1.01
1:H:203:ASN:HB3	1:I:836:MET:SD	1.99	1.01
1:I:222:MET:SD	1:I:307:SER:HB2	1.99	1.01
1:L:594:GLN:O	1:L:594:GLN:HG2	1.53	1.01
6:V:205:PRO:HB3	6:V:208:TYR:CE1	1.96	1.01
1:A:838:GLN:HA	1:B:456:ASN:HD21	1.26	1.01
1:B:161:ALA:HB3	1:B:198:GLN:CD	1.81	1.01
1:B:687:GLU:HG2	1:B:701:TYR:CD2	1.96	1.01
1:C:60:ARG:HE	6:U:93:ARG:HD2	1.26	1.01
1:D:552:ASN:O	1:E:804:GLN:CG	2.08	1.01
1:E:22:GLU:OE2	7:3:19:MET:HE1	1.61	1.01
1:I:891:ASN:HD22	1:I:891:ASN:H	1.07	1.01
1:J:572:LEU:CD2	1:J:643:PHE:CE2	2.43	1.01
1:K:58:THR:O	1:L:736:ARG:NH2	1.92	1.01
1:K:450:ASN:HB2	1:L:156:THR:HA	1.39	1.01
1:K:722:SER:O	1:K:903:MET:HB3	1.58	1.01

*Continued on next page...*



*Continued from previous page...*

Atom-1	Atom-2	Interatomic distance (Å)	Clash overlap (Å)
1:L:826:SER:O	1:L:839:GLY:HA3	1.59	1.01
6:V:69:LEU:H	6:V:69:LEU:HD23	0.85	1.01
1:A:197:PRO:CD	1:B:831:TYR:CE1	2.41	1.01
1:A:611:ASP:OD1	1:A:611:ASP:O	1.79	1.01
1:B:460:MET:HB3	1:C:413:PRO:HA	1.41	1.01
1:B:836:MET:HE3	1:B:836:MET:N	1.76	1.01
1:C:78:TYR:HD2	1:C:695:PHE:CE1	1.46	1.01
1:C:83:ARG:HB3	1:C:582:GLU:HB2	1.43	1.01
1:C:250:GLN:CD	1:C:251:PRO:HD2	1.80	1.01
1:C:527:ASP:CG	1:C:863:LYS:NZ	2.14	1.01
1:C:724:MET:CB	1:C:729:VAL:HB	1.90	1.01
1:D:191:LYS:O	1:D:191:LYS:HG2	1.60	1.01
1:G:138:LYS:CE	1:G:149:GLN:OE1	2.08	1.01
1:G:147:VAL:CG1	1:G:147:VAL:O	2.08	1.01
1:G:496:ALA:HB3	5:R:87:SER:HA	1.41	1.01
1:H:747:ARG:HB2	1:H:762:THR:HG23	1.43	1.01
1:J:655:PRO:HB3	5:R:8:PHE:CZ	1.96	1.01
1:J:838:GLN:HA	1:K:456:ASN:HD22	1.19	1.01
5:Q:4:THR:HG23	5:Q:13:PHE:CE2	1.96	1.01
1:A:277:TYR:HE1	1:A:279:ALA:CA	1.74	1.00
1:A:926:VAL:HG12	1:A:940:TYR:CE2	1.76	1.00
1:B:377:ARG:HB3	1:B:388:VAL:HG21	1.28	1.00
1:D:198:GLN:NE2	1:E:838:GLN:HA	1.76	1.00
1:D:260:TYR:CE2	1:D:282:ILE:HG21	1.96	1.00
1:G:211:TYR:CD1	1:I:454:LYS:HD3	1.95	1.00
1:G:752:GLU:HG2	1:G:752:GLU:O	1.59	1.00
1:H:6:MET:O	1:H:6:MET:CG	2.08	1.00
1:H:192:THR:HG21	1:H:214:ARG:HH11	1.24	1.00
1:I:398:ILE:O	1:I:398:ILE:CG1	2.06	1.00
1:K:204:TRP:NE1	1:K:415:ASN:HB3	1.76	1.00
1:K:405:ASP:O	1:K:405:ASP:CG	1.95	1.00
1:K:495:PRO:HG3	1:K:502:GLU:HB2	1.42	1.00
1:K:799:GLN:HB2	1:K:865:LEU:O	1.59	1.00
1:L:20:ALA:HA	1:L:23:TYR:HE2	1.24	1.00
1:A:417:THR:CG2	1:A:453:CYS:CB	2.39	1.00
1:B:135:TRP:HB3	1:B:307:SER:O	1.61	1.00
1:B:822:GLN:NE2	1:B:846:PHE:CE1	2.29	1.00
1:C:266:GLY:CA	1:C:277:TYR:HD2	1.73	1.00
1:D:79:LEU:HD11	1:D:584:ASN:HB3	1.02	1.00
1:D:804:GLN:NE2	1:F:551:GLY:HA3	1.76	1.00
1:F:403:VAL:CG2	1:F:465:GLN:CB	2.38	1.00

*Continued on next page...*



*Continued from previous page...*

Atom-1	Atom-2	Interatomic distance (Å)	Clash overlap (Å)
1:G:649:ALA:HB1	1:G:919:LEU:HD12	1.44	1.00
1:H:269:PRO:CB	1:H:277:TYR:CE2	2.43	1.00
1:H:575:LEU:HD12	1:H:631:GLU:HG2	1.42	1.00
1:I:262:ASP:CB	1:I:279:ALA:H	1.74	1.00
1:J:134:GLN:HA	1:J:154:THR:O	0.83	1.00
1:J:278:LYS:HD2	1:L:438:SER:CB	1.90	1.00
1:J:677:GLY:N	1:J:921:GLU:HG3	1.76	1.00
1:K:580:THR:CG2	1:K:580:THR:O	2.09	1.00
1:L:151:LYS:HG2	1:L:154:THR:OG1	1.58	1.00
5:P:12:LEU:CD1	5:P:17:LEU:HD23	1.91	1.00
1:A:152:ASP:HA	1:A:154:THR:HG22	1.38	1.00
1:A:756:VAL:HG22	1:A:763:LYS:CE	1.90	1.00
1:B:90:ASP:OD2	1:B:933:ARG:NH2	1.93	1.00
1:B:162:THR:HB	1:B:212:GLY:H	1.23	1.00
1:B:315:GLN:HE22	1:B:836:MET:HE3	1.26	1.00
1:B:381:PHE:CE1	1:C:795:PHE:HE1	1.80	1.00
1:B:433:ASP:CG	1:B:433:ASP:CB	0.91	1.00
1:D:188:TYR:HB2	1:D:256:ILE:HG21	1.39	1.00
1:D:204:TRP:HE1	1:D:415:ASN:HB2	1.23	1.00
1:D:456:ASN:ND2	1:F:838:GLN:HA	1.77	1.00
1:E:948:GLY:O	6:U:105:GLY:HA2	1.57	1.00
1:F:635:ARG:HH22	1:F:933:ARG:CA	1.74	1.00
1:G:194:GLN:HB3	1:G:197:PRO:CG	1.90	1.00
1:H:155:LYS:NZ	1:H:285:THR:HB	1.76	1.00
1:H:269:PRO:CG	1:H:277:TYR:CD2	2.44	1.00
1:J:574:LEU:HA	1:J:930:GLN:HE22	1.20	1.00
1:J:744:GLU:O	1:J:765:TRP:CB	2.08	1.00
1:K:370:LEU:CD1	1:K:646:TYR:CD1	2.44	1.00
1:B:738:LEU:HD23	1:B:754:TYR:CD2	1.96	1.00
1:C:243:LYS:H	1:C:243:LYS:CD	1.68	1.00
1:E:52:PRO:HD3	7:3:23:ASN:HD22	0.99	1.00
1:F:103:ILE:N	1:F:560:ILE:CD1	2.24	1.00
1:F:155:LYS:HG3	1:F:261:PHE:HZ	1.20	1.00
1:K:138:LYS:HG2	1:K:147:VAL:CG1	1.92	1.00
2:N:138:ARG:HH21	2:N:154:LEU:HD21	1.26	1.00
1:C:808:GLU:HG2	1:C:814:TYR:CE2	1.96	1.00
1:E:218:LYS:O	1:E:218:LYS:HG3	1.59	1.00
1:F:837:ARG:O	1:F:837:ARG:HG3	1.62	1.00
1:G:277:TYR:O	1:I:440:TRP:HZ3	1.38	1.00
1:H:756:VAL:HG22	1:H:763:LYS:HG2	1.41	1.00
1:I:262:ASP:HB2	1:I:279:ALA:N	1.77	1.00

*Continued on next page...*



*Continued from previous page...*

Atom-1	Atom-2	Interatomic distance (Å)	Clash overlap (Å)
1:I:592:ILE:HG13	1:I:593:LEU:H	1.26	1.00
1:I:682:ARG:HH21	1:I:907:VAL:CG2	1.74	1.00
1:J:918:LEU:O	1:J:918:LEU:HD23	1.59	1.00
1:K:81:LYS:CB	1:K:584:ASN:HB3	1.90	1.00
1:A:445:ALA:CA	1:B:152:ASP:HB3	1.90	1.00
1:E:155:LYS:NZ	1:E:261:PHE:HE1	1.40	1.00
1:E:922:VAL:HB	1:E:944:PRO:HD2	1.39	1.00
1:F:46:ARG:HB3	1:F:46:ARG:NH1	1.76	1.00
1:F:748:SER:O	5:P:55:GLY:N	1.93	1.00
1:G:546:ARG:HH11	1:G:546:ARG:HG3	1.26	1.00
1:H:108:ASP:HB3	1:H:607:SER:HB2	1.43	1.00
1:I:518:ILE:HD13	1:I:526:LEU:HD21	1.43	1.00
1:J:446:ILE:HG23	1:J:447:SER:H	0.83	1.00
1:K:194:GLN:O	1:K:197:PRO:CD	2.10	1.00
4:M:177:GLU:O	4:M:178:VAL:CG2	2.09	1.00
5:R:50:THR:O	5:R:50:THR:HG23	1.60	1.00
7:4:18:PHE:O	7:4:18:PHE:CD2	2.15	1.00
1:B:682:ARG:NH2	1:B:910:MET:CG	2.25	1.00
1:G:49:THR:HG23	7:6:21:THR:O	1.59	1.00
1:H:135:TRP:CZ3	1:H:309:GLU:HB2	1.95	1.00
1:H:746:LYS:HG2	1:H:760:ASN:HD22	1.25	1.00
1:A:423:TYR:HE2	1:B:263:VAL:HG22	1.25	0.99
1:B:141:GLN:HE21	1:B:148:GLN:HB3	1.22	0.99
1:C:194:GLN:O	1:C:197:PRO:HD2	1.61	0.99
1:C:527:ASP:CG	1:C:863:LYS:HZ3	1.64	0.99
1:D:255:ASP:O	1:D:286:GLU:HB3	1.62	0.99
1:E:14:HIS:CD2	1:E:23:TYR:CE2	2.50	0.99
1:E:790:ARG:HH11	1:E:790:ARG:HB3	1.27	0.99
1:F:652:MET:CE	5:R:20:ARG:HH11	1.73	0.99
1:G:13:MET:SD	1:H:941:LEU:HG	2.02	0.99
1:G:906:GLU:O	1:G:906:GLU:CD	2.00	0.99
1:J:400:ASN:HD21	1:J:520:ILE:HA	1.16	0.99
1:B:134:GLN:CA	1:B:154:THR:O	2.10	0.99
1:G:13:MET:SD	1:H:941:LEU:CG	2.50	0.99
1:G:333:LEU:CD1	1:G:592:ILE:HG21	1.92	0.99
1:H:313:VAL:O	1:H:313:VAL:CG1	2.09	0.99
1:K:837:ARG:NH1	1:L:459:ALA:H	1.58	0.99
5:P:16:TYR:N	5:Q:18:THR:OG1	1.95	0.99
5:Q:35:THR:C	5:Q:43:PRO:HG2	1.83	0.99
1:E:441:GLU:HA	1:E:446:ILE:CG2	1.92	0.99
1:H:6:MET:O	1:H:6:MET:HG3	1.61	0.99

*Continued on next page...*



*Continued from previous page...*

Atom-1	Atom-2	Interatomic distance (Å)	Clash overlap (Å)
1:K:438:SER:HB2	1:L:278:LYS:HB3	1.44	0.99
1:K:453:CYS:O	1:L:159:VAL:HA	1.61	0.99
6:V:19:LEU:HD23	6:V:72:ARG:CD	1.93	0.99
6:V:205:PRO:HB3	6:V:208:TYR:HE1	1.26	0.99
1:B:687:GLU:O	1:B:699:PHE:HE1	1.44	0.99
1:C:96:MET:HE2	1:C:574:LEU:HD12	1.43	0.99
1:E:575:LEU:HB3	1:E:576:PRO:HD2	1.41	0.99
1:F:132:PRO:HA	1:F:157:PHE:O	1.61	0.99
1:G:49:THR:HA	7:6:20:GLY:O	1.61	0.99
1:H:261:PHE:O	1:H:280:ASP:HA	1.60	0.99
1:H:700:VAL:HG11	5:Q:34:SER:HB2	1.42	0.99
1:K:910:MET:HE2	1:K:914:THR:HB	1.36	0.99
1:L:199:VAL:HG12	1:L:206:GLU:HG2	1.03	0.99
1:L:812:LYS:H	1:L:812:LYS:HD2	1.27	0.99
7:4:9:LEU:C	7:4:11:PRO:CD	2.31	0.99
1:A:188:TYR:CE1	1:A:256:ILE:CB	2.46	0.99
1:B:242:PHE:CE2	1:B:288:VAL:CA	2.46	0.99
1:D:892:MET:HE1	1:F:3:THR:OG1	1.60	0.99
1:G:239:GLN:HE21	1:G:240:ALA:H	1.06	0.99
1:G:878:ASN:HD22	1:G:878:ASN:H	1.03	0.99
1:H:315:GLN:HE22	1:H:836:MET:HB3	1.26	0.99
1:H:429:THR:CG2	1:H:430:ASN:H	1.74	0.99
1:J:254:LEU:CD2	1:J:256:ILE:HD11	1.91	0.99
1:J:279:ALA:HB2	1:L:426:VAL:HG21	1.02	0.99
1:L:214:ARG:NH2	1:L:286:GLU:OE2	1.95	0.99
2:N:145:VAL:HG12	2:N:146:GLU:N	1.67	0.99
5:P:33:GLY:CA	5:P:44:ALA:HB3	1.93	0.99
1:B:670:ARG:NH2	1:B:945:PHE:HD2	1.27	0.99
1:D:644:ASN:HB3	1:D:925:VAL:HG12	1.45	0.99
1:G:356:VAL:CG1	1:G:940:TYR:CD1	2.45	0.99
1:H:444:ASP:CB	1:H:449:GLN:HE22	1.75	0.99
1:J:56:VAL:CG1	1:K:882:MET:HE1	1.92	0.99
1:J:153:VAL:CG1	1:L:449:GLN:HG2	1.93	0.99
1:L:165:ILE:O	1:L:210:PHE:CE1	2.16	0.99
2:N:83:VAL:CG1	2:N:93:ALA:O	2.11	0.99
2:N:441:THR:CG2	2:N:443:VAL:HG13	1.92	0.99
4:M:156:GLN:HG3	4:M:211:GLY:HA3	1.44	0.99
5:Q:3:GLY:HA2	5:R:1:MET:CE	1.91	0.99
1:E:204:TRP:HE3	1:F:313:VAL:HG13	1.27	0.99
1:E:676:ARG:HB3	1:E:921:GLU:HB2	1.45	0.99
1:F:130:PRO:HG2	1:F:157:PHE:CE2	1.97	0.99

*Continued on next page...*



*Continued from previous page...*

Atom-1	Atom-2	Interatomic distance (Å)	Clash overlap (Å)
1:F:151:LYS:HE2	1:F:218:LYS:HB2	1.43	0.99
1:F:664:PRO:HG3	5:P:19:THR:HG23	1.41	0.99
1:G:141:GLN:HB3	1:I:446:ILE:CD1	1.93	0.99
1:G:266:GLY:HA3	1:G:277:TYR:HD2	1.27	0.99
1:G:445:ALA:CB	1:G:449:GLN:HG3	1.90	0.99
1:H:106:VAL:CG1	5:S:59:LEU:HD21	1.91	0.99
1:H:352:LEU:O	6:V:110:GLY:CA	2.11	0.99
1:J:38:TYR:CZ	1:K:56:VAL:HG11	1.96	0.99
1:J:278:LYS:NZ	1:L:428:ILE:HG22	1.77	0.99
1:L:473:LEU:O	1:L:477:VAL:CG1	2.09	0.99
2:N:406:SER:O	2:N:496:ARG:HG3	1.63	0.99
7:6:3:ASP:O	7:6:4:ILE:CG1	2.11	0.99
1:B:358:LEU:HD22	1:B:942:ARG:CZ	1.93	0.99
1:C:115:PRO:O	1:C:323:TYR:HE1	1.42	0.99
1:I:886:THR:HG23	1:I:889:GLY:HA3	1.45	0.99
1:A:130:PRO:HD3	1:C:204:TRP:CH2	1.98	0.99
1:A:421:SER:CB	1:A:423:TYR:HE1	1.75	0.99
1:A:539:ARG:HH11	1:A:539:ARG:HB3	1.28	0.99
1:B:714:LEU:CD1	1:B:910:MET:HE1	1.92	0.99
1:E:474:TYR:HA	1:E:478:ALA:CB	1.93	0.99
1:G:741:ASN:O	1:G:742:GLU:HB2	1.34	0.99
1:K:676:ARG:O	1:K:875:PHE:HB2	1.57	0.99
1:L:165:ILE:O	1:L:210:PHE:HE1	1.44	0.99
1:E:854:THR:O	1:E:854:THR:HG23	1.62	0.99
1:F:191:LYS:O	1:F:191:LYS:CG	2.09	0.99
1:F:856:VAL:CG2	1:F:857:PRO:HD2	1.93	0.99
1:G:313:VAL:HB	1:I:203:ASN:CB	1.93	0.99
1:K:149:GLN:O	1:K:150:GLU:HG2	1.59	0.99
5:P:17:LEU:HA	5:R:14:SER:O	1.61	0.99
1:B:687:GLU:O	1:B:699:PHE:CE1	2.16	0.98
1:G:707:TYR:CE1	1:G:917:TYR:CE1	2.51	0.98
1:J:103:ILE:HD13	1:J:610:PHE:HD2	1.25	0.98
1:B:79:LEU:CD2	1:B:335:TYR:CZ	2.46	0.98
1:B:811:TYR:HD1	1:B:857:PRO:HD2	1.26	0.98
1:C:842:TYR:CG	1:C:843:PRO:HD2	1.97	0.98
1:G:151:LYS:O	1:G:154:THR:CB	2.11	0.98
1:H:94:LEU:CD1	1:H:619:PHE:CE1	2.21	0.98
1:H:155:LYS:HZ2	1:H:215:ALA:CB	1.76	0.98
1:H:266:GLY:HA3	1:H:276:GLU:HB3	1.44	0.98
1:H:278:LYS:O	1:H:278:LYS:HG2	1.62	0.98
1:J:222:MET:HE1	1:J:312:LEU:HD13	1.44	0.98

*Continued on next page...*



*Continued from previous page...*

Atom-1	Atom-2	Interatomic distance (Å)	Clash overlap (Å)
1:K:739:THR:OG1	1:K:740:PRO:HD2	1.62	0.98
1:A:510:ALA:CB	1:A:832:LEU:HD12	1.91	0.98
1:B:61:SER:CB	1:C:734:ASN:HB2	1.94	0.98
1:B:188:TYR:CA	1:B:192:THR:CG2	2.41	0.98
1:B:620:PHE:HA	1:C:778:TYR:CE2	1.99	0.98
1:B:822:GLN:CD	1:B:846:PHE:CD1	2.36	0.98
1:C:203:ASN:HB2	1:C:204:TRP:CE3	1.97	0.98
1:C:724:MET:N	1:C:729:VAL:HG23	1.78	0.98
1:G:438:SER:OG	1:H:277:TYR:HB2	1.63	0.98
1:G:524:TRP:CH2	1:G:863:LYS:HG2	1.98	0.98
1:I:721:VAL:O	1:I:742:GLU:HB2	1.62	0.98
1:K:59:ASP:OD1	1:K:59:ASP:C	1.98	0.98
1:K:75:ALA:HB2	1:K:80:TYR:CD1	1.98	0.98
1:K:196:GLU:HG2	1:K:197:PRO:CD	1.91	0.98
1:B:921:GLU:O	1:B:922:VAL:CG1	2.10	0.98
1:D:198:GLN:CD	1:E:838:GLN:HA	1.84	0.98
1:H:923:PHE:HB3	1:H:943:THR:HG21	1.39	0.98
1:J:51:ALA:HB2	1:K:883:GLY:HA3	1.46	0.98
1:J:417:THR:HG21	1:J:453:CYS:HB2	1.45	0.98
1:K:155:LYS:HD2	1:K:283:LEU:HD13	1.46	0.98
1:L:154:THR:HG22	1:L:155:LYS:HG2	1.46	0.98
7:5:17:PRO:HG2	7:5:22:TRP:HE3	0.82	0.98
1:B:79:LEU:HD21	1:B:335:TYR:HH	1.21	0.98
1:B:214:ARG:HH22	1:B:241:LYS:HE3	1.26	0.98
1:C:241:LYS:CD	1:C:256:ILE:HD11	1.94	0.98
1:C:352:LEU:HD13	1:J:63:ARG:HG3	1.46	0.98
1:C:831:TYR:HB3	1:C:838:GLN:NE2	1.77	0.98
1:E:194:GLN:C	1:E:197:PRO:HD2	1.82	0.98
1:F:1:MET:HB3	1:F:3:THR:HG23	0.99	0.98
1:H:74:GLU:OE2	1:H:81:LYS:CD	2.11	0.98
1:I:107:LEU:HG	1:I:108:ASP:H	1.27	0.98
1:J:89:GLY:O	1:J:92:ARG:HG2	1.63	0.98
1:J:254:LEU:HD23	1:J:256:ILE:CD1	1.92	0.98
1:K:440:TRP:CD2	1:K:440:TRP:N	2.30	0.98
1:L:168:THR:HG23	1:L:171:GLY:H	1.27	0.98
5:R:39:ARG:HG2	5:R:41:VAL:HG23	1.41	0.98
1:B:161:ALA:O	1:B:193:PHE:CE2	2.16	0.98
1:B:296:HIS:O	1:B:316:SER:HB2	1.62	0.98
1:F:102:ASP:OD1	1:F:616:TYR:HE1	1.46	0.98
1:F:560:ILE:HD12	1:F:560:ILE:O	1.63	0.98
1:G:159:VAL:HG12	1:H:840:GLN:HB2	1.02	0.98

*Continued on next page...*



*Continued from previous page...*

Atom-1	Atom-2	Interatomic distance (Å)	Clash overlap (Å)
1:J:520:ILE:H	1:J:520:ILE:CD1	1.64	0.98
1:L:261:PHE:O	1:L:280:ASP:HA	1.63	0.98
1:A:444:ASP:HA	1:B:152:ASP:HA	1.44	0.98
1:B:577:GLY:O	1:B:579:TYR:CZ	2.16	0.98
1:C:277:TYR:HE1	1:C:279:ALA:HB2	1.10	0.98
1:C:356:VAL:HG22	1:C:940:TYR:HE1	1.24	0.98
1:D:198:GLN:HG2	1:E:838:GLN:HB2	1.02	0.98
1:F:135:TRP:CH2	1:F:153:VAL:HG11	1.99	0.98
1:J:664:PRO:CB	5:Q:19:THR:HG22	1.94	0.98
1:L:161:ALA:HB3	1:L:198:GLN:CD	1.83	0.98
5:Q:14:SER:OG	5:R:12:LEU:HD11	1.62	0.98
5:R:82:MET:HG3	5:R:88:SER:HB3	0.99	0.98
1:C:684:LYS:CE	1:C:912:GLU:CG	2.35	0.98
1:D:417:THR:HG22	1:D:419:THR:H	1.29	0.98
1:E:155:LYS:CE	1:E:261:PHE:CE1	2.46	0.98
1:F:660:ALA:HB1	5:R:11:GLY:HA3	1.46	0.98
1:G:217:LYS:HE2	1:G:257:ASP:OD2	1.63	0.98
1:G:787:TYR:C	1:G:787:TYR:CD1	2.37	0.98
1:B:116:TYR:HD2	1:C:520:ILE:HG22	1.01	0.98
1:B:405:ASP:HB3	1:B:465:GLN:HG3	1.44	0.98
1:B:670:ARG:CZ	1:B:945:PHE:HD2	1.77	0.98
1:D:159:VAL:HG13	1:F:453:CYS:HB3	1.42	0.98
1:G:162:THR:HB	1:G:193:PHE:CD1	1.96	0.98
1:H:323:TYR:O	1:H:595:SER:HB2	1.61	0.98
1:H:869:VAL:HG22	1:H:870:MET:H	1.29	0.98
1:I:891:ASN:O	1:I:895:ALA:CB	2.11	0.98
1:J:93:VAL:CG1	1:J:575:LEU:CD2	2.42	0.98
1:J:192:THR:HG22	1:J:192:THR:O	1.58	0.98
1:J:535:PHE:CE1	1:J:711:THR:OG1	2.16	0.98
1:J:816:ALA:O	1:L:235:GLU:HB2	1.64	0.98
1:K:949:ASN:H	1:K:949:ASN:HD22	1.00	0.98
1:K:949:ASN:HD22	1:K:949:ASN:N	1.58	0.98
1:B:61:SER:HB3	1:C:734:ASN:HB2	1.44	0.98
1:G:847:PRO:O	1:I:121:TYR:HE2	1.47	0.98
5:Q:126:ARG:HB2	5:Q:129:GLN:HE22	1.29	0.98
1:A:203:ASN:HA	1:A:206:GLU:OE2	1.64	0.97
1:B:69:VAL:HG23	1:B:70:PRO:HD2	1.44	0.97
1:B:105:GLY:O	1:B:558:PHE:CE2	2.16	0.97
1:C:724:MET:HE2	1:C:729:VAL:HB	1.44	0.97
1:E:747:ARG:NH2	1:E:754:TYR:CD1	2.31	0.97
1:F:683:LEU:HD23	1:F:683:LEU:H	1.26	0.97

*Continued on next page...*



*Continued from previous page...*

Atom-1	Atom-2	Interatomic distance (Å)	Clash overlap (Å)
1:J:770:MET:HE2	1:J:774:TYR:CE1	1.97	0.97
1:J:774:TYR:CD1	1:J:776:ILE:HD11	1.99	0.97
2:N:148:ASP:O	2:N:149:LEU:HD12	1.64	0.97
5:P:39:ARG:O	5:P:39:ARG:HD3	1.62	0.97
7:6:22:TRP:CZ2	7:6:25:ILE:CD1	2.47	0.97
1:A:262:ASP:O	1:C:423:TYR:CG	2.16	0.97
1:A:348:GLN:O	1:A:348:GLN:CG	2.10	0.97
1:A:423:TYR:HE2	1:B:263:VAL:CG2	1.76	0.97
1:A:572:LEU:HD13	1:A:928:VAL:HG21	1.45	0.97
1:C:321:PRO:HG2	1:C:538:PRO:HB3	1.46	0.97
1:F:675:PHE:O	1:F:886:THR:CG2	2.12	0.97
1:G:103:ILE:HG23	1:G:613:VAL:HG13	1.45	0.97
1:H:198:GLN:HE22	1:I:838:GLN:CB	1.78	0.97
1:J:134:GLN:HG3	1:J:154:THR:CG2	1.93	0.97
1:J:406:GLU:HG2	1:L:474:TYR:CE2	1.99	0.97
1:K:709:ASP:OD1	1:K:711:THR:HG22	1.64	0.97
6:U:159:ARG:HH11	6:U:159:ARG:HB3	1.30	0.97
1:C:83:ARG:HH12	1:J:69:VAL:HG11	1.29	0.97
1:D:426:VAL:O	1:D:426:VAL:CG2	2.11	0.97
1:E:241:LYS:HD2	1:E:254:LEU:HD11	1.46	0.97
1:F:760:ASN:OD1	5:P:54:VAL:HG21	1.64	0.97
1:J:335:TYR:OH	1:J:694:GLY:O	1.81	0.97
5:Q:10:GLY:CA	5:Q:13:PHE:HD2	1.78	0.97
1:A:107:LEU:HD12	1:A:607:SER:HB2	0.99	0.97
1:A:154:THR:HG23	1:A:155:LYS:HG2	1.45	0.97
1:C:724:MET:HA	1:C:729:VAL:HG23	0.98	0.97
1:F:409:ASN:O	1:F:461:GLU:HB2	1.64	0.97
1:G:52:PRO:HB3	7:6:23:ASN:O	1.65	0.97
1:G:155:LYS:HG3	1:G:261:PHE:CZ	1.99	0.97
1:H:417:THR:O	1:H:417:THR:OG1	1.75	0.97
1:B:324:ILE:CG1	1:B:595:SER:HA	1.94	0.97
1:B:670:ARG:CZ	1:B:945:PHE:CD2	2.46	0.97
1:C:724:MET:CG	1:C:729:VAL:HB	1.95	0.97
1:D:456:ASN:HD21	1:F:838:GLN:HA	1.28	0.97
1:D:921:GLU:O	1:D:922:VAL:HG13	1.63	0.97
1:E:923:PHE:O	1:E:942:ARG:HA	1.64	0.97
1:H:174:LEU:O	1:H:174:LEU:HD12	1.62	0.97
1:H:720:LYS:O	1:H:721:VAL:HG23	1.61	0.97
1:I:803:ARG:HH11	1:I:803:ARG:HG2	1.27	0.97
1:K:358:LEU:HD12	1:K:942:ARG:NE	1.79	0.97
2:N:202:LYS:CE	2:N:204:ASP:OD2	2.11	0.97

*Continued on next page...*



*Continued from previous page...*

Atom-1	Atom-2	Interatomic distance (Å)	Clash overlap (Å)
7:4:17:PRO:HG2	7:4:22:TRP:CE2	1.97	0.97
1:C:744:GLU:O	1:C:765:TRP:HB2	1.63	0.97
1:E:116:TYR:HD1	1:E:116:TYR:H	1.11	0.97
1:E:682:ARG:NH2	1:E:910:MET:HE3	1.78	0.97
1:F:731:TRP:CD2	1:F:731:TRP:O	2.18	0.97
1:G:869:VAL:HG22	1:G:870:MET:H	1.29	0.97
1:H:100:TYR:CD1	1:H:100:TYR:O	2.17	0.97
1:J:61:SER:CB	1:K:735:ASP:OD2	2.11	0.97
1:J:400:ASN:O	1:J:400:ASN:OD1	1.81	0.97
1:J:520:ILE:HD12	1:J:520:ILE:N	1.79	0.97
1:J:676:ARG:HH11	1:J:676:ARG:HG2	1.26	0.97
1:L:134:GLN:HG2	1:L:155:LYS:H	1.18	0.97
1:L:573:LEU:O	1:L:641:GLN:NE2	1.98	0.97
7:7:17:PRO:O	7:7:18:PHE:HB2	1.63	0.97
1:B:942:ARG:HG3	1:B:945:PHE:O	1.65	0.97
1:F:1:MET:CB	1:F:3:THR:HG23	1.94	0.97
1:G:190:ASP:CG	1:G:191:LYS:H	1.66	0.97
1:J:540:ASN:HD22	1:J:543:LEU:HB2	1.28	0.97
1:K:246:ASN:CG	1:K:247:GLU:H	1.65	0.97
1:K:371:LEU:CD2	1:K:377:ARG:HH21	1.76	0.97
1:K:486:LYS:HB3	1:K:509:VAL:HG13	1.45	0.97
2:N:144:VAL:HG12	2:N:145:VAL:H	1.29	0.97
1:B:679:SER:HG	1:B:919:LEU:HB2	1.16	0.97
1:B:734:ASN:HB2	1:B:736:ARG:HE	1.26	0.97
1:F:136:GLU:CD	1:F:218:LYS:HE3	1.84	0.97
1:G:161:ALA:HB2	1:G:198:GLN:NE2	1.78	0.97
1:H:786:GLY:O	1:H:789:ASP:O	1.83	0.97
1:H:818:THR:HG22	1:H:820:PRO:HD3	1.46	0.97
1:I:738:LEU:O	1:I:740:PRO:HD3	1.65	0.97
1:K:923:PHE:O	1:K:942:ARG:HA	1.64	0.97
1:L:74:GLU:HG3	1:L:81:LYS:HB3	1.47	0.97
1:L:650:ALA:HB2	1:L:942:ARG:HE	1.30	0.97
7:1:24:GLU:OE1	7:1:24:GLU:CA	2.10	0.97
1:A:277:TYR:CE1	1:A:279:ALA:CA	2.48	0.97
1:B:203:ASN:H	1:C:836:MET:HE1	1.15	0.97
1:B:409:ASN:O	1:B:461:GLU:HB2	1.63	0.97
1:D:131:ASN:HB3	1:D:225:CYS:HB2	1.47	0.97
1:D:235:GLU:HG3	1:E:815:LYS:HB3	1.43	0.97
1:F:136:GLU:OE2	1:F:218:LYS:HD2	1.65	0.97
1:I:685:THR:HB	1:I:913:PRO:O	1.64	0.97
1:J:574:LEU:HA	1:J:930:GLN:NE2	1.78	0.97

*Continued on next page...*



*Continued from previous page...*

Atom-1	Atom-2	Interatomic distance (Å)	Clash overlap (Å)
1:L:480:TYR:OH	1:L:538:PRO:HD3	1.63	0.97
1:A:380:TYR:CD2	1:A:387:ALA:HB1	2.00	0.97
1:A:533:ASN:CA	1:A:713:TYR:CE2	2.48	0.97
1:B:752:GLU:O	1:B:754:TYR:CE1	2.18	0.97
1:B:775:ASN:OD1	1:B:880:MET:HG3	1.64	0.97
1:C:842:TYR:CD2	1:C:843:PRO:HD2	2.00	0.97
1:E:452:ILE:HG22	1:F:159:VAL:H	1.28	0.97
1:H:277:TYR:CD1	1:H:278:LYS:HB2	2.00	0.97
1:I:421:SER:O	1:I:451:GLN:HA	1.62	0.97
1:J:158:GLY:HA3	1:L:452:ILE:CG2	1.93	0.97
1:J:358:LEU:HD21	1:J:947:ALA:HB2	0.99	0.97
1:L:413:PRO:HG2	1:L:417:THR:HA	1.44	0.97
5:P:9:GLU:OE2	5:P:13:PHE:HB2	1.64	0.97
5:P:33:GLY:HA3	5:P:44:ALA:HB3	1.43	0.97
5:Q:16:TYR:CE2	5:R:18:THR:CG2	2.48	0.97
6:U:169:LEU:HD11	7:1:29:GLN:C	1.85	0.97
1:A:185:LYS:O	1:A:186:ASP:OD1	1.82	0.96
1:B:337:ASN:N	1:B:337:ASN:HD22	1.59	0.96
1:G:649:ALA:CB	1:G:919:LEU:HD12	1.94	0.96
1:L:35:THR:CG2	7:9:24:GLU:OE1	2.13	0.96
5:P:41:VAL:C	5:P:43:PRO:CD	2.21	0.96
5:Q:16:TYR:CG	5:R:18:THR:OG1	2.17	0.96
1:A:167:ILE:HG21	1:A:282:ILE:HD12	1.47	0.96
1:B:116:TYR:HB2	1:C:402:GLY:N	1.80	0.96
1:E:345:LEU:HD13	1:E:581:TYR:CD1	1.99	0.96
1:F:439:GLU:HG2	1:F:439:GLU:O	1.62	0.96
1:F:829:THR:HG22	1:F:830:GLY:N	1.77	0.96
1:H:913:PRO:HB2	5:P:8:PHE:CB	1.94	0.96
1:I:165:ILE:O	1:I:210:PHE:HE1	1.43	0.96
1:I:348:GLN:HB2	1:I:580:THR:HB	1.47	0.96
4:M:194:LEU:HD21	6:U:197:TYR:OH	1.65	0.96
1:A:459:ALA:N	1:C:837:ARG:HH12	1.63	0.96
1:B:138:LYS:HB3	1:B:147:VAL:HG13	1.46	0.96
1:F:267:SER:N	1:F:277:TYR:CE2	2.33	0.96
1:F:664:PRO:HG3	5:P:19:THR:CG2	1.94	0.96
1:H:729:VAL:HG12	1:H:730:SER:H	1.27	0.96
1:L:609:ARG:O	1:L:611:ASP:OD2	1.83	0.96
5:Q:9:GLU:CG	5:Q:10:GLY:N	2.23	0.96
1:A:445:ALA:N	1:B:152:ASP:CA	2.26	0.96
1:B:769:GLN:HG3	1:B:794:PHE:CD1	2.00	0.96
1:D:79:LEU:HD22	1:D:341:ASN:HD22	1.21	0.96

*Continued on next page...*



*Continued from previous page...*

Atom-1	Atom-2	Interatomic distance (Å)	Clash overlap (Å)
1:D:148:GLN:HG2	1:D:149:GLN:N	1.79	0.96
1:H:75:ALA:CB	1:H:80:TYR:HD1	1.77	0.96
1:I:345:LEU:O	1:I:345:LEU:HD13	1.63	0.96
5:Q:133:ASN:O	5:Q:134:LYS:HD2	1.64	0.96
7:1:22:TRP:CZ3	7:1:25:ILE:HG21	1.99	0.96
1:C:103:ILE:HG21	1:C:610:PHE:CD2	2.00	0.96
1:E:204:TRP:CZ3	1:F:313:VAL:CG1	2.48	0.96
1:J:239:GLN:HE21	1:J:240:ALA:H	1.08	0.96
1:K:63:ARG:HG2	1:K:66:LEU:HD23	1.46	0.96
1:K:222:MET:HG2	1:K:307:SER:OG	1.66	0.96
1:K:291:GLU:O	1:K:293:PRO:CD	2.13	0.96
1:K:724:MET:CE	1:K:730:SER:H	1.78	0.96
1:L:60:ARG:HH11	6:V:108:LEU:HB3	1.31	0.96
1:A:459:ALA:N	1:C:837:ARG:NH1	2.13	0.96
1:B:194:GLN:HG2	1:B:197:PRO:CD	1.96	0.96
1:B:377:ARG:HB3	1:B:388:VAL:HG22	0.96	0.96
1:B:842:TYR:CG	1:B:843:PRO:HD2	2.00	0.96
1:C:167:ILE:CB	1:C:280:ASP:OD2	2.13	0.96
1:H:360:ASP:HB2	1:H:942:ARG:NH2	1.80	0.96
1:H:450:ASN:HB2	1:I:156:THR:HA	1.44	0.96
1:J:677:GLY:H	1:J:921:GLU:CG	1.77	0.96
1:K:937:GLU:CD	6:U:37:GLY:H	1.69	0.96
1:L:346:ALA:O	1:L:580:THR:HG22	1.65	0.96
1:L:717:THR:HB	1:L:908:ASP:OD1	1.64	0.96
1:B:239:GLN:HE21	1:B:240:ALA:N	1.63	0.96
1:D:204:TRP:NE1	1:D:415:ASN:HB2	1.79	0.96
1:D:446:ILE:HD12	1:E:141:GLN:CB	1.95	0.96
1:E:52:PRO:HG3	7:3:23:ASN:HB2	0.99	0.96
1:F:901:LEU:O	1:F:901:LEU:HG	1.64	0.96
1:G:198:GLN:HG2	1:G:199:VAL:H	1.25	0.96
1:G:211:TYR:CE1	1:I:454:LYS:HD3	2.01	0.96
1:K:456:ASN:HD21	1:L:200:GLY:HA3	1.30	0.96
1:L:346:ALA:HB2	1:L:353:ASN:HA	1.46	0.96
1:B:162:THR:HG21	1:B:172:LEU:HD22	1.48	0.96
1:C:52:PRO:HD3	7:1:23:ASN:OD1	1.64	0.96
1:D:169:ASN:HD21	1:F:432:ASN:CB	1.78	0.96
1:F:321:PRO:HG2	1:F:538:PRO:HB3	1.46	0.96
1:H:736:ARG:O	1:H:737:LEU:HD22	1.65	0.96
1:L:249:GLU:HG3	1:L:250:GLN:H	1.29	0.96
1:C:352:LEU:HD11	1:J:63:ARG:HE	1.30	0.96
1:D:400:ASN:ND2	1:D:520:ILE:HA	1.79	0.96

*Continued on next page...*



*Continued from previous page...*

Atom-1	Atom-2	Interatomic distance (Å)	Clash overlap (Å)
1:E:111:PRO:HB3	1:F:853:GLN:OE1	1.66	0.96
1:E:392:ASP:HB3	1:E:395:VAL:HG12	1.47	0.96
1:F:397:ILE:HD13	1:F:523:ARG:NH2	1.78	0.96
1:J:804:GLN:HB3	1:J:850:LEU:HD21	1.46	0.96
1:K:243:LYS:HB3	1:K:244:PRO:HD2	1.48	0.96
4:M:156:GLN:HB2	4:M:210:TRP:O	1.66	0.96
5:R:39:ARG:HG2	5:R:41:VAL:CG2	1.96	0.96
1:B:28:LEU:HD22	1:C:639:HIS:CD2	2.01	0.96
1:B:456:ASN:CG	1:C:198:GLN:OE1	2.04	0.96
1:D:149:GLN:O	1:D:150:GLU:CD	2.03	0.96
1:E:644:ASN:CB	1:E:925:VAL:HG12	1.95	0.96
1:F:370:LEU:HB2	1:F:646:TYR:CD1	2.01	0.96
1:H:155:LYS:NZ	1:H:215:ALA:CB	2.29	0.96
1:J:158:GLY:C	1:L:452:ILE:HG23	1.85	0.96
1:J:808:GLU:HG3	1:J:814:TYR:CE2	2.00	0.96
1:L:159:VAL:O	1:L:159:VAL:CG1	2.12	0.96
1:I:462:ILE:HG12	1:I:463:ASN:H	1.31	0.95
1:J:280:ASP:O	1:J:281:ILE:HG22	1.64	0.95
1:K:450:ASN:CG	1:L:156:THR:HA	1.86	0.95
1:B:134:GLN:CD	1:B:151:LYS:CE	2.34	0.95
1:C:910:MET:CE	1:C:914:THR:HG21	1.96	0.95
1:E:192:THR:HG22	1:E:193:PHE:HD1	1.27	0.95
1:G:161:ALA:HB1	1:G:198:GLN:NE2	1.74	0.95
1:H:49:THR:HG23	1:I:884:ALA:HB3	1.46	0.95
1:H:78:TYR:HB2	1:H:79:LEU:HD12	1.45	0.95
1:J:38:TYR:CE1	1:K:56:VAL:CG1	2.44	0.95
1:J:328:ASP:OD1	1:J:328:ASP:C	2.03	0.95
1:J:677:GLY:O	1:J:921:GLU:CG	2.14	0.95
1:L:398:ILE:HD13	1:L:473:LEU:HD11	1.43	0.95
1:B:324:ILE:HD11	1:B:595:SER:CB	1.96	0.95
1:C:327:ARG:HG2	1:C:594:GLN:HB2	1.45	0.95
1:E:462:ILE:HG21	1:F:411:CYS:SG	2.04	0.95
1:F:808:GLU:HG2	1:F:814:TYR:HE2	1.15	0.95
1:I:476:ASN:O	1:I:480:TYR:CD2	2.19	0.95
1:L:752:GLU:CG	1:L:754:TYR:HE1	1.79	0.95
1:A:204:TRP:HE1	1:A:415:ASN:HB2	1.31	0.95
1:C:529:MET:O	1:C:529:MET:HG3	1.64	0.95
1:C:922:VAL:CG2	1:C:944:PRO:HD2	1.96	0.95
1:F:942:ARG:NH2	1:F:947:ALA:HB2	1.81	0.95
1:G:49:THR:O	1:G:49:THR:CG2	2.10	0.95
1:L:649:ALA:HB1	1:L:920:PHE:C	1.86	0.95

*Continued on next page...*



*Continued from previous page...*

Atom-1	Atom-2	Interatomic distance (Å)	Clash overlap (Å)
1:A:813:ASP:O	1:A:813:ASP:OD1	1.83	0.95
1:B:651:ASN:HB3	1:B:919:LEU:HD21	1.45	0.95
1:B:756:VAL:CG2	1:B:763:LYS:HG2	1.97	0.95
1:C:364:GLU:HA	1:C:364:GLU:OE2	1.66	0.95
1:C:725:PHE:CE1	1:C:901:LEU:HD13	2.01	0.95
1:F:383:MET:SD	1:F:561:GLN:OE1	2.23	0.95
1:G:206:GLU:O	1:G:207:ASN:OD1	1.85	0.95
1:H:135:TRP:CH2	1:H:309:GLU:CB	2.48	0.95
1:H:249:GLU:HG3	1:H:250:GLN:H	1.26	0.95
1:I:69:VAL:CG2	1:I:70:PRO:CD	2.44	0.95
1:I:321:PRO:HG2	1:I:538:PRO:HB3	1.46	0.95
1:B:644:ASN:H	1:B:644:ASN:HD22	0.98	0.95
1:C:295:THR:CG2	1:C:318:PRO:HA	1.96	0.95
1:C:896:ASN:HD21	6:U:21:ALA:CB	1.79	0.95
1:D:79:LEU:HD11	1:D:584:ASN:CB	1.94	0.95
1:D:731:TRP:CD2	1:D:732:PRO:CD	2.48	0.95
1:E:194:GLN:O	1:E:197:PRO:HD2	0.77	0.95
1:E:571:ASN:HD22	1:E:571:ASN:N	1.55	0.95
1:E:731:TRP:O	1:E:733:GLY:N	1.98	0.95
1:F:362:ASN:HD22	1:F:365:LEU:HB3	1.28	0.95
1:F:666:SER:HB2	5:R:16:TYR:HE2	1.17	0.95
1:H:92:ARG:NH1	1:H:92:ARG:HG2	1.45	0.95
1:I:193:PHE:CE1	1:I:284:TYR:HD1	1.81	0.95
1:J:836:MET:SD	1:L:203:ASN:HA	2.05	0.95
1:K:750:ASP:OD2	1:K:750:ASP:O	1.83	0.95
1:L:510:ALA:CB	1:L:832:LEU:O	2.14	0.95
2:N:393:MET:HE2	2:N:479:LEU:HD13	1.48	0.95
4:M:246:VAL:HG11	4:M:249:ASN:HB2	1.49	0.95
1:F:463:ASN:ND2	1:F:466:ALA:CB	2.29	0.95
1:G:280:ASP:OD1	1:G:281:ILE:HG22	1.67	0.95
1:H:104:ARG:HH12	1:I:752:GLU:CA	1.80	0.95
2:N:271:LEU:HA	2:N:367:VAL:HG21	1.47	0.95
5:P:36:VAL:HG23	5:P:43:PRO:CG	1.96	0.95
6:V:205:PRO:CB	6:V:208:TYR:CE1	2.40	0.95
1:B:648:SER:HB2	1:B:922:VAL:O	1.67	0.95
1:C:55:ASP:O	1:C:623:ALA:HB2	1.66	0.95
1:G:13:MET:CE	1:H:941:LEU:HB2	1.96	0.95
1:G:443:ASP:CG	1:H:150:GLU:HG2	1.86	0.95
1:H:602:ARG:HB3	5:Q:35:THR:OG1	1.67	0.95
1:J:322:ASN:CB	1:J:597:LEU:HB2	1.96	0.95
1:K:709:ASP:OD1	1:K:709:ASP:C	2.03	0.95

*Continued on next page...*



*Continued from previous page...*

Atom-1	Atom-2	Interatomic distance (Å)	Clash overlap (Å)
1:L:134:GLN:HB3	1:L:154:THR:HG23	0.97	0.95
5:Q:35:THR:CG2	5:Q:40:PRO:CG	2.44	0.95
1:E:192:THR:CG2	1:E:284:TYR:CD1	2.50	0.95
1:I:644:ASN:N	1:I:644:ASN:HD22	1.64	0.95
1:J:198:GLN:HE22	1:K:840:GLN:HG2	1.30	0.95
6:V:205:PRO:O	6:V:208:TYR:HD1	1.47	0.95
7:9:16:ARG:CD	7:9:21:THR:HG22	1.97	0.95
1:A:356:VAL:O	1:A:356:VAL:HG13	1.67	0.95
1:A:533:ASN:OD1	1:A:713:TYR:CE2	2.18	0.95
1:C:738:LEU:CB	1:C:754:TYR:HE2	1.79	0.95
1:D:265:GLY:O	1:D:276:GLU:CB	2.14	0.95
1:D:526:LEU:HD13	1:D:528:PRO:HD2	1.49	0.95
1:E:449:GLN:HG3	1:E:450:ASN:H	1.29	0.95
1:E:682:ARG:CZ	1:E:910:MET:CE	2.44	0.95
1:E:896:ASN:O	1:E:896:ASN:OD1	1.85	0.95
1:G:202:GLU:HB3	1:H:313:VAL:HG21	1.49	0.95
1:H:239:GLN:HE21	1:H:240:ALA:H	1.06	0.95
1:H:753:GLY:O	1:H:763:LYS:NZ	1.99	0.95
1:I:246:ASN:ND2	1:I:250:GLN:C	2.20	0.95
1:J:93:VAL:HG12	1:J:575:LEU:HD23	0.97	0.95
1:J:134:GLN:HA	1:J:154:THR:C	1.87	0.95
1:J:928:VAL:HA	1:J:937:GLU:O	1.65	0.95
1:L:151:LYS:O	1:L:154:THR:OG1	1.84	0.95
1:L:576:PRO:HD2	1:L:631:GLU:HG3	1.48	0.95
1:L:827:GLY:HA2	1:L:839:GLY:C	1.87	0.95
2:N:230:HIS:HE1	2:N:376:PRO:HD3	1.12	0.95
1:A:414:LEU:HD11	1:B:837:ARG:HD3	1.45	0.94
1:B:241:LYS:HD3	1:B:256:ILE:HG12	1.49	0.94
1:B:377:ARG:CB	1:B:388:VAL:HG22	1.90	0.94
1:B:423:TYR:C	1:B:449:GLN:HG2	1.88	0.94
1:E:428:ILE:HG21	1:F:169:ASN:HD22	1.20	0.94
1:J:730:SER:C	1:J:732:PRO:HD2	1.86	0.94
1:J:921:GLU:O	1:J:922:VAL:CG1	2.14	0.94
5:Q:52:ALA:O	5:Q:54:VAL:CG2	2.14	0.94
7:4:17:PRO:CD	7:4:22:TRP:O	2.14	0.94
1:A:823:HIS:HB3	1:C:196:GLU:CD	1.86	0.94
1:B:241:LYS:HE2	1:B:286:GLU:OE2	1.67	0.94
1:C:266:GLY:HA3	1:C:277:TYR:HD2	0.80	0.94
1:C:724:MET:HB3	1:C:729:VAL:HB	1.49	0.94
1:G:240:ALA:HB3	1:G:288:VAL:HG23	1.47	0.94
1:G:413:PRO:O	1:G:415:ASN:O	1.85	0.94

*Continued on next page...*



*Continued from previous page...*

Atom-1	Atom-2	Interatomic distance (Å)	Clash overlap (Å)
1:G:787:TYR:CD1	1:G:787:TYR:O	2.20	0.94
1:H:269:PRO:CB	1:H:277:TYR:CD2	2.50	0.94
1:H:661:THR:OG1	1:H:907:VAL:O	1.85	0.94
1:H:662:ASN:OD1	5:Q:9:GLU:OE2	1.83	0.94
1:I:103:ILE:HG23	1:I:613:VAL:HG22	0.96	0.94
1:I:243:LYS:HG3	1:I:251:PRO:HB3	1.46	0.94
1:I:831:TYR:HB2	1:I:838:GLN:NE2	1.81	0.94
6:U:169:LEU:CD1	7:1:29:GLN:O	2.15	0.94
1:C:217:LYS:CE	1:C:257:ASP:OD1	2.15	0.94
1:C:533:ASN:HB2	1:C:713:TYR:CZ	2.02	0.94
1:D:709:ASP:OD2	1:D:709:ASP:O	1.84	0.94
1:D:939:VAL:CG1	1:D:951:THR:HG23	1.98	0.94
1:E:103:ILE:H	1:E:103:ILE:HD12	1.28	0.94
1:G:416:GLY:O	1:G:457:VAL:HG13	1.65	0.94
1:G:417:THR:HB	1:H:157:PHE:HZ	1.28	0.94
1:H:366:SER:CB	1:H:647:LEU:HB2	1.97	0.94
5:R:8:PHE:CE2	5:R:9:GLU:CB	2.49	0.94
7:7:21:THR:HG22	7:7:21:THR:O	1.66	0.94
1:A:197:PRO:CG	1:B:831:TYR:CE1	2.47	0.94
1:B:134:GLN:CD	1:B:151:LYS:HE2	1.88	0.94
1:B:226:TYR:O	1:B:226:TYR:CG	2.20	0.94
1:E:162:THR:CG2	1:E:163:GLY:N	2.28	0.94
1:E:644:ASN:HB3	1:E:925:VAL:CG1	1.98	0.94
1:G:157:PHE:HE2	1:I:415:ASN:HD22	1.05	0.94
1:G:356:VAL:HG12	1:G:940:TYR:CD1	2.02	0.94
1:G:445:ALA:HB3	1:G:449:GLN:HG2	1.48	0.94
1:H:746:LYS:HG2	1:H:760:ASN:ND2	1.82	0.94
1:I:831:TYR:CB	1:I:838:GLN:NE2	2.30	0.94
1:K:198:GLN:HB3	1:L:838:GLN:O	1.67	0.94
1:A:199:VAL:CG1	1:C:456:ASN:OD1	2.15	0.94
1:A:533:ASN:HA	1:A:713:TYR:CZ	2.03	0.94
1:C:476:ASN:O	1:C:480:TYR:HD2	1.50	0.94
1:D:479:LEU:O	1:D:486:LYS:NZ	2.00	0.94
1:E:24:LEU:HD21	1:E:45:PHE:CE2	2.01	0.94
1:E:46:ARG:NH2	1:F:923:PHE:CD1	2.33	0.94
1:E:110:GLY:HA3	1:E:605:GLY:HA2	1.47	0.94
1:I:188:TYR:O	1:I:256:ILE:HD12	1.67	0.94
1:I:417:THR:CG2	1:I:457:VAL:CG1	2.33	0.94
1:K:58:THR:HB	1:K:623:ALA:HA	1.48	0.94
1:K:202:GLU:OE1	1:L:313:VAL:HB	1.68	0.94
1:K:241:LYS:HZ3	1:K:256:ILE:CD1	1.77	0.94

*Continued on next page...*



*Continued from previous page...*

Atom-1	Atom-2	Interatomic distance (Å)	Clash overlap (Å)
1:K:409:ASN:HD22	1:K:409:ASN:H	0.97	0.94
1:L:7:MET:CG	1:L:8:PRO:HD2	1.91	0.94
1:L:151:LYS:CG	1:L:154:THR:OG1	2.16	0.94
1:L:670:ARG:NH1	1:L:945:PHE:CE2	2.36	0.94
4:M:185:TYR:CE2	4:M:201:GLN:HG2	2.03	0.94
1:A:107:LEU:CD1	1:A:607:SER:HB3	1.88	0.94
1:A:198:GLN:HG2	1:B:838:GLN:CB	1.97	0.94
1:A:262:ASP:O	1:C:423:TYR:HB3	1.66	0.94
1:D:826:SER:HB2	1:F:196:GLU:HB3	1.46	0.94
1:E:155:LYS:HD2	1:E:261:PHE:CZ	2.02	0.94
1:F:361:ARG:HH11	1:F:361:ARG:CB	1.79	0.94
1:H:148:GLN:CG	1:H:150:GLU:OE2	2.16	0.94
1:H:309:GLU:OE1	1:H:309:GLU:O	1.86	0.94
1:K:241:LYS:HD3	1:K:256:ILE:CD1	1.92	0.94
1:L:199:VAL:CG1	1:L:206:GLU:HG3	1.95	0.94
5:Q:39:ARG:NH1	5:Q:60:ASP:OD1	2.01	0.94
6:U:169:LEU:HD13	7:1:30:LEU:HA	1.47	0.94
1:A:28:LEU:CD2	1:B:639:HIS:CD2	2.50	0.94
1:B:187:ILE:HG13	1:B:191:LYS:CD	1.98	0.94
1:D:202:GLU:HB2	1:D:206:GLU:HG2	1.48	0.94
1:D:260:TYR:CD2	1:D:282:ILE:CG2	2.51	0.94
1:E:244:PRO:HD2	1:E:253:ASP:HB3	1.50	0.94
1:F:298:VAL:CG1	1:F:315:GLN:O	2.13	0.94
1:F:829:THR:CG2	1:F:830:GLY:H	1.81	0.94
1:H:20:ALA:HB1	7:5:9:LEU:CD1	1.64	0.94
1:H:744:GLU:O	1:H:744:GLU:HG3	1.63	0.94
1:I:684:LYS:HA	1:I:914:THR:HG22	1.48	0.94
1:J:327:ARG:HG2	1:J:594:GLN:HB2	1.49	0.94
1:L:268:PRO:HD2	1:L:277:TYR:CE2	2.03	0.94
4:M:173:VAL:O	4:M:177:GLU:CD	2.06	0.94
1:B:155:LYS:HG3	1:B:261:PHE:HZ	1.28	0.94
1:B:204:TRP:HZ3	1:C:313:VAL:HA	1.33	0.94
1:B:731:TRP:HE3	1:B:732:PRO:CD	1.79	0.94
1:C:724:MET:HE3	1:C:729:VAL:CG1	1.97	0.94
1:C:748:SER:HB3	1:C:760:ASN:ND2	1.82	0.94
1:D:276:GLU:O	1:F:440:TRP:CE3	2.19	0.94
1:D:429:THR:HG23	1:D:439:GLU:CG	1.98	0.94
1:E:46:ARG:HH22	1:F:923:PHE:HD1	0.98	0.94
1:F:362:ASN:HD21	1:F:365:LEU:CB	1.79	0.94
1:G:266:GLY:HA3	1:G:277:TYR:CD2	2.03	0.94
1:G:925:VAL:CG1	1:I:46:ARG:NH1	2.31	0.94

*Continued on next page...*



*Continued from previous page...*

Atom-1	Atom-2	Interatomic distance (Å)	Clash overlap (Å)
1:H:159:VAL:CG1	1:I:840:GLN:HB2	1.96	0.94
1:I:448:ARG:HG3	1:I:449:GLN:H	1.31	0.94
1:I:842:TYR:CG	1:I:843:PRO:HD2	2.03	0.94
1:J:280:ASP:O	1:J:281:ILE:CG2	2.15	0.94
1:J:727:SER:HA	5:Q:20:ARG:NH2	1.81	0.94
1:K:738:LEU:HD22	1:K:754:TYR:HE2	1.33	0.94
1:L:718:PHE:HB2	1:L:745:ILE:HD13	1.45	0.94
1:L:829:THR:HG22	1:L:830:GLY:H	1.33	0.94
5:P:36:VAL:HG23	5:P:43:PRO:HG3	1.47	0.94
5:Q:35:THR:HG23	5:Q:40:PRO:HB3	0.95	0.94
7:1:22:TRP:HZ3	7:1:25:ILE:HG21	1.31	0.94
1:C:725:PHE:HE1	1:C:901:LEU:HD13	1.32	0.94
1:D:415:ASN:O	1:E:129:ALA:HB1	1.65	0.94
1:F:155:LYS:HG3	1:F:261:PHE:CZ	2.02	0.94
1:F:229:PHE:O	1:F:229:PHE:HD2	1.30	0.94
1:F:641:GLN:HE21	1:F:641:GLN:H	0.94	0.94
1:H:269:PRO:HD2	1:H:273:SER:HB3	1.50	0.94
1:I:744:GLU:O	1:I:765:TRP:HB2	1.66	0.94
1:K:101:PHE:HZ	1:K:581:TYR:HE2	1.04	0.94
1:L:193:PHE:CE2	1:L:284:TYR:CE1	2.55	0.94
7:4:6:PHE:CD1	7:4:6:PHE:O	2.21	0.94
1:B:79:LEU:HD22	1:B:335:TYR:HE1	1.13	0.94
1:C:103:ILE:CG2	1:C:610:PHE:HD2	1.79	0.94
1:C:147:VAL:O	1:C:147:VAL:HG12	1.63	0.94
1:F:103:ILE:HB	1:F:560:ILE:CD1	1.96	0.94
1:F:760:ASN:OD1	5:P:54:VAL:CG2	2.15	0.94
1:H:245:VAL:O	1:H:245:VAL:HG12	1.65	0.94
1:H:433:ASP:OD1	1:H:433:ASP:N	1.98	0.94
1:L:347:GLY:O	1:L:350:SER:O	1.86	0.94
1:A:24:LEU:HD12	1:A:28:LEU:HD23	1.45	0.93
1:A:198:GLN:CG	1:B:838:GLN:HA	1.98	0.93
1:B:298:VAL:CG2	1:B:317:MET:CG	2.45	0.93
1:C:357:ASP:OD2	1:C:566:PHE:CE1	2.21	0.93
1:D:200:GLY:HA3	1:D:206:GLU:CG	1.98	0.93
1:D:249:GLU:HG3	1:D:250:GLN:H	1.30	0.93
1:E:163:GLY:N	1:E:199:VAL:HG21	1.83	0.93
1:K:3:THR:O	1:K:3:THR:HG22	1.67	0.93
1:L:507:ARG:HH11	1:L:507:ARG:HB3	1.33	0.93
1:L:912:GLU:OE2	1:L:912:GLU:HA	1.66	0.93
5:P:35:THR:CG2	5:P:40:PRO:CA	2.46	0.93
5:R:8:PHE:CD2	5:R:9:GLU:CA	2.51	0.93

*Continued on next page...*



*Continued from previous page...*

Atom-1	Atom-2	Interatomic distance (Å)	Clash overlap (Å)
5:R:14:SER:OG	5:R:15:PRO:HD3	1.67	0.93
1:A:188:TYR:HE1	1:A:256:ILE:CG2	1.68	0.93
1:B:380:TYR:CE2	1:B:387:ALA:HB1	2.03	0.93
1:D:827:GLY:O	1:D:828:PHE:CD2	2.21	0.93
1:E:333:LEU:HD13	1:E:592:ILE:CG2	1.98	0.93
1:E:474:TYR:HA	1:E:478:ALA:HB3	1.49	0.93
1:I:530:ASP:O	1:I:530:ASP:OD1	1.86	0.93
1:I:865:LEU:O	1:I:865:LEU:HG	1.67	0.93
1:J:838:GLN:HA	1:K:456:ASN:ND2	1.83	0.93
1:K:358:LEU:HD12	1:K:942:ARG:NH2	1.81	0.93
2:N:174:ILE:HD11	2:N:231:PRO:HB3	1.49	0.93
1:B:58:THR:OG1	1:B:622:MET:C	2.07	0.93
1:B:651:ASN:CB	1:B:919:LEU:CD2	2.47	0.93
1:B:749:VAL:O	1:B:750:ASP:OD1	1.86	0.93
1:C:537:HIS:HD2	1:C:539:ARG:HB2	1.33	0.93
1:D:427:LYS:HG2	1:D:441:GLU:HG3	1.50	0.93
1:H:659:LYS:O	1:H:659:LYS:HG3	1.68	0.93
1:I:327:ARG:NH1	1:I:594:GLN:HB3	1.82	0.93
4:M:246:VAL:CG1	4:M:249:ASN:HB2	1.98	0.93
6:U:13:TYR:CD1	6:U:188:PHE:CD2	2.57	0.93
1:B:242:PHE:CZ	1:B:288:VAL:N	2.37	0.93
1:F:277:TYR:HE1	1:F:279:ALA:CB	1.80	0.93
1:H:177:ASP:CG	1:H:178:GLU:H	1.72	0.93
1:H:450:ASN:ND2	1:I:155:LYS:O	2.01	0.93
1:H:677:GLY:H	1:H:921:GLU:HB2	1.33	0.93
1:I:188:TYR:CD1	1:I:256:ILE:HD12	2.02	0.93
1:I:192:THR:HG21	1:I:214:ARG:HH11	1.33	0.93
1:I:260:TYR:HD2	1:I:282:ILE:HG23	1.32	0.93
1:J:3:THR:OG1	1:K:892:MET:CE	2.15	0.93
1:J:31:PHE:HE2	1:K:630:LEU:CD1	1.75	0.93
1:J:679:SER:O	1:J:919:LEU:HD23	1.68	0.93
1:J:924:ASP:OD2	1:J:942:ARG:CG	2.15	0.93
4:M:169:MET:SD	4:M:237:ILE:HG22	2.09	0.93
5:Q:16:TYR:CD2	5:R:18:THR:CG2	2.51	0.93
5:S:35:THR:OG1	5:S:40:PRO:HA	1.68	0.93
6:U:13:TYR:HD1	6:U:188:PHE:CD2	1.85	0.93
1:B:58:THR:OG1	1:B:622:MET:O	1.83	0.93
1:B:162:THR:CG2	1:B:163:GLY:N	2.28	0.93
1:B:933:ARG:NH2	4:M:92:LEU:HD23	1.84	0.93
1:B:943:THR:CG2	1:B:944:PRO:CD	2.44	0.93
1:C:653:LEU:HD11	1:C:707:TYR:CE1	2.04	0.93

*Continued on next page...*



*Continued from previous page...*

Atom-1	Atom-2	Interatomic distance (Å)	Clash overlap (Å)
1:C:752:GLU:OE2	1:C:754:TYR:CD1	2.22	0.93
1:E:155:LYS:NZ	1:E:283:LEU:HB3	1.83	0.93
1:F:831:TYR:HB2	1:F:838:GLN:HE21	1.14	0.93
1:G:452:ILE:HG23	1:H:158:GLY:HA3	1.49	0.93
1:H:339:THR:HG22	1:J:740:PRO:CG	1.96	0.93
1:H:351:GLN:HE21	1:H:351:GLN:N	1.65	0.93
1:J:201:GLU:HG2	1:K:299:TYR:CE1	2.03	0.93
1:L:193:PHE:CZ	1:L:284:TYR:HD1	1.74	0.93
1:L:313:VAL:O	1:L:313:VAL:CG1	2.06	0.93
1:L:575:LEU:HB3	1:L:576:PRO:HD2	1.48	0.93
1:L:656:ILE:HG22	1:L:915:LEU:HA	1.48	0.93
4:M:219:ARG:NH2	4:M:301:ASN:O	2.00	0.93
5:R:8:PHE:HD2	5:R:9:GLU:N	1.43	0.93
7:1:18:PHE:CE1	7:1:22:TRP:CZ3	2.56	0.93
1:A:188:TYR:CD1	1:A:256:ILE:CB	2.51	0.93
1:A:417:THR:CG2	1:A:453:CYS:HB2	1.99	0.93
1:B:180:ALA:CB	1:B:182:ASN:ND2	2.31	0.93
1:B:201:GLU:HG3	1:B:202:GLU:N	1.83	0.93
1:B:277:TYR:HE1	1:B:279:ALA:HB2	1.20	0.93
1:B:328:ASP:HB2	1:B:546:ARG:HH11	1.32	0.93
1:B:577:GLY:O	1:B:579:TYR:CE2	2.22	0.93
1:C:96:MET:CE	1:C:574:LEU:CD1	2.46	0.93
1:C:684:LYS:HE3	1:C:912:GLU:CB	1.97	0.93
1:D:428:ILE:CD1	1:E:169:ASN:CB	2.46	0.93
1:D:429:THR:HG23	1:D:439:GLU:OE2	1.69	0.93
1:D:851:ILE:HD11	1:F:116:TYR:HE2	1.29	0.93
1:F:370:LEU:CD2	1:F:570:LYS:HZ3	1.74	0.93
1:F:403:VAL:HG21	1:F:465:GLN:HB2	1.50	0.93
1:G:131:ASN:HB3	1:G:225:CYS:HB2	1.50	0.93
1:G:190:ASP:CG	1:G:191:LYS:N	2.21	0.93
1:G:313:VAL:CB	1:I:203:ASN:HB2	1.98	0.93
1:G:359:GLN:OE1	1:G:692:GLY:HA3	1.69	0.93
1:J:524:TRP:CE2	1:J:803:ARG:HD2	2.03	0.93
1:K:94:LEU:O	1:K:94:LEU:HG	1.66	0.93
1:K:709:ASP:OD1	1:K:709:ASP:O	1.87	0.93
1:L:268:PRO:CD	1:L:277:TYR:HE2	1.82	0.93
5:P:16:TYR:CG	5:Q:18:THR:HG23	2.02	0.93
1:A:828:PHE:CD2	1:B:412:PHE:CE1	2.56	0.93
1:E:103:ILE:HG23	1:E:610:PHE:HD2	1.33	0.93
1:E:204:TRP:NE1	1:E:415:ASN:HB2	1.81	0.93
1:F:217:LYS:HG3	1:F:218:LYS:H	0.78	0.93

*Continued on next page...*



*Continued from previous page...*

Atom-1	Atom-2	Interatomic distance (Å)	Clash overlap (Å)
1:F:831:TYR:CB	1:F:838:GLN:HE21	1.75	0.93
1:G:763:LYS:NZ	1:I:102:ASP:OD1	1.99	0.93
1:I:656:ILE:HG21	1:I:663:VAL:CG2	1.98	0.93
1:J:81:LYS:HE3	1:J:582:GLU:OE1	1.67	0.93
1:J:330:PHE:CE1	1:J:385:ASN:HB2	2.03	0.93
1:J:913:PRO:HB3	5:R:8:PHE:CD1	2.04	0.93
1:K:315:GLN:NE2	1:K:836:MET:HB2	1.84	0.93
1:K:667:ILE:HG22	1:K:668:PRO:O	1.68	0.93
1:L:83:ARG:HA	1:L:582:GLU:HB2	1.48	0.93
7:9:17:PRO:HB2	7:9:18:PHE:CE1	2.04	0.93
1:A:107:LEU:HD13	1:A:607:SER:HB2	1.49	0.93
1:A:197:PRO:HD3	1:B:831:TYR:HE1	1.21	0.93
1:A:926:VAL:HG12	1:A:940:TYR:HD2	1.10	0.93
1:D:133:SER:O	1:D:155:LYS:HA	1.68	0.93
1:F:641:GLN:H	1:F:641:GLN:NE2	1.67	0.93
1:H:162:THR:HG22	1:H:163:GLY:N	1.83	0.93
1:K:584:ASN:H	1:K:584:ASN:HD22	1.17	0.93
5:S:9:GLU:O	5:S:9:GLU:HG3	1.07	0.93
1:A:405:ASP:OD1	1:A:405:ASP:O	1.87	0.93
1:B:533:ASN:OD1	1:B:536:ASN:ND2	2.02	0.93
1:D:472:PHE:CD1	1:D:539:ARG:NH2	2.37	0.93
1:F:571:ASN:N	1:F:571:ASN:HD22	1.58	0.93
1:F:635:ARG:NH2	1:F:933:ARG:CA	2.29	0.93
1:G:705:ILE:O	1:G:709:ASP:OD1	1.87	0.93
1:G:776:ILE:CG2	1:G:776:ILE:CA	2.47	0.93
1:H:729:VAL:HG12	1:H:730:SER:N	1.82	0.93
1:J:56:VAL:HG11	1:K:882:MET:HE1	1.49	0.93
1:J:323:TYR:O	1:J:324:ILE:HG13	1.68	0.93
1:K:249:GLU:C	1:K:250:GLN:HG3	1.88	0.93
5:Q:50:THR:HG22	5:Q:50:THR:O	1.67	0.93
7:6:24:GLU:O	7:6:24:GLU:HG3	1.68	0.93
1:D:637:ASP:OD2	1:D:637:ASP:O	1.87	0.93
1:E:305:ASP:O	1:E:305:ASP:CG	2.04	0.93
1:G:787:TYR:O	1:G:787:TYR:HD1	1.49	0.93
1:J:263:VAL:HG22	1:L:423:TYR:CE2	2.04	0.93
1:J:270:ALA:HB2	1:J:276:GLU:O	1.68	0.93
1:J:573:LEU:CD1	1:J:634:LEU:CD1	2.46	0.93
1:K:572:LEU:O	1:K:572:LEU:HG	1.68	0.93
6:U:213:ILE:HG13	6:U:216:PHE:HB2	1.49	0.93
7:2:16:ARG:HH11	7:2:21:THR:HG23	1.34	0.93
1:A:533:ASN:N	1:A:713:TYR:CZ	2.37	0.92

*Continued on next page...*



*Continued from previous page...*

Atom-1	Atom-2	Interatomic distance (Å)	Clash overlap (Å)
1:B:83:ARG:HH22	2:N:400:ARG:NH1	1.66	0.92
1:C:78:TYR:CE2	1:C:695:PHE:HE1	1.87	0.92
1:C:826:SER:O	1:C:828:PHE:N	2.02	0.92
1:D:472:PHE:CE1	1:D:539:ARG:CZ	2.52	0.92
1:F:203:ASN:OD1	1:F:204:TRP:CD1	2.21	0.92
1:H:524:TRP:CD2	1:H:803:ARG:HG2	2.03	0.92
1:I:491:ASN:O	1:I:493:LYS:NZ	2.01	0.92
1:I:665:ILE:HD11	1:I:903:MET:HG3	1.49	0.92
1:J:162:THR:HG21	1:J:193:PHE:CE2	2.04	0.92
1:J:650:ALA:CA	1:J:942:ARG:HH21	1.82	0.92
1:J:752:GLU:HG3	1:J:754:TYR:CE1	2.02	0.92
1:K:241:LYS:HZ2	1:K:256:ILE:HD13	1.25	0.92
1:K:890:GLN:HG2	1:K:890:GLN:O	1.67	0.92
2:N:406:SER:HB2	2:N:496:ARG:HB3	1.48	0.92
6:U:4:GLU:O	6:U:6:PRO:HD3	1.69	0.92
6:V:213:ILE:H	6:V:213:ILE:HD12	1.34	0.92
7:3:22:TRP:HZ3	7:3:25:ILE:HD12	1.16	0.92
1:C:357:ASP:CG	1:C:566:PHE:CE1	2.42	0.92
1:D:428:ILE:HD11	1:E:169:ASN:CB	1.98	0.92
1:E:319:ASN:ND2	1:E:319:ASN:H	1.61	0.92
1:G:356:VAL:HB	1:G:940:TYR:HE1	1.34	0.92
1:H:650:ALA:HB2	1:H:942:ARG:NE	1.84	0.92
1:J:839:GLY:HA2	1:L:198:GLN:HG3	1.49	0.92
1:L:773:HIS:NE2	1:L:794:PHE:HB2	1.83	0.92
1:E:162:THR:HG21	1:E:193:PHE:HE2	1.26	0.92
1:E:275:GLU:HB2	1:E:276:GLU:OE2	1.68	0.92
1:H:442:LYS:HE2	1:I:150:GLU:CD	1.88	0.92
1:J:31:PHE:HE2	1:K:630:LEU:HD13	1.24	0.92
1:J:162:THR:HG21	1:J:193:PHE:CG	2.02	0.92
1:K:462:ILE:HG13	1:L:410:TYR:O	1.69	0.92
1:L:137:THR:HG22	1:L:138:LYS:N	1.84	0.92
1:L:419:THR:CG2	1:L:451:GLN:HB2	2.00	0.92
2:N:488:ARG:HB2	2:N:488:ARG:HH11	1.33	0.92
5:P:16:TYR:CE2	5:Q:18:THR:HG23	2.04	0.92
1:B:116:TYR:CB	1:C:402:GLY:H	1.81	0.92
1:D:621:PRO:HB2	1:E:736:ARG:HH12	1.34	0.92
1:D:639:HIS:HD2	1:F:25:SER:H	1.18	0.92
1:E:268:PRO:HB3	1:E:275:GLU:OE1	1.69	0.92
1:E:746:LYS:HB3	1:E:864:PHE:HE2	1.34	0.92
1:I:151:LYS:CG	1:I:154:THR:OG1	2.15	0.92
1:I:760:ASN:CG	5:S:54:VAL:HG21	1.89	0.92

*Continued on next page...*



*Continued from previous page...*

Atom-1	Atom-2	Interatomic distance (Å)	Clash overlap (Å)
1:I:827:GLY:HA2	1:I:839:GLY:C	1.88	0.92
1:J:533:ASN:HB3	1:J:536:ASN:HD21	1.23	0.92
1:J:650:ALA:HB2	1:J:942:ARG:HH21	1.30	0.92
1:K:23:TYR:O	6:V:175:SER:HB3	1.69	0.92
1:K:536:ASN:CB	1:K:596:SER:O	2.15	0.92
1:L:377:ARG:HD3	1:L:388:VAL:HG22	1.48	0.92
2:N:258:GLN:OE1	2:N:261:GLN:CD	2.07	0.92
4:M:162:PHE:CD1	4:M:237:ILE:CD1	2.42	0.92
5:R:9:GLU:HB3	5:R:13:PHE:CD2	2.03	0.92
1:A:204:TRP:CZ3	1:B:313:VAL:CG1	2.51	0.92
1:B:83:ARG:NH2	2:N:400:ARG:NH1	2.18	0.92
1:B:161:ALA:CB	1:B:198:GLN:OE1	2.17	0.92
1:B:837:ARG:NH1	1:C:459:ALA:O	2.02	0.92
1:E:180:ALA:HB1	1:E:182:ASN:HD21	1.28	0.92
1:E:337:ASN:OD1	1:E:361:ARG:O	1.88	0.92
1:F:760:ASN:HB3	5:P:54:VAL:HG11	0.93	0.92
1:H:670:ARG:HB2	1:H:670:ARG:HH11	1.31	0.92
1:I:151:LYS:HG2	1:I:154:THR:HG1	1.30	0.92
1:K:262:ASP:OD2	1:K:263:VAL:N	2.03	0.92
2:N:455:ARG:CG	2:N:456:PRO:HD2	1.99	0.92
6:U:66:ARG:NH2	6:U:69:LEU:O	2.03	0.92
6:U:101:MET:HE2	6:U:108:LEU:HD21	1.52	0.92
1:A:194:GLN:O	1:A:196:GLU:N	2.01	0.92
1:C:83:ARG:HB3	1:C:582:GLU:CB	2.00	0.92
1:C:407:LEU:O	1:C:407:LEU:HD12	1.69	0.92
1:E:97:ALA:CB	1:F:779:GLN:O	2.18	0.92
1:E:174:LEU:CD1	1:E:186:ASP:OD1	2.18	0.92
1:G:186:ASP:OD1	1:G:191:LYS:HD3	1.70	0.92
1:G:333:LEU:HD12	1:G:592:ILE:HG21	1.50	0.92
1:G:741:ASN:O	1:G:742:GLU:CB	2.09	0.92
1:H:148:GLN:CD	1:H:150:GLU:OE2	2.08	0.92
1:H:747:ARG:NH1	1:H:754:TYR:CG	2.38	0.92
1:I:174:LEU:HD11	1:I:191:LYS:HE2	1.50	0.92
1:J:921:GLU:O	1:J:922:VAL:HG12	1.69	0.92
1:K:681:THR:HG22	1:K:682:ARG:H	1.34	0.92
1:K:837:ARG:HH12	1:L:459:ALA:H	1.18	0.92
1:C:194:GLN:O	1:C:196:GLU:N	2.03	0.92
1:E:258:PHE:HD2	1:E:282:ILE:HD11	1.32	0.92
1:F:94:LEU:HD11	1:F:617:ALA:HB1	1.50	0.92
1:F:398:ILE:CG1	1:F:398:ILE:O	2.18	0.92
1:G:13:MET:SD	1:H:941:LEU:CB	2.58	0.92

*Continued on next page...*



*Continued from previous page...*

Atom-1	Atom-2	Interatomic distance (Å)	Clash overlap (Å)
1:G:680:PHE:O	1:G:680:PHE:CD2	2.23	0.92
1:H:354:ALA:HA	6:V:109:ALA:HB1	1.49	0.92
1:H:670:ARG:HB2	1:H:670:ARG:NH1	1.83	0.92
1:K:291:GLU:OE2	1:L:854:THR:HB	1.67	0.92
7:9:16:ARG:CD	7:9:21:THR:CG2	2.46	0.92
1:B:116:TYR:HB2	1:C:402:GLY:H	1.31	0.92
1:B:196:GLU:HG3	1:C:831:TYR:HE1	1.19	0.92
1:C:266:GLY:CA	1:C:277:TYR:CD2	2.50	0.92
1:C:606:ALA:HB1	1:C:608:VAL:HG23	1.50	0.92
1:C:683:LEU:HD22	1:C:706:PRO:HB2	1.51	0.92
1:D:193:PHE:CZ	1:D:195:PRO:HA	2.04	0.92
1:G:13:MET:CE	1:H:925:VAL:CG2	2.46	0.92
1:G:143:THR:HG22	1:G:144:THR:N	1.82	0.92
1:H:588:ASP:OD1	1:H:602:ARG:NH2	2.02	0.92
1:J:942:ARG:HB3	1:J:946:SER:HA	1.49	0.92
1:L:609:ARG:HH21	5:Q:66:ALA:CB	1.77	0.92
2:N:428:ALA:HB3	2:N:460:THR:HG22	1.51	0.92
7:2:16:ARG:NH1	7:2:21:THR:CG2	2.33	0.92
1:B:3:THR:OG1	1:B:4:PRO:HD2	1.70	0.92
1:B:46:ARG:NH2	1:C:925:VAL:CG1	2.33	0.92
1:D:427:LYS:CG	1:D:441:GLU:HG3	1.99	0.92
1:D:939:VAL:HG13	1:D:951:THR:CG2	2.00	0.92
1:F:399:GLU:OE1	1:F:523:ARG:HG2	1.69	0.92
1:G:480:TYR:OH	1:G:538:PRO:HD3	1.70	0.92
1:H:108:ASP:CB	1:H:607:SER:HB2	2.00	0.92
1:I:303:THR:HG22	1:I:303:THR:O	1.68	0.92
1:J:650:ALA:HB1	1:J:942:ARG:HH21	1.15	0.92
1:J:698:TYR:HE1	5:P:46:SER:HA	1.32	0.92
1:K:113:PHE:HB2	1:K:324:ILE:HD12	1.48	0.92
1:K:489:PRO:HD3	1:K:508:VAL:HG12	1.49	0.92
1:L:35:THR:HG22	7:9:24:GLU:OE1	1.69	0.92
2:N:226:TYR:O	2:N:226:TYR:CD2	2.23	0.92
5:Q:126:ARG:HB2	5:Q:129:GLN:HE21	1.25	0.92
1:A:552:ASN:HB3	1:B:522:ALA:HB2	1.52	0.92
1:C:330:PHE:HE1	1:C:384:TRP:CA	1.82	0.92
1:D:410:TYR:OH	1:F:836:MET:HA	1.69	0.92
1:E:163:GLY:CA	1:E:199:VAL:HG21	2.00	0.92
1:E:192:THR:HG21	1:E:284:TYR:CD1	2.05	0.92
1:F:718:PHE:O	1:F:745:ILE:HG22	1.65	0.92
1:G:428:ILE:CD1	1:H:169:ASN:HB3	1.99	0.92
1:H:241:LYS:CE	1:H:286:GLU:OE1	2.18	0.92

*Continued on next page...*



*Continued from previous page...*

Atom-1	Atom-2	Interatomic distance (Å)	Clash overlap (Å)
1:I:170:GLN:NE2	1:I:185:LYS:HG3	1.84	0.92
1:I:682:ARG:NE	1:I:907:VAL:HG21	1.85	0.92
1:K:131:ASN:ND2	1:K:131:ASN:H	1.65	0.92
7:6:22:TRP:CZ2	7:6:25:ILE:HD13	2.04	0.92
7:9:18:PHE:O	7:9:20:GLY:O	1.88	0.92
1:A:169:ASN:HD22	1:C:428:ILE:HG21	1.35	0.91
1:A:423:TYR:CE2	1:B:263:VAL:CG2	2.50	0.91
1:A:737:LEU:HD12	1:A:740:PRO:HA	1.50	0.91
1:B:180:ALA:HB3	1:B:182:ASN:ND2	1.85	0.91
1:C:481:LEU:HD23	1:C:529:MET:HE1	1.51	0.91
1:D:877:SER:CB	1:F:57:THR:HG21	2.00	0.91
1:F:177:ASP:OD1	1:F:177:ASP:N	2.01	0.91
1:F:247:GLU:HG2	1:F:247:GLU:O	1.67	0.91
1:G:263:VAL:CG1	1:G:264:PRO:HD2	2.01	0.91
1:I:644:ASN:HD22	1:I:644:ASN:H	1.05	0.91
1:J:131:ASN:HB3	1:J:225:CYS:HB2	1.53	0.91
1:L:829:THR:HG22	1:L:830:GLY:N	1.83	0.91
5:Q:9:GLU:CG	5:Q:10:GLY:H	1.80	0.91
6:V:10:MET:HA	6:V:10:MET:CE	1.99	0.91
6:V:183:ILE:HB	6:V:187:GLN:HG2	1.50	0.91
7:5:24:GLU:CD	7:5:25:ILE:H	1.73	0.91
1:A:510:ALA:HB2	1:A:832:LEU:HD12	1.50	0.91
1:B:940:TYR:O	1:B:948:GLY:O	1.88	0.91
1:C:896:ASN:HD21	6:U:21:ALA:HB1	1.09	0.91
1:D:427:LYS:CG	1:D:441:GLU:CD	2.30	0.91
1:D:683:LEU:O	1:D:914:THR:HG23	1.70	0.91
1:E:200:GLY:O	1:E:202:GLU:N	2.03	0.91
1:F:571:ASN:HD22	1:F:571:ASN:H	1.09	0.91
1:F:666:SER:CB	5:R:16:TYR:HE2	1.66	0.91
1:F:913:PRO:CG	5:Q:7:ALA:HB3	2.00	0.91
1:G:908:ASP:HB2	1:G:909:PRO:HD2	1.50	0.91
1:K:463:ASN:OD1	1:K:466:ALA:HB3	1.69	0.91
6:U:185:THR:HG22	6:U:186:LEU:HD23	1.50	0.91
6:V:201:PHE:CD2	6:V:208:TYR:CD2	2.54	0.91
1:A:128:GLY:O	1:C:204:TRP:HH2	1.48	0.91
1:A:716:HIS:ND1	1:A:716:HIS:O	2.04	0.91
1:C:530:ASP:OD1	1:C:865:LEU:CD1	2.17	0.91
1:D:79:LEU:HD13	1:D:335:TYR:HE2	1.33	0.91
1:D:222:MET:HE2	1:D:307:SER:HA	1.52	0.91
1:E:162:THR:HG22	1:E:163:GLY:O	1.69	0.91
1:H:344:VAL:HG23	1:H:353:ASN:HB2	0.92	0.91

*Continued on next page...*



*Continued from previous page...*

Atom-1	Atom-2	Interatomic distance (Å)	Clash overlap (Å)
1:I:215:ALA:HB3	1:I:285:THR:HG22	1.51	0.91
1:J:196:GLU:OE2	1:K:823:HIS:HB3	1.70	0.91
1:J:400:ASN:O	1:J:400:ASN:CG	2.08	0.91
1:J:840:GLN:HB2	1:J:841:PRO:HD2	1.51	0.91
5:P:28:ARG:HB3	5:P:31:VAL:CG2	2.01	0.91
5:P:28:ARG:HB3	5:P:31:VAL:HG21	1.49	0.91
6:V:2:SER:HB3	6:V:200:PRO:HD2	1.48	0.91
1:A:41:LEU:HD23	1:A:41:LEU:N	1.83	0.91
1:A:407:LEU:HD21	1:C:474:TYR:HD2	1.26	0.91
1:D:417:THR:HG22	1:D:419:THR:N	1.85	0.91
1:E:275:GLU:HB2	1:E:276:GLU:CD	1.91	0.91
1:L:361:ARG:HB2	1:L:361:ARG:NH1	1.86	0.91
4:M:185:TYR:CD2	4:M:201:GLN:HG2	2.05	0.91
5:Q:35:THR:CA	5:Q:43:PRO:HG2	1.99	0.91
5:Q:45:ASN:H	5:Q:45:ASN:HD22	1.16	0.91
5:S:14:SER:N	5:S:15:PRO:HD2	1.85	0.91
6:U:71:PRO:O	6:U:73:ASN:N	2.04	0.91
1:A:330:PHE:CZ	1:A:560:ILE:HG23	2.05	0.91
1:B:339:THR:HA	1:B:342:MET:HE2	0.93	0.91
1:C:174:LEU:CD1	1:C:191:LYS:NZ	2.33	0.91
1:C:263:VAL:HG13	1:C:264:PRO:HD2	1.52	0.91
1:C:560:ILE:HD12	1:C:562:VAL:HG23	1.52	0.91
1:E:172:LEU:HD22	1:E:193:PHE:CE2	2.06	0.91
1:G:169:ASN:HB2	1:I:428:ILE:HD13	1.50	0.91
1:H:346:ALA:CB	1:H:353:ASN:CA	2.46	0.91
1:H:827:GLY:HA2	1:H:839:GLY:O	1.70	0.91
1:I:774:TYR:HB2	1:I:776:ILE:HD13	1.51	0.91
1:I:797:ASN:HD22	1:I:797:ASN:H	1.19	0.91
5:Q:35:THR:HG22	5:Q:40:PRO:CG	1.99	0.91
7:2:9:LEU:O	7:2:9:LEU:CG	2.18	0.91
1:A:198:GLN:HB2	1:C:456:ASN:ND2	1.86	0.91
1:A:851:ILE:CD1	1:C:116:TYR:HE2	1.83	0.91
1:B:242:PHE:O	1:B:243:LYS:O	1.89	0.91
1:B:907:VAL:HG23	1:B:908:ASP:H	0.79	0.91
1:C:79:LEU:HD11	1:C:584:ASN:HB3	1.53	0.91
1:C:809:ILE:HG13	1:C:810:ASN:H	1.34	0.91
1:D:10:TRP:CZ3	1:E:943:THR:HG23	2.05	0.91
1:E:724:MET:HG3	1:E:728:SER:O	1.70	0.91
1:F:33:ARG:HD2	7:4:12:ARG:CB	2.01	0.91
1:F:194:GLN:HB2	1:F:197:PRO:HG2	1.53	0.91
1:F:686:LYS:HG2	5:Q:8:PHE:HZ	1.32	0.91

*Continued on next page...*



*Continued from previous page...*

Atom-1	Atom-2	Interatomic distance (Å)	Clash overlap (Å)
1:G:141:GLN:CG	1:I:446:ILE:CD1	2.48	0.91
1:G:721:VAL:HG23	1:G:905:PHE:CD1	2.06	0.91
1:H:113:PHE:HD1	1:H:324:ILE:HD12	1.30	0.91
1:I:262:ASP:CA	1:I:279:ALA:O	2.18	0.91
1:I:267:SER:O	1:I:276:GLU:N	2.04	0.91
1:J:942:ARG:O	1:J:946:SER:HB3	1.71	0.91
1:E:156:THR:HG23	1:E:157:PHE:N	1.84	0.91
1:E:203:ASN:OD1	1:E:203:ASN:C	2.09	0.91
1:E:260:TYR:HB3	1:E:280:ASP:OD2	1.71	0.91
1:H:82:ALA:HB2	1:H:613:VAL:HG21	1.50	0.91
1:I:243:LYS:HD2	1:I:253:ASP:O	1.71	0.91
1:J:796:ARG:HH11	1:J:796:ARG:HG3	1.36	0.91
7:1:22:TRP:HH2	7:1:25:ILE:HD13	1.36	0.91
1:A:81:LYS:HB3	1:A:584:ASN:OD1	1.70	0.91
1:C:174:LEU:HD11	1:C:191:LYS:NZ	1.85	0.91
1:D:154:THR:HG23	1:D:155:LYS:CG	2.00	0.91
1:F:223:LYS:HB3	1:F:224:PRO:HD2	1.50	0.91
1:G:141:GLN:CB	1:I:446:ILE:HD12	2.00	0.91
1:G:162:THR:HB	1:G:193:PHE:CE1	2.03	0.91
1:G:313:VAL:HB	1:I:203:ASN:HB2	1.49	0.91
1:H:456:ASN:H	1:H:456:ASN:HD22	1.19	0.91
1:H:650:ALA:HB2	1:H:942:ARG:HE	1.33	0.91
1:I:683:LEU:HD22	1:I:683:LEU:H	1.35	0.91
1:J:31:PHE:CD2	1:K:630:LEU:HD13	2.06	0.91
1:K:248:GLY:O	5:S:134:LYS:NZ	2.04	0.91
1:K:575:LEU:H	1:K:930:GLN:HE22	1.17	0.91
1:K:719:LYS:O	1:K:745:ILE:O	1.89	0.91
1:L:20:ALA:C	7:9:9:LEU:CD1	2.39	0.91
1:A:331:VAL:HG12	1:A:565:LYS:HZ1	1.32	0.91
1:A:665:ILE:HD12	1:A:905:PHE:HE1	1.35	0.91
1:C:507:ARG:HH11	1:C:507:ARG:HB3	1.34	0.91
1:D:587:LYS:HB3	1:D:610:PHE:CE1	2.06	0.91
1:D:723:ILE:HA	1:D:903:MET:HB3	1.52	0.91
1:F:32:ALA:HB2	1:F:41:LEU:HD12	1.52	0.91
1:I:419:THR:HG22	1:I:419:THR:O	1.71	0.91
1:J:721:VAL:HG11	1:J:905:PHE:CE1	2.05	0.91
1:K:837:ARG:NH1	1:L:459:ALA:N	2.18	0.91
5:R:82:MET:CG	5:R:88:SER:HB3	1.96	0.91
1:E:14:HIS:CD2	1:E:23:TYR:CD2	2.58	0.91
1:F:294:ASP:O	1:F:319:ASN:ND2	2.04	0.91
1:I:247:GLU:O	1:I:249:GLU:O	1.89	0.91

*Continued on next page...*



*Continued from previous page...*

Atom-1	Atom-2	Interatomic distance (Å)	Clash overlap (Å)
1:I:892:MET:HA	1:I:895:ALA:CB	2.00	0.91
1:J:639:HIS:CD2	1:L:28:LEU:HD22	2.06	0.91
1:K:10:TRP:HB2	6:V:16:GLN:O	1.71	0.91
1:K:560:ILE:HG13	1:K:560:ILE:O	1.69	0.91
1:L:525:SER:H	1:L:801:MET:HE3	1.33	0.91
5:Q:35:THR:HA	5:Q:43:PRO:CG	2.00	0.91
6:U:209:PRO:HB2	6:U:212:PHE:HD1	1.26	0.91
1:B:57:THR:HG21	1:C:877:SER:HB3	1.52	0.90
1:B:415:ASN:HD21	1:B:418:GLY:HA2	1.36	0.90
1:C:72:ASP:OD2	1:C:83:ARG:HG2	1.70	0.90
1:F:193:PHE:CE1	1:F:284:TYR:HE1	1.83	0.90
1:G:13:MET:HE1	1:H:925:VAL:CG2	2.01	0.90
1:G:360:ASP:OD2	1:G:942:ARG:CZ	2.18	0.90
1:G:511:PRO:HD2	1:G:832:LEU:O	1.71	0.90
1:H:67:ARG:NH1	1:I:752:GLU:OE2	2.00	0.90
1:H:155:LYS:HZ3	1:H:215:ALA:HB3	1.36	0.90
1:H:650:ALA:CA	1:H:942:ARG:HH21	1.83	0.90
1:I:241:LYS:HG3	1:I:254:LEU:HD22	1.52	0.90
1:I:486:LYS:HG2	1:I:509:VAL:HG12	1.52	0.90
1:I:656:ILE:CG2	1:I:663:VAL:CG2	2.48	0.90
1:K:658:ALA:CB	1:K:913:PRO:CD	2.41	0.90
1:K:910:MET:HE1	1:K:914:THR:HB	1.50	0.90
1:L:576:PRO:CD	1:L:631:GLU:HG3	2.01	0.90
4:M:176:SER:OG	4:M:191:ARG:O	1.88	0.90
5:S:50:THR:HG22	5:S:50:THR:O	1.71	0.90
1:A:95:ASP:HB2	1:A:573:LEU:HD12	1.51	0.90
1:B:381:PHE:CD1	1:C:795:PHE:CE1	2.59	0.90
1:F:706:PRO:HB3	1:F:711:THR:O	1.69	0.90
1:F:845:ASN:O	1:F:845:ASN:ND2	2.04	0.90
1:F:864:PHE:CD1	1:F:864:PHE:O	2.24	0.90
1:J:681:THR:HG22	1:J:682:ARG:N	1.86	0.90
1:J:682:ARG:HH12	1:J:910:MET:HE2	1.36	0.90
5:Q:4:THR:HG21	5:Q:13:PHE:CD2	2.05	0.90
5:R:31:VAL:HG12	5:R:31:VAL:O	1.69	0.90
7:4:9:LEU:O	7:4:9:LEU:HG	1.67	0.90
1:A:414:LEU:CD1	1:B:837:ARG:HD3	2.00	0.90
1:D:35:THR:O	1:D:35:THR:HG23	1.69	0.90
1:D:426:VAL:HG22	1:E:260:TYR:HB2	1.52	0.90
1:E:428:ILE:CD1	1:F:169:ASN:CG	2.39	0.90
1:E:440:TRP:CD2	1:E:440:TRP:N	2.32	0.90
1:F:193:PHE:HE1	1:F:284:TYR:CE1	1.89	0.90

*Continued on next page...*



*Continued from previous page...*

Atom-1	Atom-2	Interatomic distance (Å)	Clash overlap (Å)
1:G:886:THR:HG23	1:G:889:GLY:HA3	1.52	0.90
1:H:352:LEU:O	6:V:110:GLY:HA2	1.69	0.90
1:J:29:VAL:HG13	1:J:30:GLN:H	1.36	0.90
1:J:202:GLU:HA	1:K:313:VAL:HG11	1.51	0.90
1:K:199:VAL:HG13	1:K:206:GLU:HG2	1.51	0.90
1:K:403:VAL:HG11	1:K:466:ALA:HB2	1.53	0.90
1:K:677:GLY:O	1:K:921:GLU:HB2	1.72	0.90
6:V:223:VAL:CG1	6:V:224:ASP:N	2.32	0.90
1:A:456:ASN:HD21	1:C:838:GLN:HA	0.73	0.90
1:B:75:ALA:HB2	1:B:80:TYR:CE1	2.07	0.90
1:C:324:ILE:HG22	1:C:325:GLY:H	1.36	0.90
1:E:101:PHE:CZ	1:E:581:TYR:HE2	1.88	0.90
1:F:88:VAL:O	1:F:89:GLY:O	1.89	0.90
1:H:818:THR:HG22	1:H:820:PRO:CD	2.01	0.90
1:J:539:ARG:HH11	1:J:539:ARG:HB2	1.37	0.90
1:K:20:ALA:HB3	7:8:9:LEU:HD12	1.51	0.90
1:K:195:PRO:HB3	1:L:840:GLN:HE21	1.30	0.90
1:L:134:GLN:O	1:L:218:LYS:HA	1.71	0.90
1:L:192:THR:HG21	1:L:214:ARG:HH11	1.36	0.90
1:L:241:LYS:CD	1:L:286:GLU:OE1	2.19	0.90
1:L:609:ARG:HH21	5:Q:66:ALA:HA	1.35	0.90
5:Q:35:THR:CG2	5:Q:40:PRO:CA	2.43	0.90
1:A:644:ASN:HB3	1:A:925:VAL:CG1	2.01	0.90
1:B:368:GLN:NE2	1:B:377:ARG:HH12	1.65	0.90
1:E:649:ALA:HB1	1:E:920:PHE:O	1.70	0.90
1:F:575:LEU:HB3	1:F:576:PRO:HD2	1.53	0.90
1:G:269:PRO:HA	1:G:274:GLY:O	1.71	0.90
1:H:483:ASP:OD2	1:H:507:ARG:NH1	2.05	0.90
1:K:134:GLN:O	1:K:218:LYS:HA	1.70	0.90
1:L:59:ASP:C	1:L:59:ASP:OD2	2.05	0.90
1:L:76:THR:HG22	1:L:77:THR:H	1.35	0.90
1:L:476:ASN:ND2	1:L:539:ARG:HD2	1.87	0.90
1:L:609:ARG:HH22	5:Q:66:ALA:HB2	1.12	0.90
2:N:496:ARG:HG3	2:N:496:ARG:HH11	1.36	0.90
6:V:62:THR:CG2	6:V:190:GLU:HB3	2.02	0.90
7:2:16:ARG:HH12	7:2:21:THR:HG23	1.36	0.90
1:B:134:GLN:CG	1:B:154:THR:C	2.39	0.90
1:B:380:TYR:HE2	1:B:387:ALA:HB1	1.34	0.90
1:C:174:LEU:CD1	1:C:191:LYS:HZ3	1.85	0.90
1:C:188:TYR:O	1:C:256:ILE:HG13	1.71	0.90
1:C:267:SER:O	1:C:269:PRO:CD	2.20	0.90

*Continued on next page...*



*Continued from previous page...*

Atom-1	Atom-2	Interatomic distance (Å)	Clash overlap (Å)
1:C:842:TYR:HD2	1:C:843:PRO:O	1.53	0.90
1:E:731:TRP:C	1:E:733:GLY:N	2.20	0.90
1:G:663:VAL:HG12	1:G:905:PHE:O	1.72	0.90
1:G:723:ILE:O	1:G:730:SER:HA	1.72	0.90
1:H:327:ARG:HH21	1:H:705:ILE:HG12	1.37	0.90
1:J:158:GLY:C	1:L:452:ILE:CG2	2.40	0.90
1:J:456:ASN:HD21	1:K:199:VAL:HB	1.33	0.90
1:L:33:ARG:CZ	7:9:12:ARG:HD3	2.00	0.90
1:L:806:VAL:HG11	1:L:856:VAL:HG21	1.51	0.90
1:A:838:GLN:CB	1:C:198:GLN:CD	2.40	0.90
1:C:78:TYR:CE2	1:C:695:PHE:CE1	2.59	0.90
1:C:83:ARG:CB	1:C:582:GLU:CB	2.50	0.90
1:D:152:ASP:OD1	1:F:443:ASP:O	1.89	0.90
1:D:200:GLY:CA	1:D:206:GLU:HG3	2.00	0.90
1:D:239:GLN:HE21	1:D:240:ALA:H	1.20	0.90
1:G:825:ASN:HD21	1:I:124:LEU:H	1.09	0.90
1:H:67:ARG:NH2	1:I:752:GLU:HB2	1.87	0.90
1:J:723:ILE:O	1:J:730:SER:CA	2.19	0.90
1:K:107:LEU:HG	1:K:108:ASP:H	1.35	0.90
1:L:167:ILE:HD13	1:L:282:ILE:HG12	1.50	0.90
2:N:65:ASP:OD1	2:N:91:ALA:HB2	1.71	0.90
1:A:152:ASP:HB2	1:C:444:ASP:HA	1.52	0.90
1:A:417:THR:HG21	1:A:453:CYS:HB2	1.52	0.90
1:B:135:TRP:HE1	1:B:156:THR:CG2	1.84	0.90
1:B:154:THR:OG1	1:B:155:LYS:CG	2.20	0.90
1:B:533:ASN:CG	1:B:536:ASN:HD21	1.75	0.90
1:B:842:TYR:CD1	1:B:843:PRO:HD2	2.07	0.90
1:C:6:MET:HE2	1:C:6:MET:HA	1.54	0.90
1:C:724:MET:CB	1:C:729:VAL:CB	2.48	0.90
1:D:198:GLN:HG2	1:E:838:GLN:CB	1.96	0.90
1:F:514:VAL:O	1:F:514:VAL:CG1	2.19	0.90
1:G:637:ASP:O	1:G:637:ASP:OD2	1.87	0.90
1:H:266:GLY:CA	1:H:276:GLU:HB3	2.01	0.90
1:J:331:VAL:O	1:J:331:VAL:CG2	2.20	0.90
1:J:368:GLN:HG3	1:J:709:ASP:O	1.72	0.90
1:A:695:PHE:O	1:A:695:PHE:CD2	2.25	0.90
1:A:709:ASP:OD2	1:A:711:THR:HG22	1.72	0.90
1:B:339:THR:CA	1:B:342:MET:CE	2.43	0.90
1:B:738:LEU:CD2	1:B:754:TYR:CE2	2.54	0.90
1:C:210:PHE:HD2	1:C:280:ASP:OD1	1.55	0.90
1:C:363:THR:O	1:C:363:THR:CG2	2.18	0.90

*Continued on next page...*



*Continued from previous page...*

Atom-1	Atom-2	Interatomic distance (Å)	Clash overlap (Å)
1:C:684:LYS:HE2	1:C:912:GLU:HG3	1.52	0.90
1:E:222:MET:HE3	1:E:307:SER:CB	2.02	0.90
1:E:716:HIS:ND1	1:E:717:THR:HG23	1.86	0.90
1:G:241:LYS:HB2	1:G:254:LEU:HD22	1.54	0.90
1:H:139:GLU:HB2	1:H:152:ASP:OD2	1.70	0.90
1:L:647:LEU:HA	7:8:4:ILE:CG2	2.01	0.90
1:B:79:LEU:HD21	1:B:335:TYR:CZ	2.05	0.90
1:C:103:ILE:H	1:C:103:ILE:HD12	1.36	0.90
1:C:218:LYS:HG3	1:C:219:ASP:OD1	1.72	0.90
1:C:426:VAL:HG12	1:C:427:LYS:H	1.33	0.90
1:C:746:LYS:HG2	1:C:746:LYS:O	1.71	0.90
1:D:908:ASP:N	1:D:908:ASP:OD2	2.00	0.90
1:E:151:LYS:HG2	1:E:151:LYS:O	1.68	0.90
1:F:463:ASN:HD21	1:F:466:ALA:HB3	1.35	0.90
1:G:723:ILE:HG23	1:G:903:MET:CG	2.01	0.90
1:I:359:GLN:HE22	1:I:692:GLY:HA2	1.35	0.90
1:I:943:THR:CG2	1:I:944:PRO:HD3	2.00	0.90
1:K:910:MET:CE	1:K:914:THR:CB	2.40	0.90
4:M:298:LEU:CD1	6:U:57:GLU:OE2	2.20	0.90
1:A:367:TYR:CD2	1:A:565:LYS:HD2	2.07	0.89
1:A:756:VAL:CG2	1:A:763:LYS:CE	2.50	0.89
1:B:45:PHE:HB2	7:1:9:LEU:HB2	1.50	0.89
1:B:390:SER:HB2	1:B:868:ARG:NH2	1.87	0.89
1:B:716:HIS:ND1	1:B:717:THR:HG23	1.87	0.89
1:C:682:ARG:HH22	1:C:910:MET:HB2	1.36	0.89
1:D:222:MET:CE	1:D:307:SER:HA	2.02	0.89
1:E:429:THR:HG22	1:E:429:THR:O	1.71	0.89
1:F:731:TRP:O	1:F:731:TRP:CG	2.24	0.89
1:J:166:ASN:HA	1:J:210:PHE:CE1	2.06	0.89
1:J:593:LEU:HD22	1:J:593:LEU:H	1.37	0.89
1:J:698:TYR:CE1	5:P:46:SER:HA	2.07	0.89
1:J:778:TYR:CE2	1:L:620:PHE:HA	2.07	0.89
1:L:107:LEU:HD12	1:L:607:SER:HA	1.52	0.89
1:A:451:GLN:HB2	1:B:156:THR:O	1.71	0.89
1:A:533:ASN:OD1	1:A:713:TYR:HE2	1.54	0.89
1:A:534:PRO:HD2	1:A:713:TYR:CG	2.06	0.89
1:A:560:ILE:HG22	1:A:561:GLN:N	1.84	0.89
1:B:450:ASN:ND2	1:C:154:THR:O	2.05	0.89
1:C:115:PRO:O	1:C:323:TYR:CE1	2.25	0.89
1:E:81:LYS:HB2	1:E:584:ASN:ND2	1.87	0.89
1:E:295:THR:HG23	1:E:318:PRO:HA	1.53	0.89

*Continued on next page...*



*Continued from previous page...*

Atom-1	Atom-2	Interatomic distance (Å)	Clash overlap (Å)
1:G:495:PRO:HB2	5:R:85:SER:O	1.70	0.89
1:H:155:LYS:HZ2	1:H:215:ALA:HB3	0.92	0.89
1:J:191:LYS:O	1:J:191:LYS:CG	2.20	0.89
1:J:572:LEU:CD2	1:J:643:PHE:HE2	1.79	0.89
1:J:770:MET:CE	1:J:774:TYR:HE1	1.85	0.89
1:J:943:THR:HB	1:J:944:PRO:CD	1.98	0.89
1:K:33:ARG:HD3	7:8:12:ARG:CB	2.01	0.89
1:L:495:PRO:HG2	1:L:503:TYR:HB2	1.54	0.89
2:N:100:PHE:HE2	2:N:483:ILE:CD1	1.85	0.89
2:N:206:ARG:NH2	2:N:451:GLN:O	2.05	0.89
6:U:183:ILE:HG12	6:U:187:GLN:HB3	1.54	0.89
7:9:9:LEU:C	7:9:11:PRO:HD3	1.93	0.89
1:A:237:GLY:HA2	1:B:817:VAL:HG12	1.52	0.89
1:A:446:ILE:CG1	1:A:447:SER:N	2.34	0.89
1:B:334:MET:CB	1:B:336:TYR:CE1	2.55	0.89
1:B:687:GLU:HG2	1:B:701:TYR:CG	2.06	0.89
1:B:808:GLU:OE2	1:B:814:TYR:CE2	2.25	0.89
1:D:423:TYR:HE2	1:E:263:VAL:CG2	1.85	0.89
1:G:276:GLU:C	1:I:440:TRP:CH2	2.46	0.89
1:G:276:GLU:CB	1:I:440:TRP:CZ2	2.55	0.89
1:H:46:ARG:HH11	1:H:46:ARG:CG	1.83	0.89
1:H:722:SER:O	1:H:903:MET:CB	2.20	0.89
1:I:173:LEU:HD12	1:I:185:LYS:HZ2	1.06	0.89
1:I:803:ARG:HH11	1:I:803:ARG:CG	1.84	0.89
1:J:162:THR:CG2	1:J:193:PHE:CE2	2.54	0.89
1:J:681:THR:CG2	1:J:682:ARG:H	1.83	0.89
1:K:46:ARG:HE	1:L:644:ASN:HD22	1.14	0.89
1:K:70:PRO:HG2	1:K:73:ARG:HE	1.37	0.89
1:K:448:ARG:HG2	1:K:448:ARG:NH1	1.79	0.89
1:A:172:LEU:HB3	1:A:186:ASP:OD2	1.71	0.89
1:B:811:TYR:CE1	1:B:857:PRO:HD2	2.07	0.89
1:C:66:LEU:CD1	1:C:619:PHE:HE1	1.85	0.89
1:E:630:LEU:O	1:E:630:LEU:HD12	1.73	0.89
1:F:20:ALA:O	7:4:9:LEU:CD1	2.20	0.89
1:H:913:PRO:CB	5:P:8:PHE:CB	2.34	0.89
1:J:664:PRO:HG3	5:Q:19:THR:HG23	1.54	0.89
1:K:885:LEU:HD12	1:K:923:PHE:CE2	2.08	0.89
1:L:665:ILE:HD13	1:L:918:LEU:HD22	1.54	0.89
2:N:144:VAL:HG12	2:N:145:VAL:N	1.84	0.89
2:N:172:MET:HG3	2:N:435:ARG:HH22	1.37	0.89
5:S:8:PHE:HD2	5:S:9:GLU:H	1.19	0.89

*Continued on next page...*



*Continued from previous page...*

Atom-1	Atom-2	Interatomic distance (Å)	Clash overlap (Å)
6:V:183:ILE:HB	6:V:187:GLN:CG	2.02	0.89
1:B:46:ARG:HH22	1:C:925:VAL:HG12	1.37	0.89
1:B:335:TYR:CE2	1:B:341:ASN:OD1	2.26	0.89
1:D:428:ILE:HD11	1:E:169:ASN:HB3	1.51	0.89
1:D:941:LEU:CD2	1:F:13:MET:HG3	2.03	0.89
1:E:138:LYS:HD3	1:E:149:GLN:HB2	1.53	0.89
1:E:494:LEU:HD21	1:E:506:GLY:HA3	1.54	0.89
1:J:202:GLU:HB2	1:K:313:VAL:HG21	1.51	0.89
1:J:278:LYS:HZ3	1:L:428:ILE:HG22	1.28	0.89
1:K:46:ARG:NE	1:L:644:ASN:HD22	1.70	0.89
1:L:720:LYS:HD3	1:L:742:GLU:OE2	1.72	0.89
1:L:831:TYR:HB2	1:L:838:GLN:HE21	1.38	0.89
1:C:83:ARG:HH12	1:J:69:VAL:CG1	1.85	0.89
1:C:747:ARG:NH2	1:C:754:TYR:CD1	2.40	0.89
1:D:260:TYR:CE2	1:D:282:ILE:CG2	2.56	0.89
1:E:441:GLU:HA	1:E:446:ILE:HG22	1.52	0.89
1:F:320:ARG:HH11	1:F:597:LEU:CD1	1.84	0.89
1:G:157:PHE:HE2	1:I:415:ASN:ND2	1.70	0.89
1:H:71:VAL:CG1	1:H:71:VAL:CG2	2.51	0.89
1:J:96:MET:CE	1:J:574:LEU:HD11	2.01	0.89
1:J:322:ASN:HB2	1:J:597:LEU:HB2	1.55	0.89
1:K:36:ASP:OD1	1:K:36:ASP:C	2.11	0.89
1:K:893:LEU:HA	6:U:189:VAL:HG21	1.55	0.89
5:Q:16:TYR:CD2	5:R:18:THR:HG23	2.06	0.89
7:8:17:PRO:HG2	7:8:22:TRP:CE3	2.08	0.89
7:8:17:PRO:CD	7:8:22:TRP:O	2.21	0.89
1:A:187:ILE:HB	1:A:190:ASP:OD1	1.73	0.89
1:B:695:PHE:HB3	2:N:72:GLN:NE2	1.88	0.89
1:E:77:THR:CB	5:P:76:ARG:NH2	2.31	0.89
1:E:77:THR:HB	5:P:76:ARG:NH2	1.86	0.89
1:E:180:ALA:HB3	1:E:182:ASN:CG	1.93	0.89
1:F:214:ARG:HH12	1:F:241:LYS:HE3	1.35	0.89
1:F:916:LEU:HD22	1:F:917:TYR:H	1.38	0.89
1:I:35:THR:CG2	7:6:24:GLU:OE1	2.20	0.89
1:J:495:PRO:HG2	1:J:500:THR:HG21	1.53	0.89
1:L:713:TYR:HA	1:L:867:ASP:HB2	1.53	0.89
2:N:420:ALA:HB1	2:N:463:THR:HG21	1.53	0.89
4:M:162:PHE:CE1	4:M:237:ILE:HD13	2.06	0.89
1:B:391:TYR:CD1	1:B:391:TYR:O	2.26	0.89
1:B:533:ASN:CG	1:B:536:ASN:ND2	2.27	0.89
1:B:942:ARG:NH2	2:N:95:THR:HG21	1.86	0.89

*Continued on next page...*



*Continued from previous page...*

Atom-1	Atom-2	Interatomic distance (Å)	Clash overlap (Å)
1:E:641:GLN:H	1:E:641:GLN:HE21	1.17	0.89
1:F:267:SER:OG	1:F:277:TYR:CZ	2.26	0.89
1:I:260:TYR:HD2	1:I:282:ILE:CG2	1.82	0.89
1:I:663:VAL:HG12	1:I:663:VAL:O	1.73	0.89
1:I:731:TRP:O	1:I:733:GLY:N	2.05	0.89
1:B:336:TYR:C	1:B:337:ASN:HD22	1.76	0.89
1:D:56:VAL:HG21	1:F:38:TYR:CE1	2.08	0.89
1:D:199:VAL:O	1:D:200:GLY:C	2.06	0.89
1:D:297:VAL:CG1	1:D:297:VAL:CG2	2.51	0.89
1:E:682:ARG:NH2	1:E:910:MET:CE	2.36	0.89
1:F:370:LEU:HD23	1:F:570:LYS:HZ1	1.06	0.89
1:F:558:PHE:O	1:F:558:PHE:CG	2.26	0.89
1:F:730:SER:C	1:F:732:PRO:CD	2.41	0.89
1:G:746:LYS:O	1:G:746:LYS:HG3	1.72	0.89
1:G:753:GLY:O	1:G:763:LYS:HE3	1.71	0.89
1:I:139:GLU:HB2	1:I:152:ASP:OD2	1.71	0.89
1:L:107:LEU:CD1	1:L:607:SER:HB2	2.03	0.89
5:P:35:THR:HG21	5:P:40:PRO:HA	1.53	0.89
1:A:821:PHE:HB3	1:C:237:GLY:HA3	1.53	0.89
1:B:362:ASN:HD21	1:B:365:LEU:HB3	1.38	0.89
1:B:368:GLN:HE22	1:B:377:ARG:HH12	0.90	0.89
1:B:381:PHE:CE1	1:C:795:PHE:CE1	2.61	0.89
1:C:479:LEU:HD23	1:C:509:VAL:HG21	1.53	0.89
1:C:572:LEU:HD12	1:C:573:LEU:H	1.37	0.89
1:C:922:VAL:HG22	1:C:923:PHE:H	1.35	0.89
1:D:587:LYS:CB	1:D:610:PHE:HE1	1.87	0.89
1:F:194:GLN:O	1:F:197:PRO:HD2	1.72	0.89
1:G:139:GLU:HG3	1:G:140:LYS:N	1.87	0.89
1:I:399:GLU:CB	1:I:523:ARG:HA	2.02	0.89
1:J:94:LEU:O	1:J:94:LEU:HG	1.70	0.89
1:J:135:TRP:NE1	1:J:156:THR:OG1	2.04	0.89
1:K:277:TYR:CE1	1:K:279:ALA:CB	2.54	0.89
1:L:20:ALA:CA	1:L:23:TYR:HE2	1.78	0.89
1:L:249:GLU:CG	1:L:250:GLN:H	1.86	0.89
1:L:291:GLU:O	1:L:291:GLU:HG3	1.71	0.89
1:L:361:ARG:HB2	1:L:361:ARG:HH11	1.38	0.89
1:A:244:PRO:CD	1:A:253:ASP:O	2.21	0.88
1:A:457:VAL:O	1:C:837:ARG:NH1	2.06	0.88
1:A:774:TYR:HB2	1:A:776:ILE:HG12	1.55	0.88
1:B:66:LEU:HG	1:B:619:PHE:CE1	2.07	0.88
1:D:928:VAL:HA	1:D:937:GLU:O	1.72	0.88

*Continued on next page...*



*Continued from previous page...*

Atom-1	Atom-2	Interatomic distance (Å)	Clash overlap (Å)
1:E:455:GLY:O	1:F:161:ALA:HB2	1.71	0.88
1:F:950:ALA:HB3	1:H:893:LEU:CB	2.03	0.88
1:G:451:GLN:C	1:G:452:ILE:HG13	1.93	0.88
1:G:732:PRO:O	1:G:734:ASN:N	2.06	0.88
1:H:222:MET:HG2	1:H:307:SER:CB	2.03	0.88
1:H:235:GLU:HB2	1:I:816:ALA:O	1.71	0.88
1:I:398:ILE:HD12	1:I:398:ILE:C	1.93	0.88
1:I:892:MET:CA	1:I:895:ALA:HB3	2.02	0.88
1:J:231:ARG:O	1:J:240:ALA:HB2	1.73	0.88
1:J:721:VAL:CG1	1:J:905:PHE:CD1	2.55	0.88
1:J:853:GLN:HA	1:L:554:ARG:NH1	1.88	0.88
2:N:230:HIS:HE1	2:N:376:PRO:CD	1.76	0.88
2:N:237:PRO:HG3	2:N:350:LEU:HD23	1.53	0.88
4:M:185:TYR:HD2	4:M:201:GLN:HB2	1.38	0.88
1:B:929:HIS:HB2	1:B:937:GLU:HG3	1.55	0.88
1:F:136:GLU:OE1	1:F:151:LYS:N	2.06	0.88
1:F:151:LYS:O	1:F:154:THR:N	2.04	0.88
1:G:575:LEU:HB3	1:G:576:PRO:HD2	1.53	0.88
1:G:886:THR:CG2	1:G:889:GLY:HA3	2.03	0.88
1:H:819:LEU:HA	1:H:822:GLN:NE2	1.88	0.88
1:J:540:ASN:ND2	1:J:543:LEU:HB2	1.89	0.88
1:J:573:LEU:HD13	1:J:634:LEU:CD1	2.01	0.88
1:J:639:HIS:HD2	1:L:28:LEU:HD22	1.35	0.88
5:P:12:LEU:CD1	5:P:17:LEU:HD21	2.00	0.88
7:8:17:PRO:O	7:8:18:PHE:CD2	2.26	0.88
1:A:235:GLU:HB3	1:B:815:LYS:HB3	1.56	0.88
1:B:5:SER:HA	6:U:185:THR:HB	1.53	0.88
1:B:162:THR:HG22	1:B:163:GLY:N	1.88	0.88
1:B:449:GLN:HE21	1:B:450:ASN:ND2	1.70	0.88
1:B:486:LYS:HG2	1:B:509:VAL:HG13	1.55	0.88
1:B:644:ASN:H	1:B:644:ASN:ND2	1.69	0.88
1:B:835:THR:HG22	1:B:836:MET:N	1.85	0.88
1:C:93:VAL:HG21	1:C:630:LEU:HD12	1.54	0.88
1:C:530:ASP:OD1	1:C:865:LEU:HD11	1.73	0.88
1:C:567:PHE:CE1	1:C:926:VAL:HG11	2.07	0.88
1:F:21:SER:HB3	7:4:11:PRO:CG	2.03	0.88
1:F:241:LYS:CD	1:F:256:ILE:CG1	2.37	0.88
1:G:443:ASP:CB	1:H:150:GLU:HG2	2.02	0.88
1:I:188:TYR:HB2	1:I:256:ILE:CD1	2.03	0.88
1:I:560:ILE:HD12	1:I:562:VAL:HG23	1.51	0.88
1:I:731:TRP:C	1:I:733:GLY:H	1.74	0.88

*Continued on next page...*



*Continued from previous page...*

Atom-1	Atom-2	Interatomic distance (Å)	Clash overlap (Å)
1:K:741:ASN:OD1	1:K:741:ASN:O	1.92	0.88
1:L:463:ASN:O	1:L:467:ASN:HB2	1.73	0.88
4:M:18:PRO:HG3	4:M:22:ALA:HB2	1.54	0.88
7:9:9:LEU:O	7:9:11:PRO:HD2	1.73	0.88
1:A:204:TRP:NE1	1:A:415:ASN:HB2	1.89	0.88
1:A:756:VAL:CG2	1:A:763:LYS:HE3	2.03	0.88
1:B:196:GLU:CG	1:B:197:PRO:CD	2.52	0.88
1:C:684:LYS:HE3	1:C:912:GLU:HB2	1.56	0.88
1:D:265:GLY:C	1:D:276:GLU:HB3	1.93	0.88
1:F:151:LYS:HG2	1:F:154:THR:HG1	1.04	0.88
1:F:348:GLN:HB2	1:F:580:THR:HB	1.53	0.88
1:F:866:CYS:SG	1:F:869:VAL:HG13	2.11	0.88
1:G:192:THR:HG21	1:G:214:ARG:HH21	1.38	0.88
1:K:552:ASN:HD22	1:L:522:ALA:HB2	1.37	0.88
2:N:122:ASN:HA	2:N:165:GLU:HB2	1.56	0.88
2:N:441:THR:HG22	2:N:443:VAL:H	1.35	0.88
3:O:18:GLY:O	3:O:19:TYR:CG	2.27	0.88
1:B:670:ARG:HH21	1:B:945:PHE:HE2	0.89	0.88
1:C:88:VAL:CG1	1:C:88:VAL:O	2.20	0.88
1:C:345:LEU:O	1:C:345:LEU:HG	1.73	0.88
1:F:229:PHE:CD2	1:F:229:PHE:C	2.47	0.88
1:F:361:ARG:HB3	1:F:361:ARG:NH1	1.87	0.88
1:F:526:LEU:H	1:F:526:LEU:HD22	1.37	0.88
1:F:656:ILE:HG21	1:F:663:VAL:HG21	1.53	0.88
1:G:738:LEU:HG	1:G:754:TYR:HE2	1.38	0.88
1:H:901:LEU:O	1:H:901:LEU:HG	1.74	0.88
1:I:38:TYR:CZ	7:6:24:GLU:HB2	2.09	0.88
1:K:315:GLN:HE22	1:K:836:MET:CB	1.87	0.88
5:Q:41:VAL:O	5:Q:42:LEU:HD12	0.70	0.88
1:A:395:VAL:HG21	1:A:476:ASN:HB3	1.55	0.88
1:C:514:VAL:HA	1:C:518:ILE:HG21	1.55	0.88
1:C:575:LEU:HD13	1:C:631:GLU:HB2	1.55	0.88
1:D:6:MET:SD	1:D:9:GLN:HB3	2.13	0.88
1:D:423:TYR:HE2	1:E:263:VAL:HG22	1.33	0.88
1:F:267:SER:CA	1:F:277:TYR:CE2	2.56	0.88
1:I:504:MET:SD	1:I:597:LEU:HD21	2.14	0.88
1:J:151:LYS:HA	1:J:154:THR:OG1	1.72	0.88
1:J:412:PHE:CZ	1:L:828:PHE:HB3	2.09	0.88
1:K:440:TRP:O	1:K:440:TRP:CG	2.26	0.88
1:L:510:ALA:HB2	1:L:832:LEU:O	1.73	0.88
1:L:529:MET:HG2	1:L:529:MET:O	1.73	0.88

*Continued on next page...*



*Continued from previous page...*

Atom-1	Atom-2	Interatomic distance (Å)	Clash overlap (Å)
2:N:202:LYS:HZ2	2:N:453:LEU:C	1.75	0.88
4:M:221:THR:CG2	4:M:222:VAL:H	1.87	0.88
5:Q:35:THR:HA	5:Q:40:PRO:HA	1.52	0.88
1:A:152:ASP:C	1:A:154:THR:H	1.74	0.88
1:A:225:CYS:O	1:A:225:CYS:SG	2.31	0.88
1:A:908:ASP:HB2	1:A:909:PRO:HD2	1.56	0.88
1:B:7:MET:HB2	1:B:8:PRO:HD2	1.54	0.88
1:B:79:LEU:CD2	1:B:335:TYR:HE1	1.79	0.88
1:B:83:ARG:HH21	2:N:400:ARG:CZ	1.85	0.88
1:B:939:VAL:CG2	1:B:949:ASN:O	2.22	0.88
1:C:130:PRO:HB2	1:C:312:LEU:HD11	1.53	0.88
1:D:152:ASP:O	1:D:153:VAL:HB	1.69	0.88
1:D:240:ALA:HB3	1:D:288:VAL:HG23	1.55	0.88
1:D:573:LEU:HB3	1:D:641:GLN:HE22	0.75	0.88
1:F:151:LYS:O	1:F:154:THR:CA	2.20	0.88
1:G:111:PRO:HG3	1:G:554:ARG:NH2	1.87	0.88
1:L:670:ARG:NH2	1:L:945:PHE:C	2.19	0.88
1:L:808:GLU:HG2	1:L:814:TYR:CZ	2.09	0.88
2:N:73:ASN:ND2	2:N:78:PHE:HA	1.88	0.88
6:U:2:SER:HB3	6:U:200:PRO:HD2	1.56	0.88
1:A:611:ASP:OD1	1:A:611:ASP:C	2.10	0.88
1:A:662:ASN:HA	1:A:906:GLU:HA	1.52	0.88
1:C:329:ASN:N	1:C:385:ASN:O	2.07	0.88
1:C:573:LEU:HB3	1:C:641:GLN:NE2	1.87	0.88
1:D:88:VAL:HG22	1:D:88:VAL:O	1.74	0.88
1:E:423:TYR:C	1:E:449:GLN:HG2	1.94	0.88
1:G:444:ASP:HA	1:H:152:ASP:HA	1.55	0.88
1:G:776:ILE:CG2	1:G:776:ILE:CG1	2.50	0.88
1:I:943:THR:HG22	1:I:944:PRO:HD3	1.53	0.88
1:L:324:ILE:HG22	1:L:324:ILE:O	1.73	0.88
2:N:202:LYS:NZ	2:N:454:CYS:O	2.06	0.88
7:5:15:THR:HG22	7:5:16:ARG:N	1.86	0.88
1:A:749:VAL:HG12	1:A:749:VAL:O	1.72	0.88
1:B:81:LYS:HB2	1:B:584:ASN:HD22	1.38	0.88
1:B:324:ILE:CD1	1:B:595:SER:HA	2.03	0.88
1:C:29:VAL:HG23	7:2:9:LEU:CD1	2.03	0.88
1:C:530:ASP:OD2	1:C:865:LEU:CD2	2.21	0.88
1:C:731:TRP:CE2	1:C:875:PHE:CD1	2.61	0.88
1:D:281:ILE:HD11	1:F:452:ILE:HG21	1.55	0.88
1:E:156:THR:CG2	1:E:157:PHE:H	1.85	0.88
1:F:267:SER:CA	1:F:277:TYR:HE2	1.85	0.88

*Continued on next page...*



*Continued from previous page...*

Atom-1	Atom-2	Interatomic distance (Å)	Clash overlap (Å)
1:F:831:TYR:HB2	1:F:838:GLN:HE22	1.08	0.88
1:G:124:LEU:HB2	1:H:825:ASN:HD21	1.38	0.88
1:H:677:GLY:H	1:H:921:GLU:CB	1.85	0.88
1:I:560:ILE:HD12	1:I:562:VAL:CG2	2.04	0.88
1:J:345:LEU:HD13	1:J:581:TYR:CD1	2.07	0.88
1:J:441:GLU:OE2	1:J:443:ASP:HB2	1.73	0.88
1:K:443:ASP:CB	1:L:150:GLU:HB3	2.02	0.88
1:K:682:ARG:HH21	1:K:914:THR:HG21	1.39	0.88
1:L:489:PRO:HG3	1:L:508:VAL:HG12	1.56	0.88
5:Q:9:GLU:HG2	5:Q:10:GLY:N	1.87	0.88
6:V:205:PRO:HA	6:V:208:TYR:CD1	2.06	0.88
1:A:244:PRO:HG3	1:A:253:ASP:OD2	1.74	0.88
1:A:681:THR:HG22	1:A:682:ARG:N	1.89	0.88
1:D:438:SER:OG	1:E:278:LYS:HG2	1.73	0.88
1:D:681:THR:HG21	1:D:712:PHE:CD1	2.08	0.88
1:E:74:GLU:O	1:E:74:GLU:HG2	1.74	0.88
1:F:286:GLU:O	1:F:286:GLU:OE1	1.91	0.88
1:G:194:GLN:HB2	1:G:197:PRO:HG2	1.53	0.88
1:H:135:TRP:H	1:H:154:THR:HG22	1.36	0.88
1:L:161:ALA:HB3	1:L:198:GLN:HE21	1.38	0.88
1:L:188:TYR:CE1	1:L:256:ILE:CD1	2.40	0.88
1:L:749:VAL:O	1:L:749:VAL:HG13	1.74	0.88
1:L:806:VAL:CG1	1:L:856:VAL:HG21	2.03	0.88
1:L:842:TYR:CD2	1:L:843:PRO:HD2	2.09	0.88
2:N:393:MET:CE	2:N:479:LEU:HD13	2.03	0.88
1:B:242:PHE:HE2	1:B:288:VAL:C	1.76	0.87
1:C:705:ILE:HG22	1:C:708:LEU:H	1.39	0.87
1:D:423:TYR:CE2	1:E:263:VAL:CG2	2.57	0.87
1:D:648:SER:OG	1:D:922:VAL:O	1.91	0.87
1:E:47:ASN:HB2	1:E:48:PRO:HD2	1.56	0.87
1:E:440:TRP:HD1	1:E:441:GLU:HG3	1.37	0.87
1:G:263:VAL:HG22	1:I:423:TYR:CE2	2.09	0.87
1:G:513:LEU:HB2	1:G:819:LEU:CD1	2.03	0.87
1:G:738:LEU:HG	1:G:754:TYR:CE2	2.08	0.87
1:H:700:VAL:CG1	5:Q:34:SER:HB3	2.04	0.87
1:H:878:ASN:O	1:H:879:PHE:HB2	1.73	0.87
1:I:398:ILE:O	1:I:398:ILE:HG13	1.73	0.87
1:L:161:ALA:CB	1:L:198:GLN:CD	2.39	0.87
1:L:804:GLN:O	1:L:850:LEU:HD11	1.74	0.87
1:L:901:LEU:O	1:L:901:LEU:HG	1.73	0.87
1:A:235:GLU:CB	1:B:815:LYS:HB3	2.03	0.87

*Continued on next page...*



*Continued from previous page...*

Atom-1	Atom-2	Interatomic distance (Å)	Clash overlap (Å)
1:A:831:TYR:CB	1:A:838:GLN:HE21	1.86	0.87
1:F:513:LEU:HD13	1:F:819:LEU:HD22	1.55	0.87
1:F:760:ASN:CB	5:P:54:VAL:CG1	2.40	0.87
1:H:148:GLN:HG3	1:H:150:GLU:OE1	1.73	0.87
1:J:608:VAL:HG12	1:J:609:ARG:CG	2.04	0.87
1:J:664:PRO:HB3	5:Q:19:THR:HG22	1.53	0.87
1:L:135:TRP:CH2	1:L:156:THR:HB	2.08	0.87
4:M:156:GLN:CG	4:M:211:GLY:HA3	2.04	0.87
1:A:426:VAL:HA	1:A:440:TRP:HA	1.55	0.87
1:B:93:VAL:CG1	1:B:575:LEU:CD2	2.51	0.87
1:B:134:GLN:HE22	1:B:285:THR:HG21	1.37	0.87
1:B:298:VAL:HG21	1:B:317:MET:CG	1.97	0.87
1:C:509:VAL:HG23	1:C:509:VAL:O	1.71	0.87
1:D:718:PHE:HB3	1:D:745:ILE:HG13	1.57	0.87
1:F:672:TRP:CZ2	1:F:901:LEU:HD23	2.09	0.87
1:G:256:ILE:H	1:G:256:ILE:HD12	1.37	0.87
1:K:580:THR:O	1:K:580:THR:HG23	1.71	0.87
1:K:863:LYS:HB3	1:K:863:LYS:HZ2	1.36	0.87
1:B:676:ARG:HD3	1:B:921:GLU:HB3	1.54	0.87
1:C:52:PRO:CB	7:1:24:GLU:HB3	2.04	0.87
1:C:229:PHE:O	1:C:229:PHE:HD2	1.49	0.87
1:E:124:LEU:H	1:F:825:ASN:HD21	1.20	0.87
1:E:162:THR:HG22	1:E:163:GLY:N	1.89	0.87
1:E:206:GLU:O	1:E:206:GLU:HG2	0.96	0.87
1:E:345:LEU:CD1	1:E:581:TYR:CD1	2.57	0.87
1:E:443:ASP:O	1:E:444:ASP:OD1	1.91	0.87
1:E:922:VAL:CB	1:E:944:PRO:HD2	2.03	0.87
1:F:657:PRO:HD2	5:R:12:LEU:CD2	2.00	0.87
1:F:756:VAL:HG12	1:F:763:LYS:HA	1.54	0.87
1:G:829:THR:HG22	1:G:830:GLY:N	1.89	0.87
1:H:756:VAL:HG22	1:H:763:LYS:CG	2.03	0.87
1:J:222:MET:HG3	1:J:307:SER:HA	1.54	0.87
1:J:514:VAL:HG23	1:J:518:ILE:CD1	2.04	0.87
1:L:103:ILE:CG2	1:L:610:PHE:CD2	2.57	0.87
4:M:377:ASP:O	4:M:381:ASN:CB	2.19	0.87
1:A:658:ALA:O	1:A:910:MET:O	1.93	0.87
1:B:193:PHE:CZ	1:B:199:VAL:N	2.31	0.87
1:E:172:LEU:CD2	1:E:193:PHE:CZ	2.57	0.87
1:E:203:ASN:HB2	1:F:836:MET:SD	2.15	0.87
1:G:360:ASP:CG	1:G:942:ARG:NH2	2.22	0.87
1:H:269:PRO:HG3	1:H:277:TYR:HD2	1.36	0.87

*Continued on next page...*



*Continued from previous page...*

Atom-1	Atom-2	Interatomic distance (Å)	Clash overlap (Å)
5:R:44:ALA:HB1	5:R:51:TYR:HE1	1.08	0.87
5:S:53:THR:HG23	5:S:53:THR:O	1.71	0.87
1:A:135:TRP:HB2	1:A:307:SER:O	1.75	0.87
1:C:427:LYS:HG2	1:C:428:ILE:N	1.89	0.87
1:E:422:THR:O	1:F:264:PRO:HD3	1.74	0.87
1:E:571:ASN:N	1:E:571:ASN:ND2	2.21	0.87
1:F:862:LYS:O	5:P:54:VAL:CB	2.21	0.87
1:G:55:ASP:O	1:G:623:ALA:HB3	1.74	0.87
1:G:56:VAL:HG13	1:I:38:TYR:CE1	2.09	0.87
1:G:407:LEU:H	1:G:407:LEU:HD12	1.39	0.87
1:G:438:SER:OG	1:H:277:TYR:O	1.92	0.87
1:G:840:GLN:HB2	1:G:841:PRO:HD2	1.56	0.87
1:I:174:LEU:CD1	1:I:191:LYS:HE2	2.04	0.87
1:J:198:GLN:HB2	1:K:839:GLY:CA	2.04	0.87
1:J:433:ASP:OD1	1:J:434:GLY:N	2.08	0.87
1:J:670:ARG:NE	1:J:944:PRO:O	2.07	0.87
1:A:816:ALA:O	1:C:235:GLU:HB2	1.75	0.87
1:B:348:GLN:HE21	1:B:348:GLN:C	1.78	0.87
1:C:96:MET:CE	1:C:574:LEU:HD12	2.05	0.87
1:C:198:GLN:HG3	1:C:199:VAL:N	1.90	0.87
1:C:544:ARG:HH11	1:C:544:ARG:CB	1.88	0.87
1:F:566:PHE:O	1:F:570:LYS:HB2	1.74	0.87
1:F:676:ARG:HE	1:F:921:GLU:HG3	1.39	0.87
1:F:740:PRO:HG2	1:J:339:THR:HG22	1.54	0.87
1:G:435:ALA:O	1:H:277:TYR:CE1	2.28	0.87
1:I:260:TYR:CE2	1:I:282:ILE:CG2	2.58	0.87
1:I:429:THR:HG22	1:I:430:ASN:H	1.39	0.87
1:K:20:ALA:HB1	7:8:9:LEU:HD13	0.88	0.87
1:K:246:ASN:ND2	1:K:247:GLU:N	2.23	0.87
1:L:24:LEU:H	1:L:24:LEU:HD12	1.39	0.87
1:L:719:LYS:O	1:L:745:ILE:HG22	1.74	0.87
4:M:385:ASN:OD1	4:M:385:ASN:O	1.90	0.87
5:Q:35:THR:CA	5:Q:43:PRO:CG	2.53	0.87
5:S:33:GLY:HA3	5:S:44:ALA:C	1.94	0.87
6:U:3:LYS:HD3	6:U:3:LYS:H	1.40	0.87
1:A:422:THR:O	1:B:264:PRO:HD3	1.75	0.87
1:B:83:ARG:HB2	1:B:582:GLU:CB	2.02	0.87
1:B:197:PRO:HA	1:C:831:TYR:CD1	2.10	0.87
1:C:103:ILE:CG2	1:C:610:PHE:CD2	2.57	0.87
1:C:724:MET:HG2	1:C:729:VAL:CG1	2.05	0.87
1:D:465:GLN:HA	1:D:465:GLN:OE1	1.73	0.87

*Continued on next page...*



*Continued from previous page...*

Atom-1	Atom-2	Interatomic distance (Å)	Clash overlap (Å)
1:E:358:LEU:HD21	1:E:947:ALA:HB2	1.55	0.87
1:F:103:ILE:HG13	1:F:613:VAL:CG1	2.05	0.87
1:F:739:THR:HG21	1:F:744:GLU:HB2	1.57	0.87
1:G:515:ASP:OD1	1:G:516:ALA:N	2.08	0.87
1:H:21:SER:HB3	7:5:11:PRO:HG2	1.55	0.87
1:I:449:GLN:O	1:I:449:GLN:HG3	1.74	0.87
1:I:682:ARG:HH21	1:I:907:VAL:HG21	1.40	0.87
1:K:589:VAL:HG23	1:K:593:LEU:HD12	1.56	0.87
1:K:635:ARG:O	1:K:930:GLN:O	1.93	0.87
5:R:8:PHE:HE2	5:R:9:GLU:HB2	1.14	0.87
1:A:202:GLU:HB3	1:B:313:VAL:HG11	1.57	0.87
1:B:368:GLN:NE2	1:B:377:ARG:CZ	2.38	0.87
1:B:600:ASP:OD1	1:B:700:VAL:HG13	1.75	0.87
1:C:436:GLU:O	1:C:436:GLU:HG3	1.75	0.87
1:D:446:ILE:HG22	1:D:446:ILE:O	1.72	0.87
1:D:623:ALA:HB3	1:D:626:THR:HG22	1.57	0.87
1:G:20:ALA:HA	1:G:23:TYR:CE2	2.10	0.87
1:G:707:TYR:HE1	1:G:917:TYR:HE1	0.94	0.87
1:H:204:TRP:CD1	1:H:415:ASN:OD1	2.28	0.87
1:H:424:GLN:O	1:I:261:PHE:HA	1.75	0.87
1:H:747:ARG:CB	1:H:762:THR:HG23	2.04	0.87
1:J:655:PRO:HB3	5:R:8:PHE:HZ	1.39	0.87
1:K:658:ALA:HB2	1:K:913:PRO:HD3	1.31	0.87
1:K:949:ASN:H	1:K:949:ASN:ND2	1.70	0.87
1:L:572:LEU:CD1	1:L:641:GLN:OE1	2.22	0.87
4:M:149:PRO:HG2	4:M:207:ARG:NH2	1.89	0.87
7:5:21:THR:HG22	7:5:21:THR:O	1.73	0.87
1:A:681:THR:CG2	1:A:682:ARG:H	1.83	0.86
1:B:831:TYR:H	1:B:838:GLN:HE21	1.19	0.86
1:C:241:LYS:HE2	1:C:256:ILE:CD1	1.90	0.86
1:D:198:GLN:CD	1:E:838:GLN:CA	2.42	0.86
1:E:163:GLY:N	1:E:199:VAL:CG2	2.38	0.86
1:E:514:VAL:HG22	1:E:514:VAL:O	1.74	0.86
1:F:135:TRP:CH2	1:F:153:VAL:CG1	2.58	0.86
1:F:243:LYS:N	1:F:243:LYS:HD3	1.89	0.86
1:F:837:ARG:O	1:F:837:ARG:CG	2.16	0.86
1:G:319:ASN:N	1:G:319:ASN:HD22	1.72	0.86
1:G:482:PRO:HD3	1:G:529:MET:HB3	1.57	0.86
1:H:572:LEU:HG	1:H:573:LEU:N	1.90	0.86
1:J:199:VAL:CG1	1:J:200:GLY:H	1.88	0.86
6:U:10:MET:HE3	6:U:10:MET:HA	1.54	0.86

*Continued on next page...*



*Continued from previous page...*

Atom-1	Atom-2	Interatomic distance (Å)	Clash overlap (Å)
1:A:267:SER:H	1:A:268:PRO:HD2	1.40	0.86
1:B:46:ARG:NH2	1:C:925:VAL:HG12	1.88	0.86
1:B:159:VAL:O	1:C:840:GLN:HG3	1.76	0.86
1:B:303:THR:HG22	1:B:303:THR:O	1.72	0.86
1:B:731:TRP:CE3	1:B:732:PRO:CD	2.55	0.86
1:D:60:ARG:NH2	1:D:624:HIS:HB2	1.89	0.86
1:E:774:TYR:CG	1:E:774:TYR:CA	2.58	0.86
1:F:219:ASP:OD2	1:F:219:ASP:C	2.06	0.86
1:F:558:PHE:CD1	1:F:558:PHE:C	2.47	0.86
1:G:263:VAL:HG22	1:I:423:TYR:HE2	1.40	0.86
1:H:134:GLN:HG2	1:H:154:THR:O	1.74	0.86
1:I:651:ASN:N	1:I:651:ASN:OD1	2.07	0.86
1:J:150:GLU:OE2	1:L:443:ASP:OD2	1.92	0.86
1:K:135:TRP:CH2	1:K:309:GLU:HB2	2.10	0.86
1:K:441:GLU:HA	1:K:441:GLU:OE1	1.74	0.86
4:M:149:PRO:HG2	4:M:207:ARG:HH21	1.40	0.86
5:P:127:GLU:O	5:P:131:GLN:HG2	1.75	0.86
6:U:23:ALA:CB	6:U:212:PHE:CD2	2.50	0.86
6:U:169:LEU:HD12	7:1:30:LEU:HA	0.89	0.86
8:X:1:UNK:HA	8:Y:1:UNK:CB	2.04	0.86
1:B:79:LEU:HD22	1:B:335:TYR:CZ	2.08	0.86
1:B:196:GLU:HG2	1:B:197:PRO:CD	2.03	0.86
1:B:334:MET:CB	1:B:336:TYR:HE1	1.88	0.86
1:B:831:TYR:N	1:B:838:GLN:HE21	1.71	0.86
1:C:811:TYR:CD1	1:C:857:PRO:HD2	2.09	0.86
1:D:428:ILE:HD12	1:E:169:ASN:HB3	1.54	0.86
1:F:45:PHE:CD2	7:4:9:LEU:HD22	2.09	0.86
1:F:267:SER:HB3	1:F:268:PRO:HD2	1.56	0.86
1:I:193:PHE:CZ	1:I:284:TYR:HE1	1.89	0.86
1:I:510:ALA:HA	1:I:832:LEU:O	1.74	0.86
5:Q:36:VAL:CG2	5:Q:43:PRO:CB	2.30	0.86
1:B:28:LEU:HD22	1:C:639:HIS:HD2	1.40	0.86
1:B:775:ASN:HB3	1:B:880:MET:CE	2.05	0.86
1:C:192:THR:HG23	1:C:193:PHE:HD1	1.40	0.86
1:E:571:ASN:HD22	1:E:571:ASN:H	1.23	0.86
1:E:731:TRP:H	1:E:732:PRO:HD2	0.70	0.86
1:F:165:ILE:O	1:F:210:PHE:HE1	1.56	0.86
1:F:679:SER:HB3	1:F:870:MET:HE2	1.55	0.86
1:F:831:TYR:HD2	1:F:832:LEU:HB2	1.40	0.86
1:G:356:VAL:HB	1:G:940:TYR:CE1	2.10	0.86
1:I:425:GLY:HA3	1:I:444:ASP:HB3	1.56	0.86

*Continued on next page...*



*Continued from previous page...*

Atom-1	Atom-2	Interatomic distance (Å)	Clash overlap (Å)
1:K:196:GLU:CG	1:K:197:PRO:HD3	2.03	0.86
1:A:135:TRP:CH2	1:A:309:GLU:HB2	2.10	0.86
1:A:377:ARG:HG3	1:A:388:VAL:HG11	1.58	0.86
1:B:242:PHE:CE2	1:B:288:VAL:N	2.44	0.86
1:B:351:GLN:HE22	2:N:400:ARG:HE	1.21	0.86
1:C:746:LYS:O	1:C:746:LYS:CG	2.24	0.86
1:D:155:LYS:HE2	1:D:285:THR:HG21	1.56	0.86
1:F:88:VAL:HG13	1:F:577:GLY:H	1.41	0.86
1:F:864:PHE:O	1:F:864:PHE:CG	2.28	0.86
1:G:923:PHE:O	1:G:925:VAL:HG13	1.74	0.86
1:K:498:THR:HG23	1:K:503:TYR:CE2	2.10	0.86
1:L:103:ILE:CG2	1:L:610:PHE:HD2	1.88	0.86
1:L:134:GLN:OE1	1:L:154:THR:HG21	1.74	0.86
1:L:155:LYS:HG3	1:L:261:PHE:HZ	1.41	0.86
1:A:439:GLU:O	1:A:440:TRP:HD1	1.56	0.86
1:B:46:ARG:HH22	1:C:925:VAL:CG1	1.88	0.86
1:B:46:ARG:CD	1:C:644:ASN:ND2	2.37	0.86
1:B:57:THR:HG21	1:C:877:SER:CB	2.04	0.86
1:C:533:ASN:C	1:C:533:ASN:HD22	1.79	0.86
1:C:809:ILE:HD12	1:C:810:ASN:HB2	1.57	0.86
1:C:827:GLY:HA2	1:C:839:GLY:CA	2.05	0.86
1:F:740:PRO:HB2	1:J:339:THR:HG22	1.54	0.86
1:G:775:ASN:OD1	1:G:880:MET:SD	2.33	0.86
1:H:61:SER:CB	1:I:734:ASN:ND2	2.39	0.86
1:H:161:ALA:O	1:H:198:GLN:HB3	1.74	0.86
1:I:323:TYR:O	1:I:324:ILE:HG13	1.75	0.86
1:I:419:THR:CG2	1:I:451:GLN:HB2	2.06	0.86
1:J:278:LYS:HG3	1:J:279:ALA:N	1.90	0.86
1:K:724:MET:CE	1:K:730:SER:N	2.38	0.86
7:1:18:PHE:HD1	7:1:22:TRP:HE3	1.17	0.86
1:B:83:ARG:NH2	2:N:400:ARG:CZ	2.38	0.86
1:B:155:LYS:HD2	1:B:261:PHE:HE1	1.36	0.86
1:B:239:GLN:HE21	1:B:240:ALA:H	0.88	0.86
1:B:242:PHE:CE2	1:B:288:VAL:C	2.49	0.86
1:B:635:ARG:HH12	1:B:933:ARG:N	1.69	0.86
1:E:13:MET:SD	1:F:941:LEU:HD23	2.16	0.86
1:E:478:ALA:HA	1:E:514:VAL:HG11	1.55	0.86
1:H:92:ARG:CG	1:H:92:ARG:NH1	2.32	0.86
1:H:194:GLN:HG2	1:H:196:GLU:OE1	1.74	0.86
1:H:323:TYR:O	1:H:595:SER:CB	2.22	0.86
1:H:351:GLN:H	1:H:351:GLN:HE21	0.87	0.86

*Continued on next page...*



*Continued from previous page...*

Atom-1	Atom-2	Interatomic distance (Å)	Clash overlap (Å)
1:H:603:VAL:HA	5:Q:40:PRO:CG	2.06	0.86
1:I:64:LEU:HD11	1:I:621:PRO:HG3	1.58	0.86
1:I:243:LYS:HB3	1:I:244:PRO:HD2	1.58	0.86
1:I:508:VAL:HG22	1:I:508:VAL:O	1.74	0.86
1:J:66:LEU:HD12	1:J:66:LEU:H	1.39	0.86
1:J:124:LEU:HB2	1:K:825:ASN:HD21	1.41	0.86
1:J:663:VAL:HA	5:P:12:LEU:HD23	0.87	0.86
1:J:845:ASN:HB3	1:L:239:GLN:HE22	1.41	0.86
1:K:744:GLU:O	1:K:765:TRP:HB2	1.73	0.86
4:M:65:THR:HG22	4:M:66:ASN:H	1.38	0.86
5:Q:9:GLU:HG3	5:Q:10:GLY:H	1.39	0.86
5:Q:12:LEU:HD11	5:Q:15:PRO:HG3	1.54	0.86
5:S:8:PHE:HD2	5:S:9:GLU:HB3	1.33	0.86
1:A:41:LEU:HD23	1:A:41:LEU:H	1.41	0.86
1:A:905:PHE:CD1	1:A:916:LEU:HD21	2.11	0.86
1:B:139:GLU:HG3	1:B:152:ASP:CB	2.05	0.86
1:B:752:GLU:O	1:B:754:TYR:CD1	2.29	0.86
1:C:66:LEU:CD1	1:C:619:PHE:CE1	2.58	0.86
1:C:103:ILE:HG21	1:C:610:PHE:CE2	2.10	0.86
1:C:533:ASN:C	1:C:533:ASN:ND2	2.29	0.86
1:C:752:GLU:OE2	1:C:754:TYR:HD1	1.55	0.86
1:D:153:VAL:HG12	1:D:153:VAL:O	1.73	0.86
1:F:593:LEU:HB2	1:F:601:LEU:CD1	2.05	0.86
1:F:808:GLU:HG3	1:F:814:TYR:CZ	2.10	0.86
1:H:940:TYR:H	1:H:940:TYR:HD1	1.21	0.86
1:K:137:THR:OG1	1:K:153:VAL:HG23	1.73	0.86
1:L:137:THR:CG2	1:L:138:LYS:H	1.88	0.86
5:P:42:LEU:O	5:P:42:LEU:HD23	1.75	0.86
5:R:8:PHE:HD2	5:R:9:GLU:CA	1.86	0.86
1:B:440:TRP:CH2	1:B:446:ILE:HD13	2.09	0.86
1:B:682:ARG:HH22	1:B:910:MET:HB3	0.70	0.86
1:C:704:SER:O	1:C:706:PRO:HD3	1.75	0.86
1:D:198:GLN:NE2	1:E:838:GLN:CA	2.38	0.86
1:F:396:ARG:NH1	1:F:867:ASP:OD1	2.09	0.86
1:F:398:ILE:O	1:F:398:ILE:HG12	1.75	0.86
1:G:546:ARG:HH11	1:G:546:ARG:CG	1.89	0.86
1:J:20:ALA:HA	1:J:23:TYR:CE2	2.09	0.86
1:J:161:ALA:HB1	1:J:199:VAL:HG23	1.57	0.86
1:J:191:LYS:HB2	1:J:194:GLN:NE2	1.90	0.86
1:J:727:SER:CA	5:Q:20:ARG:HH22	1.85	0.86
1:J:762:THR:HG22	1:J:765:TRP:HB3	1.58	0.86

*Continued on next page...*



*Continued from previous page...*

Atom-1	Atom-2	Interatomic distance (Å)	Clash overlap (Å)
1:K:453:CYS:HB3	1:L:159:VAL:HG22	1.56	0.86
7:4:17:PRO:HG2	7:4:22:TRP:NE1	1.91	0.86
7:4:19:MET:O	7:4:21:THR:N	2.09	0.86
1:A:3:THR:HG1	1:A:4:PRO:HD3	1.38	0.86
1:A:198:GLN:HB3	1:B:839:GLY:N	1.91	0.86
1:A:398:ILE:HD11	1:A:477:VAL:HG21	1.58	0.86
1:C:567:PHE:CE1	1:C:926:VAL:CG1	2.59	0.86
1:C:922:VAL:HG22	1:C:923:PHE:N	1.90	0.86
1:E:948:GLY:C	6:U:105:GLY:HA2	1.96	0.86
1:F:214:ARG:HH12	1:F:241:LYS:CE	1.88	0.86
1:G:730:SER:OG	1:G:732:PRO:HD2	1.73	0.86
1:K:135:TRP:N	1:K:135:TRP:CD1	2.43	0.86
5:Q:45:ASN:H	5:Q:45:ASN:ND2	1.71	0.86
5:R:34:SER:HA	5:R:43:PRO:CD	2.05	0.86
1:A:262:ASP:O	1:C:423:TYR:CB	2.24	0.85
1:B:241:LYS:HD3	1:B:286:GLU:OE1	1.75	0.85
1:B:398:ILE:HD11	1:B:477:VAL:CG2	2.00	0.85
1:B:533:ASN:HD21	1:B:536:ASN:HD21	1.21	0.85
1:C:357:ASP:OD1	1:C:566:PHE:HE1	1.50	0.85
1:C:790:ARG:HB3	1:C:790:ARG:NH1	1.90	0.85
1:E:428:ILE:CG2	1:F:169:ASN:HD21	1.68	0.85
1:E:774:TYR:CG	1:E:774:TYR:N	2.44	0.85
1:G:438:SER:HB2	1:H:277:TYR:O	1.76	0.85
1:H:722:SER:O	1:H:903:MET:HB2	1.74	0.85
1:K:662:ASN:HA	1:K:906:GLU:HA	1.57	0.85
1:L:659:LYS:HB2	1:L:659:LYS:NZ	1.91	0.85
7:9:9:LEU:C	7:9:11:PRO:CD	2.44	0.85
1:A:893:LEU:HD22	1:C:10:TRP:CZ3	2.11	0.85
1:B:135:TRP:CZ2	1:B:309:GLU:HB2	2.11	0.85
1:B:315:GLN:NE2	1:B:836:MET:HE3	1.90	0.85
1:C:244:PRO:HD3	1:C:253:ASP:O	1.76	0.85
1:C:361:ARG:HH11	1:C:567:PHE:HE2	1.21	0.85
1:D:202:GLU:OE1	1:D:206:GLU:OE2	1.93	0.85
1:E:25:SER:HB3	1:F:639:HIS:CE1	2.11	0.85
1:E:162:THR:OG1	1:E:193:PHE:CD2	2.27	0.85
1:E:410:TYR:HE2	1:F:414:LEU:HD21	1.39	0.85
1:E:452:ILE:HG22	1:F:159:VAL:N	1.89	0.85
1:E:896:ASN:OD1	1:E:896:ASN:C	2.15	0.85
1:F:67:ARG:O	1:F:67:ARG:CG	2.18	0.85
1:F:513:LEU:HD13	1:F:819:LEU:CD2	2.06	0.85
1:F:682:ARG:CZ	1:F:907:VAL:HG11	2.06	0.85

*Continued on next page...*



*Continued from previous page...*

Atom-1	Atom-2	Interatomic distance (Å)	Clash overlap (Å)
1:G:837:ARG:HH21	1:H:456:ASN:HB2	1.39	0.85
1:H:94:LEU:HD13	1:H:619:PHE:HE1	1.35	0.85
1:I:198:GLN:O	1:I:200:GLY:N	2.08	0.85
1:I:260:TYR:CD2	1:I:282:ILE:HG23	2.09	0.85
1:I:419:THR:HG21	1:I:451:GLN:HB2	1.57	0.85
1:I:831:TYR:CB	1:I:838:GLN:HE22	1.88	0.85
1:J:166:ASN:HB3	1:J:173:LEU:HD23	1.57	0.85
1:J:249:GLU:HG3	1:J:250:GLN:HG2	1.58	0.85
1:J:925:VAL:HG11	1:L:46:ARG:HH22	1.35	0.85
1:K:440:TRP:N	1:K:440:TRP:CE3	2.44	0.85
1:L:323:TYR:HB2	1:L:596:SER:HB3	1.56	0.85
1:L:477:VAL:CG1	1:L:478:ALA:H	1.88	0.85
1:L:675:PHE:HA	1:L:944:PRO:HG2	1.58	0.85
6:V:62:THR:HG21	6:V:190:GLU:HB3	1.57	0.85
1:A:204:TRP:HE3	1:B:313:VAL:HG13	1.08	0.85
1:A:877:SER:HB3	1:C:57:THR:CG2	2.06	0.85
1:B:131:ASN:HB2	1:B:132:PRO:CD	2.05	0.85
1:C:17:GLY:O	7:1:19:MET:O	1.92	0.85
1:D:6:MET:CE	1:D:9:GLN:HB3	2.07	0.85
1:E:543:LEU:O	1:E:543:LEU:CD1	2.22	0.85
1:F:676:ARG:HE	1:F:921:GLU:CG	1.89	0.85
1:G:276:GLU:HB3	1:I:440:TRP:CE2	2.10	0.85
1:H:46:ARG:HG3	1:H:46:ARG:NH1	1.74	0.85
1:H:445:ALA:CB	1:H:449:GLN:HA	2.04	0.85
1:K:409:ASN:HD22	1:K:409:ASN:N	1.66	0.85
1:L:398:ILE:HD12	1:L:399:GLU:N	1.92	0.85
4:M:176:SER:OG	4:M:191:ARG:C	2.14	0.85
5:S:33:GLY:HA3	5:S:43:PRO:O	1.76	0.85
1:B:372:ASP:O	1:B:375:GLY:O	1.94	0.85
1:C:267:SER:OG	1:C:268:PRO:HD3	1.74	0.85
1:C:327:ARG:NH1	1:C:705:ILE:HD12	1.90	0.85
1:D:181:GLU:HG2	1:D:181:GLU:O	1.73	0.85
1:D:462:ILE:HG12	1:D:463:ASN:H	1.40	0.85
1:D:866:CYS:SG	1:D:869:VAL:HG11	2.16	0.85
1:E:162:THR:HG23	1:E:163:GLY:H	1.40	0.85
1:H:659:LYS:HB2	1:H:659:LYS:HZ2	0.72	0.85
1:J:18:GLN:HA	1:J:18:GLN:HE21	1.39	0.85
6:U:215:ASN:HB2	6:U:223:VAL:HG13	1.55	0.85
1:B:83:ARG:HA	1:B:582:GLU:HA	1.58	0.85
1:B:531:ASN:O	1:B:713:TYR:HE1	1.58	0.85
1:C:687:GLU:HB2	1:C:701:TYR:CE2	2.11	0.85

*Continued on next page...*



*Continued from previous page...*

Atom-1	Atom-2	Interatomic distance (Å)	Clash overlap (Å)
1:D:427:LYS:CG	1:D:441:GLU:CG	2.51	0.85
1:D:752:GLU:O	1:D:752:GLU:HG3	1.77	0.85
1:E:155:LYS:CE	1:E:261:PHE:CZ	2.58	0.85
1:E:172:LEU:CD2	1:E:193:PHE:CE2	2.60	0.85
1:I:258:PHE:HE2	1:I:284:TYR:HE2	0.89	0.85
1:J:674:ALA:HB2	1:L:10:TRP:CZ2	2.12	0.85
1:K:594:GLN:O	1:K:594:GLN:HG3	1.76	0.85
4:M:177:GLU:C	4:M:178:VAL:CG2	2.41	0.85
1:B:242:PHE:CZ	1:B:287:ASN:CB	2.56	0.85
1:C:198:GLN:HG3	1:C:199:VAL:H	1.41	0.85
1:C:422:THR:CA	1:C:450:ASN:O	2.20	0.85
1:D:635:ARG:HH11	1:D:635:ARG:HG3	1.41	0.85
1:G:358:LEU:HD22	1:G:942:ARG:HH11	1.41	0.85
1:G:449:GLN:HG3	1:H:153:VAL:HG22	1.58	0.85
1:I:173:LEU:HB2	1:I:185:LYS:NZ	1.92	0.85
1:J:836:MET:HE2	1:L:203:ASN:HA	1.53	0.85
1:K:244:PRO:O	1:K:246:ASN:N	2.10	0.85
5:S:42:LEU:N	5:S:43:PRO:HD3	1.91	0.85
1:A:267:SER:H	1:A:268:PRO:CD	1.89	0.85
1:A:427:LYS:HG3	1:A:441:GLU:OE1	1.75	0.85
1:B:670:ARG:NH2	2:N:92:GLU:CD	2.29	0.85
1:C:747:ARG:NH2	1:C:754:TYR:CB	2.37	0.85
1:C:802:SER:CB	1:C:861:GLN:O	2.24	0.85
1:D:481:LEU:HD23	1:D:529:MET:HG2	1.56	0.85
1:F:536:ASN:CB	1:F:596:SER:O	2.21	0.85
1:F:641:GLN:HE21	1:F:641:GLN:N	1.73	0.85
1:G:18:GLN:HG2	1:G:23:TYR:HB3	1.59	0.85
1:I:229:PHE:O	1:I:229:PHE:CD2	2.29	0.85
1:J:623:ALA:HB3	1:J:626:THR:CG2	2.06	0.85
1:J:926:VAL:HG13	1:J:940:TYR:HD2	1.39	0.85
1:L:270:ALA:HB2	1:L:277:TYR:CB	2.07	0.85
1:L:630:LEU:O	1:L:634:LEU:HB2	1.76	0.85
2:N:144:VAL:CG1	2:N:145:VAL:H	1.88	0.85
1:B:155:LYS:CD	1:B:261:PHE:CE1	2.60	0.85
1:C:250:GLN:CG	1:C:251:PRO:HD2	2.06	0.85
1:D:524:TRP:HA	1:D:524:TRP:CE3	2.09	0.85
1:E:246:ASN:HD21	1:E:249:GLU:HB2	1.39	0.85
1:F:870:MET:O	1:F:872:ARG:HG2	1.76	0.85
1:G:443:ASP:HB3	1:H:150:GLU:CB	2.04	0.85
1:H:134:GLN:HA	1:H:154:THR:C	1.96	0.85
1:H:352:LEU:O	6:V:110:GLY:HA3	1.75	0.85

*Continued on next page...*



*Continued from previous page...*

Atom-1	Atom-2	Interatomic distance (Å)	Clash overlap (Å)
1:H:574:LEU:HA	1:H:930:GLN:HE22	1.42	0.85
1:H:828:PHE:CZ	1:H:841:PRO:HG3	2.11	0.85
1:J:199:VAL:HG12	1:J:200:GLY:N	1.91	0.85
1:A:159:VAL:HG11	1:B:840:GLN:HB2	1.57	0.85
1:A:493:LYS:HG2	1:A:494:LEU:H	1.41	0.85
1:B:942:ARG:NH2	2:N:95:THR:CG2	2.38	0.85
1:C:139:GLU:HB3	1:C:152:ASP:OD2	1.77	0.85
1:C:734:ASN:O	1:C:736:ARG:HG2	1.73	0.85
1:D:449:GLN:HB3	1:E:153:VAL:HA	1.59	0.85
1:E:28:LEU:HD13	1:F:633:MET:CE	2.06	0.85
1:E:75:ALA:HB2	1:E:80:TYR:CD1	2.12	0.85
1:E:204:TRP:HZ3	1:F:313:VAL:CG1	1.89	0.85
1:E:282:ILE:HG12	1:E:283:LEU:N	1.90	0.85
1:E:806:VAL:HG22	1:E:856:VAL:HG21	1.58	0.85
1:F:300:LYS:HG2	1:F:301:PRO:HD2	1.59	0.85
1:F:804:GLN:O	1:F:850:LEU:HD11	1.77	0.85
1:F:807:ASP:OD1	1:F:808:GLU:N	2.10	0.85
1:H:480:TYR:OH	1:H:538:PRO:HD3	1.77	0.85
1:J:103:ILE:HD13	1:J:610:PHE:CD2	2.10	0.85
1:J:438:SER:CB	1:K:278:LYS:HB2	2.06	0.85
1:K:161:ALA:C	1:K:198:GLN:CG	2.33	0.85
1:L:114:LYS:O	1:L:322:ASN:O	1.94	0.85
1:L:310:ILE:CG1	1:L:310:ILE:CG2	2.54	0.85
1:B:653:LEU:HG	1:B:915:LEU:HD13	0.91	0.85
1:D:667:ILE:HD13	1:D:901:LEU:HD23	1.58	0.85
1:D:804:GLN:NE2	1:F:551:GLY:CA	2.39	0.85
1:G:878:ASN:H	1:G:878:ASN:ND2	1.74	0.85
1:I:69:VAL:HG23	1:I:70:PRO:HD2	1.57	0.85
1:I:529:MET:O	1:I:529:MET:HG2	1.74	0.85
1:L:52:PRO:HG3	7:8:23:ASN:HD22	1.41	0.85
1:L:463:ASN:O	1:L:467:ASN:CB	2.25	0.85
1:L:651:ASN:ND2	1:L:917:TYR:OH	2.08	0.85
7:5:15:THR:CG2	7:5:16:ARG:N	2.39	0.85
1:A:681:THR:HG23	1:A:682:ARG:N	1.84	0.84
1:B:19:ASP:HB2	1:B:47:ASN:CB	2.06	0.84
1:C:55:ASP:O	1:C:623:ALA:CB	2.24	0.84
1:E:575:LEU:N	1:E:575:LEU:HD22	1.92	0.84
1:F:689:PRO:HA	1:F:699:PHE:CD1	2.12	0.84
1:G:263:VAL:HG13	1:G:264:PRO:HD2	1.59	0.84
1:H:106:VAL:HG13	5:S:59:LEU:HD21	1.55	0.84
1:I:135:TRP:NE1	1:I:156:THR:OG1	2.10	0.84

*Continued on next page...*



*Continued from previous page...*

Atom-1	Atom-2	Interatomic distance (Å)	Clash overlap (Å)
1:I:425:GLY:HA3	1:I:444:ASP:CB	2.07	0.84
1:I:644:ASN:H	1:I:644:ASN:ND2	1.75	0.84
1:J:294:ASP:O	1:J:319:ASN:CG	2.16	0.84
1:J:636:ASN:HD21	1:J:638:THR:H	1.18	0.84
1:J:682:ARG:NH1	1:J:910:MET:CE	2.39	0.84
1:J:738:LEU:O	1:L:63:ARG:NH2	2.10	0.84
1:J:911:ASP:OD1	1:J:911:ASP:N	2.10	0.84
1:L:310:ILE:CG1	1:L:310:ILE:CA	2.54	0.84
1:L:417:THR:HG22	1:L:418:GLY:N	1.91	0.84
7:7:9:LEU:HD12	7:7:10:ALA:H	1.41	0.84
1:B:69:VAL:HG22	1:B:70:PRO:HD2	1.59	0.84
1:B:589:VAL:HB	1:B:607:SER:HB3	1.60	0.84
1:D:747:ARG:CZ	1:D:752:GLU:OE2	2.25	0.84
1:E:135:TRP:HE1	1:E:156:THR:CG2	1.90	0.84
1:F:94:LEU:CD1	1:F:617:ALA:HB1	2.07	0.84
1:F:811:TYR:HD2	1:F:814:TYR:HB2	1.39	0.84
1:G:194:GLN:HB3	1:G:197:PRO:HD2	1.59	0.84
1:H:235:GLU:HB3	1:I:815:LYS:CB	2.05	0.84
1:I:135:TRP:CE2	1:I:309:GLU:HB3	2.12	0.84
1:I:653:LEU:HD23	1:I:917:TYR:HD2	1.42	0.84
1:J:682:ARG:NH1	1:J:910:MET:HE2	1.92	0.84
5:Q:53:THR:HG22	5:Q:53:THR:O	1.77	0.84
7:8:9:LEU:O	7:8:11:PRO:HD3	1.77	0.84
1:B:328:ASP:HB2	1:B:546:ARG:NH1	1.91	0.84
1:C:241:LYS:NZ	1:C:256:ILE:CG1	2.40	0.84
1:C:250:GLN:HE21	1:C:251:PRO:CG	1.90	0.84
1:C:892:MET:HE2	1:C:892:MET:HA	1.58	0.84
1:D:198:GLN:CD	1:E:838:GLN:HB2	1.97	0.84
1:D:752:GLU:O	1:D:752:GLU:CG	2.24	0.84
1:E:135:TRP:CH2	1:E:309:GLU:CG	2.59	0.84
1:G:543:LEU:HA	1:G:546:ARG:NH1	1.90	0.84
1:H:19:ASP:HB2	1:H:47:ASN:HB2	1.59	0.84
1:H:912:GLU:HB2	1:H:913:PRO:HD2	1.58	0.84
1:K:26:PRO:O	1:K:29:VAL:HG12	1.77	0.84
1:L:38:TYR:OH	7:9:24:GLU:HB2	1.76	0.84
2:N:44:TYR:CE1	2:N:83:VAL:HG21	2.12	0.84
4:M:223:SER:O	4:M:223:SER:OG	1.87	0.84
1:B:769:GLN:CG	1:B:794:PHE:CE1	2.60	0.84
1:C:21:SER:OG	7:2:11:PRO:HG2	1.77	0.84
1:C:121:TYR:HB2	1:C:227:GLY:HA2	1.59	0.84
1:D:682:ARG:CZ	1:D:910:MET:SD	2.64	0.84

*Continued on next page...*



*Continued from previous page...*

Atom-1	Atom-2	Interatomic distance (Å)	Clash overlap (Å)
1:E:774:TYR:CB	1:E:774:TYR:CD1	2.58	0.84
1:F:526:LEU:HD22	1:F:526:LEU:N	1.93	0.84
1:H:71:VAL:CG1	1:H:71:VAL:CA	2.54	0.84
1:J:262:ASP:OD1	1:J:263:VAL:O	1.96	0.84
1:J:536:ASN:HB3	1:J:596:SER:O	1.76	0.84
1:J:754:TYR:O	1:J:763:LYS:HB2	1.76	0.84
2:N:292:VAL:HG22	2:N:326:VAL:HG21	1.56	0.84
6:V:201:PHE:HD2	6:V:208:TYR:HD2	0.91	0.84
1:C:330:PHE:CZ	1:C:385:ASN:OD1	2.29	0.84
1:C:642:SER:HB3	1:C:927:ARG:HB2	1.60	0.84
1:C:720:LYS:NZ	1:C:742:GLU:OE2	2.09	0.84
1:D:449:GLN:CB	1:E:153:VAL:HA	2.07	0.84
1:G:730:SER:O	1:G:733:GLY:N	2.09	0.84
1:H:440:TRP:O	1:H:440:TRP:CD1	2.31	0.84
1:J:134:GLN:HB2	1:J:155:LYS:HD2	1.59	0.84
1:J:155:LYS:NZ	1:J:285:THR:HB	1.92	0.84
1:J:333:LEU:HD12	1:J:592:ILE:CG2	2.07	0.84
1:K:20:ALA:HA	1:K:23:TYR:CE2	2.13	0.84
1:K:658:ALA:HB1	1:K:913:PRO:HD3	1.60	0.84
4:M:169:MET:HG2	4:M:240:PHE:CD1	2.13	0.84
6:U:71:PRO:C	6:U:73:ASN:H	1.75	0.84
6:V:223:VAL:CG1	6:V:224:ASP:H	1.90	0.84
7:6:24:GLU:O	7:6:24:GLU:CD	2.14	0.84
1:A:269:PRO:HA	1:A:274:GLY:O	1.77	0.84
1:B:329:ASN:HD21	1:B:386:SER:HB2	1.42	0.84
1:B:415:ASN:HD21	1:B:418:GLY:CA	1.91	0.84
1:D:427:LYS:HG3	1:D:439:GLU:HB2	1.57	0.84
1:E:101:PHE:HZ	1:E:581:TYR:HE2	1.23	0.84
1:E:152:ASP:C	1:E:154:THR:H	1.79	0.84
1:F:664:PRO:HB2	5:P:18:THR:HG21	1.57	0.84
1:J:523:ARG:O	1:J:523:ARG:HG3	1.77	0.84
1:J:839:GLY:HA2	1:L:198:GLN:CG	2.07	0.84
1:A:200:GLY:O	1:A:206:GLU:OE1	1.94	0.84
1:A:310:ILE:HA	1:C:205:GLN:HE22	1.41	0.84
1:B:188:TYR:O	1:B:256:ILE:HD13	1.75	0.84
1:B:435:ALA:CB	1:C:270:ALA:CB	2.54	0.84
1:C:52:PRO:HB3	7:1:24:GLU:HB3	1.58	0.84
1:D:281:ILE:HD11	1:F:452:ILE:CG2	2.07	0.84
1:D:453:CYS:HB3	1:E:159:VAL:HG22	1.60	0.84
1:E:28:LEU:HD13	1:F:633:MET:HE3	1.58	0.84
1:E:719:LYS:HE3	1:E:908:ASP:OD1	1.78	0.84

*Continued on next page...*



*Continued from previous page...*

Atom-1	Atom-2	Interatomic distance (Å)	Clash overlap (Å)
1:F:603:VAL:HA	5:R:40:PRO:CB	2.08	0.84
1:G:445:ALA:HB2	1:G:449:GLN:CG	2.08	0.84
1:I:203:ASN:HB3	1:I:204:TRP:CD1	2.12	0.84
1:J:714:LEU:HD12	1:J:714:LEU:C	1.95	0.84
1:K:75:ALA:HB2	1:K:80:TYR:CE1	2.12	0.84
1:L:371:LEU:HD12	1:L:377:ARG:NE	1.91	0.84
4:M:198:ASN:HA	6:U:199:ASN:ND2	1.92	0.84
5:R:39:ARG:CG	5:R:41:VAL:HG23	2.08	0.84
1:A:838:GLN:HB2	1:C:198:GLN:CG	2.06	0.84
1:B:620:PHE:CE1	1:C:880:MET:CE	2.60	0.84
1:B:808:GLU:HG2	1:B:814:TYR:CD2	2.13	0.84
1:D:198:GLN:NE2	1:E:838:GLN:CB	2.41	0.84
1:E:234:ASN:HD22	1:E:236:LYS:HB3	1.42	0.84
1:H:533:ASN:HD21	1:H:535:PHE:HB2	1.43	0.84
1:K:205:GLN:NE2	1:K:205:GLN:HA	1.93	0.84
1:L:798:PHE:CD2	1:L:798:PHE:O	2.30	0.84
5:P:66:ALA:O	5:P:70:ALA:CB	2.25	0.84
5:R:82:MET:O	5:R:82:MET:HG2	1.77	0.84
6:V:69:LEU:CD2	6:V:69:LEU:N	2.23	0.84
1:A:533:ASN:CB	1:A:713:TYR:CE2	2.61	0.84
1:B:339:THR:HG23	1:B:342:MET:HE1	1.59	0.84
1:C:486:LYS:HG2	1:C:509:VAL:HG12	1.59	0.84
1:E:65:THR:CG2	1:F:738:LEU:CD1	2.51	0.84
1:E:77:THR:HA	5:P:76:ARG:HH21	1.24	0.84
1:F:759:CYS:SG	1:F:864:PHE:HB3	2.17	0.84
1:I:575:LEU:HB3	1:I:576:PRO:HD2	1.59	0.84
1:I:656:ILE:HG22	1:I:663:VAL:HG22	1.60	0.84
1:I:908:ASP:OD1	1:I:908:ASP:N	2.10	0.84
1:K:131:ASN:N	1:K:131:ASN:HD22	1.72	0.84
1:L:667:ILE:HD11	1:L:920:PHE:HZ	1.16	0.84
1:L:837:ARG:O	1:L:837:ARG:CG	2.25	0.84
1:A:455:GLY:O	1:A:456:ASN:O	1.94	0.84
1:B:116:TYR:CB	1:C:520:ILE:CG2	2.56	0.84
1:B:327:ARG:NH2	1:B:705:ILE:CD1	2.41	0.84
1:C:167:ILE:HD12	1:C:280:ASP:OD2	1.76	0.84
1:C:489:PRO:HG2	1:C:492:VAL:HG21	1.58	0.84
1:C:527:ASP:N	1:C:528:PRO:HD2	1.93	0.84
1:D:110:GLY:HA3	1:D:604:ASP:HB3	1.59	0.84
1:F:463:ASN:HD21	1:F:466:ALA:CB	1.90	0.84
1:F:731:TRP:C	1:F:733:GLY:H	1.80	0.84
1:G:196:GLU:HG3	1:H:831:TYR:CE1	2.13	0.84

*Continued on next page...*



*Continued from previous page...*

Atom-1	Atom-2	Interatomic distance (Å)	Clash overlap (Å)
1:G:356:VAL:CB	1:G:940:TYR:CE1	2.61	0.84
1:H:24:LEU:HD11	7:5:9:LEU:HD22	1.59	0.84
1:J:201:GLU:OE1	1:K:299:TYR:CZ	2.31	0.84
1:K:73:ARG:NH2	1:K:612:SER:HB2	1.92	0.84
1:K:819:LEU:N	1:K:820:PRO:CD	2.41	0.84
1:K:824:ASN:HA	1:K:844:ALA:CB	2.05	0.84
1:C:831:TYR:HB3	1:C:838:GLN:HE22	1.42	0.83
1:E:19:ASP:O	1:E:47:ASN:HB3	1.77	0.83
1:F:38:TYR:OH	7:4:24:GLU:HB2	1.78	0.83
1:F:136:GLU:OE2	1:F:218:LYS:CE	2.26	0.83
1:F:370:LEU:CD2	1:F:570:LYS:HZ1	1.78	0.83
1:G:13:MET:SD	1:H:941:LEU:HB2	2.18	0.83
1:H:82:ALA:CB	1:H:613:VAL:HG21	2.06	0.83
1:H:670:ARG:NH2	1:H:945:PHE:HA	1.93	0.83
1:K:240:ALA:O	1:K:288:VAL:CG1	2.18	0.83
1:K:377:ARG:HH11	1:K:388:VAL:HB	1.41	0.83
1:L:327:ARG:HG2	1:L:592:ILE:O	1.78	0.83
1:L:773:HIS:CD2	1:L:794:PHE:CB	2.61	0.83
5:R:2:ASN:OD1	5:R:6:GLY:HA2	1.78	0.83
5:S:8:PHE:CD2	5:S:9:GLU:CB	2.60	0.83
5:S:14:SER:HB3	5:S:15:PRO:HD3	1.59	0.83
1:A:438:SER:CB	1:B:278:LYS:HD2	2.07	0.83
1:E:174:LEU:HD21	1:E:186:ASP:OD2	1.77	0.83
1:E:235:GLU:HB3	1:F:816:ALA:H	1.44	0.83
1:E:422:THR:O	1:F:264:PRO:HG3	1.78	0.83
1:E:474:TYR:CA	1:E:478:ALA:HB3	2.08	0.83
1:E:587:LYS:HG3	1:E:610:PHE:HE1	1.43	0.83
1:E:685:THR:HG22	1:E:913:PRO:O	1.77	0.83
1:F:324:ILE:HG12	1:F:595:SER:HB2	1.61	0.83
1:G:246:ASN:O	1:G:247:GLU:O	1.96	0.83
1:G:364:GLU:HA	1:G:364:GLU:OE1	1.76	0.83
1:G:426:VAL:HG12	1:G:439:GLU:O	1.77	0.83
1:G:649:ALA:CB	1:G:919:LEU:CD1	2.56	0.83
1:I:260:TYR:CD2	1:I:282:ILE:HG22	2.13	0.83
1:K:59:ASP:OD1	1:K:60:ARG:N	2.11	0.83
1:L:943:THR:HG23	6:V:16:GLN:HE22	1.41	0.83
6:U:13:TYR:CD1	6:U:188:PHE:CG	2.66	0.83
1:B:81:LYS:NZ	2:N:404:GLN:HB3	1.94	0.83
1:C:831:TYR:HB2	1:C:838:GLN:NE2	1.86	0.83
1:C:905:PHE:CZ	1:C:918:LEU:HD13	2.13	0.83
1:E:49:THR:HB	1:F:884:ALA:H	1.42	0.83

*Continued on next page...*



*Continued from previous page...*

Atom-1	Atom-2	Interatomic distance (Å)	Clash overlap (Å)
1:E:180:ALA:CB	1:E:182:ASN:CG	2.46	0.83
1:E:444:ASP:HB3	1:E:449:GLN:NE2	1.90	0.83
1:G:162:THR:CB	1:G:193:PHE:CD1	2.60	0.83
1:H:191:LYS:C	1:H:193:PHE:H	1.78	0.83
1:H:650:ALA:HB1	1:H:942:ARG:CZ	2.08	0.83
1:H:692:GLY:HA3	5:Q:23:GLY:O	1.78	0.83
1:I:448:ARG:HG3	1:I:449:GLN:HG2	1.57	0.83
1:J:201:GLU:CD	1:J:201:GLU:H	1.80	0.83
1:K:199:VAL:HG12	1:K:199:VAL:O	1.78	0.83
1:L:7:MET:HG2	1:L:8:PRO:HD3	0.84	0.83
1:L:429:THR:HG22	1:L:430:ASN:N	1.91	0.83
1:L:906:GLU:O	1:L:906:GLU:CG	2.19	0.83
2:N:115:HIS:ND1	2:N:469:PRO:HG3	1.93	0.83
4:M:169:MET:HG2	4:M:240:PHE:HD1	1.43	0.83
7:2:16:ARG:HH12	7:2:21:THR:CG2	1.89	0.83
1:A:172:LEU:CB	1:A:186:ASP:OD2	2.26	0.83
1:A:277:TYR:HE1	1:A:279:ALA:HA	1.40	0.83
1:B:19:ASP:CB	1:B:47:ASN:HB2	2.07	0.83
1:B:480:TYR:OH	1:B:538:PRO:HD3	1.78	0.83
1:C:243:LYS:CD	1:C:243:LYS:N	2.38	0.83
1:D:20:ALA:H	1:D:47:ASN:HB3	1.42	0.83
1:D:661:THR:O	1:D:907:VAL:O	1.94	0.83
1:D:731:TRP:CG	1:D:732:PRO:CD	2.60	0.83
1:F:666:SER:HA	1:F:902:ASP:HB3	1.61	0.83
1:G:141:GLN:CB	1:I:446:ILE:CD1	2.57	0.83
1:H:134:GLN:HG2	1:H:154:THR:C	1.99	0.83
1:H:798:PHE:CD2	1:H:800:PRO:HD3	2.13	0.83
1:I:415:ASN:OD1	1:I:417:THR:O	1.95	0.83
1:I:417:THR:HG22	1:I:457:VAL:HG13	1.58	0.83
1:J:97:ALA:HB3	1:K:779:GLN:O	1.76	0.83
1:J:114:LYS:NZ	1:J:116:TYR:O	2.11	0.83
1:J:233:THR:O	1:K:815:LYS:CD	2.26	0.83
1:J:595:SER:HB3	1:J:702:SER:OG	1.78	0.83
1:J:662:ASN:O	1:J:664:PRO:HD3	1.78	0.83
1:J:732:PRO:HG3	1:J:743:PHE:CE1	2.13	0.83
1:J:877:SER:OG	1:L:57:THR:HG21	1.79	0.83
1:K:90:ASP:O	1:K:91:ASN:CB	2.25	0.83
1:K:410:TYR:HE2	1:L:414:LEU:HD21	1.44	0.83
1:L:362:ASN:HD21	1:L:365:LEU:HB3	1.43	0.83
2:N:334:ASP:HB2	2:N:449:ASP:OD2	1.77	0.83
4:M:18:PRO:CG	4:M:22:ALA:HB2	2.08	0.83

*Continued on next page...*



*Continued from previous page...*

Atom-1	Atom-2	Interatomic distance (Å)	Clash overlap (Å)
5:Q:32:MET:SD	5:Q:45:ASN:HA	2.18	0.83
1:A:444:ASP:CA	1:B:152:ASP:HA	2.08	0.83
1:B:651:ASN:CB	1:B:919:LEU:HD23	2.09	0.83
1:C:262:ASP:OD1	1:C:279:ALA:HB3	1.77	0.83
1:D:246:ASN:ND2	1:D:251:PRO:HA	1.92	0.83
1:F:33:ARG:HD2	7:4:12:ARG:HB3	1.59	0.83
1:F:72:ASP:O	1:F:72:ASP:CG	2.16	0.83
1:F:103:ILE:CG1	1:F:613:VAL:CG1	2.56	0.83
1:F:151:LYS:HG2	1:F:154:THR:CB	2.09	0.83
1:F:452:ILE:O	1:F:454:LYS:N	2.10	0.83
1:G:337:ASN:HA	1:G:357:ASP:OD2	1.78	0.83
1:I:138:LYS:HD3	1:I:149:GLN:CB	2.08	0.83
1:I:246:ASN:CG	1:I:247:GLU:H	1.82	0.83
1:I:362:ASN:HD21	1:I:365:LEU:HB3	1.42	0.83
1:I:517:TYR:O	1:I:520:ILE:HG12	1.79	0.83
1:I:929:HIS:HD2	1:I:931:PRO:CD	1.90	0.83
1:K:202:GLU:HG2	1:L:313:VAL:HG11	1.61	0.83
1:B:668:PRO:HG2	2:N:88:PHE:CD2	2.12	0.83
1:E:575:LEU:HD22	1:E:575:LEU:H	1.43	0.83
1:E:641:GLN:H	1:E:641:GLN:NE2	1.75	0.83
1:F:135:TRP:HH2	1:F:153:VAL:HG11	1.41	0.83
1:F:217:LYS:CG	1:F:218:LYS:N	2.28	0.83
1:F:866:CYS:SG	1:F:866:CYS:O	2.37	0.83
1:H:200:GLY:O	1:I:836:MET:HE2	1.78	0.83
1:H:732:PRO:HG3	1:H:743:PHE:CE1	2.14	0.83
2:N:121:VAL:HG13	2:N:127:THR:O	1.79	0.83
7:5:16:ARG:NH1	7:5:21:THR:HG23	1.93	0.83
1:A:379:ARG:NH1	1:B:796:ARG:HH11	1.77	0.83
1:E:735:ASP:O	1:E:735:ASP:OD1	1.96	0.83
1:F:138:LYS:HA	1:F:149:GLN:HB3	1.59	0.83
1:G:88:VAL:HG13	1:G:577:GLY:H	1.43	0.83
1:H:315:GLN:NE2	1:H:836:MET:HB3	1.93	0.83
1:H:775:ASN:HD22	1:H:880:MET:CE	1.92	0.83
1:H:805:VAL:O	1:H:858:SER:HB2	1.79	0.83
1:H:872:ARG:HH22	7:7:3:ASP:HA	1.42	0.83
1:J:117:SER:HB3	1:K:402:GLY:O	1.79	0.83
1:J:572:LEU:HD23	1:J:643:PHE:CZ	2.14	0.83
1:J:752:GLU:O	1:J:754:TYR:HD1	1.61	0.83
1:J:806:VAL:CG2	1:J:856:VAL:HG21	2.08	0.83
1:K:36:ASP:OD1	1:K:36:ASP:O	1.97	0.83
1:A:256:ILE:HD11	1:A:284:TYR:CD2	2.14	0.83

*Continued on next page...*



*Continued from previous page...*

Atom-1	Atom-2	Interatomic distance (Å)	Clash overlap (Å)
1:B:116:TYR:HB2	1:C:402:GLY:CA	2.09	0.83
1:B:131:ASN:CG	1:B:225:CYS:HB2	1.98	0.83
1:B:428:ILE:HG22	1:B:429:THR:O	1.79	0.83
1:D:139:GLU:HG3	1:D:140:LYS:H	1.42	0.83
1:E:64:LEU:HB2	1:F:736:ARG:O	1.78	0.83
1:E:77:THR:C	5:P:76:ARG:NH2	2.32	0.83
1:E:824:ASN:HA	1:E:844:ALA:HB1	1.58	0.83
1:F:267:SER:N	1:F:277:TYR:HE2	1.72	0.83
1:G:36:ASP:O	1:G:36:ASP:OD1	1.97	0.83
1:H:106:VAL:HG11	5:S:59:LEU:HD21	1.60	0.83
1:H:511:PRO:CD	1:H:832:LEU:O	2.25	0.83
1:I:630:LEU:O	1:I:630:LEU:HD23	1.79	0.83
1:K:163:GLY:O	1:K:174:LEU:CD2	2.27	0.83
1:L:113:PHE:CZ	1:L:115:PRO:HD3	2.14	0.83
2:N:202:LYS:NZ	2:N:453:LEU:C	2.32	0.83
7:1:21:THR:O	7:1:21:THR:CG2	2.26	0.83
1:C:192:THR:HG21	1:C:214:ARG:HH11	1.43	0.83
1:C:242:PHE:O	1:C:255:ASP:HB2	1.77	0.83
1:D:804:GLN:OE1	1:F:556:VAL:HG12	1.76	0.83
1:E:152:ASP:O	1:E:154:THR:N	2.11	0.83
1:F:714:LEU:HD11	1:F:910:MET:CE	2.09	0.83
1:G:169:ASN:HB2	1:I:428:ILE:CD1	2.08	0.83
1:H:21:SER:N	7:5:9:LEU:HD11	1.94	0.83
1:H:738:LEU:HB3	1:H:754:TYR:CE2	2.12	0.83
1:J:195:PRO:O	1:K:839:GLY:HA2	1.79	0.83
1:L:525:SER:N	1:L:801:MET:HE3	1.89	0.83
1:L:644:ASN:HB3	1:L:925:VAL:HG12	1.61	0.83
2:N:186:LEU:HD11	2:N:190:ARG:NH1	1.94	0.83
4:M:180:GLN:C	4:M:182:GLY:H	1.79	0.83
5:P:33:GLY:HA3	5:P:44:ALA:CB	2.09	0.83
5:R:9:GLU:HB3	5:R:13:PHE:CG	2.12	0.83
1:B:135:TRP:HB2	1:B:307:SER:O	1.78	0.83
1:B:196:GLU:HG3	1:B:197:PRO:HD3	1.59	0.83
1:B:831:TYR:HB3	1:B:838:GLN:NE2	1.93	0.83
1:D:195:PRO:HG2	1:E:823:HIS:CD2	2.13	0.83
1:D:443:ASP:OD1	1:E:150:GLU:HG3	1.78	0.83
1:D:921:GLU:O	1:D:922:VAL:CG1	2.26	0.83
1:E:922:VAL:HG12	1:E:944:PRO:CB	2.09	0.83
1:F:656:ILE:HD11	1:F:682:ARG:HH21	1.41	0.83
1:F:831:TYR:CD2	1:F:832:LEU:HB2	2.14	0.83
1:H:424:GLN:HA	1:H:449:GLN:HG2	1.61	0.83

*Continued on next page...*



*Continued from previous page...*

Atom-1	Atom-2	Interatomic distance (Å)	Clash overlap (Å)
1:H:831:TYR:CE2	1:H:832:LEU:HD12	2.13	0.83
1:I:103:ILE:HG21	1:I:610:PHE:HD2	1.44	0.83
1:K:46:ARG:HE	1:L:644:ASN:ND2	1.76	0.83
1:K:658:ALA:HB2	1:K:913:PRO:CG	2.08	0.83
1:L:58:THR:O	1:L:58:THR:HG23	1.78	0.83
2:N:134:VAL:HG12	2:N:135:MET:H	1.43	0.83
4:M:298:LEU:HD12	6:U:57:GLU:OE2	1.77	0.83
5:Q:12:LEU:CD1	5:Q:15:PRO:HG3	2.08	0.83
1:B:408:PRO:O	1:B:410:TYR:CD1	2.32	0.82
1:B:533:ASN:ND2	1:B:536:ASN:ND2	2.24	0.82
1:B:670:ARG:HD3	2:N:88:PHE:HE2	1.44	0.82
1:E:19:ASP:HA	1:E:48:PRO:HD2	1.61	0.82
1:E:319:ASN:ND2	1:E:319:ASN:N	2.25	0.82
1:E:682:ARG:CZ	1:E:910:MET:HE3	2.05	0.82
1:F:394:ASP:O	1:F:394:ASP:CG	2.17	0.82
1:G:104:ARG:HH12	1:H:753:GLY:N	1.76	0.82
1:H:358:LEU:CD1	1:H:947:ALA:HB2	2.09	0.82
1:J:276:GLU:HB2	1:L:440:TRP:CE3	2.14	0.82
1:J:277:TYR:CB	1:J:277:TYR:CG	0.78	0.82
1:K:670:ARG:HB3	6:U:27:TYR:CZ	2.13	0.82
1:K:756:VAL:CG1	1:K:763:LYS:HA	2.04	0.82
1:L:465:GLN:HA	1:L:465:GLN:OE1	1.79	0.82
1:L:750:ASP:OD2	1:L:755:ASN:ND2	2.11	0.82
2:N:254:ILE:HG23	2:N:354:TRP:CZ2	2.14	0.82
1:A:380:TYR:HD2	1:A:387:ALA:HB1	1.43	0.82
1:B:93:VAL:HG11	1:B:575:LEU:HD23	1.58	0.82
1:C:300:LYS:CG	1:C:301:PRO:HD2	2.09	0.82
1:D:844:ALA:O	1:F:229:PHE:HA	1.79	0.82
1:E:344:VAL:HG23	1:E:353:ASN:HB2	1.59	0.82
1:E:649:ALA:HB1	1:E:919:LEU:HD12	1.59	0.82
1:H:243:LYS:HG3	1:H:253:ASP:O	1.77	0.82
1:H:729:VAL:CG1	1:H:730:SER:H	1.92	0.82
1:J:427:LYS:CB	1:J:441:GLU:HB3	2.09	0.82
5:Q:35:THR:HG22	5:Q:40:PRO:N	1.94	0.82
1:A:649:ALA:HB1	1:A:920:PHE:O	1.79	0.82
1:B:13:MET:HG3	1:C:925:VAL:CG2	2.08	0.82
1:B:134:GLN:HG2	1:B:154:THR:O	1.78	0.82
1:C:738:LEU:HB3	1:C:754:TYR:HE2	1.44	0.82
1:D:265:GLY:O	1:D:266:GLY:O	1.97	0.82
1:D:929:HIS:HB3	1:D:937:GLU:CB	2.08	0.82
1:F:46:ARG:HH11	1:F:46:ARG:CB	1.92	0.82

*Continued on next page...*



*Continued from previous page...*

Atom-1	Atom-2	Interatomic distance (Å)	Clash overlap (Å)
1:F:518:ILE:O	1:F:518:ILE:HD12	1.79	0.82
1:G:409:ASN:HD21	1:G:464:LEU:CB	1.92	0.82
1:H:243:LYS:HD2	1:H:243:LYS:H	1.44	0.82
1:I:309:GLU:OE2	1:I:310:ILE:HG12	1.79	0.82
1:I:653:LEU:CD2	1:I:917:TYR:HD2	1.93	0.82
1:J:56:VAL:HG22	7:9:24:GLU:HG2	1.59	0.82
1:J:508:VAL:HG23	1:J:834:PRO:HD2	1.60	0.82
1:J:803:ARG:HH11	1:J:803:ARG:CB	1.90	0.82
1:K:178:GLU:CG	1:K:179:THR:N	2.36	0.82
1:K:762:THR:HB	1:K:764:ASP:OD2	1.78	0.82
1:D:498:THR:HG23	1:D:503:TYR:CE2	2.15	0.82
1:E:449:GLN:HG3	1:E:450:ASN:N	1.93	0.82
1:F:656:ILE:CG2	1:F:663:VAL:HG21	2.09	0.82
1:G:356:VAL:HG11	1:G:940:TYR:CD1	2.13	0.82
1:G:546:ARG:HG3	1:G:546:ARG:NH1	1.86	0.82
1:H:587:LYS:CG	1:H:608:VAL:HG23	2.09	0.82
1:H:663:VAL:HG22	5:Q:17:LEU:HD13	1.60	0.82
1:I:267:SER:CB	1:I:276:GLU:CA	2.47	0.82
1:J:449:GLN:O	1:K:153:VAL:HG13	1.78	0.82
1:K:67:ARG:O	1:K:67:ARG:CG	2.25	0.82
1:K:131:ASN:H	1:K:131:ASN:HD22	1.22	0.82
1:K:937:GLU:OE1	6:U:37:GLY:HA3	1.80	0.82
1:L:267:SER:CA	1:L:277:TYR:CE2	2.61	0.82
1:L:717:THR:O	1:L:907:VAL:CG2	2.23	0.82
6:U:59:ALA:HA	6:U:193:VAL:HG21	1.59	0.82
1:A:342:MET:O	1:A:343:GLY:O	1.98	0.82
1:A:533:ASN:HA	1:A:713:TYR:CD2	2.13	0.82
1:C:191:LYS:HG3	1:C:194:GLN:NE2	1.94	0.82
1:C:246:ASN:HD21	1:C:252:LYS:HG2	1.43	0.82
1:C:428:ILE:O	1:C:437:GLU:HB2	1.78	0.82
1:G:150:GLU:HG3	1:I:443:ASP:HB2	1.62	0.82
1:G:609:ARG:HH11	5:R:66:ALA:HB2	1.42	0.82
1:H:90:ASP:O	1:H:90:ASP:CG	2.17	0.82
1:H:397:ILE:HD12	1:H:523:ARG:HH21	1.44	0.82
1:H:657:PRO:HD2	5:Q:12:LEU:CD2	2.08	0.82
1:I:76:THR:HG22	1:I:77:THR:H	1.44	0.82
1:I:343:GLY:O	1:I:355:VAL:CG1	2.27	0.82
1:J:328:ASP:O	1:J:331:VAL:HG13	1.80	0.82
1:J:809:ILE:CD1	5:Q:42:LEU:HD11	2.09	0.82
1:K:47:ASN:HB2	1:K:48:PRO:HD2	1.62	0.82
1:K:277:TYR:HE1	1:K:279:ALA:HB2	1.07	0.82

*Continued on next page...*



*Continued from previous page...*

Atom-1	Atom-2	Interatomic distance (Å)	Clash overlap (Å)
1:K:948:GLY:HA2	6:U:32:ASN:HB2	1.58	0.82
2:N:385:VAL:N	2:N:414:GLU:O	2.13	0.82
4:M:199:LEU:HD11	6:U:1:MET:SD	2.19	0.82
5:Q:12:LEU:O	5:Q:15:PRO:CG	2.27	0.82
1:A:193:PHE:CZ	1:A:213:GLY:O	2.31	0.82
1:C:724:MET:HE3	1:C:729:VAL:HG12	1.60	0.82
1:D:445:ALA:HB3	1:D:450:ASN:ND2	1.95	0.82
1:D:575:LEU:HB3	1:D:576:PRO:HD2	1.62	0.82
1:E:543:LEU:C	1:E:543:LEU:CD1	2.43	0.82
1:G:312:LEU:HD23	1:I:204:TRP:CH2	2.15	0.82
1:H:135:TRP:CZ2	1:H:309:GLU:HB2	2.13	0.82
1:H:161:ALA:O	1:H:193:PHE:CZ	2.33	0.82
1:J:313:VAL:HB	1:L:203:ASN:ND2	1.94	0.82
1:K:358:LEU:CD1	1:K:942:ARG:NH2	2.40	0.82
1:L:392:ASP:HB3	1:L:395:VAL:HG22	1.61	0.82
1:L:905:PHE:CD1	1:L:916:LEU:HD21	2.14	0.82
1:A:758:GLN:O	1:A:862:LYS:HE3	1.79	0.82
1:B:734:ASN:HB2	1:B:736:ARG:NE	1.95	0.82
1:C:524:TRP:CE3	1:C:802:SER:HA	2.14	0.82
1:C:527:ASP:OD1	1:C:863:LYS:NZ	2.08	0.82
1:D:524:TRP:HA	1:D:524:TRP:HE3	1.41	0.82
1:F:103:ILE:N	1:F:560:ILE:HD11	1.93	0.82
1:F:135:TRP:CZ2	1:F:309:GLU:HB3	2.13	0.82
1:F:531:ASN:HB2	1:F:714:LEU:HD13	1.62	0.82
1:G:409:ASN:HD21	1:G:464:LEU:HB3	1.42	0.82
1:H:20:ALA:CA	7:5:9:LEU:HD13	2.06	0.82
1:H:662:ASN:HA	1:H:906:GLU:HA	1.62	0.82
1:I:486:LYS:HG2	1:I:509:VAL:CG1	2.09	0.82
1:I:508:VAL:O	1:I:508:VAL:CG2	2.27	0.82
1:I:592:ILE:HG13	1:I:593:LEU:N	1.95	0.82
1:J:417:THR:HG21	1:J:453:CYS:CB	2.08	0.82
1:J:623:ALA:HB3	1:J:626:THR:HG22	1.60	0.82
1:L:184:LYS:O	1:L:184:LYS:HG3	1.79	0.82
1:L:371:LEU:CB	1:L:377:ARG:HH21	1.93	0.82
5:P:14:SER:HG	5:P:15:PRO:HD3	1.43	0.82
1:B:112:SER:HB2	1:B:501:TYR:HB3	1.62	0.82
1:B:277:TYR:CZ	1:B:279:ALA:HB2	2.14	0.82
1:B:939:VAL:HG23	1:B:949:ASN:O	1.79	0.82
1:C:427:LYS:CG	1:C:428:ILE:H	1.93	0.82
1:C:863:LYS:O	1:C:863:LYS:HG3	1.77	0.82
1:C:929:HIS:HD2	1:C:931:PRO:HD3	1.45	0.82

*Continued on next page...*



*Continued from previous page...*

Atom-1	Atom-2	Interatomic distance (Å)	Clash overlap (Å)
1:E:572:LEU:HD22	1:E:572:LEU:O	1.78	0.82
1:E:948:GLY:O	6:U:105:GLY:HA3	1.80	0.82
1:F:571:ASN:N	1:F:571:ASN:ND2	2.25	0.82
1:G:94:LEU:HD23	1:G:619:PHE:HE1	1.44	0.82
1:G:312:LEU:HD23	1:I:204:TRP:HH2	1.43	0.82
1:H:89:GLY:HA3	1:H:92:ARG:HE	1.44	0.82
1:H:590:ASN:HB2	1:H:602:ARG:HG3	1.59	0.82
1:H:731:TRP:C	1:H:733:GLY:H	1.83	0.82
1:H:930:GLN:HG2	1:H:936:ILE:HG13	1.62	0.82
1:I:656:ILE:CG2	1:I:663:VAL:HG22	2.09	0.82
1:J:162:THR:HG22	1:J:212:GLY:O	1.78	0.82
4:M:162:PHE:HE1	4:M:237:ILE:HD11	1.35	0.82
1:B:63:ARG:HB3	1:B:66:LEU:HD23	1.58	0.82
1:C:60:ARG:HD3	6:U:98:GLU:OE2	1.80	0.82
1:C:315:GLN:OE1	1:C:836:MET:HB3	1.80	0.82
1:C:352:LEU:CD1	1:J:63:ARG:CG	2.58	0.82
1:E:333:LEU:HD23	1:E:562:VAL:HG11	1.61	0.82
1:E:424:GLN:HE21	1:F:264:PRO:HA	1.45	0.82
1:F:657:PRO:CD	5:R:12:LEU:CD2	2.56	0.82
1:G:134:GLN:NE2	1:G:155:LYS:HZ3	1.77	0.82
1:H:360:ASP:HB2	1:H:942:ARG:CZ	2.09	0.82
1:H:650:ALA:CB	1:H:942:ARG:CZ	2.56	0.82
1:I:462:ILE:HG12	1:I:463:ASN:N	1.92	0.82
1:L:600:ASP:OD1	1:L:603:VAL:HG13	1.79	0.82
1:L:774:TYR:HB2	1:L:776:ILE:HG13	1.60	0.82
4:M:156:GLN:CB	4:M:211:GLY:HA3	2.08	0.82
4:M:187:PHE:HB3	4:M:197:VAL:HG12	1.62	0.82
6:V:205:PRO:O	6:V:208:TYR:CD1	2.32	0.82
1:C:163:GLY:HA3	1:C:208:GLU:HG2	1.62	0.82
1:D:291:GLU:O	1:D:293:PRO:HD3	1.80	0.82
1:F:188:TYR:CB	1:F:192:THR:OG1	2.27	0.82
1:F:667:ILE:HG12	1:F:901:LEU:O	1.79	0.82
1:H:219:ASP:OD1	1:H:219:ASP:N	2.10	0.82
1:J:910:MET:CE	1:J:914:THR:CG2	2.55	0.82
1:K:409:ASN:H	1:K:409:ASN:ND2	1.75	0.82
4:M:388:TRP:C	4:M:390:PRO:CD	2.48	0.82
6:U:2:SER:HB3	6:U:200:PRO:CD	2.09	0.82
7:4:19:MET:HB2	7:4:22:TRP:CD1	2.15	0.82
1:A:64:LEU:HB3	1:B:736:ARG:O	1.78	0.81
1:A:706:PRO:HB3	1:A:711:THR:O	1.80	0.81
1:B:88:VAL:HG13	1:B:576:PRO:C	1.99	0.81

*Continued on next page...*



*Continued from previous page...*

Atom-1	Atom-2	Interatomic distance (Å)	Clash overlap (Å)
1:B:94:LEU:HD13	1:B:619:PHE:CZ	2.15	0.81
1:C:60:ARG:NH2	6:U:93:ARG:CG	2.43	0.81
1:C:744:GLU:C	1:C:762:THR:HG21	2.00	0.81
1:D:94:LEU:HD23	1:D:574:LEU:HD23	1.61	0.81
1:D:892:MET:HE1	1:F:3:THR:HG1	1.35	0.81
1:E:64:LEU:CB	1:F:736:ARG:O	2.27	0.81
1:E:553:GLY:N	1:F:804:GLN:HG3	1.95	0.81
1:G:141:GLN:CD	1:I:446:ILE:CD1	2.44	0.81
1:G:147:VAL:O	1:G:147:VAL:HG12	1.79	0.81
1:G:428:ILE:HD13	1:H:169:ASN:HB3	1.60	0.81
1:G:721:VAL:CG2	1:G:905:PHE:CE1	2.63	0.81
1:I:269:PRO:CA	1:I:274:GLY:O	2.28	0.81
1:I:597:LEU:O	1:I:597:LEU:HD23	1.78	0.81
1:J:756:VAL:HG12	1:J:763:LYS:HA	1.61	0.81
1:L:76:THR:HG22	1:L:77:THR:N	1.93	0.81
2:N:100:PHE:HE2	2:N:483:ILE:HD12	1.44	0.81
5:P:39:ARG:CZ	5:P:41:VAL:CG2	2.56	0.81
6:U:159:ARG:C	6:U:159:ARG:HD2	2.01	0.81
6:U:168:TYR:CB	7:1:31:ASN:HB3	2.10	0.81
1:A:331:VAL:HG12	1:A:565:LYS:HZ3	1.43	0.81
1:A:405:ASP:OD1	1:A:405:ASP:C	2.19	0.81
1:A:756:VAL:HG23	1:A:763:LYS:HA	1.62	0.81
1:B:9:GLN:HB3	6:U:16:GLN:HA	1.62	0.81
1:B:135:TRP:NE1	1:B:156:THR:CG2	2.39	0.81
1:C:6:MET:HA	1:C:6:MET:CE	2.10	0.81
1:C:107:LEU:HG	1:C:108:ASP:N	1.95	0.81
1:C:263:VAL:CG1	1:C:264:PRO:HD2	2.10	0.81
1:C:447:SER:C	1:C:448:ARG:HG2	1.99	0.81
1:C:910:MET:CE	1:C:914:THR:CG2	2.57	0.81
1:D:344:VAL:HG23	1:D:353:ASN:OD1	1.79	0.81
1:D:445:ALA:HB1	1:D:449:GLN:H	1.44	0.81
1:D:806:VAL:HG13	1:D:856:VAL:HG21	1.62	0.81
1:E:131:ASN:ND2	1:E:225:CYS:HB2	1.95	0.81
1:E:417:THR:HG22	1:F:157:PHE:CZ	2.15	0.81
1:F:153:VAL:O	1:F:153:VAL:HG12	1.77	0.81
1:G:589:VAL:HG23	1:G:593:LEU:HD23	1.62	0.81
1:G:912:GLU:HB2	1:G:913:PRO:HD2	1.62	0.81
1:H:451:GLN:HE21	1:I:157:PHE:HE1	1.26	0.81
1:H:514:VAL:CG2	1:H:518:ILE:HD13	2.10	0.81
1:K:134:GLN:OE1	1:K:154:THR:HG22	1.80	0.81
1:L:403:VAL:HG11	1:L:466:ALA:HB2	1.61	0.81

*Continued on next page...*



*Continued from previous page...*

Atom-1	Atom-2	Interatomic distance (Å)	Clash overlap (Å)
1:L:667:ILE:HD11	1:L:920:PHE:CE2	2.15	0.81
1:A:158:GLY:O	1:C:453:CYS:N	2.14	0.81
1:A:170:GLN:HG2	1:A:185:LYS:HE3	1.62	0.81
1:B:22:GLU:HG3	6:U:177:GLU:HG2	1.62	0.81
1:B:445:ALA:O	1:B:449:GLN:CD	2.18	0.81
1:B:485:TYR:OH	1:B:528:PRO:HB3	1.80	0.81
1:C:246:ASN:HD21	1:C:252:LYS:CG	1.93	0.81
1:C:357:ASP:OD1	1:C:566:PHE:CZ	2.32	0.81
1:D:46:ARG:HB3	1:D:46:ARG:NH1	1.94	0.81
1:D:400:ASN:HD22	1:D:520:ILE:HA	1.41	0.81
1:E:77:THR:O	5:P:76:ARG:NH2	2.13	0.81
1:F:109:ARG:NH1	1:F:551:GLY:O	2.12	0.81
1:F:564:GLN:HE22	1:F:566:PHE:H	1.29	0.81
1:F:950:ALA:CB	1:H:893:LEU:HG	2.07	0.81
1:G:636:ASN:OD1	1:G:638:THR:HG22	1.80	0.81
1:H:148:GLN:HG3	1:H:150:GLU:CD	1.99	0.81
1:I:88:VAL:HG23	1:I:576:PRO:HA	1.61	0.81
1:I:94:LEU:HD23	1:I:574:LEU:HD21	1.61	0.81
1:I:137:THR:HG22	1:I:138:LYS:N	1.95	0.81
1:J:195:PRO:O	1:K:839:GLY:CA	2.27	0.81
1:K:949:ASN:OD1	6:U:34:LEU:CD2	2.29	0.81
1:L:371:LEU:CD1	1:L:377:ARG:NH2	2.44	0.81
1:L:400:ASN:HB3	1:L:469:TRP:CZ2	2.15	0.81
1:L:808:GLU:CG	1:L:814:TYR:CZ	2.63	0.81
4:M:388:TRP:CZ2	4:M:389:LEU:HD23	2.15	0.81
5:R:12:LEU:HD21	5:R:17:LEU:HD21	1.62	0.81
7:6:24:GLU:OE2	7:6:27:THR:OG1	1.98	0.81
1:B:261:PHE:O	1:B:280:ASP:HB3	1.79	0.81
1:C:575:LEU:HB3	1:C:576:PRO:HD2	1.63	0.81
1:D:723:ILE:O	1:D:730:SER:CB	2.28	0.81
1:D:892:MET:SD	1:F:3:THR:OG1	2.33	0.81
1:E:204:TRP:HZ3	1:F:313:VAL:HG13	1.41	0.81
1:E:453:CYS:O	1:F:159:VAL:HG13	1.80	0.81
1:E:746:LYS:HB3	1:E:864:PHE:CE2	2.15	0.81
1:F:136:GLU:OE2	1:F:218:LYS:CD	2.27	0.81
1:F:243:LYS:HD3	1:F:243:LYS:H	1.43	0.81
1:F:875:PHE:O	1:F:875:PHE:HD2	1.63	0.81
1:G:157:PHE:CE1	1:G:312:LEU:CD2	2.63	0.81
1:H:239:GLN:NE2	1:H:240:ALA:H	1.78	0.81
1:H:747:ARG:HB2	1:H:762:THR:CG2	2.09	0.81
1:J:188:TYR:HA	1:J:192:THR:HG1	1.42	0.81

*Continued on next page...*



*Continued from previous page...*

Atom-1	Atom-2	Interatomic distance (Å)	Clash overlap (Å)
1:J:449:GLN:O	1:K:153:VAL:CG1	2.28	0.81
1:K:132:PRO:CB	1:K:157:PHE:O	2.24	0.81
1:K:327:ARG:NE	1:K:594:GLN:HB3	1.94	0.81
1:L:358:LEU:HB2	1:L:361:ARG:HH12	1.45	0.81
1:L:773:HIS:CD2	1:L:794:PHE:HB3	2.14	0.81
6:U:207:LEU:O	6:U:207:LEU:CG	2.26	0.81
1:A:407:LEU:CD2	1:C:474:TYR:CE2	2.58	0.81
1:A:424:GLN:HB3	1:A:446:ILE:C	2.01	0.81
1:A:449:GLN:HG2	1:B:139:GLU:OE2	1.79	0.81
1:A:670:ARG:NH1	1:A:945:PHE:CD2	2.48	0.81
1:A:885:LEU:HD23	1:C:50:VAL:HG12	1.63	0.81
1:B:193:PHE:HE2	1:B:198:GLN:HA	1.44	0.81
1:B:408:PRO:O	1:B:410:TYR:CE1	2.33	0.81
1:C:359:GLN:HA	1:C:359:GLN:NE2	1.94	0.81
1:D:402:GLY:HA3	1:F:117:SER:O	1.79	0.81
1:D:705:ILE:O	1:D:705:ILE:HG13	1.80	0.81
1:F:478:ALA:O	1:F:480:TYR:N	2.12	0.81
1:H:351:GLN:NE2	1:H:351:GLN:N	2.27	0.81
1:H:731:TRP:O	1:H:733:GLY:N	2.13	0.81
1:I:246:ASN:ND2	1:I:250:GLN:O	2.12	0.81
1:I:842:TYR:CD2	1:I:843:PRO:HD2	2.15	0.81
1:J:89:GLY:C	1:J:92:ARG:HD3	2.01	0.81
1:J:135:TRP:HE1	1:J:156:THR:HG1	1.26	0.81
1:J:195:PRO:C	1:J:198:GLN:HE21	1.84	0.81
1:K:101:PHE:CE2	1:K:581:TYR:HE2	1.99	0.81
1:K:552:ASN:ND2	1:L:522:ALA:HB2	1.96	0.81
1:K:773:HIS:CE1	1:K:872:ARG:HH21	1.98	0.81
1:L:100:TYR:CD2	1:L:561:GLN:HG3	2.16	0.81
1:L:477:VAL:HG13	1:L:478:ALA:N	1.93	0.81
4:M:206:LEU:HD23	4:M:252:LEU:HD13	1.60	0.81
5:R:46:SER:HB3	5:R:48:THR:H	1.44	0.81
6:U:51:ARG:HG2	6:U:51:ARG:O	1.81	0.81
1:A:55:ASP:O	1:A:56:VAL:CG1	2.28	0.81
1:A:67:ARG:O	1:A:67:ARG:HG3	1.79	0.81
1:B:3:THR:OG1	1:B:4:PRO:CD	2.27	0.81
1:B:63:ARG:HB3	1:B:66:LEU:CD2	2.10	0.81
1:B:80:TYR:O	1:B:584:ASN:CA	2.29	0.81
1:B:188:TYR:HA	1:B:192:THR:HG22	1.62	0.81
1:B:194:GLN:HG2	1:B:197:PRO:HD3	1.60	0.81
1:C:174:LEU:HD11	1:C:191:LYS:HZ3	1.42	0.81
1:C:203:ASN:ND2	1:C:204:TRP:CZ3	2.47	0.81

*Continued on next page...*



*Continued from previous page...*

Atom-1	Atom-2	Interatomic distance (Å)	Clash overlap (Å)
1:C:204:TRP:NE1	1:C:415:ASN:CG	2.27	0.81
1:D:200:GLY:HA3	1:D:206:GLU:HG3	1.61	0.81
1:D:409:ASN:HB3	1:F:467:ASN:OD1	1.80	0.81
1:D:829:THR:HG22	1:D:830:GLY:H	1.45	0.81
1:F:102:ASP:OD1	1:F:616:TYR:CE1	2.34	0.81
1:F:667:ILE:HD11	1:F:901:LEU:HG	1.62	0.81
1:G:152:ASP:O	1:I:445:ALA:HB2	1.81	0.81
1:G:513:LEU:CB	1:G:819:LEU:HD11	2.10	0.81
1:I:217:LYS:HZ1	1:I:286:GLU:HA	1.42	0.81
1:I:731:TRP:C	1:I:733:GLY:N	2.28	0.81
1:K:190:ASP:CG	1:K:191:LYS:N	2.33	0.81
1:K:819:LEU:N	1:K:820:PRO:HD2	1.96	0.81
5:P:36:VAL:H	5:P:43:PRO:HG2	1.44	0.81
5:Q:36:VAL:N	5:Q:43:PRO:CG	2.44	0.81
1:A:159:VAL:HA	1:C:453:CYS:HB3	1.60	0.81
1:A:877:SER:CB	1:C:57:THR:HG21	2.11	0.81
1:C:60:ARG:NE	6:U:93:ARG:HH11	1.77	0.81
1:C:721:VAL:HG23	1:C:743:PHE:HB2	1.62	0.81
1:C:724:MET:CE	1:C:729:VAL:HG11	2.08	0.81
1:D:731:TRP:CE3	1:D:732:PRO:HD3	2.15	0.81
1:D:804:GLN:OE1	1:F:556:VAL:HG13	1.81	0.81
1:E:424:GLN:NE2	1:F:264:PRO:HA	1.96	0.81
1:F:577:GLY:HA2	1:F:933:ARG:O	1.80	0.81
1:G:157:PHE:HE1	1:G:312:LEU:CD2	1.94	0.81
1:I:758:GLN:O	1:I:862:LYS:CD	2.28	0.81
1:J:134:GLN:HB2	1:J:155:LYS:CD	2.11	0.81
1:L:66:LEU:HD12	1:L:619:PHE:CE1	2.14	0.81
1:L:476:ASN:HD21	1:L:539:ARG:HD2	1.46	0.81
1:A:566:PHE:O	1:A:570:LYS:CB	2.29	0.81
1:A:689:PRO:CD	1:A:705:ILE:HG21	2.11	0.81
1:B:239:GLN:HG3	1:C:842:TYR:HE2	1.45	0.81
1:B:670:ARG:HD3	2:N:88:PHE:CE2	2.16	0.81
1:C:21:SER:OG	7:2:11:PRO:CG	2.29	0.81
1:C:130:PRO:HB2	1:C:312:LEU:CD1	2.10	0.81
1:C:134:GLN:HB3	1:C:155:LYS:HZ3	1.45	0.81
1:D:877:SER:HB2	1:F:57:THR:HG21	1.60	0.81
1:G:16:ALA:HA	1:G:48:PRO:HB3	1.61	0.81
1:G:162:THR:HG23	1:G:163:GLY:O	1.79	0.81
1:G:673:ALA:HB3	1:G:943:THR:HG21	1.62	0.81
1:H:907:VAL:HG12	1:H:908:ASP:H	1.45	0.81
1:I:306:ASN:OD1	1:I:306:ASN:N	2.11	0.81

*Continued on next page...*



*Continued from previous page...*

Atom-1	Atom-2	Interatomic distance (Å)	Clash overlap (Å)
1:K:114:LYS:NZ	1:K:116:TYR:O	2.13	0.81
1:K:432:ASN:O	1:K:437:GLU:OE1	1.99	0.81
1:L:672:TRP:CZ3	1:L:899:HIS:O	2.34	0.81
1:B:201:GLU:HG3	1:B:202:GLU:H	1.44	0.81
1:B:304:SER:HB2	1:B:306:ASN:ND2	1.96	0.81
1:B:368:GLN:HE22	1:B:377:ARG:CZ	1.93	0.81
1:C:21:SER:CB	7:2:11:PRO:HG3	2.10	0.81
1:C:149:GLN:O	1:C:149:GLN:CG	2.27	0.81
1:D:215:ALA:HB3	1:D:285:THR:HG22	1.63	0.81
1:F:255:ASP:OD2	1:F:286:GLU:HB2	1.80	0.81
1:H:587:LYS:HG3	1:H:608:VAL:CG2	2.10	0.81
1:I:168:THR:CG2	1:I:185:LYS:HZ2	1.75	0.81
1:I:510:ALA:CA	1:I:832:LEU:O	2.27	0.81
1:K:33:ARG:CD	7:8:12:ARG:HB3	2.05	0.81
1:K:677:GLY:H	1:K:921:GLU:CB	1.94	0.81
1:L:827:GLY:HA2	1:L:840:GLN:N	1.94	0.81
2:N:73:ASN:HD22	2:N:78:PHE:HA	1.42	0.81
4:M:273:PHE:CZ	6:U:62:THR:HG23	2.14	0.81
6:U:70:ASN:O	6:U:70:ASN:CG	2.20	0.81
7:3:18:PHE:O	7:3:18:PHE:CG	2.26	0.81
1:B:831:TYR:CB	1:B:838:GLN:HE22	1.90	0.81
1:D:198:GLN:CD	1:E:838:GLN:CB	2.48	0.81
1:D:204:TRP:CZ3	1:E:313:VAL:HA	2.15	0.81
1:E:193:PHE:CE1	1:E:212:GLY:HA3	2.15	0.81
1:E:676:ARG:NH1	7:3:5:ASN:ND2	2.03	0.81
1:F:397:ILE:CD1	1:F:523:ARG:NH2	2.43	0.81
1:F:438:SER:OG	1:F:440:TRP:CE3	2.33	0.81
1:F:691:LEU:H	1:F:691:LEU:HD23	1.46	0.81
1:F:811:TYR:CD1	1:F:856:VAL:HG23	2.16	0.81
1:F:811:TYR:CD2	1:F:814:TYR:HB2	2.16	0.81
1:F:942:ARG:HH21	1:F:947:ALA:HB2	1.44	0.81
1:H:64:LEU:HB2	1:I:736:ARG:O	1.80	0.81
1:H:775:ASN:HD22	1:H:880:MET:HE2	1.45	0.81
1:I:682:ARG:NH2	1:I:907:VAL:HG21	1.95	0.81
1:J:66:LEU:HD12	1:J:66:LEU:N	1.95	0.81
1:J:267:SER:HB2	1:J:268:PRO:HD3	1.63	0.81
1:J:345:LEU:HD13	1:J:581:TYR:HE1	1.42	0.81
1:K:241:LYS:CE	1:K:256:ILE:HD13	2.10	0.81
1:K:922:VAL:HG12	1:K:944:PRO:HG2	1.62	0.81
1:L:525:SER:H	1:L:801:MET:HE1	0.64	0.81
1:L:575:LEU:HD13	1:L:631:GLU:HG2	1.63	0.81

*Continued on next page...*



*Continued from previous page...*

Atom-1	Atom-2	Interatomic distance (Å)	Clash overlap (Å)
1:L:682:ARG:HE	1:L:907:VAL:HG21	1.46	0.81
5:R:130:GLN:O	5:R:134:LYS:HB2	1.80	0.81
5:S:127:GLU:HB3	5:S:131:GLN:HE21	1.46	0.81
1:A:720:LYS:O	1:A:905:PHE:O	1.99	0.80
1:C:748:SER:HB3	1:C:760:ASN:HD22	1.45	0.80
1:E:88:VAL:HG23	1:E:576:PRO:HA	1.61	0.80
1:E:134:GLN:HG2	1:E:155:LYS:H	1.45	0.80
1:E:531:ASN:HB2	1:E:714:LEU:HD13	1.62	0.80
1:F:173:LEU:HA	1:F:185:LYS:HA	1.63	0.80
1:F:255:ASP:O	1:F:256:ILE:HG13	1.81	0.80
1:G:775:ASN:CG	1:G:880:MET:SD	2.60	0.80
1:H:277:TYR:CE1	1:H:278:LYS:CB	2.64	0.80
1:H:663:VAL:CG2	5:Q:17:LEU:CD1	2.45	0.80
1:K:320:ARG:NH1	1:K:597:LEU:HD11	1.95	0.80
1:K:345:LEU:HD23	1:K:581:TYR:CD1	2.16	0.80
1:L:199:VAL:HG13	1:L:206:GLU:HG2	0.81	0.80
5:P:14:SER:HB2	5:Q:15:PRO:HB3	1.63	0.80
1:A:623:ALA:HB3	1:A:626:THR:HG22	1.61	0.80
1:B:824:ASN:HA	1:B:844:ALA:HB1	1.61	0.80
1:D:202:GLU:HA	1:E:313:VAL:HG11	1.61	0.80
1:E:94:LEU:CD1	1:E:619:PHE:CD2	2.62	0.80
1:E:124:LEU:H	1:F:825:ASN:ND2	1.78	0.80
1:F:705:ILE:HD12	1:F:708:LEU:HG	1.63	0.80
1:G:908:ASP:HB2	1:G:909:PRO:CD	2.11	0.80
1:H:269:PRO:HG3	1:H:277:TYR:CD2	2.11	0.80
1:H:672:TRP:CZ3	1:H:945:PHE:CZ	2.68	0.80
1:H:811:TYR:CD1	1:H:857:PRO:HD2	2.16	0.80
1:H:865:LEU:HD12	1:H:866:CYS:H	1.45	0.80
1:I:476:ASN:O	1:I:480:TYR:HD2	1.59	0.80
1:I:891:ASN:HD22	1:I:891:ASN:N	1.78	0.80
1:K:172:LEU:HD21	1:K:193:PHE:HZ	0.99	0.80
1:K:514:VAL:O	1:K:514:VAL:HG13	1.80	0.80
1:L:267:SER:C	1:L:277:TYR:CD2	2.54	0.80
1:L:524:TRP:CG	1:L:803:ARG:HG2	2.16	0.80
4:M:145:LEU:HD13	4:M:167:ARG:HH21	1.46	0.80
5:P:16:TYR:CA	5:Q:18:THR:OG1	2.28	0.80
1:A:377:ARG:NE	1:A:388:VAL:HG11	1.97	0.80
1:A:905:PHE:O	1:A:906:GLU:CG	2.25	0.80
1:C:88:VAL:O	1:C:88:VAL:HG12	1.79	0.80
1:E:88:VAL:HG23	1:E:88:VAL:O	1.78	0.80
1:E:744:GLU:O	1:E:765:TRP:HB2	1.81	0.80

*Continued on next page...*



*Continued from previous page...*

Atom-1	Atom-2	Interatomic distance (Å)	Clash overlap (Å)
1:E:924:ASP:HA	1:E:941:LEU:O	1.81	0.80
1:F:652:MET:HE3	5:R:20:ARG:HH11	1.44	0.80
1:G:50:VAL:HG12	1:H:890:GLN:HE22	1.44	0.80
1:H:46:ARG:HD3	1:I:644:ASN:ND2	1.97	0.80
1:H:760:ASN:OD1	5:R:54:VAL:CG2	2.28	0.80
1:J:199:VAL:HG13	1:J:206:GLU:HG2	1.62	0.80
1:J:437:GLU:O	1:K:278:LYS:HD2	1.80	0.80
1:J:684:LYS:HA	1:J:914:THR:HG22	1.62	0.80
1:K:58:THR:CB	1:K:623:ALA:HA	2.11	0.80
1:K:443:ASP:O	1:L:152:ASP:N	2.14	0.80
1:K:451:GLN:O	1:L:156:THR:O	1.99	0.80
7:9:24:GLU:O	7:9:25:ILE:HG12	1.80	0.80
1:A:520:ILE:CD1	1:C:120:ALA:HB2	2.12	0.80
1:A:564:GLN:HE22	1:A:569:ILE:HG21	1.46	0.80
1:B:26:PRO:HB3	6:U:176:SER:HB3	1.63	0.80
1:B:242:PHE:HE2	1:B:288:VAL:HA	1.47	0.80
1:B:682:ARG:HH12	1:B:910:MET:HB2	1.45	0.80
1:B:835:THR:CG2	1:B:836:MET:H	1.89	0.80
1:D:456:ASN:CB	1:F:837:ARG:NE	2.43	0.80
1:D:912:GLU:HB2	1:D:913:PRO:HD2	1.64	0.80
1:E:730:SER:CA	1:E:732:PRO:HD2	2.11	0.80
1:F:483:ASP:OD1	1:F:483:ASP:O	1.99	0.80
1:F:640:ASP:CB	1:F:928:VAL:O	2.28	0.80
1:F:643:PHE:CD1	1:F:643:PHE:N	2.48	0.80
1:G:169:ASN:HB3	1:I:432:ASN:HB2	1.63	0.80
1:G:194:GLN:O	1:G:197:PRO:HD2	1.81	0.80
1:H:282:ILE:HG12	1:H:283:LEU:N	1.96	0.80
1:H:736:ARG:O	1:H:737:LEU:CD2	2.29	0.80
1:J:198:GLN:HE22	1:K:840:GLN:CG	1.93	0.80
1:L:31:PHE:HD2	1:L:32:ALA:N	1.79	0.80
2:N:202:LYS:HZ2	2:N:453:LEU:CA	1.93	0.80
4:M:323:VAL:HG13	4:M:344:MET:HE1	1.64	0.80
6:V:19:LEU:HD23	6:V:72:ARG:NE	1.95	0.80
1:B:97:ALA:N	1:B:570:LYS:O	2.15	0.80
1:C:193:PHE:CE1	1:C:284:TYR:HD1	1.99	0.80
1:C:448:ARG:HG3	1:C:449:GLN:HE21	1.43	0.80
1:D:150:GLU:O	1:D:152:ASP:OD2	2.00	0.80
1:E:67:ARG:HG2	1:E:67:ARG:O	1.80	0.80
1:F:150:GLU:C	1:F:152:ASP:H	1.82	0.80
1:F:362:ASN:HD21	1:F:365:LEU:HB2	1.45	0.80
1:F:760:ASN:CG	5:P:54:VAL:CG2	2.49	0.80

*Continued on next page...*



*Continued from previous page...*

Atom-1	Atom-2	Interatomic distance (Å)	Clash overlap (Å)
1:H:682:ARG:HH21	1:H:910:MET:HB2	1.47	0.80
1:I:943:THR:HG22	1:I:944:PRO:CD	2.11	0.80
1:J:96:MET:HE2	1:J:574:LEU:HD11	1.63	0.80
1:K:448:ARG:HH11	1:K:448:ARG:CG	1.95	0.80
1:A:560:ILE:CG2	1:A:561:GLN:N	2.43	0.80
1:B:385:ASN:O	1:B:385:ASN:OD1	2.00	0.80
1:C:24:LEU:CD1	7:2:9:LEU:HD13	2.11	0.80
1:C:83:ARG:HB2	1:C:582:GLU:HB3	1.63	0.80
1:C:177:ASP:OD2	1:C:184:LYS:HB2	1.82	0.80
1:D:79:LEU:CD2	1:D:341:ASN:HD22	1.95	0.80
1:D:756:VAL:HA	1:F:561:GLN:NE2	1.97	0.80
1:E:449:GLN:HG3	1:E:450:ASN:OD1	1.80	0.80
1:E:676:ARG:HH12	7:3:5:ASN:HD21	0.80	0.80
1:G:134:GLN:HE21	1:G:151:LYS:HD2	1.46	0.80
1:H:676:ARG:O	1:H:875:PHE:HB2	1.80	0.80
1:H:722:SER:O	1:H:903:MET:HA	1.81	0.80
1:I:801:MET:HE2	1:I:865:LEU:HB3	1.64	0.80
4:M:297:PHE:O	4:M:301:ASN:CG	2.20	0.80
5:P:33:GLY:HA3	5:P:44:ALA:O	1.82	0.80
7:3:22:TRP:CH2	7:3:25:ILE:HD12	2.15	0.80
1:A:24:LEU:HD13	1:B:639:HIS:HB2	1.62	0.80
1:A:97:ALA:O	1:B:780:GLY:N	2.14	0.80
1:A:380:TYR:HD2	1:A:387:ALA:CB	1.95	0.80
1:A:665:ILE:HD12	1:A:905:PHE:CE1	2.16	0.80
1:B:384:TRP:HA	1:B:384:TRP:CE3	2.16	0.80
1:B:836:MET:CA	1:B:836:MET:HE3	2.06	0.80
1:C:66:LEU:HD12	1:C:619:PHE:CE1	2.17	0.80
1:C:88:VAL:HG12	1:C:576:PRO:HA	1.61	0.80
1:C:372:ASP:OD2	1:C:791:MET:HB2	1.81	0.80
1:C:486:LYS:HG2	1:C:509:VAL:CG1	2.12	0.80
1:C:662:ASN:HB3	1:C:906:GLU:HG3	1.63	0.80
1:C:931:PRO:HD2	1:C:935:VAL:CG1	2.10	0.80
1:G:400:ASN:ND2	1:G:520:ILE:HA	1.97	0.80
1:H:58:THR:OG1	1:H:624:HIS:CD2	2.34	0.80
1:H:422:THR:HG23	1:H:449:GLN:O	1.81	0.80
1:H:444:ASP:CA	1:I:152:ASP:HA	2.11	0.80
1:I:243:LYS:HG3	1:I:251:PRO:CB	2.10	0.80
1:J:729:VAL:HG12	1:J:733:GLY:HA3	1.62	0.80
1:J:925:VAL:HG11	1:L:46:ARG:CZ	2.10	0.80
4:M:6:PRO:CG	4:M:11:ARG:HH22	1.95	0.80
1:F:480:TYR:OH	1:F:538:PRO:HD3	1.82	0.80

*Continued on next page...*



*Continued from previous page...*

Atom-1	Atom-2	Interatomic distance (Å)	Clash overlap (Å)
1:H:476:ASN:HD21	1:H:539:ARG:NH1	1.78	0.80
1:H:921:GLU:HA	1:H:921:GLU:OE1	1.80	0.80
1:I:206:GLU:OE1	1:I:206:GLU:HA	1.82	0.80
1:I:747:ARG:NH1	1:I:754:TYR:CD1	2.50	0.80
1:I:756:VAL:CG2	1:I:757:ALA:H	1.92	0.80
1:J:811:TYR:HD1	1:J:857:PRO:HD2	1.46	0.80
1:L:649:ALA:HB2	1:L:921:GLU:OE1	1.82	0.80
5:R:8:PHE:HD2	5:R:9:GLU:CB	1.85	0.80
1:A:774:TYR:HE1	1:A:789:ASP:HB3	1.45	0.80
1:B:20:ALA:HB1	7:1:9:LEU:HD12	1.64	0.80
1:B:46:ARG:HD3	1:C:644:ASN:ND2	1.97	0.80
1:B:339:THR:HA	1:B:342:MET:HE3	1.61	0.80
1:B:514:VAL:HG23	1:B:518:ILE:CD1	2.12	0.80
1:C:514:VAL:HG22	1:C:514:VAL:O	1.81	0.80
1:D:358:LEU:HD21	1:D:947:ALA:HB1	1.61	0.80
1:D:411:CYS:HB3	1:F:462:ILE:HB	1.64	0.80
1:D:432:ASN:HD21	1:E:169:ASN:H	1.29	0.80
1:E:297:VAL:HA	1:E:316:SER:HB3	1.64	0.80
1:F:554:ARG:HB2	1:F:555:TYR:CE2	2.16	0.80
1:F:740:PRO:CG	1:J:339:THR:HG22	2.12	0.80
1:F:806:VAL:HG11	1:F:856:VAL:HG11	1.64	0.80
1:H:103:ILE:HA	1:H:612:SER:O	1.81	0.80
1:J:734:ASN:O	1:J:734:ASN:CG	2.19	0.80
1:K:291:GLU:OE2	1:L:854:THR:CB	2.30	0.80
1:L:371:LEU:HB3	1:L:377:ARG:NH2	1.95	0.80
2:N:450:ASN:HD22	2:N:453:LEU:HB2	1.46	0.80
5:Q:35:THR:HG22	5:Q:40:PRO:HA	1.62	0.80
6:U:101:MET:O	6:U:106:VAL:HB	1.81	0.80
7:3:6:PHE:O	7:3:7:ALA:HB2	1.80	0.80
1:A:1:MET:O	1:A:2:ALA:C	2.17	0.80
1:A:152:ASP:C	1:A:154:THR:N	2.31	0.80
1:A:686:LYS:HE2	1:A:701:TYR:HB2	1.62	0.80
1:A:851:ILE:CD1	1:C:116:TYR:CE2	2.64	0.80
1:B:81:LYS:HZ1	2:N:404:GLN:HB3	1.47	0.80
1:B:377:ARG:HD2	1:B:388:VAL:HG13	1.63	0.80
1:C:720:LYS:CE	1:C:742:GLU:OE2	2.30	0.80
1:E:319:ASN:N	1:E:319:ASN:HD22	1.79	0.80
1:F:267:SER:OG	1:F:277:TYR:HE2	1.45	0.80
1:G:157:PHE:HE1	1:G:312:LEU:HD21	1.46	0.80
1:H:344:VAL:HG23	1:H:353:ASN:CG	2.01	0.80
1:H:722:SER:O	1:H:903:MET:CA	2.30	0.80

*Continued on next page...*



*Continued from previous page...*

Atom-1	Atom-2	Interatomic distance (Å)	Clash overlap (Å)
1:K:138:LYS:CG	1:K:147:VAL:HG12	2.10	0.80
1:K:301:PRO:O	1:K:302:GLY:O	2.00	0.80
1:L:134:GLN:CG	1:L:155:LYS:H	1.94	0.80
1:L:423:TYR:N	1:L:450:ASN:O	2.15	0.80
1:L:609:ARG:NH2	5:Q:66:ALA:CA	2.42	0.80
2:N:40:ASN:O	2:N:40:ASN:OD1	2.00	0.80
4:M:198:ASN:HA	6:U:199:ASN:HD21	1.47	0.80
5:R:35:THR:CA	5:R:43:PRO:HG3	2.10	0.80
5:S:34:SER:O	5:S:43:PRO:CB	2.29	0.80
6:U:13:TYR:HE1	6:U:188:PHE:CB	1.94	0.80
1:A:210:PHE:CA	1:A:280:ASP:OD2	2.29	0.79
1:A:812:LYS:O	1:A:813:ASP:OD1	1.99	0.79
1:B:381:PHE:CD1	1:C:795:PHE:HE1	1.98	0.79
1:E:243:LYS:HB3	1:E:253:ASP:O	1.82	0.79
1:E:428:ILE:HD13	1:F:169:ASN:CB	2.12	0.79
1:F:203:ASN:OD1	1:F:204:TRP:N	2.15	0.79
1:G:635:ARG:HG3	1:G:635:ARG:NH1	1.92	0.79
1:G:917:TYR:CE2	1:G:919:LEU:HB3	2.17	0.79
1:I:173:LEU:CG	1:I:185:LYS:NZ	2.45	0.79
1:I:738:LEU:C	1:I:740:PRO:HD3	2.01	0.79
1:J:654:TYR:CD2	1:J:665:ILE:HG21	2.17	0.79
1:K:115:PRO:O	1:K:323:TYR:CE2	2.35	0.79
1:K:170:GLN:NE2	1:K:185:LYS:HD2	1.96	0.79
1:K:428:ILE:HD13	1:L:169:ASN:HB3	1.64	0.79
1:L:51:ALA:HB1	1:L:52:PRO:HD2	1.65	0.79
1:L:513:LEU:HD13	1:L:819:LEU:HD22	1.63	0.79
6:U:197:TYR:CE2	6:U:200:PRO:CA	2.30	0.79
1:A:159:VAL:CG1	1:B:840:GLN:HB2	2.11	0.79
1:A:445:ALA:CB	1:B:152:ASP:HB3	2.12	0.79
1:B:58:THR:OG1	1:B:623:ALA:HA	1.80	0.79
1:B:440:TRP:CZ3	1:B:446:ILE:HG21	2.17	0.79
1:C:96:MET:CE	1:C:574:LEU:HD11	2.11	0.79
1:C:277:TYR:CE1	1:C:279:ALA:CB	2.62	0.79
1:D:704:SER:O	1:D:706:PRO:HD3	1.82	0.79
1:E:162:THR:OG1	1:E:193:PHE:HD2	1.60	0.79
1:F:69:VAL:HG23	1:F:70:PRO:HD2	1.64	0.79
1:F:328:ASP:O	1:F:331:VAL:HG13	1.81	0.79
1:F:648:SER:CB	1:F:922:VAL:O	2.28	0.79
1:G:280:ASP:OD1	1:G:281:ILE:N	2.15	0.79
1:G:481:LEU:HD23	1:G:529:MET:HG2	1.62	0.79
1:H:409:ASN:O	1:H:461:GLU:HB2	1.82	0.79

*Continued on next page...*



*Continued from previous page...*

Atom-1	Atom-2	Interatomic distance (Å)	Clash overlap (Å)
1:H:452:ILE:HG23	1:I:159:VAL:N	1.98	0.79
5:Q:34:SER:O	5:Q:43:PRO:HG2	1.82	0.79
5:R:2:ASN:OD1	5:R:6:GLY:CA	2.30	0.79
1:B:81:LYS:HB2	1:B:584:ASN:HB3	1.64	0.79
1:B:424:GLN:O	1:C:261:PHE:HA	1.83	0.79
1:C:803:ARG:HE	1:C:805:VAL:HG13	1.44	0.79
1:E:172:LEU:HD22	1:E:193:PHE:CZ	2.16	0.79
1:E:200:GLY:O	1:E:202:GLU:C	2.21	0.79
1:H:700:VAL:CG1	5:Q:34:SER:CB	2.58	0.79
1:I:937:GLU:HB2	8:Z:10:UNK:CB	2.13	0.79
1:J:411:CYS:HB3	1:L:462:ILE:HB	1.64	0.79
1:K:922:VAL:HG12	1:K:944:PRO:CG	2.11	0.79
1:L:371:LEU:HD12	1:L:377:ARG:HH21	1.44	0.79
1:L:615:LEU:H	1:L:615:LEU:HD23	1.47	0.79
2:N:279:LEU:O	2:N:331:ILE:CG1	2.27	0.79
1:A:188:TYR:CD1	1:A:256:ILE:HB	2.16	0.79
1:A:377:ARG:HE	1:A:388:VAL:HG11	1.47	0.79
1:A:851:ILE:HD11	1:C:116:TYR:CE2	2.17	0.79
1:B:531:ASN:HB3	1:B:714:LEU:HD13	1.64	0.79
1:C:83:ARG:CB	1:C:582:GLU:HB3	2.11	0.79
1:D:221:LYS:HB3	1:D:305:ASP:OD2	1.80	0.79
1:E:730:SER:HB2	1:E:732:PRO:HG2	1.64	0.79
1:F:43:ASN:HA	7:4:8:SER:HG	1.44	0.79
1:G:449:GLN:HB3	1:H:153:VAL:HG13	1.63	0.79
1:H:452:ILE:HG23	1:I:159:VAL:H	1.46	0.79
1:H:637:ASP:OD1	1:H:638:THR:N	2.14	0.79
1:H:824:ASN:HA	1:H:844:ALA:HB1	1.64	0.79
1:J:103:ILE:HD12	1:J:104:ARG:N	1.97	0.79
1:J:681:THR:HG22	1:J:682:ARG:H	1.45	0.79
1:K:241:LYS:HZ3	1:K:256:ILE:HG21	1.47	0.79
1:K:398:ILE:HD11	1:K:477:VAL:HG21	1.64	0.79
1:K:926:VAL:HG12	1:K:940:TYR:CD2	2.16	0.79
1:L:53:THR:HG22	1:L:53:THR:O	1.82	0.79
1:L:476:ASN:ND2	1:L:539:ARG:CD	2.44	0.79
2:N:182:LEU:CD2	2:N:446:ARG:HG3	2.11	0.79
2:N:186:LEU:HD12	2:N:190:ARG:HH11	1.44	0.79
4:M:98:LEU:C	4:M:100:ARG:H	1.86	0.79
1:A:783:VAL:CG1	1:A:784:PRO:CD	2.59	0.79
1:B:888:LEU:HD23	1:B:888:LEU:H	1.48	0.79
1:C:613:VAL:O	1:C:614:ASN:ND2	2.16	0.79
1:E:155:LYS:HE3	1:E:261:PHE:CZ	2.18	0.79

*Continued on next page...*



*Continued from previous page...*

Atom-1	Atom-2	Interatomic distance (Å)	Clash overlap (Å)
1:F:666:SER:HB3	5:R:16:TYR:CD2	2.17	0.79
1:G:194:GLN:CB	1:G:197:PRO:CG	2.54	0.79
1:I:829:THR:HG22	1:I:830:GLY:N	1.96	0.79
1:J:89:GLY:O	1:J:92:ARG:CG	2.30	0.79
1:J:530:ASP:OD1	1:J:531:ASN:N	2.15	0.79
1:K:65:THR:HG23	1:L:738:LEU:HD13	1.64	0.79
1:K:536:ASN:HB3	1:K:596:SER:C	2.03	0.79
1:L:667:ILE:CD1	1:L:920:PHE:CZ	2.58	0.79
2:N:399:PHE:HB2	2:N:409:PRO:HB3	1.63	0.79
4:M:170:VAL:HG22	4:M:179:TYR:OH	1.82	0.79
5:P:17:LEU:CA	5:R:14:SER:O	2.30	0.79
5:Q:35:THR:HA	5:Q:43:PRO:HG3	1.64	0.79
7:9:16:ARG:HD3	7:9:21:THR:HG21	1.63	0.79
1:A:277:TYR:CZ	1:A:279:ALA:CB	2.51	0.79
1:A:321:PRO:HG2	1:A:538:PRO:HB3	1.63	0.79
1:A:456:ASN:ND2	1:C:837:ARG:O	2.16	0.79
1:C:38:TYR:OH	7:2:24:GLU:HB2	1.83	0.79
1:C:544:ARG:HG2	1:C:545:TYR:N	1.95	0.79
1:E:441:GLU:HA	1:E:446:ILE:HG21	1.62	0.79
1:E:544:ARG:CG	1:E:544:ARG:CA	2.61	0.79
1:F:649:ALA:HA	1:F:920:PHE:O	1.83	0.79
1:G:404:GLU:HB3	1:I:475:SER:OG	1.82	0.79
1:H:620:PHE:CD2	1:H:622:MET:HG3	2.10	0.79
1:J:38:TYR:OH	1:K:56:VAL:CG1	2.30	0.79
1:K:295:THR:HG22	1:K:318:PRO:HA	1.65	0.79
1:K:638:THR:HG23	1:K:639:HIS:ND1	1.98	0.79
1:L:342:MET:HE1	1:L:357:ASP:H	1.48	0.79
4:M:141:LEU:HD22	4:M:170:VAL:CG2	2.13	0.79
1:A:50:VAL:HG13	1:B:890:GLN:HE22	1.47	0.79
1:A:815:LYS:HD3	1:C:233:THR:O	1.81	0.79
1:B:13:MET:CB	1:C:925:VAL:HG21	2.13	0.79
1:B:26:PRO:HG3	6:U:172:GLN:OE1	1.83	0.79
1:B:120:ALA:HB3	1:B:121:TYR:CE1	2.16	0.79
1:B:260:TYR:HD1	1:B:260:TYR:H	1.28	0.79
1:B:644:ASN:HD22	1:B:644:ASN:N	1.71	0.79
1:B:695:PHE:O	1:B:695:PHE:CD2	2.35	0.79
1:D:186:ASP:HB3	1:D:192:THR:HG22	1.63	0.79
1:D:243:LYS:CA	1:D:253:ASP:O	2.27	0.79
1:D:377:ARG:HH11	1:D:377:ARG:HG2	1.47	0.79
1:D:748:SER:HB3	1:D:760:ASN:ND2	1.97	0.79
1:E:69:VAL:HB	1:E:70:PRO:HD2	1.65	0.79

*Continued on next page...*



*Continued from previous page...*

Atom-1	Atom-2	Interatomic distance (Å)	Clash overlap (Å)
1:E:101:PHE:CZ	1:E:581:TYR:CE2	2.71	0.79
1:E:590:ASN:ND2	1:E:702:SER:HB3	1.97	0.79
1:F:358:LEU:HD12	1:F:361:ARG:HH12	1.47	0.79
1:F:649:ALA:HB3	1:F:919:LEU:HD23	1.65	0.79
1:H:277:TYR:CE1	1:H:278:LYS:HB3	2.18	0.79
1:H:413:PRO:HG2	1:H:418:GLY:N	1.98	0.79
1:I:392:ASP:HB3	1:I:395:VAL:HG22	1.65	0.79
1:I:597:LEU:HD22	1:I:599:ASN:HB3	1.65	0.79
1:I:809:ILE:HG13	1:I:810:ASN:CG	2.03	0.79
1:I:926:VAL:O	1:I:926:VAL:HG13	1.83	0.79
1:J:427:LYS:HB2	1:J:441:GLU:HB3	1.64	0.79
1:J:759:CYS:SG	1:J:864:PHE:HB3	2.22	0.79
1:K:644:ASN:HD22	1:K:644:ASN:N	1.78	0.79
5:P:35:THR:HG21	5:P:40:PRO:CA	2.09	0.79
5:P:49:MET:SD	5:P:49:MET:C	2.61	0.79
5:Q:53:THR:O	5:Q:53:THR:CG2	2.30	0.79
6:U:168:TYR:C	7:1:31:ASN:HB3	2.02	0.79
1:A:81:LYS:CB	1:A:584:ASN:OD1	2.31	0.79
1:A:194:GLN:CG	1:A:196:GLU:OE2	2.27	0.79
1:C:114:LYS:NZ	1:C:116:TYR:O	2.15	0.79
1:C:653:LEU:HD21	1:C:707:TYR:HE1	1.47	0.79
1:D:133:SER:HB2	1:D:216:LEU:HB2	1.63	0.79
1:E:449:GLN:HE21	1:E:450:ASN:HD21	1.28	0.79
1:E:498:THR:HG23	1:E:503:TYR:CE2	2.18	0.79
1:F:398:ILE:HG21	1:F:526:LEU:HD21	1.65	0.79
1:H:545:TYR:HE1	1:I:523:ARG:NH1	1.80	0.79
1:H:831:TYR:HE2	1:H:832:LEU:HD12	1.46	0.79
1:L:831:TYR:HB2	1:L:838:GLN:NE2	1.96	0.79
2:N:120:ASN:HB2	2:N:168:PHE:HD2	1.47	0.79
4:M:40:ASN:OD1	4:M:40:ASN:O	2.00	0.79
5:P:18:THR:HG23	5:P:19:THR:N	1.98	0.79
5:P:28:ARG:CB	5:P:31:VAL:HG21	2.12	0.79
5:S:30:ASN:HA	5:S:46:SER:HB3	1.61	0.79
6:V:66:ARG:HG3	6:V:68:LYS:O	1.83	0.79
1:B:377:ARG:HB2	1:B:388:VAL:HG21	1.62	0.79
1:B:635:ARG:NH1	1:B:933:ARG:H	1.81	0.79
1:B:641:GLN:HB3	1:B:643:PHE:CZ	2.17	0.79
1:B:749:VAL:C	1:B:750:ASP:OD1	2.21	0.79
1:E:22:GLU:OE2	7:3:19:MET:HE2	1.81	0.79
1:F:740:PRO:CB	1:J:339:THR:HG22	2.12	0.79
1:G:77:THR:HG22	5:R:72:MET:HG3	1.65	0.79

*Continued on next page...*



*Continued from previous page...*

Atom-1	Atom-2	Interatomic distance (Å)	Clash overlap (Å)
1:G:382:SER:HB2	1:G:549:LEU:HD21	1.64	0.79
1:K:135:TRP:HE1	1:K:156:THR:HG1	1.29	0.79
1:K:709:ASP:O	1:K:709:ASP:CG	2.21	0.79
1:K:941:LEU:HG	6:U:31:MET:HG2	1.63	0.79
1:L:153:VAL:HG12	1:L:153:VAL:O	1.82	0.79
1:L:778:TYR:CE1	1:L:880:MET:SD	2.76	0.79
1:L:811:TYR:CE1	1:L:856:VAL:HG12	2.18	0.79
5:Q:3:GLY:CA	5:R:1:MET:CE	2.59	0.79
5:Q:36:VAL:H	5:Q:43:PRO:HG3	1.47	0.79
1:A:198:GLN:HB3	1:B:839:GLY:H	1.47	0.79
1:A:477:VAL:O	1:A:529:MET:HE1	1.83	0.79
1:B:775:ASN:OD1	1:B:880:MET:CG	2.31	0.79
1:C:530:ASP:CG	1:C:865:LEU:HD21	2.02	0.79
1:C:724:MET:HE2	1:C:729:VAL:CB	2.11	0.79
1:D:31:PHE:O	1:D:35:THR:HG22	1.83	0.79
1:D:432:ASN:ND2	1:E:168:THR:OG1	2.16	0.79
1:E:607:SER:OG	1:E:608:VAL:N	2.16	0.79
1:H:239:GLN:HE21	1:H:240:ALA:N	1.81	0.79
1:H:731:TRP:O	1:H:731:TRP:CG	2.33	0.79
1:H:760:ASN:CG	5:R:54:VAL:CG2	2.52	0.79
1:I:94:LEU:HD11	1:I:617:ALA:HB1	1.64	0.79
1:I:339:THR:HA	1:I:342:MET:HE2	1.63	0.79
1:J:18:GLN:HE21	1:J:18:GLN:CA	1.94	0.79
1:J:773:HIS:CE1	1:J:872:ARG:NH2	2.51	0.79
1:K:126:PRO:HG2	1:K:129:ALA:HB2	1.63	0.79
1:L:687:GLU:HB3	1:L:706:PRO:HD2	1.65	0.79
2:N:431:SER:HA	2:N:434:ILE:HG22	1.64	0.79
5:P:9:GLU:OE2	5:P:13:PHE:CB	2.31	0.79
5:P:41:VAL:CA	5:P:43:PRO:HD3	2.12	0.79
1:A:480:TYR:HH	1:A:538:PRO:HD3	1.45	0.78
1:C:83:ARG:NH1	1:J:69:VAL:HG11	1.96	0.78
1:E:122:ASN:ND2	1:E:225:CYS:O	2.15	0.78
1:E:135:TRP:CH2	1:E:153:VAL:CG1	2.66	0.78
1:F:45:PHE:HD2	7:4:9:LEU:HD22	1.45	0.78
1:F:403:VAL:HG23	1:F:465:GLN:HB3	1.63	0.78
1:F:674:ALA:HB3	1:F:943:THR:HG21	1.66	0.78
1:F:740:PRO:HB2	1:J:339:THR:HG21	1.64	0.78
1:G:157:PHE:HZ	1:I:204:TRP:CH2	2.00	0.78
1:H:369:LEU:CD1	1:H:369:LEU:N	2.47	0.78
1:H:589:VAL:HG21	1:H:606:ALA:CB	2.14	0.78
1:J:4:PRO:HG3	4:M:295:LEU:CD1	2.13	0.78

*Continued on next page...*



*Continued from previous page...*

Atom-1	Atom-2	Interatomic distance (Å)	Clash overlap (Å)
1:J:774:TYR:CE1	1:J:784:PRO:HG3	2.18	0.78
1:J:852:GLY:O	1:L:554:ARG:HD2	1.83	0.78
1:K:574:LEU:HG	1:K:579:TYR:CE1	2.17	0.78
1:L:812:LYS:H	1:L:812:LYS:CD	1.93	0.78
2:N:119:PRO:HG2	2:N:122:ASN:HB3	1.63	0.78
6:V:13:TYR:HD1	6:V:188:PHE:CD1	2.01	0.78
7:5:17:PRO:CG	7:5:22:TRP:CE3	2.42	0.78
1:C:103:ILE:HG23	1:C:610:PHE:HD2	1.48	0.78
1:D:111:PRO:CG	1:D:554:ARG:NH2	2.45	0.78
1:D:456:ASN:HB3	1:F:837:ARG:HD2	1.64	0.78
1:E:162:THR:CG2	1:E:163:GLY:H	1.94	0.78
1:E:180:ALA:HB3	1:E:182:ASN:ND2	1.97	0.78
1:F:663:VAL:HG13	5:R:17:LEU:HD12	0.82	0.78
1:F:807:ASP:HB2	1:F:859:VAL:HG12	1.65	0.78
1:F:831:TYR:CA	1:F:838:GLN:HE21	1.96	0.78
1:G:225:CYS:O	1:G:225:CYS:SG	2.40	0.78
1:G:392:ASP:OD1	1:G:393:PRO:CD	2.31	0.78
1:H:366:SER:CB	1:H:647:LEU:CB	2.51	0.78
1:J:358:LEU:HD12	1:J:361:ARG:HD3	1.65	0.78
1:L:7:MET:CB	1:L:8:PRO:CD	2.61	0.78
5:R:14:SER:OG	5:R:15:PRO:CD	2.31	0.78
1:A:730:SER:O	1:A:732:PRO:HD2	1.83	0.78
1:C:731:TRP:NE1	1:C:875:PHE:CD1	2.51	0.78
1:E:155:LYS:CD	1:E:261:PHE:CZ	2.66	0.78
1:G:13:MET:CE	1:H:941:LEU:CB	2.61	0.78
1:G:412:PHE:HE2	1:I:837:ARG:HG3	1.49	0.78
1:G:513:LEU:C	1:G:513:LEU:HD12	2.03	0.78
1:I:103:ILE:HG21	1:I:610:PHE:CD2	2.18	0.78
1:J:476:ASN:O	1:J:480:TYR:CD2	2.36	0.78
1:J:587:LYS:HD2	1:J:610:PHE:CD1	2.19	0.78
1:J:636:ASN:CG	1:J:637:ASP:N	2.36	0.78
1:K:94:LEU:O	1:K:95:ASP:C	2.21	0.78
1:K:531:ASN:O	1:K:713:TYR:HE1	1.66	0.78
1:L:477:VAL:CG1	1:L:478:ALA:N	2.46	0.78
4:M:221:THR:HG22	4:M:222:VAL:H	1.48	0.78
5:Q:12:LEU:CD1	5:Q:15:PRO:CG	2.61	0.78
5:Q:60:ASP:HB2	5:Q:62:THR:HG22	1.64	0.78
1:B:13:MET:HG3	1:C:925:VAL:HG23	1.64	0.78
1:B:89:GLY:O	1:B:92:ARG:HG3	1.82	0.78
1:B:204:TRP:CD1	1:B:415:ASN:HB2	2.19	0.78
1:B:304:SER:HB2	1:B:306:ASN:HD21	1.47	0.78

*Continued on next page...*



*Continued from previous page...*

Atom-1	Atom-2	Interatomic distance (Å)	Clash overlap (Å)
1:B:358:LEU:HD23	2:N:95:THR:HG23	1.66	0.78
1:B:831:TYR:CA	1:B:838:GLN:HE21	1.95	0.78
1:C:572:LEU:HD12	1:C:573:LEU:N	1.98	0.78
1:C:910:MET:HE1	1:C:914:THR:CG2	2.11	0.78
1:D:657:PRO:HG2	1:D:660:ALA:HB2	1.65	0.78
1:D:754:TYR:O	1:D:762:THR:HA	1.83	0.78
1:E:108:ASP:O	1:E:606:ALA:O	2.00	0.78
1:E:626:THR:HG23	1:E:627:ALA:H	1.48	0.78
1:F:69:VAL:CG2	1:F:70:PRO:HD2	2.14	0.78
1:F:438:SER:OG	1:F:440:TRP:CZ3	2.36	0.78
1:G:103:ILE:H	1:G:103:ILE:HD12	1.49	0.78
1:G:344:VAL:HG23	1:G:353:ASN:HB2	1.64	0.78
1:H:885:LEU:HG	1:H:890:GLN:HE21	1.48	0.78
1:J:19:ASP:HB2	7:9:20:GLY:H	1.47	0.78
1:J:162:THR:HG21	1:J:193:PHE:HD2	0.96	0.78
1:J:762:THR:HG23	1:J:764:ASP:H	1.49	0.78
1:K:149:GLN:O	1:K:150:GLU:CG	2.30	0.78
1:K:196:GLU:HG3	1:L:831:TYR:CD1	2.19	0.78
1:K:438:SER:CB	1:L:278:LYS:HB3	2.14	0.78
1:K:575:LEU:HG	1:K:930:GLN:NE2	1.98	0.78
1:K:818:THR:HG22	1:K:819:LEU:H	1.48	0.78
1:L:199:VAL:HG11	1:L:206:GLU:HG3	1.61	0.78
1:L:270:ALA:HB2	1:L:277:TYR:HB3	1.65	0.78
1:L:842:TYR:CG	1:L:843:PRO:HD2	2.18	0.78
7:3:22:TRP:CZ3	7:3:25:ILE:CD1	2.59	0.78
1:A:226:TYR:OH	1:A:318:PRO:HG3	1.82	0.78
1:A:445:ALA:N	1:B:152:ASP:CB	2.46	0.78
1:B:695:PHE:O	1:B:697:PRO:HD3	1.83	0.78
1:C:191:LYS:HB2	1:C:194:GLN:HE21	1.47	0.78
1:D:224:PRO:HB3	1:D:314:GLN:O	1.84	0.78
1:E:52:PRO:CD	7:3:23:ASN:ND2	2.16	0.78
1:F:576:PRO:HD3	1:F:631:GLU:OE1	1.82	0.78
1:F:664:PRO:CG	5:P:19:THR:HG23	2.14	0.78
1:H:116:TYR:CD2	1:I:520:ILE:HG22	2.18	0.78
1:H:277:TYR:HD1	1:H:278:LYS:HB2	1.49	0.78
1:H:756:VAL:HG21	1:H:763:LYS:HG2	1.61	0.78
1:I:222:MET:HG2	1:I:307:SER:CB	2.13	0.78
1:I:809:ILE:HG13	1:I:810:ASN:N	1.97	0.78
1:J:328:ASP:OD1	1:J:328:ASP:O	2.00	0.78
1:J:839:GLY:CA	1:L:198:GLN:CD	2.52	0.78
1:K:425:GLY:O	1:K:426:VAL:HG13	1.82	0.78

*Continued on next page...*



*Continued from previous page...*

Atom-1	Atom-2	Interatomic distance (Å)	Clash overlap (Å)
1:A:457:VAL:O	1:C:837:ARG:CZ	2.32	0.78
1:B:4:PRO:O	1:B:7:MET:O	1.99	0.78
1:B:54:HIS:CD2	6:U:219:VAL:HG11	2.18	0.78
1:B:79:LEU:HD13	1:B:341:ASN:ND2	1.98	0.78
1:B:398:ILE:CD1	1:B:477:VAL:HG21	2.01	0.78
1:C:202:GLU:O	1:C:206:GLU:OE1	2.02	0.78
1:C:440:TRP:O	1:C:441:GLU:HG2	1.84	0.78
1:D:107:LEU:HG	1:D:108:ASP:H	1.47	0.78
1:D:323:TYR:O	1:D:324:ILE:HG13	1.83	0.78
1:D:930:GLN:H	1:D:937:GLU:HB2	1.47	0.78
1:F:194:GLN:HB2	1:F:197:PRO:CG	2.14	0.78
1:F:640:ASP:HB3	1:F:929:HIS:HB2	1.64	0.78
1:G:438:SER:HB3	1:H:277:TYR:O	1.83	0.78
1:G:536:ASN:HB3	1:G:596:SER:O	1.83	0.78
1:G:701:TYR:CD2	1:G:701:TYR:C	2.57	0.78
1:I:749:VAL:H	5:S:55:GLY:HA3	1.46	0.78
1:L:132:PRO:HB2	1:L:215:ALA:HA	1.65	0.78
2:N:141:PRO:CB	2:N:152:ASP:OD2	2.30	0.78
3:O:15:TYR:CE2	3:O:17:TYR:HA	2.18	0.78
5:Q:36:VAL:HG22	5:Q:43:PRO:HB3	0.78	0.78
7:3:9:LEU:HD22	7:3:9:LEU:O	1.83	0.78
1:A:188:TYR:CG	1:A:256:ILE:HG12	2.19	0.78
1:B:204:TRP:CZ3	1:C:313:VAL:HA	2.17	0.78
1:B:240:ALA:O	1:B:287:ASN:O	2.02	0.78
1:C:762:THR:HG23	1:C:765:TRP:HB3	1.65	0.78
1:D:83:ARG:HB2	1:D:582:GLU:HB2	1.65	0.78
1:E:477:VAL:CG1	1:E:514:VAL:HG21	2.13	0.78
1:G:214:ARG:NH2	1:G:241:LYS:HZ1	1.80	0.78
1:H:801:MET:HE3	1:H:865:LEU:HB3	1.65	0.78
1:I:543:LEU:HA	1:I:546:ARG:HH21	1.48	0.78
1:K:659:LYS:O	1:K:659:LYS:HG3	1.80	0.78
1:K:670:ARG:HB3	6:U:27:TYR:OH	1.84	0.78
1:L:112:SER:HB2	1:L:501:TYR:CB	2.13	0.78
1:L:896:ASN:ND2	6:V:21:ALA:HB1	1.99	0.78
5:S:30:ASN:HA	5:S:46:SER:OG	1.84	0.78
1:A:414:LEU:HD12	1:B:837:ARG:CZ	2.13	0.78
1:B:196:GLU:HG3	1:C:831:TYR:CD1	2.18	0.78
1:B:202:GLU:CG	1:C:299:TYR:CE2	2.65	0.78
1:C:147:VAL:O	1:C:147:VAL:CG1	2.31	0.78
1:C:527:ASP:N	1:C:528:PRO:CD	2.46	0.78
1:C:738:LEU:HB2	1:C:754:TYR:HE2	1.47	0.78

*Continued on next page...*



*Continued from previous page...*

Atom-1	Atom-2	Interatomic distance (Å)	Clash overlap (Å)
1:D:470:LYS:HG3	1:D:516:ALA:HB2	1.63	0.78
1:D:480:TYR:OH	1:D:538:PRO:HD3	1.83	0.78
1:E:132:PRO:HA	1:E:157:PHE:O	1.84	0.78
1:E:162:THR:C	1:E:199:VAL:CG2	2.52	0.78
1:E:203:ASN:OD1	1:E:204:TRP:N	2.15	0.78
1:F:649:ALA:HB3	1:F:919:LEU:CD2	2.14	0.78
1:G:150:GLU:CB	1:I:443:ASP:HB2	2.14	0.78
1:G:312:LEU:CD2	1:I:204:TRP:HH2	1.96	0.78
1:G:327:ARG:HH11	1:G:327:ARG:HG3	1.49	0.78
1:G:381:PHE:CE2	1:G:383:MET:HB3	2.19	0.78
1:H:116:TYR:CG	1:I:520:ILE:HG22	2.19	0.78
1:J:774:TYR:CD1	1:J:776:ILE:CD1	2.67	0.78
1:J:921:GLU:C	1:J:922:VAL:HG13	2.04	0.78
1:L:203:ASN:OD1	1:L:203:ASN:N	2.13	0.78
1:L:292:THR:OG1	1:L:295:THR:OG1	2.02	0.78
1:L:633:MET:HG2	6:V:171:LEU:HD13	1.66	0.78
6:V:2:SER:CB	6:V:200:PRO:HD2	2.12	0.78
7:5:24:GLU:CG	7:5:25:ILE:H	1.96	0.78
1:A:329:ASN:OD1	1:A:386:SER:HB2	1.82	0.78
1:A:455:GLY:C	1:A:456:ASN:O	2.21	0.78
1:C:723:ILE:C	1:C:729:VAL:HG23	2.04	0.78
1:C:808:GLU:HG2	1:C:814:TYR:HE2	1.47	0.78
1:D:509:VAL:HG12	1:D:510:ALA:H	1.49	0.78
1:E:333:LEU:HD13	1:E:592:ILE:HG21	1.65	0.78
1:E:575:LEU:HB2	1:E:635:ARG:NH2	1.98	0.78
1:F:478:ALA:C	1:F:480:TYR:H	1.86	0.78
1:F:760:ASN:HD22	1:F:760:ASN:H	1.32	0.78
1:G:134:GLN:CD	1:G:155:LYS:HZ3	1.86	0.78
1:G:424:GLN:HB3	1:G:447:SER:HB3	1.65	0.78
1:G:461:GLU:OE2	1:G:461:GLU:HA	1.83	0.78
1:H:277:TYR:CD1	1:H:278:LYS:CB	2.66	0.78
1:H:767:LEU:HD13	1:H:767:LEU:O	1.84	0.78
1:H:923:PHE:O	1:H:943:THR:HG22	1.83	0.78
1:I:83:ARG:HA	1:I:582:GLU:HB2	1.64	0.78
1:I:134:GLN:HA	1:I:154:THR:C	2.03	0.78
1:I:575:LEU:HB2	1:I:635:ARG:NH2	1.99	0.78
1:I:842:TYR:CD1	1:I:843:PRO:HD2	2.19	0.78
1:J:192:THR:O	1:J:192:THR:CG2	2.31	0.78
1:J:194:GLN:OE1	1:K:821:PHE:HB3	1.84	0.78
1:J:358:LEU:CD2	1:J:947:ALA:CB	2.47	0.78
1:K:918:LEU:HD12	1:K:919:LEU:H	1.49	0.78

*Continued on next page...*



*Continued from previous page...*

Atom-1	Atom-2	Interatomic distance (Å)	Clash overlap (Å)
1:L:240:ALA:O	1:L:241:LYS:HG3	1.83	0.78
1:L:498:THR:HG22	1:L:503:TYR:CZ	2.19	0.78
1:L:718:PHE:O	1:L:745:ILE:HG21	1.84	0.78
2:N:237:PRO:HA	2:N:268:TYR:CD2	2.19	0.78
1:A:328:ASP:O	1:A:329:ASN:HB2	1.84	0.78
1:B:155:LYS:CG	1:B:261:PHE:CZ	2.67	0.78
1:B:229:PHE:CZ	1:C:849:PRO:HD3	2.19	0.78
1:B:297:VAL:HA	1:B:316:SER:HB3	1.66	0.78
1:B:339:THR:HG23	1:B:342:MET:CE	2.14	0.78
1:C:151:LYS:O	1:C:154:THR:CB	2.29	0.78
1:C:497:ASN:H	1:C:497:ASN:HD22	1.32	0.78
1:C:936:ILE:O	1:C:936:ILE:CG1	2.25	0.78
1:D:425:GLY:HA3	1:D:444:ASP:OD2	1.84	0.78
1:D:877:SER:HB3	1:F:57:THR:HG21	1.65	0.78
1:E:188:TYR:CD1	1:E:256:ILE:HD12	2.18	0.78
1:E:204:TRP:CE3	1:F:313:VAL:CG1	2.57	0.78
1:E:746:LYS:CB	1:E:864:PHE:HE2	1.97	0.78
1:F:103:ILE:N	1:F:560:ILE:HD12	1.98	0.78
1:F:218:LYS:HG2	1:F:218:LYS:O	1.82	0.78
1:G:103:ILE:CG2	1:G:613:VAL:HG13	2.13	0.78
1:H:31:PHE:CZ	1:I:630:LEU:HD12	2.19	0.78
1:H:67:ARG:HH22	1:I:752:GLU:HB2	1.49	0.78
1:H:450:ASN:ND2	1:I:155:LYS:C	2.36	0.78
1:H:589:VAL:HG21	1:H:606:ALA:HB2	1.66	0.78
1:H:700:VAL:HG11	5:Q:34:SER:HB3	1.64	0.78
1:J:844:ALA:O	1:L:229:PHE:HA	1.83	0.78
1:J:910:MET:HE3	1:J:914:THR:HG21	1.66	0.78
2:N:226:TYR:HE2	2:N:429:VAL:CG1	1.97	0.78
2:N:395:ASP:O	2:N:396:PRO:O	2.01	0.78
4:M:155:GLY:O	4:M:156:GLN:CG	2.31	0.78
4:M:385:ASN:OD1	4:M:386:PRO:N	2.17	0.78
1:A:87:ALA:HA	1:A:578:SER:HA	1.65	0.77
1:B:10:TRP:HB3	1:B:16:ALA:HB3	1.66	0.77
1:B:239:GLN:OE1	1:C:845:ASN:HB3	1.84	0.77
1:B:536:ASN:O	1:B:537:HIS:CB	2.27	0.77
1:E:168:THR:HG21	1:E:185:LYS:HE3	1.66	0.77
1:G:132:PRO:HB3	1:G:158:GLY:O	1.84	0.77
1:G:147:VAL:O	1:G:147:VAL:HG13	1.81	0.77
1:G:829:THR:CG2	1:G:830:GLY:H	1.93	0.77
1:J:242:PHE:HE1	1:J:289:ASN:N	1.82	0.77
1:K:392:ASP:OD1	1:K:393:PRO:HD2	1.85	0.77

*Continued on next page...*



*Continued from previous page...*

Atom-1	Atom-2	Interatomic distance (Å)	Clash overlap (Å)
1:K:443:ASP:HB3	1:L:151:LYS:H	1.49	0.77
1:L:154:THR:HG22	1:L:155:LYS:CG	2.14	0.77
1:L:427:LYS:HB3	1:L:439:GLU:O	1.83	0.77
5:Q:4:THR:HG21	5:Q:13:PHE:HE2	0.70	0.77
5:Q:133:ASN:C	5:Q:134:LYS:HD2	2.04	0.77
6:V:64:THR:O	6:V:66:ARG:N	2.16	0.77
7:4:19:MET:O	7:4:20:GLY:C	2.21	0.77
1:B:329:ASN:ND2	1:B:386:SER:HB2	1.99	0.77
1:B:831:TYR:CE2	1:B:832:LEU:CD1	2.67	0.77
1:C:738:LEU:HB3	1:C:754:TYR:CE2	2.18	0.77
1:E:730:SER:CB	1:E:732:PRO:HD2	2.14	0.77
1:G:13:MET:HE1	1:H:925:VAL:HG23	1.59	0.77
1:G:155:LYS:HG3	1:G:261:PHE:HZ	1.44	0.77
1:G:220:THR:CG2	1:G:220:THR:O	2.32	0.77
1:G:722:SER:O	1:G:903:MET:HA	1.84	0.77
1:G:734:ASN:ND2	1:I:59:ASP:O	2.15	0.77
1:H:403:VAL:HG21	1:H:466:ALA:HA	1.64	0.77
1:H:650:ALA:HA	1:H:942:ARG:HH21	1.48	0.77
1:H:818:THR:C	1:H:820:PRO:HD2	2.05	0.77
1:J:153:VAL:HG13	1:L:449:GLN:O	1.84	0.77
1:J:681:THR:CG2	1:J:682:ARG:N	2.42	0.77
1:K:94:LEU:HB2	1:K:619:PHE:CD2	2.20	0.77
1:K:409:ASN:N	1:K:409:ASN:ND2	2.31	0.77
1:A:231:ARG:O	1:A:240:ALA:HB2	1.85	0.77
1:B:738:LEU:CD2	1:B:754:TYR:CD2	2.67	0.77
1:G:524:TRP:CZ3	1:G:802:SER:HA	2.19	0.77
1:G:682:ARG:CZ	1:G:907:VAL:HG21	2.15	0.77
1:H:333:LEU:HD12	1:H:592:ILE:HG21	1.65	0.77
1:J:811:TYR:CD1	1:J:857:PRO:HD2	2.19	0.77
1:K:133:SER:O	1:K:155:LYS:HA	1.84	0.77
1:L:432:ASN:O	1:L:437:GLU:HG3	1.83	0.77
5:Q:36:VAL:HG23	5:Q:43:PRO:HG3	1.64	0.77
7:1:18:PHE:CD1	7:1:22:TRP:CZ3	2.70	0.77
1:D:124:LEU:HB2	1:E:825:ASN:ND2	1.98	0.77
1:D:498:THR:HG23	1:D:503:TYR:HE2	1.49	0.77
1:D:587:LYS:CB	1:D:610:PHE:CE1	2.66	0.77
1:E:661:THR:O	1:E:661:THR:OG1	2.02	0.77
1:F:488:THR:HG22	1:F:494:LEU:HD12	1.64	0.77
1:G:83:ARG:HH21	1:G:580:THR:HG21	1.48	0.77
1:G:424:GLN:HB3	1:G:447:SER:CB	2.14	0.77
1:G:847:PRO:O	1:I:121:TYR:CE2	2.36	0.77

*Continued on next page...*



*Continued from previous page...*

Atom-1	Atom-2	Interatomic distance (Å)	Clash overlap (Å)
1:H:559:HIS:HE1	1:I:753:GLY:HA2	1.49	0.77
1:H:669:SER:HA	1:H:899:HIS:O	1.84	0.77
1:H:872:ARG:NH2	7:7:3:ASP:HA	1.99	0.77
1:I:218:LYS:HZ2	1:I:218:LYS:HB2	1.48	0.77
1:J:52:PRO:HG3	7:9:23:ASN:O	1.83	0.77
1:J:514:VAL:HG23	1:J:518:ILE:HD13	1.63	0.77
1:K:188:TYR:HD1	1:K:256:ILE:HD12	1.49	0.77
2:N:271:LEU:HA	2:N:367:VAL:CG2	2.15	0.77
4:M:296:ASN:O	4:M:299:LEU:HB2	1.85	0.77
1:A:135:TRP:HB3	1:A:307:SER:HB3	1.67	0.77
1:A:730:SER:C	1:A:732:PRO:CD	2.53	0.77
1:A:851:ILE:HD11	1:C:116:TYR:HE2	1.50	0.77
1:B:336:TYR:C	1:B:337:ASN:ND2	2.36	0.77
1:B:381:PHE:HD1	1:C:795:PHE:CZ	2.03	0.77
1:B:663:VAL:HG11	1:B:916:LEU:HD22	1.65	0.77
1:C:364:GLU:HG3	1:C:708:LEU:HD11	1.67	0.77
1:D:754:TYR:CD1	1:D:754:TYR:N	2.52	0.77
1:E:69:VAL:HG11	1:J:74:GLU:OE2	1.84	0.77
1:F:515:ASP:HB3	1:F:517:TYR:CE2	2.19	0.77
1:G:729:VAL:CG1	1:G:733:GLY:CA	2.62	0.77
1:G:825:ASN:ND2	1:I:124:LEU:H	1.82	0.77
1:I:731:TRP:HE1	1:I:888:LEU:CD2	1.98	0.77
1:J:836:MET:HE1	1:L:203:ASN:CA	2.04	0.77
5:Q:12:LEU:HD21	5:Q:17:LEU:HD21	1.64	0.77
7:3:9:LEU:O	7:3:9:LEU:HD13	1.85	0.77
1:A:445:ALA:HB2	1:B:152:ASP:HB3	1.66	0.77
1:B:80:TYR:O	1:B:584:ASN:HA	1.83	0.77
1:B:127:LYS:NZ	1:C:405:ASP:CG	2.38	0.77
1:B:138:LYS:HE2	1:B:149:GLN:NE2	1.99	0.77
1:B:921:GLU:C	1:B:922:VAL:HG13	2.04	0.77
1:C:83:ARG:HH12	1:J:69:VAL:CB	1.98	0.77
1:C:330:PHE:HD1	1:C:384:TRP:O	1.67	0.77
1:D:358:LEU:HD21	1:D:947:ALA:CB	2.14	0.77
1:F:377:ARG:NH2	1:F:388:VAL:HG22	2.00	0.77
1:F:731:TRP:N	1:F:732:PRO:CD	2.47	0.77
1:F:875:PHE:O	1:F:875:PHE:CD2	2.36	0.77
1:G:663:VAL:CG1	1:G:905:PHE:O	2.33	0.77
1:H:162:THR:HG22	1:H:163:GLY:H	1.47	0.77
1:H:603:VAL:HA	5:Q:40:PRO:HG3	1.65	0.77
1:H:731:TRP:O	1:H:731:TRP:CD1	2.38	0.77
1:J:188:TYR:O	1:J:192:THR:HB	1.84	0.77

*Continued on next page...*



*Continued from previous page...*

Atom-1	Atom-2	Interatomic distance (Å)	Clash overlap (Å)
1:J:823:HIS:HB3	1:L:196:GLU:CD	2.05	0.77
1:K:75:ALA:HB2	1:K:80:TYR:HD1	1.50	0.77
1:L:188:TYR:CD1	1:L:256:ILE:HD13	2.15	0.77
1:L:806:VAL:CG1	1:L:856:VAL:CG2	2.62	0.77
1:A:653:LEU:HD23	1:A:915:LEU:HD13	1.66	0.77
1:C:809:ILE:HG13	1:C:810:ASN:N	1.99	0.77
1:E:99:THR:HG22	1:E:617:ALA:HB2	1.67	0.77
1:F:233:THR:OG1	1:F:240:ALA:HA	1.83	0.77
1:F:339:THR:HG22	1:H:740:PRO:CG	2.15	0.77
1:F:686:LYS:CG	5:Q:8:PHE:CZ	2.60	0.77
1:G:17:GLY:O	7:6:19:MET:SD	2.43	0.77
1:G:844:ALA:N	1:I:228:SER:O	2.18	0.77
1:J:24:LEU:HD23	1:J:28:LEU:HD12	1.65	0.77
1:J:277:TYR:CG	1:J:277:TYR:HB2	1.30	0.77
1:J:377:ARG:HB3	1:J:388:VAL:HG21	1.67	0.77
1:K:241:LYS:HZ3	1:K:256:ILE:HD13	0.95	0.77
1:K:682:ARG:NH1	1:K:907:VAL:HG12	2.00	0.77
1:K:885:LEU:HD12	1:K:923:PHE:HE2	1.49	0.77
1:L:134:GLN:CD	1:L:154:THR:HG21	2.05	0.77
1:L:134:GLN:OE1	1:L:154:THR:CG2	2.28	0.77
5:R:34:SER:HA	5:R:43:PRO:HD2	1.64	0.77
7:1:22:TRP:CZ3	7:1:25:ILE:CG2	2.68	0.77
1:A:130:PRO:CD	1:C:204:TRP:CH2	2.68	0.77
1:A:196:GLU:CG	1:B:823:HIS:HB3	2.15	0.77
1:A:230:ALA:HB3	1:A:239:GLN:NE2	1.99	0.77
1:A:838:GLN:HA	1:B:456:ASN:ND2	2.00	0.77
1:B:214:ARG:HH22	1:B:241:LYS:CE	1.98	0.77
1:B:225:CYS:O	1:B:225:CYS:SG	2.42	0.77
1:B:376:ASP:OD2	1:B:376:ASP:C	2.23	0.77
1:B:769:GLN:HG2	1:B:794:PHE:CE1	2.20	0.77
1:C:83:ARG:CB	1:C:582:GLU:HB2	2.10	0.77
1:C:803:ARG:NE	1:C:805:VAL:HG13	1.98	0.77
1:D:472:PHE:CE1	1:D:539:ARG:NH1	2.53	0.77
1:E:152:ASP:C	1:E:154:THR:N	2.37	0.77
1:E:544:ARG:CB	1:E:544:ARG:CD	2.63	0.77
1:F:239:GLN:HE21	1:F:240:ALA:H	1.32	0.77
1:F:267:SER:H	1:F:277:TYR:HE2	1.25	0.77
1:F:686:LYS:HG2	5:Q:8:PHE:CE1	2.20	0.77
1:H:89:GLY:HA3	1:H:92:ARG:NE	1.98	0.77
1:H:481:LEU:C	1:H:482:PRO:O	2.15	0.77
1:H:720:LYS:O	1:H:721:VAL:CG2	2.33	0.77

*Continued on next page...*



*Continued from previous page...*

Atom-1	Atom-2	Interatomic distance (Å)	Clash overlap (Å)
1:H:923:PHE:HB2	1:H:943:THR:HG21	0.78	0.77
1:I:891:ASN:C	1:I:895:ALA:HB2	2.05	0.77
1:L:525:SER:CB	1:L:801:MET:HE3	2.14	0.77
5:S:104:LEU:O	5:S:104:LEU:HD23	1.84	0.77
1:B:139:GLU:HG3	1:B:152:ASP:HB3	1.66	0.77
1:B:187:ILE:HB	1:B:191:LYS:HB3	1.65	0.77
1:B:190:ASP:OD2	1:B:236:LYS:CB	2.33	0.77
1:B:242:PHE:O	1:B:243:LYS:C	2.23	0.77
1:B:508:VAL:HG21	1:B:833:ALA:HB1	1.65	0.77
1:B:738:LEU:HD23	1:B:754:TYR:HD2	1.47	0.77
1:C:790:ARG:HB3	1:C:790:ARG:HH11	1.48	0.77
1:D:731:TRP:CE2	1:D:732:PRO:HD3	2.18	0.77
1:D:885:LEU:O	1:F:51:ALA:HB2	1.85	0.77
1:F:657:PRO:HG3	5:Q:13:PHE:HZ	1.50	0.77
1:G:714:LEU:O	1:G:714:LEU:HD23	1.85	0.77
1:H:200:GLY:O	1:I:836:MET:CE	2.33	0.77
1:H:559:HIS:CE1	1:I:753:GLY:HA2	2.19	0.77
1:J:201:GLU:CG	1:K:299:TYR:CE1	2.67	0.77
1:J:298:VAL:HG22	1:J:317:MET:HE2	1.66	0.77
1:J:851:ILE:HD11	1:L:116:TYR:OH	1.84	0.77
1:K:485:TYR:HB3	1:K:513:LEU:HD21	1.66	0.77
1:L:100:TYR:HD2	1:L:561:GLN:HG3	1.49	0.77
2:N:328:VAL:HB	3:O:5:LEU:HD12	1.67	0.77
4:M:155:GLY:O	4:M:156:GLN:HG2	1.84	0.77
7:7:17:PRO:O	7:7:18:PHE:CB	2.29	0.77
1:A:567:PHE:CB	1:A:645:ASP:HB3	2.15	0.77
1:B:495:PRO:HG2	1:B:503:TYR:CB	2.13	0.77
1:C:88:VAL:CG1	1:C:576:PRO:HA	2.15	0.77
1:D:440:TRP:HZ2	1:E:277:TYR:HA	1.48	0.77
1:F:736:ARG:CG	1:F:736:ARG:HH11	1.99	0.77
1:G:239:GLN:NE2	1:G:240:ALA:H	1.82	0.77
1:G:320:ARG:NH2	1:G:597:LEU:HD11	2.00	0.77
1:G:333:LEU:HD13	1:G:592:ILE:HG21	1.66	0.77
1:G:868:ARG:O	1:G:868:ARG:HG3	1.83	0.77
1:H:241:LYS:HB2	1:H:254:LEU:HD22	1.65	0.77
1:H:277:TYR:CD1	1:H:277:TYR:C	2.58	0.77
1:H:697:PRO:HG2	1:H:698:TYR:CE2	2.20	0.77
1:I:731:TRP:HE1	1:I:888:LEU:HD21	1.49	0.77
1:I:787:TYR:CD1	1:I:787:TYR:C	2.58	0.77
1:J:114:LYS:NZ	1:J:116:TYR:C	2.38	0.77
1:J:803:ARG:HH11	1:J:803:ARG:HB2	1.46	0.77

*Continued on next page...*



*Continued from previous page...*

Atom-1	Atom-2	Interatomic distance (Å)	Clash overlap (Å)
1:J:821:PHE:HB3	1:L:237:GLY:HA3	1.66	0.77
1:K:517:TYR:CD1	1:K:847:PRO:HG3	2.19	0.77
1:K:819:LEU:HD23	1:K:819:LEU:C	2.05	0.77
1:L:531:ASN:O	1:L:713:TYR:HE1	1.68	0.77
4:M:166:LEU:O	4:M:170:VAL:HG23	1.85	0.77
4:M:194:LEU:CD2	6:U:208:TYR:HB3	2.15	0.77
5:Q:130:GLN:O	5:Q:134:LYS:HB2	1.84	0.77
5:R:94:SER:O	5:R:98:GLU:HG3	1.85	0.77
7:6:9:LEU:O	7:6:9:LEU:HG	1.82	0.77
1:A:214:ARG:HH22	1:A:241:LYS:HE2	1.50	0.76
1:B:66:LEU:HG	1:B:619:PHE:HE1	1.48	0.76
1:B:524:TRP:CD2	1:B:803:ARG:HG2	2.19	0.76
1:B:699:PHE:CE2	1:B:701:TYR:O	2.39	0.76
1:G:589:VAL:HG21	1:G:605:GLY:O	1.85	0.76
1:H:948:GLY:O	6:V:105:GLY:HA2	1.85	0.76
1:I:174:LEU:HD12	1:I:191:LYS:NZ	2.00	0.76
1:I:831:TYR:HB3	1:I:838:GLN:NE2	1.98	0.76
1:J:421:SER:HB2	1:J:423:TYR:CE1	2.20	0.76
1:J:480:TYR:OH	1:J:538:PRO:HD3	1.84	0.76
1:J:774:TYR:CE1	1:J:776:ILE:HD11	2.19	0.76
1:L:58:THR:O	1:L:58:THR:CG2	2.32	0.76
2:N:267:MET:HA	2:N:267:MET:CE	2.15	0.76
1:A:313:VAL:HG22	1:C:204:TRP:HE3	0.73	0.76
1:A:649:ALA:CB	1:A:920:PHE:O	2.33	0.76
1:A:724:MET:HB3	1:A:902:ASP:OD2	1.85	0.76
1:A:746:LYS:O	1:A:746:LYS:HG3	1.86	0.76
1:A:756:VAL:CG2	1:A:763:LYS:HA	2.14	0.76
1:B:57:THR:OG1	1:C:878:ASN:ND2	2.18	0.76
1:B:391:TYR:CD1	1:B:391:TYR:C	2.59	0.76
1:C:337:ASN:CG	1:C:361:ARG:O	2.24	0.76
1:D:181:GLU:O	1:D:181:GLU:CG	2.30	0.76
1:H:61:SER:HB2	1:I:734:ASN:ND2	1.98	0.76
1:H:159:VAL:HG11	1:I:841:PRO:HD2	1.66	0.76
1:I:510:ALA:HB2	1:I:832:LEU:O	1.85	0.76
1:I:827:GLY:HA2	1:I:839:GLY:CA	2.15	0.76
1:J:313:VAL:HG12	1:L:204:TRP:CE2	2.20	0.76
1:J:774:TYR:HD1	1:J:776:ILE:CD1	1.98	0.76
1:K:345:LEU:HD23	1:K:581:TYR:HD1	1.51	0.76
1:K:640:ASP:OD1	1:K:640:ASP:N	2.19	0.76
1:L:523:ARG:O	1:L:801:MET:HE2	1.84	0.76
5:P:12:LEU:HD21	5:P:17:LEU:CD2	2.13	0.76

*Continued on next page...*



*Continued from previous page...*

Atom-1	Atom-2	Interatomic distance (Å)	Clash overlap (Å)
1:B:162:THR:HB	1:B:212:GLY:N	1.99	0.76
1:B:162:THR:CB	1:B:212:GLY:H	1.97	0.76
1:E:345:LEU:CD1	1:E:581:TYR:HD1	1.97	0.76
1:E:543:LEU:CD2	1:E:594:GLN:HE22	1.98	0.76
1:E:649:ALA:CB	1:E:919:LEU:HD12	2.15	0.76
1:F:222:MET:HE2	1:F:308:SER:H	1.51	0.76
1:F:590:ASN:HB2	1:F:602:ARG:HG3	1.67	0.76
1:G:157:PHE:CZ	1:I:204:TRP:CH2	2.73	0.76
1:G:310:ILE:HA	1:I:205:GLN:HE22	1.48	0.76
1:H:450:ASN:HD22	1:I:155:LYS:C	1.87	0.76
1:H:520:ILE:O	1:H:520:ILE:HD12	1.86	0.76
1:I:399:GLU:HB3	1:I:523:ARG:CA	2.11	0.76
1:J:135:TRP:CH2	1:J:309:GLU:HB2	2.20	0.76
1:J:746:LYS:HG2	1:J:746:LYS:O	1.86	0.76
1:A:197:PRO:HG3	1:B:831:TYR:HE1	1.28	0.76
1:A:533:ASN:N	1:A:713:TYR:CE1	2.52	0.76
1:B:81:LYS:HA	1:B:584:ASN:HA	1.66	0.76
1:B:929:HIS:O	1:B:931:PRO:CD	2.31	0.76
1:C:324:ILE:HG22	1:C:325:GLY:N	2.00	0.76
1:E:931:PRO:HB3	6:U:159:ARG:HH12	1.51	0.76
1:F:361:ARG:CB	1:F:361:ARG:NH1	2.47	0.76
1:F:489:PRO:HG2	1:F:492:VAL:HG21	1.67	0.76
1:G:413:PRO:HD3	1:G:458:TYR:O	1.85	0.76
1:H:79:LEU:HD12	1:H:79:LEU:N	2.00	0.76
1:I:809:ILE:HG13	1:I:810:ASN:OD1	1.85	0.76
1:J:774:TYR:OH	1:J:795:PHE:HB3	1.86	0.76
1:J:926:VAL:HG11	1:J:940:TYR:HE2	1.44	0.76
1:K:440:TRP:CD1	1:K:440:TRP:C	2.57	0.76
1:L:591:MET:HE1	1:L:689:PRO:HG3	1.67	0.76
4:M:197:VAL:C	6:U:199:ASN:HD22	1.89	0.76
5:S:12:LEU:O	5:S:15:PRO:CD	2.33	0.76
5:S:117:ALA:O	5:S:121:GLN:HB2	1.85	0.76
6:U:204:SER:HB2	6:U:207:LEU:HB3	1.67	0.76
1:A:462:ILE:HB	1:B:411:CYS:HB3	1.67	0.76
1:B:122:ASN:O	1:B:125:ALA:HB3	1.84	0.76
1:B:195:PRO:HG2	1:C:823:HIS:CG	2.20	0.76
1:B:510:ALA:HA	1:B:832:LEU:O	1.84	0.76
1:C:69:VAL:CG2	1:C:70:PRO:CD	2.45	0.76
1:C:204:TRP:O	1:C:205:GLN:CG	2.32	0.76
1:C:734:ASN:C	1:C:736:ARG:HG2	2.06	0.76
1:C:896:ASN:HD22	6:U:21:ALA:HB1	1.50	0.76

*Continued on next page...*



*Continued from previous page...*

Atom-1	Atom-2	Interatomic distance (Å)	Clash overlap (Å)
1:D:13:MET:HE1	1:E:941:LEU:HB2	1.66	0.76
1:D:79:LEU:HD21	1:D:584:ASN:HD22	1.51	0.76
1:E:75:ALA:HB2	1:E:80:TYR:CE1	2.20	0.76
1:G:107:LEU:HG	1:G:108:ASP:N	1.99	0.76
1:G:514:VAL:HG23	1:G:518:ILE:HD13	1.66	0.76
1:G:783:VAL:HG23	1:G:795:PHE:CE2	2.20	0.76
1:K:46:ARG:HG2	1:L:642:SER:O	1.85	0.76
1:K:58:THR:HB	1:K:622:MET:O	1.86	0.76
1:K:732:PRO:HG3	1:K:743:PHE:HE1	1.45	0.76
1:L:377:ARG:HD3	1:L:388:VAL:CG2	2.15	0.76
1:L:525:SER:HB3	1:L:801:MET:HE3	1.68	0.76
2:N:420:ALA:HB1	2:N:463:THR:CG2	2.16	0.76
5:P:31:VAL:O	5:P:46:SER:CB	2.32	0.76
6:U:189:VAL:O	6:U:189:VAL:HG13	1.85	0.76
6:V:94:ASP:OD2	6:V:163:THR:HG21	1.85	0.76
7:8:9:LEU:C	7:8:11:PRO:CD	2.54	0.76
1:A:28:LEU:HD22	1:B:639:HIS:HD2	1.47	0.76
1:B:241:LYS:CE	1:B:286:GLU:CD	2.36	0.76
1:B:391:TYR:CD2	1:B:534:PRO:HB2	2.21	0.76
1:B:409:ASN:ND2	1:B:464:LEU:HB3	2.00	0.76
1:B:923:PHE:H	1:B:943:THR:HG22	1.48	0.76
1:C:67:ARG:HD2	1:C:616:TYR:CE1	2.21	0.76
1:C:604:ASP:O	1:C:605:GLY:O	2.03	0.76
1:D:401:HIS:CE1	1:F:544:ARG:HD3	2.20	0.76
1:E:417:THR:HG22	1:F:157:PHE:HZ	1.50	0.76
1:E:438:SER:OG	1:E:438:SER:O	2.03	0.76
1:G:121:TYR:CE1	1:G:293:PRO:HG2	2.20	0.76
1:G:214:ARG:NH2	1:G:241:LYS:NZ	2.32	0.76
1:H:603:VAL:HA	5:Q:40:PRO:CB	2.16	0.76
1:K:7:MET:CE	1:K:12:TYR:HD1	1.99	0.76
1:K:121:TYR:O	1:K:227:GLY:HA2	1.86	0.76
2:N:189:GLY:O	2:N:194:VAL:HG22	1.86	0.76
1:A:328:ASP:N	1:A:546:ARG:HH21	1.84	0.76
1:A:408:PRO:HB3	1:A:461:GLU:OE2	1.86	0.76
1:A:853:GLN:HB3	1:C:111:PRO:HB3	1.68	0.76
1:B:134:GLN:NE2	1:B:285:THR:CG2	2.47	0.76
1:B:709:ASP:HB3	1:B:711:THR:HG22	1.67	0.76
1:C:217:LYS:HE3	1:C:257:ASP:OD1	1.83	0.76
1:D:29:VAL:HG13	1:D:30:GLN:N	2.00	0.76
1:D:148:GLN:CG	1:D:149:GLN:H	1.98	0.76
1:E:84:PHE:HE2	1:E:613:VAL:O	1.67	0.76

*Continued on next page...*



*Continued from previous page...*

Atom-1	Atom-2	Interatomic distance (Å)	Clash overlap (Å)
1:E:460:MET:HE1	1:F:411:CYS:HB2	1.68	0.76
1:E:682:ARG:HH22	1:E:910:MET:HE3	1.50	0.76
1:F:217:LYS:HA	1:F:285:THR:CG2	2.16	0.76
1:F:602:ARG:CB	5:R:35:THR:HG21	2.08	0.76
1:F:740:PRO:CB	1:J:339:THR:CG2	2.64	0.76
1:F:808:GLU:CG	1:F:814:TYR:CZ	2.68	0.76
1:G:162:THR:OG1	1:G:193:PHE:CE1	2.38	0.76
1:H:25:SER:HB3	1:I:639:HIS:NE2	2.01	0.76
1:H:92:ARG:HH11	1:H:92:ARG:HG2	0.72	0.76
1:H:103:ILE:HG21	1:H:610:PHE:CD1	2.21	0.76
1:I:333:LEU:HG	1:I:333:LEU:O	1.85	0.76
1:I:682:ARG:NH2	1:I:907:VAL:CG2	2.48	0.76
1:I:756:VAL:HG22	1:I:757:ALA:H	1.51	0.76
1:J:469:TRP:CE2	1:J:473:LEU:HD22	2.20	0.76
1:J:613:VAL:O	1:J:613:VAL:HG13	1.84	0.76
1:K:831:TYR:HB3	1:K:838:GLN:NE2	2.01	0.76
1:K:885:LEU:CD1	1:K:923:PHE:CE2	2.69	0.76
1:L:155:LYS:NZ	1:L:259:ALA:HB3	2.00	0.76
1:L:204:TRP:CE3	1:L:415:ASN:ND2	2.52	0.76
1:L:759:CYS:SG	1:L:864:PHE:HB3	2.25	0.76
5:R:44:ALA:CB	5:R:51:TYR:HE1	1.78	0.76
1:A:445:ALA:H	1:B:152:ASP:CB	1.99	0.76
1:B:61:SER:HB3	1:C:734:ASN:CB	2.14	0.76
1:B:294:ASP:O	1:B:295:THR:HG23	1.86	0.76
1:B:306:ASN:O	1:B:307:SER:OG	2.03	0.76
1:B:397:ILE:HA	1:B:525:SER:HB3	1.67	0.76
1:B:531:ASN:O	1:B:713:TYR:CE1	2.38	0.76
1:C:78:TYR:CD2	1:C:695:PHE:CD1	2.72	0.76
1:C:295:THR:HG22	1:C:318:PRO:CA	2.13	0.76
1:C:731:TRP:CB	1:C:732:PRO:HD3	2.14	0.76
1:C:824:ASN:CA	1:C:844:ALA:HB1	2.10	0.76
1:D:472:PHE:HE1	1:D:539:ARG:NH1	1.84	0.76
1:E:78:TYR:CE2	1:E:695:PHE:CD2	2.74	0.76
1:E:443:ASP:O	1:E:444:ASP:CG	2.24	0.76
1:F:462:ILE:HG12	1:F:463:ASN:H	1.51	0.76
1:G:745:ILE:HD13	1:G:765:TRP:CE2	2.21	0.76
1:H:256:ILE:HG22	1:H:257:ASP:H	1.51	0.76
1:H:337:ASN:HD21	1:H:363:THR:H	1.33	0.76
1:J:31:PHE:CZ	1:K:630:LEU:HD22	2.21	0.76
1:J:836:MET:HE2	1:L:203:ASN:CA	2.12	0.76
1:K:291:GLU:OE2	1:L:854:THR:CG2	2.34	0.76

*Continued on next page...*



*Continued from previous page...*

Atom-1	Atom-2	Interatomic distance (Å)	Clash overlap (Å)
1:K:443:ASP:O	1:L:152:ASP:CA	2.33	0.76
1:L:294:ASP:HA	1:L:319:ASN:ND2	2.01	0.76
1:L:647:LEU:HA	7:8:4:ILE:HG21	1.68	0.76
4:M:185:TYR:HE2	4:M:201:GLN:HE21	1.34	0.76
4:M:388:TRP:CZ3	4:M:389:LEU:HD23	2.21	0.76
5:R:49:MET:HE2	5:R:50:THR:H	1.50	0.76
6:U:20:ALA:HB3	6:U:70:ASN:ND2	2.00	0.76
6:V:205:PRO:CA	6:V:208:TYR:CD1	2.66	0.76
7:6:3:ASP:C	7:6:4:ILE:CG1	2.53	0.76
1:A:158:GLY:HA3	1:C:452:ILE:HG23	0.80	0.76
1:A:684:LYS:HD3	1:A:912:GLU:OE1	1.86	0.76
1:A:839:GLY:H	1:C:198:GLN:HB3	1.48	0.76
1:B:193:PHE:CZ	1:B:198:GLN:CA	2.67	0.76
1:C:246:ASN:ND2	1:C:252:LYS:HG2	1.99	0.76
1:C:747:ARG:NH2	1:C:754:TYR:CG	2.54	0.76
1:D:154:THR:CG2	1:D:155:LYS:HG3	2.13	0.76
1:D:738:LEU:HD23	1:D:738:LEU:N	1.95	0.76
1:E:270:ALA:HB3	1:E:273:SER:OG	1.85	0.76
1:E:478:ALA:HA	1:E:514:VAL:CG1	2.15	0.76
1:F:286:GLU:OE1	1:F:286:GLU:N	2.18	0.76
1:F:667:ILE:CG1	1:F:901:LEU:O	2.34	0.76
1:G:67:ARG:HG3	1:G:616:TYR:CE2	2.21	0.76
1:G:296:HIS:CE1	1:G:317:MET:CG	2.69	0.76
1:I:189:ALA:CB	1:I:241:LYS:HZ3	1.99	0.76
1:I:575:LEU:HD12	1:I:635:ARG:HB2	1.68	0.76
1:I:819:LEU:N	1:I:820:PRO:CD	2.49	0.76
1:J:56:VAL:CG1	1:K:882:MET:HE2	2.02	0.76
1:J:454:LYS:O	1:K:160:ALA:O	2.03	0.76
1:L:660:ALA:HB1	5:Q:99:GLU:OE1	1.86	0.76
5:Q:45:ASN:HD22	5:Q:45:ASN:N	1.83	0.76
1:A:622:MET:HG3	1:A:627:ALA:HB2	1.68	0.76
1:A:882:MET:SD	1:C:56:VAL:HG11	2.25	0.76
1:B:440:TRP:HZ3	1:B:446:ILE:CG1	1.98	0.76
1:B:449:GLN:HE21	1:B:450:ASN:HD21	1.33	0.76
1:B:738:LEU:HD21	1:B:754:TYR:CE2	2.19	0.76
1:B:808:GLU:CG	1:B:814:TYR:CD2	2.69	0.76
1:C:81:LYS:HG3	1:C:582:GLU:OE1	1.85	0.76
1:C:734:ASN:C	1:C:736:ARG:CG	2.54	0.76
1:C:738:LEU:CB	1:C:754:TYR:CE2	2.69	0.76
1:E:101:PHE:HZ	1:E:581:TYR:CE2	2.04	0.76
1:E:191:LYS:O	1:E:192:THR:C	2.20	0.76

*Continued on next page...*



*Continued from previous page...*

Atom-1	Atom-2	Interatomic distance (Å)	Clash overlap (Å)
1:G:67:ARG:HD2	1:G:616:TYR:HE2	1.50	0.76
1:G:140:LYS:HG2	1:G:147:VAL:HG23	1.66	0.76
1:H:350:SER:HB3	1:L:90:ASP:HB2	1.68	0.76
1:I:267:SER:CB	1:I:276:GLU:C	2.52	0.76
1:I:370:LEU:HD13	1:I:646:TYR:CD2	2.20	0.76
1:J:533:ASN:CB	1:J:536:ASN:HD21	1.99	0.76
1:L:21:SER:HB3	7:9:11:PRO:CG	2.16	0.76
1:L:104:ARG:O	1:L:104:ARG:HD3	1.86	0.76
1:L:173:LEU:HD12	1:L:185:LYS:HZ3	1.49	0.76
1:L:619:PHE:H	1:L:619:PHE:HD1	1.33	0.76
4:M:8:PRO:CB	4:M:78:ALA:HB2	2.14	0.76
1:A:188:TYR:CE1	1:A:256:ILE:HB	2.21	0.75
1:A:458:TYR:C	1:C:837:ARG:HH12	1.90	0.75
1:B:421:SER:O	1:B:451:GLN:CB	2.34	0.75
1:C:74:GLU:O	1:C:74:GLU:CG	2.34	0.75
1:C:244:PRO:CD	1:C:253:ASP:O	2.34	0.75
1:D:756:VAL:CG1	1:D:763:LYS:HA	2.15	0.75
1:F:731:TRP:C	1:F:733:GLY:N	2.36	0.75
1:F:745:ILE:HG12	1:F:765:TRP:CD1	2.20	0.75
1:F:787:TYR:C	1:F:787:TYR:CD1	2.59	0.75
1:G:196:GLU:HG2	1:G:197:PRO:HD3	0.83	0.75
1:G:275:GLU:OE1	1:G:275:GLU:CA	2.31	0.75
1:G:451:GLN:O	1:G:452:ILE:HG13	1.86	0.75
1:G:524:TRP:HH2	1:G:863:LYS:HG2	1.50	0.75
1:J:159:VAL:HG13	1:L:453:CYS:SG	2.25	0.75
1:L:345:LEU:HD13	1:L:345:LEU:O	1.86	0.75
1:L:682:ARG:HH22	1:L:910:MET:HB2	1.51	0.75
2:N:120:ASN:HB2	2:N:168:PHE:CD2	2.21	0.75
2:N:163:LEU:HD21	2:N:177:MET:HB3	1.65	0.75
4:M:336:ALA:HB1	4:M:338:PRO:HD2	1.66	0.75
5:S:8:PHE:CE2	5:S:9:GLU:CB	2.69	0.75
7:1:22:TRP:CH2	7:1:25:ILE:HD13	2.19	0.75
7:2:28:SER:O	7:2:29:GLN:CB	2.24	0.75
1:A:158:GLY:H	1:C:452:ILE:HA	1.51	0.75
1:A:699:PHE:HZ	1:A:705:ILE:HD11	1.52	0.75
1:B:188:TYR:CD1	1:B:256:ILE:HD12	2.21	0.75
1:B:575:LEU:HB3	1:B:576:PRO:CD	2.17	0.75
1:B:728:SER:OG	1:B:730:SER:HB2	1.85	0.75
1:B:749:VAL:HG12	1:B:750:ASP:OD1	1.87	0.75
1:C:422:THR:HB	1:C:448:ARG:O	1.85	0.75
1:C:842:TYR:CD2	1:C:843:PRO:O	2.38	0.75

*Continued on next page...*



*Continued from previous page...*

Atom-1	Atom-2	Interatomic distance (Å)	Clash overlap (Å)
1:E:492:VAL:O	1:E:492:VAL:HG23	1.85	0.75
1:F:33:ARG:CD	7:4:12:ARG:HB3	2.15	0.75
1:F:714:LEU:HD11	1:F:910:MET:HE3	1.66	0.75
1:G:380:TYR:CE1	1:G:387:ALA:HB1	2.20	0.75
1:H:445:ALA:O	1:H:449:GLN:HB2	1.85	0.75
1:I:55:ASP:CB	1:I:626:THR:HG21	2.13	0.75
1:I:262:ASP:OD1	1:I:263:VAL:O	2.04	0.75
1:J:51:ALA:HB2	1:K:883:GLY:CA	2.16	0.75
1:K:239:GLN:HE21	1:K:240:ALA:H	1.35	0.75
1:L:760:ASN:O	1:L:760:ASN:ND2	2.19	0.75
2:N:406:SER:O	2:N:496:ARG:NH1	2.18	0.75
5:R:31:VAL:O	5:R:31:VAL:CG1	2.33	0.75
1:A:846:PHE:HB3	1:A:847:PRO:HD3	1.68	0.75
1:B:170:GLN:HB3	1:B:185:LYS:HD2	1.69	0.75
1:B:180:ALA:HB1	1:B:182:ASN:ND2	2.00	0.75
1:B:831:TYR:HE2	1:B:832:LEU:CD1	1.99	0.75
1:C:192:THR:HG23	1:C:193:PHE:CD1	2.21	0.75
1:C:344:VAL:HG12	1:C:353:ASN:HD21	1.52	0.75
1:D:140:LYS:HA	1:D:147:VAL:HG13	1.67	0.75
1:D:203:ASN:HB3	1:D:204:TRP:CE3	2.21	0.75
1:D:639:HIS:CD2	1:F:25:SER:H	2.04	0.75
1:E:462:ILE:HG23	1:F:411:CYS:HG	1.51	0.75
1:E:754:TYR:O	1:E:762:THR:HA	1.86	0.75
1:E:922:VAL:CG1	1:E:944:PRO:HG2	2.10	0.75
1:F:640:ASP:HB3	1:F:929:HIS:CB	2.16	0.75
1:F:785:GLU:HG2	1:F:788:LYS:HB2	1.67	0.75
1:G:721:VAL:O	1:G:721:VAL:HG13	1.85	0.75
1:H:67:ARG:NH1	1:I:752:GLU:OE1	2.11	0.75
1:I:78:TYR:CE1	1:I:79:LEU:HG	2.21	0.75
1:I:189:ALA:HB1	1:I:241:LYS:HZ3	1.50	0.75
1:I:416:GLY:O	1:I:457:VAL:CG1	2.34	0.75
1:J:839:GLY:HA2	1:L:198:GLN:CD	2.06	0.75
1:K:155:LYS:O	1:K:157:PHE:N	2.19	0.75
1:L:7:MET:CB	1:L:8:PRO:HD2	2.16	0.75
1:A:152:ASP:HA	1:A:154:THR:CG2	2.15	0.75
1:C:94:LEU:O	1:C:573:LEU:HD12	1.86	0.75
1:C:729:VAL:O	1:C:729:VAL:HG13	1.85	0.75
1:D:83:ARG:CB	1:D:582:GLU:CB	2.38	0.75
1:D:85:THR:HG23	1:D:85:THR:O	1.85	0.75
1:D:244:PRO:HD2	1:D:253:ASP:C	2.07	0.75
1:D:323:TYR:H	1:D:596:SER:HB3	1.52	0.75

*Continued on next page...*



*Continued from previous page...*

Atom-1	Atom-2	Interatomic distance (Å)	Clash overlap (Å)
1:D:432:ASN:OD1	1:D:432:ASN:O	2.03	0.75
1:E:428:ILE:CD1	1:F:169:ASN:ND2	2.47	0.75
1:F:103:ILE:HG12	1:F:613:VAL:HG13	1.68	0.75
1:F:392:ASP:HB3	1:F:395:VAL:HG22	1.69	0.75
1:F:430:ASN:OD1	1:F:430:ASN:O	2.04	0.75
1:G:161:ALA:HB1	1:G:198:GLN:CG	2.17	0.75
1:G:204:TRP:HZ2	1:G:415:ASN:HB3	1.46	0.75
1:H:456:ASN:H	1:H:456:ASN:ND2	1.84	0.75
1:H:808:GLU:HB3	1:H:814:TYR:CD2	2.21	0.75
1:I:173:LEU:HB2	1:I:185:LYS:HD3	1.67	0.75
1:I:464:LEU:HD12	1:I:465:GLN:N	2.00	0.75
1:I:682:ARG:CZ	1:I:907:VAL:HG21	2.16	0.75
1:J:66:LEU:CG	1:J:619:PHE:HE1	1.98	0.75
1:K:149:GLN:CG	1:K:150:GLU:N	2.45	0.75
1:L:79:LEU:HD12	1:L:79:LEU:N	2.02	0.75
1:L:723:ILE:HG12	1:L:903:MET:HB3	1.67	0.75
7:4:18:PHE:O	7:4:18:PHE:CG	2.37	0.75
7:7:9:LEU:CD1	7:7:10:ALA:H	1.98	0.75
1:A:204:TRP:HE3	1:B:313:VAL:CG1	1.85	0.75
1:A:674:ALA:HB2	1:C:10:TRP:CZ2	2.21	0.75
1:B:260:TYR:N	1:B:260:TYR:CD1	2.53	0.75
1:B:635:ARG:CD	1:B:931:PRO:O	2.34	0.75
1:C:134:GLN:HE21	1:C:217:LYS:HA	1.52	0.75
1:D:310:ILE:H	1:D:310:ILE:CD1	1.99	0.75
1:D:395:VAL:HG21	1:D:537:HIS:NE2	2.02	0.75
1:F:656:ILE:HG22	1:F:663:VAL:CG1	2.16	0.75
1:F:705:ILE:CD1	1:F:708:LEU:HG	2.16	0.75
1:F:785:GLU:HG2	1:F:788:LYS:CB	2.17	0.75
1:F:949:ASN:ND2	1:H:733:GLY:HA2	2.00	0.75
1:G:443:ASP:CA	1:H:150:GLU:HG2	2.15	0.75
1:G:540:ASN:HD22	1:G:543:LEU:HB3	1.49	0.75
1:H:346:ALA:HB2	1:H:353:ASN:CB	2.15	0.75
1:H:760:ASN:CG	5:R:54:VAL:HG21	2.06	0.75
1:I:31:PHE:HD2	1:I:32:ALA:N	1.83	0.75
1:J:199:VAL:HG12	1:J:200:GLY:H	1.45	0.75
1:J:277:TYR:CG	1:J:277:TYR:HB3	1.30	0.75
1:L:79:LEU:HD12	1:L:79:LEU:H	1.51	0.75
1:L:131:ASN:CB	1:L:132:PRO:HD2	2.12	0.75
1:L:778:TYR:HE1	1:L:880:MET:SD	2.09	0.75
4:M:298:LEU:CD1	6:U:57:GLU:CD	2.55	0.75
5:Q:46:SER:O	5:Q:51:TYR:HE1	1.68	0.75

*Continued on next page...*



*Continued from previous page...*

Atom-1	Atom-2	Interatomic distance (Å)	Clash overlap (Å)
1:C:91:ASN:O	1:C:627:ALA:HB1	1.87	0.75
1:C:364:GLU:OE2	1:C:364:GLU:CA	2.34	0.75
1:C:673:ALA:CB	6:U:16:GLN:OE1	2.35	0.75
1:D:22:GLU:CG	7:4:18:PHE:CE2	2.59	0.75
1:E:78:TYR:HE2	1:E:695:PHE:CD2	2.04	0.75
1:E:192:THR:CG2	1:E:284:TYR:CE1	2.62	0.75
1:E:241:LYS:CD	1:E:254:LEU:HD11	2.16	0.75
1:E:408:PRO:HG2	1:E:410:TYR:OH	1.86	0.75
1:E:422:THR:O	1:F:264:PRO:CD	2.35	0.75
1:E:423:TYR:O	1:E:449:GLN:HB3	1.87	0.75
1:E:440:TRP:CD1	1:E:441:GLU:HG3	2.21	0.75
1:F:497:ASN:O	1:F:500:THR:HG22	1.87	0.75
1:F:950:ALA:N	1:H:893:LEU:HD12	2.01	0.75
1:G:16:ALA:CA	1:G:48:PRO:HB3	2.17	0.75
1:I:470:LYS:HE2	1:I:515:ASP:OD1	1.84	0.75
1:J:328:ASP:OD1	1:J:329:ASN:HB2	1.86	0.75
1:J:426:VAL:HG22	1:K:260:TYR:HB2	1.69	0.75
1:J:663:VAL:HA	5:P:12:LEU:HD22	1.60	0.75
1:J:774:TYR:OH	1:J:795:PHE:CB	2.34	0.75
1:J:886:THR:HG23	1:J:888:LEU:H	1.52	0.75
1:K:415:ASN:OD1	1:K:417:THR:C	2.25	0.75
1:K:921:GLU:OE1	1:K:921:GLU:HA	1.79	0.75
1:K:949:ASN:N	1:K:949:ASN:ND2	2.30	0.75
1:L:544:ARG:HH11	1:L:544:ARG:CB	1.99	0.75
1:L:637:ASP:C	1:L:637:ASP:OD2	2.25	0.75
5:P:14:SER:CB	5:P:15:PRO:CD	2.45	0.75
1:A:193:PHE:CZ	1:A:213:GLY:CA	2.69	0.75
1:A:377:ARG:CG	1:A:388:VAL:HG11	2.16	0.75
1:A:412:PHE:CZ	1:C:828:PHE:HB3	2.21	0.75
1:B:201:GLU:CG	1:B:202:GLU:N	2.50	0.75
1:C:537:HIS:CD2	1:C:539:ARG:HB2	2.20	0.75
1:C:731:TRP:HZ2	1:C:875:PHE:CD1	2.05	0.75
1:D:463:ASN:ND2	1:D:466:ALA:H	1.83	0.75
1:E:837:ARG:HE	1:F:456:ASN:ND2	1.83	0.75
1:F:396:ARG:HH11	1:F:396:ARG:HG2	1.52	0.75
1:F:665:ILE:HD11	1:F:918:LEU:HD22	1.69	0.75
1:F:785:GLU:HG3	1:F:786:GLY:N	2.02	0.75
1:H:103:ILE:CG2	1:H:610:PHE:CD1	2.70	0.75
1:H:659:LYS:CB	1:H:659:LYS:HZ3	2.00	0.75
1:I:364:GLU:OE2	1:I:364:GLU:CA	2.26	0.75
1:J:239:GLN:NE2	1:J:240:ALA:H	1.85	0.75

*Continued on next page...*



*Continued from previous page...*

Atom-1	Atom-2	Interatomic distance (Å)	Clash overlap (Å)
1:J:319:ASN:HD22	1:J:319:ASN:C	1.88	0.75
1:J:521:GLY:O	1:L:548:MET:HG2	1.87	0.75
1:K:241:LYS:CE	1:K:256:ILE:CD1	2.65	0.75
1:K:682:ARG:NH1	1:K:907:VAL:CG1	2.50	0.75
1:K:747:ARG:NH1	1:K:754:TYR:CG	2.54	0.75
1:L:83:ARG:HG3	1:L:582:GLU:HG2	1.66	0.75
1:A:428:ILE:O	1:A:428:ILE:HG12	1.84	0.75
1:C:328:ASP:OD1	1:C:329:ASN:HB2	1.87	0.75
1:C:364:GLU:CG	1:C:708:LEU:HD11	2.17	0.75
1:C:637:ASP:HB2	1:C:929:HIS:HE1	1.52	0.75
1:E:424:GLN:O	1:F:261:PHE:HA	1.86	0.75
1:F:277:TYR:CE1	1:F:279:ALA:CB	2.63	0.75
1:G:417:THR:HB	1:H:157:PHE:CZ	2.18	0.75
1:G:695:PHE:HZ	5:R:76:ARG:HD2	1.52	0.75
1:H:94:LEU:HD21	1:H:617:ALA:HB1	1.67	0.75
1:H:514:VAL:HG22	1:H:518:ILE:HD13	1.68	0.75
1:I:243:LYS:CB	1:I:244:PRO:HD2	2.11	0.75
1:I:416:GLY:O	1:I:457:VAL:HG11	1.87	0.75
1:I:444:ASP:OD1	1:I:445:ALA:N	2.19	0.75
1:I:713:TYR:HA	1:I:867:ASP:HB2	1.69	0.75
1:J:78:TYR:CE1	1:J:79:LEU:HG	2.22	0.75
1:J:297:VAL:HA	1:J:316:SER:HB3	1.69	0.75
1:J:425:GLY:HA2	1:K:261:PHE:HA	1.68	0.75
1:J:774:TYR:HB3	1:J:788:LYS:HE2	1.68	0.75
1:K:911:ASP:OD2	1:K:911:ASP:C	2.23	0.75
1:L:90:ASP:OD2	1:L:933:ARG:NH1	2.20	0.75
1:L:524:TRP:CD2	1:L:803:ARG:HG2	2.21	0.75
1:L:543:LEU:HD13	1:L:543:LEU:O	1.87	0.75
5:Q:10:GLY:CA	5:Q:13:PHE:CD2	2.60	0.75
5:S:42:LEU:N	5:S:43:PRO:CD	2.49	0.75
1:A:409:ASN:ND2	1:A:464:LEU:HB2	2.02	0.75
1:B:139:GLU:CG	1:B:152:ASP:OD2	2.35	0.75
1:B:494:LEU:HD21	1:B:506:GLY:HA3	1.68	0.75
1:B:722:SER:O	1:B:903:MET:HA	1.86	0.75
1:C:229:PHE:CD2	1:C:229:PHE:C	2.60	0.75
1:D:19:ASP:HB2	1:D:47:ASN:CB	2.14	0.75
1:D:198:GLN:NE2	1:E:837:ARG:O	2.20	0.75
1:D:276:GLU:O	1:F:440:TRP:HZ3	1.63	0.75
1:E:155:LYS:HZ1	1:E:283:LEU:HB3	1.52	0.75
1:E:168:THR:HG21	1:E:185:LYS:CE	2.17	0.75
1:E:444:ASP:CA	1:F:152:ASP:HA	2.17	0.75

*Continued on next page...*



*Continued from previous page...*

Atom-1	Atom-2	Interatomic distance (Å)	Clash overlap (Å)
1:E:716:HIS:CE1	1:E:717:THR:HG23	2.21	0.75
1:F:96:MET:HB2	1:F:572:LEU:O	1.87	0.75
1:F:437:GLU:O	1:F:437:GLU:HG3	0.86	0.75
1:G:410:TYR:OH	1:I:836:MET:HA	1.86	0.75
1:H:377:ARG:HH11	1:H:377:ARG:HG2	1.50	0.75
1:J:20:ALA:HB3	1:J:47:ASN:HD22	1.51	0.75
1:J:167:ILE:HD11	1:J:282:ILE:HB	1.68	0.75
1:K:252:LYS:O	1:K:252:LYS:HG3	1.85	0.75
1:K:531:ASN:O	1:K:713:TYR:CE1	2.40	0.75
1:K:681:THR:HG22	1:K:682:ARG:N	2.02	0.75
1:L:175:GLY:O	1:L:184:LYS:HB3	1.86	0.75
2:N:324:LYS:HB3	3:O:6:ARG:NH2	2.01	0.75
5:Q:126:ARG:CG	5:Q:129:GLN:NE2	2.50	0.75
5:R:101:LEU:O	5:R:101:LEU:HD23	1.87	0.75
6:U:213:ILE:CG1	6:U:216:PHE:HB2	2.16	0.75
1:A:379:ARG:NH1	1:B:796:ARG:NH1	2.34	0.74
1:A:737:LEU:CD1	1:A:740:PRO:HA	2.16	0.74
1:B:135:TRP:CH2	1:B:309:GLU:CB	2.55	0.74
1:B:404:GLU:O	1:B:404:GLU:HG3	1.87	0.74
1:C:29:VAL:HG23	7:2:9:LEU:HD11	1.68	0.74
1:C:204:TRP:HE1	1:C:415:ASN:CG	1.90	0.74
1:C:600:ASP:OD2	1:C:603:VAL:HG22	1.87	0.74
1:D:738:LEU:H	1:D:738:LEU:CD2	1.99	0.74
1:E:446:ILE:HG12	1:E:447:SER:N	2.01	0.74
1:E:454:LYS:O	1:F:161:ALA:HB2	1.87	0.74
1:E:474:TYR:C	1:E:478:ALA:HB3	2.07	0.74
1:F:748:SER:O	5:P:55:GLY:HA3	1.86	0.74
1:F:916:LEU:HD22	1:F:917:TYR:N	2.02	0.74
1:H:203:ASN:CB	1:I:836:MET:SD	2.73	0.74
1:H:942:ARG:HB3	1:H:946:SER:CA	2.11	0.74
1:I:529:MET:O	1:I:529:MET:CG	2.34	0.74
5:P:49:MET:SD	5:P:49:MET:O	2.44	0.74
5:S:41:VAL:HG12	5:S:41:VAL:O	1.87	0.74
5:S:62:THR:HG22	5:S:62:THR:O	1.85	0.74
1:A:103:ILE:CG2	1:A:610:PHE:HD2	2.00	0.74
1:A:269:PRO:HB3	1:A:274:GLY:O	1.87	0.74
1:B:131:ASN:CB	1:B:225:CYS:HB2	2.17	0.74
1:B:687:GLU:CG	1:B:701:TYR:CD2	2.70	0.74
1:C:126:PRO:O	1:C:128:GLY:N	2.19	0.74
1:C:481:LEU:CD2	1:C:529:MET:HE3	2.16	0.74
1:C:499:ASN:O	1:C:600:ASP:HB3	1.87	0.74

*Continued on next page...*



*Continued from previous page...*

Atom-1	Atom-2	Interatomic distance (Å)	Clash overlap (Å)
1:D:277:TYR:CD1	1:D:278:LYS:N	2.56	0.74
1:D:297:VAL:CG1	1:D:297:VAL:CA	2.65	0.74
1:D:825:ASN:HB2	1:F:122:ASN:HA	1.69	0.74
1:E:229:PHE:CZ	1:F:849:PRO:HD3	2.22	0.74
1:E:731:TRP:H	1:E:732:PRO:HD3	1.41	0.74
1:F:686:LYS:NZ	1:F:686:LYS:HB3	2.02	0.74
1:I:539:ARG:HH11	1:I:539:ARG:HG2	1.52	0.74
1:I:797:ASN:HD22	1:I:797:ASN:N	1.84	0.74
1:J:10:TRP:HA	1:J:15:ILE:HG22	1.68	0.74
1:J:153:VAL:CG1	1:L:449:GLN:CG	2.66	0.74
1:K:397:ILE:HD12	1:K:523:ARG:HH11	1.50	0.74
1:L:241:LYS:CE	1:L:286:GLU:OE1	2.34	0.74
1:L:665:ILE:O	1:L:665:ILE:HG13	1.86	0.74
1:L:769:GLN:HE22	1:L:872:ARG:H	1.34	0.74
1:L:808:GLU:HG2	1:L:814:TYR:OH	1.85	0.74
2:N:138:ARG:HH21	2:N:154:LEU:CD2	2.00	0.74
2:N:174:ILE:CD1	2:N:231:PRO:HB3	2.17	0.74
5:S:34:SER:C	5:S:43:PRO:HG2	2.07	0.74
1:B:460:MET:CB	1:C:413:PRO:HA	2.16	0.74
1:B:576:PRO:HD2	1:B:635:ARG:HH21	1.52	0.74
1:C:101:PHE:HA	1:C:614:ASN:O	1.86	0.74
1:D:13:MET:CE	1:E:941:LEU:HB2	2.16	0.74
1:D:191:LYS:O	1:D:191:LYS:CG	2.35	0.74
1:D:409:ASN:HD21	1:D:464:LEU:H	1.35	0.74
1:D:815:LYS:HD2	1:F:235:GLU:H	1.50	0.74
1:E:453:CYS:HB3	1:F:159:VAL:CG1	2.14	0.74
1:F:301:PRO:HG2	1:F:302:GLY:H	1.53	0.74
1:F:539:ARG:HH11	1:F:539:ARG:HG2	1.52	0.74
1:F:929:HIS:O	1:F:929:HIS:CG	2.40	0.74
1:G:319:ASN:ND2	1:G:319:ASN:H	1.83	0.74
1:G:435:ALA:O	1:H:277:TYR:CZ	2.40	0.74
1:G:609:ARG:NH1	5:R:66:ALA:HB2	2.01	0.74
1:H:38:TYR:CE1	1:I:56:VAL:HG23	2.21	0.74
1:I:298:VAL:HB	1:I:317:MET:HG2	1.68	0.74
1:I:524:TRP:NE1	1:I:803:ARG:HD3	2.01	0.74
1:I:619:PHE:HD1	1:I:619:PHE:H	1.32	0.74
1:I:631:GLU:O	1:I:635:ARG:HB3	1.87	0.74
1:J:663:VAL:HG23	5:P:17:LEU:CD1	2.17	0.74
1:K:687:GLU:O	1:K:699:PHE:CE1	2.40	0.74
1:K:910:MET:HE2	1:K:914:THR:CG2	2.17	0.74
1:L:60:ARG:NH1	6:V:108:LEU:HB3	2.02	0.74

*Continued on next page...*



*Continued from previous page...*

Atom-1	Atom-2	Interatomic distance (Å)	Clash overlap (Å)
1:L:822:GLN:CD	1:L:846:PHE:CD1	2.60	0.74
2:N:202:LYS:CE	2:N:204:ASP:OD1	2.33	0.74
4:M:185:TYR:CD2	4:M:201:GLN:CG	2.70	0.74
5:P:12:LEU:HD11	5:P:17:LEU:HD21	1.61	0.74
5:S:14:SER:N	5:S:15:PRO:CD	2.50	0.74
6:U:10:MET:HE3	6:U:194:PRO:HB3	1.69	0.74
1:A:25:SER:HB3	1:B:639:HIS:CE1	2.22	0.74
1:A:364:GLU:OE1	1:A:565:LYS:HE3	1.87	0.74
1:A:822:GLN:OE1	1:A:846:PHE:HE1	1.65	0.74
1:B:200:GLY:O	1:B:206:GLU:CG	2.34	0.74
1:C:214:ARG:HH22	1:C:241:LYS:CE	1.99	0.74
1:C:241:LYS:HZ2	1:C:256:ILE:HG13	1.51	0.74
1:D:167:ILE:HG22	1:D:172:LEU:HA	1.68	0.74
1:D:271:GLY:HA3	1:F:436:GLU:OE2	1.87	0.74
1:D:370:LEU:HD21	1:D:570:LYS:HE3	1.69	0.74
1:D:432:ASN:OD1	1:D:432:ASN:C	2.21	0.74
1:E:560:ILE:O	1:E:560:ILE:HG13	1.86	0.74
1:F:509:VAL:O	1:F:509:VAL:HG23	1.87	0.74
1:F:614:ASN:OD1	1:F:614:ASN:N	2.18	0.74
1:F:863:LYS:O	1:F:863:LYS:HG3	1.87	0.74
1:F:894:TYR:OH	1:J:949:ASN:OD1	2.05	0.74
1:G:445:ALA:HB1	1:G:449:GLN:HG2	0.78	0.74
1:I:137:THR:CG2	1:I:138:LYS:H	2.01	0.74
1:I:168:THR:HG21	1:I:185:LYS:CE	2.16	0.74
1:I:732:PRO:HB3	1:I:743:PHE:CZ	2.22	0.74
1:I:771:LEU:HD13	1:I:777:GLY:HA3	1.69	0.74
1:J:279:ALA:HB2	1:L:426:VAL:CG2	1.99	0.74
1:L:78:TYR:HD2	5:Q:76:ARG:HH22	1.32	0.74
1:L:361:ARG:HH11	1:L:361:ARG:CB	2.00	0.74
1:L:598:GLY:O	1:L:701:TYR:O	2.05	0.74
4:M:273:PHE:CE1	4:M:290:SER:HB2	2.21	0.74
5:P:14:SER:OG	5:P:15:PRO:HD2	1.87	0.74
5:P:35:THR:HA	5:P:43:PRO:HG2	1.69	0.74
1:A:756:VAL:HG23	1:A:763:LYS:HE3	1.69	0.74
1:A:922:VAL:HG12	1:A:944:PRO:HB2	1.67	0.74
1:B:93:VAL:HG13	1:B:575:LEU:CD2	2.13	0.74
1:B:231:ARG:HG2	1:B:232:PRO:HD2	1.70	0.74
1:B:324:ILE:HD11	1:B:595:SER:HB2	1.68	0.74
1:C:199:VAL:O	1:C:201:GLU:N	2.17	0.74
1:C:645:ASP:OD2	1:C:647:LEU:O	2.05	0.74
1:C:842:TYR:CD2	1:C:843:PRO:CD	2.70	0.74

*Continued on next page...*



*Continued from previous page...*

Atom-1	Atom-2	Interatomic distance (Å)	Clash overlap (Å)
1:D:423:TYR:O	1:D:450:ASN:ND2	2.16	0.74
1:D:649:ALA:HA	1:D:922:VAL:HG22	1.67	0.74
1:F:403:VAL:HG22	1:F:465:GLN:HB2	1.65	0.74
1:F:670:ARG:HG3	1:F:671:ASN:N	2.01	0.74
1:F:789:ASP:OD2	1:F:789:ASP:O	2.05	0.74
1:G:46:ARG:CZ	1:G:46:ARG:HB2	2.17	0.74
1:J:51:ALA:CB	1:K:883:GLY:HA3	2.17	0.74
1:J:836:MET:HE1	1:L:200:GLY:O	1.87	0.74
1:K:804:GLN:OE1	1:K:860:THR:HG22	1.87	0.74
1:K:893:LEU:HD13	1:K:893:LEU:O	1.87	0.74
1:L:773:HIS:CD2	1:L:794:PHE:HB2	2.22	0.74
4:M:155:GLY:O	4:M:156:GLN:CD	2.25	0.74
1:A:665:ILE:HD13	1:A:918:LEU:HD12	1.68	0.74
1:C:114:LYS:HE2	1:C:319:ASN:O	1.87	0.74
1:D:202:GLU:HB2	1:D:206:GLU:CG	2.18	0.74
1:G:204:TRP:CE2	1:G:415:ASN:HB3	2.22	0.74
1:G:543:LEU:HA	1:G:546:ARG:HH11	1.50	0.74
1:H:78:TYR:CD2	1:H:695:PHE:HB3	2.23	0.74
1:H:191:LYS:O	1:H:193:PHE:N	2.20	0.74
1:H:481:LEU:O	1:H:482:PRO:C	2.19	0.74
1:H:906:GLU:OE1	5:R:24:TRP:NE1	2.21	0.74
1:I:155:LYS:HG3	1:I:261:PHE:HZ	1.52	0.74
1:I:417:THR:HG23	1:I:457:VAL:HG13	0.75	0.74
1:I:665:ILE:HD11	1:I:903:MET:CG	2.16	0.74
1:J:66:LEU:CD1	1:J:619:PHE:CD1	2.58	0.74
1:J:469:TRP:CZ2	1:J:473:LEU:HD22	2.23	0.74
1:J:714:LEU:HD21	1:J:910:MET:SD	2.27	0.74
1:K:38:TYR:OH	7:8:24:GLU:CD	2.25	0.74
1:K:323:TYR:O	1:K:595:SER:CB	2.35	0.74
1:K:361:ARG:NH1	1:K:361:ARG:HG2	2.01	0.74
1:K:902:ASP:N	1:K:902:ASP:OD2	2.18	0.74
1:L:241:LYS:O	1:L:255:ASP:HB2	1.86	0.74
5:S:39:ARG:O	5:S:43:PRO:HG3	1.87	0.74
7:4:24:GLU:HG3	7:4:25:ILE:N	2.00	0.74
1:A:198:GLN:CG	1:B:838:GLN:CA	2.62	0.74
1:B:324:ILE:HG13	1:B:595:SER:CA	2.13	0.74
1:B:679:SER:OG	1:B:919:LEU:CB	2.30	0.74
1:C:150:GLU:OE1	1:C:150:GLU:HA	1.87	0.74
1:C:731:TRP:CE2	1:C:875:PHE:CE1	2.76	0.74
1:C:733:GLY:O	1:C:736:ARG:CB	2.36	0.74
1:C:747:ARG:HH22	1:C:754:TYR:HD1	1.27	0.74

*Continued on next page...*



*Continued from previous page...*

Atom-1	Atom-2	Interatomic distance (Å)	Clash overlap (Å)
1:D:429:THR:CG2	1:D:439:GLU:CD	2.54	0.74
1:E:99:THR:HG22	1:E:617:ALA:CB	2.18	0.74
1:E:417:THR:CG2	1:F:157:PHE:CZ	2.70	0.74
1:E:623:ALA:HB3	1:E:626:THR:HG22	1.68	0.74
1:F:397:ILE:CD1	1:F:523:ARG:HH22	2.00	0.74
1:F:688:THR:OG1	1:F:689:PRO:HD2	1.88	0.74
1:G:358:LEU:HD22	1:G:942:ARG:HD2	1.68	0.74
1:H:545:TYR:CE1	1:I:523:ARG:NH1	2.55	0.74
1:I:19:ASP:OD2	1:I:47:ASN:HB3	1.87	0.74
1:I:173:LEU:CB	1:I:185:LYS:HD3	2.16	0.74
1:I:222:MET:HG2	1:I:307:SER:HB3	1.68	0.74
1:J:405:ASP:OD1	1:J:405:ASP:C	2.26	0.74
1:J:757:ALA:C	1:J:758:GLN:HG2	2.07	0.74
1:J:908:ASP:HB2	1:J:909:PRO:HD2	1.68	0.74
1:K:315:GLN:NE2	1:K:836:MET:HG3	2.02	0.74
1:K:419:THR:HG23	1:K:451:GLN:HB3	1.70	0.74
1:L:52:PRO:HB2	1:L:56:VAL:CG2	2.16	0.74
1:L:113:PHE:CE2	1:L:115:PRO:HD3	2.23	0.74
1:L:364:GLU:HA	1:L:364:GLU:OE1	1.87	0.74
1:L:720:LYS:CE	1:L:742:GLU:OE2	2.35	0.74
1:A:28:LEU:HD22	1:B:639:HIS:NE2	2.03	0.74
1:A:364:GLU:OE1	1:A:364:GLU:HA	1.86	0.74
1:B:21:SER:OG	7:1:11:PRO:HB3	1.88	0.74
1:B:188:TYR:CA	1:B:192:THR:HG23	2.10	0.74
1:B:348:GLN:HE21	1:B:348:GLN:CA	2.01	0.74
1:B:412:PHE:HB3	1:B:413:PRO:HD2	1.70	0.74
1:C:130:PRO:CB	1:C:312:LEU:HD11	2.17	0.74
1:C:243:LYS:HD3	1:C:243:LYS:N	1.98	0.74
1:D:429:THR:HG23	1:D:439:GLU:CD	2.07	0.74
1:E:630:LEU:O	1:E:630:LEU:CD1	2.35	0.74
1:E:842:TYR:CG	1:E:843:PRO:HD2	2.22	0.74
1:G:649:ALA:HB3	1:G:919:LEU:CD1	2.17	0.74
1:G:816:ALA:O	1:I:235:GLU:HB3	1.87	0.74
1:H:345:LEU:HD22	1:H:581:TYR:HB2	1.69	0.74
1:H:801:MET:CE	1:H:865:LEU:HB3	2.17	0.74
1:I:941:LEU:HD12	8:Z:6:UNK:CB	2.18	0.74
1:J:449:GLN:HG3	1:K:153:VAL:HG22	1.68	0.74
1:J:663:VAL:HG12	1:J:905:PHE:O	1.87	0.74
1:J:906:GLU:OE1	5:Q:24:TRP:CE2	2.41	0.74
1:L:806:VAL:HG12	1:L:856:VAL:CG2	2.18	0.74
4:M:329:LEU:HD12	4:M:347:ARG:HH22	1.53	0.74

*Continued on next page...*



*Continued from previous page...*

Atom-1	Atom-2	Interatomic distance (Å)	Clash overlap (Å)
5:P:16:TYR:O	5:P:18:THR:N	2.21	0.74
1:A:214:ARG:CG	1:B:842:TYR:CZ	2.71	0.74
1:B:362:ASN:ND2	1:B:365:LEU:HB3	2.03	0.74
1:B:368:GLN:HG2	1:B:709:ASP:O	1.87	0.74
1:B:620:PHE:HA	1:C:778:TYR:HE2	1.52	0.74
1:C:21:SER:CB	7:2:11:PRO:CG	2.66	0.74
1:C:462:ILE:HG12	1:C:463:ASN:N	2.02	0.74
1:D:295:THR:HG22	1:D:318:PRO:HA	1.70	0.74
1:E:440:TRP:CZ2	1:F:276:GLU:OE2	2.41	0.74
1:E:685:THR:CG2	1:E:913:PRO:O	2.35	0.74
1:F:721:VAL:O	1:F:742:GLU:HB2	1.88	0.74
1:F:791:MET:HG2	1:F:792:TYR:CD1	2.23	0.74
1:G:323:TYR:HB2	1:G:543:LEU:HD21	1.68	0.74
1:G:450:ASN:ND2	1:G:450:ASN:H	1.85	0.74
1:H:167:ILE:HD13	1:H:282:ILE:HG22	1.70	0.74
1:I:159:VAL:O	1:I:159:VAL:HG12	1.87	0.74
1:I:246:ASN:HD22	1:I:251:PRO:N	1.86	0.74
1:J:199:VAL:CG1	1:J:200:GLY:N	2.48	0.74
1:K:671:ASN:O	1:K:671:ASN:OD1	2.05	0.74
1:K:738:LEU:HD22	1:K:754:TYR:CE2	2.21	0.74
1:L:103:ILE:HG21	1:L:610:PHE:CD2	2.22	0.74
2:N:186:LEU:HD12	2:N:190:ARG:NH1	2.01	0.74
5:P:36:VAL:CG2	5:P:43:PRO:CG	2.66	0.74
1:B:831:TYR:HB2	1:B:838:GLN:HE21	1.07	0.74
1:E:444:ASP:OD1	1:F:154:THR:HG22	1.88	0.74
1:E:552:ASN:HD22	1:F:522:ALA:HB2	1.52	0.74
1:F:241:LYS:HG2	1:F:286:GLU:HG3	0.76	0.74
1:F:687:GLU:HB2	1:F:701:TYR:CD2	2.22	0.74
1:F:704:SER:O	1:F:706:PRO:HD3	1.88	0.74
1:F:706:PRO:HA	1:F:711:THR:HG23	1.69	0.74
1:G:103:ILE:CD1	1:G:560:ILE:HG13	2.17	0.74
1:G:783:VAL:CG2	1:G:784:PRO:HD2	2.17	0.74
1:G:839:GLY:H	1:I:198:GLN:HB2	1.53	0.74
1:H:102:ASP:O	1:H:613:VAL:HA	1.88	0.74
1:H:627:ALA:O	1:H:631:GLU:HB2	1.87	0.74
1:I:136:GLU:N	1:I:136:GLU:OE1	2.20	0.74
1:J:540:ASN:HD22	1:J:543:LEU:HB3	1.50	0.74
1:J:588:ASP:O	1:J:592:ILE:HG12	1.88	0.74
1:J:670:ARG:HG3	1:J:671:ASN:N	2.02	0.74
1:K:161:ALA:O	1:K:198:GLN:HG2	1.85	0.74
1:K:195:PRO:O	1:L:839:GLY:HA2	1.85	0.74

*Continued on next page...*



*Continued from previous page...*

Atom-1	Atom-2	Interatomic distance (Å)	Clash overlap (Å)
1:K:756:VAL:HG21	1:K:766:PHE:CB	2.18	0.74
2:N:493:ASP:OD1	2:N:497:ARG:O	2.06	0.74
5:R:50:THR:O	5:R:50:THR:CG2	2.34	0.74
7:8:9:LEU:O	7:8:9:LEU:HG	1.86	0.74
1:A:910:MET:HE2	1:A:914:THR:HG21	1.69	0.73
1:C:683:LEU:CD2	1:C:706:PRO:HB2	2.17	0.73
1:D:199:VAL:O	1:D:200:GLY:O	2.06	0.73
1:E:136:GLU:HA	1:E:151:LYS:HA	1.68	0.73
1:F:365:LEU:HD13	1:F:710:GLY:HA2	1.69	0.73
1:F:635:ARG:NH2	1:F:932:HIS:C	2.41	0.73
1:F:760:ASN:CG	5:P:54:VAL:HG11	2.09	0.73
1:G:161:ALA:CB	1:G:198:GLN:CD	2.56	0.73
1:I:168:THR:HG23	1:I:185:LYS:NZ	2.03	0.73
1:I:531:ASN:HB2	1:I:714:LEU:HD11	1.70	0.73
1:J:46:ARG:HH11	1:K:925:VAL:CG1	2.01	0.73
1:J:191:LYS:HA	1:J:194:GLN:HG3	1.69	0.73
1:J:691:LEU:O	1:J:691:LEU:HG	1.85	0.73
1:K:269:PRO:HG2	1:K:273:SER:CB	2.18	0.73
1:K:445:ALA:CB	1:L:153:VAL:HG23	2.13	0.73
1:K:818:THR:HG22	1:K:820:PRO:CD	2.18	0.73
1:L:155:LYS:HE2	1:L:285:THR:HG21	1.70	0.73
1:L:489:PRO:HG3	1:L:508:VAL:CG1	2.18	0.73
2:N:254:ILE:CG2	2:N:354:TRP:CZ2	2.71	0.73
6:U:13:TYR:HD1	6:U:188:PHE:CG	2.03	0.73
1:A:642:SER:HB3	1:A:927:ARG:HG3	1.69	0.73
1:A:756:VAL:CG2	1:A:763:LYS:HE2	2.14	0.73
1:B:46:ARG:NH2	1:C:925:VAL:HG11	2.01	0.73
1:B:326:PHE:CE2	1:B:550:LEU:HD21	2.23	0.73
1:B:337:ASN:N	1:B:337:ASN:ND2	2.33	0.73
1:B:358:LEU:CD2	1:B:942:ARG:CZ	2.66	0.73
1:B:635:ARG:HH22	1:B:933:ARG:HG2	1.54	0.73
1:C:121:TYR:HB2	1:C:227:GLY:CA	2.18	0.73
1:C:437:GLU:O	1:C:437:GLU:CG	2.32	0.73
1:D:235:GLU:CG	1:E:815:LYS:HB3	2.17	0.73
1:D:644:ASN:CB	1:D:925:VAL:HG12	2.18	0.73
1:E:165:ILE:O	1:E:210:PHE:CE1	2.41	0.73
1:F:155:LYS:CG	1:F:261:PHE:HZ	1.96	0.73
1:G:198:GLN:HG2	1:G:199:VAL:HG12	1.69	0.73
1:H:442:LYS:HG3	1:I:150:GLU:HG3	1.69	0.73
1:I:53:THR:H	7:5:25:ILE:HD11	1.53	0.73
1:I:103:ILE:CG2	1:I:613:VAL:CG2	2.50	0.73

*Continued on next page...*



*Continued from previous page...*

Atom-1	Atom-2	Interatomic distance (Å)	Clash overlap (Å)
1:I:827:GLY:CA	1:I:839:GLY:C	2.57	0.73
1:J:97:ALA:HB2	1:J:570:LYS:O	1.87	0.73
7:7:26:GLY:O	7:7:27:THR:C	2.27	0.73
1:A:50:VAL:HG13	1:B:890:GLN:NE2	2.03	0.73
1:A:445:ALA:HA	1:B:152:ASP:HB3	1.69	0.73
1:A:575:LEU:H	1:A:930:GLN:HE22	1.35	0.73
1:C:400:ASN:HB2	1:C:469:TRP:CZ2	2.23	0.73
1:C:479:LEU:HD23	1:C:509:VAL:CG2	2.18	0.73
1:C:721:VAL:HG12	1:C:905:PHE:CD1	2.23	0.73
1:D:134:GLN:CB	1:D:155:LYS:HG2	2.12	0.73
1:D:161:ALA:O	1:D:198:GLN:HA	1.88	0.73
1:D:161:ALA:HB3	1:D:193:PHE:CZ	2.22	0.73
1:F:165:ILE:O	1:F:210:PHE:CE1	2.40	0.73
1:F:392:ASP:OD1	1:F:393:PRO:HD2	1.89	0.73
1:F:760:ASN:ND2	5:P:54:VAL:HG21	2.02	0.73
1:G:46:ARG:HB2	1:G:46:ARG:NH1	2.04	0.73
1:G:276:GLU:O	1:I:440:TRP:HH2	1.72	0.73
1:G:319:ASN:N	1:G:319:ASN:ND2	2.35	0.73
1:G:413:PRO:HA	1:I:460:MET:HB2	1.71	0.73
1:G:917:TYR:HE2	1:G:919:LEU:CB	2.01	0.73
1:H:24:LEU:CD1	7:5:9:LEU:HD22	2.18	0.73
1:H:134:GLN:CG	1:H:154:THR:O	2.36	0.73
1:H:192:THR:HG21	1:H:214:ARG:NH1	2.02	0.73
1:H:265:GLY:H	1:H:276:GLU:CD	1.91	0.73
1:H:327:ARG:CZ	1:H:594:GLN:HB3	2.18	0.73
1:H:353:ASN:ND2	1:H:355:VAL:H	1.84	0.73
1:H:495:PRO:HG3	1:H:502:GLU:HB3	1.70	0.73
1:H:657:PRO:CD	5:Q:12:LEU:HD22	2.10	0.73
1:I:168:THR:HG21	1:I:185:LYS:HZ2	0.85	0.73
1:I:643:PHE:N	1:I:643:PHE:CD1	2.52	0.73
1:J:721:VAL:HA	1:J:904:THR:O	1.87	0.73
1:L:470:LYS:HG3	1:L:516:ALA:HB2	1.68	0.73
1:L:812:LYS:HD2	1:L:812:LYS:N	2.03	0.73
7:2:25:ILE:CG2	7:2:25:ILE:O	2.35	0.73
1:A:193:PHE:HZ	1:A:214:ARG:CA	2.02	0.73
1:A:405:ASP:O	1:A:405:ASP:CG	2.26	0.73
1:A:422:THR:HG22	1:A:448:ARG:O	1.88	0.73
1:A:811:TYR:CE1	1:A:856:VAL:HB	2.23	0.73
1:B:462:ILE:HB	1:C:411:CYS:SG	2.28	0.73
1:C:250:GLN:HE21	1:C:251:PRO:HD2	0.91	0.73
1:C:893:LEU:HD21	6:U:227:ASP:CA	2.13	0.73

*Continued on next page...*



*Continued from previous page...*

Atom-1	Atom-2	Interatomic distance (Å)	Clash overlap (Å)
1:D:191:LYS:O	1:D:192:THR:C	2.21	0.73
1:E:47:ASN:CB	1:E:48:PRO:HD2	2.19	0.73
1:E:199:VAL:O	1:E:199:VAL:HG12	1.87	0.73
1:F:33:ARG:HD2	7:4:12:ARG:HB2	1.69	0.73
1:G:263:VAL:CG2	1:I:423:TYR:HE2	2.02	0.73
1:G:359:GLN:O	1:G:359:GLN:NE2	2.22	0.73
1:G:724:MET:N	1:G:902:ASP:O	2.20	0.73
1:H:106:VAL:HG11	5:S:59:LEU:CD2	2.17	0.73
1:H:444:ASP:HA	1:I:152:ASP:C	2.09	0.73
1:H:663:VAL:O	1:H:663:VAL:HG13	1.87	0.73
1:J:634:LEU:O	1:J:634:LEU:HD23	1.88	0.73
1:J:664:PRO:HD2	5:P:12:LEU:CD2	2.18	0.73
1:K:66:LEU:HD12	1:K:619:PHE:CE1	2.23	0.73
1:K:218:LYS:C	1:K:218:LYS:HD2	2.08	0.73
1:K:729:VAL:O	1:K:730:SER:O	2.05	0.73
1:K:927:ARG:HB2	1:K:939:VAL:CG2	2.15	0.73
1:L:292:THR:OG1	1:L:292:THR:O	2.05	0.73
1:L:489:PRO:HD3	1:L:508:VAL:HG12	1.70	0.73
1:L:659:LYS:HB2	1:L:659:LYS:HZ2	1.52	0.73
1:L:908:ASP:HB2	1:L:909:PRO:HD2	1.70	0.73
1:A:198:GLN:NE2	1:B:838:GLN:N	2.35	0.73
1:A:326:PHE:HD2	1:A:550:LEU:HD11	1.53	0.73
1:C:7:MET:O	1:C:7:MET:HG3	1.86	0.73
1:C:66:LEU:CG	1:C:619:PHE:HE1	2.00	0.73
1:C:121:TYR:CE1	1:C:293:PRO:HG2	2.23	0.73
1:C:573:LEU:HB3	1:C:641:GLN:HE22	1.50	0.73
1:C:747:ARG:HH21	1:C:754:TYR:HB2	1.53	0.73
1:D:718:PHE:CB	1:D:745:ILE:HG21	2.18	0.73
1:E:441:GLU:CA	1:E:446:ILE:HG21	2.19	0.73
1:F:242:PHE:CZ	1:F:289:ASN:CG	2.61	0.73
1:G:390:SER:OG	1:G:541:ALA:HB3	1.89	0.73
1:G:752:GLU:O	1:G:754:TYR:CD1	2.41	0.73
1:G:886:THR:HG23	1:G:889:GLY:CA	2.18	0.73
1:H:358:LEU:HD13	1:H:947:ALA:HB2	1.68	0.73
1:H:808:GLU:CD	1:H:808:GLU:H	1.89	0.73
1:H:924:ASP:HA	1:H:941:LEU:O	1.88	0.73
1:I:217:LYS:NZ	1:I:286:GLU:HA	2.02	0.73
1:I:665:ILE:CD1	1:I:918:LEU:HD22	2.19	0.73
1:J:49:THR:HG23	1:K:884:ALA:HB3	1.68	0.73
1:J:392:ASP:OD2	1:J:395:VAL:HG12	1.88	0.73
1:J:655:PRO:HG3	5:R:9:GLU:OE1	1.88	0.73

*Continued on next page...*



*Continued from previous page...*

Atom-1	Atom-2	Interatomic distance (Å)	Clash overlap (Å)
1:J:664:PRO:CG	5:Q:19:THR:CG2	2.65	0.73
1:J:892:MET:HA	1:J:892:MET:CE	2.18	0.73
1:K:222:MET:CG	1:K:307:SER:OG	2.36	0.73
1:K:863:LYS:HB3	1:K:863:LYS:HZ3	1.51	0.73
5:Q:13:PHE:CG	5:Q:14:SER:N	2.57	0.73
5:Q:14:SER:OG	5:R:12:LEU:CD1	2.34	0.73
5:R:39:ARG:CG	5:R:41:VAL:CG2	2.65	0.73
1:A:178:GLU:O	1:A:178:GLU:HG3	1.88	0.73
1:A:377:ARG:HE	1:A:388:VAL:CG1	2.01	0.73
1:A:746:LYS:HB2	1:A:760:ASN:HB2	1.70	0.73
1:B:119:THR:HG22	1:B:226:TYR:CZ	2.24	0.73
1:B:159:VAL:HB	1:C:840:GLN:HG2	1.71	0.73
1:B:188:TYR:CE1	1:B:256:ILE:HD12	2.23	0.73
1:B:460:MET:HE1	1:C:460:MET:HG2	1.71	0.73
1:C:649:ALA:CB	1:C:919:LEU:HD12	2.19	0.73
1:D:523:ARG:O	1:D:523:ARG:HG3	1.89	0.73
1:E:77:THR:HB	5:P:76:ARG:CZ	2.18	0.73
1:E:474:TYR:O	1:E:478:ALA:HB3	1.87	0.73
1:E:682:ARG:CZ	1:E:910:MET:HE1	2.18	0.73
1:F:138:LYS:HG2	1:F:147:VAL:HG12	1.71	0.73
1:F:540:ASN:ND2	1:F:543:LEU:HB3	2.03	0.73
1:F:602:ARG:HB3	5:R:35:THR:CB	2.17	0.73
1:F:806:VAL:CG1	1:F:856:VAL:HG11	2.19	0.73
1:F:909:PRO:CG	5:P:48:THR:O	2.26	0.73
1:H:269:PRO:CB	1:H:277:TYR:HE2	2.01	0.73
1:H:571:ASN:ND2	1:H:571:ASN:H	1.86	0.73
1:H:846:PHE:CD2	1:H:847:PRO:CD	2.70	0.73
1:J:412:PHE:N	1:J:412:PHE:CD1	2.56	0.73
1:J:762:THR:CG2	1:J:765:TRP:H	2.02	0.73
1:K:82:ALA:HB2	1:K:613:VAL:HG21	1.69	0.73
4:M:185:TYR:CD2	4:M:201:GLN:CB	2.71	0.73
4:M:388:TRP:CH2	4:M:389:LEU:CD2	2.71	0.73
5:Q:39:ARG:HG2	5:Q:41:VAL:HG23	1.69	0.73
1:A:310:ILE:HA	1:C:205:GLN:NE2	2.03	0.73
1:A:564:GLN:HE22	1:A:569:ILE:CG2	2.00	0.73
1:B:773:HIS:CD2	1:B:794:PHE:HB2	2.23	0.73
1:C:135:TRP:CH2	1:C:309:GLU:HB3	2.23	0.73
1:C:255:ASP:O	1:C:286:GLU:CG	2.35	0.73
1:D:198:GLN:HE22	1:F:456:ASN:ND2	1.86	0.73
1:D:638:THR:HG23	1:D:639:HIS:CD2	2.24	0.73
1:D:756:VAL:HB	1:F:561:GLN:HE22	1.53	0.73

*Continued on next page...*



*Continued from previous page...*

Atom-1	Atom-2	Interatomic distance (Å)	Clash overlap (Å)
1:E:172:LEU:CD1	1:E:193:PHE:HZ	2.02	0.73
1:E:224:PRO:HB3	1:E:314:GLN:O	1.88	0.73
1:F:230:ALA:O	1:F:239:GLN:NE2	2.21	0.73
1:G:729:VAL:HG22	1:G:730:SER:N	2.03	0.73
1:G:730:SER:O	1:G:733:GLY:CA	2.36	0.73
1:H:297:VAL:HA	1:H:316:SER:HB3	1.70	0.73
1:H:442:LYS:HG2	1:I:150:GLU:OE1	1.88	0.73
1:H:524:TRP:HA	1:H:524:TRP:CE3	2.24	0.73
1:H:756:VAL:CG2	1:H:763:LYS:HG3	2.18	0.73
1:H:859:VAL:CG2	5:R:56:ASN:HB3	2.19	0.73
1:I:363:THR:HA	1:I:366:SER:HB3	1.69	0.73
1:J:201:GLU:OE1	1:K:299:TYR:CE1	2.41	0.73
1:J:219:ASP:OD1	1:J:219:ASP:N	2.21	0.73
1:J:474:TYR:O	1:J:478:ALA:CB	2.36	0.73
1:L:720:LYS:CD	1:L:742:GLU:OE2	2.36	0.73
1:L:747:ARG:NH1	1:L:754:TYR:CD1	2.56	0.73
2:N:240:GLY:HA3	2:N:267:MET:HE2	1.68	0.73
1:B:239:GLN:CG	1:C:842:TYR:HE2	2.02	0.73
1:B:345:LEU:HB3	1:B:354:ALA:HB3	1.69	0.73
1:B:405:ASP:HB3	1:B:465:GLN:CG	2.19	0.73
1:C:167:ILE:CD1	1:C:280:ASP:OD2	2.37	0.73
1:C:278:LYS:O	1:C:279:ALA:C	2.26	0.73
1:C:573:LEU:O	1:C:573:LEU:HG	1.88	0.73
1:E:194:GLN:HE22	1:F:821:PHE:HD2	1.36	0.73
1:F:347:GLY:O	1:F:350:SER:C	2.26	0.73
1:G:102:ASP:CG	1:G:616:TYR:HE1	1.91	0.73
1:G:192:THR:HG21	1:G:214:ARG:NH2	2.02	0.73
1:G:204:TRP:NE1	1:G:415:ASN:OD1	2.22	0.73
1:G:489:PRO:HD3	1:G:508:VAL:HG12	1.69	0.73
1:H:353:ASN:HD22	1:H:354:ALA:N	1.87	0.73
1:H:364:GLU:OE2	1:H:364:GLU:CA	2.30	0.73
1:I:619:PHE:N	1:I:619:PHE:CD1	2.54	0.73
1:I:938:ALA:O	1:I:939:VAL:HG13	1.88	0.73
1:J:456:ASN:N	1:J:456:ASN:ND2	2.33	0.73
1:K:243:LYS:HB3	1:K:244:PRO:CD	2.19	0.73
1:K:269:PRO:HG2	1:K:273:SER:HB3	1.71	0.73
1:K:361:ARG:HG2	1:K:361:ARG:HH11	1.52	0.73
1:K:662:ASN:CA	1:K:906:GLU:HA	2.18	0.73
1:L:76:THR:CG2	1:L:77:THR:H	2.01	0.73
1:L:156:THR:HG23	1:L:157:PHE:N	2.00	0.73
1:L:529:MET:O	1:L:529:MET:CG	2.36	0.73

*Continued on next page...*



*Continued from previous page...*

Atom-1	Atom-2	Interatomic distance (Å)	Clash overlap (Å)
1:L:672:TRP:CZ2	1:L:901:LEU:HD23	2.24	0.73
1:L:682:ARG:HH22	1:L:910:MET:CB	2.01	0.73
5:P:35:THR:HG23	5:P:40:PRO:CA	2.14	0.73
1:A:95:ASP:CB	1:A:573:LEU:HD12	2.18	0.73
1:A:103:ILE:CG2	1:A:610:PHE:CD2	2.72	0.73
1:A:391:TYR:CE1	1:A:396:ARG:HB2	2.22	0.73
1:A:723:ILE:HD12	1:A:731:TRP:CZ3	2.24	0.73
1:A:758:GLN:C	1:A:862:LYS:HE3	2.08	0.73
1:B:13:MET:HB3	1:C:925:VAL:HG21	1.71	0.73
1:B:451:GLN:O	1:B:452:ILE:HD13	1.86	0.73
1:C:210:PHE:CD2	1:C:280:ASP:OD1	2.40	0.73
1:C:570:LYS:NZ	1:C:570:LYS:HB3	2.04	0.73
1:E:428:ILE:CG2	1:F:169:ASN:HD22	1.78	0.73
1:F:192:THR:C	1:F:193:PHE:CD1	2.62	0.73
1:F:489:PRO:O	1:F:492:VAL:CG2	2.36	0.73
1:G:427:LYS:HD3	1:G:439:GLU:HG2	1.68	0.73
1:G:438:SER:O	1:G:440:TRP:HD1	1.72	0.73
1:I:448:ARG:CG	1:I:449:GLN:H	2.02	0.73
1:K:66:LEU:CD1	1:K:619:PHE:HE1	2.02	0.73
4:M:177:GLU:C	4:M:178:VAL:HG23	2.10	0.73
1:A:269:PRO:CA	1:A:274:GLY:O	2.36	0.73
1:A:851:ILE:HD13	1:C:116:TYR:HE2	1.53	0.73
1:A:922:VAL:O	1:A:922:VAL:HG23	1.87	0.73
1:B:155:LYS:HD3	1:B:283:LEU:HD13	1.70	0.73
1:B:315:GLN:CD	1:B:835:THR:HG23	2.09	0.73
1:B:380:TYR:CE2	1:B:387:ALA:CB	2.70	0.73
1:B:644:ASN:ND2	1:B:644:ASN:N	2.30	0.73
1:C:56:VAL:CG2	7:1:24:GLU:CG	2.54	0.73
1:D:428:ILE:HD11	1:E:169:ASN:HB2	1.71	0.73
1:E:18:GLN:O	1:E:48:PRO:HG3	1.89	0.73
1:E:19:ASP:HA	1:E:48:PRO:CD	2.19	0.73
1:E:239:GLN:HE21	1:E:240:ALA:H	1.36	0.73
1:E:358:LEU:CD2	1:E:947:ALA:HB2	2.19	0.73
1:E:854:THR:O	1:E:854:THR:CG2	2.35	0.73
1:G:495:PRO:CB	5:R:85:SER:O	2.35	0.73
1:G:869:VAL:HG22	1:G:870:MET:N	2.03	0.73
1:H:148:GLN:HG3	1:H:150:GLU:OE2	1.86	0.73
1:I:640:ASP:HB2	1:I:928:VAL:O	1.89	0.73
1:J:281:ILE:HD11	1:L:452:ILE:HG21	1.71	0.73
1:K:392:ASP:HB3	1:K:395:VAL:HG12	1.70	0.73
1:L:138:LYS:HG2	1:L:149:GLN:HB3	1.69	0.73

*Continued on next page...*



*Continued from previous page...*

Atom-1	Atom-2	Interatomic distance (Å)	Clash overlap (Å)
1:L:746:LYS:HG3	1:L:760:ASN:OD1	1.89	0.73
2:N:83:VAL:HG13	2:N:93:ALA:O	1.89	0.73
2:N:220:MET:HB2	2:N:221:PRO:HD3	1.70	0.73
1:C:724:MET:HA	1:C:729:VAL:CB	2.19	0.72
1:E:799:GLN:HB2	1:E:865:LEU:O	1.89	0.72
1:F:102:ASP:O	1:F:102:ASP:CG	2.27	0.72
1:F:115:PRO:CA	1:F:323:TYR:CE1	2.72	0.72
1:G:151:LYS:O	1:G:154:THR:CG2	2.37	0.72
1:G:194:GLN:HB3	1:G:197:PRO:HG2	1.56	0.72
1:H:278:LYS:C	1:H:280:ASP:OD1	2.28	0.72
1:H:833:ALA:O	1:H:835:THR:N	2.21	0.72
1:I:689:PRO:HG2	1:I:691:LEU:HD21	1.71	0.72
1:I:734:ASN:ND2	1:I:736:ARG:HH12	1.87	0.72
1:I:831:TYR:HB3	1:I:838:GLN:HE22	1.53	0.72
1:J:635:ARG:HD3	1:J:931:PRO:O	1.89	0.72
1:K:377:ARG:NH1	1:K:388:VAL:HB	2.04	0.72
1:K:456:ASN:HD21	1:L:200:GLY:CA	2.00	0.72
1:L:258:PHE:HE2	1:L:284:TYR:CE2	2.07	0.72
1:L:260:TYR:CD2	1:L:282:ILE:CG2	2.72	0.72
1:L:294:ASP:C	1:L:319:ASN:HD22	1.93	0.72
5:Q:126:ARG:CA	5:Q:129:GLN:HE21	2.01	0.72
5:S:16:TYR:C	5:S:18:THR:H	1.91	0.72
1:A:295:THR:HG22	1:A:318:PRO:HA	1.70	0.72
1:A:729:VAL:O	1:A:730:SER:C	2.28	0.72
1:A:928:VAL:HA	1:A:937:GLU:O	1.89	0.72
1:B:297:VAL:HG21	1:B:300:LYS:HE2	1.71	0.72
1:B:409:ASN:O	1:B:461:GLU:CB	2.36	0.72
1:C:134:GLN:HB3	1:C:155:LYS:NZ	2.04	0.72
1:D:19:ASP:HB3	7:4:20:GLY:HA2	1.70	0.72
1:D:429:THR:HG23	1:D:439:GLU:HG2	1.70	0.72
1:E:811:TYR:CE2	1:E:813:ASP:O	2.42	0.72
1:F:684:LYS:CE	1:F:912:GLU:OE1	2.37	0.72
1:H:568:ALA:CB	1:H:926:VAL:HG21	2.19	0.72
1:H:569:ILE:HG22	1:H:569:ILE:O	1.87	0.72
1:I:107:LEU:HG	1:I:108:ASP:N	2.03	0.72
1:J:276:GLU:CB	1:L:440:TRP:CZ3	2.70	0.72
1:K:173:LEU:HD11	1:K:183:GLY:HA3	1.72	0.72
1:L:84:PHE:CE2	1:L:614:ASN:HA	2.22	0.72
1:L:489:PRO:CG	1:L:508:VAL:HG12	2.19	0.72
1:L:533:ASN:HD21	1:L:535:PHE:HB2	1.53	0.72
5:Q:12:LEU:C	5:Q:15:PRO:HD2	2.08	0.72

*Continued on next page...*



*Continued from previous page...*

Atom-1	Atom-2	Interatomic distance (Å)	Clash overlap (Å)
5:Q:14:SER:OG	5:R:15:PRO:HG2	1.89	0.72
7:7:5:ASN:O	7:7:6:PHE:HB3	1.87	0.72
1:A:269:PRO:CB	1:A:274:GLY:O	2.37	0.72
1:B:36:ASP:OD2	1:B:40:SER:HA	1.88	0.72
1:B:531:ASN:CB	1:B:714:LEU:HD13	2.18	0.72
1:C:196:GLU:HB2	1:C:197:PRO:CD	2.16	0.72
1:D:825:ASN:HD21	1:F:124:LEU:HG	1.54	0.72
1:D:923:PHE:O	1:D:942:ARG:HA	1.89	0.72
1:E:575:LEU:H	1:E:575:LEU:CD2	2.03	0.72
1:F:652:MET:HE3	5:R:20:ARG:HD3	1.71	0.72
1:G:276:GLU:CB	1:I:440:TRP:CH2	2.71	0.72
1:G:866:CYS:SG	1:G:869:VAL:CG1	2.78	0.72
1:H:444:ASP:N	1:I:152:ASP:HA	2.04	0.72
1:J:414:LEU:HD11	1:K:837:ARG:HG2	1.71	0.72
1:J:636:ASN:ND2	1:J:638:THR:H	1.88	0.72
1:J:676:ARG:HG2	1:J:676:ARG:NH1	1.99	0.72
1:K:63:ARG:CG	1:K:66:LEU:HD21	2.10	0.72
1:K:440:TRP:CD2	1:L:276:GLU:OE2	2.42	0.72
1:K:706:PRO:HA	1:K:711:THR:HG23	1.72	0.72
1:L:134:GLN:CD	1:L:154:THR:HG22	2.08	0.72
1:L:199:VAL:HG13	1:L:206:GLU:CD	2.08	0.72
1:L:498:THR:HA	1:L:503:TYR:CD2	2.23	0.72
4:M:246:VAL:CG1	4:M:249:ASN:CB	2.66	0.72
5:R:44:ALA:HB3	5:R:51:TYR:HH	1.53	0.72
7:1:18:PHE:CE1	7:1:22:TRP:HZ3	2.07	0.72
7:3:22:TRP:HZ3	7:3:25:ILE:CD1	2.00	0.72
1:B:127:LYS:HZ1	1:C:405:ASP:CG	1.92	0.72
1:B:384:TRP:HA	1:B:384:TRP:HE3	1.54	0.72
1:C:526:LEU:C	1:C:528:PRO:HD2	2.10	0.72
1:E:162:THR:CG2	1:E:193:PHE:CE2	2.73	0.72
1:E:582:GLU:C	1:E:582:GLU:OE1	2.27	0.72
1:G:723:ILE:O	1:G:730:SER:CA	2.36	0.72
1:G:776:ILE:CG2	1:G:776:ILE:HA	2.18	0.72
1:I:297:VAL:CG1	1:I:299:TYR:O	2.36	0.72
1:K:162:THR:HG23	1:K:163:GLY:N	1.89	0.72
1:L:170:GLN:CD	1:L:185:LYS:HG3	2.08	0.72
1:L:462:ILE:HG12	1:L:463:ASN:N	2.03	0.72
1:L:476:ASN:O	1:L:480:TYR:CE2	2.43	0.72
1:L:705:ILE:O	1:L:709:ASP:HB3	1.89	0.72
2:N:326:VAL:CA	3:O:7:VAL:HB	2.19	0.72
4:M:349:MET:HA	4:M:356:ALA:CB	2.19	0.72

*Continued on next page...*



*Continued from previous page...*

Atom-1	Atom-2	Interatomic distance (Å)	Clash overlap (Å)
5:R:72:MET:HG2	5:R:72:MET:O	1.90	0.72
6:U:213:ILE:HD11	6:U:216:PHE:CD1	2.23	0.72
1:A:358:LEU:HD21	1:A:947:ALA:CB	2.20	0.72
1:A:377:ARG:NE	1:A:388:VAL:CG1	2.51	0.72
1:A:720:LYS:HB2	1:A:906:GLU:CD	2.04	0.72
1:A:783:VAL:HG13	1:A:784:PRO:CD	2.08	0.72
1:C:746:LYS:HA	1:C:761:MET:HA	1.71	0.72
1:C:892:MET:O	1:C:893:LEU:C	2.23	0.72
1:D:205:GLN:HA	1:D:205:GLN:OE1	1.87	0.72
1:E:113:PHE:CE2	1:E:115:PRO:HD3	2.24	0.72
1:E:267:SER:HB2	1:E:268:PRO:HD2	1.72	0.72
1:F:161:ALA:HB3	1:F:198:GLN:NE2	2.04	0.72
1:G:157:PHE:CE2	1:I:415:ASN:ND2	2.52	0.72
1:H:135:TRP:N	1:H:154:THR:HG22	2.03	0.72
1:H:194:GLN:O	1:H:197:PRO:HD3	1.90	0.72
1:H:277:TYR:CE1	1:H:278:LYS:HB2	2.23	0.72
1:I:55:ASP:O	1:I:623:ALA:HB3	1.90	0.72
1:I:720:LYS:NZ	5:S:24:TRP:HB2	2.05	0.72
1:J:201:GLU:O	1:K:836:MET:HE2	1.90	0.72
1:J:685:THR:CG2	1:J:913:PRO:HB2	2.15	0.72
1:J:951:THR:O	1:J:952:THR:OG1	2.06	0.72
1:K:603:VAL:HG13	1:K:604:ASP:OD2	1.90	0.72
1:L:384:TRP:CE3	1:L:384:TRP:HA	2.25	0.72
2:N:186:LEU:HD13	2:N:190:ARG:HH11	1.54	0.72
4:M:199:LEU:HD11	6:U:1:MET:HG2	1.72	0.72
5:Q:3:GLY:CA	5:R:1:MET:SD	2.72	0.72
1:A:640:ASP:HB3	1:A:928:VAL:O	1.88	0.72
1:A:725:PHE:CE2	1:A:901:LEU:HD13	2.25	0.72
1:B:589:VAL:HB	1:B:607:SER:CB	2.19	0.72
1:B:682:ARG:NH1	1:B:910:MET:HE2	2.03	0.72
1:D:756:VAL:HG11	1:D:763:LYS:HA	1.71	0.72
1:E:196:GLU:HG2	1:E:197:PRO:HD3	1.71	0.72
1:E:236:LYS:O	1:E:236:LYS:HG3	1.89	0.72
1:G:94:LEU:HD23	1:G:619:PHE:CE1	2.24	0.72
1:G:196:GLU:HG3	1:H:831:TYR:CD1	2.24	0.72
1:G:198:GLN:HG2	1:G:199:VAL:N	2.03	0.72
1:G:241:LYS:HZ2	1:G:256:ILE:HG23	1.52	0.72
1:G:600:ASP:OD2	1:G:700:VAL:C	2.28	0.72
1:H:20:ALA:CA	7:5:9:LEU:CD1	2.67	0.72
1:H:295:THR:HG23	1:H:318:PRO:HA	1.72	0.72
1:H:774:TYR:O	1:H:775:ASN:HB2	1.87	0.72

*Continued on next page...*



*Continued from previous page...*

Atom-1	Atom-2	Interatomic distance (Å)	Clash overlap (Å)
1:I:644:ASN:N	1:I:644:ASN:ND2	2.35	0.72
1:I:759:CYS:HB2	1:I:864:PHE:HB3	1.72	0.72
1:J:160:ALA:HB1	1:J:213:GLY:N	2.05	0.72
1:J:634:LEU:O	1:J:634:LEU:CD2	2.38	0.72
1:K:676:ARG:O	1:K:875:PHE:N	2.22	0.72
1:L:90:ASP:O	1:L:92:ARG:HG2	1.89	0.72
1:L:684:LYS:HA	1:L:914:THR:HG22	1.72	0.72
2:N:336:SER:OG	2:N:449:ASP:CB	2.38	0.72
4:M:215:PRO:HD2	4:M:251:TYR:HE1	1.54	0.72
7:1:9:LEU:C	7:1:11:PRO:HD3	2.09	0.72
7:4:16:ARG:O	7:4:18:PHE:N	2.18	0.72
1:A:699:PHE:CZ	1:A:705:ILE:HD11	2.25	0.72
1:B:208:GLU:O	1:B:211:TYR:CE1	2.43	0.72
1:B:419:THR:O	1:B:419:THR:HG23	1.90	0.72
1:B:589:VAL:HG13	1:B:590:ASN:H	1.53	0.72
1:B:732:PRO:HG3	1:B:743:PHE:CE1	2.25	0.72
1:C:225:CYS:O	1:C:225:CYS:SG	2.47	0.72
1:D:520:ILE:N	1:D:520:ILE:HD12	2.04	0.72
1:D:823:HIS:HB2	1:F:196:GLU:OE2	1.88	0.72
1:D:870:MET:HG2	1:D:870:MET:O	1.89	0.72
1:F:286:GLU:OE1	1:F:286:GLU:C	2.27	0.72
1:F:740:PRO:O	1:J:339:THR:HG22	1.86	0.72
1:G:736:ARG:O	1:I:64:LEU:HB2	1.89	0.72
1:H:79:LEU:N	1:H:79:LEU:CD1	2.52	0.72
1:I:189:ALA:HA	1:I:241:LYS:NZ	2.05	0.72
1:I:514:VAL:O	1:I:514:VAL:HG12	1.89	0.72
1:J:31:PHE:CE2	1:K:630:LEU:HD22	2.25	0.72
1:J:319:ASN:O	1:J:319:ASN:ND2	2.21	0.72
1:K:81:LYS:HA	1:K:584:ASN:HA	1.70	0.72
1:K:155:LYS:CD	1:K:283:LEU:HD13	2.18	0.72
1:K:246:ASN:ND2	1:K:247:GLU:C	2.43	0.72
1:K:246:ASN:HD21	1:K:247:GLU:C	1.92	0.72
1:K:658:ALA:HB2	1:K:913:PRO:N	2.04	0.72
1:K:672:TRP:HB3	1:K:675:PHE:HB2	1.72	0.72
1:L:108:ASP:HB2	1:L:555:TYR:N	2.02	0.72
1:L:371:LEU:CD1	1:L:377:ARG:NE	2.52	0.72
1:A:206:GLU:O	1:A:206:GLU:HG3	1.90	0.72
1:A:237:GLY:HA3	1:B:821:PHE:HB3	1.72	0.72
1:A:575:LEU:HB2	1:A:930:GLN:NE2	2.05	0.72
1:B:433:ASP:CG	1:B:433:ASP:C	2.48	0.72
1:B:769:GLN:HG2	1:B:794:PHE:HE1	1.54	0.72

*Continued on next page...*



*Continued from previous page...*

Atom-1	Atom-2	Interatomic distance (Å)	Clash overlap (Å)
1:C:144:THR:HG22	1:C:144:THR:O	1.89	0.72
1:C:587:LYS:HD3	1:C:610:PHE:HD1	1.53	0.72
1:D:69:VAL:HG13	1:D:70:PRO:HD2	1.72	0.72
1:D:594:GLN:HE21	1:D:704:SER:HB2	1.55	0.72
1:E:86:LEU:HD23	1:E:581:TYR:HB2	1.72	0.72
1:E:869:VAL:HG22	1:E:870:MET:N	2.01	0.72
1:E:931:PRO:HB3	6:U:159:ARG:NH1	2.04	0.72
1:F:806:VAL:CG1	1:F:856:VAL:CG1	2.68	0.72
1:G:417:THR:CG2	1:G:419:THR:HB	2.20	0.72
1:H:377:ARG:HH11	1:H:377:ARG:CG	2.01	0.72
1:H:498:THR:HG22	1:H:498:THR:O	1.90	0.72
1:H:838:GLN:HA	1:I:456:ASN:HD21	1.54	0.72
1:I:929:HIS:CD2	1:I:931:PRO:CD	2.71	0.72
4:M:21:LEU:HD11	4:M:29:ALA:HB2	1.72	0.72
4:M:46:GLN:O	7:2:25:ILE:HG21	1.90	0.72
5:S:33:GLY:HA2	5:S:44:ALA:O	1.90	0.72
6:U:83:ILE:O	6:U:83:ILE:HG23	1.89	0.72
1:C:21:SER:HB3	7:2:11:PRO:HG3	1.69	0.72
1:C:167:ILE:HD13	1:C:282:ILE:HG23	1.71	0.72
1:C:174:LEU:HB2	1:C:184:LYS:HE3	1.71	0.72
1:C:724:MET:SD	1:C:729:VAL:HG11	2.30	0.72
1:C:767:LEU:O	1:C:771:LEU:HB2	1.90	0.72
1:C:893:LEU:CD2	6:U:227:ASP:CA	2.67	0.72
1:E:126:PRO:HD3	1:F:828:PHE:HE2	1.54	0.72
1:E:553:GLY:H	1:F:804:GLN:HG3	1.54	0.72
1:E:670:ARG:HB2	1:E:670:ARG:NH1	2.04	0.72
1:F:333:LEU:HD12	1:F:333:LEU:O	1.89	0.72
1:G:150:GLU:CG	1:I:443:ASP:HB2	2.19	0.72
1:G:825:ASN:HD21	1:I:124:LEU:N	1.87	0.72
1:G:951:THR:HG22	1:G:951:THR:O	1.87	0.72
1:I:173:LEU:CB	1:I:185:LYS:NZ	2.53	0.72
1:I:345:LEU:O	1:I:345:LEU:CD1	2.36	0.72
1:J:96:MET:HE1	1:J:574:LEU:HD11	1.71	0.72
1:K:470:LYS:HG3	1:K:516:ALA:HB2	1.71	0.72
1:K:837:ARG:HH11	1:L:459:ALA:N	1.85	0.72
1:L:249:GLU:HG3	1:L:250:GLN:N	2.01	0.72
2:N:398:THR:HG22	2:N:398:THR:O	1.88	0.72
4:M:173:VAL:O	4:M:177:GLU:OE1	2.08	0.72
5:S:33:GLY:CA	5:S:43:PRO:O	2.38	0.72
6:U:13:TYR:CE1	6:U:188:PHE:CG	2.78	0.72
1:A:134:GLN:HA	1:A:154:THR:OG1	1.90	0.72

*Continued on next page...*



*Continued from previous page...*

Atom-1	Atom-2	Interatomic distance (Å)	Clash overlap (Å)
1:A:313:VAL:HG11	1:C:202:GLU:CB	2.17	0.72
1:A:380:TYR:CD2	1:A:387:ALA:CB	2.70	0.72
1:B:201:GLU:CG	1:B:202:GLU:H	2.03	0.72
1:B:560:ILE:HD12	1:B:562:VAL:HG13	1.72	0.72
1:B:927:ARG:O	1:B:928:VAL:HG13	1.89	0.72
1:C:79:LEU:HD13	1:C:335:TYR:CE2	2.25	0.72
1:C:330:PHE:CE1	1:C:384:TRP:CA	2.65	0.72
1:C:351:GLN:HG2	1:J:68:PHE:HA	1.70	0.72
1:C:631:GLU:HA	1:C:634:LEU:HB3	1.72	0.72
1:C:724:MET:HG2	1:C:729:VAL:HG21	0.78	0.72
1:C:724:MET:CB	1:C:729:VAL:HG23	2.03	0.72
1:D:912:GLU:CB	1:D:913:PRO:HD2	2.20	0.72
1:E:773:HIS:CE1	1:E:872:ARG:HD3	2.25	0.72
1:F:103:ILE:CA	1:F:560:ILE:CD1	2.64	0.72
1:G:88:VAL:HG12	1:G:577:GLY:O	1.86	0.72
1:G:575:LEU:HB3	1:G:576:PRO:CD	2.19	0.72
1:H:437:GLU:O	1:I:278:LYS:HE2	1.89	0.72
1:I:246:ASN:CG	1:I:247:GLU:N	2.37	0.72
1:I:297:VAL:HG13	1:I:299:TYR:O	1.90	0.72
1:I:330:PHE:CE2	1:I:561:GLN:O	2.43	0.72
1:J:97:ALA:CB	1:K:779:GLN:O	2.38	0.72
1:J:358:LEU:HD22	1:J:942:ARG:HH11	1.54	0.72
1:J:647:LEU:HD12	7:9:4:ILE:HD13	1.72	0.72
1:J:921:GLU:C	1:J:922:VAL:CG1	2.55	0.72
1:K:139:GLU:CB	1:K:152:ASP:OD2	2.28	0.72
1:K:315:GLN:NE2	1:K:836:MET:CB	2.47	0.72
1:K:424:GLN:NE2	1:L:264:PRO:HA	2.05	0.72
1:K:818:THR:HG22	1:K:820:PRO:HD3	1.72	0.72
1:L:320:ARG:CZ	1:L:597:LEU:HD11	2.19	0.72
1:L:405:ASP:OD1	1:L:405:ASP:C	2.26	0.72
1:L:514:VAL:HG22	1:L:514:VAL:O	1.89	0.72
1:L:759:CYS:CB	1:L:800:PRO:HB3	2.20	0.72
1:L:822:GLN:O	1:L:822:GLN:HG3	1.90	0.72
2:N:394:GLN:HB2	2:N:478:PRO:O	1.90	0.72
4:M:255:LEU:HD23	4:M:258:LEU:HD12	1.71	0.72
6:V:183:ILE:HD12	6:V:188:PHE:HA	1.71	0.72
1:B:433:ASP:OD2	1:B:433:ASP:HB2	1.70	0.71
1:C:83:ARG:HH22	1:J:69:VAL:HB	1.53	0.71
1:C:359:GLN:HE21	1:C:359:GLN:CA	1.91	0.71
1:C:498:THR:C	1:C:499:ASN:OD1	2.27	0.71
1:D:150:GLU:HB3	1:F:443:ASP:HB3	1.72	0.71

*Continued on next page...*



*Continued from previous page...*

Atom-1	Atom-2	Interatomic distance (Å)	Clash overlap (Å)
1:D:198:GLN:OE1	1:E:839:GLY:N	2.21	0.71
1:D:205:GLN:OE1	1:D:205:GLN:CA	2.37	0.71
1:D:752:GLU:O	1:D:754:TYR:CE1	2.43	0.71
1:E:422:THR:O	1:F:264:PRO:CG	2.38	0.71
1:G:673:ALA:HB3	1:G:943:THR:HG23	1.67	0.71
1:G:838:GLN:HA	1:H:456:ASN:OD1	1.89	0.71
1:H:20:ALA:C	7:5:9:LEU:HD11	2.09	0.71
1:H:737:LEU:HB3	1:H:739:THR:O	1.90	0.71
1:H:846:PHE:HB3	1:H:847:PRO:CD	2.20	0.71
1:I:269:PRO:HB3	1:I:273:SER:O	1.90	0.71
1:I:769:GLN:HE22	1:I:872:ARG:H	1.37	0.71
1:J:535:PHE:CD1	1:J:711:THR:OG1	2.42	0.71
1:K:665:ILE:CD1	1:K:918:LEU:HD22	2.20	0.71
2:N:140:HIS:ND1	2:N:141:PRO:HD2	2.04	0.71
2:N:441:THR:HG22	2:N:443:VAL:N	2.05	0.71
2:N:460:THR:O	2:N:461:ILE:HG22	1.90	0.71
5:P:46:SER:O	5:P:47:SER:OG	2.06	0.71
5:Q:44:ALA:HB1	5:Q:51:TYR:OH	1.90	0.71
6:U:20:ALA:HB3	6:U:70:ASN:HD22	1.55	0.71
1:A:453:CYS:SG	1:A:455:GLY:O	2.46	0.71
1:A:818:THR:HG23	1:A:821:PHE:CD1	2.25	0.71
1:B:159:VAL:HB	1:C:840:GLN:CG	2.19	0.71
1:C:29:VAL:HG23	7:2:9:LEU:HD12	1.70	0.71
1:C:121:TYR:CE2	1:C:229:PHE:CD1	2.79	0.71
1:C:199:VAL:O	1:C:199:VAL:HG12	1.88	0.71
1:D:79:LEU:CD1	1:D:335:TYR:HE2	2.03	0.71
1:D:88:VAL:O	1:D:88:VAL:CG2	2.38	0.71
1:D:262:ASP:HA	1:D:279:ALA:CB	2.20	0.71
1:D:933:ARG:O	1:D:933:ARG:HG3	1.88	0.71
1:E:196:GLU:N	1:E:197:PRO:HD2	2.06	0.71
1:E:296:HIS:CE1	1:E:317:MET:HG2	2.24	0.71
1:F:581:TYR:O	1:F:582:GLU:HB3	1.89	0.71
1:G:161:ALA:CB	1:G:198:GLN:HG3	2.20	0.71
1:G:220:THR:O	1:G:220:THR:HG23	1.90	0.71
1:G:520:ILE:HD12	1:G:520:ILE:N	2.05	0.71
1:G:719:LYS:HG2	1:G:906:GLU:OE2	1.89	0.71
1:H:257:ASP:OD1	1:H:285:THR:HG23	1.90	0.71
1:H:746:LYS:CG	1:H:760:ASN:HD22	2.03	0.71
1:H:746:LYS:CG	1:H:760:ASN:ND2	2.52	0.71
1:H:923:PHE:O	1:H:943:THR:CG2	2.37	0.71
1:J:298:VAL:CG2	1:J:317:MET:HG2	2.20	0.71

*Continued on next page...*



*Continued from previous page...*

Atom-1	Atom-2	Interatomic distance (Å)	Clash overlap (Å)
1:J:540:ASN:ND2	1:J:543:LEU:CB	2.49	0.71
1:K:291:GLU:C	1:K:293:PRO:HD3	2.08	0.71
1:L:413:PRO:HG2	1:L:417:THR:CA	2.19	0.71
1:L:494:LEU:HB3	1:L:495:PRO:HD2	1.71	0.71
1:L:808:GLU:HG3	1:L:814:TYR:CE1	2.25	0.71
6:V:10:MET:HG3	6:V:26:ASP:HB3	1.72	0.71
7:1:18:PHE:HE1	7:1:22:TRP:HZ3	1.34	0.71
7:4:21:THR:CG2	7:4:21:THR:O	2.38	0.71
7:6:3:ASP:C	7:6:4:ILE:HG13	2.10	0.71
1:B:822:GLN:HE21	1:B:846:PHE:HD1	1.37	0.71
1:B:831:TYR:H	1:B:838:GLN:NE2	1.86	0.71
1:C:267:SER:OG	1:C:268:PRO:CD	2.37	0.71
1:E:155:LYS:HD2	1:E:261:PHE:CE2	2.25	0.71
1:E:745:ILE:HG12	1:E:765:TRP:NE1	2.05	0.71
1:F:330:PHE:HE2	1:F:561:GLN:O	1.74	0.71
1:F:664:PRO:CB	5:P:18:THR:HG21	2.19	0.71
1:G:178:GLU:O	1:G:178:GLU:CG	2.26	0.71
1:G:333:LEU:HD23	1:G:562:VAL:HG11	1.72	0.71
1:G:525:SER:HB2	1:G:863:LYS:NZ	2.06	0.71
1:H:20:ALA:HB1	7:5:9:LEU:HD13	0.72	0.71
1:H:194:GLN:HG3	1:H:195:PRO:HD2	1.72	0.71
1:H:811:TYR:CE1	1:H:857:PRO:HD2	2.25	0.71
1:I:321:PRO:CG	1:I:538:PRO:HB3	2.18	0.71
1:I:824:ASN:O	1:I:825:ASN:CB	2.28	0.71
1:I:908:ASP:CB	1:I:909:PRO:HD2	2.20	0.71
1:J:103:ILE:CD1	1:J:610:PHE:CD2	2.72	0.71
1:K:47:ASN:HD22	1:K:47:ASN:C	1.93	0.71
1:K:575:LEU:HG	1:K:930:GLN:HE22	1.54	0.71
1:L:138:LYS:HB3	1:L:147:VAL:CG1	2.20	0.71
1:L:218:LYS:HG2	1:L:219:ASP:H	1.56	0.71
2:N:404:GLN:HE22	2:N:407:ASN:HD22	1.29	0.71
4:M:337:THR:N	4:M:338:PRO:HD2	2.05	0.71
5:P:18:THR:HG21	5:R:15:PRO:O	1.88	0.71
5:Q:12:LEU:HG	5:Q:15:PRO:HG2	1.73	0.71
5:Q:56:ASN:O	5:Q:58:SER:N	2.23	0.71
7:5:24:GLU:C	7:5:26:GLY:N	2.42	0.71
1:A:818:THR:HG23	1:A:821:PHE:HD1	1.54	0.71
1:B:180:ALA:HB3	1:B:182:ASN:HD22	1.53	0.71
1:B:731:TRP:HZ3	1:B:743:PHE:HZ	1.38	0.71
1:C:46:ARG:NH1	1:C:46:ARG:HB3	2.06	0.71
1:C:66:LEU:HG	1:C:619:PHE:HE1	1.55	0.71

*Continued on next page...*



*Continued from previous page...*

Atom-1	Atom-2	Interatomic distance (Å)	Clash overlap (Å)
1:C:811:TYR:CE1	1:C:856:VAL:HG23	2.24	0.71
1:D:843:PRO:HD3	1:F:131:ASN:ND2	2.05	0.71
1:D:921:GLU:C	1:D:922:VAL:HG13	2.11	0.71
1:E:135:TRP:CZ2	1:E:309:GLU:HG3	2.25	0.71
1:F:65:THR:HB	1:F:618:THR:HG22	1.72	0.71
1:G:104:ARG:NH1	1:H:753:GLY:N	2.39	0.71
1:G:150:GLU:HG3	1:I:443:ASP:CB	2.20	0.71
1:G:196:GLU:H	1:G:197:PRO:HD2	1.55	0.71
1:G:724:MET:HE3	1:G:729:VAL:CA	2.08	0.71
1:G:783:VAL:HG23	1:G:784:PRO:HD2	1.72	0.71
1:H:104:ARG:NH1	1:I:753:GLY:H	1.87	0.71
1:H:133:SER:O	1:H:154:THR:O	2.09	0.71
1:H:333:LEU:HD23	1:H:562:VAL:HG11	1.71	0.71
1:H:339:THR:CG2	1:J:740:PRO:HB2	2.20	0.71
1:H:346:ALA:HB2	1:H:353:ASN:N	2.05	0.71
1:I:406:GLU:CD	1:I:406:GLU:N	2.43	0.71
1:I:637:ASP:HA	1:I:929:HIS:HE1	1.55	0.71
1:I:637:ASP:OD2	1:I:637:ASP:O	2.08	0.71
1:I:803:ARG:CG	1:I:803:ARG:NH1	2.49	0.71
1:I:908:ASP:HB2	1:I:909:PRO:HD2	1.71	0.71
1:J:403:VAL:O	1:J:405:ASP:N	2.22	0.71
1:J:524:TRP:HH2	1:J:863:LYS:HG3	1.55	0.71
1:K:81:LYS:CA	1:K:584:ASN:HB3	2.20	0.71
1:L:20:ALA:CB	7:9:9:LEU:CD1	2.66	0.71
1:L:47:ASN:HB2	1:L:48:PRO:HD2	1.70	0.71
1:L:59:ASP:O	1:L:59:ASP:CG	2.23	0.71
1:L:241:LYS:HE2	1:L:286:GLU:OE1	1.90	0.71
2:N:151:GLN:O	2:N:152:ASP:OD1	2.06	0.71
2:N:406:SER:CB	2:N:496:ARG:HB3	2.20	0.71
6:V:187:GLN:O	6:V:191:GLU:HG2	1.90	0.71
1:A:193:PHE:CZ	1:A:214:ARG:HB2	2.24	0.71
1:A:199:VAL:HG12	1:C:456:ASN:CG	2.10	0.71
1:A:419:THR:HG22	1:A:421:SER:H	1.54	0.71
1:A:427:LYS:HB2	1:A:441:GLU:HB3	1.72	0.71
1:A:761:MET:CE	1:A:766:PHE:HD1	2.02	0.71
1:A:822:GLN:HB2	1:A:846:PHE:CD1	2.25	0.71
1:B:47:ASN:C	1:B:47:ASN:HD22	1.94	0.71
1:B:548:MET:HG2	1:C:523:ARG:HG3	1.71	0.71
1:B:933:ARG:HH22	4:M:92:LEU:HD23	1.56	0.71
1:C:137:THR:HG22	1:C:152:ASP:O	1.91	0.71
1:C:352:LEU:CD1	1:J:63:ARG:HE	2.01	0.71

*Continued on next page...*



*Continued from previous page...*

Atom-1	Atom-2	Interatomic distance (Å)	Clash overlap (Å)
1:C:682:ARG:HH22	1:C:910:MET:CB	2.02	0.71
1:D:237:GLY:HA2	1:E:817:VAL:HG22	1.73	0.71
1:D:634:LEU:C	1:D:636:ASN:H	1.93	0.71
1:E:103:ILE:H	1:E:103:ILE:CD1	2.04	0.71
1:E:121:TYR:O	1:E:227:GLY:HA2	1.88	0.71
1:E:905:PHE:CZ	1:E:918:LEU:HD13	2.26	0.71
1:F:710:GLY:O	1:F:712:PHE:CD2	2.44	0.71
1:G:206:GLU:O	1:G:207:ASN:CG	2.29	0.71
1:G:606:ALA:O	1:G:608:VAL:HG23	1.90	0.71
1:H:74:GLU:HG2	1:H:81:LYS:HG2	1.73	0.71
1:H:296:HIS:CE1	1:H:317:MET:SD	2.83	0.71
1:H:687:GLU:HB3	1:H:701:TYR:CG	2.25	0.71
1:I:797:ASN:H	1:I:797:ASN:ND2	1.88	0.71
1:J:80:TYR:O	1:J:584:ASN:HA	1.90	0.71
1:J:94:LEU:HD21	1:J:574:LEU:HD12	1.72	0.71
1:L:403:VAL:HG11	1:L:466:ALA:CB	2.21	0.71
1:L:699:PHE:HZ	1:L:705:ILE:HG21	1.55	0.71
5:Q:63:ALA:HB1	5:Q:66:ALA:HB3	1.72	0.71
7:6:22:TRP:CH2	7:6:25:ILE:CG1	2.72	0.71
1:A:699:PHE:HZ	1:A:705:ILE:CD1	2.02	0.71
1:B:79:LEU:CD1	1:B:341:ASN:ND2	2.53	0.71
1:B:822:GLN:HE22	1:B:846:PHE:HE1	1.37	0.71
1:C:687:GLU:HB2	1:C:701:TYR:CD2	2.25	0.71
1:C:744:GLU:HB3	1:C:762:THR:HG21	1.72	0.71
1:D:111:PRO:HG3	1:D:554:ARG:HH22	1.54	0.71
1:E:168:THR:HG21	1:E:185:LYS:NZ	2.06	0.71
1:E:531:ASN:CB	1:E:714:LEU:HD13	2.21	0.71
1:G:323:TYR:HB2	1:G:543:LEU:CD2	2.20	0.71
1:G:611:ASP:N	1:G:611:ASP:OD1	2.23	0.71
1:H:353:ASN:ND2	1:H:355:VAL:HG23	2.05	0.71
1:J:348:GLN:HB2	1:J:578:SER:O	1.89	0.71
1:J:644:ASN:HD22	1:L:46:ARG:HD3	1.55	0.71
1:K:134:GLN:HG2	1:K:155:LYS:H	1.56	0.71
1:K:135:TRP:CZ2	1:K:153:VAL:HB	2.26	0.71
1:K:445:ALA:HB2	1:L:153:VAL:CG2	2.16	0.71
1:K:783:VAL:HG23	1:K:795:PHE:CE2	2.24	0.71
7:5:16:ARG:NH1	7:5:21:THR:CG2	2.52	0.71
1:A:36:ASP:HA	1:A:40:SER:HB3	1.72	0.71
1:A:406:GLU:OE1	1:A:406:GLU:HA	1.91	0.71
1:A:684:LYS:HE3	1:A:713:TYR:OH	1.89	0.71
1:A:926:VAL:HG11	1:A:940:TYR:HE2	0.90	0.71

*Continued on next page...*



*Continued from previous page...*

Atom-1	Atom-2	Interatomic distance (Å)	Clash overlap (Å)
1:B:155:LYS:CG	1:B:261:PHE:HZ	2.01	0.71
1:B:738:LEU:HD23	1:B:754:TYR:CE2	2.23	0.71
1:D:384:TRP:CE3	1:D:384:TRP:HA	2.26	0.71
1:D:781:PHE:O	1:F:381:PHE:CE2	2.43	0.71
1:D:836:MET:SD	1:F:203:ASN:HB2	2.30	0.71
1:E:222:MET:HE3	1:E:307:SER:HB3	1.73	0.71
1:E:730:SER:C	1:E:732:PRO:HD2	2.07	0.71
1:E:824:ASN:HA	1:E:844:ALA:CB	2.19	0.71
1:H:19:ASP:CB	1:H:47:ASN:HB3	2.17	0.71
1:H:83:ARG:HA	1:H:582:GLU:HB3	1.71	0.71
1:H:108:ASP:HB3	1:H:607:SER:CB	2.18	0.71
1:H:489:PRO:HD3	1:H:508:VAL:HG12	1.71	0.71
1:I:137:THR:CG2	1:I:138:LYS:N	2.54	0.71
1:I:422:THR:HG21	1:I:449:GLN:CA	2.19	0.71
1:I:655:PRO:O	1:I:657:PRO:HD3	1.91	0.71
1:J:19:ASP:HB2	7:9:20:GLY:N	2.06	0.71
1:K:3:THR:O	1:K:3:THR:HG23	1.89	0.71
1:K:166:ASN:HA	1:K:210:PHE:CE1	2.25	0.71
1:K:499:ASN:HB3	1:K:600:ASP:HB2	1.71	0.71
1:L:215:ALA:HB3	1:L:285:THR:HG22	1.71	0.71
1:L:652:MET:SD	1:L:920:PHE:HE1	2.12	0.71
2:N:83:VAL:HG11	2:N:93:ALA:O	1.90	0.71
2:N:336:SER:OG	2:N:449:ASP:HB3	1.91	0.71
2:N:406:SER:HB2	2:N:496:ARG:CB	2.19	0.71
4:M:215:PRO:HD2	4:M:251:TYR:CE1	2.26	0.71
4:M:267:GLN:O	4:M:271:GLN:HG2	1.91	0.71
5:Q:16:TYR:CZ	5:R:18:THR:HA	2.26	0.71
5:R:34:SER:N	5:R:43:PRO:HG2	2.05	0.71
7:8:9:LEU:C	7:8:11:PRO:HD3	2.09	0.71
1:A:403:VAL:CG1	1:A:466:ALA:HA	2.19	0.71
1:B:180:ALA:HB1	1:B:182:ASN:HD21	1.55	0.71
1:B:337:ASN:OD1	1:B:361:ARG:O	2.09	0.71
1:B:364:GLU:OE1	1:B:364:GLU:CA	2.36	0.71
1:B:635:ARG:HH12	1:B:933:ARG:H	1.32	0.71
1:B:775:ASN:OD1	1:B:880:MET:SD	2.48	0.71
1:C:724:MET:HE2	1:C:729:VAL:CG1	2.19	0.71
1:D:38:TYR:HE1	1:E:56:VAL:CG1	1.78	0.71
1:D:892:MET:HE2	1:D:892:MET:HA	1.73	0.71
1:F:192:THR:O	1:F:193:PHE:HD1	1.67	0.71
1:F:426:VAL:HA	1:F:440:TRP:HA	1.72	0.71
1:F:712:PHE:CD2	1:F:712:PHE:N	2.56	0.71

*Continued on next page...*



*Continued from previous page...*

Atom-1	Atom-2	Interatomic distance (Å)	Clash overlap (Å)
1:G:49:THR:OG1	7:6:21:THR:CB	2.38	0.71
1:G:296:HIS:CE1	1:G:317:MET:HG3	2.26	0.71
1:H:157:PHE:CE2	1:H:159:VAL:CG2	2.73	0.71
1:I:155:LYS:HE3	1:I:259:ALA:CB	2.21	0.71
1:J:403:VAL:CG2	1:J:405:ASP:OD2	2.39	0.71
1:J:762:THR:HG22	1:J:765:TRP:CB	2.21	0.71
1:K:241:LYS:CD	1:K:256:ILE:HG12	2.09	0.71
1:L:78:TYR:HD2	5:Q:76:ARG:NH2	1.87	0.71
1:L:270:ALA:HB2	1:L:277:TYR:HB2	1.72	0.71
1:L:327:ARG:HD3	1:L:594:GLN:HB2	1.73	0.71
1:L:417:THR:CG2	1:L:418:GLY:N	2.52	0.71
1:L:672:TRP:HZ3	1:L:899:HIS:O	1.72	0.71
1:L:718:PHE:C	1:L:745:ILE:HG21	2.09	0.71
5:P:35:THR:CB	5:P:40:PRO:HA	2.19	0.71
1:A:823:HIS:CD2	1:C:195:PRO:HG2	2.26	0.71
1:B:58:THR:OG1	1:B:623:ALA:CA	2.37	0.71
1:C:720:LYS:HE3	1:C:742:GLU:OE2	1.90	0.71
1:D:153:VAL:O	1:D:153:VAL:CG1	2.38	0.71
1:F:558:PHE:O	1:F:558:PHE:HD1	1.69	0.71
1:F:656:ILE:HG22	1:F:663:VAL:HG11	1.71	0.71
1:H:829:THR:HG23	1:H:830:GLY:N	2.05	0.71
1:I:115:PRO:HB3	1:I:323:TYR:CE1	2.25	0.71
1:I:685:THR:CB	1:I:913:PRO:O	2.38	0.71
1:J:161:ALA:O	1:J:198:GLN:HG2	1.91	0.71
1:K:602:ARG:O	1:K:604:ASP:N	2.24	0.71
1:K:677:GLY:H	1:K:921:GLU:HB3	1.55	0.71
1:L:103:ILE:HG21	1:L:610:PHE:CE2	2.26	0.71
1:L:513:LEU:HD13	1:L:819:LEU:CD2	2.20	0.71
5:Q:16:TYR:CZ	5:R:18:THR:OG1	2.30	0.71
1:B:112:SER:HB2	1:B:501:TYR:CB	2.21	0.71
1:B:575:LEU:HB3	1:B:576:PRO:HD2	1.72	0.71
1:C:724:MET:CE	1:C:729:VAL:HG12	2.15	0.71
1:D:167:ILE:HD12	1:D:167:ILE:O	1.91	0.71
1:E:572:LEU:CD1	1:E:574:LEU:HB3	2.21	0.71
1:F:194:GLN:C	1:F:197:PRO:HD2	2.12	0.71
1:G:276:GLU:HB3	1:I:440:TRP:CZ3	2.25	0.71
1:G:445:ALA:HA	1:H:139:GLU:OE2	1.89	0.71
1:H:281:ILE:O	1:H:281:ILE:HG13	1.89	0.71
1:H:613:VAL:HG23	1:H:613:VAL:O	1.89	0.71
1:I:730:SER:C	1:I:732:PRO:HD2	2.11	0.71
1:J:465:GLN:HA	1:J:465:GLN:OE1	1.90	0.71

*Continued on next page...*



*Continued from previous page...*

Atom-1	Atom-2	Interatomic distance (Å)	Clash overlap (Å)
1:J:508:VAL:HG23	1:J:834:PRO:CD	2.21	0.71
1:K:8:PRO:HB3	6:V:18:GLY:CA	2.20	0.71
1:K:66:LEU:CD1	1:K:619:PHE:CE1	2.74	0.71
1:K:126:PRO:HG2	1:K:129:ALA:CB	2.21	0.71
1:K:167:ILE:HD12	1:K:280:ASP:OD1	1.91	0.71
1:K:513:LEU:HD13	1:K:819:LEU:HD13	1.73	0.71
1:K:681:THR:HG23	1:K:715:ASN:HB3	1.71	0.71
1:K:721:VAL:HG12	1:K:721:VAL:O	1.90	0.71
1:K:837:ARG:HD3	1:L:459:ALA:HB3	1.71	0.71
1:L:736:ARG:NH1	6:V:226:TYR:OH	2.24	0.71
1:A:28:LEU:CD2	1:B:639:HIS:HD2	2.00	0.70
1:A:169:ASN:ND2	1:C:428:ILE:HG21	2.05	0.70
1:A:214:ARG:CZ	1:A:286:GLU:OE1	2.39	0.70
1:A:723:ILE:HD12	1:A:731:TRP:HZ3	1.54	0.70
1:A:780:GLY:H	1:C:98:SER:HB3	1.55	0.70
1:C:103:ILE:H	1:C:103:ILE:CD1	2.03	0.70
1:D:149:GLN:O	1:D:150:GLU:CG	2.38	0.70
1:D:399:GLU:HA	1:D:399:GLU:OE1	1.91	0.70
1:D:415:ASN:O	1:E:129:ALA:CA	2.38	0.70
1:D:747:ARG:NH2	1:D:752:GLU:CD	2.43	0.70
1:E:25:SER:HB3	1:F:639:HIS:NE2	2.06	0.70
1:E:222:MET:O	1:E:222:MET:HG3	1.90	0.70
1:F:298:VAL:HB	1:F:317:MET:H	1.55	0.70
1:F:635:ARG:HH21	1:F:932:HIS:C	1.92	0.70
1:G:609:ARG:O	1:G:609:ARG:CG	2.38	0.70
1:H:31:PHE:C	1:H:31:PHE:CD1	2.63	0.70
1:H:134:GLN:CB	1:H:154:THR:HB	2.20	0.70
1:I:132:PRO:HB2	1:I:215:ALA:HA	1.72	0.70
1:J:678:TRP:HZ2	1:J:901:LEU:HD21	1.55	0.70
1:K:166:ASN:HA	1:K:210:PHE:CD1	2.26	0.70
1:K:323:TYR:O	1:K:595:SER:HB2	1.91	0.70
1:L:404:GLU:O	1:L:404:GLU:CG	2.32	0.70
1:L:602:ARG:NH2	1:L:699:PHE:O	2.24	0.70
2:N:280:LEU:HD13	2:N:328:VAL:HG13	1.72	0.70
4:M:385:ASN:OD1	4:M:386:PRO:HA	1.91	0.70
5:Q:36:VAL:N	5:Q:43:PRO:HG3	2.04	0.70
5:S:37:ASP:OD1	5:S:37:ASP:C	2.27	0.70
5:S:37:ASP:OD1	5:S:37:ASP:O	2.09	0.70
1:A:260:TYR:CE2	1:A:282:ILE:HD13	2.26	0.70
1:A:462:ILE:HG13	1:B:411:CYS:SG	2.31	0.70
1:B:203:ASN:HB2	1:C:836:MET:CE	2.21	0.70

*Continued on next page...*



*Continued from previous page...*

Atom-1	Atom-2	Interatomic distance (Å)	Clash overlap (Å)
1:B:486:LYS:HG2	1:B:509:VAL:CG1	2.21	0.70
1:B:769:GLN:CG	1:B:794:PHE:CD1	2.74	0.70
1:F:391:TYR:CD1	1:F:396:ARG:HB2	2.26	0.70
1:F:727:SER:O	5:P:20:ARG:NH1	2.21	0.70
1:G:449:GLN:CG	1:H:153:VAL:HG22	2.21	0.70
1:G:730:SER:O	1:G:733:GLY:HA3	1.91	0.70
1:G:802:SER:HB2	1:G:861:GLN:O	1.91	0.70
1:H:88:VAL:O	1:H:89:GLY:O	2.08	0.70
1:H:134:GLN:CG	1:H:154:THR:HB	2.21	0.70
1:H:346:ALA:CB	1:H:353:ASN:N	2.54	0.70
1:I:926:VAL:HG21	1:I:940:TYR:CD1	2.26	0.70
1:J:309:GLU:OE1	1:L:449:GLN:NE2	2.24	0.70
1:K:128:GLY:HA2	1:K:315:GLN:HA	1.74	0.70
1:K:229:PHE:HA	1:L:844:ALA:O	1.91	0.70
1:L:187:ILE:HG22	1:L:191:LYS:HE3	1.74	0.70
2:N:44:TYR:CE1	2:N:83:VAL:CG2	2.73	0.70
2:N:197:SER:HB3	2:N:338:ARG:HB3	1.72	0.70
2:N:353:SER:OG	2:N:356:LEU:HB2	1.91	0.70
5:Q:35:THR:HG21	5:Q:40:PRO:HG3	1.72	0.70
1:A:95:ASP:HB2	1:A:573:LEU:CD1	2.22	0.70
1:B:543:LEU:HD13	1:B:546:ARG:HH21	1.55	0.70
1:F:239:GLN:NE2	1:F:240:ALA:H	1.90	0.70
1:F:463:ASN:HD22	1:F:466:ALA:HB3	1.54	0.70
1:F:652:MET:SD	1:F:920:PHE:CE1	2.84	0.70
1:G:193:PHE:CZ	1:G:198:GLN:HA	2.26	0.70
1:G:377:ARG:HB3	1:G:388:VAL:CG1	2.21	0.70
1:H:256:ILE:HG22	1:H:257:ASP:N	2.06	0.70
1:H:640:ASP:N	1:H:640:ASP:OD2	2.21	0.70
1:I:107:LEU:HD11	1:I:593:LEU:HD23	1.71	0.70
1:I:524:TRP:CD1	1:I:803:ARG:HD3	2.25	0.70
1:J:514:VAL:HG23	1:J:518:ILE:HD11	1.73	0.70
1:K:109:ARG:NH2	1:K:550:LEU:HD22	2.06	0.70
1:L:820:PRO:HG2	1:L:821:PHE:CE1	2.26	0.70
2:N:141:PRO:HB3	2:N:152:ASP:CG	2.11	0.70
3:O:15:TYR:HE2	3:O:17:TYR:HA	1.56	0.70
4:M:219:ARG:HH22	4:M:301:ASN:C	1.94	0.70
5:Q:35:THR:C	5:Q:43:PRO:CG	2.59	0.70
7:3:26:GLY:O	7:3:28:SER:N	2.23	0.70
1:A:18:GLN:NE2	1:A:22:GLU:OE2	2.25	0.70
1:A:498:THR:HG23	1:A:503:TYR:CE2	2.26	0.70
1:B:162:THR:HG23	1:B:163:GLY:H	1.54	0.70

*Continued on next page...*



*Continued from previous page...*

Atom-1	Atom-2	Interatomic distance (Å)	Clash overlap (Å)
1:B:173:LEU:HB2	1:B:185:LYS:HZ3	1.54	0.70
1:B:652:MET:HB2	1:B:654:TYR:CE1	2.26	0.70
1:B:731:TRP:C	1:B:733:GLY:H	1.94	0.70
1:C:799:GLN:HA	1:C:799:GLN:NE2	2.07	0.70
1:D:709:ASP:O	1:D:711:THR:N	2.24	0.70
1:D:885:LEU:O	1:F:51:ALA:CB	2.39	0.70
1:E:676:ARG:HB3	1:E:921:GLU:CB	2.21	0.70
1:E:770:MET:O	1:E:774:TYR:O	2.09	0.70
1:E:842:TYR:CD1	1:E:843:PRO:HD2	2.26	0.70
1:E:912:GLU:HB3	1:E:913:PRO:HD2	1.73	0.70
1:G:525:SER:HB2	1:G:863:LYS:HZ1	1.57	0.70
1:H:369:LEU:N	1:H:369:LEU:HD13	2.06	0.70
1:H:798:PHE:CE2	1:H:800:PRO:HD3	2.26	0.70
1:K:353:ASN:O	6:U:35:SER:HB3	1.91	0.70
1:K:682:ARG:HD2	1:K:907:VAL:HG11	1.72	0.70
1:K:833:ALA:O	1:K:835:THR:N	2.23	0.70
1:L:603:VAL:HG23	1:L:604:ASP:OD2	1.90	0.70
2:N:75:HIS:ND1	2:N:503:TYR:O	2.21	0.70
4:M:6:PRO:CG	4:M:11:ARG:NH2	2.54	0.70
1:A:152:ASP:HB2	1:C:444:ASP:CA	2.22	0.70
1:A:681:THR:HG21	1:A:712:PHE:HD2	1.57	0.70
1:B:241:LYS:CD	1:B:256:ILE:HG12	2.21	0.70
1:B:396:ARG:CZ	1:B:865:LEU:HD11	2.20	0.70
1:B:449:GLN:NE2	1:B:450:ASN:HD21	1.89	0.70
1:C:572:LEU:HA	1:C:643:PHE:CZ	2.25	0.70
1:D:139:GLU:CD	1:F:448:ARG:HG3	2.12	0.70
1:D:244:PRO:CD	1:D:253:ASP:C	2.59	0.70
1:D:674:ALA:O	1:D:944:PRO:HG3	1.92	0.70
1:D:941:LEU:HD23	1:F:13:MET:CG	2.13	0.70
1:E:19:ASP:OD2	1:E:21:SER:HB3	1.90	0.70
1:E:107:LEU:C	1:E:107:LEU:HD12	2.11	0.70
1:E:172:LEU:HD21	1:E:193:PHE:CZ	2.25	0.70
1:E:240:ALA:HB3	1:E:288:VAL:HB	1.74	0.70
1:E:444:ASP:HA	1:F:152:ASP:HA	1.74	0.70
1:E:929:HIS:CD2	6:U:161:SER:HB3	2.26	0.70
1:F:744:GLU:C	1:F:762:THR:HG1	1.90	0.70
1:G:244:PRO:O	1:G:246:ASN:N	2.25	0.70
1:H:527:ASP:OD1	1:H:863:LYS:HE2	1.91	0.70
1:I:38:TYR:OH	7:6:24:GLU:CG	2.39	0.70
1:I:170:GLN:O	1:I:170:GLN:HG2	1.91	0.70
1:I:682:ARG:HE	1:I:907:VAL:CG2	2.01	0.70

*Continued on next page...*



*Continued from previous page...*

Atom-1	Atom-2	Interatomic distance (Å)	Clash overlap (Å)
1:J:456:ASN:N	1:J:456:ASN:HD22	1.85	0.70
1:J:738:LEU:HD12	1:J:754:TYR:HE2	1.57	0.70
1:K:199:VAL:CG1	1:K:206:GLU:HG2	2.20	0.70
1:K:256:ILE:HG12	1:K:286:GLU:OE1	1.90	0.70
1:K:580:THR:O	1:K:580:THR:HG22	1.89	0.70
1:B:281:ILE:O	1:B:281:ILE:HG13	1.91	0.70
1:B:328:ASP:C	1:B:328:ASP:OD2	2.30	0.70
1:C:441:GLU:HB2	1:C:446:ILE:HA	1.73	0.70
1:C:515:ASP:HB3	1:C:517:TYR:CZ	2.25	0.70
1:D:412:PHE:CD1	1:D:412:PHE:N	2.60	0.70
1:D:758:GLN:HA	1:D:758:GLN:OE1	1.91	0.70
1:E:52:PRO:HD2	7:3:23:ASN:HD22	1.52	0.70
1:E:151:LYS:O	1:E:151:LYS:CG	2.37	0.70
1:F:150:GLU:C	1:F:152:ASP:N	2.43	0.70
1:F:186:ASP:OD1	1:F:192:THR:CA	2.35	0.70
1:H:15:ILE:CG1	1:I:925:VAL:HG11	2.22	0.70
1:H:476:ASN:ND2	1:H:539:ARG:NH1	2.39	0.70
1:I:55:ASP:O	1:I:623:ALA:CB	2.39	0.70
1:I:134:GLN:HG2	1:I:154:THR:HG23	1.73	0.70
1:J:162:THR:HG23	1:J:193:PHE:CE2	2.25	0.70
1:K:202:GLU:HA	1:L:313:VAL:HG11	1.74	0.70
1:L:417:THR:CG2	1:L:418:GLY:H	2.05	0.70
2:N:61:ASN:HD22	2:N:66:ILE:HB	1.56	0.70
5:Q:14:SER:O	5:R:15:PRO:HB3	1.90	0.70
5:Q:126:ARG:HG3	5:Q:129:GLN:NE2	2.06	0.70
1:A:330:PHE:CE2	1:A:561:GLN:O	2.45	0.70
1:A:543:LEU:HD21	1:A:596:SER:HA	1.72	0.70
1:A:681:THR:HG21	1:A:712:PHE:CD2	2.27	0.70
1:B:79:LEU:HD11	1:B:335:TYR:OH	1.92	0.70
1:B:193:PHE:HZ	1:B:199:VAL:H	0.86	0.70
1:C:52:PRO:CD	7:1:23:ASN:OD1	2.38	0.70
1:C:188:TYR:O	1:C:188:TYR:CD1	2.45	0.70
1:C:204:TRP:C	1:C:205:GLN:HG2	2.11	0.70
1:C:731:TRP:CB	1:C:732:PRO:CD	2.59	0.70
1:D:715:ASN:ND2	1:D:869:VAL:O	2.24	0.70
1:E:162:THR:C	1:E:199:VAL:HG21	2.11	0.70
1:E:192:THR:CG2	1:E:193:PHE:CD1	2.71	0.70
1:E:462:ILE:HG22	1:F:410:TYR:O	1.90	0.70
1:F:72:ASP:OD1	1:F:72:ASP:C	2.30	0.70
1:G:650:ALA:HA	1:G:942:ARG:HH21	1.57	0.70
1:H:377:ARG:HG2	1:H:377:ARG:NH1	2.06	0.70

*Continued on next page...*



*Continued from previous page...*

Atom-1	Atom-2	Interatomic distance (Å)	Clash overlap (Å)
1:H:943:THR:OG1	1:H:944:PRO:HD2	1.84	0.70
1:J:309:GLU:OE2	1:J:309:GLU:HA	1.90	0.70
1:J:831:TYR:CD1	1:L:196:GLU:HB2	2.27	0.70
1:K:19:ASP:O	1:K:22:GLU:HG2	1.92	0.70
1:K:498:THR:HG22	1:K:498:THR:O	1.91	0.70
1:K:558:PHE:HD2	1:K:560:ILE:HG23	1.56	0.70
1:K:620:PHE:HD1	1:L:778:TYR:CE2	2.10	0.70
1:K:749:VAL:HG12	1:K:750:ASP:CG	2.12	0.70
5:P:36:VAL:N	5:P:43:PRO:HG2	2.06	0.70
1:A:327:ARG:HD3	1:A:594:GLN:HB2	1.73	0.70
1:A:878:ASN:HB3	1:C:621:PRO:HG2	1.73	0.70
1:B:81:LYS:HB2	1:B:584:ASN:ND2	2.07	0.70
1:B:939:VAL:HG22	1:B:949:ASN:O	1.91	0.70
1:C:20:ALA:HA	1:C:23:TYR:CE2	2.26	0.70
1:C:233:THR:OG1	1:C:240:ALA:HA	1.92	0.70
1:C:480:TYR:OH	1:C:538:PRO:HD3	1.91	0.70
1:D:88:VAL:CG1	1:D:577:GLY:H	2.03	0.70
1:D:411:CYS:HB3	1:F:462:ILE:CB	2.21	0.70
1:E:6:MET:HG2	1:E:7:MET:N	2.05	0.70
1:E:59:ASP:O	1:E:60:ARG:C	2.28	0.70
1:E:194:GLN:O	1:E:197:PRO:CG	2.40	0.70
1:F:384:TRP:HA	1:F:384:TRP:CE3	2.27	0.70
1:F:540:ASN:HD22	1:F:543:LEU:HB3	1.56	0.70
1:G:103:ILE:HD13	1:G:560:ILE:HG13	1.72	0.70
1:G:157:PHE:HE1	1:G:312:LEU:CG	2.04	0.70
1:H:442:LYS:CG	1:I:150:GLU:OE1	2.40	0.70
1:H:720:LYS:HA	1:H:743:PHE:O	1.91	0.70
1:H:744:GLU:O	1:H:744:GLU:CG	2.39	0.70
1:I:399:GLU:CB	1:I:522:ALA:O	2.39	0.70
1:I:556:VAL:O	1:I:556:VAL:HG23	1.90	0.70
1:I:572:LEU:HD13	1:I:928:VAL:HG11	1.73	0.70
1:J:38:TYR:OH	1:K:56:VAL:HG12	1.89	0.70
1:J:757:ALA:O	1:J:758:GLN:HG2	1.92	0.70
1:K:756:VAL:HG21	1:K:766:PHE:HB2	1.74	0.70
1:L:21:SER:HB3	7:9:11:PRO:HG2	1.74	0.70
1:L:31:PHE:CD2	1:L:32:ALA:N	2.60	0.70
2:N:88:PHE:HB2	2:N:93:ALA:HB2	1.72	0.70
4:M:218:ASP:OD2	4:M:220:SER:O	2.10	0.70
7:8:17:PRO:O	7:8:18:PHE:CG	2.45	0.70
1:A:155:LYS:HG3	1:A:261:PHE:CZ	2.26	0.70
1:A:458:TYR:O	1:A:458:TYR:CG	2.45	0.70

*Continued on next page...*



*Continued from previous page...*

Atom-1	Atom-2	Interatomic distance (Å)	Clash overlap (Å)
1:B:98:SER:HB3	1:C:778:TYR:O	1.92	0.70
1:B:348:GLN:C	1:B:348:GLN:NE2	2.45	0.70
1:C:230:ALA:O	1:C:239:GLN:NE2	2.19	0.70
1:C:448:ARG:HG3	1:C:449:GLN:NE2	2.06	0.70
1:C:733:GLY:O	1:C:736:ARG:HB3	1.91	0.70
1:C:908:ASP:HB2	1:C:909:PRO:HD2	1.74	0.70
1:E:83:ARG:HG3	1:E:582:GLU:CB	2.22	0.70
1:E:83:ARG:HG3	1:E:582:GLU:HB3	1.72	0.70
1:E:524:TRP:CH2	1:E:863:LYS:HG2	2.27	0.70
1:E:682:ARG:NH2	1:E:910:MET:SD	2.65	0.70
1:F:760:ASN:OD1	5:P:54:VAL:HG22	1.91	0.70
1:F:950:ALA:CB	1:H:893:LEU:CB	2.65	0.70
1:G:83:ARG:NH2	1:G:580:THR:HG21	2.06	0.70
1:G:313:VAL:CA	1:I:203:ASN:ND2	2.46	0.70
1:G:745:ILE:CD1	1:G:765:TRP:CZ2	2.72	0.70
1:H:266:GLY:N	1:H:276:GLU:HB3	2.06	0.70
1:H:429:THR:HB	1:H:437:GLU:OE1	1.91	0.70
1:I:246:ASN:HD22	1:I:250:GLN:C	1.92	0.70
1:J:529:MET:O	1:J:529:MET:SD	2.50	0.70
1:J:757:ALA:O	1:J:758:GLN:CG	2.40	0.70
1:K:478:ALA:O	1:K:480:TYR:N	2.24	0.70
1:K:663:VAL:O	1:K:663:VAL:HG13	1.92	0.70
4:M:145:LEU:HD13	4:M:167:ARG:NH2	2.06	0.70
4:M:185:TYR:CD2	4:M:201:GLN:HB2	2.22	0.70
4:M:352:SER:HB2	4:M:355:ALA:HB3	1.73	0.70
1:A:262:ASP:HB2	1:A:279:ALA:HB3	1.74	0.70
1:B:323:TYR:H	1:B:596:SER:HB3	1.57	0.70
1:B:728:SER:C	1:B:730:SER:H	1.96	0.70
1:C:250:GLN:HG3	1:C:251:PRO:HD2	1.74	0.70
1:C:524:TRP:HE3	1:C:802:SER:HA	1.56	0.70
1:D:158:GLY:O	1:F:452:ILE:HG22	1.83	0.70
1:D:231:ARG:O	1:D:240:ALA:HB2	1.91	0.70
1:D:446:ILE:O	1:D:446:ILE:CG2	2.39	0.70
1:D:868:ARG:O	1:D:868:ARG:HG3	1.90	0.70
1:F:160:ALA:HB1	1:F:212:GLY:C	2.12	0.70
1:F:217:LYS:HE2	1:F:285:THR:HG22	1.73	0.70
1:F:811:TYR:CE1	1:F:856:VAL:HG23	2.27	0.70
1:F:906:GLU:HG2	1:F:906:GLU:O	1.89	0.70
1:F:950:ALA:HB2	1:H:893:LEU:CD1	2.17	0.70
1:G:202:GLU:CB	1:H:313:VAL:HG11	2.22	0.70
1:G:462:ILE:HG12	1:G:463:ASN:N	2.06	0.70

*Continued on next page...*



*Continued from previous page...*

Atom-1	Atom-2	Interatomic distance (Å)	Clash overlap (Å)
1:H:89:GLY:HA3	1:H:92:ARG:CD	2.21	0.70
1:H:286:GLU:OE2	1:I:842:TYR:OH	2.08	0.70
1:I:193:PHE:CE2	1:I:284:TYR:CE1	2.77	0.70
1:I:359:GLN:NE2	1:I:692:GLY:HA2	2.05	0.70
1:J:208:GLU:HB2	1:J:211:TYR:CZ	2.27	0.70
1:J:732:PRO:O	1:J:734:ASN:N	2.25	0.70
1:K:7:MET:HE1	1:K:12:TYR:HD1	1.56	0.70
1:K:149:GLN:HG2	1:K:150:GLU:N	2.03	0.70
1:K:195:PRO:CB	1:L:840:GLN:HE21	2.04	0.70
1:K:592:ILE:O	1:K:593:LEU:HG	1.92	0.70
1:K:721:VAL:O	1:K:721:VAL:CG1	2.39	0.70
1:K:724:MET:HE2	1:K:730:SER:N	2.05	0.70
1:L:33:ARG:NH1	7:9:12:ARG:HB3	2.07	0.70
1:L:168:THR:CG2	1:L:171:GLY:H	2.05	0.70
4:M:9:ALA:HB2	4:M:121:ARG:HG3	1.73	0.70
4:M:173:VAL:HG23	4:M:240:PHE:HZ	1.56	0.70
5:R:14:SER:CB	5:R:15:PRO:HD3	2.21	0.70
5:R:19:THR:HG22	5:R:20:ARG:O	1.92	0.70
5:S:54:VAL:O	5:S:55:GLY:O	2.09	0.70
1:A:694:GLY:O	1:A:695:PHE:HB3	1.91	0.69
1:A:725:PHE:CZ	1:A:901:LEU:HD13	2.26	0.69
1:A:774:TYR:CE1	1:A:789:ASP:HB3	2.26	0.69
1:B:117:SER:HB3	1:B:321:PRO:HG3	1.74	0.69
1:B:716:HIS:ND1	1:B:717:THR:CG2	2.55	0.69
1:C:82:ALA:CB	1:C:613:VAL:HG21	2.21	0.69
1:C:544:ARG:HH11	1:C:544:ARG:HB3	1.55	0.69
1:C:745:ILE:HG12	1:C:765:TRP:CD2	2.27	0.69
1:G:100:TYR:O	1:G:615:LEU:HA	1.92	0.69
1:G:143:THR:HG23	1:G:143:THR:O	1.90	0.69
1:G:306:ASN:O	1:G:308:SER:N	2.25	0.69
1:H:214:ARG:HH11	1:H:214:ARG:HG2	1.54	0.69
1:H:249:GLU:HG3	1:H:250:GLN:N	2.05	0.69
1:H:266:GLY:H	1:H:276:GLU:HG2	1.56	0.69
1:H:278:LYS:O	1:H:278:LYS:CG	2.35	0.69
1:H:320:ARG:CZ	1:H:597:LEU:HD11	2.22	0.69
1:H:348:GLN:HB3	1:H:578:SER:O	1.91	0.69
1:H:837:ARG:O	1:H:837:ARG:CG	2.24	0.69
1:I:100:TYR:O	1:I:100:TYR:CD2	2.44	0.69
1:I:189:ALA:CB	1:I:241:LYS:NZ	2.55	0.69
1:K:296:HIS:O	1:K:316:SER:HB3	1.92	0.69
1:K:513:LEU:CD1	1:K:819:LEU:CD1	2.67	0.69

*Continued on next page...*



*Continued from previous page...*

Atom-1	Atom-2	Interatomic distance (Å)	Clash overlap (Å)
1:K:915:LEU:HD12	1:K:915:LEU:O	1.92	0.69
1:L:371:LEU:CD1	1:L:377:ARG:HH21	2.02	0.69
4:M:359:PRO:O	4:M:363:LYS:HB2	1.92	0.69
5:Q:62:THR:OG1	5:Q:62:THR:O	2.09	0.69
1:A:466:ALA:HB1	1:C:124:LEU:HD23	1.73	0.69
1:A:826:SER:O	1:A:828:PHE:N	2.25	0.69
1:B:46:ARG:CD	1:C:644:ASN:HD22	2.03	0.69
1:B:268:PRO:HB3	1:B:274:GLY:O	1.92	0.69
1:B:277:TYR:HE1	1:B:279:ALA:CB	1.89	0.69
1:B:648:SER:CB	1:B:922:VAL:O	2.40	0.69
1:B:731:TRP:HB3	1:B:732:PRO:CD	2.21	0.69
1:D:7:MET:O	1:D:10:TRP:HB2	1.92	0.69
1:E:370:LEU:HD13	1:E:646:TYR:CD1	2.27	0.69
1:E:588:ASP:O	1:E:592:ILE:HG13	1.92	0.69
1:F:641:GLN:O	1:F:928:VAL:HG23	1.93	0.69
1:H:61:SER:HB3	1:I:734:ASN:ND2	2.06	0.69
1:H:186:ASP:OD1	1:H:191:LYS:HG3	1.92	0.69
1:H:918:LEU:HD21	1:H:920:PHE:CE2	2.27	0.69
1:J:107:LEU:HG	1:J:108:ASP:N	2.07	0.69
1:J:910:MET:HE3	1:J:914:THR:CG2	2.21	0.69
2:N:372:LEU:HD12	2:N:373:LEU:H	1.55	0.69
2:N:450:ASN:HB3	2:N:453:LEU:CB	2.22	0.69
4:M:112:ASN:C	4:M:114:ASP:H	1.94	0.69
4:M:185:TYR:HD2	4:M:201:GLN:CB	2.03	0.69
6:V:3:LYS:HD3	6:V:3:LYS:H	1.55	0.69
6:V:83:ILE:HG22	6:V:83:ILE:O	1.91	0.69
1:A:330:PHE:CZ	1:A:385:ASN:HB2	2.26	0.69
1:B:155:LYS:CE	1:B:259:ALA:HB3	2.22	0.69
1:B:196:GLU:CG	1:C:831:TYR:CE1	2.68	0.69
1:B:204:TRP:NE1	1:B:415:ASN:CB	2.19	0.69
1:B:831:TYR:CE2	1:B:832:LEU:HD12	2.27	0.69
1:D:178:GLU:HB2	1:D:181:GLU:HA	1.73	0.69
1:E:922:VAL:HG21	1:E:942:ARG:HG2	1.73	0.69
1:F:115:PRO:HA	1:F:323:TYR:CE1	2.27	0.69
1:F:664:PRO:HB2	5:P:18:THR:CG2	2.22	0.69
1:G:76:THR:HG21	1:G:79:LEU:HD12	1.74	0.69
1:G:244:PRO:HD2	1:G:253:ASP:O	1.91	0.69
1:G:313:VAL:HG11	1:I:203:ASN:HB2	1.70	0.69
1:G:893:LEU:HD21	1:G:894:TYR:CE1	2.27	0.69
1:H:372:ASP:HA	1:H:377:ARG:HG3	1.72	0.69
1:I:351:GLN:NE2	1:I:351:GLN:HA	2.08	0.69

*Continued on next page...*



*Continued from previous page...*

Atom-1	Atom-2	Interatomic distance (Å)	Clash overlap (Å)
1:I:891:ASN:H	1:I:891:ASN:ND2	1.85	0.69
1:J:94:LEU:HB2	1:J:619:PHE:CD2	2.27	0.69
1:J:445:ALA:HB2	1:J:449:GLN:CB	2.20	0.69
1:J:766:PHE:CE2	1:L:383:MET:CE	2.76	0.69
1:L:19:ASP:HB2	1:L:47:ASN:HB2	1.73	0.69
1:L:126:PRO:O	1:L:128:GLY:N	2.25	0.69
1:L:192:THR:HG21	1:L:214:ARG:NH1	2.06	0.69
1:L:426:VAL:HA	1:L:440:TRP:HA	1.72	0.69
2:N:69:LEU:HD22	2:N:79:LEU:HD11	1.73	0.69
4:M:199:LEU:CD1	6:U:1:MET:HG2	2.22	0.69
5:P:12:LEU:CG	5:P:17:LEU:HD21	2.21	0.69
5:P:35:THR:HG22	5:P:36:VAL:N	2.07	0.69
6:U:168:TYR:CB	7:I:31:ASN:HD22	2.05	0.69
1:A:421:SER:CB	1:A:423:TYR:CE1	2.61	0.69
1:A:822:GLN:CB	1:A:846:PHE:CD1	2.75	0.69
1:B:421:SER:O	1:B:451:GLN:HB2	1.93	0.69
1:C:79:LEU:CD1	1:C:335:TYR:CE2	2.75	0.69
1:C:364:GLU:HG3	1:C:708:LEU:CD1	2.23	0.69
1:C:495:PRO:HD2	1:C:503:TYR:HB2	1.75	0.69
1:D:135:TRP:CZ3	1:D:137:THR:HB	2.27	0.69
1:D:752:GLU:HG3	1:D:754:TYR:HE1	1.58	0.69
1:F:103:ILE:HG12	1:F:613:VAL:CG1	2.22	0.69
1:F:731:TRP:CD2	1:F:731:TRP:C	2.65	0.69
1:G:13:MET:HE2	1:H:925:VAL:CG2	2.14	0.69
1:G:159:VAL:O	1:H:840:GLN:NE2	2.25	0.69
1:G:188:TYR:HA	1:G:192:THR:HG22	1.73	0.69
1:G:313:VAL:HB	1:I:203:ASN:HD22	1.00	0.69
1:H:64:LEU:CB	1:I:736:ARG:O	2.41	0.69
1:H:88:VAL:HB	1:H:577:GLY:H	1.57	0.69
1:H:258:PHE:HD2	1:H:282:ILE:HD11	1.55	0.69
1:I:33:ARG:HG3	1:I:34:ALA:N	2.06	0.69
1:I:385:ASN:HD21	1:I:546:ARG:CG	1.99	0.69
1:I:863:LYS:O	1:I:863:LYS:HD2	1.93	0.69
1:J:134:GLN:NE2	1:J:155:LYS:HD3	2.07	0.69
1:J:663:VAL:HG23	5:P:17:LEU:HD13	1.73	0.69
1:L:517:TYR:HB2	1:L:520:ILE:HD11	1.74	0.69
2:N:114:LEU:HD11	2:N:502:VAL:HG13	1.75	0.69
2:N:329:LEU:HD12	2:N:330:PRO:HD2	1.74	0.69
4:M:46:GLN:O	7:2:25:ILE:CG2	2.40	0.69
4:M:221:THR:HG22	4:M:222:VAL:N	2.07	0.69
7:7:9:LEU:HG	7:7:10:ALA:N	2.06	0.69

*Continued on next page...*



*Continued from previous page...*

Atom-1	Atom-2	Interatomic distance (Å)	Clash overlap (Å)
1:A:121:TYR:CD2	1:A:229:PHE:HB2	2.28	0.69
1:B:673:ALA:HB3	1:B:943:THR:OG1	1.92	0.69
1:D:107:LEU:HG	1:D:108:ASP:N	2.06	0.69
1:E:172:LEU:CD2	1:E:193:PHE:HZ	2.02	0.69
1:F:150:GLU:CB	1:F:152:ASP:OD1	2.33	0.69
1:F:294:ASP:O	1:F:319:ASN:OD1	2.11	0.69
1:G:33:ARG:HH11	1:G:33:ARG:HG2	1.57	0.69
1:G:193:PHE:HZ	1:G:198:GLN:HA	1.57	0.69
1:G:456:ASN:OD1	1:I:838:GLN:HA	1.92	0.69
1:G:917:TYR:CD2	1:G:919:LEU:HB3	2.28	0.69
1:H:174:LEU:O	1:H:174:LEU:CD1	2.38	0.69
1:H:203:ASN:HA	1:I:836:MET:CE	2.22	0.69
1:H:269:PRO:HB3	1:H:277:TYR:HE2	1.46	0.69
1:H:353:ASN:ND2	1:H:355:VAL:N	2.40	0.69
1:J:724:MET:HE3	5:Q:20:ARG:HH12	1.57	0.69
1:K:682:ARG:NH2	1:K:914:THR:HG21	2.07	0.69
1:L:322:ASN:HD22	1:L:323:TYR:H	1.39	0.69
1:L:507:ARG:HB3	1:L:507:ARG:NH1	2.07	0.69
1:L:633:MET:CG	6:V:171:LEU:HD13	2.22	0.69
2:N:455:ARG:HG3	2:N:456:PRO:CD	2.10	0.69
4:M:72:VAL:HG11	4:M:98:LEU:HD21	1.74	0.69
5:P:18:THR:CG2	5:P:19:THR:N	2.55	0.69
5:Q:127:GLU:HG2	5:Q:128:GLN:HG3	1.74	0.69
1:A:835:THR:OG1	1:C:201:GLU:OE2	2.09	0.69
1:B:260:TYR:HD1	1:B:260:TYR:N	1.90	0.69
1:B:371:LEU:HD12	1:B:377:ARG:HH21	1.57	0.69
1:B:472:PHE:HE1	1:B:539:ARG:CZ	2.05	0.69
1:B:903:MET:O	1:B:903:MET:HG3	1.92	0.69
1:C:300:LYS:HG2	1:C:301:PRO:HD2	1.73	0.69
1:C:330:PHE:CE1	1:C:384:TRP:HA	2.27	0.69
1:C:652:MET:O	1:C:653:LEU:HD23	1.93	0.69
1:C:731:TRP:CH2	1:C:875:PHE:HA	2.28	0.69
1:C:927:ARG:HG2	1:C:927:ARG:O	1.91	0.69
1:D:892:MET:SD	1:F:3:THR:HG21	2.32	0.69
1:E:162:THR:C	1:E:199:VAL:HG23	2.13	0.69
1:E:500:THR:CG2	1:E:502:GLU:HG2	2.21	0.69
1:E:833:ALA:C	1:E:835:THR:H	1.96	0.69
1:F:294:ASP:O	1:F:319:ASN:CG	2.31	0.69
1:F:929:HIS:CE1	1:F:931:PRO:HG3	2.28	0.69
1:G:132:PRO:HA	1:G:157:PHE:O	1.93	0.69
1:G:445:ALA:HB2	1:G:449:GLN:HG3	1.71	0.69

*Continued on next page...*



*Continued from previous page...*

Atom-1	Atom-2	Interatomic distance (Å)	Clash overlap (Å)
1:H:445:ALA:CB	1:H:449:GLN:OE1	2.41	0.69
1:H:869:VAL:HG22	1:H:870:MET:N	2.04	0.69
1:I:31:PHE:CD2	1:I:31:PHE:C	2.65	0.69
1:I:263:VAL:H	1:I:279:ALA:HB3	1.57	0.69
1:I:602:ARG:HH11	1:I:695:PHE:HE1	1.40	0.69
1:I:746:LYS:HD2	1:I:760:ASN:HD22	1.58	0.69
1:J:242:PHE:O	1:J:255:ASP:OD1	2.10	0.69
1:L:670:ARG:HG2	1:L:671:ASN:H	1.57	0.69
4:M:249:ASN:CG	4:M:250:SER:H	1.93	0.69
5:P:16:TYR:HA	5:Q:18:THR:OG1	1.93	0.69
5:S:53:THR:O	5:S:53:THR:CG2	2.40	0.69
1:A:381:PHE:CE1	1:B:795:PHE:HE1	2.10	0.69
1:A:423:TYR:O	1:A:450:ASN:ND2	2.23	0.69
1:A:533:ASN:HB2	1:A:713:TYR:OH	1.92	0.69
1:C:60:ARG:HE	6:U:93:ARG:HH11	1.30	0.69
1:C:638:THR:HG22	1:C:638:THR:O	1.93	0.69
1:D:60:ARG:HH21	1:D:624:HIS:CB	2.00	0.69
1:D:88:VAL:HG13	1:D:576:PRO:HA	1.73	0.69
1:D:260:TYR:HE2	1:D:282:ILE:HG21	1.53	0.69
1:D:460:MET:HG2	1:F:460:MET:SD	2.32	0.69
1:D:892:MET:CE	1:D:892:MET:HA	2.22	0.69
1:E:258:PHE:CD2	1:E:282:ILE:HD11	2.23	0.69
1:F:113:PHE:HB2	1:F:324:ILE:HD12	1.74	0.69
1:F:136:GLU:OE1	1:F:151:LYS:CA	2.39	0.69
1:G:13:MET:HE1	1:H:925:VAL:HG22	1.72	0.69
1:G:734:ASN:O	1:G:735:ASP:HB2	1.92	0.69
1:G:906:GLU:O	1:G:906:GLU:CG	2.40	0.69
1:G:926:VAL:HG22	1:G:940:TYR:CD2	2.28	0.69
1:H:67:ARG:HH22	1:I:752:GLU:CB	2.06	0.69
1:H:162:THR:CG2	1:H:163:GLY:N	2.55	0.69
1:H:935:VAL:HG11	6:V:158:GLY:N	2.06	0.69
1:I:510:ALA:HB1	1:I:832:LEU:O	1.92	0.69
1:J:738:LEU:HD12	1:J:754:TYR:CE2	2.27	0.69
1:K:327:ARG:HH11	1:K:327:ARG:HG3	1.57	0.69
1:K:396:ARG:O	1:K:396:ARG:HD3	1.92	0.69
1:L:415:ASN:OD1	1:L:415:ASN:C	2.31	0.69
1:L:769:GLN:NE2	1:L:872:ARG:H	1.91	0.69
1:L:807:ASP:H	1:L:858:SER:HA	1.57	0.69
1:L:829:THR:CG2	1:L:830:GLY:H	2.05	0.69
5:S:48:THR:HG22	5:S:48:THR:O	1.92	0.69
6:U:159:ARG:HB3	6:U:159:ARG:NH1	2.06	0.69

*Continued on next page...*



*Continued from previous page...*

Atom-1	Atom-2	Interatomic distance (Å)	Clash overlap (Å)
7:6:7:ALA:O	7:6:8:SER:HB3	1.91	0.69
1:A:22:GLU:OE1	7:2:19:MET:CE	2.40	0.69
1:B:358:LEU:CD2	1:B:942:ARG:NH2	2.55	0.69
1:B:380:TYR:CD2	1:B:387:ALA:HB2	2.28	0.69
1:C:64:LEU:CD1	1:C:621:PRO:HD3	2.23	0.69
1:C:193:PHE:CD1	1:C:284:TYR:CD1	2.80	0.69
1:C:203:ASN:CB	1:C:204:TRP:CE3	2.75	0.69
1:C:241:LYS:HZ2	1:C:256:ILE:CG1	2.02	0.69
1:C:262:ASP:CG	1:C:263:VAL:N	2.44	0.69
1:C:352:LEU:HD11	1:J:63:ARG:NE	2.05	0.69
1:C:380:TYR:CE1	1:C:387:ALA:HB1	2.28	0.69
1:C:669:SER:HA	1:C:899:HIS:O	1.91	0.69
1:D:118:GLY:N	1:E:403:VAL:O	2.24	0.69
1:D:207:ASN:OD1	1:D:207:ASN:O	2.09	0.69
1:D:828:PHE:CE1	1:F:125:ALA:HA	2.28	0.69
1:E:110:GLY:HA3	1:E:605:GLY:CA	2.22	0.69
1:E:126:PRO:HD3	1:F:828:PHE:CE2	2.26	0.69
1:E:449:GLN:CG	1:E:450:ASN:H	2.05	0.69
1:E:450:ASN:ND2	1:F:154:THR:O	2.24	0.69
1:E:485:TYR:CE2	1:E:528:PRO:HB3	2.27	0.69
1:E:623:ALA:HB3	1:E:626:THR:CG2	2.23	0.69
1:E:735:ASP:O	1:E:735:ASP:CG	2.30	0.69
1:F:20:ALA:O	7:4:9:LEU:HD13	1.93	0.69
1:F:255:ASP:O	1:F:256:ILE:CG1	2.40	0.69
1:F:930:GLN:HG2	1:F:930:GLN:O	1.92	0.69
1:G:134:GLN:NE2	1:G:151:LYS:HD2	2.06	0.69
1:G:169:ASN:HB3	1:I:432:ASN:CB	2.22	0.69
1:G:360:ASP:OD2	1:G:942:ARG:NH1	2.25	0.69
1:H:134:GLN:HB3	1:H:154:THR:HB	1.72	0.69
1:H:136:GLU:HB2	1:H:218:LYS:HE2	1.74	0.69
1:H:423:TYR:C	1:H:449:GLN:HG2	2.12	0.69
1:H:545:TYR:HE1	1:I:523:ARG:HH12	1.37	0.69
1:I:74:GLU:HG2	1:I:81:LYS:HB3	1.73	0.69
1:I:198:GLN:C	1:I:200:GLY:H	1.96	0.69
1:I:303:THR:O	1:I:303:THR:CG2	2.39	0.69
1:I:346:ALA:HB2	1:I:353:ASN:HA	1.73	0.69
1:I:451:GLN:O	1:I:452:ILE:HG12	1.91	0.69
1:I:465:GLN:OE1	1:I:465:GLN:HA	1.92	0.69
1:I:518:ILE:O	1:I:518:ILE:HG13	1.90	0.69
1:I:599:ASN:N	1:I:599:ASN:HD22	1.87	0.69
1:I:708:LEU:HD12	1:I:708:LEU:O	1.92	0.69

*Continued on next page...*



*Continued from previous page...*

Atom-1	Atom-2	Interatomic distance (Å)	Clash overlap (Å)
1:J:57:THR:HB	1:K:878:ASN:HD22	1.57	0.69
1:J:350:SER:O	1:J:352:LEU:N	2.25	0.69
1:J:413:PRO:HG2	1:J:417:THR:C	2.12	0.69
1:J:726:ASP:OD2	1:J:726:ASP:O	2.10	0.69
1:J:878:ASN:O	1:J:879:PHE:CB	2.35	0.69
1:J:902:ASP:N	1:J:902:ASP:OD2	2.22	0.69
1:K:732:PRO:CG	1:K:743:PHE:CE1	2.74	0.69
1:K:866:CYS:SG	1:K:869:VAL:CG1	2.79	0.69
1:K:911:ASP:O	1:K:911:ASP:CG	2.29	0.69
1:L:477:VAL:HG13	1:L:478:ALA:H	1.55	0.69
1:L:526:LEU:HD13	1:L:528:PRO:HD2	1.74	0.69
1:L:640:ASP:HB2	1:L:928:VAL:O	1.92	0.69
1:L:647:LEU:O	1:L:647:LEU:HD23	1.93	0.69
1:L:649:ALA:HB2	1:L:921:GLU:HA	1.75	0.69
2:N:39:ARG:O	2:N:104:SER:OG	2.11	0.69
2:N:202:LYS:NZ	2:N:452:ILE:O	2.26	0.69
4:M:170:VAL:HG22	4:M:179:TYR:CZ	2.27	0.69
4:M:178:VAL:C	4:M:179:TYR:CD1	2.66	0.69
5:R:1:MET:HE3	5:R:1:MET:N	2.08	0.69
6:U:2:SER:CB	6:U:200:PRO:HD2	2.21	0.69
7:3:18:PHE:O	7:3:18:PHE:CD2	2.45	0.69
1:A:412:PHE:CD2	1:A:459:ALA:HB2	2.28	0.69
1:B:24:LEU:HD23	1:B:28:LEU:HD23	1.75	0.69
1:B:942:ARG:CG	1:B:945:PHE:O	2.39	0.69
1:C:809:ILE:CG1	1:C:810:ASN:N	2.55	0.69
1:D:133:SER:HA	1:D:216:LEU:H	1.57	0.69
1:D:552:ASN:CB	1:E:522:ALA:HB2	2.23	0.69
1:E:46:ARG:HD2	1:F:644:ASN:ND2	2.07	0.69
1:E:150:GLU:HA	1:E:150:GLU:OE1	1.92	0.69
1:E:192:THR:O	1:E:193:PHE:CG	2.46	0.69
1:E:338:SER:C	1:E:340:GLY:H	1.95	0.69
1:E:344:VAL:CG2	1:E:353:ASN:HB2	2.23	0.69
1:F:405:ASP:OD1	1:F:405:ASP:C	2.26	0.69
1:F:520:ILE:HD12	1:F:520:ILE:N	2.08	0.69
1:F:813:ASP:OD2	1:F:813:ASP:N	2.22	0.69
1:G:328:ASP:O	1:G:329:ASN:HB2	1.90	0.69
1:G:799:GLN:HB2	1:G:865:LEU:O	1.92	0.69
1:H:28:LEU:O	1:H:28:LEU:HG	1.92	0.69
1:H:108:ASP:N	1:H:607:SER:HB2	2.07	0.69
1:H:620:PHE:HE2	1:H:622:MET:HG2	1.53	0.69
1:I:173:LEU:HD13	1:I:185:LYS:NZ	2.01	0.69

*Continued on next page...*



*Continued from previous page...*

Atom-1	Atom-2	Interatomic distance (Å)	Clash overlap (Å)
1:I:192:THR:HG21	1:I:214:ARG:NH1	2.05	0.69
1:I:524:TRP:CH2	1:I:863:LYS:HE3	2.27	0.69
1:J:276:GLU:C	1:L:440:TRP:CZ3	2.66	0.69
1:J:456:ASN:ND2	1:J:456:ASN:H	1.91	0.69
1:J:754:TYR:O	1:J:763:LYS:N	2.26	0.69
1:J:863:LYS:O	1:J:863:LYS:CD	2.41	0.69
1:K:498:THR:HG23	1:K:503:TYR:CD2	2.28	0.69
1:L:52:PRO:HB2	1:L:56:VAL:HG21	1.75	0.69
1:L:327:ARG:NH1	1:L:703:GLY:O	2.25	0.69
1:L:479:LEU:HD23	1:L:509:VAL:HG21	1.75	0.69
2:N:151:GLN:O	2:N:152:ASP:CG	2.31	0.69
5:R:95:ILE:HG12	5:R:99:GLU:OE2	1.92	0.69
1:A:153:VAL:HA	1:C:449:GLN:HB3	1.74	0.69
1:A:543:LEU:HD13	1:A:594:GLN:OE1	1.93	0.69
1:A:827:GLY:HA2	1:A:839:GLY:O	1.93	0.69
1:B:62:GLN:O	1:B:63:ARG:C	2.29	0.69
1:B:517:TYR:HE2	1:B:824:ASN:HD22	1.39	0.69
1:B:749:VAL:O	1:B:749:VAL:HG12	1.93	0.69
1:C:724:MET:CE	1:C:729:VAL:HB	2.20	0.69
1:D:233:THR:HG23	1:D:234:ASN:OD1	1.93	0.69
1:E:188:TYR:HA	1:E:192:THR:OG1	1.92	0.69
1:E:455:GLY:O	1:F:161:ALA:CB	2.41	0.69
1:E:722:SER:HA	1:E:742:GLU:HB3	1.74	0.69
1:G:155:LYS:HG3	1:G:261:PHE:CE2	2.27	0.69
1:G:427:LYS:CB	1:G:441:GLU:OE1	2.41	0.69
1:H:655:PRO:HG3	5:P:9:GLU:OE1	1.92	0.69
1:H:731:TRP:C	1:H:733:GLY:N	2.43	0.69
1:H:747:ARG:NH1	1:H:754:TYR:CB	2.56	0.69
1:J:89:GLY:O	1:J:92:ARG:HD3	1.93	0.69
1:J:113:PHE:HB2	1:J:324:ILE:CD1	2.23	0.69
1:J:321:PRO:O	1:J:322:ASN:HB3	1.93	0.69
1:J:461:GLU:O	1:K:411:CYS:HA	1.92	0.69
1:J:736:ARG:NH2	1:L:59:ASP:HA	2.08	0.69
1:K:354:ALA:O	1:K:940:TYR:OH	2.11	0.69
1:L:685:THR:HG23	1:L:686:LYS:N	2.08	0.69
2:N:178:ASN:HD21	2:N:203:PHE:H	1.39	0.69
4:M:168:LEU:HB3	4:M:172:GLU:OE2	1.93	0.69
1:A:424:GLN:HB2	1:A:446:ILE:HA	1.74	0.68
1:B:69:VAL:CG2	1:B:70:PRO:CD	2.68	0.68
1:B:134:GLN:CB	1:B:154:THR:O	2.40	0.68
1:B:333:LEU:HD23	1:B:333:LEU:H	1.58	0.68

*Continued on next page...*



*Continued from previous page...*

Atom-1	Atom-2	Interatomic distance (Å)	Clash overlap (Å)
1:B:513:LEU:HD13	1:B:819:LEU:CD1	2.23	0.68
1:B:714:LEU:HD21	1:B:910:MET:HE3	1.74	0.68
1:C:93:VAL:HG13	1:C:575:LEU:CD2	2.23	0.68
1:C:509:VAL:O	1:C:509:VAL:CG2	2.41	0.68
1:C:892:MET:HA	1:C:892:MET:CE	2.22	0.68
1:C:929:HIS:HD2	1:C:931:PRO:CD	2.04	0.68
1:D:135:TRP:HB2	1:D:307:SER:O	1.93	0.68
1:E:315:GLN:HE22	1:E:835:THR:HB	1.57	0.68
1:E:587:LYS:HG3	1:E:610:PHE:CE1	2.28	0.68
1:F:258:PHE:CE2	1:F:284:TYR:HE2	2.11	0.68
1:F:736:ARG:HH11	1:F:736:ARG:HG3	1.57	0.68
1:H:177:ASP:CG	1:H:178:GLU:N	2.47	0.68
1:H:201:GLU:HG2	1:H:202:GLU:H	1.57	0.68
1:J:94:LEU:CD2	1:J:574:LEU:HD12	2.23	0.68
1:J:152:ASP:OD1	1:L:443:ASP:O	2.11	0.68
1:J:880:MET:HG2	1:J:880:MET:O	1.92	0.68
1:K:738:LEU:HD13	1:K:754:TYR:CD2	2.27	0.68
2:N:136:VAL:HG13	2:N:137:SER:H	1.58	0.68
2:N:424:TYR:HB2	2:N:461:ILE:HA	1.75	0.68
5:Q:34:SER:O	5:Q:35:THR:O	2.11	0.68
1:A:294:ASP:O	1:A:319:ASN:HB2	1.92	0.68
1:A:510:ALA:HB2	1:A:832:LEU:CD1	2.22	0.68
1:B:155:LYS:HZ1	1:B:259:ALA:CB	1.93	0.68
1:B:329:ASN:HD21	1:B:386:SER:CB	2.06	0.68
1:B:358:LEU:HD23	1:B:942:ARG:NH2	2.08	0.68
1:B:380:TYR:CD2	1:B:387:ALA:CB	2.76	0.68
1:C:500:THR:O	1:C:502:GLU:N	2.27	0.68
1:C:746:LYS:O	1:C:748:SER:N	2.25	0.68
1:C:842:TYR:CD1	1:C:843:PRO:HD2	2.28	0.68
1:D:646:TYR:CE2	7:4:4:ILE:HG21	2.29	0.68
1:E:762:THR:HG22	1:E:764:ASP:H	1.56	0.68
1:F:136:GLU:CD	1:F:218:LYS:CE	2.54	0.68
1:F:915:LEU:HD12	1:F:915:LEU:O	1.93	0.68
1:G:196:GLU:N	1:G:197:PRO:HD2	2.08	0.68
1:G:721:VAL:HG21	1:G:905:PHE:CE1	2.28	0.68
1:I:155:LYS:HG3	1:I:261:PHE:CZ	2.28	0.68
1:K:429:THR:CG2	1:K:430:ASN:ND2	2.49	0.68
1:K:515:ASP:O	1:K:517:TYR:N	2.26	0.68
1:K:572:LEU:O	1:K:572:LEU:CG	2.41	0.68
1:L:107:LEU:O	1:L:556:VAL:HG22	1.92	0.68
1:L:525:SER:CB	1:L:801:MET:CE	2.71	0.68

*Continued on next page...*



*Continued from previous page...*

Atom-1	Atom-2	Interatomic distance (Å)	Clash overlap (Å)
5:Q:12:LEU:HD11	5:Q:15:PRO:CG	2.20	0.68
1:A:193:PHE:HE2	1:A:284:TYR:CD1	2.09	0.68
1:A:731:TRP:CE3	1:A:732:PRO:HD3	2.28	0.68
1:A:822:GLN:CD	1:A:846:PHE:CE1	2.66	0.68
1:B:435:ALA:CB	1:C:270:ALA:HB1	2.23	0.68
1:C:734:ASN:OD1	1:C:735:ASP:N	2.24	0.68
1:C:916:LEU:HD21	1:C:918:LEU:HB2	1.73	0.68
1:D:107:LEU:HD11	1:D:593:LEU:HD21	1.73	0.68
1:E:36:ASP:O	1:E:36:ASP:CG	2.32	0.68
1:E:300:LYS:HG2	1:E:301:PRO:HD2	1.74	0.68
1:E:453:CYS:CB	1:F:159:VAL:HG13	2.21	0.68
1:F:21:SER:CB	7:4:11:PRO:HG2	2.07	0.68
1:F:517:TYR:CD1	1:F:847:PRO:HG3	2.28	0.68
1:F:758:GLN:C	1:F:862:LYS:NZ	2.47	0.68
1:F:827:GLY:CA	1:F:839:GLY:C	2.59	0.68
1:F:856:VAL:CG2	1:F:857:PRO:CD	2.70	0.68
1:G:135:TRP:CZ2	1:G:153:VAL:HG12	2.28	0.68
1:G:166:ASN:HA	1:G:210:PHE:CE1	2.28	0.68
1:H:943:THR:CB	1:H:944:PRO:CD	2.72	0.68
1:I:705:ILE:O	1:I:705:ILE:HG13	1.91	0.68
1:J:96:MET:N	1:J:572:LEU:O	2.19	0.68
1:J:153:VAL:HG13	1:L:449:GLN:CG	2.23	0.68
1:J:396:ARG:HH11	1:J:396:ARG:HG2	1.57	0.68
1:J:409:ASN:HB3	1:L:467:ASN:OD1	1.93	0.68
1:J:779:GLN:HE21	1:J:779:GLN:CA	2.06	0.68
1:K:81:LYS:HB3	1:K:584:ASN:CB	2.13	0.68
1:K:159:VAL:HG12	1:L:840:GLN:HB2	1.74	0.68
1:K:201:GLU:OE2	1:L:835:THR:HB	1.93	0.68
1:K:281:ILE:O	1:K:281:ILE:HG13	1.92	0.68
1:K:731:TRP:N	1:K:732:PRO:CD	2.56	0.68
1:K:806:VAL:HG12	1:K:806:VAL:O	1.92	0.68
1:K:837:ARG:HD3	1:L:459:ALA:CB	2.23	0.68
5:P:62:THR:OG1	5:P:65:ALA:HB3	1.94	0.68
6:V:13:TYR:CD1	6:V:188:PHE:CG	2.81	0.68
1:A:217:LYS:HG2	1:A:285:THR:HG22	1.76	0.68
1:A:356:VAL:O	1:A:356:VAL:CG1	2.41	0.68
1:B:573:LEU:HB3	1:B:641:GLN:HE21	1.58	0.68
1:C:53:THR:HG22	1:C:53:THR:O	1.93	0.68
1:C:494:LEU:HD13	1:C:503:TYR:CD1	2.27	0.68
1:C:842:TYR:CG	1:C:843:PRO:CD	2.75	0.68
1:D:281:ILE:O	1:D:281:ILE:HG23	1.94	0.68

*Continued on next page...*



*Continued from previous page...*

Atom-1	Atom-2	Interatomic distance (Å)	Clash overlap (Å)
1:D:770:MET:O	1:D:774:TYR:O	2.10	0.68
1:D:806:VAL:HG13	1:D:856:VAL:CG2	2.24	0.68
1:F:241:LYS:CD	1:F:286:GLU:HG3	2.24	0.68
1:F:366:SER:HB2	1:F:647:LEU:HB3	1.74	0.68
1:F:424:GLN:HE21	1:F:440:TRP:HB2	1.57	0.68
1:G:154:THR:O	1:I:450:ASN:OD1	2.12	0.68
1:G:202:GLU:CG	1:H:313:VAL:HG11	2.23	0.68
1:G:804:GLN:HE22	1:I:556:VAL:HG12	1.59	0.68
1:H:83:ARG:HG3	1:H:582:GLU:HB3	1.73	0.68
1:H:915:LEU:O	1:H:915:LEU:HD12	1.92	0.68
1:I:343:GLY:O	1:I:355:VAL:HG11	1.91	0.68
1:I:532:VAL:O	1:I:534:PRO:HD3	1.94	0.68
1:K:88:VAL:O	1:K:89:GLY:C	2.32	0.68
1:K:478:ALA:C	1:K:480:TYR:H	1.97	0.68
1:L:24:LEU:HD12	1:L:24:LEU:N	2.09	0.68
1:L:659:LYS:HG2	1:L:659:LYS:O	1.94	0.68
1:L:681:THR:HG22	1:L:682:ARG:N	2.07	0.68
5:Q:14:SER:O	5:R:15:PRO:CB	2.40	0.68
5:Q:35:THR:HG22	5:Q:40:PRO:CD	2.24	0.68
5:Q:36:VAL:N	5:Q:43:PRO:HG2	2.08	0.68
6:U:4:GLU:C	6:U:6:PRO:HD3	2.12	0.68
1:A:198:GLN:HG2	1:B:838:GLN:CA	2.23	0.68
1:B:80:TYR:O	1:B:584:ASN:CB	2.42	0.68
1:B:331:VAL:O	1:B:331:VAL:HG23	1.92	0.68
1:B:358:LEU:HD13	1:B:361:ARG:NH2	2.08	0.68
1:B:415:ASN:HD21	1:B:418:GLY:N	1.92	0.68
1:B:775:ASN:CG	1:B:880:MET:SD	2.71	0.68
1:D:364:GLU:HA	1:D:364:GLU:OE1	1.93	0.68
1:D:515:ASP:HB3	1:D:517:TYR:CE2	2.28	0.68
1:E:88:VAL:CG2	1:E:576:PRO:HA	2.23	0.68
1:E:192:THR:HG23	1:E:284:TYR:CD1	2.17	0.68
1:E:486:LYS:HB3	1:E:509:VAL:CG1	2.22	0.68
1:E:784:PRO:HD2	1:E:795:PHE:CE2	2.29	0.68
1:F:135:TRP:HZ2	1:F:156:THR:HG21	1.58	0.68
1:G:263:VAL:HG12	1:G:264:PRO:HD2	1.74	0.68
1:G:662:ASN:HD22	1:G:663:VAL:H	1.41	0.68
1:H:481:LEU:HD23	1:H:529:MET:HG2	1.75	0.68
1:I:113:PHE:CZ	1:I:115:PRO:HG3	2.28	0.68
1:J:170:GLN:CD	1:J:185:LYS:HG3	2.14	0.68
1:J:313:VAL:HG23	1:J:313:VAL:O	1.92	0.68
1:K:73:ARG:CZ	1:K:612:SER:HB2	2.23	0.68

*Continued on next page...*



*Continued from previous page...*

Atom-1	Atom-2	Interatomic distance (Å)	Clash overlap (Å)
1:K:198:GLN:O	1:L:838:GLN:HB2	1.94	0.68
1:K:241:LYS:HD2	1:K:256:ILE:CD1	1.94	0.68
1:K:831:TYR:CB	1:K:838:GLN:NE2	2.56	0.68
2:N:291:LYS:HG2	2:N:295:GLU:OE2	1.93	0.68
2:N:326:VAL:HB	3:O:7:VAL:HG21	1.73	0.68
5:R:41:VAL:O	5:R:43:PRO:HD3	1.94	0.68
1:A:1:MET:O	1:A:2:ALA:O	2.12	0.68
1:A:160:ALA:HB3	1:C:454:LYS:HA	1.76	0.68
1:A:467:ASN:HB3	1:B:409:ASN:OD1	1.93	0.68
1:A:832:LEU:O	1:A:833:ALA:HB2	1.92	0.68
1:B:46:ARG:HD3	1:C:644:ASN:HD22	1.57	0.68
1:B:435:ALA:CB	1:C:270:ALA:HB2	2.10	0.68
1:C:121:TYR:HE1	1:C:293:PRO:HG2	1.56	0.68
1:C:589:VAL:HG23	1:C:593:LEU:HD12	1.75	0.68
1:D:117:SER:CB	1:E:403:VAL:O	2.41	0.68
1:E:309:GLU:O	1:E:311:ASN:N	2.27	0.68
1:E:440:TRP:CE2	1:F:276:GLU:OE2	2.46	0.68
1:E:675:PHE:O	1:E:875:PHE:CD2	2.46	0.68
1:E:741:ASN:HD22	1:E:742:GLU:HG3	1.58	0.68
1:F:384:TRP:HA	1:F:384:TRP:HE3	1.58	0.68
1:G:417:THR:HG22	1:G:419:THR:HG22	1.75	0.68
1:G:566:PHE:HB3	1:G:569:ILE:HG22	1.76	0.68
1:I:118:GLY:O	1:I:119:THR:C	2.30	0.68
1:I:267:SER:CA	1:I:276:GLU:HA	2.23	0.68
1:J:367:TYR:CD2	1:J:565:LYS:HD3	2.27	0.68
1:J:745:ILE:HA	1:J:765:TRP:CD1	2.29	0.68
1:K:345:LEU:CD2	1:K:581:TYR:HD1	2.07	0.68
1:K:929:HIS:HB2	6:U:40:MET:CE	2.24	0.68
1:L:20:ALA:C	7:9:9:LEU:HD13	2.09	0.68
1:L:103:ILE:HG23	1:L:610:PHE:CD2	2.28	0.68
2:N:410:VAL:HG12	2:N:496:ARG:NH2	2.08	0.68
1:B:80:TYR:O	1:B:585:PHE:N	2.26	0.68
1:B:135:TRP:CE2	1:B:156:THR:HG21	2.29	0.68
1:C:515:ASP:O	1:C:518:ILE:HG23	1.92	0.68
1:C:723:ILE:HG13	1:C:903:MET:HB3	1.76	0.68
1:C:811:TYR:HD1	1:C:857:PRO:HD2	1.57	0.68
1:D:736:ARG:O	1:F:64:LEU:CB	2.42	0.68
1:D:922:VAL:HA	1:D:944:PRO:HG2	1.74	0.68
1:E:77:THR:CA	5:P:76:ARG:HH22	2.04	0.68
1:E:438:SER:O	1:E:440:TRP:CE3	2.45	0.68
1:E:460:MET:HB3	1:F:413:PRO:HA	1.74	0.68

*Continued on next page...*



*Continued from previous page...*

Atom-1	Atom-2	Interatomic distance (Å)	Clash overlap (Å)
1:E:608:VAL:HG21	1:E:610:PHE:CE1	2.28	0.68
1:E:709:ASP:HB2	1:E:711:THR:HG22	1.74	0.68
1:F:674:ALA:CB	1:F:943:THR:HG21	2.24	0.68
1:G:188:TYR:CE1	1:G:256:ILE:HD13	2.29	0.68
1:G:246:ASN:O	1:G:247:GLU:C	2.29	0.68
1:H:103:ILE:CG2	1:H:610:PHE:HD1	2.07	0.68
1:H:214:ARG:NH2	1:H:286:GLU:OE1	2.26	0.68
1:J:384:TRP:HA	1:J:384:TRP:CE3	2.27	0.68
1:K:136:GLU:HB3	1:K:151:LYS:HA	1.75	0.68
1:K:287:ASN:HD22	1:K:287:ASN:H	1.40	0.68
1:K:403:VAL:HG22	1:K:465:GLN:HG3	1.74	0.68
1:K:805:VAL:O	1:K:858:SER:HB2	1.94	0.68
1:L:720:LYS:CD	1:L:742:GLU:CD	2.56	0.68
1:L:905:PHE:CD1	1:L:916:LEU:CD2	2.76	0.68
5:Q:44:ALA:O	5:Q:45:ASN:C	2.31	0.68
7:1:30:LEU:HG	7:1:31:ASN:N	2.07	0.68
7:8:21:THR:HG22	7:8:21:THR:O	1.94	0.68
1:C:170:GLN:HB3	1:C:185:LYS:HG3	1.76	0.68
1:C:196:GLU:H	1:C:197:PRO:HD2	1.58	0.68
1:C:261:PHE:CE1	1:C:283:LEU:HD12	2.28	0.68
1:C:633:MET:HE3	6:U:171:LEU:HD22	1.74	0.68
1:D:38:TYR:CZ	1:E:56:VAL:CG1	2.60	0.68
1:D:428:ILE:HG22	1:E:278:LYS:NZ	2.09	0.68
1:D:771:LEU:HD13	1:D:777:GLY:HA3	1.75	0.68
1:E:243:LYS:HD3	1:E:253:ASP:O	1.94	0.68
1:E:644:ASN:CB	1:E:925:VAL:CG1	2.64	0.68
1:E:682:ARG:NH1	1:E:910:MET:CE	2.57	0.68
1:E:929:HIS:CG	6:U:161:SER:HB3	2.29	0.68
1:G:637:ASP:OD2	1:G:637:ASP:C	2.28	0.68
1:H:203:ASN:HA	1:I:836:MET:HE1	1.74	0.68
1:I:428:ILE:HG13	1:I:429:THR:N	2.06	0.68
1:I:640:ASP:OD1	1:I:640:ASP:N	2.25	0.68
1:I:648:SER:HB2	1:I:922:VAL:O	1.94	0.68
1:J:358:LEU:HD22	1:J:942:ARG:NH1	2.08	0.68
1:J:569:ILE:HG22	1:J:569:ILE:O	1.94	0.68
1:J:908:ASP:HB2	1:J:909:PRO:CD	2.23	0.68
1:K:239:GLN:OE1	1:L:845:ASN:HB3	1.94	0.68
1:K:433:ASP:O	1:K:433:ASP:CG	2.31	0.68
1:K:818:THR:O	1:K:822:GLN:HG2	1.94	0.68
1:K:853:GLN:H	1:K:853:GLN:CD	1.97	0.68
1:L:108:ASP:CB	1:L:555:TYR:H	2.03	0.68

*Continued on next page...*



*Continued from previous page...*

Atom-1	Atom-2	Interatomic distance (Å)	Clash overlap (Å)
1:L:526:LEU:HD22	1:L:527:ASP:H	1.58	0.68
1:L:718:PHE:HB2	1:L:745:ILE:CD1	2.23	0.68
2:N:223:VAL:HG12	2:N:224:TYR:O	1.94	0.68
2:N:240:GLY:HA3	2:N:267:MET:CE	2.23	0.68
5:P:36:VAL:HG22	5:P:43:PRO:CB	2.23	0.68
6:U:71:PRO:C	6:U:73:ASN:N	2.39	0.68
6:U:169:LEU:CD1	7:1:29:GLN:C	2.60	0.68
1:A:367:TYR:CD2	1:A:565:LYS:CD	2.76	0.68
1:B:93:VAL:HG11	1:B:575:LEU:CD2	2.21	0.68
1:B:154:THR:OG1	1:B:155:LYS:N	2.24	0.68
1:B:226:TYR:O	1:B:226:TYR:CD2	2.46	0.68
1:B:315:GLN:NE2	1:B:836:MET:CE	2.56	0.68
1:D:7:MET:O	1:D:10:TRP:CB	2.42	0.68
1:D:298:VAL:HG22	1:D:317:MET:HG2	1.75	0.68
1:D:410:TYR:O	1:F:462:ILE:HG13	1.93	0.68
1:D:567:PHE:CG	1:D:645:ASP:HB3	2.28	0.68
1:E:65:THR:HG21	1:F:738:LEU:HD11	1.74	0.68
1:E:770:MET:HG3	1:E:776:ILE:HG13	1.76	0.68
1:F:47:ASN:OD1	7:4:7:ALA:CB	2.39	0.68
1:F:298:VAL:HG12	1:F:315:GLN:C	2.11	0.68
1:G:426:VAL:O	1:H:260:TYR:HB2	1.93	0.68
1:G:573:LEU:H	1:G:641:GLN:HE21	1.41	0.68
1:H:107:LEU:HD11	1:H:593:LEU:CD2	2.24	0.68
1:H:333:LEU:CD2	1:H:562:VAL:HG11	2.24	0.68
1:H:829:THR:O	1:H:837:ARG:HA	1.92	0.68
1:H:924:ASP:C	1:H:925:VAL:HG13	2.14	0.68
1:I:240:ALA:HB3	1:I:288:VAL:HB	1.75	0.68
1:J:266:GLY:HA2	1:J:277:TYR:CD2	2.29	0.68
1:J:474:TYR:O	1:J:478:ALA:HB3	1.94	0.68
1:J:892:MET:HA	1:J:892:MET:HE2	1.76	0.68
1:K:432:ASN:O	1:K:437:GLU:CD	2.32	0.68
1:K:621:PRO:HD2	1:L:778:TYR:CE2	2.29	0.68
1:L:77:THR:HB	5:Q:76:ARG:NH2	2.08	0.68
1:L:255:ASP:C	1:L:256:ILE:HG13	2.13	0.68
1:L:704:SER:OG	1:L:711:THR:HG21	1.94	0.68
1:L:747:ARG:HB2	1:L:762:THR:CG2	2.23	0.68
4:M:221:THR:CG2	4:M:222:VAL:N	2.54	0.68
4:M:388:TRP:CA	4:M:390:PRO:HD3	2.23	0.68
6:U:183:ILE:HG12	6:U:187:GLN:CB	2.24	0.68
6:V:210:ASP:C	6:V:212:PHE:H	1.94	0.68
7:7:26:GLY:O	7:7:28:SER:N	2.27	0.68

*Continued on next page...*



*Continued from previous page...*

Atom-1	Atom-2	Interatomic distance (Å)	Clash overlap (Å)
1:A:237:GLY:HA3	1:B:821:PHE:CB	2.24	0.68
1:B:110:GLY:HA3	1:B:605:GLY:HA3	1.76	0.68
1:C:365:LEU:HD12	1:C:710:GLY:HA2	1.75	0.68
1:C:825:ASN:H	1:C:844:ALA:CB	2.07	0.68
1:E:206:GLU:O	1:E:206:GLU:HG3	1.85	0.68
1:E:241:LYS:HD2	1:E:254:LEU:CD1	2.22	0.68
1:E:426:VAL:HG23	1:F:260:TYR:HB2	1.74	0.68
1:F:564:GLN:NE2	1:F:566:PHE:N	2.37	0.68
1:F:586:ARG:HH11	1:F:586:ARG:HG3	1.58	0.68
1:F:789:ASP:OD2	1:F:789:ASP:C	2.31	0.68
1:G:56:VAL:CG1	1:I:38:TYR:CE1	2.77	0.68
1:I:138:LYS:HE2	1:I:149:GLN:NE2	2.09	0.68
1:I:229:PHE:O	1:I:229:PHE:HD2	1.76	0.68
1:J:31:PHE:CZ	1:K:630:LEU:HB2	2.28	0.68
1:J:66:LEU:CD1	1:J:66:LEU:H	2.06	0.68
1:J:266:GLY:HA2	1:J:277:TYR:HD2	1.58	0.68
1:J:721:VAL:HG13	1:J:905:PHE:HA	1.76	0.68
1:J:724:MET:CE	5:Q:20:ARG:NH1	2.57	0.68
1:J:730:SER:OG	1:J:741:ASN:O	2.10	0.68
1:J:851:ILE:HD13	1:L:116:TYR:HE2	1.58	0.68
1:K:194:GLN:HG3	1:K:197:PRO:CG	2.24	0.68
1:K:720:LYS:CE	1:K:742:GLU:OE2	2.42	0.68
1:K:842:TYR:CG	1:K:843:PRO:HD2	2.28	0.68
1:L:33:ARG:HD3	7:9:12:ARG:HB2	1.76	0.68
1:L:294:ASP:HA	1:L:319:ASN:HD22	1.59	0.68
2:N:286:LEU:HD21	3:O:17:TYR:CD2	2.29	0.68
4:M:138:LEU:HA	4:M:170:VAL:HG11	1.75	0.68
5:P:14:SER:HB2	5:P:15:PRO:HD3	1.72	0.68
5:P:41:VAL:N	5:P:43:PRO:HD3	2.09	0.68
5:Q:35:THR:CG2	5:Q:40:PRO:HG3	2.23	0.68
6:U:11:TRP:CZ2	6:U:69:LEU:HD21	2.29	0.68
6:U:168:TYR:O	7:1:31:ASN:HB3	1.94	0.68
1:A:51:ALA:HB1	1:B:882:MET:HB2	1.75	0.67
1:A:195:PRO:O	1:B:826:SER:HB2	1.95	0.67
1:A:409:ASN:HB2	1:C:467:ASN:HD21	1.57	0.67
1:A:682:ARG:NH2	1:A:907:VAL:HG21	2.10	0.67
1:B:38:TYR:HH	7:1:24:GLU:CD	1.97	0.67
1:B:725:PHE:CE1	1:B:901:LEU:HD13	2.28	0.67
1:D:222:MET:HE2	1:D:307:SER:CA	2.24	0.67
1:D:622:MET:HG3	1:D:627:ALA:HB2	1.76	0.67
1:D:713:TYR:C	1:D:713:TYR:CD1	2.68	0.67

*Continued on next page...*



*Continued from previous page...*

Atom-1	Atom-2	Interatomic distance (Å)	Clash overlap (Å)
1:E:155:LYS:HZ2	1:E:261:PHE:HE1	0.71	0.67
1:E:649:ALA:CB	1:E:920:PHE:O	2.40	0.67
1:F:20:ALA:HB2	1:F:47:ASN:HB3	1.76	0.67
1:F:222:MET:HG2	1:F:307:SER:OG	1.95	0.67
1:F:267:SER:N	1:F:277:TYR:CD2	2.62	0.67
1:F:674:ALA:HB3	1:F:943:THR:CG2	2.24	0.67
1:F:807:ASP:HB2	1:F:859:VAL:CG1	2.24	0.67
1:G:33:ARG:HG2	1:G:33:ARG:NH1	2.09	0.67
1:G:161:ALA:CB	1:G:198:GLN:CG	2.72	0.67
1:I:409:ASN:ND2	1:I:464:LEU:HG	2.08	0.67
1:J:166:ASN:O	1:J:173:LEU:HB3	1.94	0.67
1:J:196:GLU:OE2	1:K:823:HIS:CB	2.40	0.67
1:J:746:LYS:O	1:J:746:LYS:CG	2.40	0.67
1:J:778:TYR:HE2	1:L:620:PHE:HA	1.59	0.67
6:U:3:LYS:O	6:U:5:ILE:N	2.27	0.67
7:3:26:GLY:O	7:3:27:THR:C	2.31	0.67
7:6:22:TRP:HZ2	7:6:25:ILE:HD13	1.58	0.67
7:8:18:PHE:CD1	7:8:18:PHE:O	2.48	0.67
1:A:198:GLN:OE1	1:B:839:GLY:N	2.26	0.67
1:B:9:GLN:CB	6:U:16:GLN:HA	2.23	0.67
1:B:127:LYS:CE	1:C:405:ASP:OD2	2.41	0.67
1:C:194:GLN:C	1:C:196:GLU:H	1.97	0.67
1:C:731:TRP:HE1	1:C:875:PHE:HE1	0.74	0.67
1:C:732:PRO:HB3	1:C:879:PHE:HZ	1.59	0.67
1:C:812:LYS:O	1:C:814:TYR:N	2.25	0.67
1:D:406:GLU:OE1	1:F:479:LEU:HD11	1.94	0.67
1:D:635:ARG:HG3	1:D:635:ARG:NH1	2.09	0.67
1:D:781:PHE:O	1:F:381:PHE:HE2	1.76	0.67
1:E:500:THR:HG22	1:E:502:GLU:HG2	1.74	0.67
1:E:811:TYR:CZ	1:E:856:VAL:HG12	2.29	0.67
1:G:78:TYR:HB3	1:G:695:PHE:HE1	1.59	0.67
1:H:199:VAL:HG12	1:H:199:VAL:O	1.93	0.67
1:I:52:PRO:HD3	7:5:23:ASN:HB2	1.75	0.67
1:I:797:ASN:N	1:I:797:ASN:ND2	2.39	0.67
1:I:916:LEU:HD22	1:I:917:TYR:N	2.09	0.67
1:J:438:SER:HB3	1:K:278:LYS:HB2	1.75	0.67
1:J:754:TYR:O	1:J:763:LYS:CB	2.42	0.67
1:L:218:LYS:HG2	1:L:219:ASP:N	2.08	0.67
1:L:653:LEU:HD12	1:L:653:LEU:H	1.60	0.67
1:L:921:GLU:OE1	1:L:921:GLU:HA	1.93	0.67
2:N:66:ILE:CD1	2:N:81:THR:HB	2.24	0.67

*Continued on next page...*



*Continued from previous page...*

Atom-1	Atom-2	Interatomic distance (Å)	Clash overlap (Å)
4:M:221:THR:C	4:M:223:SER:H	1.97	0.67
4:M:317:GLU:HG2	4:M:320:LEU:HD12	1.75	0.67
1:A:564:GLN:NE2	1:A:569:ILE:HB	2.08	0.67
1:A:689:PRO:HD3	1:A:705:ILE:HG23	1.77	0.67
1:B:196:GLU:CG	1:C:831:TYR:HE1	2.02	0.67
1:B:198:GLN:HG3	1:C:839:GLY:HA2	1.77	0.67
1:C:357:ASP:OD2	1:C:566:PHE:CZ	2.47	0.67
1:C:575:LEU:HB3	1:C:576:PRO:CD	2.24	0.67
1:C:723:ILE:O	1:C:729:VAL:HG23	1.94	0.67
1:D:113:PHE:HB2	1:D:324:ILE:HD12	1.76	0.67
1:D:198:GLN:HE22	1:F:456:ASN:HD21	1.42	0.67
1:E:117:SER:HA	1:E:321:PRO:HB3	1.77	0.67
1:F:498:THR:HB	1:F:503:TYR:CE2	2.30	0.67
1:G:497:ASN:HD22	5:R:85:SER:HA	1.59	0.67
1:G:849:PRO:O	1:G:855:ALA:HA	1.94	0.67
1:H:72:ASP:OD1	1:H:83:ARG:HB3	1.94	0.67
1:H:888:LEU:O	1:H:890:GLN:N	2.25	0.67
1:I:74:GLU:CG	1:I:81:LYS:HB3	2.25	0.67
1:I:737:LEU:HD11	1:I:743:PHE:CD2	2.30	0.67
1:K:66:LEU:HD12	1:K:619:PHE:CZ	2.29	0.67
1:K:172:LEU:CG	1:K:193:PHE:HZ	2.06	0.67
1:K:231:ARG:O	1:K:240:ALA:HB2	1.94	0.67
1:K:817:VAL:O	1:K:817:VAL:HG23	1.95	0.67
1:L:267:SER:C	1:L:277:TYR:HD2	1.98	0.67
1:L:294:ASP:CA	1:L:319:ASN:HD22	2.07	0.67
1:L:309:GLU:HA	1:L:312:LEU:HB2	1.75	0.67
5:P:10:GLY:HA2	5:P:13:PHE:CD2	2.29	0.67
1:A:197:PRO:HD3	1:B:831:TYR:CD1	2.28	0.67
1:A:825:ASN:HD21	1:C:124:LEU:HG	1.59	0.67
1:C:476:ASN:O	1:C:480:TYR:CD2	2.41	0.67
1:D:6:MET:HE3	1:D:9:GLN:HB3	1.74	0.67
1:D:150:GLU:HA	1:D:150:GLU:OE1	1.94	0.67
1:D:269:PRO:HA	1:D:274:GLY:O	1.94	0.67
1:D:428:ILE:HG22	1:E:278:LYS:HZ1	1.58	0.67
1:E:296:HIS:O	1:E:316:SER:HB2	1.94	0.67
1:E:333:LEU:CD1	1:E:592:ILE:HG21	2.23	0.67
1:F:134:GLN:HG2	1:F:155:LYS:HA	1.75	0.67
1:G:443:ASP:HA	1:H:150:GLU:HG2	1.76	0.67
1:G:456:ASN:OD1	1:H:200:GLY:HA3	1.94	0.67
1:H:20:ALA:C	7:5:9:LEU:CD1	2.61	0.67
1:H:205:GLN:HA	1:H:205:GLN:OE1	1.94	0.67

*Continued on next page...*



*Continued from previous page...*

Atom-1	Atom-2	Interatomic distance (Å)	Clash overlap (Å)
1:I:134:GLN:HG2	1:I:155:LYS:HD3	1.75	0.67
1:I:172:LEU:HA	1:I:282:ILE:HD11	1.76	0.67
1:I:174:LEU:CD1	1:I:191:LYS:CE	2.72	0.67
1:J:80:TYR:O	1:J:585:PHE:N	2.25	0.67
1:J:191:LYS:HB2	1:J:194:GLN:HE21	1.59	0.67
1:J:400:ASN:HD21	1:J:520:ILE:CA	2.02	0.67
1:J:806:VAL:CG2	1:J:856:VAL:CG2	2.72	0.67
1:J:811:TYR:O	1:J:812:LYS:HB3	1.93	0.67
1:J:922:VAL:HB	1:J:944:PRO:HD2	1.76	0.67
1:K:6:MET:SD	6:V:82:GLU:HG2	2.35	0.67
1:K:295:THR:CG2	1:K:318:PRO:HA	2.24	0.67
1:K:344:VAL:HA	1:K:353:ASN:HD21	1.59	0.67
1:L:62:GLN:O	1:L:63:ARG:O	2.12	0.67
1:L:155:LYS:CE	1:L:285:THR:HG21	2.23	0.67
1:L:249:GLU:CG	1:L:250:GLN:N	2.57	0.67
1:L:333:LEU:HB2	1:L:592:ILE:HG21	1.77	0.67
2:N:40:ASN:HB3	2:N:513:VAL:HG21	1.76	0.67
5:R:32:MET:O	5:R:33:GLY:C	2.33	0.67
6:V:13:TYR:CD1	6:V:188:PHE:CD1	2.82	0.67
1:A:534:PRO:HD2	1:A:713:TYR:CD2	2.29	0.67
1:A:684:LYS:HA	1:A:914:THR:HG22	1.75	0.67
1:A:715:ASN:ND2	1:A:870:MET:H	1.93	0.67
1:A:875:PHE:O	1:A:886:THR:HG21	1.94	0.67
1:B:22:GLU:HB2	6:U:177:GLU:HB2	1.75	0.67
1:B:569:ILE:HA	1:B:572:LEU:HD22	1.77	0.67
1:C:174:LEU:CD1	1:C:191:LYS:HZ1	2.08	0.67
1:C:498:THR:O	1:C:499:ASN:OD1	2.11	0.67
1:D:751:GLY:O	1:F:104:ARG:NH1	2.28	0.67
1:D:917:TYR:O	1:D:917:TYR:CG	2.46	0.67
1:E:134:GLN:CG	1:E:154:THR:OG1	2.42	0.67
1:E:155:LYS:HZ3	1:E:283:LEU:HB3	1.58	0.67
1:F:134:GLN:CB	1:F:155:LYS:H	2.04	0.67
1:F:410:TYR:HA	1:F:461:GLU:HB3	1.75	0.67
1:F:486:LYS:HG2	1:F:509:VAL:CG1	2.24	0.67
1:F:684:LYS:HE3	1:F:912:GLU:OE1	1.94	0.67
1:G:73:ARG:NH2	1:G:611:ASP:O	2.27	0.67
1:G:476:ASN:HB3	1:G:537:HIS:NE2	2.10	0.67
1:G:609:ARG:O	1:G:609:ARG:HG2	1.94	0.67
1:G:667:ILE:HG21	1:G:670:ARG:HG3	1.75	0.67
1:H:100:TYR:O	1:H:100:TYR:HD1	1.77	0.67
1:H:362:ASN:ND2	1:H:365:LEU:HB3	2.09	0.67

*Continued on next page...*



*Continued from previous page...*

Atom-1	Atom-2	Interatomic distance (Å)	Clash overlap (Å)
1:H:672:TRP:CH2	1:H:945:PHE:HZ	2.13	0.67
1:H:749:VAL:O	5:R:55:GLY:HA3	1.94	0.67
1:H:863:LYS:HA	5:R:54:VAL:HG23	1.77	0.67
1:I:524:TRP:CZ2	1:I:527:ASP:OD2	2.48	0.67
1:J:151:LYS:CA	1:J:154:THR:OG1	2.43	0.67
1:J:384:TRP:HA	1:J:384:TRP:HE3	1.58	0.67
1:J:452:ILE:HG23	1:K:158:GLY:HA3	1.75	0.67
1:J:461:GLU:HA	1:J:461:GLU:OE1	1.95	0.67
1:J:773:HIS:ND1	1:J:872:ARG:NH2	2.43	0.67
1:K:82:ALA:CB	1:K:613:VAL:HG21	2.24	0.67
1:K:774:TYR:O	1:K:775:ASN:HB2	1.93	0.67
1:K:802:SER:HB3	1:K:862:LYS:HB3	1.77	0.67
1:L:107:LEU:HD11	1:L:607:SER:HB2	1.76	0.67
6:U:13:TYR:CE1	6:U:188:PHE:CB	2.77	0.67
6:U:33:TRP:HE3	6:U:33:TRP:O	1.78	0.67
6:U:208:TYR:CB	6:U:209:PRO:CD	2.56	0.67
1:A:39:PHE:HZ	1:B:573:LEU:HD21	1.60	0.67
1:A:214:ARG:HG3	1:B:842:TYR:CZ	2.28	0.67
1:A:242:PHE:HD1	1:A:287:ASN:O	1.76	0.67
1:B:116:TYR:HB3	1:C:520:ILE:CG2	2.23	0.67
1:B:197:PRO:CA	1:C:831:TYR:CD1	2.78	0.67
1:B:204:TRP:HE1	1:B:415:ASN:HB2	0.55	0.67
1:B:380:TYR:HD2	1:B:387:ALA:HB2	1.58	0.67
1:C:169:ASN:N	1:C:169:ASN:HD22	1.92	0.67
1:C:734:ASN:O	1:C:736:ARG:CD	2.43	0.67
1:E:41:LEU:HD23	1:E:41:LEU:H	1.58	0.67
1:E:135:TRP:CZ3	1:E:153:VAL:HG11	2.30	0.67
1:E:429:THR:HG22	1:E:430:ASN:OD1	1.94	0.67
1:F:267:SER:CB	1:F:277:TYR:CD2	2.50	0.67
1:F:640:ASP:HB3	1:F:928:VAL:O	1.94	0.67
1:F:670:ARG:NH1	1:H:727:SER:HB2	2.10	0.67
1:F:945:PHE:HD2	1:H:727:SER:HG	1.43	0.67
1:G:313:VAL:HA	1:I:203:ASN:HD22	1.55	0.67
1:G:687:GLU:HB3	1:G:701:TYR:CD2	2.30	0.67
1:H:353:ASN:HD21	1:H:355:VAL:N	1.92	0.67
1:I:137:THR:HG22	1:I:138:LYS:H	1.59	0.67
1:K:35:THR:HG22	7:8:24:GLU:HG3	1.75	0.67
1:K:249:GLU:O	1:K:250:GLN:HG2	1.89	0.67
1:K:526:LEU:HD13	1:K:528:PRO:HD2	1.77	0.67
1:K:544:ARG:HG3	1:K:545:TYR:N	2.09	0.67
1:L:103:ILE:H	1:L:103:ILE:HD12	1.59	0.67

*Continued on next page...*



*Continued from previous page...*

Atom-1	Atom-2	Interatomic distance (Å)	Clash overlap (Å)
1:L:640:ASP:CB	1:L:929:HIS:HA	2.25	0.67
4:M:336:ALA:CB	4:M:338:PRO:HD2	2.24	0.67
5:R:9:GLU:OE1	5:R:13:PHE:HB2	1.95	0.67
6:V:19:LEU:HD21	6:V:72:ARG:HA	1.76	0.67
1:A:381:PHE:HE1	1:B:795:PHE:HE1	1.40	0.67
1:A:417:THR:HG23	1:A:453:CYS:SG	2.33	0.67
1:B:409:ASN:ND2	1:B:464:LEU:CB	2.57	0.67
1:C:39:PHE:CE2	1:C:41:LEU:HD21	2.30	0.67
1:C:224:PRO:HG2	1:C:316:SER:OG	1.94	0.67
1:C:417:THR:HG21	1:C:453:CYS:HB2	1.76	0.67
1:C:729:VAL:O	1:C:729:VAL:HG22	1.93	0.67
1:D:49:THR:HG23	7:4:21:THR:HG22	1.77	0.67
1:D:202:GLU:CG	1:D:206:GLU:OE2	2.43	0.67
1:D:237:GLY:HA2	1:E:817:VAL:CG2	2.25	0.67
1:E:78:TYR:CE2	1:E:695:PHE:CG	2.83	0.67
1:E:586:ARG:HH11	1:E:591:MET:HG2	1.59	0.67
1:E:863:LYS:HG3	1:E:863:LYS:O	1.94	0.67
1:F:745:ILE:HD11	1:F:765:TRP:CZ2	2.30	0.67
1:F:754:TYR:HD2	1:F:754:TYR:N	1.92	0.67
1:G:370:LEU:HD23	1:G:570:LYS:NZ	2.10	0.67
1:G:461:GLU:O	1:H:411:CYS:HA	1.94	0.67
1:G:685:THR:CG2	1:G:913:PRO:HB2	2.20	0.67
1:G:837:ARG:NH2	1:H:456:ASN:HB2	2.08	0.67
1:H:12:TYR:CZ	1:I:927:ARG:HD3	2.29	0.67
1:H:451:GLN:NE2	1:I:157:PHE:HE1	1.92	0.67
1:J:713:TYR:HD2	1:J:713:TYR:H	1.40	0.67
1:J:812:LYS:O	1:J:812:LYS:HG3	1.93	0.67
1:K:10:TRP:HZ2	1:L:674:ALA:HB2	1.58	0.67
1:K:73:ARG:NH1	1:K:612:SER:HB3	2.09	0.67
1:K:602:ARG:NH2	1:K:696:ASP:O	2.27	0.67
1:K:620:PHE:HA	1:L:778:TYR:CE2	2.30	0.67
1:L:333:LEU:HB2	1:L:592:ILE:CG2	2.24	0.67
2:N:496:ARG:HG3	2:N:496:ARG:NH1	2.05	0.67
6:U:168:TYR:HB2	7:1:31:ASN:HB3	1.74	0.67
1:A:110:GLY:HA3	1:A:604:ASP:HB3	1.77	0.67
1:A:150:GLU:O	1:A:152:ASP:N	2.27	0.67
1:A:223:LYS:C	1:A:224:PRO:O	2.28	0.67
1:A:364:GLU:OE1	1:A:565:LYS:CE	2.42	0.67
1:A:807:ASP:HB2	1:A:858:SER:HA	1.77	0.67
1:B:152:ASP:O	1:B:154:THR:HG22	1.94	0.67
1:B:350:SER:O	1:B:350:SER:OG	2.10	0.67

*Continued on next page...*



*Continued from previous page...*

Atom-1	Atom-2	Interatomic distance (Å)	Clash overlap (Å)
1:B:636:ASN:ND2	4:M:16:SER:HB2	2.09	0.67
1:C:355:VAL:CG2	1:C:569:ILE:HD11	2.25	0.67
1:D:445:ALA:HB3	1:D:450:ASN:HD21	1.57	0.67
1:D:752:GLU:HG3	1:D:754:TYR:CE1	2.30	0.67
1:E:174:LEU:CG	1:E:186:ASP:OD1	2.43	0.67
1:F:585:PHE:N	1:F:585:PHE:CD2	2.62	0.67
1:F:679:SER:HB3	1:F:870:MET:CE	2.24	0.67
1:G:195:PRO:HG2	1:H:823:HIS:CD2	2.30	0.67
1:G:517:TYR:O	1:G:520:ILE:HG13	1.95	0.67
1:H:687:GLU:HB3	1:H:701:TYR:CD2	2.30	0.67
1:I:217:LYS:HE3	1:I:257:ASP:OD2	1.95	0.67
1:J:403:VAL:HG23	1:J:405:ASP:OD2	1.95	0.67
1:J:456:ASN:ND2	1:K:199:VAL:HB	2.07	0.67
1:J:664:PRO:CG	5:Q:19:THR:HG22	2.24	0.67
1:J:851:ILE:HD13	1:L:116:TYR:CE2	2.30	0.67
1:K:13:MET:HB3	1:L:925:VAL:HG21	1.77	0.67
1:K:485:TYR:OH	1:K:528:PRO:HB3	1.94	0.67
1:K:737:LEU:HD11	1:K:742:GLU:O	1.95	0.67
1:L:161:ALA:O	1:L:199:VAL:HG23	1.94	0.67
1:L:190:ASP:CG	1:L:191:LYS:N	2.48	0.67
1:L:590:ASN:OD1	1:L:702:SER:HB3	1.95	0.67
4:M:8:PRO:HB3	4:M:78:ALA:HB2	1.77	0.67
5:Q:12:LEU:O	5:Q:15:PRO:HG2	1.95	0.67
1:A:204:TRP:CZ3	1:B:313:VAL:HG12	2.29	0.67
1:A:631:GLU:O	1:A:635:ARG:HG3	1.95	0.67
1:A:815:LYS:CE	1:C:233:THR:O	2.43	0.67
1:B:84:PHE:N	1:B:581:TYR:O	2.23	0.67
1:B:262:ASP:OD1	1:B:263:VAL:O	2.11	0.67
1:B:300:LYS:C	1:B:302:GLY:H	1.98	0.67
1:C:20:ALA:CB	1:C:47:ASN:HB3	2.25	0.67
1:C:590:ASN:OD1	1:C:702:SER:HB3	1.94	0.67
1:C:724:MET:HE3	1:C:729:VAL:HG11	1.68	0.67
1:C:802:SER:HB3	1:C:862:LYS:HA	1.75	0.67
1:D:35:THR:O	1:D:35:THR:CG2	2.42	0.67
1:D:384:TRP:HA	1:D:384:TRP:HE3	1.59	0.67
1:D:434:GLY:O	1:D:437:GLU:OE1	2.13	0.67
1:D:517:TYR:O	1:D:520:ILE:HG13	1.94	0.67
1:D:715:ASN:O	1:D:715:ASN:CG	2.33	0.67
1:E:66:LEU:HG	1:E:619:PHE:HE1	1.60	0.67
1:G:396:ARG:CZ	1:G:534:PRO:HG3	2.25	0.67
1:G:687:GLU:CB	1:G:701:TYR:CD2	2.78	0.67

*Continued on next page...*



*Continued from previous page...*

Atom-1	Atom-2	Interatomic distance (Å)	Clash overlap (Å)
1:G:866:CYS:SG	1:G:869:VAL:HG11	2.35	0.67
1:H:53:THR:O	1:H:53:THR:HG23	1.94	0.67
1:H:423:TYR:CE2	1:I:281:ILE:HD11	2.29	0.67
1:H:571:ASN:ND2	1:H:571:ASN:N	2.37	0.67
1:H:949:ASN:O	1:H:952:THR:HG22	1.94	0.67
1:J:685:THR:HB	1:J:914:THR:HA	1.77	0.67
1:K:109:ARG:HH21	1:K:550:LEU:HD22	1.60	0.67
1:K:155:LYS:HZ2	1:K:283:LEU:CB	1.96	0.67
1:K:416:GLY:O	1:K:457:VAL:HG11	1.95	0.67
4:M:129:ARG:O	4:M:133:GLU:HG3	1.95	0.67
4:M:197:VAL:O	6:U:199:ASN:ND2	2.24	0.67
5:Q:4:THR:HG22	5:Q:13:PHE:HE2	1.40	0.67
5:R:123:SER:O	5:R:127:GLU:HG3	1.95	0.67
1:A:445:ALA:N	1:B:152:ASP:HB3	2.06	0.67
1:C:83:ARG:NH1	1:J:69:VAL:HG21	2.09	0.67
1:E:196:GLU:N	1:E:197:PRO:CD	2.57	0.67
1:E:324:ILE:HG13	1:E:595:SER:HA	1.76	0.67
1:E:337:ASN:CG	1:E:361:ARG:O	2.32	0.67
1:F:85:THR:HG22	1:F:85:THR:O	1.95	0.67
1:F:121:TYR:CE1	1:F:293:PRO:HG2	2.30	0.67
1:F:403:VAL:HG21	1:F:465:GLN:C	2.15	0.67
1:F:683:LEU:HD21	1:F:917:TYR:HB2	1.76	0.67
1:F:705:ILE:O	1:F:709:ASP:CB	2.23	0.67
1:F:826:SER:O	1:F:828:PHE:N	2.28	0.67
1:G:421:SER:HB2	1:G:423:TYR:HE1	1.58	0.67
1:G:821:PHE:HA	1:I:194:GLN:HE22	1.59	0.67
1:H:153:VAL:HG12	1:H:153:VAL:O	1.95	0.67
1:H:677:GLY:N	1:H:921:GLU:HB2	2.09	0.67
1:H:949:ASN:H	1:H:952:THR:CG2	2.07	0.67
1:J:4:PRO:HG3	4:M:295:LEU:HD11	1.75	0.67
1:J:203:ASN:ND2	1:J:204:TRP:HE3	1.93	0.67
1:J:237:GLY:HA3	1:K:821:PHE:HD1	1.58	0.67
1:J:427:LYS:HB2	1:J:441:GLU:HG2	1.75	0.67
1:J:674:ALA:HB2	1:L:10:TRP:CH2	2.30	0.67
1:J:730:SER:C	1:J:732:PRO:CD	2.62	0.67
1:K:437:GLU:O	1:L:278:LYS:HD3	1.95	0.67
1:K:643:PHE:CD2	1:K:643:PHE:N	2.61	0.67
1:L:199:VAL:CG1	1:L:206:GLU:CB	2.72	0.67
1:L:224:PRO:HB3	1:L:314:GLN:O	1.95	0.67
5:P:28:ARG:CB	5:P:31:VAL:CG2	2.72	0.67
5:Q:46:SER:O	5:Q:51:TYR:CE1	2.47	0.67

*Continued on next page...*



*Continued from previous page...*

Atom-1	Atom-2	Interatomic distance (Å)	Clash overlap (Å)
6:U:76:SER:OG	6:U:178:PRO:HB2	1.95	0.67
1:A:19:ASP:HB3	1:A:48:PRO:HD2	1.77	0.66
1:A:126:PRO:HG2	1:A:129:ALA:HB2	1.76	0.66
1:A:193:PHE:CZ	1:A:214:ARG:CA	2.76	0.66
1:A:277:TYR:CE1	1:A:279:ALA:HA	2.26	0.66
1:A:566:PHE:O	1:A:570:LYS:N	2.27	0.66
1:B:201:GLU:HG3	1:B:202:GLU:HG3	1.77	0.66
1:B:396:ARG:NH1	1:B:865:LEU:HD11	2.09	0.66
1:B:682:ARG:NH1	1:B:910:MET:CE	2.58	0.66
1:C:214:ARG:HH22	1:C:241:LYS:HE2	1.60	0.66
1:D:79:LEU:HD13	1:D:335:TYR:CD2	2.29	0.66
1:D:664:PRO:HA	1:D:904:THR:HG23	1.76	0.66
1:E:222:MET:CE	1:E:307:SER:HB3	2.25	0.66
1:E:328:ASP:O	1:E:331:VAL:HG23	1.95	0.66
1:E:358:LEU:HD21	1:E:947:ALA:CB	2.25	0.66
1:E:453:CYS:H	1:F:159:VAL:HG22	1.60	0.66
1:E:724:MET:SD	1:E:729:VAL:HA	2.35	0.66
1:F:214:ARG:HH12	1:F:241:LYS:NZ	1.93	0.66
1:F:672:TRP:HZ3	1:F:899:HIS:O	1.78	0.66
1:F:891:ASN:HD22	1:F:891:ASN:H	1.41	0.66
1:G:701:TYR:CD2	1:G:701:TYR:O	2.48	0.66
1:G:721:VAL:O	1:G:721:VAL:CG1	2.42	0.66
1:H:135:TRP:HE1	1:H:156:THR:CG2	2.08	0.66
1:I:173:LEU:HB2	1:I:185:LYS:CD	2.26	0.66
1:I:653:LEU:HB3	1:I:915:LEU:HD12	1.77	0.66
1:J:733:GLY:HA2	1:J:740:PRO:O	1.95	0.66
1:J:951:THR:CG2	8:X:6:UNK:O	2.42	0.66
1:K:315:GLN:HE21	1:K:836:MET:HG3	1.60	0.66
1:K:442:LYS:HB3	1:K:443:ASP:OD2	1.95	0.66
1:K:443:ASP:O	1:L:152:ASP:HA	1.95	0.66
1:L:682:ARG:NH1	1:L:914:THR:OG1	2.27	0.66
2:N:332:GLU:HG3	2:N:333:LYS:N	2.10	0.66
1:A:191:LYS:O	1:A:192:THR:C	2.34	0.66
1:A:358:LEU:HD21	1:A:947:ALA:HB2	1.77	0.66
1:A:445:ALA:H	1:B:152:ASP:C	1.98	0.66
1:A:466:ALA:HB1	1:C:124:LEU:CD2	2.25	0.66
1:A:533:ASN:CB	1:A:713:TYR:CZ	2.78	0.66
1:B:173:LEU:HD13	1:B:185:LYS:NZ	2.10	0.66
1:B:368:GLN:NE2	1:B:377:ARG:NH2	2.43	0.66
1:B:381:PHE:CD1	1:C:795:PHE:CZ	2.81	0.66
1:B:651:ASN:HA	1:B:919:LEU:HD23	1.77	0.66

*Continued on next page...*



*Continued from previous page...*

Atom-1	Atom-2	Interatomic distance (Å)	Clash overlap (Å)
1:D:222:MET:CE	1:D:307:SER:CA	2.72	0.66
1:D:320:ARG:NH1	1:D:479:LEU:HB3	2.11	0.66
1:D:407:LEU:HD12	1:D:407:LEU:N	2.11	0.66
1:D:892:MET:HE2	1:F:3:THR:OG1	1.94	0.66
1:E:173:LEU:O	1:E:173:LEU:HG	1.95	0.66
1:E:333:LEU:CD1	1:E:592:ILE:CG2	2.71	0.66
1:E:397:ILE:HA	1:E:525:SER:HB3	1.77	0.66
1:E:453:CYS:SG	1:E:453:CYS:CA	2.82	0.66
1:G:170:GLN:OE1	1:G:185:LYS:HG3	1.94	0.66
1:G:416:GLY:O	1:G:457:VAL:HG12	1.91	0.66
1:H:305:ASP:HB2	1:H:311:ASN:HD21	1.58	0.66
1:H:785:GLU:N	1:H:785:GLU:OE1	2.29	0.66
1:I:234:ASN:HD21	1:I:241:LYS:HE2	1.60	0.66
1:I:684:LYS:O	1:I:687:GLU:HG2	1.95	0.66
1:K:49:THR:HB	1:L:884:ALA:HB3	1.76	0.66
1:K:367:TYR:HE1	1:K:570:LYS:NZ	1.93	0.66
1:K:440:TRP:O	1:K:440:TRP:HD1	1.69	0.66
1:K:806:VAL:HA	1:K:858:SER:HB3	1.78	0.66
1:L:776:ILE:HG22	1:L:781:PHE:HA	1.76	0.66
2:N:254:ILE:HG23	2:N:354:TRP:CH2	2.30	0.66
4:M:239:PRO:HD3	4:M:263:ILE:HD12	1.77	0.66
4:M:297:PHE:O	4:M:301:ASN:ND2	2.28	0.66
7:9:16:ARG:HA	7:9:22:TRP:O	1.95	0.66
1:A:397:ILE:CD1	1:A:799:GLN:HG3	2.25	0.66
1:A:414:LEU:CD1	1:B:837:ARG:CD	2.73	0.66
1:A:489:PRO:HD3	1:A:508:VAL:CG1	2.25	0.66
1:B:196:GLU:HG3	1:B:197:PRO:CD	2.20	0.66
1:B:214:ARG:NH2	1:B:241:LYS:HE3	2.06	0.66
1:B:747:ARG:NH1	1:B:754:TYR:CG	2.63	0.66
1:C:77:THR:OG1	1:C:78:TYR:HD2	1.78	0.66
1:C:81:LYS:HG3	1:C:582:GLU:CD	2.14	0.66
1:C:533:ASN:HB2	1:C:713:TYR:CE2	2.31	0.66
1:D:298:VAL:CG2	1:D:317:MET:HG2	2.25	0.66
1:D:330:PHE:CZ	1:D:560:ILE:HG23	2.30	0.66
1:E:135:TRP:CH2	1:E:153:VAL:HG11	2.30	0.66
1:E:191:LYS:O	1:E:191:LYS:HG2	1.94	0.66
1:E:348:GLN:HB3	1:E:578:SER:O	1.95	0.66
1:F:103:ILE:HG22	1:F:104:ARG:N	2.10	0.66
1:F:365:LEU:CD1	1:F:710:GLY:HA2	2.25	0.66
1:F:827:GLY:HA2	1:F:839:GLY:O	1.95	0.66
1:F:882:MET:HB3	7:3:23:ASN:ND2	2.11	0.66

*Continued on next page...*



*Continued from previous page...*

Atom-1	Atom-2	Interatomic distance (Å)	Clash overlap (Å)
1:G:422:THR:O	1:H:264:PRO:CD	2.44	0.66
1:H:116:TYR:CG	1:I:520:ILE:CG2	2.78	0.66
1:I:31:PHE:HD2	1:I:31:PHE:C	1.99	0.66
1:J:370:LEU:HD11	1:J:374:LEU:HD11	1.78	0.66
1:J:405:ASP:O	1:J:405:ASP:CG	2.32	0.66
1:J:839:GLY:N	1:L:198:GLN:OE1	2.28	0.66
1:K:367:TYR:CD2	1:K:565:LYS:HD3	2.30	0.66
1:K:384:TRP:HA	1:K:384:TRP:CE3	2.29	0.66
1:K:518:ILE:HD12	1:K:518:ILE:O	1.96	0.66
1:K:544:ARG:HE	1:L:401:HIS:CD2	2.13	0.66
1:K:942:ARG:HG3	1:K:942:ARG:O	1.96	0.66
1:A:345:LEU:HD13	1:A:581:TYR:HD1	1.60	0.66
1:A:414:LEU:CD1	1:B:837:ARG:CZ	2.73	0.66
1:A:774:TYR:O	1:A:775:ASN:HB2	1.95	0.66
1:A:828:PHE:CD2	1:B:412:PHE:CZ	2.84	0.66
1:B:397:ILE:HD11	1:B:799:GLN:HG3	1.77	0.66
1:B:481:LEU:HD23	1:B:529:MET:HG2	1.75	0.66
1:B:622:MET:CB	1:B:627:ALA:HB2	2.26	0.66
1:C:115:PRO:C	1:C:323:TYR:HE1	1.99	0.66
1:C:676:ARG:O	1:C:921:GLU:CB	2.36	0.66
1:D:194:GLN:O	1:D:197:PRO:HD2	1.95	0.66
1:E:225:CYS:O	1:E:225:CYS:SG	2.53	0.66
1:E:417:THR:HG21	1:F:157:PHE:CE1	2.29	0.66
1:E:676:ARG:NH2	7:3:5:ASN:OD1	2.28	0.66
1:F:217:LYS:NZ	1:F:285:THR:HG21	2.10	0.66
1:F:804:GLN:O	1:F:850:LEU:CD1	2.44	0.66
1:G:759:CYS:SG	1:G:864:PHE:HB3	2.35	0.66
1:H:214:ARG:HH22	1:H:241:LYS:CE	2.09	0.66
1:H:818:THR:O	1:H:820:PRO:HD2	1.95	0.66
1:I:199:VAL:HG12	1:I:206:GLU:HG2	1.78	0.66
1:J:524:TRP:CH2	1:J:863:LYS:HG3	2.30	0.66
1:J:539:ARG:HH11	1:J:539:ARG:CB	2.07	0.66
1:J:774:TYR:HA	1:J:788:LYS:HE2	1.77	0.66
1:K:7:MET:CE	1:K:12:TYR:CD1	2.78	0.66
1:K:58:THR:HB	1:K:623:ALA:CA	2.25	0.66
1:K:671:ASN:O	1:K:671:ASN:CG	2.33	0.66
2:N:118:MET:SD	2:N:125:MET:SD	2.93	0.66
5:P:4:THR:HG21	5:P:11:GLY:H	1.60	0.66
5:Q:16:TYR:CD2	5:R:18:THR:OG1	2.48	0.66
7:2:25:ILE:O	7:2:25:ILE:HG22	1.95	0.66
1:A:355:VAL:HB	1:A:569:ILE:HD11	1.77	0.66

*Continued on next page...*



*Continued from previous page...*

Atom-1	Atom-2	Interatomic distance (Å)	Clash overlap (Å)
1:A:446:ILE:CG1	1:A:447:SER:H	2.05	0.66
1:B:548:MET:HG3	1:C:523:ARG:H	1.60	0.66
1:C:300:LYS:HG3	1:C:301:PRO:HD2	1.76	0.66
1:C:409:ASN:HD21	1:C:464:LEU:HB2	1.58	0.66
1:D:137:THR:CG2	1:D:152:ASP:O	2.43	0.66
1:E:441:GLU:CB	1:E:446:ILE:HG21	2.26	0.66
1:E:744:GLU:HG3	1:E:747:ARG:HB3	1.77	0.66
1:E:887:ASP:O	1:E:887:ASP:OD1	2.13	0.66
1:F:32:ALA:HB1	1:F:41:LEU:HB2	1.77	0.66
1:F:132:PRO:HB3	1:F:158:GLY:HA2	1.78	0.66
1:F:725:PHE:O	1:F:901:LEU:CA	2.38	0.66
1:F:745:ILE:CG1	1:F:765:TRP:CE2	2.78	0.66
1:F:803:ARG:NH1	1:F:805:VAL:HG22	2.10	0.66
1:G:140:LYS:CG	1:G:147:VAL:HG23	2.25	0.66
1:G:310:ILE:HD12	1:G:310:ILE:H	1.61	0.66
1:G:589:VAL:O	1:G:593:LEU:HB2	1.96	0.66
1:G:738:LEU:O	1:G:738:LEU:HD12	1.96	0.66
1:H:99:THR:HA	1:H:616:TYR:O	1.94	0.66
1:H:623:ALA:HB3	1:H:626:THR:CG2	2.25	0.66
1:J:16:ALA:HA	1:J:48:PRO:HB3	1.76	0.66
1:J:195:PRO:CA	1:J:198:GLN:NE2	2.34	0.66
1:J:500:THR:HG23	1:J:503:TYR:HB2	1.78	0.66
1:K:174:LEU:CD1	1:K:191:LYS:CE	2.73	0.66
1:K:397:ILE:HD12	1:K:523:ARG:NH1	2.11	0.66
1:K:443:ASP:OD2	1:K:443:ASP:N	2.27	0.66
1:L:478:ALA:HB2	1:L:514:VAL:HG13	1.78	0.66
1:L:494:LEU:HD23	1:L:503:TYR:CD1	2.30	0.66
1:L:581:TYR:O	1:L:582:GLU:HB3	1.96	0.66
5:R:9:GLU:CG	5:R:13:PHE:HB3	2.25	0.66
6:U:11:TRP:CH2	6:U:69:LEU:HD22	2.30	0.66
6:V:10:MET:CG	6:V:26:ASP:HB3	2.26	0.66
1:C:70:PRO:CG	1:C:73:ARG:HE	1.92	0.66
1:C:304:SER:O	1:C:311:ASN:ND2	2.29	0.66
1:D:552:ASN:HB3	1:E:522:ALA:HB2	1.78	0.66
1:D:594:GLN:NE2	1:D:704:SER:HB2	2.11	0.66
1:E:19:ASP:CG	1:E:20:ALA:H	1.99	0.66
1:E:99:THR:O	1:E:100:TYR:HB3	1.95	0.66
1:E:169:ASN:HD22	1:E:169:ASN:C	1.98	0.66
1:F:706:PRO:HA	1:F:711:THR:CG2	2.25	0.66
1:F:929:HIS:NE2	1:F:931:PRO:HG3	2.10	0.66
1:G:139:GLU:HG3	1:G:140:LYS:H	1.60	0.66

*Continued on next page...*



*Continued from previous page...*

Atom-1	Atom-2	Interatomic distance (Å)	Clash overlap (Å)
1:H:544:ARG:HH11	1:I:401:HIS:CD2	2.13	0.66
1:I:88:VAL:CG2	1:I:576:PRO:HA	2.26	0.66
1:J:29:VAL:HG13	1:J:30:GLN:N	2.08	0.66
1:J:159:VAL:O	1:K:840:GLN:OE1	2.13	0.66
1:J:360:ASP:O	1:J:362:ASN:N	2.29	0.66
1:J:400:ASN:OD1	1:J:400:ASN:C	2.32	0.66
1:J:756:VAL:CG1	1:J:763:LYS:CA	2.66	0.66
1:K:326:PHE:O	1:K:546:ARG:HD2	1.95	0.66
1:K:529:MET:HG2	1:K:529:MET:O	1.95	0.66
1:K:739:THR:HG21	1:K:744:GLU:HG2	1.75	0.66
1:L:241:LYS:CG	1:L:286:GLU:CD	2.41	0.66
1:L:384:TRP:HA	1:L:384:TRP:HE3	1.59	0.66
1:L:398:ILE:CD1	1:L:473:LEU:HD11	2.24	0.66
1:L:503:TYR:C	1:L:505:ASN:H	1.98	0.66
1:L:590:ASN:HD22	1:L:602:ARG:HB2	1.61	0.66
1:L:756:VAL:HG13	1:L:763:LYS:CG	2.25	0.66
1:L:943:THR:HB	1:L:944:PRO:HD3	1.78	0.66
2:N:450:ASN:HB3	2:N:453:LEU:HB2	1.77	0.66
1:A:69:VAL:HG13	1:A:70:PRO:HD2	1.77	0.66
1:A:799:GLN:O	1:A:801:MET:HE3	1.96	0.66
1:B:113:PHE:CE2	1:B:115:PRO:HD3	2.30	0.66
1:B:676:ARG:CD	1:B:921:GLU:HB3	2.23	0.66
1:C:119:THR:OG1	1:C:226:TYR:CE2	2.49	0.66
1:C:309:GLU:HG2	1:C:310:ILE:HD12	1.76	0.66
1:C:630:LEU:HD13	1:C:630:LEU:O	1.96	0.66
1:C:798:PHE:O	1:C:800:PRO:HD3	1.96	0.66
1:D:172:LEU:HD23	1:D:172:LEU:O	1.95	0.66
1:D:560:ILE:HG22	1:D:561:GLN:N	2.10	0.66
1:D:681:THR:HG21	1:D:712:PHE:CG	2.30	0.66
1:D:806:VAL:CG1	1:D:856:VAL:HG21	2.25	0.66
1:D:813:ASP:OD2	1:D:813:ASP:O	2.13	0.66
1:E:89:GLY:O	1:E:92:ARG:CG	2.44	0.66
1:E:449:GLN:HE21	1:E:450:ASN:ND2	1.93	0.66
1:E:682:ARG:NH1	1:E:910:MET:HE3	2.11	0.66
1:F:684:LYS:HA	1:F:914:THR:HB	1.77	0.66
1:F:687:GLU:HB2	1:F:701:TYR:CE2	2.31	0.66
1:G:260:TYR:HB2	1:I:426:VAL:O	1.96	0.66
1:I:192:THR:CG2	1:I:214:ARG:HH11	2.08	0.66
1:I:937:GLU:CB	8:Z:10:UNK:CB	2.74	0.66
1:J:162:THR:CG2	1:J:212:GLY:O	2.43	0.66
1:J:356:VAL:HG12	1:J:940:TYR:CD1	2.31	0.66

*Continued on next page...*



*Continued from previous page...*

Atom-1	Atom-2	Interatomic distance (Å)	Clash overlap (Å)
1:J:860:THR:HG21	1:L:557:PRO:HD2	1.78	0.66
1:K:204:TRP:CD1	1:K:415:ASN:HB3	2.30	0.66
1:K:677:GLY:H	1:K:921:GLU:HB2	1.60	0.66
1:L:846:PHE:HB3	1:L:847:PRO:HD3	1.77	0.66
2:N:281:ASP:HB2	2:N:283:PRO:HD2	1.77	0.66
6:V:93:ARG:HD2	6:V:98:GLU:OE2	1.96	0.66
1:B:116:TYR:CD1	1:B:116:TYR:O	2.49	0.66
1:B:327:ARG:NH2	1:B:705:ILE:HD11	2.10	0.66
1:B:534:PRO:HG2	1:B:535:PHE:CE2	2.31	0.66
1:B:808:GLU:OE2	1:B:814:TYR:CZ	2.49	0.66
1:B:922:VAL:HG12	1:B:944:PRO:HG2	1.76	0.66
1:C:192:THR:HG22	1:C:193:PHE:N	2.10	0.66
1:D:169:ASN:HB3	1:F:428:ILE:HD13	1.78	0.66
1:E:422:THR:CG2	1:E:449:GLN:HB3	2.25	0.66
1:E:449:GLN:NE2	1:E:450:ASN:ND2	2.44	0.66
1:F:247:GLU:O	1:F:247:GLU:CG	2.44	0.66
1:F:258:PHE:CE2	1:F:284:TYR:CE2	2.84	0.66
1:F:423:TYR:CD1	1:F:452:ILE:HD12	2.31	0.66
1:F:426:VAL:HG12	1:F:440:TRP:HB3	1.77	0.66
1:F:452:ILE:O	1:F:453:CYS:C	2.34	0.66
1:F:754:TYR:N	1:F:754:TYR:CD2	2.64	0.66
1:G:449:GLN:HB3	1:H:153:VAL:HG22	1.77	0.66
1:H:135:TRP:CH2	1:H:309:GLU:CG	2.78	0.66
1:I:64:LEU:CD1	1:I:621:PRO:HG3	2.25	0.66
1:I:364:GLU:HG2	1:I:708:LEU:HB2	1.77	0.66
1:J:880:MET:SD	1:K:38:TYR:CB	2.76	0.66
1:K:831:TYR:CB	1:K:838:GLN:HE21	2.07	0.66
1:L:546:ARG:HH11	1:L:546:ARG:HG2	1.60	0.66
1:L:682:ARG:NH2	1:L:910:MET:HB2	2.10	0.66
5:P:36:VAL:CG2	5:P:43:PRO:CB	2.72	0.66
5:Q:36:VAL:CG2	5:Q:43:PRO:CG	2.74	0.66
1:A:409:ASN:HD21	1:A:464:LEU:HB2	1.60	0.66
1:A:841:PRO:HD2	1:C:159:VAL:HG11	1.78	0.66
1:B:192:THR:HB	1:B:284:TYR:CE1	2.31	0.66
1:B:241:LYS:CE	1:B:286:GLU:OE2	2.43	0.66
1:B:362:ASN:O	1:B:362:ASN:CG	2.33	0.66
1:D:157:PHE:HZ	1:F:415:ASN:HD22	1.43	0.66
1:D:456:ASN:ND2	1:E:198:GLN:HG2	2.11	0.66
1:D:481:LEU:HD23	1:D:529:MET:CG	2.25	0.66
1:D:815:LYS:HE3	1:F:233:THR:O	1.96	0.66
1:E:77:THR:HA	5:P:76:ARG:HH22	1.57	0.66

*Continued on next page...*



*Continued from previous page...*

Atom-1	Atom-2	Interatomic distance (Å)	Clash overlap (Å)
1:E:449:GLN:HG3	1:E:450:ASN:CG	2.15	0.66
1:E:823:HIS:O	1:E:844:ALA:HB1	1.96	0.66
1:F:138:LYS:HG2	1:F:147:VAL:CG1	2.26	0.66
1:G:49:THR:CB	7:6:21:THR:HB	2.26	0.66
1:H:204:TRP:CZ3	1:I:312:LEU:HB3	2.30	0.66
1:I:361:ARG:O	1:I:362:ASN:HB3	1.96	0.66
1:I:808:GLU:HA	1:I:814:TYR:CD2	2.31	0.66
1:J:124:LEU:HB2	1:K:825:ASN:ND2	2.10	0.66
1:J:853:GLN:HA	1:L:554:ARG:HH11	1.59	0.66
1:K:191:LYS:O	1:K:192:THR:C	2.34	0.66
1:K:432:ASN:O	1:K:437:GLU:OE2	2.13	0.66
1:L:118:GLY:HA2	1:L:318:PRO:CB	2.25	0.66
1:L:170:GLN:OE1	1:L:185:LYS:HE3	1.95	0.66
1:L:656:ILE:HG22	1:L:915:LEU:CA	2.23	0.66
2:N:43:ARG:HG3	2:N:43:ARG:O	1.95	0.66
5:Q:50:THR:O	5:Q:50:THR:CG2	2.40	0.66
6:V:2:SER:CB	6:V:200:PRO:CD	2.73	0.66
7:2:16:ARG:HH11	7:2:16:ARG:HG2	1.59	0.66
1:A:94:LEU:HB2	1:A:619:PHE:CE1	2.31	0.66
1:B:155:LYS:HD2	1:B:261:PHE:CZ	2.30	0.66
1:B:155:LYS:HZ3	1:B:283:LEU:HB3	1.59	0.66
1:B:198:GLN:HB3	1:C:838:GLN:O	1.92	0.66
1:B:651:ASN:CA	1:B:919:LEU:HD23	2.26	0.66
1:C:212:GLY:HA2	1:C:282:ILE:O	1.94	0.66
1:D:160:ALA:HB3	1:F:454:LYS:HA	1.77	0.66
1:D:638:THR:HG23	1:D:639:HIS:CG	2.30	0.66
1:D:646:TYR:CD2	7:4:4:ILE:HG21	2.31	0.66
1:E:114:LYS:HG2	1:E:114:LYS:O	1.94	0.66
1:E:162:THR:HG21	1:E:193:PHE:CD2	2.31	0.66
1:E:684:LYS:HA	1:E:914:THR:HG22	1.77	0.66
1:E:939:VAL:HG13	6:U:108:LEU:HD23	1.78	0.66
1:F:170:GLN:CB	1:F:185:LYS:NZ	2.56	0.66
1:F:188:TYR:HB2	1:F:192:THR:OG1	1.95	0.66
1:F:929:HIS:O	1:F:931:PRO:CD	2.36	0.66
1:F:943:THR:CG2	1:F:944:PRO:HD3	2.26	0.66
1:G:246:ASN:C	1:G:247:GLU:O	2.34	0.66
1:H:868:ARG:HG2	1:H:868:ARG:O	1.96	0.66
1:I:209:ALA:HB1	1:I:210:PHE:CE1	2.30	0.66
1:I:517:TYR:C	1:I:520:ILE:HG12	2.16	0.66
1:J:745:ILE:HG23	1:J:765:TRP:NE1	2.10	0.66
1:J:831:TYR:HE2	1:J:832:LEU:CD1	2.09	0.66

*Continued on next page...*



*Continued from previous page...*

Atom-1	Atom-2	Interatomic distance (Å)	Clash overlap (Å)
1:K:148:GLN:O	1:K:148:GLN:HG3	1.91	0.66
2:N:461:ILE:HG23	2:N:461:ILE:O	1.96	0.66
4:M:199:LEU:HD11	6:U:1:MET:CG	2.26	0.66
4:M:269:ASP:HB2	6:U:61:VAL:HG22	1.76	0.66
5:P:10:GLY:HA2	5:P:13:PHE:CE2	2.30	0.66
7:7:26:GLY:C	7:7:28:SER:N	2.48	0.66
1:A:201:GLU:CG	1:B:838:GLN:OE1	2.44	0.65
1:C:357:ASP:CG	1:C:566:PHE:CZ	2.69	0.65
1:D:79:LEU:CD1	1:D:335:TYR:CE2	2.75	0.65
1:D:136:GLU:HA	1:D:151:LYS:HG2	1.77	0.65
1:D:621:PRO:CB	1:E:736:ARG:HH12	2.08	0.65
1:D:640:ASP:O	1:F:45:PHE:CD1	2.48	0.65
1:E:28:LEU:HD23	1:F:639:HIS:ND1	2.11	0.65
1:E:162:THR:CG2	1:E:193:PHE:HE2	2.06	0.65
1:E:345:LEU:HD22	1:E:569:ILE:HD13	1.78	0.65
1:F:403:VAL:HG21	1:F:465:GLN:CB	2.17	0.65
1:G:159:VAL:HG11	1:H:841:PRO:HD2	1.77	0.65
1:G:187:ILE:C	1:G:189:ALA:H	2.00	0.65
1:G:494:LEU:HD13	1:G:503:TYR:O	1.95	0.65
1:G:514:VAL:HG23	1:G:518:ILE:CD1	2.25	0.65
1:G:572:LEU:CD1	1:G:928:VAL:HG11	2.26	0.65
1:H:13:MET:HG3	1:I:941:LEU:HD22	1.78	0.65
1:H:327:ARG:NH1	1:H:594:GLN:HB3	2.10	0.65
1:H:928:VAL:O	1:H:928:VAL:HG23	1.97	0.65
1:I:732:PRO:HB3	1:I:743:PHE:CE1	2.31	0.65
1:I:784:PRO:HD2	1:I:795:PHE:CD2	2.31	0.65
1:I:829:THR:HG22	1:I:830:GLY:H	1.61	0.65
1:I:865:LEU:O	1:I:865:LEU:CG	2.41	0.65
1:J:138:LYS:HG2	1:J:149:GLN:HB2	1.76	0.65
1:J:152:ASP:HA	1:L:445:ALA:N	2.11	0.65
1:K:244:PRO:C	1:K:246:ASN:N	2.49	0.65
1:L:396:ARG:HH11	1:L:396:ARG:HG2	1.61	0.65
1:L:725:PHE:HA	1:L:901:LEU:HA	1.76	0.65
2:N:257:LYS:O	2:N:259:PRO:HD3	1.96	0.65
2:N:385:VAL:HG12	2:N:386:TYR:N	2.10	0.65
5:P:16:TYR:C	5:R:14:SER:O	2.34	0.65
5:P:35:THR:HG21	5:P:40:PRO:N	2.10	0.65
5:Q:34:SER:C	5:Q:43:PRO:HD2	2.16	0.65
5:R:49:MET:CE	5:R:50:THR:H	2.08	0.65
6:V:19:LEU:HD21	6:V:72:ARG:HD2	1.76	0.65
1:A:202:GLU:C	1:A:206:GLU:OE1	2.35	0.65

*Continued on next page...*



*Continued from previous page...*

Atom-1	Atom-2	Interatomic distance (Å)	Clash overlap (Å)
1:B:79:LEU:CD1	1:B:335:TYR:OH	2.45	0.65
1:C:130:PRO:CB	1:C:312:LEU:CD1	2.73	0.65
1:C:385:ASN:HB3	1:C:546:ARG:HD2	1.78	0.65
1:D:122:ASN:HA	1:E:825:ASN:HA	1.78	0.65
1:D:277:TYR:HD1	1:D:278:LYS:N	1.93	0.65
1:D:433:ASP:CG	1:D:434:GLY:N	2.43	0.65
1:E:14:HIS:NE2	1:E:23:TYR:CD2	2.64	0.65
1:F:663:VAL:CG1	5:R:17:LEU:CD1	2.42	0.65
1:G:358:LEU:HD22	1:G:942:ARG:NH1	2.10	0.65
1:H:139:GLU:CG	1:H:152:ASP:OD2	2.45	0.65
1:H:460:MET:HB3	1:I:413:PRO:HA	1.78	0.65
1:I:250:GLN:HB3	1:I:251:PRO:HD2	1.78	0.65
1:I:422:THR:HB	1:I:450:ASN:N	2.11	0.65
1:I:630:LEU:O	1:I:634:LEU:HB2	1.96	0.65
1:J:3:THR:HA	1:K:892:MET:HE3	1.78	0.65
1:J:233:THR:OG1	1:J:240:ALA:HA	1.96	0.65
1:J:664:PRO:O	5:Q:18:THR:HG21	1.96	0.65
1:K:107:LEU:HG	1:K:108:ASP:N	2.09	0.65
1:K:377:ARG:HH11	1:K:388:VAL:CB	2.08	0.65
1:L:131:ASN:HB2	1:L:132:PRO:CD	2.22	0.65
1:L:649:ALA:HA	1:L:922:VAL:HG22	1.77	0.65
1:L:754:TYR:O	1:L:762:THR:HA	1.96	0.65
1:L:918:LEU:O	1:L:918:LEU:HG	1.96	0.65
2:N:431:SER:HA	2:N:434:ILE:CG2	2.25	0.65
1:A:313:VAL:O	1:A:313:VAL:HG12	1.94	0.65
1:A:414:LEU:HD12	1:B:837:ARG:HH11	1.57	0.65
1:B:96:MET:HG2	1:B:569:ILE:CG2	2.26	0.65
1:B:167:ILE:HG21	1:B:282:ILE:HG23	1.76	0.65
1:C:749:VAL:O	1:C:749:VAL:HG12	1.97	0.65
1:D:256:ILE:HG12	1:D:286:GLU:HG2	1.78	0.65
1:D:773:HIS:CE1	1:D:872:ARG:HH11	2.12	0.65
1:D:804:GLN:CG	1:F:552:ASN:O	2.44	0.65
1:E:62:GLN:O	1:E:63:ARG:C	2.29	0.65
1:E:121:TYR:O	1:E:226:TYR:O	2.14	0.65
1:E:124:LEU:N	1:F:825:ASN:HD21	1.94	0.65
1:E:417:THR:CG2	1:F:157:PHE:CE1	2.79	0.65
1:E:676:ARG:HH22	7:3:5:ASN:H	1.44	0.65
1:F:6:MET:HE3	1:F:10:TRP:HE1	1.61	0.65
1:F:234:ASN:O	1:F:236:LYS:N	2.29	0.65
1:F:577:GLY:CA	1:F:933:ARG:O	2.44	0.65
1:G:615:LEU:O	1:G:615:LEU:HG	1.96	0.65

*Continued on next page...*



*Continued from previous page...*

Atom-1	Atom-2	Interatomic distance (Å)	Clash overlap (Å)
1:G:746:LYS:O	1:G:746:LYS:CG	2.43	0.65
1:G:912:GLU:HB2	1:G:913:PRO:CD	2.25	0.65
1:G:924:ASP:HA	1:G:941:LEU:O	1.95	0.65
1:H:28:LEU:HD22	1:I:639:HIS:HD1	1.61	0.65
1:H:192:THR:O	1:H:193:PHE:HB3	1.97	0.65
1:H:344:VAL:CG2	1:H:353:ASN:CB	2.43	0.65
1:I:83:ARG:HA	1:I:582:GLU:CB	2.25	0.65
1:I:246:ASN:HD21	1:I:250:GLN:C	1.92	0.65
1:I:683:LEU:HD22	1:I:683:LEU:N	2.08	0.65
1:J:52:PRO:HB3	7:9:23:ASN:O	1.95	0.65
1:J:575:LEU:O	1:J:577:GLY:N	2.29	0.65
1:K:662:ASN:HA	1:K:906:GLU:CA	2.25	0.65
1:L:323:TYR:HB2	1:L:596:SER:CB	2.25	0.65
1:L:659:LYS:NZ	1:L:659:LYS:CB	2.58	0.65
7:1:17:PRO:HG2	7:1:25:ILE:HG22	1.78	0.65
7:4:16:ARG:C	7:4:18:PHE:H	2.00	0.65
1:A:124:LEU:HD11	1:B:470:LYS:HE2	1.77	0.65
1:A:159:VAL:HG11	1:B:841:PRO:HD2	1.77	0.65
1:C:531:ASN:HB2	1:C:714:LEU:CD2	2.26	0.65
1:C:715:ASN:C	1:C:715:ASN:ND2	2.18	0.65
1:D:623:ALA:HB3	1:D:626:THR:CG2	2.24	0.65
1:D:646:TYR:CE2	7:4:4:ILE:CG2	2.79	0.65
1:E:94:LEU:HD22	1:E:619:PHE:HE2	1.62	0.65
1:F:330:PHE:CE2	1:F:561:GLN:O	2.49	0.65
1:G:13:MET:SD	1:H:941:LEU:HD12	2.35	0.65
1:G:18:GLN:CG	1:G:23:TYR:HB3	2.26	0.65
1:G:134:GLN:NE2	1:G:155:LYS:NZ	2.44	0.65
1:G:460:MET:CG	1:I:460:MET:SD	2.85	0.65
1:G:515:ASP:O	1:G:517:TYR:N	2.29	0.65
1:H:24:LEU:CD1	7:5:9:LEU:CD2	2.74	0.65
1:H:245:VAL:O	1:H:245:VAL:CG1	2.38	0.65
1:H:370:LEU:CD2	1:H:570:LYS:HE3	2.27	0.65
1:H:603:VAL:CG1	1:H:604:ASP:OD2	2.44	0.65
1:J:96:MET:HG3	1:J:569:ILE:O	1.96	0.65
1:J:139:GLU:OE1	1:L:445:ALA:HA	1.96	0.65
1:J:770:MET:CE	1:J:774:TYR:CE1	2.71	0.65
1:K:205:GLN:HA	1:K:205:GLN:HE21	1.59	0.65
1:L:806:VAL:HG12	1:L:856:VAL:HG23	1.77	0.65
2:N:226:TYR:CE2	2:N:429:VAL:CG1	2.80	0.65
4:M:169:MET:O	4:M:177:GLU:OE1	2.13	0.65
6:U:10:MET:CE	6:U:194:PRO:HB3	2.25	0.65

*Continued on next page...*



*Continued from previous page...*

Atom-1	Atom-2	Interatomic distance (Å)	Clash overlap (Å)
6:U:159:ARG:HH11	6:U:159:ARG:CB	2.08	0.65
6:V:10:MET:CE	6:V:10:MET:CA	2.68	0.65
7:9:5:ASN:N	7:9:5:ASN:OD1	2.29	0.65
1:A:214:ARG:HG3	1:B:842:TYR:CE1	2.31	0.65
1:A:214:ARG:HG2	1:B:842:TYR:CZ	2.31	0.65
1:A:424:GLN:CB	1:A:446:ILE:C	2.60	0.65
1:A:908:ASP:HB2	1:A:909:PRO:CD	2.26	0.65
1:B:130:PRO:HB3	1:B:312:LEU:HD12	1.78	0.65
1:B:718:PHE:O	1:B:746:LYS:NZ	2.29	0.65
1:C:96:MET:HE1	1:C:574:LEU:HD11	1.77	0.65
1:C:119:THR:HG23	1:C:294:ASP:OD1	1.95	0.65
1:C:134:GLN:HA	1:C:155:LYS:H	1.61	0.65
1:C:544:ARG:HG2	1:C:545:TYR:H	1.59	0.65
1:C:698:TYR:O	1:C:700:VAL:N	2.29	0.65
1:E:55:ASP:C	1:E:57:THR:H	1.99	0.65
1:E:167:ILE:HD13	1:E:282:ILE:H	1.60	0.65
1:E:675:PHE:HA	1:E:944:PRO:HG3	1.77	0.65
1:E:730:SER:HB2	1:E:732:PRO:CG	2.27	0.65
1:F:664:PRO:CB	5:P:18:THR:CG2	2.74	0.65
1:F:943:THR:HB	1:F:944:PRO:CD	2.26	0.65
1:G:724:MET:CE	1:G:728:SER:O	2.44	0.65
1:H:261:PHE:O	1:H:280:ASP:CA	2.41	0.65
1:H:371:LEU:O	1:H:371:LEU:HD23	1.95	0.65
1:H:689:PRO:O	1:H:691:LEU:N	2.30	0.65
1:H:756:VAL:HG23	1:H:763:LYS:HG3	1.79	0.65
1:J:26:PRO:HA	1:J:29:VAL:CG1	2.25	0.65
1:J:195:PRO:O	1:J:198:GLN:NE2	2.30	0.65
1:J:778:TYR:CD2	1:L:620:PHE:HB2	2.32	0.65
1:J:882:MET:HE3	1:L:52:PRO:HD2	1.78	0.65
1:K:122:ASN:HA	1:L:825:ASN:OD1	1.97	0.65
1:K:170:GLN:O	1:K:170:GLN:HG3	1.97	0.65
1:L:52:PRO:HG2	1:L:56:VAL:HG21	1.79	0.65
1:L:756:VAL:HG13	1:L:763:LYS:HG2	1.79	0.65
1:L:804:GLN:O	1:L:850:LEU:CD1	2.45	0.65
2:N:503:TYR:CD1	2:N:503:TYR:C	2.70	0.65
4:M:180:GLN:C	4:M:182:GLY:N	2.50	0.65
5:R:44:ALA:HB2	5:R:51:TYR:CZ	2.20	0.65
7:7:9:LEU:CG	7:7:10:ALA:N	2.60	0.65
1:A:36:ASP:O	1:A:38:TYR:N	2.28	0.65
1:A:36:ASP:O	1:A:37:THR:C	2.35	0.65
1:A:465:GLN:HA	1:A:465:GLN:OE1	1.96	0.65

*Continued on next page...*



*Continued from previous page...*

Atom-1	Atom-2	Interatomic distance (Å)	Clash overlap (Å)
1:A:567:PHE:HB2	1:A:645:ASP:HB3	1.78	0.65
1:A:719:LYS:HA	1:A:745:ILE:HB	1.76	0.65
1:A:759:CYS:HB3	1:A:800:PRO:HB3	1.79	0.65
1:B:152:ASP:C	1:B:154:THR:H	1.99	0.65
1:B:162:THR:CG2	1:B:163:GLY:H	2.06	0.65
1:B:687:GLU:CD	1:B:701:TYR:CZ	2.70	0.65
1:C:139:GLU:HB2	1:C:152:ASP:CB	2.27	0.65
1:C:217:LYS:NZ	1:C:257:ASP:OD1	2.29	0.65
1:D:139:GLU:OE1	1:D:153:VAL:HG23	1.96	0.65
1:D:461:GLU:O	1:E:411:CYS:HB2	1.95	0.65
1:D:628:SER:HA	1:D:631:GLU:HG2	1.78	0.65
1:E:190:ASP:OD1	1:E:191:LYS:N	2.30	0.65
1:E:724:MET:CG	1:E:728:SER:O	2.43	0.65
1:E:811:TYR:CD2	1:E:813:ASP:O	2.50	0.65
1:F:136:GLU:HG3	1:F:218:LYS:NZ	2.11	0.65
1:F:486:LYS:HG2	1:F:509:VAL:HG12	1.79	0.65
1:G:411:CYS:HB3	1:I:462:ILE:HB	1.79	0.65
1:G:443:ASP:CB	1:H:150:GLU:CG	2.75	0.65
1:H:293:PRO:HB2	1:H:294:ASP:OD1	1.95	0.65
1:H:682:ARG:NH2	1:H:910:MET:HB2	2.10	0.65
1:I:211:TYR:HB2	1:I:281:ILE:HG23	1.78	0.65
1:J:111:PRO:HD2	1:J:604:ASP:CB	2.21	0.65
1:J:651:ASN:HB3	1:J:919:LEU:CB	2.26	0.65
1:J:806:VAL:HG23	1:J:856:VAL:CG2	2.27	0.65
1:J:815:LYS:HG3	1:L:233:THR:O	1.97	0.65
1:K:149:GLN:C	1:K:150:GLU:HG2	2.17	0.65
1:K:855:ALA:O	1:K:856:VAL:O	2.15	0.65
1:L:730:SER:C	1:L:732:PRO:HD2	2.17	0.65
4:M:231:ARG:HD3	4:M:259:TYR:OH	1.96	0.65
7:1:24:GLU:O	7:1:24:GLU:HG3	1.96	0.65
1:A:330:PHE:HE2	1:A:561:GLN:O	1.80	0.65
1:B:175:GLY:O	1:B:184:LYS:HG2	1.96	0.65
1:B:193:PHE:HE1	1:B:199:VAL:HG23	1.62	0.65
1:B:243:LYS:HG3	1:B:251:PRO:HB2	1.77	0.65
1:B:641:GLN:OE1	1:B:641:GLN:N	2.27	0.65
1:C:79:LEU:CD1	1:C:584:ASN:HB3	2.25	0.65
1:C:170:GLN:HG3	1:C:185:LYS:HE3	1.78	0.65
1:C:201:GLU:HG2	1:C:201:GLU:O	1.97	0.65
1:C:352:LEU:HD11	1:J:63:ARG:CG	2.25	0.65
1:D:198:GLN:NE2	1:F:456:ASN:ND2	2.44	0.65
1:D:344:VAL:HA	1:D:355:VAL:CG1	2.27	0.65

*Continued on next page...*



*Continued from previous page...*

Atom-1	Atom-2	Interatomic distance (Å)	Clash overlap (Å)
1:D:670:ARG:HB3	1:D:670:ARG:NH1	2.12	0.65
1:E:228:SER:OG	1:F:843:PRO:HB3	1.95	0.65
1:E:275:GLU:CB	1:E:276:GLU:OE2	2.43	0.65
1:E:317:MET:HG2	1:E:317:MET:O	1.94	0.65
1:E:545:TYR:C	1:E:547:SER:H	2.00	0.65
1:E:649:ALA:CB	1:E:919:LEU:CD1	2.75	0.65
1:F:856:VAL:HG23	1:F:857:PRO:CD	2.16	0.65
1:G:31:PHE:HD2	1:G:32:ALA:N	1.95	0.65
1:G:377:ARG:HB3	1:G:388:VAL:HG11	1.78	0.65
1:G:721:VAL:CG2	1:G:905:PHE:CD1	2.79	0.65
1:H:121:TYR:HB2	1:H:227:GLY:HA2	1.79	0.65
1:H:192:THR:HG21	1:H:214:ARG:HG2	1.77	0.65
1:H:358:LEU:CD2	1:H:947:ALA:HB1	2.26	0.65
1:H:476:ASN:HB3	1:H:537:HIS:NE2	2.11	0.65
1:H:556:VAL:O	1:H:556:VAL:HG13	1.96	0.65
1:H:589:VAL:O	1:H:593:LEU:HD12	1.97	0.65
1:H:942:ARG:O	1:H:946:SER:HB3	1.96	0.65
1:I:210:PHE:HB3	1:I:280:ASP:O	1.96	0.65
1:J:96:MET:HG3	1:J:96:MET:O	1.97	0.65
1:J:833:ALA:O	1:J:835:THR:N	2.29	0.65
1:J:893:LEU:HD22	1:L:10:TRP:CZ3	2.31	0.65
1:K:57:THR:O	1:K:623:ALA:HB2	1.97	0.65
1:K:384:TRP:HA	1:K:384:TRP:HE3	1.61	0.65
1:L:107:LEU:CD1	1:L:607:SER:CB	2.74	0.65
4:M:106:SER:H	4:M:109:VAL:HB	1.62	0.65
7:6:24:GLU:CD	7:6:27:THR:HG1	1.99	0.65
1:A:267:SER:N	1:A:268:PRO:HD2	2.11	0.65
1:A:515:ASP:O	1:A:517:TYR:N	2.30	0.65
1:A:665:ILE:HD11	1:A:916:LEU:HD23	1.79	0.65
1:B:5:SER:CA	6:U:185:THR:HB	2.27	0.65
1:B:943:THR:CG2	1:B:944:PRO:HD2	2.18	0.65
1:D:633:MET:O	1:D:636:ASN:HB3	1.97	0.65
1:E:77:THR:C	5:P:76:ARG:HH22	1.97	0.65
1:E:139:GLU:O	1:E:147:VAL:HA	1.97	0.65
1:E:174:LEU:CD2	1:E:186:ASP:OD2	2.45	0.65
1:E:204:TRP:CZ2	1:E:415:ASN:HA	2.31	0.65
1:F:140:LYS:HG3	1:F:147:VAL:HG22	1.79	0.65
1:F:725:PHE:HB2	1:F:729:VAL:HG22	1.78	0.65
1:G:276:GLU:O	1:I:440:TRP:CH2	2.48	0.65
1:G:343:GLY:O	1:G:355:VAL:CG1	2.45	0.65
1:G:651:ASN:HB3	1:G:919:LEU:HB2	1.79	0.65

*Continued on next page...*



*Continued from previous page...*

Atom-1	Atom-2	Interatomic distance (Å)	Clash overlap (Å)
1:H:15:ILE:HG12	1:I:925:VAL:HG11	1.78	0.65
1:H:603:VAL:HG12	1:H:604:ASP:OD2	1.96	0.65
1:J:762:THR:HG23	1:J:765:TRP:H	1.62	0.65
1:J:809:ILE:HG22	1:J:809:ILE:O	1.95	0.65
1:J:926:VAL:HG12	1:J:940:TYR:CG	2.27	0.65
1:K:241:LYS:CG	1:K:286:GLU:OE2	2.33	0.65
1:K:626:THR:O	1:K:628:SER:N	2.29	0.65
1:L:163:GLY:HA3	1:L:208:GLU:CD	2.17	0.65
4:M:283:LEU:O	4:M:285:GLN:N	2.29	0.65
5:S:76:ARG:HD3	5:S:77:LEU:HG	1.79	0.65
1:B:716:HIS:CE1	1:B:717:THR:HG23	2.32	0.65
1:C:341:ASN:HB2	1:C:584:ASN:ND2	2.11	0.65
1:C:730:SER:HB3	1:C:733:GLY:HA2	1.79	0.65
1:C:846:PHE:HB3	1:C:847:PRO:HD3	1.79	0.65
1:D:415:ASN:OD1	1:D:417:THR:O	2.15	0.65
1:D:417:THR:CG2	1:D:418:GLY:N	2.60	0.65
1:D:510:ALA:HA	1:D:832:LEU:O	1.95	0.65
1:E:134:GLN:HG2	1:E:155:LYS:N	2.10	0.65
1:E:333:LEU:HD13	1:E:592:ILE:HG23	1.78	0.65
1:E:878:ASN:ND2	1:E:880:MET:HB2	2.11	0.65
1:F:331:VAL:CG2	1:F:331:VAL:O	2.44	0.65
1:G:78:TYR:CG	1:G:695:PHE:HE1	2.15	0.65
1:G:587:LYS:O	1:G:587:LYS:HG3	1.97	0.65
1:G:823:HIS:HB3	1:I:196:GLU:CD	2.16	0.65
1:G:917:TYR:CE2	1:G:919:LEU:CB	2.78	0.65
1:G:928:VAL:HG13	1:G:936:ILE:CG2	2.26	0.65
1:H:151:LYS:HE2	1:H:218:LYS:HE3	1.79	0.65
1:H:804:GLN:HB3	1:H:859:VAL:O	1.97	0.65
1:I:174:LEU:HD12	1:I:191:LYS:CE	2.26	0.65
1:I:177:ASP:HB2	1:I:184:LYS:NZ	2.12	0.65
1:I:208:GLU:HB2	1:I:211:TYR:CZ	2.32	0.65
1:J:724:MET:O	1:J:902:ASP:OD2	2.15	0.65
1:J:745:ILE:O	1:J:761:MET:HG3	1.97	0.65
1:J:809:ILE:HD11	5:Q:42:LEU:HD11	1.79	0.65
1:L:464:LEU:O	1:L:468:LEU:HB2	1.96	0.65
1:L:754:TYR:HA	1:L:763:LYS:HD2	1.79	0.65
5:P:62:THR:O	5:P:62:THR:HG23	1.97	0.65
6:V:59:ALA:HA	6:V:193:VAL:HG21	1.79	0.65
7:2:24:GLU:O	7:2:24:GLU:HG3	1.97	0.65
1:A:198:GLN:CD	1:B:839:GLY:H	1.99	0.65
1:B:116:TYR:HB2	1:C:402:GLY:HA3	1.78	0.65

*Continued on next page...*



*Continued from previous page...*

Atom-1	Atom-2	Interatomic distance (Å)	Clash overlap (Å)
1:B:391:TYR:HD1	1:B:392:ASP:O	1.79	0.65
1:C:77:THR:OG1	1:C:78:TYR:CD2	2.50	0.65
1:C:121:TYR:O	1:C:227:GLY:HA2	1.96	0.65
1:D:313:VAL:HG11	1:F:202:GLU:HG3	1.78	0.65
1:D:360:ASP:O	1:D:361:ARG:HG3	1.97	0.65
1:E:510:ALA:HA	1:E:832:LEU:O	1.97	0.65
1:E:837:ARG:O	1:E:837:ARG:CG	2.35	0.65
1:E:845:ASN:O	1:E:845:ASN:CG	2.35	0.65
1:F:3:THR:N	1:F:4:PRO:CD	2.59	0.65
1:F:576:PRO:CG	1:F:631:GLU:CD	2.65	0.65
1:F:594:GLN:HG3	1:F:703:GLY:O	1.97	0.65
1:G:821:PHE:CD2	1:I:194:GLN:NE2	2.65	0.65
1:H:74:GLU:CG	1:H:81:LYS:HG2	2.27	0.65
1:H:205:GLN:OE1	1:H:205:GLN:CA	2.43	0.65
1:H:577:GLY:HA2	1:H:933:ARG:NH1	2.12	0.65
1:H:671:ASN:HD21	1:H:673:ALA:HB2	1.61	0.65
1:I:637:ASP:HA	1:I:929:HIS:CE1	2.31	0.65
1:I:925:VAL:O	1:I:925:VAL:HG23	1.97	0.65
1:J:159:VAL:HA	1:L:453:CYS:HG	1.59	0.65
1:J:351:GLN:N	1:J:351:GLN:OE1	2.28	0.65
1:J:651:ASN:HB3	1:J:919:LEU:HB2	1.78	0.65
1:J:840:GLN:HB2	1:J:841:PRO:CD	2.27	0.65
1:J:942:ARG:O	1:J:946:SER:CB	2.44	0.65
1:K:159:VAL:HG11	1:L:841:PRO:HD2	1.79	0.65
1:K:513:LEU:CD1	1:K:819:LEU:HD12	2.25	0.65
1:L:21:SER:HB3	7:9:11:PRO:HG3	1.78	0.65
1:L:134:GLN:CD	1:L:154:THR:HG23	2.01	0.65
1:L:134:GLN:O	1:L:218:LYS:CA	2.44	0.65
1:L:495:PRO:CG	1:L:503:TYR:HB2	2.26	0.65
5:R:91:VAL:CG1	5:R:92:PRO:HD2	2.27	0.65
7:1:22:TRP:HH2	7:1:25:ILE:CD1	2.08	0.65
7:6:17:PRO:HG2	7:6:22:TRP:CZ3	2.32	0.65
1:A:107:LEU:HD13	1:A:607:SER:CB	2.13	0.64
1:A:135:TRP:CB	1:A:307:SER:HB3	2.27	0.64
1:A:202:GLU:O	1:A:206:GLU:CD	2.36	0.64
1:A:417:THR:HG21	1:A:453:CYS:HB3	1.67	0.64
1:A:438:SER:OG	1:B:278:LYS:HB3	1.96	0.64
1:A:628:SER:HA	1:A:631:GLU:HG2	1.78	0.64
1:B:78:TYR:O	1:B:79:LEU:HD23	1.97	0.64
1:C:69:VAL:HG23	1:C:70:PRO:HD2	0.78	0.64
1:C:203:ASN:HD22	1:C:204:TRP:HZ3	1.44	0.64

*Continued on next page...*



*Continued from previous page...*

Atom-1	Atom-2	Interatomic distance (Å)	Clash overlap (Å)
1:C:503:TYR:C	1:C:505:ASN:H	2.00	0.64
1:C:527:ASP:CG	1:C:863:LYS:HZ2	1.98	0.64
1:D:204:TRP:NE1	1:D:415:ASN:CB	2.58	0.64
1:E:56:VAL:CG1	7:3:24:GLU:OE1	2.30	0.64
1:E:455:GLY:HA2	1:F:161:ALA:HB1	1.79	0.64
1:E:782:HIS:O	1:E:783:VAL:C	2.36	0.64
1:F:115:PRO:CB	1:F:323:TYR:HE1	2.10	0.64
1:F:294:ASP:C	1:F:319:ASN:ND2	2.49	0.64
1:F:652:MET:CE	5:R:20:ARG:NH1	2.56	0.64
1:G:141:GLN:NE2	1:I:446:ILE:HD11	2.11	0.64
1:G:165:ILE:HG12	1:G:174:LEU:O	1.97	0.64
1:G:360:ASP:OD1	1:G:942:ARG:NH2	2.29	0.64
1:G:687:GLU:HB3	1:G:701:TYR:CG	2.31	0.64
1:G:851:ILE:HD11	1:I:116:TYR:HE2	1.61	0.64
1:H:117:SER:HB3	1:H:321:PRO:HG3	1.79	0.64
1:H:339:THR:CG2	1:J:740:PRO:HG2	2.13	0.64
1:H:524:TRP:CZ3	1:H:802:SER:HA	2.32	0.64
1:H:602:ARG:O	5:Q:40:PRO:HG3	1.97	0.64
1:H:662:ASN:CA	1:H:906:GLU:HA	2.27	0.64
1:I:131:ASN:HB2	1:I:132:PRO:HD2	1.78	0.64
1:I:829:THR:CG2	1:I:830:GLY:N	2.60	0.64
1:J:18:GLN:HA	1:J:18:GLN:NE2	2.11	0.64
1:J:97:ALA:CB	1:J:570:LYS:O	2.44	0.64
1:J:730:SER:CB	1:J:741:ASN:O	2.45	0.64
1:J:736:ARG:C	1:J:737:LEU:HD12	2.17	0.64
1:K:66:LEU:HG	1:K:619:PHE:HE1	1.62	0.64
1:K:787:TYR:CE1	1:K:788:LYS:HB2	2.33	0.64
1:L:90:ASP:O	1:L:92:ARG:CG	2.45	0.64
1:L:112:SER:HB2	1:L:501:TYR:CG	2.33	0.64
1:L:489:PRO:CD	1:L:508:VAL:HG12	2.26	0.64
5:Q:34:SER:C	5:Q:43:PRO:HG2	2.17	0.64
5:Q:39:ARG:HG2	5:Q:39:ARG:O	1.96	0.64
6:U:14:GLN:C	6:U:14:GLN:HE21	2.01	0.64
6:U:197:TYR:HE2	6:U:200:PRO:HA	0.54	0.64
6:U:225:GLY:C	6:U:227:ASP:H	1.99	0.64
7:5:24:GLU:CG	7:5:25:ILE:N	2.60	0.64
7:9:9:LEU:O	7:9:9:LEU:HG	1.97	0.64
1:A:103:ILE:HG21	1:A:610:PHE:CE2	2.32	0.64
1:A:687:GLU:HG2	1:A:701:TYR:CG	2.33	0.64
1:A:749:VAL:O	1:A:749:VAL:CG1	2.41	0.64
1:A:799:GLN:O	1:A:801:MET:CE	2.46	0.64

*Continued on next page...*



*Continued from previous page...*

Atom-1	Atom-2	Interatomic distance (Å)	Clash overlap (Å)
1:B:38:TYR:OH	7:1:24:GLU:CD	2.36	0.64
1:B:114:LYS:O	1:B:322:ASN:O	2.15	0.64
1:B:194:GLN:CG	1:B:196:GLU:HG2	2.27	0.64
1:D:522:ALA:HB2	1:F:552:ASN:OD1	1.96	0.64
1:D:825:ASN:CB	1:F:122:ASN:HA	2.27	0.64
1:F:241:LYS:HG3	1:F:286:GLU:HG3	1.70	0.64
1:G:170:GLN:HG2	1:G:171:GLY:N	2.11	0.64
1:G:755:ASN:HA	1:G:761:MET:O	1.98	0.64
1:G:866:CYS:SG	1:G:869:VAL:HG12	2.36	0.64
1:H:486:LYS:HG2	1:H:509:VAL:CG1	2.27	0.64
1:H:923:PHE:HB3	1:H:943:THR:CG2	2.11	0.64
1:I:818:THR:C	1:I:820:PRO:HD2	2.18	0.64
1:J:93:VAL:HG11	1:J:575:LEU:CD2	2.27	0.64
1:K:60:ARG:HD2	1:K:624:HIS:CE1	2.32	0.64
1:K:162:THR:HG1	1:K:193:PHE:HD2	1.37	0.64
2:N:324:LYS:HB3	2:N:325:LYS:HD2	1.77	0.64
5:P:19:THR:O	5:P:20:ARG:C	2.27	0.64
5:Q:32:MET:HA	5:Q:45:ASN:O	1.96	0.64
1:A:419:THR:HG22	1:A:420:ASN:N	2.12	0.64
1:B:58:THR:OG1	1:B:623:ALA:N	2.29	0.64
1:B:90:ASP:OD2	1:B:933:ARG:CZ	2.45	0.64
1:D:462:ILE:HG12	1:D:463:ASN:N	2.12	0.64
1:E:15:ILE:HD11	1:F:923:PHE:CB	2.27	0.64
1:E:557:PRO:HD2	1:F:860:THR:CG2	2.27	0.64
1:E:589:VAL:HG13	1:E:590:ASN:H	1.62	0.64
1:E:681:THR:HG21	1:E:712:PHE:CD1	2.32	0.64
1:E:745:ILE:CG1	1:E:765:TRP:CE2	2.73	0.64
1:F:243:LYS:N	1:F:243:LYS:CD	2.61	0.64
1:F:300:LYS:CG	1:F:301:PRO:HD2	2.27	0.64
1:F:334:MET:HG3	1:F:336:TYR:CE1	2.32	0.64
1:G:134:GLN:CD	1:G:155:LYS:NZ	2.51	0.64
1:H:328:ASP:C	1:H:328:ASP:OD2	2.33	0.64
1:H:650:ALA:HB2	1:H:942:ARG:CZ	2.23	0.64
1:H:923:PHE:C	1:H:943:THR:CG2	2.65	0.64
1:I:774:TYR:HB3	1:I:788:LYS:HE3	1.78	0.64
1:J:463:ASN:ND2	1:J:466:ALA:H	1.96	0.64
1:J:755:ASN:OD1	1:J:755:ASN:N	2.26	0.64
1:J:774:TYR:CB	1:J:788:LYS:HE2	2.27	0.64
1:K:88:VAL:HB	1:K:577:GLY:H	1.62	0.64
1:K:116:TYR:CE2	1:L:851:ILE:HD11	2.31	0.64
1:K:187:ILE:H	1:K:191:LYS:HB3	1.62	0.64

*Continued on next page...*



*Continued from previous page...*

Atom-1	Atom-2	Interatomic distance (Å)	Clash overlap (Å)
1:K:589:VAL:HG21	1:K:606:ALA:HB3	1.80	0.64
1:K:620:PHE:HA	1:L:778:TYR:CD2	2.32	0.64
1:K:638:THR:CG2	1:K:639:HIS:ND1	2.60	0.64
1:K:723:ILE:O	1:K:730:SER:CA	2.36	0.64
1:L:531:ASN:HB3	1:L:714:LEU:CD1	2.28	0.64
1:L:720:LYS:HD3	1:L:742:GLU:OE1	1.97	0.64
1:L:798:PHE:CD2	1:L:798:PHE:C	2.69	0.64
1:L:912:GLU:OE2	1:L:912:GLU:CA	2.38	0.64
5:P:9:GLU:O	5:P:13:PHE:CE2	2.50	0.64
5:R:2:ASN:O	5:R:6:GLY:N	2.30	0.64
5:R:22:PRO:HB2	5:R:24:TRP:CE2	2.32	0.64
1:A:3:THR:CB	1:A:4:PRO:CD	2.74	0.64
1:A:95:ASP:OD1	1:A:95:ASP:C	2.36	0.64
1:A:126:PRO:HD2	1:B:828:PHE:CE2	2.32	0.64
1:A:431:GLY:O	1:A:437:GLU:OE1	2.15	0.64
1:A:539:ARG:HH11	1:A:539:ARG:CB	2.06	0.64
1:A:689:PRO:CD	1:A:705:ILE:CG2	2.72	0.64
1:B:190:ASP:OD2	1:B:236:LYS:HG2	1.89	0.64
1:B:320:ARG:NE	1:B:597:LEU:HD11	2.13	0.64
1:B:328:ASP:O	1:B:329:ASN:HB2	1.95	0.64
1:B:831:TYR:HE2	1:B:832:LEU:HD11	1.61	0.64
1:C:191:LYS:CB	1:C:194:GLN:HE21	2.09	0.64
1:C:409:ASN:O	1:C:461:GLU:HB2	1.97	0.64
1:C:515:ASP:HB3	1:C:517:TYR:CE2	2.32	0.64
1:D:943:THR:OG1	1:D:944:PRO:HD3	1.97	0.64
1:E:59:ASP:C	1:E:60:ARG:O	2.33	0.64
1:E:273:SER:O	1:E:274:GLY:O	2.15	0.64
1:E:449:GLN:NE2	1:E:450:ASN:HD21	1.95	0.64
1:E:653:LEU:HD23	1:E:915:LEU:HG	1.80	0.64
1:E:672:TRP:O	1:E:894:TYR:HB3	1.96	0.64
1:F:31:PHE:O	1:F:35:THR:HG22	1.98	0.64
1:F:494:LEU:HD21	1:F:506:GLY:HA3	1.78	0.64
1:F:731:TRP:O	1:F:733:GLY:N	2.29	0.64
1:G:36:ASP:OD1	1:G:36:ASP:C	2.36	0.64
1:G:135:TRP:HB2	1:G:307:SER:O	1.98	0.64
1:G:224:PRO:O	1:G:226:TYR:N	2.30	0.64
1:G:600:ASP:CG	1:G:700:VAL:O	2.35	0.64
1:H:53:THR:O	1:H:53:THR:CG2	2.42	0.64
1:I:193:PHE:HE1	1:I:284:TYR:HD1	1.43	0.64
1:I:234:ASN:ND2	1:I:241:LYS:HE2	2.12	0.64
1:I:377:ARG:HB3	1:I:388:VAL:HG21	1.79	0.64

*Continued on next page...*



*Continued from previous page...*

Atom-1	Atom-2	Interatomic distance (Å)	Clash overlap (Å)
1:J:78:TYR:CD1	1:J:79:LEU:HG	2.31	0.64
1:J:135:TRP:HA	1:J:218:LYS:HB3	1.78	0.64
1:J:322:ASN:HB3	1:J:597:LEU:HB2	1.75	0.64
1:J:825:ASN:OD1	1:L:124:LEU:HB2	1.95	0.64
1:K:36:ASP:O	1:K:36:ASP:CG	2.34	0.64
1:K:440:TRP:CE3	1:L:276:GLU:OE2	2.50	0.64
1:K:575:LEU:HB3	1:K:576:PRO:HD2	1.78	0.64
1:L:107:LEU:CD1	1:L:607:SER:HA	2.27	0.64
1:L:131:ASN:CB	1:L:132:PRO:CD	2.75	0.64
1:L:543:LEU:HD12	1:L:596:SER:HB2	1.80	0.64
1:L:640:ASP:HB3	1:L:929:HIS:HA	1.79	0.64
1:L:652:MET:SD	1:L:920:PHE:CE1	2.90	0.64
1:L:665:ILE:HD13	1:L:918:LEU:CD2	2.25	0.64
2:N:83:VAL:HG13	2:N:83:VAL:O	1.97	0.64
5:S:28:ARG:HB3	5:S:31:VAL:HG21	1.77	0.64
1:A:202:GLU:CB	1:B:313:VAL:HG11	2.26	0.64
1:A:845:ASN:HB3	1:C:239:GLN:OE1	1.97	0.64
1:B:363:THR:HA	1:B:366:SER:HB3	1.79	0.64
1:B:831:TYR:CD2	1:B:832:LEU:HG	2.33	0.64
1:C:167:ILE:HD12	1:C:280:ASP:CG	2.16	0.64
1:C:770:MET:HG3	1:C:776:ILE:HG13	1.79	0.64
1:D:103:ILE:CG2	1:D:610:PHE:HD2	2.11	0.64
1:D:139:GLU:HG3	1:D:140:LYS:N	2.12	0.64
1:D:276:GLU:CD	1:D:276:GLU:H	2.01	0.64
1:D:885:LEU:HB2	1:F:50:VAL:HA	1.79	0.64
1:E:200:GLY:O	1:E:201:GLU:C	2.36	0.64
1:E:747:ARG:NH2	1:E:754:TYR:CE1	2.65	0.64
1:G:524:TRP:HA	1:G:524:TRP:CE3	2.32	0.64
1:H:157:PHE:CE2	1:H:159:VAL:HG23	2.32	0.64
1:H:419:THR:HG23	1:H:419:THR:O	1.95	0.64
1:I:480:TYR:OH	1:I:538:PRO:HD3	1.98	0.64
1:I:514:VAL:HG21	1:I:526:LEU:HD11	1.80	0.64
1:I:582:GLU:C	1:I:582:GLU:OE1	2.36	0.64
1:J:554:ARG:HH11	1:J:554:ARG:HG3	1.62	0.64
1:K:134:GLN:OE1	1:K:154:THR:CG2	2.45	0.64
1:K:178:GLU:HG2	1:K:179:THR:H	1.57	0.64
1:K:483:ASP:OD1	1:K:507:ARG:NH1	2.31	0.64
1:K:513:LEU:HD13	1:K:819:LEU:HD12	1.78	0.64
1:K:661:THR:OG1	1:K:662:ASN:N	2.29	0.64
1:K:672:TRP:CZ2	1:K:901:LEU:HD22	2.33	0.64
1:L:474:TYR:OH	1:L:834:PRO:HG3	1.98	0.64

*Continued on next page...*



*Continued from previous page...*

Atom-1	Atom-2	Interatomic distance (Å)	Clash overlap (Å)
1:L:908:ASP:CB	1:L:909:PRO:HD2	2.28	0.64
2:N:373:LEU:HD12	2:N:373:LEU:O	1.98	0.64
5:R:52:ALA:O	5:R:53:THR:C	2.33	0.64
1:A:281:ILE:HD12	1:C:423:TYR:CD1	2.28	0.64
1:A:323:TYR:H	1:A:596:SER:HB2	1.62	0.64
1:A:422:THR:O	1:B:264:PRO:CD	2.45	0.64
1:A:822:GLN:OE1	1:A:846:PHE:CZ	2.50	0.64
1:B:687:GLU:CD	1:B:701:TYR:CE2	2.71	0.64
1:C:169:ASN:ND2	1:C:169:ASN:H	1.96	0.64
1:C:515:ASP:OD2	1:C:516:ALA:N	2.29	0.64
1:D:52:PRO:CB	7:4:24:GLU:HB3	2.28	0.64
1:D:235:GLU:OE1	1:E:815:LYS:HD2	1.98	0.64
1:D:839:GLY:HA2	1:F:198:GLN:HG2	1.78	0.64
1:E:398:ILE:CD1	1:E:473:LEU:HD11	2.28	0.64
1:E:814:TYR:O	1:E:815:LYS:HD3	1.97	0.64
1:E:922:VAL:CG1	1:E:944:PRO:CG	2.64	0.64
1:F:136:GLU:HG2	1:F:218:LYS:CE	2.05	0.64
1:F:192:THR:O	1:F:193:PHE:CE1	2.46	0.64
1:F:397:ILE:HD12	1:F:523:ARG:HH22	1.61	0.64
1:G:111:PRO:HG3	1:G:554:ARG:HH21	1.63	0.64
1:G:377:ARG:HG2	1:G:377:ARG:HH11	1.62	0.64
1:G:729:VAL:HG13	1:G:733:GLY:HA2	1.78	0.64
1:G:753:GLY:O	1:G:763:LYS:CE	2.44	0.64
1:H:149:GLN:O	1:H:150:GLU:HG3	1.96	0.64
1:H:214:ARG:NH2	1:H:286:GLU:OE2	2.30	0.64
1:H:564:GLN:HG3	1:H:564:GLN:O	1.97	0.64
1:I:814:TYR:C	1:I:815:LYS:HD2	2.17	0.64
1:I:831:TYR:HB2	1:I:838:GLN:HE21	1.62	0.64
1:J:100:TYR:HE2	1:J:561:GLN:HG2	1.62	0.64
1:J:364:GLU:CA	1:J:364:GLU:OE2	2.45	0.64
1:K:445:ALA:HB3	1:K:449:GLN:HA	1.79	0.64
1:K:608:VAL:HG23	1:K:608:VAL:O	1.96	0.64
1:K:665:ILE:CD1	1:K:918:LEU:CD2	2.74	0.64
1:K:818:THR:C	1:K:820:PRO:HD2	2.18	0.64
1:L:168:THR:C	1:L:170:GLN:H	1.99	0.64
1:L:333:LEU:CB	1:L:592:ILE:HG21	2.27	0.64
1:L:619:PHE:N	1:L:619:PHE:CD1	2.62	0.64
1:L:725:PHE:O	1:L:900:ALA:O	0.65	0.64
1:L:764:ASP:O	1:L:768:VAL:HG23	1.98	0.64
2:N:202:LYS:CD	2:N:204:ASP:OD2	2.45	0.64
2:N:416:MET:O	2:N:418:PHE:N	2.30	0.64

*Continued on next page...*



*Continued from previous page...*

Atom-1	Atom-2	Interatomic distance (Å)	Clash overlap (Å)
5:S:13:PHE:CG	5:S:14:SER:N	2.66	0.64
1:A:12:TYR:CE1	1:B:927:ARG:CZ	2.81	0.64
1:A:214:ARG:NH2	1:A:241:LYS:HE2	2.12	0.64
1:A:734:ASN:OD1	1:E:952:THR:HG22	1.98	0.64
1:B:936:ILE:HG12	1:B:937:GLU:H	1.63	0.64
1:C:35:THR:O	1:C:35:THR:HG23	1.98	0.64
1:C:733:GLY:O	1:C:736:ARG:HG2	1.97	0.64
1:D:198:GLN:NE2	1:F:456:ASN:CG	2.45	0.64
1:D:518:ILE:HD13	1:D:526:LEU:HD23	1.80	0.64
1:D:705:ILE:CD1	1:D:708:LEU:CD1	2.60	0.64
1:D:844:ALA:O	1:F:229:PHE:CA	2.46	0.64
1:F:3:THR:N	1:F:4:PRO:HD2	2.12	0.64
1:F:273:SER:O	1:F:274:GLY:O	2.15	0.64
1:F:827:GLY:HA2	1:F:839:GLY:CA	2.28	0.64
1:G:279:ALA:HB2	1:I:426:VAL:HG21	1.79	0.64
1:G:333:LEU:CD1	1:G:592:ILE:CG2	2.74	0.64
1:I:76:THR:HG22	1:I:77:THR:N	2.12	0.64
1:I:102:ASP:OD2	1:I:102:ASP:C	2.35	0.64
1:J:52:PRO:CG	7:9:23:ASN:O	2.46	0.64
1:J:152:ASP:HA	1:L:445:ALA:H	1.61	0.64
1:J:299:TYR:CE2	1:J:301:PRO:HD3	2.33	0.64
1:J:364:GLU:OE2	1:J:364:GLU:HA	1.96	0.64
1:L:267:SER:C	1:L:277:TYR:CE2	2.71	0.64
1:L:422:THR:HA	1:L:450:ASN:O	1.97	0.64
2:N:492:THR:HG22	2:N:498:THR:HG23	1.80	0.64
4:M:194:LEU:HD23	6:U:208:TYR:HB3	1.77	0.64
4:M:249:ASN:CG	4:M:250:SER:N	2.47	0.64
6:U:2:SER:CB	6:U:200:PRO:CD	2.76	0.64
1:A:730:SER:OG	1:A:732:PRO:HD2	1.98	0.64
1:B:81:LYS:CB	1:B:584:ASN:HB3	2.28	0.64
1:B:242:PHE:CE2	1:B:288:VAL:HA	2.26	0.64
1:B:681:THR:HG21	1:B:712:PHE:CD1	2.32	0.64
1:B:734:ASN:CB	1:B:736:ARG:HE	2.04	0.64
1:C:348:GLN:HB3	1:C:578:SER:O	1.98	0.64
1:D:132:PRO:HB3	1:D:157:PHE:O	1.98	0.64
1:E:194:GLN:NE2	1:F:821:PHE:HD2	1.94	0.64
1:E:730:SER:HB2	1:E:732:PRO:HD2	1.79	0.64
1:F:103:ILE:H	1:F:560:ILE:HD12	1.54	0.64
1:F:647:LEU:O	1:F:647:LEU:CG	2.45	0.64
1:G:72:ASP:OD1	1:G:72:ASP:C	2.35	0.64
1:G:155:LYS:CG	1:G:261:PHE:HZ	2.11	0.64

*Continued on next page...*



*Continued from previous page...*

Atom-1	Atom-2	Interatomic distance (Å)	Clash overlap (Å)
1:G:343:GLY:O	1:G:355:VAL:HG11	1.97	0.64
1:G:721:VAL:HG12	1:G:743:PHE:HB2	1.78	0.64
1:G:732:PRO:C	1:G:734:ASN:H	1.99	0.64
1:G:922:VAL:HB	1:G:944:PRO:HD2	1.78	0.64
1:H:657:PRO:HG2	5:Q:12:LEU:HD13	1.80	0.64
1:I:134:GLN:CG	1:I:154:THR:HG23	2.27	0.64
1:I:260:TYR:HE2	1:I:282:ILE:HG21	1.60	0.64
1:I:410:TYR:HB2	1:I:412:PHE:CZ	2.33	0.64
1:I:599:ASN:HD22	1:I:599:ASN:H	1.43	0.64
1:J:152:ASP:HA	1:L:444:ASP:HA	1.78	0.64
1:J:266:GLY:CA	1:J:277:TYR:HD2	2.11	0.64
1:J:842:TYR:CD1	1:J:843:PRO:HD2	2.33	0.64
1:L:109:ARG:NH2	1:L:550:LEU:HB3	2.13	0.64
2:N:282:VAL:CG1	2:N:283:PRO:HD3	2.28	0.64
2:N:392:LEU:HD12	2:N:483:ILE:HG21	1.79	0.64
4:M:138:LEU:HG	4:M:170:VAL:HG12	1.80	0.64
5:R:1:MET:HE3	5:R:1:MET:H1	1.62	0.64
1:A:407:LEU:HD21	1:C:474:TYR:CG	2.21	0.64
1:A:677:GLY:N	1:A:921:GLU:HG3	2.13	0.64
1:B:14:HIS:O	1:B:48:PRO:HG3	1.97	0.64
1:B:155:LYS:CD	1:B:261:PHE:CZ	2.81	0.64
1:B:235:GLU:OE2	1:B:235:GLU:N	2.30	0.64
1:B:523:ARG:HH11	1:B:523:ARG:HB3	1.62	0.64
1:B:652:MET:CE	2:N:92:GLU:OE1	2.46	0.64
1:B:678:TRP:CZ2	1:B:901:LEU:HD21	2.33	0.64
1:C:224:PRO:CG	1:C:316:SER:OG	2.46	0.64
1:C:241:LYS:CD	1:C:256:ILE:CD1	2.66	0.64
1:C:852:GLY:O	1:C:854:THR:N	2.30	0.64
1:C:891:ASN:HB2	6:U:224:ASP:OD2	1.98	0.64
1:D:338:SER:HB2	1:D:692:GLY:HA2	1.80	0.64
1:D:552:ASN:O	1:D:552:ASN:OD1	2.16	0.64
1:D:754:TYR:HD1	1:D:754:TYR:H	1.41	0.64
1:D:815:LYS:HD2	1:F:235:GLU:N	2.13	0.64
1:F:345:LEU:O	1:F:345:LEU:HD23	1.97	0.64
1:F:652:MET:HE1	5:R:20:ARG:HH11	1.59	0.64
1:F:929:HIS:O	1:F:929:HIS:ND1	2.31	0.64
1:H:6:MET:O	1:H:6:MET:HG2	1.96	0.64
1:H:264:PRO:HA	1:H:276:GLU:OE2	1.98	0.64
1:H:358:LEU:HD11	1:H:947:ALA:HB2	1.79	0.64
1:H:498:THR:HG23	1:H:503:TYR:CD2	2.33	0.64
1:I:161:ALA:HB3	1:I:198:GLN:NE2	2.12	0.64

*Continued on next page...*



*Continued from previous page...*

Atom-1	Atom-2	Interatomic distance (Å)	Clash overlap (Å)
1:I:646:TYR:O	7:5:4:ILE:HG22	1.98	0.64
1:J:20:ALA:HA	1:J:23:TYR:CD2	2.33	0.64
1:J:818:THR:HG22	1:J:819:LEU:H	1.63	0.64
1:K:10:TRP:CB	6:V:16:GLN:O	2.45	0.64
1:K:80:TYR:O	1:K:584:ASN:HA	1.97	0.64
1:K:170:GLN:HG3	1:K:185:LYS:CD	2.28	0.64
2:N:172:MET:HG3	2:N:435:ARG:NH2	2.10	0.64
2:N:399:PHE:CB	2:N:409:PRO:HB3	2.28	0.64
5:P:38:GLY:O	5:P:40:PRO:HD3	1.98	0.64
5:S:50:THR:O	5:S:50:THR:CG2	2.45	0.64
1:A:20:ALA:O	1:A:24:LEU:HD23	1.98	0.64
1:A:67:ARG:HB2	1:A:616:TYR:CE2	2.32	0.64
1:A:187:ILE:CB	1:A:190:ASP:OD1	2.45	0.64
1:A:242:PHE:CD1	1:A:287:ASN:O	2.50	0.64
1:A:444:ASP:C	1:B:152:ASP:HA	2.17	0.64
1:A:699:PHE:CZ	1:A:705:ILE:CD1	2.81	0.64
1:A:761:MET:HE2	1:A:766:PHE:HD1	1.63	0.64
1:B:188:TYR:CD1	1:B:256:ILE:CD1	2.80	0.64
1:B:315:GLN:HE22	1:B:836:MET:N	1.96	0.64
1:C:62:GLN:OE1	1:C:92:ARG:HD3	1.98	0.64
1:D:159:VAL:HG13	1:F:453:CYS:CB	2.23	0.64
1:D:446:ILE:CD1	1:E:141:GLN:HB2	2.18	0.64
1:D:917:TYR:O	1:D:918:LEU:C	2.34	0.64
1:D:929:HIS:CB	1:D:937:GLU:HB3	2.22	0.64
1:E:223:LYS:HG3	1:E:292:THR:HG21	1.80	0.64
1:F:252:LYS:HG2	1:F:252:LYS:O	1.98	0.64
1:F:649:ALA:CA	1:F:920:PHE:O	2.45	0.64
1:F:773:HIS:CE1	1:F:872:ARG:HD3	2.33	0.64
1:F:864:PHE:CD1	1:F:864:PHE:C	2.72	0.64
1:G:224:PRO:HG3	1:G:314:GLN:HB2	1.80	0.64
1:G:319:ASN:HD22	1:G:319:ASN:H	1.43	0.64
1:H:933:ARG:HH11	1:H:933:ARG:HG3	1.63	0.64
1:J:915:LEU:HD12	1:J:915:LEU:N	2.13	0.64
1:J:919:LEU:HD23	1:J:919:LEU:H	1.63	0.64
1:K:159:VAL:CG1	1:L:840:GLN:HB2	2.28	0.64
1:K:287:ASN:ND2	1:K:287:ASN:N	2.46	0.64
1:L:59:ASP:OD2	1:L:59:ASP:O	2.16	0.64
4:M:298:LEU:CD1	6:U:57:GLU:HG3	2.28	0.64
1:A:201:GLU:HG2	1:B:838:GLN:OE1	1.98	0.63
1:A:459:ALA:H	1:C:837:ARG:NH1	1.94	0.63
1:A:613:VAL:O	1:A:614:ASN:OD1	2.15	0.63

*Continued on next page...*



*Continued from previous page...*

Atom-1	Atom-2	Interatomic distance (Å)	Clash overlap (Å)
1:A:838:GLN:HA	1:C:198:GLN:OE1	1.98	0.63
1:B:43:ASN:OD1	1:B:44:LYS:N	2.31	0.63
1:B:779:GLN:NE2	1:C:39:PHE:HA	2.13	0.63
1:C:679:SER:O	1:C:918:LEU:HD12	1.98	0.63
1:D:912:GLU:CB	1:D:913:PRO:CD	2.75	0.63
1:E:217:LYS:HG2	1:E:286:GLU:O	1.98	0.63
1:E:498:THR:HG23	1:E:503:TYR:HE2	1.59	0.63
1:E:723:ILE:HD11	1:E:873:ILE:HD12	1.80	0.63
1:F:152:ASP:C	1:F:154:THR:N	2.50	0.63
1:G:348:GLN:CB	1:G:578:SER:O	2.46	0.63
1:G:922:VAL:HG23	1:G:923:PHE:N	2.12	0.63
1:H:67:ARG:CZ	1:I:752:GLU:CD	2.65	0.63
1:H:372:ASP:HB2	1:H:377:ARG:HD2	1.79	0.63
1:H:905:PHE:O	1:H:907:VAL:N	2.31	0.63
1:J:552:ASN:CG	1:K:522:ALA:HB2	2.18	0.63
1:J:650:ALA:HA	1:J:942:ARG:NH2	2.13	0.63
1:K:188:TYR:O	1:K:241:LYS:NZ	2.26	0.63
1:K:195:PRO:HB3	1:L:840:GLN:HE22	1.59	0.63
1:K:464:LEU:HD23	1:K:465:GLN:N	2.12	0.63
1:K:731:TRP:O	1:K:733:GLY:N	2.30	0.63
1:L:115:PRO:O	1:L:116:TYR:HB3	1.97	0.63
1:L:268:PRO:CD	1:L:277:TYR:CE2	2.73	0.63
1:L:822:GLN:OE1	1:L:846:PHE:CG	2.43	0.63
2:N:133:ARG:HE	2:N:156:TYR:HB3	1.63	0.63
2:N:416:MET:C	2:N:418:PHE:H	1.99	0.63
6:U:13:TYR:HD1	6:U:188:PHE:CE2	2.15	0.63
6:U:168:TYR:HB3	7:1:31:ASN:HD22	1.63	0.63
7:3:24:GLU:HG2	7:3:24:GLU:O	1.97	0.63
1:A:560:ILE:CG2	1:A:561:GLN:H	2.11	0.63
1:A:756:VAL:HG22	1:A:763:LYS:HE3	1.68	0.63
1:A:841:PRO:O	1:A:842:TYR:HB2	1.98	0.63
1:B:395:VAL:HG21	1:B:537:HIS:NE2	2.12	0.63
1:B:426:VAL:O	1:C:260:TYR:HB2	1.96	0.63
1:B:828:PHE:N	1:B:828:PHE:CD1	2.65	0.63
1:B:851:ILE:HD13	1:B:851:ILE:H	1.63	0.63
1:C:260:TYR:N	1:C:260:TYR:CD1	2.65	0.63
1:C:400:ASN:HB2	1:C:469:TRP:HZ2	1.64	0.63
1:C:863:LYS:O	1:C:863:LYS:CG	2.46	0.63
1:D:344:VAL:HA	1:D:355:VAL:HG11	1.80	0.63
1:D:383:MET:HG2	1:D:383:MET:O	1.97	0.63
1:E:107:LEU:HD22	1:E:593:LEU:HD23	1.80	0.63

*Continued on next page...*



*Continued from previous page...*

Atom-1	Atom-2	Interatomic distance (Å)	Clash overlap (Å)
1:E:200:GLY:C	1:E:202:GLU:N	2.50	0.63
1:E:218:LYS:O	1:E:218:LYS:CG	2.42	0.63
1:E:460:MET:HE1	1:F:411:CYS:CB	2.27	0.63
1:F:398:ILE:CD1	1:F:473:LEU:HD11	2.20	0.63
1:F:682:ARG:NE	1:F:907:VAL:HG11	2.13	0.63
1:G:13:MET:SD	1:H:941:LEU:CD1	2.86	0.63
1:G:298:VAL:HG23	1:G:317:MET:HG2	1.78	0.63
1:G:427:LYS:HG2	1:G:427:LYS:O	1.98	0.63
1:H:141:GLN:O	1:H:141:GLN:HG3	1.97	0.63
1:I:417:THR:HG22	1:I:457:VAL:CG1	2.21	0.63
1:J:351:GLN:CD	1:J:351:GLN:H	2.01	0.63
1:J:725:PHE:CE1	1:J:731:TRP:HB3	2.33	0.63
1:J:913:PRO:CB	5:R:8:PHE:HD1	2.00	0.63
1:L:20:ALA:H	1:L:47:ASN:HB3	1.62	0.63
1:L:254:LEU:HB2	1:L:256:ILE:HD11	1.80	0.63
1:L:602:ARG:HD2	5:Q:80:SER:HB2	1.80	0.63
1:L:665:ILE:CD1	1:L:918:LEU:HD22	2.28	0.63
2:N:332:GLU:CG	2:N:333:LYS:N	2.61	0.63
4:M:387:HIS:O	4:M:390:PRO:HG3	1.98	0.63
5:P:15:PRO:HB3	5:R:15:PRO:CG	2.28	0.63
5:Q:36:VAL:HG22	5:Q:43:PRO:HB2	1.74	0.63
5:Q:39:ARG:NH1	5:Q:60:ASP:HA	2.13	0.63
5:R:82:MET:CG	5:R:88:SER:CB	2.65	0.63
6:U:168:TYR:CB	7:1:31:ASN:CB	2.76	0.63
1:A:99:THR:HA	1:A:616:TYR:O	1.98	0.63
1:A:173:LEU:HD12	1:A:184:LYS:O	1.99	0.63
1:A:198:GLN:HB2	1:C:456:ASN:HD21	1.63	0.63
1:A:417:THR:HG22	1:A:453:CYS:HB2	1.77	0.63
1:A:510:ALA:HB1	1:A:832:LEU:HD12	1.79	0.63
1:A:676:ARG:HB2	1:A:921:GLU:HG3	1.81	0.63
1:A:804:GLN:O	1:A:850:LEU:HD11	1.97	0.63
1:B:162:THR:HG23	1:B:163:GLY:N	2.11	0.63
1:B:515:ASP:CG	1:B:516:ALA:H	2.02	0.63
1:B:714:LEU:HD21	1:B:910:MET:CE	2.28	0.63
1:B:755:ASN:O	1:B:763:LYS:NZ	2.30	0.63
1:B:864:PHE:CD1	1:B:864:PHE:O	2.52	0.63
1:C:136:GLU:OE1	1:C:218:LYS:HD3	1.97	0.63
1:C:168:THR:C	1:C:170:GLN:H	2.02	0.63
1:C:915:LEU:HD12	1:C:915:LEU:O	1.99	0.63
1:D:839:GLY:HA2	1:F:198:GLN:CG	2.28	0.63
1:E:192:THR:HG22	1:E:193:PHE:CE1	2.31	0.63

*Continued on next page...*



*Continued from previous page...*

Atom-1	Atom-2	Interatomic distance (Å)	Clash overlap (Å)
1:E:630:LEU:O	1:E:630:LEU:CG	2.45	0.63
1:F:482:PRO:HD3	1:F:529:MET:HB3	1.79	0.63
1:F:739:THR:HG21	1:F:744:GLU:CB	2.28	0.63
1:F:754:TYR:HA	1:F:763:LYS:HB2	1.80	0.63
1:G:16:ALA:O	1:G:48:PRO:CB	2.45	0.63
1:G:443:ASP:OD1	1:H:150:GLU:CG	2.42	0.63
1:G:697:PRO:O	5:R:81:TYR:HB3	1.98	0.63
1:G:776:ILE:CD1	1:G:782:HIS:O	2.46	0.63
1:G:904:THR:HG22	1:G:904:THR:O	1.97	0.63
1:H:204:TRP:HZ3	1:I:312:LEU:HB3	1.63	0.63
1:H:724:MET:N	1:H:902:ASP:O	2.27	0.63
1:H:912:GLU:HB2	1:H:913:PRO:CD	2.27	0.63
1:I:478:ALA:C	1:I:480:TYR:H	2.02	0.63
1:I:720:LYS:HZ3	5:S:24:TRP:HB2	1.63	0.63
1:I:834:PRO:O	1:I:835:THR:HG23	1.98	0.63
1:J:159:VAL:CA	1:L:453:CYS:SG	2.74	0.63
1:J:199:VAL:HG13	1:J:206:GLU:CG	2.28	0.63
1:J:663:VAL:N	5:P:12:LEU:HD23	2.12	0.63
1:K:162:THR:HG21	1:K:193:PHE:HE2	1.59	0.63
1:K:495:PRO:HG3	1:K:502:GLU:CB	2.24	0.63
1:K:569:ILE:HA	1:K:572:LEU:HD22	1.81	0.63
4:M:162:PHE:CZ	4:M:237:ILE:HD13	2.33	0.63
4:M:319:ILE:HD13	4:M:359:PRO:CB	2.28	0.63
6:V:84:PRO:HG2	6:V:173:SER:OG	1.98	0.63
1:A:79:LEU:HD13	1:A:341:ASN:HD22	1.62	0.63
1:A:94:LEU:HD23	1:A:574:LEU:HD23	1.79	0.63
1:A:103:ILE:HG21	1:A:610:PHE:CD2	2.32	0.63
1:A:128:GLY:O	1:C:204:TRP:CZ3	2.51	0.63
1:B:108:ASP:OD2	1:B:606:ALA:O	2.17	0.63
1:B:173:LEU:HD11	1:B:183:GLY:HA3	1.79	0.63
1:B:324:ILE:CD1	1:B:595:SER:CA	2.76	0.63
1:C:135:TRP:HH2	1:C:309:GLU:HB3	1.62	0.63
1:D:196:GLU:OE2	1:E:823:HIS:HB3	1.98	0.63
1:D:567:PHE:CE1	1:D:926:VAL:HG13	2.33	0.63
1:D:640:ASP:O	1:F:45:PHE:HD1	1.81	0.63
1:E:55:ASP:O	1:E:623:ALA:CB	2.47	0.63
1:E:575:LEU:HB3	1:E:576:PRO:CD	2.22	0.63
1:G:199:VAL:CG2	1:G:200:GLY:N	2.62	0.63
1:G:540:ASN:HD22	1:G:543:LEU:CB	2.12	0.63
1:G:729:VAL:CG1	1:G:733:GLY:HA3	2.18	0.63
1:G:731:TRP:N	1:G:732:PRO:HD2	2.14	0.63

*Continued on next page...*



*Continued from previous page...*

Atom-1	Atom-2	Interatomic distance (Å)	Clash overlap (Å)
1:H:783:VAL:HG23	1:H:795:PHE:CE2	2.34	0.63
1:I:114:LYS:HE3	1:I:319:ASN:HB2	1.79	0.63
1:I:330:PHE:HE2	1:I:561:GLN:O	1.82	0.63
1:I:572:LEU:CD1	1:I:928:VAL:HG11	2.28	0.63
1:I:724:MET:SD	5:S:20:ARG:NH2	2.72	0.63
1:I:926:VAL:O	1:I:926:VAL:CG1	2.47	0.63
1:J:426:VAL:HG22	1:K:260:TYR:CB	2.28	0.63
1:K:731:TRP:HE1	1:K:888:LEU:HD23	1.63	0.63
1:L:859:VAL:O	1:L:859:VAL:HG13	1.97	0.63
2:N:65:ASP:OD1	2:N:91:ALA:CB	2.45	0.63
5:R:19:THR:O	5:R:20:ARG:C	2.24	0.63
6:U:81:GLN:HE21	6:U:179:ARG:H	1.46	0.63
6:V:27:TYR:H	6:V:27:TYR:HD2	1.46	0.63
1:A:281:ILE:HD11	1:C:423:TYR:CE1	2.28	0.63
1:A:497:ASN:HD22	1:A:497:ASN:N	1.95	0.63
1:B:117:SER:O	1:C:402:GLY:HA3	1.97	0.63
1:B:169:ASN:C	1:B:169:ASN:HD22	2.01	0.63
1:B:622:MET:HB3	1:B:627:ALA:HB2	1.81	0.63
1:D:681:THR:HG1	1:D:870:MET:HB2	1.61	0.63
1:E:396:ARG:CZ	1:E:865:LEU:HD11	2.29	0.63
1:E:410:TYR:HA	1:E:461:GLU:HB2	1.81	0.63
1:F:241:LYS:CG	1:F:286:GLU:CG	2.38	0.63
1:F:286:GLU:OE1	1:F:286:GLU:CA	2.46	0.63
1:F:593:LEU:HB2	1:F:601:LEU:HD12	1.81	0.63
1:F:683:LEU:HD13	1:F:707:TYR:HB2	1.81	0.63
1:F:950:ALA:HB1	1:H:893:LEU:HB2	1.80	0.63
1:G:152:ASP:O	1:I:445:ALA:CB	2.47	0.63
1:G:196:GLU:N	1:G:197:PRO:CD	2.62	0.63
1:G:358:LEU:HD12	1:G:358:LEU:H	1.64	0.63
1:G:749:VAL:O	1:G:749:VAL:CG1	2.30	0.63
1:G:755:ASN:OD1	1:G:760:ASN:HA	1.98	0.63
1:G:845:ASN:HB3	1:I:239:GLN:HE22	1.63	0.63
1:H:425:GLY:O	1:H:440:TRP:HB3	1.95	0.63
1:H:486:LYS:HG2	1:H:509:VAL:HG12	1.81	0.63
1:H:680:PHE:HE1	1:H:873:ILE:HD11	1.63	0.63
1:H:923:PHE:CA	1:H:943:THR:CG2	2.76	0.63
1:H:923:PHE:CA	1:H:943:THR:HG21	2.23	0.63
1:H:940:TYR:N	1:H:940:TYR:CD1	2.61	0.63
1:H:942:ARG:O	1:H:946:SER:CB	2.47	0.63
1:I:757:ALA:HB3	1:I:759:CYS:SG	2.38	0.63
1:I:866:CYS:O	1:I:867:ASP:HB3	1.98	0.63

*Continued on next page...*



*Continued from previous page...*

Atom-1	Atom-2	Interatomic distance (Å)	Clash overlap (Å)
1:J:114:LYS:HA	1:K:851:ILE:CD1	2.29	0.63
1:J:267:SER:HB2	1:J:268:PRO:CD	2.27	0.63
1:J:296:HIS:HD1	1:J:319:ASN:CB	2.10	0.63
1:J:413:PRO:HG2	1:J:417:THR:O	1.98	0.63
1:J:732:PRO:HG3	1:J:743:PHE:HE1	1.62	0.63
1:J:740:PRO:HG3	1:L:63:ARG:NH1	2.14	0.63
1:J:787:TYR:CD1	1:J:788:LYS:N	2.67	0.63
1:K:109:ARG:HG3	1:K:109:ARG:HH11	1.64	0.63
1:K:695:PHE:C	1:K:695:PHE:CD1	2.72	0.63
1:L:20:ALA:C	7:9:9:LEU:HD11	2.19	0.63
1:L:153:VAL:O	1:L:153:VAL:CG1	2.46	0.63
1:L:399:GLU:HB3	1:L:523:ARG:HA	1.80	0.63
4:M:14:LEU:O	4:M:14:LEU:HG	1.99	0.63
4:M:152:VAL:N	4:M:153:PRO:CD	2.61	0.63
4:M:199:LEU:HD11	6:U:1:MET:CE	2.28	0.63
5:R:22:PRO:HB3	5:R:24:TRP:CZ2	2.34	0.63
6:U:168:TYR:CB	7:1:31:ASN:ND2	2.62	0.63
6:V:215:ASN:HD22	6:V:223:VAL:HG11	1.62	0.63
7:6:26:GLY:C	7:6:28:SER:H	2.01	0.63
1:A:169:ASN:HD22	1:C:428:ILE:CG2	2.10	0.63
1:A:194:GLN:O	1:A:197:PRO:HD2	1.99	0.63
1:A:210:PHE:HA	1:A:280:ASP:CG	2.18	0.63
1:A:443:ASP:O	1:B:150:GLU:HB3	1.98	0.63
1:A:520:ILE:HD11	1:C:120:ALA:HB2	1.79	0.63
1:A:539:ARG:HB3	1:A:539:ARG:NH1	2.06	0.63
1:A:752:GLU:O	1:C:104:ARG:NH1	2.32	0.63
1:B:75:ALA:HB2	1:B:80:TYR:CD1	2.34	0.63
1:B:167:ILE:HD13	1:B:282:ILE:HG23	1.81	0.63
1:B:194:GLN:HG2	1:B:197:PRO:HD2	1.81	0.63
1:B:392:ASP:OD2	1:B:393:PRO:HD2	1.98	0.63
1:C:721:VAL:CG2	1:C:743:PHE:HB2	2.27	0.63
1:D:638:THR:CG2	1:D:639:HIS:CD2	2.82	0.63
1:E:90:ASP:OD2	1:J:350:SER:HB3	1.99	0.63
1:E:268:PRO:HA	1:E:275:GLU:CA	2.20	0.63
1:F:655:PRO:O	5:R:17:LEU:HD13	1.99	0.63
1:G:52:PRO:HB2	1:G:56:VAL:HG21	1.79	0.63
1:G:427:LYS:HB3	1:G:441:GLU:OE1	1.99	0.63
1:G:449:GLN:CB	1:H:153:VAL:HG22	2.28	0.63
1:H:100:TYR:CD1	1:H:100:TYR:C	2.72	0.63
1:H:166:ASN:HA	1:H:210:PHE:CE1	2.33	0.63
1:H:760:ASN:CG	5:R:54:VAL:HG22	2.17	0.63

*Continued on next page...*



*Continued from previous page...*

Atom-1	Atom-2	Interatomic distance (Å)	Clash overlap (Å)
1:H:821:PHE:CD1	1:H:821:PHE:N	2.67	0.63
1:H:924:ASP:O	1:H:925:VAL:CG1	2.46	0.63
1:I:943:THR:HB	1:I:944:PRO:CD	2.28	0.63
1:J:135:TRP:H	1:J:154:THR:HA	1.63	0.63
1:J:241:LYS:HE3	1:J:286:GLU:OE1	1.99	0.63
1:J:336:TYR:OH	1:J:565:LYS:HG2	1.99	0.63
1:J:767:LEU:HD11	1:J:771:LEU:HD13	1.81	0.63
1:K:724:MET:HE1	1:K:730:SER:N	2.00	0.63
1:K:799:GLN:HA	1:K:799:GLN:OE1	1.98	0.63
1:K:806:VAL:HA	1:K:858:SER:CB	2.28	0.63
1:L:172:LEU:HB2	1:L:282:ILE:HD11	1.80	0.63
1:L:409:ASN:ND2	1:L:464:LEU:HD12	2.13	0.63
1:L:537:HIS:C	1:L:539:ARG:H	1.99	0.63
2:N:210:LEU:HD23	2:N:225:THR:CB	2.29	0.63
4:M:145:LEU:HD11	4:M:163:ILE:HG23	1.80	0.63
5:P:20:ARG:O	5:P:22:PRO:HD3	1.98	0.63
6:U:13:TYR:OH	6:U:184:GLY:O	2.14	0.63
7:6:10:ALA:N	7:6:11:PRO:CD	2.61	0.63
1:A:391:TYR:CE1	1:A:396:ARG:CB	2.82	0.63
1:B:706:PRO:HB3	1:B:711:THR:O	1.98	0.63
1:B:890:GLN:CG	4:M:50:ALA:HB2	2.29	0.63
1:C:93:VAL:HG13	1:C:575:LEU:HD22	1.80	0.63
1:C:266:GLY:O	1:C:275:GLU:O	2.16	0.63
1:C:495:PRO:HG3	1:C:502:GLU:OE1	1.98	0.63
1:D:428:ILE:CG2	1:E:278:LYS:HZ1	2.11	0.63
1:E:77:THR:OG1	1:E:78:TYR:CD1	2.51	0.63
1:E:531:ASN:O	1:E:713:TYR:HE1	1.82	0.63
1:E:653:LEU:HB3	1:E:915:LEU:HD12	1.80	0.63
1:E:937:GLU:HB2	6:U:110:GLY:HA3	1.80	0.63
1:F:2:ALA:C	1:F:4:PRO:HD2	2.19	0.63
1:F:720:LYS:CG	1:F:744:GLU:OE1	2.46	0.63
1:G:79:LEU:HD22	1:G:341:ASN:ND2	2.13	0.63
1:G:296:HIS:HE1	1:G:317:MET:CE	2.12	0.63
1:G:421:SER:HB3	1:G:423:TYR:CZ	2.31	0.63
1:H:125:ALA:HA	1:I:828:PHE:CE2	2.34	0.63
1:H:557:PRO:HG3	5:S:57:SER:O	1.98	0.63
1:I:189:ALA:CA	1:I:241:LYS:HZ3	2.10	0.63
1:I:745:ILE:HG22	1:I:746:LYS:HG3	1.79	0.63
1:I:941:LEU:O	1:I:941:LEU:HD23	1.99	0.63
1:J:397:ILE:HD11	1:J:799:GLN:HG3	1.81	0.63
1:J:427:LYS:O	1:J:439:GLU:N	2.32	0.63

*Continued on next page...*



*Continued from previous page...*

Atom-1	Atom-2	Interatomic distance (Å)	Clash overlap (Å)
1:K:167:ILE:HG21	1:K:282:ILE:HB	1.81	0.63
1:K:222:MET:CE	1:K:312:LEU:HD12	2.29	0.63
1:K:432:ASN:OD1	1:K:432:ASN:C	2.37	0.63
1:K:911:ASP:O	1:K:912:GLU:CG	2.46	0.63
1:L:358:LEU:HB2	1:L:361:ARG:NH1	2.12	0.63
1:L:644:ASN:CB	1:L:925:VAL:HG12	2.29	0.63
4:M:298:LEU:HD13	6:U:57:GLU:HG3	1.80	0.63
7:2:17:PRO:HB2	7:2:22:TRP:CZ2	2.34	0.63
1:A:157:PHE:HZ	1:C:204:TRP:NE1	1.96	0.63
1:A:201:GLU:CD	1:A:201:GLU:H	2.01	0.63
1:A:240:ALA:HB3	1:A:288:VAL:HG23	1.81	0.63
1:A:367:TYR:CG	1:A:565:LYS:HD2	2.34	0.63
1:A:372:ASP:OD2	1:A:792:TYR:HD1	1.81	0.63
1:B:113:PHE:CZ	1:B:115:PRO:HD3	2.34	0.63
1:B:794:PHE:HA	1:B:869:VAL:HG21	1.81	0.63
1:C:192:THR:CG2	1:C:193:PHE:N	2.60	0.63
1:C:214:ARG:HH22	1:C:241:LYS:HE3	1.63	0.63
1:C:723:ILE:O	1:C:729:VAL:CG2	2.46	0.63
1:D:140:LYS:O	1:D:140:LYS:HG3	1.98	0.63
1:D:791:MET:HA	1:D:796:ARG:HG2	1.81	0.63
1:E:28:LEU:HD13	1:F:633:MET:HE1	1.81	0.63
1:E:140:LYS:HG2	1:E:140:LYS:O	1.99	0.63
1:G:233:THR:O	1:H:815:LYS:HG3	1.99	0.63
1:G:358:LEU:CD2	1:G:942:ARG:HH11	2.11	0.63
1:G:362:ASN:HD21	1:G:365:LEU:HB3	1.63	0.63
1:G:721:VAL:HG23	1:G:905:PHE:CE1	2.31	0.63
1:H:533:ASN:ND2	1:H:535:PHE:HB2	2.14	0.63
1:I:26:PRO:HA	1:I:29:VAL:HG12	1.79	0.63
1:I:33:ARG:HD3	7:6:12:ARG:HB3	1.81	0.63
1:I:641:GLN:HG2	1:I:641:GLN:O	1.99	0.63
1:I:724:MET:HG3	1:I:729:VAL:O	1.98	0.63
1:J:10:TRP:CA	1:J:15:ILE:HG22	2.28	0.63
1:J:121:TYR:N	1:J:121:TYR:CD1	2.66	0.63
1:K:170:GLN:HE21	1:K:185:LYS:HD2	1.63	0.63
1:K:190:ASP:O	1:K:192:THR:N	2.32	0.63
1:K:190:ASP:C	1:K:192:THR:N	2.51	0.63
1:K:315:GLN:NE2	1:K:836:MET:CG	2.62	0.63
1:K:644:ASN:HD22	1:K:644:ASN:H	1.47	0.63
1:K:659:LYS:O	1:K:659:LYS:CG	2.45	0.63
1:L:151:LYS:HG2	1:L:154:THR:CB	2.28	0.63
1:L:648:SER:OG	1:L:922:VAL:O	2.16	0.63

*Continued on next page...*



*Continued from previous page...*

Atom-1	Atom-2	Interatomic distance (Å)	Clash overlap (Å)
1:L:736:ARG:CZ	6:V:226:TYR:OH	2.46	0.63
1:L:891:ASN:HD22	1:L:891:ASN:C	2.00	0.63
2:N:138:ARG:NH2	2:N:154:LEU:HD21	2.08	0.63
5:P:9:GLU:HG2	5:P:13:PHE:CD2	2.34	0.63
5:S:96:ILE:HD12	5:S:96:ILE:N	2.13	0.63
7:1:17:PRO:HB2	7:1:18:PHE:CD1	2.34	0.63
1:A:202:GLU:O	1:A:206:GLU:HB3	1.99	0.63
1:A:335:TYR:CZ	1:A:586:ARG:HG2	2.33	0.63
1:A:683:LEU:HD13	1:A:707:TYR:HB2	1.81	0.63
1:A:929:HIS:HB3	1:A:937:GLU:HB2	1.80	0.63
1:B:229:PHE:CZ	1:C:849:PRO:CD	2.81	0.63
1:B:239:GLN:HG3	1:C:842:TYR:CE2	2.31	0.63
1:B:343:GLY:HA3	1:B:583:TRP:CE3	2.34	0.63
1:B:444:ASP:O	1:B:445:ALA:C	2.35	0.63
1:B:533:ASN:OD1	1:B:533:ASN:O	2.16	0.63
1:B:607:SER:HB2	1:B:608:VAL:HG22	1.80	0.63
1:B:636:ASN:O	1:B:637:ASP:HB2	1.99	0.63
1:D:200:GLY:O	1:D:206:GLU:CG	2.37	0.63
1:D:868:ARG:HH11	1:D:868:ARG:HB2	1.62	0.63
1:E:775:ASN:OD1	1:E:775:ASN:N	2.31	0.63
1:F:20:ALA:O	7:4:9:LEU:HD11	1.98	0.63
1:F:218:LYS:O	1:F:218:LYS:CG	2.47	0.63
1:F:276:GLU:HG2	1:F:276:GLU:O	1.98	0.63
1:F:933:ARG:O	1:F:933:ARG:HG2	1.97	0.63
1:G:828:PHE:CE1	1:I:125:ALA:HB2	2.34	0.63
1:H:178:GLU:OE2	1:H:178:GLU:O	2.17	0.63
1:H:568:ALA:HB1	1:H:926:VAL:HG21	1.80	0.63
1:H:649:ALA:HB1	1:H:920:PHE:O	1.99	0.63
1:I:653:LEU:CD2	1:I:917:TYR:CD2	2.80	0.63
1:J:239:GLN:O	1:J:241:LYS:HG2	1.99	0.63
1:J:294:ASP:OD1	1:J:294:ASP:N	2.32	0.63
1:J:682:ARG:NH1	1:J:910:MET:HE1	2.14	0.63
1:K:478:ALA:HB2	1:K:514:VAL:CG1	2.28	0.63
1:K:590:ASN:OD1	1:K:602:ARG:HG3	1.98	0.63
1:L:135:TRP:HH2	1:L:156:THR:HB	1.63	0.63
1:L:168:THR:HG23	1:L:171:GLY:N	2.07	0.63
1:L:190:ASP:C	1:L:192:THR:H	2.02	0.63
1:L:199:VAL:HG21	1:L:211:TYR:HE2	1.63	0.63
5:Q:16:TYR:CD2	5:R:18:THR:HG21	2.34	0.63
5:R:14:SER:CB	5:R:15:PRO:CD	2.77	0.63
6:U:19:LEU:HD23	6:U:72:ARG:CZ	2.29	0.63

*Continued on next page...*



*Continued from previous page...*

Atom-1	Atom-2	Interatomic distance (Å)	Clash overlap (Å)
6:U:62:THR:HG22	6:U:62:THR:O	1.99	0.63
6:U:186:LEU:HD23	6:U:186:LEU:N	2.13	0.63
1:A:74:GLU:HG3	1:A:81:LYS:HG2	1.80	0.62
1:A:204:TRP:HZ3	1:B:313:VAL:HG12	1.64	0.62
1:A:288:VAL:HG22	1:A:289:ASN:N	2.14	0.62
1:B:76:THR:HG22	1:B:77:THR:H	1.64	0.62
1:B:165:ILE:O	1:B:210:PHE:CD1	2.52	0.62
1:B:410:TYR:HA	1:B:461:GLU:CB	2.29	0.62
1:B:589:VAL:CB	1:B:607:SER:HB3	2.28	0.62
1:B:647:LEU:O	1:B:647:LEU:HG	1.99	0.62
1:B:682:ARG:CZ	1:B:910:MET:HG2	2.28	0.62
1:B:731:TRP:HB3	1:B:732:PRO:HD3	1.80	0.62
1:B:836:MET:O	1:B:837:ARG:CB	2.45	0.62
1:C:83:ARG:HA	1:C:582:GLU:HA	1.81	0.62
1:D:242:PHE:O	1:D:243:LYS:HG3	1.99	0.62
1:E:311:ASN:C	1:E:314:GLN:HE21	2.02	0.62
1:E:440:TRP:CH2	1:F:276:GLU:OE2	2.52	0.62
1:E:498:THR:HG22	1:E:498:THR:O	1.99	0.62
1:F:135:TRP:CZ2	1:F:156:THR:HG21	2.33	0.62
1:G:497:ASN:O	1:G:500:THR:HG22	1.97	0.62
1:G:893:LEU:HD23	1:G:894:TYR:CD1	2.32	0.62
1:H:413:PRO:CG	1:H:418:GLY:N	2.62	0.62
1:H:511:PRO:HD3	1:H:834:PRO:HD3	1.82	0.62
1:H:747:ARG:NH1	1:H:754:TYR:HB2	2.14	0.62
1:H:756:VAL:HG23	1:H:763:LYS:CG	2.27	0.62
1:I:154:THR:CG2	1:I:155:LYS:HE2	2.28	0.62
1:I:218:LYS:HB2	1:I:218:LYS:NZ	2.14	0.62
1:I:734:ASN:HD21	1:I:736:ARG:HH12	1.46	0.62
1:I:943:THR:CB	1:I:944:PRO:HD3	2.29	0.62
1:J:56:VAL:CG2	7:9:24:GLU:HB3	2.29	0.62
1:J:495:PRO:HG3	1:J:502:GLU:OE2	1.98	0.62
1:K:10:TRP:CZ2	1:L:674:ALA:HB2	2.33	0.62
1:K:405:ASP:OD2	1:K:405:ASP:C	2.27	0.62
1:K:537:HIS:CG	1:K:538:PRO:HD2	2.33	0.62
1:K:922:VAL:HG12	1:K:944:PRO:CD	2.28	0.62
1:L:667:ILE:HD12	1:L:901:LEU:HD21	1.81	0.62
5:S:71:ALA:O	5:S:74:ALA:HB3	1.99	0.62
7:9:9:LEU:O	7:9:11:PRO:CD	2.45	0.62
1:A:161:ALA:O	1:A:199:VAL:HB	1.99	0.62
1:A:197:PRO:CD	1:B:831:TYR:CD1	2.81	0.62
1:A:397:ILE:HD11	1:A:799:GLN:HG3	1.81	0.62

*Continued on next page...*



*Continued from previous page...*

Atom-1	Atom-2	Interatomic distance (Å)	Clash overlap (Å)
1:B:88:VAL:HG11	1:B:575:LEU:O	1.99	0.62
1:B:300:LYS:HD3	1:B:305:ASP:OD1	1.99	0.62
1:B:633:MET:O	1:B:639:HIS:CE1	2.52	0.62
1:B:682:ARG:NH1	1:B:910:MET:HB2	2.13	0.62
1:B:846:PHE:HD2	1:B:847:PRO:CD	2.12	0.62
1:D:396:ARG:HH11	1:D:396:ARG:HG2	1.63	0.62
1:D:665:ILE:HD12	1:D:666:SER:N	2.13	0.62
1:D:756:VAL:CB	1:F:561:GLN:HE22	2.12	0.62
1:D:929:HIS:N	1:D:937:GLU:O	2.32	0.62
1:E:494:LEU:HB3	1:E:495:PRO:HD2	1.81	0.62
1:E:706:PRO:HA	1:E:711:THR:HG23	1.80	0.62
1:F:174:LEU:HD12	1:F:191:LYS:NZ	2.14	0.62
1:G:78:TYR:CB	1:G:695:PHE:HE1	2.12	0.62
1:G:648:SER:HB3	1:G:924:ASP:OD1	1.98	0.62
1:G:731:TRP:CD1	1:G:732:PRO:HD3	2.34	0.62
1:G:763:LYS:NZ	1:I:616:TYR:CE1	2.67	0.62
1:G:917:TYR:HE2	1:G:919:LEU:HB2	1.64	0.62
1:H:842:TYR:CG	1:H:843:PRO:HD2	2.33	0.62
1:I:417:THR:HG22	1:I:457:VAL:HA	1.80	0.62
1:I:926:VAL:HG23	1:I:940:TYR:HA	1.80	0.62
1:J:4:PRO:HG2	6:U:58:GLN:OE1	1.98	0.62
1:J:103:ILE:HB	1:J:613:VAL:HG23	1.81	0.62
1:J:256:ILE:H	1:J:256:ILE:HD12	1.64	0.62
1:J:485:TYR:OH	1:J:528:PRO:HB3	1.99	0.62
1:J:672:TRP:O	1:J:892:MET:HB3	2.00	0.62
1:J:836:MET:SD	1:L:203:ASN:CA	2.85	0.62
1:L:749:VAL:O	1:L:749:VAL:CG1	2.47	0.62
2:N:228:ALA:HB3	2:N:459:PRO:HA	1.80	0.62
5:Q:4:THR:HG23	5:Q:13:PHE:CZ	2.34	0.62
5:Q:12:LEU:O	5:Q:12:LEU:HG	1.99	0.62
5:R:131:GLN:HA	5:R:134:LYS:HB2	1.80	0.62
1:A:159:VAL:HG21	1:B:841:PRO:HD2	1.82	0.62
1:B:139:GLU:CG	1:B:152:ASP:CB	2.77	0.62
1:B:162:THR:HG22	1:B:163:GLY:O	1.99	0.62
1:B:202:GLU:O	1:B:206:GLU:CD	2.37	0.62
1:B:813:ASP:O	1:B:813:ASP:OD2	2.18	0.62
1:C:198:GLN:CG	1:C:199:VAL:H	2.00	0.62
1:D:155:LYS:HE2	1:D:285:THR:CG2	2.27	0.62
1:D:169:ASN:CG	1:F:432:ASN:HB2	2.20	0.62
1:D:524:TRP:CZ3	1:D:802:SER:HA	2.34	0.62
1:E:47:ASN:CB	1:E:48:PRO:CD	2.78	0.62

*Continued on next page...*



*Continued from previous page...*

Atom-1	Atom-2	Interatomic distance (Å)	Clash overlap (Å)
1:F:56:VAL:CG1	1:F:57:THR:N	2.63	0.62
1:F:683:LEU:CD1	1:F:707:TYR:HB2	2.30	0.62
1:G:327:ARG:HG3	1:G:327:ARG:NH1	2.11	0.62
1:G:438:SER:OG	1:H:277:TYR:CB	2.43	0.62
1:G:754:TYR:HB3	1:G:762:THR:HG23	1.82	0.62
1:H:155:LYS:O	1:H:157:PHE:N	2.33	0.62
1:H:191:LYS:C	1:H:193:PHE:N	2.52	0.62
1:H:339:THR:O	1:J:740:PRO:HG2	1.99	0.62
1:H:450:ASN:HB3	1:I:153:VAL:HG12	1.80	0.62
1:H:831:TYR:CE2	1:H:832:LEU:CD1	2.83	0.62
1:I:260:TYR:CE2	1:I:282:ILE:HG21	2.32	0.62
1:I:641:GLN:HG3	1:I:643:PHE:HZ	1.64	0.62
1:J:126:PRO:HG2	1:J:129:ALA:HB2	1.80	0.62
1:J:333:LEU:HD23	1:J:562:VAL:HG21	1.80	0.62
1:J:623:ALA:HB3	1:J:626:THR:HG21	1.81	0.62
1:J:656:ILE:HG23	1:J:663:VAL:HB	1.80	0.62
1:K:177:ASP:CG	1:K:178:GLU:H	2.02	0.62
1:L:38:TYR:OH	7:9:24:GLU:CB	2.45	0.62
1:L:134:GLN:CG	1:L:154:THR:HG22	2.27	0.62
1:L:611:ASP:OD2	1:L:611:ASP:N	2.32	0.62
4:M:389:LEU:N	4:M:390:PRO:CD	2.62	0.62
6:U:43:ARG:C	6:U:45:ASN:H	2.01	0.62
1:A:41:LEU:N	1:A:41:LEU:CD2	2.56	0.62
1:A:427:LYS:O	1:A:428:ILE:HG23	1.99	0.62
1:A:736:ARG:NH1	1:C:621:PRO:CB	2.51	0.62
1:B:620:PHE:HE1	1:C:880:MET:HE2	1.62	0.62
1:B:721:VAL:HB	1:B:743:PHE:HB2	1.82	0.62
1:B:813:ASP:O	1:B:813:ASP:CG	2.35	0.62
1:B:822:GLN:CD	1:B:846:PHE:CE1	2.71	0.62
1:C:327:ARG:CZ	1:C:705:ILE:HG13	2.28	0.62
1:C:352:LEU:HD13	1:J:63:ARG:CG	2.26	0.62
1:C:724:MET:CE	1:C:729:VAL:CB	2.74	0.62
1:C:930:GLN:HA	1:C:935:VAL:O	1.99	0.62
1:E:837:ARG:NE	1:F:456:ASN:ND2	2.46	0.62
1:E:905:PHE:CZ	1:E:918:LEU:CD1	2.83	0.62
1:F:575:LEU:CD1	1:F:635:ARG:HD2	2.30	0.62
1:F:623:ALA:HB3	1:F:626:THR:HG22	1.81	0.62
1:F:656:ILE:CG2	1:F:663:VAL:CG2	2.77	0.62
1:F:720:LYS:HG3	1:F:744:GLU:OE1	1.99	0.62
1:G:749:VAL:O	1:G:750:ASP:OD1	2.18	0.62
1:H:105:GLY:CA	1:H:609:ARG:O	2.36	0.62

*Continued on next page...*



*Continued from previous page...*

Atom-1	Atom-2	Interatomic distance (Å)	Clash overlap (Å)
1:H:214:ARG:HH22	1:H:241:LYS:NZ	1.97	0.62
1:H:476:ASN:ND2	1:H:539:ARG:HH11	1.95	0.62
1:I:245:VAL:HG12	1:I:245:VAL:O	1.97	0.62
1:J:64:LEU:CD1	1:J:621:PRO:HG3	2.30	0.62
1:J:188:TYR:HB2	1:J:256:ILE:HG21	1.80	0.62
1:J:865:LEU:O	1:J:865:LEU:CD1	2.42	0.62
1:K:404:GLU:HG3	1:K:404:GLU:O	1.99	0.62
1:K:429:THR:CG2	1:K:430:ASN:HD21	2.02	0.62
1:K:584:ASN:H	1:K:584:ASN:ND2	1.94	0.62
5:Q:34:SER:O	5:Q:35:THR:C	2.35	0.62
5:Q:51:TYR:O	5:Q:54:VAL:HG22	1.99	0.62
1:A:247:GLU:O	1:A:249:GLU:N	2.32	0.62
1:A:649:ALA:HB3	1:A:919:LEU:HD11	1.81	0.62
1:A:651:ASN:HB3	1:A:919:LEU:CD1	2.30	0.62
1:A:731:TRP:HB2	1:E:951:THR:HG22	1.82	0.62
1:B:200:GLY:C	1:B:206:GLU:HG2	2.17	0.62
1:B:348:GLN:HB2	1:B:578:SER:O	1.99	0.62
1:C:188:TYR:CD1	1:C:256:ILE:HB	2.35	0.62
1:C:524:TRP:NE1	1:C:803:ARG:NH1	2.46	0.62
1:C:613:VAL:C	1:C:614:ASN:ND2	2.52	0.62
1:C:851:ILE:HD13	1:C:851:ILE:N	2.14	0.62
1:D:649:ALA:HB3	1:D:919:LEU:HD11	1.81	0.62
1:E:162:THR:CB	1:E:193:PHE:CD2	2.82	0.62
1:F:398:ILE:O	1:F:398:ILE:HG13	1.98	0.62
1:F:472:PHE:O	1:F:476:ASN:ND2	2.32	0.62
1:F:831:TYR:CB	1:F:838:GLN:HE22	1.94	0.62
1:G:13:MET:HE1	1:H:941:LEU:CB	2.28	0.62
1:G:292:THR:HB	1:G:295:THR:HG23	1.82	0.62
1:G:344:VAL:HG23	1:G:353:ASN:CB	2.28	0.62
1:G:796:ARG:HH11	1:G:796:ARG:HG3	1.64	0.62
1:H:131:ASN:ND2	1:H:225:CYS:HB2	2.14	0.62
1:H:162:THR:O	1:H:211:TYR:CD2	2.52	0.62
1:H:445:ALA:H	1:I:152:ASP:C	2.01	0.62
1:I:656:ILE:HG22	1:I:663:VAL:CG2	2.25	0.62
1:I:948:GLY:O	8:Z:5:UNK:O	2.18	0.62
1:J:66:LEU:CD2	1:J:619:PHE:HE1	2.13	0.62
1:J:74:GLU:O	1:J:74:GLU:HG3	1.99	0.62
1:J:278:LYS:CG	1:J:279:ALA:N	2.63	0.62
1:J:300:LYS:O	1:J:300:LYS:HG3	1.98	0.62
1:J:714:LEU:CD2	1:J:910:MET:SD	2.87	0.62
1:K:170:GLN:HE21	1:K:185:LYS:HE3	1.64	0.62

*Continued on next page...*



*Continued from previous page...*

Atom-1	Atom-2	Interatomic distance (Å)	Clash overlap (Å)
1:K:416:GLY:O	1:K:417:THR:HG22	2.00	0.62
1:K:720:LYS:HE2	1:K:742:GLU:OE2	1.98	0.62
1:L:66:LEU:HD12	1:L:619:PHE:HZ	1.54	0.62
1:L:324:ILE:O	1:L:324:ILE:CG2	2.43	0.62
1:L:495:PRO:HD3	1:L:502:GLU:OE1	2.00	0.62
1:L:818:THR:C	1:L:820:PRO:HD2	2.20	0.62
1:L:846:PHE:HB3	1:L:847:PRO:CD	2.29	0.62
2:N:267:MET:HE2	2:N:267:MET:CA	2.25	0.62
7:9:19:MET:O	7:9:20:GLY:O	2.17	0.62
1:A:57:THR:O	1:A:623:ALA:HB2	1.99	0.62
1:A:193:PHE:CE2	1:A:213:GLY:O	2.52	0.62
1:B:329:ASN:ND2	1:B:386:SER:CB	2.63	0.62
1:B:440:TRP:CZ3	1:B:446:ILE:CG2	2.82	0.62
1:B:760:ASN:ND2	1:B:862:LYS:O	2.32	0.62
1:B:846:PHE:HD2	1:B:847:PRO:HD3	1.64	0.62
1:C:72:ASP:HB2	1:J:73:ARG:HH21	1.58	0.62
1:C:75:ALA:CB	1:C:80:TYR:HD1	1.99	0.62
1:C:234:ASN:O	1:C:236:LYS:N	2.32	0.62
1:C:445:ALA:HA	1:C:449:GLN:HB2	1.80	0.62
1:E:263:VAL:O	1:E:265:GLY:N	2.31	0.62
1:E:353:ASN:C	1:E:353:ASN:OD1	2.37	0.62
1:E:532:VAL:CG1	1:E:532:VAL:O	2.47	0.62
1:E:747:ARG:NH2	1:E:754:TYR:HD1	1.92	0.62
1:G:13:MET:CE	1:H:925:VAL:O	2.48	0.62
1:G:166:ASN:O	1:G:173:LEU:HB3	1.99	0.62
1:H:135:TRP:CZ3	1:H:309:GLU:CB	2.78	0.62
1:I:31:PHE:CD2	1:I:32:ALA:N	2.66	0.62
1:I:526:LEU:C	1:I:528:PRO:HD2	2.20	0.62
1:I:630:LEU:HD23	1:I:630:LEU:C	2.18	0.62
1:I:943:THR:CB	1:I:944:PRO:CD	2.77	0.62
1:J:280:ASP:O	1:J:281:ILE:HG23	1.98	0.62
1:J:650:ALA:HA	1:J:942:ARG:HH21	1.64	0.62
1:J:724:MET:HE2	5:Q:20:ARG:NH1	2.14	0.62
1:J:740:PRO:HG3	1:L:63:ARG:HH12	1.65	0.62
1:K:603:VAL:CG1	1:K:604:ASP:OD2	2.47	0.62
1:L:234:ASN:O	1:L:236:LYS:N	2.32	0.62
2:N:450:ASN:ND2	2:N:453:LEU:HB2	2.14	0.62
2:N:468:VAL:HG12	2:N:468:VAL:O	1.99	0.62
4:M:141:LEU:CD2	4:M:170:VAL:HG21	2.22	0.62
6:V:43:ARG:HH11	6:V:43:ARG:HG3	1.65	0.62
1:A:25:SER:O	1:A:29:VAL:HG23	2.00	0.62

*Continued on next page...*



*Continued from previous page...*

Atom-1	Atom-2	Interatomic distance (Å)	Clash overlap (Å)
1:A:39:PHE:CZ	1:B:573:LEU:HD21	2.33	0.62
1:A:551:GLY:HA3	1:B:804:GLN:HE22	1.65	0.62
1:A:721:VAL:O	1:A:721:VAL:HG13	2.00	0.62
1:B:116:TYR:CD2	1:C:520:ILE:CB	2.79	0.62
1:B:517:TYR:C	1:B:517:TYR:CD1	2.72	0.62
1:B:747:ARG:HB2	1:B:762:THR:OG1	2.00	0.62
1:C:533:ASN:HD22	1:C:534:PRO:N	1.97	0.62
1:C:762:THR:HG23	1:C:765:TRP:CB	2.29	0.62
1:C:905:PHE:CE2	1:C:918:LEU:HD13	2.35	0.62
1:C:922:VAL:CG2	1:C:923:PHE:H	2.08	0.62
1:C:931:PRO:HD2	1:C:935:VAL:HG13	1.81	0.62
1:D:802:SER:HB3	1:D:862:LYS:HA	1.82	0.62
1:F:503:TYR:C	1:F:505:ASN:H	2.03	0.62
1:F:586:ARG:HG3	1:F:586:ARG:NH1	2.14	0.62
1:G:217:LYS:CE	1:G:257:ASP:OD2	2.43	0.62
1:G:310:ILE:HD12	1:G:310:ILE:N	2.15	0.62
1:G:405:ASP:HB3	1:G:465:GLN:HB2	1.82	0.62
1:G:427:LYS:HB2	1:G:441:GLU:OE1	2.00	0.62
1:G:662:ASN:ND2	1:G:663:VAL:N	2.47	0.62
1:H:135:TRP:CH2	1:H:309:GLU:HG2	2.33	0.62
1:H:405:ASP:HB3	1:H:465:GLN:HB3	1.81	0.62
1:H:445:ALA:HB3	1:H:449:GLN:OE1	2.00	0.62
1:I:59:ASP:OD1	1:I:59:ASP:N	2.33	0.62
1:I:107:LEU:HD11	1:I:593:LEU:CD2	2.29	0.62
1:I:297:VAL:HA	1:I:316:SER:HB3	1.81	0.62
1:I:713:TYR:CE1	1:I:714:LEU:HD13	2.34	0.62
1:J:309:GLU:HG3	1:L:205:GLN:HE22	1.64	0.62
1:J:661:THR:HG22	1:J:662:ASN:N	2.13	0.62
1:J:731:TRP:CD1	1:J:732:PRO:CD	2.76	0.62
1:J:863:LYS:O	1:J:863:LYS:HD3	1.99	0.62
1:K:115:PRO:O	1:K:323:TYR:CZ	2.52	0.62
1:K:831:TYR:HB2	1:K:838:GLN:HE21	1.63	0.62
1:K:937:GLU:HB2	6:U:35:SER:O	1.99	0.62
1:L:417:THR:HG22	1:L:418:GLY:H	1.61	0.62
5:P:19:THR:C	5:P:20:ARG:O	2.34	0.62
5:P:35:THR:CG2	5:P:36:VAL:O	2.39	0.62
5:P:114:GLN:O	5:P:118:LEU:HB2	2.00	0.62
7:4:6:PHE:O	7:4:6:PHE:CG	2.52	0.62
1:A:258:PHE:CE1	1:A:284:TYR:HE2	2.18	0.62
1:A:391:TYR:CD1	1:A:391:TYR:O	2.53	0.62
1:A:423:TYR:HE2	1:B:263:VAL:HG23	1.63	0.62

*Continued on next page...*



*Continued from previous page...*

Atom-1	Atom-2	Interatomic distance (Å)	Clash overlap (Å)
1:A:533:ASN:CG	1:A:713:TYR:CE2	2.72	0.62
1:A:667:ILE:HD11	1:A:920:PHE:CZ	2.35	0.62
1:B:204:TRP:HZ3	1:C:313:VAL:CA	2.09	0.62
1:B:508:VAL:HG21	1:B:833:ALA:CB	2.30	0.62
1:B:687:GLU:CG	1:B:701:TYR:CE2	2.82	0.62
1:B:713:TYR:HA	1:B:867:ASP:HB2	1.81	0.62
1:B:746:LYS:HG3	1:B:760:ASN:OD1	1.99	0.62
1:C:587:LYS:HD3	1:C:610:PHE:CD1	2.34	0.62
1:D:409:ASN:ND2	1:D:464:LEU:HB2	2.14	0.62
1:D:851:ILE:HD11	1:F:116:TYR:CE2	2.22	0.62
1:E:194:GLN:O	1:E:196:GLU:N	2.32	0.62
1:E:514:VAL:O	1:E:514:VAL:CG2	2.47	0.62
1:E:755:ASN:HA	1:E:761:MET:O	2.00	0.62
1:F:430:ASN:O	1:F:430:ASN:CG	2.37	0.62
1:G:13:MET:HE1	1:H:941:LEU:HB3	1.81	0.62
1:G:141:GLN:HG2	1:I:446:ILE:HD11	1.78	0.62
1:G:297:VAL:HA	1:G:316:SER:HB3	1.81	0.62
1:G:540:ASN:O	1:G:544:ARG:HG2	1.99	0.62
1:G:585:PHE:N	1:G:585:PHE:CD1	2.67	0.62
1:H:118:GLY:HA2	1:H:318:PRO:HB3	1.81	0.62
1:H:121:TYR:CD2	1:H:229:PHE:HB2	2.35	0.62
1:H:162:THR:CG2	1:H:163:GLY:H	2.13	0.62
1:H:367:TYR:CD2	1:H:565:LYS:HG3	2.35	0.62
1:H:485:TYR:HB3	1:H:513:LEU:HD21	1.81	0.62
1:H:819:LEU:HA	1:H:822:GLN:HE21	1.61	0.62
1:H:868:ARG:HG3	1:H:868:ARG:HH11	1.65	0.62
1:I:429:THR:HG22	1:I:430:ASN:N	2.14	0.62
1:I:684:LYS:HA	1:I:914:THR:CG2	2.26	0.62
1:J:192:THR:HG21	1:J:284:TYR:CD2	2.35	0.62
1:J:355:VAL:O	1:J:355:VAL:HG12	2.00	0.62
1:J:419:THR:HG23	1:J:451:GLN:HB2	1.82	0.62
1:J:476:ASN:O	1:J:480:TYR:HD2	1.83	0.62
1:K:103:ILE:HG21	1:K:610:PHE:CD2	2.35	0.62
1:K:134:GLN:HG2	1:K:155:LYS:N	2.14	0.62
1:K:869:VAL:HG22	1:K:870:MET:N	2.15	0.62
1:L:774:TYR:HB3	1:L:788:LYS:NZ	2.15	0.62
1:L:891:ASN:C	1:L:891:ASN:ND2	2.54	0.62
2:N:55:ARG:HH11	2:N:510:ALA:HB2	1.63	0.62
2:N:100:PHE:CE2	2:N:483:ILE:HD12	2.31	0.62
2:N:151:GLN:O	2:N:151:GLN:HG3	1.99	0.62
4:M:159:TYR:HD1	4:M:210:TRP:NE1	1.97	0.62

*Continued on next page...*



*Continued from previous page...*

Atom-1	Atom-2	Interatomic distance (Å)	Clash overlap (Å)
4:M:279:VAL:O	4:M:279:VAL:HG12	2.00	0.62
4:M:344:MET:O	4:M:348:ASN:HB2	1.99	0.62
1:A:187:ILE:O	1:A:190:ASP:OD1	2.16	0.62
1:A:455:GLY:O	1:A:456:ASN:C	2.39	0.62
1:A:508:VAL:HG21	1:A:834:PRO:HD2	1.81	0.62
1:A:573:LEU:H	1:A:641:GLN:HE21	1.47	0.62
1:A:716:HIS:ND1	1:A:716:HIS:C	2.54	0.62
1:B:641:GLN:HB2	1:B:928:VAL:HG21	1.82	0.62
1:C:448:ARG:CG	1:C:449:GLN:HE21	2.11	0.62
1:C:893:LEU:CD2	6:U:227:ASP:N	2.63	0.62
1:D:235:GLU:HG3	1:E:815:LYS:CB	2.25	0.62
1:E:77:THR:HB	5:P:76:ARG:HH21	1.48	0.62
1:E:267:SER:O	1:E:275:GLU:O	2.18	0.62
1:E:462:ILE:HG22	1:F:411:CYS:HA	1.80	0.62
1:E:713:TYR:HA	1:E:867:ASP:HB2	1.82	0.62
1:G:438:SER:O	1:G:440:TRP:CD1	2.53	0.62
1:G:825:ASN:OD1	1:I:124:LEU:HB2	1.99	0.62
1:H:49:THR:HG23	1:I:884:ALA:CB	2.27	0.62
1:H:672:TRP:CH2	1:H:945:PHE:CZ	2.87	0.62
1:H:924:ASP:C	1:H:924:ASP:OD2	2.38	0.62
1:I:527:ASP:N	1:I:528:PRO:CD	2.63	0.62
1:I:908:ASP:CB	1:I:909:PRO:CD	2.77	0.62
1:J:269:PRO:HB2	1:J:274:GLY:O	1.93	0.62
1:J:346:ALA:HB1	1:J:351:GLN:HA	1.82	0.62
1:J:436:GLU:CD	1:J:436:GLU:H	2.03	0.62
1:J:885:LEU:HD22	1:L:50:VAL:HB	1.80	0.62
1:K:73:ARG:NH2	1:K:612:SER:CB	2.62	0.62
1:K:209:ALA:C	1:K:210:PHE:CD1	2.73	0.62
1:K:368:GLN:OE1	1:K:368:GLN:HA	1.99	0.62
1:K:720:LYS:HE2	1:K:742:GLU:CD	2.20	0.62
1:K:748:SER:CB	1:K:760:ASN:HB3	2.29	0.62
1:K:922:VAL:CG1	1:K:944:PRO:HG2	2.30	0.62
1:L:154:THR:HG22	1:L:155:LYS:HD3	1.82	0.62
1:L:266:GLY:C	1:L:268:PRO:HD3	2.20	0.62
1:L:371:LEU:CD1	1:L:377:ARG:HE	2.13	0.62
4:M:194:LEU:HD23	6:U:197:TYR:HH	1.64	0.62
5:P:47:SER:HA	5:P:51:TYR:CD1	2.35	0.62
5:S:16:TYR:O	5:S:18:THR:N	2.31	0.62
1:B:57:THR:CG2	1:C:877:SER:HB3	2.29	0.62
1:B:410:TYR:HA	1:B:461:GLU:HB2	1.80	0.62
1:B:665:ILE:CD1	1:B:918:LEU:HD22	2.30	0.62

*Continued on next page...*



*Continued from previous page...*

Atom-1	Atom-2	Interatomic distance (Å)	Clash overlap (Å)
1:C:462:ILE:HG12	1:C:463:ASN:H	1.63	0.62
1:C:525:SER:OG	1:C:865:LEU:HD11	2.00	0.62
1:C:530:ASP:OD1	1:C:865:LEU:HD13	2.00	0.62
1:C:673:ALA:HB2	6:U:16:GLN:OE1	1.99	0.62
1:D:684:LYS:HB3	1:D:687:GLU:HG2	1.82	0.62
1:E:23:TYR:C	1:E:23:TYR:CD1	2.74	0.62
1:E:72:ASP:OD1	1:E:72:ASP:C	2.37	0.62
1:E:155:LYS:O	1:E:156:THR:C	2.38	0.62
1:F:267:SER:OG	1:F:277:TYR:OH	2.16	0.62
1:F:543:LEU:C	1:F:543:LEU:HD13	2.20	0.62
1:F:661:THR:CG2	1:F:909:PRO:HD3	2.29	0.62
1:F:791:MET:HG2	1:F:792:TYR:HD1	1.65	0.62
1:G:18:GLN:O	1:G:48:PRO:HG2	2.00	0.62
1:G:192:THR:OG1	1:G:193:PHE:N	2.29	0.62
1:G:460:MET:HG3	1:I:460:MET:SD	2.39	0.62
1:G:747:ARG:NH2	1:G:754:TYR:CD1	2.68	0.62
1:H:214:ARG:NH2	1:H:286:GLU:CD	2.54	0.62
1:H:443:ASP:O	1:H:444:ASP:CG	2.38	0.62
1:H:643:PHE:CD2	1:H:643:PHE:N	2.68	0.62
1:I:327:ARG:HH11	1:I:594:GLN:HB3	1.65	0.62
1:K:121:TYR:HB3	1:L:844:ALA:HB3	1.80	0.62
1:L:66:LEU:HD11	1:L:92:ARG:NH2	2.14	0.62
1:L:633:MET:O	1:L:636:ASN:HB2	1.99	0.62
1:L:718:PHE:CB	1:L:745:ILE:HD13	2.27	0.62
1:L:792:TYR:HE1	1:L:868:ARG:HD3	1.65	0.62
2:N:138:ARG:HE	2:N:154:LEU:HD23	1.64	0.62
5:P:33:GLY:HA3	5:P:44:ALA:C	2.21	0.62
7:7:10:ALA:N	7:7:11:PRO:CD	2.62	0.62
1:A:158:GLY:N	1:C:452:ILE:HA	2.14	0.61
1:A:412:PHE:HB3	1:A:413:PRO:HD2	1.82	0.61
1:B:20:ALA:H	1:B:47:ASN:HB3	1.64	0.61
1:B:26:PRO:CB	6:U:176:SER:HB3	2.28	0.61
1:B:42:GLY:C	7:1:9:LEU:HB3	2.19	0.61
1:B:517:TYR:HD1	1:B:517:TYR:O	1.83	0.61
1:B:756:VAL:HG23	1:B:763:LYS:CG	2.21	0.61
1:B:942:ARG:O	1:B:945:PHE:O	2.17	0.61
1:C:7:MET:O	1:C:9:GLN:N	2.32	0.61
1:C:424:GLN:CB	1:C:445:ALA:O	2.48	0.61
1:C:670:ARG:O	1:C:898:ALA:HA	2.00	0.61
1:D:244:PRO:CD	1:D:254:LEU:O	2.44	0.61
1:E:172:LEU:CD2	1:E:193:PHE:HE2	2.08	0.61

*Continued on next page...*



*Continued from previous page...*

Atom-1	Atom-2	Interatomic distance (Å)	Clash overlap (Å)
1:E:239:GLN:HG3	1:E:240:ALA:N	2.13	0.61
1:E:557:PRO:HD2	1:F:860:THR:HG21	1.81	0.61
1:F:99:THR:O	1:F:100:TYR:HB3	2.00	0.61
1:F:190:ASP:OD1	1:F:190:ASP:C	2.38	0.61
1:F:405:ASP:O	1:F:405:ASP:CG	2.38	0.61
1:F:491:ASN:ND2	1:F:491:ASN:H	1.96	0.61
1:F:800:PRO:C	1:F:801:MET:HG3	2.21	0.61
1:G:102:ASP:N	1:G:614:ASN:O	2.33	0.61
1:G:155:LYS:CG	1:G:261:PHE:CZ	2.81	0.61
1:G:241:LYS:CB	1:G:254:LEU:HD22	2.29	0.61
1:G:298:VAL:HG11	1:G:835:THR:HG22	1.81	0.61
1:G:333:LEU:HD13	1:G:592:ILE:CG2	2.29	0.61
1:G:424:GLN:O	1:G:424:GLN:HG3	2.00	0.61
1:G:755:ASN:O	1:G:763:LYS:HG2	2.00	0.61
1:H:116:TYR:HB2	1:I:402:GLY:H	1.65	0.61
1:H:323:TYR:C	1:H:324:ILE:HG13	2.19	0.61
1:H:498:THR:HG23	1:H:503:TYR:CE2	2.35	0.61
1:I:33:ARG:HH11	7:6:12:ARG:HB3	1.65	0.61
1:J:319:ASN:C	1:J:319:ASN:ND2	2.52	0.61
1:J:757:ALA:O	1:J:758:GLN:CB	2.45	0.61
1:J:774:TYR:CA	1:J:788:LYS:HE2	2.30	0.61
1:J:787:TYR:CD1	1:J:787:TYR:C	2.73	0.61
1:K:248:GLY:C	5:S:134:LYS:NZ	2.53	0.61
1:K:267:SER:HB2	1:K:268:PRO:HD2	1.81	0.61
1:K:291:GLU:O	1:K:293:PRO:HD2	2.00	0.61
1:K:750:ASP:OD2	1:K:750:ASP:C	2.33	0.61
1:K:851:ILE:O	1:K:855:ALA:HB2	2.00	0.61
1:L:15:ILE:HG12	1:L:46:ARG:NH2	2.15	0.61
1:L:83:ARG:HG3	1:L:582:GLU:CG	2.30	0.61
2:N:343:ILE:HG12	2:N:350:LEU:HD12	1.81	0.61
4:M:6:PRO:HG2	4:M:11:ARG:HH22	1.64	0.61
4:M:252:LEU:O	4:M:256:LEU:HG	2.00	0.61
6:V:19:LEU:CD2	6:V:72:ARG:CD	2.66	0.61
1:A:70:PRO:HA	1:A:84:PHE:HD2	1.64	0.61
1:A:391:TYR:HE1	1:A:396:ARG:CB	2.13	0.61
1:B:154:THR:HG1	1:B:155:LYS:HG2	1.60	0.61
1:B:155:LYS:CD	1:B:261:PHE:HE1	2.06	0.61
1:B:480:TYR:CZ	1:B:538:PRO:HD3	2.34	0.61
1:B:752:GLU:C	1:B:754:TYR:CD1	2.74	0.61
1:E:458:TYR:O	1:E:458:TYR:CG	2.52	0.61
1:F:478:ALA:C	1:F:480:TYR:N	2.54	0.61

*Continued on next page...*



*Continued from previous page...*

Atom-1	Atom-2	Interatomic distance (Å)	Clash overlap (Å)
1:G:199:VAL:HG21	1:G:206:GLU:HB2	1.81	0.61
1:G:413:PRO:C	1:G:415:ASN:O	2.39	0.61
1:G:564:GLN:HG3	1:G:581:TYR:OH	1.99	0.61
1:G:759:CYS:HG	1:G:864:PHE:HB3	1.64	0.61
1:G:821:PHE:HD2	1:I:194:GLN:NE2	1.97	0.61
1:G:851:ILE:HD11	1:I:116:TYR:CE2	2.35	0.61
1:G:928:VAL:HG13	1:G:936:ILE:HG22	1.81	0.61
1:H:153:VAL:HG12	1:H:156:THR:HG23	1.81	0.61
1:H:167:ILE:CD1	1:H:282:ILE:HG22	2.30	0.61
1:H:173:LEU:HB2	1:H:185:LYS:NZ	2.14	0.61
1:H:428:ILE:HD11	1:I:260:TYR:CE1	2.35	0.61
1:H:462:ILE:HG12	1:H:463:ASN:N	2.15	0.61
1:I:193:PHE:O	1:I:194:GLN:C	2.38	0.61
1:I:355:VAL:O	1:I:355:VAL:HG13	2.00	0.61
1:J:66:LEU:CD2	1:J:619:PHE:CE1	2.83	0.61
1:J:201:GLU:HB2	1:K:299:TYR:CZ	2.34	0.61
1:J:495:PRO:CG	1:J:500:THR:HG21	2.28	0.61
1:J:779:GLN:HE21	1:J:779:GLN:HA	1.64	0.61
1:J:804:GLN:HB3	1:J:850:LEU:CD2	2.25	0.61
1:J:831:TYR:HD1	1:L:196:GLU:HB2	1.64	0.61
1:K:174:LEU:HD12	1:K:191:LYS:CE	2.31	0.61
1:K:489:PRO:HG2	1:K:492:VAL:CG2	2.30	0.61
1:K:514:VAL:O	1:K:514:VAL:CG1	2.47	0.61
1:K:650:ALA:HB3	1:K:920:PHE:HB2	1.81	0.61
1:K:755:ASN:HA	1:K:761:MET:O	2.00	0.61
1:L:94:LEU:HG	1:L:95:ASP:O	1.99	0.61
1:L:157:PHE:HE1	1:L:312:LEU:HD23	1.65	0.61
1:L:298:VAL:HG12	1:L:317:MET:H	1.64	0.61
2:N:136:VAL:HG13	2:N:137:SER:N	2.14	0.61
2:N:224:TYR:CE1	2:N:279:LEU:HD21	2.35	0.61
1:A:242:PHE:HE1	1:A:288:VAL:C	2.04	0.61
1:A:344:VAL:O	1:A:344:VAL:HG13	2.00	0.61
1:A:533:ASN:HB2	1:A:713:TYR:CZ	2.35	0.61
1:A:828:PHE:HE1	1:A:841:PRO:HB3	1.63	0.61
1:B:69:VAL:HG22	1:B:70:PRO:CD	2.29	0.61
1:C:47:ASN:OD1	7:2:7:ALA:HB1	2.00	0.61
1:C:445:ALA:HB1	1:C:449:GLN:H	1.65	0.61
1:D:486:LYS:HG2	1:D:509:VAL:HG22	1.82	0.61
1:E:121:TYR:HE2	1:F:847:PRO:O	1.83	0.61
1:E:203:ASN:OD1	1:E:204:TRP:CD2	2.54	0.61
1:F:188:TYR:HA	1:F:192:THR:CB	2.28	0.61

*Continued on next page...*



*Continued from previous page...*

Atom-1	Atom-2	Interatomic distance (Å)	Clash overlap (Å)
1:F:370:LEU:HD21	1:F:570:LYS:NZ	2.11	0.61
1:F:494:LEU:HD22	1:F:503:TYR:HA	1.81	0.61
1:G:367:TYR:HD1	1:G:570:LYS:NZ	1.98	0.61
1:H:442:LYS:HE2	1:I:150:GLU:OE2	2.00	0.61
1:H:531:ASN:HB2	1:H:714:LEU:HD21	1.82	0.61
1:I:189:ALA:HB1	1:I:241:LYS:NZ	2.14	0.61
1:J:756:VAL:HG12	1:J:763:LYS:CA	2.29	0.61
1:K:38:TYR:CE1	1:L:56:VAL:HG12	2.36	0.61
1:K:75:ALA:CB	1:K:80:TYR:HD1	2.12	0.61
1:K:134:GLN:CD	1:K:154:THR:CG2	2.69	0.61
1:K:562:VAL:O	1:K:562:VAL:HG23	2.00	0.61
1:K:638:THR:HG23	1:K:639:HIS:N	2.14	0.61
1:K:662:ASN:HB2	1:K:906:GLU:HB2	1.82	0.61
1:L:96:MET:HE3	1:L:99:THR:HG21	1.82	0.61
1:L:478:ALA:HB2	1:L:514:VAL:CG1	2.29	0.61
1:L:826:SER:O	1:L:839:GLY:CA	2.43	0.61
2:N:230:HIS:CE1	2:N:374:THR:O	2.52	0.61
4:M:40:ASN:ND2	4:M:43:SER:HB3	2.16	0.61
1:A:158:GLY:CA	1:C:452:ILE:CG2	2.53	0.61
1:A:345:LEU:HD13	1:A:581:TYR:CD1	2.35	0.61
1:B:115:PRO:O	1:B:323:TYR:CZ	2.53	0.61
1:B:161:ALA:CB	1:B:198:GLN:HB3	2.30	0.61
1:B:749:VAL:O	1:B:749:VAL:CG1	2.49	0.61
1:C:109:ARG:HG2	1:C:324:ILE:HB	1.82	0.61
1:C:190:ASP:CG	1:C:191:LYS:N	2.54	0.61
1:E:260:TYR:CD1	1:E:260:TYR:N	2.69	0.61
1:E:275:GLU:CB	1:E:276:GLU:CD	2.68	0.61
1:E:344:VAL:HB	1:E:353:ASN:HD22	1.64	0.61
1:E:745:ILE:HG12	1:E:765:TRP:CD2	2.33	0.61
1:E:922:VAL:HG12	1:E:944:PRO:CD	2.31	0.61
1:E:922:VAL:HG23	1:E:942:ARG:HG3	1.82	0.61
1:F:109:ARG:O	1:F:110:GLY:O	2.19	0.61
1:F:652:MET:HE3	5:R:20:ARG:CD	2.30	0.61
1:F:785:GLU:HG2	1:F:788:LYS:H	1.65	0.61
1:G:34:ALA:O	1:G:36:ASP:N	2.33	0.61
1:G:359:GLN:C	1:G:359:GLN:HE21	2.03	0.61
1:H:79:LEU:HD23	1:H:584:ASN:ND2	2.15	0.61
1:H:388:VAL:O	1:H:388:VAL:HG13	1.99	0.61
1:I:760:ASN:OD1	1:I:760:ASN:N	2.26	0.61
1:J:103:ILE:CD1	1:J:610:PHE:HD2	2.03	0.61
1:J:196:GLU:OE2	1:K:823:HIS:CA	2.48	0.61

*Continued on next page...*



*Continued from previous page...*

Atom-1	Atom-2	Interatomic distance (Å)	Clash overlap (Å)
1:J:198:GLN:CD	1:K:840:GLN:HB3	2.19	0.61
1:J:411:CYS:HB2	1:L:461:GLU:O	1.99	0.61
1:J:460:MET:HG3	1:L:460:MET:SD	2.39	0.61
1:J:831:TYR:CD2	1:J:832:LEU:HG	2.35	0.61
1:J:918:LEU:HD23	1:J:918:LEU:C	2.21	0.61
1:K:103:ILE:CG2	1:K:610:PHE:HD2	2.13	0.61
1:K:222:MET:SD	1:K:307:SER:OG	2.58	0.61
1:K:626:THR:HG23	1:K:627:ALA:H	1.65	0.61
1:L:196:GLU:H	1:L:197:PRO:HD2	1.66	0.61
2:N:44:TYR:CZ	2:N:83:VAL:CG2	2.83	0.61
3:O:18:GLY:C	3:O:19:TYR:CD1	2.72	0.61
6:V:43:ARG:O	6:V:45:ASN:N	2.33	0.61
1:A:178:GLU:O	1:A:178:GLU:CG	2.46	0.61
1:A:233:THR:OG1	1:A:240:ALA:HA	2.00	0.61
1:A:235:GLU:HG3	1:B:815:LYS:HD2	1.82	0.61
1:B:57:THR:HG21	1:C:877:SER:HB2	1.81	0.61
1:B:415:ASN:ND2	1:B:418:GLY:HA2	2.11	0.61
1:C:162:THR:HG22	1:C:162:THR:O	1.99	0.61
1:C:905:PHE:HE2	1:C:918:LEU:HD22	1.66	0.61
1:C:917:TYR:CG	1:C:917:TYR:O	2.53	0.61
1:D:432:ASN:ND2	1:E:169:ASN:ND2	2.49	0.61
1:D:463:ASN:ND2	1:D:466:ALA:HB3	2.15	0.61
1:D:468:LEU:CD2	1:E:465:GLN:HE22	2.14	0.61
1:D:720:LYS:HD2	1:D:742:GLU:OE2	1.99	0.61
1:E:603:VAL:HG22	1:E:603:VAL:O	2.01	0.61
1:E:608:VAL:CG2	1:E:610:PHE:CE1	2.82	0.61
1:E:813:ASP:O	1:E:813:ASP:CG	2.35	0.61
1:E:922:VAL:HB	1:E:944:PRO:CD	2.23	0.61
1:F:87:ALA:HA	1:F:578:SER:HA	1.82	0.61
1:G:43:ASN:HA	7:7:8:SER:HB3	1.83	0.61
1:G:151:LYS:HB2	1:G:154:THR:HG21	1.81	0.61
1:G:336:TYR:O	1:G:337:ASN:OD1	2.19	0.61
1:G:878:ASN:HD22	1:G:878:ASN:N	1.76	0.61
1:G:935:VAL:O	1:G:935:VAL:HG13	1.98	0.61
1:H:198:GLN:NE2	1:I:838:GLN:CB	2.44	0.61
1:H:670:ARG:HH21	1:H:945:PHE:HA	1.61	0.61
1:H:923:PHE:H	1:H:943:THR:HG23	1.65	0.61
1:I:575:LEU:HD21	1:I:634:LEU:HD12	1.82	0.61
1:J:408:PRO:HB2	1:J:410:TYR:CZ	2.35	0.61
1:J:444:ASP:HA	1:K:152:ASP:HA	1.83	0.61
1:J:658:ALA:O	1:J:659:LYS:HB2	2.01	0.61

*Continued on next page...*



*Continued from previous page...*

Atom-1	Atom-2	Interatomic distance (Å)	Clash overlap (Å)
1:J:663:VAL:CG1	1:J:905:PHE:O	2.48	0.61
1:K:155:LYS:HZ1	1:K:283:LEU:HB3	1.61	0.61
1:K:676:ARG:O	1:K:875:PHE:CA	2.46	0.61
1:K:807:ASP:HB3	1:K:858:SER:HA	1.82	0.61
1:L:298:VAL:CG1	1:L:316:SER:HA	2.31	0.61
1:L:643:PHE:CD1	1:L:643:PHE:N	2.68	0.61
1:L:647:LEU:HD11	1:L:919:LEU:HD11	1.82	0.61
2:N:210:LEU:HD23	2:N:225:THR:HB	1.81	0.61
4:M:229:ASN:HB2	6:U:4:GLU:HG2	1.80	0.61
4:M:246:VAL:HG12	4:M:249:ASN:N	2.14	0.61
1:A:756:VAL:HG23	1:A:763:LYS:CA	2.31	0.61
1:B:13:MET:HB3	1:C:925:VAL:CG2	2.30	0.61
1:B:68:PHE:CE2	1:B:86:LEU:HA	2.35	0.61
1:B:162:THR:HG22	1:B:163:GLY:C	2.21	0.61
1:B:242:PHE:CZ	1:B:287:ASN:C	2.74	0.61
1:B:377:ARG:O	1:B:388:VAL:CG2	2.49	0.61
1:B:424:GLN:HA	1:B:449:GLN:HG2	1.81	0.61
1:C:396:ARG:HA	1:C:396:ARG:HE	1.66	0.61
1:D:479:LEU:HD11	1:E:406:GLU:OE2	2.00	0.61
1:D:523:ARG:HG2	1:F:548:MET:O	2.01	0.61
1:D:573:LEU:HB2	1:D:641:GLN:NE2	2.16	0.61
1:D:715:ASN:O	1:D:715:ASN:OD1	2.18	0.61
1:E:269:PRO:HG2	1:E:273:SER:HB3	1.82	0.61
1:E:445:ALA:HB3	1:E:448:ARG:O	2.00	0.61
1:E:492:VAL:O	1:E:492:VAL:CG2	2.48	0.61
1:E:790:ARG:HH11	1:E:790:ARG:CB	2.06	0.61
1:E:943:THR:HB	1:E:944:PRO:HD3	1.81	0.61
1:F:640:ASP:OD1	1:F:640:ASP:N	2.17	0.61
1:F:846:PHE:HB3	1:F:847:PRO:HD3	1.82	0.61
1:G:840:GLN:HG3	1:I:198:GLN:OE1	2.01	0.61
1:H:108:ASP:CB	1:H:607:SER:CB	2.77	0.61
1:H:526:LEU:C	1:H:528:PRO:HD2	2.20	0.61
1:I:94:LEU:CD1	1:I:617:ALA:HB1	2.30	0.61
1:I:339:THR:O	1:I:342:MET:HE3	2.00	0.61
1:J:432:ASN:O	1:J:437:GLU:HG3	2.00	0.61
1:K:195:PRO:CB	1:L:840:GLN:NE2	2.48	0.61
1:K:233:THR:O	1:L:815:LYS:HE3	1.99	0.61
1:K:330:PHE:CZ	1:K:560:ILE:HB	2.36	0.61
1:K:333:LEU:HD13	1:K:562:VAL:HG11	1.80	0.61
1:K:460:MET:HE1	1:L:460:MET:HB3	1.83	0.61
1:L:176:THR:HG22	1:L:177:ASP:N	2.14	0.61

*Continued on next page...*



*Continued from previous page...*

Atom-1	Atom-2	Interatomic distance (Å)	Clash overlap (Å)
1:L:205:GLN:HG2	1:L:205:GLN:O	1.99	0.61
1:L:269:PRO:HA	1:L:274:GLY:O	1.99	0.61
5:Q:44:ALA:CB	5:Q:51:TYR:OH	2.47	0.61
7:5:16:ARG:HH11	7:5:21:THR:HG23	1.62	0.61
1:A:485:TYR:CE2	1:A:528:PRO:HB3	2.36	0.61
1:A:534:PRO:CD	1:A:713:TYR:CG	2.82	0.61
1:A:543:LEU:O	1:A:543:LEU:HD12	2.00	0.61
1:B:135:TRP:O	1:B:153:VAL:CG2	2.48	0.61
1:B:163:GLY:HA2	1:B:208:GLU:OE1	2.00	0.61
1:B:197:PRO:N	1:C:831:TYR:CD1	2.68	0.61
1:B:827:GLY:HA2	1:B:839:GLY:C	2.20	0.61
1:C:445:ALA:CB	1:C:449:GLN:HB2	2.31	0.61
1:C:670:ARG:NH1	1:C:670:ARG:HB2	2.15	0.61
1:C:805:VAL:O	1:C:858:SER:HB2	2.00	0.61
1:D:395:VAL:CG2	1:D:476:ASN:HB3	2.30	0.61
1:D:416:GLY:O	1:D:457:VAL:HG11	1.96	0.61
1:E:6:MET:HE3	1:E:7:MET:CA	2.30	0.61
1:E:93:VAL:HG22	1:E:573:LEU:CD2	2.30	0.61
1:E:531:ASN:O	1:E:713:TYR:CE1	2.53	0.61
1:E:937:GLU:O	1:E:937:GLU:HG3	1.99	0.61
1:F:135:TRP:HZ2	1:F:156:THR:CG2	2.13	0.61
1:G:50:VAL:HG13	1:H:885:LEU:HD23	1.83	0.61
1:G:167:ILE:HG13	1:G:282:ILE:CG2	2.22	0.61
1:G:348:GLN:HB3	1:G:578:SER:O	2.01	0.61
1:I:222:MET:CG	1:I:307:SER:CB	2.78	0.61
1:I:263:VAL:HG13	1:I:264:PRO:HD2	1.81	0.61
1:I:495:PRO:HG3	1:I:502:GLU:CD	2.21	0.61
1:J:250:GLN:O	1:J:252:LYS:N	2.26	0.61
1:J:456:ASN:HD21	1:K:199:VAL:CB	2.11	0.61
1:J:572:LEU:CD2	1:J:643:PHE:CZ	2.79	0.61
1:J:745:ILE:O	1:J:761:MET:CG	2.49	0.61
1:K:293:PRO:O	1:K:294:ASP:OD1	2.18	0.61
1:K:773:HIS:CD2	1:K:794:PHE:H	2.18	0.61
2:N:123:GLU:HB2	2:N:165:GLU:OE1	2.00	0.61
5:S:16:TYR:C	5:S:18:THR:N	2.54	0.61
7:3:6:PHE:O	7:3:7:ALA:CB	2.44	0.61
1:A:281:ILE:HD13	1:C:423:TYR:HE1	1.61	0.61
1:B:170:GLN:CB	1:B:185:LYS:HD2	2.30	0.61
1:C:364:GLU:CG	1:C:708:LEU:CD1	2.77	0.61
1:C:513:LEU:HG	1:C:514:VAL:HG12	1.83	0.61
1:D:549:LEU:HG	1:E:758:GLN:OE1	2.00	0.61

*Continued on next page...*



*Continued from previous page...*

Atom-1	Atom-2	Interatomic distance (Å)	Clash overlap (Å)
1:E:384:TRP:HA	1:E:384:TRP:CE3	2.35	0.61
1:F:320:ARG:NH1	1:F:597:LEU:CD1	2.61	0.61
1:F:800:PRO:O	1:F:801:MET:HG2	2.00	0.61
1:G:244:PRO:O	1:G:245:VAL:C	2.38	0.61
1:H:419:THR:O	1:H:419:THR:CG2	2.49	0.61
1:H:444:ASP:CA	1:H:449:GLN:HE22	2.13	0.61
1:H:602:ARG:O	5:Q:35:THR:HG21	2.00	0.61
1:I:831:TYR:CE1	1:I:832:LEU:HD11	2.35	0.61
1:J:394:ASP:O	1:J:396:ARG:N	2.34	0.61
1:J:816:ALA:O	1:L:235:GLU:CB	2.43	0.61
1:J:844:ALA:HB3	1:L:121:TYR:HB3	1.83	0.61
1:J:915:LEU:HD21	5:P:21:LEU:HD22	1.82	0.61
1:K:35:THR:HG22	7:8:24:GLU:CD	2.21	0.61
1:K:871:TRP:HA	1:K:871:TRP:CE3	2.36	0.61
1:K:929:HIS:CB	6:U:40:MET:CE	2.79	0.61
1:L:247:GLU:CD	1:L:248:GLY:H	2.03	0.61
1:L:258:PHE:HE2	1:L:284:TYR:HE2	1.35	0.61
7:6:19:MET:HE2	7:6:19:MET:HA	1.81	0.61
1:A:846:PHE:O	1:A:848:TYR:N	2.34	0.61
1:B:409:ASN:HD22	1:B:464:LEU:CB	2.13	0.61
1:B:415:ASN:ND2	1:B:418:GLY:H	1.98	0.61
1:C:880:MET:HG2	1:C:882:MET:HE2	1.83	0.61
1:E:172:LEU:HD21	1:E:193:PHE:CE2	2.34	0.61
1:E:234:ASN:ND2	1:E:236:LYS:HB3	2.15	0.61
1:E:295:THR:CG2	1:E:318:PRO:HA	2.28	0.61
1:E:319:ASN:HB3	1:E:505:ASN:HD21	1.64	0.61
1:E:341:ASN:O	1:E:341:ASN:CG	2.37	0.61
1:E:454:LYS:O	1:F:161:ALA:CB	2.48	0.61
1:E:720:LYS:HG3	1:E:742:GLU:OE1	2.01	0.61
1:F:151:LYS:O	1:F:152:ASP:O	2.19	0.61
1:F:683:LEU:HD23	1:F:683:LEU:N	2.08	0.61
1:G:151:LYS:O	1:G:154:THR:HG22	2.00	0.61
1:G:417:THR:HG22	1:G:417:THR:O	2.00	0.61
1:G:417:THR:HG21	1:G:453:CYS:HB2	1.82	0.61
1:G:421:SER:HB2	1:G:423:TYR:CE1	2.31	0.61
1:G:662:ASN:HD22	1:G:663:VAL:N	1.98	0.61
1:H:21:SER:N	7:5:9:LEU:CD1	2.63	0.61
1:H:110:GLY:HA3	1:H:605:GLY:HA3	1.83	0.61
1:H:951:THR:HG22	1:J:892:MET:SD	2.40	0.61
1:I:154:THR:HG21	1:I:155:LYS:HE2	1.82	0.61
1:J:310:ILE:O	1:J:313:VAL:HG22	2.00	0.61

*Continued on next page...*



*Continued from previous page...*

Atom-1	Atom-2	Interatomic distance (Å)	Clash overlap (Å)
1:J:725:PHE:HE1	1:J:731:TRP:HB3	1.66	0.61
1:K:114:LYS:HD2	1:K:294:ASP:HB2	1.81	0.61
1:K:829:THR:HG23	1:K:830:GLY:N	2.15	0.61
1:L:78:TYR:HB3	5:Q:76:ARG:NH2	2.16	0.61
1:L:132:PRO:HA	1:L:157:PHE:O	2.00	0.61
1:L:681:THR:HG21	1:L:712:PHE:HB3	1.82	0.61
4:M:298:LEU:HD11	6:U:57:GLU:OE2	1.98	0.61
5:P:27:VAL:O	5:P:28:ARG:HG3	2.00	0.61
1:B:61:SER:HB3	1:C:734:ASN:C	2.22	0.61
1:B:219:ASP:OD1	1:B:220:THR:N	2.34	0.61
1:B:641:GLN:HB2	1:B:928:VAL:CG2	2.31	0.61
1:B:799:GLN:HB2	1:B:865:LEU:O	1.99	0.61
1:C:653:LEU:HB3	1:C:915:LEU:HD22	1.81	0.61
1:D:201:GLU:O	1:E:836:MET:HE2	1.90	0.61
1:D:328:ASP:OD2	1:D:388:VAL:HA	2.01	0.61
1:D:851:ILE:CD1	1:F:116:TYR:HE2	2.07	0.61
1:E:234:ASN:O	1:E:236:LYS:N	2.33	0.61
1:E:397:ILE:HD11	1:E:799:GLN:HG3	1.82	0.61
1:E:511:PRO:HD2	1:E:832:LEU:O	2.01	0.61
1:F:134:GLN:HG2	1:F:155:LYS:CA	2.30	0.61
1:F:666:SER:OG	1:F:667:ILE:N	2.34	0.61
1:F:691:LEU:CD2	1:F:691:LEU:N	2.28	0.61
1:G:729:VAL:HG22	1:G:730:SER:H	1.65	0.61
1:H:902:ASP:OD1	1:H:902:ASP:N	2.33	0.61
1:I:697:PRO:HG2	1:I:698:TYR:CE2	2.36	0.61
1:I:829:THR:CG2	1:I:830:GLY:H	2.13	0.61
1:K:101:PHE:CE2	1:K:581:TYR:CE2	2.84	0.61
1:K:134:GLN:CD	1:K:154:THR:HG22	2.21	0.61
1:K:239:GLN:HG3	1:K:240:ALA:H	1.66	0.61
1:K:489:PRO:HG2	1:K:492:VAL:HG21	1.83	0.61
1:K:675:PHE:HA	1:K:944:PRO:HG3	1.83	0.61
1:K:731:TRP:C	1:K:733:GLY:H	2.04	0.61
1:K:739:THR:OG1	1:K:740:PRO:CD	2.45	0.61
1:K:756:VAL:HG21	1:K:766:PHE:CG	2.35	0.61
1:L:77:THR:OG1	5:S:76:ARG:HG3	2.01	0.61
1:L:109:ARG:HH21	1:L:550:LEU:HB3	1.66	0.61
1:L:222:MET:HE1	1:L:311:ASN:HB3	1.82	0.61
1:L:477:VAL:HG12	1:L:478:ALA:H	1.61	0.61
2:N:237:PRO:HD3	2:N:350:LEU:HB3	1.83	0.61
2:N:342:LEU:H	2:N:342:LEU:HD12	1.64	0.61
5:P:35:THR:CG2	5:P:36:VAL:N	2.63	0.61

*Continued on next page...*



*Continued from previous page...*

Atom-1	Atom-2	Interatomic distance (Å)	Clash overlap (Å)
6:U:169:LEU:CD1	7:1:30:LEU:N	2.63	0.61
7:1:24:GLU:CG	7:1:24:GLU:O	2.47	0.61
7:2:18:PHE:O	7:2:20:GLY:N	2.34	0.61
7:3:17:PRO:HD2	7:3:22:TRP:HB3	1.82	0.61
1:A:97:ALA:O	1:B:780:GLY:CA	2.48	0.60
1:A:828:PHE:CE1	1:A:841:PRO:HB3	2.36	0.60
1:B:2:ALA:CB	6:U:82:GLU:OE2	2.49	0.60
1:B:204:TRP:HE1	1:B:415:ASN:CA	2.12	0.60
1:B:335:TYR:CD2	1:B:341:ASN:OD1	2.54	0.60
1:B:452:ILE:HG23	1:C:158:GLY:HA3	1.81	0.60
1:D:198:GLN:OE1	1:E:838:GLN:HA	2.00	0.60
1:E:235:GLU:H	1:F:815:LYS:HD2	1.66	0.60
1:E:359:GLN:HE22	1:E:692:GLY:HA2	1.66	0.60
1:F:222:MET:HE1	1:F:311:ASN:CB	2.31	0.60
1:F:258:PHE:HB3	1:F:260:TYR:CE2	2.36	0.60
1:F:498:THR:HA	1:F:503:TYR:CD2	2.36	0.60
1:F:656:ILE:CG2	1:F:663:VAL:HG11	2.31	0.60
1:G:162:THR:HA	1:G:193:PHE:CE1	2.36	0.60
1:G:379:ARG:HG3	1:G:379:ARG:HH11	1.65	0.60
1:H:630:LEU:HD12	1:H:630:LEU:O	2.01	0.60
1:I:115:PRO:CB	1:I:323:TYR:CE1	2.84	0.60
1:I:515:ASP:HB3	1:I:517:TYR:CE2	2.36	0.60
1:J:438:SER:OG	1:K:278:LYS:HB2	2.01	0.60
1:J:720:LYS:NZ	5:Q:24:TRP:HB2	2.16	0.60
1:J:730:SER:O	1:J:732:PRO:N	2.33	0.60
1:J:752:GLU:O	1:J:754:TYR:CD1	2.49	0.60
1:K:385:ASN:HD21	1:K:546:ARG:HG3	1.66	0.60
1:K:644:ASN:N	1:K:644:ASN:ND2	2.49	0.60
1:L:356:VAL:HG12	1:L:940:TYR:CE2	2.36	0.60
4:M:12:ALA:HA	4:M:15:GLN:HE21	1.65	0.60
4:M:110:GLN:HA	4:M:110:GLN:OE1	2.00	0.60
5:P:12:LEU:O	5:P:12:LEU:HG	1.99	0.60
7:4:16:ARG:NH1	7:4:21:THR:HG23	2.16	0.60
1:A:724:MET:CB	1:A:902:ASP:OD2	2.49	0.60
1:A:804:GLN:HE22	1:C:551:GLY:CA	2.14	0.60
1:B:42:GLY:O	7:1:9:LEU:CB	2.42	0.60
1:B:362:ASN:C	1:B:364:GLU:H	2.03	0.60
1:C:262:ASP:OD2	1:C:263:VAL:O	2.19	0.60
1:D:405:ASP:O	1:D:405:ASP:OD1	2.19	0.60
1:E:31:PHE:CD1	1:E:31:PHE:C	2.75	0.60
1:E:89:GLY:O	1:E:92:ARG:HG3	2.00	0.60

*Continued on next page...*



*Continued from previous page...*

Atom-1	Atom-2	Interatomic distance (Å)	Clash overlap (Å)
1:E:623:ALA:O	1:E:626:THR:HG23	2.00	0.60
1:F:495:PRO:HD3	1:F:502:GLU:OE2	2.00	0.60
1:F:656:ILE:O	1:F:656:ILE:HG13	2.02	0.60
1:F:943:THR:HG22	1:F:944:PRO:HD3	1.83	0.60
1:F:950:ALA:CB	1:H:893:LEU:HB2	2.31	0.60
1:G:131:ASN:CB	1:G:225:CYS:HB2	2.28	0.60
1:G:600:ASP:OD2	1:G:700:VAL:CA	2.49	0.60
1:H:393:PRO:HG2	1:H:394:ASP:OD1	2.01	0.60
1:H:417:THR:CG2	1:I:159:VAL:HG21	2.30	0.60
1:I:133:SER:O	1:I:155:LYS:HA	2.00	0.60
1:I:362:ASN:ND2	1:I:362:ASN:O	2.34	0.60
1:I:842:TYR:CD1	1:I:843:PRO:CD	2.83	0.60
1:J:714:LEU:O	1:J:714:LEU:CG	2.49	0.60
1:J:906:GLU:OE1	5:Q:24:TRP:CZ2	2.54	0.60
1:K:450:ASN:HB2	1:L:156:THR:CA	2.24	0.60
1:K:450:ASN:CG	1:L:156:THR:CA	2.67	0.60
1:L:399:GLU:CB	1:L:523:ARG:HA	2.30	0.60
1:L:665:ILE:CD1	1:L:918:LEU:CD2	2.79	0.60
1:L:827:GLY:CA	1:L:840:GLN:N	2.64	0.60
4:M:18:PRO:HG3	4:M:22:ALA:CB	2.30	0.60
4:M:144:PHE:HB2	4:M:186:PHE:CG	2.36	0.60
4:M:152:VAL:H	4:M:153:PRO:HD3	1.65	0.60
6:U:81:GLN:NE2	6:U:179:ARG:H	1.99	0.60
1:A:159:VAL:HG21	1:B:841:PRO:HG2	1.82	0.60
1:A:398:ILE:CD1	1:A:477:VAL:HG21	2.29	0.60
1:A:462:ILE:CG2	1:B:411:CYS:SG	2.87	0.60
1:A:489:PRO:HD3	1:A:508:VAL:HG12	1.84	0.60
1:A:553:GLY:H	1:B:804:GLN:HE21	1.49	0.60
1:A:651:ASN:HB3	1:A:919:LEU:HD12	1.83	0.60
1:A:676:ARG:O	1:A:875:PHE:HB2	2.02	0.60
1:B:134:GLN:HG3	1:B:155:LYS:N	2.16	0.60
1:B:295:THR:HG22	1:B:318:PRO:HA	1.82	0.60
1:B:315:GLN:NE2	1:B:835:THR:HG23	2.14	0.60
1:B:339:THR:CB	1:B:342:MET:CE	2.79	0.60
1:B:464:LEU:O	1:B:464:LEU:HD23	2.01	0.60
1:B:573:LEU:HB3	1:B:641:GLN:NE2	2.16	0.60
1:B:636:ASN:HD22	4:M:16:SER:HB2	1.66	0.60
1:B:725:PHE:CE1	1:B:901:LEU:CD1	2.84	0.60
1:C:134:GLN:HB2	1:C:154:THR:CG2	2.22	0.60
1:C:328:ASP:OD2	1:C:386:SER:O	2.19	0.60
1:C:545:TYR:C	1:C:547:SER:H	2.04	0.60

*Continued on next page...*



*Continued from previous page...*

Atom-1	Atom-2	Interatomic distance (Å)	Clash overlap (Å)
1:D:463:ASN:ND2	1:D:466:ALA:CB	2.64	0.60
1:D:575:LEU:HD23	1:D:631:GLU:HB2	1.82	0.60
1:D:682:ARG:NH2	1:D:910:MET:SD	2.75	0.60
1:D:706:PRO:HB3	1:D:711:THR:O	2.02	0.60
1:D:747:ARG:NH1	1:D:752:GLU:OE2	2.34	0.60
1:E:569:ILE:HG22	1:E:569:ILE:O	2.01	0.60
1:E:731:TRP:N	1:E:732:PRO:CD	1.92	0.60
1:F:56:VAL:HG13	1:F:57:THR:N	2.16	0.60
1:G:828:PHE:HE1	1:I:125:ALA:HB2	1.64	0.60
1:H:725:PHE:HA	1:H:900:ALA:O	2.01	0.60
1:I:138:LYS:HD3	1:I:149:GLN:CG	2.31	0.60
1:J:113:PHE:O	1:J:113:PHE:CG	2.54	0.60
1:J:531:ASN:O	1:J:713:TYR:CE1	2.54	0.60
1:J:541:ALA:HA	1:J:544:ARG:HD3	1.83	0.60
1:J:745:ILE:HD13	1:J:765:TRP:CE2	2.36	0.60
1:K:287:ASN:H	1:K:287:ASN:ND2	1.99	0.60
1:K:320:ARG:NH1	1:K:597:LEU:CD1	2.64	0.60
1:K:575:LEU:CB	1:K:576:PRO:HD2	2.31	0.60
1:K:738:LEU:HD13	1:K:754:TYR:CE2	2.35	0.60
1:L:192:THR:HG22	1:L:193:PHE:CE1	2.37	0.60
1:L:419:THR:HG21	1:L:451:GLN:HG3	1.83	0.60
1:L:463:ASN:O	1:L:467:ASN:HB3	2.00	0.60
2:N:50:GLN:HA	2:N:50:GLN:OE1	2.01	0.60
4:M:219:ARG:NH2	4:M:301:ASN:C	2.52	0.60
5:R:12:LEU:CD2	5:R:17:LEU:HD21	2.30	0.60
5:S:33:GLY:C	5:S:43:PRO:O	2.39	0.60
6:U:168:TYR:HB2	7:1:31:ASN:ND2	2.16	0.60
1:A:360:ASP:O	1:A:361:ARG:HG3	2.01	0.60
1:A:829:THR:HG22	1:A:830:GLY:N	2.17	0.60
1:B:123:SER:HA	1:B:226:TYR:CE1	2.36	0.60
1:C:103:ILE:HD12	1:C:103:ILE:N	2.09	0.60
1:C:323:TYR:H	1:C:596:SER:HB3	1.66	0.60
1:D:117:SER:HB2	1:E:403:VAL:O	2.01	0.60
1:D:237:GLY:CA	1:E:817:VAL:HG13	2.32	0.60
1:D:424:GLN:HE22	1:E:264:PRO:HA	1.64	0.60
1:D:507:ARG:HH11	1:D:507:ARG:HG3	1.67	0.60
1:D:823:HIS:CA	1:F:196:GLU:OE2	2.49	0.60
1:E:77:THR:HB	5:P:76:ARG:NE	2.17	0.60
1:E:381:PHE:CD1	1:F:795:PHE:HE1	2.19	0.60
1:E:572:LEU:O	1:E:641:GLN:HG2	2.01	0.60
1:F:151:LYS:C	1:F:152:ASP:O	2.40	0.60

*Continued on next page...*



*Continued from previous page...*

Atom-1	Atom-2	Interatomic distance (Å)	Clash overlap (Å)
1:F:652:MET:SD	1:F:920:PHE:CD1	2.94	0.60
1:G:17:GLY:O	7:6:19:MET:HB3	2.02	0.60
1:G:49:THR:HG22	1:H:883:GLY:HA2	1.83	0.60
1:G:134:GLN:OE1	1:G:217:LYS:HA	2.01	0.60
1:G:448:ARG:HB2	1:G:449:GLN:HE22	1.66	0.60
1:G:448:ARG:HB2	1:G:449:GLN:NE2	2.16	0.60
1:G:724:MET:HE2	1:G:728:SER:O	2.00	0.60
1:G:746:LYS:HB2	1:G:760:ASN:O	2.01	0.60
1:H:682:ARG:HH21	1:H:910:MET:CB	2.14	0.60
1:H:792:TYR:O	1:H:793:SER:C	2.39	0.60
1:I:229:PHE:CD2	1:I:229:PHE:C	2.73	0.60
1:I:738:LEU:HD23	1:I:754:TYR:CD2	2.37	0.60
1:I:819:LEU:N	1:I:820:PRO:HD2	2.15	0.60
1:J:280:ASP:C	1:J:281:ILE:HG22	2.20	0.60
1:J:391:TYR:HD1	1:J:392:ASP:O	1.84	0.60
1:J:584:ASN:HD22	1:J:584:ASN:N	1.97	0.60
1:K:162:THR:HG21	1:K:193:PHE:CD2	2.35	0.60
1:L:83:ARG:HG3	1:L:582:GLU:CB	2.31	0.60
1:L:134:GLN:HG2	1:L:155:LYS:CA	2.31	0.60
1:L:503:TYR:O	1:L:505:ASN:N	2.29	0.60
1:L:933:ARG:O	1:L:933:ARG:CG	2.46	0.60
2:N:70:ASN:HB2	2:N:73:ASN:ND2	2.16	0.60
2:N:338:ARG:NH1	2:N:447:PHE:HB3	2.17	0.60
4:M:68:THR:O	4:M:72:VAL:HG12	2.01	0.60
5:P:33:GLY:HA3	5:P:44:ALA:CA	2.30	0.60
5:Q:122:VAL:HG12	5:Q:122:VAL:O	2.01	0.60
5:S:127:GLU:CB	5:S:131:GLN:HE21	2.15	0.60
6:U:215:ASN:HB2	6:U:223:VAL:CG1	2.30	0.60
6:V:183:ILE:HB	6:V:187:GLN:HG3	1.81	0.60
1:A:556:VAL:O	1:A:556:VAL:HG23	2.00	0.60
1:A:630:LEU:O	1:A:634:LEU:HB2	2.00	0.60
1:B:131:ASN:HB3	1:B:225:CYS:SG	2.41	0.60
1:B:204:TRP:CE3	1:C:313:VAL:HG13	2.37	0.60
1:B:454:LYS:HD2	1:C:281:ILE:HD11	1.84	0.60
1:C:240:ALA:HB3	1:C:288:VAL:HB	1.84	0.60
1:C:752:GLU:OE2	1:C:754:TYR:CE1	2.54	0.60
1:C:842:TYR:CE2	1:C:843:PRO:HD2	2.36	0.60
1:E:66:LEU:HD12	1:E:619:PHE:CE1	2.37	0.60
1:E:91:ASN:OD1	1:E:91:ASN:N	2.34	0.60
1:E:155:LYS:HZ3	1:E:283:LEU:CB	2.13	0.60
1:E:831:TYR:HB3	1:E:838:GLN:NE2	2.11	0.60

*Continued on next page...*



*Continued from previous page...*

Atom-1	Atom-2	Interatomic distance (Å)	Clash overlap (Å)
1:F:454:LYS:HD3	1:F:454:LYS:O	2.01	0.60
1:F:513:LEU:CD1	1:F:819:LEU:HD22	2.30	0.60
1:F:682:ARG:CZ	1:F:907:VAL:CG1	2.79	0.60
1:F:736:ARG:CG	1:F:736:ARG:NH1	2.62	0.60
1:G:63:ARG:HD2	1:G:64:LEU:H	1.67	0.60
1:G:160:ALA:CB	1:G:213:GLY:H	2.14	0.60
1:J:89:GLY:O	1:J:92:ARG:CD	2.49	0.60
1:J:149:GLN:O	1:J:150:GLU:HG2	2.01	0.60
1:J:655:PRO:HB3	5:R:8:PHE:CE2	2.37	0.60
1:J:681:THR:HG23	1:J:682:ARG:H	1.66	0.60
1:K:241:LYS:HZ3	1:K:256:ILE:CG2	2.13	0.60
1:K:474:TYR:OH	1:K:834:PRO:HG3	2.02	0.60
1:L:58:THR:HG21	1:L:62:GLN:NE2	2.17	0.60
2:N:254:ILE:CG2	2:N:354:TRP:CE2	2.85	0.60
2:N:392:LEU:CD1	2:N:483:ILE:HD13	2.32	0.60
2:N:441:THR:HG21	2:N:443:VAL:CG1	2.19	0.60
5:P:15:PRO:HB2	5:R:14:SER:HB2	1.84	0.60
7:2:16:ARG:NH1	7:2:16:ARG:HG2	2.15	0.60
1:A:73:ARG:NH2	1:A:80:TYR:CE1	2.69	0.60
1:A:260:TYR:CD2	1:A:282:ILE:CD1	2.85	0.60
1:A:426:VAL:CG2	1:B:260:TYR:HB2	2.24	0.60
1:B:2:ALA:HB2	6:U:82:GLU:OE2	2.02	0.60
1:B:513:LEU:HD13	1:B:819:LEU:HD13	1.84	0.60
1:B:661:THR:O	1:B:907:VAL:HG22	2.01	0.60
1:B:687:GLU:HG2	1:B:701:TYR:CE2	2.36	0.60
1:C:336:TYR:HE2	1:C:565:LYS:HD3	1.67	0.60
1:C:359:GLN:NE2	1:C:359:GLN:CA	2.57	0.60
1:C:405:ASP:OD1	1:C:405:ASP:C	2.39	0.60
1:C:943:THR:HB	1:C:944:PRO:HD3	1.84	0.60
1:D:202:GLU:HG2	1:E:299:TYR:OH	2.00	0.60
1:D:230:ALA:HB1	1:D:288:VAL:CG2	2.32	0.60
1:D:330:PHE:CZ	1:D:385:ASN:HB2	2.37	0.60
1:D:479:LEU:HD11	1:E:406:GLU:OE1	2.01	0.60
1:E:219:ASP:HB2	1:E:287:ASN:ND2	2.16	0.60
1:F:685:THR:HB	1:F:914:THR:HA	1.83	0.60
1:F:913:PRO:HG2	5:Q:8:PHE:HD1	1.66	0.60
1:G:198:GLN:CG	1:G:199:VAL:H	2.01	0.60
1:G:662:ASN:HA	1:G:906:GLU:HB2	1.82	0.60
1:H:465:GLN:HA	1:H:465:GLN:OE1	2.01	0.60
1:H:781:PHE:O	1:H:782:HIS:C	2.40	0.60
1:H:829:THR:CG2	1:H:830:GLY:N	2.64	0.60

*Continued on next page...*



*Continued from previous page...*

Atom-1	Atom-2	Interatomic distance (Å)	Clash overlap (Å)
1:H:853:GLN:HE21	1:H:853:GLN:H	1.50	0.60
1:I:115:PRO:CB	1:I:323:TYR:HE1	2.15	0.60
1:J:201:GLU:CD	1:J:201:GLU:N	2.52	0.60
1:J:587:LYS:HD2	1:J:610:PHE:HD1	1.63	0.60
1:K:93:VAL:HG12	1:K:575:LEU:HA	1.83	0.60
1:K:170:GLN:HG3	1:K:185:LYS:HD3	1.82	0.60
1:K:172:LEU:H	1:K:172:LEU:HD23	1.66	0.60
1:K:187:ILE:N	1:K:191:LYS:HB3	2.17	0.60
1:L:33:ARG:HH11	7:9:12:ARG:HB3	1.65	0.60
1:L:379:ARG:HB2	1:L:379:ARG:HH11	1.67	0.60
4:M:113:LEU:O	4:M:113:LEU:HG	2.01	0.60
4:M:152:VAL:H	4:M:153:PRO:CD	2.15	0.60
6:U:168:TYR:O	7:1:31:ASN:CB	2.49	0.60
1:A:210:PHE:HA	1:A:280:ASP:CB	2.31	0.60
1:B:435:ALA:HB3	1:C:270:ALA:HB1	1.84	0.60
1:B:452:ILE:HG22	1:C:160:ALA:H	1.67	0.60
1:C:328:ASP:OD1	1:C:328:ASP:C	2.39	0.60
1:C:380:TYR:CD1	1:C:387:ALA:CB	2.84	0.60
1:C:631:GLU:O	1:C:632:ALA:HB3	2.01	0.60
1:C:640:ASP:N	1:C:640:ASP:OD2	2.33	0.60
1:C:746:LYS:HG3	1:C:760:ASN:ND2	2.16	0.60
1:C:776:ILE:CG2	1:C:782:HIS:CE1	2.84	0.60
1:D:121:TYR:HE2	1:E:847:PRO:O	1.84	0.60
1:D:150:GLU:HB2	1:D:152:ASP:OD1	2.01	0.60
1:D:400:ASN:HD21	1:D:520:ILE:HG23	1.65	0.60
1:D:521:GLY:HA2	1:F:115:PRO:HB2	1.84	0.60
1:D:804:GLN:HG3	1:F:552:ASN:O	2.01	0.60
1:E:109:ARG:NH1	1:E:113:PHE:CZ	2.69	0.60
1:E:170:GLN:HG3	1:E:185:LYS:HE3	1.84	0.60
1:E:192:THR:CG2	1:E:193:PHE:CE1	2.85	0.60
1:E:440:TRP:HD1	1:E:441:GLU:CG	2.11	0.60
1:E:454:LYS:O	1:F:161:ALA:CA	2.50	0.60
1:E:643:PHE:CD1	1:E:643:PHE:N	2.69	0.60
1:E:779:GLN:NE2	1:F:39:PHE:HA	2.15	0.60
1:E:859:VAL:HG22	1:E:860:THR:H	1.66	0.60
1:F:76:THR:HG21	1:F:79:LEU:HD12	1.83	0.60
1:F:663:VAL:HG13	5:R:17:LEU:HD13	1.74	0.60
1:F:669:SER:HA	1:F:900:ALA:HB2	1.82	0.60
1:F:713:TYR:HA	1:F:867:ASP:CB	2.31	0.60
1:G:103:ILE:HG23	1:G:613:VAL:HG11	1.80	0.60
1:G:140:LYS:CG	1:G:147:VAL:CG2	2.80	0.60

*Continued on next page...*



*Continued from previous page...*

Atom-1	Atom-2	Interatomic distance (Å)	Clash overlap (Å)
1:G:380:TYR:CD1	1:G:387:ALA:CB	2.84	0.60
1:G:731:TRP:N	1:G:732:PRO:CD	2.63	0.60
1:H:113:PHE:HD1	1:H:324:ILE:CD1	2.10	0.60
1:H:745:ILE:HG22	1:H:746:LYS:N	2.16	0.60
1:H:770:MET:HG3	1:H:776:ILE:HD11	1.84	0.60
1:I:488:THR:N	1:I:507:ARG:HH21	2.00	0.60
1:I:922:VAL:HG12	1:I:944:PRO:HD2	1.84	0.60
1:J:95:ASP:OD2	1:K:779:GLN:HA	2.01	0.60
1:K:239:GLN:NE2	1:K:240:ALA:H	1.98	0.60
2:N:161:PHE:CE2	2:N:181:ILE:HA	2.37	0.60
2:N:342:LEU:HD12	2:N:342:LEU:N	2.17	0.60
4:M:249:ASN:OD1	4:M:250:SER:HB3	2.02	0.60
6:V:50:HIS:C	6:V:52:ASN:H	2.03	0.60
6:V:183:ILE:CD1	6:V:188:PHE:HA	2.32	0.60
7:9:10:ALA:N	7:9:11:PRO:HD3	2.16	0.60
1:A:193:PHE:HE2	1:A:284:TYR:HD1	1.49	0.60
1:A:201:GLU:HG3	1:B:838:GLN:HB3	1.83	0.60
1:A:633:MET:O	1:A:639:HIS:NE2	2.33	0.60
1:A:720:LYS:HB3	1:A:906:GLU:OE2	1.97	0.60
1:A:732:PRO:HG3	1:A:743:PHE:CZ	2.37	0.60
1:A:853:GLN:CA	1:C:111:PRO:HB3	2.32	0.60
1:A:930:GLN:O	1:A:930:GLN:HG3	2.01	0.60
1:B:61:SER:OG	1:C:734:ASN:HB2	2.02	0.60
1:B:203:ASN:CA	1:C:836:MET:HE1	2.30	0.60
1:B:231:ARG:HG2	1:B:232:PRO:CD	2.32	0.60
1:B:326:PHE:HE2	1:B:550:LEU:HD21	1.64	0.60
1:B:449:GLN:HE21	1:B:450:ASN:CG	2.04	0.60
1:C:800:PRO:C	1:C:801:MET:HG3	2.21	0.60
1:C:853:GLN:O	1:C:854:THR:HG23	2.02	0.60
1:D:202:GLU:HG3	1:D:206:GLU:OE2	2.02	0.60
1:E:62:GLN:OE1	1:E:621:PRO:HA	2.01	0.60
1:E:162:THR:CG2	1:E:163:GLY:O	2.48	0.60
1:E:267:SER:C	1:E:275:GLU:O	2.40	0.60
1:E:790:ARG:O	1:E:796:ARG:HD2	2.02	0.60
1:E:802:SER:OG	1:E:862:LYS:HG2	2.01	0.60
1:F:31:PHE:C	1:F:33:ARG:H	2.05	0.60
1:F:135:TRP:CH2	1:F:309:GLU:HB3	2.36	0.60
1:F:800:PRO:O	1:F:801:MET:CG	2.49	0.60
1:G:151:LYS:O	1:G:154:THR:N	2.32	0.60
1:G:204:TRP:HE1	1:G:415:ASN:CB	2.15	0.60
1:G:463:ASN:HD22	1:G:463:ASN:C	2.05	0.60

*Continued on next page...*



*Continued from previous page...*

Atom-1	Atom-2	Interatomic distance (Å)	Clash overlap (Å)
1:H:339:THR:HG22	1:J:740:PRO:CB	2.31	0.60
1:H:403:VAL:O	1:H:403:VAL:HG13	2.01	0.60
1:H:950:ALA:HB1	1:J:892:MET:CE	2.31	0.60
1:I:69:VAL:HG23	1:I:70:PRO:CD	2.25	0.60
1:J:100:TYR:CE2	1:J:561:GLN:HG2	2.37	0.60
1:K:72:ASP:OD2	1:K:83:ARG:HB3	2.02	0.60
1:K:731:TRP:N	1:K:732:PRO:HD2	2.15	0.60
1:L:84:PHE:HE2	1:L:614:ASN:HA	1.67	0.60
1:L:162:THR:O	1:L:211:TYR:HA	2.01	0.60
1:L:173:LEU:HD12	1:L:185:LYS:NZ	2.15	0.60
1:L:656:ILE:CG2	1:L:914:THR:O	2.49	0.60
1:L:731:TRP:CD2	1:L:731:TRP:C	2.65	0.60
2:N:232:ASP:HB3	2:N:355:TYR:HB2	1.84	0.60
7:1:16:ARG:HB3	7:1:22:TRP:O	2.01	0.60
7:3:22:TRP:CH2	7:3:25:ILE:CD1	2.83	0.60
1:A:75:ALA:HB1	1:A:587:LYS:HZ1	1.66	0.60
1:A:424:GLN:HB2	1:A:446:ILE:O	1.89	0.60
1:B:141:GLN:O	1:B:141:GLN:HG3	2.02	0.60
1:B:193:PHE:HZ	1:B:198:GLN:C	2.04	0.60
1:B:315:GLN:NE2	1:B:835:THR:HA	2.17	0.60
1:B:403:VAL:HG21	1:B:465:GLN:HB3	1.82	0.60
1:B:685:THR:HG23	1:B:685:THR:O	2.01	0.60
1:C:60:ARG:NE	6:U:93:ARG:NH1	2.48	0.60
1:C:66:LEU:HG	1:C:619:PHE:CE1	2.37	0.60
1:C:285:THR:O	1:C:286:GLU:HB3	2.02	0.60
1:C:514:VAL:O	1:C:514:VAL:CG2	2.48	0.60
1:D:200:GLY:CA	1:D:206:GLU:CG	2.68	0.60
1:D:414:LEU:HD21	1:F:410:TYR:HE2	1.67	0.60
1:D:839:GLY:CA	1:F:198:GLN:HG3	2.31	0.60
1:E:103:ILE:HD12	1:E:103:ILE:N	2.08	0.60
1:F:172:LEU:HD23	1:F:174:LEU:HD23	1.82	0.60
1:F:442:LYS:HG2	1:F:443:ASP:H	1.65	0.60
1:F:680:PHE:CD2	1:F:905:PHE:CE2	2.90	0.60
1:F:811:TYR:CD1	1:F:857:PRO:HD2	2.36	0.60
1:G:13:MET:HE3	1:H:941:LEU:HB2	1.81	0.60
1:G:364:GLU:HB3	1:G:708:LEU:O	2.01	0.60
1:G:833:ALA:HB1	1:G:834:PRO:HD2	1.81	0.60
1:G:951:THR:O	1:G:951:THR:CG2	2.49	0.60
1:H:22:GLU:HG2	1:H:22:GLU:O	2.02	0.60
1:H:353:ASN:ND2	1:H:354:ALA:N	2.48	0.60
1:H:806:VAL:HG21	1:H:848:TYR:CD2	2.36	0.60

*Continued on next page...*



*Continued from previous page...*

Atom-1	Atom-2	Interatomic distance (Å)	Clash overlap (Å)
1:I:138:LYS:CD	1:I:149:GLN:HB2	2.22	0.60
1:I:503:TYR:C	1:I:505:ASN:H	2.04	0.60
1:J:46:ARG:NH1	1:K:925:VAL:CG1	2.64	0.60
1:J:194:GLN:HB2	1:J:197:PRO:HG2	1.83	0.60
1:J:613:VAL:O	1:J:613:VAL:CG1	2.49	0.60
1:J:866:CYS:O	1:J:866:CYS:SG	2.59	0.60
1:K:8:PRO:HB3	6:V:18:GLY:HA2	1.83	0.60
1:K:31:PHE:C	1:K:31:PHE:CD1	2.75	0.60
1:L:56:VAL:HG13	7:8:24:GLU:OE1	2.02	0.60
1:L:419:THR:HG22	1:L:451:GLN:HB2	1.80	0.60
1:L:525:SER:CA	1:L:801:MET:HE3	2.32	0.60
2:N:138:ARG:HH11	2:N:195:LEU:HD13	1.67	0.60
5:P:16:TYR:HA	5:Q:18:THR:CG2	2.32	0.60
5:S:34:SER:O	5:S:43:PRO:CD	2.50	0.60
6:V:197:TYR:CE2	6:V:200:PRO:HA	2.36	0.60
1:A:331:VAL:O	1:A:331:VAL:HG23	2.02	0.60
1:A:907:VAL:HG23	1:A:908:ASP:H	1.67	0.60
1:A:929:HIS:HB3	1:A:937:GLU:HG3	1.84	0.60
1:B:635:ARG:HH12	1:B:933:ARG:HG3	1.67	0.60
1:B:685:THR:O	1:B:685:THR:CG2	2.45	0.60
1:C:60:ARG:HE	6:U:93:ARG:NH1	1.98	0.60
1:C:199:VAL:CG2	1:C:211:TYR:HE2	2.14	0.60
1:C:349:ALA:O	1:J:87:ALA:CB	2.49	0.60
1:C:501:TYR:C	1:C:501:TYR:CD2	2.73	0.60
1:C:667:ILE:HG22	1:C:668:PRO:HD2	1.83	0.60
1:C:765:TRP:HZ2	1:C:871:TRP:HB3	1.67	0.60
1:D:10:TRP:CZ3	1:E:943:THR:CG2	2.75	0.60
1:D:46:ARG:HH11	1:D:46:ARG:CB	2.04	0.60
1:D:260:TYR:HD2	1:D:282:ILE:HG22	1.56	0.60
1:D:337:ASN:ND2	1:D:362:ASN:HA	2.17	0.60
1:D:681:THR:O	1:D:917:TYR:HB3	2.02	0.60
1:E:373:SER:HA	1:E:790:ARG:CD	2.32	0.60
1:E:552:ASN:HB2	1:F:522:ALA:HB2	1.84	0.60
1:F:70:PRO:HA	1:F:84:PHE:CD2	2.37	0.60
1:F:103:ILE:HG21	1:F:610:PHE:CD1	2.37	0.60
1:F:165:ILE:HD11	1:F:175:GLY:HA2	1.83	0.60
1:F:543:LEU:HD13	1:F:543:LEU:O	2.02	0.60
1:F:582:GLU:OE1	1:F:582:GLU:C	2.40	0.60
1:G:158:GLY:H	1:I:452:ILE:HG23	1.67	0.60
1:G:663:VAL:O	1:G:663:VAL:HG13	2.02	0.60
1:H:151:LYS:HB3	1:H:154:THR:HG21	1.83	0.60

*Continued on next page...*



*Continued from previous page...*

Atom-1	Atom-2	Interatomic distance (Å)	Clash overlap (Å)
1:H:161:ALA:O	1:H:193:PHE:HE2	1.76	0.60
1:H:243:LYS:H	1:H:243:LYS:CD	2.14	0.60
1:I:510:ALA:HB2	1:I:832:LEU:C	2.22	0.60
1:I:748:SER:HB2	5:S:55:GLY:H	1.67	0.60
1:I:827:GLY:HA2	1:I:839:GLY:HA3	1.83	0.60
1:J:330:PHE:CE2	1:J:560:ILE:HD12	2.37	0.60
1:J:449:GLN:O	1:K:153:VAL:HG12	2.01	0.60
1:J:463:ASN:HD22	1:J:466:ALA:H	1.47	0.60
1:J:684:LYS:HE2	1:J:713:TYR:OH	2.01	0.60
1:J:921:GLU:O	1:J:922:VAL:HG13	1.94	0.60
1:K:261:PHE:O	1:K:280:ASP:HB2	2.01	0.60
1:K:478:ALA:C	1:K:480:TYR:N	2.54	0.60
1:K:562:VAL:O	1:K:562:VAL:CG2	2.49	0.60
1:L:20:ALA:O	7:9:9:LEU:HD11	2.02	0.60
1:L:21:SER:N	7:9:9:LEU:CD1	2.65	0.60
1:L:72:ASP:OD2	1:L:83:ARG:HB3	2.02	0.60
1:L:242:PHE:HE1	1:L:289:ASN:N	1.98	0.60
1:L:260:TYR:CE2	1:L:282:ILE:HG21	2.36	0.60
1:L:707:TYR:HD2	1:L:708:LEU:HB3	1.67	0.60
2:N:145:VAL:HG13	2:N:146:GLU:N	1.93	0.60
4:M:337:THR:N	4:M:338:PRO:CD	2.64	0.60
5:P:15:PRO:CB	5:R:15:PRO:CD	2.80	0.60
7:2:21:THR:HG22	7:2:21:THR:O	2.02	0.60
7:9:10:ALA:N	7:9:11:PRO:CD	2.65	0.60
1:A:823:HIS:CA	1:C:196:GLU:OE2	2.49	0.59
1:A:853:GLN:CB	1:C:111:PRO:HB3	2.32	0.59
1:B:78:TYR:CD1	1:B:695:PHE:HB2	2.36	0.59
1:B:88:VAL:HG13	1:B:576:PRO:HA	1.83	0.59
1:B:198:GLN:NE2	1:C:840:GLN:HB3	2.17	0.59
1:B:336:TYR:HB3	1:B:337:ASN:ND2	2.17	0.59
1:C:81:LYS:HB2	1:C:584:ASN:OD1	2.01	0.59
1:C:96:MET:O	1:C:96:MET:HG3	2.02	0.59
1:C:191:LYS:HG3	1:C:194:GLN:HE21	1.66	0.59
1:C:205:GLN:O	1:C:205:GLN:HG3	2.02	0.59
1:C:423:TYR:H	1:C:450:ASN:HB2	1.65	0.59
1:D:79:LEU:HG	1:D:80:TYR:N	2.16	0.59
1:D:136:GLU:CB	1:D:218:LYS:HE3	2.32	0.59
1:D:277:TYR:CD1	1:D:277:TYR:C	2.75	0.59
1:D:756:VAL:HA	1:F:561:GLN:HE22	1.67	0.59
1:E:281:ILE:O	1:E:281:ILE:HG13	2.02	0.59
1:E:442:LYS:O	1:E:443:ASP:OD1	2.21	0.59

*Continued on next page...*



*Continued from previous page...*

Atom-1	Atom-2	Interatomic distance (Å)	Clash overlap (Å)
1:E:515:ASP:OD1	1:E:516:ALA:N	2.34	0.59
1:E:561:GLN:NE2	1:F:756:VAL:O	2.35	0.59
1:F:334:MET:HG3	1:F:336:TYR:HE1	1.64	0.59
1:F:339:THR:HG22	1:H:740:PRO:HG2	1.84	0.59
1:F:667:ILE:HD11	1:F:901:LEU:CG	2.30	0.59
1:G:162:THR:CA	1:G:193:PHE:CE1	2.85	0.59
1:G:358:LEU:HD22	1:G:942:ARG:CD	2.32	0.59
1:G:665:ILE:O	1:G:666:SER:HB2	2.00	0.59
1:H:135:TRP:CZ3	1:H:137:THR:HB	2.36	0.59
1:H:220:THR:CG2	1:H:290:LEU:HB2	2.31	0.59
1:H:429:THR:CG2	1:H:430:ASN:N	2.44	0.59
1:I:55:ASP:CB	1:I:626:THR:CG2	2.73	0.59
1:I:842:TYR:CG	1:I:843:PRO:CD	2.80	0.59
1:J:543:LEU:HA	1:J:546:ARG:NH1	2.17	0.59
1:J:543:LEU:HA	1:J:546:ARG:HH12	1.66	0.59
1:J:655:PRO:CG	5:R:9:GLU:OE1	2.50	0.59
1:J:951:THR:HG23	8:X:6:UNK:O	2.02	0.59
1:K:726:ASP:OD1	1:K:726:ASP:C	2.41	0.59
1:L:112:SER:O	1:L:112:SER:OG	2.20	0.59
1:L:525:SER:CA	1:L:801:MET:CE	2.79	0.59
1:L:691:LEU:HD11	1:L:707:TYR:CE2	2.36	0.59
1:L:769:GLN:HG2	1:L:871:TRP:HZ3	1.67	0.59
2:N:406:SER:HA	2:N:496:ARG:O	2.02	0.59
2:N:503:TYR:O	2:N:503:TYR:HD1	1.85	0.59
5:P:18:THR:OG1	5:R:16:TYR:CD2	2.53	0.59
5:Q:101:LEU:O	5:Q:105:LEU:HB2	2.02	0.59
1:A:75:ALA:HB1	1:A:587:LYS:NZ	2.18	0.59
1:A:783:VAL:HG12	1:A:784:PRO:HD2	1.80	0.59
1:B:122:ASN:O	1:B:125:ALA:CB	2.51	0.59
1:B:133:SER:OG	1:B:134:GLN:N	2.35	0.59
1:C:60:ARG:NH2	6:U:93:ARG:HG3	2.16	0.59
1:C:64:LEU:HD11	1:C:621:PRO:HD3	1.85	0.59
1:C:66:LEU:HD12	1:C:619:PHE:CZ	2.37	0.59
1:C:83:ARG:HB2	1:C:582:GLU:CB	2.26	0.59
1:C:368:GLN:OE1	1:C:368:GLN:HA	2.01	0.59
1:D:676:ARG:NH2	7:4:5:ASN:HD21	2.00	0.59
1:F:280:ASP:O	1:F:281:ILE:HG13	2.02	0.59
1:F:875:PHE:HE2	1:F:889:GLY:CA	2.15	0.59
1:G:58:THR:HG22	1:G:60:ARG:H	1.67	0.59
1:G:214:ARG:HH22	1:G:241:LYS:NZ	2.01	0.59
1:G:315:GLN:NE2	1:I:203:ASN:OD1	2.34	0.59

*Continued on next page...*



*Continued from previous page...*

Atom-1	Atom-2	Interatomic distance (Å)	Clash overlap (Å)
1:G:477:VAL:O	1:G:477:VAL:HG13	2.01	0.59
1:G:735:ASP:O	1:I:63:ARG:HA	2.02	0.59
1:H:366:SER:CB	1:H:647:LEU:HB3	2.22	0.59
1:H:569:ILE:O	1:H:569:ILE:CG2	2.50	0.59
1:H:677:GLY:O	1:H:921:GLU:HB2	2.01	0.59
1:I:261:PHE:CE1	1:I:283:LEU:HD12	2.37	0.59
1:I:327:ARG:HH21	1:I:705:ILE:HG23	1.67	0.59
1:I:413:PRO:HD3	1:I:458:TYR:O	2.02	0.59
1:J:366:SER:C	1:J:368:GLN:H	2.03	0.59
1:K:946:SER:HB3	6:U:28:SER:O	2.02	0.59
1:L:47:ASN:ND2	7:9:8:SER:O	2.35	0.59
1:L:267:SER:CA	1:L:277:TYR:CD2	2.84	0.59
1:L:462:ILE:HG12	1:L:463:ASN:H	1.67	0.59
2:N:111:LYS:HB2	2:N:473:ASP:HB3	1.83	0.59
4:M:194:LEU:HD22	6:U:208:TYR:HB3	1.84	0.59
5:R:39:ARG:NH1	5:R:60:ASP:OD1	2.34	0.59
5:R:44:ALA:HB2	5:R:51:TYR:CE1	2.28	0.59
6:U:177:GLU:OE1	6:U:178:PRO:HD2	2.01	0.59
6:V:13:TYR:HB2	6:V:188:PHE:CZ	2.36	0.59
1:A:1:MET:HB2	1:B:931:PRO:HG3	1.84	0.59
1:A:106:VAL:HA	1:A:557:PRO:HA	1.82	0.59
1:A:288:VAL:HG22	1:A:289:ASN:H	1.66	0.59
1:A:623:ALA:C	1:A:625:ASN:H	2.03	0.59
1:A:783:VAL:HG12	1:A:784:PRO:O	2.02	0.59
1:A:922:VAL:O	1:A:922:VAL:CG2	2.49	0.59
1:B:71:VAL:O	1:B:71:VAL:HG12	2.03	0.59
1:B:95:ASP:OD1	1:C:779:GLN:HG3	2.01	0.59
1:B:171:GLY:H	1:B:258:PHE:HE2	1.48	0.59
1:B:278:LYS:HG3	1:B:280:ASP:OD2	2.02	0.59
1:B:682:ARG:CZ	1:B:910:MET:CB	2.79	0.59
1:B:783:VAL:HG12	1:B:795:PHE:HZ	1.66	0.59
1:C:109:ARG:HB3	1:C:113:PHE:HB2	1.83	0.59
1:C:187:ILE:C	1:C:189:ALA:H	2.05	0.59
1:C:409:ASN:HD22	1:C:464:LEU:HB2	1.65	0.59
1:C:507:ARG:HH11	1:C:507:ARG:CB	2.11	0.59
1:C:525:SER:OG	1:C:865:LEU:CD1	2.50	0.59
1:D:156:THR:HG22	1:F:451:GLN:OE1	2.02	0.59
1:D:456:ASN:ND2	1:F:837:ARG:O	2.35	0.59
1:D:825:ASN:HA	1:F:122:ASN:HA	1.83	0.59
1:E:25:SER:HB3	1:F:639:HIS:HE2	1.67	0.59
1:E:167:ILE:HG13	1:E:210:PHE:HB3	1.83	0.59

*Continued on next page...*



*Continued from previous page...*

Atom-1	Atom-2	Interatomic distance (Å)	Clash overlap (Å)
1:E:513:LEU:HD13	1:E:819:LEU:CD1	2.32	0.59
1:E:518:ILE:O	1:E:518:ILE:HD12	2.03	0.59
1:F:28:LEU:O	1:F:28:LEU:HG	2.02	0.59
1:F:462:ILE:HG12	1:F:463:ASN:N	2.18	0.59
1:F:657:PRO:HD3	5:R:12:LEU:CD2	2.32	0.59
1:F:661:THR:HG22	1:F:909:PRO:CD	2.33	0.59
1:F:766:PHE:CD1	1:F:766:PHE:O	2.55	0.59
1:G:43:ASN:HA	7:7:8:SER:CB	2.31	0.59
1:G:134:GLN:HB2	1:G:155:LYS:NZ	2.16	0.59
1:G:216:LEU:N	1:G:216:LEU:HD23	2.17	0.59
1:G:399:GLU:OE1	1:G:523:ARG:HB3	2.01	0.59
1:H:131:ASN:HD22	1:H:225:CYS:HB2	1.66	0.59
1:H:524:TRP:HA	1:H:524:TRP:HE3	1.66	0.59
1:H:811:TYR:HD1	1:H:857:PRO:HD2	1.64	0.59
1:I:190:ASP:C	1:I:192:THR:H	2.06	0.59
1:I:222:MET:SD	1:I:307:SER:CB	2.86	0.59
1:I:243:LYS:CD	1:I:253:ASP:O	2.49	0.59
1:I:679:SER:O	1:I:919:LEU:HB3	2.02	0.59
1:I:869:VAL:HG23	1:I:870:MET:N	2.17	0.59
1:J:134:GLN:C	1:J:135:TRP:CD1	2.76	0.59
1:J:760:ASN:OD1	1:J:863:LYS:HA	2.01	0.59
1:J:839:GLY:CA	1:L:198:GLN:HG3	2.28	0.59
1:K:403:VAL:HG21	1:K:466:ALA:HA	1.84	0.59
1:K:443:ASP:HB3	1:L:151:LYS:N	2.17	0.59
1:K:621:PRO:CD	1:L:778:TYR:HE2	2.14	0.59
1:K:681:THR:CG2	1:K:682:ARG:H	2.10	0.59
1:K:837:ARG:HH11	1:L:459:ALA:CB	2.14	0.59
1:K:910:MET:HE2	1:K:914:THR:HG21	1.85	0.59
1:L:95:ASP:CG	1:L:96:MET:H	2.04	0.59
1:L:494:LEU:HD23	1:L:503:TYR:CE1	2.37	0.59
1:L:719:LYS:HB2	1:L:906:GLU:CG	2.31	0.59
1:L:734:ASN:ND2	1:L:735:ASP:H	2.00	0.59
2:N:411:VAL:HG13	2:N:477:LEU:CD1	2.31	0.59
6:U:187:GLN:HA	6:U:187:GLN:OE1	2.00	0.59
6:V:62:THR:CG2	6:V:190:GLU:CB	2.77	0.59
7:6:22:TRP:HH2	7:6:25:ILE:HD11	0.63	0.59
1:A:136:GLU:HG2	1:A:151:LYS:HG2	1.83	0.59
1:A:198:GLN:CD	1:B:839:GLY:N	2.56	0.59
1:A:526:LEU:HG	1:A:528:PRO:HD2	1.82	0.59
1:B:870:MET:HG2	1:B:870:MET:O	2.03	0.59
1:B:933:ARG:HH22	4:M:92:LEU:CD2	2.14	0.59

*Continued on next page...*



*Continued from previous page...*

Atom-1	Atom-2	Interatomic distance (Å)	Clash overlap (Å)
1:C:188:TYR:HA	1:C:192:THR:OG1	2.01	0.59
1:C:356:VAL:HG23	1:C:940:TYR:CD1	2.35	0.59
1:C:494:LEU:HD22	1:C:503:TYR:HA	1.85	0.59
1:C:811:TYR:CG	1:C:856:VAL:HG23	2.36	0.59
1:D:736:ARG:O	1:F:64:LEU:HB3	2.02	0.59
1:F:260:TYR:CD2	1:F:282:ILE:HG22	2.37	0.59
1:F:524:TRP:HA	1:F:801:MET:HE3	1.84	0.59
1:F:660:ALA:CB	5:R:11:GLY:HA3	2.29	0.59
1:F:713:TYR:HA	1:F:867:ASP:HB2	1.83	0.59
1:G:102:ASP:O	1:G:613:VAL:HA	2.02	0.59
1:G:370:LEU:HD23	1:G:570:LYS:HZ1	1.68	0.59
1:H:151:LYS:O	1:H:154:THR:HG23	2.03	0.59
1:H:482:PRO:HD3	1:H:529:MET:HB3	1.84	0.59
1:H:544:ARG:HD2	1:I:401:HIS:NE2	2.17	0.59
1:I:298:VAL:HG12	1:I:316:SER:CA	2.24	0.59
1:I:636:ASN:CG	1:I:637:ASP:H	2.05	0.59
1:J:10:TRP:HB3	1:J:16:ALA:HB3	1.85	0.59
1:J:198:GLN:CB	1:K:839:GLY:HA2	2.24	0.59
1:K:14:HIS:NE2	1:K:23:TYR:CE1	2.71	0.59
1:K:923:PHE:O	1:K:942:ARG:CA	2.45	0.59
1:L:199:VAL:HG12	1:L:206:GLU:CB	2.31	0.59
1:L:556:VAL:O	1:L:556:VAL:HG23	2.01	0.59
1:L:921:GLU:C	1:L:922:VAL:CG1	2.71	0.59
5:P:15:PRO:C	5:Q:18:THR:OG1	2.40	0.59
5:P:18:THR:CB	5:R:15:PRO:O	2.48	0.59
1:A:28:LEU:HD23	1:B:639:HIS:CD2	2.37	0.59
1:A:677:GLY:H	1:A:921:GLU:HG3	1.67	0.59
1:B:371:LEU:HD12	1:B:377:ARG:NH2	2.16	0.59
1:B:452:ILE:HD12	1:C:158:GLY:HA3	1.84	0.59
1:B:720:LYS:HG3	1:B:742:GLU:OE2	2.03	0.59
1:C:390:SER:H	1:C:540:ASN:HD21	1.49	0.59
1:C:424:GLN:HA	1:C:445:ALA:HB3	1.85	0.59
1:C:776:ILE:HG22	1:C:782:HIS:CE1	2.38	0.59
1:C:935:VAL:CG1	1:C:935:VAL:O	2.51	0.59
1:D:109:ARG:NH1	1:D:551:GLY:O	2.36	0.59
1:D:463:ASN:O	1:D:467:ASN:ND2	2.21	0.59
1:D:556:VAL:O	1:D:556:VAL:HG23	2.02	0.59
1:E:135:TRP:CH2	1:E:153:VAL:HG12	2.38	0.59
1:E:552:ASN:ND2	1:F:522:ALA:HB2	2.16	0.59
1:F:929:HIS:C	1:F:931:PRO:HD3	2.23	0.59
1:G:224:PRO:C	1:G:226:TYR:H	2.05	0.59

*Continued on next page...*



*Continued from previous page...*

Atom-1	Atom-2	Interatomic distance (Å)	Clash overlap (Å)
1:G:398:ILE:HD11	1:G:477:VAL:HG21	1.83	0.59
1:G:452:ILE:HG23	1:H:158:GLY:CA	2.28	0.59
1:G:572:LEU:HD11	1:G:928:VAL:HG11	1.84	0.59
1:G:633:MET:O	1:G:636:ASN:HB3	2.02	0.59
1:G:696:ASP:OD1	1:G:696:ASP:N	2.34	0.59
1:G:923:PHE:O	1:G:924:ASP:C	2.40	0.59
1:H:407:LEU:O	1:H:407:LEU:HD12	2.03	0.59
1:H:720:LYS:CA	1:H:743:PHE:O	2.51	0.59
1:H:827:GLY:HA2	1:H:839:GLY:C	2.22	0.59
1:H:863:LYS:HG2	1:H:863:LYS:O	2.01	0.59
1:I:299:TYR:CB	1:I:315:GLN:HE21	2.16	0.59
1:I:514:VAL:HG21	1:I:526:LEU:CD1	2.32	0.59
1:I:531:ASN:O	1:I:713:TYR:HE1	1.85	0.59
1:I:940:TYR:CE2	8:Z:9:UNK:CB	2.85	0.59
1:J:109:ARG:CB	1:J:324:ILE:HD13	2.31	0.59
1:J:664:PRO:HD2	5:P:12:LEU:HD21	1.83	0.59
1:K:137:THR:OG1	1:K:153:VAL:CG2	2.47	0.59
1:K:214:ARG:HH12	1:K:241:LYS:CE	2.15	0.59
1:K:644:ASN:O	1:K:645:ASP:C	2.41	0.59
1:K:731:TRP:C	1:K:733:GLY:N	2.54	0.59
1:K:759:CYS:SG	1:K:800:PRO:HB3	2.43	0.59
1:L:280:ASP:OD1	1:L:280:ASP:N	2.36	0.59
1:L:376:ASP:O	1:L:376:ASP:OD1	2.20	0.59
1:L:415:ASN:OD1	1:L:415:ASN:O	2.21	0.59
1:L:429:THR:CG2	1:L:430:ASN:H	1.92	0.59
1:L:635:ARG:NH1	1:L:933:ARG:N	2.50	0.59
1:L:849:PRO:O	1:L:856:VAL:HG22	2.03	0.59
2:N:120:ASN:HD22	2:N:168:PHE:HB3	1.67	0.59
2:N:332:GLU:HA	2:N:342:LEU:HD11	1.83	0.59
4:M:246:VAL:HB	4:M:249:ASN:HB3	1.85	0.59
7:6:27:THR:HG22	7:6:27:THR:O	2.02	0.59
1:A:298:VAL:HG22	1:A:317:MET:HG2	1.85	0.59
1:A:456:ASN:CG	1:C:838:GLN:HA	2.21	0.59
1:A:524:TRP:CH2	1:A:863:LYS:HG2	2.37	0.59
1:B:196:GLU:C	1:C:831:TYR:HD1	2.05	0.59
1:B:203:ASN:HB2	1:C:836:MET:SD	2.43	0.59
1:C:169:ASN:N	1:C:169:ASN:ND2	2.49	0.59
1:C:377:ARG:NH2	1:C:386:SER:O	2.35	0.59
1:C:490:ALA:O	1:C:491:ASN:CG	2.41	0.59
1:D:203:ASN:HB3	1:D:204:TRP:CZ3	2.38	0.59
1:D:363:THR:HA	1:D:366:SER:HB3	1.84	0.59

*Continued on next page...*



*Continued from previous page...*

Atom-1	Atom-2	Interatomic distance (Å)	Clash overlap (Å)
1:D:391:TYR:O	1:D:391:TYR:CG	2.55	0.59
1:D:852:GLY:O	1:F:554:ARG:HD2	2.03	0.59
1:D:941:LEU:CD2	1:F:13:MET:CG	2.78	0.59
1:E:52:PRO:CG	7:3:23:ASN:HD22	2.11	0.59
1:E:152:ASP:O	1:E:153:VAL:C	2.36	0.59
1:G:869:VAL:HG13	1:G:870:MET:N	2.16	0.59
1:H:677:GLY:H	1:H:921:GLU:HB3	1.66	0.59
1:H:851:ILE:N	1:H:851:ILE:HD13	2.17	0.59
1:I:517:TYR:HA	1:I:520:ILE:CG1	2.32	0.59
1:J:135:TRP:H	1:J:154:THR:CA	2.16	0.59
1:J:774:TYR:OH	1:J:795:PHE:HB2	2.02	0.59
1:J:839:GLY:CA	1:L:198:GLN:CG	2.81	0.59
1:J:907:VAL:CG2	1:J:907:VAL:O	2.49	0.59
1:K:204:TRP:CZ3	1:L:313:VAL:HG23	2.37	0.59
1:K:239:GLN:HG3	1:K:240:ALA:N	2.17	0.59
1:K:426:VAL:CG1	1:K:440:TRP:HB3	2.32	0.59
1:K:462:ILE:HG23	1:K:464:LEU:H	1.67	0.59
1:L:829:THR:CG2	1:L:830:GLY:N	2.56	0.59
4:M:227:THR:C	4:M:229:ASN:H	2.06	0.59
5:P:62:THR:HG1	5:P:65:ALA:HB3	1.67	0.59
6:U:11:TRP:CZ2	6:U:69:LEU:CD2	2.86	0.59
6:U:169:LEU:HD12	7:1:30:LEU:N	2.18	0.59
6:U:208:TYR:CB	6:U:209:PRO:HD2	2.05	0.59
6:V:223:VAL:HG13	6:V:224:ASP:H	1.67	0.59
1:A:214:ARG:O	1:B:842:TYR:CE1	2.56	0.59
1:A:515:ASP:HB3	1:A:517:TYR:CE2	2.37	0.59
1:A:590:ASN:OD1	1:A:702:SER:HB3	2.02	0.59
1:A:838:GLN:CB	1:C:198:GLN:NE2	2.65	0.59
1:A:842:TYR:CD1	1:A:843:PRO:HD2	2.38	0.59
1:B:18:GLN:O	1:B:48:PRO:CD	2.50	0.59
1:B:449:GLN:NE2	1:B:450:ASN:ND2	2.44	0.59
1:B:678:TRP:HZ2	1:B:901:LEU:HD21	1.68	0.59
1:C:356:VAL:HG21	1:C:940:TYR:CD1	2.34	0.59
1:C:572:LEU:CD1	1:C:928:VAL:HG21	2.33	0.59
1:C:723:ILE:C	1:C:729:VAL:CG2	2.71	0.59
1:C:922:VAL:CG2	1:C:944:PRO:CD	2.68	0.59
1:D:44:LYS:NZ	1:E:571:ASN:HB2	2.17	0.59
1:D:391:TYR:O	1:D:391:TYR:CD1	2.56	0.59
1:D:621:PRO:HB2	1:E:736:ARG:NH1	2.11	0.59
1:D:756:VAL:HG12	1:D:763:LYS:HA	1.84	0.59
1:D:860:THR:CG2	1:F:557:PRO:HD2	2.32	0.59

*Continued on next page...*



*Continued from previous page...*

Atom-1	Atom-2	Interatomic distance (Å)	Clash overlap (Å)
1:E:78:TYR:HE2	1:E:695:PHE:CE2	2.19	0.59
1:E:214:ARG:NH2	1:E:286:GLU:OE2	2.35	0.59
1:E:822:GLN:HB2	1:E:846:PHE:HB2	1.84	0.59
1:F:278:LYS:HG2	1:F:278:LYS:O	2.02	0.59
1:G:67:ARG:CD	1:G:616:TYR:HE2	2.16	0.59
1:G:279:ALA:HB2	1:I:426:VAL:CG2	2.33	0.59
1:G:359:GLN:OE1	1:G:692:GLY:CA	2.48	0.59
1:G:544:ARG:HD2	1:H:401:HIS:CE1	2.37	0.59
1:G:868:ARG:HH11	1:G:868:ARG:HG2	1.66	0.59
1:H:531:ASN:CB	1:H:714:LEU:HD21	2.33	0.59
1:H:803:ARG:HE	1:H:861:GLN:HG3	1.68	0.59
1:H:933:ARG:NH1	1:H:933:ARG:HG3	2.18	0.59
1:I:115:PRO:CA	1:I:323:TYR:CE1	2.85	0.59
1:I:943:THR:HG22	1:I:944:PRO:N	2.14	0.59
1:J:158:GLY:CA	1:L:452:ILE:CG2	2.51	0.59
1:J:303:THR:HG23	1:J:491:ASN:OD1	2.02	0.59
1:J:315:GLN:OE1	1:J:836:MET:HB2	2.02	0.59
1:J:441:GLU:OE2	1:J:443:ASP:CB	2.50	0.59
1:J:641:GLN:N	1:J:641:GLN:OE1	2.34	0.59
1:J:833:ALA:C	1:J:835:THR:H	2.04	0.59
1:K:66:LEU:CG	1:K:619:PHE:HE1	2.14	0.59
1:K:172:LEU:CD2	1:K:193:PHE:CE1	2.74	0.59
1:K:202:GLU:HG2	1:L:313:VAL:CG1	2.32	0.59
1:K:724:MET:HE2	1:K:724:MET:HA	1.83	0.59
1:K:738:LEU:CD2	1:K:754:TYR:HE2	2.13	0.59
1:L:21:SER:CB	7:9:11:PRO:HG2	2.31	0.59
1:L:498:THR:HG22	1:L:503:TYR:CE2	2.37	0.59
4:M:221:THR:C	4:M:223:SER:N	2.56	0.59
5:Q:9:GLU:HG2	5:Q:10:GLY:CA	2.31	0.59
5:R:44:ALA:HB3	5:R:51:TYR:CZ	2.18	0.59
1:A:391:TYR:O	1:A:391:TYR:CG	2.56	0.59
1:B:204:TRP:CZ2	1:C:130:PRO:HD3	2.37	0.59
1:B:518:ILE:O	1:B:518:ILE:HG13	2.03	0.59
1:B:543:LEU:CD1	1:B:546:ARG:HH21	2.14	0.59
1:C:336:TYR:CE2	1:C:565:LYS:HD3	2.37	0.59
1:C:445:ALA:HB1	1:C:449:GLN:N	2.18	0.59
1:C:494:LEU:HD13	1:C:503:TYR:CE1	2.37	0.59
1:C:530:ASP:OD1	1:C:865:LEU:CD2	2.51	0.59
1:D:104:ARG:HD3	1:D:559:HIS:HD2	1.67	0.59
1:D:661:THR:HG22	1:D:909:PRO:HD3	1.83	0.59
1:D:683:LEU:O	1:D:914:THR:CG2	2.48	0.59

*Continued on next page...*



*Continued from previous page...*

Atom-1	Atom-2	Interatomic distance (Å)	Clash overlap (Å)
1:F:152:ASP:O	1:F:154:THR:N	2.36	0.59
1:F:204:TRP:CD1	1:F:415:ASN:HB3	2.38	0.59
1:F:536:ASN:HB3	1:F:596:SER:C	2.17	0.59
1:F:686:LYS:CG	5:Q:8:PHE:HZ	2.10	0.59
1:F:686:LYS:O	1:F:686:LYS:HD2	2.03	0.59
1:G:365:LEU:O	1:G:365:LEU:HG	2.02	0.59
1:G:460:MET:HG2	1:I:460:MET:SD	2.43	0.59
1:G:719:LYS:O	1:G:720:LYS:C	2.38	0.59
1:G:893:LEU:CD2	1:G:894:TYR:CD1	2.86	0.59
1:H:46:ARG:HD3	1:I:644:ASN:HD21	1.66	0.59
1:H:155:LYS:HZ3	1:H:215:ALA:CB	2.08	0.59
1:H:266:GLY:H	1:H:276:GLU:CG	2.15	0.59
1:H:680:PHE:N	1:H:680:PHE:CD1	2.70	0.59
1:H:824:ASN:HA	1:H:844:ALA:CB	2.32	0.59
1:I:151:LYS:NZ	1:I:218:LYS:HD3	2.18	0.59
1:I:154:THR:HG22	1:I:155:LYS:N	2.18	0.59
1:I:351:GLN:HA	1:I:351:GLN:HE21	1.67	0.59
1:I:422:THR:HG21	1:I:449:GLN:CB	2.33	0.59
1:J:166:ASN:HA	1:J:210:PHE:HE1	1.62	0.59
1:J:173:LEU:HB2	1:J:185:LYS:NZ	2.18	0.59
1:J:313:VAL:HB	1:L:203:ASN:HD21	1.68	0.59
1:J:359:GLN:O	1:J:359:GLN:HG3	2.03	0.59
1:J:414:LEU:HD11	1:K:837:ARG:CD	2.33	0.59
1:J:428:ILE:HG12	1:K:278:LYS:NZ	2.18	0.59
1:J:851:ILE:CD1	1:L:116:TYR:CE2	2.86	0.59
1:K:25:SER:H	1:L:639:HIS:CE1	2.21	0.59
1:K:76:THR:O	1:K:587:LYS:NZ	2.34	0.59
1:K:155:LYS:HE2	1:K:215:ALA:HB3	1.83	0.59
1:K:424:GLN:HE21	1:L:264:PRO:HA	1.65	0.59
1:L:151:LYS:HG3	1:L:154:THR:OG1	2.02	0.59
1:L:650:ALA:HB2	1:L:942:ARG:NE	2.12	0.59
1:L:759:CYS:HB2	1:L:800:PRO:HB3	1.83	0.59
1:L:893:LEU:HD23	6:V:227:ASP:HA	1.85	0.59
2:N:129:LYS:O	2:N:246:SER:HB3	2.02	0.59
2:N:134:VAL:HG12	2:N:135:MET:N	2.16	0.59
5:P:13:PHE:CD1	5:P:14:SER:N	2.71	0.59
5:P:41:VAL:H	5:P:43:PRO:HD3	1.68	0.59
5:Q:8:PHE:HD2	5:R:28:ARG:HD3	1.67	0.59
5:Q:126:ARG:HA	5:Q:129:GLN:HE21	1.68	0.59
5:R:39:ARG:HE	5:R:41:VAL:HG21	1.67	0.59
1:A:714:LEU:HD21	1:A:910:MET:HE2	1.84	0.59

*Continued on next page...*



*Continued from previous page...*

Atom-1	Atom-2	Interatomic distance (Å)	Clash overlap (Å)
1:B:138:LYS:CG	1:B:149:GLN:HB3	2.26	0.59
1:B:620:PHE:CE1	1:C:880:MET:HE3	2.38	0.59
1:B:667:ILE:HD11	1:B:920:PHE:CE2	2.35	0.59
1:C:537:HIS:C	1:C:539:ARG:H	2.04	0.59
1:D:49:THR:HB	1:E:884:ALA:HB3	1.85	0.59
1:D:151:LYS:HE2	1:D:218:LYS:HD2	1.85	0.59
1:D:623:ALA:C	1:D:625:ASN:H	2.06	0.59
1:E:55:ASP:O	1:E:623:ALA:HB3	2.03	0.59
1:E:345:LEU:HD11	1:E:581:TYR:HD1	1.68	0.59
1:E:566:PHE:O	1:E:570:LYS:HB2	2.02	0.59
1:E:837:ARG:HH12	1:F:459:ALA:H	1.51	0.59
1:F:106:VAL:HG23	1:F:609:ARG:HH12	1.68	0.59
1:F:260:TYR:HD2	1:F:282:ILE:HG22	1.67	0.59
1:F:377:ARG:CB	1:F:791:MET:HE1	2.33	0.59
1:F:575:LEU:HB3	1:F:576:PRO:CD	2.28	0.59
1:G:107:LEU:CG	1:G:108:ASP:N	2.66	0.59
1:G:452:ILE:HA	1:H:159:VAL:H	1.68	0.59
1:G:474:TYR:O	1:G:478:ALA:HB3	2.02	0.59
1:H:269:PRO:HG2	1:H:277:TYR:HD2	1.62	0.59
1:H:641:GLN:HB3	1:H:643:PHE:CZ	2.37	0.59
1:I:261:PHE:HE1	1:I:283:LEU:HD12	1.67	0.59
1:I:546:ARG:HG2	1:I:546:ARG:O	2.03	0.59
1:I:620:PHE:CD1	1:I:621:PRO:HD2	2.38	0.59
1:J:588:ASP:O	1:J:592:ILE:CG1	2.51	0.59
1:J:731:TRP:NE1	1:J:732:PRO:HD3	2.17	0.59
1:J:860:THR:CG2	1:L:557:PRO:HD2	2.33	0.59
1:K:324:ILE:HG12	1:K:595:SER:HB3	1.83	0.59
1:K:509:VAL:O	1:K:511:PRO:HD3	2.02	0.59
1:K:596:SER:O	1:K:598:GLY:N	2.36	0.59
1:L:196:GLU:N	1:L:196:GLU:OE1	2.36	0.59
1:L:199:VAL:HG12	1:L:206:GLU:CG	1.85	0.59
1:L:246:ASN:HD22	1:L:251:PRO:HA	1.66	0.59
1:L:321:PRO:HG2	1:L:538:PRO:HB3	1.85	0.59
1:L:368:GLN:HE22	1:L:377:ARG:HH12	1.50	0.59
1:L:667:ILE:CD1	1:L:920:PHE:CE2	2.84	0.59
2:N:39:ARG:NH1	2:N:518:THR:HB	2.18	0.59
2:N:373:LEU:HD12	2:N:373:LEU:C	2.22	0.59
5:P:15:PRO:HB3	5:R:15:PRO:CB	2.33	0.59
5:P:39:ARG:NE	5:P:41:VAL:HG21	2.12	0.59
5:R:46:SER:HB3	5:R:48:THR:N	2.16	0.59
6:V:96:LEU:HD22	6:V:100:ARG:HH21	1.67	0.59

*Continued on next page...*



*Continued from previous page...*

Atom-1	Atom-2	Interatomic distance (Å)	Clash overlap (Å)
1:A:10:TRP:HZ2	1:B:673:ALA:HB1	1.68	0.59
1:A:64:LEU:CB	1:B:736:ARG:O	2.49	0.59
1:A:166:ASN:O	1:A:173:LEU:HB3	2.03	0.59
1:A:381:PHE:CE1	1:B:795:PHE:CE1	2.91	0.59
1:B:187:ILE:CB	1:B:191:LYS:HB3	2.33	0.59
1:B:199:VAL:HG12	1:B:200:GLY:N	2.17	0.59
1:B:330:PHE:O	1:B:332:GLY:N	2.35	0.59
1:B:738:LEU:CD2	1:B:754:TYR:HE2	2.14	0.59
1:C:94:LEU:HD13	1:C:619:PHE:CE2	2.37	0.59
1:C:167:ILE:CG1	1:C:280:ASP:OD2	2.51	0.59
1:C:324:ILE:CG2	1:C:325:GLY:H	2.14	0.59
1:D:73:ARG:HD2	1:D:80:TYR:OH	2.03	0.59
1:D:103:ILE:CG2	1:D:610:PHE:CD2	2.86	0.59
1:D:370:LEU:CD2	1:D:570:LYS:HE3	2.33	0.59
1:D:723:ILE:HB	1:D:730:SER:HB2	1.84	0.59
1:D:836:MET:CE	1:F:203:ASN:HB2	2.32	0.59
1:E:141:GLN:HE22	1:E:148:GLN:HB3	1.68	0.59
1:E:193:PHE:CE2	1:E:212:GLY:HA3	2.35	0.59
1:E:905:PHE:HZ	1:E:918:LEU:CD1	2.16	0.59
1:F:139:GLU:OE1	1:F:139:GLU:HA	2.02	0.59
1:F:680:PHE:HD1	1:F:871:TRP:HB2	1.68	0.59
1:F:791:MET:HG2	1:F:792:TYR:CE1	2.38	0.59
1:F:893:LEU:HD21	1:J:949:ASN:HA	1.83	0.59
1:G:438:SER:OG	1:G:438:SER:O	2.18	0.59
1:G:748:SER:O	1:G:749:VAL:HB	2.02	0.59
1:H:495:PRO:HG3	1:H:502:GLU:CB	2.33	0.59
1:I:74:GLU:HB3	1:I:81:LYS:HB3	1.85	0.59
1:I:92:ARG:HG2	1:I:92:ARG:O	2.03	0.59
1:I:527:ASP:N	1:I:528:PRO:HD2	2.17	0.59
1:I:665:ILE:CD1	1:I:918:LEU:CD2	2.80	0.59
1:I:776:ILE:CD1	1:I:776:ILE:H	2.15	0.59
1:J:31:PHE:CE2	1:K:630:LEU:CD2	2.85	0.59
1:J:191:LYS:HA	1:J:194:GLN:CG	2.32	0.59
1:J:403:VAL:HG23	1:J:405:ASP:HB3	1.85	0.59
1:J:476:ASN:O	1:J:480:TYR:CE2	2.56	0.59
1:J:685:THR:OG1	1:J:915:LEU:HD11	2.02	0.59
1:J:802:SER:HB2	1:J:861:GLN:O	2.03	0.59
1:K:202:GLU:CG	1:L:313:VAL:HG11	2.31	0.59
1:K:246:ASN:OD1	1:K:247:GLU:N	2.12	0.59
1:K:482:PRO:O	1:K:484:SER:N	2.36	0.59
1:K:517:TYR:CD1	1:K:517:TYR:C	2.76	0.59

*Continued on next page...*



*Continued from previous page...*

Atom-1	Atom-2	Interatomic distance (Å)	Clash overlap (Å)
1:L:71:VAL:O	1:L:72:ASP:HB3	2.03	0.59
1:L:154:THR:HG22	1:L:155:LYS:CD	2.33	0.59
1:L:198:GLN:C	1:L:200:GLY:N	2.54	0.59
1:L:233:THR:OG1	1:L:240:ALA:HA	2.02	0.59
1:L:476:ASN:CG	1:L:539:ARG:HD2	2.24	0.59
1:L:591:MET:HE1	1:L:689:PRO:CG	2.33	0.59
1:L:715:ASN:C	1:L:715:ASN:HD22	2.04	0.59
1:L:792:TYR:CE1	1:L:868:ARG:HD3	2.38	0.59
1:L:870:MET:O	1:L:871:TRP:C	2.41	0.59
4:M:9:ALA:CB	4:M:121:ARG:HG3	2.33	0.59
4:M:350:GLU:N	4:M:351:PRO:HD2	2.16	0.59
5:P:42:LEU:O	5:P:42:LEU:CD2	2.49	0.59
7:5:16:ARG:CZ	7:5:21:THR:HG23	2.33	0.59
1:A:73:ARG:CZ	1:A:80:TYR:CE1	2.86	0.58
1:A:290:LEU:CD1	1:B:843:PRO:HB3	2.33	0.58
1:A:381:PHE:HE1	1:B:795:PHE:CE1	2.19	0.58
1:A:880:MET:HE2	1:A:880:MET:HA	1.85	0.58
1:B:97:ALA:CA	1:B:570:LYS:O	2.50	0.58
1:B:327:ARG:NH2	1:B:705:ILE:HD12	2.18	0.58
1:B:474:TYR:O	1:B:478:ALA:HB3	2.02	0.58
1:B:566:PHE:CE2	1:B:568:ALA:HB3	2.38	0.58
1:C:134:GLN:CB	1:C:154:THR:HG23	2.22	0.58
1:C:649:ALA:HB2	1:C:919:LEU:HD12	1.84	0.58
1:D:312:LEU:HB3	1:F:204:TRP:CZ2	2.37	0.58
1:E:419:THR:O	1:E:419:THR:HG23	2.01	0.58
1:E:589:VAL:O	1:E:593:LEU:HD12	2.03	0.58
1:E:680:PHE:N	1:E:680:PHE:CD1	2.71	0.58
1:F:705:ILE:O	1:F:705:ILE:HG13	2.03	0.58
1:F:745:ILE:HD11	1:F:765:TRP:CE2	2.37	0.58
1:G:729:VAL:CG2	1:G:730:SER:N	2.66	0.58
1:G:853:GLN:HA	1:I:554:ARG:NH1	2.17	0.58
1:H:24:LEU:HD12	7:5:9:LEU:HD21	1.84	0.58
1:H:107:LEU:HD11	1:H:593:LEU:HD21	1.85	0.58
1:H:723:ILE:CG2	1:H:731:TRP:HB3	2.33	0.58
1:I:277:TYR:N	1:I:277:TYR:CD2	2.70	0.58
1:J:64:LEU:HD11	1:J:621:PRO:HG3	1.85	0.58
1:J:276:GLU:O	1:L:440:TRP:CH2	2.56	0.58
1:J:545:TYR:C	1:J:547:SER:H	2.04	0.58
1:K:35:THR:HG22	7:8:24:GLU:CG	2.33	0.58
1:K:364:GLU:OE2	1:K:364:GLU:CA	2.34	0.58
1:K:569:ILE:O	1:K:572:LEU:CD2	2.51	0.58

*Continued on next page...*



*Continued from previous page...*

Atom-1	Atom-2	Interatomic distance (Å)	Clash overlap (Å)
1:L:88:VAL:HG22	1:L:576:PRO:HA	1.85	0.58
1:L:517:TYR:CD1	1:L:847:PRO:HG3	2.38	0.58
2:N:171:THR:O	2:N:174:ILE:HG22	2.02	0.58
2:N:244:THR:OG1	2:N:263:GLY:HA2	2.03	0.58
6:V:10:MET:CE	6:V:194:PRO:HB3	2.33	0.58
6:V:69:LEU:O	6:V:211:GLU:HG3	2.02	0.58
1:A:124:LEU:H	1:B:825:ASN:ND2	2.02	0.58
1:A:148:GLN:O	1:A:150:GLU:OE1	2.20	0.58
1:A:263:VAL:HG22	1:C:423:TYR:CE2	2.38	0.58
1:A:431:GLY:C	1:A:437:GLU:OE1	2.41	0.58
1:A:853:GLN:HG3	1:A:854:THR:HG23	1.85	0.58
1:B:198:GLN:CG	1:C:838:GLN:O	2.48	0.58
1:B:296:HIS:O	1:B:316:SER:CB	2.43	0.58
1:B:348:GLN:HE21	1:B:348:GLN:HA	1.68	0.58
1:B:582:GLU:O	1:B:582:GLU:CG	2.41	0.58
1:B:653:LEU:CD2	1:B:915:LEU:HD13	2.33	0.58
1:B:674:ALA:HA	1:B:889:GLY:O	2.03	0.58
1:C:560:ILE:HD12	1:C:562:VAL:CG2	2.30	0.58
1:D:249:GLU:HG3	1:D:250:GLN:N	2.11	0.58
1:D:905:PHE:CG	1:D:916:LEU:HD21	2.38	0.58
1:E:345:LEU:HD13	1:E:581:TYR:CE1	2.36	0.58
1:E:422:THR:HG23	1:E:449:GLN:HB3	1.85	0.58
1:F:626:THR:HG23	1:F:627:ALA:N	2.18	0.58
1:F:922:VAL:HG12	1:F:944:PRO:HG2	1.85	0.58
1:F:943:THR:HB	1:F:944:PRO:HD3	1.85	0.58
1:G:298:VAL:HG12	1:G:299:TYR:N	2.18	0.58
1:G:380:TYR:CD1	1:G:387:ALA:HB2	2.38	0.58
1:G:522:ALA:HB2	1:I:552:ASN:HB3	1.84	0.58
1:G:811:TYR:CD1	1:G:857:PRO:HD2	2.38	0.58
1:H:328:ASP:OD2	1:H:329:ASN:N	2.35	0.58
1:H:339:THR:HG21	1:J:740:PRO:HB2	1.84	0.58
1:H:575:LEU:HD23	1:H:930:GLN:OE1	2.03	0.58
1:I:685:THR:CG2	1:I:913:PRO:O	2.51	0.58
1:I:686:LYS:HG2	1:I:686:LYS:O	2.03	0.58
1:J:679:SER:O	1:J:919:LEU:CD2	2.48	0.58
1:J:685:THR:HG21	1:J:913:PRO:CB	2.17	0.58
1:K:209:ALA:HB1	1:K:210:PHE:CE1	2.38	0.58
1:K:224:PRO:HG2	1:K:316:SER:OG	2.03	0.58
1:K:572:LEU:HA	1:K:643:PHE:HZ	1.68	0.58
1:K:683:LEU:N	1:K:683:LEU:CD1	2.67	0.58
1:K:818:THR:HG22	1:K:819:LEU:N	2.16	0.58

*Continued on next page...*



*Continued from previous page...*

Atom-1	Atom-2	Interatomic distance (Å)	Clash overlap (Å)
1:K:850:LEU:C	1:K:855:ALA:HB1	2.23	0.58
1:L:719:LYS:HB2	1:L:906:GLU:HG3	1.84	0.58
1:L:827:GLY:HA3	1:L:840:GLN:C	2.23	0.58
2:N:147:THR:HG22	2:N:147:THR:O	2.03	0.58
2:N:292:VAL:HG22	2:N:326:VAL:CG2	2.30	0.58
2:N:392:LEU:HD12	2:N:483:ILE:HD13	1.83	0.58
5:P:35:THR:HA	5:P:43:PRO:HD2	1.85	0.58
5:S:95:ILE:C	5:S:96:ILE:HD12	2.21	0.58
6:U:80:TYR:N	6:U:80:TYR:HD1	2.01	0.58
6:V:226:TYR:O	6:V:227:ASP:HB3	2.03	0.58
7:3:26:GLY:C	7:3:28:SER:N	2.55	0.58
7:5:16:ARG:HD3	7:5:21:THR:HG23	1.84	0.58
1:A:379:ARG:HH11	1:B:796:ARG:NH1	2.00	0.58
1:A:449:GLN:HG3	1:B:153:VAL:HG12	1.84	0.58
1:A:730:SER:CB	1:A:732:PRO:HD2	2.32	0.58
1:B:89:GLY:HA3	1:B:92:ARG:HE	1.68	0.58
1:B:233:THR:OG1	1:B:240:ALA:HA	2.02	0.58
1:B:328:ASP:CB	1:B:546:ARG:NH1	2.63	0.58
1:B:391:TYR:CD2	1:B:534:PRO:CB	2.86	0.58
1:B:677:GLY:O	1:B:921:GLU:HG2	2.03	0.58
1:B:719:LYS:HA	1:B:745:ILE:O	2.03	0.58
1:B:923:PHE:HD1	1:B:943:THR:HG21	1.67	0.58
1:C:46:ARG:HB3	1:C:46:ARG:CZ	2.34	0.58
1:C:262:ASP:OD1	1:C:263:VAL:N	2.36	0.58
1:C:529:MET:O	1:C:529:MET:CG	2.37	0.58
1:D:498:THR:HG22	1:D:498:THR:O	2.01	0.58
1:E:486:LYS:HB3	1:E:509:VAL:HG13	1.84	0.58
1:E:566:PHE:HE2	1:E:568:ALA:HB3	1.68	0.58
1:E:670:ARG:HB2	1:E:670:ARG:HH11	1.65	0.58
1:E:756:VAL:HG21	1:E:763:LYS:HA	1.85	0.58
1:F:190:ASP:CG	1:F:191:LYS:N	2.56	0.58
1:F:731:TRP:HE1	1:F:888:LEU:HD21	1.67	0.58
1:F:845:ASN:O	1:F:845:ASN:CG	2.38	0.58
1:F:950:ALA:HB3	1:H:893:LEU:HD12	0.72	0.58
1:G:323:TYR:N	1:G:323:TYR:CD2	2.71	0.58
1:H:61:SER:HB2	1:I:734:ASN:HD22	1.66	0.58
1:H:510:ALA:CA	1:H:832:LEU:O	2.36	0.58
1:I:154:THR:HG22	1:I:155:LYS:CD	2.33	0.58
1:I:442:LYS:HG2	1:I:443:ASP:H	1.68	0.58
1:I:487:TYR:C	1:I:507:ARG:HH21	2.05	0.58
1:J:52:PRO:CB	7:9:23:ASN:O	2.52	0.58

*Continued on next page...*



*Continued from previous page...*

Atom-1	Atom-2	Interatomic distance (Å)	Clash overlap (Å)
1:J:134:GLN:NE2	1:J:151:LYS:HD3	2.18	0.58
1:J:162:THR:CG2	1:J:193:PHE:HD2	1.73	0.58
1:J:267:SER:CB	1:J:268:PRO:CD	2.80	0.58
1:J:330:PHE:HE1	1:J:385:ASN:HB2	1.62	0.58
1:J:831:TYR:HE2	1:J:832:LEU:HD12	1.66	0.58
1:K:100:TYR:CE1	1:K:561:GLN:HG2	2.38	0.58
1:K:190:ASP:OD1	1:K:191:LYS:N	2.36	0.58
1:K:445:ALA:H	1:K:449:GLN:NE2	2.00	0.58
1:L:74:GLU:CG	1:L:81:LYS:O	2.51	0.58
1:L:345:LEU:O	1:L:345:LEU:HD22	2.03	0.58
1:L:397:ILE:HG21	1:L:523:ARG:NH2	2.19	0.58
1:L:676:ARG:HB3	1:L:921:GLU:HB3	1.85	0.58
2:N:74:ASP:O	2:N:76:SER:N	2.36	0.58
5:Q:35:THR:CA	5:Q:40:PRO:HA	2.28	0.58
6:U:31:MET:HE2	6:U:44:VAL:HG23	1.84	0.58
1:A:69:VAL:CG1	1:A:70:PRO:HD2	2.33	0.58
1:B:46:ARG:CD	1:C:644:ASN:HD21	2.17	0.58
1:B:327:ARG:NH1	1:B:703:GLY:O	2.37	0.58
1:B:641:GLN:O	1:B:928:VAL:HG22	2.03	0.58
1:B:724:MET:HG3	1:B:725:PHE:N	2.18	0.58
1:B:877:SER:OG	1:B:887:ASP:HB3	2.02	0.58
1:C:50:VAL:HG23	7:1:22:TRP:HD1	1.67	0.58
1:C:310:ILE:O	1:C:313:VAL:HG23	2.02	0.58
1:C:587:LYS:HD2	1:C:608:VAL:O	2.03	0.58
1:D:203:ASN:HB2	1:E:836:MET:SD	2.43	0.58
1:D:395:VAL:HG23	1:D:476:ASN:HB3	1.85	0.58
1:D:589:VAL:HG21	1:D:605:GLY:O	2.03	0.58
1:E:32:ALA:CB	1:E:41:LEU:HD21	2.32	0.58
1:E:166:ASN:O	1:E:172:LEU:O	2.21	0.58
1:E:222:MET:O	1:E:222:MET:CG	2.50	0.58
1:E:275:GLU:N	1:E:276:GLU:OE1	2.33	0.58
1:E:429:THR:O	1:E:429:THR:CG2	2.45	0.58
1:E:566:PHE:CE2	1:E:568:ALA:HB3	2.39	0.58
1:F:188:TYR:HB2	1:F:192:THR:HG1	1.68	0.58
1:F:726:ASP:CG	1:J:670:ARG:HH11	2.07	0.58
1:G:8:PRO:O	1:G:12:TYR:HB2	2.03	0.58
1:G:49:THR:CG2	7:6:21:THR:HB	2.33	0.58
1:G:140:LYS:HG2	1:G:147:VAL:CG2	2.32	0.58
1:G:276:GLU:CB	1:I:440:TRP:CE2	2.84	0.58
1:G:417:THR:HG23	1:G:419:THR:HB	1.85	0.58
1:G:713:TYR:CE1	1:G:714:LEU:HB2	2.39	0.58

*Continued on next page...*



*Continued from previous page...*

Atom-1	Atom-2	Interatomic distance (Å)	Clash overlap (Å)
1:G:729:VAL:CG1	1:G:733:GLY:HA2	2.32	0.58
1:G:808:GLU:HG3	1:G:814:TYR:CD2	2.37	0.58
1:H:305:ASP:O	1:H:305:ASP:CG	2.42	0.58
1:H:517:TYR:HA	1:H:520:ILE:HG23	1.84	0.58
1:H:747:ARG:CB	1:H:762:THR:CG2	2.76	0.58
1:I:593:LEU:HD12	1:I:593:LEU:O	2.03	0.58
1:J:35:THR:O	1:J:39:PHE:O	2.21	0.58
1:J:111:PRO:HD3	1:J:604:ASP:O	2.03	0.58
1:J:278:LYS:HZ1	1:L:428:ILE:HG22	1.66	0.58
1:J:508:VAL:CG2	1:J:834:PRO:HD2	2.32	0.58
1:J:636:ASN:CG	1:J:637:ASP:H	2.07	0.58
1:J:644:ASN:HB3	1:L:46:ARG:NH1	2.17	0.58
1:J:724:MET:CE	5:Q:20:ARG:HH12	2.16	0.58
1:J:831:TYR:CE2	1:J:832:LEU:CD1	2.86	0.58
1:K:291:GLU:OE2	1:L:854:THR:HG21	2.03	0.58
1:K:911:ASP:O	1:K:912:GLU:HG3	2.03	0.58
1:L:412:PHE:HB3	1:L:413:PRO:HD2	1.86	0.58
1:L:776:ILE:CG2	1:L:781:PHE:HA	2.34	0.58
2:N:325:LYS:HA	3:O:7:VAL:O	2.04	0.58
4:M:155:GLY:C	4:M:156:GLN:HG2	2.24	0.58
4:M:156:GLN:HG3	4:M:211:GLY:CA	2.28	0.58
5:P:35:THR:OG1	5:P:40:PRO:HA	2.01	0.58
5:S:34:SER:O	5:S:43:PRO:HB2	2.03	0.58
7:4:15:THR:O	7:4:16:ARG:HG3	2.04	0.58
1:A:150:GLU:CG	1:C:443:ASP:HA	2.33	0.58
1:A:277:TYR:OH	1:A:279:ALA:CB	2.51	0.58
1:A:552:ASN:CB	1:B:522:ALA:HB2	2.29	0.58
1:A:813:ASP:OD1	1:A:813:ASP:C	2.39	0.58
1:B:116:TYR:CD1	1:B:116:TYR:C	2.77	0.58
1:B:234:ASN:OD1	1:B:238:GLY:HA3	2.04	0.58
1:B:779:GLN:NE2	1:C:39:PHE:CD1	2.68	0.58
1:B:942:ARG:NH2	2:N:95:THR:HG23	2.18	0.58
1:C:290:LEU:O	1:C:290:LEU:HG	2.03	0.58
1:C:335:TYR:CE1	1:C:586:ARG:NH1	2.72	0.58
1:D:121:TYR:CE2	1:E:847:PRO:O	2.56	0.58
1:D:145:GLY:O	1:D:146:GLY:O	2.20	0.58
1:D:723:ILE:HB	1:D:730:SER:CB	2.34	0.58
1:E:23:TYR:C	1:E:23:TYR:HD1	2.05	0.58
1:E:681:THR:HG21	1:E:712:PHE:CG	2.37	0.58
1:F:201:GLU:HG2	1:F:202:GLU:N	2.17	0.58
1:F:214:ARG:NH1	1:F:241:LYS:HE3	2.14	0.58

*Continued on next page...*



*Continued from previous page...*

Atom-1	Atom-2	Interatomic distance (Å)	Clash overlap (Å)
1:F:242:PHE:HE2	1:F:289:ASN:ND2	1.93	0.58
1:F:320:ARG:NH1	1:F:597:LEU:HD11	2.01	0.58
1:F:833:ALA:HB1	1:F:834:PRO:HD2	1.85	0.58
1:G:443:ASP:O	1:G:444:ASP:O	2.21	0.58
1:G:661:THR:O	1:G:907:VAL:O	2.20	0.58
1:G:687:GLU:HB2	1:G:701:TYR:CD2	2.39	0.58
1:G:731:TRP:CH2	1:G:876:SER:O	2.56	0.58
1:H:134:GLN:CB	1:H:154:THR:O	2.50	0.58
1:H:190:ASP:CG	1:H:191:LYS:N	2.57	0.58
1:H:198:GLN:OE1	1:I:839:GLY:HA2	2.02	0.58
1:H:651:ASN:HB3	1:H:919:LEU:HG	1.84	0.58
1:H:696:ASP:HB3	5:Q:25:ALA:HB2	1.85	0.58
1:I:192:THR:HB	1:I:214:ARG:HD2	1.85	0.58
1:J:4:PRO:CG	4:M:295:LEU:CD1	2.80	0.58
1:J:446:ILE:CG2	1:J:447:SER:N	2.33	0.58
1:K:494:LEU:HD22	1:K:503:TYR:HA	1.85	0.58
1:L:377:ARG:CB	1:L:388:VAL:HG21	2.23	0.58
1:L:759:CYS:HB3	1:L:800:PRO:HB3	1.84	0.58
1:L:842:TYR:CE2	1:L:843:PRO:HD2	2.38	0.58
2:N:431:SER:CA	2:N:434:ILE:HG22	2.32	0.58
4:M:159:TYR:CD1	4:M:210:TRP:NE1	2.72	0.58
5:S:67:ALA:HA	5:S:70:ALA:HB3	1.86	0.58
6:V:10:MET:HE3	6:V:10:MET:CA	2.12	0.58
6:V:68:LYS:HE3	6:V:71:PRO:HA	1.85	0.58
1:A:416:GLY:O	1:A:457:VAL:HG13	2.03	0.58
1:A:718:PHE:HB3	1:A:745:ILE:HG13	1.86	0.58
1:B:214:ARG:NH2	1:B:241:LYS:CE	2.63	0.58
1:B:445:ALA:H	1:C:152:ASP:HA	1.68	0.58
1:B:808:GLU:HG3	1:B:814:TYR:CG	2.38	0.58
1:E:6:MET:CE	1:E:6:MET:O	2.52	0.58
1:E:80:TYR:O	1:E:585:PHE:N	2.30	0.58
1:E:196:GLU:HG3	1:F:831:TYR:CE1	2.38	0.58
1:E:338:SER:C	1:E:340:GLY:N	2.55	0.58
1:E:581:TYR:O	1:E:582:GLU:HB3	2.03	0.58
1:E:614:ASN:ND2	1:E:614:ASN:N	2.50	0.58
1:G:269:PRO:CA	1:G:274:GLY:O	2.48	0.58
1:H:20:ALA:O	1:H:24:LEU:HG	2.03	0.58
1:H:257:ASP:OD1	1:H:285:THR:CG2	2.52	0.58
1:H:707:TYR:C	1:H:709:ASP:H	2.06	0.58
1:I:262:ASP:OD2	1:I:279:ALA:N	2.36	0.58
1:I:359:GLN:O	1:I:359:GLN:HG3	2.03	0.58

*Continued on next page...*



*Continued from previous page...*

Atom-1	Atom-2	Interatomic distance (Å)	Clash overlap (Å)
1:I:761:MET:HG3	1:I:761:MET:O	2.03	0.58
1:I:831:TYR:CZ	1:I:832:LEU:HD11	2.38	0.58
1:J:108:ASP:O	1:J:108:ASP:CG	2.42	0.58
1:J:419:THR:O	1:J:420:ASN:OD1	2.21	0.58
1:J:489:PRO:HD3	1:J:508:VAL:HG12	1.85	0.58
1:J:798:PHE:HA	1:J:866:CYS:HB2	1.85	0.58
1:K:638:THR:CG2	1:K:639:HIS:N	2.66	0.58
1:K:682:ARG:NH1	1:K:907:VAL:HG11	2.18	0.58
1:L:166:ASN:HA	1:L:210:PHE:CE1	2.38	0.58
1:L:361:ARG:HE	1:L:567:PHE:HE2	1.52	0.58
1:L:422:THR:CA	1:L:450:ASN:O	2.52	0.58
1:L:531:ASN:O	1:L:713:TYR:CE1	2.53	0.58
2:N:124:TYR:HE2	2:N:499:CYS:HG	1.51	0.58
2:N:202:LYS:CE	2:N:204:ASP:CG	2.53	0.58
2:N:362:ASP:OD1	2:N:363:PRO:HD2	2.04	0.58
4:M:108:ASN:C	4:M:110:GLN:H	2.07	0.58
4:M:209:LEU:HA	4:M:212:VAL:CG2	2.34	0.58
5:R:35:THR:O	5:R:36:VAL:C	2.33	0.58
7:5:9:LEU:O	7:5:9:LEU:HG	2.02	0.58
1:A:62:GLN:HE21	1:A:621:PRO:HA	1.68	0.58
1:A:193:PHE:CZ	1:A:214:ARG:CB	2.86	0.58
1:B:201:GLU:O	1:C:836:MET:CE	2.52	0.58
1:B:320:ARG:CZ	1:B:597:LEU:HD11	2.33	0.58
1:B:324:ILE:HD11	1:B:595:SER:CA	2.32	0.58
1:C:107:LEU:HB3	1:C:558:PHE:CE2	2.38	0.58
1:C:110:GLY:HA2	1:C:554:ARG:NH2	2.18	0.58
1:C:410:TYR:HA	1:C:461:GLU:HB3	1.86	0.58
1:C:705:ILE:O	1:C:709:ASP:HB3	2.04	0.58
1:D:135:TRP:HZ3	1:D:137:THR:HB	1.68	0.58
1:D:157:PHE:HZ	1:F:415:ASN:ND2	2.01	0.58
1:D:533:ASN:HD22	1:D:536:ASN:HD21	1.51	0.58
1:D:735:ASP:OD1	1:F:63:ARG:HA	2.02	0.58
1:D:828:PHE:HB3	1:E:412:PHE:CZ	2.38	0.58
1:E:59:ASP:OD1	1:E:60:ARG:N	2.37	0.58
1:E:193:PHE:CD1	1:E:213:GLY:N	2.68	0.58
1:E:298:VAL:HG23	1:E:317:MET:H	1.68	0.58
1:E:561:GLN:N	1:E:561:GLN:OE1	2.37	0.58
1:E:791:MET:CG	1:E:868:ARG:NH2	2.66	0.58
1:F:657:PRO:HG3	5:Q:13:PHE:CZ	2.34	0.58
1:G:28:LEU:HG	1:H:639:HIS:CD2	2.38	0.58
1:G:194:GLN:C	1:G:197:PRO:HD2	2.24	0.58

*Continued on next page...*



*Continued from previous page...*

Atom-1	Atom-2	Interatomic distance (Å)	Clash overlap (Å)
1:G:575:LEU:HB3	1:G:635:ARG:NH2	2.19	0.58
1:G:618:THR:HG22	1:G:618:THR:O	2.03	0.58
1:G:730:SER:CB	1:G:732:PRO:HD2	2.34	0.58
1:H:214:ARG:NH1	1:H:214:ARG:HG2	2.19	0.58
1:H:662:ASN:HD22	1:H:662:ASN:C	2.05	0.58
1:H:752:GLU:OE2	1:H:754:TYR:HE1	1.85	0.58
1:H:859:VAL:HG22	1:H:860:THR:H	1.68	0.58
1:H:885:LEU:HG	1:H:890:GLN:NE2	2.18	0.58
1:I:20:ALA:HA	1:I:23:TYR:CE2	2.39	0.58
1:J:153:VAL:O	1:J:153:VAL:HG12	2.03	0.58
1:J:836:MET:CE	1:L:200:GLY:O	2.51	0.58
1:K:133:SER:O	1:K:155:LYS:CA	2.51	0.58
1:K:147:VAL:HG12	1:K:147:VAL:O	2.03	0.58
1:K:194:GLN:HG3	1:K:197:PRO:HG3	1.84	0.58
1:K:199:VAL:O	1:K:199:VAL:CG1	2.49	0.58
1:K:385:ASN:HD21	1:K:546:ARG:CG	2.17	0.58
1:K:485:TYR:N	1:K:485:TYR:CD2	2.71	0.58
1:K:720:LYS:HE3	1:K:742:GLU:OE2	2.02	0.58
1:K:927:ARG:CB	1:K:939:VAL:HG22	2.19	0.58
1:L:660:ALA:HB2	5:Q:99:GLU:HB3	1.86	0.58
1:L:720:LYS:HA	1:L:743:PHE:O	2.03	0.58
1:L:720:LYS:NZ	1:L:742:GLU:OE2	2.36	0.58
1:L:831:TYR:CE2	1:L:832:LEU:HD12	2.37	0.58
2:N:112:THR:HG21	2:N:387:TRP:NE1	2.19	0.58
2:N:112:THR:HG22	2:N:474:HIS:HE1	1.68	0.58
2:N:138:ARG:NH1	2:N:195:LEU:HD13	2.18	0.58
2:N:385:VAL:HG12	2:N:386:TYR:H	1.68	0.58
5:P:18:THR:CG2	5:P:19:THR:H	2.16	0.58
6:U:168:TYR:CA	7:1:31:ASN:HB3	2.33	0.58
1:A:439:GLU:O	1:A:440:TRP:CG	2.54	0.58
1:A:445:ALA:HB1	1:B:139:GLU:OE2	2.03	0.58
1:A:864:PHE:CG	1:A:864:PHE:O	2.57	0.58
1:B:575:LEU:HD13	1:B:631:GLU:HG2	1.86	0.58
1:C:65:THR:HA	1:C:617:ALA:O	2.04	0.58
1:F:193:PHE:CE2	1:F:212:GLY:HA3	2.38	0.58
1:F:196:GLU:H	1:F:197:PRO:HD2	1.69	0.58
1:F:413:PRO:HD3	1:F:458:TYR:O	2.03	0.58
1:F:575:LEU:HD13	1:F:635:ARG:HD2	1.86	0.58
1:G:130:PRO:HD2	1:I:415:ASN:O	2.04	0.58
1:G:161:ALA:HB3	1:G:198:GLN:HG3	1.84	0.58
1:G:553:GLY:HA3	1:H:804:GLN:OE1	2.03	0.58

*Continued on next page...*



*Continued from previous page...*

Atom-1	Atom-2	Interatomic distance (Å)	Clash overlap (Å)
1:G:922:VAL:HG21	1:G:942:ARG:HG2	1.86	0.58
1:H:162:THR:HG23	1:H:193:PHE:CD1	2.38	0.58
1:H:282:ILE:CG1	1:H:283:LEU:N	2.66	0.58
1:H:391:TYR:C	1:H:391:TYR:HD1	2.07	0.58
1:H:908:ASP:OD1	1:H:909:PRO:HD2	2.03	0.58
1:I:943:THR:CG2	1:I:944:PRO:CD	2.74	0.58
1:K:371:LEU:CD2	1:K:377:ARG:NH2	2.50	0.58
1:L:257:ASP:N	1:L:257:ASP:OD2	2.36	0.58
1:L:347:GLY:HA2	1:L:579:TYR:HD1	1.69	0.58
1:L:561:GLN:N	1:L:561:GLN:HE21	2.02	0.58
1:L:647:LEU:HA	7:8:4:ILE:HG23	1.83	0.58
5:P:122:VAL:HG12	5:P:126:ARG:NH1	2.17	0.58
7:5:15:THR:O	7:5:16:ARG:HG2	2.04	0.58
1:A:50:VAL:CG1	1:B:890:GLN:HE22	2.16	0.58
1:A:214:ARG:HH22	1:A:241:LYS:CE	2.17	0.58
1:B:77:THR:CG2	1:B:78:TYR:HD2	2.17	0.58
1:B:134:GLN:CD	1:B:151:LYS:HE3	2.22	0.58
1:B:241:LYS:HZ3	1:B:256:ILE:HD13	1.69	0.58
1:B:318:PRO:HG2	1:C:406:GLU:HG3	1.85	0.58
1:B:822:GLN:HB2	1:B:846:PHE:HB2	1.86	0.58
1:B:859:VAL:HG22	1:B:860:THR:H	1.68	0.58
1:C:89:GLY:HA2	1:E:351:GLN:HB2	1.86	0.58
1:D:231:ARG:HG2	1:D:232:PRO:HD2	1.86	0.58
1:E:741:ASN:ND2	1:E:742:GLU:HG3	2.17	0.58
1:F:20:ALA:C	7:4:9:LEU:CD1	2.71	0.58
1:F:589:VAL:HG23	1:F:593:LEU:HD12	1.86	0.58
1:F:710:GLY:O	1:F:712:PHE:HE2	1.78	0.58
1:F:745:ILE:HG12	1:F:765:TRP:CG	2.39	0.58
1:F:882:MET:CB	7:3:23:ASN:ND2	2.67	0.58
1:G:156:THR:CG2	1:I:451:GLN:NE2	2.66	0.58
1:G:166:ASN:O	1:G:173:LEU:HD23	2.03	0.58
1:G:286:GLU:CD	1:G:286:GLU:N	2.52	0.58
1:G:556:VAL:O	1:G:556:VAL:HG23	2.04	0.58
1:G:566:PHE:O	1:G:570:LYS:HG2	2.04	0.58
1:H:64:LEU:CD1	1:I:736:ARG:HD2	2.33	0.58
1:H:397:ILE:HD12	1:H:523:ARG:NH2	2.16	0.58
1:H:397:ILE:HG21	1:H:801:MET:HE2	1.84	0.58
1:H:846:PHE:CB	1:H:847:PRO:CD	2.81	0.58
1:I:103:ILE:CG2	1:I:610:PHE:HD2	2.13	0.58
1:I:134:GLN:NE2	1:I:217:LYS:HA	2.18	0.58
1:I:427:LYS:HD3	1:I:442:LYS:HD2	1.86	0.58

*Continued on next page...*



*Continued from previous page...*

Atom-1	Atom-2	Interatomic distance (Å)	Clash overlap (Å)
1:I:543:LEU:CA	1:I:546:ARG:HH21	2.17	0.58
1:J:24:LEU:HG	1:K:639:HIS:HB2	1.85	0.58
1:J:76:THR:HG22	1:J:77:THR:H	1.69	0.58
1:J:188:TYR:CD1	1:J:256:ILE:HD13	2.39	0.58
1:J:242:PHE:CE1	1:J:289:ASN:N	2.69	0.58
1:J:377:ARG:CZ	1:J:388:VAL:HG13	2.34	0.58
1:J:664:PRO:CD	5:P:12:LEU:CD2	2.82	0.58
1:K:5:SER:HA	6:V:185:THR:HB	1.85	0.58
1:K:73:ARG:HH12	1:K:612:SER:HB3	1.68	0.58
1:K:81:LYS:HA	1:K:584:ASN:CA	2.33	0.58
1:K:109:ARG:HD2	1:K:324:ILE:HB	1.85	0.58
1:K:162:THR:OG1	1:K:193:PHE:CD2	2.49	0.58
1:K:198:GLN:HG2	1:K:199:VAL:N	2.19	0.58
1:K:517:TYR:CE2	1:K:824:ASN:ND2	2.71	0.58
1:L:229:PHE:O	1:L:229:PHE:CD2	2.57	0.58
2:N:271:LEU:HD22	2:N:354:TRP:HA	1.86	0.58
5:P:35:THR:HG22	5:P:36:VAL:C	2.20	0.58
5:R:82:MET:SD	5:R:88:SER:O	2.61	0.58
5:S:28:ARG:O	5:S:31:VAL:HG23	2.04	0.58
6:V:210:ASP:C	6:V:212:PHE:N	2.57	0.58
7:2:3:ASP:O	7:2:3:ASP:CG	2.41	0.58
7:4:10:ALA:N	7:4:11:PRO:HD3	2.18	0.58
1:A:270:ALA:HB1	1:C:436:GLU:OE1	2.04	0.58
1:A:344:VAL:HG23	1:A:353:ASN:CG	2.24	0.58
1:A:409:ASN:HB2	1:C:467:ASN:ND2	2.18	0.58
1:A:428:ILE:HA	1:A:437:GLU:O	2.04	0.58
1:B:330:PHE:CE2	1:B:561:GLN:O	2.57	0.58
1:B:543:LEU:C	1:B:545:TYR:H	2.06	0.58
1:C:111:PRO:HD3	1:C:554:ARG:NH2	2.19	0.58
1:C:134:GLN:HB2	1:C:155:LYS:H	1.68	0.58
1:C:380:TYR:CD1	1:C:387:ALA:HB1	2.38	0.58
1:D:262:ASP:HA	1:D:279:ALA:HB1	1.85	0.58
1:D:331:VAL:HG23	1:D:331:VAL:O	2.04	0.58
1:D:759:CYS:HG	1:D:864:PHE:HB3	1.66	0.58
1:E:89:GLY:O	1:E:92:ARG:HG2	2.04	0.58
1:E:155:LYS:CD	1:E:261:PHE:CE1	2.86	0.58
1:E:235:GLU:C	1:E:237:GLY:H	2.07	0.58
1:E:296:HIS:O	1:E:316:SER:CB	2.52	0.58
1:E:775:ASN:HB3	1:E:880:MET:SD	2.44	0.58
1:F:198:GLN:C	1:F:200:GLY:H	2.04	0.58
1:F:513:LEU:HD13	1:F:819:LEU:HD21	1.84	0.58

*Continued on next page...*



*Continued from previous page...*

Atom-1	Atom-2	Interatomic distance (Å)	Clash overlap (Å)
1:H:79:LEU:CD1	1:H:79:LEU:H	2.15	0.58
1:H:353:ASN:ND2	1:H:353:ASN:C	2.56	0.58
1:H:942:ARG:HD3	1:H:945:PHE:O	2.04	0.58
1:I:776:ILE:HD12	1:I:776:ILE:N	2.18	0.58
1:I:864:PHE:CD1	1:I:865:LEU:N	2.72	0.58
1:J:31:PHE:HE2	1:K:630:LEU:CD2	2.17	0.58
1:J:93:VAL:HG23	1:J:93:VAL:O	2.04	0.58
1:J:409:ASN:HB2	1:L:467:ASN:HD21	1.68	0.58
1:J:495:PRO:HD3	1:J:502:GLU:OE2	2.04	0.58
1:J:669:SER:HA	1:J:899:HIS:O	2.04	0.58
1:J:736:ARG:O	1:J:737:LEU:HD12	2.03	0.58
1:K:63:ARG:CG	1:K:66:LEU:HD23	2.27	0.58
1:K:383:MET:HA	1:L:757:ALA:HA	1.86	0.58
1:L:93:VAL:HB	1:L:573:LEU:HD11	1.85	0.58
1:L:107:LEU:HD12	1:L:607:SER:CA	2.29	0.58
1:L:155:LYS:HZ2	1:L:259:ALA:HB3	1.67	0.58
1:L:465:GLN:OE1	1:L:465:GLN:CA	2.52	0.58
5:P:29:GLN:HE21	5:R:10:GLY:HA2	1.67	0.58
5:P:35:THR:CA	5:P:43:PRO:HG2	2.32	0.58
7:4:6:PHE:O	7:4:6:PHE:HD1	1.85	0.58
1:A:424:GLN:HB2	1:A:446:ILE:CA	2.33	0.57
1:A:424:GLN:OE1	1:A:446:ILE:HB	2.03	0.57
1:A:831:TYR:HB2	1:C:196:GLU:HB3	1.86	0.57
1:B:324:ILE:HD11	1:B:595:SER:OG	2.04	0.57
1:B:831:TYR:CD2	1:B:832:LEU:HD12	2.39	0.57
1:C:67:ARG:HD2	1:C:616:TYR:HE1	1.67	0.57
1:C:150:GLU:O	1:C:152:ASP:N	2.36	0.57
1:C:391:TYR:HB3	1:C:534:PRO:O	2.04	0.57
1:D:128:GLY:HA3	1:D:315:GLN:HG2	1.84	0.57
1:D:758:GLN:OE1	1:D:758:GLN:CA	2.52	0.57
1:D:892:MET:SD	1:F:3:THR:CG2	2.92	0.57
1:E:135:TRP:CH2	1:E:309:GLU:HG3	2.37	0.57
1:E:221:LYS:HD3	1:E:305:ASP:OD2	2.03	0.57
1:E:338:SER:O	1:E:340:GLY:N	2.37	0.57
1:F:338:SER:HB2	1:F:691:LEU:O	2.04	0.57
1:G:64:LEU:HD12	1:H:736:ARG:HD3	1.86	0.57
1:G:113:PHE:HB2	1:G:324:ILE:HD12	1.86	0.57
1:H:765:TRP:O	1:H:765:TRP:CG	2.56	0.57
1:I:155:LYS:CG	1:I:261:PHE:HZ	2.16	0.57
1:I:711:THR:HG23	1:I:711:THR:O	2.04	0.57
1:J:744:GLU:O	1:J:762:THR:CG2	2.52	0.57

*Continued on next page...*



*Continued from previous page...*

Atom-1	Atom-2	Interatomic distance (Å)	Clash overlap (Å)
1:K:88:VAL:HG12	1:K:576:PRO:HA	1.86	0.57
1:K:275:GLU:O	1:K:276:GLU:HB2	2.04	0.57
1:K:622:MET:HG2	1:K:627:ALA:HB2	1.84	0.57
1:L:19:ASP:HB2	1:L:47:ASN:CB	2.34	0.57
1:L:199:VAL:HG21	1:L:211:TYR:CE2	2.39	0.57
1:L:298:VAL:CG1	1:L:317:MET:H	2.17	0.57
1:L:573:LEU:HD23	1:L:634:LEU:HD21	1.86	0.57
4:M:173:VAL:O	4:M:173:VAL:HG12	2.04	0.57
5:P:15:PRO:CB	5:R:15:PRO:HD3	2.34	0.57
5:R:12:LEU:CD2	5:R:17:LEU:CD1	2.72	0.57
1:A:720:LYS:O	1:A:906:GLU:HG2	2.03	0.57
1:A:825:ASN:HA	1:C:122:ASN:HA	1.87	0.57
1:B:173:LEU:CD1	1:B:183:GLY:HA3	2.34	0.57
1:C:582:GLU:OE1	1:C:583:TRP:N	2.38	0.57
1:D:169:ASN:HB3	1:F:428:ILE:CD1	2.34	0.57
1:D:828:PHE:CZ	1:D:841:PRO:HG3	2.38	0.57
1:D:868:ARG:HH11	1:D:868:ARG:CB	2.18	0.57
1:E:188:TYR:HD1	1:E:256:ILE:CD1	2.17	0.57
1:E:641:GLN:NE2	1:E:641:GLN:N	2.50	0.57
1:E:676:ARG:HH22	7:3:5:ASN:N	2.01	0.57
1:F:634:LEU:O	1:F:634:LEU:CD2	2.35	0.57
1:G:161:ALA:HB1	1:G:198:GLN:HG3	1.83	0.57
1:G:445:ALA:CB	1:G:449:GLN:CB	2.79	0.57
1:G:460:MET:HG3	1:H:460:MET:HE1	1.85	0.57
1:G:526:LEU:C	1:G:528:PRO:HD2	2.23	0.57
1:G:771:LEU:HD13	1:G:777:GLY:HA3	1.86	0.57
1:H:141:GLN:HG2	1:H:148:GLN:HB3	1.85	0.57
1:H:162:THR:HG23	1:H:193:PHE:CE1	2.39	0.57
1:H:575:LEU:HB3	1:H:635:ARG:NH2	2.20	0.57
1:I:134:GLN:HE22	1:I:217:LYS:HG3	1.69	0.57
1:I:539:ARG:HG2	1:I:539:ARG:NH1	2.19	0.57
1:I:575:LEU:HD13	1:I:631:GLU:HG2	1.86	0.57
1:I:647:LEU:HA	7:5:4:ILE:CG2	2.33	0.57
1:I:880:MET:HA	1:I:880:MET:CE	2.33	0.57
1:I:880:MET:HG3	1:I:882:MET:HE1	1.86	0.57
1:J:121:TYR:HE2	1:K:847:PRO:O	1.87	0.57
1:J:414:LEU:HD12	1:K:837:ARG:CZ	2.33	0.57
1:J:482:PRO:HD3	1:J:529:MET:HB3	1.86	0.57
1:J:587:LYS:HD2	1:J:610:PHE:CE1	2.38	0.57
1:J:833:ALA:HB1	1:J:835:THR:HG23	1.85	0.57
1:K:647:LEU:HD21	1:K:649:ALA:HB3	1.86	0.57

*Continued on next page...*



*Continued from previous page...*

Atom-1	Atom-2	Interatomic distance (Å)	Clash overlap (Å)
1:K:713:TYR:HA	1:K:867:ASP:HB3	1.86	0.57
1:L:31:PHE:CD2	1:L:31:PHE:C	2.77	0.57
1:L:637:ASP:OD2	1:L:638:THR:N	2.37	0.57
1:L:648:SER:CB	1:L:922:VAL:O	2.52	0.57
1:L:831:TYR:CB	1:L:838:GLN:HE21	2.14	0.57
4:M:79:LEU:HB3	4:M:85:ILE:HD11	1.86	0.57
4:M:150:ALA:HA	4:M:159:TYR:HE2	1.68	0.57
4:M:385:ASN:OD1	4:M:386:PRO:CA	2.51	0.57
6:U:31:MET:CE	6:U:44:VAL:HG23	2.35	0.57
1:A:135:TRP:N	1:A:154:THR:OG1	2.33	0.57
1:A:589:VAL:HG21	1:A:605:GLY:O	2.05	0.57
1:A:719:LYS:HE2	1:A:908:ASP:HB3	1.85	0.57
1:A:730:SER:O	1:A:732:PRO:CD	2.51	0.57
1:B:35:THR:O	1:B:37:THR:N	2.38	0.57
1:B:409:ASN:O	1:B:461:GLU:CG	2.52	0.57
1:B:513:LEU:CD1	1:B:819:LEU:CD1	2.82	0.57
1:C:731:TRP:HE3	1:C:732:PRO:HD3	1.68	0.57
1:C:733:GLY:O	1:C:736:ARG:CG	2.51	0.57
1:D:445:ALA:HB1	1:D:449:GLN:N	2.15	0.57
1:D:509:VAL:HG12	1:D:510:ALA:N	2.17	0.57
1:E:116:TYR:CD1	1:E:116:TYR:N	2.61	0.57
1:E:428:ILE:HG21	1:F:169:ASN:HD21	0.76	0.57
1:E:587:LYS:HG3	1:E:608:VAL:CG2	2.35	0.57
1:E:804:GLN:HB2	1:E:850:LEU:HD13	1.85	0.57
1:F:427:LYS:HD2	1:F:442:LYS:HD2	1.86	0.57
1:F:865:LEU:O	1:F:865:LEU:HG	2.03	0.57
1:G:159:VAL:CB	1:H:840:GLN:HB2	2.34	0.57
1:G:839:GLY:HA2	1:I:198:GLN:CG	2.34	0.57
1:H:139:GLU:CD	1:H:152:ASP:OD2	2.43	0.57
1:H:445:ALA:O	1:H:449:GLN:CB	2.53	0.57
1:H:638:THR:HG23	1:H:639:HIS:N	2.18	0.57
1:H:663:VAL:HG23	5:Q:17:LEU:HD11	1.77	0.57
1:I:85:THR:HG22	1:I:85:THR:O	2.03	0.57
1:I:309:GLU:O	1:I:312:LEU:HB2	2.03	0.57
1:I:576:PRO:HD2	1:I:631:GLU:HG3	1.86	0.57
1:I:705:ILE:O	1:I:709:ASP:HB2	2.04	0.57
1:I:831:TYR:HB2	1:I:838:GLN:HE22	1.54	0.57
1:J:155:LYS:HZ1	1:J:285:THR:CB	2.03	0.57
1:J:276:GLU:C	1:L:440:TRP:HZ3	2.06	0.57
1:J:427:LYS:HB2	1:J:441:GLU:CB	2.32	0.57
1:K:80:TYR:O	1:K:584:ASN:CA	2.52	0.57

*Continued on next page...*



*Continued from previous page...*

Atom-1	Atom-2	Interatomic distance (Å)	Clash overlap (Å)
1:K:217:LYS:N	1:K:286:GLU:O	2.36	0.57
1:K:241:LYS:NZ	1:K:256:ILE:HG21	2.19	0.57
1:K:309:GLU:O	1:K:312:LEU:HB2	2.04	0.57
1:K:544:ARG:HG3	1:K:545:TYR:H	1.68	0.57
1:K:868:ARG:HH11	1:K:868:ARG:HG3	1.67	0.57
1:K:929:HIS:HB2	6:U:40:MET:HE3	1.85	0.57
1:L:157:PHE:CD1	1:L:312:LEU:HD21	2.39	0.57
1:L:193:PHE:O	1:L:194:GLN:C	2.42	0.57
1:L:566:PHE:CE1	1:L:568:ALA:HB3	2.39	0.57
1:L:718:PHE:C	1:L:745:ILE:CG2	2.66	0.57
2:N:137:SER:O	2:N:155:GLU:HB2	2.05	0.57
2:N:202:LYS:CE	2:N:454:CYS:O	2.51	0.57
4:M:298:LEU:CD1	6:U:57:GLU:CG	2.83	0.57
5:R:35:THR:HG22	5:R:36:VAL:O	2.04	0.57
6:U:106:VAL:HG12	6:U:106:VAL:O	2.04	0.57
6:V:221:GLU:HG3	6:V:221:GLU:O	2.03	0.57
7:8:16:ARG:HD2	7:8:21:THR:HG23	1.85	0.57
1:A:150:GLU:HG3	1:C:443:ASP:HA	1.86	0.57
1:B:193:PHE:CZ	1:B:197:PRO:O	2.58	0.57
1:B:589:VAL:HG23	1:B:593:LEU:HD12	1.85	0.57
1:B:846:PHE:CD2	1:B:847:PRO:HD3	2.39	0.57
1:C:121:TYR:CE2	1:C:229:PHE:HD1	2.22	0.57
1:C:172:LEU:HD23	1:C:174:LEU:HD23	1.85	0.57
1:C:365:LEU:HD23	1:C:647:LEU:HD22	1.86	0.57
1:C:653:LEU:HD21	1:C:707:TYR:CE1	2.33	0.57
1:D:29:VAL:HG13	1:D:30:GLN:H	1.69	0.57
1:D:169:ASN:CG	1:F:432:ASN:CB	2.71	0.57
1:D:203:ASN:HD21	1:D:414:LEU:HB3	1.69	0.57
1:D:231:ARG:HD3	1:E:813:ASP:OD2	2.03	0.57
1:D:486:LYS:HE2	1:D:509:VAL:CG2	2.34	0.57
1:D:736:ARG:O	1:F:64:LEU:HB2	2.03	0.57
1:D:866:CYS:SG	1:D:869:VAL:CG1	2.90	0.57
1:E:67:ARG:HB2	1:E:616:TYR:CE2	2.39	0.57
1:E:134:GLN:OE1	1:E:285:THR:HG21	2.05	0.57
1:E:445:ALA:H	1:F:153:VAL:H	1.50	0.57
1:E:586:ARG:NH1	1:E:591:MET:HG2	2.19	0.57
1:E:791:MET:CG	1:E:868:ARG:CZ	2.82	0.57
1:F:564:GLN:HE22	1:F:566:PHE:CB	2.17	0.57
1:F:713:TYR:CE1	1:F:714:LEU:HB2	2.40	0.57
1:F:802:SER:HB2	1:F:861:GLN:O	2.04	0.57
1:H:113:PHE:HB2	1:H:324:ILE:CD1	2.33	0.57

*Continued on next page...*



*Continued from previous page...*

Atom-1	Atom-2	Interatomic distance (Å)	Clash overlap (Å)
1:H:413:PRO:HG2	1:H:418:GLY:H	1.66	0.57
1:I:135:TRP:CH2	1:I:309:GLU:CG	2.88	0.57
1:I:187:ILE:C	1:I:189:ALA:H	2.06	0.57
1:I:423:TYR:O	1:I:450:ASN:HB2	2.05	0.57
1:J:113:PHE:O	1:J:115:PRO:HD3	2.04	0.57
1:J:523:ARG:O	1:J:523:ARG:CG	2.50	0.57
1:J:537:HIS:C	1:J:539:ARG:N	2.54	0.57
1:K:59:ASP:HA	1:L:736:ARG:HH22	1.69	0.57
1:K:73:ARG:CZ	1:K:612:SER:CB	2.81	0.57
1:K:80:TYR:O	1:K:585:PHE:N	2.37	0.57
1:K:424:GLN:O	1:L:261:PHE:HA	2.04	0.57
1:K:575:LEU:HB3	1:K:576:PRO:CD	2.34	0.57
1:L:298:VAL:HG13	1:L:315:GLN:O	2.04	0.57
2:N:100:PHE:CE2	2:N:483:ILE:CD1	2.77	0.57
4:M:107:THR:HG23	4:M:108:ASN:N	2.20	0.57
4:M:135:LEU:HA	4:M:138:LEU:HD12	1.86	0.57
5:Q:76:ARG:NH1	5:S:76:ARG:HH12	2.03	0.57
7:6:24:GLU:CD	7:6:27:THR:OG1	2.42	0.57
1:A:407:LEU:HD11	1:C:474:TYR:CB	2.34	0.57
1:A:445:ALA:CB	1:B:139:GLU:OE2	2.52	0.57
1:A:695:PHE:O	1:A:695:PHE:CG	2.57	0.57
1:B:330:PHE:CZ	1:B:385:ASN:HB2	2.40	0.57
1:B:427:LYS:HB2	1:B:441:GLU:CG	2.35	0.57
1:C:481:LEU:CD2	1:C:529:MET:HE1	2.18	0.57
1:C:544:ARG:HH11	1:C:544:ARG:HB2	1.67	0.57
1:C:653:LEU:CD2	1:C:707:TYR:HE1	2.18	0.57
1:C:720:LYS:HE3	1:C:742:GLU:CD	2.25	0.57
1:D:136:GLU:CA	1:D:151:LYS:HG2	2.33	0.57
1:E:44:LYS:O	1:F:642:SER:N	2.36	0.57
1:E:72:ASP:OD1	1:E:72:ASP:O	2.23	0.57
1:E:83:ARG:HA	1:E:582:GLU:CB	2.35	0.57
1:E:229:PHE:CE2	1:F:849:PRO:HD3	2.39	0.57
1:E:582:GLU:OE1	1:E:582:GLU:O	2.22	0.57
1:F:83:ARG:HA	1:F:582:GLU:CB	2.33	0.57
1:F:574:LEU:HD11	1:F:579:TYR:CD2	2.39	0.57
1:G:524:TRP:HA	1:G:524:TRP:HE3	1.69	0.57
1:G:723:ILE:O	1:G:730:SER:CB	2.53	0.57
1:H:12:TYR:CD2	1:H:13:MET:HE2	2.40	0.57
1:H:354:ALA:O	1:H:940:TYR:OH	2.17	0.57
1:H:918:LEU:HG	1:H:919:LEU:H	1.69	0.57
1:I:399:GLU:HB2	1:I:522:ALA:O	2.05	0.57

*Continued on next page...*



*Continued from previous page...*

Atom-1	Atom-2	Interatomic distance (Å)	Clash overlap (Å)
1:I:659:LYS:HB3	1:I:659:LYS:NZ	2.18	0.57
1:I:926:VAL:HG21	1:I:940:TYR:CE1	2.38	0.57
1:J:44:LYS:HE3	1:K:571:ASN:O	2.04	0.57
1:J:113:PHE:CD1	1:J:324:ILE:HD12	2.40	0.57
1:J:134:GLN:HB2	1:J:155:LYS:HD3	1.86	0.57
1:J:409:ASN:CB	1:L:467:ASN:OD1	2.53	0.57
1:J:676:ARG:NH1	1:J:676:ARG:CG	2.66	0.57
1:J:759:CYS:CB	1:J:800:PRO:HB3	2.33	0.57
1:K:764:ASP:OD2	1:K:765:TRP:N	2.38	0.57
1:L:77:THR:C	5:Q:76:ARG:HH21	2.08	0.57
1:L:187:ILE:O	1:L:187:ILE:HG23	2.04	0.57
1:L:544:ARG:HH11	1:L:544:ARG:HB3	1.69	0.57
1:L:685:THR:CG2	1:L:686:LYS:N	2.67	0.57
2:N:334:ASP:HB3	2:N:449:ASP:OD1	2.04	0.57
4:M:162:PHE:CZ	4:M:237:ILE:CD1	2.81	0.57
4:M:273:PHE:CE2	6:U:62:THR:CG2	2.77	0.57
5:R:72:MET:C	5:R:75:THR:HG22	2.24	0.57
6:U:215:ASN:ND2	6:U:215:ASN:H	2.03	0.57
1:A:131:ASN:N	1:A:131:ASN:HD22	2.01	0.57
1:B:13:MET:CG	1:C:925:VAL:CG2	2.82	0.57
1:B:18:GLN:O	1:B:48:PRO:CG	2.52	0.57
1:B:339:THR:CG2	1:B:342:MET:CE	2.83	0.57
1:B:403:VAL:CG2	1:B:465:GLN:HB3	2.34	0.57
1:B:716:HIS:CE1	1:B:717:THR:CG2	2.87	0.57
1:B:782:HIS:O	1:B:783:VAL:C	2.42	0.57
1:C:60:ARG:NH2	6:U:93:ARG:CZ	2.64	0.57
1:C:186:ASP:OD1	1:C:191:LYS:O	2.22	0.57
1:C:434:GLY:O	1:C:435:ALA:HB3	2.04	0.57
1:C:589:VAL:HG23	1:C:593:LEU:CD1	2.35	0.57
1:C:746:LYS:HG3	1:C:760:ASN:HD21	1.70	0.57
1:D:104:ARG:HD3	1:D:559:HIS:CD2	2.40	0.57
1:D:564:GLN:HG3	1:D:564:GLN:O	2.03	0.57
1:E:121:TYR:CE2	1:F:847:PRO:O	2.58	0.57
1:E:364:GLU:OE2	1:E:364:GLU:HA	2.04	0.57
1:E:730:SER:HB2	1:E:732:PRO:CD	2.33	0.57
1:F:90:ASP:O	1:F:91:ASN:OD1	2.21	0.57
1:F:139:GLU:OE2	1:F:153:VAL:HG23	2.04	0.57
1:F:258:PHE:HE2	1:F:284:TYR:HE2	1.50	0.57
1:G:215:ALA:O	1:G:285:THR:HA	2.05	0.57
1:G:685:THR:HG23	1:G:686:LYS:N	2.20	0.57
1:H:257:ASP:OD1	1:H:257:ASP:C	2.41	0.57

*Continued on next page...*



*Continued from previous page...*

Atom-1	Atom-2	Interatomic distance (Å)	Clash overlap (Å)
1:H:361:ARG:HG3	1:H:362:ASN:N	2.20	0.57
1:H:413:PRO:CG	1:H:418:GLY:H	2.18	0.57
1:H:603:VAL:HA	5:Q:40:PRO:HB3	1.84	0.57
1:I:135:TRP:CZ3	1:I:137:THR:OG1	2.57	0.57
1:I:364:GLU:CG	1:I:708:LEU:HB2	2.33	0.57
1:I:422:THR:HG21	1:I:449:GLN:HA	1.84	0.57
1:I:626:THR:HA	1:I:629:THR:HG22	1.87	0.57
1:I:738:LEU:O	1:I:740:PRO:CD	2.46	0.57
1:J:4:PRO:HD2	1:K:892:MET:HE1	1.86	0.57
1:J:414:LEU:CD1	1:K:837:ARG:NE	2.68	0.57
1:J:550:LEU:HD23	1:J:556:VAL:HG11	1.86	0.57
1:K:214:ARG:HH11	1:K:214:ARG:HG2	1.69	0.57
1:K:222:MET:HE3	1:K:312:LEU:HD12	1.86	0.57
1:K:366:SER:OG	1:K:647:LEU:N	2.37	0.57
1:L:670:ARG:HH12	1:L:945:PHE:HD2	1.31	0.57
2:N:506:LEU:HG	2:N:507:GLY:H	1.69	0.57
4:M:246:VAL:HG12	4:M:249:ASN:CB	2.35	0.57
5:Q:36:VAL:CG2	5:Q:43:PRO:HG3	2.32	0.57
6:U:10:MET:CG	6:U:26:ASP:HB3	2.35	0.57
1:A:461:GLU:HG2	1:A:462:ILE:H	1.68	0.57
1:A:815:LYS:NZ	1:C:233:THR:O	2.38	0.57
1:A:846:PHE:O	1:A:847:PRO:C	2.37	0.57
1:B:112:SER:HA	1:B:501:TYR:CD2	2.40	0.57
1:B:334:MET:HB3	1:B:336:TYR:CD1	2.37	0.57
1:B:635:ARG:HH11	1:B:932:HIS:HA	1.70	0.57
1:B:652:MET:HG3	1:B:920:PHE:HE1	1.70	0.57
1:B:722:SER:O	1:B:903:MET:CA	2.52	0.57
1:B:783:VAL:HG12	1:B:795:PHE:CZ	2.39	0.57
1:C:107:LEU:CG	1:C:108:ASP:N	2.67	0.57
1:D:29:VAL:CG1	1:D:30:GLN:N	2.66	0.57
1:D:70:PRO:HD3	1:D:613:VAL:O	2.04	0.57
1:D:912:GLU:HB2	1:D:913:PRO:CD	2.34	0.57
1:E:121:TYR:HB2	1:E:227:GLY:O	2.04	0.57
1:E:268:PRO:CB	1:E:275:GLU:OE1	2.49	0.57
1:E:328:ASP:O	1:E:329:ASN:HB2	2.04	0.57
1:E:503:TYR:C	1:E:505:ASN:H	2.06	0.57
1:E:729:VAL:HG11	1:E:741:ASN:OD1	2.05	0.57
1:F:362:ASN:ND2	1:F:365:LEU:H	2.03	0.57
1:F:943:THR:HG22	1:F:944:PRO:CD	2.35	0.57
1:G:38:TYR:CZ	1:H:56:VAL:HG11	2.40	0.57
1:G:107:LEU:HD11	1:G:593:LEU:HD21	1.87	0.57

*Continued on next page...*



*Continued from previous page...*

Atom-1	Atom-2	Interatomic distance (Å)	Clash overlap (Å)
1:G:196:GLU:H	1:G:197:PRO:CD	2.18	0.57
1:G:567:PHE:CZ	1:G:926:VAL:HG23	2.40	0.57
1:G:865:LEU:HD22	1:G:865:LEU:C	2.24	0.57
1:J:74:GLU:HG2	1:J:81:LYS:HB3	1.86	0.57
1:J:235:GLU:HB3	1:K:815:LYS:HB3	1.87	0.57
1:J:262:ASP:HB2	1:L:426:VAL:HG11	1.85	0.57
1:J:410:TYR:OH	1:L:836:MET:HA	2.05	0.57
1:J:531:ASN:O	1:J:713:TYR:CD1	2.57	0.57
1:J:539:ARG:HB2	1:J:539:ARG:NH1	2.14	0.57
1:J:677:GLY:CA	1:J:921:GLU:HG3	2.35	0.57
1:J:851:ILE:HD11	1:L:116:TYR:CZ	2.40	0.57
1:K:21:SER:HB3	7:8:11:PRO:HG2	1.86	0.57
1:K:764:ASP:O	1:K:767:LEU:N	2.37	0.57
1:L:258:PHE:CD1	1:L:258:PHE:N	2.72	0.57
1:L:296:HIS:CE1	1:L:317:MET:CE	2.87	0.57
1:L:648:SER:O	1:L:922:VAL:HG22	2.05	0.57
2:N:42:ILE:HB	2:N:50:GLN:HB2	1.85	0.57
2:N:404:GLN:HE22	2:N:407:ASN:ND2	1.92	0.57
4:M:347:ARG:O	4:M:351:PRO:HG3	2.05	0.57
5:P:39:ARG:NH1	5:P:41:VAL:HG21	2.14	0.57
6:U:80:TYR:N	6:U:80:TYR:CD1	2.73	0.57
6:U:193:VAL:O	6:U:194:PRO:C	2.41	0.57
1:B:14:HIS:O	1:B:48:PRO:CG	2.53	0.57
1:B:188:TYR:CA	1:B:192:THR:HG21	2.34	0.57
1:B:188:TYR:HD1	1:B:256:ILE:CD1	2.18	0.57
1:B:636:ASN:OD1	1:B:636:ASN:N	2.34	0.57
1:B:918:LEU:HD23	1:B:920:PHE:CZ	2.40	0.57
1:C:93:VAL:HG11	1:C:630:LEU:CD1	2.34	0.57
1:C:530:ASP:CG	1:C:865:LEU:CD2	2.69	0.57
1:C:537:HIS:C	1:C:539:ARG:N	2.54	0.57
1:C:633:MET:HG2	1:C:633:MET:O	2.04	0.57
1:D:6:MET:HE3	1:D:9:GLN:CB	2.35	0.57
1:D:103:ILE:HG21	1:D:610:PHE:CD2	2.40	0.57
1:D:327:ARG:HH12	1:D:705:ILE:HG23	1.68	0.57
1:D:854:THR:O	1:D:854:THR:OG1	2.15	0.57
1:E:135:TRP:HB3	1:E:307:SER:O	2.04	0.57
1:E:188:TYR:CE1	1:E:256:ILE:HD12	2.39	0.57
1:E:529:MET:HB2	1:E:532:VAL:HG11	1.86	0.57
1:E:540:ASN:OD1	1:E:543:LEU:CB	2.53	0.57
1:E:774:TYR:HB3	1:E:788:LYS:HE2	1.86	0.57
1:F:397:ILE:HD13	1:F:523:ARG:HH21	1.67	0.57

*Continued on next page...*



*Continued from previous page...*

Atom-1	Atom-2	Interatomic distance (Å)	Clash overlap (Å)
1:F:410:TYR:HA	1:F:461:GLU:CB	2.35	0.57
1:F:554:ARG:CB	1:F:555:TYR:CE2	2.86	0.57
1:F:943:THR:CB	1:F:944:PRO:CD	2.83	0.57
1:G:78:TYR:HB3	1:G:695:PHE:CE1	2.39	0.57
1:H:787:TYR:CG	1:H:788:LYS:N	2.73	0.57
1:I:199:VAL:HG12	1:I:206:GLU:CG	2.35	0.57
1:I:208:GLU:HB2	1:I:211:TYR:OH	2.05	0.57
1:I:263:VAL:HG12	1:I:265:GLY:H	1.70	0.57
1:J:94:LEU:HB2	1:J:619:PHE:CE2	2.39	0.57
1:J:263:VAL:HG22	1:L:423:TYR:HE2	1.66	0.57
1:J:299:TYR:HE2	1:J:301:PRO:HD3	1.69	0.57
1:J:414:LEU:CD1	1:K:837:ARG:CD	2.82	0.57
1:J:655:PRO:CB	5:R:8:PHE:CZ	2.81	0.57
1:J:951:THR:HG22	1:J:952:THR:H	1.70	0.57
1:K:41:LEU:HD11	1:L:630:LEU:HD11	1.86	0.57
1:K:155:LYS:HD3	1:K:283:LEU:HD22	1.87	0.57
1:K:174:LEU:HD12	1:K:191:LYS:HE2	1.87	0.57
1:K:223:LYS:HB3	1:K:224:PRO:HD2	1.87	0.57
1:K:423:TYR:O	1:K:449:GLN:HB3	2.04	0.57
1:L:497:ASN:O	1:L:497:ASN:OD1	2.22	0.57
2:N:70:ASN:CB	2:N:73:ASN:HD21	2.17	0.57
2:N:271:LEU:HD23	2:N:367:VAL:HG21	1.86	0.57
5:Q:28:ARG:HB2	5:Q:31:VAL:CG2	2.35	0.57
5:R:32:MET:O	5:R:33:GLY:O	2.23	0.57
7:7:9:LEU:CG	7:7:10:ALA:H	2.18	0.57
1:A:130:PRO:HD2	1:C:204:TRP:CZ2	2.40	0.57
1:A:322:ASN:HB2	1:A:597:LEU:HB2	1.87	0.57
1:A:787:TYR:CD1	1:A:787:TYR:C	2.79	0.57
1:B:52:PRO:HB2	1:B:56:VAL:HG21	1.86	0.57
1:B:831:TYR:HB3	1:B:838:GLN:HE22	1.57	0.57
1:C:60:ARG:HH21	6:U:93:ARG:HE	1.35	0.57
1:C:193:PHE:CZ	1:C:284:TYR:HE1	2.19	0.57
1:D:377:ARG:HG2	1:D:377:ARG:NH1	2.19	0.57
1:D:427:LYS:HG3	1:D:441:GLU:HG3	1.83	0.57
1:D:738:LEU:N	1:D:738:LEU:CD2	2.65	0.57
1:E:88:VAL:O	1:E:88:VAL:CG2	2.48	0.57
1:E:173:LEU:HB2	1:E:185:LYS:HZ2	1.70	0.57
1:E:474:TYR:HA	1:E:478:ALA:HB2	1.84	0.57
1:E:545:TYR:O	1:E:547:SER:N	2.37	0.57
1:E:566:PHE:O	1:E:570:LYS:N	2.37	0.57
1:E:663:VAL:O	1:E:663:VAL:HG13	2.05	0.57

*Continued on next page...*



*Continued from previous page...*

Atom-1	Atom-2	Interatomic distance (Å)	Clash overlap (Å)
1:F:82:ALA:HB1	1:F:84:PHE:CZ	2.40	0.57
1:F:399:GLU:HB3	1:F:523:ARG:HA	1.87	0.57
1:F:566:PHE:CE1	1:F:568:ALA:HB3	2.38	0.57
1:G:31:PHE:CD2	1:G:32:ALA:N	2.73	0.57
1:G:228:SER:HB2	1:G:290:LEU:CD1	2.34	0.57
1:G:298:VAL:HG11	1:G:835:THR:CG2	2.34	0.57
1:H:150:GLU:C	1:H:152:ASP:N	2.58	0.57
1:H:156:THR:HG21	1:H:309:GLU:OE2	2.05	0.57
1:H:266:GLY:H	1:H:276:GLU:HB3	1.70	0.57
1:H:350:SER:CB	1:L:90:ASP:HB2	2.35	0.57
1:I:103:ILE:CB	1:I:613:VAL:HG22	2.34	0.57
1:I:385:ASN:ND2	1:I:546:ARG:HG3	2.02	0.57
1:I:731:TRP:O	1:I:731:TRP:CG	2.54	0.57
1:I:904:THR:HG22	1:I:904:THR:O	2.05	0.57
1:J:243:LYS:HD3	1:J:252:LYS:C	2.07	0.57
1:J:571:ASN:N	1:J:571:ASN:OD1	2.38	0.57
1:J:666:SER:HB2	5:P:16:TYR:CE2	2.39	0.57
1:K:230:ALA:HB2	1:K:289:ASN:O	2.05	0.57
1:K:520:ILE:O	1:K:520:ILE:HG13	2.04	0.57
1:L:135:TRP:CH2	1:L:156:THR:CB	2.85	0.57
1:L:255:ASP:O	1:L:286:GLU:HB3	2.05	0.57
1:L:344:VAL:HG22	1:L:346:ALA:H	1.69	0.57
1:L:477:VAL:O	1:L:480:TYR:HB2	2.05	0.57
1:L:731:TRP:N	1:L:732:PRO:CD	2.68	0.57
1:L:943:THR:CB	1:L:944:PRO:HD3	2.34	0.57
4:M:6:PRO:CB	4:M:11:ARG:NH2	2.67	0.57
7:5:21:THR:O	7:5:21:THR:CG2	2.46	0.57
1:A:428:ILE:H	1:A:438:SER:HA	1.69	0.57
1:A:621:PRO:HG2	1:B:878:ASN:HB3	1.86	0.57
1:A:735:ASP:HA	1:A:740:PRO:HG3	1.87	0.57
1:B:9:GLN:HA	1:B:9:GLN:HE21	1.70	0.57
1:B:38:TYR:OH	7:1:24:GLU:CG	2.53	0.57
1:B:99:THR:HA	1:B:616:TYR:O	2.05	0.57
1:B:224:PRO:HB3	1:B:314:GLN:O	2.05	0.57
1:B:362:ASN:HD21	1:B:365:LEU:CB	2.15	0.57
1:B:377:ARG:CD	1:B:388:VAL:HG22	2.34	0.57
1:B:447:SER:O	1:B:449:GLN:N	2.37	0.57
1:B:517:TYR:CD1	1:B:517:TYR:O	2.57	0.57
1:B:647:LEU:O	1:B:649:ALA:N	2.38	0.57
1:C:356:VAL:HG23	1:C:356:VAL:O	2.04	0.57
1:C:731:TRP:CE3	1:C:732:PRO:HD3	2.40	0.57

*Continued on next page...*



*Continued from previous page...*

Atom-1	Atom-2	Interatomic distance (Å)	Clash overlap (Å)
1:D:337:ASN:HA	1:D:357:ASP:OD2	2.05	0.57
1:D:339:THR:HA	1:D:342:MET:HG2	1.87	0.57
1:D:908:ASP:HB2	1:D:909:PRO:HD2	1.86	0.57
1:E:85:THR:HG22	1:E:580:THR:HG22	1.86	0.57
1:E:408:PRO:HG2	1:E:410:TYR:CZ	2.40	0.57
1:F:756:VAL:CG1	1:F:763:LYS:HA	2.30	0.57
1:G:941:LEU:HD22	1:I:13:MET:HG3	1.87	0.57
1:H:67:ARG:NH2	1:I:752:GLU:OE1	2.38	0.57
1:H:189:ALA:HB1	1:H:234:ASN:HD21	1.69	0.57
1:H:391:TYR:C	1:H:391:TYR:CD1	2.77	0.57
1:H:715:ASN:HD21	1:H:869:VAL:HG13	1.70	0.57
1:H:760:ASN:OD1	1:H:760:ASN:N	2.34	0.57
1:I:115:PRO:HB3	1:I:323:TYR:CD1	2.40	0.57
1:I:246:ASN:ND2	1:I:249:GLU:O	2.38	0.57
1:J:151:LYS:HB3	1:J:154:THR:HG21	1.86	0.57
1:J:647:LEU:CD1	7:9:4:ILE:HD13	2.35	0.57
1:J:812:LYS:O	1:J:813:ASP:OD1	2.22	0.57
1:K:31:PHE:CE1	1:L:630:LEU:HD13	2.40	0.57
1:K:229:PHE:O	1:K:229:PHE:CD2	2.58	0.57
1:K:500:THR:HG22	1:K:502:GLU:H	1.70	0.57
1:K:744:GLU:O	1:K:765:TRP:CB	2.49	0.57
1:K:745:ILE:HG12	1:K:765:TRP:CE2	2.40	0.57
1:L:54:HIS:HB2	1:L:55:ASP:OD2	2.05	0.57
2:N:256:LYS:NZ	2:N:261:GLN:HB2	2.20	0.57
4:M:221:THR:HG23	4:M:222:VAL:H	1.66	0.57
5:Q:16:TYR:CE2	5:R:18:THR:CB	2.87	0.57
5:Q:42:LEU:N	5:Q:43:PRO:HD3	2.20	0.57
5:R:9:GLU:CD	5:R:13:PHE:CB	2.74	0.57
1:A:113:PHE:O	1:B:851:ILE:HB	2.05	0.56
1:A:159:VAL:CB	1:B:840:GLN:OE1	2.41	0.56
1:A:230:ALA:HB1	1:A:288:VAL:CG2	2.34	0.56
1:A:367:TYR:HB3	1:A:565:LYS:HD2	1.87	0.56
1:B:61:SER:HB3	1:C:734:ASN:CA	2.34	0.56
1:B:643:PHE:O	1:B:926:VAL:HG12	2.05	0.56
1:C:60:ARG:NE	6:U:93:ARG:HD2	1.91	0.56
1:C:151:LYS:HB3	1:C:154:THR:CB	2.35	0.56
1:C:261:PHE:HE1	1:C:283:LEU:HD12	1.66	0.56
1:C:811:TYR:HD1	1:C:857:PRO:CD	2.16	0.56
1:D:246:ASN:HD22	1:D:251:PRO:HA	1.70	0.56
1:D:372:ASP:HA	1:D:377:ARG:HG3	1.86	0.56
1:D:767:LEU:O	1:D:771:LEU:HB2	2.05	0.56

*Continued on next page...*



*Continued from previous page...*

Atom-1	Atom-2	Interatomic distance (Å)	Clash overlap (Å)
1:E:47:ASN:HB2	1:E:48:PRO:CD	2.31	0.56
1:E:93:VAL:HG22	1:E:573:LEU:HD22	1.86	0.56
1:E:111:PRO:HD3	1:E:554:ARG:NH2	2.19	0.56
1:E:486:LYS:HB3	1:E:509:VAL:HG12	1.87	0.56
1:E:590:ASN:HB3	1:E:602:ARG:HH21	1.69	0.56
1:F:367:TYR:CD2	1:F:565:LYS:HD2	2.39	0.56
1:F:740:PRO:HG2	1:J:339:THR:O	2.05	0.56
1:F:829:THR:CG2	1:F:830:GLY:N	2.47	0.56
1:G:157:PHE:HE1	1:G:312:LEU:HG	1.68	0.56
1:G:210:PHE:CE2	1:G:278:LYS:NZ	2.73	0.56
1:G:540:ASN:ND2	1:G:543:LEU:CB	2.68	0.56
1:H:336:TYR:OH	1:H:565:LYS:HD3	2.05	0.56
1:H:396:ARG:CZ	1:H:534:PRO:HG3	2.35	0.56
1:H:582:GLU:O	1:H:583:TRP:HB2	2.04	0.56
1:I:189:ALA:HA	1:I:241:LYS:HZ3	1.69	0.56
1:I:331:VAL:O	1:I:331:VAL:HG23	2.03	0.56
1:J:107:LEU:HG	1:J:108:ASP:H	1.70	0.56
1:J:403:VAL:HG11	1:J:466:ALA:HA	1.87	0.56
1:J:639:HIS:CD2	1:L:28:LEU:CD2	2.83	0.56
1:J:759:CYS:HB2	1:J:800:PRO:HB3	1.86	0.56
1:J:847:PRO:O	1:L:121:TYR:HE2	1.87	0.56
1:K:113:PHE:HB2	1:K:324:ILE:CD1	2.29	0.56
1:K:214:ARG:HA	1:K:284:TYR:O	2.05	0.56
1:K:341:ASN:HD22	1:K:341:ASN:H	1.53	0.56
1:K:353:ASN:OD1	1:K:354:ALA:N	2.37	0.56
1:K:658:ALA:CB	1:K:913:PRO:N	2.64	0.56
1:K:682:ARG:HE	1:K:914:THR:HG21	1.70	0.56
1:K:787:TYR:C	1:K:787:TYR:CD1	2.79	0.56
1:K:902:ASP:C	1:K:903:MET:HG3	2.25	0.56
1:L:328:ASP:O	1:L:331:VAL:HG13	2.04	0.56
1:L:518:ILE:O	1:L:518:ILE:HG13	2.05	0.56
1:L:820:PRO:CG	1:L:821:PHE:CD1	2.79	0.56
4:M:67:PRO:HG2	4:M:68:THR:H	1.69	0.56
4:M:78:ALA:O	4:M:81:GLU:HB2	2.05	0.56
4:M:257:THR:O	4:M:261:GLU:HG2	2.04	0.56
6:U:75:PRO:HG3	6:U:78:LEU:HD12	1.87	0.56
6:U:168:TYR:C	7:I:31:ASN:CB	2.71	0.56
1:A:193:PHE:CE1	1:A:214:ARG:HB2	2.40	0.56
1:A:255:ASP:O	1:A:286:GLU:HG3	2.05	0.56
1:B:81:LYS:HA	1:B:584:ASN:CA	2.35	0.56
1:B:139:GLU:HG3	1:B:152:ASP:CG	2.25	0.56

*Continued on next page...*



*Continued from previous page...*

Atom-1	Atom-2	Interatomic distance (Å)	Clash overlap (Å)
1:B:324:ILE:CD1	1:B:595:SER:CB	2.79	0.56
1:B:365:LEU:HD13	1:B:710:GLY:HA2	1.86	0.56
1:B:384:TRP:NE1	1:C:781:PHE:O	2.38	0.56
1:B:695:PHE:O	1:B:695:PHE:HD2	1.86	0.56
1:B:705:ILE:HG22	1:B:705:ILE:O	2.05	0.56
1:C:566:PHE:O	1:C:570:LYS:HB2	2.04	0.56
1:C:682:ARG:CD	1:C:907:VAL:HG11	2.36	0.56
1:C:685:THR:O	1:C:687:GLU:N	2.38	0.56
1:D:211:TYR:O	1:D:281:ILE:HA	2.05	0.56
1:E:348:GLN:HG3	1:E:349:ALA:N	2.18	0.56
1:F:370:LEU:HD21	1:F:570:LYS:HZ3	1.65	0.56
1:F:494:LEU:HB3	1:F:503:TYR:HD1	1.68	0.56
1:G:31:PHE:CD2	1:G:31:PHE:C	2.78	0.56
1:H:38:TYR:CE1	1:I:56:VAL:CG2	2.88	0.56
1:H:83:ARG:HA	1:H:582:GLU:CB	2.35	0.56
1:H:194:GLN:OE1	1:I:821:PHE:HA	2.04	0.56
1:H:203:ASN:CA	1:I:836:MET:SD	2.93	0.56
1:H:796:ARG:O	1:H:796:ARG:HD3	2.05	0.56
1:I:926:VAL:CG2	1:I:940:TYR:CD1	2.88	0.56
1:J:18:GLN:CA	1:J:18:GLN:NE2	2.68	0.56
1:J:356:VAL:O	1:J:361:ARG:NH2	2.38	0.56
1:K:135:TRP:HE1	1:K:156:THR:CG2	2.17	0.56
1:K:174:LEU:CD1	1:K:191:LYS:HE3	2.36	0.56
1:L:115:PRO:HA	1:L:323:TYR:CE1	2.40	0.56
1:L:298:VAL:HG12	1:L:316:SER:HA	1.85	0.56
1:L:656:ILE:HG22	1:L:914:THR:O	2.06	0.56
1:L:771:LEU:C	1:L:774:TYR:O	2.43	0.56
4:M:199:LEU:CD1	6:U:1:MET:CE	2.84	0.56
6:U:72:ARG:HG2	6:U:219:VAL:HG23	1.87	0.56
7:3:9:LEU:HD22	7:3:11:PRO:CD	2.35	0.56
1:A:158:GLY:C	1:C:452:ILE:HG23	2.25	0.56
1:A:358:LEU:HD21	1:A:947:ALA:HB1	1.87	0.56
1:A:694:GLY:O	1:A:695:PHE:CB	2.52	0.56
1:A:841:PRO:CD	1:C:159:VAL:HG11	2.35	0.56
1:A:877:SER:OG	1:A:888:LEU:HD21	2.05	0.56
1:A:905:PHE:C	1:A:906:GLU:HG2	2.20	0.56
1:B:119:THR:CG2	1:B:226:TYR:CZ	2.88	0.56
1:B:171:GLY:HA2	1:B:284:TYR:OH	2.05	0.56
1:B:298:VAL:HG22	1:B:317:MET:HG2	1.79	0.56
1:B:317:MET:HB2	1:B:318:PRO:HD2	1.86	0.56
1:B:415:ASN:HD21	1:B:418:GLY:H	1.49	0.56

*Continued on next page...*



*Continued from previous page...*

Atom-1	Atom-2	Interatomic distance (Å)	Clash overlap (Å)
1:B:579:TYR:N	1:B:579:TYR:CD2	2.73	0.56
1:B:670:ARG:NH2	2:N:92:GLU:OE2	2.33	0.56
1:B:846:PHE:CD2	1:B:847:PRO:N	2.73	0.56
1:B:864:PHE:O	1:B:864:PHE:CG	2.57	0.56
1:C:78:TYR:HD2	1:C:695:PHE:HE1	0.79	0.56
1:C:78:TYR:CE2	1:C:695:PHE:CD1	2.93	0.56
1:C:241:LYS:HD3	1:C:256:ILE:CD1	2.35	0.56
1:C:300:LYS:HB2	1:C:300:LYS:NZ	2.20	0.56
1:C:556:VAL:O	1:C:556:VAL:HG13	2.06	0.56
1:C:623:ALA:HB3	1:C:626:THR:CG2	2.35	0.56
1:C:910:MET:HE2	1:C:914:THR:CG2	2.33	0.56
1:D:83:ARG:HB2	1:D:582:GLU:HB3	0.65	0.56
1:D:358:LEU:H	1:D:358:LEU:HD12	1.70	0.56
1:D:731:TRP:CD1	1:D:731:TRP:N	2.73	0.56
1:E:89:GLY:HA2	1:J:351:GLN:OE1	2.05	0.56
1:E:204:TRP:NE1	1:E:415:ASN:CB	2.63	0.56
1:E:546:ARG:HH11	1:E:546:ARG:CB	2.19	0.56
1:E:675:PHE:O	1:E:875:PHE:HD2	1.88	0.56
1:E:813:ASP:O	1:E:813:ASP:OD1	2.23	0.56
1:F:309:GLU:CD	1:F:309:GLU:N	2.58	0.56
1:F:422:THR:HA	1:F:450:ASN:O	2.05	0.56
1:F:500:THR:HG23	1:F:503:TYR:HB3	1.87	0.56
1:F:571:ASN:H	1:F:571:ASN:ND2	1.90	0.56
1:F:696:ASP:OD1	1:F:696:ASP:C	2.43	0.56
1:F:744:GLU:O	1:F:762:THR:CB	2.53	0.56
1:F:745:ILE:HG12	1:F:765:TRP:CE2	2.39	0.56
1:F:768:VAL:O	1:F:772:SER:HB2	2.06	0.56
1:F:772:SER:OG	1:F:874:PRO:HG3	2.06	0.56
1:F:811:TYR:HB2	1:F:857:PRO:HG2	1.87	0.56
1:G:18:GLN:O	1:G:48:PRO:CG	2.53	0.56
1:G:49:THR:CG2	1:H:883:GLY:HA2	2.35	0.56
1:G:152:ASP:C	1:I:445:ALA:HB2	2.26	0.56
1:G:162:THR:OG1	1:G:193:PHE:CD1	2.53	0.56
1:G:194:GLN:HE21	1:H:821:PHE:HA	1.71	0.56
1:G:345:LEU:CD2	1:G:936:ILE:HD12	2.35	0.56
1:G:443:ASP:CB	1:H:150:GLU:HB3	2.17	0.56
1:G:485:TYR:OH	1:G:528:PRO:HB3	2.06	0.56
1:G:636:ASN:OD1	1:G:636:ASN:C	2.42	0.56
1:G:868:ARG:O	1:G:868:ARG:CG	2.53	0.56
1:H:18:GLN:HB3	1:H:23:TYR:HB3	1.86	0.56
1:H:28:LEU:HD22	1:I:639:HIS:ND1	2.19	0.56

*Continued on next page...*



*Continued from previous page...*

Atom-1	Atom-2	Interatomic distance (Å)	Clash overlap (Å)
1:H:139:GLU:HG2	1:H:140:LYS:N	2.20	0.56
1:H:330:PHE:CD2	1:H:562:VAL:HG12	2.41	0.56
1:H:422:THR:CG2	1:H:449:GLN:O	2.53	0.56
1:H:467:ASN:ND2	1:I:409:ASN:HB3	2.20	0.56
1:H:544:ARG:HH11	1:I:401:HIS:CG	2.23	0.56
1:I:38:TYR:HH	7:6:24:GLU:HB2	0.68	0.56
1:I:135:TRP:HZ3	1:I:137:THR:OG1	1.88	0.56
1:I:162:THR:O	1:I:199:VAL:HG22	2.06	0.56
1:I:494:LEU:HD22	1:I:503:TYR:HA	1.87	0.56
1:I:706:PRO:HA	1:I:711:THR:HG22	1.86	0.56
1:I:906:GLU:OE2	5:S:24:TRP:NE1	2.37	0.56
1:J:10:TRP:HA	1:J:15:ILE:CG2	2.35	0.56
1:J:208:GLU:HB2	1:J:211:TYR:CE1	2.40	0.56
1:J:250:GLN:N	1:J:251:PRO:HD3	2.20	0.56
1:J:328:ASP:O	1:J:331:VAL:CG1	2.50	0.56
1:J:573:LEU:HD13	1:J:634:LEU:HD13	1.85	0.56
1:J:731:TRP:N	1:J:732:PRO:HD2	2.20	0.56
1:K:108:ASP:OD2	1:K:605:GLY:O	2.23	0.56
1:K:241:LYS:CE	1:K:286:GLU:OE2	2.49	0.56
1:K:246:ASN:ND2	1:K:246:ASN:C	2.52	0.56
1:K:517:TYR:HA	1:K:520:ILE:CG2	2.35	0.56
1:K:553:GLY:N	1:L:804:GLN:HG3	2.20	0.56
1:K:687:GLU:O	1:K:699:PHE:CZ	2.59	0.56
1:K:741:ASN:O	1:K:741:ASN:CG	2.43	0.56
1:K:803:ARG:NE	1:K:805:VAL:HG13	2.21	0.56
1:K:833:ALA:HB1	1:K:835:THR:HG23	1.87	0.56
1:L:78:TYR:CD2	5:Q:76:ARG:NH2	2.72	0.56
1:L:187:ILE:C	1:L:189:ALA:H	2.08	0.56
1:L:260:TYR:CE2	1:L:282:ILE:CG2	2.88	0.56
1:L:409:ASN:ND2	1:L:464:LEU:CD1	2.69	0.56
1:L:713:TYR:HA	1:L:867:ASP:CB	2.33	0.56
2:N:114:LEU:HD11	2:N:502:VAL:CG1	2.35	0.56
2:N:141:PRO:HB3	2:N:152:ASP:CB	2.34	0.56
2:N:202:LYS:HD3	2:N:452:ILE:O	2.06	0.56
2:N:372:LEU:HD12	2:N:373:LEU:N	2.21	0.56
4:M:186:PHE:N	4:M:186:PHE:CD1	2.74	0.56
5:Q:13:PHE:CD1	5:Q:14:SER:N	2.74	0.56
5:Q:33:GLY:HA3	5:Q:44:ALA:O	2.06	0.56
5:R:91:VAL:HG12	5:R:92:PRO:HD2	1.87	0.56
5:S:120:GLN:O	5:S:124:GLU:HG3	2.05	0.56
6:U:57:GLU:C	6:U:59:ALA:H	2.06	0.56

*Continued on next page...*



*Continued from previous page...*

Atom-1	Atom-2	Interatomic distance (Å)	Clash overlap (Å)
6:U:81:GLN:NE2	6:U:179:ARG:N	2.54	0.56
6:V:2:SER:OG	6:V:199:ASN:HA	2.05	0.56
6:V:205:PRO:C	6:V:208:TYR:CD1	2.79	0.56
7:8:17:PRO:C	7:8:18:PHE:CD2	2.79	0.56
1:A:419:THR:CG2	1:A:420:ASN:N	2.68	0.56
1:B:22:GLU:O	6:U:177:GLU:HB3	2.05	0.56
1:B:83:ARG:HA	1:B:582:GLU:CA	2.34	0.56
1:B:139:GLU:HG2	1:B:152:ASP:OD2	2.05	0.56
1:B:153:VAL:O	1:B:156:THR:HG23	2.04	0.56
1:B:167:ILE:HG21	1:B:282:ILE:CG2	2.34	0.56
1:B:242:PHE:CE1	1:B:287:ASN:HB2	2.38	0.56
1:B:396:ARG:HG3	1:B:396:ARG:HH11	1.70	0.56
1:B:456:ASN:O	1:B:457:VAL:HB	2.05	0.56
1:B:533:ASN:HD21	1:B:536:ASN:ND2	1.94	0.56
1:B:589:VAL:HG13	1:B:590:ASN:N	2.19	0.56
1:B:658:ALA:O	1:B:659:LYS:HB2	2.06	0.56
1:B:670:ARG:CZ	1:B:945:PHE:CE2	2.81	0.56
1:B:670:ARG:HH21	1:B:945:PHE:CD2	1.43	0.56
1:C:867:ASP:O	1:C:868:ARG:HB2	2.03	0.56
1:C:947:ALA:HB2	1:K:724:MET:SD	2.46	0.56
1:D:400:ASN:ND2	1:D:520:ILE:CA	2.64	0.56
1:E:13:MET:HB3	1:F:925:VAL:HG21	1.86	0.56
1:E:32:ALA:HB1	1:E:41:LEU:HD21	1.85	0.56
1:E:135:TRP:HH2	1:E:309:GLU:CD	2.09	0.56
1:E:154:THR:C	1:E:156:THR:H	2.08	0.56
1:E:174:LEU:HD21	1:E:186:ASP:CG	2.25	0.56
1:F:136:GLU:OE1	1:F:151:LYS:HA	2.05	0.56
1:F:172:LEU:HD22	1:F:193:PHE:CZ	2.40	0.56
1:F:174:LEU:HD12	1:F:191:LYS:HZ1	1.68	0.56
1:F:483:ASP:OD1	1:F:483:ASP:C	2.43	0.56
1:F:631:GLU:O	1:F:635:ARG:HB2	2.06	0.56
1:G:107:LEU:HG	1:G:108:ASP:H	1.71	0.56
1:G:124:LEU:HB2	1:H:825:ASN:ND2	2.13	0.56
1:G:162:THR:HG1	1:G:193:PHE:HE1	1.47	0.56
1:G:417:THR:CG2	1:G:419:THR:CG2	2.84	0.56
1:G:525:SER:O	1:G:526:LEU:HB3	2.05	0.56
1:G:730:SER:C	1:G:732:PRO:HD2	2.25	0.56
1:H:88:VAL:C	1:H:89:GLY:O	2.44	0.56
1:H:94:LEU:HD12	1:H:619:PHE:CD1	1.91	0.56
1:H:94:LEU:HD22	1:H:619:PHE:HE1	1.71	0.56
1:H:192:THR:HB	1:H:214:ARG:HD2	1.88	0.56

*Continued on next page...*



*Continued from previous page...*

Atom-1	Atom-2	Interatomic distance (Å)	Clash overlap (Å)
1:H:336:TYR:O	1:H:337:ASN:OD1	2.22	0.56
1:H:450:ASN:CB	1:I:156:THR:HA	2.27	0.56
1:H:774:TYR:HE1	1:H:789:ASP:HB2	1.71	0.56
1:I:103:ILE:HG12	1:I:613:VAL:HG13	1.87	0.56
1:I:188:TYR:CB	1:I:256:ILE:CD1	2.80	0.56
1:I:222:MET:HE2	1:I:308:SER:O	2.05	0.56
1:I:488:THR:HG22	1:I:489:PRO:O	2.04	0.56
1:I:614:ASN:OD1	1:I:614:ASN:N	2.38	0.56
1:I:776:ILE:H	1:I:776:ILE:HD12	1.68	0.56
1:J:18:GLN:HE21	1:J:19:ASP:H	1.53	0.56
1:J:277:TYR:O	1:L:440:TRP:CZ3	2.59	0.56
1:J:909:PRO:HG3	5:Q:48:THR:C	2.21	0.56
1:L:204:TRP:CZ3	1:L:415:ASN:ND2	2.71	0.56
1:L:234:ASN:C	1:L:236:LYS:H	2.09	0.56
1:L:507:ARG:HH11	1:L:507:ARG:CB	2.13	0.56
1:L:768:VAL:HG13	1:L:879:PHE:CD2	2.41	0.56
1:L:846:PHE:CD2	1:L:847:PRO:HD3	2.41	0.56
2:N:147:THR:O	2:N:147:THR:CG2	2.53	0.56
2:N:190:ARG:HG2	2:N:191:GLN:N	2.19	0.56
6:U:168:TYR:HB2	7:1:31:ASN:CB	2.36	0.56
1:A:424:GLN:CA	1:A:446:ILE:O	2.50	0.56
1:A:464:LEU:HD11	1:C:464:LEU:HD21	1.87	0.56
1:A:828:PHE:HD2	1:B:412:PHE:CD1	2.21	0.56
1:A:838:GLN:HB3	1:C:198:GLN:NE2	2.20	0.56
1:A:895:ALA:O	1:A:897:SER:N	2.30	0.56
1:A:931:PRO:HG2	1:A:932:HIS:H	1.70	0.56
1:B:117:SER:O	1:C:402:GLY:CA	2.54	0.56
1:B:311:ASN:C	1:B:313:VAL:H	2.09	0.56
1:B:835:THR:C	1:B:836:MET:HE3	2.25	0.56
1:B:943:THR:CB	1:B:944:PRO:HD3	2.36	0.56
1:C:354:ALA:HB2	1:C:936:ILE:HD11	1.86	0.56
1:D:486:LYS:HE2	1:D:509:VAL:HG22	1.86	0.56
1:D:748:SER:HB3	1:D:760:ASN:HD22	1.69	0.56
1:D:800:PRO:O	1:D:801:MET:HB3	2.06	0.56
1:E:366:SER:OG	1:E:647:LEU:HB3	2.05	0.56
1:E:759:CYS:O	1:E:761:MET:N	2.37	0.56
1:E:864:PHE:O	1:E:864:PHE:CD1	2.59	0.56
1:F:160:ALA:HB1	1:F:212:GLY:O	2.04	0.56
1:F:560:ILE:CD1	1:F:560:ILE:O	2.47	0.56
1:G:239:GLN:HE21	1:G:240:ALA:N	1.90	0.56
1:G:394:ASP:OD1	1:G:394:ASP:C	2.44	0.56

*Continued on next page...*



*Continued from previous page...*

Atom-1	Atom-2	Interatomic distance (Å)	Clash overlap (Å)
1:G:769:GLN:NE2	1:G:872:ARG:H	2.04	0.56
1:G:836:MET:HE2	1:G:837:ARG:NH1	2.05	0.56
1:G:928:VAL:CG1	1:G:936:ILE:CG2	2.83	0.56
1:H:296:HIS:HE1	1:H:317:MET:SD	2.28	0.56
1:H:403:VAL:HG21	1:H:466:ALA:CA	2.35	0.56
1:H:454:LYS:O	1:I:161:ALA:HB2	2.05	0.56
1:H:846:PHE:HB3	1:H:847:PRO:HD3	1.86	0.56
1:I:99:THR:HG22	1:I:617:ALA:CB	2.36	0.56
1:I:333:LEU:HD23	1:I:562:VAL:HG21	1.86	0.56
1:I:581:TYR:O	1:I:582:GLU:HB3	2.04	0.56
1:I:756:VAL:HG23	1:I:757:ALA:CA	2.35	0.56
1:J:4:PRO:HD2	1:K:892:MET:CE	2.35	0.56
1:J:56:VAL:HG22	7:9:24:GLU:CG	2.33	0.56
1:J:152:ASP:CA	1:L:445:ALA:H	2.18	0.56
1:J:278:LYS:HA	1:L:438:SER:OG	2.04	0.56
1:J:377:ARG:HD3	1:J:388:VAL:HG11	1.86	0.56
1:J:379:ARG:HH11	1:J:379:ARG:HG3	1.70	0.56
1:J:795:PHE:HE1	1:L:381:PHE:CD1	2.23	0.56
1:K:107:LEU:HD12	1:K:608:VAL:HG12	1.87	0.56
1:K:649:ALA:HA	1:K:922:VAL:CG2	2.35	0.56
1:L:397:ILE:HD11	1:L:799:GLN:NE2	2.21	0.56
2:N:280:LEU:HD13	2:N:328:VAL:CG1	2.35	0.56
2:N:286:LEU:HD21	3:O:17:TYR:HD2	1.67	0.56
4:M:140:ALA:HB3	4:M:179:TYR:HB2	1.88	0.56
1:A:126:PRO:HG2	1:A:129:ALA:CB	2.36	0.56
1:B:66:LEU:CG	1:B:619:PHE:CE1	2.86	0.56
1:B:335:TYR:CE2	1:B:341:ASN:CG	2.78	0.56
1:B:377:ARG:O	1:B:388:VAL:HG23	2.05	0.56
1:B:771:LEU:HD12	1:B:880:MET:HE1	1.87	0.56
1:B:921:GLU:O	1:B:922:VAL:HG12	2.03	0.56
1:C:201:GLU:O	1:C:201:GLU:CG	2.53	0.56
1:C:653:LEU:HD11	1:C:707:TYR:CZ	2.41	0.56
1:C:687:GLU:HG3	1:C:687:GLU:O	2.05	0.56
1:D:20:ALA:HB1	7:3:9:LEU:HB2	1.87	0.56
1:D:204:TRP:HB2	1:D:205:GLN:CD	2.25	0.56
1:D:444:ASP:C	1:E:152:ASP:HB2	2.26	0.56
1:E:267:SER:HB2	1:E:268:PRO:CD	2.35	0.56
1:E:327:ARG:HD3	1:E:594:GLN:HG2	1.88	0.56
1:E:336:TYR:OH	1:E:565:LYS:HG3	2.05	0.56
1:E:665:ILE:HD11	1:E:903:MET:HE3	1.87	0.56
1:F:394:ASP:O	1:F:394:ASP:OD1	2.23	0.56

*Continued on next page...*



*Continued from previous page...*

Atom-1	Atom-2	Interatomic distance (Å)	Clash overlap (Å)
1:F:400:ASN:HB3	1:F:469:TRP:CZ2	2.41	0.56
1:F:483:ASP:HA	1:F:486:LYS:CD	2.35	0.56
1:F:574:LEU:HA	1:F:930:GLN:HE22	1.69	0.56
1:F:756:VAL:HG12	1:F:763:LYS:CA	2.32	0.56
1:G:46:ARG:NH1	1:G:46:ARG:CB	2.68	0.56
1:G:88:VAL:HG13	1:G:577:GLY:N	2.19	0.56
1:G:99:THR:HG22	1:G:615:LEU:HD12	1.88	0.56
1:G:199:VAL:HG22	1:G:200:GLY:N	2.20	0.56
1:G:359:GLN:NE2	1:G:359:GLN:C	2.59	0.56
1:G:410:TYR:HE2	1:H:414:LEU:HD21	1.71	0.56
1:G:671:ASN:ND2	1:G:897:SER:O	2.39	0.56
1:H:21:SER:CB	7:5:11:PRO:HG2	2.31	0.56
1:H:192:THR:O	1:H:192:THR:HG22	2.05	0.56
1:H:500:THR:C	1:H:502:GLU:H	2.08	0.56
1:H:829:THR:OG1	1:H:830:GLY:N	2.29	0.56
1:I:33:ARG:HD3	7:6:12:ARG:CB	2.36	0.56
1:I:809:ILE:CG1	1:I:810:ASN:OD1	2.53	0.56
1:I:879:PHE:N	1:I:879:PHE:CD1	2.72	0.56
1:J:495:PRO:HG2	1:J:500:THR:CG2	2.32	0.56
1:J:806:VAL:HG21	1:J:856:VAL:HG21	1.86	0.56
1:J:836:MET:HG2	1:J:837:ARG:H	1.69	0.56
1:K:410:TYR:CD2	1:K:461:GLU:HG2	2.40	0.56
1:K:410:TYR:CE2	1:L:414:LEU:HD21	2.33	0.56
1:K:575:LEU:N	1:K:930:GLN:HE22	1.97	0.56
1:K:948:GLY:HA2	6:U:32:ASN:CB	2.31	0.56
1:L:154:THR:HG22	1:L:155:LYS:N	2.20	0.56
1:L:328:ASP:C	1:L:328:ASP:OD2	2.42	0.56
1:L:384:TRP:HZ3	1:L:561:GLN:HB3	1.71	0.56
2:N:405:VAL:CG2	2:N:405:VAL:O	2.53	0.56
4:M:156:GLN:HB2	4:M:211:GLY:HA3	1.87	0.56
4:M:159:TYR:HD1	4:M:210:TRP:HE1	1.53	0.56
5:S:74:ALA:O	5:S:78:ALA:HB2	2.06	0.56
6:U:189:VAL:O	6:U:189:VAL:CG1	2.54	0.56
7:5:17:PRO:HD2	7:5:22:TRP:O	2.06	0.56
1:A:88:VAL:HG13	1:A:576:PRO:HA	1.86	0.56
1:A:244:PRO:O	1:A:245:VAL:C	2.42	0.56
1:A:328:ASP:H	1:A:546:ARG:HH21	1.54	0.56
1:B:687:GLU:OE2	1:B:701:TYR:CZ	2.58	0.56
1:C:82:ALA:HB2	1:C:613:VAL:HG21	1.87	0.56
1:D:836:MET:CE	1:F:203:ASN:CB	2.84	0.56
1:E:173:LEU:HD13	1:E:185:LYS:HZ3	1.71	0.56

*Continued on next page...*



*Continued from previous page...*

Atom-1	Atom-2	Interatomic distance (Å)	Clash overlap (Å)
1:F:150:GLU:O	1:F:152:ASP:N	2.38	0.56
1:H:485:TYR:CB	1:H:513:LEU:HD21	2.35	0.56
1:H:594:GLN:O	1:H:594:GLN:HG3	2.04	0.56
1:H:672:TRP:CZ3	1:H:945:PHE:HZ	2.22	0.56
1:I:88:VAL:HG23	1:I:88:VAL:O	2.06	0.56
1:J:31:PHE:CE2	1:K:630:LEU:CG	2.88	0.56
1:J:223:LYS:CG	1:J:224:PRO:HD2	2.36	0.56
1:J:504:MET:HG3	1:J:597:LEU:HD11	1.87	0.56
1:J:678:TRP:CZ2	1:J:901:LEU:HD21	2.38	0.56
1:J:716:HIS:O	1:J:716:HIS:CD2	2.59	0.56
1:K:20:ALA:HB2	1:K:47:ASN:HB3	1.88	0.56
1:K:121:TYR:HE2	1:L:847:PRO:O	1.89	0.56
1:K:818:THR:HG22	1:K:820:PRO:HD2	1.87	0.56
1:L:7:MET:HB3	1:L:8:PRO:HD2	1.85	0.56
1:L:267:SER:HA	1:L:277:TYR:CD2	2.38	0.56
1:L:476:ASN:CG	1:L:539:ARG:CD	2.73	0.56
1:L:644:ASN:OD1	1:L:645:ASP:O	2.23	0.56
4:M:18:PRO:HG2	4:M:22:ALA:HB2	1.85	0.56
4:M:93:VAL:O	4:M:97:LEU:HB2	2.05	0.56
5:P:118:LEU:O	5:P:122:VAL:HG23	2.05	0.56
1:A:126:PRO:HD2	1:B:828:PHE:HE2	1.69	0.56
1:A:150:GLU:C	1:A:152:ASP:H	2.08	0.56
1:A:188:TYR:HD1	1:A:256:ILE:HB	1.70	0.56
1:A:391:TYR:CD1	1:A:396:ARG:HB2	2.40	0.56
1:A:514:VAL:HA	1:A:518:ILE:HG21	1.88	0.56
1:A:564:GLN:NE2	1:A:569:ILE:CG2	2.69	0.56
1:B:127:LYS:HZ2	1:C:405:ASP:CG	2.09	0.56
1:B:258:PHE:N	1:B:258:PHE:CD1	2.71	0.56
1:B:395:VAL:HG21	1:B:476:ASN:HB3	1.87	0.56
1:B:558:PHE:C	1:B:558:PHE:CD1	2.76	0.56
1:B:835:THR:CG2	1:B:836:MET:N	2.58	0.56
1:C:35:THR:HB	7:2:24:GLU:OE1	2.05	0.56
1:C:192:THR:CG2	1:C:214:ARG:HH11	2.16	0.56
1:C:403:VAL:CG2	1:C:465:GLN:HB3	2.36	0.56
1:C:405:ASP:CG	1:C:405:ASP:O	2.39	0.56
1:C:754:TYR:O	1:C:755:ASN:ND2	2.38	0.56
1:C:905:PHE:HZ	1:C:918:LEU:HD13	1.70	0.56
1:D:278:LYS:HB2	1:F:437:GLU:OE2	2.06	0.56
1:D:653:LEU:HD12	1:D:653:LEU:N	2.21	0.56
1:E:75:ALA:CB	1:E:80:TYR:CD1	2.86	0.56
1:E:222:MET:CE	1:E:307:SER:CB	2.77	0.56

*Continued on next page...*



*Continued from previous page...*

Atom-1	Atom-2	Interatomic distance (Å)	Clash overlap (Å)
1:E:311:ASN:C	1:E:314:GLN:NE2	2.54	0.56
1:E:811:TYR:CE1	1:E:856:VAL:HG12	2.41	0.56
1:F:24:LEU:HD11	7:4:9:LEU:HD22	1.87	0.56
1:F:99:THR:HG22	1:F:617:ALA:HB2	1.88	0.56
1:F:269:PRO:HA	1:F:275:GLU:O	2.06	0.56
1:F:497:ASN:H	1:F:497:ASN:HD22	1.54	0.56
1:F:564:GLN:HE22	1:F:566:PHE:N	1.97	0.56
1:F:745:ILE:HG12	1:F:765:TRP:NE1	2.20	0.56
1:F:932:HIS:H	1:F:935:VAL:HG12	1.71	0.56
1:G:198:GLN:HB2	1:H:839:GLY:H	1.70	0.56
1:G:651:ASN:CB	1:G:919:LEU:HB2	2.36	0.56
1:G:842:TYR:CG	1:G:843:PRO:HD2	2.40	0.56
1:G:926:VAL:HG22	1:G:940:TYR:CE2	2.41	0.56
1:H:76:THR:N	1:H:79:LEU:O	2.38	0.56
1:H:203:ASN:OD1	1:H:204:TRP:N	2.34	0.56
1:H:724:MET:O	1:H:902:ASP:N	2.38	0.56
1:I:199:VAL:HG12	1:I:206:GLU:OE2	2.06	0.56
1:I:524:TRP:CZ3	1:I:863:LYS:HB3	2.40	0.56
1:I:665:ILE:HD11	1:I:918:LEU:HD22	1.88	0.56
1:J:26:PRO:HA	1:J:29:VAL:HG12	1.86	0.56
1:J:486:LYS:HB3	1:J:509:VAL:HG22	1.87	0.56
1:J:524:TRP:CE2	1:J:803:ARG:CD	2.84	0.56
1:J:704:SER:OG	1:J:711:THR:HG21	2.06	0.56
1:J:713:TYR:CD2	1:J:713:TYR:N	2.74	0.56
1:J:766:PHE:CE2	1:L:383:MET:HE2	2.40	0.56
1:K:202:GLU:CA	1:L:313:VAL:HG11	2.35	0.56
1:K:300:LYS:HE2	1:K:303:THR:O	2.06	0.56
1:K:330:PHE:CE2	1:K:385:ASN:HB3	2.40	0.56
1:K:423:TYR:O	1:K:424:GLN:HB3	2.06	0.56
1:K:672:TRP:CZ2	1:K:901:LEU:CD2	2.88	0.56
1:L:20:ALA:O	1:L:24:LEU:HD11	1.96	0.56
1:L:150:GLU:C	1:L:152:ASP:H	2.09	0.56
1:L:537:HIS:C	1:L:539:ARG:N	2.58	0.56
1:L:672:TRP:HZ2	1:L:901:LEU:HD23	1.71	0.56
2:N:378:VAL:HG21	2:N:465:SER:H	1.71	0.56
5:S:31:VAL:H	5:S:46:SER:HB3	1.70	0.56
6:V:211:GLU:OE1	6:V:211:GLU:HA	2.05	0.56
7:4:27:THR:HG22	7:4:27:THR:O	2.03	0.56
1:A:449:GLN:HG3	1:B:139:GLU:CD	2.25	0.56
1:A:932:HIS:O	1:A:935:VAL:HG22	2.05	0.56
1:B:337:ASN:OD1	1:B:362:ASN:HA	2.06	0.56

*Continued on next page...*



*Continued from previous page...*

Atom-1	Atom-2	Interatomic distance (Å)	Clash overlap (Å)
1:C:46:ARG:NH1	1:C:46:ARG:CB	2.68	0.56
1:C:88:VAL:O	1:C:88:VAL:HG13	2.03	0.56
1:C:250:GLN:HG3	1:C:251:PRO:CD	2.35	0.56
1:C:684:LYS:NZ	1:C:912:GLU:HG3	2.19	0.56
1:D:222:MET:HE3	1:D:307:SER:HA	1.83	0.56
1:D:705:ILE:CD1	1:D:708:LEU:HD11	2.24	0.56
1:E:223:LYS:HG3	1:E:292:THR:CG2	2.35	0.56
1:E:374:LEU:O	1:E:374:LEU:HD23	2.05	0.56
1:E:382:SER:HB2	1:E:549:LEU:HD11	1.86	0.56
1:E:905:PHE:HZ	1:E:918:LEU:HD11	1.69	0.56
1:F:526:LEU:H	1:F:526:LEU:HD13	1.70	0.56
1:F:666:SER:HB2	5:R:16:TYR:CZ	2.35	0.56
1:F:686:LYS:HB3	1:F:686:LYS:HZ3	1.70	0.56
1:F:800:PRO:C	1:F:801:MET:CG	2.74	0.56
1:G:152:ASP:OD1	1:I:444:ASP:CA	2.54	0.56
1:G:382:SER:CB	1:G:549:LEU:HD21	2.35	0.56
1:G:839:GLY:HA2	1:I:198:GLN:HG3	1.87	0.56
1:H:140:LYS:NZ	1:H:146:GLY:HA2	2.20	0.56
1:H:535:PHE:C	1:H:536:ASN:HD22	2.09	0.56
1:H:635:ARG:HG3	1:H:635:ARG:O	2.05	0.56
1:H:672:TRP:HZ3	1:H:945:PHE:CE1	2.23	0.56
1:I:718:PHE:O	1:I:746:LYS:HG3	2.05	0.56
1:J:191:LYS:CB	1:J:194:GLN:HE21	2.17	0.56
1:J:803:ARG:CD	1:J:861:GLN:HE21	2.17	0.56
1:K:257:ASP:O	1:K:284:TYR:HA	2.06	0.56
1:K:485:TYR:OH	1:K:528:PRO:CB	2.53	0.56
1:K:942:ARG:NE	1:K:945:PHE:O	2.39	0.56
1:K:948:GLY:CA	6:U:32:ASN:HB2	2.34	0.56
1:L:66:LEU:CD1	1:L:619:PHE:CZ	2.74	0.56
1:L:474:TYR:C	1:L:474:TYR:CD2	2.80	0.56
2:N:31:ARG:HB3	2:N:31:ARG:CZ	2.36	0.56
4:M:6:PRO:HG2	4:M:11:ARG:HH12	1.71	0.56
5:Q:13:PHE:CD1	5:Q:13:PHE:C	2.79	0.56
5:Q:39:ARG:CG	5:Q:41:VAL:CG2	2.83	0.56
5:Q:75:THR:O	5:Q:79:SER:HB2	2.06	0.56
5:R:56:ASN:O	5:R:57:SER:C	2.44	0.56
6:U:4:GLU:N	6:U:4:GLU:OE1	2.38	0.56
1:A:161:ALA:HA	1:C:455:GLY:O	2.05	0.56
1:A:202:GLU:HA	1:B:313:VAL:HG11	1.88	0.56
1:A:260:TYR:CE2	1:A:282:ILE:CD1	2.89	0.56
1:A:326:PHE:CD2	1:A:550:LEU:HD11	2.39	0.56

*Continued on next page...*



*Continued from previous page...*

Atom-1	Atom-2	Interatomic distance (Å)	Clash overlap (Å)
1:B:75:ALA:HB2	1:B:80:TYR:HE1	1.65	0.56
1:B:445:ALA:HB2	1:C:152:ASP:HB3	1.87	0.56
1:B:658:ALA:HB1	1:B:911:ASP:O	2.06	0.56
1:C:52:PRO:HG3	7:1:23:ASN:OD1	2.05	0.56
1:C:539:ARG:NH1	1:C:539:ARG:HG3	2.20	0.56
1:C:929:HIS:CD2	1:C:931:PRO:HD3	2.35	0.56
1:D:239:GLN:NE2	1:D:240:ALA:H	1.98	0.56
1:D:295:THR:CB	1:D:295:THR:HG1	2.07	0.56
1:D:310:ILE:HD12	1:D:310:ILE:N	2.07	0.56
1:D:337:ASN:HD21	1:D:362:ASN:HA	1.71	0.56
1:D:669:SER:HA	1:D:899:HIS:O	2.06	0.56
1:D:774:TYR:CZ	1:D:784:PRO:HG3	2.41	0.56
1:E:64:LEU:HD12	1:F:736:ARG:HD2	1.88	0.56
1:E:192:THR:C	1:E:193:PHE:CG	2.79	0.56
1:E:631:GLU:C	1:E:631:GLU:CD	2.65	0.56
1:G:152:ASP:HA	1:I:444:ASP:HA	1.86	0.56
1:G:396:ARG:HD3	1:G:534:PRO:HB3	1.86	0.56
1:G:804:GLN:HB3	1:G:860:THR:HA	1.88	0.56
1:H:74:GLU:OE2	1:H:81:LYS:CG	2.53	0.56
1:H:75:ALA:HA	1:H:79:LEU:O	2.05	0.56
1:H:134:GLN:CD	1:H:155:LYS:HE2	2.21	0.56
1:H:676:ARG:HB2	1:H:921:GLU:HB3	1.86	0.56
1:H:921:GLU:OE1	1:H:921:GLU:CA	2.52	0.56
1:I:135:TRP:CZ2	1:I:309:GLU:CB	2.80	0.56
1:I:262:ASP:OD1	1:I:263:VAL:C	2.45	0.56
1:I:518:ILE:O	1:I:518:ILE:CG1	2.53	0.56
1:I:545:TYR:C	1:I:547:SER:H	2.09	0.56
1:I:663:VAL:O	1:I:663:VAL:CG1	2.45	0.56
1:J:103:ILE:HA	1:J:613:VAL:HA	1.87	0.56
1:J:539:ARG:HG2	1:J:539:ARG:O	2.05	0.56
1:J:868:ARG:HG2	1:J:868:ARG:O	2.06	0.56
1:K:10:TRP:CG	6:V:16:GLN:O	2.59	0.56
1:K:222:MET:CG	1:K:307:SER:HG	2.18	0.56
1:K:287:ASN:HD22	1:K:287:ASN:N	1.97	0.56
1:K:450:ASN:HD22	1:L:153:VAL:C	2.09	0.56
1:K:936:ILE:HG22	1:K:937:GLU:N	2.21	0.56
1:L:20:ALA:O	7:9:9:LEU:CD1	2.54	0.56
1:L:24:LEU:CD1	1:L:24:LEU:H	2.13	0.56
1:L:522:ALA:C	1:L:524:TRP:H	2.08	0.56
1:L:822:GLN:CD	1:L:846:PHE:CG	2.79	0.56
1:L:878:ASN:CG	1:L:880:MET:HG2	2.26	0.56

*Continued on next page...*



*Continued from previous page...*

Atom-1	Atom-2	Interatomic distance (Å)	Clash overlap (Å)
2:N:70:ASN:HB2	2:N:73:ASN:HD21	1.71	0.56
2:N:123:GLU:O	2:N:124:TYR:C	2.44	0.56
2:N:173:THR:HG21	2:N:251:LEU:HD21	1.87	0.56
2:N:334:ASP:CB	2:N:449:ASP:OD2	2.51	0.56
4:M:33:ILE:O	4:M:33:ILE:HG13	2.05	0.56
4:M:298:LEU:HD13	6:U:57:GLU:CG	2.35	0.56
5:Q:14:SER:N	5:Q:15:PRO:HD2	2.21	0.56
5:Q:126:ARG:O	5:Q:126:ARG:HG2	2.06	0.56
5:Q:128:GLN:O	5:Q:131:GLN:HG3	2.06	0.56
5:R:19:THR:HG21	5:R:22:PRO:HD3	1.88	0.56
5:R:131:GLN:HA	5:R:134:LYS:CB	2.35	0.56
6:U:11:TRP:HZ2	6:U:69:LEU:HD21	1.69	0.56
6:U:58:GLN:HE21	6:U:193:VAL:HG13	1.70	0.56
1:A:93:VAL:HG23	1:A:575:LEU:HD23	1.88	0.55
1:A:167:ILE:CG2	1:A:282:ILE:CD1	2.72	0.55
1:A:188:TYR:O	1:A:241:LYS:NZ	2.22	0.55
1:A:751:GLY:O	1:A:752:GLU:C	2.44	0.55
1:B:408:PRO:HB2	1:B:410:TYR:CZ	2.42	0.55
1:B:424:GLN:HA	1:B:449:GLN:CG	2.36	0.55
1:B:670:ARG:HH12	2:N:92:GLU:HG3	1.71	0.55
1:C:107:LEU:HG	1:C:108:ASP:H	1.71	0.55
1:C:470:LYS:HD3	1:C:470:LYS:O	2.05	0.55
1:C:490:ALA:O	1:C:491:ASN:ND2	2.39	0.55
1:C:666:SER:HB3	1:C:902:ASP:HB2	1.89	0.55
1:C:745:ILE:HG12	1:C:765:TRP:CE2	2.40	0.55
1:D:74:GLU:O	1:D:75:ALA:HB2	2.05	0.55
1:E:70:PRO:HA	1:E:84:PHE:CD2	2.41	0.55
1:E:922:VAL:CB	1:E:944:PRO:CD	2.82	0.55
1:F:132:PRO:CA	1:F:157:PHE:O	2.45	0.55
1:F:359:GLN:HE22	1:F:692:GLY:HA2	1.71	0.55
1:F:524:TRP:HA	1:F:801:MET:CE	2.36	0.55
1:F:761:MET:HG2	1:F:766:PHE:HB2	1.88	0.55
1:F:823:HIS:CD2	1:F:845:ASN:HB3	2.41	0.55
1:G:160:ALA:HB1	1:G:213:GLY:H	1.70	0.55
1:G:313:VAL:HG21	1:I:203:ASN:H	1.70	0.55
1:G:481:LEU:HD13	1:G:513:LEU:HD21	1.87	0.55
1:G:594:GLN:NE2	1:G:704:SER:HB2	2.20	0.55
1:G:808:GLU:HG3	1:G:814:TYR:CE2	2.41	0.55
1:H:308:SER:O	1:H:311:ASN:CB	2.54	0.55
1:H:358:LEU:HD22	1:H:947:ALA:HB1	1.87	0.55
1:H:774:TYR:HE1	1:H:789:ASP:CB	2.19	0.55

*Continued on next page...*



*Continued from previous page...*

Atom-1	Atom-2	Interatomic distance (Å)	Clash overlap (Å)
1:H:906:GLU:O	1:H:906:GLU:CG	2.54	0.55
1:H:913:PRO:HB2	5:P:8:PHE:HB2	1.56	0.55
1:I:497:ASN:HD22	1:I:497:ASN:H	1.53	0.55
1:I:656:ILE:CG2	1:I:663:VAL:HG21	2.10	0.55
1:J:170:GLN:OE1	1:J:185:LYS:HG3	2.05	0.55
1:J:198:GLN:HE22	1:K:840:GLN:CB	2.18	0.55
1:J:333:LEU:CD2	1:J:562:VAL:HG21	2.37	0.55
1:J:488:THR:N	1:J:507:ARG:HH21	2.04	0.55
1:J:589:VAL:CG2	1:J:593:LEU:HD23	2.36	0.55
1:J:650:ALA:CA	1:J:942:ARG:NH2	2.55	0.55
1:J:760:ASN:ND2	5:Q:54:VAL:HG11	2.21	0.55
1:J:768:VAL:HG13	1:J:879:PHE:CE2	2.41	0.55
1:J:803:ARG:HH11	1:J:803:ARG:CG	2.19	0.55
1:K:119:THR:CG2	1:K:119:THR:O	2.54	0.55
1:K:329:ASN:HD21	1:K:377:ARG:HH22	1.54	0.55
1:K:575:LEU:CB	1:K:576:PRO:CD	2.84	0.55
1:L:126:PRO:C	1:L:128:GLY:H	2.09	0.55
1:L:457:VAL:HG12	1:L:457:VAL:O	2.04	0.55
2:N:148:ASP:C	2:N:149:LEU:HD12	2.25	0.55
4:M:79:LEU:HD23	4:M:85:ILE:HD13	1.86	0.55
4:M:198:ASN:CA	6:U:199:ASN:ND2	2.67	0.55
5:Q:12:LEU:CG	5:Q:15:PRO:HG2	2.36	0.55
6:U:81:GLN:HE22	6:U:178:PRO:CA	2.18	0.55
6:U:197:TYR:CE1	6:U:209:PRO:CG	2.89	0.55
6:V:62:THR:HG21	6:V:190:GLU:CB	2.35	0.55
7:6:3:ASP:O	7:6:4:ILE:HG13	1.97	0.55
7:9:24:GLU:OE1	7:9:27:THR:OG1	2.23	0.55
1:A:18:GLN:CD	1:A:22:GLU:OE2	2.44	0.55
1:A:192:THR:HG23	1:A:193:PHE:H	1.70	0.55
1:A:310:ILE:CA	1:C:205:GLN:HE22	2.16	0.55
1:B:79:LEU:CD1	1:B:341:ASN:HD21	2.20	0.55
1:B:204:TRP:CH2	1:C:130:PRO:HD3	2.41	0.55
1:B:545:TYR:C	1:B:547:SER:H	2.10	0.55
1:B:651:ASN:HA	1:B:919:LEU:HA	1.88	0.55
1:C:135:TRP:CZ2	1:C:156:THR:OG1	2.57	0.55
1:C:377:ARG:HH11	1:C:377:ARG:HB3	1.71	0.55
1:C:429:THR:HG22	1:C:429:THR:O	2.06	0.55
1:C:570:LYS:HB3	1:C:570:LYS:HZ2	1.70	0.55
1:D:46:ARG:HD2	1:E:644:ASN:ND2	2.22	0.55
1:D:94:LEU:O	1:D:574:LEU:HB3	2.05	0.55
1:D:479:LEU:HD11	1:E:406:GLU:CD	2.27	0.55

*Continued on next page...*



*Continued from previous page...*

Atom-1	Atom-2	Interatomic distance (Å)	Clash overlap (Å)
1:D:512:SER:OG	1:D:819:LEU:HD21	2.07	0.55
1:D:822:GLN:HG3	1:D:822:GLN:O	2.06	0.55
1:E:66:LEU:CG	1:E:619:PHE:HE1	2.19	0.55
1:F:250:GLN:CB	1:F:251:PRO:HD2	2.36	0.55
1:F:666:SER:CB	5:R:16:TYR:CZ	2.81	0.55
1:F:701:TYR:OH	1:F:704:SER:N	2.39	0.55
1:F:942:ARG:NH1	1:F:945:PHE:O	2.39	0.55
1:G:78:TYR:CG	1:G:695:PHE:CE1	2.95	0.55
1:G:121:TYR:CE1	1:G:293:PRO:CG	2.88	0.55
1:G:425:GLY:HA2	1:H:260:TYR:O	2.06	0.55
1:G:628:SER:HA	1:G:631:GLU:HB3	1.88	0.55
1:G:752:GLU:O	1:G:754:TYR:HD1	1.86	0.55
1:H:91:ASN:O	1:H:627:ALA:HB1	2.06	0.55
1:I:166:ASN:HA	1:I:210:PHE:CE1	2.41	0.55
1:I:309:GLU:HA	1:I:312:LEU:HD22	1.87	0.55
1:I:752:GLU:O	1:I:754:TYR:CD1	2.59	0.55
1:I:933:ARG:CZ	1:I:933:ARG:HB3	2.36	0.55
1:J:51:ALA:CA	1:K:883:GLY:HA3	2.36	0.55
1:J:309:GLU:OE2	1:J:309:GLU:CA	2.55	0.55
1:J:428:ILE:HG12	1:K:278:LYS:HZ2	1.72	0.55
1:J:584:ASN:N	1:J:584:ASN:ND2	2.54	0.55
1:J:589:VAL:HG22	1:J:593:LEU:HD23	1.88	0.55
1:K:344:VAL:HG13	1:K:582:GLU:H	1.71	0.55
1:K:485:TYR:HD2	1:K:485:TYR:H	1.53	0.55
1:K:649:ALA:HA	1:K:922:VAL:HG22	1.88	0.55
1:K:846:PHE:HB3	1:K:847:PRO:HD3	1.87	0.55
1:L:200:GLY:C	1:L:202:GLU:N	2.58	0.55
2:N:117:ASN:HD21	2:N:503:TYR:HD2	1.54	0.55
4:M:144:PHE:CZ	4:M:200:SER:HB3	2.41	0.55
4:M:314:ALA:HB3	4:M:317:GLU:CD	2.27	0.55
6:U:80:TYR:HD1	6:U:80:TYR:H	1.52	0.55
6:U:92:PRO:HG2	6:U:93:ARG:H	1.71	0.55
6:V:43:ARG:HG3	6:V:43:ARG:NH1	2.18	0.55
1:A:644:ASN:HB2	1:A:924:ASP:O	2.06	0.55
1:B:86:LEU:HD12	1:B:86:LEU:O	2.07	0.55
1:B:588:ASP:O	1:B:592:ILE:HG12	2.07	0.55
1:B:846:PHE:HB3	1:B:847:PRO:HD3	1.87	0.55
1:C:144:THR:O	1:C:144:THR:CG2	2.54	0.55
1:C:266:GLY:CA	1:C:277:TYR:CE2	2.90	0.55
1:C:642:SER:HA	1:C:926:VAL:O	2.06	0.55
1:C:685:THR:C	1:C:687:GLU:H	2.09	0.55

*Continued on next page...*



*Continued from previous page...*

Atom-1	Atom-2	Interatomic distance (Å)	Clash overlap (Å)
1:D:50:VAL:O	7:4:22:TRP:HA	2.05	0.55
1:D:567:PHE:CZ	1:D:926:VAL:HG13	2.42	0.55
1:E:437:GLU:HA	1:E:437:GLU:OE1	2.07	0.55
1:E:454:LYS:HE3	1:F:211:TYR:CE1	2.41	0.55
1:E:833:ALA:CB	1:E:835:THR:HG23	2.36	0.55
1:F:242:PHE:HZ	1:F:289:ASN:ND2	1.93	0.55
1:F:425:GLY:HA3	1:F:444:ASP:HB2	1.89	0.55
1:F:648:SER:HB3	1:F:924:ASP:HB2	1.87	0.55
1:F:943:THR:HG22	1:F:944:PRO:N	2.19	0.55
1:G:134:GLN:CG	1:G:155:LYS:HZ3	2.19	0.55
1:G:391:TYR:CG	1:G:391:TYR:O	2.59	0.55
1:G:527:ASP:OD1	1:G:863:LYS:NZ	2.29	0.55
1:G:635:ARG:NH1	1:G:930:GLN:O	2.39	0.55
1:G:704:SER:O	1:G:706:PRO:HD3	2.06	0.55
1:H:193:PHE:HZ	1:H:198:GLN:CA	2.19	0.55
1:I:165:ILE:O	1:I:210:PHE:CD1	2.56	0.55
1:I:244:PRO:HG2	1:I:253:ASP:HB3	1.89	0.55
1:I:775:ASN:HD21	1:I:881:SER:HB2	1.71	0.55
1:J:324:ILE:CG2	1:J:593:LEU:HB3	2.36	0.55
1:J:486:LYS:HB2	1:J:507:ARG:O	2.07	0.55
1:J:745:ILE:O	1:J:761:MET:HA	2.06	0.55
1:J:828:PHE:N	1:J:828:PHE:CD1	2.74	0.55
1:K:52:PRO:HG2	1:K:56:VAL:HG21	1.88	0.55
1:K:71:VAL:HG12	1:K:71:VAL:O	2.05	0.55
1:K:243:LYS:HG3	1:K:253:ASP:O	2.05	0.55
1:K:471:SER:HA	1:L:407:LEU:HD11	1.88	0.55
1:K:530:ASP:OD1	1:K:530:ASP:C	2.44	0.55
1:L:209:ALA:HB1	1:L:210:PHE:CE1	2.42	0.55
1:L:681:THR:CG2	1:L:682:ARG:N	2.69	0.55
1:L:931:PRO:HD2	1:L:935:VAL:HG13	1.89	0.55
2:N:58:LEU:HD11	2:N:392:LEU:HD22	1.88	0.55
2:N:411:VAL:HG13	2:N:477:LEU:HD11	1.87	0.55
2:N:488:ARG:O	2:N:488:ARG:HG2	2.05	0.55
4:M:98:LEU:C	4:M:100:ARG:N	2.58	0.55
4:M:176:SER:HB2	4:M:192:GLN:HG2	1.89	0.55
5:P:33:GLY:CA	5:P:44:ALA:O	2.51	0.55
5:S:99:GLU:O	5:S:99:GLU:OE1	2.24	0.55
6:U:27:TYR:CD2	6:U:27:TYR:N	2.74	0.55
7:4:21:THR:O	7:4:21:THR:HG23	2.07	0.55
1:A:518:ILE:O	1:A:518:ILE:HG13	2.07	0.55
1:C:403:VAL:HG11	1:C:466:ALA:HB2	1.89	0.55

*Continued on next page...*



*Continued from previous page...*

Atom-1	Atom-2	Interatomic distance (Å)	Clash overlap (Å)
1:C:724:MET:HA	1:C:729:VAL:CA	2.36	0.55
1:C:893:LEU:HD22	6:U:227:ASP:N	2.22	0.55
1:C:910:MET:HE2	1:C:914:THR:HG21	1.83	0.55
1:D:312:LEU:HB3	1:F:204:TRP:HZ2	1.71	0.55
1:D:415:ASN:C	1:E:129:ALA:HB2	2.25	0.55
1:D:649:ALA:HB3	1:D:919:LEU:CD1	2.35	0.55
1:E:189:ALA:O	1:E:241:LYS:HE3	2.05	0.55
1:E:214:ARG:HA	1:E:284:TYR:O	2.07	0.55
1:E:282:ILE:O	1:E:283:LEU:HB2	2.06	0.55
1:E:527:ASP:N	1:E:528:PRO:CD	2.69	0.55
1:F:875:PHE:HE2	1:F:889:GLY:HA2	1.71	0.55
1:G:840:GLN:CB	1:G:841:PRO:HD2	2.31	0.55
1:H:78:TYR:HD2	1:H:695:PHE:HB3	1.69	0.55
1:H:150:GLU:C	1:H:152:ASP:H	2.10	0.55
1:H:350:SER:O	1:H:352:LEU:N	2.39	0.55
1:H:440:TRP:O	1:H:440:TRP:HD1	1.86	0.55
1:H:527:ASP:O	1:H:528:PRO:C	2.45	0.55
1:H:924:ASP:C	1:H:925:VAL:CG1	2.74	0.55
1:I:268:PRO:HB2	1:I:269:PRO:HD2	1.86	0.55
1:I:301:PRO:HG2	1:I:310:ILE:HG22	1.88	0.55
1:I:637:ASP:OD2	1:I:637:ASP:C	2.43	0.55
1:I:774:TYR:CB	1:I:776:ILE:HD13	2.33	0.55
1:J:6:MET:CE	6:U:51:ARG:NH2	2.69	0.55
1:J:38:TYR:CE2	1:K:56:VAL:HG11	2.41	0.55
1:J:264:PRO:HB3	1:L:447:SER:HB2	1.88	0.55
1:J:602:ARG:HH11	1:J:602:ARG:HG2	1.71	0.55
1:J:726:ASP:HB3	1:J:900:ALA:HB3	1.86	0.55
1:J:885:LEU:HB2	1:L:50:VAL:HA	1.88	0.55
1:K:417:THR:O	1:K:417:THR:OG1	2.24	0.55
1:K:531:ASN:CB	1:K:714:LEU:HD21	2.37	0.55
1:K:596:SER:C	1:K:598:GLY:N	2.58	0.55
1:K:732:PRO:HB3	1:K:743:PHE:HZ	1.71	0.55
1:L:93:VAL:HG12	1:L:575:LEU:CD2	2.37	0.55
1:L:368:GLN:NE2	1:L:377:ARG:HH12	2.05	0.55
1:L:747:ARG:HB2	1:L:762:THR:HG21	1.88	0.55
1:L:836:MET:HE3	1:L:837:ARG:HG2	1.88	0.55
2:N:491:VAL:O	2:N:491:VAL:HG23	2.07	0.55
5:P:39:ARG:NE	5:P:41:VAL:CG2	2.69	0.55
5:R:34:SER:O	5:R:43:PRO:CG	2.47	0.55
5:S:73:THR:HG22	5:S:77:LEU:HD12	1.87	0.55
6:U:2:SER:O	6:U:4:GLU:N	2.40	0.55

*Continued on next page...*



*Continued from previous page...*

Atom-1	Atom-2	Interatomic distance (Å)	Clash overlap (Å)
6:V:43:ARG:O	6:V:46:GLY:N	2.39	0.55
6:V:186:LEU:O	6:V:190:GLU:OE2	2.23	0.55
7:7:6:PHE:O	7:7:7:ALA:HB2	2.06	0.55
1:A:23:TYR:CE1	1:A:24:LEU:HD22	2.42	0.55
1:A:198:GLN:CB	1:B:839:GLY:H	2.16	0.55
1:A:430:ASN:O	1:A:430:ASN:OD1	2.24	0.55
1:B:161:ALA:HB1	1:B:198:GLN:HB3	1.88	0.55
1:C:134:GLN:CB	1:C:155:LYS:H	2.19	0.55
1:C:241:LYS:NZ	1:C:256:ILE:HG13	2.13	0.55
1:C:790:ARG:HH11	1:C:790:ARG:CB	2.17	0.55
1:D:445:ALA:CB	1:D:450:ASN:ND2	2.68	0.55
1:D:621:PRO:CB	1:E:736:ARG:NH1	2.69	0.55
1:E:49:THR:HB	1:F:884:ALA:N	2.19	0.55
1:E:193:PHE:HE1	1:E:284:TYR:CE1	2.23	0.55
1:E:462:ILE:HG22	1:F:411:CYS:CA	2.36	0.55
1:F:102:ASP:O	1:F:102:ASP:OD2	2.25	0.55
1:F:222:MET:HE1	1:F:311:ASN:HB3	1.88	0.55
1:F:267:SER:HG	1:F:277:TYR:HE2	1.09	0.55
1:F:326:PHE:O	1:F:327:ARG:C	2.45	0.55
1:F:468:LEU:HD23	1:F:468:LEU:C	2.26	0.55
1:F:643:PHE:H	1:F:643:PHE:HD1	1.43	0.55
1:F:659:LYS:HA	1:F:910:MET:O	2.06	0.55
1:G:121:TYR:HE1	1:G:293:PRO:HG2	1.71	0.55
1:G:146:GLY:O	1:G:148:GLN:N	2.38	0.55
1:G:409:ASN:HD21	1:G:464:LEU:HB2	1.69	0.55
1:G:412:PHE:O	1:I:460:MET:HB2	2.07	0.55
1:G:423:TYR:O	1:G:450:ASN:ND2	2.39	0.55
1:H:45:PHE:CD1	1:H:45:PHE:N	2.67	0.55
1:H:140:LYS:HE3	1:H:142:GLY:O	2.07	0.55
1:H:278:LYS:HA	1:H:280:ASP:OD1	2.07	0.55
1:H:548:MET:SD	1:I:521:GLY:O	2.64	0.55
1:H:598:GLY:HA2	1:H:703:GLY:H	1.71	0.55
1:I:173:LEU:CA	1:I:185:LYS:HD3	2.37	0.55
1:I:298:VAL:HG12	1:I:315:GLN:O	2.07	0.55
1:I:422:THR:CG2	1:I:449:GLN:CA	2.84	0.55
1:I:759:CYS:CB	1:I:864:PHE:HB3	2.36	0.55
1:I:836:MET:HG2	1:I:837:ARG:N	2.21	0.55
1:I:842:TYR:CE2	1:I:843:PRO:HD2	2.42	0.55
1:J:107:LEU:CG	1:J:108:ASP:N	2.70	0.55
1:J:118:GLY:H	1:K:402:GLY:HA3	1.72	0.55
1:J:134:GLN:CD	1:J:155:LYS:HD3	2.26	0.55

*Continued on next page...*



*Continued from previous page...*

Atom-1	Atom-2	Interatomic distance (Å)	Clash overlap (Å)
1:J:817:VAL:HG12	1:L:237:GLY:HA2	1.89	0.55
1:K:443:ASP:CA	1:L:150:GLU:HB3	2.35	0.55
1:K:529:MET:O	1:K:530:ASP:C	2.43	0.55
1:K:737:LEU:HD23	1:K:737:LEU:N	2.21	0.55
2:N:388:SER:C	2:N:390:PRO:HD3	2.27	0.55
4:M:73:LEU:HB2	4:M:94:TYR:CE1	2.40	0.55
4:M:128:GLU:HA	4:M:128:GLU:OE1	2.05	0.55
5:Q:12:LEU:CD1	5:Q:15:PRO:HG2	2.35	0.55
1:A:438:SER:OG	1:B:278:LYS:CB	2.54	0.55
1:A:685:THR:HB	1:A:913:PRO:O	2.06	0.55
1:B:348:GLN:CA	1:B:348:GLN:NE2	2.69	0.55
1:B:635:ARG:HH12	1:B:933:ARG:CA	2.19	0.55
1:C:55:ASP:O	1:C:623:ALA:HB3	2.07	0.55
1:C:625:ASN:OD1	6:U:91:LEU:HB3	2.07	0.55
1:C:922:VAL:HG11	1:C:942:ARG:HD2	1.87	0.55
1:D:20:ALA:N	1:D:47:ASN:HB3	2.18	0.55
1:E:121:TYR:HB2	1:E:227:GLY:C	2.27	0.55
1:E:455:GLY:C	1:F:161:ALA:HB2	2.27	0.55
1:E:543:LEU:HD21	1:E:594:GLN:HE22	1.70	0.55
1:E:675:PHE:HA	1:E:944:PRO:CG	2.37	0.55
1:E:922:VAL:HG12	1:E:944:PRO:HB2	1.88	0.55
1:F:121:TYR:CD2	1:F:229:PHE:HB2	2.42	0.55
1:F:423:TYR:HD1	1:F:452:ILE:HD12	1.70	0.55
1:F:642:SER:OG	1:F:642:SER:O	2.21	0.55
1:G:633:MET:O	1:G:636:ASN:N	2.36	0.55
1:H:31:PHE:HD1	1:H:32:ALA:N	2.05	0.55
1:H:49:THR:CG2	1:I:884:ALA:HB3	2.30	0.55
1:H:924:ASP:O	1:H:925:VAL:HG13	2.07	0.55
1:I:224:PRO:HB3	1:I:314:GLN:HB3	1.88	0.55
1:I:294:ASP:O	1:I:295:THR:HG23	2.07	0.55
1:I:524:TRP:CZ2	1:I:803:ARG:NH1	2.75	0.55
1:I:656:ILE:O	1:I:657:PRO:O	2.24	0.55
1:I:925:VAL:O	1:I:925:VAL:CG2	2.54	0.55
1:J:203:ASN:O	1:J:205:GLN:N	2.34	0.55
1:K:224:PRO:CG	1:K:316:SER:OG	2.54	0.55
1:K:730:SER:HB2	1:K:732:PRO:HD2	1.87	0.55
1:L:650:ALA:CB	1:L:942:ARG:HE	2.12	0.55
1:L:747:ARG:HB2	1:L:762:THR:HG22	1.86	0.55
5:P:16:TYR:HA	5:Q:18:THR:HG21	1.89	0.55
5:Q:39:ARG:CG	5:Q:41:VAL:HG23	2.37	0.55
5:R:9:GLU:CD	5:R:13:PHE:HB2	2.27	0.55

*Continued on next page...*



*Continued from previous page...*

Atom-1	Atom-2	Interatomic distance (Å)	Clash overlap (Å)
5:S:12:LEU:O	5:S:15:PRO:HG2	2.06	0.55
1:A:704:SER:OG	1:A:711:THR:HG21	2.06	0.55
1:B:81:LYS:CA	1:B:584:ASN:HB3	2.36	0.55
1:B:337:ASN:HA	1:B:357:ASP:OD2	2.07	0.55
1:B:517:TYR:CE2	1:B:824:ASN:ND2	2.75	0.55
1:B:875:PHE:CE2	1:B:888:LEU:HG	2.42	0.55
1:C:67:ARG:HB2	1:C:616:TYR:CD1	2.42	0.55
1:C:134:GLN:HB2	1:C:155:LYS:N	2.22	0.55
1:D:184:LYS:O	1:D:184:LYS:HG3	2.07	0.55
1:E:361:ARG:NH2	1:E:567:PHE:CZ	2.74	0.55
1:E:643:PHE:O	1:E:644:ASN:HB3	2.07	0.55
1:F:950:ALA:N	1:H:893:LEU:CD1	2.70	0.55
1:G:224:PRO:HB3	1:G:314:GLN:O	2.06	0.55
1:G:411:CYS:O	1:I:460:MET:HG3	2.07	0.55
1:G:771:LEU:CD1	1:G:777:GLY:HA3	2.37	0.55
1:H:308:SER:O	1:H:311:ASN:HB3	2.07	0.55
1:H:346:ALA:O	1:H:579:TYR:HB3	2.06	0.55
1:H:687:GLU:O	1:H:699:PHE:CE1	2.60	0.55
1:I:139:GLU:OE1	1:I:152:ASP:HB3	2.07	0.55
1:I:189:ALA:HA	1:I:241:LYS:HZ2	1.71	0.55
1:I:210:PHE:CD1	1:I:210:PHE:N	2.73	0.55
1:J:358:LEU:HD13	1:J:942:ARG:HD2	1.88	0.55
1:J:387:ALA:HB3	1:J:546:ARG:HD3	1.89	0.55
1:J:524:TRP:CH2	1:J:863:LYS:CG	2.89	0.55
1:J:875:PHE:CE2	1:J:888:LEU:HB3	2.42	0.55
1:J:925:VAL:CG2	1:L:13:MET:HG3	2.35	0.55
1:K:70:PRO:HA	1:K:84:PHE:CD2	2.42	0.55
1:K:172:LEU:HD11	1:K:193:PHE:CZ	2.42	0.55
1:K:410:TYR:CE2	1:K:461:GLU:HG2	2.42	0.55
1:K:492:VAL:HG23	1:K:492:VAL:O	2.07	0.55
1:L:155:LYS:HG3	1:L:261:PHE:CZ	2.30	0.55
1:L:335:TYR:HE1	1:L:586:ARG:HA	1.71	0.55
1:L:423:TYR:O	1:L:450:ASN:HB3	2.06	0.55
1:L:893:LEU:HD12	6:V:215:ASN:HB3	1.88	0.55
2:N:133:ARG:HH21	2:N:156:TYR:HB2	1.70	0.55
4:M:173:VAL:HG23	4:M:240:PHE:CZ	2.40	0.55
4:M:376:THR:HG22	4:M:376:THR:O	2.07	0.55
1:A:237:GLY:HA2	1:B:817:VAL:CG1	2.33	0.55
1:A:380:TYR:CD1	1:A:380:TYR:N	2.74	0.55
1:A:406:GLU:HB2	1:C:475:SER:OG	2.06	0.55
1:A:579:TYR:CD2	1:A:936:ILE:HD11	2.42	0.55

*Continued on next page...*



*Continued from previous page...*

Atom-1	Atom-2	Interatomic distance (Å)	Clash overlap (Å)
1:A:906:GLU:O	1:A:906:GLU:HG3	2.07	0.55
1:B:235:GLU:C	1:B:237:GLY:H	2.10	0.55
1:B:330:PHE:CZ	1:B:385:ASN:CB	2.89	0.55
1:B:343:GLY:HA3	1:B:583:TRP:CZ3	2.41	0.55
1:B:724:MET:O	1:B:901:LEU:HD12	2.07	0.55
1:C:572:LEU:HD11	1:C:928:VAL:HG21	1.89	0.55
1:D:50:VAL:HB	7:4:22:TRP:HB3	1.88	0.55
1:D:575:LEU:CB	1:D:576:PRO:HD2	2.34	0.55
1:D:587:LYS:HB2	1:D:610:PHE:CE1	2.42	0.55
1:D:731:TRP:CE2	1:D:732:PRO:CD	2.86	0.55
1:D:746:LYS:HG3	1:D:746:LYS:O	2.06	0.55
1:E:6:MET:O	1:E:6:MET:HE2	2.07	0.55
1:E:359:GLN:NE2	1:E:692:GLY:HA2	2.21	0.55
1:E:747:ARG:HH21	1:E:754:TYR:HD1	1.54	0.55
1:F:135:TRP:CH2	1:F:153:VAL:HG12	2.42	0.55
1:F:549:LEU:HD23	1:F:549:LEU:C	2.27	0.55
1:G:38:TYR:OH	1:H:56:VAL:HG11	2.06	0.55
1:G:43:ASN:HA	7:7:8:SER:OG	2.07	0.55
1:G:158:GLY:N	1:I:452:ILE:HG23	2.22	0.55
1:H:241:LYS:HD2	1:H:256:ILE:HD11	1.89	0.55
1:H:358:LEU:CD1	1:H:947:ALA:CB	2.84	0.55
1:H:685:THR:CB	1:H:913:PRO:O	2.54	0.55
1:I:190:ASP:CG	1:I:191:LYS:N	2.60	0.55
1:I:341:ASN:OD1	1:I:341:ASN:N	2.39	0.55
1:J:46:ARG:HH11	1:K:925:VAL:HG11	1.71	0.55
1:J:114:LYS:HG3	1:K:851:ILE:CD1	2.36	0.55
1:J:427:LYS:HB2	1:J:441:GLU:CG	2.37	0.55
1:J:829:THR:HG23	1:J:830:GLY:O	2.06	0.55
1:L:193:PHE:CE2	1:L:284:TYR:HE1	2.19	0.55
1:L:397:ILE:CD1	1:L:799:GLN:NE2	2.70	0.55
1:L:529:MET:O	1:L:529:MET:CE	2.55	0.55
1:L:822:GLN:O	1:L:822:GLN:CG	2.54	0.55
4:M:46:GLN:HB3	7:2:25:ILE:HG22	1.87	0.55
5:P:130:GLN:O	5:P:130:GLN:HG2	2.06	0.55
5:R:22:PRO:HB2	5:R:24:TRP:NE1	2.21	0.55
5:R:27:VAL:O	5:R:28:ARG:CG	2.54	0.55
6:U:168:TYR:O	7:1:31:ASN:N	2.39	0.55
7:9:24:GLU:O	7:9:24:GLU:HG3	2.05	0.55
1:A:838:GLN:HB2	1:C:198:GLN:HG2	1.89	0.55
1:B:10:TRP:HE1	1:C:943:THR:HG21	1.72	0.55
1:B:149:GLN:N	1:B:149:GLN:OE1	2.34	0.55

*Continued on next page...*



*Continued from previous page...*

Atom-1	Atom-2	Interatomic distance (Å)	Clash overlap (Å)
1:B:371:LEU:CD1	1:B:377:ARG:HH21	2.19	0.55
1:B:381:PHE:HE1	1:C:795:PHE:CE1	2.19	0.55
1:C:196:GLU:CB	1:C:197:PRO:HD3	2.27	0.55
1:D:55:ASP:O	1:D:56:VAL:HG12	2.06	0.55
1:D:572:LEU:HD13	1:D:928:VAL:HG21	1.89	0.55
1:D:917:TYR:O	1:D:917:TYR:CD2	2.60	0.55
1:E:241:LYS:HD2	1:E:256:ILE:HD11	1.89	0.55
1:E:923:PHE:O	1:E:942:ARG:CA	2.49	0.55
1:F:676:ARG:N	1:F:676:ARG:HD3	2.21	0.55
1:F:685:THR:C	1:F:687:GLU:H	2.11	0.55
1:F:740:PRO:HD2	1:J:340:GLY:HA2	1.87	0.55
1:H:118:GLY:HA2	1:H:318:PRO:HG3	1.88	0.55
1:H:470:LYS:NZ	1:H:470:LYS:HB3	2.22	0.55
1:H:509:VAL:O	1:H:509:VAL:HG23	2.07	0.55
1:H:557:PRO:HG2	1:I:860:THR:HG21	1.89	0.55
1:H:868:ARG:HG3	1:H:868:ARG:NH1	2.21	0.55
1:I:36:ASP:OD1	1:I:40:SER:HA	2.07	0.55
1:I:331:VAL:HG12	1:I:565:LYS:NZ	2.22	0.55
1:J:228:SER:HB2	1:J:290:LEU:HD11	1.89	0.55
1:J:840:GLN:HB3	1:L:159:VAL:HG12	1.87	0.55
1:K:140:LYS:HB3	1:K:147:VAL:H	1.71	0.55
1:K:688:THR:C	1:K:699:PHE:HE1	2.10	0.55
1:K:731:TRP:C	1:K:731:TRP:CD2	2.74	0.55
1:K:842:TYR:CD2	1:K:843:PRO:HD2	2.42	0.55
1:L:707:TYR:CE1	1:L:917:TYR:HE2	2.25	0.55
1:L:905:PHE:CG	1:L:916:LEU:HD21	2.41	0.55
7:6:11:PRO:HG2	7:6:12:ARG:H	1.72	0.55
7:7:9:LEU:O	7:7:10:ALA:HB3	2.06	0.55
1:A:680:PHE:CG	1:A:905:PHE:HE2	2.25	0.55
1:A:756:VAL:CG1	1:A:757:ALA:N	2.70	0.55
1:B:421:SER:O	1:B:451:GLN:HB3	2.07	0.55
1:C:28:LEU:HG	1:C:28:LEU:O	2.07	0.55
1:C:43:ASN:HA	7:2:8:SER:HB2	1.89	0.55
1:C:191:LYS:CG	1:C:194:GLN:HE21	2.19	0.55
1:C:216:LEU:O	1:C:217:LYS:O	2.25	0.55
1:C:682:ARG:NH2	1:C:910:MET:HB2	2.15	0.55
1:C:799:GLN:NE2	1:C:799:GLN:CA	2.68	0.55
1:C:809:ILE:CG1	1:C:810:ASN:H	2.09	0.55
1:D:150:GLU:O	1:D:152:ASP:N	2.33	0.55
1:D:295:THR:OG1	1:D:295:THR:CG2	2.42	0.55
1:D:397:ILE:HD11	1:D:799:GLN:HG3	1.88	0.55

*Continued on next page...*



*Continued from previous page...*

Atom-1	Atom-2	Interatomic distance (Å)	Clash overlap (Å)
1:D:415:ASN:OD1	1:D:416:GLY:N	2.39	0.55
1:D:606:ALA:O	1:D:608:VAL:N	2.40	0.55
1:D:914:THR:HG22	1:D:915:LEU:N	2.20	0.55
1:D:928:VAL:CA	1:D:937:GLU:O	2.49	0.55
1:E:235:GLU:HB2	1:F:816:ALA:HB3	1.89	0.55
1:E:376:ASP:CG	1:E:377:ARG:N	2.60	0.55
1:E:409:ASN:HB2	1:E:462:ILE:O	2.07	0.55
1:E:543:LEU:HD22	1:E:594:GLN:HE22	1.70	0.55
1:E:544:ARG:HE	1:F:401:HIS:CD2	2.25	0.55
1:F:96:MET:CB	1:F:572:LEU:O	2.54	0.55
1:F:190:ASP:HB2	1:F:236:LYS:HB3	1.89	0.55
1:F:192:THR:O	1:F:193:PHE:CG	2.55	0.55
1:F:564:GLN:HG2	1:F:581:TYR:OH	2.08	0.55
1:F:731:TRP:CE3	1:F:732:PRO:HA	2.43	0.55
1:G:262:ASP:O	1:I:423:TYR:HB3	2.07	0.55
1:G:413:PRO:CD	1:G:458:TYR:O	2.53	0.55
1:G:524:TRP:HZ3	1:G:802:SER:HA	1.72	0.55
1:G:695:PHE:CZ	5:R:76:ARG:HD2	2.39	0.55
1:G:829:THR:O	1:G:837:ARG:HA	2.07	0.55
1:H:74:GLU:HG3	1:H:74:GLU:O	2.07	0.55
1:H:384:TRP:CE3	1:H:384:TRP:HA	2.42	0.55
1:H:413:PRO:HD3	1:H:458:TYR:O	2.07	0.55
1:H:661:THR:O	1:H:662:ASN:HB3	2.07	0.55
1:H:863:LYS:HA	5:R:54:VAL:CG2	2.36	0.55
1:I:189:ALA:CA	1:I:241:LYS:NZ	2.68	0.55
1:I:209:ALA:HB1	1:I:210:PHE:CD1	2.42	0.55
1:I:396:ARG:HH11	1:I:396:ARG:HG2	1.72	0.55
1:I:422:THR:HG21	1:I:449:GLN:HB2	1.89	0.55
1:I:566:PHE:CG	1:I:567:PHE:N	2.75	0.55
1:I:748:SER:HA	5:S:54:VAL:HG13	1.88	0.55
1:I:846:PHE:HB3	1:I:847:PRO:HD3	1.88	0.55
1:I:917:TYR:CE1	1:I:919:LEU:HD12	2.42	0.55
1:J:212:GLY:HA2	1:J:282:ILE:O	2.07	0.55
1:J:276:GLU:HB2	1:L:440:TRP:CH2	2.39	0.55
1:J:414:LEU:HD11	1:K:837:ARG:CG	2.35	0.55
1:J:717:THR:HG22	1:J:717:THR:O	2.07	0.55
1:K:131:ASN:ND2	1:K:131:ASN:N	2.30	0.55
1:K:721:VAL:CG2	1:K:905:PHE:CE1	2.90	0.55
1:K:732:PRO:HB3	1:K:743:PHE:CZ	2.41	0.55
1:L:47:ASN:CB	1:L:48:PRO:HD2	2.37	0.55
1:L:180:ALA:O	1:L:181:GLU:HB2	2.06	0.55

*Continued on next page...*



*Continued from previous page...*

Atom-1	Atom-2	Interatomic distance (Å)	Clash overlap (Å)
1:L:759:CYS:SG	1:L:864:PHE:CB	2.93	0.55
1:L:773:HIS:NE2	1:L:794:PHE:CB	2.63	0.55
2:N:54:THR:O	2:N:511:PRO:HD2	2.06	0.55
2:N:62:LYS:HZ1	2:N:75:HIS:CE1	2.25	0.55
5:P:13:PHE:CD1	5:P:13:PHE:C	2.80	0.55
5:R:70:ALA:O	5:R:73:THR:HG22	2.07	0.55
5:R:115:LEU:O	5:R:115:LEU:HD23	2.07	0.55
7:4:16:ARG:HH11	7:4:16:ARG:HG2	1.72	0.55
7:5:5:ASN:N	7:5:5:ASN:ND2	2.55	0.55
1:A:26:PRO:HG2	4:M:14:LEU:O	2.08	0.54
1:A:811:TYR:CD1	1:A:857:PRO:HD2	2.41	0.54
1:A:842:TYR:CG	1:A:843:PRO:HD2	2.42	0.54
1:C:58:THR:HG21	1:C:62:GLN:NE2	2.21	0.54
1:C:67:ARG:HA	1:C:615:LEU:O	2.07	0.54
1:C:426:VAL:HG12	1:C:427:LYS:N	2.13	0.54
1:C:543:LEU:HA	1:C:546:ARG:HH12	1.72	0.54
1:C:698:TYR:O	1:C:700:VAL:HG22	2.07	0.54
1:D:197:PRO:HD3	1:E:831:TYR:HE1	1.72	0.54
1:D:198:GLN:CG	1:E:838:GLN:CB	2.59	0.54
1:D:676:ARG:NH2	7:4:5:ASN:ND2	2.55	0.54
1:E:90:ASP:C	1:E:91:ASN:OD1	2.45	0.54
1:E:177:ASP:O	1:E:181:GLU:HG3	2.08	0.54
1:E:344:VAL:CG2	1:E:345:LEU:N	2.69	0.54
1:E:513:LEU:HD13	1:E:819:LEU:HD13	1.89	0.54
1:E:686:LYS:HG2	1:E:686:LYS:O	2.06	0.54
1:E:833:ALA:C	1:E:835:THR:N	2.60	0.54
1:E:937:GLU:HB2	6:U:110:GLY:CA	2.36	0.54
1:F:45:PHE:CE2	7:4:9:LEU:HD22	2.41	0.54
1:G:126:PRO:O	1:G:128:GLY:N	2.40	0.54
1:G:143:THR:HG22	1:G:144:THR:CA	2.36	0.54
1:G:821:PHE:HB3	1:I:237:GLY:HA3	1.89	0.54
1:H:103:ILE:HG12	1:H:613:VAL:HG12	1.87	0.54
1:I:193:PHE:HE1	1:I:284:TYR:CD1	2.17	0.54
1:I:198:GLN:C	1:I:200:GLY:N	2.53	0.54
1:I:462:ILE:CG1	1:I:463:ASN:H	2.13	0.54
1:I:705:ILE:O	1:I:707:TYR:N	2.41	0.54
1:I:808:GLU:HA	1:I:814:TYR:HD2	1.72	0.54
1:J:84:PHE:CD1	1:J:84:PHE:N	2.75	0.54
1:J:726:ASP:O	1:J:726:ASP:CG	2.46	0.54
1:K:358:LEU:CD1	1:K:942:ARG:NE	2.52	0.54
1:K:397:ILE:CG2	1:K:865:LEU:HD12	2.37	0.54

*Continued on next page...*



*Continued from previous page...*

Atom-1	Atom-2	Interatomic distance (Å)	Clash overlap (Å)
1:K:423:TYR:C	1:K:449:GLN:HB3	2.28	0.54
1:K:778:TYR:HE2	1:K:880:MET:SD	2.30	0.54
1:K:871:TRP:HA	1:K:871:TRP:HE3	1.71	0.54
1:L:672:TRP:CH2	1:L:899:HIS:O	2.60	0.54
1:L:691:LEU:HD21	1:L:708:LEU:CD2	2.36	0.54
4:M:180:GLN:OE1	4:M:187:PHE:HB2	2.06	0.54
5:R:66:ALA:O	5:R:70:ALA:HB2	2.06	0.54
6:V:79:VAL:HA	6:V:187:GLN:HE21	1.72	0.54
1:A:648:SER:HB2	1:A:922:VAL:O	2.07	0.54
1:A:929:HIS:O	1:A:930:GLN:HG2	2.06	0.54
1:B:239:GLN:CG	1:C:842:TYR:CE2	2.89	0.54
1:B:408:PRO:HB2	1:B:410:TYR:CE1	2.42	0.54
1:B:427:LYS:HB2	1:B:441:GLU:HG3	1.90	0.54
1:B:668:PRO:HG2	2:N:88:PHE:CE2	2.42	0.54
1:B:821:PHE:CD1	1:B:821:PHE:N	2.76	0.54
1:B:885:LEU:HD13	1:B:890:GLN:HE21	1.72	0.54
1:D:749:VAL:HG12	1:D:749:VAL:O	2.07	0.54
1:E:215:ALA:HB3	1:E:285:THR:HG22	1.88	0.54
1:E:222:MET:HE3	1:E:307:SER:OG	2.08	0.54
1:E:278:LYS:O	1:E:278:LYS:CD	2.55	0.54
1:E:494:LEU:HD21	1:E:506:GLY:CA	2.34	0.54
1:F:432:ASN:OD1	1:F:433:ASP:OD1	2.25	0.54
1:G:231:ARG:HB2	1:G:232:PRO:HD2	1.88	0.54
1:H:106:VAL:CG1	5:S:59:LEU:CD2	2.72	0.54
1:H:262:ASP:HA	1:H:279:ALA:O	2.06	0.54
1:H:362:ASN:HD21	1:H:365:LEU:HB3	1.71	0.54
1:H:865:LEU:CD1	1:H:866:CYS:H	2.17	0.54
1:I:422:THR:HG22	1:I:451:GLN:N	2.22	0.54
1:I:648:SER:CB	1:I:922:VAL:O	2.55	0.54
1:I:715:ASN:N	1:I:715:ASN:HD22	2.05	0.54
1:I:720:LYS:HG2	1:I:744:GLU:OE1	2.07	0.54
1:J:56:VAL:CG2	7:9:24:GLU:HG2	2.32	0.54
1:J:572:LEU:HD23	1:J:643:PHE:HZ	1.69	0.54
1:J:886:THR:O	1:J:889:GLY:N	2.40	0.54
1:K:163:GLY:O	1:K:174:LEU:HD22	2.05	0.54
1:K:243:LYS:CA	1:K:253:ASP:O	2.44	0.54
1:K:476:ASN:O	1:K:537:HIS:HE1	1.90	0.54
1:L:161:ALA:HB2	1:L:198:GLN:NE2	2.18	0.54
1:L:258:PHE:CD2	1:L:284:TYR:CE2	2.95	0.54
1:L:478:ALA:HA	1:L:514:VAL:HG11	1.90	0.54
2:N:66:ILE:HG22	2:N:66:ILE:O	2.06	0.54

*Continued on next page...*



*Continued from previous page...*

Atom-1	Atom-2	Interatomic distance (Å)	Clash overlap (Å)
2:N:503:TYR:C	2:N:503:TYR:HD1	2.11	0.54
4:M:272:THR:HG22	4:M:276:ILE:HD11	1.89	0.54
7:4:9:LEU:O	7:4:9:LEU:CG	2.47	0.54
7:4:10:ALA:N	7:4:11:PRO:CD	2.69	0.54
1:A:4:PRO:HG3	2:N:103:ARG:HE	1.72	0.54
1:A:72:ASP:HB3	1:A:83:ARG:HD3	1.89	0.54
1:A:195:PRO:HG2	1:B:823:HIS:CD2	2.43	0.54
1:A:665:ILE:HG22	1:A:666:SER:N	2.22	0.54
1:A:718:PHE:O	1:A:746:LYS:HG2	2.07	0.54
1:B:13:MET:CB	1:C:925:VAL:CG2	2.85	0.54
1:B:77:THR:HG22	1:B:78:TYR:HD2	1.72	0.54
1:B:196:GLU:HG3	1:B:197:PRO:N	2.22	0.54
1:B:224:PRO:HG2	1:B:316:SER:OG	2.07	0.54
1:B:918:LEU:CD2	1:B:920:PHE:CZ	2.91	0.54
1:B:933:ARG:NH2	4:M:92:LEU:CD2	2.64	0.54
1:C:445:ALA:O	1:C:446:ILE:C	2.44	0.54
1:C:656:ILE:HD11	1:C:916:LEU:HB2	1.90	0.54
1:D:111:PRO:HG3	1:D:554:ARG:CZ	2.35	0.54
1:E:756:VAL:CG2	1:E:763:LYS:HA	2.36	0.54
1:F:33:ARG:NE	7:4:12:ARG:HB3	2.22	0.54
1:F:317:MET:O	1:F:317:MET:HG3	2.07	0.54
1:F:603:VAL:CA	5:R:40:PRO:HB3	2.18	0.54
1:G:589:VAL:HG23	1:G:593:LEU:CD2	2.34	0.54
1:G:635:ARG:HD3	1:G:931:PRO:O	2.07	0.54
1:G:673:ALA:CB	1:G:943:THR:CG2	2.69	0.54
1:H:483:ASP:OD2	1:H:483:ASP:O	2.25	0.54
1:H:524:TRP:HZ3	1:H:802:SER:HA	1.72	0.54
1:H:575:LEU:CD1	1:H:631:GLU:HG2	2.28	0.54
1:H:602:ARG:HB3	5:Q:35:THR:HG1	1.72	0.54
1:H:676:ARG:HD3	1:H:884:ALA:O	2.07	0.54
1:H:767:LEU:HD13	1:H:767:LEU:C	2.27	0.54
1:H:949:ASN:H	1:H:952:THR:HG22	1.71	0.54
1:I:6:MET:C	1:I:8:PRO:HD2	2.27	0.54
1:I:409:ASN:HD22	1:I:462:ILE:HG23	1.71	0.54
1:J:95:ASP:OD2	1:K:779:GLN:HG3	2.07	0.54
1:J:153:VAL:HG13	1:L:449:GLN:HG3	1.88	0.54
1:J:635:ARG:HG3	1:J:635:ARG:HH11	1.72	0.54
1:J:636:ASN:HD21	1:J:638:THR:N	1.98	0.54
1:J:875:PHE:CD2	1:J:888:LEU:HB2	2.41	0.54
1:K:239:GLN:CG	1:K:240:ALA:H	2.20	0.54
1:K:249:GLU:O	5:S:134:LYS:HE3	2.07	0.54

*Continued on next page...*



*Continued from previous page...*

Atom-1	Atom-2	Interatomic distance (Å)	Clash overlap (Å)
1:K:396:ARG:HD3	1:K:396:ARG:C	2.27	0.54
1:K:478:ALA:HB2	1:K:514:VAL:HG11	1.88	0.54
1:K:811:TYR:CD2	1:K:814:TYR:HB2	2.42	0.54
1:K:929:HIS:HB2	6:U:40:MET:HE1	1.89	0.54
1:L:155:LYS:HZ1	1:L:259:ALA:HB3	1.69	0.54
1:L:268:PRO:N	1:L:277:TYR:CE2	2.75	0.54
1:L:497:ASN:O	1:L:500:THR:HG21	2.00	0.54
1:L:695:PHE:O	1:L:695:PHE:CD2	2.60	0.54
5:P:36:VAL:H	5:P:43:PRO:CG	2.16	0.54
5:Q:16:TYR:CZ	5:R:18:THR:CB	2.90	0.54
5:R:9:GLU:HG2	5:R:13:PHE:HB3	1.88	0.54
5:R:19:THR:C	5:R:20:ARG:O	2.43	0.54
6:U:81:GLN:NE2	6:U:178:PRO:HA	2.22	0.54
1:A:36:ASP:C	1:A:38:TYR:N	2.59	0.54
1:A:88:VAL:HG13	1:A:577:GLY:H	1.73	0.54
1:A:456:ASN:ND2	1:C:837:ARG:HG3	2.22	0.54
1:A:456:ASN:HD21	1:C:838:GLN:N	2.01	0.54
1:A:759:CYS:SG	1:A:864:PHE:HB3	2.47	0.54
1:A:816:ALA:O	1:C:235:GLU:CB	2.52	0.54
1:B:58:THR:HG22	1:B:59:ASP:N	2.22	0.54
1:B:179:THR:C	1:B:181:GLU:H	2.11	0.54
1:B:241:LYS:NZ	1:B:256:ILE:HD13	2.22	0.54
1:B:242:PHE:HE1	1:B:287:ASN:HB3	1.55	0.54
1:B:510:ALA:CA	1:B:832:LEU:O	2.52	0.54
1:B:724:MET:SD	1:B:728:SER:C	2.86	0.54
1:B:731:TRP:C	1:B:733:GLY:N	2.58	0.54
1:B:846:PHE:CD2	1:B:846:PHE:C	2.78	0.54
1:C:489:PRO:HG2	1:C:492:VAL:CG2	2.33	0.54
1:C:731:TRP:CZ2	1:C:888:LEU:CD1	2.90	0.54
1:E:894:TYR:N	1:E:894:TYR:CD1	2.75	0.54
1:F:115:PRO:O	1:F:116:TYR:HB3	2.07	0.54
1:F:151:LYS:CE	1:F:218:LYS:HB2	2.28	0.54
1:F:152:ASP:O	1:F:153:VAL:C	2.45	0.54
1:F:165:ILE:CG1	1:F:174:LEU:O	2.55	0.54
1:F:321:PRO:CG	1:F:538:PRO:HB3	2.28	0.54
1:F:656:ILE:HG12	1:F:914:THR:O	2.07	0.54
1:F:730:SER:O	1:F:732:PRO:CD	2.41	0.54
1:F:831:TYR:CA	1:F:838:GLN:NE2	2.65	0.54
1:G:407:LEU:HD11	1:I:474:TYR:HB3	1.89	0.54
1:G:683:LEU:O	1:G:915:LEU:HB2	2.07	0.54
1:G:811:TYR:HD1	1:G:857:PRO:HD2	1.73	0.54

*Continued on next page...*



*Continued from previous page...*

Atom-1	Atom-2	Interatomic distance (Å)	Clash overlap (Å)
1:G:840:GLN:HB2	1:G:841:PRO:CD	2.34	0.54
1:H:339:THR:HG22	1:J:740:PRO:HB2	1.90	0.54
1:H:747:ARG:HH11	1:H:754:TYR:CB	2.19	0.54
1:I:6:MET:O	1:I:7:MET:C	2.45	0.54
1:I:564:GLN:O	1:I:564:GLN:HG3	2.07	0.54
1:I:723:ILE:HD12	1:I:723:ILE:N	2.22	0.54
1:I:918:LEU:HD12	1:I:919:LEU:H	1.73	0.54
1:J:277:TYR:HB2	1:J:277:TYR:HD1	1.59	0.54
1:J:853:GLN:HA	1:L:554:ARG:HH12	1.68	0.54
1:K:102:ASP:OD1	1:K:559:HIS:CE1	2.60	0.54
1:K:144:THR:HG22	1:K:144:THR:O	2.08	0.54
1:K:168:THR:C	1:K:170:GLN:H	2.09	0.54
1:K:485:TYR:HB3	1:K:513:LEU:CD2	2.35	0.54
1:K:545:TYR:CD2	1:K:545:TYR:C	2.79	0.54
1:L:107:LEU:HD22	1:L:326:PHE:CE1	2.42	0.54
1:L:135:TRP:CH2	1:L:309:GLU:HB3	2.43	0.54
1:L:204:TRP:CE2	1:L:415:ASN:HB2	2.42	0.54
4:M:330:PHE:CE1	4:M:343:ASP:HB2	2.43	0.54
5:R:77:LEU:HD12	5:R:77:LEU:O	2.07	0.54
6:V:13:TYR:HD1	6:V:188:PHE:CE1	2.25	0.54
6:V:79:VAL:HA	6:V:187:GLN:NE2	2.22	0.54
1:A:243:LYS:C	1:A:245:VAL:H	2.10	0.54
1:A:412:PHE:CE2	1:A:459:ALA:HB2	2.43	0.54
1:A:444:ASP:HA	1:B:152:ASP:CA	2.28	0.54
1:A:445:ALA:CB	1:A:449:GLN:HB2	2.37	0.54
1:A:503:TYR:CZ	1:A:507:ARG:HD2	2.42	0.54
1:A:663:VAL:O	1:A:663:VAL:HG13	2.07	0.54
1:A:690:SER:C	1:A:692:GLY:H	2.10	0.54
1:B:231:ARG:CG	1:B:232:PRO:HD2	2.37	0.54
1:B:404:GLU:O	1:B:404:GLU:CG	2.52	0.54
1:C:6:MET:CE	1:C:6:MET:CA	2.84	0.54
1:C:24:LEU:O	1:C:25:SER:C	2.45	0.54
1:C:749:VAL:C	1:C:750:ASP:OD1	2.40	0.54
1:D:387:ALA:HB3	1:D:546:ARG:HD3	1.88	0.54
1:D:639:HIS:HB3	1:F:24:LEU:HD22	1.89	0.54
1:E:44:LYS:HB3	1:F:641:GLN:HB3	1.89	0.54
1:E:204:TRP:HE3	1:F:313:VAL:CG1	2.09	0.54
1:E:240:ALA:O	1:E:288:VAL:HG12	2.08	0.54
1:E:247:GLU:O	1:E:249:GLU:HG2	2.07	0.54
1:E:625:ASN:OD1	1:E:625:ASN:C	2.44	0.54
1:E:937:GLU:OE2	6:U:160:SER:HA	2.07	0.54

*Continued on next page...*



*Continued from previous page...*

Atom-1	Atom-2	Interatomic distance (Å)	Clash overlap (Å)
1:F:334:MET:HE1	1:F:336:TYR:OH	2.08	0.54
1:H:79:LEU:HD23	1:H:584:ASN:HD21	1.70	0.54
1:H:476:ASN:HD21	1:H:539:ARG:HH12	1.54	0.54
1:H:494:LEU:HD22	1:H:495:PRO:HD2	1.89	0.54
1:I:24:LEU:O	1:I:25:SER:C	2.46	0.54
1:I:276:GLU:O	1:I:277:TYR:O	2.24	0.54
1:I:866:CYS:SG	1:I:867:ASP:N	2.80	0.54
1:J:18:GLN:NE2	1:J:19:ASP:H	2.06	0.54
1:J:135:TRP:O	1:J:154:THR:OG1	2.22	0.54
1:J:151:LYS:O	1:L:444:ASP:OD1	2.26	0.54
1:J:200:GLY:O	1:J:202:GLU:N	2.41	0.54
1:J:396:ARG:HG2	1:J:396:ARG:NH1	2.23	0.54
1:J:407:LEU:HD11	1:L:471:SER:HA	1.90	0.54
1:K:58:THR:HB	1:K:622:MET:C	2.27	0.54
1:K:642:SER:HB3	1:K:926:VAL:O	2.08	0.54
1:L:798:PHE:O	1:L:798:PHE:HD2	1.85	0.54
4:M:159:TYR:CE2	4:M:163:ILE:HD11	2.42	0.54
4:M:326:SER:OG	4:M:344:MET:HG2	2.07	0.54
5:R:77:LEU:HG	5:R:78:ALA:N	2.23	0.54
1:A:235:GLU:HB3	1:B:815:LYS:CB	2.33	0.54
1:A:278:LYS:NZ	1:C:437:GLU:CD	2.60	0.54
1:B:130:PRO:HB3	1:B:312:LEU:CD1	2.37	0.54
1:B:444:ASP:O	1:B:446:ILE:N	2.41	0.54
1:B:507:ARG:HB3	1:B:507:ARG:CZ	2.37	0.54
1:B:523:ARG:HB3	1:B:523:ARG:NH1	2.21	0.54
1:B:585:PHE:CE1	1:B:613:VAL:HG11	2.42	0.54
1:B:670:ARG:HH12	2:N:92:GLU:CG	2.21	0.54
1:B:824:ASN:HA	1:B:844:ALA:CB	2.34	0.54
1:D:25:SER:HB2	1:E:639:HIS:CE1	2.43	0.54
1:D:193:PHE:HE2	1:E:840:GLN:CD	2.11	0.54
1:D:205:GLN:OE1	1:D:205:GLN:N	2.41	0.54
1:D:828:PHE:HE1	1:F:125:ALA:HB2	1.72	0.54
1:E:14:HIS:NE2	1:E:23:TYR:CE2	2.76	0.54
1:E:624:HIS:O	1:E:625:ASN:C	2.45	0.54
1:F:115:PRO:CB	1:F:323:TYR:CE1	2.90	0.54
1:F:474:TYR:CD2	1:F:474:TYR:C	2.79	0.54
1:F:744:GLU:HG2	1:F:747:ARG:HH21	1.73	0.54
1:F:782:HIS:ND1	1:F:782:HIS:N	2.51	0.54
1:F:803:ARG:NH1	1:F:805:VAL:CG2	2.71	0.54
1:F:950:ALA:O	1:H:894:TYR:CE1	2.60	0.54
1:G:850:LEU:O	1:G:850:LEU:HG	2.08	0.54

*Continued on next page...*



*Continued from previous page...*

Atom-1	Atom-2	Interatomic distance (Å)	Clash overlap (Å)
1:H:19:ASP:O	1:H:23:TYR:CD2	2.60	0.54
1:H:65:THR:HG23	1:I:738:LEU:HD13	1.90	0.54
1:H:653:LEU:HD23	1:H:915:LEU:HD22	1.88	0.54
1:H:867:ASP:O	1:H:868:ARG:HB3	2.07	0.54
1:H:912:GLU:CB	1:H:913:PRO:CD	2.84	0.54
1:H:927:ARG:HB3	1:H:939:VAL:HG23	1.90	0.54
1:I:449:GLN:O	1:I:449:GLN:CG	2.43	0.54
1:I:515:ASP:HB3	1:I:517:TYR:CZ	2.42	0.54
1:I:575:LEU:HD13	1:I:631:GLU:CG	2.38	0.54
1:J:112:SER:HB2	1:J:501:TYR:CG	2.43	0.54
1:J:413:PRO:HD3	1:J:458:TYR:O	2.07	0.54
1:J:796:ARG:HG3	1:J:796:ARG:NH1	2.12	0.54
1:K:327:ARG:CZ	1:K:594:GLN:HB3	2.37	0.54
1:K:808:GLU:C	1:K:810:ASN:H	2.11	0.54
1:K:926:VAL:HG12	1:K:940:TYR:CE2	2.43	0.54
1:L:268:PRO:CB	1:L:269:PRO:HD2	2.37	0.54
2:N:118:MET:CE	2:N:416:MET:SD	2.95	0.54
2:N:178:ASN:ND2	2:N:203:PHE:H	2.05	0.54
2:N:271:LEU:HD23	2:N:367:VAL:HG11	1.88	0.54
2:N:455:ARG:CG	2:N:456:PRO:CD	2.79	0.54
4:M:109:VAL:HG12	4:M:109:VAL:O	2.08	0.54
4:M:238:ALA:HB3	4:M:239:PRO:HD3	1.90	0.54
6:U:43:ARG:C	6:U:45:ASN:N	2.61	0.54
6:U:185:THR:HG22	6:U:186:LEU:CD2	2.31	0.54
6:V:69:LEU:HG	6:V:211:GLU:HG3	1.89	0.54
7:1:17:PRO:HG2	7:1:25:ILE:CG2	2.37	0.54
7:9:19:MET:C	7:9:20:GLY:O	2.44	0.54
1:A:217:LYS:HA	1:A:285:THR:HG22	1.88	0.54
1:A:239:GLN:HG2	1:A:240:ALA:H	1.73	0.54
1:A:239:GLN:HG2	1:A:240:ALA:N	2.23	0.54
1:A:824:ASN:O	1:A:825:ASN:C	2.46	0.54
1:B:42:GLY:HA2	7:1:9:LEU:CG	2.37	0.54
1:B:135:TRP:CD2	1:B:153:VAL:HG21	2.42	0.54
1:B:652:MET:HE3	2:N:92:GLU:OE1	2.07	0.54
1:B:929:HIS:N	1:B:937:GLU:HB2	2.22	0.54
1:C:298:VAL:HG21	1:C:317:MET:HB3	1.90	0.54
1:C:531:ASN:OD1	1:C:531:ASN:N	2.41	0.54
1:C:536:ASN:HB3	1:C:596:SER:O	2.08	0.54
1:C:684:LYS:HE3	1:C:912:GLU:HG2	1.80	0.54
1:D:170:GLN:OE1	1:D:185:LYS:HG3	2.07	0.54
1:D:426:VAL:CG2	1:E:260:TYR:HB2	2.31	0.54

*Continued on next page...*



*Continued from previous page...*

Atom-1	Atom-2	Interatomic distance (Å)	Clash overlap (Å)
1:D:639:HIS:CB	1:F:24:LEU:HD22	2.37	0.54
1:D:640:ASP:N	1:D:640:ASP:OD2	2.40	0.54
1:F:515:ASP:O	1:F:517:TYR:N	2.40	0.54
1:F:712:PHE:HD2	1:F:712:PHE:H	1.50	0.54
1:G:139:GLU:CG	1:G:140:LYS:N	2.67	0.54
1:G:348:GLN:HB2	1:G:578:SER:O	2.07	0.54
1:G:565:LYS:HG2	1:G:565:LYS:O	2.06	0.54
1:G:650:ALA:HB1	1:G:942:ARG:NH2	2.22	0.54
1:G:653:LEU:O	1:G:653:LEU:HD12	2.07	0.54
1:H:155:LYS:C	1:H:157:PHE:N	2.61	0.54
1:H:193:PHE:HZ	1:H:198:GLN:HA	1.72	0.54
1:H:198:GLN:O	1:H:200:GLY:N	2.40	0.54
1:H:378:THR:HG22	1:H:378:THR:O	2.07	0.54
1:H:409:ASN:O	1:H:461:GLU:CB	2.54	0.54
1:H:443:ASP:C	1:I:152:ASP:HA	2.28	0.54
1:H:629:THR:C	1:H:631:GLU:N	2.58	0.54
1:H:663:VAL:O	1:H:663:VAL:CG1	2.56	0.54
1:H:842:TYR:CD1	1:H:843:PRO:HD2	2.43	0.54
1:I:187:ILE:O	1:I:189:ALA:N	2.38	0.54
1:I:597:LEU:CD2	1:I:599:ASN:HB3	2.35	0.54
1:J:56:VAL:HG21	7:9:24:GLU:HB3	1.88	0.54
1:J:773:HIS:CE1	1:J:872:ARG:HH22	2.26	0.54
1:J:842:TYR:CG	1:J:843:PRO:HD2	2.42	0.54
1:J:886:THR:CG2	1:J:888:LEU:H	2.19	0.54
1:K:164:GLY:CA	1:K:173:LEU:O	2.55	0.54
1:K:467:ASN:OD1	1:L:409:ASN:HB3	2.08	0.54
1:L:365:LEU:O	1:L:365:LEU:HG	2.07	0.54
2:N:189:GLY:C	2:N:194:VAL:HG22	2.27	0.54
1:A:167:ILE:CD1	1:A:172:LEU:HG	2.38	0.54
1:A:193:PHE:HE1	1:B:840:GLN:NE2	2.06	0.54
1:A:882:MET:SD	1:C:56:VAL:CG1	2.94	0.54
1:B:123:SER:HA	1:B:226:TYR:CD1	2.42	0.54
1:B:298:VAL:HG23	1:B:317:MET:H	1.71	0.54
1:C:497:ASN:HD22	1:C:497:ASN:N	2.01	0.54
1:C:632:ALA:HA	1:C:635:ARG:HG2	1.89	0.54
1:D:155:LYS:NZ	1:D:259:ALA:CB	2.71	0.54
1:D:237:GLY:HA2	1:E:817:VAL:CG1	2.38	0.54
1:D:268:PRO:O	1:D:275:GLU:O	2.25	0.54
1:D:411:CYS:CB	1:F:462:ILE:HB	2.37	0.54
1:D:543:LEU:O	1:D:543:LEU:HD12	2.08	0.54
1:D:608:VAL:O	1:D:608:VAL:HG13	2.08	0.54

*Continued on next page...*



*Continued from previous page...*

Atom-1	Atom-2	Interatomic distance (Å)	Clash overlap (Å)
1:E:13:MET:HE1	1:F:927:ARG:HG2	1.89	0.54
1:F:441:GLU:HA	1:F:446:ILE:CD1	2.38	0.54
1:F:806:VAL:CG1	1:F:856:VAL:HG13	2.37	0.54
1:G:67:ARG:O	1:G:67:ARG:HG2	2.08	0.54
1:G:72:ASP:OD2	1:G:83:ARG:HB3	2.07	0.54
1:G:194:GLN:NE2	1:H:821:PHE:HB3	2.23	0.54
1:G:445:ALA:HA	1:H:152:ASP:HB2	1.89	0.54
1:G:706:PRO:HA	1:G:711:THR:HG22	1.89	0.54
1:G:893:LEU:HD23	1:G:894:TYR:HD1	1.72	0.54
1:H:95:ASP:OD2	1:H:97:ALA:HB3	2.08	0.54
1:H:170:GLN:OE1	1:H:185:LYS:HG3	2.08	0.54
1:H:629:THR:C	1:H:631:GLU:H	2.08	0.54
1:H:804:GLN:HG2	1:H:860:THR:HG22	1.90	0.54
1:I:53:THR:HG22	1:I:54:HIS:N	2.21	0.54
1:I:115:PRO:HA	1:I:323:TYR:CE1	2.43	0.54
1:I:262:ASP:CG	1:I:279:ALA:H	2.11	0.54
1:I:355:VAL:HA	1:I:940:TYR:OH	2.08	0.54
1:I:784:PRO:HD2	1:I:795:PHE:CE2	2.42	0.54
1:J:6:MET:HE2	6:U:51:ARG:NH2	2.22	0.54
1:J:131:ASN:CB	1:J:225:CYS:HB2	2.33	0.54
1:J:269:PRO:CA	1:J:274:GLY:O	2.52	0.54
1:J:457:VAL:O	1:L:837:ARG:NH1	2.41	0.54
1:J:635:ARG:CG	1:J:931:PRO:O	2.55	0.54
1:J:662:ASN:O	5:P:12:LEU:HD23	2.07	0.54
1:J:774:TYR:CZ	1:J:784:PRO:HG3	2.42	0.54
1:J:943:THR:CB	1:J:944:PRO:CD	2.81	0.54
1:K:81:LYS:HA	1:K:584:ASN:HB3	1.89	0.54
1:K:937:GLU:CD	6:U:37:GLY:N	2.41	0.54
1:L:118:GLY:HA2	1:L:318:PRO:HB3	1.89	0.54
1:L:165:ILE:C	1:L:210:PHE:CE1	2.80	0.54
1:L:288:VAL:O	1:L:290:LEU:N	2.40	0.54
1:L:347:GLY:HA2	1:L:579:TYR:CD1	2.43	0.54
1:L:723:ILE:HG23	1:L:901:LEU:HD12	1.89	0.54
1:A:342:MET:O	1:A:342:MET:HG3	2.08	0.54
1:A:427:LYS:O	1:A:428:ILE:CG2	2.55	0.54
1:A:759:CYS:O	1:A:761:MET:N	2.30	0.54
1:B:66:LEU:HD12	1:B:68:PHE:CZ	2.42	0.54
1:B:81:LYS:HB2	1:B:584:ASN:CB	2.38	0.54
1:B:96:MET:HG2	1:B:569:ILE:HG22	1.88	0.54
1:B:141:GLN:HE21	1:B:148:GLN:CB	2.08	0.54
1:B:239:GLN:NE2	1:B:240:ALA:N	2.35	0.54

*Continued on next page...*



*Continued from previous page...*

Atom-1	Atom-2	Interatomic distance (Å)	Clash overlap (Å)
1:B:419:THR:O	1:B:419:THR:CG2	2.55	0.54
1:B:423:TYR:HB3	1:C:262:ASP:O	2.08	0.54
1:B:643:PHE:CD1	1:B:643:PHE:N	2.71	0.54
1:C:79:LEU:CD1	1:C:335:TYR:HE2	2.20	0.54
1:C:151:LYS:HD3	1:C:154:THR:HG21	1.89	0.54
1:C:257:ASP:C	1:C:258:PHE:CD1	2.81	0.54
1:C:902:ASP:OD1	1:C:902:ASP:O	2.25	0.54
1:D:83:ARG:CG	1:D:582:GLU:HB3	2.35	0.54
1:D:99:THR:HG22	1:D:617:ALA:HA	1.89	0.54
1:D:230:ALA:CB	1:D:288:VAL:CG2	2.86	0.54
1:D:646:TYR:CD2	7:4:4:ILE:CG2	2.90	0.54
1:E:25:SER:N	1:F:639:HIS:CE1	2.75	0.54
1:E:134:GLN:HG2	1:E:154:THR:OG1	2.07	0.54
1:E:177:ASP:CG	1:E:178:GLU:H	2.11	0.54
1:E:675:PHE:HE1	1:E:920:PHE:HD1	1.55	0.54
1:E:849:PRO:HB2	1:E:854:THR:O	2.08	0.54
1:F:878:ASN:ND2	1:F:880:MET:CG	2.71	0.54
1:G:222:MET:SD	1:G:307:SER:HA	2.48	0.54
1:G:358:LEU:CD2	1:G:942:ARG:HD2	2.37	0.54
1:G:417:THR:CG2	1:G:419:THR:CB	2.86	0.54
1:G:886:THR:HG23	1:G:889:GLY:N	2.22	0.54
1:H:165:ILE:O	1:H:210:PHE:HE1	1.91	0.54
1:H:219:ASP:HB2	1:H:287:ASN:HD21	1.73	0.54
1:H:269:PRO:CA	1:H:277:TYR:HE2	2.21	0.54
1:H:372:ASP:CA	1:H:377:ARG:HD2	2.38	0.54
1:I:113:PHE:HD1	1:I:324:ILE:HD12	1.72	0.54
1:I:422:THR:HA	1:I:451:GLN:HA	1.89	0.54
1:I:510:ALA:CB	1:I:832:LEU:C	2.72	0.54
1:J:134:GLN:C	1:J:154:THR:O	2.45	0.54
1:J:174:LEU:CD1	1:J:191:LYS:HE2	2.37	0.54
1:J:323:TYR:C	1:J:324:ILE:HG13	2.21	0.54
1:J:421:SER:HB2	1:J:423:TYR:CZ	2.42	0.54
1:J:575:LEU:HD22	1:J:631:GLU:HG2	1.90	0.54
1:J:806:VAL:HG12	1:J:806:VAL:O	2.08	0.54
1:J:886:THR:HG22	1:J:889:GLY:H	1.73	0.54
1:K:199:VAL:HG13	1:K:206:GLU:CG	2.32	0.54
1:K:229:PHE:CD2	1:K:229:PHE:C	2.80	0.54
1:K:341:ASN:N	1:K:341:ASN:ND2	2.56	0.54
1:K:572:LEU:HA	1:K:643:PHE:CZ	2.42	0.54
1:K:731:TRP:HE3	1:K:732:PRO:HD3	1.73	0.54
1:K:739:THR:HG1	1:K:740:PRO:HD2	1.72	0.54

*Continued on next page...*



*Continued from previous page...*

Atom-1	Atom-2	Interatomic distance (Å)	Clash overlap (Å)
1:K:896:ASN:O	6:U:10:MET:HE2	2.08	0.54
1:L:20:ALA:O	1:L:24:LEU:HD12	1.99	0.54
1:L:397:ILE:HA	1:L:525:SER:HB3	1.90	0.54
1:L:691:LEU:CD1	1:L:707:TYR:CE2	2.91	0.54
2:N:132:ALA:HB3	2:N:161:PHE:HE1	1.73	0.54
5:P:39:ARG:NH2	5:P:41:VAL:HG21	2.21	0.54
5:R:96:ILE:HG22	5:R:96:ILE:O	2.08	0.54
1:A:323:TYR:HB2	1:A:596:SER:OG	2.08	0.54
1:A:426:VAL:HG23	1:B:260:TYR:CB	2.25	0.54
1:B:26:PRO:CA	6:U:176:SER:HB3	2.38	0.54
1:B:42:GLY:HA2	7:1:9:LEU:HB3	1.89	0.54
1:B:203:ASN:H	1:C:836:MET:CE	2.06	0.54
1:C:724:MET:HG2	1:C:729:VAL:HG11	1.88	0.54
1:D:41:LEU:HD12	1:D:41:LEU:N	2.23	0.54
1:D:110:GLY:C	1:D:112:SER:H	2.11	0.54
1:D:355:VAL:O	1:D:355:VAL:HG13	2.07	0.54
1:E:269:PRO:HD2	1:E:274:GLY:O	2.08	0.54
1:E:428:ILE:CD1	1:F:169:ASN:HA	2.38	0.54
1:E:767:LEU:O	1:E:771:LEU:HB2	2.08	0.54
1:F:241:LYS:HE2	1:F:286:GLU:CG	2.38	0.54
1:F:523:ARG:O	1:F:801:MET:HB3	2.07	0.54
1:F:945:PHE:HD2	1:H:727:SER:OG	1.90	0.54
1:F:950:ALA:HB2	1:H:893:LEU:HG	1.88	0.54
1:G:156:THR:HG22	1:I:451:GLN:HE21	1.73	0.54
1:G:424:GLN:HB3	1:G:447:SER:CA	2.38	0.54
1:G:443:ASP:CB	1:H:150:GLU:CB	2.81	0.54
1:G:543:LEU:HD23	1:G:543:LEU:C	2.27	0.54
1:G:701:TYR:O	1:G:701:TYR:HD2	1.88	0.54
1:G:729:VAL:CG2	1:G:730:SER:H	2.20	0.54
1:G:840:GLN:HG2	1:I:159:VAL:O	2.07	0.54
1:H:603:VAL:CA	5:Q:40:PRO:HG3	2.38	0.54
1:H:761:MET:SD	1:H:798:PHE:CE1	3.01	0.54
1:I:29:VAL:HG13	1:I:30:GLN:N	2.23	0.54
1:I:291:GLU:O	1:I:291:GLU:HG3	2.08	0.54
1:I:811:TYR:CE1	1:I:856:VAL:HG23	2.43	0.54
1:I:891:ASN:N	1:I:891:ASN:ND2	2.51	0.54
1:J:202:GLU:CA	1:K:313:VAL:HG11	2.33	0.54
1:J:203:ASN:H	1:K:836:MET:HE1	1.73	0.54
1:J:276:GLU:O	1:L:440:TRP:CZ3	2.60	0.54
1:J:867:ASP:O	1:J:868:ARG:HB3	2.08	0.54
1:K:20:ALA:HA	1:K:23:TYR:HE2	1.70	0.54

*Continued on next page...*



*Continued from previous page...*

Atom-1	Atom-2	Interatomic distance (Å)	Clash overlap (Å)
1:K:46:ARG:CD	1:L:644:ASN:HD22	2.21	0.54
1:K:109:ARG:HG3	1:K:109:ARG:NH1	2.23	0.54
1:K:196:GLU:O	1:L:838:GLN:HG3	2.07	0.54
1:K:269:PRO:HB3	1:K:277:TYR:HB3	1.89	0.54
1:K:361:ARG:HH11	1:K:361:ARG:CG	2.19	0.54
1:K:602:ARG:C	1:K:604:ASP:H	2.11	0.54
1:K:675:PHE:O	1:K:875:PHE:CD2	2.61	0.54
1:K:719:LYS:HG3	1:K:906:GLU:O	2.07	0.54
1:L:328:ASP:HB2	1:L:546:ARG:NH2	2.22	0.54
1:L:782:HIS:CD2	1:L:782:HIS:O	2.61	0.54
1:L:924:ASP:OD2	1:L:942:ARG:HD3	2.06	0.54
2:N:111:LYS:CB	2:N:473:ASP:HB3	2.38	0.54
4:M:156:GLN:HB2	4:M:210:TRP:C	2.28	0.54
5:Q:19:THR:O	5:Q:19:THR:OG1	2.26	0.54
6:U:10:MET:HG3	6:U:26:ASP:HB3	1.90	0.54
7:5:17:PRO:CB	7:5:22:TRP:HE3	2.16	0.54
1:A:102:ASP:HB3	1:A:614:ASN:HB2	1.90	0.53
1:A:156:THR:CB	1:A:312:LEU:HD21	2.39	0.53
1:A:206:GLU:O	1:A:206:GLU:CG	2.52	0.53
1:A:495:PRO:HG2	1:A:503:TYR:HB2	1.90	0.53
1:B:112:SER:HB3	1:B:604:ASP:OD2	2.08	0.53
1:B:150:GLU:HB2	1:B:152:ASP:OD1	2.08	0.53
1:B:336:TYR:HB3	1:B:337:ASN:HD22	1.74	0.53
1:B:425:GLY:HA3	1:B:444:ASP:OD2	2.09	0.53
1:B:681:THR:HG21	1:B:712:PHE:CG	2.43	0.53
1:B:719:LYS:O	1:B:745:ILE:N	2.41	0.53
1:C:78:TYR:CG	1:C:695:PHE:CE1	2.84	0.53
1:C:176:THR:HG22	1:C:177:ASP:N	2.23	0.53
1:C:478:ALA:O	1:C:509:VAL:HG21	2.08	0.53
1:C:527:ASP:OD2	1:C:863:LYS:HD3	2.08	0.53
1:C:682:ARG:HD3	1:C:907:VAL:HG11	1.90	0.53
1:D:169:ASN:OD1	1:F:432:ASN:HB2	2.08	0.53
1:D:288:VAL:HG22	1:D:289:ASN:N	2.24	0.53
1:D:440:TRP:HZ2	1:E:277:TYR:CA	2.18	0.53
1:E:149:GLN:HG2	1:E:149:GLN:O	2.07	0.53
1:E:573:LEU:HD13	1:E:573:LEU:O	2.08	0.53
1:F:381:PHE:CZ	1:F:383:MET:HB3	2.43	0.53
1:F:646:TYR:O	1:F:646:TYR:CD2	2.61	0.53
1:G:160:ALA:HA	1:G:213:GLY:HA3	1.89	0.53
1:G:291:GLU:O	1:G:291:GLU:OE1	2.26	0.53
1:G:417:THR:CG2	1:G:419:THR:HG22	2.38	0.53

*Continued on next page...*



*Continued from previous page...*

Atom-1	Atom-2	Interatomic distance (Å)	Clash overlap (Å)
1:G:428:ILE:O	1:G:428:ILE:HG23	2.08	0.53
1:G:443:ASP:HA	1:H:150:GLU:CG	2.38	0.53
1:G:594:GLN:HE22	1:G:704:SER:HB2	1.73	0.53
1:H:108:ASP:CA	1:H:607:SER:HB2	2.38	0.53
1:H:215:ALA:C	1:H:216:LEU:HD23	2.28	0.53
1:H:403:VAL:HG11	1:H:466:ALA:HB2	1.90	0.53
1:H:574:LEU:HA	1:H:930:GLN:NE2	2.16	0.53
1:H:599:ASN:O	1:H:702:SER:HB3	2.08	0.53
1:H:737:LEU:CB	1:H:739:THR:O	2.57	0.53
1:J:28:LEU:HD13	1:J:28:LEU:O	2.08	0.53
1:J:122:ASN:HA	1:K:825:ASN:HA	1.89	0.53
1:J:172:LEU:CD2	1:J:193:PHE:CE2	2.78	0.53
1:J:278:LYS:CD	1:L:438:SER:CB	2.66	0.53
1:J:923:PHE:HE1	7:9:5:ASN:HD22	1.55	0.53
1:K:89:GLY:HA3	1:K:92:ARG:HE	1.73	0.53
1:K:193:PHE:HE1	1:K:284:TYR:CE1	2.26	0.53
1:K:397:ILE:HG21	1:K:801:MET:CE	2.38	0.53
1:L:107:LEU:HD13	1:L:607:SER:HB2	1.86	0.53
1:L:744:GLU:O	1:L:765:TRP:CB	2.42	0.53
1:L:921:GLU:C	1:L:922:VAL:HG13	2.28	0.53
2:N:461:ILE:O	2:N:461:ILE:CG2	2.56	0.53
4:M:145:LEU:O	4:M:145:LEU:HD23	2.07	0.53
5:S:8:PHE:HD2	5:S:9:GLU:CB	2.11	0.53
6:U:33:TRP:CD2	6:U:41:ILE:HD11	2.43	0.53
6:U:74:TRP:CH2	6:U:191:GLU:HG2	2.41	0.53
6:V:81:GLN:O	6:V:82:GLU:C	2.46	0.53
1:A:202:GLU:CA	1:B:313:VAL:HG11	2.37	0.53
1:A:355:VAL:HG23	1:A:566:PHE:CE2	2.43	0.53
1:A:384:TRP:CE3	1:A:384:TRP:HA	2.42	0.53
1:C:20:ALA:H	1:C:47:ASN:HB3	1.73	0.53
1:C:235:GLU:C	1:C:237:GLY:H	2.12	0.53
1:C:791:MET:HA	1:C:791:MET:CE	2.38	0.53
1:C:912:GLU:O	1:C:914:THR:HG22	2.08	0.53
1:D:28:LEU:H	1:E:633:MET:HE2	1.73	0.53
1:D:31:PHE:CD2	1:D:31:PHE:C	2.81	0.53
1:D:31:PHE:CZ	1:E:630:LEU:HB2	2.43	0.53
1:D:198:GLN:NE2	1:E:838:GLN:HB3	2.19	0.53
1:D:262:ASP:HB2	1:F:426:VAL:CG1	2.39	0.53
1:D:323:TYR:C	1:D:324:ILE:HG13	2.27	0.53
1:D:471:SER:HA	1:E:407:LEU:HD11	1.90	0.53
1:D:543:LEU:HD21	1:D:596:SER:HA	1.89	0.53

*Continued on next page...*



*Continued from previous page...*

Atom-1	Atom-2	Interatomic distance (Å)	Clash overlap (Å)
1:D:732:PRO:HG2	1:D:743:PHE:HE1	1.73	0.53
1:D:869:VAL:O	1:D:869:VAL:HG13	2.07	0.53
1:E:24:LEU:HD21	1:E:45:PHE:CD2	2.42	0.53
1:E:86:LEU:HD23	1:E:581:TYR:CB	2.39	0.53
1:E:101:PHE:CE2	1:E:581:TYR:CE2	2.95	0.53
1:E:454:LYS:O	1:F:161:ALA:HA	2.08	0.53
1:E:495:PRO:HG2	1:E:503:TYR:HB2	1.90	0.53
1:E:880:MET:HB3	1:E:882:MET:HE3	1.89	0.53
1:F:192:THR:HG23	1:F:193:PHE:HD1	1.72	0.53
1:F:269:PRO:HB3	1:F:274:GLY:O	2.09	0.53
1:F:547:SER:C	1:F:549:LEU:H	2.10	0.53
1:F:651:ASN:C	1:F:652:MET:CG	2.76	0.53
1:F:664:PRO:CG	5:P:18:THR:HG21	2.38	0.53
1:F:689:PRO:CA	1:F:699:PHE:CD1	2.89	0.53
1:F:922:VAL:HG11	1:F:945:PHE:HD1	1.72	0.53
1:G:29:VAL:HG13	1:G:30:GLN:N	2.23	0.53
1:G:56:VAL:HG13	1:I:38:TYR:CZ	2.43	0.53
1:G:296:HIS:CE1	1:G:317:MET:CE	2.91	0.53
1:G:773:HIS:HD2	1:G:794:PHE:H	1.55	0.53
1:H:109:ARG:NH1	1:H:109:ARG:HG3	2.23	0.53
1:H:198:GLN:C	1:H:200:GLY:H	2.12	0.53
1:H:222:MET:H	1:H:307:SER:HB3	1.72	0.53
1:I:177:ASP:HB2	1:I:184:LYS:HZ1	1.72	0.53
1:I:727:SER:O	5:S:20:ARG:NH1	2.41	0.53
1:I:815:LYS:HE2	1:I:815:LYS:HA	1.90	0.53
1:I:935:VAL:O	1:I:935:VAL:HG13	2.09	0.53
1:J:126:PRO:O	1:J:128:GLY:N	2.42	0.53
1:J:230:ALA:HB1	1:J:288:VAL:CG2	2.38	0.53
1:J:328:ASP:O	1:J:329:ASN:HB2	2.07	0.53
1:J:636:ASN:ND2	1:J:637:ASP:N	2.57	0.53
1:J:661:THR:CG2	1:J:662:ASN:N	2.70	0.53
1:J:905:PHE:CE2	1:J:916:LEU:HD11	2.44	0.53
1:K:94:LEU:HG	1:K:95:ASP:O	2.08	0.53
1:K:392:ASP:OD2	1:K:394:ASP:OD1	2.26	0.53
1:K:410:TYR:HB2	1:K:412:PHE:CZ	2.43	0.53
1:L:808:GLU:HG3	1:L:814:TYR:CZ	2.40	0.53
5:P:15:PRO:HB3	5:R:15:PRO:CD	2.38	0.53
6:V:83:ILE:O	6:V:83:ILE:CG2	2.56	0.53
7:2:23:ASN:OD1	7:2:23:ASN:N	2.41	0.53
7:5:16:ARG:CD	7:5:21:THR:HG23	2.38	0.53
1:A:481:LEU:HD23	1:A:529:MET:HG2	1.91	0.53

*Continued on next page...*



*Continued from previous page...*

Atom-1	Atom-2	Interatomic distance (Å)	Clash overlap (Å)
1:B:94:LEU:HD13	1:B:619:PHE:CD2	2.39	0.53
1:B:134:GLN:HG2	1:B:154:THR:C	2.21	0.53
1:B:288:VAL:HG23	1:B:290:LEU:HB2	1.90	0.53
1:B:327:ARG:HH21	1:B:705:ILE:HD11	1.73	0.53
1:B:826:SER:O	1:B:828:PHE:HD1	1.91	0.53
1:C:50:VAL:HG23	7:1:22:TRP:CD1	2.43	0.53
1:C:110:GLY:HA2	1:C:554:ARG:HH21	1.72	0.53
1:C:208:GLU:HB3	1:C:211:TYR:CE1	2.42	0.53
1:C:623:ALA:HB3	1:C:626:THR:HG22	1.90	0.53
1:C:641:GLN:HG3	1:C:643:PHE:CZ	2.44	0.53
1:D:117:SER:HB3	1:E:403:VAL:O	2.07	0.53
1:D:237:GLY:HA2	1:E:817:VAL:HG13	1.91	0.53
1:D:417:THR:HG22	1:D:418:GLY:N	2.22	0.53
1:D:494:LEU:HD11	1:D:506:GLY:HA3	1.89	0.53
1:D:849:PRO:HD3	1:F:229:PHE:CZ	2.44	0.53
1:E:204:TRP:HH2	1:F:128:GLY:O	1.91	0.53
1:E:241:LYS:CG	1:E:254:LEU:HD11	2.38	0.53
1:E:462:ILE:O	1:E:462:ILE:HG13	2.08	0.53
1:F:34:ALA:HA	7:4:15:THR:HB	1.89	0.53
1:F:573:LEU:O	1:F:573:LEU:HG	2.08	0.53
1:F:589:VAL:HG21	1:F:605:GLY:O	2.08	0.53
1:F:787:TYR:CD1	1:F:787:TYR:O	2.62	0.53
1:F:790:ARG:O	1:F:792:TYR:N	2.41	0.53
1:G:24:LEU:HD23	1:G:24:LEU:N	2.22	0.53
1:G:94:LEU:HD12	1:G:574:LEU:CD2	2.38	0.53
1:G:486:LYS:HB2	1:G:507:ARG:O	2.09	0.53
1:G:721:VAL:HG21	1:G:905:PHE:HE1	1.72	0.53
1:G:864:PHE:C	1:G:864:PHE:CD1	2.81	0.53
1:H:118:GLY:CA	1:H:318:PRO:HB3	2.39	0.53
1:H:244:PRO:HD2	1:H:253:ASP:HB3	1.90	0.53
1:H:425:GLY:HA2	1:I:260:TYR:O	2.08	0.53
1:H:454:LYS:O	1:I:161:ALA:CB	2.57	0.53
1:H:537:HIS:CG	1:H:538:PRO:HD2	2.44	0.53
1:H:598:GLY:HA2	1:H:703:GLY:N	2.24	0.53
1:H:846:PHE:HD2	1:H:847:PRO:CD	2.00	0.53
1:I:135:TRP:CH2	1:I:309:GLU:HG2	2.44	0.53
1:I:620:PHE:CD2	1:I:622:MET:HB2	2.44	0.53
1:I:647:LEU:HD23	1:I:647:LEU:O	2.07	0.53
1:J:372:ASP:HB2	1:J:377:ARG:CG	2.37	0.53
1:J:729:VAL:CG1	1:J:733:GLY:HA3	2.36	0.53
1:J:731:TRP:CD2	1:J:731:TRP:C	2.80	0.53

*Continued on next page...*



*Continued from previous page...*

Atom-1	Atom-2	Interatomic distance (Å)	Clash overlap (Å)
1:J:774:TYR:HD1	1:J:776:ILE:HD11	1.52	0.53
1:J:925:VAL:CG1	1:L:46:ARG:CZ	2.84	0.53
1:K:71:VAL:HG23	1:K:84:PHE:HA	1.90	0.53
1:K:575:LEU:CG	1:K:930:GLN:NE2	2.70	0.53
1:K:729:VAL:O	1:K:730:SER:C	2.44	0.53
1:K:758:GLN:O	1:K:862:LYS:HD3	2.08	0.53
1:K:885:LEU:CD1	1:K:923:PHE:CZ	2.91	0.53
1:L:20:ALA:CA	1:L:23:TYR:CD2	2.77	0.53
1:L:442:LYS:HG2	1:L:443:ASP:H	1.73	0.53
2:N:202:LYS:HD3	2:N:204:ASP:OD2	2.09	0.53
2:N:394:GLN:CB	2:N:478:PRO:O	2.54	0.53
4:M:137:SER:HB2	4:M:179:TYR:CD1	2.43	0.53
4:M:388:TRP:O	4:M:390:PRO:HD3	2.05	0.53
7:2:17:PRO:HG2	7:2:22:TRP:CH2	2.43	0.53
1:A:330:PHE:CE2	1:A:560:ILE:HG23	2.42	0.53
1:A:676:ARG:HB2	1:A:921:GLU:CB	2.38	0.53
1:A:767:LEU:O	1:A:771:LEU:HB2	2.09	0.53
1:B:68:PHE:CD2	1:B:86:LEU:HA	2.44	0.53
1:B:134:GLN:O	1:B:218:LYS:HB3	2.08	0.53
1:C:151:LYS:HB3	1:C:154:THR:HB	1.90	0.53
1:C:662:ASN:HA	1:C:906:GLU:HA	1.90	0.53
1:C:910:MET:HE1	1:C:914:THR:CB	2.38	0.53
1:D:88:VAL:HG13	1:D:577:GLY:H	1.71	0.53
1:D:168:THR:O	1:D:260:TYR:OH	2.26	0.53
1:D:574:LEU:CD1	1:D:936:ILE:HD11	2.38	0.53
1:D:811:TYR:CD1	1:D:857:PRO:HD2	2.44	0.53
1:D:937:GLU:HA	1:D:937:GLU:OE1	2.07	0.53
1:F:121:TYR:HE1	1:F:293:PRO:HG2	1.73	0.53
1:F:151:LYS:O	1:F:152:ASP:C	2.45	0.53
1:F:776:ILE:H	1:F:776:ILE:HD12	1.72	0.53
1:G:218:LYS:O	1:G:307:SER:OG	2.21	0.53
1:H:110:GLY:CA	1:H:605:GLY:HA3	2.38	0.53
1:H:204:TRP:CH2	1:I:312:LEU:O	2.62	0.53
1:H:483:ASP:OD1	1:H:503:TYR:HE2	1.90	0.53
1:H:882:MET:HB3	7:6:23:ASN:ND2	2.24	0.53
1:I:368:GLN:HG2	1:I:709:ASP:O	2.09	0.53
1:I:756:VAL:HG11	1:I:766:PHE:HB3	1.91	0.53
1:I:811:TYR:O	1:I:813:ASP:N	2.42	0.53
1:J:165:ILE:HG22	1:J:173:LEU:HG	1.90	0.53
1:J:169:ASN:OD1	1:L:428:ILE:HD12	2.08	0.53
1:J:250:GLN:C	1:J:252:LYS:H	2.09	0.53

*Continued on next page...*



*Continued from previous page...*

Atom-1	Atom-2	Interatomic distance (Å)	Clash overlap (Å)
1:J:333:LEU:CD1	1:J:592:ILE:HG21	2.25	0.53
1:J:629:THR:C	1:J:631:GLU:N	2.56	0.53
1:J:641:GLN:HB2	1:J:928:VAL:HG13	1.91	0.53
1:J:774:TYR:HB3	1:J:788:LYS:CE	2.37	0.53
1:K:135:TRP:NE1	1:K:156:THR:OG1	2.33	0.53
1:K:192:THR:O	1:K:193:PHE:C	2.46	0.53
1:K:397:ILE:CG2	1:K:865:LEU:CD1	2.86	0.53
1:L:134:GLN:HG2	1:L:154:THR:CG2	2.35	0.53
1:L:510:ALA:CA	1:L:832:LEU:O	2.56	0.53
1:L:733:GLY:O	1:L:734:ASN:C	2.43	0.53
5:Q:32:MET:SD	5:Q:45:ASN:CA	2.95	0.53
5:Q:35:THR:CG2	5:Q:40:PRO:HA	2.28	0.53
5:S:77:LEU:HD23	5:S:80:SER:OG	2.08	0.53
6:U:90:LEU:HG	6:U:166:GLN:HE21	1.73	0.53
6:V:44:VAL:O	6:V:48:ARG:HB2	2.08	0.53
7:3:11:PRO:HG2	7:3:12:ARG:H	1.73	0.53
1:A:214:ARG:CG	1:B:842:TYR:CE1	2.92	0.53
1:A:379:ARG:HH12	1:B:796:ARG:HH11	1.52	0.53
1:A:391:TYR:O	1:A:392:ASP:C	2.47	0.53
1:A:838:GLN:CA	1:C:198:GLN:OE1	2.57	0.53
1:B:455:GLY:O	1:B:456:ASN:HB3	2.08	0.53
1:B:494:LEU:HB3	1:B:495:PRO:HD2	1.90	0.53
1:B:790:ARG:NH1	1:B:790:ARG:HB3	2.23	0.53
1:C:79:LEU:HD12	1:C:335:TYR:HE2	1.73	0.53
1:C:239:GLN:HE21	1:C:240:ALA:H	1.57	0.53
1:C:303:THR:HG22	1:C:303:THR:O	2.08	0.53
1:D:193:PHE:CE1	1:D:195:PRO:HA	2.42	0.53
1:D:202:GLU:CD	1:D:206:GLU:OE2	2.47	0.53
1:D:579:TYR:CE1	1:D:936:ILE:HG12	2.44	0.53
1:D:732:PRO:HG2	1:D:743:PHE:CE1	2.44	0.53
1:E:64:LEU:HB3	1:F:736:ARG:O	2.06	0.53
1:E:97:ALA:HB3	1:F:779:GLN:O	2.05	0.53
1:E:174:LEU:HG	1:E:186:ASP:OD1	2.08	0.53
1:E:198:GLN:HB3	1:F:838:GLN:HB2	1.90	0.53
1:E:373:SER:HA	1:E:790:ARG:HD3	1.90	0.53
1:E:726:ASP:OD1	1:E:726:ASP:N	2.38	0.53
1:F:488:THR:CG2	1:F:494:LEU:HD12	2.35	0.53
1:F:509:VAL:O	1:F:509:VAL:CG2	2.57	0.53
1:F:943:THR:CB	1:F:944:PRO:HD3	2.38	0.53
1:G:141:GLN:HG2	1:I:446:ILE:CD1	2.33	0.53
1:G:445:ALA:CA	1:H:139:GLU:OE2	2.54	0.53

*Continued on next page...*



*Continued from previous page...*

Atom-1	Atom-2	Interatomic distance (Å)	Clash overlap (Å)
1:G:575:LEU:N	1:G:575:LEU:HD22	2.23	0.53
1:H:203:ASN:HA	1:I:836:MET:SD	2.48	0.53
1:H:384:TRP:HA	1:H:384:TRP:HE3	1.74	0.53
1:H:444:ASP:HA	1:I:152:ASP:CA	2.39	0.53
1:H:748:SER:OG	5:R:51:TYR:O	2.20	0.53
1:I:93:VAL:HB	1:I:573:LEU:HD11	1.90	0.53
1:I:155:LYS:HE3	1:I:259:ALA:HB1	1.90	0.53
1:I:589:VAL:HG13	1:I:602:ARG:HG3	1.91	0.53
1:I:842:TYR:CE1	1:I:843:PRO:HD2	2.44	0.53
1:J:114:LYS:HA	1:K:851:ILE:HD13	1.89	0.53
1:J:720:LYS:HZ2	5:Q:24:TRP:HB2	1.72	0.53
1:J:773:HIS:CD2	1:J:794:PHE:HB3	2.44	0.53
1:K:417:THR:CG2	1:L:159:VAL:HG21	2.37	0.53
1:K:524:TRP:CZ3	1:K:802:SER:HA	2.44	0.53
1:K:688:THR:HG23	1:K:707:TYR:HB2	1.90	0.53
1:K:817:VAL:O	1:K:817:VAL:CG2	2.56	0.53
4:M:145:LEU:HD21	4:M:163:ILE:HG23	1.89	0.53
5:Q:14:SER:N	5:Q:15:PRO:CD	2.71	0.53
1:A:73:ARG:CZ	1:A:80:TYR:HE1	2.21	0.53
1:A:172:LEU:HB2	1:A:186:ASP:OD2	2.07	0.53
1:A:575:LEU:HD22	1:A:631:GLU:HB2	1.89	0.53
1:A:653:LEU:HD23	1:A:915:LEU:CD1	2.37	0.53
1:A:675:PHE:HA	1:A:944:PRO:HG2	1.89	0.53
1:A:732:PRO:O	1:A:734:ASN:N	2.41	0.53
1:A:831:TYR:CD2	1:A:831:TYR:O	2.62	0.53
1:B:88:VAL:CG1	1:B:576:PRO:C	2.75	0.53
1:B:315:GLN:OE1	1:B:835:THR:HG23	2.08	0.53
1:B:921:GLU:C	1:B:922:VAL:CG1	2.70	0.53
1:C:524:TRP:CH2	1:C:861:GLN:HB2	2.43	0.53
1:C:539:ARG:HG3	1:C:539:ARG:HH11	1.73	0.53
1:D:421:SER:O	1:D:423:TYR:CD1	2.61	0.53
1:D:456:ASN:CB	1:F:837:ARG:CD	2.86	0.53
1:D:529:MET:O	1:D:529:MET:SD	2.67	0.53
1:D:713:TYR:HA	1:D:867:ASP:HB2	1.90	0.53
1:D:822:GLN:CB	1:D:846:PHE:CD1	2.92	0.53
1:E:15:ILE:HD11	1:F:923:PHE:HB2	1.90	0.53
1:E:84:PHE:CE2	1:E:613:VAL:O	2.56	0.53
1:E:192:THR:C	1:E:193:PHE:CD1	2.82	0.53
1:E:695:PHE:CD1	1:E:695:PHE:O	2.61	0.53
1:E:722:SER:HA	1:E:742:GLU:CB	2.37	0.53
1:F:83:ARG:HA	1:F:582:GLU:HB2	1.91	0.53

*Continued on next page...*



*Continued from previous page...*

Atom-1	Atom-2	Interatomic distance (Å)	Clash overlap (Å)
1:F:759:CYS:HG	1:F:864:PHE:HB3	1.70	0.53
1:G:543:LEU:HD12	1:G:594:GLN:HG2	1.91	0.53
1:G:782:HIS:O	1:G:783:VAL:C	2.44	0.53
1:H:107:LEU:HD11	1:H:593:LEU:HD22	1.91	0.53
1:H:116:TYR:HB2	1:I:402:GLY:N	2.23	0.53
1:H:360:ASP:CB	1:H:942:ARG:CZ	2.68	0.53
1:H:417:THR:HB	1:I:159:VAL:HG21	1.90	0.53
1:H:518:ILE:O	1:H:518:ILE:HG13	2.08	0.53
1:H:824:ASN:O	1:H:825:ASN:C	2.45	0.53
1:I:328:ASP:O	1:I:331:VAL:HG13	2.09	0.53
1:I:649:ALA:HB1	1:I:919:LEU:HD23	1.91	0.53
1:I:724:MET:CE	5:S:20:ARG:NH2	2.71	0.53
1:J:162:THR:CB	1:J:193:PHE:HD2	2.22	0.53
1:J:522:ALA:HB2	1:L:552:ASN:HB3	1.89	0.53
1:J:573:LEU:HD13	1:J:634:LEU:HD11	1.66	0.53
1:K:341:ASN:HD22	1:K:341:ASN:N	2.04	0.53
1:K:345:LEU:HD13	1:K:345:LEU:O	2.08	0.53
1:K:517:TYR:HE2	1:K:824:ASN:HD22	1.55	0.53
1:K:807:ASP:H	1:K:858:SER:CB	2.22	0.53
1:L:243:LYS:O	1:L:245:VAL:N	2.42	0.53
1:L:633:MET:O	1:L:639:HIS:CD2	2.62	0.53
4:M:182:GLY:O	4:M:183:PRO:O	2.27	0.53
5:R:134:LYS:HD3	5:R:134:LYS:C	2.29	0.53
6:U:102:THR:HG22	6:U:102:THR:O	2.07	0.53
6:U:215:ASN:CB	6:U:223:VAL:HG13	2.31	0.53
1:A:124:LEU:H	1:B:825:ASN:HD21	1.54	0.53
1:A:911:ASP:OD1	1:A:911:ASP:C	2.47	0.53
1:B:51:ALA:HB1	1:C:882:MET:HG3	1.89	0.53
1:B:79:LEU:HD13	1:B:341:ASN:HD22	1.72	0.53
1:B:135:TRP:O	1:B:153:VAL:HG23	2.09	0.53
1:B:876:SER:C	1:B:888:LEU:HD21	2.29	0.53
1:C:79:LEU:HD11	1:C:584:ASN:CB	2.33	0.53
1:C:455:GLY:O	1:C:456:ASN:CG	2.47	0.53
1:C:714:LEU:HD13	1:C:910:MET:SD	2.49	0.53
1:D:26:PRO:O	1:D:29:VAL:HG12	2.07	0.53
1:D:52:PRO:HB3	7:4:24:GLU:HB3	1.90	0.53
1:D:136:GLU:HG3	1:D:151:LYS:HG3	1.89	0.53
1:D:200:GLY:CA	1:D:206:GLU:CD	2.65	0.53
1:D:667:ILE:HD12	1:D:667:ILE:N	2.24	0.53
1:D:709:ASP:OD2	1:D:709:ASP:C	2.47	0.53
1:D:823:HIS:HB3	1:F:196:GLU:CD	2.28	0.53

*Continued on next page...*



*Continued from previous page...*

Atom-1	Atom-2	Interatomic distance (Å)	Clash overlap (Å)
1:D:825:ASN:ND2	1:F:124:LEU:HG	2.23	0.53
1:D:842:TYR:CG	1:D:843:PRO:HD2	2.44	0.53
1:D:868:ARG:O	1:D:868:ARG:CG	2.53	0.53
1:E:19:ASP:OD1	1:E:20:ALA:N	2.41	0.53
1:E:24:LEU:O	1:E:25:SER:C	2.46	0.53
1:E:125:ALA:HA	1:F:828:PHE:CE2	2.44	0.53
1:E:155:LYS:HE2	1:E:283:LEU:HD22	1.91	0.53
1:E:167:ILE:CD1	1:E:282:ILE:H	2.22	0.53
1:E:926:VAL:O	1:E:926:VAL:HG13	2.08	0.53
1:F:115:PRO:CA	1:F:323:TYR:HE1	2.19	0.53
1:F:191:LYS:O	1:F:192:THR:C	2.45	0.53
1:F:930:GLN:O	1:F:930:GLN:CG	2.57	0.53
1:G:239:GLN:HG3	1:G:240:ALA:N	2.22	0.53
1:G:414:LEU:HD11	1:H:837:ARG:HD3	1.91	0.53
1:G:527:ASP:O	1:G:529:MET:N	2.42	0.53
1:G:589:VAL:O	1:G:589:VAL:HG22	2.07	0.53
1:G:673:ALA:CB	1:G:943:THR:HG21	2.36	0.53
1:G:885:LEU:HB3	1:I:50:VAL:HA	1.90	0.53
1:H:384:TRP:CD2	1:H:563:PRO:HG3	2.43	0.53
1:I:94:LEU:HG	1:I:95:ASP:N	2.23	0.53
1:I:538:PRO:HG2	1:I:539:ARG:HG3	1.89	0.53
1:J:12:TYR:O	1:J:12:TYR:CG	2.60	0.53
1:J:94:LEU:O	1:J:94:LEU:CG	2.47	0.53
1:J:109:ARG:HB3	1:J:324:ILE:HD13	1.89	0.53
1:J:281:ILE:HD13	1:L:423:TYR:HE1	1.73	0.53
1:J:355:VAL:HG13	1:J:566:PHE:CE1	2.44	0.53
1:J:650:ALA:HB2	1:J:942:ARG:NH2	2.01	0.53
1:J:651:ASN:H	1:J:651:ASN:HD22	1.57	0.53
1:J:663:VAL:HG23	5:P:17:LEU:HD11	1.89	0.53
1:J:759:CYS:SG	1:J:798:PHE:CZ	3.02	0.53
1:K:502:GLU:CD	1:K:502:GLU:N	2.61	0.53
1:K:731:TRP:O	1:K:731:TRP:CG	2.55	0.53
1:L:59:ASP:OD2	1:L:59:ASP:N	2.31	0.53
1:L:135:TRP:C	1:L:135:TRP:CD1	2.82	0.53
4:M:170:VAL:HA	4:M:177:GLU:OE1	2.08	0.53
5:Q:36:VAL:HG23	5:Q:43:PRO:CG	2.31	0.53
5:R:82:MET:HB2	5:R:88:SER:OG	2.09	0.53
6:V:197:TYR:CE2	6:V:200:PRO:O	2.62	0.53
7:3:25:ILE:CG2	7:3:25:ILE:O	2.56	0.53
7:4:16:ARG:HH12	7:4:21:THR:HG23	1.73	0.53
7:9:22:TRP:HZ2	7:9:25:ILE:HG13	1.56	0.53

*Continued on next page...*



*Continued from previous page...*

Atom-1	Atom-2	Interatomic distance (Å)	Clash overlap (Å)
1:A:36:ASP:CA	1:A:40:SER:HB3	2.39	0.53
1:A:608:VAL:CG1	1:A:608:VAL:O	2.56	0.53
1:A:736:ARG:HH12	1:C:621:PRO:CB	1.99	0.53
1:B:54:HIS:O	1:B:56:VAL:HG23	2.09	0.53
1:B:104:ARG:O	1:B:104:ARG:HG3	2.08	0.53
1:B:334:MET:CE	1:B:336:TYR:OH	2.57	0.53
1:B:630:LEU:O	1:B:630:LEU:HD12	2.08	0.53
1:C:133:SER:O	1:C:155:LYS:HA	2.09	0.53
1:C:191:LYS:HG2	1:C:194:GLN:HG3	1.91	0.53
1:C:811:TYR:CE1	1:C:856:VAL:CG2	2.92	0.53
1:D:155:LYS:HD2	1:D:261:PHE:HZ	1.72	0.53
1:D:623:ALA:O	1:D:625:ASN:N	2.42	0.53
1:D:787:TYR:CD1	1:D:787:TYR:C	2.82	0.53
1:D:823:HIS:CE1	1:D:845:ASN:OD1	2.62	0.53
1:D:825:ASN:CA	1:F:122:ASN:HA	2.39	0.53
1:E:172:LEU:CD1	1:E:193:PHE:CZ	2.89	0.53
1:E:417:THR:HG21	1:F:157:PHE:CZ	2.43	0.53
1:E:560:ILE:O	1:E:560:ILE:CG1	2.56	0.53
1:G:122:ASN:HA	1:H:825:ASN:HA	1.91	0.53
1:H:440:TRP:O	1:H:440:TRP:CG	2.59	0.53
1:H:442:LYS:O	1:H:443:ASP:HB2	2.08	0.53
1:H:738:LEU:CB	1:H:754:TYR:HE2	2.08	0.53
1:H:865:LEU:HD12	1:H:866:CYS:N	2.18	0.53
1:H:882:MET:HB3	7:6:23:ASN:HD21	1.73	0.53
1:H:936:ILE:O	1:H:936:ILE:HG23	2.08	0.53
1:I:321:PRO:O	1:I:322:ASN:HB2	2.08	0.53
1:I:409:ASN:O	1:I:461:GLU:HB2	2.09	0.53
1:I:859:VAL:HG23	5:S:58:SER:HB3	1.89	0.53
1:J:4:PRO:CG	4:M:295:LEU:HD11	2.39	0.53
1:J:110:GLY:HA2	1:J:604:ASP:O	2.09	0.53
1:J:195:PRO:O	1:K:839:GLY:HA3	2.07	0.53
1:J:199:VAL:HG13	1:J:200:GLY:H	1.72	0.53
1:J:320:ARG:H	1:J:505:ASN:ND2	2.07	0.53
1:J:546:ARG:HB2	1:J:546:ARG:HH11	1.74	0.53
1:J:564:GLN:O	1:J:564:GLN:HG3	2.08	0.53
1:J:733:GLY:C	1:J:735:ASP:H	2.11	0.53
1:J:770:MET:CE	1:J:795:PHE:HB2	2.39	0.53
1:K:415:ASN:CG	1:K:417:THR:O	2.43	0.53
1:K:682:ARG:HB2	1:K:718:PHE:CZ	2.44	0.53
1:L:322:ASN:ND2	1:L:323:TYR:H	2.06	0.53
1:L:662:ASN:O	1:L:662:ASN:OD1	2.27	0.53

*Continued on next page...*



*Continued from previous page...*

Atom-1	Atom-2	Interatomic distance (Å)	Clash overlap (Å)
1:L:670:ARG:HG2	1:L:671:ASN:N	2.23	0.53
1:L:797:ASN:H	1:L:797:ASN:HD22	1.57	0.53
2:N:280:LEU:CD1	2:N:328:VAL:HG13	2.37	0.53
5:Q:16:TYR:OH	5:R:18:THR:HA	2.09	0.53
5:S:48:THR:O	5:S:48:THR:CG2	2.57	0.53
6:U:159:ARG:NH1	6:U:159:ARG:O	2.42	0.53
6:V:13:TYR:HB2	6:V:188:PHE:CE2	2.43	0.53
1:A:172:LEU:O	1:A:173:LEU:C	2.46	0.53
1:A:406:GLU:HG3	1:C:474:TYR:CE2	2.43	0.53
1:B:13:MET:HG2	1:C:941:LEU:HD22	1.89	0.53
1:B:29:VAL:HG23	1:B:30:GLN:N	2.24	0.53
1:B:485:TYR:HH	1:B:528:PRO:HB3	1.71	0.53
1:B:517:TYR:C	1:B:517:TYR:HD1	2.10	0.53
1:B:676:ARG:O	1:B:921:GLU:HG3	2.09	0.53
1:C:103:ILE:HG13	1:C:613:VAL:HG12	1.91	0.53
1:C:324:ILE:CG2	1:C:325:GLY:N	2.72	0.53
1:E:18:GLN:O	1:E:48:PRO:CG	2.56	0.53
1:E:169:ASN:C	1:E:169:ASN:ND2	2.62	0.53
1:E:630:LEU:O	1:E:630:LEU:HG	2.05	0.53
1:E:714:LEU:HD21	1:E:910:MET:SD	2.49	0.53
1:F:107:LEU:HG	1:F:108:ASP:N	2.23	0.53
1:F:223:LYS:HB3	1:F:224:PRO:CD	2.32	0.53
1:G:19:ASP:O	1:G:23:TYR:CD2	2.62	0.53
1:G:94:LEU:HD12	1:G:574:LEU:HD23	1.89	0.53
1:G:148:GLN:HG3	1:G:149:GLN:N	2.24	0.53
1:G:364:GLU:C	1:G:366:SER:N	2.62	0.53
1:G:397:ILE:HG23	1:G:801:MET:HE2	1.91	0.53
1:G:927:ARG:HH12	1:I:14:HIS:HE1	1.57	0.53
1:I:16:ALA:HA	1:I:48:PRO:HB3	1.90	0.53
1:I:747:ARG:HH11	1:I:747:ARG:HG2	1.73	0.53
1:J:173:LEU:HG	1:J:173:LEU:O	2.09	0.53
1:J:250:GLN:C	1:J:252:LYS:N	2.62	0.53
1:J:527:ASP:N	1:J:528:PRO:CD	2.72	0.53
1:J:666:SER:HB2	5:P:16:TYR:HE2	1.72	0.53
1:J:730:SER:O	1:J:731:TRP:C	2.48	0.53
1:J:742:GLU:HG2	5:Q:24:TRP:HZ3	1.73	0.53
1:J:811:TYR:HD1	1:J:857:PRO:CD	2.20	0.53
1:J:908:ASP:CB	1:J:909:PRO:CD	2.85	0.53
1:K:204:TRP:CH2	1:L:312:LEU:O	2.62	0.53
1:K:262:ASP:CG	1:K:263:VAL:N	2.61	0.53
1:K:767:LEU:HD23	1:K:781:PHE:HZ	1.74	0.53

*Continued on next page...*



*Continued from previous page...*

Atom-1	Atom-2	Interatomic distance (Å)	Clash overlap (Å)
1:L:53:THR:O	1:L:53:THR:CG2	2.51	0.53
1:L:91:ASN:O	1:L:627:ALA:HB1	2.09	0.53
1:L:222:MET:SD	1:L:307:SER:HA	2.49	0.53
1:L:371:LEU:CG	1:L:377:ARG:HH21	2.21	0.53
1:L:500:THR:HG23	1:L:503:TYR:HB3	1.90	0.53
2:N:267:MET:CE	2:N:267:MET:CA	2.85	0.53
2:N:282:VAL:HG13	2:N:283:PRO:HD3	1.91	0.53
4:M:269:ASP:OD1	4:M:294:THR:HG23	2.09	0.53
5:R:114:GLN:HG2	5:R:114:GLN:O	2.07	0.53
6:U:3:LYS:H	6:U:3:LYS:CD	2.16	0.53
1:A:335:TYR:CE1	1:A:586:ARG:HG2	2.44	0.53
1:A:425:GLY:O	1:A:426:VAL:HG13	2.09	0.53
1:B:355:VAL:HG13	1:B:566:PHE:CE2	2.44	0.53
1:B:383:MET:HG3	1:C:756:VAL:CG2	2.39	0.53
1:B:405:ASP:CB	1:B:465:GLN:HG3	2.30	0.53
1:B:448:ARG:O	1:C:153:VAL:HG22	2.08	0.53
1:B:462:ILE:HG12	1:B:463:ASN:N	2.24	0.53
1:B:670:ARG:NH1	2:N:92:GLU:CG	2.72	0.53
1:B:912:GLU:O	1:B:914:THR:HG23	2.09	0.53
1:C:20:ALA:HB2	1:C:47:ASN:HB3	1.91	0.53
1:C:31:PHE:O	1:C:35:THR:HG22	2.09	0.53
1:C:69:VAL:CG2	1:C:70:PRO:N	2.69	0.53
1:C:134:GLN:CA	1:C:155:LYS:H	2.22	0.53
1:C:191:LYS:HD3	1:C:191:LYS:O	2.09	0.53
1:C:278:LYS:O	1:C:279:ALA:O	2.25	0.53
1:C:329:ASN:CA	1:C:385:ASN:O	2.57	0.53
1:C:372:ASP:OD1	1:C:373:SER:N	2.41	0.53
1:C:812:LYS:C	1:C:814:TYR:H	2.11	0.53
1:D:56:VAL:HG22	1:D:56:VAL:O	2.08	0.53
1:D:244:PRO:HD3	1:D:253:ASP:C	2.26	0.53
1:D:317:MET:O	1:D:317:MET:HG3	2.09	0.53
1:D:338:SER:HA	1:D:692:GLY:HA2	1.91	0.53
1:D:877:SER:CB	1:F:57:THR:CG2	2.82	0.53
1:E:86:LEU:CD2	1:E:581:TYR:HB2	2.36	0.53
1:E:369:LEU:HD23	7:3:4:ILE:CD1	2.40	0.53
1:E:450:ASN:OD1	1:E:450:ASN:O	2.26	0.53
1:F:86:LEU:HD22	1:F:86:LEU:C	2.29	0.53
1:F:305:ASP:CG	1:F:306:ASN:N	2.62	0.53
1:F:676:ARG:NE	1:F:921:GLU:HG3	2.16	0.53
1:F:806:VAL:HG12	1:F:856:VAL:HG13	1.91	0.53
1:G:67:ARG:CG	1:G:616:TYR:CE2	2.91	0.53

*Continued on next page...*



*Continued from previous page...*

Atom-1	Atom-2	Interatomic distance (Å)	Clash overlap (Å)
1:G:167:ILE:C	1:G:167:ILE:HD13	2.29	0.53
1:G:167:ILE:HG22	1:G:210:PHE:CD2	2.44	0.53
1:G:928:VAL:HG22	1:G:938:ALA:HB2	1.91	0.53
1:H:62:GLN:NE2	1:H:624:HIS:CE1	2.61	0.53
1:H:346:ALA:HB2	1:H:353:ASN:HB2	1.90	0.53
1:H:655:PRO:O	5:Q:17:LEU:HD22	2.08	0.53
1:H:747:ARG:CD	1:H:762:THR:CG2	2.87	0.53
1:H:859:VAL:HG21	5:R:56:ASN:HB3	1.91	0.53
1:I:154:THR:HG22	1:I:155:LYS:HD3	1.91	0.53
1:I:162:THR:O	1:I:199:VAL:CG2	2.57	0.53
1:I:725:PHE:CE1	1:I:731:TRP:HB2	2.44	0.53
1:J:725:PHE:HE1	1:J:731:TRP:CB	2.22	0.53
1:J:824:ASN:O	1:J:825:ASN:HB3	2.09	0.53
1:K:134:GLN:HA	1:K:155:LYS:H	1.74	0.53
1:K:524:TRP:CE2	1:K:803:ARG:HG2	2.44	0.53
1:K:667:ILE:HG23	1:K:668:PRO:HD2	1.91	0.53
1:K:930:GLN:HG3	1:K:936:ILE:HD13	1.91	0.53
1:L:109:ARG:NH2	1:L:550:LEU:O	2.42	0.53
1:L:531:ASN:CB	1:L:714:LEU:HD13	2.39	0.53
1:L:570:LYS:HB3	1:L:570:LYS:NZ	2.24	0.53
1:L:750:ASP:CG	1:L:755:ASN:HD21	2.10	0.53
1:L:921:GLU:O	1:L:922:VAL:HG12	2.09	0.53
2:N:23:LEU:HD23	2:N:24:GLU:HG3	1.90	0.53
2:N:132:ALA:HB3	2:N:161:PHE:CE1	2.44	0.53
2:N:492:THR:HA	2:N:498:THR:HA	1.91	0.53
4:M:179:TYR:CD1	4:M:179:TYR:N	2.76	0.53
4:M:291:LEU:O	4:M:295:LEU:HG	2.08	0.53
4:M:296:ASN:HA	4:M:299:LEU:HG	1.91	0.53
4:M:388:TRP:HA	4:M:390:PRO:CD	2.39	0.53
5:S:14:SER:HB3	5:S:15:PRO:CD	2.37	0.53
1:A:358:LEU:HD12	1:A:358:LEU:N	2.24	0.52
1:A:566:PHE:C	1:A:570:LYS:HB2	2.28	0.52
1:A:869:VAL:O	1:A:870:MET:HB3	2.07	0.52
1:B:121:TYR:O	1:B:227:GLY:HA2	2.09	0.52
1:B:205:GLN:NE2	1:C:309:GLU:O	2.41	0.52
1:B:231:ARG:O	1:B:240:ALA:HB2	2.10	0.52
1:B:615:LEU:HD13	1:B:615:LEU:O	2.08	0.52
1:B:622:MET:HB2	1:B:627:ALA:HB2	1.90	0.52
1:C:193:PHE:O	1:C:195:PRO:HD3	2.09	0.52
1:C:198:GLN:HE21	1:C:201:GLU:HA	1.73	0.52
1:C:811:TYR:CE1	1:C:857:PRO:HD2	2.44	0.52

*Continued on next page...*



*Continued from previous page...*

Atom-1	Atom-2	Interatomic distance (Å)	Clash overlap (Å)
1:D:139:GLU:OE1	1:F:445:ALA:HB2	2.09	0.52
1:D:186:ASP:CG	1:D:192:THR:HA	2.29	0.52
1:D:237:GLY:HA3	1:E:821:PHE:HB3	1.91	0.52
1:D:515:ASP:OD2	1:D:517:TYR:CD2	2.62	0.52
1:E:270:ALA:N	1:E:273:SER:HB2	2.24	0.52
1:E:495:PRO:CG	1:E:503:TYR:HB2	2.39	0.52
1:E:625:ASN:OD1	1:E:626:THR:N	2.42	0.52
1:E:682:ARG:NH1	1:E:910:MET:HE1	2.21	0.52
1:F:115:PRO:HB3	1:F:323:TYR:CE1	2.43	0.52
1:F:135:TRP:CZ2	1:F:156:THR:CG2	2.91	0.52
1:F:152:ASP:C	1:F:154:THR:H	2.12	0.52
1:F:350:SER:C	1:F:352:LEU:H	2.11	0.52
1:F:358:LEU:CD1	1:F:942:ARG:HE	2.21	0.52
1:F:445:ALA:HB1	1:F:448:ARG:HB2	0.83	0.52
1:F:481:LEU:HD23	1:F:529:MET:HG2	1.91	0.52
1:F:526:LEU:C	1:F:528:PRO:HD2	2.30	0.52
1:F:640:ASP:HB2	1:F:928:VAL:O	2.06	0.52
1:G:102:ASP:HB2	1:G:614:ASN:O	2.09	0.52
1:G:150:GLU:HB3	1:I:443:ASP:HB2	1.90	0.52
1:G:650:ALA:CA	1:G:942:ARG:HH21	2.22	0.52
1:G:802:SER:OG	1:G:862:LYS:HD3	2.09	0.52
1:G:927:ARG:O	1:G:938:ALA:HA	2.08	0.52
1:H:135:TRP:CZ2	1:H:156:THR:CG2	2.92	0.52
1:H:186:ASP:OD2	1:H:191:LYS:O	2.26	0.52
1:H:344:VAL:HG12	1:H:582:GLU:OE1	2.09	0.52
1:H:532:VAL:O	1:H:532:VAL:HG13	2.07	0.52
1:I:384:TRP:HA	1:I:384:TRP:CE3	2.43	0.52
1:I:405:ASP:C	1:I:406:GLU:OE2	2.47	0.52
1:I:516:ALA:O	1:I:520:ILE:HD11	2.09	0.52
1:J:15:ILE:HD11	1:K:923:PHE:CG	2.44	0.52
1:J:188:TYR:O	1:J:192:THR:CB	2.55	0.52
1:J:190:ASP:CG	1:J:191:LYS:H	2.12	0.52
1:J:298:VAL:HG21	1:J:317:MET:HG2	1.91	0.52
1:J:908:ASP:CB	1:J:909:PRO:HD2	2.36	0.52
1:K:19:ASP:HB2	1:K:47:ASN:HB2	1.91	0.52
1:K:121:TYR:N	1:K:121:TYR:CD1	2.77	0.52
1:K:303:THR:HA	1:K:491:ASN:OD1	2.09	0.52
1:K:360:ASP:O	1:K:651:ASN:HB2	2.09	0.52
1:K:454:LYS:NZ	1:K:454:LYS:CB	2.72	0.52
1:L:76:THR:HB	1:L:79:LEU:HD13	1.90	0.52
1:L:320:ARG:CZ	1:L:597:LEU:CD1	2.87	0.52

*Continued on next page...*



*Continued from previous page...*

Atom-1	Atom-2	Interatomic distance (Å)	Clash overlap (Å)
1:L:871:TRP:CE3	1:L:871:TRP:HA	2.44	0.52
2:N:292:VAL:HG21	3:O:7:VAL:HG11	1.90	0.52
2:N:426:ASP:C	2:N:428:ALA:H	2.12	0.52
4:M:149:PRO:CG	4:M:207:ARG:NH2	2.68	0.52
4:M:181:SER:O	4:M:182:GLY:C	2.48	0.52
4:M:227:THR:O	4:M:229:ASN:N	2.42	0.52
5:Q:31:VAL:O	5:Q:32:MET:C	2.45	0.52
5:R:41:VAL:O	5:R:43:PRO:CD	2.57	0.52
6:V:172:GLN:HE21	6:V:174:SER:H	1.57	0.52
7:3:9:LEU:O	7:3:9:LEU:CD1	2.57	0.52
1:A:202:GLU:O	1:A:206:GLU:CG	2.57	0.52
1:A:885:LEU:HD22	1:C:16:ALA:HB2	1.91	0.52
1:B:335:TYR:HE2	1:B:341:ASN:OD1	1.85	0.52
1:B:616:TYR:N	1:B:616:TYR:CD1	2.77	0.52
1:B:717:THR:O	1:B:908:ASP:OD1	2.26	0.52
1:C:220:THR:O	1:C:222:MET:N	2.42	0.52
1:C:323:TYR:O	1:C:324:ILE:HD13	2.10	0.52
1:C:407:LEU:O	1:C:407:LEU:CD1	2.51	0.52
1:C:634:LEU:O	1:C:634:LEU:HG	2.09	0.52
1:D:514:VAL:O	1:D:514:VAL:HG13	2.09	0.52
1:E:235:GLU:HB3	1:F:816:ALA:N	2.19	0.52
1:E:345:LEU:H	1:E:355:VAL:HG23	1.74	0.52
1:E:681:THR:O	1:E:916:LEU:O	2.28	0.52
1:E:869:VAL:CG2	1:E:870:MET:H	2.03	0.52
1:G:43:ASN:HD22	1:G:44:LYS:N	2.08	0.52
1:G:113:PHE:CZ	1:G:115:PRO:HB3	2.44	0.52
1:G:204:TRP:HE1	1:G:415:ASN:CG	2.13	0.52
1:G:508:VAL:HG23	1:G:834:PRO:HD3	1.92	0.52
1:G:643:PHE:CD1	1:G:643:PHE:N	2.76	0.52
1:G:771:LEU:HD23	1:G:879:PHE:HB2	1.90	0.52
1:G:828:PHE:CE1	1:I:125:ALA:CB	2.92	0.52
1:H:52:PRO:HG2	1:H:56:VAL:HG21	1.91	0.52
1:H:224:PRO:HG2	1:H:316:SER:OG	2.08	0.52
1:H:444:ASP:HA	1:I:152:ASP:HA	1.88	0.52
1:H:539:ARG:HG3	1:H:539:ARG:O	2.09	0.52
1:H:626:THR:O	1:H:628:SER:N	2.42	0.52
1:I:74:GLU:CB	1:I:81:LYS:HB3	2.39	0.52
1:I:107:LEU:HB2	1:I:558:PHE:CD2	2.45	0.52
1:I:487:TYR:HA	1:I:507:ARG:NH2	2.24	0.52
1:I:494:LEU:HD13	1:I:503:TYR:CE1	2.45	0.52
1:I:906:GLU:OE1	5:S:24:TRP:NE1	2.43	0.52

*Continued on next page...*



*Continued from previous page...*

Atom-1	Atom-2	Interatomic distance (Å)	Clash overlap (Å)
1:J:203:ASN:HD21	1:J:204:TRP:HE3	1.56	0.52
1:J:445:ALA:HB3	1:J:449:GLN:HB2	1.83	0.52
1:J:672:TRP:O	1:J:892:MET:CB	2.57	0.52
1:K:103:ILE:CG2	1:K:610:PHE:CD2	2.92	0.52
1:K:116:TYR:CE2	1:L:851:ILE:CD1	2.92	0.52
1:K:205:GLN:NE2	1:K:205:GLN:CA	2.67	0.52
1:K:392:ASP:OD2	1:K:395:VAL:N	2.39	0.52
1:K:426:VAL:HG12	1:K:440:TRP:HB3	1.91	0.52
1:K:718:PHE:CD2	1:K:907:VAL:HG22	2.45	0.52
1:K:732:PRO:HG3	1:K:743:PHE:CZ	2.41	0.52
1:K:757:ALA:O	1:K:758:GLN:HB2	2.09	0.52
1:K:807:ASP:H	1:K:858:SER:HB2	1.75	0.52
1:L:296:HIS:CE1	1:L:317:MET:HE2	2.44	0.52
1:L:489:PRO:CG	1:L:508:VAL:CG1	2.85	0.52
1:L:811:TYR:HD1	1:L:857:PRO:HD2	1.74	0.52
2:N:270:ASP:O	2:N:272:GLU:N	2.35	0.52
4:M:182:GLY:C	4:M:183:PRO:O	2.46	0.52
5:P:35:THR:CG2	5:P:40:PRO:N	2.71	0.52
5:P:39:ARG:HD3	5:P:39:ARG:C	2.27	0.52
5:Q:96:ILE:N	5:S:94:SER:HB3	2.24	0.52
5:R:1:MET:CE	5:R:1:MET:N	2.72	0.52
6:U:13:TYR:HE1	6:U:188:PHE:HB3	1.73	0.52
7:6:16:ARG:HB3	7:6:22:TRP:O	2.09	0.52
1:A:458:TYR:O	1:A:458:TYR:CD2	2.62	0.52
1:B:10:TRP:CB	1:B:16:ALA:HB3	2.39	0.52
1:B:131:ASN:CB	1:B:132:PRO:CD	2.73	0.52
1:B:138:LYS:HB3	1:B:147:VAL:CG1	2.31	0.52
1:B:564:GLN:O	1:B:564:GLN:HG3	2.09	0.52
1:B:630:LEU:O	1:B:634:LEU:HB2	2.09	0.52
1:B:652:MET:O	1:B:918:LEU:N	2.41	0.52
1:C:622:MET:HG2	1:C:627:ALA:HB2	1.91	0.52
1:D:188:TYR:HA	1:D:192:THR:HG23	1.90	0.52
1:D:500:THR:HG23	1:D:503:TYR:CB	2.38	0.52
1:D:574:LEU:HD12	1:D:936:ILE:HD11	1.91	0.52
1:E:35:THR:HG22	1:E:35:THR:O	2.09	0.52
1:E:36:ASP:OD2	1:E:36:ASP:C	2.46	0.52
1:E:172:LEU:HD11	1:E:193:PHE:HZ	1.75	0.52
1:E:192:THR:HG21	1:E:284:TYR:CG	2.43	0.52
1:E:455:GLY:HA2	1:F:161:ALA:CB	2.39	0.52
1:E:681:THR:O	1:E:917:TYR:HB3	2.09	0.52
1:E:719:LYS:CE	1:E:908:ASP:OD1	2.54	0.52

*Continued on next page...*



*Continued from previous page...*

Atom-1	Atom-2	Interatomic distance (Å)	Clash overlap (Å)
1:F:193:PHE:HE1	1:F:284:TYR:CZ	2.28	0.52
1:F:327:ARG:HG3	1:F:331:VAL:O	2.09	0.52
1:F:387:ALA:C	1:F:388:VAL:HG23	2.29	0.52
1:F:529:MET:O	1:F:529:MET:SD	2.67	0.52
1:G:134:GLN:HB2	1:G:155:LYS:HZ2	1.73	0.52
1:G:731:TRP:CZ3	1:G:876:SER:O	2.62	0.52
1:G:776:ILE:HD13	1:G:782:HIS:O	2.09	0.52
1:H:162:THR:O	1:H:211:TYR:HD2	1.91	0.52
1:H:426:VAL:O	1:H:426:VAL:HG23	2.09	0.52
1:I:26:PRO:HA	1:I:29:VAL:CG1	2.39	0.52
1:I:260:TYR:CE2	1:I:282:ILE:HG22	2.39	0.52
1:I:419:THR:HG23	1:I:451:GLN:HB2	1.86	0.52
1:I:530:ASP:OD1	1:I:530:ASP:C	2.46	0.52
1:I:757:ALA:CB	1:I:759:CYS:SG	2.98	0.52
1:J:281:ILE:HD13	1:L:423:TYR:CE1	2.44	0.52
1:J:408:PRO:HB2	1:J:410:TYR:CE1	2.44	0.52
1:J:524:TRP:HH2	1:J:863:LYS:CG	2.20	0.52
1:J:801:MET:CE	1:J:865:LEU:HB3	2.38	0.52
1:K:94:LEU:HB2	1:K:619:PHE:CE2	2.44	0.52
1:K:196:GLU:N	1:K:197:PRO:HD2	2.24	0.52
1:K:204:TRP:CE3	1:L:313:VAL:HG23	2.44	0.52
1:K:419:THR:CG2	1:K:451:GLN:HB3	2.38	0.52
1:K:443:ASP:CB	1:L:151:LYS:H	2.20	0.52
1:K:453:CYS:O	1:L:159:VAL:CA	2.47	0.52
1:K:553:GLY:HA3	1:L:804:GLN:HG3	1.91	0.52
1:L:371:LEU:HD13	1:L:377:ARG:HE	1.74	0.52
1:L:419:THR:HG21	1:L:451:GLN:CG	2.39	0.52
1:L:725:PHE:CE2	1:L:894:TYR:HE2	2.28	0.52
1:L:731:TRP:O	1:L:731:TRP:CE2	2.59	0.52
1:L:778:TYR:OH	1:L:878:ASN:HB2	2.09	0.52
2:N:175:ASP:HA	2:N:178:ASN:HB2	1.91	0.52
2:N:281:ASP:HB3	2:N:331:ILE:CD1	2.40	0.52
4:M:114:ASP:C	4:M:116:LEU:H	2.13	0.52
4:M:316:GLU:OE1	4:M:362:ASN:HB2	2.09	0.52
5:R:82:MET:CB	5:R:88:SER:OG	2.56	0.52
6:U:96:LEU:O	6:U:99:VAL:HG12	2.09	0.52
6:U:209:PRO:CG	6:U:212:PHE:CE1	2.90	0.52
7:1:9:LEU:O	7:1:11:PRO:HD3	2.09	0.52
1:A:46:ARG:HH12	1:B:925:VAL:HG11	1.75	0.52
1:A:130:PRO:CD	1:C:204:TRP:CZ2	2.93	0.52
1:A:258:PHE:CE1	1:A:284:TYR:CE2	2.97	0.52

*Continued on next page...*



*Continued from previous page...*

Atom-1	Atom-2	Interatomic distance (Å)	Clash overlap (Å)
1:A:460:MET:SD	1:C:460:MET:SD	3.07	0.52
1:A:713:TYR:HA	1:A:867:ASP:HB2	1.92	0.52
1:B:379:ARG:HH11	1:B:379:ARG:HB3	1.73	0.52
1:B:717:THR:HB	1:B:908:ASP:OD1	2.09	0.52
1:C:78:TYR:HD2	1:C:695:PHE:CZ	2.15	0.52
1:C:93:VAL:HG23	1:C:622:MET:CE	2.39	0.52
1:C:255:ASP:O	1:C:286:GLU:CB	2.56	0.52
1:C:333:LEU:O	1:C:333:LEU:HG	2.09	0.52
1:C:474:TYR:HA	1:C:478:ALA:HB3	1.90	0.52
1:C:637:ASP:HB2	1:C:929:HIS:CE1	2.38	0.52
1:C:893:LEU:HD21	6:U:227:ASP:HB2	0.53	0.52
1:D:44:LYS:HZ3	1:E:571:ASN:HB2	1.73	0.52
1:D:763:LYS:HE3	1:F:561:GLN:NE2	2.25	0.52
1:E:171:GLY:HA2	1:E:284:TYR:OH	2.10	0.52
1:E:193:PHE:HE1	1:E:284:TYR:HE1	1.57	0.52
1:E:201:GLU:HB3	1:F:838:GLN:OE1	2.10	0.52
1:E:237:GLY:HA3	1:F:821:PHE:HB3	1.89	0.52
1:E:358:LEU:HD12	1:E:358:LEU:N	2.25	0.52
1:E:676:ARG:NH2	7:3:5:ASN:CG	2.63	0.52
1:E:803:ARG:HE	1:E:861:GLN:HG3	1.75	0.52
1:F:192:THR:CG2	1:F:193:PHE:HD1	2.22	0.52
1:F:348:GLN:HE21	1:F:348:GLN:C	2.13	0.52
1:F:676:ARG:HE	1:F:921:GLU:HG2	1.69	0.52
1:F:760:ASN:HD22	1:F:760:ASN:N	2.03	0.52
1:F:776:ILE:HG13	1:F:782:HIS:CE1	2.43	0.52
1:F:906:GLU:O	1:F:906:GLU:CG	2.56	0.52
1:G:424:GLN:O	1:G:424:GLN:CG	2.57	0.52
1:G:568:ALA:HB2	1:G:926:VAL:HG21	1.92	0.52
1:H:243:LYS:HD2	1:H:243:LYS:N	2.19	0.52
1:H:392:ASP:OD1	1:H:393:PRO:HD2	2.09	0.52
1:H:517:TYR:HE2	1:H:824:ASN:ND2	2.08	0.52
1:H:556:VAL:O	1:H:556:VAL:CG1	2.58	0.52
1:H:657:PRO:CG	5:Q:12:LEU:HD13	2.39	0.52
1:H:672:TRP:HZ3	1:H:945:PHE:CZ	2.24	0.52
1:I:425:GLY:CA	1:I:444:ASP:HB3	2.33	0.52
1:I:773:HIS:CD2	1:I:794:PHE:H	2.27	0.52
1:I:856:VAL:HG23	1:I:857:PRO:HD2	1.90	0.52
1:I:943:THR:HB	1:I:944:PRO:HD3	1.89	0.52
1:J:488:THR:O	1:J:488:THR:HG23	2.08	0.52
1:J:523:ARG:HB3	1:L:548:MET:HE2	1.90	0.52
1:J:831:TYR:CE2	1:J:832:LEU:HD12	2.45	0.52

*Continued on next page...*



*Continued from previous page...*

Atom-1	Atom-2	Interatomic distance (Å)	Clash overlap (Å)
1:J:929:HIS:O	1:J:929:HIS:CG	2.61	0.52
1:K:328:ASP:O	1:K:329:ASN:HB2	2.09	0.52
1:K:531:ASN:HB2	1:K:714:LEU:HD21	1.91	0.52
1:K:537:HIS:CD2	1:K:538:PRO:HD2	2.44	0.52
1:K:584:ASN:HD22	1:K:584:ASN:N	1.88	0.52
1:K:704:SER:O	1:K:706:PRO:HD3	2.10	0.52
1:L:93:VAL:HG12	1:L:575:LEU:HD23	1.92	0.52
1:L:135:TRP:HZ3	1:L:156:THR:HG21	1.73	0.52
1:L:154:THR:CG2	1:L:155:LYS:N	2.72	0.52
1:L:342:MET:CE	1:L:357:ASP:H	2.19	0.52
1:L:649:ALA:CB	1:L:921:GLU:HA	2.40	0.52
2:N:39:ARG:HH12	2:N:518:THR:HB	1.74	0.52
2:N:394:GLN:HG3	2:N:395:ASP:H	1.75	0.52
2:N:416:MET:C	2:N:418:PHE:N	2.63	0.52
5:P:9:GLU:HB2	5:Q:27:VAL:HG13	1.91	0.52
5:Q:9:GLU:HG2	5:Q:13:PHE:HB3	1.92	0.52
5:Q:12:LEU:HD12	5:Q:15:PRO:CG	2.39	0.52
6:V:31:MET:HE2	6:V:44:VAL:HG22	1.90	0.52
7:2:27:THR:HG22	7:2:27:THR:O	2.08	0.52
1:A:278:LYS:HG3	1:C:426:VAL:HG11	1.90	0.52
1:A:407:LEU:HD11	1:C:474:TYR:HB3	1.92	0.52
1:A:921:GLU:C	1:A:922:VAL:HG13	2.30	0.52
1:A:928:VAL:HG12	1:A:938:ALA:HB2	1.91	0.52
1:B:38:TYR:OH	7:1:24:GLU:HG2	2.10	0.52
1:B:330:PHE:CB	1:B:562:VAL:HG12	2.40	0.52
1:C:83:ARG:NH1	1:J:69:VAL:CB	2.71	0.52
1:D:239:GLN:O	1:D:241:LYS:HE3	2.09	0.52
1:D:479:LEU:CD1	1:E:406:GLU:OE2	2.57	0.52
1:D:730:SER:O	1:D:733:GLY:N	2.42	0.52
1:E:419:THR:O	1:E:419:THR:CG2	2.56	0.52
1:E:489:PRO:HB2	1:E:492:VAL:HG22	1.91	0.52
1:E:715:ASN:HD21	1:E:870:MET:HA	1.74	0.52
1:E:922:VAL:HG11	1:E:945:PHE:N	2.25	0.52
1:E:931:PRO:HD2	1:E:935:VAL:O	2.10	0.52
1:F:69:VAL:HG22	1:F:70:PRO:HD2	1.91	0.52
1:F:99:THR:HG22	1:F:617:ALA:CB	2.40	0.52
1:F:167:ILE:HG21	1:F:282:ILE:HG23	1.90	0.52
1:F:470:LYS:HB3	1:F:470:LYS:NZ	2.24	0.52
1:F:718:PHE:C	1:F:745:ILE:HG21	2.26	0.52
1:F:935:VAL:O	1:F:935:VAL:HG13	2.10	0.52
1:G:26:PRO:O	1:G:29:VAL:HG12	2.10	0.52

*Continued on next page...*



*Continued from previous page...*

Atom-1	Atom-2	Interatomic distance (Å)	Clash overlap (Å)
1:G:685:THR:HG21	1:G:913:PRO:CB	2.28	0.52
1:H:79:LEU:HD12	1:H:79:LEU:H	1.72	0.52
1:H:148:GLN:HE21	1:H:150:GLU:CD	2.12	0.52
1:H:571:ASN:C	1:H:571:ASN:HD22	2.13	0.52
1:H:672:TRP:CZ3	1:H:945:PHE:CE1	2.96	0.52
1:H:680:PHE:HE1	1:H:873:ILE:CD1	2.23	0.52
1:I:19:ASP:OD2	1:I:47:ASN:CB	2.56	0.52
1:I:119:THR:HG22	1:I:226:TYR:CZ	2.44	0.52
1:I:377:ARG:HH11	1:I:377:ARG:HG3	1.73	0.52
1:J:253:ASP:OD1	1:J:254:LEU:N	2.36	0.52
1:J:497:ASN:OD1	1:J:500:THR:HG22	2.09	0.52
1:J:676:ARG:O	1:J:875:PHE:CB	2.58	0.52
1:J:836:MET:HE2	1:L:203:ASN:CB	2.40	0.52
1:J:928:VAL:CA	1:J:937:GLU:O	2.47	0.52
1:K:135:TRP:CB	1:K:307:SER:HB3	2.25	0.52
1:K:367:TYR:CE1	1:K:570:LYS:NZ	2.68	0.52
1:K:647:LEU:CD2	1:K:649:ALA:HB3	2.38	0.52
1:L:13:MET:HB3	1:L:15:ILE:HG13	1.91	0.52
1:L:135:TRP:CZ2	1:L:153:VAL:HG12	2.44	0.52
1:L:660:ALA:HB2	5:Q:99:GLU:CB	2.40	0.52
1:L:752:GLU:HG3	1:L:754:TYR:CD1	2.41	0.52
2:N:268:TYR:CE1	2:N:352:ARG:HD2	2.44	0.52
2:N:325:LYS:N	3:O:6:ARG:CZ	2.71	0.52
2:N:450:ASN:HB3	2:N:453:LEU:HB3	1.92	0.52
4:M:6:PRO:HG2	4:M:11:ARG:NH2	2.23	0.52
4:M:377:ASP:OD1	4:M:377:ASP:N	2.42	0.52
5:P:22:PRO:HB2	5:P:24:TRP:CE2	2.45	0.52
5:P:112:SER:O	5:P:116:ALA:HB2	2.10	0.52
6:V:197:TYR:OH	6:V:200:PRO:O	2.23	0.52
6:V:215:ASN:HD22	6:V:223:VAL:CG1	2.22	0.52
1:A:36:ASP:HA	1:A:40:SER:CB	2.39	0.52
1:A:235:GLU:CA	1:B:815:LYS:HB3	2.38	0.52
1:A:257:ASP:O	1:A:284:TYR:HA	2.09	0.52
1:A:383:MET:SD	1:B:756:VAL:CG1	2.98	0.52
1:A:739:THR:N	1:A:740:PRO:HD3	2.24	0.52
1:A:837:ARG:HG2	1:A:838:GLN:N	2.24	0.52
1:A:846:PHE:HB3	1:A:847:PRO:CD	2.39	0.52
1:B:131:ASN:ND2	1:B:131:ASN:H	2.08	0.52
1:B:242:PHE:CE2	1:B:287:ASN:C	2.83	0.52
1:B:242:PHE:C	1:B:243:LYS:O	2.46	0.52
1:B:303:THR:O	1:B:303:THR:CG2	2.45	0.52

*Continued on next page...*



*Continued from previous page...*

Atom-1	Atom-2	Interatomic distance (Å)	Clash overlap (Å)
1:B:602:ARG:NH1	1:B:697:PRO:HA	2.25	0.52
1:C:188:TYR:HD1	1:C:256:ILE:CB	2.23	0.52
1:C:653:LEU:HD11	1:C:707:TYR:HE1	1.71	0.52
1:C:711:THR:O	1:C:711:THR:HG23	2.08	0.52
1:C:731:TRP:HZ2	1:C:875:PHE:CG	2.28	0.52
1:C:811:TYR:HD1	1:C:857:PRO:CG	2.22	0.52
1:C:901:LEU:O	1:C:902:ASP:HB3	2.08	0.52
1:D:57:THR:O	1:D:57:THR:HG23	2.09	0.52
1:D:137:THR:HG22	1:D:152:ASP:O	2.09	0.52
1:D:222:MET:HE3	1:D:307:SER:CA	2.37	0.52
1:E:41:LEU:H	1:E:41:LEU:CD2	2.22	0.52
1:E:199:VAL:O	1:E:199:VAL:CG1	2.57	0.52
1:E:239:GLN:O	1:E:241:LYS:HG2	2.10	0.52
1:E:344:VAL:HG23	1:E:345:LEU:N	2.24	0.52
1:E:415:ASN:HD21	1:E:418:GLY:HA2	1.75	0.52
1:E:508:VAL:HG21	1:E:834:PRO:HD2	1.91	0.52
1:E:922:VAL:CG2	1:E:942:ARG:CG	2.87	0.52
1:F:377:ARG:HG3	1:F:377:ARG:HH11	1.73	0.52
1:F:908:ASP:HB2	1:F:909:PRO:HD2	1.90	0.52
1:G:50:VAL:HG12	1:H:890:GLN:NE2	2.20	0.52
1:G:72:ASP:OD1	1:G:72:ASP:O	2.27	0.52
1:G:330:PHE:CD2	1:G:562:VAL:HG12	2.45	0.52
1:G:411:CYS:CB	1:I:462:ILE:HB	2.39	0.52
1:G:675:PHE:HB2	1:G:944:PRO:HG3	1.92	0.52
1:G:731:TRP:CG	1:G:732:PRO:HD3	2.44	0.52
1:G:818:THR:C	1:G:820:PRO:HD2	2.30	0.52
1:H:403:VAL:HG22	1:H:465:GLN:HG3	1.90	0.52
1:H:524:TRP:CE2	1:H:803:ARG:HG2	2.42	0.52
1:H:741:ASN:HB3	1:H:742:GLU:OE2	2.10	0.52
1:H:873:ILE:H	1:H:873:ILE:HD12	1.74	0.52
1:I:84:PHE:CE2	1:I:614:ASN:HA	2.44	0.52
1:I:191:LYS:HG2	1:I:191:LYS:O	2.09	0.52
1:I:571:ASN:ND2	1:I:571:ASN:N	2.58	0.52
1:I:597:LEU:O	1:I:597:LEU:CD2	2.55	0.52
1:I:649:ALA:CA	1:I:920:PHE:O	2.55	0.52
1:I:670:ARG:HH11	1:I:670:ARG:HG2	1.75	0.52
1:I:744:GLU:O	1:I:765:TRP:CB	2.49	0.52
1:J:296:HIS:CE1	1:J:319:ASN:HA	2.45	0.52
1:J:461:GLU:HG2	1:L:126:PRO:HB3	1.92	0.52
1:J:486:LYS:HE3	1:J:509:VAL:HG22	1.90	0.52
1:K:25:SER:OG	1:K:27:GLY:N	2.39	0.52

*Continued on next page...*



*Continued from previous page...*

Atom-1	Atom-2	Interatomic distance (Å)	Clash overlap (Å)
1:K:188:TYR:O	1:K:256:ILE:HD13	2.10	0.52
1:K:242:PHE:CE2	1:K:289:ASN:ND2	2.77	0.52
1:K:343:GLY:HA3	1:K:583:TRP:CE3	2.44	0.52
1:K:445:ALA:HA	1:L:139:GLU:OE1	2.10	0.52
1:K:771:LEU:HD21	1:K:778:TYR:CZ	2.44	0.52
1:K:833:ALA:CB	1:K:835:THR:HG23	2.40	0.52
1:L:415:ASN:O	1:L:415:ASN:CG	2.46	0.52
2:N:151:GLN:O	2:N:151:GLN:CG	2.57	0.52
4:M:3:GLN:C	4:M:4:GLN:HG3	2.28	0.52
5:S:76:ARG:CD	5:S:77:LEU:HG	2.38	0.52
6:U:98:GLU:HG3	6:U:108:LEU:CD1	2.39	0.52
6:U:190:GLU:HG2	6:U:190:GLU:O	2.10	0.52
6:U:213:ILE:CD1	6:U:216:PHE:HB2	2.38	0.52
1:A:155:LYS:HG3	1:A:261:PHE:HZ	1.75	0.52
1:A:543:LEU:HA	1:A:546:ARG:NH1	2.25	0.52
1:A:562:VAL:O	1:A:562:VAL:HG23	2.08	0.52
1:B:79:LEU:HD11	1:B:341:ASN:HD21	1.75	0.52
1:B:297:VAL:O	1:B:297:VAL:HG23	2.09	0.52
1:B:729:VAL:HG12	1:B:729:VAL:O	2.10	0.52
1:B:752:GLU:HB2	1:B:754:TYR:CD1	2.45	0.52
1:B:811:TYR:CE1	1:B:857:PRO:CD	2.86	0.52
1:C:52:PRO:CG	7:1:23:ASN:OD1	2.58	0.52
1:C:155:LYS:HZ1	1:C:215:ALA:HB3	1.74	0.52
1:C:349:ALA:O	1:J:87:ALA:HB2	2.10	0.52
1:C:398:ILE:HD11	1:C:473:LEU:HD11	1.91	0.52
1:C:800:PRO:O	1:C:801:MET:HG3	2.10	0.52
1:C:922:VAL:HG21	1:C:944:PRO:O	2.10	0.52
1:D:210:PHE:CD1	1:D:210:PHE:N	2.78	0.52
1:D:468:LEU:HD23	1:E:465:GLN:NE2	2.25	0.52
1:D:634:LEU:C	1:D:636:ASN:N	2.62	0.52
1:D:854:THR:HG21	1:F:291:GLU:OE1	2.08	0.52
1:E:50:VAL:HA	1:F:885:LEU:HB2	1.90	0.52
1:E:135:TRP:CZ3	1:E:153:VAL:CG1	2.91	0.52
1:E:196:GLU:H	1:E:197:PRO:HD2	1.74	0.52
1:E:399:GLU:HG3	1:E:523:ARG:HB3	1.92	0.52
1:E:428:ILE:HD11	1:F:169:ASN:HA	1.91	0.52
1:E:683:LEU:HD22	1:E:683:LEU:H	1.73	0.52
1:F:294:ASP:OD1	1:F:295:THR:HG23	2.09	0.52
1:F:427:LYS:HB2	1:F:442:LYS:HD2	1.92	0.52
1:F:464:LEU:O	1:F:468:LEU:N	2.38	0.52
1:F:539:ARG:HG2	1:F:539:ARG:NH1	2.22	0.52

*Continued on next page...*



*Continued from previous page...*

Atom-1	Atom-2	Interatomic distance (Å)	Clash overlap (Å)
1:F:593:LEU:CB	1:F:601:LEU:CD1	2.85	0.52
1:F:680:PHE:N	1:F:680:PHE:CD1	2.77	0.52
1:F:711:THR:O	1:F:711:THR:HG23	2.09	0.52
1:G:45:PHE:HD2	1:H:640:ASP:O	1.92	0.52
1:G:107:LEU:CG	1:G:108:ASP:H	2.23	0.52
1:G:187:ILE:O	1:G:189:ALA:N	2.43	0.52
1:G:210:PHE:HE2	1:G:278:LYS:NZ	2.08	0.52
1:G:449:GLN:HB3	1:H:153:VAL:CG1	2.37	0.52
1:G:583:TRP:HD1	1:G:584:ASN:H	1.56	0.52
1:H:853:GLN:H	1:H:853:GLN:NE2	2.07	0.52
1:H:942:ARG:HB2	1:H:946:SER:HA	1.89	0.52
1:I:339:THR:HA	1:I:342:MET:CE	2.38	0.52
1:I:554:ARG:HB2	1:I:555:TYR:CE2	2.44	0.52
1:J:3:THR:HA	1:K:892:MET:CE	2.38	0.52
1:J:116:TYR:H	1:J:116:TYR:HD1	1.49	0.52
1:J:229:PHE:CG	1:J:230:ALA:N	2.78	0.52
1:J:423:TYR:HB3	1:K:261:PHE:HB3	1.91	0.52
1:J:452:ILE:HG12	1:K:158:GLY:HA3	1.92	0.52
1:J:662:ASN:C	5:P:12:LEU:HD23	2.30	0.52
1:J:811:TYR:HD2	1:J:814:TYR:HB2	1.74	0.52
1:J:844:ALA:O	1:L:229:PHE:CA	2.56	0.52
1:K:517:TYR:HD1	1:K:517:TYR:O	1.92	0.52
1:K:637:ASP:O	1:K:638:THR:C	2.48	0.52
1:K:853:GLN:OE1	1:K:853:GLN:N	2.19	0.52
1:K:887:ASP:OD1	1:K:888:LEU:N	2.43	0.52
1:L:111:PRO:HD2	1:L:604:ASP:HB3	1.91	0.52
1:L:527:ASP:O	1:L:528:PRO:C	2.48	0.52
1:L:656:ILE:CG2	1:L:914:THR:C	2.78	0.52
1:L:667:ILE:HD12	1:L:901:LEU:CD2	2.39	0.52
2:N:43:ARG:O	2:N:43:ARG:CG	2.57	0.52
6:U:198:PHE:O	6:U:199:ASN:OD1	2.28	0.52
7:4:21:THR:O	7:4:21:THR:HG22	2.10	0.52
1:A:129:ALA:HA	1:C:204:TRP:HH2	1.75	0.52
1:A:384:TRP:HA	1:A:384:TRP:HE3	1.74	0.52
1:A:635:ARG:HD3	1:A:931:PRO:O	2.10	0.52
1:A:804:GLN:HE22	1:C:552:ASN:H	1.57	0.52
1:A:929:HIS:HB3	1:A:937:GLU:CG	2.40	0.52
1:B:242:PHE:HZ	1:B:288:VAL:N	2.01	0.52
1:C:267:SER:CB	1:C:268:PRO:HD3	2.39	0.52
1:C:527:ASP:OD2	1:C:863:LYS:NZ	2.43	0.52
1:C:572:LEU:HA	1:C:643:PHE:HZ	1.72	0.52

*Continued on next page...*



*Continued from previous page...*

Atom-1	Atom-2	Interatomic distance (Å)	Clash overlap (Å)
1:D:428:ILE:HD13	1:E:169:ASN:HB3	1.77	0.52
1:D:502:GLU:C	1:D:502:GLU:OE1	2.48	0.52
1:D:926:VAL:O	1:D:926:VAL:HG23	2.09	0.52
1:E:540:ASN:HB3	1:E:543:LEU:HB3	1.92	0.52
1:E:922:VAL:CG1	1:E:944:PRO:CD	2.88	0.52
1:F:82:ALA:O	1:F:582:GLU:HB2	2.10	0.52
1:F:103:ILE:CG2	1:F:104:ARG:N	2.73	0.52
1:G:76:THR:CB	1:G:79:LEU:HD12	2.40	0.52
1:G:367:TYR:CD1	1:G:570:LYS:NZ	2.77	0.52
1:G:401:HIS:CD2	1:I:544:ARG:HE	2.26	0.52
1:G:573:LEU:N	1:G:641:GLN:HE21	2.05	0.52
1:G:665:ILE:HD13	1:G:918:LEU:HD22	1.92	0.52
1:H:198:GLN:OE1	1:I:839:GLY:CA	2.58	0.52
1:H:417:THR:HG21	1:I:159:VAL:HG21	1.91	0.52
1:H:721:VAL:N	1:H:743:PHE:O	2.42	0.52
1:H:912:GLU:CB	1:H:913:PRO:HD2	2.36	0.52
1:I:571:ASN:HD22	1:I:571:ASN:H	1.58	0.52
1:J:151:LYS:HE2	1:J:218:LYS:HG2	1.92	0.52
1:J:191:LYS:CG	1:J:194:GLN:HE21	2.22	0.52
1:J:214:ARG:HD3	1:K:842:TYR:CZ	2.45	0.52
1:J:230:ALA:CB	1:J:288:VAL:HG21	2.40	0.52
1:J:474:TYR:O	1:J:478:ALA:HB2	2.07	0.52
1:K:193:PHE:HE1	1:K:284:TYR:HE1	1.57	0.52
1:K:444:ASP:HA	1:L:152:ASP:HA	1.92	0.52
1:K:626:THR:C	1:K:628:SER:H	2.13	0.52
1:L:66:LEU:CD1	1:L:619:PHE:CE1	2.89	0.52
4:M:297:PHE:O	4:M:301:ASN:OD1	2.27	0.52
5:P:33:GLY:HA2	5:P:44:ALA:HB3	1.85	0.52
5:P:35:THR:HA	5:P:43:PRO:CG	2.36	0.52
1:A:446:ILE:HG13	1:A:447:SER:CB	2.40	0.52
1:A:497:ASN:N	1:A:497:ASN:ND2	2.58	0.52
1:A:497:ASN:O	1:A:500:THR:HG22	2.10	0.52
1:A:720:LYS:HE2	1:A:744:GLU:OE1	2.10	0.52
1:B:477:VAL:HG22	1:B:477:VAL:O	2.10	0.52
1:B:670:ARG:NH2	1:B:945:PHE:HE2	1.66	0.52
1:B:775:ASN:CB	1:B:880:MET:CE	2.83	0.52
1:B:831:TYR:CE2	1:B:832:LEU:HD11	2.40	0.52
1:C:70:PRO:HG2	1:C:73:ARG:CZ	2.37	0.52
1:C:139:GLU:HB2	1:C:152:ASP:HB2	1.90	0.52
1:C:397:ILE:HD11	1:C:799:GLN:HG3	1.92	0.52
1:D:126:PRO:HG2	1:D:129:ALA:HB2	1.91	0.52

*Continued on next page...*



*Continued from previous page...*

Atom-1	Atom-2	Interatomic distance (Å)	Clash overlap (Å)
1:D:415:ASN:O	1:E:129:ALA:HA	2.10	0.52
1:D:458:TYR:HA	1:F:837:ARG:HH12	1.75	0.52
1:E:13:MET:O	1:E:14:HIS:HB2	2.10	0.52
1:E:83:ARG:HA	1:E:582:GLU:HB2	1.92	0.52
1:E:222:MET:HE3	1:E:307:SER:CA	2.40	0.52
1:E:367:TYR:CE2	1:E:565:LYS:NZ	2.78	0.52
1:E:370:LEU:HD23	1:E:570:LYS:HE3	1.91	0.52
1:E:676:ARG:CZ	7:3:5:ASN:OD1	2.57	0.52
1:F:339:THR:CG2	1:H:740:PRO:HG2	2.40	0.52
1:F:656:ILE:CD1	1:F:682:ARG:HH21	2.20	0.52
1:F:731:TRP:O	1:F:731:TRP:CE2	2.62	0.52
1:F:754:TYR:HA	1:F:763:LYS:CB	2.40	0.52
1:G:76:THR:CG2	1:G:79:LEU:HD12	2.39	0.52
1:G:94:LEU:HA	1:G:619:PHE:HD1	1.74	0.52
1:G:204:TRP:HZ2	1:G:415:ASN:CB	2.20	0.52
1:G:263:VAL:CG1	1:G:264:PRO:CD	2.83	0.52
1:G:313:VAL:HG12	1:I:203:ASN:HB2	1.86	0.52
1:G:673:ALA:HB3	1:G:943:THR:HG22	1.86	0.52
1:G:723:ILE:HG22	1:G:903:MET:HG2	1.87	0.52
1:G:821:PHE:HA	1:I:194:GLN:NE2	2.24	0.52
1:H:151:LYS:CG	1:H:218:LYS:HE3	2.40	0.52
1:H:173:LEU:HB2	1:H:185:LYS:HZ3	1.74	0.52
1:H:662:ASN:C	1:H:662:ASN:ND2	2.63	0.52
1:H:851:ILE:HD13	1:H:851:ILE:H	1.75	0.52
1:I:206:GLU:OE1	1:I:206:GLU:CA	2.56	0.52
1:I:510:ALA:HB1	1:I:832:LEU:HA	1.92	0.52
1:J:831:TYR:CE2	1:J:832:LEU:HG	2.45	0.52
1:J:833:ALA:C	1:J:835:THR:N	2.63	0.52
1:K:422:THR:CG2	1:K:423:TYR:N	2.73	0.52
1:K:748:SER:HB3	1:K:760:ASN:HB3	1.92	0.52
1:K:764:ASP:OD2	1:K:764:ASP:N	2.30	0.52
1:K:822:GLN:OE1	1:K:846:PHE:CD1	2.63	0.52
1:L:28:LEU:O	1:L:31:PHE:HB3	2.10	0.52
1:L:74:GLU:HG2	1:L:81:LYS:O	2.10	0.52
1:L:109:ARG:NH1	1:L:113:PHE:HZ	2.01	0.52
1:L:377:ARG:CD	1:L:388:VAL:CG2	2.87	0.52
1:L:515:ASP:HB3	1:L:517:TYR:CE2	2.45	0.52
1:L:659:LYS:CB	1:L:659:LYS:HZ3	2.22	0.52
4:M:269:ASP:CG	4:M:294:THR:HG21	2.30	0.52
5:R:39:ARG:CG	5:R:41:VAL:HG21	2.40	0.52
6:U:57:GLU:C	6:U:59:ALA:N	2.63	0.52

*Continued on next page...*



*Continued from previous page...*

Atom-1	Atom-2	Interatomic distance (Å)	Clash overlap (Å)
6:U:70:ASN:O	6:U:70:ASN:OD1	2.28	0.52
6:V:3:LYS:HD3	6:V:3:LYS:N	2.23	0.52
6:V:213:ILE:HD12	6:V:213:ILE:N	2.16	0.52
7:7:10:ALA:N	7:7:11:PRO:HD3	2.25	0.52
7:7:19:MET:O	7:7:22:TRP:HZ3	1.93	0.52
1:A:131:ASN:ND2	1:A:131:ASN:H	2.07	0.52
1:A:214:ARG:HH12	1:A:241:LYS:CE	2.23	0.52
1:B:10:TRP:CZ2	1:C:674:ALA:HB2	2.44	0.52
1:B:498:THR:CG2	1:B:498:THR:O	2.56	0.52
1:B:594:GLN:HG3	1:B:703:GLY:O	2.10	0.52
1:B:794:PHE:CD2	1:B:794:PHE:C	2.83	0.52
1:D:407:LEU:HD11	1:F:474:TYR:CE2	2.41	0.52
1:D:433:ASP:OD1	1:D:434:GLY:CA	2.52	0.52
1:D:774:TYR:HB2	1:D:776:ILE:HG12	1.92	0.52
1:D:917:TYR:O	1:D:918:LEU:O	2.27	0.52
1:E:25:SER:N	1:F:639:HIS:HE1	2.08	0.52
1:E:162:THR:HA	1:E:199:VAL:HG23	1.92	0.52
1:E:196:GLU:H	1:E:197:PRO:CD	2.23	0.52
1:E:494:LEU:CD2	1:E:506:GLY:HA3	2.35	0.52
1:E:545:TYR:C	1:E:547:SER:N	2.64	0.52
1:E:575:LEU:HB2	1:E:635:ARG:HH21	1.72	0.52
1:F:139:GLU:HB2	1:F:152:ASP:OD2	2.10	0.52
1:F:184:LYS:O	1:F:184:LYS:HG2	2.10	0.52
1:F:243:LYS:HA	1:F:253:ASP:O	2.09	0.52
1:F:296:HIS:CE1	1:F:317:MET:HG3	2.45	0.52
1:F:470:LYS:HB3	1:F:470:LYS:HZ2	1.75	0.52
1:F:783:VAL:HG23	1:F:784:PRO:HD2	1.91	0.52
1:G:116:TYR:H	1:G:116:TYR:HD1	1.56	0.52
1:G:170:GLN:OE1	1:G:185:LYS:HE3	2.10	0.52
1:G:214:ARG:HH22	1:G:241:LYS:CE	2.23	0.52
1:G:449:GLN:CB	1:H:153:VAL:HG13	2.38	0.52
1:G:635:ARG:NH1	1:G:635:ARG:CG	2.66	0.52
1:H:196:GLU:OE1	1:H:196:GLU:N	2.43	0.52
1:H:298:VAL:CG1	1:H:299:TYR:N	2.73	0.52
1:I:99:THR:HG22	1:I:617:ALA:HA	1.92	0.52
1:I:746:LYS:O	1:I:747:ARG:C	2.49	0.52
1:I:847:PRO:O	1:I:848:TYR:HB2	2.09	0.52
1:J:26:PRO:HA	1:J:29:VAL:HG11	1.92	0.52
1:J:26:PRO:C	1:J:29:VAL:HG12	2.31	0.52
1:J:320:ARG:H	1:J:505:ASN:HD22	1.58	0.52
1:J:426:VAL:CG2	1:K:260:TYR:HB2	2.39	0.52

*Continued on next page...*



*Continued from previous page...*

Atom-1	Atom-2	Interatomic distance (Å)	Clash overlap (Å)
1:J:633:MET:SD	1:L:28:LEU:HA	2.51	0.52
1:J:644:ASN:HA	1:J:925:VAL:HA	1.92	0.52
1:J:803:ARG:HD3	1:J:861:GLN:HE21	1.73	0.52
1:J:923:PHE:CE1	7:9:5:ASN:ND2	2.78	0.52
1:K:647:LEU:HD21	1:K:919:LEU:HD11	1.92	0.52
1:K:929:HIS:O	1:K:931:PRO:HD3	2.10	0.52
1:L:96:MET:O	1:L:98:SER:N	2.42	0.52
1:L:100:TYR:CD1	1:L:100:TYR:N	2.78	0.52
1:L:119:THR:HG22	1:L:226:TYR:CE1	2.44	0.52
1:L:734:ASN:ND2	1:L:735:ASP:N	2.57	0.52
1:L:756:VAL:HG13	1:L:763:LYS:HG3	1.91	0.52
2:N:42:ILE:O	2:N:50:GLN:N	2.30	0.52
2:N:518:THR:O	2:N:518:THR:HG23	2.10	0.52
4:M:47:GLN:NE2	7:2:19:MET:HG3	2.25	0.52
5:R:126:ARG:HG2	5:R:126:ARG:O	2.10	0.52
1:A:36:ASP:OD2	1:A:36:ASP:N	2.44	0.51
1:A:428:ILE:N	1:A:438:SER:HA	2.25	0.51
1:A:726:ASP:HB3	1:E:670:ARG:NH2	2.25	0.51
1:A:783:VAL:HG12	1:A:784:PRO:CD	2.39	0.51
1:B:193:PHE:CD2	1:B:198:GLN:OE1	2.61	0.51
1:B:738:LEU:HG	1:B:754:TYR:HE2	1.75	0.51
1:B:828:PHE:HD1	1:B:828:PHE:H	1.59	0.51
1:B:877:SER:OG	1:B:887:ASP:CB	2.58	0.51
1:C:83:ARG:NH2	1:J:69:VAL:HB	2.23	0.51
1:C:366:SER:HB2	1:C:647:LEU:HB3	1.92	0.51
1:C:676:ARG:CG	1:C:921:GLU:HB3	2.41	0.51
1:C:737:LEU:HD11	1:C:743:PHE:CE2	2.45	0.51
1:C:738:LEU:HB2	1:C:754:TYR:CE2	2.37	0.51
1:D:358:LEU:HD12	1:D:358:LEU:N	2.25	0.51
1:D:489:PRO:HG2	1:D:492:VAL:HG21	1.93	0.51
1:E:80:TYR:HB3	1:E:585:PHE:HB2	1.92	0.51
1:E:134:GLN:HB3	1:E:154:THR:OG1	2.10	0.51
1:E:368:GLN:HA	1:E:368:GLN:OE1	2.10	0.51
1:F:203:ASN:OD1	1:F:203:ASN:C	2.48	0.51
1:F:626:THR:HG23	1:F:627:ALA:H	1.74	0.51
1:F:649:ALA:CB	1:F:920:PHE:O	2.58	0.51
1:F:661:THR:HG21	1:F:909:PRO:HD3	1.92	0.51
1:F:738:LEU:O	1:F:740:PRO:HD3	2.09	0.51
1:G:435:ALA:O	1:H:277:TYR:OH	2.22	0.51
1:G:503:TYR:C	1:G:505:ASN:H	2.13	0.51
1:H:43:ASN:HA	7:5:8:SER:HB3	1.92	0.51

*Continued on next page...*



*Continued from previous page...*

Atom-1	Atom-2	Interatomic distance (Å)	Clash overlap (Å)
1:H:385:ASN:O	1:H:385:ASN:OD1	2.27	0.51
1:H:697:PRO:HG2	1:H:698:TYR:HE2	1.70	0.51
1:I:55:ASP:O	1:I:623:ALA:HB2	2.11	0.51
1:I:222:MET:CG	1:I:307:SER:HB2	2.39	0.51
1:I:738:LEU:HD23	1:I:754:TYR:HD2	1.75	0.51
1:J:83:ARG:HD3	1:J:582:GLU:OE2	2.10	0.51
1:J:366:SER:C	1:J:368:GLN:N	2.63	0.51
1:J:840:GLN:CB	1:J:841:PRO:HD2	2.30	0.51
1:K:202:GLU:HB3	1:L:313:VAL:HG21	1.92	0.51
1:K:621:PRO:CD	1:L:778:TYR:CE2	2.92	0.51
1:K:621:PRO:HD3	1:L:778:TYR:HE2	1.75	0.51
1:K:928:VAL:HA	1:K:938:ALA:HB2	1.92	0.51
1:L:575:LEU:HD11	1:L:634:LEU:HB3	1.92	0.51
1:L:896:ASN:HD22	6:V:21:ALA:HB1	1.75	0.51
2:N:133:ARG:HH21	2:N:156:TYR:CB	2.23	0.51
2:N:404:GLN:HE21	2:N:407:ASN:HD22	0.52	0.51
4:M:6:PRO:HG3	4:M:11:ARG:HH22	1.73	0.51
4:M:6:PRO:HB2	4:M:11:ARG:CZ	2.40	0.51
4:M:173:VAL:HG12	4:M:177:GLU:HB3	1.91	0.51
4:M:272:THR:HG22	4:M:272:THR:O	2.10	0.51
5:P:36:VAL:HG22	5:P:43:PRO:HB2	1.92	0.51
5:R:100:LYS:HG2	5:R:100:LYS:O	2.10	0.51
6:U:58:GLN:HG2	6:U:58:GLN:O	2.10	0.51
7:6:22:TRP:CH2	7:6:25:ILE:HG12	2.45	0.51
1:A:83:ARG:HB2	1:A:582:GLU:HB2	1.92	0.51
1:A:107:LEU:HG	1:A:108:ASP:N	2.26	0.51
1:A:120:ALA:HB3	1:A:121:TYR:CE1	2.45	0.51
1:B:62:GLN:HE21	1:B:621:PRO:HA	1.75	0.51
1:B:190:ASP:OD1	1:B:191:LYS:N	2.43	0.51
1:B:202:GLU:CG	1:C:299:TYR:CZ	2.83	0.51
1:C:99:THR:HA	1:C:616:TYR:O	2.10	0.51
1:C:174:LEU:HD13	1:C:191:LYS:HZ1	1.73	0.51
1:C:463:ASN:O	1:C:467:ASN:CB	2.58	0.51
1:C:630:LEU:O	1:C:630:LEU:HD22	2.10	0.51
1:C:850:LEU:H	1:C:851:ILE:HD13	1.74	0.51
1:C:896:ASN:ND2	6:U:21:ALA:CB	2.39	0.51
1:D:117:SER:HB3	1:E:404:GLU:HA	1.92	0.51
1:D:396:ARG:HG2	1:D:396:ARG:NH1	2.24	0.51
1:D:463:ASN:HD21	1:D:466:ALA:H	1.58	0.51
1:D:756:VAL:CA	1:F:561:GLN:HE22	2.23	0.51
1:E:191:LYS:O	1:E:192:THR:O	2.27	0.51

*Continued on next page...*



*Continued from previous page...*

Atom-1	Atom-2	Interatomic distance (Å)	Clash overlap (Å)
1:E:327:ARG:NH1	1:E:594:GLN:HB3	2.26	0.51
1:E:333:LEU:CD1	1:E:592:ILE:HG23	2.39	0.51
1:E:422:THR:HG21	1:E:449:GLN:H	1.75	0.51
1:F:335:TYR:HD2	1:F:584:ASN:HB3	1.74	0.51
1:F:664:PRO:HG2	5:P:18:THR:HG21	1.91	0.51
1:F:674:ALA:C	1:F:944:PRO:HG3	2.31	0.51
1:F:731:TRP:HE1	1:F:888:LEU:CD2	2.23	0.51
1:F:893:LEU:HD22	1:J:949:ASN:O	2.10	0.51
1:G:64:LEU:O	1:G:64:LEU:HD23	2.11	0.51
1:G:87:ALA:HA	1:G:578:SER:HA	1.92	0.51
1:G:162:THR:OG1	1:G:193:PHE:HE1	1.89	0.51
1:G:169:ASN:CG	1:G:170:GLN:N	2.64	0.51
1:G:335:TYR:CE1	1:G:586:ARG:HB2	2.45	0.51
1:G:344:VAL:O	1:G:344:VAL:HG13	2.10	0.51
1:G:377:ARG:HB3	1:G:388:VAL:HG13	1.93	0.51
1:G:399:GLU:OE1	1:G:399:GLU:HA	2.10	0.51
1:G:787:TYR:CE1	1:G:788:LYS:HG2	2.44	0.51
1:H:89:GLY:HA3	1:H:92:ARG:HD2	1.91	0.51
1:H:132:PRO:CD	1:I:841:PRO:O	2.58	0.51
1:H:222:MET:CG	1:H:307:SER:HB3	2.25	0.51
1:H:235:GLU:CD	1:H:235:GLU:C	2.68	0.51
1:I:626:THR:O	1:I:627:ALA:C	2.49	0.51
1:I:916:LEU:HD22	1:I:916:LEU:C	2.31	0.51
1:J:18:GLN:HE21	1:J:19:ASP:N	2.08	0.51
1:J:81:LYS:HA	1:J:584:ASN:HA	1.92	0.51
1:J:290:LEU:HD12	1:J:291:GLU:N	2.25	0.51
1:J:413:PRO:HG3	1:J:458:TYR:HD2	1.76	0.51
1:J:500:THR:HG23	1:J:503:TYR:CB	2.39	0.51
1:J:759:CYS:HB2	1:J:800:PRO:CB	2.40	0.51
1:K:397:ILE:HG21	1:K:801:MET:HE1	1.92	0.51
1:K:470:LYS:NZ	1:K:470:LYS:HB3	2.25	0.51
1:K:807:ASP:OD2	1:K:810:ASN:HB2	2.10	0.51
1:L:208:GLU:HB2	1:L:211:TYR:CZ	2.44	0.51
1:L:268:PRO:CB	1:L:269:PRO:CD	2.89	0.51
1:L:455:GLY:O	1:L:456:ASN:C	2.44	0.51
1:L:681:THR:O	1:L:917:TYR:HB3	2.10	0.51
1:L:908:ASP:CB	1:L:909:PRO:CD	2.89	0.51
1:L:943:THR:HG23	6:V:16:GLN:NE2	2.17	0.51
2:N:202:LYS:CD	2:N:452:ILE:O	2.59	0.51
4:M:320:LEU:HD21	4:M:366:ASP:OD1	2.09	0.51
4:M:330:PHE:CD1	4:M:343:ASP:HB2	2.45	0.51

*Continued on next page...*



*Continued from previous page...*

Atom-1	Atom-2	Interatomic distance (Å)	Clash overlap (Å)
5:R:52:ALA:C	5:R:53:THR:O	2.46	0.51
5:S:21:LEU:HD12	5:S:22:PRO:HD2	1.91	0.51
6:U:10:MET:HA	6:U:10:MET:CE	2.32	0.51
6:V:57:GLU:HA	6:V:57:GLU:OE1	2.11	0.51
1:A:24:LEU:HD12	1:A:28:LEU:CD2	2.30	0.51
1:A:247:GLU:O	1:A:248:GLY:C	2.49	0.51
1:A:480:TYR:CZ	1:A:538:PRO:HD3	2.43	0.51
1:A:493:LYS:HG2	1:A:494:LEU:N	2.18	0.51
1:A:851:ILE:HD13	1:C:116:TYR:CE2	2.40	0.51
1:A:943:THR:OG1	1:A:944:PRO:HD3	2.10	0.51
1:B:380:TYR:HE2	1:B:387:ALA:CB	2.14	0.51
1:B:424:GLN:HA	1:B:449:GLN:OE1	2.10	0.51
1:B:769:GLN:HG3	1:B:794:PHE:HD1	1.67	0.51
1:C:241:LYS:HD3	1:C:256:ILE:HG12	1.91	0.51
1:C:404:GLU:O	1:C:465:GLN:HG3	2.11	0.51
1:C:510:ALA:HB1	1:C:832:LEU:HA	1.91	0.51
1:C:892:MET:HB3	6:U:215:ASN:HA	1.91	0.51
1:D:55:ASP:O	1:D:57:THR:HG22	2.10	0.51
1:D:449:GLN:HB2	1:E:153:VAL:HA	1.88	0.51
1:D:543:LEU:HD21	1:D:596:SER:CA	2.39	0.51
1:D:817:VAL:O	1:D:817:VAL:HG23	2.10	0.51
1:D:822:GLN:HB2	1:D:846:PHE:CD1	2.45	0.51
1:E:26:PRO:C	1:E:29:VAL:HG12	2.31	0.51
1:E:69:VAL:HB	1:E:70:PRO:CD	2.37	0.51
1:E:94:LEU:CD1	1:E:619:PHE:CE2	2.78	0.51
1:E:162:THR:CG2	1:E:193:PHE:CD2	2.93	0.51
1:E:705:ILE:C	1:E:707:TYR:H	2.13	0.51
1:E:822:GLN:NE2	1:E:846:PHE:CD1	2.78	0.51
1:F:199:VAL:CG1	1:F:206:GLU:HG3	2.40	0.51
1:F:361:ARG:O	1:F:363:THR:HG23	2.10	0.51
1:F:497:ASN:O	1:F:497:ASN:ND2	2.43	0.51
1:F:705:ILE:HD11	1:F:708:LEU:HD11	1.91	0.51
1:F:846:PHE:HB3	1:F:847:PRO:CD	2.40	0.51
1:F:858:SER:OG	1:F:859:VAL:N	2.43	0.51
1:G:29:VAL:CG1	1:G:30:GLN:N	2.72	0.51
1:G:38:TYR:N	1:G:38:TYR:CD2	2.77	0.51
1:G:239:GLN:O	1:G:241:LYS:HG2	2.09	0.51
1:G:380:TYR:CE1	1:G:387:ALA:CB	2.93	0.51
1:G:680:PHE:O	1:G:680:PHE:CG	2.60	0.51
1:G:837:ARG:HG2	1:G:838:GLN:N	2.24	0.51
1:G:893:LEU:O	1:G:893:LEU:HG	2.10	0.51

*Continued on next page...*



*Continued from previous page...*

Atom-1	Atom-2	Interatomic distance (Å)	Clash overlap (Å)
1:H:83:ARG:CB	1:H:582:GLU:HB3	2.41	0.51
1:H:296:HIS:O	1:H:316:SER:HB2	2.10	0.51
1:H:721:VAL:O	1:H:742:GLU:HB2	2.11	0.51
1:I:399:GLU:HB3	1:I:522:ALA:O	2.09	0.51
1:I:463:ASN:O	1:I:465:GLN:N	2.44	0.51
1:I:784:PRO:CD	1:I:795:PHE:CD2	2.94	0.51
1:I:791:MET:HE1	1:I:792:TYR:CE1	2.45	0.51
1:I:801:MET:HE2	1:I:865:LEU:CB	2.37	0.51
1:I:813:ASP:N	1:I:813:ASP:OD2	2.44	0.51
1:I:818:THR:CB	1:I:820:PRO:HD2	2.40	0.51
1:J:425:GLY:HA2	1:K:260:TYR:O	2.10	0.51
1:K:7:MET:HE3	1:K:12:TYR:CD1	2.44	0.51
1:K:10:TRP:CE3	1:K:16:ALA:HB2	2.45	0.51
1:K:29:VAL:HG13	1:K:30:GLN:N	2.25	0.51
1:K:620:PHE:HB2	1:L:778:TYR:CD2	2.45	0.51
1:K:705:ILE:HB	1:K:708:LEU:CD2	2.40	0.51
1:L:206:GLU:HA	1:L:206:GLU:OE1	2.10	0.51
1:L:490:ALA:O	1:L:491:ASN:CB	2.54	0.51
1:L:510:ALA:HA	1:L:832:LEU:O	2.11	0.51
1:L:536:ASN:HB3	1:L:596:SER:O	2.10	0.51
4:M:65:THR:HG22	4:M:66:ASN:N	2.16	0.51
5:Q:22:PRO:HB2	5:Q:24:TRP:CE2	2.46	0.51
5:R:49:MET:HE2	5:R:50:THR:N	2.23	0.51
5:R:49:MET:CG	5:R:50:THR:H	2.23	0.51
5:R:127:GLU:HA	5:R:130:GLN:OE1	2.10	0.51
5:S:4:THR:HG1	5:S:13:PHE:HE2	1.58	0.51
5:S:37:ASP:O	5:S:37:ASP:CG	2.43	0.51
1:A:196:GLU:HG3	1:B:823:HIS:HB3	1.91	0.51
1:A:446:ILE:HG13	1:A:447:SER:CA	2.38	0.51
1:A:446:ILE:HG13	1:A:447:SER:HB3	1.92	0.51
1:A:461:GLU:OE1	1:C:126:PRO:HA	2.11	0.51
1:A:480:TYR:CD1	1:A:537:HIS:CE1	2.99	0.51
1:A:778:TYR:O	1:A:779:GLN:HG3	2.11	0.51
1:B:120:ALA:C	1:B:121:TYR:CG	2.84	0.51
1:B:131:ASN:HB3	1:B:225:CYS:HB2	1.92	0.51
1:B:135:TRP:CZ2	1:B:309:GLU:CB	2.89	0.51
1:B:361:ARG:O	1:B:361:ARG:CG	2.42	0.51
1:C:370:LEU:HB2	1:C:646:TYR:CG	2.45	0.51
1:C:503:TYR:O	1:C:505:ASN:N	2.44	0.51
1:C:575:LEU:HD12	1:C:635:ARG:HB3	1.93	0.51
1:C:864:PHE:HD2	1:C:864:PHE:H	1.58	0.51

*Continued on next page...*



*Continued from previous page...*

Atom-1	Atom-2	Interatomic distance (Å)	Clash overlap (Å)
1:D:475:SER:OG	1:E:404:GLU:O	2.25	0.51
1:E:10:TRP:CZ2	1:F:674:ALA:HB2	2.45	0.51
1:E:13:MET:HG3	1:F:941:LEU:CD2	2.40	0.51
1:E:330:PHE:CD2	1:E:562:VAL:HG12	2.46	0.51
1:E:360:ASP:OD1	1:E:361:ARG:N	2.43	0.51
1:E:379:ARG:HD3	1:F:783:VAL:HG21	1.93	0.51
1:E:676:ARG:HH22	7:3:5:ASN:CG	2.14	0.51
1:F:113:PHE:CZ	1:F:115:PRO:HD3	2.45	0.51
1:F:667:ILE:O	1:F:900:ALA:HB1	2.10	0.51
1:G:323:TYR:CE1	1:G:544:ARG:HB3	2.45	0.51
1:G:356:VAL:CG1	1:G:356:VAL:O	2.59	0.51
1:G:685:THR:HG22	1:G:913:PRO:O	2.10	0.51
1:G:747:ARG:HH11	1:G:747:ARG:CB	2.23	0.51
1:G:925:VAL:HG12	1:I:46:ARG:NH1	2.22	0.51
1:H:83:ARG:CA	1:H:582:GLU:HB3	2.40	0.51
1:H:83:ARG:CG	1:H:582:GLU:HB3	2.39	0.51
1:H:323:TYR:CE2	1:H:544:ARG:HB2	2.45	0.51
1:I:103:ILE:HG23	1:I:613:VAL:HG23	1.79	0.51
1:I:131:ASN:CB	1:I:132:PRO:HD2	2.40	0.51
1:I:328:ASP:O	1:I:329:ASN:HB2	2.10	0.51
1:I:491:ASN:ND2	1:I:491:ASN:N	2.58	0.51
1:I:636:ASN:CG	1:I:637:ASP:N	2.64	0.51
1:J:44:LYS:HE2	1:K:573:LEU:HD23	1.90	0.51
1:J:80:TYR:O	1:J:584:ASN:CA	2.57	0.51
1:J:306:ASN:O	1:J:307:SER:HB2	2.10	0.51
1:J:593:LEU:HD22	1:J:593:LEU:N	2.18	0.51
1:J:732:PRO:HG3	1:J:743:PHE:CZ	2.46	0.51
1:K:320:ARG:HH11	1:K:597:LEU:HD11	1.76	0.51
1:K:589:VAL:HG21	1:K:606:ALA:CB	2.40	0.51
1:K:593:LEU:O	1:K:594:GLN:C	2.48	0.51
1:K:872:ARG:O	1:K:872:ARG:HD2	2.10	0.51
1:K:937:GLU:HB2	6:U:36:ALA:HA	1.91	0.51
1:L:157:PHE:HD1	1:L:312:LEU:HD21	1.76	0.51
1:L:405:ASP:OD2	1:L:463:ASN:ND2	2.44	0.51
4:M:159:TYR:CZ	4:M:163:ILE:HD11	2.45	0.51
5:R:12:LEU:HD21	5:R:17:LEU:HD11	1.83	0.51
5:S:65:ALA:O	5:S:68:ALA:HB3	2.10	0.51
6:U:13:TYR:HE1	6:U:188:PHE:HB2	1.74	0.51
6:V:31:MET:CE	6:V:44:VAL:HG22	2.41	0.51
7:3:16:ARG:CZ	7:3:21:THR:HG23	2.40	0.51
1:A:190:ASP:HB2	1:A:236:LYS:HD3	1.91	0.51

*Continued on next page...*



*Continued from previous page...*

Atom-1	Atom-2	Interatomic distance (Å)	Clash overlap (Å)
1:A:377:ARG:HG3	1:A:388:VAL:CG1	2.36	0.51
1:A:533:ASN:OD1	1:A:713:TYR:CD2	2.62	0.51
1:A:680:PHE:HE2	1:A:873:ILE:HD11	1.76	0.51
1:A:776:ILE:O	1:A:776:ILE:HG13	2.11	0.51
1:A:822:GLN:HB3	1:A:846:PHE:CD1	2.45	0.51
1:B:135:TRP:CZ2	1:B:309:GLU:OE1	2.64	0.51
1:B:351:GLN:HE22	2:N:400:ARG:NE	2.01	0.51
1:B:395:VAL:CG2	1:B:476:ASN:HB3	2.41	0.51
1:B:641:GLN:HB3	1:B:643:PHE:HZ	1.71	0.51
1:C:191:LYS:O	1:C:191:LYS:CG	2.55	0.51
1:C:492:VAL:HG23	1:C:492:VAL:O	2.10	0.51
1:C:651:ASN:OD1	1:C:651:ASN:O	2.28	0.51
1:C:724:MET:CA	1:C:729:VAL:CB	2.79	0.51
1:C:734:ASN:CA	1:C:736:ARG:HG2	2.41	0.51
1:C:910:MET:CE	1:C:914:THR:HB	2.41	0.51
1:D:456:ASN:HB3	1:F:837:ARG:CD	2.35	0.51
1:D:649:ALA:CB	1:D:919:LEU:CD1	2.88	0.51
1:D:757:ALA:CB	1:F:383:MET:HA	2.41	0.51
1:D:821:PHE:HB3	1:F:237:GLY:HA3	1.92	0.51
1:E:458:TYR:O	1:E:458:TYR:CD2	2.63	0.51
1:E:552:ASN:HB3	1:F:804:GLN:HG2	1.91	0.51
1:F:34:ALA:CB	7:4:26:GLY:O	2.59	0.51
1:F:115:PRO:HB3	1:F:323:TYR:HE1	1.76	0.51
1:F:130:PRO:HG2	1:F:157:PHE:CD2	2.44	0.51
1:F:196:GLU:N	1:F:197:PRO:HD2	2.25	0.51
1:F:224:PRO:HD3	1:F:314:GLN:HG3	1.92	0.51
1:F:676:ARG:HH21	1:F:921:GLU:CG	2.24	0.51
1:F:880:MET:HE2	1:F:880:MET:HA	1.92	0.51
1:G:83:ARG:HH21	1:G:580:THR:CG2	2.20	0.51
1:G:321:PRO:O	1:G:322:ASN:HB2	2.09	0.51
1:G:369:LEU:O	1:G:372:ASP:N	2.43	0.51
1:G:502:GLU:OE2	1:G:503:TYR:N	2.44	0.51
1:G:522:ALA:HA	1:I:548:MET:HB2	1.92	0.51
1:H:10:TRP:HB3	1:H:15:ILE:HB	1.92	0.51
1:H:346:ALA:HB1	1:H:353:ASN:N	2.26	0.51
1:H:519:ASN:HB3	1:H:522:ALA:HB3	1.92	0.51
1:H:951:THR:CG2	1:J:892:MET:SD	2.99	0.51
1:I:298:VAL:CB	1:I:317:MET:HG2	2.39	0.51
1:I:809:ILE:HD13	5:S:41:VAL:CG1	2.41	0.51
1:J:107:LEU:HD12	1:J:593:LEU:HD11	1.93	0.51
1:J:367:TYR:O	1:J:371:LEU:HB2	2.11	0.51

*Continued on next page...*



*Continued from previous page...*

Atom-1	Atom-2	Interatomic distance (Å)	Clash overlap (Å)
1:J:830:GLY:HA2	1:J:838:GLN:HG2	1.93	0.51
1:J:909:PRO:CG	5:Q:48:THR:C	2.69	0.51
1:K:99:THR:HG22	1:K:617:ALA:CB	2.41	0.51
1:K:204:TRP:CZ3	1:L:313:VAL:CG2	2.94	0.51
1:K:400:ASN:HD22	1:K:469:TRP:HZ2	1.59	0.51
1:K:422:THR:HG22	1:L:264:PRO:HG3	1.92	0.51
1:K:629:THR:C	1:K:631:GLU:H	2.14	0.51
1:K:943:THR:HB	1:K:944:PRO:HD3	1.91	0.51
1:L:222:MET:CE	1:L:311:ASN:HB3	2.40	0.51
1:L:322:ASN:HD22	1:L:323:TYR:N	2.05	0.51
1:L:473:LEU:O	1:L:477:VAL:HG11	2.06	0.51
1:L:564:GLN:HA	1:L:564:GLN:HE21	1.76	0.51
1:L:670:ARG:CG	1:L:671:ASN:H	2.23	0.51
2:N:110:LEU:HD13	2:N:509:VAL:HG22	1.92	0.51
4:M:204:LYS:HA	4:M:207:ARG:HB2	1.91	0.51
5:R:70:ALA:C	5:R:73:THR:HG22	2.31	0.51
1:A:163:GLY:HA3	1:A:208:GLU:HG3	1.92	0.51
1:A:226:TYR:CE2	1:A:318:PRO:HD3	2.46	0.51
1:A:414:LEU:CD1	1:B:837:ARG:NE	2.74	0.51
1:B:199:VAL:HG12	1:B:200:GLY:H	1.74	0.51
1:B:562:VAL:HG23	1:B:562:VAL:O	2.11	0.51
1:B:771:LEU:HD11	1:B:778:TYR:CE2	2.45	0.51
1:C:840:GLN:NE2	1:C:840:GLN:O	2.44	0.51
1:C:892:MET:CE	1:C:892:MET:CA	2.88	0.51
1:C:893:LEU:HD22	6:U:227:ASP:H	1.76	0.51
1:C:930:GLN:HB3	1:C:936:ILE:HA	1.91	0.51
1:D:201:GLU:HG3	1:E:838:GLN:OE1	2.11	0.51
1:D:370:LEU:HB2	1:D:646:TYR:HB2	1.92	0.51
1:D:839:GLY:H	1:F:198:GLN:HB2	1.74	0.51
1:E:546:ARG:NH1	1:E:546:ARG:HB2	2.26	0.51
1:E:643:PHE:O	1:E:925:VAL:HG12	2.10	0.51
1:F:99:THR:HG22	1:F:617:ALA:HA	1.91	0.51
1:F:151:LYS:HG2	1:F:154:THR:CG2	2.41	0.51
1:F:208:GLU:HG3	1:F:209:ALA:H	1.76	0.51
1:F:267:SER:O	1:F:268:PRO:C	2.49	0.51
1:F:334:MET:CE	1:F:336:TYR:OH	2.59	0.51
1:F:731:TRP:N	1:F:732:PRO:HD3	2.24	0.51
1:G:76:THR:OG1	1:G:79:LEU:HB2	2.10	0.51
1:G:86:LEU:O	1:G:86:LEU:HG	2.10	0.51
1:G:344:VAL:CG1	1:G:582:GLU:HG2	2.41	0.51
1:G:364:GLU:C	1:G:366:SER:H	2.14	0.51

*Continued on next page...*



*Continued from previous page...*

Atom-1	Atom-2	Interatomic distance (Å)	Clash overlap (Å)
1:G:449:GLN:CD	1:G:449:GLN:N	2.64	0.51
1:H:67:ARG:CZ	1:I:752:GLU:OE1	2.58	0.51
1:H:176:THR:HG22	1:H:177:ASP:N	2.26	0.51
1:H:656:ILE:O	1:H:657:PRO:C	2.48	0.51
1:H:713:TYR:C	1:H:713:TYR:CD1	2.84	0.51
1:I:90:ASP:OD1	1:I:91:ASN:N	2.43	0.51
1:I:309:GLU:OE2	1:I:310:ILE:CG1	2.55	0.51
1:I:384:TRP:O	1:I:385:ASN:HB3	2.09	0.51
1:I:809:ILE:CD1	1:I:810:ASN:OD1	2.59	0.51
1:J:44:LYS:HE2	1:K:573:LEU:CD2	2.40	0.51
1:J:114:LYS:HG3	1:K:851:ILE:HD11	1.92	0.51
1:J:488:THR:HB	1:J:507:ARG:HH21	1.75	0.51
1:J:721:VAL:HG13	1:J:905:PHE:CA	2.39	0.51
1:J:770:MET:HE1	1:J:795:PHE:HB2	1.93	0.51
1:K:116:TYR:HE2	1:L:851:ILE:HD11	1.75	0.51
1:K:329:ASN:HD21	1:K:377:ARG:NH2	2.09	0.51
1:K:596:SER:C	1:K:598:GLY:H	2.12	0.51
1:K:707:TYR:CD1	1:K:707:TYR:O	2.63	0.51
1:K:837:ARG:O	1:K:837:ARG:HG3	2.09	0.51
1:K:846:PHE:HB3	1:K:847:PRO:CD	2.40	0.51
1:L:631:GLU:O	1:L:635:ARG:HG2	2.11	0.51
1:L:797:ASN:HD22	1:L:797:ASN:N	2.08	0.51
1:L:797:ASN:ND2	1:L:797:ASN:N	2.56	0.51
2:N:185:TYR:CE1	2:N:194:VAL:HG23	2.45	0.51
5:R:82:MET:CG	5:R:88:SER:O	2.59	0.51
7:4:25:ILE:HG23	7:4:26:GLY:N	2.25	0.51
1:A:217:LYS:CG	1:A:285:THR:HG22	2.40	0.51
1:B:320:ARG:NH1	1:B:504:MET:HB3	2.25	0.51
1:B:636:ASN:ND2	4:M:16:SER:CB	2.72	0.51
1:B:670:ARG:NH1	2:N:92:GLU:OE2	2.44	0.51
1:C:518:ILE:C	1:C:519:ASN:HD22	2.13	0.51
1:C:922:VAL:HG23	1:C:944:PRO:CG	2.40	0.51
1:D:383:MET:O	1:D:384:TRP:CE3	2.63	0.51
1:D:472:PHE:HD1	1:D:539:ARG:NH2	2.03	0.51
1:D:827:GLY:O	1:D:828:PHE:HD2	1.85	0.51
1:D:892:MET:CE	1:D:892:MET:CA	2.88	0.51
1:E:26:PRO:O	1:E:29:VAL:HG12	2.11	0.51
1:E:30:GLN:HA	1:E:33:ARG:HG3	1.93	0.51
1:E:119:THR:HG21	1:E:226:TYR:CE1	2.45	0.51
1:E:226:TYR:O	1:E:226:TYR:CD1	2.64	0.51
1:E:789:ASP:O	1:E:789:ASP:OD1	2.28	0.51

*Continued on next page...*



*Continued from previous page...*

Atom-1	Atom-2	Interatomic distance (Å)	Clash overlap (Å)
1:E:869:VAL:HG13	1:E:870:MET:N	2.24	0.51
1:F:158:GLY:O	1:F:159:VAL:C	2.49	0.51
1:F:644:ASN:HB3	1:F:925:VAL:HG12	1.92	0.51
1:F:686:LYS:HB3	1:F:686:LYS:HZ2	1.76	0.51
1:F:725:PHE:N	1:F:729:VAL:O	2.42	0.51
1:G:85:THR:HG23	1:G:85:THR:O	2.10	0.51
1:G:636:ASN:OD1	1:G:637:ASP:N	2.43	0.51
1:H:358:LEU:HD11	1:H:947:ALA:CB	2.41	0.51
1:H:405:ASP:HB3	1:H:465:GLN:CB	2.39	0.51
1:H:512:SER:O	1:H:513:LEU:C	2.48	0.51
1:H:750:ASP:N	1:H:750:ASP:OD2	2.38	0.51
1:I:66:LEU:HD13	1:I:619:PHE:CE1	2.45	0.51
1:I:178:GLU:HG2	1:I:178:GLU:O	2.10	0.51
1:I:367:TYR:CD2	1:I:565:LYS:HG3	2.46	0.51
1:J:56:VAL:HG12	1:K:882:MET:CE	2.37	0.51
1:J:202:GLU:CB	1:K:313:VAL:HG21	2.34	0.51
1:J:341:ASN:OD1	1:J:341:ASN:N	2.44	0.51
1:J:391:TYR:CD1	1:J:392:ASP:O	2.63	0.51
1:J:573:LEU:CD1	1:J:634:LEU:HD13	2.38	0.51
1:K:629:THR:C	1:K:631:GLU:N	2.63	0.51
1:K:676:ARG:C	1:K:875:PHE:CB	2.73	0.51
1:K:937:GLU:CB	6:U:35:SER:O	2.58	0.51
1:L:21:SER:HA	7:9:9:LEU:HD11	1.93	0.51
1:L:71:VAL:O	1:L:71:VAL:HG13	2.09	0.51
1:L:138:LYS:HB3	1:L:147:VAL:HG13	1.92	0.51
1:L:329:ASN:O	1:L:330:PHE:HB2	2.11	0.51
1:L:489:PRO:HD3	1:L:508:VAL:CG1	2.39	0.51
1:L:666:SER:HA	1:L:902:ASP:HB3	1.92	0.51
1:L:715:ASN:C	1:L:715:ASN:ND2	2.63	0.51
2:N:189:GLY:C	2:N:194:VAL:CG2	2.78	0.51
2:N:420:ALA:HA	2:N:465:SER:HA	1.93	0.51
5:S:54:VAL:O	5:S:55:GLY:C	2.47	0.51
7:4:19:MET:HB2	7:4:22:TRP:NE1	2.26	0.51
1:A:187:ILE:CG2	1:A:190:ASP:OD1	2.59	0.51
1:A:263:VAL:HA	1:C:423:TYR:CD2	2.46	0.51
1:A:494:LEU:HD13	1:A:503:TYR:CE1	2.45	0.51
1:A:521:GLY:HA3	1:C:115:PRO:HB2	1.91	0.51
1:B:219:ASP:OD1	1:B:219:ASP:C	2.45	0.51
1:B:246:ASN:ND2	1:B:249:GLU:O	2.29	0.51
1:C:218:LYS:HG3	1:C:219:ASP:N	2.25	0.51
1:C:308:SER:HB2	1:C:309:GLU:OE2	2.10	0.51

*Continued on next page...*



*Continued from previous page...*

Atom-1	Atom-2	Interatomic distance (Å)	Clash overlap (Å)
1:C:463:ASN:O	1:C:467:ASN:HB2	2.11	0.51
1:D:192:THR:HG21	1:D:284:TYR:CE2	2.45	0.51
1:D:456:ASN:CB	1:F:837:ARG:HD2	2.38	0.51
1:D:575:LEU:HB3	1:D:635:ARG:NH2	2.25	0.51
1:D:589:VAL:HG21	1:D:606:ALA:HA	1.92	0.51
1:D:860:THR:HG21	1:F:557:PRO:HD2	1.93	0.51
1:D:917:TYR:C	1:D:918:LEU:O	2.49	0.51
1:E:55:ASP:O	1:E:57:THR:N	2.44	0.51
1:E:204:TRP:HZ3	1:F:313:VAL:HG12	1.75	0.51
1:E:235:GLU:HG3	1:F:815:LYS:HD2	1.93	0.51
1:E:270:ALA:H	1:E:273:SER:HB2	1.76	0.51
1:E:455:GLY:C	1:F:161:ALA:CB	2.79	0.51
1:F:300:LYS:HB2	1:F:300:LYS:NZ	2.26	0.51
1:F:452:ILE:C	1:F:454:LYS:N	2.61	0.51
1:G:58:THR:C	1:G:59:ASP:OD1	2.49	0.51
1:G:96:MET:O	1:G:99:THR:OG1	2.27	0.51
1:G:263:VAL:CG2	1:I:423:TYR:CE2	2.83	0.51
1:G:399:GLU:HB3	1:G:401:HIS:CE1	2.45	0.51
1:G:804:GLN:HE22	1:I:556:VAL:CG1	2.24	0.51
1:H:398:ILE:O	1:H:398:ILE:HD12	2.10	0.51
1:H:566:PHE:CG	1:H:567:PHE:N	2.79	0.51
1:H:818:THR:C	1:H:820:PRO:CD	2.76	0.51
1:I:626:THR:O	1:I:629:THR:HG22	2.10	0.51
1:I:647:LEU:O	1:I:647:LEU:CG	2.58	0.51
1:J:309:GLU:O	1:J:312:LEU:HD23	2.11	0.51
1:J:328:ASP:N	1:J:546:ARG:HE	2.09	0.51
1:J:527:ASP:N	1:J:528:PRO:HD2	2.25	0.51
1:J:697:PRO:O	5:P:34:SER:CB	2.59	0.51
1:J:746:LYS:HG3	1:J:760:ASN:HD21	1.76	0.51
1:K:168:THR:O	1:K:170:GLN:N	2.43	0.51
1:L:419:THR:CG2	1:L:451:GLN:CB	2.81	0.51
1:L:526:LEU:CD1	1:L:528:PRO:HD2	2.41	0.51
4:M:78:ALA:HA	4:M:81:GLU:CG	2.41	0.51
4:M:353:MET:O	4:M:357:ASN:ND2	2.42	0.51
5:Q:76:ARG:HH12	5:S:76:ARG:HH12	1.57	0.51
5:R:49:MET:CE	5:R:50:THR:N	2.74	0.51
1:A:10:TRP:CZ2	1:B:673:ALA:HB1	2.46	0.51
1:A:161:ALA:O	1:A:199:VAL:N	2.44	0.51
1:A:167:ILE:HG12	1:A:172:LEU:HG	1.92	0.51
1:A:391:TYR:CE1	1:A:396:ARG:CG	2.94	0.51
1:A:488:THR:HG22	1:A:489:PRO:O	2.11	0.51

*Continued on next page...*



*Continued from previous page...*

Atom-1	Atom-2	Interatomic distance (Å)	Clash overlap (Å)
1:A:548:MET:SD	1:B:401:HIS:HE1	2.33	0.51
1:A:656:ILE:HG22	1:A:657:PRO:O	2.10	0.51
1:A:828:PHE:CD2	1:B:412:PHE:CD1	2.98	0.51
1:B:192:THR:HB	1:B:284:TYR:CD1	2.45	0.51
1:B:362:ASN:O	1:B:362:ASN:OD1	2.29	0.51
1:C:364:GLU:CB	1:C:708:LEU:HD12	2.41	0.51
1:C:422:THR:HG22	1:C:451:GLN:HG3	1.93	0.51
1:C:642:SER:HB3	1:C:927:ARG:CB	2.38	0.51
1:C:931:PRO:HB2	1:C:932:HIS:ND1	2.25	0.51
1:D:567:PHE:CB	1:D:645:ASP:HB3	2.41	0.51
1:D:633:MET:O	1:D:639:HIS:CE1	2.63	0.51
1:E:327:ARG:NH2	1:E:705:ILE:CD1	2.74	0.51
1:E:327:ARG:NH2	1:E:705:ILE:HD11	2.25	0.51
1:E:388:VAL:HG21	1:E:868:ARG:NH2	2.24	0.51
1:E:875:PHE:O	1:E:875:PHE:CG	2.64	0.51
1:E:878:ASN:HD21	1:E:880:MET:HB2	1.76	0.51
1:F:908:ASP:CB	1:F:909:PRO:HD2	2.41	0.51
1:G:540:ASN:ND2	1:G:543:LEU:H	2.09	0.51
1:G:662:ASN:HD21	1:G:904:THR:HG23	1.76	0.51
1:H:747:ARG:HD3	1:H:762:THR:HG22	1.92	0.51
1:I:64:LEU:HD11	1:I:621:PRO:CG	2.37	0.51
1:I:103:ILE:HG12	1:I:613:VAL:HG22	1.92	0.51
1:I:246:ASN:HD22	1:I:251:PRO:CA	2.24	0.51
1:I:406:GLU:N	1:I:406:GLU:OE2	2.43	0.51
1:I:665:ILE:HG12	1:I:903:MET:O	2.11	0.51
1:J:68:PHE:N	1:J:68:PHE:CD1	2.63	0.51
1:J:96:MET:HE1	1:J:574:LEU:CD1	2.40	0.51
1:J:159:VAL:CG1	1:L:453:CYS:SG	2.97	0.51
1:J:417:THR:HG21	1:J:453:CYS:SG	2.51	0.51
1:J:485:TYR:OH	1:J:528:PRO:CB	2.59	0.51
1:J:503:TYR:C	1:J:505:ASN:H	2.14	0.51
1:J:809:ILE:O	1:J:809:ILE:CG2	2.59	0.51
1:K:204:TRP:HE1	1:K:415:ASN:HB3	1.72	0.51
1:K:416:GLY:O	1:K:457:VAL:CG1	2.59	0.51
1:K:524:TRP:HZ3	1:K:802:SER:HA	1.76	0.51
1:K:527:ASP:O	1:K:528:PRO:C	2.48	0.51
1:K:662:ASN:OD1	1:K:662:ASN:C	2.48	0.51
1:L:49:THR:HA	7:8:20:GLY:O	2.10	0.51
1:L:112:SER:HB2	1:L:501:TYR:HB2	1.91	0.51
1:L:213:GLY:O	1:L:283:LEU:HD23	2.11	0.51
1:L:244:PRO:O	1:L:245:VAL:C	2.50	0.51

*Continued on next page...*



*Continued from previous page...*

Atom-1	Atom-2	Interatomic distance (Å)	Clash overlap (Å)
1:L:693:SER:HB2	5:S:81:TYR:CZ	2.46	0.51
2:N:42:ILE:HD12	2:N:54:THR:OG1	2.11	0.51
4:M:181:SER:O	4:M:182:GLY:O	2.29	0.51
6:U:197:TYR:CE1	6:U:209:PRO:HG3	2.45	0.51
6:V:12:SER:O	6:V:12:SER:OG	2.29	0.51
6:V:27:TYR:CD2	6:V:27:TYR:N	2.67	0.51
7:9:16:ARG:HH11	7:9:21:THR:HG21	1.76	0.51
1:A:236:LYS:HG2	1:A:236:LYS:O	2.11	0.51
1:A:498:THR:HG22	1:A:498:THR:O	2.10	0.51
1:A:532:VAL:O	1:A:533:ASN:C	2.49	0.51
1:A:665:ILE:CG2	1:A:666:SER:N	2.74	0.51
1:B:13:MET:CG	1:C:925:VAL:HG21	2.41	0.51
1:B:244:PRO:HD2	1:B:253:ASP:O	2.11	0.51
1:B:831:TYR:CD2	1:B:832:LEU:CD1	2.93	0.51
1:C:121:TYR:CB	1:C:227:GLY:HA2	2.35	0.51
1:D:13:MET:HE2	1:E:941:LEU:HB2	1.93	0.51
1:D:99:THR:HA	1:D:616:TYR:O	2.11	0.51
1:D:132:PRO:O	1:D:215:ALA:HA	2.11	0.51
1:D:152:ASP:HB3	1:F:444:ASP:C	2.31	0.51
1:D:670:ARG:HH11	1:D:670:ARG:CB	2.23	0.51
1:E:641:GLN:HE21	1:E:641:GLN:N	1.96	0.51
1:E:724:MET:O	1:E:901:LEU:HD12	2.12	0.51
1:F:109:ARG:NH2	1:F:550:LEU:HB3	2.26	0.51
1:F:135:TRP:CZ2	1:F:153:VAL:HG12	2.46	0.51
1:G:198:GLN:HE22	1:I:456:ASN:HA	1.76	0.51
1:G:387:ALA:HB3	1:G:546:ARG:HD3	1.92	0.51
1:H:29:VAL:HG13	1:H:30:GLN:N	2.25	0.51
1:H:157:PHE:O	1:H:157:PHE:CD2	2.64	0.51
1:H:239:GLN:HG3	1:H:240:ALA:H	1.76	0.51
1:I:163:GLY:HA2	1:I:210:PHE:O	2.10	0.51
1:I:425:GLY:CA	1:I:444:ASP:CB	2.86	0.51
1:I:608:VAL:HG23	1:I:609:ARG:N	2.26	0.51
1:I:758:GLN:HB3	1:I:862:LYS:NZ	2.26	0.51
1:J:43:ASN:ND2	1:J:44:LYS:HD2	2.26	0.51
1:J:64:LEU:HD11	1:J:621:PRO:HD3	1.92	0.51
1:J:114:LYS:HA	1:K:851:ILE:HD12	1.91	0.51
1:J:201:GLU:O	1:K:836:MET:CE	2.58	0.51
1:J:356:VAL:HG12	1:J:940:TYR:CE1	2.46	0.51
1:J:427:LYS:O	1:J:438:SER:HA	2.11	0.51
1:J:568:ALA:C	1:J:569:ILE:HD13	2.31	0.51
1:J:665:ILE:HD12	1:J:666:SER:N	2.25	0.51

*Continued on next page...*



*Continued from previous page...*

Atom-1	Atom-2	Interatomic distance (Å)	Clash overlap (Å)
1:K:191:LYS:O	1:K:191:LYS:HD2	2.10	0.51
1:K:339:THR:O	1:K:339:THR:HG23	2.11	0.51
1:K:395:VAL:HG21	1:K:476:ASN:HB3	1.93	0.51
1:L:429:THR:OG1	1:L:439:GLU:OE2	2.28	0.51
1:L:719:LYS:C	1:L:745:ILE:HG22	2.30	0.51
1:L:747:ARG:CB	1:L:762:THR:HG22	2.41	0.51
1:L:774:TYR:HB3	1:L:788:LYS:HZ3	1.74	0.51
2:N:83:VAL:CG1	2:N:83:VAL:O	2.59	0.51
2:N:367:VAL:HG12	2:N:367:VAL:O	2.11	0.51
2:N:419:ARG:O	2:N:419:ARG:HG3	2.11	0.51
4:M:356:ALA:HB1	4:M:363:LYS:HZ2	1.76	0.51
5:R:55:GLY:O	5:R:56:ASN:C	2.49	0.51
5:S:50:THR:HG23	5:S:53:THR:CG2	2.41	0.51
7:6:24:GLU:OE1	7:6:27:THR:OG1	2.29	0.51
1:A:239:GLN:HG3	1:B:845:ASN:HB3	1.92	0.50
1:B:323:TYR:O	1:B:596:SER:HB2	2.10	0.50
1:B:616:TYR:N	1:B:616:TYR:HD1	2.09	0.50
1:B:927:ARG:HB2	1:B:939:VAL:HG12	1.93	0.50
1:C:53:THR:O	1:C:53:THR:CG2	2.60	0.50
1:C:731:TRP:HB3	1:C:732:PRO:HD2	1.81	0.50
1:D:136:GLU:HB2	1:D:218:LYS:HE3	1.93	0.50
1:D:136:GLU:HB3	1:D:218:LYS:HE3	1.93	0.50
1:D:263:VAL:O	1:D:265:GLY:N	2.44	0.50
1:D:774:TYR:HD1	1:D:788:LYS:HG3	1.76	0.50
1:E:66:LEU:HD12	1:E:619:PHE:CZ	2.46	0.50
1:E:376:ASP:CG	1:E:377:ARG:H	2.14	0.50
1:F:429:THR:O	1:F:430:ASN:HB3	2.10	0.50
1:F:913:PRO:CG	5:Q:7:ALA:CB	2.84	0.50
1:G:329:ASN:O	1:G:330:PHE:HB2	2.11	0.50
1:G:443:ASP:CA	1:H:150:GLU:CG	2.88	0.50
1:H:36:ASP:O	1:H:38:TYR:N	2.43	0.50
1:H:113:PHE:HB2	1:H:324:ILE:HD12	1.93	0.50
1:H:193:PHE:CE2	1:H:197:PRO:HD2	2.46	0.50
1:H:239:GLN:HG3	1:H:240:ALA:N	2.25	0.50
1:H:785:GLU:OE1	1:H:788:LYS:HE2	2.11	0.50
1:H:859:VAL:HG22	5:R:56:ASN:HB3	1.93	0.50
1:I:60:ARG:HG3	1:I:624:HIS:CD2	2.46	0.50
1:I:115:PRO:HB3	1:I:323:TYR:HE1	1.68	0.50
1:I:444:ASP:OD1	1:I:450:ASN:ND2	2.40	0.50
1:I:746:LYS:O	1:I:748:SER:N	2.44	0.50
1:J:260:TYR:HB2	1:L:426:VAL:CG2	2.41	0.50

*Continued on next page...*



*Continued from previous page...*

Atom-1	Atom-2	Interatomic distance (Å)	Clash overlap (Å)
1:J:427:LYS:HD2	1:J:441:GLU:HB3	1.93	0.50
1:J:537:HIS:C	1:J:539:ARG:H	2.08	0.50
1:J:818:THR:HB	1:J:820:PRO:HD2	1.93	0.50
1:J:839:GLY:CA	1:L:198:GLN:OE1	2.59	0.50
1:K:327:ARG:HH11	1:K:327:ARG:CG	2.20	0.50
1:K:364:GLU:HB3	1:K:708:LEU:O	2.10	0.50
1:K:440:TRP:CE2	1:L:276:GLU:OE2	2.63	0.50
1:K:524:TRP:HA	1:K:524:TRP:CE3	2.46	0.50
1:K:713:TYR:CE1	1:K:714:LEU:HG	2.46	0.50
1:L:51:ALA:HB1	1:L:52:PRO:CD	2.38	0.50
1:L:135:TRP:CZ2	1:L:153:VAL:O	2.64	0.50
1:L:166:ASN:HA	1:L:210:PHE:CZ	2.45	0.50
1:L:187:ILE:O	1:L:189:ALA:N	2.42	0.50
1:L:397:ILE:HG22	1:L:397:ILE:O	2.11	0.50
1:L:409:ASN:HD22	1:L:464:LEU:HG	1.74	0.50
1:L:811:TYR:CD1	1:L:857:PRO:HD2	2.46	0.50
1:L:865:LEU:O	1:L:865:LEU:HD23	2.11	0.50
4:M:85:ILE:HG21	4:M:93:VAL:HG21	1.92	0.50
4:M:206:LEU:CD2	4:M:252:LEU:HD13	2.37	0.50
4:M:210:TRP:CE3	4:M:252:LEU:HD12	2.46	0.50
5:Q:35:THR:N	5:Q:43:PRO:HD2	2.25	0.50
6:V:47:VAL:O	6:V:48:ARG:C	2.50	0.50
7:6:19:MET:HA	7:6:19:MET:CE	2.42	0.50
1:A:320:ARG:H	1:A:505:ASN:HD21	1.59	0.50
1:A:481:LEU:HB3	1:A:482:PRO:HD2	1.93	0.50
1:B:22:GLU:CG	6:U:177:GLU:HG2	2.37	0.50
1:B:134:GLN:HG3	1:B:154:THR:O	1.85	0.50
1:B:401:HIS:C	1:B:402:GLY:O	2.48	0.50
1:B:425:GLY:HA3	1:B:444:ASP:HB2	1.93	0.50
1:B:620:PHE:HE1	1:C:880:MET:HE1	1.67	0.50
1:B:732:PRO:HG3	1:B:743:PHE:HE1	1.75	0.50
1:C:70:PRO:CG	1:C:73:ARG:NE	2.59	0.50
1:C:531:ASN:HB2	1:C:714:LEU:HD22	1.93	0.50
1:C:637:ASP:CB	1:C:929:HIS:HE1	2.21	0.50
1:C:730:SER:HB3	1:C:733:GLY:CA	2.41	0.50
1:C:910:MET:CE	1:C:914:THR:CB	2.89	0.50
1:D:70:PRO:HG3	1:D:73:ARG:NH1	2.26	0.50
1:D:88:VAL:CG1	1:D:576:PRO:HA	2.39	0.50
1:F:242:PHE:O	1:F:243:LYS:C	2.49	0.50
1:F:387:ALA:O	1:F:388:VAL:HG23	2.11	0.50
1:F:392:ASP:CG	1:F:393:PRO:HD2	2.30	0.50

*Continued on next page...*



*Continued from previous page...*

Atom-1	Atom-2	Interatomic distance (Å)	Clash overlap (Å)
1:F:408:PRO:HB2	1:F:410:TYR:CE1	2.46	0.50
1:F:698:TYR:O	1:F:700:VAL:HG13	2.11	0.50
1:F:760:ASN:CG	5:P:54:VAL:CG1	2.74	0.50
1:F:840:GLN:HG2	1:F:841:PRO:N	2.23	0.50
1:G:24:LEU:HA	1:H:639:HIS:HB3	1.94	0.50
1:G:313:VAL:HG23	1:G:313:VAL:O	2.12	0.50
1:G:457:VAL:CG2	1:I:841:PRO:HD3	2.41	0.50
1:G:488:THR:HB	1:G:507:ARG:HE	1.76	0.50
1:G:759:CYS:CB	1:G:800:PRO:HB3	2.41	0.50
1:G:823:HIS:HB3	1:I:196:GLU:OE1	2.10	0.50
1:H:135:TRP:CZ2	1:H:156:THR:HG21	2.46	0.50
1:H:155:LYS:HZ1	1:H:285:THR:CB	1.92	0.50
1:H:907:VAL:HG12	1:H:908:ASP:N	2.22	0.50
1:I:247:GLU:O	1:I:249:GLU:N	2.44	0.50
1:I:268:PRO:CB	1:I:269:PRO:CD	2.89	0.50
1:I:361:ARG:NH1	1:I:567:PHE:CZ	2.62	0.50
1:J:635:ARG:CD	1:J:931:PRO:O	2.56	0.50
1:J:644:ASN:O	1:J:644:ASN:OD1	2.29	0.50
1:J:796:ARG:NH1	1:J:796:ARG:CG	2.73	0.50
1:K:60:ARG:HD2	1:K:624:HIS:ND1	2.26	0.50
1:K:116:TYR:HE2	1:L:851:ILE:CD1	2.24	0.50
1:K:196:GLU:HG3	1:L:831:TYR:CE1	2.44	0.50
1:K:594:GLN:HA	1:K:702:SER:O	2.11	0.50
1:L:62:GLN:O	1:L:62:GLN:HG3	2.11	0.50
1:L:191:LYS:O	1:L:191:LYS:HD2	2.11	0.50
1:L:193:PHE:HE2	1:L:284:TYR:CE1	2.21	0.50
1:L:242:PHE:O	1:L:243:LYS:HD3	2.12	0.50
1:L:281:ILE:O	1:L:281:ILE:HG13	2.11	0.50
3:O:18:GLY:O	3:O:19:TYR:CE1	2.62	0.50
4:M:210:TRP:CE3	4:M:210:TRP:HA	2.46	0.50
5:R:9:GLU:CD	5:R:13:PHE:HB3	2.32	0.50
1:A:575:LEU:HB2	1:A:930:GLN:HE21	1.76	0.50
1:B:23:TYR:C	1:B:23:TYR:CD1	2.85	0.50
1:B:192:THR:O	1:B:193:PHE:C	2.50	0.50
1:B:195:PRO:O	1:B:198:GLN:HG2	2.11	0.50
1:B:345:LEU:HB2	1:B:355:VAL:CG2	2.41	0.50
1:B:530:ASP:OD1	1:B:531:ASN:N	2.44	0.50
1:B:576:PRO:HD2	1:B:635:ARG:NH2	2.23	0.50
1:C:21:SER:HB2	7:2:11:PRO:HD3	1.93	0.50
1:C:242:PHE:O	1:C:243:LYS:C	2.49	0.50
1:C:267:SER:CB	1:C:268:PRO:CD	2.89	0.50

*Continued on next page...*



*Continued from previous page...*

Atom-1	Atom-2	Interatomic distance (Å)	Clash overlap (Å)
1:C:765:TRP:O	1:C:768:VAL:HG12	2.11	0.50
1:D:676:ARG:HH11	1:D:676:ARG:HG2	1.76	0.50
1:E:269:PRO:HD3	1:E:275:GLU:C	2.32	0.50
1:E:540:ASN:OD1	1:E:543:LEU:HB3	2.11	0.50
1:E:749:VAL:O	1:E:750:ASP:OD1	2.30	0.50
1:E:771:LEU:HD21	1:E:778:TYR:CZ	2.47	0.50
1:F:244:PRO:O	1:F:245:VAL:C	2.50	0.50
1:F:449:GLN:O	1:F:449:GLN:HG3	2.10	0.50
1:F:503:TYR:O	1:F:505:ASN:N	2.44	0.50
1:G:52:PRO:HG3	7:6:23:ASN:C	2.24	0.50
1:G:96:MET:O	1:G:98:SER:N	2.44	0.50
1:G:331:VAL:O	1:G:331:VAL:HG23	2.11	0.50
1:G:636:ASN:O	1:G:639:HIS:O	2.29	0.50
1:G:696:ASP:C	1:G:698:TYR:H	2.13	0.50
1:H:130:PRO:HB2	1:H:312:LEU:HD12	1.94	0.50
1:H:723:ILE:HG21	1:H:731:TRP:HB3	1.93	0.50
1:I:88:VAL:HG23	1:I:577:GLY:H	1.75	0.50
1:I:410:TYR:CB	1:I:412:PHE:CZ	2.94	0.50
1:I:653:LEU:HD21	1:I:917:TYR:CD2	2.46	0.50
1:J:194:GLN:OE1	1:K:821:PHE:CB	2.56	0.50
1:J:361:ARG:O	1:J:361:ARG:HG3	2.12	0.50
1:J:433:ASP:OD1	1:J:433:ASP:C	2.49	0.50
1:J:644:ASN:HB3	1:J:925:VAL:HG12	1.92	0.50
1:J:675:PHE:CD2	1:J:675:PHE:C	2.85	0.50
1:K:410:TYR:HA	1:K:461:GLU:HB3	1.93	0.50
1:K:477:VAL:CG2	1:K:477:VAL:O	2.59	0.50
1:K:602:ARG:C	1:K:604:ASP:N	2.65	0.50
1:L:392:ASP:CG	1:L:393:PRO:HD2	2.31	0.50
1:L:731:TRP:O	1:L:731:TRP:CD1	2.62	0.50
2:N:133:ARG:O	2:N:239:CYS:HB2	2.12	0.50
2:N:488:ARG:HH11	2:N:488:ARG:CB	2.14	0.50
4:M:147:THR:HG22	4:M:147:THR:O	2.12	0.50
5:S:12:LEU:O	5:S:15:PRO:CG	2.59	0.50
6:U:14:GLN:HE21	6:U:14:GLN:CA	2.24	0.50
7:9:18:PHE:O	7:9:19:MET:C	2.49	0.50
1:A:139:GLU:OE1	1:C:449:GLN:HG3	2.11	0.50
1:A:230:ALA:HB1	1:A:288:VAL:HG21	1.93	0.50
1:A:313:VAL:CG2	1:C:204:TRP:CE3	2.60	0.50
1:A:367:TYR:CB	1:A:565:LYS:HD2	2.40	0.50
1:A:508:VAL:CG2	1:A:834:PRO:CD	2.89	0.50
1:A:560:ILE:HG22	1:A:561:GLN:C	2.32	0.50

*Continued on next page...*



*Continued from previous page...*

Atom-1	Atom-2	Interatomic distance (Å)	Clash overlap (Å)
1:A:690:SER:O	1:A:692:GLY:N	2.44	0.50
1:A:853:GLN:HB3	1:C:111:PRO:CB	2.40	0.50
1:B:510:ALA:CB	1:B:832:LEU:O	2.59	0.50
1:B:652:MET:HE1	2:N:92:GLU:OE1	2.11	0.50
1:B:676:ARG:HD3	1:B:921:GLU:CB	2.35	0.50
1:B:731:TRP:CD2	1:B:732:PRO:HD3	2.42	0.50
1:B:912:GLU:O	1:B:914:THR:CG2	2.60	0.50
1:C:629:THR:C	1:C:631:GLU:N	2.62	0.50
1:C:811:TYR:CD1	1:C:856:VAL:CG2	2.77	0.50
1:C:827:GLY:CA	1:C:839:GLY:CA	2.78	0.50
1:D:121:TYR:O	1:D:122:ASN:HB2	2.11	0.50
1:D:262:ASP:HB2	1:F:426:VAL:HG11	1.93	0.50
1:D:622:MET:CG	1:D:627:ALA:HB2	2.42	0.50
1:D:639:HIS:HB3	1:F:24:LEU:CD2	2.42	0.50
1:E:428:ILE:HG13	1:F:260:TYR:HE1	1.76	0.50
1:F:165:ILE:HG12	1:F:174:LEU:O	2.11	0.50
1:F:166:ASN:HA	1:F:210:PHE:CE1	2.45	0.50
1:F:167:ILE:HG21	1:F:282:ILE:CG2	2.41	0.50
1:F:712:PHE:O	1:F:868:ARG:N	2.34	0.50
1:F:745:ILE:CG1	1:F:765:TRP:CD2	2.94	0.50
1:F:776:ILE:HD12	1:F:776:ILE:N	2.26	0.50
1:G:20:ALA:O	1:G:24:LEU:HG	2.12	0.50
1:G:72:ASP:O	1:G:72:ASP:CG	2.46	0.50
1:G:422:THR:O	1:H:264:PRO:HD3	2.10	0.50
1:G:573:LEU:HB3	1:G:641:GLN:NE2	2.27	0.50
1:H:140:LYS:HZ3	1:H:146:GLY:HA2	1.75	0.50
1:H:165:ILE:O	1:H:210:PHE:CE1	2.64	0.50
1:H:222:MET:HE2	1:H:311:ASN:HB3	1.94	0.50
1:H:370:LEU:O	1:H:370:LEU:HG	2.11	0.50
1:H:514:VAL:O	1:H:514:VAL:CG1	2.59	0.50
1:H:600:ASP:OD1	1:H:700:VAL:HB	2.11	0.50
1:H:602:ARG:C	5:Q:35:THR:HG21	2.32	0.50
1:H:918:LEU:CD2	1:H:920:PHE:CE2	2.93	0.50
1:I:18:GLN:O	1:I:23:TYR:HD2	1.95	0.50
1:I:771:LEU:HD11	1:I:880:MET:HE1	1.93	0.50
1:J:636:ASN:ND2	1:J:638:THR:N	2.58	0.50
1:J:822:GLN:HB2	1:J:846:PHE:HB2	1.94	0.50
1:K:440:TRP:CH2	1:L:276:GLU:HB3	2.46	0.50
1:L:214:ARG:HH22	1:L:241:LYS:HE3	1.76	0.50
1:L:333:LEU:HG	1:L:592:ILE:HG21	1.93	0.50
1:L:787:TYR:O	1:L:789:ASP:N	2.44	0.50

*Continued on next page...*



*Continued from previous page...*

Atom-1	Atom-2	Interatomic distance (Å)	Clash overlap (Å)
2:N:209:LYS:HG3	2:N:356:LEU:HD21	1.93	0.50
2:N:394:GLN:HG3	2:N:395:ASP:N	2.27	0.50
2:N:398:THR:O	2:N:398:THR:CG2	2.56	0.50
5:Q:101:LEU:HD23	5:Q:101:LEU:C	2.32	0.50
5:R:2:ASN:OD1	5:R:2:ASN:O	2.30	0.50
6:U:5:ILE:CG2	6:U:49:SER:HA	2.41	0.50
6:V:69:LEU:H	6:V:69:LEU:HD22	1.62	0.50
1:A:210:PHE:HA	1:A:280:ASP:HB2	1.92	0.50
1:A:217:LYS:C	1:A:219:ASP:H	2.13	0.50
1:A:370:LEU:HD13	1:A:646:TYR:CD1	2.47	0.50
1:A:445:ALA:HB2	1:B:152:ASP:CB	2.38	0.50
1:A:804:GLN:HE22	1:C:551:GLY:HA3	1.75	0.50
1:A:822:GLN:CB	1:A:846:PHE:HD1	2.21	0.50
1:A:852:GLY:O	1:C:554:ARG:HD2	2.12	0.50
1:B:137:THR:HG22	1:B:153:VAL:CG1	2.41	0.50
1:B:150:GLU:HA	1:B:150:GLU:OE1	2.12	0.50
1:B:327:ARG:CZ	1:B:705:ILE:HD12	2.41	0.50
1:B:569:ILE:O	1:B:572:LEU:HB2	2.11	0.50
1:B:589:VAL:CG2	1:B:607:SER:HB3	2.41	0.50
1:C:217:LYS:CE	1:C:257:ASP:CG	2.79	0.50
1:C:217:LYS:NZ	1:C:257:ASP:CG	2.65	0.50
1:C:239:GLN:HG3	1:C:240:ALA:H	1.77	0.50
1:C:323:TYR:H	1:C:596:SER:CB	2.25	0.50
1:C:573:LEU:H	1:C:641:GLN:HE21	1.59	0.50
1:C:673:ALA:O	1:C:889:GLY:O	2.29	0.50
1:C:705:ILE:HG22	1:C:708:LEU:N	2.19	0.50
1:C:933:ARG:HH22	1:E:349:ALA:CB	2.24	0.50
1:D:6:MET:HE1	1:D:10:TRP:HE3	1.76	0.50
1:D:134:GLN:HE21	1:D:154:THR:HG21	1.75	0.50
1:D:135:TRP:HA	1:D:218:LYS:HB2	1.93	0.50
1:D:204:TRP:CE2	1:D:415:ASN:HB2	2.43	0.50
1:D:406:GLU:OE1	1:F:474:TYR:HE2	1.95	0.50
1:D:417:THR:OG1	1:D:457:VAL:HA	2.11	0.50
1:D:515:ASP:O	1:D:517:TYR:N	2.44	0.50
1:D:532:VAL:O	1:D:533:ASN:C	2.48	0.50
1:D:602:ARG:HG2	1:D:602:ARG:O	2.11	0.50
1:D:723:ILE:O	1:D:730:SER:CA	2.59	0.50
1:D:814:TYR:CG	1:D:815:LYS:N	2.79	0.50
1:D:833:ALA:HB1	1:D:834:PRO:HD2	1.93	0.50
1:D:837:ARG:HE	1:D:837:ARG:C	2.15	0.50
1:D:943:THR:CB	1:D:944:PRO:HD3	2.42	0.50

*Continued on next page...*



*Continued from previous page...*

Atom-1	Atom-2	Interatomic distance (Å)	Clash overlap (Å)
1:E:75:ALA:CB	1:E:80:TYR:HD1	2.24	0.50
1:E:239:GLN:HG3	1:E:240:ALA:H	1.76	0.50
1:F:174:LEU:HD11	1:F:191:LYS:HE3	1.93	0.50
1:F:884:ALA:O	1:F:923:PHE:HZ	1.93	0.50
1:G:161:ALA:HB1	1:G:198:GLN:CD	2.23	0.50
1:G:730:SER:OG	1:G:732:PRO:CD	2.54	0.50
1:H:118:GLY:HA2	1:H:318:PRO:CB	2.42	0.50
1:H:135:TRP:H	1:H:154:THR:CG2	2.17	0.50
1:H:298:VAL:HG21	1:H:317:MET:HG2	1.94	0.50
1:H:679:SER:O	1:H:919:LEU:HB3	2.11	0.50
1:H:683:LEU:HD22	1:H:706:PRO:HB2	1.93	0.50
1:H:717:THR:HB	1:H:908:ASP:CB	2.42	0.50
1:H:912:GLU:O	1:H:914:THR:N	2.38	0.50
1:I:115:PRO:O	1:I:323:TYR:OH	2.21	0.50
1:I:268:PRO:CB	1:I:269:PRO:HD2	2.41	0.50
1:I:361:ARG:HH22	1:I:940:TYR:HB3	1.76	0.50
1:I:422:THR:CG2	1:I:449:GLN:C	2.80	0.50
1:I:422:THR:HA	1:I:450:ASN:C	2.31	0.50
1:J:475:SER:OG	1:K:404:GLU:HB2	2.11	0.50
1:J:677:GLY:C	1:J:921:GLU:CG	2.80	0.50
1:J:801:MET:HE3	1:J:865:LEU:HB3	1.92	0.50
1:K:108:ASP:HA	1:K:554:ARG:O	2.12	0.50
1:K:230:ALA:CB	1:K:289:ASN:O	2.60	0.50
1:K:260:TYR:N	1:K:260:TYR:CD1	2.79	0.50
1:K:391:TYR:C	1:K:391:TYR:HD1	2.15	0.50
1:K:397:ILE:HD13	1:K:799:GLN:HE21	1.76	0.50
1:K:622:MET:CG	1:K:627:ALA:HB2	2.41	0.50
1:K:759:CYS:O	1:K:761:MET:N	2.45	0.50
1:L:55:ASP:HB3	1:L:626:THR:OG1	2.11	0.50
1:L:494:LEU:HB3	1:L:495:PRO:CD	2.40	0.50
1:L:720:LYS:CD	1:L:742:GLU:OE1	2.58	0.50
2:N:163:LEU:HD21	2:N:177:MET:CB	2.38	0.50
4:M:194:LEU:HD23	6:U:208:TYR:CB	2.41	0.50
5:P:9:GLU:HA	5:Q:28:ARG:HA	1.93	0.50
5:P:36:VAL:CG2	5:P:43:PRO:HB3	2.42	0.50
5:Q:16:TYR:CZ	5:R:18:THR:CA	2.92	0.50
5:R:12:LEU:CG	5:R:17:LEU:HD21	2.42	0.50
5:R:75:THR:HG23	5:R:76:ARG:N	2.26	0.50
1:A:93:VAL:O	1:A:93:VAL:HG13	2.12	0.50
1:A:170:GLN:CG	1:A:185:LYS:HG3	2.42	0.50
1:A:290:LEU:HD13	1:B:843:PRO:HB3	1.92	0.50

*Continued on next page...*



*Continued from previous page...*

Atom-1	Atom-2	Interatomic distance (Å)	Clash overlap (Å)
1:A:313:VAL:HG13	1:C:203:ASN:ND2	2.25	0.50
1:A:517:TYR:O	1:A:520:ILE:HG23	2.11	0.50
1:A:567:PHE:CG	1:A:645:ASP:HB3	2.46	0.50
1:A:735:ASP:HA	1:A:740:PRO:CG	2.42	0.50
1:B:35:THR:HG22	7:1:24:GLU:OE1	2.12	0.50
1:B:100:TYR:CD1	1:B:100:TYR:O	2.65	0.50
1:B:339:THR:CG2	1:B:342:MET:HE1	2.36	0.50
1:B:523:ARG:HH11	1:B:523:ARG:CB	2.25	0.50
1:C:198:GLN:CG	1:C:199:VAL:N	2.55	0.50
1:C:246:ASN:HD21	1:C:252:LYS:HG3	1.71	0.50
1:C:309:GLU:CD	1:C:309:GLU:H	2.15	0.50
1:C:315:GLN:OE1	1:C:835:THR:HB	2.11	0.50
1:C:730:SER:O	1:C:731:TRP:C	2.49	0.50
1:D:204:TRP:HZ3	1:E:313:VAL:HA	1.72	0.50
1:D:595:SER:HB3	1:D:601:LEU:HD11	1.94	0.50
1:D:839:GLY:CA	1:F:198:GLN:CG	2.89	0.50
1:E:29:VAL:HG13	1:E:30:GLN:N	2.26	0.50
1:E:543:LEU:CD2	1:E:594:GLN:NE2	2.72	0.50
1:E:811:TYR:CD1	1:E:857:PRO:HD2	2.46	0.50
1:F:20:ALA:HB1	7:4:9:LEU:HD13	1.93	0.50
1:F:217:LYS:HZ1	1:F:285:THR:HG21	1.76	0.50
1:F:339:THR:HG23	1:F:342:MET:HE3	1.93	0.50
1:G:313:VAL:O	1:G:313:VAL:CG2	2.60	0.50
1:G:394:ASP:OD1	1:G:395:VAL:N	2.45	0.50
1:G:519:ASN:O	1:G:520:ILE:C	2.50	0.50
1:G:525:SER:HB2	1:G:863:LYS:CE	2.41	0.50
1:G:527:ASP:CG	1:G:863:LYS:HZ2	2.12	0.50
1:G:540:ASN:ND2	1:G:543:LEU:HB3	2.22	0.50
1:G:652:MET:SD	1:G:652:MET:N	2.85	0.50
1:H:135:TRP:HZ2	1:H:156:THR:CG2	2.24	0.50
1:H:135:TRP:NE1	1:H:156:THR:CG2	2.75	0.50
1:H:177:ASP:O	1:H:181:GLU:HA	2.12	0.50
1:H:258:PHE:CD2	1:H:282:ILE:HD11	2.42	0.50
1:H:474:TYR:CZ	1:H:834:PRO:HG3	2.46	0.50
1:H:711:THR:O	1:H:711:THR:HG23	2.11	0.50
1:H:717:THR:HB	1:H:908:ASP:HB2	1.94	0.50
1:I:327:ARG:NH2	1:I:705:ILE:HG23	2.26	0.50
1:I:400:ASN:HB3	1:I:469:TRP:CZ2	2.47	0.50
1:I:443:ASP:CG	1:I:443:ASP:O	2.49	0.50
1:I:501:TYR:O	1:I:503:TYR:N	2.45	0.50
1:J:31:PHE:HZ	1:K:630:LEU:HD22	1.72	0.50

*Continued on next page...*



*Continued from previous page...*

Atom-1	Atom-2	Interatomic distance (Å)	Clash overlap (Å)
1:J:875:PHE:CE2	1:J:888:LEU:CB	2.95	0.50
1:K:18:GLN:NE2	1:K:22:GLU:HG3	2.26	0.50
1:K:46:ARG:NE	1:L:644:ASN:ND2	2.45	0.50
1:K:167:ILE:HG22	1:K:168:THR:N	2.27	0.50
1:K:372:ASP:HB2	1:K:377:ARG:HD2	1.92	0.50
1:K:662:ASN:HB2	1:K:906:GLU:CB	2.42	0.50
1:K:808:GLU:C	1:K:810:ASN:N	2.64	0.50
1:L:20:ALA:CA	7:9:9:LEU:HD13	2.40	0.50
1:L:527:ASP:O	1:L:529:MET:N	2.45	0.50
1:L:531:ASN:HB3	1:L:714:LEU:HD13	1.93	0.50
1:L:932:HIS:O	1:L:935:VAL:HG12	2.11	0.50
2:N:170:GLU:CD	2:N:462:THR:HB	2.32	0.50
4:M:108:ASN:C	4:M:110:GLN:N	2.65	0.50
4:M:212:VAL:N	4:M:250:SER:CB	2.74	0.50
4:M:215:PRO:CD	4:M:251:TYR:HE1	2.23	0.50
5:Q:3:GLY:HA2	5:R:1:MET:HE3	1.88	0.50
5:R:75:THR:HG23	5:R:76:ARG:H	1.75	0.50
7:4:16:ARG:NH1	7:4:16:ARG:HG2	2.27	0.50
7:5:5:ASN:ND2	7:5:5:ASN:H	2.05	0.50
1:A:188:TYR:HD1	1:A:256:ILE:CG1	2.19	0.50
1:A:676:ARG:HB2	1:A:921:GLU:CG	2.41	0.50
1:A:825:ASN:HD21	1:C:124:LEU:H	1.59	0.50
1:A:877:SER:OG	1:A:888:LEU:CD2	2.60	0.50
1:A:907:VAL:HG23	1:A:908:ASP:N	2.26	0.50
1:B:20:ALA:O	1:B:24:LEU:HD13	2.11	0.50
1:B:324:ILE:CG1	1:B:595:SER:CA	2.79	0.50
1:B:718:PHE:CE2	1:B:916:LEU:HD11	2.46	0.50
1:C:347:GLY:HA2	1:C:579:TYR:HD1	1.76	0.50
1:C:724:MET:N	1:C:729:VAL:CG2	2.61	0.50
1:C:749:VAL:O	1:C:749:VAL:CG1	2.60	0.50
1:D:255:ASP:C	1:D:286:GLU:HB3	2.32	0.50
1:D:328:ASP:O	1:D:329:ASN:HB2	2.11	0.50
1:D:480:TYR:CZ	1:D:538:PRO:HD3	2.47	0.50
1:D:738:LEU:HB2	1:D:754:TYR:HE2	1.77	0.50
1:E:126:PRO:CD	1:F:828:PHE:CE2	2.94	0.50
1:E:344:VAL:HB	1:E:353:ASN:ND2	2.26	0.50
1:E:397:ILE:HG22	1:E:397:ILE:O	2.11	0.50
1:E:623:ALA:O	1:E:626:THR:CG2	2.59	0.50
1:F:241:LYS:CE	1:F:286:GLU:HG3	2.41	0.50
1:F:478:ALA:HB2	1:F:514:VAL:HG11	1.94	0.50
1:G:24:LEU:O	1:G:25:SER:C	2.47	0.50

*Continued on next page...*



*Continued from previous page...*

Atom-1	Atom-2	Interatomic distance (Å)	Clash overlap (Å)
1:G:102:ASP:OD2	1:G:616:TYR:HE1	1.94	0.50
1:G:188:TYR:CD1	1:G:256:ILE:HD13	2.47	0.50
1:G:260:TYR:N	1:G:260:TYR:CD2	2.79	0.50
1:G:277:TYR:C	1:I:440:TRP:HZ3	2.13	0.50
1:G:310:ILE:H	1:G:310:ILE:CD1	2.22	0.50
1:G:461:GLU:OE2	1:G:461:GLU:CA	2.53	0.50
1:G:667:ILE:CG2	1:G:670:ARG:HG3	2.41	0.50
1:G:931:PRO:HB2	1:G:932:HIS:CD2	2.46	0.50
1:H:109:ARG:CG	1:H:109:ARG:HH11	2.25	0.50
1:H:731:TRP:N	1:H:732:PRO:HD2	2.26	0.50
1:H:752:GLU:OE2	1:H:754:TYR:CE1	2.65	0.50
1:I:299:TYR:HB2	1:I:315:GLN:HE21	1.77	0.50
1:I:641:GLN:HG3	1:I:643:PHE:CZ	2.45	0.50
1:J:76:THR:HG22	1:J:77:THR:N	2.27	0.50
1:J:85:THR:CG2	1:J:580:THR:HG22	2.41	0.50
1:J:150:GLU:CB	1:L:443:ASP:HB3	2.42	0.50
1:J:166:ASN:HB3	1:J:173:LEU:CD2	2.35	0.50
1:J:257:ASP:OD1	1:J:257:ASP:N	2.44	0.50
1:J:366:SER:O	1:J:368:GLN:N	2.44	0.50
1:J:567:PHE:CD1	1:J:567:PHE:C	2.85	0.50
1:K:417:THR:HA	1:K:457:VAL:HG12	1.92	0.50
1:K:670:ARG:HB3	6:U:27:TYR:CE2	2.46	0.50
1:L:193:PHE:HE1	1:L:214:ARG:HG3	1.77	0.50
1:L:629:THR:O	1:L:633:MET:HB2	2.12	0.50
1:L:720:LYS:CG	1:L:906:GLU:OE2	2.60	0.50
2:N:123:GLU:O	2:N:125:MET:N	2.45	0.50
4:M:323:VAL:HG13	4:M:344:MET:CE	2.37	0.50
7:3:9:LEU:HD22	7:3:9:LEU:C	2.31	0.50
1:A:124:LEU:CD1	1:B:470:LYS:HE2	2.41	0.50
1:A:192:THR:HG23	1:A:193:PHE:N	2.26	0.50
1:B:229:PHE:CE2	1:C:849:PRO:CD	2.95	0.50
1:B:327:ARG:O	1:B:330:PHE:N	2.45	0.50
1:B:336:TYR:CB	1:B:337:ASN:ND2	2.75	0.50
1:B:397:ILE:CD1	1:B:799:GLN:HG3	2.42	0.50
1:B:653:LEU:CG	1:B:915:LEU:CD1	2.65	0.50
1:C:108:ASP:OD2	1:C:108:ASP:O	2.30	0.50
1:C:188:TYR:HD1	1:C:256:ILE:HB	1.77	0.50
1:C:250:GLN:CG	1:C:251:PRO:CD	2.84	0.50
1:C:370:LEU:HD23	1:C:371:LEU:N	2.27	0.50
1:C:527:ASP:HA	1:C:863:LYS:NZ	2.26	0.50
1:C:648:SER:CB	1:C:922:VAL:O	2.60	0.50

*Continued on next page...*



*Continued from previous page...*

Atom-1	Atom-2	Interatomic distance (Å)	Clash overlap (Å)
1:C:663:VAL:O	1:C:663:VAL:HG13	2.11	0.50
1:D:154:THR:C	1:D:155:LYS:HG3	2.32	0.50
1:D:269:PRO:CA	1:D:274:GLY:O	2.58	0.50
1:D:400:ASN:HD22	1:D:520:ILE:CA	2.21	0.50
1:D:445:ALA:O	1:E:139:GLU:OE2	2.30	0.50
1:E:111:PRO:CB	1:F:853:GLN:OE1	2.50	0.50
1:E:132:PRO:HB2	1:E:215:ALA:HA	1.94	0.50
1:E:380:TYR:CE1	1:E:387:ALA:HB1	2.47	0.50
1:E:851:ILE:H	1:E:851:ILE:HD13	1.76	0.50
1:F:94:LEU:HD13	1:F:617:ALA:HB1	1.91	0.50
1:F:566:PHE:O	1:F:570:LYS:CB	2.52	0.50
1:F:822:GLN:HB2	1:F:846:PHE:HB2	1.93	0.50
1:G:165:ILE:HB	1:G:173:LEU:HG	1.94	0.50
1:G:204:TRP:NE1	1:G:415:ASN:CB	2.73	0.50
1:G:344:VAL:HG12	1:G:582:GLU:HG2	1.94	0.50
1:G:382:SER:OG	1:H:800:PRO:HG2	2.12	0.50
1:G:474:TYR:HA	1:G:478:ALA:HB2	1.94	0.50
1:G:650:ALA:CB	1:G:942:ARG:HH21	2.25	0.50
1:H:500:THR:C	1:H:502:GLU:N	2.65	0.50
1:I:429:THR:CG2	1:I:430:ASN:H	2.18	0.50
1:I:649:ALA:CB	1:I:919:LEU:HD23	2.42	0.50
1:I:678:TRP:CD1	1:I:903:MET:SD	3.05	0.50
1:I:760:ASN:HB3	5:S:54:VAL:HG11	0.72	0.50
1:J:174:LEU:HD11	1:J:191:LYS:HE2	1.94	0.50
1:J:194:GLN:HB2	1:J:197:PRO:CG	2.41	0.50
1:J:258:PHE:CD1	1:J:282:ILE:HD11	2.47	0.50
1:J:623:ALA:O	1:J:626:THR:HG22	2.12	0.50
1:K:60:ARG:NH1	1:K:624:HIS:ND1	2.60	0.50
1:K:170:GLN:HE21	1:K:185:LYS:CD	2.24	0.50
1:K:360:ASP:OD1	1:K:360:ASP:C	2.46	0.50
1:L:31:PHE:HD2	1:L:31:PHE:C	2.15	0.50
1:L:392:ASP:HB3	1:L:395:VAL:CG2	2.35	0.50
1:L:468:LEU:HD23	1:L:468:LEU:C	2.32	0.50
1:L:787:TYR:CD1	1:L:787:TYR:C	2.84	0.50
2:N:111:LYS:O	2:N:111:LYS:HG3	2.11	0.50
2:N:198:ASP:HA	2:N:236:LEU:HD11	1.94	0.50
2:N:358:TYR:CE2	2:N:373:LEU:HD23	2.46	0.50
4:M:319:ILE:HD13	4:M:359:PRO:HB3	1.94	0.50
5:R:27:VAL:C	5:R:28:ARG:HG3	2.32	0.50
6:V:51:ARG:HG2	6:V:51:ARG:O	2.11	0.50
7:3:16:ARG:NH1	7:3:21:THR:HG23	2.27	0.50

*Continued on next page...*



*Continued from previous page...*

Atom-1	Atom-2	Interatomic distance (Å)	Clash overlap (Å)
1:A:741:ASN:CG	1:E:359:GLN:OE1	2.47	0.50
1:B:194:GLN:HG2	1:B:196:GLU:HG2	1.94	0.50
1:B:769:GLN:HG3	1:B:794:PHE:CE1	2.32	0.50
1:B:787:TYR:C	1:B:787:TYR:CD1	2.86	0.50
1:C:58:THR:HG21	1:C:62:GLN:HE21	1.77	0.50
1:C:575:LEU:HD21	1:C:634:LEU:HD23	1.94	0.50
1:C:782:HIS:O	1:C:783:VAL:C	2.49	0.50
1:D:397:ILE:HG22	1:D:397:ILE:O	2.12	0.50
1:D:411:CYS:HB3	1:F:462:ILE:CG1	2.42	0.50
1:D:452:ILE:HG23	1:E:158:GLY:O	2.12	0.50
1:D:456:ASN:ND2	1:F:838:GLN:CA	2.63	0.50
1:E:473:LEU:O	1:E:478:ALA:HB2	2.12	0.50
1:E:689:PRO:HB3	1:E:699:PHE:CD1	2.46	0.50
1:E:837:ARG:HH12	1:F:459:ALA:N	2.09	0.50
1:F:523:ARG:HG2	1:F:523:ARG:HH11	1.76	0.50
1:F:527:ASP:O	1:F:528:PRO:C	2.50	0.50
1:F:808:GLU:CB	1:F:814:TYR:CE2	2.94	0.50
1:G:79:LEU:CD2	1:G:341:ASN:ND2	2.75	0.50
1:G:409:ASN:ND2	1:G:464:LEU:CB	2.69	0.50
1:H:151:LYS:C	1:H:154:THR:HG23	2.32	0.50
1:H:162:THR:HG22	1:H:163:GLY:O	2.11	0.50
1:H:199:VAL:O	1:H:199:VAL:CG1	2.58	0.50
1:H:225:CYS:O	1:H:225:CYS:SG	2.70	0.50
1:H:358:LEU:HD21	1:H:947:ALA:HB1	1.93	0.50
1:H:766:PHE:C	1:H:768:VAL:N	2.62	0.50
1:H:775:ASN:HD22	1:H:880:MET:HE3	1.71	0.50
1:I:115:PRO:O	1:I:323:TYR:CE1	2.65	0.50
1:I:199:VAL:HG21	1:I:208:GLU:HG3	1.94	0.50
1:J:46:ARG:HH22	1:K:923:PHE:HE1	1.60	0.50
1:J:109:ARG:HG3	1:J:113:PHE:CD2	2.47	0.50
1:J:165:ILE:HB	1:J:174:LEU:O	2.11	0.50
1:J:358:LEU:CD1	1:J:942:ARG:HD2	2.42	0.50
1:J:372:ASP:OD1	1:J:372:ASP:C	2.50	0.50
1:K:440:TRP:HH2	1:L:276:GLU:HB3	1.76	0.50
1:K:706:PRO:CA	1:K:711:THR:HG23	2.42	0.50
1:L:135:TRP:CZ3	1:L:156:THR:HG21	2.47	0.50
1:L:141:GLN:NE2	1:L:148:GLN:HG3	2.27	0.50
1:L:173:LEU:HD23	1:L:173:LEU:C	2.33	0.50
1:L:476:ASN:HB3	1:L:537:HIS:CE1	2.46	0.50
1:L:478:ALA:CB	1:L:514:VAL:CG1	2.90	0.50
1:L:651:ASN:ND2	1:L:917:TYR:CZ	2.76	0.50

*Continued on next page...*



*Continued from previous page...*

Atom-1	Atom-2	Interatomic distance (Å)	Clash overlap (Å)
2:N:124:TYR:CE2	2:N:499:CYS:SG	3.03	0.50
5:P:5:GLY:C	5:P:7:ALA:N	2.65	0.50
5:P:122:VAL:HG12	5:P:126:ARG:CZ	2.42	0.50
6:V:19:LEU:HD23	6:V:72:ARG:CZ	2.40	0.50
7:1:17:PRO:HB2	7:1:18:PHE:CE1	2.46	0.50
1:A:84:PHE:HE1	1:A:101:PHE:HE2	1.60	0.49
1:A:687:GLU:HG2	1:A:701:TYR:CD2	2.47	0.49
1:A:736:ARG:HH22	1:C:58:THR:HG22	1.77	0.49
1:B:31:PHE:CE2	1:C:630:LEU:HD23	2.47	0.49
1:B:416:GLY:HA2	1:C:126:PRO:HG2	1.93	0.49
1:B:439:GLU:HA	1:B:439:GLU:OE1	2.12	0.49
1:B:498:THR:O	1:B:498:THR:HG22	2.11	0.49
1:B:668:PRO:CG	2:N:88:PHE:CD2	2.92	0.49
1:C:98:SER:O	1:C:99:THR:HG23	2.12	0.49
1:C:175:GLY:H	1:C:184:LYS:HE2	1.76	0.49
1:C:187:ILE:HD12	1:C:190:ASP:OD2	2.12	0.49
1:C:370:LEU:HD23	1:C:370:LEU:C	2.32	0.49
1:C:399:GLU:OE1	1:C:523:ARG:HG2	2.12	0.49
1:C:428:ILE:HG13	1:C:429:THR:N	2.26	0.49
1:D:261:PHE:O	1:D:279:ALA:HB1	2.11	0.49
1:D:769:GLN:HB3	1:D:794:PHE:CE2	2.47	0.49
1:D:839:GLY:C	1:F:198:GLN:HG3	2.31	0.49
1:E:398:ILE:HG12	1:E:398:ILE:O	2.11	0.49
1:E:452:ILE:CG2	1:F:159:VAL:H	2.11	0.49
1:E:734:ASN:HD22	1:E:735:ASP:N	2.09	0.49
1:F:308:SER:O	1:F:311:ASN:N	2.38	0.49
1:F:526:LEU:N	1:F:526:LEU:HD13	2.26	0.49
1:F:766:PHE:O	1:F:766:PHE:CG	2.65	0.49
1:F:823:HIS:N	1:F:823:HIS:ND1	2.59	0.49
1:G:163:GLY:HA2	1:G:208:GLU:HG3	1.94	0.49
1:G:187:ILE:C	1:G:189:ALA:N	2.66	0.49
1:G:731:TRP:C	1:G:733:GLY:N	2.66	0.49
1:G:802:SER:CB	1:G:862:LYS:HA	2.42	0.49
1:H:24:LEU:HD12	7:5:9:LEU:CD2	2.41	0.49
1:H:198:GLN:N	1:H:198:GLN:CD	2.65	0.49
1:H:247:GLU:HG2	1:H:248:GLY:N	2.28	0.49
1:H:345:LEU:H	1:H:355:VAL:HG23	1.77	0.49
1:H:394:ASP:OD1	1:H:394:ASP:N	2.45	0.49
1:H:451:GLN:NE2	1:I:157:PHE:CE1	2.68	0.49
1:H:478:ALA:O	1:H:509:VAL:HG21	2.12	0.49
1:H:595:SER:O	1:H:703:GLY:HA2	2.12	0.49

*Continued on next page...*



*Continued from previous page...*

Atom-1	Atom-2	Interatomic distance (Å)	Clash overlap (Å)
1:I:394:ASP:O	1:I:398:ILE:HA	2.12	0.49
1:I:517:TYR:C	1:I:520:ILE:CG1	2.80	0.49
1:I:602:ARG:NH2	1:I:699:PHE:O	2.45	0.49
1:J:214:ARG:HH12	1:J:241:LYS:HZ2	1.60	0.49
1:J:261:PHE:CE1	1:J:283:LEU:HD12	2.47	0.49
1:J:433:ASP:CG	1:J:434:GLY:N	2.65	0.49
1:K:358:LEU:HD13	1:K:942:ARG:NH2	2.23	0.49
2:N:114:LEU:HB2	2:N:387:TRP:HZ2	1.77	0.49
4:M:325:GLN:O	4:M:329:LEU:HG	2.12	0.49
5:S:129:GLN:O	5:S:133:ASN:ND2	2.45	0.49
6:V:90:LEU:HD11	6:V:166:GLN:HG3	1.94	0.49
6:V:183:ILE:HD12	6:V:188:PHE:CA	2.42	0.49
1:A:44:LYS:HE3	1:B:573:LEU:HD23	1.94	0.49
1:A:121:TYR:CD1	1:A:121:TYR:N	2.79	0.49
1:A:203:ASN:CA	1:A:206:GLU:OE2	2.50	0.49
1:A:221:LYS:HD3	1:A:305:ASP:HB3	1.93	0.49
1:A:262:ASP:O	1:C:423:TYR:CD2	2.62	0.49
1:A:301:PRO:CG	1:A:310:ILE:HG22	2.42	0.49
1:A:826:SER:O	1:A:828:PHE:HD1	1.95	0.49
1:A:837:ARG:NH2	1:C:414:LEU:HD11	2.27	0.49
1:B:203:ASN:CB	1:C:836:MET:CE	2.90	0.49
1:C:132:PRO:O	1:C:215:ALA:HA	2.12	0.49
1:C:479:LEU:CD2	1:C:509:VAL:CG2	2.88	0.49
1:C:515:ASP:CG	1:C:516:ALA:H	2.14	0.49
1:C:543:LEU:HA	1:C:546:ARG:NH1	2.27	0.49
1:D:721:VAL:HG22	1:D:721:VAL:O	2.11	0.49
1:E:257:ASP:OD1	1:E:257:ASP:C	2.50	0.49
1:E:479:LEU:HD22	1:E:479:LEU:O	2.12	0.49
1:E:675:PHE:CA	1:E:944:PRO:HG3	2.42	0.49
1:E:833:ALA:HB3	1:E:835:THR:HG23	1.93	0.49
1:E:833:ALA:O	1:E:835:THR:N	2.44	0.49
1:F:136:GLU:OE1	1:F:136:GLU:HA	2.12	0.49
1:F:311:ASN:C	1:F:313:VAL:H	2.16	0.49
1:F:619:PHE:CD1	1:F:619:PHE:N	2.75	0.49
1:F:739:THR:O	1:F:739:THR:HG23	2.12	0.49
1:G:59:ASP:OD1	1:G:59:ASP:N	2.44	0.49
1:G:476:ASN:O	1:G:477:VAL:HG12	2.12	0.49
1:H:191:LYS:O	1:H:191:LYS:HG3	2.12	0.49
1:H:685:THR:HG22	5:P:8:PHE:CD2	2.48	0.49
1:H:840:GLN:O	1:H:840:GLN:HG2	2.11	0.49
1:I:352:LEU:HD23	1:I:937:GLU:HB3	1.93	0.49

*Continued on next page...*



*Continued from previous page...*

Atom-1	Atom-2	Interatomic distance (Å)	Clash overlap (Å)
1:I:693:SER:O	1:I:694:GLY:O	2.30	0.49
1:J:102:ASP:HB2	1:J:616:TYR:CE1	2.47	0.49
1:J:116:TYR:CD1	1:J:116:TYR:N	2.68	0.49
1:J:214:ARG:NH1	1:J:286:GLU:OE2	2.45	0.49
1:J:320:ARG:O	1:J:501:TYR:OH	2.24	0.49
1:J:575:LEU:O	1:J:579:TYR:OH	2.27	0.49
1:J:844:ALA:N	1:L:228:SER:O	2.44	0.49
1:K:244:PRO:HD3	1:K:253:ASP:O	2.11	0.49
1:K:388:VAL:O	1:K:388:VAL:HG13	2.11	0.49
1:K:403:VAL:CG2	1:K:465:GLN:HG3	2.41	0.49
1:L:107:LEU:HD22	1:L:326:PHE:HE1	1.77	0.49
1:L:255:ASP:O	1:L:256:ILE:HG13	2.12	0.49
1:L:479:LEU:HD23	1:L:509:VAL:CG2	2.40	0.49
1:L:656:ILE:HG13	1:L:663:VAL:CG2	2.42	0.49
1:L:686:LYS:O	1:L:701:TYR:CD2	2.65	0.49
1:L:769:GLN:HG2	1:L:871:TRP:CZ3	2.47	0.49
2:N:282:VAL:HG12	2:N:283:PRO:HD3	1.94	0.49
2:N:396:PRO:HG2	2:N:399:PHE:CD1	2.47	0.49
7:1:17:PRO:CG	7:1:25:ILE:HG22	2.40	0.49
1:A:1:MET:C	1:A:2:ALA:O	2.48	0.49
1:A:76:THR:N	1:A:79:LEU:O	2.41	0.49
1:A:508:VAL:HG23	1:A:834:PRO:CD	2.43	0.49
1:A:770:MET:HE2	1:A:770:MET:HA	1.95	0.49
1:B:329:ASN:HB2	1:B:331:VAL:HG13	1.94	0.49
1:B:846:PHE:CD2	1:B:847:PRO:CD	2.94	0.49
1:C:334:MET:O	1:C:334:MET:HG3	2.12	0.49
1:C:544:ARG:CB	1:C:544:ARG:NH1	2.68	0.49
1:C:699:PHE:O	1:C:699:PHE:CD2	2.66	0.49
1:D:150:GLU:C	1:D:152:ASP:H	2.13	0.49
1:D:204:TRP:CZ3	1:E:313:VAL:HG13	2.47	0.49
1:D:734:ASN:O	1:D:735:ASP:HB3	2.12	0.49
1:E:453:CYS:O	1:F:159:VAL:CG1	2.58	0.49
1:E:907:VAL:HG23	1:E:908:ASP:O	2.12	0.49
1:F:35:THR:HG23	1:F:35:THR:O	2.13	0.49
1:F:222:MET:CE	1:F:311:ASN:HB3	2.42	0.49
1:F:538:PRO:HG2	1:F:539:ARG:HG3	1.94	0.49
1:F:686:LYS:CG	5:Q:8:PHE:CE1	2.93	0.49
1:F:756:VAL:HG11	1:F:766:PHE:HB3	1.93	0.49
1:F:795:PHE:CD2	1:F:795:PHE:C	2.84	0.49
1:G:156:THR:CG2	1:I:451:GLN:HE21	2.25	0.49
1:G:198:GLN:CG	1:G:199:VAL:N	2.64	0.49

*Continued on next page...*



*Continued from previous page...*

Atom-1	Atom-2	Interatomic distance (Å)	Clash overlap (Å)
1:G:379:ARG:HG3	1:G:379:ARG:NH1	2.27	0.49
1:G:410:TYR:CD1	1:I:837:ARG:HB2	2.46	0.49
1:G:412:PHE:CE2	1:I:837:ARG:HG3	2.38	0.49
1:G:494:LEU:HB3	1:G:503:TYR:HD1	1.76	0.49
1:H:12:TYR:CD2	1:H:13:MET:CE	2.94	0.49
1:I:213:GLY:O	1:I:283:LEU:HD23	2.12	0.49
1:I:648:SER:O	1:I:921:GLU:OE1	2.29	0.49
1:J:100:TYR:HE2	1:J:561:GLN:CG	2.25	0.49
1:J:109:ARG:HB2	1:J:324:ILE:HD13	1.92	0.49
1:J:222:MET:HG3	1:J:307:SER:CA	2.36	0.49
1:J:406:GLU:CG	1:L:474:TYR:CE2	2.85	0.49
1:J:644:ASN:CB	1:J:925:VAL:HG12	2.42	0.49
1:J:663:VAL:HG13	1:J:905:PHE:HB2	1.94	0.49
1:J:721:VAL:CG1	1:J:905:PHE:CG	2.94	0.49
1:J:767:LEU:CD1	1:J:771:LEU:HD13	2.41	0.49
1:J:870:MET:O	1:J:871:TRP:C	2.50	0.49
1:J:921:GLU:CA	1:J:921:GLU:OE1	2.57	0.49
1:K:136:GLU:CB	1:K:151:LYS:HA	2.41	0.49
1:K:170:GLN:HG3	1:K:185:LYS:HD2	1.94	0.49
1:K:170:GLN:HE21	1:K:185:LYS:CE	2.25	0.49
1:K:397:ILE:HG23	1:K:865:LEU:CD1	2.42	0.49
1:K:400:ASN:ND2	1:K:469:TRP:HZ2	2.10	0.49
1:K:545:TYR:HA	1:K:548:MET:HE2	1.95	0.49
1:K:569:ILE:CA	1:K:572:LEU:HD22	2.42	0.49
1:K:788:LYS:HG2	1:K:788:LYS:O	2.11	0.49
1:L:372:ASP:C	1:L:374:LEU:H	2.14	0.49
1:L:525:SER:O	1:L:526:LEU:C	2.49	0.49
1:L:633:MET:O	1:L:639:HIS:HD2	1.95	0.49
1:L:731:TRP:O	1:L:731:TRP:CE3	2.59	0.49
2:N:120:ASN:HD21	2:N:378:VAL:HB	1.76	0.49
2:N:124:TYR:HE1	2:N:497:ARG:HG2	1.77	0.49
2:N:394:GLN:HB2	2:N:478:PRO:C	2.32	0.49
4:M:106:SER:OG	4:M:109:VAL:HG23	2.11	0.49
4:M:112:ASN:C	4:M:114:ASP:N	2.61	0.49
4:M:251:TYR:O	4:M:255:LEU:HB2	2.12	0.49
5:P:2:ASN:HB3	5:P:6:GLY:HA3	1.94	0.49
5:S:14:SER:CB	5:S:15:PRO:HD3	2.33	0.49
5:S:36:VAL:CG1	5:S:39:ARG:HB3	2.43	0.49
6:V:43:ARG:C	6:V:45:ASN:N	2.66	0.49
6:V:58:GLN:HB3	6:V:193:VAL:HG11	1.94	0.49
1:A:229:PHE:HA	1:B:844:ALA:O	2.11	0.49

*Continued on next page...*



*Continued from previous page...*

Atom-1	Atom-2	Interatomic distance (Å)	Clash overlap (Å)
1:A:383:MET:SD	1:B:756:VAL:HG13	2.51	0.49
1:A:714:LEU:HD21	1:A:910:MET:CE	2.43	0.49
1:A:739:THR:O	1:A:739:THR:HG23	2.12	0.49
1:A:771:LEU:HD13	1:A:777:GLY:HA3	1.95	0.49
1:A:785:GLU:HG2	1:A:786:GLY:H	1.77	0.49
1:A:875:PHE:O	1:A:886:THR:CG2	2.60	0.49
1:B:96:MET:HG2	1:B:569:ILE:HG23	1.93	0.49
1:B:198:GLN:O	1:C:838:GLN:HB2	2.12	0.49
1:B:921:GLU:HA	1:B:921:GLU:OE1	2.12	0.49
1:C:224:PRO:HD3	1:C:314:GLN:HG2	1.93	0.49
1:C:398:ILE:HD11	1:C:473:LEU:HD21	1.94	0.49
1:C:573:LEU:CB	1:C:641:GLN:NE2	2.71	0.49
1:C:724:MET:CG	1:C:729:VAL:CG1	2.79	0.49
1:D:771:LEU:HD23	1:D:879:PHE:HB2	1.94	0.49
1:E:6:MET:HE3	1:E:7:MET:HA	1.94	0.49
1:E:122:ASN:HA	1:F:825:ASN:HA	1.93	0.49
1:E:329:ASN:HB3	1:E:565:LYS:HZ1	1.76	0.49
1:E:717:THR:HB	1:E:908:ASP:OD2	2.12	0.49
1:F:56:VAL:CG1	1:F:57:THR:H	2.24	0.49
1:F:575:LEU:HD21	1:F:634:LEU:HD22	1.94	0.49
1:G:341:ASN:HB2	1:G:584:ASN:OD1	2.12	0.49
1:G:527:ASP:O	1:G:528:PRO:C	2.51	0.49
1:H:280:ASP:OD1	1:H:280:ASP:N	2.36	0.49
1:H:456:ASN:OD1	1:I:200:GLY:HA3	2.13	0.49
1:H:761:MET:SD	1:H:798:PHE:HE1	2.34	0.49
1:I:478:ALA:C	1:I:480:TYR:N	2.65	0.49
1:I:504:MET:SD	1:I:597:LEU:CD2	2.95	0.49
1:J:20:ALA:O	1:J:24:LEU:HD13	2.12	0.49
1:J:198:GLN:NE2	1:K:840:GLN:HG2	2.13	0.49
1:J:203:ASN:CG	1:K:836:MET:SD	2.91	0.49
1:J:242:PHE:HE1	1:J:288:VAL:C	2.16	0.49
1:J:527:ASP:OD1	1:J:527:ASP:O	2.30	0.49
1:J:634:LEU:O	1:J:634:LEU:HD22	2.12	0.49
1:J:730:SER:HB2	1:J:741:ASN:O	2.11	0.49
1:J:840:GLN:CB	1:J:841:PRO:CD	2.89	0.49
1:K:20:ALA:HA	1:K:23:TYR:CD2	2.47	0.49
1:K:88:VAL:CG1	1:K:576:PRO:HA	2.42	0.49
1:K:155:LYS:O	1:K:156:THR:C	2.50	0.49
1:K:239:GLN:CG	1:K:240:ALA:N	2.75	0.49
1:K:818:THR:CB	1:K:820:PRO:HD2	2.42	0.49
1:K:951:THR:HG23	6:U:45:ASN:ND2	2.26	0.49

*Continued on next page...*



*Continued from previous page...*

Atom-1	Atom-2	Interatomic distance (Å)	Clash overlap (Å)
1:L:19:ASP:HA	1:L:48:PRO:HD2	1.93	0.49
1:L:114:LYS:C	1:L:322:ASN:O	2.49	0.49
1:L:533:ASN:C	1:L:533:ASN:HD22	2.16	0.49
1:L:674:ALA:HA	1:L:889:GLY:O	2.13	0.49
2:N:220:MET:HB2	2:N:221:PRO:CD	2.42	0.49
4:M:186:PHE:HD1	4:M:186:PHE:H	1.59	0.49
5:P:4:THR:CG2	5:P:11:GLY:H	2.25	0.49
5:R:49:MET:HG2	5:R:50:THR:H	1.77	0.49
7:2:17:PRO:HG2	7:2:22:TRP:CZ2	2.47	0.49
1:A:41:LEU:H	1:A:41:LEU:CD2	2.10	0.49
1:A:239:GLN:HE21	1:A:288:VAL:HG21	1.76	0.49
1:A:355:VAL:CB	1:A:569:ILE:HD11	2.42	0.49
1:A:564:GLN:NE2	1:A:569:ILE:CB	2.74	0.49
1:A:716:HIS:O	1:A:717:THR:HG23	2.12	0.49
1:B:81:LYS:O	1:B:81:LYS:HD3	2.12	0.49
1:B:229:PHE:CE2	1:C:849:PRO:HD3	2.48	0.49
1:B:936:ILE:HG12	1:B:937:GLU:N	2.27	0.49
1:C:746:LYS:HA	1:C:760:ASN:O	2.12	0.49
1:D:176:THR:O	1:D:182:ASN:O	2.31	0.49
1:D:560:ILE:CG2	1:D:561:GLN:N	2.74	0.49
1:D:753:GLY:O	1:D:763:LYS:NZ	2.41	0.49
1:E:155:LYS:HE3	1:E:261:PHE:HZ	1.74	0.49
1:E:317:MET:O	1:E:317:MET:CG	2.57	0.49
1:E:488:THR:HB	1:E:507:ARG:NH2	2.27	0.49
1:F:65:THR:CB	1:F:618:THR:HG22	2.40	0.49
1:F:554:ARG:HB2	1:F:555:TYR:CD2	2.48	0.49
1:F:575:LEU:HD11	1:F:634:LEU:CD2	2.42	0.49
1:F:602:ARG:HB3	5:R:35:THR:OG1	2.11	0.49
1:F:791:MET:HE3	1:F:792:TYR:HE1	1.78	0.49
1:F:824:ASN:O	1:F:825:ASN:CB	2.58	0.49
1:F:949:ASN:HD22	1:H:733:GLY:HA2	1.76	0.49
1:G:802:SER:HB3	1:G:862:LYS:HA	1.95	0.49
1:G:842:TYR:CG	1:G:843:PRO:CD	2.95	0.49
1:H:131:ASN:HB3	1:H:225:CYS:HB2	1.94	0.49
1:H:153:VAL:O	1:H:156:THR:HG23	2.11	0.49
1:H:162:THR:HA	1:H:193:PHE:CZ	2.47	0.49
1:H:168:THR:HG21	1:H:185:LYS:NZ	2.28	0.49
1:H:222:MET:HG2	1:H:307:SER:CA	2.42	0.49
1:H:330:PHE:CG	1:H:562:VAL:HG12	2.48	0.49
1:H:950:ALA:HB1	1:J:892:MET:HE2	1.95	0.49
1:I:51:ALA:HB1	1:I:52:PRO:HD2	1.93	0.49

*Continued on next page...*



*Continued from previous page...*

Atom-1	Atom-2	Interatomic distance (Å)	Clash overlap (Å)
1:I:136:GLU:OE2	1:I:218:LYS:HD2	2.12	0.49
1:I:630:LEU:O	1:I:630:LEU:CD2	2.56	0.49
1:I:838:GLN:O	1:I:838:GLN:HG3	2.12	0.49
1:J:29:VAL:CG1	1:J:30:GLN:H	2.18	0.49
1:J:45:PHE:CD1	1:J:45:PHE:N	2.80	0.49
1:J:140:LYS:HD3	1:J:147:VAL:HG13	1.94	0.49
1:J:426:VAL:HG23	1:J:427:LYS:N	2.28	0.49
1:J:847:PRO:O	1:L:121:TYR:CE2	2.65	0.49
1:K:682:ARG:HH11	1:K:907:VAL:CG1	2.21	0.49
1:K:875:PHE:HE2	1:K:889:GLY:CA	2.25	0.49
1:L:52:PRO:CB	1:L:56:VAL:HG21	2.41	0.49
1:L:64:LEU:HD11	1:L:621:PRO:HD3	1.95	0.49
1:L:66:LEU:HD11	1:L:92:ARG:HH22	1.76	0.49
1:L:101:PHE:HZ	1:L:581:TYR:HE1	1.59	0.49
1:L:296:HIS:HE2	1:L:317:MET:CE	2.26	0.49
1:L:397:ILE:HG13	1:L:799:GLN:HE22	1.78	0.49
1:L:646:TYR:CD1	1:L:647:LEU:N	2.81	0.49
1:L:720:LYS:CA	1:L:743:PHE:O	2.61	0.49
2:N:333:LYS:HA	2:N:339:SER:HA	1.93	0.49
6:V:221:GLU:O	6:V:221:GLU:CG	2.58	0.49
7:6:9:LEU:HD12	7:6:11:PRO:HD2	1.93	0.49
7:6:26:GLY:C	7:6:28:SER:N	2.65	0.49
1:A:104:ARG:HD3	1:A:559:HIS:CD2	2.47	0.49
1:A:135:TRP:CZ3	1:A:137:THR:HB	2.48	0.49
1:A:391:TYR:CE1	1:A:396:ARG:HG2	2.47	0.49
1:A:640:ASP:CG	1:A:929:HIS:HA	2.33	0.49
1:A:747:ARG:HH21	1:A:751:GLY:HA3	1.76	0.49
1:A:832:LEU:O	1:A:833:ALA:CB	2.58	0.49
1:B:55:ASP:O	1:B:626:THR:HG21	2.13	0.49
1:B:136:GLU:CD	1:B:218:LYS:NZ	2.65	0.49
1:B:154:THR:OG1	1:B:155:LYS:HG3	2.09	0.49
1:B:195:PRO:CG	1:C:823:HIS:CG	2.93	0.49
1:B:219:ASP:OD1	1:B:219:ASP:N	2.45	0.49
1:B:400:ASN:OD1	1:B:400:ASN:C	2.47	0.49
1:B:663:VAL:HG11	1:B:916:LEU:CD2	2.40	0.49
1:B:731:TRP:CB	1:B:732:PRO:CD	2.89	0.49
1:C:218:LYS:HE3	1:C:219:ASP:OD1	2.13	0.49
1:C:503:TYR:C	1:C:505:ASN:N	2.66	0.49
1:C:631:GLU:C	1:C:633:MET:H	2.14	0.49
1:C:892:MET:O	1:C:893:LEU:O	2.30	0.49
1:C:947:ALA:CB	1:K:724:MET:SD	3.00	0.49

*Continued on next page...*



*Continued from previous page...*

Atom-1	Atom-2	Interatomic distance (Å)	Clash overlap (Å)
1:D:216:LEU:HD11	1:E:843:PRO:HG3	1.94	0.49
1:D:723:ILE:O	1:D:730:SER:N	2.44	0.49
1:D:922:VAL:O	1:D:922:VAL:HG23	2.13	0.49
1:E:58:THR:HG21	1:E:62:GLN:HG3	1.94	0.49
1:E:327:ARG:HG2	1:E:592:ILE:O	2.12	0.49
1:E:417:THR:HG23	1:E:418:GLY:N	2.27	0.49
1:E:428:ILE:HG23	1:F:169:ASN:HD22	1.71	0.49
1:F:331:VAL:O	1:F:331:VAL:HG22	2.12	0.49
1:F:344:VAL:HG23	1:F:353:ASN:OD1	2.11	0.49
1:F:487:TYR:CD2	1:F:487:TYR:N	2.79	0.49
1:F:498:THR:CB	1:F:503:TYR:CE2	2.95	0.49
1:F:526:LEU:N	1:F:526:LEU:CD2	2.65	0.49
1:F:602:ARG:CB	5:R:35:THR:OG1	2.60	0.49
1:F:803:ARG:HH11	1:F:803:ARG:HG3	1.76	0.49
1:G:361:ARG:HH11	1:G:361:ARG:HG2	1.78	0.49
1:G:548:MET:HB3	1:H:523:ARG:HG2	1.94	0.49
1:G:628:SER:CA	1:G:631:GLU:HB3	2.42	0.49
1:H:94:LEU:CD1	1:H:619:PHE:HE1	2.03	0.49
1:H:278:LYS:CA	1:H:280:ASP:OD1	2.60	0.49
1:H:372:ASP:CB	1:H:377:ARG:HD2	2.43	0.49
1:H:424:GLN:HA	1:H:449:GLN:CG	2.38	0.49
1:H:514:VAL:HG23	1:H:518:ILE:HD13	1.89	0.49
1:H:524:TRP:CE3	1:H:803:ARG:HG2	2.45	0.49
1:H:662:ASN:N	1:H:906:GLU:HA	2.28	0.49
1:H:687:GLU:CB	1:H:701:TYR:CD2	2.95	0.49
1:I:57:THR:O	1:I:623:ALA:HB2	2.13	0.49
1:I:607:SER:O	1:I:607:SER:OG	2.23	0.49
1:I:840:GLN:O	1:I:840:GLN:HG2	2.04	0.49
1:J:97:ALA:HA	1:J:570:LYS:O	2.13	0.49
1:J:135:TRP:CZ3	1:J:309:GLU:HB2	2.47	0.49
1:J:288:VAL:CG2	1:J:289:ASN:N	2.75	0.49
1:J:398:ILE:HG21	1:J:473:LEU:HD11	1.94	0.49
1:K:391:TYR:C	1:K:391:TYR:CD1	2.85	0.49
1:K:774:TYR:C	1:K:776:ILE:H	2.15	0.49
1:K:833:ALA:C	1:K:835:THR:N	2.66	0.49
1:K:837:ARG:HH11	1:L:459:ALA:HB3	1.77	0.49
1:L:73:ARG:O	1:L:74:GLU:HG2	2.13	0.49
1:L:296:HIS:CE1	1:L:317:MET:HG3	2.47	0.49
1:L:333:LEU:HD22	1:L:333:LEU:O	2.13	0.49
2:N:100:PHE:HE2	2:N:483:ILE:HD11	1.71	0.49
4:M:388:TRP:CZ2	4:M:389:LEU:CD2	2.92	0.49

*Continued on next page...*



*Continued from previous page...*

Atom-1	Atom-2	Interatomic distance (Å)	Clash overlap (Å)
5:Q:16:TYR:CE2	5:R:18:THR:OG1	2.56	0.49
1:A:22:GLU:HB2	4:M:20:GLY:HA3	1.95	0.49
1:A:56:VAL:HG22	1:A:56:VAL:O	2.12	0.49
1:A:151:LYS:HE2	1:A:218:LYS:NZ	2.27	0.49
1:A:395:VAL:CG2	1:A:476:ASN:HB3	2.35	0.49
1:A:575:LEU:HB3	1:A:576:PRO:HD2	1.94	0.49
1:B:42:GLY:CA	7:1:9:LEU:HB3	2.43	0.49
1:B:162:THR:CB	1:B:212:GLY:N	2.68	0.49
1:B:190:ASP:OD2	1:B:236:LYS:O	2.31	0.49
1:B:300:LYS:O	1:B:302:GLY:N	2.45	0.49
1:B:358:LEU:HD23	2:N:95:THR:CG2	2.38	0.49
1:C:373:SER:HA	1:C:790:ARG:HD3	1.95	0.49
1:C:377:ARG:CB	1:C:377:ARG:NH1	2.75	0.49
1:C:397:ILE:HA	1:C:525:SER:HB3	1.93	0.49
1:C:426:VAL:HG13	1:C:438:SER:HB2	1.95	0.49
1:C:452:ILE:O	1:C:454:LYS:N	2.45	0.49
1:C:574:LEU:HD22	1:C:579:TYR:CE2	2.48	0.49
1:C:737:LEU:O	1:C:738:LEU:C	2.49	0.49
1:C:767:LEU:O	1:C:767:LEU:HD22	2.13	0.49
1:D:116:TYR:CD1	1:D:116:TYR:N	2.80	0.49
1:D:170:GLN:OE1	1:D:185:LYS:HE3	2.12	0.49
1:D:414:LEU:HD21	1:F:410:TYR:CE2	2.45	0.49
1:D:497:ASN:N	1:D:497:ASN:HD22	2.08	0.49
1:D:552:ASN:C	1:E:804:GLN:HG2	2.24	0.49
1:D:649:ALA:HB1	1:D:919:LEU:HD12	1.95	0.49
1:D:752:GLU:O	1:D:752:GLU:HG2	2.08	0.49
1:D:836:MET:HE1	1:F:414:LEU:HD22	1.94	0.49
1:F:20:ALA:HA	1:F:23:TYR:CE2	2.48	0.49
1:F:188:TYR:C	1:F:192:THR:OG1	2.50	0.49
1:F:749:VAL:O	1:F:749:VAL:HG12	2.12	0.49
1:F:948:GLY:O	8:Y:5:UNK:O	2.30	0.49
1:G:13:MET:HE1	1:H:925:VAL:O	2.11	0.49
1:G:31:PHE:CZ	1:H:630:LEU:HB2	2.48	0.49
1:G:202:GLU:HG3	1:H:313:VAL:HG11	1.95	0.49
1:G:355:VAL:O	1:G:355:VAL:HG13	2.11	0.49
1:G:500:THR:HG23	1:G:503:TYR:CB	2.43	0.49
1:H:298:VAL:CG2	1:H:317:MET:HG2	2.43	0.49
1:H:472:PHE:CD2	1:H:473:LEU:N	2.81	0.49
1:H:568:ALA:HB2	1:H:926:VAL:HG21	1.93	0.49
1:I:210:PHE:HD2	1:I:280:ASP:O	1.95	0.49
1:I:333:LEU:HD12	1:I:592:ILE:HG21	1.95	0.49

*Continued on next page...*



*Continued from previous page...*

Atom-1	Atom-2	Interatomic distance (Å)	Clash overlap (Å)
1:I:482:PRO:O	1:I:484:SER:N	2.45	0.49
1:I:517:TYR:C	1:I:517:TYR:CD1	2.85	0.49
1:J:24:LEU:HA	1:K:639:HIS:HB3	1.94	0.49
1:J:103:ILE:HD12	1:J:103:ILE:C	2.33	0.49
1:J:318:PRO:O	1:J:319:ASN:C	2.50	0.49
1:J:408:PRO:HB2	1:J:410:TYR:OH	2.12	0.49
1:J:476:ASN:OD1	1:J:476:ASN:N	2.45	0.49
1:J:738:LEU:CD1	1:J:754:TYR:CE2	2.96	0.49
1:J:745:ILE:HG23	1:J:765:TRP:CD1	2.48	0.49
1:K:285:THR:HG23	1:K:285:THR:O	2.13	0.49
1:K:385:ASN:ND2	1:K:385:ASN:O	2.45	0.49
1:K:445:ALA:H	1:K:449:GLN:HE22	1.60	0.49
1:K:667:ILE:C	1:K:668:PRO:O	2.47	0.49
1:K:863:LYS:HG2	1:K:864:PHE:N	2.27	0.49
1:L:456:ASN:O	1:L:457:VAL:C	2.51	0.49
1:L:640:ASP:OD1	1:L:927:ARG:HD3	2.13	0.49
2:N:44:TYR:CZ	2:N:46:GLU:HG2	2.47	0.49
2:N:107:GLY:N	2:N:514:LEU:HD13	2.28	0.49
4:M:254:HIS:O	4:M:257:THR:HB	2.13	0.49
5:Q:60:ASP:HB2	5:Q:62:THR:CG2	2.41	0.49
5:S:77:LEU:C	5:S:79:SER:H	2.13	0.49
6:U:81:GLN:HE22	6:U:178:PRO:HA	1.78	0.49
6:U:204:SER:O	6:U:207:LEU:HB3	2.12	0.49
1:A:158:GLY:C	1:C:452:ILE:CG2	2.81	0.49
1:A:190:ASP:CB	1:A:236:LYS:HD3	2.43	0.49
1:A:198:GLN:CB	1:B:839:GLY:N	2.70	0.49
1:A:761:MET:HE3	1:A:766:PHE:CB	2.42	0.49
1:A:825:ASN:ND2	1:C:123:SER:N	2.61	0.49
1:B:180:ALA:CB	1:B:182:ASN:HD21	2.14	0.49
1:B:188:TYR:O	1:B:241:LYS:NZ	2.46	0.49
1:B:685:THR:HB	1:B:913:PRO:O	2.12	0.49
1:B:738:LEU:HG	1:B:738:LEU:O	2.13	0.49
1:C:162:THR:O	1:C:162:THR:CG2	2.60	0.49
1:C:734:ASN:C	1:C:736:ARG:HG3	2.19	0.49
1:D:187:ILE:C	1:D:189:ALA:H	2.15	0.49
1:D:222:MET:HE2	1:D:307:SER:CB	2.42	0.49
1:D:372:ASP:HB2	1:D:377:ARG:CD	2.43	0.49
1:D:515:ASP:C	1:D:517:TYR:H	2.16	0.49
1:D:759:CYS:HB2	1:D:800:PRO:CB	2.43	0.49
1:D:774:TYR:HE1	1:D:789:ASP:HB3	1.77	0.49
1:D:829:THR:HG22	1:D:830:GLY:N	2.21	0.49

*Continued on next page...*



*Continued from previous page...*

Atom-1	Atom-2	Interatomic distance (Å)	Clash overlap (Å)
1:F:267:SER:CA	1:F:277:TYR:CD2	2.91	0.49
1:G:24:LEU:HD12	1:G:28:LEU:HD12	1.95	0.49
1:G:78:TYR:CB	1:G:695:PHE:CE1	2.94	0.49
1:G:249:GLU:HG3	1:G:250:GLN:HG2	1.95	0.49
1:G:364:GLU:HG3	1:G:708:LEU:HD12	1.93	0.49
1:G:498:THR:CG2	1:G:498:THR:O	2.61	0.49
1:G:811:TYR:CE2	1:G:813:ASP:HB3	2.47	0.49
1:H:31:PHE:CD1	1:H:32:ALA:N	2.80	0.49
1:H:46:ARG:NH1	1:H:46:ARG:O	2.46	0.49
1:H:368:GLN:HG2	1:H:709:ASP:O	2.12	0.49
1:H:510:ALA:O	1:H:513:LEU:HB2	2.13	0.49
1:H:662:ASN:H	1:H:906:GLU:HA	1.77	0.49
1:H:859:VAL:HG22	1:H:860:THR:N	2.27	0.49
1:H:865:LEU:O	1:H:866:CYS:HB2	2.13	0.49
1:H:878:ASN:O	1:H:879:PHE:CB	2.47	0.49
1:I:247:GLU:C	1:I:249:GLU:N	2.66	0.49
1:I:409:ASN:ND2	1:I:464:LEU:H	2.10	0.49
1:I:537:HIS:CD2	1:I:538:PRO:HD2	2.48	0.49
1:J:2:ALA:N	1:K:890:GLN:HE21	2.11	0.49
1:J:25:SER:OG	1:K:639:HIS:CE1	2.66	0.49
1:J:409:ASN:O	1:J:461:GLU:OE1	2.30	0.49
1:J:454:LYS:O	1:K:211:TYR:CD2	2.66	0.49
1:J:796:ARG:HH11	1:J:796:ARG:CG	2.12	0.49
1:K:47:ASN:C	1:K:47:ASN:ND2	2.65	0.49
1:K:196:GLU:N	1:K:197:PRO:CD	2.76	0.49
1:K:309:GLU:O	1:K:312:LEU:N	2.26	0.49
1:K:416:GLY:O	1:K:417:THR:CG2	2.60	0.49
1:K:439:GLU:O	1:K:439:GLU:HG3	2.13	0.49
1:K:725:PHE:HD2	1:K:731:TRP:HB2	1.78	0.49
1:K:840:GLN:HB2	1:K:841:PRO:HD2	1.94	0.49
1:K:840:GLN:HG3	1:K:841:PRO:O	2.12	0.49
1:K:863:LYS:HZ3	1:K:863:LYS:CB	2.20	0.49
1:K:929:HIS:CB	6:U:40:MET:HE3	2.41	0.49
1:L:397:ILE:HD11	1:L:799:GLN:HE21	1.77	0.49
1:L:704:SER:O	1:L:706:PRO:HD3	2.13	0.49
1:L:933:ARG:O	1:L:933:ARG:HG2	2.09	0.49
2:N:378:VAL:HG23	2:N:379:THR:N	2.27	0.49
2:N:399:PHE:CE2	2:N:410:VAL:HG13	2.47	0.49
4:M:30:MET:HA	4:M:33:ILE:HG12	1.94	0.49
4:M:180:GLN:O	4:M:182:GLY:N	2.45	0.49
5:Q:35:THR:N	5:Q:43:PRO:HG2	2.28	0.49

*Continued on next page...*



*Continued from previous page...*

Atom-1	Atom-2	Interatomic distance (Å)	Clash overlap (Å)
5:R:29:GLN:O	5:R:48:THR:HB	2.12	0.49
5:R:63:ALA:HB1	5:R:66:ALA:HB3	1.94	0.49
7:8:25:ILE:O	7:8:25:ILE:CG1	2.39	0.49
1:A:73:ARG:NH2	1:A:80:TYR:HE1	2.10	0.49
1:A:234:ASN:O	1:A:236:LYS:N	2.46	0.49
1:B:193:PHE:CE1	1:B:199:VAL:HG23	2.46	0.49
1:B:300:LYS:C	1:B:302:GLY:N	2.66	0.49
1:B:347:GLY:O	1:B:348:GLN:C	2.51	0.49
1:C:46:ARG:CB	1:C:46:ARG:HH11	2.25	0.49
1:C:641:GLN:HG3	1:C:643:PHE:HZ	1.76	0.49
1:C:812:LYS:C	1:C:814:TYR:N	2.66	0.49
1:D:159:VAL:O	1:D:160:ALA:HB3	2.13	0.49
1:D:198:GLN:HE22	1:E:838:GLN:HA	1.71	0.49
1:D:275:GLU:N	1:D:275:GLU:OE1	2.45	0.49
1:D:323:TYR:HB2	1:D:596:SER:HB2	1.95	0.49
1:D:589:VAL:HG22	1:D:589:VAL:O	2.12	0.49
1:E:94:LEU:HB2	1:E:619:PHE:CD2	2.48	0.49
1:E:234:ASN:C	1:E:236:LYS:H	2.16	0.49
1:E:243:LYS:CB	1:E:253:ASP:O	2.58	0.49
1:E:663:VAL:HG12	1:E:905:PHE:O	2.12	0.49
1:F:167:ILE:HG12	1:F:172:LEU:HD12	1.95	0.49
1:F:323:TYR:O	1:F:595:SER:HA	2.13	0.49
1:F:649:ALA:HB2	1:F:919:LEU:CD2	2.34	0.49
1:F:803:ARG:HH11	1:F:803:ARG:CG	2.25	0.49
1:F:893:LEU:HD23	1:F:894:TYR:CE1	2.47	0.49
1:G:162:THR:HG22	1:G:212:GLY:N	2.28	0.49
1:G:312:LEU:CG	1:I:204:TRP:HH2	2.26	0.49
1:G:356:VAL:HG12	1:G:356:VAL:O	2.12	0.49
1:G:781:PHE:CD2	1:G:781:PHE:N	2.73	0.49
1:G:869:VAL:O	1:G:870:MET:HB2	2.12	0.49
1:H:20:ALA:HA	1:H:23:TYR:CE2	2.47	0.49
1:H:155:LYS:O	1:H:156:THR:C	2.50	0.49
1:H:193:PHE:O	1:H:194:GLN:C	2.50	0.49
1:H:565:LYS:HD3	1:H:565:LYS:H	1.77	0.49
1:H:667:ILE:HD12	1:H:667:ILE:N	2.28	0.49
1:H:747:ARG:HB3	1:H:762:THR:HG23	1.92	0.49
1:I:160:ALA:HB1	1:I:212:GLY:O	2.13	0.49
1:I:377:ARG:NH2	1:I:388:VAL:HG22	2.27	0.49
1:I:486:LYS:CG	1:I:509:VAL:HG12	2.35	0.49
1:I:517:TYR:CA	1:I:520:ILE:CG1	2.91	0.49
1:I:672:TRP:CZ2	1:I:901:LEU:HB3	2.48	0.49

*Continued on next page...*



*Continued from previous page...*

Atom-1	Atom-2	Interatomic distance (Å)	Clash overlap (Å)
1:J:172:LEU:HD22	1:J:193:PHE:CE2	2.33	0.49
1:J:203:ASN:OD1	1:J:204:TRP:CE3	2.66	0.49
1:J:348:GLN:H	1:J:579:TYR:HA	1.78	0.49
1:J:731:TRP:N	1:J:732:PRO:CD	2.76	0.49
1:J:789:ASP:OD1	1:J:789:ASP:O	2.30	0.49
1:J:811:TYR:O	1:J:812:LYS:CB	2.57	0.49
1:K:23:TYR:O	6:V:175:SER:CB	2.54	0.49
1:K:74:GLU:O	1:K:80:TYR:HA	2.13	0.49
1:K:541:ALA:O	1:K:545:TYR:HB3	2.12	0.49
1:K:748:SER:OG	1:K:749:VAL:N	2.45	0.49
1:K:946:SER:CB	6:U:28:SER:O	2.60	0.49
1:L:83:ARG:HG3	1:L:582:GLU:HB3	1.94	0.49
1:L:135:TRP:HH2	1:L:156:THR:CB	2.25	0.49
1:L:214:ARG:HH12	1:L:241:LYS:HE2	1.77	0.49
4:M:162:PHE:CE1	4:M:237:ILE:CG1	2.92	0.49
4:M:298:LEU:HD12	6:U:57:GLU:CD	2.26	0.49
5:Q:74:ALA:HA	5:Q:77:LEU:HB3	1.95	0.49
1:A:193:PHE:CE1	1:A:214:ARG:N	2.75	0.49
1:A:237:GLY:CA	1:B:817:VAL:HG12	2.34	0.49
1:A:260:TYR:CD1	1:A:260:TYR:N	2.81	0.49
1:A:533:ASN:HB2	1:A:713:TYR:CE2	2.43	0.49
1:A:875:PHE:O	1:A:888:LEU:HB2	2.13	0.49
1:B:46:ARG:HH21	1:C:925:VAL:HG11	1.78	0.49
1:B:132:PRO:HB2	1:B:215:ALA:HA	1.95	0.49
1:B:177:ASP:HB2	1:B:184:LYS:NZ	2.28	0.49
1:B:241:LYS:HZ3	1:B:256:ILE:CD1	2.26	0.49
1:B:330:PHE:HB3	1:B:333:LEU:HD21	1.95	0.49
1:B:355:VAL:HG12	1:B:355:VAL:O	2.13	0.49
1:C:38:TYR:OH	7:2:24:GLU:CB	2.58	0.49
1:C:121:TYR:CD2	1:C:229:PHE:HB2	2.48	0.49
1:C:176:THR:CG2	1:C:177:ASP:N	2.75	0.49
1:C:214:ARG:HA	1:C:284:TYR:O	2.13	0.49
1:C:329:ASN:O	1:C:330:PHE:HB2	2.13	0.49
1:C:441:GLU:O	1:C:441:GLU:HG3	2.13	0.49
1:C:541:ALA:HA	1:C:544:ARG:CD	2.43	0.49
1:C:653:LEU:CD1	1:C:707:TYR:CE1	2.88	0.49
1:C:706:PRO:HB3	1:C:711:THR:O	2.13	0.49
1:C:724:MET:CG	1:C:729:VAL:HG11	2.43	0.49
1:C:731:TRP:CZ2	1:C:875:PHE:HA	2.47	0.49
1:D:653:LEU:HD12	1:D:653:LEU:H	1.77	0.49
1:E:168:THR:C	1:E:170:GLN:H	2.16	0.49

*Continued on next page...*



*Continued from previous page...*

Atom-1	Atom-2	Interatomic distance (Å)	Clash overlap (Å)
1:E:275:GLU:CG	1:E:276:GLU:OE2	2.61	0.49
1:E:626:THR:O	1:E:629:THR:N	2.38	0.49
1:E:695:PHE:CD1	1:E:695:PHE:C	2.86	0.49
1:E:745:ILE:HA	1:E:765:TRP:CG	2.48	0.49
1:F:113:PHE:CZ	1:F:115:PRO:HG3	2.48	0.49
1:F:114:LYS:O	1:F:114:LYS:HG2	2.13	0.49
1:F:138:LYS:CA	1:F:149:GLN:HB3	2.38	0.49
1:F:756:VAL:O	1:F:756:VAL:HG23	2.13	0.49
1:F:767:LEU:HD23	1:F:781:PHE:HZ	1.78	0.49
1:F:862:LYS:C	5:P:54:VAL:HB	2.21	0.49
1:G:8:PRO:O	1:G:12:TYR:CB	2.59	0.49
1:G:56:VAL:CG1	1:I:38:TYR:CZ	2.96	0.49
1:G:518:ILE:O	1:G:518:ILE:HG13	2.13	0.49
1:H:67:ARG:NH2	1:I:752:GLU:CB	2.63	0.49
1:H:151:LYS:CB	1:H:154:THR:HG21	2.42	0.49
1:H:157:PHE:HE2	1:H:159:VAL:CG2	2.26	0.49
1:H:372:ASP:HA	1:H:377:ARG:HD2	1.94	0.49
1:I:339:THR:HG23	1:I:342:MET:HE2	1.93	0.49
1:I:537:HIS:C	1:I:539:ARG:N	2.65	0.49
1:I:565:LYS:O	1:I:565:LYS:HG2	2.13	0.49
1:I:659:LYS:HB3	1:I:659:LYS:HZ1	1.77	0.49
1:I:942:ARG:NE	1:I:945:PHE:O	2.40	0.49
1:J:13:MET:HG3	1:K:925:VAL:HG21	1.94	0.49
1:J:449:GLN:HG3	1:K:139:GLU:OE1	2.12	0.49
1:J:666:SER:CB	5:P:16:TYR:CE2	2.96	0.49
1:J:714:LEU:CD1	1:J:714:LEU:C	2.70	0.49
1:J:760:ASN:HD22	5:Q:54:VAL:HG11	1.76	0.49
1:J:764:ASP:C	1:J:766:PHE:N	2.63	0.49
1:J:892:MET:CE	1:J:892:MET:CA	2.89	0.49
1:L:564:GLN:HG3	1:L:564:GLN:O	2.13	0.49
1:L:720:LYS:HG2	1:L:906:GLU:OE2	2.13	0.49
2:N:97:THR:HG23	2:N:483:ILE:O	2.13	0.49
4:M:6:PRO:HG2	4:M:11:ARG:NH1	2.27	0.49
4:M:24:ASP:C	4:M:26:TRP:H	2.16	0.49
4:M:209:LEU:HA	4:M:212:VAL:HG21	1.93	0.49
4:M:265:GLN:C	4:M:267:GLN:H	2.17	0.49
6:U:13:TYR:CE1	6:U:188:PHE:HB3	2.46	0.49
6:U:44:VAL:HG22	6:U:44:VAL:O	2.13	0.49
1:A:410:TYR:O	1:C:462:ILE:HG13	2.13	0.48
1:A:427:LYS:CB	1:A:441:GLU:HB3	2.42	0.48
1:A:842:TYR:CG	1:A:843:PRO:CD	2.96	0.48

*Continued on next page...*



*Continued from previous page...*

Atom-1	Atom-2	Interatomic distance (Å)	Clash overlap (Å)
1:B:150:GLU:C	1:B:152:ASP:H	2.16	0.48
1:B:327:ARG:NH1	1:B:704:SER:O	2.45	0.48
1:B:386:SER:O	1:B:386:SER:OG	2.23	0.48
1:C:194:GLN:HB2	1:C:197:PRO:HG2	1.95	0.48
1:C:239:GLN:HG3	1:C:240:ALA:N	2.28	0.48
1:C:250:GLN:HE21	1:C:251:PRO:HG2	1.71	0.48
1:C:324:ILE:HD13	1:C:595:SER:HA	1.94	0.48
1:C:358:LEU:HD22	1:C:942:ARG:NH2	2.28	0.48
1:C:377:ARG:HH21	1:C:388:VAL:HG13	1.78	0.48
1:C:444:ASP:O	1:C:446:ILE:N	2.46	0.48
1:C:533:ASN:HB2	1:C:713:TYR:OH	2.13	0.48
1:D:840:GLN:HG2	1:F:198:GLN:NE2	2.27	0.48
1:E:328:ASP:C	1:E:330:PHE:N	2.67	0.48
1:E:739:THR:O	1:E:739:THR:HG23	2.13	0.48
1:E:922:VAL:HG21	1:E:942:ARG:CG	2.41	0.48
1:F:258:PHE:HE2	1:F:284:TYR:CE2	2.28	0.48
1:F:396:ARG:HH11	1:F:396:ARG:CG	2.25	0.48
1:G:49:THR:HG23	7:6:21:THR:HB	1.94	0.48
1:G:167:ILE:HG23	1:G:167:ILE:O	2.12	0.48
1:G:392:ASP:OD1	1:G:393:PRO:N	2.46	0.48
1:G:428:ILE:HD12	1:H:169:ASN:HB3	1.89	0.48
1:G:443:ASP:O	1:H:150:GLU:HB2	2.12	0.48
1:G:770:MET:HG2	1:G:781:PHE:HD1	1.78	0.48
1:G:927:ARG:HG2	1:I:13:MET:HE1	1.94	0.48
1:H:387:ALA:O	1:H:388:VAL:C	2.51	0.48
1:H:433:ASP:CG	1:I:169:ASN:H	2.16	0.48
1:I:649:ALA:CB	1:I:919:LEU:CD2	2.91	0.48
1:I:731:TRP:N	1:I:732:PRO:CD	2.76	0.48
1:I:798:PHE:HA	1:I:866:CYS:HB2	1.93	0.48
1:J:54:HIS:HB3	7:9:25:ILE:CD1	2.43	0.48
1:J:95:ASP:CG	1:K:779:GLN:HG3	2.34	0.48
1:J:228:SER:OG	1:K:843:PRO:HB3	2.13	0.48
1:J:417:THR:HG22	1:J:419:THR:N	2.28	0.48
1:J:483:ASP:OD2	1:J:507:ARG:NH1	2.46	0.48
1:J:554:ARG:HB3	1:J:555:TYR:CE2	2.48	0.48
1:J:695:PHE:O	1:J:695:PHE:CD2	2.66	0.48
1:J:763:LYS:O	1:J:763:LYS:CG	2.62	0.48
1:J:795:PHE:HE1	1:L:381:PHE:HD1	1.61	0.48
1:K:5:SER:O	6:V:185:THR:N	2.33	0.48
1:K:170:GLN:O	1:K:170:GLN:CG	2.61	0.48
1:K:370:LEU:HD12	1:K:646:TYR:CD1	2.45	0.48

*Continued on next page...*



*Continued from previous page...*

Atom-1	Atom-2	Interatomic distance (Å)	Clash overlap (Å)
1:K:403:VAL:O	1:K:403:VAL:CG1	2.62	0.48
1:K:627:ALA:O	1:K:631:GLU:HG2	2.13	0.48
1:K:808:GLU:HB2	1:K:814:TYR:CD2	2.47	0.48
1:K:926:VAL:HA	1:K:939:VAL:O	2.13	0.48
1:L:361:ARG:NE	1:L:567:PHE:HE2	2.11	0.48
1:L:707:TYR:CD2	1:L:708:LEU:N	2.81	0.48
1:L:842:TYR:CG	1:L:843:PRO:CD	2.94	0.48
2:N:138:ARG:HE	2:N:154:LEU:CD2	2.23	0.48
2:N:148:ASP:OD1	2:N:149:LEU:N	2.46	0.48
2:N:464:VAL:O	2:N:464:VAL:HG23	2.13	0.48
5:Q:8:PHE:CD2	5:R:28:ARG:HD3	2.46	0.48
5:R:35:THR:N	5:R:43:PRO:CD	2.74	0.48
6:U:15:PRO:O	6:U:16:GLN:C	2.51	0.48
1:A:235:GLU:C	1:A:237:GLY:H	2.15	0.48
1:A:421:SER:OG	1:A:423:TYR:HE1	1.97	0.48
1:A:446:ILE:HG13	1:A:447:SER:H	1.57	0.48
1:B:456:ASN:ND2	1:B:456:ASN:O	2.46	0.48
1:B:604:ASP:CG	1:B:605:GLY:H	2.16	0.48
1:B:720:LYS:O	1:B:720:LYS:HG2	2.08	0.48
1:C:96:MET:HE1	1:C:574:LEU:CD1	2.32	0.48
1:C:153:VAL:HG12	1:C:153:VAL:O	2.13	0.48
1:C:369:LEU:O	1:C:372:ASP:HB3	2.13	0.48
1:C:394:ASP:O	1:C:395:VAL:HG13	2.12	0.48
1:C:668:PRO:HG3	1:K:664:PRO:CG	2.43	0.48
1:C:716:HIS:ND1	1:C:717:THR:HG23	2.27	0.48
1:C:943:THR:CB	1:C:944:PRO:CD	2.90	0.48
1:D:320:ARG:HH21	1:D:597:LEU:HD11	1.78	0.48
1:D:527:ASP:O	1:D:528:PRO:C	2.50	0.48
1:D:731:TRP:HH2	1:D:874:PRO:O	1.95	0.48
1:D:804:GLN:HE22	1:F:551:GLY:CA	2.01	0.48
1:E:15:ILE:HD11	1:F:923:PHE:HB3	1.94	0.48
1:E:89:GLY:CA	1:J:351:GLN:OE1	2.60	0.48
1:E:586:ARG:HH11	1:E:591:MET:CG	2.26	0.48
1:E:767:LEU:O	1:E:771:LEU:CB	2.61	0.48
1:E:922:VAL:CG2	1:E:942:ARG:HG3	2.43	0.48
1:F:389:ASP:N	1:F:389:ASP:OD2	2.45	0.48
1:F:661:THR:HG22	1:F:909:PRO:HD3	1.94	0.48
1:F:726:ASP:CG	1:J:670:ARG:NH1	2.65	0.48
1:F:827:GLY:C	1:F:828:PHE:CD1	2.86	0.48
1:F:878:ASN:ND2	1:F:880:MET:HB2	2.27	0.48
1:G:43:ASN:HD22	1:G:44:LYS:H	1.59	0.48

*Continued on next page...*



*Continued from previous page...*

Atom-1	Atom-2	Interatomic distance (Å)	Clash overlap (Å)
1:G:199:VAL:CG2	1:G:200:GLY:H	2.24	0.48
1:G:323:TYR:H	1:G:323:TYR:HD2	1.60	0.48
1:G:644:ASN:HB3	1:G:925:VAL:HG12	1.95	0.48
1:G:647:LEU:HD11	1:G:919:LEU:HD11	1.95	0.48
1:H:26:PRO:C	1:H:29:VAL:HG12	2.33	0.48
1:H:57:THR:H	1:H:623:ALA:HB2	1.79	0.48
1:H:90:ASP:HA	1:H:576:PRO:HB3	1.96	0.48
1:H:239:GLN:CG	1:H:240:ALA:H	2.26	0.48
1:J:230:ALA:CB	1:J:288:VAL:CG2	2.92	0.48
1:J:358:LEU:HD21	1:J:947:ALA:HB1	1.75	0.48
1:J:384:TRP:O	1:J:385:ASN:HB2	2.12	0.48
1:J:593:LEU:H	1:J:593:LEU:CD2	2.17	0.48
1:J:639:HIS:HD2	1:L:28:LEU:CD2	2.13	0.48
1:K:546:ARG:O	1:K:549:LEU:HB3	2.13	0.48
1:L:387:ALA:HB3	1:L:546:ARG:HH21	1.78	0.48
1:L:656:ILE:HG23	1:L:656:ILE:O	2.13	0.48
2:N:329:LEU:CD1	2:N:330:PRO:HD2	2.42	0.48
2:N:518:THR:O	2:N:518:THR:CG2	2.60	0.48
4:M:122:GLU:C	4:M:124:VAL:H	2.17	0.48
5:P:39:ARG:NH1	5:P:41:VAL:CG2	2.75	0.48
5:R:1:MET:CE	5:R:1:MET:H1	2.25	0.48
6:V:2:SER:OG	6:V:200:PRO:HD3	2.13	0.48
1:B:79:LEU:CG	1:B:335:TYR:OH	2.60	0.48
1:B:137:THR:HG22	1:B:153:VAL:HG11	1.95	0.48
1:B:168:THR:C	1:B:170:GLN:H	2.16	0.48
1:B:288:VAL:O	1:B:289:ASN:C	2.49	0.48
1:B:737:LEU:HB3	1:B:739:THR:H	1.78	0.48
1:B:851:ILE:H	1:B:851:ILE:CD1	2.25	0.48
1:C:87:ALA:HA	1:C:578:SER:HA	1.94	0.48
1:C:88:VAL:HG11	1:C:576:PRO:HA	1.94	0.48
1:C:199:VAL:CG2	1:C:211:TYR:CE2	2.96	0.48
1:C:613:VAL:C	1:C:614:ASN:HD22	2.09	0.48
1:D:134:GLN:NE2	1:D:154:THR:HG21	2.29	0.48
1:D:152:ASP:HA	1:F:444:ASP:HA	1.95	0.48
1:D:214:ARG:HD3	1:D:284:TYR:HB2	1.95	0.48
1:D:424:GLN:O	1:E:261:PHE:HA	2.13	0.48
1:D:723:ILE:C	1:D:730:SER:HB3	2.27	0.48
1:D:756:VAL:HG23	1:D:757:ALA:N	2.28	0.48
1:D:828:PHE:CE1	1:F:125:ALA:CA	2.97	0.48
1:D:843:PRO:HD3	1:F:131:ASN:HD21	1.77	0.48
1:D:927:ARG:O	1:D:938:ALA:HA	2.14	0.48

*Continued on next page...*



*Continued from previous page...*

Atom-1	Atom-2	Interatomic distance (Å)	Clash overlap (Å)
1:E:13:MET:HG3	1:F:941:LEU:HD23	1.95	0.48
1:E:74:GLU:HG3	1:E:76:THR:HG23	1.93	0.48
1:E:571:ASN:O	1:E:643:PHE:CE2	2.66	0.48
1:E:831:TYR:HB2	1:E:838:GLN:HE21	0.48	0.48
1:F:99:THR:HG22	1:F:617:ALA:CA	2.43	0.48
1:F:334:MET:HE3	1:F:583:TRP:CD1	2.48	0.48
1:F:683:LEU:CD2	1:F:917:TYR:HB2	2.40	0.48
1:G:460:MET:HA	1:G:460:MET:CE	2.43	0.48
1:G:836:MET:HG2	1:G:837:ARG:N	2.28	0.48
1:H:620:PHE:HD1	1:I:778:TYR:CD2	2.31	0.48
1:I:328:ASP:HA	1:I:546:ARG:HH11	1.77	0.48
1:I:574:LEU:HA	1:I:930:GLN:HE22	1.78	0.48
1:I:919:LEU:CD2	1:I:919:LEU:O	2.61	0.48
1:J:239:GLN:HE21	1:J:240:ALA:N	1.93	0.48
1:J:764:ASP:C	1:J:767:LEU:H	2.17	0.48
1:J:789:ASP:O	1:J:789:ASP:CG	2.52	0.48
1:J:809:ILE:HD13	5:Q:42:LEU:HD11	1.90	0.48
1:K:229:PHE:CZ	1:L:849:PRO:HD3	2.48	0.48
1:K:726:ASP:N	1:K:900:ALA:O	2.46	0.48
1:K:922:VAL:HG12	1:K:944:PRO:HD2	1.95	0.48
1:L:126:PRO:HG2	1:L:129:ALA:HB2	1.94	0.48
1:L:198:GLN:C	1:L:200:GLY:H	2.16	0.48
1:L:409:ASN:HD21	1:L:464:LEU:HD12	1.78	0.48
1:L:526:LEU:HD22	1:L:527:ASP:N	2.26	0.48
2:N:82:VAL:HG21	2:N:487:GLN:HG3	1.95	0.48
5:P:9:GLU:CD	5:P:13:PHE:CB	2.82	0.48
6:V:2:SER:O	6:V:3:LYS:C	2.49	0.48
7:3:9:LEU:O	7:3:9:LEU:CD2	2.56	0.48
1:A:188:TYR:HA	1:A:192:THR:CB	2.15	0.48
1:A:193:PHE:CD1	1:A:193:PHE:O	2.66	0.48
1:A:202:GLU:O	1:A:206:GLU:OE1	2.31	0.48
1:A:256:ILE:HG23	1:A:256:ILE:O	2.14	0.48
1:A:355:VAL:HG22	1:A:355:VAL:O	2.13	0.48
1:B:103:ILE:HD12	1:B:560:ILE:HD11	1.95	0.48
1:B:117:SER:O	1:C:402:GLY:C	2.51	0.48
1:B:152:ASP:C	1:B:154:THR:N	2.66	0.48
1:B:460:MET:CE	1:C:460:MET:HG2	2.40	0.48
1:B:589:VAL:HG23	1:B:593:LEU:CD1	2.43	0.48
1:B:791:MET:O	1:B:791:MET:HE2	2.12	0.48
1:B:842:TYR:CD1	1:B:843:PRO:CD	2.88	0.48
1:C:66:LEU:HD11	1:C:619:PHE:CE1	2.46	0.48

*Continued on next page...*



*Continued from previous page...*

Atom-1	Atom-2	Interatomic distance (Å)	Clash overlap (Å)
1:C:134:GLN:CD	1:C:155:LYS:HE2	2.33	0.48
1:C:231:ARG:HB2	1:C:232:PRO:HD2	1.94	0.48
1:C:524:TRP:CZ3	1:C:802:SER:HA	2.49	0.48
1:C:828:PHE:N	1:C:828:PHE:CD1	2.82	0.48
1:D:413:PRO:HA	1:F:460:MET:HB2	1.95	0.48
1:D:711:THR:O	1:D:711:THR:HG23	2.13	0.48
1:D:822:GLN:O	1:D:822:GLN:CG	2.61	0.48
1:E:81:LYS:O	1:E:81:LYS:HG2	2.13	0.48
1:E:131:ASN:CG	1:E:225:CYS:HB2	2.34	0.48
1:E:155:LYS:HD2	1:E:261:PHE:CE1	2.43	0.48
1:E:194:GLN:C	1:E:196:GLU:H	2.17	0.48
1:E:204:TRP:CZ3	1:F:313:VAL:HA	2.49	0.48
1:E:223:LYS:HE2	1:E:292:THR:HG21	1.95	0.48
1:E:500:THR:HG21	1:E:502:GLU:HG2	1.94	0.48
1:E:551:GLY:HA3	1:E:556:VAL:HG21	1.95	0.48
1:E:696:ASP:OD1	1:E:696:ASP:N	2.46	0.48
1:E:760:ASN:ND2	1:E:862:LYS:O	2.46	0.48
1:E:837:ARG:HE	1:F:456:ASN:HD22	1.58	0.48
1:F:3:THR:O	1:F:5:SER:N	2.46	0.48
1:F:96:MET:HG2	1:F:572:LEU:O	2.13	0.48
1:F:187:ILE:O	1:F:189:ALA:N	2.45	0.48
1:F:417:THR:HG22	1:F:457:VAL:HG13	1.95	0.48
1:F:709:ASP:OD1	1:F:709:ASP:C	2.50	0.48
1:G:419:THR:HG23	1:G:451:GLN:HB3	1.95	0.48
1:H:200:GLY:O	1:H:201:GLU:C	2.51	0.48
1:H:571:ASN:H	1:H:571:ASN:HD22	1.55	0.48
1:H:633:MET:O	1:H:635:ARG:N	2.45	0.48
1:H:663:VAL:HG23	5:Q:17:LEU:HD21	1.95	0.48
1:H:685:THR:HG22	1:H:685:THR:O	2.12	0.48
1:H:707:TYR:O	1:H:709:ASP:N	2.44	0.48
1:H:723:ILE:HG22	1:H:731:TRP:HB3	1.95	0.48
1:I:384:TRP:HA	1:I:384:TRP:HE3	1.78	0.48
1:I:462:ILE:CG1	1:I:463:ASN:N	2.68	0.48
1:J:96:MET:O	1:J:96:MET:CG	2.61	0.48
1:J:104:ARG:HB3	1:J:104:ARG:NH1	2.28	0.48
1:J:134:GLN:HE21	1:J:154:THR:CG2	2.27	0.48
1:J:228:SER:HB2	1:J:290:LEU:CD1	2.44	0.48
1:J:410:TYR:HB2	1:J:412:PHE:CZ	2.48	0.48
1:J:415:ASN:HD22	1:J:415:ASN:H	1.61	0.48
1:J:554:ARG:HH11	1:J:554:ARG:CG	2.26	0.48
1:J:651:ASN:HD22	1:J:651:ASN:N	2.11	0.48

*Continued on next page...*



*Continued from previous page...*

Atom-1	Atom-2	Interatomic distance (Å)	Clash overlap (Å)
1:J:682:ARG:CZ	1:J:907:VAL:HG21	2.43	0.48
1:K:269:PRO:HG2	1:K:273:SER:HB2	1.93	0.48
1:K:416:GLY:C	1:K:417:THR:CG2	2.81	0.48
1:K:524:TRP:CG	1:K:525:SER:N	2.81	0.48
1:K:582:GLU:O	1:K:582:GLU:CG	2.61	0.48
1:K:584:ASN:ND2	1:K:584:ASN:N	2.56	0.48
1:K:868:ARG:HG3	1:K:868:ARG:NH1	2.28	0.48
1:K:885:LEU:HD12	1:K:923:PHE:CZ	2.46	0.48
1:L:118:GLY:HA2	1:L:318:PRO:CG	2.44	0.48
1:L:188:TYR:CD1	1:L:188:TYR:O	2.67	0.48
1:L:594:GLN:O	1:L:594:GLN:CG	2.35	0.48
1:L:656:ILE:HG23	1:L:914:THR:O	2.12	0.48
2:N:387:TRP:CZ3	2:N:491:VAL:CG1	2.97	0.48
4:M:199:LEU:H	4:M:229:ASN:HD21	1.59	0.48
5:P:35:THR:HA	5:P:43:PRO:CD	2.44	0.48
7:3:25:ILE:O	7:3:25:ILE:HG22	2.12	0.48
7:5:10:ALA:N	7:5:11:PRO:CD	2.76	0.48
1:A:662:ASN:HD21	1:A:904:THR:HG21	1.78	0.48
1:A:826:SER:C	1:A:828:PHE:H	2.17	0.48
1:B:103:ILE:HG23	1:B:610:PHE:HD2	1.78	0.48
1:B:134:GLN:OE1	1:B:151:LYS:NZ	2.45	0.48
1:B:138:LYS:HD3	1:B:147:VAL:HG11	1.95	0.48
1:B:159:VAL:HB	1:C:840:GLN:HG3	1.96	0.48
1:C:67:ARG:HB2	1:C:616:TYR:CE1	2.48	0.48
1:C:678:TRP:O	1:C:872:ARG:HB2	2.13	0.48
1:D:27:GLY:HA3	1:E:633:MET:HE1	1.94	0.48
1:D:71:VAL:HG12	1:D:71:VAL:O	2.13	0.48
1:D:211:TYR:CE1	1:F:454:LYS:HE2	2.48	0.48
1:D:282:ILE:O	1:D:282:ILE:HG13	2.13	0.48
1:D:411:CYS:HB3	1:F:462:ILE:HG13	1.95	0.48
1:D:439:GLU:O	1:D:440:TRP:C	2.51	0.48
1:E:152:ASP:O	1:E:153:VAL:HB	2.12	0.48
1:E:193:PHE:O	1:E:194:GLN:C	2.47	0.48
1:E:754:TYR:HA	1:E:763:LYS:HG3	1.94	0.48
1:E:756:VAL:CG2	1:E:763:LYS:HG2	2.44	0.48
1:F:115:PRO:HA	1:F:323:TYR:CD1	2.47	0.48
1:F:145:GLY:O	1:F:147:VAL:N	2.46	0.48
1:F:257:ASP:OD2	1:F:257:ASP:C	2.52	0.48
1:F:276:GLU:O	1:F:276:GLU:CG	2.62	0.48
1:F:403:VAL:CG2	1:F:465:GLN:HB3	2.19	0.48
1:F:503:TYR:C	1:F:505:ASN:N	2.67	0.48

*Continued on next page...*



*Continued from previous page...*

Atom-1	Atom-2	Interatomic distance (Å)	Clash overlap (Å)
1:F:586:ARG:HH21	1:F:591:MET:HG2	1.79	0.48
1:F:649:ALA:HB1	1:F:920:PHE:O	2.13	0.48
1:F:891:ASN:HD22	1:F:891:ASN:N	2.02	0.48
1:G:126:PRO:HG2	1:G:129:ALA:CB	2.43	0.48
1:G:409:ASN:OD1	1:G:409:ASN:N	2.40	0.48
1:G:893:LEU:O	1:G:899:HIS:NE2	2.44	0.48
1:H:57:THR:HG23	1:H:57:THR:O	2.13	0.48
1:H:241:LYS:CB	1:H:254:LEU:HD22	2.39	0.48
1:H:552:ASN:O	1:I:804:GLN:OE1	2.30	0.48
1:H:653:LEU:HD23	1:H:915:LEU:HD13	1.94	0.48
1:H:747:ARG:HD2	1:H:762:THR:CG2	2.43	0.48
1:H:846:PHE:HB3	1:H:847:PRO:HD2	1.93	0.48
1:I:211:TYR:HB2	1:I:281:ILE:CG2	2.43	0.48
1:I:278:LYS:HB2	1:I:280:ASP:OD1	2.14	0.48
1:I:852:GLY:C	1:I:854:THR:H	2.17	0.48
1:I:870:MET:O	1:I:871:TRP:C	2.51	0.48
1:J:46:ARG:NH1	1:K:925:VAL:HG13	2.28	0.48
1:J:276:GLU:N	1:L:440:TRP:CH2	2.81	0.48
1:J:774:TYR:HB3	1:J:788:LYS:HG2	1.95	0.48
1:K:94:LEU:O	1:K:95:ASP:O	2.31	0.48
1:K:296:HIS:CE1	1:K:317:MET:HG2	2.48	0.48
1:K:372:ASP:O	1:K:375:GLY:O	2.32	0.48
1:K:485:TYR:N	1:K:485:TYR:HD2	2.09	0.48
1:K:553:GLY:CA	1:L:804:GLN:HG3	2.43	0.48
1:K:745:ILE:HG22	1:K:746:LYS:N	2.28	0.48
1:K:942:ARG:HG3	1:K:945:PHE:O	2.13	0.48
1:L:83:ARG:HA	1:L:582:GLU:CB	2.34	0.48
1:L:96:MET:C	1:L:98:SER:N	2.66	0.48
1:L:328:ASP:O	1:L:329:ASN:HB2	2.12	0.48
1:L:415:ASN:OD1	1:L:417:THR:O	2.32	0.48
1:L:503:TYR:C	1:L:505:ASN:N	2.65	0.48
1:L:514:VAL:O	1:L:514:VAL:CG2	2.61	0.48
1:L:936:ILE:HG12	1:L:937:GLU:N	2.27	0.48
2:N:246:SER:HB2	2:N:248:LEU:HB2	1.95	0.48
2:N:441:THR:HG22	2:N:443:VAL:HG22	1.94	0.48
5:Q:104:LEU:O	5:Q:104:LEU:HG	2.14	0.48
1:A:24:LEU:O	4:M:19:SER:HB2	2.14	0.48
1:A:93:VAL:CG2	1:A:573:LEU:HG	2.44	0.48
1:A:107:LEU:HD11	1:A:607:SER:HB3	1.85	0.48
1:A:201:GLU:CD	1:A:201:GLU:N	2.66	0.48
1:A:680:PHE:CE2	1:A:873:ILE:HD11	2.49	0.48

*Continued on next page...*



*Continued from previous page...*

Atom-1	Atom-2	Interatomic distance (Å)	Clash overlap (Å)
1:B:25:SER:C	1:B:27:GLY:N	2.67	0.48
1:B:190:ASP:OD2	1:B:236:LYS:HB3	2.12	0.48
1:B:194:GLN:HG3	1:B:196:GLU:HG2	1.94	0.48
1:B:198:GLN:CG	1:C:839:GLY:HA2	2.41	0.48
1:B:456:ASN:OD1	1:C:198:GLN:NE2	2.46	0.48
1:B:589:VAL:HB	1:B:607:SER:OG	2.14	0.48
1:C:38:TYR:HH	7:2:24:GLU:HB2	1.79	0.48
1:C:107:LEU:HB3	1:C:558:PHE:HE2	1.79	0.48
1:C:214:ARG:HH12	1:C:241:LYS:NZ	2.12	0.48
1:C:558:PHE:C	1:C:558:PHE:CD1	2.87	0.48
1:D:140:LYS:O	1:D:140:LYS:CG	2.61	0.48
1:D:811:TYR:CE1	1:D:856:VAL:HB	2.49	0.48
1:D:905:PHE:CD2	1:D:916:LEU:HD21	2.48	0.48
1:D:951:THR:HG22	1:D:951:THR:O	2.13	0.48
1:E:13:MET:CG	1:F:941:LEU:HD23	2.43	0.48
1:E:194:GLN:C	1:E:196:GLU:N	2.66	0.48
1:E:455:GLY:CA	1:F:161:ALA:CB	2.92	0.48
1:E:555:TYR:CD2	1:E:555:TYR:N	2.81	0.48
1:E:716:HIS:CE1	1:E:717:THR:CG2	2.94	0.48
1:E:880:MET:HG3	1:E:881:SER:H	1.79	0.48
1:F:47:ASN:O	7:4:7:ALA:HB3	2.14	0.48
1:F:162:THR:HB	1:F:193:PHE:CE2	2.48	0.48
1:F:391:TYR:CE1	1:F:396:ARG:HB2	2.48	0.48
1:F:540:ASN:ND2	1:F:543:LEU:CB	2.73	0.48
1:F:824:ASN:O	1:F:825:ASN:HB3	2.14	0.48
1:G:16:ALA:O	1:G:17:GLY:O	2.30	0.48
1:G:262:ASP:OD1	1:G:263:VAL:O	2.31	0.48
1:G:567:PHE:CD1	1:G:645:ASP:HA	2.48	0.48
1:G:759:CYS:HB3	1:G:800:PRO:HB3	1.95	0.48
1:H:193:PHE:CZ	1:H:197:PRO:HD2	2.49	0.48
1:H:320:ARG:NH1	1:H:597:LEU:HD11	2.29	0.48
1:H:513:LEU:HD13	1:H:819:LEU:HD13	1.96	0.48
1:H:927:ARG:O	1:H:938:ALA:HA	2.13	0.48
1:I:66:LEU:HD12	1:I:66:LEU:N	2.28	0.48
1:I:425:GLY:HA3	1:I:444:ASP:HB2	1.93	0.48
1:I:926:VAL:HG23	1:I:940:TYR:CA	2.44	0.48
1:I:940:TYR:CD2	8:Z:9:UNK:CB	2.96	0.48
1:J:180:ALA:O	1:J:181:GLU:HB3	2.13	0.48
1:J:923:PHE:HB3	1:J:925:VAL:HG13	1.96	0.48
1:K:67:ARG:HH12	1:L:752:GLU:HB2	1.79	0.48
1:K:177:ASP:OD2	1:K:178:GLU:OE1	2.32	0.48

*Continued on next page...*



*Continued from previous page...*

Atom-1	Atom-2	Interatomic distance (Å)	Clash overlap (Å)
1:K:252:LYS:O	1:K:252:LYS:CG	2.59	0.48
1:K:370:LEU:HD13	1:K:646:TYR:CB	2.41	0.48
1:K:681:THR:HG21	1:K:712:PHE:HB3	1.95	0.48
1:K:803:ARG:CD	1:K:805:VAL:HG13	2.43	0.48
1:K:855:ALA:O	1:K:856:VAL:C	2.52	0.48
1:K:893:LEU:HD12	1:K:894:TYR:CE1	2.48	0.48
1:L:17:GLY:O	1:L:48:PRO:HG2	2.14	0.48
1:L:648:SER:C	1:L:922:VAL:HG22	2.34	0.48
1:L:680:PHE:N	1:L:680:PHE:CD1	2.81	0.48
1:L:817:VAL:HG12	1:L:817:VAL:O	2.13	0.48
4:M:84:ALA:O	4:M:85:ILE:HG23	2.13	0.48
5:P:12:LEU:HD13	5:P:17:LEU:CD2	2.38	0.48
5:S:77:LEU:C	5:S:79:SER:N	2.64	0.48
6:V:43:ARG:C	6:V:45:ASN:H	2.17	0.48
7:4:3:ASP:OD2	7:4:4:ILE:HD12	2.14	0.48
7:4:17:PRO:HG2	7:4:22:TRP:CD1	2.47	0.48
1:A:731:TRP:HD1	1:A:888:LEU:HD13	1.78	0.48
1:B:330:PHE:HB2	1:B:562:VAL:HG12	1.96	0.48
1:B:670:ARG:NH1	2:N:92:GLU:HG3	2.29	0.48
1:C:765:TRP:CZ2	1:C:871:TRP:HB3	2.47	0.48
1:C:820:PRO:HG2	1:C:821:PHE:CD1	2.49	0.48
1:D:445:ALA:HB2	1:D:449:GLN:HB2	1.95	0.48
1:D:619:PHE:O	1:D:621:PRO:HD3	2.14	0.48
1:D:664:PRO:CA	1:D:904:THR:HG23	2.43	0.48
1:D:754:TYR:O	1:D:763:LYS:N	2.45	0.48
1:E:84:PHE:O	1:E:581:TYR:O	2.30	0.48
1:E:195:PRO:HG2	1:F:823:HIS:CD2	2.48	0.48
1:E:369:LEU:HD23	7:3:4:ILE:HD12	1.96	0.48
1:E:392:ASP:OD2	1:E:539:ARG:HD3	2.13	0.48
1:E:678:TRP:HE1	1:E:903:MET:HE1	1.79	0.48
1:F:106:VAL:CG2	1:F:609:ARG:HH22	2.26	0.48
1:F:217:LYS:HA	1:F:285:THR:HG23	1.92	0.48
1:F:482:PRO:HD3	1:F:529:MET:CB	2.43	0.48
1:F:651:ASN:O	1:F:652:MET:HG2	2.14	0.48
1:F:664:PRO:HA	1:F:904:THR:HG22	1.95	0.48
1:F:705:ILE:CD1	1:F:708:LEU:CG	2.91	0.48
1:F:745:ILE:HG12	1:F:765:TRP:CD2	2.49	0.48
1:F:788:LYS:O	1:F:788:LYS:HG2	2.14	0.48
1:G:150:GLU:OE1	1:G:150:GLU:HA	2.14	0.48
1:G:443:ASP:C	1:G:444:ASP:O	2.52	0.48
1:H:258:PHE:HD2	1:H:282:ILE:CD1	2.24	0.48

*Continued on next page...*



*Continued from previous page...*

Atom-1	Atom-2	Interatomic distance (Å)	Clash overlap (Å)
1:H:300:LYS:HB3	1:H:300:LYS:NZ	2.29	0.48
1:H:374:LEU:HD23	1:H:374:LEU:C	2.33	0.48
1:H:517:TYR:CA	1:H:520:ILE:HG23	2.44	0.48
1:H:625:ASN:C	1:H:625:ASN:HD22	2.16	0.48
1:H:634:LEU:O	1:H:634:LEU:HG	2.13	0.48
1:H:846:PHE:CB	1:H:847:PRO:HD3	2.42	0.48
1:I:92:ARG:O	1:I:92:ARG:CG	2.62	0.48
1:I:134:GLN:HG2	1:I:154:THR:CG2	2.43	0.48
1:I:833:ALA:O	1:I:835:THR:N	2.47	0.48
1:J:167:ILE:HD12	1:J:282:ILE:HG22	1.94	0.48
1:J:204:TRP:HH2	1:K:128:GLY:O	1.97	0.48
1:J:277:TYR:O	1:L:440:TRP:CE3	2.66	0.48
1:J:319:ASN:HB2	1:J:505:ASN:HD21	1.78	0.48
1:J:403:VAL:O	1:J:403:VAL:HG23	2.11	0.48
1:J:419:THR:HB	1:J:453:CYS:HB2	1.95	0.48
1:J:635:ARG:HG2	1:J:931:PRO:O	2.14	0.48
1:J:650:ALA:HB2	1:J:942:ARG:HE	1.79	0.48
1:K:24:LEU:HB3	1:L:639:HIS:ND1	2.28	0.48
1:K:30:GLN:OE1	1:K:31:PHE:N	2.46	0.48
1:K:604:ASP:O	1:K:606:ALA:N	2.43	0.48
1:K:680:PHE:H	1:K:680:PHE:HD1	1.60	0.48
1:K:918:LEU:HD12	1:K:919:LEU:N	2.22	0.48
1:L:115:PRO:O	1:L:116:TYR:CB	2.61	0.48
2:N:378:VAL:HG23	2:N:379:THR:H	1.78	0.48
4:M:388:TRP:HA	4:M:390:PRO:HD2	1.96	0.48
5:R:39:ARG:NE	5:R:41:VAL:HG21	2.28	0.48
6:V:201:PHE:CB	6:V:208:TYR:CE2	2.80	0.48
1:A:19:ASP:CB	1:A:48:PRO:HD2	2.42	0.48
1:A:46:ARG:NH1	1:B:925:VAL:HG11	2.28	0.48
1:A:52:PRO:HG3	7:2:24:GLU:HB3	1.96	0.48
1:A:128:GLY:HA3	1:A:315:GLN:HG2	1.95	0.48
1:A:157:PHE:CZ	1:C:204:TRP:NE1	2.80	0.48
1:B:329:ASN:HB3	1:B:565:LYS:NZ	2.29	0.48
1:B:358:LEU:HD12	1:B:358:LEU:N	2.29	0.48
1:B:445:ALA:O	1:B:449:GLN:HB2	2.13	0.48
1:B:725:PHE:CZ	1:B:901:LEU:HD13	2.49	0.48
1:B:907:VAL:CG2	1:B:908:ASP:N	2.31	0.48
1:C:120:ALA:O	1:C:121:TYR:CG	2.67	0.48
1:C:221:LYS:HG2	1:C:305:ASP:O	2.13	0.48
1:C:474:TYR:OH	1:C:834:PRO:HG3	2.13	0.48
1:C:589:VAL:CG2	1:C:593:LEU:HD12	2.42	0.48

*Continued on next page...*



*Continued from previous page...*

Atom-1	Atom-2	Interatomic distance (Å)	Clash overlap (Å)
1:C:659:LYS:NZ	1:C:659:LYS:CB	2.76	0.48
1:C:734:ASN:C	1:C:736:ARG:H	2.16	0.48
1:C:867:ASP:OD2	1:C:867:ASP:N	2.46	0.48
1:D:470:LYS:HG3	1:D:516:ALA:CB	2.38	0.48
1:D:695:PHE:O	1:D:695:PHE:CG	2.66	0.48
1:D:707:TYR:HE1	1:D:917:TYR:CE1	2.32	0.48
1:D:808:GLU:HG3	1:D:814:TYR:CE2	2.49	0.48
1:E:55:ASP:O	1:E:623:ALA:HB2	2.13	0.48
1:E:134:GLN:CD	1:E:154:THR:OG1	2.52	0.48
1:E:428:ILE:HG13	1:F:260:TYR:CE1	2.49	0.48
1:E:626:THR:O	1:E:628:SER:N	2.47	0.48
1:E:922:VAL:CA	1:E:944:PRO:HD2	2.44	0.48
1:E:932:HIS:CE1	1:E:935:VAL:HG21	2.48	0.48
1:F:103:ILE:H	1:F:560:ILE:HD13	1.70	0.48
1:F:110:GLY:C	1:F:112:SER:H	2.15	0.48
1:F:194:GLN:O	1:F:196:GLU:N	2.46	0.48
1:F:355:VAL:O	1:F:355:VAL:HG12	2.13	0.48
1:F:633:MET:O	1:F:636:ASN:HB2	2.14	0.48
1:F:827:GLY:HA3	1:F:840:GLN:C	2.34	0.48
1:F:842:TYR:CG	1:F:843:PRO:HD2	2.48	0.48
1:F:893:LEU:CD2	1:J:949:ASN:HA	2.43	0.48
1:G:132:PRO:CB	1:G:158:GLY:O	2.59	0.48
1:G:149:GLN:HG3	1:G:149:GLN:O	2.13	0.48
1:G:191:LYS:HE3	1:G:191:LYS:HB2	1.61	0.48
1:G:822:GLN:HB2	1:G:846:PHE:HB2	1.95	0.48
1:H:167:ILE:HG22	1:H:168:THR:N	2.28	0.48
1:H:201:GLU:CG	1:H:202:GLU:H	2.26	0.48
1:I:343:GLY:O	1:I:355:VAL:HG13	2.12	0.48
1:I:581:TYR:HD2	1:I:582:GLU:H	1.60	0.48
1:I:705:ILE:HD11	1:I:708:LEU:HD11	1.95	0.48
1:I:938:ALA:HB3	8:Z:9:UNK:CB	2.44	0.48
1:J:167:ILE:CD1	1:J:282:ILE:HB	2.42	0.48
1:K:114:LYS:HG3	1:L:851:ILE:HD12	1.95	0.48
1:K:188:TYR:O	1:K:256:ILE:CD1	2.62	0.48
1:K:199:VAL:O	1:K:200:GLY:O	2.32	0.48
1:K:248:GLY:C	5:S:134:LYS:HZ1	2.17	0.48
1:K:678:TRP:CD1	1:K:903:MET:CE	2.96	0.48
1:K:687:GLU:O	1:K:699:PHE:HE1	1.93	0.48
1:K:808:GLU:OE1	1:K:808:GLU:N	2.43	0.48
1:K:951:THR:HG21	6:U:5:ILE:HD12	1.96	0.48
2:N:65:ASP:CG	2:N:91:ALA:HB2	2.32	0.48

*Continued on next page...*



*Continued from previous page...*

Atom-1	Atom-2	Interatomic distance (Å)	Clash overlap (Å)
2:N:203:PHE:CD2	2:N:233:VAL:HG12	2.49	0.48
4:M:272:THR:HG22	4:M:276:ILE:CD1	2.43	0.48
5:Q:14:SER:O	5:R:15:PRO:HB2	2.12	0.48
6:U:225:GLY:C	6:U:227:ASP:N	2.66	0.48
1:A:13:MET:HG3	1:B:925:VAL:HG23	1.94	0.48
1:A:196:GLU:CD	1:B:823:HIS:HB3	2.34	0.48
1:A:382:SER:CB	1:A:549:LEU:HD21	2.43	0.48
1:A:397:ILE:HA	1:A:525:SER:HB3	1.96	0.48
1:A:409:ASN:CB	1:C:467:ASN:HD21	2.23	0.48
1:B:83:ARG:CA	1:B:582:GLU:HB2	2.43	0.48
1:B:121:TYR:HE2	1:C:847:PRO:O	1.97	0.48
1:C:94:LEU:HD13	1:C:619:PHE:CD2	2.49	0.48
1:C:470:LYS:HE3	1:C:515:ASP:OD1	2.14	0.48
1:C:642:SER:CA	1:C:926:VAL:O	2.62	0.48
1:C:687:GLU:CB	1:C:701:TYR:CD2	2.96	0.48
1:C:715:ASN:OD1	1:C:869:VAL:O	2.32	0.48
1:C:799:GLN:HA	1:C:799:GLN:HE21	1.78	0.48
1:D:16:ALA:O	1:D:48:PRO:HG3	2.14	0.48
1:E:55:ASP:OD2	1:E:55:ASP:N	2.46	0.48
1:E:66:LEU:CD1	1:E:619:PHE:CE1	2.97	0.48
1:E:731:TRP:O	1:E:733:GLY:CA	2.62	0.48
1:E:791:MET:CE	1:E:868:ARG:HH22	2.26	0.48
1:E:924:ASP:HB3	1:E:942:ARG:HD3	1.95	0.48
1:F:137:THR:HG21	1:F:153:VAL:HB	1.95	0.48
1:F:526:LEU:O	1:F:529:MET:HE3	2.14	0.48
1:F:806:VAL:HG12	1:F:856:VAL:CG1	2.44	0.48
1:G:161:ALA:HB3	1:G:198:GLN:CD	2.34	0.48
1:G:620:PHE:O	1:G:622:MET:N	2.47	0.48
1:G:736:ARG:O	1:I:64:LEU:CB	2.60	0.48
1:H:58:THR:HB	1:H:622:MET:O	2.14	0.48
1:H:122:ASN:HA	1:I:825:ASN:ND2	2.28	0.48
1:H:388:VAL:O	1:H:388:VAL:CG1	2.59	0.48
1:H:424:GLN:HE21	1:I:264:PRO:HA	1.77	0.48
1:H:587:LYS:HD2	1:H:608:VAL:O	2.14	0.48
1:H:748:SER:OG	1:H:748:SER:O	2.30	0.48
1:H:749:VAL:HG21	5:R:51:TYR:HE2	1.78	0.48
1:I:549:LEU:O	1:I:549:LEU:HG	2.13	0.48
1:I:725:PHE:HE1	1:I:731:TRP:HB2	1.78	0.48
1:I:859:VAL:O	1:I:859:VAL:HG13	2.14	0.48
1:J:247:GLU:N	1:J:247:GLU:OE1	2.47	0.48
1:J:301:PRO:HB2	1:J:310:ILE:CG2	2.44	0.48

*Continued on next page...*



*Continued from previous page...*

Atom-1	Atom-2	Interatomic distance (Å)	Clash overlap (Å)
1:J:372:ASP:HB2	1:J:377:ARG:HG3	1.95	0.48
1:J:413:PRO:CG	1:J:417:THR:O	2.61	0.48
1:J:474:TYR:CD2	1:J:474:TYR:C	2.86	0.48
1:J:732:PRO:C	1:J:734:ASN:H	2.16	0.48
1:J:846:PHE:HB3	1:J:847:PRO:HD3	1.95	0.48
1:K:112:SER:HB2	1:K:501:TYR:CG	2.48	0.48
1:K:677:GLY:N	1:K:921:GLU:HB2	2.28	0.48
1:K:757:ALA:O	1:K:758:GLN:CB	2.60	0.48
1:K:869:VAL:HG22	1:K:870:MET:H	1.78	0.48
1:L:729:VAL:HG11	6:V:227:ASP:OD2	2.13	0.48
1:L:831:TYR:CE2	1:L:832:LEU:CD1	2.97	0.48
2:N:127:THR:O	2:N:127:THR:HG22	2.13	0.48
4:M:167:ARG:HG3	4:M:167:ARG:HH11	1.77	0.48
4:M:239:PRO:HD3	4:M:263:ILE:CD1	2.42	0.48
4:M:319:ILE:HD13	4:M:359:PRO:HG3	1.95	0.48
5:P:18:THR:HG23	5:P:19:THR:HG23	1.94	0.48
6:V:4:GLU:C	6:V:6:PRO:HD3	2.34	0.48
1:A:389:ASP:HB3	1:A:535:PHE:HD1	1.79	0.48
1:A:523:ARG:HG3	1:C:548:MET:HB2	1.96	0.48
1:A:707:TYR:CD2	1:A:708:LEU:N	2.81	0.48
1:A:761:MET:CE	1:A:766:PHE:CD1	2.92	0.48
1:A:866:CYS:SG	1:A:869:VAL:HG11	2.54	0.48
1:A:910:MET:HE2	1:A:914:THR:CG2	2.41	0.48
1:A:929:HIS:HB3	1:A:937:GLU:CB	2.43	0.48
1:B:396:ARG:NH1	1:B:396:ARG:HG3	2.29	0.48
1:B:731:TRP:HE1	1:B:888:LEU:HD11	1.79	0.48
1:C:441:GLU:OE1	1:C:446:ILE:HG22	2.13	0.48
1:C:530:ASP:OD1	1:C:865:LEU:HD21	2.13	0.48
1:C:629:THR:O	1:C:633:MET:HB3	2.14	0.48
1:D:92:ARG:HH21	1:D:624:HIS:CE1	2.32	0.48
1:D:134:GLN:HG3	1:D:135:TRP:N	2.29	0.48
1:D:169:ASN:ND2	1:F:432:ASN:HB2	2.15	0.48
1:D:503:TYR:C	1:D:505:ASN:H	2.18	0.48
1:D:649:ALA:HB1	1:D:920:PHE:O	2.13	0.48
1:D:804:GLN:HE21	1:F:551:GLY:CA	2.24	0.48
1:D:890:GLN:NE2	1:F:53:THR:OG1	2.47	0.48
1:E:19:ASP:HA	1:E:48:PRO:CG	2.43	0.48
1:E:101:PHE:CE2	1:E:581:TYR:HE2	2.26	0.48
1:E:134:GLN:CB	1:E:154:THR:OG1	2.62	0.48
1:E:323:TYR:HB2	1:E:596:SER:HB2	1.95	0.48
1:E:328:ASP:C	1:E:330:PHE:H	2.15	0.48

*Continued on next page...*



*Continued from previous page...*

Atom-1	Atom-2	Interatomic distance (Å)	Clash overlap (Å)
1:E:791:MET:SD	1:E:868:ARG:CZ	2.94	0.48
1:F:3:THR:O	1:F:4:PRO:C	2.51	0.48
1:F:241:LYS:HE3	1:F:286:GLU:OE2	2.13	0.48
1:F:662:ASN:O	1:F:664:PRO:HD3	2.14	0.48
1:G:16:ALA:O	1:G:48:PRO:HB2	2.13	0.48
1:G:17:GLY:C	7:6:19:MET:SD	2.93	0.48
1:G:204:TRP:CZ2	1:G:415:ASN:CB	2.83	0.48
1:G:421:SER:O	1:G:422:THR:OG1	2.29	0.48
1:G:572:LEU:HD13	1:G:928:VAL:HG11	1.95	0.48
1:G:629:THR:C	1:G:631:GLU:N	2.66	0.48
1:G:678:TRP:HE1	1:G:920:PHE:HE1	1.62	0.48
1:H:99:THR:O	1:H:99:THR:OG1	2.31	0.48
1:H:156:THR:CG2	1:H:309:GLU:OE2	2.62	0.48
1:H:371:LEU:HD23	1:H:371:LEU:C	2.33	0.48
1:H:449:GLN:HG3	1:H:450:ASN:H	1.78	0.48
1:H:623:ALA:O	1:H:626:THR:HG23	2.14	0.48
1:H:731:TRP:N	1:H:732:PRO:CD	2.77	0.48
1:H:787:TYR:CD1	1:H:787:TYR:C	2.86	0.48
1:I:74:GLU:HG2	1:I:81:LYS:CB	2.43	0.48
1:I:85:THR:O	1:I:87:ALA:N	2.46	0.48
1:I:328:ASP:CA	1:I:546:ARG:HH11	2.26	0.48
1:I:464:LEU:HD12	1:I:464:LEU:C	2.33	0.48
1:I:464:LEU:CD1	1:I:464:LEU:C	2.82	0.48
1:I:524:TRP:HZ3	1:I:863:LYS:HB3	1.78	0.48
1:I:549:LEU:HD23	1:I:549:LEU:C	2.33	0.48
1:I:620:PHE:O	1:I:622:MET:N	2.47	0.48
1:J:170:GLN:OE1	1:J:185:LYS:HE3	2.14	0.48
1:J:294:ASP:O	1:J:319:ASN:OD1	2.32	0.48
1:J:524:TRP:CD2	1:J:803:ARG:HD2	2.47	0.48
1:J:532:VAL:O	1:J:534:PRO:HD3	2.14	0.48
1:J:803:ARG:NE	1:J:861:GLN:HE21	2.12	0.48
1:K:38:TYR:CZ	1:L:56:VAL:CG1	2.97	0.48
1:K:75:ALA:HA	1:K:79:LEU:O	2.13	0.48
1:K:560:ILE:O	1:K:560:ILE:CG1	2.48	0.48
1:K:760:ASN:OD1	1:K:760:ASN:N	2.45	0.48
1:K:784:PRO:HD2	1:K:795:PHE:CD2	2.49	0.48
1:K:804:GLN:OE1	1:K:860:THR:CG2	2.60	0.48
1:L:546:ARG:HG2	1:L:546:ARG:NH1	2.27	0.48
1:L:787:TYR:C	1:L:789:ASP:H	2.16	0.48
7:2:17:PRO:CB	7:2:22:TRP:CZ2	2.96	0.48
7:3:9:LEU:HD22	7:3:11:PRO:HD2	1.96	0.48

*Continued on next page...*



*Continued from previous page...*

Atom-1	Atom-2	Interatomic distance (Å)	Clash overlap (Å)
1:A:94:LEU:O	1:A:574:LEU:O	2.31	0.47
1:A:151:LYS:HE2	1:A:218:LYS:HZ3	1.78	0.47
1:A:514:VAL:HG23	1:A:518:ILE:HD13	1.96	0.47
1:A:838:GLN:HB2	1:C:198:GLN:OE1	2.11	0.47
1:B:107:LEU:HG	1:B:108:ASP:N	2.29	0.47
1:B:111:PRO:HB3	1:C:853:GLN:HG3	1.94	0.47
1:B:524:TRP:CH2	1:B:863:LYS:HG2	2.48	0.47
1:B:674:ALA:N	1:B:943:THR:OG1	2.45	0.47
1:C:83:ARG:NH1	1:J:69:VAL:CG2	2.76	0.47
1:C:134:GLN:OE1	1:C:155:LYS:HE2	2.14	0.47
1:C:191:LYS:CG	1:C:194:GLN:NE2	2.72	0.47
1:C:199:VAL:C	1:C:201:GLU:H	2.11	0.47
1:C:231:ARG:CB	1:C:232:PRO:HD2	2.44	0.47
1:C:242:PHE:HE1	1:C:289:ASN:N	2.12	0.47
1:C:541:ALA:HA	1:C:544:ARG:HD3	1.96	0.47
1:C:651:ASN:HB3	1:C:919:LEU:HB2	1.97	0.47
1:C:683:LEU:HD12	1:C:707:TYR:HD1	1.77	0.47
1:C:749:VAL:HG12	1:C:750:ASP:OD1	2.14	0.47
1:C:807:ASP:OD2	1:C:809:ILE:CG1	2.62	0.47
1:D:406:GLU:OE1	1:F:474:TYR:CE2	2.67	0.47
1:D:567:PHE:CD1	1:D:567:PHE:C	2.87	0.47
1:D:691:LEU:HD21	1:D:707:TYR:CE2	2.49	0.47
1:D:699:PHE:HZ	1:D:705:ILE:HG21	1.79	0.47
1:D:731:TRP:CH2	1:D:874:PRO:O	2.67	0.47
1:E:32:ALA:HA	1:E:41:LEU:HD21	1.96	0.47
1:E:396:ARG:NH1	1:E:534:PRO:HG3	2.29	0.47
1:E:450:ASN:HB3	1:F:156:THR:HA	1.96	0.47
1:E:575:LEU:CB	1:E:576:PRO:HD2	2.29	0.47
1:F:198:GLN:C	1:F:200:GLY:N	2.67	0.47
1:F:305:ASP:CG	1:F:306:ASN:H	2.18	0.47
1:F:364:GLU:OE1	1:F:565:LYS:CE	2.62	0.47
1:F:369:LEU:HD12	1:F:646:TYR:HE1	1.80	0.47
1:F:488:THR:HG22	1:F:494:LEU:CD1	2.39	0.47
1:F:767:LEU:HD23	1:F:781:PHE:CZ	2.49	0.47
1:G:235:GLU:C	1:G:237:GLY:H	2.17	0.47
1:G:436:GLU:O	1:G:438:SER:N	2.47	0.47
1:H:135:TRP:CZ2	1:H:309:GLU:CG	2.96	0.47
1:H:514:VAL:HG22	1:H:518:ILE:CD1	2.41	0.47
1:I:500:THR:HG23	1:I:503:TYR:CB	2.44	0.47
1:J:12:TYR:O	1:J:13:MET:HE2	2.14	0.47
1:J:114:LYS:CB	1:K:851:ILE:HD12	2.44	0.47

*Continued on next page...*



*Continued from previous page...*

Atom-1	Atom-2	Interatomic distance (Å)	Clash overlap (Å)
1:J:812:LYS:O	1:J:812:LYS:CG	2.62	0.47
1:J:906:GLU:OE1	5:Q:24:TRP:NE1	2.46	0.47
1:J:950:ALA:O	8:X:7:UNK:HA	2.14	0.47
1:K:6:MET:SD	6:V:82:GLU:CG	3.01	0.47
1:K:47:ASN:O	7:8:7:ALA:HB1	2.13	0.47
1:K:263:VAL:HG13	1:K:264:PRO:HD2	1.96	0.47
1:K:665:ILE:HD11	1:K:918:LEU:HD22	1.95	0.47
1:K:676:ARG:C	1:K:875:PHE:HB3	2.26	0.47
1:L:38:TYR:O	1:L:38:TYR:CD1	2.67	0.47
1:L:113:PHE:CZ	1:L:115:PRO:CD	2.93	0.47
1:L:268:PRO:O	1:L:277:TYR:HD2	1.97	0.47
1:L:362:ASN:ND2	1:L:365:LEU:HB3	2.21	0.47
1:L:498:THR:CA	1:L:503:TYR:CD2	2.94	0.47
1:L:653:LEU:HD23	1:L:917:TYR:HD2	1.79	0.47
1:L:736:ARG:NH1	6:V:226:TYR:HH	2.10	0.47
2:N:195:LEU:HD12	2:N:195:LEU:N	2.29	0.47
4:M:144:PHE:HB2	4:M:186:PHE:CD2	2.48	0.47
4:M:232:LEU:O	4:M:236:LEU:HG	2.13	0.47
5:Q:12:LEU:O	5:Q:12:LEU:CG	2.60	0.47
6:U:90:LEU:O	6:U:91:LEU:C	2.52	0.47
7:6:17:PRO:HG2	7:6:22:TRP:HZ3	1.74	0.47
7:8:18:PHE:O	7:8:18:PHE:HD1	1.92	0.47
1:A:98:SER:HB3	1:B:778:TYR:O	2.13	0.47
1:A:415:ASN:HD21	1:A:418:GLY:HA2	1.78	0.47
1:A:428:ILE:HA	1:A:438:SER:HA	1.96	0.47
1:A:478:ALA:O	1:A:481:LEU:HG	2.14	0.47
1:A:508:VAL:HG23	1:A:834:PRO:HD3	1.96	0.47
1:A:761:MET:HE3	1:A:766:PHE:HB2	1.95	0.47
1:A:774:TYR:CD1	1:A:784:PRO:HB3	2.49	0.47
1:A:926:VAL:CB	1:A:940:TYR:CE2	2.89	0.47
1:B:833:ALA:HB1	1:B:834:PRO:HD2	1.96	0.47
1:C:35:THR:CB	7:2:24:GLU:OE1	2.63	0.47
1:C:139:GLU:CB	1:C:152:ASP:CB	2.92	0.47
1:C:321:PRO:CG	1:C:538:PRO:HB3	2.32	0.47
1:C:495:PRO:CD	1:C:503:TYR:HB2	2.44	0.47
1:C:562:VAL:HG12	1:C:563:PRO:O	2.14	0.47
1:C:685:THR:C	1:C:687:GLU:N	2.67	0.47
1:C:759:CYS:SG	1:C:800:PRO:HB3	2.54	0.47
1:D:166:ASN:O	1:D:173:LEU:HB3	2.14	0.47
1:D:670:ARG:NH1	1:D:670:ARG:CB	2.78	0.47
1:D:825:ASN:HB2	1:F:122:ASN:CA	2.42	0.47

*Continued on next page...*



*Continued from previous page...*

Atom-1	Atom-2	Interatomic distance (Å)	Clash overlap (Å)
1:E:52:PRO:HA	7:3:22:TRP:CZ3	2.49	0.47
1:E:203:ASN:CB	1:F:836:MET:SD	2.97	0.47
1:E:398:ILE:HG21	1:E:526:LEU:HD23	1.96	0.47
1:E:460:MET:CE	1:F:411:CYS:HB3	2.44	0.47
1:E:463:ASN:O	1:E:467:ASN:ND2	2.36	0.47
1:E:756:VAL:HG22	1:E:763:LYS:HG2	1.96	0.47
1:E:892:MET:O	1:E:896:ASN:HB3	2.14	0.47
1:E:939:VAL:HG13	6:U:108:LEU:CD2	2.42	0.47
1:F:657:PRO:HD3	5:R:12:LEU:HD21	1.95	0.47
1:G:137:THR:HG21	1:G:153:VAL:HB	1.96	0.47
1:G:162:THR:HG22	1:G:212:GLY:H	1.79	0.47
1:G:446:ILE:HG22	1:G:449:GLN:NE2	2.28	0.47
1:G:577:GLY:HA3	1:G:934:GLY:HA2	1.96	0.47
1:G:891:ASN:CG	1:G:892:MET:N	2.67	0.47
1:H:94:LEU:CD2	1:H:619:PHE:HE1	2.27	0.47
1:H:151:LYS:O	1:H:154:THR:CG2	2.62	0.47
1:H:424:GLN:CA	1:H:449:GLN:HG2	2.37	0.47
1:H:682:ARG:NH2	1:H:910:MET:CB	2.74	0.47
1:I:359:GLN:HE22	1:I:692:GLY:CA	2.17	0.47
1:I:398:ILE:CD1	1:I:398:ILE:C	2.61	0.47
1:I:517:TYR:CE2	1:I:824:ASN:ND2	2.82	0.47
1:I:731:TRP:O	1:I:732:PRO:C	2.47	0.47
1:I:788:LYS:HE2	1:I:788:LYS:HB3	1.53	0.47
1:J:102:ASP:CB	1:J:616:TYR:HE1	2.26	0.47
1:J:107:LEU:C	1:J:107:LEU:HD23	2.34	0.47
1:J:111:PRO:O	1:K:852:GLY:HA2	2.13	0.47
1:J:361:ARG:CZ	1:J:567:PHE:HE2	2.28	0.47
1:J:661:THR:O	1:J:906:GLU:HA	2.14	0.47
1:J:665:ILE:HG22	5:P:17:LEU:HD12	1.96	0.47
1:K:168:THR:C	1:K:170:GLN:N	2.68	0.47
1:K:268:PRO:HB3	1:K:274:GLY:C	2.26	0.47
1:K:561:GLN:HE22	1:L:756:VAL:HA	1.78	0.47
1:K:566:PHE:O	1:K:570:LYS:HB2	2.14	0.47
1:K:687:GLU:HB3	1:K:701:TYR:CE2	2.49	0.47
1:K:748:SER:HB3	1:K:760:ASN:CB	2.43	0.47
1:L:151:LYS:HE3	1:L:218:LYS:HD3	1.96	0.47
1:L:261:PHE:CE1	1:L:283:LEU:HD12	2.48	0.47
1:L:333:LEU:O	1:L:333:LEU:CD2	2.61	0.47
1:L:795:PHE:O	1:L:797:ASN:N	2.47	0.47
2:N:173:THR:C	2:N:175:ASP:H	2.15	0.47
2:N:230:HIS:CE1	2:N:376:PRO:HD2	2.40	0.47

*Continued on next page...*



*Continued from previous page...*

Atom-1	Atom-2	Interatomic distance (Å)	Clash overlap (Å)
4:M:3:GLN:O	4:M:4:GLN:HG3	2.14	0.47
4:M:237:ILE:O	4:M:237:ILE:HG13	2.13	0.47
6:U:51:ARG:O	6:U:51:ARG:CG	2.59	0.47
1:A:298:VAL:HG22	1:A:317:MET:CE	2.44	0.47
1:A:357:ASP:HB3	1:A:566:PHE:CZ	2.49	0.47
1:A:410:TYR:OH	1:C:836:MET:HA	2.15	0.47
1:A:647:LEU:HD11	1:A:919:LEU:HD21	1.96	0.47
1:B:59:ASP:OD1	1:B:60:ARG:N	2.47	0.47
1:B:131:ASN:N	1:B:225:CYS:CB	2.76	0.47
1:B:339:THR:HG22	1:B:339:THR:O	2.14	0.47
1:B:360:ASP:OD1	1:B:942:ARG:NH1	2.45	0.47
1:B:397:ILE:O	1:B:398:ILE:C	2.52	0.47
1:B:587:LYS:HG2	1:B:587:LYS:O	2.14	0.47
1:C:104:ARG:HE	1:C:104:ARG:HB3	1.30	0.47
1:C:163:GLY:HA2	1:C:210:PHE:O	2.14	0.47
1:C:192:THR:HG22	1:C:193:PHE:H	1.77	0.47
1:C:218:LYS:CE	1:C:219:ASP:OD1	2.62	0.47
1:C:258:PHE:HB3	1:C:260:TYR:CE1	2.49	0.47
1:C:933:ARG:NH2	1:E:349:ALA:HA	2.29	0.47
1:D:193:PHE:CD1	1:D:194:GLN:O	2.67	0.47
1:D:197:PRO:HD3	1:E:831:TYR:CE1	2.49	0.47
1:D:804:GLN:NE2	1:F:551:GLY:C	2.68	0.47
1:E:135:TRP:CZ2	1:E:153:VAL:HG12	2.50	0.47
1:E:680:PHE:HB3	1:E:918:LEU:HD12	1.96	0.47
1:F:214:ARG:NH1	1:F:241:LYS:NZ	2.61	0.47
1:F:217:LYS:NZ	1:F:285:THR:CG2	2.77	0.47
1:F:424:GLN:HB3	1:F:446:ILE:O	2.14	0.47
1:F:650:ALA:O	1:F:652:MET:HG3	2.14	0.47
1:G:63:ARG:HD2	1:G:64:LEU:N	2.29	0.47
1:G:336:TYR:CE2	1:G:565:LYS:HD3	2.50	0.47
1:G:355:VAL:CG1	1:G:355:VAL:O	2.62	0.47
1:G:419:THR:HG23	1:G:419:THR:O	2.14	0.47
1:G:526:LEU:O	1:G:526:LEU:HG	2.14	0.47
1:G:566:PHE:HB3	1:G:569:ILE:CG2	2.43	0.47
1:G:662:ASN:CA	1:G:906:GLU:HB2	2.44	0.47
1:G:827:GLY:HA2	1:G:839:GLY:C	2.34	0.47
1:G:914:THR:O	1:G:915:LEU:HD12	2.15	0.47
1:G:922:VAL:HG12	1:G:944:PRO:HG2	1.96	0.47
1:H:229:PHE:C	1:H:229:PHE:CD2	2.87	0.47
1:H:445:ALA:N	1:I:152:ASP:C	2.68	0.47
1:H:480:TYR:O	1:H:481:LEU:C	2.51	0.47

*Continued on next page...*



*Continued from previous page...*

Atom-1	Atom-2	Interatomic distance (Å)	Clash overlap (Å)
1:H:552:ASN:O	1:I:804:GLN:CD	2.52	0.47
1:H:797:ASN:N	1:H:797:ASN:ND2	2.62	0.47
1:H:867:ASP:C	1:H:869:VAL:H	2.18	0.47
1:I:53:THR:H	7:5:25:ILE:CD1	2.24	0.47
1:I:77:THR:OG1	1:I:78:TYR:CD2	2.67	0.47
1:I:103:ILE:HG12	1:I:613:VAL:CG1	2.44	0.47
1:I:601:LEU:HD22	1:I:702:SER:CB	2.44	0.47
1:I:720:LYS:HZ2	5:S:24:TRP:HB2	1.77	0.47
1:I:827:GLY:HA2	1:I:839:GLY:O	2.14	0.47
1:J:113:PHE:HB2	1:J:324:ILE:HD12	1.94	0.47
1:J:203:ASN:OD1	1:K:836:MET:SD	2.72	0.47
1:J:429:THR:HA	1:J:439:GLU:OE2	2.14	0.47
1:J:913:PRO:CB	5:R:8:PHE:CD1	2.86	0.47
1:K:20:ALA:O	1:K:22:GLU:N	2.43	0.47
1:K:73:ARG:NH1	1:K:612:SER:CB	2.77	0.47
1:K:548:MET:HE3	1:L:523:ARG:HG3	1.97	0.47
1:K:731:TRP:CE3	1:K:732:PRO:HD3	2.49	0.47
1:K:787:TYR:CD1	1:K:788:LYS:N	2.82	0.47
1:L:442:LYS:HG2	1:L:443:ASP:N	2.28	0.47
2:N:358:TYR:CD2	2:N:373:LEU:HD23	2.50	0.47
5:P:16:TYR:CE2	5:Q:18:THR:CG2	2.83	0.47
5:Q:14:SER:HG	5:R:12:LEU:HD11	1.76	0.47
5:Q:35:THR:HG23	5:Q:40:PRO:CB	1.85	0.47
5:R:91:VAL:HG13	5:R:92:PRO:HD2	1.96	0.47
5:S:41:VAL:O	5:S:41:VAL:CG1	2.59	0.47
6:U:5:ILE:HG22	6:U:49:SER:HA	1.96	0.47
6:U:57:GLU:OE1	6:U:58:GLN:N	2.48	0.47
6:U:81:GLN:O	6:U:82:GLU:C	2.53	0.47
1:A:29:VAL:HG12	1:A:30:GLN:N	2.29	0.47
1:A:204:TRP:CZ2	1:B:130:PRO:HD3	2.49	0.47
1:A:756:VAL:CG1	1:C:383:MET:SD	3.02	0.47
1:B:76:THR:HG22	1:B:77:THR:N	2.27	0.47
1:B:409:ASN:HD22	1:B:464:LEU:HB2	1.78	0.47
1:B:600:ASP:OD1	1:B:603:VAL:HG23	2.15	0.47
1:B:811:TYR:CE1	1:B:856:VAL:HB	2.49	0.47
1:B:837:ARG:NH1	1:C:459:ALA:H	2.12	0.47
1:C:79:LEU:HD12	1:C:335:TYR:CE2	2.48	0.47
1:C:315:GLN:CD	1:C:836:MET:HB3	2.34	0.47
1:C:372:ASP:OD1	1:C:372:ASP:C	2.53	0.47
1:C:659:LYS:NZ	1:C:659:LYS:HB2	2.29	0.47
1:D:723:ILE:HD13	1:D:903:MET:CE	2.44	0.47

*Continued on next page...*



*Continued from previous page...*

Atom-1	Atom-2	Interatomic distance (Å)	Clash overlap (Å)
1:E:121:TYR:HB2	1:E:227:GLY:HA2	1.95	0.47
1:E:222:MET:CE	1:E:307:SER:CA	2.93	0.47
1:E:445:ALA:CB	1:E:448:ARG:O	2.62	0.47
1:E:509:VAL:O	1:E:511:PRO:HD3	2.13	0.47
1:E:564:GLN:CG	1:E:581:TYR:OH	2.62	0.47
1:E:713:TYR:CE1	1:E:714:LEU:HB2	2.49	0.47
1:E:943:THR:HB	1:E:944:PRO:CD	2.43	0.47
1:F:126:PRO:HG2	1:F:129:ALA:HB2	1.96	0.47
1:F:222:MET:CE	1:F:311:ASN:CB	2.92	0.47
1:F:384:TRP:CD2	1:F:563:PRO:HG3	2.49	0.47
1:F:862:LYS:HB2	5:P:54:VAL:HG12	1.96	0.47
1:G:150:GLU:C	1:G:152:ASP:H	2.17	0.47
1:G:277:TYR:O	1:I:440:TRP:CH2	2.62	0.47
1:G:296:HIS:HE1	1:G:317:MET:HE3	1.79	0.47
1:G:313:VAL:C	1:I:203:ASN:ND2	2.68	0.47
1:G:399:GLU:O	1:G:400:ASN:HB3	2.14	0.47
1:G:795:PHE:HD2	1:I:379:ARG:HH22	1.61	0.47
1:H:64:LEU:HD13	1:I:736:ARG:HD2	1.96	0.47
1:H:242:PHE:O	1:H:255:ASP:HB3	2.14	0.47
1:H:423:TYR:CE2	1:I:281:ILE:CD1	2.95	0.47
1:H:481:LEU:HB3	1:H:485:TYR:CD2	2.50	0.47
1:H:659:LYS:O	1:H:659:LYS:CG	2.52	0.47
1:H:749:VAL:O	5:R:55:GLY:CA	2.62	0.47
1:H:773:HIS:HB3	1:H:774:TYR:CE2	2.48	0.47
1:I:261:PHE:O	1:I:280:ASP:HA	2.14	0.47
1:I:287:ASN:OD1	1:I:287:ASN:N	2.46	0.47
1:I:524:TRP:CZ3	1:I:863:LYS:HE3	2.49	0.47
1:I:774:TYR:CD1	1:I:774:TYR:N	2.74	0.47
1:I:919:LEU:HD23	1:I:919:LEU:C	2.34	0.47
1:J:28:LEU:HD13	1:J:28:LEU:C	2.34	0.47
1:J:243:LYS:CE	1:J:252:LYS:O	2.58	0.47
1:J:392:ASP:OD1	1:J:394:ASP:N	2.43	0.47
1:J:651:ASN:H	1:J:651:ASN:ND2	2.11	0.47
1:J:807:ASP:CB	1:J:859:VAL:HG12	2.44	0.47
1:J:918:LEU:HD21	1:J:920:PHE:CE2	2.49	0.47
1:J:925:VAL:CG1	1:L:46:ARG:NH2	2.47	0.47
1:K:190:ASP:O	1:K:192:THR:O	2.33	0.47
1:K:381:PHE:HB2	1:L:783:VAL:HG12	1.96	0.47
1:K:721:VAL:HG23	1:K:905:PHE:CD1	2.50	0.47
1:K:732:PRO:CG	1:K:743:PHE:CZ	2.98	0.47
1:L:156:THR:CG2	1:L:157:PHE:H	2.05	0.47

*Continued on next page...*



*Continued from previous page...*

Atom-1	Atom-2	Interatomic distance (Å)	Clash overlap (Å)
4:M:21:LEU:CD1	4:M:29:ALA:HB2	2.42	0.47
4:M:269:ASP:OD1	4:M:294:THR:CG2	2.63	0.47
5:P:14:SER:O	5:Q:18:THR:N	2.47	0.47
5:P:46:SER:C	5:P:47:SER:OG	2.51	0.47
5:Q:129:GLN:C	5:Q:131:GLN:H	2.16	0.47
5:R:8:PHE:CD2	5:R:9:GLU:HB3	2.44	0.47
5:R:27:VAL:O	5:R:28:ARG:HG2	2.13	0.47
5:S:45:ASN:O	5:S:46:SER:C	2.52	0.47
7:5:25:ILE:HG22	7:5:25:ILE:O	2.15	0.47
1:A:284:TYR:HB3	1:A:286:GLU:OE2	2.14	0.47
1:A:424:GLN:O	1:A:425:GLY:O	2.33	0.47
1:A:639:HIS:HB2	1:C:24:LEU:HD23	1.96	0.47
1:A:748:SER:O	1:A:749:VAL:HB	2.14	0.47
1:B:323:TYR:O	1:B:596:SER:CB	2.62	0.47
1:B:364:GLU:O	1:B:368:GLN:HB2	2.14	0.47
1:B:818:THR:HG22	1:B:820:PRO:HD2	1.97	0.47
1:B:948:GLY:C	1:B:950:ALA:H	2.13	0.47
1:C:135:TRP:CZ3	1:C:309:GLU:OE1	2.67	0.47
1:C:281:ILE:HG22	1:C:281:ILE:O	2.14	0.47
1:C:445:ALA:CA	1:C:449:GLN:HB2	2.44	0.47
1:C:731:TRP:HE3	1:C:732:PRO:CD	2.26	0.47
1:D:239:GLN:O	1:D:241:LYS:HG2	2.15	0.47
1:D:440:TRP:CH2	1:E:276:GLU:HB2	2.49	0.47
1:D:644:ASN:HD22	1:F:46:ARG:CD	2.27	0.47
1:E:70:PRO:HA	1:E:84:PHE:HD2	1.79	0.47
1:E:441:GLU:HB3	1:E:446:ILE:HG21	1.96	0.47
1:F:235:GLU:OE2	1:F:236:LYS:N	2.48	0.47
1:F:281:ILE:HG22	1:F:281:ILE:O	2.14	0.47
1:F:348:GLN:HE21	1:F:349:ALA:N	2.12	0.47
1:F:377:ARG:HB3	1:F:388:VAL:HG21	1.97	0.47
1:F:607:SER:O	1:F:609:ARG:N	2.47	0.47
1:F:893:LEU:O	1:F:899:HIS:HE1	1.97	0.47
1:G:707:TYR:CD1	1:G:917:TYR:CE1	3.01	0.47
1:G:731:TRP:HH2	1:G:876:SER:O	1.98	0.47
1:G:891:ASN:ND2	1:G:892:MET:N	2.61	0.47
1:H:26:PRO:O	1:H:29:VAL:HG12	2.15	0.47
1:H:108:ASP:H	1:H:607:SER:HB2	1.77	0.47
1:H:317:MET:HB2	1:H:318:PRO:HD2	1.97	0.47
1:H:485:TYR:CE2	1:H:528:PRO:HB3	2.49	0.47
1:H:756:VAL:HG21	1:H:763:LYS:HA	1.95	0.47
1:H:818:THR:HG22	1:H:820:PRO:HD2	1.91	0.47

*Continued on next page...*



*Continued from previous page...*

Atom-1	Atom-2	Interatomic distance (Å)	Clash overlap (Å)
1:I:217:LYS:HB2	1:I:286:GLU:HA	1.97	0.47
1:I:358:LEU:HD22	1:I:358:LEU:N	2.29	0.47
1:I:401:HIS:O	1:I:402:GLY:C	2.52	0.47
1:I:503:TYR:O	1:I:505:ASN:N	2.39	0.47
1:I:648:SER:HB3	1:I:924:ASP:HB2	1.97	0.47
1:J:384:TRP:O	1:J:385:ASN:CB	2.63	0.47
1:J:438:SER:HB3	1:K:278:LYS:CB	2.42	0.47
1:J:532:VAL:HG12	1:J:533:ASN:N	2.30	0.47
1:J:545:TYR:O	1:J:547:SER:N	2.45	0.47
1:K:96:MET:HG2	1:K:572:LEU:HD21	1.97	0.47
1:K:410:TYR:N	1:K:410:TYR:CD1	2.82	0.47
1:K:885:LEU:HD13	1:K:923:PHE:CZ	2.50	0.47
1:L:52:PRO:HB2	1:L:56:VAL:HG22	1.92	0.47
1:L:215:ALA:HB2	1:L:283:LEU:HD22	1.96	0.47
1:L:240:ALA:C	1:L:288:VAL:HG12	2.35	0.47
1:L:645:ASP:OD2	1:L:646:TYR:N	2.47	0.47
1:L:653:LEU:HD12	1:L:653:LEU:N	2.28	0.47
1:L:862:LYS:O	1:L:863:LYS:HB2	2.14	0.47
2:N:69:LEU:HD22	2:N:79:LEU:CD1	2.43	0.47
2:N:354:TRP:HH2	2:N:373:LEU:CB	2.27	0.47
2:N:432:GLN:NE2	2:N:458:ALA:HB2	2.29	0.47
5:R:95:ILE:O	5:R:99:GLU:OE2	2.32	0.47
1:A:22:GLU:OE1	7:2:19:MET:HE1	2.15	0.47
1:A:730:SER:O	1:A:731:TRP:C	2.53	0.47
1:B:130:PRO:CB	1:B:312:LEU:CD1	2.92	0.47
1:B:310:ILE:HG13	1:B:311:ASN:N	2.29	0.47
1:B:453:CYS:O	1:B:455:GLY:N	2.42	0.47
1:C:58:THR:HB	1:C:621:PRO:O	2.15	0.47
1:C:115:PRO:HA	1:C:323:TYR:CE1	2.49	0.47
1:C:300:LYS:NZ	1:C:300:LYS:CB	2.77	0.47
1:C:524:TRP:HE1	1:C:803:ARG:NH1	2.13	0.47
1:C:543:LEU:HD13	1:C:594:GLN:OE1	2.14	0.47
1:C:721:VAL:HG12	1:C:905:PHE:HD1	1.78	0.47
1:C:851:ILE:HD13	1:C:851:ILE:H	1.79	0.47
1:C:916:LEU:O	1:C:916:LEU:HD23	2.15	0.47
1:D:211:TYR:CD1	1:F:454:LYS:HE2	2.49	0.47
1:D:243:LYS:O	1:D:244:PRO:C	2.53	0.47
1:D:623:ALA:C	1:D:625:ASN:N	2.67	0.47
1:E:19:ASP:C	1:E:47:ASN:HB3	2.34	0.47
1:E:52:PRO:HD3	7:3:23:ASN:CG	2.24	0.47
1:E:587:LYS:HG3	1:E:608:VAL:HG23	1.96	0.47

*Continued on next page...*



*Continued from previous page...*

Atom-1	Atom-2	Interatomic distance (Å)	Clash overlap (Å)
1:E:675:PHE:N	1:E:944:PRO:HG3	2.29	0.47
1:E:794:PHE:HA	1:E:869:VAL:HG21	1.97	0.47
1:F:6:MET:CE	1:F:10:TRP:HE1	2.27	0.47
1:F:66:LEU:HD12	1:F:619:PHE:CE1	2.50	0.47
1:F:119:THR:HG22	1:F:226:TYR:CZ	2.49	0.47
1:F:644:ASN:O	1:F:645:ASP:C	2.52	0.47
1:G:106:VAL:HG22	1:G:557:PRO:HB3	1.97	0.47
1:G:188:TYR:HE1	1:G:256:ILE:HD13	1.76	0.47
1:G:205:GLN:HG3	1:H:310:ILE:HG22	1.96	0.47
1:G:687:GLU:C	1:G:699:PHE:HE1	2.17	0.47
1:H:105:GLY:O	1:H:558:PHE:CD1	2.67	0.47
1:H:192:THR:O	1:H:193:PHE:CB	2.62	0.47
1:H:437:GLU:O	1:I:278:LYS:CE	2.59	0.47
1:H:508:VAL:HG21	1:H:833:ALA:HB2	1.96	0.47
1:H:589:VAL:HG11	1:H:606:ALA:CB	2.45	0.47
1:H:704:SER:OG	1:H:711:THR:HG21	2.14	0.47
1:H:732:PRO:HG3	1:H:743:PHE:CZ	2.48	0.47
1:H:771:LEU:HD23	1:H:771:LEU:HA	1.76	0.47
1:H:950:ALA:CB	1:J:892:MET:HE1	2.44	0.47
1:I:590:ASN:O	1:I:590:ASN:OD1	2.32	0.47
1:I:746:LYS:HD2	1:I:760:ASN:ND2	2.26	0.47
1:J:152:ASP:CA	1:L:445:ALA:N	2.76	0.47
1:J:172:LEU:CB	1:J:193:PHE:CE1	2.92	0.47
1:J:358:LEU:C	1:J:360:ASP:H	2.18	0.47
1:J:362:ASN:HD21	1:J:365:LEU:HB3	1.80	0.47
1:J:384:TRP:CE3	1:J:384:TRP:CA	2.97	0.47
1:J:524:TRP:NE1	1:J:803:ARG:HD2	2.30	0.47
1:K:30:GLN:OE1	1:K:30:GLN:C	2.52	0.47
1:K:474:TYR:CD2	1:L:407:LEU:HG	2.49	0.47
1:K:818:THR:CG2	1:K:819:LEU:H	2.24	0.47
1:L:17:GLY:O	1:L:48:PRO:CG	2.63	0.47
1:L:33:ARG:NH1	7:9:12:ARG:HD3	2.27	0.47
1:L:113:PHE:CZ	1:L:115:PRO:HG3	2.49	0.47
1:L:235:GLU:N	1:L:235:GLU:OE1	2.47	0.47
1:L:262:ASP:OD2	1:L:279:ALA:HB3	2.13	0.47
1:L:580:THR:HG23	1:L:580:THR:O	2.15	0.47
6:U:215:ASN:ND2	6:U:215:ASN:N	2.63	0.47
6:V:55:LEU:HD23	6:V:55:LEU:HA	1.56	0.47
7:8:16:ARG:HA	7:8:22:TRP:O	2.15	0.47
1:A:78:TYR:C	1:A:78:TYR:CD1	2.88	0.47
1:A:234:ASN:C	1:A:236:LYS:H	2.18	0.47

*Continued on next page...*



*Continued from previous page...*

Atom-1	Atom-2	Interatomic distance (Å)	Clash overlap (Å)
1:A:412:PHE:O	1:C:460:MET:HB2	2.13	0.47
1:A:438:SER:OG	1:B:278:LYS:HD2	2.14	0.47
1:A:533:ASN:HA	1:A:713:TYR:CE1	2.49	0.47
1:A:729:VAL:HG12	1:A:730:SER:N	2.29	0.47
1:A:755:ASN:HB2	1:A:759:CYS:O	2.15	0.47
1:A:842:TYR:CD1	1:A:843:PRO:CD	2.98	0.47
1:B:88:VAL:HG13	1:B:576:PRO:CA	2.45	0.47
1:B:160:ALA:HB1	1:B:212:GLY:C	2.35	0.47
1:B:185:LYS:O	1:B:186:ASP:O	2.33	0.47
1:B:189:ALA:HA	1:B:256:ILE:HD11	1.97	0.47
1:B:201:GLU:HB3	1:C:838:GLN:OE1	2.14	0.47
1:B:204:TRP:CZ3	1:C:313:VAL:HG13	2.49	0.47
1:B:233:THR:O	1:C:815:LYS:HE3	2.15	0.47
1:B:241:LYS:HD2	1:B:256:ILE:HD11	1.96	0.47
1:B:362:ASN:OD1	1:B:362:ASN:N	2.46	0.47
1:B:524:TRP:CG	1:B:803:ARG:HG2	2.50	0.47
1:B:543:LEU:O	1:B:545:TYR:N	2.48	0.47
1:B:718:PHE:CZ	1:B:916:LEU:HD11	2.50	0.47
1:B:926:VAL:O	1:B:926:VAL:HG13	2.15	0.47
1:B:933:ARG:CZ	4:M:92:LEU:HD23	2.43	0.47
1:C:60:ARG:HG3	6:U:93:ARG:HH11	1.79	0.47
1:C:134:GLN:OE1	1:C:154:THR:CG2	2.62	0.47
1:C:217:LYS:HZ1	1:C:257:ASP:CG	2.17	0.47
1:C:329:ASN:HD21	1:C:367:TYR:HE2	1.62	0.47
1:C:424:GLN:NE2	1:C:446:ILE:O	2.47	0.47
1:C:462:ILE:CG1	1:C:463:ASN:N	2.76	0.47
1:C:676:ARG:HG2	1:C:921:GLU:HB3	1.96	0.47
1:C:682:ARG:NH2	1:C:910:MET:CB	2.75	0.47
1:C:748:SER:O	1:C:749:VAL:HB	2.14	0.47
1:D:25:SER:HB3	1:D:28:LEU:HB3	1.96	0.47
1:D:29:VAL:CG1	1:D:30:GLN:H	2.28	0.47
1:D:69:VAL:CG1	1:D:70:PRO:HD2	2.42	0.47
1:D:295:THR:OG1	1:D:295:THR:CA	2.55	0.47
1:D:420:ASN:N	1:D:420:ASN:OD1	2.47	0.47
1:D:463:ASN:ND2	1:D:466:ALA:N	2.60	0.47
1:D:575:LEU:HB3	1:D:576:PRO:CD	2.39	0.47
1:D:648:SER:HB3	7:4:5:ASN:HD22	1.79	0.47
1:D:733:GLY:C	1:D:735:ASP:H	2.17	0.47
1:D:744:GLU:O	1:D:765:TRP:HB2	2.15	0.47
1:D:811:TYR:HD1	1:D:857:PRO:HD2	1.79	0.47
1:D:929:HIS:HB3	1:D:937:GLU:CG	2.43	0.47

*Continued on next page...*



*Continued from previous page...*

Atom-1	Atom-2	Interatomic distance (Å)	Clash overlap (Å)
1:E:6:MET:HE3	1:E:6:MET:C	2.35	0.47
1:E:141:GLN:NE2	1:E:148:GLN:HB3	2.30	0.47
1:E:162:THR:CA	1:E:199:VAL:HG23	2.44	0.47
1:E:396:ARG:HD3	1:E:396:ARG:C	2.35	0.47
1:E:457:VAL:O	1:E:457:VAL:HG23	2.15	0.47
1:E:530:ASP:OD2	1:E:863:LYS:HE3	2.14	0.47
1:E:546:ARG:HH11	1:E:546:ARG:HB2	1.79	0.47
1:E:723:ILE:HD11	1:E:873:ILE:CD1	2.43	0.47
1:E:731:TRP:CZ2	1:E:875:PHE:HA	2.50	0.47
1:E:808:GLU:HG3	1:E:814:TYR:CE2	2.50	0.47
1:F:68:PHE:CZ	1:F:86:LEU:HD23	2.49	0.47
1:F:69:VAL:CG2	1:F:70:PRO:CD	2.90	0.47
1:F:391:TYR:HB3	1:F:534:PRO:HB2	1.97	0.47
1:F:396:ARG:NH1	1:F:396:ARG:HG2	2.27	0.47
1:F:482:PRO:O	1:F:484:SER:N	2.47	0.47
1:F:589:VAL:HG23	1:F:593:LEU:CD1	2.44	0.47
1:F:725:PHE:O	1:F:900:ALA:O	2.32	0.47
1:F:776:ILE:O	1:F:776:ILE:HG22	2.15	0.47
1:G:50:VAL:CG1	1:H:890:GLN:HE22	2.20	0.47
1:G:67:ARG:CD	1:G:616:TYR:CE2	2.97	0.47
1:G:103:ILE:HD12	1:G:103:ILE:N	2.24	0.47
1:G:152:ASP:OD1	1:I:444:ASP:N	2.47	0.47
1:G:157:PHE:CE1	1:I:204:TRP:CH2	3.02	0.47
1:G:204:TRP:NE1	1:G:415:ASN:HB3	2.29	0.47
1:G:327:ARG:NH1	1:G:327:ARG:CG	2.77	0.47
1:G:356:VAL:HG12	1:G:940:TYR:CZ	2.44	0.47
1:G:498:THR:O	1:G:498:THR:HG22	2.13	0.47
1:G:592:ILE:H	1:G:592:ILE:HG13	1.51	0.47
1:G:600:ASP:OD2	1:G:700:VAL:HB	2.14	0.47
1:G:622:MET:O	1:G:623:ALA:C	2.53	0.47
1:G:718:PHE:O	1:G:745:ILE:HB	2.14	0.47
1:G:752:GLU:O	1:G:752:GLU:CG	2.39	0.47
1:H:78:TYR:N	1:H:78:TYR:CD1	2.82	0.47
1:H:200:GLY:O	1:H:202:GLU:C	2.53	0.47
1:H:256:ILE:CG2	1:H:257:ASP:H	2.26	0.47
1:H:266:GLY:H	1:H:276:GLU:CB	2.27	0.47
1:H:366:SER:CA	1:H:647:LEU:HB2	2.43	0.47
1:H:377:ARG:HH11	1:H:377:ARG:CB	2.26	0.47
1:H:514:VAL:O	1:H:514:VAL:HG13	2.15	0.47
1:H:749:VAL:HG21	5:R:51:TYR:CE2	2.50	0.47
1:I:247:GLU:C	1:I:249:GLU:H	2.18	0.47

*Continued on next page...*



*Continued from previous page...*

Atom-1	Atom-2	Interatomic distance (Å)	Clash overlap (Å)
1:I:571:ASN:N	1:I:571:ASN:HD22	2.12	0.47
1:I:749:VAL:H	5:S:55:GLY:CA	2.22	0.47
1:I:755:ASN:HB3	1:I:759:CYS:O	2.15	0.47
1:J:3:THR:HG1	1:K:892:MET:HE2	1.61	0.47
1:J:200:GLY:C	1:J:202:GLU:N	2.67	0.47
1:J:369:LEU:N	1:J:369:LEU:CD1	2.77	0.47
1:J:414:LEU:CD1	1:K:837:ARG:CZ	2.93	0.47
1:J:534:PRO:CD	1:J:713:TYR:CB	2.93	0.47
1:J:620:PHE:O	1:J:622:MET:N	2.47	0.47
1:J:720:LYS:HB2	1:J:906:GLU:CD	2.35	0.47
1:J:744:GLU:HB2	1:J:762:THR:CB	2.44	0.47
1:J:767:LEU:HD11	1:J:771:LEU:CD1	2.44	0.47
1:J:803:ARG:CG	1:J:803:ARG:NH1	2.76	0.47
1:J:818:THR:HG22	1:J:819:LEU:N	2.27	0.47
1:K:10:TRP:CE3	1:K:16:ALA:CB	2.98	0.47
1:K:14:HIS:CE1	1:K:23:TYR:CE1	3.03	0.47
1:K:35:THR:O	1:K:35:THR:OG1	2.32	0.47
1:K:65:THR:CG2	1:L:738:LEU:HD13	2.40	0.47
1:K:174:LEU:HD11	1:K:191:LYS:HE3	1.96	0.47
1:K:246:ASN:ND2	1:K:247:GLU:CA	2.78	0.47
1:K:348:GLN:O	1:K:348:GLN:HG2	2.09	0.47
1:K:377:ARG:NH1	1:K:388:VAL:CB	2.73	0.47
1:K:429:THR:C	1:K:430:ASN:CG	2.72	0.47
1:K:641:GLN:HB2	1:K:643:PHE:CZ	2.50	0.47
1:K:700:VAL:O	1:K:700:VAL:HG23	2.14	0.47
1:K:732:PRO:CB	1:K:743:PHE:CZ	2.98	0.47
1:K:811:TYR:CE2	1:K:813:ASP:O	2.68	0.47
1:L:367:TYR:CD2	1:L:565:LYS:HG2	2.49	0.47
1:L:384:TRP:CZ3	1:L:561:GLN:HB3	2.50	0.47
1:L:398:ILE:HD12	1:L:399:GLU:H	1.74	0.47
1:L:413:PRO:CG	1:L:417:THR:HA	2.32	0.47
1:L:649:ALA:CA	1:L:922:VAL:HG22	2.45	0.47
1:L:660:ALA:CB	5:Q:99:GLU:HG3	2.45	0.47
2:N:110:LEU:HD23	2:N:411:VAL:CG1	2.45	0.47
2:N:124:TYR:CE1	2:N:497:ARG:HG2	2.50	0.47
2:N:271:LEU:HD21	2:N:354:TRP:HD1	1.79	0.47
2:N:410:VAL:HG12	2:N:496:ARG:HH22	1.75	0.47
2:N:471:LEU:O	2:N:471:LEU:HG	2.15	0.47
4:M:100:ARG:C	4:M:102:GLY:H	2.16	0.47
4:M:323:VAL:HG12	4:M:323:VAL:O	2.14	0.47
4:M:388:TRP:CA	4:M:390:PRO:CD	2.92	0.47

*Continued on next page...*



*Continued from previous page...*

Atom-1	Atom-2	Interatomic distance (Å)	Clash overlap (Å)
5:P:16:TYR:CD1	5:Q:16:TYR:HB2	2.49	0.47
5:R:2:ASN:O	5:R:5:GLY:C	2.53	0.47
5:S:17:LEU:C	5:S:19:THR:N	2.68	0.47
5:S:73:THR:HG22	5:S:73:THR:O	2.15	0.47
6:U:33:TRP:O	6:U:33:TRP:CE3	2.63	0.47
6:U:209:PRO:CB	6:U:212:PHE:HD1	2.05	0.47
7:5:24:GLU:HG3	7:5:25:ILE:N	2.28	0.47
1:A:398:ILE:HD11	1:A:477:VAL:CG2	2.39	0.47
1:A:801:MET:CE	1:A:865:LEU:HB3	2.45	0.47
1:B:18:GLN:O	1:B:48:PRO:HD2	2.15	0.47
1:B:336:TYR:OH	1:B:565:LYS:HG3	2.14	0.47
1:B:701:TYR:CZ	1:B:703:GLY:HA3	2.50	0.47
1:C:13:MET:HB3	1:C:15:ILE:HG13	1.97	0.47
1:C:36:ASP:C	1:C:38:TYR:H	2.18	0.47
1:C:51:ALA:HB1	1:C:52:PRO:HD2	1.97	0.47
1:C:243:LYS:N	1:C:243:LYS:HD2	2.28	0.47
1:C:362:ASN:C	1:C:364:GLU:H	2.17	0.47
1:D:83:ARG:HD2	1:D:582:GLU:HG2	1.97	0.47
1:D:199:VAL:O	1:D:199:VAL:HG13	2.14	0.47
1:D:636:ASN:OD1	1:D:636:ASN:C	2.50	0.47
1:D:828:PHE:HE1	1:F:125:ALA:CB	2.27	0.47
1:D:860:THR:HG23	1:F:557:PRO:HD2	1.95	0.47
1:F:151:LYS:CG	1:F:154:THR:CB	2.84	0.47
1:F:328:ASP:OD1	1:F:328:ASP:C	2.53	0.47
1:F:396:ARG:CZ	1:F:865:LEU:HD11	2.45	0.47
1:F:611:ASP:N	1:F:611:ASP:OD2	2.47	0.47
1:F:629:THR:HG22	1:F:630:LEU:N	2.30	0.47
1:F:688:THR:HA	1:F:689:PRO:HD3	1.73	0.47
1:G:250:GLN:OE1	1:G:252:LYS:HE3	2.14	0.47
1:G:479:LEU:HD11	1:H:406:GLU:OE1	2.15	0.47
1:G:927:ARG:HH12	1:I:14:HIS:CE1	2.33	0.47
1:H:58:THR:OG1	1:H:624:HIS:HD2	1.94	0.47
1:H:61:SER:CB	1:I:734:ASN:HD21	2.26	0.47
1:H:74:GLU:OE2	1:H:81:LYS:HG2	2.15	0.47
1:H:890:GLN:HG2	1:H:890:GLN:O	2.15	0.47
1:I:33:ARG:C	1:I:35:THR:H	2.19	0.47
1:I:267:SER:CB	1:I:277:TYR:N	2.78	0.47
1:I:677:GLY:O	1:I:921:GLU:HG2	2.15	0.47
1:I:683:LEU:O	1:I:683:LEU:HD23	2.14	0.47
1:I:831:TYR:CB	1:I:838:GLN:HE21	2.17	0.47
1:I:880:MET:HB2	1:I:882:MET:CE	2.45	0.47

*Continued on next page...*



*Continued from previous page...*

Atom-1	Atom-2	Interatomic distance (Å)	Clash overlap (Å)
1:J:153:VAL:HG11	1:L:449:GLN:CG	2.25	0.47
1:J:250:GLN:HA	1:J:251:PRO:HD2	1.76	0.47
1:J:333:LEU:O	1:J:333:LEU:HG	2.13	0.47
1:K:63:ARG:CG	1:K:66:LEU:CD2	2.60	0.47
1:K:155:LYS:C	1:K:157:PHE:N	2.67	0.47
1:K:327:ARG:CG	1:K:327:ARG:NH1	2.76	0.47
1:K:665:ILE:HD12	1:K:918:LEU:CD2	2.45	0.47
1:L:229:PHE:CD2	1:L:229:PHE:C	2.87	0.47
1:L:494:LEU:HB3	1:L:503:TYR:HD1	1.80	0.47
1:L:608:VAL:HG22	1:L:609:ARG:HG3	1.97	0.47
1:L:688:THR:HG22	1:L:689:PRO:O	2.14	0.47
1:L:745:ILE:HG13	1:L:765:TRP:NE1	2.29	0.47
1:L:865:LEU:O	1:L:865:LEU:CD2	2.62	0.47
2:N:221:PRO:C	2:N:223:VAL:H	2.16	0.47
5:P:76:ARG:O	5:P:77:LEU:C	2.53	0.47
5:Q:28:ARG:HB2	5:Q:31:VAL:HG21	1.97	0.47
5:Q:129:GLN:O	5:Q:131:GLN:N	2.47	0.47
5:R:49:MET:CE	5:R:50:THR:HA	2.45	0.47
7:3:24:GLU:O	7:3:24:GLU:CG	2.63	0.47
7:5:13:HIS:O	7:5:14:GLY:O	2.33	0.47
1:A:126:PRO:HB3	1:B:461:GLU:OE2	2.14	0.47
1:A:409:ASN:HB3	1:C:467:ASN:OD1	2.14	0.47
1:A:456:ASN:ND2	1:C:837:ARG:C	2.69	0.47
1:A:480:TYR:CD1	1:A:537:HIS:HE1	2.33	0.47
1:A:555:TYR:CD1	1:A:555:TYR:N	2.83	0.47
1:A:681:THR:HG22	1:A:683:LEU:HD23	1.97	0.47
1:A:692:GLY:C	1:A:693:SER:OG	2.53	0.47
1:A:747:ARG:O	1:A:750:ASP:O	2.33	0.47
1:B:70:PRO:HA	1:B:84:PHE:HD2	1.80	0.47
1:B:173:LEU:HD13	1:B:185:LYS:HZ3	1.80	0.47
1:B:194:GLN:CG	1:B:197:PRO:HD3	2.38	0.47
1:B:405:ASP:OD2	1:B:465:GLN:HB2	2.15	0.47
1:B:543:LEU:C	1:B:545:TYR:N	2.69	0.47
1:B:790:ARG:HH11	1:B:790:ARG:CB	2.28	0.47
1:C:96:MET:HE2	1:C:574:LEU:CD1	2.15	0.47
1:C:288:VAL:O	1:C:290:LEU:N	2.48	0.47
1:D:85:THR:O	1:D:85:THR:CG2	2.57	0.47
1:D:237:GLY:HA3	1:E:817:VAL:HG13	1.97	0.47
1:D:733:GLY:HA2	1:D:740:PRO:O	2.14	0.47
1:E:121:TYR:CD2	1:E:229:PHE:HB2	2.50	0.47
1:E:449:GLN:CG	1:E:450:ASN:OD1	2.57	0.47

*Continued on next page...*



*Continued from previous page...*

Atom-1	Atom-2	Interatomic distance (Å)	Clash overlap (Å)
1:E:620:PHE:O	1:E:621:PRO:C	2.51	0.47
1:F:664:PRO:CB	5:P:18:THR:HG23	2.44	0.47
1:F:747:ARG:HH22	1:F:754:TYR:HD1	1.63	0.47
1:G:52:PRO:CB	1:G:56:VAL:HG21	2.45	0.47
1:G:140:LYS:HG3	1:G:147:VAL:HG22	1.97	0.47
1:G:734:ASN:ND2	1:I:61:SER:HA	2.30	0.47
1:G:773:HIS:CD2	1:G:794:PHE:H	2.33	0.47
1:H:104:ARG:O	1:H:104:ARG:HG3	2.15	0.47
1:H:138:LYS:HE2	1:H:149:GLN:OE1	2.15	0.47
1:H:201:GLU:HG2	1:H:202:GLU:N	2.28	0.47
1:H:235:GLU:C	1:H:237:GLY:H	2.18	0.47
1:H:321:PRO:HG2	1:H:538:PRO:HB3	1.96	0.47
1:H:471:SER:HA	1:I:407:LEU:HD11	1.97	0.47
1:H:498:THR:O	1:H:498:THR:CG2	2.61	0.47
1:I:116:TYR:CD1	1:I:116:TYR:C	2.88	0.47
1:I:167:ILE:CD1	1:I:282:ILE:HG12	2.45	0.47
1:I:225:CYS:O	1:I:228:SER:HB3	2.15	0.47
1:I:723:ILE:N	1:I:723:ILE:CD1	2.78	0.47
1:I:880:MET:HB2	1:I:882:MET:HE1	1.97	0.47
1:J:98:SER:CB	1:K:778:TYR:O	2.41	0.47
1:J:414:LEU:HD12	1:L:459:ALA:HB3	1.96	0.47
1:J:423:TYR:O	1:J:450:ASN:ND2	2.48	0.47
1:K:38:TYR:CE1	1:L:56:VAL:CG1	2.98	0.47
1:K:220:THR:O	1:K:222:MET:N	2.46	0.47
1:K:238:GLY:O	1:K:239:GLN:O	2.32	0.47
1:K:573:LEU:HB2	1:K:641:GLN:OE1	2.15	0.47
1:K:588:ASP:O	1:K:592:ILE:HG12	2.15	0.47
1:L:208:GLU:HB2	1:L:211:TYR:OH	2.15	0.47
1:L:717:THR:O	1:L:717:THR:OG1	2.26	0.47
3:O:7:VAL:O	3:O:7:VAL:HG12	2.13	0.47
4:M:15:GLN:O	4:M:15:GLN:HG3	2.14	0.47
4:M:201:GLN:C	4:M:203:PHE:H	2.19	0.47
5:S:35:THR:CA	5:S:43:PRO:HG2	2.45	0.47
1:A:19:ASP:O	1:A:21:SER:N	2.48	0.47
1:A:30:GLN:HA	1:A:33:ARG:HB3	1.95	0.47
1:A:524:TRP:CZ3	1:A:863:LYS:HG2	2.49	0.47
1:A:746:LYS:HA	1:A:760:ASN:O	2.14	0.47
1:B:3:THR:CB	1:B:4:PRO:CD	2.93	0.47
1:B:213:GLY:C	1:B:283:LEU:HD23	2.36	0.47
1:B:424:GLN:CA	1:B:449:GLN:HG2	2.45	0.47
1:B:495:PRO:HG2	1:B:503:TYR:CA	2.45	0.47

*Continued on next page...*



*Continued from previous page...*

Atom-1	Atom-2	Interatomic distance (Å)	Clash overlap (Å)
1:B:554:ARG:HH11	1:B:554:ARG:HG2	1.79	0.47
1:B:812:LYS:O	1:B:813:ASP:OD1	2.33	0.47
1:C:675:PHE:CA	1:C:944:PRO:HG3	2.45	0.47
1:D:155:LYS:HZ3	1:D:259:ALA:HB3	1.80	0.47
1:D:352:LEU:O	1:D:952:THR:HG22	2.15	0.47
1:D:644:ASN:ND2	1:F:46:ARG:NE	2.62	0.47
1:D:648:SER:CB	7:4:5:ASN:HD22	2.27	0.47
1:D:649:ALA:CB	1:D:919:LEU:HD12	2.45	0.47
1:D:761:MET:HG2	1:D:765:TRP:HD1	1.79	0.47
1:D:884:ALA:H	1:F:49:THR:HG22	1.79	0.47
1:E:10:TRP:HA	1:E:15:ILE:HG22	1.97	0.47
1:E:67:ARG:O	1:E:67:ARG:CG	2.53	0.47
1:E:162:THR:CB	1:E:193:PHE:CE2	2.97	0.47
1:E:214:ARG:HH11	1:E:214:ARG:HG2	1.80	0.47
1:E:450:ASN:CB	1:F:156:THR:HA	2.45	0.47
1:F:114:LYS:NZ	1:F:320:ARG:O	2.48	0.47
1:F:151:LYS:CB	1:F:154:THR:CB	2.93	0.47
1:F:187:ILE:C	1:F:189:ALA:H	2.17	0.47
1:F:362:ASN:ND2	1:F:365:LEU:HB2	2.12	0.47
1:F:664:PRO:HG3	5:P:19:THR:HG21	1.92	0.47
1:F:696:ASP:HB2	5:R:25:ALA:HB2	1.97	0.47
1:F:774:TYR:HB2	1:F:776:ILE:HD13	1.97	0.47
1:H:8:PRO:HA	1:H:11:ALA:HB3	1.97	0.47
1:H:449:GLN:HG3	1:H:450:ASN:N	2.29	0.47
1:H:924:ASP:O	1:H:925:VAL:HG12	2.14	0.47
1:J:279:ALA:CB	1:L:426:VAL:CG2	2.76	0.47
1:J:296:HIS:HD1	1:J:319:ASN:HB2	1.78	0.47
1:J:840:GLN:CB	1:L:159:VAL:HG12	2.45	0.47
1:J:925:VAL:HG21	1:L:13:MET:HG3	1.95	0.47
1:J:952:THR:HG22	1:J:952:THR:O	2.15	0.47
1:K:100:TYR:HE1	1:K:561:GLN:HG2	1.80	0.47
1:K:454:LYS:H	1:K:454:LYS:HG3	1.36	0.47
1:K:725:PHE:CD2	1:K:731:TRP:HB2	2.50	0.47
1:L:127:LYS:HE2	1:L:226:TYR:CZ	2.50	0.47
1:L:260:TYR:CD2	1:L:282:ILE:HG22	2.50	0.47
1:L:410:TYR:HB2	1:L:412:PHE:CZ	2.49	0.47
1:L:820:PRO:HG2	1:L:821:PHE:HD1	1.65	0.47
1:L:893:LEU:CD1	6:V:215:ASN:HB3	2.45	0.47
2:N:496:ARG:NH1	2:N:496:ARG:CG	2.76	0.47
4:M:327:VAL:HG12	4:M:327:VAL:O	2.15	0.47
5:R:72:MET:HA	5:R:75:THR:CG2	2.45	0.47

*Continued on next page...*



*Continued from previous page...*

Atom-1	Atom-2	Interatomic distance (Å)	Clash overlap (Å)
5:S:73:THR:HG23	5:S:76:ARG:HD2	1.95	0.47
7:5:16:ARG:HB3	7:5:22:TRP:O	2.14	0.47
7:6:7:ALA:O	7:6:8:SER:CB	2.62	0.47
7:7:17:PRO:HG2	7:7:22:TRP:CE2	2.50	0.47
1:A:127:LYS:HG3	1:B:408:PRO:HB3	1.96	0.46
1:A:241:LYS:HB2	1:A:254:LEU:HB3	1.98	0.46
1:A:649:ALA:HB3	1:A:919:LEU:CD1	2.45	0.46
1:B:258:PHE:N	1:B:258:PHE:HD1	2.14	0.46
1:B:682:ARG:CZ	1:B:910:MET:CG	2.88	0.46
1:B:837:ARG:O	1:B:837:ARG:HG3	2.15	0.46
1:C:263:VAL:HG12	1:C:265:GLY:H	1.80	0.46
1:C:518:ILE:HD12	1:C:526:LEU:HD21	1.97	0.46
1:C:629:THR:C	1:C:631:GLU:H	2.17	0.46
1:D:221:LYS:CB	1:D:305:ASP:OD2	2.57	0.46
1:D:399:GLU:OE1	1:D:523:ARG:HB2	2.15	0.46
1:D:443:ASP:OD1	1:E:150:GLU:CG	2.56	0.46
1:D:458:TYR:HA	1:F:837:ARG:NH1	2.30	0.46
1:D:634:LEU:O	1:D:636:ASN:N	2.45	0.46
1:D:649:ALA:CB	1:D:919:LEU:HD11	2.46	0.46
1:D:681:THR:CG2	1:D:712:PHE:CD1	2.91	0.46
1:D:718:PHE:O	1:D:745:ILE:HB	2.15	0.46
1:D:943:THR:OG1	1:D:944:PRO:CD	2.62	0.46
1:E:417:THR:OG1	1:F:159:VAL:HG21	2.15	0.46
1:E:782:HIS:O	1:E:782:HIS:ND1	2.49	0.46
1:F:161:ALA:N	1:F:198:GLN:HE22	2.12	0.46
1:F:331:VAL:O	1:F:331:VAL:HG23	2.15	0.46
1:F:428:ILE:HD11	1:F:431:GLY:O	2.15	0.46
1:G:106:VAL:HA	1:G:557:PRO:HA	1.96	0.46
1:G:140:LYS:HE2	1:G:147:VAL:CG2	2.45	0.46
1:H:151:LYS:HE2	1:H:218:LYS:HG2	1.97	0.46
1:H:329:ASN:HD21	1:H:377:ARG:NH2	2.12	0.46
1:H:369:LEU:HD13	1:H:369:LEU:H	1.79	0.46
1:H:417:THR:CB	1:I:159:VAL:HG21	2.45	0.46
1:H:589:VAL:HG23	1:H:593:LEU:CD1	2.44	0.46
1:H:653:LEU:CD2	1:H:915:LEU:HD22	2.45	0.46
1:H:812:LYS:HZ2	1:H:812:LYS:HA	1.80	0.46
1:H:892:MET:HB3	1:H:896:ASN:ND2	2.29	0.46
1:I:318:PRO:O	1:I:319:ASN:C	2.53	0.46
1:I:571:ASN:ND2	1:I:571:ASN:H	2.13	0.46
1:I:637:ASP:CA	1:I:929:HIS:HE1	2.24	0.46
1:J:282:ILE:CG1	1:J:283:LEU:N	2.78	0.46

*Continued on next page...*



*Continued from previous page...*

Atom-1	Atom-2	Interatomic distance (Å)	Clash overlap (Å)
1:J:664:PRO:CD	5:P:12:LEU:HD23	2.44	0.46
1:J:730:SER:O	1:J:733:GLY:CA	2.58	0.46
1:J:820:PRO:HG2	1:J:821:PHE:CE1	2.49	0.46
1:K:398:ILE:HD11	1:K:477:VAL:HG11	1.97	0.46
1:L:218:LYS:CG	1:L:219:ASP:N	2.75	0.46
1:L:296:HIS:NE2	1:L:317:MET:CE	2.78	0.46
1:L:459:ALA:O	1:L:460:MET:HB2	2.16	0.46
1:L:510:ALA:HB1	1:L:832:LEU:O	2.10	0.46
1:L:707:TYR:CD2	1:L:707:TYR:C	2.88	0.46
2:N:416:MET:HE1	2:N:499:CYS:HB3	1.96	0.46
5:P:18:THR:HB	5:R:15:PRO:O	2.14	0.46
5:R:8:PHE:CG	5:R:9:GLU:N	2.23	0.46
5:R:22:PRO:CB	5:R:24:TRP:CE2	2.98	0.46
5:S:4:THR:OG1	5:S:13:PHE:HE2	1.98	0.46
6:U:14:GLN:HB3	6:U:21:ALA:HB2	1.97	0.46
1:A:76:THR:HB	1:A:79:LEU:HB3	1.97	0.46
1:A:88:VAL:HG13	1:A:88:VAL:O	2.16	0.46
1:A:428:ILE:HD11	1:A:433:ASP:OD1	2.16	0.46
1:A:843:PRO:HG3	1:C:131:ASN:HD22	1.79	0.46
1:B:24:LEU:HD12	1:B:24:LEU:N	2.30	0.46
1:B:42:GLY:HA2	7:1:9:LEU:CB	2.45	0.46
1:B:93:VAL:HG12	1:B:574:LEU:O	2.15	0.46
1:B:576:PRO:HD3	1:B:631:GLU:HG3	1.97	0.46
1:B:674:ALA:HB1	1:B:885:LEU:CD2	2.45	0.46
1:C:88:VAL:HB	1:C:577:GLY:O	2.16	0.46
1:C:134:GLN:CB	1:C:155:LYS:HZ3	2.19	0.46
1:C:653:LEU:CD2	1:C:917:TYR:HD1	2.28	0.46
1:C:670:ARG:HD2	1:C:672:TRP:CZ2	2.50	0.46
1:D:152:ASP:HB3	1:F:445:ALA:N	2.30	0.46
1:D:172:LEU:HD22	1:D:174:LEU:HD23	1.97	0.46
1:D:202:GLU:OE1	1:D:206:GLU:CD	2.53	0.46
1:D:394:ASP:O	1:D:396:ARG:N	2.48	0.46
1:D:463:ASN:HD22	1:D:466:ALA:H	1.61	0.46
1:D:808:GLU:CG	1:D:814:TYR:CE2	2.99	0.46
1:D:822:GLN:HB2	1:D:846:PHE:HD1	1.80	0.46
1:E:233:THR:O	1:F:815:LYS:HG3	2.15	0.46
1:E:296:HIS:HE1	1:E:317:MET:HG2	1.77	0.46
1:E:759:CYS:SG	1:E:864:PHE:HB3	2.55	0.46
1:E:905:PHE:CE2	1:E:918:LEU:HD13	2.50	0.46
1:E:922:VAL:CG2	1:E:942:ARG:HG2	2.41	0.46
1:F:194:GLN:CB	1:F:197:PRO:CG	2.91	0.46

*Continued on next page...*



*Continued from previous page...*

Atom-1	Atom-2	Interatomic distance (Å)	Clash overlap (Å)
1:F:199:VAL:HG12	1:F:206:GLU:HG3	1.98	0.46
1:F:476:ASN:OD1	1:F:539:ARG:HD3	2.14	0.46
1:F:502:GLU:OE1	1:F:502:GLU:O	2.33	0.46
1:F:683:LEU:HG	1:F:915:LEU:HD11	1.96	0.46
1:F:880:MET:HA	1:F:880:MET:CE	2.45	0.46
1:G:117:SER:H	1:H:402:GLY:HA3	1.80	0.46
1:G:241:LYS:NZ	1:G:256:ILE:HG23	2.25	0.46
1:G:313:VAL:C	1:G:314:GLN:HG2	2.35	0.46
1:G:844:ALA:CB	1:I:121:TYR:HB3	2.45	0.46
1:H:31:PHE:CE1	1:I:630:LEU:HD12	2.49	0.46
1:H:134:GLN:NE2	1:H:151:LYS:HZ2	2.13	0.46
1:H:545:TYR:CD2	1:H:545:TYR:C	2.88	0.46
1:I:139:GLU:CB	1:I:152:ASP:OD2	2.53	0.46
1:I:241:LYS:HG3	1:I:241:LYS:O	2.15	0.46
1:I:262:ASP:OD1	1:I:262:ASP:C	2.53	0.46
1:I:581:TYR:CD2	1:I:582:GLU:N	2.83	0.46
1:I:731:TRP:C	1:I:731:TRP:CD2	2.86	0.46
1:I:809:ILE:CG1	1:I:810:ASN:N	2.73	0.46
1:I:834:PRO:O	1:I:835:THR:CG2	2.64	0.46
1:J:3:THR:CB	1:K:892:MET:HE2	2.33	0.46
1:J:13:MET:HG3	1:K:925:VAL:CG2	2.45	0.46
1:J:258:PHE:HD1	1:J:282:ILE:HD11	1.78	0.46
1:J:376:ASP:CG	1:J:377:ARG:N	2.69	0.46
1:J:417:THR:HG22	1:J:419:THR:H	1.80	0.46
1:J:663:VAL:CG2	5:P:17:LEU:CD1	2.91	0.46
1:J:676:ARG:O	1:J:875:PHE:HB2	2.14	0.46
1:J:756:VAL:CG2	1:L:383:MET:CE	2.93	0.46
1:K:370:LEU:HD12	1:K:646:TYR:CE1	2.50	0.46
1:K:433:ASP:O	1:K:433:ASP:OD1	2.33	0.46
1:K:517:TYR:C	1:K:517:TYR:HD1	2.19	0.46
1:K:726:ASP:OD1	6:U:15:PRO:CD	2.63	0.46
1:K:926:VAL:CG1	1:K:940:TYR:CD2	2.94	0.46
1:L:107:LEU:CD1	1:L:607:SER:CA	2.90	0.46
1:L:573:LEU:HB3	1:L:641:GLN:NE2	2.30	0.46
1:L:632:ALA:HA	1:L:635:ARG:HG2	1.98	0.46
1:L:822:GLN:NE2	1:L:846:PHE:CE2	2.84	0.46
1:L:892:MET:HB3	6:V:215:ASN:HA	1.96	0.46
2:N:118:MET:HE1	2:N:416:MET:SD	2.55	0.46
4:M:92:LEU:O	4:M:93:VAL:C	2.53	0.46
5:S:8:PHE:CD2	5:S:9:GLU:CA	2.97	0.46
5:S:13:PHE:CD1	5:S:13:PHE:C	2.86	0.46

*Continued on next page...*



*Continued from previous page...*

Atom-1	Atom-2	Interatomic distance (Å)	Clash overlap (Å)
5:S:73:THR:HA	5:S:76:ARG:HB3	1.98	0.46
6:U:168:TYR:HB2	7:1:31:ASN:CG	2.36	0.46
1:A:12:TYR:CE1	1:B:927:ARG:NH2	2.84	0.46
1:A:203:ASN:OD1	1:A:203:ASN:C	2.54	0.46
1:A:277:TYR:HD1	1:A:278:LYS:C	2.18	0.46
1:A:362:ASN:C	1:A:364:GLU:H	2.19	0.46
1:A:886:THR:HG22	1:A:887:ASP:N	2.29	0.46
1:B:81:LYS:HZ2	2:N:404:GLN:HB3	1.75	0.46
1:B:91:ASN:ND2	1:B:624:HIS:ND1	2.62	0.46
1:B:126:PRO:HD2	1:C:828:PHE:CZ	2.50	0.46
1:B:590:ASN:HB2	1:B:602:ARG:HB2	1.96	0.46
1:B:649:ALA:HA	1:B:920:PHE:O	2.15	0.46
1:B:652:MET:HB2	1:B:654:TYR:HE1	1.79	0.46
1:C:309:GLU:CD	1:C:309:GLU:N	2.69	0.46
1:C:515:ASP:O	1:C:518:ILE:HG12	2.15	0.46
1:C:543:LEU:O	1:C:544:ARG:C	2.54	0.46
1:C:752:GLU:H	1:C:752:GLU:HG3	1.11	0.46
1:D:112:SER:HB2	1:D:501:TYR:CG	2.50	0.46
1:D:198:GLN:CD	1:E:839:GLY:H	2.15	0.46
1:D:362:ASN:C	1:D:364:GLU:H	2.18	0.46
1:D:403:VAL:O	1:F:117:SER:HB2	2.15	0.46
1:D:572:LEU:HD12	1:D:641:GLN:OE1	2.14	0.46
1:E:41:LEU:HD23	1:E:41:LEU:N	2.29	0.46
1:E:46:ARG:HD2	1:F:644:ASN:HD22	1.78	0.46
1:E:410:TYR:CE2	1:F:414:LEU:HD21	2.31	0.46
1:E:774:TYR:N	1:E:774:TYR:CD1	2.83	0.46
1:F:46:ARG:HG3	7:4:7:ALA:O	2.16	0.46
1:F:78:TYR:C	1:F:587:LYS:HB3	2.36	0.46
1:F:526:LEU:H	1:F:526:LEU:CD2	2.08	0.46
1:F:760:ASN:CB	5:P:54:VAL:HG13	2.37	0.46
1:G:78:TYR:CD2	1:G:695:PHE:HE1	2.34	0.46
1:G:495:PRO:HD3	1:G:502:GLU:OE1	2.14	0.46
1:G:593:LEU:HD12	1:G:593:LEU:HA	1.68	0.46
1:G:649:ALA:HA	1:G:921:GLU:HA	1.96	0.46
1:G:836:MET:CE	1:G:837:ARG:HH12	2.10	0.46
1:G:880:MET:HG2	1:H:38:TYR:HB3	1.97	0.46
1:G:924:ASP:OD1	1:G:924:ASP:N	2.47	0.46
1:H:134:GLN:HE21	1:H:151:LYS:NZ	2.13	0.46
1:H:517:TYR:CE2	1:H:824:ASN:ND2	2.84	0.46
1:H:797:ASN:N	1:H:797:ASN:HD22	2.12	0.46
1:I:222:MET:CE	1:I:308:SER:O	2.63	0.46

*Continued on next page...*



*Continued from previous page...*

Atom-1	Atom-2	Interatomic distance (Å)	Clash overlap (Å)
1:I:298:VAL:CG1	1:I:315:GLN:O	2.63	0.46
1:I:422:THR:CG2	1:I:449:GLN:HA	2.44	0.46
1:I:478:ALA:O	1:I:480:TYR:N	2.48	0.46
1:I:927:ARG:O	1:I:939:VAL:HG22	2.16	0.46
1:J:155:LYS:HG3	1:J:261:PHE:HZ	1.80	0.46
1:J:397:ILE:CD1	1:J:799:GLN:HG3	2.45	0.46
1:J:469:TRP:O	1:J:473:LEU:HB2	2.16	0.46
1:J:643:PHE:O	1:J:926:VAL:HG22	2.16	0.46
1:J:687:GLU:HB3	1:J:701:TYR:CD2	2.50	0.46
1:K:204:TRP:CE2	1:K:415:ASN:HB3	2.49	0.46
1:K:255:ASP:C	1:K:256:ILE:HG13	2.36	0.46
1:K:344:VAL:HA	1:K:353:ASN:ND2	2.28	0.46
1:L:192:THR:O	1:L:193:PHE:CD1	2.68	0.46
1:L:424:GLN:HE21	1:L:424:GLN:HB2	1.52	0.46
1:L:687:GLU:HG2	1:L:701:TYR:CE2	2.49	0.46
1:L:782:HIS:O	1:L:783:VAL:C	2.53	0.46
1:L:795:PHE:CD2	1:L:795:PHE:C	2.89	0.46
1:L:922:VAL:HG21	1:L:942:ARG:HD2	1.97	0.46
4:M:104:TYR:O	4:M:105:ASN:C	2.53	0.46
6:V:193:VAL:O	6:V:194:PRO:C	2.53	0.46
7:2:17:PRO:HB2	7:2:22:TRP:CE2	2.50	0.46
1:A:108:ASP:HB3	1:A:606:ALA:O	2.14	0.46
1:A:131:ASN:N	1:A:131:ASN:ND2	2.60	0.46
1:A:301:PRO:HB3	1:C:202:GLU:OE1	2.14	0.46
1:A:462:ILE:HG21	1:B:411:CYS:SG	2.56	0.46
1:A:815:LYS:HZ3	1:C:233:THR:C	2.18	0.46
1:B:7:MET:HB2	1:B:8:PRO:CD	2.34	0.46
1:B:97:ALA:HB2	1:B:570:LYS:O	2.16	0.46
1:B:330:PHE:HE2	1:B:561:GLN:O	1.96	0.46
1:B:531:ASN:HB3	1:B:714:LEU:CD1	2.42	0.46
1:B:663:VAL:HG13	1:B:905:PHE:HB2	1.97	0.46
1:C:391:TYR:CD1	1:C:396:ARG:HB2	2.50	0.46
1:D:38:TYR:HH	7:3:24:GLU:HB2	1.75	0.46
1:D:88:VAL:HG23	1:D:619:PHE:HE1	1.80	0.46
1:D:198:GLN:HB3	1:E:839:GLY:N	2.30	0.46
1:D:230:ALA:CB	1:D:288:VAL:HG21	2.45	0.46
1:D:401:HIS:ND1	1:F:544:ARG:NH1	2.63	0.46
1:D:638:THR:HG23	1:D:639:HIS:N	2.30	0.46
1:E:647:LEU:HD21	1:E:919:LEU:HD13	1.98	0.46
1:E:731:TRP:HZ2	1:E:875:PHE:HA	1.80	0.46
1:F:377:ARG:HB2	1:F:791:MET:HE1	1.96	0.46

*Continued on next page...*



*Continued from previous page...*

Atom-1	Atom-2	Interatomic distance (Å)	Clash overlap (Å)
1:F:403:VAL:HG21	1:F:466:ALA:N	2.30	0.46
1:F:567:PHE:CE1	1:F:645:ASP:N	2.84	0.46
1:F:634:LEU:HD23	1:F:634:LEU:C	2.26	0.46
1:F:774:TYR:CE2	1:F:784:PRO:HG3	2.49	0.46
1:F:802:SER:CB	1:F:861:GLN:O	2.63	0.46
1:G:43:ASN:ND2	1:G:44:LYS:HD2	2.31	0.46
1:G:500:THR:HG23	1:G:503:TYR:HB2	1.98	0.46
1:G:524:TRP:CH2	1:G:863:LYS:CG	2.86	0.46
1:G:682:ARG:HG2	1:G:714:LEU:HD22	1.97	0.46
1:G:842:TYR:CD1	1:G:843:PRO:HD2	2.51	0.46
1:G:842:TYR:CD2	1:G:843:PRO:HD2	2.50	0.46
1:G:928:VAL:HA	1:G:937:GLU:O	2.15	0.46
1:H:103:ILE:HG21	1:H:610:PHE:CE1	2.50	0.46
1:H:107:LEU:CD1	1:H:593:LEU:HD21	2.45	0.46
1:H:108:ASP:N	1:H:607:SER:CB	2.77	0.46
1:H:121:TYR:N	1:H:121:TYR:CD1	2.84	0.46
1:H:121:TYR:O	1:H:227:GLY:HA2	2.15	0.46
1:H:134:GLN:NE2	1:H:151:LYS:NZ	2.64	0.46
1:H:190:ASP:C	1:H:192:THR:H	2.19	0.46
1:H:581:TYR:O	1:H:581:TYR:CG	2.65	0.46
1:H:685:THR:HB	1:H:913:PRO:O	2.15	0.46
1:H:918:LEU:HD23	1:H:919:LEU:N	2.29	0.46
1:I:405:ASP:OD1	1:I:405:ASP:O	2.34	0.46
1:I:474:TYR:O	1:I:474:TYR:CD2	2.69	0.46
1:I:909:PRO:HG3	5:S:48:THR:HA	1.97	0.46
1:I:922:VAL:HG12	1:I:944:PRO:CD	2.46	0.46
1:J:97:ALA:CA	1:J:570:LYS:O	2.64	0.46
1:J:104:ARG:HB3	1:J:104:ARG:CZ	2.46	0.46
1:J:329:ASN:O	1:J:330:PHE:HB2	2.16	0.46
1:J:546:ARG:HH11	1:J:546:ARG:CB	2.27	0.46
1:J:589:VAL:O	1:J:593:LEU:HD23	2.15	0.46
1:J:629:THR:C	1:J:631:GLU:H	2.18	0.46
1:K:58:THR:CB	1:K:622:MET:O	2.61	0.46
1:K:160:ALA:HA	1:K:212:GLY:O	2.15	0.46
1:K:165:ILE:O	1:K:166:ASN:HB3	2.14	0.46
1:K:384:TRP:CE3	1:K:384:TRP:CA	2.97	0.46
1:K:755:ASN:O	1:K:763:LYS:NZ	2.39	0.46
1:L:49:THR:O	1:L:50:VAL:C	2.53	0.46
1:L:290:LEU:O	1:L:290:LEU:HG	2.15	0.46
1:L:337:ASN:ND2	1:L:357:ASP:OD2	2.48	0.46
1:L:687:GLU:HB3	1:L:706:PRO:CD	2.42	0.46

*Continued on next page...*



*Continued from previous page...*

Atom-1	Atom-2	Interatomic distance (Å)	Clash overlap (Å)
2:N:124:TYR:HE2	2:N:499:CYS:SG	2.37	0.46
2:N:385:VAL:CG1	2:N:386:TYR:N	2.78	0.46
2:N:411:VAL:HG13	2:N:477:LEU:HD13	1.98	0.46
4:M:101:VAL:O	4:M:105:ASN:HB2	2.15	0.46
5:P:2:ASN:OD1	5:P:2:ASN:N	2.48	0.46
5:P:19:THR:OG1	5:R:13:PHE:O	2.33	0.46
5:Q:4:THR:HB	5:Q:10:GLY:O	2.16	0.46
5:Q:76:ARG:HA	5:Q:79:SER:HB3	1.97	0.46
5:R:129:GLN:HE22	5:R:132:GLN:NE2	2.13	0.46
6:U:64:THR:OG1	6:U:191:GLU:OE2	2.24	0.46
6:V:50:HIS:C	6:V:52:ASN:N	2.69	0.46
1:A:63:ARG:HH11	1:A:63:ARG:HG3	1.80	0.46
1:A:94:LEU:HB2	1:A:619:PHE:HE1	1.76	0.46
1:A:134:GLN:HB2	1:A:155:LYS:NZ	2.31	0.46
1:A:260:TYR:CD2	1:A:282:ILE:HD11	2.50	0.46
1:A:475:SER:C	1:A:476:ASN:ND2	2.69	0.46
1:A:734:ASN:O	1:A:735:ASP:HB2	2.15	0.46
1:B:13:MET:CG	1:C:925:VAL:HG23	2.42	0.46
1:B:188:TYR:HB2	1:B:192:THR:HG21	1.97	0.46
1:B:188:TYR:CB	1:B:192:THR:CG2	2.93	0.46
1:B:315:GLN:HE22	1:B:835:THR:C	2.18	0.46
1:B:875:PHE:HE2	1:B:889:GLY:N	2.14	0.46
1:C:45:PHE:CD2	7:2:9:LEU:HD22	2.50	0.46
1:C:190:ASP:OD1	1:C:191:LYS:N	2.48	0.46
1:C:355:VAL:HG22	1:C:569:ILE:HD11	1.98	0.46
1:C:500:THR:O	1:C:503:TYR:N	2.41	0.46
1:C:680:PHE:CD1	1:C:680:PHE:N	2.83	0.46
1:D:106:VAL:HG22	1:D:609:ARG:HE	1.79	0.46
1:D:132:PRO:HB3	1:D:158:GLY:HA2	1.98	0.46
1:E:65:THR:CG2	1:F:738:LEU:HD11	2.38	0.46
1:E:384:TRP:HA	1:E:384:TRP:HE3	1.77	0.46
1:E:499:ASN:O	1:E:599:ASN:HB2	2.16	0.46
1:E:533:ASN:HB2	1:E:713:TYR:CE2	2.51	0.46
1:E:634:LEU:HD12	1:E:634:LEU:HA	1.83	0.46
1:E:661:THR:CB	1:E:907:VAL:O	2.64	0.46
1:E:718:PHE:CD1	1:E:907:VAL:HG12	2.51	0.46
1:E:790:ARG:HB3	1:E:790:ARG:NH1	2.11	0.46
1:F:83:ARG:HA	1:F:582:GLU:HB3	1.96	0.46
1:F:110:GLY:C	1:F:112:SER:N	2.69	0.46
1:F:134:GLN:HG2	1:F:155:LYS:HB3	1.97	0.46
1:F:217:LYS:HA	1:F:285:THR:HG21	1.95	0.46

*Continued on next page...*



*Continued from previous page...*

Atom-1	Atom-2	Interatomic distance (Å)	Clash overlap (Å)
1:F:664:PRO:CG	5:P:18:THR:CG2	2.94	0.46
1:F:744:GLU:HG2	1:F:747:ARG:NH2	2.31	0.46
1:F:761:MET:HE3	1:F:761:MET:HB2	1.82	0.46
1:G:413:PRO:HA	1:I:460:MET:CB	2.44	0.46
1:G:443:ASP:O	1:G:444:ASP:C	2.54	0.46
1:G:501:TYR:HD1	1:G:597:LEU:HD23	1.80	0.46
1:G:517:TYR:CE2	1:G:824:ASN:ND2	2.83	0.46
1:G:687:GLU:HB2	1:G:701:TYR:CE2	2.51	0.46
1:G:842:TYR:HE2	1:I:239:GLN:HG2	1.81	0.46
1:H:204:TRP:O	1:H:206:GLU:N	2.49	0.46
1:H:225:CYS:HA	1:H:228:SER:OG	2.16	0.46
1:H:269:PRO:HA	1:H:277:TYR:HE2	1.80	0.46
1:H:456:ASN:ND2	1:H:456:ASN:N	2.58	0.46
1:H:715:ASN:HD21	1:H:869:VAL:CG1	2.27	0.46
1:H:774:TYR:CB	1:H:776:ILE:HG23	2.46	0.46
1:H:812:LYS:HA	1:H:812:LYS:NZ	2.29	0.46
1:I:100:TYR:CD2	1:I:100:TYR:C	2.88	0.46
1:I:104:ARG:O	1:I:611:ASP:HB2	2.15	0.46
1:I:493:LYS:HD3	1:I:493:LYS:N	2.29	0.46
1:I:601:LEU:HD22	1:I:702:SER:HB2	1.98	0.46
1:J:570:LYS:C	1:J:571:ASN:OD1	2.53	0.46
1:J:589:VAL:HG21	1:J:606:ALA:HA	1.97	0.46
1:J:653:LEU:HG	1:J:915:LEU:HD23	1.97	0.46
1:J:744:GLU:O	1:J:762:THR:HG21	2.14	0.46
1:J:806:VAL:HG23	1:J:856:VAL:HG21	1.86	0.46
1:J:907:VAL:O	1:J:907:VAL:HG22	2.16	0.46
1:K:55:ASP:C	1:K:57:THR:H	2.19	0.46
1:K:233:THR:OG1	1:K:240:ALA:HA	2.15	0.46
1:K:239:GLN:HG2	1:L:842:TYR:HE2	1.80	0.46
1:K:241:LYS:HZ3	1:K:256:ILE:CG1	2.27	0.46
1:K:454:LYS:NZ	1:L:211:TYR:CE1	2.83	0.46
1:K:819:LEU:HA	1:K:822:GLN:NE2	2.31	0.46
1:L:91:ASN:O	1:L:627:ALA:CB	2.63	0.46
1:L:400:ASN:OD1	1:L:520:ILE:HA	2.16	0.46
1:L:478:ALA:CB	1:L:514:VAL:HG11	2.46	0.46
1:L:672:TRP:HZ3	1:L:899:HIS:C	2.18	0.46
1:L:846:PHE:CB	1:L:847:PRO:CD	2.94	0.46
1:L:846:PHE:HD2	1:L:847:PRO:HD3	1.81	0.46
2:N:325:LYS:H	3:O:6:ARG:NH1	2.14	0.46
5:P:41:VAL:H	5:P:43:PRO:CD	2.29	0.46
5:Q:12:LEU:HD12	5:Q:15:PRO:HG3	1.92	0.46

*Continued on next page...*



*Continued from previous page...*

Atom-1	Atom-2	Interatomic distance (Å)	Clash overlap (Å)
5:Q:32:MET:SD	5:Q:45:ASN:HB3	2.55	0.46
5:Q:127:GLU:HG2	5:Q:128:GLN:HE21	1.80	0.46
6:U:11:TRP:CH2	6:U:69:LEU:CD2	2.97	0.46
7:2:16:ARG:HH12	7:2:21:THR:HG21	1.77	0.46
7:5:13:HIS:O	7:5:14:GLY:C	2.54	0.46
1:A:13:MET:HG2	1:B:941:LEU:CD1	2.45	0.46
1:A:214:ARG:HG2	1:B:842:TYR:CE2	2.51	0.46
1:A:445:ALA:O	1:A:446:ILE:C	2.53	0.46
1:A:456:ASN:HD21	1:C:837:ARG:C	2.18	0.46
1:A:575:LEU:HD22	1:A:576:PRO:HD2	1.97	0.46
1:A:580:THR:O	1:A:580:THR:HG23	2.15	0.46
1:A:818:THR:OG1	1:A:820:PRO:HD2	2.14	0.46
1:A:842:TYR:CE1	1:A:843:PRO:HD2	2.51	0.46
1:B:103:ILE:HG21	1:B:610:PHE:CE2	2.51	0.46
1:B:323:TYR:HB2	1:B:596:SER:HB2	1.96	0.46
1:B:334:MET:HE3	1:B:336:TYR:OH	2.16	0.46
1:B:358:LEU:HD13	1:B:361:ARG:HH21	1.80	0.46
1:B:392:ASP:HB3	1:B:395:VAL:HG12	1.97	0.46
1:B:635:ARG:NH1	1:B:933:ARG:CA	2.77	0.46
1:B:675:PHE:HB2	1:B:944:PRO:HG3	1.97	0.46
1:C:637:ASP:CB	1:C:929:HIS:CE1	2.98	0.46
1:C:649:ALA:HB1	1:C:919:LEU:HD12	1.95	0.46
1:C:744:GLU:O	1:C:765:TRP:CB	2.50	0.46
1:C:776:ILE:HG22	1:C:782:HIS:NE2	2.31	0.46
1:D:149:GLN:O	1:D:150:GLU:HG2	2.15	0.46
1:D:170:GLN:CD	1:D:185:LYS:HG3	2.36	0.46
1:D:201:GLU:CD	1:D:201:GLU:H	2.18	0.46
1:D:346:ALA:HB1	1:D:351:GLN:HA	1.98	0.46
1:D:427:LYS:HD2	1:D:439:GLU:HG3	1.98	0.46
1:D:442:LYS:N	1:D:442:LYS:CD	2.79	0.46
1:D:462:ILE:HD13	1:D:464:LEU:HD12	1.96	0.46
1:D:731:TRP:C	1:D:733:GLY:H	2.19	0.46
1:F:78:TYR:C	1:F:78:TYR:CD1	2.89	0.46
1:F:339:THR:CG2	1:H:740:PRO:CG	2.90	0.46
1:F:776:ILE:H	1:F:776:ILE:CD1	2.28	0.46
1:G:199:VAL:HG23	1:G:200:GLY:H	1.80	0.46
1:G:228:SER:HB2	1:G:290:LEU:HD11	1.97	0.46
1:G:309:GLU:O	1:G:311:ASN:N	2.48	0.46
1:G:486:LYS:HE3	1:G:509:VAL:CG2	2.45	0.46
1:G:545:TYR:CD2	1:G:545:TYR:C	2.85	0.46
1:G:767:LEU:CD2	1:G:771:LEU:HD22	2.46	0.46

*Continued on next page...*



*Continued from previous page...*

Atom-1	Atom-2	Interatomic distance (Å)	Clash overlap (Å)
1:G:769:GLN:HE22	1:G:872:ARG:H	1.62	0.46
1:H:66:LEU:HD21	1:H:619:PHE:CE2	2.50	0.46
1:H:187:ILE:C	1:H:189:ALA:H	2.18	0.46
1:H:590:ASN:HD22	1:H:590:ASN:C	2.18	0.46
1:I:23:TYR:C	1:I:23:TYR:CD1	2.89	0.46
1:I:352:LEU:O	1:I:353:ASN:C	2.54	0.46
1:I:681:THR:HG23	1:I:870:MET:HG3	1.97	0.46
1:I:771:LEU:CD1	1:I:777:GLY:HA3	2.42	0.46
1:I:791:MET:CE	1:I:792:TYR:CE1	2.99	0.46
1:J:192:THR:CG2	1:J:284:TYR:CD2	2.97	0.46
1:J:198:GLN:HB2	1:K:839:GLY:N	2.30	0.46
1:K:15:ILE:HG22	1:K:16:ALA:N	2.28	0.46
1:K:214:ARG:HH12	1:K:241:LYS:HE2	1.80	0.46
1:K:419:THR:HG23	1:K:451:GLN:CB	2.43	0.46
1:K:440:TRP:CH2	1:L:276:GLU:CB	2.99	0.46
1:K:489:PRO:HD3	1:K:508:VAL:CG1	2.34	0.46
1:K:662:ASN:HA	1:K:906:GLU:N	2.31	0.46
1:K:685:THR:O	1:K:685:THR:CG2	2.61	0.46
1:K:689:PRO:N	1:K:699:PHE:CE1	2.84	0.46
1:L:52:PRO:CG	1:L:56:VAL:HG21	2.43	0.46
1:L:731:TRP:N	1:L:732:PRO:HD2	2.31	0.46
2:N:186:LEU:O	2:N:190:ARG:HD3	2.16	0.46
2:N:202:LYS:HZ2	2:N:452:ILE:C	2.18	0.46
2:N:447:PHE:N	2:N:447:PHE:CD1	2.84	0.46
2:N:501:TYR:O	2:N:502:VAL:C	2.53	0.46
4:M:37:THR:HG22	4:M:39:ARG:H	1.79	0.46
5:S:8:PHE:HE2	5:S:9:GLU:HB3	1.66	0.46
6:U:94:ASP:CG	6:U:163:THR:HG21	2.35	0.46
6:U:183:ILE:CG1	6:U:187:GLN:HB3	2.35	0.46
6:U:204:SER:O	6:U:207:LEU:N	2.48	0.46
7:9:15:THR:CG2	7:9:16:ARG:N	2.76	0.46
1:A:756:VAL:HG11	1:C:383:MET:CE	2.46	0.46
1:B:21:SER:OG	7:1:11:PRO:CB	2.60	0.46
1:B:41:LEU:HD22	1:C:630:LEU:HD21	1.98	0.46
1:B:189:ALA:HA	1:B:256:ILE:CD1	2.46	0.46
1:B:201:GLU:O	1:C:836:MET:SD	2.73	0.46
1:B:620:PHE:HD1	1:C:778:TYR:CG	2.33	0.46
1:C:45:PHE:HD2	7:2:9:LEU:HD22	1.79	0.46
1:C:111:PRO:HD3	1:C:554:ARG:HH22	1.79	0.46
1:C:589:VAL:HG13	1:C:590:ASN:N	2.31	0.46
1:C:590:ASN:HD22	1:C:602:ARG:HB2	1.80	0.46

*Continued on next page...*



*Continued from previous page...*

Atom-1	Atom-2	Interatomic distance (Å)	Clash overlap (Å)
1:C:659:LYS:CG	1:C:910:MET:O	2.48	0.46
1:C:661:THR:O	1:C:662:ASN:C	2.53	0.46
1:C:808:GLU:CG	1:C:814:TYR:HE2	2.22	0.46
1:C:820:PRO:HG2	1:C:821:PHE:CE1	2.50	0.46
1:D:46:ARG:CD	1:E:644:ASN:ND2	2.79	0.46
1:D:130:PRO:HG3	1:F:204:TRP:HZ2	1.81	0.46
1:D:370:LEU:HB2	1:D:646:TYR:CB	2.46	0.46
1:D:476:ASN:O	1:D:477:VAL:HG12	2.15	0.46
1:D:544:ARG:O	1:D:548:MET:HG3	2.16	0.46
1:D:762:THR:HB	1:D:764:ASP:OD1	2.15	0.46
1:D:795:PHE:O	1:D:797:ASN:N	2.49	0.46
1:E:425:GLY:O	1:E:426:VAL:HG13	2.15	0.46
1:E:454:LYS:HE3	1:E:454:LYS:HB2	1.66	0.46
1:E:557:PRO:HD2	1:F:860:THR:HG22	1.98	0.46
1:E:720:LYS:HD3	1:E:906:GLU:OE1	2.16	0.46
1:E:756:VAL:O	1:E:757:ALA:HB3	2.15	0.46
1:F:109:ARG:HG2	1:F:324:ILE:HB	1.98	0.46
1:F:747:ARG:HH11	1:F:747:ARG:HG2	1.81	0.46
1:G:367:TYR:HD1	1:G:570:LYS:HZ2	1.64	0.46
1:G:414:LEU:HD12	1:H:837:ARG:NH1	2.31	0.46
1:G:665:ILE:O	1:G:666:SER:CB	2.61	0.46
1:G:725:PHE:CE2	1:G:894:TYR:HE2	2.33	0.46
1:H:453:CYS:HB3	1:I:159:VAL:HG22	1.98	0.46
1:H:582:GLU:OE1	1:H:582:GLU:C	2.54	0.46
1:H:726:ASP:OD1	1:H:727:SER:N	2.45	0.46
1:H:917:TYR:O	1:H:917:TYR:CG	2.68	0.46
1:I:218:LYS:HZ1	1:I:219:ASP:N	2.14	0.46
1:I:299:TYR:HB2	1:I:315:GLN:NE2	2.30	0.46
1:I:471:SER:O	1:I:472:PHE:C	2.54	0.46
1:J:177:ASP:HB3	1:J:184:LYS:HE3	1.98	0.46
1:J:192:THR:HG21	1:J:284:TYR:CG	2.50	0.46
1:J:324:ILE:HG23	1:J:593:LEU:HB3	1.97	0.46
1:J:461:GLU:HG3	1:J:462:ILE:N	2.30	0.46
1:J:637:ASP:O	1:J:637:ASP:CG	2.48	0.46
1:J:744:GLU:O	1:J:762:THR:HG22	2.14	0.46
1:J:804:GLN:O	1:J:805:VAL:C	2.54	0.46
1:J:890:GLN:O	1:J:891:ASN:C	2.52	0.46
1:L:134:GLN:HG2	1:L:154:THR:HG22	1.94	0.46
1:L:176:THR:HA	1:L:182:ASN:O	2.16	0.46
1:L:364:GLU:C	1:L:366:SER:N	2.69	0.46
1:L:385:ASN:O	1:L:385:ASN:OD1	2.34	0.46

*Continued on next page...*



*Continued from previous page...*

Atom-1	Atom-2	Interatomic distance (Å)	Clash overlap (Å)
1:L:684:LYS:HA	1:L:914:THR:CG2	2.45	0.46
1:L:691:LEU:HD21	1:L:708:LEU:HD22	1.97	0.46
1:L:875:PHE:CG	1:L:875:PHE:O	2.67	0.46
2:N:477:LEU:HD23	2:N:477:LEU:N	2.30	0.46
4:M:212:VAL:N	4:M:250:SER:HB2	2.23	0.46
4:M:260:ARG:O	4:M:260:ARG:HG2	2.15	0.46
5:Q:126:ARG:CG	5:Q:126:ARG:O	2.64	0.46
6:V:57:GLU:C	6:V:59:ALA:N	2.67	0.46
7:4:25:ILE:CG2	7:4:26:GLY:N	2.79	0.46
1:A:20:ALA:HA	1:A:24:LEU:HD23	1.97	0.46
1:A:33:ARG:O	1:A:33:ARG:HG2	2.15	0.46
1:A:141:GLN:HB2	1:C:446:ILE:HD13	1.96	0.46
1:A:241:LYS:O	1:A:254:LEU:HD22	2.16	0.46
1:A:423:TYR:HD2	1:B:262:ASP:C	2.19	0.46
1:A:687:GLU:HG2	1:A:701:TYR:CD1	2.50	0.46
1:B:76:THR:O	1:B:587:LYS:NZ	2.37	0.46
1:B:250:GLN:HE21	1:B:250:GLN:HB3	1.32	0.46
1:B:345:LEU:HD12	1:B:936:ILE:HD13	1.97	0.46
1:B:391:TYR:HD2	1:B:534:PRO:HB2	1.72	0.46
1:B:472:PHE:CD1	1:B:539:ARG:NH1	2.61	0.46
1:B:615:LEU:HD22	1:B:615:LEU:C	2.36	0.46
1:B:752:GLU:C	1:B:754:TYR:HD1	2.16	0.46
1:C:19:ASP:OD1	1:C:20:ALA:N	2.48	0.46
1:C:919:LEU:O	1:C:919:LEU:HG	2.15	0.46
1:D:22:GLU:OE1	7:4:19:MET:HE2	2.15	0.46
1:D:63:ARG:HG2	1:D:66:LEU:HD23	1.98	0.46
1:D:320:ARG:HH11	1:D:320:ARG:HG2	1.81	0.46
1:D:461:GLU:HA	1:D:461:GLU:OE2	2.15	0.46
1:D:552:ASN:ND2	1:E:522:ALA:HB2	2.31	0.46
1:E:111:PRO:HD3	1:E:554:ARG:HH21	1.79	0.46
1:E:239:GLN:HG2	1:F:842:TYR:HE2	1.81	0.46
1:E:477:VAL:HG12	1:E:514:VAL:HG21	1.93	0.46
1:E:480:TYR:OH	1:E:538:PRO:HD3	2.14	0.46
1:E:574:LEU:CD2	1:E:574:LEU:H	2.29	0.46
1:E:575:LEU:CB	1:E:635:ARG:NH2	2.74	0.46
1:E:859:VAL:HG22	1:E:860:THR:N	2.30	0.46
1:E:922:VAL:HG11	1:E:945:PHE:H	1.81	0.46
1:F:92:ARG:O	1:F:92:ARG:HG2	2.14	0.46
1:F:167:ILE:HD13	1:F:282:ILE:CG2	2.24	0.46
1:F:575:LEU:HD12	1:F:635:ARG:HD2	1.96	0.46
1:F:680:PHE:CD2	1:F:905:PHE:HE2	2.32	0.46

*Continued on next page...*



*Continued from previous page...*

Atom-1	Atom-2	Interatomic distance (Å)	Clash overlap (Å)
1:G:665:ILE:HG13	1:G:666:SER:N	2.30	0.46
1:G:783:VAL:HG22	1:G:784:PRO:HD2	1.94	0.46
1:H:153:VAL:HG12	1:H:156:THR:CG2	2.45	0.46
1:H:197:PRO:CD	1:H:198:GLN:H	2.28	0.46
1:H:269:PRO:HD3	1:H:275:GLU:O	2.16	0.46
1:H:637:ASP:CG	1:H:638:THR:N	2.67	0.46
1:H:747:ARG:CD	1:H:762:THR:HG22	2.46	0.46
1:I:127:LYS:HA	1:I:226:TYR:HB2	1.97	0.46
1:I:897:SER:HB2	1:I:899:HIS:NE2	2.31	0.46
1:J:19:ASP:O	1:J:23:TYR:HD2	1.99	0.46
1:J:85:THR:HG23	1:J:580:THR:HG22	1.96	0.46
1:J:134:GLN:HB2	1:J:155:LYS:HA	1.98	0.46
1:J:577:GLY:HA3	1:J:579:TYR:CE1	2.50	0.46
1:J:800:PRO:O	1:J:801:MET:HB3	2.16	0.46
1:K:18:GLN:HB2	1:K:22:GLU:OE1	2.16	0.46
1:K:204:TRP:HH2	1:L:312:LEU:O	1.98	0.46
1:K:209:ALA:CB	1:K:210:PHE:CD1	2.98	0.46
1:K:358:LEU:CD1	1:K:947:ALA:HB2	2.46	0.46
1:K:426:VAL:HG13	1:K:440:TRP:HB3	1.97	0.46
1:K:672:TRP:O	1:K:673:ALA:C	2.53	0.46
1:K:875:PHE:HE2	1:K:889:GLY:HA3	1.80	0.46
1:L:70:PRO:HD3	1:L:613:VAL:O	2.15	0.46
1:L:137:THR:O	1:L:149:GLN:HA	2.16	0.46
1:L:141:GLN:HE21	1:L:148:GLN:HG3	1.81	0.46
1:L:371:LEU:HD13	1:L:371:LEU:O	2.16	0.46
1:L:396:ARG:HG2	1:L:396:ARG:NH1	2.29	0.46
1:L:562:VAL:O	1:L:562:VAL:HG12	2.15	0.46
1:L:754:TYR:O	1:L:762:THR:CA	2.63	0.46
1:L:770:MET:SD	1:L:776:ILE:HD12	2.55	0.46
2:N:125:MET:O	2:N:126:PHE:HB2	2.16	0.46
2:N:256:LYS:HZ3	2:N:261:GLN:HB2	1.78	0.46
5:Q:21:LEU:C	5:Q:21:LEU:HD12	2.36	0.46
6:V:75:PRO:HG2	6:V:78:LEU:HG	1.98	0.46
1:A:115:PRO:HD2	1:B:851:ILE:HG21	1.97	0.46
1:A:235:GLU:CG	1:B:815:LYS:HB3	2.44	0.46
1:A:778:TYR:CG	1:C:620:PHE:HB2	2.50	0.46
1:A:916:LEU:O	1:A:917:TYR:C	2.52	0.46
1:B:20:ALA:HA	1:B:24:LEU:CD1	2.46	0.46
1:B:89:GLY:C	1:B:92:ARG:HG3	2.37	0.46
1:B:131:ASN:ND2	1:B:131:ASN:N	2.63	0.46
1:B:291:GLU:OE1	1:C:854:THR:HB	2.16	0.46

*Continued on next page...*



*Continued from previous page...*

Atom-1	Atom-2	Interatomic distance (Å)	Clash overlap (Å)
1:B:527:ASP:N	1:B:528:PRO:CD	2.79	0.46
1:B:607:SER:HB2	1:B:608:VAL:H	1.45	0.46
1:B:635:ARG:HH12	1:B:933:ARG:CG	2.27	0.46
1:B:669:SER:OG	1:B:900:ALA:HB2	2.16	0.46
1:C:63:ARG:O	1:C:64:LEU:C	2.54	0.46
1:C:155:LYS:HE3	1:C:285:THR:HB	1.97	0.46
1:C:218:LYS:CG	1:C:219:ASP:OD1	2.53	0.46
1:C:344:VAL:CG1	1:C:353:ASN:HD21	2.23	0.46
1:C:486:LYS:HG2	1:C:509:VAL:HG13	1.95	0.46
1:C:531:ASN:O	1:C:713:TYR:HE1	1.99	0.46
1:C:651:ASN:ND2	1:C:917:TYR:HE1	2.14	0.46
1:C:799:GLN:CA	1:C:799:GLN:HE21	2.28	0.46
1:D:66:LEU:HD12	1:D:619:PHE:CE2	2.51	0.46
1:D:101:PHE:CD2	1:D:585:PHE:HZ	2.33	0.46
1:D:722:SER:O	1:D:903:MET:HA	2.15	0.46
1:D:738:LEU:HD22	1:F:65:THR:HG23	1.98	0.46
1:E:20:ALA:HA	1:E:23:TYR:CE2	2.51	0.46
1:E:93:VAL:HG22	1:E:573:LEU:HD21	1.96	0.46
1:E:153:VAL:O	1:E:156:THR:HB	2.16	0.46
1:E:261:PHE:O	1:E:280:ASP:HA	2.16	0.46
1:E:649:ALA:HB3	1:E:919:LEU:CD1	2.46	0.46
1:F:20:ALA:CB	1:F:47:ASN:HB3	2.46	0.46
1:F:682:ARG:H	1:F:682:ARG:HG3	1.53	0.46
1:F:707:TYR:CG	1:F:708:LEU:N	2.82	0.46
1:F:752:GLU:O	1:F:754:TYR:CD2	2.69	0.46
1:F:859:VAL:O	1:F:859:VAL:HG13	2.14	0.46
1:G:194:GLN:HE21	1:H:821:PHE:HB3	1.81	0.46
1:G:494:LEU:HD12	1:G:507:ARG:HD2	1.98	0.46
1:G:706:PRO:HA	1:G:711:THR:CG2	2.46	0.46
1:G:853:GLN:HB3	1:I:111:PRO:HB3	1.98	0.46
1:H:194:GLN:OE1	1:I:821:PHE:CA	2.63	0.46
1:H:594:GLN:HE21	1:H:594:GLN:HB2	1.49	0.46
1:I:161:ALA:HA	1:I:211:TYR:CD2	2.50	0.46
1:I:167:ILE:HD13	1:I:282:ILE:HG12	1.97	0.46
1:J:81:LYS:HB2	1:J:584:ASN:HB3	1.97	0.46
1:J:135:TRP:H	1:J:154:THR:HG23	1.80	0.46
1:J:214:ARG:HH12	1:J:241:LYS:NZ	2.13	0.46
1:J:296:HIS:NE2	1:J:317:MET:CE	2.79	0.46
1:J:341:ASN:CB	1:J:584:ASN:OD1	2.64	0.46
1:J:635:ARG:HG3	1:J:635:ARG:NH1	2.31	0.46
1:J:724:MET:HE3	5:Q:20:ARG:NH1	2.22	0.46

*Continued on next page...*



*Continued from previous page...*

Atom-1	Atom-2	Interatomic distance (Å)	Clash overlap (Å)
1:J:875:PHE:O	1:J:886:THR:HG21	2.16	0.46
1:J:883:GLY:HA2	1:L:49:THR:HG22	1.96	0.46
1:K:281:ILE:O	1:K:281:ILE:CG1	2.63	0.46
1:K:448:ARG:N	1:K:448:ARG:HD3	2.31	0.46
1:K:600:ASP:OD1	1:K:700:VAL:HA	2.16	0.46
1:K:886:THR:O	1:K:890:GLN:HB3	2.16	0.46
1:L:113:PHE:HB2	1:L:324:ILE:HD12	1.98	0.46
1:L:384:TRP:CE3	1:L:384:TRP:CA	2.97	0.46
1:L:476:ASN:CG	1:L:539:ARG:HD3	2.35	0.46
1:L:670:ARG:CZ	1:L:945:PHE:CG	2.97	0.46
1:L:797:ASN:O	1:L:866:CYS:HB2	2.16	0.46
1:L:822:GLN:CD	1:L:846:PHE:CE1	2.78	0.46
1:L:896:ASN:HD22	6:V:21:ALA:CB	2.29	0.46
2:N:379:THR:CG2	2:N:420:ALA:HB2	2.45	0.46
2:N:430:TYR:C	2:N:432:GLN:H	2.20	0.46
4:M:67:PRO:HG2	4:M:68:THR:N	2.31	0.46
4:M:356:ALA:HB1	4:M:363:LYS:NZ	2.31	0.46
5:Q:76:ARG:HH12	5:S:76:ARG:NH1	2.14	0.46
6:V:62:THR:HG22	6:V:190:GLU:O	2.16	0.46
1:A:217:LYS:HD3	1:A:218:LYS:H	1.81	0.46
1:A:231:ARG:O	1:A:240:ALA:CB	2.61	0.46
1:A:643:PHE:HA	1:C:46:ARG:HD3	1.97	0.46
1:A:839:GLY:N	1:C:198:GLN:HB3	2.23	0.46
1:A:943:THR:CB	1:A:944:PRO:HD3	2.46	0.46
1:C:261:PHE:O	1:C:280:ASP:HA	2.16	0.46
1:C:315:GLN:OE1	1:C:836:MET:CB	2.56	0.46
1:C:377:ARG:NH1	1:C:377:ARG:HB2	2.31	0.46
1:C:383:MET:SD	1:C:561:GLN:HG2	2.56	0.46
1:C:725:PHE:O	1:C:726:ASP:C	2.53	0.46
1:C:731:TRP:CZ2	1:C:875:PHE:CG	2.99	0.46
1:C:745:ILE:HG12	1:C:765:TRP:CG	2.51	0.46
1:C:807:ASP:OD2	1:C:809:ILE:HG12	2.15	0.46
1:D:135:TRP:N	1:D:154:THR:OG1	2.39	0.46
1:D:570:LYS:HB3	1:D:570:LYS:NZ	2.31	0.46
1:D:709:ASP:O	1:D:711:THR:HG22	2.16	0.46
1:D:747:ARG:HG2	1:D:747:ARG:O	2.15	0.46
1:D:847:PRO:O	1:F:121:TYR:HE2	1.99	0.46
1:E:192:THR:O	1:E:193:PHE:CD2	2.68	0.46
1:F:673:ALA:O	1:F:944:PRO:HG3	2.15	0.46
1:F:674:ALA:HB3	1:F:944:PRO:HD3	1.97	0.46
1:G:23:TYR:CE1	1:G:24:LEU:CD2	2.99	0.46

*Continued on next page...*



*Continued from previous page...*

Atom-1	Atom-2	Interatomic distance (Å)	Clash overlap (Å)
1:G:243:LYS:H	1:G:243:LYS:HG2	1.47	0.46
1:G:869:VAL:CG2	1:G:870:MET:N	2.72	0.46
1:H:6:MET:O	1:H:7:MET:C	2.52	0.46
1:H:424:GLN:O	1:I:261:PHE:CD2	2.69	0.46
1:H:589:VAL:HG21	1:H:606:ALA:HB1	1.93	0.46
1:H:698:TYR:O	1:H:700:VAL:N	2.49	0.46
1:I:422:THR:CB	1:I:449:GLN:HA	2.46	0.46
1:I:523:ARG:O	1:I:801:MET:HB3	2.16	0.46
1:J:104:ARG:O	1:J:104:ARG:HG2	2.16	0.46
1:J:189:ALA:HB2	1:J:254:LEU:HD21	1.98	0.46
1:J:513:LEU:HG	1:J:819:LEU:HD11	1.97	0.46
1:J:603:VAL:O	1:J:603:VAL:HG12	2.15	0.46
1:K:296:HIS:CE1	1:K:317:MET:CG	2.99	0.46
1:K:327:ARG:NE	1:K:594:GLN:CB	2.73	0.46
1:K:334:MET:CE	1:K:562:VAL:HG23	2.46	0.46
1:K:731:TRP:CE3	1:K:732:PRO:CD	2.99	0.46
1:L:99:THR:HA	1:L:616:TYR:O	2.16	0.46
1:L:134:GLN:CB	1:L:155:LYS:H	2.28	0.46
1:L:168:THR:HG21	1:L:185:LYS:CE	2.46	0.46
1:L:186:ASP:OD1	1:L:191:LYS:O	2.34	0.46
1:L:296:HIS:HE1	1:L:317:MET:HE2	1.79	0.46
1:L:409:ASN:OD1	1:L:409:ASN:N	2.49	0.46
1:L:483:ASP:O	1:L:483:ASP:CG	2.54	0.46
2:N:110:LEU:HD23	2:N:411:VAL:HG12	1.98	0.46
5:Q:22:PRO:HB2	5:Q:24:TRP:CZ2	2.51	0.46
6:U:217:ASP:C	6:U:219:VAL:N	2.69	0.46
6:V:197:TYR:CZ	6:V:200:PRO:O	2.69	0.46
7:5:16:ARG:NH1	7:5:21:THR:HG21	2.31	0.46
1:A:217:LYS:HA	1:A:285:THR:CG2	2.45	0.45
1:A:223:LYS:O	1:A:224:PRO:O	2.34	0.45
1:A:487:TYR:HA	1:A:507:ARG:NH2	2.31	0.45
1:A:553:GLY:N	1:B:804:GLN:HE21	2.14	0.45
1:A:721:VAL:HG23	1:A:905:PHE:CD2	2.51	0.45
1:B:652:MET:CB	1:B:654:TYR:CE1	2.97	0.45
1:B:931:PRO:HB2	1:B:932:HIS:CD2	2.52	0.45
1:C:93:VAL:HG11	1:C:630:LEU:HD12	1.98	0.45
1:C:170:GLN:HB2	1:C:185:LYS:HD2	1.97	0.45
1:C:223:LYS:HB3	1:C:224:PRO:HD2	1.96	0.45
1:C:480:TYR:O	1:C:529:MET:CE	2.64	0.45
1:C:545:TYR:O	1:C:547:SER:N	2.49	0.45
1:C:588:ASP:O	1:C:592:ILE:HG12	2.16	0.45

*Continued on next page...*



*Continued from previous page...*

Atom-1	Atom-2	Interatomic distance (Å)	Clash overlap (Å)
1:C:680:PHE:HD2	1:C:718:PHE:CZ	2.34	0.45
1:C:902:ASP:O	1:C:902:ASP:CG	2.54	0.45
1:D:33:ARG:NH2	7:3:15:THR:OG1	2.49	0.45
1:D:367:TYR:O	1:D:367:TYR:CG	2.69	0.45
1:D:552:ASN:OD1	1:D:552:ASN:C	2.53	0.45
1:D:657:PRO:HG2	1:D:660:ALA:CB	2.41	0.45
1:E:676:ARG:CB	1:E:921:GLU:HB2	2.31	0.45
1:E:716:HIS:ND1	1:E:717:THR:CG2	2.70	0.45
1:F:194:GLN:O	1:F:197:PRO:CD	2.56	0.45
1:F:295:THR:HG22	1:F:318:PRO:HA	1.98	0.45
1:F:387:ALA:CB	1:F:546:ARG:HE	2.28	0.45
1:F:409:ASN:ND2	1:F:464:LEU:HG	2.31	0.45
1:F:576:PRO:HG2	1:F:631:GLU:CD	2.36	0.45
1:F:787:TYR:C	1:F:789:ASP:H	2.20	0.45
1:G:121:TYR:O	1:G:226:TYR:O	2.35	0.45
1:G:172:LEU:O	1:G:172:LEU:HD23	2.16	0.45
1:G:202:GLU:HA	1:H:313:VAL:CG1	2.46	0.45
1:G:255:ASP:O	1:G:255:ASP:CG	2.55	0.45
1:G:391:TYR:O	1:G:391:TYR:CD1	2.68	0.45
1:G:537:HIS:C	1:G:539:ARG:H	2.19	0.45
1:G:620:PHE:HA	1:H:778:TYR:CE1	2.51	0.45
1:G:682:ARG:HD3	1:G:714:LEU:CD2	2.46	0.45
1:G:725:PHE:N	1:G:725:PHE:CD1	2.84	0.45
1:H:46:ARG:CG	1:H:46:ARG:NH1	2.51	0.45
1:H:433:ASP:OD1	1:I:169:ASN:HB3	2.17	0.45
1:H:731:TRP:O	1:H:732:PRO:C	2.51	0.45
1:H:749:VAL:CG2	5:R:51:TYR:CE2	2.99	0.45
1:H:798:PHE:CG	1:H:799:GLN:N	2.85	0.45
1:H:937:GLU:N	1:H:937:GLU:OE1	2.49	0.45
1:I:347:GLY:O	1:I:350:SER:C	2.47	0.45
1:I:420:ASN:O	1:I:421:SER:C	2.55	0.45
1:I:720:LYS:O	1:I:721:VAL:HG22	2.16	0.45
1:J:196:GLU:OE2	1:K:823:HIS:HA	2.15	0.45
1:J:229:PHE:HE1	1:K:845:ASN:O	1.99	0.45
1:J:365:LEU:O	1:J:369:LEU:HD13	2.15	0.45
1:J:564:GLN:HE21	1:J:569:ILE:HB	1.81	0.45
1:J:574:LEU:H	1:J:574:LEU:HG	1.51	0.45
1:K:81:LYS:HA	1:K:584:ASN:CB	2.46	0.45
1:K:96:MET:HG2	1:K:569:ILE:O	2.16	0.45
1:K:121:TYR:O	1:K:227:GLY:CA	2.62	0.45
1:K:515:ASP:C	1:K:517:TYR:N	2.69	0.45

*Continued on next page...*



*Continued from previous page...*

Atom-1	Atom-2	Interatomic distance (Å)	Clash overlap (Å)
1:L:20:ALA:CB	1:L:23:TYR:HE2	2.27	0.45
1:L:157:PHE:CE1	1:L:312:LEU:CD2	2.99	0.45
1:L:227:GLY:HA3	1:L:295:THR:HG21	1.98	0.45
1:L:761:MET:HE2	1:L:761:MET:HB2	1.85	0.45
2:N:123:GLU:CG	2:N:124:TYR:N	2.79	0.45
2:N:325:LYS:N	3:O:6:ARG:NH1	2.64	0.45
2:N:433:LEU:C	2:N:435:ARG:H	2.18	0.45
2:N:499:CYS:O	2:N:501:TYR:N	2.48	0.45
5:P:18:THR:N	5:R:14:SER:O	2.46	0.45
5:R:22:PRO:CB	5:R:24:TRP:CZ2	2.99	0.45
7:4:19:MET:HE2	7:4:19:MET:HA	1.98	0.45
1:A:79:LEU:HD12	1:A:80:TYR:H	1.80	0.45
1:A:275:GLU:CD	1:A:275:GLU:H	2.18	0.45
1:A:412:PHE:CE2	1:C:828:PHE:HD2	2.33	0.45
1:A:474:TYR:HA	1:A:478:ALA:HB3	1.97	0.45
1:A:579:TYR:CD1	1:A:579:TYR:N	2.85	0.45
1:A:780:GLY:N	1:C:98:SER:HB3	2.27	0.45
1:A:799:GLN:O	1:A:801:MET:HE2	2.16	0.45
1:B:68:PHE:CD1	1:B:68:PHE:N	2.85	0.45
1:B:194:GLN:C	1:B:197:PRO:HD2	2.33	0.45
1:B:231:ARG:HG2	1:B:232:PRO:N	2.31	0.45
1:B:351:GLN:NE2	2:N:400:ARG:HE	2.00	0.45
1:B:452:ILE:HG23	1:C:159:VAL:N	2.31	0.45
1:B:604:ASP:CG	1:B:605:GLY:N	2.70	0.45
1:B:636:ASN:ND2	4:M:16:SER:HA	2.30	0.45
1:B:665:ILE:HD11	1:B:918:LEU:HD22	1.98	0.45
1:B:687:GLU:O	1:B:699:PHE:CZ	2.64	0.45
1:C:191:LYS:CG	1:C:194:GLN:HG3	2.46	0.45
1:D:356:VAL:HG11	1:D:952:THR:OG1	2.15	0.45
1:D:392:ASP:OD1	1:D:392:ASP:C	2.55	0.45
1:D:428:ILE:O	1:D:428:ILE:HG13	2.14	0.45
1:D:513:LEU:O	1:D:514:VAL:HG12	2.15	0.45
1:D:888:LEU:HA	1:D:891:ASN:HB2	1.98	0.45
1:E:191:LYS:O	1:E:191:LYS:CG	2.62	0.45
1:E:193:PHE:O	1:E:195:PRO:N	2.49	0.45
1:E:460:MET:CE	1:F:411:CYS:CB	2.93	0.45
1:F:235:GLU:C	1:F:237:GLY:H	2.20	0.45
1:F:241:LYS:CE	1:F:286:GLU:OE2	2.64	0.45
1:F:588:ASP:OD2	1:F:589:VAL:N	2.49	0.45
1:F:706:PRO:CA	1:F:711:THR:HG23	2.44	0.45
1:F:717:THR:O	1:F:717:THR:OG1	2.33	0.45

*Continued on next page...*



*Continued from previous page...*

Atom-1	Atom-2	Interatomic distance (Å)	Clash overlap (Å)
1:F:774:TYR:CB	1:F:776:ILE:HD13	2.45	0.45
1:G:162:THR:OG1	1:G:163:GLY:N	2.48	0.45
1:G:409:ASN:ND2	1:G:464:LEU:HB2	2.30	0.45
1:G:576:PRO:HD2	1:G:635:ARG:NH2	2.31	0.45
1:G:861:GLN:HE21	1:G:861:GLN:HB2	1.60	0.45
1:H:62:GLN:HE21	1:H:624:HIS:HE1	1.48	0.45
1:H:77:THR:HA	1:H:587:LYS:HZ1	1.81	0.45
1:H:130:PRO:HG3	1:H:312:LEU:HG	1.97	0.45
1:H:135:TRP:CZ2	1:H:309:GLU:CB	2.89	0.45
1:H:192:THR:HG23	1:H:284:TYR:CG	2.52	0.45
1:H:194:GLN:HG3	1:H:195:PRO:CD	2.44	0.45
1:H:786:GLY:O	1:H:789:ASP:OD1	2.34	0.45
1:H:916:LEU:HD13	1:H:918:LEU:H	1.81	0.45
1:I:869:VAL:O	1:I:870:MET:HB2	2.16	0.45
1:J:20:ALA:H	1:J:47:ASN:HB3	1.80	0.45
1:J:81:LYS:HG2	1:J:81:LYS:O	2.16	0.45
1:J:99:THR:HA	1:J:616:TYR:O	2.16	0.45
1:J:408:PRO:O	1:J:410:TYR:CE1	2.69	0.45
1:J:457:VAL:HG21	1:L:827:GLY:O	2.15	0.45
1:K:25:SER:HB3	1:L:639:HIS:HE2	1.81	0.45
1:K:53:THR:O	1:K:53:THR:OG1	2.35	0.45
1:K:149:GLN:HG3	1:K:150:GLU:N	2.29	0.45
1:K:224:PRO:HB3	1:K:314:GLN:O	2.17	0.45
1:K:372:ASP:OD1	1:K:373:SER:N	2.49	0.45
1:K:678:TRP:CD1	1:K:903:MET:HE1	2.52	0.45
1:K:687:GLU:CB	1:K:701:TYR:CE2	2.99	0.45
1:L:99:THR:O	1:L:100:TYR:C	2.54	0.45
1:L:337:ASN:ND2	1:L:361:ARG:HB3	2.30	0.45
1:L:422:THR:C	1:L:450:ASN:O	2.53	0.45
1:L:640:ASP:HB2	1:L:929:HIS:HA	1.97	0.45
1:L:656:ILE:HG22	1:L:914:THR:C	2.37	0.45
1:L:705:ILE:O	1:L:705:ILE:CG1	2.64	0.45
2:N:385:VAL:HG22	2:N:416:MET:HG3	1.98	0.45
4:M:167:ARG:HA	4:M:167:ARG:HD3	1.75	0.45
4:M:246:VAL:HG12	4:M:249:ASN:H	1.81	0.45
4:M:273:PHE:HE1	4:M:290:SER:HB2	1.76	0.45
4:M:319:ILE:HG21	4:M:363:LYS:HG3	1.97	0.45
5:R:82:MET:CG	5:R:82:MET:O	2.59	0.45
6:U:4:GLU:O	6:U:6:PRO:CD	2.53	0.45
6:U:168:TYR:HB3	7:1:31:ASN:CB	2.45	0.45
6:U:205:PRO:HA	6:U:208:TYR:CZ	2.50	0.45

*Continued on next page...*



*Continued from previous page...*

Atom-1	Atom-2	Interatomic distance (Å)	Clash overlap (Å)
1:A:159:VAL:HG21	1:B:841:PRO:CD	2.45	0.45
1:A:380:TYR:H	1:A:380:TYR:HD1	1.57	0.45
1:A:480:TYR:CE1	1:A:537:HIS:CE1	3.04	0.45
1:A:554:ARG:HG2	1:A:554:ARG:HH11	1.81	0.45
1:B:371:LEU:HD23	1:B:371:LEU:HA	1.73	0.45
1:B:533:ASN:HA	1:B:534:PRO:HD3	1.77	0.45
1:B:564:GLN:HE21	1:B:564:GLN:HA	1.81	0.45
1:B:575:LEU:HD11	1:B:634:LEU:HB3	1.97	0.45
1:B:771:LEU:CD1	1:B:880:MET:CE	2.94	0.45
1:B:831:TYR:CD2	1:B:832:LEU:CG	2.98	0.45
1:C:131:ASN:OD1	1:C:225:CYS:HA	2.17	0.45
1:C:335:TYR:OH	1:C:694:GLY:HA2	2.16	0.45
1:C:480:TYR:CE2	1:C:537:HIS:CE1	3.04	0.45
1:C:481:LEU:O	1:C:482:PRO:C	2.54	0.45
1:D:314:GLN:HE21	1:D:314:GLN:HB3	1.25	0.45
1:D:440:TRP:CZ3	1:E:276:GLU:HB2	2.51	0.45
1:D:705:ILE:CD1	1:D:708:LEU:HD12	2.30	0.45
1:E:200:GLY:C	1:E:202:GLU:H	2.20	0.45
1:E:309:GLU:C	1:E:311:ASN:H	2.19	0.45
1:E:462:ILE:HG22	1:F:411:CYS:SG	2.40	0.45
1:F:177:ASP:O	1:F:180:ALA:N	2.44	0.45
1:F:196:GLU:N	1:F:197:PRO:CD	2.79	0.45
1:F:483:ASP:HA	1:F:486:LYS:HD3	1.98	0.45
1:F:575:LEU:HD11	1:F:634:LEU:HD22	1.99	0.45
1:F:745:ILE:HG22	1:F:746:LYS:N	2.31	0.45
1:G:50:VAL:CG1	1:H:890:GLN:NE2	2.80	0.45
1:G:91:ASN:HD22	1:G:91:ASN:N	2.12	0.45
1:G:453:CYS:O	1:G:453:CYS:SG	2.74	0.45
1:G:748:SER:HB3	1:G:760:ASN:HD22	1.81	0.45
1:G:951:THR:O	1:G:952:THR:OXT	2.34	0.45
1:H:118:GLY:HA2	1:H:318:PRO:CG	2.46	0.45
1:H:201:GLU:HG3	1:H:202:GLU:HG3	1.98	0.45
1:H:343:GLY:HA3	1:H:583:TRP:CE3	2.51	0.45
1:H:575:LEU:HD13	1:H:575:LEU:HA	1.78	0.45
1:H:918:LEU:HD21	1:H:920:PHE:CD2	2.51	0.45
1:I:56:VAL:HG13	1:I:57:THR:HG22	1.98	0.45
1:J:106:VAL:HG22	1:J:106:VAL:O	2.15	0.45
1:J:499:ASN:O	1:J:504:MET:HE3	2.16	0.45
1:J:517:TYR:HA	1:J:520:ILE:HG23	1.99	0.45
1:J:708:LEU:HD23	1:J:708:LEU:C	2.36	0.45
1:J:925:VAL:CG1	1:L:46:ARG:HH22	2.18	0.45

*Continued on next page...*



*Continued from previous page...*

Atom-1	Atom-2	Interatomic distance (Å)	Clash overlap (Å)
1:K:216:LEU:N	1:K:216:LEU:HD23	2.30	0.45
1:K:236:LYS:HD2	1:K:236:LYS:HA	1.81	0.45
1:K:390:SER:O	1:K:540:ASN:ND2	2.50	0.45
1:K:602:ARG:HH12	1:K:697:PRO:HA	1.80	0.45
1:L:79:LEU:N	1:L:79:LEU:CD1	2.75	0.45
1:L:135:TRP:CZ3	1:L:156:THR:CG2	3.00	0.45
1:L:707:TYR:CD2	1:L:708:LEU:HB3	2.48	0.45
2:N:251:LEU:HD12	2:N:377:ASP:O	2.15	0.45
3:O:4:ARG:O	3:O:5:LEU:HD23	2.16	0.45
4:M:73:LEU:O	4:M:73:LEU:HG	2.17	0.45
4:M:316:GLU:O	4:M:318:ARG:N	2.39	0.45
5:P:18:THR:HB	5:R:15:PRO:C	2.37	0.45
7:6:3:ASP:CG	7:6:4:ILE:N	2.69	0.45
1:A:31:PHE:CD2	1:A:32:ALA:N	2.84	0.45
1:A:124:LEU:HD11	1:B:470:LYS:CE	2.46	0.45
1:A:159:VAL:HG21	1:B:841:PRO:CG	2.46	0.45
1:A:344:VAL:CG1	1:A:582:GLU:HB3	2.47	0.45
1:A:428:ILE:CA	1:A:438:SER:HA	2.46	0.45
1:A:508:VAL:CG2	1:A:834:PRO:HD2	2.47	0.45
1:A:514:VAL:HB	1:A:526:LEU:CD2	2.46	0.45
1:A:715:ASN:HD21	1:A:870:MET:H	1.63	0.45
1:B:99:THR:O	1:B:100:TYR:HB3	2.17	0.45
1:B:107:LEU:HD12	1:B:608:VAL:HG13	1.97	0.45
1:B:405:ASP:OD1	1:B:405:ASP:O	2.34	0.45
1:B:808:GLU:CG	1:B:814:TYR:CG	2.99	0.45
1:C:246:ASN:ND2	1:C:252:LYS:CG	2.68	0.45
1:C:731:TRP:CZ2	1:C:888:LEU:HD12	2.50	0.45
1:C:856:VAL:HG23	1:C:857:PRO:HD2	1.97	0.45
1:D:124:LEU:HD11	1:E:470:LYS:HD3	1.97	0.45
1:D:288:VAL:HG13	1:D:290:LEU:HB2	1.97	0.45
1:D:462:ILE:HB	1:E:411:CYS:HB3	1.98	0.45
1:E:31:PHE:CZ	1:F:630:LEU:HB2	2.51	0.45
1:E:103:ILE:HG23	1:E:610:PHE:CD2	2.24	0.45
1:E:216:LEU:HD23	1:E:216:LEU:N	2.31	0.45
1:E:744:GLU:O	1:E:765:TRP:CB	2.61	0.45
1:F:65:THR:HB	1:F:618:THR:CG2	2.44	0.45
1:F:872:ARG:HE	1:F:872:ARG:HB2	1.45	0.45
1:G:53:THR:CG2	1:G:54:HIS:N	2.79	0.45
1:G:56:VAL:HG22	7:6:24:GLU:CG	2.46	0.45
1:G:242:PHE:CD2	1:G:242:PHE:N	2.82	0.45
1:G:422:THR:O	1:H:264:PRO:HD2	2.17	0.45

*Continued on next page...*



*Continued from previous page...*

Atom-1	Atom-2	Interatomic distance (Å)	Clash overlap (Å)
1:G:696:ASP:C	1:G:698:TYR:N	2.70	0.45
1:G:792:TYR:HE1	1:G:868:ARG:HD2	1.82	0.45
1:G:801:MET:O	1:G:863:LYS:O	2.35	0.45
1:G:853:GLN:HA	1:I:554:ARG:HH11	1.81	0.45
1:H:72:ASP:HB3	1:L:71:VAL:HG23	1.98	0.45
1:H:201:GLU:CG	1:H:202:GLU:N	2.79	0.45
1:H:486:LYS:NZ	1:H:509:VAL:HG11	2.32	0.45
1:H:700:VAL:O	1:H:700:VAL:HG23	2.17	0.45
1:H:707:TYR:C	1:H:709:ASP:N	2.69	0.45
1:I:88:VAL:O	1:I:89:GLY:O	2.33	0.45
1:I:155:LYS:HD2	1:I:285:THR:HG21	1.99	0.45
1:I:448:ARG:CG	1:I:449:GLN:N	2.77	0.45
1:J:27:GLY:HA3	1:K:633:MET:HE1	1.97	0.45
1:J:165:ILE:HD12	1:J:175:GLY:HA2	1.98	0.45
1:J:651:ASN:CB	1:J:919:LEU:HB3	2.46	0.45
1:J:685:THR:OG1	1:J:915:LEU:CD1	2.63	0.45
1:J:807:ASP:HB3	1:J:859:VAL:HG12	1.99	0.45
1:J:854:THR:HG21	1:L:291:GLU:OE2	2.17	0.45
1:K:110:GLY:HA2	1:K:605:GLY:O	2.16	0.45
1:K:194:GLN:O	1:K:196:GLU:HG2	2.16	0.45
1:K:413:PRO:HD3	1:K:458:TYR:O	2.17	0.45
1:K:589:VAL:HG23	1:K:593:LEU:CD1	2.38	0.45
1:K:682:ARG:NE	1:K:914:THR:HG21	2.31	0.45
1:K:774:TYR:C	1:K:776:ILE:N	2.69	0.45
1:K:819:LEU:C	1:K:819:LEU:CD2	2.78	0.45
1:L:78:TYR:HA	1:L:587:LYS:HB3	1.99	0.45
1:L:190:ASP:CG	1:L:191:LYS:H	2.18	0.45
1:L:533:ASN:ND2	1:L:535:PHE:HB2	2.28	0.45
2:N:100:PHE:CE2	2:N:483:ILE:HD11	2.49	0.45
2:N:231:PRO:HD2	2:N:376:PRO:HG3	1.98	0.45
5:P:7:ALA:O	5:P:8:PHE:CG	2.70	0.45
6:V:19:LEU:HD21	6:V:72:ARG:CA	2.45	0.45
6:V:72:ARG:HD2	6:V:72:ARG:HA	1.51	0.45
1:A:134:GLN:HG3	1:A:135:TRP:N	2.31	0.45
1:A:234:ASN:C	1:A:236:LYS:N	2.70	0.45
1:A:277:TYR:CD1	1:A:278:LYS:C	2.90	0.45
1:A:533:ASN:CG	1:A:713:TYR:HE2	2.13	0.45
1:A:607:SER:O	1:A:607:SER:OG	2.28	0.45
1:A:623:ALA:C	1:A:625:ASN:N	2.69	0.45
1:A:631:GLU:O	1:A:635:ARG:CG	2.64	0.45
1:A:706:PRO:CB	1:A:711:THR:O	2.60	0.45

*Continued on next page...*



*Continued from previous page...*

Atom-1	Atom-2	Interatomic distance (Å)	Clash overlap (Å)
1:B:187:ILE:H	1:B:191:LYS:HD3	1.82	0.45
1:C:66:LEU:HD12	1:C:619:PHE:HE1	1.58	0.45
1:C:263:VAL:CG1	1:C:264:PRO:CD	2.91	0.45
1:C:335:TYR:CD1	1:C:586:ARG:NH1	2.84	0.45
1:D:10:TRP:HH2	1:E:943:THR:HG21	1.20	0.45
1:D:135:TRP:H	1:D:154:THR:HG1	1.63	0.45
1:D:218:LYS:C	1:D:220:THR:H	2.20	0.45
1:D:438:SER:HG	1:E:278:LYS:HG2	1.78	0.45
1:D:482:PRO:HD2	1:D:485:TYR:CE2	2.52	0.45
1:D:723:ILE:HD13	1:D:903:MET:HE2	1.97	0.45
1:D:823:HIS:HA	1:F:196:GLU:OE2	2.15	0.45
1:E:254:LEU:HD12	1:E:256:ILE:HD11	1.99	0.45
1:E:310:ILE:O	1:E:313:VAL:HG23	2.17	0.45
1:E:502:GLU:HG3	1:E:503:TYR:N	2.30	0.45
1:F:153:VAL:CG1	1:F:153:VAL:O	2.51	0.45
1:F:185:LYS:HE3	1:F:185:LYS:HB2	1.72	0.45
1:F:432:ASN:OD1	1:F:432:ASN:C	2.54	0.45
1:F:572:LEU:HD13	1:F:928:VAL:HG21	1.99	0.45
1:G:49:THR:HG1	7:6:21:THR:HB	1.72	0.45
1:G:380:TYR:HE1	1:G:387:ALA:HB1	1.77	0.45
1:G:479:LEU:HA	1:G:509:VAL:HG21	1.98	0.45
1:G:512:SER:OG	1:G:819:LEU:HD21	2.16	0.45
1:G:819:LEU:N	1:G:820:PRO:CD	2.80	0.45
1:H:36:ASP:O	1:H:37:THR:C	2.54	0.45
1:H:74:GLU:CG	1:H:74:GLU:O	2.64	0.45
1:H:177:ASP:HB2	1:H:184:LYS:HE2	1.97	0.45
1:H:437:GLU:OE1	1:H:437:GLU:HA	2.15	0.45
1:H:519:ASN:O	1:H:522:ALA:HB3	2.16	0.45
1:I:640:ASP:CB	1:I:929:HIS:HA	2.46	0.45
1:J:29:VAL:C	1:J:31:PHE:H	2.19	0.45
1:J:38:TYR:HE1	1:K:56:VAL:HG12	1.62	0.45
1:J:135:TRP:N	1:J:154:THR:HG23	2.32	0.45
1:J:341:ASN:HB2	1:J:584:ASN:OD1	2.17	0.45
1:J:443:ASP:O	1:K:150:GLU:HB3	2.16	0.45
1:J:529:MET:SD	1:J:529:MET:C	2.95	0.45
1:J:554:ARG:CG	1:J:554:ARG:NH1	2.79	0.45
1:J:568:ALA:O	1:J:569:ILE:HD13	2.17	0.45
1:J:662:ASN:HD21	5:Q:19:THR:HG21	1.81	0.45
1:J:677:GLY:N	1:J:921:GLU:CG	2.54	0.45
1:J:764:ASP:N	1:J:764:ASP:OD1	2.49	0.45
1:K:682:ARG:HH21	1:K:914:THR:CG2	2.18	0.45

*Continued on next page...*



*Continued from previous page...*

Atom-1	Atom-2	Interatomic distance (Å)	Clash overlap (Å)
1:K:686:LYS:HG2	1:K:686:LYS:O	2.17	0.45
1:K:705:ILE:HB	1:K:708:LEU:HD22	1.98	0.45
1:K:818:THR:CG2	1:K:820:PRO:HD2	2.47	0.45
1:L:26:PRO:HA	1:L:29:VAL:CG2	2.47	0.45
1:L:114:LYS:HZ1	1:L:319:ASN:HB2	1.81	0.45
1:L:173:LEU:HB2	1:L:185:LYS:HZ2	1.82	0.45
1:L:382:SER:HB2	1:L:549:LEU:HD21	1.98	0.45
2:N:416:MET:CE	2:N:499:CYS:CB	2.95	0.45
5:R:12:LEU:HG	5:R:17:LEU:HG	1.99	0.45
6:U:2:SER:HB3	6:U:200:PRO:CG	2.44	0.45
6:U:197:TYR:HE1	6:U:209:PRO:CD	2.30	0.45
6:U:213:ILE:HG13	6:U:213:ILE:O	2.16	0.45
6:V:61:VAL:O	6:V:61:VAL:CG1	2.64	0.45
1:A:101:PHE:HB2	1:A:562:VAL:HG22	1.98	0.45
1:A:142:GLY:HA3	1:A:147:VAL:HG22	1.99	0.45
1:A:361:ARG:O	1:A:361:ARG:HD2	2.17	0.45
1:A:417:THR:O	1:A:419:THR:N	2.48	0.45
1:A:576:PRO:HG3	1:A:631:GLU:OE2	2.17	0.45
1:A:912:GLU:O	1:A:913:PRO:C	2.54	0.45
1:B:41:LEU:CD2	1:C:630:LEU:HD21	2.46	0.45
1:B:69:VAL:HG23	1:B:70:PRO:CD	2.32	0.45
1:B:103:ILE:CG2	1:B:610:PHE:HD2	2.30	0.45
1:B:155:LYS:CE	1:B:261:PHE:HE1	2.30	0.45
1:B:724:MET:SD	1:B:728:SER:O	2.74	0.45
1:C:356:VAL:HG21	1:C:940:TYR:HD1	1.81	0.45
1:C:638:THR:O	1:C:638:THR:CG2	2.60	0.45
1:C:713:TYR:C	1:C:715:ASN:H	2.20	0.45
1:C:943:THR:HB	1:C:944:PRO:CD	2.46	0.45
1:D:187:ILE:C	1:D:189:ALA:N	2.70	0.45
1:D:262:ASP:OD1	1:D:263:VAL:O	2.35	0.45
1:D:278:LYS:O	1:D:278:LYS:HG3	2.16	0.45
1:D:305:ASP:O	1:D:306:ASN:ND2	2.49	0.45
1:D:395:VAL:HG21	1:D:476:ASN:HB3	1.98	0.45
1:D:767:LEU:O	1:D:767:LEU:HG	2.14	0.45
1:D:836:MET:HE3	1:F:203:ASN:HB3	1.98	0.45
1:E:53:THR:HG23	7:3:25:ILE:HD11	1.99	0.45
1:E:230:ALA:HB3	1:E:239:GLN:NE2	2.32	0.45
1:E:589:VAL:HG22	1:E:601:LEU:HB2	1.97	0.45
1:E:691:LEU:HD11	1:E:708:LEU:HD23	1.99	0.45
1:E:745:ILE:CG1	1:E:765:TRP:CD2	2.98	0.45
1:E:824:ASN:C	1:E:826:SER:N	2.68	0.45

*Continued on next page...*



*Continued from previous page...*

Atom-1	Atom-2	Interatomic distance (Å)	Clash overlap (Å)
1:E:828:PHE:CZ	1:E:841:PRO:HG3	2.52	0.45
1:F:201:GLU:CG	1:F:202:GLU:N	2.80	0.45
1:F:241:LYS:HE2	1:F:286:GLU:HG3	1.98	0.45
1:F:267:SER:HB3	1:F:268:PRO:CD	2.38	0.45
1:F:364:GLU:OE1	1:F:565:LYS:HE2	2.17	0.45
1:F:465:GLN:H	1:F:465:GLN:HG2	1.41	0.45
1:F:489:PRO:HG2	1:F:492:VAL:CG2	2.42	0.45
1:F:666:SER:C	1:F:667:ILE:HG23	2.37	0.45
1:F:755:ASN:O	1:F:757:ALA:O	2.35	0.45
1:F:882:MET:CB	7:3:23:ASN:HD21	2.27	0.45
1:G:22:GLU:H	1:G:22:GLU:HG3	1.33	0.45
1:G:124:LEU:HD11	1:H:470:LYS:HD3	1.98	0.45
1:G:218:LYS:O	1:G:307:SER:CB	2.65	0.45
1:G:267:SER:N	1:G:268:PRO:CD	2.80	0.45
1:G:345:LEU:HD21	1:G:936:ILE:CD1	2.47	0.45
1:G:411:CYS:SG	1:G:460:MET:HB2	2.56	0.45
1:G:417:THR:HG21	1:G:419:THR:HB	1.95	0.45
1:G:427:LYS:HG2	1:G:439:GLU:HB3	1.99	0.45
1:G:502:GLU:CD	1:G:502:GLU:C	2.75	0.45
1:H:25:SER:CB	1:I:639:HIS:NE2	2.78	0.45
1:H:214:ARG:NH2	1:H:241:LYS:NZ	2.64	0.45
1:H:480:TYR:HH	1:H:538:PRO:HD3	1.81	0.45
1:H:565:LYS:HG2	1:H:565:LYS:O	2.16	0.45
1:H:575:LEU:O	1:H:576:PRO:C	2.55	0.45
1:H:766:PHE:C	1:H:768:VAL:H	2.20	0.45
1:H:923:PHE:N	1:H:943:THR:HG23	2.32	0.45
1:H:950:ALA:HB1	1:J:892:MET:HE1	1.98	0.45
1:I:94:LEU:HD23	1:I:574:LEU:CD2	2.38	0.45
1:I:333:LEU:CD2	1:I:562:VAL:HG21	2.47	0.45
1:I:499:ASN:ND2	1:I:499:ASN:N	2.64	0.45
1:J:289:ASN:O	1:J:291:GLU:HG3	2.16	0.45
1:J:416:GLY:O	1:J:457:VAL:CG1	2.64	0.45
1:J:503:TYR:O	1:J:507:ARG:HG3	2.16	0.45
1:J:915:LEU:N	1:J:915:LEU:CD1	2.79	0.45
1:K:155:LYS:HG2	1:K:158:GLY:HA2	1.98	0.45
1:K:213:GLY:C	1:K:214:ARG:HG3	2.37	0.45
1:K:222:MET:HE1	1:K:312:LEU:HD12	1.99	0.45
1:K:397:ILE:HG23	1:K:865:LEU:HD12	1.99	0.45
1:K:641:GLN:H	1:K:641:GLN:HG2	1.52	0.45
1:K:709:ASP:OD1	1:K:711:THR:CG2	2.51	0.45
1:K:749:VAL:O	1:K:750:ASP:HB3	2.16	0.45

*Continued on next page...*



*Continued from previous page...*

Atom-1	Atom-2	Interatomic distance (Å)	Clash overlap (Å)
1:K:943:THR:CB	1:K:944:PRO:HD3	2.46	0.45
1:L:689:PRO:HG2	1:L:691:LEU:HD21	1.99	0.45
1:L:723:ILE:CG2	1:L:901:LEU:HD12	2.46	0.45
2:N:226:TYR:O	2:N:226:TYR:CG	2.67	0.45
2:N:378:VAL:HG22	2:N:463:THR:CG2	2.46	0.45
2:N:405:VAL:O	2:N:405:VAL:HG23	2.16	0.45
2:N:416:MET:HE3	2:N:499:CYS:HB2	1.99	0.45
4:M:350:GLU:N	4:M:351:PRO:CD	2.80	0.45
5:P:15:PRO:HB3	5:R:15:PRO:CA	2.46	0.45
5:S:50:THR:HG23	5:S:53:THR:HG21	1.99	0.45
1:A:451:GLN:C	1:A:452:ILE:HG13	2.37	0.45
1:A:456:ASN:ND2	1:C:838:GLN:CA	2.32	0.45
1:B:2:ALA:HB1	6:U:82:GLU:OE2	2.15	0.45
1:B:188:TYR:CB	1:B:192:THR:HG21	2.46	0.45
1:B:383:MET:HG3	1:C:756:VAL:HG23	1.99	0.45
1:B:449:GLN:HG3	1:B:450:ASN:N	2.32	0.45
1:B:616:TYR:CE2	1:C:763:LYS:HD2	2.52	0.45
1:B:635:ARG:NH1	1:B:932:HIS:C	2.69	0.45
1:B:687:GLU:C	1:B:699:PHE:HE1	2.15	0.45
1:C:60:ARG:CD	6:U:98:GLU:OE2	2.61	0.45
1:C:80:TYR:O	1:C:585:PHE:N	2.29	0.45
1:C:172:LEU:O	1:C:172:LEU:HG	2.17	0.45
1:C:188:TYR:CD1	1:C:188:TYR:C	2.88	0.45
1:C:651:ASN:ND2	1:C:917:TYR:CE1	2.84	0.45
1:C:724:MET:HA	1:C:729:VAL:HA	1.99	0.45
1:D:155:LYS:HD2	1:D:261:PHE:CZ	2.50	0.45
1:D:413:PRO:HD3	1:D:458:TYR:O	2.16	0.45
1:D:462:ILE:HB	1:E:411:CYS:CB	2.46	0.45
1:D:540:ASN:O	1:D:544:ARG:HG2	2.17	0.45
1:D:600:ASP:OD1	1:D:603:VAL:HG23	2.17	0.45
1:E:100:TYR:CD1	1:E:561:GLN:HB2	2.52	0.45
1:E:221:LYS:O	1:E:290:LEU:HD23	2.16	0.45
1:E:257:ASP:OD2	1:E:285:THR:O	2.35	0.45
1:E:398:ILE:HD11	1:E:473:LEU:HD11	1.99	0.45
1:E:440:TRP:CD2	1:F:276:GLU:OE2	2.69	0.45
1:E:593:LEU:HD12	1:E:593:LEU:O	2.16	0.45
1:F:309:GLU:N	1:F:309:GLU:OE1	2.50	0.45
1:F:602:ARG:NH1	1:F:697:PRO:O	2.50	0.45
1:F:682:ARG:NH1	1:F:907:VAL:CG1	2.80	0.45
1:F:694:GLY:O	1:F:695:PHE:C	2.54	0.45
1:G:54:HIS:HB3	1:G:55:ASP:OD2	2.17	0.45

*Continued on next page...*



*Continued from previous page...*

Atom-1	Atom-2	Interatomic distance (Å)	Clash overlap (Å)
1:G:443:ASP:CG	1:H:150:GLU:CG	2.72	0.45
1:G:589:VAL:O	1:G:589:VAL:CG2	2.64	0.45
1:G:644:ASN:HD22	1:I:46:ARG:HD2	1.80	0.45
1:H:214:ARG:HH22	1:H:241:LYS:HE2	1.80	0.45
1:H:372:ASP:HA	1:H:377:ARG:CG	2.45	0.45
1:H:523:ARG:O	1:H:801:MET:HB2	2.16	0.45
1:H:698:TYR:O	1:H:700:VAL:HG13	2.17	0.45
1:I:324:ILE:HG22	1:I:325:GLY:N	2.32	0.45
1:I:477:VAL:O	1:I:480:TYR:HB2	2.17	0.45
1:I:842:TYR:CZ	1:I:843:PRO:HD2	2.52	0.45
1:J:12:TYR:O	1:J:12:TYR:CD1	2.70	0.45
1:J:16:ALA:O	1:J:48:PRO:HG3	2.17	0.45
1:J:64:LEU:HD11	1:J:621:PRO:CG	2.46	0.45
1:J:151:LYS:HE3	1:J:218:LYS:HZ2	1.82	0.45
1:J:413:PRO:HG2	1:J:417:THR:CA	2.47	0.45
1:J:517:TYR:O	1:J:520:ILE:CG1	2.44	0.45
1:J:537:HIS:CG	1:J:538:PRO:HD2	2.51	0.45
1:J:836:MET:HE2	1:L:203:ASN:HB3	1.99	0.45
1:J:839:GLY:C	1:L:198:GLN:CD	2.76	0.45
1:K:6:MET:O	6:V:184:GLY:HA3	2.16	0.45
1:K:370:LEU:CD1	1:K:646:TYR:CG	2.79	0.45
1:K:450:ASN:OD1	1:L:155:LYS:O	2.35	0.45
1:K:859:VAL:HG22	1:K:860:THR:N	2.31	0.45
1:L:76:THR:CG2	1:L:77:THR:N	2.60	0.45
1:L:298:VAL:CG1	1:L:317:MET:HG2	2.47	0.45
1:L:480:TYR:HH	1:L:538:PRO:HD3	1.74	0.45
1:L:531:ASN:CB	1:L:714:LEU:CD1	2.92	0.45
1:L:561:GLN:CA	1:L:561:GLN:NE2	2.80	0.45
1:L:682:ARG:HG3	1:L:682:ARG:HH11	1.80	0.45
2:N:39:ARG:HH22	2:N:518:THR:CG2	2.29	0.45
2:N:89:THR:C	2:N:91:ALA:H	2.20	0.45
2:N:112:THR:C	2:N:113:ILE:HD12	2.36	0.45
5:Q:52:ALA:O	5:Q:54:VAL:N	2.50	0.45
7:2:16:ARG:HA	7:2:17:PRO:HD2	1.76	0.45
1:A:109:ARG:HB3	1:A:113:PHE:HB2	1.99	0.45
1:A:109:ARG:NH2	1:A:550:LEU:HB2	2.32	0.45
1:A:230:ALA:HB1	1:A:288:VAL:HG22	1.98	0.45
1:A:298:VAL:CG2	1:A:317:MET:HG2	2.47	0.45
1:A:412:PHE:CD2	1:C:828:PHE:HD2	2.35	0.45
1:A:428:ILE:CD1	1:A:433:ASP:OD1	2.65	0.45
1:A:683:LEU:CD1	1:A:707:TYR:HB2	2.45	0.45

*Continued on next page...*



*Continued from previous page...*

Atom-1	Atom-2	Interatomic distance (Å)	Clash overlap (Å)
1:A:756:VAL:HG13	1:C:383:MET:SD	2.57	0.45
1:A:886:THR:HG22	1:A:887:ASP:H	1.82	0.45
1:B:197:PRO:CA	1:C:831:TYR:CE1	2.99	0.45
1:B:327:ARG:NH2	1:B:705:ILE:HG13	2.32	0.45
1:B:401:HIS:O	1:B:402:GLY:C	2.53	0.45
1:B:410:TYR:HA	1:B:461:GLU:HB3	1.96	0.45
1:B:440:TRP:CZ3	1:B:446:ILE:CG1	2.87	0.45
1:B:635:ARG:HH22	1:B:933:ARG:CG	2.25	0.45
1:B:790:ARG:NH1	1:B:790:ARG:CB	2.79	0.45
1:B:903:MET:O	1:B:903:MET:CG	2.56	0.45
1:C:47:ASN:OD1	7:2:7:ALA:CB	2.65	0.45
1:C:329:ASN:HA	1:C:385:ASN:O	2.17	0.45
1:C:748:SER:CB	1:C:760:ASN:HD22	2.20	0.45
1:C:842:TYR:CD2	1:C:843:PRO:N	2.85	0.45
1:C:881:SER:O	1:C:881:SER:OG	2.29	0.45
1:E:16:ALA:HA	1:E:48:PRO:HB3	1.99	0.45
1:E:732:PRO:O	1:E:736:ARG:HB2	2.16	0.45
1:E:924:ASP:HB3	1:E:942:ARG:CD	2.47	0.45
1:F:370:LEU:HA	1:F:646:TYR:CE1	2.52	0.45
1:F:441:GLU:HA	1:F:446:ILE:HD13	1.99	0.45
1:F:575:LEU:CB	1:F:576:PRO:HD2	2.34	0.45
1:F:629:THR:CG2	1:F:630:LEU:N	2.80	0.45
1:F:680:PHE:CD2	1:F:905:PHE:CZ	3.05	0.45
1:F:684:LYS:HD3	1:F:912:GLU:OE2	2.17	0.45
1:F:705:ILE:HD11	1:F:708:LEU:CD1	2.47	0.45
1:G:91:ASN:N	1:G:91:ASN:ND2	2.64	0.45
1:G:154:THR:HG23	1:G:155:LYS:HG2	1.98	0.45
1:G:427:LYS:HG2	1:G:439:GLU:CB	2.47	0.45
1:G:554:ARG:HG2	1:G:555:TYR:CZ	2.52	0.45
1:G:725:PHE:O	1:G:726:ASP:C	2.54	0.45
1:H:104:ARG:O	1:H:104:ARG:CG	2.65	0.45
1:H:138:LYS:CD	1:H:149:GLN:OE1	2.64	0.45
1:H:327:ARG:HG3	1:H:331:VAL:O	2.16	0.45
1:H:638:THR:CG2	1:H:639:HIS:N	2.80	0.45
1:H:916:LEU:HD13	1:H:918:LEU:N	2.32	0.45
1:I:132:PRO:CB	1:I:215:ALA:HA	2.44	0.45
1:I:160:ALA:CB	1:I:213:GLY:HA3	2.47	0.45
1:I:348:GLN:HG2	1:I:348:GLN:O	2.15	0.45
1:J:23:TYR:C	1:J:23:TYR:CD1	2.90	0.45
1:J:40:SER:H	1:L:779:GLN:HE22	1.63	0.45
1:J:203:ASN:C	1:J:205:GLN:H	2.19	0.45

*Continued on next page...*



*Continued from previous page...*

Atom-1	Atom-2	Interatomic distance (Å)	Clash overlap (Å)
1:J:415:ASN:O	1:K:130:PRO:HD2	2.16	0.45
1:J:779:GLN:HE21	1:J:779:GLN:N	2.15	0.45
1:K:111:PRO:HB3	1:L:853:GLN:HB3	1.98	0.45
1:K:501:TYR:HE1	1:K:597:LEU:CD2	2.30	0.45
1:K:936:ILE:CG2	1:K:937:GLU:N	2.80	0.45
1:L:134:GLN:CG	1:L:155:LYS:N	2.57	0.45
1:L:478:ALA:O	1:L:480:TYR:N	2.37	0.45
1:L:608:VAL:HG22	1:L:609:ARG:CG	2.47	0.45
1:L:852:GLY:C	1:L:854:THR:H	2.19	0.45
2:N:80:THR:OG1	2:N:81:THR:N	2.48	0.45
4:M:299:LEU:O	6:U:50:HIS:CE1	2.70	0.45
5:P:28:ARG:HB3	5:P:31:VAL:HG23	1.92	0.45
5:P:123:SER:HA	5:P:126:ARG:HD2	1.99	0.45
6:U:13:TYR:CD1	6:U:188:PHE:CE2	2.99	0.45
7:4:18:PHE:O	7:4:19:MET:HE2	2.17	0.45
8:Y:4:UNK:O	8:Y:5:UNK:C	2.64	0.45
1:A:81:LYS:HA	1:A:584:ASN:HA	1.99	0.45
1:A:103:ILE:HG22	1:A:610:PHE:HD2	1.81	0.45
1:A:213:GLY:O	1:A:284:TYR:HD1	1.99	0.45
1:A:280:ASP:OD1	1:A:281:ILE:N	2.50	0.45
1:A:510:ALA:CB	1:A:832:LEU:CD1	2.80	0.45
1:A:730:SER:OG	1:A:732:PRO:HG2	2.17	0.45
1:A:813:ASP:O	1:A:813:ASP:OD2	2.31	0.45
1:B:13:MET:CG	1:C:941:LEU:HD22	2.47	0.45
1:B:203:ASN:HA	1:B:206:GLU:OE2	2.16	0.45
1:B:244:PRO:HD3	1:B:254:LEU:C	2.37	0.45
1:B:368:GLN:NE2	1:B:377:ARG:HH22	2.15	0.45
1:B:472:PHE:CE1	1:B:539:ARG:CZ	2.88	0.45
1:C:21:SER:HB2	7:2:11:PRO:CD	2.47	0.45
1:C:25:SER:O	1:C:27:GLY:N	2.49	0.45
1:C:172:LEU:HD23	1:C:174:LEU:CD2	2.46	0.45
1:C:241:LYS:CD	1:C:256:ILE:CG1	2.95	0.45
1:C:527:ASP:OD1	1:C:863:LYS:CE	2.65	0.45
1:C:636:ASN:HB3	1:C:639:HIS:CE1	2.52	0.45
1:C:684:LYS:NZ	1:C:912:GLU:CG	2.77	0.45
1:C:811:TYR:CD1	1:C:857:PRO:CD	2.88	0.45
1:C:831:TYR:H	1:C:838:GLN:HE21	1.65	0.45
1:D:153:VAL:HG22	1:F:449:GLN:HG3	1.99	0.45
1:D:165:ILE:HA	1:D:165:ILE:HD13	1.55	0.45
1:E:90:ASP:O	1:E:92:ARG:HG2	2.17	0.45
1:E:124:LEU:HB2	1:F:825:ASN:OD1	2.17	0.45

*Continued on next page...*



*Continued from previous page...*

Atom-1	Atom-2	Interatomic distance (Å)	Clash overlap (Å)
1:E:170:GLN:CG	1:E:185:LYS:HE3	2.47	0.45
1:E:309:GLU:C	1:E:311:ASN:N	2.70	0.45
1:E:365:LEU:C	1:E:367:TYR:H	2.21	0.45
1:E:476:ASN:O	1:E:480:TYR:HD2	2.00	0.45
1:E:515:ASP:O	1:E:518:ILE:HG23	2.17	0.45
1:F:154:THR:CG2	1:F:155:LYS:HE3	2.46	0.45
1:F:188:TYR:O	1:F:256:ILE:HD12	2.16	0.45
1:F:193:PHE:O	1:F:194:GLN:C	2.54	0.45
1:F:194:GLN:C	1:F:196:GLU:N	2.69	0.45
1:F:308:SER:OG	1:F:310:ILE:HG22	2.17	0.45
1:F:372:ASP:OD1	1:F:372:ASP:C	2.55	0.45
1:F:384:TRP:CE3	1:F:563:PRO:HD3	2.52	0.45
1:F:419:THR:O	1:F:419:THR:HG23	2.17	0.45
1:F:652:MET:CE	5:R:20:ARG:HD3	2.44	0.45
1:F:652:MET:HE1	5:R:20:ARG:NH1	2.26	0.45
1:F:811:TYR:CE1	1:F:856:VAL:CG2	2.99	0.45
1:G:67:ARG:HD2	1:G:616:TYR:CE2	2.41	0.45
1:G:534:PRO:HD2	1:G:713:TYR:CG	2.51	0.45
1:G:676:ARG:HD2	1:G:884:ALA:O	2.16	0.45
1:G:685:THR:CG2	1:G:686:LYS:N	2.79	0.45
1:G:725:PHE:O	1:G:728:SER:HB2	2.17	0.45
1:G:780:GLY:N	1:I:98:SER:HB3	2.32	0.45
1:H:242:PHE:CD1	1:H:287:ASN:HB3	2.52	0.45
1:H:345:LEU:H	1:H:355:VAL:CG2	2.30	0.45
1:H:453:CYS:O	1:I:159:VAL:HA	2.17	0.45
1:H:699:PHE:HZ	1:H:705:ILE:HD11	1.80	0.45
1:H:752:GLU:O	1:H:752:GLU:CG	2.65	0.45
1:I:88:VAL:HG11	1:I:94:LEU:HB3	1.98	0.45
1:I:327:ARG:HH11	1:I:327:ARG:HG2	1.81	0.45
1:J:135:TRP:CD1	1:J:135:TRP:N	2.85	0.45
1:J:223:LYS:HG2	1:J:224:PRO:HD2	1.99	0.45
1:K:135:TRP:CH2	1:K:153:VAL:HG21	2.51	0.45
1:K:135:TRP:CZ2	1:K:153:VAL:CB	2.99	0.45
1:K:164:GLY:HA2	1:K:173:LEU:O	2.17	0.45
1:K:363:THR:HG21	1:K:566:PHE:CD1	2.52	0.45
1:K:436:GLU:H	1:K:436:GLU:HG2	1.52	0.45
1:K:544:ARG:NE	1:L:401:HIS:CD2	2.82	0.45
1:K:765:TRP:O	1:K:769:GLN:HB2	2.17	0.45
1:L:255:ASP:O	1:L:286:GLU:CB	2.64	0.45
1:L:331:VAL:HG23	1:L:331:VAL:O	2.16	0.45
1:L:478:ALA:C	1:L:480:TYR:H	2.16	0.45

*Continued on next page...*



*Continued from previous page...*

Atom-1	Atom-2	Interatomic distance (Å)	Clash overlap (Å)
1:L:575:LEU:HB3	1:L:576:PRO:CD	2.34	0.45
1:L:589:VAL:HG21	1:L:605:GLY:O	2.17	0.45
4:M:319:ILE:HD13	4:M:359:PRO:CG	2.47	0.45
5:P:15:PRO:HB2	5:R:15:PRO:N	2.32	0.45
1:A:110:GLY:C	1:A:112:SER:H	2.21	0.45
1:A:197:PRO:N	1:B:831:TYR:HD1	2.15	0.45
1:A:423:TYR:CZ	1:B:263:VAL:HG22	2.43	0.45
1:A:520:ILE:CD1	1:C:120:ALA:CB	2.88	0.45
1:A:811:TYR:HD1	1:A:857:PRO:HD2	1.81	0.45
1:B:24:LEU:HA	1:C:639:HIS:HB3	1.99	0.45
1:B:52:PRO:HG2	1:B:56:VAL:HG11	1.98	0.45
1:B:58:THR:CG2	1:B:59:ASP:N	2.79	0.45
1:B:195:PRO:HG2	1:C:823:HIS:CB	2.47	0.45
1:B:328:ASP:O	1:B:331:VAL:HG13	2.18	0.45
1:B:405:ASP:HB3	1:B:465:GLN:CB	2.47	0.45
1:B:890:GLN:CD	4:M:50:ALA:HB2	2.37	0.45
1:D:41:LEU:HD21	1:E:630:LEU:CD1	2.47	0.45
1:D:110:GLY:O	1:D:112:SER:N	2.50	0.45
1:D:479:LEU:C	1:D:486:LYS:NZ	2.68	0.45
1:E:223:LYS:HE2	1:E:292:THR:CG2	2.47	0.45
1:E:290:LEU:O	1:E:290:LEU:HG	2.17	0.45
1:E:453:CYS:H	1:F:159:VAL:HA	1.81	0.45
1:E:561:GLN:NE2	1:F:756:VAL:HA	2.32	0.45
1:F:6:MET:HE3	1:F:10:TRP:NE1	2.31	0.45
1:F:136:GLU:OE2	1:F:218:LYS:NZ	2.50	0.45
1:F:258:PHE:HB3	1:F:260:TYR:HE2	1.78	0.45
1:F:298:VAL:HB	1:F:317:MET:HG2	1.98	0.45
1:F:364:GLU:OE1	1:F:364:GLU:HA	2.17	0.45
1:F:372:ASP:OD1	1:F:373:SER:N	2.50	0.45
1:F:384:TRP:CE3	1:F:384:TRP:CA	2.98	0.45
1:F:427:LYS:HD2	1:F:442:LYS:CE	2.47	0.45
1:F:622:MET:HG2	1:F:626:THR:HG23	1.97	0.45
1:F:714:LEU:HD11	1:F:910:MET:HE1	1.94	0.45
1:F:742:GLU:N	1:F:742:GLU:OE2	2.50	0.45
1:F:745:ILE:CD1	1:F:765:TRP:CE2	2.99	0.45
1:G:412:PHE:CD1	1:G:412:PHE:N	2.62	0.45
1:H:10:TRP:CZ2	1:I:674:ALA:HB2	2.52	0.45
1:H:412:PHE:HB3	1:H:413:PRO:HD2	1.98	0.45
1:H:680:PHE:CE1	1:H:873:ILE:HD11	2.47	0.45
1:H:700:VAL:HG12	5:Q:34:SER:HB3	1.94	0.45
1:H:705:ILE:HG22	1:H:705:ILE:O	2.17	0.45

*Continued on next page...*



*Continued from previous page...*

Atom-1	Atom-2	Interatomic distance (Å)	Clash overlap (Å)
1:H:721:VAL:HG22	1:H:905:PHE:CD1	2.52	0.45
1:H:922:VAL:HG12	1:H:944:PRO:HG2	1.99	0.45
1:I:104:ARG:HD3	1:I:559:HIS:CD2	2.52	0.45
1:I:116:TYR:CD2	1:I:116:TYR:N	2.83	0.45
1:I:173:LEU:CD1	1:I:185:LYS:HZ2	1.82	0.45
1:I:191:LYS:C	1:I:193:PHE:H	2.18	0.45
1:I:500:THR:HG23	1:I:503:TYR:HB2	1.99	0.45
1:I:718:PHE:O	1:I:745:ILE:HG22	2.17	0.45
1:I:860:THR:OG1	1:I:861:GLN:N	2.50	0.45
1:I:937:GLU:O	1:I:937:GLU:CD	2.55	0.45
1:J:166:ASN:O	1:J:173:LEU:HD23	2.17	0.45
1:J:172:LEU:O	1:J:172:LEU:HD23	2.16	0.45
1:J:297:VAL:CG2	1:J:297:VAL:O	2.65	0.45
1:J:414:LEU:HD11	1:K:837:ARG:HD3	1.99	0.45
1:K:35:THR:HG22	7:8:24:GLU:OE2	2.17	0.45
1:K:68:PHE:CE1	1:K:86:LEU:HA	2.52	0.45
1:K:298:VAL:HG21	1:K:317:MET:HB3	1.98	0.45
1:K:652:MET:HB2	1:K:654:TYR:CE2	2.53	0.45
1:K:943:THR:HB	1:K:944:PRO:CD	2.47	0.45
1:K:943:THR:HG22	1:K:944:PRO:HD3	1.99	0.45
1:L:119:THR:O	1:L:119:THR:HG23	2.17	0.45
1:L:168:THR:C	1:L:170:GLN:N	2.69	0.45
1:L:168:THR:HG21	1:L:185:LYS:HD2	1.99	0.45
1:L:172:LEU:HD23	1:L:172:LEU:C	2.37	0.45
1:L:262:ASP:OD1	1:L:277:TYR:O	2.35	0.45
1:L:345:LEU:O	1:L:345:LEU:CD1	2.63	0.45
1:L:771:LEU:HD21	1:L:778:TYR:CE1	2.52	0.45
1:L:842:TYR:CD1	1:L:843:PRO:HD2	2.51	0.45
1:A:134:GLN:HB3	1:A:216:LEU:O	2.18	0.44
1:A:166:ASN:HD22	1:A:167:ILE:N	2.14	0.44
1:A:381:PHE:CE2	1:A:383:MET:HB3	2.52	0.44
1:A:406:GLU:O	1:A:407:LEU:HD23	2.16	0.44
1:A:444:ASP:O	1:A:446:ILE:N	2.50	0.44
1:B:454:LYS:HE3	1:B:454:LYS:HB2	1.75	0.44
1:B:880:MET:HG3	1:B:881:SER:N	2.32	0.44
1:C:139:GLU:HB2	1:C:152:ASP:HB3	1.97	0.44
1:C:278:LYS:O	1:C:278:LYS:HG3	2.12	0.44
1:C:514:VAL:HG23	1:C:518:ILE:CD1	2.47	0.44
1:C:683:LEU:CD1	1:C:707:TYR:HA	2.47	0.44
1:D:358:LEU:HD21	1:D:947:ALA:HB2	1.96	0.44
1:D:737:LEU:C	1:D:739:THR:N	2.70	0.44

*Continued on next page...*



*Continued from previous page...*

Atom-1	Atom-2	Interatomic distance (Å)	Clash overlap (Å)
1:D:808:GLU:O	1:D:810:ASN:N	2.50	0.44
1:D:851:ILE:CD1	1:F:116:TYR:CE2	2.94	0.44
1:E:65:THR:HG23	1:F:738:LEU:CD1	2.42	0.44
1:E:109:ARG:NH2	1:E:550:LEU:HD22	2.32	0.44
1:E:200:GLY:O	1:E:203:ASN:N	2.50	0.44
1:E:537:HIS:O	1:E:538:PRO:C	2.55	0.44
1:E:729:VAL:O	1:E:729:VAL:HG13	2.15	0.44
1:F:199:VAL:HG12	1:F:199:VAL:O	2.16	0.44
1:F:244:PRO:O	1:F:246:ASN:N	2.49	0.44
1:F:339:THR:HG23	1:F:342:MET:CE	2.47	0.44
1:F:339:THR:HB	1:H:740:PRO:HG2	1.99	0.44
1:F:581:TYR:HD2	1:F:582:GLU:H	1.65	0.44
1:F:589:VAL:O	1:F:593:LEU:HD12	2.18	0.44
1:F:665:ILE:O	1:F:665:ILE:HG13	2.17	0.44
1:F:669:SER:CA	1:F:900:ALA:HB2	2.47	0.44
1:F:676:ARG:HB3	1:F:886:THR:HB	1.99	0.44
1:G:239:GLN:HG2	1:H:842:TYR:HE2	1.82	0.44
1:G:314:GLN:HE21	1:G:314:GLN:HB3	1.37	0.44
1:G:315:GLN:OE1	1:G:835:THR:HB	2.17	0.44
1:G:328:ASP:HB2	1:G:546:ARG:HH21	1.82	0.44
1:H:151:LYS:HZ3	1:H:218:LYS:HG2	1.82	0.44
1:H:207:ASN:O	1:H:208:GLU:O	2.35	0.44
1:H:600:ASP:O	1:H:604:ASP:OD2	2.35	0.44
1:H:713:TYR:HA	1:H:867:ASP:HB2	1.99	0.44
1:H:746:LYS:HE3	1:H:746:LYS:HB3	1.65	0.44
1:I:160:ALA:HB1	1:I:213:GLY:HA3	1.99	0.44
1:I:675:PHE:CG	1:I:676:ARG:N	2.85	0.44
1:I:760:ASN:CB	5:S:54:VAL:HG21	2.47	0.44
1:J:95:ASP:HA	1:J:572:LEU:O	2.16	0.44
1:J:262:ASP:OD1	1:J:263:VAL:N	2.49	0.44
1:J:427:LYS:HD2	1:J:441:GLU:CB	2.47	0.44
1:J:636:ASN:ND2	1:J:636:ASN:C	2.70	0.44
1:J:644:ASN:CB	1:L:46:ARG:NH1	2.81	0.44
1:J:720:LYS:HB2	1:J:906:GLU:OE2	2.17	0.44
1:J:730:SER:HB3	1:J:732:PRO:HD2	1.99	0.44
1:J:839:GLY:H	1:L:198:GLN:HB2	1.82	0.44
1:J:841:PRO:O	1:J:842:TYR:HB2	2.16	0.44
1:J:862:LYS:HE2	1:J:862:LYS:HB3	1.69	0.44
1:L:176:THR:CG2	1:L:177:ASP:N	2.78	0.44
1:L:265:GLY:O	1:L:266:GLY:C	2.55	0.44
1:L:372:ASP:C	1:L:372:ASP:OD1	2.55	0.44

*Continued on next page...*



*Continued from previous page...*

Atom-1	Atom-2	Interatomic distance (Å)	Clash overlap (Å)
2:N:219:VAL:HG23	2:N:278:ALA:O	2.17	0.44
2:N:406:SER:CA	2:N:496:ARG:HB3	2.47	0.44
4:M:222:VAL:HG12	4:M:222:VAL:O	2.16	0.44
5:R:8:PHE:HD2	5:R:9:GLU:HB3	1.75	0.44
5:R:12:LEU:HD21	5:R:17:LEU:CD2	2.39	0.44
6:V:51:ARG:O	6:V:51:ARG:CG	2.64	0.44
7:3:9:LEU:O	7:3:9:LEU:CG	2.65	0.44
1:A:170:GLN:CG	1:A:185:LYS:HE3	2.42	0.44
1:A:794:PHE:O	1:A:797:ASN:N	2.50	0.44
1:A:833:ALA:C	1:A:835:THR:H	2.20	0.44
1:B:687:GLU:C	1:B:699:PHE:CE1	2.90	0.44
1:B:764:ASP:O	1:B:768:VAL:HG23	2.17	0.44
1:B:943:THR:CB	1:B:944:PRO:CD	2.92	0.44
1:C:150:GLU:C	1:C:152:ASP:H	2.19	0.44
1:C:152:ASP:C	1:C:154:THR:N	2.65	0.44
1:D:62:GLN:HG3	1:D:624:HIS:NE2	2.32	0.44
1:D:204:TRP:CE3	1:E:313:VAL:HG13	2.52	0.44
1:D:356:VAL:O	1:D:356:VAL:HG13	2.17	0.44
1:D:358:LEU:HD13	1:D:361:ARG:NH1	2.33	0.44
1:D:482:PRO:HD2	1:D:485:TYR:HE2	1.82	0.44
1:D:669:SER:OG	1:D:900:ALA:HB2	2.17	0.44
1:D:850:LEU:HD22	1:D:850:LEU:HA	1.71	0.44
1:E:661:THR:OG1	1:E:907:VAL:O	2.30	0.44
1:E:757:ALA:CB	1:E:798:PHE:HZ	2.29	0.44
1:F:581:TYR:HD1	1:F:615:LEU:HD11	1.82	0.44
1:F:587:LYS:O	1:F:587:LYS:HG3	2.18	0.44
1:F:715:ASN:HD21	1:F:869:VAL:HG22	1.82	0.44
1:G:190:ASP:OD1	1:G:191:LYS:HB3	2.15	0.44
1:G:262:ASP:C	1:I:423:TYR:HD2	2.21	0.44
1:G:474:TYR:HA	1:G:478:ALA:CB	2.47	0.44
1:G:495:PRO:HG2	1:G:500:THR:HG21	1.99	0.44
1:G:508:VAL:CG2	1:G:834:PRO:HD3	2.47	0.44
1:G:716:HIS:CD2	1:G:717:THR:CG2	2.99	0.44
1:G:731:TRP:C	1:G:733:GLY:H	2.19	0.44
1:G:860:THR:CG2	1:I:557:PRO:HD2	2.47	0.44
1:H:68:PHE:HE2	1:H:617:ALA:HB3	1.81	0.44
1:H:177:ASP:CG	1:H:184:LYS:HZ1	2.18	0.44
1:H:411:CYS:HB2	1:H:460:MET:CE	2.47	0.44
1:I:277:TYR:H	1:I:277:TYR:HD2	1.59	0.44
1:I:652:MET:HG3	1:I:654:TYR:OH	2.17	0.44
1:J:110:GLY:HA3	1:J:604:ASP:HB2	1.98	0.44

*Continued on next page...*



*Continued from previous page...*

Atom-1	Atom-2	Interatomic distance (Å)	Clash overlap (Å)
1:J:160:ALA:HB1	1:J:213:GLY:CA	2.48	0.44
1:J:277:TYR:O	1:L:440:TRP:HZ3	1.99	0.44
1:J:744:GLU:HB2	1:J:762:THR:HG21	1.98	0.44
1:K:44:LYS:HE3	1:L:573:LEU:HB2	1.98	0.44
1:K:166:ASN:CA	1:K:210:PHE:CE1	2.98	0.44
1:K:420:ASN:O	1:K:451:GLN:HG2	2.17	0.44
1:K:422:THR:HG23	1:K:423:TYR:N	2.33	0.44
1:K:495:PRO:HG2	1:K:503:TYR:N	2.33	0.44
1:K:593:LEU:HB3	1:K:601:LEU:HD12	1.98	0.44
1:K:896:ASN:O	6:U:10:MET:CE	2.64	0.44
1:L:134:GLN:HB3	1:L:154:THR:CB	2.44	0.44
1:L:427:LYS:HG2	1:L:428:ILE:O	2.17	0.44
1:L:615:LEU:H	1:L:615:LEU:CD2	2.23	0.44
1:L:878:ASN:OD1	1:L:880:MET:HB2	2.17	0.44
2:N:115:HIS:HA	2:N:469:PRO:HB3	1.98	0.44
2:N:141:PRO:HB3	2:N:152:ASP:HB2	1.99	0.44
2:N:173:THR:C	2:N:175:ASP:N	2.70	0.44
2:N:234:VAL:C	2:N:235:LEU:HD12	2.37	0.44
5:S:73:THR:O	5:S:77:LEU:HB2	2.18	0.44
6:U:43:ARG:O	6:U:45:ASN:N	2.50	0.44
7:4:22:TRP:HH2	7:4:25:ILE:HD13	1.81	0.44
1:A:233:THR:CB	1:A:240:ALA:HA	2.48	0.44
1:A:443:ASP:O	1:B:150:GLU:CB	2.66	0.44
1:A:811:TYR:HE1	1:A:856:VAL:HB	1.80	0.44
1:B:54:HIS:NE2	6:U:219:VAL:HG11	2.33	0.44
1:B:242:PHE:HZ	1:B:288:VAL:H	1.64	0.44
1:B:324:ILE:CD1	1:B:595:SER:OG	2.65	0.44
1:B:327:ARG:O	1:B:330:PHE:CA	2.65	0.44
1:B:501:TYR:O	1:B:501:TYR:CG	2.70	0.44
1:B:658:ALA:HB2	1:B:913:PRO:HD3	1.98	0.44
1:B:767:LEU:O	1:B:771:LEU:CB	2.65	0.44
1:B:775:ASN:HB3	1:B:880:MET:HE1	1.94	0.44
1:B:906:GLU:O	1:B:906:GLU:CG	2.66	0.44
1:C:38:TYR:OH	7:2:24:GLU:OE1	2.34	0.44
1:C:377:ARG:HH11	1:C:377:ARG:CB	2.29	0.44
1:C:464:LEU:HD23	1:C:464:LEU:HA	1.79	0.44
1:D:404:GLU:OE2	1:F:539:ARG:NH1	2.50	0.44
1:D:552:ASN:HD22	1:E:522:ALA:HB2	1.82	0.44
1:D:877:SER:HB3	1:F:57:THR:CG2	2.40	0.44
1:E:8:PRO:O	1:E:11:ALA:HB3	2.17	0.44
1:E:25:SER:H	1:F:639:HIS:CE1	2.34	0.44

*Continued on next page...*



*Continued from previous page...*

Atom-1	Atom-2	Interatomic distance (Å)	Clash overlap (Å)
1:E:195:PRO:HG2	1:F:823:HIS:CG	2.53	0.44
1:E:415:ASN:OD1	1:E:417:THR:HG22	2.17	0.44
1:E:485:TYR:CZ	1:E:528:PRO:HB3	2.53	0.44
1:E:905:PHE:CE2	1:E:916:LEU:HD21	2.53	0.44
1:E:912:GLU:HB3	1:E:913:PRO:CD	2.44	0.44
1:F:24:LEU:HD11	7:4:9:LEU:CD2	2.47	0.44
1:F:163:GLY:HA3	1:F:210:PHE:O	2.18	0.44
1:F:544:ARG:HD3	1:F:548:MET:HE3	1.99	0.44
1:F:580:THR:O	1:F:580:THR:HG23	2.17	0.44
1:F:766:PHE:HE1	1:F:781:PHE:CE1	2.36	0.44
1:G:16:ALA:C	1:G:48:PRO:HB3	2.38	0.44
1:G:178:GLU:HG3	1:G:181:GLU:HG3	1.99	0.44
1:G:202:GLU:HB3	1:H:313:VAL:CG2	2.33	0.44
1:G:424:GLN:HB3	1:G:447:SER:HA	1.98	0.44
1:G:456:ASN:N	1:G:456:ASN:HD22	2.16	0.44
1:G:747:ARG:HH11	1:G:747:ARG:HB3	1.82	0.44
1:G:800:PRO:C	1:G:801:MET:HG3	2.37	0.44
1:G:929:HIS:O	1:G:937:GLU:CG	2.65	0.44
1:H:116:TYR:CD1	1:I:520:ILE:HG21	2.53	0.44
1:H:132:PRO:O	1:H:216:LEU:HG	2.17	0.44
1:H:300:LYS:NZ	1:H:300:LYS:CB	2.81	0.44
1:H:372:ASP:OD1	1:H:372:ASP:C	2.56	0.44
1:H:481:LEU:HB3	1:H:485:TYR:HD2	1.82	0.44
1:H:529:MET:O	1:H:529:MET:SD	2.75	0.44
1:I:67:ARG:HB3	1:I:616:TYR:CD2	2.52	0.44
1:I:100:TYR:O	1:I:100:TYR:HD2	1.97	0.44
1:I:115:PRO:O	1:I:323:TYR:CZ	2.69	0.44
1:I:209:ALA:CB	1:I:210:PHE:CD1	3.00	0.44
1:I:306:ASN:O	1:I:311:ASN:ND2	2.50	0.44
1:I:392:ASP:HB3	1:I:395:VAL:CG2	2.41	0.44
1:I:545:TYR:O	1:I:547:SER:N	2.50	0.44
1:I:587:LYS:HG2	1:I:587:LYS:O	2.17	0.44
1:I:871:TRP:CE3	1:I:871:TRP:HA	2.53	0.44
1:I:880:MET:HA	1:I:880:MET:HE2	1.99	0.44
1:I:893:LEU:HD23	1:I:894:TYR:CE1	2.52	0.44
1:I:919:LEU:HD23	1:I:919:LEU:O	2.17	0.44
1:J:313:VAL:HG12	1:L:204:TRP:NE1	2.31	0.44
1:J:389:ASP:N	1:J:389:ASP:OD2	2.50	0.44
1:J:633:MET:O	1:J:636:ASN:HB3	2.17	0.44
1:J:828:PHE:O	1:J:829:THR:HB	2.16	0.44
1:J:838:GLN:CA	1:K:456:ASN:HD22	2.08	0.44

*Continued on next page...*



*Continued from previous page...*

Atom-1	Atom-2	Interatomic distance (Å)	Clash overlap (Å)
1:K:566:PHE:HD2	1:K:569:ILE:HG12	1.82	0.44
1:L:173:LEU:HB2	1:L:185:LYS:NZ	2.32	0.44
1:L:196:GLU:O	1:L:198:GLN:HG3	2.17	0.44
1:L:246:ASN:ND2	1:L:251:PRO:HA	2.32	0.44
1:L:308:SER:O	1:L:311:ASN:N	2.46	0.44
1:L:476:ASN:ND2	1:L:539:ARG:HD3	2.29	0.44
1:L:533:ASN:C	1:L:533:ASN:ND2	2.70	0.44
1:L:572:LEU:HA	1:L:643:PHE:CE2	2.51	0.44
1:L:705:ILE:O	1:L:705:ILE:HG13	2.17	0.44
1:L:804:GLN:CA	1:L:804:GLN:OE1	2.63	0.44
2:N:418:PHE:CE1	2:N:465:SER:OG	2.69	0.44
4:M:169:MET:HG2	4:M:240:PHE:CE1	2.50	0.44
4:M:296:ASN:HA	4:M:299:LEU:CD1	2.47	0.44
4:M:326:SER:O	4:M:330:PHE:CD1	2.70	0.44
5:P:77:LEU:HD12	5:P:77:LEU:HA	1.74	0.44
5:Q:61:SER:O	5:Q:61:SER:OG	2.23	0.44
5:R:2:ASN:OD1	5:R:6:GLY:N	2.50	0.44
5:R:72:MET:HA	5:R:75:THR:HG21	1.98	0.44
7:5:24:GLU:C	7:5:26:GLY:H	2.08	0.44
7:6:26:GLY:O	7:6:28:SER:N	2.50	0.44
1:A:202:GLU:O	1:A:206:GLU:CB	2.65	0.44
1:A:427:LYS:C	1:A:428:ILE:CG2	2.86	0.44
1:A:925:VAL:HG23	1:C:13:MET:HG3	1.98	0.44
1:B:10:TRP:HB3	1:B:16:ALA:CB	2.40	0.44
1:B:33:ARG:NH1	1:B:33:ARG:HG3	2.32	0.44
1:B:47:ASN:C	1:B:47:ASN:ND2	2.67	0.44
1:B:345:LEU:HD13	1:B:345:LEU:O	2.17	0.44
1:B:532:VAL:O	1:B:532:VAL:HG12	2.18	0.44
1:B:672:TRP:HB2	1:B:892:MET:HE1	1.99	0.44
1:B:676:ARG:HB3	1:B:886:THR:CG2	2.47	0.44
1:B:798:PHE:HA	1:B:866:CYS:SG	2.57	0.44
1:B:859:VAL:HG13	1:B:860:THR:N	2.32	0.44
1:C:196:GLU:H	1:C:197:PRO:CD	2.27	0.44
1:C:260:TYR:N	1:C:260:TYR:HD1	2.12	0.44
1:C:573:LEU:H	1:C:641:GLN:NE2	2.15	0.44
1:C:600:ASP:HB2	1:C:700:VAL:O	2.17	0.44
1:D:109:ARG:NH1	1:D:113:PHE:CE2	2.84	0.44
1:D:372:ASP:HB2	1:D:377:ARG:HD3	1.98	0.44
1:D:756:VAL:CG2	1:D:757:ALA:N	2.80	0.44
1:D:815:LYS:HD3	1:D:815:LYS:HA	1.74	0.44
1:D:862:LYS:HE2	1:D:862:LYS:HB3	1.84	0.44

*Continued on next page...*



*Continued from previous page...*

Atom-1	Atom-2	Interatomic distance (Å)	Clash overlap (Å)
1:D:924:ASP:HB3	1:D:942:ARG:CG	2.47	0.44
1:E:121:TYR:HB2	1:E:227:GLY:CA	2.48	0.44
1:E:313:VAL:O	1:E:315:GLN:HG3	2.17	0.44
1:E:771:LEU:HD13	1:E:777:GLY:HA3	1.99	0.44
1:F:38:TYR:CD1	1:F:38:TYR:O	2.71	0.44
1:F:101:PHE:HA	1:F:614:ASN:O	2.17	0.44
1:F:241:LYS:CD	1:F:256:ILE:HG12	2.15	0.44
1:F:654:TYR:CD2	5:R:17:LEU:O	2.71	0.44
1:G:300:LYS:HB3	1:G:314:GLN:HE22	1.82	0.44
1:G:327:ARG:HH21	1:G:705:ILE:HG13	1.82	0.44
1:G:460:MET:HE2	1:H:413:PRO:HA	1.99	0.44
1:G:631:GLU:CD	1:G:631:GLU:C	2.74	0.44
1:H:10:TRP:CH2	1:I:674:ALA:HB2	2.53	0.44
1:H:64:LEU:HD12	1:I:736:ARG:HD2	2.00	0.44
1:H:134:GLN:HG2	1:H:154:THR:HB	1.97	0.44
1:H:252:LYS:O	1:H:252:LYS:HG3	2.17	0.44
1:H:337:ASN:ND2	1:H:363:THR:H	2.08	0.44
1:I:322:ASN:ND2	1:I:597:LEU:HB3	2.32	0.44
1:I:479:LEU:HD23	1:I:509:VAL:CG2	2.48	0.44
1:I:575:LEU:CD1	1:I:631:GLU:O	2.65	0.44
1:I:880:MET:CG	1:I:882:MET:HE1	2.47	0.44
1:J:369:LEU:O	1:J:370:LEU:C	2.55	0.44
1:J:623:ALA:CB	1:J:626:THR:HG22	2.42	0.44
1:J:687:GLU:HB2	1:J:701:TYR:CE2	2.53	0.44
1:J:687:GLU:CB	1:J:701:TYR:CD2	3.01	0.44
1:J:746:LYS:HG3	1:J:760:ASN:ND2	2.32	0.44
1:J:804:GLN:NE2	1:L:556:VAL:HG12	2.33	0.44
1:J:831:TYR:CE1	1:L:197:PRO:CD	2.83	0.44
1:J:875:PHE:C	1:J:886:THR:HG21	2.38	0.44
1:K:249:GLU:O	5:S:134:LYS:CE	2.66	0.44
1:K:298:VAL:CG2	1:K:317:MET:HG2	2.48	0.44
1:K:370:LEU:HB2	1:K:646:TYR:CD2	2.52	0.44
1:K:635:ARG:HB2	1:K:930:GLN:O	2.17	0.44
1:K:683:LEU:N	1:K:683:LEU:HD12	2.32	0.44
1:L:119:THR:HG23	1:L:121:TYR:O	2.18	0.44
1:L:121:TYR:CD1	1:L:121:TYR:N	2.84	0.44
1:L:661:THR:O	1:L:907:VAL:O	2.36	0.44
1:L:784:PRO:O	1:L:785:GLU:C	2.55	0.44
2:N:388:SER:O	2:N:390:PRO:HD3	2.17	0.44
6:U:56:LEU:HD23	6:U:56:LEU:HA	1.80	0.44
6:V:187:GLN:HA	6:V:190:GLU:OE2	2.18	0.44

*Continued on next page...*



*Continued from previous page...*

Atom-1	Atom-2	Interatomic distance (Å)	Clash overlap (Å)
1:A:298:VAL:HG22	1:A:317:MET:HE3	1.99	0.44
1:A:570:LYS:HE2	1:A:570:LYS:HB3	1.87	0.44
1:A:649:ALA:CB	1:A:919:LEU:CD1	2.95	0.44
1:A:724:MET:CG	1:A:902:ASP:OD2	2.66	0.44
1:A:925:VAL:HG23	1:A:925:VAL:O	2.18	0.44
1:B:18:GLN:O	1:B:48:PRO:HG2	2.18	0.44
1:B:33:ARG:NH1	7:1:12:ARG:HB2	2.32	0.44
1:B:130:PRO:HB2	1:B:312:LEU:HD11	1.98	0.44
1:B:164:GLY:HA2	1:B:174:LEU:HA	1.99	0.44
1:B:198:GLN:O	1:B:199:VAL:O	2.35	0.44
1:B:229:PHE:CE1	1:C:849:PRO:HD3	2.52	0.44
1:B:400:ASN:HD21	1:B:520:ILE:HG23	1.82	0.44
1:B:409:ASN:ND2	1:B:464:LEU:HB2	2.30	0.44
1:C:38:TYR:OH	7:2:24:GLU:CD	2.55	0.44
1:C:300:LYS:HB2	1:C:300:LYS:HZ2	1.83	0.44
1:C:545:TYR:C	1:C:547:SER:N	2.70	0.44
1:C:573:LEU:N	1:C:641:GLN:HE21	2.16	0.44
1:C:601:LEU:O	1:C:604:ASP:O	2.36	0.44
1:C:656:ILE:HB	1:C:914:THR:O	2.17	0.44
1:C:675:PHE:N	1:C:944:PRO:HG3	2.33	0.44
1:C:720:LYS:HE3	1:C:742:GLU:OE1	2.17	0.44
1:D:23:TYR:CD1	1:D:23:TYR:C	2.90	0.44
1:D:200:GLY:HA3	1:D:206:GLU:OE2	2.15	0.44
1:D:724:MET:HB3	1:D:902:ASP:O	2.17	0.44
1:D:754:TYR:HB3	1:D:762:THR:HG22	2.00	0.44
1:D:759:CYS:SG	1:D:760:ASN:N	2.90	0.44
1:D:803:ARG:HG2	1:D:803:ARG:NH1	2.33	0.44
1:E:76:THR:N	1:E:79:LEU:O	2.51	0.44
1:E:130:PRO:HG3	1:E:312:LEU:HG	2.00	0.44
1:E:209:ALA:HB3	1:E:210:PHE:CD1	2.53	0.44
1:E:270:ALA:HB3	1:E:273:SER:HG	1.79	0.44
1:E:403:VAL:CG2	1:E:465:GLN:HB3	2.48	0.44
1:E:532:VAL:O	1:E:532:VAL:HG13	2.16	0.44
1:F:549:LEU:O	1:F:549:LEU:HG	2.18	0.44
1:F:675:PHE:HB2	1:F:944:PRO:CG	2.48	0.44
1:G:107:LEU:CD1	1:G:108:ASP:H	2.29	0.44
1:G:130:PRO:HG3	1:G:157:PHE:CE1	2.52	0.44
1:G:369:LEU:HD12	1:G:792:TYR:CD2	2.53	0.44
1:G:410:TYR:HB2	1:G:412:PHE:CZ	2.53	0.44
1:G:502:GLU:OE2	1:G:502:GLU:C	2.55	0.44
1:H:442:LYS:HE2	1:I:150:GLU:OE1	2.15	0.44

*Continued on next page...*



*Continued from previous page...*

Atom-1	Atom-2	Interatomic distance (Å)	Clash overlap (Å)
1:H:599:ASN:O	1:H:702:SER:CB	2.66	0.44
1:H:665:ILE:O	1:H:666:SER:HB2	2.17	0.44
1:I:443:ASP:O	1:I:443:ASP:OD1	2.36	0.44
1:I:495:PRO:HG3	1:I:502:GLU:OE2	2.17	0.44
1:I:790:ARG:HH11	1:I:790:ARG:HB3	1.81	0.44
1:I:891:ASN:C	1:I:895:ALA:CB	2.77	0.44
1:J:64:LEU:HA	1:J:64:LEU:HD12	1.69	0.44
1:J:102:ASP:HB2	1:J:616:TYR:HE1	1.83	0.44
1:J:176:THR:HG23	1:J:183:GLY:HA2	1.98	0.44
1:J:200:GLY:C	1:J:202:GLU:H	2.21	0.44
1:J:222:MET:HE1	1:J:312:LEU:HA	1.99	0.44
1:J:235:GLU:O	1:J:237:GLY:N	2.51	0.44
1:J:436:GLU:CD	1:J:436:GLU:N	2.69	0.44
1:J:664:PRO:HD2	5:P:12:LEU:HG	2.00	0.44
1:K:61:SER:HA	1:L:734:ASN:HD21	1.81	0.44
1:K:202:GLU:HA	1:L:313:VAL:CG1	2.46	0.44
1:K:268:PRO:HA	1:K:269:PRO:HD3	1.65	0.44
1:K:324:ILE:O	1:K:547:SER:HB2	2.18	0.44
1:K:662:ASN:HA	1:K:906:GLU:H	1.82	0.44
1:K:685:THR:O	1:K:685:THR:HG23	2.17	0.44
1:K:912:GLU:HB3	1:K:913:PRO:HD2	1.99	0.44
1:L:94:LEU:CD1	1:L:617:ALA:HB1	2.47	0.44
1:L:160:ALA:HB1	1:L:212:GLY:C	2.38	0.44
1:L:342:MET:HE2	1:L:357:ASP:CB	2.48	0.44
1:L:693:SER:HB2	5:S:81:TYR:CE1	2.52	0.44
1:L:824:ASN:O	1:L:825:ASN:HB2	2.17	0.44
1:L:878:ASN:CG	1:L:880:MET:CG	2.86	0.44
2:N:235:LEU:O	2:N:351:TYR:HA	2.17	0.44
2:N:387:TRP:CZ3	2:N:491:VAL:HG13	2.53	0.44
4:M:8:PRO:HG3	4:M:124:VAL:HG21	1.99	0.44
6:V:200:PRO:O	6:V:201:PHE:CG	2.71	0.44
7:1:17:PRO:O	7:1:18:PHE:CG	2.70	0.44
7:5:10:ALA:N	7:5:11:PRO:HD3	2.32	0.44
7:5:15:THR:CG2	7:5:16:ARG:H	2.24	0.44
1:A:241:LYS:NZ	1:A:256:ILE:HD13	2.32	0.44
1:A:242:PHE:HE1	1:A:288:VAL:CA	2.31	0.44
1:A:381:PHE:CE2	1:A:383:MET:HG2	2.52	0.44
1:A:729:VAL:CG1	1:A:730:SER:N	2.81	0.44
1:A:746:LYS:O	1:A:748:SER:N	2.50	0.44
1:A:756:VAL:HG12	1:A:757:ALA:N	2.32	0.44
1:A:847:PRO:O	1:C:121:TYR:CE2	2.71	0.44

*Continued on next page...*



*Continued from previous page...*

Atom-1	Atom-2	Interatomic distance (Å)	Clash overlap (Å)
1:B:514:VAL:O	1:B:514:VAL:HG13	2.18	0.44
1:C:6:MET:O	1:C:7:MET:C	2.55	0.44
1:C:200:GLY:O	1:C:201:GLU:HB3	2.17	0.44
1:C:263:VAL:HG21	1:C:277:TYR:OH	2.17	0.44
1:C:573:LEU:O	1:C:573:LEU:CG	2.60	0.44
1:C:577:GLY:HA3	1:C:934:GLY:HA2	1.99	0.44
1:C:800:PRO:O	1:C:801:MET:CB	2.66	0.44
1:D:106:VAL:O	1:D:106:VAL:HG23	2.17	0.44
1:D:150:GLU:C	1:D:152:ASP:N	2.71	0.44
1:D:222:MET:HE3	1:D:307:SER:C	2.38	0.44
1:D:271:GLY:CA	1:F:436:GLU:OE2	2.63	0.44
1:D:309:GLU:O	1:D:312:LEU:HD23	2.18	0.44
1:D:383:MET:O	1:D:384:TRP:HE3	1.99	0.44
1:D:500:THR:HG23	1:D:503:TYR:HB3	1.99	0.44
1:D:759:CYS:CB	1:D:800:PRO:HB3	2.48	0.44
1:E:19:ASP:CG	1:E:20:ALA:N	2.63	0.44
1:E:455:GLY:CA	1:F:161:ALA:HB2	2.46	0.44
1:E:720:LYS:O	1:E:720:LYS:HG2	2.13	0.44
1:F:223:LYS:CB	1:F:224:PRO:HD2	2.33	0.44
1:F:367:TYR:O	1:F:367:TYR:CG	2.69	0.44
1:F:369:LEU:O	1:F:372:ASP:HB3	2.18	0.44
1:F:529:MET:HE3	1:F:529:MET:C	2.38	0.44
1:F:537:HIS:O	1:F:538:PRO:C	2.54	0.44
1:F:612:SER:O	1:F:613:VAL:HG22	2.18	0.44
1:F:791:MET:HE3	1:F:792:TYR:CE1	2.53	0.44
1:G:452:ILE:CG2	1:H:158:GLY:HA3	2.34	0.44
1:G:755:ASN:O	1:G:763:LYS:HE2	2.17	0.44
1:G:806:VAL:HG23	1:G:856:VAL:HG21	2.00	0.44
1:G:845:ASN:HB3	1:I:239:GLN:NE2	2.32	0.44
1:H:204:TRP:C	1:H:206:GLU:H	2.21	0.44
1:H:312:LEU:HG	1:H:312:LEU:O	2.17	0.44
1:H:348:GLN:CB	1:H:579:TYR:HA	2.48	0.44
1:H:353:ASN:HD21	1:H:355:VAL:CB	2.31	0.44
1:H:591:MET:O	1:H:591:MET:HG3	2.17	0.44
1:H:717:THR:O	1:H:908:ASP:HB2	2.18	0.44
1:H:887:ASP:OD1	1:H:887:ASP:C	2.56	0.44
1:I:331:VAL:O	1:I:331:VAL:CG2	2.66	0.44
1:I:482:PRO:C	1:I:484:SER:H	2.21	0.44
1:I:494:LEU:HB3	1:I:503:TYR:HD1	1.83	0.44
1:I:726:ASP:N	1:I:726:ASP:OD2	2.49	0.44
1:I:790:ARG:NH1	1:I:790:ARG:HA	2.33	0.44

*Continued on next page...*



*Continued from previous page...*

Atom-1	Atom-2	Interatomic distance (Å)	Clash overlap (Å)
1:J:300:LYS:HA	1:J:301:PRO:HD2	1.70	0.44
1:J:363:THR:HG21	1:J:566:PHE:HD2	1.81	0.44
1:J:422:THR:HB	1:J:447:SER:O	2.18	0.44
1:J:722:SER:CB	1:J:742:GLU:HB3	2.48	0.44
1:J:927:ARG:HG2	1:J:927:ARG:O	2.18	0.44
1:K:135:TRP:HE1	1:K:156:THR:CB	2.30	0.44
1:K:187:ILE:O	1:K:189:ALA:N	2.51	0.44
1:K:438:SER:OG	1:K:440:TRP:CZ3	2.71	0.44
1:K:553:GLY:H	1:L:804:GLN:HE21	1.64	0.44
1:K:649:ALA:HB1	1:K:919:LEU:HD12	1.99	0.44
1:K:665:ILE:HD12	1:K:918:LEU:HD23	1.99	0.44
1:L:62:GLN:O	1:L:63:ARG:C	2.56	0.44
1:L:100:TYR:HB3	1:L:384:TRP:CH2	2.53	0.44
1:L:364:GLU:OE1	1:L:364:GLU:CA	2.58	0.44
1:L:525:SER:OG	1:L:801:MET:CE	2.66	0.44
2:N:74:ASP:C	2:N:76:SER:H	2.21	0.44
3:O:19:TYR:O	3:O:20:ALA:OXT	2.36	0.44
4:M:46:GLN:O	7:2:25:ILE:HG22	2.16	0.44
5:R:14:SER:N	5:R:15:PRO:HD2	2.32	0.44
5:R:95:ILE:HG23	5:R:96:ILE:HG13	1.98	0.44
1:A:97:ALA:O	1:B:779:GLN:C	2.56	0.44
1:A:198:GLN:CG	1:B:838:GLN:CB	2.81	0.44
1:A:204:TRP:CD2	1:A:204:TRP:N	2.85	0.44
1:A:517:TYR:HA	1:A:520:ILE:CG2	2.48	0.44
1:A:522:ALA:C	1:A:524:TRP:H	2.21	0.44
1:A:575:LEU:CB	1:A:576:PRO:HD2	2.48	0.44
1:A:663:VAL:HG13	1:A:905:PHE:HB2	1.99	0.44
1:A:829:THR:HG22	1:A:830:GLY:H	1.82	0.44
1:A:838:GLN:OE1	1:C:201:GLU:HB2	2.18	0.44
1:A:849:PRO:HD3	1:C:229:PHE:CZ	2.53	0.44
1:B:222:MET:H	1:B:222:MET:HG3	1.41	0.44
1:B:270:ALA:H	1:B:273:SER:HB2	1.82	0.44
1:B:379:ARG:H	1:B:379:ARG:HG2	1.36	0.44
1:B:383:MET:C	1:B:385:ASN:H	2.20	0.44
1:B:527:ASP:N	1:B:528:PRO:HD2	2.33	0.44
1:B:573:LEU:CB	1:B:641:GLN:HE21	2.29	0.44
1:B:687:GLU:CB	1:B:701:TYR:CD2	3.01	0.44
1:B:888:LEU:HD23	1:B:888:LEU:N	2.23	0.44
1:B:937:GLU:HA	1:B:937:GLU:OE1	2.18	0.44
1:C:569:ILE:C	1:C:571:ASN:H	2.20	0.44
1:C:837:ARG:O	1:C:837:ARG:HG3	2.09	0.44

*Continued on next page...*



*Continued from previous page...*

Atom-1	Atom-2	Interatomic distance (Å)	Clash overlap (Å)
1:D:60:ARG:HH11	1:D:60:ARG:HG3	1.83	0.44
1:D:104:ARG:CD	1:D:559:HIS:HD2	2.29	0.44
1:D:330:PHE:CG	1:D:562:VAL:HG12	2.52	0.44
1:E:167:ILE:CG1	1:E:210:PHE:HB3	2.47	0.44
1:E:234:ASN:C	1:E:236:LYS:N	2.70	0.44
1:E:437:GLU:O	1:F:278:LYS:HD2	2.18	0.44
1:E:586:ARG:NH1	1:E:591:MET:CG	2.80	0.44
1:E:591:MET:O	1:E:591:MET:HG3	2.17	0.44
1:F:92:ARG:O	1:F:92:ARG:CG	2.66	0.44
1:F:150:GLU:N	1:F:152:ASP:OD2	2.46	0.44
1:F:191:LYS:O	1:F:193:PHE:N	2.49	0.44
1:F:661:THR:CG2	1:F:909:PRO:CD	2.94	0.44
1:F:681:THR:O	1:F:917:TYR:HB3	2.18	0.44
1:F:705:ILE:HD11	1:F:708:LEU:CG	2.47	0.44
1:F:810:ASN:HB2	1:F:811:TYR:H	1.23	0.44
1:F:862:LYS:HB2	5:P:54:VAL:CG1	2.48	0.44
1:F:930:GLN:HB3	1:F:936:ILE:HA	1.99	0.44
1:G:46:ARG:NH1	1:H:644:ASN:OD1	2.51	0.44
1:G:55:ASP:C	1:G:623:ALA:CB	2.61	0.44
1:G:86:LEU:HD13	1:G:615:LEU:HD11	2.00	0.44
1:G:113:PHE:CD1	1:G:324:ILE:HD12	2.53	0.44
1:G:517:TYR:HA	1:G:520:ILE:HG23	1.99	0.44
1:G:639:HIS:HB2	1:I:24:LEU:CD2	2.48	0.44
1:G:696:ASP:HB2	1:G:699:PHE:HB2	1.99	0.44
1:H:200:GLY:O	1:H:202:GLU:N	2.51	0.44
1:H:574:LEU:HD13	1:H:579:TYR:CE1	2.53	0.44
1:H:774:TYR:O	1:H:775:ASN:CB	2.59	0.44
1:I:103:ILE:HG12	1:I:613:VAL:CG2	2.48	0.44
1:I:603:VAL:HG23	1:I:604:ASP:OD2	2.17	0.44
1:I:731:TRP:O	1:I:731:TRP:CD2	2.71	0.44
1:I:773:HIS:N	1:I:773:HIS:ND1	2.65	0.44
1:I:807:ASP:O	1:I:814:TYR:CD2	2.70	0.44
1:J:271:GLY:HA3	1:L:436:GLU:CG	2.48	0.44
1:J:566:PHE:HD1	1:J:569:ILE:HG12	1.83	0.44
1:J:880:MET:O	1:J:882:MET:HG3	2.18	0.44
1:K:26:PRO:C	1:K:29:VAL:HG12	2.37	0.44
1:K:734:ASN:O	1:K:735:ASP:OD1	2.36	0.44
1:K:738:LEU:HD13	1:K:754:TYR:HD2	1.76	0.44
1:K:863:LYS:HG2	1:K:864:PHE:H	1.82	0.44
1:L:190:ASP:C	1:L:192:THR:N	2.70	0.44
1:L:268:PRO:HB2	1:L:269:PRO:HD2	1.98	0.44

*Continued on next page...*



*Continued from previous page...*

Atom-1	Atom-2	Interatomic distance (Å)	Clash overlap (Å)
1:L:341:ASN:HB2	1:L:584:ASN:ND2	2.33	0.44
1:L:575:LEU:CB	1:L:576:PRO:HD2	2.27	0.44
2:N:208:PHE:HB3	2:N:276:ILE:HG23	2.00	0.44
2:N:384:GLN:HA	2:N:415:LEU:HA	1.99	0.44
2:N:396:PRO:HD2	2:N:409:PRO:HB2	1.99	0.44
2:N:411:VAL:CG1	2:N:477:LEU:HD11	2.48	0.44
4:M:65:THR:CG2	4:M:66:ASN:H	2.11	0.44
5:Q:29:GLN:O	5:Q:48:THR:OG1	2.29	0.44
6:V:55:LEU:HD13	6:V:194:PRO:HG2	2.00	0.44
6:V:80:TYR:CD2	6:V:80:TYR:N	2.86	0.44
7:1:17:PRO:CG	7:1:25:ILE:CG2	2.95	0.44
7:2:17:PRO:HG2	7:2:22:TRP:CZ3	2.53	0.44
8:X:3:UNK:O	8:X:4:UNK:C	2.66	0.44
1:A:24:LEU:HD11	1:A:45:PHE:CE2	2.53	0.44
1:A:52:PRO:HD2	1:B:882:MET:CB	2.47	0.44
1:A:152:ASP:CA	1:A:154:THR:HG22	2.26	0.44
1:A:196:GLU:HB2	1:A:197:PRO:HD3	1.98	0.44
1:A:692:GLY:O	1:A:693:SER:OG	2.36	0.44
1:A:719:LYS:HE3	1:A:907:VAL:O	2.17	0.44
1:A:732:PRO:HG3	1:A:743:PHE:CE1	2.52	0.44
1:B:10:TRP:HE1	1:C:943:THR:CG2	2.31	0.44
1:B:81:LYS:HA	1:B:584:ASN:HB3	1.99	0.44
1:B:139:GLU:HB2	1:B:152:ASP:OD2	2.18	0.44
1:B:155:LYS:NZ	1:B:283:LEU:HB3	2.29	0.44
1:B:221:LYS:O	1:B:290:LEU:HD23	2.18	0.44
1:B:620:PHE:CE1	1:C:880:MET:HE2	2.45	0.44
1:B:827:GLY:HA2	1:B:839:GLY:CA	2.47	0.44
1:C:155:LYS:NZ	1:C:215:ALA:HB3	2.32	0.44
1:C:196:GLU:CB	1:C:197:PRO:CD	2.84	0.44
1:C:246:ASN:O	1:C:247:GLU:C	2.56	0.44
1:C:386:SER:O	1:C:388:VAL:N	2.50	0.44
1:D:129:ALA:HB1	1:F:416:GLY:CA	2.48	0.44
1:D:193:PHE:O	1:D:194:GLN:C	2.54	0.44
1:D:629:THR:HG22	1:D:629:THR:O	2.18	0.44
1:D:923:PHE:HB2	1:D:943:THR:OG1	2.17	0.44
1:E:52:PRO:HG2	1:E:56:VAL:HG21	2.00	0.44
1:E:429:THR:CG2	1:E:430:ASN:OD1	2.64	0.44
1:E:543:LEU:HD22	1:E:594:GLN:NE2	2.32	0.44
1:E:667:ILE:HD12	1:E:667:ILE:N	2.32	0.44
1:F:241:LYS:HE2	1:F:256:ILE:HG12	1.64	0.44
1:F:546:ARG:HG2	1:F:546:ARG:O	2.18	0.44

*Continued on next page...*



*Continued from previous page...*

Atom-1	Atom-2	Interatomic distance (Å)	Clash overlap (Å)
1:F:680:PHE:CE2	1:F:905:PHE:CE2	3.05	0.44
1:F:769:GLN:NE2	1:F:769:GLN:CA	2.78	0.44
1:F:856:VAL:HG22	1:F:857:PRO:O	2.18	0.44
1:G:45:PHE:CD2	1:H:640:ASP:O	2.69	0.44
1:G:166:ASN:HA	1:G:210:PHE:CD1	2.52	0.44
1:G:239:GLN:CG	1:G:240:ALA:N	2.81	0.44
1:G:367:TYR:O	1:G:367:TYR:CG	2.71	0.44
1:G:745:ILE:HD13	1:G:765:TRP:CH2	2.47	0.44
1:G:929:HIS:N	1:G:937:GLU:O	2.44	0.44
1:H:364:GLU:HG2	1:H:708:LEU:HB2	1.99	0.44
1:H:462:ILE:CG1	1:H:463:ASN:N	2.81	0.44
1:H:813:ASP:O	1:H:813:ASP:CG	2.55	0.44
1:I:243:LYS:HA	1:I:244:PRO:HD3	1.50	0.44
1:I:344:VAL:HG23	1:I:353:ASN:OD1	2.18	0.44
1:I:586:ARG:HD2	1:I:591:MET:HG2	2.00	0.44
1:I:720:LYS:C	1:I:721:VAL:CG2	2.85	0.44
1:J:296:HIS:CE1	1:J:317:MET:HG3	2.52	0.44
1:J:298:VAL:CG2	1:J:317:MET:HE2	2.43	0.44
1:J:414:LEU:HD12	1:K:837:ARG:NH1	2.33	0.44
1:J:922:VAL:O	1:J:922:VAL:CG2	2.65	0.44
1:K:94:LEU:HB2	1:K:619:PHE:HD2	1.78	0.44
1:K:167:ILE:HG22	1:K:168:THR:H	1.83	0.44
1:K:190:ASP:O	1:K:191:LYS:C	2.55	0.44
1:L:135:TRP:CZ2	1:L:309:GLU:HB3	2.53	0.44
1:L:192:THR:HG22	1:L:193:PHE:CZ	2.52	0.44
1:L:192:THR:CG2	1:L:214:ARG:HH11	2.20	0.44
1:L:196:GLU:N	1:L:197:PRO:HD2	2.31	0.44
1:L:233:THR:HG22	1:L:234:ASN:N	2.31	0.44
1:L:524:TRP:CD1	1:L:803:ARG:HG2	2.51	0.44
1:L:707:TYR:HD2	1:L:708:LEU:CB	2.28	0.44
2:N:226:TYR:CE2	2:N:429:VAL:HG11	2.50	0.44
4:M:209:LEU:HA	4:M:212:VAL:HG23	1.99	0.44
5:P:15:PRO:CB	5:R:15:PRO:N	2.81	0.44
5:Q:39:ARG:NE	5:Q:41:VAL:HG21	2.33	0.44
5:R:21:LEU:O	5:R:22:PRO:C	2.52	0.44
5:R:115:LEU:HA	5:R:118:LEU:HB2	1.98	0.44
6:U:197:TYR:HE1	6:U:209:PRO:CG	2.30	0.44
7:1:22:TRP:CH2	7:1:25:ILE:CD1	2.91	0.44
7:1:22:TRP:CH2	7:1:25:ILE:HB	2.53	0.44
1:A:81:LYS:HB2	1:A:584:ASN:OD1	2.14	0.44
1:A:90:ASP:C	1:A:92:ARG:N	2.71	0.44

*Continued on next page...*



*Continued from previous page...*

Atom-1	Atom-2	Interatomic distance (Å)	Clash overlap (Å)
1:A:198:GLN:HE21	1:B:838:GLN:CA	2.16	0.44
1:A:379:ARG:HH12	1:B:796:ARG:NH1	2.11	0.44
1:A:544:ARG:O	1:A:548:MET:HG3	2.18	0.44
1:A:662:ASN:HD21	1:A:904:THR:CG2	2.30	0.44
1:A:731:TRP:CD1	1:A:888:LEU:CD1	3.01	0.44
1:A:851:ILE:HD12	1:C:114:LYS:HG3	1.99	0.44
1:B:45:PHE:HB2	7:1:9:LEU:CB	2.35	0.44
1:B:84:PHE:CE1	1:B:615:LEU:HB3	2.53	0.44
1:B:107:LEU:HD11	1:B:593:LEU:HD21	2.00	0.44
1:B:116:TYR:HB3	1:C:520:ILE:HG23	1.98	0.44
1:B:210:PHE:HA	1:B:281:ILE:HG22	2.00	0.44
1:B:315:GLN:OE1	1:B:836:MET:HG2	2.18	0.44
1:B:341:ASN:OD1	1:B:341:ASN:N	2.51	0.44
1:B:450:ASN:HB3	1:C:156:THR:HA	2.00	0.44
1:B:827:GLY:HA2	1:B:840:GLN:N	2.33	0.44
1:C:138:LYS:HA	1:C:149:GLN:HA	1.99	0.44
1:C:199:VAL:HG11	1:C:206:GLU:HG3	2.00	0.44
1:C:344:VAL:HB	1:C:353:ASN:OD1	2.18	0.44
1:C:550:LEU:O	1:C:550:LEU:HD23	2.18	0.44
1:C:638:THR:HG21	6:U:175:SER:N	2.32	0.44
1:C:688:THR:HG23	1:C:689:PRO:HD2	2.00	0.44
1:C:747:ARG:CZ	1:C:754:TYR:HB2	2.36	0.44
1:C:878:ASN:OD1	1:C:880:MET:HB3	2.18	0.44
1:C:893:LEU:CD2	6:U:227:ASP:HB3	2.13	0.44
1:D:477:VAL:HG22	1:D:477:VAL:O	2.18	0.44
1:D:637:ASP:OD2	1:D:637:ASP:C	2.45	0.44
1:D:665:ILE:HD12	1:D:665:ILE:C	2.38	0.44
1:D:680:PHE:CD1	1:D:680:PHE:N	2.85	0.44
1:D:769:GLN:HE22	1:D:872:ARG:HG2	1.82	0.44
1:E:134:GLN:C	1:E:135:TRP:CD1	2.91	0.44
1:E:193:PHE:CE1	1:E:284:TYR:HE1	2.35	0.44
1:E:203:ASN:HA	1:F:836:MET:CE	2.47	0.44
1:E:422:THR:HG22	1:E:449:GLN:HB3	1.99	0.44
1:F:138:LYS:CG	1:F:147:VAL:HG12	2.45	0.44
1:F:155:LYS:CD	1:F:261:PHE:HZ	2.30	0.44
1:F:204:TRP:CD1	1:F:204:TRP:N	2.86	0.44
1:F:273:SER:C	1:F:274:GLY:O	2.54	0.44
1:F:479:LEU:HD23	1:F:509:VAL:HG22	1.99	0.44
1:F:640:ASP:OD2	1:F:927:ARG:NH1	2.50	0.44
1:F:745:ILE:CG2	1:F:746:LYS:N	2.81	0.44
1:F:745:ILE:HG13	1:F:765:TRP:CD2	2.53	0.44

*Continued on next page...*



*Continued from previous page...*

Atom-1	Atom-2	Interatomic distance (Å)	Clash overlap (Å)
1:F:760:ASN:H	1:F:760:ASN:ND2	2.06	0.44
1:F:824:ASN:O	1:F:825:ASN:C	2.53	0.44
1:G:159:VAL:CG1	1:H:840:GLN:CB	2.55	0.44
1:G:204:TRP:CZ3	1:H:313:VAL:HG22	2.46	0.44
1:G:220:THR:O	1:G:221:LYS:C	2.56	0.44
1:H:70:PRO:HA	1:H:84:PHE:CD2	2.53	0.44
1:H:613:VAL:O	1:H:613:VAL:CG2	2.61	0.44
1:H:644:ASN:CB	1:H:925:VAL:HG12	2.47	0.44
1:H:701:TYR:CD2	1:H:701:TYR:O	2.71	0.44
1:I:487:TYR:CA	1:I:507:ARG:HH21	2.31	0.44
1:I:489:PRO:HG2	1:I:492:VAL:HG21	1.99	0.44
1:I:536:ASN:HB3	1:I:596:SER:O	2.17	0.44
1:I:747:ARG:NH1	1:I:747:ARG:HG2	2.33	0.44
1:I:757:ALA:C	1:I:759:CYS:H	2.21	0.44
1:I:762:THR:HG22	1:I:763:LYS:H	1.83	0.44
1:I:788:LYS:HG2	1:I:788:LYS:O	2.18	0.44
1:J:135:TRP:N	1:J:154:THR:HA	2.32	0.44
1:K:170:GLN:CD	1:K:185:LYS:HD2	2.37	0.44
1:K:190:ASP:C	1:K:192:THR:H	2.19	0.44
1:K:285:THR:O	1:K:285:THR:CG2	2.66	0.44
1:K:292:THR:O	1:K:292:THR:OG1	2.32	0.44
1:K:526:LEU:C	1:K:528:PRO:HD2	2.38	0.44
1:K:730:SER:CB	1:K:732:PRO:HD2	2.48	0.44
1:K:842:TYR:CD1	1:K:843:PRO:HD2	2.53	0.44
1:K:926:VAL:CG1	1:K:940:TYR:CE2	3.00	0.44
1:K:940:TYR:O	1:K:941:LEU:HB2	2.16	0.44
1:L:169:ASN:ND2	1:L:169:ASN:N	2.65	0.44
1:L:713:TYR:CD1	1:L:713:TYR:C	2.91	0.44
1:L:757:ALA:O	1:L:758:GLN:HB2	2.18	0.44
1:L:943:THR:HG22	1:L:944:PRO:CD	2.47	0.44
5:R:126:ARG:O	5:R:126:ARG:CG	2.66	0.44
6:U:55:LEU:HA	6:U:55:LEU:HD23	1.52	0.44
7:9:25:ILE:HG22	7:9:25:ILE:O	2.17	0.44
1:A:111:PRO:HD2	1:A:604:ASP:O	2.18	0.43
1:A:112:SER:O	1:A:322:ASN:ND2	2.51	0.43
1:A:277:TYR:OH	1:A:279:ALA:HB1	2.18	0.43
1:A:730:SER:CA	1:A:732:PRO:HD2	2.46	0.43
1:B:81:LYS:O	1:B:81:LYS:CG	2.65	0.43
1:C:20:ALA:H	1:C:47:ASN:CB	2.31	0.43
1:C:31:PHE:C	1:C:33:ARG:H	2.22	0.43
1:C:684:LYS:O	1:C:687:GLU:HG2	2.18	0.43

*Continued on next page...*



*Continued from previous page...*

Atom-1	Atom-2	Interatomic distance (Å)	Clash overlap (Å)
1:C:733:GLY:O	1:C:736:ARG:CA	2.66	0.43
1:C:827:GLY:N	1:C:839:GLY:HA3	2.33	0.43
1:D:432:ASN:ND2	1:E:169:ASN:H	2.04	0.43
1:E:154:THR:C	1:E:156:THR:N	2.71	0.43
1:E:346:ALA:O	1:E:579:TYR:HB3	2.18	0.43
1:E:421:SER:O	1:E:451:GLN:CB	2.66	0.43
1:E:524:TRP:CD1	1:E:803:ARG:HD3	2.52	0.43
1:E:582:GLU:O	1:E:582:GLU:CG	2.65	0.43
1:E:647:LEU:HA	7:3:4:ILE:CG2	2.48	0.43
1:F:84:PHE:CE2	1:F:614:ASN:HA	2.53	0.43
1:F:135:TRP:CZ2	1:F:153:VAL:CG1	3.00	0.43
1:F:151:LYS:CA	1:F:154:THR:HB	2.46	0.43
1:F:173:LEU:CB	1:F:185:LYS:HG2	2.47	0.43
1:F:736:ARG:NH1	1:F:736:ARG:HG2	2.33	0.43
1:F:902:ASP:OD1	1:F:902:ASP:N	2.50	0.43
1:F:911:ASP:OD1	1:F:912:GLU:N	2.51	0.43
1:G:201:GLU:OE1	1:G:201:GLU:N	2.43	0.43
1:G:447:SER:HB2	1:H:264:PRO:HG3	2.00	0.43
1:H:239:GLN:CG	1:H:240:ALA:N	2.81	0.43
1:H:381:PHE:CE2	1:H:383:MET:HB2	2.53	0.43
1:H:410:TYR:HB2	1:H:412:PHE:CZ	2.53	0.43
1:H:533:ASN:ND2	1:H:535:PHE:H	2.15	0.43
1:I:79:LEU:CD2	1:I:341:ASN:ND2	2.81	0.43
1:I:451:GLN:O	1:I:452:ILE:CG1	2.63	0.43
1:I:811:TYR:CD2	1:I:814:TYR:HB2	2.53	0.43
1:J:78:TYR:CE1	1:J:79:LEU:CG	2.97	0.43
1:J:192:THR:O	1:J:193:PHE:C	2.53	0.43
1:J:327:ARG:HG3	1:J:592:ILE:O	2.18	0.43
1:J:379:ARG:H	1:J:379:ARG:HG2	1.45	0.43
1:J:759:CYS:SG	1:J:798:PHE:HZ	2.41	0.43
1:J:771:LEU:HD21	1:J:778:TYR:HE1	1.83	0.43
1:J:839:GLY:N	1:L:198:GLN:CD	2.71	0.43
1:J:882:MET:HE1	1:J:887:ASP:OD2	2.17	0.43
1:K:93:VAL:HB	1:K:573:LEU:HD12	2.00	0.43
1:K:295:THR:HG22	1:K:318:PRO:CA	2.43	0.43
1:K:341:ASN:ND2	1:K:341:ASN:O	2.50	0.43
1:K:423:TYR:O	1:K:449:GLN:CB	2.66	0.43
1:K:626:THR:C	1:K:628:SER:N	2.71	0.43
1:K:672:TRP:CH2	1:K:901:LEU:CD2	3.01	0.43
1:K:677:GLY:N	1:K:921:GLU:CB	2.73	0.43
1:K:853:GLN:CD	1:K:853:GLN:N	2.69	0.43

*Continued on next page...*



*Continued from previous page...*

Atom-1	Atom-2	Interatomic distance (Å)	Clash overlap (Å)
1:K:916:LEU:C	1:K:916:LEU:HD12	2.38	0.43
1:L:240:ALA:HB3	1:L:288:VAL:HG12	2.00	0.43
1:L:487:TYR:N	1:L:507:ARG:HH12	2.15	0.43
1:L:597:LEU:O	1:L:597:LEU:HG	2.18	0.43
1:L:717:THR:CB	1:L:908:ASP:OD1	2.52	0.43
1:L:723:ILE:CG2	1:L:901:LEU:CD1	2.96	0.43
1:L:804:GLN:HB2	1:L:850:LEU:HD13	2.00	0.43
1:L:820:PRO:HB2	1:L:821:PHE:CD1	2.53	0.43
1:L:893:LEU:HD23	6:V:227:ASP:CA	2.48	0.43
1:L:943:THR:CG2	1:L:944:PRO:HD3	2.48	0.43
2:N:79:LEU:HD22	2:N:488:ARG:HH12	1.83	0.43
4:M:31:GLN:O	4:M:31:GLN:HG2	2.18	0.43
4:M:255:LEU:O	4:M:259:TYR:HD1	2.01	0.43
4:M:366:ASP:O	4:M:370:ARG:HG2	2.18	0.43
5:P:12:LEU:HD22	5:P:17:LEU:HD21	1.86	0.43
5:P:15:PRO:HB2	5:R:15:PRO:HD3	1.99	0.43
5:Q:42:LEU:N	5:Q:43:PRO:CD	2.80	0.43
6:U:91:LEU:HD21	6:U:169:LEU:HD22	1.99	0.43
6:V:10:MET:HE3	6:V:194:PRO:HB3	2.00	0.43
7:4:27:THR:O	7:4:27:THR:CG2	2.66	0.43
1:A:567:PHE:CE1	1:A:926:VAL:HG13	2.53	0.43
1:A:639:HIS:CB	1:C:24:LEU:HD23	2.48	0.43
1:A:675:PHE:HA	1:A:944:PRO:CG	2.48	0.43
1:A:843:PRO:HA	1:C:228:SER:HG	1.82	0.43
1:A:890:GLN:O	1:A:894:TYR:CE1	2.71	0.43
1:A:905:PHE:CG	1:A:916:LEU:HD21	2.52	0.43
1:B:139:GLU:CB	1:B:152:ASP:OD2	2.66	0.43
1:B:293:PRO:HG3	1:C:849:PRO:HG3	2.00	0.43
1:B:368:GLN:HE22	1:B:377:ARG:NH2	2.08	0.43
1:B:419:THR:HB	1:B:453:CYS:HB2	1.99	0.43
1:B:607:SER:CB	1:B:608:VAL:HG22	2.46	0.43
1:C:67:ARG:O	1:C:67:ARG:HG2	2.18	0.43
1:C:165:ILE:HG13	1:C:175:GLY:HA2	1.99	0.43
1:C:398:ILE:CD1	1:C:473:LEU:HD11	2.47	0.43
1:C:454:LYS:HG2	1:C:454:LYS:O	2.18	0.43
1:C:748:SER:CB	1:C:760:ASN:ND2	2.68	0.43
1:C:807:ASP:HB3	1:C:858:SER:C	2.39	0.43
1:D:507:ARG:HG3	1:D:507:ARG:NH1	2.32	0.43
1:D:608:VAL:HG12	1:D:609:ARG:HG2	1.99	0.43
1:D:800:PRO:O	1:D:801:MET:CB	2.66	0.43
1:E:170:GLN:HG3	1:E:170:GLN:O	2.18	0.43

*Continued on next page...*



*Continued from previous page...*

Atom-1	Atom-2	Interatomic distance (Å)	Clash overlap (Å)
1:E:367:TYR:O	1:E:367:TYR:CG	2.71	0.43
1:E:453:CYS:N	1:F:159:VAL:HA	2.33	0.43
1:E:540:ASN:OD1	1:E:543:LEU:HB2	2.18	0.43
1:E:540:ASN:O	1:E:544:ARG:CG	2.66	0.43
1:E:556:VAL:O	1:E:556:VAL:HG13	2.17	0.43
1:E:911:ASP:O	1:E:912:GLU:HG3	2.17	0.43
1:F:333:LEU:HD13	1:F:592:ILE:HG21	2.00	0.43
1:F:339:THR:HG22	1:H:740:PRO:HG3	1.97	0.43
1:F:339:THR:CB	1:H:740:PRO:HG2	2.47	0.43
1:F:395:VAL:HG21	1:F:537:HIS:CE1	2.53	0.43
1:F:417:THR:HG22	1:F:457:VAL:HG22	1.99	0.43
1:F:527:ASP:N	1:F:528:PRO:CD	2.81	0.43
1:F:713:TYR:CD1	1:F:713:TYR:C	2.91	0.43
1:G:63:ARG:HD3	1:H:735:ASP:OD1	2.17	0.43
1:G:286:GLU:N	1:G:286:GLU:OE2	2.51	0.43
1:G:398:ILE:HG21	1:G:473:LEU:HD11	2.01	0.43
1:G:449:GLN:HB3	1:H:153:VAL:CG2	2.47	0.43
1:G:504:MET:HE1	1:G:599:ASN:HA	2.01	0.43
1:G:513:LEU:C	1:G:513:LEU:CD1	2.77	0.43
1:G:650:ALA:N	1:G:920:PHE:O	2.50	0.43
1:G:684:LYS:HA	1:G:914:THR:HG22	1.99	0.43
1:G:736:ARG:HH22	1:I:58:THR:HG23	1.83	0.43
1:H:180:ALA:C	1:H:181:GLU:OE1	2.56	0.43
1:H:625:ASN:C	1:H:625:ASN:ND2	2.71	0.43
1:H:723:ILE:HA	1:H:903:MET:HB3	2.00	0.43
1:I:352:LEU:HG	8:Z:10:UNK:CB	2.48	0.43
1:I:377:ARG:CZ	1:I:388:VAL:HG22	2.48	0.43
1:J:29:VAL:C	1:J:31:PHE:N	2.71	0.43
1:J:201:GLU:CD	1:K:299:TYR:CE1	2.90	0.43
1:J:295:THR:HG23	1:J:318:PRO:HA	1.99	0.43
1:J:377:ARG:HG3	1:J:791:MET:HE2	2.00	0.43
1:J:774:TYR:HD1	1:J:776:ILE:CG1	2.31	0.43
1:J:863:LYS:O	1:J:863:LYS:HD2	2.15	0.43
1:K:38:TYR:HH	1:L:56:VAL:HG13	1.83	0.43
1:K:278:LYS:HG2	1:K:278:LYS:O	2.16	0.43
1:L:157:PHE:HE1	1:L:312:LEU:CD2	2.30	0.43
1:L:515:ASP:C	1:L:517:TYR:H	2.21	0.43
2:N:182:LEU:HD21	2:N:446:ARG:CG	2.19	0.43
2:N:254:ILE:HG21	2:N:354:TRP:CE2	2.52	0.43
2:N:431:SER:C	2:N:434:ILE:HG22	2.39	0.43
4:M:145:LEU:HD21	4:M:163:ILE:HD13	1.99	0.43

*Continued on next page...*



*Continued from previous page...*

Atom-1	Atom-2	Interatomic distance (Å)	Clash overlap (Å)
4:M:349:MET:HA	4:M:356:ALA:HB1	1.99	0.43
4:M:388:TRP:CE2	4:M:389:LEU:HD23	2.50	0.43
1:A:110:GLY:HA3	1:A:604:ASP:CB	2.47	0.43
1:A:229:PHE:O	1:A:229:PHE:CD2	2.71	0.43
1:A:534:PRO:HD2	1:A:713:TYR:CB	2.47	0.43
1:A:690:SER:C	1:A:692:GLY:N	2.71	0.43
1:A:761:MET:HE3	1:A:766:PHE:HD1	1.83	0.43
1:B:70:PRO:HA	1:B:84:PHE:CD2	2.53	0.43
1:B:109:ARG:HB3	1:B:113:PHE:HB2	2.01	0.43
1:B:155:LYS:HE3	1:B:259:ALA:CB	2.48	0.43
1:B:250:GLN:HE22	1:B:252:LYS:HG2	1.83	0.43
1:B:324:ILE:HG22	1:B:324:ILE:O	2.18	0.43
1:B:424:GLN:HA	1:B:449:GLN:CD	2.38	0.43
1:B:659:LYS:N	1:B:910:MET:O	2.45	0.43
1:B:668:PRO:HB2	2:N:88:PHE:CE2	2.53	0.43
1:C:190:ASP:OD1	1:C:190:ASP:C	2.56	0.43
1:C:194:GLN:C	1:C:196:GLU:N	2.62	0.43
1:C:642:SER:HB3	1:C:927:ARG:HA	2.00	0.43
1:C:880:MET:HG2	1:C:882:MET:CE	2.47	0.43
1:D:159:VAL:HG21	1:F:417:THR:HG21	2.01	0.43
1:D:230:ALA:HB3	1:D:239:GLN:NE2	2.33	0.43
1:D:261:PHE:O	1:D:279:ALA:CB	2.66	0.43
1:D:295:THR:HA	1:D:319:ASN:OD1	2.18	0.43
1:D:296:HIS:O	1:D:316:SER:HB3	2.18	0.43
1:D:487:TYR:CD1	1:D:488:THR:N	2.86	0.43
1:D:566:PHE:CG	1:D:567:PHE:N	2.85	0.43
1:E:99:THR:O	1:E:100:TYR:CB	2.60	0.43
1:E:135:TRP:CH2	1:E:309:GLU:CD	2.87	0.43
1:E:193:PHE:CE1	1:E:284:TYR:CE1	3.06	0.43
1:E:329:ASN:OD1	1:E:386:SER:HB3	2.18	0.43
1:E:330:PHE:CZ	1:E:385:ASN:HB2	2.53	0.43
1:E:403:VAL:HG21	1:E:465:GLN:C	2.38	0.43
1:E:721:VAL:O	1:E:904:THR:O	2.37	0.43
1:F:527:ASP:HA	1:F:530:ASP:HB2	1.99	0.43
1:F:675:PHE:HE1	1:F:875:PHE:CG	2.36	0.43
1:F:803:ARG:NH1	1:F:803:ARG:CG	2.80	0.43
1:G:235:GLU:O	1:G:237:GLY:N	2.51	0.43
1:G:454:LYS:HG3	1:H:211:TYR:CD1	2.53	0.43
1:G:650:ALA:O	1:G:920:PHE:O	2.37	0.43
1:G:817:VAL:O	1:G:817:VAL:HG23	2.18	0.43
1:H:222:MET:HG2	1:H:307:SER:HA	2.00	0.43

*Continued on next page...*



*Continued from previous page...*

Atom-1	Atom-2	Interatomic distance (Å)	Clash overlap (Å)
1:H:281:ILE:O	1:H:281:ILE:CG1	2.64	0.43
1:H:300:LYS:HB3	1:H:300:LYS:HZ3	1.83	0.43
1:H:329:ASN:HD21	1:H:377:ARG:HH21	1.64	0.43
1:H:399:GLU:HG2	1:H:399:GLU:O	2.17	0.43
1:H:699:PHE:CZ	1:H:705:ILE:HD11	2.53	0.43
1:H:701:TYR:CD2	1:H:701:TYR:C	2.91	0.43
1:H:778:TYR:C	1:H:779:GLN:HG2	2.39	0.43
1:H:918:LEU:HG	1:H:919:LEU:N	2.33	0.43
1:I:148:GLN:HE21	1:I:150:GLU:HG2	1.83	0.43
1:I:191:LYS:C	1:I:193:PHE:N	2.71	0.43
1:I:263:VAL:CG1	1:I:264:PRO:HD2	2.48	0.43
1:I:267:SER:HB3	1:I:277:TYR:N	2.33	0.43
1:I:675:PHE:O	1:I:886:THR:CG2	2.67	0.43
1:I:718:PHE:O	1:I:745:ILE:CG2	2.66	0.43
1:I:726:ASP:N	1:I:900:ALA:O	2.46	0.43
1:I:738:LEU:HD23	1:I:754:TYR:CE2	2.53	0.43
1:I:932:HIS:O	1:I:934:GLY:N	2.51	0.43
1:J:56:VAL:CG2	7:9:24:GLU:CG	2.94	0.43
1:J:427:LYS:HB3	1:J:441:GLU:HB3	1.95	0.43
1:J:515:ASP:HB2	1:J:516:ALA:H	1.20	0.43
1:J:724:MET:SD	1:J:728:SER:O	2.76	0.43
1:J:893:LEU:HD23	1:L:4:PRO:O	2.18	0.43
1:K:6:MET:CE	6:V:80:TYR:HB3	2.48	0.43
1:K:225:CYS:O	1:K:226:TYR:C	2.56	0.43
1:K:385:ASN:ND2	1:K:546:ARG:HG3	2.33	0.43
1:K:752:GLU:H	1:K:752:GLU:CD	2.00	0.43
1:L:95:ASP:CG	1:L:96:MET:N	2.70	0.43
1:L:631:GLU:C	1:L:631:GLU:OE2	2.57	0.43
2:N:81:THR:HA	2:N:485:GLY:O	2.18	0.43
2:N:202:LYS:NZ	2:N:452:ILE:C	2.72	0.43
2:N:325:LYS:HB2	3:O:6:ARG:HH11	1.28	0.43
4:M:148:GLN:O	4:M:150:ALA:N	2.52	0.43
6:U:176:SER:O	6:U:177:GLU:HB2	2.17	0.43
1:A:456:ASN:HD22	1:C:837:ARG:HG3	1.83	0.43
1:B:31:PHE:O	1:B:32:ALA:C	2.56	0.43
1:B:46:ARG:HD2	1:C:644:ASN:HD21	1.82	0.43
1:B:133:SER:O	1:B:155:LYS:HA	2.19	0.43
1:B:320:ARG:CD	1:B:597:LEU:HD11	2.47	0.43
1:B:395:VAL:HG21	1:B:537:HIS:CE1	2.52	0.43
1:B:445:ALA:CB	1:C:153:VAL:H	2.31	0.43
1:B:473:LEU:HD23	1:B:515:ASP:O	2.18	0.43

*Continued on next page...*



*Continued from previous page...*

Atom-1	Atom-2	Interatomic distance (Å)	Clash overlap (Å)
1:B:551:GLY:HA3	1:C:804:GLN:OE1	2.19	0.43
1:B:927:ARG:O	1:B:928:VAL:CG1	2.64	0.43
1:C:174:LEU:HD11	1:C:191:LYS:CE	2.47	0.43
1:D:241:LYS:O	1:D:255:ASP:HB2	2.18	0.43
1:D:398:ILE:HD11	1:D:477:VAL:HG21	2.00	0.43
1:D:401:HIS:O	1:D:402:GLY:C	2.54	0.43
1:D:686:LYS:NZ	1:D:701:TYR:HB2	2.33	0.43
1:E:14:HIS:C	1:E:16:ALA:N	2.71	0.43
1:E:32:ALA:CA	1:E:41:LEU:HD21	2.48	0.43
1:E:910:MET:HE3	1:E:910:MET:HB3	1.71	0.43
1:F:192:THR:HG22	1:F:193:PHE:N	2.34	0.43
1:F:376:ASP:O	1:F:377:ARG:HB2	2.19	0.43
1:F:767:LEU:O	1:F:768:VAL:C	2.56	0.43
1:G:220:THR:O	1:G:220:THR:HG22	2.16	0.43
1:G:256:ILE:H	1:G:256:ILE:CD1	2.08	0.43
1:G:276:GLU:HB3	1:I:440:TRP:CD2	2.52	0.43
1:G:277:TYR:N	1:I:440:TRP:CZ3	2.86	0.43
1:G:292:THR:CB	1:G:295:THR:HG23	2.46	0.43
1:G:494:LEU:HD12	1:G:507:ARG:CD	2.48	0.43
1:G:737:LEU:O	1:I:63:ARG:NH1	2.52	0.43
1:G:831:TYR:C	1:G:831:TYR:CD1	2.88	0.43
1:H:113:PHE:CE2	1:H:115:PRO:HD3	2.53	0.43
1:H:473:LEU:O	1:H:477:VAL:HG12	2.19	0.43
1:H:702:SER:O	1:H:703:GLY:O	2.36	0.43
1:H:819:LEU:N	1:H:820:PRO:CD	2.81	0.43
1:H:840:GLN:HE21	1:H:840:GLN:HB3	1.51	0.43
1:H:942:ARG:O	1:H:946:SER:CA	2.66	0.43
1:I:351:GLN:NE2	1:I:351:GLN:CA	2.74	0.43
1:I:581:TYR:HE2	1:I:583:TRP:CE3	2.37	0.43
1:J:590:ASN:HD22	1:J:590:ASN:HA	1.52	0.43
1:K:235:GLU:HB2	1:L:816:ALA:HB3	1.99	0.43
1:K:771:LEU:HD12	1:K:775:ASN:HA	1.99	0.43
1:K:937:GLU:CD	6:U:37:GLY:HA3	2.36	0.43
1:L:267:SER:HB3	1:L:277:TYR:H	1.81	0.43
1:L:502:GLU:OE1	1:L:502:GLU:C	2.56	0.43
1:L:744:GLU:HA	1:L:744:GLU:OE1	2.18	0.43
1:L:865:LEU:HD23	1:L:865:LEU:C	2.37	0.43
1:L:878:ASN:OD1	1:L:880:MET:HG2	2.18	0.43
1:L:893:LEU:HD22	6:V:225:GLY:HA3	2.00	0.43
1:L:907:VAL:HG22	1:L:908:ASP:N	2.32	0.43
1:L:922:VAL:O	1:L:922:VAL:CG2	2.66	0.43

*Continued on next page...*



*Continued from previous page...*

Atom-1	Atom-2	Interatomic distance (Å)	Clash overlap (Å)
2:N:100:PHE:HB2	2:N:481:SER:O	2.17	0.43
2:N:141:PRO:HB2	2:N:144:VAL:HB	1.99	0.43
2:N:186:LEU:HD12	2:N:190:ARG:HD3	1.99	0.43
2:N:235:LEU:CD2	2:N:240:GLY:HA2	2.48	0.43
2:N:379:THR:HG22	2:N:420:ALA:HB2	2.00	0.43
5:Q:35:THR:N	5:Q:43:PRO:CD	2.82	0.43
6:V:216:PHE:HA	6:V:223:VAL:HG22	1.99	0.43
7:4:24:GLU:O	7:4:26:GLY:N	2.51	0.43
1:A:462:ILE:O	1:A:462:ILE:HG12	2.15	0.43
1:A:499:ASN:HB3	1:A:600:ASP:HB2	2.00	0.43
1:A:691:LEU:HD12	1:A:691:LEU:HA	1.89	0.43
1:A:761:MET:HE3	1:A:766:PHE:HA	1.99	0.43
1:A:825:ASN:HD22	1:C:123:SER:N	2.16	0.43
1:B:161:ALA:O	1:B:198:GLN:OE1	2.36	0.43
1:B:315:GLN:NE2	1:B:835:THR:CA	2.82	0.43
1:B:327:ARG:O	1:B:330:PHE:HA	2.18	0.43
1:B:336:TYR:CB	1:B:337:ASN:HD22	2.32	0.43
1:B:381:PHE:CE2	1:B:383:MET:HB3	2.53	0.43
1:B:515:ASP:CG	1:B:516:ALA:N	2.72	0.43
1:B:704:SER:O	1:B:705:ILE:HB	2.18	0.43
1:B:770:MET:HG3	1:B:776:ILE:HG13	1.99	0.43
1:C:121:TYR:HE2	1:C:229:PHE:CD1	2.31	0.43
1:C:187:ILE:C	1:C:189:ALA:N	2.72	0.43
1:C:241:LYS:HD3	1:C:256:ILE:CG1	2.48	0.43
1:C:442:LYS:O	1:C:443:ASP:OD1	2.37	0.43
1:C:486:LYS:HZ3	1:C:509:VAL:HG11	1.83	0.43
1:C:662:ASN:H	1:C:906:GLU:HG3	1.83	0.43
1:C:805:VAL:HG23	1:C:859:VAL:HG12	1.99	0.43
1:D:28:LEU:N	1:E:633:MET:HE2	2.34	0.43
1:D:46:ARG:CZ	1:E:925:VAL:HG11	2.49	0.43
1:D:289:ASN:O	1:D:291:GLU:HG3	2.18	0.43
1:D:885:LEU:HD23	1:D:885:LEU:HA	1.89	0.43
1:D:892:MET:SD	1:F:3:THR:CB	3.05	0.43
1:E:23:TYR:CE1	1:E:24:LEU:HG	2.53	0.43
1:E:136:GLU:O	1:E:136:GLU:HG3	2.18	0.43
1:E:202:GLU:HG3	1:F:313:VAL:HG21	2.00	0.43
1:E:275:GLU:HB2	1:E:276:GLU:CG	2.47	0.43
1:E:552:ASN:HD22	1:F:521:GLY:C	2.22	0.43
1:E:662:ASN:HA	1:E:906:GLU:HA	2.00	0.43
1:F:161:ALA:HA	1:F:211:TYR:CD2	2.53	0.43
1:F:250:GLN:CB	1:F:251:PRO:CD	2.97	0.43

*Continued on next page...*



*Continued from previous page...*

Atom-1	Atom-2	Interatomic distance (Å)	Clash overlap (Å)
1:F:427:LYS:HD2	1:F:442:LYS:CD	2.48	0.43
1:F:527:ASP:N	1:F:528:PRO:HD2	2.34	0.43
1:F:602:ARG:HD3	5:R:35:THR:HB	2.00	0.43
1:F:702:SER:O	1:F:703:GLY:C	2.55	0.43
1:G:210:PHE:HA	1:G:280:ASP:O	2.18	0.43
1:G:372:ASP:HA	1:G:377:ARG:HG3	2.00	0.43
1:G:403:VAL:HG21	1:G:466:ALA:HB2	2.00	0.43
1:G:443:ASP:HB3	1:H:150:GLU:CG	2.40	0.43
1:G:785:GLU:HG2	1:G:786:GLY:H	1.84	0.43
1:G:808:GLU:CG	1:G:814:TYR:CE2	3.01	0.43
1:H:94:LEU:CG	1:H:619:PHE:CE1	2.98	0.43
1:H:513:LEU:HD13	1:H:819:LEU:CD1	2.48	0.43
1:H:554:ARG:HB2	1:H:555:TYR:CE2	2.54	0.43
1:H:846:PHE:CG	1:H:847:PRO:HD3	2.44	0.43
1:I:33:ARG:CG	1:I:34:ALA:N	2.79	0.43
1:I:219:ASP:OD2	1:I:287:ASN:HB3	2.18	0.43
1:I:222:MET:HE1	1:I:312:LEU:HD13	2.01	0.43
1:I:407:LEU:HD12	1:I:407:LEU:O	2.19	0.43
1:I:850:LEU:HD23	1:I:850:LEU:HA	1.82	0.43
1:I:856:VAL:CG2	1:I:857:PRO:HD2	2.47	0.43
1:J:169:ASN:OD1	1:L:428:ILE:CD1	2.66	0.43
1:J:262:ASP:HB2	1:L:426:VAL:CG1	2.47	0.43
1:J:498:THR:C	1:J:499:ASN:HD22	2.21	0.43
1:J:499:ASN:HA	1:J:504:MET:CE	2.49	0.43
1:J:554:ARG:HG3	1:J:554:ARG:NH1	2.32	0.43
1:J:569:ILE:O	1:J:569:ILE:CG2	2.65	0.43
1:K:20:ALA:C	1:K:22:GLU:H	2.22	0.43
1:K:83:ARG:HG3	1:K:582:GLU:HB2	2.01	0.43
1:K:328:ASP:N	1:K:546:ARG:NH1	2.66	0.43
1:K:440:TRP:CD2	1:L:276:GLU:CD	2.90	0.43
1:K:635:ARG:HE	1:K:635:ARG:HB3	1.37	0.43
1:K:761:MET:SD	1:K:765:TRP:HD1	2.42	0.43
1:K:764:ASP:C	1:K:767:LEU:H	2.20	0.43
1:K:888:LEU:O	1:K:888:LEU:HG	2.18	0.43
1:K:943:THR:CG2	1:K:944:PRO:HD3	2.49	0.43
1:L:227:GLY:O	1:L:292:THR:HB	2.19	0.43
1:L:333:LEU:CG	1:L:592:ILE:HG21	2.47	0.43
1:L:370:LEU:O	1:L:372:ASP:N	2.51	0.43
1:L:403:VAL:HG11	1:L:466:ALA:CA	2.48	0.43
1:L:489:PRO:CD	1:L:508:VAL:CG1	2.96	0.43
2:N:256:LYS:HD3	2:N:258:GLN:O	2.18	0.43

*Continued on next page...*



*Continued from previous page...*

Atom-1	Atom-2	Interatomic distance (Å)	Clash overlap (Å)
2:N:272:GLU:HG3	2:N:352:ARG:NH2	2.34	0.43
2:N:396:PRO:HD2	2:N:409:PRO:CB	2.48	0.43
4:M:387:HIS:O	4:M:390:PRO:HD3	2.18	0.43
5:P:15:PRO:HB2	5:R:15:PRO:CD	2.49	0.43
6:U:197:TYR:CE2	6:U:200:PRO:N	2.85	0.43
7:6:9:LEU:C	7:6:11:PRO:HD2	2.38	0.43
1:A:6:MET:CE	4:M:64:ARG:HB2	2.48	0.43
1:A:13:MET:HG2	1:B:941:LEU:HD12	2.00	0.43
1:A:88:VAL:O	1:A:89:GLY:O	2.37	0.43
1:A:338:SER:C	1:A:340:GLY:H	2.21	0.43
1:A:537:HIS:C	1:A:539:ARG:H	2.20	0.43
1:A:828:PHE:HA	1:A:837:ARG:HG3	2.01	0.43
1:B:38:TYR:CZ	1:C:56:VAL:HG22	2.52	0.43
1:B:134:GLN:HE22	1:B:285:THR:CG2	2.19	0.43
1:B:440:TRP:CH2	1:B:446:ILE:HG21	2.54	0.43
1:B:700:VAL:HG12	1:B:700:VAL:O	2.19	0.43
1:C:107:LEU:HD12	1:C:593:LEU:HD21	2.00	0.43
1:C:257:ASP:O	1:C:258:PHE:CD1	2.71	0.43
1:C:291:GLU:O	1:C:293:PRO:HD3	2.17	0.43
1:C:330:PHE:CE2	1:C:560:ILE:HB	2.53	0.43
1:C:424:GLN:HB2	1:C:445:ALA:O	2.18	0.43
1:C:892:MET:HB2	6:U:224:ASP:HB2	2.00	0.43
1:C:935:VAL:O	1:C:935:VAL:HG12	2.18	0.43
1:D:14:HIS:CE1	1:E:927:ARG:HH11	2.37	0.43
1:D:113:PHE:O	1:E:851:ILE:HB	2.18	0.43
1:D:215:ALA:HB3	1:D:285:THR:CG2	2.41	0.43
1:D:267:SER:N	1:D:268:PRO:HD2	2.32	0.43
1:D:390:SER:OG	1:D:541:ALA:HB3	2.18	0.43
1:D:422:THR:O	1:E:264:PRO:HD3	2.18	0.43
1:D:638:THR:HG21	1:F:25:SER:HB3	2.00	0.43
1:D:731:TRP:CD1	1:D:732:PRO:CD	3.02	0.43
1:E:66:LEU:CD1	1:E:619:PHE:HE1	2.31	0.43
1:E:155:LYS:NZ	1:E:283:LEU:CB	2.65	0.43
1:E:262:ASP:OD1	1:E:277:TYR:O	2.36	0.43
1:E:350:SER:O	1:E:351:GLN:HB2	2.18	0.43
1:F:278:LYS:O	1:F:280:ASP:OD1	2.36	0.43
1:F:309:GLU:CA	1:F:312:LEU:HD13	2.30	0.43
1:F:336:TYR:CD1	1:F:364:GLU:OE2	2.71	0.43
1:F:761:MET:HE3	1:F:798:PHE:HE1	1.83	0.43
1:G:55:ASP:HB3	1:G:626:THR:OG1	2.19	0.43
1:G:138:LYS:HG2	1:G:149:GLN:HB2	1.99	0.43

*Continued on next page...*



*Continued from previous page...*

Atom-1	Atom-2	Interatomic distance (Å)	Clash overlap (Å)
1:G:194:GLN:HE21	1:H:821:PHE:CA	2.32	0.43
1:G:497:ASN:HB2	5:R:88:SER:HB2	2.01	0.43
1:G:747:ARG:HH11	1:G:747:ARG:CG	2.32	0.43
1:G:869:VAL:CG2	1:G:870:MET:H	2.06	0.43
1:G:893:LEU:CD2	1:G:894:TYR:CE1	2.99	0.43
1:H:25:SER:H	1:I:639:HIS:CE1	2.37	0.43
1:H:277:TYR:CD1	1:H:278:LYS:N	2.86	0.43
1:H:705:ILE:O	1:H:707:TYR:N	2.52	0.43
1:H:747:ARG:HD2	1:H:762:THR:HG21	2.00	0.43
1:I:124:LEU:HD23	1:I:124:LEU:HA	1.78	0.43
1:I:361:ARG:O	1:I:362:ASN:CB	2.63	0.43
1:I:372:ASP:OD1	1:I:372:ASP:C	2.56	0.43
1:I:756:VAL:CG1	1:I:763:LYS:HA	2.49	0.43
1:J:27:GLY:O	1:J:30:GLN:NE2	2.51	0.43
1:J:58:THR:HG23	1:K:736:ARG:HH22	1.84	0.43
1:J:126:PRO:HG2	1:J:129:ALA:CB	2.46	0.43
1:J:198:GLN:O	1:K:838:GLN:HB2	2.19	0.43
1:J:282:ILE:HG12	1:J:283:LEU:N	2.32	0.43
1:J:428:ILE:HG12	1:K:278:LYS:CE	2.48	0.43
1:J:571:ASN:ND2	1:L:43:ASN:HD22	2.16	0.43
1:J:804:GLN:HB2	1:L:552:ASN:OD1	2.18	0.43
1:K:7:MET:HE1	1:K:12:TYR:CD1	2.45	0.43
1:K:9:GLN:HA	1:K:12:TYR:HB3	2.00	0.43
1:K:441:GLU:OE1	1:K:441:GLU:CA	2.54	0.43
1:K:517:TYR:CD1	1:K:517:TYR:O	2.71	0.43
1:K:788:LYS:O	1:K:788:LYS:CG	2.66	0.43
1:K:882:MET:H	1:K:882:MET:HG2	1.53	0.43
1:L:192:THR:C	1:L:193:PHE:CG	2.92	0.43
2:N:347:HIS:CE1	3:O:2:ALA:N	2.87	0.43
2:N:378:VAL:HG22	2:N:463:THR:HG22	2.00	0.43
3:O:10:ASP:OD2	3:O:10:ASP:N	2.50	0.43
5:S:24:TRP:CD1	5:S:24:TRP:O	2.71	0.43
1:A:229:PHE:CD2	1:A:229:PHE:C	2.88	0.43
1:A:464:LEU:HD12	1:B:464:LEU:HD11	2.00	0.43
1:A:475:SER:O	1:A:476:ASN:ND2	2.49	0.43
1:A:731:TRP:HD1	1:A:888:LEU:CD1	2.31	0.43
1:A:778:TYR:C	1:A:779:GLN:HG3	2.38	0.43
1:A:781:PHE:O	1:C:381:PHE:HE2	2.02	0.43
1:B:74:GLU:HA	1:B:74:GLU:OE1	2.19	0.43
1:B:188:TYR:HD1	1:B:256:ILE:HD13	1.83	0.43
1:B:208:GLU:O	1:B:211:TYR:HE1	1.99	0.43

*Continued on next page...*



*Continued from previous page...*

Atom-1	Atom-2	Interatomic distance (Å)	Clash overlap (Å)
1:B:482:PRO:HD3	1:B:529:MET:HB3	2.01	0.43
1:B:544:ARG:O	1:B:548:MET:CE	2.67	0.43
1:B:757:ALA:O	1:B:758:GLN:HB2	2.18	0.43
1:C:70:PRO:HA	1:C:84:PHE:CD2	2.54	0.43
1:C:168:THR:C	1:C:170:GLN:N	2.71	0.43
1:C:390:SER:H	1:C:540:ASN:ND2	2.16	0.43
1:C:713:TYR:O	1:C:715:ASN:N	2.51	0.43
1:C:764:ASP:C	1:C:766:PHE:N	2.70	0.43
1:C:931:PRO:HD2	1:C:935:VAL:HG12	1.97	0.43
1:D:50:VAL:HG22	1:E:885:LEU:HD12	1.99	0.43
1:D:199:VAL:HG23	1:D:208:GLU:HG2	2.00	0.43
1:D:203:ASN:CB	1:E:836:MET:SD	3.05	0.43
1:E:96:MET:HB3	1:E:572:LEU:H	1.83	0.43
1:E:173:LEU:CD1	1:E:183:GLY:HA3	2.48	0.43
1:E:305:ASP:OD1	1:E:305:ASP:N	2.51	0.43
1:E:638:THR:O	1:E:638:THR:CG2	2.66	0.43
1:F:337:ASN:OD1	1:F:361:ARG:O	2.37	0.43
1:F:367:TYR:CE2	1:F:565:LYS:HD2	2.53	0.43
1:F:667:ILE:HD11	1:F:901:LEU:CD2	2.48	0.43
1:F:942:ARG:HH21	1:F:947:ALA:CB	2.23	0.43
1:G:296:HIS:CE1	1:G:317:MET:HG2	2.51	0.43
1:G:509:VAL:HG12	1:G:510:ALA:N	2.34	0.43
1:G:515:ASP:C	1:G:517:TYR:H	2.22	0.43
1:G:573:LEU:O	1:G:573:LEU:HG	2.18	0.43
1:G:591:MET:HE2	1:G:591:MET:HB3	1.76	0.43
1:G:860:THR:HG21	1:I:557:PRO:HD2	2.01	0.43
1:G:882:MET:HG2	1:H:38:TYR:CD2	2.52	0.43
1:H:38:TYR:OH	7:5:24:GLU:HB3	2.19	0.43
1:H:177:ASP:CG	1:H:184:LYS:NZ	2.71	0.43
1:H:499:ASN:HB3	1:H:600:ASP:HB2	2.01	0.43
1:H:573:LEU:HD23	1:H:634:LEU:HD21	2.00	0.43
1:H:692:GLY:CA	5:Q:23:GLY:O	2.58	0.43
1:H:769:GLN:HE22	1:H:872:ARG:H	1.67	0.43
1:I:396:ARG:HD2	1:I:396:ARG:HA	1.74	0.43
1:I:453:CYS:SG	1:I:453:CYS:O	2.77	0.43
1:I:658:ALA:HB1	1:I:911:ASP:O	2.18	0.43
1:I:705:ILE:HD11	1:I:708:LEU:CD1	2.49	0.43
1:I:774:TYR:OH	1:I:795:PHE:N	2.45	0.43
1:I:887:ASP:OD2	1:I:887:ASP:O	2.37	0.43
1:J:54:HIS:HB3	7:9:25:ILE:HD13	2.00	0.43
1:J:170:GLN:CG	1:J:185:LYS:HG3	2.49	0.43

*Continued on next page...*



*Continued from previous page...*

Atom-1	Atom-2	Interatomic distance (Å)	Clash overlap (Å)
1:J:198:GLN:NE2	1:K:840:GLN:HB3	2.34	0.43
1:J:603:VAL:O	1:J:603:VAL:CG1	2.67	0.43
1:J:651:ASN:N	1:J:651:ASN:ND2	2.67	0.43
1:J:663:VAL:CG2	5:P:17:LEU:HD11	2.48	0.43
1:J:730:SER:CA	1:J:732:PRO:HD2	2.48	0.43
1:J:811:TYR:CD2	1:J:814:TYR:N	2.87	0.43
1:J:875:PHE:HB3	1:J:886:THR:HG21	1.99	0.43
1:K:644:ASN:HB3	1:K:925:VAL:HG12	2.00	0.43
1:K:682:ARG:HH11	1:K:907:VAL:HG11	1.83	0.43
1:L:210:PHE:CD1	1:L:210:PHE:N	2.87	0.43
1:L:268:PRO:N	1:L:277:TYR:HE2	2.09	0.43
1:L:515:ASP:O	1:L:517:TYR:N	2.51	0.43
1:L:720:LYS:CB	1:L:743:PHE:O	2.67	0.43
1:L:942:ARG:HB2	1:L:942:ARG:HH11	1.84	0.43
4:M:255:LEU:HD22	4:M:259:TYR:CE1	2.53	0.43
5:P:54:VAL:CG1	5:P:55:GLY:N	2.82	0.43
5:P:96:ILE:HG22	5:P:97:ALA:N	2.33	0.43
6:V:213:ILE:H	6:V:213:ILE:CD1	2.07	0.43
7:4:19:MET:HB2	7:4:22:TRP:HD1	1.78	0.43
1:A:158:GLY:CA	1:C:452:ILE:HA	2.49	0.43
1:A:167:ILE:HD11	1:A:172:LEU:HG	2.01	0.43
1:A:391:TYR:O	1:A:392:ASP:O	2.37	0.43
1:A:597:LEU:HD12	1:A:597:LEU:HA	1.88	0.43
1:A:643:PHE:CD1	1:A:643:PHE:N	2.86	0.43
1:A:794:PHE:O	1:A:796:ARG:N	2.51	0.43
1:B:198:GLN:C	1:B:199:VAL:O	2.53	0.43
1:B:199:VAL:CG1	1:B:200:GLY:N	2.80	0.43
1:B:687:GLU:HG2	1:B:701:TYR:CD1	2.52	0.43
1:B:714:LEU:O	1:B:714:LEU:HG	2.19	0.43
1:C:76:THR:OG1	1:C:79:LEU:HB3	2.18	0.43
1:C:107:LEU:HB3	1:C:558:PHE:CD2	2.54	0.43
1:C:134:GLN:CB	1:C:155:LYS:N	2.81	0.43
1:C:192:THR:HG21	1:C:214:ARG:NH1	2.23	0.43
1:C:220:THR:OG1	1:C:287:ASN:HB3	2.19	0.43
1:C:266:GLY:HA2	1:C:277:TYR:CE2	2.54	0.43
1:C:648:SER:HB2	1:C:922:VAL:O	2.19	0.43
1:D:166:ASN:OD1	1:D:168:THR:HG23	2.18	0.43
1:D:278:LYS:NZ	1:F:434:GLY:O	2.25	0.43
1:D:296:HIS:O	1:D:316:SER:CB	2.67	0.43
1:D:301:PRO:HB3	1:F:202:GLU:OE1	2.18	0.43
1:D:322:ASN:OD1	1:D:597:LEU:HB2	2.19	0.43

*Continued on next page...*



*Continued from previous page...*

Atom-1	Atom-2	Interatomic distance (Å)	Clash overlap (Å)
1:D:573:LEU:HD23	1:D:634:LEU:HD13	1.99	0.43
1:D:663:VAL:HG11	1:D:916:LEU:HD22	2.00	0.43
1:D:774:TYR:CE1	1:D:789:ASP:HB3	2.54	0.43
1:E:64:LEU:HD12	1:F:736:ARG:CD	2.48	0.43
1:E:451:GLN:H	1:E:451:GLN:HG2	1.58	0.43
1:E:833:ALA:HB1	1:E:835:THR:HG23	2.01	0.43
1:F:31:PHE:O	1:F:33:ARG:N	2.51	0.43
1:F:222:MET:HE1	1:F:311:ASN:HB2	2.00	0.43
1:F:268:PRO:O	1:F:269:PRO:C	2.57	0.43
1:F:525:SER:O	1:F:526:LEU:C	2.57	0.43
1:F:600:ASP:OD1	1:F:603:VAL:HG13	2.19	0.43
1:F:672:TRP:CZ2	1:F:901:LEU:CD2	2.91	0.43
1:F:804:GLN:HE21	1:F:804:GLN:HB3	1.45	0.43
1:G:63:ARG:HD3	1:G:63:ARG:HA	1.82	0.43
1:G:76:THR:O	1:G:77:THR:C	2.56	0.43
1:G:138:LYS:HG2	1:G:149:GLN:CB	2.48	0.43
1:G:150:GLU:HG3	1:I:443:ASP:HB3	1.99	0.43
1:G:256:ILE:HA	1:G:286:GLU:HB3	2.00	0.43
1:G:317:MET:HG3	1:G:317:MET:O	2.18	0.43
1:G:400:ASN:HD21	1:G:520:ILE:HG23	1.84	0.43
1:G:878:ASN:ND2	1:G:878:ASN:N	2.42	0.43
1:H:515:ASP:CG	1:H:516:ALA:H	2.22	0.43
1:H:685:THR:O	1:H:685:THR:CG2	2.66	0.43
1:I:133:SER:HB3	1:I:134:GLN:H	1.65	0.43
1:I:309:GLU:CD	1:I:309:GLU:C	2.77	0.43
1:I:510:ALA:CB	1:I:832:LEU:CA	2.96	0.43
1:I:932:HIS:H	1:I:935:VAL:CG1	2.32	0.43
1:J:136:GLU:OE2	1:J:218:LYS:HG2	2.19	0.43
1:J:296:HIS:NE2	1:J:317:MET:HE2	2.34	0.43
1:J:409:ASN:HB2	1:L:467:ASN:ND2	2.33	0.43
1:J:428:ILE:HG12	1:K:278:LYS:HE3	2.00	0.43
1:J:486:LYS:HE3	1:J:509:VAL:CG2	2.48	0.43
1:J:748:SER:HA	5:Q:54:VAL:CG1	2.48	0.43
1:J:748:SER:OG	1:J:749:VAL:HG23	2.19	0.43
1:J:779:GLN:CA	1:J:779:GLN:NE2	2.79	0.43
1:K:74:GLU:O	1:K:74:GLU:HG3	2.18	0.43
1:K:166:ASN:HB2	1:K:210:PHE:CZ	2.54	0.43
1:K:201:GLU:OE2	1:L:835:THR:CB	2.63	0.43
1:K:240:ALA:HB3	1:K:288:VAL:HB	2.01	0.43
1:K:241:LYS:HZ2	1:K:256:ILE:CD1	2.11	0.43
1:K:381:PHE:HB2	1:L:783:VAL:CG1	2.48	0.43

*Continued on next page...*



*Continued from previous page...*

Atom-1	Atom-2	Interatomic distance (Å)	Clash overlap (Å)
1:K:465:GLN:OE1	1:K:465:GLN:O	2.37	0.43
1:K:663:VAL:O	1:K:663:VAL:CG1	2.62	0.43
1:K:828:PHE:CZ	1:K:841:PRO:HB3	2.54	0.43
1:K:907:VAL:HG12	1:K:908:ASP:N	2.34	0.43
1:L:64:LEU:CD1	1:L:621:PRO:HD3	2.48	0.43
1:L:138:LYS:HB3	1:L:147:VAL:HG11	2.00	0.43
1:L:150:GLU:C	1:L:152:ASP:N	2.70	0.43
1:L:852:GLY:C	1:L:854:THR:N	2.72	0.43
2:N:31:ARG:HB3	2:N:31:ARG:NH1	2.34	0.43
2:N:342:LEU:H	2:N:342:LEU:CD1	2.30	0.43
4:M:48:PRO:HG2	4:M:51:ASN:OD1	2.18	0.43
5:P:15:PRO:C	5:Q:18:THR:HG1	2.22	0.43
5:Q:28:ARG:HB2	5:Q:31:VAL:HG23	2.00	0.43
5:R:29:GLN:O	5:R:48:THR:CB	2.67	0.43
5:S:13:PHE:CD1	5:S:14:SER:N	2.87	0.43
6:U:179:ARG:HG2	6:U:180:SER:N	2.33	0.43
6:U:197:TYR:HE2	6:U:200:PRO:N	2.05	0.43
7:9:24:GLU:CD	7:9:27:THR:HG1	2.22	0.43
1:A:124:LEU:N	1:B:825:ASN:HD21	2.15	0.43
1:A:277:TYR:CE1	1:A:279:ALA:N	2.87	0.43
1:A:651:ASN:HB3	1:A:919:LEU:HD13	1.99	0.43
1:B:13:MET:HB2	1:B:15:ILE:CG1	2.49	0.43
1:B:77:THR:HG22	1:B:78:TYR:CD2	2.52	0.43
1:B:135:TRP:CZ3	1:B:309:GLU:HB2	2.39	0.43
1:B:157:PHE:HD1	1:B:312:LEU:HD21	1.83	0.43
1:B:326:PHE:CD2	1:B:550:LEU:HD21	2.54	0.43
1:B:718:PHE:CD2	1:B:907:VAL:HG12	2.53	0.43
1:C:21:SER:CB	7:2:11:PRO:CD	2.97	0.43
1:C:69:VAL:HG22	1:C:70:PRO:N	2.34	0.43
1:C:103:ILE:HA	1:C:612:SER:O	2.18	0.43
1:C:174:LEU:HB2	1:C:184:LYS:CE	2.46	0.43
1:C:790:ARG:N	1:C:793:SER:OG	2.50	0.43
1:D:167:ILE:HG13	1:D:210:PHE:CD2	2.54	0.43
1:D:330:PHE:HB3	1:D:333:LEU:HD12	2.01	0.43
1:D:452:ILE:HA	1:E:158:GLY:O	2.19	0.43
1:D:543:LEU:CD2	1:D:596:SER:HA	2.49	0.43
1:D:670:ARG:HB3	1:D:670:ARG:HH11	1.82	0.43
1:E:53:THR:H	7:3:25:ILE:HD11	1.84	0.43
1:E:88:VAL:HG21	1:E:575:LEU:O	2.19	0.43
1:E:107:LEU:HD12	1:E:107:LEU:O	2.18	0.43
1:E:517:TYR:CD1	1:E:517:TYR:C	2.93	0.43

*Continued on next page...*



*Continued from previous page...*

Atom-1	Atom-2	Interatomic distance (Å)	Clash overlap (Å)
1:E:529:MET:O	1:E:532:VAL:HG12	2.18	0.43
1:E:620:PHE:HD1	1:F:778:TYR:CD2	2.35	0.43
1:F:62:GLN:O	1:F:63:ARG:C	2.57	0.43
1:F:233:THR:HG21	1:F:254:LEU:HD22	1.99	0.43
1:F:912:GLU:HG2	1:F:913:PRO:HD2	2.01	0.43
1:G:46:ARG:CB	1:G:46:ARG:HH11	2.32	0.43
1:G:84:PHE:HE2	1:G:613:VAL:O	2.02	0.43
1:G:159:VAL:HG11	1:H:840:GLN:HB2	1.84	0.43
1:G:170:GLN:CG	1:G:171:GLY:N	2.78	0.43
1:G:662:ASN:CB	1:G:906:GLU:HB2	2.49	0.43
1:G:680:PHE:O	1:G:680:PHE:HD2	1.89	0.43
1:G:697:PRO:O	5:R:81:TYR:CB	2.65	0.43
1:H:50:VAL:HA	1:I:885:LEU:HB2	2.01	0.43
1:H:116:TYR:CD1	1:I:520:ILE:CG2	3.01	0.43
1:I:285:THR:O	1:I:286:GLU:HB3	2.18	0.43
1:I:329:ASN:O	1:I:330:PHE:HB2	2.18	0.43
1:I:575:LEU:HB2	1:I:635:ARG:HH21	1.77	0.43
1:I:806:VAL:HG11	1:I:848:TYR:CD2	2.54	0.43
1:J:45:PHE:CD2	1:K:640:ASP:O	2.72	0.43
1:J:191:LYS:CB	1:J:194:GLN:NE2	2.72	0.43
1:J:276:GLU:CA	1:L:440:TRP:CZ3	3.02	0.43
1:J:313:VAL:HG12	1:L:204:TRP:CZ2	2.54	0.43
1:J:695:PHE:O	1:J:695:PHE:CG	2.68	0.43
1:K:49:THR:HB	1:L:884:ALA:CB	2.48	0.43
1:K:170:GLN:CG	1:K:185:LYS:HD2	2.49	0.43
1:K:261:PHE:C	1:K:280:ASP:HB2	2.38	0.43
1:K:443:ASP:HB3	1:L:150:GLU:CB	2.22	0.43
1:L:231:ARG:O	1:L:240:ALA:HB2	2.19	0.43
1:L:234:ASN:C	1:L:236:LYS:N	2.73	0.43
1:L:403:VAL:HG21	1:L:466:ALA:HA	2.01	0.43
2:N:76:SER:O	2:N:498:THR:HG21	2.19	0.43
2:N:342:LEU:HA	2:N:349:THR:HA	2.01	0.43
2:N:428:ALA:CB	2:N:460:THR:HG22	2.37	0.43
4:M:179:TYR:CE2	4:M:188:GLN:HG3	2.54	0.43
4:M:265:GLN:C	4:M:267:GLN:N	2.71	0.43
5:P:65:ALA:O	5:P:69:ALA:HB3	2.18	0.43
5:Q:21:LEU:HD12	5:Q:22:PRO:HD2	2.00	0.43
6:U:31:MET:HE2	6:U:44:VAL:CG2	2.49	0.43
7:1:9:LEU:O	7:1:11:PRO:CD	2.66	0.43
1:A:122:ASN:HA	1:B:825:ASN:HA	2.00	0.43
1:A:141:GLN:O	1:A:141:GLN:HG3	2.18	0.43

*Continued on next page...*



*Continued from previous page...*

Atom-1	Atom-2	Interatomic distance (Å)	Clash overlap (Å)
1:A:156:THR:HG22	1:A:157:PHE:CD1	2.53	0.43
1:A:389:ASP:HB3	1:A:535:PHE:CD1	2.54	0.43
1:A:514:VAL:CG2	1:A:526:LEU:HD22	2.48	0.43
1:A:687:GLU:HB3	1:A:701:TYR:CE2	2.54	0.43
1:B:28:LEU:O	1:B:28:LEU:HG	2.18	0.43
1:B:80:TYR:O	1:B:584:ASN:HB3	2.17	0.43
1:B:124:LEU:HD21	1:C:467:ASN:HA	2.00	0.43
1:B:169:ASN:C	1:B:169:ASN:ND2	2.70	0.43
1:B:748:SER:O	1:B:749:VAL:HB	2.19	0.43
1:C:24:LEU:HD11	1:C:45:PHE:CD2	2.54	0.43
1:C:223:LYS:CB	1:C:224:PRO:HD2	2.48	0.43
1:C:410:TYR:CE2	1:C:461:GLU:HG2	2.54	0.43
1:C:653:LEU:HD23	1:C:917:TYR:HD1	1.84	0.43
1:C:811:TYR:HB2	1:C:857:PRO:HG2	2.01	0.43
1:C:928:VAL:O	1:C:928:VAL:CG2	2.67	0.43
1:D:84:PHE:CE1	1:D:615:LEU:HB2	2.54	0.43
1:D:193:PHE:HE2	1:E:840:GLN:NE2	2.17	0.43
1:D:242:PHE:HB3	1:D:243:LYS:H	1.54	0.43
1:D:445:ALA:CB	1:D:450:ASN:HD21	2.26	0.43
1:D:479:LEU:HD23	1:D:509:VAL:CG2	2.49	0.43
1:D:822:GLN:CB	1:D:846:PHE:HD1	2.32	0.43
1:E:10:TRP:CA	1:E:15:ILE:HG22	2.49	0.43
1:E:178:GLU:CA	1:E:178:GLU:OE1	2.63	0.43
1:E:286:GLU:HG3	1:E:287:ASN:N	2.34	0.43
1:E:356:VAL:CG2	6:U:109:ALA:HB2	2.49	0.43
1:E:445:ALA:C	1:E:449:GLN:OE1	2.50	0.43
1:E:644:ASN:HB2	1:E:925:VAL:CG1	2.47	0.43
1:F:160:ALA:CB	1:F:213:GLY:HA3	2.48	0.43
1:F:359:GLN:HE22	1:F:692:GLY:CA	2.30	0.43
1:F:539:ARG:NH1	1:F:539:ARG:CG	2.81	0.43
1:F:698:TYR:CD1	5:R:33:GLY:HA2	2.54	0.43
1:F:815:LYS:HA	1:F:815:LYS:HD3	1.71	0.43
1:F:878:ASN:O	1:F:879:PHE:HB2	2.18	0.43
1:F:882:MET:H	1:F:882:MET:HG3	1.50	0.43
1:G:130:PRO:HG3	1:G:312:LEU:HG	2.00	0.43
1:G:150:GLU:O	1:G:152:ASP:N	2.51	0.43
1:G:152:ASP:OD1	1:I:444:ASP:C	2.57	0.43
1:G:218:LYS:HG3	1:G:219:ASP:OD1	2.19	0.43
1:G:460:MET:HG3	1:H:460:MET:CE	2.46	0.43
1:G:474:TYR:CD2	1:H:407:LEU:HD23	2.54	0.43
1:G:868:ARG:HG2	1:G:868:ARG:NH1	2.32	0.43

*Continued on next page...*



*Continued from previous page...*

Atom-1	Atom-2	Interatomic distance (Å)	Clash overlap (Å)
1:H:23:TYR:CD1	1:H:23:TYR:C	2.93	0.43
1:H:159:VAL:HG11	1:I:840:GLN:HB2	1.93	0.43
1:H:252:LYS:HB2	1:H:252:LYS:HE3	1.85	0.43
1:H:358:LEU:CD2	1:H:947:ALA:CB	2.96	0.43
1:H:396:ARG:NH2	1:H:534:PRO:HG3	2.34	0.43
1:H:474:TYR:O	1:H:478:ALA:HB3	2.19	0.43
1:H:571:ASN:N	1:H:571:ASN:HD22	2.09	0.43
1:H:718:PHE:HB3	1:H:745:ILE:HD12	2.01	0.43
1:H:765:TRP:O	1:H:765:TRP:CD1	2.72	0.43
1:H:887:ASP:O	1:H:890:GLN:HB3	2.19	0.43
1:I:78:TYR:O	1:I:587:LYS:HB3	2.19	0.43
1:I:79:LEU:HD22	1:I:341:ASN:HD22	1.83	0.43
1:I:103:ILE:CG1	1:I:613:VAL:HG22	2.47	0.43
1:I:144:THR:HG22	1:I:144:THR:O	2.19	0.43
1:I:691:LEU:HD21	1:I:708:LEU:CD2	2.48	0.43
1:I:906:GLU:CD	5:S:24:TRP:NE1	2.73	0.43
1:I:928:VAL:O	1:I:928:VAL:HG12	2.18	0.43
1:J:198:GLN:NE2	1:K:840:GLN:CB	2.81	0.43
1:J:470:LYS:HE3	1:L:124:LEU:HD21	2.01	0.43
1:J:716:HIS:O	1:J:716:HIS:CG	2.71	0.43
1:K:358:LEU:CD1	1:K:942:ARG:NH1	2.61	0.43
1:K:620:PHE:CB	1:L:778:TYR:CD2	3.02	0.43
1:K:682:ARG:CD	1:K:907:VAL:HG11	2.45	0.43
1:K:773:HIS:CE1	1:K:872:ARG:NH2	2.76	0.43
1:K:796:ARG:HD3	1:K:796:ARG:O	2.19	0.43
1:K:869:VAL:CG2	1:K:870:MET:N	2.81	0.43
1:L:485:TYR:HB3	1:L:513:LEU:HD21	2.01	0.43
1:L:747:ARG:H	1:L:762:THR:CG2	2.32	0.43
1:L:861:GLN:O	1:L:861:GLN:HG3	2.19	0.43
2:N:181:ILE:HG22	2:N:181:ILE:O	2.18	0.43
4:M:144:PHE:CD1	4:M:144:PHE:O	2.72	0.43
4:M:332:MET:C	4:M:334:GLU:H	2.22	0.43
5:Q:97:ALA:H	5:S:94:SER:CB	2.32	0.43
5:Q:122:VAL:O	5:Q:122:VAL:CG1	2.67	0.43
5:R:108:LEU:CD1	5:R:111:LEU:HD23	2.49	0.43
1:A:9:GLN:HE21	1:A:10:TRP:HZ3	1.62	0.42
1:A:19:ASP:O	1:A:20:ALA:C	2.57	0.42
1:A:747:ARG:CZ	1:A:754:TYR:HB2	2.48	0.42
1:A:756:VAL:CG1	1:C:383:MET:CE	2.96	0.42
1:A:825:ASN:CA	1:C:122:ASN:HA	2.48	0.42
1:A:929:HIS:CD2	1:A:929:HIS:C	2.91	0.42

*Continued on next page...*



*Continued from previous page...*

Atom-1	Atom-2	Interatomic distance (Å)	Clash overlap (Å)
1:B:20:ALA:O	1:B:22:GLU:N	2.52	0.42
1:B:135:TRP:O	1:B:153:VAL:HG22	2.18	0.42
1:B:206:GLU:O	1:B:208:GLU:N	2.52	0.42
1:B:412:PHE:HB3	1:B:413:PRO:CD	2.46	0.42
1:C:58:THR:N	1:C:621:PRO:O	2.51	0.42
1:C:129:ALA:O	1:C:225:CYS:HB3	2.19	0.42
1:C:199:VAL:HG22	1:C:211:TYR:CE2	2.54	0.42
1:C:665:ILE:C	1:C:665:ILE:HD12	2.39	0.42
1:C:908:ASP:HB2	1:C:909:PRO:CD	2.47	0.42
1:D:10:TRP:CZ2	1:E:943:THR:HG21	2.41	0.42
1:D:24:LEU:HA	1:E:639:HIS:HB3	2.00	0.42
1:D:70:PRO:HG3	1:D:73:ARG:HH11	1.82	0.42
1:D:82:ALA:CB	1:D:613:VAL:HG21	2.49	0.42
1:D:157:PHE:CE1	1:F:419:THR:HG22	2.54	0.42
1:D:241:LYS:HD3	1:D:286:GLU:OE1	2.18	0.42
1:D:633:MET:O	1:D:639:HIS:HE1	2.02	0.42
1:D:676:ARG:O	1:D:875:PHE:HB2	2.19	0.42
1:D:794:PHE:CD1	1:D:794:PHE:O	2.72	0.42
1:E:155:LYS:HD3	1:E:283:LEU:HD13	2.01	0.42
1:E:674:ALA:O	1:E:675:PHE:C	2.57	0.42
1:E:929:HIS:NE2	6:U:159:ARG:NH2	2.67	0.42
1:E:952:THR:HG22	1:E:952:THR:OXT	2.19	0.42
1:F:311:ASN:C	1:F:313:VAL:N	2.73	0.42
1:F:537:HIS:C	1:F:539:ARG:N	2.71	0.42
1:F:579:TYR:CE1	1:F:936:ILE:HG22	2.54	0.42
1:G:286:GLU:CD	1:G:286:GLU:H	2.18	0.42
1:G:695:PHE:HB3	1:G:697:PRO:HD3	2.01	0.42
1:G:785:GLU:OE1	1:G:788:LYS:HE3	2.19	0.42
1:G:935:VAL:O	1:G:935:VAL:CG1	2.66	0.42
1:H:19:ASP:C	1:H:23:TYR:CD2	2.92	0.42
1:H:135:TRP:HB3	1:H:307:SER:O	2.19	0.42
1:H:352:LEU:HB3	6:V:110:GLY:HA2	2.01	0.42
1:H:398:ILE:HG21	1:H:477:VAL:HG11	2.01	0.42
1:H:478:ALA:HB2	1:H:514:VAL:CG1	2.49	0.42
1:I:63:ARG:HH11	1:I:63:ARG:HG3	1.84	0.42
1:I:78:TYR:HE1	1:I:79:LEU:HG	1.76	0.42
1:I:79:LEU:HD21	1:I:341:ASN:ND2	2.34	0.42
1:I:653:LEU:HD23	1:I:917:TYR:CD2	2.34	0.42
1:I:705:ILE:O	1:I:709:ASP:CB	2.66	0.42
1:I:737:LEU:N	1:I:737:LEU:CD2	2.82	0.42
1:I:809:ILE:CD1	5:S:41:VAL:HG11	2.49	0.42

*Continued on next page...*



*Continued from previous page...*

Atom-1	Atom-2	Interatomic distance (Å)	Clash overlap (Å)
1:J:122:ASN:HA	1:K:825:ASN:CB	2.49	0.42
1:J:278:LYS:NZ	1:L:428:ILE:CG2	2.66	0.42
1:J:396:ARG:NH2	1:J:865:LEU:HD21	2.34	0.42
1:J:438:SER:OG	1:K:278:LYS:CB	2.67	0.42
1:J:589:VAL:CG1	1:J:602:ARG:HA	2.49	0.42
1:J:768:VAL:HG13	1:J:879:PHE:HE2	1.82	0.42
1:J:853:GLN:HG3	1:L:111:PRO:HB3	2.00	0.42
1:K:65:THR:HA	1:K:618:THR:HA	2.01	0.42
1:K:153:VAL:HG11	1:K:309:GLU:OE2	2.20	0.42
1:K:300:LYS:C	1:K:301:PRO:O	2.57	0.42
1:L:148:GLN:O	1:L:150:GLU:N	2.52	0.42
1:L:397:ILE:O	1:L:399:GLU:HG3	2.19	0.42
1:L:493:LYS:H	1:L:493:LYS:HG3	1.64	0.42
1:L:498:THR:CB	1:L:503:TYR:CE2	3.02	0.42
1:L:760:ASN:ND2	1:L:760:ASN:C	2.70	0.42
1:L:772:SER:O	1:L:773:HIS:C	2.57	0.42
1:L:878:ASN:OD1	1:L:880:MET:CG	2.67	0.42
1:L:929:HIS:CD2	1:L:930:GLN:N	2.87	0.42
2:N:270:ASP:C	2:N:272:GLU:H	2.21	0.42
4:M:160:THR:HG22	4:M:160:THR:O	2.18	0.42
4:M:275:GLU:O	4:M:279:VAL:HG23	2.18	0.42
5:P:9:GLU:HA	5:Q:27:VAL:O	2.19	0.42
5:Q:18:THR:HB	5:Q:19:THR:H	1.58	0.42
5:R:27:VAL:C	5:R:28:ARG:CG	2.88	0.42
6:U:33:TRP:CE3	6:U:33:TRP:C	2.92	0.42
6:U:41:ILE:O	6:U:41:ILE:HG23	2.19	0.42
1:A:189:ALA:HB1	1:A:254:LEU:CD1	2.49	0.42
1:A:202:GLU:C	1:A:206:GLU:CD	2.76	0.42
1:A:309:GLU:O	1:C:205:GLN:NE2	2.52	0.42
1:A:325:GLY:O	1:A:593:LEU:HA	2.18	0.42
1:A:619:PHE:O	1:A:621:PRO:HD3	2.20	0.42
1:A:822:GLN:HB3	1:A:846:PHE:HD1	1.82	0.42
1:B:46:ARG:HD2	1:C:644:ASN:ND2	2.31	0.42
1:B:68:PHE:HB2	1:B:615:LEU:CD1	2.50	0.42
1:B:96:MET:CE	1:B:574:LEU:HD22	2.48	0.42
1:B:126:PRO:O	1:B:128:GLY:N	2.53	0.42
1:B:500:THR:HG23	1:B:503:TYR:HB3	2.01	0.42
1:C:34:ALA:O	7:2:24:GLU:HA	2.19	0.42
1:C:216:LEU:O	1:C:217:LYS:C	2.55	0.42
1:C:255:ASP:CG	1:C:286:GLU:HB2	2.39	0.42
1:C:552:ASN:O	1:C:552:ASN:CG	2.56	0.42

*Continued on next page...*



*Continued from previous page...*

Atom-1	Atom-2	Interatomic distance (Å)	Clash overlap (Å)
1:C:675:PHE:HB2	1:C:944:PRO:HG3	2.01	0.42
1:C:756:VAL:HG22	1:C:757:ALA:N	2.34	0.42
1:C:807:ASP:HB3	1:C:859:VAL:HB	2.00	0.42
1:D:49:THR:HB	1:E:884:ALA:CB	2.48	0.42
1:D:156:THR:HG22	1:F:451:GLN:CD	2.40	0.42
1:D:298:VAL:HG21	1:D:317:MET:HB3	2.01	0.42
1:D:361:ARG:O	1:D:361:ARG:HD2	2.18	0.42
1:D:451:GLN:HB2	1:E:156:THR:O	2.18	0.42
1:D:536:ASN:HB3	1:D:596:SER:O	2.19	0.42
1:E:90:ASP:HB2	1:J:350:SER:HB2	2.01	0.42
1:E:131:ASN:HD22	1:E:225:CYS:HB2	1.77	0.42
1:E:255:ASP:C	1:E:256:ILE:HG13	2.38	0.42
1:E:421:SER:HG	1:E:423:TYR:HE1	1.67	0.42
1:E:445:ALA:N	1:E:449:GLN:OE1	2.53	0.42
1:E:561:GLN:NE2	1:F:756:VAL:C	2.72	0.42
1:E:747:ARG:O	1:E:747:ARG:CG	2.66	0.42
1:F:68:PHE:CD1	1:F:68:PHE:N	2.78	0.42
1:F:217:LYS:HZ3	1:F:285:THR:HG21	1.80	0.42
1:F:243:LYS:O	1:F:244:PRO:C	2.55	0.42
1:F:400:ASN:CB	1:F:469:TRP:CZ2	3.02	0.42
1:F:442:LYS:HG2	1:F:443:ASP:N	2.33	0.42
1:F:560:ILE:HD12	1:F:560:ILE:C	2.34	0.42
1:F:689:PRO:N	1:F:699:PHE:CE1	2.87	0.42
1:F:871:TRP:CE3	1:F:871:TRP:HA	2.55	0.42
1:F:912:GLU:CG	1:F:913:PRO:HD2	2.49	0.42
1:G:78:TYR:CD2	1:G:695:PHE:CE1	3.07	0.42
1:G:162:THR:HG1	1:G:193:PHE:HD1	1.54	0.42
1:G:289:ASN:O	1:G:291:GLU:HG3	2.20	0.42
1:G:425:GLY:C	1:G:441:GLU:HG3	2.39	0.42
1:G:695:PHE:HZ	5:R:76:ARG:CD	2.26	0.42
1:G:784:PRO:HD2	1:G:795:PHE:CD2	2.54	0.42
1:G:942:ARG:O	1:G:943:THR:C	2.57	0.42
1:H:348:GLN:HB3	1:H:579:TYR:HA	2.01	0.42
1:H:416:GLY:HA2	1:I:126:PRO:HG2	2.01	0.42
1:H:442:LYS:CD	1:I:150:GLU:OE1	2.67	0.42
1:H:589:VAL:HG11	1:H:606:ALA:HB1	2.01	0.42
1:H:842:TYR:CD2	1:H:843:PRO:HD2	2.54	0.42
1:I:38:TYR:OH	7:6:24:GLU:HG2	2.17	0.42
1:I:135:TRP:CD1	1:I:135:TRP:N	2.87	0.42
1:I:192:THR:C	1:I:193:PHE:CG	2.93	0.42
1:I:269:PRO:CB	1:I:273:SER:O	2.64	0.42

*Continued on next page...*



*Continued from previous page...*

Atom-1	Atom-2	Interatomic distance (Å)	Clash overlap (Å)
1:I:362:ASN:O	1:I:362:ASN:CG	2.56	0.42
1:I:372:ASP:HB2	1:I:377:ARG:HG2	2.01	0.42
1:I:481:LEU:HB3	1:I:485:TYR:CD2	2.54	0.42
1:I:705:ILE:CD1	1:I:708:LEU:HG	2.49	0.42
1:I:737:LEU:HB2	1:I:740:PRO:HA	2.00	0.42
1:J:152:ASP:C	1:L:445:ALA:H	2.21	0.42
1:J:678:TRP:HZ2	1:J:901:LEU:CD2	2.28	0.42
1:J:685:THR:HG22	1:J:913:PRO:O	2.19	0.42
1:J:730:SER:O	1:J:732:PRO:CD	2.67	0.42
1:J:774:TYR:HB3	1:J:788:LYS:CD	2.49	0.42
1:J:827:GLY:HA2	1:J:839:GLY:C	2.40	0.42
1:K:214:ARG:HG2	1:K:214:ARG:NH1	2.34	0.42
1:K:577:GLY:HA3	1:K:934:GLY:HA2	2.01	0.42
1:L:62:GLN:O	1:L:62:GLN:CG	2.66	0.42
1:L:96:MET:O	1:L:99:THR:OG1	2.34	0.42
1:L:161:ALA:HB1	1:L:198:GLN:CD	2.32	0.42
1:L:398:ILE:HG23	1:L:526:LEU:H	1.83	0.42
1:L:423:TYR:O	1:L:450:ASN:CB	2.67	0.42
1:L:564:GLN:HA	1:L:564:GLN:NE2	2.35	0.42
1:L:634:LEU:HD12	1:L:634:LEU:HA	1.75	0.42
1:L:670:ARG:HH22	1:L:945:PHE:CB	2.17	0.42
1:L:924:ASP:OD2	1:L:942:ARG:CD	2.68	0.42
2:N:343:ILE:HB	2:N:346:THR:OG1	2.19	0.42
2:N:393:MET:HE3	2:N:479:LEU:HD13	1.96	0.42
2:N:496:ARG:HD2	2:N:496:ARG:HA	1.44	0.42
5:S:17:LEU:C	5:S:19:THR:H	2.21	0.42
6:V:70:ASN:C	6:V:71:PRO:O	2.56	0.42
1:A:16:ALA:HA	1:A:48:PRO:HB3	2.00	0.42
1:A:514:VAL:O	1:A:514:VAL:HG13	2.18	0.42
1:A:537:HIS:C	1:A:539:ARG:N	2.72	0.42
1:A:811:TYR:CD2	1:A:814:TYR:HB2	2.54	0.42
1:B:29:VAL:CG2	1:B:30:GLN:N	2.82	0.42
1:B:135:TRP:CE3	1:B:153:VAL:HG21	2.54	0.42
1:B:237:GLY:HA3	1:C:821:PHE:HB3	2.02	0.42
1:B:298:VAL:CG2	1:B:317:MET:HG3	2.45	0.42
1:B:333:LEU:O	1:B:333:LEU:HG	2.19	0.42
1:B:495:PRO:HG3	1:B:502:GLU:HG3	2.00	0.42
1:C:631:GLU:C	1:C:633:MET:N	2.70	0.42
1:C:670:ARG:HB2	1:C:670:ARG:HH11	1.83	0.42
1:C:819:LEU:C	1:C:821:PHE:H	2.23	0.42
1:D:136:GLU:HA	1:D:151:LYS:HA	2.01	0.42

*Continued on next page...*



*Continued from previous page...*

Atom-1	Atom-2	Interatomic distance (Å)	Clash overlap (Å)
1:D:198:GLN:HE22	1:F:456:ASN:CG	2.15	0.42
1:D:233:THR:HG23	1:D:234:ASN:N	2.33	0.42
1:D:330:PHE:CB	1:D:562:VAL:HG12	2.49	0.42
1:D:405:ASP:HB3	1:D:465:GLN:HB2	2.01	0.42
1:D:882:MET:H	1:D:882:MET:HG3	1.68	0.42
1:E:192:THR:HG23	1:E:193:PHE:CE1	2.53	0.42
1:E:223:LYS:CG	1:E:292:THR:HG21	2.49	0.42
1:E:362:ASN:HB2	1:E:651:ASN:ND2	2.35	0.42
1:E:602:ARG:HE	1:E:602:ARG:HB2	1.53	0.42
1:F:136:GLU:OE1	1:F:150:GLU:C	2.57	0.42
1:F:217:LYS:CA	1:F:285:THR:CG2	2.93	0.42
1:F:241:LYS:HD3	1:F:255:ASP:O	2.19	0.42
1:F:300:LYS:HG2	1:F:301:PRO:CD	2.37	0.42
1:F:344:VAL:HG13	1:F:582:GLU:HG3	2.01	0.42
1:F:387:ALA:HB3	1:F:546:ARG:HH21	1.85	0.42
1:F:424:GLN:HB2	1:F:446:ILE:HA	2.01	0.42
1:F:641:GLN:HB2	1:F:643:PHE:CZ	2.54	0.42
1:F:651:ASN:C	1:F:652:MET:HG2	2.39	0.42
1:F:673:ALA:O	1:F:674:ALA:HB3	2.19	0.42
1:F:683:LEU:H	1:F:683:LEU:CD2	2.07	0.42
1:F:875:PHE:CE2	1:F:889:GLY:HA2	2.51	0.42
1:G:31:PHE:C	1:G:33:ARG:H	2.22	0.42
1:G:151:LYS:O	1:G:154:THR:CA	2.67	0.42
1:G:216:LEU:HD13	1:G:288:VAL:CG1	2.49	0.42
1:G:501:TYR:O	1:G:503:TYR:N	2.52	0.42
1:G:524:TRP:CD2	1:G:803:ARG:HG3	2.54	0.42
1:G:537:HIS:C	1:G:539:ARG:N	2.72	0.42
1:G:794:PHE:HA	1:G:869:VAL:HG21	2.01	0.42
1:H:137:THR:HG21	1:H:152:ASP:OD1	2.01	0.42
1:H:232:PRO:O	1:I:815:LYS:CG	2.67	0.42
1:H:277:TYR:HE1	1:H:278:LYS:CB	2.26	0.42
1:H:353:ASN:HD21	1:H:355:VAL:H	1.54	0.42
1:H:653:LEU:CD2	1:H:915:LEU:HD13	2.49	0.42
1:H:826:SER:C	1:H:828:PHE:H	2.21	0.42
1:I:74:GLU:O	1:I:74:GLU:HG3	2.17	0.42
1:I:154:THR:HG22	1:I:155:LYS:HE2	1.99	0.42
1:I:241:LYS:HG3	1:I:254:LEU:CD2	2.36	0.42
1:I:479:LEU:CD2	1:I:509:VAL:HG22	2.50	0.42
1:I:674:ALA:O	1:I:675:PHE:O	2.38	0.42
1:I:761:MET:CG	1:I:766:PHE:HB2	2.49	0.42
1:I:852:GLY:O	1:I:854:THR:N	2.52	0.42

*Continued on next page...*



*Continued from previous page...*

Atom-1	Atom-2	Interatomic distance (Å)	Clash overlap (Å)
1:I:864:PHE:HD1	1:I:865:LEU:N	2.17	0.42
1:J:173:LEU:HB2	1:J:185:LYS:HZ3	1.84	0.42
1:J:403:VAL:HG23	1:J:405:ASP:CB	2.49	0.42
1:J:523:ARG:HB3	1:L:548:MET:CE	2.49	0.42
1:J:603:VAL:HA	5:P:40:PRO:HB3	2.01	0.42
1:J:681:THR:HG21	1:J:712:PHE:CD1	2.55	0.42
1:J:685:THR:HB	1:J:914:THR:CA	2.48	0.42
1:J:742:GLU:HG2	5:Q:24:TRP:CZ3	2.53	0.42
1:K:61:SER:HA	1:L:734:ASN:ND2	2.33	0.42
1:K:328:ASP:OD2	1:K:328:ASP:C	2.56	0.42
1:K:714:LEU:O	1:K:716:HIS:N	2.52	0.42
1:K:745:ILE:HG12	1:K:765:TRP:CD2	2.54	0.42
1:L:52:PRO:HB3	7:8:24:GLU:O	2.20	0.42
1:L:61:SER:O	1:L:61:SER:OG	2.31	0.42
1:L:88:VAL:HG22	1:L:88:VAL:O	2.19	0.42
1:L:173:LEU:CD1	1:L:185:LYS:HZ3	2.25	0.42
1:L:267:SER:N	1:L:268:PRO:HD3	2.33	0.42
1:L:362:ASN:C	1:L:364:GLU:H	2.22	0.42
1:L:588:ASP:OD2	1:L:589:VAL:N	2.52	0.42
1:L:599:ASN:OD1	1:L:599:ASN:C	2.57	0.42
1:L:701:TYR:OH	1:L:704:SER:N	2.52	0.42
2:N:120:ASN:ND2	2:N:168:PHE:HB3	2.32	0.42
2:N:251:LEU:HB2	2:N:380:CYS:SG	2.60	0.42
4:M:187:PHE:HB3	4:M:197:VAL:CG1	2.39	0.42
5:Q:34:SER:C	5:Q:43:PRO:CD	2.86	0.42
5:R:42:LEU:C	5:R:43:PRO:O	2.56	0.42
5:S:73:THR:O	5:S:77:LEU:HD12	2.19	0.42
6:U:72:ARG:HD2	6:U:72:ARG:HA	1.69	0.42
1:A:90:ASP:C	1:A:92:ARG:H	2.23	0.42
1:A:288:VAL:CG2	1:A:289:ASN:N	2.82	0.42
1:A:397:ILE:HG21	1:A:523:ARG:HH21	1.84	0.42
1:A:427:LYS:HG3	1:A:441:GLU:HB3	2.01	0.42
1:A:573:LEU:HB3	1:A:641:GLN:NE2	2.34	0.42
1:A:778:TYR:O	1:A:779:GLN:CG	2.67	0.42
1:B:327:ARG:NH2	1:B:705:ILE:CG1	2.81	0.42
1:B:424:GLN:NE2	1:C:263:VAL:O	2.33	0.42
1:B:667:ILE:HD13	1:B:672:TRP:HH2	1.83	0.42
1:B:827:GLY:HA2	1:B:839:GLY:HA3	2.01	0.42
1:C:83:ARG:HH12	1:J:69:VAL:HB	1.78	0.42
1:C:91:ASN:O	1:C:627:ALA:CB	2.63	0.42
1:C:328:ASP:OD2	1:C:386:SER:C	2.58	0.42

*Continued on next page...*



*Continued from previous page...*

Atom-1	Atom-2	Interatomic distance (Å)	Clash overlap (Å)
1:C:681:THR:O	1:C:917:TYR:HB3	2.19	0.42
1:C:725:PHE:CE1	1:C:901:LEU:CD1	2.90	0.42
1:C:726:ASP:N	1:C:900:ALA:O	2.47	0.42
1:D:150:GLU:CB	1:F:443:ASP:HB3	2.46	0.42
1:D:359:GLN:CA	1:D:359:GLN:HE21	2.32	0.42
1:D:377:ARG:NE	1:D:388:VAL:CG1	2.82	0.42
1:D:517:TYR:CD1	1:D:517:TYR:C	2.93	0.42
1:D:560:ILE:HG22	1:D:561:GLN:H	1.80	0.42
1:D:816:ALA:O	1:F:235:GLU:CB	2.46	0.42
1:E:77:THR:HB	5:P:76:ARG:HE	1.84	0.42
1:E:94:LEU:HB2	1:E:619:PHE:HD2	1.83	0.42
1:E:107:LEU:C	1:E:107:LEU:CD1	2.82	0.42
1:E:454:LYS:H	1:E:454:LYS:HG3	1.49	0.42
1:E:582:GLU:O	1:E:582:GLU:HG3	2.19	0.42
1:E:670:ARG:HB2	1:E:670:ARG:CZ	2.49	0.42
1:E:718:PHE:CE1	1:E:907:VAL:HG12	2.55	0.42
1:E:937:GLU:HA	6:U:110:GLY:HA2	2.02	0.42
1:F:186:ASP:O	1:F:188:TYR:N	2.52	0.42
1:F:192:THR:C	1:F:193:PHE:HD1	2.13	0.42
1:F:296:HIS:CE1	1:F:317:MET:CG	3.02	0.42
1:F:337:ASN:HA	1:F:357:ASP:OD2	2.20	0.42
1:F:497:ASN:O	1:F:500:THR:CG2	2.63	0.42
1:F:595:SER:O	1:F:703:GLY:HA2	2.20	0.42
1:F:675:PHE:HB2	1:F:944:PRO:HG2	2.01	0.42
1:F:680:PHE:CD1	1:F:871:TRP:HB2	2.52	0.42
1:F:886:THR:O	1:F:890:GLN:HG2	2.19	0.42
1:G:102:ASP:CG	1:G:616:TYR:CE1	2.82	0.42
1:G:116:TYR:N	1:G:116:TYR:CD1	2.83	0.42
1:G:203:ASN:OD1	1:G:204:TRP:CD2	2.72	0.42
1:G:663:VAL:HG13	1:G:905:PHE:O	2.17	0.42
1:H:115:PRO:HA	1:H:322:ASN:O	2.19	0.42
1:H:517:TYR:HA	1:H:520:ILE:CG2	2.49	0.42
1:H:801:MET:HE1	1:H:865:LEU:HB3	1.97	0.42
1:H:853:GLN:NE2	1:H:853:GLN:N	2.68	0.42
1:I:55:ASP:HB3	1:I:626:THR:HG22	1.88	0.42
1:I:121:TYR:CD1	1:I:121:TYR:N	2.87	0.42
1:I:264:PRO:O	1:I:265:GLY:O	2.37	0.42
1:I:417:THR:CG2	1:I:457:VAL:HA	2.48	0.42
1:I:705:ILE:C	1:I:707:TYR:H	2.22	0.42
1:J:44:LYS:HB3	1:K:641:GLN:HB3	2.02	0.42
1:J:534:PRO:HD2	1:J:713:TYR:HB3	2.00	0.42

*Continued on next page...*



*Continued from previous page...*

Atom-1	Atom-2	Interatomic distance (Å)	Clash overlap (Å)
1:J:937:GLU:HA	1:J:937:GLU:OE1	2.19	0.42
1:J:951:THR:HG21	8:X:6:UNK:O	2.18	0.42
1:K:250:GLN:HA	1:K:251:PRO:HD2	1.85	0.42
1:K:324:ILE:HA	1:K:595:SER:HB3	2.02	0.42
1:K:412:PHE:HB3	1:K:413:PRO:HD2	2.01	0.42
1:K:425:GLY:HA2	1:L:260:TYR:O	2.19	0.42
1:K:515:ASP:C	1:K:517:TYR:H	2.22	0.42
1:K:573:LEU:O	1:K:641:GLN:NE2	2.40	0.42
1:K:875:PHE:O	1:K:875:PHE:CG	2.73	0.42
1:K:927:ARG:O	1:K:938:ALA:HA	2.19	0.42
1:L:243:LYS:O	1:L:244:PRO:C	2.55	0.42
1:L:320:ARG:NH1	1:L:504:MET:O	2.50	0.42
1:L:490:ALA:O	1:L:491:ASN:HB2	2.19	0.42
1:L:737:LEU:HD11	1:L:743:PHE:CE2	2.55	0.42
1:L:745:ILE:HG23	1:L:746:LYS:N	2.33	0.42
2:N:196:GLU:HB3	2:N:447:PHE:HE2	1.83	0.42
4:M:79:LEU:HG	4:M:84:ALA:HB3	2.01	0.42
4:M:98:LEU:HD23	4:M:98:LEU:HA	1.78	0.42
4:M:188:GLN:NE2	4:M:189:THR:O	2.53	0.42
6:U:14:GLN:HG3	6:U:14:GLN:O	2.19	0.42
6:U:74:TRP:HB3	6:U:75:PRO:HD2	1.99	0.42
6:U:205:PRO:HA	6:U:208:TYR:CE2	2.55	0.42
6:V:204:SER:C	6:V:206:GLY:H	2.21	0.42
1:A:160:ALA:HB1	1:A:211:TYR:HB3	2.01	0.42
1:A:327:ARG:NH2	1:A:705:ILE:HG13	2.34	0.42
1:A:406:GLU:HG3	1:C:474:TYR:HE2	1.83	0.42
1:A:554:ARG:HG2	1:A:554:ARG:NH1	2.35	0.42
1:A:582:GLU:HG2	1:A:583:TRP:N	2.34	0.42
1:A:641:GLN:HB3	1:C:44:LYS:HB3	2.01	0.42
1:A:731:TRP:N	1:A:732:PRO:CD	2.81	0.42
1:A:737:LEU:HD21	1:A:743:PHE:CE2	2.54	0.42
1:B:3:THR:O	1:B:4:PRO:C	2.56	0.42
1:B:33:ARG:CG	1:B:33:ARG:HH11	2.33	0.42
1:B:241:LYS:HD3	1:B:256:ILE:CG1	2.33	0.42
1:B:390:SER:HA	1:B:535:PHE:CE1	2.55	0.42
1:C:250:GLN:HG3	1:C:251:PRO:N	2.34	0.42
1:C:666:SER:CB	1:C:902:ASP:HB2	2.49	0.42
1:C:713:TYR:CD2	1:C:713:TYR:N	2.88	0.42
1:C:846:PHE:HB3	1:C:847:PRO:CD	2.49	0.42
1:D:214:ARG:NH2	1:D:241:LYS:HE2	2.34	0.42
1:D:461:GLU:OE2	1:D:461:GLU:CA	2.66	0.42

*Continued on next page...*



*Continued from previous page...*

Atom-1	Atom-2	Interatomic distance (Å)	Clash overlap (Å)
1:E:24:LEU:HD23	1:F:639:HIS:ND1	2.34	0.42
1:E:67:ARG:HB2	1:E:616:TYR:HE2	1.83	0.42
1:E:136:GLU:CA	1:E:151:LYS:HA	2.45	0.42
1:E:203:ASN:OD1	1:E:204:TRP:CE3	2.72	0.42
1:E:239:GLN:NE2	1:E:240:ALA:H	2.10	0.42
1:F:261:PHE:O	1:F:280:ASP:HA	2.19	0.42
1:F:275:GLU:HB3	1:F:276:GLU:H	1.59	0.42
1:F:392:ASP:OD1	1:F:393:PRO:CD	2.63	0.42
1:F:392:ASP:OD1	1:F:394:ASP:N	2.46	0.42
1:F:451:GLN:C	1:F:452:ILE:HG13	2.36	0.42
1:F:515:ASP:OD2	1:F:517:TYR:CE2	2.73	0.42
1:F:566:PHE:HE1	1:F:568:ALA:HB3	1.85	0.42
1:F:684:LYS:HE2	1:F:912:GLU:OE1	2.17	0.42
1:F:685:THR:CG2	1:F:913:PRO:O	2.68	0.42
1:G:161:ALA:HB2	1:G:198:GLN:HE21	1.54	0.42
1:G:204:TRP:CE3	1:H:313:VAL:CG2	2.74	0.42
1:G:650:ALA:CB	1:G:942:ARG:NH2	2.82	0.42
1:G:721:VAL:HG11	1:G:873:ILE:HD11	2.01	0.42
1:G:724:MET:HE3	1:G:728:SER:O	2.15	0.42
1:H:239:GLN:OE1	1:I:845:ASN:HB3	2.18	0.42
1:H:662:ASN:O	1:H:664:PRO:HD3	2.19	0.42
1:H:756:VAL:O	1:H:757:ALA:HB3	2.19	0.42
1:H:918:LEU:CG	1:H:919:LEU:N	2.83	0.42
1:I:16:ALA:HA	1:I:48:PRO:CB	2.49	0.42
1:I:49:THR:HG23	7:5:21:THR:HB	2.02	0.42
1:I:132:PRO:HB3	1:I:158:GLY:HA2	2.00	0.42
1:I:134:GLN:NE2	1:I:217:LYS:HG3	2.34	0.42
1:I:413:PRO:CD	1:I:458:TYR:O	2.66	0.42
1:I:510:ALA:HB1	1:I:511:PRO:HD2	2.01	0.42
1:I:864:PHE:CD1	1:I:864:PHE:C	2.93	0.42
1:J:114:LYS:HB2	1:K:851:ILE:HD12	2.01	0.42
1:J:150:GLU:HB3	1:L:443:ASP:HB3	2.00	0.42
1:J:190:ASP:OD2	1:J:236:LYS:HD2	2.20	0.42
1:J:308:SER:O	1:J:311:ASN:HB2	2.19	0.42
1:J:454:LYS:HG2	1:K:211:TYR:CE1	2.55	0.42
1:J:463:ASN:HD22	1:J:466:ALA:CB	2.32	0.42
1:J:664:PRO:HD2	5:P:12:LEU:CG	2.50	0.42
1:K:186:ASP:OD2	1:K:193:PHE:CZ	2.72	0.42
1:K:241:LYS:HE2	1:K:286:GLU:OE2	1.95	0.42
1:K:398:ILE:CD1	1:K:477:VAL:HG11	2.48	0.42
1:K:529:MET:O	1:K:529:MET:CG	2.64	0.42

*Continued on next page...*



*Continued from previous page...*

Atom-1	Atom-2	Interatomic distance (Å)	Clash overlap (Å)
1:K:917:TYR:CG	1:K:917:TYR:O	2.72	0.42
1:K:952:THR:HG22	1:K:952:THR:OXT	2.18	0.42
1:L:307:SER:O	1:L:308:SER:HB2	2.20	0.42
1:L:464:LEU:O	1:L:468:LEU:CB	2.66	0.42
1:L:474:TYR:CD2	1:L:474:TYR:O	2.72	0.42
1:L:564:GLN:HE21	1:L:564:GLN:CA	2.32	0.42
1:L:683:LEU:C	1:L:684:LYS:O	2.56	0.42
1:L:921:GLU:O	1:L:922:VAL:CG1	2.67	0.42
2:N:106:TRP:O	2:N:479:LEU:HB3	2.19	0.42
2:N:226:TYR:HE2	2:N:429:VAL:HG13	1.83	0.42
4:M:227:THR:C	4:M:229:ASN:N	2.73	0.42
4:M:228:PRO:HB3	4:M:231:ARG:NH2	2.35	0.42
4:M:229:ASN:HD22	4:M:229:ASN:C	2.20	0.42
4:M:272:THR:O	4:M:276:ILE:HG13	2.20	0.42
5:Q:4:THR:HG22	5:Q:13:PHE:CE2	2.28	0.42
5:Q:21:LEU:HD11	5:Q:27:VAL:HG11	2.00	0.42
5:S:29:GLN:HE21	5:S:48:THR:HG21	1.84	0.42
6:U:79:VAL:O	6:U:80:TYR:C	2.55	0.42
6:V:89:VAL:HG12	6:V:90:LEU:N	2.35	0.42
1:A:37:THR:HB	1:A:38:TYR:CD2	2.54	0.42
1:A:338:SER:C	1:A:340:GLY:N	2.73	0.42
1:A:774:TYR:CE1	1:A:784:PRO:HB3	2.55	0.42
1:B:102:ASP:O	1:B:613:VAL:HA	2.19	0.42
1:B:625:ASN:OD1	1:B:625:ASN:C	2.58	0.42
1:B:731:TRP:HB3	1:B:732:PRO:HD2	1.99	0.42
1:B:738:LEU:CG	1:B:754:TYR:HE2	2.31	0.42
1:C:76:THR:N	1:C:79:LEU:O	2.51	0.42
1:C:137:THR:CG2	1:C:152:ASP:O	2.63	0.42
1:C:188:TYR:O	1:C:188:TYR:HD1	1.97	0.42
1:C:544:ARG:O	1:C:547:SER:HB3	2.18	0.42
1:C:683:LEU:HD11	1:C:707:TYR:HA	2.01	0.42
1:D:7:MET:HB3	1:D:8:PRO:CD	2.48	0.42
1:D:267:SER:N	1:D:268:PRO:CD	2.83	0.42
1:D:427:LYS:HZ2	1:D:441:GLU:CD	2.20	0.42
1:E:25:SER:HB3	1:F:639:HIS:HE1	1.76	0.42
1:E:104:ARG:NH1	1:F:753:GLY:H	2.18	0.42
1:E:336:TYR:CZ	1:E:565:LYS:HG3	2.54	0.42
1:F:162:THR:HB	1:F:193:PHE:HE2	1.84	0.42
1:F:241:LYS:HD2	1:F:256:ILE:HD11	1.78	0.42
1:F:294:ASP:HB2	1:F:319:ASN:ND2	2.33	0.42
1:F:567:PHE:CD1	1:F:645:ASP:N	2.87	0.42

*Continued on next page...*



*Continued from previous page...*

Atom-1	Atom-2	Interatomic distance (Å)	Clash overlap (Å)
1:F:633:MET:O	1:F:636:ASN:CB	2.68	0.42
1:F:635:ARG:NH2	1:F:933:ARG:N	2.67	0.42
1:F:649:ALA:HB3	1:F:919:LEU:HD21	1.98	0.42
1:F:666:SER:O	1:F:667:ILE:HG23	2.19	0.42
1:F:764:ASP:O	1:F:767:LEU:N	2.50	0.42
1:F:851:ILE:HG13	1:F:852:GLY:N	2.35	0.42
1:G:135:TRP:CE3	1:G:136:GLU:O	2.73	0.42
1:G:223:LYS:HE2	1:G:292:THR:HG23	2.01	0.42
1:G:224:PRO:C	1:G:226:TYR:N	2.71	0.42
1:G:527:ASP:CG	1:G:863:LYS:NZ	2.70	0.42
1:G:759:CYS:O	1:G:761:MET:N	2.46	0.42
1:H:438:SER:O	1:H:438:SER:OG	2.37	0.42
1:H:443:ASP:OD1	1:I:151:LYS:N	2.50	0.42
1:H:575:LEU:H	1:H:930:GLN:HE22	1.68	0.42
1:H:782:HIS:ND1	1:H:782:HIS:O	2.53	0.42
1:I:3:THR:O	1:I:5:SER:N	2.53	0.42
1:I:7:MET:O	1:I:9:GLN:N	2.52	0.42
1:I:170:GLN:NE2	1:I:185:LYS:CG	2.69	0.42
1:I:191:LYS:O	1:I:193:PHE:N	2.45	0.42
1:I:217:LYS:HB2	1:I:286:GLU:CA	2.49	0.42
1:I:261:PHE:O	1:I:279:ALA:O	2.37	0.42
1:I:480:TYR:CZ	1:I:537:HIS:HD2	2.37	0.42
1:I:738:LEU:HB2	1:I:764:ASP:HB3	2.01	0.42
1:J:26:PRO:CA	1:J:29:VAL:HG12	2.48	0.42
1:J:41:LEU:HD22	1:K:630:LEU:HD11	2.02	0.42
1:J:64:LEU:HD11	1:J:621:PRO:CD	2.49	0.42
1:J:348:GLN:HG3	1:J:349:ALA:N	2.35	0.42
1:J:409:ASN:ND2	1:J:464:LEU:HB2	2.34	0.42
1:J:481:LEU:HD23	1:J:529:MET:HG2	2.01	0.42
1:J:714:LEU:HD21	1:J:910:MET:HE1	2.01	0.42
1:J:764:ASP:C	1:J:766:PHE:H	2.23	0.42
1:J:809:ILE:HG21	5:Q:41:VAL:CG1	2.50	0.42
1:K:80:TYR:O	1:K:584:ASN:CB	2.68	0.42
1:K:676:ARG:HB2	1:K:921:GLU:HB3	2.00	0.42
1:K:682:ARG:NH2	1:K:910:MET:HB3	2.34	0.42
1:L:261:PHE:HE1	1:L:283:LEU:HD12	1.84	0.42
1:L:308:SER:O	1:L:310:ILE:N	2.53	0.42
1:L:352:LEU:HD23	1:L:937:GLU:CB	2.50	0.42
1:L:457:VAL:O	1:L:458:TYR:C	2.56	0.42
2:N:82:VAL:O	2:N:84:GLN:HG2	2.20	0.42
2:N:492:THR:OG1	2:N:496:ARG:HD2	2.19	0.42

*Continued on next page...*



*Continued from previous page...*

Atom-1	Atom-2	Interatomic distance (Å)	Clash overlap (Å)
4:M:141:LEU:O	4:M:145:LEU:HB2	2.20	0.42
4:M:231:ARG:CD	4:M:259:TYR:OH	2.66	0.42
4:M:238:ALA:HB3	4:M:239:PRO:CD	2.49	0.42
5:P:2:ASN:HB3	5:P:6:GLY:CA	2.48	0.42
5:P:5:GLY:O	5:P:7:ALA:N	2.52	0.42
5:P:9:GLU:CD	5:P:13:PHE:HB2	2.37	0.42
5:P:114:GLN:O	5:P:118:LEU:CB	2.67	0.42
6:U:3:LYS:HD3	6:U:3:LYS:N	2.21	0.42
6:V:7:THR:HG22	6:V:25:GLN:HB3	2.02	0.42
1:A:35:THR:O	1:A:36:ASP:C	2.58	0.42
1:A:50:VAL:HG22	1:B:885:LEU:HD12	2.01	0.42
1:A:79:LEU:HD12	1:A:80:TYR:N	2.34	0.42
1:A:329:ASN:HD22	1:A:367:TYR:HE2	1.68	0.42
1:A:377:ARG:CD	1:A:388:VAL:HG11	2.49	0.42
1:A:412:PHE:CE2	1:A:459:ALA:CB	3.02	0.42
1:A:761:MET:HG3	1:A:798:PHE:CE1	2.53	0.42
1:B:88:VAL:CG1	1:B:576:PRO:HA	2.48	0.42
1:B:110:GLY:HA2	1:B:554:ARG:HE	1.84	0.42
1:B:167:ILE:HG22	1:B:168:THR:N	2.35	0.42
1:B:174:LEU:HD11	1:B:186:ASP:OD2	2.20	0.42
1:C:13:MET:O	1:C:14:HIS:HB2	2.20	0.42
1:C:486:LYS:CG	1:C:509:VAL:HG12	2.39	0.42
1:C:530:ASP:HB2	1:C:863:LYS:HZ1	1.85	0.42
1:C:623:ALA:O	1:C:626:THR:HG23	2.20	0.42
1:C:631:GLU:O	1:C:632:ALA:CB	2.66	0.42
1:C:725:PHE:C	1:C:726:ASP:O	2.57	0.42
1:C:737:LEU:C	1:C:739:THR:N	2.70	0.42
1:D:31:PHE:CE2	1:D:35:THR:HG21	2.55	0.42
1:D:135:TRP:HB3	1:D:307:SER:HB3	2.02	0.42
1:D:208:GLU:O	1:D:211:TYR:CE1	2.73	0.42
1:D:585:PHE:N	1:D:585:PHE:CD1	2.88	0.42
1:D:707:TYR:HE1	1:D:917:TYR:HE1	1.67	0.42
1:D:924:ASP:HB3	1:D:942:ARG:HD3	2.00	0.42
1:E:572:LEU:HD13	1:E:574:LEU:HB3	1.98	0.42
1:E:680:PHE:HB3	1:E:918:LEU:CD1	2.49	0.42
1:E:738:LEU:HD22	1:E:754:TYR:HE2	1.84	0.42
1:E:757:ALA:CB	1:E:798:PHE:CZ	3.03	0.42
1:F:308:SER:O	1:F:311:ASN:HB2	2.20	0.42
1:F:398:ILE:O	1:F:399:GLU:O	2.36	0.42
1:F:670:ARG:NH1	1:H:726:ASP:HB2	2.35	0.42
1:G:19:ASP:O	1:G:23:TYR:HD2	2.02	0.42

*Continued on next page...*



*Continued from previous page...*

Atom-1	Atom-2	Interatomic distance (Å)	Clash overlap (Å)
1:G:84:PHE:CD1	1:G:84:PHE:N	2.87	0.42
1:G:113:PHE:HB2	1:G:324:ILE:CD1	2.50	0.42
1:G:218:LYS:HG3	1:G:219:ASP:N	2.35	0.42
1:G:244:PRO:O	1:G:246:ASN:HB2	2.20	0.42
1:G:309:GLU:HA	1:G:309:GLU:OE2	2.20	0.42
1:G:428:ILE:C	1:G:429:THR:O	2.58	0.42
1:H:109:ARG:NH1	1:H:109:ARG:CG	2.81	0.42
1:H:330:PHE:CZ	1:H:560:ILE:HB	2.55	0.42
1:H:414:LEU:HD23	1:H:414:LEU:HA	1.81	0.42
1:H:787:TYR:CD1	1:H:788:LYS:N	2.87	0.42
1:H:860:THR:O	5:R:56:ASN:HA	2.20	0.42
1:H:885:LEU:CG	1:H:890:GLN:HE21	2.26	0.42
1:I:231:ARG:O	1:I:240:ALA:HB2	2.20	0.42
1:I:246:ASN:HD22	1:I:251:PRO:HA	1.83	0.42
1:I:296:HIS:CE1	1:I:317:MET:HG3	2.55	0.42
1:I:333:LEU:HA	1:I:592:ILE:HG22	2.00	0.42
1:I:723:ILE:HG22	1:I:724:MET:N	2.35	0.42
1:I:731:TRP:CE3	1:I:732:PRO:HA	2.55	0.42
1:I:758:GLN:HB3	1:I:862:LYS:HZ1	1.83	0.42
1:I:936:ILE:HG12	1:I:937:GLU:N	2.35	0.42
1:J:20:ALA:HB3	1:J:47:ASN:ND2	2.26	0.42
1:J:297:VAL:HA	1:J:316:SER:CB	2.46	0.42
1:J:524:TRP:CD1	1:J:525:SER:O	2.72	0.42
1:J:924:ASP:OD2	1:J:942:ARG:CD	2.66	0.42
1:K:490:ALA:O	1:K:491:ASN:CB	2.67	0.42
1:K:658:ALA:HB2	1:K:913:PRO:HG3	1.97	0.42
1:K:806:VAL:HA	1:K:858:SER:HB2	2.01	0.42
1:K:929:HIS:HB3	6:U:40:MET:CE	2.48	0.42
1:L:86:LEU:HD13	1:L:86:LEU:C	2.40	0.42
1:L:193:PHE:CE1	1:L:214:ARG:HG3	2.53	0.42
1:L:240:ALA:O	1:L:288:VAL:HG12	2.20	0.42
1:L:808:GLU:HB3	1:L:814:TYR:CE2	2.54	0.42
1:L:942:ARG:HH11	1:L:942:ARG:CB	2.33	0.42
2:N:282:VAL:N	2:N:283:PRO:CD	2.83	0.42
2:N:344:GLN:OE1	2:N:344:GLN:HA	2.18	0.42
6:U:62:THR:HG22	6:U:190:GLU:HG3	2.02	0.42
1:A:84:PHE:HE1	1:A:101:PHE:CE2	2.38	0.42
1:A:93:VAL:HG21	1:A:573:LEU:HG	2.01	0.42
1:A:342:MET:C	1:A:343:GLY:O	2.58	0.42
1:A:367:TYR:CG	1:A:565:LYS:HB2	2.55	0.42
1:A:423:TYR:O	1:A:450:ASN:HB2	2.19	0.42

*Continued on next page...*



*Continued from previous page...*

Atom-1	Atom-2	Interatomic distance (Å)	Clash overlap (Å)
1:A:542:GLY:O	1:A:546:ARG:HG2	2.20	0.42
1:A:585:PHE:N	1:A:585:PHE:CD1	2.88	0.42
1:A:740:PRO:HG2	1:E:339:THR:HG22	2.01	0.42
1:A:757:ALA:C	1:A:758:GLN:HG3	2.40	0.42
1:A:770:MET:HG3	1:A:776:ILE:HG13	2.02	0.42
1:A:833:ALA:HB1	1:A:835:THR:HG23	2.01	0.42
1:A:852:GLY:C	1:A:854:THR:N	2.73	0.42
1:A:926:VAL:CG1	1:A:940:TYR:HD2	1.86	0.42
1:B:83:ARG:HH21	2:N:400:ARG:NH2	2.13	0.42
1:B:103:ILE:HG21	1:B:610:PHE:CD2	2.55	0.42
1:B:268:PRO:HA	1:B:269:PRO:HD3	1.77	0.42
1:B:390:SER:HA	1:B:535:PHE:HE1	1.85	0.42
1:B:437:GLU:HA	1:B:437:GLU:OE1	2.20	0.42
1:B:662:ASN:HA	1:B:906:GLU:HA	2.01	0.42
1:B:679:SER:HA	1:B:871:TRP:O	2.19	0.42
1:B:705:ILE:C	1:B:707:TYR:H	2.22	0.42
1:C:133:SER:HA	1:C:215:ALA:HB1	2.01	0.42
1:C:280:ASP:O	1:C:281:ILE:HG13	2.20	0.42
1:C:354:ALA:HB2	1:C:936:ILE:CD1	2.50	0.42
1:D:58:THR:HG23	1:E:736:ARG:HH22	1.85	0.42
1:D:303:THR:HG22	1:D:303:THR:O	2.20	0.42
1:D:320:ARG:NH2	1:D:597:LEU:HD11	2.34	0.42
1:D:731:TRP:CD1	1:D:732:PRO:HD2	2.54	0.42
1:D:908:ASP:HB2	1:D:909:PRO:CD	2.50	0.42
1:D:924:ASP:HB3	1:D:942:ARG:HG3	2.02	0.42
1:E:215:ALA:O	1:E:285:THR:HA	2.18	0.42
1:E:532:VAL:O	1:E:532:VAL:HG12	2.18	0.42
1:E:871:TRP:CE3	1:E:871:TRP:HA	2.54	0.42
1:F:131:ASN:OD1	1:F:225:CYS:HA	2.19	0.42
1:F:498:THR:CA	1:F:503:TYR:CD2	3.02	0.42
1:F:550:LEU:HD12	1:F:550:LEU:HA	1.89	0.42
1:F:603:VAL:HA	5:R:40:PRO:CG	2.50	0.42
1:F:675:PHE:N	1:F:944:PRO:HG3	2.35	0.42
1:G:107:LEU:HD12	1:G:108:ASP:H	1.84	0.42
1:G:152:ASP:C	1:G:154:THR:H	2.18	0.42
1:G:377:ARG:HG2	1:G:377:ARG:NH1	2.29	0.42
1:G:543:LEU:CD1	1:G:594:GLN:HG2	2.50	0.42
1:G:819:LEU:HD22	1:G:832:LEU:HD11	2.01	0.42
1:H:383:MET:HE3	1:H:561:GLN:HG2	2.02	0.42
1:H:464:LEU:O	1:H:464:LEU:HD23	2.19	0.42
1:H:494:LEU:HB3	1:H:495:PRO:HD2	2.00	0.42

*Continued on next page...*



*Continued from previous page...*

Atom-1	Atom-2	Interatomic distance (Å)	Clash overlap (Å)
1:H:567:PHE:CZ	1:H:926:VAL:HG13	2.55	0.42
1:H:698:TYR:CD2	1:H:698:TYR:N	2.87	0.42
1:H:756:VAL:CG2	1:H:763:LYS:HA	2.50	0.42
1:H:774:TYR:CE1	1:H:789:ASP:HB2	2.52	0.42
1:H:803:ARG:HH21	1:H:861:GLN:HG3	1.85	0.42
1:I:12:TYR:O	1:I:12:TYR:CG	2.72	0.42
1:I:196:GLU:OE1	1:I:196:GLU:N	2.52	0.42
1:I:255:ASP:HB3	1:I:286:GLU:HB2	2.02	0.42
1:I:404:GLU:OE1	1:I:404:GLU:N	2.36	0.42
1:I:761:MET:O	1:I:761:MET:CG	2.66	0.42
1:I:922:VAL:HG21	1:I:942:ARG:HD2	2.02	0.42
1:I:927:ARG:O	1:I:927:ARG:HG2	2.19	0.42
1:I:937:GLU:HB3	8:Z:10:UNK:CB	2.50	0.42
1:J:52:PRO:CD	7:9:23:ASN:HD22	2.11	0.42
1:J:160:ALA:CB	1:J:213:GLY:N	2.80	0.42
1:J:665:ILE:HD12	1:J:665:ILE:C	2.40	0.42
1:J:795:PHE:HE2	1:L:379:ARG:HE	1.67	0.42
1:K:134:GLN:CD	1:K:154:THR:HG23	2.39	0.42
1:K:155:LYS:HZ2	1:K:283:LEU:HD22	1.85	0.42
1:K:242:PHE:HE2	1:K:289:ASN:ND2	2.16	0.42
1:K:414:LEU:HD23	1:K:414:LEU:HA	1.80	0.42
1:K:476:ASN:O	1:K:480:TYR:HD2	2.02	0.42
1:K:543:LEU:HD13	1:K:594:GLN:CD	2.40	0.42
1:K:567:PHE:CG	1:K:568:ALA:N	2.87	0.42
1:K:831:TYR:CD1	1:K:832:LEU:HG	2.55	0.42
1:K:837:ARG:CG	1:K:837:ARG:O	2.68	0.42
1:L:101:PHE:CZ	1:L:581:TYR:HE1	2.38	0.42
1:L:352:LEU:HD23	1:L:937:GLU:CG	2.50	0.42
1:L:387:ALA:HB3	1:L:546:ARG:NH2	2.35	0.42
2:N:170:GLU:OE1	2:N:462:THR:HB	2.20	0.42
2:N:218:LEU:HD23	2:N:280:LEU:HB2	2.01	0.42
2:N:237:PRO:CD	2:N:350:LEU:HB3	2.48	0.42
4:M:145:LEU:HD21	4:M:163:ILE:CG2	2.48	0.42
4:M:388:TRP:CG	4:M:389:LEU:N	2.88	0.42
5:Q:19:THR:C	5:Q:21:LEU:H	2.22	0.42
5:Q:39:ARG:NH1	5:Q:60:ASP:CB	2.82	0.42
5:R:82:MET:CG	5:R:88:SER:OG	2.67	0.42
5:S:31:VAL:O	5:S:32:MET:C	2.58	0.42
7:4:18:PHE:O	7:4:19:MET:CE	2.68	0.42
1:A:256:ILE:HD11	1:A:284:TYR:HD2	1.73	0.42
1:A:268:PRO:HA	1:A:269:PRO:HD2	1.99	0.42

*Continued on next page...*



*Continued from previous page...*

Atom-1	Atom-2	Interatomic distance (Å)	Clash overlap (Å)
1:A:495:PRO:HD3	1:A:502:GLU:OE1	2.19	0.42
1:A:581:TYR:O	1:A:582:GLU:HB2	2.20	0.42
1:A:730:SER:O	1:A:732:PRO:N	2.53	0.42
1:A:756:VAL:HG23	1:A:763:LYS:CB	2.50	0.42
1:B:47:ASN:HB2	1:B:48:PRO:HD2	2.01	0.42
1:B:130:PRO:CB	1:B:312:LEU:HD11	2.50	0.42
1:B:419:THR:HG23	1:B:451:GLN:HG3	2.00	0.42
1:B:546:ARG:HG2	1:B:546:ARG:O	2.20	0.42
1:C:66:LEU:CD1	1:C:619:PHE:CZ	3.00	0.42
1:C:121:TYR:HB2	1:C:227:GLY:C	2.40	0.42
1:C:193:PHE:CD1	1:C:284:TYR:HD1	2.28	0.42
1:C:436:GLU:O	1:C:436:GLU:CG	2.53	0.42
1:C:567:PHE:CD1	1:C:568:ALA:N	2.88	0.42
1:D:43:ASN:HA	7:3:8:SER:HB3	2.01	0.42
1:D:196:GLU:HG3	1:E:823:HIS:HB3	2.02	0.42
1:D:244:PRO:HD2	1:D:253:ASP:CA	2.50	0.42
1:D:244:PRO:HD2	1:D:253:ASP:HB2	2.02	0.42
1:D:398:ILE:CD1	1:D:526:LEU:HB2	2.49	0.42
1:D:589:VAL:HG23	1:D:593:LEU:HD12	2.00	0.42
1:E:224:PRO:HG2	1:E:316:SER:OG	2.20	0.42
1:E:346:ALA:HA	1:E:353:ASN:HA	2.01	0.42
1:E:540:ASN:O	1:E:544:ARG:HG2	2.20	0.42
1:F:1:MET:O	1:F:1:MET:SD	2.78	0.42
1:F:497:ASN:HD22	1:F:497:ASN:N	2.18	0.42
1:F:599:ASN:O	1:F:599:ASN:CG	2.58	0.42
1:F:676:ARG:NE	1:F:921:GLU:CG	2.70	0.42
1:F:797:ASN:N	1:F:797:ASN:OD1	2.51	0.42
1:G:150:GLU:C	1:G:152:ASP:N	2.73	0.42
1:G:299:TYR:O	1:G:299:TYR:CD2	2.72	0.42
1:G:391:TYR:CE1	1:G:396:ARG:HB2	2.55	0.42
1:G:414:LEU:CD1	1:H:837:ARG:HD3	2.50	0.42
1:G:723:ILE:O	1:G:730:SER:HB2	2.20	0.42
1:G:746:LYS:HD2	1:G:760:ASN:HD21	1.84	0.42
1:G:798:PHE:CD2	1:G:800:PRO:HD3	2.54	0.42
1:G:843:PRO:HA	1:I:228:SER:O	2.20	0.42
1:H:38:TYR:OH	7:5:24:GLU:HG2	2.20	0.42
1:H:124:LEU:HD23	1:H:124:LEU:HA	1.64	0.42
1:H:172:LEU:HD23	1:H:172:LEU:O	2.20	0.42
1:H:515:ASP:C	1:H:517:TYR:H	2.22	0.42
1:H:681:THR:OG1	1:H:682:ARG:N	2.52	0.42
1:I:86:LEU:C	1:I:86:LEU:HD22	2.39	0.42

*Continued on next page...*



*Continued from previous page...*

Atom-1	Atom-2	Interatomic distance (Å)	Clash overlap (Å)
1:I:174:LEU:HD12	1:I:191:LYS:HZ1	1.83	0.42
1:I:328:ASP:CA	1:I:546:ARG:NH1	2.83	0.42
1:I:533:ASN:HA	1:I:713:TYR:CE1	2.55	0.42
1:J:94:LEU:HD23	1:J:574:LEU:HD12	1.98	0.42
1:J:131:ASN:HD22	1:J:225:CYS:HA	1.85	0.42
1:J:256:ILE:HD12	1:J:256:ILE:N	2.34	0.42
1:J:320:ARG:HG3	1:J:321:PRO:O	2.20	0.42
1:J:359:GLN:O	1:J:359:GLN:CG	2.68	0.42
1:J:432:ASN:HA	1:K:169:ASN:HD21	1.85	0.42
1:J:546:ARG:NH1	1:J:546:ARG:CB	2.83	0.42
1:J:840:GLN:HG3	1:L:198:GLN:NE2	2.34	0.42
1:K:34:ALA:HA	7:8:15:THR:HB	2.01	0.42
1:K:103:ILE:HG21	1:K:610:PHE:CE2	2.55	0.42
1:K:199:VAL:O	1:K:200:GLY:C	2.58	0.42
1:K:397:ILE:CD1	1:K:523:ARG:NH1	2.81	0.42
1:K:515:ASP:HB3	1:K:517:TYR:CZ	2.54	0.42
1:L:176:THR:HG22	1:L:177:ASP:H	1.80	0.42
1:L:192:THR:O	1:L:193:PHE:C	2.57	0.42
1:L:379:ARG:HH11	1:L:379:ARG:CB	2.33	0.42
1:L:515:ASP:OD1	1:L:516:ALA:N	2.51	0.42
1:L:572:LEU:HA	1:L:643:PHE:CZ	2.54	0.42
1:L:944:PRO:O	1:L:945:PHE:CD1	2.72	0.42
2:N:382:ALA:O	2:N:415:LEU:HD22	2.20	0.42
2:N:433:LEU:C	2:N:435:ARG:N	2.72	0.42
5:Q:47:SER:HA	5:Q:51:TYR:CE1	2.54	0.42
5:R:49:MET:HE1	5:R:50:THR:HA	2.02	0.42
6:V:47:VAL:O	6:V:49:SER:N	2.53	0.42
7:5:16:ARG:CZ	7:5:21:THR:CG2	2.95	0.42
1:A:277:TYR:CD1	1:A:279:ALA:N	2.88	0.42
1:A:637:ASP:HB3	1:A:929:HIS:CE1	2.55	0.42
1:A:691:LEU:O	1:A:691:LEU:HG	2.20	0.42
1:A:783:VAL:HG12	1:A:784:PRO:N	2.35	0.42
1:A:851:ILE:HD11	1:C:116:TYR:CZ	2.52	0.42
1:B:785:GLU:OE1	1:B:787:TYR:CE2	2.73	0.42
1:C:715:ASN:ND2	1:C:871:TRP:NE1	2.65	0.42
1:D:198:GLN:HE21	1:E:838:GLN:HB3	1.83	0.42
1:D:353:ASN:OD1	1:D:355:VAL:HG12	2.20	0.42
1:D:361:ARG:O	1:D:361:ARG:CG	2.67	0.42
1:D:451:GLN:C	1:D:452:ILE:HG13	2.41	0.42
1:E:675:PHE:CE1	1:E:920:PHE:HD1	2.36	0.42
1:E:774:TYR:OH	1:E:795:PHE:HB3	2.20	0.42

*Continued on next page...*



*Continued from previous page...*

Atom-1	Atom-2	Interatomic distance (Å)	Clash overlap (Å)
1:E:837:ARG:HG2	1:F:456:ASN:HD21	1.85	0.42
1:E:864:PHE:O	1:E:864:PHE:CG	2.73	0.42
1:E:922:VAL:CG1	1:E:944:PRO:CB	2.90	0.42
1:F:33:ARG:CD	7:4:12:ARG:CB	2.79	0.42
1:F:301:PRO:CG	1:F:302:GLY:H	2.27	0.42
1:F:369:LEU:HD12	1:F:646:TYR:CE1	2.54	0.42
1:F:518:ILE:H	1:F:518:ILE:HG13	1.73	0.42
1:F:656:ILE:O	1:F:656:ILE:CG1	2.67	0.42
1:F:819:LEU:HB3	1:F:820:PRO:HD3	2.02	0.42
1:F:943:THR:CG2	1:F:944:PRO:CD	2.93	0.42
1:G:93:VAL:O	1:G:94:LEU:C	2.58	0.42
1:G:140:LYS:HG3	1:G:147:VAL:CG2	2.50	0.42
1:G:152:ASP:C	1:G:154:THR:N	2.72	0.42
1:G:486:LYS:O	1:G:507:ARG:NH2	2.53	0.42
1:G:633:MET:O	1:G:636:ASN:CB	2.68	0.42
1:G:713:TYR:CD1	1:G:713:TYR:C	2.93	0.42
1:G:713:TYR:CD1	1:G:714:LEU:N	2.88	0.42
1:G:811:TYR:HD2	1:G:814:TYR:HB2	1.83	0.42
1:H:77:THR:HA	1:H:587:LYS:NZ	2.35	0.42
1:H:198:GLN:NE2	1:H:198:GLN:O	2.53	0.42
1:H:305:ASP:N	1:H:305:ASP:OD1	2.45	0.42
1:H:382:SER:HB2	1:H:549:LEU:HD21	2.02	0.42
1:H:685:THR:OG1	1:H:913:PRO:O	2.35	0.42
1:I:154:THR:CG2	1:I:155:LYS:CE	2.98	0.42
1:I:268:PRO:O	1:I:270:ALA:N	2.53	0.42
1:I:474:TYR:CZ	1:I:479:LEU:HD21	2.55	0.42
1:J:31:PHE:HZ	1:K:630:LEU:HB2	1.80	0.42
1:J:134:GLN:HE21	1:J:154:THR:HG21	1.85	0.42
1:J:310:ILE:HD12	1:J:310:ILE:N	2.35	0.42
1:J:571:ASN:HD22	1:L:43:ASN:ND2	2.18	0.42
1:K:388:VAL:O	1:K:388:VAL:CG1	2.68	0.42
1:K:545:TYR:HA	1:K:548:MET:CE	2.49	0.42
1:K:837:ARG:HD3	1:L:459:ALA:HB2	2.01	0.42
1:L:134:GLN:NE2	1:L:285:THR:HG21	2.35	0.42
1:L:328:ASP:O	1:L:329:ASN:CB	2.67	0.42
1:L:365:LEU:O	1:L:365:LEU:CG	2.65	0.42
1:L:485:TYR:OH	1:L:528:PRO:HB3	2.20	0.42
1:L:624:HIS:C	1:L:626:THR:H	2.22	0.42
1:L:659:LYS:HB2	1:L:659:LYS:HZ3	1.78	0.42
1:L:696:ASP:HA	1:L:697:PRO:HD3	1.94	0.42
1:L:723:ILE:CD1	1:L:903:MET:HE1	2.50	0.42

*Continued on next page...*



*Continued from previous page...*

Atom-1	Atom-2	Interatomic distance (Å)	Clash overlap (Å)
2:N:89:THR:O	2:N:91:ALA:N	2.52	0.42
2:N:377:ASP:OD2	2:N:379:THR:HG22	2.19	0.42
2:N:467:ASN:O	2:N:469:PRO:HD3	2.20	0.42
4:M:273:PHE:O	4:M:273:PHE:CD2	2.72	0.42
4:M:323:VAL:CG1	4:M:344:MET:HE1	2.42	0.42
4:M:358:ARG:HB2	4:M:359:PRO:CD	2.49	0.42
5:Q:104:LEU:O	5:Q:108:LEU:HB2	2.20	0.42
6:U:79:VAL:HA	6:U:187:GLN:HE21	1.85	0.42
7:8:9:LEU:O	7:8:9:LEU:CG	2.62	0.42
1:A:50:VAL:O	7:2:22:TRP:HA	2.20	0.41
1:A:173:LEU:HB2	1:A:185:LYS:NZ	2.35	0.41
1:A:244:PRO:O	1:A:245:VAL:O	2.38	0.41
1:A:427:LYS:CG	1:A:441:GLU:HB3	2.50	0.41
1:A:495:PRO:HD3	1:A:502:GLU:CD	2.41	0.41
1:A:517:TYR:C	1:A:520:ILE:HG23	2.41	0.41
1:A:761:MET:HE3	1:A:766:PHE:CA	2.50	0.41
1:A:925:VAL:HG23	1:C:13:MET:CG	2.50	0.41
1:B:57:THR:HG22	1:B:58:THR:O	2.20	0.41
1:B:136:GLU:CD	1:B:218:LYS:HZ2	2.23	0.41
1:B:325:GLY:O	1:B:593:LEU:HA	2.19	0.41
1:B:408:PRO:HG2	1:B:410:TYR:HE1	1.85	0.41
1:B:636:ASN:O	1:B:637:ASP:CB	2.67	0.41
1:B:711:THR:O	1:B:711:THR:HG23	2.19	0.41
1:B:921:GLU:O	1:B:944:PRO:HG2	2.20	0.41
1:C:20:ALA:HB3	1:C:47:ASN:HB3	1.99	0.41
1:C:163:GLY:HA3	1:C:208:GLU:CG	2.40	0.41
1:C:199:VAL:HG11	1:C:206:GLU:CG	2.50	0.41
1:C:234:ASN:C	1:C:236:LYS:H	2.24	0.41
1:C:500:THR:O	1:C:501:TYR:C	2.58	0.41
1:C:515:ASP:CG	1:C:516:ALA:N	2.72	0.41
1:C:544:ARG:CG	1:C:545:TYR:N	2.76	0.41
1:C:688:THR:OG1	1:C:707:TYR:HB2	2.20	0.41
1:C:798:PHE:O	1:C:800:PRO:CD	2.66	0.41
1:D:7:MET:O	1:D:10:TRP:HB3	2.19	0.41
1:D:13:MET:HE2	1:E:941:LEU:CB	2.50	0.41
1:D:110:GLY:C	1:D:112:SER:N	2.73	0.41
1:D:140:LYS:O	1:F:448:ARG:NH2	2.53	0.41
1:D:206:GLU:HA	1:D:206:GLU:OE1	2.20	0.41
1:D:524:TRP:CG	1:D:525:SER:N	2.84	0.41
1:D:704:SER:OG	1:D:711:THR:HG21	2.20	0.41
1:D:943:THR:CB	1:D:944:PRO:CD	2.98	0.41

*Continued on next page...*



*Continued from previous page...*

Atom-1	Atom-2	Interatomic distance (Å)	Clash overlap (Å)
1:E:222:MET:CE	1:E:307:SER:HA	2.50	0.41
1:E:410:TYR:HA	1:E:461:GLU:CB	2.49	0.41
1:E:809:ILE:H	1:E:809:ILE:HG13	1.43	0.41
1:E:887:ASP:OD1	1:E:887:ASP:C	2.56	0.41
1:F:56:VAL:HG12	1:F:57:THR:H	1.84	0.41
1:F:798:PHE:HA	1:F:866:CYS:HB2	2.02	0.41
1:F:837:ARG:O	1:F:837:ARG:CD	2.67	0.41
1:G:53:THR:HG22	1:G:54:HIS:N	2.34	0.41
1:G:55:ASP:OD2	1:G:55:ASP:N	2.53	0.41
1:G:76:THR:OG1	1:G:79:LEU:HD12	2.20	0.41
1:G:261:PHE:HA	1:I:424:GLN:O	2.20	0.41
1:G:369:LEU:O	1:G:370:LEU:C	2.58	0.41
1:G:390:SER:OG	1:G:541:ALA:CB	2.64	0.41
1:G:392:ASP:OD1	1:G:392:ASP:C	2.59	0.41
1:G:575:LEU:CB	1:G:635:ARG:NH2	2.82	0.41
1:G:696:ASP:O	1:G:698:TYR:N	2.53	0.41
1:G:795:PHE:HE1	1:I:381:PHE:CD1	2.38	0.41
1:H:104:ARG:O	1:H:611:ASP:HB2	2.19	0.41
1:H:138:LYS:HD3	1:H:149:GLN:OE1	2.20	0.41
1:H:166:ASN:HA	1:H:210:PHE:CD1	2.54	0.41
1:H:187:ILE:C	1:H:189:ALA:N	2.74	0.41
1:H:204:TRP:NE1	1:H:415:ASN:HA	2.34	0.41
1:H:250:GLN:HG3	1:H:250:GLN:O	2.20	0.41
1:H:369:LEU:HA	1:H:369:LEU:HD12	1.75	0.41
1:H:737:LEU:HD12	1:H:764:ASP:HB2	2.01	0.41
1:I:55:ASP:O	1:I:57:THR:N	2.52	0.41
1:I:56:VAL:HG22	1:I:56:VAL:O	2.19	0.41
1:I:71:VAL:HG12	1:I:72:ASP:OD2	2.19	0.41
1:I:344:VAL:HA	1:I:355:VAL:HG12	2.02	0.41
1:I:581:TYR:HE2	1:I:583:TRP:HE3	1.67	0.41
1:J:124:LEU:HD21	1:K:467:ASN:HA	2.02	0.41
1:J:460:MET:CE	1:K:413:PRO:HA	2.50	0.41
1:J:571:ASN:ND2	1:L:43:ASN:ND2	2.68	0.41
1:J:597:LEU:HD13	1:J:597:LEU:O	2.20	0.41
1:J:602:ARG:HG2	1:J:602:ARG:NH1	2.33	0.41
1:J:605:GLY:O	1:J:606:ALA:HB2	2.20	0.41
1:J:707:TYR:HE1	1:J:917:TYR:CE1	2.38	0.41
1:J:783:VAL:HG23	1:J:795:PHE:CZ	2.55	0.41
1:K:94:LEU:O	1:K:94:LEU:CG	2.42	0.41
1:K:140:LYS:HA	1:K:147:VAL:H	1.84	0.41
1:K:149:GLN:C	1:K:150:GLU:CG	2.84	0.41

*Continued on next page...*



*Continued from previous page...*

Atom-1	Atom-2	Interatomic distance (Å)	Clash overlap (Å)
1:K:243:LYS:CB	1:K:244:PRO:HD2	2.33	0.41
1:K:476:ASN:O	1:K:537:HIS:CE1	2.70	0.41
1:K:676:ARG:C	1:K:875:PHE:HB2	2.32	0.41
1:L:96:MET:C	1:L:98:SER:H	2.22	0.41
1:L:398:ILE:HD12	1:L:398:ILE:C	2.39	0.41
2:N:170:GLU:HG3	2:N:171:THR:N	2.35	0.41
2:N:354:TRP:HH2	2:N:373:LEU:HB3	1.85	0.41
4:M:45:ARG:HG2	4:M:45:ARG:O	2.20	0.41
4:M:73:LEU:HA	4:M:76:VAL:HG12	2.02	0.41
4:M:202:ALA:O	4:M:230:SER:HB3	2.20	0.41
5:P:5:GLY:C	5:P:7:ALA:H	2.23	0.41
6:U:212:PHE:O	6:U:214:PRO:HD3	2.20	0.41
6:V:59:ALA:CA	6:V:193:VAL:HG21	2.49	0.41
7:2:17:PRO:CG	7:2:22:TRP:CZ2	3.03	0.41
1:A:18:GLN:HG3	1:A:23:TYR:HB3	2.01	0.41
1:A:109:ARG:HD3	1:A:113:PHE:CG	2.55	0.41
1:A:160:ALA:O	1:C:455:GLY:N	2.40	0.41
1:A:198:GLN:O	1:A:201:GLU:OE2	2.38	0.41
1:A:329:ASN:O	1:A:330:PHE:HB2	2.19	0.41
1:A:427:LYS:HB2	1:A:441:GLU:H	1.84	0.41
1:B:103:ILE:CG2	1:B:610:PHE:CD2	3.03	0.41
1:B:155:LYS:CE	1:B:259:ALA:CB	2.95	0.41
1:B:160:ALA:HB1	1:B:212:GLY:O	2.20	0.41
1:C:424:GLN:HA	1:C:445:ALA:O	2.19	0.41
1:C:497:ASN:H	1:C:497:ASN:ND2	2.09	0.41
1:C:676:ARG:HG3	1:C:921:GLU:HB3	2.02	0.41
1:C:807:ASP:H	1:C:858:SER:HA	1.85	0.41
1:C:827:GLY:CA	1:C:839:GLY:HA3	2.49	0.41
1:C:835:THR:HB	1:C:836:MET:H	1.69	0.41
1:C:836:MET:HG3	1:C:837:ARG:N	2.35	0.41
1:C:915:LEU:HD12	1:C:915:LEU:C	2.40	0.41
1:D:129:ALA:HB2	1:F:416:GLY:H	1.85	0.41
1:D:167:ILE:HB	1:D:282:ILE:HD13	2.02	0.41
1:D:432:ASN:ND2	1:E:169:ASN:CG	2.74	0.41
1:D:571:ASN:HD22	1:D:571:ASN:HA	1.56	0.41
1:D:603:VAL:HG12	1:D:603:VAL:O	2.19	0.41
1:E:239:GLN:CG	1:E:240:ALA:N	2.82	0.41
1:E:572:LEU:HD21	1:E:928:VAL:HG11	2.01	0.41
1:E:608:VAL:HG23	1:E:610:PHE:CE1	2.54	0.41
1:F:88:VAL:HG13	1:F:577:GLY:N	2.21	0.41
1:F:166:ASN:O	1:F:172:LEU:O	2.37	0.41

*Continued on next page...*



*Continued from previous page...*

Atom-1	Atom-2	Interatomic distance (Å)	Clash overlap (Å)
1:F:348:GLN:O	1:F:348:GLN:HG2	2.20	0.41
1:F:362:ASN:ND2	1:F:365:LEU:N	2.68	0.41
1:F:390:SER:O	1:F:391:TYR:C	2.58	0.41
1:F:481:LEU:HD23	1:F:529:MET:CG	2.49	0.41
1:F:581:TYR:CD2	1:F:582:GLU:N	2.88	0.41
1:F:654:TYR:CE1	1:F:665:ILE:HD12	2.56	0.41
1:F:656:ILE:HG22	1:F:663:VAL:CG2	2.50	0.41
1:F:708:LEU:HD12	1:F:709:ASP:N	2.35	0.41
1:F:760:ASN:ND2	1:F:760:ASN:N	2.68	0.41
1:G:103:ILE:HD13	1:G:560:ILE:CG1	2.44	0.41
1:G:531:ASN:C	1:G:531:ASN:HD22	2.22	0.41
1:G:767:LEU:HD23	1:G:771:LEU:HB2	2.01	0.41
1:H:15:ILE:HG13	1:I:925:VAL:HG11	2.02	0.41
1:H:197:PRO:HD2	1:H:198:GLN:H	1.86	0.41
1:H:224:PRO:HG3	1:H:314:GLN:HB2	2.02	0.41
1:H:329:ASN:OD1	1:H:386:SER:HB3	2.20	0.41
1:H:360:ASP:OD2	1:H:360:ASP:N	2.53	0.41
1:H:508:VAL:CG2	1:H:509:VAL:N	2.83	0.41
1:H:540:ASN:O	1:H:541:ALA:C	2.58	0.41
1:H:603:VAL:O	5:Q:40:PRO:HG2	2.19	0.41
1:H:850:LEU:H	1:H:851:ILE:HD13	1.84	0.41
1:I:173:LEU:HA	1:I:185:LYS:HD3	2.02	0.41
1:I:293:PRO:O	1:I:294:ASP:OD1	2.38	0.41
1:J:173:LEU:HB2	1:J:185:LYS:HZ2	1.84	0.41
1:J:461:GLU:O	1:K:411:CYS:CA	2.65	0.41
1:J:748:SER:HA	5:Q:54:VAL:HG13	2.02	0.41
1:J:756:VAL:HG23	1:L:383:MET:SD	2.61	0.41
1:K:333:LEU:HD22	1:K:333:LEU:O	2.20	0.41
1:K:344:VAL:HG13	1:K:344:VAL:O	2.20	0.41
1:K:587:LYS:HG2	1:K:587:LYS:O	2.20	0.41
1:K:787:TYR:CG	1:K:788:LYS:N	2.88	0.41
1:L:333:LEU:HD11	1:L:560:ILE:HD12	2.00	0.41
1:L:537:HIS:CG	1:L:538:PRO:HD2	2.54	0.41
1:L:572:LEU:HD11	1:L:641:GLN:OE1	2.14	0.41
4:M:116:LEU:HA	4:M:116:LEU:HD23	1.86	0.41
4:M:173:VAL:O	4:M:177:GLU:OE2	2.37	0.41
5:Q:39:ARG:NH1	5:Q:60:ASP:CA	2.81	0.41
5:R:19:THR:CG2	5:R:22:PRO:HD3	2.49	0.41
5:R:49:MET:CE	5:R:50:THR:CA	2.98	0.41
6:U:57:GLU:O	6:U:59:ALA:N	2.53	0.41
6:V:2:SER:CB	6:V:200:PRO:HD3	2.49	0.41

*Continued on next page...*



*Continued from previous page...*

Atom-1	Atom-2	Interatomic distance (Å)	Clash overlap (Å)
6:V:69:LEU:O	6:V:211:GLU:OE2	2.38	0.41
6:V:90:LEU:HD13	6:V:168:TYR:CE1	2.56	0.41
7:5:15:THR:HG22	7:5:16:ARG:CA	2.50	0.41
1:A:403:VAL:O	1:A:403:VAL:HG23	2.20	0.41
1:A:514:VAL:O	1:A:514:VAL:HG22	2.21	0.41
1:A:571:ASN:HD22	1:A:571:ASN:HA	1.52	0.41
1:A:644:ASN:H	1:C:46:ARG:HD3	1.85	0.41
1:B:96:MET:HE2	1:B:574:LEU:HD22	2.02	0.41
1:B:199:VAL:CG1	1:B:200:GLY:H	2.32	0.41
1:B:203:ASN:HB2	1:C:836:MET:HE2	2.00	0.41
1:B:725:PHE:CD1	1:B:901:LEU:CD1	3.03	0.41
1:C:23:TYR:CD1	1:C:24:LEU:N	2.88	0.41
1:C:323:TYR:HB2	1:C:596:SER:HB2	2.01	0.41
1:C:523:ARG:O	1:C:801:MET:HB2	2.21	0.41
1:C:734:ASN:C	1:C:736:ARG:N	2.73	0.41
1:D:66:LEU:HD12	1:D:619:PHE:CZ	2.55	0.41
1:D:524:TRP:CE3	1:D:524:TRP:CA	2.92	0.41
1:D:537:HIS:CG	1:D:538:PRO:HD2	2.55	0.41
1:D:828:PHE:HB3	1:E:412:PHE:HZ	1.84	0.41
1:E:184:LYS:HZ3	1:E:191:LYS:HD3	1.85	0.41
1:E:209:ALA:HB3	1:E:210:PHE:CE1	2.55	0.41
1:E:320:ARG:H	1:E:320:ARG:HG2	1.46	0.41
1:E:330:PHE:CZ	1:E:560:ILE:HB	2.56	0.41
1:E:341:ASN:OD1	1:E:341:ASN:N	2.52	0.41
1:E:444:ASP:OD1	1:F:154:THR:CG2	2.60	0.41
1:E:499:ASN:HB3	1:E:600:ASP:HB2	2.02	0.41
1:E:543:LEU:HD21	1:E:594:GLN:NE2	2.34	0.41
1:E:590:ASN:HD21	1:E:702:SER:HB3	1.79	0.41
1:E:665:ILE:HD12	1:E:666:SER:N	2.35	0.41
1:E:893:LEU:HB2	1:E:894:TYR:CE1	2.55	0.41
1:F:575:LEU:H	1:F:930:GLN:NE2	2.18	0.41
1:F:623:ALA:HB3	1:F:626:THR:CG2	2.49	0.41
1:F:803:ARG:HH12	1:F:805:VAL:CG2	2.34	0.41
1:F:878:ASN:ND2	1:F:880:MET:HG3	2.35	0.41
1:F:915:LEU:O	1:F:915:LEU:CD1	2.64	0.41
1:G:31:PHE:C	1:G:33:ARG:N	2.73	0.41
1:G:99:THR:HA	1:G:616:TYR:O	2.21	0.41
1:G:391:TYR:O	1:G:392:ASP:C	2.58	0.41
1:G:428:ILE:O	1:G:429:THR:O	2.38	0.41
1:G:443:ASP:O	1:H:152:ASP:HB3	2.20	0.41
1:G:481:LEU:CD1	1:G:513:LEU:HD21	2.50	0.41

*Continued on next page...*



*Continued from previous page...*

Atom-1	Atom-2	Interatomic distance (Å)	Clash overlap (Å)
1:G:485:TYR:CD2	1:G:485:TYR:N	2.88	0.41
1:G:495:PRO:CG	1:G:500:THR:HG21	2.50	0.41
1:G:575:LEU:CB	1:G:635:ARG:HH22	2.33	0.41
1:G:665:ILE:CD1	1:G:918:LEU:HD22	2.50	0.41
1:H:346:ALA:CA	1:H:353:ASN:HA	2.45	0.41
1:H:464:LEU:CD2	1:H:464:LEU:C	2.89	0.41
1:H:533:ASN:C	1:H:533:ASN:HD22	2.23	0.41
1:H:575:LEU:CB	1:H:635:ARG:NH2	2.83	0.41
1:H:871:TRP:CE3	1:H:871:TRP:HA	2.56	0.41
1:I:6:MET:O	1:I:8:PRO:N	2.53	0.41
1:I:79:LEU:HD21	1:I:341:ASN:HD21	1.85	0.41
1:I:88:VAL:O	1:I:89:GLY:C	2.58	0.41
1:I:90:ASP:O	1:I:91:ASN:C	2.58	0.41
1:I:107:LEU:HB2	1:I:558:PHE:HD2	1.83	0.41
1:I:132:PRO:HB2	1:I:215:ALA:CA	2.47	0.41
1:I:258:PHE:CE2	1:I:284:TYR:CD2	3.03	0.41
1:I:486:LYS:H	1:I:486:LYS:HG3	1.73	0.41
1:I:575:LEU:HB3	1:I:631:GLU:HG3	2.03	0.41
1:I:721:VAL:O	1:I:742:GLU:CB	2.50	0.41
1:I:872:ARG:HH11	1:I:872:ARG:HG2	1.85	0.41
1:J:151:LYS:CB	1:J:154:THR:HG21	2.49	0.41
1:J:165:ILE:HG22	1:J:166:ASN:N	2.35	0.41
1:J:190:ASP:CG	1:J:191:LYS:N	2.74	0.41
1:J:201:GLU:C	1:K:836:MET:HE2	2.41	0.41
1:J:235:GLU:C	1:J:237:GLY:N	2.73	0.41
1:J:545:TYR:C	1:J:547:SER:N	2.72	0.41
1:K:217:LYS:HE3	1:K:285:THR:HG23	2.01	0.41
1:K:267:SER:HB2	1:K:268:PRO:CD	2.47	0.41
1:K:719:LYS:HZ2	1:K:746:LYS:HD3	1.85	0.41
1:L:119:THR:CG2	1:L:226:TYR:CE1	3.03	0.41
1:L:193:PHE:O	1:L:194:GLN:O	2.39	0.41
1:L:239:GLN:O	1:L:240:ALA:O	2.38	0.41
1:L:524:TRP:CD2	1:L:803:ARG:CG	2.99	0.41
1:L:663:VAL:O	1:L:663:VAL:HG12	2.20	0.41
2:N:117:ASN:ND2	2:N:503:TYR:HD2	2.16	0.41
2:N:135:MET:HA	2:N:155:GLU:O	2.20	0.41
2:N:237:PRO:HA	2:N:268:TYR:CG	2.55	0.41
5:R:40:PRO:O	5:R:41:VAL:C	2.58	0.41
5:S:49:MET:O	5:S:50:THR:HB	2.20	0.41
6:U:217:ASP:O	6:U:219:VAL:N	2.54	0.41
6:V:76:SER:HB3	6:V:180:SER:HB3	2.02	0.41

*Continued on next page...*



*Continued from previous page...*

Atom-1	Atom-2	Interatomic distance (Å)	Clash overlap (Å)
1:A:152:ASP:HB2	1:C:444:ASP:C	2.40	0.41
1:A:163:GLY:HA2	1:A:210:PHE:O	2.19	0.41
1:A:877:SER:HB2	1:C:57:THR:OG1	2.21	0.41
1:A:916:LEU:O	1:A:916:LEU:HG	2.20	0.41
1:B:433:ASP:O	1:B:434:GLY:C	2.58	0.41
1:B:537:HIS:C	1:B:539:ARG:N	2.69	0.41
1:B:767:LEU:O	1:B:771:LEU:HB3	2.21	0.41
1:C:7:MET:O	1:C:7:MET:CG	2.59	0.41
1:C:27:GLY:H	1:C:29:VAL:HG12	1.84	0.41
1:C:366:SER:CB	1:C:647:LEU:HB3	2.49	0.41
1:C:422:THR:CB	1:C:448:ARG:O	2.64	0.41
1:D:301:PRO:HG2	1:D:302:GLY:H	1.85	0.41
1:D:409:ASN:HB3	1:F:467:ASN:CG	2.37	0.41
1:D:421:SER:O	1:D:423:TYR:CE1	2.74	0.41
1:D:479:LEU:HA	1:D:509:VAL:HG21	2.03	0.41
1:D:500:THR:HG23	1:D:503:TYR:HB2	2.01	0.41
1:D:769:GLN:HE22	1:D:872:ARG:H	1.67	0.41
1:E:177:ASP:O	1:E:181:GLU:HA	2.19	0.41
1:E:822:GLN:O	1:E:822:GLN:CG	2.68	0.41
1:F:398:ILE:CD1	1:F:473:LEU:CD1	2.80	0.41
1:F:684:LYS:HA	1:F:914:THR:CG2	2.50	0.41
1:F:684:LYS:HB2	1:F:684:LYS:NZ	2.35	0.41
1:F:888:LEU:O	1:F:888:LEU:HG	2.20	0.41
1:G:139:GLU:CG	1:G:140:LYS:H	2.32	0.41
1:G:161:ALA:HB3	1:G:198:GLN:CG	2.46	0.41
1:G:322:ASN:C	1:G:322:ASN:ND2	2.74	0.41
1:G:494:LEU:CD1	1:G:507:ARG:HD2	2.49	0.41
1:G:587:LYS:O	1:G:587:LYS:CG	2.68	0.41
1:G:796:ARG:HG3	1:G:796:ARG:NH1	2.31	0.41
1:H:116:TYR:CD1	1:H:116:TYR:C	2.94	0.41
1:H:133:SER:C	1:H:154:THR:O	2.57	0.41
1:H:177:ASP:OD2	1:H:178:GLU:HB3	2.20	0.41
1:H:243:LYS:HA	1:H:244:PRO:HD3	1.95	0.41
1:H:275:GLU:HB3	1:H:276:GLU:H	1.66	0.41
1:H:389:ASP:OD1	1:H:390:SER:N	2.54	0.41
1:H:436:GLU:OE1	1:H:436:GLU:HA	2.20	0.41
1:H:495:PRO:HG2	1:H:503:TYR:HB2	2.03	0.41
1:H:749:VAL:HA	5:R:55:GLY:CA	2.49	0.41
1:I:7:MET:N	1:I:8:PRO:HD2	2.36	0.41
1:I:15:ILE:O	1:I:15:ILE:HG22	2.20	0.41
1:I:170:GLN:HE21	1:I:185:LYS:HB2	1.86	0.41

*Continued on next page...*



*Continued from previous page...*

Atom-1	Atom-2	Interatomic distance (Å)	Clash overlap (Å)
1:I:231:ARG:HH22	1:I:289:ASN:ND2	2.19	0.41
1:I:509:VAL:O	1:I:509:VAL:HG23	2.20	0.41
1:I:552:ASN:O	1:I:552:ASN:CG	2.59	0.41
1:J:426:VAL:O	1:J:441:GLU:HG2	2.20	0.41
1:J:488:THR:O	1:J:488:THR:CG2	2.69	0.41
1:J:616:TYR:CE2	1:K:763:LYS:HD2	2.55	0.41
1:J:861:GLN:OE1	5:Q:53:THR:CG2	2.68	0.41
1:J:872:ARG:CG	1:J:873:ILE:N	2.83	0.41
1:K:25:SER:HB3	1:L:639:HIS:NE2	2.35	0.41
1:K:162:THR:CB	1:K:193:PHE:CD2	3.03	0.41
1:K:243:LYS:CB	1:K:244:PRO:CD	2.91	0.41
1:K:358:LEU:HD13	1:K:947:ALA:HB2	2.01	0.41
1:K:572:LEU:HD23	1:K:572:LEU:H	1.84	0.41
1:L:220:THR:OG1	1:L:287:ASN:CB	2.69	0.41
1:L:260:TYR:CD2	1:L:282:ILE:HG23	2.52	0.41
1:L:370:LEU:C	1:L:372:ASP:H	2.23	0.41
1:L:469:TRP:CZ2	1:L:473:LEU:HD22	2.55	0.41
1:L:517:TYR:CE1	1:L:847:PRO:HG3	2.55	0.41
1:L:943:THR:HG22	1:L:944:PRO:HD3	2.02	0.41
2:N:74:ASP:OD2	2:N:74:ASP:N	2.51	0.41
2:N:114:LEU:CD1	2:N:502:VAL:HG13	2.47	0.41
2:N:185:TYR:HE1	2:N:194:VAL:HG23	1.83	0.41
4:M:129:ARG:HB3	4:M:133:GLU:OE2	2.21	0.41
4:M:353:MET:HE2	4:M:353:MET:HA	2.02	0.41
5:S:8:PHE:CG	5:S:9:GLU:N	2.61	0.41
5:S:19:THR:O	5:S:20:ARG:C	2.55	0.41
6:U:90:LEU:HD13	6:U:168:TYR:CD1	2.55	0.41
1:A:101:PHE:HB2	1:A:562:VAL:CG2	2.50	0.41
1:A:181:GLU:OE1	1:A:181:GLU:HA	2.19	0.41
1:A:193:PHE:CE1	1:A:213:GLY:HA2	2.55	0.41
1:A:198:GLN:CD	1:B:838:GLN:C	2.74	0.41
1:A:326:PHE:CZ	1:A:560:ILE:HD11	2.56	0.41
1:A:331:VAL:CG1	1:A:565:LYS:NZ	2.58	0.41
1:B:122:ASN:OD1	1:B:122:ASN:N	2.53	0.41
1:B:131:ASN:HB3	1:B:225:CYS:CB	2.50	0.41
1:B:134:GLN:NE2	1:B:151:LYS:NZ	2.68	0.41
1:B:476:ASN:O	1:B:477:VAL:HG12	2.21	0.41
1:B:633:MET:O	1:B:633:MET:HG3	2.20	0.41
1:B:880:MET:HE3	1:B:880:MET:HB2	1.78	0.41
1:C:187:ILE:O	1:C:189:ALA:N	2.54	0.41
1:C:210:PHE:CD1	1:C:210:PHE:N	2.88	0.41

*Continued on next page...*



*Continued from previous page...*

Atom-1	Atom-2	Interatomic distance (Å)	Clash overlap (Å)
1:C:292:THR:O	1:C:292:THR:OG1	2.37	0.41
1:C:337:ASN:OD1	1:C:361:ARG:O	2.39	0.41
1:C:413:PRO:HD2	1:C:458:TYR:O	2.20	0.41
1:C:481:LEU:HB3	1:C:485:TYR:HD2	1.85	0.41
1:C:723:ILE:O	1:C:729:VAL:HG22	2.19	0.41
1:C:891:ASN:OD1	1:C:891:ASN:C	2.58	0.41
1:D:6:MET:CE	1:D:10:TRP:HE3	2.33	0.41
1:D:106:VAL:HG12	1:D:557:PRO:HB3	2.01	0.41
1:D:723:ILE:HB	1:D:730:SER:HB3	2.02	0.41
1:D:769:GLN:NE2	1:D:872:ARG:HG2	2.35	0.41
1:D:809:ILE:H	1:D:809:ILE:HG13	1.31	0.41
1:D:869:VAL:O	1:D:869:VAL:CG1	2.69	0.41
1:E:200:GLY:O	1:F:836:MET:CE	2.68	0.41
1:E:217:LYS:CG	1:E:286:GLU:O	2.66	0.41
1:E:277:TYR:CE1	1:E:279:ALA:HB2	2.56	0.41
1:E:322:ASN:HD22	1:E:597:LEU:H	1.68	0.41
1:E:377:ARG:HA	1:E:377:ARG:HD3	1.77	0.41
1:E:380:TYR:CD1	1:E:387:ALA:CB	3.04	0.41
1:E:436:GLU:CA	1:E:436:GLU:OE1	2.68	0.41
1:E:586:ARG:HH11	1:E:586:ARG:HG2	1.85	0.41
1:E:794:PHE:HA	1:E:869:VAL:CG2	2.51	0.41
1:F:325:GLY:O	1:F:593:LEU:HA	2.21	0.41
1:F:334:MET:CE	1:F:583:TRP:CD1	3.04	0.41
1:F:764:ASP:C	1:F:767:LEU:H	2.22	0.41
1:F:908:ASP:CB	1:F:909:PRO:CD	2.99	0.41
1:G:52:PRO:HB2	1:G:56:VAL:CG2	2.48	0.41
1:H:134:GLN:HA	1:H:154:THR:CA	2.51	0.41
1:H:345:LEU:C	1:H:345:LEU:HD13	2.40	0.41
1:H:676:ARG:CB	1:H:921:GLU:HB3	2.49	0.41
1:H:766:PHE:O	1:H:767:LEU:C	2.56	0.41
1:H:929:HIS:O	1:H:931:PRO:HD3	2.20	0.41
1:I:50:VAL:HG13	7:5:22:TRP:HD1	1.85	0.41
1:I:55:ASP:C	1:I:57:THR:H	2.23	0.41
1:I:187:ILE:C	1:I:189:ALA:N	2.73	0.41
1:I:223:LYS:HE3	1:I:223:LYS:HB3	1.93	0.41
1:I:345:LEU:HD13	1:I:345:LEU:C	2.36	0.41
1:I:878:ASN:ND2	1:I:880:MET:HG3	2.35	0.41
1:I:921:GLU:OE1	1:I:921:GLU:HA	2.20	0.41
1:J:4:PRO:C	1:J:6:MET:H	2.24	0.41
1:J:6:MET:HE1	6:U:51:ARG:NH2	2.34	0.41
1:J:54:HIS:CB	7:9:25:ILE:HD11	2.51	0.41

*Continued on next page...*



*Continued from previous page...*

Atom-1	Atom-2	Interatomic distance (Å)	Clash overlap (Å)
1:J:235:GLU:C	1:J:237:GLY:H	2.22	0.41
1:J:410:TYR:CD1	1:J:410:TYR:N	2.88	0.41
1:J:485:TYR:N	1:J:485:TYR:CD2	2.89	0.41
1:J:622:MET:HB3	1:J:627:ALA:HB2	2.02	0.41
1:J:724:MET:HE2	5:Q:20:ARG:CZ	2.51	0.41
1:J:727:SER:CA	5:Q:20:ARG:NH2	2.62	0.41
1:K:204:TRP:HZ3	1:L:312:LEU:HB3	1.85	0.41
1:L:19:ASP:HB3	7:8:20:GLY:HA2	2.03	0.41
1:L:20:ALA:CB	1:L:23:TYR:CE2	3.03	0.41
1:L:309:GLU:C	1:L:311:ASN:N	2.72	0.41
1:L:634:LEU:O	1:L:639:HIS:HB2	2.21	0.41
1:L:852:GLY:O	1:L:854:THR:N	2.53	0.41
1:L:922:VAL:O	1:L:922:VAL:HG23	2.20	0.41
2:N:112:THR:HG21	2:N:387:TRP:CE2	2.55	0.41
2:N:134:VAL:CG1	2:N:135:MET:H	2.14	0.41
2:N:173:THR:CG2	2:N:251:LEU:HD21	2.50	0.41
2:N:343:ILE:HG12	2:N:350:LEU:CD1	2.50	0.41
5:Q:14:SER:OG	5:R:15:PRO:CG	2.66	0.41
5:S:62:THR:O	5:S:62:THR:CG2	2.57	0.41
5:S:104:LEU:HD23	5:S:104:LEU:C	2.39	0.41
6:U:14:GLN:CA	6:U:14:GLN:NE2	2.83	0.41
6:U:213:ILE:HD11	6:U:216:PHE:HD1	1.81	0.41
6:V:88:THR:O	6:V:88:THR:CG2	2.67	0.41
1:A:46:ARG:HG2	1:B:642:SER:O	2.20	0.41
1:A:361:ARG:O	1:A:361:ARG:CG	2.68	0.41
1:A:639:HIS:HB2	1:C:24:LEU:CD2	2.50	0.41
1:A:765:TRP:O	1:A:769:GLN:HG2	2.20	0.41
1:A:781:PHE:O	1:C:381:PHE:CE2	2.73	0.41
1:A:921:GLU:O	1:A:922:VAL:HG13	2.21	0.41
1:B:9:GLN:HE21	1:B:9:GLN:CA	2.33	0.41
1:B:202:GLU:OE1	1:C:301:PRO:HA	2.20	0.41
1:B:268:PRO:HB3	1:B:275:GLU:HA	2.01	0.41
1:B:323:TYR:O	1:B:596:SER:N	2.42	0.41
1:B:670:ARG:HH12	2:N:92:GLU:CD	2.24	0.41
1:B:720:LYS:HG3	1:B:742:GLU:CD	2.40	0.41
1:B:747:ARG:NH1	1:B:754:TYR:CB	2.82	0.41
1:C:52:PRO:CG	7:1:24:GLU:HB3	2.49	0.41
1:C:72:ASP:HB2	1:J:73:ARG:CZ	2.42	0.41
1:C:113:PHE:CE2	1:C:115:PRO:HD3	2.56	0.41
1:C:215:ALA:O	1:C:285:THR:HA	2.20	0.41
1:C:330:PHE:CE1	1:C:385:ASN:OD1	2.71	0.41

*Continued on next page...*



*Continued from previous page...*

Atom-1	Atom-2	Interatomic distance (Å)	Clash overlap (Å)
1:C:336:TYR:O	1:C:337:ASN:C	2.59	0.41
1:C:367:TYR:CE2	1:C:371:LEU:HD12	2.56	0.41
1:D:79:LEU:CG	1:D:80:TYR:N	2.81	0.41
1:E:6:MET:HE3	1:E:6:MET:O	2.20	0.41
1:E:69:VAL:HA	1:E:614:ASN:HB3	2.02	0.41
1:E:133:SER:O	1:E:155:LYS:HA	2.21	0.41
1:E:157:PHE:HB2	1:E:312:LEU:HD21	2.02	0.41
1:E:172:LEU:HD13	1:E:193:PHE:CZ	2.54	0.41
1:E:193:PHE:CE1	1:E:212:GLY:CA	2.97	0.41
1:E:296:HIS:CE1	1:E:317:MET:CG	3.00	0.41
1:E:440:TRP:CD1	1:E:440:TRP:C	2.89	0.41
1:E:603:VAL:HG13	1:E:604:ASP:OD2	2.21	0.41
1:E:683:LEU:HD22	1:E:915:LEU:HB2	2.01	0.41
1:F:23:TYR:C	1:F:23:TYR:CD1	2.93	0.41
1:F:250:GLN:HB3	1:F:251:PRO:HD2	2.03	0.41
1:F:328:ASP:HB2	1:F:546:ARG:CZ	2.50	0.41
1:F:743:PHE:CD1	1:F:743:PHE:N	2.87	0.41
1:G:18:GLN:HG2	1:G:23:TYR:CB	2.40	0.41
1:G:202:GLU:CA	1:H:313:VAL:HG11	2.50	0.41
1:G:662:ASN:ND2	1:G:663:VAL:H	2.06	0.41
1:G:701:TYR:CZ	1:G:703:GLY:N	2.88	0.41
1:G:914:THR:C	1:G:915:LEU:HD12	2.40	0.41
1:H:7:MET:O	1:H:9:GLN:N	2.53	0.41
1:H:88:VAL:O	1:H:89:GLY:C	2.58	0.41
1:H:110:GLY:HA2	1:H:554:ARG:NH2	2.35	0.41
1:H:301:PRO:HG2	1:H:310:ILE:O	2.21	0.41
1:H:328:ASP:O	1:H:331:VAL:HG23	2.20	0.41
1:H:350:SER:HB3	1:L:90:ASP:CB	2.45	0.41
1:H:353:ASN:HD21	1:H:355:VAL:CA	2.34	0.41
1:H:384:TRP:NE1	1:I:781:PHE:O	2.54	0.41
1:H:426:VAL:O	1:H:426:VAL:CG2	2.68	0.41
1:H:442:LYS:HG3	1:I:150:GLU:CG	2.43	0.41
1:H:662:ASN:HA	1:H:906:GLU:CA	2.40	0.41
1:H:726:ASP:OD1	1:H:726:ASP:N	2.51	0.41
1:I:31:PHE:HD2	1:I:32:ALA:CA	2.34	0.41
1:I:88:VAL:CG2	1:I:577:GLY:H	2.34	0.41
1:I:243:LYS:HE3	1:I:251:PRO:HB2	2.02	0.41
1:J:56:VAL:CG2	7:9:24:GLU:CB	2.98	0.41
1:J:96:MET:HB3	1:J:572:LEU:H	1.86	0.41
1:J:170:GLN:HG2	1:J:185:LYS:HG3	2.03	0.41
1:J:403:VAL:CG1	1:J:466:ALA:HA	2.50	0.41

*Continued on next page...*



*Continued from previous page...*

Atom-1	Atom-2	Interatomic distance (Å)	Clash overlap (Å)
1:J:424:GLN:HG3	1:J:446:ILE:O	2.20	0.41
1:J:570:LYS:HE3	1:J:570:LYS:HB3	1.63	0.41
1:K:10:TRP:CD1	6:V:16:GLN:OE1	2.73	0.41
1:K:216:LEU:HA	1:K:286:GLU:O	2.20	0.41
1:K:282:ILE:HD13	1:K:283:LEU:N	2.36	0.41
1:K:385:ASN:C	1:K:385:ASN:HD22	2.24	0.41
1:K:662:ASN:CB	1:K:906:GLU:HA	2.50	0.41
1:K:910:MET:HE2	1:K:914:THR:OG1	2.19	0.41
1:K:948:GLY:HA3	6:U:32:ASN:N	2.35	0.41
1:L:240:ALA:HB3	1:L:288:VAL:CG1	2.50	0.41
1:L:550:LEU:HA	1:L:550:LEU:HD12	1.79	0.41
1:L:706:PRO:HA	1:L:711:THR:CG2	2.51	0.41
1:L:846:PHE:CB	1:L:847:PRO:HD3	2.47	0.41
2:N:39:ARG:HH22	2:N:518:THR:HG21	1.86	0.41
2:N:119:PRO:CG	2:N:122:ASN:HB3	2.43	0.41
2:N:123:GLU:HG3	2:N:124:TYR:N	2.35	0.41
2:N:332:GLU:CG	2:N:333:LYS:H	2.30	0.41
2:N:390:PRO:HG3	2:N:408:TYR:CD2	2.56	0.41
5:P:13:PHE:CG	5:P:14:SER:N	2.87	0.41
5:R:4:THR:HA	5:R:13:PHE:CZ	2.55	0.41
5:R:28:ARG:O	5:R:30:ASN:N	2.53	0.41
6:U:19:LEU:HA	6:U:19:LEU:HD12	1.85	0.41
1:A:135:TRP:CZ2	1:A:153:VAL:O	2.74	0.41
1:A:229:PHE:CE1	1:B:847:PRO:O	2.73	0.41
1:A:240:ALA:HB3	1:A:288:VAL:CG2	2.50	0.41
1:A:326:PHE:CE1	1:A:560:ILE:HD11	2.56	0.41
1:A:468:LEU:HD23	1:B:465:GLN:NE2	2.35	0.41
1:A:495:PRO:HD3	1:A:502:GLU:OE2	2.20	0.41
1:A:811:TYR:CE1	1:A:857:PRO:HD2	2.54	0.41
1:B:26:PRO:HB3	6:U:176:SER:CB	2.44	0.41
1:B:36:ASP:O	1:B:37:THR:O	2.38	0.41
1:B:116:TYR:CB	1:C:520:ILE:HG23	2.44	0.41
1:B:153:VAL:O	1:B:153:VAL:HG23	2.21	0.41
1:B:230:ALA:HB3	1:B:239:GLN:NE2	2.35	0.41
1:B:354:ALA:HB2	1:B:936:ILE:CG2	2.51	0.41
1:B:397:ILE:O	1:B:397:ILE:HG22	2.21	0.41
1:B:680:PHE:CD1	1:B:680:PHE:N	2.88	0.41
1:B:756:VAL:CG1	1:B:757:ALA:N	2.84	0.41
1:C:196:GLU:N	1:C:197:PRO:CD	2.83	0.41
1:C:362:ASN:HD21	1:C:365:LEU:H	1.69	0.41
1:C:417:THR:HG21	1:C:453:CYS:CB	2.46	0.41

*Continued on next page...*



*Continued from previous page...*

Atom-1	Atom-2	Interatomic distance (Å)	Clash overlap (Å)
1:C:446:ILE:HB	1:C:447:SER:H	1.44	0.41
1:C:561:GLN:HA	1:C:561:GLN:OE1	2.20	0.41
1:D:20:ALA:HA	1:D:23:TYR:CE2	2.55	0.41
1:D:22:GLU:H	1:D:22:GLU:HG3	1.76	0.41
1:D:230:ALA:HB1	1:D:288:VAL:HG22	2.02	0.41
1:D:406:GLU:HB2	1:D:407:LEU:HD12	2.03	0.41
1:D:515:ASP:OD2	1:D:517:TYR:CE2	2.73	0.41
1:D:682:ARG:HH22	1:D:910:MET:HG3	1.86	0.41
1:D:824:ASN:HA	1:D:844:ALA:HB1	2.03	0.41
1:E:309:GLU:O	1:E:310:ILE:C	2.59	0.41
1:E:323:TYR:O	1:E:324:ILE:HG13	2.20	0.41
1:E:626:THR:HG23	1:E:627:ALA:N	2.25	0.41
1:E:678:TRP:NE1	1:E:903:MET:HE1	2.35	0.41
1:E:869:VAL:CG2	1:E:870:MET:N	2.71	0.41
1:F:46:ARG:HG2	7:4:7:ALA:H	1.84	0.41
1:F:415:ASN:O	1:F:417:THR:N	2.54	0.41
1:F:590:ASN:HB2	1:F:602:ARG:CG	2.43	0.41
1:F:662:ASN:HA	1:F:906:GLU:HA	2.02	0.41
1:F:862:LYS:O	1:F:863:LYS:HB3	2.20	0.41
1:F:867:ASP:O	1:F:868:ARG:HB2	2.20	0.41
1:G:94:LEU:HD13	1:G:95:ASP:N	2.36	0.41
1:G:345:LEU:HD21	1:G:936:ILE:HD12	2.02	0.41
1:G:630:LEU:HD11	1:I:41:LEU:HD11	2.02	0.41
1:G:811:TYR:CZ	1:G:813:ASP:HB3	2.55	0.41
1:G:825:ASN:HA	1:I:122:ASN:HA	2.03	0.41
1:G:831:TYR:CD1	1:G:831:TYR:O	2.74	0.41
1:G:932:HIS:O	1:G:935:VAL:HG12	2.21	0.41
1:H:187:ILE:H	1:H:187:ILE:HG13	1.59	0.41
1:H:188:TYR:N	1:H:188:TYR:CD2	2.87	0.41
1:H:384:TRP:CE3	1:H:384:TRP:CA	3.03	0.41
1:H:445:ALA:O	1:H:449:GLN:CD	2.50	0.41
1:H:614:ASN:HB2	1:H:616:TYR:HE1	1.86	0.41
1:H:778:TYR:O	1:H:779:GLN:HG2	2.21	0.41
1:H:828:PHE:HZ	1:H:841:PRO:HG3	1.76	0.41
1:H:875:PHE:CD2	1:H:875:PHE:O	2.74	0.41
1:I:339:THR:CG2	1:I:342:MET:HE2	2.50	0.41
1:I:364:GLU:C	1:I:366:SER:N	2.73	0.41
1:I:547:SER:C	1:I:549:LEU:H	2.24	0.41
1:I:564:GLN:HE22	1:I:566:PHE:HB3	1.86	0.41
1:I:754:TYR:O	1:I:763:LYS:N	2.54	0.41
1:I:762:THR:CG2	1:I:764:ASP:OD1	2.69	0.41

*Continued on next page...*



*Continued from previous page...*

Atom-1	Atom-2	Interatomic distance (Å)	Clash overlap (Å)
1:I:867:ASP:O	1:I:868:ARG:CB	2.69	0.41
1:J:46:ARG:HG2	1:J:47:ASN:N	2.36	0.41
1:J:174:LEU:HD13	1:J:191:LYS:HE2	2.03	0.41
1:J:327:ARG:CG	1:J:594:GLN:HB2	2.33	0.41
1:J:447:SER:OG	1:K:264:PRO:HB3	2.20	0.41
1:J:487:TYR:CD1	1:J:487:TYR:C	2.93	0.41
1:J:515:ASP:OD2	1:J:517:TYR:CE2	2.73	0.41
1:J:697:PRO:O	5:P:34:SER:HB3	2.20	0.41
1:J:922:VAL:O	1:J:922:VAL:HG23	2.19	0.41
1:K:84:PHE:HB2	1:K:615:LEU:HD12	2.03	0.41
1:K:465:GLN:OE1	1:K:465:GLN:HA	2.19	0.41
1:K:644:ASN:HB2	1:K:924:ASP:O	2.21	0.41
1:K:737:LEU:N	1:K:737:LEU:CD2	2.83	0.41
1:K:744:GLU:HA	1:K:744:GLU:OE1	2.21	0.41
1:K:943:THR:CB	1:K:944:PRO:CD	2.98	0.41
1:L:31:PHE:O	1:L:34:ALA:N	2.52	0.41
1:L:74:GLU:HG3	1:L:81:LYS:CB	2.35	0.41
1:L:169:ASN:ND2	1:L:169:ASN:H	2.19	0.41
1:L:184:LYS:O	1:L:184:LYS:CG	2.52	0.41
1:L:187:ILE:C	1:L:189:ALA:N	2.73	0.41
1:L:296:HIS:NE2	1:L:317:MET:HE1	2.36	0.41
1:L:379:ARG:CB	1:L:379:ARG:NH1	2.84	0.41
1:L:500:THR:O	1:L:501:TYR:C	2.57	0.41
1:L:512:SER:O	1:L:513:LEU:C	2.58	0.41
1:L:586:ARG:HE	1:L:586:ARG:HB2	1.39	0.41
1:L:745:ILE:HG13	1:L:765:TRP:CD1	2.56	0.41
2:N:88:PHE:CB	2:N:93:ALA:HB2	2.47	0.41
2:N:385:VAL:CG1	2:N:386:TYR:H	2.33	0.41
4:M:107:THR:HG23	4:M:108:ASN:H	1.86	0.41
4:M:115:ARG:O	4:M:119:ASP:HB2	2.20	0.41
4:M:298:LEU:HD11	6:U:57:GLU:HG3	2.03	0.41
5:P:110:ALA:O	5:P:114:GLN:NE2	2.53	0.41
5:S:115:LEU:HD23	5:S:115:LEU:HA	1.89	0.41
5:S:128:GLN:O	5:S:128:GLN:HG3	2.21	0.41
6:U:20:ALA:HB2	6:U:192:PHE:CZ	2.56	0.41
1:A:224:PRO:HG3	1:A:316:SER:OG	2.20	0.41
1:A:587:LYS:O	1:A:608:VAL:HG22	2.21	0.41
1:B:3:THR:OG1	1:B:4:PRO:HD3	2.15	0.41
1:B:25:SER:O	1:B:29:VAL:HG13	2.20	0.41
1:B:104:ARG:O	1:B:611:ASP:HB2	2.21	0.41
1:B:155:LYS:CD	1:B:283:LEU:HD13	2.44	0.41

*Continued on next page...*



*Continued from previous page...*

Atom-1	Atom-2	Interatomic distance (Å)	Clash overlap (Å)
1:B:197:PRO:N	1:C:831:TYR:CE1	2.88	0.41
1:B:235:GLU:HB2	1:C:816:ALA:HB3	2.03	0.41
1:B:372:ASP:CG	1:B:791:MET:HB3	2.40	0.41
1:B:452:ILE:HG23	1:C:158:GLY:CA	2.48	0.41
1:B:495:PRO:HG3	1:B:502:GLU:CG	2.51	0.41
1:B:636:ASN:HD22	4:M:16:SER:CB	2.31	0.41
1:B:651:ASN:HD22	1:B:919:LEU:CD2	2.33	0.41
1:C:126:PRO:C	1:C:128:GLY:N	2.72	0.41
1:C:131:ASN:HA	1:C:132:PRO:HD2	1.78	0.41
1:C:662:ASN:CB	1:C:906:GLU:HG3	2.41	0.41
1:C:827:GLY:HA3	1:C:839:GLY:O	2.02	0.41
1:D:19:ASP:HA	1:D:48:PRO:HD2	2.02	0.41
1:D:103:ILE:HG21	1:D:610:PHE:HD2	1.78	0.41
1:D:638:THR:CG2	1:D:639:HIS:N	2.83	0.41
1:D:676:ARG:O	1:D:875:PHE:CB	2.69	0.41
1:D:794:PHE:CD1	1:D:794:PHE:C	2.94	0.41
1:D:827:GLY:C	1:D:828:PHE:CD2	2.93	0.41
1:D:828:PHE:CE1	1:F:125:ALA:CB	3.04	0.41
1:D:892:MET:HE3	1:D:892:MET:N	2.35	0.41
1:E:58:THR:HG23	1:E:60:ARG:O	2.21	0.41
1:E:109:ARG:HH22	1:E:551:GLY:H	1.68	0.41
1:E:246:ASN:ND2	1:E:249:GLU:O	2.54	0.41
1:E:387:ALA:HB3	1:E:546:ARG:HG3	2.03	0.41
1:E:569:ILE:O	1:E:569:ILE:CG2	2.66	0.41
1:E:774:TYR:CE2	1:E:784:PRO:HG3	2.55	0.41
1:F:31:PHE:C	1:F:31:PHE:CD2	2.94	0.41
1:F:370:LEU:C	1:F:372:ASP:N	2.74	0.41
1:F:372:ASP:HA	1:F:377:ARG:HG2	2.01	0.41
1:F:464:LEU:HD23	1:F:464:LEU:HA	1.87	0.41
1:F:491:ASN:ND2	1:F:491:ASN:N	2.68	0.41
1:F:664:PRO:CB	5:P:19:THR:HG23	2.51	0.41
1:F:722:SER:O	1:F:903:MET:HA	2.21	0.41
1:G:199:VAL:CG1	1:I:456:ASN:OD1	2.68	0.41
1:G:312:LEU:HD23	1:I:204:TRP:CZ3	2.56	0.41
1:G:478:ALA:C	1:G:480:TYR:H	2.24	0.41
1:G:651:ASN:CB	1:G:919:LEU:HA	2.50	0.41
1:H:74:GLU:OE1	1:L:69:VAL:HG13	2.11	0.41
1:H:198:GLN:C	1:H:200:GLY:N	2.74	0.41
1:H:424:GLN:O	1:I:261:PHE:CA	2.57	0.41
1:H:941:LEU:HD23	6:V:106:VAL:HG22	2.03	0.41
1:I:290:LEU:HD12	1:I:290:LEU:HA	1.81	0.41

*Continued on next page...*



*Continued from previous page...*

Atom-1	Atom-2	Interatomic distance (Å)	Clash overlap (Å)
1:I:649:ALA:HB2	1:I:921:GLU:OE1	2.21	0.41
1:I:689:PRO:HB2	1:I:691:LEU:HD23	2.02	0.41
1:J:320:ARG:CB	1:J:505:ASN:HD22	2.33	0.41
1:J:482:PRO:HD3	1:J:529:MET:CB	2.50	0.41
1:J:839:GLY:H	1:L:198:GLN:CG	2.33	0.41
1:K:178:GLU:HG2	1:K:179:THR:CA	2.38	0.41
1:K:203:ASN:OD1	1:K:203:ASN:N	2.53	0.41
1:K:377:ARG:HH11	1:K:388:VAL:CG2	2.33	0.41
1:K:677:GLY:C	1:K:921:GLU:HB2	2.38	0.41
1:K:724:MET:CE	1:K:724:MET:HA	2.47	0.41
1:L:114:LYS:HE3	1:L:294:ASP:HB2	2.03	0.41
1:L:333:LEU:CB	1:L:592:ILE:CG2	2.93	0.41
1:L:364:GLU:HB3	1:L:708:LEU:O	2.21	0.41
1:L:384:TRP:O	1:L:385:ASN:HB3	2.21	0.41
1:L:646:TYR:CD1	1:L:646:TYR:C	2.94	0.41
1:L:723:ILE:HD13	1:L:903:MET:HE1	2.02	0.41
2:N:47:LEU:HD12	2:N:47:LEU:N	2.36	0.41
2:N:82:VAL:CG2	2:N:487:GLN:HG3	2.50	0.41
2:N:236:LEU:HB3	2:N:237:PRO:HD2	2.03	0.41
2:N:472:THR:HG22	2:N:473:ASP:N	2.34	0.41
6:U:76:SER:HA	6:U:180:SER:HB3	2.03	0.41
6:V:16:GLN:OE1	6:V:16:GLN:HA	2.20	0.41
1:A:121:TYR:O	1:A:227:GLY:HA2	2.21	0.41
1:A:232:PRO:HG2	1:B:848:TYR:OH	2.21	0.41
1:A:327:ARG:HH11	1:A:594:GLN:HB2	1.86	0.41
1:A:330:PHE:CZ	1:A:385:ASN:CB	3.01	0.41
1:A:409:ASN:CB	1:C:467:ASN:OD1	2.68	0.41
1:A:575:LEU:HD22	1:A:631:GLU:CB	2.51	0.41
1:A:637:ASP:OD1	1:A:637:ASP:C	2.58	0.41
1:A:644:ASN:ND2	1:A:644:ASN:O	2.54	0.41
1:A:742:GLU:N	1:A:742:GLU:OE1	2.54	0.41
1:A:759:CYS:C	1:A:761:MET:H	2.16	0.41
1:A:791:MET:HA	1:A:796:ARG:HG3	2.03	0.41
1:A:804:GLN:HE22	1:C:552:ASN:N	2.17	0.41
1:A:825:ASN:CB	1:C:122:ASN:HA	2.50	0.41
1:A:882:MET:HE2	1:A:882:MET:HB2	1.81	0.41
1:B:22:GLU:N	1:B:22:GLU:OE2	2.53	0.41
1:B:89:GLY:HA3	1:B:92:ARG:NE	2.34	0.41
1:B:327:ARG:NH1	1:B:594:GLN:HG3	2.36	0.41
1:B:336:TYR:CZ	1:B:565:LYS:HG3	2.55	0.41
1:B:339:THR:CB	1:B:342:MET:HE2	2.40	0.41

*Continued on next page...*



*Continued from previous page...*

Atom-1	Atom-2	Interatomic distance (Å)	Clash overlap (Å)
1:B:410:TYR:CE2	1:C:414:LEU:HD21	2.56	0.41
1:B:415:ASN:OD1	1:B:417:THR:HG22	2.21	0.41
1:B:554:ARG:HG2	1:B:554:ARG:NH1	2.36	0.41
1:B:640:ASP:OD2	1:B:640:ASP:N	2.53	0.41
1:B:771:LEU:CD1	1:B:880:MET:HE1	2.49	0.41
1:B:837:ARG:NH1	1:C:459:ALA:N	2.69	0.41
1:B:926:VAL:HA	1:B:939:VAL:O	2.20	0.41
1:C:4:PRO:O	1:C:5:SER:C	2.58	0.41
1:C:109:ARG:HG3	1:C:324:ILE:HG21	2.03	0.41
1:C:131:ASN:OD1	1:C:225:CYS:CA	2.69	0.41
1:C:222:MET:HG3	1:C:307:SER:OG	2.21	0.41
1:C:337:ASN:CB	1:C:361:ARG:O	2.68	0.41
1:C:357:ASP:OD1	1:C:566:PHE:HZ	1.99	0.41
1:C:445:ALA:HB3	1:C:450:ASN:ND2	2.35	0.41
1:C:653:LEU:CD2	1:C:917:TYR:CD1	3.04	0.41
1:C:675:PHE:HB2	1:C:944:PRO:CG	2.50	0.41
1:C:705:ILE:CG2	1:C:708:LEU:H	2.20	0.41
1:D:92:ARG:O	1:D:92:ARG:HG3	2.20	0.41
1:D:157:PHE:CZ	1:F:415:ASN:ND2	2.86	0.41
1:D:162:THR:O	1:D:162:THR:HG22	2.20	0.41
1:D:195:PRO:HG2	1:E:823:HIS:CG	2.53	0.41
1:D:199:VAL:CG2	1:D:208:GLU:HG2	2.50	0.41
1:D:412:PHE:CE1	1:F:828:PHE:HD2	2.39	0.41
1:D:686:LYS:HZ1	1:D:701:TYR:HB2	1.86	0.41
1:D:748:SER:O	1:D:749:VAL:HB	2.21	0.41
1:D:789:ASP:HB2	1:D:793:SER:HB3	2.02	0.41
1:D:811:TYR:CD1	1:D:856:VAL:HB	2.56	0.41
1:E:85:THR:CG2	1:E:580:THR:HG22	2.50	0.41
1:E:94:LEU:HD22	1:E:619:PHE:CE2	2.49	0.41
1:E:109:ARG:NH2	1:E:550:LEU:HB3	2.35	0.41
1:E:234:ASN:OD1	1:E:238:GLY:HA3	2.21	0.41
1:E:250:GLN:H	1:E:250:GLN:HG2	1.50	0.41
1:E:367:TYR:O	1:E:367:TYR:CD2	2.74	0.41
1:E:377:ARG:HD2	1:E:388:VAL:HB	2.03	0.41
1:E:384:TRP:HB2	1:E:386:SER:OG	2.20	0.41
1:E:440:TRP:HB2	1:E:441:GLU:H	1.52	0.41
1:E:503:TYR:C	1:E:505:ASN:N	2.73	0.41
1:E:608:VAL:HG21	1:E:610:PHE:HE1	1.81	0.41
1:E:924:ASP:O	1:E:924:ASP:OD1	2.39	0.41
1:F:103:ILE:C	1:F:560:ILE:HD11	2.39	0.41
1:F:198:GLN:O	1:F:200:GLY:N	2.54	0.41

*Continued on next page...*



*Continued from previous page...*

Atom-1	Atom-2	Interatomic distance (Å)	Clash overlap (Å)
1:F:236:LYS:C	1:F:238:GLY:H	2.23	0.41
1:F:344:VAL:HA	1:F:353:ASN:OD1	2.21	0.41
1:F:492:VAL:HG23	1:F:492:VAL:O	2.20	0.41
1:F:517:TYR:HA	1:F:520:ILE:HG23	2.03	0.41
1:F:575:LEU:HD22	1:F:631:GLU:HB2	2.03	0.41
1:F:719:LYS:HA	1:F:745:ILE:HG22	2.02	0.41
1:F:725:PHE:CD1	1:F:731:TRP:HB2	2.56	0.41
1:F:827:GLY:CA	1:F:839:GLY:O	2.65	0.41
1:F:875:PHE:CD2	1:F:875:PHE:C	2.94	0.41
1:G:91:ASN:C	1:G:92:ARG:HG2	2.41	0.41
1:G:134:GLN:HA	1:G:155:LYS:H	1.86	0.41
1:G:312:LEU:CD2	1:I:204:TRP:CH2	2.84	0.41
1:G:314:GLN:N	1:I:203:ASN:ND2	2.68	0.41
1:G:336:TYR:HE2	1:G:565:LYS:HD3	1.86	0.41
1:G:357:ASP:OD1	1:G:357:ASP:N	2.53	0.41
1:G:384:TRP:HA	1:G:384:TRP:CE3	2.55	0.41
1:G:423:TYR:HB3	1:H:261:PHE:HB3	2.03	0.41
1:G:463:ASN:C	1:G:463:ASN:ND2	2.73	0.41
1:G:568:ALA:O	1:G:643:PHE:CE1	2.74	0.41
1:G:644:ASN:CB	1:G:925:VAL:HG12	2.50	0.41
1:G:650:ALA:HB1	1:G:942:ARG:HH21	1.84	0.41
1:G:715:ASN:C	1:G:715:ASN:OD1	2.59	0.41
1:G:785:GLU:HG2	1:G:786:GLY:N	2.36	0.41
1:G:795:PHE:CD2	1:I:379:ARG:NH2	2.88	0.41
1:G:816:ALA:O	1:I:235:GLU:CB	2.65	0.41
1:G:840:GLN:HB3	1:I:159:VAL:HG12	2.02	0.41
1:G:878:ASN:CB	1:I:621:PRO:HG2	2.51	0.41
1:G:929:HIS:O	1:G:937:GLU:HG2	2.21	0.41
1:H:49:THR:CG2	1:I:884:ALA:CB	2.97	0.41
1:H:190:ASP:CG	1:H:191:LYS:H	2.23	0.41
1:H:194:GLN:NE2	1:H:196:GLU:OE1	2.50	0.41
1:H:478:ALA:HB2	1:H:514:VAL:HG12	2.02	0.41
1:H:562:VAL:HG23	1:H:562:VAL:O	2.21	0.41
1:H:766:PHE:O	1:H:768:VAL:N	2.53	0.41
1:H:768:VAL:HG13	1:H:769:GLN:N	2.36	0.41
1:H:809:ILE:O	1:H:809:ILE:HG22	2.21	0.41
1:H:850:LEU:HD23	1:H:850:LEU:HA	1.94	0.41
1:I:58:THR:HG21	1:I:62:GLN:NE2	2.36	0.41
1:I:365:LEU:O	1:I:365:LEU:HG	2.21	0.41
1:I:510:ALA:CB	1:I:832:LEU:HA	2.51	0.41
1:I:676:ARG:HD2	1:I:884:ALA:O	2.21	0.41

*Continued on next page...*



*Continued from previous page...*

Atom-1	Atom-2	Interatomic distance (Å)	Clash overlap (Å)
1:I:683:LEU:N	1:I:683:LEU:CD2	2.80	0.41
1:I:707:TYR:C	1:I:709:ASP:H	2.23	0.41
1:I:736:ARG:NH1	1:I:736:ARG:HG2	2.34	0.41
1:I:744:GLU:HB3	1:I:762:THR:OG1	2.21	0.41
1:I:785:GLU:OE1	1:I:787:TYR:CE2	2.74	0.41
1:J:35:THR:HG22	1:J:38:TYR:CE1	2.55	0.41
1:J:66:LEU:HD21	1:J:619:PHE:CE1	2.54	0.41
1:J:96:MET:CE	1:J:574:LEU:CD1	2.88	0.41
1:J:106:VAL:CG1	1:J:609:ARG:HD2	2.50	0.41
1:J:114:LYS:CA	1:K:851:ILE:HD12	2.50	0.41
1:J:114:LYS:HZ1	1:J:117:SER:CA	2.34	0.41
1:J:122:ASN:HA	1:K:825:ASN:CA	2.51	0.41
1:J:152:ASP:HA	1:L:444:ASP:CA	2.48	0.41
1:J:156:THR:O	1:L:451:GLN:O	2.38	0.41
1:J:204:TRP:CH2	1:K:128:GLY:O	2.74	0.41
1:J:205:GLN:HA	1:J:205:GLN:OE1	2.20	0.41
1:J:256:ILE:HG23	1:J:286:GLU:OE1	2.21	0.41
1:J:383:MET:HG2	1:J:384:TRP:CE3	2.55	0.41
1:J:524:TRP:HA	1:J:524:TRP:CE3	2.56	0.41
1:J:531:ASN:O	1:J:713:TYR:HE1	1.99	0.41
1:J:552:ASN:OD1	1:K:522:ALA:HB2	2.20	0.41
1:J:714:LEU:HD21	1:J:910:MET:CE	2.50	0.41
1:J:842:TYR:CE1	1:J:843:PRO:HD2	2.56	0.41
1:J:886:THR:C	1:J:888:LEU:N	2.73	0.41
1:K:194:GLN:HG3	1:K:197:PRO:CD	2.50	0.41
1:K:199:VAL:HG22	1:K:206:GLU:HG2	2.03	0.41
1:K:202:GLU:CB	1:L:313:VAL:HG11	2.51	0.41
1:K:241:LYS:HG2	1:K:286:GLU:OE2	1.75	0.41
1:K:672:TRP:CH2	1:K:901:LEU:HD23	2.56	0.41
1:K:730:SER:C	1:K:732:PRO:HD2	2.41	0.41
1:K:773:HIS:O	1:K:774:TYR:CD1	2.74	0.41
1:K:829:THR:O	1:K:837:ARG:HA	2.20	0.41
1:L:31:PHE:HD2	1:L:32:ALA:CA	2.32	0.41
1:L:220:THR:OG1	1:L:287:ASN:HB2	2.21	0.41
1:L:364:GLU:C	1:L:366:SER:H	2.22	0.41
1:L:403:VAL:HG21	1:L:465:GLN:C	2.41	0.41
1:L:412:PHE:CD1	1:L:412:PHE:N	2.89	0.41
1:L:498:THR:HA	1:L:503:TYR:CE2	2.56	0.41
1:L:564:GLN:NE2	1:L:564:GLN:CA	2.84	0.41
1:L:575:LEU:HD21	1:L:634:LEU:HD23	2.02	0.41
1:L:660:ALA:HB2	5:Q:99:GLU:CG	2.51	0.41

*Continued on next page...*



*Continued from previous page...*

Atom-1	Atom-2	Interatomic distance (Å)	Clash overlap (Å)
1:L:764:ASP:OD1	1:L:764:ASP:N	2.44	0.41
1:L:785:GLU:HB3	1:L:788:LYS:HB2	2.03	0.41
1:L:890:GLN:O	1:L:890:GLN:HG3	2.19	0.41
2:N:44:TYR:CZ	2:N:83:VAL:HG21	2.53	0.41
2:N:58:LEU:HD13	2:N:389:LEU:HD22	2.02	0.41
2:N:140:HIS:CE1	2:N:141:PRO:HD2	2.56	0.41
2:N:154:LEU:O	2:N:155:GLU:OE2	2.39	0.41
2:N:258:GLN:HA	2:N:259:PRO:HD2	1.81	0.41
2:N:392:LEU:CD2	2:N:509:VAL:HG21	2.51	0.41
4:M:30:MET:HG2	4:M:30:MET:O	2.21	0.41
4:M:198:ASN:CA	6:U:199:ASN:HD22	2.33	0.41
5:P:120:GLN:O	5:P:124:GLU:HG3	2.20	0.41
5:Q:41:VAL:O	5:Q:41:VAL:HG12	2.20	0.41
6:V:19:LEU:HD12	6:V:19:LEU:HA	1.89	0.41
6:V:90:LEU:O	6:V:91:LEU:C	2.58	0.41
7:4:15:THR:CG2	7:4:16:ARG:N	2.84	0.41
1:A:154:THR:C	1:A:156:THR:N	2.74	0.41
1:A:462:ILE:HG12	1:A:463:ASN:O	2.20	0.41
1:A:573:LEU:HD22	1:C:41:LEU:HD22	2.03	0.41
1:A:723:ILE:HD11	1:A:873:ILE:HD12	2.03	0.41
1:A:729:VAL:C	1:A:730:SER:O	2.56	0.41
1:A:912:GLU:O	1:A:914:THR:HG23	2.21	0.41
1:B:151:LYS:HG2	1:B:151:LYS:O	2.21	0.41
1:B:200:GLY:CA	1:B:206:GLU:HG2	2.50	0.41
1:B:273:SER:O	1:B:274:GLY:O	2.39	0.41
1:B:410:TYR:CD2	1:B:461:GLU:HB3	2.56	0.41
1:B:683:LEU:HD13	1:B:707:TYR:HB2	2.02	0.41
1:B:731:TRP:CE3	1:B:732:PRO:N	2.88	0.41
1:B:770:MET:O	1:B:774:TYR:O	2.38	0.41
1:C:99:THR:O	1:C:100:TYR:HB3	2.21	0.41
1:C:141:GLN:HG3	1:C:142:GLY:N	2.35	0.41
1:C:377:ARG:HB2	1:C:377:ARG:CZ	2.50	0.41
1:C:424:GLN:HB2	1:C:424:GLN:HE21	1.61	0.41
1:C:515:ASP:H	1:C:518:ILE:CG2	2.34	0.41
1:C:518:ILE:CD1	1:C:526:LEU:HD21	2.51	0.41
1:D:196:GLU:CG	1:E:823:HIS:HB3	2.50	0.41
1:D:527:ASP:N	1:D:528:PRO:CD	2.84	0.41
1:D:575:LEU:HD12	1:D:575:LEU:N	2.35	0.41
1:D:738:LEU:HD23	1:D:764:ASP:HB3	2.03	0.41
1:D:776:ILE:HD12	1:D:782:HIS:O	2.21	0.41
1:D:842:TYR:CD1	1:D:843:PRO:HD2	2.56	0.41

*Continued on next page...*



*Continued from previous page...*

Atom-1	Atom-2	Interatomic distance (Å)	Clash overlap (Å)
1:E:14:HIS:C	1:E:16:ALA:H	2.23	0.41
1:E:19:ASP:HA	1:E:48:PRO:HG2	2.02	0.41
1:E:78:TYR:CD2	1:E:695:PHE:CG	3.09	0.41
1:E:423:TYR:HB3	1:F:261:PHE:HB3	2.02	0.41
1:E:629:THR:O	1:E:633:MET:HG3	2.21	0.41
1:E:647:LEU:HD21	1:E:919:LEU:CD1	2.51	0.41
1:E:665:ILE:HD12	1:E:665:ILE:C	2.41	0.41
1:F:20:ALA:C	7:4:9:LEU:HD12	2.41	0.41
1:F:103:ILE:HG12	1:F:613:VAL:HG11	2.00	0.41
1:F:243:LYS:HB3	1:F:253:ASP:O	2.21	0.41
1:F:260:TYR:CD2	1:F:260:TYR:N	2.89	0.41
1:F:326:PHE:O	1:F:327:ARG:O	2.39	0.41
1:F:651:ASN:N	1:F:651:ASN:HD22	2.19	0.41
1:F:721:VAL:O	1:F:721:VAL:HG23	2.21	0.41
1:F:771:LEU:HD11	1:F:879:PHE:HB3	2.03	0.41
1:F:785:GLU:CG	1:F:788:LYS:H	2.32	0.41
1:G:20:ALA:CA	1:G:23:TYR:CE2	2.94	0.41
1:G:122:ASN:HA	1:H:825:ASN:CB	2.51	0.41
1:G:143:THR:HG22	1:G:144:THR:CB	2.51	0.41
1:G:267:SER:N	1:G:268:PRO:HD2	2.36	0.41
1:G:567:PHE:CD1	1:G:567:PHE:C	2.91	0.41
1:G:625:ASN:HD21	7:6:29:GLN:NE2	2.19	0.41
1:G:767:LEU:HD21	1:G:771:LEU:HD22	2.03	0.41
1:H:51:ALA:HB1	1:H:52:PRO:HD2	2.03	0.41
1:H:114:LYS:HA	1:I:851:ILE:HD12	2.02	0.41
1:H:300:LYS:HD2	1:H:305:ASP:HB3	2.03	0.41
1:H:775:ASN:ND2	1:H:880:MET:HE3	2.36	0.41
1:H:869:VAL:CG2	1:H:870:MET:H	2.13	0.41
1:I:36:ASP:OD1	1:I:39:PHE:O	2.39	0.41
1:I:76:THR:CG2	1:I:77:THR:H	2.24	0.41
1:I:93:VAL:O	1:I:93:VAL:HG23	2.21	0.41
1:I:154:THR:CG2	1:I:155:LYS:HD3	2.51	0.41
1:I:519:ASN:OD1	1:I:803:ARG:HD2	2.21	0.41
1:I:524:TRP:HA	1:I:801:MET:SD	2.60	0.41
1:I:665:ILE:HD13	1:I:918:LEU:HD22	1.99	0.41
1:I:676:ARG:HH11	1:I:676:ARG:HG2	1.85	0.41
1:I:701:TYR:CZ	1:I:703:GLY:CA	3.04	0.41
1:I:787:TYR:CD1	1:I:787:TYR:O	2.74	0.41
1:I:921:GLU:O	1:I:922:VAL:HG13	2.20	0.41
1:J:304:SER:HB3	1:J:306:ASN:OD1	2.21	0.41
1:J:591:MET:CE	1:J:689:PRO:HB3	2.51	0.41

*Continued on next page...*



*Continued from previous page...*

Atom-1	Atom-2	Interatomic distance (Å)	Clash overlap (Å)
1:J:622:MET:O	1:J:623:ALA:C	2.59	0.41
1:J:658:ALA:O	1:J:659:LYS:CB	2.68	0.41
1:J:679:SER:HA	1:J:871:TRP:O	2.22	0.41
1:J:707:TYR:CE1	1:J:917:TYR:CE1	3.09	0.41
1:J:919:LEU:HD23	1:J:919:LEU:N	2.33	0.41
1:J:921:GLU:OE1	1:J:921:GLU:HA	2.21	0.41
1:K:64:LEU:O	1:K:619:PHE:N	2.45	0.41
1:K:290:LEU:HD12	1:K:290:LEU:HA	1.89	0.41
1:K:416:GLY:C	1:K:417:THR:HG23	2.41	0.41
1:K:423:TYR:C	1:K:449:GLN:CB	2.90	0.41
1:K:774:TYR:CE2	1:K:784:PRO:HG3	2.56	0.41
1:L:16:ALA:HA	1:L:48:PRO:HB3	2.03	0.41
1:L:107:LEU:HD13	1:L:607:SER:CB	2.47	0.41
1:L:355:VAL:HG23	1:L:566:PHE:CE1	2.56	0.41
1:L:399:GLU:HG2	1:L:523:ARG:HA	2.03	0.41
1:L:462:ILE:CG1	1:L:463:ASN:N	2.77	0.41
1:L:503:TYR:CD2	1:L:504:MET:N	2.89	0.41
1:L:538:PRO:HG2	1:L:539:ARG:HG3	2.03	0.41
1:L:902:ASP:O	1:L:902:ASP:OD2	2.39	0.41
4:M:78:ALA:HA	4:M:81:GLU:HG2	2.02	0.41
4:M:165:ALA:HA	4:M:241:THR:OG1	2.21	0.41
4:M:352:SER:CB	4:M:355:ALA:HB3	2.48	0.41
5:Q:66:ALA:O	5:Q:70:ALA:HB2	2.21	0.41
5:R:80:SER:O	5:R:81:TYR:C	2.60	0.41
5:S:41:VAL:C	5:S:43:PRO:HD3	2.39	0.41
5:S:76:ARG:HD3	5:S:76:ARG:C	2.41	0.41
6:U:14:GLN:HE21	6:U:15:PRO:N	2.19	0.41
6:V:53:GLN:O	6:V:53:GLN:HG2	2.21	0.41
1:A:31:PHE:CD2	1:A:31:PHE:C	2.94	0.40
1:A:421:SER:OG	1:A:452:ILE:O	2.25	0.40
1:A:795:PHE:HE1	1:C:381:PHE:CD1	2.39	0.40
1:A:795:PHE:HE1	1:C:381:PHE:CE1	2.39	0.40
1:A:832:LEU:O	1:A:832:LEU:HG	2.20	0.40
1:A:852:GLY:C	1:A:854:THR:H	2.24	0.40
1:B:51:ALA:HB2	1:C:882:MET:O	2.21	0.40
1:B:187:ILE:O	1:B:191:LYS:C	2.60	0.40
1:B:245:VAL:H	1:B:245:VAL:HG23	1.59	0.40
1:B:263:VAL:HG13	1:B:264:PRO:HD2	2.03	0.40
1:B:441:GLU:OE1	1:B:441:GLU:HA	2.20	0.40
1:B:463:ASN:O	1:B:465:GLN:N	2.53	0.40
1:B:675:PHE:HA	1:B:944:PRO:HG3	2.02	0.40

*Continued on next page...*



*Continued from previous page...*

Atom-1	Atom-2	Interatomic distance (Å)	Clash overlap (Å)
1:B:731:TRP:HZ3	1:B:743:PHE:CZ	2.28	0.40
1:C:188:TYR:CE1	1:C:256:ILE:HB	2.56	0.40
1:C:631:GLU:OE2	1:C:632:ALA:N	2.54	0.40
1:D:19:ASP:CB	1:D:47:ASN:HB2	2.27	0.40
1:D:93:VAL:HG12	1:D:575:LEU:HG	2.03	0.40
1:D:94:LEU:HD11	1:D:99:THR:CG2	2.51	0.40
1:D:235:GLU:CD	1:E:815:LYS:HB3	2.41	0.40
1:D:262:ASP:OD1	1:D:263:VAL:N	2.54	0.40
1:D:288:VAL:HG22	1:D:289:ASN:H	1.85	0.40
1:D:377:ARG:NH1	1:D:377:ARG:CG	2.78	0.40
1:D:439:GLU:HA	1:D:439:GLU:OE1	2.21	0.40
1:D:446:ILE:HD12	1:E:141:GLN:HB3	1.91	0.40
1:D:519:ASN:O	1:D:520:ILE:C	2.59	0.40
1:D:544:ARG:CZ	1:E:401:HIS:NE2	2.84	0.40
1:D:677:GLY:O	1:D:921:GLU:HG2	2.21	0.40
1:D:778:TYR:O	1:D:779:GLN:HG2	2.21	0.40
1:E:49:THR:HB	1:F:884:ALA:HB3	2.04	0.40
1:E:78:TYR:CD2	1:E:695:PHE:CD2	3.09	0.40
1:E:120:ALA:HB3	1:E:121:TYR:CE1	2.56	0.40
1:E:485:TYR:HE2	1:E:528:PRO:HB3	1.83	0.40
1:E:564:GLN:HG3	1:E:581:TYR:OH	2.21	0.40
1:E:779:GLN:HE22	1:F:39:PHE:HA	1.86	0.40
1:F:186:ASP:OD2	1:F:192:THR:O	2.39	0.40
1:F:256:ILE:HG22	1:F:257:ASP:N	2.36	0.40
1:F:545:TYR:C	1:F:547:SER:H	2.24	0.40
1:F:701:TYR:CE1	1:F:703:GLY:HA3	2.56	0.40
1:G:43:ASN:HD22	1:G:43:ASN:N	2.19	0.40
1:G:280:ASP:OD1	1:G:280:ASP:C	2.58	0.40
1:G:460:MET:HA	1:G:460:MET:HE2	2.02	0.40
1:H:53:THR:HG22	1:H:54:HIS:N	2.28	0.40
1:H:56:VAL:HG13	7:7:24:GLU:HB2	2.04	0.40
1:H:90:ASP:O	1:H:90:ASP:OD1	2.39	0.40
1:H:197:PRO:CD	1:H:198:GLN:N	2.84	0.40
1:H:262:ASP:OD1	1:H:276:GLU:OE1	2.39	0.40
1:H:338:SER:O	1:H:342:MET:HB3	2.21	0.40
1:H:716:HIS:CE1	1:H:717:THR:HG23	2.56	0.40
1:H:878:ASN:OD1	1:H:880:MET:HG3	2.21	0.40
1:H:906:GLU:O	1:H:906:GLU:HG3	2.20	0.40
1:H:936:ILE:O	1:H:936:ILE:HG12	2.20	0.40
1:I:135:TRP:CZ3	1:I:309:GLU:HG3	2.56	0.40
1:I:246:ASN:OD1	1:I:247:GLU:CA	2.60	0.40

*Continued on next page...*



*Continued from previous page...*

Atom-1	Atom-2	Interatomic distance (Å)	Clash overlap (Å)
1:I:685:THR:CG2	1:I:686:LYS:N	2.83	0.40
1:I:809:ILE:CG1	1:I:810:ASN:CG	2.84	0.40
1:J:101:PHE:HZ	1:J:581:TYR:HE2	1.68	0.40
1:J:196:GLU:O	1:J:198:GLN:N	2.48	0.40
1:J:403:VAL:HG11	1:J:466:ALA:CA	2.51	0.40
1:J:501:TYR:O	1:J:503:TYR:N	2.54	0.40
1:J:681:THR:O	1:J:917:TYR:N	2.54	0.40
1:J:827:GLY:C	1:J:828:PHE:CD1	2.94	0.40
1:J:849:PRO:HD3	1:L:229:PHE:CZ	2.55	0.40
1:J:883:GLY:HA3	1:L:49:THR:O	2.20	0.40
1:K:109:ARG:CD	1:K:324:ILE:HB	2.51	0.40
1:K:140:LYS:CB	1:K:147:VAL:H	2.32	0.40
1:K:164:GLY:HA3	1:K:173:LEU:O	2.21	0.40
1:K:224:PRO:HG3	1:K:316:SER:OG	2.20	0.40
1:K:301:PRO:O	1:K:302:GLY:C	2.57	0.40
1:K:374:LEU:HD12	1:K:374:LEU:HA	1.71	0.40
1:K:423:TYR:CE1	1:K:452:ILE:HB	2.56	0.40
1:K:811:TYR:HD2	1:K:814:TYR:HB2	1.86	0.40
1:K:948:GLY:HA2	6:U:32:ASN:CA	2.52	0.40
1:L:169:ASN:HD22	1:L:169:ASN:C	2.24	0.40
1:L:388:VAL:O	1:L:389:ASP:C	2.58	0.40
1:L:731:TRP:O	1:L:732:PRO:C	2.58	0.40
2:N:104:SER:HB2	2:N:513:VAL:HG13	2.04	0.40
2:N:248:LEU:HD23	2:N:251:LEU:HB3	2.03	0.40
2:N:395:ASP:C	2:N:396:PRO:O	2.60	0.40
4:M:98:LEU:O	4:M:100:ARG:N	2.53	0.40
4:M:116:LEU:C	4:M:118:THR:H	2.24	0.40
4:M:138:LEU:CD2	4:M:170:VAL:HB	2.51	0.40
4:M:197:VAL:O	6:U:199:ASN:HB2	2.20	0.40
5:Q:35:THR:N	5:Q:43:PRO:CG	2.85	0.40
5:Q:45:ASN:O	5:Q:46:SER:OG	2.35	0.40
6:U:209:PRO:HB3	6:U:212:PHE:CD1	2.24	0.40
7:2:16:ARG:HH11	7:2:16:ARG:CG	2.29	0.40
7:2:17:PRO:CG	7:2:22:TRP:CH2	3.04	0.40
7:4:17:PRO:CG	7:4:22:TRP:CE2	2.86	0.40
7:6:18:PHE:C	7:6:20:GLY:H	2.24	0.40
7:6:18:PHE:HB3	7:6:19:MET:HE3	2.03	0.40
7:9:15:THR:HG23	7:9:16:ARG:N	2.36	0.40
1:A:194:GLN:OE1	1:A:194:GLN:HA	2.21	0.40
1:A:478:ALA:HA	1:A:514:VAL:HG11	2.02	0.40
1:A:725:PHE:CE1	1:E:951:THR:HG21	2.56	0.40

*Continued on next page...*



*Continued from previous page...*

Atom-1	Atom-2	Interatomic distance (Å)	Clash overlap (Å)
1:A:940:TYR:HB2	1:A:950:ALA:HB2	2.02	0.40
1:B:241:LYS:HZ3	1:B:256:ILE:CG1	2.33	0.40
1:B:339:THR:HG21	2:N:486:VAL:HB	2.02	0.40
1:B:682:ARG:NH1	1:B:910:MET:CB	2.81	0.40
1:B:682:ARG:CZ	1:B:910:MET:HE3	2.51	0.40
1:C:93:VAL:HG23	1:C:622:MET:HE3	2.03	0.40
1:C:140:LYS:H	1:C:140:LYS:HG2	1.55	0.40
1:C:224:PRO:HG3	1:C:316:SER:OG	2.19	0.40
1:C:256:ILE:CG2	1:C:284:TYR:HD2	2.33	0.40
1:C:334:MET:O	1:C:335:TYR:C	2.60	0.40
1:C:487:TYR:CA	1:C:507:ARG:HH12	2.34	0.40
1:C:633:MET:O	1:C:639:HIS:CE1	2.75	0.40
1:C:769:GLN:HE22	1:C:872:ARG:H	1.69	0.40
1:D:28:LEU:HD22	1:D:28:LEU:O	2.21	0.40
1:D:59:ASP:OD1	1:D:59:ASP:N	2.54	0.40
1:D:149:GLN:O	1:D:150:GLU:OE1	2.35	0.40
1:D:398:ILE:HD11	1:D:526:LEU:HB2	2.04	0.40
1:D:721:VAL:HG23	1:D:905:PHE:CD1	2.56	0.40
1:D:922:VAL:HG12	1:D:944:PRO:HG2	2.04	0.40
1:E:25:SER:O	1:E:27:GLY:N	2.55	0.40
1:E:64:LEU:CD1	1:F:736:ARG:HD2	2.50	0.40
1:E:81:LYS:HA	1:E:584:ASN:HA	2.04	0.40
1:E:246:ASN:HD21	1:E:249:GLU:C	2.23	0.40
1:E:255:ASP:O	1:E:256:ILE:CG1	2.69	0.40
1:E:329:ASN:HD21	1:E:377:ARG:NH2	2.18	0.40
1:E:575:LEU:CB	1:E:576:PRO:CD	2.95	0.40
1:F:2:ALA:CA	1:F:4:PRO:HD2	2.52	0.40
1:F:255:ASP:C	1:F:256:ILE:HG13	2.39	0.40
1:F:298:VAL:HG22	1:F:298:VAL:O	2.22	0.40
1:F:410:TYR:CE2	1:F:461:GLU:HG2	2.57	0.40
1:F:486:LYS:H	1:F:486:LYS:HG3	1.60	0.40
1:F:517:TYR:O	1:F:520:ILE:HG13	2.21	0.40
1:F:873:ILE:H	1:F:873:ILE:HG13	1.66	0.40
1:G:126:PRO:HD2	1:H:828:PHE:CZ	2.56	0.40
1:G:222:MET:H	1:G:222:MET:HG3	1.32	0.40
1:G:275:GLU:O	1:G:276:GLU:HG3	2.21	0.40
1:G:282:ILE:HD13	1:G:282:ILE:O	2.21	0.40
1:G:576:PRO:HD2	1:G:635:ARG:HH21	1.86	0.40
1:G:600:ASP:OD2	1:G:700:VAL:CB	2.70	0.40
1:G:747:ARG:O	1:G:747:ARG:CD	2.69	0.40
1:G:853:GLN:CB	1:I:111:PRO:HB3	2.51	0.40

*Continued on next page...*



*Continued from previous page...*

Atom-1	Atom-2	Interatomic distance (Å)	Clash overlap (Å)
1:H:161:ALA:HB1	1:H:198:GLN:HG2	2.03	0.40
1:H:267:SER:HB2	1:H:268:PRO:HD2	2.03	0.40
1:H:524:TRP:CE2	1:H:803:ARG:CG	3.03	0.40
1:H:572:LEU:CG	1:H:573:LEU:N	2.70	0.40
1:H:577:GLY:HA2	1:H:933:ARG:HH12	1.85	0.40
1:H:838:GLN:HA	1:I:456:ASN:ND2	2.30	0.40
1:H:892:MET:CB	1:H:896:ASN:ND2	2.83	0.40
1:I:33:ARG:NH1	7:6:12:ARG:HD3	2.37	0.40
1:I:69:VAL:HG22	1:I:70:PRO:N	2.36	0.40
1:I:173:LEU:HB2	1:I:185:LYS:CE	2.51	0.40
1:I:370:LEU:HD13	1:I:646:TYR:CE2	2.56	0.40
1:I:422:THR:HA	1:I:451:GLN:CA	2.52	0.40
1:I:517:TYR:CA	1:I:520:ILE:CD1	2.70	0.40
1:I:831:TYR:CE1	1:I:832:LEU:CD1	3.03	0.40
1:J:96:MET:CG	1:J:569:ILE:O	2.67	0.40
1:J:281:ILE:O	1:J:281:ILE:HG12	2.21	0.40
1:J:437:GLU:O	1:J:438:SER:HB3	2.20	0.40
1:J:663:VAL:O	1:J:663:VAL:HG22	2.21	0.40
1:K:68:PHE:HB2	1:K:615:LEU:HB2	2.02	0.40
1:K:334:MET:HE2	1:K:562:VAL:CG2	2.51	0.40
1:K:445:ALA:CB	1:L:153:VAL:CG2	2.88	0.40
1:K:675:PHE:O	1:K:875:PHE:HD2	2.05	0.40
1:L:90:ASP:O	1:L:92:ARG:HG3	2.20	0.40
1:L:359:GLN:O	1:L:359:GLN:HG3	2.20	0.40
1:L:397:ILE:HG13	1:L:799:GLN:NE2	2.36	0.40
1:L:566:PHE:O	1:L:570:LYS:HB2	2.20	0.40
1:L:648:SER:O	1:L:922:VAL:N	2.52	0.40
1:L:811:TYR:HD2	1:L:814:TYR:CB	2.34	0.40
2:N:200:GLY:HA2	2:N:236:LEU:HD12	2.03	0.40
2:N:210:LEU:HD23	2:N:225:THR:HG21	2.03	0.40
4:M:107:THR:CG2	4:M:108:ASN:N	2.84	0.40
4:M:108:ASN:O	4:M:112:ASN:ND2	2.55	0.40
4:M:138:LEU:HG	4:M:170:VAL:CG1	2.48	0.40
5:P:33:GLY:C	5:P:34:SER:O	2.56	0.40
5:Q:42:LEU:H	5:Q:43:PRO:HD3	1.85	0.40
5:R:48:THR:O	5:R:48:THR:HG23	2.22	0.40
5:S:30:ASN:CA	5:S:46:SER:HB3	2.41	0.40
6:V:50:HIS:O	6:V:52:ASN:N	2.54	0.40
6:V:57:GLU:O	6:V:61:VAL:HB	2.21	0.40
7:9:17:PRO:HG2	7:9:22:TRP:CE3	2.55	0.40
1:A:12:TYR:CD1	1:B:927:ARG:NH2	2.90	0.40

*Continued on next page...*



*Continued from previous page...*

Atom-1	Atom-2	Interatomic distance (Å)	Clash overlap (Å)
1:A:166:ASN:C	1:A:166:ASN:ND2	2.73	0.40
1:A:198:GLN:O	1:A:199:VAL:O	2.39	0.40
1:A:774:TYR:OH	1:A:795:PHE:HB3	2.21	0.40
1:A:853:GLN:N	1:C:111:PRO:HB3	2.37	0.40
1:B:3:THR:CB	1:B:4:PRO:HD2	2.51	0.40
1:B:88:VAL:HG13	1:B:576:PRO:O	2.20	0.40
1:B:114:LYS:HE3	1:B:116:TYR:O	2.21	0.40
1:B:119:THR:CG2	1:B:226:TYR:CE1	3.04	0.40
1:B:131:ASN:N	1:B:131:ASN:HD22	2.18	0.40
1:B:135:TRP:CE3	1:B:308:SER:HA	2.55	0.40
1:B:207:ASN:HD22	1:B:207:ASN:HA	1.55	0.40
1:B:297:VAL:O	1:B:297:VAL:CG2	2.69	0.40
1:B:362:ASN:ND2	1:B:365:LEU:CB	2.78	0.40
1:B:676:ARG:NE	1:B:921:GLU:HB3	2.35	0.40
1:B:723:ILE:HA	1:B:903:MET:CB	2.51	0.40
1:B:819:LEU:N	1:B:820:PRO:CD	2.85	0.40
1:B:851:ILE:HD13	1:B:851:ILE:N	2.34	0.40
1:C:525:SER:OG	1:C:865:LEU:HD12	2.21	0.40
1:C:724:MET:SD	1:C:729:VAL:CG1	3.01	0.40
1:D:121:TYR:CD1	1:D:121:TYR:N	2.90	0.40
1:D:139:GLU:OE1	1:D:152:ASP:HB2	2.22	0.40
1:D:244:PRO:O	1:D:245:VAL:C	2.59	0.40
1:D:341:ASN:HB3	1:D:584:ASN:ND2	2.35	0.40
1:D:460:MET:HE2	1:D:460:MET:HB3	1.73	0.40
1:D:520:ILE:N	1:D:520:ILE:CD1	2.70	0.40
1:D:546:ARG:NH2	1:D:594:GLN:OE1	2.54	0.40
1:D:684:LYS:O	1:D:688:THR:HG22	2.20	0.40
1:E:69:VAL:HG12	1:E:614:ASN:HB3	2.03	0.40
1:E:173:LEU:O	1:E:173:LEU:CG	2.66	0.40
1:E:193:PHE:CZ	1:E:212:GLY:CA	2.72	0.40
1:E:214:ARG:HG2	1:E:214:ARG:NH1	2.35	0.40
1:E:233:THR:O	1:F:815:LYS:HE2	2.21	0.40
1:E:437:GLU:OE1	1:E:437:GLU:CA	2.68	0.40
1:E:533:ASN:HB2	1:E:713:TYR:CZ	2.56	0.40
1:E:550:LEU:HD23	1:E:556:VAL:HG21	2.02	0.40
1:E:730:SER:CB	1:E:732:PRO:CD	2.90	0.40
1:F:651:ASN:HD22	1:F:651:ASN:H	1.70	0.40
1:F:756:VAL:HG21	1:F:766:PHE:CD1	2.56	0.40
1:F:893:LEU:HD22	1:J:949:ASN:C	2.42	0.40
1:G:61:SER:HA	1:H:734:ASN:ND2	2.35	0.40
1:G:144:THR:O	1:G:144:THR:HG23	2.22	0.40

*Continued on next page...*



*Continued from previous page...*

Atom-1	Atom-2	Interatomic distance (Å)	Clash overlap (Å)
1:G:211:TYR:CE1	1:I:454:LYS:CD	2.89	0.40
1:G:239:GLN:OE1	1:H:845:ASN:HB3	2.21	0.40
1:G:314:GLN:N	1:I:203:ASN:HD21	2.19	0.40
1:G:634:LEU:HD23	1:G:634:LEU:HA	1.84	0.40
1:G:849:PRO:HD3	1:I:229:PHE:CZ	2.57	0.40
1:G:941:LEU:CD2	1:I:13:MET:HG3	2.50	0.40
1:H:176:THR:HG22	1:H:177:ASP:H	1.86	0.40
1:H:198:GLN:CD	1:I:839:GLY:N	2.74	0.40
1:H:299:TYR:CD1	1:H:300:LYS:N	2.89	0.40
1:H:417:THR:HG21	1:I:159:VAL:CG2	2.51	0.40
1:H:444:ASP:C	1:I:152:ASP:HA	2.41	0.40
1:H:569:ILE:O	1:H:570:LYS:C	2.59	0.40
1:H:582:GLU:C	1:H:582:GLU:CD	2.80	0.40
1:I:21:SER:HB2	7:6:11:PRO:HG3	2.03	0.40
1:I:106:VAL:HA	1:I:557:PRO:HA	2.02	0.40
1:I:515:ASP:O	1:I:518:ILE:HG23	2.21	0.40
1:I:680:PHE:CD1	1:I:680:PHE:N	2.89	0.40
1:I:723:ILE:O	1:I:724:MET:HB2	2.21	0.40
1:I:910:MET:CE	1:I:912:GLU:HB2	2.51	0.40
1:I:922:VAL:HG12	1:I:944:PRO:HG2	2.02	0.40
1:J:198:GLN:NE2	1:K:840:GLN:N	2.69	0.40
1:J:260:TYR:HB2	1:L:426:VAL:HG22	2.03	0.40
1:J:276:GLU:CA	1:L:440:TRP:CH2	3.04	0.40
1:J:836:MET:SD	1:J:837:ARG:HG3	2.61	0.40
1:K:19:ASP:HB2	1:K:48:PRO:HD2	2.01	0.40
1:K:71:VAL:O	1:K:72:ASP:HB3	2.22	0.40
1:K:85:THR:HG22	1:K:580:THR:HA	2.04	0.40
1:K:135:TRP:HZ3	1:K:137:THR:HG23	1.86	0.40
1:K:260:TYR:HB3	1:K:280:ASP:OD2	2.21	0.40
1:K:623:ALA:O	1:K:626:THR:HG23	2.22	0.40
1:K:712:PHE:CD2	1:K:712:PHE:N	2.88	0.40
1:L:157:PHE:CE1	1:L:312:LEU:HD23	2.51	0.40
1:L:236:LYS:C	1:L:238:GLY:H	2.24	0.40
1:L:423:TYR:CD1	1:L:452:ILE:HG13	2.56	0.40
1:L:773:HIS:HB2	1:L:774:TYR:CE2	2.55	0.40
1:L:850:LEU:HD23	1:L:850:LEU:HA	1.89	0.40
1:L:878:ASN:O	1:L:879:PHE:HB2	2.22	0.40
2:N:220:MET:C	2:N:222:GLY:H	2.25	0.40
5:Q:16:TYR:HD1	5:Q:16:TYR:CD1	2.39	0.40
5:Q:24:TRP:CD1	5:Q:24:TRP:C	2.95	0.40
5:Q:39:ARG:HG3	5:Q:41:VAL:CG2	2.50	0.40

*Continued on next page...*



*Continued from previous page...*

Atom-1	Atom-2	Interatomic distance (Å)	Clash overlap (Å)
5:S:36:VAL:HB	5:S:39:ARG:HB3	2.03	0.40
6:V:62:THR:HG23	6:V:190:GLU:HB3	1.95	0.40
6:V:90:LEU:O	6:V:90:LEU:HG	2.21	0.40
1:A:199:VAL:HG22	1:A:200:GLY:N	2.37	0.40
1:A:202:GLU:H	1:A:202:GLU:HG3	1.45	0.40
1:A:371:LEU:HD23	1:A:371:LEU:HA	1.91	0.40
1:A:396:ARG:NH1	1:A:865:LEU:HD11	2.37	0.40
1:A:838:GLN:HG3	1:C:196:GLU:O	2.20	0.40
1:A:922:VAL:HG12	1:A:944:PRO:CB	2.46	0.40
1:B:4:PRO:HB3	1:B:9:GLN:HE22	1.86	0.40
1:B:13:MET:HB2	1:B:15:ILE:HG13	2.04	0.40
1:B:25:SER:C	1:B:27:GLY:H	2.25	0.40
1:B:132:PRO:HA	1:B:157:PHE:O	2.22	0.40
1:B:137:THR:OG1	1:B:138:LYS:N	2.51	0.40
1:B:202:GLU:CG	1:C:299:TYR:HE2	2.05	0.40
1:B:372:ASP:OD1	1:B:791:MET:HB3	2.21	0.40
1:B:445:ALA:HB2	1:C:153:VAL:H	1.86	0.40
1:B:575:LEU:HB3	1:B:576:PRO:HD3	1.96	0.40
1:B:636:ASN:HD22	4:M:16:SER:HA	1.85	0.40
1:B:811:TYR:HD1	1:B:857:PRO:CD	2.14	0.40
1:C:377:ARG:O	1:C:377:ARG:HG3	2.21	0.40
1:C:622:MET:O	1:C:623:ALA:C	2.60	0.40
1:C:639:HIS:CG	1:C:639:HIS:O	2.75	0.40
1:C:801:MET:SD	1:C:863:LYS:O	2.79	0.40
1:C:827:GLY:N	1:C:839:GLY:C	2.71	0.40
1:D:410:TYR:CD1	1:D:410:TYR:N	2.89	0.40
1:D:474:TYR:HA	1:D:478:ALA:CB	2.51	0.40
1:D:565:LYS:O	1:D:565:LYS:HG2	2.22	0.40
1:D:811:TYR:HD2	1:D:814:TYR:CA	2.34	0.40
1:E:194:GLN:O	1:E:197:PRO:HG2	2.19	0.40
1:E:230:ALA:HB3	1:E:239:GLN:HE22	1.87	0.40
1:E:284:TYR:CD1	1:E:284:TYR:N	2.89	0.40
1:E:650:ALA:HB3	1:E:920:PHE:HB2	2.02	0.40
1:F:76:THR:CG2	1:F:79:LEU:HD12	2.50	0.40
1:F:96:MET:CG	1:F:572:LEU:O	2.69	0.40
1:F:225:CYS:O	1:F:227:GLY:N	2.54	0.40
1:F:483:ASP:OD1	1:F:507:ARG:NH1	2.55	0.40
1:F:696:ASP:OD1	1:F:697:PRO:N	2.54	0.40
1:F:756:VAL:HG11	1:F:766:PHE:CB	2.52	0.40
1:F:860:THR:OG1	1:F:861:GLN:N	2.54	0.40
1:G:104:ARG:NH1	1:H:753:GLY:CA	2.84	0.40

*Continued on next page...*



*Continued from previous page...*

Atom-1	Atom-2	Interatomic distance (Å)	Clash overlap (Å)
1:G:134:GLN:O	1:G:135:TRP:HB3	2.21	0.40
1:G:220:THR:CG2	1:G:290:LEU:HD23	2.51	0.40
1:G:445:ALA:CA	1:H:152:ASP:HB2	2.52	0.40
1:G:533:ASN:HA	1:G:534:PRO:HD2	1.98	0.40
1:G:668:PRO:O	1:G:900:ALA:HB2	2.22	0.40
1:G:713:TYR:HA	1:G:867:ASP:HB2	2.03	0.40
1:G:731:TRP:CZ2	1:G:874:PRO:O	2.75	0.40
1:G:914:THR:HB	1:G:915:LEU:H	1.70	0.40
1:H:235:GLU:C	1:H:237:GLY:N	2.75	0.40
1:H:239:GLN:O	1:H:241:LYS:HG2	2.22	0.40
1:H:391:TYR:HD1	1:H:391:TYR:O	2.04	0.40
1:H:451:GLN:H	1:H:451:GLN:HG2	1.51	0.40
1:H:731:TRP:C	1:H:731:TRP:CD2	2.72	0.40
1:H:829:THR:HG23	1:H:830:GLY:O	2.22	0.40
1:H:941:LEU:CD2	6:V:106:VAL:HG22	2.51	0.40
1:I:110:GLY:O	1:I:112:SER:N	2.54	0.40
1:I:151:LYS:HZ3	1:I:218:LYS:HD3	1.87	0.40
1:I:546:ARG:CG	1:I:546:ARG:O	2.70	0.40
1:I:601:LEU:CD2	1:I:702:SER:HB2	2.51	0.40
1:I:656:ILE:C	1:I:657:PRO:O	2.59	0.40
1:I:670:ARG:H	1:I:670:ARG:HG3	1.78	0.40
1:I:686:LYS:O	1:I:686:LYS:CG	2.69	0.40
1:I:698:TYR:O	1:I:700:VAL:N	2.55	0.40
1:I:738:LEU:HD12	1:I:738:LEU:HA	1.64	0.40
1:J:19:ASP:O	1:J:23:TYR:CD2	2.75	0.40
1:J:188:TYR:C	1:J:192:THR:OG1	2.59	0.40
1:J:191:LYS:CA	1:J:194:GLN:HG3	2.44	0.40
1:J:276:GLU:O	1:L:440:TRP:HH2	2.00	0.40
1:K:25:SER:OG	1:K:26:PRO:N	2.54	0.40
1:K:204:TRP:CH2	1:L:130:PRO:HG3	2.57	0.40
1:K:381:PHE:CD1	1:L:795:PHE:HE1	2.38	0.40
1:K:396:ARG:C	1:K:396:ARG:CD	2.90	0.40
1:K:450:ASN:ND2	1:L:156:THR:N	2.69	0.40
1:K:513:LEU:HD12	1:K:513:LEU:HA	1.94	0.40
1:K:828:PHE:HB3	1:L:412:PHE:CZ	2.57	0.40
2:N:119:PRO:HG2	2:N:122:ASN:CB	2.42	0.40
4:M:138:LEU:HD23	4:M:170:VAL:HB	2.04	0.40
4:M:327:VAL:O	4:M:327:VAL:CG1	2.68	0.40
5:R:72:MET:C	5:R:75:THR:CG2	2.90	0.40
7:2:17:PRO:HG2	7:2:22:TRP:CE2	2.56	0.40
1:A:1:MET:O	1:A:1:MET:HG2	2.21	0.40

*Continued on next page...*



*Continued from previous page...*

Atom-1	Atom-2	Interatomic distance (Å)	Clash overlap (Å)
1:A:64:LEU:O	1:A:618:THR:HG23	2.22	0.40
1:A:104:ARG:O	1:A:611:ASP:HB3	2.22	0.40
1:A:107:LEU:HB2	1:A:558:PHE:CD2	2.57	0.40
1:A:196:GLU:H	1:A:197:PRO:HD2	1.87	0.40
1:A:214:ARG:H	1:B:840:GLN:HE22	1.69	0.40
1:A:288:VAL:CG2	1:A:289:ASN:H	2.33	0.40
1:A:323:TYR:HB3	1:A:547:SER:OG	2.21	0.40
1:A:411:CYS:HB3	1:A:460:MET:O	2.21	0.40
1:A:427:LYS:C	1:A:428:ILE:HG22	2.42	0.40
1:A:564:GLN:OE1	1:A:581:TYR:OH	2.35	0.40
1:A:890:GLN:O	1:A:894:TYR:HE1	2.04	0.40
1:B:27:GLY:HA3	1:C:633:MET:HE2	2.04	0.40
1:B:84:PHE:CD1	1:B:615:LEU:HD12	2.56	0.40
1:B:119:THR:HG22	1:B:226:TYR:CE1	2.56	0.40
1:B:380:TYR:CD2	1:B:545:TYR:CD2	3.10	0.40
1:B:485:TYR:CG	1:B:513:LEU:HD21	2.56	0.40
1:B:917:TYR:CZ	1:B:919:LEU:HD21	2.57	0.40
1:B:924:ASP:OD1	1:B:924:ASP:N	2.54	0.40
1:C:70:PRO:HD2	1:C:73:ARG:HH21	1.85	0.40
1:C:103:ILE:HG23	1:C:610:PHE:CD2	2.37	0.40
1:C:121:TYR:C	1:C:227:GLY:HA2	2.42	0.40
1:C:191:LYS:O	1:C:191:LYS:CD	2.69	0.40
1:C:544:ARG:HB2	1:C:544:ARG:NH1	2.34	0.40
1:C:548:MET:C	1:C:550:LEU:H	2.25	0.40
1:C:571:ASN:O	1:C:572:LEU:C	2.59	0.40
1:C:668:PRO:HG3	1:K:664:PRO:HG3	2.03	0.40
1:C:731:TRP:CZ2	1:C:875:PHE:CE1	3.05	0.40
1:C:893:LEU:CG	6:U:227:ASP:HB2	2.34	0.40
1:D:401:HIS:HE1	1:F:544:ARG:HD3	1.76	0.40
1:D:427:LYS:CB	1:D:441:GLU:CD	2.89	0.40
1:D:738:LEU:HA	1:F:63:ARG:NH1	2.37	0.40
1:E:49:THR:HB	1:F:884:ALA:CB	2.51	0.40
1:E:300:LYS:CG	1:E:301:PRO:HD2	2.47	0.40
1:E:319:ASN:HB3	1:E:505:ASN:ND2	2.34	0.40
1:E:719:LYS:HD2	1:E:906:GLU:OE2	2.22	0.40
1:E:720:LYS:HB2	1:E:744:GLU:OE1	2.22	0.40
1:E:823:HIS:O	1:E:844:ALA:CB	2.68	0.40
1:F:94:LEU:HG	1:F:95:ASP:N	2.36	0.40
1:F:126:PRO:O	1:F:127:LYS:C	2.60	0.40
1:F:355:VAL:HG13	1:F:566:PHE:CE1	2.56	0.40
1:F:358:LEU:HD13	1:F:942:ARG:HH21	1.86	0.40

*Continued on next page...*



*Continued from previous page...*

Atom-1	Atom-2	Interatomic distance (Å)	Clash overlap (Å)
1:F:398:ILE:HG21	1:F:526:LEU:CD2	2.45	0.40
1:F:533:ASN:OD1	1:F:533:ASN:C	2.59	0.40
1:F:598:GLY:HA2	1:F:703:GLY:H	1.86	0.40
1:F:885:LEU:HD23	1:F:885:LEU:HA	1.85	0.40
1:G:294:ASP:HB2	1:G:319:ASN:HD21	1.87	0.40
1:G:701:TYR:OH	1:G:704:SER:N	2.55	0.40
1:G:923:PHE:O	1:G:925:VAL:N	2.55	0.40
1:H:13:MET:HB3	1:I:925:VAL:HG21	2.03	0.40
1:H:75:ALA:CB	1:H:80:TYR:CD1	2.64	0.40
1:H:113:PHE:CG	1:H:324:ILE:HD12	2.53	0.40
1:H:132:PRO:HD3	1:I:841:PRO:O	2.22	0.40
1:H:222:MET:CG	1:H:307:SER:CB	2.90	0.40
1:H:542:GLY:O	1:H:544:ARG:N	2.54	0.40
1:H:630:LEU:O	1:H:630:LEU:CD1	2.67	0.40
1:H:752:GLU:O	1:H:752:GLU:HG2	2.20	0.40
1:H:771:LEU:O	1:H:775:ASN:N	2.54	0.40
1:H:797:ASN:HD22	1:H:797:ASN:H	1.70	0.40
1:H:804:GLN:HB3	1:H:860:THR:HG22	2.04	0.40
1:H:804:GLN:CG	1:H:860:THR:HG22	2.50	0.40
1:H:811:TYR:HE1	1:H:857:PRO:HD2	1.83	0.40
1:H:950:ALA:CB	1:J:892:MET:CE	2.98	0.40
1:I:430:ASN:OD1	1:I:430:ASN:O	2.39	0.40
1:I:444:ASP:CG	1:I:450:ASN:HD21	2.22	0.40
1:I:646:TYR:CD1	1:I:646:TYR:C	2.95	0.40
1:I:682:ARG:NE	1:I:907:VAL:CG2	2.68	0.40
1:I:696:ASP:OD1	1:I:696:ASP:O	2.39	0.40
1:I:811:TYR:HD2	1:I:814:TYR:HB2	1.87	0.40
1:J:63:ARG:HA	1:K:735:ASP:O	2.21	0.40
1:J:116:TYR:CE2	1:K:520:ILE:HD12	2.57	0.40
1:J:127:LYS:HE3	1:J:127:LYS:HB2	1.88	0.40
1:J:150:GLU:HB2	1:J:152:ASP:OD1	2.22	0.40
1:J:167:ILE:HG12	1:J:168:THR:N	2.35	0.40
1:J:379:ARG:HG3	1:J:379:ARG:NH1	2.35	0.40
1:J:549:LEU:HD11	1:K:758:GLN:OE1	2.22	0.40
1:K:637:ASP:C	1:K:639:HIS:N	2.74	0.40
1:K:680:PHE:CD1	1:K:680:PHE:N	2.76	0.40
1:K:695:PHE:CD1	1:K:696:ASP:N	2.89	0.40
1:K:733:GLY:HA3	1:K:736:ARG:CG	2.51	0.40
1:K:811:TYR:CZ	1:K:856:VAL:HG11	2.57	0.40
1:L:176:THR:HG23	1:L:182:ASN:O	2.22	0.40
1:L:269:PRO:CA	1:L:274:GLY:O	2.68	0.40

*Continued on next page...*



Continued from previous page...

Atom-1	Atom-2	Interatomic distance (Å)	Clash overlap (Å)
1:L:494:LEU:CB	1:L:495:PRO:HD2	2.46	0.40
1:L:608:VAL:H	1:L:608:VAL:HG12	1.63	0.40
1:L:670:ARG:CG	1:L:671:ASN:N	2.84	0.40
1:L:706:PRO:HA	1:L:711:THR:HG22	2.03	0.40
2:N:163:LEU:HD21	2:N:177:MET:CA	2.52	0.40
4:M:49:GLN:O	4:M:49:GLN:HG2	2.21	0.40
4:M:110:GLN:O	4:M:113:LEU:N	2.54	0.40
4:M:232:LEU:O	4:M:232:LEU:HD12	2.22	0.40
4:M:315:GLU:H	4:M:315:GLU:HG3	1.68	0.40
4:M:349:MET:O	4:M:353:MET:HA	2.22	0.40
5:Q:74:ALA:HA	5:Q:77:LEU:CB	2.51	0.40
6:U:2:SER:OG	6:U:200:PRO:CD	2.70	0.40
6:V:64:THR:HG21	6:V:78:LEU:HD13	2.04	0.40
6:V:91:LEU:HD21	6:V:169:LEU:HD22	2.04	0.40
7:7:9:LEU:C	7:7:11:PRO:HD3	2.42	0.40

















There are no symmetry-related clashes.

## 5.3 Torsion angles

### 5.3.1 Protein backbone

In the following table, the Percentiles column shows the percent Ramachandran outliers of the chain as a percentile score with respect to all PDB entries followed by that with respect to all EM entries.

The Analysed column shows the number of residues for which the backbone conformation was analysed, and the total number of residues.

Mol	Chain	Analysed	Favoured	Allowed	Outliers	Percentiles	
1	A	947/952 (100%)	670 (71%)	190 (20%)	87 (9%)		
1	B	947/952 (100%)	714 (75%)	173 (18%)	60 (6%)		
1	C	944/952 (99%)	646 (68%)	207 (22%)	91 (10%)		
1	D	945/952 (99%)	683 (72%)	195 (21%)	67 (7%)		
1	E	945/952 (99%)	705 (75%)	170 (18%)	70 (7%)		
1	F	948/952 (100%)	681 (72%)	178 (19%)	89 (9%)		
1	G	945/952 (99%)	684 (72%)	194 (20%)	67 (7%)		
1	H	945/952 (99%)	654 (69%)	216 (23%)	75 (8%)		

Continued on next page...



Continued from previous page...

Mol	Chain	Analysed	Favoured	Allowed	Outliers	Percentiles	
1	I	947/952 (100%)	669 (71%)	192 (20%)	86 (9%)	1	9
1	J	949/952 (100%)	672 (71%)	206 (22%)	71 (8%)	1	13
1	K	949/952 (100%)	718 (76%)	160 (17%)	71 (8%)	1	13
1	L	945/952 (99%)	638 (68%)	235 (25%)	72 (8%)	1	13
2	N	469/497 (94%)	366 (78%)	76 (16%)	27 (6%)	1	19
3	O	17/19 (90%)	13 (76%)	3 (18%)	1 (6%)	1	18
4	M	372/388 (96%)	281 (76%)	63 (17%)	28 (8%)	1	13
5	P	116/134 (87%)	84 (72%)	25 (22%)	7 (6%)	1	18
5	Q	116/134 (87%)	89 (77%)	22 (19%)	5 (4%)	2	24
5	R	132/134 (98%)	97 (74%)	26 (20%)	9 (7%)	1	16
5	S	117/134 (87%)	83 (71%)	26 (22%)	8 (7%)	1	16
6	U	176/227 (78%)	131 (74%)	32 (18%)	13 (7%)	1	13
6	V	176/227 (78%)	126 (72%)	36 (20%)	14 (8%)	1	12
7	1	29/31 (94%)	20 (69%)	6 (21%)	3 (10%)	0	7
7	2	25/31 (81%)	15 (60%)	7 (28%)	3 (12%)	0	5
7	3	24/31 (77%)	12 (50%)	7 (29%)	5 (21%)	0	1
7	4	25/31 (81%)	13 (52%)	6 (24%)	6 (24%)	0	0
7	5	24/31 (77%)	14 (58%)	9 (38%)	1 (4%)	3	25
7	6	25/31 (81%)	15 (60%)	3 (12%)	7 (28%)	0	0
7	7	24/31 (77%)	13 (54%)	5 (21%)	6 (25%)	0	0
7	8	29/31 (94%)	20 (69%)	6 (21%)	3 (10%)	0	7
7	9	24/31 (77%)	15 (62%)	4 (17%)	5 (21%)	0	1
All	All	13276/13597 (98%)	9541 (72%)	2678 (20%)	1057 (8%)	2	12

All (1057) Ramachandran outliers are listed below:

Mol	Chain	Res	Type
1	A	20	ALA
1	A	89	GLY
1	A	151	LYS
1	A	199	VAL
1	A	248	GLY
1	A	267	SER
1	A	280	ASP

Continued on next page...



*Continued from previous page...*

Mol	Chain	Res	Type
1	A	331	VAL
1	A	343	GLY
1	A	430	ASN
1	A	445	ALA
1	A	448	ARG
1	A	449	GLN
1	A	456	ASN
1	A	462	ILE
1	A	516	ALA
1	A	733	GLY
1	A	749	VAL
1	A	794	PHE
1	A	795	PHE
1	A	827	GLY
1	A	896	ASN
1	A	907	VAL
1	A	931	PRO
1	B	21	SER
1	B	36	ASP
1	B	37	THR
1	B	127	LYS
1	B	154	THR
1	B	186	ASP
1	B	207	ASN
1	B	243	LYS
1	B	248	GLY
1	B	274	GLY
1	B	306	ASN
1	B	348	GLN
1	B	648	SER
1	B	749	VAL
1	B	791	MET
1	B	831	TYR
1	B	836	MET
1	B	930	GLN
1	C	217	LYS
1	C	221	LYS
1	C	235	GLU
1	C	245	VAL
1	C	247	GLU
1	C	335	TYR
1	C	382	SER

*Continued on next page...*



*Continued from previous page...*

Mol	Chain	Res	Type
1	C	440	TRP
1	C	453	CYS
1	C	501	TYR
1	C	605	GLY
1	C	608	VAL
1	C	677	GLY
1	C	699	PHE
1	C	749	VAL
1	C	760	ASN
1	C	813	ASP
1	C	827	GLY
1	C	836	MET
1	C	853	GLN
1	C	943	THR
1	D	7	MET
1	D	17	GLY
1	D	20	ALA
1	D	146	GLY
1	D	266	GLY
1	D	290	LEU
1	D	496	ALA
1	D	516	ALA
1	D	599	ASN
1	D	710	GLY
1	D	730	SER
1	D	753	GLY
1	D	754	TYR
1	D	809	ILE
1	D	918	LEU
1	E	153	VAL
1	E	201	GLU
1	E	235	GLU
1	E	274	GLY
1	E	398	ILE
1	E	516	ALA
1	E	546	ARG
1	E	627	ALA
1	E	637	ASP
1	E	736	ARG
1	E	760	ASN
1	E	886	THR
1	E	943	THR

*Continued on next page...*



*Continued from previous page...*

Mol	Chain	Res	Type
1	F	89	GLY
1	F	110	GLY
1	F	152	ASP
1	F	174	LEU
1	F	206	GLU
1	F	217	LYS
1	F	235	GLU
1	F	275	GLU
1	F	281	ILE
1	F	396	ARG
1	F	399	GLU
1	F	434	GLY
1	F	446	ILE
1	F	453	CYS
1	F	479	LEU
1	F	483	ASP
1	F	541	ALA
1	F	608	VAL
1	F	756	VAL
1	F	791	MET
1	F	794	PHE
1	F	827	GLY
1	G	17	GLY
1	G	94	LEU
1	G	127	LYS
1	G	152	ASP
1	G	170	GLN
1	G	188	TYR
1	G	225	CYS
1	G	247	GLU
1	G	429	THR
1	G	437	GLU
1	G	444	ASP
1	G	516	ALA
1	G	733	GLY
1	G	760	ASN
1	H	44	LYS
1	H	56	VAL
1	H	191	LYS
1	H	192	THR
1	H	197	PRO
1	H	199	VAL

*Continued on next page...*



*Continued from previous page...*

Mol	Chain	Res	Type
1	H	208	GLU
1	H	331	VAL
1	H	388	VAL
1	H	403	VAL
1	H	404	GLU
1	H	541	ALA
1	H	543	LEU
1	H	634	LEU
1	H	699	PHE
1	H	745	ILE
1	H	794	PHE
1	H	943	THR
1	I	86	LEU
1	I	89	GLY
1	I	199	VAL
1	I	204	TRP
1	I	277	TYR
1	I	403	VAL
1	I	546	ARG
1	I	578	SER
1	I	675	PHE
1	I	694	GLY
1	I	753	GLY
1	I	812	LYS
1	I	855	ALA
1	I	933	ARG
1	I	939	VAL
1	I	943	THR
1	J	127	LYS
1	J	174	LEU
1	J	199	VAL
1	J	203	ASN
1	J	253	ASP
1	J	301	PRO
1	J	348	GLN
1	J	351	GLN
1	J	395	VAL
1	J	496	ALA
1	J	497	ASN
1	J	733	GLY
1	J	753	GLY
1	J	943	THR

*Continued on next page...*



*Continued from previous page...*

Mol	Chain	Res	Type
1	K	89	GLY
1	K	156	THR
1	K	195	PRO
1	K	199	VAL
1	K	200	GLY
1	K	239	GLN
1	K	245	VAL
1	K	277	TYR
1	K	292	THR
1	K	302	GLY
1	K	344	VAL
1	K	479	LEU
1	K	483	ASP
1	K	516	ALA
1	K	597	LEU
1	K	603	VAL
1	K	605	GLY
1	K	627	ALA
1	K	673	ALA
1	K	730	SER
1	K	760	ASN
1	K	856	VAL
1	K	941	LEU
1	K	943	THR
1	L	63	ARG
1	L	127	LYS
1	L	235	GLU
1	L	245	VAL
1	L	266	GLY
1	L	457	VAL
1	L	516	ALA
1	L	560	ILE
1	L	673	ALA
1	L	788	LYS
1	L	863	LYS
2	N	75	HIS
2	N	123	GLU
2	N	124	TYR
2	N	277	PRO
2	N	396	PRO
2	N	508	ILE
3	O	14	VAL

*Continued on next page...*



*Continued from previous page...*

Mol	Chain	Res	Type
4	M	134	GLY
4	M	182	GLY
4	M	284	GLY
4	M	385	ASN
4	M	389	LEU
5	P	42	LEU
5	P	55	GLY
5	Q	35	THR
5	Q	57	SER
5	R	11	GLY
5	R	19	THR
5	R	29	GLN
5	S	9	GLU
5	S	41	VAL
5	S	55	GLY
6	U	4	GLU
6	U	72	ARG
6	U	203	GLY
6	V	44	VAL
7	1	26	GLY
7	2	19	MET
7	4	9	LEU
7	4	10	ALA
7	4	25	ILE
7	7	5	ASN
7	8	10	ALA
1	A	2	ALA
1	A	9	GLN
1	A	29	VAL
1	A	36	ASP
1	A	56	VAL
1	A	72	ASP
1	A	153	VAL
1	A	170	GLN
1	A	173	LEU
1	A	245	VAL
1	A	388	VAL
1	A	425	GLY
1	A	426	VAL
1	A	473	LEU
1	A	646	TYR
1	A	648	SER

*Continued on next page...*



*Continued from previous page...*

Mol	Chain	Res	Type
1	A	691	LEU
1	A	747	ARG
1	A	760	ASN
1	A	777	GLY
1	A	846	PHE
1	B	146	GLY
1	B	153	VAL
1	B	180	ALA
1	B	198	GLN
1	B	199	VAL
1	B	235	GLU
1	B	331	VAL
1	B	398	ILE
1	B	464	LEU
1	B	541	ALA
1	B	544	ARG
1	B	669	SER
1	B	694	GLY
1	B	813	ASP
1	B	904	THR
1	B	928	VAL
1	C	88	VAL
1	C	127	LYS
1	C	200	GLY
1	C	274	GLY
1	C	279	ALA
1	C	281	ILE
1	C	289	ASN
1	C	387	ALA
1	C	395	VAL
1	C	414	LEU
1	C	426	VAL
1	C	446	ILE
1	C	483	ASP
1	C	493	LYS
1	C	504	MET
1	C	546	ARG
1	C	554	ARG
1	C	599	ASN
1	C	686	LYS
1	C	733	GLY
1	C	893	LEU

*Continued on next page...*



*Continued from previous page...*

Mol	Chain	Res	Type
1	C	920	PHE
1	D	110	GLY
1	D	151	LYS
1	D	185	LYS
1	D	200	GLY
1	D	203	ASN
1	D	219	ASP
1	D	281	ILE
1	D	395	VAL
1	D	607	SER
1	D	624	HIS
1	D	749	VAL
1	D	786	GLY
1	D	835	THR
1	E	156	THR
1	E	248	GLY
1	E	283	LEU
1	E	310	ILE
1	E	339	THR
1	E	457	VAL
1	E	582	GLU
1	E	675	PHE
1	E	780	GLY
1	E	786	GLY
1	E	794	PHE
1	E	818	THR
1	E	891	ASN
1	F	86	LEU
1	F	146	GLY
1	F	188	TYR
1	F	226	TYR
1	F	238	GLY
1	F	245	VAL
1	F	270	ALA
1	F	274	GLY
1	F	309	GLU
1	F	389	ASP
1	F	457	VAL
1	F	504	MET
1	F	514	VAL
1	F	516	ALA
1	F	520	ILE

*Continued on next page...*



*Continued from previous page...*

Mol	Chain	Res	Type
1	F	526	LEU
1	F	542	GLY
1	F	578	SER
1	F	697	PRO
1	F	698	TYR
1	F	703	GLY
1	F	707	TYR
1	F	831	TYR
1	F	837	ARG
1	F	943	THR
1	G	35	THR
1	G	97	ALA
1	G	118	GLY
1	G	236	LYS
1	G	245	VAL
1	G	265	GLY
1	G	310	ILE
1	G	322	ASN
1	G	327	ARG
1	G	502	GLU
1	G	508	VAL
1	G	589	VAL
1	G	596	SER
1	G	668	PRO
1	G	710	GLY
1	G	727	SER
1	G	924	ASP
1	H	37	THR
1	H	89	GLY
1	H	153	VAL
1	H	156	THR
1	H	185	LYS
1	H	198	GLN
1	H	201	GLU
1	H	205	GLN
1	H	221	LYS
1	H	238	GLY
1	H	351	GLN
1	H	437	GLU
1	H	482	PRO
1	H	542	GLY
1	H	627	ALA

*Continued on next page...*



*Continued from previous page...*

Mol	Chain	Res	Type
1	H	669	SER
1	H	690	SER
1	H	703	GLY
1	H	889	GLY
1	H	907	VAL
1	H	936	ILE
1	I	42	GLY
1	I	188	TYR
1	I	248	GLY
1	I	265	GLY
1	I	266	GLY
1	I	274	GLY
1	I	362	ASN
1	I	402	GLY
1	I	457	VAL
1	I	464	LEU
1	I	483	ASP
1	I	502	GLU
1	I	504	MET
1	I	516	ALA
1	I	657	PRO
1	I	669	SER
1	I	673	ALA
1	I	747	ARG
1	I	761	MET
1	I	853	GLN
1	J	42	GLY
1	J	245	VAL
1	J	322	ASN
1	J	339	THR
1	J	359	GLN
1	J	389	ASP
1	J	404	GLU
1	J	502	GLU
1	J	508	VAL
1	J	546	ARG
1	J	703	GLY
1	J	786	GLY
1	J	798	PHE
1	J	805	VAL
1	J	836	MET
1	J	930	GLN

*Continued on next page...*



*Continued from previous page...*

Mol	Chain	Res	Type
1	K	21	SER
1	K	146	GLY
1	K	169	ASN
1	K	191	LYS
1	K	221	LYS
1	K	339	THR
1	K	362	ASN
1	K	662	ASN
1	K	710	GLY
1	K	715	ASN
1	K	740	PRO
1	K	777	GLY
1	K	812	LYS
1	L	72	ASP
1	L	74	GLU
1	L	75	ALA
1	L	97	ALA
1	L	100	TYR
1	L	116	TYR
1	L	226	TYR
1	L	240	ALA
1	L	256	ILE
1	L	309	GLU
1	L	460	MET
1	L	483	ASP
1	L	504	MET
1	L	760	ASN
1	L	796	ARG
1	L	846	PHE
2	N	193	GLY
2	N	263	GLY
2	N	271	LEU
2	N	392	LEU
4	M	49	GLN
4	M	67	PRO
4	M	93	VAL
4	M	317	GLU
4	M	388	TRP
5	P	34	SER
5	P	63	ALA
5	Q	129	GLN
5	R	33	GLY

*Continued on next page...*



*Continued from previous page...*

Mol	Chain	Res	Type
5	S	13	PHE
5	S	46	SER
6	U	60	ALA
6	U	61	VAL
6	U	92	PRO
6	U	219	VAL
6	V	34	LEU
6	V	82	GLU
6	V	106	VAL
7	2	14	GLY
7	2	24	GLU
7	3	7	ALA
7	4	20	GLY
7	5	14	GLY
7	6	4	ILE
7	6	5	ASN
7	6	8	SER
7	6	18	PHE
7	6	20	GLY
7	7	25	ILE
7	9	20	GLY
1	A	235	GLU
1	A	339	THR
1	A	496	ALA
1	A	504	MET
1	A	572	LEU
1	A	637	ASP
1	A	647	LEU
1	A	798	PHE
1	A	836	MET
1	B	193	PHE
1	B	236	LYS
1	B	332	GLY
1	B	363	THR
1	B	454	LYS
1	B	570	LYS
1	B	746	LYS
1	B	922	VAL
1	B	931	PRO
1	B	943	THR
1	C	26	PRO
1	C	128	GLY

*Continued on next page...*



*Continued from previous page...*

Mol	Chain	Res	Type
1	C	151	LYS
1	C	188	TYR
1	C	195	PRO
1	C	236	LYS
1	C	337	ASN
1	C	454	LYS
1	C	457	VAL
1	C	519	ASN
1	C	662	ASN
1	C	673	ALA
1	C	729	VAL
1	C	801	MET
1	C	854	THR
1	D	75	ALA
1	D	244	PRO
1	D	254	LEU
1	D	331	VAL
1	D	355	VAL
1	D	414	LEU
1	D	524	TRP
1	D	578	SER
1	D	796	ARG
1	D	920	PHE
1	D	946	SER
1	E	20	ALA
1	E	38	TYR
1	E	39	PHE
1	E	86	LEU
1	E	100	TYR
1	E	113	PHE
1	E	184	LYS
1	E	192	THR
1	E	264	PRO
1	E	282	ILE
1	E	331	VAL
1	E	377	ARG
1	E	644	ASN
1	E	732	PRO
1	E	846	PHE
1	E	931	PRO
1	F	32	ALA
1	F	92	ARG

*Continued on next page...*



*Continued from previous page...*

Mol	Chain	Res	Type
1	F	100	TYR
1	F	151	LYS
1	F	185	LYS
1	F	301	PRO
1	F	351	GLN
1	F	414	LEU
1	F	416	GLY
1	F	686	LYS
1	F	741	ASN
1	F	826	SER
1	F	934	GLY
1	G	204	TRP
1	G	221	LYS
1	G	441	GLU
1	G	464	LEU
1	G	574	LEU
1	G	642	SER
1	H	353	ASN
1	H	607	SER
1	H	708	LEU
1	H	732	PRO
1	H	793	SER
1	H	795	PHE
1	H	888	LEU
1	H	944	PRO
1	I	34	ALA
1	I	108	ASP
1	I	146	GLY
1	I	226	TYR
1	I	322	ASN
1	I	479	LEU
1	I	699	PHE
1	I	706	PRO
1	I	778	TYR
1	I	836	MET
1	I	846	PHE
1	I	860	THR
1	J	21	SER
1	J	108	ASP
1	J	201	GLU
1	J	236	LYS
1	J	265	GLY

*Continued on next page...*



*Continued from previous page...*

Mol	Chain	Res	Type
1	J	291	GLU
1	J	361	ARG
1	J	367	TYR
1	J	382	SER
1	J	394	ASP
1	J	414	LEU
1	J	427	LYS
1	J	438	SER
1	J	515	ASP
1	J	576	PRO
1	J	707	TYR
1	J	829	THR
1	J	928	VAL
1	K	72	ASP
1	K	95	ASP
1	K	97	ALA
1	K	166	ASN
1	K	179	THR
1	K	421	SER
1	K	424	GLN
1	K	593	LEU
1	K	596	SER
1	K	648	SER
1	K	712	PHE
1	K	750	ASP
1	K	931	PRO
1	L	89	GLY
1	L	173	LEU
1	L	188	TYR
1	L	195	PRO
1	L	312	LEU
1	L	371	LEU
1	L	437	GLU
1	L	479	LEU
1	L	566	PHE
1	L	637	ASP
1	L	675	PHE
1	L	786	GLY
1	L	816	ALA
2	N	197	SER
2	N	427	LEU
2	N	507	GLY

*Continued on next page...*



*Continued from previous page...*

Mol	Chain	Res	Type
4	M	16	SER
4	M	68	THR
4	M	69	HIS
4	M	105	ASN
4	M	183	PRO
4	M	250	SER
4	M	336	ALA
5	P	98	GLU
5	R	35	THR
5	S	17	LEU
5	S	44	ALA
6	U	3	LYS
6	V	51	ARG
6	V	95	ALA
6	V	219	VAL
7	3	13	HIS
7	3	27	THR
7	7	6	PHE
7	8	20	GLY
7	9	10	ALA
7	9	13	HIS
7	9	25	ILE
1	A	192	THR
1	A	294	ASP
1	A	414	LEU
1	A	418	GLY
1	A	578	SER
1	A	624	HIS
1	A	639	HIS
1	A	693	SER
1	A	943	THR
1	B	224	PRO
1	B	295	THR
1	B	552	ASN
1	B	786	GLY
1	C	132	PRO
1	C	140	LYS
1	C	169	ASN
1	C	179	THR
1	C	196	GLU
1	C	388	VAL
1	C	405	ASP

*Continued on next page...*



*Continued from previous page...*

Mol	Chain	Res	Type
1	C	552	ASN
1	C	572	LEU
1	C	574	LEU
1	C	668	PRO
1	C	694	GLY
1	C	747	ARG
1	C	831	TYR
1	C	855	ALA
1	D	153	VAL
1	D	304	SER
1	D	504	MET
1	D	574	LEU
1	D	646	TYR
1	D	801	MET
1	D	836	MET
1	D	922	VAL
1	E	19	ASP
1	E	298	VAL
1	E	504	MET
1	E	589	VAL
1	E	599	ASN
1	E	726	ASP
1	E	735	ASP
1	E	753	GLY
1	E	870	MET
1	F	62	GLN
1	F	178	GLU
1	F	192	THR
1	F	327	ARG
1	F	506	GLY
1	F	546	ARG
1	F	582	GLU
1	F	645	ASP
1	F	811	TYR
1	G	151	LYS
1	G	166	ASN
1	G	193	PHE
1	G	205	GLN
1	G	291	GLU
1	G	309	GLU
1	G	335	TYR
1	G	380	TYR

*Continued on next page...*



*Continued from previous page...*

Mol	Chain	Res	Type
1	G	520	ILE
1	G	526	LEU
1	G	641	GLN
1	G	870	MET
1	H	516	ALA
1	H	572	LEU
1	H	574	LEU
1	H	583	TRP
1	H	666	SER
1	H	730	SER
1	H	846	PHE
1	I	4	PRO
1	I	43	ASN
1	I	191	LYS
1	I	245	VAL
1	I	290	LEU
1	I	437	GLU
1	I	501	TYR
1	I	641	GLN
1	I	740	PRO
1	I	859	VAL
1	I	870	MET
1	I	871	TRP
1	I	935	VAL
1	J	36	ASP
1	J	156	THR
1	J	204	TRP
1	J	267	SER
1	J	462	ILE
1	J	668	PRO
1	J	699	PHE
1	J	731	TRP
1	J	908	ASP
1	K	22	GLU
1	K	109	ARG
1	K	127	LYS
1	K	201	GLU
1	K	218	LYS
1	K	645	ASP
1	K	846	PHE
1	L	185	LYS
1	L	203	ASN

*Continued on next page...*



*Continued from previous page...*

Mol	Chain	Res	Type
1	L	241	LYS
1	L	244	PRO
1	L	253	ASP
1	L	268	PRO
1	L	289	ASN
1	L	363	THR
1	L	477	VAL
1	L	555	TYR
1	L	684	LYS
1	L	837	ARG
1	L	887	ASP
1	L	943	THR
2	N	110	LEU
2	N	417	PRO
4	M	152	VAL
4	M	228	PRO
5	Q	18	THR
5	Q	20	ARG
6	U	5	ILE
6	U	73	ASN
6	U	77	THR
7	4	17	PRO
7	4	21	THR
7	6	14	GLY
7	6	27	THR
7	7	17	PRO
7	8	17	PRO
7	9	19	MET
1	A	37	THR
1	A	194	GLN
1	A	196	GLU
1	A	246	ASN
1	A	533	ASN
1	A	621	PRO
1	A	669	SER
1	A	722	SER
1	A	785	GLU
1	A	826	SER
1	A	833	ALA
1	B	63	ARG
1	B	448	ARG
1	B	457	VAL

*Continued on next page...*



*Continued from previous page...*

Mol	Chain	Res	Type
1	B	706	PRO
1	B	716	HIS
1	B	731	TRP
1	C	8	PRO
1	C	63	ARG
1	C	286	GLU
1	C	492	VAL
1	C	691	LEU
1	C	794	PHE
1	C	817	VAL
1	C	846	PHE
1	D	61	SER
1	D	147	VAL
1	D	621	PRO
1	D	732	PRO
1	D	778	TYR
1	D	819	LEU
1	D	943	THR
1	E	26	PRO
1	E	115	PRO
1	E	117	SER
1	E	132	PRO
1	E	367	TYR
1	E	443	ASP
1	E	626	THR
1	E	642	SER
1	E	657	PRO
1	E	731	TRP
1	E	871	TRP
1	F	22	GLU
1	F	269	PRO
1	F	308	SER
1	F	752	GLU
1	F	776	ILE
1	F	846	PHE
1	G	93	VAL
1	G	95	ASP
1	G	453	CYS
1	G	477	VAL
1	G	506	GLY
1	G	528	PRO
1	G	599	ASN

*Continued on next page...*



*Continued from previous page...*

Mol	Chain	Res	Type
1	G	621	PRO
1	G	730	SER
1	G	846	PHE
1	G	943	THR
1	H	268	PRO
1	H	341	ASN
1	H	464	LEU
1	H	518	ILE
1	H	890	GLN
1	H	918	LEU
1	I	111	PRO
1	I	152	ASP
1	I	153	VAL
1	I	174	LEU
1	I	353	ASN
1	I	440	TRP
1	I	724	MET
1	I	773	HIS
1	I	834	PRO
1	I	867	ASP
1	J	170	GLN
1	J	424	GLN
1	J	426	VAL
1	J	464	LEU
1	J	621	PRO
1	K	39	PHE
1	K	56	VAL
1	K	193	PHE
1	K	576	PRO
1	L	152	ASP
1	L	191	LYS
1	L	196	GLU
1	L	889	GLY
2	N	117	ASN
2	N	134	VAL
2	N	341	ASN
2	N	502	VAL
4	M	99	GLU
4	M	180	GLN
4	M	181	SER
4	M	372	ALA
5	R	42	LEU

*Continued on next page...*



*Continued from previous page...*

Mol	Chain	Res	Type
5	R	55	GLY
6	V	32	ASN
6	V	60	ALA
6	V	65	PRO
6	V	184	GLY
7	1	11	PRO
7	7	10	ALA
7	7	27	THR
1	A	3	THR
1	A	118	GLY
1	A	428	ILE
1	A	853	GLN
1	B	188	TYR
1	B	227	GLY
1	B	482	PRO
1	C	248	GLY
1	C	301	PRO
1	C	339	THR
1	C	796	ARG
1	C	825	ASN
1	D	111	PRO
1	D	487	TYR
1	D	635	ARG
1	E	147	VAL
1	E	195	PRO
1	E	740	PRO
1	E	869	VAL
1	F	199	VAL
1	F	816	ALA
1	F	863	LYS
1	G	289	ASN
1	H	86	LEU
1	H	151	LYS
1	H	187	ILE
1	H	244	PRO
1	H	398	ILE
1	H	528	PRO
1	H	670	ARG
1	H	707	TYR
1	H	939	VAL
1	I	8	PRO
1	I	269	PRO

*Continued on next page...*



*Continued from previous page...*

Mol	Chain	Res	Type
1	I	272	GLY
1	I	398	ILE
1	J	107	LEU
1	J	184	LYS
1	J	281	ILE
1	J	749	VAL
1	J	811	TYR
1	J	931	PRO
1	K	318	PRO
1	K	382	SER
1	K	426	VAL
1	K	594	GLN
1	K	769	GLN
1	L	32	ALA
1	L	582	GLU
2	N	90	PRO
2	N	461	ILE
4	M	197	VAL
5	S	30	ASN
6	U	58	GLN
6	V	48	ARG
1	A	195	PRO
1	A	224	PRO
1	B	740	PRO
1	D	482	PRO
1	D	657	PRO
1	E	834	PRO
1	F	187	ILE
1	F	817	VAL
1	F	834	PRO
1	H	786	GLY
1	H	913	PRO
1	I	7	MET
1	I	163	GLY
1	I	533	ASN
1	I	848	TYR
1	I	849	PRO
1	I	869	VAL
1	J	834	PRO
1	L	388	VAL
1	L	562	VAL
1	L	928	VAL

*Continued on next page...*



*Continued from previous page...*

Mol	Chain	Res	Type
2	N	145	VAL
4	M	87	PRO
7	3	11	PRO
1	A	147	VAL
1	A	392	ASP
1	A	434	GLY
1	C	514	VAL
1	C	834	PRO
1	D	245	VAL
1	D	416	GLY
1	D	477	VAL
1	E	575	LEU
1	F	621	PRO
1	F	777	GLY
1	G	749	VAL
1	G	776	ILE
1	G	869	VAL
1	H	355	VAL
1	I	732	PRO
1	J	298	VAL
1	K	42	GLY
1	K	909	PRO
1	L	147	VAL
1	L	269	PRO
1	L	817	VAL
4	M	33	ILE
4	M	101	VAL
5	P	3	GLY
5	R	31	VAL
5	R	88	SER
6	V	86	PRO
7	3	17	PRO
1	A	200	GLY
1	C	103	ILE
1	C	922	VAL
1	D	132	PRO
1	D	697	PRO
1	F	153	VAL
1	F	159	VAL
1	F	613	VAL
1	G	452	ILE
1	H	834	PRO

*Continued on next page...*



*Continued from previous page...*

Mol	Chain	Res	Type
1	I	739	THR
1	L	50	VAL
1	L	324	ILE
1	L	520	ILE
6	U	189	VAL
1	A	42	GLY
1	A	111	PRO
1	A	697	PRO
1	B	477	VAL
1	D	506	GLY
1	D	613	VAL
1	D	703	GLY
1	E	689	PRO
1	F	267	SER
1	F	398	ILE
1	G	267	SER
1	H	159	VAL
1	H	706	PRO
1	I	268	PRO
1	I	749	VAL
1	I	777	GLY
1	J	922	VAL
1	K	250	GLN
1	K	621	PRO
1	K	732	PRO
2	N	274	GLY
2	N	283	PRO
2	N	500	PRO
4	M	149	PRO
6	V	214	PRO
7	1	10	ALA
1	B	608	VAL
1	C	268	PRO
1	E	266	GLY
1	F	936	ILE
1	G	197	PRO
1	L	71	VAL
1	L	569	ILE
1	L	668	PRO
2	N	144	VAL
2	N	448	PRO
5	P	27	VAL



### 5.3.2 Protein sidechains ⓘ

In the following table, the Percentiles column shows the percent sidechain outliers of the chain as a percentile score with respect to all PDB entries followed by that with respect to all EM entries.

The Analysed column shows the number of residues for which the sidechain conformation was analysed, and the total number of residues.

Mol	Chain	Analysed	Rotameric	Outliers	Percentiles	
1	A	817/818 (100%)	696 (85%)	121 (15%)	3	18
1	B	815/818 (100%)	662 (81%)	153 (19%)	1	10
1	C	814/818 (100%)	651 (80%)	163 (20%)	1	8
1	D	814/818 (100%)	675 (83%)	139 (17%)	2	13
1	E	814/818 (100%)	645 (79%)	169 (21%)	1	7
1	F	816/818 (100%)	603 (74%)	213 (26%)	0	4
1	G	814/818 (100%)	616 (76%)	198 (24%)	0	5
1	H	814/818 (100%)	604 (74%)	210 (26%)	0	4
1	I	815/818 (100%)	627 (77%)	188 (23%)	1	6
1	J	817/818 (100%)	609 (74%)	208 (26%)	0	4
1	K	817/818 (100%)	605 (74%)	212 (26%)	0	4
1	L	814/818 (100%)	635 (78%)	179 (22%)	1	6
2	N	428/443 (97%)	370 (86%)	58 (14%)	3	21
3	O	16/16 (100%)	14 (88%)	2 (12%)	4	23
4	M	317/327 (97%)	279 (88%)	38 (12%)	5	25
5	P	89/102 (87%)	77 (86%)	12 (14%)	4	21
5	Q	89/102 (87%)	73 (82%)	16 (18%)	1	11
5	R	102/102 (100%)	81 (79%)	21 (21%)	1	7
5	S	90/102 (88%)	72 (80%)	18 (20%)	1	8
6	U	153/190 (80%)	120 (78%)	33 (22%)	1	7
6	V	153/190 (80%)	124 (81%)	29 (19%)	1	9
7	1	24/24 (100%)	18 (75%)	6 (25%)	0	4
7	2	22/24 (92%)	13 (59%)	9 (41%)	0	0
7	3	21/24 (88%)	15 (71%)	6 (29%)	0	2
7	4	22/24 (92%)	18 (82%)	4 (18%)	1	11
7	5	21/24 (88%)	15 (71%)	6 (29%)	0	2

*Continued on next page...*



*Continued from previous page...*

Mol	Chain	Analysed	Rotameric	Outliers	Percentiles	
7	6	22/24 (92%)	21 (96%)	1 (4%)	27	57
7	7	21/24 (88%)	20 (95%)	1 (5%)	25	56
7	8	24/24 (100%)	20 (83%)	4 (17%)	2	14
7	9	21/24 (88%)	14 (67%)	7 (33%)	0	1
All	All	11416/11606 (98%)	8992 (79%)	2424 (21%)	3	7

All (2424) residues with a non-rotameric sidechain are listed below:

Mol	Chain	Res	Type
1	A	3	THR
1	A	5	SER
1	A	10	TRP
1	A	13	MET
1	A	22	GLU
1	A	23	TYR
1	A	25	SER
1	A	35	THR
1	A	36	ASP
1	A	41	LEU
1	A	55	ASP
1	A	58	THR
1	A	60	ARG
1	A	67	ARG
1	A	77	THR
1	A	83	ARG
1	A	84	PHE
1	A	85	THR
1	A	94	LEU
1	A	95	ASP
1	A	121	TYR
1	A	131	ASN
1	A	134	GLN
1	A	147	VAL
1	A	152	ASP
1	A	162	THR
1	A	172	LEU
1	A	196	GLU
1	A	202	GLU
1	A	203	ASN
1	A	204	TRP
1	A	225	CYS

*Continued on next page...*



*Continued from previous page...*

Mol	Chain	Res	Type
1	A	229	PHE
1	A	235	GLU
1	A	245	VAL
1	A	247	GLU
1	A	249	GLU
1	A	253	ASP
1	A	255	ASP
1	A	262	ASP
1	A	275	GLU
1	A	280	ASP
1	A	291	GLU
1	A	305	ASP
1	A	320	ARG
1	A	322	ASN
1	A	333	LEU
1	A	338	SER
1	A	341	ASN
1	A	350	SER
1	A	361	ARG
1	A	369	LEU
1	A	372	ASP
1	A	383	MET
1	A	384	TRP
1	A	390	SER
1	A	392	ASP
1	A	400	ASN
1	A	405	ASP
1	A	409	ASN
1	A	414	LEU
1	A	415	ASN
1	A	422	THR
1	A	426	VAL
1	A	428	ILE
1	A	429	THR
1	A	436	GLU
1	A	454	LYS
1	A	462	ILE
1	A	479	LEU
1	A	483	ASP
1	A	497	ASN
1	A	502	GLU
1	A	508	VAL

*Continued on next page...*



*Continued from previous page...*

Mol	Chain	Res	Type
1	A	527	ASP
1	A	537	HIS
1	A	539	ARG
1	A	546	ARG
1	A	555	TYR
1	A	571	ASN
1	A	595	SER
1	A	631	GLU
1	A	635	ARG
1	A	637	ASP
1	A	639	HIS
1	A	643	PHE
1	A	644	ASN
1	A	652	MET
1	A	681	THR
1	A	682	ARG
1	A	683	LEU
1	A	693	SER
1	A	704	SER
1	A	711	THR
1	A	717	THR
1	A	722	SER
1	A	731	TRP
1	A	732	PRO
1	A	748	SER
1	A	750	ASP
1	A	759	CYS
1	A	760	ASN
1	A	770	MET
1	A	804	GLN
1	A	812	LYS
1	A	813	ASP
1	A	814	TYR
1	A	818	THR
1	A	824	ASN
1	A	836	MET
1	A	837	ARG
1	A	861	GLN
1	A	873	ILE
1	A	880	MET
1	A	881	SER
1	A	902	ASP

*Continued on next page...*



*Continued from previous page...*

Mol	Chain	Res	Type
1	A	912	GLU
1	A	918	LEU
1	A	924	ASP
1	A	941	LEU
1	A	943	THR
1	B	5	SER
1	B	9	GLN
1	B	15	ILE
1	B	23	TYR
1	B	35	THR
1	B	44	LYS
1	B	46	ARG
1	B	47	ASN
1	B	49	THR
1	B	61	SER
1	B	66	LEU
1	B	67	ARG
1	B	91	ASN
1	B	92	ARG
1	B	93	VAL
1	B	107	LEU
1	B	108	ASP
1	B	109	ARG
1	B	112	SER
1	B	114	LYS
1	B	121	TYR
1	B	122	ASN
1	B	123	SER
1	B	131	ASN
1	B	148	GLN
1	B	154	THR
1	B	155	LYS
1	B	159	VAL
1	B	169	ASN
1	B	179	THR
1	B	186	ASP
1	B	210	PHE
1	B	222	MET
1	B	225	CYS
1	B	228	SER
1	B	231	ARG
1	B	239	GLN

*Continued on next page...*



*Continued from previous page...*

Mol	Chain	Res	Type
1	B	242	PHE
1	B	246	ASN
1	B	250	GLN
1	B	257	ASP
1	B	258	PHE
1	B	260	TYR
1	B	275	GLU
1	B	276	GLU
1	B	278	LYS
1	B	280	ASP
1	B	283	LEU
1	B	285	THR
1	B	291	GLU
1	B	292	THR
1	B	295	THR
1	B	313	VAL
1	B	315	GLN
1	B	317	MET
1	B	324	ILE
1	B	328	ASP
1	B	337	ASN
1	B	341	ASN
1	B	342	MET
1	B	345	LEU
1	B	348	GLN
1	B	350	SER
1	B	360	ASP
1	B	361	ARG
1	B	364	GLU
1	B	379	ARG
1	B	384	TRP
1	B	386	SER
1	B	388	VAL
1	B	389	ASP
1	B	396	ARG
1	B	414	LEU
1	B	420	ASN
1	B	426	VAL
1	B	429	THR
1	B	433	ASP
1	B	448	ARG
1	B	450	ASN

*Continued on next page...*



*Continued from previous page...*

Mol	Chain	Res	Type
1	B	456	ASN
1	B	460	MET
1	B	493	LYS
1	B	499	ASN
1	B	505	ASN
1	B	507	ARG
1	B	517	TYR
1	B	520	ILE
1	B	529	MET
1	B	531	ASN
1	B	532	VAL
1	B	539	ARG
1	B	540	ASN
1	B	544	ARG
1	B	565	LYS
1	B	567	PHE
1	B	572	LEU
1	B	579	TYR
1	B	581	TYR
1	B	584	ASN
1	B	608	VAL
1	B	614	ASN
1	B	615	LEU
1	B	625	ASN
1	B	626	THR
1	B	629	THR
1	B	636	ASN
1	B	637	ASP
1	B	640	ASP
1	B	643	PHE
1	B	644	ASN
1	B	651	ASN
1	B	652	MET
1	B	661	THR
1	B	662	ASN
1	B	669	SER
1	B	676	ARG
1	B	685	THR
1	B	696	ASP
1	B	709	ASP
1	B	719	LYS
1	B	720	LYS

*Continued on next page...*



*Continued from previous page...*

Mol	Chain	Res	Type
1	B	750	ASP
1	B	760	ASN
1	B	761	MET
1	B	769	GLN
1	B	774	TYR
1	B	787	TYR
1	B	790	ARG
1	B	797	ASN
1	B	812	LYS
1	B	813	ASP
1	B	821	PHE
1	B	836	MET
1	B	840	GLN
1	B	851	ILE
1	B	863	LYS
1	B	865	LEU
1	B	868	ARG
1	B	870	MET
1	B	878	ASN
1	B	880	MET
1	B	882	MET
1	B	887	ASP
1	B	888	LEU
1	B	892	MET
1	B	893	LEU
1	B	902	ASP
1	B	906	GLU
1	B	908	ASP
1	B	914	THR
1	B	924	ASP
1	B	932	HIS
1	B	939	VAL
1	C	5	SER
1	C	13	MET
1	C	23	TYR
1	C	50	VAL
1	C	58	THR
1	C	59	ASP
1	C	60	ARG
1	C	61	SER
1	C	65	THR
1	C	68	PHE

*Continued on next page...*



*Continued from previous page...*

Mol	Chain	Res	Type
1	C	69	VAL
1	C	72	ASP
1	C	74	GLU
1	C	84	PHE
1	C	90	ASP
1	C	93	VAL
1	C	104	ARG
1	C	107	LEU
1	C	108	ASP
1	C	119	THR
1	C	149	GLN
1	C	155	LYS
1	C	156	THR
1	C	162	THR
1	C	165	ILE
1	C	169	ASN
1	C	186	ASP
1	C	187	ILE
1	C	190	ASP
1	C	192	THR
1	C	222	MET
1	C	225	CYS
1	C	228	SER
1	C	229	PHE
1	C	231	ARG
1	C	235	GLU
1	C	243	LYS
1	C	247	GLU
1	C	249	GLU
1	C	260	TYR
1	C	267	SER
1	C	273	SER
1	C	285	THR
1	C	286	GLU
1	C	287	ASN
1	C	289	ASN
1	C	292	THR
1	C	304	SER
1	C	309	GLU
1	C	313	VAL
1	C	314	GLN
1	C	316	SER

*Continued on next page...*



*Continued from previous page...*

Mol	Chain	Res	Type
1	C	317	MET
1	C	320	ARG
1	C	337	ASN
1	C	341	ASN
1	C	348	GLN
1	C	359	GLN
1	C	362	ASN
1	C	363	THR
1	C	364	GLU
1	C	365	LEU
1	C	368	GLN
1	C	371	LEU
1	C	372	ASP
1	C	384	TRP
1	C	386	SER
1	C	388	VAL
1	C	389	ASP
1	C	392	ASP
1	C	394	ASP
1	C	395	VAL
1	C	396	ARG
1	C	400	ASN
1	C	405	ASP
1	C	407	LEU
1	C	424	GLN
1	C	438	SER
1	C	442	LYS
1	C	443	ASP
1	C	447	SER
1	C	451	GLN
1	C	461	GLU
1	C	469	TRP
1	C	472	PHE
1	C	473	LEU
1	C	497	ASN
1	C	499	ASN
1	C	505	ASN
1	C	507	ARG
1	C	514	VAL
1	C	519	ASN
1	C	527	ASP
1	C	532	VAL

*Continued on next page...*



*Continued from previous page...*

Mol	Chain	Res	Type
1	C	533	ASN
1	C	536	ASN
1	C	537	HIS
1	C	544	ARG
1	C	550	LEU
1	C	561	GLN
1	C	564	GLN
1	C	565	LYS
1	C	579	TYR
1	C	581	TYR
1	C	582	GLU
1	C	603	VAL
1	C	604	ASP
1	C	620	PHE
1	C	626	THR
1	C	629	THR
1	C	635	ARG
1	C	636	ASN
1	C	640	ASP
1	C	643	PHE
1	C	652	MET
1	C	670	ARG
1	C	681	THR
1	C	682	ARG
1	C	686	LYS
1	C	688	THR
1	C	701	TYR
1	C	715	ASN
1	C	725	PHE
1	C	726	ASP
1	C	736	ARG
1	C	739	THR
1	C	744	GLU
1	C	746	LYS
1	C	752	GLU
1	C	761	MET
1	C	762	THR
1	C	768	VAL
1	C	769	GLN
1	C	770	MET
1	C	771	LEU
1	C	774	TYR

*Continued on next page...*



*Continued from previous page...*

Mol	Chain	Res	Type
1	C	776	ILE
1	C	779	GLN
1	C	790	ARG
1	C	801	MET
1	C	803	ARG
1	C	810	ASN
1	C	828	PHE
1	C	836	MET
1	C	840	GLN
1	C	851	ILE
1	C	853	GLN
1	C	856	VAL
1	C	861	GLN
1	C	864	PHE
1	C	867	ASP
1	C	868	ARG
1	C	869	VAL
1	C	870	MET
1	C	881	SER
1	C	903	MET
1	C	914	THR
1	C	916	LEU
1	C	927	ARG
1	C	932	HIS
1	C	935	VAL
1	C	942	ARG
1	C	943	THR
1	D	7	MET
1	D	10	TRP
1	D	22	GLU
1	D	23	TYR
1	D	31	PHE
1	D	37	THR
1	D	38	TYR
1	D	46	ARG
1	D	62	GLN
1	D	64	LEU
1	D	76	THR
1	D	83	ARG
1	D	84	PHE
1	D	107	LEU
1	D	133	SER

*Continued on next page...*



*Continued from previous page...*

Mol	Chain	Res	Type
1	D	134	GLN
1	D	147	VAL
1	D	152	ASP
1	D	154	THR
1	D	155	LYS
1	D	156	THR
1	D	162	THR
1	D	165	ILE
1	D	186	ASP
1	D	187	ILE
1	D	188	TYR
1	D	190	ASP
1	D	194	GLN
1	D	196	GLU
1	D	204	TRP
1	D	205	GLN
1	D	214	ARG
1	D	218	LYS
1	D	231	ARG
1	D	246	ASN
1	D	286	GLU
1	D	287	ASN
1	D	294	ASP
1	D	314	GLN
1	D	316	SER
1	D	338	SER
1	D	341	ASN
1	D	348	GLN
1	D	359	GLN
1	D	361	ARG
1	D	371	LEU
1	D	372	ASP
1	D	384	TRP
1	D	392	ASP
1	D	398	ILE
1	D	403	VAL
1	D	409	ASN
1	D	412	PHE
1	D	417	THR
1	D	427	LYS
1	D	429	THR
1	D	436	GLU

*Continued on next page...*



*Continued from previous page...*

Mol	Chain	Res	Type
1	D	457	VAL
1	D	462	ILE
1	D	497	ASN
1	D	502	GLU
1	D	505	ASN
1	D	518	ILE
1	D	520	ILE
1	D	524	TRP
1	D	525	SER
1	D	552	ASN
1	D	563	PRO
1	D	564	GLN
1	D	565	LYS
1	D	567	PHE
1	D	571	ASN
1	D	580	THR
1	D	582	GLU
1	D	608	VAL
1	D	611	ASP
1	D	613	VAL
1	D	626	THR
1	D	639	HIS
1	D	640	ASP
1	D	642	SER
1	D	643	PHE
1	D	644	ASN
1	D	652	MET
1	D	653	LEU
1	D	665	ILE
1	D	676	ARG
1	D	679	SER
1	D	688	THR
1	D	690	SER
1	D	708	LEU
1	D	709	ASP
1	D	715	ASN
1	D	726	ASP
1	D	731	TRP
1	D	735	ASP
1	D	738	LEU
1	D	739	THR
1	D	741	ASN

*Continued on next page...*



*Continued from previous page...*

Mol	Chain	Res	Type
1	D	756	VAL
1	D	759	CYS
1	D	762	THR
1	D	769	GLN
1	D	774	TYR
1	D	787	TYR
1	D	794	PHE
1	D	797	ASN
1	D	803	ARG
1	D	804	GLN
1	D	806	VAL
1	D	809	ILE
1	D	818	THR
1	D	819	LEU
1	D	825	ASN
1	D	826	SER
1	D	837	ARG
1	D	850	LEU
1	D	851	ILE
1	D	862	LYS
1	D	863	LYS
1	D	868	ARG
1	D	870	MET
1	D	880	MET
1	D	881	SER
1	D	882	MET
1	D	894	TYR
1	D	902	ASP
1	D	903	MET
1	D	908	ASP
1	D	910	MET
1	D	911	ASP
1	D	912	GLU
1	D	919	LEU
1	D	924	ASP
1	D	927	ARG
1	D	928	VAL
1	D	937	GLU
1	D	939	VAL
1	D	952	THR
1	E	6	MET
1	E	7	MET

*Continued on next page...*



*Continued from previous page...*

Mol	Chain	Res	Type
1	E	23	TYR
1	E	25	SER
1	E	31	PHE
1	E	37	THR
1	E	47	ASN
1	E	49	THR
1	E	53	THR
1	E	55	ASP
1	E	56	VAL
1	E	57	THR
1	E	64	LEU
1	E	73	ARG
1	E	74	GLU
1	E	84	PHE
1	E	91	ASN
1	E	92	ARG
1	E	96	MET
1	E	101	PHE
1	E	107	LEU
1	E	116	TYR
1	E	137	THR
1	E	141	GLN
1	E	147	VAL
1	E	165	ILE
1	E	166	ASN
1	E	169	ASN
1	E	174	LEU
1	E	186	ASP
1	E	202	GLU
1	E	203	ASN
1	E	204	TRP
1	E	206	GLU
1	E	207	ASN
1	E	208	GLU
1	E	219	ASP
1	E	220	THR
1	E	225	CYS
1	E	226	TYR
1	E	228	SER
1	E	235	GLU
1	E	241	LYS
1	E	254	LEU

*Continued on next page...*



*Continued from previous page...*

Mol	Chain	Res	Type
1	E	260	TYR
1	E	277	TYR
1	E	278	LYS
1	E	284	TYR
1	E	292	THR
1	E	294	ASP
1	E	295	THR
1	E	303	THR
1	E	304	SER
1	E	306	ASN
1	E	313	VAL
1	E	314	GLN
1	E	315	GLN
1	E	319	ASN
1	E	324	ILE
1	E	334	MET
1	E	337	ASN
1	E	339	THR
1	E	342	MET
1	E	344	VAL
1	E	348	GLN
1	E	353	ASN
1	E	355	VAL
1	E	360	ASP
1	E	361	ARG
1	E	362	ASN
1	E	377	ARG
1	E	382	SER
1	E	383	MET
1	E	386	SER
1	E	396	ARG
1	E	398	ILE
1	E	399	GLU
1	E	403	VAL
1	E	407	LEU
1	E	426	VAL
1	E	438	SER
1	E	446	ILE
1	E	447	SER
1	E	452	ILE
1	E	454	LYS
1	E	458	TYR

*Continued on next page...*



*Continued from previous page...*

Mol	Chain	Res	Type
1	E	460	MET
1	E	461	GLU
1	E	471	SER
1	E	477	VAL
1	E	479	LEU
1	E	483	ASP
1	E	486	LYS
1	E	513	LEU
1	E	517	TYR
1	E	520	ILE
1	E	529	MET
1	E	537	HIS
1	E	543	LEU
1	E	544	ARG
1	E	561	GLN
1	E	564	GLN
1	E	565	LYS
1	E	567	PHE
1	E	571	ASN
1	E	572	LEU
1	E	574	LEU
1	E	582	GLU
1	E	589	VAL
1	E	590	ASN
1	E	593	LEU
1	E	594	GLN
1	E	595	SER
1	E	604	ASP
1	E	613	VAL
1	E	614	ASN
1	E	615	LEU
1	E	618	THR
1	E	625	ASN
1	E	626	THR
1	E	628	SER
1	E	630	LEU
1	E	631	GLU
1	E	634	LEU
1	E	641	GLN
1	E	643	PHE
1	E	659	LYS
1	E	661	THR

*Continued on next page...*



*Continued from previous page...*

Mol	Chain	Res	Type
1	E	669	SER
1	E	670	ARG
1	E	679	SER
1	E	682	ARG
1	E	683	LEU
1	E	695	PHE
1	E	708	LEU
1	E	720	LYS
1	E	726	ASP
1	E	731	TRP
1	E	734	ASN
1	E	742	GLU
1	E	749	VAL
1	E	755	ASN
1	E	761	MET
1	E	764	ASP
1	E	774	TYR
1	E	775	ASN
1	E	785	GLU
1	E	789	ASP
1	E	790	ARG
1	E	797	ASN
1	E	809	ILE
1	E	812	LYS
1	E	815	LYS
1	E	825	ASN
1	E	837	ARG
1	E	840	GLN
1	E	851	ILE
1	E	853	GLN
1	E	885	LEU
1	E	896	ASN
1	E	906	GLU
1	E	910	MET
1	E	919	LEU
1	E	921	GLU
1	E	930	GLN
1	E	932	HIS
1	E	937	GLU
1	E	941	LEU
1	E	942	ARG
1	F	1	MET

*Continued on next page...*



*Continued from previous page...*

Mol	Chain	Res	Type
1	F	5	SER
1	F	9	GLN
1	F	18	GLN
1	F	23	TYR
1	F	46	ARG
1	F	56	VAL
1	F	65	THR
1	F	68	PHE
1	F	71	VAL
1	F	72	ASP
1	F	84	PHE
1	F	86	LEU
1	F	92	ARG
1	F	102	ASP
1	F	104	ARG
1	F	109	ARG
1	F	117	SER
1	F	122	ASN
1	F	131	ASN
1	F	134	GLN
1	F	135	TRP
1	F	148	GLN
1	F	149	GLN
1	F	151	LYS
1	F	152	ASP
1	F	154	THR
1	F	155	LYS
1	F	165	ILE
1	F	166	ASN
1	F	170	GLN
1	F	177	ASP
1	F	178	GLU
1	F	179	THR
1	F	188	TYR
1	F	190	ASP
1	F	192	THR
1	F	196	GLU
1	F	201	GLU
1	F	203	ASN
1	F	207	ASN
1	F	217	LYS
1	F	220	THR

*Continued on next page...*



*Continued from previous page...*

Mol	Chain	Res	Type
1	F	222	MET
1	F	229	PHE
1	F	235	GLU
1	F	243	LYS
1	F	249	GLU
1	F	250	GLN
1	F	255	ASP
1	F	273	SER
1	F	275	GLU
1	F	276	GLU
1	F	280	ASP
1	F	286	GLU
1	F	289	ASN
1	F	291	GLU
1	F	297	VAL
1	F	309	GLU
1	F	313	VAL
1	F	314	GLN
1	F	328	ASP
1	F	329	ASN
1	F	333	LEU
1	F	337	ASN
1	F	341	ASN
1	F	344	VAL
1	F	348	GLN
1	F	350	SER
1	F	360	ASP
1	F	361	ARG
1	F	366	SER
1	F	372	ASP
1	F	373	SER
1	F	383	MET
1	F	384	TRP
1	F	388	VAL
1	F	396	ARG
1	F	407	LEU
1	F	429	THR
1	F	439	GLU
1	F	440	TRP
1	F	446	ILE
1	F	447	SER
1	F	449	GLN

*Continued on next page...*



*Continued from previous page...*

Mol	Chain	Res	Type
1	F	451	GLN
1	F	461	GLU
1	F	470	LYS
1	F	471	SER
1	F	484	SER
1	F	497	ASN
1	F	499	ASN
1	F	502	GLU
1	F	507	ARG
1	F	514	VAL
1	F	520	ILE
1	F	526	LEU
1	F	527	ASP
1	F	528	PRO
1	F	529	MET
1	F	537	HIS
1	F	545	TYR
1	F	549	LEU
1	F	556	VAL
1	F	565	LYS
1	F	567	PHE
1	F	571	ASN
1	F	573	LEU
1	F	574	LEU
1	F	581	TYR
1	F	582	GLU
1	F	583	TRP
1	F	584	ASN
1	F	586	ARG
1	F	595	SER
1	F	597	LEU
1	F	604	ASP
1	F	613	VAL
1	F	614	ASN
1	F	619	PHE
1	F	628	SER
1	F	629	THR
1	F	634	LEU
1	F	635	ARG
1	F	640	ASP
1	F	641	GLN
1	F	643	PHE

*Continued on next page...*



*Continued from previous page...*

Mol	Chain	Res	Type
1	F	647	LEU
1	F	648	SER
1	F	662	ASN
1	F	670	ARG
1	F	672	TRP
1	F	675	PHE
1	F	676	ARG
1	F	680	PHE
1	F	682	ARG
1	F	683	LEU
1	F	685	THR
1	F	686	LYS
1	F	690	SER
1	F	691	LEU
1	F	693	SER
1	F	695	PHE
1	F	696	ASP
1	F	701	TYR
1	F	708	LEU
1	F	712	PHE
1	F	717	THR
1	F	722	SER
1	F	723	ILE
1	F	724	MET
1	F	725	PHE
1	F	726	ASP
1	F	727	SER
1	F	729	VAL
1	F	730	SER
1	F	734	ASN
1	F	736	ARG
1	F	737	LEU
1	F	745	ILE
1	F	748	SER
1	F	752	GLU
1	F	754	TYR
1	F	756	VAL
1	F	758	GLN
1	F	759	CYS
1	F	760	ASN
1	F	769	GLN
1	F	771	LEU

*Continued on next page...*



*Continued from previous page...*

Mol	Chain	Res	Type
1	F	783	VAL
1	F	785	GLU
1	F	787	TYR
1	F	789	ASP
1	F	796	ARG
1	F	801	MET
1	F	803	ARG
1	F	805	VAL
1	F	810	ASN
1	F	823	HIS
1	F	824	ASN
1	F	835	THR
1	F	837	ARG
1	F	840	GLN
1	F	845	ASN
1	F	860	THR
1	F	865	LEU
1	F	866	CYS
1	F	867	ASP
1	F	868	ARG
1	F	869	VAL
1	F	870	MET
1	F	872	ARG
1	F	875	PHE
1	F	880	MET
1	F	885	LEU
1	F	886	THR
1	F	890	GLN
1	F	891	ASN
1	F	897	SER
1	F	901	LEU
1	F	902	ASP
1	F	903	MET
1	F	906	GLU
1	F	908	ASP
1	F	915	LEU
1	F	916	LEU
1	F	919	LEU
1	F	926	VAL
1	F	928	VAL
1	F	929	HIS
1	F	936	ILE

*Continued on next page...*



*Continued from previous page...*

Mol	Chain	Res	Type
1	F	939	VAL
1	F	941	LEU
1	G	6	MET
1	G	9	GLN
1	G	10	TRP
1	G	22	GLU
1	G	24	LEU
1	G	31	PHE
1	G	33	ARG
1	G	38	TYR
1	G	41	LEU
1	G	43	ASN
1	G	46	ARG
1	G	47	ASN
1	G	49	THR
1	G	50	VAL
1	G	53	THR
1	G	54	HIS
1	G	55	ASP
1	G	59	ASP
1	G	63	ARG
1	G	68	PHE
1	G	69	VAL
1	G	73	ARG
1	G	76	THR
1	G	79	LEU
1	G	84	PHE
1	G	88	VAL
1	G	90	ASP
1	G	92	ARG
1	G	93	VAL
1	G	99	THR
1	G	102	ASP
1	G	103	ILE
1	G	115	PRO
1	G	116	TYR
1	G	134	GLN
1	G	143	THR
1	G	144	THR
1	G	147	VAL
1	G	151	LYS
1	G	156	THR

*Continued on next page...*



*Continued from previous page...*

Mol	Chain	Res	Type
1	G	167	ILE
1	G	169	ASN
1	G	187	ILE
1	G	191	LYS
1	G	196	GLU
1	G	199	VAL
1	G	220	THR
1	G	222	MET
1	G	225	CYS
1	G	242	PHE
1	G	256	ILE
1	G	257	ASP
1	G	276	GLU
1	G	282	ILE
1	G	286	GLU
1	G	288	VAL
1	G	291	GLU
1	G	292	THR
1	G	295	THR
1	G	298	VAL
1	G	299	TYR
1	G	306	ASN
1	G	310	ILE
1	G	314	GLN
1	G	315	GLN
1	G	316	SER
1	G	319	ASN
1	G	323	TYR
1	G	342	MET
1	G	345	LEU
1	G	356	VAL
1	G	359	GLN
1	G	360	ASP
1	G	361	ARG
1	G	369	LEU
1	G	371	LEU
1	G	373	SER
1	G	374	LEU
1	G	376	ASP
1	G	378	THR
1	G	383	MET
1	G	390	SER

*Continued on next page...*



*Continued from previous page...*

Mol	Chain	Res	Type
1	G	403	VAL
1	G	407	LEU
1	G	412	PHE
1	G	414	LEU
1	G	415	ASN
1	G	417	THR
1	G	426	VAL
1	G	427	LYS
1	G	433	ASP
1	G	441	GLU
1	G	450	ASN
1	G	462	ILE
1	G	463	ASN
1	G	470	LYS
1	G	476	ASN
1	G	477	VAL
1	G	485	TYR
1	G	486	LYS
1	G	513	LEU
1	G	514	VAL
1	G	520	ILE
1	G	524	TRP
1	G	528	PRO
1	G	531	ASN
1	G	546	ARG
1	G	547	SER
1	G	554	ARG
1	G	559	HIS
1	G	561	GLN
1	G	564	GLN
1	G	565	LYS
1	G	567	PHE
1	G	572	LEU
1	G	582	GLU
1	G	584	ASN
1	G	585	PHE
1	G	590	ASN
1	G	591	MET
1	G	592	ILE
1	G	593	LEU
1	G	596	SER
1	G	604	ASP

*Continued on next page...*



*Continued from previous page...*

Mol	Chain	Res	Type
1	G	607	SER
1	G	611	ASP
1	G	612	SER
1	G	613	VAL
1	G	615	LEU
1	G	619	PHE
1	G	624	HIS
1	G	628	SER
1	G	643	PHE
1	G	647	LEU
1	G	648	SER
1	G	652	MET
1	G	671	ASN
1	G	676	ARG
1	G	683	LEU
1	G	687	GLU
1	G	696	ASP
1	G	701	TYR
1	G	712	PHE
1	G	719	LYS
1	G	720	LYS
1	G	723	ILE
1	G	725	PHE
1	G	726	ASP
1	G	728	SER
1	G	738	LEU
1	G	741	ASN
1	G	747	ARG
1	G	756	VAL
1	G	759	CYS
1	G	762	THR
1	G	764	ASP
1	G	767	LEU
1	G	768	VAL
1	G	769	GLN
1	G	773	HIS
1	G	774	TYR
1	G	775	ASN
1	G	776	ILE
1	G	789	ASP
1	G	801	MET
1	G	803	ARG

*Continued on next page...*



*Continued from previous page...*

Mol	Chain	Res	Type
1	G	807	ASP
1	G	822	GLN
1	G	831	TYR
1	G	837	ARG
1	G	840	GLN
1	G	853	GLN
1	G	861	GLN
1	G	865	LEU
1	G	866	CYS
1	G	868	ARG
1	G	874	PRO
1	G	878	ASN
1	G	882	MET
1	G	887	ASP
1	G	888	LEU
1	G	893	LEU
1	G	902	ASP
1	G	903	MET
1	G	904	THR
1	G	906	GLU
1	G	910	MET
1	G	911	ASP
1	G	912	GLU
1	G	916	LEU
1	G	919	LEU
1	G	924	ASP
1	G	927	ARG
1	G	929	HIS
1	G	930	GLN
1	G	946	SER
1	G	951	THR
1	G	952	THR
1	H	7	MET
1	H	19	ASP
1	H	23	TYR
1	H	28	LEU
1	H	31	PHE
1	H	33	ARG
1	H	36	ASP
1	H	37	THR
1	H	38	TYR
1	H	44	LYS

*Continued on next page...*



*Continued from previous page...*

Mol	Chain	Res	Type
1	H	45	PHE
1	H	46	ARG
1	H	47	ASN
1	H	49	THR
1	H	53	THR
1	H	55	ASP
1	H	56	VAL
1	H	58	THR
1	H	64	LEU
1	H	65	THR
1	H	69	VAL
1	H	73	ARG
1	H	78	TYR
1	H	79	LEU
1	H	84	PHE
1	H	86	LEU
1	H	91	ASN
1	H	92	ARG
1	H	109	ARG
1	H	117	SER
1	H	130	PRO
1	H	137	THR
1	H	156	THR
1	H	165	ILE
1	H	166	ASN
1	H	170	GLN
1	H	174	LEU
1	H	188	TYR
1	H	190	ASP
1	H	196	GLU
1	H	198	GLN
1	H	204	TRP
1	H	205	GLN
1	H	217	LYS
1	H	218	LYS
1	H	219	ASP
1	H	221	LYS
1	H	225	CYS
1	H	229	PHE
1	H	231	ARG
1	H	234	ASN
1	H	235	GLU

*Continued on next page...*



*Continued from previous page...*

Mol	Chain	Res	Type
1	H	247	GLU
1	H	273	SER
1	H	276	GLU
1	H	280	ASP
1	H	282	ILE
1	H	283	LEU
1	H	285	THR
1	H	292	THR
1	H	295	THR
1	H	298	VAL
1	H	304	SER
1	H	315	GLN
1	H	317	MET
1	H	327	ARG
1	H	337	ASN
1	H	345	LEU
1	H	348	GLN
1	H	351	GLN
1	H	353	ASN
1	H	360	ASP
1	H	361	ARG
1	H	364	GLU
1	H	366	SER
1	H	369	LEU
1	H	372	ASP
1	H	373	SER
1	H	377	ARG
1	H	391	TYR
1	H	394	ASP
1	H	396	ARG
1	H	404	GLU
1	H	407	LEU
1	H	417	THR
1	H	422	THR
1	H	428	ILE
1	H	433	ASP
1	H	438	SER
1	H	439	GLU
1	H	446	ILE
1	H	456	ASN
1	H	460	MET
1	H	461	GLU

*Continued on next page...*



*Continued from previous page...*

Mol	Chain	Res	Type
1	H	464	LEU
1	H	468	LEU
1	H	470	LYS
1	H	497	ASN
1	H	508	VAL
1	H	512	SER
1	H	524	TRP
1	H	526	LEU
1	H	528	PRO
1	H	529	MET
1	H	531	ASN
1	H	533	ASN
1	H	537	HIS
1	H	544	ARG
1	H	545	TYR
1	H	561	GLN
1	H	564	GLN
1	H	565	LYS
1	H	567	PHE
1	H	570	LYS
1	H	571	ASN
1	H	572	LEU
1	H	579	TYR
1	H	580	THR
1	H	581	TYR
1	H	582	GLU
1	H	589	VAL
1	H	590	ASN
1	H	591	MET
1	H	593	LEU
1	H	594	GLN
1	H	604	ASP
1	H	611	ASP
1	H	614	ASN
1	H	618	THR
1	H	619	PHE
1	H	625	ASN
1	H	626	THR
1	H	628	SER
1	H	631	GLU
1	H	635	ARG
1	H	636	ASN

*Continued on next page...*



*Continued from previous page...*

Mol	Chain	Res	Type
1	H	640	ASP
1	H	641	GLN
1	H	643	PHE
1	H	652	MET
1	H	653	LEU
1	H	659	LYS
1	H	662	ASN
1	H	670	ARG
1	H	684	LYS
1	H	687	GLU
1	H	691	LEU
1	H	695	PHE
1	H	701	TYR
1	H	708	LEU
1	H	712	PHE
1	H	719	LYS
1	H	724	MET
1	H	727	SER
1	H	728	SER
1	H	730	SER
1	H	734	ASN
1	H	735	ASP
1	H	736	ARG
1	H	742	GLU
1	H	746	LYS
1	H	752	GLU
1	H	760	ASN
1	H	769	GLN
1	H	770	MET
1	H	772	SER
1	H	779	GLN
1	H	783	VAL
1	H	785	GLU
1	H	787	TYR
1	H	789	ASP
1	H	791	MET
1	H	797	ASN
1	H	801	MET
1	H	803	ARG
1	H	804	GLN
1	H	805	VAL
1	H	812	LYS

*Continued on next page...*



*Continued from previous page...*

Mol	Chain	Res	Type
1	H	819	LEU
1	H	821	PHE
1	H	822	GLN
1	H	825	ASN
1	H	836	MET
1	H	837	ARG
1	H	840	GLN
1	H	851	ILE
1	H	853	GLN
1	H	863	LYS
1	H	864	PHE
1	H	874	PRO
1	H	882	MET
1	H	893	LEU
1	H	901	LEU
1	H	902	ASP
1	H	908	ASP
1	H	910	MET
1	H	912	GLU
1	H	921	GLU
1	H	922	VAL
1	H	923	PHE
1	H	924	ASP
1	H	930	GLN
1	H	936	ILE
1	H	937	GLU
1	H	939	VAL
1	H	940	TYR
1	H	941	LEU
1	H	942	ARG
1	H	943	THR
1	H	952	THR
1	I	23	TYR
1	I	31	PHE
1	I	36	ASP
1	I	37	THR
1	I	44	LYS
1	I	47	ASN
1	I	50	VAL
1	I	57	THR
1	I	58	THR
1	I	62	GLN

*Continued on next page...*



*Continued from previous page...*

Mol	Chain	Res	Type
1	I	65	THR
1	I	67	ARG
1	I	68	PHE
1	I	86	LEU
1	I	92	ARG
1	I	94	LEU
1	I	102	ASP
1	I	112	SER
1	I	117	SER
1	I	121	TYR
1	I	127	LYS
1	I	131	ASN
1	I	140	LYS
1	I	141	GLN
1	I	153	VAL
1	I	154	THR
1	I	157	PHE
1	I	165	ILE
1	I	168	THR
1	I	170	GLN
1	I	177	ASP
1	I	190	ASP
1	I	193	PHE
1	I	195	PRO
1	I	196	GLU
1	I	201	GLU
1	I	202	GLU
1	I	206	GLU
1	I	210	PHE
1	I	217	LYS
1	I	218	LYS
1	I	219	ASP
1	I	223	LYS
1	I	231	ARG
1	I	234	ASN
1	I	257	ASP
1	I	262	ASP
1	I	273	SER
1	I	281	ILE
1	I	282	ILE
1	I	286	GLU
1	I	291	GLU

*Continued on next page...*



*Continued from previous page...*

Mol	Chain	Res	Type
1	I	294	ASP
1	I	295	THR
1	I	306	ASN
1	I	308	SER
1	I	309	GLU
1	I	312	LEU
1	I	314	GLN
1	I	315	GLN
1	I	316	SER
1	I	320	ARG
1	I	341	ASN
1	I	348	GLN
1	I	364	GLU
1	I	371	LEU
1	I	372	ASP
1	I	383	MET
1	I	385	ASN
1	I	388	VAL
1	I	398	ILE
1	I	399	GLU
1	I	404	GLU
1	I	407	LEU
1	I	409	ASN
1	I	414	LEU
1	I	417	THR
1	I	419	THR
1	I	420	ASN
1	I	426	VAL
1	I	428	ILE
1	I	433	ASP
1	I	440	TRP
1	I	446	ILE
1	I	453	CYS
1	I	454	LYS
1	I	460	MET
1	I	464	LEU
1	I	465	GLN
1	I	471	SER
1	I	476	ASN
1	I	491	ASN
1	I	497	ASN
1	I	499	ASN

*Continued on next page...*



*Continued from previous page...*

Mol	Chain	Res	Type
1	I	500	THR
1	I	505	ASN
1	I	508	VAL
1	I	514	VAL
1	I	524	TRP
1	I	527	ASP
1	I	531	ASN
1	I	537	HIS
1	I	544	ARG
1	I	549	LEU
1	I	559	HIS
1	I	565	LYS
1	I	567	PHE
1	I	571	ASN
1	I	572	LEU
1	I	574	LEU
1	I	582	GLU
1	I	583	TRP
1	I	596	SER
1	I	599	ASN
1	I	601	LEU
1	I	607	SER
1	I	612	SER
1	I	614	ASN
1	I	618	THR
1	I	619	PHE
1	I	626	THR
1	I	633	MET
1	I	634	LEU
1	I	635	ARG
1	I	640	ASP
1	I	643	PHE
1	I	644	ASN
1	I	647	LEU
1	I	648	SER
1	I	651	ASN
1	I	652	MET
1	I	659	LYS
1	I	668	PRO
1	I	670	ARG
1	I	671	ASN
1	I	676	ARG

*Continued on next page...*



*Continued from previous page...*

Mol	Chain	Res	Type
1	I	683	LEU
1	I	685	THR
1	I	690	SER
1	I	695	PHE
1	I	715	ASN
1	I	726	ASP
1	I	734	ASN
1	I	735	ASP
1	I	737	LEU
1	I	755	ASN
1	I	760	ASN
1	I	762	THR
1	I	764	ASP
1	I	770	MET
1	I	774	TYR
1	I	783	VAL
1	I	787	TYR
1	I	790	ARG
1	I	797	ASN
1	I	801	MET
1	I	803	ARG
1	I	814	TYR
1	I	821	PHE
1	I	831	TYR
1	I	832	LEU
1	I	835	THR
1	I	837	ARG
1	I	840	GLN
1	I	853	GLN
1	I	860	THR
1	I	863	LYS
1	I	864	PHE
1	I	866	CYS
1	I	868	ARG
1	I	872	ARG
1	I	879	PHE
1	I	882	MET
1	I	885	LEU
1	I	890	GLN
1	I	891	ASN
1	I	897	SER
1	I	901	LEU

*Continued on next page...*



*Continued from previous page...*

Mol	Chain	Res	Type
1	I	902	ASP
1	I	903	MET
1	I	908	ASP
1	I	911	ASP
1	I	915	LEU
1	I	916	LEU
1	I	927	ARG
1	I	936	ILE
1	I	937	GLU
1	I	949	ASN
1	J	3	THR
1	J	7	MET
1	J	10	TRP
1	J	18	GLN
1	J	22	GLU
1	J	35	THR
1	J	37	THR
1	J	38	TYR
1	J	41	LEU
1	J	43	ASN
1	J	47	ASN
1	J	49	THR
1	J	55	ASP
1	J	60	ARG
1	J	66	LEU
1	J	68	PHE
1	J	74	GLU
1	J	79	LEU
1	J	84	PHE
1	J	85	THR
1	J	86	LEU
1	J	90	ASP
1	J	92	ARG
1	J	94	LEU
1	J	103	ILE
1	J	107	LEU
1	J	108	ASP
1	J	109	ARG
1	J	121	TYR
1	J	133	SER
1	J	147	VAL
1	J	148	GLN

*Continued on next page...*



*Continued from previous page...*

Mol	Chain	Res	Type
1	J	152	ASP
1	J	165	ILE
1	J	178	GLU
1	J	188	TYR
1	J	192	THR
1	J	201	GLU
1	J	210	PHE
1	J	218	LYS
1	J	219	ASP
1	J	220	THR
1	J	222	MET
1	J	225	CYS
1	J	228	SER
1	J	234	ASN
1	J	236	LYS
1	J	254	LEU
1	J	256	ILE
1	J	257	ASP
1	J	267	SER
1	J	282	ILE
1	J	285	THR
1	J	288	VAL
1	J	289	ASN
1	J	295	THR
1	J	297	VAL
1	J	315	GLN
1	J	319	ASN
1	J	322	ASN
1	J	328	ASP
1	J	329	ASN
1	J	337	ASN
1	J	341	ASN
1	J	351	GLN
1	J	360	ASP
1	J	362	ASN
1	J	364	GLU
1	J	371	LEU
1	J	372	ASP
1	J	376	ASP
1	J	377	ARG
1	J	379	ARG
1	J	383	MET

*Continued on next page...*



*Continued from previous page...*

Mol	Chain	Res	Type
1	J	384	TRP
1	J	388	VAL
1	J	389	ASP
1	J	392	ASP
1	J	398	ILE
1	J	400	ASN
1	J	405	ASP
1	J	407	LEU
1	J	409	ASN
1	J	412	PHE
1	J	414	LEU
1	J	415	ASN
1	J	421	SER
1	J	429	THR
1	J	436	GLU
1	J	439	GLU
1	J	441	GLU
1	J	444	ASP
1	J	446	ILE
1	J	449	GLN
1	J	450	ASN
1	J	453	CYS
1	J	454	LYS
1	J	456	ASN
1	J	462	ILE
1	J	473	LEU
1	J	476	ASN
1	J	483	ASP
1	J	500	THR
1	J	505	ASN
1	J	508	VAL
1	J	519	ASN
1	J	520	ILE
1	J	530	ASP
1	J	531	ASN
1	J	537	HIS
1	J	539	ARG
1	J	544	ARG
1	J	564	GLN
1	J	567	PHE
1	J	571	ASN
1	J	573	LEU

*Continued on next page...*



*Continued from previous page...*

Mol	Chain	Res	Type
1	J	574	LEU
1	J	584	ASN
1	J	587	LYS
1	J	590	ASN
1	J	592	ILE
1	J	593	LEU
1	J	602	ARG
1	J	604	ASP
1	J	607	SER
1	J	609	ARG
1	J	611	ASP
1	J	615	LEU
1	J	624	HIS
1	J	634	LEU
1	J	637	ASP
1	J	651	ASN
1	J	652	MET
1	J	653	LEU
1	J	661	THR
1	J	663	VAL
1	J	669	SER
1	J	675	PHE
1	J	676	ARG
1	J	679	SER
1	J	682	ARG
1	J	685	THR
1	J	695	PHE
1	J	708	LEU
1	J	711	THR
1	J	714	LEU
1	J	719	LYS
1	J	721	VAL
1	J	723	ILE
1	J	724	MET
1	J	726	ASP
1	J	727	SER
1	J	735	ASP
1	J	738	LEU
1	J	739	THR
1	J	741	ASN
1	J	742	GLU
1	J	744	GLU

*Continued on next page...*



*Continued from previous page...*

Mol	Chain	Res	Type
1	J	745	ILE
1	J	750	ASP
1	J	755	ASN
1	J	756	VAL
1	J	758	GLN
1	J	759	CYS
1	J	762	THR
1	J	769	GLN
1	J	771	LEU
1	J	774	TYR
1	J	775	ASN
1	J	776	ILE
1	J	779	GLN
1	J	787	TYR
1	J	789	ASP
1	J	791	MET
1	J	803	ARG
1	J	804	GLN
1	J	805	VAL
1	J	806	VAL
1	J	807	ASP
1	J	817	VAL
1	J	818	THR
1	J	822	GLN
1	J	828	PHE
1	J	836	MET
1	J	837	ARG
1	J	840	GLN
1	J	853	GLN
1	J	860	THR
1	J	862	LYS
1	J	863	LYS
1	J	865	LEU
1	J	866	CYS
1	J	880	MET
1	J	882	MET
1	J	886	THR
1	J	887	ASP
1	J	902	ASP
1	J	906	GLU
1	J	907	VAL
1	J	911	ASP

*Continued on next page...*



*Continued from previous page...*

Mol	Chain	Res	Type
1	J	918	LEU
1	J	919	LEU
1	J	925	VAL
1	J	926	VAL
1	J	929	HIS
1	J	930	GLN
1	J	939	VAL
1	J	943	THR
1	K	3	THR
1	K	5	SER
1	K	6	MET
1	K	9	GLN
1	K	10	TRP
1	K	18	GLN
1	K	19	ASP
1	K	24	LEU
1	K	25	SER
1	K	30	GLN
1	K	31	PHE
1	K	43	ASN
1	K	45	PHE
1	K	47	ASN
1	K	55	ASP
1	K	59	ASP
1	K	64	LEU
1	K	67	ARG
1	K	69	VAL
1	K	74	GLU
1	K	84	PHE
1	K	91	ASN
1	K	92	ARG
1	K	93	VAL
1	K	96	MET
1	K	119	THR
1	K	121	TYR
1	K	131	ASN
1	K	133	SER
1	K	136	GLU
1	K	137	THR
1	K	139	GLU
1	K	149	GLN
1	K	153	VAL

*Continued on next page...*



*Continued from previous page...*

Mol	Chain	Res	Type
1	K	156	THR
1	K	165	ILE
1	K	166	ASN
1	K	178	GLU
1	K	190	ASP
1	K	194	GLN
1	K	196	GLU
1	K	201	GLU
1	K	204	TRP
1	K	207	ASN
1	K	210	PHE
1	K	218	LYS
1	K	228	SER
1	K	229	PHE
1	K	235	GLU
1	K	236	LYS
1	K	243	LYS
1	K	245	VAL
1	K	246	ASN
1	K	249	GLU
1	K	253	ASP
1	K	282	ILE
1	K	287	ASN
1	K	289	ASN
1	K	290	LEU
1	K	294	ASP
1	K	295	THR
1	K	304	SER
1	K	310	ILE
1	K	313	VAL
1	K	314	GLN
1	K	315	GLN
1	K	316	SER
1	K	322	ASN
1	K	327	ARG
1	K	333	LEU
1	K	337	ASN
1	K	341	ASN
1	K	352	LEU
1	K	356	VAL
1	K	357	ASP
1	K	358	LEU

*Continued on next page...*



*Continued from previous page...*

Mol	Chain	Res	Type
1	K	361	ARG
1	K	362	ASN
1	K	364	GLU
1	K	366	SER
1	K	372	ASP
1	K	377	ARG
1	K	384	TRP
1	K	385	ASN
1	K	391	TYR
1	K	396	ARG
1	K	403	VAL
1	K	407	LEU
1	K	409	ASN
1	K	422	THR
1	K	426	VAL
1	K	438	SER
1	K	441	GLU
1	K	443	ASP
1	K	444	ASP
1	K	448	ARG
1	K	454	LYS
1	K	456	ASN
1	K	457	VAL
1	K	461	GLU
1	K	462	ILE
1	K	464	LEU
1	K	469	TRP
1	K	470	LYS
1	K	472	PHE
1	K	475	SER
1	K	477	VAL
1	K	485	TYR
1	K	507	ARG
1	K	509	VAL
1	K	523	ARG
1	K	526	LEU
1	K	531	ASN
1	K	532	VAL
1	K	534	PRO
1	K	536	ASN
1	K	544	ARG
1	K	545	TYR

*Continued on next page...*



*Continued from previous page...*

Mol	Chain	Res	Type
1	K	548	MET
1	K	552	ASN
1	K	573	LEU
1	K	574	LEU
1	K	580	THR
1	K	582	GLU
1	K	584	ASN
1	K	590	ASN
1	K	594	GLN
1	K	596	SER
1	K	603	VAL
1	K	604	ASP
1	K	607	SER
1	K	613	VAL
1	K	618	THR
1	K	625	ASN
1	K	626	THR
1	K	631	GLU
1	K	635	ARG
1	K	636	ASN
1	K	637	ASP
1	K	640	ASP
1	K	642	SER
1	K	643	PHE
1	K	644	ASN
1	K	652	MET
1	K	659	LYS
1	K	661	THR
1	K	662	ASN
1	K	669	SER
1	K	678	TRP
1	K	683	LEU
1	K	685	THR
1	K	688	THR
1	K	691	LEU
1	K	693	SER
1	K	695	PHE
1	K	708	LEU
1	K	709	ASP
1	K	711	THR
1	K	712	PHE
1	K	715	ASN

*Continued on next page...*



*Continued from previous page...*

Mol	Chain	Res	Type
1	K	719	LYS
1	K	721	VAL
1	K	722	SER
1	K	725	PHE
1	K	726	ASP
1	K	727	SER
1	K	731	TRP
1	K	734	ASN
1	K	737	LEU
1	K	738	LEU
1	K	749	VAL
1	K	752	GLU
1	K	760	ASN
1	K	761	MET
1	K	762	THR
1	K	763	LYS
1	K	767	LEU
1	K	773	HIS
1	K	779	GLN
1	K	783	VAL
1	K	799	GLN
1	K	803	ARG
1	K	804	GLN
1	K	807	ASP
1	K	808	GLU
1	K	821	PHE
1	K	822	GLN
1	K	825	ASN
1	K	836	MET
1	K	837	ARG
1	K	853	GLN
1	K	854	THR
1	K	860	THR
1	K	861	GLN
1	K	862	LYS
1	K	863	LYS
1	K	867	ASP
1	K	872	ARG
1	K	877	SER
1	K	881	SER
1	K	882	MET
1	K	886	THR

*Continued on next page...*



*Continued from previous page...*

Mol	Chain	Res	Type
1	K	887	ASP
1	K	890	GLN
1	K	897	SER
1	K	902	ASP
1	K	903	MET
1	K	916	LEU
1	K	921	GLU
1	K	935	VAL
1	K	941	LEU
1	K	949	ASN
1	L	13	MET
1	L	24	LEU
1	L	31	PHE
1	L	36	ASP
1	L	40	SER
1	L	44	LYS
1	L	46	ARG
1	L	50	VAL
1	L	56	VAL
1	L	57	THR
1	L	69	VAL
1	L	77	THR
1	L	79	LEU
1	L	88	VAL
1	L	90	ASP
1	L	92	ARG
1	L	93	VAL
1	L	94	LEU
1	L	99	THR
1	L	104	ARG
1	L	108	ASP
1	L	112	SER
1	L	115	PRO
1	L	124	LEU
1	L	131	ASN
1	L	169	ASN
1	L	172	LEU
1	L	178	GLU
1	L	190	ASP
1	L	193	PHE
1	L	196	GLU
1	L	201	GLU

*Continued on next page...*



*Continued from previous page...*

Mol	Chain	Res	Type
1	L	202	GLU
1	L	203	ASN
1	L	207	ASN
1	L	217	LYS
1	L	219	ASP
1	L	222	MET
1	L	235	GLU
1	L	236	LYS
1	L	246	ASN
1	L	247	GLU
1	L	255	ASP
1	L	256	ILE
1	L	257	ASP
1	L	258	PHE
1	L	280	ASP
1	L	289	ASN
1	L	291	GLU
1	L	292	THR
1	L	298	VAL
1	L	303	THR
1	L	309	GLU
1	L	311	ASN
1	L	315	GLN
1	L	322	ASN
1	L	333	LEU
1	L	334	MET
1	L	345	LEU
1	L	350	SER
1	L	357	ASP
1	L	365	LEU
1	L	372	ASP
1	L	386	SER
1	L	398	ILE
1	L	399	GLU
1	L	407	LEU
1	L	409	ASN
1	L	424	GLN
1	L	438	SER
1	L	440	TRP
1	L	447	SER
1	L	448	ARG
1	L	450	ASN

*Continued on next page...*



*Continued from previous page...*

Mol	Chain	Res	Type
1	L	453	CYS
1	L	454	LYS
1	L	464	LEU
1	L	465	GLN
1	L	469	TRP
1	L	475	SER
1	L	477	VAL
1	L	492	VAL
1	L	493	LYS
1	L	500	THR
1	L	502	GLU
1	L	507	ARG
1	L	508	VAL
1	L	512	SER
1	L	514	VAL
1	L	526	LEU
1	L	529	MET
1	L	530	ASP
1	L	531	ASN
1	L	533	ASN
1	L	537	HIS
1	L	544	ARG
1	L	555	TYR
1	L	561	GLN
1	L	567	PHE
1	L	571	ASN
1	L	583	TRP
1	L	586	ARG
1	L	590	ASN
1	L	591	MET
1	L	592	ILE
1	L	595	SER
1	L	596	SER
1	L	601	LEU
1	L	609	ARG
1	L	611	ASP
1	L	613	VAL
1	L	614	ASN
1	L	619	PHE
1	L	631	GLU
1	L	633	MET
1	L	635	ARG

*Continued on next page...*



*Continued from previous page...*

Mol	Chain	Res	Type
1	L	637	ASP
1	L	638	THR
1	L	643	PHE
1	L	647	LEU
1	L	652	MET
1	L	653	LEU
1	L	661	THR
1	L	666	SER
1	L	678	TRP
1	L	690	SER
1	L	693	SER
1	L	701	TYR
1	L	708	LEU
1	L	712	PHE
1	L	715	ASN
1	L	720	LYS
1	L	724	MET
1	L	726	ASP
1	L	727	SER
1	L	729	VAL
1	L	730	SER
1	L	748	SER
1	L	756	VAL
1	L	759	CYS
1	L	761	MET
1	L	764	ASP
1	L	769	GLN
1	L	770	MET
1	L	774	TYR
1	L	789	ASP
1	L	797	ASN
1	L	798	PHE
1	L	803	ARG
1	L	807	ASP
1	L	810	ASN
1	L	812	LYS
1	L	814	TYR
1	L	828	PHE
1	L	835	THR
1	L	840	GLN
1	L	853	GLN
1	L	856	VAL

*Continued on next page...*



*Continued from previous page...*

Mol	Chain	Res	Type
1	L	864	PHE
1	L	865	LEU
1	L	868	ARG
1	L	870	MET
1	L	872	ARG
1	L	882	MET
1	L	891	ASN
1	L	896	ASN
1	L	897	SER
1	L	901	LEU
1	L	903	MET
1	L	908	ASP
1	L	910	MET
1	L	911	ASP
1	L	915	LEU
1	L	924	ASP
1	L	927	ARG
1	L	933	ARG
1	L	936	ILE
1	L	937	GLU
1	L	942	ARG
2	N	52	ASP
2	N	53	THR
2	N	54	THR
2	N	60	ASP
2	N	79	LEU
2	N	84	GLN
2	N	85	ASN
2	N	89	THR
2	N	98	ILE
2	N	99	ASN
2	N	104	SER
2	N	142	GLU
2	N	153	LYS
2	N	155	GLU
2	N	168	PHE
2	N	175	ASP
2	N	190	ARG
2	N	194	VAL
2	N	198	ASP
2	N	247	ARG
2	N	248	LEU

*Continued on next page...*



*Continued from previous page...*

Mol	Chain	Res	Type
2	N	254	ILE
2	N	262	GLU
2	N	265	ARG
2	N	266	ILE
2	N	287	GLU
2	N	292	VAL
2	N	324	LYS
2	N	325	LYS
2	N	326	VAL
2	N	336	SER
2	N	342	LEU
2	N	362	ASP
2	N	364	GLU
2	N	373	LEU
2	N	383	GLU
2	N	405	VAL
2	N	416	MET
2	N	424	TYR
2	N	430	TYR
2	N	439	SER
2	N	440	LEU
2	N	450	ASN
2	N	452	ILE
2	N	454	CYS
2	N	465	SER
2	N	467	ASN
2	N	474	HIS
2	N	477	LEU
2	N	488	ARG
2	N	496	ARG
2	N	497	ARG
2	N	498	THR
2	N	499	CYS
2	N	503	TYR
2	N	504	LYS
2	N	512	ARG
2	N	518	THR
3	O	4	ARG
3	O	10	ASP
4	M	34	MET
4	M	58	GLU
4	M	64	ARG

*Continued on next page...*



*Continued from previous page...*

Mol	Chain	Res	Type
4	M	65	THR
4	M	88	ASP
4	M	97	LEU
4	M	110	GLN
4	M	114	ASP
4	M	133	GLU
4	M	144	PHE
4	M	148	GLN
4	M	151	ASN
4	M	152	VAL
4	M	180	GLN
4	M	186	PHE
4	M	192	GLN
4	M	197	VAL
4	M	203	PHE
4	M	206	LEU
4	M	210	TRP
4	M	212	VAL
4	M	220	SER
4	M	221	THR
4	M	223	SER
4	M	229	ASN
4	M	235	LEU
4	M	242	ASP
4	M	248	ARG
4	M	250	SER
4	M	281	ARG
4	M	334	GLU
4	M	353	MET
4	M	360	PHE
4	M	374	MET
4	M	377	ASP
4	M	378	TYR
4	M	385	ASN
4	M	389	LEU
5	P	2	ASN
5	P	14	SER
5	P	17	LEU
5	P	20	ARG
5	P	29	GLN
5	P	32	MET
5	P	36	VAL

*Continued on next page...*



*Continued from previous page...*

Mol	Chain	Res	Type
5	P	41	VAL
5	P	56	ASN
5	P	57	SER
5	P	59	LEU
5	P	105	LEU
5	Q	20	ARG
5	Q	24	TRP
5	Q	27	VAL
5	Q	28	ARG
5	Q	30	ASN
5	Q	36	VAL
5	Q	37	ASP
5	Q	42	LEU
5	Q	45	ASN
5	Q	47	SER
5	Q	49	MET
5	Q	53	THR
5	Q	57	SER
5	Q	60	ASP
5	Q	62	THR
5	Q	126	ARG
5	R	4	THR
5	R	12	LEU
5	R	14	SER
5	R	16	TYR
5	R	19	THR
5	R	20	ARG
5	R	24	TRP
5	R	27	VAL
5	R	30	ASN
5	R	36	VAL
5	R	42	LEU
5	R	48	THR
5	R	49	MET
5	R	50	THR
5	R	51	TYR
5	R	77	LEU
5	R	81	TYR
5	R	82	MET
5	R	88	SER
5	R	90	SER
5	R	118	LEU

*Continued on next page...*



*Continued from previous page...*

Mol	Chain	Res	Type
5	S	9	GLU
5	S	17	LEU
5	S	31	VAL
5	S	32	MET
5	S	34	SER
5	S	35	THR
5	S	36	VAL
5	S	46	SER
5	S	47	SER
5	S	56	ASN
5	S	72	MET
5	S	76	ARG
5	S	80	SER
5	S	118	LEU
5	S	119	THR
5	S	120	GLN
5	S	121	GLN
5	S	130	GLN
6	U	3	LYS
6	U	4	GLU
6	U	5	ILE
6	U	6	PRO
6	U	10	MET
6	U	14	GLN
6	U	17	MET
6	U	24	SER
6	U	29	THR
6	U	41	ILE
6	U	47	VAL
6	U	53	GLN
6	U	57	GLU
6	U	63	SER
6	U	64	THR
6	U	66	ARG
6	U	70	ASN
6	U	72	ARG
6	U	77	THR
6	U	93	ARG
6	U	107	GLN
6	U	159	ARG
6	U	160	SER
6	U	179	ARG

*Continued on next page...*



*Continued from previous page...*

Mol	Chain	Res	Type
6	U	180	SER
6	U	185	THR
6	U	189	VAL
6	U	198	PHE
6	U	204	SER
6	U	208	TYR
6	U	215	ASN
6	U	220	ARG
6	U	226	TYR
6	V	3	LYS
6	V	17	MET
6	V	19	LEU
6	V	28	SER
6	V	35	SER
6	V	51	ARG
6	V	53	GLN
6	V	54	ILE
6	V	58	GLN
6	V	63	SER
6	V	69	LEU
6	V	72	ARG
6	V	73	ASN
6	V	77	THR
6	V	83	ILE
6	V	87	THR
6	V	88	THR
6	V	96	LEU
6	V	102	THR
6	V	108	LEU
6	V	163	THR
6	V	179	ARG
6	V	180	SER
6	V	185	THR
6	V	190	GLU
6	V	193	VAL
6	V	213	ILE
6	V	215	ASN
6	V	220	ARG
7	1	3	ASP
7	1	9	LEU
7	1	19	MET
7	1	22	TRP

*Continued on next page...*



*Continued from previous page...*

Mol	Chain	Res	Type
7	1	25	ILE
7	1	30	LEU
7	2	5	ASN
7	2	8	SER
7	2	9	LEU
7	2	13	HIS
7	2	15	THR
7	2	16	ARG
7	2	18	PHE
7	2	19	MET
7	2	23	ASN
7	3	4	ILE
7	3	8	SER
7	3	9	LEU
7	3	12	ARG
7	3	21	THR
7	3	28	SER
7	4	8	SER
7	4	13	HIS
7	4	16	ARG
7	4	21	THR
7	5	5	ASN
7	5	13	HIS
7	5	16	ARG
7	5	22	TRP
7	5	24	GLU
7	5	27	THR
7	6	23	ASN
7	7	23	ASN
7	8	8	SER
7	8	16	ARG
7	8	22	TRP
7	8	25	ILE
7	9	3	ASP
7	9	5	ASN
7	9	15	THR
7	9	19	MET
7	9	21	THR
7	9	23	ASN
7	9	25	ILE

Sometimes sidechains can be flipped to improve hydrogen bonding and reduce clashes. All (513) such sidechains are listed below:



Mol	Chain	Res	Type
1	A	131	ASN
1	A	149	GLN
1	A	166	ASN
1	A	169	ASN
1	A	239	GLN
1	A	246	ASN
1	A	341	ASN
1	A	368	GLN
1	A	415	ASN
1	A	456	ASN
1	A	467	ASN
1	A	476	ASN
1	A	497	ASN
1	A	505	ASN
1	A	533	ASN
1	A	537	HIS
1	A	571	ASN
1	A	644	ASN
1	A	651	ASN
1	A	662	ASN
1	A	715	ASN
1	A	769	GLN
1	A	779	GLN
1	A	804	GLN
1	A	825	ASN
1	A	899	HIS
1	A	929	HIS
1	A	930	GLN
1	B	9	GLN
1	B	47	ASN
1	B	62	GLN
1	B	91	ASN
1	B	131	ASN
1	B	134	GLN
1	B	141	GLN
1	B	148	GLN
1	B	169	ASN
1	B	182	ASN
1	B	207	ASN
1	B	239	GLN
1	B	250	GLN
1	B	306	ASN
1	B	315	GLN

*Continued on next page...*



*Continued from previous page...*

Mol	Chain	Res	Type
1	B	337	ASN
1	B	348	GLN
1	B	368	GLN
1	B	401	HIS
1	B	409	ASN
1	B	449	GLN
1	B	450	ASN
1	B	465	GLN
1	B	467	ASN
1	B	499	ASN
1	B	533	ASN
1	B	536	ASN
1	B	540	ASN
1	B	564	GLN
1	B	584	ASN
1	B	644	ASN
1	B	715	ASN
1	B	773	HIS
1	B	797	ASN
1	B	804	GLN
1	B	822	GLN
1	B	825	ASN
1	B	838	GLN
1	B	890	GLN
1	C	166	ASN
1	C	169	ASN
1	C	194	GLN
1	C	203	ASN
1	C	246	ASN
1	C	250	GLN
1	C	359	GLN
1	C	385	ASN
1	C	409	ASN
1	C	424	GLN
1	C	449	GLN
1	C	450	ASN
1	C	476	ASN
1	C	491	ASN
1	C	497	ASN
1	C	505	ASN
1	C	519	ASN
1	C	533	ASN

*Continued on next page...*



*Continued from previous page...*

Mol	Chain	Res	Type
1	C	537	HIS
1	C	540	ASN
1	C	564	GLN
1	C	590	ASN
1	C	614	ASN
1	C	639	HIS
1	C	641	GLN
1	C	644	ASN
1	C	671	ASN
1	C	715	ASN
1	C	755	ASN
1	C	760	ASN
1	C	769	GLN
1	C	799	GLN
1	C	810	ASN
1	C	838	GLN
1	C	840	GLN
1	C	878	ASN
1	C	896	ASN
1	C	929	HIS
1	C	949	ASN
1	D	14	HIS
1	D	62	GLN
1	D	134	GLN
1	D	194	GLN
1	D	203	ASN
1	D	239	GLN
1	D	306	ASN
1	D	314	GLN
1	D	329	ASN
1	D	337	ASN
1	D	341	ASN
1	D	359	GLN
1	D	400	ASN
1	D	409	ASN
1	D	432	ASN
1	D	456	ASN
1	D	463	ASN
1	D	497	ASN
1	D	499	ASN
1	D	505	ASN
1	D	533	ASN

*Continued on next page...*



*Continued from previous page...*

Mol	Chain	Res	Type
1	D	552	ASN
1	D	559	HIS
1	D	571	ASN
1	D	584	ASN
1	D	644	ASN
1	D	662	ASN
1	D	769	GLN
1	D	773	HIS
1	D	822	GLN
1	D	825	ASN
1	D	838	GLN
1	D	861	GLN
1	E	14	HIS
1	E	131	ASN
1	E	134	GLN
1	E	141	GLN
1	E	169	ASN
1	E	182	ASN
1	E	239	GLN
1	E	246	ASN
1	E	311	ASN
1	E	315	GLN
1	E	322	ASN
1	E	329	ASN
1	E	362	ASN
1	E	424	GLN
1	E	450	ASN
1	E	456	ASN
1	E	465	GLN
1	E	476	ASN
1	E	552	ASN
1	E	571	ASN
1	E	584	ASN
1	E	590	ASN
1	E	594	GLN
1	E	614	ASN
1	E	636	ASN
1	E	641	GLN
1	E	644	ASN
1	E	715	ASN
1	E	734	ASN
1	E	773	HIS

*Continued on next page...*



*Continued from previous page...*

Mol	Chain	Res	Type
1	E	779	GLN
1	E	822	GLN
1	E	838	GLN
1	E	890	GLN
1	E	930	GLN
1	F	14	HIS
1	F	134	GLN
1	F	169	ASN
1	F	194	GLN
1	F	207	ASN
1	F	234	ASN
1	F	239	GLN
1	F	296	HIS
1	F	319	ASN
1	F	348	GLN
1	F	359	GLN
1	F	362	ASN
1	F	401	HIS
1	F	409	ASN
1	F	424	GLN
1	F	456	ASN
1	F	463	ASN
1	F	491	ASN
1	F	497	ASN
1	F	505	ASN
1	F	540	ASN
1	F	561	GLN
1	F	564	GLN
1	F	571	ASN
1	F	641	GLN
1	F	644	ASN
1	F	758	GLN
1	F	760	ASN
1	F	769	GLN
1	F	773	HIS
1	F	804	GLN
1	F	810	ASN
1	F	822	GLN
1	F	825	ASN
1	F	838	GLN
1	F	840	GLN
1	F	861	GLN

*Continued on next page...*



*Continued from previous page...*

Mol	Chain	Res	Type
1	F	890	GLN
1	F	891	ASN
1	F	899	HIS
1	F	930	GLN
1	G	9	GLN
1	G	43	ASN
1	G	91	ASN
1	G	134	GLN
1	G	194	GLN
1	G	203	ASN
1	G	239	GLN
1	G	296	HIS
1	G	314	GLN
1	G	315	GLN
1	G	319	ASN
1	G	322	ASN
1	G	341	ASN
1	G	359	GLN
1	G	362	ASN
1	G	385	ASN
1	G	400	ASN
1	G	415	ASN
1	G	449	GLN
1	G	450	ASN
1	G	463	ASN
1	G	497	ASN
1	G	531	ASN
1	G	540	ASN
1	G	625	ASN
1	G	644	ASN
1	G	662	ASN
1	G	671	ASN
1	G	769	GLN
1	G	773	HIS
1	G	804	GLN
1	G	822	GLN
1	G	825	ASN
1	G	861	GLN
1	G	878	ASN
1	G	891	ASN
1	G	932	HIS
1	H	131	ASN

*Continued on next page...*



*Continued from previous page...*

Mol	Chain	Res	Type
1	H	134	GLN
1	H	148	GLN
1	H	169	ASN
1	H	182	ASN
1	H	239	GLN
1	H	287	ASN
1	H	296	HIS
1	H	311	ASN
1	H	315	GLN
1	H	329	ASN
1	H	337	ASN
1	H	351	GLN
1	H	353	ASN
1	H	362	ASN
1	H	415	ASN
1	H	424	GLN
1	H	450	ASN
1	H	463	ASN
1	H	467	ASN
1	H	476	ASN
1	H	533	ASN
1	H	536	ASN
1	H	559	HIS
1	H	571	ASN
1	H	590	ASN
1	H	594	GLN
1	H	624	HIS
1	H	625	ASN
1	H	636	ASN
1	H	662	ASN
1	H	671	ASN
1	H	715	ASN
1	H	734	ASN
1	H	755	ASN
1	H	769	GLN
1	H	775	ASN
1	H	779	GLN
1	H	797	ASN
1	H	822	GLN
1	H	824	ASN
1	H	825	ASN
1	H	840	GLN

*Continued on next page...*



*Continued from previous page...*

Mol	Chain	Res	Type
1	H	853	GLN
1	H	890	GLN
1	H	896	ASN
1	H	930	GLN
1	I	14	HIS
1	I	148	GLN
1	I	149	GLN
1	I	170	GLN
1	I	194	GLN
1	I	203	ASN
1	I	205	GLN
1	I	315	GLN
1	I	329	ASN
1	I	351	GLN
1	I	359	GLN
1	I	362	ASN
1	I	368	GLN
1	I	385	ASN
1	I	409	ASN
1	I	415	ASN
1	I	424	GLN
1	I	451	GLN
1	I	491	ASN
1	I	497	ASN
1	I	499	ASN
1	I	505	ASN
1	I	537	HIS
1	I	564	GLN
1	I	571	ASN
1	I	584	ASN
1	I	590	ASN
1	I	594	GLN
1	I	599	ASN
1	I	644	ASN
1	I	715	ASN
1	I	734	ASN
1	I	769	GLN
1	I	773	HIS
1	I	775	ASN
1	I	779	GLN
1	I	797	ASN
1	I	822	GLN

*Continued on next page...*



*Continued from previous page...*

Mol	Chain	Res	Type
1	I	825	ASN
1	I	838	GLN
1	I	840	GLN
1	I	890	GLN
1	I	891	ASN
1	J	18	GLN
1	J	43	ASN
1	J	47	ASN
1	J	54	HIS
1	J	62	GLN
1	J	91	ASN
1	J	131	ASN
1	J	149	GLN
1	J	166	ASN
1	J	194	GLN
1	J	198	GLN
1	J	239	GLN
1	J	319	ASN
1	J	329	ASN
1	J	353	ASN
1	J	385	ASN
1	J	415	ASN
1	J	456	ASN
1	J	463	ASN
1	J	499	ASN
1	J	505	ASN
1	J	536	ASN
1	J	540	ASN
1	J	590	ASN
1	J	614	ASN
1	J	624	HIS
1	J	636	ASN
1	J	644	ASN
1	J	758	GLN
1	J	769	GLN
1	J	779	GLN
1	J	822	GLN
1	J	853	GLN
1	J	861	GLN
1	J	930	GLN
1	K	9	GLN
1	K	43	ASN

*Continued on next page...*



*Continued from previous page...*

Mol	Chain	Res	Type
1	K	47	ASN
1	K	91	ASN
1	K	131	ASN
1	K	134	GLN
1	K	141	GLN
1	K	170	GLN
1	K	182	ASN
1	K	194	GLN
1	K	205	GLN
1	K	239	GLN
1	K	287	ASN
1	K	289	ASN
1	K	314	GLN
1	K	315	GLN
1	K	329	ASN
1	K	337	ASN
1	K	341	ASN
1	K	362	ASN
1	K	385	ASN
1	K	409	ASN
1	K	424	GLN
1	K	430	ASN
1	K	449	GLN
1	K	456	ASN
1	K	476	ASN
1	K	537	HIS
1	K	559	HIS
1	K	561	GLN
1	K	584	ASN
1	K	590	ASN
1	K	625	ASN
1	K	636	ASN
1	K	644	ASN
1	K	773	HIS
1	K	775	ASN
1	K	779	GLN
1	K	824	ASN
1	K	838	GLN
1	K	861	GLN
1	K	929	HIS
1	K	930	GLN
1	K	949	ASN

*Continued on next page...*



*Continued from previous page...*

Mol	Chain	Res	Type
1	L	43	ASN
1	L	54	HIS
1	L	169	ASN
1	L	182	ASN
1	L	205	GLN
1	L	239	GLN
1	L	311	ASN
1	L	315	GLN
1	L	319	ASN
1	L	322	ASN
1	L	341	ASN
1	L	351	GLN
1	L	362	ASN
1	L	401	HIS
1	L	409	ASN
1	L	424	GLN
1	L	450	ASN
1	L	476	ASN
1	L	505	ASN
1	L	533	ASN
1	L	561	GLN
1	L	564	GLN
1	L	590	ASN
1	L	594	GLN
1	L	599	ASN
1	L	639	HIS
1	L	644	ASN
1	L	651	ASN
1	L	715	ASN
1	L	734	ASN
1	L	769	GLN
1	L	782	HIS
1	L	797	ASN
1	L	799	GLN
1	L	822	GLN
1	L	824	ASN
1	L	838	GLN
1	L	840	GLN
1	L	890	GLN
1	L	891	ASN
1	L	896	ASN
1	L	929	HIS

*Continued on next page...*



*Continued from previous page...*

Mol	Chain	Res	Type
1	L	949	ASN
2	N	40	ASN
2	N	61	ASN
2	N	70	ASN
2	N	73	ASN
2	N	117	ASN
2	N	178	ASN
2	N	184	ASN
2	N	230	HIS
2	N	261	GLN
2	N	403	GLN
2	N	404	GLN
2	N	450	ASN
4	M	15	GLN
4	M	47	GLN
4	M	69	HIS
4	M	148	GLN
4	M	188	GLN
4	M	198	ASN
4	M	201	GLN
4	M	362	ASN
5	P	29	GLN
5	P	114	GLN
5	Q	45	ASN
5	Q	128	GLN
5	Q	129	GLN
5	Q	130	GLN
5	R	129	GLN
5	R	132	GLN
5	S	29	GLN
5	S	131	GLN
6	U	14	GLN
6	U	58	GLN
6	U	70	ASN
6	U	81	GLN
6	U	107	GLN
6	U	166	GLN
6	U	199	ASN
6	V	16	GLN
6	V	165	ASN
6	V	172	GLN
6	V	187	GLN

*Continued on next page...*



*Continued from previous page...*

Mol	Chain	Res	Type
6	V	215	ASN
7	3	5	ASN
7	3	23	ASN
7	4	5	ASN
7	5	23	ASN
7	6	23	ASN
7	8	23	ASN
7	9	23	ASN

### 5.3.3 RNA [i](#)

There are no RNA molecules in this entry.

### 5.4 Non-standard residues in protein, DNA, RNA chains [i](#)

There are no non-standard protein/DNA/RNA residues in this entry.

### 5.5 Carbohydrates [i](#)

There are no monosaccharides in this entry.

### 5.6 Ligand geometry [i](#)

There are no ligands in this entry.

### 5.7 Other polymers [i](#)

There are no such residues in this entry.

### 5.8 Polymer linkage issues [i](#)

The following chains have linkage breaks:

Mol	Chain	Number of breaks
1	B	4
1	A	2
1	J	2
1	H	2

*Continued on next page...*



*Continued from previous page...*

Mol	Chain	Number of breaks
1	G	1
1	D	1
1	E	1

All chain breaks are listed below:

Model	Chain	Residue-1	Atom-1	Residue-2	Atom-2	Distance (Å)
1	A	179:THR	C	180:ALA	N	2.03
1	B	432:ASN	C	433:ASP	N	1.65
1	B	429:THR	C	430:ASN	N	1.19
1	J	276:GLU	C	277:TYR	N	1.19
1	G	776:ILE	C	777:GLY	N	1.18
1	J	279:ALA	C	280:ASP	N	1.18
1	B	433:ASP	C	434:GLY	N	1.16
1	D	294:ASP	C	295:THR	N	1.14
1	H	70:PRO	C	71:VAL	N	1.14
1	E	773:HIS	C	774:TYR	N	1.02
1	A	18:GLN	C	19:ASP	N	0.98
1	H	326:PHE	C	327:ARG	N	0.96
1	B	431:GLY	C	432:ASN	N	0.91




## 6 Map visualisation [i](#)

This section contains visualisations of the EMDB entry EMD-8471. These allow visual inspection of the internal detail of the map and identification of artifacts.


No raw map or half-maps were deposited for this entry and therefore no images, graphs, etc. pertaining to the raw map can be shown.

### 6.1 Orthogonal projections [i](#)


#### 6.1.1 Primary map



X



Y

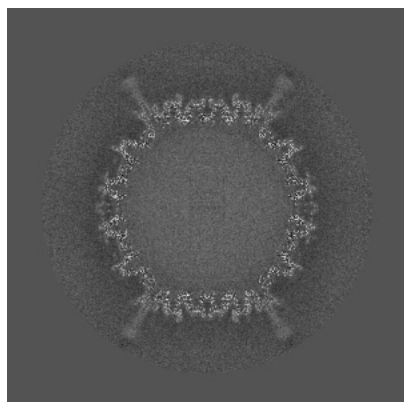


Z

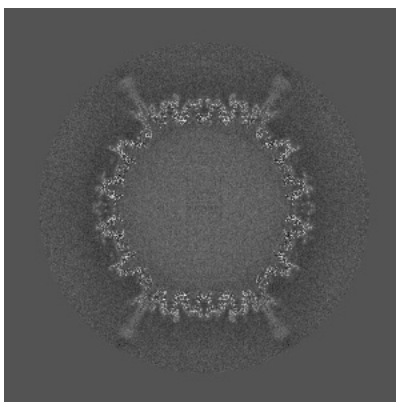
The images above show the map projected in three orthogonal directions.

### 6.2 Central slices [i](#)

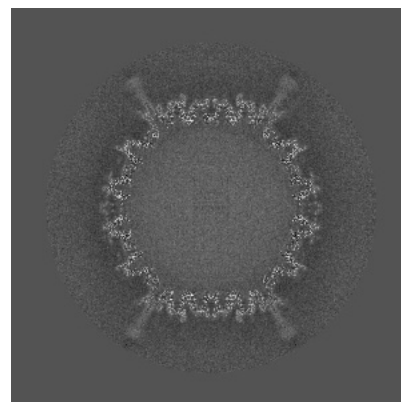
#### 6.2.1 Primary map



X Index: 600



Y Index: 600



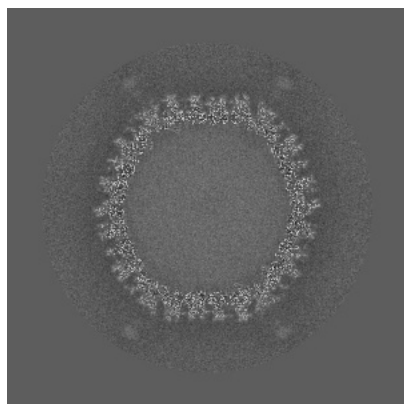
Z Index: 600



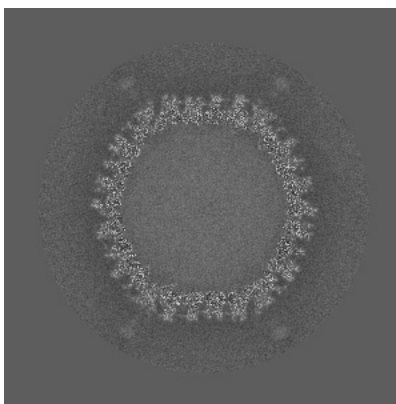
The images above show central slices of the map in three orthogonal directions.

## 6.3 Largest variance slices [i](#)

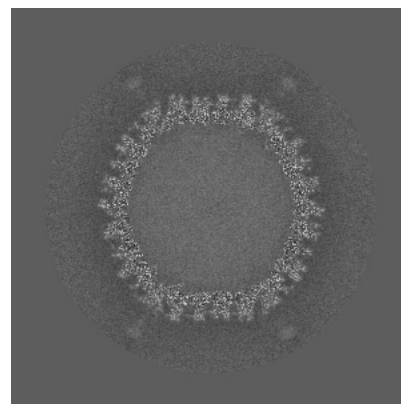
### 6.3.1 Primary map



X Index: 615



Y Index: 585

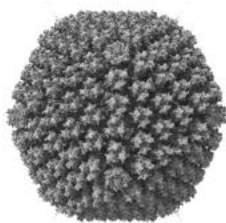


Z Index: 585

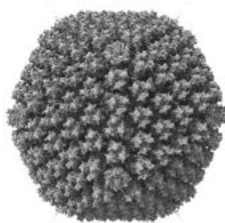
The images above show the largest variance slices of the map in three orthogonal directions.

## 6.4 Orthogonal surface views [i](#)

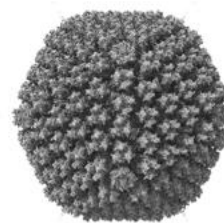
### 6.4.1 Primary map



X



Y



Z

The images above show the 3D surface view of the map at the recommended contour level 0.02. These images, in conjunction with the slice images, may facilitate assessment of whether an appropriate contour level has been provided.



## 6.5 Mask visualisation

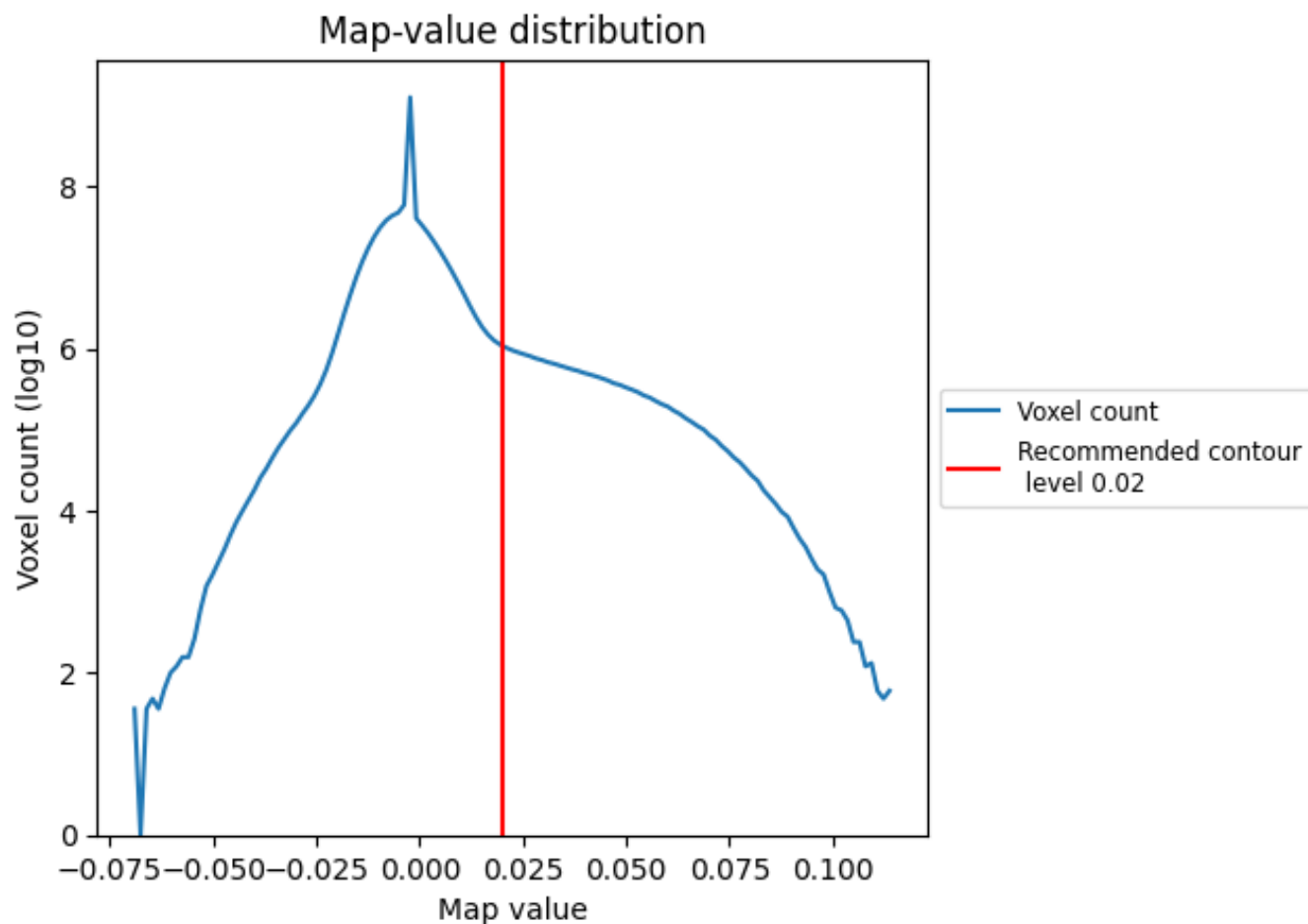
This section was not generated. No masks/segmentation were deposited.



## 7 Map analysis [i](#)

This section contains the results of statistical analysis of the map.

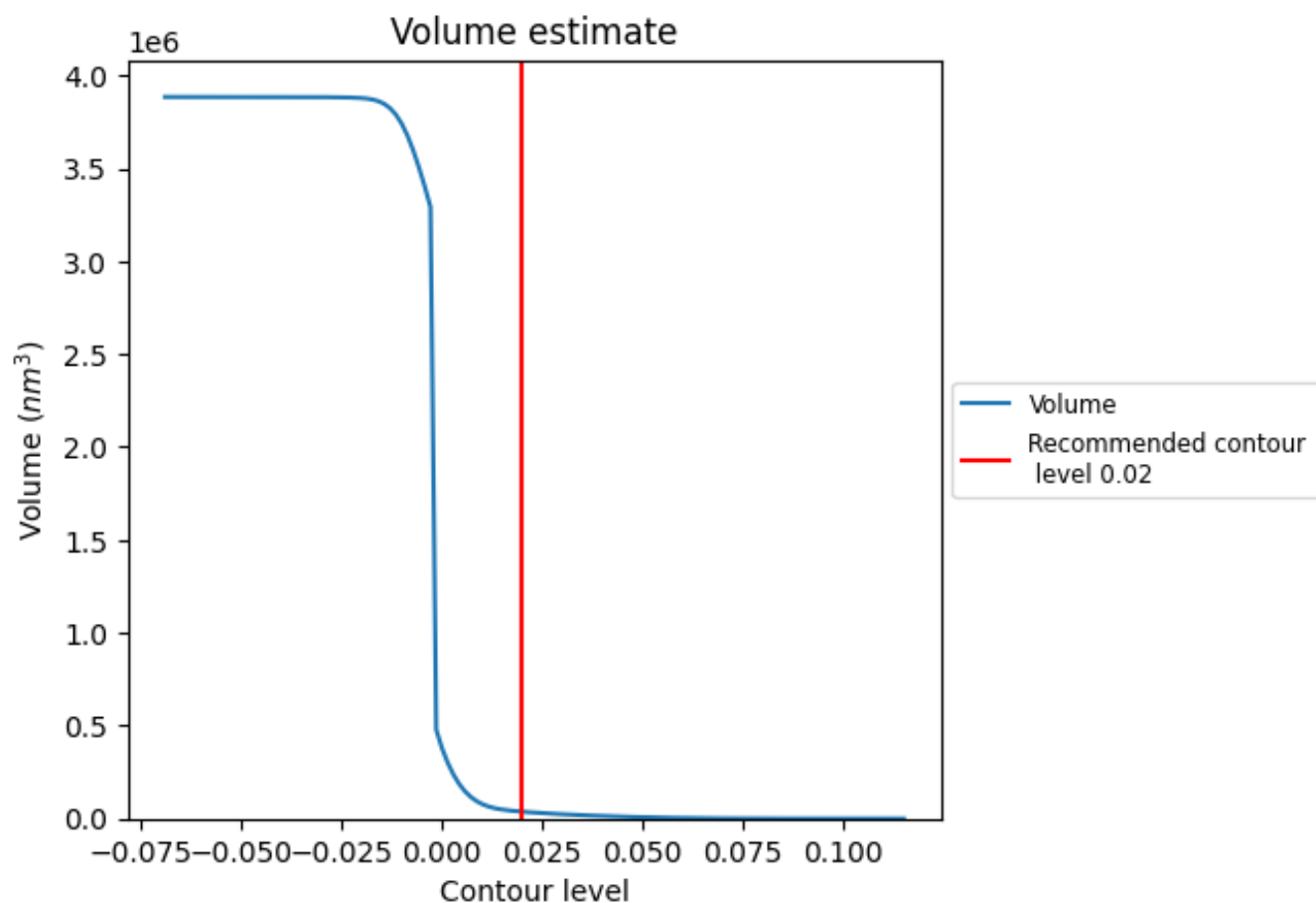
### 7.1 Map-value distribution [i](#)



The map-value distribution is plotted in 128 intervals along the x-axis. The y-axis is logarithmic. A spike in this graph at zero usually indicates that the volume has been masked.



## 7.2 Volume estimate [i](#)

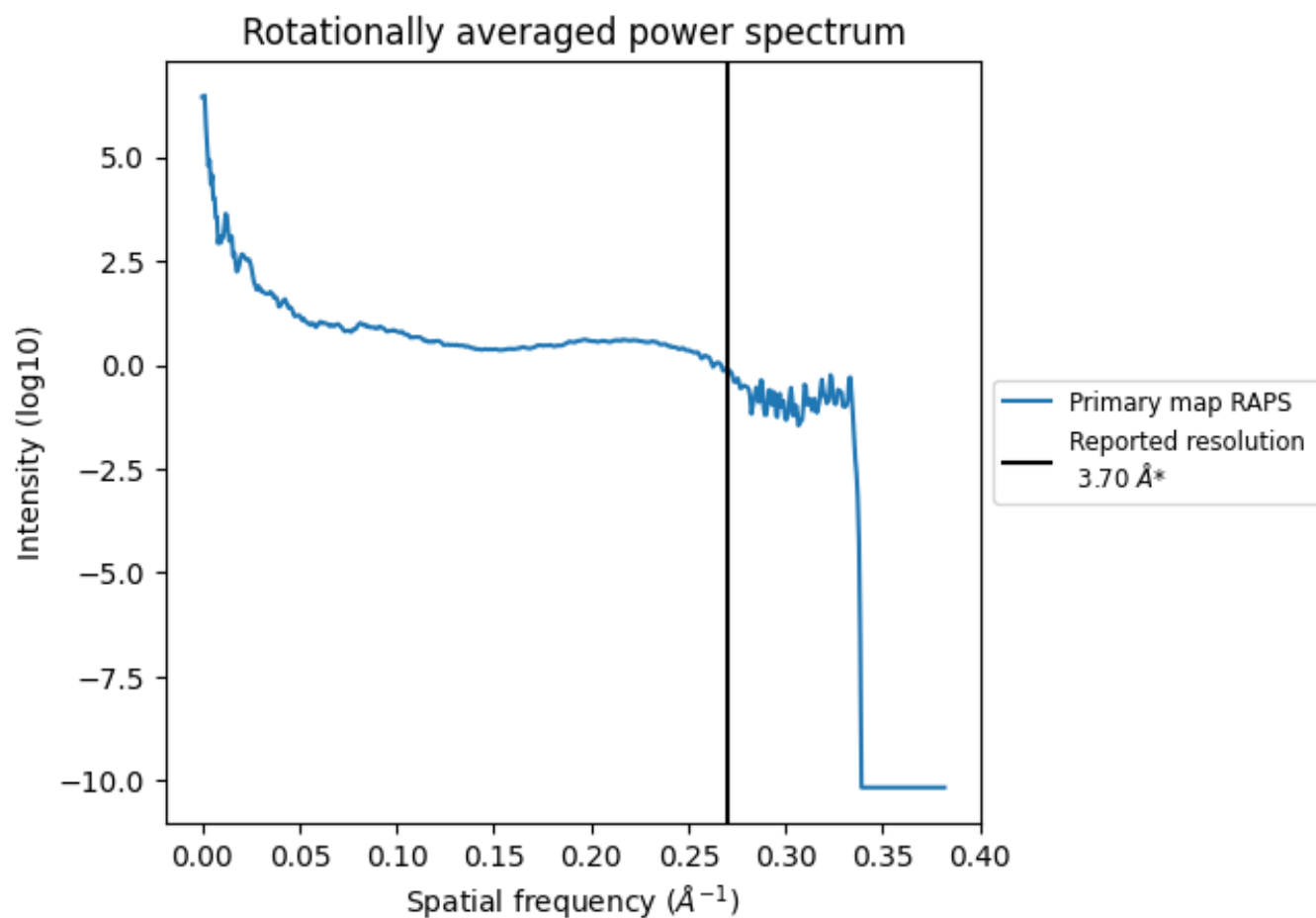


The volume at the recommended contour level is 37384 nm<sup>3</sup>; this corresponds to an approximate mass of 33770 kDa.

The volume estimate graph shows how the enclosed volume varies with the contour level. The recommended contour level is shown as a vertical line and the intersection between the line and the curve gives the volume of the enclosed surface at the given level.



### 7.3 Rotationally averaged power spectrum ⓘ



\*Reported resolution corresponds to spatial frequency of 0.270 Å<sup>-1</sup>



## 8 Fourier-Shell correlation

This section was not generated. No FSC curve or half-maps provided.




## 9 Map-model fit [i](#)


This section contains information regarding the fit between EMDB map EMD-8471 and PDB model 5TX1. Per-residue inclusion information can be found in section 3 on page 7.

### 9.1 Map-model overlays

#### 9.1.1 Map-model overlay [i](#)



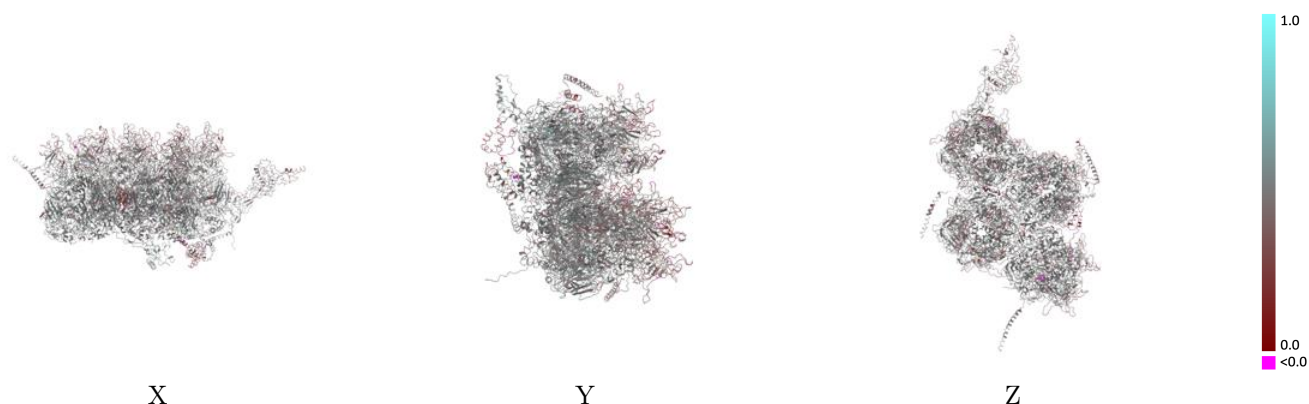
#### 9.1.2 Map-model assembly overlay [i](#)



The images above show the 3D surface view of the map at the recommended contour level 0.02 at 50% transparency in yellow overlaid with a ribbon representation of the model coloured in blue. These images allow for the visual assessment of the quality of fit between the atomic model and the map.




## 9.2 Q-score mapped to coordinate model [i](#)



The images above show the model with each residue coloured according its Q-score. This shows their resolvability in the map with higher Q-score values reflecting better resolvability. Please note: Q-score is calculating the resolvability of atoms, and thus high values are only expected at resolutions at which atoms can be resolved. Low Q-score values may therefore be expected for many entries.

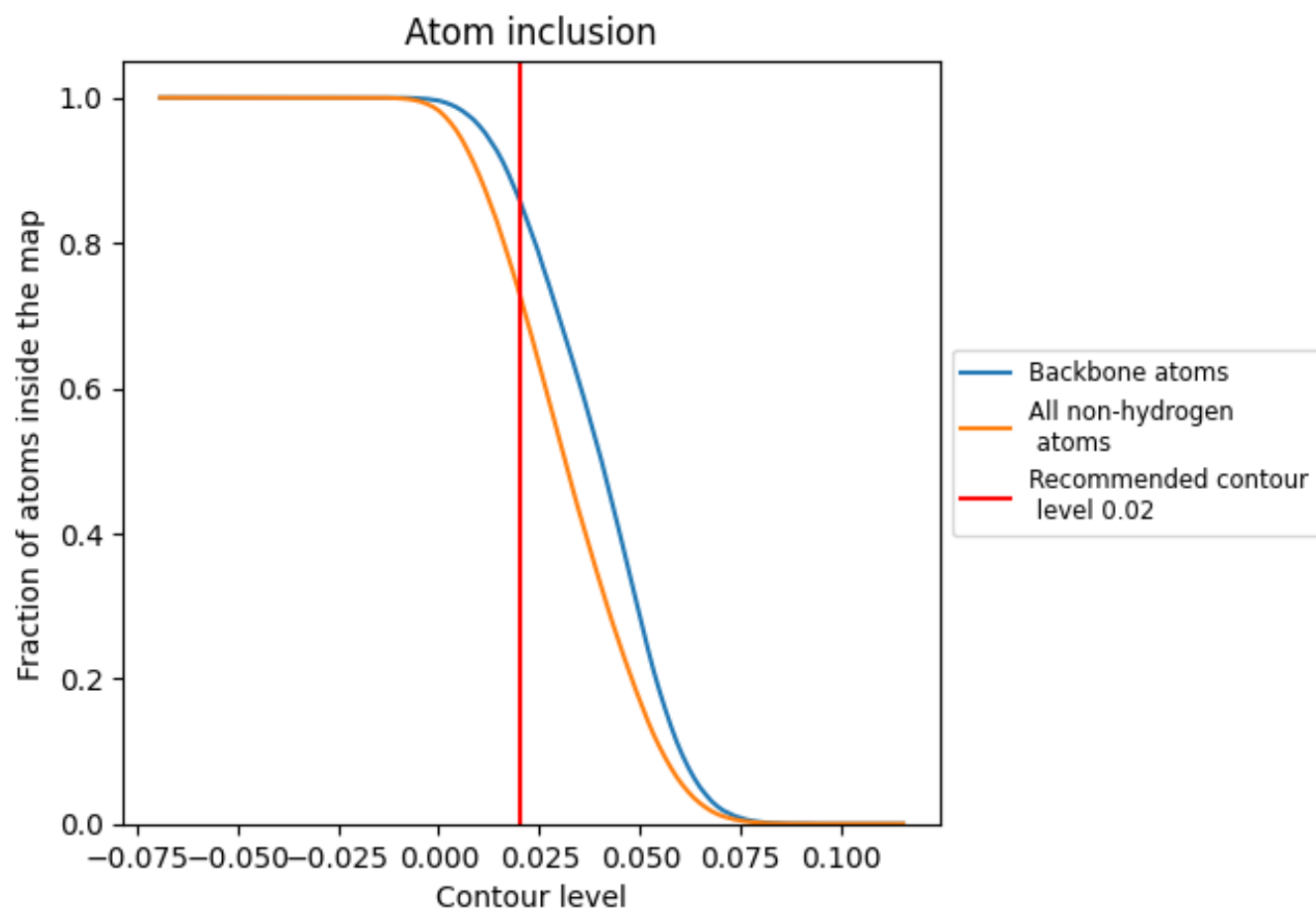
## 9.3 Atom inclusion mapped to coordinate model [i](#)



The images above show the model with each residue coloured according to its atom inclusion. This shows to what extent they are inside the map at the recommended contour level (0.02).



## 9.4 Atom inclusion [i](#)







































































At the recommended contour level, 86% of all backbone atoms, 73% of all non-hydrogen atoms, are inside the map.



## 9.5 Map-model fit summary ⓘ

The table lists the average atom inclusion at the recommended contour level (0.02) and Q-score for the entire model and for each chain.

Chain	Atom inclusion	Q-score
All	 0.7313	 0.4470
1	 0.2641	 0.3000
2	 0.6408	 0.4160
3	 0.2183	 0.3560
4	 0.6068	 0.3940
5	 0.3249	 0.3850
6	 0.1068	 0.3530
7	 0.2284	 0.3810
8	 0.2381	 0.3470
9	 0.1574	 0.3040
A	 0.7550	 0.4470
B	 0.7529	 0.4360
C	 0.7673	 0.4510
D	 0.7625	 0.4550
E	 0.7619	 0.4530
F	 0.7736	 0.4620
G	 0.7789	 0.4610
H	 0.7736	 0.4610
I	 0.7777	 0.4620
J	 0.7733	 0.4570
K	 0.7671	 0.4530
L	 0.7725	 0.4570
M	 0.3326	 0.3730
N	 0.6285	 0.4240
O	 0.1161	 0.3390
P	 0.4591	 0.3410
Q	 0.4121	 0.3280
R	 0.5922	 0.3940
S	 0.4844	 0.3420
U	 0.7518	 0.4900
V	 0.7688	 0.4900
X	 0.1961	 0.4500
Y	 0.1765	 0.3590
Z	 0.3000	 0.3330

