



Full wwPDB X-ray Structure Validation Report ⓘ

Aug 9, 2020 – 10:35 PM BST

PDB ID : 4TZ3
Title : Ensemble refinement of the E502A variant of sacteLam55A from *Streptomyces* sp. SirexAA-E in complex with laminaritetraose
Authors : Bianchetti, C.M.; Takasuka, T.E.; Yik, E.J.; Bergeman, L.F.; Fox, B.G.
Deposited on : 2014-07-09
Resolution : 1.90 Å(reported)

This is a Full wwPDB X-ray Structure Validation Report for a publicly released PDB entry.

We welcome your comments at validation@mail.wwpdb.org

A user guide is available at

<https://www.wwpdb.org/validation/2017/XrayValidationReportHelp>

with specific help available everywhere you see the ⓘ symbol.

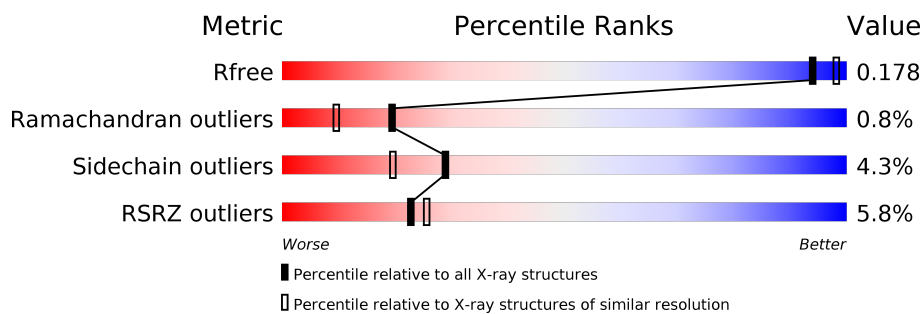
The following versions of software and data (see [references ⓘ](#)) were used in the production of this report:

MolProbity : 4.02b-467
Mogul : 1.8.5 (274361), CSD as541be (2020)
Xtriage (Phenix) : 1.13
EDS : 2.13.1
Percentile statistics : 20191225.v01 (using entries in the PDB archive December 25th 2019)
Refmac : 5.8.0158
CCP4 : 7.0.044 (Gargrove)
Ideal geometry (proteins) : Engh & Huber (2001)
Ideal geometry (DNA, RNA) : Parkinson et al. (1996)
Validation Pipeline (wwPDB-VP) : 2.13.1

i


X-RAY DIFFRACTION

Percentile scores (ranging between 0-100) for global validation metrics of the entry are shown in the following graphic. The table shows the number of entries on which the scores are based.



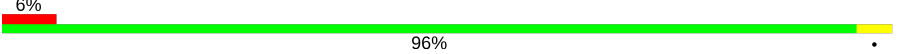
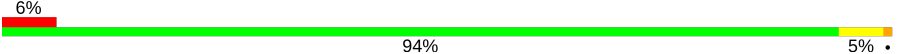
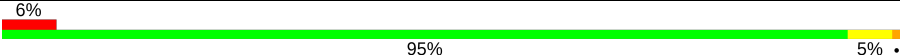
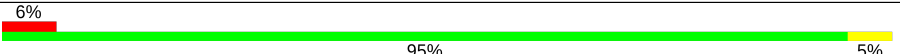
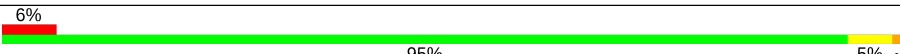
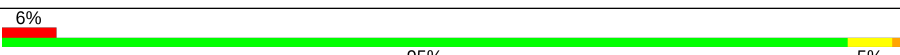
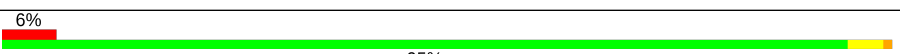

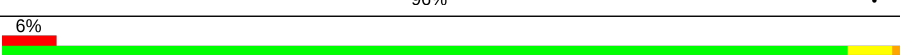
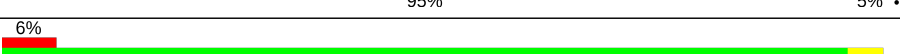
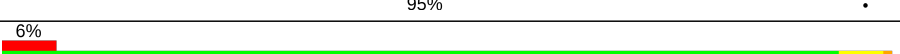
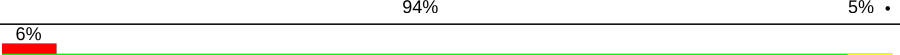
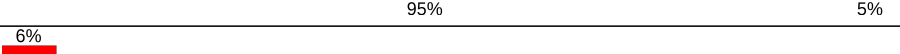

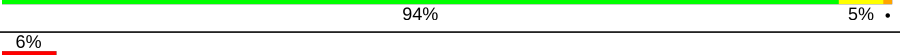
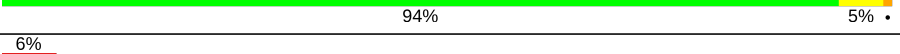
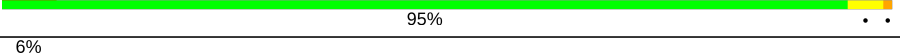
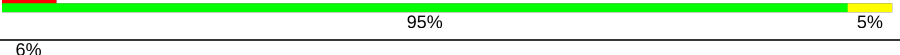
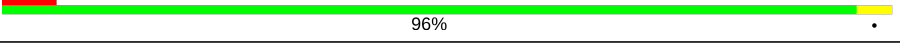
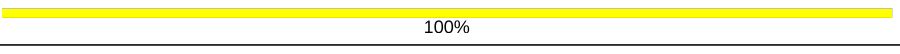
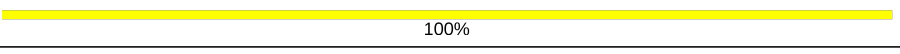
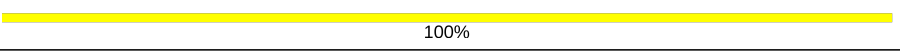
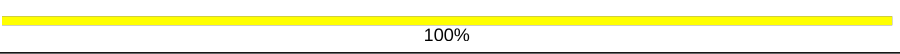
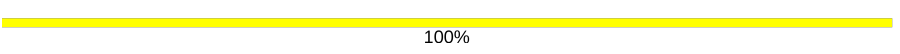
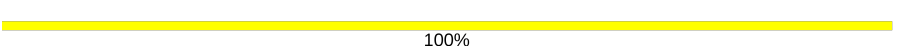
Metric	Whole archive (#Entries)	Similar resolution (#Entries, resolution range(Å))
R_{free}	130704	6207 (1.90-1.90)
Ramachandran outliers	138981	6760 (1.90-1.90)
Sidechain outliers	138945	6760 (1.90-1.90)
RSRZ outliers	127900	6082 (1.90-1.90)

The table below summarises the geometric issues observed across the polymeric chains and their fit to the electron density. The red, orange, yellow and green segments on the lower bar indicate the fraction of residues that contain outliers for ≥ 3 , 2, 1 and 0 types of geometric quality criteria respectively. A grey segment represents the fraction of residues that are not modelled. The numeric value for each fraction is indicated below the corresponding segment, with a dot representing fractions $\leq 5\%$. The upper red bar (where present) indicates the fraction of residues that have poor fit to the electron density. The numeric value is given above the bar.

Mol	Chain	Length	Quality of chain
1	1-A	549	
1	10-A	549	
1	11-A	549	
1	12-A	549	
1	13-A	549	
1	14-A	549	
1	15-A	549	
















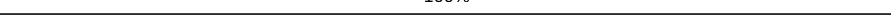
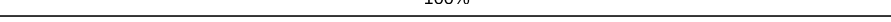
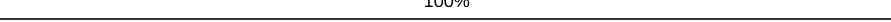
Continued on next page...

Continued from previous page...

Mol	Chain	Length	Quality of chain
1	16-A	549	
1	17-A	549	
1	18-A	549	
1	19-A	549	
1	2-A	549	
1	20-A	549	
1	21-A	549	
1	22-A	549	
1	23-A	549	
1	24-A	549	
1	25-A	549	
1	3-A	549	
1	4-A	549	
1	5-A	549	
1	6-A	549	
1	7-A	549	
1	8-A	549	
1	9-A	549	
2	1-B	4	
2	10-B	4	
2	11-B	4	
2	12-B	4	
2	13-B	4	
2	14-B	4	
2	15-B	4	

Continued on next page...

Continued from previous page...

Mol	Chain	Length	Quality of chain
2	16-B	4	 100%
2	17-B	4	 100%
2	18-B	4	 100%
2	19-B	4	 100%
2	2-B	4	 100%
2	20-B	4	 100%
2	21-B	4	 100%
2	22-B	4	 100%
2	23-B	4	 100%
2	24-B	4	 100%
2	25-B	4	 100%
2	3-B	4	 100%
2	4-B	4	 100%
2	5-B	4	 100%
2	6-B	4	 100%
2	7-B	4	 100%
2	8-B	4	 100%
2	9-B	4	 100%

2 Entry composition

There are 5 unique types of molecules in this entry. The entry contains 210296 atoms, of which 98125 are hydrogens and 0 are deuteriums.

In the tables below, the ZeroOcc column contains the number of atoms modelled with zero occupancy, the AltConf column contains the number of residues with at least one atom in alternate conformation and the Trace column contains the number of residues modelled with at most 2 atoms.

- Molecule 1 is a protein called Putative secreted protein.

Mol	Chain	Residues	Atoms						ZeroOcc	AltConf	Trace
1	1-A	549	Total	C	H	N	O	S	0	0	0
			8074	2629	3907	708	825	5			
1	2-A	549	Total	C	H	N	O	S	0	0	0
			8074	2629	3907	708	825	5			
1	3-A	549	Total	C	H	N	O	S	0	0	0
			8074	2629	3907	708	825	5			
1	4-A	549	Total	C	H	N	O	S	0	0	0
			8074	2629	3907	708	825	5			
1	5-A	549	Total	C	H	N	O	S	0	0	0
			8074	2629	3907	708	825	5			
1	6-A	549	Total	C	H	N	O	S	0	0	0
			8074	2629	3907	708	825	5			
1	7-A	549	Total	C	H	N	O	S	0	0	0
			8074	2629	3907	708	825	5			
1	8-A	549	Total	C	H	N	O	S	0	0	0
			8074	2629	3907	708	825	5			
1	9-A	549	Total	C	H	N	O	S	0	0	0
			8074	2629	3907	708	825	5			
1	10-A	549	Total	C	H	N	O	S	0	0	0
			8074	2629	3907	708	825	5			
1	11-A	549	Total	C	H	N	O	S	0	0	0
			8074	2629	3907	708	825	5			
1	12-A	549	Total	C	H	N	O	S	0	0	0
			8074	2629	3907	708	825	5			
1	13-A	549	Total	C	H	N	O	S	0	0	0
			8074	2629	3907	708	825	5			
1	14-A	549	Total	C	H	N	O	S	0	0	0
			8074	2629	3907	708	825	5			
1	15-A	549	Total	C	H	N	O	S	0	0	0
			8074	2629	3907	708	825	5			
1	16-A	549	Total	C	H	N	O	S	0	0	0
			8074	2629	3907	708	825	5			

Continued on next page...

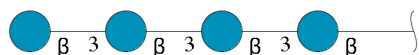
Continued from previous page...

Mol	Chain	Residues	Atoms						ZeroOcc	AltConf	Trace
1	17-A	549	Total	C	H	N	O	S	0	0	0
			8074	2629	3907	708	825	5			
1	18-A	549	Total	C	H	N	O	S	0	0	0
			8074	2629	3907	708	825	5			
1	19-A	549	Total	C	H	N	O	S	0	0	0
			8074	2629	3907	708	825	5			
1	20-A	549	Total	C	H	N	O	S	0	0	0
			8074	2629	3907	708	825	5			
1	21-A	549	Total	C	H	N	O	S	0	0	0
			8074	2629	3907	708	825	5			
1	22-A	549	Total	C	H	N	O	S	0	0	0
			8074	2629	3907	708	825	5			
1	23-A	549	Total	C	H	N	O	S	0	0	0
			8074	2629	3907	708	825	5			
1	24-A	549	Total	C	H	N	O	S	0	0	0
			8074	2629	3907	708	825	5			
1	25-A	549	Total	C	H	N	O	S	0	0	0
			8074	2629	3907	708	825	5			

There is a discrepancy between the modelled and reference sequences:

Chain	Residue	Modelled	Actual	Comment	Reference
A	502	ALA	GLU	engineered mutation	UNP G2NFJ9

- Molecule 2 is an oligosaccharide called beta-D-glucopyranose-(1-3)-beta-D-glucopyranose-(1-3)-beta-D-glucopyranose-(1-3)-beta-D-glucopyranose.



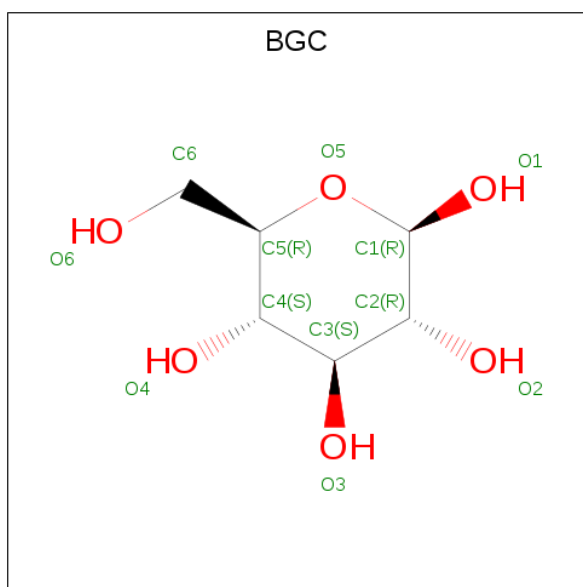
Mol	Chain	Residues	Atoms			ZeroOcc	AltConf	Trace
2	1-B	4	Total	C	O	0	0	0
			45	24	21			
2	2-B	4	Total	C	O	0	0	0
			45	24	21			
2	3-B	4	Total	C	O	0	0	0
			45	24	21			
2	4-B	4	Total	C	O	0	0	0
			45	24	21			
2	5-B	4	Total	C	O	0	0	0
			45	24	21			

Continued on next page...

Continued from previous page...

Mol	Chain	Residues	Atoms			ZeroOcc	AltConf	Trace
2	6-B	4	Total	C	O	0	0	0
			45	24	21			
2	7-B	4	Total	C	O	0	0	0
			45	24	21			
2	8-B	4	Total	C	O	0	0	0
			45	24	21			
2	9-B	4	Total	C	O	0	0	0
			45	24	21			
2	10-B	4	Total	C	O	0	0	0
			45	24	21			
2	11-B	4	Total	C	O	0	0	0
			45	24	21			
2	12-B	4	Total	C	O	0	0	0
			45	24	21			
2	13-B	4	Total	C	O	0	0	0
			45	24	21			
2	14-B	4	Total	C	O	0	0	0
			45	24	21			
2	15-B	4	Total	C	O	0	0	0
			45	24	21			
2	16-B	4	Total	C	O	0	0	0
			45	24	21			
2	17-B	4	Total	C	O	0	0	0
			45	24	21			
2	18-B	4	Total	C	O	0	0	0
			45	24	21			
2	19-B	4	Total	C	O	0	0	0
			45	24	21			
2	20-B	4	Total	C	O	0	0	0
			45	24	21			
2	21-B	4	Total	C	O	0	0	0
			45	24	21			
2	22-B	4	Total	C	O	0	0	0
			45	24	21			
2	23-B	4	Total	C	O	0	0	0
			45	24	21			
2	24-B	4	Total	C	O	0	0	0
			45	24	21			
2	25-B	4	Total	C	O	0	0	0
			45	24	21			

- Molecule 3 is beta-D-glucopyranose (three-letter code: BGC) (formula: C₆H₁₂O₆).



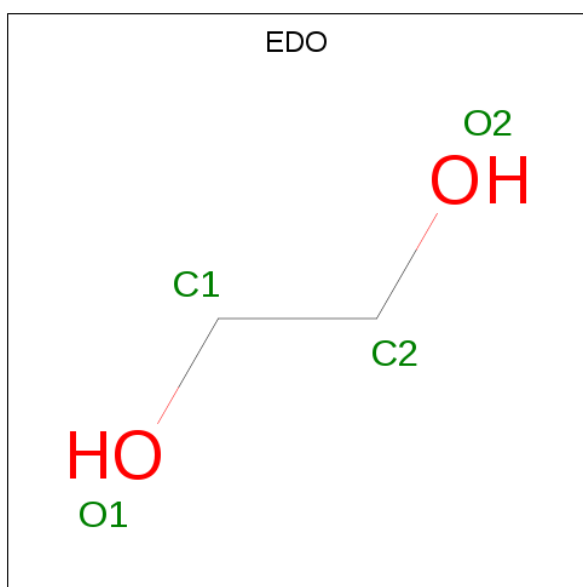
Mol	Chain	Residues	Atoms			ZeroOcc	AltConf
3	1-A	1	Total	C	O	0	0
			11	6	5		
3	2-A	1	Total	C	O	0	0
			11	6	5		
3	3-A	1	Total	C	O	0	0
			11	6	5		
3	4-A	1	Total	C	O	0	0
			11	6	5		
3	5-A	1	Total	C	O	0	0
			11	6	5		
3	6-A	1	Total	C	O	0	0
			11	6	5		
3	7-A	1	Total	C	O	0	0
			11	6	5		
3	8-A	1	Total	C	O	0	0
			11	6	5		
3	9-A	1	Total	C	O	0	0
			11	6	5		
3	10-A	1	Total	C	O	0	0
			11	6	5		
3	11-A	1	Total	C	O	0	0
			11	6	5		
3	12-A	1	Total	C	O	0	0
			11	6	5		
3	13-A	1	Total	C	O	0	0
			11	6	5		
3	14-A	1	Total	C	O	0	0
			11	6	5		

Continued on next page...

Continued from previous page...

Mol	Chain	Residues	Atoms			ZeroOcc	AltConf
3	15-A	1	Total	C	O	0	0
			11	6	5		
3	16-A	1	Total	C	O	0	0
			11	6	5		
3	17-A	1	Total	C	O	0	0
			11	6	5		
3	18-A	1	Total	C	O	0	0
			11	6	5		
3	19-A	1	Total	C	O	0	0
			11	6	5		
3	20-A	1	Total	C	O	0	0
			11	6	5		
3	21-A	1	Total	C	O	0	0
			11	6	5		
3	22-A	1	Total	C	O	0	0
			11	6	5		
3	23-A	1	Total	C	O	0	0
			11	6	5		
3	24-A	1	Total	C	O	0	0
			11	6	5		
3	25-A	1	Total	C	O	0	0
			11	6	5		

- Molecule 4 is 1,2-ETHANEDIOL (three-letter code: EDO) (formula: C₂H₆O₂).



Mol	Chain	Residues	Atoms				ZeroOcc	AltConf
4	1-A	1	Total	C	H	O	0	0
			10	2	6	2		
4	2-A	1	Total	C	H	O	0	0
			10	2	6	2		
4	3-A	1	Total	C	H	O	0	0
			10	2	6	2		
4	4-A	1	Total	C	H	O	0	0
			10	2	6	2		
4	5-A	1	Total	C	H	O	0	0
			10	2	6	2		
4	6-A	1	Total	C	H	O	0	0
			10	2	6	2		
4	7-A	1	Total	C	H	O	0	0
			10	2	6	2		
4	8-A	1	Total	C	H	O	0	0
			10	2	6	2		
4	9-A	1	Total	C	H	O	0	0
			10	2	6	2		
4	10-A	1	Total	C	H	O	0	0
			10	2	6	2		
4	11-A	1	Total	C	H	O	0	0
			10	2	6	2		
4	12-A	1	Total	C	H	O	0	0
			10	2	6	2		
4	13-A	1	Total	C	H	O	0	0
			10	2	6	2		
4	14-A	1	Total	C	H	O	0	0
			10	2	6	2		
4	15-A	1	Total	C	H	O	0	0
			10	2	6	2		
4	16-A	1	Total	C	H	O	0	0
			10	2	6	2		
4	17-A	1	Total	C	H	O	0	0
			10	2	6	2		
4	18-A	1	Total	C	H	O	0	0
			10	2	6	2		
4	19-A	1	Total	C	H	O	0	0
			10	2	6	2		
4	20-A	1	Total	C	H	O	0	0
			10	2	6	2		
4	21-A	1	Total	C	H	O	0	0
			10	2	6	2		
4	22-A	1	Total	C	H	O	0	0
			10	2	6	2		

Continued on next page...

Continued from previous page...

Mol	Chain	Residues	Atoms				ZeroOcc	AltConf
4	23-A	1	Total	C	H	O	0	0
			10	2	6	2		
4	24-A	1	Total	C	H	O	0	0
			10	2	6	2		
4	25-A	1	Total	C	H	O	0	0
			10	2	6	2		
4	1-A	1	Total	C	H	O	0	0
			10	2	6	2		
4	2-A	1	Total	C	H	O	0	0
			10	2	6	2		
4	3-A	1	Total	C	H	O	0	0
			10	2	6	2		
4	4-A	1	Total	C	H	O	0	0
			10	2	6	2		
4	5-A	1	Total	C	H	O	0	0
			10	2	6	2		
4	6-A	1	Total	C	H	O	0	0
			10	2	6	2		
4	7-A	1	Total	C	H	O	0	0
			10	2	6	2		
4	8-A	1	Total	C	H	O	0	0
			10	2	6	2		
4	9-A	1	Total	C	H	O	0	0
			10	2	6	2		
4	10-A	1	Total	C	H	O	0	0
			10	2	6	2		
4	11-A	1	Total	C	H	O	0	0
			10	2	6	2		
4	12-A	1	Total	C	H	O	0	0
			10	2	6	2		
4	13-A	1	Total	C	H	O	0	0
			10	2	6	2		
4	14-A	1	Total	C	H	O	0	0
			10	2	6	2		
4	15-A	1	Total	C	H	O	0	0
			10	2	6	2		
4	16-A	1	Total	C	H	O	0	0
			10	2	6	2		
4	17-A	1	Total	C	H	O	0	0
			10	2	6	2		
4	18-A	1	Total	C	H	O	0	0
			10	2	6	2		

Continued on next page...

Continued from previous page...

Mol	Chain	Residues	Atoms				ZeroOcc	AltConf
4	19-A	1	Total	C	H	O	0	0
			10	2	6	2		
4	20-A	1	Total	C	H	O	0	0
			10	2	6	2		
4	21-A	1	Total	C	H	O	0	0
			10	2	6	2		
4	22-A	1	Total	C	H	O	0	0
			10	2	6	2		
4	23-A	1	Total	C	H	O	0	0
			10	2	6	2		
4	24-A	1	Total	C	H	O	0	0
			10	2	6	2		
4	25-A	1	Total	C	H	O	0	0
			10	2	6	2		
4	1-A	1	Total	C	H	O	0	0
			10	2	6	2		
4	2-A	1	Total	C	H	O	0	0
			10	2	6	2		
4	3-A	1	Total	C	H	O	0	0
			10	2	6	2		
4	4-A	1	Total	C	H	O	0	0
			10	2	6	2		
4	5-A	1	Total	C	H	O	0	0
			10	2	6	2		
4	6-A	1	Total	C	H	O	0	0
			10	2	6	2		
4	7-A	1	Total	C	H	O	0	0
			10	2	6	2		
4	8-A	1	Total	C	H	O	0	0
			10	2	6	2		
4	9-A	1	Total	C	H	O	0	0
			10	2	6	2		
4	10-A	1	Total	C	H	O	0	0
			10	2	6	2		
4	11-A	1	Total	C	H	O	0	0
			10	2	6	2		
4	12-A	1	Total	C	H	O	0	0
			10	2	6	2		
4	13-A	1	Total	C	H	O	0	0
			10	2	6	2		
4	14-A	1	Total	C	H	O	0	0
			10	2	6	2		

Continued on next page...

Continued from previous page...

Mol	Chain	Residues	Atoms				ZeroOcc	AltConf
4	15-A	1	Total	C	H	O	0	0
			10	2	6	2		
4	16-A	1	Total	C	H	O	0	0
			10	2	6	2		
4	17-A	1	Total	C	H	O	0	0
			10	2	6	2		
4	18-A	1	Total	C	H	O	0	0
			10	2	6	2		
4	19-A	1	Total	C	H	O	0	0
			10	2	6	2		
4	20-A	1	Total	C	H	O	0	0
			10	2	6	2		
4	21-A	1	Total	C	H	O	0	0
			10	2	6	2		
4	22-A	1	Total	C	H	O	0	0
			10	2	6	2		
4	23-A	1	Total	C	H	O	0	0
			10	2	6	2		
4	24-A	1	Total	C	H	O	0	0
			10	2	6	2		
4	25-A	1	Total	C	H	O	0	0
			10	2	6	2		

- Molecule 5 is water.

Mol	Chain	Residues	Atoms		ZeroOcc	AltConf
5	1-A	253	Total	O	0	0
			253	253		
5	2-A	248	Total	O	0	0
			248	248		
5	3-A	259	Total	O	0	0
			259	259		
5	4-A	249	Total	O	0	0
			249	249		
5	5-A	246	Total	O	0	0
			246	246		
5	6-A	245	Total	O	0	0
			245	245		
5	7-A	258	Total	O	0	0
			258	258		
5	8-A	264	Total	O	0	0
			264	264		

Continued on next page...

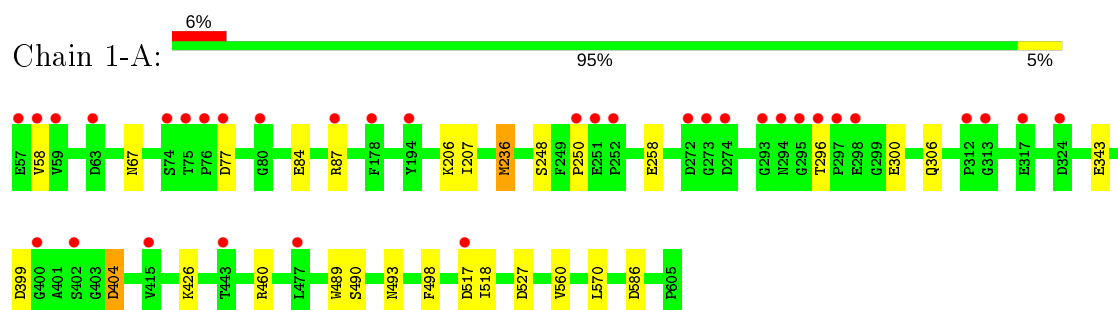
Continued from previous page...

Mol	Chain	Residues	Atoms		ZeroOcc	AltConf
5	9-A	251	Total 251	O 251	0	0
5	10-A	248	Total 248	O 248	0	0
5	11-A	264	Total 264	O 264	0	0
5	12-A	246	Total 246	O 246	0	0
5	13-A	247	Total 247	O 247	0	0
5	14-A	242	Total 242	O 242	0	0
5	15-A	262	Total 262	O 262	0	0
5	16-A	252	Total 252	O 252	0	0
5	17-A	243	Total 243	O 243	0	0
5	18-A	255	Total 255	O 255	0	0
5	19-A	274	Total 274	O 274	0	0
5	20-A	242	Total 242	O 242	0	0
5	21-A	240	Total 240	O 240	0	0
5	22-A	250	Total 250	O 250	0	0
5	23-A	259	Total 259	O 259	0	0
5	24-A	250	Total 250	O 250	0	0
5	25-A	249	Total 249	O 249	0	0

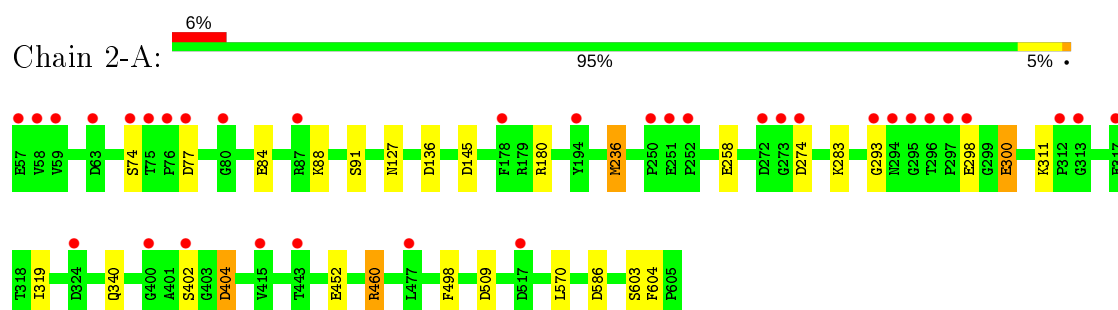
3 Residue-property plots [i](#)

These plots are drawn for all protein, RNA, DNA and oligosaccharide chains in the entry. The first graphic for a chain summarises the proportions of the various outlier classes displayed in the second graphic. The second graphic shows the sequence view annotated by issues in geometry and electron density. Residues are color-coded according to the number of geometric quality criteria for which they contain at least one outlier: green = 0, yellow = 1, orange = 2 and red = 3 or more. A red dot above a residue indicates a poor fit to the electron density ($RSRZ > 2$). Stretches of 2 or more consecutive residues without any outlier are shown as a green connector. Residues present in the sample, but not in the model, are shown in grey.

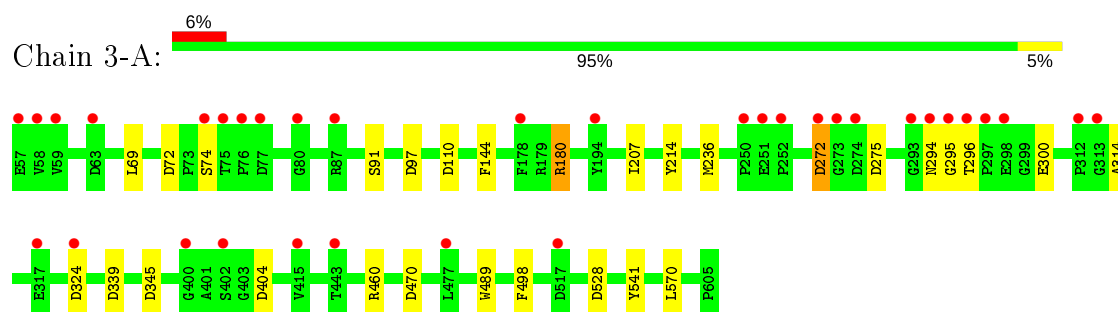
- Molecule 1: Putative secreted protein



- Molecule 1: Putative secreted protein

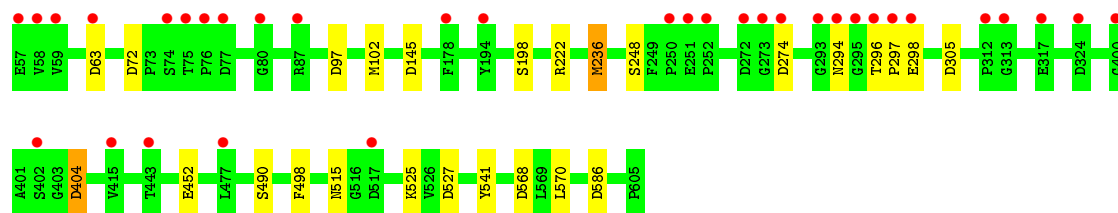


- Molecule 1: Putative secreted protein

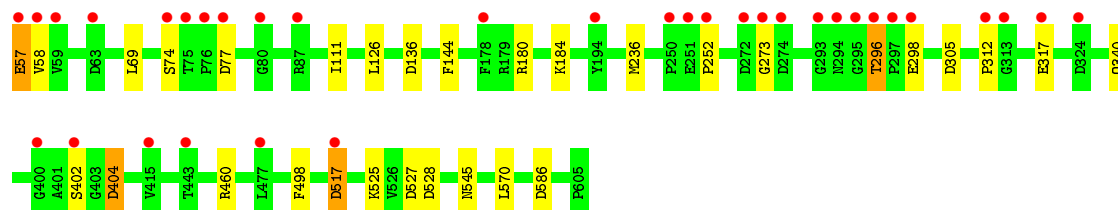


- Molecule 1: Putative secreted protein

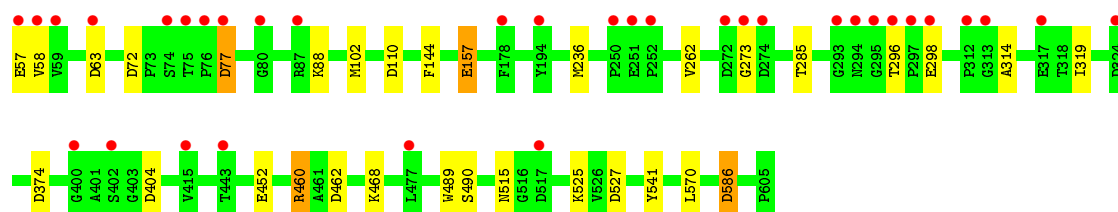




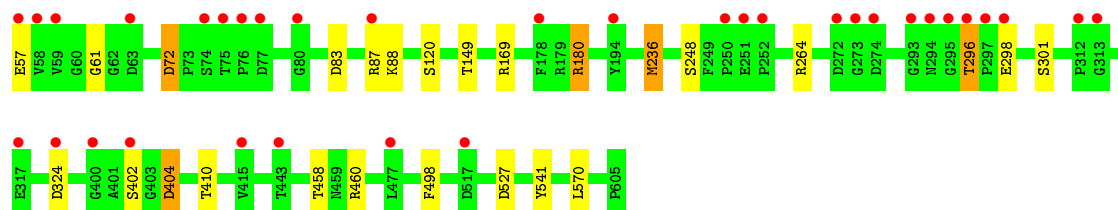
- Molecule 1: Putative secreted protein



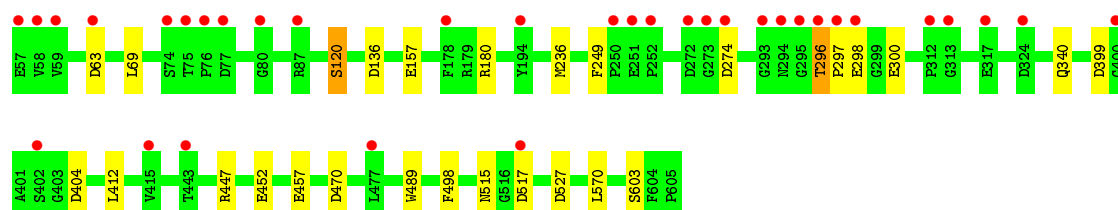
- Molecule 1: Putative secreted protein



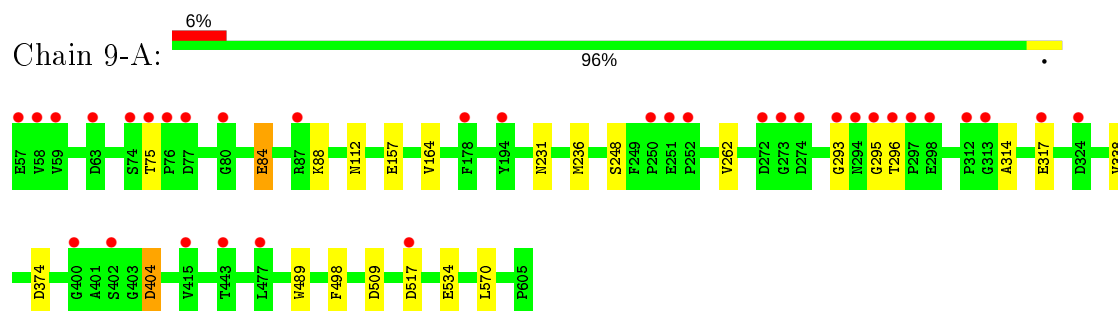
- Molecule 1: Putative secreted protein



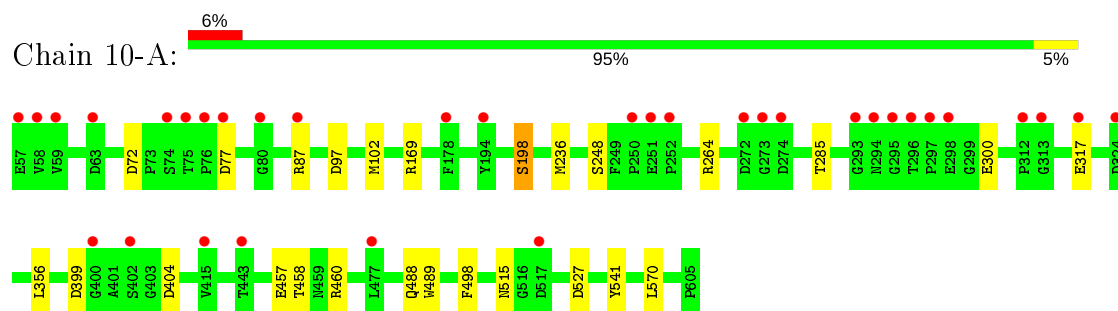
- Molecule 1: Putative secreted protein



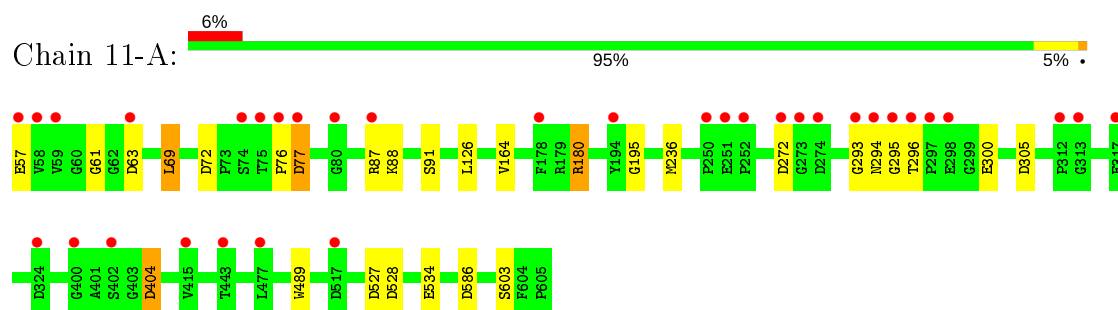
- Molecule 1: Putative secreted protein



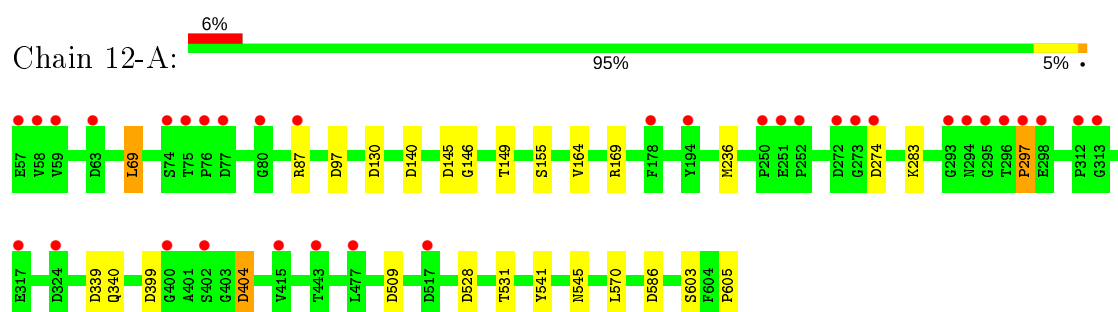
- Molecule 1: Putative secreted protein



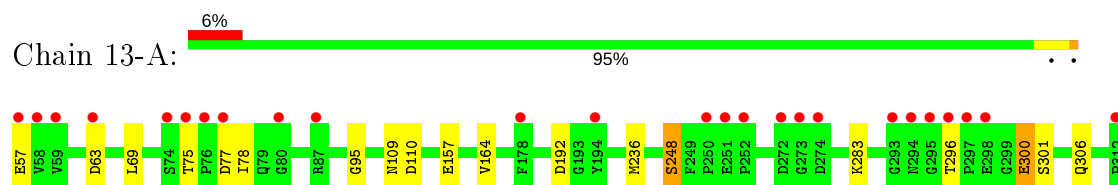
- Molecule 1: Putative secreted protein

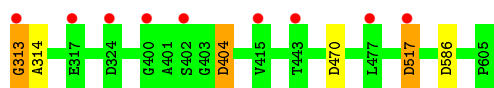


- Molecule 1: Putative secreted protein

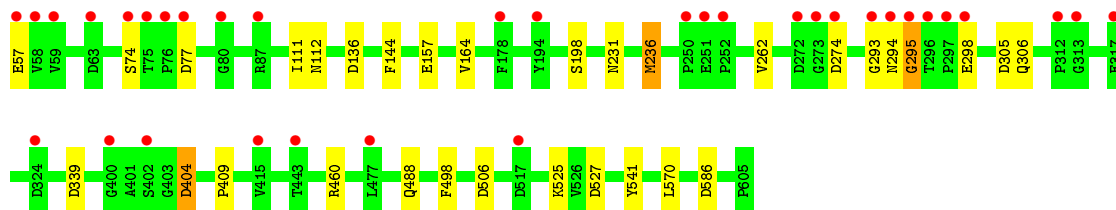


- Molecule 1: Putative secreted protein

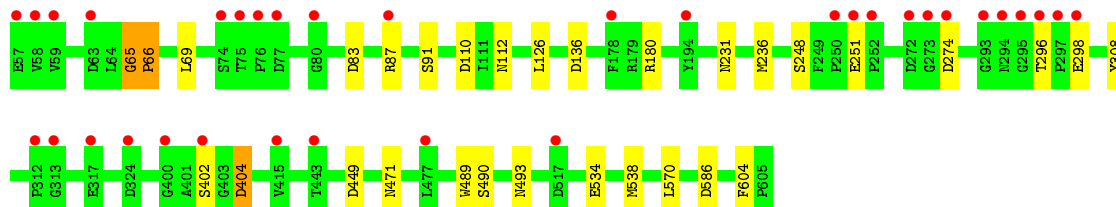




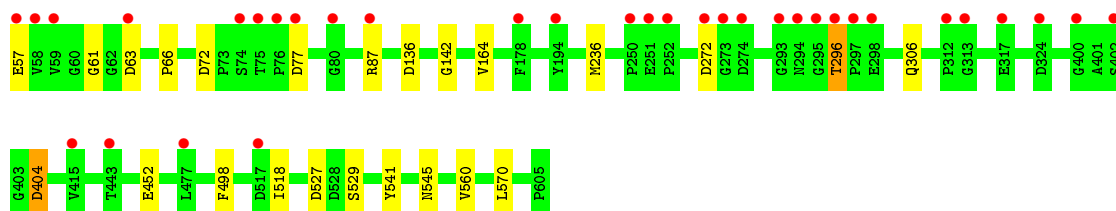
- Molecule 1: Putative secreted protein



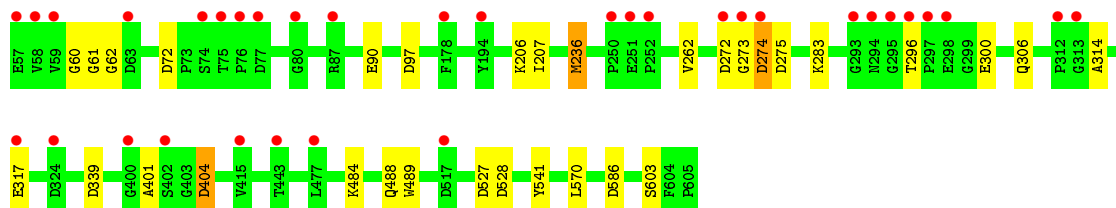
- Molecule 1: Putative secreted protein



- Molecule 1: Putative secreted protein

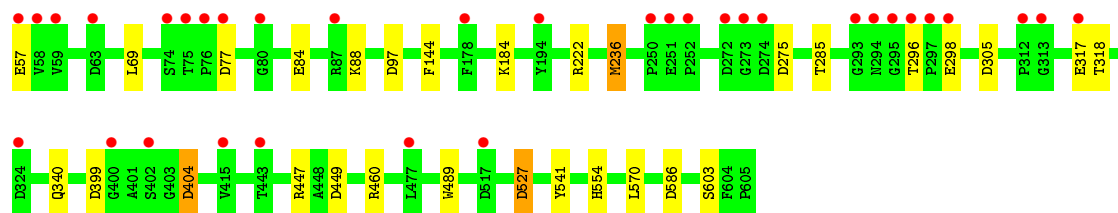


- Molecule 1: Putative secreted protein

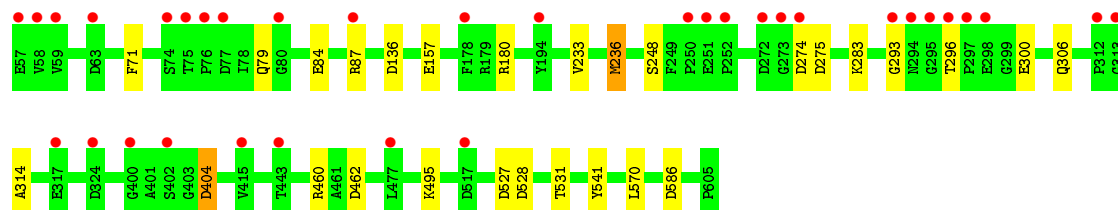


- Molecule 1: Putative secreted protein

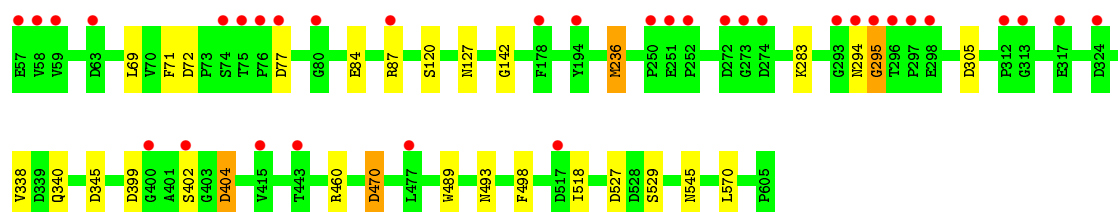




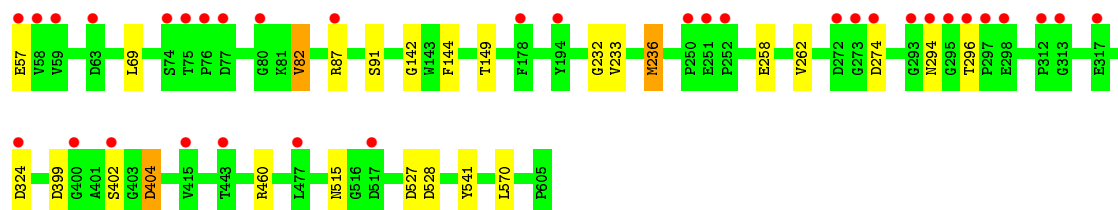
- Molecule 1: Putative secreted protein



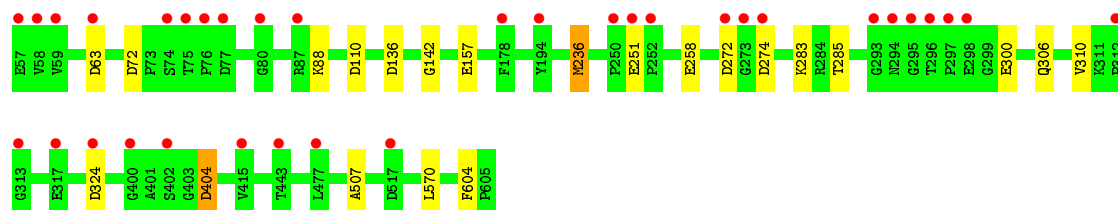
- Molecule 1: Putative secreted protein



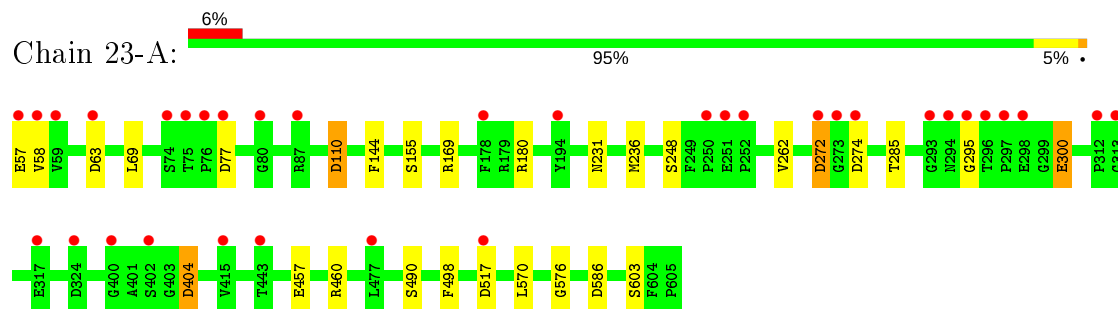
- Molecule 1: Putative secreted protein



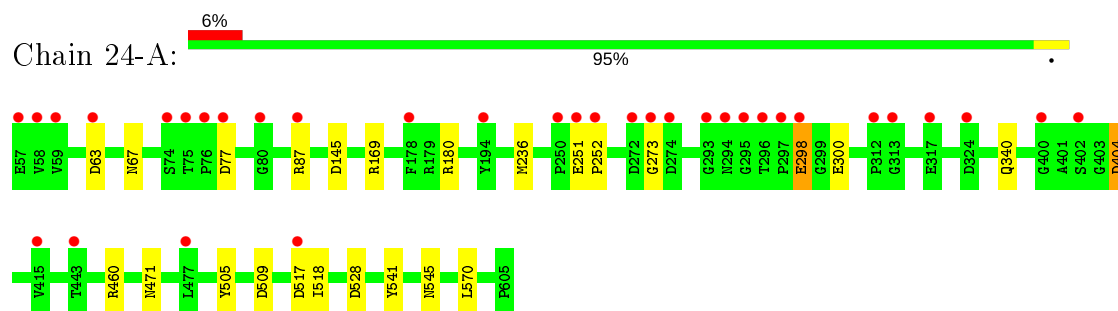
- Molecule 1: Putative secreted protein



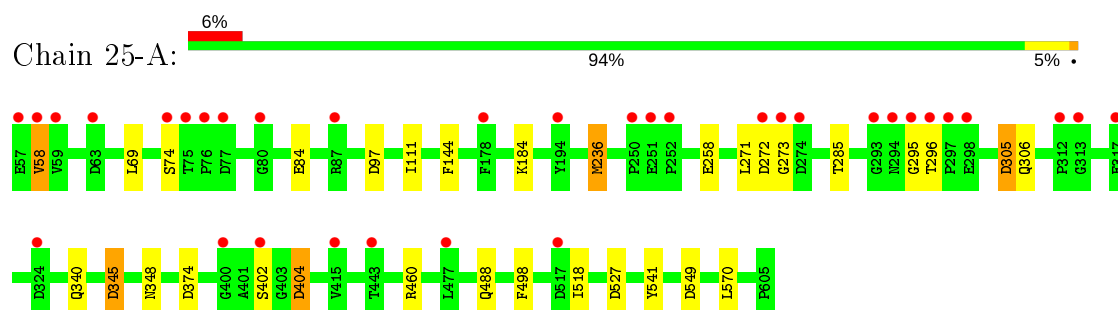
- Molecule 1: Putative secreted protein



- Molecule 1: Putative secreted protein



- Molecule 1: Putative secreted protein



- Molecule 2: beta-D-glucopyranose-(1-3)-beta-D-glucopyranose-(1-3)-beta-D-glucopyranose-(1-3)-beta-D-glucopyranose



- Molecule 2: beta-D-glucopyranose-(1-3)-beta-D-glucopyranose-(1-3)-beta-D-glucopyranose-(1-3)-beta-D-glucopyranose




- Molecule 2: beta-D-glucopyranose-(1-3)-beta-D-glucopyranose-(1-3)-beta-D-glucopyranose-(1-3)-beta-D-glucopyranose

Chain 3-B:  100%


BGC1
BGC2
BGC3
BGC4

- Molecule 2: beta-D-glucopyranose-(1-3)-beta-D-glucopyranose-(1-3)-beta-D-glucopyranose-(1-3)-beta-D-glucopyranose

Chain 4-B:  100%

BGC1
BGC2
BGC3
BGC4

- Molecule 2: beta-D-glucopyranose-(1-3)-beta-D-glucopyranose-(1-3)-beta-D-glucopyranose-(1-3)-beta-D-glucopyranose

Chain 5-B:  100%


BGC1
BGC2
BGC3
BGC4

- Molecule 2: beta-D-glucopyranose-(1-3)-beta-D-glucopyranose-(1-3)-beta-D-glucopyranose-(1-3)-beta-D-glucopyranose

Chain 6-B:  100%


BGC1
BGC2
BGC3
BGC4

- Molecule 2: beta-D-glucopyranose-(1-3)-beta-D-glucopyranose-(1-3)-beta-D-glucopyranose-(1-3)-beta-D-glucopyranose

Chain 7-B:  100%

BGC1
BGC2
BGC3
BGC4

- Molecule 2: beta-D-glucopyranose-(1-3)-beta-D-glucopyranose-(1-3)-beta-D-glucopyranose-(1-3)-beta-D-glucopyranose

Chain 8-B:  100%

BGC1
BGC2
BGC3
BGC4

- Molecule 2: beta-D-glucopyranose-(1-3)-beta-D-glucopyranose-(1-3)-beta-D-glucopyranose-(1-3)-beta-D-glucopyranose

Chain 9-B:  100%

BGC1
BGC2
BGC3
BGC4

- Molecule 2: beta-D-glucopyranose-(1-3)-beta-D-glucopyranose-(1-3)-beta-D-glucopyranose-(1-3)-beta-D-glucopyranose

Chain 10-B:  100%

B6C1
B6C2
B6C3
B6C4

- Molecule 2: beta-D-glucopyranose-(1-3)-beta-D-glucopyranose-(1-3)-beta-D-glucopyranose-(1-3)-beta-D-glucopyranose

Chain 11-B:  100%

B6C1
B6C2
B6C3
B6C4

- Molecule 2: beta-D-glucopyranose-(1-3)-beta-D-glucopyranose-(1-3)-beta-D-glucopyranose-(1-3)-beta-D-glucopyranose

Chain 12-B:  100%

B6C1
B6C2
B6C3
B6C4

- Molecule 2: beta-D-glucopyranose-(1-3)-beta-D-glucopyranose-(1-3)-beta-D-glucopyranose-(1-3)-beta-D-glucopyranose

Chain 13-B:  100%

B6C1
B6C2
B6C3
B6C4

- Molecule 2: beta-D-glucopyranose-(1-3)-beta-D-glucopyranose-(1-3)-beta-D-glucopyranose-(1-3)-beta-D-glucopyranose

Chain 14-B:  100%

B6C1
B6C2
B6C3
B6C4

- Molecule 2: beta-D-glucopyranose-(1-3)-beta-D-glucopyranose-(1-3)-beta-D-glucopyranose-(1-3)-beta-D-glucopyranose

Chain 15-B:  100%

B6C1
B6C2
B6C3
B6C4

- Molecule 2: beta-D-glucopyranose-(1-3)-beta-D-glucopyranose-(1-3)-beta-D-glucopyranose-(1-3)-beta-D-glucopyranose

Chain 16-B:  100%

BGC1
BGC2
BGC3
BGC4

- Molecule 2: beta-D-glucopyranose-(1-3)-beta-D-glucopyranose-(1-3)-beta-D-glucopyranose-(1-3)-beta-D-glucopyranose

Chain 17-B:  100%

BGC1
BGC2
BGC3
BGC4

- Molecule 2: beta-D-glucopyranose-(1-3)-beta-D-glucopyranose-(1-3)-beta-D-glucopyranose-(1-3)-beta-D-glucopyranose

Chain 18-B:  100%

BGC1
BGC2
BGC3
BGC4

- Molecule 2: beta-D-glucopyranose-(1-3)-beta-D-glucopyranose-(1-3)-beta-D-glucopyranose-(1-3)-beta-D-glucopyranose

Chain 19-B:  100%

BGC1
BGC2
BGC3
BGC4

- Molecule 2: beta-D-glucopyranose-(1-3)-beta-D-glucopyranose-(1-3)-beta-D-glucopyranose-(1-3)-beta-D-glucopyranose

Chain 20-B:  100%

BGC1
BGC2
BGC3
BGC4

- Molecule 2: beta-D-glucopyranose-(1-3)-beta-D-glucopyranose-(1-3)-beta-D-glucopyranose-(1-3)-beta-D-glucopyranose

Chain 21-B:  100%


BGC1
BGC2
BGC3
BGC4

- Molecule 2: beta-D-glucopyranose-(1-3)-beta-D-glucopyranose-(1-3)-beta-D-glucopyranose-(1-3)-beta-D-glucopyranose

Chain 22-B:  100%


BGC1
BGC2
BGC3
BGC4

- Molecule 2: beta-D-glucopyranose-(1-3)-beta-D-glucopyranose-(1-3)-beta-D-glucopyranose-(1-3)-beta-D-glucopyranose

Chain 23-B:  100%

BGC1
BGC2
BGC3
BGC4

- Molecule 2: beta-D-glucopyranose-(1-3)-beta-D-glucopyranose-(1-3)-beta-D-glucopyranose-(1-3)-beta-D-glucopyranose

Chain 24-B:  100%

BGC1
BGC2
BGC3
BGC4

- Molecule 2: beta-D-glucopyranose-(1-3)-beta-D-glucopyranose-(1-3)-beta-D-glucopyranose-(1-3)-beta-D-glucopyranose

Chain 25-B:  100%

BGC1
BGC2
BGC3
BGC4

4 Data and refinement statistics

Property	Value	Source
Space group	P 1 21 1	Depositor
Cell constants a, b, c, α , β , γ	51.28Å 100.21Å 54.22Å 90.00° 99.46° 90.00°	Depositor
Resolution (Å)	28.33 – 1.90 28.33 – 1.90	Depositor EDS
% Data completeness (in resolution range)	93.2 (28.33-1.90) 90.3 (28.33-1.90)	Depositor EDS
R_{merge}	0.10	Depositor
R_{sym}	(Not available)	Depositor
$\langle I/\sigma(I) \rangle$ ¹	3.97 (at 1.91Å)	Xtriage
Refinement program	PHENIX (phenix.ensemble_refinement: 1.9_1692)	Depositor
R, R_{free}	0.113 , 0.151 0.143 , 0.178	Depositor DCC
R_{free} test set	1989 reflections (5.02%)	wwPDB-VP
Wilson B-factor (Å ²)	19.3	Xtriage
Anisotropy	0.130	Xtriage
Bulk solvent k_{sol} (e/Å ³), B_{sol} (Å ²)	0.35 , 114.8	EDS
L-test for twinning ²	$\langle L \rangle = 0.49$, $\langle L^2 \rangle = 0.32$	Xtriage
Estimated twinning fraction	No twinning to report.	Xtriage
F_o, F_c correlation	0.96	EDS
Total number of atoms	210296	wwPDB-VP
Average B, all atoms (Å ²)	18.0	wwPDB-VP

Xtriage's analysis on translational NCS is as follows: *The largest off-origin peak in the Patterson function is 6.90% of the height of the origin peak. No significant pseudotranslation is detected.*

¹Intensities estimated from amplitudes.

²Theoretical values of $\langle |L| \rangle$, $\langle L^2 \rangle$ for acentric reflections are 0.5, 0.333 respectively for untwinned datasets, and 0.375, 0.2 for perfectly twinned datasets.

5 Model quality ⓘ

5.1 Standard geometry ⓘ

Bond lengths and bond angles in the following residue types are not validated in this section: BGC, EDO

The Z score for a bond length (or angle) is the number of standard deviations the observed value is removed from the expected value. A bond length (or angle) with $|Z| > 5$ is considered an outlier worth inspection. RMSZ is the root-mean-square of all Z scores of the bond lengths (or angles).

Mol	Chain	Bond lengths		Bond angles	
		RMSZ	# Z >5	RMSZ	# Z >5
1	1-A	0.85	5/4280 (0.1%)	0.93	11/5848 (0.2%)
1	2-A	0.85	4/4280 (0.1%)	0.91	7/5848 (0.1%)
1	3-A	0.81	1/4280 (0.0%)	0.91	7/5848 (0.1%)
1	4-A	0.83	3/4280 (0.1%)	0.91	7/5848 (0.1%)
1	5-A	0.80	2/4280 (0.0%)	0.89	7/5848 (0.1%)
1	6-A	0.86	5/4280 (0.1%)	0.91	7/5848 (0.1%)
1	7-A	0.83	4/4280 (0.1%)	0.91	7/5848 (0.1%)
1	8-A	0.83	4/4280 (0.1%)	0.86	4/5848 (0.1%)
1	9-A	0.83	5/4280 (0.1%)	0.88	4/5848 (0.1%)
1	10-A	0.85	4/4280 (0.1%)	0.91	6/5848 (0.1%)
1	11-A	0.80	2/4280 (0.0%)	0.90	6/5848 (0.1%)
1	12-A	0.83	2/4280 (0.0%)	0.92	8/5848 (0.1%)
1	13-A	0.83	2/4280 (0.0%)	0.92	7/5848 (0.1%)
1	14-A	0.84	6/4280 (0.1%)	0.92	6/5848 (0.1%)
1	15-A	0.81	1/4280 (0.0%)	0.92	5/5848 (0.1%)
1	16-A	0.82	2/4280 (0.0%)	0.90	5/5848 (0.1%)
1	17-A	0.82	4/4280 (0.1%)	0.91	8/5848 (0.1%)
1	18-A	0.82	4/4280 (0.1%)	0.94	13/5848 (0.2%)
1	19-A	0.87	4/4280 (0.1%)	0.94	9/5848 (0.2%)
1	20-A	0.85	5/4280 (0.1%)	0.92	9/5848 (0.2%)
1	21-A	0.81	2/4280 (0.0%)	0.89	6/5848 (0.1%)
1	22-A	0.82	3/4280 (0.1%)	0.89	3/5848 (0.1%)
1	23-A	0.80	1/4280 (0.0%)	0.90	12/5848 (0.2%)
1	24-A	0.83	3/4280 (0.1%)	0.97	15/5848 (0.3%)
1	25-A	0.86	4/4280 (0.1%)	0.96	13/5848 (0.2%)
All	All	0.83	82/107000 (0.1%)	0.91	192/146200 (0.1%)

Chiral center outliers are detected by calculating the chiral volume of a chiral center and verifying if the center is modelled as a planar moiety or with the opposite hand. A planarity outlier is detected by checking planarity of atoms in a peptide group, atoms in a mainchain group or atoms of a sidechain that are expected to be planar.

Mol	Chain	#Chirality outliers	#Planarity outliers
1	3-A	0	1
1	14-A	0	1
1	17-A	0	1
1	19-A	0	1
1	24-A	0	1
All	All	0	5

All (82) bond length outliers are listed below:

Mol	Chain	Res	Type	Atoms	Z	Observed(Å)	Ideal(Å)
1	1-A	236	MET	CB-CG	8.44	1.78	1.51
1	10-A	198	SER	CB-OG	-8.39	1.31	1.42
1	19-A	404	ASP	CB-CG	8.26	1.69	1.51
1	4-A	404	ASP	CB-CG	8.12	1.68	1.51
1	1-A	236	MET	CG-SD	8.07	2.02	1.81
1	20-A	120	SER	CB-OG	-7.91	1.31	1.42
1	6-A	298	GLU	CB-CG	7.88	1.67	1.52
1	17-A	404	ASP	CB-CG	7.79	1.68	1.51
1	20-A	84	GLU	CB-CG	7.75	1.66	1.52
1	7-A	298	GLU	CB-CG	7.73	1.66	1.52
1	6-A	298	GLU	CG-CD	7.67	1.63	1.51
1	23-A	404	ASP	CB-CG	7.67	1.67	1.51
1	4-A	236	MET	CB-CG	7.64	1.75	1.51
1	7-A	404	ASP	CB-CG	-7.58	1.35	1.51
1	19-A	157	GLU	CD-OE2	-7.55	1.17	1.25
1	9-A	317	GLU	CB-CG	7.51	1.66	1.52
1	18-A	236	MET	CG-SD	7.44	2.00	1.81
1	18-A	586	ASP	CB-CG	7.18	1.66	1.51
1	14-A	236	MET	CG-SD	7.15	1.99	1.81
1	18-A	236	MET	CB-CG	7.14	1.74	1.51
1	22-A	258	GLU	CB-CG	7.05	1.65	1.52
1	25-A	236	MET	CB-CG	6.89	1.73	1.51
1	6-A	157	GLU	CG-CD	6.84	1.62	1.51
1	4-A	236	MET	CG-SD	6.81	1.98	1.81
1	14-A	236	MET	CB-CG	6.75	1.73	1.51
1	11-A	180	ARG	CG-CD	6.74	1.68	1.51
1	5-A	57	GLU	CG-CD	-6.72	1.41	1.51
1	3-A	300	GLU	CB-CG	6.62	1.64	1.52
1	14-A	404	ASP	CB-CG	6.53	1.65	1.51
1	25-A	404	ASP	CB-CG	6.45	1.65	1.51
1	9-A	317	GLU	CG-CD	6.43	1.61	1.51
1	6-A	157	GLU	CB-CG	6.39	1.64	1.52
1	16-A	404	ASP	CB-CG	6.33	1.65	1.51

Continued on next page...

Continued from previous page...

Mol	Chain	Res	Type	Atoms	Z	Observed(Å)	Ideal(Å)
1	18-A	298	GLU	CB-CG	6.22	1.64	1.52
1	1-A	206	LYS	CD-CE	6.12	1.66	1.51
1	9-A	404	ASP	CB-CG	6.11	1.64	1.51
1	22-A	300	GLU	CG-CD	6.11	1.61	1.51
1	8-A	452	GLU	CG-CD	6.08	1.61	1.51
1	11-A	586	ASP	CB-CG	5.98	1.64	1.51
1	14-A	298	GLU	CB-CG	5.98	1.63	1.52
1	2-A	404	ASP	CB-CG	5.85	1.64	1.51
1	14-A	157	GLU	CB-CG	5.85	1.63	1.52
1	5-A	317	GLU	CB-CG	5.84	1.63	1.52
1	8-A	457	GLU	CG-CD	5.84	1.60	1.51
1	8-A	120	SER	CB-OG	-5.77	1.34	1.42
1	25-A	236	MET	CG-SD	5.74	1.96	1.81
1	2-A	300	GLU	CB-CG	-5.72	1.41	1.52
1	15-A	404	ASP	CB-CG	5.63	1.63	1.51
1	6-A	57	GLU	CG-CD	5.62	1.60	1.51
1	16-A	87	ARG	CG-CD	5.61	1.66	1.51
1	9-A	84	GLU	CG-CD	5.55	1.60	1.51
1	13-A	404	ASP	CB-CG	5.54	1.63	1.51
1	1-A	84	GLU	CB-CG	-5.50	1.41	1.52
1	14-A	198	SER	CB-OG	-5.48	1.35	1.42
1	2-A	298	GLU	CB-CG	5.48	1.62	1.52
1	10-A	317	GLU	CB-CG	5.48	1.62	1.52
1	17-A	488	GLN	CB-CG	-5.48	1.37	1.52
1	10-A	488	GLN	CB-CG	-5.44	1.37	1.52
1	12-A	404	ASP	CB-CG	5.44	1.63	1.51
1	9-A	157	GLU	CD-OE1	5.41	1.31	1.25
1	20-A	404	ASP	CB-CG	5.41	1.63	1.51
1	20-A	87	ARG	CG-CD	5.40	1.65	1.51
1	24-A	87	ARG	CG-CD	5.39	1.65	1.51
1	8-A	157	GLU	CD-OE2	5.37	1.31	1.25
1	20-A	84	GLU	CG-CD	5.35	1.59	1.51
1	13-A	300	GLU	CB-CG	-5.33	1.42	1.52
1	21-A	82	VAL	CB-CG1	-5.30	1.41	1.52
1	12-A	140	ASP	CB-CG	5.28	1.62	1.51
1	10-A	457	GLU	CG-CD	5.28	1.59	1.51
1	17-A	317	GLU	CG-CD	-5.27	1.44	1.51
1	2-A	452	GLU	CG-CD	5.23	1.59	1.51
1	21-A	404	ASP	CB-CG	5.22	1.62	1.51
1	19-A	87	ARG	CG-CD	5.20	1.65	1.51
1	7-A	180	ARG	CG-CD	5.14	1.64	1.51
1	17-A	484	LYS	CD-CE	5.14	1.64	1.51

Continued on next page...

Continued from previous page...

Mol	Chain	Res	Type	Atoms	Z	Observed(Å)	Ideal(Å)
1	24-A	298	GLU	CB-CG	5.13	1.61	1.52
1	24-A	505	TYR	CD1-CE1	-5.10	1.31	1.39
1	1-A	404	ASP	CB-CG	5.08	1.62	1.51
1	19-A	84	GLU	CB-CG	-5.08	1.42	1.52
1	22-A	404	ASP	CB-CG	5.07	1.62	1.51
1	7-A	298	GLU	CG-CD	5.07	1.59	1.51
1	25-A	84	GLU	CB-CG	5.07	1.61	1.52

All (192) bond angle outliers are listed below:

Mol	Chain	Res	Type	Atoms	Z	Observed(°)	Ideal(°)
1	4-A	236	MET	CG-SD-CE	-14.71	76.66	100.20
1	18-A	236	MET	CG-SD-CE	-14.68	76.71	100.20
1	1-A	236	MET	CG-SD-CE	-14.32	77.28	100.20
1	24-A	87	ARG	NE-CZ-NH2	-13.75	113.42	120.30
1	14-A	236	MET	CG-SD-CE	-12.86	79.63	100.20
1	20-A	87	ARG	NE-CZ-NH2	-12.77	113.92	120.30
1	19-A	87	ARG	NE-CZ-NH2	-12.67	113.97	120.30
1	24-A	180	ARG	NE-CZ-NH2	12.47	126.53	120.30
1	25-A	460	ARG	NE-CZ-NH2	12.44	126.52	120.30
1	24-A	87	ARG	NE-CZ-NH1	12.28	126.44	120.30
1	7-A	236	MET	CG-SD-CE	11.48	118.58	100.20
1	24-A	180	ARG	NE-CZ-NH1	-11.34	114.63	120.30
1	24-A	169	ARG	NE-CZ-NH2	-10.99	114.80	120.30
1	19-A	87	ARG	NE-CZ-NH1	10.86	125.73	120.30
1	21-A	460	ARG	NE-CZ-NH2	10.63	125.62	120.30
1	25-A	460	ARG	NE-CZ-NH1	-10.47	115.06	120.30
1	16-A	87	ARG	NE-CZ-NH1	9.71	125.16	120.30
1	25-A	236	MET	CG-SD-CE	-9.67	84.73	100.20
1	20-A	87	ARG	NE-CZ-NH1	9.55	125.08	120.30
1	24-A	404	ASP	CB-CG-OD1	-9.53	109.72	118.30
1	25-A	345	ASP	CB-CG-OD1	-9.26	109.97	118.30
1	24-A	460	ARG	NE-CZ-NH2	8.93	124.77	120.30
1	4-A	404	ASP	CB-CG-OD2	8.85	126.26	118.30
1	14-A	460	ARG	NE-CZ-NH1	-8.78	115.91	120.30
1	10-A	236	MET	CG-SD-CE	8.70	114.12	100.20
1	12-A	87	ARG	NE-CZ-NH1	8.62	124.61	120.30
1	16-A	87	ARG	NE-CZ-NH2	-8.52	116.04	120.30
1	3-A	180	ARG	NE-CZ-NH2	-8.39	116.10	120.30
1	11-A	404	ASP	CB-CG-OD1	8.38	125.85	118.30
1	7-A	460	ARG	NE-CZ-NH2	8.37	124.48	120.30
1	18-A	460	ARG	NE-CZ-NH2	8.28	124.44	120.30

Continued on next page...

Continued from previous page...

Mol	Chain	Res	Type	Atoms	Z	Observed(°)	Ideal(°)
1	24-A	517	ASP	CB-CG-OD1	8.13	125.62	118.30
1	24-A	169	ARG	NE-CZ-NH1	7.99	124.29	120.30
1	18-A	236	MET	CB-CG-SD	7.91	136.14	112.40
1	1-A	236	MET	CB-CG-SD	7.90	136.11	112.40
1	10-A	460	ARG	NE-CZ-NH2	7.90	124.25	120.30
1	21-A	87	ARG	NE-CZ-NH2	-7.80	116.40	120.30
1	22-A	274	ASP	CB-CG-OD1	7.74	125.27	118.30
1	12-A	140	ASP	CB-CG-OD1	7.70	125.23	118.30
1	1-A	460	ARG	NE-CZ-NH2	7.70	124.15	120.30
1	21-A	460	ARG	NE-CZ-NH1	-7.67	116.46	120.30
1	3-A	460	ARG	NE-CZ-NH2	7.59	124.09	120.30
1	12-A	528	ASP	CB-CG-OD1	7.58	125.12	118.30
1	14-A	236	MET	CB-CG-SD	7.52	134.96	112.40
1	14-A	460	ARG	NE-CZ-NH2	7.52	124.06	120.30
1	21-A	87	ARG	NE-CZ-NH1	7.47	124.04	120.30
1	18-A	404	ASP	CB-CG-OD2	7.47	125.02	118.30
1	17-A	339	ASP	CB-CG-OD1	7.44	125.00	118.30
1	24-A	404	ASP	CB-CG-OD2	7.41	124.97	118.30
1	4-A	102	MET	CG-SD-CE	-7.40	88.36	100.20
1	9-A	517	ASP	CB-CG-OD1	7.34	124.91	118.30
1	2-A	180	ARG	NE-CZ-NH2	-7.30	116.65	120.30
1	15-A	83	ASP	CB-CG-OD2	7.30	124.87	118.30
1	7-A	87	ARG	NE-CZ-NH2	-7.25	116.67	120.30
1	3-A	460	ARG	NE-CZ-NH1	-7.14	116.73	120.30
1	21-A	236	MET	CG-SD-CE	7.12	111.60	100.20
1	20-A	236	MET	CG-SD-CE	7.12	111.60	100.20
1	5-A	404	ASP	CB-CG-OD2	7.11	124.70	118.30
1	18-A	586	ASP	CB-CA-C	7.09	124.59	110.40
1	17-A	236	MET	CG-SD-CE	7.04	111.46	100.20
1	4-A	236	MET	CB-CG-SD	7.03	133.49	112.40
1	18-A	404	ASP	CB-CG-OD1	-6.96	112.04	118.30
1	25-A	236	MET	CB-CG-SD	6.96	133.26	112.40
1	23-A	236	MET	CG-SD-CE	-6.89	89.18	100.20
1	1-A	236	MET	CA-CB-CG	6.88	124.99	113.30
1	9-A	509	ASP	CB-CG-OD1	6.87	124.48	118.30
1	1-A	527	ASP	CB-CG-OD2	-6.73	112.24	118.30
1	23-A	272	ASP	CB-CG-OD1	6.67	124.30	118.30
1	3-A	272	ASP	CB-CG-OD1	6.64	124.28	118.30
1	6-A	525	LYS	CD-CE-NZ	-6.61	96.51	111.70
1	25-A	345	ASP	CB-CG-OD2	6.58	124.22	118.30
1	13-A	313	GLY	N-CA-C	-6.48	96.89	113.10
1	25-A	272	ASP	CB-CG-OD1	-6.48	112.47	118.30

Continued on next page...

Continued from previous page...

Mol	Chain	Res	Type	Atoms	Z	Observed(°)	Ideal(°)
1	18-A	305	ASP	CB-CG-OD2	6.47	124.12	118.30
1	11-A	404	ASP	CB-CG-OD2	-6.45	112.50	118.30
1	19-A	236	MET	CG-SD-CE	6.44	110.51	100.20
1	19-A	460	ARG	NE-CZ-NH1	-6.44	117.08	120.30
1	12-A	586	ASP	CB-CG-OD1	6.43	124.08	118.30
1	17-A	339	ASP	CB-CG-OD2	-6.42	112.52	118.30
1	2-A	236	MET	CG-SD-CE	6.41	110.46	100.20
1	22-A	236	MET	CG-SD-CE	6.41	110.46	100.20
1	10-A	460	ARG	NE-CZ-NH1	-6.38	117.11	120.30
1	13-A	586	ASP	CB-CG-OD1	6.37	124.03	118.30
1	13-A	236	MET	CG-SD-CE	-6.35	90.05	100.20
1	17-A	528	ASP	CB-CG-OD1	6.33	124.00	118.30
1	12-A	87	ARG	NE-CZ-NH2	-6.30	117.15	120.30
1	12-A	509	ASP	CB-CG-OD1	6.29	123.96	118.30
1	23-A	404	ASP	CB-CG-OD2	6.29	123.96	118.30
1	19-A	404	ASP	CB-CG-OD2	6.25	123.92	118.30
1	5-A	528	ASP	CB-CG-OD1	6.21	123.89	118.30
1	15-A	449	ASP	CB-CG-OD1	6.15	123.84	118.30
1	10-A	527	ASP	CB-CG-OD2	-6.13	112.78	118.30
1	2-A	404	ASP	CB-CG-OD2	6.10	123.79	118.30
1	20-A	470	ASP	CB-CG-OD1	-6.09	112.82	118.30
1	25-A	272	ASP	CB-CG-OD2	6.03	123.73	118.30
1	17-A	97	ASP	CB-CG-OD1	-6.02	112.88	118.30
1	8-A	447	ARG	NE-CZ-NH2	-6.02	117.29	120.30
1	6-A	77	ASP	CB-CG-OD2	-6.02	112.89	118.30
1	7-A	527	ASP	CB-CG-OD1	5.97	123.67	118.30
1	11-A	586	ASP	CB-CA-C	5.96	122.32	110.40
1	16-A	527	ASP	CB-CG-OD2	-5.92	112.97	118.30
1	19-A	495	LYS	CD-CE-NZ	-5.92	98.08	111.70
1	18-A	460	ARG	NE-CZ-NH1	-5.91	117.35	120.30
1	25-A	404	ASP	CB-CG-OD2	5.88	123.60	118.30
1	1-A	527	ASP	CB-CG-OD1	5.88	123.59	118.30
1	5-A	69	LEU	CB-CG-CD1	5.88	120.99	111.00
1	18-A	586	ASP	CB-CG-OD1	5.86	123.58	118.30
1	12-A	69	LEU	CB-CG-CD1	5.86	120.96	111.00
1	24-A	300	GLU	OE1-CD-OE2	5.84	130.31	123.30
1	8-A	517	ASP	CB-CG-OD1	5.82	123.54	118.30
1	23-A	586	ASP	CB-CA-C	5.82	122.03	110.40
1	1-A	460	ARG	NE-CZ-NH1	-5.81	117.40	120.30
1	5-A	58	VAL	CB-CA-C	-5.80	100.39	111.40
1	11-A	294	ASN	N-CA-C	5.80	126.65	111.00
1	5-A	517	ASP	CB-CG-OD1	-5.79	113.09	118.30

Continued on next page...

Continued from previous page...

Mol	Chain	Res	Type	Atoms	Z	Observed(°)	Ideal(°)
1	13-A	306	GLN	CA-CB-CG	-5.79	100.67	113.40
1	1-A	399	ASP	CB-CG-OD2	5.78	123.50	118.30
1	22-A	272	ASP	CB-CG-OD2	-5.78	113.10	118.30
1	25-A	58	VAL	CB-CA-C	-5.78	100.42	111.40
1	17-A	527	ASP	CB-CG-OD2	5.75	123.48	118.30
1	23-A	110	ASP	CB-CG-OD1	5.71	123.44	118.30
1	13-A	517	ASP	CB-CG-OD1	5.70	123.43	118.30
1	10-A	87	ARG	NE-CZ-NH2	-5.69	117.45	120.30
1	6-A	586	ASP	CB-CG-OD2	5.67	123.40	118.30
1	20-A	305	ASP	CB-CG-OD1	-5.67	113.20	118.30
1	7-A	72	ASP	CB-CG-OD1	5.66	123.40	118.30
1	6-A	462	ASP	CB-CG-OD1	-5.61	113.25	118.30
1	13-A	69	LEU	CB-CG-CD1	5.61	120.54	111.00
1	15-A	65	GLY	C-N-CD	-5.60	108.28	120.60
1	5-A	404	ASP	CB-CG-OD1	-5.60	113.26	118.30
1	20-A	345	ASP	CB-CG-OD2	-5.60	113.26	118.30
1	2-A	460	ARG	NE-CZ-NH2	5.59	123.10	120.30
1	4-A	404	ASP	OD1-CG-OD2	-5.59	112.67	123.30
1	3-A	345	ASP	CB-CG-OD2	-5.57	113.29	118.30
1	6-A	460	ARG	NE-CZ-NH2	5.55	123.08	120.30
1	3-A	180	ARG	NE-CZ-NH1	5.55	123.08	120.30
1	15-A	110	ASP	CB-CG-OD1	5.55	123.29	118.30
1	16-A	272	ASP	CB-CG-OD1	5.54	123.28	118.30
1	23-A	272	ASP	CB-CG-OD2	-5.47	113.37	118.30
1	23-A	460	ARG	NE-CZ-NH2	5.47	123.03	120.30
1	10-A	264	ARG	NE-CZ-NH2	-5.46	117.57	120.30
1	19-A	404	ASP	OD1-CG-OD2	-5.44	112.96	123.30
1	5-A	528	ASP	CB-CG-OD2	-5.44	113.41	118.30
1	1-A	206	LYS	CD-CE-NZ	5.42	124.17	111.70
1	23-A	169	ARG	NE-CZ-NH2	-5.41	117.60	120.30
1	18-A	447	ARG	NE-CZ-NH2	-5.39	117.61	120.30
1	15-A	538	MET	CG-SD-CE	-5.39	91.58	100.20
1	17-A	404	ASP	CB-CG-OD2	5.38	123.15	118.30
1	4-A	236	MET	CA-CB-CG	5.37	122.42	113.30
1	24-A	517	ASP	CB-CG-OD2	-5.37	113.47	118.30
1	8-A	296	THR	C-N-CD	-5.36	108.80	120.60
1	23-A	404	ASP	OD1-CG-OD2	-5.36	113.11	123.30
1	21-A	399	ASP	CB-CG-OD1	5.34	123.11	118.30
1	25-A	374	ASP	CB-CG-OD1	5.33	123.10	118.30
1	19-A	404	ASP	CB-CG-OD1	5.33	123.10	118.30
1	11-A	69	LEU	CB-CG-CD1	5.31	120.03	111.00
1	14-A	236	MET	CA-CB-CG	5.31	122.33	113.30

Continued on next page...

Continued from previous page...

Mol	Chain	Res	Type	Atoms	Z	Observed(°)	Ideal(°)
1	2-A	311	LYS	CD-CE-NZ	5.31	123.92	111.70
1	25-A	305	ASP	CB-CG-OD1	-5.31	113.52	118.30
1	8-A	180	ARG	NE-CZ-NH2	-5.30	117.65	120.30
1	18-A	236	MET	CA-CB-CG	5.29	122.28	113.30
1	20-A	120	SER	N-CA-CB	-5.28	102.58	110.50
1	25-A	460	ARG	CD-NE-CZ	5.28	130.99	123.60
1	11-A	295	GLY	N-CA-C	-5.27	99.93	113.10
1	13-A	63	ASP	CB-CG-OD2	5.26	123.04	118.30
1	6-A	298	GLU	OE1-CD-OE2	-5.25	116.99	123.30
1	2-A	293	GLY	N-CA-C	5.25	126.22	113.10
1	19-A	462	ASP	CB-CG-OD1	-5.24	113.58	118.30
1	16-A	518	ILE	CB-CA-C	-5.23	101.13	111.60
1	18-A	449	ASP	CB-CG-OD1	5.23	123.01	118.30
1	9-A	374	ASP	CB-CG-OD1	5.22	123.00	118.30
1	7-A	264	ARG	NE-CZ-NH2	-5.21	117.69	120.30
1	24-A	518	ILE	CB-CA-C	-5.20	101.20	111.60
1	18-A	527	ASP	CB-CG-OD1	5.18	122.97	118.30
1	20-A	295	GLY	N-CA-C	5.18	126.04	113.10
1	23-A	517	ASP	CB-CG-OD1	5.17	122.95	118.30
1	14-A	404	ASP	CB-CG-OD2	5.16	122.94	118.30
1	24-A	87	ARG	CD-NE-CZ	5.14	130.80	123.60
1	2-A	586	ASP	CB-CG-OD2	5.13	122.92	118.30
1	4-A	97	ASP	CB-CG-OD1	-5.13	113.68	118.30
1	1-A	426	LYS	CB-CA-C	-5.12	100.16	110.40
1	23-A	404	ASP	CB-CG-OD1	5.12	122.91	118.30
1	1-A	77	ASP	CB-CG-OD2	5.11	122.90	118.30
1	24-A	528	ASP	CB-CG-OD2	-5.11	113.70	118.30
1	7-A	169	ARG	NE-CZ-NH2	-5.09	117.76	120.30
1	17-A	275	ASP	CB-CG-OD1	5.07	122.86	118.30
1	6-A	374	ASP	CB-CG-OD1	5.07	122.86	118.30
1	12-A	528	ASP	CB-CG-OD2	-5.04	113.76	118.30
1	23-A	300	GLU	N-CA-C	5.03	124.58	111.00
1	3-A	345	ASP	CB-CG-OD1	5.03	122.83	118.30
1	9-A	404	ASP	CB-CG-OD2	5.03	122.83	118.30
1	20-A	460	ARG	NE-CZ-NH2	5.01	122.81	120.30

There are no chirality outliers.

All (5) planarity outliers are listed below:

Mol	Chain	Res	Type	Group
1	14-A	295	GLY	Peptide
1	17-A	62	GLY	Peptide

Continued on next page...

Continued from previous page...

Mol	Chain	Res	Type	Group
1	19-A	293	GLY	Peptide
1	24-A	251	GLU	Peptide
1	3-A	295	GLY	Peptide

5.2 Too-close contacts

In the following table, the Non-H and H(model) columns list the number of non-hydrogen atoms and hydrogen atoms in the chain respectively. The H(added) column lists the number of hydrogen atoms added and optimized by MolProbity. The Clashes column lists the number of clashes within the asymmetric unit, whereas Symm-Clashes lists symmetry related clashes.

Mol	Chain	Non-H	H(model)	H(added)	Clashes	Symm-Clashes
1	1-A	4167	3907	3919	0	0
1	2-A	4167	3907	3919	0	0
1	3-A	4167	3907	3919	0	0
1	4-A	4167	3907	3919	0	0
1	5-A	4167	3907	3919	0	0
1	6-A	4167	3907	3919	0	0
1	7-A	4167	3907	3919	0	0
1	8-A	4167	3907	3919	0	0
1	9-A	4167	3907	3919	0	0
1	10-A	4167	3907	3919	0	0
1	11-A	4167	3907	3919	0	0
1	12-A	4167	3907	3919	0	0
1	13-A	4167	3907	3919	0	0
1	14-A	4167	3907	3919	0	0
1	15-A	4167	3907	3919	0	0
1	16-A	4167	3907	3919	0	0
1	17-A	4167	3907	3919	0	0
1	18-A	4167	3907	3919	0	0
1	19-A	4167	3907	3919	0	0
1	20-A	4167	3907	3919	0	0
1	21-A	4167	3907	3919	0	0
1	22-A	4167	3907	3919	0	0
1	23-A	4167	3907	3919	0	0
1	24-A	4167	3907	3919	0	0
1	25-A	4167	3907	3919	0	0
2	1-B	45	0	37	0	0
2	2-B	45	0	39	0	0
2	3-B	45	0	39	0	0
2	4-B	45	0	39	0	0
2	5-B	45	0	36	0	0

Continued on next page...

Continued from previous page...

Mol	Chain	Non-H	H(model)	H(added)	Clashes	Symm-Clashes
2	6-B	45	0	39	0	0
2	7-B	45	0	38	0	0
2	8-B	45	0	38	0	0
2	9-B	45	0	38	0	0
2	10-B	45	0	38	0	0
2	11-B	45	0	39	0	0
2	12-B	45	0	39	0	0
2	13-B	45	0	39	0	0
2	14-B	45	0	39	0	0
2	15-B	45	0	38	0	0
2	16-B	45	0	39	0	0
2	17-B	45	0	39	0	0
2	18-B	45	0	38	0	0
2	19-B	45	0	39	0	0
2	20-B	45	0	38	0	0
2	21-B	45	0	37	0	0
2	22-B	45	0	39	0	0
2	23-B	45	0	38	0	0
2	24-B	45	0	38	0	0
2	25-B	45	0	39	0	0
3	1-A	11	0	10	0	0
3	2-A	11	0	10	0	0
3	3-A	11	0	10	0	0
3	4-A	11	0	10	0	0
3	5-A	11	0	10	0	0
3	6-A	11	0	10	0	0
3	7-A	11	0	10	0	0
3	8-A	11	0	10	0	0
3	9-A	11	0	10	0	0
3	10-A	11	0	10	0	0
3	11-A	11	0	10	0	0
3	12-A	11	0	10	0	0
3	13-A	11	0	10	0	0
3	14-A	11	0	10	0	0
3	15-A	11	0	10	0	0
3	16-A	11	0	10	0	0
3	17-A	11	0	10	0	0
3	18-A	11	0	10	0	0
3	19-A	11	0	10	0	0
3	20-A	11	0	10	0	0
3	21-A	11	0	10	0	0
3	22-A	11	0	10	0	0

Continued on next page...

Continued from previous page...

Mol	Chain	Non-H	H(model)	H(added)	Clashes	Symm-Clashes
3	23-A	11	0	10	0	0
3	24-A	11	0	10	0	0
3	25-A	11	0	10	0	0
4	1-A	12	18	18	0	0
4	2-A	12	18	18	0	0
4	3-A	12	18	18	0	0
4	4-A	12	18	18	0	0
4	5-A	12	18	18	0	0
4	6-A	12	18	18	0	0
4	7-A	12	18	18	0	0
4	8-A	12	18	18	0	0
4	9-A	12	18	18	0	0
4	10-A	12	18	18	0	0
4	11-A	12	18	18	0	0
4	12-A	12	18	18	0	0
4	13-A	12	18	18	0	0
4	14-A	12	18	18	0	0
4	15-A	12	18	18	0	0
4	16-A	12	18	18	0	0
4	17-A	12	18	18	0	0
4	18-A	12	18	18	0	0
4	19-A	12	18	18	0	0
4	20-A	12	18	18	0	0
4	21-A	12	18	18	0	0
4	22-A	12	18	18	0	0
4	23-A	12	18	18	0	0
4	24-A	12	18	18	0	0
4	25-A	12	18	18	0	0
5	1-A	253	0	0	0	0
5	2-A	248	0	0	0	0
5	3-A	259	0	0	0	0
5	4-A	249	0	0	0	0
5	5-A	246	0	0	0	0
5	6-A	245	0	0	0	0
5	7-A	258	0	0	0	0
5	8-A	264	0	0	0	0
5	9-A	251	0	0	0	0
5	10-A	248	0	0	0	0
5	11-A	264	0	0	0	0
5	12-A	246	0	0	0	0
5	13-A	247	0	0	0	0
5	14-A	242	0	0	0	0

Continued on next page...

Continued from previous page...

Mol	Chain	Non-H	H(model)	H(added)	Clashes	Symm-Clashes
5	15-A	262	0	0	0	0
5	16-A	252	0	0	0	0
5	17-A	243	0	0	0	0
5	18-A	255	0	0	0	0
5	19-A	274	0	0	0	0
5	20-A	242	0	0	0	0
5	21-A	240	0	0	0	0
5	22-A	250	0	0	0	0
5	23-A	259	0	0	0	0
5	24-A	250	0	0	0	0
5	25-A	249	0	0	0	0
All	All	112171	98125	99634	0	0

The all-atom clashscore is defined as the number of clashes found per 1000 atoms (including hydrogen atoms). Clashscore could not be calculated for this entry.

There are no clashes within the asymmetric unit.

There are no symmetry-related clashes.

5.3 Torsion angles [i](#)

5.3.1 Protein backbone [i](#)

In the following table, the Percentiles column shows the percent Ramachandran outliers of the chain as a percentile score with respect to all X-ray entries followed by that with respect to entries of similar resolution.

The Analysed column shows the number of residues for which the backbone conformation was analysed, and the total number of residues.

Mol	Chain	Analysed	Favoured	Allowed	Outliers	Percentiles	
1	1-A	547/549 (100%)	508 (93%)	34 (6%)	5 (1%)	17	7
1	2-A	547/549 (100%)	503 (92%)	40 (7%)	4 (1%)	22	12
1	3-A	547/549 (100%)	508 (93%)	34 (6%)	5 (1%)	17	7
1	4-A	547/549 (100%)	512 (94%)	30 (6%)	5 (1%)	17	7
1	5-A	547/549 (100%)	510 (93%)	32 (6%)	5 (1%)	17	7
1	6-A	547/549 (100%)	503 (92%)	40 (7%)	4 (1%)	22	12
1	7-A	547/549 (100%)	506 (92%)	38 (7%)	3 (0%)	29	18
1	8-A	547/549 (100%)	509 (93%)	35 (6%)	3 (0%)	29	18

Continued on next page...

Continued from previous page...

Mol	Chain	Analysed	Favoured	Allowed	Outliers	Percentiles	
1	9-A	547/549 (100%)	502 (92%)	40 (7%)	5 (1%)	17	7
1	10-A	547/549 (100%)	501 (92%)	45 (8%)	1 (0%)	47	38
1	11-A	547/549 (100%)	511 (93%)	30 (6%)	6 (1%)	14	5
1	12-A	547/549 (100%)	511 (93%)	32 (6%)	4 (1%)	22	12
1	13-A	547/549 (100%)	505 (92%)	37 (7%)	5 (1%)	17	7
1	14-A	547/549 (100%)	509 (93%)	34 (6%)	4 (1%)	22	12
1	15-A	547/549 (100%)	511 (93%)	29 (5%)	7 (1%)	12	4
1	16-A	547/549 (100%)	499 (91%)	43 (8%)	5 (1%)	17	7
1	17-A	547/549 (100%)	502 (92%)	38 (7%)	7 (1%)	12	4
1	18-A	547/549 (100%)	510 (93%)	35 (6%)	2 (0%)	34	24
1	19-A	547/549 (100%)	503 (92%)	40 (7%)	4 (1%)	22	12
1	20-A	547/549 (100%)	505 (92%)	35 (6%)	7 (1%)	12	4
1	21-A	547/549 (100%)	513 (94%)	31 (6%)	3 (0%)	29	18
1	22-A	547/549 (100%)	507 (93%)	38 (7%)	2 (0%)	34	24
1	23-A	547/549 (100%)	506 (92%)	34 (6%)	7 (1%)	12	4
1	24-A	547/549 (100%)	501 (92%)	43 (8%)	3 (0%)	29	18
1	25-A	547/549 (100%)	501 (92%)	43 (8%)	3 (0%)	29	18
All	All	13675/13725 (100%)	12656 (92%)	910 (7%)	109 (1%)	19	9

All (109) Ramachandran outliers are listed below:

Mol	Chain	Res	Type
1	2-A	509	ASP
1	3-A	314	ALA
1	4-A	297	PRO
1	6-A	77	ASP
1	6-A	319	ILE
1	7-A	61	GLY
1	9-A	293	GLY
1	11-A	77	ASP
1	11-A	293	GLY
1	12-A	146	GLY
1	12-A	297	PRO
1	13-A	77	ASP
1	13-A	314	ALA
1	14-A	77	ASP

Continued on next page...

Continued from previous page...

Mol	Chain	Res	Type
1	14-A	295	GLY
1	15-A	126	LEU
1	17-A	274	ASP
1	20-A	493	ASN
1	20-A	518	ILE
1	24-A	145	ASP
1	4-A	568	ASP
1	5-A	273	GLY
1	6-A	314	ALA
1	8-A	297	PRO
1	9-A	295	GLY
1	9-A	314	ALA
1	11-A	61	GLY
1	11-A	195	GLY
1	12-A	145	ASP
1	16-A	61	GLY
1	17-A	273	GLY
1	18-A	77	ASP
1	20-A	77	ASP
1	20-A	142	GLY
1	20-A	295	GLY
1	22-A	142	GLY
1	24-A	273	GLY
1	25-A	295	GLY
1	1-A	67	ASN
1	3-A	294	ASN
1	5-A	77	ASP
1	15-A	66	PRO
1	15-A	248	SER
1	15-A	308	TYR
1	15-A	493	ASN
1	19-A	314	ALA
1	23-A	576	GLY
1	25-A	273	GLY
1	1-A	248	SER
1	1-A	493	ASN
1	4-A	248	SER
1	5-A	296	THR
1	9-A	248	SER
1	12-A	130	ASP
1	13-A	313	GLY
1	15-A	296	THR

Continued on next page...

Continued from previous page...

Mol	Chain	Res	Type
1	17-A	61	GLY
1	17-A	314	ALA
1	18-A	296	THR
1	19-A	79	GLN
1	19-A	248	SER
1	20-A	294	ASN
1	23-A	295	GLY
1	1-A	498	PHE
1	2-A	77	ASP
1	3-A	214	TYR
1	3-A	296	THR
1	3-A	498	PHE
1	5-A	498	PHE
1	8-A	498	PHE
1	9-A	498	PHE
1	10-A	498	PHE
1	13-A	248	SER
1	15-A	65	GLY
1	16-A	498	PHE
1	17-A	90	GLU
1	20-A	498	PHE
1	21-A	142	GLY
1	23-A	110	ASP
1	23-A	248	SER
1	23-A	498	PHE
1	2-A	319	ILE
1	2-A	498	PHE
1	4-A	145	ASP
1	4-A	498	PHE
1	7-A	296	THR
1	7-A	498	PHE
1	14-A	498	PHE
1	17-A	401	ALA
1	23-A	77	ASP
1	25-A	498	PHE
1	8-A	249	PHE
1	14-A	293	GLY
1	13-A	95	GLY
1	16-A	142	GLY
1	19-A	233	VAL
1	24-A	252	PRO
1	1-A	58	VAL

Continued on next page...

Continued from previous page...

Mol	Chain	Res	Type
1	5-A	312	PRO
1	16-A	296	THR
1	21-A	232	GLY
1	22-A	507	ALA
1	6-A	273	GLY
1	11-A	76	PRO
1	11-A	296	THR
1	16-A	66	PRO
1	17-A	60	GLY
1	21-A	233	VAL
1	23-A	58	VAL

5.3.2 Protein sidechains ⓘ

In the following table, the Percentiles column shows the percent sidechain outliers of the chain as a percentile score with respect to all X-ray entries followed by that with respect to entries of similar resolution.

The Analysed column shows the number of residues for which the sidechain conformation was analysed, and the total number of residues.

Mol	Chain	Analysed	Rotameric	Outliers	Percentiles	
1	1-A	436/436 (100%)	419 (96%)	17 (4%)	32	23
1	2-A	436/436 (100%)	417 (96%)	19 (4%)	28	19
1	3-A	436/436 (100%)	416 (95%)	20 (5%)	27	17
1	4-A	436/436 (100%)	417 (96%)	19 (4%)	28	19
1	5-A	436/436 (100%)	413 (95%)	23 (5%)	22	13
1	6-A	436/436 (100%)	413 (95%)	23 (5%)	22	13
1	7-A	436/436 (100%)	418 (96%)	18 (4%)	30	21
1	8-A	436/436 (100%)	417 (96%)	19 (4%)	28	19
1	9-A	436/436 (100%)	422 (97%)	14 (3%)	39	30
1	10-A	436/436 (100%)	419 (96%)	17 (4%)	32	23
1	11-A	436/436 (100%)	415 (95%)	21 (5%)	25	16
1	12-A	436/436 (100%)	416 (95%)	20 (5%)	27	17
1	13-A	436/436 (100%)	420 (96%)	16 (4%)	34	25
1	14-A	436/436 (100%)	412 (94%)	24 (6%)	21	12
1	15-A	436/436 (100%)	415 (95%)	21 (5%)	25	16

Continued on next page...

Continued from previous page...

Mol	Chain	Analysed	Rotameric	Outliers	Percentiles	
1	16-A	436/436 (100%)	420 (96%)	16 (4%)	34	25
1	17-A	436/436 (100%)	419 (96%)	17 (4%)	32	23
1	18-A	436/436 (100%)	414 (95%)	22 (5%)	24	15
1	19-A	436/436 (100%)	419 (96%)	17 (4%)	32	23
1	20-A	436/436 (100%)	419 (96%)	17 (4%)	32	23
1	21-A	436/436 (100%)	416 (95%)	20 (5%)	27	17
1	22-A	436/436 (100%)	420 (96%)	16 (4%)	34	25
1	23-A	436/436 (100%)	419 (96%)	17 (4%)	32	23
1	24-A	436/436 (100%)	424 (97%)	12 (3%)	43	36
1	25-A	436/436 (100%)	411 (94%)	25 (6%)	20	11
All	All	10900/10900 (100%)	10430 (96%)	470 (4%)	29	19

All (470) residues with a non-rotameric sidechain are listed below:

Mol	Chain	Res	Type
1	1-A	87	ARG
1	1-A	207	ILE
1	1-A	236	MET
1	1-A	250	PRO
1	1-A	258	GLU
1	1-A	296	THR
1	1-A	300	GLU
1	1-A	306	GLN
1	1-A	343	GLU
1	1-A	404	ASP
1	1-A	489	TRP
1	1-A	490	SER
1	1-A	517	ASP
1	1-A	518	ILE
1	1-A	560	VAL
1	1-A	570	LEU
1	1-A	586	ASP
1	2-A	74	SER
1	2-A	84	GLU
1	2-A	88	LYS
1	2-A	91	SER
1	2-A	127	ASN
1	2-A	136	ASP

Continued on next page...

Continued from previous page...

Mol	Chain	Res	Type
1	2-A	145	ASP
1	2-A	236	MET
1	2-A	258	GLU
1	2-A	274	ASP
1	2-A	283	LYS
1	2-A	300	GLU
1	2-A	340	GLN
1	2-A	402	SER
1	2-A	404	ASP
1	2-A	460	ARG
1	2-A	570	LEU
1	2-A	603	SER
1	2-A	604	PHE
1	3-A	69	LEU
1	3-A	72	ASP
1	3-A	74	SER
1	3-A	91	SER
1	3-A	97	ASP
1	3-A	110	ASP
1	3-A	144	PHE
1	3-A	180	ARG
1	3-A	207	ILE
1	3-A	236	MET
1	3-A	272	ASP
1	3-A	275	ASP
1	3-A	324	ASP
1	3-A	339	ASP
1	3-A	404	ASP
1	3-A	470	ASP
1	3-A	489	TRP
1	3-A	528	ASP
1	3-A	541	TYR
1	3-A	570	LEU
1	4-A	63	ASP
1	4-A	72	ASP
1	4-A	198	SER
1	4-A	222	ARG
1	4-A	236	MET
1	4-A	274	ASP
1	4-A	294	ASN
1	4-A	296	THR
1	4-A	298	GLU

Continued on next page...

Continued from previous page...

Mol	Chain	Res	Type
1	4-A	305	ASP
1	4-A	404	ASP
1	4-A	452	GLU
1	4-A	490	SER
1	4-A	515	ASN
1	4-A	525	LYS
1	4-A	527	ASP
1	4-A	541	TYR
1	4-A	570	LEU
1	4-A	586	ASP
1	5-A	57	GLU
1	5-A	74	SER
1	5-A	111	ILE
1	5-A	126	LEU
1	5-A	136	ASP
1	5-A	144	PHE
1	5-A	180	ARG
1	5-A	184	LYS
1	5-A	236	MET
1	5-A	252	PRO
1	5-A	296	THR
1	5-A	298	GLU
1	5-A	305	ASP
1	5-A	340	GLN
1	5-A	402	SER
1	5-A	404	ASP
1	5-A	460	ARG
1	5-A	517	ASP
1	5-A	525	LYS
1	5-A	527	ASP
1	5-A	545	ASN
1	5-A	570	LEU
1	5-A	586	ASP
1	6-A	58	VAL
1	6-A	63	ASP
1	6-A	72	ASP
1	6-A	88	LYS
1	6-A	102	MET
1	6-A	110	ASP
1	6-A	144	PHE
1	6-A	157	GLU
1	6-A	236	MET

Continued on next page...

Continued from previous page...

Mol	Chain	Res	Type
1	6-A	262	VAL
1	6-A	285	THR
1	6-A	296	THR
1	6-A	404	ASP
1	6-A	452	GLU
1	6-A	460	ARG
1	6-A	468	LYS
1	6-A	489	TRP
1	6-A	490	SER
1	6-A	515	ASN
1	6-A	527	ASP
1	6-A	541	TYR
1	6-A	570	LEU
1	6-A	586	ASP
1	7-A	57	GLU
1	7-A	72	ASP
1	7-A	83	ASP
1	7-A	88	LYS
1	7-A	120	SER
1	7-A	149	THR
1	7-A	180	ARG
1	7-A	236	MET
1	7-A	248	SER
1	7-A	296	THR
1	7-A	301	SER
1	7-A	324	ASP
1	7-A	402	SER
1	7-A	404	ASP
1	7-A	410	THR
1	7-A	458	THR
1	7-A	541	TYR
1	7-A	570	LEU
1	8-A	63	ASP
1	8-A	69	LEU
1	8-A	120	SER
1	8-A	136	ASP
1	8-A	236	MET
1	8-A	274	ASP
1	8-A	296	THR
1	8-A	298	GLU
1	8-A	300	GLU
1	8-A	340	GLN

Continued on next page...

Continued from previous page...

Mol	Chain	Res	Type
1	8-A	399	ASP
1	8-A	404	ASP
1	8-A	412	LEU
1	8-A	470	ASP
1	8-A	489	TRP
1	8-A	515	ASN
1	8-A	527	ASP
1	8-A	570	LEU
1	8-A	603	SER
1	9-A	75	THR
1	9-A	84	GLU
1	9-A	88	LYS
1	9-A	112	ASN
1	9-A	164	VAL
1	9-A	231	ASN
1	9-A	236	MET
1	9-A	262	VAL
1	9-A	296	THR
1	9-A	338	VAL
1	9-A	404	ASP
1	9-A	489	TRP
1	9-A	534	GLU
1	9-A	570	LEU
1	10-A	72	ASP
1	10-A	77	ASP
1	10-A	97	ASP
1	10-A	102	MET
1	10-A	169	ARG
1	10-A	198	SER
1	10-A	248	SER
1	10-A	285	THR
1	10-A	300	GLU
1	10-A	356	LEU
1	10-A	399	ASP
1	10-A	404	ASP
1	10-A	458	THR
1	10-A	489	TRP
1	10-A	515	ASN
1	10-A	541	TYR
1	10-A	570	LEU
1	11-A	57	GLU
1	11-A	63	ASP

Continued on next page...

Continued from previous page...

Mol	Chain	Res	Type
1	11-A	69	LEU
1	11-A	72	ASP
1	11-A	77	ASP
1	11-A	87	ARG
1	11-A	88	LYS
1	11-A	91	SER
1	11-A	126	LEU
1	11-A	164	VAL
1	11-A	180	ARG
1	11-A	236	MET
1	11-A	272	ASP
1	11-A	300	GLU
1	11-A	305	ASP
1	11-A	404	ASP
1	11-A	489	TRP
1	11-A	527	ASP
1	11-A	528	ASP
1	11-A	534	GLU
1	11-A	603	SER
1	12-A	69	LEU
1	12-A	97	ASP
1	12-A	149	THR
1	12-A	155	SER
1	12-A	164	VAL
1	12-A	169	ARG
1	12-A	236	MET
1	12-A	274	ASP
1	12-A	283	LYS
1	12-A	297	PRO
1	12-A	339	ASP
1	12-A	340	GLN
1	12-A	399	ASP
1	12-A	404	ASP
1	12-A	531	THR
1	12-A	541	TYR
1	12-A	545	ASN
1	12-A	570	LEU
1	12-A	603	SER
1	12-A	605	PRO
1	13-A	57	GLU
1	13-A	75	THR
1	13-A	78	ILE

Continued on next page...

Continued from previous page...

Mol	Chain	Res	Type
1	13-A	109	ASN
1	13-A	110	ASP
1	13-A	157	GLU
1	13-A	164	VAL
1	13-A	192	ASP
1	13-A	248	SER
1	13-A	283	LYS
1	13-A	296	THR
1	13-A	300	GLU
1	13-A	301	SER
1	13-A	404	ASP
1	13-A	470	ASP
1	13-A	517	ASP
1	14-A	57	GLU
1	14-A	74	SER
1	14-A	111	ILE
1	14-A	112	ASN
1	14-A	136	ASP
1	14-A	144	PHE
1	14-A	164	VAL
1	14-A	231	ASN
1	14-A	236	MET
1	14-A	262	VAL
1	14-A	274	ASP
1	14-A	294	ASN
1	14-A	305	ASP
1	14-A	306	GLN
1	14-A	339	ASP
1	14-A	404	ASP
1	14-A	409	PRO
1	14-A	488	GLN
1	14-A	506	ASP
1	14-A	525	LYS
1	14-A	527	ASP
1	14-A	541	TYR
1	14-A	570	LEU
1	14-A	586	ASP
1	15-A	66	PRO
1	15-A	69	LEU
1	15-A	87	ARG
1	15-A	91	SER
1	15-A	112	ASN

Continued on next page...

Continued from previous page...

Mol	Chain	Res	Type
1	15-A	136	ASP
1	15-A	180	ARG
1	15-A	231	ASN
1	15-A	236	MET
1	15-A	251	GLU
1	15-A	274	ASP
1	15-A	298	GLU
1	15-A	402	SER
1	15-A	404	ASP
1	15-A	471	ASN
1	15-A	489	TRP
1	15-A	490	SER
1	15-A	534	GLU
1	15-A	570	LEU
1	15-A	586	ASP
1	15-A	604	PHE
1	16-A	57	GLU
1	16-A	63	ASP
1	16-A	72	ASP
1	16-A	77	ASP
1	16-A	136	ASP
1	16-A	164	VAL
1	16-A	236	MET
1	16-A	296	THR
1	16-A	306	GLN
1	16-A	404	ASP
1	16-A	452	GLU
1	16-A	529	SER
1	16-A	541	TYR
1	16-A	545	ASN
1	16-A	560	VAL
1	16-A	570	LEU
1	17-A	72	ASP
1	17-A	206	LYS
1	17-A	207	ILE
1	17-A	236	MET
1	17-A	262	VAL
1	17-A	272	ASP
1	17-A	274	ASP
1	17-A	283	LYS
1	17-A	296	THR
1	17-A	300	GLU

Continued on next page...

Continued from previous page...

Mol	Chain	Res	Type
1	17-A	306	GLN
1	17-A	404	ASP
1	17-A	489	TRP
1	17-A	541	TYR
1	17-A	570	LEU
1	17-A	586	ASP
1	17-A	603	SER
1	18-A	57	GLU
1	18-A	69	LEU
1	18-A	84	GLU
1	18-A	88	LYS
1	18-A	97	ASP
1	18-A	144	PHE
1	18-A	184	LYS
1	18-A	222	ARG
1	18-A	236	MET
1	18-A	275	ASP
1	18-A	285	THR
1	18-A	317	GLU
1	18-A	318	THR
1	18-A	340	GLN
1	18-A	399	ASP
1	18-A	404	ASP
1	18-A	489	TRP
1	18-A	527	ASP
1	18-A	541	TYR
1	18-A	554	HIS
1	18-A	570	LEU
1	18-A	603	SER
1	19-A	71	PHE
1	19-A	136	ASP
1	19-A	180	ARG
1	19-A	236	MET
1	19-A	274	ASP
1	19-A	275	ASP
1	19-A	283	LYS
1	19-A	296	THR
1	19-A	300	GLU
1	19-A	306	GLN
1	19-A	404	ASP
1	19-A	527	ASP
1	19-A	528	ASP

Continued on next page...

Continued from previous page...

Mol	Chain	Res	Type
1	19-A	531	THR
1	19-A	541	TYR
1	19-A	570	LEU
1	19-A	586	ASP
1	20-A	69	LEU
1	20-A	71	PHE
1	20-A	72	ASP
1	20-A	127	ASN
1	20-A	236	MET
1	20-A	283	LYS
1	20-A	338	VAL
1	20-A	340	GLN
1	20-A	399	ASP
1	20-A	402	SER
1	20-A	404	ASP
1	20-A	470	ASP
1	20-A	489	TRP
1	20-A	527	ASP
1	20-A	529	SER
1	20-A	545	ASN
1	20-A	570	LEU
1	21-A	57	GLU
1	21-A	69	LEU
1	21-A	82	VAL
1	21-A	91	SER
1	21-A	144	PHE
1	21-A	149	THR
1	21-A	236	MET
1	21-A	258	GLU
1	21-A	262	VAL
1	21-A	274	ASP
1	21-A	294	ASN
1	21-A	296	THR
1	21-A	324	ASP
1	21-A	402	SER
1	21-A	404	ASP
1	21-A	515	ASN
1	21-A	527	ASP
1	21-A	528	ASP
1	21-A	541	TYR
1	21-A	570	LEU
1	22-A	63	ASP

Continued on next page...

Continued from previous page...

Mol	Chain	Res	Type
1	22-A	72	ASP
1	22-A	88	LYS
1	22-A	110	ASP
1	22-A	136	ASP
1	22-A	157	GLU
1	22-A	236	MET
1	22-A	251	GLU
1	22-A	283	LYS
1	22-A	285	THR
1	22-A	306	GLN
1	22-A	310	VAL
1	22-A	324	ASP
1	22-A	404	ASP
1	22-A	570	LEU
1	22-A	604	PHE
1	23-A	57	GLU
1	23-A	63	ASP
1	23-A	69	LEU
1	23-A	144	PHE
1	23-A	155	SER
1	23-A	180	ARG
1	23-A	231	ASN
1	23-A	262	VAL
1	23-A	272	ASP
1	23-A	274	ASP
1	23-A	285	THR
1	23-A	300	GLU
1	23-A	404	ASP
1	23-A	457	GLU
1	23-A	490	SER
1	23-A	570	LEU
1	23-A	603	SER
1	24-A	63	ASP
1	24-A	67	ASN
1	24-A	77	ASP
1	24-A	236	MET
1	24-A	298	GLU
1	24-A	340	GLN
1	24-A	404	ASP
1	24-A	471	ASN
1	24-A	509	ASP
1	24-A	541	TYR

Continued on next page...

Continued from previous page...

Mol	Chain	Res	Type
1	24-A	545	ASN
1	24-A	570	LEU
1	25-A	58	VAL
1	25-A	69	LEU
1	25-A	74	SER
1	25-A	97	ASP
1	25-A	111	ILE
1	25-A	144	PHE
1	25-A	184	LYS
1	25-A	236	MET
1	25-A	258	GLU
1	25-A	271	LEU
1	25-A	285	THR
1	25-A	296	THR
1	25-A	305	ASP
1	25-A	306	GLN
1	25-A	340	GLN
1	25-A	345	ASP
1	25-A	348	ASN
1	25-A	402	SER
1	25-A	404	ASP
1	25-A	488	GLN
1	25-A	518	ILE
1	25-A	527	ASP
1	25-A	541	TYR
1	25-A	549	ASP
1	25-A	570	LEU

Some sidechains can be flipped to improve hydrogen bonding and reduce clashes. All (68) such sidechains are listed below:

Mol	Chain	Res	Type
1	2-A	112	ASN
1	2-A	127	ASN
1	2-A	306	GLN
1	2-A	471	ASN
1	2-A	547	ASN
1	2-A	553	GLN
1	3-A	127	ASN
1	4-A	89	GLN
1	4-A	109	ASN
1	4-A	325	GLN
1	4-A	488	GLN

Continued on next page...

Continued from previous page...

Mol	Chain	Res	Type
1	5-A	89	GLN
1	5-A	109	ASN
1	5-A	466	HIS
1	5-A	488	GLN
1	6-A	286	ASN
1	6-A	325	GLN
1	7-A	306	GLN
1	7-A	325	GLN
1	7-A	488	GLN
1	8-A	93	GLN
1	8-A	127	ASN
1	8-A	165	ASN
1	10-A	127	ASN
1	10-A	217	GLN
1	10-A	218	GLN
1	10-A	286	ASN
1	10-A	294	ASN
1	10-A	306	GLN
1	11-A	127	ASN
1	11-A	553	GLN
1	12-A	127	ASN
1	12-A	286	ASN
1	12-A	325	GLN
1	12-A	515	ASN
1	13-A	286	ASN
1	13-A	325	GLN
1	13-A	553	GLN
1	13-A	600	GLN
1	14-A	286	ASN
1	15-A	553	GLN
1	16-A	79	GLN
1	16-A	114	GLN
1	16-A	127	ASN
1	16-A	306	GLN
1	17-A	127	ASN
1	17-A	286	ASN
1	18-A	165	ASN
1	18-A	340	GLN
1	18-A	515	ASN
1	18-A	600	GLN
1	19-A	93	GLN
1	19-A	286	ASN

Continued on next page...

Continued from previous page...

Mol	Chain	Res	Type
1	19-A	306	GLN
1	20-A	600	GLN
1	21-A	127	ASN
1	22-A	127	ASN
1	22-A	306	GLN
1	22-A	567	HIS
1	23-A	466	HIS
1	23-A	553	GLN
1	24-A	325	GLN
1	24-A	483	ASN
1	25-A	93	GLN
1	25-A	127	ASN
1	25-A	150	GLN
1	25-A	348	ASN
1	25-A	600	GLN

5.3.3 RNA ⓘ

There are no RNA molecules in this entry.

5.4 Non-standard residues in protein, DNA, RNA chains ⓘ

There are no non-standard protein/DNA/RNA residues in this entry.

5.5 Carbohydrates ⓘ

100 monosaccharides are modelled in this entry.

In the following table, the Counts columns list the number of bonds (or angles) for which Mogul statistics could be retrieved, the number of bonds (or angles) that are observed in the model and the number of bonds (or angles) that are defined in the Chemical Component Dictionary. The Link column lists molecule types, if any, to which the group is linked. The Z score for a bond length (or angle) is the number of standard deviations the observed value is removed from the expected value. A bond length (or angle) with $|Z| > 2$ is considered an outlier worth inspection. RMSZ is the root-mean-square of all Z scores of the bond lengths (or angles).

Mol	Type	Chain	Res	Link	Bond lengths			Bond angles		
					Counts	RMSZ	# Z > 2	Counts	RMSZ	# Z > 2
2	BGC	1-B	1	2	12,12,12	2.49	4 (33%)	17,17,17	3.27	7 (41%)
2	BGC	1-B	2	2	11,11,12	2.76	4 (36%)	15,15,17	1.76	2 (13%)
2	BGC	1-B	3	2	11,11,12	3.07	5 (45%)	15,15,17	2.04	6 (40%)

Mol	Type	Chain	Res	Link	Bond lengths			Bond angles		
					Counts	RMSZ	# Z > 2	Counts	RMSZ	# Z > 2
2	BGC	1-B	4	2	11,11,12	2.86	5 (45%)	15,15,17	3.06	6 (40%)
2	BGC	10-B	1	2	12,12,12	2.49	4 (33%)	17,17,17	3.27	7 (41%)
2	BGC	10-B	2	2	11,11,12	2.76	4 (36%)	15,15,17	1.76	2 (13%)
2	BGC	10-B	3	2	11,11,12	3.07	5 (45%)	15,15,17	2.04	6 (40%)
2	BGC	10-B	4	2	11,11,12	2.86	5 (45%)	15,15,17	3.06	6 (40%)
2	BGC	11-B	1	2	12,12,12	2.49	4 (33%)	17,17,17	3.27	7 (41%)
2	BGC	11-B	2	2	11,11,12	2.76	4 (36%)	15,15,17	1.76	2 (13%)
2	BGC	11-B	3	2	11,11,12	3.07	5 (45%)	15,15,17	2.04	6 (40%)
2	BGC	11-B	4	2	11,11,12	2.86	5 (45%)	15,15,17	3.06	6 (40%)
2	BGC	12-B	1	2	12,12,12	2.49	4 (33%)	17,17,17	3.27	7 (41%)
2	BGC	12-B	2	2	11,11,12	2.76	4 (36%)	15,15,17	1.76	2 (13%)
2	BGC	12-B	3	2	11,11,12	3.07	5 (45%)	15,15,17	2.04	6 (40%)
2	BGC	12-B	4	2	11,11,12	2.86	5 (45%)	15,15,17	3.06	6 (40%)
2	BGC	13-B	1	2	12,12,12	2.49	4 (33%)	17,17,17	3.27	7 (41%)
2	BGC	13-B	2	2	11,11,12	2.76	4 (36%)	15,15,17	1.76	2 (13%)
2	BGC	13-B	3	2	11,11,12	3.07	5 (45%)	15,15,17	2.04	6 (40%)
2	BGC	13-B	4	2	11,11,12	2.86	5 (45%)	15,15,17	3.06	6 (40%)
2	BGC	14-B	1	2	12,12,12	2.49	4 (33%)	17,17,17	3.27	7 (41%)
2	BGC	14-B	2	2	11,11,12	2.76	4 (36%)	15,15,17	1.76	2 (13%)
2	BGC	14-B	3	2	11,11,12	3.07	5 (45%)	15,15,17	2.04	6 (40%)
2	BGC	14-B	4	2	11,11,12	2.86	5 (45%)	15,15,17	3.06	6 (40%)
2	BGC	15-B	1	2	12,12,12	2.49	4 (33%)	17,17,17	3.27	7 (41%)
2	BGC	15-B	2	2	11,11,12	2.76	4 (36%)	15,15,17	1.76	2 (13%)
2	BGC	15-B	3	2	11,11,12	3.07	5 (45%)	15,15,17	2.04	6 (40%)
2	BGC	15-B	4	2	11,11,12	2.86	5 (45%)	15,15,17	3.06	6 (40%)
2	BGC	16-B	1	2	12,12,12	2.49	4 (33%)	17,17,17	3.27	7 (41%)
2	BGC	16-B	2	2	11,11,12	2.76	4 (36%)	15,15,17	1.76	2 (13%)
2	BGC	16-B	3	2	11,11,12	3.07	5 (45%)	15,15,17	2.04	6 (40%)
2	BGC	16-B	4	2	11,11,12	2.86	5 (45%)	15,15,17	3.06	6 (40%)
2	BGC	17-B	1	2	12,12,12	2.49	4 (33%)	17,17,17	3.27	7 (41%)
2	BGC	17-B	2	2	11,11,12	2.76	4 (36%)	15,15,17	1.76	2 (13%)
2	BGC	17-B	3	2	11,11,12	3.07	5 (45%)	15,15,17	2.04	6 (40%)
2	BGC	17-B	4	2	11,11,12	2.86	5 (45%)	15,15,17	3.06	6 (40%)
2	BGC	18-B	1	2	12,12,12	2.49	4 (33%)	17,17,17	3.27	7 (41%)
2	BGC	18-B	2	2	11,11,12	2.76	4 (36%)	15,15,17	1.76	2 (13%)

Mol	Type	Chain	Res	Link	Bond lengths			Bond angles		
					Counts	RMSZ	# Z > 2	Counts	RMSZ	# Z > 2
2	BGC	18-B	3	2	11,11,12	3.07	5 (45%)	15,15,17	2.04	6 (40%)
2	BGC	18-B	4	2	11,11,12	2.86	5 (45%)	15,15,17	3.06	6 (40%)
2	BGC	19-B	1	2	12,12,12	2.49	4 (33%)	17,17,17	3.27	7 (41%)
2	BGC	19-B	2	2	11,11,12	2.76	4 (36%)	15,15,17	1.76	2 (13%)
2	BGC	19-B	3	2	11,11,12	3.07	5 (45%)	15,15,17	2.04	6 (40%)
2	BGC	19-B	4	2	11,11,12	2.86	5 (45%)	15,15,17	3.06	6 (40%)
2	BGC	2-B	1	2	12,12,12	2.49	4 (33%)	17,17,17	3.27	7 (41%)
2	BGC	2-B	2	2	11,11,12	2.76	4 (36%)	15,15,17	1.76	2 (13%)
2	BGC	2-B	3	2	11,11,12	3.07	5 (45%)	15,15,17	2.04	6 (40%)
2	BGC	2-B	4	2	11,11,12	2.86	5 (45%)	15,15,17	3.06	6 (40%)
2	BGC	20-B	1	2	12,12,12	2.49	4 (33%)	17,17,17	3.27	7 (41%)
2	BGC	20-B	2	2	11,11,12	2.76	4 (36%)	15,15,17	1.76	2 (13%)
2	BGC	20-B	3	2	11,11,12	3.07	5 (45%)	15,15,17	2.04	6 (40%)
2	BGC	20-B	4	2	11,11,12	2.86	5 (45%)	15,15,17	3.06	6 (40%)
2	BGC	21-B	1	2	12,12,12	2.49	4 (33%)	17,17,17	3.27	7 (41%)
2	BGC	21-B	2	2	11,11,12	2.76	4 (36%)	15,15,17	1.76	2 (13%)
2	BGC	21-B	3	2	11,11,12	3.07	5 (45%)	15,15,17	2.04	6 (40%)
2	BGC	21-B	4	2	11,11,12	2.86	5 (45%)	15,15,17	3.06	6 (40%)
2	BGC	22-B	1	2	12,12,12	2.49	4 (33%)	17,17,17	3.27	7 (41%)
2	BGC	22-B	2	2	11,11,12	2.76	4 (36%)	15,15,17	1.76	2 (13%)
2	BGC	22-B	3	2	11,11,12	3.07	5 (45%)	15,15,17	2.04	6 (40%)
2	BGC	22-B	4	2	11,11,12	2.86	5 (45%)	15,15,17	3.06	6 (40%)
2	BGC	23-B	1	2	12,12,12	2.49	4 (33%)	17,17,17	3.27	7 (41%)
2	BGC	23-B	2	2	11,11,12	2.76	4 (36%)	15,15,17	1.76	2 (13%)
2	BGC	23-B	3	2	11,11,12	3.07	5 (45%)	15,15,17	2.04	6 (40%)
2	BGC	23-B	4	2	11,11,12	2.86	5 (45%)	15,15,17	3.06	6 (40%)
2	BGC	24-B	1	2	12,12,12	2.49	4 (33%)	17,17,17	3.27	7 (41%)
2	BGC	24-B	2	2	11,11,12	2.76	4 (36%)	15,15,17	1.76	2 (13%)
2	BGC	24-B	3	2	11,11,12	3.07	5 (45%)	15,15,17	2.04	6 (40%)
2	BGC	24-B	4	2	11,11,12	2.86	5 (45%)	15,15,17	3.06	6 (40%)
2	BGC	25-B	1	2	12,12,12	2.49	4 (33%)	17,17,17	3.27	7 (41%)
2	BGC	25-B	2	2	11,11,12	2.76	4 (36%)	15,15,17	1.76	2 (13%)
2	BGC	25-B	3	2	11,11,12	3.07	5 (45%)	15,15,17	2.04	6 (40%)
2	BGC	25-B	4	2	11,11,12	2.86	5 (45%)	15,15,17	3.06	6 (40%)
2	BGC	3-B	1	2	12,12,12	2.49	4 (33%)	17,17,17	3.27	7 (41%)

Mol	Type	Chain	Res	Link	Bond lengths			Bond angles		
					Counts	RMSZ	# Z > 2	Counts	RMSZ	# Z > 2
2	BGC	3-B	2	2	11,11,12	2.76	4 (36%)	15,15,17	1.76	2 (13%)
2	BGC	3-B	3	2	11,11,12	3.07	5 (45%)	15,15,17	2.04	6 (40%)
2	BGC	3-B	4	2	11,11,12	2.86	5 (45%)	15,15,17	3.06	6 (40%)
2	BGC	4-B	1	2	12,12,12	2.49	4 (33%)	17,17,17	3.27	7 (41%)
2	BGC	4-B	2	2	11,11,12	2.76	4 (36%)	15,15,17	1.76	2 (13%)
2	BGC	4-B	3	2	11,11,12	3.07	5 (45%)	15,15,17	2.04	6 (40%)
2	BGC	4-B	4	2	11,11,12	2.86	5 (45%)	15,15,17	3.06	6 (40%)
2	BGC	5-B	1	2	12,12,12	2.49	4 (33%)	17,17,17	3.27	7 (41%)
2	BGC	5-B	2	2	11,11,12	2.76	4 (36%)	15,15,17	1.76	2 (13%)
2	BGC	5-B	3	2	11,11,12	3.07	5 (45%)	15,15,17	2.04	6 (40%)
2	BGC	5-B	4	2	11,11,12	2.86	5 (45%)	15,15,17	3.06	6 (40%)
2	BGC	6-B	1	2	12,12,12	2.49	4 (33%)	17,17,17	3.27	7 (41%)
2	BGC	6-B	2	2	11,11,12	2.76	4 (36%)	15,15,17	1.76	2 (13%)
2	BGC	6-B	3	2	11,11,12	3.07	5 (45%)	15,15,17	2.04	6 (40%)
2	BGC	6-B	4	2	11,11,12	2.86	5 (45%)	15,15,17	3.06	6 (40%)
2	BGC	7-B	1	2	12,12,12	2.49	4 (33%)	17,17,17	3.27	7 (41%)
2	BGC	7-B	2	2	11,11,12	2.76	4 (36%)	15,15,17	1.76	2 (13%)
2	BGC	7-B	3	2	11,11,12	3.07	5 (45%)	15,15,17	2.04	6 (40%)
2	BGC	7-B	4	2	11,11,12	2.86	5 (45%)	15,15,17	3.06	6 (40%)
2	BGC	8-B	1	2	12,12,12	2.49	4 (33%)	17,17,17	3.27	7 (41%)
2	BGC	8-B	2	2	11,11,12	2.76	4 (36%)	15,15,17	1.76	2 (13%)
2	BGC	8-B	3	2	11,11,12	3.07	5 (45%)	15,15,17	2.04	6 (40%)
2	BGC	8-B	4	2	11,11,12	2.86	5 (45%)	15,15,17	3.06	6 (40%)
2	BGC	9-B	1	2	12,12,12	2.49	4 (33%)	17,17,17	3.27	7 (41%)
2	BGC	9-B	2	2	11,11,12	2.76	4 (36%)	15,15,17	1.76	2 (13%)
2	BGC	9-B	3	2	11,11,12	3.07	5 (45%)	15,15,17	2.04	6 (40%)
2	BGC	9-B	4	2	11,11,12	2.86	5 (45%)	15,15,17	3.06	6 (40%)

In the following table, the Chirals column lists the number of chiral outliers, the number of chiral centers analysed, the number of these observed in the model and the number defined in the Chemical Component Dictionary. Similar counts are reported in the Torsion and Rings columns. '-' means no outliers of that kind were identified.

Mol	Type	Chain	Res	Link	Chirals	Torsions	Rings
2	BGC	1-B	1	2	-	0/2/22/22	0/1/1/1
2	BGC	1-B	2	2	-	0/2/19/22	0/1/1/1

Continued on next page...

Continued from previous page...

Mol	Type	Chain	Res	Link	Chirals	Torsions	Rings
2	BGC	1-B	3	2	-	2/2/19/22	0/1/1/1
2	BGC	1-B	4	2	-	2/2/19/22	0/1/1/1
2	BGC	10-B	1	2	-	0/2/22/22	0/1/1/1
2	BGC	10-B	2	2	-	0/2/19/22	0/1/1/1
2	BGC	10-B	3	2	-	2/2/19/22	0/1/1/1
2	BGC	10-B	4	2	-	2/2/19/22	0/1/1/1
2	BGC	11-B	1	2	-	0/2/22/22	0/1/1/1
2	BGC	11-B	2	2	-	0/2/19/22	0/1/1/1
2	BGC	11-B	3	2	-	2/2/19/22	0/1/1/1
2	BGC	11-B	4	2	-	2/2/19/22	0/1/1/1
2	BGC	12-B	1	2	-	0/2/22/22	0/1/1/1
2	BGC	12-B	2	2	-	0/2/19/22	0/1/1/1
2	BGC	12-B	3	2	-	2/2/19/22	0/1/1/1
2	BGC	12-B	4	2	-	2/2/19/22	0/1/1/1
2	BGC	13-B	1	2	-	0/2/22/22	0/1/1/1
2	BGC	13-B	2	2	-	0/2/19/22	0/1/1/1
2	BGC	13-B	3	2	-	2/2/19/22	0/1/1/1
2	BGC	13-B	4	2	-	2/2/19/22	0/1/1/1
2	BGC	14-B	1	2	-	0/2/22/22	0/1/1/1
2	BGC	14-B	2	2	-	0/2/19/22	0/1/1/1
2	BGC	14-B	3	2	-	2/2/19/22	0/1/1/1
2	BGC	14-B	4	2	-	2/2/19/22	0/1/1/1
2	BGC	15-B	1	2	-	0/2/22/22	0/1/1/1
2	BGC	15-B	2	2	-	0/2/19/22	0/1/1/1
2	BGC	15-B	3	2	-	2/2/19/22	0/1/1/1
2	BGC	15-B	4	2	-	2/2/19/22	0/1/1/1
2	BGC	16-B	1	2	-	0/2/22/22	0/1/1/1
2	BGC	16-B	2	2	-	0/2/19/22	0/1/1/1
2	BGC	16-B	3	2	-	2/2/19/22	0/1/1/1
2	BGC	16-B	4	2	-	2/2/19/22	0/1/1/1
2	BGC	17-B	1	2	-	0/2/22/22	0/1/1/1
2	BGC	17-B	2	2	-	0/2/19/22	0/1/1/1
2	BGC	17-B	3	2	-	2/2/19/22	0/1/1/1
2	BGC	17-B	4	2	-	2/2/19/22	0/1/1/1
2	BGC	18-B	1	2	-	0/2/22/22	0/1/1/1
2	BGC	18-B	2	2	-	0/2/19/22	0/1/1/1
2	BGC	18-B	3	2	-	2/2/19/22	0/1/1/1
2	BGC	18-B	4	2	-	2/2/19/22	0/1/1/1

Continued on next page...

Continued from previous page...

Mol	Type	Chain	Res	Link	Chirals	Torsions	Rings
2	BGC	19-B	1	2	-	0/2/22/22	0/1/1/1
2	BGC	19-B	2	2	-	0/2/19/22	0/1/1/1
2	BGC	19-B	3	2	-	2/2/19/22	0/1/1/1
2	BGC	19-B	4	2	-	2/2/19/22	0/1/1/1
2	BGC	2-B	1	2	-	0/2/22/22	0/1/1/1
2	BGC	2-B	2	2	-	0/2/19/22	0/1/1/1
2	BGC	2-B	3	2	-	2/2/19/22	0/1/1/1
2	BGC	2-B	4	2	-	2/2/19/22	0/1/1/1
2	BGC	20-B	1	2	-	0/2/22/22	0/1/1/1
2	BGC	20-B	2	2	-	0/2/19/22	0/1/1/1
2	BGC	20-B	3	2	-	2/2/19/22	0/1/1/1
2	BGC	20-B	4	2	-	2/2/19/22	0/1/1/1
2	BGC	21-B	1	2	-	0/2/22/22	0/1/1/1
2	BGC	21-B	2	2	-	0/2/19/22	0/1/1/1
2	BGC	21-B	3	2	-	2/2/19/22	0/1/1/1
2	BGC	21-B	4	2	-	2/2/19/22	0/1/1/1
2	BGC	22-B	1	2	-	0/2/22/22	0/1/1/1
2	BGC	22-B	2	2	-	0/2/19/22	0/1/1/1
2	BGC	22-B	3	2	-	2/2/19/22	0/1/1/1
2	BGC	22-B	4	2	-	2/2/19/22	0/1/1/1
2	BGC	23-B	1	2	-	0/2/22/22	0/1/1/1
2	BGC	23-B	2	2	-	0/2/19/22	0/1/1/1
2	BGC	23-B	3	2	-	2/2/19/22	0/1/1/1
2	BGC	23-B	4	2	-	2/2/19/22	0/1/1/1
2	BGC	24-B	1	2	-	0/2/22/22	0/1/1/1
2	BGC	24-B	2	2	-	0/2/19/22	0/1/1/1
2	BGC	24-B	3	2	-	2/2/19/22	0/1/1/1
2	BGC	24-B	4	2	-	2/2/19/22	0/1/1/1
2	BGC	25-B	1	2	-	0/2/22/22	0/1/1/1
2	BGC	25-B	2	2	-	0/2/19/22	0/1/1/1
2	BGC	25-B	3	2	-	2/2/19/22	0/1/1/1
2	BGC	25-B	4	2	-	2/2/19/22	0/1/1/1
2	BGC	3-B	1	2	-	0/2/22/22	0/1/1/1
2	BGC	3-B	2	2	-	0/2/19/22	0/1/1/1
2	BGC	3-B	3	2	-	2/2/19/22	0/1/1/1
2	BGC	3-B	4	2	-	2/2/19/22	0/1/1/1
2	BGC	4-B	1	2	-	0/2/22/22	0/1/1/1
2	BGC	4-B	2	2	-	0/2/19/22	0/1/1/1

Continued on next page...

Continued from previous page...

Mol	Type	Chain	Res	Link	Chirals	Torsions	Rings
2	BGC	4-B	3	2	-	2/2/19/22	0/1/1/1
2	BGC	4-B	4	2	-	2/2/19/22	0/1/1/1
2	BGC	5-B	1	2	-	0/2/22/22	0/1/1/1
2	BGC	5-B	2	2	-	0/2/19/22	0/1/1/1
2	BGC	5-B	3	2	-	2/2/19/22	0/1/1/1
2	BGC	5-B	4	2	-	2/2/19/22	0/1/1/1
2	BGC	6-B	1	2	-	0/2/22/22	0/1/1/1
2	BGC	6-B	2	2	-	0/2/19/22	0/1/1/1
2	BGC	6-B	3	2	-	2/2/19/22	0/1/1/1
2	BGC	6-B	4	2	-	2/2/19/22	0/1/1/1
2	BGC	7-B	1	2	-	0/2/22/22	0/1/1/1
2	BGC	7-B	2	2	-	0/2/19/22	0/1/1/1
2	BGC	7-B	3	2	-	2/2/19/22	0/1/1/1
2	BGC	7-B	4	2	-	2/2/19/22	0/1/1/1
2	BGC	8-B	1	2	-	0/2/22/22	0/1/1/1
2	BGC	8-B	2	2	-	0/2/19/22	0/1/1/1
2	BGC	8-B	3	2	-	2/2/19/22	0/1/1/1
2	BGC	8-B	4	2	-	2/2/19/22	0/1/1/1
2	BGC	9-B	1	2	-	0/2/22/22	0/1/1/1
2	BGC	9-B	2	2	-	0/2/19/22	0/1/1/1
2	BGC	9-B	3	2	-	2/2/19/22	0/1/1/1
2	BGC	9-B	4	2	-	2/2/19/22	0/1/1/1

All (450) bond length outliers are listed below:

Mol	Chain	Res	Type	Atoms	Z	Observed(Å)	Ideal(Å)
2	1-B	3	BGC	C2-C3	-6.20	1.43	1.52
2	4-B	3	BGC	C2-C3	-6.20	1.43	1.52
2	25-B	3	BGC	C2-C3	-6.20	1.43	1.52
2	7-B	3	BGC	C2-C3	-6.20	1.43	1.52
2	9-B	3	BGC	C2-C3	-6.20	1.43	1.52
2	15-B	3	BGC	C2-C3	-6.20	1.43	1.52
2	5-B	3	BGC	C2-C3	-6.20	1.43	1.52
2	12-B	3	BGC	C2-C3	-6.20	1.43	1.52
2	8-B	3	BGC	C2-C3	-6.20	1.43	1.52
2	22-B	3	BGC	C2-C3	-6.20	1.43	1.52
2	14-B	3	BGC	C2-C3	-6.20	1.43	1.52
2	3-B	3	BGC	C2-C3	-6.20	1.43	1.52
2	19-B	3	BGC	C2-C3	-6.20	1.43	1.52
2	24-B	3	BGC	C2-C3	-6.20	1.43	1.52

Continued on next page...

Continued from previous page...

Mol	Chain	Res	Type	Atoms	Z	Observed(Å)	Ideal(Å)
2	16-B	3	BGC	C2-C3	-6.20	1.43	1.52
2	17-B	3	BGC	C2-C3	-6.20	1.43	1.52
2	10-B	3	BGC	C2-C3	-6.20	1.43	1.52
2	6-B	3	BGC	C2-C3	-6.20	1.43	1.52
2	20-B	3	BGC	C2-C3	-6.20	1.43	1.52
2	21-B	3	BGC	C2-C3	-6.20	1.43	1.52
2	18-B	3	BGC	C2-C3	-6.20	1.43	1.52
2	11-B	3	BGC	C2-C3	-6.20	1.43	1.52
2	2-B	3	BGC	C2-C3	-6.20	1.43	1.52
2	23-B	3	BGC	C2-C3	-6.20	1.43	1.52
2	13-B	3	BGC	C2-C3	-6.20	1.43	1.52
2	22-B	2	BGC	C2-C3	-5.84	1.43	1.52
2	18-B	2	BGC	C2-C3	-5.84	1.43	1.52
2	7-B	2	BGC	C2-C3	-5.84	1.43	1.52
2	3-B	2	BGC	C2-C3	-5.84	1.43	1.52
2	23-B	2	BGC	C2-C3	-5.84	1.43	1.52
2	24-B	2	BGC	C2-C3	-5.84	1.43	1.52
2	17-B	2	BGC	C2-C3	-5.84	1.43	1.52
2	16-B	2	BGC	C2-C3	-5.84	1.43	1.52
2	21-B	2	BGC	C2-C3	-5.84	1.43	1.52
2	20-B	2	BGC	C2-C3	-5.84	1.43	1.52
2	10-B	2	BGC	C2-C3	-5.84	1.43	1.52
2	9-B	2	BGC	C2-C3	-5.84	1.43	1.52
2	2-B	2	BGC	C2-C3	-5.84	1.43	1.52
2	5-B	2	BGC	C2-C3	-5.84	1.43	1.52
2	1-B	2	BGC	C2-C3	-5.84	1.43	1.52
2	8-B	2	BGC	C2-C3	-5.84	1.43	1.52
2	6-B	2	BGC	C2-C3	-5.84	1.43	1.52
2	13-B	2	BGC	C2-C3	-5.84	1.43	1.52
2	25-B	2	BGC	C2-C3	-5.84	1.43	1.52
2	11-B	2	BGC	C2-C3	-5.84	1.43	1.52
2	4-B	2	BGC	C2-C3	-5.84	1.43	1.52
2	12-B	2	BGC	C2-C3	-5.84	1.43	1.52
2	19-B	2	BGC	C2-C3	-5.84	1.43	1.52
2	14-B	2	BGC	C2-C3	-5.84	1.43	1.52
2	15-B	2	BGC	C2-C3	-5.84	1.43	1.52
2	10-B	4	BGC	C2-C3	-5.29	1.44	1.52
2	24-B	4	BGC	C2-C3	-5.29	1.44	1.52
2	23-B	4	BGC	C2-C3	-5.29	1.44	1.52
2	9-B	4	BGC	C2-C3	-5.29	1.44	1.52
2	2-B	4	BGC	C2-C3	-5.29	1.44	1.52
2	3-B	4	BGC	C2-C3	-5.29	1.44	1.52

Continued on next page...

Continued from previous page...

Mol	Chain	Res	Type	Atoms	Z	Observed(Å)	Ideal(Å)
2	12-B	4	BGC	C2-C3	-5.29	1.44	1.52
2	1-B	4	BGC	C2-C3	-5.29	1.44	1.52
2	21-B	4	BGC	C2-C3	-5.29	1.44	1.52
2	13-B	4	BGC	C2-C3	-5.29	1.44	1.52
2	22-B	4	BGC	C2-C3	-5.29	1.44	1.52
2	8-B	4	BGC	C2-C3	-5.29	1.44	1.52
2	19-B	4	BGC	C2-C3	-5.29	1.44	1.52
2	6-B	4	BGC	C2-C3	-5.29	1.44	1.52
2	17-B	4	BGC	C2-C3	-5.29	1.44	1.52
2	16-B	4	BGC	C2-C3	-5.29	1.44	1.52
2	15-B	4	BGC	C2-C3	-5.29	1.44	1.52
2	5-B	4	BGC	C2-C3	-5.29	1.44	1.52
2	14-B	4	BGC	C2-C3	-5.29	1.44	1.52
2	4-B	4	BGC	C2-C3	-5.29	1.44	1.52
2	11-B	4	BGC	C2-C3	-5.29	1.44	1.52
2	20-B	4	BGC	C2-C3	-5.29	1.44	1.52
2	18-B	4	BGC	C2-C3	-5.29	1.44	1.52
2	7-B	4	BGC	C2-C3	-5.29	1.44	1.52
2	25-B	4	BGC	C2-C3	-5.29	1.44	1.52
2	19-B	1	BGC	C6-C5	-4.95	1.35	1.51
2	9-B	1	BGC	C6-C5	-4.95	1.35	1.51
2	24-B	1	BGC	C6-C5	-4.95	1.35	1.51
2	20-B	1	BGC	C6-C5	-4.95	1.35	1.51
2	11-B	1	BGC	C6-C5	-4.95	1.35	1.51
2	13-B	1	BGC	C6-C5	-4.95	1.35	1.51
2	18-B	1	BGC	C6-C5	-4.95	1.35	1.51
2	12-B	1	BGC	C6-C5	-4.95	1.35	1.51
2	25-B	1	BGC	C6-C5	-4.95	1.35	1.51
2	6-B	1	BGC	C6-C5	-4.95	1.35	1.51
2	8-B	1	BGC	C6-C5	-4.95	1.35	1.51
2	14-B	1	BGC	C6-C5	-4.95	1.35	1.51
2	10-B	1	BGC	C6-C5	-4.95	1.35	1.51
2	16-B	1	BGC	C6-C5	-4.95	1.35	1.51
2	5-B	1	BGC	C6-C5	-4.95	1.35	1.51
2	1-B	1	BGC	C6-C5	-4.95	1.35	1.51
2	7-B	1	BGC	C6-C5	-4.95	1.35	1.51
2	2-B	1	BGC	C6-C5	-4.95	1.35	1.51
2	15-B	1	BGC	C6-C5	-4.95	1.35	1.51
2	22-B	1	BGC	C6-C5	-4.95	1.35	1.51
2	3-B	1	BGC	C6-C5	-4.95	1.35	1.51
2	4-B	1	BGC	C6-C5	-4.95	1.35	1.51
2	17-B	1	BGC	C6-C5	-4.95	1.35	1.51

Continued on next page...

Continued from previous page...

Mol	Chain	Res	Type	Atoms	Z	Observed(Å)	Ideal(Å)
2	21-B	1	BGC	C6-C5	-4.95	1.35	1.51
2	23-B	1	BGC	C6-C5	-4.95	1.35	1.51
2	10-B	4	BGC	O5-C5	4.93	1.53	1.43
2	24-B	4	BGC	O5-C5	4.93	1.53	1.43
2	23-B	4	BGC	O5-C5	4.93	1.53	1.43
2	9-B	4	BGC	O5-C5	4.93	1.53	1.43
2	2-B	4	BGC	O5-C5	4.93	1.53	1.43
2	3-B	4	BGC	O5-C5	4.93	1.53	1.43
2	12-B	4	BGC	O5-C5	4.93	1.53	1.43
2	1-B	4	BGC	O5-C5	4.93	1.53	1.43
2	21-B	4	BGC	O5-C5	4.93	1.53	1.43
2	13-B	4	BGC	O5-C5	4.93	1.53	1.43
2	22-B	4	BGC	O5-C5	4.93	1.53	1.43
2	8-B	4	BGC	O5-C5	4.93	1.53	1.43
2	19-B	4	BGC	O5-C5	4.93	1.53	1.43
2	6-B	4	BGC	O5-C5	4.93	1.53	1.43
2	17-B	4	BGC	O5-C5	4.93	1.53	1.43
2	16-B	4	BGC	O5-C5	4.93	1.53	1.43
2	15-B	4	BGC	O5-C5	4.93	1.53	1.43
2	5-B	4	BGC	O5-C5	4.93	1.53	1.43
2	14-B	4	BGC	O5-C5	4.93	1.53	1.43
2	4-B	4	BGC	O5-C5	4.93	1.53	1.43
2	11-B	4	BGC	O5-C5	4.93	1.53	1.43
2	20-B	4	BGC	O5-C5	4.93	1.53	1.43
2	18-B	4	BGC	O5-C5	4.93	1.53	1.43
2	7-B	4	BGC	O5-C5	4.93	1.53	1.43
2	25-B	4	BGC	O5-C5	4.93	1.53	1.43
2	1-B	3	BGC	C6-C5	-4.80	1.35	1.51
2	4-B	3	BGC	C6-C5	-4.80	1.35	1.51
2	25-B	3	BGC	C6-C5	-4.80	1.35	1.51
2	7-B	3	BGC	C6-C5	-4.80	1.35	1.51
2	9-B	3	BGC	C6-C5	-4.80	1.35	1.51
2	15-B	3	BGC	C6-C5	-4.80	1.35	1.51
2	5-B	3	BGC	C6-C5	-4.80	1.35	1.51
2	12-B	3	BGC	C6-C5	-4.80	1.35	1.51
2	8-B	3	BGC	C6-C5	-4.80	1.35	1.51
2	22-B	3	BGC	C6-C5	-4.80	1.35	1.51
2	14-B	3	BGC	C6-C5	-4.80	1.35	1.51
2	3-B	3	BGC	C6-C5	-4.80	1.35	1.51
2	19-B	3	BGC	C6-C5	-4.80	1.35	1.51
2	24-B	3	BGC	C6-C5	-4.80	1.35	1.51
2	16-B	3	BGC	C6-C5	-4.80	1.35	1.51

Continued on next page...

Continued from previous page...

Mol	Chain	Res	Type	Atoms	Z	Observed(Å)	Ideal(Å)
2	17-B	3	BGC	C6-C5	-4.80	1.35	1.51
2	10-B	3	BGC	C6-C5	-4.80	1.35	1.51
2	6-B	3	BGC	C6-C5	-4.80	1.35	1.51
2	20-B	3	BGC	C6-C5	-4.80	1.35	1.51
2	21-B	3	BGC	C6-C5	-4.80	1.35	1.51
2	18-B	3	BGC	C6-C5	-4.80	1.35	1.51
2	11-B	3	BGC	C6-C5	-4.80	1.35	1.51
2	2-B	3	BGC	C6-C5	-4.80	1.35	1.51
2	23-B	3	BGC	C6-C5	-4.80	1.35	1.51
2	13-B	3	BGC	C6-C5	-4.80	1.35	1.51
2	10-B	4	BGC	C6-C5	-4.50	1.36	1.51
2	24-B	4	BGC	C6-C5	-4.50	1.36	1.51
2	23-B	4	BGC	C6-C5	-4.50	1.36	1.51
2	9-B	4	BGC	C6-C5	-4.50	1.36	1.51
2	2-B	4	BGC	C6-C5	-4.50	1.36	1.51
2	3-B	4	BGC	C6-C5	-4.50	1.36	1.51
2	12-B	4	BGC	C6-C5	-4.50	1.36	1.51
2	1-B	4	BGC	C6-C5	-4.50	1.36	1.51
2	21-B	4	BGC	C6-C5	-4.50	1.36	1.51
2	13-B	4	BGC	C6-C5	-4.50	1.36	1.51
2	22-B	4	BGC	C6-C5	-4.50	1.36	1.51
2	8-B	4	BGC	C6-C5	-4.50	1.36	1.51
2	19-B	4	BGC	C6-C5	-4.50	1.36	1.51
2	6-B	4	BGC	C6-C5	-4.50	1.36	1.51
2	17-B	4	BGC	C6-C5	-4.50	1.36	1.51
2	16-B	4	BGC	C6-C5	-4.50	1.36	1.51
2	15-B	4	BGC	C6-C5	-4.50	1.36	1.51
2	5-B	4	BGC	C6-C5	-4.50	1.36	1.51
2	14-B	4	BGC	C6-C5	-4.50	1.36	1.51
2	4-B	4	BGC	C6-C5	-4.50	1.36	1.51
2	11-B	4	BGC	C6-C5	-4.50	1.36	1.51
2	20-B	4	BGC	C6-C5	-4.50	1.36	1.51
2	18-B	4	BGC	C6-C5	-4.50	1.36	1.51
2	7-B	4	BGC	C6-C5	-4.50	1.36	1.51
2	25-B	4	BGC	C6-C5	-4.50	1.36	1.51
2	22-B	2	BGC	C6-C5	-4.47	1.36	1.51
2	18-B	2	BGC	C6-C5	-4.47	1.36	1.51
2	7-B	2	BGC	C6-C5	-4.47	1.36	1.51
2	3-B	2	BGC	C6-C5	-4.47	1.36	1.51
2	23-B	2	BGC	C6-C5	-4.47	1.36	1.51
2	24-B	2	BGC	C6-C5	-4.47	1.36	1.51
2	17-B	2	BGC	C6-C5	-4.47	1.36	1.51

Continued on next page...

Continued from previous page...

Mol	Chain	Res	Type	Atoms	Z	Observed(Å)	Ideal(Å)
2	16-B	2	BGC	C6-C5	-4.47	1.36	1.51
2	21-B	2	BGC	C6-C5	-4.47	1.36	1.51
2	20-B	2	BGC	C6-C5	-4.47	1.36	1.51
2	10-B	2	BGC	C6-C5	-4.47	1.36	1.51
2	9-B	2	BGC	C6-C5	-4.47	1.36	1.51
2	2-B	2	BGC	C6-C5	-4.47	1.36	1.51
2	5-B	2	BGC	C6-C5	-4.47	1.36	1.51
2	1-B	2	BGC	C6-C5	-4.47	1.36	1.51
2	8-B	2	BGC	C6-C5	-4.47	1.36	1.51
2	6-B	2	BGC	C6-C5	-4.47	1.36	1.51
2	13-B	2	BGC	C6-C5	-4.47	1.36	1.51
2	25-B	2	BGC	C6-C5	-4.47	1.36	1.51
2	11-B	2	BGC	C6-C5	-4.47	1.36	1.51
2	4-B	2	BGC	C6-C5	-4.47	1.36	1.51
2	12-B	2	BGC	C6-C5	-4.47	1.36	1.51
2	19-B	2	BGC	C6-C5	-4.47	1.36	1.51
2	14-B	2	BGC	C6-C5	-4.47	1.36	1.51
2	15-B	2	BGC	C6-C5	-4.47	1.36	1.51
2	19-B	1	BGC	O3-C3	4.38	1.53	1.43
2	9-B	1	BGC	O3-C3	4.38	1.53	1.43
2	24-B	1	BGC	O3-C3	4.38	1.53	1.43
2	20-B	1	BGC	O3-C3	4.38	1.53	1.43
2	11-B	1	BGC	O3-C3	4.38	1.53	1.43
2	13-B	1	BGC	O3-C3	4.38	1.53	1.43
2	18-B	1	BGC	O3-C3	4.38	1.53	1.43
2	12-B	1	BGC	O3-C3	4.38	1.53	1.43
2	25-B	1	BGC	O3-C3	4.38	1.53	1.43
2	6-B	1	BGC	O3-C3	4.38	1.53	1.43
2	8-B	1	BGC	O3-C3	4.38	1.53	1.43
2	14-B	1	BGC	O3-C3	4.38	1.53	1.43
2	10-B	1	BGC	O3-C3	4.38	1.53	1.43
2	16-B	1	BGC	O3-C3	4.38	1.53	1.43
2	5-B	1	BGC	O3-C3	4.38	1.53	1.43
2	1-B	1	BGC	O3-C3	4.38	1.53	1.43
2	7-B	1	BGC	O3-C3	4.38	1.53	1.43
2	2-B	1	BGC	O3-C3	4.38	1.53	1.43
2	15-B	1	BGC	O3-C3	4.38	1.53	1.43
2	22-B	1	BGC	O3-C3	4.38	1.53	1.43
2	3-B	1	BGC	O3-C3	4.38	1.53	1.43
2	4-B	1	BGC	O3-C3	4.38	1.53	1.43
2	17-B	1	BGC	O3-C3	4.38	1.53	1.43
2	21-B	1	BGC	O3-C3	4.38	1.53	1.43

Continued on next page...

Continued from previous page...

Mol	Chain	Res	Type	Atoms	Z	Observed(Å)	Ideal(Å)
2	23-B	1	BGC	O3-C3	4.38	1.53	1.43
2	1-B	3	BGC	O5-C5	4.37	1.52	1.43
2	4-B	3	BGC	O5-C5	4.37	1.52	1.43
2	25-B	3	BGC	O5-C5	4.37	1.52	1.43
2	7-B	3	BGC	O5-C5	4.37	1.52	1.43
2	9-B	3	BGC	O5-C5	4.37	1.52	1.43
2	15-B	3	BGC	O5-C5	4.37	1.52	1.43
2	5-B	3	BGC	O5-C5	4.37	1.52	1.43
2	12-B	3	BGC	O5-C5	4.37	1.52	1.43
2	8-B	3	BGC	O5-C5	4.37	1.52	1.43
2	22-B	3	BGC	O5-C5	4.37	1.52	1.43
2	14-B	3	BGC	O5-C5	4.37	1.52	1.43
2	3-B	3	BGC	O5-C5	4.37	1.52	1.43
2	19-B	3	BGC	O5-C5	4.37	1.52	1.43
2	24-B	3	BGC	O5-C5	4.37	1.52	1.43
2	16-B	3	BGC	O5-C5	4.37	1.52	1.43
2	17-B	3	BGC	O5-C5	4.37	1.52	1.43
2	10-B	3	BGC	O5-C5	4.37	1.52	1.43
2	6-B	3	BGC	O5-C5	4.37	1.52	1.43
2	20-B	3	BGC	O5-C5	4.37	1.52	1.43
2	21-B	3	BGC	O5-C5	4.37	1.52	1.43
2	18-B	3	BGC	O5-C5	4.37	1.52	1.43
2	11-B	3	BGC	O5-C5	4.37	1.52	1.43
2	2-B	3	BGC	O5-C5	4.37	1.52	1.43
2	23-B	3	BGC	O5-C5	4.37	1.52	1.43
2	13-B	3	BGC	O5-C5	4.37	1.52	1.43
2	22-B	2	BGC	O5-C5	3.59	1.50	1.43
2	18-B	2	BGC	O5-C5	3.59	1.50	1.43
2	7-B	2	BGC	O5-C5	3.59	1.50	1.43
2	3-B	2	BGC	O5-C5	3.59	1.50	1.43
2	23-B	2	BGC	O5-C5	3.59	1.50	1.43
2	24-B	2	BGC	O5-C5	3.59	1.50	1.43
2	17-B	2	BGC	O5-C5	3.59	1.50	1.43
2	16-B	2	BGC	O5-C5	3.59	1.50	1.43
2	21-B	2	BGC	O5-C5	3.59	1.50	1.43
2	20-B	2	BGC	O5-C5	3.59	1.50	1.43
2	10-B	2	BGC	O5-C5	3.59	1.50	1.43
2	9-B	2	BGC	O5-C5	3.59	1.50	1.43
2	2-B	2	BGC	O5-C5	3.59	1.50	1.43
2	5-B	2	BGC	O5-C5	3.59	1.50	1.43
2	1-B	2	BGC	O5-C5	3.59	1.50	1.43
2	8-B	2	BGC	O5-C5	3.59	1.50	1.43

Continued on next page...

Continued from previous page...

Mol	Chain	Res	Type	Atoms	Z	Observed(Å)	Ideal(Å)
2	6-B	2	BGC	O5-C5	3.59	1.50	1.43
2	13-B	2	BGC	O5-C5	3.59	1.50	1.43
2	25-B	2	BGC	O5-C5	3.59	1.50	1.43
2	11-B	2	BGC	O5-C5	3.59	1.50	1.43
2	4-B	2	BGC	O5-C5	3.59	1.50	1.43
2	12-B	2	BGC	O5-C5	3.59	1.50	1.43
2	19-B	2	BGC	O5-C5	3.59	1.50	1.43
2	14-B	2	BGC	O5-C5	3.59	1.50	1.43
2	15-B	2	BGC	O5-C5	3.59	1.50	1.43
2	19-B	1	BGC	C3-C2	-3.54	1.43	1.52
2	9-B	1	BGC	C3-C2	-3.54	1.43	1.52
2	24-B	1	BGC	C3-C2	-3.54	1.43	1.52
2	20-B	1	BGC	C3-C2	-3.54	1.43	1.52
2	11-B	1	BGC	C3-C2	-3.54	1.43	1.52
2	13-B	1	BGC	C3-C2	-3.54	1.43	1.52
2	18-B	1	BGC	C3-C2	-3.54	1.43	1.52
2	12-B	1	BGC	C3-C2	-3.54	1.43	1.52
2	25-B	1	BGC	C3-C2	-3.54	1.43	1.52
2	6-B	1	BGC	C3-C2	-3.54	1.43	1.52
2	8-B	1	BGC	C3-C2	-3.54	1.43	1.52
2	14-B	1	BGC	C3-C2	-3.54	1.43	1.52
2	10-B	1	BGC	C3-C2	-3.54	1.43	1.52
2	16-B	1	BGC	C3-C2	-3.54	1.43	1.52
2	5-B	1	BGC	C3-C2	-3.54	1.43	1.52
2	1-B	1	BGC	C3-C2	-3.54	1.43	1.52
2	7-B	1	BGC	C3-C2	-3.54	1.43	1.52
2	2-B	1	BGC	C3-C2	-3.54	1.43	1.52
2	15-B	1	BGC	C3-C2	-3.54	1.43	1.52
2	22-B	1	BGC	C3-C2	-3.54	1.43	1.52
2	3-B	1	BGC	C3-C2	-3.54	1.43	1.52
2	4-B	1	BGC	C3-C2	-3.54	1.43	1.52
2	17-B	1	BGC	C3-C2	-3.54	1.43	1.52
2	21-B	1	BGC	C3-C2	-3.54	1.43	1.52
2	23-B	1	BGC	C3-C2	-3.54	1.43	1.52
2	1-B	3	BGC	O3-C3	3.30	1.50	1.43
2	4-B	3	BGC	O3-C3	3.30	1.50	1.43
2	25-B	3	BGC	O3-C3	3.30	1.50	1.43
2	7-B	3	BGC	O3-C3	3.30	1.50	1.43
2	9-B	3	BGC	O3-C3	3.30	1.50	1.43
2	15-B	3	BGC	O3-C3	3.30	1.50	1.43
2	5-B	3	BGC	O3-C3	3.30	1.50	1.43
2	12-B	3	BGC	O3-C3	3.30	1.50	1.43

Continued on next page...

Continued from previous page...

Mol	Chain	Res	Type	Atoms	Z	Observed(Å)	Ideal(Å)
2	8-B	3	BGC	O3-C3	3.30	1.50	1.43
2	22-B	3	BGC	O3-C3	3.30	1.50	1.43
2	14-B	3	BGC	O3-C3	3.30	1.50	1.43
2	3-B	3	BGC	O3-C3	3.30	1.50	1.43
2	19-B	3	BGC	O3-C3	3.30	1.50	1.43
2	24-B	3	BGC	O3-C3	3.30	1.50	1.43
2	16-B	3	BGC	O3-C3	3.30	1.50	1.43
2	17-B	3	BGC	O3-C3	3.30	1.50	1.43
2	10-B	3	BGC	O3-C3	3.30	1.50	1.43
2	6-B	3	BGC	O3-C3	3.30	1.50	1.43
2	20-B	3	BGC	O3-C3	3.30	1.50	1.43
2	21-B	3	BGC	O3-C3	3.30	1.50	1.43
2	18-B	3	BGC	O3-C3	3.30	1.50	1.43
2	11-B	3	BGC	O3-C3	3.30	1.50	1.43
2	2-B	3	BGC	O3-C3	3.30	1.50	1.43
2	23-B	3	BGC	O3-C3	3.30	1.50	1.43
2	13-B	3	BGC	O3-C3	3.30	1.50	1.43
2	22-B	2	BGC	O3-C3	2.89	1.49	1.43
2	18-B	2	BGC	O3-C3	2.89	1.49	1.43
2	7-B	2	BGC	O3-C3	2.89	1.49	1.43
2	3-B	2	BGC	O3-C3	2.89	1.49	1.43
2	23-B	2	BGC	O3-C3	2.89	1.49	1.43
2	24-B	2	BGC	O3-C3	2.89	1.49	1.43
2	17-B	2	BGC	O3-C3	2.89	1.49	1.43
2	16-B	2	BGC	O3-C3	2.89	1.49	1.43
2	21-B	2	BGC	O3-C3	2.89	1.49	1.43
2	20-B	2	BGC	O3-C3	2.89	1.49	1.43
2	10-B	2	BGC	O3-C3	2.89	1.49	1.43
2	9-B	2	BGC	O3-C3	2.89	1.49	1.43
2	2-B	2	BGC	O3-C3	2.89	1.49	1.43
2	5-B	2	BGC	O3-C3	2.89	1.49	1.43
2	1-B	2	BGC	O3-C3	2.89	1.49	1.43
2	8-B	2	BGC	O3-C3	2.89	1.49	1.43
2	6-B	2	BGC	O3-C3	2.89	1.49	1.43
2	13-B	2	BGC	O3-C3	2.89	1.49	1.43
2	25-B	2	BGC	O3-C3	2.89	1.49	1.43
2	11-B	2	BGC	O3-C3	2.89	1.49	1.43
2	4-B	2	BGC	O3-C3	2.89	1.49	1.43
2	12-B	2	BGC	O3-C3	2.89	1.49	1.43
2	19-B	2	BGC	O3-C3	2.89	1.49	1.43
2	14-B	2	BGC	O3-C3	2.89	1.49	1.43
2	15-B	2	BGC	O3-C3	2.89	1.49	1.43

Continued on next page...

Continued from previous page...

Mol	Chain	Res	Type	Atoms	Z	Observed(Å)	Ideal(Å)
2	1-B	3	BGC	C4-C3	-2.54	1.45	1.52
2	4-B	3	BGC	C4-C3	-2.54	1.45	1.52
2	25-B	3	BGC	C4-C3	-2.54	1.45	1.52
2	7-B	3	BGC	C4-C3	-2.54	1.45	1.52
2	9-B	3	BGC	C4-C3	-2.54	1.45	1.52
2	15-B	3	BGC	C4-C3	-2.54	1.45	1.52
2	5-B	3	BGC	C4-C3	-2.54	1.45	1.52
2	12-B	3	BGC	C4-C3	-2.54	1.45	1.52
2	8-B	3	BGC	C4-C3	-2.54	1.45	1.52
2	22-B	3	BGC	C4-C3	-2.54	1.45	1.52
2	14-B	3	BGC	C4-C3	-2.54	1.45	1.52
2	3-B	3	BGC	C4-C3	-2.54	1.45	1.52
2	19-B	3	BGC	C4-C3	-2.54	1.45	1.52
2	24-B	3	BGC	C4-C3	-2.54	1.45	1.52
2	16-B	3	BGC	C4-C3	-2.54	1.45	1.52
2	17-B	3	BGC	C4-C3	-2.54	1.45	1.52
2	10-B	3	BGC	C4-C3	-2.54	1.45	1.52
2	6-B	3	BGC	C4-C3	-2.54	1.45	1.52
2	20-B	3	BGC	C4-C3	-2.54	1.45	1.52
2	21-B	3	BGC	C4-C3	-2.54	1.45	1.52
2	18-B	3	BGC	C4-C3	-2.54	1.45	1.52
2	11-B	3	BGC	C4-C3	-2.54	1.45	1.52
2	2-B	3	BGC	C4-C3	-2.54	1.45	1.52
2	23-B	3	BGC	C4-C3	-2.54	1.45	1.52
2	13-B	3	BGC	C4-C3	-2.54	1.45	1.52
2	19-B	1	BGC	O5-C5	2.50	1.50	1.44
2	9-B	1	BGC	O5-C5	2.50	1.50	1.44
2	24-B	1	BGC	O5-C5	2.50	1.50	1.44
2	20-B	1	BGC	O5-C5	2.50	1.50	1.44
2	11-B	1	BGC	O5-C5	2.50	1.50	1.44
2	13-B	1	BGC	O5-C5	2.50	1.50	1.44
2	18-B	1	BGC	O5-C5	2.50	1.50	1.44
2	12-B	1	BGC	O5-C5	2.50	1.50	1.44
2	25-B	1	BGC	O5-C5	2.50	1.50	1.44
2	6-B	1	BGC	O5-C5	2.50	1.50	1.44
2	8-B	1	BGC	O5-C5	2.50	1.50	1.44
2	14-B	1	BGC	O5-C5	2.50	1.50	1.44
2	10-B	1	BGC	O5-C5	2.50	1.50	1.44
2	16-B	1	BGC	O5-C5	2.50	1.50	1.44
2	5-B	1	BGC	O5-C5	2.50	1.50	1.44
2	1-B	1	BGC	O5-C5	2.50	1.50	1.44
2	7-B	1	BGC	O5-C5	2.50	1.50	1.44

Continued on next page...

Continued from previous page...

Mol	Chain	Res	Type	Atoms	Z	Observed(Å)	Ideal(Å)
2	2-B	1	BGC	O5-C5	2.50	1.50	1.44
2	15-B	1	BGC	O5-C5	2.50	1.50	1.44
2	22-B	1	BGC	O5-C5	2.50	1.50	1.44
2	3-B	1	BGC	O5-C5	2.50	1.50	1.44
2	4-B	1	BGC	O5-C5	2.50	1.50	1.44
2	17-B	1	BGC	O5-C5	2.50	1.50	1.44
2	21-B	1	BGC	O5-C5	2.50	1.50	1.44
2	23-B	1	BGC	O5-C5	2.50	1.50	1.44
2	10-B	4	BGC	O3-C3	2.35	1.48	1.43
2	24-B	4	BGC	O3-C3	2.35	1.48	1.43
2	23-B	4	BGC	O3-C3	2.35	1.48	1.43
2	9-B	4	BGC	O3-C3	2.35	1.48	1.43
2	2-B	4	BGC	O3-C3	2.35	1.48	1.43
2	3-B	4	BGC	O3-C3	2.35	1.48	1.43
2	12-B	4	BGC	O3-C3	2.35	1.48	1.43
2	1-B	4	BGC	O3-C3	2.35	1.48	1.43
2	21-B	4	BGC	O3-C3	2.35	1.48	1.43
2	13-B	4	BGC	O3-C3	2.35	1.48	1.43
2	22-B	4	BGC	O3-C3	2.35	1.48	1.43
2	8-B	4	BGC	O3-C3	2.35	1.48	1.43
2	19-B	4	BGC	O3-C3	2.35	1.48	1.43
2	6-B	4	BGC	O3-C3	2.35	1.48	1.43
2	17-B	4	BGC	O3-C3	2.35	1.48	1.43
2	16-B	4	BGC	O3-C3	2.35	1.48	1.43
2	15-B	4	BGC	O3-C3	2.35	1.48	1.43
2	5-B	4	BGC	O3-C3	2.35	1.48	1.43
2	14-B	4	BGC	O3-C3	2.35	1.48	1.43
2	4-B	4	BGC	O3-C3	2.35	1.48	1.43
2	11-B	4	BGC	O3-C3	2.35	1.48	1.43
2	20-B	4	BGC	O3-C3	2.35	1.48	1.43
2	18-B	4	BGC	O3-C3	2.35	1.48	1.43
2	7-B	4	BGC	O3-C3	2.35	1.48	1.43
2	25-B	4	BGC	O3-C3	2.35	1.48	1.43
2	10-B	4	BGC	O2-C2	2.06	1.47	1.43
2	24-B	4	BGC	O2-C2	2.06	1.47	1.43
2	23-B	4	BGC	O2-C2	2.06	1.47	1.43
2	9-B	4	BGC	O2-C2	2.06	1.47	1.43
2	2-B	4	BGC	O2-C2	2.06	1.47	1.43
2	3-B	4	BGC	O2-C2	2.06	1.47	1.43
2	12-B	4	BGC	O2-C2	2.06	1.47	1.43
2	1-B	4	BGC	O2-C2	2.06	1.47	1.43
2	21-B	4	BGC	O2-C2	2.06	1.47	1.43

Continued on next page...

Continued from previous page...

Mol	Chain	Res	Type	Atoms	Z	Observed(Å)	Ideal(Å)
2	13-B	4	BGC	O2-C2	2.06	1.47	1.43
2	22-B	4	BGC	O2-C2	2.06	1.47	1.43
2	8-B	4	BGC	O2-C2	2.06	1.47	1.43
2	19-B	4	BGC	O2-C2	2.06	1.47	1.43
2	6-B	4	BGC	O2-C2	2.06	1.47	1.43
2	17-B	4	BGC	O2-C2	2.06	1.47	1.43
2	16-B	4	BGC	O2-C2	2.06	1.47	1.43
2	15-B	4	BGC	O2-C2	2.06	1.47	1.43
2	5-B	4	BGC	O2-C2	2.06	1.47	1.43
2	14-B	4	BGC	O2-C2	2.06	1.47	1.43
2	4-B	4	BGC	O2-C2	2.06	1.47	1.43
2	11-B	4	BGC	O2-C2	2.06	1.47	1.43
2	20-B	4	BGC	O2-C2	2.06	1.47	1.43
2	18-B	4	BGC	O2-C2	2.06	1.47	1.43
2	7-B	4	BGC	O2-C2	2.06	1.47	1.43
2	25-B	4	BGC	O2-C2	2.06	1.47	1.43

All (525) bond angle outliers are listed below:

Mol	Chain	Res	Type	Atoms	Z	Observed(°)	Ideal(°)
2	10-B	4	BGC	C1-O5-C5	8.51	123.72	112.19
2	24-B	4	BGC	C1-O5-C5	8.51	123.72	112.19
2	23-B	4	BGC	C1-O5-C5	8.51	123.72	112.19
2	9-B	4	BGC	C1-O5-C5	8.51	123.72	112.19
2	2-B	4	BGC	C1-O5-C5	8.51	123.72	112.19
2	3-B	4	BGC	C1-O5-C5	8.51	123.72	112.19
2	12-B	4	BGC	C1-O5-C5	8.51	123.72	112.19
2	1-B	4	BGC	C1-O5-C5	8.51	123.72	112.19
2	21-B	4	BGC	C1-O5-C5	8.51	123.72	112.19
2	13-B	4	BGC	C1-O5-C5	8.51	123.72	112.19
2	22-B	4	BGC	C1-O5-C5	8.51	123.72	112.19
2	8-B	4	BGC	C1-O5-C5	8.51	123.72	112.19
2	19-B	4	BGC	C1-O5-C5	8.51	123.72	112.19
2	6-B	4	BGC	C1-O5-C5	8.51	123.72	112.19
2	17-B	4	BGC	C1-O5-C5	8.51	123.72	112.19
2	16-B	4	BGC	C1-O5-C5	8.51	123.72	112.19
2	15-B	4	BGC	C1-O5-C5	8.51	123.72	112.19
2	5-B	4	BGC	C1-O5-C5	8.51	123.72	112.19
2	14-B	4	BGC	C1-O5-C5	8.51	123.72	112.19
2	4-B	4	BGC	C1-O5-C5	8.51	123.72	112.19
2	11-B	4	BGC	C1-O5-C5	8.51	123.72	112.19
2	20-B	4	BGC	C1-O5-C5	8.51	123.72	112.19

Continued on next page...

Continued from previous page...

Mol	Chain	Res	Type	Atoms	Z	Observed(°)	Ideal(°)
2	18-B	4	BGC	C1-O5-C5	8.51	123.72	112.19
2	7-B	4	BGC	C1-O5-C5	8.51	123.72	112.19
2	25-B	4	BGC	C1-O5-C5	8.51	123.72	112.19
2	19-B	1	BGC	C3-C4-C5	8.05	124.61	110.24
2	9-B	1	BGC	C3-C4-C5	8.05	124.61	110.24
2	24-B	1	BGC	C3-C4-C5	8.05	124.61	110.24
2	20-B	1	BGC	C3-C4-C5	8.05	124.61	110.24
2	11-B	1	BGC	C3-C4-C5	8.05	124.61	110.24
2	13-B	1	BGC	C3-C4-C5	8.05	124.61	110.24
2	18-B	1	BGC	C3-C4-C5	8.05	124.61	110.24
2	12-B	1	BGC	C3-C4-C5	8.05	124.61	110.24
2	25-B	1	BGC	C3-C4-C5	8.05	124.61	110.24
2	6-B	1	BGC	C3-C4-C5	8.05	124.61	110.24
2	8-B	1	BGC	C3-C4-C5	8.05	124.61	110.24
2	14-B	1	BGC	C3-C4-C5	8.05	124.61	110.24
2	10-B	1	BGC	C3-C4-C5	8.05	124.61	110.24
2	16-B	1	BGC	C3-C4-C5	8.05	124.61	110.24
2	5-B	1	BGC	C3-C4-C5	8.05	124.61	110.24
2	1-B	1	BGC	C3-C4-C5	8.05	124.61	110.24
2	7-B	1	BGC	C3-C4-C5	8.05	124.61	110.24
2	2-B	1	BGC	C3-C4-C5	8.05	124.61	110.24
2	15-B	1	BGC	C3-C4-C5	8.05	124.61	110.24
2	22-B	1	BGC	C3-C4-C5	8.05	124.61	110.24
2	3-B	1	BGC	C3-C4-C5	8.05	124.61	110.24
2	4-B	1	BGC	C3-C4-C5	8.05	124.61	110.24
2	17-B	1	BGC	C3-C4-C5	8.05	124.61	110.24
2	21-B	1	BGC	C3-C4-C5	8.05	124.61	110.24
2	23-B	1	BGC	C3-C4-C5	8.05	124.61	110.24
2	19-B	1	BGC	O4-C4-C5	-7.75	90.05	109.30
2	9-B	1	BGC	O4-C4-C5	-7.75	90.05	109.30
2	24-B	1	BGC	O4-C4-C5	-7.75	90.05	109.30
2	20-B	1	BGC	O4-C4-C5	-7.75	90.05	109.30
2	11-B	1	BGC	O4-C4-C5	-7.75	90.05	109.30
2	13-B	1	BGC	O4-C4-C5	-7.75	90.05	109.30
2	18-B	1	BGC	O4-C4-C5	-7.75	90.05	109.30
2	12-B	1	BGC	O4-C4-C5	-7.75	90.05	109.30
2	25-B	1	BGC	O4-C4-C5	-7.75	90.05	109.30
2	6-B	1	BGC	O4-C4-C5	-7.75	90.05	109.30
2	8-B	1	BGC	O4-C4-C5	-7.75	90.05	109.30
2	14-B	1	BGC	O4-C4-C5	-7.75	90.05	109.30
2	10-B	1	BGC	O4-C4-C5	-7.75	90.05	109.30
2	16-B	1	BGC	O4-C4-C5	-7.75	90.05	109.30

Continued on next page...

Continued from previous page...

Mol	Chain	Res	Type	Atoms	Z	Observed(°)	Ideal(°)
2	5-B	1	BGC	O4-C4-C5	-7.75	90.05	109.30
2	1-B	1	BGC	O4-C4-C5	-7.75	90.05	109.30
2	7-B	1	BGC	O4-C4-C5	-7.75	90.05	109.30
2	2-B	1	BGC	O4-C4-C5	-7.75	90.05	109.30
2	15-B	1	BGC	O4-C4-C5	-7.75	90.05	109.30
2	22-B	1	BGC	O4-C4-C5	-7.75	90.05	109.30
2	3-B	1	BGC	O4-C4-C5	-7.75	90.05	109.30
2	4-B	1	BGC	O4-C4-C5	-7.75	90.05	109.30
2	17-B	1	BGC	O4-C4-C5	-7.75	90.05	109.30
2	21-B	1	BGC	O4-C4-C5	-7.75	90.05	109.30
2	23-B	1	BGC	O4-C4-C5	-7.75	90.05	109.30
2	22-B	2	BGC	C1-C2-C3	5.59	116.54	109.67
2	18-B	2	BGC	C1-C2-C3	5.59	116.54	109.67
2	7-B	2	BGC	C1-C2-C3	5.59	116.54	109.67
2	3-B	2	BGC	C1-C2-C3	5.59	116.54	109.67
2	23-B	2	BGC	C1-C2-C3	5.59	116.54	109.67
2	24-B	2	BGC	C1-C2-C3	5.59	116.54	109.67
2	17-B	2	BGC	C1-C2-C3	5.59	116.54	109.67
2	16-B	2	BGC	C1-C2-C3	5.59	116.54	109.67
2	21-B	2	BGC	C1-C2-C3	5.59	116.54	109.67
2	20-B	2	BGC	C1-C2-C3	5.59	116.54	109.67
2	10-B	2	BGC	C1-C2-C3	5.59	116.54	109.67
2	9-B	2	BGC	C1-C2-C3	5.59	116.54	109.67
2	2-B	2	BGC	C1-C2-C3	5.59	116.54	109.67
2	5-B	2	BGC	C1-C2-C3	5.59	116.54	109.67
2	1-B	2	BGC	C1-C2-C3	5.59	116.54	109.67
2	8-B	2	BGC	C1-C2-C3	5.59	116.54	109.67
2	6-B	2	BGC	C1-C2-C3	5.59	116.54	109.67
2	13-B	2	BGC	C1-C2-C3	5.59	116.54	109.67
2	25-B	2	BGC	C1-C2-C3	5.59	116.54	109.67
2	11-B	2	BGC	C1-C2-C3	5.59	116.54	109.67
2	4-B	2	BGC	C1-C2-C3	5.59	116.54	109.67
2	12-B	2	BGC	C1-C2-C3	5.59	116.54	109.67
2	19-B	2	BGC	C1-C2-C3	5.59	116.54	109.67
2	14-B	2	BGC	C1-C2-C3	5.59	116.54	109.67
2	15-B	2	BGC	C1-C2-C3	5.59	116.54	109.67
2	1-B	3	BGC	C1-C2-C3	5.26	116.13	109.67
2	4-B	3	BGC	C1-C2-C3	5.26	116.13	109.67
2	25-B	3	BGC	C1-C2-C3	5.26	116.13	109.67
2	7-B	3	BGC	C1-C2-C3	5.26	116.13	109.67
2	9-B	3	BGC	C1-C2-C3	5.26	116.13	109.67
2	15-B	3	BGC	C1-C2-C3	5.26	116.13	109.67

Continued on next page...

Continued from previous page...

Mol	Chain	Res	Type	Atoms	Z	Observed(°)	Ideal(°)
2	5-B	3	BGC	C1-C2-C3	5.26	116.13	109.67
2	12-B	3	BGC	C1-C2-C3	5.26	116.13	109.67
2	8-B	3	BGC	C1-C2-C3	5.26	116.13	109.67
2	22-B	3	BGC	C1-C2-C3	5.26	116.13	109.67
2	14-B	3	BGC	C1-C2-C3	5.26	116.13	109.67
2	3-B	3	BGC	C1-C2-C3	5.26	116.13	109.67
2	19-B	3	BGC	C1-C2-C3	5.26	116.13	109.67
2	24-B	3	BGC	C1-C2-C3	5.26	116.13	109.67
2	16-B	3	BGC	C1-C2-C3	5.26	116.13	109.67
2	17-B	3	BGC	C1-C2-C3	5.26	116.13	109.67
2	10-B	3	BGC	C1-C2-C3	5.26	116.13	109.67
2	6-B	3	BGC	C1-C2-C3	5.26	116.13	109.67
2	20-B	3	BGC	C1-C2-C3	5.26	116.13	109.67
2	21-B	3	BGC	C1-C2-C3	5.26	116.13	109.67
2	18-B	3	BGC	C1-C2-C3	5.26	116.13	109.67
2	11-B	3	BGC	C1-C2-C3	5.26	116.13	109.67
2	2-B	3	BGC	C1-C2-C3	5.26	116.13	109.67
2	23-B	3	BGC	C1-C2-C3	5.26	116.13	109.67
2	13-B	3	BGC	C1-C2-C3	5.26	116.13	109.67
2	10-B	4	BGC	C1-C2-C3	5.21	116.07	109.67
2	24-B	4	BGC	C1-C2-C3	5.21	116.07	109.67
2	23-B	4	BGC	C1-C2-C3	5.21	116.07	109.67
2	9-B	4	BGC	C1-C2-C3	5.21	116.07	109.67
2	2-B	4	BGC	C1-C2-C3	5.21	116.07	109.67
2	3-B	4	BGC	C1-C2-C3	5.21	116.07	109.67
2	12-B	4	BGC	C1-C2-C3	5.21	116.07	109.67
2	1-B	4	BGC	C1-C2-C3	5.21	116.07	109.67
2	21-B	4	BGC	C1-C2-C3	5.21	116.07	109.67
2	13-B	4	BGC	C1-C2-C3	5.21	116.07	109.67
2	22-B	4	BGC	C1-C2-C3	5.21	116.07	109.67
2	8-B	4	BGC	C1-C2-C3	5.21	116.07	109.67
2	19-B	4	BGC	C1-C2-C3	5.21	116.07	109.67
2	6-B	4	BGC	C1-C2-C3	5.21	116.07	109.67
2	17-B	4	BGC	C1-C2-C3	5.21	116.07	109.67
2	16-B	4	BGC	C1-C2-C3	5.21	116.07	109.67
2	15-B	4	BGC	C1-C2-C3	5.21	116.07	109.67
2	5-B	4	BGC	C1-C2-C3	5.21	116.07	109.67
2	14-B	4	BGC	C1-C2-C3	5.21	116.07	109.67
2	4-B	4	BGC	C1-C2-C3	5.21	116.07	109.67
2	11-B	4	BGC	C1-C2-C3	5.21	116.07	109.67
2	20-B	4	BGC	C1-C2-C3	5.21	116.07	109.67
2	18-B	4	BGC	C1-C2-C3	5.21	116.07	109.67

Continued on next page...

Continued from previous page...

Mol	Chain	Res	Type	Atoms	Z	Observed(°)	Ideal(°)
2	7-B	4	BGC	C1-C2-C3	5.21	116.07	109.67
2	25-B	4	BGC	C1-C2-C3	5.21	116.07	109.67
2	19-B	1	BGC	O3-C3-C4	3.98	119.54	110.35
2	9-B	1	BGC	O3-C3-C4	3.98	119.54	110.35
2	24-B	1	BGC	O3-C3-C4	3.98	119.54	110.35
2	20-B	1	BGC	O3-C3-C4	3.98	119.54	110.35
2	11-B	1	BGC	O3-C3-C4	3.98	119.54	110.35
2	13-B	1	BGC	O3-C3-C4	3.98	119.54	110.35
2	18-B	1	BGC	O3-C3-C4	3.98	119.54	110.35
2	12-B	1	BGC	O3-C3-C4	3.98	119.54	110.35
2	25-B	1	BGC	O3-C3-C4	3.98	119.54	110.35
2	6-B	1	BGC	O3-C3-C4	3.98	119.54	110.35
2	8-B	1	BGC	O3-C3-C4	3.98	119.54	110.35
2	14-B	1	BGC	O3-C3-C4	3.98	119.54	110.35
2	10-B	1	BGC	O3-C3-C4	3.98	119.54	110.35
2	16-B	1	BGC	O3-C3-C4	3.98	119.54	110.35
2	5-B	1	BGC	O3-C3-C4	3.98	119.54	110.35
2	1-B	1	BGC	O3-C3-C4	3.98	119.54	110.35
2	7-B	1	BGC	O3-C3-C4	3.98	119.54	110.35
2	2-B	1	BGC	O3-C3-C4	3.98	119.54	110.35
2	15-B	1	BGC	O3-C3-C4	3.98	119.54	110.35
2	22-B	1	BGC	O3-C3-C4	3.98	119.54	110.35
2	3-B	1	BGC	O3-C3-C4	3.98	119.54	110.35
2	4-B	1	BGC	O3-C3-C4	3.98	119.54	110.35
2	17-B	1	BGC	O3-C3-C4	3.98	119.54	110.35
2	21-B	1	BGC	O3-C3-C4	3.98	119.54	110.35
2	23-B	1	BGC	O3-C3-C4	3.98	119.54	110.35
2	19-B	1	BGC	O2-C2-C3	-3.50	102.26	110.35
2	9-B	1	BGC	O2-C2-C3	-3.50	102.26	110.35
2	24-B	1	BGC	O2-C2-C3	-3.50	102.26	110.35
2	20-B	1	BGC	O2-C2-C3	-3.50	102.26	110.35
2	11-B	1	BGC	O2-C2-C3	-3.50	102.26	110.35
2	13-B	1	BGC	O2-C2-C3	-3.50	102.26	110.35
2	18-B	1	BGC	O2-C2-C3	-3.50	102.26	110.35
2	12-B	1	BGC	O2-C2-C3	-3.50	102.26	110.35
2	25-B	1	BGC	O2-C2-C3	-3.50	102.26	110.35
2	6-B	1	BGC	O2-C2-C3	-3.50	102.26	110.35
2	8-B	1	BGC	O2-C2-C3	-3.50	102.26	110.35
2	14-B	1	BGC	O2-C2-C3	-3.50	102.26	110.35
2	10-B	1	BGC	O2-C2-C3	-3.50	102.26	110.35
2	16-B	1	BGC	O2-C2-C3	-3.50	102.26	110.35
2	5-B	1	BGC	O2-C2-C3	-3.50	102.26	110.35

Continued on next page...

Continued from previous page...

Mol	Chain	Res	Type	Atoms	Z	Observed(°)	Ideal(°)
2	1-B	1	BGC	O2-C2-C3	-3.50	102.26	110.35
2	7-B	1	BGC	O2-C2-C3	-3.50	102.26	110.35
2	2-B	1	BGC	O2-C2-C3	-3.50	102.26	110.35
2	15-B	1	BGC	O2-C2-C3	-3.50	102.26	110.35
2	22-B	1	BGC	O2-C2-C3	-3.50	102.26	110.35
2	3-B	1	BGC	O2-C2-C3	-3.50	102.26	110.35
2	4-B	1	BGC	O2-C2-C3	-3.50	102.26	110.35
2	17-B	1	BGC	O2-C2-C3	-3.50	102.26	110.35
2	21-B	1	BGC	O2-C2-C3	-3.50	102.26	110.35
2	23-B	1	BGC	O2-C2-C3	-3.50	102.26	110.35
2	1-B	3	BGC	O5-C5-C4	-2.88	103.83	110.83
2	4-B	3	BGC	O5-C5-C4	-2.88	103.83	110.83
2	25-B	3	BGC	O5-C5-C4	-2.88	103.83	110.83
2	7-B	3	BGC	O5-C5-C4	-2.88	103.83	110.83
2	9-B	3	BGC	O5-C5-C4	-2.88	103.83	110.83
2	15-B	3	BGC	O5-C5-C4	-2.88	103.83	110.83
2	5-B	3	BGC	O5-C5-C4	-2.88	103.83	110.83
2	12-B	3	BGC	O5-C5-C4	-2.88	103.83	110.83
2	8-B	3	BGC	O5-C5-C4	-2.88	103.83	110.83
2	22-B	3	BGC	O5-C5-C4	-2.88	103.83	110.83
2	14-B	3	BGC	O5-C5-C4	-2.88	103.83	110.83
2	3-B	3	BGC	O5-C5-C4	-2.88	103.83	110.83
2	19-B	3	BGC	O5-C5-C4	-2.88	103.83	110.83
2	24-B	3	BGC	O5-C5-C4	-2.88	103.83	110.83
2	16-B	3	BGC	O5-C5-C4	-2.88	103.83	110.83
2	17-B	3	BGC	O5-C5-C4	-2.88	103.83	110.83
2	10-B	3	BGC	O5-C5-C4	-2.88	103.83	110.83
2	6-B	3	BGC	O5-C5-C4	-2.88	103.83	110.83
2	20-B	3	BGC	O5-C5-C4	-2.88	103.83	110.83
2	21-B	3	BGC	O5-C5-C4	-2.88	103.83	110.83
2	18-B	3	BGC	O5-C5-C4	-2.88	103.83	110.83
2	11-B	3	BGC	O5-C5-C4	-2.88	103.83	110.83
2	2-B	3	BGC	O5-C5-C4	-2.88	103.83	110.83
2	23-B	3	BGC	O5-C5-C4	-2.88	103.83	110.83
2	13-B	3	BGC	O5-C5-C4	-2.88	103.83	110.83
2	10-B	4	BGC	C3-C4-C5	2.87	115.37	110.24
2	24-B	4	BGC	C3-C4-C5	2.87	115.37	110.24
2	23-B	4	BGC	C3-C4-C5	2.87	115.37	110.24
2	9-B	4	BGC	C3-C4-C5	2.87	115.37	110.24
2	2-B	4	BGC	C3-C4-C5	2.87	115.37	110.24
2	3-B	4	BGC	C3-C4-C5	2.87	115.37	110.24
2	12-B	4	BGC	C3-C4-C5	2.87	115.37	110.24

Continued on next page...

Continued from previous page...

Mol	Chain	Res	Type	Atoms	Z	Observed(°)	Ideal(°)
2	1-B	4	BGC	C3-C4-C5	2.87	115.37	110.24
2	21-B	4	BGC	C3-C4-C5	2.87	115.37	110.24
2	13-B	4	BGC	C3-C4-C5	2.87	115.37	110.24
2	22-B	4	BGC	C3-C4-C5	2.87	115.37	110.24
2	8-B	4	BGC	C3-C4-C5	2.87	115.37	110.24
2	19-B	4	BGC	C3-C4-C5	2.87	115.37	110.24
2	6-B	4	BGC	C3-C4-C5	2.87	115.37	110.24
2	17-B	4	BGC	C3-C4-C5	2.87	115.37	110.24
2	16-B	4	BGC	C3-C4-C5	2.87	115.37	110.24
2	15-B	4	BGC	C3-C4-C5	2.87	115.37	110.24
2	5-B	4	BGC	C3-C4-C5	2.87	115.37	110.24
2	14-B	4	BGC	C3-C4-C5	2.87	115.37	110.24
2	4-B	4	BGC	C3-C4-C5	2.87	115.37	110.24
2	11-B	4	BGC	C3-C4-C5	2.87	115.37	110.24
2	20-B	4	BGC	C3-C4-C5	2.87	115.37	110.24
2	18-B	4	BGC	C3-C4-C5	2.87	115.37	110.24
2	7-B	4	BGC	C3-C4-C5	2.87	115.37	110.24
2	25-B	4	BGC	C3-C4-C5	2.87	115.37	110.24
2	10-B	4	BGC	O5-C5-C6	2.69	111.42	107.20
2	24-B	4	BGC	O5-C5-C6	2.69	111.42	107.20
2	23-B	4	BGC	O5-C5-C6	2.69	111.42	107.20
2	9-B	4	BGC	O5-C5-C6	2.69	111.42	107.20
2	2-B	4	BGC	O5-C5-C6	2.69	111.42	107.20
2	3-B	4	BGC	O5-C5-C6	2.69	111.42	107.20
2	12-B	4	BGC	O5-C5-C6	2.69	111.42	107.20
2	1-B	4	BGC	O5-C5-C6	2.69	111.42	107.20
2	21-B	4	BGC	O5-C5-C6	2.69	111.42	107.20
2	13-B	4	BGC	O5-C5-C6	2.69	111.42	107.20
2	22-B	4	BGC	O5-C5-C6	2.69	111.42	107.20
2	8-B	4	BGC	O5-C5-C6	2.69	111.42	107.20
2	19-B	4	BGC	O5-C5-C6	2.69	111.42	107.20
2	6-B	4	BGC	O5-C5-C6	2.69	111.42	107.20
2	17-B	4	BGC	O5-C5-C6	2.69	111.42	107.20
2	16-B	4	BGC	O5-C5-C6	2.69	111.42	107.20
2	15-B	4	BGC	O5-C5-C6	2.69	111.42	107.20
2	5-B	4	BGC	O5-C5-C6	2.69	111.42	107.20
2	14-B	4	BGC	O5-C5-C6	2.69	111.42	107.20
2	4-B	4	BGC	O5-C5-C6	2.69	111.42	107.20
2	11-B	4	BGC	O5-C5-C6	2.69	111.42	107.20
2	20-B	4	BGC	O5-C5-C6	2.69	111.42	107.20
2	18-B	4	BGC	O5-C5-C6	2.69	111.42	107.20
2	7-B	4	BGC	O5-C5-C6	2.69	111.42	107.20

Continued on next page...

Continued from previous page...

Mol	Chain	Res	Type	Atoms	Z	Observed(°)	Ideal(°)
2	25-B	4	BGC	O5-C5-C6	2.69	111.42	107.20
2	10-B	4	BGC	O3-C3-C4	-2.61	104.31	110.35
2	24-B	4	BGC	O3-C3-C4	-2.61	104.31	110.35
2	23-B	4	BGC	O3-C3-C4	-2.61	104.31	110.35
2	9-B	4	BGC	O3-C3-C4	-2.61	104.31	110.35
2	2-B	4	BGC	O3-C3-C4	-2.61	104.31	110.35
2	3-B	4	BGC	O3-C3-C4	-2.61	104.31	110.35
2	12-B	4	BGC	O3-C3-C4	-2.61	104.31	110.35
2	1-B	4	BGC	O3-C3-C4	-2.61	104.31	110.35
2	21-B	4	BGC	O3-C3-C4	-2.61	104.31	110.35
2	13-B	4	BGC	O3-C3-C4	-2.61	104.31	110.35
2	22-B	4	BGC	O3-C3-C4	-2.61	104.31	110.35
2	8-B	4	BGC	O3-C3-C4	-2.61	104.31	110.35
2	19-B	4	BGC	O3-C3-C4	-2.61	104.31	110.35
2	6-B	4	BGC	O3-C3-C4	-2.61	104.31	110.35
2	17-B	4	BGC	O3-C3-C4	-2.61	104.31	110.35
2	16-B	4	BGC	O3-C3-C4	-2.61	104.31	110.35
2	15-B	4	BGC	O3-C3-C4	-2.61	104.31	110.35
2	5-B	4	BGC	O3-C3-C4	-2.61	104.31	110.35
2	14-B	4	BGC	O3-C3-C4	-2.61	104.31	110.35
2	4-B	4	BGC	O3-C3-C4	-2.61	104.31	110.35
2	11-B	4	BGC	O3-C3-C4	-2.61	104.31	110.35
2	20-B	4	BGC	O3-C3-C4	-2.61	104.31	110.35
2	18-B	4	BGC	O3-C3-C4	-2.61	104.31	110.35
2	7-B	4	BGC	O3-C3-C4	-2.61	104.31	110.35
2	25-B	4	BGC	O3-C3-C4	-2.61	104.31	110.35
2	19-B	1	BGC	O5-C5-C6	2.58	112.85	106.44
2	9-B	1	BGC	O5-C5-C6	2.58	112.85	106.44
2	24-B	1	BGC	O5-C5-C6	2.58	112.85	106.44
2	20-B	1	BGC	O5-C5-C6	2.58	112.85	106.44
2	11-B	1	BGC	O5-C5-C6	2.58	112.85	106.44
2	13-B	1	BGC	O5-C5-C6	2.58	112.85	106.44
2	18-B	1	BGC	O5-C5-C6	2.58	112.85	106.44
2	12-B	1	BGC	O5-C5-C6	2.58	112.85	106.44
2	25-B	1	BGC	O5-C5-C6	2.58	112.85	106.44
2	6-B	1	BGC	O5-C5-C6	2.58	112.85	106.44
2	8-B	1	BGC	O5-C5-C6	2.58	112.85	106.44
2	14-B	1	BGC	O5-C5-C6	2.58	112.85	106.44
2	10-B	1	BGC	O5-C5-C6	2.58	112.85	106.44
2	16-B	1	BGC	O5-C5-C6	2.58	112.85	106.44
2	5-B	1	BGC	O5-C5-C6	2.58	112.85	106.44
2	1-B	1	BGC	O5-C5-C6	2.58	112.85	106.44

Continued on next page...

Continued from previous page...

Mol	Chain	Res	Type	Atoms	Z	Observed(°)	Ideal(°)
2	7-B	1	BGC	O5-C5-C6	2.58	112.85	106.44
2	2-B	1	BGC	O5-C5-C6	2.58	112.85	106.44
2	15-B	1	BGC	O5-C5-C6	2.58	112.85	106.44
2	22-B	1	BGC	O5-C5-C6	2.58	112.85	106.44
2	3-B	1	BGC	O5-C5-C6	2.58	112.85	106.44
2	4-B	1	BGC	O5-C5-C6	2.58	112.85	106.44
2	17-B	1	BGC	O5-C5-C6	2.58	112.85	106.44
2	21-B	1	BGC	O5-C5-C6	2.58	112.85	106.44
2	23-B	1	BGC	O5-C5-C6	2.58	112.85	106.44
2	1-B	3	BGC	O3-C3-C4	-2.42	104.75	110.35
2	4-B	3	BGC	O3-C3-C4	-2.42	104.75	110.35
2	25-B	3	BGC	O3-C3-C4	-2.42	104.75	110.35
2	7-B	3	BGC	O3-C3-C4	-2.42	104.75	110.35
2	9-B	3	BGC	O3-C3-C4	-2.42	104.75	110.35
2	15-B	3	BGC	O3-C3-C4	-2.42	104.75	110.35
2	5-B	3	BGC	O3-C3-C4	-2.42	104.75	110.35
2	12-B	3	BGC	O3-C3-C4	-2.42	104.75	110.35
2	8-B	3	BGC	O3-C3-C4	-2.42	104.75	110.35
2	22-B	3	BGC	O3-C3-C4	-2.42	104.75	110.35
2	14-B	3	BGC	O3-C3-C4	-2.42	104.75	110.35
2	3-B	3	BGC	O3-C3-C4	-2.42	104.75	110.35
2	19-B	3	BGC	O3-C3-C4	-2.42	104.75	110.35
2	24-B	3	BGC	O3-C3-C4	-2.42	104.75	110.35
2	16-B	3	BGC	O3-C3-C4	-2.42	104.75	110.35
2	17-B	3	BGC	O3-C3-C4	-2.42	104.75	110.35
2	10-B	3	BGC	O3-C3-C4	-2.42	104.75	110.35
2	6-B	3	BGC	O3-C3-C4	-2.42	104.75	110.35
2	20-B	3	BGC	O3-C3-C4	-2.42	104.75	110.35
2	21-B	3	BGC	O3-C3-C4	-2.42	104.75	110.35
2	18-B	3	BGC	O3-C3-C4	-2.42	104.75	110.35
2	11-B	3	BGC	O3-C3-C4	-2.42	104.75	110.35
2	2-B	3	BGC	O3-C3-C4	-2.42	104.75	110.35
2	23-B	3	BGC	O3-C3-C4	-2.42	104.75	110.35
2	13-B	3	BGC	O3-C3-C4	-2.42	104.75	110.35
2	22-B	2	BGC	O5-C5-C4	-2.41	104.97	110.83
2	18-B	2	BGC	O5-C5-C4	-2.41	104.97	110.83
2	7-B	2	BGC	O5-C5-C4	-2.41	104.97	110.83
2	3-B	2	BGC	O5-C5-C4	-2.41	104.97	110.83
2	23-B	2	BGC	O5-C5-C4	-2.41	104.97	110.83
2	24-B	2	BGC	O5-C5-C4	-2.41	104.97	110.83
2	17-B	2	BGC	O5-C5-C4	-2.41	104.97	110.83
2	16-B	2	BGC	O5-C5-C4	-2.41	104.97	110.83

Continued on next page...

Continued from previous page...

Mol	Chain	Res	Type	Atoms	Z	Observed(°)	Ideal(°)
2	21-B	2	BGC	O5-C5-C4	-2.41	104.97	110.83
2	20-B	2	BGC	O5-C5-C4	-2.41	104.97	110.83
2	10-B	2	BGC	O5-C5-C4	-2.41	104.97	110.83
2	9-B	2	BGC	O5-C5-C4	-2.41	104.97	110.83
2	2-B	2	BGC	O5-C5-C4	-2.41	104.97	110.83
2	5-B	2	BGC	O5-C5-C4	-2.41	104.97	110.83
2	1-B	2	BGC	O5-C5-C4	-2.41	104.97	110.83
2	8-B	2	BGC	O5-C5-C4	-2.41	104.97	110.83
2	6-B	2	BGC	O5-C5-C4	-2.41	104.97	110.83
2	13-B	2	BGC	O5-C5-C4	-2.41	104.97	110.83
2	25-B	2	BGC	O5-C5-C4	-2.41	104.97	110.83
2	11-B	2	BGC	O5-C5-C4	-2.41	104.97	110.83
2	4-B	2	BGC	O5-C5-C4	-2.41	104.97	110.83
2	12-B	2	BGC	O5-C5-C4	-2.41	104.97	110.83
2	19-B	2	BGC	O5-C5-C4	-2.41	104.97	110.83
2	14-B	2	BGC	O5-C5-C4	-2.41	104.97	110.83
2	15-B	2	BGC	O5-C5-C4	-2.41	104.97	110.83
2	1-B	3	BGC	C6-C5-C4	-2.31	107.60	113.00
2	4-B	3	BGC	C6-C5-C4	-2.31	107.60	113.00
2	25-B	3	BGC	C6-C5-C4	-2.31	107.60	113.00
2	7-B	3	BGC	C6-C5-C4	-2.31	107.60	113.00
2	9-B	3	BGC	C6-C5-C4	-2.31	107.60	113.00
2	15-B	3	BGC	C6-C5-C4	-2.31	107.60	113.00
2	5-B	3	BGC	C6-C5-C4	-2.31	107.60	113.00
2	12-B	3	BGC	C6-C5-C4	-2.31	107.60	113.00
2	8-B	3	BGC	C6-C5-C4	-2.31	107.60	113.00
2	22-B	3	BGC	C6-C5-C4	-2.31	107.60	113.00
2	14-B	3	BGC	C6-C5-C4	-2.31	107.60	113.00
2	3-B	3	BGC	C6-C5-C4	-2.31	107.60	113.00
2	19-B	3	BGC	C6-C5-C4	-2.31	107.60	113.00
2	24-B	3	BGC	C6-C5-C4	-2.31	107.60	113.00
2	16-B	3	BGC	C6-C5-C4	-2.31	107.60	113.00
2	17-B	3	BGC	C6-C5-C4	-2.31	107.60	113.00
2	10-B	3	BGC	C6-C5-C4	-2.31	107.60	113.00
2	6-B	3	BGC	C6-C5-C4	-2.31	107.60	113.00
2	20-B	3	BGC	C6-C5-C4	-2.31	107.60	113.00
2	21-B	3	BGC	C6-C5-C4	-2.31	107.60	113.00
2	18-B	3	BGC	C6-C5-C4	-2.31	107.60	113.00
2	11-B	3	BGC	C6-C5-C4	-2.31	107.60	113.00
2	2-B	3	BGC	C6-C5-C4	-2.31	107.60	113.00
2	23-B	3	BGC	C6-C5-C4	-2.31	107.60	113.00
2	13-B	3	BGC	C6-C5-C4	-2.31	107.60	113.00

Continued on next page...

Continued from previous page...

Mol	Chain	Res	Type	Atoms	Z	Observed(°)	Ideal(°)
2	19-B	1	BGC	O4-C4-C3	-2.28	105.08	110.35
2	9-B	1	BGC	O4-C4-C3	-2.28	105.08	110.35
2	24-B	1	BGC	O4-C4-C3	-2.28	105.08	110.35
2	20-B	1	BGC	O4-C4-C3	-2.28	105.08	110.35
2	11-B	1	BGC	O4-C4-C3	-2.28	105.08	110.35
2	13-B	1	BGC	O4-C4-C3	-2.28	105.08	110.35
2	18-B	1	BGC	O4-C4-C3	-2.28	105.08	110.35
2	12-B	1	BGC	O4-C4-C3	-2.28	105.08	110.35
2	25-B	1	BGC	O4-C4-C3	-2.28	105.08	110.35
2	6-B	1	BGC	O4-C4-C3	-2.28	105.08	110.35
2	8-B	1	BGC	O4-C4-C3	-2.28	105.08	110.35
2	14-B	1	BGC	O4-C4-C3	-2.28	105.08	110.35
2	10-B	1	BGC	O4-C4-C3	-2.28	105.08	110.35
2	16-B	1	BGC	O4-C4-C3	-2.28	105.08	110.35
2	5-B	1	BGC	O4-C4-C3	-2.28	105.08	110.35
2	1-B	1	BGC	O4-C4-C3	-2.28	105.08	110.35
2	7-B	1	BGC	O4-C4-C3	-2.28	105.08	110.35
2	2-B	1	BGC	O4-C4-C3	-2.28	105.08	110.35
2	15-B	1	BGC	O4-C4-C3	-2.28	105.08	110.35
2	22-B	1	BGC	O4-C4-C3	-2.28	105.08	110.35
2	3-B	1	BGC	O4-C4-C3	-2.28	105.08	110.35
2	4-B	1	BGC	O4-C4-C3	-2.28	105.08	110.35
2	17-B	1	BGC	O4-C4-C3	-2.28	105.08	110.35
2	21-B	1	BGC	O4-C4-C3	-2.28	105.08	110.35
2	23-B	1	BGC	O4-C4-C3	-2.28	105.08	110.35
2	10-B	4	BGC	O5-C1-C2	2.19	114.14	110.77
2	24-B	4	BGC	O5-C1-C2	2.19	114.14	110.77
2	23-B	4	BGC	O5-C1-C2	2.19	114.14	110.77
2	9-B	4	BGC	O5-C1-C2	2.19	114.14	110.77
2	2-B	4	BGC	O5-C1-C2	2.19	114.14	110.77
2	3-B	4	BGC	O5-C1-C2	2.19	114.14	110.77
2	12-B	4	BGC	O5-C1-C2	2.19	114.14	110.77
2	1-B	4	BGC	O5-C1-C2	2.19	114.14	110.77
2	21-B	4	BGC	O5-C1-C2	2.19	114.14	110.77
2	13-B	4	BGC	O5-C1-C2	2.19	114.14	110.77
2	22-B	4	BGC	O5-C1-C2	2.19	114.14	110.77
2	8-B	4	BGC	O5-C1-C2	2.19	114.14	110.77
2	19-B	4	BGC	O5-C1-C2	2.19	114.14	110.77
2	6-B	4	BGC	O5-C1-C2	2.19	114.14	110.77
2	17-B	4	BGC	O5-C1-C2	2.19	114.14	110.77
2	16-B	4	BGC	O5-C1-C2	2.19	114.14	110.77
2	15-B	4	BGC	O5-C1-C2	2.19	114.14	110.77

Continued on next page...

Continued from previous page...

Mol	Chain	Res	Type	Atoms	Z	Observed(°)	Ideal(°)
2	5-B	4	BGC	O5-C1-C2	2.19	114.14	110.77
2	14-B	4	BGC	O5-C1-C2	2.19	114.14	110.77
2	4-B	4	BGC	O5-C1-C2	2.19	114.14	110.77
2	11-B	4	BGC	O5-C1-C2	2.19	114.14	110.77
2	20-B	4	BGC	O5-C1-C2	2.19	114.14	110.77
2	18-B	4	BGC	O5-C1-C2	2.19	114.14	110.77
2	7-B	4	BGC	O5-C1-C2	2.19	114.14	110.77
2	25-B	4	BGC	O5-C1-C2	2.19	114.14	110.77
2	1-B	3	BGC	O5-C5-C6	2.14	110.56	107.20
2	4-B	3	BGC	O5-C5-C6	2.14	110.56	107.20
2	25-B	3	BGC	O5-C5-C6	2.14	110.56	107.20
2	7-B	3	BGC	O5-C5-C6	2.14	110.56	107.20
2	9-B	3	BGC	O5-C5-C6	2.14	110.56	107.20
2	15-B	3	BGC	O5-C5-C6	2.14	110.56	107.20
2	5-B	3	BGC	O5-C5-C6	2.14	110.56	107.20
2	12-B	3	BGC	O5-C5-C6	2.14	110.56	107.20
2	8-B	3	BGC	O5-C5-C6	2.14	110.56	107.20
2	22-B	3	BGC	O5-C5-C6	2.14	110.56	107.20
2	14-B	3	BGC	O5-C5-C6	2.14	110.56	107.20
2	3-B	3	BGC	O5-C5-C6	2.14	110.56	107.20
2	19-B	3	BGC	O5-C5-C6	2.14	110.56	107.20
2	24-B	3	BGC	O5-C5-C6	2.14	110.56	107.20
2	16-B	3	BGC	O5-C5-C6	2.14	110.56	107.20
2	17-B	3	BGC	O5-C5-C6	2.14	110.56	107.20
2	10-B	3	BGC	O5-C5-C6	2.14	110.56	107.20
2	6-B	3	BGC	O5-C5-C6	2.14	110.56	107.20
2	20-B	3	BGC	O5-C5-C6	2.14	110.56	107.20
2	21-B	3	BGC	O5-C5-C6	2.14	110.56	107.20
2	18-B	3	BGC	O5-C5-C6	2.14	110.56	107.20
2	11-B	3	BGC	O5-C5-C6	2.14	110.56	107.20
2	2-B	3	BGC	O5-C5-C6	2.14	110.56	107.20
2	23-B	3	BGC	O5-C5-C6	2.14	110.56	107.20
2	13-B	3	BGC	O5-C5-C6	2.14	110.56	107.20
2	1-B	3	BGC	O4-C4-C3	2.11	115.22	110.35
2	4-B	3	BGC	O4-C4-C3	2.11	115.22	110.35
2	25-B	3	BGC	O4-C4-C3	2.11	115.22	110.35
2	7-B	3	BGC	O4-C4-C3	2.11	115.22	110.35
2	9-B	3	BGC	O4-C4-C3	2.11	115.22	110.35
2	15-B	3	BGC	O4-C4-C3	2.11	115.22	110.35
2	5-B	3	BGC	O4-C4-C3	2.11	115.22	110.35
2	12-B	3	BGC	O4-C4-C3	2.11	115.22	110.35
2	8-B	3	BGC	O4-C4-C3	2.11	115.22	110.35

Continued on next page...

Continued from previous page...

Mol	Chain	Res	Type	Atoms	Z	Observed(°)	Ideal(°)
2	22-B	3	BGC	O4-C4-C3	2.11	115.22	110.35
2	14-B	3	BGC	O4-C4-C3	2.11	115.22	110.35
2	3-B	3	BGC	O4-C4-C3	2.11	115.22	110.35
2	19-B	3	BGC	O4-C4-C3	2.11	115.22	110.35
2	24-B	3	BGC	O4-C4-C3	2.11	115.22	110.35
2	16-B	3	BGC	O4-C4-C3	2.11	115.22	110.35
2	17-B	3	BGC	O4-C4-C3	2.11	115.22	110.35
2	10-B	3	BGC	O4-C4-C3	2.11	115.22	110.35
2	6-B	3	BGC	O4-C4-C3	2.11	115.22	110.35
2	20-B	3	BGC	O4-C4-C3	2.11	115.22	110.35
2	21-B	3	BGC	O4-C4-C3	2.11	115.22	110.35
2	18-B	3	BGC	O4-C4-C3	2.11	115.22	110.35
2	11-B	3	BGC	O4-C4-C3	2.11	115.22	110.35
2	2-B	3	BGC	O4-C4-C3	2.11	115.22	110.35
2	23-B	3	BGC	O4-C4-C3	2.11	115.22	110.35
2	13-B	3	BGC	O4-C4-C3	2.11	115.22	110.35
2	19-B	1	BGC	O1-C1-C2	2.06	114.84	109.03
2	9-B	1	BGC	O1-C1-C2	2.06	114.84	109.03
2	24-B	1	BGC	O1-C1-C2	2.06	114.84	109.03
2	20-B	1	BGC	O1-C1-C2	2.06	114.84	109.03
2	11-B	1	BGC	O1-C1-C2	2.06	114.84	109.03
2	13-B	1	BGC	O1-C1-C2	2.06	114.84	109.03
2	18-B	1	BGC	O1-C1-C2	2.06	114.84	109.03
2	12-B	1	BGC	O1-C1-C2	2.06	114.84	109.03
2	25-B	1	BGC	O1-C1-C2	2.06	114.84	109.03
2	6-B	1	BGC	O1-C1-C2	2.06	114.84	109.03
2	8-B	1	BGC	O1-C1-C2	2.06	114.84	109.03
2	14-B	1	BGC	O1-C1-C2	2.06	114.84	109.03
2	10-B	1	BGC	O1-C1-C2	2.06	114.84	109.03
2	16-B	1	BGC	O1-C1-C2	2.06	114.84	109.03
2	5-B	1	BGC	O1-C1-C2	2.06	114.84	109.03
2	1-B	1	BGC	O1-C1-C2	2.06	114.84	109.03
2	7-B	1	BGC	O1-C1-C2	2.06	114.84	109.03
2	2-B	1	BGC	O1-C1-C2	2.06	114.84	109.03
2	15-B	1	BGC	O1-C1-C2	2.06	114.84	109.03
2	22-B	1	BGC	O1-C1-C2	2.06	114.84	109.03
2	3-B	1	BGC	O1-C1-C2	2.06	114.84	109.03
2	4-B	1	BGC	O1-C1-C2	2.06	114.84	109.03
2	17-B	1	BGC	O1-C1-C2	2.06	114.84	109.03
2	21-B	1	BGC	O1-C1-C2	2.06	114.84	109.03
2	23-B	1	BGC	O1-C1-C2	2.06	114.84	109.03

There are no chirality outliers.

All (100) torsion outliers are listed below:

Mol	Chain	Res	Type	Atoms
2	10-B	4	BGC	O5-C5-C6-O6
2	24-B	4	BGC	O5-C5-C6-O6
2	23-B	4	BGC	O5-C5-C6-O6
2	9-B	4	BGC	O5-C5-C6-O6
2	2-B	4	BGC	O5-C5-C6-O6
2	3-B	4	BGC	O5-C5-C6-O6
2	12-B	4	BGC	O5-C5-C6-O6
2	1-B	4	BGC	O5-C5-C6-O6
2	21-B	4	BGC	O5-C5-C6-O6
2	13-B	4	BGC	O5-C5-C6-O6
2	22-B	4	BGC	O5-C5-C6-O6
2	8-B	4	BGC	O5-C5-C6-O6
2	19-B	4	BGC	O5-C5-C6-O6
2	6-B	4	BGC	O5-C5-C6-O6
2	17-B	4	BGC	O5-C5-C6-O6
2	16-B	4	BGC	O5-C5-C6-O6
2	15-B	4	BGC	O5-C5-C6-O6
2	5-B	4	BGC	O5-C5-C6-O6
2	14-B	4	BGC	O5-C5-C6-O6
2	4-B	4	BGC	O5-C5-C6-O6
2	11-B	4	BGC	O5-C5-C6-O6
2	20-B	4	BGC	O5-C5-C6-O6
2	18-B	4	BGC	O5-C5-C6-O6
2	7-B	4	BGC	O5-C5-C6-O6
2	25-B	4	BGC	O5-C5-C6-O6
2	10-B	4	BGC	C4-C5-C6-O6
2	24-B	4	BGC	C4-C5-C6-O6
2	23-B	4	BGC	C4-C5-C6-O6
2	9-B	4	BGC	C4-C5-C6-O6
2	2-B	4	BGC	C4-C5-C6-O6
2	3-B	4	BGC	C4-C5-C6-O6
2	12-B	4	BGC	C4-C5-C6-O6
2	1-B	4	BGC	C4-C5-C6-O6
2	21-B	4	BGC	C4-C5-C6-O6
2	13-B	4	BGC	C4-C5-C6-O6
2	22-B	4	BGC	C4-C5-C6-O6
2	8-B	4	BGC	C4-C5-C6-O6
2	19-B	4	BGC	C4-C5-C6-O6
2	6-B	4	BGC	C4-C5-C6-O6
2	17-B	4	BGC	C4-C5-C6-O6
2	16-B	4	BGC	C4-C5-C6-O6
2	15-B	4	BGC	C4-C5-C6-O6

Continued on next page...

Continued from previous page...

Mol	Chain	Res	Type	Atoms
2	5-B	4	BGC	C4-C5-C6-O6
2	14-B	4	BGC	C4-C5-C6-O6
2	4-B	4	BGC	C4-C5-C6-O6
2	11-B	4	BGC	C4-C5-C6-O6
2	20-B	4	BGC	C4-C5-C6-O6
2	18-B	4	BGC	C4-C5-C6-O6
2	7-B	4	BGC	C4-C5-C6-O6
2	25-B	4	BGC	C4-C5-C6-O6
2	1-B	3	BGC	O5-C5-C6-O6
2	4-B	3	BGC	O5-C5-C6-O6
2	25-B	3	BGC	O5-C5-C6-O6
2	7-B	3	BGC	O5-C5-C6-O6
2	9-B	3	BGC	O5-C5-C6-O6
2	15-B	3	BGC	O5-C5-C6-O6
2	5-B	3	BGC	O5-C5-C6-O6
2	12-B	3	BGC	O5-C5-C6-O6
2	8-B	3	BGC	O5-C5-C6-O6
2	22-B	3	BGC	O5-C5-C6-O6
2	14-B	3	BGC	O5-C5-C6-O6
2	3-B	3	BGC	O5-C5-C6-O6
2	19-B	3	BGC	O5-C5-C6-O6
2	24-B	3	BGC	O5-C5-C6-O6
2	16-B	3	BGC	O5-C5-C6-O6
2	17-B	3	BGC	O5-C5-C6-O6
2	10-B	3	BGC	O5-C5-C6-O6
2	6-B	3	BGC	O5-C5-C6-O6
2	20-B	3	BGC	O5-C5-C6-O6
2	21-B	3	BGC	O5-C5-C6-O6
2	18-B	3	BGC	O5-C5-C6-O6
2	11-B	3	BGC	O5-C5-C6-O6
2	2-B	3	BGC	O5-C5-C6-O6
2	23-B	3	BGC	O5-C5-C6-O6
2	13-B	3	BGC	O5-C5-C6-O6
2	1-B	3	BGC	C4-C5-C6-O6
2	4-B	3	BGC	C4-C5-C6-O6
2	25-B	3	BGC	C4-C5-C6-O6
2	7-B	3	BGC	C4-C5-C6-O6
2	9-B	3	BGC	C4-C5-C6-O6
2	15-B	3	BGC	C4-C5-C6-O6
2	5-B	3	BGC	C4-C5-C6-O6
2	12-B	3	BGC	C4-C5-C6-O6
2	8-B	3	BGC	C4-C5-C6-O6

Continued on next page...

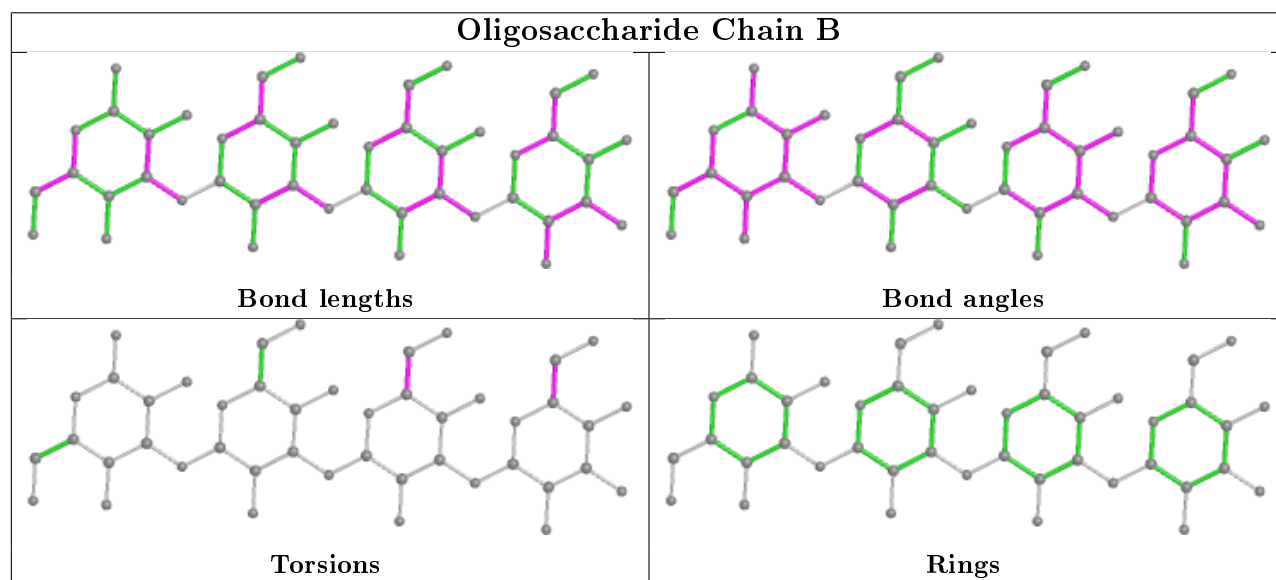
Continued from previous page...

Mol	Chain	Res	Type	Atoms
2	22-B	3	BGC	C4-C5-C6-O6
2	14-B	3	BGC	C4-C5-C6-O6
2	3-B	3	BGC	C4-C5-C6-O6
2	19-B	3	BGC	C4-C5-C6-O6
2	24-B	3	BGC	C4-C5-C6-O6
2	16-B	3	BGC	C4-C5-C6-O6
2	17-B	3	BGC	C4-C5-C6-O6
2	10-B	3	BGC	C4-C5-C6-O6
2	6-B	3	BGC	C4-C5-C6-O6
2	20-B	3	BGC	C4-C5-C6-O6
2	21-B	3	BGC	C4-C5-C6-O6
2	18-B	3	BGC	C4-C5-C6-O6
2	11-B	3	BGC	C4-C5-C6-O6
2	2-B	3	BGC	C4-C5-C6-O6
2	23-B	3	BGC	C4-C5-C6-O6
2	13-B	3	BGC	C4-C5-C6-O6

There are no ring outliers.

No monomer is involved in short contacts.

The following is a two-dimensional graphical depiction of Mogul quality analysis of bond lengths, bond angles, torsion angles, and ring geometry for oligosaccharide.



5.6 Ligand geometry [i](#)

100 ligands are modelled in this entry.

In the following table, the Counts columns list the number of bonds (or angles) for which Mogul

statistics could be retrieved, the number of bonds (or angles) that are observed in the model and the number of bonds (or angles) that are defined in the Chemical Component Dictionary. The Link column lists molecule types, if any, to which the group is linked. The Z score for a bond length (or angle) is the number of standard deviations the observed value is removed from the expected value. A bond length (or angle) with $|Z| > 2$ is considered an outlier worth inspection. RMSZ is the root-mean-square of all Z scores of the bond lengths (or angles).

Mol	Type	Chain	Res	Link	Bond lengths			Bond angles		
					Counts	RMSZ	$\# Z > 2$	Counts	RMSZ	$\# Z > 2$
4	EDO	20-A	703	-	3,3,3	0.38	0	2,2,2	0.24	0
4	EDO	14-A	704	-	3,3,3	0.41	0	2,2,2	0.17	0
4	EDO	3-A	704	-	3,3,3	0.41	0	2,2,2	0.17	0
4	EDO	25-A	703	-	3,3,3	0.38	0	2,2,2	0.24	0
3	BGC	2-A	701	-	11,11,12	0.74	0	15,15,17	1.27	1 (6%)
4	EDO	1-A	703	-	3,3,3	0.38	0	2,2,2	0.24	0
4	EDO	2-A	703	-	3,3,3	0.38	0	2,2,2	0.24	0
4	EDO	8-A	704	-	3,3,3	0.41	0	2,2,2	0.17	0
4	EDO	3-A	702	-	3,3,3	0.47	0	2,2,2	0.32	0
4	EDO	13-A	702	-	3,3,3	0.47	0	2,2,2	0.32	0
3	BGC	20-A	701	-	11,11,12	0.74	0	15,15,17	1.27	1 (6%)
4	EDO	2-A	704	-	3,3,3	0.41	0	2,2,2	0.17	0
3	BGC	9-A	701	-	11,11,12	0.74	0	15,15,17	1.27	1 (6%)
3	BGC	6-A	701	-	11,11,12	0.74	0	15,15,17	1.27	1 (6%)
4	EDO	9-A	702	-	3,3,3	0.47	0	2,2,2	0.32	0
4	EDO	12-A	704	-	3,3,3	0.41	0	2,2,2	0.17	0
4	EDO	16-A	702	-	3,3,3	0.47	0	2,2,2	0.32	0
3	BGC	23-A	701	-	11,11,12	0.74	0	15,15,17	1.27	1 (6%)
4	EDO	19-A	703	-	3,3,3	0.38	0	2,2,2	0.24	0
4	EDO	1-A	702	-	3,3,3	0.47	0	2,2,2	0.32	0
4	EDO	12-A	703	-	3,3,3	0.38	0	2,2,2	0.24	0
4	EDO	1-A	704	-	3,3,3	0.41	0	2,2,2	0.17	0
4	EDO	4-A	704	-	3,3,3	0.41	0	2,2,2	0.17	0
3	BGC	21-A	701	-	11,11,12	0.74	0	15,15,17	1.27	1 (6%)
4	EDO	13-A	703	-	3,3,3	0.38	0	2,2,2	0.24	0
4	EDO	7-A	702	-	3,3,3	0.47	0	2,2,2	0.32	0
4	EDO	23-A	703	-	3,3,3	0.38	0	2,2,2	0.24	0
4	EDO	18-A	702	-	3,3,3	0.47	0	2,2,2	0.32	0
3	BGC	19-A	701	-	11,11,12	0.74	0	15,15,17	1.27	1 (6%)
4	EDO	4-A	703	-	3,3,3	0.38	0	2,2,2	0.24	0
4	EDO	20-A	702	-	3,3,3	0.47	0	2,2,2	0.32	0
3	BGC	5-A	701	-	11,11,12	0.74	0	15,15,17	1.27	1 (6%)
4	EDO	11-A	703	-	3,3,3	0.38	0	2,2,2	0.24	0
4	EDO	3-A	703	-	3,3,3	0.38	0	2,2,2	0.24	0
4	EDO	19-A	704	-	3,3,3	0.41	0	2,2,2	0.17	0

Mol	Type	Chain	Res	Link	Bond lengths			Bond angles		
					Counts	RMSZ	# Z > 2	Counts	RMSZ	# Z > 2
3	BGC	12-A	701	-	11,11,12	0.74	0	15,15,17	1.27	1 (6%)
3	BGC	8-A	701	-	11,11,12	0.74	0	15,15,17	1.27	1 (6%)
4	EDO	15-A	703	-	3,3,3	0.38	0	2,2,2	0.24	0
3	BGC	13-A	701	-	11,11,12	0.74	0	15,15,17	1.27	1 (6%)
4	EDO	6-A	704	-	3,3,3	0.41	0	2,2,2	0.17	0
4	EDO	21-A	704	-	3,3,3	0.41	0	2,2,2	0.17	0
3	BGC	18-A	701	-	11,11,12	0.74	0	15,15,17	1.27	1 (6%)
4	EDO	5-A	702	-	3,3,3	0.47	0	2,2,2	0.32	0
4	EDO	10-A	703	-	3,3,3	0.38	0	2,2,2	0.24	0
4	EDO	22-A	702	-	3,3,3	0.47	0	2,2,2	0.32	0
4	EDO	9-A	704	-	3,3,3	0.41	0	2,2,2	0.17	0
4	EDO	24-A	703	-	3,3,3	0.38	0	2,2,2	0.24	0
3	BGC	15-A	701	-	11,11,12	0.74	0	15,15,17	1.27	1 (6%)
3	BGC	3-A	701	-	11,11,12	0.74	0	15,15,17	1.27	1 (6%)
4	EDO	17-A	703	-	3,3,3	0.38	0	2,2,2	0.24	0
4	EDO	9-A	703	-	3,3,3	0.38	0	2,2,2	0.24	0
3	BGC	22-A	701	-	11,11,12	0.74	0	15,15,17	1.27	1 (6%)
4	EDO	8-A	703	-	3,3,3	0.38	0	2,2,2	0.24	0
4	EDO	7-A	704	-	3,3,3	0.41	0	2,2,2	0.17	0
4	EDO	16-A	704	-	3,3,3	0.41	0	2,2,2	0.17	0
4	EDO	23-A	704	-	3,3,3	0.41	0	2,2,2	0.17	0
4	EDO	18-A	703	-	3,3,3	0.38	0	2,2,2	0.24	0
3	BGC	1-A	701	-	11,11,12	0.74	0	15,15,17	1.27	1 (6%)
4	EDO	22-A	704	-	3,3,3	0.41	0	2,2,2	0.17	0
3	BGC	4-A	701	-	11,11,12	0.74	0	15,15,17	1.27	1 (6%)
3	BGC	10-A	701	-	11,11,12	0.74	0	15,15,17	1.27	1 (6%)
4	EDO	22-A	703	-	3,3,3	0.38	0	2,2,2	0.24	0
4	EDO	16-A	703	-	3,3,3	0.38	0	2,2,2	0.24	0
3	BGC	17-A	701	-	11,11,12	0.74	0	15,15,17	1.27	1 (6%)
4	EDO	6-A	702	-	3,3,3	0.47	0	2,2,2	0.32	0
4	EDO	19-A	702	-	3,3,3	0.47	0	2,2,2	0.32	0
4	EDO	11-A	704	-	3,3,3	0.41	0	2,2,2	0.17	0
4	EDO	24-A	704	-	3,3,3	0.41	0	2,2,2	0.17	0
4	EDO	24-A	702	-	3,3,3	0.47	0	2,2,2	0.32	0
4	EDO	15-A	702	-	3,3,3	0.47	0	2,2,2	0.32	0
4	EDO	7-A	703	-	3,3,3	0.38	0	2,2,2	0.24	0
4	EDO	12-A	702	-	3,3,3	0.47	0	2,2,2	0.32	0
3	BGC	24-A	701	-	11,11,12	0.74	0	15,15,17	1.27	1 (6%)
4	EDO	15-A	704	-	3,3,3	0.41	0	2,2,2	0.17	0
4	EDO	8-A	702	-	3,3,3	0.47	0	2,2,2	0.32	0

Mol	Type	Chain	Res	Link	Bond lengths			Bond angles		
					Counts	RMSZ	# Z > 2	Counts	RMSZ	# Z > 2
4	EDO	23-A	702	-	3,3,3	0.47	0	2,2,2	0.32	0
3	BGC	16-A	701	-	11,11,12	0.74	0	15,15,17	1.27	1 (6%)
4	EDO	17-A	702	-	3,3,3	0.47	0	2,2,2	0.32	0
4	EDO	14-A	702	-	3,3,3	0.47	0	2,2,2	0.32	0
4	EDO	10-A	702	-	3,3,3	0.47	0	2,2,2	0.32	0
4	EDO	11-A	702	-	3,3,3	0.47	0	2,2,2	0.32	0
4	EDO	18-A	704	-	3,3,3	0.41	0	2,2,2	0.17	0
4	EDO	14-A	703	-	3,3,3	0.38	0	2,2,2	0.24	0
3	BGC	11-A	701	-	11,11,12	0.74	0	15,15,17	1.27	1 (6%)
4	EDO	20-A	704	-	3,3,3	0.41	0	2,2,2	0.17	0
4	EDO	5-A	703	-	3,3,3	0.38	0	2,2,2	0.24	0
3	BGC	7-A	701	-	11,11,12	0.74	0	15,15,17	1.27	1 (6%)
3	BGC	14-A	701	-	11,11,12	0.74	0	15,15,17	1.27	1 (6%)
4	EDO	13-A	704	-	3,3,3	0.41	0	2,2,2	0.17	0
4	EDO	4-A	702	-	3,3,3	0.47	0	2,2,2	0.32	0
4	EDO	10-A	704	-	3,3,3	0.41	0	2,2,2	0.17	0
4	EDO	21-A	702	-	3,3,3	0.47	0	2,2,2	0.32	0
4	EDO	2-A	702	-	3,3,3	0.47	0	2,2,2	0.32	0
4	EDO	25-A	702	-	3,3,3	0.47	0	2,2,2	0.32	0
4	EDO	5-A	704	-	3,3,3	0.41	0	2,2,2	0.17	0
4	EDO	25-A	704	-	3,3,3	0.41	0	2,2,2	0.17	0
4	EDO	17-A	704	-	3,3,3	0.41	0	2,2,2	0.17	0
4	EDO	21-A	703	-	3,3,3	0.38	0	2,2,2	0.24	0
4	EDO	6-A	703	-	3,3,3	0.38	0	2,2,2	0.24	0
3	BGC	25-A	701	-	11,11,12	0.74	0	15,15,17	1.27	1 (6%)

In the following table, the Chirals column lists the number of chiral outliers, the number of chiral centers analysed, the number of these observed in the model and the number defined in the Chemical Component Dictionary. Similar counts are reported in the Torsion and Rings columns. '-' means no outliers of that kind were identified.

Mol	Type	Chain	Res	Link	Chirals	Torsions	Rings
4	EDO	20-A	703	-	-	0/1/1/1	-
4	EDO	14-A	704	-	-	0/1/1/1	-
4	EDO	3-A	704	-	-	0/1/1/1	-
4	EDO	25-A	703	-	-	0/1/1/1	-
3	BGC	2-A	701	-	-	2/2/19/22	0/1/1/1
4	EDO	1-A	703	-	-	0/1/1/1	-
4	EDO	2-A	703	-	-	0/1/1/1	-
4	EDO	8-A	704	-	-	0/1/1/1	-
4	EDO	3-A	702	-	-	0/1/1/1	-

Continued on next page...

Continued from previous page...

Mol	Type	Chain	Res	Link	Chirals	Torsions	Rings
4	EDO	13-A	702	-	-	0/1/1/1	-
3	BGC	20-A	701	-	-	2/2/19/22	0/1/1/1
4	EDO	2-A	704	-	-	0/1/1/1	-
3	BGC	9-A	701	-	-	2/2/19/22	0/1/1/1
3	BGC	6-A	701	-	-	2/2/19/22	0/1/1/1
4	EDO	9-A	702	-	-	0/1/1/1	-
4	EDO	12-A	704	-	-	0/1/1/1	-
4	EDO	16-A	702	-	-	0/1/1/1	-
3	BGC	23-A	701	-	-	2/2/19/22	0/1/1/1
4	EDO	19-A	703	-	-	0/1/1/1	-
4	EDO	1-A	702	-	-	0/1/1/1	-
4	EDO	12-A	703	-	-	0/1/1/1	-
4	EDO	1-A	704	-	-	0/1/1/1	-
4	EDO	4-A	704	-	-	0/1/1/1	-
3	BGC	21-A	701	-	-	2/2/19/22	0/1/1/1
4	EDO	13-A	703	-	-	0/1/1/1	-
4	EDO	7-A	702	-	-	0/1/1/1	-
4	EDO	23-A	703	-	-	0/1/1/1	-
4	EDO	18-A	702	-	-	0/1/1/1	-
3	BGC	19-A	701	-	-	2/2/19/22	0/1/1/1
4	EDO	4-A	703	-	-	0/1/1/1	-
4	EDO	20-A	702	-	-	0/1/1/1	-
3	BGC	5-A	701	-	-	2/2/19/22	0/1/1/1
4	EDO	11-A	703	-	-	0/1/1/1	-
4	EDO	3-A	703	-	-	0/1/1/1	-
4	EDO	19-A	704	-	-	0/1/1/1	-
3	BGC	12-A	701	-	-	2/2/19/22	0/1/1/1
3	BGC	8-A	701	-	-	2/2/19/22	0/1/1/1
4	EDO	15-A	703	-	-	0/1/1/1	-
3	BGC	13-A	701	-	-	2/2/19/22	0/1/1/1
4	EDO	6-A	704	-	-	0/1/1/1	-
4	EDO	21-A	704	-	-	0/1/1/1	-
3	BGC	18-A	701	-	-	2/2/19/22	0/1/1/1
4	EDO	5-A	702	-	-	0/1/1/1	-
4	EDO	10-A	703	-	-	0/1/1/1	-
4	EDO	22-A	702	-	-	0/1/1/1	-
4	EDO	9-A	704	-	-	0/1/1/1	-
4	EDO	24-A	703	-	-	0/1/1/1	-
3	BGC	15-A	701	-	-	2/2/19/22	0/1/1/1

Continued on next page...

Continued from previous page...

Mol	Type	Chain	Res	Link	Chirals	Torsions	Rings
3	BGC	3-A	701	-	-	2/2/19/22	0/1/1/1
4	EDO	17-A	703	-	-	0/1/1/1	-
4	EDO	9-A	703	-	-	0/1/1/1	-
3	BGC	22-A	701	-	-	2/2/19/22	0/1/1/1
4	EDO	8-A	703	-	-	0/1/1/1	-
4	EDO	7-A	704	-	-	0/1/1/1	-
4	EDO	16-A	704	-	-	0/1/1/1	-
4	EDO	23-A	704	-	-	0/1/1/1	-
4	EDO	18-A	703	-	-	0/1/1/1	-
3	BGC	1-A	701	-	-	2/2/19/22	0/1/1/1
4	EDO	22-A	704	-	-	0/1/1/1	-
3	BGC	4-A	701	-	-	2/2/19/22	0/1/1/1
3	BGC	10-A	701	-	-	2/2/19/22	0/1/1/1
4	EDO	22-A	703	-	-	0/1/1/1	-
4	EDO	16-A	703	-	-	0/1/1/1	-
3	BGC	17-A	701	-	-	2/2/19/22	0/1/1/1
4	EDO	6-A	702	-	-	0/1/1/1	-
4	EDO	19-A	702	-	-	0/1/1/1	-
4	EDO	11-A	704	-	-	0/1/1/1	-
4	EDO	24-A	704	-	-	0/1/1/1	-
4	EDO	24-A	702	-	-	0/1/1/1	-
4	EDO	15-A	702	-	-	0/1/1/1	-
4	EDO	7-A	703	-	-	0/1/1/1	-
4	EDO	12-A	702	-	-	0/1/1/1	-
3	BGC	24-A	701	-	-	2/2/19/22	0/1/1/1
4	EDO	15-A	704	-	-	0/1/1/1	-
4	EDO	8-A	702	-	-	0/1/1/1	-
4	EDO	23-A	702	-	-	0/1/1/1	-
3	BGC	16-A	701	-	-	2/2/19/22	0/1/1/1
4	EDO	17-A	702	-	-	0/1/1/1	-
4	EDO	14-A	702	-	-	0/1/1/1	-
4	EDO	10-A	702	-	-	0/1/1/1	-
4	EDO	11-A	702	-	-	0/1/1/1	-
4	EDO	18-A	704	-	-	0/1/1/1	-
4	EDO	14-A	703	-	-	0/1/1/1	-
3	BGC	11-A	701	-	-	2/2/19/22	0/1/1/1
4	EDO	20-A	704	-	-	0/1/1/1	-
4	EDO	5-A	703	-	-	0/1/1/1	-
3	BGC	7-A	701	-	-	2/2/19/22	0/1/1/1
3	BGC	14-A	701	-	-	2/2/19/22	0/1/1/1

Continued on next page...

Continued from previous page...

Mol	Type	Chain	Res	Link	Chirals	Torsions	Rings
4	EDO	13-A	704	-	-	0/1/1/1	-
4	EDO	4-A	702	-	-	0/1/1/1	-
4	EDO	10-A	704	-	-	0/1/1/1	-
4	EDO	21-A	702	-	-	0/1/1/1	-
4	EDO	2-A	702	-	-	0/1/1/1	-
4	EDO	25-A	702	-	-	0/1/1/1	-
4	EDO	5-A	704	-	-	0/1/1/1	-
4	EDO	25-A	704	-	-	0/1/1/1	-
4	EDO	17-A	704	-	-	0/1/1/1	-
4	EDO	21-A	703	-	-	0/1/1/1	-
4	EDO	6-A	703	-	-	0/1/1/1	-
3	BGC	25-A	701	-	-	2/2/19/22	0/1/1/1

There are no bond length outliers.

All (25) bond angle outliers are listed below:

Mol	Chain	Res	Type	Atoms	Z	Observed(°)	Ideal(°)
3	2-A	701	BGC	C6-C5-C4	-2.34	107.53	113.00
3	9-A	701	BGC	C6-C5-C4	-2.34	107.53	113.00
3	6-A	701	BGC	C6-C5-C4	-2.34	107.53	113.00
3	23-A	701	BGC	C6-C5-C4	-2.34	107.53	113.00
3	21-A	701	BGC	C6-C5-C4	-2.34	107.53	113.00
3	19-A	701	BGC	C6-C5-C4	-2.34	107.53	113.00
3	5-A	701	BGC	C6-C5-C4	-2.34	107.53	113.00
3	8-A	701	BGC	C6-C5-C4	-2.34	107.53	113.00
3	13-A	701	BGC	C6-C5-C4	-2.34	107.53	113.00
3	18-A	701	BGC	C6-C5-C4	-2.34	107.53	113.00
3	15-A	701	BGC	C6-C5-C4	-2.34	107.53	113.00
3	3-A	701	BGC	C6-C5-C4	-2.34	107.53	113.00
3	22-A	701	BGC	C6-C5-C4	-2.34	107.53	113.00
3	1-A	701	BGC	C6-C5-C4	-2.34	107.53	113.00
3	4-A	701	BGC	C6-C5-C4	-2.34	107.53	113.00
3	10-A	701	BGC	C6-C5-C4	-2.34	107.53	113.00
3	17-A	701	BGC	C6-C5-C4	-2.34	107.53	113.00
3	12-A	701	BGC	C6-C5-C4	-2.34	107.53	113.00
3	24-A	701	BGC	C6-C5-C4	-2.34	107.53	113.00
3	16-A	701	BGC	C6-C5-C4	-2.34	107.53	113.00
3	11-A	701	BGC	C6-C5-C4	-2.34	107.53	113.00
3	20-A	701	BGC	C6-C5-C4	-2.34	107.53	113.00
3	7-A	701	BGC	C6-C5-C4	-2.34	107.53	113.00
3	14-A	701	BGC	C6-C5-C4	-2.34	107.53	113.00
3	25-A	701	BGC	C6-C5-C4	-2.34	107.53	113.00

There are no chirality outliers.

All (50) torsion outliers are listed below:

Mol	Chain	Res	Type	Atoms
3	2-A	701	BGC	O5-C5-C6-O6
3	9-A	701	BGC	O5-C5-C6-O6
3	6-A	701	BGC	O5-C5-C6-O6
3	23-A	701	BGC	O5-C5-C6-O6
3	21-A	701	BGC	O5-C5-C6-O6
3	19-A	701	BGC	O5-C5-C6-O6
3	5-A	701	BGC	O5-C5-C6-O6
3	8-A	701	BGC	O5-C5-C6-O6
3	13-A	701	BGC	O5-C5-C6-O6
3	18-A	701	BGC	O5-C5-C6-O6
3	15-A	701	BGC	O5-C5-C6-O6
3	3-A	701	BGC	O5-C5-C6-O6
3	22-A	701	BGC	O5-C5-C6-O6
3	1-A	701	BGC	O5-C5-C6-O6
3	4-A	701	BGC	O5-C5-C6-O6
3	10-A	701	BGC	O5-C5-C6-O6
3	17-A	701	BGC	O5-C5-C6-O6
3	12-A	701	BGC	O5-C5-C6-O6
3	24-A	701	BGC	O5-C5-C6-O6
3	16-A	701	BGC	O5-C5-C6-O6
3	11-A	701	BGC	O5-C5-C6-O6
3	20-A	701	BGC	O5-C5-C6-O6
3	7-A	701	BGC	O5-C5-C6-O6
3	14-A	701	BGC	O5-C5-C6-O6
3	25-A	701	BGC	O5-C5-C6-O6
3	2-A	701	BGC	C4-C5-C6-O6
3	9-A	701	BGC	C4-C5-C6-O6
3	6-A	701	BGC	C4-C5-C6-O6
3	23-A	701	BGC	C4-C5-C6-O6
3	21-A	701	BGC	C4-C5-C6-O6
3	19-A	701	BGC	C4-C5-C6-O6
3	5-A	701	BGC	C4-C5-C6-O6
3	8-A	701	BGC	C4-C5-C6-O6
3	13-A	701	BGC	C4-C5-C6-O6
3	18-A	701	BGC	C4-C5-C6-O6
3	15-A	701	BGC	C4-C5-C6-O6
3	3-A	701	BGC	C4-C5-C6-O6
3	22-A	701	BGC	C4-C5-C6-O6
3	1-A	701	BGC	C4-C5-C6-O6
3	4-A	701	BGC	C4-C5-C6-O6

Continued on next page...

Continued from previous page...

Mol	Chain	Res	Type	Atoms
3	10-A	701	BGC	C4-C5-C6-O6
3	17-A	701	BGC	C4-C5-C6-O6
3	12-A	701	BGC	C4-C5-C6-O6
3	24-A	701	BGC	C4-C5-C6-O6
3	16-A	701	BGC	C4-C5-C6-O6
3	11-A	701	BGC	C4-C5-C6-O6
3	20-A	701	BGC	C4-C5-C6-O6
3	7-A	701	BGC	C4-C5-C6-O6
3	14-A	701	BGC	C4-C5-C6-O6
3	25-A	701	BGC	C4-C5-C6-O6

There are no ring outliers.

No monomer is involved in short contacts.

5.7 Other polymers [i](#)

There are no such residues in this entry.

5.8 Polymer linkage issues [i](#)

There are no chain breaks in this entry.

6 Fit of model and data ⓘ

6.1 Protein, DNA and RNA chains ⓘ

In the following table, the column labelled ‘#RSRZ> 2’ contains the number (and percentage) of RSRZ outliers, followed by percent RSRZ outliers for the chain as percentile scores relative to all X-ray entries and entries of similar resolution. The OWAB column contains the minimum, median, 95th percentile and maximum values of the occupancy-weighted average B-factor per residue. The column labelled ‘Q< 0.9’ lists the number of (and percentage) of residues with an average occupancy less than 0.9.

Mol	Chain	Analysed	<RSRZ>	#RSRZ>2			OWAB(Å ²)	Q<0.9
1	1-A	549/549 (100%)	0.06	34 (6%)	20	23	17, 18, 20, 22	549 (100%)
1	2-A	549/549 (100%)	0.06	34 (6%)	20	23	17, 18, 20, 22	549 (100%)
1	3-A	549/549 (100%)	0.06	34 (6%)	20	23	17, 18, 20, 22	549 (100%)
1	4-A	549/549 (100%)	0.06	34 (6%)	20	23	17, 18, 20, 22	549 (100%)
1	5-A	549/549 (100%)	0.06	34 (6%)	20	23	17, 18, 20, 22	549 (100%)
1	6-A	549/549 (100%)	0.06	34 (6%)	20	23	17, 18, 20, 22	549 (100%)
1	7-A	549/549 (100%)	0.06	34 (6%)	20	23	17, 18, 20, 22	549 (100%)
1	8-A	549/549 (100%)	0.06	34 (6%)	20	23	17, 18, 20, 22	549 (100%)
1	9-A	549/549 (100%)	0.06	34 (6%)	20	23	17, 18, 20, 22	549 (100%)
1	10-A	549/549 (100%)	0.06	34 (6%)	20	23	17, 18, 20, 22	549 (100%)
1	11-A	549/549 (100%)	0.06	34 (6%)	20	23	17, 18, 20, 22	549 (100%)
1	12-A	549/549 (100%)	0.06	34 (6%)	20	23	17, 18, 20, 22	549 (100%)
1	13-A	549/549 (100%)	0.06	34 (6%)	20	23	17, 18, 20, 22	549 (100%)
1	14-A	549/549 (100%)	0.06	34 (6%)	20	23	17, 18, 20, 22	549 (100%)
1	15-A	549/549 (100%)	0.06	34 (6%)	20	23	17, 18, 20, 22	549 (100%)
1	16-A	549/549 (100%)	0.06	34 (6%)	20	23	17, 18, 20, 22	549 (100%)
1	17-A	549/549 (100%)	0.06	34 (6%)	20	23	17, 18, 20, 22	549 (100%)
1	18-A	549/549 (100%)	0.06	34 (6%)	20	23	17, 18, 20, 22	549 (100%)
1	19-A	549/549 (100%)	0.06	34 (6%)	20	23	17, 18, 20, 22	549 (100%)
1	20-A	549/549 (100%)	0.06	34 (6%)	20	23	17, 18, 20, 22	549 (100%)
1	21-A	549/549 (100%)	0.06	34 (6%)	20	23	17, 18, 20, 22	549 (100%)
1	22-A	549/549 (100%)	0.06	34 (6%)	20	23	17, 18, 20, 22	549 (100%)
1	23-A	549/549 (100%)	0.06	34 (6%)	20	23	17, 18, 20, 22	549 (100%)
1	24-A	549/549 (100%)	0.06	34 (6%)	20	23	17, 18, 20, 22	549 (100%)

Continued on next page...

Continued from previous page...

Mol	Chain	Analysed	<RSRZ>	#RSRZ>2	OWAB(Å ²)	Q<0.9
1	25-A	549/549 (100%)	0.06	34 (6%) 20 23	17, 18, 20, 22	549 (100%)
All	All	13725/13725 (100%)	0.06	850 (6%) 23 23	17, 18, 20, 22	13725 (100%)

All (850) RSRZ outliers are listed below:

Mol	Chain	Res	Type	RSRZ
1	1-A	293	GLY	8.6
1	2-A	293	GLY	8.6
1	3-A	293	GLY	8.6
1	4-A	293	GLY	8.6
1	5-A	293	GLY	8.6
1	6-A	293	GLY	8.6
1	7-A	293	GLY	8.6
1	8-A	293	GLY	8.6
1	9-A	293	GLY	8.6
1	10-A	293	GLY	8.6
1	11-A	293	GLY	8.6
1	12-A	293	GLY	8.6
1	13-A	293	GLY	8.6
1	14-A	293	GLY	8.6
1	15-A	293	GLY	8.6
1	16-A	293	GLY	8.6
1	17-A	293	GLY	8.6
1	18-A	293	GLY	8.6
1	19-A	293	GLY	8.6
1	20-A	293	GLY	8.6
1	21-A	293	GLY	8.6
1	22-A	293	GLY	8.6
1	23-A	293	GLY	8.6
1	24-A	293	GLY	8.6
1	25-A	293	GLY	8.6
1	1-A	296	THR	7.4
1	2-A	296	THR	7.4
1	3-A	296	THR	7.4
1	4-A	296	THR	7.4
1	5-A	296	THR	7.4
1	6-A	296	THR	7.4
1	7-A	296	THR	7.4
1	8-A	296	THR	7.4
1	9-A	296	THR	7.4
1	10-A	296	THR	7.4
1	11-A	296	THR	7.4

Continued on next page...

Continued from previous page...

Mol	Chain	Res	Type	RSRZ
1	12-A	296	THR	7.4
1	13-A	296	THR	7.4
1	14-A	296	THR	7.4
1	15-A	296	THR	7.4
1	16-A	296	THR	7.4
1	17-A	296	THR	7.4
1	18-A	296	THR	7.4
1	19-A	296	THR	7.4
1	20-A	296	THR	7.4
1	21-A	296	THR	7.4
1	22-A	296	THR	7.4
1	23-A	296	THR	7.4
1	24-A	296	THR	7.4
1	25-A	296	THR	7.4
1	1-A	294	ASN	6.2
1	2-A	294	ASN	6.2
1	3-A	294	ASN	6.2
1	4-A	294	ASN	6.2
1	5-A	294	ASN	6.2
1	6-A	294	ASN	6.2
1	7-A	294	ASN	6.2
1	8-A	294	ASN	6.2
1	9-A	294	ASN	6.2
1	10-A	294	ASN	6.2
1	11-A	294	ASN	6.2
1	12-A	294	ASN	6.2
1	13-A	294	ASN	6.2
1	14-A	294	ASN	6.2
1	15-A	294	ASN	6.2
1	16-A	294	ASN	6.2
1	17-A	294	ASN	6.2
1	18-A	294	ASN	6.2
1	19-A	294	ASN	6.2
1	20-A	294	ASN	6.2
1	21-A	294	ASN	6.2
1	22-A	294	ASN	6.2
1	23-A	294	ASN	6.2
1	24-A	294	ASN	6.2
1	25-A	294	ASN	6.2
1	1-A	58	VAL	5.8
1	2-A	58	VAL	5.8
1	3-A	58	VAL	5.8

Continued on next page...

Continued from previous page...

Mol	Chain	Res	Type	RSRZ
1	4-A	58	VAL	5.8
1	5-A	58	VAL	5.8
1	6-A	58	VAL	5.8
1	7-A	58	VAL	5.8
1	8-A	58	VAL	5.8
1	9-A	58	VAL	5.8
1	10-A	58	VAL	5.8
1	11-A	58	VAL	5.8
1	12-A	58	VAL	5.8
1	13-A	58	VAL	5.8
1	14-A	58	VAL	5.8
1	15-A	58	VAL	5.8
1	16-A	58	VAL	5.8
1	17-A	58	VAL	5.8
1	18-A	58	VAL	5.8
1	19-A	58	VAL	5.8
1	20-A	58	VAL	5.8
1	21-A	58	VAL	5.8
1	22-A	58	VAL	5.8
1	23-A	58	VAL	5.8
1	24-A	58	VAL	5.8
1	25-A	58	VAL	5.8
1	1-A	57	GLU	4.8
1	2-A	57	GLU	4.8
1	3-A	57	GLU	4.8
1	4-A	57	GLU	4.8
1	5-A	57	GLU	4.8
1	6-A	57	GLU	4.8
1	7-A	57	GLU	4.8
1	8-A	57	GLU	4.8
1	9-A	57	GLU	4.8
1	10-A	57	GLU	4.8
1	11-A	57	GLU	4.8
1	12-A	57	GLU	4.8
1	13-A	57	GLU	4.8
1	14-A	57	GLU	4.8
1	15-A	57	GLU	4.8
1	16-A	57	GLU	4.8
1	17-A	57	GLU	4.8
1	18-A	57	GLU	4.8
1	19-A	57	GLU	4.8
1	20-A	57	GLU	4.8

Continued on next page...

Continued from previous page...

Mol	Chain	Res	Type	RSRZ
1	21-A	57	GLU	4.8
1	22-A	57	GLU	4.8
1	23-A	57	GLU	4.8
1	24-A	57	GLU	4.8
1	25-A	57	GLU	4.8
1	1-A	295	GLY	4.5
1	2-A	295	GLY	4.5
1	3-A	295	GLY	4.5
1	4-A	295	GLY	4.5
1	5-A	295	GLY	4.5
1	6-A	295	GLY	4.5
1	7-A	295	GLY	4.5
1	8-A	295	GLY	4.5
1	9-A	295	GLY	4.5
1	10-A	295	GLY	4.5
1	11-A	295	GLY	4.5
1	12-A	295	GLY	4.5
1	13-A	295	GLY	4.5
1	14-A	295	GLY	4.5
1	15-A	295	GLY	4.5
1	16-A	295	GLY	4.5
1	17-A	295	GLY	4.5
1	18-A	295	GLY	4.5
1	19-A	295	GLY	4.5
1	20-A	295	GLY	4.5
1	21-A	295	GLY	4.5
1	22-A	295	GLY	4.5
1	23-A	295	GLY	4.5
1	24-A	295	GLY	4.5
1	25-A	295	GLY	4.5
1	1-A	400	GLY	4.5
1	2-A	400	GLY	4.5
1	3-A	400	GLY	4.5
1	4-A	400	GLY	4.5
1	5-A	400	GLY	4.5
1	6-A	400	GLY	4.5
1	7-A	400	GLY	4.5
1	8-A	400	GLY	4.5
1	9-A	400	GLY	4.5
1	10-A	400	GLY	4.5
1	11-A	400	GLY	4.5
1	12-A	400	GLY	4.5

Continued on next page...

Continued from previous page...

Mol	Chain	Res	Type	RSRZ
1	13-A	400	GLY	4.5
1	14-A	400	GLY	4.5
1	15-A	400	GLY	4.5
1	16-A	400	GLY	4.5
1	17-A	400	GLY	4.5
1	18-A	400	GLY	4.5
1	19-A	400	GLY	4.5
1	20-A	400	GLY	4.5
1	21-A	400	GLY	4.5
1	22-A	400	GLY	4.5
1	23-A	400	GLY	4.5
1	24-A	400	GLY	4.5
1	25-A	400	GLY	4.5
1	1-A	274	ASP	4.2
1	2-A	274	ASP	4.2
1	3-A	274	ASP	4.2
1	4-A	274	ASP	4.2
1	5-A	274	ASP	4.2
1	6-A	274	ASP	4.2
1	7-A	274	ASP	4.2
1	8-A	274	ASP	4.2
1	9-A	274	ASP	4.2
1	10-A	274	ASP	4.2
1	11-A	274	ASP	4.2
1	12-A	274	ASP	4.2
1	13-A	274	ASP	4.2
1	14-A	274	ASP	4.2
1	15-A	274	ASP	4.2
1	16-A	274	ASP	4.2
1	17-A	274	ASP	4.2
1	18-A	274	ASP	4.2
1	19-A	274	ASP	4.2
1	20-A	274	ASP	4.2
1	21-A	274	ASP	4.2
1	22-A	274	ASP	4.2
1	23-A	274	ASP	4.2
1	24-A	274	ASP	4.2
1	25-A	274	ASP	4.2
1	1-A	59	VAL	4.2
1	2-A	59	VAL	4.2
1	3-A	59	VAL	4.2
1	4-A	59	VAL	4.2

Continued on next page...

Continued from previous page...

Mol	Chain	Res	Type	RSRZ
1	5-A	59	VAL	4.2
1	6-A	59	VAL	4.2
1	7-A	59	VAL	4.2
1	8-A	59	VAL	4.2
1	9-A	59	VAL	4.2
1	10-A	59	VAL	4.2
1	11-A	59	VAL	4.2
1	12-A	59	VAL	4.2
1	13-A	59	VAL	4.2
1	14-A	59	VAL	4.2
1	15-A	59	VAL	4.2
1	16-A	59	VAL	4.2
1	17-A	59	VAL	4.2
1	18-A	59	VAL	4.2
1	19-A	59	VAL	4.2
1	20-A	59	VAL	4.2
1	21-A	59	VAL	4.2
1	22-A	59	VAL	4.2
1	23-A	59	VAL	4.2
1	24-A	59	VAL	4.2
1	25-A	59	VAL	4.2
1	1-A	297	PRO	4.1
1	2-A	297	PRO	4.1
1	3-A	297	PRO	4.1
1	4-A	297	PRO	4.1
1	5-A	297	PRO	4.1
1	6-A	297	PRO	4.1
1	7-A	297	PRO	4.1
1	8-A	297	PRO	4.1
1	9-A	297	PRO	4.1
1	10-A	297	PRO	4.1
1	11-A	297	PRO	4.1
1	12-A	297	PRO	4.1
1	13-A	297	PRO	4.1
1	14-A	297	PRO	4.1
1	15-A	297	PRO	4.1
1	16-A	297	PRO	4.1
1	17-A	297	PRO	4.1
1	18-A	297	PRO	4.1
1	19-A	297	PRO	4.1
1	20-A	297	PRO	4.1
1	21-A	297	PRO	4.1

Continued on next page...

Continued from previous page...

Mol	Chain	Res	Type	RSRZ
1	22-A	297	PRO	4.1
1	23-A	297	PRO	4.1
1	24-A	297	PRO	4.1
1	25-A	297	PRO	4.1
1	1-A	80	GLY	3.9
1	1-A	194	TYR	3.9
1	2-A	80	GLY	3.9
1	2-A	194	TYR	3.9
1	3-A	80	GLY	3.9
1	3-A	194	TYR	3.9
1	4-A	80	GLY	3.9
1	4-A	194	TYR	3.9
1	5-A	80	GLY	3.9
1	5-A	194	TYR	3.9
1	6-A	80	GLY	3.9
1	6-A	194	TYR	3.9
1	7-A	80	GLY	3.9
1	7-A	194	TYR	3.9
1	8-A	80	GLY	3.9
1	8-A	194	TYR	3.9
1	9-A	80	GLY	3.9
1	9-A	194	TYR	3.9
1	10-A	80	GLY	3.9
1	10-A	194	TYR	3.9
1	11-A	80	GLY	3.9
1	11-A	194	TYR	3.9
1	12-A	80	GLY	3.9
1	12-A	194	TYR	3.9
1	13-A	80	GLY	3.9
1	13-A	194	TYR	3.9
1	14-A	80	GLY	3.9
1	14-A	194	TYR	3.9
1	15-A	80	GLY	3.9
1	15-A	194	TYR	3.9
1	16-A	80	GLY	3.9
1	16-A	194	TYR	3.9
1	17-A	80	GLY	3.9
1	17-A	194	TYR	3.9
1	18-A	80	GLY	3.9
1	18-A	194	TYR	3.9
1	19-A	80	GLY	3.9
1	19-A	194	TYR	3.9

Continued on next page...

Continued from previous page...

Mol	Chain	Res	Type	RSRZ
1	20-A	80	GLY	3.9
1	20-A	194	TYR	3.9
1	21-A	80	GLY	3.9
1	21-A	194	TYR	3.9
1	22-A	80	GLY	3.9
1	22-A	194	TYR	3.9
1	23-A	80	GLY	3.9
1	23-A	194	TYR	3.9
1	24-A	80	GLY	3.9
1	24-A	194	TYR	3.9
1	25-A	80	GLY	3.9
1	25-A	194	TYR	3.9
1	1-A	517	ASP	3.4
1	2-A	517	ASP	3.4
1	3-A	517	ASP	3.4
1	4-A	517	ASP	3.4
1	5-A	517	ASP	3.4
1	6-A	517	ASP	3.4
1	7-A	517	ASP	3.4
1	8-A	517	ASP	3.4
1	9-A	517	ASP	3.4
1	10-A	517	ASP	3.4
1	11-A	517	ASP	3.4
1	12-A	517	ASP	3.4
1	13-A	517	ASP	3.4
1	14-A	517	ASP	3.4
1	15-A	517	ASP	3.4
1	16-A	517	ASP	3.4
1	17-A	517	ASP	3.4
1	18-A	517	ASP	3.4
1	19-A	517	ASP	3.4
1	20-A	517	ASP	3.4
1	21-A	517	ASP	3.4
1	22-A	517	ASP	3.4
1	23-A	517	ASP	3.4
1	24-A	517	ASP	3.4
1	25-A	517	ASP	3.4
1	1-A	317	GLU	3.2
1	2-A	317	GLU	3.2
1	3-A	317	GLU	3.2
1	4-A	317	GLU	3.2
1	5-A	317	GLU	3.2

Continued on next page...

Continued from previous page...

Mol	Chain	Res	Type	RSRZ
1	6-A	317	GLU	3.2
1	7-A	317	GLU	3.2
1	8-A	317	GLU	3.2
1	9-A	317	GLU	3.2
1	10-A	317	GLU	3.2
1	11-A	317	GLU	3.2
1	12-A	317	GLU	3.2
1	13-A	317	GLU	3.2
1	14-A	317	GLU	3.2
1	15-A	317	GLU	3.2
1	16-A	317	GLU	3.2
1	17-A	317	GLU	3.2
1	18-A	317	GLU	3.2
1	19-A	317	GLU	3.2
1	20-A	317	GLU	3.2
1	21-A	317	GLU	3.2
1	22-A	317	GLU	3.2
1	23-A	317	GLU	3.2
1	24-A	317	GLU	3.2
1	25-A	317	GLU	3.2
1	1-A	272	ASP	3.2
1	2-A	272	ASP	3.2
1	3-A	272	ASP	3.2
1	4-A	272	ASP	3.2
1	5-A	272	ASP	3.2
1	6-A	272	ASP	3.2
1	7-A	272	ASP	3.2
1	8-A	272	ASP	3.2
1	9-A	272	ASP	3.2
1	10-A	272	ASP	3.2
1	11-A	272	ASP	3.2
1	12-A	272	ASP	3.2
1	13-A	272	ASP	3.2
1	14-A	272	ASP	3.2
1	15-A	272	ASP	3.2
1	16-A	272	ASP	3.2
1	17-A	272	ASP	3.2
1	18-A	272	ASP	3.2
1	19-A	272	ASP	3.2
1	20-A	272	ASP	3.2
1	21-A	272	ASP	3.2
1	22-A	272	ASP	3.2

Continued on next page...

Continued from previous page...

Mol	Chain	Res	Type	RSRZ
1	23-A	272	ASP	3.2
1	24-A	272	ASP	3.2
1	25-A	272	ASP	3.2
1	1-A	77	ASP	3.1
1	2-A	77	ASP	3.1
1	3-A	77	ASP	3.1
1	4-A	77	ASP	3.1
1	5-A	77	ASP	3.1
1	6-A	77	ASP	3.1
1	7-A	77	ASP	3.1
1	8-A	77	ASP	3.1
1	9-A	77	ASP	3.1
1	10-A	77	ASP	3.1
1	11-A	77	ASP	3.1
1	12-A	77	ASP	3.1
1	13-A	77	ASP	3.1
1	14-A	77	ASP	3.1
1	15-A	77	ASP	3.1
1	16-A	77	ASP	3.1
1	17-A	77	ASP	3.1
1	18-A	77	ASP	3.1
1	19-A	77	ASP	3.1
1	20-A	77	ASP	3.1
1	21-A	77	ASP	3.1
1	22-A	77	ASP	3.1
1	23-A	77	ASP	3.1
1	24-A	77	ASP	3.1
1	25-A	77	ASP	3.1
1	1-A	415	VAL	2.9
1	2-A	415	VAL	2.9
1	3-A	415	VAL	2.9
1	4-A	415	VAL	2.9
1	5-A	415	VAL	2.9
1	6-A	415	VAL	2.9
1	7-A	415	VAL	2.9
1	8-A	415	VAL	2.9
1	9-A	415	VAL	2.9
1	10-A	415	VAL	2.9
1	11-A	415	VAL	2.9
1	12-A	415	VAL	2.9
1	13-A	415	VAL	2.9
1	14-A	415	VAL	2.9

Continued on next page...

Continued from previous page...

Mol	Chain	Res	Type	RSRZ
1	15-A	415	VAL	2.9
1	16-A	415	VAL	2.9
1	17-A	415	VAL	2.9
1	18-A	415	VAL	2.9
1	19-A	415	VAL	2.9
1	20-A	415	VAL	2.9
1	21-A	415	VAL	2.9
1	22-A	415	VAL	2.9
1	23-A	415	VAL	2.9
1	24-A	415	VAL	2.9
1	25-A	415	VAL	2.9
1	1-A	477	LEU	2.9
1	2-A	477	LEU	2.9
1	3-A	477	LEU	2.9
1	4-A	477	LEU	2.9
1	5-A	477	LEU	2.9
1	6-A	477	LEU	2.9
1	7-A	477	LEU	2.9
1	8-A	477	LEU	2.9
1	9-A	477	LEU	2.9
1	10-A	477	LEU	2.9
1	11-A	477	LEU	2.9
1	12-A	477	LEU	2.9
1	13-A	477	LEU	2.9
1	14-A	477	LEU	2.9
1	15-A	477	LEU	2.9
1	16-A	477	LEU	2.9
1	17-A	477	LEU	2.9
1	18-A	477	LEU	2.9
1	19-A	477	LEU	2.9
1	20-A	477	LEU	2.9
1	21-A	477	LEU	2.9
1	22-A	477	LEU	2.9
1	23-A	477	LEU	2.9
1	24-A	477	LEU	2.9
1	25-A	477	LEU	2.9
1	1-A	298	GLU	2.7
1	2-A	298	GLU	2.7
1	3-A	298	GLU	2.7
1	4-A	298	GLU	2.7
1	5-A	298	GLU	2.7
1	6-A	298	GLU	2.7

Continued on next page...

Continued from previous page...

Mol	Chain	Res	Type	RSRZ
1	7-A	298	GLU	2.7
1	8-A	298	GLU	2.7
1	9-A	298	GLU	2.7
1	10-A	298	GLU	2.7
1	11-A	298	GLU	2.7
1	12-A	298	GLU	2.7
1	13-A	298	GLU	2.7
1	14-A	298	GLU	2.7
1	15-A	298	GLU	2.7
1	16-A	298	GLU	2.7
1	17-A	298	GLU	2.7
1	18-A	298	GLU	2.7
1	19-A	298	GLU	2.7
1	20-A	298	GLU	2.7
1	21-A	298	GLU	2.7
1	22-A	298	GLU	2.7
1	23-A	298	GLU	2.7
1	24-A	298	GLU	2.7
1	25-A	298	GLU	2.7
1	1-A	76	PRO	2.6
1	2-A	76	PRO	2.6
1	3-A	76	PRO	2.6
1	4-A	76	PRO	2.6
1	5-A	76	PRO	2.6
1	6-A	76	PRO	2.6
1	7-A	76	PRO	2.6
1	8-A	76	PRO	2.6
1	9-A	76	PRO	2.6
1	10-A	76	PRO	2.6
1	11-A	76	PRO	2.6
1	12-A	76	PRO	2.6
1	13-A	76	PRO	2.6
1	14-A	76	PRO	2.6
1	15-A	76	PRO	2.6
1	16-A	76	PRO	2.6
1	17-A	76	PRO	2.6
1	18-A	76	PRO	2.6
1	19-A	76	PRO	2.6
1	20-A	76	PRO	2.6
1	21-A	76	PRO	2.6
1	22-A	76	PRO	2.6
1	23-A	76	PRO	2.6

Continued on next page...

Continued from previous page...

Mol	Chain	Res	Type	RSRZ
1	24-A	76	PRO	2.6
1	25-A	76	PRO	2.6
1	1-A	74	SER	2.5
1	2-A	74	SER	2.5
1	3-A	74	SER	2.5
1	4-A	74	SER	2.5
1	5-A	74	SER	2.5
1	6-A	74	SER	2.5
1	7-A	74	SER	2.5
1	8-A	74	SER	2.5
1	9-A	74	SER	2.5
1	10-A	74	SER	2.5
1	11-A	74	SER	2.5
1	12-A	74	SER	2.5
1	13-A	74	SER	2.5
1	14-A	74	SER	2.5
1	15-A	74	SER	2.5
1	16-A	74	SER	2.5
1	17-A	74	SER	2.5
1	18-A	74	SER	2.5
1	19-A	74	SER	2.5
1	20-A	74	SER	2.5
1	21-A	74	SER	2.5
1	22-A	74	SER	2.5
1	23-A	74	SER	2.5
1	24-A	74	SER	2.5
1	25-A	74	SER	2.5
1	1-A	312	PRO	2.4
1	2-A	312	PRO	2.4
1	3-A	312	PRO	2.4
1	4-A	312	PRO	2.4
1	5-A	312	PRO	2.4
1	6-A	312	PRO	2.4
1	7-A	312	PRO	2.4
1	8-A	312	PRO	2.4
1	9-A	312	PRO	2.4
1	10-A	312	PRO	2.4
1	11-A	312	PRO	2.4
1	12-A	312	PRO	2.4
1	13-A	312	PRO	2.4
1	14-A	312	PRO	2.4
1	15-A	312	PRO	2.4

Continued on next page...

Continued from previous page...

Mol	Chain	Res	Type	RSRZ
1	16-A	312	PRO	2.4
1	17-A	312	PRO	2.4
1	18-A	312	PRO	2.4
1	19-A	312	PRO	2.4
1	20-A	312	PRO	2.4
1	21-A	312	PRO	2.4
1	22-A	312	PRO	2.4
1	23-A	312	PRO	2.4
1	24-A	312	PRO	2.4
1	25-A	312	PRO	2.4
1	1-A	251	GLU	2.4
1	2-A	251	GLU	2.4
1	3-A	251	GLU	2.4
1	4-A	251	GLU	2.4
1	5-A	251	GLU	2.4
1	6-A	251	GLU	2.4
1	7-A	251	GLU	2.4
1	8-A	251	GLU	2.4
1	9-A	251	GLU	2.4
1	10-A	251	GLU	2.4
1	11-A	251	GLU	2.4
1	12-A	251	GLU	2.4
1	13-A	251	GLU	2.4
1	14-A	251	GLU	2.4
1	15-A	251	GLU	2.4
1	16-A	251	GLU	2.4
1	17-A	251	GLU	2.4
1	18-A	251	GLU	2.4
1	19-A	251	GLU	2.4
1	20-A	251	GLU	2.4
1	21-A	251	GLU	2.4
1	22-A	251	GLU	2.4
1	23-A	251	GLU	2.4
1	24-A	251	GLU	2.4
1	25-A	251	GLU	2.4
1	1-A	250	PRO	2.4
1	2-A	250	PRO	2.4
1	3-A	250	PRO	2.4
1	4-A	250	PRO	2.4
1	5-A	250	PRO	2.4
1	6-A	250	PRO	2.4
1	7-A	250	PRO	2.4

Continued on next page...

Continued from previous page...

Mol	Chain	Res	Type	RSRZ
1	8-A	250	PRO	2.4
1	9-A	250	PRO	2.4
1	10-A	250	PRO	2.4
1	11-A	250	PRO	2.4
1	12-A	250	PRO	2.4
1	13-A	250	PRO	2.4
1	14-A	250	PRO	2.4
1	15-A	250	PRO	2.4
1	16-A	250	PRO	2.4
1	17-A	250	PRO	2.4
1	18-A	250	PRO	2.4
1	19-A	250	PRO	2.4
1	20-A	250	PRO	2.4
1	21-A	250	PRO	2.4
1	22-A	250	PRO	2.4
1	23-A	250	PRO	2.4
1	24-A	250	PRO	2.4
1	25-A	250	PRO	2.4
1	1-A	273	GLY	2.4
1	2-A	273	GLY	2.4
1	3-A	273	GLY	2.4
1	4-A	273	GLY	2.4
1	5-A	273	GLY	2.4
1	6-A	273	GLY	2.4
1	7-A	273	GLY	2.4
1	8-A	273	GLY	2.4
1	9-A	273	GLY	2.4
1	10-A	273	GLY	2.4
1	11-A	273	GLY	2.4
1	12-A	273	GLY	2.4
1	13-A	273	GLY	2.4
1	14-A	273	GLY	2.4
1	15-A	273	GLY	2.4
1	16-A	273	GLY	2.4
1	17-A	273	GLY	2.4
1	18-A	273	GLY	2.4
1	19-A	273	GLY	2.4
1	20-A	273	GLY	2.4
1	21-A	273	GLY	2.4
1	22-A	273	GLY	2.4
1	23-A	273	GLY	2.4
1	24-A	273	GLY	2.4

Continued on next page...

Continued from previous page...

Mol	Chain	Res	Type	RSRZ
1	25-A	273	GLY	2.4
1	1-A	443	THR	2.2
1	2-A	443	THR	2.2
1	3-A	443	THR	2.2
1	4-A	443	THR	2.2
1	5-A	443	THR	2.2
1	6-A	443	THR	2.2
1	7-A	443	THR	2.2
1	8-A	443	THR	2.2
1	9-A	443	THR	2.2
1	10-A	443	THR	2.2
1	11-A	443	THR	2.2
1	12-A	443	THR	2.2
1	13-A	443	THR	2.2
1	14-A	443	THR	2.2
1	15-A	443	THR	2.2
1	16-A	443	THR	2.2
1	17-A	443	THR	2.2
1	18-A	443	THR	2.2
1	19-A	443	THR	2.2
1	20-A	443	THR	2.2
1	21-A	443	THR	2.2
1	22-A	443	THR	2.2
1	23-A	443	THR	2.2
1	24-A	443	THR	2.2
1	25-A	443	THR	2.2
1	1-A	324	ASP	2.2
1	2-A	324	ASP	2.2
1	3-A	324	ASP	2.2
1	4-A	324	ASP	2.2
1	5-A	324	ASP	2.2
1	6-A	324	ASP	2.2
1	7-A	324	ASP	2.2
1	8-A	324	ASP	2.2
1	9-A	324	ASP	2.2
1	10-A	324	ASP	2.2
1	11-A	324	ASP	2.2
1	12-A	324	ASP	2.2
1	13-A	324	ASP	2.2
1	14-A	324	ASP	2.2
1	15-A	324	ASP	2.2
1	16-A	324	ASP	2.2

Continued on next page...

Continued from previous page...

Mol	Chain	Res	Type	RSRZ
1	17-A	324	ASP	2.2
1	18-A	324	ASP	2.2
1	19-A	324	ASP	2.2
1	20-A	324	ASP	2.2
1	21-A	324	ASP	2.2
1	22-A	324	ASP	2.2
1	23-A	324	ASP	2.2
1	24-A	324	ASP	2.2
1	25-A	324	ASP	2.2
1	1-A	87	ARG	2.1
1	2-A	87	ARG	2.1
1	3-A	87	ARG	2.1
1	4-A	87	ARG	2.1
1	5-A	87	ARG	2.1
1	6-A	87	ARG	2.1
1	7-A	87	ARG	2.1
1	8-A	87	ARG	2.1
1	9-A	87	ARG	2.1
1	10-A	87	ARG	2.1
1	11-A	87	ARG	2.1
1	12-A	87	ARG	2.1
1	13-A	87	ARG	2.1
1	14-A	87	ARG	2.1
1	15-A	87	ARG	2.1
1	16-A	87	ARG	2.1
1	17-A	87	ARG	2.1
1	18-A	87	ARG	2.1
1	19-A	87	ARG	2.1
1	20-A	87	ARG	2.1
1	21-A	87	ARG	2.1
1	22-A	87	ARG	2.1
1	23-A	87	ARG	2.1
1	24-A	87	ARG	2.1
1	25-A	87	ARG	2.1
1	1-A	402	SER	2.1
1	2-A	402	SER	2.1
1	3-A	402	SER	2.1
1	4-A	402	SER	2.1
1	5-A	402	SER	2.1
1	6-A	402	SER	2.1
1	7-A	402	SER	2.1
1	8-A	402	SER	2.1

Continued on next page...

Continued from previous page...

Mol	Chain	Res	Type	RSRZ
1	9-A	402	SER	2.1
1	10-A	402	SER	2.1
1	11-A	402	SER	2.1
1	12-A	402	SER	2.1
1	13-A	402	SER	2.1
1	14-A	402	SER	2.1
1	15-A	402	SER	2.1
1	16-A	402	SER	2.1
1	17-A	402	SER	2.1
1	18-A	402	SER	2.1
1	19-A	402	SER	2.1
1	20-A	402	SER	2.1
1	21-A	402	SER	2.1
1	22-A	402	SER	2.1
1	23-A	402	SER	2.1
1	24-A	402	SER	2.1
1	25-A	402	SER	2.1
1	1-A	178	PHE	2.1
1	2-A	178	PHE	2.1
1	3-A	178	PHE	2.1
1	4-A	178	PHE	2.1
1	5-A	178	PHE	2.1
1	6-A	178	PHE	2.1
1	7-A	178	PHE	2.1
1	8-A	178	PHE	2.1
1	9-A	178	PHE	2.1
1	10-A	178	PHE	2.1
1	11-A	178	PHE	2.1
1	12-A	178	PHE	2.1
1	13-A	178	PHE	2.1
1	14-A	178	PHE	2.1
1	15-A	178	PHE	2.1
1	16-A	178	PHE	2.1
1	17-A	178	PHE	2.1
1	18-A	178	PHE	2.1
1	19-A	178	PHE	2.1
1	20-A	178	PHE	2.1
1	21-A	178	PHE	2.1
1	22-A	178	PHE	2.1
1	23-A	178	PHE	2.1
1	24-A	178	PHE	2.1
1	25-A	178	PHE	2.1

Continued on next page...

Continued from previous page...

Mol	Chain	Res	Type	RSRZ
1	1-A	313	GLY	2.0
1	2-A	313	GLY	2.0
1	3-A	313	GLY	2.0
1	4-A	313	GLY	2.0
1	5-A	313	GLY	2.0
1	6-A	313	GLY	2.0
1	7-A	313	GLY	2.0
1	8-A	313	GLY	2.0
1	9-A	313	GLY	2.0
1	10-A	313	GLY	2.0
1	11-A	313	GLY	2.0
1	12-A	313	GLY	2.0
1	13-A	313	GLY	2.0
1	14-A	313	GLY	2.0
1	15-A	313	GLY	2.0
1	16-A	313	GLY	2.0
1	17-A	313	GLY	2.0
1	18-A	313	GLY	2.0
1	19-A	313	GLY	2.0
1	20-A	313	GLY	2.0
1	21-A	313	GLY	2.0
1	22-A	313	GLY	2.0
1	23-A	313	GLY	2.0
1	24-A	313	GLY	2.0
1	25-A	313	GLY	2.0
1	1-A	75	THR	2.0
1	2-A	75	THR	2.0
1	3-A	75	THR	2.0
1	4-A	75	THR	2.0
1	5-A	75	THR	2.0
1	6-A	75	THR	2.0
1	7-A	75	THR	2.0
1	8-A	75	THR	2.0
1	9-A	75	THR	2.0
1	10-A	75	THR	2.0
1	11-A	75	THR	2.0
1	12-A	75	THR	2.0
1	13-A	75	THR	2.0
1	14-A	75	THR	2.0
1	15-A	75	THR	2.0
1	16-A	75	THR	2.0
1	17-A	75	THR	2.0

Continued on next page...

Continued from previous page...

Mol	Chain	Res	Type	RSRZ
1	18-A	75	THR	2.0
1	19-A	75	THR	2.0
1	20-A	75	THR	2.0
1	21-A	75	THR	2.0
1	22-A	75	THR	2.0
1	23-A	75	THR	2.0
1	24-A	75	THR	2.0
1	25-A	75	THR	2.0
1	1-A	252	PRO	2.0
1	2-A	252	PRO	2.0
1	3-A	252	PRO	2.0
1	4-A	252	PRO	2.0
1	5-A	252	PRO	2.0
1	6-A	252	PRO	2.0
1	7-A	252	PRO	2.0
1	8-A	252	PRO	2.0
1	9-A	252	PRO	2.0
1	10-A	252	PRO	2.0
1	11-A	252	PRO	2.0
1	12-A	252	PRO	2.0
1	13-A	252	PRO	2.0
1	14-A	252	PRO	2.0
1	15-A	252	PRO	2.0
1	16-A	252	PRO	2.0
1	17-A	252	PRO	2.0
1	18-A	252	PRO	2.0
1	19-A	252	PRO	2.0
1	20-A	252	PRO	2.0
1	21-A	252	PRO	2.0
1	22-A	252	PRO	2.0
1	23-A	252	PRO	2.0
1	24-A	252	PRO	2.0
1	25-A	252	PRO	2.0
1	1-A	63	ASP	2.0
1	2-A	63	ASP	2.0
1	3-A	63	ASP	2.0
1	4-A	63	ASP	2.0
1	5-A	63	ASP	2.0
1	6-A	63	ASP	2.0
1	7-A	63	ASP	2.0
1	8-A	63	ASP	2.0
1	9-A	63	ASP	2.0

Continued on next page...

Continued from previous page...

Mol	Chain	Res	Type	RSRZ
1	10-A	63	ASP	2.0
1	11-A	63	ASP	2.0
1	12-A	63	ASP	2.0
1	13-A	63	ASP	2.0
1	14-A	63	ASP	2.0
1	15-A	63	ASP	2.0
1	16-A	63	ASP	2.0
1	17-A	63	ASP	2.0
1	18-A	63	ASP	2.0
1	19-A	63	ASP	2.0
1	20-A	63	ASP	2.0
1	21-A	63	ASP	2.0
1	22-A	63	ASP	2.0
1	23-A	63	ASP	2.0
1	24-A	63	ASP	2.0
1	25-A	63	ASP	2.0

6.2 Non-standard residues in protein, DNA, RNA chains [i](#)

There are no non-standard protein/DNA/RNA residues in this entry.

6.3 Carbohydrates [i](#)

In the following table, the Atoms column lists the number of modelled atoms in the group and the number defined in the chemical component dictionary. The B-factors column lists the minimum, median, 95th percentile and maximum values of B factors of atoms in the group. The column labelled 'Q< 0.9' lists the number of atoms with occupancy less than 0.9.

Mol	Type	Chain	Res	Atoms	RSCC	RSR	B-factors(Å ²)	Q<0.9
2	BGC	22-B	2	11/12	0.96	0.06	16,20,21,23	11
2	BGC	18-B	2	11/12	0.96	0.06	16,20,21,23	11
2	BGC	7-B	2	11/12	0.96	0.06	16,20,21,23	11
2	BGC	3-B	2	11/12	0.96	0.06	16,20,21,23	11
2	BGC	23-B	2	11/12	0.96	0.06	16,20,21,23	11
2	BGC	24-B	2	11/12	0.96	0.06	16,20,21,23	11
2	BGC	19-B	1	12/12	0.96	0.15	18,21,31,34	12
2	BGC	17-B	2	11/12	0.96	0.06	16,20,21,23	11
2	BGC	9-B	1	12/12	0.96	0.15	18,21,31,34	12
2	BGC	24-B	1	12/12	0.96	0.15	18,21,31,34	12
2	BGC	16-B	2	11/12	0.96	0.06	16,20,21,23	11
2	BGC	20-B	1	12/12	0.96	0.15	18,21,31,34	12

Continued on next page...

Continued from previous page...

Mol	Type	Chain	Res	Atoms	RSCC	RSR	B-factors(\AA^2)	Q<0.9
2	BGC	11-B	1	12/12	0.96	0.15	18,21,31,34	12
2	BGC	13-B	1	12/12	0.96	0.15	18,21,31,34	12
2	BGC	21-B	2	11/12	0.96	0.06	16,20,21,23	11
2	BGC	18-B	1	12/12	0.96	0.15	18,21,31,34	12
2	BGC	20-B	2	11/12	0.96	0.06	16,20,21,23	11
2	BGC	12-B	1	12/12	0.96	0.15	18,21,31,34	12
2	BGC	25-B	1	12/12	0.96	0.15	18,21,31,34	12
2	BGC	10-B	2	11/12	0.96	0.06	16,20,21,23	11
2	BGC	6-B	1	12/12	0.96	0.15	18,21,31,34	12
2	BGC	9-B	2	11/12	0.96	0.06	16,20,21,23	11
2	BGC	8-B	1	12/12	0.96	0.15	18,21,31,34	12
2	BGC	14-B	1	12/12	0.96	0.15	18,21,31,34	12
2	BGC	10-B	1	12/12	0.96	0.15	18,21,31,34	12
2	BGC	16-B	1	12/12	0.96	0.15	18,21,31,34	12
2	BGC	5-B	1	12/12	0.96	0.15	18,21,31,34	12
2	BGC	2-B	2	11/12	0.96	0.06	16,20,21,23	11
2	BGC	1-B	1	12/12	0.96	0.15	18,21,31,34	12
2	BGC	7-B	1	12/12	0.96	0.15	18,21,31,34	12
2	BGC	5-B	2	11/12	0.96	0.06	16,20,21,23	11
2	BGC	1-B	2	11/12	0.96	0.06	16,20,21,23	11
2	BGC	2-B	1	12/12	0.96	0.15	18,21,31,34	12
2	BGC	15-B	1	12/12	0.96	0.15	18,21,31,34	12
2	BGC	22-B	1	12/12	0.96	0.15	18,21,31,34	12
2	BGC	8-B	2	11/12	0.96	0.06	16,20,21,23	11
2	BGC	3-B	1	12/12	0.96	0.15	18,21,31,34	12
2	BGC	6-B	2	11/12	0.96	0.06	16,20,21,23	11
2	BGC	13-B	2	11/12	0.96	0.06	16,20,21,23	11
2	BGC	4-B	1	12/12	0.96	0.15	18,21,31,34	12
2	BGC	17-B	1	12/12	0.96	0.15	18,21,31,34	12
2	BGC	25-B	2	11/12	0.96	0.06	16,20,21,23	11
2	BGC	11-B	2	11/12	0.96	0.06	16,20,21,23	11
2	BGC	4-B	2	11/12	0.96	0.06	16,20,21,23	11
2	BGC	21-B	1	12/12	0.96	0.15	18,21,31,34	12
2	BGC	12-B	2	11/12	0.96	0.06	16,20,21,23	11
2	BGC	23-B	1	12/12	0.96	0.15	18,21,31,34	12
2	BGC	19-B	2	11/12	0.96	0.06	16,20,21,23	11
2	BGC	14-B	2	11/12	0.96	0.06	16,20,21,23	11
2	BGC	15-B	2	11/12	0.96	0.06	16,20,21,23	11
2	BGC	19-B	4	11/12	0.97	0.10	14,17,18,18	11
2	BGC	24-B	3	11/12	0.97	0.07	15,17,22,23	11
2	BGC	6-B	4	11/12	0.97	0.10	14,17,18,18	11
2	BGC	3-B	4	11/12	0.97	0.10	14,17,18,18	11

Continued on next page...

Continued from previous page...

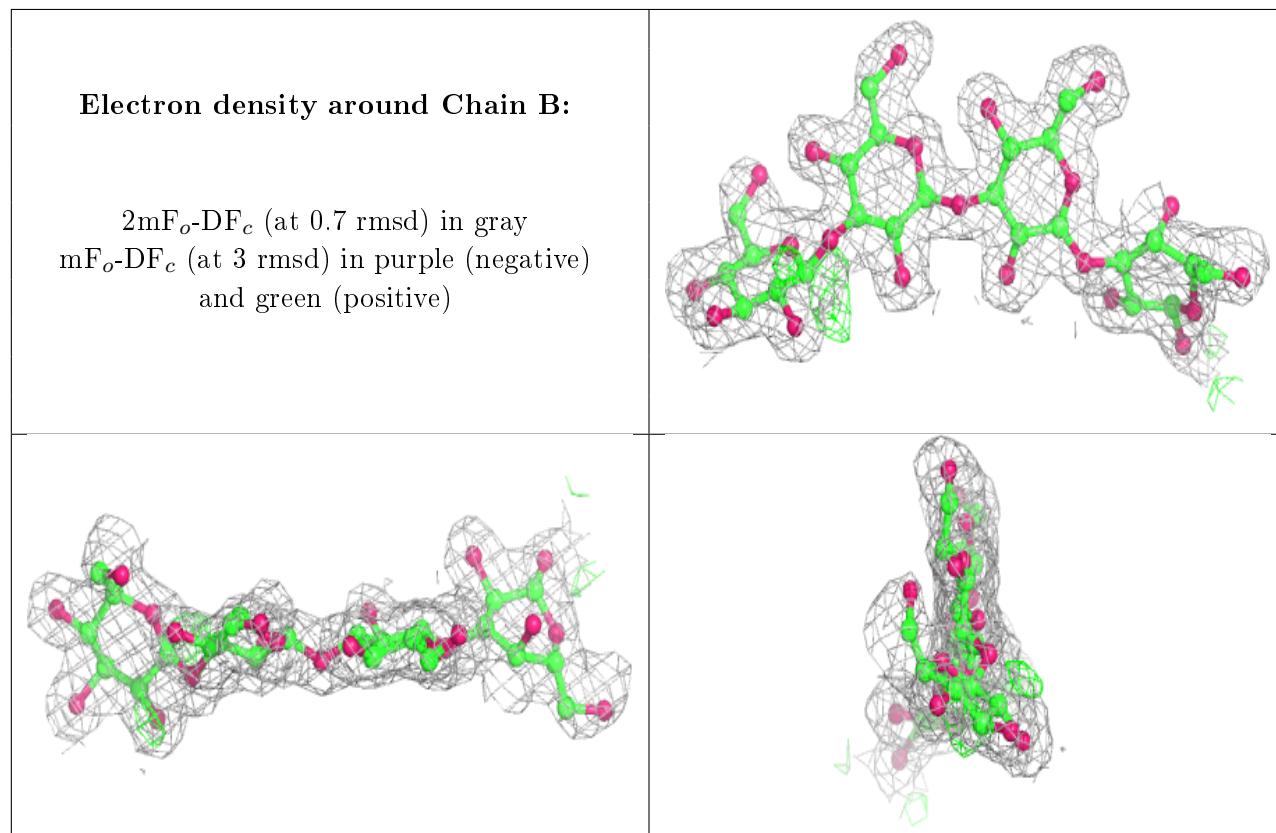
Mol	Type	Chain	Res	Atoms	RSCC	RSR	B-factors(\AA^2)	Q<0.9
2	BGC	17-B	4	11/12	0.97	0.10	14,17,18,18	11
2	BGC	16-B	4	11/12	0.97	0.10	14,17,18,18	11
2	BGC	12-B	4	11/12	0.97	0.10	14,17,18,18	11
2	BGC	1-B	3	11/12	0.97	0.07	15,17,22,23	11
2	BGC	1-B	4	11/12	0.97	0.10	14,17,18,18	11
2	BGC	15-B	4	11/12	0.97	0.10	14,17,18,18	11
2	BGC	16-B	3	11/12	0.97	0.07	15,17,22,23	11
2	BGC	9-B	4	11/12	0.97	0.10	14,17,18,18	11
2	BGC	17-B	3	11/12	0.97	0.07	15,17,22,23	11
2	BGC	5-B	4	11/12	0.97	0.10	14,17,18,18	11
2	BGC	25-B	3	11/12	0.97	0.07	15,17,22,23	11
2	BGC	15-B	3	11/12	0.97	0.07	15,17,22,23	11
2	BGC	21-B	4	11/12	0.97	0.10	14,17,18,18	11
2	BGC	14-B	4	11/12	0.97	0.10	14,17,18,18	11
2	BGC	4-B	3	11/12	0.97	0.07	15,17,22,23	11
2	BGC	5-B	3	11/12	0.97	0.07	15,17,22,23	11
2	BGC	12-B	3	11/12	0.97	0.07	15,17,22,23	11
2	BGC	4-B	4	11/12	0.97	0.10	14,17,18,18	11
2	BGC	11-B	4	11/12	0.97	0.10	14,17,18,18	11
2	BGC	8-B	3	11/12	0.97	0.07	15,17,22,23	11
2	BGC	10-B	3	11/12	0.97	0.07	15,17,22,23	11
2	BGC	6-B	3	11/12	0.97	0.07	15,17,22,23	11
2	BGC	20-B	4	11/12	0.97	0.10	14,17,18,18	11
2	BGC	20-B	3	11/12	0.97	0.07	15,17,22,23	11
2	BGC	13-B	4	11/12	0.97	0.10	14,17,18,18	11
2	BGC	22-B	4	11/12	0.97	0.10	14,17,18,18	11
2	BGC	2-B	4	11/12	0.97	0.10	14,17,18,18	11
2	BGC	7-B	3	11/12	0.97	0.07	15,17,22,23	11
2	BGC	23-B	4	11/12	0.97	0.10	14,17,18,18	11
2	BGC	21-B	3	11/12	0.97	0.07	15,17,22,23	11
2	BGC	18-B	4	11/12	0.97	0.10	14,17,18,18	11
2	BGC	22-B	3	11/12	0.97	0.07	15,17,22,23	11
2	BGC	14-B	3	11/12	0.97	0.07	15,17,22,23	11
2	BGC	18-B	3	11/12	0.97	0.07	15,17,22,23	11
2	BGC	11-B	3	11/12	0.97	0.07	15,17,22,23	11
2	BGC	7-B	4	11/12	0.97	0.10	14,17,18,18	11
2	BGC	9-B	3	11/12	0.97	0.07	15,17,22,23	11
2	BGC	25-B	4	11/12	0.97	0.10	14,17,18,18	11
2	BGC	8-B	4	11/12	0.97	0.10	14,17,18,18	11
2	BGC	24-B	4	11/12	0.97	0.10	14,17,18,18	11
2	BGC	2-B	3	11/12	0.97	0.07	15,17,22,23	11
2	BGC	3-B	3	11/12	0.97	0.07	15,17,22,23	11

Continued on next page...

Continued from previous page...

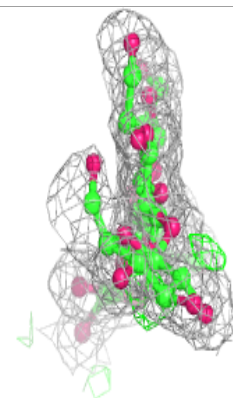
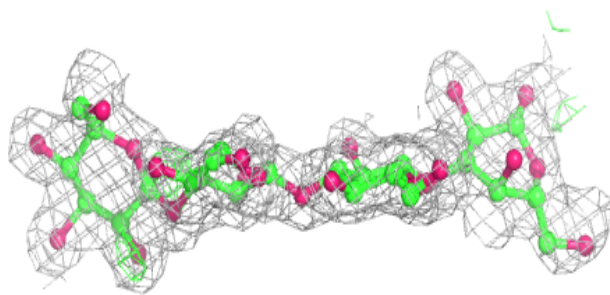
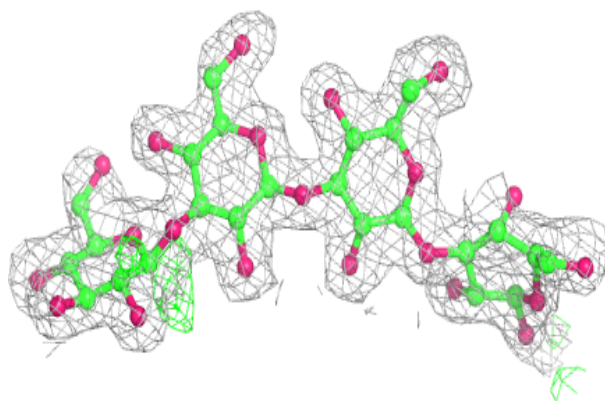
Mol	Type	Chain	Res	Atoms	RSCC	RSR	B-factors(\AA^2)	Q<0.9
2	BGC	19-B	3	11/12	0.97	0.07	15,17,22,23	11
2	BGC	23-B	3	11/12	0.97	0.07	15,17,22,23	11
2	BGC	10-B	4	11/12	0.97	0.10	14,17,18,18	11
2	BGC	13-B	3	11/12	0.97	0.07	15,17,22,23	11

The following is a graphical depiction of the model fit to experimental electron density for oligosaccharide. Each fit is shown from different orientation to approximate a three-dimensional view.

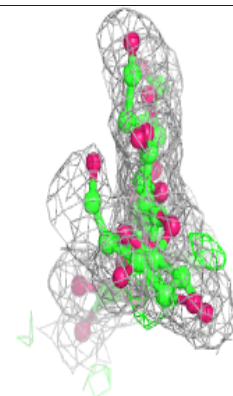
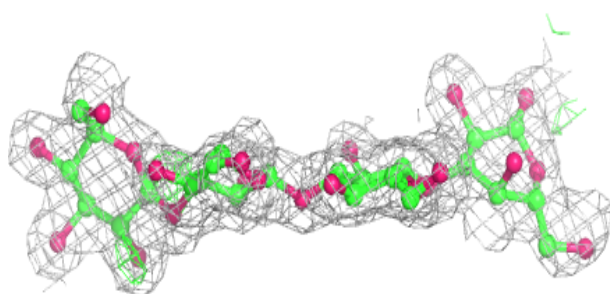
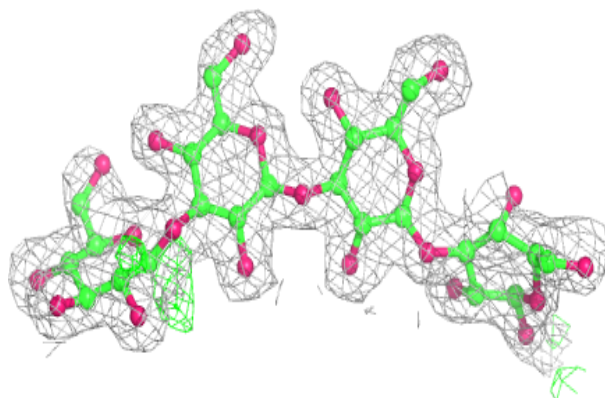


Electron density around Chain B:

$2mF_o-DF_c$ (at 0.7 rmsd) in gray
 mF_o-DF_c (at 3 rmsd) in purple (negative)
and green (positive)

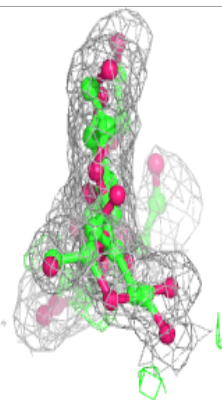
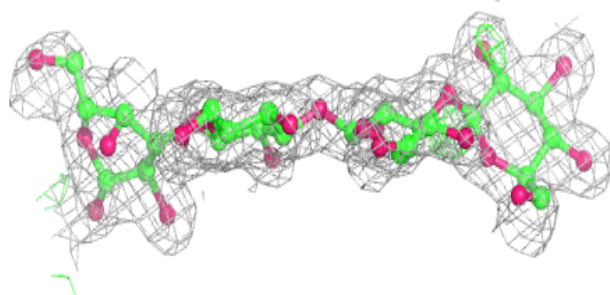
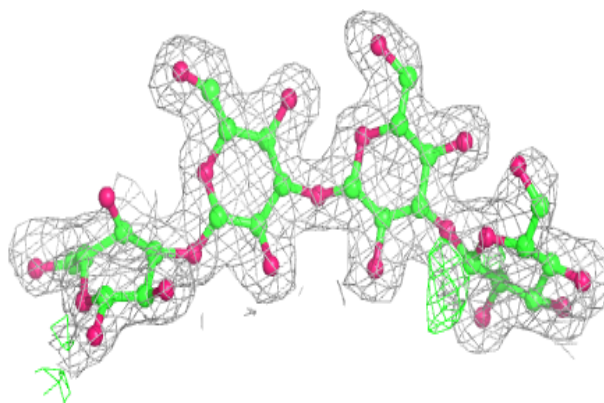
**Electron density around Chain B:**

$2mF_o-DF_c$ (at 0.7 rmsd) in gray
 mF_o-DF_c (at 3 rmsd) in purple (negative)
and green (positive)

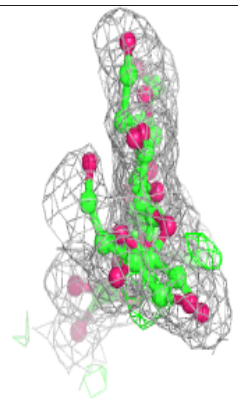
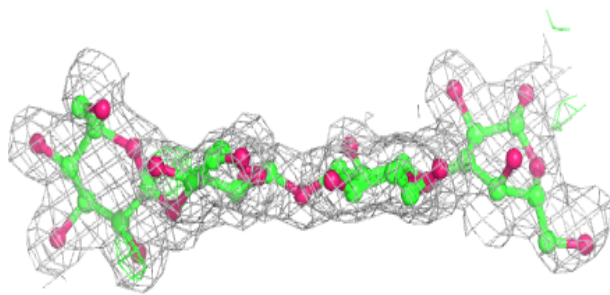
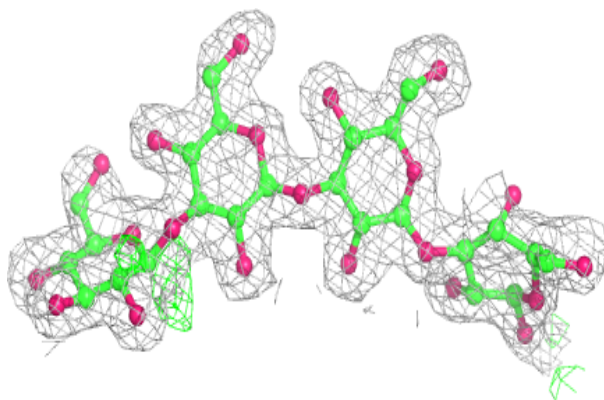


Electron density around Chain B:

$2mF_o-DF_c$ (at 0.7 rmsd) in gray
 mF_o-DF_c (at 3 rmsd) in purple (negative)
and green (positive)

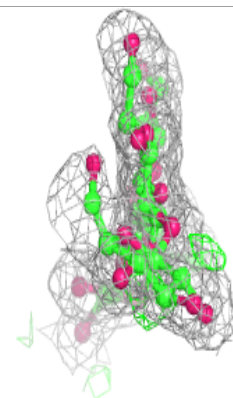
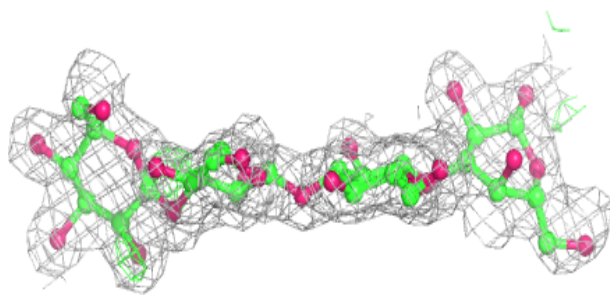
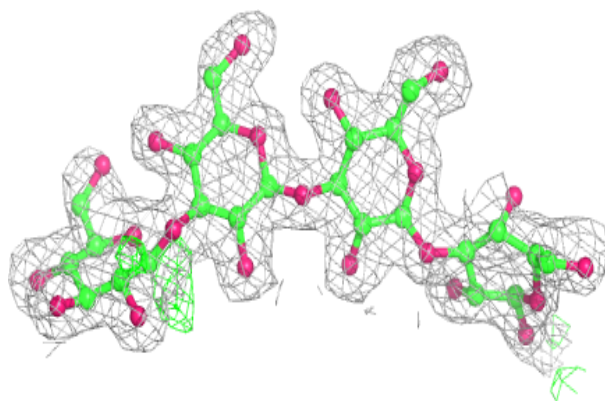
**Electron density around Chain B:**

$2mF_o-DF_c$ (at 0.7 rmsd) in gray
 mF_o-DF_c (at 3 rmsd) in purple (negative)
and green (positive)

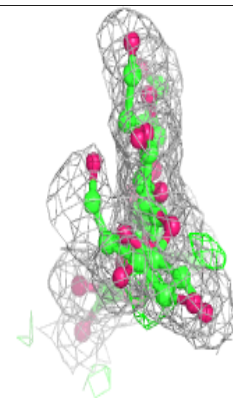
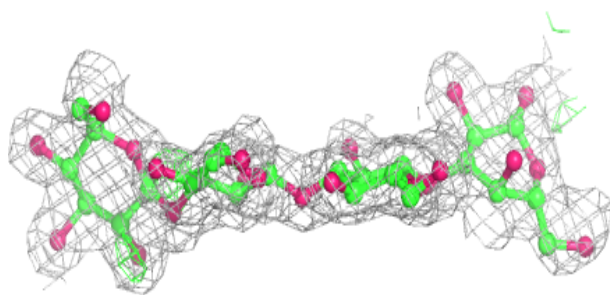
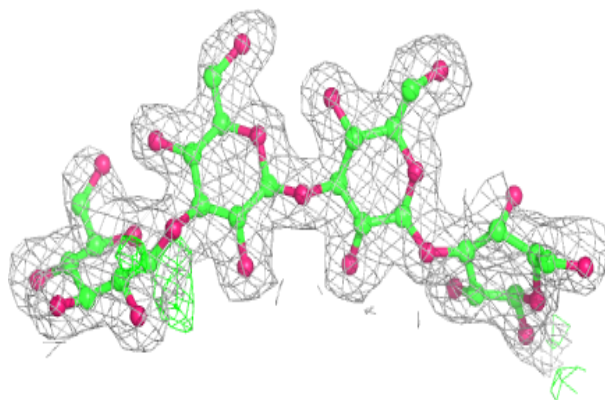


Electron density around Chain B:

$2mF_o-DF_c$ (at 0.7 rmsd) in gray
 mF_o-DF_c (at 3 rmsd) in purple (negative)
and green (positive)

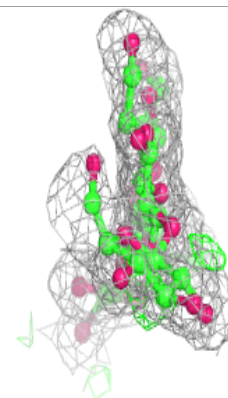
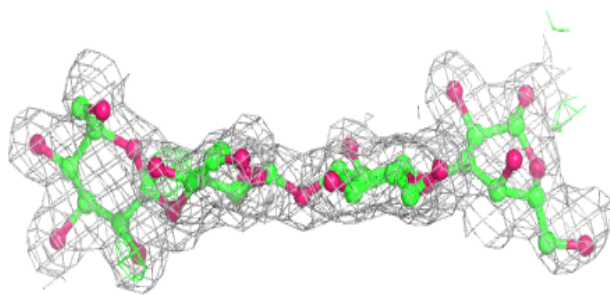
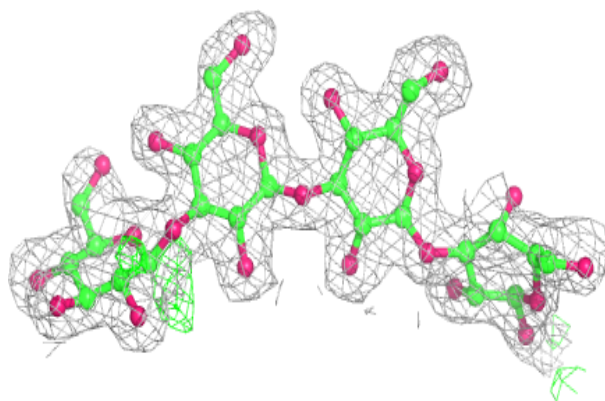
**Electron density around Chain B:**

$2mF_o-DF_c$ (at 0.7 rmsd) in gray
 mF_o-DF_c (at 3 rmsd) in purple (negative)
and green (positive)

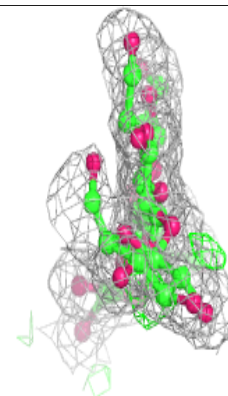
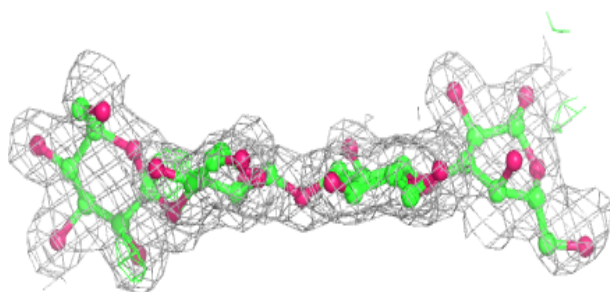
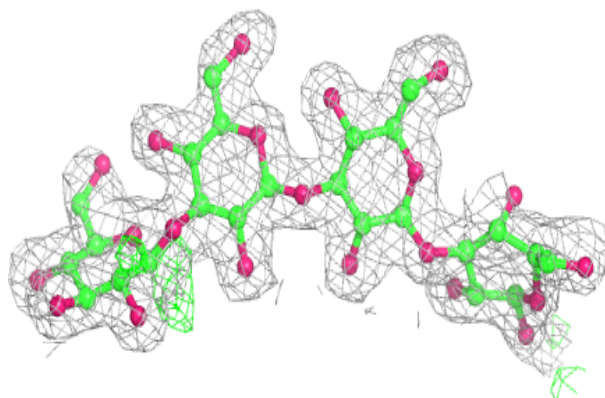


Electron density around Chain B:

$2mF_o-DF_c$ (at 0.7 rmsd) in gray
 mF_o-DF_c (at 3 rmsd) in purple (negative)
and green (positive)

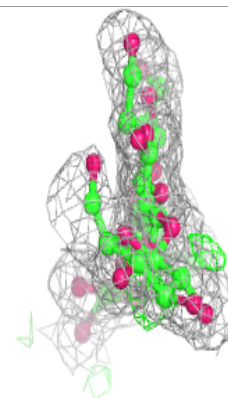
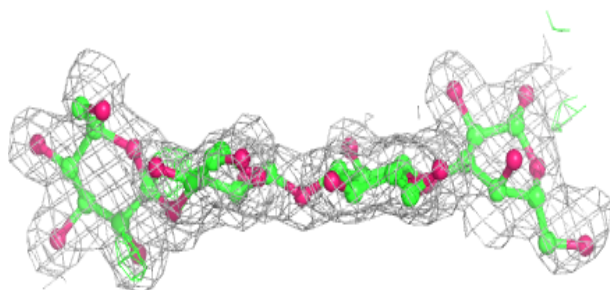
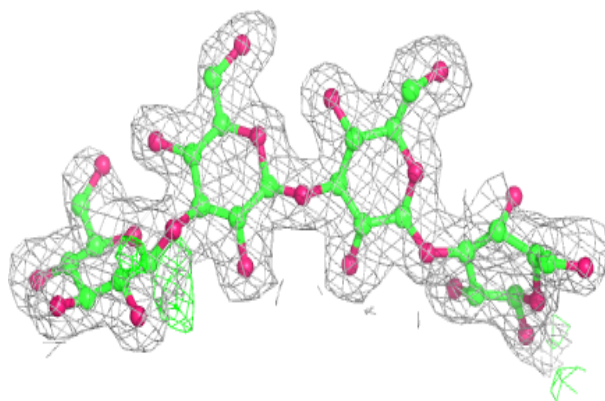
**Electron density around Chain B:**

$2mF_o-DF_c$ (at 0.7 rmsd) in gray
 mF_o-DF_c (at 3 rmsd) in purple (negative)
and green (positive)

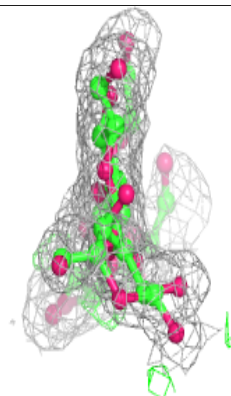
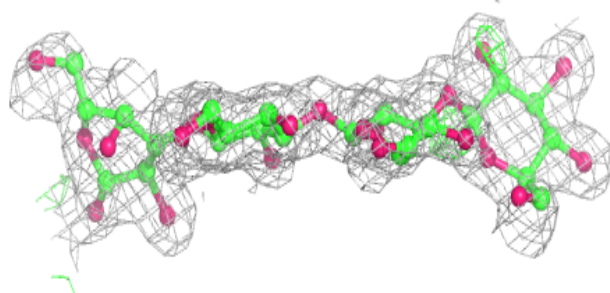
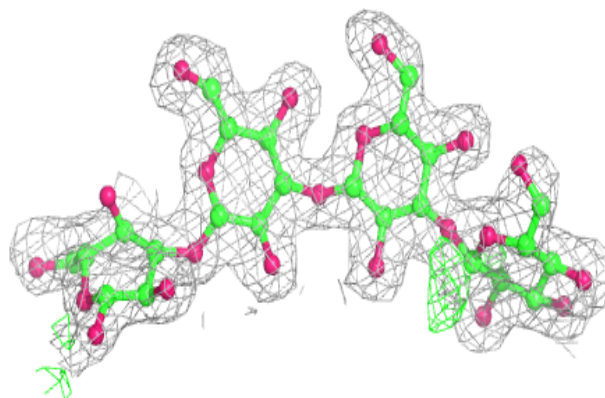


Electron density around Chain B:

$2mF_o-DF_c$ (at 0.7 rmsd) in gray
 mF_o-DF_c (at 3 rmsd) in purple (negative)
and green (positive)

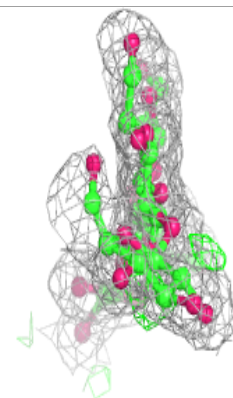
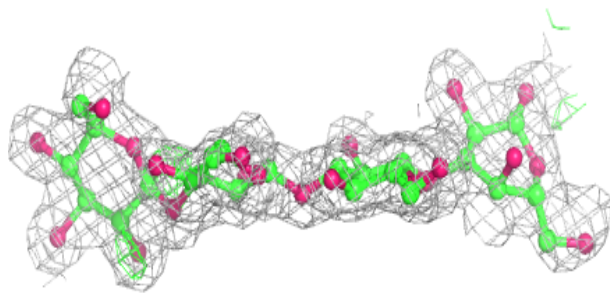
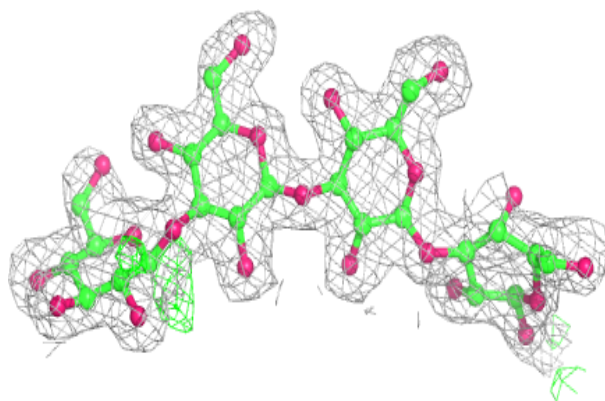
**Electron density around Chain B:**

$2mF_o-DF_c$ (at 0.7 rmsd) in gray
 mF_o-DF_c (at 3 rmsd) in purple (negative)
and green (positive)

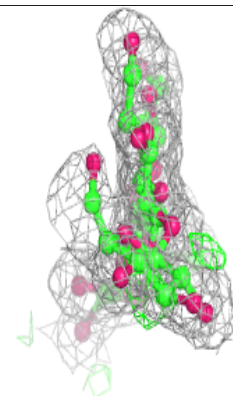
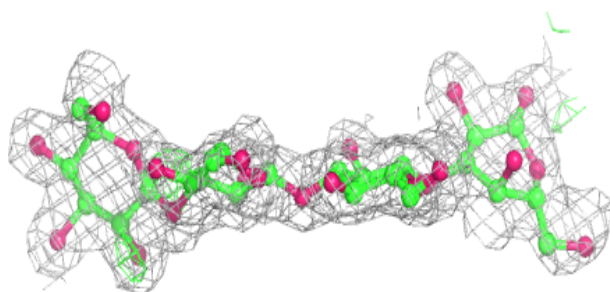
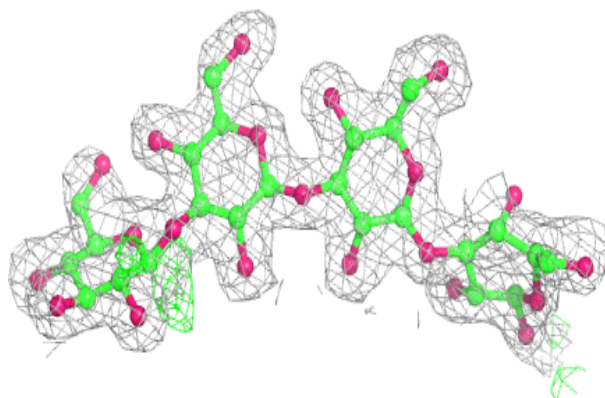


Electron density around Chain B:

$2mF_o-DF_c$ (at 0.7 rmsd) in gray
 mF_o-DF_c (at 3 rmsd) in purple (negative)
and green (positive)

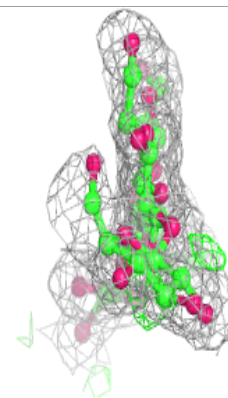
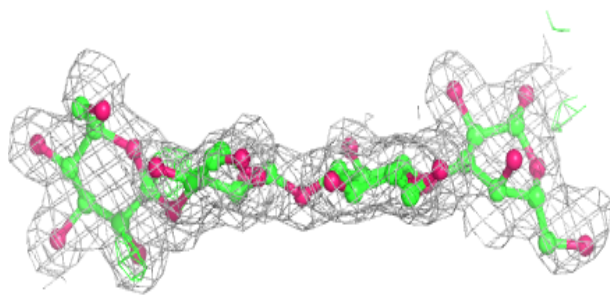
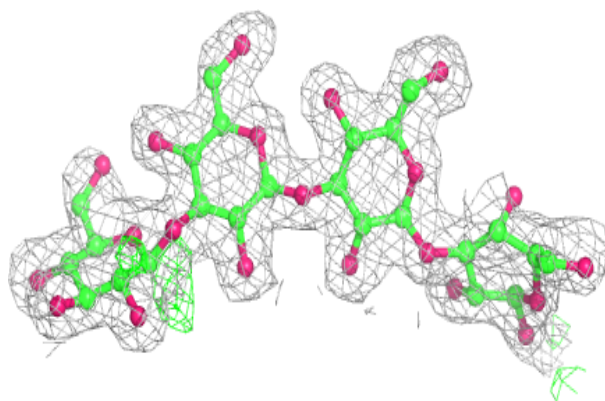
**Electron density around Chain B:**

$2mF_o-DF_c$ (at 0.7 rmsd) in gray
 mF_o-DF_c (at 3 rmsd) in purple (negative)
and green (positive)

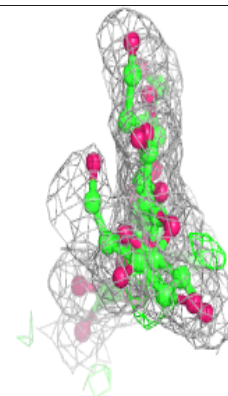
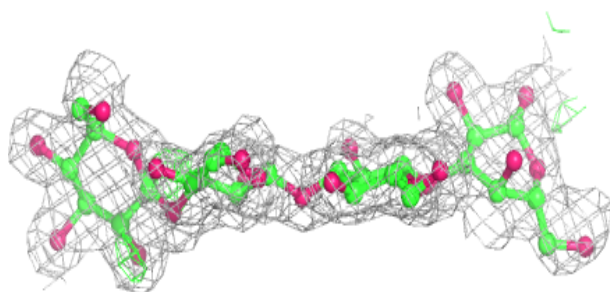
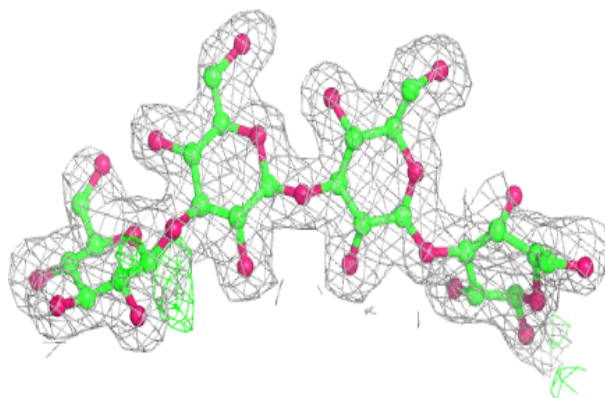


Electron density around Chain B:

$2mF_o-DF_c$ (at 0.7 rmsd) in gray
 mF_o-DF_c (at 3 rmsd) in purple (negative)
and green (positive)

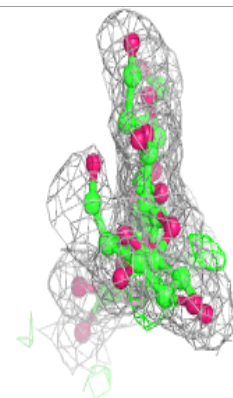
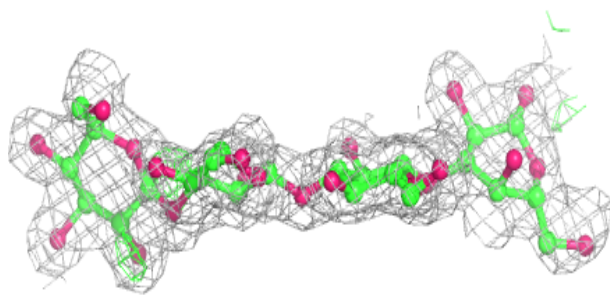
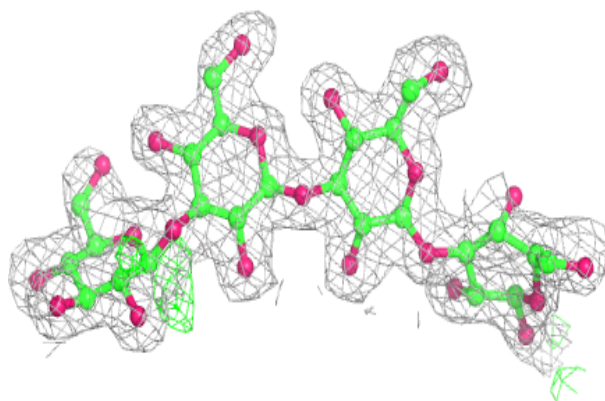
**Electron density around Chain B:**

$2mF_o-DF_c$ (at 0.7 rmsd) in gray
 mF_o-DF_c (at 3 rmsd) in purple (negative)
and green (positive)

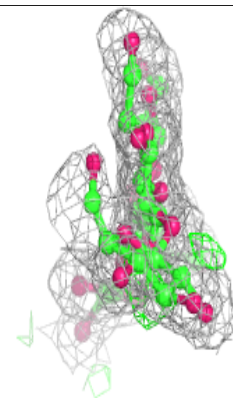
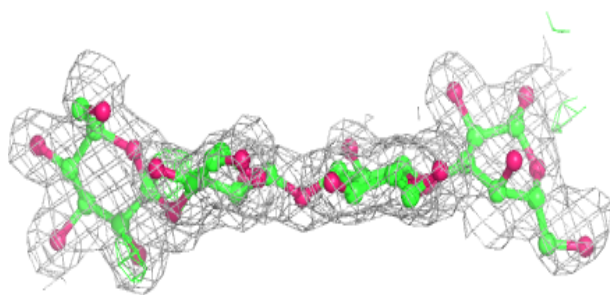
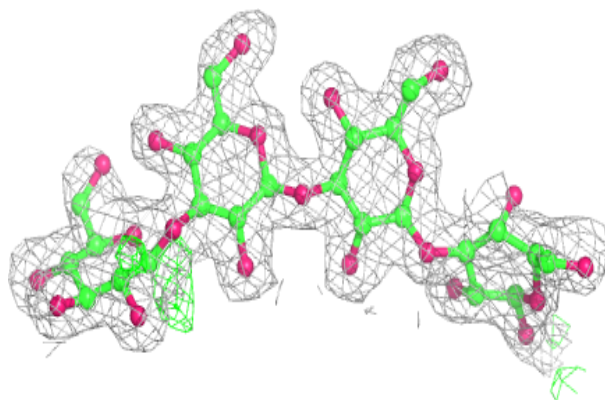


Electron density around Chain B:

$2mF_o-DF_c$ (at 0.7 rmsd) in gray
 mF_o-DF_c (at 3 rmsd) in purple (negative)
and green (positive)

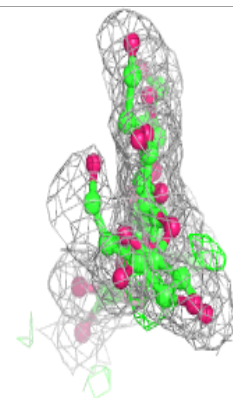
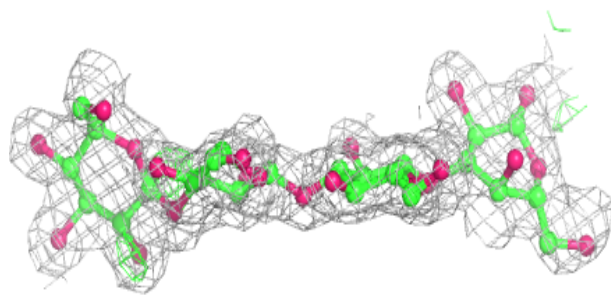
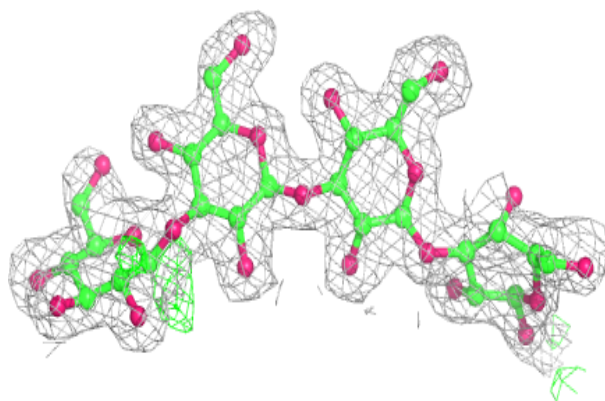
**Electron density around Chain B:**

$2mF_o-DF_c$ (at 0.7 rmsd) in gray
 mF_o-DF_c (at 3 rmsd) in purple (negative)
and green (positive)

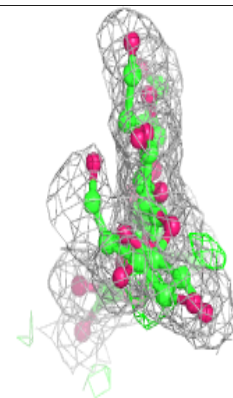
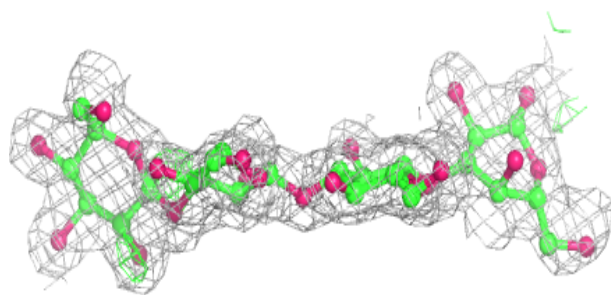
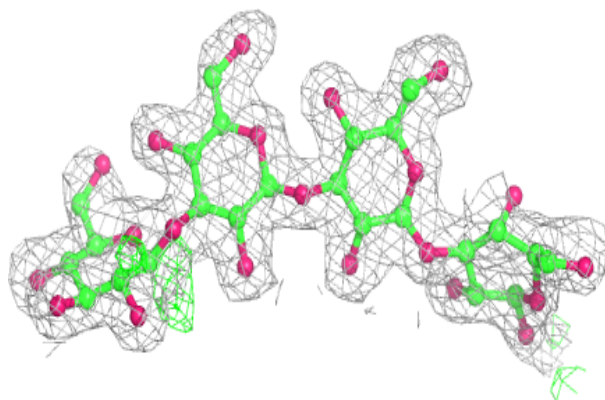


Electron density around Chain B:

$2mF_o-DF_c$ (at 0.7 rmsd) in gray
 mF_o-DF_c (at 3 rmsd) in purple (negative)
and green (positive)

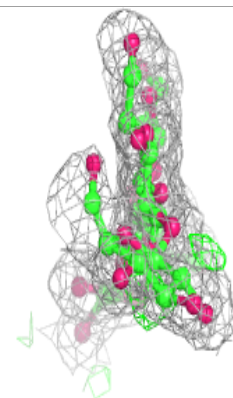
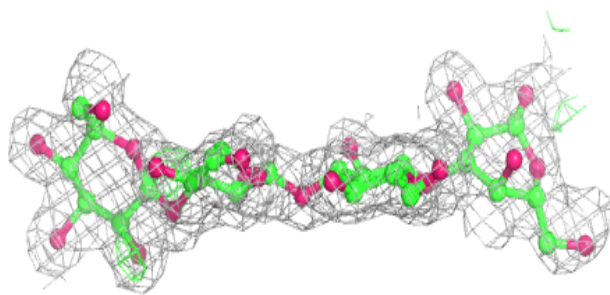
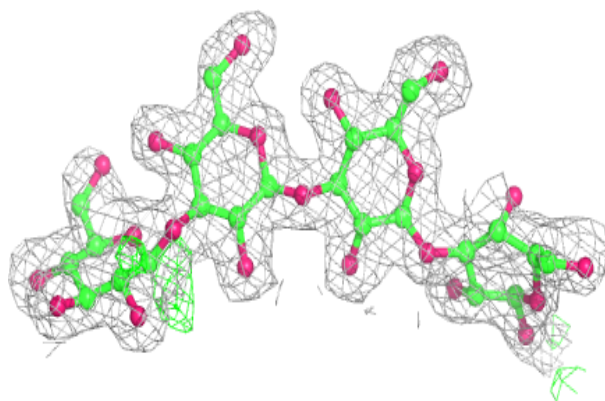
**Electron density around Chain B:**

$2mF_o-DF_c$ (at 0.7 rmsd) in gray
 mF_o-DF_c (at 3 rmsd) in purple (negative)
and green (positive)

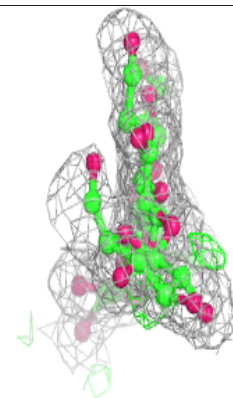
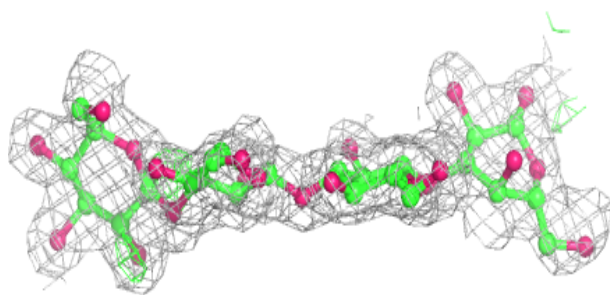
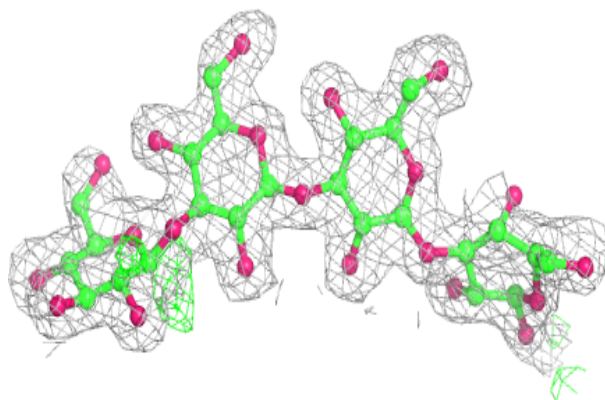


Electron density around Chain B:

$2mF_o-DF_c$ (at 0.7 rmsd) in gray
 mF_o-DF_c (at 3 rmsd) in purple (negative)
and green (positive)

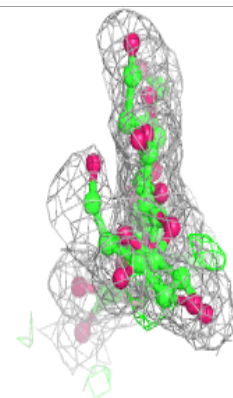
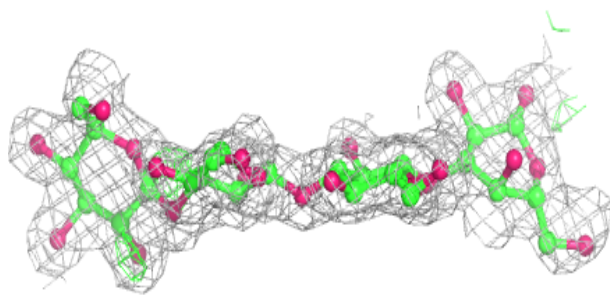
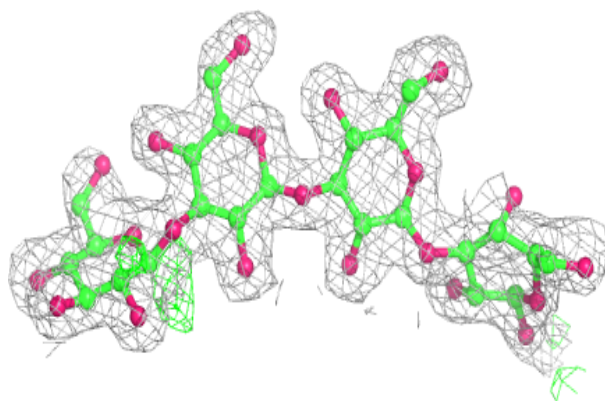
**Electron density around Chain B:**

$2mF_o-DF_c$ (at 0.7 rmsd) in gray
 mF_o-DF_c (at 3 rmsd) in purple (negative)
and green (positive)

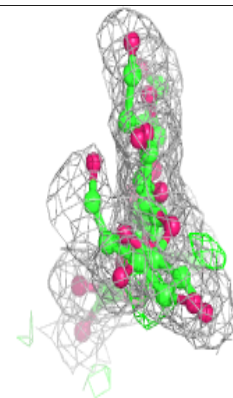
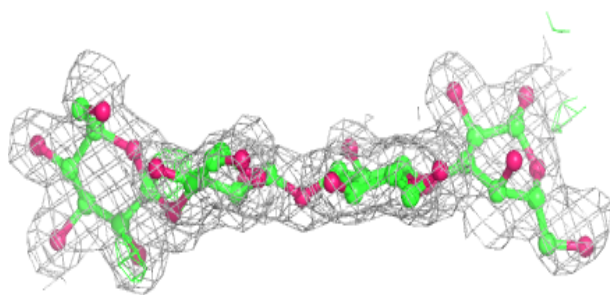
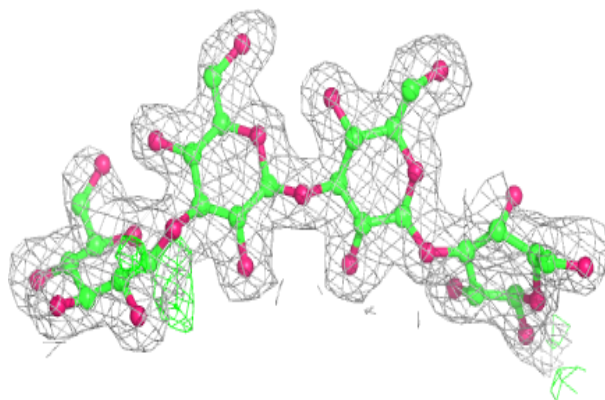


Electron density around Chain B:

$2mF_o-DF_c$ (at 0.7 rmsd) in gray
 mF_o-DF_c (at 3 rmsd) in purple (negative)
and green (positive)

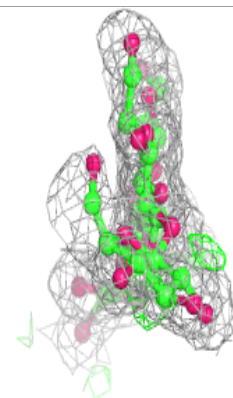
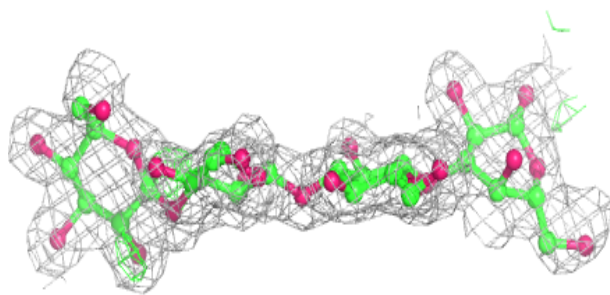
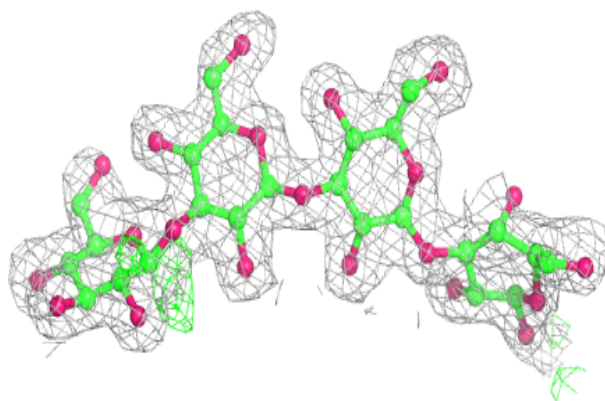
**Electron density around Chain B:**

$2mF_o-DF_c$ (at 0.7 rmsd) in gray
 mF_o-DF_c (at 3 rmsd) in purple (negative)
and green (positive)

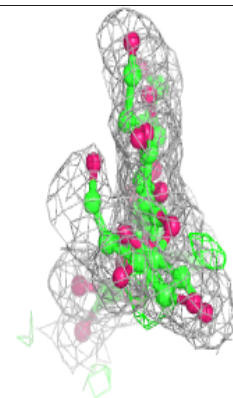
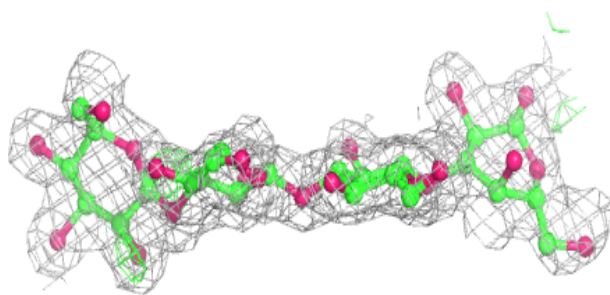
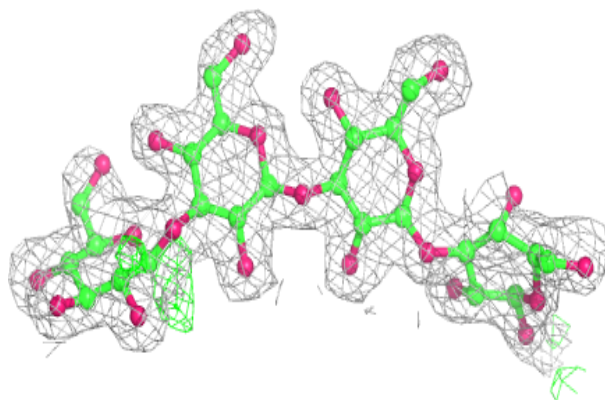


Electron density around Chain B:

$2mF_o-DF_c$ (at 0.7 rmsd) in gray
 mF_o-DF_c (at 3 rmsd) in purple (negative)
and green (positive)

**Electron density around Chain B:**

$2mF_o-DF_c$ (at 0.7 rmsd) in gray
 mF_o-DF_c (at 3 rmsd) in purple (negative)
and green (positive)



6.4 Ligands ⓘ

In the following table, the Atoms column lists the number of modelled atoms in the group and the number defined in the chemical component dictionary. The B-factors column lists the minimum, median, 95th percentile and maximum values of B factors of atoms in the group. The column labelled 'Q< 0.9' lists the number of atoms with occupancy less than 0.9.

Mol	Type	Chain	Res	Atoms	RSCC	RSR	B-factors(Å ²)	Q<0.9
3	BGC	2-A	701	11/12	0.89	0.29	21,26,31,34	11
3	BGC	9-A	701	11/12	0.89	0.29	21,26,31,34	11
3	BGC	6-A	701	11/12	0.89	0.29	21,26,31,34	11
3	BGC	23-A	701	11/12	0.89	0.29	21,26,31,34	11
3	BGC	21-A	701	11/12	0.89	0.29	21,26,31,34	11
3	BGC	19-A	701	11/12	0.89	0.29	21,26,31,34	11
3	BGC	5-A	701	11/12	0.89	0.29	21,26,31,34	11
3	BGC	8-A	701	11/12	0.89	0.29	21,26,31,34	11
3	BGC	13-A	701	11/12	0.89	0.29	21,26,31,34	11
3	BGC	18-A	701	11/12	0.89	0.29	21,26,31,34	11
3	BGC	15-A	701	11/12	0.89	0.29	21,26,31,34	11
3	BGC	3-A	701	11/12	0.89	0.29	21,26,31,34	11
3	BGC	22-A	701	11/12	0.89	0.29	21,26,31,34	11
3	BGC	1-A	701	11/12	0.89	0.29	21,26,31,34	11
3	BGC	4-A	701	11/12	0.89	0.29	21,26,31,34	11
3	BGC	10-A	701	11/12	0.89	0.29	21,26,31,34	11
3	BGC	17-A	701	11/12	0.89	0.29	21,26,31,34	11
3	BGC	12-A	701	11/12	0.89	0.29	21,26,31,34	11
3	BGC	24-A	701	11/12	0.89	0.29	21,26,31,34	11
3	BGC	16-A	701	11/12	0.89	0.29	21,26,31,34	11
3	BGC	11-A	701	11/12	0.89	0.29	21,26,31,34	11
3	BGC	20-A	701	11/12	0.89	0.29	21,26,31,34	11
3	BGC	7-A	701	11/12	0.89	0.29	21,26,31,34	11
3	BGC	14-A	701	11/12	0.89	0.29	21,26,31,34	11
3	BGC	25-A	701	11/12	0.89	0.29	21,26,31,34	11
4	EDO	4-A	704	4/4	0.92	0.30	30,32,35,35	10
4	EDO	7-A	704	4/4	0.92	0.30	30,32,35,35	10
4	EDO	16-A	704	4/4	0.92	0.30	30,32,35,35	10
4	EDO	23-A	704	4/4	0.92	0.30	30,32,35,35	10
4	EDO	20-A	704	4/4	0.92	0.30	30,32,35,35	10
4	EDO	22-A	704	4/4	0.92	0.30	30,32,35,35	10
4	EDO	2-A	704	4/4	0.92	0.30	30,32,35,35	10
4	EDO	3-A	704	4/4	0.92	0.30	30,32,35,35	10
4	EDO	19-A	704	4/4	0.92	0.30	30,32,35,35	10
4	EDO	11-A	704	4/4	0.92	0.30	30,32,35,35	10
4	EDO	24-A	704	4/4	0.92	0.30	30,32,35,35	10
4	EDO	14-A	704	4/4	0.92	0.30	30,32,35,35	10

Continued on next page...

Continued from previous page...

Mol	Type	Chain	Res	Atoms	RSCC	RSR	B-factors(\AA^2)	Q<0.9
4	EDO	12-A	704	4/4	0.92	0.30	30,32,35,35	10
4	EDO	15-A	704	4/4	0.92	0.30	30,32,35,35	10
4	EDO	6-A	704	4/4	0.92	0.30	30,32,35,35	10
4	EDO	18-A	704	4/4	0.92	0.30	30,32,35,35	10
4	EDO	21-A	704	4/4	0.92	0.30	30,32,35,35	10
4	EDO	8-A	704	4/4	0.92	0.30	30,32,35,35	10
4	EDO	9-A	704	4/4	0.92	0.30	30,32,35,35	10
4	EDO	17-A	704	4/4	0.92	0.30	30,32,35,35	10
4	EDO	13-A	704	4/4	0.92	0.30	30,32,35,35	10
4	EDO	10-A	704	4/4	0.92	0.30	30,32,35,35	10
4	EDO	5-A	704	4/4	0.92	0.30	30,32,35,35	10
4	EDO	25-A	704	4/4	0.92	0.30	30,32,35,35	10
4	EDO	1-A	704	4/4	0.92	0.30	30,32,35,35	10
4	EDO	2-A	703	4/4	0.97	0.07	17,17,22,22	10
4	EDO	25-A	703	4/4	0.97	0.07	17,17,22,22	10
4	EDO	22-A	703	4/4	0.97	0.07	17,17,22,22	10
4	EDO	16-A	703	4/4	0.97	0.07	17,17,22,22	10
4	EDO	20-A	703	4/4	0.97	0.07	17,17,22,22	10
4	EDO	13-A	703	4/4	0.97	0.07	17,17,22,22	10
4	EDO	10-A	703	4/4	0.97	0.07	17,17,22,22	10
4	EDO	23-A	703	4/4	0.97	0.07	17,17,22,22	10
4	EDO	7-A	703	4/4	0.97	0.07	17,17,22,22	10
4	EDO	24-A	703	4/4	0.97	0.07	17,17,22,22	10
4	EDO	5-A	703	4/4	0.97	0.07	17,17,22,22	10
4	EDO	4-A	703	4/4	0.97	0.07	17,17,22,22	10
4	EDO	17-A	703	4/4	0.97	0.07	17,17,22,22	10
4	EDO	14-A	703	4/4	0.97	0.07	17,17,22,22	10
4	EDO	9-A	703	4/4	0.97	0.07	17,17,22,22	10
4	EDO	19-A	703	4/4	0.97	0.07	17,17,22,22	10
4	EDO	8-A	703	4/4	0.97	0.07	17,17,22,22	10
4	EDO	11-A	703	4/4	0.97	0.07	17,17,22,22	10
4	EDO	3-A	703	4/4	0.97	0.07	17,17,22,22	10
4	EDO	1-A	703	4/4	0.97	0.07	17,17,22,22	10
4	EDO	18-A	703	4/4	0.97	0.07	17,17,22,22	10
4	EDO	12-A	703	4/4	0.97	0.07	17,17,22,22	10
4	EDO	21-A	703	4/4	0.97	0.07	17,17,22,22	10
4	EDO	6-A	703	4/4	0.97	0.07	17,17,22,22	10
4	EDO	15-A	703	4/4	0.97	0.07	17,17,22,22	10
4	EDO	23-A	702	4/4	0.98	0.11	15,17,21,21	10
4	EDO	18-A	702	4/4	0.98	0.11	15,17,21,21	10
4	EDO	17-A	702	4/4	0.98	0.11	15,17,21,21	10
4	EDO	14-A	702	4/4	0.98	0.11	15,17,21,21	10

Continued on next page...

Continued from previous page...

Mol	Type	Chain	Res	Atoms	RSCC	RSR	B-factors(\AA^2)	Q<0.9
4	EDO	10-A	702	4/4	0.98	0.11	15,17,21,21	10
4	EDO	11-A	702	4/4	0.98	0.11	15,17,21,21	10
4	EDO	22-A	702	4/4	0.98	0.11	15,17,21,21	10
4	EDO	1-A	702	4/4	0.98	0.11	15,17,21,21	10
4	EDO	6-A	702	4/4	0.98	0.11	15,17,21,21	10
4	EDO	13-A	702	4/4	0.98	0.11	15,17,21,21	10
4	EDO	19-A	702	4/4	0.98	0.11	15,17,21,21	10
4	EDO	16-A	702	4/4	0.98	0.11	15,17,21,21	10
4	EDO	20-A	702	4/4	0.98	0.11	15,17,21,21	10
4	EDO	9-A	702	4/4	0.98	0.11	15,17,21,21	10
4	EDO	4-A	702	4/4	0.98	0.11	15,17,21,21	10
4	EDO	15-A	702	4/4	0.98	0.11	15,17,21,21	10
4	EDO	21-A	702	4/4	0.98	0.11	15,17,21,21	10
4	EDO	2-A	702	4/4	0.98	0.11	15,17,21,21	10
4	EDO	25-A	702	4/4	0.98	0.11	15,17,21,21	10
4	EDO	7-A	702	4/4	0.98	0.11	15,17,21,21	10
4	EDO	12-A	702	4/4	0.98	0.11	15,17,21,21	10
4	EDO	24-A	702	4/4	0.98	0.11	15,17,21,21	10
4	EDO	3-A	702	4/4	0.98	0.11	15,17,21,21	10
4	EDO	5-A	702	4/4	0.98	0.11	15,17,21,21	10
4	EDO	8-A	702	4/4	0.98	0.11	15,17,21,21	10

6.5 Other polymers

There are no such residues in this entry.