



Full wwPDB X-ray Structure Validation Report ⓘ

May 13, 2020 – 01:37 pm BST

PDB ID : 1U2J
Title : Crystal structure of the C-terminal domain from the catalase-peroxidase KatG of Escherichia coli (P21 21 21)
Authors : Carpena, X.; Melik-Adamyan, W.; Loewen, P.C.; Fita, I.
Deposited on : 2004-07-19
Resolution : 2.30 Å(reported)

This is a Full wwPDB X-ray Structure Validation Report for a publicly released PDB entry.

We welcome your comments at validation@mail.wwpdb.org

A user guide is available at

<https://www.wwpdb.org/validation/2017/XrayValidationReportHelp>

with specific help available everywhere you see the ⓘ symbol.

The following versions of software and data (see [references ⓘ](#)) were used in the production of this report:

MolProbity	:	4.02b-467
Xtriage (Phenix)	:	1.13
EDS	:	2.11
Percentile statistics	:	20191225.v01 (using entries in the PDB archive December 25th 2019)
Refmac	:	5.8.0158
CCP4	:	7.0.044 (Gargrove)
Ideal geometry (proteins)	:	Engh & Huber (2001)
Ideal geometry (DNA, RNA)	:	Parkinson et al. (1996)
Validation Pipeline (wwPDB-VP)	:	2.11

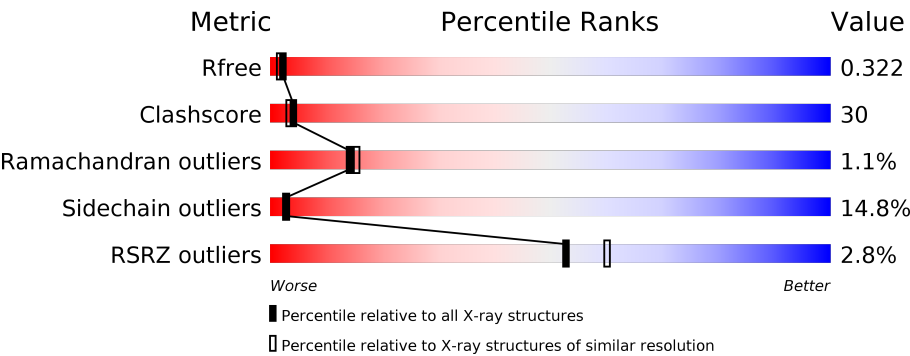
1 Overall quality at a glance i

The following experimental techniques were used to determine the structure:

X-RAY DIFFRACTION

The reported resolution of this entry is 2.30 Å.

Percentile scores (ranging between 0-100) for global validation metrics of the entry are shown in the following graphic. The table shows the number of entries on which the scores are based.



Metric	Whole archive (#Entries)	Similar resolution (#Entries, resolution range(Å))
R_{free}	130704	5042 (2.30-2.30)
Clashscore	141614	5643 (2.30-2.30)
Ramachandran outliers	138981	5575 (2.30-2.30)
Sidechain outliers	138945	5575 (2.30-2.30)
RSRZ outliers	127900	4938 (2.30-2.30)

The table below summarises the geometric issues observed across the polymeric chains and their fit to the electron density. The red, orange, yellow and green segments on the lower bar indicate the fraction of residues that contain outliers for ≥ 3 , 2, 1 and 0 types of geometric quality criteria respectively. A grey segment represents the fraction of residues that are not modelled. The numeric value for each fraction is indicated below the corresponding segment, with a dot representing fractions $\leq 5\%$. The upper red bar (where present) indicates the fraction of residues that have poor fit to the electron density. The numeric value is given above the bar.

Mol	Chain	Length	Quality of chain
1	A	326	
1	B	326	
1	C	326	
1	D	326	
1	E	326	
1	F	326	

Continued on next page...

Continued from previous page...

Mol	Chain	Length	Quality of chain
1	G	326	<div><div><div>4%</div><div>48%</div><div>34%</div><div>9%</div><div>10%</div></div></div>
1	H	326	<div><div><div>4%</div><div>44%</div><div>34%</div><div>11%</div><div>10%</div></div></div>

2 Entry composition

There is only 1 type of molecule in this entry. The entry contains 18136 atoms, of which 0 are hydrogens and 0 are deuteriums.

In the tables below, the ZeroOcc column contains the number of atoms modelled with zero occupancy, the AltConf column contains the number of residues with at least one atom in alternate conformation and the Trace column contains the number of residues modelled with at most 2 atoms.

- Molecule 1 is a protein called Peroxidase/catalase HPI.

Mol	Chain	Residues	Atoms					ZeroOcc	AltConf	Trace
1	A	295	Total	C	N	O	S	0	0	0
			2267	1435	391	435	6			
1	B	295	Total	C	N	O	S	0	0	0
			2267	1435	391	435	6			
1	C	295	Total	C	N	O	S	0	0	0
			2267	1435	391	435	6			
1	D	295	Total	C	N	O	S	0	0	0
			2267	1435	391	435	6			
1	E	295	Total	C	N	O	S	0	0	0
			2267	1435	391	435	6			
1	F	295	Total	C	N	O	S	0	0	0
			2267	1435	391	435	6			
1	G	295	Total	C	N	O	S	0	0	0
			2267	1435	391	435	6			
1	H	295	Total	C	N	O	S	0	0	0
			2267	1435	391	435	6			

There are 168 discrepancies between the modelled and reference sequences:

Chain	Residue	Modelled	Actual	Comment	Reference
A	401	MET	-	EXPRESSION TAG	UNP P13029
A	402	GLY	-	EXPRESSION TAG	UNP P13029
A	403	SER	-	EXPRESSION TAG	UNP P13029
A	404	SER	-	EXPRESSION TAG	UNP P13029
A	405	HIS	-	EXPRESSION TAG	UNP P13029
A	406	HIS	-	EXPRESSION TAG	UNP P13029
A	407	HIS	-	EXPRESSION TAG	UNP P13029
A	408	HIS	-	EXPRESSION TAG	UNP P13029
A	409	HIS	-	EXPRESSION TAG	UNP P13029
A	410	HIS	-	EXPRESSION TAG	UNP P13029
A	411	SER	-	EXPRESSION TAG	UNP P13029
A	412	SER	-	EXPRESSION TAG	UNP P13029
A	413	GLY	-	EXPRESSION TAG	UNP P13029

Continued on next page...

Continued from previous page...

Chain	Residue	Modelled	Actual	Comment	Reference
A	414	LEU	-	EXPRESSION TAG	UNP P13029
A	415	VAL	-	EXPRESSION TAG	UNP P13029
A	416	PRO	-	EXPRESSION TAG	UNP P13029
A	417	ARG	-	EXPRESSION TAG	UNP P13029
A	418	GLY	-	EXPRESSION TAG	UNP P13029
A	419	SER	-	EXPRESSION TAG	UNP P13029
A	420	HIS	-	EXPRESSION TAG	UNP P13029
A	421	MET	-	EXPRESSION TAG	UNP P13029
B	401	MET	-	EXPRESSION TAG	UNP P13029
B	402	GLY	-	EXPRESSION TAG	UNP P13029
B	403	SER	-	EXPRESSION TAG	UNP P13029
B	404	SER	-	EXPRESSION TAG	UNP P13029
B	405	HIS	-	EXPRESSION TAG	UNP P13029
B	406	HIS	-	EXPRESSION TAG	UNP P13029
B	407	HIS	-	EXPRESSION TAG	UNP P13029
B	408	HIS	-	EXPRESSION TAG	UNP P13029
B	409	HIS	-	EXPRESSION TAG	UNP P13029
B	410	HIS	-	EXPRESSION TAG	UNP P13029
B	411	SER	-	EXPRESSION TAG	UNP P13029
B	412	SER	-	EXPRESSION TAG	UNP P13029
B	413	GLY	-	EXPRESSION TAG	UNP P13029
B	414	LEU	-	EXPRESSION TAG	UNP P13029
B	415	VAL	-	EXPRESSION TAG	UNP P13029
B	416	PRO	-	EXPRESSION TAG	UNP P13029
B	417	ARG	-	EXPRESSION TAG	UNP P13029
B	418	GLY	-	EXPRESSION TAG	UNP P13029
B	419	SER	-	EXPRESSION TAG	UNP P13029
B	420	HIS	-	EXPRESSION TAG	UNP P13029
B	421	MET	-	EXPRESSION TAG	UNP P13029
C	401	MET	-	EXPRESSION TAG	UNP P13029
C	402	GLY	-	EXPRESSION TAG	UNP P13029
C	403	SER	-	EXPRESSION TAG	UNP P13029
C	404	SER	-	EXPRESSION TAG	UNP P13029
C	405	HIS	-	EXPRESSION TAG	UNP P13029
C	406	HIS	-	EXPRESSION TAG	UNP P13029
C	407	HIS	-	EXPRESSION TAG	UNP P13029
C	408	HIS	-	EXPRESSION TAG	UNP P13029
C	409	HIS	-	EXPRESSION TAG	UNP P13029
C	410	HIS	-	EXPRESSION TAG	UNP P13029
C	411	SER	-	EXPRESSION TAG	UNP P13029
C	412	SER	-	EXPRESSION TAG	UNP P13029
C	413	GLY	-	EXPRESSION TAG	UNP P13029

Continued on next page...

Continued from previous page...

Chain	Residue	Modelled	Actual	Comment	Reference
C	414	LEU	-	EXPRESSION TAG	UNP P13029
C	415	VAL	-	EXPRESSION TAG	UNP P13029
C	416	PRO	-	EXPRESSION TAG	UNP P13029
C	417	ARG	-	EXPRESSION TAG	UNP P13029
C	418	GLY	-	EXPRESSION TAG	UNP P13029
C	419	SER	-	EXPRESSION TAG	UNP P13029
C	420	HIS	-	EXPRESSION TAG	UNP P13029
C	421	MET	-	EXPRESSION TAG	UNP P13029
D	401	MET	-	EXPRESSION TAG	UNP P13029
D	402	GLY	-	EXPRESSION TAG	UNP P13029
D	403	SER	-	EXPRESSION TAG	UNP P13029
D	404	SER	-	EXPRESSION TAG	UNP P13029
D	405	HIS	-	EXPRESSION TAG	UNP P13029
D	406	HIS	-	EXPRESSION TAG	UNP P13029
D	407	HIS	-	EXPRESSION TAG	UNP P13029
D	408	HIS	-	EXPRESSION TAG	UNP P13029
D	409	HIS	-	EXPRESSION TAG	UNP P13029
D	410	HIS	-	EXPRESSION TAG	UNP P13029
D	411	SER	-	EXPRESSION TAG	UNP P13029
D	412	SER	-	EXPRESSION TAG	UNP P13029
D	413	GLY	-	EXPRESSION TAG	UNP P13029
D	414	LEU	-	EXPRESSION TAG	UNP P13029
D	415	VAL	-	EXPRESSION TAG	UNP P13029
D	416	PRO	-	EXPRESSION TAG	UNP P13029
D	417	ARG	-	EXPRESSION TAG	UNP P13029
D	418	GLY	-	EXPRESSION TAG	UNP P13029
D	419	SER	-	EXPRESSION TAG	UNP P13029
D	420	HIS	-	EXPRESSION TAG	UNP P13029
D	421	MET	-	EXPRESSION TAG	UNP P13029
E	401	MET	-	EXPRESSION TAG	UNP P13029
E	402	GLY	-	EXPRESSION TAG	UNP P13029
E	403	SER	-	EXPRESSION TAG	UNP P13029
E	404	SER	-	EXPRESSION TAG	UNP P13029
E	405	HIS	-	EXPRESSION TAG	UNP P13029
E	406	HIS	-	EXPRESSION TAG	UNP P13029
E	407	HIS	-	EXPRESSION TAG	UNP P13029
E	408	HIS	-	EXPRESSION TAG	UNP P13029
E	409	HIS	-	EXPRESSION TAG	UNP P13029
E	410	HIS	-	EXPRESSION TAG	UNP P13029
E	411	SER	-	EXPRESSION TAG	UNP P13029
E	412	SER	-	EXPRESSION TAG	UNP P13029
E	413	GLY	-	EXPRESSION TAG	UNP P13029

Continued on next page...

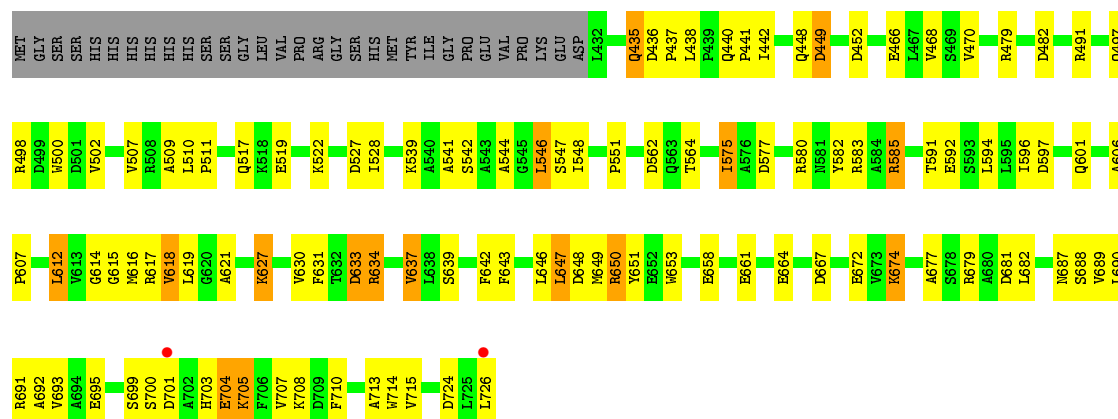
Continued from previous page...

Chain	Residue	Modelled	Actual	Comment	Reference
E	414	LEU	-	EXPRESSION TAG	UNP P13029
E	415	VAL	-	EXPRESSION TAG	UNP P13029
E	416	PRO	-	EXPRESSION TAG	UNP P13029
E	417	ARG	-	EXPRESSION TAG	UNP P13029
E	418	GLY	-	EXPRESSION TAG	UNP P13029
E	419	SER	-	EXPRESSION TAG	UNP P13029
E	420	HIS	-	EXPRESSION TAG	UNP P13029
E	421	MET	-	EXPRESSION TAG	UNP P13029
F	401	MET	-	EXPRESSION TAG	UNP P13029
F	402	GLY	-	EXPRESSION TAG	UNP P13029
F	403	SER	-	EXPRESSION TAG	UNP P13029
F	404	SER	-	EXPRESSION TAG	UNP P13029
F	405	HIS	-	EXPRESSION TAG	UNP P13029
F	406	HIS	-	EXPRESSION TAG	UNP P13029
F	407	HIS	-	EXPRESSION TAG	UNP P13029
F	408	HIS	-	EXPRESSION TAG	UNP P13029
F	409	HIS	-	EXPRESSION TAG	UNP P13029
F	410	HIS	-	EXPRESSION TAG	UNP P13029
F	411	SER	-	EXPRESSION TAG	UNP P13029
F	412	SER	-	EXPRESSION TAG	UNP P13029
F	413	GLY	-	EXPRESSION TAG	UNP P13029
F	414	LEU	-	EXPRESSION TAG	UNP P13029
F	415	VAL	-	EXPRESSION TAG	UNP P13029
F	416	PRO	-	EXPRESSION TAG	UNP P13029
F	417	ARG	-	EXPRESSION TAG	UNP P13029
F	418	GLY	-	EXPRESSION TAG	UNP P13029
F	419	SER	-	EXPRESSION TAG	UNP P13029
F	420	HIS	-	EXPRESSION TAG	UNP P13029
F	421	MET	-	EXPRESSION TAG	UNP P13029
G	401	MET	-	EXPRESSION TAG	UNP P13029
G	402	GLY	-	EXPRESSION TAG	UNP P13029
G	403	SER	-	EXPRESSION TAG	UNP P13029
G	404	SER	-	EXPRESSION TAG	UNP P13029
G	405	HIS	-	EXPRESSION TAG	UNP P13029
G	406	HIS	-	EXPRESSION TAG	UNP P13029
G	407	HIS	-	EXPRESSION TAG	UNP P13029
G	408	HIS	-	EXPRESSION TAG	UNP P13029
G	409	HIS	-	EXPRESSION TAG	UNP P13029
G	410	HIS	-	EXPRESSION TAG	UNP P13029
G	411	SER	-	EXPRESSION TAG	UNP P13029
G	412	SER	-	EXPRESSION TAG	UNP P13029
G	413	GLY	-	EXPRESSION TAG	UNP P13029

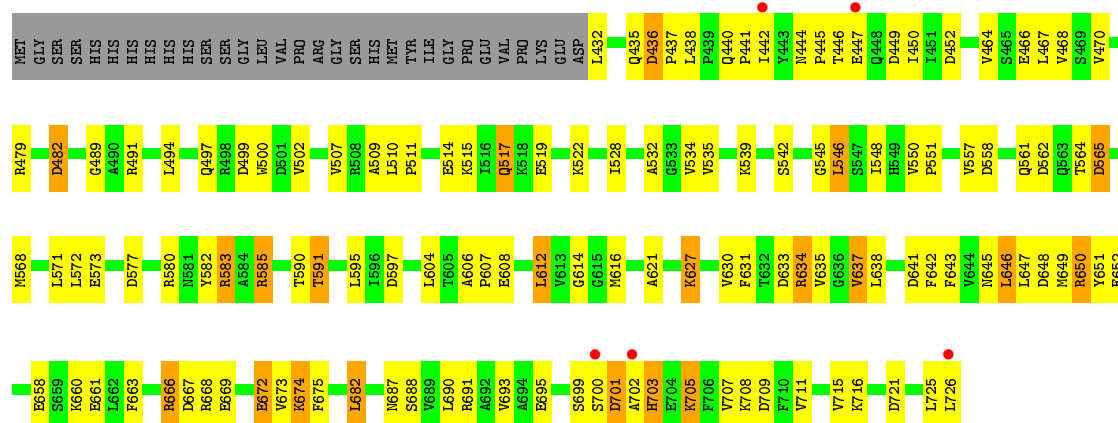
Continued on next page...

Continued from previous page...

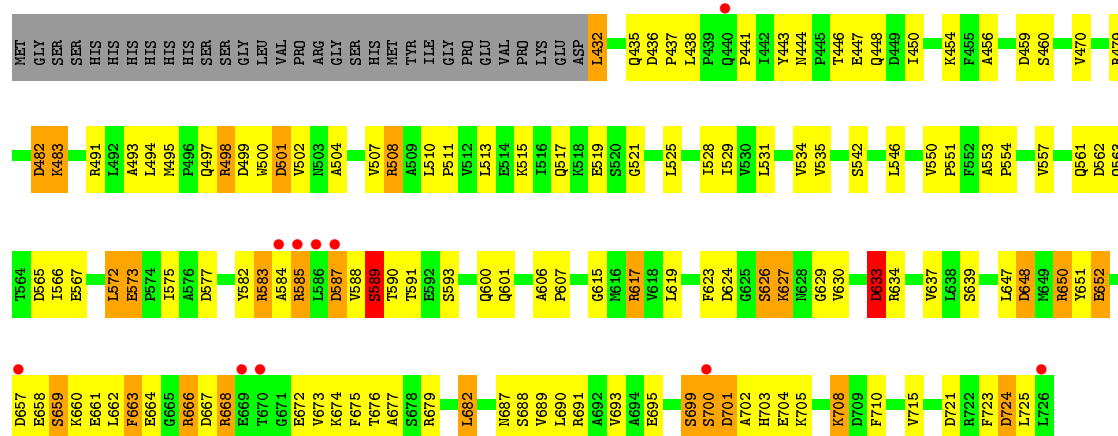
Chain	Residue	Modelled	Actual	Comment	Reference
G	414	LEU	-	EXPRESSION TAG	UNP P13029
G	415	VAL	-	EXPRESSION TAG	UNP P13029
G	416	PRO	-	EXPRESSION TAG	UNP P13029
G	417	ARG	-	EXPRESSION TAG	UNP P13029
G	418	GLY	-	EXPRESSION TAG	UNP P13029
G	419	SER	-	EXPRESSION TAG	UNP P13029
G	420	HIS	-	EXPRESSION TAG	UNP P13029
G	421	MET	-	EXPRESSION TAG	UNP P13029
H	401	MET	-	EXPRESSION TAG	UNP P13029
H	402	GLY	-	EXPRESSION TAG	UNP P13029
H	403	SER	-	EXPRESSION TAG	UNP P13029
H	404	SER	-	EXPRESSION TAG	UNP P13029
H	405	HIS	-	EXPRESSION TAG	UNP P13029
H	406	HIS	-	EXPRESSION TAG	UNP P13029
H	407	HIS	-	EXPRESSION TAG	UNP P13029
H	408	HIS	-	EXPRESSION TAG	UNP P13029
H	409	HIS	-	EXPRESSION TAG	UNP P13029
H	410	HIS	-	EXPRESSION TAG	UNP P13029
H	411	SER	-	EXPRESSION TAG	UNP P13029
H	412	SER	-	EXPRESSION TAG	UNP P13029
H	413	GLY	-	EXPRESSION TAG	UNP P13029
H	414	LEU	-	EXPRESSION TAG	UNP P13029
H	415	VAL	-	EXPRESSION TAG	UNP P13029
H	416	PRO	-	EXPRESSION TAG	UNP P13029
H	417	ARG	-	EXPRESSION TAG	UNP P13029
H	418	GLY	-	EXPRESSION TAG	UNP P13029
H	419	SER	-	EXPRESSION TAG	UNP P13029
H	420	HIS	-	EXPRESSION TAG	UNP P13029
H	421	MET	-	EXPRESSION TAG	UNP P13029



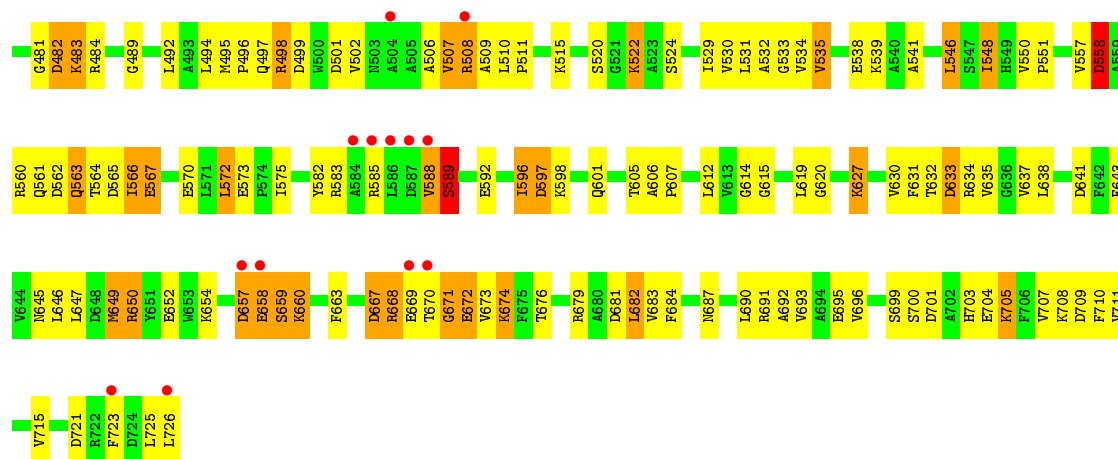
• Molecule 1: Peroxidase/catalase HPI



• Molecule 1: Peroxidase/catalase HPI



• Molecule 1: Peroxidase/catalase HPI



4 Data and refinement statistics

Property	Value	Source
Space group	P 21 21 21	Depositor
Cell constants a, b, c, α , β , γ	84.21Å 98.70Å 302.82Å 90.00° 90.00° 90.00°	Depositor
Resolution (Å)	19.96 – 2.30 19.90 – 2.30	Depositor EDS
% Data completeness (in resolution range)	100.0 (19.96-2.30) 91.4 (19.90-2.30)	Depositor EDS
R_{merge}	(Not available)	Depositor
R_{sym}	0.09	Depositor
$\langle I/\sigma(I) \rangle$ ¹	5.10 (at 2.30Å)	Xtriage
Refinement program	REFMAC 5.1.24	Depositor
R, R_{free}	0.233 , 0.327 0.252 , 0.322	Depositor DCC
R_{free} test set	10340 reflections (10.03%)	wwPDB-VP
Wilson B-factor (Å ²)	23.9	Xtriage
Anisotropy	0.090	Xtriage
Bulk solvent k_{sol} (e/Å ³), B_{sol} (Å ²)	0.32 , 31.3	EDS
L-test for twinning ²	$\langle L \rangle = 0.53$, $\langle L^2 \rangle = 0.37$	Xtriage
Estimated twinning fraction	No twinning to report.	Xtriage
F_o, F_c correlation	0.92	EDS
Total number of atoms	18136	wwPDB-VP
Average B, all atoms (Å ²)	26.0	wwPDB-VP

Xtriage's analysis on translational NCS is as follows: *The analyses of the Patterson function reveals a significant off-origin peak that is 44.47 % of the origin peak, indicating pseudo-translational symmetry. The chance of finding a peak of this or larger height randomly in a structure without pseudo-translational symmetry is equal to 1.5185e-04. The detected translational NCS is most likely also responsible for the elevated intensity ratio.*

¹Intensities estimated from amplitudes.

²Theoretical values of $\langle |L| \rangle$, $\langle L^2 \rangle$ for acentric reflections are 0.5, 0.333 respectively for untwinned datasets, and 0.375, 0.2 for perfectly twinned datasets.

5 Model quality

5.1 Standard geometry

The Z score for a bond length (or angle) is the number of standard deviations the observed value is removed from the expected value. A bond length (or angle) with $|Z| > 5$ is considered an outlier worth inspection. RMSZ is the root-mean-square of all Z scores of the bond lengths (or angles).

Mol	Chain	Bond lengths		Bond angles	
		RMSZ	$\# Z > 5$	RMSZ	$\# Z > 5$
1	A	0.60	0/2307	0.90	15/3127 (0.5%)
1	B	0.60	0/2307	0.86	10/3127 (0.3%)
1	C	0.63	0/2307	0.87	8/3127 (0.3%)
1	D	0.59	0/2307	0.89	15/3127 (0.5%)
1	E	0.59	0/2307	0.88	14/3127 (0.4%)
1	F	0.53	0/2307	0.84	12/3127 (0.4%)
1	G	0.55	0/2307	0.85	11/3127 (0.4%)
1	H	0.56	0/2307	0.82	11/3127 (0.4%)
All	All	0.58	0/18456	0.86	96/25016 (0.4%)

Chiral center outliers are detected by calculating the chiral volume of a chiral center and verifying if the center is modelled as a planar moiety or with the opposite hand. A planarity outlier is detected by checking planarity of atoms in a peptide group, atoms in a mainchain group or atoms of a sidechain that are expected to be planar.

Mol	Chain	#Chirality outliers	#Planarity outliers
1	A	0	1
1	B	0	1
1	F	0	2
1	G	0	1
1	H	0	1
All	All	0	6

There are no bond length outliers.

All (96) bond angle outliers are listed below:

Mol	Chain	Res	Type	Atoms	Z	Observed(°)	Ideal(°)
1	E	482	ASP	CB-CG-OD2	7.75	125.28	118.30
1	C	577	ASP	CB-CG-OD2	7.65	125.18	118.30
1	D	558	ASP	CB-CG-OD2	7.59	125.13	118.30
1	D	577	ASP	CB-CG-OD2	7.59	125.13	118.30
1	D	721	ASP	CB-CG-OD2	7.54	125.09	118.30

Continued on next page...

Continued from previous page...

Mol	Chain	Res	Type	Atoms	Z	Observed(°)	Ideal(°)
1	D	482	ASP	CB-CG-OD2	7.50	125.05	118.30
1	E	577	ASP	CB-CG-OD2	7.10	124.69	118.30
1	H	721	ASP	CB-CG-OD2	7.10	124.69	118.30
1	E	721	ASP	CB-CG-OD2	7.05	124.65	118.30
1	G	482	ASP	CB-CG-OD2	6.99	124.59	118.30
1	F	701	ASP	CB-CG-OD2	6.68	124.31	118.30
1	G	577	ASP	CB-CG-OD2	6.57	124.22	118.30
1	A	527	ASP	CB-CG-OD2	6.57	124.22	118.30
1	E	436	ASP	CB-CG-OD2	6.56	124.20	118.30
1	A	558	ASP	CB-CG-OD2	6.52	124.17	118.30
1	H	681	ASP	CB-CG-OD2	6.49	124.14	118.30
1	A	624	ASP	CB-CG-OD2	6.42	124.08	118.30
1	B	597	ASP	CB-CG-OD2	6.39	124.05	118.30
1	A	597	ASP	CB-CG-OD2	6.35	124.02	118.30
1	E	501	ASP	CB-CG-OD2	6.34	124.01	118.30
1	G	459	ASP	CB-CG-OD2	6.31	123.98	118.30
1	D	633	ASP	CB-CG-OD2	6.30	123.97	118.30
1	D	597	ASP	CB-CG-OD2	6.28	123.95	118.30
1	C	648	ASP	CB-CG-OD2	6.24	123.92	118.30
1	E	499	ASP	CB-CG-OD2	6.24	123.92	118.30
1	C	449	ASP	CB-CG-OD2	6.17	123.85	118.30
1	F	681	ASP	CB-CG-OD2	6.13	123.81	118.30
1	F	501	ASP	CB-CG-OD2	6.06	123.75	118.30
1	F	565	ASP	CB-CG-OD2	6.03	123.73	118.30
1	G	436	ASP	CB-CG-OD2	6.03	123.73	118.30
1	G	587	ASP	CB-CG-OD2	6.02	123.72	118.30
1	H	565	ASP	CB-CG-OD2	5.94	123.64	118.30
1	G	597	ASP	CB-CG-OD2	5.91	123.61	118.30
1	E	562	ASP	CB-CG-OD2	5.90	123.61	118.30
1	E	648	ASP	CB-CG-OD2	5.90	123.61	118.30
1	B	436	ASP	CB-CG-OD2	5.87	123.58	118.30
1	D	449	ASP	CB-CG-OD2	5.87	123.58	118.30
1	C	667	ASP	CB-CG-OD2	5.86	123.57	118.30
1	F	721	ASP	CB-CG-OD2	5.83	123.55	118.30
1	A	577	ASP	CB-CG-OD2	5.77	123.50	118.30
1	D	562	ASP	CB-CG-OD2	5.77	123.49	118.30
1	F	657	ASP	CB-CG-OD2	5.77	123.49	118.30
1	D	667	ASP	CB-CG-OD2	5.76	123.49	118.30
1	H	499	ASP	CB-CG-OD2	5.76	123.48	118.30
1	G	701	ASP	CB-CG-OD2	5.76	123.48	118.30
1	F	597	ASP	CB-CG-OD2	5.73	123.45	118.30
1	A	701	ASP	CB-CG-OD2	5.73	123.45	118.30

Continued on next page...

Continued from previous page...

Mol	Chain	Res	Type	Atoms	Z	Observed(°)	Ideal(°)
1	G	724	ASP	CB-CG-OD2	5.72	123.45	118.30
1	H	597	ASP	CB-CG-OD2	5.72	123.45	118.30
1	A	562	ASP	CB-CG-OD2	5.72	123.45	118.30
1	D	648	ASP	CB-CG-OD2	5.71	123.44	118.30
1	F	667	ASP	CB-CG-OD2	5.68	123.41	118.30
1	G	721	ASP	CB-CG-OD2	5.67	123.40	118.30
1	B	701	ASP	CB-CG-OD2	5.65	123.39	118.30
1	F	482	ASP	CB-CG-OD2	5.64	123.37	118.30
1	F	633	ASP	CB-CG-OD2	5.63	123.36	118.30
1	B	558	ASP	CB-CG-OD2	5.60	123.34	118.30
1	A	681	ASP	CB-CG-OD2	5.57	123.32	118.30
1	D	499	ASP	CB-CG-OD2	5.57	123.32	118.30
1	F	499	ASP	CB-CG-OD2	5.54	123.29	118.30
1	E	701	ASP	CB-CG-OD2	5.54	123.28	118.30
1	B	648	ASP	CB-CG-OD2	5.50	123.25	118.30
1	A	633	ASP	CB-CG-OD2	5.50	123.25	118.30
1	A	502	VAL	CB-CA-C	-5.50	100.96	111.40
1	E	667	ASP	CB-CG-OD2	5.49	123.24	118.30
1	D	701	ASP	CB-CG-OD2	5.48	123.23	118.30
1	E	587	ASP	CB-CG-OD2	5.44	123.20	118.30
1	C	633	ASP	CB-CG-OD2	5.40	123.16	118.30
1	B	709	ASP	CB-CG-OD2	5.40	123.16	118.30
1	E	633	ASP	CB-CG-OD2	5.40	123.16	118.30
1	H	459	ASP	CB-CG-OD2	5.39	123.15	118.30
1	E	724	ASP	CB-CG-OD2	5.38	123.14	118.30
1	B	721	ASP	CB-CG-OD2	5.37	123.14	118.30
1	B	587	ASP	CB-CG-OD2	5.34	123.11	118.30
1	E	459	ASP	CB-CG-OD2	5.33	123.10	118.30
1	H	701	ASP	CB-CG-OD2	5.33	123.09	118.30
1	B	681	ASP	CB-CG-OD2	5.33	123.09	118.30
1	F	436	ASP	CB-CG-OD2	5.32	123.08	118.30
1	D	452	ASP	CB-CG-OD2	5.31	123.08	118.30
1	G	501	ASP	CB-CG-OD2	5.29	123.06	118.30
1	A	499	ASP	CB-CG-OD2	5.28	123.05	118.30
1	C	482	ASP	CB-CG-OD2	5.25	123.03	118.30
1	C	527	ASP	CB-CG-OD2	5.25	123.03	118.30
1	G	499	ASP	CB-CG-OD2	5.25	123.02	118.30
1	A	667	ASP	CB-CG-OD2	5.20	122.98	118.30
1	D	565	ASP	CB-CG-OD2	5.20	122.98	118.30
1	H	657	ASP	CB-CG-OD2	5.20	122.98	118.30
1	C	562	ASP	CB-CG-OD2	5.19	122.97	118.30
1	H	501	ASP	CB-CG-OD2	5.18	122.96	118.30

Continued on next page...

Continued from previous page...

Mol	Chain	Res	Type	Atoms	Z	Observed(°)	Ideal(°)
1	A	721	ASP	CB-CG-OD2	5.15	122.94	118.30
1	B	459	ASP	CB-CG-OD2	5.09	122.89	118.30
1	H	667	ASP	CB-CG-OD2	5.09	122.88	118.30
1	D	436	ASP	CB-CG-OD2	5.07	122.86	118.30
1	H	558	ASP	CB-CG-OD2	5.05	122.84	118.30
1	A	587	ASP	CB-CG-OD2	5.01	122.81	118.30
1	A	648	ASP	CB-CG-OD2	5.00	122.80	118.30

There are no chirality outliers.

All (6) planarity outliers are listed below:

Mol	Chain	Res	Type	Group
1	A	623	PHE	Peptide
1	B	724	ASP	Peptide
1	F	443	TYR	Peptide
1	F	724	ASP	Peptide
1	G	574	PRO	Peptide
1	H	481	GLY	Peptide

5.2 Too-close contacts ⓘ

In the following table, the Non-H and H(model) columns list the number of non-hydrogen atoms and hydrogen atoms in the chain respectively. The H(added) column lists the number of hydrogen atoms added and optimized by MolProbity. The Clashes column lists the number of clashes within the asymmetric unit, whereas Symm-Clashes lists symmetry related clashes.

Mol	Chain	Non-H	H(model)	H(added)	Clashes	Symm-Clashes
1	A	2267	0	2255	124	0
1	B	2267	0	2255	91	0
1	C	2267	0	2255	122	0
1	D	2267	0	2255	125	1
1	E	2267	0	2255	148	0
1	F	2267	0	2255	176	0
1	G	2267	0	2255	161	0
1	H	2267	0	2255	154	1
All	All	18136	0	18040	1075	1

The all-atom clashscore is defined as the number of clashes found per 1000 atoms (including hydrogen atoms). The all-atom clashscore for this structure is 30.

All (1075) close contacts within the same asymmetric unit are listed below, sorted by their clash magnitude.

Atom-1	Atom-2	Interatomic distance (Å)	Clash overlap (Å)
1:E:437:PRO:C	1:E:438:LEU:HD22	1.22	1.43
1:E:502:VAL:CG2	1:E:582:TYR:CE2	2.09	1.34
1:E:502:VAL:HG22	1:E:582:TYR:CE2	1.67	1.28
1:F:624:ASP:OD2	1:F:626:SER:HB2	1.26	1.28
1:H:502:VAL:CG2	1:H:582:TYR:CE2	2.18	1.26
1:E:437:PRO:O	1:E:438:LEU:HD22	1.34	1.25
1:F:670:THR:O	1:F:672:GLU:N	1.70	1.23
1:C:583:ARG:NE	1:C:591:THR:HG22	1.54	1.22
1:E:502:VAL:HG22	1:E:582:TYR:CZ	1.74	1.20
1:D:666:ARG:HH11	1:D:666:ARG:CB	1.53	1.18
1:H:502:VAL:CG2	1:H:582:TYR:CD2	2.26	1.18
1:F:670:THR:O	1:F:672:GLU:HG3	1.44	1.18
1:G:624:ASP:OD1	1:G:626:SER:HB3	1.39	1.16
1:G:693:VAL:O	1:G:696:VAL:HG22	1.42	1.16
1:F:437:PRO:HG2	1:F:563:GLN:HB3	1.27	1.15
1:G:674:LYS:HA	1:G:674:LYS:CE	1.76	1.14
1:H:502:VAL:HG22	1:H:582:TYR:CG	1.82	1.14
1:C:502:VAL:CG2	1:C:582:TYR:CE2	2.31	1.14
1:E:437:PRO:C	1:E:438:LEU:CD2	2.16	1.13
1:F:634:ARG:HG3	1:F:637:VAL:HG11	1.29	1.13
1:A:585:ARG:CG	1:A:585:ARG:HH11	1.57	1.13
1:C:585:ARG:HG2	1:C:585:ARG:HH11	0.99	1.13
1:H:634:ARG:HG3	1:H:637:VAL:CG1	1.78	1.12
1:E:587:ASP:O	1:E:588:VAL:HG23	1.49	1.12
1:D:666:ARG:HH11	1:D:666:ARG:HB2	1.11	1.12
1:D:666:ARG:HH11	1:D:666:ARG:CG	1.60	1.12
1:H:502:VAL:HG21	1:H:582:TYR:CD2	1.84	1.12
1:A:546:LEU:CD2	1:A:548:ILE:CD1	2.27	1.11
1:G:674:LYS:HA	1:G:674:LYS:HE2	1.19	1.11
1:A:585:ARG:HH11	1:A:585:ARG:CB	1.64	1.11
1:F:463:SER:OG	1:F:466:GLU:HG3	1.50	1.10
1:B:585:ARG:CG	1:B:585:ARG:HH11	1.63	1.10
1:G:502:VAL:CG1	1:G:582:TYR:CD2	2.34	1.09
1:H:634:ARG:CG	1:H:637:VAL:HG11	1.82	1.09
1:D:585:ARG:NH1	1:D:585:ARG:HG2	1.54	1.09
1:H:508:ARG:HG3	1:H:508:ARG:HH11	0.96	1.09
1:B:583:ARG:HE	1:B:591:THR:HG22	1.09	1.08
1:E:502:VAL:HG21	1:E:582:TYR:CE2	1.79	1.08
1:G:575:ILE:HG21	1:G:594:LEU:HD22	1.21	1.08
1:H:588:VAL:HG12	1:H:589:SER:N	1.59	1.08
1:G:668:ARG:HH11	1:G:668:ARG:HG3	0.98	1.07
1:F:624:ASP:OD2	1:F:626:SER:CB	2.02	1.07

Continued on next page...

Continued from previous page...

Atom-1	Atom-2	Interatomic distance (Å)	Clash overlap (Å)
1:H:588:VAL:CG1	1:H:589:SER:H	1.62	1.07
1:D:649:MET:HE1	1:G:712:ALA:HA	1.30	1.07
1:A:547:SER:HB2	1:B:547:SER:OG	1.54	1.07
1:H:634:ARG:HG3	1:H:637:VAL:HG11	1.07	1.06
1:E:634:ARG:HD2	1:E:637:VAL:HG11	1.31	1.05
1:B:502:VAL:HG22	1:B:582:TYR:CE2	1.90	1.05
1:H:502:VAL:HG23	1:H:582:TYR:CZ	1.92	1.05
1:G:502:VAL:HG11	1:G:582:TYR:CD2	1.91	1.05
1:F:634:ARG:HG3	1:F:637:VAL:CG1	1.85	1.05
1:D:666:ARG:NH1	1:D:666:ARG:HB2	1.72	1.04
1:D:585:ARG:CG	1:D:585:ARG:HH11	1.69	1.04
1:C:583:ARG:HE	1:C:591:THR:CG2	1.69	1.04
1:H:502:VAL:HG21	1:H:582:TYR:CE2	1.85	1.04
1:H:502:VAL:HG22	1:H:582:TYR:CD1	1.92	1.03
1:A:585:ARG:HB3	1:A:585:ARG:NH1	1.74	1.01
1:B:542:SER:HA	1:B:546:LEU:O	1.59	1.01
1:E:585:ARG:HG3	1:E:585:ARG:NH1	1.61	1.00
1:G:693:VAL:O	1:G:696:VAL:CG2	2.09	1.00
1:B:585:ARG:HG2	1:B:585:ARG:NH1	1.54	1.00
1:C:591:THR:HG21	1:C:661:GLU:OE1	1.61	1.00
1:E:585:ARG:CG	1:E:585:ARG:HH11	1.73	1.00
1:H:502:VAL:CG2	1:H:582:TYR:CZ	2.43	1.00
1:A:546:LEU:HD22	1:A:548:ILE:HD13	1.42	0.99
1:D:502:VAL:HG22	1:D:582:TYR:CZ	1.98	0.99
1:A:449:ASP:CG	1:A:522:LYS:HG2	1.83	0.99
1:E:583:ARG:HE	1:E:591:THR:HG22	1.26	0.99
1:E:634:ARG:O	1:E:637:VAL:HG12	1.62	0.98
1:G:591:THR:HG21	1:G:661:GLU:OE1	1.64	0.97
1:C:649:MET:HG3	1:E:708:LYS:HE3	1.44	0.97
1:A:449:ASP:OD1	1:A:522:LYS:HG2	1.65	0.97
1:A:616:MET:HG3	1:A:621:ALA:HB3	1.44	0.97
1:A:449:ASP:OD2	1:A:522:LYS:CG	2.13	0.96
1:C:517:GLN:HB3	1:C:528:ILE:HD12	1.48	0.96
1:A:585:ARG:HH11	1:A:585:ARG:HG2	1.27	0.96
1:G:691:ARG:HE	1:H:691:ARG:HH21	1.02	0.95
1:E:438:LEU:N	1:E:438:LEU:HD22	1.64	0.95
1:H:507:VAL:HG12	1:H:510:LEU:HD12	1.48	0.95
1:H:508:ARG:NH1	1:H:508:ARG:HG3	1.72	0.95
1:H:670:THR:O	1:H:672:GLU:N	2.00	0.95
1:D:627:LYS:HB3	1:D:627:LYS:HZ3	1.31	0.95
1:C:585:ARG:CG	1:C:585:ARG:HH11	1.79	0.94

Continued on next page...

Continued from previous page...

Atom-1	Atom-2	Interatomic distance (Å)	Clash overlap (Å)
1:A:687:ASN:HD22	1:A:690:LEU:HG	1.32	0.94
1:G:449:ASP:OD2	1:G:522:LYS:HD2	1.65	0.94
1:G:668:ARG:NH1	1:G:668:ARG:HG3	1.77	0.94
1:F:725:LEU:HG	1:F:725:LEU:O	1.67	0.94
1:C:583:ARG:HE	1:C:591:THR:HG22	0.79	0.94
1:E:438:LEU:N	1:E:438:LEU:CD2	2.31	0.94
1:C:585:ARG:HG2	1:C:585:ARG:NH1	1.70	0.93
1:C:687:ASN:HD22	1:C:690:LEU:H	1.09	0.93
1:D:502:VAL:CG2	1:D:582:TYR:CE2	2.52	0.93
1:D:502:VAL:HG22	1:D:582:TYR:CE2	2.03	0.93
1:G:502:VAL:CG1	1:G:582:TYR:CG	2.51	0.92
1:H:502:VAL:HG22	1:H:582:TYR:CD2	1.98	0.92
1:C:502:VAL:HG22	1:C:582:TYR:CE2	2.02	0.92
1:C:517:GLN:CB	1:C:528:ILE:HD12	1.99	0.92
1:A:546:LEU:HD22	1:A:548:ILE:CD1	1.98	0.92
1:B:479:ARG:HH11	1:B:479:ARG:HG3	1.32	0.92
1:E:437:PRO:O	1:E:438:LEU:CD2	2.16	0.91
1:F:657:ASP:HB3	1:F:659:SER:OG	1.70	0.91
1:G:575:ILE:HG21	1:G:594:LEU:CD2	2.00	0.91
1:E:585:ARG:HG3	1:E:585:ARG:HH11	0.80	0.91
1:G:575:ILE:CG2	1:G:594:LEU:HD22	2.00	0.91
1:A:546:LEU:HD23	1:A:548:ILE:CD1	2.01	0.91
1:H:588:VAL:HG12	1:H:589:SER:H	0.76	0.91
1:A:585:ARG:HH11	1:A:585:ARG:HB3	1.29	0.90
1:D:634:ARG:HD2	1:D:637:VAL:HG22	1.50	0.90
1:G:449:ASP:CG	1:G:522:LYS:HD2	1.91	0.90
1:D:649:MET:HE1	1:G:712:ALA:CA	2.02	0.89
1:A:546:LEU:HD23	1:A:548:ILE:HD12	1.54	0.89
1:A:687:ASN:ND2	1:A:690:LEU:HG	1.87	0.89
1:B:502:VAL:HG22	1:B:582:TYR:CZ	2.05	0.89
1:G:666:ARG:HH11	1:G:666:ARG:HB2	1.37	0.89
1:G:634:ARG:O	1:G:634:ARG:HG2	1.70	0.89
1:D:705:LYS:HE3	1:D:709:ASP:OD1	1.73	0.89
1:H:634:ARG:O	1:H:637:VAL:HG12	1.72	0.89
1:F:463:SER:OG	1:F:466:GLU:CG	2.21	0.88
1:B:583:ARG:NE	1:B:591:THR:HG22	1.88	0.88
1:C:502:VAL:HG22	1:C:582:TYR:CZ	2.08	0.88
1:C:502:VAL:CG2	1:C:582:TYR:CZ	2.56	0.88
1:C:502:VAL:HG22	1:C:582:TYR:CD2	2.08	0.87
1:G:656:THR:HG21	1:G:662:LEU:HD23	1.56	0.87
1:E:699:SER:O	1:E:702:ALA:HB3	1.74	0.87

Continued on next page...

Continued from previous page...

Atom-1	Atom-2	Interatomic distance (Å)	Clash overlap (Å)
1:B:585:ARG:HG2	1:B:585:ARG:HH11	0.73	0.87
1:B:591:THR:HG21	1:B:661:GLU:OE1	1.73	0.87
1:F:502:VAL:CG1	1:F:582:TYR:CD2	2.58	0.86
1:H:670:THR:O	1:H:672:GLU:HG3	1.75	0.86
1:A:585:ARG:NH1	1:A:585:ARG:CB	2.36	0.86
1:G:449:ASP:OD2	1:G:522:LYS:CD	2.22	0.86
1:C:634:ARG:HD2	1:C:637:VAL:HG13	1.58	0.86
1:C:502:VAL:CG2	1:C:582:TYR:CD2	2.59	0.86
1:C:591:THR:CG2	1:C:661:GLU:OE1	2.23	0.85
1:D:627:LYS:HB3	1:D:627:LYS:NZ	1.89	0.85
1:A:585:ARG:CG	1:A:585:ARG:NH1	2.31	0.85
1:B:723:PHE:O	1:B:725:LEU:HB2	1.77	0.85
1:G:502:VAL:HG13	1:G:582:TYR:CE2	2.10	0.85
1:A:674:LYS:HE3	1:A:674:LYS:HA	1.56	0.84
1:C:544:ALA:HB2	1:C:637:VAL:HG23	1.57	0.84
1:F:667:ASP:OD1	1:F:669:GLU:N	2.10	0.84
1:F:670:THR:O	1:F:672:GLU:CG	2.24	0.84
1:E:508:ARG:HH11	1:E:508:ARG:HG3	1.43	0.84
1:F:463:SER:OG	1:F:466:GLU:OE1	1.95	0.84
1:C:466:GLU:O	1:C:470:VAL:HG23	1.78	0.84
1:C:502:VAL:HG21	1:C:582:TYR:CE2	2.09	0.84
1:D:666:ARG:HH11	1:D:666:ARG:HG3	1.41	0.83
1:C:647:LEU:O	1:E:708:LYS:NZ	2.12	0.83
1:D:666:ARG:NH1	1:D:666:ARG:CG	2.31	0.83
1:G:588:VAL:HG22	1:G:589:SER:H	1.44	0.83
1:A:705:LYS:O	1:A:705:LYS:HD2	1.78	0.83
1:D:666:ARG:NH1	1:D:666:ARG:HG3	1.91	0.83
1:E:634:ARG:CD	1:E:637:VAL:HG11	2.09	0.83
1:G:591:THR:CG2	1:G:661:GLU:OE1	2.26	0.83
1:D:649:MET:HE3	1:G:712:ALA:HB2	1.60	0.82
1:A:432:LEU:O	1:A:432:LEU:HD12	1.79	0.82
1:C:672:GLU:OE2	1:C:674:LYS:NZ	2.12	0.82
1:G:691:ARG:HE	1:H:691:ARG:NH2	1.78	0.82
1:G:583:ARG:HD2	1:G:591:THR:HG22	1.62	0.82
1:F:670:THR:C	1:F:672:GLU:H	1.81	0.82
1:E:588:VAL:O	1:E:589:SER:O	1.97	0.82
1:F:660:LYS:O	1:F:679:ARG:HD2	1.80	0.81
1:F:463:SER:CB	1:F:466:GLU:OE1	2.28	0.81
1:G:687:ASN:ND2	1:G:690:LEU:H	1.79	0.81
1:D:634:ARG:HD2	1:D:637:VAL:CG2	2.10	0.81
1:E:502:VAL:CG2	1:E:582:TYR:CD2	2.64	0.81

Continued on next page...

Continued from previous page...

Atom-1	Atom-2	Interatomic distance (Å)	Clash overlap (Å)
1:G:668:ARG:CG	1:G:668:ARG:HH11	1.87	0.81
1:A:588:VAL:HG12	1:A:589:SER:OG	1.80	0.81
1:F:561:GLN:NE2	1:F:566:ILE:HD11	1.95	0.81
1:G:446:THR:O	1:G:450:ILE:HD12	1.80	0.81
1:F:677:ALA:CB	1:F:682:LEU:HD21	2.11	0.81
1:G:674:LYS:CA	1:G:674:LYS:CE	2.57	0.81
1:E:591:THR:HG21	1:E:661:GLU:OE1	1.79	0.81
1:H:597:ASP:O	1:H:601:GLN:HG3	1.82	0.80
1:F:591:THR:HG21	1:F:661:GLU:OE1	1.82	0.80
1:E:633:ASP:N	1:E:633:ASP:OD1	2.15	0.79
1:F:677:ALA:HB3	1:F:682:LEU:HD21	1.63	0.79
1:H:588:VAL:HG12	1:H:589:SER:OG	1.80	0.79
1:F:502:VAL:HG13	1:F:582:TYR:CD2	2.17	0.79
1:B:591:THR:OG1	1:B:679:ARG:HB2	1.83	0.79
1:D:502:VAL:CG2	1:D:582:TYR:CZ	2.64	0.79
1:F:647:LEU:CD1	1:F:695:GLU:HG3	2.11	0.79
1:F:632:THR:OG1	1:F:641:ASP:OD2	2.02	0.78
1:B:502:VAL:CG2	1:B:582:TYR:CE2	2.65	0.78
1:G:616:MET:HG3	1:G:621:ALA:HB3	1.64	0.78
1:C:687:ASN:ND2	1:C:690:LEU:H	1.81	0.78
1:H:667:ASP:OD1	1:H:669:GLU:N	2.16	0.78
1:D:466:GLU:O	1:D:470:VAL:HG23	1.83	0.78
1:B:639:SER:HA	1:B:703:HIS:HE1	1.47	0.77
1:H:508:ARG:CG	1:H:508:ARG:HH11	1.87	0.77
1:A:449:ASP:OD2	1:A:522:LYS:HG2	1.80	0.77
1:C:502:VAL:HG22	1:C:582:TYR:CE1	2.19	0.77
1:G:502:VAL:HG13	1:G:582:TYR:CZ	2.19	0.77
1:H:468:VAL:HG21	1:H:619:LEU:HD13	1.67	0.77
1:E:502:VAL:CG2	1:E:582:TYR:CZ	2.53	0.77
1:G:652:GLU:HB2	1:G:668:ARG:HH12	1.50	0.77
1:H:453:LEU:O	1:H:457:ILE:HG13	1.84	0.77
1:A:687:ASN:HD22	1:A:690:LEU:H	1.33	0.77
1:G:560:ARG:NH1	1:G:562:ASP:OD2	2.18	0.76
1:B:639:SER:HA	1:B:703:HIS:CE1	2.21	0.76
1:C:650:ARG:HB2	1:C:650:ARG:NH1	2.00	0.76
1:B:687:ASN:HD22	1:B:690:LEU:H	1.30	0.76
1:A:542:SER:HA	1:A:546:LEU:O	1.85	0.76
1:A:585:ARG:NH1	1:A:585:ARG:HG2	1.90	0.76
1:H:546:LEU:HD11	1:H:704:GLU:HG3	1.67	0.76
1:A:437:PRO:HG2	1:A:563:GLN:HB3	1.67	0.76
1:E:583:ARG:NE	1:E:591:THR:HG22	2.00	0.76

Continued on next page...

Continued from previous page...

Atom-1	Atom-2	Interatomic distance (Å)	Clash overlap (Å)
1:C:649:MET:HG3	1:E:708:LYS:CE	2.16	0.76
1:G:583:ARG:HH21	1:G:588:VAL:HG12	1.50	0.76
1:C:606:ALA:HB3	1:C:607:PRO:HD3	1.67	0.76
1:C:650:ARG:HB2	1:C:650:ARG:HH11	1.50	0.76
1:F:479:ARG:HD3	1:F:601:GLN:OE1	1.86	0.76
1:D:649:MET:CE	1:G:712:ALA:HA	2.13	0.76
1:H:507:VAL:CG1	1:H:510:LEU:HD12	2.16	0.76
1:B:634:ARG:O	1:B:637:VAL:HG13	1.86	0.75
1:G:502:VAL:CG1	1:G:582:TYR:CE2	2.67	0.75
1:D:687:ASN:ND2	1:D:690:LEU:H	1.83	0.75
1:C:517:GLN:HB3	1:C:528:ILE:CD1	2.16	0.75
1:E:443:TYR:HE2	1:E:521:GLY:O	1.69	0.75
1:C:448:GLN:NE2	1:C:452:ASP:OD1	2.20	0.75
1:E:446:THR:HG22	1:E:448:GLN:H	1.52	0.75
1:F:650:ARG:HD3	1:F:669:GLU:HG3	1.69	0.75
1:C:517:GLN:CB	1:C:528:ILE:CD1	2.65	0.75
1:C:612:LEU:HD22	1:C:713:ALA:HB1	1.68	0.75
1:H:524:SER:HB2	1:H:558:ASP:OD1	1.87	0.74
1:D:585:ARG:HG2	1:D:585:ARG:HH11	0.74	0.74
1:E:668:ARG:CB	1:E:668:ARG:HH11	2.00	0.74
1:H:502:VAL:HG22	1:H:582:TYR:CE1	2.21	0.74
1:G:633:ASP:OD1	1:G:633:ASP:N	2.21	0.74
1:E:699:SER:O	1:E:702:ALA:CB	2.36	0.73
1:G:527:ASP:OD1	1:G:556:ARG:HB2	1.87	0.73
1:F:657:ASP:CB	1:F:659:SER:OG	2.35	0.73
1:E:660:LYS:O	1:E:679:ARG:HD2	1.88	0.73
1:A:687:ASN:ND2	1:A:690:LEU:H	1.86	0.73
1:C:502:VAL:HG22	1:C:582:TYR:CG	2.23	0.73
1:C:591:THR:OG1	1:C:679:ARG:HB2	1.88	0.73
1:D:627:LYS:CB	1:D:627:LYS:NZ	2.52	0.73
1:F:544:ALA:HB2	1:F:637:VAL:CG2	2.18	0.73
1:F:502:VAL:CG1	1:F:582:TYR:CG	2.70	0.73
1:D:502:VAL:HG22	1:D:582:TYR:CE1	2.23	0.73
1:B:725:LEU:HD23	1:B:725:LEU:O	1.88	0.73
1:G:502:VAL:HG12	1:G:582:TYR:CG	2.24	0.73
1:G:668:ARG:HE	1:H:699:SER:HB2	1.53	0.72
1:A:546:LEU:CD2	1:A:548:ILE:HD11	2.18	0.72
1:H:502:VAL:CG2	1:H:582:TYR:CE1	2.73	0.72
1:B:466:GLU:O	1:B:470:VAL:HG23	1.88	0.72
1:F:544:ALA:HB2	1:F:637:VAL:HG23	1.72	0.72
1:H:482:ASP:OD1	1:H:484:ARG:HG3	1.89	0.72

Continued on next page...

Continued from previous page...

Atom-1	Atom-2	Interatomic distance (Å)	Clash overlap (Å)
1:F:541:ALA:HB2	1:F:548:ILE:HD11	1.72	0.72
1:F:687:ASN:HD22	1:F:690:LEU:H	1.36	0.72
1:B:515:LYS:O	1:B:519:GLU:HG3	1.90	0.71
1:D:583:ARG:HE	1:D:591:THR:HG22	1.55	0.71
1:G:588:VAL:HG22	1:G:589:SER:N	2.05	0.71
1:G:583:ARG:HH21	1:G:588:VAL:CG1	2.03	0.71
1:E:493:ALA:O	1:E:498:ARG:HD2	1.91	0.71
1:G:674:LYS:CA	1:G:674:LYS:HE2	2.10	0.71
1:C:502:VAL:HG22	1:C:582:TYR:CD1	2.25	0.71
1:A:437:PRO:C	1:A:438:LEU:HD22	2.11	0.71
1:E:687:ASN:HD22	1:E:690:LEU:H	1.38	0.71
1:E:668:ARG:CG	1:E:668:ARG:HH11	2.03	0.71
1:G:502:VAL:HG13	1:G:582:TYR:CD2	2.20	0.71
1:D:699:SER:HB3	1:D:701:ASP:OD2	1.90	0.70
1:G:691:ARG:NE	1:H:691:ARG:HH21	1.85	0.70
1:G:534:VAL:HG13	1:G:550:VAL:HB	1.71	0.70
1:E:587:ASP:O	1:E:588:VAL:CG2	2.34	0.70
1:E:634:ARG:HB2	1:E:637:VAL:CG1	2.22	0.70
1:G:493:ALA:O	1:G:498:ARG:HD2	1.91	0.70
1:D:491:ARG:HD3	1:D:564:THR:HG23	1.73	0.70
1:F:464:VAL:HG22	1:F:539:LYS:HD2	1.74	0.70
1:H:704:GLU:O	1:H:708:LYS:HD3	1.91	0.70
1:C:479:ARG:HH11	1:C:479:ARG:HG3	1.57	0.70
1:D:634:ARG:CD	1:D:637:VAL:CG2	2.69	0.70
1:D:634:ARG:CD	1:D:637:VAL:HG21	2.23	0.69
1:E:502:VAL:HG22	1:E:582:TYR:CD2	2.25	0.69
1:B:437:PRO:HG2	1:B:563:GLN:HB3	1.74	0.69
1:D:479:ARG:HG3	1:D:479:ARG:HH11	1.58	0.69
1:F:582:TYR:OH	1:F:584:ALA:HB2	1.92	0.69
1:H:588:VAL:CG1	1:H:589:SER:N	2.33	0.69
1:A:575:ILE:HG12	1:A:585:ARG:HD3	1.75	0.69
1:F:437:PRO:HG2	1:F:563:GLN:CB	2.17	0.69
1:B:515:LYS:HE3	1:G:446:THR:HG21	1.75	0.69
1:B:612:LEU:O	1:B:616:MET:HG3	1.93	0.68
1:D:650:ARG:HD3	1:D:651:TYR:CZ	2.27	0.68
1:F:463:SER:HG	1:F:466:GLU:HG3	1.59	0.68
1:F:482:ASP:O	1:F:483:LYS:HB2	1.92	0.68
1:B:449:ASP:OD2	1:B:522:LYS:HG3	1.93	0.68
1:G:674:LYS:HE3	1:G:674:LYS:HA	1.72	0.68
1:H:454:LYS:HG3	1:H:531:LEU:HD21	1.76	0.68
1:E:515:LYS:O	1:E:519:GLU:HG3	1.93	0.68

Continued on next page...

Continued from previous page...

Atom-1	Atom-2	Interatomic distance (Å)	Clash overlap (Å)
1:C:612:LEU:CD2	1:C:713:ALA:HB1	2.24	0.68
1:B:448:GLN:NE2	1:B:452:ASP:OD1	2.26	0.68
1:C:691:ARG:O	1:C:695:GLU:HG3	1.94	0.68
1:F:502:VAL:HG13	1:F:582:TYR:CE2	2.29	0.68
1:F:634:ARG:CG	1:F:637:VAL:HG11	2.16	0.68
1:F:591:THR:CG2	1:F:661:GLU:OE1	2.41	0.68
1:H:437:PRO:O	1:H:438:LEU:HD22	1.94	0.68
1:B:449:ASP:CG	1:B:522:LYS:HG3	2.14	0.68
1:E:606:ALA:HB3	1:E:607:PRO:HD3	1.76	0.68
1:F:650:ARG:HG3	1:F:650:ARG:O	1.94	0.67
1:H:634:ARG:CG	1:H:637:VAL:CG1	2.58	0.67
1:A:515:LYS:O	1:A:519:GLU:HG3	1.94	0.67
1:C:650:ARG:HD2	1:C:651:TYR:CZ	2.29	0.67
1:F:470:VAL:CG1	1:F:506:ALA:O	2.42	0.67
1:C:468:VAL:CG1	1:C:616:MET:HE2	2.25	0.67
1:G:685:GLY:O	1:G:691:ARG:NH1	2.27	0.67
1:H:494:LEU:HD13	1:H:561:GLN:HA	1.77	0.67
1:C:691:ARG:O	1:C:695:GLU:CG	2.42	0.67
1:E:494:LEU:HB3	1:E:561:GLN:OE1	1.94	0.67
1:H:507:VAL:HG12	1:H:510:LEU:CD1	2.24	0.67
1:H:667:ASP:O	1:H:671:GLY:HA2	1.94	0.67
1:H:502:VAL:HG23	1:H:582:TYR:CE2	2.09	0.67
1:D:634:ARG:HD3	1:D:637:VAL:HG21	1.76	0.67
1:G:583:ARG:HH11	1:G:591:THR:HG22	1.59	0.67
1:G:437:PRO:C	1:G:438:LEU:HD22	2.16	0.66
1:E:668:ARG:HD3	1:F:699:SER:HB2	1.76	0.66
1:E:583:ARG:HE	1:E:591:THR:CG2	2.05	0.66
1:E:634:ARG:HB2	1:E:637:VAL:HG11	1.75	0.66
1:A:546:LEU:HD13	1:A:707:VAL:HG21	1.76	0.66
1:C:541:ALA:CB	1:C:548:ILE:HG12	2.25	0.66
1:G:687:ASN:HD22	1:G:690:LEU:H	1.42	0.66
1:B:687:ASN:ND2	1:B:690:LEU:H	1.94	0.66
1:F:541:ALA:CB	1:F:548:ILE:HD11	2.25	0.66
1:G:703:HIS:O	1:G:707:VAL:HG23	1.96	0.66
1:F:437:PRO:CG	1:F:563:GLN:HB3	2.18	0.66
1:F:463:SER:N	1:F:466:GLU:OE1	2.26	0.66
1:F:647:LEU:HD13	1:F:695:GLU:HG3	1.78	0.66
1:E:689:VAL:O	1:E:693:VAL:HG23	1.95	0.65
1:F:677:ALA:HB1	1:F:682:LEU:CD2	2.26	0.65
1:G:646:LEU:O	1:G:646:LEU:HG	1.95	0.65
1:H:674:LYS:HE2	1:H:674:LYS:HA	1.79	0.65

Continued on next page...

Continued from previous page...

Atom-1	Atom-2	Interatomic distance (Å)	Clash overlap (Å)
1:A:606:ALA:HB3	1:A:607:PRO:HD3	1.78	0.65
1:D:591:THR:HG21	1:D:661:GLU:OE1	1.97	0.65
1:A:449:ASP:OD2	1:A:522:LYS:HG3	1.97	0.65
1:H:660:LYS:O	1:H:679:ARG:HD2	1.97	0.65
1:F:628:ASN:OD1	1:F:676:THR:OG1	2.03	0.65
1:B:440:GLN:HG3	1:B:441:PRO:HD2	1.78	0.65
1:F:441:PRO:O	1:F:442:ILE:HD13	1.96	0.65
1:A:551:PRO:HG2	1:A:715:VAL:HG21	1.78	0.64
1:B:500:TRP:CD1	1:B:573:GLU:HG3	2.32	0.64
1:B:634:ARG:HB3	1:B:637:VAL:CG1	2.28	0.64
1:E:588:VAL:HG12	1:E:589:SER:OG	1.97	0.64
1:C:468:VAL:CG1	1:C:616:MET:CE	2.75	0.64
1:C:517:GLN:HB2	1:C:528:ILE:HD12	1.78	0.64
1:C:606:ALA:N	1:C:607:PRO:CD	2.60	0.64
1:D:649:MET:HE3	1:G:712:ALA:CB	2.28	0.64
1:B:591:THR:CG2	1:B:661:GLU:OE1	2.45	0.64
1:C:502:VAL:HG21	1:C:582:TYR:CD2	2.28	0.64
1:G:438:LEU:N	1:G:438:LEU:HD22	2.11	0.64
1:C:634:ARG:HB2	1:C:637:VAL:CG1	2.28	0.64
1:D:687:ASN:HD22	1:D:690:LEU:H	1.44	0.64
1:C:583:ARG:CD	1:C:591:THR:HG22	2.27	0.64
1:D:502:VAL:HG21	1:D:582:TYR:CE2	2.33	0.64
1:F:617:ARG:NH2	1:F:681:ASP:OD1	2.31	0.64
1:F:615:GLY:O	1:F:619:LEU:HG	1.97	0.64
1:D:515:LYS:O	1:D:519:GLU:HG3	1.98	0.64
1:E:500:TRP:CE2	1:E:573:GLU:HB2	2.33	0.64
1:F:442:ILE:HG22	1:F:442:ILE:O	1.97	0.64
1:G:483:LYS:HG3	1:G:723:PHE:CZ	2.33	0.64
1:F:482:ASP:CG	1:F:484:ARG:HG3	2.19	0.63
1:H:538:GLU:HG3	1:H:550:VAL:CG2	2.29	0.63
1:E:443:TYR:CE2	1:E:521:GLY:O	2.51	0.63
1:F:653:TRP:O	1:F:654:LYS:HG2	1.98	0.63
1:B:723:PHE:O	1:B:725:LEU:CB	2.47	0.63
1:C:634:ARG:HD2	1:C:637:VAL:CG1	2.27	0.63
1:C:591:THR:HG1	1:C:679:ARG:HB2	1.63	0.63
1:E:502:VAL:HG21	1:E:582:TYR:CD2	2.28	0.63
1:E:591:THR:CG2	1:E:661:GLU:OE1	2.47	0.63
1:H:470:VAL:HG11	1:H:509:ALA:HB3	1.80	0.63
1:D:517:GLN:CB	1:D:528:ILE:HD12	2.28	0.63
1:D:650:ARG:HD3	1:D:651:TYR:CE1	2.33	0.63
1:G:668:ARG:CG	1:G:668:ARG:NH1	2.54	0.63

Continued on next page...

Continued from previous page...

Atom-1	Atom-2	Interatomic distance (Å)	Clash overlap (Å)
1:G:699:SER:O	1:G:702:ALA:HB3	1.98	0.63
1:H:433:ILE:HG22	1:H:434:TRP:N	2.13	0.63
1:G:656:THR:CG2	1:G:662:LEU:HD23	2.26	0.63
1:B:631:PHE:O	1:B:641:ASP:HB3	1.99	0.63
1:G:668:ARG:HE	1:H:699:SER:CB	2.11	0.63
1:B:479:ARG:NH1	1:B:479:ARG:HG3	2.08	0.62
1:D:687:ASN:ND2	1:D:690:LEU:HG	2.14	0.62
1:E:634:ARG:O	1:E:637:VAL:CG1	2.45	0.62
1:E:666:ARG:HG3	1:E:666:ARG:NH1	2.14	0.62
1:F:520:SER:O	1:F:522:LYS:HG2	1.99	0.62
1:G:666:ARG:NH1	1:G:666:ARG:HB2	2.13	0.62
1:B:633:ASP:OD1	1:B:633:ASP:N	2.32	0.62
1:H:687:ASN:HD22	1:H:690:LEU:H	1.47	0.62
1:A:491:ARG:NH2	1:A:563:GLN:O	2.30	0.62
1:D:502:VAL:HG22	1:D:582:TYR:CD2	2.33	0.62
1:B:612:LEU:HD22	1:B:713:ALA:HB1	1.82	0.62
1:D:545:GLY:C	1:D:546:LEU:HD12	2.19	0.62
1:D:546:LEU:N	1:D:546:LEU:CD1	2.63	0.62
1:H:668:ARG:HG3	1:H:668:ARG:O	1.99	0.62
1:A:479:ARG:HG3	1:A:479:ARG:HH11	1.65	0.62
1:E:687:ASN:O	1:E:691:ARG:HB2	1.99	0.62
1:H:615:GLY:O	1:H:619:LEU:HG	2.00	0.62
1:H:647:LEU:CD1	1:H:695:GLU:CG	2.77	0.62
1:E:627:LYS:HA	1:E:630:VAL:HG21	1.82	0.62
1:D:638:LEU:O	1:D:703:HIS:HE1	1.83	0.62
1:B:585:ARG:CG	1:B:585:ARG:NH1	2.36	0.61
1:D:666:ARG:HH12	1:D:673:VAL:HG22	1.65	0.61
1:E:659:SER:O	1:E:660:LYS:HB2	1.98	0.61
1:D:497:GLN:HG2	1:D:500:TRP:CZ3	2.34	0.61
1:D:468:VAL:HG12	1:D:616:MET:HE1	1.82	0.61
1:H:692:ALA:O	1:H:696:VAL:HG23	2.01	0.61
1:A:608:GLU:O	1:A:612:LEU:HB2	2.01	0.61
1:D:437:PRO:C	1:D:438:LEU:HD22	2.20	0.61
1:F:667:ASP:OD1	1:F:668:ARG:N	2.34	0.61
1:F:647:LEU:HD11	1:F:695:GLU:HG3	1.80	0.61
1:F:692:ALA:O	1:F:696:VAL:HG23	2.01	0.61
1:F:463:SER:OG	1:F:466:GLU:CD	2.38	0.61
1:H:483:LYS:HG3	1:H:723:PHE:CZ	2.36	0.61
1:H:674:LYS:CE	1:H:674:LYS:HA	2.29	0.61
1:E:587:ASP:OD1	1:E:587:ASP:C	2.39	0.61
1:F:464:VAL:HG22	1:F:539:LYS:CD	2.31	0.61

Continued on next page...

Continued from previous page...

Atom-1	Atom-2	Interatomic distance (Å)	Clash overlap (Å)
1:H:657:ASP:OD1	1:H:659:SER:HB2	1.99	0.61
1:E:634:ARG:HD2	1:E:637:VAL:CG1	2.19	0.61
1:G:639:SER:HA	1:G:703:HIS:NE2	2.16	0.61
1:G:648:ASP:C	1:G:650:ARG:H	2.05	0.60
1:A:517:GLN:HB2	1:A:528:ILE:HD12	1.83	0.60
1:B:497:GLN:HG2	1:B:500:TRP:CZ3	2.36	0.60
1:F:440:GLN:HG3	1:F:441:PRO:HD2	1.82	0.60
1:F:622:ASN:O	1:F:624:ASP:N	2.34	0.60
1:G:583:ARG:NH2	1:G:588:VAL:CG1	2.64	0.60
1:H:548:ILE:HD13	1:H:711:VAL:HG21	1.83	0.60
1:E:639:SER:HA	1:E:703:HIS:CE1	2.36	0.60
1:F:548:ILE:HD13	1:F:711:VAL:HG21	1.82	0.60
1:G:583:ARG:NH2	1:G:588:VAL:HG13	2.16	0.60
1:D:595:LEU:O	1:D:595:LEU:HD12	2.00	0.60
1:A:615:GLY:O	1:A:619:LEU:HD12	2.02	0.60
1:C:440:GLN:HG3	1:C:441:PRO:HD2	1.83	0.60
1:H:647:LEU:CD1	1:H:695:GLU:HG3	2.32	0.60
1:F:648:ASP:C	1:F:650:ARG:H	2.05	0.59
1:G:449:ASP:OD2	1:G:522:LYS:HD3	2.02	0.59
1:C:542:SER:HA	1:C:546:LEU:O	2.02	0.59
1:G:502:VAL:HG13	1:G:582:TYR:CE1	2.37	0.59
1:D:674:LYS:HG2	1:D:675:PHE:CE2	2.37	0.59
1:C:479:ARG:NH1	1:C:479:ARG:HG3	2.16	0.59
1:E:479:ARG:HG2	1:E:601:GLN:HG2	1.84	0.59
1:G:658:GLU:O	1:G:660:LYS:HG3	2.03	0.59
1:G:472:TRP:CG	1:G:616:MET:HE1	2.37	0.59
1:H:482:ASP:O	1:H:483:LYS:HB2	2.02	0.59
1:C:614:GLY:O	1:C:618:VAL:HG22	2.02	0.59
1:D:666:ARG:NH1	1:D:666:ARG:CB	2.35	0.59
1:D:699:SER:O	1:D:701:ASP:N	2.36	0.59
1:H:647:LEU:HD11	1:H:695:GLU:HG3	1.84	0.59
1:A:449:ASP:CG	1:A:522:LYS:CG	2.60	0.59
1:H:470:VAL:CG1	1:H:509:ALA:HB3	2.33	0.59
1:F:502:VAL:HG12	1:F:582:TYR:CG	2.37	0.59
1:F:502:VAL:HG13	1:F:582:TYR:CG	2.37	0.59
1:B:534:VAL:O	1:B:538:GLU:HG3	2.03	0.58
1:C:502:VAL:HG23	1:C:582:TYR:CZ	2.38	0.58
1:F:565:ASP:OD1	1:F:565:ASP:C	2.39	0.58
1:G:668:ARG:NE	1:H:699:SER:HB2	2.18	0.58
1:C:615:GLY:O	1:C:618:VAL:HG23	2.02	0.58
1:D:687:ASN:HD22	1:D:690:LEU:HG	1.67	0.58

Continued on next page...

Continued from previous page...

Atom-1	Atom-2	Interatomic distance (Å)	Clash overlap (Å)
1:E:502:VAL:HG13	1:E:582:TYR:CG	2.38	0.58
1:A:437:PRO:O	1:A:438:LEU:HD22	2.03	0.58
1:D:551:PRO:HG2	1:D:715:VAL:HG21	1.85	0.58
1:F:539:LYS:O	1:F:543:ALA:HB2	2.03	0.58
1:H:632:THR:OG1	1:H:641:ASP:OD2	2.08	0.58
1:H:650:ARG:HG3	1:H:650:ARG:O	2.01	0.58
1:A:502:VAL:HG13	1:A:582:TYR:CD2	2.38	0.58
1:E:508:ARG:HG3	1:E:508:ARG:NH1	2.15	0.58
1:C:507:VAL:O	1:C:510:LEU:HB2	2.03	0.58
1:B:612:LEU:O	1:B:616:MET:CG	2.52	0.58
1:H:615:GLY:HA3	1:H:710:PHE:CE1	2.39	0.58
1:B:634:ARG:HB3	1:B:637:VAL:HG11	1.84	0.58
1:E:627:LYS:HA	1:E:630:VAL:CG2	2.34	0.58
1:F:482:ASP:OD1	1:F:484:ARG:HG3	2.04	0.58
1:H:668:ARG:O	1:H:668:ARG:CG	2.50	0.58
1:A:543:ALA:C	1:A:545:GLY:H	2.08	0.57
1:A:613:VAL:O	1:A:617:ARG:HG2	2.04	0.57
1:D:649:MET:CE	1:G:712:ALA:CA	2.77	0.57
1:E:591:THR:OG1	1:E:679:ARG:HB2	2.04	0.57
1:H:634:ARG:O	1:H:634:ARG:CG	2.53	0.57
1:C:435:GLN:NE2	1:C:436:ASP:H	2.01	0.57
1:E:617:ARG:HG3	1:E:629:GLY:O	2.05	0.57
1:F:561:GLN:NE2	1:F:566:ILE:CD1	2.66	0.57
1:C:449:ASP:CG	1:C:522:LYS:HG3	2.25	0.57
1:D:534:VAL:HG13	1:D:550:VAL:HB	1.87	0.57
1:C:597:ASP:O	1:C:601:GLN:HG3	2.04	0.57
1:C:646:LEU:HG	1:C:647:LEU:HD23	1.87	0.57
1:D:546:LEU:N	1:D:546:LEU:HD12	2.18	0.57
1:D:646:LEU:HD23	1:D:647:LEU:HD23	1.87	0.57
1:G:440:GLN:NE2	1:G:441:PRO:HD2	2.20	0.57
1:G:542:SER:HA	1:G:546:LEU:O	2.05	0.57
1:C:634:ARG:CD	1:C:637:VAL:CG1	2.83	0.56
1:D:699:SER:C	1:D:701:ASP:H	2.08	0.56
1:E:624:ASP:OD1	1:E:626:SER:HB3	2.05	0.56
1:A:650:ARG:O	1:A:668:ARG:HG3	2.04	0.56
1:B:500:TRP:CE2	1:B:573:GLU:HG3	2.40	0.56
1:C:541:ALA:HB3	1:C:548:ILE:HG12	1.86	0.56
1:F:442:ILE:CG2	1:F:442:ILE:O	2.53	0.56
1:H:575:ILE:H	1:H:575:ILE:HD12	1.69	0.56
1:B:527:ASP:OD1	1:B:556:ARG:HG3	2.06	0.56
1:D:464:VAL:O	1:D:468:VAL:HG23	2.04	0.56

Continued on next page...

Continued from previous page...

Atom-1	Atom-2	Interatomic distance (Å)	Clash overlap (Å)
1:H:634:ARG:O	1:H:637:VAL:CG1	2.50	0.56
1:A:538:GLU:HG2	1:A:550:VAL:HG23	1.87	0.56
1:A:478:PHE:CD2	1:A:720:LEU:HD13	2.40	0.56
1:D:666:ARG:NH1	1:D:673:VAL:HG22	2.20	0.56
1:E:588:VAL:C	1:E:589:SER:O	2.44	0.56
1:F:632:THR:HG23	1:F:634:ARG:H	1.69	0.56
1:H:575:ILE:HD12	1:H:575:ILE:N	2.20	0.56
1:F:468:VAL:HG21	1:F:619:LEU:HD13	1.88	0.56
1:F:677:ALA:HB1	1:F:682:LEU:HD21	1.85	0.56
1:A:502:VAL:HG13	1:A:582:TYR:CG	2.41	0.56
1:E:587:ASP:OD1	1:E:587:ASP:O	2.24	0.56
1:C:699:SER:HB3	1:C:701:ASP:OD2	2.06	0.56
1:E:502:VAL:HG22	1:E:582:TYR:CE1	2.36	0.56
1:C:642:PHE:HD2	1:C:643:PHE:CD1	2.24	0.56
1:C:687:ASN:HD21	1:C:689:VAL:HB	1.69	0.56
1:H:631:PHE:O	1:H:641:ASP:HB3	2.06	0.56
1:A:672:GLU:HG3	1:A:674:LYS:NZ	2.21	0.55
1:E:507:VAL:O	1:E:511:PRO:HD3	2.07	0.55
1:A:517:GLN:OE1	1:A:523:ALA:O	2.24	0.55
1:D:517:GLN:HB2	1:D:528:ILE:HD12	1.86	0.55
1:E:666:ARG:HH11	1:E:666:ARG:CG	2.19	0.55
1:F:572:LEU:HD23	1:F:572:LEU:N	2.21	0.55
1:G:687:ASN:ND2	1:G:690:LEU:HG	2.22	0.55
1:H:705:LYS:HE2	1:H:709:ASP:OD1	2.07	0.55
1:A:449:ASP:OD2	1:A:522:LYS:CB	2.54	0.55
1:E:446:THR:HG22	1:E:447:GLU:N	2.21	0.55
1:H:440:GLN:HG3	1:H:441:PRO:CD	2.36	0.55
1:B:606:ALA:N	1:B:607:PRO:CD	2.69	0.55
1:H:449:ASP:OD2	1:H:522:LYS:HG3	2.06	0.55
1:A:691:ARG:O	1:A:695:GLU:HG2	2.06	0.55
1:E:502:VAL:HG21	1:E:582:TYR:HE2	1.58	0.55
1:F:726:LEU:C	1:F:726:LEU:CD1	2.75	0.55
1:A:674:LYS:HE3	1:A:674:LYS:CA	2.27	0.55
1:G:659:SER:O	1:G:660:LYS:HB2	2.06	0.55
1:F:687:ASN:ND2	1:F:690:LEU:H	2.03	0.55
1:F:687:ASN:O	1:F:691:ARG:HB2	2.06	0.55
1:G:666:ARG:HH11	1:G:666:ARG:CB	2.15	0.55
1:H:507:VAL:CG1	1:H:510:LEU:CD1	2.82	0.55
1:C:691:ARG:O	1:C:695:GLU:HG2	2.07	0.55
1:D:479:ARG:HG3	1:D:479:ARG:NH1	2.17	0.55
1:D:646:LEU:HD23	1:D:647:LEU:CD2	2.36	0.55

Continued on next page...

Continued from previous page...

Atom-1	Atom-2	Interatomic distance (Å)	Clash overlap (Å)
1:E:590:THR:OG1	1:E:593:SER:HB3	2.07	0.55
1:G:587:ASP:C	1:G:587:ASP:OD1	2.45	0.55
1:H:605:THR:HB	1:H:607:PRO:HD2	1.89	0.55
1:C:448:GLN:HE21	1:C:452:ASP:CG	2.10	0.54
1:F:565:ASP:OD1	1:F:566:ILE:N	2.40	0.54
1:H:534:VAL:HG13	1:H:550:VAL:HB	1.90	0.54
1:F:678:SER:O	1:F:682:LEU:HD22	2.07	0.54
1:G:525:LEU:O	1:G:529:ILE:HG13	2.07	0.54
1:H:489:GLY:HA2	1:H:557:VAL:O	2.08	0.54
1:G:674:LYS:CA	1:G:674:LYS:HE3	2.35	0.54
1:H:647:LEU:CD1	1:H:695:GLU:HG2	2.38	0.54
1:E:454:LYS:HD2	1:E:531:LEU:HD11	1.89	0.54
1:E:668:ARG:NH1	1:E:668:ARG:CG	2.66	0.54
1:F:534:VAL:HG13	1:F:550:VAL:HB	1.90	0.54
1:D:649:MET:CE	1:G:712:ALA:CB	2.86	0.54
1:E:668:ARG:NH1	1:E:668:ARG:HG3	2.22	0.54
1:G:677:ALA:HB1	1:G:682:LEU:HD13	1.89	0.54
1:G:606:ALA:N	1:G:607:PRO:CD	2.71	0.54
1:A:479:ARG:HG3	1:A:479:ARG:NH1	2.23	0.54
1:B:500:TRP:NE1	1:B:573:GLU:HG3	2.22	0.54
1:F:507:VAL:CG2	1:F:510:LEU:HD12	2.37	0.54
1:F:479:ARG:NH2	1:F:572:LEU:HA	2.23	0.54
1:G:587:ASP:OD1	1:G:587:ASP:O	2.26	0.54
1:H:440:GLN:HG3	1:H:441:PRO:HD2	1.89	0.54
1:H:592:GLU:OE1	1:H:592:GLU:N	2.28	0.54
1:A:648:ASP:OD1	1:A:650:ARG:HB3	2.07	0.53
1:B:497:GLN:HG2	1:B:500:TRP:CH2	2.43	0.53
1:F:597:ASP:O	1:F:601:GLN:HG3	2.08	0.53
1:G:510:LEU:N	1:G:511:PRO:CD	2.70	0.53
1:A:510:LEU:O	1:A:514:GLU:HB2	2.08	0.53
1:F:544:ALA:HB2	1:F:637:VAL:HG22	1.91	0.53
1:F:725:LEU:O	1:F:725:LEU:CG	2.47	0.53
1:H:498:ARG:HG2	1:H:507:VAL:HG11	1.91	0.53
1:C:672:GLU:OE2	1:C:674:LYS:CE	2.57	0.53
1:H:482:ASP:OD1	1:H:482:ASP:C	2.47	0.53
1:F:634:ARG:O	1:F:634:ARG:CG	2.56	0.53
1:F:677:ALA:CB	1:F:682:LEU:CD2	2.80	0.53
1:B:502:VAL:HG21	1:B:574:PRO:HG2	1.90	0.53
1:E:435:GLN:OE1	1:E:435:GLN:HA	2.08	0.53
1:F:634:ARG:CG	1:F:637:VAL:CG1	2.74	0.53
1:A:667:ASP:OD1	1:A:669:GLU:HB2	2.08	0.53

Continued on next page...

Continued from previous page...

Atom-1	Atom-2	Interatomic distance (Å)	Clash overlap (Å)
1:B:435:GLN:OE1	1:B:436:ASP:O	2.25	0.53
1:B:692:ALA:HA	1:B:695:GLU:OE1	2.09	0.53
1:D:580:ARG:HG2	1:D:621:ALA:O	2.09	0.53
1:B:502:VAL:HG22	1:B:582:TYR:CD2	2.40	0.53
1:C:470:VAL:HG21	1:C:509:ALA:CB	2.39	0.53
1:E:634:ARG:CG	1:E:637:VAL:HG11	2.39	0.53
1:F:542:SER:C	1:F:544:ALA:N	2.60	0.53
1:H:652:GLU:HB2	1:H:668:ARG:HH21	1.72	0.53
1:H:607:PRO:HA	1:H:693:VAL:HG11	1.91	0.53
1:B:631:PHE:HZ	1:B:677:ALA:HB2	1.75	0.52
1:D:591:THR:CG2	1:D:661:GLU:OE1	2.56	0.52
1:E:510:LEU:N	1:E:511:PRO:CD	2.72	0.52
1:G:654:LYS:CE	1:G:666:ARG:HH12	2.21	0.52
1:B:606:ALA:HB3	1:B:607:PRO:HD3	1.91	0.52
1:C:510:LEU:HB2	1:C:511:PRO:HD3	1.92	0.52
1:E:700:SER:C	1:E:702:ALA:H	2.13	0.52
1:F:606:ALA:N	1:F:607:PRO:CD	2.72	0.52
1:G:607:PRO:HA	1:G:693:VAL:HG11	1.91	0.52
1:A:631:PHE:O	1:A:641:ASP:HB3	2.09	0.52
1:A:650:ARG:HD3	1:A:651:TYR:CZ	2.44	0.52
1:C:510:LEU:N	1:C:511:PRO:CD	2.72	0.52
1:D:699:SER:C	1:D:701:ASP:N	2.62	0.52
1:E:437:PRO:O	1:E:438:LEU:HD13	2.09	0.52
1:F:633:ASP:OD1	1:F:633:ASP:N	2.36	0.52
1:F:726:LEU:C	1:F:726:LEU:HD12	2.29	0.52
1:G:500:TRP:CE2	1:G:573:GLU:HB2	2.44	0.52
1:G:657:ASP:O	1:G:659:SER:N	2.42	0.52
1:D:604:LEU:HD22	1:D:608:GLU:HB3	1.92	0.52
1:F:440:GLN:HG3	1:F:441:PRO:CD	2.39	0.52
1:H:538:GLU:HG3	1:H:550:VAL:HG23	1.91	0.52
1:A:548:ILE:CG2	1:A:549:HIS:N	2.72	0.52
1:A:622:ASN:C	1:A:624:ASP:H	2.13	0.52
1:D:699:SER:HB2	1:D:702:ALA:HB2	1.91	0.52
1:F:492:LEU:HG	1:F:492:LEU:O	2.10	0.52
1:H:439:PRO:HD3	1:H:563:GLN:OE1	2.09	0.52
1:D:437:PRO:O	1:D:438:LEU:HD22	2.10	0.52
1:D:445:PRO:HB3	1:D:522:LYS:O	2.10	0.52
1:D:691:ARG:O	1:D:695:GLU:HG2	2.09	0.52
1:E:534:VAL:HG13	1:E:550:VAL:HB	1.90	0.52
1:D:669:GLU:HG2	1:G:549:HIS:CE1	2.45	0.52
1:G:551:PRO:HD2	1:G:715:VAL:HG21	1.91	0.52

Continued on next page...

Continued from previous page...

Atom-1	Atom-2	Interatomic distance (Å)	Clash overlap (Å)
1:G:654:LYS:CE	1:G:666:ARG:NH1	2.73	0.52
1:A:449:ASP:OD2	1:A:522:LYS:HB3	2.10	0.51
1:F:587:ASP:C	1:F:589:SER:H	2.13	0.51
1:F:666:ARG:HB2	1:F:666:ARG:NH1	2.25	0.51
1:A:441:PRO:HA	1:A:557:VAL:HG12	1.92	0.51
1:B:470:VAL:HG21	1:B:509:ALA:CB	2.40	0.51
1:D:705:LYS:NZ	1:D:709:ASP:OD2	2.41	0.51
1:E:634:ARG:CB	1:E:637:VAL:HG11	2.40	0.51
1:F:622:ASN:C	1:F:624:ASP:H	2.14	0.51
1:F:699:SER:O	1:F:701:ASP:N	2.44	0.51
1:A:572:LEU:O	1:A:573:GLU:C	2.47	0.51
1:E:666:ARG:HH11	1:E:666:ARG:HG3	1.75	0.51
1:A:534:VAL:O	1:A:538:GLU:HG3	2.10	0.51
1:B:470:VAL:HG21	1:B:509:ALA:HB3	1.92	0.51
1:A:588:VAL:HG12	1:A:589:SER:HG	1.74	0.51
1:C:692:ALA:HA	1:C:695:GLU:HG3	1.92	0.51
1:E:634:ARG:HB2	1:E:637:VAL:HG12	1.93	0.51
1:G:502:VAL:HG13	1:G:582:TYR:CD1	2.46	0.51
1:E:687:ASN:HD21	1:E:689:VAL:HB	1.76	0.51
1:F:677:ALA:HB1	1:F:682:LEU:HD22	1.92	0.51
1:B:470:VAL:CG2	1:B:509:ALA:HB3	2.41	0.51
1:D:468:VAL:CG1	1:D:616:MET:HE1	2.41	0.51
1:A:432:LEU:C	1:A:432:LEU:HD12	2.32	0.51
1:A:546:LEU:HD22	1:A:707:VAL:HG11	1.93	0.51
1:A:495:MET:HB2	1:A:561:GLN:OE1	2.10	0.51
1:H:502:VAL:O	1:H:502:VAL:HG12	2.10	0.51
1:A:547:SER:HB2	1:B:547:SER:HG	1.73	0.51
1:A:629:GLY:HA2	1:A:631:PHE:CE1	2.46	0.51
1:B:725:LEU:CD2	1:B:725:LEU:O	2.58	0.51
1:F:575:ILE:HD13	1:F:575:ILE:N	2.26	0.51
1:D:649:MET:CE	1:G:712:ALA:HB2	2.34	0.51
1:A:578:GLY:HA3	1:A:595:LEU:HD13	1.92	0.50
1:D:500:TRP:CE2	1:D:573:GLU:HB2	2.45	0.50
1:D:502:VAL:CG2	1:D:582:TYR:CD2	2.94	0.50
1:E:542:SER:HA	1:E:546:LEU:O	2.11	0.50
1:G:483:LYS:HG3	1:G:723:PHE:HZ	1.75	0.50
1:G:443:TYR:HE2	1:G:521:GLY:O	1.93	0.50
1:H:606:ALA:HB3	1:H:607:PRO:HD3	1.93	0.50
1:F:607:PRO:HA	1:F:693:VAL:HG11	1.93	0.50
1:D:467:LEU:HB3	1:D:532:ALA:O	2.10	0.50
1:E:648:ASP:C	1:E:650:ARG:H	2.13	0.50

Continued on next page...

Continued from previous page...

Atom-1	Atom-2	Interatomic distance (Å)	Clash overlap (Å)
1:F:617:ARG:NE	1:F:681:ASP:OD1	2.44	0.50
1:H:630:VAL:HG12	1:H:632:THR:HG22	1.92	0.50
1:B:515:LYS:HE3	1:G:446:THR:CG2	2.41	0.50
1:C:498:ARG:HG2	1:C:498:ARG:O	2.11	0.50
1:D:446:THR:O	1:D:450:ILE:HG12	2.12	0.50
1:F:470:VAL:HG13	1:F:506:ALA:O	2.12	0.50
1:F:464:VAL:CG2	1:F:539:LYS:CD	2.90	0.50
1:G:502:VAL:HG13	1:G:582:TYR:CG	2.40	0.50
1:C:592:GLU:O	1:C:596:ILE:HD12	2.12	0.50
1:E:502:VAL:CG1	1:E:582:TYR:CD2	2.94	0.50
1:F:648:ASP:C	1:F:650:ARG:N	2.65	0.50
1:A:646:LEU:HD23	1:A:647:LEU:HD21	1.94	0.50
1:D:468:VAL:CG1	1:D:616:MET:CE	2.89	0.50
1:G:632:THR:OG1	1:G:634:ARG:HD3	2.11	0.50
1:F:479:ARG:CD	1:F:601:GLN:OE1	2.58	0.50
1:F:723:PHE:O	1:F:725:LEU:HB2	2.12	0.50
1:G:693:VAL:O	1:G:696:VAL:HG23	2.06	0.50
1:A:614:GLY:HA3	1:A:643:PHE:CZ	2.47	0.49
1:C:616:MET:CE	1:C:714:TRP:HZ3	2.25	0.49
1:E:666:ARG:HA	1:E:672:GLU:O	2.11	0.49
1:E:551:PRO:HD2	1:E:715:VAL:HG21	1.93	0.49
1:F:634:ARG:O	1:F:637:VAL:HG12	2.12	0.49
1:E:446:THR:HG22	1:E:448:GLN:N	2.24	0.49
1:E:687:ASN:ND2	1:E:690:LEU:H	2.09	0.49
1:H:471:ALA:CB	1:H:533:GLY:HA3	2.42	0.49
1:E:441:PRO:HA	1:E:557:VAL:HG12	1.93	0.49
1:G:602:LEU:O	1:G:603:THR:OG1	2.27	0.49
1:D:614:GLY:HA3	1:D:643:PHE:CZ	2.47	0.49
1:F:622:ASN:C	1:F:624:ASP:N	2.65	0.49
1:G:502:VAL:CG1	1:G:582:TYR:CD1	2.94	0.49
1:H:457:ILE:HG21	1:H:532:ALA:HA	1.95	0.49
1:A:575:ILE:HG23	1:A:585:ARG:HD3	1.94	0.49
1:B:667:ASP:HB3	1:B:670:THR:OG1	2.12	0.49
1:D:497:GLN:HG2	1:D:500:TRP:CH2	2.48	0.49
1:E:432:LEU:HD12	1:E:432:LEU:O	2.13	0.49
1:F:606:ALA:N	1:F:607:PRO:HD2	2.27	0.49
1:A:500:TRP:HB3	1:A:502:VAL:HG23	1.95	0.49
1:D:517:GLN:HB3	1:D:528:ILE:HD12	1.93	0.49
1:E:572:LEU:HD23	1:E:572:LEU:N	2.28	0.49
1:B:510:LEU:N	1:B:511:PRO:CD	2.76	0.49
1:E:647:LEU:HD13	1:E:695:GLU:HG2	1.93	0.49

Continued on next page...

Continued from previous page...

Atom-1	Atom-2	Interatomic distance (Å)	Clash overlap (Å)
1:A:527:ASP:OD1	1:A:556:ARG:HG3	2.12	0.49
1:D:607:PRO:HA	1:D:693:VAL:HG11	1.95	0.49
1:F:502:VAL:HG11	1:F:582:TYR:CD2	2.46	0.49
1:B:459:ASP:O	1:B:459:ASP:CG	2.51	0.48
1:D:510:LEU:O	1:D:514:GLU:HG3	2.13	0.48
1:G:482:ASP:O	1:G:483:LYS:HB2	2.13	0.48
1:H:520:SER:O	1:H:522:LYS:HD3	2.13	0.48
1:B:551:PRO:HD2	1:B:715:VAL:HG21	1.93	0.48
1:C:650:ARG:HD2	1:C:651:TYR:CE2	2.48	0.48
1:H:606:ALA:N	1:H:607:PRO:CD	2.75	0.48
1:C:704:GLU:HG3	1:C:705:LYS:N	2.28	0.48
1:E:454:LYS:HG3	1:E:535:VAL:HG22	1.94	0.48
1:F:464:VAL:O	1:F:465:SER:C	2.50	0.48
1:G:510:LEU:HB2	1:G:511:PRO:HD3	1.95	0.48
1:G:541:ALA:HB2	1:G:548:ILE:HD11	1.94	0.48
1:F:463:SER:HB3	1:F:466:GLU:OE1	2.12	0.48
1:F:648:ASP:O	1:F:650:ARG:N	2.46	0.48
1:G:438:LEU:N	1:G:438:LEU:CD2	2.76	0.48
1:A:479:ARG:HD2	1:A:601:GLN:HG2	1.94	0.48
1:F:583:ARG:NH2	1:F:589:SER:O	2.42	0.48
1:H:538:GLU:CG	1:H:550:VAL:HG23	2.43	0.48
1:H:647:LEU:HD13	1:H:695:GLU:HG2	1.96	0.48
1:C:510:LEU:HD23	1:C:510:LEU:HA	1.61	0.47
1:A:652:GLU:HG3	1:A:668:ARG:NH2	2.29	0.47
1:B:437:PRO:O	1:B:491:ARG:NH2	2.47	0.47
1:D:707:VAL:O	1:D:711:VAL:HG23	2.14	0.47
1:G:482:ASP:OD1	1:G:484:ARG:HB2	2.14	0.47
1:C:653:TRP:HA	1:C:664:GLU:O	2.13	0.47
1:F:587:ASP:O	1:F:589:SER:N	2.47	0.47
1:C:615:GLY:O	1:C:619:LEU:HG	2.15	0.47
1:E:588:VAL:O	1:E:589:SER:C	2.52	0.47
1:E:668:ARG:CA	1:E:668:ARG:HH11	2.26	0.47
1:E:542:SER:OG	1:G:539:LYS:HE2	2.15	0.47
1:H:437:PRO:C	1:H:438:LEU:HD22	2.35	0.47
1:H:494:LEU:HD12	1:H:564:THR:OG1	2.15	0.47
1:A:657:ASP:OD1	1:A:657:ASP:C	2.52	0.47
1:B:510:LEU:HD23	1:B:510:LEU:HA	1.60	0.47
1:C:634:ARG:HD3	1:C:637:VAL:HG11	1.96	0.47
1:D:606:ALA:N	1:D:607:PRO:CD	2.78	0.47
1:F:546:LEU:HD12	1:F:707:VAL:HG21	1.97	0.47
1:G:572:LEU:HD23	1:G:572:LEU:N	2.30	0.47

Continued on next page...

Continued from previous page...

Atom-1	Atom-2	Interatomic distance (Å)	Clash overlap (Å)
1:A:633:ASP:OD1	1:A:633:ASP:N	2.31	0.47
1:B:449:ASP:CG	1:B:522:LYS:CG	2.81	0.47
1:B:614:GLY:HA3	1:B:643:PHE:CZ	2.49	0.47
1:C:634:ARG:CD	1:C:637:VAL:HG11	2.44	0.47
1:D:517:GLN:CB	1:D:528:ILE:CD1	2.91	0.47
1:E:435:GLN:OE1	1:E:435:GLN:CA	2.62	0.47
1:G:660:LYS:O	1:G:679:ARG:HD2	2.15	0.47
1:G:716:LYS:O	1:G:720:LEU:HG	2.14	0.47
1:A:438:LEU:N	1:A:438:LEU:CD2	2.77	0.47
1:D:631:PHE:HB3	1:D:645:ASN:HB2	1.96	0.47
1:B:592:GLU:O	1:B:595:LEU:HB3	2.14	0.47
1:D:606:ALA:HB3	1:D:607:PRO:HD3	1.97	0.47
1:F:624:ASP:C	1:F:626:SER:H	2.18	0.47
1:A:705:LYS:HD2	1:A:705:LYS:C	2.35	0.47
1:E:663:PHE:CD1	1:E:663:PHE:N	2.81	0.47
1:G:538:GLU:HG2	1:G:550:VAL:HG23	1.96	0.47
1:A:652:GLU:HG3	1:A:668:ARG:CZ	2.44	0.47
1:C:633:ASP:N	1:C:633:ASP:OD1	2.45	0.47
1:F:650:ARG:O	1:F:650:ARG:CG	2.62	0.47
1:G:472:TRP:CG	1:G:616:MET:CE	2.98	0.47
1:G:648:ASP:OD1	1:G:650:ARG:HB3	2.15	0.47
1:H:672:GLU:HG3	1:H:672:GLU:H	1.55	0.47
1:A:634:ARG:HG3	1:A:637:VAL:HG21	1.97	0.47
1:E:494:LEU:O	1:E:498:ARG:HB2	2.15	0.47
1:E:666:ARG:CG	1:E:666:ARG:NH1	2.74	0.47
1:G:695:GLU:HG2	1:H:649:MET:CE	2.45	0.47
1:A:606:ALA:N	1:A:607:PRO:CD	2.78	0.46
1:C:491:ARG:HD3	1:C:564:THR:HG23	1.96	0.46
1:F:491:ARG:HD3	1:F:569:PHE:CZ	2.50	0.46
1:F:535:VAL:O	1:F:539:LYS:HG2	2.15	0.46
1:G:699:SER:HB2	1:G:702:ALA:HB2	1.97	0.46
1:A:582:TYR:HB2	1:A:623:PHE:CD2	2.50	0.46
1:B:479:ARG:CG	1:B:479:ARG:NH1	2.75	0.46
1:B:481:GLY:C	1:B:483:LYS:H	2.18	0.46
1:C:449:ASP:CG	1:C:522:LYS:CG	2.84	0.46
1:F:508:ARG:HD2	1:F:508:ARG:HA	1.57	0.46
1:F:541:ALA:CB	1:F:548:ILE:CD1	2.93	0.46
1:G:631:PHE:O	1:G:641:ASP:HB3	2.15	0.46
1:C:585:ARG:CG	1:C:585:ARG:NH1	2.50	0.46
1:E:699:SER:CB	1:E:702:ALA:HB2	2.46	0.46
1:E:704:GLU:O	1:E:708:LYS:HB2	2.16	0.46

Continued on next page...

Continued from previous page...

Atom-1	Atom-2	Interatomic distance (Å)	Clash overlap (Å)
1:F:464:VAL:CG2	1:F:539:LYS:HD2	2.44	0.46
1:F:539:LYS:O	1:F:543:ALA:CB	2.63	0.46
1:C:630:VAL:HG12	1:C:630:VAL:O	2.13	0.46
1:C:672:GLU:O	1:C:672:GLU:HG2	2.15	0.46
1:F:445:PRO:HB2	1:F:450:ILE:HD11	1.97	0.46
1:H:522:LYS:HA	1:H:522:LYS:HD2	1.76	0.46
1:D:604:LEU:HD23	1:D:716:LYS:HD3	1.96	0.46
1:E:502:VAL:O	1:E:502:VAL:HG12	2.15	0.46
1:G:624:ASP:C	1:G:626:SER:H	2.18	0.46
1:H:562:ASP:C	1:H:562:ASP:OD2	2.54	0.46
1:F:614:GLY:HA3	1:F:643:PHE:CZ	2.51	0.46
1:H:682:LEU:O	1:H:684:PHE:N	2.48	0.46
1:H:566:ILE:O	1:H:570:GLU:HG2	2.16	0.46
1:A:455:PHE:CD2	1:A:455:PHE:C	2.88	0.46
1:B:650:ARG:O	1:B:668:ARG:HG3	2.15	0.46
1:B:725:LEU:CG	1:B:725:LEU:O	2.61	0.46
1:C:674:LYS:HA	1:C:674:LYS:HE2	1.96	0.46
1:B:634:ARG:CB	1:B:637:VAL:CG1	2.93	0.46
1:F:585:ARG:O	1:F:587:ASP:N	2.49	0.46
1:A:497:GLN:HG2	1:A:500:TRP:CZ3	2.51	0.45
1:H:634:ARG:HG3	1:H:637:VAL:HG12	1.86	0.45
1:C:449:ASP:OD2	1:C:522:LYS:HG2	2.15	0.45
1:E:623:PHE:CZ	1:E:624:ASP:HB3	2.52	0.45
1:E:699:SER:O	1:E:702:ALA:N	2.49	0.45
1:F:441:PRO:HA	1:F:557:VAL:HG12	1.98	0.45
1:F:577:ASP:OD1	1:F:579:PHE:HB2	2.17	0.45
1:G:612:LEU:O	1:G:616:MET:HB2	2.17	0.45
1:H:508:ARG:CG	1:H:508:ARG:NH1	2.55	0.45
1:A:476:SER:O	1:A:598:LYS:NZ	2.43	0.45
1:A:497:GLN:HG2	1:A:500:TRP:CH2	2.51	0.45
1:E:517:GLN:HG2	1:E:528:ILE:HD12	1.99	0.45
1:A:560:ARG:N	1:A:563:GLN:OE1	2.35	0.45
1:A:575:ILE:HG12	1:A:585:ARG:CD	2.44	0.45
1:A:634:ARG:NH2	1:A:639:SER:HB2	2.31	0.45
1:E:482:ASP:O	1:E:483:LYS:HB2	2.16	0.45
1:F:489:GLY:HA2	1:F:557:VAL:O	2.16	0.45
1:A:615:GLY:HA3	1:A:710:PHE:CE1	2.51	0.45
1:F:510:LEU:HB2	1:F:511:PRO:HD3	1.99	0.45
1:F:674:LYS:HA	1:F:674:LYS:HD2	1.54	0.45
1:G:570:GLU:OE2	1:G:570:GLU:HA	2.16	0.45
1:H:682:LEU:O	1:H:683:VAL:C	2.53	0.45

Continued on next page...

Continued from previous page...

Atom-1	Atom-2	Interatomic distance (Å)	Clash overlap (Å)
1:H:647:LEU:HD13	1:H:695:GLU:CG	2.45	0.45
1:C:497:GLN:HG2	1:C:500:TRP:CH2	2.52	0.45
1:C:468:VAL:HG11	1:C:616:MET:HE2	1.97	0.45
1:E:668:ARG:CD	1:F:699:SER:HB2	2.46	0.45
1:H:551:PRO:HD2	1:H:715:VAL:HG21	1.99	0.45
1:A:696:VAL:O	1:A:699:SER:HB2	2.16	0.45
1:D:470:VAL:HG21	1:D:509:ALA:HB3	1.97	0.45
1:D:672:GLU:HG2	1:D:672:GLU:O	2.16	0.45
1:F:453:LEU:HA	1:F:453:LEU:HD23	1.87	0.45
1:F:542:SER:O	1:F:544:ALA:N	2.50	0.45
1:E:677:ALA:HB1	1:E:682:LEU:HD13	1.98	0.45
1:H:598:LYS:O	1:H:601:GLN:HB2	2.17	0.45
1:B:617:ARG:NH2	1:B:681:ASP:OD1	2.50	0.45
1:F:432:LEU:HA	1:F:432:LEU:HD23	1.56	0.45
1:G:432:LEU:HA	1:G:432:LEU:HD23	1.67	0.45
1:A:510:LEU:N	1:A:511:PRO:CD	2.80	0.45
1:D:494:LEU:HB3	1:D:561:GLN:OE1	2.17	0.45
1:E:565:ASP:OD2	1:E:567:GLU:HG2	2.16	0.45
1:E:651:TYR:CE1	1:E:675:PHE:HE2	2.35	0.45
1:F:631:PHE:HE1	1:F:676:THR:O	1.99	0.45
1:G:693:VAL:C	1:G:696:VAL:HG22	2.28	0.45
1:H:530:VAL:O	1:H:534:VAL:HG23	2.17	0.45
1:H:633:ASP:N	1:H:633:ASP:OD1	2.44	0.45
1:A:535:VAL:HG12	1:A:535:VAL:O	2.17	0.44
1:F:582:TYR:CZ	1:F:584:ALA:HB2	2.52	0.44
1:G:507:VAL:O	1:G:507:VAL:HG22	2.17	0.44
1:D:682:LEU:HA	1:D:682:LEU:HD12	1.54	0.44
1:G:541:ALA:CB	1:G:548:ILE:HD11	2.47	0.44
1:H:638:LEU:HD23	1:H:707:VAL:HG13	1.98	0.44
1:H:673:VAL:O	1:H:673:VAL:HG12	2.17	0.44
1:A:438:LEU:N	1:A:438:LEU:HD22	2.31	0.44
1:C:591:THR:HG23	1:C:661:GLU:OE1	2.12	0.44
1:D:502:VAL:HG22	1:D:582:TYR:CD1	2.53	0.44
1:E:508:ARG:CG	1:E:508:ARG:NH1	2.76	0.44
1:G:699:SER:O	1:G:702:ALA:CB	2.65	0.44
1:C:575:ILE:HG22	1:C:585:ARG:HB2	1.99	0.44
1:D:571:LEU:HA	1:D:571:LEU:HD23	1.77	0.44
1:D:652:GLU:HG3	1:D:668:ARG:NH2	2.33	0.44
1:E:687:ASN:ND2	1:E:690:LEU:HG	2.33	0.44
1:F:468:VAL:HG13	1:F:714:TRP:CH2	2.53	0.44
1:H:546:LEU:HD11	1:H:704:GLU:CG	2.44	0.44

Continued on next page...

Continued from previous page...

Atom-1	Atom-2	Interatomic distance (Å)	Clash overlap (Å)
1:E:497:GLN:HG2	1:E:500:TRP:CZ3	2.52	0.44
1:E:606:ALA:N	1:E:607:PRO:CD	2.80	0.44
1:F:457:ILE:HD11	1:F:528:ILE:HG23	1.98	0.44
1:H:502:VAL:CG1	1:H:502:VAL:O	2.66	0.44
1:A:450:ILE:HD12	1:A:552:PHE:HE2	1.83	0.44
1:B:548:ILE:HG21	1:B:711:VAL:HG21	2.00	0.44
1:C:606:ALA:N	1:C:607:PRO:HD3	2.31	0.44
1:E:561:GLN:C	1:E:563:GLN:H	2.21	0.44
1:E:652:GLU:HB2	1:E:668:ARG:HH22	1.83	0.44
1:F:444:ASN:HA	1:F:445:PRO:HD2	1.76	0.44
1:G:722:ARG:HA	1:G:722:ARG:HD2	1.69	0.44
1:H:492:LEU:HA	1:H:497:GLN:HB3	1.99	0.44
1:H:546:LEU:HA	1:H:546:LEU:HD22	1.78	0.44
1:B:617:ARG:NE	1:B:681:ASP:OD1	2.50	0.44
1:C:575:ILE:HG13	1:C:594:LEU:HD22	2.00	0.44
1:C:544:ALA:CB	1:C:637:VAL:HG23	2.38	0.44
1:F:446:THR:O	1:F:447:GLU:C	2.57	0.44
1:G:510:LEU:O	1:G:514:GLU:N	2.46	0.44
1:H:541:ALA:CB	1:H:548:ILE:HD11	2.48	0.44
1:A:646:LEU:CD2	1:A:647:LEU:HD21	2.48	0.43
1:F:445:PRO:HB2	1:F:450:ILE:CD1	2.48	0.43
1:G:465:SER:OG	1:G:620:GLY:HA3	2.18	0.43
1:G:502:VAL:HG11	1:G:582:TYR:CE2	2.42	0.43
1:H:670:THR:O	1:H:672:GLU:CG	2.56	0.43
1:G:472:TRP:CD2	1:G:616:MET:HE2	2.54	0.43
1:H:657:ASP:CG	1:H:658:GLU:N	2.71	0.43
1:H:652:GLU:CB	1:H:668:ARG:HH21	2.31	0.43
1:A:500:TRP:CE2	1:A:573:GLU:HB2	2.53	0.43
1:A:579:PHE:O	1:A:616:MET:HG2	2.18	0.43
1:A:693:VAL:O	1:A:696:VAL:HG23	2.18	0.43
1:B:542:SER:CA	1:B:546:LEU:O	2.48	0.43
1:C:612:LEU:HD22	1:C:713:ALA:CB	2.44	0.43
1:E:470:VAL:HG11	1:E:513:LEU:HD11	2.00	0.43
1:E:504:ALA:O	1:E:507:VAL:HG12	2.18	0.43
1:F:470:VAL:HG12	1:F:506:ALA:O	2.16	0.43
1:A:615:GLY:C	1:A:619:LEU:HD12	2.38	0.43
1:E:446:THR:CG2	1:E:447:GLU:N	2.81	0.43
1:G:585:ARG:O	1:G:586:LEU:C	2.56	0.43
1:H:575:ILE:H	1:H:575:ILE:CD1	2.31	0.43
1:H:634:ARG:HG2	1:H:634:ARG:O	2.19	0.43
1:B:629:GLY:HA2	1:B:631:PHE:CE1	2.54	0.43

Continued on next page...

Continued from previous page...

Atom-1	Atom-2	Interatomic distance (Å)	Clash overlap (Å)
1:F:463:SER:O	1:F:467:LEU:HG	2.19	0.43
1:F:525:LEU:O	1:F:529:ILE:HG13	2.17	0.43
1:C:575:ILE:H	1:C:575:ILE:HG12	1.44	0.43
1:F:638:LEU:HD21	1:F:710:PHE:CD2	2.53	0.43
1:G:666:ARG:HG3	1:G:673:VAL:HG22	2.01	0.43
1:H:572:LEU:O	1:H:573:GLU:C	2.55	0.43
1:A:567:GLU:O	1:A:570:GLU:HB2	2.19	0.43
1:C:627:LYS:HB3	1:C:627:LYS:HE2	1.23	0.43
1:D:436:ASP:HA	1:D:437:PRO:HD3	1.72	0.43
1:E:668:ARG:HH11	1:E:668:ARG:HG3	1.77	0.43
1:F:624:ASP:CG	1:F:626:SER:HB2	2.24	0.43
1:G:583:ARG:NH2	1:G:586:LEU:O	2.52	0.43
1:G:664:GLU:OE1	1:G:666:ARG:NH2	2.52	0.43
1:H:631:PHE:HB3	1:H:645:ASN:HB2	2.00	0.43
1:B:663:PHE:CD1	1:B:663:PHE:N	2.87	0.43
1:C:596:ILE:H	1:C:596:ILE:HD12	1.83	0.43
1:B:687:ASN:ND2	1:B:690:LEU:HG	2.33	0.43
1:C:580:ARG:HG2	1:C:621:ALA:O	2.18	0.43
1:D:641:ASP:O	1:D:642:PHE:C	2.55	0.43
1:D:705:LYS:HG2	1:D:705:LYS:HZ3	1.60	0.43
1:E:607:PRO:HA	1:E:693:VAL:HG11	2.01	0.43
1:F:453:LEU:HB3	1:F:531:LEU:HD23	2.01	0.43
1:G:648:ASP:O	1:G:650:ARG:N	2.52	0.43
1:G:700:SER:C	1:G:702:ALA:H	2.22	0.43
1:D:630:VAL:HG11	1:D:635:VAL:HG22	2.01	0.42
1:E:438:LEU:HD11	1:E:491:ARG:HH12	1.83	0.42
1:F:606:ALA:HB3	1:F:607:PRO:HD3	2.00	0.42
1:F:691:ARG:HD3	1:F:695:GLU:OE1	2.19	0.42
1:G:657:ASP:OD1	1:G:657:ASP:N	2.51	0.42
1:B:447:GLU:O	1:B:451:ILE:HD12	2.19	0.42
1:D:630:VAL:CG1	1:D:635:VAL:HG22	2.49	0.42
1:G:489:GLY:O	1:G:490:ALA:C	2.57	0.42
1:C:631:PHE:HZ	1:C:677:ALA:HB2	1.84	0.42
1:E:699:SER:HB2	1:E:702:ALA:HB2	2.01	0.42
1:H:725:LEU:O	1:H:725:LEU:HG	2.17	0.42
1:A:682:LEU:HA	1:A:682:LEU:HD12	1.82	0.42
1:F:585:ARG:CZ	1:F:585:ARG:HB3	2.46	0.42
1:A:670:THR:OG1	1:A:672:GLU:OE2	2.32	0.42
1:C:703:HIS:O	1:C:707:VAL:HG23	2.19	0.42
1:D:535:VAL:HG12	1:D:535:VAL:O	2.19	0.42
1:E:585:ARG:CG	1:E:585:ARG:NH1	2.45	0.42

Continued on next page...

Continued from previous page...

Atom-1	Atom-2	Interatomic distance (Å)	Clash overlap (Å)
1:F:546:LEU:CD1	1:F:707:VAL:HG21	2.50	0.42
1:D:725:LEU:HD23	1:D:725:LEU:HA	1.73	0.42
1:G:606:ALA:N	1:G:607:PRO:HD2	2.35	0.42
1:D:608:GLU:O	1:D:612:LEU:HB2	2.20	0.42
1:E:663:PHE:O	1:E:676:THR:HB	2.19	0.42
1:F:517:GLN:C	1:F:517:GLN:CD	2.78	0.42
1:F:656:THR:OG1	1:F:657:ASP:N	2.52	0.42
1:F:699:SER:C	1:F:701:ASP:N	2.73	0.42
1:B:500:TRP:CG	1:B:573:GLU:HG3	2.55	0.42
1:C:672:GLU:O	1:C:672:GLU:CG	2.68	0.42
1:C:674:LYS:HB2	1:C:674:LYS:HE3	1.63	0.42
1:D:489:GLY:HA2	1:D:557:VAL:O	2.19	0.42
1:D:583:ARG:HE	1:D:591:THR:CG2	2.27	0.42
1:H:634:ARG:CD	1:H:637:VAL:HG11	2.47	0.42
1:D:440:GLN:HA	1:D:441:PRO:HD3	1.87	0.42
1:D:470:VAL:CG2	1:D:509:ALA:HB3	2.50	0.42
1:E:510:LEU:HD23	1:E:510:LEU:HA	1.68	0.42
1:G:510:LEU:N	1:G:511:PRO:HD2	2.35	0.42
1:B:510:LEU:N	1:B:511:PRO:HD3	2.35	0.42
1:B:490:ALA:HB2	1:B:526:ALA:HA	2.01	0.42
1:C:436:ASP:HA	1:C:437:PRO:HD3	1.87	0.42
1:F:564:THR:O	1:F:566:ILE:HD12	2.20	0.42
1:A:543:ALA:C	1:A:545:GLY:N	2.73	0.41
1:E:450:ILE:O	1:E:454:LYS:HB2	2.20	0.41
1:F:612:LEU:HD12	1:F:612:LEU:HA	1.89	0.41
1:E:615:GLY:HA3	1:E:710:PHE:CE1	2.55	0.41
1:F:434:TRP:CZ2	1:F:568:MET:HG3	2.54	0.41
1:F:541:ALA:HB1	1:F:546:LEU:O	2.20	0.41
1:G:510:LEU:CB	1:G:511:PRO:HD3	2.50	0.41
1:G:479:ARG:NH2	1:G:572:LEU:O	2.53	0.41
1:H:502:VAL:HG23	1:H:582:TYR:CE1	2.43	0.41
1:H:668:ARG:HB3	1:H:668:ARG:HE	1.74	0.41
1:A:717:VAL:HA	1:A:720:LEU:HG	2.02	0.41
1:D:572:LEU:O	1:D:573:GLU:C	2.58	0.41
1:D:663:PHE:CG	1:D:682:LEU:HD23	2.56	0.41
1:F:457:ILE:HD13	1:F:513:LEU:CD2	2.50	0.41
1:G:453:LEU:O	1:G:457:ILE:HG13	2.20	0.41
1:H:614:GLY:HA3	1:H:643:PHE:CZ	2.54	0.41
1:A:634:ARG:NH2	1:A:639:SER:CB	2.84	0.41
1:C:449:ASP:OD2	1:C:522:LYS:CG	2.68	0.41
1:C:646:LEU:HG	1:C:647:LEU:CD2	2.49	0.41

Continued on next page...

Continued from previous page...

Atom-1	Atom-2	Interatomic distance (Å)	Clash overlap (Å)
1:G:617:ARG:NE	1:G:681:ASP:OD1	2.44	0.41
1:A:467:LEU:HB3	1:A:532:ALA:O	2.20	0.41
1:B:453:LEU:HD21	1:B:520:SER:CB	2.51	0.41
1:D:510:LEU:N	1:D:511:PRO:CD	2.83	0.41
1:E:432:LEU:HA	1:E:432:LEU:HD13	1.88	0.41
1:E:673:VAL:HG12	1:E:673:VAL:O	2.20	0.41
1:H:638:LEU:HD12	1:H:638:LEU:HA	1.84	0.41
1:H:650:ARG:HB2	1:H:650:ARG:CZ	2.48	0.41
1:A:496:PRO:O	1:A:497:GLN:C	2.58	0.41
1:A:682:LEU:O	1:A:683:VAL:C	2.58	0.41
1:B:443:TYR:HB3	1:B:522:LYS:O	2.21	0.41
1:C:510:LEU:CB	1:C:511:PRO:HD3	2.51	0.41
1:F:470:VAL:HG23	1:F:471:ALA:H	1.86	0.41
1:G:648:ASP:C	1:G:650:ARG:N	2.69	0.41
1:H:467:LEU:HD13	1:H:535:VAL:HG22	2.02	0.41
1:H:663:PHE:N	1:H:663:PHE:CD1	2.89	0.41
1:H:663:PHE:O	1:H:676:THR:HA	2.21	0.41
1:A:550:VAL:HA	1:A:551:PRO:HD2	1.85	0.41
1:C:677:ALA:HB1	1:C:681:ASP:HB2	2.01	0.41
1:D:595:LEU:C	1:D:595:LEU:HD12	2.39	0.41
1:E:525:LEU:O	1:E:529:ILE:HG13	2.21	0.41
1:F:437:PRO:O	1:F:491:ARG:NH2	2.48	0.41
1:F:507:VAL:HG23	1:F:510:LEU:CD1	2.51	0.41
1:G:492:LEU:HG	1:G:492:LEU:O	2.19	0.41
1:C:468:VAL:HG13	1:C:616:MET:CE	2.51	0.41
1:D:546:LEU:CD2	1:D:707:VAL:HG21	2.50	0.41
1:G:455:PHE:C	1:G:455:PHE:CD2	2.94	0.41
1:G:624:ASP:C	1:G:626:SER:N	2.74	0.41
1:H:470:VAL:HG13	1:H:506:ALA:O	2.21	0.41
1:B:710:PHE:CD2	1:B:710:PHE:C	2.93	0.41
1:C:470:VAL:HG21	1:C:509:ALA:HB3	2.03	0.41
1:A:534:VAL:HG13	1:A:550:VAL:HB	2.02	0.41
1:D:627:LYS:CB	1:D:627:LYS:HZ2	2.33	0.41
1:E:619:LEU:HD23	1:E:619:LEU:HA	1.72	0.41
1:F:467:LEU:HA	1:F:467:LEU:HD23	1.86	0.41
1:F:542:SER:C	1:F:544:ALA:H	2.23	0.41
1:F:617:ARG:CZ	1:F:681:ASP:OD1	2.68	0.41
1:G:560:ARG:O	1:G:563:GLN:HB2	2.21	0.41
1:G:707:VAL:O	1:G:711:VAL:HG23	2.20	0.41
1:A:437:PRO:C	1:A:438:LEU:CD2	2.86	0.41
1:A:441:PRO:HA	1:A:557:VAL:CG1	2.51	0.41

Continued on next page...

Continued from previous page...

Atom-1	Atom-2	Interatomic distance (Å)	Clash overlap (Å)
1:A:646:LEU:HD23	1:A:647:LEU:CD2	2.50	0.41
1:B:517:GLN:CB	1:B:528:ILE:HD13	2.51	0.41
1:H:620:GLY:HA3	1:H:635:VAL:CG1	2.51	0.41
1:C:551:PRO:HD2	1:C:715:VAL:HG21	2.03	0.40
1:E:456:ALA:O	1:E:460:SER:HB3	2.21	0.40
1:E:500:TRP:O	1:E:501:ASP:C	2.58	0.40
1:E:553:ALA:HA	1:E:554:PRO:HD2	1.97	0.40
1:F:469:SER:HB3	1:F:506:ALA:HB2	2.03	0.40
1:G:579:PHE:O	1:G:616:MET:HG2	2.21	0.40
1:H:463:SER:OG	1:H:466:GLU:HG3	2.21	0.40
1:H:470:VAL:CG1	1:H:506:ALA:O	2.69	0.40
1:D:517:GLN:HB3	1:D:528:ILE:CD1	2.51	0.40
1:E:454:LYS:HG3	1:E:535:VAL:CG2	2.51	0.40
1:F:434:TRP:CH2	1:F:568:MET:HG3	2.55	0.40
1:G:510:LEU:HD22	1:G:510:LEU:HA	1.87	0.40
1:G:583:ARG:HH11	1:G:591:THR:CG2	2.32	0.40
1:H:529:ILE:O	1:H:532:ALA:HB3	2.21	0.40
1:H:502:VAL:CG2	1:H:582:TYR:CG	2.61	0.40
1:H:596:ILE:HD12	1:H:596:ILE:HA	1.92	0.40
1:H:627:LYS:HD3	1:H:627:LYS:HA	1.85	0.40
1:H:645:ASN:O	1:H:646:LEU:C	2.58	0.40
1:B:612:LEU:CD2	1:B:713:ALA:HB1	2.50	0.40
1:C:517:GLN:HB2	1:C:528:ILE:CD1	2.45	0.40
1:C:607:PRO:HA	1:C:693:VAL:HG11	2.02	0.40
1:D:565:ASP:OD1	1:D:568:MET:HG2	2.21	0.40
1:E:627:LYS:C	1:E:630:VAL:HG23	2.41	0.40
1:E:657:ASP:O	1:E:659:SER:N	2.55	0.40
1:F:634:ARG:HG3	1:F:637:VAL:HG12	1.93	0.40
1:G:449:ASP:CG	1:G:522:LYS:CD	2.75	0.40
1:G:482:ASP:OD1	1:G:484:ARG:CG	2.70	0.40
1:H:510:LEU:HB2	1:H:511:PRO:HD3	2.03	0.40
1:A:672:GLU:HG3	1:A:674:LYS:HZ2	1.86	0.40
1:C:470:VAL:CG2	1:C:509:ALA:HB3	2.51	0.40
1:C:710:PHE:C	1:C:710:PHE:CD2	2.94	0.40
1:D:542:SER:HA	1:D:546:LEU:O	2.21	0.40
1:D:612:LEU:HA	1:D:612:LEU:HD12	1.75	0.40
1:E:582:TYR:OH	1:E:584:ALA:HB2	2.21	0.40
1:F:667:ASP:C	1:F:667:ASP:OD1	2.59	0.40
1:F:683:VAL:HG22	1:F:690:LEU:HD12	2.04	0.40
1:G:482:ASP:OD1	1:G:484:ARG:HG3	2.20	0.40
1:H:495:MET:HA	1:H:496:PRO:HA	1.85	0.40

Continued on next page...

Continued from previous page...

Atom-1	Atom-2	Interatomic distance (Å)	Clash overlap (Å)
1:H:531:LEU:O	1:H:534:VAL:N	2.52	0.40
1:H:588:VAL:CG1	1:H:589:SER:OG	2.62	0.40
1:A:691:ARG:O	1:A:695:GLU:CG	2.69	0.40
1:B:440:GLN:HG3	1:B:441:PRO:CD	2.50	0.40
1:B:502:VAL:HG13	1:B:582:TYR:CG	2.55	0.40
1:C:639:SER:HA	1:C:703:HIS:CE1	2.57	0.40
1:E:723:PHE:C	1:E:725:LEU:H	2.25	0.40
1:H:667:ASP:C	1:H:667:ASP:OD1	2.59	0.40

All (1) symmetry-related close contacts are listed below. The label for Atom-2 includes the symmetry operator and encoded unit-cell translations to be applied.

Atom-1	Atom-2	Interatomic distance (Å)	Clash overlap (Å)
1:D:590:THR:OG1	1:H:567:GLU:OE2[3_755]	2.08	0.12

5.3 Torsion angles ⓘ

5.3.1 Protein backbone ⓘ

In the following table, the Percentiles column shows the percent Ramachandran outliers of the chain as a percentile score with respect to all X-ray entries followed by that with respect to entries of similar resolution.

The Analysed column shows the number of residues for which the backbone conformation was analysed, and the total number of residues.

Mol	Chain	Analysed	Favoured	Allowed	Outliers	Percentiles	
1	A	293/326 (90%)	276 (94%)	15 (5%)	2 (1%)	22	26
1	B	293/326 (90%)	269 (92%)	23 (8%)	1 (0%)	41	50
1	C	293/326 (90%)	277 (94%)	16 (6%)	0	100	100
1	D	293/326 (90%)	274 (94%)	18 (6%)	1 (0%)	41	50
1	E	293/326 (90%)	271 (92%)	19 (6%)	3 (1%)	15	17
1	F	293/326 (90%)	260 (89%)	23 (8%)	10 (3%)	3	2
1	G	293/326 (90%)	267 (91%)	21 (7%)	5 (2%)	9	8
1	H	293/326 (90%)	271 (92%)	19 (6%)	3 (1%)	15	17
All	All	2344/2608 (90%)	2165 (92%)	154 (7%)	25 (1%)	14	15

All (25) Ramachandran outliers are listed below:

Mol	Chain	Res	Type
1	D	700	SER
1	E	589	SER
1	F	586	LEU
1	F	671	GLY
1	F	705	LYS
1	G	575	ILE
1	H	671	GLY
1	B	483	LYS
1	E	701	ASP
1	F	588	VAL
1	G	701	ASP
1	H	588	VAL
1	H	589	SER
1	E	724	ASP
1	F	481	GLY
1	A	688	SER
1	F	623	PHE
1	F	659	SER
1	F	700	SER
1	G	724	ASP
1	F	649	MET
1	G	588	VAL
1	A	544	ALA
1	G	658	GLU
1	F	521	GLY

5.3.2 Protein sidechains ⓘ

In the following table, the Percentiles column shows the percent sidechain outliers of the chain as a percentile score with respect to all X-ray entries followed by that with respect to entries of similar resolution.

The Analysed column shows the number of residues for which the sidechain conformation was analysed, and the total number of residues.

Mol	Chain	Analysed	Rotameric	Outliers	Percentiles	
1	A	238/265 (90%)	201 (84%)	37 (16%)	2	2
1	B	238/265 (90%)	207 (87%)	31 (13%)	4	4
1	C	238/265 (90%)	211 (89%)	27 (11%)	6	6
1	D	238/265 (90%)	207 (87%)	31 (13%)	4	4

Continued on next page...

Continued from previous page...

Mol	Chain	Analysed	Rotameric	Outliers	Percentiles	
1	E	238/265 (90%)	204 (86%)	34 (14%)	3	3
1	F	238/265 (90%)	195 (82%)	43 (18%)	1	1
1	G	238/265 (90%)	204 (86%)	34 (14%)	3	3
1	H	238/265 (90%)	193 (81%)	45 (19%)	1	1
All	All	1904/2120 (90%)	1622 (85%)	282 (15%)	3	3

All (282) residues with a non-rotameric sidechain are listed below:

Mol	Chain	Res	Type
1	A	432	LEU
1	A	435	GLN
1	A	442	ILE
1	A	444	ASN
1	A	446	THR
1	A	465	SER
1	A	482	ASP
1	A	483	LYS
1	A	502	VAL
1	A	514	GLU
1	A	517	GLN
1	A	522	LYS
1	A	546	LEU
1	A	547	SER
1	A	549	HIS
1	A	562	ASP
1	A	566	ILE
1	A	583	ARG
1	A	585	ARG
1	A	589	SER
1	A	612	LEU
1	A	619	LEU
1	A	633	ASP
1	A	634	ARG
1	A	650	ARG
1	A	658	GLU
1	A	666	ARG
1	A	672	GLU
1	A	674	LYS
1	A	682	LEU
1	A	688	SER
1	A	695	GLU

Continued on next page...

Continued from previous page...

Mol	Chain	Res	Type
1	A	700	SER
1	A	705	LYS
1	A	708	LYS
1	A	724	ASP
1	A	725	LEU
1	B	435	GLN
1	B	441	PRO
1	B	442	ILE
1	B	444	ASN
1	B	446	THR
1	B	447	GLU
1	B	448	GLN
1	B	465	SER
1	B	474	SER
1	B	479	ARG
1	B	515	LYS
1	B	517	GLN
1	B	528	ILE
1	B	546	LEU
1	B	547	SER
1	B	562	ASP
1	B	575	ILE
1	B	583	ARG
1	B	585	ARG
1	B	612	LEU
1	B	616	MET
1	B	627	LYS
1	B	633	ASP
1	B	637	VAL
1	B	682	LEU
1	B	688	SER
1	B	699	SER
1	B	704	GLU
1	B	705	LYS
1	B	708	LYS
1	B	726	LEU
1	C	435	GLN
1	C	438	LEU
1	C	442	ILE
1	C	519	GLU
1	C	539	LYS
1	C	546	LEU

Continued on next page...

Continued from previous page...

Mol	Chain	Res	Type
1	C	547	SER
1	C	575	ILE
1	C	585	ARG
1	C	612	LEU
1	C	617	ARG
1	C	618	VAL
1	C	627	LYS
1	C	634	ARG
1	C	637	VAL
1	C	647	LEU
1	C	650	ARG
1	C	658	GLU
1	C	674	LYS
1	C	682	LEU
1	C	688	SER
1	C	700	SER
1	C	704	GLU
1	C	705	LYS
1	C	708	LYS
1	C	724	ASP
1	C	726	LEU
1	D	432	LEU
1	D	435	GLN
1	D	442	ILE
1	D	444	ASN
1	D	447	GLU
1	D	482	ASP
1	D	507	VAL
1	D	517	GLN
1	D	539	LYS
1	D	546	LEU
1	D	548	ILE
1	D	583	ARG
1	D	585	ARG
1	D	591	THR
1	D	612	LEU
1	D	627	LYS
1	D	634	ARG
1	D	637	VAL
1	D	646	LEU
1	D	650	ARG
1	D	658	GLU

Continued on next page...

Continued from previous page...

Mol	Chain	Res	Type
1	D	660	LYS
1	D	666	ARG
1	D	672	GLU
1	D	674	LYS
1	D	682	LEU
1	D	688	SER
1	D	703	HIS
1	D	705	LYS
1	D	708	LYS
1	D	726	LEU
1	E	432	LEU
1	E	444	ASN
1	E	483	LYS
1	E	495	MET
1	E	498	ARG
1	E	508	ARG
1	E	566	ILE
1	E	572	LEU
1	E	573	GLU
1	E	575	ILE
1	E	583	ARG
1	E	585	ARG
1	E	589	SER
1	E	600	GLN
1	E	617	ARG
1	E	626	SER
1	E	627	LYS
1	E	633	ASP
1	E	650	ARG
1	E	652	GLU
1	E	658	GLU
1	E	659	SER
1	E	662	LEU
1	E	663	PHE
1	E	664	GLU
1	E	666	ARG
1	E	668	ARG
1	E	674	LYS
1	E	682	LEU
1	E	688	SER
1	E	699	SER
1	E	700	SER

Continued on next page...

Continued from previous page...

Mol	Chain	Res	Type
1	E	705	LYS
1	E	708	LYS
1	F	435	GLN
1	F	438	LEU
1	F	440	GLN
1	F	447	GLU
1	F	457	ILE
1	F	465	SER
1	F	470	VAL
1	F	483	LYS
1	F	498	ARG
1	F	502	VAL
1	F	507	VAL
1	F	508	ARG
1	F	515	LYS
1	F	517	GLN
1	F	522	LYS
1	F	548	ILE
1	F	563	GLN
1	F	567	GLU
1	F	583	ARG
1	F	585	ARG
1	F	586	LEU
1	F	588	VAL
1	F	592	GLU
1	F	593	SER
1	F	600	GLN
1	F	612	LEU
1	F	627	LYS
1	F	649	MET
1	F	650	ARG
1	F	657	ASP
1	F	658	GLU
1	F	668	ARG
1	F	672	GLU
1	F	674	LYS
1	F	682	LEU
1	F	686	SER
1	F	688	SER
1	F	691	ARG
1	F	699	SER
1	F	703	HIS

Continued on next page...

Continued from previous page...

Mol	Chain	Res	Type
1	F	705	LYS
1	F	708	LYS
1	F	726	LEU
1	G	444	ASN
1	G	447	GLU
1	G	465	SER
1	G	483	LYS
1	G	495	MET
1	G	502	VAL
1	G	510	LEU
1	G	515	LYS
1	G	518	LYS
1	G	547	SER
1	G	570	GLU
1	G	583	ARG
1	G	589	SER
1	G	616	MET
1	G	617	ARG
1	G	626	SER
1	G	633	ASP
1	G	634	ARG
1	G	646	LEU
1	G	650	ARG
1	G	658	GLU
1	G	659	SER
1	G	666	ARG
1	G	668	ARG
1	G	674	LYS
1	G	682	LEU
1	G	687	ASN
1	G	688	SER
1	G	691	ARG
1	G	699	SER
1	G	704	GLU
1	G	705	LYS
1	G	708	LYS
1	G	726	LEU
1	H	432	LEU
1	H	433	ILE
1	H	438	LEU
1	H	440	GLN
1	H	444	ASN

Continued on next page...

Continued from previous page...

Mol	Chain	Res	Type
1	H	459	ASP
1	H	470	VAL
1	H	482	ASP
1	H	483	LYS
1	H	498	ARG
1	H	507	VAL
1	H	508	ARG
1	H	515	LYS
1	H	522	LYS
1	H	535	VAL
1	H	539	LYS
1	H	546	LEU
1	H	548	ILE
1	H	558	ASP
1	H	560	ARG
1	H	563	GLN
1	H	566	ILE
1	H	567	GLU
1	H	572	LEU
1	H	583	ARG
1	H	585	ARG
1	H	589	SER
1	H	596	ILE
1	H	612	LEU
1	H	627	LYS
1	H	633	ASP
1	H	649	MET
1	H	650	ARG
1	H	654	LYS
1	H	658	GLU
1	H	659	SER
1	H	660	LYS
1	H	668	ARG
1	H	672	GLU
1	H	674	LYS
1	H	682	LEU
1	H	700	SER
1	H	703	HIS
1	H	705	LYS
1	H	726	LEU

Some sidechains can be flipped to improve hydrogen bonding and reduce clashes. All (28) such sidechains are listed below:

Mol	Chain	Res	Type
1	A	435	GLN
1	A	444	ASN
1	A	687	ASN
1	B	435	GLN
1	B	444	ASN
1	B	687	ASN
1	B	703	HIS
1	C	435	GLN
1	C	448	GLN
1	C	600	GLN
1	C	687	ASN
1	C	703	HIS
1	D	517	GLN
1	D	600	GLN
1	D	687	ASN
1	D	703	HIS
1	E	444	ASN
1	E	687	ASN
1	E	703	HIS
1	F	435	GLN
1	F	687	ASN
1	G	440	GLN
1	G	444	ASN
1	G	517	GLN
1	G	600	GLN
1	G	687	ASN
1	H	444	ASN
1	H	687	ASN

5.3.3 RNA ⓘ

There are no RNA molecules in this entry.

5.4 Non-standard residues in protein, DNA, RNA chains ⓘ

There are no non-standard protein/DNA/RNA residues in this entry.

5.5 Carbohydrates ⓘ

There are no carbohydrates in this entry.

5.6 Ligand geometry

There are no ligands in this entry.

5.7 Other polymers

There are no such residues in this entry.

5.8 Polymer linkage issues

There are no chain breaks in this entry.

6 Fit of model and data ⓘ

6.1 Protein, DNA and RNA chains ⓘ

In the following table, the column labelled ‘#RSRZ> 2’ contains the number (and percentage) of RSRZ outliers, followed by percent RSRZ outliers for the chain as percentile scores relative to all X-ray entries and entries of similar resolution. The OWAB column contains the minimum, median, 95th percentile and maximum values of the occupancy-weighted average B-factor per residue. The column labelled ‘Q< 0.9’ lists the number of (and percentage) of residues with an average occupancy less than 0.9.

Mol	Chain	Analysed	<RSRZ>	#RSRZ>2	OWAB(Å ²)	Q<0.9
1	A	295/326 (90%)	-0.08	5 (1%) 70 76	9, 22, 41, 64	0
1	B	295/326 (90%)	-0.10	2 (0%) 87 91	12, 21, 41, 70	0
1	C	295/326 (90%)	-0.18	2 (0%) 87 91	7, 19, 39, 55	0
1	D	295/326 (90%)	-0.15	5 (1%) 70 76	9, 20, 41, 51	0
1	E	295/326 (90%)	0.04	10 (3%) 45 52	7, 23, 49, 73	0
1	F	295/326 (90%)	0.19	15 (5%) 28 35	12, 30, 56, 76	0
1	G	295/326 (90%)	0.12	12 (4%) 37 44	10, 25, 51, 81	0
1	H	295/326 (90%)	0.13	14 (4%) 31 38	10, 27, 54, 71	0
All	All	2360/2608 (90%)	-0.00	65 (2%) 53 60	7, 23, 47, 81	0

All (65) RSRZ outliers are listed below:

Mol	Chain	Res	Type	RSRZ
1	A	726	LEU	7.9
1	F	726	LEU	7.7
1	H	585	ARG	5.7
1	F	584	ALA	5.6
1	E	726	LEU	5.5
1	B	726	LEU	5.5
1	G	585	ARG	5.1
1	G	726	LEU	5.1
1	H	726	LEU	4.9
1	E	585	ARG	4.5
1	G	587	ASP	4.3
1	F	669	GLU	4.3
1	G	700	SER	4.0
1	H	587	ASP	3.8
1	F	660	LYS	3.7
1	G	669	GLU	3.7

Continued on next page...

Continued from previous page...

Mol	Chain	Res	Type	RSRZ
1	F	585	ARG	3.6
1	C	726	LEU	3.6
1	G	481	GLY	3.4
1	F	588	VAL	3.4
1	G	588	VAL	3.3
1	E	700	SER	3.3
1	E	587	ASP	3.3
1	G	584	ALA	3.1
1	H	584	ALA	3.1
1	D	700	SER	3.0
1	E	669	GLU	3.0
1	H	504	ALA	3.0
1	G	670	THR	3.0
1	H	508	ARG	3.0
1	H	657	ASP	2.9
1	A	669	GLU	2.9
1	B	432	LEU	2.9
1	H	432	LEU	2.8
1	F	723	PHE	2.8
1	G	586	LEU	2.8
1	F	658	GLU	2.8
1	F	546	LEU	2.6
1	H	723	PHE	2.6
1	F	504	ALA	2.6
1	D	726	LEU	2.5
1	H	588	VAL	2.5
1	H	669	GLU	2.4
1	E	584	ALA	2.4
1	G	723	PHE	2.4
1	G	658	GLU	2.4
1	F	656	THR	2.4
1	H	658	GLU	2.4
1	F	670	THR	2.4
1	E	657	ASP	2.3
1	A	700	SER	2.3
1	E	586	LEU	2.3
1	F	662	LEU	2.3
1	E	440	GLN	2.3
1	E	670	THR	2.2
1	H	670	THR	2.2
1	D	442	ILE	2.2
1	A	613	VAL	2.2

Continued on next page...

Continued from previous page...

Mol	Chain	Res	Type	RSRZ
1	D	447	GLU	2.1
1	C	701	ASP	2.1
1	H	586	LEU	2.1
1	F	435	GLN	2.1
1	A	546	LEU	2.0
1	D	702	ALA	2.0
1	F	495	MET	2.0

6.2 Non-standard residues in protein, DNA, RNA chains [i](#)

There are no non-standard protein/DNA/RNA residues in this entry.

6.3 Carbohydrates [i](#)

There are no carbohydrates in this entry.

6.4 Ligands [i](#)

There are no ligands in this entry.

6.5 Other polymers [i](#)

There are no such residues in this entry.