



Full wwPDB X-ray Structure Validation Report ⓘ

May 21, 2020 – 04:59 am BST

PDB ID : 4U26
Title : Crystal structure of the E. coli ribosome bound to dalfopristin and quinupristin.
Authors : Noeske, J.; Huang, J.; Olivier, N.B.; Giacobbe, R.A.; Zambrowski, M.; Cate, J.H.D.
Deposited on : 2014-07-16
Resolution : 2.80 Å(reported)

This is a Full wwPDB X-ray Structure Validation Report for a publicly released PDB entry.

We welcome your comments at validation@mail.wwpdb.org

A user guide is available at

<https://www.wwpdb.org/validation/2017/XrayValidationReportHelp>

with specific help available everywhere you see the ⓘ symbol.

The following versions of software and data (see [references ⓘ](#)) were used in the production of this report:

MolProbity : 4.02b-467
Mogul : 1.8.5 (274361), CSD as541be (2020)
Xtriage (Phenix) : 1.13
EDS : 2.11
buster-report : 1.1.7 (2018)
Percentile statistics : 20191225.v01 (using entries in the PDB archive December 25th 2019)
Refmac : 5.8.0158
CCP4 : 7.0.044 (Gargrove)
Ideal geometry (proteins) : Engh & Huber (2001)
Ideal geometry (DNA, RNA) : Parkinson et al. (1996)
Validation Pipeline (wwPDB-VP) : 2.11

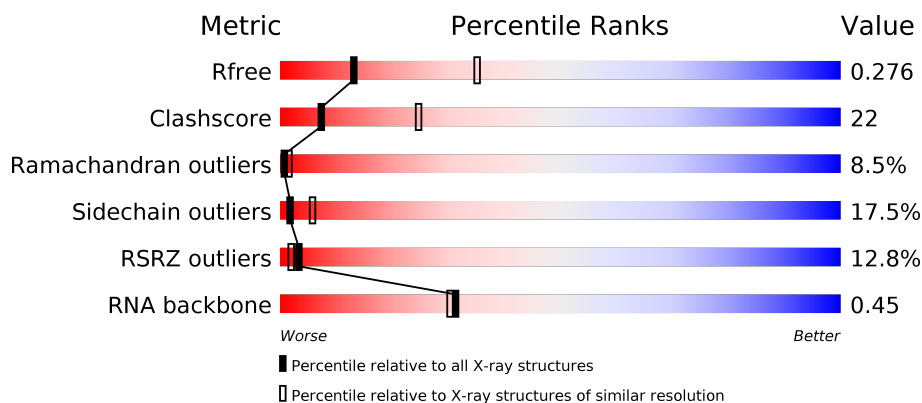
1 Overall quality at a glance

The following experimental techniques were used to determine the structure:

X-RAY DIFFRACTION

The reported resolution of this entry is 2.80 Å.

Percentile scores (ranging between 0-100) for global validation metrics of the entry are shown in the following graphic. The table shows the number of entries on which the scores are based.



Metric	Whole archive (#Entries)	Similar resolution (#Entries, resolution range(Å))
R_{free}	130704	3140 (2.80-2.80)
Clashscore	141614	3569 (2.80-2.80)
Ramachandran outliers	138981	3498 (2.80-2.80)
Sidechain outliers	138945	3500 (2.80-2.80)
RSRZ outliers	127900	3078 (2.80-2.80)
RNA backbone	3102	1227 (3.10-2.50)

The table below summarises the geometric issues observed across the polymeric chains and their fit to the electron density. The red, orange, yellow and green segments on the lower bar indicate the fraction of residues that contain outliers for ≥ 3 , 2, 1 and 0 types of geometric quality criteria respectively. A grey segment represents the fraction of residues that are not modelled. The numeric value for each fraction is indicated below the corresponding segment, with a dot representing fractions $\leq 5\%$. The upper red bar (where present) indicates the fraction of residues that have poor fit to the electron density. The numeric value is given above the bar.

Mol	Chain	Length	Quality of chain
1	AA	1539	<div> <div>0%</div> <div>34%</div> <div>50%</div> <div>15%</div> </div>
1	CA	1539	<div> <div>4%</div> <div>31%</div> <div>54%</div> <div>16%</div> </div>
2	AB	218	<div> <div>13%</div> <div>25%</div> <div>50%</div> <div>18%</div> <div>7%</div> </div>
2	CB	218	<div> <div>21%</div> <div>30%</div> <div>49%</div> <div>17%</div> <div>•</div> </div>

Continued on next page...

Continued from previous page...

Mol	Chain	Length	Quality of chain
3	AC	206	
3	CC	206	
4	AD	205	
4	CD	205	
5	AE	150	
5	CE	150	
6	AF	100	
6	CF	100	
7	AG	151	
7	CG	151	
8	AH	129	
8	CH	129	
9	AI	127	
9	CI	127	
10	AJ	98	
10	CJ	98	
11	AK	117	
11	CK	117	
12	AL	123	
12	CL	123	
13	AM	114	
13	CM	114	
14	AN	100	
14	CN	100	
15	AO	88	

Continued on next page...

Continued from previous page...

Mol	Chain	Length	Quality of chain
15	CO	88	
16	AP	82	
16	CP	82	
17	AQ	80	
17	CQ	80	
18	AR	55	
18	CR	55	
19	AS	79	
19	CS	79	
20	AT	85	
20	CT	85	
21	AU	51	
21	CU	51	
22	BA	2903	
22	DA	2903	
23	BB	119	
23	DB	119	
24	BC	271	
24	DC	271	
25	BD	209	
25	DD	209	
26	BE	201	
26	DE	201	
27	BF	177	
27	DF	177	

Continued on next page...

Continued from previous page...

Mol	Chain	Length	Quality of chain
28	BG	176	
28	DG	176	
29	BH	149	
29	DH	149	
30	BI	141	
30	DI	141	
31	BJ	142	
31	DJ	142	
32	BK	122	
32	DK	122	
33	BL	143	
33	DL	143	
34	BM	136	
34	DM	136	
35	BN	120	
35	DN	120	
36	BO	116	
36	DO	116	
37	BP	114	
37	DP	114	
38	BQ	117	
38	DQ	117	
39	BR	103	
39	DR	103	
40	BS	110	

Continued on next page...

Continued from previous page...

Mol	Chain	Length	Quality of chain
40	DS	110	
41	BT	93	
41	DT	93	
42	BU	102	
42	DU	102	
43	BV	94	
43	DV	94	
44	BW	76	
44	DW	76	
45	BX	77	
45	DX	77	
46	BY	63	
46	DY	63	
47	BZ	58	
47	DZ	58	
48	B0	56	
48	D0	56	
49	B1	50	
49	D1	50	
50	B2	46	
50	D2	46	
51	B3	64	
51	D3	64	
52	B4	38	
52	D4	38	

Continued on next page...

Continued from previous page...

Mol	Chain	Length	Quality of chain
53	B5	228	
54	B6	8	
54	D6	8	

The following table lists non-polymeric compounds, carbohydrate monomers and non-standard residues in protein, DNA, RNA chains that are outliers for geometric or electron-density-fit criteria:

Mol	Type	Chain	Res	Chirality	Geometry	Clashes	Electron density
55	MG	AA	1659	-	-	-	X
55	MG	AM	201	-	-	-	X
55	MG	BA	3134	-	-	-	X
55	MG	DA	3003	-	-	-	X
55	MG	DA	3005	-	-	-	X
55	MG	DA	3026	-	-	-	X
55	MG	DA	3028	-	-	-	X
55	MG	DA	3041	-	-	-	X
55	MG	DA	3048	-	-	-	X
55	MG	DA	3056	-	-	-	X
55	MG	DA	3062	-	-	-	X
55	MG	DA	3071	-	-	-	X
55	MG	DA	3072	-	-	-	X
55	MG	DA	3077	-	-	-	X
55	MG	DA	3131	-	-	-	X
55	MG	DA	3133	-	-	-	X
55	MG	DA	3155	-	-	-	X
56	DOL	DA	3001	-	-	X	-

2 Entry composition

There are 58 unique types of molecules in this entry. The entry contains 288423 atoms, of which 0 are hydrogens and 0 are deuteriums.

In the tables below, the ZeroOcc column contains the number of atoms modelled with zero occupancy, the AltConf column contains the number of residues with at least one atom in alternate conformation and the Trace column contains the number of residues modelled with at most 2 atoms.

- Molecule 1 is a RNA chain called 16S rRNA.

Mol	Chain	Residues	Atoms					ZeroOcc	AltConf	Trace
1	AA	1538	Total	C	N	O	P	0	0	0
			32995	14716	6050	10691	1538			
1	CA	1539	Total	C	N	O	P	0	0	0
			33015	14725	6052	10699	1539			

- Molecule 2 is a protein called 30S ribosomal protein S2.

Mol	Chain	Residues	Atoms					ZeroOcc	AltConf	Trace
2	AB	218	Total	C	N	O	S	0	0	0
			1705	1081	305	312	7			
2	CB	218	Total	C	N	O	S	0	0	0
			1705	1081	305	312	7			

- Molecule 3 is a protein called 30S ribosomal protein S3.

Mol	Chain	Residues	Atoms					ZeroOcc	AltConf	Trace
3	AC	206	Total	C	N	O	S	0	0	0
			1625	1028	305	289	3			
3	CC	206	Total	C	N	O	S	0	0	0
			1625	1028	305	289	3			

- Molecule 4 is a protein called 30S ribosomal protein S4.

Mol	Chain	Residues	Atoms					ZeroOcc	AltConf	Trace
4	AD	205	Total	C	N	O	S	0	0	0
			1643	1026	315	298	4			
4	CD	205	Total	C	N	O	S	0	0	0
			1643	1026	315	298	4			

- Molecule 5 is a protein called 30S ribosomal protein S5.

Mol	Chain	Residues	Atoms					ZeroOcc	AltConf	Trace
5	AE	150	Total	C	N	O	S	0	0	0
			1106	687	211	202	6			
5	CE	150	Total	C	N	O	S	0	0	0
			1106	687	211	202	6			

- Molecule 6 is a protein called 30S ribosomal protein S6.

Mol	Chain	Residues	Atoms					ZeroOcc	AltConf	Trace
6	AF	100	Total	C	N	O	S	0	0	0
			818	515	148	149	6			
6	CF	100	Total	C	N	O	S	0	0	0
			818	515	148	149	6			

- Molecule 7 is a protein called 30S ribosomal protein S7.

Mol	Chain	Residues	Atoms					ZeroOcc	AltConf	Trace
7	AG	151	Total	C	N	O	S	0	0	0
			1182	735	227	216	4			
7	CG	151	Total	C	N	O	S	0	0	0
			1182	735	227	216	4			

- Molecule 8 is a protein called 30S ribosomal protein S8.

Mol	Chain	Residues	Atoms					ZeroOcc	AltConf	Trace
8	AH	129	Total	C	N	O	S	0	0	0
			979	616	173	184	6			
8	CH	129	Total	C	N	O	S	0	0	0
			979	616	173	184	6			

- Molecule 9 is a protein called 30S ribosomal protein S9.

Mol	Chain	Residues	Atoms					ZeroOcc	AltConf	Trace
9	AI	127	Total	C	N	O	S	0	0	0
			1022	634	206	179	3			
9	CI	127	Total	C	N	O	S	0	0	0
			1022	634	206	179	3			

- Molecule 10 is a protein called 30S ribosomal protein S10.

Mol	Chain	Residues	Atoms					ZeroOcc	AltConf	Trace
10	AJ	98	Total	C	N	O	S	0	0	0
			787	493	150	143	1			

Continued on next page...

Continued from previous page...

Mol	Chain	Residues	Atoms					ZeroOcc	AltConf	Trace
10	CJ	98	Total	C	N	O	S	0	0	0
			787	493	150	143	1			

- Molecule 11 is a protein called 30S ribosomal protein S11.

Mol	Chain	Residues	Atoms					ZeroOcc	AltConf	Trace
11	AK	117	Total	C	N	O	S	0	0	0
			877	540	174	160	3			
11	CK	117	Total	C	N	O	S	0	0	0
			877	540	174	160	3			

- Molecule 12 is a protein called 30S ribosomal protein S12.

Mol	Chain	Residues	Atoms					ZeroOcc	AltConf	Trace
12	AL	123	Total	C	N	O	S	0	0	0
			955	590	196	165	4			
12	CL	123	Total	C	N	O	S	0	0	0
			955	590	196	165	4			

- Molecule 13 is a protein called 30S ribosomal protein S13.

Mol	Chain	Residues	Atoms					ZeroOcc	AltConf	Trace
13	AM	114	Total	C	N	O	S	0	0	0
			884	546	178	157	3			
13	CM	114	Total	C	N	O	S	0	0	0
			884	546	178	157	3			

- Molecule 14 is a protein called 30S ribosomal protein S14.

Mol	Chain	Residues	Atoms					ZeroOcc	AltConf	Trace
14	AN	96	Total	C	N	O	S	0	0	0
			774	483	160	128	3			
14	CN	96	Total	C	N	O	S	0	0	0
			774	483	160	128	3			

- Molecule 15 is a protein called 30S ribosomal protein S15.

Mol	Chain	Residues	Atoms					ZeroOcc	AltConf	Trace
15	AO	88	Total	C	N	O	S	0	0	0
			710	437	143	129	1			
15	CO	88	Total	C	N	O	S	0	0	0
			710	437	143	129	1			

- Molecule 16 is a protein called 30S ribosomal protein S16.

Mol	Chain	Residues	Atoms					ZeroOcc	AltConf	Trace
16	AP	82	Total	C	N	O	S	0	0	0
			649	406	128	114	1			
16	CP	82	Total	C	N	O	S	0	0	0
			649	406	128	114	1			

- Molecule 17 is a protein called 30S ribosomal protein S17.

Mol	Chain	Residues	Atoms					ZeroOcc	AltConf	Trace
17	AQ	80	Total	C	N	O	S	0	0	0
			649	411	121	114	3			
17	CQ	80	Total	C	N	O	S	0	0	0
			649	411	121	114	3			

- Molecule 18 is a protein called 30S ribosomal protein S18.

Mol	Chain	Residues	Atoms				ZeroOcc	AltConf	Trace
18	AR	55	Total	C	N	O	0	0	0
			456	288	86	82			
18	CR	55	Total	C	N	O	0	0	0
			456	288	86	82			

- Molecule 19 is a protein called 30S ribosomal protein S19.

Mol	Chain	Residues	Atoms					ZeroOcc	AltConf	Trace
19	AS	79	Total	C	N	O	S	0	0	0
			638	408	120	108	2			
19	CS	79	Total	C	N	O	S	0	0	0
			638	408	120	108	2			

- Molecule 20 is a protein called 30S ribosomal protein S20.

Mol	Chain	Residues	Atoms					ZeroOcc	AltConf	Trace
20	AT	85	Total	C	N	O	S	0	0	0
			665	411	137	114	3			
20	CT	85	Total	C	N	O	S	0	0	0
			665	411	137	114	3			

- Molecule 21 is a protein called 30S ribosomal protein S21.

Mol	Chain	Residues	Atoms					ZeroOcc	AltConf	Trace
21	AU	51	Total	C	N	O	S	0	0	0
			426	265	86	74	1			
21	CU	51	Total	C	N	O	S	0	0	0
			426	265	86	74	1			

- Molecule 22 is a RNA chain called 23S rRNA.

Mol	Chain	Residues	Atoms					ZeroOcc	AltConf	Trace
22	BA	2897	Total	C	N	O	P	0	0	0
			62195	27745	11446	20107	2897			
22	DA	2897	Total	C	N	O	P	0	0	0
			62195	27745	11446	20107	2897			

- Molecule 23 is a RNA chain called 5S rRNA.

Mol	Chain	Residues	Atoms					ZeroOcc	AltConf	Trace
23	BB	119	Total	C	N	O	P	0	0	0
			2549	1135	466	829	119			
23	DB	118	Total	C	N	O	P	0	0	0
			2529	1126	464	821	118			

- Molecule 24 is a protein called 50S ribosomal protein L2.

Mol	Chain	Residues	Atoms					ZeroOcc	AltConf	Trace
24	BC	271	Total	C	N	O	S	0	0	0
			2083	1288	423	365	7			
24	DC	271	Total	C	N	O	S	0	0	0
			2083	1288	423	365	7			

- Molecule 25 is a protein called 50S ribosomal protein L3.

Mol	Chain	Residues	Atoms					ZeroOcc	AltConf	Trace
25	BD	209	Total	C	N	O	S	0	0	0
			1565	979	288	294	4			
25	DD	209	Total	C	N	O	S	0	0	0
			1565	979	288	294	4			

- Molecule 26 is a protein called 50S ribosomal protein L4.

Mol	Chain	Residues	Atoms					ZeroOcc	AltConf	Trace
26	BE	201	Total	C	N	O	S	0	0	0
			1552	974	283	290	5			

Continued on next page...

Continued from previous page...

Mol	Chain	Residues	Atoms					ZeroOcc	AltConf	Trace
26	DE	201	Total	C	N	O	S	0	0	0
			1552	974	283	290	5			

- Molecule 27 is a protein called 50S ribosomal protein L5.

Mol	Chain	Residues	Atoms					ZeroOcc	AltConf	Trace
27	BF	177	Total	C	N	O	S	0	0	0
			1411	899	249	257	6			
27	DF	177	Total	C	N	O	S	0	0	0
			1411	899	249	257	6			

- Molecule 28 is a protein called 50S ribosomal protein L6.

Mol	Chain	Residues	Atoms					ZeroOcc	AltConf	Trace
28	BG	176	Total	C	N	O	S	0	0	0
			1323	832	243	246	2			
28	DG	176	Total	C	N	O	S	0	0	0
			1323	832	243	246	2			

- Molecule 29 is a protein called 50S ribosomal protein L9.

Mol	Chain	Residues	Atoms					ZeroOcc	AltConf	Trace
29	BH	149	Total	C	N	O	S	0	0	0
			1110	699	197	213	1			
29	DH	149	Total	C	N	O	S	0	0	0
			1110	699	197	213	1			

- Molecule 30 is a protein called 50S ribosomal protein L11.

Mol	Chain	Residues	Atoms					ZeroOcc	AltConf	Trace
30	BI	141	Total	C	N	O	S	0	0	0
			1032	651	179	196	6			
30	DI	141	Total	C	N	O	S	0	0	0
			1032	651	179	196	6			

- Molecule 31 is a protein called 50S ribosomal protein L13.

Mol	Chain	Residues	Atoms					ZeroOcc	AltConf	Trace
31	BJ	142	Total	C	N	O	S	0	0	0
			1129	714	212	199	4			
31	DJ	142	Total	C	N	O	S	0	0	0
			1129	714	212	199	4			

- Molecule 32 is a protein called 50S ribosomal protein L14.

Mol	Chain	Residues	Atoms					ZeroOcc	AltConf	Trace
32	BK	122	Total	C	N	O	S	0	0	0
			939	587	180	166	6			
32	DK	122	Total	C	N	O	S	0	0	0
			939	587	180	166	6			

- Molecule 33 is a protein called 50S ribosomal protein L15.

Mol	Chain	Residues	Atoms					ZeroOcc	AltConf	Trace
33	BL	143	Total	C	N	O	S	0	0	0
			1045	649	206	189	1			
33	DL	143	Total	C	N	O	S	0	0	0
			1045	649	206	189	1			

- Molecule 34 is a protein called 50S ribosomal protein L16.

Mol	Chain	Residues	Atoms					ZeroOcc	AltConf	Trace
34	BM	136	Total	C	N	O	S	0	0	0
			1074	686	205	177	6			
34	DM	136	Total	C	N	O	S	0	0	0
			1074	686	205	177	6			

- Molecule 35 is a protein called 50S ribosomal protein L17.

Mol	Chain	Residues	Atoms					ZeroOcc	AltConf	Trace
35	BN	120	Total	C	N	O	S	0	0	0
			961	593	196	167	5			
35	DN	120	Total	C	N	O	S	0	0	0
			961	593	196	167	5			

- Molecule 36 is a protein called 50S ribosomal protein L18.

Mol	Chain	Residues	Atoms				ZeroOcc	AltConf	Trace
36	BO	116	Total	C	N	O	0	0	0
			892	552	178	162			
36	DO	116	Total	C	N	O	0	0	0
			892	552	178	162			

- Molecule 37 is a protein called 50S ribosomal protein L19.

Mol	Chain	Residues	Atoms					ZeroOcc	AltConf	Trace
37	BP	114	Total	C	N	O	S	0	0	0
			917	574	179	163	1			
37	DP	114	Total	C	N	O	S	0	0	0
			917	574	179	163	1			

- Molecule 38 is a protein called 50S ribosomal protein L20.

Mol	Chain	Residues	Atoms					ZeroOcc	AltConf	Trace
38	BQ	117	Total	C	N	O	S	0	0	0
			947	604	192	151				
38	DQ	117	Total	C	N	O	S	0	0	0
			947	604	192	151				

- Molecule 39 is a protein called 50S ribosomal protein L21.

Mol	Chain	Residues	Atoms					ZeroOcc	AltConf	Trace
39	BR	103	Total	C	N	O	S	0	0	0
			816	516	153	145	2			
39	DR	103	Total	C	N	O	S	0	0	0
			816	516	153	145	2			

- Molecule 40 is a protein called 50S ribosomal protein L22.

Mol	Chain	Residues	Atoms					ZeroOcc	AltConf	Trace
40	BS	110	Total	C	N	O	S	0	0	0
			857	532	166	156	3			
40	DS	110	Total	C	N	O	S	0	0	0
			857	532	166	156	3			

- Molecule 41 is a protein called 50S ribosomal protein L23.

Mol	Chain	Residues	Atoms					ZeroOcc	AltConf	Trace
41	BT	93	Total	C	N	O	S	0	0	0
			739	466	139	132	2			
41	DT	93	Total	C	N	O	S	0	0	0
			739	466	139	132	2			

- Molecule 42 is a protein called 50S ribosomal protein L24.

Mol	Chain	Residues	Atoms					ZeroOcc	AltConf	Trace
42	BU	102	Total	C	N	O	S	0	0	0
			780	492	146	142				

Continued on next page...

Continued from previous page...

Mol	Chain	Residues	Atoms				ZeroOcc	AltConf	Trace
42	DU	102	Total	C	N	O			
			780	492	146	142	0	0	0

- Molecule 43 is a protein called 50S ribosomal protein L25.

Mol	Chain	Residues	Atoms				ZeroOcc	AltConf	Trace
43	BV	94	Total	C	N	O	S		
			753	479	137	134	3	0	0
43	DV	94	Total	C	N	O	S		
			753	479	137	134	3	0	0

- Molecule 44 is a protein called 50S ribosomal protein L27.

Mol	Chain	Residues	Atoms				ZeroOcc	AltConf	Trace
44	BW	76	Total	C	N	O	S		
			580	359	117	103	1	0	0
44	DW	75	Total	C	N	O	S		
			569	353	113	102	1	0	0

- Molecule 45 is a protein called 50S ribosomal protein L28.

Mol	Chain	Residues	Atoms				ZeroOcc	AltConf	Trace
45	BX	77	Total	C	N	O	S		
			625	388	129	106	2	0	0
45	DX	77	Total	C	N	O	S		
			625	388	129	106	2	0	0

- Molecule 46 is a protein called 50S ribosomal protein L29.

Mol	Chain	Residues	Atoms				ZeroOcc	AltConf	Trace
46	BY	63	Total	C	N	O	S		
			509	313	99	95	2	0	0
46	DY	63	Total	C	N	O	S		
			509	313	99	95	2	0	0

- Molecule 47 is a protein called 50S ribosomal protein L30.

Mol	Chain	Residues	Atoms				ZeroOcc	AltConf	Trace
47	BZ	58	Total	C	N	O	S		
			449	281	87	79	2	0	0
47	DZ	58	Total	C	N	O	S		
			449	281	87	79	2	0	0

- Molecule 48 is a protein called 50S ribosomal protein L32.

Mol	Chain	Residues	Atoms					ZeroOcc	AltConf	Trace
48	B0	56	Total	C	N	O	S	0	0	0
			444	269	94	80	1			
48	D0	56	Total	C	N	O	S	0	0	0
			444	269	94	80	1			

- Molecule 49 is a protein called 50S ribosomal protein L33.

Mol	Chain	Residues	Atoms				ZeroOcc	AltConf	Trace
49	B1	50	Total	C	N	O	0	0	0
			410	263	75	72			
49	D1	50	Total	C	N	O	0	0	0
			410	263	75	72			

- Molecule 50 is a protein called 50S ribosomal protein L34.

Mol	Chain	Residues	Atoms					ZeroOcc	AltConf	Trace
50	B2	46	Total	C	N	O	S	0	0	0
			377	228	90	57	2			
50	D2	46	Total	C	N	O	S	0	0	0
			377	228	90	57	2			

- Molecule 51 is a protein called 50S ribosomal protein L35.

Mol	Chain	Residues	Atoms					ZeroOcc	AltConf	Trace
51	B3	64	Total	C	N	O	S	0	0	0
			504	323	105	74	2			
51	D3	64	Total	C	N	O	S	0	0	0
			504	323	105	74	2			

- Molecule 52 is a protein called 50S ribosomal protein L36.

Mol	Chain	Residues	Atoms					ZeroOcc	AltConf	Trace
52	B4	38	Total	C	N	O	S	0	0	0
			302	185	65	48	4			
52	D4	38	Total	C	N	O	S	0	0	0
			302	185	65	48	4			

- Molecule 53 is a protein called 50S ribosomal protein L1.

Mol	Chain	Residues	Atoms				ZeroOcc	AltConf	Trace
53	B5	191	Total	C	N	O	0	0	1
			1142	691	221	230			

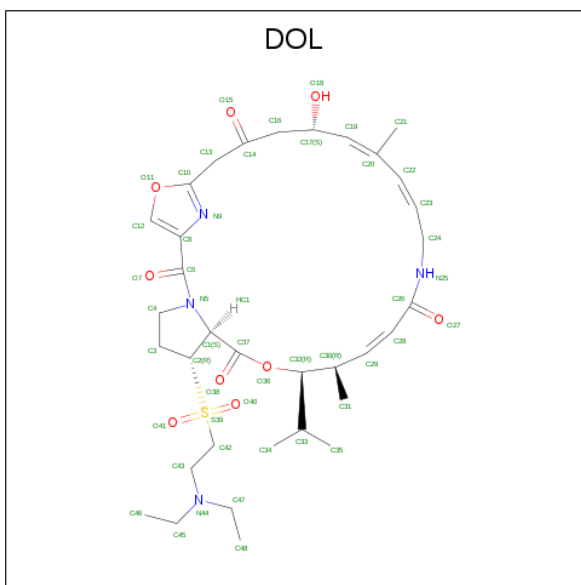
- Molecule 54 is a protein called Quinupristin.

Mol	Chain	Residues	Atoms					ZeroOcc	AltConf	Trace
54	B6	8	Total	C	N	O	S	0	0	0
			73	53	9	10	1			
54	D6	8	Total	C	N	O	S	0	0	0
			73	53	9	10	1			

- Molecule 55 is MAGNESIUM ION (three-letter code: MG) (formula: Mg).

Mol	Chain	Residues	Atoms		ZeroOcc	AltConf
55	BB	4	Total	Mg	0	0
			4	4		
55	BA	194	Total	Mg	0	0
			194	194		
55	CA	56	Total	Mg	0	0
			56	56		
55	DQ	1	Total	Mg	0	0
			1	1		
55	D2	1	Total	Mg	0	0
			1	1		
55	AA	71	Total	Mg	0	0
			71	71		
55	BQ	1	Total	Mg	0	0
			1	1		
55	DA	166	Total	Mg	0	0
			166	166		
55	DB	3	Total	Mg	0	0
			3	3		
55	AM	1	Total	Mg	0	0
			1	1		

- Molecule 56 is 5-(2-DIETHYLAMINO-ETHANESULFONYL)-21-HYDROXY-10-ISOPROPYL-11,19-DIMETHYL-9,26-DIOXA-3,15,28-TRIAZA-TRICYCLO[23.2.1.00,255]OCTACOSA-1(27),12,17,19,25(28)-PENTAENE-2,8,14,23-TETRAONE (three-letter code: DOL) (formula: C₃₄H₅₀N₄O₉S).



Mol	Chain	Residues	Atoms					ZeroOcc	AltConf
56	BA	1	Total	C	N	O	S	0	0
			48	34	4	9	1		
56	DA	1	Total	C	N	O	S	0	0
			48	34	4	9	1		

- Molecule 57 is ZINC ION (three-letter code: ZN) (formula: Zn).

Mol	Chain	Residues	Atoms		ZeroOcc	AltConf
57	B4	1	Total	Zn	0	0
			1	1		
57	D4	1	Total	Zn	0	0
			1	1		

- Molecule 58 is water.

Mol	Chain	Residues	Atoms		ZeroOcc	AltConf
58	AA	194	Total	O	0	0
			194	194		
58	AE	2	Total	O	0	0
			2	2		
58	AL	1	Total	O	0	0
			1	1		
58	AN	3	Total	O	0	0
			3	3		
58	AT	2	Total	O	0	0
			2	2		

Continued on next page...

Continued from previous page...

Mol	Chain	Residues	Atoms	ZeroOcc	AltConf
58	AU	1	Total O 1 1	0	0
58	BA	617	Total O 617 617	0	0
58	BB	14	Total O 14 14	0	0
58	BC	6	Total O 6 6	0	0
58	BD	4	Total O 4 4	0	0
58	BE	1	Total O 1 1	0	0
58	BF	1	Total O 1 1	0	0
58	BG	1	Total O 1 1	0	0
58	BJ	1	Total O 1 1	0	0
58	BL	7	Total O 7 7	0	0
58	BN	5	Total O 5 5	0	0
58	BQ	1	Total O 1 1	0	0
58	BS	1	Total O 1 1	0	0
58	BT	2	Total O 2 2	0	0
58	B3	3	Total O 3 3	0	0
58	B4	1	Total O 1 1	0	0
58	CA	192	Total O 192 192	0	0
58	CL	1	Total O 1 1	0	0
58	CN	2	Total O 2 2	0	0
58	CT	2	Total O 2 2	0	0
58	CU	1	Total O 1 1	0	0

Continued on next page...

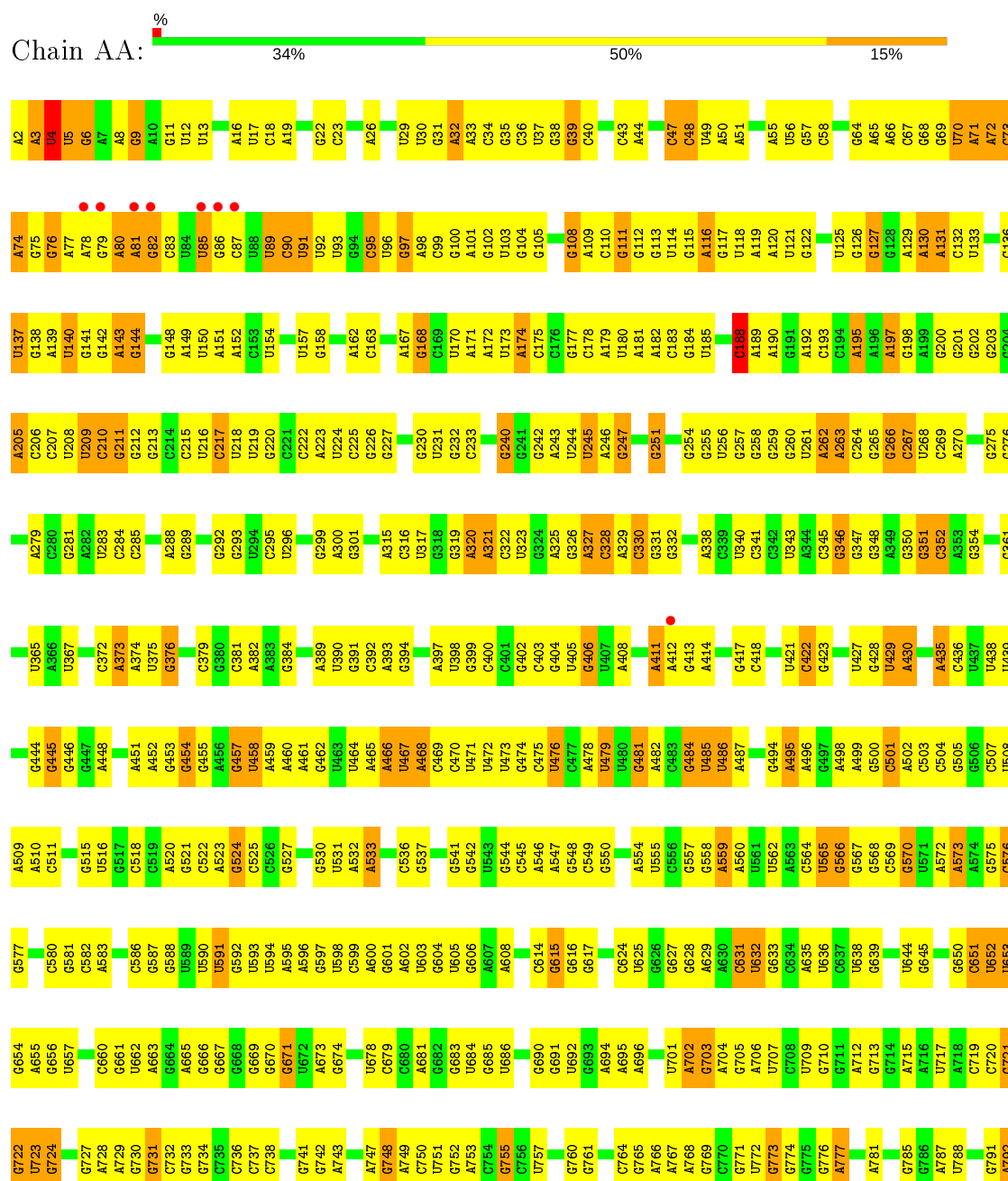
Continued from previous page...

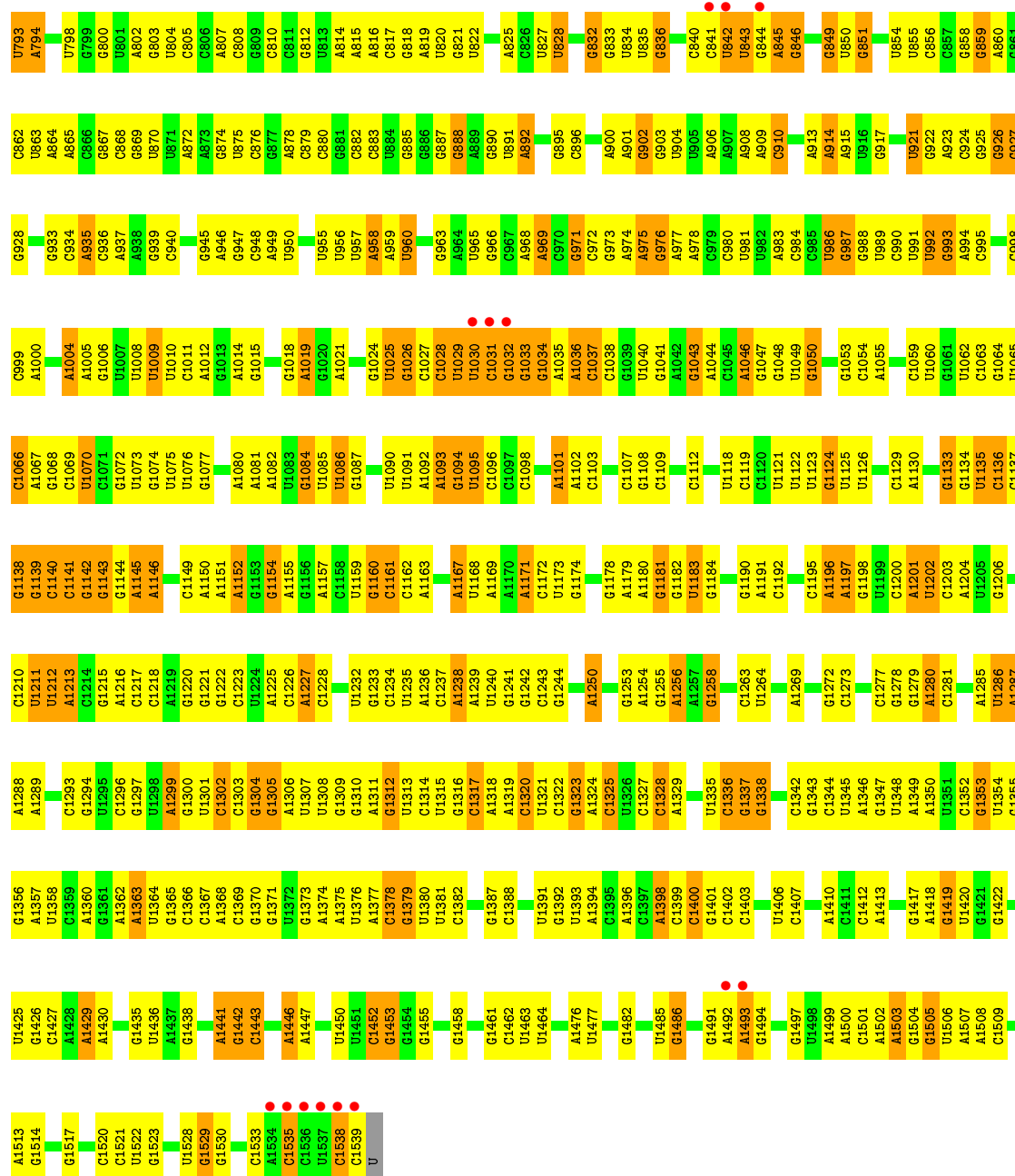
Mol	Chain	Residues	Atoms		ZeroOcc	AltConf
58	DA	610	Total 610	O 610	0	0
58	DB	13	Total 13	O 13	0	0
58	DC	8	Total 8	O 8	0	0
58	DD	4	Total 4	O 4	0	0
58	DE	4	Total 4	O 4	0	0
58	DJ	1	Total 1	O 1	0	0
58	DL	4	Total 4	O 4	0	0
58	DN	2	Total 2	O 2	0	0
58	DS	2	Total 2	O 2	0	0
58	DT	3	Total 3	O 3	0	0
58	DU	1	Total 1	O 1	0	0
58	DV	1	Total 1	O 1	0	0
58	D2	1	Total 1	O 1	0	0
58	D3	1	Total 1	O 1	0	0
58	D4	1	Total 1	O 1	0	0

3 Residue-property plots

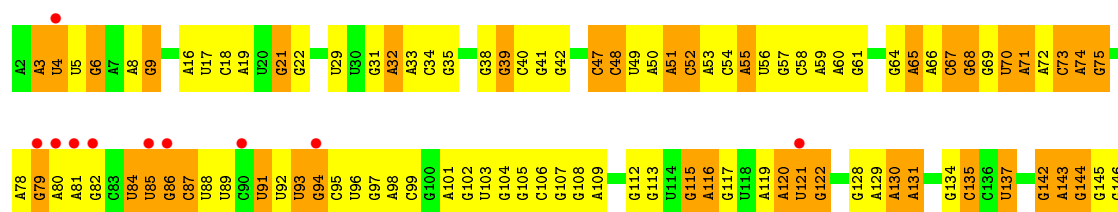
These plots are drawn for all protein, RNA and DNA chains in the entry. The first graphic for a chain summarises the proportions of the various outlier classes displayed in the second graphic. The second graphic shows the sequence view annotated by issues in geometry and electron density. Residues are color-coded according to the number of geometric quality criteria for which they contain at least one outlier: green = 0, yellow = 1, orange = 2 and red = 3 or more. A red dot above a residue indicates a poor fit to the electron density ($RSRZ > 2$). Stretches of 2 or more consecutive residues without any outlier are shown as a green connector. Residues present in the sample, but not in the model, are shown in grey.

• Molecule 1: 16S rRNA

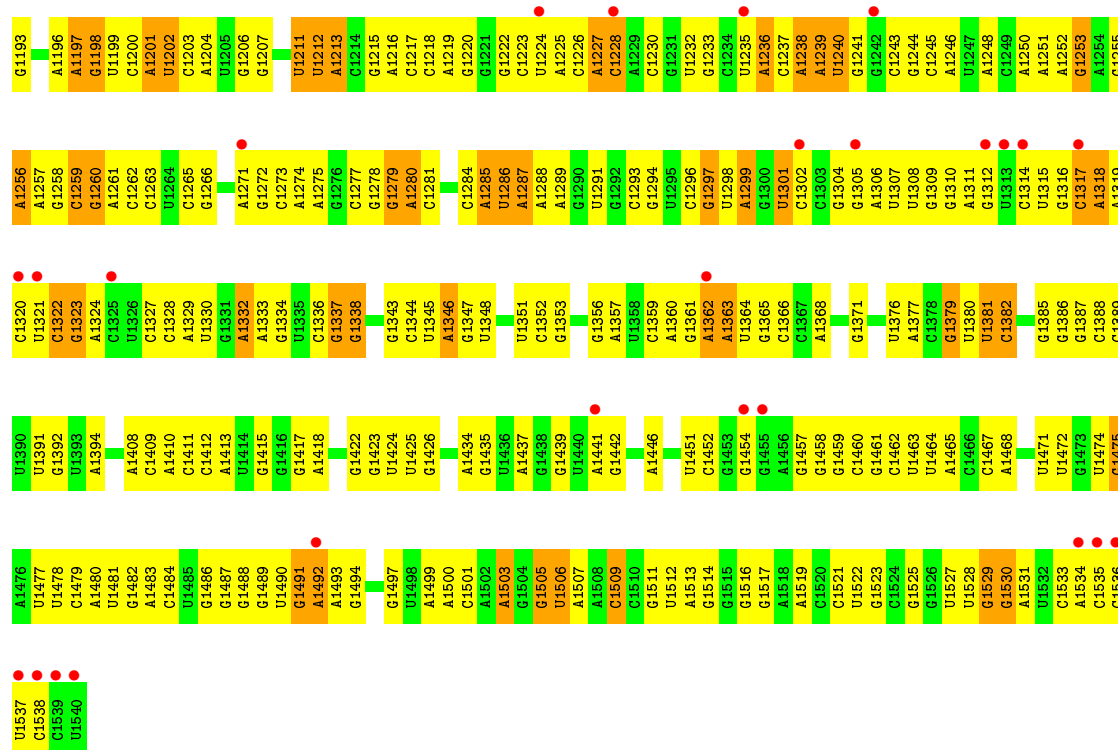




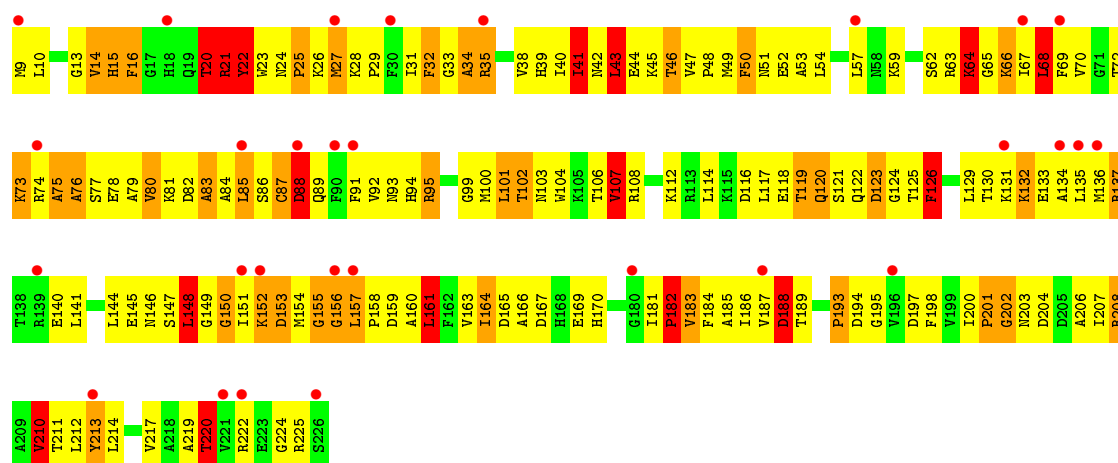
• Molecule 1: 16S rRNA



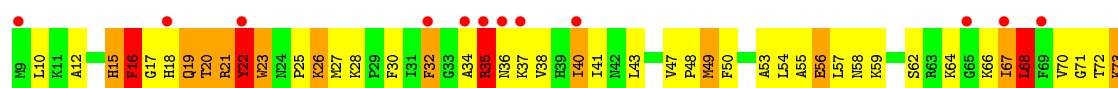
WORLDWIDE
PDB
PROTEIN DATA BANK

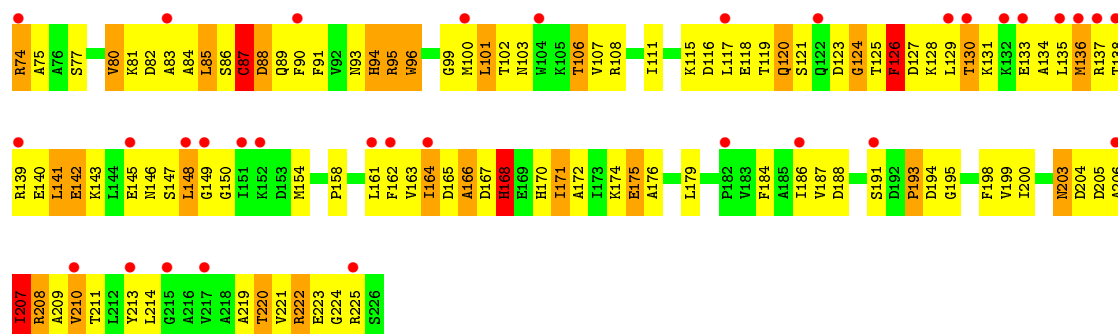


• Molecule 2: 30S ribosomal protein S2

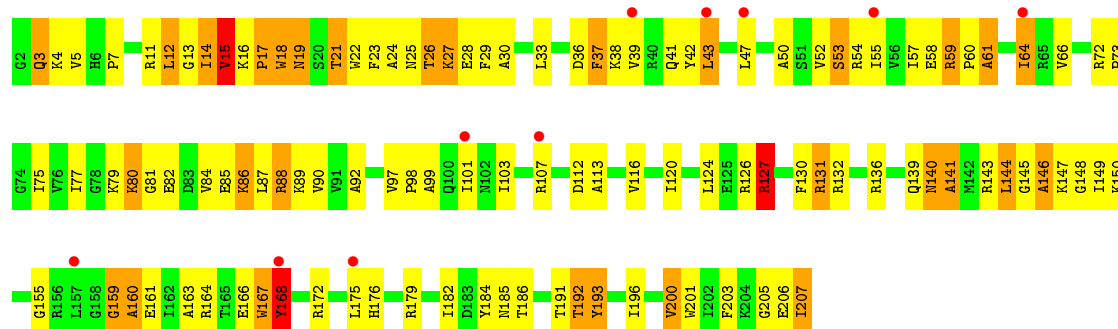


• Molecule 2: 30S ribosomal protein S2

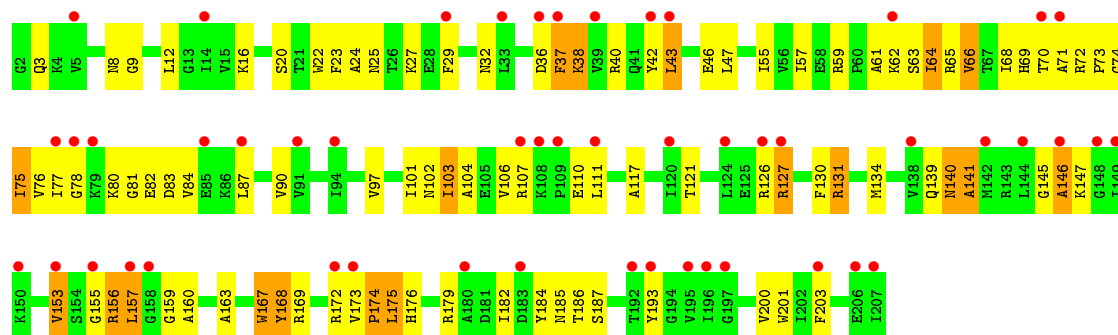




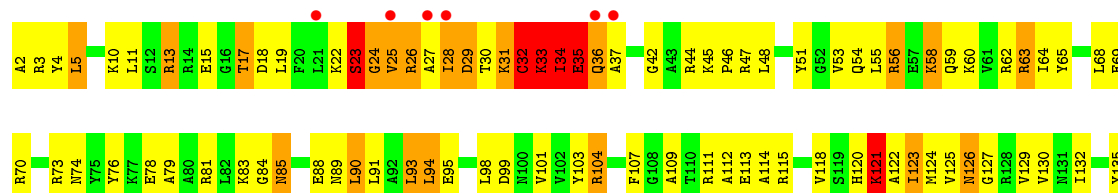
• Molecule 3: 30S ribosomal protein S3

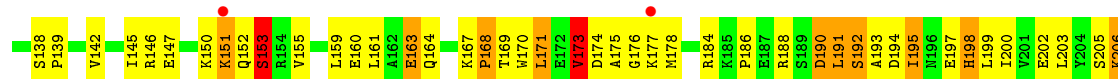


• Molecule 3: 30S ribosomal protein S3



• Molecule 4: 30S ribosomal protein S4

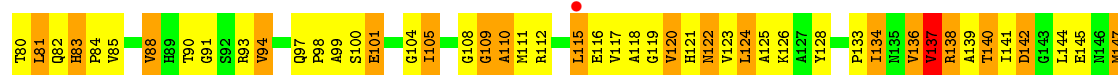
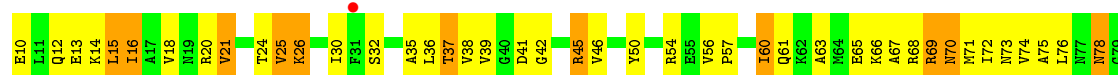




• Molecule 4: 30S ribosomal protein S4



• Molecule 5: 30S ribosomal protein S5

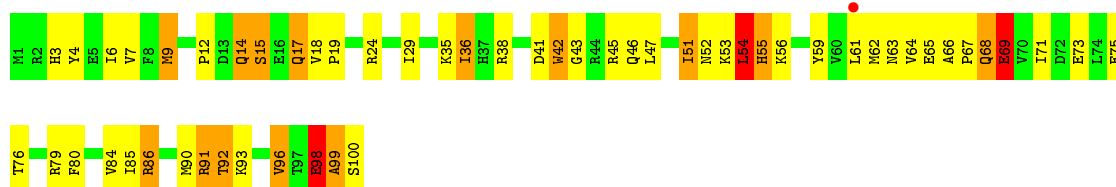


• Molecule 5: 30S ribosomal protein S5

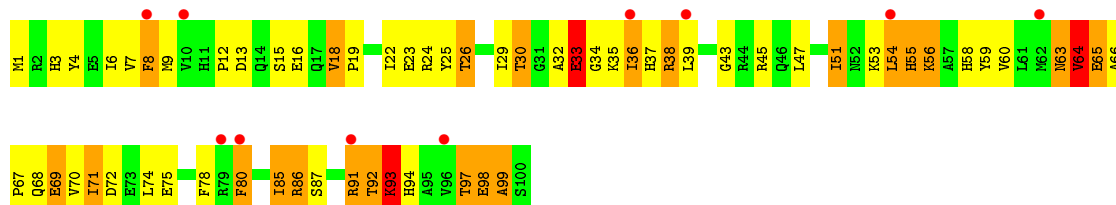


• Molecule 6: 30S ribosomal protein S6

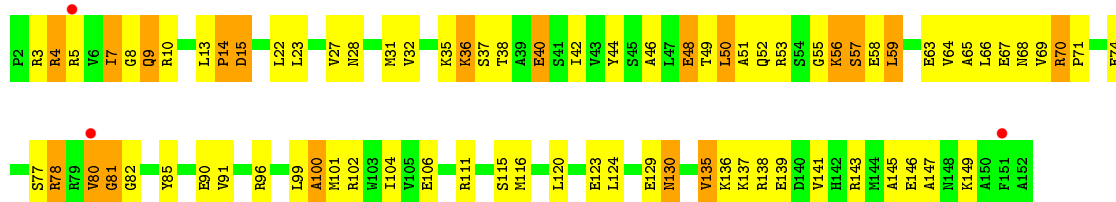




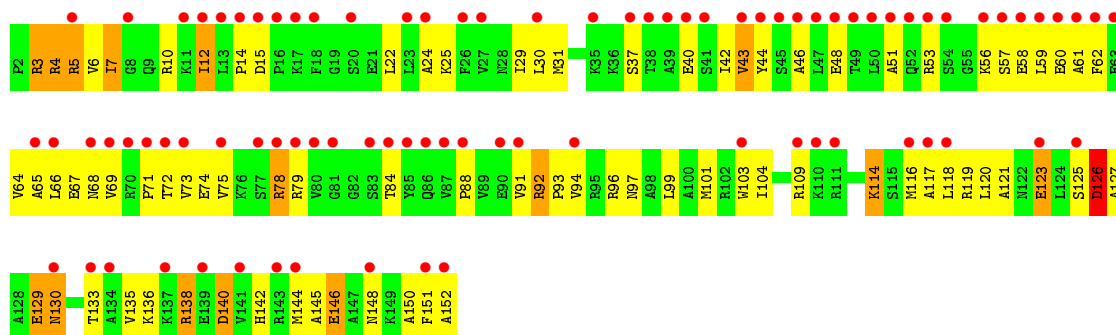
• Molecule 6: 30S ribosomal protein S6



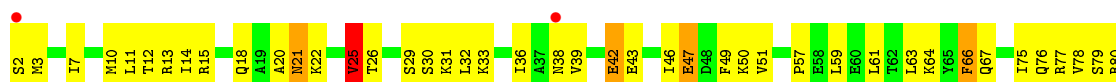
• Molecule 7: 30S ribosomal protein S7

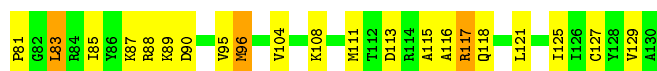


• Molecule 7: 30S ribosomal protein S7

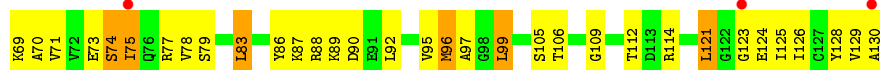
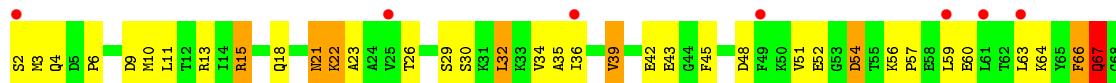


• Molecule 8: 30S ribosomal protein S8

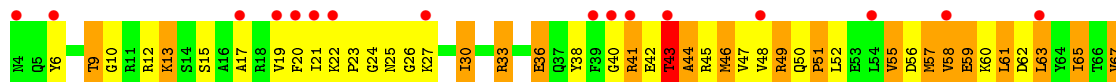




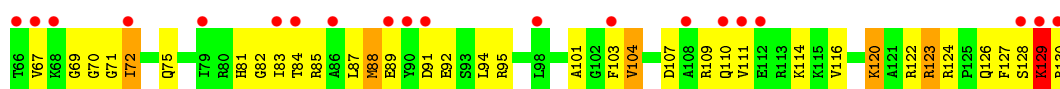
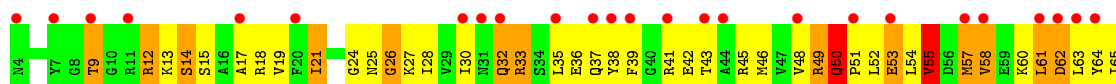
- Molecule 8: 30S ribosomal protein S8



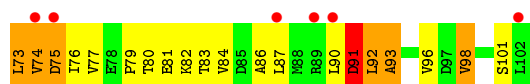
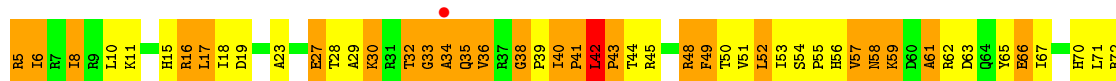
- Molecule 9: 30S ribosomal protein S9



- Molecule 9: 30S ribosomal protein S9

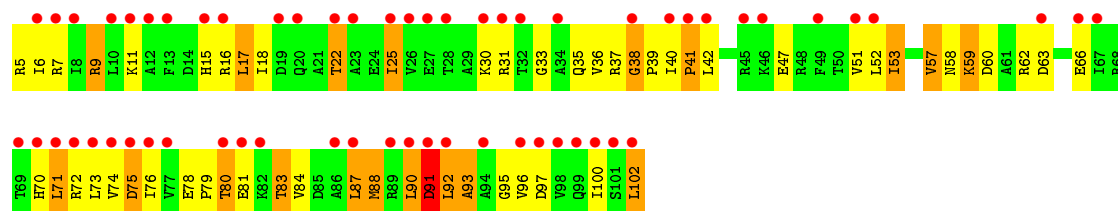


- Molecule 10: 30S ribosomal protein S10

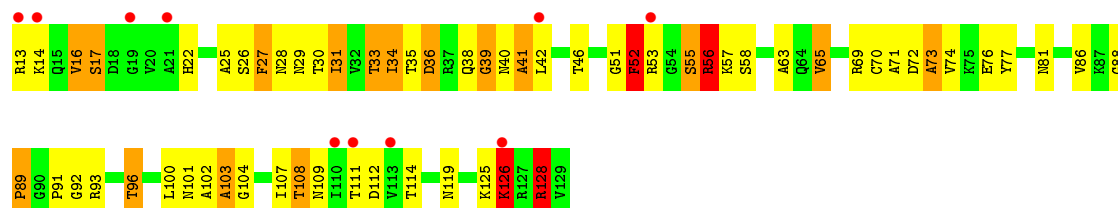


- Molecule 10: 30S ribosomal protein S10

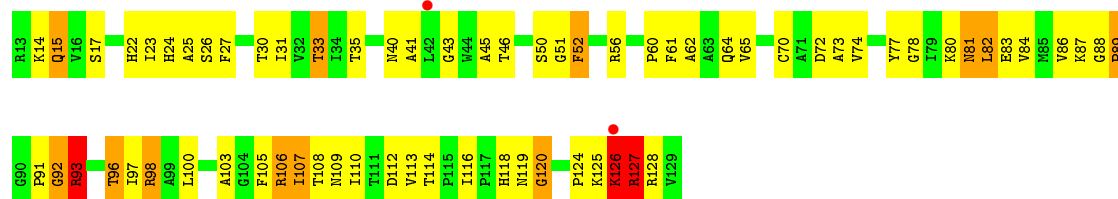
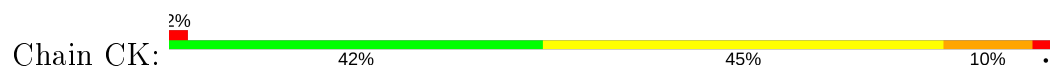




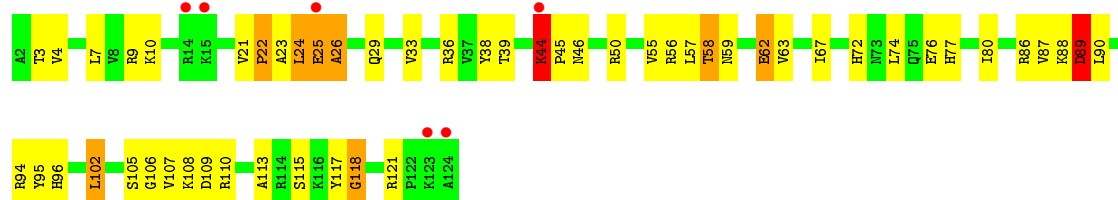
• Molecule 11: 30S ribosomal protein S11



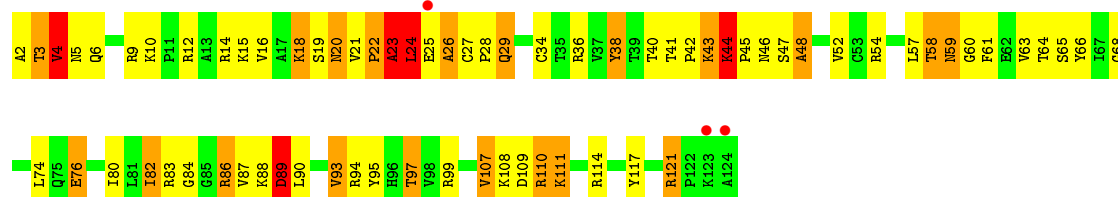
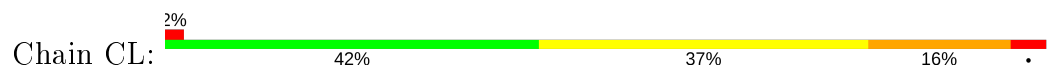
• Molecule 11: 30S ribosomal protein S11



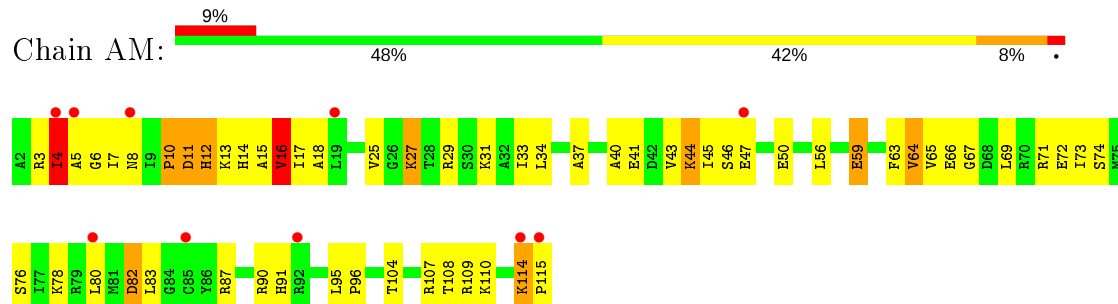
• Molecule 12: 30S ribosomal protein S12



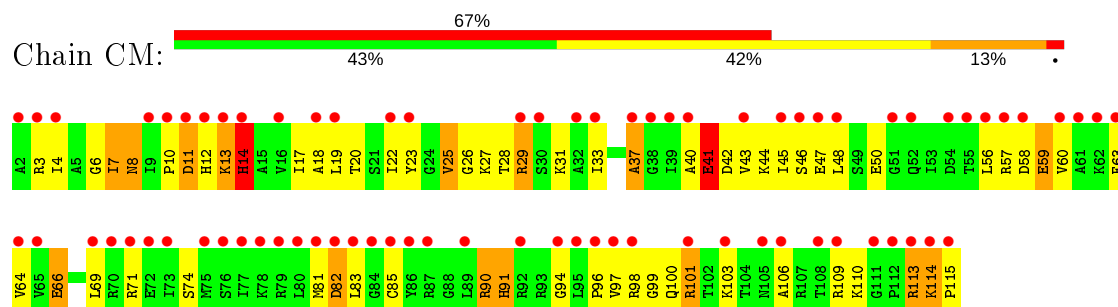
• Molecule 12: 30S ribosomal protein S12



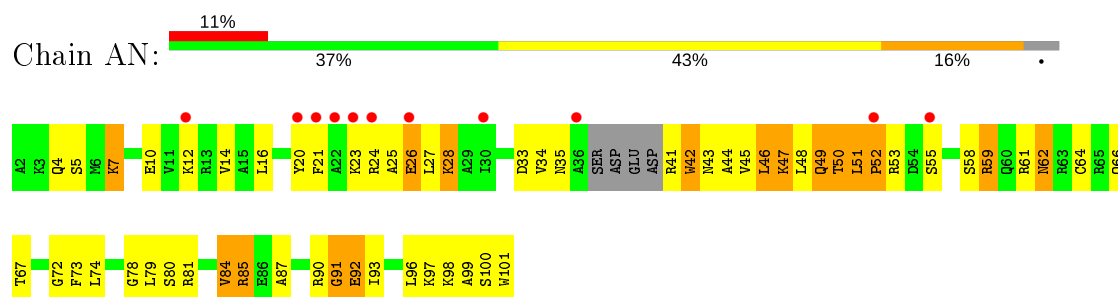
- Molecule 13: 30S ribosomal protein S13



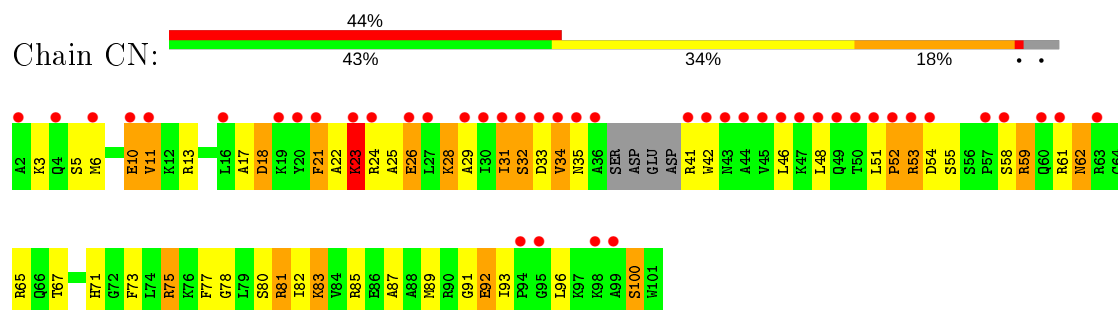
- Molecule 13: 30S ribosomal protein S13



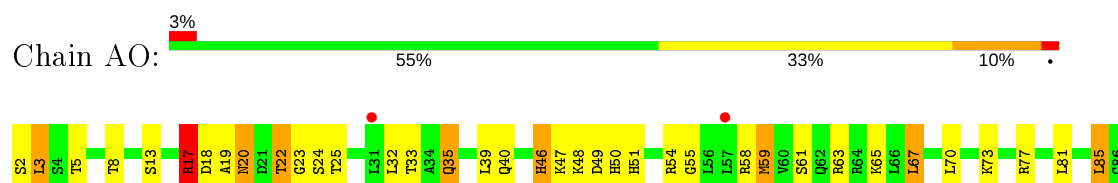
- Molecule 14: 30S ribosomal protein S14



- Molecule 14: 30S ribosomal protein S14



- Molecule 15: 30S ribosomal protein S15


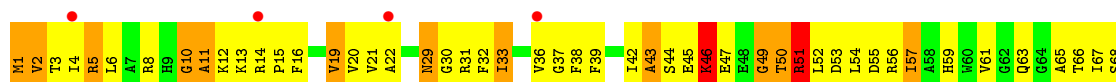




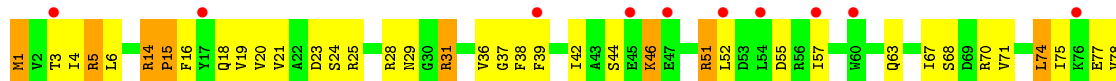
- Molecule 15: 30S ribosomal protein S15



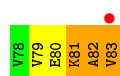
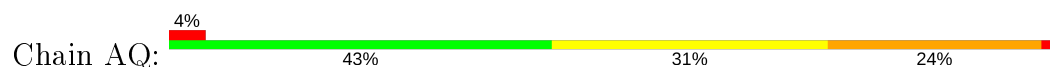
- Molecule 16: 30S ribosomal protein S16



- Molecule 16: 30S ribosomal protein S16

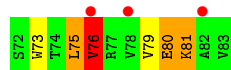


- Molecule 17: 30S ribosomal protein S17



- Molecule 17: 30S ribosomal protein S17





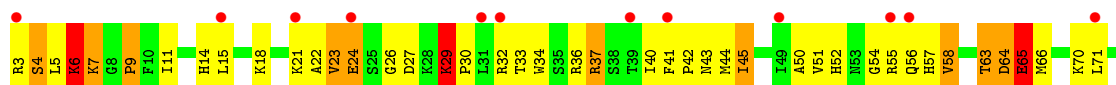
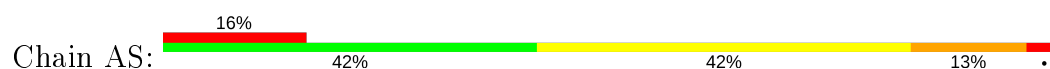
- Molecule 18: 30S ribosomal protein S18



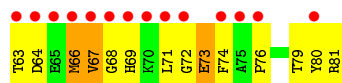
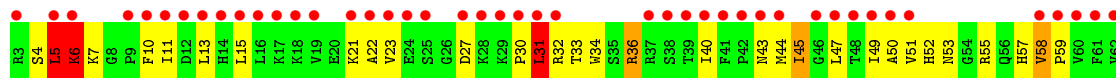
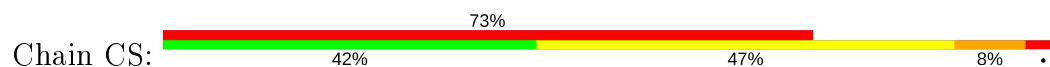
- Molecule 18: 30S ribosomal protein S18




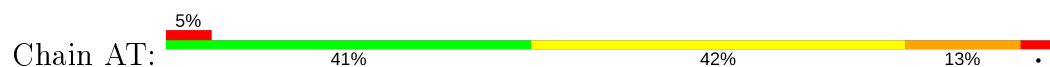
- Molecule 19: 30S ribosomal protein S19



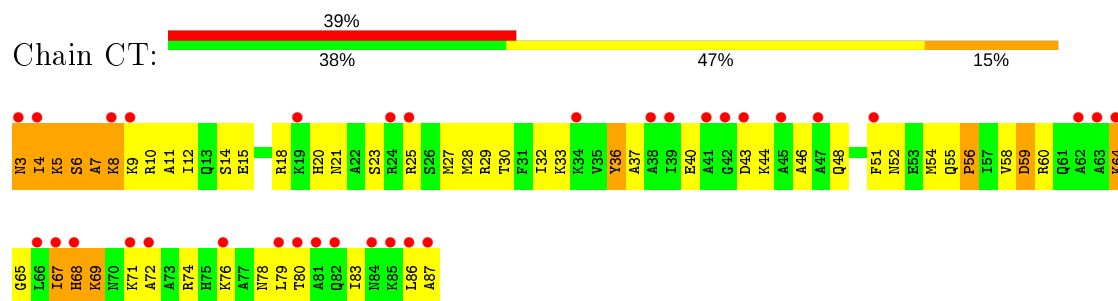
- Molecule 19: 30S ribosomal protein S19



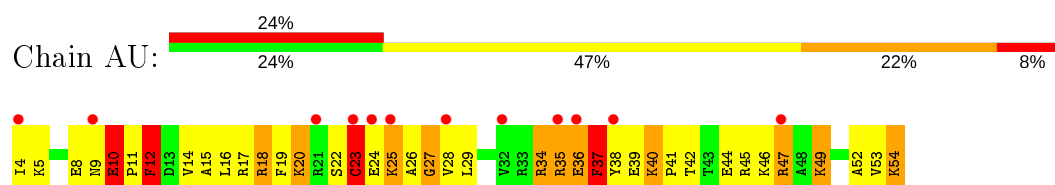
- Molecule 20: 30S ribosomal protein S20



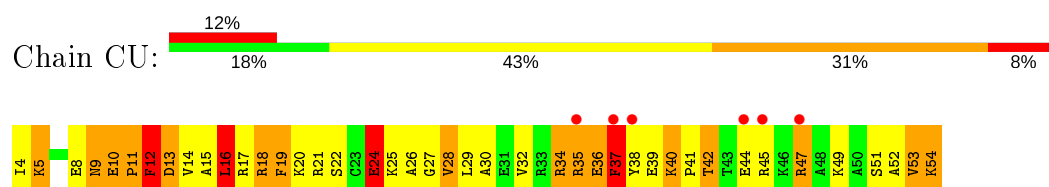
- Molecule 20: 30S ribosomal protein S20



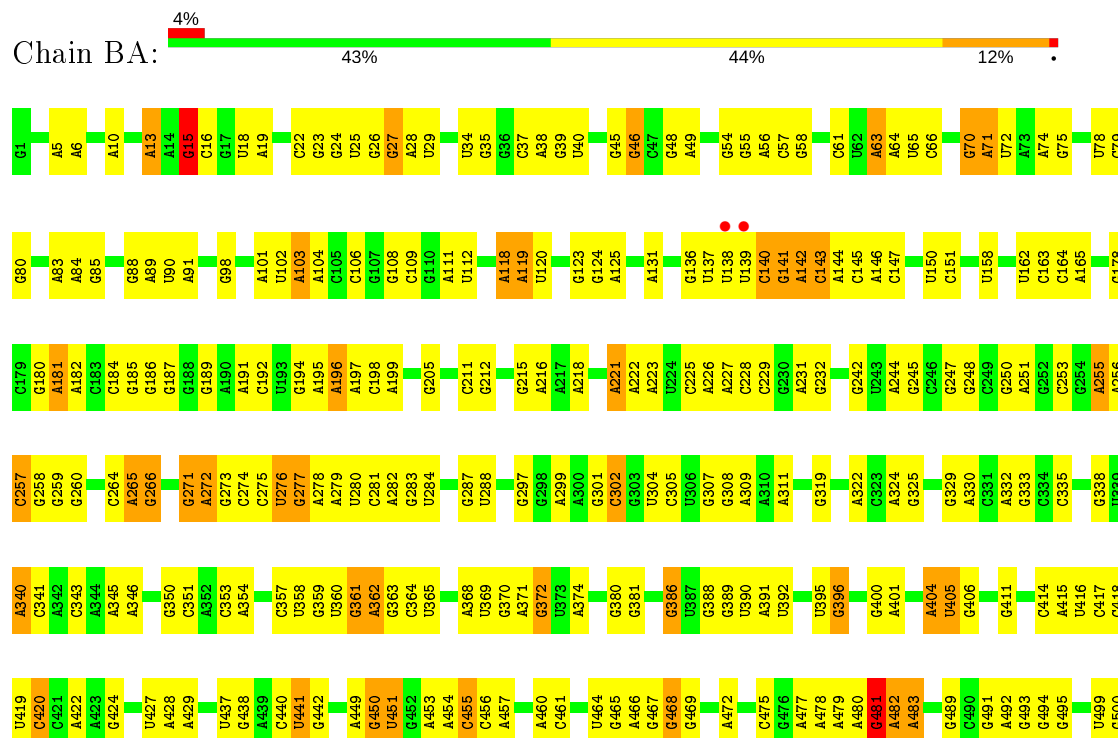
- Molecule 21: 30S ribosomal protein S21



- Molecule 21: 30S ribosomal protein S21

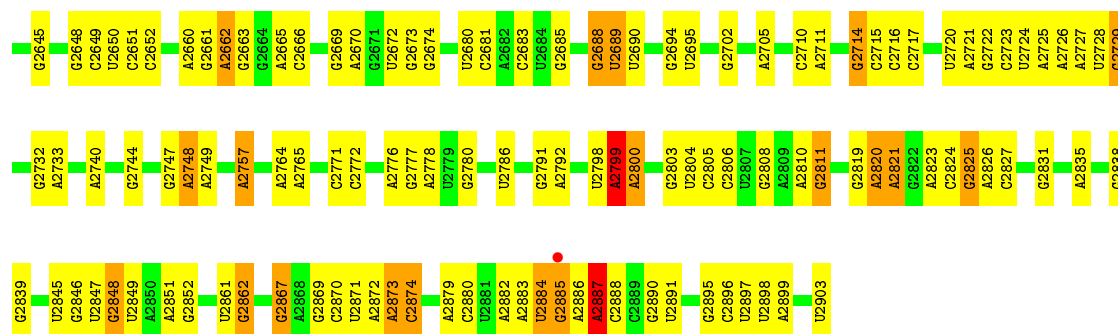


- Molecule 22: 23S rRNA

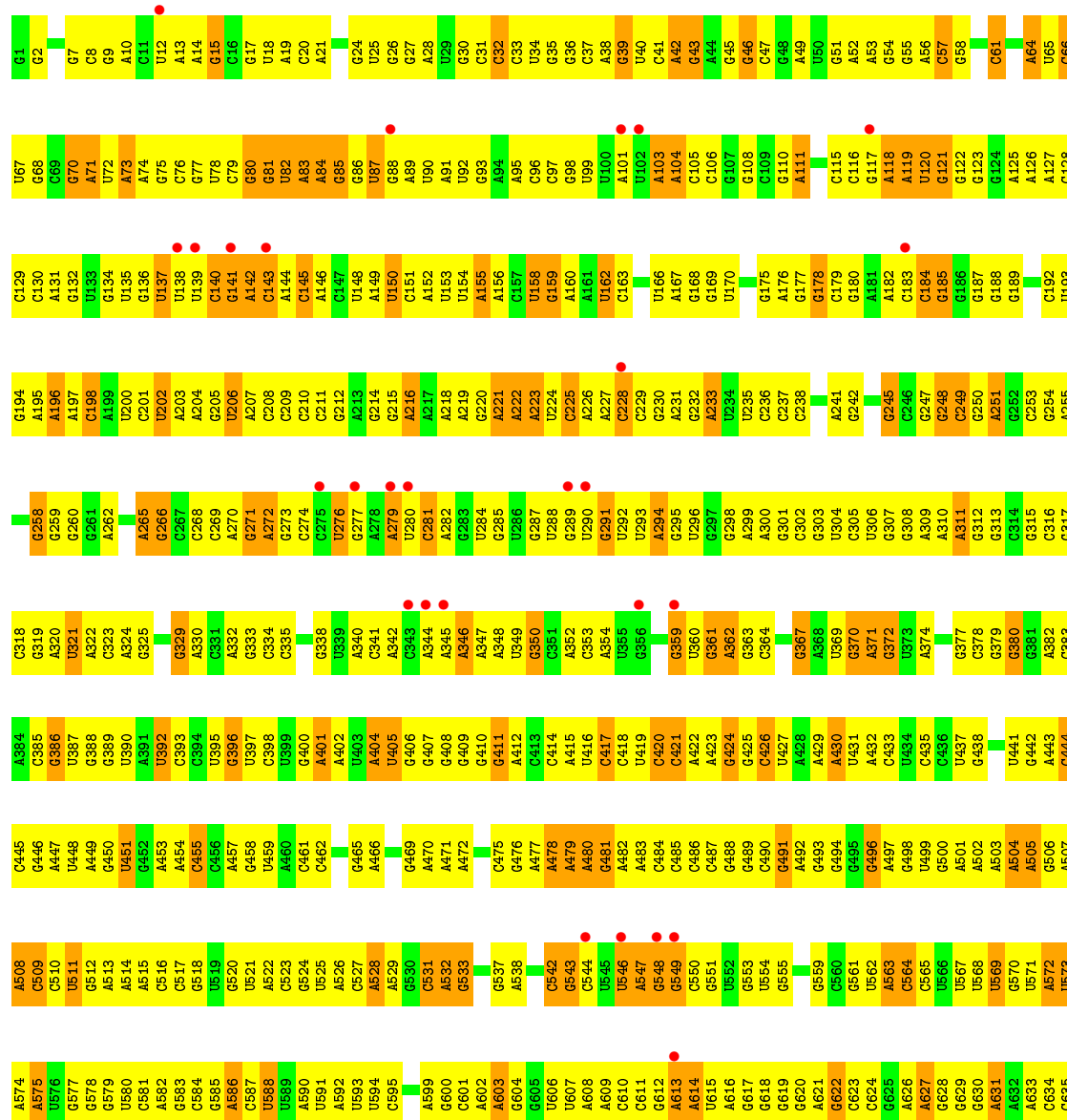


A501	C581	C736	U653	C885	A960	A1028	C1102	G1186	A1275	G1355	A1431	G1500
A502	A582	C737	C812	A	C961	A1033	A1103	G1187	A1276	G1356	G1432	G1501
A503	G583	C738	A654	U	U963	U1033	C1104	U1188	G1277	C1357	A1433	A1502
A504	C584	A739	A655	C	C962	U1033	U1105	A1189	G1278	G1358	A1434	A1503
A505	C585	C740	C586	C	U967	A1039	G1106	A1190	G1283	A1359	G1435	A1504
G506	A586	U741	C587	C	C968	A1040	G1107	G1191	A1284	G1360	G1436	C1507
A507	C587	A742	C588	G	C969	C1045	G1110	A1194	A1285	A1365	C1437	A1508
A508	U588	A743	U589	A892	U970	A1046	A1111	G1195	A1287	A1366	A1439	A1509
C509	A590	U744	G510	C893	C971	G1047	G1112	C1196	G1288	A1367	U1440	G1510
C510	U591	U745	U511	U894	C972	A1050	G1120	U1199	C1289	G1371	G1441	G1511
U511	U592	U746	U512	U895	A973	A1051	C1121	C1200	U1294	A1372	U1442	G1512
G512	A593	U747	U593	A896	A974	G1051	G1122	U1200	U1294	A1373	U1443	U1513
A513	U594	A749	U594	C897	C976	G1056	C1123	G1206	G1300	G1374	G1450	G1514
A514	C595	U750	C595	A829	U966	A1057	G1233	C1207	A1301	U1375	G1451	G1515
C517	U596	A752	U596	A899	A979	U1058	G1125	G1218	A1302	C1376	G1452	G1516
G523	C597	A753	C597	A900	A979	G1059	A1126	U1218	G1303	G1377	A1453	A1528
G524	U598	U754	U598	C901	A980	U1060	G1131	U1224	A1304	A1378	G1456	G1529
U525	A599	C672	U600	A833	A981	U1061	A1132	G1225	C1305	U1379	G1457	G1530
A526	C601	C674	A602	C838	C982	G1062	A1133	A1226	U1309	G1380	U1458	C1531
C527	G602	G759	A603	A911	A983	G1063	A1134	A1235	G1309	G1381	U1459	A1532
A528	A603	C676	A604	C912	A984	C1064	C1135	U1230	U1313	G1382	U1460	C1533
C531	G604	A761	C605	U913	C985	U1065	G1136	U1231	U1314	A1383	U1461	U1534
A532	U605	A764	A685	U942	A988	U1066	A1137	G1232	U1316	A1384	C1461	A1535
G536	A608	C765	U686	C915	A989	A1067	G1138	C1233	A1317	A1385	G1464	C1536
G537	A609	C687	U688	G916	C990	G1068	A1139	G1234	G1317	C1386	U1465	G1537
A538	C610	U688	C611	A917	C991	A1069	C1140	G1235	U1318	A1387	U1466	G1538
C544	G612	C770	A693	U919	C992	G1071	U1141	G1236	C1320	U1467	U1467	G1540
U545	A613	C774	C694	C921	C995	A1072	A1142	G1237	A1321	A1468	C1541	C1541
U546	A614	C775	C695	U852	C997	A1073	A1143	G1238	A1322	U1469	U1542	U1542
A547	U615	C776	C696	C853	C998	G1074	A1144	G1239	C1323	A1395	A1470	G1543
G548	A616	C777	C697	A927	U999	C1075	G1153	U1240	G1324	U1402	U1474	C1547
G549	C617	C698	C618	U929	A1000	C1076	G1154	C1243	U1325	A1403	G1475	A1548
C550	U618	C780	C619	G858	A1001	A1077	A1155	A1244	U1326	C1404	U1476	C1549
G555	C620	A781	A861	U860	A1002	C1078	G1156	G1245	U1328	U1405	A1477	A1552
A556	A621	U702	C622	U861	G1003	A1079	G1160	A1246	U1329	U1406	G1478	A1553
C560	G623	C704	C623	A862	C1004	U1082	C1161	A1247	G1330	G1407	U1479	U1554
A563	C624	A705	C625	A863	C1005	U1083	G1167	G1250	G1331	G1408	C1480	G1555
C564	U626	C785	A626	C864	C1006	U1084	A1168	C1251	U1332	U1409	U1481	G1556
C565	C625	C787	C626	C865	C1007	A1085	A1169	G1252	G1333	G1410	G1482	C1557
U566	C627	A788	A627	A866	A1008	U1086	C1170	A1253	U1334	U1411	C1483	G1560
C567	U720	U789	A721	C967	A1009	A1087	A1171	G1254	C1335	U1412	U1484	U1563
U567	C630	C791	C631	U870	G1011	A1088	G1172	U1255	A1336	A1413	U1485	C1564
U568	A631	C792	C632	U871	U1012	A1089	U1173	G1256	G1337	C1414	U1486	U1565
G569	C636	C796	C636	U872	C944	U1090	U1174	G1259	U1340	G1415	U1487	C1566
C572	A637	C797	C637	G874	A947	U1091	A1175	A1260	G1341	G1416	C1488	A1569
A572	U641	C800	C638	G875	C948	U1092	G1177	G1266	A1342	C1417	A1489	A1570
U573	U642	A800	C639	C876	U1018	A1093	A1178	U1267	C1343	U1418	G1490	A1571
A574	C643	G801	A574	A877	U1019	A1095	G1179	A1268	C1344	A1419	G1491	C1575
A575	C644	C729	A644	A878	A1021	U1096	U1180	G1269	C1345	U1420	U1492	U1576
G578	C645	A804	C645	G879	A1021	U1097	U1181	A1270	C1346	G1421	A1493	C1577
C579	U646	C731	C579	U955	G1022	A1098	G1182	G1271	C1347	G1422	A1494	U1578
U580	C646	C805	C580	G880	G1022	G1099	U1183	C1270	U1352	C1423	U1495	U1579
U582	U647	A734	U582	G881	G1026	U1100	C1184	A1272	U1353	C1424	U1496	C1579
C583	C647	A735	C583	U882	A1027	U1101	C1185	A1273	A1354	G1429	C1498	G1580



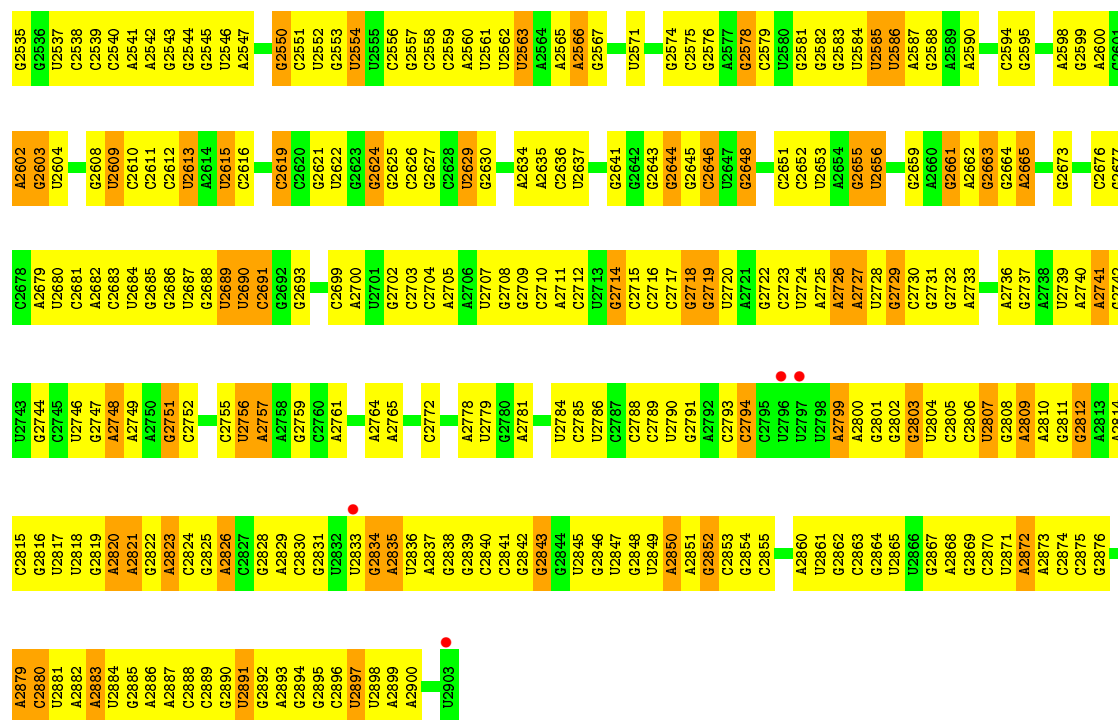


• Molecule 22: 23S rRNA



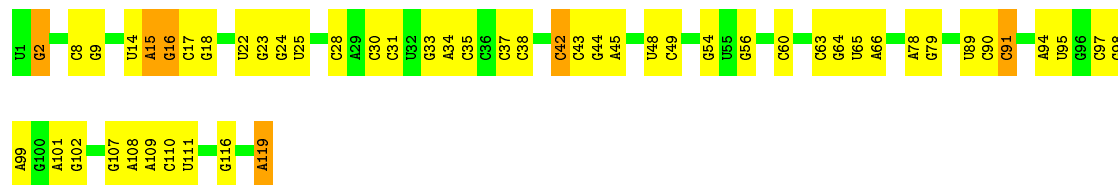
G1510	G1435	G1374	U1313	U1249	G1185	U1108	C1044	A973	A905	G841	C772	G700	G636
G1511	G1436	U1375	C1314	G1250	G1186	C1109	C1045	G974	U906	U842	U773	G701	A637
C1512	C1437	G1376	C1315	G1251	G1187	G1110	A1046	G978	G907	G843	G774	U702	G638
U1513	U1438	G1377	C1316	G1252	U1188	A1111	U1047	G978	C908	G843	G775	U703	G639
G1514	A1439	A1378	G1317	A1253	A1189	G1112	C1048	A979	A909	A844	G776	G704	C640
A1515	U1440	U1379	C1318	A1254	G1190	G1115	A1049	A980	A910	A845	G777	A705	U641
G1519	G1441	G1380	C1319	U1255	G1191	G1116	A1050	A981	A911	U846	G778	G708	U642
U1520	G1442	G1381	C1320	G1256	G1193	C1117	G1051	C982	C912	U847	U779	G708	A643
A1521	U1443	G1382	A1321	G1257	A1194	G1118	G1052	A983	U913	C948	U779	G708	A644
G1522	A1444	A1383	A1322	U1258	G1195	U1119	A1054	A984	G914	A849	A782	G711	C645
A1523	G1445	A1384	C1323	G1259	C1196	U1119	G1055	A985	G915	A849	A783	G711	C646
U1524	G1446	A1385	G1324	A1260	G1197	G1120	G1056	C986	G916	U852	G784	U714	G647
G1524	C1447	C1386	U1325	U1198	U1198	C1121	A1057	C986	G916	C853	G785	A715	G648
A1525	G1448	A1387	U1326	A1262	G1199	G1122	U1058	G989	U919	U853	G785	A716	G649
C1526	G1449	G1388	A1327	U1263	G1200	C1123	G1059	A990	A920	U854	G785	C717	C650
U1528	A1452	G1389	A1328	U1264	U1203	G1124	U1060	A991	G921	C857	A788	G717	U653
G1530	G1453	U1390	C1329	A1265	A1204	G1125	U1061	G993	G922	G858	A789	U720	A654
C1531	A1454	U1391	U1330	G1266	A1205	A1126	G1062	C994	G923	G859	C791	U721	A655
A1532	G1455	A1392	G1331	U1267	G1208	A1127	G1063	C995	A927	U860	A792	U724	A656
C1533	G1456	A1393	G1332	A1268	U1209	G1128	C1064	A996	A928	A861	A793	G725	U657
U1534	U1457	A1394	G1333	A1269	G1210	G1131	U1065	G997	U931	G862	A794	U726	U658
A1535	G1458	A1395	C1334	G1270	C1211	U1132	U1066	C998	U932	A863	C795	G727	U659
C1536	U1459	U1397	C1335	A1271	G1212	A1133	G1067	U999	U933	G864	C796	G728	C660
G1537	G1460	C1398	G1336	A1272	A1213	U1134	G1068	A1000	U934	G865	G797	G729	A661
U1540	C1461	C1399	G1337	A1273	G1214	C1135	A1069	A1001	U935	A866	G798	G730	G662
G1541	U1462	U1400	G1338	A1274	G1215	G1136	A1070	G1002	C936	C867	G799	A730	G663
C1542	C1463	G1401	C1339	A1275	G1216	U1137	G1071	G1003	C937	U868	C800	C732	G664
G1543	G1464	U1402	G1341	G1276	U1222	G1138	G1072	G1004	C938	G869	C733	G734	U667
A1544	U1465	A1403	A1342	G1281	G1217	U1139	A1073	C1006	G938	U870	A802	A734	A668
C1545	U1466	U1404	U1343	U1282	U1222	U1141	C1076	A1009	A941	G874	G805	G738	G669
U1546	U1467	U1405	G1344	U1283	U1223	A1142	A1077	A1010	G942	U875	G806	A739	A670
A1547	U1468	A1406	C1345	G1284	U1224	G1143	U1078	G1011	A943	A877	G807	C740	C671
C1548	U1469	G1407	G1346	A1285	U1225	G1153	U1082	A1012	C944	A878	G808	G741	C672
U1549	A1470	U1408	A1347	U1286	G1226	G1154	U1083	A945	A946	G881	G809	U744	C673
A1551	G1471	U1409	C1348	G1287	U1227	G1155	U1084	C947	C948	G882	U810	U745	G674
C1552	U1472	U1410	C1349	U1288	G1228	G1156	A1085	A949	C949	G883	U811	U746	A675
A1553	A1473	U1411	C1350	C1289	A1229	A1157	A1086	G950	G951	U884	U812	U747	A676
G1554	U1474	A1412	C1351	G1290	G1230	C1158	U1087	C952	C953	A	C813	U748	A677
C1555	G1475	A1413	U1352	U1291	C1231	G1159	G1088	U1023	G954	U	C814	A749	C678
U1556	U1476	A1414	A1353	U1292	U1232	G1160	U1089	U1024	G955	C	C815	A750	C679
C1557	U1477	A1415	A1354	U1293	G1233	C1161	A1090	G1025	G956	U	C816	A751	C680
G1558	U1478	U1416	G1355	G1294	U1234	G1162	G1091	G1026	C957	C	A819	A752	G681
U1559	G1479	G1417	G1356	C1295	G1235	C1163	G1092	G1027	C958	G	A820	A753	G682
C1560	U1480	U1418	C1357	C1296	U1236	G1164	G1093	A1028	U959	A892	A821	U754	U683
U1561	U1481	A1419	G1358	C1297	G1237	G1171	U1094	A1029	A960	C993	G822	U755	A684
C1562	U1482	A1420	A1359	C1298	U1238	U1172	A1095	U1030	C961	U894	A825	A756	A685
U1563	G1483	G1421	G1360	C1299	G1239	U1173	A1096	G1031	C962	U895	U826	G757	U686
C1564	U1484	G1422	G1361	C1300	U1240	U1174	U1097	A1032	U963	U896	U827	C758	C687
U1565	U1485	G1423	C1362	A1301	U1241	U1175	U1098	U1033	C964	C997	U828	A761	A688
G1566	G1486	G1424	G1363	A1302	A1242	U1176	A1099	G1034	C965	C998	A829	C765	A693
C1567	U1487	U1425	C1364	G1303	G1243	U1177	A1100	U1035	G966	A899	U830	C766	U694
G1568	U1488	G1426	G1365	C1304	U1244	U1178	U1101	G1036	G967	C901	U831	G767	G695
A1569	U1489	U1427	G1366	A1304	A1245	U1179	U1102	A1040	G968	C902	U832	G768	G696
C1570	G1490	A1428	G1367	A1305	G1246	U1180	A1103	G1041	U970	C903	U833	G769	G697
A1571	U1491	U1429	C1368	C1306	A1247	U1181	C1104	G1042	G971	C904	U834	G770	A699
U1574	U1492	G1430	G1369	A1307	G1248	U1182	U1107	G1043	A972	G904	U835	G771	
	U1493	U1431	C1370	A1308	G1249	U1183					U836		
	U1494	U1432	C1371	G1309	A1250	U1184							
	U1495	U1433	C1372	U1310	A1251								
	U1496	U1434	A1373	U1311	A1252								
	U1497	U1435		U1312	G1248								

A2461	C2394	C2332	A2268	G2201	G2136	C2063	C1999	G1935	G1863	A1794	C1726	C1646	C1575
C2465	C2395	A2333	A2268	U2202	U2137	C2064	C2000	A1936	U1864	C1795	C1727	U1647	U1576
C2465	C2396	U2334	G2271	U2203	C2141	C2065	C2001	A1937	U1866	U1796	C1728	U1648	U1577
C2466	C2397	A2335	U2272	G2204	C2142	C2066	G2004	A1938	G1867	U1798	C1730	U1649	U1578
C2467	U2402	C2336	A2273	A2205	C2143	U2067	A2005	U1939	G1868	C1800	G1731	G1650	G1581
A2468	U2402	C2337	A2274	C2206	C2144	G2069	C2006	U1940	G1869	C1802	G1732	A1652	C1582
A2469	U2402	C2338	C2275	C2207	C2145	A2070	U2007	G1945	C1870	A1801	G1733	A1653	A1583
A2470	G2405	C2339	G2279	C2208	C2146	A2071	C2008	U1946	A1871	A1802	G1734	A1654	A1584
U2473	A2406	A2340	G2280	C2209	A2147	C2072	A2009	U1947	G1872	A1803	G1735	C1658	C1585
U2473	A2407	G2341	A2281	A2211	G2148	C2073	G2010	C1947	G1873	C1804	G1736	C1659	A1586
G2409	U2408	C2342	A2282	A2212	U2149	U2074	U2011	G1948	G1874	A1805	G1737	G1660	G1587
G2410	G2409	U2343	G2283	A2213	C2150	U2075	A2012	G1949	G1875	C1806	G1738	G1661	A1590
G2411	G2410	U2344	C2283	U2214	U2151	U2076	A2013	G1950	A1876	G1807	A1739	G1662	A1591
U2477	G2411	G2345	A2284	C2215	G2156	U2079	A2014	U1951	A1877	A1808	G1740	U1663	A1592
A2478	A2412	A2346	C2285	G2216	A2157	A2080	A2015	A1952	G1878	A1809	G1741	A1664	C1595
U2479	G2413	C2347	G2286	G2217	G2157	U2081	U2016	A1953	G1879	A1810	U1742	A1665	C1596
C2480	G2415	U2348	A2287	G2218	A2158	G2083	U2017	G1954	U1880	G1811	U1743	G1666	A1596
G2481	C2416	C2350	A2288	C2084	C2159	C2084	G2018	U1955	G1881	U1812	A1744	G1667	A1597
G2484	C2417	G2351	A2289	G2087	G2160	U2087	A2019	U1956	U1882	G1813	A1745	A1668	A1598
U2489	A2418	A2352	G2291	G2087	C2161	G2087	A2020	U1957	U1883	G1814	G1749	C1670	C1600
G2490	U2419	C2353	U2292	C2091	A2163	C2091	C2021	C1958	G1884	C1816	A1750	U1671	U1601
U2491	C2420	G2354	G2293	C2091	C2164	G2092	U2022	G1959	G1884	C1816	A1751	U1672	G1602
U2492	U2423	U2356	G2294	G2092	C2165	G2093	G2024	A1960	A1889	G1817	U1752	U1673	A1603
A2497	C2424	G2357	A2297	A2094	U2167	A2094	C2025	G1964	G1891	A1819	G1753	G1674	C1604
C2498	A2425	A2358	A2298	C2103	C2168	C2103	U2026	C1965	G1892	U1820	A1754	C1675	C1605
C2499	A2426	C2359	U2299	C2104	A2169	A2104	A2030	A1966	C1893	G1826	A1755	A1676	A1606
U2500	C2427	G2360	C2300	U2105	C2170	U2105	A2031	C1967	C1894	U1827	G1756	A1677	C1607
C2501	G2428	G2361	C2301	U2106	A2171	U2106	G2032	G1968	G1895	G1828	A1757	A1678	C1607
C2502	G2429	C2362	U2302	C2107	C2172	C2107	A2033	A1969	G1896	A1829	U1758	A1679	A1608
A2503	A2430	G2365	G2303	A2173	A2176	A2108	U2034	U1970	G1897	C1830	A1759	A1609	A1609
A2504	A2432	A2366	U2304	C2174	C2175	U2109	G2035	U1971	U1898	C1831	C1760	A1610	A1610
G2505	G2367	C2367	C2306	C2175	C2176	U2110	C2036	G1972	A1899	C1832	A1762	C1611	C1611
U2506	A2435	G2370	G2307	U2181	U2182	U2111	A2037	C1974	A1900	C1833	G1763	U1688	G1613
C2507	G2436	G2371	G2308	C2177	C2178	U2112	G2038	G1975	G1903	U1834	C1764	C1614	A1614
G2508	C2437	U2372	A2309	C2179	C2178	U2113	U2039	U1976	G1906	G1835	U1765	C1615	C1615
U2511	A2439	C2373	C2310	U2180	C2179	A2114	G2040	A1977	G1907	C1836	G1766	U1692	A1616
C2512	C2440	C2374	U2312	U2181	U2182	G2115	A2042	U1978	G1907	C1837	G1694	U1693	C1617
A2513	U2441	G2375	U2313	U2182	U2183	G2116	C2043	U1979	U1911	C1838	C1767	A1618	A1618
C2514	C2442	A2376	A2314	U2183	A2184	U2118	G2044	A1981	A1912	G1839	U1769	G1619	G1619
A2516	G2443	A2377	G2315	U2184	U2185	G2120	C2045	U1982	A1913	A1698	A1773	G1620	G1620
G2445	U2445	A2378	G2316	U2185	U2186	A2126	G2048	G1983	A1914	C1843	A1773	U1621	U1621
A2517	G2446	G2379	A2317	G2186	U2187	G2121	G2049	G1984	C1914	C1844	C1774	G1622	G1622
A2518	C2380	G2381	G2318	U2188	U2189	U2122	C2050	C1985	A1916	G1845	U1775	G1623	G1623
U2519	A2381	A2382	G2319	U2188	U2189	G2123	A2051	G1986	A1917	G1846	G1776	G1707	A1624
C2520	A2448	G2382	U2320	U2189	G2190	G2124	A2051	A1987	A1918	A1847	U1779	C1708	C1625
C2521	U2449	U2383	U2321	G2190	G2191	G2125	A2052	G1988	A1919	G1849	U1780	U1709	A1626
U2522	A2450	U2384	A2322	A2191	A2192	A2126	G2053	G1989	C1920	G1850	U1781	G1627	G1627
G2525	C2451	C2385	G2323	U2192	U2193	G2127	A2054	C1990	C1924	U1851	U1782	G1715	G1628
G2526	C2452	A2386	U2324	U2193	U2194	G2128	C2055	U1991	C1925	U1852	A1783	U1716	A1634
C2527	A2453	U2387	G2325	U2194	U2195	C2129	G2056	G1992	C1926	A1853	A1784	A1717	A1784
U2528	G2454	C2388	C2326	U2195	U2196	U2130	G2057	U1993	U1926	U1854	G1718	G1718	C1638
G2529	U2457	C2389	A2327	U2196	U2197	U2131	A2058	C1994	A1927	U1855	A1789	C1639	C1639
A2530	G2458	U2390	A2328	U2197	A2198	U2132	A2059	U1995	A1928	U1856	C1790	A1722	A1640
U2531	C2459	G2391	U2329	A2198	A2199	G2133	A2060	C1996	G1929	G1857	A1791	G1723	A1641
G2532	U2460	U2393	G2331	A2199	C2200	A2134	G2061	C1997	G1930	A1858	G1792	G1724	A1641
												U1725	G1645



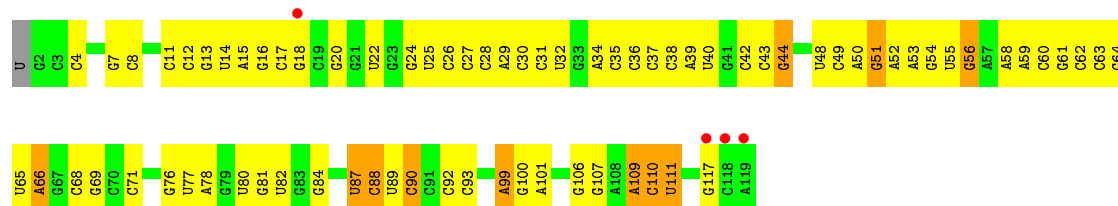
• Molecule 23: 5S rRNA

Chain BB: 56% 39% 5%



• Molecule 23: 5S rRNA

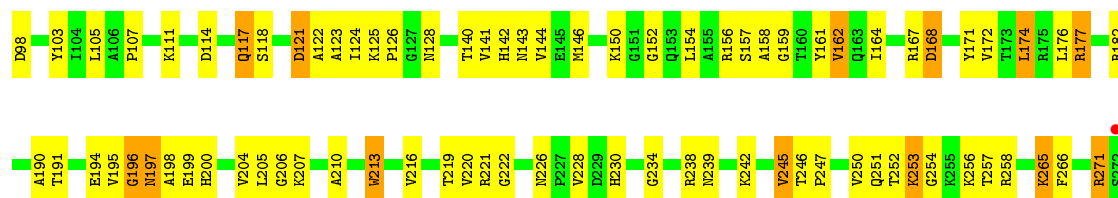
Chain DB: 3% 36% 54% 9%



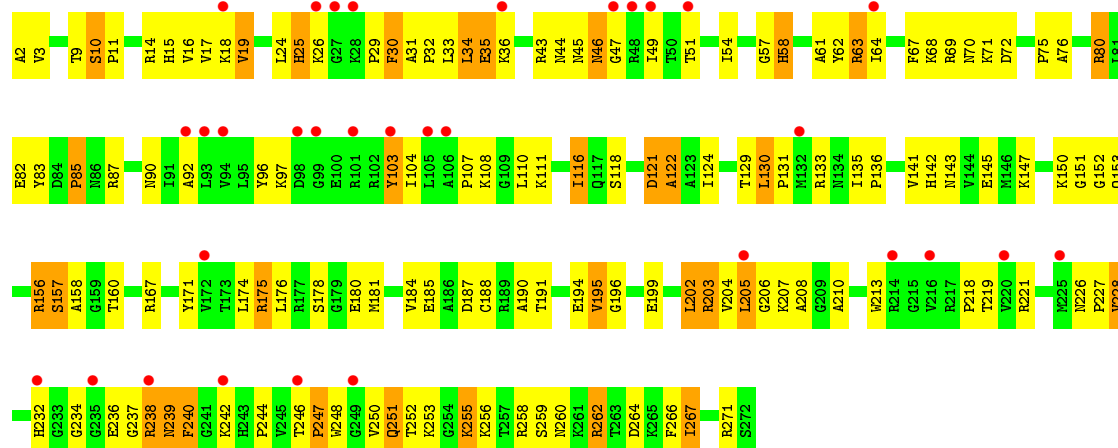
• Molecule 24: 50S ribosomal protein L2

Chain BC: 56% 38% 6%

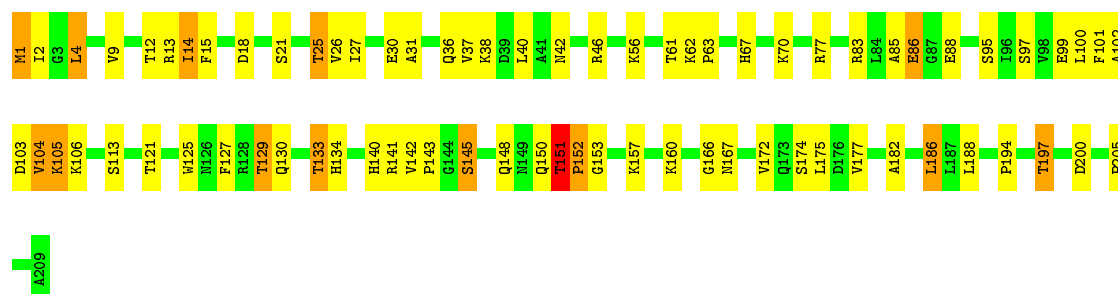




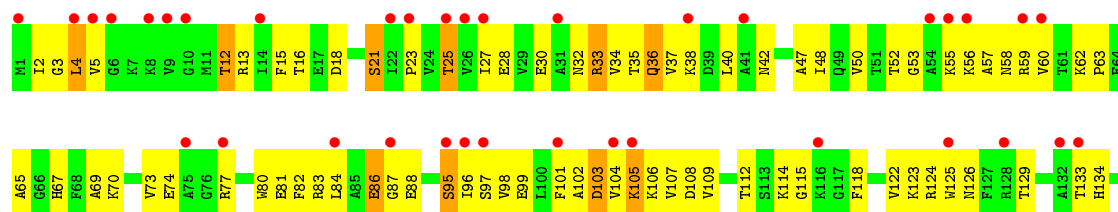
• Molecule 24: 50S ribosomal protein L2

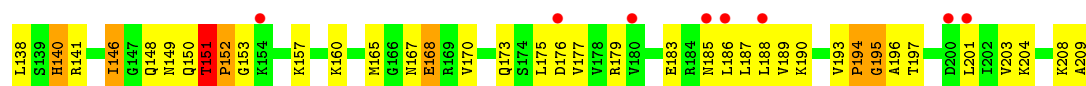


• Molecule 25: 50S ribosomal protein L3



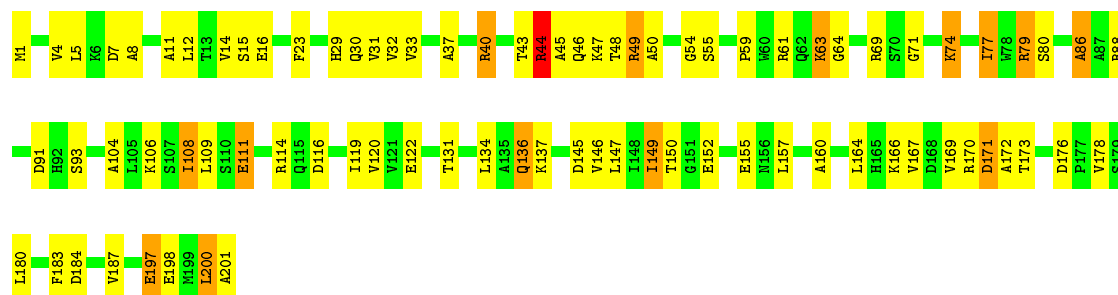
• Molecule 25: 50S ribosomal protein L3





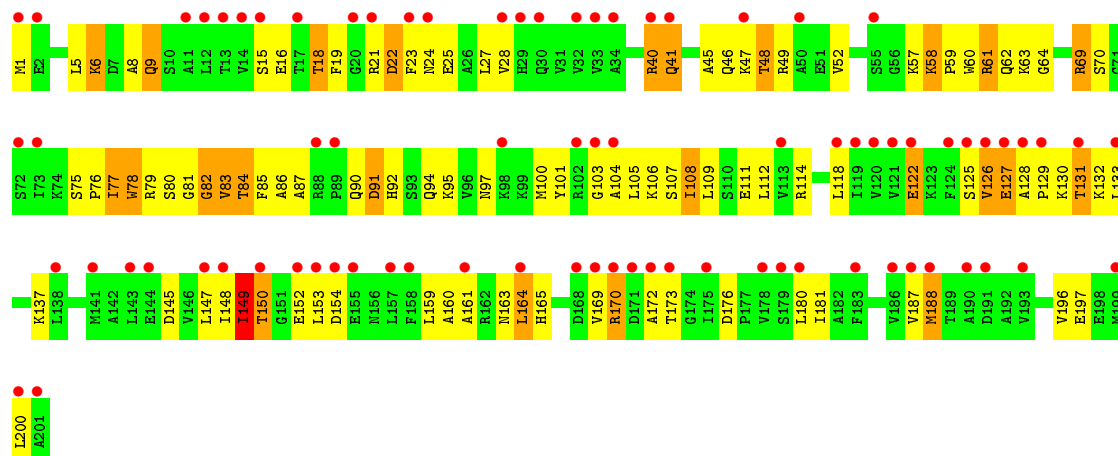
- Molecule 26: 50S ribosomal protein L4

Chain BE:



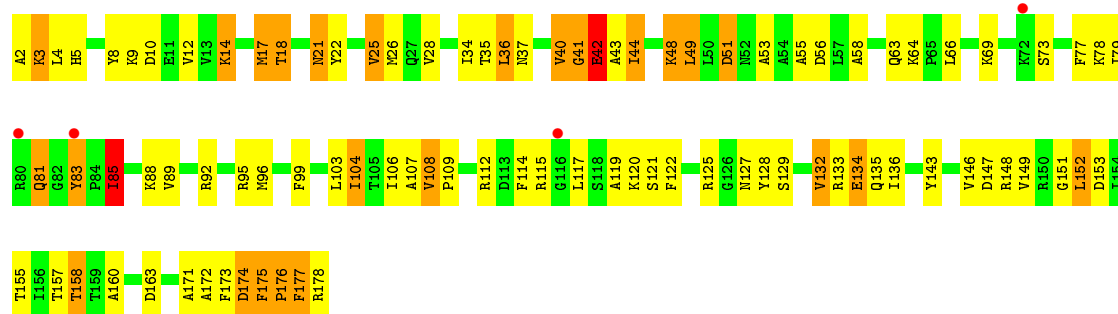
- Molecule 26: 50S ribosomal protein L4

Chain DE:

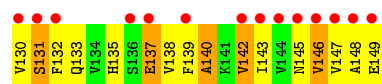


- Molecule 27: 50S ribosomal protein L5

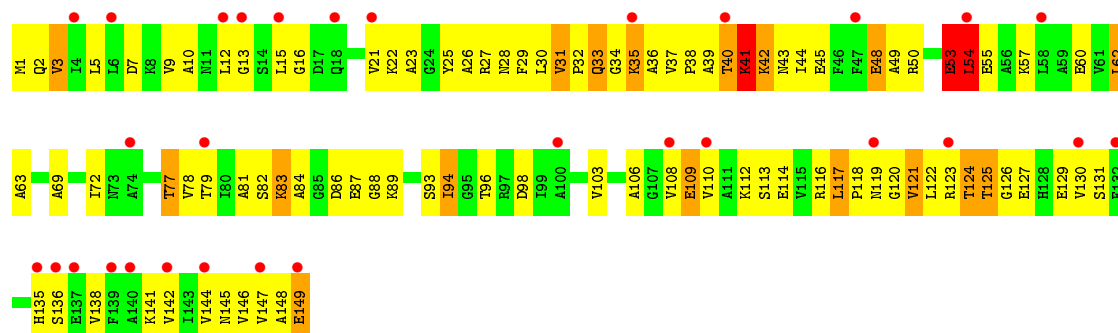
Chain BF:



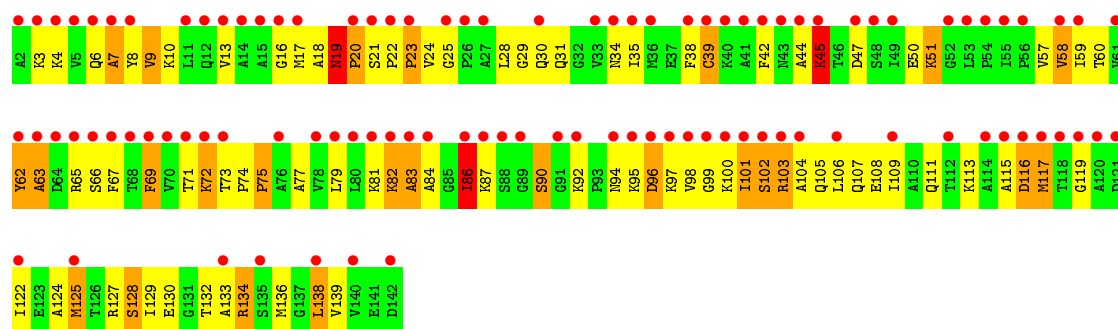
- Molecule 27: 50S ribosomal protein L5



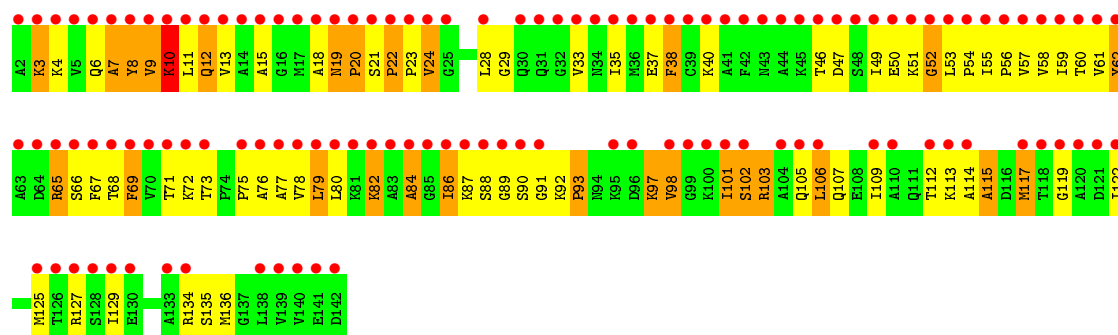
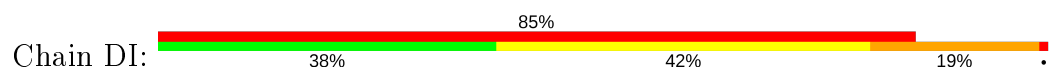
• Molecule 29: 50S ribosomal protein L9



• Molecule 30: 50S ribosomal protein L11

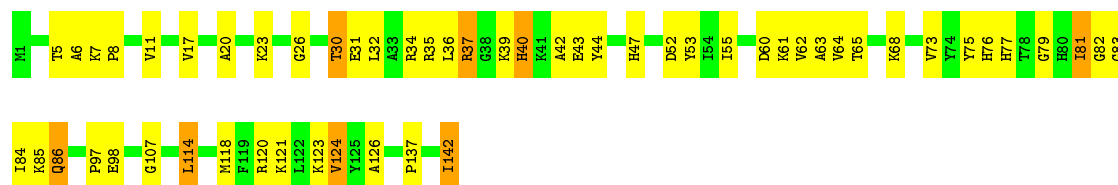


• Molecule 30: 50S ribosomal protein L11

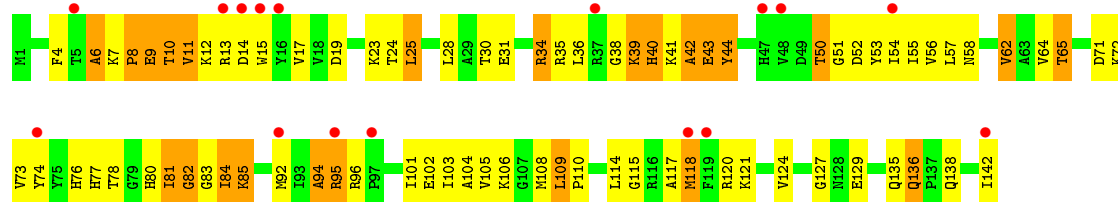


• Molecule 31: 50S ribosomal protein L13

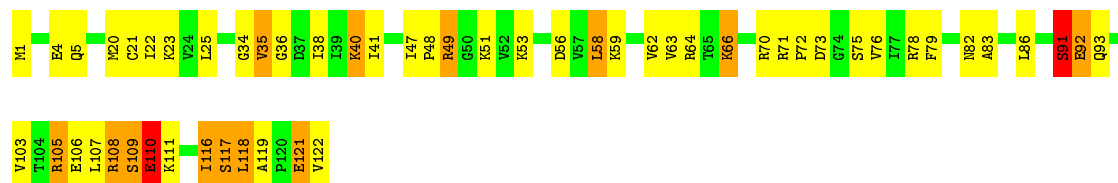




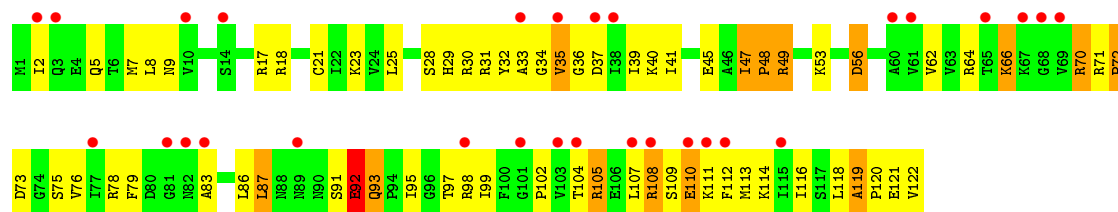
- Molecule 31: 50S ribosomal protein L13



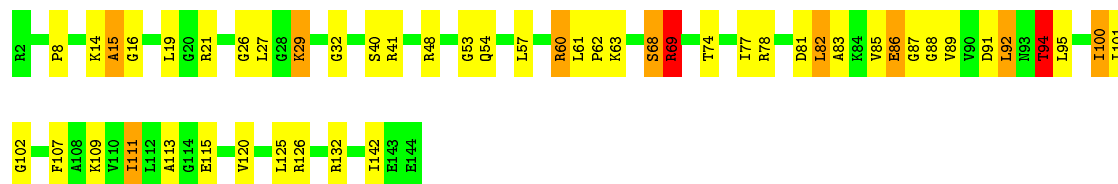
- Molecule 32: 50S ribosomal protein L14



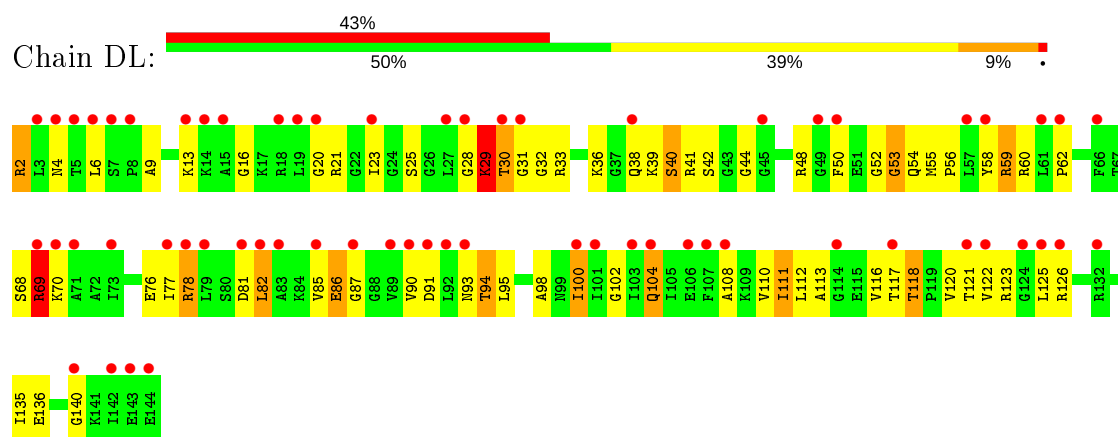
- Molecule 32: 50S ribosomal protein L14



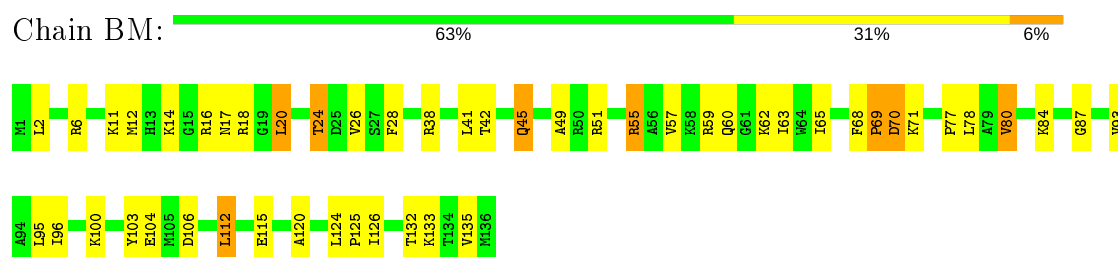
- Molecule 33: 50S ribosomal protein L15



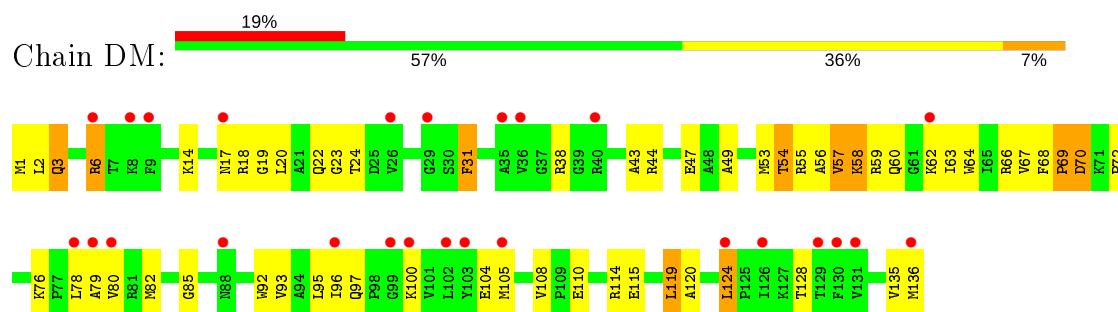
- Molecule 33: 50S ribosomal protein L15



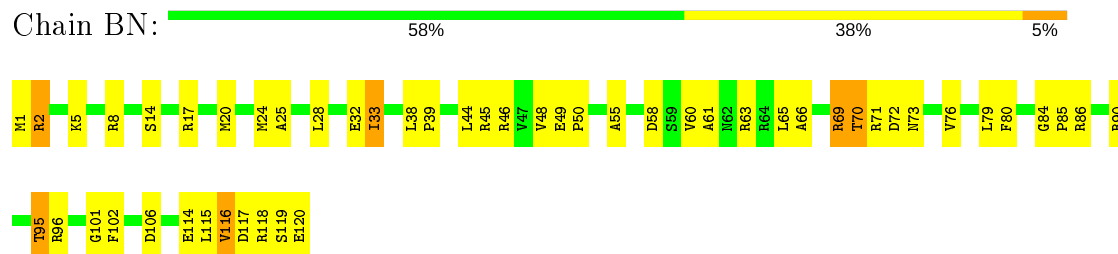
- Molecule 34: 50S ribosomal protein L16



- Molecule 34: 50S ribosomal protein L16

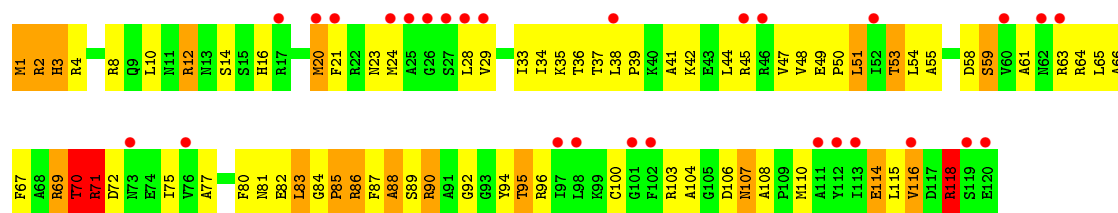


- Molecule 35: 50S ribosomal protein L17



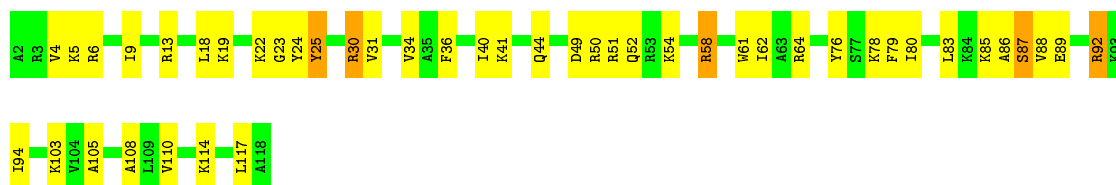
- Molecule 35: 50S ribosomal protein L17





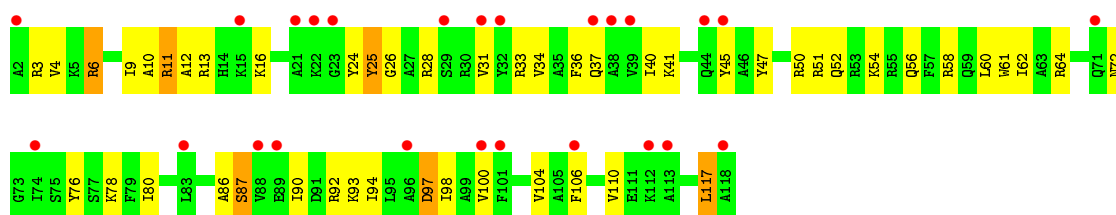
- Molecule 38: 50S ribosomal protein L20

Chain BQ: 



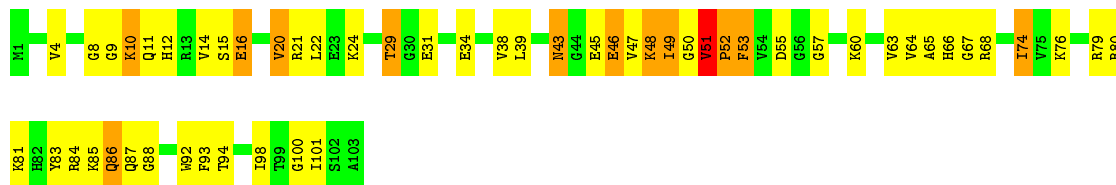
- Molecule 38: 50S ribosomal protein L20

Chain DQ: 



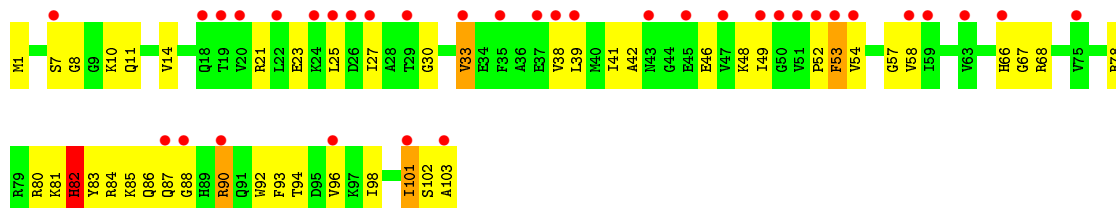
- Molecule 39: 50S ribosomal protein L21

Chain BR: 



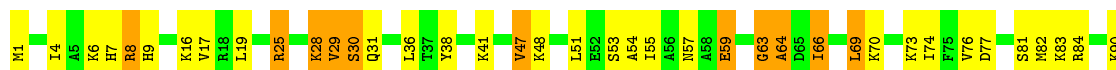
- Molecule 39: 50S ribosomal protein L21

Chain DR: 



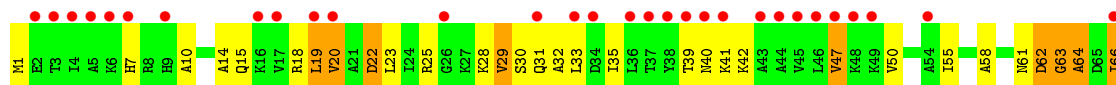
- Molecule 40: 50S ribosomal protein L22

Chain BS: 

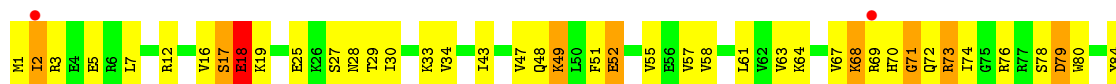




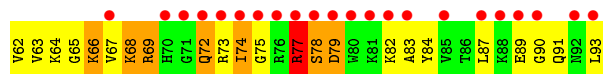
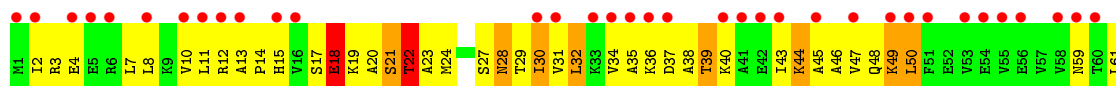
- Molecule 40: 50S ribosomal protein L22



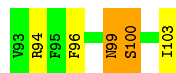
- Molecule 41: 50S ribosomal protein L23



- Molecule 41: 50S ribosomal protein L23

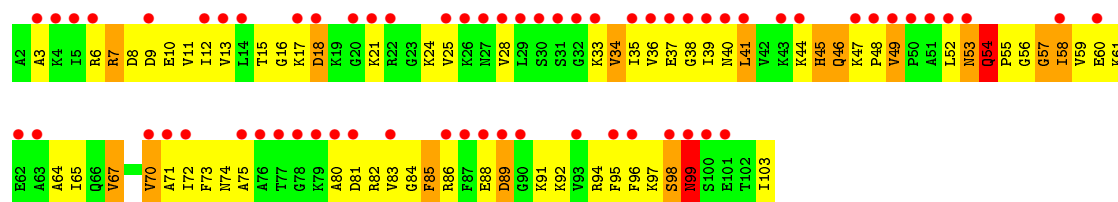


- Molecule 42: 50S ribosomal protein L24



- Molecule 42: 50S ribosomal protein L24

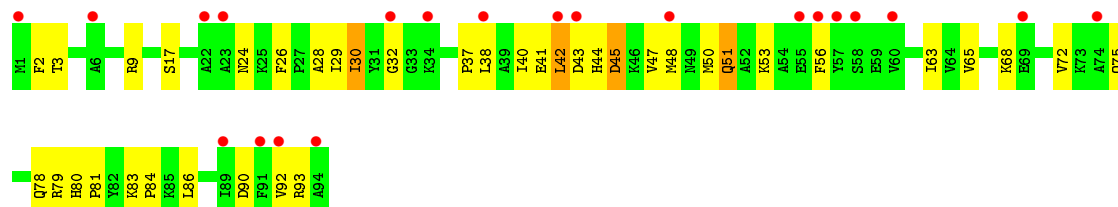




• Molecule 43: 50S ribosomal protein L25



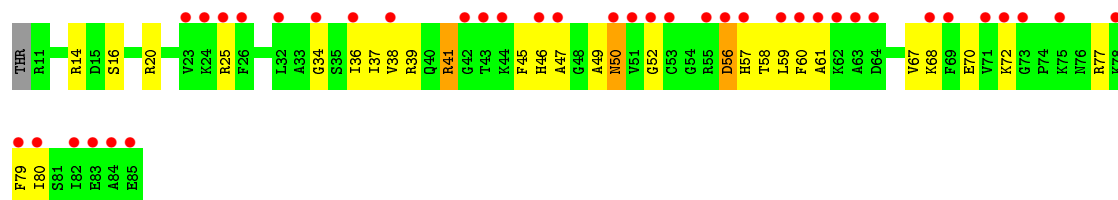
• Molecule 43: 50S ribosomal protein L25



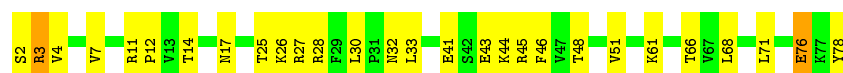
• Molecule 44: 50S ribosomal protein L27



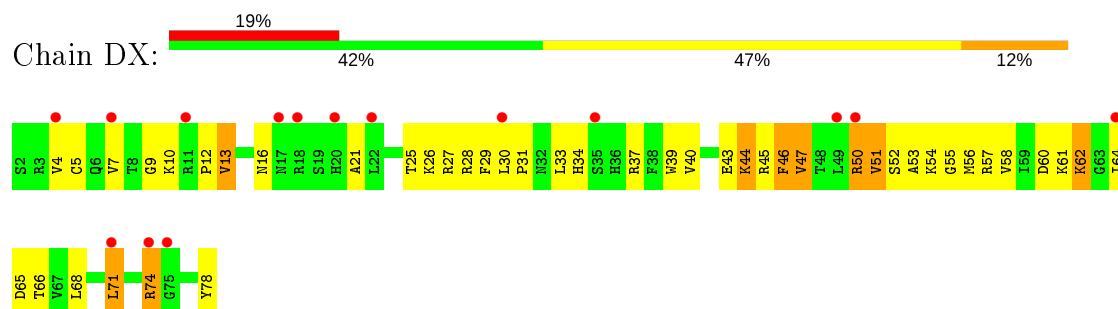
• Molecule 44: 50S ribosomal protein L27



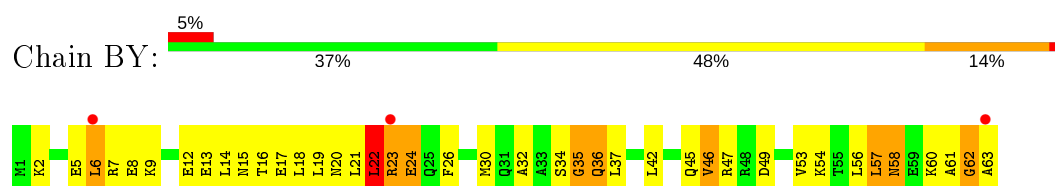
• Molecule 45: 50S ribosomal protein L28



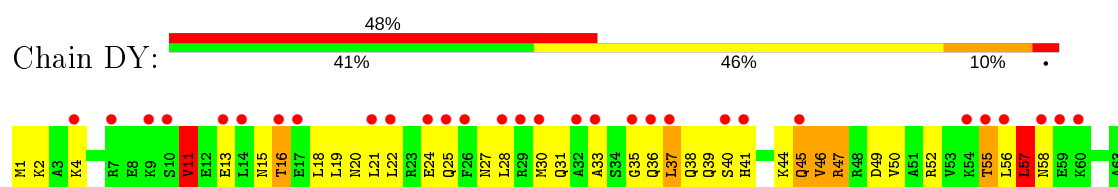
- Molecule 45: 50S ribosomal protein L28



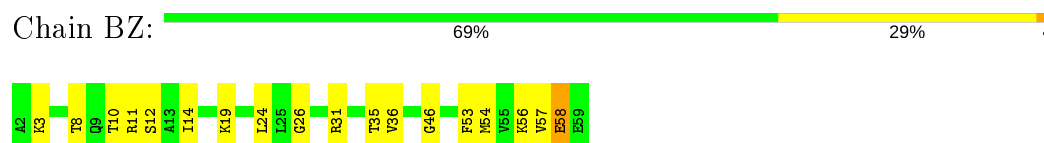
- Molecule 46: 50S ribosomal protein L29



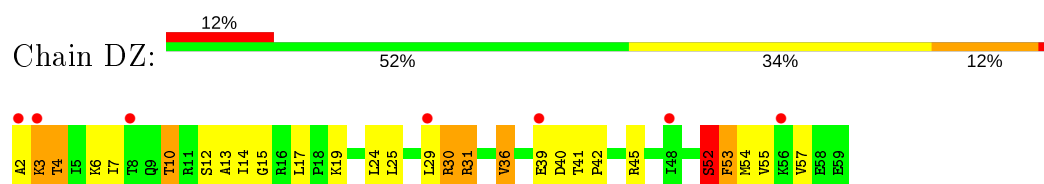
- Molecule 46: 50S ribosomal protein L29



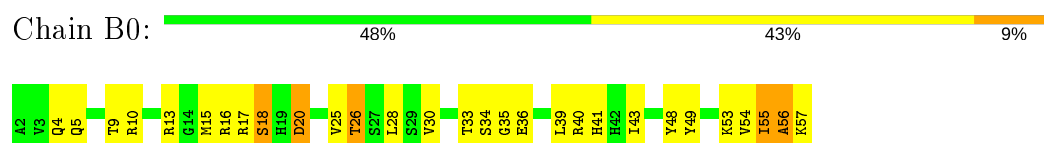
- Molecule 47: 50S ribosomal protein L30



- Molecule 47: 50S ribosomal protein L30



- Molecule 48: 50S ribosomal protein L32



- Molecule 48: 50S ribosomal protein L32

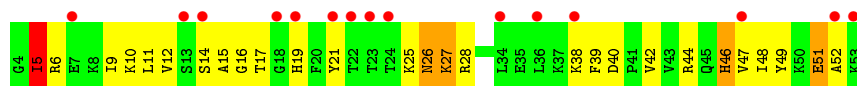




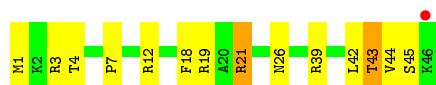
- Molecule 49: 50S ribosomal protein L33



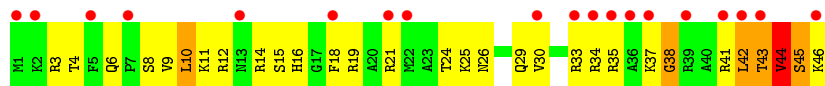
- Molecule 49: 50S ribosomal protein L33



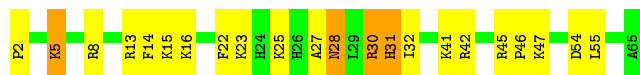
- Molecule 50: 50S ribosomal protein L34



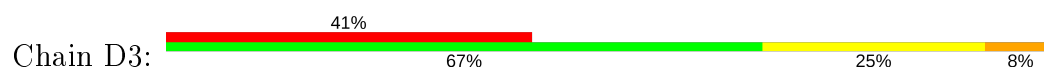
- Molecule 50: 50S ribosomal protein L34



- Molecule 51: 50S ribosomal protein L35



- Molecule 51: 50S ribosomal protein L35



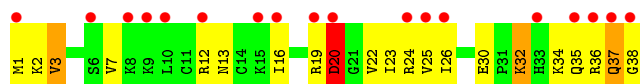
- Molecule 52: 50S ribosomal protein L36

Chain B4:  74% 24% .

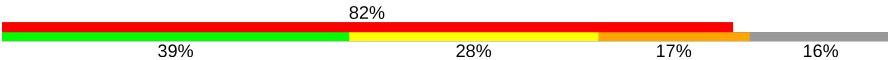


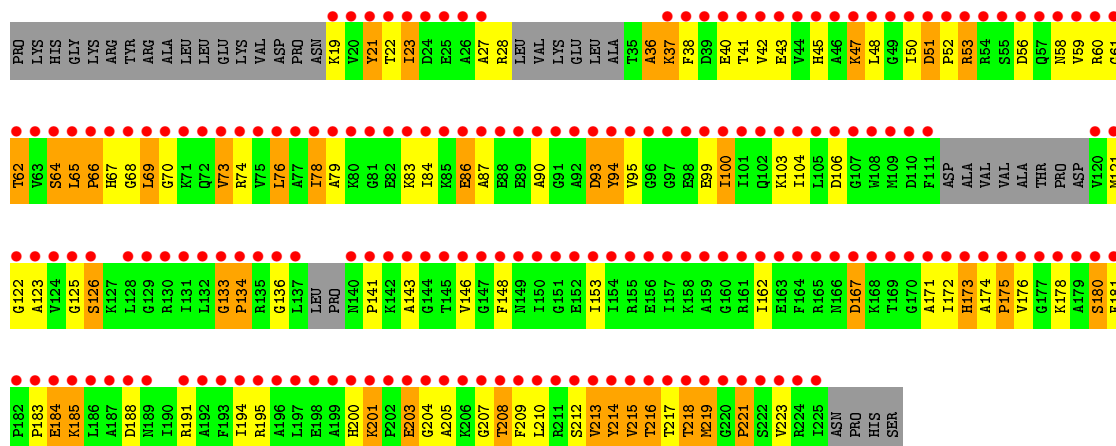
- Molecule 52: 50S ribosomal protein L36

Chain D4:  47% 45% 8% .



- Molecule 53: 50S ribosomal protein L1

Chain B5:  39% 82% 28% 17% 16%



- Molecule 54: Quinupristin

Chain B6:  63% 38%



- Molecule 54: Quinupristin

Chain D6:  13% 75% 13%



4 Data and refinement statistics

Property	Value	Source
Space group	P 21 21 21	Depositor
Cell constants a, b, c, α , β , γ	211.26Å 432.34Å 621.39Å 90.00° 90.00° 90.00°	Depositor
Resolution (Å)	69.08 – 2.80 69.08 – 2.80	Depositor EDS
% Data completeness (in resolution range)	94.1 (69.08-2.80) 94.1 (69.08-2.80)	Depositor EDS
R_{merge}	0.14	Depositor
R_{sym}	(Not available)	Depositor
$\langle I/\sigma(I) \rangle$ ¹	1.40 (at 2.81Å)	Xtriage
Refinement program	PHENIX (phenix.refine: 1.8.1_1160)	Depositor
R, R_{free}	0.225 , 0.271 0.230 , 0.276	Depositor DCC
R_{free} test set	5217 reflections (0.40%)	wwPDB-VP
Wilson B-factor (Å ²)	48.8	Xtriage
Anisotropy	0.379	Xtriage
Bulk solvent k_{sol} (e/Å ³), B_{sol} (Å ²)	0.28 , 54.2	EDS
L-test for twinning ²	$\langle L \rangle = 0.47$, $\langle L^2 \rangle = 0.29$	Xtriage
Estimated twinning fraction	No twinning to report.	Xtriage
F_o, F_c correlation	0.92	EDS
Total number of atoms	288423	wwPDB-VP
Average B, all atoms (Å ²)	61.0	wwPDB-VP

Xtriage's analysis on translational NCS is as follows: *The largest off-origin peak in the Patterson function is 1.65% of the height of the origin peak. No significant pseudotranslation is detected.*

¹Intensities estimated from amplitudes.

²Theoretical values of $\langle |L| \rangle$, $\langle L^2 \rangle$ for acentric reflections are 0.5, 0.333 respectively for untwinned datasets, and 0.375, 0.2 for perfectly twinned datasets.

5 Model quality ⓘ

5.1 Standard geometry ⓘ

Bond lengths and bond angles in the following residue types are not validated in this section: ZN, DOL, DBB, MG, 004, MHV, MHW, MHT, MHU

The Z score for a bond length (or angle) is the number of standard deviations the observed value is removed from the expected value. A bond length (or angle) with $|Z| > 5$ is considered an outlier worth inspection. RMSZ is the root-mean-square of all Z scores of the bond lengths (or angles).

Mol	Chain	Bond lengths		Bond angles	
		RMSZ	# $ Z > 5$	RMSZ	# $ Z > 5$
1	AA	0.34	0/36944	0.80	3/57632 (0.0%)
1	CA	0.28	0/36966	0.78	1/57666 (0.0%)
2	AB	0.28	0/1736	0.56	0/2338
2	CB	0.26	0/1736	0.50	0/2338
3	AC	0.28	0/1652	0.53	0/2225
3	CC	0.25	0/1652	0.48	0/2225
4	AD	0.29	0/1665	0.55	0/2227
4	CD	0.31	0/1665	0.55	0/2227
5	AE	0.31	0/1119	0.61	0/1504
5	CE	0.29	0/1119	0.59	0/1504
6	AF	0.30	0/836	0.55	0/1128
6	CF	0.27	0/836	0.57	1/1128 (0.1%)
7	AG	0.26	0/1196	0.48	0/1602
7	CG	0.25	0/1196	0.49	0/1602
8	AH	0.31	0/989	0.50	0/1326
8	CH	0.25	0/989	0.48	0/1326
9	AI	0.26	0/1034	0.54	0/1375
9	CI	0.26	0/1034	0.52	0/1375
10	AJ	0.29	0/797	0.55	0/1077
10	CJ	0.25	0/797	0.50	0/1077
11	AK	0.29	0/893	0.63	1/1205 (0.1%)
11	CK	0.26	0/893	0.52	0/1205
12	AL	0.31	0/969	0.58	0/1300
12	CL	0.29	0/969	0.60	0/1300
13	AM	0.27	0/893	0.55	0/1193
13	CM	0.26	0/893	0.50	0/1193
14	AN	0.28	0/785	0.55	0/1043
14	CN	0.25	0/785	0.46	0/1043
15	AO	0.28	0/718	0.53	0/959
15	CO	0.26	0/718	0.46	0/959
16	AP	0.30	0/659	0.66	1/884 (0.1%)
16	CP	0.27	0/659	0.49	0/884

Mol	Chain	Bond lengths		Bond angles	
		RMSZ	# Z >5	RMSZ	# Z >5
17	AQ	0.30	0/658	0.58	0/881
17	CQ	0.28	0/658	0.51	0/881
18	AR	0.26	0/463	0.53	0/621
18	CR	0.26	0/463	0.49	0/621
19	AS	0.27	0/653	0.50	0/877
19	CS	0.27	0/653	0.54	0/877
20	AT	0.31	0/671	0.55	0/888
20	CT	0.25	0/671	0.50	0/888
21	AU	0.36	0/431	0.62	0/570
21	CU	0.33	0/431	0.56	0/570
22	BA	0.59	5/69659 (0.0%)	0.99	92/108672 (0.1%)
22	DA	0.27	0/69659	0.79	4/108672 (0.0%)
23	BB	0.52	0/2850	0.93	0/4444
23	DB	0.23	0/2828	0.76	0/4410
24	BC	0.38	0/2122	0.60	0/2852
24	DC	0.27	0/2122	0.52	0/2852
25	BD	0.42	0/1586	0.63	1/2134 (0.0%)
25	DD	0.26	0/1586	0.51	0/2134
26	BE	0.37	0/1571	0.60	0/2113
26	DE	0.26	0/1571	0.51	0/2113
27	BF	0.30	0/1435	0.52	0/1926
27	DF	0.24	0/1435	0.46	0/1926
28	BG	0.30	0/1343	0.53	0/1816
28	DG	0.25	0/1343	0.46	0/1816
29	BH	0.36	0/1121	0.66	1/1515 (0.1%)
29	DH	0.35	0/1121	0.56	0/1515
30	BI	0.29	0/1046	0.54	0/1410
30	DI	0.28	0/1046	0.52	0/1410
31	BJ	0.42	0/1152	0.58	0/1551
31	DJ	0.25	0/1152	0.51	0/1551
32	BK	0.41	0/948	0.64	0/1268
32	DK	0.27	0/948	0.51	0/1268
33	BL	0.39	0/1054	0.64	0/1403
33	DL	0.26	0/1054	0.51	0/1403
34	BM	0.42	0/1093	0.63	0/1460
34	DM	0.25	0/1093	0.46	0/1460
35	BN	0.43	0/974	0.68	0/1301
35	DN	0.27	0/974	0.56	1/1301 (0.1%)
36	BO	0.34	0/902	0.55	0/1209
36	DO	0.24	0/902	0.45	0/1209
37	BP	0.42	0/929	0.69	2/1242 (0.2%)
37	DP	0.26	0/929	0.47	0/1242
38	BQ	0.50	0/960	0.66	0/1278

Mol	Chain	Bond lengths		Bond angles	
		RMSZ	# Z >5	RMSZ	# Z >5
38	DQ	0.26	0/960	0.47	0/1278
39	BR	0.47	0/829	0.73	1/1107 (0.1%)
39	DR	0.25	0/829	0.50	0/1107
40	BS	0.51	0/864	0.64	0/1156
40	DS	0.26	0/864	0.50	0/1156
41	BT	0.36	0/745	0.60	0/994
41	DT	0.25	0/745	0.49	0/994
42	BU	0.36	0/788	0.57	0/1051
42	DU	0.28	0/788	0.52	0/1051
43	BV	0.37	0/766	0.58	0/1025
43	DV	0.24	0/766	0.44	0/1025
44	BW	0.44	0/587	0.71	2/776 (0.3%)
44	DW	0.25	0/576	0.47	0/762
45	BX	0.34	0/635	0.57	0/848
45	DX	0.28	0/635	0.53	0/848
46	BY	0.32	0/510	0.63	0/677
46	DY	0.25	0/510	0.50	0/677
47	BZ	0.43	0/453	0.61	0/605
47	DZ	0.26	0/453	0.48	0/605
48	B0	0.44	0/450	0.64	0/599
48	D0	0.27	0/450	0.50	0/599
49	B1	0.37	0/417	0.53	0/554
49	D1	0.28	0/417	0.49	0/554
50	B2	0.44	0/380	0.69	0/498
50	D2	0.28	0/380	0.51	0/498
51	B3	0.38	0/513	0.57	0/676
51	D3	0.25	0/513	0.44	0/676
52	B4	0.43	0/303	0.63	0/397
52	D4	0.25	0/303	0.49	0/397
53	B5	0.25	0/1145	0.49	0/1556
54	B6	1.77	0/13	2.40	1/15 (6.7%)
54	D6	1.44	0/13	2.02	1/15 (6.7%)
All	All	0.39	5/310652 (0.0%)	0.79	113/464396 (0.0%)

Chiral center outliers are detected by calculating the chiral volume of a chiral center and verifying if the center is modelled as a planar moiety or with the opposite hand. A planarity outlier is detected by checking planarity of atoms in a peptide group, atoms in a mainchain group or atoms of a sidechain that are expected to be planar.

Mol	Chain	#Chirality outliers	#Planarity outliers
6	CF	0	1
11	AK	0	1

Continued on next page...

Continued from previous page...

Mol	Chain	#Chirality outliers	#Planarity outliers
12	CL	0	2
25	BD	0	1
25	DD	0	1
All	All	0	6

All (5) bond length outliers are listed below:

Mol	Chain	Res	Type	Atoms	Z	Observed(Å)	Ideal(Å)
22	BA	984	A	N9-C4	-8.33	1.32	1.37
22	BA	1142	A	N9-C4	-7.64	1.33	1.37
22	BA	1936	A	N9-C4	-7.63	1.33	1.37
22	BA	528	A	N9-C4	-7.62	1.33	1.37
22	BA	528	A	N3-C4	-5.47	1.31	1.34

All (113) bond angle outliers are listed below:

Mol	Chain	Res	Type	Atoms	Z	Observed(°)	Ideal(°)
22	BA	974	G	C4-C5-N7	10.83	115.13	110.80
22	BA	974	G	C6-C5-N7	-10.21	124.27	130.40
25	BD	151	THR	C-N-CD	-9.98	98.64	120.60
22	BA	984	A	C2-N3-C4	-9.95	105.62	110.60
22	BA	974	G	C5-N7-C8	-9.65	99.48	104.30
22	BA	974	G	C5-C6-O6	-9.39	122.96	128.60
22	BA	974	G	N1-C6-O6	9.23	125.44	119.90
22	BA	528	A	C2-N3-C4	-8.94	106.13	110.60
22	BA	984	A	N3-C4-C5	8.82	132.97	126.80
22	BA	752	A	C5-N7-C8	-8.81	99.50	103.90
22	BA	752	A	N1-C6-N6	8.79	123.87	118.60
22	BA	984	A	N3-C4-N9	-8.56	120.55	127.40
16	AP	51	ARG	NE-CZ-NH1	8.43	124.51	120.30
22	BA	528	A	N1-C6-N6	8.42	123.65	118.60
22	BA	974	G	N7-C8-N9	8.29	117.25	113.10
22	BA	752	A	C4-C5-N7	8.03	114.71	110.70
22	BA	1142	A	C2-N3-C4	-7.99	106.60	110.60
37	BP	103	ARG	NE-CZ-NH1	7.92	124.26	120.30
37	BP	53	ARG	NE-CZ-NH1	7.84	124.22	120.30
22	BA	1936	A	C2-N3-C4	-7.70	106.75	110.60
22	BA	704	G	O4'-C1'-N9	7.38	114.11	108.20
22	BA	1936	A	N3-C4-C5	7.36	131.95	126.80
22	BA	784	G	O4'-C1'-N9	-7.22	102.42	108.20
11	AK	128	ARG	NE-CZ-NH1	7.19	123.89	120.30
35	DN	71	ARG	NE-CZ-NH2	7.19	123.89	120.30

Continued on next page...

Continued from previous page...

Mol	Chain	Res	Type	Atoms	Z	Observed(°)	Ideal(°)
22	BA	974	G	C4-N9-C1'	7.04	135.65	126.50
22	BA	752	A	C6-C5-N7	-7.01	127.39	132.30
22	BA	586	A	O5'-P-OP1	-6.96	99.44	105.70
22	BA	528	A	C5-N7-C8	-6.81	100.49	103.90
22	BA	2588	G	O5'-P-OP2	-6.80	99.58	105.70
22	BA	783	A	C5-N7-C8	-6.70	100.55	103.90
22	BA	752	A	N7-C8-N9	6.68	117.14	113.80
22	BA	1936	A	N1-C6-N6	6.55	122.53	118.60
22	BA	2499	C	N1-C2-O2	-6.55	114.97	118.90
22	BA	2250	G	C5-N7-C8	-6.46	101.07	104.30
22	BA	2606	C	C6-N1-C2	6.45	122.88	120.30
22	BA	1936	A	N3-C4-N9	-6.32	122.35	127.40
22	BA	1985	C	N1-C2-O2	-6.30	115.12	118.90
22	BA	752	A	C5-C6-N6	-6.28	118.68	123.70
22	BA	2645	G	O4'-C1'-N9	6.24	113.19	108.20
22	DA	1313	U	C2-N1-C1'	6.18	125.12	117.70
22	BA	967	U	N3-C4-O4	-6.17	115.08	119.40
22	BA	481	G	O4'-C1'-N9	6.14	113.11	108.20
22	BA	2453	A	N1-C6-N6	6.08	122.25	118.60
22	BA	752	A	O4'-C1'-N9	6.07	113.06	108.20
22	BA	967	U	C5-C4-O4	6.06	129.54	125.90
22	BA	784	G	P-O3'-C3'	6.03	126.94	119.70
22	BA	963	U	O5'-P-OP2	-5.99	100.31	105.70
22	BA	783	A	C4-C5-N7	5.95	113.67	110.70
22	BA	1331	G	N1-C6-O6	-5.93	116.34	119.90
1	AA	4	U	C2-N1-C1'	5.93	124.82	117.70
6	CF	86	ARG	NE-CZ-NH1	5.91	123.25	120.30
22	BA	783	A	C2-N3-C4	-5.90	107.65	110.60
22	BA	2250	G	C4-C5-N7	5.87	113.15	110.80
22	BA	705	A	N1-C6-N6	5.87	122.12	118.60
22	BA	1779	U	N3-C2-O2	-5.87	118.09	122.20
22	BA	2799	A	N1-C6-N6	5.86	122.11	118.60
22	BA	528	A	O4'-C1'-N9	-5.83	103.54	108.20
22	BA	837	C	N1-C2-O2	-5.81	115.41	118.90
22	BA	1779	U	O4'-C1'-N1	5.81	112.85	108.20
22	BA	1142	A	N3-C4-C5	5.80	130.86	126.80
22	BA	783	A	N3-C4-C5	5.79	130.85	126.80
54	D6	4	PRO	N-CA-CB	5.78	110.23	103.30
22	BA	1452	G	C5-N7-C8	-5.75	101.43	104.30
22	BA	2286	G	N3-C4-C5	5.74	131.47	128.60
44	BW	41	ARG	NE-CZ-NH2	-5.71	117.44	120.30
1	AA	188	C	C2-N1-C1'	5.71	125.08	118.80

Continued on next page...

Continued from previous page...

Mol	Chain	Res	Type	Atoms	Z	Observed(°)	Ideal(°)
22	BA	2542	A	N1-C6-N6	-5.69	115.19	118.60
22	BA	1452	G	C4-C5-N7	5.67	113.07	110.80
22	BA	2890	G	C4-C5-N7	5.62	113.05	110.80
1	CA	4	U	C2-N1-C1'	5.59	124.41	117.70
22	BA	1645	G	C6-C5-N7	-5.55	127.07	130.40
22	BA	698	C	C6-N1-C2	5.54	122.52	120.30
22	BA	2887	A	N1-C6-N6	5.53	121.92	118.60
54	B6	4	PRO	N-CA-CB	5.52	109.93	103.30
22	BA	2580	U	OP2-P-O3'	5.48	117.26	105.20
39	BR	51	VAL	C-N-CD	5.48	139.91	128.40
22	DA	2447	G	C4-N9-C1'	-5.43	119.43	126.50
22	BA	1658	C	C6-N1-C2	5.42	122.47	120.30
22	BA	974	G	C8-N9-C1'	-5.41	119.97	127.00
22	BA	528	A	C6-C5-N7	-5.38	128.53	132.30
22	BA	1645	G	C4-C5-N7	5.37	112.95	110.80
22	BA	984	A	C4-N9-C1'	-5.37	116.64	126.30
22	BA	2512	C	N1-C2-O2	-5.36	115.69	118.90
22	BA	1761	C	O5'-P-OP1	-5.35	100.88	105.70
22	BA	1783	A	O5'-P-OP2	-5.34	100.90	105.70
22	BA	528	A	C5-C6-N1	-5.32	115.04	117.70
22	BA	2705	A	N1-C6-N6	5.29	121.77	118.60
44	BW	41	ARG	NE-CZ-NH1	5.28	122.94	120.30
22	BA	2447	G	O4'-C1'-N9	5.28	112.42	108.20
22	BA	1230	A	O5'-P-OP2	-5.27	100.96	105.70
22	BA	2501	C	C2-N1-C1'	-5.24	113.04	118.80
22	BA	990	A	C5-C6-N6	-5.23	119.52	123.70
22	BA	2609	U	C2-N1-C1'	-5.20	111.46	117.70
22	BA	1331	G	C5-C6-O6	5.18	131.71	128.60
22	BA	2030	A	N9-C4-C5	5.17	107.87	105.80
1	AA	279	A	N1-C6-N6	5.17	121.70	118.60
22	DA	2501	C	O4'-C1'-N1	5.17	112.33	108.20
22	BA	974	G	C8-N9-C4	-5.16	104.33	106.40
29	BH	121	VAL	C-N-CA	5.15	134.57	121.70
22	BA	2030	A	C5-C6-N6	5.14	127.81	123.70
22	DA	2447	G	C8-N9-C1'	5.14	133.69	127.00
22	BA	15	G	C5-C6-O6	5.13	131.68	128.60
22	BA	1134	A	O5'-P-OP1	-5.13	101.08	105.70
22	BA	528	A	C4-C5-N7	5.13	113.27	110.70
22	BA	2017	U	O5'-P-OP1	-5.09	101.12	105.70
22	BA	563	A	N9-C4-C5	5.08	107.83	105.80
22	BA	528	A	N3-C4-C5	5.07	130.35	126.80
22	BA	2581	G	O4'-C1'-N9	5.07	112.25	108.20

Continued on next page...

Continued from previous page...

Mol	Chain	Res	Type	Atoms	Z	Observed(°)	Ideal(°)
22	BA	1900	A	O5'-P-OP1	-5.07	101.14	105.70
22	BA	2848	G	O4'-C1'-N9	5.06	112.25	108.20
22	BA	2060	A	N1-C6-N6	-5.05	115.57	118.60
22	BA	984	A	C8-N9-C1'	5.03	136.75	127.70

There are no chirality outliers.

All (6) planarity outliers are listed below:

Mol	Chain	Res	Type	Group
11	AK	126	LYS	Peptide
25	BD	151	THR	Peptide
6	CF	54	LEU	Peptide
12	CL	23	ALA	Peptide
12	CL	24	LEU	Peptide
25	DD	151	THR	Peptide

5.2 Too-close contacts

In the following table, the Non-H and H(model) columns list the number of non-hydrogen atoms and hydrogen atoms in the chain respectively. The H(added) column lists the number of hydrogen atoms added and optimized by MolProbity. The Clashes column lists the number of clashes within the asymmetric unit, whereas Symm-Clashes lists symmetry related clashes.

Mol	Chain	Non-H	H(model)	H(added)	Clashes	Symm-Clashes
1	AA	32995	0	16607	962	0
1	CA	33015	0	16617	1107	1
2	AB	1705	0	1732	164	0
2	CB	1705	0	1732	135	0
3	AC	1625	0	1696	78	0
3	CC	1625	0	1696	69	0
4	AD	1643	0	1707	116	0
4	CD	1643	0	1707	116	0
5	AE	1106	0	1148	88	0
5	CE	1106	0	1148	99	0
6	AF	818	0	808	47	0
6	CF	818	0	808	60	0
7	AG	1182	0	1238	58	0
7	CG	1182	0	1238	66	0
8	AH	979	0	1031	49	0
8	CH	979	0	1031	52	0
9	AI	1022	0	1070	87	0

Continued on next page...

Continued from previous page...

Mol	Chain	Non-H	H(model)	H(added)	Clashes	Symm-Clashes
9	CI	1022	0	1070	66	0
10	AJ	787	0	828	81	0
10	CJ	787	0	828	56	0
11	AK	877	0	887	68	0
11	CK	877	0	887	55	0
12	AL	955	0	1016	44	0
12	CL	955	0	1016	74	0
13	AM	884	0	941	44	0
13	CM	884	0	941	51	0
14	AN	774	0	824	58	0
14	CN	774	0	824	51	0
15	AO	710	0	728	31	0
15	CO	710	0	728	29	0
16	AP	649	0	666	53	0
16	CP	649	0	666	36	0
17	AQ	649	0	691	63	0
17	CQ	649	0	691	53	0
18	AR	456	0	478	17	0
18	CR	456	0	478	25	0
19	AS	638	0	665	39	0
19	CS	638	0	665	42	0
20	AT	665	0	714	65	0
20	CT	665	0	714	46	0
21	AU	426	0	449	52	0
21	CU	426	0	449	53	0
22	BA	62195	0	31280	1486	0
22	DA	62195	0	31280	2451	1
23	BB	2549	0	1291	37	0
23	DB	2529	0	1281	66	0
24	BC	2083	0	2154	102	0
24	DC	2083	0	2154	128	0
25	BD	1565	0	1616	66	0
25	DD	1565	0	1616	97	0
26	BE	1552	0	1619	67	0
26	DE	1552	0	1619	91	0
27	BF	1411	0	1444	84	0
27	DF	1411	0	1444	54	0
28	BG	1323	0	1371	41	0
28	DG	1323	0	1371	42	0
29	BH	1110	0	1147	139	0
29	DH	1110	0	1148	87	0
30	BI	1032	0	1085	76	0

Continued on next page...

Continued from previous page...

Mol	Chain	Non-H	H(model)	H(added)	Clashes	Symm-Clashes
30	DI	1032	0	1085	85	0
31	BJ	1129	0	1162	48	0
31	DJ	1129	0	1162	62	0
32	BK	939	0	1012	45	0
32	DK	939	0	1012	53	0
33	BL	1045	0	1117	54	0
33	DL	1045	0	1117	75	0
34	BM	1074	0	1157	43	0
34	DM	1074	0	1157	41	0
35	BN	961	0	1000	39	0
35	DN	961	0	1000	71	0
36	BO	892	0	923	38	0
36	DO	892	0	923	41	0
37	BP	917	0	962	45	0
37	DP	917	0	962	42	0
38	BQ	947	0	1019	39	0
38	DQ	947	0	1019	47	0
39	BR	816	0	839	66	0
39	DR	816	0	839	36	0
40	BS	857	0	922	33	0
40	DS	857	0	922	37	0
41	BT	739	0	807	41	0
41	DT	739	0	807	60	0
42	BU	780	0	831	37	0
42	DU	780	0	831	68	0
43	BV	753	0	780	28	0
43	DV	753	0	780	21	0
44	BW	580	0	594	20	0
44	DW	569	0	581	23	0
45	BX	625	0	652	15	0
45	DX	625	0	652	46	0
46	BY	509	0	543	34	0
46	DY	509	0	543	26	0
47	BZ	449	0	488	9	0
47	DZ	449	0	488	24	0
48	B0	444	0	458	27	0
48	D0	444	0	458	23	0
49	B1	410	0	440	19	0
49	D1	410	0	440	22	0
50	B2	377	0	418	10	0
50	D2	377	0	418	31	0
51	B3	504	0	572	28	0

Continued on next page...

Continued from previous page...

Mol	Chain	Non-H	H(model)	H(added)	Clashes	Symm-Clashes
51	D3	504	0	572	22	0
52	B4	302	0	340	7	0
52	D4	302	0	340	15	0
53	B5	1142	0	865	69	0
54	B6	73	0	64	3	0
54	D6	73	0	65	12	0
55	AA	71	0	0	0	0
55	AM	1	0	0	0	0
55	BA	194	0	0	0	0
55	BB	4	0	0	0	0
55	BQ	1	0	0	0	0
55	CA	56	0	0	0	0
55	D2	1	0	0	0	0
55	DA	166	0	0	0	0
55	DB	3	0	0	0	0
55	DQ	1	0	0	0	0
56	BA	48	0	50	15	0
56	DA	48	0	50	25	0
57	B4	1	0	0	0	0
57	D4	1	0	0	0	0
58	AA	194	0	0	18	0
58	AE	2	0	0	0	0
58	AL	1	0	0	0	0
58	AN	3	0	0	0	0
58	AT	2	0	0	0	0
58	AU	1	0	0	0	0
58	B3	3	0	0	0	0
58	B4	1	0	0	0	0
58	BA	617	0	0	66	0
58	BB	14	0	0	1	0
58	BC	6	0	0	1	0
58	BD	4	0	0	2	0
58	BE	1	0	0	0	0
58	BF	1	0	0	1	0
58	BG	1	0	0	1	0
58	BJ	1	0	0	0	0
58	BL	7	0	0	0	0
58	BN	5	0	0	0	0
58	BQ	1	0	0	0	0
58	BS	1	0	0	0	0
58	BT	2	0	0	0	0
58	CA	192	0	0	12	0

Continued on next page...

Continued from previous page...

Mol	Chain	Non-H	H(model)	H(added)	Clashes	Symm-Clashes
58	CL	1	0	0	0	0
58	CN	2	0	0	0	0
58	CT	2	0	0	0	0
58	CU	1	0	0	1	0
58	D2	1	0	0	1	0
58	D3	1	0	0	0	0
58	D4	1	0	0	0	0
58	DA	610	0	0	84	0
58	DB	13	0	0	1	0
58	DC	8	0	0	1	0
58	DD	4	0	0	2	0
58	DE	4	0	0	0	0
58	DJ	1	0	0	0	0
58	DL	4	0	0	1	0
58	DN	2	0	0	0	0
58	DS	2	0	0	0	0
58	DT	3	0	0	1	0
58	DU	1	0	0	0	0
58	DV	1	0	0	0	0
All	All	288423	0	193016	10587	1

The all-atom clashscore is defined as the number of clashes found per 1000 atoms (including hydrogen atoms). The all-atom clashscore for this structure is 22.

All (10587) close contacts within the same asymmetric unit are listed below, sorted by their clash magnitude.

Atom-1	Atom-2	Interatomic distance (Å)	Clash overlap (Å)
29:BH:117:LEU:O	29:BH:121:VAL:HG23	1.34	1.22
22:BA:730:A:OP2	58:BA:3693:HOH:O	1.58	1.21
1:AA:533:A:OP1	58:AA:1848:HOH:O	1.65	1.15
29:BH:117:LEU:O	29:BH:121:VAL:CG2	1.95	1.14
22:BA:2498:C:OP2	58:BA:3684:HOH:O	1.64	1.13
22:BA:627:A:OP1	33:BL:78:ARG:NH1	1.83	1.11
22:BA:731:C:OP2	58:BA:3693:HOH:O	1.66	1.11
25:DD:151:THR:O	25:DD:153:GLY:N	1.84	1.10
29:BH:123:ARG:O	29:BH:124:THR:CG2	2.01	1.09
22:DA:1378:A:O2'	22:DA:1380:G:N7	1.86	1.08
5:CE:101:GLU:O	5:CE:103:THR:N	1.89	1.05
22:BA:2720:U:OP1	37:BP:53:ARG:NH2	1.89	1.04
22:DA:2711:A:OP2	58:DA:3546:HOH:O	1.73	1.03
56:DA:3001:DOL:H483	56:DA:3001:DOL:H463	1.41	1.03

Continued on next page...

Continued from previous page...

Atom-1	Atom-2	Interatomic distance (Å)	Clash overlap (Å)
22:BA:1395:A:OP1	58:BA:3411:HOH:O	1.76	1.02
22:DA:1439:A:OP2	58:DA:3627:HOH:O	1.76	1.02
22:DA:842:U:O4	58:DA:3577:HOH:O	1.75	1.02
22:BA:842:U:O4	58:BA:3587:HOH:O	1.75	1.02
22:DA:310:A:O2'	22:DA:311:A:OP2	1.77	1.01
22:BA:1342:A:OP2	58:BA:3712:HOH:O	1.76	1.01
22:DA:784:G:OP1	58:DA:3315:HOH:O	1.79	1.01
22:DA:2349:G:OP1	51:D3:45:ARG:NH2	1.93	1.01
23:DB:28:C:OP1	36:DO:36:TYR:OH	1.78	1.01
22:DA:789:A:N1	58:DA:3311:HOH:O	1.91	1.00
13:AM:11:ASP:OD1	13:AM:12:HIS:N	1.94	1.00
22:BA:1153:C:OP2	58:BA:3359:HOH:O	1.78	1.00
25:BD:140:HIS:NE2	58:BD:303:HOH:O	1.95	0.99
2:AB:193:PRO:O	2:AB:195:GLY:N	1.95	0.99
29:BH:117:LEU:HD21	29:BH:121:VAL:H	1.23	0.99
22:BA:517:C:OP2	48:B0:10:ARG:NH2	1.94	0.99
29:BH:123:ARG:O	29:BH:124:THR:HG23	1.61	0.99
28:DG:126:PRO:O	28:DG:127:THR:OG1	1.81	0.99
22:BA:1001:A:OP2	58:BA:3735:HOH:O	1.78	0.98
5:CE:157:ARG:O	5:CE:159:LYS:N	1.96	0.98
22:DA:2588:G:OP1	58:DA:3315:HOH:O	1.81	0.98
4:CD:41:HIS:O	4:CD:43:ALA:N	1.97	0.98
1:CA:1500:A:OP2	58:CA:1883:HOH:O	1.82	0.97
22:DA:2714:G:OP2	58:DA:3546:HOH:O	1.82	0.97
22:BA:797:G:O6	58:BA:3322:HOH:O	1.83	0.97
1:AA:516:U:O4	58:AA:1848:HOH:O	1.82	0.97
29:DH:40:THR:O	29:DH:42:LYS:N	1.98	0.96
22:BA:1923:U:H2'	22:BA:1924:C:H5'	1.46	0.96
2:CB:73:LYS:O	2:CB:75:ALA:N	1.98	0.96
22:DA:2627:G:O2'	22:DA:2781:A:N1	1.98	0.96
1:AA:980:C:OP2	58:AA:1835:HOH:O	1.82	0.96
2:AB:21:ARG:O	2:AB:23:TRP:N	1.97	0.96
22:DA:602:A:O2'	22:DA:604:G:O2'	1.84	0.96
22:DA:182:A:O2'	22:DA:433:C:O2'	1.83	0.96
6:AF:91:ARG:O	6:AF:92:THR:OG1	1.84	0.95
29:BH:120:GLY:C	29:BH:122:LEU:HA	1.85	0.95
22:DA:514:A:N3	22:DA:581:C:O2'	1.98	0.95
5:AE:157:ARG:O	5:AE:159:LYS:N	2.00	0.94
22:DA:370:G:N7	58:DA:3555:HOH:O	1.97	0.94
56:BA:3001:DOL:HC1	56:BA:3001:DOL:H463	1.49	0.94
9:CI:107:ASP:OD1	9:CI:109:ARG:NH1	1.99	0.93

Continued on next page...

Continued from previous page...

Atom-1	Atom-2	Interatomic distance (Å)	Clash overlap (Å)
22:BA:1916:A:C4	22:BA:1917:U:H1'	2.02	0.93
22:DA:790:U:OP2	58:DA:3755:HOH:O	1.84	0.93
22:BA:1062:G:N2	22:BA:1077:A:N1	2.16	0.93
22:BA:2428:G:OP1	58:BA:3699:HOH:O	1.85	0.93
22:DA:621:A:OP2	58:DA:3293:HOH:O	1.85	0.93
22:DA:2056:G:OP2	58:DA:3485:HOH:O	1.86	0.92
4:CD:28:ILE:O	4:CD:31:LYS:NZ	2.04	0.91
22:BA:2269:G:OP1	58:BA:3512:HOH:O	1.89	0.91
40:DS:28:LYS:O	40:DS:30:SER:N	2.02	0.91
22:DA:299:A:N3	22:DA:319:G:O2'	2.02	0.91
35:DN:87:PHE:O	35:DN:89:SER:N	2.04	0.91
1:AA:1312:G:N7	19:AS:3:ARG:N	2.17	0.91
22:BA:1602:U:O4	58:BA:3712:HOH:O	1.87	0.91
39:DR:101:ILE:O	39:DR:103:ALA:N	2.03	0.91
23:DB:43:C:O2	27:DF:92:ARG:NH2	2.04	0.90
29:DH:83:LYS:HG3	29:DH:149:GLU:CG	2.02	0.90
22:DA:1817:G:OP1	24:DC:62:TYR:OH	1.89	0.90
22:DA:450:G:O6	58:DA:3242:HOH:O	1.90	0.90
22:DA:1050:A:N6	22:DA:1109:C:O2	2.04	0.90
1:AA:880:C:OP1	12:AL:9:ARG:NH1	2.05	0.90
1:CA:858:G:N7	58:CA:1819:HOH:O	2.04	0.90
2:CB:87:CYS:O	2:CB:89:GLN:N	2.05	0.90
22:DA:729:G:OP2	24:DC:207:LYS:NZ	2.03	0.90
22:DA:488:G:N2	22:DA:493:G:O6	2.05	0.89
5:CE:102:GLY:O	5:CE:104:GLY:N	2.06	0.89
22:BA:1964:G:O2'	22:BA:1967:C:OP2	1.89	0.89
22:DA:2615:U:OP1	58:DA:3745:HOH:O	1.90	0.89
3:AC:85:GLU:OE1	3:AC:88:ARG:NH1	2.05	0.89
17:CQ:69:LYS:O	17:CQ:70:THR:OG1	1.91	0.89
22:DA:58:G:OP1	41:DT:78:SER:OG	1.88	0.89
22:BA:1924:C:H2'	22:BA:1925:C:H5''	1.54	0.89
31:DJ:80:HIS:O	31:DJ:82:GLY:N	2.06	0.89
22:DA:1464:G:N7	58:DA:3633:HOH:O	2.05	0.88
22:BA:1823:G:N7	58:BA:3657:HOH:O	2.06	0.88
22:DA:1268:A:OP1	58:DA:3378:HOH:O	1.89	0.88
22:BA:1073:A:H3'	22:BA:1074:G:C5'	2.04	0.88
13:AM:82:ASP:OD1	27:BF:112:ARG:NH2	2.06	0.88
50:D2:11:LYS:NZ	58:D2:201:HOH:O	2.06	0.88
22:BA:2271:G:O6	58:BA:3511:HOH:O	1.91	0.88
29:BH:123:ARG:O	29:BH:124:THR:HG22	1.74	0.88
14:CN:41:ARG:NH1	14:CN:42:TRP:O	2.07	0.88

Continued on next page...

Continued from previous page...

Atom-1	Atom-2	Interatomic distance (Å)	Clash overlap (Å)
29:BH:117:LEU:C	29:BH:121:VAL:HG23	1.93	0.87
22:BA:1909:C:N4	22:BA:1921:G:O6	2.06	0.87
22:BA:747:U:C5	22:BA:2613:U:C5	2.62	0.87
1:CA:1256:A:O2'	1:CA:1278:G:O6	1.91	0.87
22:DA:528:A:OP1	58:DA:3246:HOH:O	1.90	0.87
1:CA:1046:A:N6	1:CA:1211:U:O2	2.08	0.87
16:AP:42:ILE:O	16:AP:44:SER:N	2.08	0.87
29:DH:83:LYS:HG3	29:DH:149:GLU:HG2	1.56	0.87
22:DA:2834:G:O6	22:DA:2879:A:O2'	1.93	0.86
4:AD:125:VAL:O	4:AD:127:GLY:N	2.07	0.86
22:BA:2448:A:OP2	58:BA:3684:HOH:O	1.92	0.86
4:CD:192:SER:OG	4:CD:193:ALA:N	2.04	0.86
1:CA:912:C:OP1	12:CL:43:LYS:NZ	2.07	0.86
20:CT:5:LYS:O	20:CT:7:ALA:N	2.09	0.86
7:AG:55:GLY:O	7:AG:57:SER:N	2.08	0.86
25:BD:103:ASP:O	25:BD:105:LYS:N	2.07	0.86
36:BO:31:THR:O	36:BO:102:ARG:NH1	2.09	0.86
22:DA:18:U:O4	58:DA:3205:HOH:O	1.94	0.86
22:BA:622:G:OP2	58:BA:3293:HOH:O	1.94	0.86
1:AA:1108:G:O6	58:AA:1861:HOH:O	1.92	0.86
29:BH:147:VAL:HG12	29:BH:149:GLU:HG3	1.57	0.86
22:DA:1010:A:OP2	58:DA:3778:HOH:O	1.94	0.86
22:DA:1508:A:O2'	22:DA:1509:A:O4'	1.93	0.85
31:DJ:41:LYS:O	31:DJ:43:GLU:N	2.09	0.85
1:AA:537:G:OP1	12:AL:110:ARG:NH2	2.09	0.85
22:DA:858:G:O2'	22:DA:2268:A:N3	2.08	0.85
22:DA:618:G:O6	58:DA:3292:HOH:O	1.94	0.85
48:B0:20:ASP:N	48:B0:20:ASP:OD2	2.09	0.85
22:DA:1371:G:N7	58:DA:3399:HOH:O	2.08	0.85
4:AD:163:GLU:OE2	4:AD:164:GLN:N	2.10	0.85
2:AB:118:GLU:O	2:AB:121:SER:N	2.09	0.85
14:AN:61:ARG:O	14:AN:62:ASN:HB2	1.77	0.84
1:CA:1007:U:O4	1:CA:1022:A:N6	2.10	0.84
17:AQ:17:MET:N	17:AQ:17:MET:SD	2.50	0.84
1:CA:684:U:O2'	11:CK:40:ASN:O	1.94	0.84
56:DA:3001:DOL:H432	56:DA:3001:DOL:C6	2.07	0.84
1:CA:1198:G:N7	58:CA:1852:HOH:O	2.09	0.84
39:DR:8:GLY:O	39:DR:10:LYS:NZ	2.09	0.84
29:BH:117:LEU:O	29:BH:119:ASN:N	2.08	0.84
5:CE:41:ASP:OD1	5:CE:42:GLY:N	2.10	0.84
56:DA:3001:DOL:O7	56:DA:3001:DOL:H432	1.76	0.84

Continued on next page...

Continued from previous page...

Atom-1	Atom-2	Interatomic distance (Å)	Clash overlap (Å)
29:BH:117:LEU:HD21	29:BH:121:VAL:N	1.93	0.84
1:CA:319:G:O6	58:CA:1735:HOH:O	1.95	0.84
29:DH:82:SER:O	29:DH:84:ALA:N	2.10	0.84
22:BA:2453:A:N7	58:BA:3524:HOH:O	2.11	0.84
47:DZ:52:SER:O	47:DZ:54:MET:N	2.10	0.84
22:BA:1651:G:O6	58:BA:3800:HOH:O	1.95	0.84
22:DA:2243:U:OP1	58:DA:3737:HOH:O	1.95	0.84
22:BA:1093:G:N3	22:BA:1098:A:N6	2.25	0.84
1:CA:736:C:OP1	18:CR:61:ARG:NH1	2.10	0.84
22:DA:2684:U:O4'	32:DK:70:ARG:NH1	2.11	0.84
50:D2:43:THR:OG1	50:D2:44:VAL:N	2.09	0.83
1:AA:1222:G:O6	58:AA:1835:HOH:O	1.96	0.83
22:DA:2004:G:OP1	58:DA:3800:HOH:O	1.96	0.83
29:DH:94:ILE:HB	29:DH:122:LEU:HD12	1.60	0.83
46:DY:11:VAL:O	46:DY:15:ASN:ND2	2.10	0.83
14:AN:33:ASP:O	14:AN:35:ASN:N	2.11	0.83
21:AU:35:ARG:O	21:AU:37:PHE:N	2.11	0.83
1:CA:484:G:H4'	1:CA:485:U:O5'	1.79	0.83
21:CU:51:SER:O	21:CU:53:VAL:N	2.12	0.83
4:CD:29:ASP:O	4:CD:31:LYS:N	2.10	0.83
18:CR:20:GLU:O	18:CR:22:ASP:N	2.11	0.83
22:DA:1515:A:O2'	22:DA:1556:C:O2'	1.97	0.83
22:BA:2048:G:O6	58:BA:3678:HOH:O	1.96	0.83
39:BR:49:ILE:HG22	39:BR:53:PHE:N	1.94	0.83
22:DA:1266:G:O2'	22:DA:2012:G:O6	1.96	0.83
4:AD:22:LYS:O	4:AD:24:GLY:N	2.12	0.82
22:BA:2572:A:N7	25:BD:150:GLN:HG3	1.95	0.82
22:BA:2445:G:OP1	26:BE:69:ARG:NH2	2.12	0.82
22:DA:1287:A:O4'	35:DN:103:ARG:NH1	2.12	0.82
23:DB:40:U:N3	23:DB:44:G:OP2	2.13	0.82
29:BH:120:GLY:C	29:BH:122:LEU:CA	2.47	0.82
9:AI:57:MET:N	9:AI:57:MET:SD	2.52	0.82
1:CA:614:C:OP1	4:CD:83:LYS:NZ	2.13	0.82
9:AI:42:GLU:O	9:AI:45:ARG:NH1	2.12	0.82
1:CA:201:G:N2	1:CA:469:C:O2	2.13	0.82
1:CA:32:A:C2	1:CA:33:A:C5	2.67	0.82
22:DA:2134:A:OP2	22:DA:2157:G:N2	2.11	0.82
6:CF:12:PRO:O	6:CF:15:SER:OG	1.98	0.82
22:DA:1378:A:O2'	58:DA:3751:HOH:O	1.96	0.81
39:DR:82:HIS:ND1	39:DR:82:HIS:O	2.13	0.81
22:BA:1064:C:N4	22:BA:1070:A:OP2	2.13	0.81

Continued on next page...

Continued from previous page...

Atom-1	Atom-2	Interatomic distance (Å)	Clash overlap (Å)
1:CA:72:A:C6	1:CA:73:C:N4	2.48	0.81
8:AH:113:ASP:OD2	8:AH:117:ARG:NH2	2.13	0.81
26:BE:7:ASP:OD2	26:BE:8:ALA:N	2.14	0.81
1:CA:209:U:H4'	1:CA:210:C:OP2	1.81	0.81
26:DE:21:ARG:O	26:DE:114:ARG:NH2	2.12	0.81
22:BA:2116:G:O6	22:BA:2171:A:N6	2.14	0.81
2:CB:193:PRO:O	2:CB:195:GLY:N	2.13	0.81
43:BV:80:HIS:CE1	43:BV:83:LYS:HG3	2.15	0.81
22:DA:258:G:O2'	33:DL:104:GLN:OE1	1.97	0.81
22:DA:2307:G:OP1	22:DA:2308:G:N2	2.14	0.81
1:AA:825:A:O2'	8:AH:13:ARG:NH1	2.14	0.81
5:CE:99:ALA:O	5:CE:101:GLU:N	2.14	0.80
22:DA:188:G:O2'	22:DA:1365:A:N6	2.14	0.80
1:AA:207:C:O2	1:AA:213:G:N2	2.14	0.80
22:BA:2269:G:OP1	58:BA:3510:HOH:O	1.97	0.80
31:BJ:114:LEU:HG	31:BJ:118:MET:HE3	1.61	0.80
22:DA:2550:G:OP1	58:DA:3720:HOH:O	1.99	0.80
22:DA:225:C:N4	22:DA:419:U:O2'	2.13	0.80
7:AG:80:VAL:O	7:AG:82:GLY:N	2.14	0.80
7:CG:93:PRO:O	7:CG:97:ASN:ND2	2.14	0.80
22:DA:613:A:O2'	22:DA:614:A:OP1	1.98	0.80
22:BA:370:G:OP2	58:BA:3560:HOH:O	2.00	0.80
1:AA:1232:U:OP1	9:AI:126:GLN:NE2	2.15	0.80
22:BA:2579:C:OP1	58:BA:3541:HOH:O	1.99	0.80
21:AU:44:GLU:OE2	21:AU:45:ARG:NH1	2.15	0.80
13:CM:40:ALA:O	13:CM:42:ASP:N	2.14	0.80
46:BY:61:ALA:O	46:BY:63:ALA:N	2.14	0.80
1:CA:195:A:OP1	20:CT:60:ARG:NH1	2.15	0.80
22:DA:1606:C:O2'	22:DA:1607:C:OP2	1.99	0.80
22:BA:2611:C:OP2	58:BA:3543:HOH:O	2.00	0.79
22:DA:2575:C:OP2	58:DA:3707:HOH:O	2.00	0.79
22:DA:1269:A:OP2	58:DA:3385:HOH:O	1.98	0.79
22:DA:83:A:OP2	42:DU:92:LYS:NZ	2.15	0.79
1:AA:650:G:H2'	1:AA:651:C:H5'	1.62	0.79
22:BA:194:G:N7	58:BA:3758:HOH:O	2.14	0.79
22:BA:2305:U:C2	27:BF:151:GLY:HA3	2.17	0.79
7:AG:99:LEU:O	7:AG:102:ARG:N	2.16	0.79
22:DA:1427:A:N6	22:DA:1571:A:OP2	2.15	0.79
2:AB:73:LYS:O	2:AB:75:ALA:N	2.15	0.79
1:AA:319:G:N7	58:AA:1708:HOH:O	2.15	0.79
22:DA:1667:G:O2'	22:DA:1991:U:O4	1.99	0.79

Continued on next page...

Continued from previous page...

Atom-1	Atom-2	Interatomic distance (Å)	Clash overlap (Å)
1:CA:890:G:O2'	1:CA:906:A:N6	2.16	0.79
22:BA:1179:G:C5	22:BA:1180:U:H1'	2.18	0.79
22:BA:1653:G:H3'	35:BN:2:ARG:HG3	1.65	0.79
40:BS:53:SER:O	40:BS:57:ASN:ND2	2.16	0.79
22:DA:279:A:N6	22:DA:361:G:O2'	2.16	0.79
33:BL:87:GLY:O	33:BL:89:VAL:N	2.16	0.78
22:DA:732:C:OP2	58:DA:3298:HOH:O	2.02	0.78
24:BC:70:ASN:O	24:BC:72:ASP:N	2.16	0.78
22:BA:1827:U:O4	58:BA:3787:HOH:O	1.99	0.78
23:BB:8:C:O3'	36:BO:25:ARG:NH1	2.16	0.78
20:CT:59:ASP:OD2	20:CT:76:LYS:NZ	2.14	0.78
22:BA:1061:U:O2'	22:BA:1062:G:O5'	2.00	0.78
1:CA:1095:U:OP2	58:CA:1857:HOH:O	2.01	0.78
35:DN:106:ASP:O	35:DN:108:ALA:N	2.16	0.78
22:DA:2576:G:O2'	22:DA:2579:C:OP2	2.01	0.78
22:BA:1509:A:O2'	22:BA:1510:G:OP2	2.00	0.78
22:DA:300:A:N6	58:DA:3551:HOH:O	2.16	0.78
22:DA:1377:G:OP2	58:DA:3394:HOH:O	2.00	0.78
22:BA:1746:A:H2'	22:BA:1747:U:C6	2.20	0.77
22:DA:1469:A:H2'	22:DA:1470:A:C8	2.19	0.77
16:AP:43:ALA:O	16:AP:44:SER:OG	2.01	0.77
20:AT:43:ASP:OD1	20:AT:46:ALA:N	2.17	0.77
22:BA:1923:U:C2'	22:BA:1924:C:H5'	2.14	0.77
47:BZ:8:THR:OG1	47:BZ:35:THR:OG1	2.02	0.77
22:DA:1363:C:O2	22:DA:1369:G:C2	2.37	0.77
22:DA:2453:A:N7	58:DA:3525:HOH:O	2.17	0.77
7:AG:111:ARG:NH1	7:AG:123:GLU:OE2	2.17	0.77
22:BA:2874:C:OP1	58:BA:3803:HOH:O	2.02	0.77
22:DA:1091:G:O2'	22:DA:1092:C:OP2	2.03	0.77
22:DA:1344:U:O2'	22:DA:1345:C:OP2	2.03	0.77
1:CA:183:C:O2'	1:CA:184:G:O5'	2.01	0.77
15:CO:18:ASP:OD1	15:CO:20:ASN:N	2.17	0.77
28:DG:158:LYS:O	28:DG:160:LYS:N	2.18	0.77
2:CB:103:ASN:ND2	2:CB:106:THR:OG1	2.18	0.77
22:DA:370:G:OP2	58:DA:3556:HOH:O	2.03	0.77
1:CA:1061:G:O4'	10:CJ:58:ASN:ND2	2.18	0.77
22:DA:2055:C:OP2	58:DA:3569:HOH:O	2.01	0.77
22:DA:2286:G:H4'	22:DA:2287:A:O5'	1.83	0.77
29:DH:1:MET:SD	29:DH:27:ARG:NH1	2.58	0.77
25:BD:77:ARG:NH2	25:BD:200:ASP:OD1	2.17	0.77
12:CL:66:TYR:O	12:CL:97:THR:OG1	2.03	0.77

Continued on next page...

Continued from previous page...

Atom-1	Atom-2	Interatomic distance (Å)	Clash overlap (Å)
37:DP:65:SER:O	37:DP:67:GLY:N	2.18	0.77
1:AA:928:G:O2'	1:AA:1533:C:OP1	2.03	0.76
1:CA:243:A:H4'	1:CA:244:U:H5'	1.67	0.76
1:CA:992:U:O4'	1:CA:993:G:N2	2.19	0.76
22:BA:1998:A:OP2	25:BD:141:ARG:NH2	2.19	0.76
22:DA:1607:C:N4	22:DA:1622:G:N7	2.34	0.76
22:DA:1613:G:O6	58:DA:3638:HOH:O	2.03	0.76
22:BA:560:C:OP2	58:BA:3250:HOH:O	2.01	0.76
29:DH:45:GLU:O	29:DH:49:ALA:N	2.19	0.76
14:AN:91:GLY:O	14:AN:93:ILE:N	2.19	0.76
1:CA:243:A:H4'	1:CA:244:U:C5'	2.15	0.76
22:DA:1009:A:N3	22:DA:1153:C:O2'	2.18	0.76
22:DA:622:G:OP2	58:DA:3293:HOH:O	2.03	0.76
29:DH:53:GLU:O	29:DH:55:GLU:N	2.19	0.76
1:CA:205:A:N6	1:CA:213:G:O6	2.17	0.76
1:CA:949:A:O2'	1:CA:971:G:O6	2.04	0.76
17:CQ:19:LYS:O	17:CQ:71:LYS:NZ	2.14	0.76
29:BH:97:ARG:NH1	1:CA:369:G:O2'	2.18	0.76
22:DA:449:A:OP2	58:DA:3244:HOH:O	2.04	0.76
1:CA:404:G:N7	4:CD:2:ALA:N	2.33	0.76
22:DA:1359:A:OP1	58:DA:3610:HOH:O	2.04	0.76
37:BP:54:GLY:O	37:BP:57:SER:OG	2.04	0.76
22:DA:761:A:OP2	58:DA:3295:HOH:O	2.03	0.76
34:DM:66:ARG:NH1	34:DM:104:GLU:OE1	2.19	0.76
22:BA:1776:G:P	58:BA:3449:HOH:O	2.43	0.75
22:DA:910:A:N3	22:DA:2264:C:O2'	2.18	0.75
27:DF:123:ASP:OD1	27:DF:124:GLY:N	2.19	0.75
31:DJ:41:LYS:NZ	31:DJ:52:ASP:OD2	2.16	0.75
22:DA:58:G:N3	22:DA:70:G:N2	2.34	0.75
29:DH:124:THR:OG1	29:DH:125:THR:N	2.17	0.75
22:BA:1253:A:N7	58:BA:3335:HOH:O	2.18	0.75
22:BA:370:G:N7	58:BA:3561:HOH:O	2.19	0.75
22:BA:528:A:C2	22:BA:2043:C:H5'	2.21	0.75
22:DA:1475:G:O2'	22:DA:1476:U:OP1	2.05	0.75
22:BA:372:G:O2'	22:BA:400:G:O6	2.01	0.75
22:BA:481:G:C4	22:BA:507:A:C2	2.75	0.75
1:CA:495:A:C2	1:CA:496:A:C6	2.75	0.75
22:DA:2563:U:O4'	22:DA:2566:A:N6	2.18	0.75
1:AA:1403:C:O2	1:AA:1499:A:N6	2.19	0.75
11:AK:102:ALA:O	11:AK:104:GLY:N	2.20	0.75
5:AE:81:LEU:HB3	5:AE:147:MET:HE3	1.69	0.75

Continued on next page...

Continued from previous page...

Atom-1	Atom-2	Interatomic distance (Å)	Clash overlap (Å)
1:AA:702:A:N6	22:BA:1846:G:O2'	2.20	0.75
22:DA:1223:G:N2	22:DA:1226:A:OP2	2.19	0.75
22:BA:1378:A:O2'	22:BA:1380:G:OP2	2.05	0.75
22:BA:1385:A:H1'	22:BA:1386:C:C6	2.22	0.74
38:BQ:49:ASP:HA	38:BQ:52:GLN:HB2	1.68	0.74
13:CM:13:LYS:O	13:CM:14:HIS:ND1	2.20	0.74
22:DA:27:G:O2'	22:DA:28:A:OP2	2.04	0.74
22:DA:374:A:N6	22:DA:400:G:O2'	2.19	0.74
22:DA:878:A:N6	22:DA:899:A:O2'	2.20	0.74
4:AD:95:GLU:OE2	4:AD:104:ARG:NH1	2.20	0.74
29:BH:88:GLY:O	29:BH:125:THR:OG1	2.04	0.74
1:AA:208:U:C5	1:AA:210:C:C4	2.76	0.74
1:AA:251:G:C6	1:AA:266:G:C6	2.75	0.74
16:AP:50:THR:O	16:AP:50:THR:HG22	1.87	0.74
29:BH:123:ARG:C	29:BH:124:THR:HG23	2.06	0.74
19:CS:4:SER:O	19:CS:5:LEU:HB2	1.87	0.74
22:DA:733:G:OP2	58:DA:3296:HOH:O	2.05	0.74
26:DE:111:GLU:OE2	26:DE:114:ARG:NH1	2.21	0.74
11:AK:38:GLN:O	11:AK:40:ASN:ND2	2.21	0.74
29:BH:117:LEU:HD11	29:BH:122:LEU:HD12	1.69	0.74
22:DA:2502:G:OP2	58:DA:3491:HOH:O	2.03	0.74
22:BA:1604:C:OP2	58:BA:3411:HOH:O	2.04	0.74
1:AA:1422:G:O3'	32:BK:49:ARG:NH2	2.18	0.74
22:DA:581:C:OP2	38:DQ:33:ARG:NH1	2.21	0.74
42:DU:9:ASP:OD2	42:DU:10:GLU:N	2.20	0.74
22:BA:1124:G:N7	58:BA:3607:HOH:O	2.19	0.74
22:BA:622:G:OP2	58:BA:3292:HOH:O	2.06	0.74
1:CA:1067:A:N1	1:CA:1108:G:O2'	2.19	0.74
4:AD:3:ARG:CZ	4:AD:115:ARG:HD3	2.18	0.74
9:CI:12:ARG:NH1	9:CI:107:ASP:OD2	2.21	0.74
12:CL:57:LEU:O	12:CL:60:GLY:N	2.20	0.74
27:DF:122:PHE:O	27:DF:124:GLY:N	2.21	0.74
1:AA:411:A:OP1	4:AD:26:ARG:NH2	2.20	0.74
5:AE:104:GLY:O	5:AE:105:ILE:HG22	1.87	0.74
4:AD:59:GLN:O	4:AD:63:ARG:HG2	1.87	0.74
9:AI:57:MET:SD	9:AI:58:VAL:N	2.61	0.74
23:DB:29:A:O2'	23:DB:58:A:N1	2.21	0.74
22:BA:1179:G:C4	22:BA:1180:U:H1'	2.22	0.74
22:BA:1922:G:N2	22:BA:1923:U:H1'	2.03	0.74
22:BA:653:U:OP2	22:BA:653:U:C6	2.41	0.74
1:CA:374:A:H5"	1:CA:452:A:N1	2.03	0.74

Continued on next page...

Continued from previous page...

Atom-1	Atom-2	Interatomic distance (Å)	Clash overlap (Å)
13:CM:10:PRO:O	13:CM:11:ASP:HB2	1.87	0.74
1:CA:1108:G:O6	58:CA:1857:HOH:O	2.04	0.73
22:DA:1973:G:OP1	58:DA:3462:HOH:O	2.05	0.73
1:AA:1181:G:O2'	1:AA:1182:G:C5	2.41	0.73
22:BA:1917:U:C4	22:BA:1918:A:C6	2.75	0.73
20:CT:44:LYS:NZ	20:CT:86:LEU:O	2.18	0.73
22:BA:2728:U:O2'	22:BA:2729:G:OP2	2.06	0.73
1:CA:266:G:H3'	17:CQ:69:LYS:HB2	1.70	0.73
22:DA:1995:U:OP1	58:DA:3807:HOH:O	2.04	0.73
17:AQ:16:LYS:C	17:AQ:17:MET:SD	2.67	0.73
31:BJ:81:ILE:HG23	31:BJ:82:GLY:N	2.03	0.73
22:DA:2127:G:O2'	22:DA:2173:A:N3	2.21	0.73
1:AA:1370:G:O5'	9:AI:111:VAL:HG21	1.88	0.73
21:AU:36:GLU:O	21:AU:37:PHE:HB2	1.87	0.73
28:BG:104:ASN:ND2	28:BG:114:ASP:OD1	2.21	0.73
32:DK:34:GLY:O	32:DK:36:GLY:N	2.22	0.73
22:BA:2291:U:H2'	22:BA:2292:U:C6	2.23	0.73
22:BA:2346:A:H4'	22:BA:2347:C:OP2	1.88	0.73
16:AP:79:ASN:O	16:AP:80:LYS:HB2	1.88	0.73
1:CA:403:C:OP1	4:CD:134:SER:OG	2.03	0.73
4:CD:100:ASN:OD1	4:CD:111:ARG:NH1	2.21	0.73
5:CE:80:THR:OG1	5:CE:122:ASN:ND2	2.21	0.73
21:CU:18:ARG:O	21:CU:21:ARG:N	2.21	0.73
22:DA:777:G:C2	22:DA:778:G:C8	2.77	0.73
46:BY:34:SER:O	46:BY:36:GLN:N	2.22	0.73
1:CA:485:U:O2'	1:CA:486:U:OP1	2.05	0.73
4:CD:26:ARG:HG3	4:CD:27:ALA:N	2.03	0.73
22:DA:242:G:O2'	22:DA:254:G:O6	2.05	0.73
1:AA:1198:G:N7	58:AA:1787:HOH:O	2.21	0.73
10:CJ:63:ASP:OD1	14:CN:85:ARG:NH1	2.22	0.73
50:D2:44:VAL:O	50:D2:45:SER:OG	2.07	0.73
2:AB:87:CYS:O	2:AB:89:GLN:N	2.22	0.73
49:D1:15:ALA:O	49:D1:17:THR:N	2.22	0.73
2:AB:82:ASP:O	2:AB:85:LEU:N	2.22	0.72
3:AC:36:ASP:OD1	3:AC:59:ARG:NH1	2.22	0.72
11:AK:76:GLU:C	22:BA:2141:G:OP1	2.27	0.72
1:CA:1124:G:O2'	1:CA:1145:A:N6	2.21	0.72
22:DA:2091:C:H3'	22:DA:2092:U:H5''	1.69	0.72
22:DA:2355:G:OP1	44:DW:25:ARG:NH2	2.22	0.72
1:CA:1181:G:O2'	1:CA:1182:G:N7	2.21	0.72
1:CA:376:G:H5'	16:CP:5:ARG:HB3	1.69	0.72

Continued on next page...

Continued from previous page...

Atom-1	Atom-2	Interatomic distance (Å)	Clash overlap (Å)
24:DC:258:ARG:NH1	24:DC:264:ASP:OD2	2.22	0.72
1:AA:1225:A:H2'	1:AA:1226:C:C5	2.25	0.72
1:AA:131:A:H2'	1:AA:132:C:C6	2.23	0.72
14:AN:46:LEU:O	14:AN:48:LEU:N	2.22	0.72
20:AT:59:ASP:OD1	20:AT:76:LYS:NZ	2.19	0.72
21:AU:34:ARG:CZ	21:AU:35:ARG:HB2	2.19	0.72
22:DA:1141:U:OP2	31:DJ:65:THR:OG1	2.05	0.72
22:BA:509:C:O3'	58:BA:3771:HOH:O	2.07	0.72
1:CA:1308:U:OP1	13:CM:97:VAL:N	2.22	0.72
22:DA:79:C:O2'	22:DA:346:A:N3	2.21	0.72
1:AA:800:G:O6	58:AA:1812:HOH:O	2.07	0.72
22:BA:587:C:OP2	33:BL:21:ARG:NH1	2.23	0.72
1:CA:688:G:O2'	1:CA:704:A:N1	2.19	0.72
22:DA:70:G:N2	22:DA:71:A:N1	2.37	0.72
22:BA:404:A:O2'	22:BA:405:U:OP2	2.07	0.72
22:BA:826:U:OP1	58:BA:3699:HOH:O	2.08	0.72
22:BA:944:C:OP2	58:BA:3260:HOH:O	2.06	0.72
1:CA:8:A:N6	4:CD:54:GLN:OE1	2.21	0.72
22:DA:2504:U:C5	56:DA:3001:DOL:H161	2.25	0.72
22:DA:2707:U:O2	35:DN:71:ARG:NH1	2.22	0.72
22:DA:2838:G:O2'	35:DN:45:ARG:NH1	2.22	0.72
40:DS:66:ILE:O	40:DS:68:ASP:N	2.23	0.72
22:BA:2757:A:N1	28:BG:67:THR:HG21	2.03	0.72
22:DA:1440:U:O4	58:DA:3627:HOH:O	2.06	0.72
2:AB:63:ARG:O	2:AB:64:LYS:HB2	1.88	0.72
13:AM:73:ILE:O	13:AM:76:SER:OG	2.07	0.72
22:BA:1057:A:N6	22:BA:1087:G:OP2	2.23	0.72
22:BA:757:G:N7	58:BA:3303:HOH:O	2.23	0.72
11:CK:17:SER:O	11:CK:80:LYS:N	2.23	0.72
1:AA:844:G:C6	1:AA:846:G:O2'	2.43	0.71
2:AB:23:TRP:CH2	2:AB:25:PRO:HA	2.25	0.71
27:BF:21:ASN:O	27:BF:21:ASN:ND2	2.22	0.71
22:DA:2199:A:OP1	45:DX:37:ARG:NH1	2.23	0.71
1:AA:976:G:OP2	1:AA:1358:U:O2'	2.09	0.71
1:AA:173:U:C2	1:AA:197:A:N1	2.58	0.71
7:AG:64:VAL:O	7:AG:67:GLU:N	2.23	0.71
20:AT:83:ILE:O	20:AT:87:ALA:HB3	1.90	0.71
22:DA:2343:U:O2'	22:DA:2373:G:O2'	2.07	0.71
27:BF:40:VAL:O	27:BF:42:GLU:N	2.23	0.71
29:DH:31:VAL:HB	29:DH:32:PRO:CD	2.20	0.71
51:B3:31:HIS:CD2	51:B3:32:ILE:HG13	2.26	0.71

Continued on next page...

Continued from previous page...

Atom-1	Atom-2	Interatomic distance (Å)	Clash overlap (Å)
23:BB:91:C:OP2	34:BM:18:ARG:HG2	1.91	0.71
23:BB:30:C:OP1	36:BO:3:LYS:NZ	2.23	0.71
22:DA:776:G:O2'	22:DA:2241:A:OP1	2.09	0.71
22:DA:593:U:H2'	22:DA:594:U:C6	2.26	0.71
22:DA:668:A:C2	22:DA:670:A:C5	2.79	0.71
25:DD:149:ASN:OD1	25:DD:150:GLN:N	2.24	0.71
53:B5:50:ILE:C	53:B5:52:PRO:HD3	2.11	0.71
22:BA:2125:G:N3	22:BA:2173:A:N6	2.39	0.71
22:DA:52:A:N3	22:DA:178:G:N2	2.39	0.71
22:BA:2189:U:H2'	22:BA:2190:G:C1'	2.19	0.71
56:BA:3001:DOL:H421	56:BA:3001:DOL:N5	2.06	0.71
9:CI:57:MET:SD	9:CI:58:VAL:N	2.64	0.71
22:DA:1153:C:OP1	58:DA:3359:HOH:O	2.08	0.71
22:DA:2407:A:OP1	58:DA:3560:HOH:O	2.08	0.71
22:DA:46:G:C2	22:DA:47:C:C5	2.78	0.71
22:DA:1154:G:OP2	38:DQ:58:ARG:NH1	2.24	0.71
1:AA:993:G:O2'	1:AA:994:A:N7	2.23	0.71
39:BR:49:ILE:HG22	39:BR:53:PHE:CA	2.20	0.71
22:DA:1335:C:N4	58:DA:3392:HOH:O	2.22	0.71
22:DA:2115:G:O2'	22:DA:2117:A:N6	2.23	0.71
22:BA:1061:U:HO2'	22:BA:1062:G:P	2.13	0.71
22:BA:181:A:H2'	22:BA:182:A:C8	2.26	0.71
24:BC:143:ASN:OD1	24:BC:152:GLY:HA3	1.90	0.71
22:DA:2788:C:O2'	22:DA:2809:A:N3	2.22	0.71
22:DA:827:U:OP2	58:DA:3696:HOH:O	2.08	0.71
10:CJ:87:LEU:HD13	10:CJ:88:MET:N	2.06	0.70
22:BA:566:U:OP1	33:BL:29:LYS:HD2	1.91	0.70
24:DC:45:ASN:OD1	24:DC:46:ASN:N	2.24	0.70
1:AA:683:G:N2	11:AK:39:GLY:O	2.24	0.70
1:CA:537:G:OP1	12:CL:110:ARG:NH2	2.24	0.70
22:DA:277:G:H3'	22:DA:277:G:N3	2.06	0.70
1:AA:652:U:O4	1:AA:752:G:O2'	2.05	0.70
56:BA:3001:DOL:C6	56:BA:3001:DOL:H421	2.22	0.70
42:BU:49:VAL:O	42:BU:49:VAL:CG2	2.39	0.70
22:DA:686:U:OP2	58:DA:3717:HOH:O	2.09	0.70
24:DC:70:ASN:O	24:DC:72:ASP:N	2.23	0.70
1:AA:254:G:OP1	17:AQ:70:THR:HB	1.91	0.70
4:AD:78:GLU:OE1	4:AD:81:ARG:NH1	2.24	0.70
17:AQ:69:LYS:O	17:AQ:70:THR:CB	2.39	0.70
20:AT:6:SER:OG	20:AT:7:ALA:N	2.23	0.70
22:BA:1179:G:N7	22:BA:1180:U:C6	2.59	0.70

Continued on next page...

Continued from previous page...

Atom-1	Atom-2	Interatomic distance (Å)	Clash overlap (Å)
22:BA:2192:U:H2'	22:BA:2193:G:H5'	1.72	0.70
2:CB:203:ASN:OD1	2:CB:204:ASP:N	2.23	0.70
2:CB:83:ALA:O	2:CB:86:SER:OG	2.09	0.70
22:DA:2609:U:H2'	54:D6:7:004:HA	1.71	0.70
29:BH:94:ILE:HG22	29:BH:99:ILE:HG13	1.72	0.70
1:CA:679:C:O2	1:CA:712:A:C2	2.45	0.70
22:DA:1603:A:OP1	58:DA:3409:HOH:O	2.10	0.70
56:DA:3001:DOL:HC1	56:DA:3001:DOL:C43	2.22	0.70
22:DA:388:G:N7	22:DA:390:U:H2'	2.05	0.70
22:BA:1450:G:C6	22:BA:1451:C:N4	2.60	0.70
28:BG:80:THR:HG22	28:BG:81:GLU:N	2.07	0.70
1:CA:802:A:C2	1:CA:803:G:H1'	2.26	0.70
12:CL:25:GLU:O	12:CL:26:ALA:C	2.27	0.70
54:D6:6:MHV:HE1	54:D6:7:004:HNA	1.55	0.70
22:DA:2199:A:C5	22:DA:2225:A:C6	2.80	0.70
22:DA:2289:G:HO2'	22:DA:2383:G:HO2'	1.35	0.70
16:AP:46:LYS:HD3	16:AP:47:GLU:N	2.07	0.70
12:CL:21:VAL:O	12:CL:23:ALA:N	2.25	0.70
22:DA:1340:U:C5	22:DA:1603:A:C8	2.80	0.70
2:AB:21:ARG:HA	2:AB:21:ARG:CZ	2.22	0.70
1:CA:1204:A:OP2	58:CA:1848:HOH:O	2.09	0.70
22:DA:116:C:O2'	22:DA:126:A:O2'	2.06	0.70
22:DA:377:G:C6	22:DA:378:C:C4	2.80	0.70
2:AB:50:PHE:HA	2:AB:213:TYR:OH	1.92	0.69
22:BA:2057:G:OP2	58:BA:3489:HOH:O	2.10	0.69
12:CL:25:GLU:O	12:CL:27:CYS:N	2.24	0.69
22:DA:1109:C:H5"	22:DA:1110:G:OP2	1.92	0.69
22:DA:564:C:O4'	38:DQ:37:GLN:NE2	2.24	0.69
22:DA:616:A:H4'	26:DE:101:TYR:CZ	2.26	0.69
35:DN:107:ASN:O	35:DN:107:ASN:ND2	2.24	0.69
22:BA:2061:G:O6	56:BA:3001:DOL:H162	1.93	0.69
22:BA:301:G:OP2	42:BU:82:ARG:NH1	2.26	0.69
35:BN:65:LEU:HD11	35:BN:69:ARG:NH2	2.06	0.69
39:BR:49:ILE:HB	39:BR:52:PRO:C	2.13	0.69
22:DA:1475:G:O2'	22:DA:1476:U:P	2.49	0.69
41:DT:21:SER:O	41:DT:23:ALA:N	2.24	0.69
1:CA:875:U:O2'	8:CH:15:ARG:NH1	2.24	0.69
1:AA:109:A:H2'	1:AA:326:G:N2	2.06	0.69
22:BA:2380:C:OP1	36:BO:17:LYS:NZ	2.25	0.69
28:DG:118:PRO:CG	28:DG:144:VAL:HG21	2.22	0.69
1:CA:533:A:O2'	1:CA:535:A:OP2	2.10	0.69

Continued on next page...

Continued from previous page...

Atom-1	Atom-2	Interatomic distance (Å)	Clash overlap (Å)
1:CA:858:G:O6	1:CA:869:G:H3'	1.92	0.69
22:DA:453:A:OP1	58:DA:3242:HOH:O	2.09	0.69
6:AF:91:ARG:C	6:AF:92:THR:HG1	1.91	0.69
22:BA:2886:A:C5	22:BA:2887:A:C8	2.81	0.69
22:BA:528:A:C2	22:BA:2043:C:H4'	2.27	0.69
1:CA:1211:U:O2'	1:CA:1212:U:OP2	2.11	0.69
2:CB:21:ARG:HA	2:CB:21:ARG:CZ	2.22	0.69
22:DA:1973:G:C6	22:DA:1974:C:C4	2.80	0.69
22:DA:749:A:C5	22:DA:750:A:N7	2.61	0.69
2:CB:206:ALA:O	2:CB:208:ARG:N	2.25	0.69
5:CE:155:ALA:HB1	8:CH:66:PHE:CD2	2.27	0.69
11:CK:27:PHE:CZ	11:CK:89:PRO:HG2	2.27	0.69
22:DA:247:G:H4'	22:DA:386:G:C5	2.27	0.69
5:AE:82:GLN:NE2	5:AE:150:PRO:HD3	2.08	0.69
5:CE:101:GLU:CD	5:CE:101:GLU:O	2.31	0.69
23:DB:48:U:H4'	36:DO:100:HIS:CD2	2.28	0.69
4:AD:27:ALA:O	4:AD:31:LYS:NZ	2.26	0.69
22:BA:1073:A:H3'	22:BA:1074:G:H5'	1.74	0.69
22:BA:1584:U:H2'	22:BA:1584:U:O2	1.92	0.69
22:BA:1922:G:N3	22:BA:1922:G:H2'	2.06	0.69
1:CA:562:U:OP2	12:CL:14:ARG:NE	2.26	0.69
18:CR:20:GLU:N	18:CR:55:LEU:HD12	2.08	0.69
1:AA:965:U:OP2	58:AA:1831:HOH:O	2.10	0.69
22:BA:2308:G:O6	22:BA:2311:A:N7	2.26	0.69
9:CI:19:VAL:HG21	9:CI:82:GLY:HA3	1.75	0.69
22:DA:1313:U:H4'	22:DA:1332:G:H4'	1.74	0.69
22:DA:866:A:O4'	22:DA:914:G:N2	2.26	0.69
1:AA:792:A:H4'	1:AA:793:U:O5'	1.92	0.68
1:AA:81:A:H2'	1:AA:82:G:H5''	1.75	0.68
23:BB:91:C:OP2	34:BM:18:ARG:NH2	2.26	0.68
1:CA:674:G:OP1	6:CF:86:ARG:NH2	2.26	0.68
22:DA:1259:G:H2'	22:DA:1260:A:C8	2.27	0.68
22:DA:1525:A:C2	22:DA:1526:C:C2	2.80	0.68
22:DA:1677:A:N7	58:DA:3765:HOH:O	2.26	0.68
22:DA:2006:C:OP2	58:DA:3382:HOH:O	2.10	0.68
1:AA:1018:G:C2	1:AA:1019:A:C8	2.81	0.68
1:AA:144:G:C4	1:AA:179:A:C2	2.81	0.68
22:BA:1901:A:OP2	24:BC:253:LYS:NZ	2.22	0.68
35:DN:1:MET:H1	35:DN:1:MET:HE2	1.58	0.68
22:BA:1379:U:C6	22:BA:1379:U:OP1	2.47	0.68
22:BA:1917:U:C4	22:BA:1918:A:C5	2.81	0.68

Continued on next page...

Continued from previous page...

Atom-1	Atom-2	Interatomic distance (Å)	Clash overlap (Å)
29:BH:117:LEU:O	29:BH:121:VAL:HG22	1.93	0.68
22:DA:1237:A:H4'	22:DA:1238:G:OP1	1.92	0.68
22:DA:698:C:O2'	22:DA:734:A:N6	2.26	0.68
22:DA:2585:U:O2'	54:D6:3:DBB:HG2	1.93	0.68
1:AA:111:G:O6	1:AA:330:C:N4	2.27	0.68
1:AA:1236:A:H2'	1:AA:1237:C:C6	2.29	0.68
1:AA:645:G:N7	58:AA:1748:HOH:O	2.27	0.68
22:BA:1182:G:H2'	22:BA:1183:U:O4'	1.94	0.68
25:BD:133:THR:HG23	25:BD:134:HIS:N	2.08	0.68
6:CF:91:ARG:O	6:CF:92:THR:OG1	2.10	0.68
22:DA:185:G:C6	22:DA:212:G:C2	2.81	0.68
22:DA:2594:C:N4	22:DA:2595:G:O6	2.26	0.68
22:DA:810:U:OP1	58:DA:3333:HOH:O	2.10	0.68
11:AK:29:ASN:OD1	11:AK:30:THR:N	2.26	0.68
22:BA:2499:C:OP2	58:BA:3685:HOH:O	2.12	0.68
46:BY:9:LYS:O	46:BY:12:GLU:N	2.26	0.68
14:CN:21:PHE:O	14:CN:23:LYS:N	2.26	0.68
22:DA:118:A:C8	22:DA:119:A:C8	2.82	0.68
22:DA:2226:C:H2'	22:DA:2227:A:O4'	1.93	0.68
34:DM:19:GLY:O	34:DM:38:ARG:NH1	2.27	0.68
40:DS:67:ASP:N	40:DS:67:ASP:OD1	2.25	0.68
1:AA:130:A:N1	1:AA:233:C:O2'	2.23	0.68
24:BC:15:HIS:O	24:BC:204:VAL:HG21	1.93	0.68
1:AA:203:G:O2'	1:AA:465:A:N1	2.25	0.68
22:DA:1094:U:H2'	22:DA:1096:A:OP2	1.94	0.68
22:DA:2200:C:O2	22:DA:2226:C:N4	2.27	0.68
22:DA:2655:G:O2'	22:DA:2656:U:P	2.51	0.68
1:AA:1006:G:OP1	1:AA:1037:C:O2'	2.12	0.68
22:BA:1915:U:C2	22:BA:1916:A:C8	2.82	0.68
43:BV:32:GLY:O	43:BV:93:ARG:NH1	2.27	0.68
22:DA:2306:C:OP2	22:DA:2307:G:O2'	2.10	0.68
1:AA:728:A:OP1	15:AO:54:ARG:NH2	2.27	0.68
22:BA:1266:G:OP1	48:B0:16:ARG:NE	2.25	0.68
22:BA:1474:U:H2'	22:BA:1475:G:H5'	1.74	0.68
22:BA:2325:G:C6	22:BA:2326:C:N4	2.62	0.68
22:BA:276:U:O2'	22:BA:278:A:N7	2.27	0.68
1:CA:1297:G:O2'	7:CG:114:LYS:NZ	2.22	0.68
17:CQ:21:ILE:N	17:CQ:48:ASP:OD1	2.27	0.68
22:DA:1260:A:N6	58:DA:3277:HOH:O	2.27	0.68
22:DA:1411:U:H2'	22:DA:1412:U:O4'	1.94	0.68
22:DA:2886:A:C2	22:DA:2887:A:H1'	2.29	0.68

Continued on next page...

Continued from previous page...

Atom-1	Atom-2	Interatomic distance (Å)	Clash overlap (Å)
22:BA:28:A:C5	22:BA:29:U:C5	2.81	0.67
25:BD:104:VAL:O	25:BD:105:LYS:HB2	1.94	0.67
39:BR:39:LEU:HA	39:BR:49:ILE:CG2	2.24	0.67
24:DC:237:GLY:O	24:DC:239:ASN:N	2.27	0.67
22:BA:572:A:C2	22:BA:2033:A:C2	2.83	0.67
1:CA:1525:G:O6	58:CA:1891:HOH:O	2.09	0.67
22:DA:152:A:C2	22:DA:175:G:C2	2.83	0.67
22:DA:856:G:N2	22:DA:922:C:C2	2.62	0.67
12:AL:44:LYS:CB	12:AL:45:PRO:CD	2.72	0.67
22:BA:2189:U:H2'	22:BA:2190:G:C8	2.29	0.67
22:BA:2520:C:C6	22:BA:2567:G:H1'	2.30	0.67
22:BA:983:A:C6	22:BA:984:A:C2	2.83	0.67
22:DA:1715:G:O2'	22:DA:1743:G:O6	2.13	0.67
22:DA:192:C:OP2	58:DA:3739:HOH:O	2.11	0.67
29:BH:122:LEU:HD23	29:BH:123:ARG:N	2.10	0.67
39:BR:49:ILE:CG2	39:BR:53:PHE:N	2.57	0.67
22:BA:1187:G:H5''	39:BR:83:TYR:CE2	2.30	0.67
1:CA:1124:G:N2	1:CA:1127:G:C2	2.63	0.67
1:CA:1279:G:N3	1:CA:1279:G:H2'	2.09	0.67
49:D1:5:ILE:O	49:D1:28:ARG:NH1	2.27	0.67
24:DC:204:VAL:O	24:DC:206:GLY:N	2.27	0.67
25:DD:56:LYS:O	25:DD:58:ASN:N	2.27	0.67
42:DU:38:GLY:HA2	42:DU:41:LEU:CD2	2.23	0.67
13:AM:114:LYS:CB	13:AM:115:PRO:HD3	2.23	0.67
17:AQ:14:SER:HB3	17:AQ:22:VAL:CG1	2.25	0.67
22:BA:361:G:O2'	22:BA:362:A:O5'	2.09	0.67
24:BC:71:LYS:NZ	24:BC:98:ASP:OD2	2.27	0.67
25:BD:101:PHE:O	25:BD:103:ASP:N	2.27	0.67
22:DA:1342:A:OP2	58:DA:3711:HOH:O	2.12	0.67
22:DA:1603:A:OP2	58:DA:3407:HOH:O	2.13	0.67
22:DA:694:U:C2'	22:DA:695:G:H5''	2.24	0.67
17:AQ:81:LYS:O	17:AQ:83:VAL:N	2.28	0.67
22:BA:1494:A:C2'	22:BA:1495:A:O5'	2.42	0.67
22:BA:2800:A:C2	22:BA:2895:G:H1'	2.30	0.67
37:BP:53:ARG:CG	37:BP:53:ARG:HH11	2.08	0.67
4:CD:174:ASP:O	4:CD:175:ALA:CB	2.42	0.67
22:DA:78:U:H2'	22:DA:79:C:O4'	1.94	0.67
22:BA:747:U:C4	22:BA:2613:U:C5	2.83	0.67
37:BP:90:GLY:O	37:BP:113:ARG:NH1	2.26	0.67
1:CA:1006:G:H2'	1:CA:1007:U:C6	2.30	0.67
48:B0:55:ILE:O	48:B0:56:ALA:CB	2.43	0.67

Continued on next page...

Continued from previous page...

Atom-1	Atom-2	Interatomic distance (Å)	Clash overlap (Å)
22:BA:747:U:OP2	54:B6:8:MHT:H5	1.95	0.67
31:BJ:114:LEU:HG	31:BJ:118:MET:CE	2.25	0.67
37:BP:103:ARG:CG	37:BP:103:ARG:HH11	2.08	0.67
39:BR:39:LEU:HA	39:BR:49:ILE:HG23	1.76	0.67
1:CA:31:G:O4'	1:CA:306:A:C2	2.47	0.67
12:CL:47:SER:O	12:CL:48:ALA:CB	2.43	0.67
22:DA:2451:A:C4	56:DA:3001:DOL:HC12	2.30	0.67
23:DB:78:A:C5	23:DB:99:A:C8	2.83	0.67
42:DU:7:ARG:HG3	42:DU:8:ASP:N	2.10	0.67
1:AA:1018:G:N3	1:AA:1018:G:H2'	2.10	0.67
22:BA:2799:A:O2'	22:BA:2800:A:O5'	2.12	0.67
30:BI:19:ASN:N	30:BI:20:PRO:CD	2.58	0.67
22:DA:1141:U:H4'	22:DA:1142:A:O4'	1.95	0.67
22:DA:2058:A:N6	22:DA:2059:A:N6	2.43	0.67
30:DI:58:VAL:HG12	30:DI:59:ILE:N	2.10	0.67
46:DY:56:LEU:O	46:DY:57:LEU:CB	2.43	0.67
1:AA:203:G:N2	1:AA:215:C:C2	2.63	0.67
1:AA:381:C:H2'	1:AA:382:A:O4'	1.95	0.67
2:AB:154:MET:O	2:AB:156:GLY:N	2.28	0.67
22:BA:1065:U:O4	22:BA:1074:G:O2'	2.13	0.67
22:BA:1394:U:P	58:BA:3407:HOH:O	2.52	0.67
29:BH:27:ARG:O	29:BH:28:ASN:HB2	1.95	0.67
46:BY:18:LEU:O	46:BY:22:LEU:HB2	1.95	0.67
1:CA:552:U:C4	1:CA:553:A:N7	2.63	0.67
1:CA:1302:C:C4	13:CM:17:ILE:HD13	2.30	0.67
1:AA:1406:U:C5	1:AA:1407:C:C5	2.83	0.66
1:AA:89:U:O2'	1:AA:90:C:C5'	2.43	0.66
1:CA:1072:G:C6	1:CA:1073:U:C4	2.83	0.66
29:BH:91:PHE:O	1:CA:55:A:C6	2.48	0.66
1:CA:70:U:H2'	1:CA:94:G:N7	2.10	0.66
22:DA:1378:A:O3'	58:DA:3751:HOH:O	2.13	0.66
22:DA:2507:C:OP1	58:DA:3708:HOH:O	2.12	0.66
22:DA:2609:U:H6	54:D6:7:004:HA	1.59	0.66
22:DA:981:A:OP2	22:DA:982:C:N4	2.27	0.66
47:DZ:52:SER:OG	47:DZ:53:PHE:N	2.26	0.66
1:AA:1493:A:OP2	1:AA:1493:A:C8	2.49	0.66
5:AE:69:ARG:O	5:AE:71:MET:N	2.27	0.66
13:AM:95:LEU:HB3	13:AM:96:PRO:HD2	1.77	0.66
22:BA:1717:A:H2'	22:BA:1718:G:O5'	1.94	0.66
28:BG:121:ILE:HD12	28:BG:141:ILE:HG22	1.77	0.66
1:CA:1316:G:N1	1:CA:1319:A:OP2	2.28	0.66

Continued on next page...

Continued from previous page...

Atom-1	Atom-2	Interatomic distance (Å)	Clash overlap (Å)
22:DA:1737:G:C6	22:DA:1738:G:N1	2.64	0.66
22:DA:2241:A:N7	58:DA:3502:HOH:O	2.27	0.66
28:DG:111:HIS:O	28:DG:111:HIS:ND1	2.28	0.66
1:AA:650:G:C2'	1:AA:651:C:H5'	2.26	0.66
22:BA:1288:G:C4	22:BA:1327:A:C2	2.82	0.66
22:BA:1371:G:N7	58:BA:3401:HOH:O	2.28	0.66
1:CA:154:U:C2'	1:CA:155:A:H5'	2.25	0.66
1:CA:533:A:OP1	58:CA:1763:HOH:O	2.13	0.66
22:DA:2505:G:OP2	56:DA:3001:DOL:HC17	1.95	0.66
22:DA:2751:G:OP1	28:DG:3:ARG:NH1	2.29	0.66
41:DT:17:SER:O	41:DT:19:LYS:N	2.28	0.66
2:AB:24:ASN:O	2:AB:26:LYS:N	2.29	0.66
11:AK:34:ILE:HB	11:AK:74:VAL:HG11	1.78	0.66
13:AM:64:VAL:HG12	13:AM:64:VAL:O	1.94	0.66
13:AM:4:ILE:O	13:AM:6:GLY:N	2.28	0.66
22:BA:142:A:C5	22:BA:143:C:C4	2.83	0.66
22:BA:2591:C:OP1	24:BC:238:ARG:NH1	2.27	0.66
29:BH:94:ILE:CG2	29:BH:99:ILE:HG13	2.26	0.66
10:CJ:91:ASP:N	10:CJ:91:ASP:OD1	2.29	0.66
22:DA:1581:G:C5	22:DA:1582:C:C4	2.84	0.66
22:DA:2339:C:H2'	22:DA:2340:A:C8	2.30	0.66
33:DL:38:GLN:O	33:DL:40:SER:N	2.28	0.66
22:BA:265:A:H4'	22:BA:266:G:OP1	1.96	0.66
22:BA:744:U:OP1	58:BA:3654:HOH:O	2.12	0.66
30:BI:97:LYS:CG	30:BI:139:VAL:HG22	2.25	0.66
50:D2:29:GLN:O	50:D2:33:ARG:NH2	2.27	0.66
22:DA:1855:U:C5	22:DA:1856:U:C5	2.83	0.66
22:DA:1875:G:O2'	22:DA:1876:A:OP2	2.14	0.66
22:DA:223:A:C5	22:DA:422:A:C8	2.83	0.66
22:BA:1384:A:H1'	22:BA:1405:U:H1'	1.78	0.66
22:BA:1869:G:H3'	22:BA:1870:C:H5'	1.78	0.66
22:BA:1952:A:C6	22:BA:1953:A:N1	2.64	0.66
22:BA:620:G:H4'	22:BA:621:A:O5'	1.95	0.66
39:BR:24:LYS:HA	39:BR:94:THR:HG23	1.77	0.66
5:CE:137:VAL:O	5:CE:138:ARG:HG2	1.95	0.66
22:DA:1627:G:C2	22:DA:1628:G:N7	2.64	0.66
22:DA:2261:C:C2	22:DA:2280:G:N2	2.64	0.66
22:DA:444:C:OP1	26:DE:40:ARG:NH1	2.28	0.66
30:DI:69:PHE:N	30:DI:69:PHE:CD1	2.64	0.66
35:DN:90:ARG:CZ	35:DN:116:VAL:HG11	2.25	0.66
1:AA:209:U:H4'	1:AA:210:C:OP2	1.94	0.66

Continued on next page...

Continued from previous page...

Atom-1	Atom-2	Interatomic distance (Å)	Clash overlap (Å)
1:AA:345:C:O2'	32:BK:116:ILE:HD11	1.95	0.66
4:AD:32:CYS:O	4:AD:33:LYS:HB2	1.95	0.66
22:BA:2582:G:C2	22:BA:2583:G:C8	2.83	0.66
1:CA:1005:A:O3'	1:CA:1037:C:O2'	2.13	0.66
1:CA:1460:C:N4	1:CA:1461:G:C6	2.64	0.66
22:DA:362:A:C5	22:DA:363:G:C8	2.84	0.66
1:AA:262:A:C6	1:AA:263:A:C6	2.84	0.66
15:AO:63:ARG:HG2	15:AO:67:LEU:HD12	1.76	0.66
22:BA:1509:A:O2'	22:BA:1510:G:P	2.54	0.66
1:CA:1004:A:O2'	1:CA:1036:A:N1	2.28	0.66
1:CA:1408:A:C2	1:CA:1494:G:C4	2.84	0.66
22:DA:1826:G:C5	22:DA:1827:U:C5	2.84	0.66
22:DA:2415:G:C6	22:DA:2416:C:C4	2.84	0.66
22:DA:2636:C:H2'	22:DA:2637:U:C6	2.31	0.66
22:DA:352:A:H2'	22:DA:353:C:O4'	1.96	0.66
22:DA:931:U:OP1	47:DZ:30:ARG:NH1	2.29	0.66
26:DE:149:ILE:CD1	26:DE:172:ALA:HA	2.26	0.66
32:DK:76:VAL:HG12	37:DP:73:VAL:HG22	1.77	0.66
9:AI:91:ASP:OD2	9:AI:93:SER:N	2.29	0.66
1:CA:1108:G:H5''	3:CC:176:HIS:CD2	2.31	0.66
22:DA:1006:C:OP2	58:DA:3779:HOH:O	2.14	0.66
22:DA:2874:C:H2'	22:DA:2875:C:C6	2.31	0.66
22:DA:2061:G:O6	56:DA:3001:DOL:H162	1.96	0.66
22:DA:395:U:H4'	22:DA:396:G:OP1	1.96	0.66
43:DV:51:GLN:HB3	43:DV:56:PHE:CG	2.31	0.66
22:DA:1010:A:OP2	58:DA:3776:HOH:O	2.14	0.66
22:DA:1120:G:C6	22:DA:1121:C:C4	2.84	0.66
22:DA:2146:C:H5''	22:DA:2147:A:OP1	1.95	0.66
35:DN:87:PHE:O	35:DN:90:ARG:N	2.29	0.66
1:AA:67:C:O2'	1:AA:171:A:N3	2.29	0.65
22:BA:1494:A:C2	22:BA:1495:A:C4	2.84	0.65
22:BA:1925:C:H4'	22:BA:1926:U:OP1	1.95	0.65
23:BB:116:G:H4'	36:BO:54:VAL:HG13	1.78	0.65
29:BH:14:SER:O	29:BH:15:LEU:HB2	1.95	0.65
1:CA:154:U:H2'	1:CA:155:A:H5'	1.77	0.65
22:DA:2164:C:H2'	22:DA:2165:C:C6	2.32	0.65
22:DA:226:A:N6	22:DA:227:A:N1	2.44	0.65
14:AN:21:PHE:HA	14:AN:25:ALA:HB3	1.77	0.65
22:DA:1359:A:C8	22:DA:1373:A:C2	2.83	0.65
22:DA:2407:A:OP2	58:DA:3558:HOH:O	2.13	0.65
22:DA:425:G:C2	22:DA:426:C:C4	2.84	0.65

Continued on next page...

Continued from previous page...

Atom-1	Atom-2	Interatomic distance (Å)	Clash overlap (Å)
1:AA:1304:G:N1	1:AA:1305:G:N2	2.45	0.65
1:AA:68:G:C5	1:AA:69:G:H1'	2.31	0.65
22:BA:819:A:C4	22:BA:1189:A:C2	2.84	0.65
22:BA:1922:G:H22	22:BA:1923:U:H1'	1.62	0.65
1:CA:1077:G:N2	1:CA:1080:A:OP2	2.28	0.65
22:DA:2063:C:H4'	56:DA:3001:DOL:H343	1.77	0.65
56:DA:3001:DOL:HC1	56:DA:3001:DOL:H431	1.77	0.65
42:DU:36:VAL:O	42:DU:38:GLY:N	2.29	0.65
22:BA:2430:A:H5'	22:BA:2431:U:OP2	1.96	0.65
5:CE:146:ASN:OD1	5:CE:146:ASN:N	2.26	0.65
20:CT:15:GLU:OE2	20:CT:18:ARG:NH2	2.29	0.65
22:DA:250:G:OP2	51:D3:13:ARG:NH1	2.28	0.65
22:DA:125:A:OP2	50:D2:19:ARG:NH2	2.30	0.65
22:DA:1430:G:H2'	22:DA:1431:A:O4'	1.97	0.65
25:DD:104:VAL:O	25:DD:105:LYS:CB	2.44	0.65
4:AD:11:LEU:CD2	4:AD:63:ARG:HD3	2.27	0.65
11:AK:26:SER:O	11:AK:28:ASN:N	2.29	0.65
29:BH:139:PHE:O	29:BH:140:ALA:CB	2.44	0.65
12:CL:57:LEU:O	12:CL:59:ASN:N	2.29	0.65
22:DA:1581:G:C5	22:DA:1582:C:N4	2.65	0.65
22:DA:1676:A:H2'	22:DA:1677:A:O4'	1.97	0.65
22:DA:2334:U:C4	36:DO:16:ARG:HD3	2.32	0.65
22:DA:1638:C:H5''	22:DA:2710:C:O2'	1.97	0.65
22:DA:301:G:O4'	22:DA:317:G:N2	2.29	0.65
22:DA:948:C:O2	22:DA:984:A:O2'	2.15	0.65
22:BA:2749:A:OP1	28:BG:2:SER:N	2.30	0.65
29:BH:114:GLU:HB3	29:BH:133:GLN:O	1.97	0.65
22:BA:997:G:OP1	38:BQ:92:ARG:HG2	1.96	0.65
1:CA:1490:U:H2'	1:CA:1491:G:O4'	1.96	0.65
1:CA:706:A:C5	1:CA:707:U:C5	2.85	0.65
4:CD:173:VAL:O	4:CD:174:ASP:HB3	1.97	0.65
12:CL:44:LYS:O	12:CL:46:ASN:N	2.30	0.65
18:CR:33:ILE:HA	18:CR:40:VAL:HG23	1.79	0.65
22:DA:2032:G:H1'	25:DD:150:GLN:NE2	2.11	0.65
22:DA:2603:G:C6	22:DA:2604:U:C4	2.84	0.65
1:AA:16:A:O2'	1:AA:17:U:H5'	1.97	0.65
10:AJ:33:GLY:O	10:AJ:34:ALA:CB	2.45	0.65
22:BA:1141:U:H4'	22:BA:1142:A:O4'	1.97	0.65
22:BA:142:A:N7	22:BA:143:C:N4	2.45	0.65
22:BA:747:U:C4	22:BA:2613:U:C4	2.84	0.65
22:BA:84:A:N1	22:BA:98:G:O2'	2.23	0.65

Continued on next page...

Continued from previous page...

Atom-1	Atom-2	Interatomic distance (Å)	Clash overlap (Å)
40:BS:63:GLY:O	40:BS:64:ALA:CB	2.45	0.65
1:CA:268:U:H2'	1:CA:269:C:C6	2.30	0.65
1:CA:378:G:C2	1:CA:386:C:O2	2.50	0.65
1:CA:73:C:O2'	1:CA:74:A:O5'	2.14	0.65
22:DA:1317:G:C2	22:DA:1336:A:C2	2.84	0.65
22:DA:1938:A:C6	22:DA:2590:A:H1'	2.32	0.65
22:DA:1801:A:C5	24:DC:262:ARG:NH2	2.65	0.65
25:DD:12:THR:OG1	25:DD:13:ARG:N	2.29	0.65
2:AB:151:ILE:HD12	2:AB:154:MET:SD	2.36	0.65
8:AH:10:MET:HE1	8:AH:33:LYS:HB3	1.78	0.65
17:AQ:69:LYS:O	17:AQ:70:THR:HB	1.96	0.65
1:CA:734:G:C2	1:CA:735:C:C6	2.84	0.65
22:DA:2297:A:C2	22:DA:2298:A:C8	2.84	0.65
22:DA:527:C:OP1	58:DA:3247:HOH:O	2.14	0.65
34:DM:2:LEU:O	34:DM:3:GLN:HB3	1.96	0.65
1:AA:536:C:OP1	58:AA:1884:HOH:O	2.13	0.65
2:AB:184:PHE:CZ	2:AB:198:PHE:CD2	2.85	0.65
22:BA:2321:U:H5'	22:BA:2322:A:OP2	1.95	0.65
22:BA:2728:U:O2'	22:BA:2729:G:P	2.55	0.65
22:BA:973:A:O4'	22:BA:1188:U:C6	2.50	0.65
33:BL:82:LEU:HD23	33:BL:83:ALA:N	2.12	0.65
41:BT:1:MET:O	41:BT:2:ILE:HG13	1.96	0.65
1:CA:1356:G:H2'	1:CA:1357:A:C8	2.31	0.65
22:DA:1097:U:C5	22:DA:1098:A:H1'	2.32	0.65
22:DA:1197:G:H2'	22:DA:1198:U:C6	2.32	0.65
34:DM:76:LYS:NZ	34:DM:85:GLY:O	2.30	0.65
1:AA:597:G:C2	1:AA:644:U:C2	2.84	0.65
1:AA:715:A:OP1	1:AA:805:C:O2'	2.10	0.65
1:AA:684:U:O2'	11:AK:40:ASN:O	2.14	0.65
13:AM:114:LYS:HB2	13:AM:115:PRO:HD3	1.78	0.65
22:BA:684:G:OP1	50:B2:21:ARG:NH1	2.30	0.65
24:BC:141:VAL:HG11	24:BC:190:ALA:HB1	1.77	0.65
22:DA:2056:G:O6	22:DA:2612:C:N3	2.29	0.65
22:DA:2612:C:H5''	22:DA:2613:U:OP1	1.97	0.65
1:AA:89:U:O2'	1:AA:90:C:H5''	1.96	0.64
12:AL:21:VAL:HG23	12:AL:95:TYR:CE1	2.32	0.64
22:BA:455:C:N3	22:BA:472:A:H2'	2.11	0.64
24:BC:6:CYS:SG	24:BC:18:LYS:HD2	2.37	0.64
29:BH:122:LEU:C	29:BH:123:ARG:HG2	2.17	0.64
1:CA:604:G:H2'	1:CA:605:U:O4'	1.97	0.64
48:D0:55:ILE:O	48:D0:56:ALA:CB	2.45	0.64

Continued on next page...

Continued from previous page...

Atom-1	Atom-2	Interatomic distance (Å)	Clash overlap (Å)
22:DA:2147:A:H2'	22:DA:2148:G:O4'	1.97	0.64
22:DA:247:G:H4'	22:DA:386:G:C4	2.32	0.64
22:DA:443:A:N7	26:DE:40:ARG:HG3	2.12	0.64
22:DA:583:G:C6	22:DA:584:C:C4	2.85	0.64
22:DA:694:U:H2'	22:DA:695:G:H5''	1.79	0.64
22:DA:788:A:OP1	22:DA:791:C:N4	2.30	0.64
22:DA:1566:A:C2	24:DC:213:TRP:CD2	2.85	0.64
26:DE:108:ILE:HD13	26:DE:181:ILE:CG1	2.27	0.64
1:AA:202:G:N2	1:AA:216:U:O2	2.29	0.64
4:AD:58:LYS:HG3	4:AD:59:GLN:N	2.11	0.64
19:AS:22:ALA:O	19:AS:26:GLY:N	2.30	0.64
52:B4:37:GLN:HG2	52:B4:37:GLN:O	1.96	0.64
22:DA:1361:G:C2	22:DA:1362:C:C6	2.85	0.64
22:DA:160:A:N3	22:DA:2208:C:O2'	2.29	0.64
22:DA:2498:C:OP2	58:DA:3681:HOH:O	2.15	0.64
22:DA:53:A:N3	22:DA:179:C:H4'	2.11	0.64
1:AA:338:A:N1	1:AA:351:G:O6	2.31	0.64
22:BA:136:G:N2	22:BA:144:A:C5	2.65	0.64
22:BA:1607:C:N4	22:BA:1622:G:N7	2.45	0.64
11:AK:13:ARG:NE	22:BA:2142:A:OP1	2.30	0.64
30:BI:39:CYS:HA	30:BI:42:PHE:CB	2.28	0.64
2:CB:134:ALA:O	2:CB:138:THR:OG1	2.11	0.64
13:CM:98:ARG:O	13:CM:100:GLN:N	2.30	0.64
14:CN:80:SER:O	14:CN:82:ILE:N	2.29	0.64
22:DA:1438:U:C5	22:DA:1552:A:C2	2.86	0.64
22:DA:49:A:C8	22:DA:51:G:N2	2.66	0.64
22:DA:2820:A:C8	25:DD:196:ALA:HB1	2.32	0.64
1:AA:31:G:O2'	1:AA:48:C:N4	2.30	0.64
1:AA:484:G:H4'	1:AA:485:U:OP1	1.97	0.64
4:AD:11:LEU:HD22	4:AD:63:ARG:HD3	1.79	0.64
22:BA:983:A:N6	22:BA:984:A:N1	2.45	0.64
34:BM:42:THR:HG22	34:BM:93:VAL:HG12	1.78	0.64
1:CA:1151:A:C2	1:CA:1152:A:C5	2.85	0.64
1:CA:716:A:N3	11:CK:119:ASN:O	2.30	0.64
5:CE:24:THR:HA	5:CE:29:ARG:HA	1.79	0.64
20:CT:67:ILE:O	20:CT:67:ILE:CG2	2.44	0.64
22:DA:1027:A:C6	22:DA:1126:A:N3	2.66	0.64
22:DA:1606:C:C2'	22:DA:1607:C:OP2	2.44	0.64
8:AH:42:GLU:N	8:AH:42:GLU:OE1	2.30	0.64
12:AL:72:HIS:ND1	12:AL:72:HIS:O	2.30	0.64
22:BA:1056:G:H5''	22:BA:1057:A:O4'	1.98	0.64

Continued on next page...

Continued from previous page...

Atom-1	Atom-2	Interatomic distance (Å)	Clash overlap (Å)
22:BA:395:U:O2'	22:BA:396:G:N7	2.28	0.64
6:CF:32:ALA:O	6:CF:34:GLY:N	2.29	0.64
22:DA:1210:G:O6	22:DA:1237:A:O2'	2.12	0.64
22:DA:192:C:N4	22:DA:193:U:O2	2.31	0.64
22:DA:2824:C:N4	22:DA:2825:G:N7	2.46	0.64
22:DA:2590:A:O3'	24:DC:238:ARG:NH1	2.31	0.64
25:DD:97:SER:O	25:DD:99:GLU:N	2.30	0.64
34:DM:136:MET:O	43:DV:79:ARG:NH2	2.31	0.64
1:AA:1304:G:OP2	58:AA:1795:HOH:O	2.15	0.64
22:BA:1924:C:C2'	22:BA:1925:C:H5''	2.27	0.64
41:BT:49:LYS:N	41:BT:49:LYS:HD3	2.13	0.64
1:CA:1069:C:C2'	1:CA:1070:U:O5'	2.46	0.64
1:CA:505:G:C6	1:CA:535:A:C2	2.86	0.64
22:DA:1753:G:C2	22:DA:1756:G:N2	2.66	0.64
22:DA:341:C:H2'	22:DA:342:A:C8	2.31	0.64
17:AQ:12:VAL:HG12	17:AQ:13:VAL:N	2.12	0.64
22:BA:500:G:N2	22:BA:502:A:H3'	2.13	0.64
22:BA:1800:C:H3'	24:BC:146:MET:HE1	1.78	0.64
5:CE:41:ASP:OD1	5:CE:43:ASN:N	2.31	0.64
20:CT:67:ILE:HG22	20:CT:67:ILE:O	1.98	0.64
22:DA:1251:C:OP2	38:DQ:6:ARG:NH2	2.30	0.64
26:DE:21:ARG:NH1	26:DE:103:GLY:O	2.31	0.64
28:DG:11:VAL:O	28:DG:48:ASN:ND2	2.31	0.64
1:AA:736:C:OP1	18:AR:61:ARG:NH1	2.31	0.64
22:BA:1717:A:C2'	22:BA:1718:G:O5'	2.46	0.64
1:CA:1012:A:C2	1:CA:1018:G:C2	2.86	0.64
1:CA:1069:C:H2'	1:CA:1070:U:O5'	1.97	0.64
22:DA:1208:C:C4	22:DA:1209:U:C4	2.86	0.64
22:DA:276:U:H2'	22:DA:276:U:O2	1.98	0.64
53:B5:213:VAL:O	53:B5:214:TYR:CB	2.45	0.64
22:BA:1066:U:O2	22:BA:1069:A:N7	2.30	0.64
22:BA:1079:C:C5	22:BA:1088:A:C2	2.86	0.64
22:BA:1924:C:H2'	22:BA:1925:C:C5'	2.28	0.64
22:BA:2188:U:H2'	22:BA:2189:U:C6	2.33	0.64
22:BA:2419:U:O2'	22:BA:2420:C:H5'	1.98	0.64
22:BA:2258:C:O2'	22:BA:2427:C:OP2	2.12	0.64
22:DA:1469:A:C2	22:DA:1470:A:C6	2.86	0.64
22:DA:682:G:N2	22:DA:683:U:C2	2.66	0.64
23:DB:87:U:O2'	23:DB:88:C:H5'	1.97	0.64
3:AC:64:ILE:HG23	3:AC:99:ALA:HB2	1.80	0.64
4:AD:46:PRO:O	4:AD:48:LEU:N	2.31	0.64

Continued on next page...

Continued from previous page...

Atom-1	Atom-2	Interatomic distance (Å)	Clash overlap (Å)
22:BA:1073:A:H3'	22:BA:1074:G:H5''	1.79	0.64
22:BA:2191:A:H2'	22:BA:2192:U:C6	2.33	0.64
39:BR:66:HIS:ND1	39:BR:94:THR:HG22	2.13	0.64
1:CA:1147:C:O2	9:CI:18:ARG:NH2	2.31	0.64
22:DA:2111:U:C5	22:DA:2145:C:H2'	2.32	0.64
22:DA:2182:U:H2'	22:DA:2183:A:C8	2.32	0.64
25:DD:208:LYS:O	25:DD:209:ALA:CB	2.46	0.64
1:AA:1204:A:OP1	58:AA:1781:HOH:O	2.14	0.63
1:AA:604:G:C2	1:AA:635:A:C2	2.86	0.63
22:BA:1917:U:C2'	22:BA:1918:A:H5'	2.28	0.63
39:BR:14:VAL:CG1	39:BR:98:ILE:HG13	2.28	0.63
1:CA:791:G:C6	1:CA:792:A:N7	2.65	0.63
1:CA:706:A:O2'	11:CK:31:ILE:HD11	1.98	0.63
16:CP:14:ARG:N	16:CP:15:PRO:CD	2.61	0.63
22:DA:1607:C:O2	22:DA:1621:U:C4	2.50	0.63
22:DA:2816:G:N3	22:DA:2883:A:O2'	2.29	0.63
29:DH:117:LEU:CD1	29:DH:130:VAL:HG22	2.28	0.63
1:AA:1062:U:H2'	1:AA:1063:C:C6	2.34	0.63
1:AA:1299:A:H2'	1:AA:1299:A:N3	2.13	0.63
2:AB:160:ALA:O	2:AB:161:LEU:HB2	1.98	0.63
22:BA:1668:A:O2'	22:BA:1674:G:N7	2.21	0.63
22:BA:1915:U:C2'	22:BA:1916:A:H5'	2.28	0.63
1:CA:811:C:O2'	1:CA:901:A:N1	2.29	0.63
3:CC:74:GLY:O	3:CC:78:GLY:N	2.32	0.63
18:CR:22:ASP:OD1	18:CR:23:TYR:N	2.31	0.63
22:DA:1826:G:C6	22:DA:1827:U:C4	2.86	0.63
22:DA:2001:C:H4'	22:DA:2689:U:H2'	1.79	0.63
22:DA:2121:G:N2	22:DA:2177:C:O2	2.31	0.63
22:DA:271:G:H4'	22:DA:272:A:OP1	1.98	0.63
37:DP:29:LYS:HB3	37:DP:40:LEU:HD21	1.79	0.63
5:AE:137:VAL:O	5:AE:138:ARG:HB2	1.98	0.63
20:AT:3:ASN:OD1	20:AT:3:ASN:C	2.35	0.63
53:B5:121:MET:CB	53:B5:143:ALA:HB1	2.29	0.63
1:CA:1521:C:N3	1:CA:1522:U:C5	2.66	0.63
22:DA:1364:G:H2'	22:DA:1365:A:H5'	1.79	0.63
35:DN:71:ARG:CG	35:DN:71:ARG:HH21	2.12	0.63
22:BA:2286:G:H5''	22:BA:2287:A:O4'	1.99	0.63
40:BS:84:ARG:HB2	40:BS:96:ILE:CG1	2.29	0.63
1:CA:1219:A:N6	1:CA:1220:G:O6	2.32	0.63
1:CA:1225:A:H2'	1:CA:1226:C:C5	2.32	0.63
4:CD:95:GLU:OE2	4:CD:100:ASN:ND2	2.29	0.63

Continued on next page...

Continued from previous page...

Atom-1	Atom-2	Interatomic distance (Å)	Clash overlap (Å)
4:CD:174:ASP:OD1	4:CD:175:ALA:N	2.30	0.63
22:DA:2622:U:O2'	22:DA:2825:G:N7	2.31	0.63
17:AQ:16:LYS:N	17:AQ:17:MET:SD	2.72	0.63
22:BA:2189:U:H2'	22:BA:2190:G:N9	2.12	0.63
1:CA:499:A:C6	1:CA:547:A:C8	2.86	0.63
1:CA:801:U:H2'	1:CA:802:A:H8	1.63	0.63
15:CO:17:ARG:O	15:CO:18:ASP:HB3	1.98	0.63
22:DA:19:A:C2	22:DA:522:A:C2	2.86	0.63
23:DB:78:A:C6	23:DB:99:A:C8	2.86	0.63
29:DH:117:LEU:HG	29:DH:120:GLY:O	1.98	0.63
33:DL:93:ASN:OD1	33:DL:94:THR:N	2.31	0.63
22:BA:2191:A:C6	22:BA:2192:U:O4	2.52	0.63
27:BF:176:PRO:O	27:BF:177:PHE:CG	2.52	0.63
1:CA:718:A:C5	11:CK:118:HIS:CD2	2.86	0.63
1:CA:64:G:C8	1:CA:99:C:N4	2.67	0.63
2:CB:21:ARG:O	2:CB:23:TRP:N	2.31	0.63
1:AA:328:C:O2	1:AA:328:C:H2'	1.98	0.63
1:AA:468:A:C2	1:AA:469:C:C4	2.85	0.63
2:AB:149:GLY:O	2:AB:151:ILE:N	2.32	0.63
51:B3:27:ALA:O	51:B3:28:ASN:HB2	1.99	0.63
22:BA:2211:A:H1'	22:BA:2212:A:OP1	1.99	0.63
22:BA:2061:G:C2	56:BA:3001:DOL:HC22	2.34	0.63
25:BD:125:TRP:CD2	25:BD:160:LYS:HD2	2.33	0.63
22:BA:2444:G:P	26:BE:63:LYS:HD3	2.39	0.63
4:CD:32:CYS:SG	4:CD:33:LYS:N	2.72	0.63
6:CF:45:ARG:O	6:CF:56:LYS:HA	1.99	0.63
22:DA:1075:C:H2'	22:DA:1076:C:C6	2.34	0.63
22:DA:1707:G:N2	22:DA:1752:C:C2	2.67	0.63
22:DA:2688:G:N1	22:DA:2720:U:OP2	2.27	0.63
22:DA:771:G:C2	22:DA:772:C:C6	2.87	0.63
3:AC:139:GLN:O	3:AC:141:ALA:N	2.31	0.63
5:AE:99:ALA:O	5:AE:101:GLU:N	2.31	0.63
22:BA:1921:G:C2	22:BA:1922:G:C8	2.87	0.63
27:BF:85:ILE:O	27:BF:85:ILE:CG1	2.47	0.63
22:DA:2353:G:H2'	22:DA:2354:C:O4'	1.99	0.63
22:DA:2563:U:C1'	22:DA:2566:A:N6	2.61	0.63
1:AA:1118:U:H1'	1:AA:1179:A:C4	2.33	0.63
12:AL:25:GLU:O	12:AL:26:ALA:C	2.38	0.63
13:AM:46:SER:O	13:AM:47:GLU:HB3	1.98	0.63
14:AN:51:LEU:O	14:AN:53:ARG:N	2.32	0.63
1:CA:182:A:C5	1:CA:184:G:N7	2.67	0.63

Continued on next page...

Continued from previous page...

Atom-1	Atom-2	Interatomic distance (Å)	Clash overlap (Å)
2:CB:58:ASN:ND2	2:CB:220:THR:O	2.32	0.63
1:CA:254:G:O2'	17:CQ:18:GLU:O	2.15	0.63
22:DA:2128:G:N3	22:DA:2173:A:O2'	2.32	0.63
22:DA:2790:U:H5'	22:DA:2893:A:N7	2.13	0.63
22:DA:481:G:C4	22:DA:507:A:C2	2.87	0.63
35:DN:69:ARG:O	35:DN:71:ARG:N	2.31	0.63
1:AA:773:G:H2'	1:AA:774:G:O4'	1.98	0.62
7:AG:40:GLU:HB2	7:AG:44:TYR:CE2	2.35	0.62
22:BA:2033:A:P	58:BA:3478:HOH:O	2.57	0.62
22:BA:2128:G:H2'	22:BA:2129:C:O4'	1.98	0.62
24:BC:70:ASN:O	24:BC:71:LYS:C	2.37	0.62
2:CB:96:TRP:CE2	2:CB:172:ALA:HB2	2.33	0.62
52:D4:36:ARG:HG2	52:D4:37:GLN:N	2.14	0.62
9:AI:43:THR:O	9:AI:44:ALA:HB3	1.99	0.62
22:BA:245:G:O6	51:B3:8:ARG:HD3	1.99	0.62
22:BA:1176:U:C4	22:BA:1177:G:O6	2.53	0.62
22:BA:324:A:N6	22:BA:338:G:O2'	2.32	0.62
22:BA:70:G:H4'	22:BA:71:A:OP1	1.98	0.62
32:BK:78:ARG:NH1	37:BP:71:GLU:OE2	2.31	0.62
12:CL:21:VAL:N	12:CL:22:PRO:HD3	2.14	0.62
22:DA:2271:G:O6	58:DA:3508:HOH:O	2.10	0.62
22:DA:2854:G:C2	22:DA:2864:G:C2	2.86	0.62
22:DA:287:G:C2	22:DA:354:A:C2	2.87	0.62
39:DR:49:ILE:HG22	39:DR:54:VAL:N	2.14	0.62
30:BI:117:MET:HE3	30:BI:129:ILE:HD11	1.81	0.62
1:CA:790:A:C6	1:CA:791:G:C6	2.87	0.62
1:CA:801:U:H2'	1:CA:802:A:C8	2.34	0.62
18:CR:24:LYS:O	18:CR:26:ILE:N	2.31	0.62
21:CU:21:ARG:HD3	21:CU:21:ARG:N	2.13	0.62
22:DA:1875:G:C2'	22:DA:1876:A:OP2	2.46	0.62
22:DA:503:A:C2	22:DA:506:G:C4	2.88	0.62
4:AD:84:GLY:O	4:AD:89:ASN:ND2	2.33	0.62
22:BA:1816:C:C5	24:BC:62:TYR:CE1	2.87	0.62
2:CB:167:ASP:O	2:CB:168:HIS:CB	2.46	0.62
22:BA:2190:G:C6	22:BA:2191:A:C5	2.87	0.62
26:BE:149:ILE:HD11	26:BE:172:ALA:HA	1.81	0.62
27:BF:2:ALA:O	27:BF:3:LYS:C	2.38	0.62
22:BA:2846:G:OP2	37:BP:52:ASN:HB2	1.99	0.62
1:CA:992:U:C4	1:CA:1043:G:C8	2.87	0.62
3:CC:168:TYR:OH	5:CE:55:GLU:OE1	2.16	0.62
22:DA:1088:A:N6	30:DI:135:SER:OG	2.32	0.62

Continued on next page...

Continued from previous page...

Atom-1	Atom-2	Interatomic distance (Å)	Clash overlap (Å)
22:DA:1378:A:C2'	22:DA:1380:G:N7	2.62	0.62
22:DA:1973:G:C5	22:DA:1974:C:C5	2.88	0.62
22:DA:1993:U:H4'	25:DD:133:THR:HG22	1.80	0.62
20:AT:58:VAL:CG1	20:AT:72:ALA:HB1	2.30	0.62
1:AA:1539:C:H5''	21:AU:18:ARG:CG	2.30	0.62
22:BA:1178:C:H2'	22:BA:1179:G:N7	2.14	0.62
22:BA:2503:A:H5'	22:BA:2503:A:N3	2.14	0.62
22:BA:871:U:H2'	22:BA:872:U:C6	2.35	0.62
1:CA:1092:A:C6	1:CA:1183:U:O2	2.53	0.62
1:CA:920:U:H2'	1:CA:921:U:C6	2.34	0.62
22:DA:2467:C:N4	22:DA:2468:A:C6	2.68	0.62
25:DD:35:THR:O	25:DD:36:GLN:CB	2.47	0.62
22:DA:990:A:N1	39:DR:78:ARG:NH1	2.48	0.62
5:AE:81:LEU:HA	5:AE:147:MET:HE1	1.80	0.62
7:AG:120:LEU:HD13	7:AG:124:LEU:HD23	1.82	0.62
22:BA:1528:A:H2'	22:BA:1529:G:O4'	2.00	0.62
22:BA:265:A:N1	22:BA:427:U:O2'	2.28	0.62
22:BA:572:A:H5''	22:BA:573:U:OP2	1.99	0.62
23:BB:33:G:O2'	23:BB:34:A:H5'	2.00	0.62
24:BC:252:THR:O	24:BC:253:LYS:C	2.38	0.62
22:BA:1277:G:H5'	35:BN:20:MET:CE	2.30	0.62
14:CN:52:PRO:O	14:CN:53:ARG:CB	2.47	0.62
22:DA:1300:G:O6	22:DA:1626:A:O2'	2.18	0.62
22:DA:858:G:C4	22:DA:2268:A:C2	2.87	0.62
22:DA:196:A:O2'	22:DA:805:G:O6	2.08	0.62
22:DA:1844:C:O3'	24:DC:256:LYS:NZ	2.32	0.62
22:DA:998:C:OP2	38:DQ:58:ARG:NH2	2.33	0.62
22:DA:2262:U:OP1	44:DW:41:ARG:NH2	2.33	0.62
53:B5:174:ALA:O	53:B5:175:PRO:CB	2.47	0.62
22:DA:1465:G:C5	22:DA:1466:U:C4	2.88	0.62
22:DA:1444:G:C2	22:DA:1548:A:C2	2.88	0.62
22:DA:1649:G:C6	22:DA:2009:A:C6	2.87	0.62
22:DA:608:A:H2'	22:DA:609:A:C8	2.35	0.62
22:DA:674:G:H1'	26:DE:69:ARG:NE	2.15	0.62
22:DA:1187:G:H5''	39:DR:83:TYR:CE2	2.35	0.62
1:AA:995:C:N3	1:AA:1046:A:O2'	2.31	0.62
11:AK:125:LYS:O	11:AK:126:LYS:O	2.18	0.62
48:B0:33:THR:O	48:B0:33:THR:HG22	2.00	0.62
22:BA:1923:U:O2'	22:BA:1924:C:C5'	2.48	0.62
1:CA:1007:U:H2'	1:CA:1008:U:C5'	2.28	0.62
2:CB:219:ALA:O	2:CB:220:THR:HB	2.00	0.62

Continued on next page...

Continued from previous page...

Atom-1	Atom-2	Interatomic distance (Å)	Clash overlap (Å)
22:DA:2408:U:O4	58:DA:3559:HOH:O	2.14	0.62
22:DA:2531:A:H5'	28:DG:157:TYR:CZ	2.35	0.62
22:DA:53:A:N7	22:DA:54:G:C4	2.68	0.62
22:DA:590:A:C6	22:DA:591:U:C4	2.88	0.62
4:AD:99:ASP:OD2	4:AD:115:ARG:NH2	2.33	0.62
7:AG:56:LYS:O	7:AG:57:SER:CB	2.47	0.62
11:AK:13:ARG:N	22:BA:2141:G:H4'	2.13	0.62
22:BA:1188:U:C2'	22:BA:1189:A:H5'	2.30	0.62
22:BA:2547:A:H2'	22:BA:2548:U:C6	2.34	0.62
33:BL:68:SER:O	33:BL:69:ARG:HB2	2.00	0.62
1:CA:38:G:C2	1:CA:397:A:C2	2.88	0.62
4:CD:59:GLN:OE1	4:CD:59:GLN:HA	2.00	0.62
52:D4:22:VAL:O	52:D4:24:ARG:N	2.33	0.62
22:DA:1806:C:C5	22:DA:1807:G:N7	2.68	0.62
22:BA:1433:A:O2'	22:BA:1434:A:H5'	2.00	0.61
22:BA:1605:C:C2'	22:BA:1606:C:H5'	2.30	0.61
22:BA:1731:G:C6	22:BA:1733:G:C5	2.88	0.61
22:BA:555:G:O2'	22:BA:556:A:OP2	2.16	0.61
1:CA:692:U:O2'	1:CA:694:A:N7	2.29	0.61
21:CU:8:GLU:HB3	21:CU:12:PHE:CD2	2.35	0.61
22:DA:300:A:O2'	22:DA:318:C:O2'	2.07	0.61
29:DH:32:PRO:O	29:DH:33:GLN:CB	2.48	0.61
1:AA:1161:C:H2'	1:AA:1162:C:C6	2.35	0.61
1:AA:1157:A:N7	1:AA:1180:A:N6	2.47	0.61
1:AA:1278:G:H4'	1:AA:1279:G:C8	2.35	0.61
16:AP:22:ALA:HA	16:AP:33:ILE:HG13	1.80	0.61
22:BA:528:A:H2	22:BA:2043:C:H5'	1.65	0.61
1:CA:527:G:C6	1:CA:528:C:C5	2.88	0.61
1:CA:801:U:C2	1:CA:802:A:C8	2.88	0.61
21:CU:12:PHE:O	21:CU:13:ASP:HB2	2.00	0.61
22:DA:629:G:N3	22:DA:639:U:O2'	2.32	0.61
22:DA:699:A:N6	22:DA:733:G:O2'	2.33	0.61
23:DB:7:G:H5'	36:DO:29:HIS:CE1	2.35	0.61
1:AA:627:G:OP1	16:AP:51:ARG:NH2	2.33	0.61
22:BA:1327:A:N6	22:BA:1328:A:C2	2.68	0.61
25:BD:140:HIS:CE1	58:BD:303:HOH:O	2.44	0.61
1:CA:577:G:C8	1:CA:816:A:C6	2.87	0.61
1:CA:582:C:N3	1:CA:760:G:C6	2.68	0.61
4:CD:30:THR:C	4:CD:31:LYS:HD3	2.21	0.61
15:CO:42:HIS:O	15:CO:45:GLU:O	2.18	0.61
22:DA:1360:G:C2	22:DA:1361:G:H1'	2.35	0.61

Continued on next page...

Continued from previous page...

Atom-1	Atom-2	Interatomic distance (Å)	Clash overlap (Å)
22:DA:2142:A:C2	22:DA:2150:C:N3	2.69	0.61
22:DA:2162:G:C4'	22:DA:2163:A:OP1	2.48	0.61
22:DA:450:G:N1	22:DA:454:A:OP2	2.28	0.61
22:DA:776:G:N7	22:DA:793:A:C4	2.68	0.61
42:DU:53:ASN:O	42:DU:53:ASN:ND2	2.33	0.61
1:AA:71:A:O2'	1:AA:72:A:P	2.58	0.61
11:AK:16:VAL:O	11:AK:17:SER:OG	2.16	0.61
53:B5:180:SER:CB	53:B5:188:ASP:CB	2.79	0.61
22:BA:1232:G:C5	22:BA:1233:C:C5	2.88	0.61
21:CU:37:PHE:CD2	21:CU:41:PRO:HG3	2.36	0.61
22:DA:30:G:O2'	22:DA:1214:A:N3	2.33	0.61
25:DD:151:THR:O	25:DD:152:PRO:C	2.38	0.61
30:DI:114:ALA:O	30:DI:115:ALA:CB	2.48	0.61
38:DQ:25:TYR:CD2	38:DQ:26:GLY:N	2.67	0.61
53:B5:68:GLY:O	53:B5:70:GLY:N	2.33	0.61
22:BA:1779:U:H5	22:BA:1784:A:N7	1.99	0.61
25:BD:62:LYS:HB2	25:BD:63:PRO:HD3	1.82	0.61
34:BM:69:PRO:O	34:BM:70:ASP:CG	2.39	0.61
35:BN:79:LEU:O	35:BN:80:PHE:HB2	2.01	0.61
40:BS:29:VAL:HG13	40:BS:55:ILE:HD11	1.82	0.61
2:CB:15:HIS:O	2:CB:17:GLY:N	2.34	0.61
4:CD:34:ILE:O	4:CD:35:GLU:CB	2.48	0.61
4:CD:4:TYR:O	4:CD:5:LEU:HB2	1.99	0.61
5:CE:154:ALA:HA	5:CE:157:ARG:HB3	1.82	0.61
2:AB:187:VAL:HG23	2:AB:187:VAL:O	2.01	0.61
53:B5:50:ILE:O	53:B5:203:GLU:CB	2.48	0.61
23:BB:60:C:N4	58:BB:303:HOH:O	2.33	0.61
30:BI:62:TYR:O	30:BI:63:ALA:CB	2.49	0.61
22:BA:18:U:OP1	38:BQ:30:ARG:NH2	2.33	0.61
1:CA:1211:U:C2'	1:CA:1212:U:OP2	2.49	0.61
4:CD:35:GLU:O	4:CD:38:PRO:HD3	2.00	0.61
22:DA:1096:A:H2'	22:DA:1097:U:O4'	2.00	0.61
22:DA:1359:A:C8	22:DA:1373:A:N1	2.68	0.61
22:DA:1951:U:H2'	22:DA:1953:A:OP2	2.01	0.61
22:DA:26:G:C6	22:DA:27:G:N1	2.69	0.61
23:DB:37:C:C5	23:DB:38:C:C5	2.88	0.61
24:DC:108:LYS:N	24:DC:194:GLU:O	2.33	0.61
29:DH:83:LYS:H	29:DH:149:GLU:HG2	1.64	0.61
31:DJ:77:HIS:HA	31:DJ:83:GLY:O	2.00	0.61
1:AA:807:A:C5	1:AA:808:C:C5	2.88	0.61
1:AA:64:G:C8	1:AA:99:C:N4	2.68	0.61

Continued on next page...

Continued from previous page...

Atom-1	Atom-2	Interatomic distance (Å)	Clash overlap (Å)
4:AD:70:ARG:O	4:AD:74:ASN:ND2	2.34	0.61
17:AQ:53:CYS:SG	17:AQ:75:LEU:HD23	2.41	0.61
22:BA:1429:G:O2'	22:BA:1430:G:H5'	2.00	0.61
22:BA:2897:U:H2'	22:BA:2898:U:C6	2.35	0.61
22:BA:482:A:H5''	22:BA:483:A:OP1	2.01	0.61
22:BA:588:U:H2'	22:BA:589:U:C6	2.35	0.61
31:BJ:31:GLU:HG3	31:BJ:142:ILE:HD11	1.82	0.61
38:BQ:76:TYR:OH	38:BQ:92:ARG:NH1	2.33	0.61
43:BV:80:HIS:CE1	43:BV:83:LYS:CG	2.83	0.61
1:CA:994:A:N3	1:CA:994:A:H2'	2.15	0.61
3:CC:139:GLN:O	3:CC:141:ALA:N	2.34	0.61
4:CD:166:GLU:O	4:CD:167:LYS:HB2	1.99	0.61
22:DA:126:A:N7	22:DA:127:A:C2	2.69	0.61
22:DA:1827:U:C2'	22:DA:1828:G:O5'	2.48	0.61
22:DA:2418:A:OP1	51:D3:45:ARG:NH1	2.34	0.61
22:DA:2725:A:C4	22:DA:2727:A:C8	2.88	0.61
22:DA:2744:G:C6	22:DA:2761:A:N6	2.69	0.61
22:DA:511:U:H5''	22:DA:1235:G:H4'	1.83	0.61
22:DA:53:A:C8	22:DA:54:G:C8	2.89	0.61
22:DA:864:G:C6	22:DA:865:C:N4	2.69	0.61
30:DI:6:GLN:O	30:DI:7:ALA:CB	2.49	0.61
1:AA:1446:A:H2'	1:AA:1447:A:H5'	1.83	0.61
15:AO:2:SER:O	15:AO:3:LEU:CB	2.48	0.61
22:BA:142:A:H2'	22:BA:143:C:C6	2.36	0.61
22:BA:1590:A:H2'	22:BA:1591:A:C8	2.35	0.61
2:CB:21:ARG:HA	2:CB:21:ARG:NH1	2.15	0.61
12:CL:88:LYS:O	12:CL:88:LYS:HG3	2.01	0.61
22:DA:684:G:OP1	50:D2:16:HIS:ND1	2.34	0.61
22:DA:104:A:N7	22:DA:105:C:C4	2.69	0.61
22:DA:192:C:C5	22:DA:193:U:C2	2.88	0.61
22:DA:2061:G:H2'	22:DA:2501:C:O2'	2.00	0.61
22:DA:2788:C:H2'	22:DA:2789:C:C6	2.35	0.61
22:DA:740:C:H5'	22:DA:1784:A:H3'	1.82	0.61
1:AA:1528:U:O3'	1:AA:1529:G:H3'	2.01	0.61
1:AA:232:G:H2'	1:AA:233:C:O4'	2.01	0.61
9:AI:23:PRO:HA	9:AI:61:LEU:HA	1.82	0.61
1:AA:1492:A:O2'	22:BA:1913:A:N1	2.31	0.61
22:BA:1250:G:C5'	38:BQ:6:ARG:HD3	2.30	0.61
14:CN:61:ARG:O	14:CN:62:ASN:HB2	2.00	0.61
22:DA:2330:G:N2	22:DA:2386:A:C2	2.68	0.61
22:DA:353:C:H2'	22:DA:354:A:C8	2.35	0.61

Continued on next page...

Continued from previous page...

Atom-1	Atom-2	Interatomic distance (Å)	Clash overlap (Å)
22:DA:67:U:C2	22:DA:68:G:C8	2.89	0.61
22:DA:724:U:H2'	22:DA:725:G:O4'	2.01	0.61
32:DK:107:LEU:O	32:DK:109:SER:N	2.34	0.61
35:DN:1:MET:CE	35:DN:1:MET:H1	2.13	0.61
1:AA:1429:A:C2	1:AA:1430:A:C8	2.88	0.61
1:AA:887:G:H2'	1:AA:888:G:H5'	1.83	0.61
4:AD:174:ASP:OD2	4:AD:176:GLY:N	2.34	0.61
22:BA:1936:A:C2	22:BA:1945:G:C8	2.89	0.61
22:BA:2502:G:H5'	22:BA:2503:A:H5''	1.82	0.61
22:BA:357:C:H2'	22:BA:358:U:C6	2.35	0.61
1:CA:1376:U:O4	7:CG:10:ARG:NH1	2.33	0.61
1:CA:1381:U:C2'	1:CA:1382:C:O5'	2.49	0.61
1:CA:72:A:N6	1:CA:73:C:N4	2.48	0.61
22:DA:2571:U:C4	22:DA:2574:G:C8	2.89	0.61
22:DA:54:G:C2	22:DA:55:G:C8	2.88	0.61
26:DE:108:ILE:HD11	26:DE:180:LEU:CB	2.31	0.61
1:AA:1160:G:O6	1:AA:1181:G:C6	2.54	0.60
1:AA:1352:C:H2'	1:AA:1353:G:C8	2.36	0.60
12:AL:24:LEU:O	12:AL:25:GLU:C	2.37	0.60
23:BB:30:C:H2'	23:BB:31:C:H5'	1.83	0.60
24:BC:230:HIS:CD2	24:BC:247:PRO:HA	2.36	0.60
1:CA:994:A:C8	1:CA:1216:A:H4'	2.36	0.60
1:CA:960:U:C5	1:CA:1225:A:C8	2.89	0.60
1:CA:1521:C:C4	1:CA:1522:U:C5	2.88	0.60
5:CE:133:PRO:O	5:CE:137:VAL:HG12	2.00	0.60
7:CG:74:GLU:O	7:CG:88:PRO:HA	2.01	0.60
50:D2:44:VAL:HG13	50:D2:45:SER:N	2.16	0.60
22:DA:2720:U:OP1	37:DP:53:ARG:NH2	2.34	0.60
22:DA:38:A:H2'	22:DA:39:G:O4'	2.00	0.60
22:DA:616:A:C2	22:DA:617:G:O4'	2.54	0.60
32:DK:87:LEU:HD22	32:DK:92:GLU:HA	1.82	0.60
39:DR:82:HIS:CG	39:DR:82:HIS:O	2.54	0.60
1:AA:108:G:N3	1:AA:108:G:H5'	2.15	0.60
1:AA:154:U:C2	1:AA:168:G:N2	2.69	0.60
2:AB:49:MET:O	2:AB:53:ALA:CB	2.49	0.60
5:AE:109:GLY:O	5:AE:110:ALA:CB	2.49	0.60
5:AE:90:THR:HG22	5:AE:91:GLY:N	2.16	0.60
22:BA:137:U:H2'	22:BA:140:C:C2	2.36	0.60
22:BA:142:A:C5	22:BA:143:C:N4	2.69	0.60
29:BH:121:VAL:N	29:BH:122:LEU:HB2	2.16	0.60
41:BT:2:ILE:CA	41:BT:3:ARG:HB2	2.32	0.60

Continued on next page...

Continued from previous page...

Atom-1	Atom-2	Interatomic distance (Å)	Clash overlap (Å)
1:CA:109:A:C6	1:CA:327:A:C6	2.89	0.60
1:CA:115:G:H4'	1:CA:116:A:O5'	2.01	0.60
1:CA:945:G:C2	1:CA:946:A:C8	2.88	0.60
9:CI:15:SER:OG	9:CI:69:GLY:O	2.12	0.60
12:CL:20:ASN:N	12:CL:20:ASN:OD1	2.34	0.60
20:CT:43:ASP:HB3	20:CT:46:ALA:HB3	1.83	0.60
22:DA:1179:G:C5	22:DA:1180:U:H1'	2.36	0.60
22:DA:187:G:C2	22:DA:210:C:C2	2.89	0.60
22:DA:2146:C:C5'	22:DA:2147:A:OP1	2.49	0.60
22:DA:497:A:H2'	22:DA:498:G:O4'	2.01	0.60
22:DA:88:G:C2	22:DA:89:A:C8	2.88	0.60
30:DI:80:LEU:HD13	30:DI:136:MET:SD	2.41	0.60
35:DN:24:MET:HE3	35:DN:44:LEU:HD13	1.83	0.60
1:AA:1074:G:OP1	5:AE:69:ARG:NH2	2.34	0.60
1:AA:701:U:H4'	1:AA:702:A:H5''	1.83	0.60
22:BA:475:C:C4	22:BA:481:G:O6	2.55	0.60
26:BE:149:ILE:CD1	26:BE:172:ALA:HA	2.31	0.60
29:BH:100:ALA:HB1	29:BH:112:LYS:HA	1.83	0.60
5:CE:89:HIS:CE1	5:CE:90:THR:HG1	2.19	0.60
19:CS:66:MET:SD	19:CS:74:PHE:CZ	2.94	0.60
23:DB:4:C:C2	23:DB:117:G:N2	2.69	0.60
35:DN:49:GLU:N	35:DN:50:PRO:CD	2.65	0.60
1:AA:673:A:H2'	1:AA:674:G:C8	2.36	0.60
5:AE:83:HIS:HB2	5:AE:84:PRO:HD2	1.83	0.60
9:AI:63:LEU:HD23	9:AI:63:LEU:N	2.17	0.60
11:AK:16:VAL:O	11:AK:17:SER:CB	2.49	0.60
23:BB:28:C:OP1	36:BO:31:THR:HG21	2.01	0.60
33:BL:68:SER:O	33:BL:69:ARG:CB	2.50	0.60
35:BN:58:ASP:OD1	35:BN:63:ARG:NH2	2.35	0.60
38:BQ:88:VAL:HG13	39:BR:49:ILE:HD11	1.82	0.60
40:BS:83:LYS:O	40:BS:84:ARG:HD3	2.00	0.60
1:CA:475:C:H2'	1:CA:476:U:C6	2.36	0.60
1:CA:485:U:OP2	1:CA:485:U:H4'	2.00	0.60
6:CF:98:GLU:O	6:CF:99:ALA:HB3	2.00	0.60
22:DA:1355:G:H2'	22:DA:1356:G:H5'	1.84	0.60
22:DA:1735:A:N1	22:DA:1736:U:C2	2.70	0.60
22:DA:1868:C:N4	22:DA:1869:G:O6	2.34	0.60
22:DA:749:A:C4	22:DA:750:A:C8	2.89	0.60
29:DH:126:GLY:O	29:DH:146:VAL:HG23	2.00	0.60
30:DI:58:VAL:CG1	30:DI:59:ILE:N	2.63	0.60
2:AB:123:ASP:OD1	2:AB:123:ASP:N	2.34	0.60

Continued on next page...

Continued from previous page...

Atom-1	Atom-2	Interatomic distance (Å)	Clash overlap (Å)
22:BA:1916:A:C6	22:BA:1917:U:C2	2.90	0.60
22:BA:417:C:H2'	22:BA:418:C:H6	1.66	0.60
22:BA:997:G:OP1	38:BQ:92:ARG:CG	2.49	0.60
27:BF:119:ALA:HB2	27:BF:177:PHE:CD2	2.37	0.60
22:BA:636:G:C6	33:BL:111:ILE:HD11	2.36	0.60
35:BN:73:ASN:HA	35:BN:76:VAL:CG1	2.31	0.60
1:CA:227:G:H2'	1:CA:228:A:O4'	2.00	0.60
1:CA:495:A:C2	1:CA:496:A:N6	2.70	0.60
1:CA:409:U:OP1	4:CD:24:GLY:HA3	2.00	0.60
49:D1:21:TYR:CD1	49:D1:38:LYS:HD2	2.37	0.60
22:DA:1127:A:C2'	22:DA:1128:G:H5''	2.32	0.60
22:DA:1390:U:H2'	22:DA:1391:U:H5'	1.83	0.60
22:DA:528:A:N1	22:DA:2043:C:O5'	2.34	0.60
22:DA:2058:A:C6	22:DA:2059:A:N6	2.69	0.60
22:DA:2133:G:H2'	22:DA:2157:G:N2	2.15	0.60
22:DA:324:A:N6	22:DA:338:G:O2'	2.33	0.60
22:DA:846:U:O2'	22:DA:847:U:O5'	2.19	0.60
1:AA:188:C:O2	1:AA:188:C:H2'	2.01	0.60
1:AA:327:A:O3'	1:AA:328:C:H4'	2.02	0.60
4:AD:174:ASP:OD2	4:AD:177:LYS:N	2.35	0.60
22:BA:2786:U:OP1	25:BD:70:LYS:NZ	2.28	0.60
27:BF:108:VAL:HG11	27:BF:176:PRO:HG2	1.82	0.60
1:CA:909:A:H2'	1:CA:910:C:O4'	2.01	0.60
9:CI:19:VAL:HG21	9:CI:82:GLY:CA	2.32	0.60
22:DA:1060:U:O4'	22:DA:1062:G:H5'	2.02	0.60
22:DA:1358:G:O2'	22:DA:1359:A:H5'	2.02	0.60
22:DA:1850:G:O6	22:DA:1892:C:N3	2.35	0.60
22:DA:642:U:O2'	22:DA:644:A:N7	2.29	0.60
22:DA:826:U:O2'	33:DL:53:GLY:HA3	2.02	0.60
25:DD:151:THR:HG22	25:DD:152:PRO:CD	2.31	0.60
26:DE:108:ILE:HD11	26:DE:180:LEU:HB2	1.83	0.60
4:AD:3:ARG:NE	4:AD:115:ARG:HD3	2.16	0.60
53:B5:65:LEU:HD11	53:B5:191:ARG:CB	2.32	0.60
22:BA:1688:U:N3	22:BA:1698:A:C2	2.70	0.60
22:BA:790:U:O2'	22:BA:791:C:O5'	2.19	0.60
2:CB:210:VAL:O	2:CB:214:LEU:HB2	2.00	0.60
22:DA:2328:A:H2'	22:DA:2329:U:C6	2.37	0.60
23:DB:48:U:H2'	23:DB:49:C:C6	2.37	0.60
22:DA:400:G:N7	45:DX:57:ARG:NH1	2.50	0.60
33:BL:61:LEU:O	51:B3:13:ARG:HD3	2.02	0.60
22:BA:1078:U:H1'	22:BA:1088:A:C2	2.37	0.60

Continued on next page...

Continued from previous page...

Atom-1	Atom-2	Interatomic distance (Å)	Clash overlap (Å)
22:BA:1132:U:H3'	22:BA:1133:A:H5''	1.84	0.60
22:BA:1269:A:OP2	58:BA:3385:HOH:O	2.16	0.60
22:BA:1866:A:N1	22:BA:1876:A:C8	2.70	0.60
22:BA:2683:C:OP1	37:BP:51:ARG:NH2	2.34	0.60
29:BH:117:LEU:CD2	29:BH:121:VAL:HA	2.31	0.60
36:BO:53:THR:HB	36:BO:65:THR:HG22	1.84	0.60
43:BV:13:GLY:O	43:BV:17:SER:OG	2.19	0.60
1:CA:1007:U:H2'	1:CA:1008:U:H5'	1.82	0.60
22:DA:2074:U:H2'	22:DA:2075:U:C6	2.36	0.60
22:DA:363:G:H2'	22:DA:364:C:C6	2.36	0.60
22:DA:271:G:C2	22:DA:367:G:C2	2.90	0.60
22:DA:39:G:C6	22:DA:40:U:C4	2.90	0.60
1:AA:495:A:C2	1:AA:496:A:N6	2.69	0.60
4:AD:68:LEU:HD22	4:AD:68:LEU:N	2.17	0.60
53:B5:56:ASP:OD2	53:B5:58:ASN:ND2	2.34	0.60
22:BA:1179:G:C6	22:BA:1180:U:C2	2.90	0.60
22:BA:2187:U:H2'	22:BA:2188:U:C1'	2.32	0.60
22:BA:2094:A:C2	22:BA:2196:C:C2	2.90	0.60
22:BA:2318:G:C6	22:BA:2319:G:N1	2.70	0.60
26:BE:108:ILE:HD11	26:BE:180:LEU:HB3	1.84	0.60
27:BF:83:TYR:O	27:BF:85:ILE:HG22	2.02	0.60
31:BJ:81:ILE:HG23	31:BJ:82:GLY:H	1.65	0.60
1:CA:1296:C:H4'	1:CA:1302:C:N4	2.17	0.60
1:CA:73:C:C2	1:CA:74:A:C8	2.90	0.60
5:CE:157:ARG:HD3	5:CE:158:GLY:N	2.17	0.60
5:CE:56:VAL:N	5:CE:57:PRO:HD2	2.17	0.60
22:DA:1582:C:O2'	22:DA:1585:C:N3	2.33	0.60
22:DA:269:C:O2	22:DA:269:C:H2'	2.02	0.60
56:DA:3001:DOL:C46	56:DA:3001:DOL:H483	2.24	0.60
22:DA:680:C:H2'	22:DA:681:G:C8	2.37	0.60
1:AA:1378:C:C5	1:AA:1379:G:C8	2.90	0.60
1:AA:859:G:H2'	1:AA:860:A:C8	2.36	0.60
9:AI:114:LYS:HG2	9:AI:120:LYS:HA	1.82	0.60
22:BA:1916:A:P	22:BA:1917:U:OP2	2.60	0.60
30:BI:39:CYS:HA	30:BI:42:PHE:HB3	1.83	0.60
1:CA:949:A:C2	1:CA:1233:G:N3	2.70	0.60
1:CA:992:U:C4	1:CA:1043:G:N7	2.70	0.60
5:CE:106:ILE:HD11	5:CE:124:LEU:HD23	1.83	0.60
11:CK:126:LYS:O	11:CK:127:ARG:HB2	2.01	0.60
22:DA:1351:C:H2'	22:DA:1352:U:O4'	2.01	0.60
22:DA:1709:U:H2'	22:DA:1710:G:C8	2.37	0.60

Continued on next page...

Continued from previous page...

Atom-1	Atom-2	Interatomic distance (Å)	Clash overlap (Å)
23:DB:29:A:H2'	23:DB:30:C:C6	2.37	0.60
26:DE:149:ILE:HD12	26:DE:172:ALA:HA	1.83	0.60
1:AA:1491:G:H2'	1:AA:1492:A:O4'	2.01	0.59
14:AN:41:ARG:O	14:AN:43:ASN:N	2.35	0.59
19:AS:64:ASP:O	19:AS:65:GLU:HB3	2.02	0.59
22:BA:1735:A:C2	22:BA:1736:U:C1'	2.85	0.59
24:BC:204:VAL:O	24:BC:205:LEU:HB2	2.01	0.59
31:BJ:30:THR:HG22	31:BJ:31:GLU:N	2.17	0.59
1:CA:1201:A:H4'	1:CA:1202:U:O5'	2.01	0.59
1:CA:734:G:N3	1:CA:735:C:C6	2.70	0.59
5:CE:78:ASN:OD1	5:CE:79:GLY:N	2.35	0.59
9:CI:120:LYS:HG3	9:CI:123:ARG:HB3	1.82	0.59
22:DA:1369:G:C2	22:DA:1370:C:C6	2.90	0.59
22:DA:120:U:H1'	22:DA:149:A:C8	2.37	0.59
22:DA:2757:A:N1	28:DG:67:THR:HG21	2.17	0.59
22:BA:2418:A:C5	22:BA:2419:U:C5	2.89	0.59
22:BA:28:A:C4	22:BA:29:U:C6	2.89	0.59
22:BA:350:G:H2'	22:BA:351:C:O4'	2.02	0.59
27:BF:158:THR:O	58:BF:201:HOH:O	2.17	0.59
1:CA:1167:A:N7	1:CA:1169:A:C5	2.70	0.59
1:CA:1190:G:H5'	3:CC:176:HIS:CE1	2.37	0.59
1:CA:1365:G:H2'	1:CA:1366:C:O4'	2.02	0.59
1:CA:66:A:C6	1:CA:67:C:C5	2.90	0.59
3:CC:42:TYR:CE1	3:CC:90:VAL:HG21	2.36	0.59
21:CU:47:ARG:HE	21:CU:47:ARG:HA	1.66	0.59
22:DA:1668:A:O4'	22:DA:1669:A:C2	2.55	0.59
22:DA:2889:C:N4	22:DA:2890:G:C6	2.70	0.59
24:DC:9:THR:O	24:DC:10:SER:CB	2.49	0.59
53:B5:99:GLU:O	53:B5:103:LYS:CB	2.51	0.59
22:BA:1922:G:N2	22:BA:1923:U:C1'	2.65	0.59
27:BF:132:VAL:HG22	27:BF:152:LEU:HB3	1.83	0.59
28:BG:60:ASP:OD2	58:BG:201:HOH:O	2.17	0.59
29:BH:123:ARG:HH22	1:CA:367:U:P	2.25	0.59
29:BH:94:ILE:HG22	29:BH:99:ILE:CG1	2.32	0.59
39:BR:51:VAL:HG23	39:BR:52:PRO:HD2	1.84	0.59
43:BV:48:MET:SD	43:BV:86:LEU:HD12	2.43	0.59
1:CA:1089:G:C5	1:CA:1090:U:C5	2.91	0.59
22:DA:1395:A:O2'	22:DA:1397:U:C6	2.54	0.59
22:DA:2079:U:H2'	22:DA:2080:A:O4'	2.01	0.59
22:DA:2815:C:O2'	48:D0:41:HIS:ND1	2.35	0.59
22:DA:362:A:C4	22:DA:363:G:C8	2.90	0.59

Continued on next page...

Continued from previous page...

Atom-1	Atom-2	Interatomic distance (Å)	Clash overlap (Å)
22:DA:777:G:N7	22:DA:793:A:H2	1.99	0.59
22:DA:1790:C:O2'	24:DC:208:ALA:HB2	2.02	0.59
5:AE:45:ARG:HG2	5:AE:73:ASN:HB3	1.84	0.59
9:AI:45:ARG:HG2	9:AI:46:MET:SD	2.43	0.59
22:BA:1131:G:OP1	31:BJ:82:GLY:HA2	2.02	0.59
22:BA:746:U:O2'	54:B6:8:MHT:H8A	2.02	0.59
24:BC:91:ILE:HD12	24:BC:103:TYR:CD1	2.37	0.59
29:BH:99:ILE:HB	29:BH:115:VAL:HG11	1.84	0.59
1:CA:1141:C:O2'	1:CA:1142:G:O5'	2.19	0.59
1:CA:388:G:O2'	1:CA:389:A:OP1	2.17	0.59
2:CB:184:PHE:CE1	2:CB:198:PHE:CD2	2.91	0.59
2:CB:93:ASN:OD1	2:CB:94:HIS:N	2.36	0.59
11:CK:23:ILE:HG21	11:CK:96:THR:HG21	1.84	0.59
17:CQ:48:ASP:N	17:CQ:48:ASP:OD2	2.35	0.59
21:CU:8:GLU:HB3	21:CU:12:PHE:CE2	2.38	0.59
22:DA:118:A:N7	22:DA:119:A:C8	2.70	0.59
41:DT:89:GLU:O	41:DT:91:GLN:N	2.35	0.59
1:AA:205:A:H4'	1:AA:205:A:OP1	2.01	0.59
53:B5:87:ALA:HB2	53:B5:153:ILE:CB	2.32	0.59
22:BA:2000:C:O2'	22:BA:2001:C:H5'	2.03	0.59
29:BH:1:MET:O	29:BH:20:ASN:ND2	2.35	0.59
22:DA:2110:G:O2'	22:DA:2120:G:OP2	2.14	0.59
22:DA:945:A:C8	22:DA:2448:A:C2	2.89	0.59
41:DT:82:LYS:HG2	41:DT:83:ALA:N	2.18	0.59
1:AA:1211:U:HO2'	1:AA:1212:U:P	2.24	0.59
1:AA:1306:A:C4	1:AA:1307:U:C6	2.91	0.59
1:AA:131:A:O2'	1:AA:262:A:N3	2.32	0.59
2:AB:49:MET:O	2:AB:53:ALA:HB2	2.03	0.59
3:AC:25:ASN:O	3:AC:27:LYS:N	2.35	0.59
9:AI:6:TYR:HB3	9:AI:89:GLU:HG2	1.84	0.59
13:AM:3:ARG:O	13:AM:4:ILE:HG12	2.03	0.59
17:AQ:6:ARG:O	17:AQ:7:THR:HG23	2.02	0.59
48:B0:55:ILE:HG22	48:B0:56:ALA:N	2.17	0.59
22:BA:1952:A:C5	32:BK:22:ILE:HG21	2.37	0.59
22:BA:264:C:O2'	22:BA:265:A:H2'	2.02	0.59
1:CA:1302:C:C5	13:CM:17:ILE:HD13	2.38	0.59
1:CA:1364:U:O2	1:CA:1364:U:H2'	2.03	0.59
8:CH:18:GLN:NE2	8:CH:70:ALA:HB1	2.18	0.59
15:CO:53:ARG:O	15:CO:56:LEU:N	2.35	0.59
26:DE:196:VAL:O	26:DE:196:VAL:HG12	2.01	0.59
28:DG:118:PRO:HG3	28:DG:144:VAL:HG21	1.83	0.59

Continued on next page...

Continued from previous page...

Atom-1	Atom-2	Interatomic distance (Å)	Clash overlap (Å)
46:DY:18:LEU:O	46:DY:22:LEU:HB3	2.03	0.59
1:AA:984:C:N4	58:AA:1836:HOH:O	2.35	0.59
5:AE:108:GLY:O	5:AE:109:GLY:C	2.41	0.59
9:AI:57:MET:CG	9:AI:58:VAL:H	2.14	0.59
12:AL:76:GLU:O	12:AL:77:HIS:HB2	2.03	0.59
14:AN:21:PHE:HA	14:AN:25:ALA:CB	2.33	0.59
16:AP:10:GLY:HA3	16:AP:15:PRO:HA	1.83	0.59
22:BA:2182:U:O4	22:BA:2183:A:N6	2.36	0.59
22:BA:2192:U:C2'	22:BA:2193:G:H5'	2.32	0.59
26:BE:48:THR:O	26:BE:50:ALA:N	2.35	0.59
46:BY:18:LEU:O	46:BY:22:LEU:N	2.34	0.59
1:CA:1105:A:C2	1:CA:1106:G:N7	2.71	0.59
2:CB:119:THR:O	2:CB:120:GLN:HB2	2.01	0.59
6:CF:97:THR:O	6:CF:98:GLU:HB3	2.03	0.59
7:CG:68:ASN:O	7:CG:138:ARG:NH2	2.35	0.59
7:CG:92:ARG:HB3	7:CG:93:PRO:HD2	1.84	0.59
22:DA:1410:G:C2	22:DA:1411:U:C4	2.91	0.59
22:DA:1668:A:C4	22:DA:1674:G:N7	2.70	0.59
22:DA:1798:U:O2'	22:DA:1802:A:N3	2.33	0.59
22:DA:2038:G:H2'	22:DA:2039:U:O4'	2.02	0.59
22:DA:2250:G:OP1	22:DA:2275:C:O2'	2.13	0.59
22:DA:2293:G:H2'	22:DA:2294:G:O4'	2.03	0.59
23:DB:84:G:N2	23:DB:93:C:C2	2.70	0.59
29:DH:126:GLY:O	29:DH:146:VAL:N	2.35	0.59
31:DJ:105:VAL:HG12	31:DJ:109:LEU:HD12	1.84	0.59
1:AA:582:C:C2	1:AA:583:A:C8	2.91	0.59
1:AA:872:A:C5	1:AA:874:G:C8	2.91	0.59
1:AA:1377:A:C4	7:AG:7:ILE:HD11	2.38	0.59
11:AK:35:THR:OG1	11:AK:41:ALA:N	2.35	0.59
1:AA:178:C:OP2	20:AT:60:ARG:NH2	2.35	0.59
22:BA:1935:G:C6	22:BA:1962:C:C5	2.91	0.59
22:BA:2685:G:OP1	32:BK:78:ARG:NH2	2.34	0.59
22:BA:616:A:C2	22:BA:617:G:H1'	2.38	0.59
22:BA:734:A:C5	22:BA:735:A:C8	2.90	0.59
1:CA:803:G:C5	1:CA:804:U:C4	2.90	0.59
22:DA:237:C:C4	22:DA:238:C:C5	2.90	0.59
22:DA:583:G:C5	22:DA:584:C:C5	2.91	0.59
30:DI:58:VAL:O	30:DI:69:PHE:HB3	2.03	0.59
22:DA:2262:U:OP2	44:DW:16:SER:HB2	2.03	0.59
1:AA:4:U:O2	1:AA:4:U:H2'	2.03	0.59
5:AE:65:GLU:OE1	5:AE:66:LYS:N	2.36	0.59

Continued on next page...

Continued from previous page...

Atom-1	Atom-2	Interatomic distance (Å)	Clash overlap (Å)
10:AJ:80:THR:O	10:AJ:83:THR:N	2.35	0.59
22:BA:538:A:H5''	31:BJ:7:LYS:HE3	1.85	0.59
1:CA:1439:G:C2	1:CA:1463:U:O2	2.56	0.59
1:CA:206:C:H2'	1:CA:207:C:H5'	1.85	0.59
2:CB:54:LEU:HA	2:CB:57:LEU:HB3	1.84	0.59
4:CD:105:MET:SD	4:CD:143:VAL:HG13	2.43	0.59
22:DA:1447:C:H2'	22:DA:1448:G:C8	2.37	0.59
22:DA:2305:U:C4	22:DA:2306:C:C4	2.91	0.59
22:DA:2645:G:H3'	22:DA:2646:C:H5'	1.85	0.59
22:DA:332:A:O2'	22:DA:334:C:OP2	2.11	0.59
35:DN:55:ALA:HA	35:DN:80:PHE:CE1	2.37	0.59
46:DY:56:LEU:O	46:DY:57:LEU:HB2	2.03	0.59
1:AA:151:A:H2'	1:AA:152:A:O4'	2.03	0.59
1:AA:212:G:C2	1:AA:213:G:C4	2.90	0.59
30:BI:96:ASP:OD1	30:BI:97:LYS:N	2.36	0.59
39:BR:16:GLU:OE1	39:BR:100:GLY:HA2	2.03	0.59
42:BU:12:ILE:HG21	42:BU:80:ALA:HB2	1.85	0.59
1:CA:1391:U:H2'	1:CA:1392:G:C8	2.38	0.59
3:CC:77:ILE:HA	3:CC:84:VAL:CG2	2.33	0.59
14:CN:52:PRO:O	14:CN:53:ARG:HB3	2.03	0.59
20:CT:55:GLN:N	20:CT:56:PRO:CD	2.65	0.59
22:DA:1203:U:H1'	33:DL:4:ASN:HB3	1.85	0.59
22:DA:82:U:C2	22:DA:83:A:C8	2.90	0.59
39:DR:38:VAL:HG11	39:DR:57:GLY:HA3	1.83	0.59
1:AA:1134:G:C2	1:AA:1135:U:C2	2.89	0.58
1:AA:69:G:O6	1:AA:98:A:N6	2.36	0.58
1:AA:90:C:C2	1:AA:91:U:C6	2.91	0.58
22:BA:1008:A:N6	22:BA:1136:G:C6	2.71	0.58
22:BA:1935:G:C6	22:BA:1962:C:C6	2.91	0.58
1:CA:243:A:H4'	1:CA:244:U:H5''	1.83	0.58
2:CB:141:LEU:O	2:CB:145:GLU:N	2.34	0.58
22:DA:1439:A:N7	22:DA:1552:A:C2	2.71	0.58
22:DA:2189:U:H2'	22:DA:2190:G:H5'	1.84	0.58
22:DA:2845:U:H2'	22:DA:2846:G:O4'	2.03	0.58
22:DA:841:G:N2	22:DA:937:C:O2	2.32	0.58
30:DI:76:ALA:CB	30:DI:129:ILE:HG23	2.33	0.58
1:AA:701:U:H4'	1:AA:702:A:C5'	2.33	0.58
2:AB:222:ARG:CZ	2:AB:222:ARG:HB3	2.34	0.58
8:AH:111:MET:HE1	8:AH:116:ALA:HA	1.84	0.58
53:B5:50:ILE:HB	53:B5:52:PRO:HD3	1.85	0.58
24:BC:117:GLN:N	24:BC:128:ASN:OD1	2.35	0.58

Continued on next page...

Continued from previous page...

Atom-1	Atom-2	Interatomic distance (Å)	Clash overlap (Å)
46:BY:45:GLN:O	46:BY:46:VAL:HB	2.03	0.58
23:DB:22:U:O4	58:DB:302:HOH:O	2.15	0.58
22:DA:85:G:OP2	42:DU:28:VAL:HG12	2.03	0.58
2:AB:200:ILE:O	2:AB:201:PRO:O	2.21	0.58
4:AD:58:LYS:NZ	4:AD:69:GLU:OE2	2.32	0.58
7:AG:13:LEU:O	7:AG:15:ASP:N	2.37	0.58
10:AJ:48:ARG:NH1	10:AJ:66:GLU:OE1	2.35	0.58
13:AM:10:PRO:O	13:AM:11:ASP:HB3	2.04	0.58
16:AP:51:ARG:HH11	16:AP:51:ARG:HG2	1.67	0.58
17:AQ:12:VAL:O	17:AQ:13:VAL:HG12	2.03	0.58
22:BA:1355:G:O2'	22:BA:1356:G:H5'	2.03	0.58
27:BF:174:ASP:O	27:BF:175:PHE:O	2.21	0.58
39:BR:52:PRO:O	39:BR:53:PHE:O	2.21	0.58
1:CA:1245:C:C4	1:CA:1246:A:N7	2.71	0.58
2:CB:15:HIS:O	2:CB:15:HIS:CG	2.55	0.58
22:DA:1068:G:N3	22:DA:1068:G:H2'	2.17	0.58
22:DA:1544:A:N1	22:DA:1545:A:C2	2.71	0.58
22:DA:1605:C:H2'	22:DA:1606:C:H5'	1.85	0.58
24:DC:34:LEU:O	24:DC:35:GLU:HB3	2.03	0.58
32:DK:18:ARG:HB2	32:DK:45:GLU:HB3	1.84	0.58
36:DO:33:ARG:O	36:DO:34:HIS:CB	2.50	0.58
22:DA:1808:A:N1	45:DX:28:ARG:HD2	2.17	0.58
21:AU:10:GLU:CG	21:AU:11:PRO:HD3	2.33	0.58
1:CA:1127:G:H5'	1:CA:1280:A:O2'	2.02	0.58
1:CA:913:A:H4'	1:CA:914:A:OP1	2.02	0.58
7:CG:5:ARG:HA	7:CG:5:ARG:NE	2.18	0.58
1:AA:119:A:OP2	1:AA:288:A:N6	2.35	0.58
2:AB:145:GLU:O	2:AB:149:GLY:N	2.37	0.58
5:AE:101:GLU:HB3	5:AE:122:ASN:HB2	1.84	0.58
22:BA:811:U:C2	22:BA:1251:C:C5	2.91	0.58
22:BA:1421:G:C2	22:BA:1422:G:C8	2.92	0.58
30:BI:82:LYS:O	30:BI:83:ALA:HB2	2.04	0.58
1:CA:618:C:H5''	1:CA:619:U:H5''	1.84	0.58
2:CB:119:THR:O	2:CB:120:GLN:CB	2.50	0.58
15:CO:18:ASP:OD1	15:CO:20:ASN:HB2	2.03	0.58
22:DA:129:C:H2'	22:DA:130:C:C6	2.39	0.58
22:DA:636:G:N1	33:DL:76:GLU:OE2	2.36	0.58
42:DU:18:ASP:N	42:DU:18:ASP:OD2	2.36	0.58
1:AA:1062:U:H2'	1:AA:1063:C:C5	2.39	0.58
1:AA:1492:A:OP1	12:AL:44:LYS:N	2.36	0.58
1:AA:722:G:N3	1:AA:722:G:H3'	2.18	0.58

Continued on next page...

Continued from previous page...

Atom-1	Atom-2	Interatomic distance (Å)	Clash overlap (Å)
22:BA:1916:A:H2'	22:BA:1917:U:C1'	2.34	0.58
22:BA:2358:A:N1	33:BL:54:GLN:NE2	2.50	0.58
22:BA:545:U:H3'	22:BA:546:U:H4'	1.86	0.58
42:BU:18:ASP:O	42:BU:19:LYS:C	2.41	0.58
4:CD:35:GLU:HG3	4:CD:36:GLN:N	2.18	0.58
17:CQ:46:VAL:HG21	17:CQ:61:ILE:CD1	2.34	0.58
22:DA:1099:G:N7	22:DA:1100:C:N4	2.52	0.58
22:DA:1344:U:O2'	22:DA:1345:C:P	2.62	0.58
22:DA:607:U:N3	22:DA:620:G:O4'	2.36	0.58
22:DA:720:U:H2'	22:DA:721:A:C8	2.38	0.58
29:DH:34:GLY:O	29:DH:35:LYS:CB	2.51	0.58
1:AA:1394:A:N1	1:AA:1500:A:O2'	2.32	0.58
2:AB:186:ILE:HA	2:AB:200:ILE:O	2.04	0.58
4:AD:32:CYS:O	4:AD:33:LYS:CB	2.52	0.58
9:AI:9:THR:HG22	9:AI:10:GLY:N	2.18	0.58
16:AP:42:ILE:O	16:AP:43:ALA:C	2.41	0.58
22:BA:1417:C:H2'	22:BA:1418:G:O4'	2.03	0.58
22:BA:1439:A:OP2	58:BA:3636:HOH:O	2.17	0.58
24:BC:141:VAL:HG12	24:BC:142:HIS:N	2.19	0.58
28:BG:124:GLU:OE1	28:BG:125:CYS:N	2.37	0.58
28:BG:174:ALA:O	28:BG:175:LYS:CB	2.51	0.58
29:BH:31:VAL:N	29:BH:32:PRO:HD2	2.19	0.58
37:BP:91:ALA:HB2	37:BP:113:ARG:HA	1.84	0.58
1:CA:815:A:N7	1:CA:1509:C:O2'	2.28	0.58
22:DA:1351:C:H2'	22:DA:1352:U:C1'	2.34	0.58
22:DA:1360:G:N1	22:DA:1361:G:H1'	2.18	0.58
22:DA:1510:G:H2'	22:DA:1511:G:O4'	2.03	0.58
22:DA:2266:A:C2	22:DA:2272:U:C5	2.91	0.58
4:AD:120:HIS:O	4:AD:121:LYS:C	2.41	0.58
22:BA:1674:G:N2	22:BA:1677:A:N1	2.49	0.58
22:BA:2534:A:H2'	22:BA:2535:G:O5'	2.04	0.58
22:BA:2517:C:C5	22:BA:2542:A:C5	2.92	0.58
39:BR:68:ARG:HD3	39:BR:92:TRP:CZ2	2.39	0.58
1:CA:190:A:C8	1:CA:191:G:H1'	2.39	0.58
6:CF:86:ARG:HH11	6:CF:86:ARG:CG	2.17	0.58
11:CK:125:LYS:O	21:CU:34:ARG:NE	2.35	0.58
22:DA:1648:U:H2'	22:DA:1649:G:O4'	2.03	0.58
22:DA:2123:G:C2	22:DA:2176:A:C2	2.92	0.58
22:DA:2061:G:C6	56:DA:3001:DOL:HC19	2.39	0.58
30:DI:10:LYS:HB2	30:DI:56:PRO:CB	2.33	0.58
11:AK:69:ARG:CD	22:BA:2146:C:N3	2.66	0.58

Continued on next page...

Continued from previous page...

Atom-1	Atom-2	Interatomic distance (Å)	Clash overlap (Å)
18:AR:47:THR:HG22	18:AR:48:ARG:O	2.02	0.58
21:AU:4:ILE:N	21:AU:20:LYS:HZ1	2.02	0.58
22:BA:544:C:H5'	22:BA:545:U:OP2	2.04	0.58
42:BU:49:VAL:O	42:BU:49:VAL:HG22	2.04	0.58
1:CA:1330:U:H4'	13:CM:23:TYR:CE1	2.38	0.58
22:DA:306:U:O2	22:DA:312:G:N2	2.37	0.58
22:DA:223:A:C4	22:DA:408:G:H1'	2.38	0.58
22:DA:425:G:N2	22:DA:426:C:C2	2.72	0.58
22:DA:622:G:H2'	22:DA:623:C:C6	2.38	0.58
36:DO:33:ARG:O	36:DO:34:HIS:HB2	2.04	0.58
1:AA:1337:G:C5'	1:AA:1338:G:OP1	2.51	0.58
1:AA:152:A:N6	1:AA:170:U:C2	2.71	0.58
1:AA:887:G:C2'	1:AA:888:G:H5'	2.34	0.58
3:AC:7:PRO:HG2	3:AC:184:TYR:CD1	2.39	0.58
20:AT:58:VAL:HG12	20:AT:59:ASP:N	2.18	0.58
22:BA:1020:A:C2	22:BA:1141:U:C2	2.92	0.58
22:BA:1695:G:H1'	24:BC:8:PRO:O	2.04	0.58
22:BA:1786:A:C4	22:BA:1938:A:C6	2.91	0.58
22:BA:2665:A:C2	22:BA:2666:C:C6	2.91	0.58
5:CE:56:VAL:O	5:CE:60:ILE:HG23	2.04	0.58
6:CF:26:THR:O	6:CF:30:THR:OG1	2.22	0.58
6:CF:8:PHE:CZ	6:CF:60:VAL:HB	2.38	0.58
18:CR:63:ARG:HB3	18:CR:70:TYR:CE1	2.38	0.58
22:DA:1802:A:C2	22:DA:1803:A:C4	2.92	0.58
22:DA:1809:A:H2'	22:DA:1810:A:C8	2.39	0.58
22:DA:182:A:H2'	22:DA:183:C:C6	2.39	0.58
22:DA:2563:U:H1'	22:DA:2566:A:C6	2.39	0.58
22:DA:454:A:H4'	22:DA:455:C:OP2	2.02	0.58
22:DA:668:A:N6	22:DA:670:A:O2'	2.37	0.58
1:AA:1311:A:C2	1:AA:1327:C:N3	2.72	0.57
1:AA:736:C:H2'	1:AA:737:C:C6	2.39	0.57
2:AB:219:ALA:O	2:AB:220:THR:HB	2.03	0.57
2:AB:75:ALA:O	2:AB:76:ALA:HB2	2.02	0.57
16:AP:75:ILE:HG22	16:AP:80:LYS:HE2	1.86	0.57
20:AT:67:ILE:HG13	20:AT:71:LYS:HG2	1.85	0.57
22:BA:1106:G:N2	22:BA:1107:G:H1'	2.19	0.57
22:BA:1377:G:H5''	22:BA:1378:A:OP2	2.03	0.57
22:BA:1754:A:C6	22:BA:1755:A:C6	2.92	0.57
22:BA:2716:C:O2'	22:BA:2717:C:H5'	2.04	0.57
30:BI:69:PHE:CD1	30:BI:69:PHE:O	2.57	0.57
1:CA:152:A:N6	1:CA:170:U:C2	2.72	0.57

Continued on next page...

Continued from previous page...

Atom-1	Atom-2	Interatomic distance (Å)	Clash overlap (Å)
1:CA:765:G:C6	1:CA:812:G:C4	2.92	0.57
1:CA:977:A:N3	1:CA:977:A:H3'	2.19	0.57
4:CD:32:CYS:O	4:CD:33:LYS:CB	2.51	0.57
6:CF:97:THR:O	6:CF:98:GLU:CB	2.51	0.57
9:CI:84:THR:HG21	9:CI:103:PHE:HB3	1.86	0.57
12:CL:44:LYS:CB	12:CL:45:PRO:CD	2.82	0.57
22:DA:1263:U:O4	40:DS:95:ARG:NH1	2.36	0.57
22:DA:1315:C:O2'	22:DA:1392:A:N3	2.33	0.57
22:DA:396:G:C5'	45:DX:13:VAL:HG21	2.34	0.57
22:DA:479:A:H4'	22:DA:480:A:OP1	2.04	0.57
29:DH:108:VAL:O	29:DH:110:VAL:N	2.36	0.57
33:DL:55:MET:SD	33:DL:59:ARG:HB3	2.43	0.57
1:AA:1299:A:C6	1:AA:1301:U:O2	2.57	0.57
4:AD:25:VAL:HG12	4:AD:26:ARG:N	2.19	0.57
9:AI:47:VAL:HA	9:AI:50:GLN:HB2	1.86	0.57
22:BA:1563:U:H2'	22:BA:1564:C:C6	2.39	0.57
22:BA:1965:C:OP1	22:BA:1966:A:O2'	2.21	0.57
22:BA:580:U:H2'	22:BA:581:C:H6	1.69	0.57
22:BA:826:U:O2'	33:BL:53:GLY:HA3	2.04	0.57
43:BV:48:MET:O	43:BV:51:GLN:HG3	2.04	0.57
1:CA:1041:G:H2'	1:CA:1042:A:C8	2.39	0.57
29:BH:123:ARG:NH2	1:CA:367:U:OP2	2.31	0.57
22:DA:1109:C:C4	22:DA:1110:G:C6	2.93	0.57
22:DA:1308:A:N6	22:DA:1309:G:C2	2.72	0.57
22:DA:2054:A:OP1	22:DA:2055:C:O2'	2.22	0.57
22:DA:2234:G:C6	22:DA:2235:G:N7	2.72	0.57
22:DA:247:G:N7	22:DA:249:C:C2	2.72	0.57
22:DA:27:G:HO2'	22:DA:28:A:P	2.27	0.57
22:DA:674:G:H1'	26:DE:69:ARG:HE	1.69	0.57
22:DA:842:U:N3	22:DA:843:G:N7	2.52	0.57
29:DH:62:LEU:C	29:DH:62:LEU:HD13	2.25	0.57
35:DN:63:ARG:NH1	35:DN:81:ASN:OD1	2.37	0.57
45:DX:52:SER:OG	45:DX:55:GLY:N	2.35	0.57
1:AA:1107:C:C4	1:AA:1108:G:N7	2.72	0.57
1:AA:1144:G:H5''	1:AA:1145:A:OP2	2.04	0.57
9:AI:49:ARG:NH2	9:AI:52:LEU:O	2.38	0.57
10:AJ:73:LEU:O	10:AJ:74:VAL:HB	2.04	0.57
22:BA:1385:A:C4	22:BA:1386:C:C5	2.93	0.57
22:BA:2032:G:N7	58:BA:3534:HOH:O	2.32	0.57
22:BA:278:A:C2	22:BA:362:A:C8	2.91	0.57
22:BA:927:A:H2'	22:BA:928:A:C8	2.39	0.57

Continued on next page...

Continued from previous page...

Atom-1	Atom-2	Interatomic distance (Å)	Clash overlap (Å)
26:BE:119:ILE:HB	26:BE:187:VAL:HG22	1.84	0.57
22:BA:585:G:N7	38:BQ:6:ARG:NH1	2.53	0.57
1:CA:412:A:O2'	1:CA:413:G:O5'	2.05	0.57
1:CA:496:A:C2	1:CA:497:G:C5	2.92	0.57
1:CA:527:G:C2	1:CA:528:C:C6	2.92	0.57
2:CB:47:VAL:HB	2:CB:48:PRO:HD3	1.86	0.57
12:CL:90:LEU:CB	12:CL:93:VAL:HG21	2.35	0.57
22:DA:142:A:C5	22:DA:143:C:N4	2.72	0.57
22:DA:1773:A:N7	22:DA:1829:A:H1'	2.19	0.57
37:DP:93:ARG:O	37:DP:94:LYS:CB	2.52	0.57
1:AA:22:G:H4'	1:AA:885:G:C8	2.39	0.57
10:AJ:92:LEU:O	10:AJ:93:ALA:CB	2.52	0.57
22:BA:1189:A:H2'	22:BA:1190:G:O4'	2.04	0.57
22:BA:1413:A:H2'	22:BA:1414:C:O4'	2.05	0.57
22:BA:1669:A:OP2	58:BA:3722:HOH:O	2.17	0.57
22:BA:1736:U:H2'	22:BA:1737:G:O4'	2.04	0.57
22:BA:1793:C:O2'	22:BA:1794:A:H5'	2.04	0.57
22:BA:2120:G:N2	22:BA:2179:C:O2	2.37	0.57
22:BA:2491:U:H4'	22:BA:2492:U:OP1	2.04	0.57
22:BA:645:C:O2'	22:BA:646:U:H5''	2.04	0.57
43:BV:10:LYS:HE2	43:BV:10:LYS:N	2.19	0.57
1:CA:405:U:OP2	4:CD:3:ARG:NH1	2.37	0.57
11:CK:126:LYS:O	21:CU:34:ARG:CZ	2.52	0.57
22:DA:1050:A:C2	22:DA:2751:G:C4	2.92	0.57
22:DA:563:A:C4	22:DA:2018:G:C2	2.93	0.57
22:DA:106:C:O2'	22:DA:294:A:O2'	2.08	0.57
22:DA:533:G:H5'	38:DQ:24:TYR:CE2	2.39	0.57
22:DA:53:A:N7	22:DA:54:G:C5	2.73	0.57
22:DA:588:U:H1'	26:DE:85:PHE:CD1	2.39	0.57
28:DG:176:LYS:O	28:DG:177:LYS:HB2	2.03	0.57
29:DH:117:LEU:HB3	29:DH:120:GLY:O	2.05	0.57
37:DP:91:ALA:HB2	37:DP:113:ARG:HA	1.85	0.57
2:AB:67:ILE:O	2:AB:68:LEU:CB	2.51	0.57
9:AI:30:ILE:HD11	9:AI:38:TYR:CD2	2.39	0.57
10:AJ:17:LEU:HD23	10:AJ:17:LEU:C	2.24	0.57
1:AA:657:U:O2	15:AO:22:THR:CG2	2.52	0.57
30:BI:82:LYS:O	30:BI:83:ALA:CB	2.52	0.57
38:BQ:9:ILE:O	38:BQ:13:ARG:HG3	2.04	0.57
40:BS:84:ARG:HB2	40:BS:96:ILE:HG13	1.85	0.57
1:CA:938:A:N6	1:CA:939:G:C6	2.72	0.57
1:CA:957:U:O3'	19:CS:79:THR:OG1	2.21	0.57

Continued on next page...

Continued from previous page...

Atom-1	Atom-2	Interatomic distance (Å)	Clash overlap (Å)
15:CO:17:ARG:O	15:CO:18:ASP:CB	2.51	0.57
22:DA:324:A:C2	22:DA:325:G:H1'	2.39	0.57
31:DJ:35:ARG:HG2	31:DJ:40:HIS:CD2	2.40	0.57
39:DR:52:PRO:O	39:DR:53:PHE:CG	2.57	0.57
11:AK:128:ARG:HH11	11:AK:128:ARG:HG2	1.70	0.57
11:AK:51:GLY:O	11:AK:52:PHE:O	2.22	0.57
53:B5:184:GLU:O	53:B5:185:LYS:CB	2.53	0.57
22:BA:2808:G:N2	22:BA:2891:U:C6	2.73	0.57
22:BA:618:G:N7	58:BA:3286:HOH:O	2.32	0.57
22:BA:995:C:H5'	22:BA:995:C:H6	1.70	0.57
32:BK:36:GLY:HA2	32:BK:62:VAL:O	2.05	0.57
39:BR:51:VAL:HB	39:BR:52:PRO:CD	2.35	0.57
40:BS:55:ILE:CG2	40:BS:66:ILE:HG12	2.35	0.57
1:CA:1343:G:H2'	1:CA:1344:C:C6	2.40	0.57
1:CA:992:U:N3	1:CA:1043:G:N7	2.53	0.57
2:CB:16:PHE:CE1	2:CB:18:HIS:CE1	2.93	0.57
22:DA:1181:U:H2'	22:DA:1182:G:C8	2.39	0.57
22:DA:2091:C:H1'	45:DX:34:HIS:CD2	2.39	0.57
22:DA:2615:U:C2	48:D0:4:GLN:HA	2.39	0.57
22:DA:613:A:HO2'	22:DA:614:A:P	2.25	0.57
26:DE:97:ASN:HB2	26:DE:100:MET:SD	2.44	0.57
28:DG:169:VAL:O	28:DG:169:VAL:HG12	2.04	0.57
38:DQ:10:ALA:O	38:DQ:13:ARG:HG3	2.05	0.57
42:DU:74:ASN:ND2	42:DU:96:PHE:CD1	2.72	0.57
1:AA:108:G:C5'	1:AA:108:G:N3	2.68	0.57
1:AA:614:C:H2'	1:AA:615:G:O4'	2.05	0.57
1:AA:77:A:N1	1:AA:91:U:O4	2.38	0.57
10:AJ:53:ILE:HG22	10:AJ:61:ALA:CB	2.35	0.57
22:BA:1078:U:H1'	22:BA:1088:A:N1	2.19	0.57
22:BA:1309:G:H4'	50:B2:7:PRO:HB2	1.85	0.57
22:BA:1731:G:C6	22:BA:1733:G:C6	2.92	0.57
22:BA:2328:A:H2'	22:BA:2329:U:C6	2.40	0.57
29:BH:132:PHE:CE2	29:BH:142:VAL:HG21	2.40	0.57
35:BN:25:ALA:CB	35:BN:48:VAL:HG22	2.35	0.57
38:BQ:89:GLU:H	39:BR:49:ILE:CD1	2.18	0.57
40:BS:63:GLY:O	40:BS:64:ALA:HB3	2.05	0.57
1:CA:1151:A:N3	1:CA:1152:A:C5	2.72	0.57
1:CA:1217:C:H2'	1:CA:1218:C:C6	2.40	0.57
5:CE:83:HIS:CD2	8:CH:96:MET:CE	2.88	0.57
6:CF:9:MET:SD	6:CF:59:TYR:CE1	2.98	0.57
7:CG:125:SER:O	7:CG:127:ALA:N	2.37	0.57

Continued on next page...

Continued from previous page...

Atom-1	Atom-2	Interatomic distance (Å)	Clash overlap (Å)
22:DA:12:U:O2	22:DA:12:U:H2'	2.04	0.57
22:DA:1353:A:C8	22:DA:1378:A:N6	2.73	0.57
22:DA:1753:G:C2	22:DA:1756:G:C2	2.92	0.57
22:DA:2272:U:H5''	22:DA:2273:A:OP1	2.03	0.57
22:DA:46:G:C2	22:DA:47:C:C6	2.92	0.57
24:DC:16:VAL:HG22	24:DC:206:GLY:HA3	1.87	0.57
22:DA:1566:A:C2	24:DC:213:TRP:CE3	2.92	0.57
22:DA:1843:C:H4'	24:DC:251:GLN:CD	2.25	0.57
25:DD:140:HIS:NE2	58:DD:303:HOH:O	2.32	0.57
29:DH:21:VAL:HG22	29:DH:22:LYS:N	2.19	0.57
37:DP:103:ARG:HB3	37:DP:108:ALA:HB2	1.87	0.57
22:DA:2387:U:H1'	44:DW:41:ARG:CD	2.35	0.57
5:AE:101:GLU:HB3	5:AE:122:ASN:CB	2.34	0.57
6:AF:18:VAL:N	6:AF:19:PRO:HD2	2.20	0.57
15:AO:87:LEU:O	15:AO:88:ARG:CB	2.52	0.57
53:B5:125:GLY:O	53:B5:126:SER:CB	2.53	0.57
22:BA:1688:U:H1'	22:BA:1701:A:C6	2.40	0.57
22:BA:2191:A:C2	22:BA:2192:U:C4	2.93	0.57
24:BC:167:ARG:O	24:BC:168:ASP:HB2	2.04	0.57
26:BE:106:LYS:HG3	26:BE:200:LEU:HG	1.85	0.57
41:BT:64:LYS:N	41:BT:64:LYS:HD3	2.19	0.57
1:CA:17:U:H2'	1:CA:18:C:C6	2.40	0.57
1:CA:563:A:H2'	1:CA:567:G:C8	2.40	0.57
16:CP:39:PHE:CD1	16:CP:74:LEU:HD11	2.39	0.57
20:CT:68:HIS:C	20:CT:69:LYS:HG3	2.24	0.57
49:D1:14:SER:OG	49:D1:48:ILE:O	2.11	0.57
22:DA:1272:A:C2	22:DA:1618:A:C4	2.92	0.57
22:DA:744:U:H4'	22:DA:1658:C:H4'	1.87	0.57
22:DA:2199:A:C6	22:DA:2200:C:C2	2.93	0.57
22:DA:372:G:N2	22:DA:401:A:OP2	2.36	0.57
22:DA:893:C:H2'	22:DA:894:U:O4'	2.05	0.57
31:DJ:41:LYS:O	31:DJ:42:ALA:C	2.42	0.57
22:DA:2882:A:H5'	35:DN:96:ARG:HB2	1.86	0.57
37:DP:103:ARG:CB	37:DP:108:ALA:HB2	2.35	0.57
32:DK:105:ARG:NH2	37:DP:34:GLU:OE2	2.37	0.57
1:AA:495:A:C2	1:AA:496:A:C6	2.93	0.57
3:AC:155:GLY:HA2	3:AC:163:ALA:HB1	1.87	0.57
9:AI:112:GLU:OE2	9:AI:115:LYS:NZ	2.38	0.57
11:AK:16:VAL:HG22	11:AK:17:SER:N	2.20	0.57
18:AR:26:ILE:O	18:AR:30:LYS:HG3	2.05	0.57
22:BA:1283:G:N1	22:BA:1286:A:OP2	2.38	0.57

Continued on next page...

Continued from previous page...

Atom-1	Atom-2	Interatomic distance (Å)	Clash overlap (Å)
22:BA:2825:G:C2'	22:BA:2826:A:H5'	2.35	0.57
22:BA:974:G:H8	22:BA:990:A:H62	1.51	0.57
29:BH:95:GLY:HA2	29:BH:117:LEU:HD22	1.87	0.57
29:BH:117:LEU:HD21	29:BH:121:VAL:CA	2.35	0.57
22:BA:495:G:H1'	40:BS:57:ASN:OD1	2.05	0.57
42:BU:99:ASN:OD1	42:BU:99:ASN:C	2.43	0.57
1:CA:455:G:N2	1:CA:478:A:C2	2.72	0.57
3:CC:72:ARG:HB3	3:CC:75:ILE:HG23	1.86	0.57
22:DA:2800:A:C2	22:DA:2895:G:H1'	2.40	0.57
22:DA:43:G:N2	22:DA:437:U:C6	2.73	0.57
22:DA:537:G:N1	22:DA:555:G:C2	2.73	0.57
22:DA:667:U:C4	22:DA:668:A:N7	2.73	0.57
35:DN:84:GLY:N	35:DN:85:PRO:CD	2.68	0.57
39:DR:52:PRO:O	39:DR:53:PHE:CB	2.53	0.57
1:AA:1238:A:C2	1:AA:1303:C:H4'	2.40	0.57
1:AA:769:G:H4'	1:AA:1513:A:H4'	1.86	0.57
4:AD:174:ASP:O	4:AD:175:ALA:HB3	2.04	0.57
22:BA:1924:C:OP2	22:BA:1924:C:H3'	2.05	0.57
22:BA:1926:U:O2	22:BA:1928:A:N7	2.38	0.57
22:BA:2086:U:H2'	22:BA:2087:G:C8	2.40	0.57
22:BA:851:C:H2'	22:BA:852:U:C6	2.40	0.57
22:BA:666:A:H4'	33:BL:48:ARG:HD3	1.87	0.57
1:CA:160:A:H2'	1:CA:161:A:O4'	2.05	0.57
1:CA:269:C:H2'	1:CA:270:A:C8	2.40	0.57
1:CA:412:A:HO2'	1:CA:413:G:P	2.26	0.57
1:CA:8:A:C5	4:CD:206:LYS:HB3	2.40	0.57
1:CA:545:C:OP2	4:CD:59:GLN:NE2	2.36	0.57
22:DA:1125:G:C6	22:DA:1126:A:N6	2.72	0.57
22:DA:1509:A:O2'	22:DA:1510:G:P	2.63	0.57
22:DA:1343:G:H1'	22:DA:1597:A:C4	2.40	0.57
22:DA:2293:G:OP1	22:DA:2377:A:N6	2.38	0.57
22:DA:411:G:OP2	22:DA:2406:A:O2'	2.15	0.57
22:DA:56:A:C2	22:DA:57:C:C2	2.92	0.57
28:DG:176:LYS:O	28:DG:177:LYS:CB	2.52	0.57
1:AA:269:C:H2'	1:AA:270:A:C8	2.40	0.56
1:AA:80:A:C2	1:AA:90:C:N3	2.73	0.56
22:BA:1179:G:C5	22:BA:1180:U:C1'	2.88	0.56
22:BA:1605:C:H2'	22:BA:1606:C:H5'	1.87	0.56
22:BA:831:G:OP1	58:BA:3262:HOH:O	2.17	0.56
30:BI:21:SER:N	30:BI:22:PRO:CD	2.68	0.56
1:CA:145:G:C2	1:CA:146:G:C8	2.92	0.56

Continued on next page...

Continued from previous page...

Atom-1	Atom-2	Interatomic distance (Å)	Clash overlap (Å)
1:CA:214:C:H2'	1:CA:215:C:C6	2.40	0.56
9:CI:116:VAL:CG2	10:CJ:62:ARG:HD3	2.35	0.56
50:D2:15:SER:OG	50:D2:16:HIS:CE1	2.58	0.56
22:DA:1581:G:C6	22:DA:1582:C:C4	2.93	0.56
22:DA:749:A:C5	22:DA:1618:A:C2	2.93	0.56
22:DA:2652:C:C4	22:DA:2653:U:C4	2.93	0.56
26:DE:84:THR:O	26:DE:85:PHE:CG	2.58	0.56
30:DI:77:ALA:HA	30:DI:80:LEU:HD12	1.87	0.56
47:DZ:24:LEU:HD11	47:DZ:54:MET:CE	2.35	0.56
1:AA:1269:A:C2	1:AA:1313:U:O4'	2.57	0.56
1:AA:1289:A:O3'	7:AG:35:LYS:NZ	2.38	0.56
1:AA:1493:A:O2'	1:AA:1494:G:OP2	2.19	0.56
1:AA:560:A:H5'	1:AA:566:G:N2	2.19	0.56
11:AK:76:GLU:O	11:AK:77:TYR:CD1	2.58	0.56
20:AT:29:ARG:O	20:AT:33:LYS:HG2	2.04	0.56
22:BA:1700:A:H5'	22:BA:1701:A:OP2	2.05	0.56
24:BC:97:LYS:N	24:BC:97:LYS:HD2	2.19	0.56
26:BE:54:GLY:O	26:BE:74:LYS:CE	2.53	0.56
32:BK:34:GLY:O	32:BK:35:VAL:C	2.44	0.56
39:BR:48:LYS:HG2	39:BR:48:LYS:O	2.05	0.56
41:BT:48:GLN:O	41:BT:52:GLU:HA	2.04	0.56
4:CD:148:LYS:O	4:CD:149:ALA:HB3	2.04	0.56
5:CE:153:VAL:O	5:CE:157:ARG:N	2.37	0.56
5:CE:25:VAL:N	5:CE:28:GLY:O	2.37	0.56
22:DA:1091:G:N3	22:DA:1092:C:C5	2.73	0.56
22:DA:1737:G:O6	22:DA:1738:G:N1	2.37	0.56
22:DA:2209:G:C2	22:DA:2216:G:C2	2.94	0.56
22:DA:2725:A:C5	22:DA:2727:A:C8	2.93	0.56
22:DA:2747:G:O6	22:DA:2755:C:H5''	2.05	0.56
22:DA:305:C:H1'	22:DA:313:G:N2	2.20	0.56
22:DA:30:G:H2'	22:DA:31:C:O4'	2.05	0.56
22:DA:310:A:O2'	22:DA:311:A:P	2.63	0.56
22:DA:13:A:N1	22:DA:525:U:H2'	2.20	0.56
22:DA:618:G:N7	58:DA:3290:HOH:O	2.33	0.56
23:DB:81:G:C5	23:DB:82:U:C5	2.93	0.56
24:DC:31:ALA:N	24:DC:32:PRO:HD2	2.19	0.56
31:DJ:78:THR:OG1	31:DJ:80:HIS:HB2	2.05	0.56
2:AB:119:THR:O	2:AB:120:GLN:CB	2.54	0.56
11:AK:76:GLU:N	11:AK:76:GLU:OE2	2.38	0.56
16:AP:38:PHE:CE2	16:AP:51:ARG:HB2	2.40	0.56
17:AQ:17:MET:O	17:AQ:19:LYS:N	2.39	0.56

Continued on next page...

Continued from previous page...

Atom-1	Atom-2	Interatomic distance (Å)	Clash overlap (Å)
22:BA:1073:A:C3'	22:BA:1074:G:C5'	2.80	0.56
22:BA:1932:A:H5''	22:BA:1933:G:OP2	2.05	0.56
22:BA:2064:C:H2'	22:BA:2065:C:C6	2.39	0.56
22:BA:274:C:C4	22:BA:275:C:C4	2.94	0.56
24:BC:125:LYS:HG2	24:BC:128:ASN:ND2	2.20	0.56
29:BH:117:LEU:CD2	29:BH:121:VAL:H	2.08	0.56
36:BO:79:ALA:HB2	36:BO:110:ALA:HA	1.87	0.56
37:BP:103:ARG:HG3	37:BP:103:ARG:HH11	1.70	0.56
1:CA:919:A:C2	1:CA:920:U:C5	2.94	0.56
22:DA:1313:U:H2'	22:DA:1313:U:O2	2.05	0.56
22:DA:1973:G:C6	22:DA:1974:C:N4	2.73	0.56
22:DA:290:U:C4	22:DA:291:G:N7	2.73	0.56
22:DA:2599:G:N7	24:DC:236:GLU:HB3	2.19	0.56
1:AA:616:G:C2	1:AA:617:G:C8	2.93	0.56
10:AJ:33:GLY:O	10:AJ:34:ALA:HB3	2.06	0.56
15:AO:63:ARG:HG2	15:AO:67:LEU:CD1	2.36	0.56
22:BA:752:A:H3'	50:B2:1:MET:SD	2.46	0.56
51:B3:27:ALA:O	51:B3:28:ASN:CB	2.53	0.56
22:BA:1494:A:H2'	22:BA:1495:A:O5'	2.04	0.56
23:BB:37:C:C5	23:BB:38:C:C4	2.93	0.56
26:BE:59:PRO:HD3	26:BE:71:GLY:O	2.05	0.56
1:CA:106:C:O2	1:CA:379:C:H4'	2.05	0.56
2:CB:210:VAL:HG22	2:CB:211:THR:N	2.19	0.56
2:CB:35:ARG:O	2:CB:38:VAL:HG12	2.06	0.56
22:DA:1327:A:H2'	22:DA:1328:A:O4'	2.06	0.56
22:DA:204:A:O4'	22:DA:206:U:C6	2.58	0.56
22:DA:2550:G:O6	22:DA:2551:C:N4	2.37	0.56
22:DA:684:G:C2	22:DA:794:A:C2	2.93	0.56
22:DA:2199:A:O4'	29:DH:28:ASN:ND2	2.39	0.56
1:AA:81:A:C2'	1:AA:82:G:H5''	2.36	0.56
3:AC:192:THR:HG1	3:AC:193:TYR:HD2	1.50	0.56
6:AF:98:GLU:CG	6:AF:99:ALA:N	2.68	0.56
14:AN:43:ASN:OD1	14:AN:47:LYS:NZ	2.38	0.56
17:AQ:45:HIS:CD2	17:AQ:70:THR:CG2	2.88	0.56
22:BA:1073:A:C3'	22:BA:1074:G:H5''	2.35	0.56
22:BA:1786:A:H1'	22:BA:1938:A:N6	2.21	0.56
22:BA:1912:A:C2	22:BA:1919:A:C5	2.93	0.56
22:BA:627:A:C6	22:BA:637:A:C8	2.93	0.56
1:CA:1000:A:H2'	1:CA:1001:C:O4'	2.06	0.56
1:CA:466:A:N1	1:CA:468:A:N7	2.53	0.56
1:CA:572:A:H5'	1:CA:573:A:OP2	2.06	0.56

Continued on next page...

Continued from previous page...

Atom-1	Atom-2	Interatomic distance (Å)	Clash overlap (Å)
7:CG:129:GLU:N	7:CG:129:GLU:OE1	2.38	0.56
12:CL:18:LYS:HD2	12:CL:18:LYS:C	2.25	0.56
22:DA:2032:G:N7	58:DA:3531:HOH:O	2.33	0.56
22:DA:2839:G:C6	22:DA:2840:C:C4	2.93	0.56
24:DC:108:LYS:HA	24:DC:196:GLY:HA3	1.86	0.56
29:DH:32:PRO:HB3	45:DX:39:TRP:HB3	1.87	0.56
29:DH:83:LYS:N	29:DH:149:GLU:HG2	2.20	0.56
10:AJ:34:ALA:O	10:AJ:35:GLN:CB	2.53	0.56
1:AA:1492:A:OP1	12:AL:44:LYS:HA	2.05	0.56
15:AO:63:ARG:CG	15:AO:67:LEU:HD12	2.35	0.56
49:B1:51:GLU:OE2	49:B1:53:LYS:HD3	2.05	0.56
22:BA:1585:C:C2'	22:BA:1586:A:H5'	2.35	0.56
22:BA:1916:A:C2	22:BA:1917:U:O2	2.59	0.56
22:BA:655:A:H4'	22:BA:656:G:OP1	2.05	0.56
23:BB:54:G:H21	27:BF:26:MET:HE2	1.71	0.56
26:BE:54:GLY:O	26:BE:74:LYS:HE2	2.05	0.56
1:CA:955:U:O2'	1:CA:1227:A:N6	2.39	0.56
1:CA:247:G:C6	1:CA:278:G:N1	2.72	0.56
1:CA:8:A:C6	4:CD:206:LYS:HB3	2.40	0.56
2:CB:85:LEU:HG	2:CB:85:LEU:O	2.05	0.56
22:DA:2112:G:N3	22:DA:2112:G:H2'	2.21	0.56
22:DA:2499:C:N4	22:DA:2500:U:O4	2.38	0.56
22:DA:2521:C:C2	22:DA:2545:G:N2	2.74	0.56
22:DA:2820:A:C8	25:DD:196:ALA:CB	2.89	0.56
22:DA:424:G:C2	22:DA:425:G:C8	2.93	0.56
33:DL:95:LEU:O	33:DL:100:ILE:HG23	2.06	0.56
42:DU:54:GLN:N	42:DU:55:PRO:HD3	2.21	0.56
1:AA:1101:A:H4'	1:AA:1102:A:O5'	2.05	0.56
5:AE:157:ARG:HD2	8:AH:43:GLU:O	2.05	0.56
6:AF:9:MET:HE3	18:AR:65:LEU:HA	1.88	0.56
13:AM:16:VAL:HG23	13:AM:41:GLU:O	2.05	0.56
20:AT:44:LYS:CD	20:AT:87:ALA:HA	2.36	0.56
22:BA:1001:A:P	58:BA:3735:HOH:O	2.57	0.56
22:BA:1405:U:H2'	22:BA:1406:U:C6	2.41	0.56
22:BA:1824:G:N3	24:BC:252:THR:HG21	2.20	0.56
22:BA:1941:C:O2	22:BA:1941:C:H2'	2.05	0.56
22:BA:819:A:OP2	22:BA:1187:G:N2	2.29	0.56
46:BY:6:LEU:O	46:BY:60:LYS:NZ	2.34	0.56
1:CA:511:C:C2	1:CA:512:U:C5	2.93	0.56
1:CA:755:G:C2	1:CA:756:C:C5	2.93	0.56
1:CA:824:G:H1'	8:CH:2:SER:N	2.21	0.56

Continued on next page...

Continued from previous page...

Atom-1	Atom-2	Interatomic distance (Å)	Clash overlap (Å)
22:DA:1312:U:C2	22:DA:1603:A:N1	2.74	0.56
22:DA:1817:G:H2'	22:DA:1818:U:H5'	1.88	0.56
22:DA:2171:A:O2'	22:DA:2173:A:OP1	2.23	0.56
22:DA:2262:U:H1'	22:DA:2328:A:H1'	1.88	0.56
22:DA:294:A:N6	22:DA:345:A:C4	2.73	0.56
22:DA:847:U:O2	22:DA:847:U:H2'	2.06	0.56
23:DB:32:U:C2	23:DB:51:G:N2	2.74	0.56
22:DA:1693:U:O2'	24:DC:14:ARG:NH2	2.38	0.56
30:DI:80:LEU:HA	30:DI:84:ALA:CB	2.35	0.56
39:DR:14:VAL:HG21	39:DR:98:ILE:HG13	1.87	0.56
1:AA:205:A:H2'	1:AA:205:A:N3	2.21	0.56
17:AQ:16:LYS:HG3	17:AQ:16:LYS:O	2.04	0.56
53:B5:50:ILE:HG22	53:B5:51:ASP:H	1.71	0.56
22:BA:1071:G:C8	22:BA:1089:A:N6	2.74	0.56
22:BA:1916:A:H2'	22:BA:1917:U:O2'	2.05	0.56
22:BA:1915:U:H2'	22:BA:1916:A:H5'	1.87	0.56
22:BA:2474:U:H5''	22:BA:2475:C:OP2	2.06	0.56
22:BA:644:A:H2'	22:BA:645:C:O4'	2.06	0.56
22:BA:947:A:O2'	22:BA:984:A:C2	2.56	0.56
24:BC:86:ASN:N	24:BC:86:ASN:OD1	2.38	0.56
29:BH:40:THR:OG1	29:BH:43:ASN:OD1	2.24	0.56
1:CA:1491:G:C6	1:CA:1492:A:N1	2.74	0.56
4:CD:174:ASP:O	4:CD:175:ALA:HB2	2.05	0.56
1:CA:1348:U:H4'	9:CI:122:ARG:HG3	1.88	0.56
19:CS:55:ARG:NE	19:CS:79:THR:HG22	2.20	0.56
21:CU:14:VAL:HG12	21:CU:16:LEU:HG	1.88	0.56
22:DA:1436:G:N2	22:DA:1557:C:C2	2.74	0.56
22:DA:2053:G:H2'	22:DA:2054:A:O4'	2.06	0.56
22:DA:478:A:C2	22:DA:480:A:C4	2.94	0.56
22:DA:848:C:H2'	22:DA:849:A:C8	2.41	0.56
32:DK:30:ARG:NH2	32:DK:37:ASP:OD1	2.39	0.56
41:DT:23:ALA:O	41:DT:27:SER:N	2.39	0.56
1:AA:1319:A:C8	1:AA:1323:G:C6	2.94	0.56
1:AA:1322:C:OP1	19:AS:78:ARG:NH2	2.39	0.56
1:AA:683:G:N2	11:AK:40:ASN:HA	2.21	0.56
1:AA:844:G:N3	1:AA:845:A:N7	2.54	0.56
22:BA:1436:G:N2	22:BA:1557:C:C2	2.74	0.56
22:BA:2825:G:H2'	22:BA:2826:A:H5'	1.86	0.56
22:BA:776:G:H4'	22:BA:777:G:O5'	2.05	0.56
22:BA:953:G:H5''	34:BM:16:ARG:NH1	2.21	0.56
41:BT:63:VAL:O	41:BT:79:ASP:HB3	2.06	0.56

Continued on next page...

Continued from previous page...

Atom-1	Atom-2	Interatomic distance (Å)	Clash overlap (Å)
1:CA:1093:A:C5	1:CA:1095:U:O4'	2.58	0.56
1:CA:620:C:C2	4:CD:132:ILE:HD13	2.41	0.56
1:CA:632:U:H2'	1:CA:632:U:O2	2.06	0.56
6:CF:45:ARG:HD2	6:CF:59:TYR:CE2	2.41	0.56
22:DA:1115:G:O2'	22:DA:1116:G:OP2	2.18	0.56
22:DA:1530:G:C2	22:DA:1542:U:O2	2.58	0.56
22:DA:1907:G:C2	22:DA:1924:C:C2	2.94	0.56
22:DA:2024:G:OP2	22:DA:2034:U:H4'	2.05	0.56
22:DA:2571:U:C4	22:DA:2574:G:H8	2.24	0.56
56:DA:3001:DOL:C48	56:DA:3001:DOL:H463	2.16	0.56
22:DA:565:C:H4'	22:DA:1253:A:N6	2.21	0.56
22:DA:868:U:C4	22:DA:869:G:N7	2.74	0.56
25:DD:187:LEU:CD2	25:DD:203:VAL:HG11	2.36	0.56
36:DO:100:HIS:CD2	36:DO:101:GLY:N	2.74	0.56
1:AA:1031:C:H4'	1:AA:1032:G:O5'	2.06	0.56
1:AA:2:A:N6	1:AA:3:A:N1	2.53	0.56
1:AA:429:U:H1'	1:AA:430:A:H5''	1.87	0.56
2:AB:181:ILE:O	2:AB:183:VAL:HG23	2.04	0.56
4:AD:26:ARG:CD	4:AD:31:LYS:HD2	2.36	0.56
5:AE:157:ARG:C	5:AE:159:LYS:N	2.60	0.56
1:AA:265:G:H4'	17:AQ:67:LEU:O	2.05	0.56
20:AT:58:VAL:CG1	20:AT:72:ALA:CB	2.84	0.56
22:BA:1917:U:H2'	22:BA:1918:A:H5'	1.87	0.56
22:BA:2334:U:C4	36:BO:16:ARG:HD3	2.40	0.56
27:BF:42:GLU:O	27:BF:42:GLU:HG2	2.06	0.56
32:BK:116:ILE:HG13	32:BK:117:SER:N	2.21	0.56
1:CA:375:U:C2	1:CA:376:G:C8	2.94	0.56
1:CA:718:A:C8	1:CA:719:C:C5	2.94	0.56
5:CE:109:GLY:O	5:CE:110:ALA:HB3	2.05	0.56
19:CS:80:TYR:O	19:CS:81:ARG:CB	2.54	0.56
20:CT:60:ARG:O	20:CT:64:LYS:N	2.36	0.56
51:D3:26:HIS:CE1	51:D3:48:ALA:HB2	2.41	0.56
52:D4:36:ARG:CG	52:D4:37:GLN:N	2.68	0.56
22:DA:1062:G:C5	22:DA:1088:A:H2'	2.41	0.56
22:DA:76:C:HO2'	46:DY:55:THR:HG1	1.51	0.56
24:DC:57:GLY:HA3	24:DC:213:TRP:HA	1.88	0.56
24:DC:80:ARG:NE	24:DC:82:GLU:OE2	2.39	0.56
32:DK:121:GLU:O	32:DK:122:VAL:O	2.24	0.56
1:AA:11:G:C5	1:AA:12:U:C5	2.93	0.56
17:AQ:48:ASP:C	17:AQ:48:ASP:OD2	2.43	0.56
19:AS:5:LEU:O	19:AS:7:LYS:N	2.38	0.56

Continued on next page...

Continued from previous page...

Atom-1	Atom-2	Interatomic distance (Å)	Clash overlap (Å)
52:B4:36:ARG:HG2	52:B4:37:GLN:N	2.20	0.56
22:BA:2243:U:OP1	58:BA:3739:HOH:O	2.17	0.56
22:BA:813:U:H2'	22:BA:814:C:C6	2.41	0.56
22:BA:973:A:H5'	22:BA:1188:U:H1'	1.87	0.56
37:BP:31:TRP:CE2	37:BP:40:LEU:CD1	2.89	0.56
1:CA:1004:A:C6	1:CA:1005:A:C6	2.93	0.56
1:CA:991:U:C4	1:CA:1212:U:O4'	2.59	0.56
1:CA:337:G:H2'	1:CA:338:A:C8	2.40	0.56
1:CA:664:G:N2	1:CA:666:G:C8	2.74	0.56
21:CU:35:ARG:NH2	58:CU:101:HOH:O	2.39	0.56
22:DA:1087:G:C2	22:DA:1089:A:C2	2.94	0.56
22:DA:1304:A:N1	22:DA:1305:C:C4	2.74	0.56
22:DA:2111:U:C4	22:DA:2145:C:H2'	2.41	0.56
22:DA:2365:G:H4'	44:DW:60:PHE:CE2	2.41	0.56
22:DA:2602:A:H4'	22:DA:2603:G:H5'	1.86	0.56
22:DA:546:U:O2'	22:DA:547:A:O4'	2.20	0.56
25:DD:16:THR:OG1	25:DD:18:ASP:OD2	2.12	0.56
45:DX:68:LEU:HD22	45:DX:78:TYR:CZ	2.41	0.56
1:AA:17:U:H2'	1:AA:18:C:C6	2.41	0.55
10:AJ:35:GLN:CG	10:AJ:77:VAL:HB	2.36	0.55
20:AT:70:ASN:N	20:AT:70:ASN:OD1	2.28	0.55
22:BA:1009:A:OP2	31:BJ:39:LYS:NZ	2.38	0.55
22:BA:1322:A:O3'	40:BS:84:ARG:NH1	2.37	0.55
22:BA:2076:U:O4'	22:BA:2076:U:O2	2.23	0.55
22:BA:878:A:N6	22:BA:899:A:O2'	2.39	0.55
30:BI:116:ASP:O	30:BI:117:MET:CB	2.54	0.55
37:BP:52:ASN:O	37:BP:53:ARG:HG2	2.06	0.55
40:BS:73:LYS:HB2	40:BS:106:VAL:HB	1.87	0.55
1:CA:1029:U:O2	1:CA:1029:U:H2'	2.05	0.55
1:CA:1417:G:C6	1:CA:1482:G:C6	2.94	0.55
1:CA:495:A:N1	1:CA:496:A:N6	2.53	0.55
1:CA:568:G:N2	1:CA:883:C:C2	2.74	0.55
1:CA:866:C:C5	1:CA:867:G:H1'	2.41	0.55
12:CL:3:THR:HB	12:CL:6:GLN:HG3	1.86	0.55
22:DA:158:U:O2	22:DA:169:G:C2	2.58	0.55
22:DA:1627:G:C2	22:DA:1628:G:C8	2.94	0.55
22:DA:532:A:N7	22:DA:2021:C:H2'	2.20	0.55
22:DA:2550:G:C6	22:DA:2551:C:N4	2.75	0.55
22:DA:2726:A:O2'	22:DA:2727:A:O5'	2.24	0.55
22:DA:301:G:H1'	22:DA:302:C:C6	2.41	0.55
22:DA:559:G:N3	38:DQ:56:GLN:NE2	2.55	0.55

Continued on next page...

Continued from previous page...

Atom-1	Atom-2	Interatomic distance (Å)	Clash overlap (Å)
22:DA:776:G:C8	22:DA:793:A:C4	2.94	0.55
30:DI:18:ALA:O	30:DI:19:ASN:CB	2.54	0.55
42:DU:54:GLN:N	42:DU:55:PRO:CD	2.69	0.55
1:AA:1426:G:H2'	1:AA:1427:C:O4'	2.06	0.55
1:AA:211:G:N2	1:AA:212:G:C8	2.74	0.55
1:AA:91:U:H2'	1:AA:92:U:O4'	2.07	0.55
2:AB:186:ILE:HA	2:AB:200:ILE:HB	1.88	0.55
5:AE:155:ALA:HB1	8:AH:66:PHE:CZ	2.41	0.55
9:AI:40:GLY:O	9:AI:41:ARG:CB	2.55	0.55
22:BA:682:G:H5'	50:B2:26:ASN:OD1	2.05	0.55
22:BA:1045:C:C3'	22:BA:1046:A:H5'	2.36	0.55
22:BA:1794:A:H2'	22:BA:1795:C:H6	1.70	0.55
22:BA:686:U:H2'	22:BA:788:A:N1	2.22	0.55
25:BD:151:THR:HG22	25:BD:152:PRO:CD	2.36	0.55
25:BD:151:THR:HG22	25:BD:152:PRO:HD2	1.87	0.55
27:BF:28:VAL:O	27:BF:28:VAL:HG13	2.06	0.55
1:CA:134:G:H2'	1:CA:135:C:O4'	2.07	0.55
1:CA:407:U:H2'	1:CA:408:A:C8	2.41	0.55
1:CA:644:U:H2'	1:CA:645:G:O4'	2.06	0.55
21:CU:53:VAL:HG13	21:CU:54:LYS:N	2.21	0.55
22:DA:1847:A:C2'	22:DA:1848:A:OP2	2.54	0.55
22:DA:200:U:O4	22:DA:248:G:C2	2.59	0.55
22:DA:2854:G:N2	22:DA:2864:G:C2	2.75	0.55
22:DA:478:A:C6	22:DA:480:A:C6	2.94	0.55
22:DA:2019:A:H4'	38:DQ:34:VAL:CG2	2.36	0.55
39:DR:39:LEU:HA	39:DR:49:ILE:HG21	1.87	0.55
39:DR:66:HIS:CD2	39:DR:94:THR:HG23	2.41	0.55
45:DX:33:LEU:HD23	45:DX:50:ARG:CZ	2.36	0.55
1:AA:1450:U:H2'	1:AA:1452:C:C5	2.41	0.55
2:AB:151:ILE:O	2:AB:152:LYS:C	2.44	0.55
4:AD:130:VAL:HG11	4:AD:135:TYR:CD1	2.40	0.55
6:AF:9:MET:HE2	18:AR:65:LEU:HD22	1.87	0.55
22:BA:1079:C:C5	22:BA:1088:A:N1	2.75	0.55
22:BA:1932:A:C2	22:BA:1969:A:C2	2.95	0.55
22:BA:2153:C:H2'	22:BA:2154:A:O4'	2.07	0.55
22:BA:2177:C:O2'	53:B5:47:LYS:NZ	2.35	0.55
56:BA:3001:DOL:N5	56:BA:3001:DOL:C42	2.68	0.55
22:BA:45:G:H5''	22:BA:46:G:H5'	1.88	0.55
27:BF:108:VAL:N	27:BF:109:PRO:CD	2.69	0.55
32:BK:70:ARG:HD3	32:BK:76:VAL:HG22	1.87	0.55
22:BA:626:A:H2'	33:BL:78:ARG:NH1	2.20	0.55

Continued on next page...

Continued from previous page...

Atom-1	Atom-2	Interatomic distance (Å)	Clash overlap (Å)
22:BA:58:G:OP1	41:BT:78:SER:CB	2.55	0.55
4:CD:9:LEU:CD2	4:CD:22:LYS:HD2	2.37	0.55
6:CF:80:PHE:O	6:CF:80:PHE:CG	2.59	0.55
18:CR:58:ALA:O	18:CR:61:ARG:N	2.40	0.55
50:D2:35:ARG:O	50:D2:38:GLY:N	2.39	0.55
22:DA:1020:A:C2	22:DA:1141:U:C2	2.94	0.55
22:DA:1530:G:N2	22:DA:1542:U:O2	2.38	0.55
22:DA:1856:U:C4	22:DA:1857:G:C6	2.95	0.55
22:DA:1998:A:OP2	25:DD:141:ARG:NH2	2.39	0.55
22:DA:2843:G:N2	22:DA:2875:C:C2	2.74	0.55
22:DA:669:G:C2	22:DA:801:G:N1	2.74	0.55
30:DI:80:LEU:HD23	30:DI:84:ALA:HB2	1.88	0.55
41:DT:21:SER:O	41:DT:22:THR:C	2.44	0.55
1:AA:1350:A:OP1	9:AI:123:ARG:NE	2.38	0.55
9:AI:58:VAL:HG12	9:AI:58:VAL:O	2.06	0.55
16:AP:38:PHE:CZ	16:AP:51:ARG:HB2	2.42	0.55
20:AT:68:HIS:C	20:AT:69:LYS:HG3	2.25	0.55
22:BA:1911:U:C4	22:BA:1918:A:C5	2.94	0.55
28:BG:99:LYS:O	28:BG:100:GLY:C	2.45	0.55
41:BT:33:LYS:HG3	41:BT:80:TRP:CE3	2.41	0.55
44:BW:17:GLU:O	44:BW:19:LYS:NZ	2.36	0.55
22:DA:1316:U:C2	22:DA:1337:G:N2	2.75	0.55
22:DA:1438:U:C5	22:DA:1552:A:N1	2.74	0.55
22:DA:1730:C:O2'	22:DA:1731:G:C2	2.58	0.55
22:DA:1869:G:H3'	22:DA:1870:C:H5'	1.88	0.55
22:DA:1935:G:H1'	22:DA:1964:G:N2	2.21	0.55
22:DA:2146:C:H4'	22:DA:2147:A:OP1	2.05	0.55
22:DA:2520:C:HO2'	22:DA:2565:A:HO2'	1.52	0.55
22:DA:699:A:H2'	22:DA:700:G:O4'	2.06	0.55
25:DD:112:THR:O	25:DD:195:GLY:HA2	2.06	0.55
22:DA:2310:C:C4	27:DF:77:PHE:CZ	2.94	0.55
39:DR:78:ARG:HB3	39:DR:83:TYR:CD1	2.41	0.55
22:BA:2192:U:C4	22:BA:2193:G:C8	2.94	0.55
22:BA:580:U:H2'	22:BA:581:C:C6	2.40	0.55
22:BA:2314:A:OP1	27:BF:88:LYS:NZ	2.40	0.55
39:BR:29:THR:O	39:BR:63:VAL:HB	2.07	0.55
1:CA:1089:G:N2	1:CA:1090:U:H1'	2.22	0.55
1:CA:1298:U:O2	1:CA:1298:U:C2'	2.54	0.55
1:CA:1345:U:C2	1:CA:1377:A:C2	2.95	0.55
1:CA:801:U:C2	1:CA:802:A:N7	2.75	0.55
16:CP:38:PHE:CE2	16:CP:51:ARG:HD2	2.42	0.55

Continued on next page...

Continued from previous page...

Atom-1	Atom-2	Interatomic distance (Å)	Clash overlap (Å)
22:DA:121:G:H1'	22:DA:131:A:C2	2.41	0.55
22:DA:1361:G:C5	22:DA:1371:G:N2	2.74	0.55
22:DA:1570:A:H2'	22:DA:1571:A:C8	2.42	0.55
22:DA:1917:U:C2'	22:DA:1918:A:H5'	2.37	0.55
22:DA:2162:G:H4'	22:DA:2163:A:OP1	2.06	0.55
22:DA:484:C:N4	22:DA:497:A:C2	2.74	0.55
22:DA:902:C:H2'	22:DA:903:C:C6	2.42	0.55
34:DM:1:MET:HE3	34:DM:43:ALA:HB3	1.89	0.55
22:DA:1599:U:P	41:DT:40:LYS:HD2	2.47	0.55
1:AA:1327:C:C2'	1:AA:1328:C:H5'	2.37	0.55
4:AD:123:ILE:N	4:AD:123:ILE:HD13	2.20	0.55
9:AI:58:VAL:O	9:AI:59:GLU:CB	2.55	0.55
1:AA:1226:C:OP2	13:AM:90:ARG:NH2	2.40	0.55
22:BA:2077:A:O2'	22:BA:2078:C:H5'	2.07	0.55
22:BA:587:C:C6	22:BA:671:C:H1'	2.42	0.55
25:BD:12:THR:CG2	37:BP:9:GLU:OE2	2.55	0.55
22:BA:2683:C:H4'	25:BD:13:ARG:NH1	2.21	0.55
29:BH:86:ASP:O	29:BH:87:GLU:CB	2.53	0.55
1:CA:624:C:H2'	1:CA:625:U:O4'	2.07	0.55
4:CD:34:ILE:O	4:CD:35:GLU:HB3	2.06	0.55
12:CL:82:ILE:HD11	12:CL:95:TYR:HB2	1.87	0.55
22:DA:2390:U:OP2	51:D3:35:LYS:NZ	2.39	0.55
22:DA:150:U:H2'	22:DA:151:C:C6	2.41	0.55
22:DA:1740:G:C2	22:DA:1741:C:C2	2.95	0.55
22:DA:2103:C:H2'	22:DA:2104:C:C6	2.41	0.55
22:DA:2412:A:H3'	22:DA:2413:G:C8	2.42	0.55
22:DA:2469:A:H4'	34:DM:55:ARG:HD3	1.87	0.55
22:DA:35:G:C4	22:DA:454:A:C2	2.94	0.55
26:DE:8:ALA:O	26:DE:9:GLN:HB2	2.06	0.55
38:DQ:50:ARG:O	38:DQ:54:LYS:NZ	2.33	0.55
45:DX:68:LEU:HD22	45:DX:78:TYR:CE1	2.42	0.55
1:AA:1145:A:O2'	1:AA:1146:A:O5'	2.23	0.55
1:AA:316:C:C2	1:AA:317:U:C5	2.95	0.55
5:AE:119:GLY:O	5:AE:121:HIS:ND1	2.39	0.55
9:AI:30:ILE:HD11	9:AI:38:TYR:HB3	1.87	0.55
22:BA:253:C:OP2	51:B3:5:LYS:HE3	2.07	0.55
22:BA:141:G:H5''	22:BA:142:A:C6	2.41	0.55
22:BA:1731:G:C2	22:BA:1733:G:C4	2.95	0.55
22:BA:742:A:H2'	22:BA:743:A:C8	2.41	0.55
29:BH:98:ASP:O	29:BH:102:ALA:HB3	2.07	0.55
30:BI:18:ALA:C	30:BI:20:PRO:HD3	2.27	0.55

Continued on next page...

Continued from previous page...

Atom-1	Atom-2	Interatomic distance (Å)	Clash overlap (Å)
5:CE:80:THR:OG1	5:CE:98:PRO:O	2.25	0.55
1:CA:1060:U:C5'	10:CJ:53:ILE:HG23	2.37	0.55
15:CO:27:VAL:HG12	15:CO:28:GLN:N	2.21	0.55
17:CQ:69:LYS:HG2	17:CQ:69:LYS:O	2.06	0.55
22:DA:1182:G:H2'	22:DA:1183:U:O4'	2.07	0.55
22:DA:1352:U:H5	22:DA:1377:G:C5	2.25	0.55
22:DA:1380:G:OP2	58:DA:3751:HOH:O	2.18	0.55
22:DA:1441:G:H2'	22:DA:1442:U:C6	2.42	0.55
22:DA:1459:G:C2	22:DA:1461:C:C2	2.95	0.55
22:DA:1623:G:C5	22:DA:1624:U:C5	2.95	0.55
22:DA:1806:C:O2	24:DC:44:ASN:ND2	2.40	0.55
22:DA:2176:A:H2'	22:DA:2177:C:C6	2.42	0.55
22:DA:2107:G:C2	22:DA:2183:A:C2	2.95	0.55
22:DA:420:C:H2'	22:DA:421:C:C6	2.41	0.55
22:DA:308:G:C8	22:DA:501:A:H1'	2.42	0.55
22:DA:1138:G:O2'	31:DJ:104:ALA:O	2.23	0.55
1:AA:263:A:OP2	20:AT:74:ARG:NH1	2.40	0.55
1:AA:723:U:H5'	1:AA:724:G:OP1	2.05	0.55
10:AJ:6:ILE:HD12	10:AJ:76:ILE:HB	1.89	0.55
12:AL:94:ARG:HB2	12:AL:95:TYR:CE2	2.42	0.55
15:AO:19:ALA:O	15:AO:20:ASN:CB	2.54	0.55
15:AO:19:ALA:O	15:AO:20:ASN:HB2	2.07	0.55
22:BA:1028:A:N6	22:BA:1125:G:H2'	2.22	0.55
22:BA:1083:U:O2	22:BA:1085:A:C8	2.59	0.55
22:BA:1802:A:N1	22:BA:1822:C:H1'	2.21	0.55
22:BA:2637:U:C2'	22:BA:2638:G:H5'	2.37	0.55
22:BA:996:A:C2	22:BA:997:G:C8	2.94	0.55
29:BH:121:VAL:N	29:BH:122:LEU:CA	2.69	0.55
29:BH:121:VAL:N	29:BH:122:LEU:CB	2.70	0.55
29:BH:120:GLY:CA	29:BH:122:LEU:HA	2.37	0.55
38:BQ:24:TYR:O	38:BQ:25:TYR:HB2	2.07	0.55
39:BR:48:LYS:O	39:BR:49:ILE:C	2.45	0.55
40:BS:4:ILE:HG12	40:BS:106:VAL:HG22	1.89	0.55
1:CA:1171:A:C2	1:CA:1172:C:C2	2.95	0.55
1:CA:1394:A:N1	1:CA:1500:A:O2'	2.36	0.55
1:CA:32:A:N3	1:CA:32:A:H2'	2.21	0.55
1:CA:466:A:C2	1:CA:468:A:C8	2.94	0.55
1:CA:692:U:H1'	1:CA:695:A:N7	2.21	0.55
16:CP:51:ARG:C	16:CP:51:ARG:HD3	2.27	0.55
22:DA:1077:A:C2	22:DA:1088:A:C2	2.95	0.55
22:DA:126:A:N7	22:DA:127:A:N1	2.54	0.55

Continued on next page...

Continued from previous page...

Atom-1	Atom-2	Interatomic distance (Å)	Clash overlap (Å)
22:DA:1293:C:H2'	22:DA:1294:U:O4'	2.07	0.55
22:DA:144:A:C2	22:DA:145:C:C2	2.94	0.55
22:DA:1827:U:H2'	22:DA:1828:G:O5'	2.06	0.55
22:DA:1856:U:O4	22:DA:1857:G:N1	2.40	0.55
22:DA:187:G:N2	22:DA:210:C:H1'	2.22	0.55
22:DA:200:U:C4	22:DA:248:G:N2	2.75	0.55
22:DA:2395:C:H2'	22:DA:2396:G:O4'	2.07	0.55
22:DA:475:C:N3	22:DA:481:G:C6	2.75	0.55
22:DA:528:A:H2'	22:DA:529:A:H5''	1.88	0.55
25:DD:123:LYS:HG2	25:DD:165:MET:SD	2.47	0.55
30:DI:90:SER:HB3	30:DI:93:PRO:HG3	1.89	0.55
1:AA:1124:G:H3'	1:AA:1145:A:N6	2.21	0.55
1:AA:1435:G:H2'	1:AA:1436:U:C6	2.42	0.55
7:AG:15:ASP:OD2	7:AG:44:TYR:OH	2.25	0.55
9:AI:43:THR:O	9:AI:44:ALA:CB	2.55	0.55
13:AM:15:ALA:HB1	13:AM:34:LEU:HD21	1.88	0.55
17:AQ:52:GLU:N	17:AQ:52:GLU:CD	2.60	0.55
22:BA:1084:A:H2'	22:BA:1085:A:C8	2.42	0.55
22:BA:2043:C:OP1	22:BA:2777:G:O2'	2.22	0.55
22:BA:479:A:N3	22:BA:481:G:H5''	2.22	0.55
35:BN:33:ILE:HG13	35:BN:114:GLU:HB3	1.88	0.55
39:BR:64:VAL:HG23	39:BR:65:ALA:N	2.22	0.55
40:BS:55:ILE:HG23	40:BS:66:ILE:HG12	1.89	0.55
1:CA:1003:G:C2	1:CA:1038:C:C4	2.95	0.55
5:CE:50:TYR:O	5:CE:51:GLY:O	2.24	0.55
22:DA:1027:A:N6	22:DA:1126:A:N3	2.55	0.55
22:DA:2091:C:C3'	22:DA:2092:U:H5''	2.35	0.55
22:DA:2120:G:C2	22:DA:2121:G:C8	2.95	0.55
22:DA:2341:G:C6	22:DA:2342:C:C4	2.95	0.55
22:DA:2831:G:OP1	25:DD:56:LYS:NZ	2.36	0.55
22:DA:277:G:C2'	22:DA:361:G:O6	2.55	0.55
22:DA:374:A:C6	22:DA:401:A:C8	2.95	0.55
24:DC:210:ALA:HA	24:DC:213:TRP:CE2	2.41	0.55
29:DH:31:VAL:HB	29:DH:32:PRO:HD3	1.89	0.55
42:DU:41:LEU:HD12	42:DU:60:GLU:HG2	1.89	0.55
42:DU:72:ILE:HD13	42:DU:83:VAL:CG2	2.37	0.55
45:DX:31:PRO:HB2	45:DX:33:LEU:CD1	2.37	0.55
1:AA:582:C:C4	1:AA:583:A:N7	2.74	0.55
1:AA:667:G:H4'	15:AO:51:HIS:ND1	2.22	0.55
6:AF:14:GLN:OE1	6:AF:17:GLN:HB2	2.07	0.55
10:AJ:80:THR:O	10:AJ:82:LYS:N	2.40	0.55

Continued on next page...

Continued from previous page...

Atom-1	Atom-2	Interatomic distance (Å)	Clash overlap (Å)
1:AA:254:G:OP1	17:AQ:69:LYS:O	2.25	0.55
17:AQ:45:HIS:CD2	17:AQ:70:THR:HG23	2.42	0.55
22:BA:1288:G:C5	22:BA:1327:A:C2	2.95	0.55
22:BA:1355:G:C2'	22:BA:1356:G:H5'	2.37	0.55
22:BA:1435:G:O2'	22:BA:1436:G:H5'	2.07	0.55
22:BA:1587:G:C4	22:BA:1588:G:C8	2.94	0.55
22:BA:1795:C:C4	22:BA:1796:U:C4	2.95	0.55
22:BA:1876:A:C2	22:BA:1877:A:C4	2.95	0.55
22:BA:308:G:C8	22:BA:501:A:H1'	2.41	0.55
22:BA:686:U:H2'	22:BA:788:A:C2	2.42	0.55
24:BC:57:GLY:HA2	24:BC:213:TRP:HA	1.88	0.55
38:BQ:87:SER:HB3	39:BR:51:VAL:HA	1.89	0.55
46:BY:23:ARG:O	46:BY:24:GLU:C	2.45	0.55
1:CA:1224:U:C4	1:CA:1322:C:O2	2.60	0.55
5:CE:98:PRO:O	5:CE:122:ASN:ND2	2.37	0.55
10:CJ:92:LEU:O	10:CJ:93:ALA:HB2	2.07	0.55
17:CQ:69:LYS:C	17:CQ:70:THR:OG1	2.45	0.55
22:DA:1248:G:N7	26:DE:46:GLN:NE2	2.55	0.55
22:DA:1355:G:C2'	22:DA:1356:G:H5'	2.37	0.55
22:DA:1389:G:C2	22:DA:1390:U:O2	2.60	0.55
22:DA:1826:G:C4	22:DA:1827:U:C5	2.95	0.55
22:DA:1769:U:O2'	22:DA:1958:C:OP1	2.25	0.55
22:DA:202:U:H2'	22:DA:203:A:C8	2.42	0.55
22:DA:2373:G:C2	22:DA:2374:C:C2	2.94	0.55
22:DA:24:G:C5	22:DA:25:U:C5	2.94	0.55
22:DA:2842:G:C2	22:DA:2843:G:H1'	2.42	0.55
22:DA:2888:C:H2'	22:DA:2889:C:C6	2.41	0.55
22:DA:289:G:H2'	22:DA:290:U:O4'	2.06	0.55
22:DA:630:G:H3'	22:DA:631:A:C5'	2.37	0.55
22:DA:647:G:C5	22:DA:648:G:N7	2.75	0.55
23:DB:80:U:H2'	23:DB:81:G:C8	2.42	0.55
31:DJ:36:LEU:O	31:DJ:121:LYS:NZ	2.40	0.55
31:DJ:30:THR:HG22	31:DJ:31:GLU:N	2.21	0.55
39:DR:81:LYS:O	39:DR:82:HIS:C	2.44	0.55
43:DV:9:ARG:NH2	43:DV:17:SER:OG	2.40	0.55
45:DX:12:PRO:HB3	45:DX:28:ARG:NH2	2.21	0.55
1:AA:1055:A:C6	1:AA:1206:G:C5	2.95	0.54
1:AA:405:U:OP1	1:AA:406:G:O2'	2.20	0.54
1:AA:882:C:O2'	1:AA:883:C:H5'	2.07	0.54
4:AD:65:TYR:O	4:AD:115:ARG:NH2	2.40	0.54
14:AN:51:LEU:CB	14:AN:52:PRO:HD2	2.36	0.54

Continued on next page...

Continued from previous page...

Atom-1	Atom-2	Interatomic distance (Å)	Clash overlap (Å)
48:B0:55:ILE:O	48:B0:56:ALA:HB3	2.05	0.54
49:B1:14:SER:HB3	49:B1:48:ILE:O	2.07	0.54
50:B2:18:PHE:HA	50:B2:43:THR:HG21	1.88	0.54
22:BA:1847:A:C8	22:BA:1847:A:OP2	2.60	0.54
22:BA:1936:A:H2	22:BA:1943:U:H3	1.53	0.54
22:BA:2017:U:H4'	48:B0:5:GLN:O	2.07	0.54
22:BA:2406:A:C2	33:BL:69:ARG:NH2	2.76	0.54
22:BA:760:G:H2'	22:BA:761:A:O4'	2.08	0.54
29:BH:10:ALA:O	29:BH:12:LEU:N	2.40	0.54
33:BL:132:ARG:HG3	33:BL:142:ILE:HD12	1.89	0.54
36:BO:49:VAL:HG13	36:BO:50:ALA:N	2.22	0.54
1:CA:1178:G:N2	1:CA:1181:G:OP2	2.41	0.54
1:CA:1279:G:H5''	10:CJ:9:ARG:NH2	2.22	0.54
1:CA:1480:A:H2'	1:CA:1481:U:O4'	2.08	0.54
1:CA:636:U:H2'	1:CA:637:C:C6	2.41	0.54
1:CA:728:A:H2'	1:CA:729:A:C8	2.42	0.54
9:CI:33:ARG:NE	9:CI:37:GLN:OE1	2.40	0.54
15:CO:53:ARG:O	15:CO:56:LEU:HB3	2.07	0.54
21:CU:12:PHE:O	21:CU:13:ASP:CB	2.55	0.54
22:DA:2057:G:OP2	58:DA:3485:HOH:O	2.18	0.54
22:DA:2497:A:N3	22:DA:2498:C:N4	2.54	0.54
22:DA:295:G:H2'	22:DA:295:G:N3	2.21	0.54
22:DA:27:G:N2	22:DA:512:G:H1'	2.22	0.54
27:DF:128:TYR:CG	27:DF:170:LEU:CD1	2.90	0.54
36:DO:111:ARG:NH2	36:DO:117:PHE:O	2.40	0.54
1:AA:390:U:H2'	1:AA:391:G:C8	2.42	0.54
1:AA:89:U:O2'	1:AA:90:C:H5'	2.07	0.54
5:AE:46:VAL:CG2	5:AE:118:ALA:HA	2.37	0.54
6:AF:98:GLU:HG3	6:AF:99:ALA:N	2.22	0.54
9:AI:57:MET:O	9:AI:59:GLU:N	2.41	0.54
20:AT:15:GLU:OE1	20:AT:19:LYS:NZ	2.40	0.54
22:BA:1324:G:C4	22:BA:1328:A:N6	2.75	0.54
22:BA:2660:A:H2'	22:BA:2661:G:O4'	2.07	0.54
22:BA:273:G:N2	22:BA:365:U:C2	2.75	0.54
24:BC:146:MET:SD	24:BC:154:LEU:HD21	2.47	0.54
24:BC:88:SER:HB2	24:BC:200:HIS:CD2	2.42	0.54
29:BH:90:LEU:CD2	29:BH:93:SER:HA	2.37	0.54
33:BL:77:ILE:HD11	33:BL:101:ILE:CG2	2.37	0.54
40:BS:38:TYR:CD2	48:B0:39:LEU:HD21	2.41	0.54
1:CA:1255:G:C6	1:CA:1279:G:C8	2.95	0.54
1:CA:71:A:C2	1:CA:72:A:C8	2.95	0.54

Continued on next page...

Continued from previous page...

Atom-1	Atom-2	Interatomic distance (Å)	Clash overlap (Å)
14:CN:54:ASP:HA	14:CN:59:ARG:HD3	1.89	0.54
20:CT:36:TYR:CD1	20:CT:36:TYR:C	2.81	0.54
22:DA:1410:G:N1	22:DA:1411:U:O4	2.41	0.54
22:DA:1439:A:N7	22:DA:1552:A:H2	2.04	0.54
22:DA:1585:C:C5	22:DA:1586:A:N7	2.76	0.54
22:DA:1623:G:C6	22:DA:1624:U:C5	2.95	0.54
22:DA:1779:U:H5	22:DA:1784:A:N7	2.05	0.54
22:DA:834:G:H1'	22:DA:2358:A:N3	2.23	0.54
22:DA:526:A:N6	22:DA:2626:C:H4'	2.22	0.54
22:DA:537:G:C6	22:DA:555:G:C2	2.95	0.54
22:DA:732:C:H2'	22:DA:733:G:O4'	2.07	0.54
36:DO:33:ARG:O	36:DO:34:HIS:CD2	2.60	0.54
1:AA:1000:A:C2	1:AA:1041:G:C2	2.95	0.54
1:AA:1253:G:C4	1:AA:1254:A:C8	2.94	0.54
5:AE:101:GLU:CB	5:AE:122:ASN:HB2	2.37	0.54
9:AI:120:LYS:HG3	9:AI:123:ARG:HB3	1.88	0.54
22:BA:1073:A:OP1	22:BA:1073:A:C8	2.60	0.54
22:BA:2517:C:C6	22:BA:2542:A:C5	2.95	0.54
22:BA:783:A:C8	22:BA:784:G:H4'	2.42	0.54
22:BA:980:A:C6	22:BA:981:A:N1	2.75	0.54
30:BI:16:GLY:HA2	30:BI:51:LYS:HB3	1.89	0.54
33:BL:94:THR:HG22	33:BL:95:LEU:N	2.22	0.54
44:BW:56:ASP:O	44:BW:57:HIS:HB2	2.07	0.54
1:CA:477:C:H2'	1:CA:478:A:C8	2.43	0.54
1:CA:859:G:H2'	1:CA:860:A:C8	2.42	0.54
2:CB:57:LEU:HD11	2:CB:221:VAL:CG2	2.37	0.54
5:CE:132:ASN:O	5:CE:136:VAL:HG12	2.08	0.54
8:CH:29:SER:HB2	8:CH:59:LEU:HB2	1.89	0.54
19:CS:79:THR:O	19:CS:79:THR:OG1	2.24	0.54
22:DA:1196:C:H1'	22:DA:1226:A:C4	2.42	0.54
22:DA:585:G:C2	22:DA:1256:G:C6	2.95	0.54
22:DA:1356:G:C2	22:DA:1357:C:H1'	2.43	0.54
22:DA:1446:C:H2'	22:DA:1447:C:O4'	2.07	0.54
22:DA:132:G:N2	22:DA:148:U:C2	2.75	0.54
22:DA:1524:G:H2'	22:DA:1524:G:N3	2.23	0.54
22:DA:909:A:C6	22:DA:912:C:C2	2.95	0.54
29:DH:79:THR:HA	29:DH:145:ASN:HB2	1.89	0.54
34:DM:135:VAL:O	34:DM:136:MET:CB	2.54	0.54
1:AA:1093:A:OP2	7:AG:4:ARG:NH2	2.41	0.54
1:AA:1446:A:C2'	1:AA:1447:A:H5'	2.37	0.54
1:AA:373:A:C2	1:AA:374:A:C8	2.95	0.54

Continued on next page...

Continued from previous page...

Atom-1	Atom-2	Interatomic distance (Å)	Clash overlap (Å)
1:AA:49:U:O4	1:AA:365:U:H5	1.89	0.54
4:AD:17:THR:CG2	4:AD:18:ASP:N	2.69	0.54
13:AM:11:ASP:CG	13:AM:12:HIS:N	2.61	0.54
22:BA:1009:A:P	31:BJ:39:LYS:HZ1	2.30	0.54
22:BA:1022:G:N2	22:BA:1142:A:C2	2.75	0.54
22:BA:1359:A:C8	22:BA:1373:A:C2	2.96	0.54
22:BA:1585:C:H2'	22:BA:1586:A:O4'	2.07	0.54
22:BA:1731:G:C4	22:BA:1733:G:C8	2.96	0.54
22:BA:2056:G:H2'	22:BA:2056:G:N3	2.21	0.54
22:BA:2058:A:N6	58:BA:3487:HOH:O	2.40	0.54
22:BA:804:A:H5''	22:BA:805:G:OP1	2.07	0.54
29:BH:90:LEU:HA	29:BH:125:THR:HG23	1.90	0.54
30:BI:79:LEU:HD22	30:BI:109:ILE:CG2	2.37	0.54
39:BR:66:HIS:CE1	39:BR:94:THR:CG2	2.91	0.54
40:BS:25:ARG:HB2	40:BS:74:ILE:CG2	2.38	0.54
1:CA:211:G:N3	1:CA:211:G:H2'	2.22	0.54
1:CA:295:C:C4	1:CA:296:U:C5	2.95	0.54
3:CC:130:PHE:CE1	3:CC:157:LEU:HB3	2.43	0.54
4:CD:29:ASP:C	4:CD:31:LYS:H	2.11	0.54
6:CF:22:ILE:O	6:CF:26:THR:OG1	2.25	0.54
6:CF:69:GLU:O	6:CF:72:ASP:HB3	2.07	0.54
7:CG:92:ARG:NE	7:CG:93:PRO:CD	2.71	0.54
12:CL:21:VAL:N	12:CL:22:PRO:CD	2.69	0.54
12:CL:90:LEU:HB3	12:CL:93:VAL:CG2	2.37	0.54
22:DA:1076:C:H2'	22:DA:1077:A:O4'	2.08	0.54
22:DA:1356:G:N2	22:DA:1357:C:H1'	2.22	0.54
22:DA:1805:A:N3	22:DA:1813:G:C2	2.75	0.54
22:DA:1914:C:H3'	22:DA:1915:U:C6	2.43	0.54
22:DA:2159:G:H2'	22:DA:2160:C:C6	2.42	0.54
22:DA:2345:G:C5	22:DA:2381:A:C2	2.96	0.54
22:DA:247:G:C8	22:DA:249:C:C6	2.95	0.54
22:DA:513:A:C2	22:DA:514:A:C5	2.94	0.54
22:DA:677:A:O2'	22:DA:2071:A:H5'	2.08	0.54
30:DI:101:ILE:O	30:DI:102:SER:CB	2.55	0.54
1:AA:125:U:H2'	1:AA:126:G:O4'	2.06	0.54
1:AA:1306:A:C5	1:AA:1307:U:C5	2.95	0.54
2:AB:10:LEU:HD23	2:AB:10:LEU:C	2.28	0.54
4:AD:19:LEU:HD22	4:AD:64:ILE:HG13	1.89	0.54
1:AA:1342:C:O2'	9:AI:126:GLN:HG3	2.08	0.54
16:AP:51:ARG:HH11	16:AP:51:ARG:CG	2.20	0.54
22:BA:1006:C:P	58:BA:3781:HOH:O	2.66	0.54

Continued on next page...

Continued from previous page...

Atom-1	Atom-2	Interatomic distance (Å)	Clash overlap (Å)
26:BE:149:ILE:HD11	26:BE:172:ALA:CA	2.37	0.54
27:BF:127:ASN:OD1	27:BF:157:THR:HA	2.08	0.54
38:BQ:105:ALA:O	38:BQ:108:ALA:HB3	2.07	0.54
1:CA:1167:A:N7	1:CA:1169:A:C6	2.76	0.54
1:CA:1259:C:H3'	1:CA:1260:G:H5''	1.90	0.54
1:CA:769:G:H4'	1:CA:1513:A:H4'	1.90	0.54
1:CA:212:G:C2	1:CA:213:G:C8	2.96	0.54
8:CH:106:THR:OG1	8:CH:109:GLY:O	2.16	0.54
11:CK:88:GLY:N	11:CK:114:THR:HG22	2.21	0.54
14:CN:3:LYS:HD3	14:CN:6:MET:HG2	1.89	0.54
22:DA:235:U:C4	22:DA:236:C:C5	2.95	0.54
22:DA:449:A:C5	22:DA:450:G:C8	2.95	0.54
28:DG:27:LYS:O	28:DG:27:LYS:HG3	2.08	0.54
1:AA:1126:U:O2	1:AA:1280:A:H5'	2.08	0.54
1:AA:1167:A:N7	1:AA:1169:A:C6	2.76	0.54
1:AA:760:G:N7	1:AA:761:G:C8	2.76	0.54
2:AB:151:ILE:HG23	2:AB:152:LYS:N	2.22	0.54
5:AE:81:LEU:HB3	5:AE:147:MET:CE	2.37	0.54
13:AM:29:ARG:CZ	13:AM:63:PHE:HB2	2.37	0.54
20:AT:5:LYS:O	20:AT:7:ALA:N	2.40	0.54
22:BA:1095:A:C6	22:BA:1096:A:N6	2.76	0.54
22:BA:1178:C:H2'	22:BA:1179:G:C8	2.43	0.54
22:BA:1246:A:H2'	22:BA:1247:A:O5'	2.08	0.54
22:BA:1414:C:C4	22:BA:1415:U:C5	2.95	0.54
22:BA:1584:U:O2	22:BA:1584:U:C2'	2.56	0.54
22:BA:744:U:P	58:BA:3654:HOH:O	2.64	0.54
29:BH:103:VAL:HG21	29:BH:132:PHE:CE1	2.42	0.54
29:BH:14:SER:OG	29:BH:17:ASP:CG	2.46	0.54
29:BH:77:THR:O	29:BH:77:THR:CG2	2.56	0.54
30:BI:130:GLU:HB3	30:BI:134:ARG:NH2	2.22	0.54
1:CA:106:C:C2'	1:CA:107:G:H5'	2.37	0.54
1:CA:1521:C:C2	1:CA:1522:U:C6	2.95	0.54
3:CC:134:MET:SD	3:CC:153:VAL:CG1	2.96	0.54
22:DA:1060:U:H4'	22:DA:1061:U:H5'	1.90	0.54
22:DA:980:A:C4	22:DA:1136:G:O4'	2.61	0.54
22:DA:2817:U:O2	22:DA:2836:U:H1'	2.06	0.54
22:DA:447:A:N1	22:DA:454:A:O2'	2.36	0.54
22:DA:453:A:H4'	22:DA:472:A:N6	2.23	0.54
22:DA:53:A:C2	22:DA:179:C:H4'	2.42	0.54
22:DA:635:C:O2'	22:DA:639:U:H5''	2.07	0.54
22:DA:587:C:N3	33:DL:33:ARG:NH2	2.55	0.54

Continued on next page...

Continued from previous page...

Atom-1	Atom-2	Interatomic distance (Å)	Clash overlap (Å)
33:DL:81:ASP:O	33:DL:82:LEU:HB3	2.07	0.54
47:DZ:24:LEU:HD11	47:DZ:54:MET:HE2	1.89	0.54
1:AA:1093:A:N3	1:AA:1109:C:O2'	2.24	0.54
1:AA:129:A:H1'	1:AA:130:A:C8	2.43	0.54
1:AA:71:A:H3'	1:AA:71:A:OP2	2.07	0.54
4:AD:109:ALA:N	4:AD:113:GLU:OE2	2.37	0.54
8:AH:20:ALA:O	8:AH:21:ASN:C	2.46	0.54
21:AU:40:LYS:N	21:AU:41:PRO:CD	2.71	0.54
53:B5:19:LYS:HG3	53:B5:23:ILE:CG1	2.38	0.54
22:BA:1075:C:H2'	22:BA:1076:C:C6	2.43	0.54
22:BA:1027:A:C6	22:BA:1126:A:N3	2.76	0.54
22:BA:1867:G:O2'	22:BA:1868:C:H5'	2.07	0.54
22:BA:1939:U:OP1	22:BA:2604:U:O2'	2.26	0.54
1:CA:1027:C:N4	1:CA:1034:G:C6	2.76	0.54
1:CA:1089:G:C4	1:CA:1090:U:C6	2.95	0.54
1:CA:1381:U:H2'	1:CA:1382:C:O5'	2.08	0.54
1:CA:502:A:H2'	1:CA:503:C:O4'	2.08	0.54
1:CA:844:G:N3	1:CA:844:G:H2'	2.23	0.54
1:CA:949:A:C2	1:CA:1233:G:C4	2.96	0.54
19:CS:15:LEU:HD13	19:CS:33:THR:HG21	1.90	0.54
22:DA:2146:C:C4'	22:DA:2147:A:OP1	2.55	0.54
22:DA:230:G:C2	22:DA:231:A:C8	2.96	0.54
22:DA:2803:G:N2	22:DA:2804:U:C2	2.76	0.54
41:DT:69:ARG:HB2	41:DT:74:ILE:HG22	1.89	0.54
1:AA:1053:G:O5'	1:AA:1054:C:H3'	2.08	0.54
1:AA:126:G:OP1	1:AA:605:U:O2'	2.17	0.54
1:AA:891:U:C2'	1:AA:892:A:H5'	2.37	0.54
22:BA:1084:A:HO2'	22:BA:1105:U:HO2'	1.54	0.54
22:BA:1508:A:O2'	22:BA:1509:A:O4'	2.24	0.54
24:BC:252:THR:O	24:BC:254:GLY:N	2.40	0.54
29:BH:90:LEU:O	1:CA:358:U:H4'	2.08	0.54
41:BT:88:LYS:O	41:BT:89:GLU:HG2	2.08	0.54
1:CA:1151:A:C2	1:CA:1152:A:C6	2.96	0.54
1:CA:1347:G:O2'	1:CA:1348:U:OP2	2.24	0.54
1:CA:1505:G:H4'	1:CA:1506:U:H5''	1.89	0.54
1:CA:280:C:N3	17:CQ:40:ARG:HA	2.23	0.54
1:CA:474:G:H2'	1:CA:475:C:O4'	2.08	0.54
1:CA:555:U:H2'	1:CA:556:C:C6	2.43	0.54
1:CA:597:G:H2'	1:CA:598:U:H5'	1.90	0.54
5:CE:65:GLU:OE1	5:CE:69:ARG:NH2	2.41	0.54
6:CF:8:PHE:CE2	6:CF:60:VAL:HB	2.42	0.54

Continued on next page...

Continued from previous page...

Atom-1	Atom-2	Interatomic distance (Å)	Clash overlap (Å)
22:DA:2835:A:C2	22:DA:2879:A:N7	2.76	0.54
22:DA:2873:A:H4'	58:DA:3804:HOH:O	2.08	0.54
22:DA:658:U:C2	22:DA:659:G:C8	2.96	0.54
42:DU:98:SER:O	42:DU:99:ASN:HB3	2.08	0.54
1:AA:946:A:C2	1:AA:1236:A:C2	2.96	0.54
1:AA:596:A:C6	1:AA:645:G:C2	2.96	0.54
1:AA:8:A:C6	4:AD:206:LYS:HB3	2.43	0.54
2:AB:22:TYR:CD1	2:AB:22:TYR:N	2.75	0.54
2:AB:28:LYS:N	2:AB:29:PRO:CD	2.70	0.54
10:AJ:35:GLN:HG2	10:AJ:77:VAL:HB	1.90	0.54
48:B0:15:MET:O	48:B0:18:SER:HB3	2.07	0.54
22:BA:1061:U:O2'	22:BA:1062:G:C5'	2.55	0.54
22:BA:481:G:H1'	22:BA:507:A:N1	2.22	0.54
22:BA:852:U:H2'	22:BA:853:C:C6	2.43	0.54
33:BL:57:LEU:CD2	51:B3:54:ASP:HB3	2.38	0.54
1:CA:1258:G:H2'	1:CA:1259:C:C6	2.43	0.54
1:CA:1412:C:H2'	1:CA:1413:A:C8	2.42	0.54
1:CA:798:U:H2'	1:CA:799:G:O5'	2.08	0.54
3:CC:111:LEU:CD1	3:CC:146:ALA:HB2	2.38	0.54
21:CU:37:PHE:HA	21:CU:40:LYS:HE3	1.90	0.54
22:DA:1826:G:O2'	22:DA:1971:U:OP2	2.26	0.54
22:DA:2531:A:C5'	28:DG:157:TYR:CZ	2.91	0.54
22:DA:2484:G:OP1	34:DM:44:ARG:NH2	2.41	0.54
42:DU:67:VAL:HA	42:DU:70:VAL:CG2	2.38	0.54
1:AA:1167:A:N7	1:AA:1169:A:C5	2.76	0.54
1:AA:202:G:C2	1:AA:216:U:O2	2.61	0.54
1:AA:343:U:H2'	1:AA:345:C:C5	2.43	0.54
1:AA:702:A:H3'	1:AA:703:G:C5'	2.37	0.54
1:AA:821:G:H4'	58:AA:1740:HOH:O	2.06	0.54
3:AC:60:PRO:O	3:AC:61:ALA:C	2.46	0.54
22:BA:1131:G:C5	31:BJ:77:HIS:CD2	2.96	0.54
22:BA:2243:U:H2'	22:BA:2244:U:C6	2.43	0.54
22:BA:962:G:H21	22:BA:2250:G:H1	1.55	0.54
26:BE:108:ILE:HD11	26:BE:180:LEU:HD13	1.89	0.54
32:BK:121:GLU:O	32:BK:122:VAL:O	2.26	0.54
37:BP:31:TRP:CZ2	37:BP:40:LEU:CD1	2.90	0.54
39:BR:49:ILE:HB	39:BR:51:VAL:O	2.07	0.54
1:CA:1262:C:C4	1:CA:1263:C:C4	2.96	0.54
1:CA:1298:U:O2	1:CA:1298:U:H2'	2.07	0.54
6:CF:18:VAL:HG12	6:CF:19:PRO:N	2.22	0.54
9:CI:81:HIS:O	9:CI:85:ARG:HB2	2.08	0.54

Continued on next page...

Continued from previous page...

Atom-1	Atom-2	Interatomic distance (Å)	Clash overlap (Å)
22:DA:1127:A:H2'	22:DA:1128:G:H5''	1.90	0.54
22:DA:1440:U:H2'	22:DA:1441:G:O4'	2.08	0.54
22:DA:1453:A:C2	35:DN:77:ALA:CB	2.91	0.54
22:DA:1645:G:H5''	22:DA:1646:C:O5'	2.08	0.54
22:DA:2772:C:H5'	25:DD:173:GLN:NE2	2.23	0.54
22:DA:71:A:H5'	22:DA:73:A:C4	2.43	0.54
22:DA:852:U:H2'	22:DA:853:C:O4'	2.08	0.54
23:DB:71:C:C2	23:DB:106:G:N2	2.76	0.54
24:DC:43:ARG:CZ	24:DC:49:ILE:HG12	2.38	0.54
24:DC:76:ALA:HB2	24:DC:96:TYR:CD2	2.41	0.54
26:DE:130:LYS:HB2	26:DE:133:LEU:CB	2.38	0.54
30:DI:101:ILE:O	30:DI:102:SER:HB3	2.07	0.54
31:DJ:109:LEU:HD23	31:DJ:110:PRO:HD2	1.90	0.54
31:DJ:71:ASP:O	31:DJ:73:VAL:HG23	2.08	0.54
32:DK:17:ARG:HG2	32:DK:47:ILE:CG2	2.38	0.54
40:DS:28:LYS:O	40:DS:29:VAL:C	2.47	0.54
42:DU:13:VAL:HG21	42:DU:39:ILE:HD12	1.90	0.54
45:DX:71:LEU:HA	45:DX:74:ARG:HG2	1.89	0.54
1:AA:1108:G:H5'	3:AC:176:HIS:ND1	2.22	0.53
1:AA:110:C:N4	1:AA:111:G:C6	2.77	0.53
1:AA:11:G:C6	1:AA:12:U:C4	2.96	0.53
10:AJ:65:TYR:CB	14:AN:96:LEU:HD11	2.39	0.53
10:AJ:6:ILE:CD1	10:AJ:76:ILE:HB	2.38	0.53
11:AK:128:ARG:HH11	11:AK:128:ARG:CG	2.21	0.53
12:AL:24:LEU:HB2	12:AL:59:ASN:ND2	2.23	0.53
13:AM:64:VAL:O	13:AM:69:LEU:HB2	2.08	0.53
53:B5:19:LYS:HG3	53:B5:23:ILE:HG12	1.90	0.53
27:BF:171:ALA:O	27:BF:174:ASP:N	2.39	0.53
39:BR:14:VAL:HG13	39:BR:98:ILE:HG13	1.88	0.53
1:CA:1134:G:C6	1:CA:1141:C:N4	2.76	0.53
1:CA:1150:A:N6	1:CA:1151:A:H62	2.06	0.53
1:CA:3:A:HO2'	1:CA:612:C:HO2'	1.56	0.53
1:CA:803:G:C6	1:CA:804:U:N3	2.76	0.53
2:CB:15:HIS:ND1	2:CB:15:HIS:C	2.61	0.53
4:CD:146:ARG:O	4:CD:150:LYS:HB2	2.08	0.53
8:CH:89:LYS:HA	8:CH:92:LEU:CD1	2.38	0.53
22:DA:1027:A:C6	22:DA:1126:A:C4	2.96	0.53
22:DA:1310:G:C2'	22:DA:1311:G:H5'	2.38	0.53
22:DA:134:G:C2	22:DA:146:A:C2	2.96	0.53
22:DA:1774:C:O2	24:DC:11:PRO:HB2	2.08	0.53
22:DA:197:A:N3	22:DA:197:A:H2'	2.23	0.53

Continued on next page...

Continued from previous page...

Atom-1	Atom-2	Interatomic distance (Å)	Clash overlap (Å)
22:DA:485:C:C4	22:DA:496:G:C6	2.96	0.53
26:DE:128:ALA:O	26:DE:130:LYS:N	2.40	0.53
31:DJ:39:LYS:HZ3	31:DJ:39:LYS:HB2	1.73	0.53
36:DO:100:HIS:CG	36:DO:101:GLY:N	2.76	0.53
42:DU:34:VAL:HG22	42:DU:67:VAL:HG23	1.89	0.53
1:AA:49:U:C2	1:AA:361:G:N2	2.76	0.53
1:AA:90:C:C2	1:AA:91:U:C5	2.97	0.53
2:AB:41:ILE:HG21	2:AB:202:GLY:HA2	1.89	0.53
11:AK:52:PHE:CB	11:AK:56:ARG:HB3	2.38	0.53
49:B1:17:THR:HG22	49:B1:42:VAL:CG1	2.38	0.53
53:B5:52:PRO:O	53:B5:53:ARG:CB	2.57	0.53
22:BA:2306:C:OP2	22:BA:2307:G:O2'	2.17	0.53
22:BA:2343:U:HO2'	22:BA:2373:G:HO2'	1.54	0.53
22:BA:65:U:H2'	22:BA:66:C:H6	1.73	0.53
22:BA:839:U:H2'	22:BA:840:C:C6	2.43	0.53
24:BC:197:ASN:CG	24:BC:197:ASN:O	2.45	0.53
26:BE:23:PHE:HB2	26:BE:111:GLU:HG3	1.90	0.53
41:BT:2:ILE:HA	41:BT:3:ARG:HB2	1.90	0.53
1:CA:1288:A:N6	1:CA:1289:A:N6	2.56	0.53
1:CA:484:G:N7	1:CA:486:U:H1'	2.23	0.53
1:CA:604:G:C5	1:CA:605:U:C5	2.96	0.53
6:CF:98:GLU:O	6:CF:99:ALA:CB	2.57	0.53
9:CI:55:VAL:CG2	9:CI:55:VAL:O	2.56	0.53
22:DA:2742:G:H5''	52:D4:1:MET:HE1	1.90	0.53
22:DA:1027:A:N7	22:DA:1126:A:C2	2.76	0.53
22:DA:770:G:H1'	22:DA:1379:U:C4	2.44	0.53
22:DA:1874:C:C4	22:DA:1875:G:C6	2.96	0.53
22:DA:2104:C:H2'	22:DA:2105:U:O4'	2.09	0.53
22:DA:197:A:H62	22:DA:2430:A:H2'	1.73	0.53
22:DA:445:C:O2'	22:DA:449:A:N3	2.41	0.53
22:DA:548:G:H4'	22:DA:549:G:C2	2.43	0.53
22:DA:696:G:C2	22:DA:767:U:O2	2.62	0.53
22:DA:937:C:C2	22:DA:938:G:C8	2.97	0.53
24:DC:62:TYR:CE1	24:DC:63:ARG:O	2.61	0.53
25:DD:86:GLU:HG3	25:DD:87:GLY:N	2.22	0.53
33:DL:85:VAL:O	33:DL:86:GLU:HG3	2.09	0.53
42:DU:34:VAL:HG23	42:DU:65:ILE:O	2.08	0.53
1:AA:1181:G:C2	1:AA:1182:G:N2	2.76	0.53
1:AA:19:A:N3	1:AA:917:G:C2	2.77	0.53
1:AA:32:A:H2'	1:AA:32:A:N3	2.23	0.53
1:AA:469:C:C5	1:AA:470:C:C4	2.97	0.53

Continued on next page...

Continued from previous page...

Atom-1	Atom-2	Interatomic distance (Å)	Clash overlap (Å)
5:AE:104:GLY:HA3	5:AE:122:ASN:HA	1.90	0.53
14:AN:41:ARG:O	14:AN:42:TRP:C	2.46	0.53
17:AQ:81:LYS:O	17:AQ:82:ALA:C	2.46	0.53
22:BA:1474:U:C2'	22:BA:1475:G:H5'	2.36	0.53
22:BA:1735:A:C2	22:BA:1736:U:H1'	2.44	0.53
22:BA:2884:U:O4'	22:BA:2884:U:O2	2.26	0.53
22:BA:440:C:C2'	22:BA:441:U:H5'	2.39	0.53
24:BC:8:PRO:HB3	24:BC:14:ARG:HB2	1.90	0.53
43:BV:14:LYS:HD3	43:BV:18:ARG:NH1	2.23	0.53
1:CA:1062:U:H2'	1:CA:1063:C:C6	2.43	0.53
1:CA:106:C:H2'	1:CA:107:G:H5'	1.90	0.53
1:CA:1411:C:H2'	1:CA:1412:C:H6	1.73	0.53
1:CA:216:U:H2'	1:CA:217:C:C6	2.43	0.53
1:CA:392:C:C2	1:CA:393:A:C8	2.96	0.53
6:CF:93:LYS:O	6:CF:93:LYS:HG2	2.08	0.53
8:CH:106:THR:HG21	8:CH:121:LEU:HD13	1.91	0.53
10:CJ:83:THR:O	10:CJ:87:LEU:HD12	2.08	0.53
17:CQ:61:ILE:HG23	17:CQ:73:TRP:CE3	2.43	0.53
51:D3:31:HIS:ND1	51:D3:32:ILE:HG13	2.22	0.53
22:DA:1420:A:C2	22:DA:2211:A:C4	2.96	0.53
22:DA:2746:U:H1'	28:DG:139:GLN:HG3	1.91	0.53
30:DI:8:TYR:HA	30:DI:59:ILE:HB	1.90	0.53
22:DA:484:C:OP1	42:DU:48:PRO:HG3	2.08	0.53
1:AA:474:G:C2	1:AA:475:C:C6	2.96	0.53
1:AA:702:A:N6	22:BA:1846:G:HO2'	2.07	0.53
2:AB:120:GLN:O	2:AB:120:GLN:HG2	2.08	0.53
2:AB:67:ILE:HG21	2:AB:69:PHE:CE2	2.43	0.53
5:AE:46:VAL:HG21	5:AE:118:ALA:HB2	1.91	0.53
10:AJ:53:ILE:CG2	10:AJ:61:ALA:HB1	2.39	0.53
19:AS:29:LYS:HB3	19:AS:30:PRO:HD2	1.91	0.53
21:AU:37:PHE:HB3	21:AU:41:PRO:CG	2.38	0.53
49:B1:51:GLU:OE2	49:B1:53:LYS:HG2	2.07	0.53
22:BA:276:U:O2	22:BA:276:U:H2'	2.08	0.53
22:BA:2820:A:C6	25:BD:197:THR:HG22	2.44	0.53
22:BA:2452:C:C2	56:BA:3001:DOL:H131	2.44	0.53
30:BI:101:ILE:O	30:BI:102:SER:HB2	2.07	0.53
36:BO:49:VAL:O	36:BO:50:ALA:HB2	2.09	0.53
42:BU:39:ILE:HG22	42:BU:40:ASN:N	2.23	0.53
43:BV:6:ALA:HB1	43:BV:40:ILE:HG23	1.90	0.53
1:CA:1082:A:C6	1:CA:1083:U:N3	2.76	0.53
1:CA:1491:G:H3'	1:CA:1492:A:C8	2.44	0.53

Continued on next page...

Continued from previous page...

Atom-1	Atom-2	Interatomic distance (Å)	Clash overlap (Å)
22:DA:1097:U:C4	22:DA:1098:A:H1'	2.44	0.53
22:DA:1364:G:C4	22:DA:1368:G:C2	2.96	0.53
22:DA:1512:C:C4	22:DA:1513:U:C4	2.97	0.53
22:DA:183:C:C5	22:DA:184:C:C5	2.96	0.53
22:DA:2491:U:O4	22:DA:2518:A:N6	2.41	0.53
22:DA:2571:U:N3	22:DA:2574:G:C8	2.76	0.53
22:DA:2805:C:H2'	22:DA:2806:C:C6	2.42	0.53
22:DA:2811:G:H2'	22:DA:2812:G:O4'	2.09	0.53
22:DA:600:G:C5	22:DA:601:C:C4	2.97	0.53
29:DH:32:PRO:O	29:DH:33:GLN:HB2	2.08	0.53
30:DI:79:LEU:HD13	30:DI:109:ILE:CG2	2.37	0.53
34:DM:124:LEU:N	34:DM:124:LEU:CD2	2.70	0.53
1:AA:1349:A:C2	1:AA:1374:A:C4	2.96	0.53
1:AA:340:U:H2'	1:AA:341:C:H6	1.74	0.53
1:AA:655:A:C2	1:AA:656:G:C4	2.97	0.53
2:AB:126:PHE:N	2:AB:126:PHE:CD2	2.76	0.53
10:AJ:91:ASP:OD2	10:AJ:91:ASP:N	2.41	0.53
19:AS:14:HIS:O	19:AS:18:LYS:HB2	2.08	0.53
53:B5:66:PRO:HG3	53:B5:194:ILE:CB	2.39	0.53
22:BA:1817:G:H2'	22:BA:1818:U:H5'	1.91	0.53
22:BA:997:G:O2'	22:BA:998:C:H5'	2.09	0.53
29:BH:147:VAL:CG1	29:BH:149:GLU:HG3	2.36	0.53
33:BL:82:LEU:C	33:BL:82:LEU:HD23	2.29	0.53
1:CA:1169:A:C2	1:CA:1170:A:C4	2.96	0.53
1:CA:1296:C:H4'	1:CA:1302:C:C4	2.43	0.53
1:CA:667:G:C2	1:CA:740:U:O2	2.62	0.53
2:CB:139:ARG:HD2	2:CB:139:ARG:C	2.29	0.53
4:CD:29:ASP:C	4:CD:31:LYS:N	2.61	0.53
20:CT:83:ILE:O	20:CT:87:ALA:HB3	2.08	0.53
22:DA:1926:U:H1'	22:DA:1929:G:C6	2.44	0.53
22:DA:2506:U:C5	56:DA:3001:DOL:O41	2.61	0.53
22:DA:288:U:H2'	22:DA:289:G:O4'	2.09	0.53
22:DA:584:C:N4	22:DA:585:G:C6	2.77	0.53
22:DA:792:A:H1'	22:DA:2072:C:O2'	2.08	0.53
25:DD:208:LYS:O	25:DD:209:ALA:HB2	2.06	0.53
1:AA:1287:A:H2'	1:AA:1288:A:C8	2.43	0.53
1:AA:74:A:H1'	1:AA:97:G:N2	2.24	0.53
1:AA:764:C:H5''	15:AO:50:HIS:CD2	2.43	0.53
2:AB:147:SER:O	2:AB:148:LEU:CB	2.56	0.53
2:AB:72:THR:O	2:AB:73:LYS:HB3	2.09	0.53
53:B5:51:ASP:N	53:B5:52:PRO:HD3	2.23	0.53

Continued on next page...

Continued from previous page...

Atom-1	Atom-2	Interatomic distance (Å)	Clash overlap (Å)
22:BA:1720:U:H2'	22:BA:1721:G:O4'	2.08	0.53
22:BA:1923:U:C2'	22:BA:1924:C:C5'	2.87	0.53
22:BA:2443:C:O2'	22:BA:2444:G:H5'	2.07	0.53
22:BA:2517:C:C6	22:BA:2542:A:N7	2.77	0.53
22:BA:63:A:C2	22:BA:64:A:C5	2.96	0.53
30:BI:44:ALA:O	30:BI:45:LYS:HG3	2.09	0.53
1:CA:1040:U:H2'	1:CA:1041:G:C8	2.43	0.53
1:CA:1072:G:C5	1:CA:1073:U:C4	2.97	0.53
1:CA:978:A:O2'	1:CA:1322:C:C5	2.61	0.53
1:CA:457:G:C5	1:CA:458:U:C4	2.97	0.53
3:CC:155:GLY:O	3:CC:157:LEU:N	2.39	0.53
4:CD:9:LEU:HD12	4:CD:32:CYS:SG	2.49	0.53
5:CE:96:MET:HE3	5:CE:111:MET:CE	2.38	0.53
11:CK:25:ALA:HB3	11:CK:87:LYS:O	2.09	0.53
21:CU:10:GLU:HB2	21:CU:11:PRO:HD3	1.89	0.53
22:DA:1343:G:N2	22:DA:1405:U:C2	2.76	0.53
22:DA:2214:C:H2'	22:DA:2215:C:O5'	2.09	0.53
22:DA:2300:C:C4	22:DA:2317:A:C2	2.96	0.53
22:DA:2810:A:C8	22:DA:2811:G:C8	2.96	0.53
22:DA:2504:U:C4	56:DA:3001:DOL:H161	2.43	0.53
26:DE:27:LEU:HG	26:DE:104:ALA:HB2	1.91	0.53
28:DG:86:LYS:HB3	28:DG:165:ALA:HB2	1.89	0.53
29:DH:103:VAL:HA	29:DH:106:ALA:HB3	1.89	0.53
35:DN:20:MET:HG3	35:DN:21:PHE:CD1	2.43	0.53
38:DQ:72:ASN:HB3	38:DQ:110:VAL:HG11	1.91	0.53
1:AA:1320:C:N3	19:AS:36:ARG:NH1	2.57	0.53
2:AB:154:MET:O	2:AB:155:GLY:C	2.47	0.53
2:AB:33:GLY:HA3	2:AB:40:ILE:N	2.24	0.53
2:AB:83:ALA:O	2:AB:86:SER:OG	2.26	0.53
2:AB:91:PHE:CD2	2:AB:150:GLY:HA3	2.44	0.53
9:AI:36:GLU:N	9:AI:36:GLU:OE2	2.41	0.53
22:BA:1142:A:C2	22:BA:1144:A:C1'	2.92	0.53
22:BA:2191:A:N1	22:BA:2192:U:O4	2.42	0.53
22:BA:2327:A:H2'	22:BA:2328:A:C8	2.44	0.53
56:BA:3001:DOL:N44	56:BA:3001:DOL:O40	2.41	0.53
22:BA:657:U:H2'	22:BA:658:U:C6	2.43	0.53
30:BI:81:LYS:HA	30:BI:86:ILE:O	2.09	0.53
34:BM:51:ARG:O	34:BM:55:ARG:HG3	2.09	0.53
1:CA:552:U:C2	1:CA:553:A:C8	2.96	0.53
1:CA:597:G:N7	1:CA:598:U:C5	2.76	0.53
1:CA:632:U:H3'	1:CA:633:G:H5'	1.90	0.53

Continued on next page...

Continued from previous page...

Atom-1	Atom-2	Interatomic distance (Å)	Clash overlap (Å)
1:CA:649:A:H2'	1:CA:650:G:O4'	2.08	0.53
1:CA:731:G:H5'	1:CA:766:A:H4'	1.91	0.53
5:CE:150:PRO:HA	8:CH:99:LEU:CD2	2.38	0.53
20:CT:32:ILE:HG12	20:CT:54:MET:HE3	1.90	0.53
51:D3:32:ILE:HG22	51:D3:32:ILE:O	2.09	0.53
22:DA:1101:U:C5	22:DA:1102:C:C5	2.96	0.53
22:DA:1226:A:OP1	38:DQ:16:LYS:NZ	2.41	0.53
22:DA:1555:G:N2	22:DA:1556:C:H1'	2.24	0.53
22:DA:1581:G:N7	22:DA:1582:C:N4	2.57	0.53
22:DA:2512:C:H2'	22:DA:2513:A:O4'	2.08	0.53
22:DA:315:G:H2'	22:DA:316:C:O4'	2.09	0.53
22:DA:696:G:N1	22:DA:767:U:C2	2.76	0.53
25:DD:133:THR:HG23	25:DD:134:HIS:N	2.24	0.53
29:DH:2:GLN:O	29:DH:3:VAL:HG22	2.09	0.53
30:DI:59:ILE:HG22	30:DI:60:THR:N	2.24	0.53
30:DI:80:LEU:HD23	30:DI:84:ALA:CB	2.38	0.53
33:DL:68:SER:O	33:DL:69:ARG:HB2	2.09	0.53
37:DP:40:LEU:HD23	37:DP:41:GLN:N	2.24	0.53
1:AA:76:G:H2'	1:AA:76:G:N3	2.23	0.53
3:AC:87:LEU:O	3:AC:88:ARG:C	2.46	0.53
13:AM:29:ARG:O	13:AM:33:ILE:HG12	2.08	0.53
1:AA:323:U:OP1	20:AT:25:ARG:NH2	2.42	0.53
22:BA:1246:A:C2'	22:BA:1247:A:O5'	2.56	0.53
22:BA:2619:C:OP1	25:BD:157:LYS:HE2	2.09	0.53
22:BA:528:A:C8	22:BA:528:A:H3'	2.43	0.53
22:BA:536:G:C6	22:BA:537:G:C4	2.96	0.53
28:BG:127:THR:HG22	28:BG:128:GLN:N	2.24	0.53
34:BM:57:VAL:HG12	34:BM:112:LEU:HD23	1.90	0.53
1:CA:223:A:H2'	1:CA:224:U:C6	2.44	0.53
1:CA:666:G:C6	1:CA:741:G:C6	2.97	0.53
1:CA:922:G:H4'	5:CE:25:VAL:HA	1.91	0.53
4:CD:3:ARG:HD2	4:CD:115:ARG:NE	2.24	0.53
11:CK:84:VAL:HG11	11:CK:97:ILE:HG22	1.91	0.53
22:DA:1428:C:C5	22:DA:1569:A:H5''	2.44	0.53
22:DA:232:G:N1	22:DA:420:C:OP1	2.41	0.53
22:DA:319:G:C4	22:DA:333:G:N2	2.77	0.53
22:DA:441:U:O2'	26:DE:41:GLN:OE1	2.26	0.53
22:DA:451:U:H2'	22:DA:453:A:N7	2.24	0.53
29:DH:37:VAL:CG2	29:DH:38:PRO:HD2	2.39	0.53
33:DL:56:PRO:O	33:DL:60:ARG:HB2	2.09	0.53
36:DO:104:GLN:O	36:DO:107:ALA:N	2.41	0.53

Continued on next page...

Continued from previous page...

Atom-1	Atom-2	Interatomic distance (Å)	Clash overlap (Å)
1:AA:1109:C:OP2	3:AC:176:HIS:ND1	2.34	0.53
1:AA:1135:U:C2'	1:AA:1136:C:O5'	2.57	0.53
1:AA:1353:G:C2	1:AA:1354:U:C6	2.97	0.53
1:AA:258:G:C4	1:AA:259:G:C8	2.97	0.53
1:AA:452:A:H2'	1:AA:453:G:C5'	2.39	0.53
1:AA:568:G:C2	1:AA:569:C:C5	2.97	0.53
3:AC:12:LEU:O	3:AC:13:GLY:C	2.47	0.53
1:AA:933:G:OP2	7:AG:3:ARG:HB3	2.09	0.53
1:AA:1523:G:OP1	11:AK:128:ARG:NH2	2.42	0.53
22:BA:1384:A:H1'	22:BA:1405:U:C1'	2.38	0.53
22:BA:1627:G:C2	22:BA:1628:G:C8	2.97	0.53
22:BA:1926:U:O2	22:BA:1926:U:H2'	2.09	0.53
22:BA:2024:G:OP2	22:BA:2034:U:H4'	2.09	0.53
22:BA:2309:A:C6	22:BA:2310:C:C4	2.97	0.53
34:BM:12:MET:CE	34:BM:71:LYS:HG3	2.39	0.53
40:BS:1:MET:N	40:BS:109:ASP:OD1	2.41	0.53
1:CA:203:G:N2	1:CA:215:C:N3	2.57	0.53
1:CA:866:C:C4	1:CA:867:G:H1'	2.44	0.53
1:CA:878:A:C5	1:CA:879:C:C5	2.96	0.53
1:CA:885:G:O2'	1:CA:914:A:N1	2.33	0.53
2:CB:67:ILE:HG22	2:CB:68:LEU:N	2.24	0.53
4:CD:57:GLU:OE2	4:CD:196:ASN:N	2.41	0.53
14:CN:51:LEU:O	14:CN:53:ARG:N	2.42	0.53
22:DA:1519:G:C6	22:DA:1520:U:C2	2.97	0.53
22:DA:197:A:C2	22:DA:198:C:H1'	2.44	0.53
22:DA:728:G:C2	22:DA:730:A:C4	2.97	0.53
30:DI:33:VAL:HG13	30:DI:67:PHE:CZ	2.43	0.53
22:DA:483:A:C2	42:DU:58:ILE:HD11	2.43	0.53
1:AA:1142:G:H2'	1:AA:1143:G:O4'	2.09	0.53
1:AA:259:G:N2	1:AA:260:G:H1'	2.23	0.53
1:AA:71:A:O2'	1:AA:72:A:OP2	2.27	0.53
9:AI:30:ILE:HD11	9:AI:38:TYR:CB	2.39	0.53
9:AI:40:GLY:O	9:AI:41:ARG:HB2	2.07	0.53
9:AI:50:GLN:C	9:AI:52:LEU:H	2.11	0.53
10:AJ:52:LEU:HB2	14:AN:81:ARG:NE	2.24	0.53
21:AU:18:ARG:HD2	21:AU:18:ARG:N	2.24	0.53
53:B5:204:GLY:O	53:B5:205:ALA:HB3	2.08	0.53
22:BA:102:U:C2	46:BY:2:LYS:HE3	2.44	0.53
22:BA:1411:U:H2'	22:BA:1412:U:O4'	2.09	0.53
22:BA:287:G:H2'	22:BA:288:U:C6	2.45	0.53
22:BA:1805:A:H1'	24:BC:50:THR:O	2.08	0.53

Continued on next page...

Continued from previous page...

Atom-1	Atom-2	Interatomic distance (Å)	Clash overlap (Å)
1:CA:690:G:H2'	1:CA:691:G:O4'	2.09	0.53
2:CB:167:ASP:O	2:CB:168:HIS:HB3	2.09	0.53
2:CB:85:LEU:CG	2:CB:85:LEU:O	2.57	0.53
3:CC:57:ILE:HG13	3:CC:66:VAL:HG22	1.90	0.53
8:CH:35:ALA:O	8:CH:39:VAL:HG23	2.09	0.53
9:CI:30:ILE:HA	9:CI:65:ILE:HG13	1.91	0.53
12:CL:25:GLU:C	12:CL:27:CYS:N	2.60	0.53
13:CM:114:LYS:HB2	13:CM:115:PRO:HD3	1.91	0.53
22:DA:1627:G:N2	22:DA:1628:G:C8	2.77	0.53
22:DA:2223:G:H2'	22:DA:2224:G:H5'	1.91	0.53
22:DA:301:G:N3	22:DA:302:C:C2	2.77	0.53
22:DA:37:C:H2'	22:DA:38:A:O4'	2.09	0.53
22:DA:658:U:N3	22:DA:659:G:N7	2.57	0.53
22:DA:979:A:C8	22:DA:982:C:N4	2.77	0.53
24:DC:147:LYS:HB2	24:DC:150:LYS:HB2	1.91	0.53
32:DK:31:ARG:CB	32:DK:32:TYR:CD2	2.92	0.53
22:DA:95:A:O2'	46:DY:40:SER:N	2.42	0.53
1:AA:100:G:N7	1:AA:101:A:N7	2.57	0.52
1:AA:1157:A:N6	1:AA:1180:A:N7	2.58	0.52
1:AA:1191:A:OP2	3:AC:3:GLN:NE2	2.41	0.52
1:AA:587:G:C2	1:AA:755:G:C5	2.97	0.52
1:AA:692:U:O2'	1:AA:694:A:N7	2.24	0.52
4:AD:37:ALA:HA	4:AD:42:GLY:HA3	1.91	0.52
21:AU:10:GLU:HG3	21:AU:11:PRO:HD3	1.92	0.52
22:BA:1206:G:C5	22:BA:1207:C:C5	2.97	0.52
22:BA:26:G:C6	22:BA:27:G:N1	2.77	0.52
22:BA:482:A:C5'	22:BA:483:A:OP1	2.56	0.52
27:BF:2:ALA:O	27:BF:4:LEU:N	2.42	0.52
30:BI:116:ASP:O	30:BI:117:MET:HB2	2.09	0.52
34:BM:77:PRO:HG2	34:BM:80:VAL:HG21	1.91	0.52
40:BS:28:LYS:O	40:BS:29:VAL:C	2.47	0.52
1:CA:1211:U:O2'	1:CA:1212:U:P	2.66	0.52
1:CA:1363:A:O2'	1:CA:1365:G:N7	2.37	0.52
1:CA:259:G:N2	1:CA:268:U:C2	2.77	0.52
1:CA:60:A:N3	1:CA:61:G:H1'	2.24	0.52
2:CB:125:THR:O	2:CB:126:PHE:HB3	2.09	0.52
2:CB:81:LYS:HG3	2:CB:91:PHE:CZ	2.44	0.52
4:CD:202:GLU:OE1	5:CE:105:ILE:HG23	2.09	0.52
8:CH:66:PHE:CE2	8:CH:67:GLN:OE1	2.62	0.52
10:CJ:73:LEU:CD2	10:CJ:75:ASP:HB2	2.38	0.52
20:CT:21:ASN:HB3	20:CT:25:ARG:NH2	2.24	0.52

Continued on next page...

Continued from previous page...

Atom-1	Atom-2	Interatomic distance (Å)	Clash overlap (Å)
20:CT:33:LYS:O	20:CT:36:TYR:CE2	2.62	0.52
22:DA:1352:U:C5	22:DA:1377:G:C5	2.97	0.52
22:DA:134:G:C6	22:DA:135:U:N3	2.78	0.52
22:DA:1776:G:N2	22:DA:1789:A:H1'	2.25	0.52
22:DA:2325:G:C6	22:DA:2326:C:N4	2.77	0.52
22:DA:2550:G:C6	22:DA:2551:C:C4	2.97	0.52
22:DA:406:G:H2'	22:DA:407:G:O4'	2.08	0.52
22:DA:630:G:C3'	22:DA:631:A:H5''	2.39	0.52
22:DA:945:A:C5	22:DA:2448:A:C2	2.97	0.52
25:DD:186:LEU:CD1	37:DP:8:LEU:HD12	2.39	0.52
29:DH:40:THR:O	29:DH:41:LYS:C	2.48	0.52
22:DA:2851:A:O2'	35:DN:64:ARG:NH2	2.41	0.52
1:AA:1305:G:HO2'	1:AA:1306:A:H8	1.55	0.52
1:AA:255:G:C6	1:AA:256:U:C4	2.98	0.52
1:AA:374:A:H5''	1:AA:452:A:C2	2.44	0.52
1:AA:596:A:N6	1:AA:645:G:C6	2.77	0.52
2:AB:20:THR:HA	2:AB:38:VAL:HA	1.91	0.52
14:AN:72:GLY:O	14:AN:80:SER:HA	2.09	0.52
17:AQ:16:LYS:O	17:AQ:17:MET:HE3	2.08	0.52
21:AU:11:PRO:O	21:AU:12:PHE:CG	2.62	0.52
49:B1:47:VAL:HG13	49:B1:48:ILE:N	2.24	0.52
53:B5:52:PRO:O	53:B5:53:ARG:HB2	2.10	0.52
22:BA:1650:A:N6	58:BA:3800:HOH:O	2.41	0.52
22:BA:492:A:H2'	22:BA:493:G:O4'	2.08	0.52
22:BA:720:U:H2'	22:BA:721:A:C8	2.45	0.52
22:BA:981:A:H5''	58:BA:3595:HOH:O	2.09	0.52
26:BE:91:ASP:OD1	26:BE:91:ASP:C	2.47	0.52
39:BR:9:GLY:C	39:BR:10:LYS:HG2	2.29	0.52
44:BW:56:ASP:OD1	44:BW:56:ASP:N	2.40	0.52
1:CA:1105:A:N3	1:CA:1106:G:C8	2.77	0.52
1:CA:183:C:O2'	1:CA:184:G:C5'	2.57	0.52
2:CB:35:ARG:O	2:CB:37:LYS:N	2.42	0.52
6:CF:66:ALA:HB1	6:CF:67:PRO:HD2	1.91	0.52
1:CA:1126:U:O4	10:CJ:73:LEU:HD12	2.10	0.52
11:CK:81:ASN:HA	11:CK:106:ARG:O	2.09	0.52
20:CT:74:ARG:O	20:CT:78:ASN:ND2	2.41	0.52
22:DA:1577:C:H2'	22:DA:1578:U:O4'	2.09	0.52
22:DA:1645:G:H4'	22:DA:1646:C:C6	2.43	0.52
22:DA:2519:U:C6	22:DA:2542:A:N6	2.77	0.52
22:DA:329:G:O4'	22:DA:477:A:H1'	2.10	0.52
22:DA:547:A:H3'	22:DA:548:G:H5'	1.91	0.52

Continued on next page...

Continued from previous page...

Atom-1	Atom-2	Interatomic distance (Å)	Clash overlap (Å)
22:DA:85:G:OP2	42:DU:7:ARG:HB2	2.10	0.52
27:DF:111:ILE:HB	27:DF:114:PHE:HB2	1.90	0.52
29:DH:31:VAL:CB	29:DH:32:PRO:CD	2.86	0.52
34:DM:119:LEU:O	34:DM:119:LEU:HD13	2.09	0.52
23:DB:76:G:O2'	43:DV:78:GLN:OE1	2.19	0.52
46:DY:45:GLN:O	46:DY:47:ARG:N	2.43	0.52
1:AA:1118:U:C1'	1:AA:1179:A:C4	2.92	0.52
1:AA:198:G:C5	1:AA:220:G:C2	2.97	0.52
1:AA:6:G:H3'	1:AA:6:G:N3	2.24	0.52
3:AC:145:GLY:O	3:AC:146:ALA:C	2.48	0.52
4:AD:2:ALA:O	4:AD:68:LEU:HD21	2.10	0.52
5:AE:15:LEU:HB3	5:AE:37:THR:CG2	2.39	0.52
8:AH:111:MET:HE2	8:AH:116:ALA:N	2.24	0.52
53:B5:40:GLU:HA	53:B5:181:PHE:HA	1.91	0.52
53:B5:67:HIS:CD2	53:B5:188:ASP:HA	2.45	0.52
22:BA:1026:G:C8	22:BA:1134:A:C4	2.97	0.52
22:BA:1061:U:H3'	22:BA:1062:G:H5'	1.91	0.52
22:BA:441:U:H2'	22:BA:442:G:C8	2.45	0.52
23:BB:2:G:C2	23:BB:119:A:C2	2.98	0.52
1:CA:1478:U:H2'	1:CA:1479:C:C6	2.44	0.52
3:CC:117:ALA:HB1	3:CC:187:SER:CB	2.39	0.52
7:CG:68:ASN:ND2	7:CG:130:ASN:OD1	2.42	0.52
1:CA:332:G:OP2	20:CT:5:LYS:HB3	2.09	0.52
48:D0:28:LEU:HD23	48:D0:37:LYS:HB3	1.92	0.52
22:DA:2505:G:N2	54:D6:4:PRO:HB3	2.23	0.52
22:DA:1355:G:C6	22:DA:1377:G:C2	2.96	0.52
22:DA:747:U:O2	22:DA:2014:A:H1'	2.09	0.52
22:DA:2093:G:O2'	22:DA:2094:A:H5'	2.08	0.52
22:DA:2267:A:H5''	22:DA:2268:A:H5'	1.90	0.52
22:DA:2575:C:H2'	22:DA:2578:G:O6	2.10	0.52
22:DA:2611:C:H1'	54:D6:8:MHT:H2	1.91	0.52
22:DA:404:A:H1'	22:DA:405:U:OP2	2.10	0.52
22:DA:634:C:H2'	22:DA:635:C:C6	2.45	0.52
22:DA:681:G:C2	22:DA:682:G:C8	2.98	0.52
26:DE:59:PRO:HB2	26:DE:70:SER:OG	2.09	0.52
29:DH:72:ILE:HG22	29:DH:72:ILE:O	2.09	0.52
40:DS:61:ASN:O	40:DS:62:ASP:HB3	2.09	0.52
1:AA:1014:A:H2'	1:AA:1015:G:O4'	2.10	0.52
1:AA:1195:C:H5''	1:AA:1196:A:OP2	2.09	0.52
2:AB:53:ALA:O	2:AB:57:LEU:HB2	2.10	0.52
22:BA:1153:C:P	58:BA:3362:HOH:O	2.67	0.52

Continued on next page...

Continued from previous page...

Atom-1	Atom-2	Interatomic distance (Å)	Clash overlap (Å)
22:BA:136:G:H2'	22:BA:137:U:C6	2.44	0.52
22:BA:1379:U:OP1	22:BA:1379:U:C5	2.62	0.52
22:BA:1565:C:OP1	24:BC:18:LYS:NZ	2.41	0.52
22:BA:1594:U:H2'	22:BA:1595:C:C6	2.45	0.52
22:BA:15:G:C5	22:BA:16:C:C5	2.97	0.52
22:BA:1916:A:N1	22:BA:1917:U:C2	2.77	0.52
22:BA:2441:U:OP2	22:BA:2586:U:O2'	2.28	0.52
22:BA:244:A:OP2	51:B3:8:ARG:NH2	2.40	0.52
26:BE:145:ASP:HB3	26:BE:184:ASP:OD2	2.09	0.52
29:BH:77:THR:HA	29:BH:143:ILE:O	2.10	0.52
30:BI:97:LYS:HG3	30:BI:139:VAL:HG22	1.91	0.52
31:BJ:65:THR:O	31:BJ:68:LYS:HG3	2.09	0.52
37:BP:26:VAL:HG13	37:BP:47:VAL:HG23	1.89	0.52
1:CA:1133:G:H2'	1:CA:1133:G:N3	2.25	0.52
1:CA:1235:U:H2'	1:CA:1236:A:O4'	2.08	0.52
1:CA:1252:A:H2'	1:CA:1253:G:O4'	2.09	0.52
1:CA:1296:C:C5'	1:CA:1297:G:OP2	2.57	0.52
1:CA:406:G:C2	1:CA:407:U:C6	2.98	0.52
1:CA:747:A:C6	1:CA:748:G:C6	2.97	0.52
2:CB:162:PHE:HA	2:CB:184:PHE:O	2.09	0.52
6:CF:4:TYR:CD2	6:CF:71:ILE:HG12	2.44	0.52
13:CM:6:GLY:O	13:CM:8:ASN:N	2.42	0.52
18:CR:22:ASP:OD2	18:CR:24:LYS:NZ	2.42	0.52
19:CS:6:LYS:CB	19:CS:7:LYS:HE2	2.40	0.52
22:DA:1638:C:H4'	22:DA:2710:C:O2	2.09	0.52
22:DA:1874:C:H3'	22:DA:1875:G:C8	2.44	0.52
22:DA:2225:A:H1'	22:DA:2226:C:OP2	2.09	0.52
22:DA:749:A:C5	22:DA:750:A:C8	2.97	0.52
24:DC:141:VAL:CG1	24:DC:190:ALA:HB1	2.39	0.52
30:DI:28:LEU:C	30:DI:28:LEU:HD12	2.30	0.52
36:DO:7:ARG:HD2	36:DO:97:PHE:CE1	2.44	0.52
1:AA:1060:U:OP1	14:AN:85:ARG:NH2	2.39	0.52
1:AA:118:U:O4	1:AA:288:A:H2'	2.10	0.52
1:AA:1277:C:HO2'	1:AA:1279:G:H8	1.54	0.52
1:AA:260:G:H2'	1:AA:261:U:C6	2.45	0.52
3:AC:193:TYR:CD2	3:AC:193:TYR:N	2.76	0.52
1:AA:624:C:H4'	16:AP:11:ALA:HB2	1.91	0.52
22:BA:1124:G:N3	52:B4:38:GLY:O	2.43	0.52
22:BA:1575:C:H2'	22:BA:1576:U:O4'	2.10	0.52
22:BA:1593:A:H2'	22:BA:1594:U:O4'	2.09	0.52
22:BA:1680:U:H2'	22:BA:1681:G:O4'	2.09	0.52

Continued on next page...

Continued from previous page...

Atom-1	Atom-2	Interatomic distance (Å)	Clash overlap (Å)
22:BA:2243:U:O2'	22:BA:2244:U:H5'	2.10	0.52
22:BA:2318:G:C6	22:BA:2319:G:C6	2.97	0.52
22:BA:2512:C:H4'	25:BD:127:PHE:CE1	2.45	0.52
24:BC:21:ASN:O	24:BC:24:LEU:HB2	2.10	0.52
29:BH:51:ARG:NH1	29:BH:55:GLU:OE1	2.43	0.52
35:BN:66:ALA:O	35:BN:69:ARG:O	2.27	0.52
1:CA:179:A:C5	1:CA:180:U:C4	2.97	0.52
1:CA:186:C:O2'	1:CA:187:G:H5'	2.10	0.52
1:CA:72:A:C6	1:CA:73:C:C4	2.98	0.52
1:CA:802:A:N3	1:CA:802:A:H2'	2.25	0.52
3:CC:77:ILE:HD11	3:CC:103:ILE:HG12	1.92	0.52
3:CC:173:VAL:O	3:CC:175:LEU:N	2.42	0.52
10:CJ:84:VAL:O	10:CJ:88:MET:HB2	2.10	0.52
51:D3:24:HIS:CE1	51:D3:48:ALA:HB3	2.45	0.52
22:DA:1055:G:O2'	22:DA:1085:A:N1	2.31	0.52
22:DA:1253:A:OP2	58:DA:3283:HOH:O	2.19	0.52
22:DA:1370:C:H2'	22:DA:1371:G:C8	2.45	0.52
22:DA:1838:C:H4'	22:DA:1839:G:C8	2.45	0.52
22:DA:459:U:C5	22:DA:469:G:N2	2.77	0.52
22:DA:593:U:C2	22:DA:594:U:C5	2.98	0.52
22:DA:931:U:H4'	22:DA:932:U:OP2	2.08	0.52
37:DP:106:LYS:HA	37:DP:109:ARG:HD2	1.90	0.52
1:AA:1160:G:O2'	1:AA:1161:C:P	2.68	0.52
3:AC:130:PHE:CZ	3:AC:131:ARG:HD3	2.45	0.52
4:AD:26:ARG:HD2	4:AD:31:LYS:HD2	1.92	0.52
22:BA:996:A:N6	22:BA:1160:G:C6	2.77	0.52
22:BA:2307:G:H4'	22:BA:2308:G:O5'	2.10	0.52
22:BA:528:A:N1	22:BA:2043:C:H5'	2.24	0.52
22:BA:947:A:HO2'	22:BA:984:A:H2	1.51	0.52
27:BF:42:GLU:O	27:BF:42:GLU:CG	2.57	0.52
1:CA:1052:U:H5''	1:CA:1053:G:OP2	2.08	0.52
1:CA:1511:G:C5	1:CA:1512:U:C5	2.97	0.52
1:CA:31:G:C5	1:CA:306:A:H1'	2.44	0.52
1:CA:321:A:C8	1:CA:328:C:C2	2.97	0.52
1:CA:505:G:C5	1:CA:535:A:C2	2.98	0.52
4:CD:173:VAL:HG13	4:CD:174:ASP:N	2.25	0.52
6:CF:6:ILE:HG22	6:CF:7:VAL:N	2.24	0.52
10:CJ:57:VAL:HG13	10:CJ:58:ASN:N	2.25	0.52
11:CK:72:ASP:OD1	11:CK:73:ALA:N	2.42	0.52
14:CN:10:GLU:O	14:CN:13:ARG:N	2.43	0.52
17:CQ:16:LYS:C	17:CQ:17:MET:SD	2.88	0.52

Continued on next page...

Continued from previous page...

Atom-1	Atom-2	Interatomic distance (Å)	Clash overlap (Å)
22:DA:1082:U:H5'	30:DI:119:GLY:HA2	1.92	0.52
22:DA:1139:G:O2'	22:DA:1140:C:H5'	2.09	0.52
22:DA:1281:G:C2'	22:DA:1282:U:H5'	2.39	0.52
22:DA:1438:U:C4	22:DA:1552:A:C2	2.98	0.52
22:DA:1439:A:C8	22:DA:1440:U:C6	2.98	0.52
22:DA:1645:G:OP1	22:DA:1646:C:H5'	2.09	0.52
22:DA:2314:A:C2	22:DA:2315:G:C4	2.97	0.52
22:DA:247:G:OP2	22:DA:249:C:N4	2.43	0.52
22:DA:2563:U:H1'	22:DA:2566:A:N6	2.25	0.52
24:DC:34:LEU:O	24:DC:35:GLU:CB	2.57	0.52
29:DH:34:GLY:O	29:DH:35:LYS:HB2	2.08	0.52
29:DH:34:GLY:O	29:DH:35:LYS:HD2	2.10	0.52
42:DU:83:VAL:CG1	42:DU:84:GLY:N	2.73	0.52
45:DX:27:ARG:NE	45:DX:28:ARG:O	2.40	0.52
1:AA:1311:A:H2'	1:AA:1312:G:O5'	2.10	0.52
1:AA:208:U:C5	1:AA:210:C:N3	2.78	0.52
13:AM:11:ASP:O	13:AM:12:HIS:HB2	2.09	0.52
53:B5:122:GLY:HA3	53:B5:146:VAL:CB	2.40	0.52
22:BA:2669:G:C2'	22:BA:2670:A:H5'	2.40	0.52
36:BO:51:ALA:O	36:BO:74:VAL:HG13	2.10	0.52
45:BX:17:ASN:OD1	45:BX:27:ARG:HD2	2.09	0.52
1:CA:513:C:H2'	1:CA:514:C:C6	2.45	0.52
1:CA:734:G:C4	1:CA:735:C:C5	2.98	0.52
1:CA:838:G:H2'	1:CA:839:C:O4'	2.09	0.52
2:CB:186:ILE:HG13	2:CB:200:ILE:O	2.10	0.52
5:CE:15:LEU:HD12	5:CE:15:LEU:C	2.30	0.52
6:CF:43:GLY:HA2	6:CF:58:HIS:NE2	2.24	0.52
7:CG:116:MET:HA	7:CG:119:ARG:HD3	1.91	0.52
16:CP:23:ASP:OD2	16:CP:25:ARG:CG	2.58	0.52
22:DA:1355:G:C2	22:DA:1356:G:C8	2.98	0.52
22:DA:1363:C:H2'	22:DA:1364:G:H8	1.75	0.52
22:DA:1352:U:C5	22:DA:1377:G:C6	2.98	0.52
22:DA:2093:G:C6	22:DA:2225:A:C8	2.98	0.52
22:DA:2677:G:C4	22:DA:2731:G:N2	2.77	0.52
24:DC:141:VAL:HG11	24:DC:190:ALA:HB1	1.90	0.52
26:DE:8:ALA:HB2	26:DE:122:GLU:HG3	1.92	0.52
27:DF:122:PHE:CE1	27:DF:166:GLY:HA3	2.45	0.52
30:DI:62:TYR:HB2	30:DI:66:SER:O	2.08	0.52
1:AA:1118:U:O2	1:AA:1179:A:C6	2.63	0.52
1:AA:202:G:O2'	1:AA:468:A:C8	2.62	0.52
4:AD:88:GLU:HG2	4:AD:188:ARG:HD3	1.91	0.52

Continued on next page...

Continued from previous page...

Atom-1	Atom-2	Interatomic distance (Å)	Clash overlap (Å)
13:AM:11:ASP:OD1	13:AM:45:ILE:HB	2.09	0.52
15:AO:35:GLN:HB3	15:AO:59:MET:CE	2.40	0.52
19:AS:5:LEU:HD23	19:AS:9:PRO:HA	1.92	0.52
22:BA:1317:G:C2	22:BA:1336:A:C2	2.98	0.52
22:BA:2291:U:H2'	22:BA:2292:U:C5	2.45	0.52
23:BB:2:G:N1	23:BB:119:A:C2	2.78	0.52
29:BH:2:GLN:O	29:BH:3:VAL:HG22	2.10	0.52
29:BH:94:ILE:HD12	29:BH:98:ASP:HB3	1.92	0.52
41:BT:19:LYS:NZ	41:BT:84:TYR:OH	2.42	0.52
17:CQ:50:ASN:O	17:CQ:51:ASN:C	2.48	0.52
22:DA:142:A:C6	22:DA:143:C:N4	2.77	0.52
22:DA:158:U:H2'	22:DA:159:G:H5'	1.92	0.52
22:DA:1722:A:C6	22:DA:1739:A:C8	2.98	0.52
22:DA:1893:C:C5	22:DA:1894:C:C5	2.98	0.52
22:DA:2024:G:N2	22:DA:2040:G:H1'	2.25	0.52
22:DA:2073:C:H5''	24:DC:228:VAL:HB	1.91	0.52
22:DA:250:G:H2'	22:DA:251:A:C8	2.44	0.52
22:DA:2690:U:C5	22:DA:2873:A:N1	2.78	0.52
22:DA:30:G:C6	22:DA:31:C:N3	2.78	0.52
22:DA:61:C:OP1	46:DY:44:LYS:HD3	2.10	0.52
22:DA:67:U:H2'	22:DA:68:G:O4'	2.10	0.52
22:DA:996:A:C2	22:DA:997:G:C8	2.98	0.52
28:DG:126:PRO:C	28:DG:127:THR:OG1	2.48	0.52
29:DH:25:TYR:CZ	29:DH:30:LEU:HD21	2.45	0.52
33:DL:2:ARG:N	33:DL:2:ARG:HD3	2.25	0.52
42:DU:88:GLU:O	42:DU:89:ASP:CB	2.58	0.52
1:AA:1296:C:H4'	1:AA:1302:C:C4	2.44	0.52
1:AA:502:A:H2'	1:AA:503:C:O4'	2.09	0.52
1:AA:926:G:N2	1:AA:1505:G:H2'	2.25	0.52
1:AA:92:U:H2'	1:AA:93:U:C6	2.45	0.52
2:AB:27:MET:HG2	2:AB:189:THR:HA	1.92	0.52
2:AB:219:ALA:O	2:AB:220:THR:CB	2.57	0.52
7:AG:71:PRO:HD2	7:AG:96:ARG:O	2.10	0.52
10:AJ:57:VAL:HG22	10:AJ:58:ASN:N	2.25	0.52
14:AN:10:GLU:OE2	14:AN:61:ARG:HB3	2.10	0.52
19:AS:50:ALA:HB1	19:AS:57:HIS:HB3	1.90	0.52
48:B0:48:TYR:CE2	48:B0:53:LYS:HB2	2.44	0.52
53:B5:83:LYS:HB3	53:B5:87:ALA:HB3	1.92	0.52
22:BA:1224:U:C4	22:BA:1225:G:C6	2.98	0.52
22:BA:1779:U:C5	22:BA:1784:A:N7	2.78	0.52
22:BA:1916:A:OP2	22:BA:1917:U:OP2	2.28	0.52

Continued on next page...

Continued from previous page...

Atom-1	Atom-2	Interatomic distance (Å)	Clash overlap (Å)
22:BA:2154:A:H2'	22:BA:2155:U:C5	2.45	0.52
22:BA:2339:C:H2'	22:BA:2340:A:C8	2.44	0.52
22:BA:65:U:H2'	22:BA:66:C:C6	2.44	0.52
22:BA:1993:U:H4'	25:BD:133:THR:HG21	1.92	0.52
26:BE:164:LEU:HB3	26:BE:167:VAL:HB	1.92	0.52
27:BF:36:LEU:HD21	27:BF:99:PHE:CE1	2.45	0.52
1:CA:1001:C:H2'	1:CA:1002:G:N7	2.25	0.52
1:CA:197:A:C6	1:CA:221:C:H4'	2.45	0.52
1:CA:328:C:O2	1:CA:328:C:C2'	2.58	0.52
1:CA:632:U:O2	1:CA:632:U:C2'	2.58	0.52
4:CD:65:TYR:CG	4:CD:94:LEU:HD22	2.45	0.52
5:CE:104:GLY:O	5:CE:105:ILE:CG2	2.57	0.52
5:CE:125:ALA:O	5:CE:126:LYS:HB3	2.09	0.52
11:CK:51:GLY:O	11:CK:52:PHE:O	2.28	0.52
22:DA:1318:U:H2'	22:DA:1319:C:C6	2.45	0.52
22:DA:1289:C:O2'	22:DA:1330:C:H4'	2.10	0.52
22:DA:1338:G:H5''	41:DT:17:SER:HB2	1.92	0.52
22:DA:1566:A:C2	24:DC:213:TRP:CG	2.98	0.52
22:DA:1731:G:C6	22:DA:1733:G:N7	2.77	0.52
22:DA:207:A:H2'	22:DA:207:A:N3	2.24	0.52
22:DA:2214:C:C2'	22:DA:2215:C:O5'	2.57	0.52
22:DA:2199:A:N7	22:DA:2225:A:N6	2.58	0.52
22:DA:249:C:P	22:DA:2394:C:O2'	2.68	0.52
22:DA:2621:G:OP1	25:DD:124:ARG:NH2	2.43	0.52
22:DA:927:A:O2'	47:DZ:39:GLU:OE1	2.28	0.52
25:DD:151:THR:HB	25:DD:152:PRO:HD2	1.92	0.52
30:DI:97:LYS:HD2	30:DI:97:LYS:N	2.25	0.52
42:DU:10:GLU:OE2	42:DU:73:PHE:CD2	2.62	0.52
1:AA:1452:C:O4'	1:AA:1453:G:C2	2.63	0.52
1:AA:1463:U:H2'	1:AA:1464:U:C6	2.45	0.52
2:AB:126:PHE:N	2:AB:126:PHE:HD2	2.06	0.52
2:AB:147:SER:O	2:AB:148:LEU:HB2	2.08	0.52
8:AH:25:VAL:HG12	8:AH:61:LEU:HB2	1.92	0.52
10:AJ:53:ILE:HG22	10:AJ:61:ALA:HB1	1.92	0.52
11:AK:36:ASP:OD2	11:AK:38:GLN:N	2.42	0.52
16:AP:20:VAL:HG21	16:AP:32:PHE:CG	2.45	0.52
17:AQ:16:LYS:CG	17:AQ:16:LYS:O	2.57	0.52
53:B5:65:LEU:HD21	53:B5:191:ARG:CB	2.39	0.52
22:BA:1007:C:OP1	31:BJ:39:LYS:HD2	2.10	0.52
22:BA:141:G:N1	41:BT:1:MET:HE1	2.25	0.52
22:BA:2393:U:C2'	22:BA:2394:C:O5'	2.58	0.52

Continued on next page...

Continued from previous page...

Atom-1	Atom-2	Interatomic distance (Å)	Clash overlap (Å)
22:BA:271:G:H4'	22:BA:272:A:OP1	2.10	0.52
22:BA:280:U:H2'	22:BA:281:C:O4'	2.09	0.52
22:BA:819:A:N3	22:BA:1189:A:C2	2.77	0.52
32:BK:107:LEU:O	32:BK:109:SER:N	2.43	0.52
35:BN:69:ARG:O	35:BN:70:THR:HG23	2.10	0.52
1:CA:1053:G:O5'	1:CA:1054:C:H3'	2.09	0.52
1:CA:1098:C:H2'	1:CA:1099:G:O4'	2.10	0.52
1:CA:1458:G:O2'	20:CT:23:SER:HB3	2.09	0.52
1:CA:1467:C:H2'	1:CA:1468:A:C8	2.45	0.52
1:CA:109:A:C6	1:CA:327:A:C5	2.98	0.52
1:CA:455:G:C6	1:CA:456:A:C6	2.98	0.52
1:CA:518:C:H5''	1:CA:519:C:C6	2.45	0.52
1:CA:892:A:O2'	1:CA:1415:G:H4'	2.09	0.52
1:CA:892:A:C5	1:CA:893:C:C5	2.98	0.52
13:CM:29:ARG:NH1	13:CM:59:GLU:O	2.43	0.52
14:CN:31:ILE:O	14:CN:33:ASP:N	2.43	0.52
50:D2:10:LEU:O	50:D2:14:ARG:HG3	2.10	0.52
22:DA:1204:A:C2	22:DA:1240:U:N3	2.77	0.52
22:DA:2230:G:H5'	45:DX:30:LEU:HD13	1.92	0.52
22:DA:2297:A:H2'	22:DA:2297:A:N3	2.25	0.52
22:DA:294:A:C6	22:DA:345:A:C4	2.97	0.52
22:DA:815:C:H2'	22:DA:816:C:C6	2.45	0.52
29:DH:23:ALA:O	29:DH:27:ARG:N	2.38	0.52
33:DL:102:GLY:N	58:DL:301:HOH:O	2.43	0.52
22:DA:2870:C:H5''	35:DN:65:LEU:HD21	1.92	0.52
37:DP:39:ARG:HA	37:DP:39:ARG:HE	1.74	0.52
41:DT:77:ARG:O	41:DT:78:SER:CB	2.57	0.52
47:DZ:10:THR:HG23	47:DZ:54:MET:C	2.30	0.52
1:AA:102:G:C2	1:AA:103:U:C5	2.98	0.51
1:AA:1171:A:C2	1:AA:1172:C:C2	2.98	0.51
1:AA:1367:C:OP2	9:AI:114:LYS:NZ	2.41	0.51
1:AA:47:C:O2	1:AA:49:U:C5	2.62	0.51
1:AA:760:G:C5	1:AA:761:G:C8	2.98	0.51
1:AA:862:C:C2'	1:AA:863:U:H5'	2.40	0.51
2:AB:169:GLU:O	2:AB:170:HIS:C	2.47	0.51
2:AB:206:ALA:O	2:AB:210:VAL:HG22	2.10	0.51
4:AD:125:VAL:O	4:AD:126:ASN:C	2.47	0.51
5:AE:13:GLU:CB	5:AE:39:VAL:HG12	2.41	0.51
6:AF:47:LEU:HD13	6:AF:51:ILE:HG23	1.91	0.51
1:AA:878:A:OP2	8:AH:80:ARG:NH1	2.43	0.51
22:BA:1098:A:C8	22:BA:1099:G:N7	2.78	0.51

Continued on next page...

Continued from previous page...

Atom-1	Atom-2	Interatomic distance (Å)	Clash overlap (Å)
22:BA:195:A:C6	22:BA:198:C:C5	2.97	0.51
22:BA:225:C:H2'	22:BA:226:A:O4'	2.10	0.51
27:BF:103:LEU:O	27:BF:108:VAL:HB	2.10	0.51
27:BF:85:ILE:O	27:BF:85:ILE:HG12	2.10	0.51
30:BI:24:VAL:CG2	30:BI:28:LEU:HD23	2.40	0.51
31:BJ:17:VAL:HG22	31:BJ:55:ILE:HB	1.92	0.51
1:CA:519:C:H2'	1:CA:520:A:O4'	2.10	0.51
3:CC:117:ALA:HB1	3:CC:187:SER:HB2	1.90	0.51
4:CD:26:ARG:CG	4:CD:27:ALA:N	2.73	0.51
12:CL:38:TYR:CB	12:CL:52:VAL:HG13	2.40	0.51
17:CQ:50:ASN:O	17:CQ:52:GLU:N	2.43	0.51
18:CR:25:ASP:OD1	18:CR:25:ASP:N	2.43	0.51
49:D1:5:ILE:HG22	49:D1:28:ARG:NH1	2.25	0.51
51:D3:4:ILE:HG21	51:D3:63:PRO:HG3	1.92	0.51
22:DA:1544:A:C6	22:DA:1545:A:N1	2.78	0.51
22:DA:1678:A:C5	22:DA:1679:A:C8	2.98	0.51
22:DA:1809:A:C6	22:DA:1810:A:C6	2.98	0.51
22:DA:1853:A:N3	22:DA:2233:U:O2'	2.37	0.51
22:DA:2209:G:C2	22:DA:2216:G:N3	2.78	0.51
22:DA:2221:G:C5	22:DA:2222:C:C5	2.98	0.51
22:DA:425:G:N2	22:DA:426:C:N3	2.58	0.51
22:DA:522:A:C6	22:DA:523:C:N3	2.78	0.51
22:DA:740:C:H5'	22:DA:1784:A:C3'	2.39	0.51
22:DA:973:A:O4'	22:DA:1188:U:C6	2.63	0.51
25:DD:140:HIS:CE1	58:DD:303:HOH:O	2.63	0.51
26:DE:47:LYS:O	26:DE:83:VAL:HB	2.10	0.51
30:DI:80:LEU:HA	30:DI:84:ALA:HB2	1.92	0.51
32:DK:71:ARG:HB3	32:DK:72:PRO:HD2	1.92	0.51
1:AA:1315:U:C4	1:AA:1316:G:C6	2.98	0.51
1:AA:601:G:H2'	1:AA:602:A:C8	2.44	0.51
2:AB:164:ILE:HD12	2:AB:210:VAL:CG1	2.41	0.51
9:AI:50:GLN:O	9:AI:52:LEU:N	2.42	0.51
14:AN:49:GLN:OE1	14:AN:49:GLN:HA	2.09	0.51
17:AQ:80:GLU:C	17:AQ:81:LYS:HD3	2.30	0.51
49:B1:23:THR:OG1	49:B1:24:THR:N	2.44	0.51
22:BA:1056:G:C2	22:BA:1102:C:C5	2.98	0.51
22:BA:1730:C:O2'	22:BA:1731:G:C4	2.55	0.51
22:BA:1737:G:C6	22:BA:1738:G:N1	2.78	0.51
22:BA:2140:G:N3	22:BA:2140:G:H2'	2.25	0.51
22:BA:307:G:N2	22:BA:309:A:H3'	2.25	0.51
22:BA:563:A:C2	22:BA:564:C:C2	2.99	0.51

Continued on next page...

Continued from previous page...

Atom-1	Atom-2	Interatomic distance (Å)	Clash overlap (Å)
22:BA:861:A:C2	22:BA:917:A:C4	2.99	0.51
27:BF:21:ASN:O	27:BF:21:ASN:CG	2.48	0.51
1:CA:137:U:H1'	1:CA:227:G:N2	2.25	0.51
1:CA:151:A:H2'	1:CA:152:A:O4'	2.10	0.51
3:CC:172:ARG:HG3	3:CC:174:PRO:HD3	1.92	0.51
15:CO:67:LEU:O	15:CO:70:LEU:N	2.44	0.51
22:DA:1049:C:H2'	22:DA:1050:A:H5'	1.92	0.51
22:DA:169:G:C2	22:DA:170:U:C6	2.98	0.51
22:DA:176:A:N7	22:DA:177:G:C6	2.79	0.51
22:DA:195:A:C6	22:DA:198:C:C5	2.99	0.51
22:DA:2174:C:H2'	22:DA:2175:C:O4'	2.09	0.51
22:DA:270:A:C2	22:DA:369:U:H4'	2.46	0.51
22:DA:856:G:H2'	22:DA:857:G:C8	2.44	0.51
22:DA:914:G:H5'	22:DA:915:C:OP2	2.10	0.51
42:DU:13:VAL:HG21	42:DU:39:ILE:CG2	2.40	0.51
22:DA:398:C:OP1	45:DX:53:ALA:CB	2.59	0.51
1:AA:1236:A:H4'	1:AA:1304:G:H4'	1.92	0.51
1:AA:1255:G:O2'	1:AA:1258:G:N3	2.40	0.51
10:AJ:10:LEU:CD1	10:AJ:98:VAL:HG12	2.40	0.51
12:AL:23:ALA:O	12:AL:24:LEU:O	2.27	0.51
22:BA:1050:A:H2'	22:BA:1051:G:O4'	2.10	0.51
22:BA:1075:C:H2'	22:BA:1076:C:C2	2.46	0.51
22:BA:1171:G:N3	22:BA:1179:G:N1	2.57	0.51
22:BA:1432:G:O2'	22:BA:1433:A:H5'	2.10	0.51
22:BA:547:A:H3'	22:BA:548:G:C5'	2.40	0.51
29:BH:99:ILE:O	29:BH:103:VAL:CG2	2.58	0.51
22:BA:2882:A:OP1	35:BN:96:ARG:HD3	2.10	0.51
1:CA:1072:G:C5	1:CA:1073:U:C5	2.99	0.51
1:CA:1240:U:C5	7:CG:109:ARG:NH1	2.78	0.51
1:CA:74:A:C2	1:CA:75:G:C5	2.98	0.51
2:CB:187:VAL:HG23	2:CB:188:ASP:O	2.09	0.51
1:CA:620:C:N1	4:CD:132:ILE:HD13	2.25	0.51
8:CH:75:ILE:HD13	8:CH:129:VAL:HG22	1.92	0.51
17:CQ:8:LEU:HD13	17:CQ:73:TRP:CZ3	2.46	0.51
19:CS:31:LEU:O	19:CS:33:THR:N	2.42	0.51
50:D2:18:PHE:O	50:D2:21:ARG:N	2.44	0.51
51:D3:31:HIS:CE1	51:D3:32:ILE:CD1	2.94	0.51
22:DA:1286:A:N6	22:DA:1329:U:C2	2.79	0.51
22:DA:1607:C:H4'	22:DA:1608:A:O5'	2.10	0.51
22:DA:2145:C:H5''	22:DA:2146:C:P	2.51	0.51
22:DA:2284:A:O2'	22:DA:2288:A:N1	2.33	0.51

Continued on next page...

Continued from previous page...

Atom-1	Atom-2	Interatomic distance (Å)	Clash overlap (Å)
22:DA:333:G:C5	22:DA:334:C:C5	2.99	0.51
22:DA:370:G:O2'	22:DA:423:A:H3'	2.09	0.51
22:DA:491:G:C6	22:DA:492:A:C5	2.98	0.51
22:DA:617:G:H2'	22:DA:618:G:O4'	2.10	0.51
22:DA:963:U:H2'	22:DA:964:C:C6	2.45	0.51
29:DH:121:VAL:O	29:DH:122:LEU:HB2	2.11	0.51
30:DI:76:ALA:HA	30:DI:79:LEU:HB2	1.91	0.51
31:DJ:142:ILE:OXT	31:DJ:142:ILE:HG23	2.10	0.51
37:DP:113:ARG:O	37:DP:114:LEU:C	2.48	0.51
37:DP:54:GLY:O	37:DP:77:HIS:NE2	2.44	0.51
1:AA:340:U:H2'	1:AA:341:C:C6	2.45	0.51
1:AA:374:A:C6	1:AA:375:U:C4	2.99	0.51
4:AD:26:ARG:HD2	4:AD:31:LYS:HE3	1.93	0.51
7:AG:13:LEU:HD22	7:AG:13:LEU:N	2.26	0.51
14:AN:4:GLN:O	14:AN:7:LYS:N	2.44	0.51
21:AU:12:PHE:CD2	21:AU:12:PHE:N	2.76	0.51
53:B5:50:ILE:HG22	53:B5:51:ASP:N	2.26	0.51
22:BA:2298:A:C4	22:BA:2321:U:C5	2.98	0.51
22:BA:244:A:C2	22:BA:255:A:C4	2.98	0.51
23:BB:78:A:C2	23:BB:99:A:C4	2.98	0.51
24:BC:238:ARG:O	24:BC:239:ASN:ND2	2.43	0.51
25:BD:38:LYS:O	25:BD:46:ARG:HA	2.10	0.51
26:BE:77:ILE:O	26:BE:77:ILE:CG1	2.58	0.51
33:BL:95:LEU:HD22	33:BL:100:ILE:CD1	2.40	0.51
22:BA:2009:A:OP1	40:BS:41:LYS:HE2	2.11	0.51
44:BW:23:VAL:HA	44:BW:38:VAL:HG12	1.92	0.51
1:CA:686:U:O2'	1:CA:687:A:OP2	2.22	0.51
1:CA:743:A:C6	1:CA:744:C:C4	2.98	0.51
1:CA:963:G:C2'	1:CA:964:A:H5'	2.40	0.51
1:CA:972:C:H4'	10:CJ:59:LYS:HG2	1.91	0.51
3:CC:145:GLY:O	3:CC:146:ALA:O	2.28	0.51
4:CD:74:ASN:HA	4:CD:77:LYS:HB2	1.92	0.51
12:CL:57:LEU:O	12:CL:58:THR:C	2.49	0.51
15:CO:35:GLN:NE2	15:CO:39:LEU:HD21	2.25	0.51
22:DA:1324:G:O4'	22:DA:1616:A:N6	2.43	0.51
22:DA:1620:G:C6	22:DA:1621:U:C4	2.99	0.51
22:DA:491:G:C6	22:DA:492:A:C6	2.98	0.51
22:DA:621:A:C5	22:DA:622:G:H1'	2.45	0.51
22:DA:749:A:C6	22:DA:1618:A:C2	2.99	0.51
33:DL:59:ARG:CZ	33:DL:59:ARG:HB3	2.40	0.51
35:DN:12:ARG:HG2	35:DN:16:HIS:HB3	1.91	0.51

Continued on next page...

Continued from previous page...

Atom-1	Atom-2	Interatomic distance (Å)	Clash overlap (Å)
1:AA:992:U:O2	1:AA:1043:G:N7	2.44	0.51
1:AA:261:U:P	20:AT:71:LYS:HE2	2.51	0.51
1:AA:560:A:C6	5:AE:128:TYR:CE1	2.98	0.51
8:AH:79:SER:HA	8:AH:85:ILE:HG12	1.92	0.51
11:AK:88:GLY:H	11:AK:114:THR:HG22	1.76	0.51
13:AM:15:ALA:O	13:AM:18:ALA:N	2.44	0.51
20:AT:44:LYS:NZ	20:AT:86:LEU:O	2.38	0.51
22:BA:2223:G:OP1	24:BC:171:TYR:OH	2.23	0.51
22:BA:2492:U:C2	22:BA:2493:U:C5	2.99	0.51
22:BA:283:G:N7	22:BA:284:U:C5	2.78	0.51
22:BA:304:U:H2'	22:BA:305:C:C6	2.46	0.51
23:BB:63:C:C2	23:BB:64:G:C8	2.99	0.51
24:BC:28:LYS:HD3	24:BC:28:LYS:N	2.26	0.51
29:BH:110:VAL:HG22	29:BH:114:GLU:HB2	1.90	0.51
29:BH:85:GLY:HA2	29:BH:91:PHE:CE2	2.46	0.51
29:BH:94:ILE:CG2	29:BH:99:ILE:CG1	2.88	0.51
35:BN:2:ARG:HA	35:BN:5:LYS:HD2	1.92	0.51
43:BV:61:LEU:HD13	43:BV:61:LEU:N	2.25	0.51
22:BA:929:U:H1'	47:BZ:26:GLY:O	2.11	0.51
1:CA:1380:U:C5	7:CG:3:ARG:HA	2.45	0.51
1:CA:927:G:O2'	1:CA:1503:A:N7	2.36	0.51
1:CA:16:A:C2'	1:CA:17:U:H5'	2.41	0.51
1:CA:213:G:C8	1:CA:214:C:C5	2.99	0.51
1:CA:756:C:H2'	1:CA:757:U:C5'	2.40	0.51
2:CB:10:LEU:CD2	2:CB:12:ALA:O	2.58	0.51
2:CB:15:HIS:O	2:CB:16:PHE:C	2.48	0.51
3:CC:64:ILE:HG12	3:CC:66:VAL:HG23	1.92	0.51
5:CE:137:VAL:O	5:CE:138:ARG:CB	2.58	0.51
8:CH:10:MET:HE1	8:CH:36:ILE:HB	1.92	0.51
9:CI:120:LYS:CG	9:CI:123:ARG:HB3	2.40	0.51
9:CI:13:LYS:O	9:CI:14:SER:HB3	2.10	0.51
9:CI:32:GLN:NE2	9:CI:64:TYR:OH	2.43	0.51
9:CI:88:MET:O	9:CI:88:MET:HG2	2.09	0.51
22:DA:504:A:C2	22:DA:1234:U:H4'	2.46	0.51
22:DA:1435:G:C2'	22:DA:1436:G:H5'	2.41	0.51
22:DA:1651:G:C2	22:DA:2007:U:O2	2.64	0.51
22:DA:1817:G:C2'	22:DA:1818:U:H5'	2.41	0.51
22:DA:1917:U:H2'	22:DA:1918:A:H5'	1.92	0.51
22:DA:228:C:H4'	22:DA:229:C:H5''	1.91	0.51
22:DA:410:G:C2	22:DA:2407:A:C5	2.98	0.51
22:DA:415:A:C2	22:DA:2409:G:C6	2.98	0.51

Continued on next page...

Continued from previous page...

Atom-1	Atom-2	Interatomic distance (Å)	Clash overlap (Å)
22:DA:32:C:H5''	22:DA:33:C:OP2	2.10	0.51
22:DA:547:A:H3'	22:DA:548:G:C5'	2.40	0.51
27:DF:128:TYR:CG	27:DF:170:LEU:HD13	2.46	0.51
29:DH:26:ALA:HA	29:DH:30:LEU:HB2	1.92	0.51
29:DH:53:GLU:O	29:DH:54:LEU:C	2.49	0.51
30:DI:51:LYS:N	30:DI:51:LYS:HD3	2.24	0.51
22:DA:2019:A:H4'	38:DQ:34:VAL:HG22	1.92	0.51
46:DY:18:LEU:O	46:DY:22:LEU:CB	2.58	0.51
1:AA:1349:A:C6	1:AA:1374:A:C8	2.99	0.51
1:AA:1429:A:C2	1:AA:1430:A:N9	2.78	0.51
1:AA:651:C:C2'	1:AA:652:U:O5'	2.59	0.51
2:AB:14:VAL:HG23	2:AB:208:ARG:NH2	2.25	0.51
2:AB:59:LYS:O	2:AB:63:ARG:HG3	2.11	0.51
5:AE:136:VAL:O	5:AE:138:ARG:N	2.43	0.51
10:AJ:51:VAL:HB	14:AN:81:ARG:HB2	1.91	0.51
22:BA:1176:U:H2'	22:BA:1177:G:C4	2.46	0.51
22:BA:1366:A:C5	22:BA:1367:A:C8	2.98	0.51
22:BA:1838:C:C5	22:BA:1899:A:C6	2.99	0.51
22:BA:2831:G:OP1	25:BD:56:LYS:NZ	2.36	0.51
27:BF:106:ILE:C	27:BF:109:PRO:HD2	2.31	0.51
29:BH:100:ALA:CB	29:BH:112:LYS:HA	2.41	0.51
29:BH:117:LEU:CD2	29:BH:121:VAL:N	2.70	0.51
29:BH:132:PHE:O	29:BH:139:PHE:HB3	2.11	0.51
43:BV:14:LYS:CD	43:BV:18:ARG:NH1	2.73	0.51
1:CA:101:A:C4	1:CA:102:G:C8	2.98	0.51
1:CA:1285:A:H4'	1:CA:1286:U:C5	2.46	0.51
1:CA:437:U:C4	1:CA:438:U:C5	2.99	0.51
1:CA:736:C:H2'	1:CA:737:C:C6	2.45	0.51
2:CB:133:GLU:O	2:CB:137:ARG:HB3	2.10	0.51
4:CD:147:GLU:O	4:CD:150:LYS:HB3	2.11	0.51
10:CJ:91:ASP:O	10:CJ:92:LEU:HB2	2.11	0.51
12:CL:38:TYR:N	12:CL:52:VAL:O	2.43	0.51
1:CA:1014:A:O4'	19:CS:34:TRP:CZ3	2.63	0.51
20:CT:28:MET:HE3	20:CT:58:VAL:HG22	1.92	0.51
22:DA:1319:C:H2'	22:DA:1320:C:H5'	1.91	0.51
22:DA:531:C:C5	22:DA:2035:G:C2	2.98	0.51
22:DA:2111:U:C4	22:DA:2147:A:C2	2.99	0.51
22:DA:2341:G:C5	22:DA:2342:C:C4	2.99	0.51
22:DA:2829:A:H2'	22:DA:2830:C:H5'	1.92	0.51
22:DA:38:A:H5'	26:DE:45:ALA:HB3	1.92	0.51
22:DA:777:G:N7	22:DA:793:A:C2	2.78	0.51

Continued on next page...

Continued from previous page...

Atom-1	Atom-2	Interatomic distance (Å)	Clash overlap (Å)
30:DI:6:GLN:O	30:DI:7:ALA:HB3	2.10	0.51
32:DK:31:ARG:HB3	32:DK:32:TYR:CE2	2.46	0.51
41:DT:59:ASN:O	41:DT:84:TYR:N	2.44	0.51
42:DU:44:LYS:HE3	42:DU:46:GLN:HB2	1.92	0.51
44:DW:56:ASP:O	44:DW:57:HIS:HB2	2.10	0.51
1:AA:1040:U:H2'	1:AA:1041:G:C8	2.46	0.51
1:AA:139:A:C2'	1:AA:140:U:H5'	2.40	0.51
1:AA:201:G:C2	1:AA:217:C:O2	2.64	0.51
1:AA:702:A:H3'	1:AA:703:G:H5'	1.91	0.51
1:AA:921:U:H2'	1:AA:922:G:O4'	2.11	0.51
4:AD:151:LYS:HB3	4:AD:178:MET:HE3	1.93	0.51
5:AE:16:ILE:CG2	5:AE:110:ALA:HA	2.40	0.51
6:AF:98:GLU:O	6:AF:99:ALA:O	2.28	0.51
9:AI:52:LEU:HD13	9:AI:57:MET:HG3	1.93	0.51
21:AU:11:PRO:O	21:AU:12:PHE:CB	2.58	0.51
22:BA:142:A:N7	22:BA:143:C:C4	2.79	0.51
22:BA:2243:U:H2'	22:BA:2244:U:H6	1.76	0.51
22:BA:478:A:C6	22:BA:480:A:C6	2.99	0.51
25:BD:150:GLN:O	25:BD:153:GLY:N	2.44	0.51
39:BR:39:LEU:CA	39:BR:49:ILE:HG23	2.41	0.51
1:CA:1238:A:N3	1:CA:1241:G:O2'	2.38	0.51
1:CA:1255:G:N1	1:CA:1279:G:C8	2.79	0.51
1:CA:1347:G:O2'	1:CA:1348:U:P	2.68	0.51
1:CA:130:A:N1	1:CA:233:C:O2'	2.43	0.51
1:CA:57:G:C5	1:CA:58:C:C4	2.98	0.51
3:CC:36:ASP:C	3:CC:38:LYS:H	2.14	0.51
3:CC:75:ILE:O	3:CC:75:ILE:HG13	2.10	0.51
7:CG:5:ARG:HE	7:CG:5:ARG:HA	1.75	0.51
8:CH:64:LYS:HB3	8:CH:71:VAL:HG21	1.93	0.51
14:CN:91:GLY:O	14:CN:93:ILE:N	2.43	0.51
16:CP:28:ARG:HG3	16:CP:29:ASN:OD1	2.10	0.51
20:CT:55:GLN:N	20:CT:56:PRO:HD2	2.26	0.51
22:DA:201:C:C4	22:DA:202:U:C5	2.98	0.51
22:DA:2335:A:C6	22:DA:2337:G:H1'	2.45	0.51
22:DA:200:U:C4	22:DA:248:G:C2	2.98	0.51
22:DA:2531:A:H5'	28:DG:157:TYR:CE2	2.45	0.51
22:DA:488:G:N2	22:DA:493:G:C6	2.79	0.51
26:DE:77:ILE:CG1	26:DE:77:ILE:O	2.59	0.51
30:DI:57:VAL:CG2	30:DI:69:PHE:HB2	2.40	0.51
31:DJ:104:ALA:O	31:DJ:108:MET:HG3	2.10	0.51
39:DR:80:ARG:C	39:DR:82:HIS:H	2.14	0.51

Continued on next page...

Continued from previous page...

Atom-1	Atom-2	Interatomic distance (Å)	Clash overlap (Å)
47:DZ:13:ALA:HB2	47:DZ:24:LEU:CD1	2.41	0.51
1:AA:475:C:H2'	1:AA:476:U:O4'	2.10	0.51
5:AE:74:VAL:HG23	5:AE:76:LEU:CD1	2.41	0.51
21:AU:34:ARG:O	21:AU:36:GLU:N	2.42	0.51
22:BA:1386:C:H2'	22:BA:1387:A:C8	2.45	0.51
22:BA:13:A:N3	22:BA:15:G:C6	2.79	0.51
22:BA:277:G:O2'	22:BA:361:G:C6	2.57	0.51
24:BC:125:LYS:HB2	24:BC:126:PRO:HD2	1.93	0.51
22:BA:1791:A:O2'	24:BC:206:GLY:HA2	2.11	0.51
24:BC:25:HIS:CE1	24:BC:26:LYS:O	2.64	0.51
25:BD:4:LEU:HD21	25:BD:100:LEU:HB3	1.92	0.51
1:CA:1474:U:H2'	1:CA:1475:G:H5''	1.93	0.51
1:CA:298:A:H2'	1:CA:299:G:O4'	2.10	0.51
4:CD:32:CYS:O	4:CD:33:LYS:HB3	2.09	0.51
7:CG:4:ARG:HG3	7:CG:5:ARG:N	2.26	0.51
20:CT:60:ARG:O	20:CT:64:LYS:HB2	2.11	0.51
21:CU:12:PHE:N	21:CU:12:PHE:CD1	2.79	0.51
22:DA:1029:A:N1	22:DA:2465:C:O2'	2.36	0.51
22:DA:1054:A:H2'	22:DA:1055:G:C8	2.46	0.51
22:DA:1096:A:C5	22:DA:1097:U:C5	2.99	0.51
22:DA:1246:A:O2'	26:DE:40:ARG:NH2	2.44	0.51
22:DA:1584:U:O2	22:DA:1584:U:H3'	2.10	0.51
22:DA:1731:G:C6	22:DA:1733:G:C5	2.99	0.51
22:DA:1916:A:H2'	22:DA:1917:U:O4'	2.09	0.51
22:DA:195:A:C4	22:DA:198:C:N4	2.78	0.51
22:DA:563:A:C6	22:DA:2018:G:C4	2.99	0.51
22:DA:2127:G:N3	22:DA:2162:G:C8	2.79	0.51
22:DA:2645:G:H3'	22:DA:2646:C:C5'	2.41	0.51
22:DA:471:A:OP1	26:DE:79:ARG:NH1	2.44	0.51
22:DA:915:C:C4	22:DA:916:G:C5	2.99	0.51
23:DB:62:C:H2'	23:DB:63:C:C6	2.45	0.51
29:DH:5:LEU:HA	29:DH:36:ALA:HA	1.93	0.51
36:DO:49:VAL:HG21	36:DO:82:ALA:HA	1.93	0.51
44:DW:45:PHE:HB3	44:DW:80:ILE:HD12	1.92	0.51
1:AA:109:A:C6	1:AA:326:G:C6	2.99	0.51
1:AA:1138:G:C2	1:AA:1140:C:C5	2.99	0.51
1:AA:704:A:C6	1:AA:705:G:C4	2.99	0.51
1:AA:901:A:N7	1:AA:902:G:H1'	2.26	0.51
5:AE:97:GLN:HB3	5:AE:124:LEU:HD12	1.92	0.51
8:AH:47:GLU:N	8:AH:64:LYS:HG3	2.26	0.51
49:B1:17:THR:HG21	49:B1:43:VAL:HG13	1.92	0.51

Continued on next page...

Continued from previous page...

Atom-1	Atom-2	Interatomic distance (Å)	Clash overlap (Å)
22:BA:1485:U:H2'	22:BA:1486:U:C6	2.45	0.51
22:BA:1917:U:H2'	22:BA:1917:U:O2	2.09	0.51
22:BA:2514:U:H2'	22:BA:2515:C:C6	2.46	0.51
22:BA:2579:C:H2'	22:BA:2580:U:O4'	2.11	0.51
22:BA:958:U:OP2	34:BM:14:LYS:NZ	2.40	0.51
22:BA:962:G:N2	22:BA:2250:G:H1	2.08	0.51
29:BH:83:LYS:HA	29:BH:148:ALA:HA	1.93	0.51
33:BL:77:ILE:HG23	33:BL:100:ILE:HD11	1.93	0.51
1:CA:1202:U:H2'	1:CA:1203:C:O4'	2.11	0.51
1:CA:355:C:H2'	1:CA:356:A:O4'	2.11	0.51
1:CA:97:G:C5	1:CA:98:A:H1'	2.46	0.51
2:CB:53:ALA:O	2:CB:57:LEU:HB2	2.11	0.51
3:CC:40:ARG:HG2	3:CC:55:ILE:HD11	1.93	0.51
8:CH:21:ASN:O	8:CH:23:ALA:N	2.44	0.51
9:CI:21:ILE:HG12	9:CI:62:ASP:O	2.10	0.51
13:CM:14:HIS:HB2	13:CM:17:ILE:CD1	2.41	0.51
22:DA:1831:G:C6	22:DA:1832:C:C4	2.99	0.51
22:DA:2331:G:C5	22:DA:2332:C:C5	2.99	0.51
22:DA:2845:U:H5''	37:DP:52:ASN:O	2.11	0.51
22:DA:321:U:OP2	26:DE:130:LYS:HA	2.11	0.51
22:DA:912:C:N4	22:DA:913:U:O4	2.44	0.51
22:DA:971:G:H2'	22:DA:972:A:O4'	2.09	0.51
24:DC:92:ALA:HB3	24:DC:104:ILE:CD1	2.41	0.51
24:DC:141:VAL:HG13	24:DC:191:THR:O	2.11	0.51
25:DD:52:THR:OG1	25:DD:53:GLY:N	2.44	0.51
26:DE:149:ILE:HG23	26:DE:188:MET:HA	1.92	0.51
33:DL:68:SER:O	33:DL:69:ARG:CB	2.57	0.51
35:DN:28:LEU:HG	35:DN:28:LEU:O	2.11	0.51
41:DT:69:ARG:NH1	58:DT:102:HOH:O	2.43	0.51
1:AA:1037:C:H2'	1:AA:1038:C:C6	2.46	0.51
1:AA:1356:G:N2	1:AA:1357:A:C2	2.79	0.51
1:AA:208:U:C6	1:AA:210:C:C4	2.99	0.51
1:AA:706:A:C5	1:AA:707:U:C5	2.98	0.51
2:AB:72:THR:O	2:AB:73:LYS:CB	2.59	0.51
5:AE:74:VAL:HG23	5:AE:76:LEU:HD12	1.93	0.51
9:AI:120:LYS:HG3	9:AI:123:ARG:CB	2.41	0.51
14:AN:52:PRO:O	14:AN:53:ARG:HB3	2.11	0.51
22:BA:1138:G:H5''	22:BA:1139:G:OP2	2.11	0.51
22:BA:1161:C:H1'	39:BR:8:GLY:O	2.11	0.51
22:BA:1458:U:H5'	22:BA:1459:G:C2	2.46	0.51
22:BA:1846:G:N2	22:BA:1895:C:C2	2.79	0.51

Continued on next page...

Continued from previous page...

Atom-1	Atom-2	Interatomic distance (Å)	Clash overlap (Å)
22:BA:869:G:H2'	22:BA:870:U:O4'	2.11	0.51
29:BH:117:LEU:CD2	29:BH:121:VAL:CA	2.89	0.51
43:BV:8:VAL:HG23	43:BV:9:ARG:N	2.25	0.51
22:BA:2230:G:H1'	45:BX:32:ASN:OD1	2.11	0.51
1:CA:1048:G:OP2	58:CA:1849:HOH:O	2.20	0.51
1:CA:39:G:C6	1:CA:40:C:C4	2.99	0.51
1:CA:374:A:OP1	1:CA:452:A:N1	2.43	0.51
1:CA:608:A:H2'	1:CA:609:A:O4'	2.12	0.51
2:CB:131:LYS:O	2:CB:135:LEU:N	2.44	0.51
2:CB:94:HIS:CD2	2:CB:146:ASN:HB2	2.45	0.51
8:CH:126:ILE:HD12	8:CH:126:ILE:N	2.26	0.51
11:CK:43:GLY:HA3	11:CK:74:VAL:HG12	1.93	0.51
12:CL:90:LEU:CB	12:CL:93:VAL:CG2	2.88	0.51
17:CQ:47:HIS:HB2	17:CQ:67:LEU:HD12	1.92	0.51
22:DA:1559:U:H4'	22:DA:1560:G:OP2	2.10	0.51
22:DA:1596:A:N6	22:DA:1597:A:C6	2.79	0.51
22:DA:1674:G:N2	22:DA:1677:A:H61	2.08	0.51
22:DA:1651:G:N2	22:DA:2007:U:O2	2.45	0.51
22:DA:2127:G:N3	22:DA:2162:G:N7	2.59	0.51
22:DA:228:C:N3	22:DA:418:C:O4'	2.44	0.51
22:DA:344:A:C2	22:DA:345:A:N7	2.79	0.51
22:DA:669:G:N2	22:DA:670:A:C2	2.79	0.51
24:DC:51:THR:CG2	24:DC:54:ILE:HD11	2.42	0.51
33:DL:93:ASN:O	33:DL:95:LEU:N	2.40	0.51
35:DN:29:VAL:HG13	35:DN:83:LEU:HD11	1.93	0.51
35:DN:54:LEU:HD21	35:DN:66:ALA:HB2	1.93	0.51
36:DO:36:TYR:CD1	36:DO:36:TYR:N	2.78	0.51
22:DA:85:G:OP2	42:DU:28:VAL:CG1	2.59	0.51
46:DY:27:ASN:HA	46:DY:30:MET:HB2	1.93	0.51
1:AA:1203:C:H4'	14:AN:67:THR:HG22	1.93	0.50
1:AA:1319:A:C8	1:AA:1323:G:C5	2.99	0.50
1:AA:1366:C:O2'	10:AJ:62:ARG:NH2	2.43	0.50
1:AA:1464:U:OP2	37:BP:109:ARG:NH1	2.45	0.50
3:AC:11:ARG:NH1	3:AC:182:ILE:HB	2.26	0.50
4:AD:197:GLU:O	4:AD:199:LEU:N	2.43	0.50
6:AF:36:ILE:HG23	6:AF:36:ILE:O	2.11	0.50
7:AG:49:THR:O	7:AG:53:ARG:CB	2.59	0.50
9:AI:58:VAL:O	9:AI:59:GLU:CG	2.59	0.50
11:AK:31:ILE:HB	11:AK:46:THR:HG22	1.93	0.50
14:AN:20:TYR:CE1	14:AN:52:PRO:HG2	2.46	0.50
10:AJ:65:TYR:HB3	14:AN:96:LEU:HD11	1.93	0.50

Continued on next page...

Continued from previous page...

Atom-1	Atom-2	Interatomic distance (Å)	Clash overlap (Å)
20:AT:44:LYS:HG2	20:AT:87:ALA:CB	2.41	0.50
22:BA:1542:U:H2'	22:BA:1543:G:O4'	2.11	0.50
22:BA:2846:G:H2'	22:BA:2847:U:O4'	2.11	0.50
22:BA:998:C:H2'	22:BA:999:U:O5'	2.11	0.50
29:BH:14:SER:OG	29:BH:17:ASP:OD1	2.29	0.50
45:BX:68:LEU:HD13	45:BX:78:TYR:CE1	2.46	0.50
1:CA:1096:C:H2'	1:CA:1097:C:C6	2.45	0.50
1:CA:409:U:H2'	1:CA:410:G:O4'	2.11	0.50
1:CA:939:G:C6	1:CA:940:C:N4	2.79	0.50
5:CE:10:GLU:N	5:CE:10:GLU:OE1	2.44	0.50
5:CE:36:LEU:HD21	5:CE:137:VAL:HG11	1.93	0.50
7:CG:99:LEU:HB3	7:CG:103:TRP:CZ2	2.46	0.50
9:CI:54:LEU:O	9:CI:55:VAL:HG22	2.11	0.50
12:CL:61:PHE:CD1	12:CL:61:PHE:N	2.79	0.50
17:CQ:8:LEU:HD12	17:CQ:8:LEU:N	2.25	0.50
19:CS:50:ALA:HB1	19:CS:57:HIS:HB3	1.94	0.50
22:DA:126:A:C2	50:D2:18:PHE:CE2	3.00	0.50
22:DA:1231:U:H2'	22:DA:1232:G:H8	1.76	0.50
22:DA:1301:A:N6	22:DA:1303:G:C2	2.79	0.50
22:DA:1519:G:C2	22:DA:1520:U:H1'	2.47	0.50
22:DA:1567:G:C8	24:DC:83:TYR:CE1	2.99	0.50
22:DA:1627:G:N2	22:DA:1628:G:C5	2.79	0.50
22:DA:1805:A:C2	22:DA:1813:G:C2	2.99	0.50
22:DA:1946:U:H2'	22:DA:1947:C:C6	2.45	0.50
22:DA:2209:G:C6	22:DA:2210:U:C4	2.99	0.50
22:DA:2718:G:C6	22:DA:2719:G:C4	2.99	0.50
22:DA:2883:A:OP2	48:D0:49:TYR:OH	2.24	0.50
22:DA:748:G:C8	40:DS:89:ALA:HB1	2.47	0.50
24:DC:33:LEU:O	24:DC:64:ILE:HD12	2.11	0.50
26:DE:75:SER:O	26:DE:78:TRP:HB2	2.11	0.50
22:DA:807:U:OP2	33:DL:41:ARG:NH1	2.44	0.50
33:DL:50:PHE:CE2	33:DL:52:GLY:O	2.63	0.50
33:DL:77:ILE:O	33:DL:110:VAL:O	2.29	0.50
38:DQ:86:ALA:O	38:DQ:87:SER:CB	2.58	0.50
22:DA:77:G:OP1	46:DY:52:ARG:HD3	2.11	0.50
1:AA:1107:C:C4	1:AA:1108:G:C8	3.00	0.50
1:AA:148:G:H2'	1:AA:149:A:O5'	2.12	0.50
1:AA:251:G:C6	1:AA:266:G:O6	2.64	0.50
1:AA:524:G:C6	1:AA:525:C:N4	2.79	0.50
2:AB:106:THR:O	2:AB:107:VAL:HG23	2.11	0.50
2:AB:68:LEU:HD22	2:AB:70:VAL:HG23	1.93	0.50

Continued on next page...

Continued from previous page...

Atom-1	Atom-2	Interatomic distance (Å)	Clash overlap (Å)
9:AI:22:LYS:O	9:AI:62:ASP:HB2	2.10	0.50
11:AK:69:ARG:HD3	22:BA:2146:C:N3	2.26	0.50
11:AK:126:LYS:CA	21:AU:34:ARG:HH21	2.24	0.50
52:B4:10:LEU:HD12	52:B4:33:HIS:CD2	2.47	0.50
22:BA:136:G:C2	22:BA:144:A:C6	2.98	0.50
22:BA:1384:A:H5''	22:BA:1385:A:OP2	2.11	0.50
22:BA:1483:G:C6	22:BA:1484:U:C4	2.99	0.50
22:BA:1494:A:O2'	22:BA:1495:A:O5'	2.30	0.50
22:BA:2665:A:C2	22:BA:2666:C:N1	2.79	0.50
22:BA:64:A:H2'	22:BA:65:U:C6	2.46	0.50
22:BA:753:A:H2'	22:BA:754:U:H6	1.77	0.50
31:BJ:31:GLU:OE1	31:BJ:34:ARG:HD3	2.11	0.50
33:BL:63:LYS:HA	51:B3:13:ARG:HG3	1.93	0.50
1:CA:1296:C:H5''	1:CA:1297:G:OP2	2.11	0.50
1:CA:1343:G:O2'	9:CI:123:ARG:HD2	2.11	0.50
1:CA:1461:G:H2'	1:CA:1462:C:O4'	2.10	0.50
1:CA:170:U:O2'	1:CA:171:A:H5'	2.11	0.50
1:CA:575:G:C6	1:CA:821:G:N7	2.80	0.50
1:CA:991:U:N3	1:CA:1212:U:O4'	2.45	0.50
9:CI:30:ILE:HA	9:CI:65:ILE:O	2.10	0.50
1:CA:562:U:H2'	12:CL:14:ARG:HD3	1.91	0.50
17:CQ:81:LYS:N	17:CQ:81:LYS:CD	2.74	0.50
20:CT:67:ILE:O	20:CT:68:HIS:C	2.49	0.50
22:DA:122:G:H2'	22:DA:123:G:O4'	2.11	0.50
22:DA:1500:G:C6	22:DA:1501:G:N7	2.79	0.50
22:DA:1640:A:H2'	22:DA:1641:A:C8	2.46	0.50
22:DA:1791:A:H2'	22:DA:1792:G:H5'	1.93	0.50
22:DA:295:G:N2	22:DA:296:U:C6	2.80	0.50
22:DA:289:G:N2	22:DA:352:A:C2	2.80	0.50
22:DA:570:G:C4	22:DA:2030:A:N7	2.80	0.50
22:DA:577:G:O2'	22:DA:1254:A:OP1	2.30	0.50
22:DA:58:G:C4	22:DA:70:G:N2	2.79	0.50
24:DC:67:PHE:CE2	24:DC:156:ARG:NH2	2.79	0.50
25:DD:32:ASN:N	25:DD:96:ILE:O	2.44	0.50
33:DL:117:THR:HG22	33:DL:118:THR:N	2.25	0.50
41:DT:12:ARG:O	41:DT:13:ALA:HB2	2.11	0.50
1:AA:1182:G:H4'	1:AA:1183:U:H5'	1.93	0.50
2:AB:51:ASN:O	2:AB:52:GLU:HB2	2.12	0.50
2:AB:64:LYS:HA	2:AB:64:LYS:HE2	1.92	0.50
3:AC:79:LYS:O	3:AC:82:GLU:HG3	2.10	0.50
4:AD:152:GLN:O	4:AD:153:SER:C	2.49	0.50

Continued on next page...

Continued from previous page...

Atom-1	Atom-2	Interatomic distance (Å)	Clash overlap (Å)
1:AA:545:C:H5'	4:AD:69:GLU:CG	2.41	0.50
6:AF:4:TYR:CD2	6:AF:71:ILE:HD13	2.46	0.50
10:AJ:67:ILE:HG22	10:AJ:67:ILE:O	2.11	0.50
20:AT:44:LYS:CB	20:AT:87:ALA:HB1	2.41	0.50
22:BA:1070:A:H2'	22:BA:1097:U:OP1	2.11	0.50
22:BA:686:U:O4	50:B2:12:ARG:HB2	2.11	0.50
22:BA:790:U:O2'	22:BA:791:C:P	2.69	0.50
22:BA:945:A:H4'	22:BA:945:A:OP2	2.12	0.50
25:BD:129:THR:HG23	25:BD:130:GLN:O	2.11	0.50
31:BJ:81:ILE:CG2	31:BJ:82:GLY:N	2.72	0.50
32:BK:4:GLU:O	32:BK:5:GLN:HB2	2.11	0.50
40:BS:17:VAL:HG12	40:BS:76:VAL:HG21	1.93	0.50
42:BU:38:GLY:N	42:BU:62:GLU:OE2	2.35	0.50
1:CA:1321:U:C4	1:CA:1322:C:C5	2.99	0.50
1:CA:1309:G:C6	1:CA:1329:A:C2	2.99	0.50
1:CA:206:C:C2'	1:CA:207:C:H5'	2.40	0.50
1:CA:373:A:C2	1:CA:374:A:C8	2.98	0.50
1:CA:436:C:C2	1:CA:437:U:C5	2.99	0.50
1:CA:573:A:C2	1:CA:574:A:C2	2.99	0.50
1:CA:673:A:H2'	1:CA:674:G:C8	2.46	0.50
1:CA:79:G:N2	1:CA:91:U:O2	2.45	0.50
14:CN:61:ARG:O	14:CN:62:ASN:CB	2.59	0.50
21:CU:37:PHE:CD1	21:CU:40:LYS:HE3	2.46	0.50
48:D0:55:ILE:O	48:D0:56:ALA:HB3	2.11	0.50
22:DA:1992:G:N2	22:DA:1996:C:O2'	2.45	0.50
22:DA:2163:A:H2'	22:DA:2164:C:H4'	1.93	0.50
22:DA:2344:U:H4'	22:DA:2345:G:OP1	2.11	0.50
22:DA:753:A:H2'	22:DA:754:U:C6	2.46	0.50
23:DB:39:A:H2'	23:DB:40:U:C6	2.46	0.50
22:DA:1791:A:O3'	24:DC:205:LEU:HB2	2.11	0.50
26:DE:108:ILE:HD13	26:DE:181:ILE:HG12	1.93	0.50
29:DH:44:ILE:O	29:DH:48:GLU:HB2	2.11	0.50
30:DI:22:PRO:HB2	30:DI:23:PRO:HD3	1.94	0.50
30:DI:10:LYS:HB2	30:DI:56:PRO:HB3	1.93	0.50
30:DI:58:VAL:CG1	30:DI:59:ILE:H	2.24	0.50
1:AA:1201:A:H1'	1:AA:1202:U:OP2	2.11	0.50
1:AA:728:A:C6	1:AA:729:A:C6	3.00	0.50
4:AD:78:GLU:HG3	4:AD:93:LEU:HD21	1.93	0.50
8:AH:83:LEU:HD22	8:AH:83:LEU:C	2.32	0.50
11:AK:34:ILE:HG13	11:AK:70:CYS:SG	2.51	0.50
1:AA:275:G:O3'	17:AQ:17:MET:HE2	2.11	0.50

Continued on next page...

Continued from previous page...

Atom-1	Atom-2	Interatomic distance (Å)	Clash overlap (Å)
48:B0:55:ILE:HG22	48:B0:57:LYS:H	1.76	0.50
22:BA:2526:G:C2'	52:B4:1:MET:H1	2.24	0.50
22:BA:1670:C:C5	22:BA:1671:U:C4	2.99	0.50
22:BA:1916:A:N9	22:BA:1917:U:H1'	2.26	0.50
22:BA:417:C:H2'	22:BA:418:C:C6	2.46	0.50
22:BA:454:A:H4'	22:BA:455:C:OP2	2.11	0.50
23:BB:110:C:C4	23:BB:111:U:C5	3.00	0.50
26:BE:149:ILE:HD12	26:BE:150:THR:N	2.26	0.50
29:BH:66:ASN:OD1	29:BH:138:VAL:HG21	2.11	0.50
35:BN:28:LEU:O	35:BN:32:GLU:N	2.44	0.50
37:BP:53:ARG:HG2	37:BP:53:ARG:HH11	1.77	0.50
37:BP:53:ARG:HG3	37:BP:53:ARG:HH11	1.76	0.50
43:BV:1:MET:SD	43:BV:1:MET:C	2.90	0.50
1:CA:642:A:H2'	1:CA:643:C:C6	2.46	0.50
4:CD:34:ILE:HG23	4:CD:34:ILE:O	2.10	0.50
5:CE:20:ARG:NH2	5:CE:31:PHE:CZ	2.79	0.50
1:CA:1359:C:OP2	14:CN:75:ARG:NH1	2.45	0.50
14:CN:80:SER:O	14:CN:81:ARG:C	2.50	0.50
1:CA:728:A:C8	15:CO:54:ARG:CZ	2.94	0.50
20:CT:48:GLN:OE1	20:CT:52:ASN:ND2	2.42	0.50
22:DA:12:U:O2	22:DA:12:U:C2'	2.59	0.50
22:DA:1317:G:H2'	22:DA:1318:U:O4'	2.11	0.50
22:DA:1544:A:N6	22:DA:1545:A:N1	2.58	0.50
22:DA:1343:G:C4	22:DA:1597:A:C6	3.00	0.50
22:DA:2060:A:O4'	22:DA:2502:G:H1'	2.11	0.50
22:DA:2109:U:H4'	22:DA:2110:G:OP1	2.10	0.50
22:DA:219:A:N6	22:DA:220:G:C6	2.80	0.50
22:DA:2297:A:N1	22:DA:2321:U:C5	2.80	0.50
22:DA:508:A:H3'	22:DA:509:C:H5'	1.93	0.50
22:DA:694:U:C3'	22:DA:695:G:H5''	2.41	0.50
22:DA:747:U:O4'	40:DS:92:ARG:NH1	2.44	0.50
24:DC:267:ILE:HG22	24:DC:267:ILE:O	2.12	0.50
40:DS:63:GLY:O	40:DS:64:ALA:HB3	2.11	0.50
44:DW:45:PHE:CD2	44:DW:80:ILE:HD11	2.46	0.50
1:AA:1143:G:C4	1:AA:1144:G:C8	2.99	0.50
2:AB:21:ARG:HA	2:AB:21:ARG:NH1	2.26	0.50
3:AC:64:ILE:CG2	3:AC:99:ALA:HB2	2.41	0.50
5:AE:60:ILE:HD13	5:AE:61:GLN:N	2.27	0.50
21:AU:11:PRO:C	21:AU:12:PHE:CD2	2.84	0.50
22:BA:2609:U:H2'	54:B6:7:004:CB	2.42	0.50
22:BA:1668:A:H4'	22:BA:1669:A:O5'	2.12	0.50

Continued on next page...

Continued from previous page...

Atom-1	Atom-2	Interatomic distance (Å)	Clash overlap (Å)
22:BA:2297:A:N1	22:BA:2321:U:C5	2.80	0.50
22:BA:2458:G:C2	22:BA:2490:G:N2	2.79	0.50
22:BA:2469:A:O2'	34:BM:55:ARG:NH1	2.45	0.50
22:BA:624:C:O2'	22:BA:657:U:H5''	2.11	0.50
22:BA:769:U:C2	22:BA:770:G:C8	2.99	0.50
22:BA:796:C:H2'	22:BA:797:G:C8	2.46	0.50
27:BF:92:ARG:HA	27:BF:96:MET:HE2	1.93	0.50
30:BI:122:ILE:HG23	30:BI:125:MET:SD	2.52	0.50
45:BX:2:SER:O	45:BX:4:VAL:N	2.44	0.50
45:BX:43:GLU:OE2	45:BX:45:ARG:NH2	2.44	0.50
1:CA:1244:G:H2'	1:CA:1245:C:C6	2.47	0.50
1:CA:1530:G:H2'	1:CA:1531:A:C8	2.47	0.50
1:CA:374:A:C2	1:CA:375:U:C6	2.99	0.50
1:CA:484:G:C5	1:CA:486:U:H1'	2.46	0.50
1:CA:695:A:H2'	1:CA:696:A:C8	2.47	0.50
1:CA:756:C:O2'	1:CA:757:U:H5'	2.11	0.50
1:CA:951:G:C6	1:CA:952:U:C4	3.00	0.50
2:CB:207:ILE:N	2:CB:207:ILE:HD13	2.26	0.50
4:CD:105:MET:SD	4:CD:143:VAL:CG1	3.00	0.50
4:CD:198:HIS:CE1	4:CD:199:LEU:CD2	2.95	0.50
5:CE:111:MET:HG3	5:CE:140:THR:HG21	1.93	0.50
5:CE:16:ILE:HD11	5:CE:38:VAL:HG23	1.92	0.50
12:CL:68:GLY:O	12:CL:99:ARG:NH1	2.45	0.50
12:CL:65:SER:OG	12:CL:97:THR:HG23	2.12	0.50
17:CQ:19:LYS:CD	17:CQ:49:GLU:HA	2.41	0.50
20:CT:80:THR:O	20:CT:83:ILE:HG13	2.11	0.50
22:DA:1364:G:C6	22:DA:1368:G:C6	2.99	0.50
22:DA:20:C:H2'	22:DA:21:A:C8	2.47	0.50
22:DA:21:A:N1	22:DA:520:G:C6	2.80	0.50
22:DA:532:A:H4'	22:DA:533:G:C8	2.46	0.50
22:DA:668:A:C2	22:DA:670:A:C6	3.00	0.50
22:DA:769:U:C4	22:DA:770:G:N7	2.79	0.50
24:DC:68:LYS:HG2	24:DC:151:GLY:HA2	1.94	0.50
22:DA:1566:A:N3	24:DC:213:TRP:CG	2.80	0.50
24:DC:57:GLY:O	24:DC:58:HIS:O	2.29	0.50
25:DD:101:PHE:HA	25:DD:104:VAL:HG13	1.94	0.50
25:DD:125:TRP:O	25:DD:126:ASN:HB2	2.11	0.50
27:DF:108:VAL:HG11	27:DF:176:PRO:CG	2.42	0.50
47:DZ:40:ASP:OD2	47:DZ:45:ARG:NH1	2.44	0.50
1:AA:1151:A:C4	1:AA:1152:A:N7	2.80	0.50
7:AG:137:LYS:O	7:AG:141:VAL:HG23	2.12	0.50

Continued on next page...

Continued from previous page...

Atom-1	Atom-2	Interatomic distance (Å)	Clash overlap (Å)
51:B3:42:ARG:HG3	51:B3:45:ARG:NH2	2.27	0.50
22:BA:1014:A:C5	22:BA:1015:U:C5	2.99	0.50
22:BA:1071:G:O2'	22:BA:1072:C:O4'	2.30	0.50
22:BA:1402:U:H2'	22:BA:1403:A:O5'	2.12	0.50
22:BA:1721:G:O2'	22:BA:1739:A:N6	2.44	0.50
22:BA:1731:G:C5	22:BA:1733:G:N7	2.80	0.50
22:BA:1735:A:N3	22:BA:1735:A:H2'	2.26	0.50
22:BA:1866:A:C2	22:BA:1876:A:C5	3.00	0.50
22:BA:2217:G:O2'	22:BA:2218:G:H5'	2.11	0.50
22:BA:2506:U:C2	56:BA:3001:DOL:H472	2.46	0.50
22:BA:271:G:C4'	22:BA:272:A:OP1	2.59	0.50
22:BA:641:U:C5	22:BA:642:U:O4	2.64	0.50
22:BA:947:A:O2'	22:BA:984:A:H2	1.94	0.50
29:BH:80:ILE:O	29:BH:147:VAL:N	2.44	0.50
39:BR:67:GLY:C	39:BR:93:PHE:CE2	2.84	0.50
41:BT:67:VAL:HG22	41:BT:76:ARG:HG2	1.92	0.50
1:CA:135:C:O2	16:CP:1:MET:HB2	2.12	0.50
1:CA:1345:U:N3	1:CA:1377:A:C2	2.80	0.50
1:CA:425:G:H2'	1:CA:426:U:O4'	2.11	0.50
1:CA:811:C:C5	1:CA:812:G:C6	3.00	0.50
4:CD:116:GLN:HG3	4:CD:120:HIS:CE1	2.47	0.50
1:CA:427:U:OP1	4:CD:13:ARG:NH2	2.45	0.50
4:CD:22:LYS:O	4:CD:23:SER:C	2.49	0.50
9:CI:57:MET:HB3	9:CI:61:LEU:CD2	2.42	0.50
13:CM:4:ILE:HA	13:CM:57:ARG:CZ	2.41	0.50
22:DA:1009:A:O2'	22:DA:1153:C:H4'	2.12	0.50
22:DA:1360:G:C6	22:DA:1372:U:C2	2.99	0.50
22:DA:1390:U:C2'	22:DA:1391:U:H5'	2.41	0.50
22:DA:1754:A:C6	22:DA:1755:A:C6	2.99	0.50
22:DA:825:A:H4'	22:DA:2428:G:C5	2.47	0.50
22:DA:2454:G:H1'	58:DA:3531:HOH:O	2.12	0.50
22:DA:2707:U:H2'	22:DA:2708:G:C8	2.46	0.50
22:DA:532:A:N1	22:DA:2020:A:H1'	2.26	0.50
22:DA:777:G:N3	22:DA:778:G:C8	2.80	0.50
28:DG:87:LEU:HD12	28:DG:87:LEU:N	2.26	0.50
29:DH:5:LEU:HD11	29:DH:13:GLY:HA2	1.93	0.50
35:DN:36:THR:HG23	35:DN:41:ALA:HB2	1.94	0.50
41:DT:10:VAL:HG12	41:DT:11:LEU:N	2.26	0.50
1:AA:1520:C:C2	1:AA:1521:C:C5	3.00	0.50
1:AA:224:U:H2'	1:AA:225:C:C6	2.47	0.50
1:AA:453:G:H2'	1:AA:454:G:C8	2.47	0.50

Continued on next page...

Continued from previous page...

Atom-1	Atom-2	Interatomic distance (Å)	Clash overlap (Å)
1:AA:685:G:N1	1:AA:686:U:O4	2.44	0.50
2:AB:140:GLU:O	2:AB:144:LEU:HG	2.12	0.50
2:AB:42:ASN:O	2:AB:44:GLU:N	2.45	0.50
4:AD:170:TRP:CD2	4:AD:186:PRO:HG3	2.47	0.50
4:AD:65:TYR:CG	4:AD:94:LEU:HD22	2.47	0.50
5:AE:25:VAL:O	5:AE:26:LYS:C	2.50	0.50
12:AL:44:LYS:HB3	12:AL:45:PRO:CD	2.41	0.50
20:AT:54:MET:HE1	20:AT:58:VAL:HG21	1.94	0.50
11:AK:126:LYS:O	21:AU:34:ARG:NE	2.45	0.50
22:BA:102:U:C4	46:BY:2:LYS:HD2	2.47	0.50
22:BA:1168:G:H2'	22:BA:1169:A:O4'	2.12	0.50
22:BA:125:A:OP2	50:B2:19:ARG:NH2	2.41	0.50
22:BA:1586:A:N7	22:BA:1587:G:C8	2.80	0.50
22:BA:1958:C:C2'	22:BA:1959:G:H5'	2.41	0.50
22:BA:734:A:C4	22:BA:735:A:C8	3.00	0.50
22:BA:2376:A:N3	36:BO:111:ARG:NH1	2.60	0.50
47:BZ:24:LEU:HD11	47:BZ:54:MET:HE1	1.94	0.50
1:CA:1034:G:H5'	1:CA:1035:A:OP2	2.11	0.50
1:CA:1411:C:H2'	1:CA:1412:C:C6	2.46	0.50
1:CA:453:G:H2'	1:CA:454:G:C8	2.47	0.50
1:CA:782:A:C8	1:CA:783:C:C5	2.99	0.50
2:CB:120:GLN:HG2	2:CB:125:THR:O	2.12	0.50
5:CE:153:VAL:HG23	5:CE:157:ARG:HB2	1.92	0.50
5:CE:35:ALA:O	5:CE:50:TYR:O	2.29	0.50
11:CK:52:PHE:CE2	11:CK:62:ALA:HB1	2.47	0.50
1:CA:1228:C:H5'	13:CM:113:ARG:HB2	1.94	0.50
14:CN:80:SER:O	14:CN:83:LYS:N	2.44	0.50
16:CP:14:ARG:N	16:CP:15:PRO:HD2	2.25	0.50
22:DA:1351:C:C2	22:DA:1381:G:C2	3.00	0.50
22:DA:1930:G:O2'	22:DA:1931:U:P	2.69	0.50
22:DA:2013:A:N6	22:DA:2014:A:C6	2.80	0.50
22:DA:2308:G:C5'	22:DA:2309:A:OP2	2.60	0.50
22:DA:2461:A:C2	22:DA:2490:G:N2	2.80	0.50
22:DA:2546:U:O4'	22:DA:2565:A:C2	2.65	0.50
22:DA:2852:G:H2'	22:DA:2853:C:O4'	2.12	0.50
22:DA:392:U:H2'	22:DA:393:C:C6	2.47	0.50
22:DA:64:A:H2'	22:DA:65:U:O4'	2.12	0.50
22:DA:586:A:H1'	22:DA:672:C:H1'	1.93	0.50
28:DG:19:ILE:O	28:DG:21:GLY:N	2.45	0.50
22:DA:2250:G:C2	34:DM:82:MET:HB2	2.47	0.50
22:DA:2379:G:H4'	36:DO:21:LEU:HD11	1.94	0.50

Continued on next page...

Continued from previous page...

Atom-1	Atom-2	Interatomic distance (Å)	Clash overlap (Å)
36:DO:33:ARG:O	36:DO:34:HIS:CG	2.64	0.50
42:DU:44:LYS:O	42:DU:58:ILE:HA	2.12	0.50
1:AA:1010:U:H2'	1:AA:1011:C:C6	2.46	0.50
1:AA:1029:U:O2'	1:AA:1032:G:O6	2.30	0.50
1:AA:202:G:O2'	1:AA:468:A:H2'	2.11	0.50
1:AA:520:A:N1	1:AA:536:C:H1'	2.27	0.50
1:AA:568:G:C4	1:AA:569:C:C5	2.99	0.50
1:AA:872:A:C4	1:AA:874:G:C8	3.00	0.50
1:AA:927:G:N1	1:AA:1391:U:O2	2.45	0.50
5:AE:46:VAL:HG21	5:AE:118:ALA:CB	2.41	0.50
6:AF:35:LYS:HD3	6:AF:35:LYS:N	2.26	0.50
1:AA:876:C:OP1	8:AH:76:GLN:NE2	2.44	0.50
13:AM:33:ILE:HG23	13:AM:59:GLU:HB3	1.94	0.50
9:AI:113:ARG:NH2	14:AN:101:TRP:CZ2	2.79	0.50
16:AP:70:ARG:O	16:AP:70:ARG:HD2	2.12	0.50
22:BA:1153:C:OP1	38:BQ:92:ARG:NH1	2.45	0.50
22:BA:1452:G:H2'	22:BA:1457:U:O4	2.11	0.50
22:BA:15:G:C6	22:BA:16:C:C4	3.00	0.50
22:BA:226:A:C6	22:BA:227:A:C6	3.00	0.50
22:BA:362:A:C8	22:BA:362:A:OP2	2.65	0.50
22:BA:510:C:OP1	22:BA:512:G:O6	2.30	0.50
22:BA:693:A:O2'	22:BA:694:U:H5'	2.11	0.50
24:BC:141:VAL:HG12	24:BC:142:HIS:H	1.76	0.50
25:BD:99:GLU:HG2	25:BD:182:ALA:HB2	1.94	0.50
37:BP:22:PRO:HD3	37:BP:50:ILE:HD12	1.94	0.50
1:CA:687:A:O2'	1:CA:701:U:O4	2.11	0.50
1:CA:756:C:H2'	1:CA:757:U:H5'	1.94	0.50
2:CB:167:ASP:HA	2:CB:170:HIS:HB3	1.94	0.50
4:CD:58:LYS:NZ	4:CD:59:GLN:OE1	2.41	0.50
7:CG:148:ASN:O	7:CG:151:PHE:N	2.43	0.50
22:DA:1383:A:C2	22:DA:1384:A:C4	2.99	0.50
22:DA:1310:G:H1'	22:DA:1611:C:H5''	1.93	0.50
22:DA:1654:A:OP2	35:DN:1:MET:N	2.43	0.50
22:DA:1476:U:H1'	22:DA:1732:C:C2	2.47	0.50
22:DA:2199:A:N7	22:DA:2225:A:C6	2.80	0.50
22:DA:2308:G:O6	22:DA:2311:A:N7	2.45	0.50
22:DA:526:A:C6	22:DA:2626:C:H4'	2.46	0.50
22:DA:2544:G:H5'	22:DA:2645:G:C2	2.47	0.50
22:DA:2824:C:N4	22:DA:2825:G:C5	2.80	0.50
22:DA:477:A:C2'	22:DA:478:A:O5'	2.59	0.50
22:DA:747:U:C5	22:DA:2613:U:C5	2.99	0.50

Continued on next page...

Continued from previous page...

Atom-1	Atom-2	Interatomic distance (Å)	Clash overlap (Å)
22:DA:695:G:C5	22:DA:768:G:C6	2.99	0.50
23:DB:39:A:N6	23:DB:44:G:C6	2.79	0.50
24:DC:171:TYR:CD2	24:DC:185:GLU:HA	2.47	0.50
27:DF:108:VAL:N	27:DF:109:PRO:CD	2.75	0.50
45:DX:51:VAL:HG23	45:DX:52:SER:N	2.27	0.50
1:AA:1179:A:H2'	1:AA:1180:A:O4'	2.12	0.50
1:AA:1287:A:C6	1:AA:1288:A:C6	2.99	0.50
1:AA:575:G:H4'	1:AA:576:C:OP1	2.12	0.50
1:AA:601:G:C6	1:AA:602:A:C6	3.00	0.50
1:AA:614:C:H2'	1:AA:615:G:O5'	2.11	0.50
1:AA:803:G:C6	1:AA:804:U:N3	2.80	0.50
3:AC:85:GLU:O	3:AC:87:LEU:N	2.45	0.50
11:AK:55:SER:O	11:AK:57:LYS:N	2.44	0.50
22:BA:1068:G:H2'	22:BA:1069:A:H5'	1.94	0.50
22:BA:1695:G:C8	24:BC:8:PRO:HG2	2.46	0.50
22:BA:1870:C:H4'	22:BA:1871:A:OP2	2.12	0.50
22:BA:2547:A:C2	22:BA:2562:U:C2	3.00	0.50
22:BA:2714:G:C2'	22:BA:2715:C:H5'	2.42	0.50
26:BE:15:SER:N	26:BE:197:GLU:OE2	2.45	0.50
26:BE:29:HIS:CE1	26:BE:33:VAL:HG21	2.46	0.50
26:BE:48:THR:C	26:BE:50:ALA:N	2.63	0.50
32:BK:58:LEU:HD23	32:BK:59:LYS:O	2.12	0.50
35:BN:60:VAL:O	35:BN:61:ALA:C	2.50	0.50
46:BY:20:ASN:O	46:BY:24:GLU:HB2	2.11	0.50
1:CA:1002:G:C6	1:CA:1039:G:C2	2.99	0.50
1:CA:174:A:C4	1:CA:175:C:C6	2.99	0.50
1:CA:263:A:P	20:CT:74:ARG:NH1	2.85	0.50
1:CA:4:U:H2'	1:CA:4:U:O2	2.11	0.50
1:CA:717:U:O2'	1:CA:734:G:O4'	2.24	0.50
1:CA:756:C:C2'	1:CA:757:U:H5'	2.42	0.50
1:CA:840:C:C4	1:CA:842:U:H4'	2.47	0.50
2:CB:68:LEU:HD22	2:CB:70:VAL:HG23	1.93	0.50
2:CB:90:PHE:CZ	2:CB:154:MET:HA	2.47	0.50
8:CH:30:SER:O	8:CH:34:VAL:HG23	2.12	0.50
9:CI:116:VAL:HG21	10:CJ:62:ARG:HD3	1.93	0.50
11:CK:107:ILE:HD13	11:CK:107:ILE:C	2.32	0.50
11:CK:33:THR:O	11:CK:33:THR:HG22	2.11	0.50
19:CS:73:GLU:HB2	19:CS:74:PHE:CE1	2.47	0.50
21:CU:28:VAL:O	21:CU:32:VAL:HG23	2.11	0.50
49:D1:10:LYS:O	49:D1:51:GLU:CG	2.60	0.50
22:DA:1243:C:H2'	22:DA:1244:A:O4'	2.12	0.50

Continued on next page...

Continued from previous page...

Atom-1	Atom-2	Interatomic distance (Å)	Clash overlap (Å)
22:DA:1301:A:H2'	22:DA:1301:A:N3	2.27	0.50
22:DA:1734:G:H2'	22:DA:1735:A:C8	2.47	0.50
22:DA:1855:U:C5	22:DA:1856:U:C4	3.00	0.50
22:DA:1876:A:C8	22:DA:1877:A:N7	2.80	0.50
22:DA:2024:G:C4	22:DA:2040:G:N2	2.80	0.50
22:DA:2461:A:H1'	22:DA:2492:U:C2	2.47	0.50
22:DA:2473:U:O2	22:DA:2473:U:H2'	2.10	0.50
22:DA:301:G:C2	22:DA:302:C:C2	3.00	0.50
22:DA:397:U:OP1	45:DX:31:PRO:HA	2.12	0.50
23:DB:42:C:O2'	27:DF:63:GLN:NE2	2.45	0.50
26:DE:108:ILE:HD12	26:DE:108:ILE:O	2.12	0.50
27:DF:121:SER:O	27:DF:123:ASP:N	2.44	0.50
28:DG:91:GLY:O	28:DG:94:TYR:CD1	2.65	0.50
32:DK:47:ILE:HB	32:DK:48:PRO:HD2	1.93	0.50
33:DL:94:THR:O	33:DL:98:ALA:N	2.45	0.50
22:DA:1454:C:H5'	35:DN:63:ARG:HD3	1.93	0.50
38:DQ:76:TYR:CZ	38:DQ:80:ILE:HG13	2.47	0.50
1:AA:1145:A:HO2'	1:AA:1146:A:P	2.34	0.49
1:AA:2:A:C6	1:AA:3:A:N1	2.80	0.49
1:AA:858:G:C2'	1:AA:859:G:H5'	2.42	0.49
1:AA:939:G:H2'	1:AA:940:C:C6	2.47	0.49
3:AC:149:ILE:HG12	3:AC:150:LYS:N	2.27	0.49
3:AC:148:GLY:HA3	3:AC:172:ARG:O	2.12	0.49
4:AD:195:ILE:HG13	4:AD:195:ILE:O	2.11	0.49
6:AF:91:ARG:HG3	6:AF:92:THR:N	2.26	0.49
10:AJ:56:HIS:O	10:AJ:57:VAL:CG1	2.60	0.49
12:AL:88:LYS:HG3	12:AL:88:LYS:O	2.11	0.49
22:BA:819:A:H1'	22:BA:1189:A:N1	2.26	0.49
22:BA:1712:U:C4	22:BA:1713:A:C5	3.00	0.49
22:BA:2127:G:H4'	22:BA:2128:G:OP1	2.11	0.49
22:BA:2307:G:N3	22:BA:2308:G:O6	2.45	0.49
22:BA:2309:A:N6	22:BA:2310:C:N4	2.60	0.49
22:BA:2552:U:C2	22:BA:2554:U:H5'	2.48	0.49
22:BA:2728:U:HO2'	22:BA:2729:G:P	2.30	0.49
22:BA:2869:G:H2'	22:BA:2870:C:O4'	2.11	0.49
22:BA:26:G:H1'	22:BA:514:A:N6	2.27	0.49
22:BA:641:U:C5	22:BA:642:U:C4	3.00	0.49
22:BA:933:A:H5'	22:BA:934:U:OP2	2.12	0.49
26:BE:171:ASP:OD1	26:BE:173:THR:N	2.44	0.49
29:BH:43:ASN:O	29:BH:46:PHE:HB3	2.12	0.49
29:BH:86:ASP:O	29:BH:87:GLU:HB2	2.11	0.49

Continued on next page...

Continued from previous page...

Atom-1	Atom-2	Interatomic distance (Å)	Clash overlap (Å)
34:BM:42:THR:HG22	34:BM:93:VAL:CG1	2.42	0.49
35:BN:73:ASN:HA	35:BN:76:VAL:HG12	1.93	0.49
38:BQ:58:ARG:HA	38:BQ:61:TRP:CE3	2.47	0.49
40:BS:28:LYS:O	40:BS:31:GLN:N	2.45	0.49
1:CA:1055:A:C6	1:CA:1206:G:C5	3.00	0.49
1:CA:158:G:C5	1:CA:164:G:C6	2.99	0.49
1:CA:157:U:O2	1:CA:165:G:C2	2.64	0.49
1:CA:256:U:H2'	1:CA:257:G:O4'	2.12	0.49
1:CA:408:A:H2'	1:CA:409:U:O4'	2.12	0.49
7:CG:101:MET:HA	7:CG:104:ILE:HD12	1.94	0.49
12:CL:90:LEU:HB3	12:CL:93:VAL:HG21	1.94	0.49
17:CQ:60:GLU:HB3	17:CQ:76:VAL:HG23	1.94	0.49
22:DA:1340:U:H4'	22:DA:1341:G:OP2	2.12	0.49
22:DA:1456:G:C6	22:DA:1457:U:C4	2.99	0.49
22:DA:1911:U:H2'	22:DA:1918:A:C2	2.47	0.49
22:DA:2067:G:C6	22:DA:2444:G:C2	3.00	0.49
22:DA:2156:G:C6	22:DA:2157:G:C2	3.00	0.49
22:DA:2539:C:H4'	52:D4:3:VAL:HG11	1.94	0.49
22:DA:621:A:C6	22:DA:622:G:H1'	2.47	0.49
22:DA:679:C:H2'	22:DA:680:C:H6	1.77	0.49
22:DA:753:A:C2	22:DA:754:U:C2	3.00	0.49
29:DH:127:GLU:HG3	29:DH:145:ASN:HA	1.93	0.49
46:DY:31:GLN:HG2	46:DY:36:GLN:HB2	1.95	0.49
1:AA:1027:C:C5	1:AA:1028:C:N4	2.80	0.49
1:AA:1048:G:N3	1:AA:1050:G:C8	2.80	0.49
1:AA:978:A:C4	1:AA:1319:A:C2	3.00	0.49
2:AB:54:LEU:HD12	2:AB:220:THR:HG21	1.94	0.49
3:AC:92:ALA:HB2	3:AC:99:ALA:HB3	1.94	0.49
7:AG:64:VAL:O	7:AG:65:ALA:C	2.51	0.49
10:AJ:32:THR:OG1	10:AJ:33:GLY:N	2.39	0.49
12:AL:86:ARG:CZ	12:AL:88:LYS:HB3	2.41	0.49
33:BL:62:PRO:HB2	51:B3:30:ARG:NH2	2.26	0.49
22:BA:1022:G:C5	22:BA:1140:C:C4	3.00	0.49
22:BA:2366:A:H2'	22:BA:2367:G:O4'	2.12	0.49
26:BE:79:ARG:CG	26:BE:79:ARG:HH11	2.23	0.49
30:BI:75:PRO:O	30:BI:79:LEU:HD12	2.11	0.49
44:BW:52:GLY:HA3	44:BW:60:PHE:CE2	2.48	0.49
1:CA:104:G:C2	1:CA:105:G:C8	3.00	0.49
1:CA:1167:A:C8	1:CA:1169:A:C5	2.99	0.49
1:CA:1363:A:N3	1:CA:1363:A:H2'	2.27	0.49
1:CA:1423:G:H2'	1:CA:1424:U:O4'	2.12	0.49

Continued on next page...

Continued from previous page...

Atom-1	Atom-2	Interatomic distance (Å)	Clash overlap (Å)
1:CA:106:C:O2	1:CA:379:C:C5'	2.59	0.49
1:CA:580:C:H2'	1:CA:581:G:O4'	2.12	0.49
1:CA:609:A:N7	58:CA:1799:HOH:O	2.33	0.49
1:CA:609:A:N7	1:CA:610:U:C5	2.81	0.49
1:CA:71:A:C6	1:CA:72:A:N7	2.80	0.49
2:CB:123:ASP:O	2:CB:124:GLY:C	2.51	0.49
3:CC:69:HIS:HA	3:CC:104:ALA:HB3	1.93	0.49
3:CC:42:TYR:CZ	3:CC:46:GLU:HG3	2.47	0.49
3:CC:83:ASP:O	3:CC:84:VAL:C	2.51	0.49
5:CE:83:HIS:NE2	8:CH:96:MET:HE3	2.27	0.49
6:CF:86:ARG:HH11	6:CF:86:ARG:HG2	1.77	0.49
11:CK:82:LEU:HD22	11:CK:105:PHE:HB3	1.94	0.49
1:CA:1114:C:O2'	14:CN:100:SER:O	2.24	0.49
14:CN:62:ASN:HB3	14:CN:73:PHE:CD1	2.48	0.49
22:DA:2283:C:C2'	22:DA:2284:A:H5'	2.42	0.49
22:DA:36:G:H4'	22:DA:451:U:C2	2.48	0.49
22:DA:443:A:N7	26:DE:40:ARG:CG	2.75	0.49
22:DA:35:G:O2'	22:DA:451:U:O4	2.30	0.49
22:DA:600:G:OP1	26:DE:24:ASN:ND2	2.42	0.49
22:DA:776:G:C8	22:DA:793:A:C5	3.00	0.49
22:DA:864:G:O6	22:DA:865:C:N4	2.45	0.49
25:DD:150:GLN:C	25:DD:151:THR:O	2.50	0.49
35:DN:69:ARG:O	35:DN:70:THR:HG23	2.12	0.49
39:DR:14:VAL:CG2	39:DR:98:ILE:HG13	2.42	0.49
1:AA:142:G:H2'	1:AA:142:G:N3	2.27	0.49
1:AA:662:U:H2'	1:AA:663:A:C8	2.46	0.49
2:AB:63:ARG:O	2:AB:64:LYS:CB	2.56	0.49
2:AB:88:ASP:C	2:AB:89:GLN:HG3	2.31	0.49
4:AD:138:SER:HB2	4:AD:139:PRO:HD2	1.94	0.49
53:B5:73:VAL:CG2	53:B5:162:ILE:CB	2.90	0.49
22:BA:1171:G:C6	22:BA:1172:C:N3	2.80	0.49
22:BA:1180:U:C2'	22:BA:1181:U:H5'	2.42	0.49
22:BA:1909:C:C4	22:BA:1921:G:O6	2.66	0.49
22:BA:894:U:H2'	22:BA:895:U:C6	2.46	0.49
26:BE:104:ALA:O	26:BE:108:ILE:HG23	2.13	0.49
27:BF:69:LYS:HD2	27:BF:69:LYS:N	2.27	0.49
29:BH:99:ILE:O	29:BH:99:ILE:HG22	2.12	0.49
30:BI:116:ASP:OD2	30:BI:117:MET:N	2.45	0.49
22:BA:1277:G:H5'	35:BN:20:MET:HE1	1.95	0.49
1:CA:1240:U:OP2	7:CG:116:MET:N	2.44	0.49
1:CA:1244:G:C6	1:CA:1245:C:N4	2.81	0.49

Continued on next page...

Continued from previous page...

Atom-1	Atom-2	Interatomic distance (Å)	Clash overlap (Å)
1:CA:1261:A:C2	1:CA:1262:C:C5	3.01	0.49
1:CA:1273:C:H2'	1:CA:1274:A:O4'	2.12	0.49
1:CA:242:G:N2	1:CA:285:C:C2	2.80	0.49
1:CA:375:U:N3	1:CA:376:G:N7	2.60	0.49
1:CA:577:G:C2	1:CA:578:C:C6	3.00	0.49
5:CE:101:GLU:C	5:CE:103:THR:N	2.64	0.49
7:CG:92:ARG:NE	7:CG:93:PRO:HD2	2.27	0.49
17:CQ:70:THR:O	17:CQ:71:LYS:C	2.49	0.49
19:CS:40:ILE:HA	19:CS:44:MET:SD	2.52	0.49
19:CS:55:ARG:CZ	19:CS:79:THR:HG22	2.42	0.49
22:DA:104:A:H2'	22:DA:105:C:O4'	2.12	0.49
22:DA:1299:G:H5''	22:DA:1300:G:H5''	1.93	0.49
22:DA:1360:G:O6	22:DA:1372:U:C2	2.65	0.49
22:DA:1378:A:N3	22:DA:1379:U:H2'	2.27	0.49
22:DA:136:G:N2	22:DA:144:A:N7	2.61	0.49
22:DA:1562:U:H2'	22:DA:1563:U:O4'	2.12	0.49
22:DA:1869:G:C3'	22:DA:1870:C:H5'	2.43	0.49
22:DA:2209:G:C5	22:DA:2210:U:C4	3.00	0.49
22:DA:2392:A:OP2	51:D3:31:HIS:CE1	2.65	0.49
22:DA:2747:G:C2	22:DA:2756:U:C5	3.00	0.49
22:DA:2824:C:C4	22:DA:2825:G:C5	3.01	0.49
22:DA:819:A:C8	22:DA:1188:U:O4	2.64	0.49
24:DC:240:PHE:CE1	24:DC:242:LYS:O	2.65	0.49
25:DD:183:GLU:OE1	25:DD:183:GLU:N	2.45	0.49
26:DE:150:THR:O	26:DE:172:ALA:HB2	2.12	0.49
30:DI:37:GLU:OE1	30:DI:65:ARG:NH2	2.45	0.49
35:DN:1:MET:CE	35:DN:1:MET:N	2.75	0.49
43:DV:80:HIS:CE1	43:DV:83:LYS:HB2	2.47	0.49
1:AA:1005:A:N6	1:AA:1006:G:N2	2.61	0.49
1:AA:1005:A:H4'	1:AA:1037:C:H1'	1.94	0.49
1:AA:8:A:N6	4:AD:202:GLU:O	2.45	0.49
2:AB:163:VAL:HG22	2:AB:185:ALA:HB1	1.94	0.49
4:AD:120:HIS:O	4:AD:122:ALA:N	2.45	0.49
4:AD:3:ARG:NH2	4:AD:115:ARG:HD3	2.28	0.49
11:AK:126:LYS:HA	21:AU:34:ARG:HH21	1.77	0.49
18:AR:52:GLN:OE1	18:AR:52:GLN:HA	2.12	0.49
22:BA:1177:G:C2'	22:BA:1178:C:O5'	2.60	0.49
22:BA:839:U:H1'	22:BA:1191:G:H1'	1.94	0.49
22:BA:2688:G:N1	22:BA:2720:U:OP2	2.37	0.49
22:BA:84:A:H4'	22:BA:85:G:O5'	2.12	0.49
24:BC:167:ARG:O	24:BC:168:ASP:CB	2.58	0.49

Continued on next page...

Continued from previous page...

Atom-1	Atom-2	Interatomic distance (Å)	Clash overlap (Å)
24:BC:17:VAL:HB	24:BC:204:VAL:HG13	1.94	0.49
22:BA:2531:A:OP2	28:BG:174:ALA:O	2.30	0.49
38:BQ:79:PHE:CZ	38:BQ:83:LEU:HD11	2.48	0.49
1:CA:1088:G:C4	1:CA:1089:G:C8	3.00	0.49
1:CA:237:G:C6	1:CA:238:A:C5	3.01	0.49
1:CA:238:A:O2'	1:CA:239:U:H5'	2.13	0.49
1:CA:527:G:N1	1:CA:528:C:C5	2.80	0.49
1:CA:861:G:C5	1:CA:862:C:C5	3.00	0.49
2:CB:93:ASN:OD1	2:CB:94:HIS:ND1	2.46	0.49
5:CE:147:MET:HG2	5:CE:147:MET:O	2.12	0.49
5:CE:154:ALA:C	5:CE:156:LYS:N	2.66	0.49
7:CG:126:ASP:N	7:CG:126:ASP:OD1	2.45	0.49
7:CG:51:ALA:CB	7:CG:58:GLU:HA	2.43	0.49
8:CH:2:SER:C	8:CH:4:GLN:H	2.14	0.49
9:CI:101:ALA:HB1	9:CI:103:PHE:CZ	2.47	0.49
12:CL:74:LEU:HD11	12:CL:80:ILE:HG21	1.94	0.49
19:CS:66:MET:O	19:CS:68:GLY:N	2.46	0.49
22:DA:1087:G:N1	22:DA:1089:A:C2	2.80	0.49
22:DA:1230:A:H2'	22:DA:1231:U:C6	2.47	0.49
22:DA:1330:C:O2'	22:DA:1331:G:H5'	2.11	0.49
22:DA:1695:G:H3'	22:DA:1695:G:N3	2.27	0.49
22:DA:1663:G:C6	22:DA:1992:G:C8	2.99	0.49
22:DA:2056:G:N3	22:DA:2056:G:H2'	2.27	0.49
22:DA:2121:G:C2	22:DA:2122:U:C2	3.01	0.49
22:DA:241:A:N1	22:DA:255:A:H5''	2.27	0.49
22:DA:2808:G:N2	22:DA:2891:U:C6	2.81	0.49
22:DA:307:G:N2	22:DA:310:A:C8	2.81	0.49
22:DA:528:A:N1	22:DA:2042:A:H2'	2.27	0.49
22:DA:861:A:H2'	22:DA:862:G:O4'	2.12	0.49
22:DA:937:C:H2'	22:DA:938:G:C8	2.47	0.49
27:DF:147:ASP:O	27:DF:148:ARG:HB2	2.13	0.49
29:DH:81:ALA:C	29:DH:149:GLU:HB3	2.33	0.49
30:DI:53:LEU:HG	30:DI:82:LYS:HE2	1.93	0.49
47:DZ:14:ILE:HG22	47:DZ:15:GLY:N	2.27	0.49
1:AA:1349:A:C2	1:AA:1374:A:C5	3.00	0.49
1:AA:149:A:C2	1:AA:150:U:C2	3.00	0.49
1:AA:299:G:H2'	1:AA:300:A:C8	2.47	0.49
1:AA:402:G:C6	1:AA:403:C:C4	3.00	0.49
1:AA:760:G:N7	1:AA:761:G:N7	2.59	0.49
1:AA:923:A:O4'	1:AA:1398:A:C2	2.65	0.49
2:AB:133:GLU:O	2:AB:137:ARG:HB2	2.11	0.49

Continued on next page...

Continued from previous page...

Atom-1	Atom-2	Interatomic distance (Å)	Clash overlap (Å)
3:AC:3:GLN:OE1	3:AC:3:GLN:N	2.45	0.49
7:AG:27:VAL:HG23	7:AG:28:ASN:N	2.28	0.49
7:AG:71:PRO:O	7:AG:96:ARG:HG3	2.12	0.49
11:AK:31:ILE:O	11:AK:31:ILE:HG13	2.12	0.49
16:AP:79:ASN:O	16:AP:80:LYS:HE3	2.13	0.49
1:AA:1314:C:H41	19:AS:4:SER:HA	1.77	0.49
1:AA:1539:C:H5''	21:AU:18:ARG:HG3	1.93	0.49
48:B0:30:VAL:HG12	48:B0:35:GLY:HA2	1.95	0.49
22:BA:1026:G:H1'	22:BA:1134:A:C2	2.48	0.49
22:BA:1586:A:C8	22:BA:1587:G:C8	3.00	0.49
22:BA:1846:G:H2'	22:BA:1847:A:C4	2.47	0.49
22:BA:2131:U:OP2	22:BA:2132:U:C6	2.66	0.49
22:BA:2532:G:N2	22:BA:2663:G:O2'	2.46	0.49
22:BA:437:U:H2'	22:BA:438:G:C8	2.46	0.49
25:BD:85:ALA:O	25:BD:86:GLU:C	2.50	0.49
35:BN:25:ALA:HB1	35:BN:48:VAL:HG22	1.93	0.49
39:BR:49:ILE:CB	39:BR:52:PRO:C	2.79	0.49
1:CA:1014:A:N7	1:CA:1015:G:C6	2.80	0.49
1:CA:1463:U:H2'	1:CA:1464:U:C6	2.47	0.49
1:CA:1486:G:H2'	1:CA:1487:G:O4'	2.12	0.49
29:BH:123:ARG:HD3	1:CA:358:U:OP1	2.12	0.49
1:CA:411:A:C6	1:CA:429:U:C5	3.00	0.49
1:CA:579:A:C4	1:CA:763:G:N2	2.80	0.49
1:CA:794:A:H2'	1:CA:795:C:C6	2.47	0.49
1:CA:945:G:N3	1:CA:945:G:H2'	2.26	0.49
3:CC:77:ILE:HA	3:CC:84:VAL:HG23	1.94	0.49
4:CD:46:PRO:O	4:CD:48:LEU:N	2.45	0.49
5:CE:11:LEU:HG	5:CE:12:GLN:N	2.28	0.49
14:CN:10:GLU:O	14:CN:11:VAL:C	2.49	0.49
20:CT:9:LYS:O	20:CT:12:ILE:HG12	2.12	0.49
52:D4:19:ARG:O	52:D4:20:ASP:HB2	2.11	0.49
22:DA:1127:A:C3'	22:DA:1128:G:H5''	2.43	0.49
22:DA:1176:U:H2'	22:DA:1177:G:C8	2.47	0.49
22:DA:2184:A:H2'	22:DA:2185:U:C6	2.47	0.49
22:DA:2386:A:H2'	22:DA:2387:U:C6	2.48	0.49
22:DA:2537:U:H2'	22:DA:2538:C:C6	2.47	0.49
22:DA:2854:G:N2	22:DA:2864:G:N3	2.61	0.49
26:DE:61:ARG:O	26:DE:63:LYS:N	2.45	0.49
28:DG:95:ARG:HA	28:DG:128:GLN:O	2.11	0.49
29:DH:112:LYS:CG	29:DH:113:SER:N	2.76	0.49
34:DM:120:ALA:O	34:DM:124:LEU:HD23	2.12	0.49

Continued on next page...

Continued from previous page...

Atom-1	Atom-2	Interatomic distance (Å)	Clash overlap (Å)
46:DY:21:LEU:HA	46:DY:25:GLN:HB3	1.94	0.49
1:AA:1226:C:O2'	13:AM:110:LYS:NZ	2.45	0.49
1:AA:1243:C:H2'	1:AA:1244:G:C8	2.48	0.49
1:AA:188:C:O2	1:AA:188:C:C2'	2.61	0.49
1:AA:345:C:N3	32:BK:117:SER:OG	2.46	0.49
1:AA:472:U:C4	1:AA:473:U:O4	2.66	0.49
2:AB:46:THR:CG2	2:AB:201:PRO:HB2	2.42	0.49
10:AJ:73:LEU:O	10:AJ:74:VAL:CB	2.61	0.49
49:B1:6:ARG:HG2	49:B1:24:THR:HB	1.95	0.49
22:BA:1084:A:C5	22:BA:1085:A:C6	3.00	0.49
22:BA:1477:A:N6	22:BA:1514:G:O2'	2.44	0.49
22:BA:1832:C:N4	22:BA:1833:C:C4	2.81	0.49
22:BA:2298:A:N6	22:BA:2318:G:H1'	2.28	0.49
22:BA:603:A:C8	22:BA:655:A:C6	3.00	0.49
22:BA:687:C:H2'	22:BA:688:U:O4'	2.11	0.49
22:BA:830:G:H4'	22:BA:831:G:OP2	2.13	0.49
22:BA:1791:A:O3'	24:BC:204:VAL:O	2.31	0.49
24:BC:246:THR:N	24:BC:250:VAL:O	2.40	0.49
24:BC:82:GLU:OE1	24:BC:103:TYR:OH	2.23	0.49
27:BF:40:VAL:CG1	27:BF:41:GLY:N	2.75	0.49
23:BB:43:C:O2	27:BF:92:ARG:NH2	2.42	0.49
33:BL:68:SER:O	33:BL:69:ARG:HG3	2.12	0.49
1:CA:1105:A:H2'	1:CA:1106:G:H8	1.78	0.49
1:CA:1213:A:C5	1:CA:1215:G:C4	3.01	0.49
1:CA:1337:G:C5'	1:CA:1338:G:OP1	2.60	0.49
1:CA:1361:G:H3'	1:CA:1362:A:H5''	1.94	0.49
1:CA:53:A:C2	1:CA:359:G:C6	3.00	0.49
1:CA:840:C:N3	1:CA:842:U:H4'	2.28	0.49
1:CA:983:A:C2'	1:CA:983:A:N3	2.76	0.49
9:CI:49:ARG:C	9:CI:49:ARG:HD3	2.32	0.49
10:CJ:57:VAL:HG22	10:CJ:58:ASN:H	1.76	0.49
12:CL:28:PRO:HB2	12:CL:29:GLN:OE1	2.13	0.49
16:CP:23:ASP:OD2	16:CP:25:ARG:HG2	2.12	0.49
22:DA:1931:U:OP2	22:DA:1968:G:N1	2.43	0.49
22:DA:2057:G:H2'	22:DA:2058:A:O4'	2.13	0.49
22:DA:2283:C:H2'	22:DA:2284:A:H5'	1.95	0.49
22:DA:197:A:C8	22:DA:2430:A:C8	3.01	0.49
22:DA:2862:G:C6	22:DA:2863:C:N4	2.81	0.49
22:DA:410:G:C6	22:DA:2407:A:N6	2.81	0.49
22:DA:570:G:H2'	22:DA:571:U:H5'	1.93	0.49
34:DM:57:VAL:HG11	34:DM:105:MET:SD	2.52	0.49

Continued on next page...

Continued from previous page...

Atom-1	Atom-2	Interatomic distance (Å)	Clash overlap (Å)
35:DN:48:VAL:N	35:DN:50:PRO:HD2	2.27	0.49
41:DT:61:LEU:HD12	41:DT:62:VAL:N	2.27	0.49
1:AA:1030:U:OP2	1:AA:1031:C:C5	2.66	0.49
1:AA:1048:G:N3	1:AA:1050:G:N7	2.60	0.49
1:AA:1417:G:C6	1:AA:1482:G:C6	3.01	0.49
1:AA:705:G:C5	1:AA:706:A:C8	3.01	0.49
1:AA:850:U:H2'	1:AA:851:G:O5'	2.13	0.49
4:AD:173:VAL:HG13	4:AD:174:ASP:N	2.28	0.49
19:AS:23:VAL:HG12	19:AS:24:GLU:N	2.28	0.49
51:B3:45:ARG:N	51:B3:46:PRO:HD2	2.27	0.49
22:BA:1487:U:C2	22:BA:1503:A:C2	3.00	0.49
22:BA:2006:C:O2'	22:BA:2823:A:O2'	2.27	0.49
22:BA:2267:A:H5''	22:BA:2268:A:H5'	1.94	0.49
22:BA:2452:C:N3	56:BA:3001:DOL:H131	2.28	0.49
27:BF:8:TYR:HA	27:BF:12:VAL:CG2	2.41	0.49
34:BM:49:ALA:HB1	34:BM:120:ALA:HB1	1.95	0.49
39:BR:49:ILE:HB	39:BR:52:PRO:CA	2.43	0.49
41:BT:1:MET:O	41:BT:2:ILE:CG1	2.61	0.49
1:CA:1361:G:H3'	1:CA:1362:A:C5'	2.41	0.49
1:CA:1437:A:C2	1:CA:1465:A:C2	3.01	0.49
1:CA:154:U:C2	1:CA:168:G:N2	2.81	0.49
1:CA:890:G:N2	1:CA:906:A:H2'	2.28	0.49
6:CF:78:PHE:CD2	6:CF:78:PHE:N	2.81	0.49
21:CU:44:GLU:OE1	21:CU:45:ARG:NH1	2.46	0.49
22:DA:1071:G:O2'	22:DA:1072:C:O4'	2.23	0.49
22:DA:1248:G:C4	38:DQ:3:ARG:HG3	2.47	0.49
22:DA:1779:U:C5	22:DA:1784:A:N7	2.80	0.49
22:DA:2842:G:H2'	22:DA:2843:G:O4'	2.11	0.49
22:DA:2848:G:OP2	37:DP:95:ALA:N	2.46	0.49
22:DA:2849:U:H4'	22:DA:2868:A:C2	2.47	0.49
22:DA:411:G:OP1	22:DA:2407:A:OP2	2.29	0.49
22:DA:49:A:N6	22:DA:177:G:C5	2.81	0.49
22:DA:569:U:H5''	22:DA:821:A:C2	2.48	0.49
23:DB:109:A:C6	23:DB:110:C:C4	3.00	0.49
22:DA:2599:G:N7	24:DC:236:GLU:CB	2.76	0.49
34:DM:22:GLN:O	34:DM:24:THR:N	2.46	0.49
22:DA:1250:G:H5'	38:DQ:6:ARG:HD3	1.95	0.49
41:DT:7:LEU:HD21	41:DT:45:ALA:HB3	1.95	0.49
42:DU:16:GLY:O	42:DU:17:LYS:HB2	2.12	0.49
42:DU:98:SER:O	42:DU:99:ASN:CB	2.60	0.49
1:AA:1182:G:C3'	1:AA:1183:U:H5'	2.43	0.49

Continued on next page...

Continued from previous page...

Atom-1	Atom-2	Interatomic distance (Å)	Clash overlap (Å)
1:AA:1381:U:C2	7:AG:78:ARG:NH1	2.80	0.49
1:AA:455:G:C2	1:AA:478:A:C2	3.00	0.49
1:AA:652:U:C4	1:AA:752:G:N3	2.81	0.49
1:AA:82:G:N2	1:AA:89:U:OP1	2.45	0.49
2:AB:166:ALA:HB2	2:AB:187:VAL:HG12	1.94	0.49
11:AK:30:THR:HG21	11:AK:91:PRO:O	2.13	0.49
14:AN:43:ASN:C	14:AN:45:VAL:N	2.64	0.49
53:B5:215:VAL:O	53:B5:216:THR:CB	2.61	0.49
22:BA:1088:A:H5''	22:BA:1088:A:N3	2.27	0.49
22:BA:1419:A:HO2'	22:BA:1421:G:H8	1.57	0.49
22:BA:1747:U:H2'	22:BA:1748:C:C6	2.47	0.49
22:BA:2014:A:H2'	22:BA:2015:A:C8	2.48	0.49
22:BA:2190:G:N1	22:BA:2191:A:C4	2.81	0.49
22:BA:360:U:C4	22:BA:361:G:C6	3.00	0.49
24:BC:15:HIS:O	24:BC:204:VAL:CG2	2.61	0.49
25:BD:101:PHE:C	25:BD:103:ASP:N	2.66	0.49
30:BI:86:ILE:N	30:BI:86:ILE:HD12	2.28	0.49
31:BJ:60:ASP:HA	31:BJ:97:PRO:HB3	1.95	0.49
22:BA:58:G:OP1	41:BT:78:SER:HB2	2.13	0.49
1:CA:1000:A:C2	1:CA:1041:G:C2	3.01	0.49
1:CA:597:G:C8	1:CA:598:U:C5	3.01	0.49
5:CE:38:VAL:HG12	5:CE:117:VAL:HG21	1.94	0.49
12:CL:40:THR:HG22	12:CL:41:THR:N	2.28	0.49
19:CS:73:GLU:HB2	19:CS:74:PHE:CD1	2.47	0.49
22:DA:1361:G:C5	22:DA:1362:C:C5	3.01	0.49
22:DA:1504:A:N6	22:DA:1505:A:C6	2.81	0.49
22:DA:1814:G:C6	22:DA:1815:A:C6	3.00	0.49
22:DA:182:A:N6	22:DA:214:G:O6	2.45	0.49
22:DA:1973:G:C5	22:DA:1974:C:C4	3.00	0.49
22:DA:2111:U:O4	22:DA:2147:A:C2	2.66	0.49
22:DA:2146:C:H4'	22:DA:2147:A:C8	2.47	0.49
22:DA:2307:G:N2	22:DA:2312:U:N3	2.60	0.49
22:DA:2371:G:C2	22:DA:2372:U:C5	3.00	0.49
22:DA:792:A:O2'	22:DA:2440:C:N3	2.36	0.49
22:DA:508:A:C3'	22:DA:509:C:H5'	2.42	0.49
29:DH:72:ILE:O	29:DH:141:LYS:O	2.30	0.49
32:DK:31:ARG:HB2	32:DK:32:TYR:CD2	2.47	0.49
37:DP:28:VAL:HG21	37:DP:74:PHE:CE2	2.48	0.49
1:AA:1308:U:O2'	1:AA:1309:G:H5'	2.13	0.49
1:AA:130:A:C8	17:AQ:65:ARG:HB2	2.47	0.49
1:AA:438:U:C2	1:AA:494:G:C6	3.00	0.49

Continued on next page...

Continued from previous page...

Atom-1	Atom-2	Interatomic distance (Å)	Clash overlap (Å)
1:AA:501:C:H2'	1:AA:502:A:C8	2.48	0.49
3:AC:19:ASN:OD1	3:AC:19:ASN:N	2.45	0.49
5:AE:137:VAL:O	5:AE:138:ARG:CB	2.60	0.49
8:AH:125:ILE:O	8:AH:125:ILE:CG1	2.60	0.49
48:B0:13:ARG:O	48:B0:17:ARG:HG3	2.12	0.49
53:B5:65:LEU:O	53:B5:67:HIS:N	2.45	0.49
22:BA:2177:C:N4	22:BA:2178:C:O2	2.46	0.49
22:BA:2287:A:OP1	49:B1:30:LYS:NZ	2.35	0.49
25:BD:166:GLY:O	25:BD:167:ASN:HB3	2.13	0.49
26:BE:108:ILE:HG13	26:BE:109:LEU:N	2.28	0.49
28:BG:80:THR:CG2	28:BG:81:GLU:N	2.75	0.49
30:BI:105:GLN:O	30:BI:106:LEU:HB2	2.13	0.49
36:BO:25:ARG:HG3	36:BO:27:VAL:HG12	1.94	0.49
42:BU:13:VAL:HG12	42:BU:19:LYS:HA	1.95	0.49
1:CA:1061:G:N7	1:CA:1062:U:C5	2.81	0.49
1:CA:1157:A:H4'	1:CA:1158:C:O5'	2.13	0.49
1:CA:1211:U:H1'	1:CA:1213:A:C2	2.48	0.49
1:CA:215:C:H2'	1:CA:216:U:O4'	2.13	0.49
1:CA:218:U:H2'	1:CA:219:U:O4'	2.13	0.49
1:CA:846:G:C2	1:CA:847:G:C8	3.01	0.49
2:CB:62:SER:HA	2:CB:224:GLY:HA3	1.94	0.49
2:CB:58:ASN:CG	2:CB:220:THR:O	2.51	0.49
4:CD:174:ASP:OD1	4:CD:177:LYS:N	2.46	0.49
7:CG:88:PRO:HD2	7:CG:152:ALA:HA	1.94	0.49
11:CK:110:ILE:HG22	21:CU:17:ARG:NH1	2.28	0.49
12:CL:38:TYR:HB3	12:CL:52:VAL:HG13	1.94	0.49
52:D4:16:ILE:HD13	52:D4:25:VAL:HG22	1.95	0.49
22:DA:2231:U:H2'	22:DA:2232:C:C6	2.48	0.49
22:DA:2586:U:C5	22:DA:2587:A:C8	3.01	0.49
22:DA:430:A:H2'	22:DA:431:U:H5'	1.95	0.49
22:DA:636:G:O2'	22:DA:638:G:O2'	2.29	0.49
22:DA:58:G:C2	22:DA:70:G:C2	3.01	0.49
22:DA:856:G:C2	22:DA:922:C:N3	2.81	0.49
22:DA:878:A:C2	22:DA:900:A:C4	3.01	0.49
23:DB:37:C:C5	23:DB:38:C:C4	3.01	0.49
22:DA:1993:U:H4'	25:DD:133:THR:CG2	2.43	0.49
30:DI:76:ALA:HB2	30:DI:129:ILE:HG23	1.95	0.49
31:DJ:31:GLU:OE2	31:DJ:35:ARG:NH1	2.46	0.49
22:DA:2360:G:H1'	33:DL:60:ARG:HD3	1.94	0.49
35:DN:87:PHE:O	35:DN:88:ALA:C	2.52	0.49
42:DU:85:PHE:CD1	42:DU:85:PHE:N	2.81	0.49

Continued on next page...

Continued from previous page...

Atom-1	Atom-2	Interatomic distance (Å)	Clash overlap (Å)
46:DY:20:ASN:O	46:DY:24:GLU:HB2	2.12	0.49
1:AA:375:U:C4	1:AA:376:G:N7	2.81	0.49
1:AA:71:A:N3	1:AA:72:A:C8	2.81	0.49
1:AA:872:A:C8	1:AA:874:G:C8	3.01	0.49
3:AC:42:TYR:CZ	3:AC:90:VAL:HG21	2.48	0.49
10:AJ:53:ILE:HD11	14:AN:85:ARG:NH1	2.28	0.49
16:AP:45:GLU:O	16:AP:46:LYS:O	2.31	0.49
22:BA:1922:G:N3	22:BA:1922:G:C2'	2.76	0.49
22:BA:250:G:C6	22:BA:251:A:C6	3.01	0.49
22:BA:2560:A:C5	22:BA:2561:U:C5	3.00	0.49
27:BF:158:THR:CG2	27:BF:160:ALA:H	2.26	0.49
36:BO:100:HIS:O	36:BO:104:GLN:HB3	2.13	0.49
47:BZ:11:ARG:NH1	47:BZ:53:PHE:O	2.46	0.49
1:CA:1007:U:H2'	1:CA:1008:U:H5''	1.93	0.49
1:CA:1149:C:C4	1:CA:1150:A:C6	3.00	0.49
1:CA:157:U:O2'	1:CA:158:G:H5'	2.12	0.49
7:CG:42:ILE:HG21	7:CG:116:MET:HG3	1.95	0.49
7:CG:92:ARG:NE	7:CG:93:PRO:HD3	2.28	0.49
11:CK:116:ILE:O	11:CK:116:ILE:HG22	2.13	0.49
16:CP:16:PHE:CE1	16:CP:38:PHE:HB2	2.48	0.49
22:DA:152:A:C2	22:DA:175:G:N3	2.81	0.49
22:DA:1791:A:C2'	22:DA:1792:G:H5'	2.43	0.49
22:DA:1869:G:C2	22:DA:1873:G:N1	2.81	0.49
22:DA:2059:A:H4'	26:DE:64:GLY:O	2.13	0.49
22:DA:2428:G:H5''	22:DA:2429:G:OP1	2.13	0.49
22:DA:2054:A:C2	22:DA:2616:C:C2	3.01	0.49
22:DA:2532:G:N2	22:DA:2663:G:O2'	2.46	0.49
22:DA:1638:C:C5'	22:DA:2710:C:O2'	2.61	0.49
22:DA:2729:G:H2'	22:DA:2730:C:O4'	2.13	0.49
22:DA:382:A:N1	22:DA:383:C:C2	2.81	0.49
22:DA:55:G:C2	22:DA:56:A:C8	3.00	0.49
22:DA:581:C:OP2	38:DQ:33:ARG:NE	2.46	0.49
22:DA:883:G:N2	22:DA:894:U:O2	2.46	0.49
24:DC:43:ARG:NH2	24:DC:49:ILE:HD11	2.28	0.49
22:DA:1567:G:C8	24:DC:83:TYR:CD1	3.00	0.49
27:DF:16:LEU:HD11	27:DF:169:LEU:CD1	2.43	0.49
32:DK:92:GLU:N	32:DK:92:GLU:OE2	2.43	0.49
34:DM:69:PRO:O	34:DM:70:ASP:HB3	2.11	0.49
40:DS:20:VAL:CG2	40:DS:39:THR:HG21	2.43	0.49
1:AA:1077:G:N2	1:AA:1080:A:OP2	2.46	0.48
1:AA:144:G:C2	1:AA:179:A:N3	2.81	0.48

Continued on next page...

Continued from previous page...

Atom-1	Atom-2	Interatomic distance (Å)	Clash overlap (Å)
1:AA:411:A:C5	1:AA:429:U:C5	3.01	0.48
1:AA:709:U:O2'	1:AA:710:G:H5'	2.13	0.48
2:AB:79:ALA:O	2:AB:214:LEU:CD2	2.60	0.48
2:AB:82:ASP:O	2:AB:84:ALA:N	2.46	0.48
5:AE:149:SER:O	5:AE:153:VAL:HG12	2.13	0.48
1:AA:591:U:P	8:AH:31:LYS:HD2	2.54	0.48
10:AJ:41:PRO:O	10:AJ:42:LEU:CB	2.61	0.48
11:AK:88:GLY:N	11:AK:114:THR:HG22	2.28	0.48
13:AM:27:LYS:O	13:AM:31:LYS:HG3	2.12	0.48
14:AN:46:LEU:O	14:AN:47:LYS:C	2.51	0.48
17:AQ:82:ALA:O	17:AQ:83:VAL:O	2.30	0.48
18:AR:34:THR:OG1	18:AR:35:GLU:N	2.46	0.48
22:BA:1206:G:C6	22:BA:1207:C:C4	3.01	0.48
22:BA:1881:C:H2'	22:BA:1882:U:O4'	2.13	0.48
22:BA:2553:G:N1	22:BA:2554:U:O2	2.46	0.48
22:BA:2555:U:C5	22:BA:2556:C:C2	3.01	0.48
22:BA:2615:U:C2'	22:BA:2616:C:H5'	2.42	0.48
22:BA:78:U:H2'	22:BA:79:C:C6	2.48	0.48
29:BH:121:VAL:H	29:BH:122:LEU:HB2	1.77	0.48
29:BH:139:PHE:O	29:BH:140:ALA:HB2	2.13	0.48
30:BI:6:GLN:O	30:BI:7:ALA:HB3	2.13	0.48
22:BA:2019:A:H4'	38:BQ:34:VAL:HG21	1.94	0.48
1:CA:960:U:O2'	1:CA:1223:C:H4'	2.13	0.48
1:CA:1537:U:C5	1:CA:1538:C:C4	3.01	0.48
1:CA:630:A:H2'	1:CA:631:C:O4'	2.13	0.48
1:CA:66:A:H4'	1:CA:173:U:C5	2.47	0.48
1:CA:73:C:HO2'	1:CA:74:A:P	2.34	0.48
1:CA:786:G:H2'	1:CA:786:G:N3	2.27	0.48
1:CA:881:G:C6	1:CA:882:C:C4	3.01	0.48
1:CA:920:U:C2	1:CA:921:U:C5	3.01	0.48
2:CB:143:LYS:O	2:CB:147:SER:OG	2.24	0.48
4:CD:174:ASP:CG	4:CD:175:ALA:N	2.65	0.48
5:CE:13:GLU:HB2	5:CE:39:VAL:HG12	1.94	0.48
7:CG:78:ARG:O	7:CG:79:ARG:HB2	2.12	0.48
9:CI:24:GLY:N	9:CI:61:LEU:HA	2.29	0.48
13:CM:46:SER:O	13:CM:47:GLU:HB3	2.11	0.48
17:CQ:45:HIS:O	17:CQ:71:LYS:HA	2.13	0.48
19:CS:51:VAL:O	19:CS:58:VAL:HG13	2.13	0.48
22:DA:1029:A:N7	22:DA:1030:C:C2	2.81	0.48
22:DA:1076:C:H1'	30:DI:93:PRO:HG2	1.95	0.48
22:DA:771:G:O2'	22:DA:1355:G:O2'	2.14	0.48

Continued on next page...

Continued from previous page...

Atom-1	Atom-2	Interatomic distance (Å)	Clash overlap (Å)
22:DA:1569:A:C6	22:DA:1570:A:C2	3.01	0.48
22:DA:1773:A:N3	22:DA:1978:A:C2	2.81	0.48
22:DA:1981:A:H5''	22:DA:1982:U:OP2	2.12	0.48
22:DA:2119:A:N1	22:DA:2169:A:H2'	2.28	0.48
22:DA:2502:G:H5'	22:DA:2503:A:H5''	1.94	0.48
22:DA:477:A:H2'	22:DA:478:A:O5'	2.13	0.48
22:DA:591:U:H1'	51:D3:2:PRO:HD2	1.94	0.48
22:DA:933:A:C5'	22:DA:934:U:OP2	2.61	0.48
23:DB:34:A:N6	23:DB:44:G:H1'	2.28	0.48
31:DJ:84:ILE:CG1	31:DJ:84:ILE:O	2.61	0.48
41:DT:62:VAL:HG12	41:DT:63:VAL:N	2.28	0.48
45:DX:54:LYS:HA	45:DX:57:ARG:HB2	1.94	0.48
47:DZ:7:ILE:N	47:DZ:36:VAL:O	2.45	0.48
47:DZ:41:THR:HB	47:DZ:42:PRO:HD2	1.95	0.48
1:AA:215:C:H2'	1:AA:216:U:O4'	2.13	0.48
1:AA:451:A:H4'	1:AA:452:A:O4'	2.13	0.48
1:AA:586:C:O3'	8:AH:81:PRO:HB3	2.13	0.48
1:AA:721:G:H4'	1:AA:722:G:O4'	2.13	0.48
1:AA:72:A:H2'	1:AA:73:C:H5'	1.94	0.48
2:AB:40:ILE:HD13	2:AB:40:ILE:N	2.27	0.48
3:AC:37:PHE:O	3:AC:41:GLN:HB2	2.13	0.48
6:AF:93:LYS:CG	6:AF:93:LYS:O	2.61	0.48
8:AH:125:ILE:O	8:AH:125:ILE:HG13	2.13	0.48
9:AI:57:MET:CG	9:AI:58:VAL:N	2.76	0.48
12:AL:44:LYS:HB2	12:AL:45:PRO:CD	2.42	0.48
21:AU:20:LYS:CE	21:AU:20:LYS:HA	2.42	0.48
22:BA:1188:U:H2'	22:BA:1189:A:H5'	1.94	0.48
22:BA:1421:G:N2	22:BA:1495:A:N1	2.58	0.48
22:BA:1583:A:HO2'	22:BA:1584:U:P	2.37	0.48
22:BA:749:A:C6	22:BA:1618:A:C2	3.01	0.48
22:BA:1820:U:OP1	24:BC:177:ARG:NH2	2.46	0.48
22:BA:2419:U:OP1	51:B3:41:LYS:HE2	2.13	0.48
1:CA:1259:C:N4	1:CA:1260:G:C4	2.81	0.48
1:CA:1311:A:C2	1:CA:1327:C:N3	2.81	0.48
1:CA:1408:A:N1	1:CA:1494:G:C5	2.81	0.48
1:CA:183:C:HO2'	1:CA:184:G:P	2.35	0.48
1:CA:211:G:O2'	1:CA:212:G:H4'	2.14	0.48
4:CD:168:PRO:HB2	4:CD:171:LEU:HD12	1.95	0.48
12:CL:4:VAL:HG22	12:CL:5:ASN:N	2.27	0.48
20:CT:21:ASN:O	20:CT:25:ARG:HB3	2.12	0.48
20:CT:36:TYR:CG	20:CT:37:ALA:N	2.82	0.48

Continued on next page...

Continued from previous page...

Atom-1	Atom-2	Interatomic distance (Å)	Clash overlap (Å)
21:CU:12:PHE:CD1	21:CU:13:ASP:N	2.81	0.48
22:DA:1331:G:O2'	22:DA:1332:G:H5'	2.13	0.48
22:DA:1866:A:N3	22:DA:1876:A:C6	2.81	0.48
22:DA:2073:C:H5''	24:DC:228:VAL:CB	2.43	0.48
22:DA:223:A:H2'	22:DA:408:G:N3	2.28	0.48
22:DA:248:G:H5'	22:DA:250:G:N7	2.28	0.48
22:DA:2819:G:H2'	22:DA:2821:A:N7	2.29	0.48
22:DA:470:A:C2	22:DA:471:A:C4	3.01	0.48
22:DA:796:C:H2'	22:DA:797:G:C8	2.48	0.48
29:DH:21:VAL:CG2	29:DH:22:LYS:N	2.76	0.48
30:DI:54:PRO:HG2	30:DI:78:VAL:HB	1.95	0.48
35:DN:85:PRO:O	35:DN:86:ARG:C	2.51	0.48
22:DA:581:C:OP2	38:DQ:33:ARG:CZ	2.61	0.48
1:AA:471:U:H2'	1:AA:472:U:O4'	2.14	0.48
1:AA:872:A:C4	1:AA:874:G:N7	2.81	0.48
1:AA:64:G:C8	1:AA:99:C:C4	3.01	0.48
2:AB:32:PHE:O	2:AB:32:PHE:CG	2.66	0.48
3:AC:79:LYS:O	3:AC:81:GLY:N	2.46	0.48
5:AE:109:GLY:O	5:AE:110:ALA:HB2	2.12	0.48
5:AE:80:THR:OG1	5:AE:81:LEU:N	2.45	0.48
1:AA:1373:G:H5''	7:AG:36:LYS:HB2	1.95	0.48
14:AN:41:ARG:HD3	14:AN:42:TRP:CH2	2.49	0.48
17:AQ:12:VAL:O	17:AQ:13:VAL:CB	2.61	0.48
21:AU:4:ILE:N	21:AU:19:PHE:CD1	2.80	0.48
53:B5:40:GLU:O	53:B5:42:VAL:N	2.45	0.48
22:BA:1838:C:C5	22:BA:1899:A:C5	3.00	0.48
22:BA:186:G:O2'	22:BA:187:G:H5'	2.13	0.48
22:BA:877:A:O2'	22:BA:900:A:N6	2.45	0.48
32:BK:4:GLU:O	32:BK:5:GLN:CB	2.61	0.48
33:BL:81:ASP:O	33:BL:83:ALA:N	2.39	0.48
34:BM:132:THR:CG2	34:BM:133:LYS:N	2.77	0.48
37:BP:31:TRP:CE2	37:BP:40:LEU:HD11	2.48	0.48
1:CA:145:G:N2	1:CA:146:G:C4	2.81	0.48
1:CA:246:A:C4	1:CA:279:A:C6	3.01	0.48
1:CA:458:U:H2'	1:CA:459:A:C8	2.48	0.48
1:CA:946:A:H2'	1:CA:947:G:C8	2.48	0.48
1:CA:963:G:C2	1:CA:973:G:C6	3.01	0.48
4:CD:97:ARG:O	4:CD:101:VAL:HG23	2.14	0.48
4:CD:107:PHE:CD1	4:CD:107:PHE:N	2.80	0.48
5:CE:150:PRO:C	5:CE:152:MET:H	2.15	0.48
8:CH:86:TYR:CD2	8:CH:124:GLU:HB2	2.48	0.48

Continued on next page...

Continued from previous page...

Atom-1	Atom-2	Interatomic distance (Å)	Clash overlap (Å)
9:CI:17:ALA:HA	9:CI:67:VAL:HA	1.94	0.48
1:CA:1060:U:H5'	10:CJ:53:ILE:HG23	1.95	0.48
17:CQ:21:ILE:HB	17:CQ:48:ASP:OD1	2.12	0.48
21:CU:32:VAL:HG12	21:CU:32:VAL:O	2.11	0.48
22:DA:242:G:N7	51:D3:3:LYS:O	2.46	0.48
22:DA:1011:G:O2'	22:DA:1013:C:H5''	2.14	0.48
22:DA:1068:G:H2'	22:DA:1096:A:C5'	2.43	0.48
22:DA:1095:A:C2	22:DA:1096:A:C2	3.01	0.48
22:DA:193:U:C5	22:DA:194:G:N7	2.82	0.48
22:DA:2727:A:N1	22:DA:2728:U:C4	2.81	0.48
56:DA:3001:DOL:C1	56:DA:3001:DOL:C43	2.91	0.48
22:DA:449:A:H2'	22:DA:450:G:H5'	1.95	0.48
22:DA:655:A:H4'	22:DA:656:G:OP1	2.11	0.48
22:DA:661:A:H2'	22:DA:662:G:O4'	2.12	0.48
23:DB:50:A:H2'	23:DB:51:G:O4'	2.13	0.48
28:DG:96:ALA:N	28:DG:128:GLN:O	2.46	0.48
35:DN:106:ASP:O	35:DN:107:ASN:C	2.52	0.48
40:DS:70:LYS:O	40:DS:107:VAL:HG23	2.14	0.48
42:DU:12:ILE:HG21	42:DU:80:ALA:HB2	1.95	0.48
1:AA:1210:C:C4	1:AA:1211:U:C4	3.02	0.48
1:AA:1362:A:H5''	1:AA:1363:A:OP2	2.14	0.48
1:AA:259:G:C2	1:AA:260:G:H1'	2.48	0.48
1:AA:32:A:C2	1:AA:33:A:C5	3.01	0.48
1:AA:958:A:C6	1:AA:959:A:N1	2.82	0.48
1:AA:983:A:H5''	1:AA:984:C:OP2	2.13	0.48
1:AA:988:G:C6	1:AA:989:U:C4	3.01	0.48
2:AB:68:LEU:HD21	2:AB:92:VAL:HG23	1.95	0.48
2:AB:82:ASP:C	2:AB:84:ALA:N	2.64	0.48
3:AC:150:LYS:HG3	3:AC:201:TRP:CE3	2.48	0.48
3:AC:97:VAL:HB	3:AC:98:PRO:HD2	1.94	0.48
6:AF:3:HIS:H	6:AF:92:THR:HG23	1.78	0.48
9:AI:57:MET:C	9:AI:59:GLU:H	2.17	0.48
10:AJ:42:LEU:HG	10:AJ:43:PRO:HD2	1.94	0.48
10:AJ:61:ALA:O	10:AJ:62:ARG:HB2	2.11	0.48
14:AN:90:ARG:NH1	14:AN:92:GLU:OE2	2.46	0.48
19:AS:29:LYS:CB	19:AS:30:PRO:HD2	2.43	0.48
21:AU:16:LEU:HA	21:AU:18:ARG:CZ	2.42	0.48
22:BA:1353:A:O2'	22:BA:1354:A:H5'	2.13	0.48
22:BA:1746:A:H2'	22:BA:1747:U:H6	1.75	0.48
22:BA:2825:G:C3'	22:BA:2826:A:H5'	2.44	0.48
22:BA:589:U:H2'	22:BA:590:A:C8	2.49	0.48

Continued on next page...

Continued from previous page...

Atom-1	Atom-2	Interatomic distance (Å)	Clash overlap (Å)
24:BC:36:LYS:O	24:BC:37:ASN:CB	2.62	0.48
26:BE:77:ILE:HG13	26:BE:77:ILE:O	2.13	0.48
32:BK:41:ILE:HD11	32:BK:58:LEU:CD2	2.44	0.48
36:BO:15:ARG:NE	36:BO:93:ASP:OD1	2.45	0.48
1:CA:169:C:H2'	1:CA:170:U:C6	2.47	0.48
1:CA:195:A:C6	1:CA:196:A:N1	2.81	0.48
1:CA:457:G:C6	1:CA:458:U:N3	2.81	0.48
1:CA:805:C:C2	1:CA:806:C:C5	3.02	0.48
2:CB:141:LEU:O	2:CB:142:GLU:C	2.52	0.48
2:CB:91:PHE:CD2	2:CB:150:GLY:HA3	2.47	0.48
3:CC:62:LYS:O	3:CC:97:VAL:HB	2.14	0.48
5:CE:149:SER:OG	5:CE:152:MET:HB2	2.13	0.48
1:CA:932:C:OP1	7:CG:4:ARG:HB3	2.13	0.48
12:CL:86:ARG:NH1	12:CL:88:LYS:HA	2.28	0.48
17:CQ:13:VAL:HG13	17:CQ:22:VAL:HG13	1.94	0.48
17:CQ:52:GLU:CD	17:CQ:75:LEU:HD21	2.34	0.48
49:D1:39:PHE:CG	49:D1:40:ASP:N	2.82	0.48
22:DA:116:C:O2'	22:DA:126:A:C2'	2.61	0.48
22:DA:1223:G:N2	22:DA:1225:G:H3'	2.28	0.48
22:DA:1355:G:C5	22:DA:1377:G:N2	2.81	0.48
22:DA:1568:G:N3	24:DC:58:HIS:CE1	2.81	0.48
22:DA:158:U:C4	22:DA:159:G:C5	3.01	0.48
22:DA:2199:A:C5	22:DA:2225:A:N1	2.82	0.48
22:DA:2409:G:H2'	22:DA:2410:G:O4'	2.13	0.48
22:DA:2656:U:OP2	22:DA:2664:G:N1	2.41	0.48
22:DA:2693:G:N2	22:DA:2717:C:C2	2.81	0.48
22:DA:2451:A:C2	56:DA:3001:DOL:C12	2.97	0.48
22:DA:801:G:C8	26:DE:49:ARG:HG3	2.49	0.48
25:DD:28:GLU:HA	25:DD:185:ASN:O	2.13	0.48
22:DA:2784:U:H4'	25:DD:42:ASN:O	2.13	0.48
31:DJ:84:ILE:HG13	31:DJ:84:ILE:O	2.13	0.48
1:AA:104:G:C2	1:AA:105:G:C5	3.02	0.48
1:AA:1391:U:H2'	1:AA:1392:G:C8	2.48	0.48
1:AA:1394:A:C5	1:AA:1501:C:H4'	2.48	0.48
1:AA:1401:G:C2	1:AA:1402:C:H1'	2.49	0.48
1:AA:57:G:H2'	1:AA:58:C:C6	2.48	0.48
1:AA:781:A:C5	1:AA:802:A:C2	3.01	0.48
1:AA:765:G:C6	1:AA:812:G:C4	3.01	0.48
4:AD:36:GLN:O	4:AD:37:ALA:HB2	2.13	0.48
7:AG:48:GLU:O	7:AG:51:ALA:HB3	2.12	0.48
11:AK:22:HIS:N	11:AK:33:THR:O	2.46	0.48

Continued on next page...

Continued from previous page...

Atom-1	Atom-2	Interatomic distance (Å)	Clash overlap (Å)
14:AN:46:LEU:HD12	14:AN:46:LEU:C	2.34	0.48
15:AO:70:LEU:HD21	15:AO:77:ARG:HB2	1.96	0.48
16:AP:77:GLU:C	16:AP:79:ASN:H	2.16	0.48
19:AS:42:PRO:O	19:AS:45:ILE:HG13	2.13	0.48
20:AT:66:LEU:HD12	20:AT:66:LEU:C	2.34	0.48
53:B5:83:LYS:HB3	53:B5:87:ALA:CB	2.44	0.48
22:BA:1132:U:C3'	22:BA:1133:A:H5''	2.42	0.48
22:BA:1289:C:O2'	22:BA:1330:C:H4'	2.13	0.48
22:BA:141:G:N1	41:BT:1:MET:CE	2.77	0.48
22:BA:2355:G:O3'	44:BW:24:LYS:NZ	2.45	0.48
22:BA:39:G:H2'	22:BA:40:U:C6	2.48	0.48
29:BH:97:ARG:HD3	1:CA:370:C:H5'	1.95	0.48
37:BP:58:ALA:HB1	37:BP:74:PHE:O	2.13	0.48
1:CA:1361:G:H2'	1:CA:1362:A:H5''	1.96	0.48
1:CA:509:A:N3	1:CA:543:U:O2'	2.39	0.48
1:CA:860:A:N6	1:CA:861:G:C2	2.81	0.48
2:CB:19:GLN:O	2:CB:38:VAL:HG23	2.13	0.48
5:CE:96:MET:HE3	5:CE:111:MET:HE3	1.95	0.48
7:CG:65:ALA:O	7:CG:127:ALA:HB1	2.14	0.48
8:CH:86:TYR:CE2	8:CH:124:GLU:HB2	2.49	0.48
10:CJ:7:ARG:HD3	10:CJ:75:ASP:OD1	2.13	0.48
21:CU:40:LYS:N	21:CU:41:PRO:CD	2.76	0.48
22:DA:1350:C:C2	22:DA:1382:G:C2	3.01	0.48
22:DA:1596:A:C6	22:DA:1597:A:C6	3.01	0.48
22:DA:1688:U:H1'	22:DA:1701:A:C6	2.49	0.48
22:DA:2134:A:N3	22:DA:2159:G:H1'	2.28	0.48
22:DA:249:C:P	22:DA:2394:C:HO2'	2.36	0.48
22:DA:410:G:H2'	22:DA:2407:A:C8	2.47	0.48
22:DA:2562:U:C2'	22:DA:2563:U:H5'	2.43	0.48
22:DA:543:G:C2	22:DA:551:G:C5	3.01	0.48
24:DC:252:THR:HG22	24:DC:253:LYS:N	2.28	0.48
28:DG:89:LEU:CD1	28:DG:162:VAL:HG22	2.44	0.48
29:DH:127:GLU:HG3	29:DH:144:VAL:O	2.13	0.48
31:DJ:71:ASP:O	31:DJ:73:VAL:CG2	2.62	0.48
36:DO:79:ALA:O	36:DO:83:LEU:HG	2.13	0.48
41:DT:35:ALA:O	41:DT:36:LYS:C	2.51	0.48
1:AA:1004:A:H2'	1:AA:1005:A:O4'	2.14	0.48
1:AA:1064:G:O4'	1:AA:1066:C:C6	2.66	0.48
1:AA:1157:A:C2	1:AA:1181:G:C4	3.02	0.48
1:AA:119:A:C4	1:AA:240:G:N7	2.81	0.48
1:AA:895:G:H2'	1:AA:896:C:C6	2.49	0.48

Continued on next page...

Continued from previous page...

Atom-1	Atom-2	Interatomic distance (Å)	Clash overlap (Å)
2:AB:64:LYS:HD3	2:AB:64:LYS:C	2.34	0.48
4:AD:124:MET:HG3	4:AD:146:ARG:HG2	1.96	0.48
6:AF:3:HIS:N	6:AF:92:THR:HG23	2.29	0.48
8:AH:18:GLN:O	8:AH:21:ASN:N	2.47	0.48
10:AJ:35:GLN:OE1	10:AJ:35:GLN:HA	2.14	0.48
12:AL:22:PRO:C	12:AL:24:LEU:N	2.67	0.48
48:B0:48:TYR:CZ	48:B0:53:LYS:HD2	2.48	0.48
22:BA:181:A:C2	22:BA:182:A:C4	3.01	0.48
22:BA:1866:A:C6	22:BA:1876:A:N7	2.82	0.48
22:BA:2591:C:H2'	22:BA:2592:G:C8	2.49	0.48
22:BA:2847:U:C2'	22:BA:2848:G:H5'	2.44	0.48
24:BC:22:PRO:C	24:BC:24:LEU:H	2.17	0.48
35:BN:45:ARG:HG2	35:BN:95:THR:HG21	1.96	0.48
39:BR:14:VAL:HG11	39:BR:98:ILE:HG13	1.95	0.48
39:BR:49:ILE:CG2	39:BR:52:PRO:C	2.82	0.48
39:BR:74:ILE:CD1	39:BR:74:ILE:N	2.77	0.48
42:BU:96:PHE:O	42:BU:100:SER:HA	2.13	0.48
1:CA:1114:C:C2	1:CA:1187:G:N2	2.82	0.48
1:CA:1240:U:H5'	1:CA:1241:G:C8	2.48	0.48
1:CA:1259:C:N4	1:CA:1260:G:C5	2.82	0.48
1:CA:1328:C:H5''	13:CM:28:THR:HG21	1.94	0.48
1:CA:1394:A:C5	1:CA:1501:C:H4'	2.48	0.48
1:CA:309:A:O2'	1:CA:607:A:N1	2.33	0.48
9:CI:25:ASN:O	9:CI:27:LYS:N	2.45	0.48
12:CL:22:PRO:O	12:CL:24:LEU:N	2.41	0.48
1:CA:1302:C:C4	13:CM:17:ILE:CD1	2.97	0.48
16:CP:70:ARG:O	16:CP:74:LEU:HD23	2.14	0.48
16:CP:78:VAL:HG22	16:CP:78:VAL:O	2.14	0.48
20:CT:25:ARG:HD2	20:CT:29:ARG:NH1	2.29	0.48
49:D1:9:ILE:CG2	49:D1:25:LYS:HB3	2.43	0.48
22:DA:1338:G:H4'	41:DT:18:GLU:OE2	2.13	0.48
22:DA:1344:U:HO2'	22:DA:1345:C:P	2.32	0.48
22:DA:1906:G:C8	22:DA:1929:G:H2'	2.49	0.48
22:DA:2062:A:C8	54:D6:1:MHW:CD	2.97	0.48
22:DA:2223:G:C2'	22:DA:2224:G:H5'	2.43	0.48
22:DA:2520:C:O2'	22:DA:2565:A:O2'	2.25	0.48
22:DA:2815:C:HO2'	48:D0:41:HIS:CE1	2.31	0.48
22:DA:2840:C:H2'	22:DA:2841:C:C6	2.48	0.48
22:DA:517:C:O2'	22:DA:518:G:O5'	2.30	0.48
22:DA:654:A:N3	22:DA:654:A:H3'	2.27	0.48
22:DA:842:U:C4	22:DA:843:G:N7	2.81	0.48

Continued on next page...

Continued from previous page...

Atom-1	Atom-2	Interatomic distance (Å)	Clash overlap (Å)
22:DA:919:U:H2'	22:DA:920:A:O4'	2.13	0.48
24:DC:107:PRO:HB3	24:DC:142:HIS:CE1	2.49	0.48
33:DL:116:VAL:O	33:DL:116:VAL:HG13	2.13	0.48
25:DD:15:PHE:CD2	37:DP:78:SER:HA	2.49	0.48
40:DS:7:HIS:HB2	40:DS:50:VAL:HG21	1.96	0.48
23:DB:76:G:OP1	43:DV:9:ARG:NH2	2.47	0.48
45:DX:54:LYS:O	45:DX:57:ARG:N	2.46	0.48
1:AA:1084:G:C5	1:AA:1085:U:C4	3.01	0.48
1:AA:1441:A:H2'	1:AA:1442:G:O5'	2.13	0.48
1:AA:82:G:O6	1:AA:87:C:N4	2.46	0.48
2:AB:91:PHE:CE2	2:AB:150:GLY:CA	2.96	0.48
3:AC:7:PRO:HG2	3:AC:184:TYR:CG	2.48	0.48
4:AD:191:LEU:O	4:AD:192:SER:HB3	2.13	0.48
4:AD:197:GLU:O	4:AD:200:ILE:N	2.46	0.48
10:AJ:44:THR:HG22	10:AJ:70:HIS:HA	1.95	0.48
17:AQ:17:MET:HB2	17:AQ:20:SER:HB3	1.95	0.48
22:BA:1798:U:OP2	24:BC:271:ARG:NH2	2.45	0.48
22:BA:2298:A:C6	22:BA:2321:U:O4	2.66	0.48
22:BA:2584:U:H2'	22:BA:2585:U:H5'	1.95	0.48
22:BA:48:G:N2	22:BA:49:A:N1	2.61	0.48
22:BA:735:A:N7	22:BA:761:A:H2	2.10	0.48
25:BD:26:VAL:HG22	25:BD:188:LEU:CD2	2.44	0.48
27:BF:48:LYS:O	27:BF:51:ASP:HB2	2.14	0.48
27:BF:63:GLN:OE1	27:BF:95:ARG:HD2	2.14	0.48
30:BI:127:ARG:HA	30:BI:130:GLU:CG	2.44	0.48
32:BK:20:MET:C	32:BK:41:ILE:HG22	2.34	0.48
31:BJ:42:ALA:O	38:BQ:64:ARG:HG2	2.14	0.48
1:CA:1088:G:C5	1:CA:1089:G:N7	2.82	0.48
1:CA:1306:A:H1'	1:CA:1332:A:C5	2.49	0.48
1:CA:32:A:C2	1:CA:33:A:C4	3.01	0.48
1:CA:585:G:C6	1:CA:586:C:C4	3.02	0.48
1:CA:722:G:H3'	1:CA:722:G:N3	2.29	0.48
1:CA:772:U:O2'	1:CA:773:G:H5'	2.14	0.48
1:CA:745:G:H5''	1:CA:851:G:O2'	2.13	0.48
3:CC:36:ASP:O	3:CC:40:ARG:HG3	2.14	0.48
3:CC:61:ALA:O	3:CC:62:LYS:HB2	2.14	0.48
5:CE:133:PRO:HA	5:CE:136:VAL:HG13	1.96	0.48
7:CG:123:GLU:OE1	7:CG:123:GLU:HA	2.13	0.48
13:CM:81:MET:O	13:CM:83:LEU:N	2.46	0.48
18:CR:32:TYR:CD2	18:CR:55:LEU:HD21	2.49	0.48
49:D1:26:ASN:O	49:D1:27:LYS:C	2.52	0.48

Continued on next page...

Continued from previous page...

Atom-1	Atom-2	Interatomic distance (Å)	Clash overlap (Å)
22:DA:1361:G:C6	22:DA:1371:G:C2	3.01	0.48
22:DA:1365:A:H2'	22:DA:1365:A:N3	2.27	0.48
22:DA:1373:A:N6	22:DA:1374:G:C2	2.82	0.48
22:DA:1598:A:H2'	22:DA:1599:U:C6	2.49	0.48
22:DA:1754:A:N6	22:DA:1755:A:C6	2.82	0.48
22:DA:2839:G:N2	22:DA:2880:C:C2	2.81	0.48
22:DA:396:G:OP2	45:DX:10:LYS:HG2	2.14	0.48
22:DA:532:A:N3	22:DA:532:A:H2'	2.27	0.48
22:DA:532:A:N7	22:DA:2021:C:C2'	2.77	0.48
22:DA:640:C:C4	22:DA:641:U:C5	3.02	0.48
22:DA:646:U:H3'	22:DA:647:G:C4'	2.44	0.48
22:DA:740:C:C5'	22:DA:1784:A:H3'	2.44	0.48
22:DA:769:U:C2	22:DA:770:G:C8	3.02	0.48
24:DC:157:SER:HB2	24:DC:160:THR:HG21	1.95	0.48
22:DA:1830:C:H5'	24:DC:15:HIS:CD2	2.48	0.48
25:DD:104:VAL:O	25:DD:105:LYS:HB2	2.13	0.48
25:DD:151:THR:HG22	25:DD:152:PRO:N	2.29	0.48
26:DE:18:THR:HG22	26:DE:19:PHE:CD2	2.48	0.48
28:DG:158:LYS:O	28:DG:159:GLY:C	2.51	0.48
30:DI:49:ILE:O	30:DI:50:GLU:HB2	2.13	0.48
35:DN:28:LEU:CG	35:DN:28:LEU:O	2.62	0.48
35:DN:38:LEU:HB3	35:DN:39:PRO:HD3	1.95	0.48
36:DO:115:LEU:O	36:DO:117:PHE:N	2.41	0.48
42:DU:7:ARG:CG	42:DU:8:ASP:N	2.76	0.48
45:DX:43:GLU:O	45:DX:44:LYS:C	2.52	0.48
1:AA:1462:C:H2'	1:AA:1463:U:O4'	2.14	0.48
1:AA:57:G:C5	1:AA:58:C:C4	3.01	0.48
1:AA:652:U:O2'	1:AA:653:U:OP2	2.27	0.48
2:AB:15:HIS:C	2:AB:15:HIS:ND1	2.66	0.48
2:AB:70:VAL:O	2:AB:163:VAL:HA	2.13	0.48
3:AC:206:GLU:O	3:AC:207:ILE:HG22	2.14	0.48
13:AM:6:GLY:C	13:AM:8:ASN:N	2.66	0.48
14:AN:16:LEU:N	14:AN:16:LEU:HD23	2.29	0.48
17:AQ:16:LYS:C	17:AQ:17:MET:HE3	2.34	0.48
17:AQ:50:ASN:O	17:AQ:51:ASN:C	2.52	0.48
49:B1:17:THR:HG22	49:B1:42:VAL:HG11	1.96	0.48
53:B5:100:ILE:HG22	53:B5:104:ILE:CB	2.43	0.48
53:B5:122:GLY:CA	53:B5:146:VAL:CB	2.92	0.48
22:BA:1064:C:H4'	30:BI:90:SER:HB2	1.94	0.48
22:BA:1080:A:H2'	22:BA:1080:A:N3	2.28	0.48
22:BA:1086:A:O2'	22:BA:1087:G:N7	2.47	0.48

Continued on next page...

Continued from previous page...

Atom-1	Atom-2	Interatomic distance (Å)	Clash overlap (Å)
22:BA:1319:C:C2'	22:BA:1320:C:H5'	2.44	0.48
22:BA:1402:U:C2'	22:BA:1403:A:O5'	2.62	0.48
22:BA:1452:G:C4	22:BA:2702:G:C6	3.02	0.48
22:BA:1820:U:O4	24:BC:198:ALA:HB1	2.13	0.48
22:BA:2256:G:O2'	22:BA:2257:U:H5'	2.14	0.48
22:BA:2615:U:C2	48:B0:4:GLN:HA	2.49	0.48
22:BA:2851:A:H2'	22:BA:2852:G:O4'	2.14	0.48
22:BA:528:A:C8	22:BA:528:A:C3'	2.97	0.48
22:BA:55:G:C2	22:BA:56:A:C8	3.02	0.48
27:BF:121:SER:HB2	27:BF:128:TYR:CE1	2.49	0.48
37:BP:64:ILE:O	37:BP:64:ILE:HG22	2.13	0.48
46:BY:45:GLN:O	46:BY:46:VAL:CB	2.62	0.48
1:CA:1134:G:H2'	1:CA:1135:U:O4'	2.14	0.48
1:CA:1490:U:C2'	1:CA:1491:G:O4'	2.62	0.48
1:CA:374:A:H5''	1:CA:452:A:C2	2.47	0.48
1:CA:414:A:H2'	1:CA:415:A:O4'	2.14	0.48
1:CA:456:A:H2'	1:CA:457:G:O4'	2.14	0.48
1:CA:604:G:N7	1:CA:605:U:C5	2.82	0.48
2:CB:102:THR:HB	2:CB:175:GLU:CG	2.44	0.48
4:CD:148:LYS:CD	4:CD:148:LYS:H	2.27	0.48
4:CD:29:ASP:O	4:CD:30:THR:C	2.52	0.48
7:CG:46:ALA:HA	7:CG:121:ALA:HB2	1.96	0.48
7:CG:71:PRO:HD2	7:CG:96:ARG:O	2.14	0.48
9:CI:12:ARG:CZ	9:CI:107:ASP:OD2	2.60	0.48
1:CA:1123:U:O2'	10:CJ:39:PRO:O	2.28	0.48
10:CJ:52:LEU:HB2	14:CN:81:ARG:HD2	1.96	0.48
22:DA:683:U:OP1	50:D2:26:ASN:HB3	2.14	0.48
22:DA:1668:A:C4	22:DA:1674:G:C8	3.02	0.48
22:DA:2283:C:N3	22:DA:2389:G:C2	2.82	0.48
22:DA:591:U:C2	22:DA:592:A:C8	3.02	0.48
22:DA:663:G:C6	22:DA:664:G:C5	3.02	0.48
22:DA:833:A:H2'	22:DA:834:G:C8	2.48	0.48
22:DA:83:A:C2	22:DA:103:A:N7	2.82	0.48
22:DA:1845:G:P	24:DC:256:LYS:HZ3	2.37	0.48
26:DE:23:PHE:CG	26:DE:111:GLU:HG3	2.49	0.48
38:DQ:78:LYS:HE2	38:DQ:117:LEU:HD21	1.96	0.48
40:DS:58:ALA:O	40:DS:62:ASP:O	2.31	0.48
41:DT:77:ARG:O	41:DT:78:SER:HB2	2.14	0.48
42:DU:82:ARG:O	42:DU:97:LYS:HB2	2.14	0.48
43:DV:38:LEU:HD23	43:DV:40:ILE:CD1	2.43	0.48
1:AA:115:G:H1'	1:AA:116:A:N7	2.29	0.48

Continued on next page...

Continued from previous page...

Atom-1	Atom-2	Interatomic distance (Å)	Clash overlap (Å)
1:AA:1157:A:C5	1:AA:1180:A:C6	3.01	0.48
1:AA:1210:C:N4	1:AA:1211:U:C4	2.82	0.48
1:AA:1348:U:C5	1:AA:1373:G:N2	2.81	0.48
1:AA:484:G:C5	1:AA:486:U:H1'	2.48	0.48
1:AA:72:A:C2'	1:AA:73:C:H5'	2.43	0.48
1:AA:652:U:C2	1:AA:752:G:N2	2.81	0.48
1:AA:785:G:N2	1:AA:798:U:C2	2.81	0.48
3:AC:11:ARG:O	3:AC:12:LEU:C	2.53	0.48
1:AA:1108:G:H5'	3:AC:176:HIS:CE1	2.49	0.48
4:AD:103:TYR:HB2	4:AD:114:ALA:CB	2.43	0.48
4:AD:4:TYR:O	4:AD:5:LEU:CB	2.60	0.48
5:AE:133:PRO:HA	5:AE:136:VAL:CG1	2.44	0.48
7:AG:130:ASN:HA	7:AG:135:VAL:HG11	1.96	0.48
7:AG:68:ASN:O	7:AG:138:ARG:HD3	2.14	0.48
10:AJ:30:LYS:HA	10:AJ:34:ALA:HA	1.95	0.48
10:AJ:56:HIS:C	10:AJ:57:VAL:HG12	2.34	0.48
17:AQ:45:HIS:CG	17:AQ:70:THR:CG2	2.97	0.48
21:AU:40:LYS:N	21:AU:41:PRO:HD2	2.29	0.48
22:BA:1870:C:H2'	22:BA:1871:A:C2	2.48	0.48
22:BA:2534:A:C2'	22:BA:2535:G:O5'	2.62	0.48
22:BA:2649:C:H2'	22:BA:2650:U:C6	2.48	0.48
22:BA:585:G:H5''	22:BA:586:A:OP1	2.14	0.48
29:BH:103:VAL:HG21	29:BH:132:PHE:CZ	2.49	0.48
46:BY:57:LEU:O	46:BY:58:ASN:HB2	2.14	0.48
1:CA:1161:C:O2	1:CA:1176:A:C2	2.67	0.48
1:CA:29:U:H5'	1:CA:296:U:OP1	2.14	0.48
1:CA:546:A:P	4:CD:69:GLU:HB3	2.53	0.48
1:CA:55:A:C6	1:CA:56:U:C2	3.01	0.48
1:CA:749:A:O2'	1:CA:750:C:H5'	2.13	0.48
4:CD:192:SER:O	4:CD:193:ALA:HB3	2.14	0.48
6:CF:6:ILE:HD12	6:CF:6:ILE:N	2.28	0.48
13:CM:91:HIS:CD2	13:CM:97:VAL:HG21	2.49	0.48
14:CN:25:ALA:O	14:CN:28:LYS:HG2	2.14	0.48
17:CQ:15:ASP:OD1	17:CQ:54:GLY:HA2	2.13	0.48
18:CR:57:ARG:HG2	18:CR:58:ALA:N	2.27	0.48
21:CU:36:GLU:OE1	21:CU:36:GLU:HA	2.13	0.48
22:DA:1097:U:H1'	30:DI:9:VAL:HG11	1.95	0.48
22:DA:1250:G:C5'	38:DQ:6:ARG:HD2	2.44	0.48
22:DA:142:A:H2'	22:DA:143:C:C6	2.48	0.48
22:DA:1470:A:H2'	22:DA:1471:G:H5'	1.96	0.48
22:DA:1675:C:N4	22:DA:1676:A:C2	2.82	0.48

Continued on next page...

Continued from previous page...

Atom-1	Atom-2	Interatomic distance (Å)	Clash overlap (Å)
22:DA:1870:C:C3'	22:DA:1871:A:H5'	2.44	0.48
22:DA:2234:G:C5	22:DA:2235:G:C8	3.02	0.48
22:DA:2507:C:C4	22:DA:2508:G:C5	3.02	0.48
22:DA:284:U:H2'	22:DA:284:U:O2	2.13	0.48
22:DA:323:C:O4'	22:DA:323:C:O2	2.32	0.48
22:DA:379:G:C6	22:DA:396:G:C6	3.01	0.48
22:DA:228:C:N3	22:DA:418:C:C4'	2.77	0.48
22:DA:487:C:C2	22:DA:494:G:N2	2.82	0.48
22:DA:593:U:N3	22:DA:594:U:C4	2.82	0.48
22:DA:782:A:H4'	22:DA:783:A:O5'	2.14	0.48
22:DA:846:U:HO2'	22:DA:847:U:P	2.37	0.48
23:DB:109:A:C5	23:DB:110:C:C4	3.01	0.48
23:DB:27:C:C5	23:DB:28:C:C4	3.02	0.48
26:DE:1:MET:HB2	26:DE:16:GLU:HA	1.95	0.48
22:DA:600:G:C5'	26:DE:27:LEU:HD22	2.43	0.48
30:DI:114:ALA:O	30:DI:115:ALA:HB2	2.13	0.48
26:DE:25:GLU:OE1	33:DL:6:LEU:HA	2.14	0.48
33:DL:82:LEU:O	33:DL:82:LEU:HG	2.14	0.48
35:DN:36:THR:OG1	35:DN:37:THR:N	2.46	0.48
36:DO:58:ILE:O	36:DO:58:ILE:HG22	2.13	0.48
41:DT:2:ILE:HG23	41:DT:4:GLU:N	2.28	0.48
46:DY:36:GLN:O	46:DY:37:LEU:C	2.52	0.48
1:AA:1018:G:N2	1:AA:1019:A:C8	2.81	0.48
1:AA:1387:G:C6	1:AA:1388:C:C4	3.02	0.48
1:AA:448:A:C4	1:AA:487:A:C2	3.01	0.48
1:AA:509:A:O5'	58:AA:1721:HOH:O	2.20	0.48
1:AA:90:C:O2'	1:AA:91:U:P	2.72	0.48
2:AB:99:GLY:O	2:AB:103:ASN:N	2.46	0.48
4:AD:150:LYS:O	4:AD:151:LYS:C	2.51	0.48
5:AE:69:ARG:O	5:AE:70:ASN:C	2.52	0.48
8:AH:51:VAL:CG2	8:AH:51:VAL:O	2.62	0.48
9:AI:81:HIS:NE2	9:AI:104:VAL:O	2.46	0.48
10:AJ:49:PHE:CD1	10:AJ:49:PHE:N	2.81	0.48
1:AA:261:U:C5	20:AT:74:ARG:NH1	2.81	0.48
21:AU:15:ALA:O	21:AU:16:LEU:HB2	2.14	0.48
51:B3:15:LYS:HD3	51:B3:23:LYS:HE2	1.95	0.48
22:BA:1064:C:H4'	30:BI:90:SER:CB	2.43	0.48
22:BA:1352:U:O2'	22:BA:1353:A:H5'	2.14	0.48
22:BA:1406:U:C2	22:BA:1407:G:C8	3.01	0.48
22:BA:191:A:H2'	22:BA:192:C:C6	2.49	0.48
22:BA:2151:U:H2'	22:BA:2152:G:N7	2.28	0.48

Continued on next page...

Continued from previous page...

Atom-1	Atom-2	Interatomic distance (Å)	Clash overlap (Å)
22:BA:228:C:H4'	22:BA:229:C:H5''	1.96	0.48
22:BA:2555:U:H5''	22:BA:2556:C:OP2	2.14	0.48
22:BA:2451:A:C2	56:BA:3001:DOL:C8	2.97	0.48
22:BA:503:A:C6	22:BA:505:A:C6	3.02	0.48
22:BA:523:C:O2'	22:BA:524:G:H5'	2.13	0.48
34:BM:12:MET:HE3	34:BM:71:LYS:HG3	1.95	0.48
1:CA:119:A:H4'	1:CA:120:A:O5'	2.14	0.48
1:CA:509:A:C6	1:CA:510:A:N1	2.82	0.48
1:CA:620:C:C6	4:CD:132:ILE:HD13	2.49	0.48
7:CG:46:ALA:HB2	7:CG:117:ALA:HA	1.95	0.48
1:CA:966:G:O2'	9:CI:130:ARG:O	2.31	0.48
10:CJ:41:PRO:O	10:CJ:42:LEU:HB2	2.13	0.48
12:CL:42:PRO:HD3	12:CL:48:ALA:O	2.14	0.48
17:CQ:13:VAL:CG1	17:CQ:22:VAL:HG13	2.44	0.48
20:CT:67:ILE:HD12	20:CT:71:LYS:HE3	1.95	0.48
20:CT:3:ASN:N	20:CT:8:LYS:HD3	2.29	0.48
22:DA:2755:C:C4	52:D4:19:ARG:NH1	2.82	0.48
22:DA:1124:G:O2'	52:D4:37:GLN:O	2.32	0.48
22:DA:126:A:C8	22:DA:127:A:C2	3.01	0.48
22:DA:1272:A:C6	22:DA:1618:A:H1'	2.49	0.48
22:DA:1794:A:H1'	22:DA:1900:A:C2	2.49	0.48
22:DA:1891:G:H2'	22:DA:1892:C:O4'	2.14	0.48
22:DA:200:U:C5	22:DA:201:C:C5	3.02	0.48
22:DA:2031:A:C6	22:DA:2498:C:H1'	2.48	0.48
22:DA:218:A:C2	22:DA:219:A:C4	3.02	0.48
22:DA:2233:U:H2'	22:DA:2234:G:C8	2.49	0.48
22:DA:2321:U:H5'	22:DA:2322:A:OP2	2.14	0.48
22:DA:2415:G:C2	22:DA:2416:C:C2	3.02	0.48
22:DA:2562:U:H2'	22:DA:2563:U:H5'	1.95	0.48
22:DA:306:U:O4	22:DA:307:G:C6	2.66	0.48
22:DA:183:C:O2'	22:DA:432:A:O2'	2.23	0.48
22:DA:457:A:N1	22:DA:470:A:H5''	2.29	0.48
22:DA:704:G:H1'	22:DA:726:G:H22	1.79	0.48
22:DA:738:G:C6	22:DA:739:A:N1	2.82	0.48
22:DA:7:G:H4'	31:DJ:15:TRP:CH2	2.48	0.48
33:DL:78:ARG:HB3	33:DL:113:ALA:CB	2.44	0.48
1:AA:1012:A:C2	1:AA:1018:G:N7	2.82	0.47
1:AA:195:A:H1'	1:AA:222:C:O2'	2.13	0.47
1:AA:39:G:C2	1:AA:40:C:C6	3.02	0.47
1:AA:601:G:C2	1:AA:602:A:C4	3.02	0.47
1:AA:19:A:C2	1:AA:917:G:C5	3.02	0.47

Continued on next page...

Continued from previous page...

Atom-1	Atom-2	Interatomic distance (Å)	Clash overlap (Å)
2:AB:164:ILE:O	2:AB:186:ILE:HG12	2.13	0.47
5:AE:81:LEU:N	5:AE:81:LEU:HD13	2.29	0.47
6:AF:53:LYS:O	6:AF:54:LEU:CD1	2.62	0.47
9:AI:80:ARG:NH1	9:AI:103:PHE:CD1	2.82	0.47
14:AN:20:TYR:O	14:AN:24:ARG:N	2.47	0.47
15:AO:89:ARG:NH1	22:BA:714:U:C5	2.82	0.47
49:B1:25:LYS:HD3	49:B1:52:ALA:O	2.13	0.47
22:BA:164:C:H2'	22:BA:165:A:O4'	2.14	0.47
22:BA:2187:U:H2'	22:BA:2188:U:O4'	2.14	0.47
22:BA:2849:U:N3	22:BA:2867:G:O4'	2.43	0.47
22:BA:608:A:C6	22:BA:609:A:C6	3.02	0.47
22:BA:609:A:H2'	22:BA:610:C:O4'	2.14	0.47
22:BA:726:G:O2'	22:BA:727:A:OP2	2.28	0.47
28:BG:121:ILE:CD1	28:BG:141:ILE:HG22	2.43	0.47
29:BH:135:HIS:CD2	29:BH:137:GLU:HG3	2.48	0.47
36:BO:53:THR:HG23	36:BO:74:VAL:HG21	1.95	0.47
22:BA:1250:G:H5''	38:BQ:6:ARG:HD3	1.96	0.47
39:BR:51:VAL:CG2	39:BR:52:PRO:HD2	2.43	0.47
40:BS:8:ARG:O	40:BS:9:HIS:HB2	2.14	0.47
41:BT:1:MET:HG3	41:BT:2:ILE:N	2.29	0.47
1:CA:1201:A:H1'	1:CA:1202:U:OP2	2.14	0.47
1:CA:203:G:N2	1:CA:215:C:C2	2.82	0.47
3:CC:81:GLY:O	3:CC:83:ASP:N	2.47	0.47
1:CA:429:U:O3'	4:CD:22:LYS:HE3	2.14	0.47
6:CF:4:TYR:CD2	6:CF:71:ILE:HG21	2.49	0.47
8:CH:78:VAL:N	8:CH:126:ILE:O	2.47	0.47
12:CL:44:LYS:HB3	12:CL:45:PRO:CD	2.43	0.47
13:CM:43:VAL:O	13:CM:43:VAL:HG23	2.14	0.47
13:CM:81:MET:O	13:CM:82:ASP:C	2.52	0.47
17:CQ:52:GLU:HG2	17:CQ:53:CYS:N	2.29	0.47
22:DA:1544:A:C6	22:DA:1545:A:C6	3.02	0.47
22:DA:1682:G:C2	22:DA:1757:A:O4'	2.67	0.47
22:DA:2305:U:O4	22:DA:2306:C:N4	2.47	0.47
22:DA:2478:A:C8	22:DA:2529:G:C5	3.02	0.47
22:DA:2557:G:H2'	22:DA:2558:C:C6	2.49	0.47
22:DA:38:A:C2	22:DA:39:G:C4	3.02	0.47
24:DC:108:LYS:HA	24:DC:196:GLY:CA	2.44	0.47
22:DA:1845:G:P	24:DC:256:LYS:NZ	2.87	0.47
36:DO:71:ALA:HB2	36:DO:102:ARG:HB2	1.96	0.47
36:DO:117:PHE:CD1	36:DO:117:PHE:C	2.87	0.47
36:DO:49:VAL:HG12	36:DO:50:ALA:N	2.29	0.47

Continued on next page...

Continued from previous page...

Atom-1	Atom-2	Interatomic distance (Å)	Clash overlap (Å)
22:DA:580:U:H4'	38:DQ:31:VAL:HG11	1.96	0.47
31:DJ:42:ALA:O	38:DQ:64:ARG:HD3	2.14	0.47
42:DU:60:GLU:HG2	42:DU:60:GLU:O	2.14	0.47
1:AA:1034:G:C6	1:AA:1035:A:C2	3.02	0.47
1:AA:1053:G:H4'	1:AA:1054:C:H5''	1.96	0.47
1:AA:971:G:H1'	1:AA:1365:G:O2'	2.14	0.47
1:AA:923:A:N6	1:AA:1392:G:O6	2.46	0.47
1:AA:162:A:H1'	1:AA:348:G:O2'	2.14	0.47
1:AA:667:G:OP1	1:AA:732:C:O2'	2.21	0.47
1:AA:9:G:OP2	5:AE:126:LYS:HG3	2.14	0.47
6:AF:99:ALA:O	6:AF:100:SER:CB	2.62	0.47
8:AH:30:SER:OG	8:AH:33:LYS:HG3	2.14	0.47
9:AI:26:GLY:N	9:AI:59:GLU:HA	2.29	0.47
1:AA:1123:U:O2'	10:AJ:39:PRO:O	2.30	0.47
20:AT:71:LYS:HD2	20:AT:74:ARG:HH21	1.80	0.47
22:BA:118:A:N3	22:BA:178:G:H1'	2.29	0.47
22:BA:2038:G:H2'	22:BA:2039:U:O4'	2.13	0.47
22:BA:2192:U:C5	22:BA:2193:G:C8	3.02	0.47
22:BA:2748:A:H1'	28:BG:67:THR:HG22	1.95	0.47
24:BC:44:ASN:C	24:BC:44:ASN:OD1	2.51	0.47
25:BD:12:THR:HG21	37:BP:9:GLU:OE2	2.13	0.47
26:BE:111:GLU:HG2	26:BE:114:ARG:NH1	2.30	0.47
26:BE:48:THR:HG22	26:BE:86:ALA:HB3	1.96	0.47
27:BF:152:LEU:HD12	27:BF:153:ASP:N	2.29	0.47
27:BF:175:PHE:HD1	27:BF:177:PHE:CE1	2.32	0.47
29:BH:117:LEU:HD23	29:BH:121:VAL:HA	1.95	0.47
40:BS:59:GLU:HA	40:BS:64:ALA:HB2	1.96	0.47
1:CA:1084:G:C5	1:CA:1085:U:C4	3.01	0.47
1:CA:1364:U:O2	1:CA:1364:U:C2'	2.61	0.47
6:CF:37:HIS:CD2	6:CF:65:GLU:HB2	2.49	0.47
1:CA:1377:A:C6	7:CG:7:ILE:HD12	2.49	0.47
14:CN:51:LEU:HB3	14:CN:52:PRO:HD2	1.95	0.47
18:CR:37:GLY:O	18:CR:63:ARG:NH2	2.48	0.47
19:CS:34:TRP:HA	19:CS:52:HIS:HB2	1.96	0.47
22:DA:1027:A:C5	22:DA:1126:A:C2	3.02	0.47
22:DA:1464:G:C2	22:DA:1465:G:C4	3.02	0.47
22:DA:1645:G:H5''	22:DA:1646:C:C5'	2.44	0.47
22:DA:1855:U:C4	22:DA:1856:U:C4	3.02	0.47
22:DA:2119:A:C6	22:DA:2170:A:C5	3.02	0.47
22:DA:2110:G:C6	22:DA:2120:G:C8	3.02	0.47
22:DA:2216:G:H2'	22:DA:2217:G:C8	2.49	0.47

Continued on next page...

Continued from previous page...

Atom-1	Atom-2	Interatomic distance (Å)	Clash overlap (Å)
22:DA:228:C:O2	22:DA:418:C:H4'	2.15	0.47
22:DA:2301:C:C2	22:DA:2316:G:N2	2.82	0.47
22:DA:2258:C:O2'	22:DA:2427:C:OP2	2.27	0.47
22:DA:1783:A:H5'	22:DA:2608:G:H4'	1.97	0.47
22:DA:2747:G:O2'	28:DG:67:THR:HG22	2.14	0.47
22:DA:2814:A:C6	22:DA:2815:C:C4	3.01	0.47
22:DA:305:C:C2	22:DA:313:G:N1	2.82	0.47
22:DA:574:A:H4'	22:DA:575:A:C5'	2.43	0.47
29:DH:117:LEU:HD11	29:DH:130:VAL:HG22	1.95	0.47
22:DA:1250:G:H4'	38:DQ:6:ARG:HD2	1.96	0.47
44:DW:49:ALA:O	44:DW:50:ASN:HB2	2.13	0.47
1:AA:66:A:C2	1:AA:104:G:H1'	2.49	0.47
1:AA:1418:A:N6	1:AA:1482:G:O2'	2.46	0.47
1:AA:292:G:N7	1:AA:293:G:H1'	2.30	0.47
1:AA:901:A:C5	1:AA:902:G:H1'	2.50	0.47
1:AA:980:C:C5	1:AA:981:U:C5	3.02	0.47
3:AC:89:LYS:HG2	3:AC:90:VAL:N	2.28	0.47
4:AD:107:PHE:CD1	4:AD:145:ILE:HD13	2.49	0.47
9:AI:30:ILE:O	9:AI:33:ARG:N	2.48	0.47
10:AJ:15:HIS:O	10:AJ:17:LEU:N	2.40	0.47
10:AJ:15:HIS:CG	10:AJ:16:ARG:N	2.83	0.47
10:AJ:63:ASP:HB3	10:AJ:65:TYR:CE2	2.50	0.47
15:AO:48:LYS:O	15:AO:50:HIS:N	2.47	0.47
19:AS:5:LEU:C	19:AS:6:LYS:HG3	2.34	0.47
22:BA:1539:U:H2'	22:BA:1540:G:C8	2.48	0.47
22:BA:1916:A:H2'	22:BA:1917:U:H1'	1.96	0.47
22:BA:196:A:H2'	22:BA:196:A:N3	2.29	0.47
22:BA:2339:C:H2'	22:BA:2340:A:H8	1.78	0.47
22:BA:2364:C:OP1	44:BW:55:ARG:NH1	2.47	0.47
22:BA:2721:A:C2	22:BA:2873:A:C5	3.02	0.47
22:BA:2747:G:O2'	28:BG:67:THR:HB	2.14	0.47
27:BF:88:LYS:HG3	27:BF:89:VAL:N	2.29	0.47
38:BQ:24:TYR:O	38:BQ:25:TYR:CB	2.62	0.47
22:BA:1251:C:OP2	38:BQ:6:ARG:HD2	2.14	0.47
39:BR:43:ASN:N	39:BR:45:GLU:O	2.47	0.47
1:CA:1001:C:H2'	1:CA:1002:G:C8	2.48	0.47
1:CA:1088:G:C6	1:CA:1089:G:N7	2.82	0.47
1:CA:552:U:N3	1:CA:553:A:N7	2.62	0.47
2:CB:102:THR:HB	2:CB:175:GLU:HG3	1.97	0.47
8:CH:64:LYS:HE2	8:CH:71:VAL:HG21	1.96	0.47
9:CI:71:GLY:O	9:CI:75:GLN:N	2.46	0.47

Continued on next page...

Continued from previous page...

Atom-1	Atom-2	Interatomic distance (Å)	Clash overlap (Å)
11:CK:24:HIS:O	11:CK:30:THR:HA	2.14	0.47
11:CK:92:GLY:O	11:CK:93:ARG:C	2.53	0.47
22:DA:1131:G:OP1	31:DJ:82:GLY:HA2	2.13	0.47
22:DA:56:A:C2	22:DA:115:C:C2	3.01	0.47
22:DA:1203:U:OP2	22:DA:1204:A:H2'	2.14	0.47
22:DA:1607:C:H4'	22:DA:1608:A:C5'	2.45	0.47
22:DA:1692:U:O2'	22:DA:1693:U:H2'	2.14	0.47
22:DA:2199:A:C6	22:DA:2225:A:C5	3.01	0.47
22:DA:2432:A:N1	45:DX:21:ALA:HA	2.29	0.47
22:DA:792:A:H2'	22:DA:2440:C:O2	2.13	0.47
22:DA:2718:G:C2	22:DA:2719:G:H1'	2.49	0.47
22:DA:2505:G:OP2	56:DA:3001:DOL:C17	2.62	0.47
22:DA:523:C:H2'	22:DA:524:G:C8	2.49	0.47
22:DA:616:A:OP2	58:DA:3291:HOH:O	2.20	0.47
22:DA:89:A:C2	22:DA:90:U:C2	3.02	0.47
24:DC:67:PHE:CE2	24:DC:156:ARG:CZ	2.97	0.47
29:DH:62:LEU:O	29:DH:62:LEU:HD22	2.14	0.47
31:DJ:117:ALA:HA	31:DJ:120:ARG:HD2	1.95	0.47
22:DA:1665:A:H5''	32:DK:66:LYS:HG3	1.95	0.47
43:DV:9:ARG:HG2	43:DV:41:GLU:HB3	1.95	0.47
1:AA:1035:A:H2'	1:AA:1036:A:C8	2.49	0.47
1:AA:1307:U:H2'	1:AA:1308:U:C6	2.50	0.47
1:AA:631:C:C5'	1:AA:632:U:O5'	2.62	0.47
1:AA:720:C:H5''	18:AR:41:PRO:HA	1.97	0.47
3:AC:175:LEU:O	3:AC:175:LEU:HD12	2.14	0.47
7:AG:99:LEU:O	7:AG:101:MET:N	2.46	0.47
16:AP:50:THR:CG2	16:AP:50:THR:O	2.56	0.47
20:AT:81:ALA:O	20:AT:85:LYS:HG2	2.14	0.47
49:B1:28:ARG:HG2	49:B1:28:ARG:O	2.14	0.47
53:B5:172:ILE:O	53:B5:173:HIS:CB	2.62	0.47
22:BA:1072:C:C2	22:BA:1093:G:O6	2.67	0.47
22:BA:416:U:H2'	22:BA:417:C:C6	2.48	0.47
29:BH:116:ARG:O	29:BH:118:PRO:HD3	2.14	0.47
30:BI:57:VAL:HG22	30:BI:58:VAL:N	2.29	0.47
41:BT:88:LYS:O	41:BT:89:GLU:CB	2.63	0.47
22:BA:851:C:O2'	47:BZ:46:GLY:HA3	2.15	0.47
1:CA:307:C:H5''	1:CA:308:C:OP2	2.15	0.47
1:CA:811:C:N4	1:CA:812:G:C6	2.82	0.47
2:CB:100:MET:HA	2:CB:107:VAL:HG21	1.97	0.47
3:CC:87:LEU:HA	3:CC:90:VAL:HG22	1.97	0.47
9:CI:42:GLU:O	9:CI:45:ARG:NE	2.46	0.47

Continued on next page...

Continued from previous page...

Atom-1	Atom-2	Interatomic distance (Å)	Clash overlap (Å)
13:CM:22:ILE:HB	13:CM:25:VAL:CG1	2.45	0.47
16:CP:75:ILE:HA	16:CP:78:VAL:HG12	1.96	0.47
48:D0:48:TYR:CE2	48:D0:53:LYS:HD3	2.50	0.47
22:DA:1016:G:C2	22:DA:1147:A:C2	3.02	0.47
22:DA:1046:A:O2'	22:DA:1047:G:OP1	2.25	0.47
22:DA:1277:G:C6	22:DA:1294:U:C2	3.02	0.47
22:DA:1569:A:N1	22:DA:1570:A:C2	2.82	0.47
22:DA:1598:A:C6	22:DA:1599:U:N3	2.83	0.47
22:DA:1819:A:H4'	22:DA:1820:U:H5''	1.96	0.47
22:DA:579:G:C5'	22:DA:2018:G:OP2	2.63	0.47
22:DA:2110:G:N1	22:DA:2120:G:C8	2.82	0.47
22:DA:830:G:C4	22:DA:2448:A:C5	3.03	0.47
22:DA:291:G:N2	22:DA:350:G:C5	2.83	0.47
22:DA:500:G:N2	22:DA:502:A:C8	2.82	0.47
22:DA:586:A:N1	22:DA:809:G:O2'	2.35	0.47
22:DA:971:G:O2'	22:DA:983:A:N3	2.43	0.47
32:DK:28:SER:O	32:DK:29:HIS:HB2	2.13	0.47
33:DL:76:GLU:O	33:DL:76:GLU:HG3	2.14	0.47
35:DN:58:ASP:HA	35:DN:80:PHE:CD1	2.50	0.47
39:DR:68:ARG:HG3	39:DR:92:TRP:CZ3	2.49	0.47
1:AA:1124:G:H2'	1:AA:1145:A:C6	2.49	0.47
1:AA:1399:C:H4'	1:AA:1400:C:H5''	1.96	0.47
1:AA:19:A:C2	1:AA:917:G:C4	3.02	0.47
1:AA:5:U:C6	1:AA:5:U:OP1	2.68	0.47
1:AA:704:A:C6	1:AA:705:G:C5	3.02	0.47
1:AA:858:G:O6	1:AA:869:G:C8	2.67	0.47
2:AB:34:ALA:O	2:AB:35:ARG:C	2.52	0.47
3:AC:140:ASN:O	3:AC:141:ALA:HB2	2.15	0.47
5:AE:155:ALA:HB1	8:AH:66:PHE:CE2	2.49	0.47
9:AI:99:ARG:O	9:AI:102:GLY:N	2.48	0.47
11:AK:89:PRO:HG3	21:AU:29:LEU:HD21	1.95	0.47
12:AL:22:PRO:C	12:AL:24:LEU:H	2.17	0.47
16:AP:75:ILE:HG22	16:AP:80:LYS:CE	2.44	0.47
48:B0:43:ILE:HG22	48:B0:49:TYR:HB2	1.96	0.47
22:BA:1003:G:N2	22:BA:1004:U:C2	2.82	0.47
22:BA:1045:C:C4'	22:BA:1046:A:H5'	2.45	0.47
22:BA:1124:G:H1'	52:B4:38:GLY:OXT	2.14	0.47
22:BA:1959:G:C2'	22:BA:1960:A:O5'	2.62	0.47
22:BA:2228:G:H2'	22:BA:2229:U:C6	2.50	0.47
22:BA:2344:U:H4'	22:BA:2345:G:OP1	2.12	0.47
22:BA:449:A:H2'	22:BA:450:G:O5'	2.13	0.47

Continued on next page...

Continued from previous page...

Atom-1	Atom-2	Interatomic distance (Å)	Clash overlap (Å)
22:BA:511:U:C5	22:BA:512:G:C5	3.03	0.47
27:BF:108:VAL:HG13	27:BF:114:PHE:CE2	2.49	0.47
28:BG:19:ILE:HD12	28:BG:45:HIS:HB2	1.96	0.47
33:BL:109:LYS:HG2	33:BL:126:ARG:HB2	1.96	0.47
34:BM:68:PHE:CD2	34:BM:68:PHE:C	2.88	0.47
35:BN:116:VAL:O	35:BN:116:VAL:HG13	2.14	0.47
1:CA:1009:U:C2	1:CA:1021:A:N6	2.82	0.47
1:CA:976:G:C8	1:CA:1361:G:O6	2.68	0.47
4:CD:102:VAL:HG13	4:CD:107:PHE:HB2	1.95	0.47
11:CK:61:PHE:CD2	11:CK:61:PHE:C	2.88	0.47
12:CL:107:VAL:HG23	12:CL:117:TYR:HB3	1.97	0.47
13:CM:22:ILE:HB	13:CM:25:VAL:HG12	1.96	0.47
11:CK:112:ASP:HB3	21:CU:4:ILE:CG2	2.44	0.47
22:DA:2885:G:N2	48:D0:32:LYS:HA	2.29	0.47
22:DA:249:C:O2	51:D3:12:LYS:NZ	2.48	0.47
22:DA:1096:A:C8	22:DA:1096:A:OP2	2.67	0.47
22:DA:1153:C:H5'	38:DQ:62:ILE:HD13	1.95	0.47
22:DA:1257:C:C4	22:DA:1258:U:C4	3.02	0.47
22:DA:1361:G:N3	22:DA:1362:C:C6	2.82	0.47
22:DA:1565:C:C5	22:DA:1567:G:C6	3.02	0.47
22:DA:167:A:C2	22:DA:168:G:H1'	2.50	0.47
22:DA:1683:U:O5'	22:DA:1683:U:H6	1.98	0.47
22:DA:1760:C:H2'	22:DA:1761:C:O4'	2.15	0.47
22:DA:200:U:C6	22:DA:201:C:C6	3.02	0.47
22:DA:2062:A:N7	54:D6:1:MHW:CD	2.77	0.47
22:DA:1782:U:O4	22:DA:2586:U:H5	1.97	0.47
22:DA:2685:G:C4	22:DA:2686:G:C8	3.02	0.47
22:DA:1662:U:O2	22:DA:2687:U:H5''	2.14	0.47
22:DA:2802:G:C6	22:DA:2803:G:C5	3.02	0.47
22:DA:320:A:H4'	22:DA:322:A:C8	2.50	0.47
22:DA:498:G:C2	22:DA:499:U:C6	3.03	0.47
22:DA:749:A:C6	22:DA:750:A:N7	2.82	0.47
23:DB:66:A:N6	23:DB:107:G:H2'	2.30	0.47
25:DD:176:ASP:HB2	25:DD:190:LYS:HB3	1.95	0.47
26:DE:5:LEU:O	26:DE:6:LYS:C	2.52	0.47
27:DF:117:LEU:HB3	27:DF:130:MET:SD	2.54	0.47
30:DI:86:ILE:HD13	30:DI:89:GLY:N	2.29	0.47
34:DM:53:MET:HG3	34:DM:54:THR:N	2.30	0.47
40:DS:55:ILE:CG2	40:DS:66:ILE:CD1	2.93	0.47
1:AA:212:G:N2	1:AA:213:G:C4	2.82	0.47
1:AA:577:G:C8	1:AA:816:A:C6	3.03	0.47

Continued on next page...

Continued from previous page...

Atom-1	Atom-2	Interatomic distance (Å)	Clash overlap (Å)
2:AB:21:ARG:NE	2:AB:21:ARG:HA	2.28	0.47
3:AC:146:ALA:C	3:AC:148:GLY:H	2.18	0.47
4:AD:68:LEU:CD2	4:AD:68:LEU:N	2.77	0.47
5:AE:82:GLN:HG2	5:AE:150:PRO:HB3	1.96	0.47
6:AF:41:ASP:O	6:AF:43:GLY:N	2.47	0.47
7:AG:120:LEU:O	7:AG:124:LEU:HD23	2.14	0.47
10:AJ:28:THR:O	10:AJ:28:THR:HG22	2.15	0.47
20:AT:5:LYS:O	20:AT:6:SER:C	2.52	0.47
20:AT:83:ILE:HD12	20:AT:84:ASN:N	2.29	0.47
49:B1:19:HIS:HE1	49:B1:21:TYR:CE2	2.33	0.47
22:BA:140:C:O2	22:BA:140:C:O4'	2.33	0.47
22:BA:2040:G:H2'	22:BA:2041:U:O4'	2.13	0.47
22:BA:2063:C:O2	22:BA:2450:A:N1	2.47	0.47
22:BA:2131:U:OP2	22:BA:2132:U:C5	2.68	0.47
22:BA:388:G:N7	22:BA:390:U:H2'	2.29	0.47
23:BB:37:C:C5	23:BB:38:C:C5	3.03	0.47
24:BC:161:TYR:CD2	24:BC:194:GLU:HG2	2.49	0.47
24:BC:250:VAL:HG12	24:BC:251:GLN:N	2.30	0.47
25:BD:36:GLN:OE1	25:BD:67:HIS:HE1	1.97	0.47
22:BA:2311:A:N7	27:BF:77:PHE:CD2	2.83	0.47
29:BH:111:ALA:O	29:BH:114:GLU:HB2	2.13	0.47
29:BH:14:SER:O	29:BH:15:LEU:CB	2.61	0.47
35:BN:32:GLU:HA	35:BN:115:LEU:HD12	1.96	0.47
35:BN:65:LEU:HD11	35:BN:69:ARG:HH21	1.76	0.47
36:BO:41:ALA:HB2	36:BO:48:LEU:HD21	1.97	0.47
22:BA:1199:U:H1'	38:BQ:4:VAL:HG22	1.97	0.47
22:BA:1224:U:H4'	39:BR:88:GLY:O	2.14	0.47
46:BY:46:VAL:O	46:BY:49:ASP:N	2.48	0.47
1:CA:1007:U:C4	1:CA:1008:U:C5	3.02	0.47
1:CA:1105:A:C2	1:CA:1106:G:C8	3.02	0.47
1:CA:155:A:C2	1:CA:167:A:C5	3.03	0.47
1:CA:74:A:C2	1:CA:75:G:C8	3.02	0.47
1:CA:782:A:N7	1:CA:783:C:C5	2.82	0.47
1:CA:991:U:H4'	1:CA:992:U:H5''	1.96	0.47
3:CC:130:PHE:CZ	3:CC:131:ARG:HD2	2.50	0.47
9:CI:26:GLY:N	9:CI:61:LEU:O	2.48	0.47
12:CL:34:CYS:O	12:CL:76:GLU:O	2.33	0.47
40:DS:15:GLN:NE2	48:D0:17:ARG:NH2	2.63	0.47
22:DA:1306:C:C2	22:DA:1307:A:C8	3.02	0.47
22:DA:1574:C:N4	58:DA:3620:HOH:O	2.47	0.47
22:DA:2164:C:H2'	22:DA:2165:C:C5	2.50	0.47

Continued on next page...

Continued from previous page...

Atom-1	Atom-2	Interatomic distance (Å)	Clash overlap (Å)
22:DA:2202:U:H5''	22:DA:2203:U:OP1	2.14	0.47
22:DA:957:C:C4	22:DA:2459:A:H1'	2.49	0.47
22:DA:2847:U:O4	22:DA:2848:G:C6	2.67	0.47
22:DA:881:G:C2	22:DA:882:G:N7	2.83	0.47
26:DE:109:LEU:O	26:DE:112:LEU:HB2	2.14	0.47
33:DL:90:VAL:HB	33:DL:122:VAL:HA	1.96	0.47
36:DO:78:VAL:HA	36:DO:81:ARG:HB2	1.96	0.47
22:DA:1250:G:H5'	38:DQ:6:ARG:CD	2.45	0.47
45:DX:56:MET:O	45:DX:60:ASP:N	2.44	0.47
1:AA:350:G:O2'	1:AA:351:G:H5'	2.15	0.47
1:AA:922:G:C6	1:AA:923:A:C6	3.02	0.47
1:AA:958:A:N1	19:AS:54:GLY:HA3	2.29	0.47
8:AH:7:ILE:HD12	8:AH:7:ILE:N	2.29	0.47
20:AT:67:ILE:CG1	20:AT:71:LYS:HG2	2.45	0.47
22:BA:1074:G:H2'	22:BA:1075:C:C6	2.49	0.47
22:BA:1153:C:N4	22:BA:1154:G:N1	2.62	0.47
22:BA:136:G:N2	22:BA:144:A:C6	2.83	0.47
22:BA:197:A:N6	22:BA:2430:A:H2'	2.29	0.47
22:BA:599:A:O2'	22:BA:600:G:H5'	2.15	0.47
22:BA:864:G:C6	22:BA:865:C:N4	2.82	0.47
22:BA:983:A:N6	22:BA:984:A:C2	2.83	0.47
26:BE:155:GLU:HA	26:BE:155:GLU:OE1	2.15	0.47
35:BN:117:ASP:O	35:BN:119:SER:N	2.47	0.47
36:BO:31:THR:HG22	36:BO:34:HIS:H	1.79	0.47
38:BQ:40:ILE:O	38:BQ:44:GLN:HG3	2.15	0.47
42:BU:39:ILE:CG2	42:BU:40:ASN:N	2.78	0.47
43:BV:65:VAL:O	43:BV:66:ASP:C	2.53	0.47
1:CA:1224:U:N3	1:CA:1322:C:O2	2.47	0.47
1:CA:1288:A:N1	1:CA:1371:G:H1'	2.29	0.47
1:CA:161:A:H2'	1:CA:162:A:C8	2.49	0.47
1:CA:369:G:OP2	1:CA:388:G:N1	2.45	0.47
1:CA:509:A:C6	1:CA:510:A:C6	3.03	0.47
1:CA:568:G:O6	12:CL:2:ALA:HB2	2.15	0.47
1:CA:91:U:C4	1:CA:92:U:C5	3.03	0.47
1:CA:920:U:H2'	1:CA:921:U:H6	1.78	0.47
1:CA:957:U:O2	1:CA:959:A:C8	2.68	0.47
6:CF:9:MET:CE	6:CF:59:TYR:CE1	2.98	0.47
1:CA:1202:U:N3	14:CN:82:ILE:HG21	2.29	0.47
15:CO:27:VAL:O	15:CO:31:LEU:HD13	2.15	0.47
1:CA:1458:G:O3'	20:CT:23:SER:HA	2.14	0.47
22:DA:1034:G:C6	22:DA:1035:U:N3	2.82	0.47

Continued on next page...

Continued from previous page...

Atom-1	Atom-2	Interatomic distance (Å)	Clash overlap (Å)
22:DA:1184:U:OP1	47:DZ:30:ARG:HD2	2.14	0.47
22:DA:1258:U:H2'	22:DA:1259:G:C8	2.49	0.47
22:DA:1287:A:C2'	22:DA:1288:G:H5'	2.45	0.47
22:DA:1445:G:C2	22:DA:1547:C:N3	2.83	0.47
22:DA:1678:A:C4	22:DA:1679:A:C8	3.02	0.47
22:DA:2040:G:C6	22:DA:2041:U:C4	3.02	0.47
22:DA:2345:G:C6	22:DA:2347:C:N4	2.82	0.47
22:DA:2392:A:C8	22:DA:2429:G:C2	3.03	0.47
22:DA:2677:G:C2	22:DA:2731:G:C2	3.03	0.47
22:DA:2822:G:H2'	22:DA:2823:A:H5''	1.97	0.47
22:DA:66:C:C4	22:DA:67:U:C5	3.03	0.47
22:DA:81:G:N7	22:DA:82:U:C4	2.83	0.47
25:DD:109:VAL:CG1	25:DD:201:LEU:HD22	2.44	0.47
26:DE:106:LYS:HG3	26:DE:200:LEU:HD23	1.95	0.47
32:DK:41:ILE:HD11	32:DK:86:LEU:HD22	1.97	0.47
33:DL:108:ALA:HB3	33:DL:125:LEU:HG	1.96	0.47
1:AA:1277:C:O2'	1:AA:1279:G:C8	2.67	0.47
1:AA:1324:A:C2	1:AA:1325:C:C2	3.03	0.47
1:AA:1355:G:O2'	1:AA:1356:G:H5'	2.15	0.47
1:AA:445:G:C4	1:AA:446:G:C8	3.03	0.47
1:AA:729:A:H2'	1:AA:730:G:O4'	2.14	0.47
6:AF:92:THR:O	6:AF:93:LYS:HG2	2.14	0.47
11:AK:25:ALA:HA	11:AK:30:THR:HG22	1.96	0.47
49:B1:39:PHE:HB2	49:B1:46:HIS:CE1	2.50	0.47
22:BA:1169:A:H2'	22:BA:1170:C:O4'	2.15	0.47
22:BA:1237:A:H4'	22:BA:1238:G:OP1	2.15	0.47
22:BA:1259:G:O2'	22:BA:1260:A:H5'	2.15	0.47
22:BA:1421:G:H2'	22:BA:1421:G:N3	2.29	0.47
22:BA:1696:G:C6	22:BA:1697:G:C4	3.02	0.47
22:BA:1794:A:H2'	22:BA:1795:C:C6	2.48	0.47
22:BA:2056:G:C2	22:BA:2057:G:C8	3.02	0.47
22:BA:2393:U:H2'	22:BA:2394:C:O5'	2.14	0.47
56:BA:3001:DOL:H483	56:BA:3001:DOL:H452	1.54	0.47
22:BA:731:C:P	58:BA:3693:HOH:O	2.51	0.47
22:BA:877:A:N6	22:BA:899:A:C6	2.83	0.47
22:BA:877:A:C6	22:BA:899:A:C6	3.02	0.47
23:BB:14:U:O2	23:BB:107:G:H4'	2.15	0.47
24:BC:182:ARG:NH2	24:BC:266:PHE:HB3	2.30	0.47
25:BD:133:THR:CG2	25:BD:134:HIS:CD2	2.98	0.47
27:BF:104:ILE:HG22	27:BF:176:PRO:CD	2.44	0.47
32:BK:41:ILE:HD11	32:BK:58:LEU:HD22	1.96	0.47

Continued on next page...

Continued from previous page...

Atom-1	Atom-2	Interatomic distance (Å)	Clash overlap (Å)
33:BL:100:ILE:HG13	33:BL:100:ILE:O	2.14	0.47
33:BL:14:LYS:HG2	33:BL:15:ALA:N	2.29	0.47
33:BL:53:GLY:O	33:BL:54:GLN:C	2.52	0.47
35:BN:14:SER:HA	35:BN:17:ARG:NH1	2.30	0.47
36:BO:67:ASN:HA	36:BO:102:ARG:HD3	1.96	0.47
39:BR:46:GLU:O	39:BR:46:GLU:OE1	2.32	0.47
46:BY:26:PHE:CE1	46:BY:30:MET:HG3	2.49	0.47
1:CA:1151:A:H1'	1:CA:1152:A:C8	2.49	0.47
1:CA:771:G:C4	1:CA:809:G:N2	2.83	0.47
1:CA:991:U:H4'	1:CA:992:U:OP1	2.15	0.47
5:CE:13:GLU:OE1	5:CE:68:ARG:NH1	2.48	0.47
9:CI:88:MET:O	9:CI:88:MET:CG	2.63	0.47
9:CI:95:ARG:HG2	9:CI:104:VAL:HG11	1.97	0.47
18:CR:25:ASP:C	18:CR:27:ALA:N	2.67	0.47
52:D4:1:MET:SD	52:D4:34:LYS:HG2	2.54	0.47
22:DA:1340:U:O2	22:DA:1340:U:H2'	2.15	0.47
22:DA:1831:G:C5	22:DA:1832:C:C4	3.02	0.47
22:DA:2122:U:H2'	22:DA:2123:G:O4'	2.15	0.47
22:DA:301:G:C2	22:DA:302:C:N3	2.83	0.47
22:DA:703:U:C5	22:DA:704:G:C6	3.03	0.47
22:DA:770:G:C2	22:DA:771:G:C8	3.03	0.47
22:DA:686:U:H2'	22:DA:788:A:N1	2.30	0.47
22:DA:915:C:N4	22:DA:916:G:C6	2.83	0.47
25:DD:35:THR:O	25:DD:36:GLN:HB3	2.15	0.47
29:DH:5:LEU:HD13	29:DH:13:GLY:HA3	1.96	0.47
37:DP:46:VAL:HG12	37:DP:47:VAL:N	2.30	0.47
47:DZ:7:ILE:O	47:DZ:36:VAL:N	2.48	0.47
1:AA:189:A:H2'	1:AA:190:A:O4'	2.15	0.47
1:AA:444:G:C6	1:AA:445:G:C5	3.02	0.47
1:AA:591:U:H2'	1:AA:592:G:C8	2.50	0.47
1:AA:66:A:C6	1:AA:67:C:C5	3.03	0.47
1:AA:927:G:N1	1:AA:1391:U:C2	2.82	0.47
1:AA:947:G:C2	1:AA:948:C:C2	3.02	0.47
2:AB:188:ASP:HB2	2:AB:204:ASP:OD1	2.14	0.47
3:AC:47:LEU:HB3	3:AC:50:ALA:HB3	1.96	0.47
4:AD:51:TYR:CE2	4:AD:55:LEU:HD12	2.50	0.47
5:AE:39:VAL:HG22	5:AE:67:ALA:HB1	1.97	0.47
6:AF:92:THR:HG22	6:AF:93:LYS:N	2.29	0.47
7:AG:56:LYS:O	7:AG:57:SER:HB3	2.14	0.47
8:AH:10:MET:O	8:AH:12:THR:N	2.47	0.47
9:AI:58:VAL:O	9:AI:59:GLU:HG2	2.14	0.47

Continued on next page...

Continued from previous page...

Atom-1	Atom-2	Interatomic distance (Å)	Clash overlap (Å)
12:AL:39:THR:OG1	12:AL:39:THR:O	2.23	0.47
16:AP:29:ASN:N	16:AP:29:ASN:OD1	2.48	0.47
20:AT:57:ILE:HD12	20:AT:60:ARG:HD2	1.97	0.47
21:AU:18:ARG:HD2	21:AU:18:ARG:H	1.80	0.47
53:B5:78:ILE:HG22	53:B5:123:ALA:HA	1.96	0.47
22:BA:137:U:H2'	22:BA:140:C:N1	2.30	0.47
22:BA:1554:U:H3'	22:BA:1555:G:C8	2.49	0.47
22:BA:1554:U:H4'	22:BA:1555:G:OP2	2.15	0.47
22:BA:1946:U:H2'	22:BA:1947:C:C6	2.50	0.47
22:BA:528:A:H2	22:BA:2043:C:C5'	2.27	0.47
22:BA:223:A:C4	22:BA:422:A:C8	3.03	0.47
22:BA:2323:G:C2'	22:BA:2324:U:H5'	2.45	0.47
22:BA:2714:G:C5	22:BA:2715:C:C5	3.03	0.47
22:BA:591:U:HO2'	51:B3:2:PRO:N	2.12	0.47
22:BA:622:G:P	58:BA:3293:HOH:O	2.66	0.47
22:BA:975:A:C8	22:BA:990:A:N6	2.83	0.47
25:BD:142:VAL:HB	25:BD:143:PRO:HD2	1.97	0.47
28:BG:54:PRO:HG3	28:BG:62:TRP:NE1	2.30	0.47
33:BL:78:ARG:HG2	33:BL:113:ALA:HB3	1.97	0.47
34:BM:20:LEU:HD12	43:BV:81:PRO:HG2	1.96	0.47
34:BM:59:ARG:O	34:BM:59:ARG:HG3	2.14	0.47
41:BT:17:SER:O	41:BT:18:GLU:C	2.53	0.47
1:CA:1000:A:C2	1:CA:1041:G:N2	2.83	0.47
1:CA:121:U:H3'	1:CA:122:G:H5'	1.97	0.47
1:CA:1262:C:C2'	1:CA:1263:C:H5'	2.45	0.47
1:CA:172:A:C5	1:CA:174:A:N7	2.83	0.47
1:CA:247:G:C6	1:CA:278:G:C2	3.03	0.47
1:CA:339:C:O2	1:CA:351:G:N2	2.47	0.47
1:CA:376:G:OP1	16:CP:6:LEU:N	2.46	0.47
1:CA:662:U:H2'	1:CA:663:A:C8	2.50	0.47
1:CA:818:G:O2'	1:CA:819:A:H5'	2.14	0.47
3:CC:64:ILE:CG1	3:CC:66:VAL:HG23	2.45	0.47
1:CA:653:U:C2	8:CH:56:LYS:HG2	2.49	0.47
22:DA:1416:G:C4	22:DA:1417:C:C5	3.03	0.47
22:DA:1832:C:H2'	22:DA:1833:C:O4'	2.15	0.47
22:DA:1973:G:O6	22:DA:1974:C:N4	2.48	0.47
22:DA:511:U:O4	22:DA:512:G:N1	2.47	0.47
32:DK:97:THR:C	32:DK:98:ARG:HG2	2.36	0.47
33:DL:90:VAL:N	33:DL:121:THR:O	2.48	0.47
22:DA:310:A:H5''	42:DU:15:THR:HB	1.96	0.47
22:DA:396:G:H5''	45:DX:13:VAL:HG21	1.95	0.47

Continued on next page...

Continued from previous page...

Atom-1	Atom-2	Interatomic distance (Å)	Clash overlap (Å)
1:AA:1121:U:H2'	1:AA:1122:U:O4'	2.15	0.47
1:AA:1122:U:C4	1:AA:1123:U:C5	3.02	0.47
1:AA:1135:U:H2'	1:AA:1136:C:O5'	2.14	0.47
1:AA:1144:G:N1	1:AA:1145:A:H2	2.13	0.47
1:AA:1157:A:N7	1:AA:1180:A:C6	2.83	0.47
1:AA:1161:C:H2'	1:AA:1162:C:H6	1.80	0.47
1:AA:259:G:H2'	1:AA:260:G:O4'	2.15	0.47
1:AA:507:C:C4	1:AA:508:U:C4	3.03	0.47
2:AB:42:ASN:O	2:AB:43:LEU:C	2.53	0.47
2:AB:79:ALA:O	2:AB:80:VAL:HG23	2.15	0.47
4:AD:168:PRO:HB2	4:AD:171:LEU:HD11	1.97	0.47
4:AD:29:ASP:C	4:AD:30:THR:O	2.51	0.47
5:AE:13:GLU:HB3	5:AE:39:VAL:HG12	1.97	0.47
5:AE:144:LEU:O	5:AE:147:MET:HB3	2.15	0.47
9:AI:19:VAL:HA	9:AI:65:ILE:HG22	1.97	0.47
10:AJ:36:VAL:HA	10:AJ:76:ILE:HA	1.95	0.47
13:AM:64:VAL:O	13:AM:64:VAL:CG1	2.62	0.47
14:AN:41:ARG:HB2	14:AN:42:TRP:CZ3	2.50	0.47
10:AJ:63:ASP:OD1	14:AN:85:ARG:HD2	2.15	0.47
16:AP:1:MET:SD	16:AP:1:MET:O	2.72	0.47
1:AA:130:A:N7	17:AQ:65:ARG:HB2	2.29	0.47
1:AA:266:G:H3'	17:AQ:69:LYS:HB3	1.96	0.47
22:BA:250:G:OP2	51:B3:13:ARG:NH1	2.47	0.47
22:BA:1415:U:O2	22:BA:1415:U:H2'	2.15	0.47
22:BA:1747:U:O2'	22:BA:1748:C:H5'	2.14	0.47
22:BA:752:A:C2	22:BA:1781:U:C2	3.03	0.47
22:BA:1851:U:C4	22:BA:1852:U:C4	3.02	0.47
22:BA:1959:G:H2'	22:BA:1960:A:O4'	2.15	0.47
22:BA:2436:G:C2	22:BA:2437:G:C8	3.03	0.47
22:BA:601:C:O2	22:BA:605:G:H4'	2.15	0.47
23:BB:48:U:H2'	23:BB:49:C:C6	2.50	0.47
26:BE:149:ILE:C	26:BE:149:ILE:HD12	2.34	0.47
30:BI:106:LEU:HA	30:BI:109:ILE:HB	1.97	0.47
30:BI:117:MET:SD	30:BI:129:ILE:HD11	2.55	0.47
31:BJ:31:GLU:CG	31:BJ:142:ILE:HD11	2.44	0.47
35:BN:32:GLU:OE1	35:BN:86:ARG:NH2	2.46	0.47
42:BU:12:ILE:CG2	42:BU:80:ALA:HB2	2.45	0.47
1:CA:1162:C:C2	1:CA:1175:G:N2	2.82	0.47
1:CA:1314:C:H2'	1:CA:1315:U:C6	2.50	0.47
1:CA:160:A:C6	1:CA:346:G:O6	2.68	0.47
1:CA:179:A:H2'	1:CA:180:U:C6	2.50	0.47

Continued on next page...

Continued from previous page...

Atom-1	Atom-2	Interatomic distance (Å)	Clash overlap (Å)
1:CA:740:U:O2'	1:CA:741:G:H5'	2.15	0.47
3:CC:59:ARG:HB2	3:CC:63:SER:O	2.15	0.47
9:CI:122:ARG:O	9:CI:124:ARG:N	2.48	0.47
11:CK:31:ILE:HB	11:CK:46:THR:HG22	1.97	0.47
11:CK:45:ALA:HB3	11:CK:70:CYS:HB2	1.96	0.47
13:CM:20:THR:O	13:CM:20:THR:HG22	2.15	0.47
13:CM:45:ILE:O	13:CM:45:ILE:HG22	2.15	0.47
13:CM:3:ARG:HG2	13:CM:7:ILE:HA	1.97	0.47
16:CP:52:LEU:HD22	16:CP:57:ILE:HD11	1.97	0.47
21:CU:5:LYS:O	21:CU:5:LYS:HD2	2.15	0.47
22:DA:2372:U:O4'	49:D1:46:HIS:ND1	2.48	0.47
50:D2:18:PHE:O	50:D2:19:ARG:C	2.54	0.47
22:DA:1361:G:C6	22:DA:1362:C:C5	3.03	0.47
22:DA:1532:A:C2	22:DA:1540:G:C6	3.02	0.47
22:DA:1726:C:H2'	22:DA:1727:C:C6	2.50	0.47
22:DA:1768:C:H2'	22:DA:1769:U:O4'	2.15	0.47
22:DA:1835:G:C5	22:DA:1836:C:C5	3.03	0.47
22:DA:1857:G:N2	22:DA:1884:G:C4	2.83	0.47
22:DA:1980:G:C2	22:DA:1982:U:C4	3.03	0.47
22:DA:2074:U:O2'	22:DA:2075:U:H5'	2.15	0.47
22:DA:2291:U:OP1	22:DA:2380:C:O2'	2.30	0.47
22:DA:2331:G:C6	22:DA:2332:C:C4	3.03	0.47
22:DA:389:G:O4'	22:DA:2413:G:H5'	2.15	0.47
22:DA:1783:A:C2	22:DA:2588:G:O4'	2.67	0.47
22:DA:746:U:O2'	22:DA:2611:C:O2'	2.24	0.47
22:DA:2702:G:N7	22:DA:2703:C:C5	2.83	0.47
22:DA:2736:A:C4	22:DA:2737:G:C8	3.02	0.47
22:DA:279:A:N6	22:DA:361:G:C2'	2.78	0.47
22:DA:302:C:C2	22:DA:303:G:C8	3.03	0.47
22:DA:579:G:N2	22:DA:1262:A:C4	2.83	0.47
22:DA:846:U:O2'	22:DA:847:U:P	2.73	0.47
24:DC:184:VAL:O	24:DC:185:GLU:C	2.54	0.47
22:DA:779:U:OP1	24:DC:49:ILE:HG13	2.15	0.47
26:DE:77:ILE:O	26:DE:77:ILE:HG13	2.14	0.47
22:DA:1076:C:O2'	30:DI:93:PRO:HD2	2.15	0.47
32:DK:41:ILE:HD11	32:DK:86:LEU:CD2	2.44	0.47
37:DP:89:ARG:O	37:DP:112:GLU:HA	2.15	0.47
40:DS:47:VAL:O	40:DS:47:VAL:CG2	2.63	0.47
40:DS:89:ALA:O	40:DS:90:LYS:HB2	2.15	0.47
42:DU:13:VAL:HG21	42:DU:39:ILE:HG23	1.96	0.47
1:AA:1095:U:H2'	1:AA:1096:C:O4'	2.14	0.47

Continued on next page...

Continued from previous page...

Atom-1	Atom-2	Interatomic distance (Å)	Clash overlap (Å)
1:AA:223:A:C6	1:AA:224:U:C4	3.02	0.47
2:AB:144:LEU:O	2:AB:148:LEU:HB2	2.15	0.47
2:AB:91:PHE:CD2	2:AB:150:GLY:CA	2.98	0.47
3:AC:113:ALA:HA	3:AC:200:VAL:HG21	1.97	0.47
4:AD:130:VAL:HG11	4:AD:135:TYR:CG	2.50	0.47
5:AE:136:VAL:O	5:AE:139:ALA:N	2.47	0.47
7:AG:50:LEU:O	7:AG:50:LEU:HD13	2.14	0.47
21:AU:34:ARG:NE	21:AU:35:ARG:HB2	2.29	0.47
22:BA:1098:A:N7	22:BA:1099:G:O6	2.47	0.47
22:BA:1394:U:C2'	22:BA:1395:A:O5'	2.63	0.47
22:BA:1583:A:O2'	22:BA:1584:U:O5'	2.31	0.47
22:BA:1793:C:C2'	22:BA:1794:A:H5'	2.45	0.47
22:BA:1949:G:C2	22:BA:1958:C:O2	2.67	0.47
22:BA:2173:A:C8	22:BA:2174:C:C5	3.02	0.47
22:BA:2318:G:C5	22:BA:2319:G:C6	3.03	0.47
22:BA:277:G:C2'	22:BA:361:G:O6	2.62	0.47
22:BA:630:G:H5''	22:BA:631:A:OP2	2.14	0.47
25:BD:101:PHE:C	25:BD:103:ASP:H	2.17	0.47
25:BD:103:ASP:OD2	25:BD:104:VAL:N	2.48	0.47
25:BD:13:ARG:HD2	25:BD:15:PHE:CZ	2.50	0.47
27:BF:135:GLN:OE1	27:BF:135:GLN:N	2.45	0.47
27:BF:25:VAL:O	27:BF:28:VAL:HG12	2.14	0.47
28:BG:155:GLU:OE2	28:BG:158:LYS:N	2.47	0.47
34:BM:28:PHE:N	34:BM:104:GLU:OE2	2.46	0.47
46:BY:21:LEU:O	46:BY:22:LEU:O	2.33	0.47
46:BY:6:LEU:HD22	46:BY:56:LEU:HD21	1.96	0.47
1:CA:1315:U:O2'	1:CA:1360:A:N3	2.35	0.47
1:CA:927:G:N2	1:CA:1391:U:H1'	2.30	0.47
1:CA:202:G:H2'	1:CA:203:G:O4'	2.15	0.47
1:CA:445:G:C2	1:CA:490:C:C2	3.02	0.47
1:CA:734:G:C5	1:CA:735:C:C5	3.03	0.47
1:CA:802:A:C2	1:CA:803:G:C1'	2.96	0.47
1:CA:892:A:C2	1:CA:907:A:C4	3.03	0.47
3:CC:130:PHE:CZ	3:CC:131:ARG:CD	2.98	0.47
3:CC:22:TRP:CH2	3:CC:32:ASN:HB3	2.50	0.47
5:CE:157:ARG:HD3	5:CE:158:GLY:H	1.78	0.47
12:CL:3:THR:CB	12:CL:6:GLN:HG3	2.44	0.47
14:CN:35:ASN:O	14:CN:42:TRP:CH2	2.68	0.47
15:CO:35:GLN:NE2	15:CO:39:LEU:CD2	2.78	0.47
20:CT:67:ILE:CD1	20:CT:71:LYS:HE3	2.45	0.47
21:CU:36:GLU:HG3	21:CU:37:PHE:H	1.79	0.47

Continued on next page...

Continued from previous page...

Atom-1	Atom-2	Interatomic distance (Å)	Clash overlap (Å)
51:D3:7:VAL:O	51:D3:10:ALA:N	2.45	0.47
22:DA:1335:C:H2'	22:DA:1336:A:C8	2.49	0.47
22:DA:1343:G:C5	22:DA:1344:U:O4	2.67	0.47
22:DA:1581:G:C6	22:DA:1582:C:N4	2.83	0.47
22:DA:1835:G:C4	22:DA:1836:C:C6	3.02	0.47
22:DA:2011:U:H2'	22:DA:2012:G:O4'	2.15	0.47
22:DA:185:G:N1	22:DA:212:G:C2	2.82	0.47
22:DA:2144:G:C2	22:DA:2146:C:O2	2.68	0.47
22:DA:2297:A:N1	22:DA:2321:U:H5	2.13	0.47
22:DA:1782:U:O4	22:DA:2586:U:C5	2.68	0.47
22:DA:2681:C:C2	22:DA:2724:U:O4	2.68	0.47
22:DA:2732:G:O2'	22:DA:2733:A:H5'	2.15	0.47
22:DA:711:G:C2	22:DA:721:A:N3	2.83	0.47
24:DC:232:HIS:NE2	24:DC:244:PRO:HA	2.30	0.47
24:DC:72:ASP:HA	24:DC:118:SER:O	2.15	0.47
24:DC:87:ARG:NH1	24:DC:87:ARG:HB3	2.30	0.47
30:DI:28:LEU:HD13	30:DI:38:PHE:CD2	2.50	0.47
31:DJ:41:LYS:O	31:DJ:44:TYR:N	2.43	0.47
34:DM:76:LYS:HE3	34:DM:80:VAL:HG12	1.97	0.47
41:DT:28:ASN:HB3	41:DT:87:LEU:HB2	1.96	0.47
42:DU:41:LEU:HD12	42:DU:60:GLU:CG	2.45	0.47
1:AA:132:C:H2'	1:AA:133:U:O4'	2.15	0.46
1:AA:654:G:H2'	1:AA:655:A:H5'	1.96	0.46
1:AA:542:G:OP1	4:AD:10:LYS:HE2	2.15	0.46
7:AG:69:VAL:HG23	7:AG:100:ALA:HB1	1.97	0.46
7:AG:55:GLY:C	7:AG:57:SER:N	2.68	0.46
10:AJ:57:VAL:CG2	10:AJ:58:ASN:N	2.78	0.46
11:AK:74:VAL:C	11:AK:76:GLU:N	2.66	0.46
12:AL:44:LYS:CB	12:AL:45:PRO:HD3	2.45	0.46
13:AM:114:LYS:CB	13:AM:115:PRO:CD	2.91	0.46
22:BA:111:A:N1	22:BA:112:U:C2	2.83	0.46
22:BA:1174:U:O2	22:BA:1174:U:O4'	2.32	0.46
22:BA:1239:G:H2'	22:BA:1240:U:O4'	2.15	0.46
22:BA:1385:A:C2	22:BA:1386:C:C2	3.04	0.46
22:BA:1491:G:N2	22:BA:1500:G:H1'	2.29	0.46
22:BA:1883:U:O4	22:BA:1884:G:N1	2.48	0.46
22:BA:2592:G:C6	22:BA:2593:U:C4	3.03	0.46
22:BA:259:G:O2'	22:BA:260:G:H5'	2.14	0.46
22:BA:2847:U:H2'	22:BA:2848:G:H5'	1.96	0.46
22:BA:2898:U:O2'	22:BA:2899:A:H5'	2.15	0.46
22:BA:287:G:C2	22:BA:354:A:C2	3.03	0.46

Continued on next page...

Continued from previous page...

Atom-1	Atom-2	Interatomic distance (Å)	Clash overlap (Å)
30:BI:65:ARG:NH1	30:BI:66:SER:OG	2.48	0.46
33:BL:26:GLY:O	33:BL:27:LEU:HD23	2.14	0.46
39:BR:49:ILE:HB	39:BR:52:PRO:HA	1.97	0.46
1:CA:1004:A:C6	1:CA:1005:A:N1	2.83	0.46
1:CA:1022:A:C5	1:CA:1023:U:C5	3.03	0.46
1:CA:108:G:C6	20:CT:10:ARG:HG2	2.50	0.46
1:CA:1130:A:N9	1:CA:1146:A:C2	2.83	0.46
1:CA:1160:G:O6	1:CA:1181:G:C6	2.67	0.46
1:CA:223:A:C6	1:CA:224:U:C4	3.03	0.46
1:CA:412:A:O2'	1:CA:414:A:H5'	2.15	0.46
1:CA:748:G:H2'	1:CA:749:A:H8	1.78	0.46
1:CA:791:G:C5	1:CA:792:A:N7	2.83	0.46
1:CA:93:U:C2'	1:CA:94:G:H5''	2.45	0.46
2:CB:164:ILE:O	2:CB:186:ILE:HG23	2.16	0.46
5:CE:137:VAL:O	5:CE:138:ARG:CG	2.60	0.46
9:CI:30:ILE:HD13	9:CI:39:PHE:CE2	2.50	0.46
12:CL:44:LYS:HD3	12:CL:44:LYS:N	2.29	0.46
13:CM:33:ILE:HG22	13:CM:56:LEU:HD23	1.96	0.46
50:D2:30:VAL:O	50:D2:34:ARG:HG3	2.15	0.46
22:DA:84:A:C2	22:DA:103:A:C5	3.03	0.46
22:DA:104:A:C8	22:DA:105:C:C4	3.03	0.46
22:DA:125:A:H3'	50:D2:19:ARG:HG3	1.97	0.46
22:DA:1277:G:N3	35:DN:23:ASN:HB3	2.30	0.46
22:DA:1343:G:C6	22:DA:1344:U:O4	2.68	0.46
22:DA:1394:U:H3'	22:DA:1394:U:H6	1.80	0.46
22:DA:1731:G:N1	22:DA:1733:G:C4	2.83	0.46
22:DA:1805:A:C2	22:DA:1813:G:N1	2.83	0.46
22:DA:2199:A:C4	22:DA:2225:A:N1	2.83	0.46
22:DA:2799:A:C6	22:DA:2801:G:C4	3.03	0.46
22:DA:372:G:O2'	22:DA:400:G:O6	2.25	0.46
22:DA:765:C:C4	22:DA:766:U:C4	3.03	0.46
23:DB:81:G:C6	23:DB:82:U:C4	3.03	0.46
24:DC:30:PHE:CD1	24:DC:32:PRO:HD2	2.50	0.46
26:DE:130:LYS:HB2	26:DE:133:LEU:HB3	1.97	0.46
38:DQ:36:PHE:CE1	38:DQ:40:ILE:HD11	2.49	0.46
39:DR:68:ARG:HB3	39:DR:90:ARG:HG2	1.96	0.46
39:DR:66:HIS:CD2	39:DR:94:THR:CG2	2.98	0.46
1:AA:1181:G:O2'	1:AA:1182:G:N7	2.48	0.46
1:AA:474:G:C5	1:AA:475:C:C5	3.03	0.46
2:AB:33:GLY:HA3	2:AB:40:ILE:H	1.79	0.46
4:AD:118:VAL:HA	4:AD:123:ILE:HD12	1.97	0.46

Continued on next page...

Continued from previous page...

Atom-1	Atom-2	Interatomic distance (Å)	Clash overlap (Å)
5:AE:20:ARG:HG3	5:AE:21:VAL:N	2.29	0.46
6:AF:66:ALA:HB1	6:AF:67:PRO:HD2	1.97	0.46
7:AG:8:GLY:O	7:AG:9:GLN:HB3	2.14	0.46
11:AK:112:ASP:HB2	21:AU:20:LYS:HD2	1.96	0.46
13:AM:12:HIS:HA	13:AM:44:LYS:HE3	1.96	0.46
19:AS:3:ARG:O	19:AS:4:SER:HB2	2.16	0.46
21:AU:25:LYS:O	21:AU:29:LEU:HB3	2.16	0.46
22:BA:1084:A:C2	22:BA:1106:G:H1'	2.50	0.46
22:BA:1839:G:H2'	22:BA:1840:G:O5'	2.15	0.46
22:BA:1886:U:C2'	22:BA:1887:C:H5'	2.45	0.46
22:BA:1915:U:C4	22:BA:1916:A:C5	3.03	0.46
22:BA:2820:A:C6	25:BD:197:THR:CG2	2.98	0.46
22:BA:2871:U:OP1	35:BN:69:ARG:NH1	2.48	0.46
26:BE:119:ILE:O	26:BE:187:VAL:HA	2.15	0.46
33:BL:85:VAL:HB	33:BL:94:THR:HG23	1.97	0.46
42:BU:14:LEU:HD11	42:BU:71:ALA:HB2	1.96	0.46
1:CA:1019:A:H2'	1:CA:1020:G:O4'	2.16	0.46
1:CA:1027:C:N4	1:CA:1034:G:N1	2.63	0.46
1:CA:1032:G:H2'	1:CA:1032:G:N3	2.31	0.46
1:CA:1237:C:O2	1:CA:1334:G:O2'	2.17	0.46
1:CA:50:A:H1'	1:CA:52:C:O4'	2.15	0.46
1:CA:517:G:H5'	1:CA:519:C:C2	2.51	0.46
1:CA:577:G:C2	1:CA:578:C:C5	3.03	0.46
4:CD:9:LEU:HD11	4:CD:29:ASP:OD1	2.14	0.46
4:CD:35:GLU:HG3	4:CD:36:GLN:HG3	1.97	0.46
8:CH:2:SER:C	8:CH:4:GLN:N	2.68	0.46
12:CL:47:SER:O	12:CL:48:ALA:HB2	2.12	0.46
14:CN:23:LYS:O	14:CN:26:GLU:HG3	2.15	0.46
21:CU:4:ILE:O	21:CU:4:ILE:HG22	2.15	0.46
22:DA:1062:G:C6	22:DA:1063:G:O6	2.68	0.46
22:DA:1121:C:C2	22:DA:1122:G:C8	3.03	0.46
22:DA:1317:G:N2	22:DA:1336:A:N3	2.63	0.46
22:DA:188:G:C2	22:DA:209:C:N3	2.84	0.46
22:DA:1954:G:H1'	22:DA:1956:U:O4	2.15	0.46
22:DA:2121:G:C2	22:DA:2177:C:O2	2.68	0.46
22:DA:2297:A:N7	22:DA:2320:U:C4	2.83	0.46
22:DA:2405:G:H1'	22:DA:2412:A:N6	2.30	0.46
22:DA:2693:G:N2	22:DA:2717:C:O2	2.48	0.46
22:DA:273:G:H2'	22:DA:274:C:O4'	2.14	0.46
22:DA:2751:G:H4'	28:DG:4:VAL:HG23	1.96	0.46
22:DA:2839:G:C5	22:DA:2840:C:C5	3.03	0.46

Continued on next page...

Continued from previous page...

Atom-1	Atom-2	Interatomic distance (Å)	Clash overlap (Å)
22:DA:981:A:H5''	58:DA:3588:HOH:O	2.14	0.46
25:DD:133:THR:HG23	25:DD:134:HIS:H	1.81	0.46
26:DE:76:PRO:HA	26:DE:82:GLY:HA2	1.96	0.46
32:DK:105:ARG:N	32:DK:122:VAL:OXT	2.48	0.46
22:DA:1669:A:O4'	32:DK:5:GLN:HG3	2.15	0.46
34:DM:2:LEU:N	34:DM:2:LEU:HD12	2.30	0.46
1:AA:404:G:H4'	1:AA:439:U:O2	2.16	0.46
1:AA:572:A:H5'	1:AA:573:A:P	2.56	0.46
1:AA:596:A:N6	1:AA:645:G:N1	2.63	0.46
1:AA:737:C:H2'	1:AA:738:C:C6	2.50	0.46
1:AA:663:A:C2	1:AA:743:A:C2	3.04	0.46
1:AA:74:A:C2	1:AA:97:G:C6	3.03	0.46
2:AB:103:ASN:O	2:AB:106:THR:N	2.47	0.46
2:AB:213:TYR:O	2:AB:217:VAL:HG23	2.15	0.46
2:AB:94:HIS:O	2:AB:95:ARG:C	2.53	0.46
3:AC:149:ILE:HG13	3:AC:201:TRP:O	2.15	0.46
4:AD:98:LEU:HD23	4:AD:118:VAL:HG11	1.98	0.46
12:AL:38:TYR:O	12:AL:39:THR:HG22	2.15	0.46
13:AM:11:ASP:O	13:AM:12:HIS:CB	2.62	0.46
20:AT:25:ARG:O	20:AT:29:ARG:HG2	2.14	0.46
22:BA:1489:C:C2	22:BA:1501:G:C2	3.03	0.46
22:BA:1951:U:H2'	22:BA:1953:A:OP2	2.15	0.46
22:BA:1268:A:C2	22:BA:2013:A:C4	3.03	0.46
22:BA:2661:G:H2'	22:BA:2662:A:C8	2.50	0.46
22:BA:528:A:C2	22:BA:2043:C:C5'	2.95	0.46
24:BC:144:VAL:HG21	24:BC:162:VAL:HG21	1.96	0.46
28:BG:87:LEU:N	28:BG:87:LEU:HD12	2.30	0.46
29:BH:132:PHE:CD2	29:BH:142:VAL:CG2	2.99	0.46
29:BH:80:ILE:HG21	29:BH:94:ILE:CG1	2.45	0.46
42:BU:26:LYS:O	42:BU:27:ASN:HB3	2.15	0.46
46:BY:46:VAL:O	46:BY:47:ARG:C	2.54	0.46
1:CA:182:A:C5	1:CA:184:G:C5	3.03	0.46
1:CA:496:A:C2	1:CA:497:G:C6	3.03	0.46
1:CA:517:G:C8	1:CA:531:U:C4	3.03	0.46
1:CA:543:U:O2'	1:CA:544:G:H5'	2.15	0.46
1:CA:578:C:C2	1:CA:579:A:C8	3.03	0.46
1:CA:81:A:C2	1:CA:89:U:C2	3.03	0.46
2:CB:34:ALA:O	2:CB:35:ARG:O	2.34	0.46
6:CF:32:ALA:O	6:CF:33:GLU:C	2.54	0.46
7:CG:91:VAL:HG21	7:CG:96:ARG:HA	1.97	0.46
10:CJ:53:ILE:HD11	14:CN:85:ARG:NH1	2.31	0.46

Continued on next page...

Continued from previous page...

Atom-1	Atom-2	Interatomic distance (Å)	Clash overlap (Å)
17:CQ:30:LYS:HB2	17:CQ:37:PHE:CZ	2.50	0.46
22:DA:1470:A:H2'	22:DA:1471:G:C5'	2.45	0.46
22:DA:1734:G:C2	22:DA:1735:A:C5	3.04	0.46
22:DA:218:A:H2'	22:DA:219:A:O4'	2.15	0.46
22:DA:2305:U:C4	22:DA:2306:C:N4	2.83	0.46
22:DA:2283:C:C2	22:DA:2389:G:C2	3.03	0.46
22:DA:265:A:H4'	22:DA:266:G:OP1	2.15	0.46
22:DA:487:C:N4	22:DA:488:G:C6	2.83	0.46
22:DA:570:G:C2'	22:DA:571:U:H5'	2.45	0.46
22:DA:997:G:OP1	38:DQ:92:ARG:NE	2.48	0.46
24:DC:247:PRO:HG2	24:DC:248:TRP:CZ3	2.51	0.46
22:DA:2682:A:C2	25:DD:23:PRO:HB3	2.50	0.46
26:DE:23:PHE:CD1	26:DE:111:GLU:HG3	2.49	0.46
29:DH:41:LYS:O	29:DH:44:ILE:HG12	2.15	0.46
30:DI:20:PRO:HB2	30:DI:23:PRO:HD2	1.98	0.46
30:DI:93:PRO:HB3	30:DI:136:MET:HA	1.97	0.46
32:DK:108:ARG:HB2	32:DK:116:ILE:HD13	1.96	0.46
38:DQ:61:TRP:HB3	38:DQ:92:ARG:O	2.16	0.46
22:DA:1184:U:OP1	47:DZ:30:ARG:NH2	2.48	0.46
1:AA:1286:U:O2	1:AA:1286:U:H2'	2.15	0.46
1:AA:818:G:O2'	1:AA:819:A:H5'	2.15	0.46
3:AC:79:LYS:O	3:AC:80:LYS:C	2.54	0.46
20:AT:68:HIS:HB3	20:AT:69:LYS:HZ2	1.80	0.46
53:B5:200:HIS:O	53:B5:201:LYS:C	2.53	0.46
22:BA:1087:G:O2'	22:BA:1089:A:O4'	2.29	0.46
22:BA:146:A:H2'	22:BA:147:C:O4'	2.16	0.46
22:BA:2018:G:O2'	22:BA:2019:A:H5'	2.15	0.46
22:BA:2444:G:OP2	26:BE:63:LYS:HD3	2.16	0.46
22:BA:2607:G:H2'	22:BA:2608:G:O4'	2.16	0.46
22:BA:322:A:C5	22:BA:340:A:C2	3.03	0.46
24:BC:162:VAL:CG1	24:BC:176:LEU:HD23	2.45	0.46
28:BG:54:PRO:HG3	28:BG:62:TRP:CE2	2.50	0.46
29:BH:37:VAL:CG2	29:BH:38:PRO:HD2	2.45	0.46
39:BR:11:GLN:C	39:BR:12:HIS:CG	2.88	0.46
40:BS:74:ILE:HG23	40:BS:74:ILE:O	2.16	0.46
42:BU:72:ILE:HD12	42:BU:72:ILE:O	2.15	0.46
1:CA:1010:U:C2	1:CA:1020:G:C2	3.04	0.46
1:CA:1279:G:OP2	10:CJ:11:LYS:NZ	2.44	0.46
1:CA:1307:U:C4	1:CA:1308:U:C5	3.03	0.46
1:CA:1460:C:C4	1:CA:1461:G:C5	3.03	0.46
1:CA:651:C:N4	1:CA:753:A:OP2	2.47	0.46

Continued on next page...

Continued from previous page...

Atom-1	Atom-2	Interatomic distance (Å)	Clash overlap (Å)
1:CA:779:C:C2'	1:CA:780:A:H5'	2.46	0.46
3:CC:126:ARG:O	3:CC:127:ARG:CB	2.63	0.46
4:CD:161:LEU:HD23	4:CD:162:ALA:N	2.30	0.46
5:CE:70:ASN:OD1	5:CE:70:ASN:N	2.49	0.46
12:CL:61:PHE:N	12:CL:61:PHE:HD1	2.13	0.46
13:CM:23:TYR:O	13:CM:23:TYR:CD2	2.69	0.46
15:CO:45:GLU:O	15:CO:46:HIS:HB2	2.16	0.46
16:CP:19:VAL:HG13	16:CP:37:GLY:N	2.31	0.46
22:DA:2015:A:C6	48:D0:3:VAL:HG23	2.51	0.46
52:D4:25:VAL:HB	52:D4:35:GLN:HB2	1.97	0.46
22:DA:1070:A:H2'	22:DA:1097:U:O5'	2.16	0.46
22:DA:1330:C:C2'	22:DA:1331:G:O5'	2.63	0.46
22:DA:1475:G:H4'	22:DA:1732:C:C5	2.50	0.46
22:DA:1577:C:H2'	22:DA:1578:U:C1'	2.46	0.46
22:DA:1845:G:OP1	24:DC:256:LYS:NZ	2.40	0.46
22:DA:1924:C:H2'	22:DA:1925:C:O4'	2.16	0.46
22:DA:295:G:C2	22:DA:296:U:C6	3.03	0.46
22:DA:771:G:C6	22:DA:772:C:C5	3.03	0.46
22:DA:813:U:H2'	22:DA:814:C:C6	2.50	0.46
22:DA:881:G:N1	22:DA:895:U:O2	2.47	0.46
24:DC:226:ASN:HB3	24:DC:227:PRO:CD	2.45	0.46
25:DD:148:GLN:N	25:DD:148:GLN:OE1	2.48	0.46
26:DE:52:VAL:HG21	26:DE:81:GLY:HA2	1.98	0.46
37:DP:89:ARG:NH1	37:DP:115:ASN:OXT	2.48	0.46
39:DR:52:PRO:O	39:DR:53:PHE:HB2	2.14	0.46
1:AA:104:G:C2	1:AA:105:G:C8	3.04	0.46
1:AA:1211:U:C2'	1:AA:1212:U:OP2	2.63	0.46
1:AA:1126:U:O2	1:AA:1280:A:C5'	2.63	0.46
1:AA:737:C:H2'	1:AA:738:C:H6	1.79	0.46
1:AA:858:G:O2'	1:AA:859:G:H5'	2.15	0.46
8:AH:11:LEU:HD23	8:AH:11:LEU:N	2.31	0.46
14:AN:49:GLN:OE1	14:AN:49:GLN:CA	2.64	0.46
17:AQ:45:HIS:CB	17:AQ:70:THR:HG22	2.46	0.46
19:AS:63:THR:HB	19:AS:65:GLU:OE2	2.15	0.46
20:AT:71:LYS:HD2	20:AT:74:ARG:NH2	2.31	0.46
22:BA:1564:C:O2'	22:BA:1565:C:H5'	2.16	0.46
22:BA:1592:C:C2'	22:BA:1593:A:H5'	2.46	0.46
22:BA:1637:A:H5'	22:BA:1760:C:O2'	2.15	0.46
22:BA:1958:C:O2'	22:BA:1959:G:H5'	2.16	0.46
22:BA:2262:U:OP1	22:BA:2387:U:O2'	2.29	0.46
22:BA:578:G:OP1	22:BA:1255:U:O2'	2.29	0.46

Continued on next page...

Continued from previous page...

Atom-1	Atom-2	Interatomic distance (Å)	Clash overlap (Å)
22:BA:918:A:H4'	23:BB:97:C:O2	2.16	0.46
34:BM:95:LEU:C	34:BM:96:ILE:HD13	2.35	0.46
36:BO:7:ARG:HG3	36:BO:96:GLY:HA3	1.97	0.46
37:BP:26:VAL:CG1	37:BP:47:VAL:HG23	2.45	0.46
25:BD:12:THR:HG22	37:BP:9:GLU:OE2	2.15	0.46
38:BQ:36:PHE:CZ	38:BQ:40:ILE:HD11	2.49	0.46
46:BY:57:LEU:HA	46:BY:60:LYS:HB3	1.96	0.46
1:CA:1134:G:C6	1:CA:1135:U:C2	3.03	0.46
1:CA:669:G:N2	1:CA:738:C:C2	2.84	0.46
1:CA:81:A:H2'	1:CA:82:G:C8	2.50	0.46
1:CA:872:A:C4	1:CA:874:G:C8	3.03	0.46
2:CB:128:LYS:O	2:CB:129:LEU:HB2	2.15	0.46
7:CG:25:LYS:O	7:CG:29:ILE:HG12	2.15	0.46
19:CS:44:MET:HE1	19:CS:71:LEU:HD21	1.95	0.46
50:D2:34:ARG:HB2	50:D2:42:LEU:CD1	2.46	0.46
22:DA:1323:C:C4	22:DA:1324:G:N7	2.83	0.46
22:DA:1325:U:OP1	22:DA:1647:U:O2'	2.28	0.46
22:DA:1529:G:O6	22:DA:1543:G:C2	2.68	0.46
22:DA:1753:G:N1	22:DA:1756:G:C2	2.83	0.46
22:DA:1819:A:H5''	24:DC:157:SER:HB2	1.98	0.46
22:DA:2420:C:OP1	51:D3:34:THR:HB	2.16	0.46
22:DA:197:A:N6	22:DA:2430:A:H2'	2.30	0.46
22:DA:2602:A:H4'	22:DA:2603:G:C5'	2.45	0.46
22:DA:571:U:C4	22:DA:575:A:C5	3.04	0.46
22:DA:678:C:H2'	22:DA:679:C:C6	2.51	0.46
22:DA:72:U:O2'	22:DA:73:A:O5'	2.25	0.46
23:DB:71:C:C2	23:DB:106:G:C2	3.03	0.46
22:DA:538:A:O2'	31:DJ:8:PRO:CG	2.63	0.46
32:DK:31:ARG:HB3	32:DK:32:TYR:CD2	2.50	0.46
34:DM:56:ALA:C	34:DM:58:LYS:H	2.19	0.46
35:DN:67:PHE:O	35:DN:71:ARG:HD2	2.16	0.46
35:DN:84:GLY:N	35:DN:85:PRO:HD2	2.30	0.46
39:DR:87:GLN:HG2	39:DR:88:GLY:N	2.31	0.46
44:DW:52:GLY:HA3	44:DW:60:PHE:CE1	2.50	0.46
22:DA:989:G:C8	47:DZ:14:ILE:HD11	2.50	0.46
1:AA:1244:G:C2	1:AA:1294:G:C2	3.03	0.46
1:AA:36:C:H2'	1:AA:37:U:O4'	2.16	0.46
1:AA:509:A:P	58:AA:1721:HOH:O	2.73	0.46
1:AA:670:G:C2'	1:AA:671:G:O5'	2.63	0.46
1:AA:723:U:H4'	1:AA:723:U:OP2	2.14	0.46
2:AB:84:ALA:O	2:AB:89:GLN:HB2	2.15	0.46

Continued on next page...

Continued from previous page...

Atom-1	Atom-2	Interatomic distance (Å)	Clash overlap (Å)
3:AC:144:LEU:HD13	3:AC:144:LEU:N	2.31	0.46
3:AC:203:PHE:CE1	3:AC:205:GLY:O	2.69	0.46
5:AE:88:VAL:HG23	5:AE:93:ARG:HG2	1.98	0.46
9:AI:30:ILE:O	9:AI:33:ARG:HB2	2.15	0.46
21:AU:20:LYS:N	21:AU:20:LYS:HE2	2.31	0.46
51:B3:31:HIS:CD2	51:B3:31:HIS:C	2.88	0.46
22:BA:1181:U:H2'	22:BA:1182:G:C8	2.51	0.46
22:BA:526:A:O2'	22:BA:2043:C:O2	2.27	0.46
22:BA:2190:G:C6	22:BA:2191:A:C6	3.04	0.46
22:BA:2648:G:H2'	22:BA:2649:C:O4'	2.16	0.46
22:BA:920:A:O2'	22:BA:921:C:H5'	2.15	0.46
24:BC:162:VAL:HG11	24:BC:174:LEU:HB3	1.96	0.46
27:BF:73:SER:HB2	27:BF:81:GLN:N	2.31	0.46
30:BI:116:ASP:O	30:BI:117:MET:HG2	2.15	0.46
30:BI:62:TYR:O	30:BI:63:ALA:HB2	2.15	0.46
33:BL:87:GLY:O	33:BL:89:VAL:HG12	2.16	0.46
1:CA:33:A:H2'	1:CA:34:C:H6	1.81	0.46
1:CA:429:U:H4'	1:CA:430:A:OP1	2.15	0.46
1:CA:541:G:H2'	1:CA:542:G:O4'	2.15	0.46
1:CA:620:C:H2'	1:CA:621:A:O4'	2.15	0.46
1:CA:681:A:C2	1:CA:710:G:C2	3.04	0.46
1:CA:748:G:H2'	1:CA:749:A:C8	2.51	0.46
4:CD:9:LEU:HG	4:CD:32:CYS:HB2	1.97	0.46
1:CA:429:U:H3'	4:CD:9:LEU:HD23	1.96	0.46
5:CE:16:ILE:HD12	5:CE:16:ILE:N	2.30	0.46
6:CF:8:PHE:CD2	6:CF:8:PHE:N	2.83	0.46
7:CG:114:LYS:HB2	7:CG:118:LEU:HD12	1.97	0.46
7:CG:31:MET:O	7:CG:31:MET:HG2	2.16	0.46
12:CL:25:GLU:CB	12:CL:27:CYS:SG	3.03	0.46
1:CA:1226:C:N4	13:CM:103:LYS:HB2	2.31	0.46
17:CQ:38:ILE:CG2	17:CQ:39:LYS:N	2.79	0.46
1:CA:846:G:OP2	18:CR:48:ARG:NH2	2.49	0.46
20:CT:51:PHE:C	20:CT:51:PHE:CD1	2.88	0.46
22:DA:1131:G:O6	22:DA:2024:G:O2'	2.25	0.46
22:DA:1177:G:H2'	22:DA:1178:C:H4'	1.97	0.46
22:DA:1682:G:N3	22:DA:1757:A:H1'	2.31	0.46
22:DA:1940:U:C2	22:DA:1965:C:OP2	2.68	0.46
22:DA:1957:C:H5'	22:DA:1984:G:O2'	2.16	0.46
22:DA:2244:U:H2'	22:DA:2245:U:O4'	2.16	0.46
22:DA:2336:A:N3	22:DA:2385:C:H1'	2.30	0.46
22:DA:2581:G:H2'	22:DA:2581:G:N3	2.30	0.46

Continued on next page...

Continued from previous page...

Atom-1	Atom-2	Interatomic distance (Å)	Clash overlap (Å)
22:DA:2741:A:H2'	22:DA:2742:G:H5'	1.98	0.46
22:DA:2889:C:C4	22:DA:2890:G:C5	3.03	0.46
22:DA:485:C:C2	22:DA:496:G:C2	3.04	0.46
22:DA:867:C:C5	22:DA:868:U:C5	3.03	0.46
25:DD:122:VAL:HG21	25:DD:141:ARG:NH1	2.31	0.46
31:DJ:124:VAL:HG23	31:DJ:124:VAL:O	2.16	0.46
31:DJ:19:ASP:O	31:DJ:23:LYS:HE3	2.16	0.46
32:DK:118:LEU:O	32:DK:119:ALA:HB3	2.15	0.46
41:DT:14:PRO:HD2	46:DY:33:ALA:HB1	1.96	0.46
1:AA:1059:C:N3	1:AA:1060:U:C5	2.83	0.46
1:AA:978:A:C5	1:AA:1318:A:C6	3.03	0.46
1:AA:32:A:OP1	1:AA:398:U:H1'	2.15	0.46
1:AA:445:G:H2'	1:AA:446:G:O4'	2.15	0.46
1:AA:712:A:C6	1:AA:713:G:C6	3.04	0.46
1:AA:968:A:H4'	1:AA:969:A:OP2	2.16	0.46
4:AD:34:ILE:O	4:AD:35:GLU:CB	2.64	0.46
4:AD:34:ILE:HG12	4:AD:35:GLU:N	2.29	0.46
8:AH:75:ILE:HG23	8:AH:75:ILE:O	2.16	0.46
8:AH:78:VAL:HG11	8:AH:125:ILE:CD1	2.46	0.46
8:AH:89:LYS:HG3	8:AH:90:ASP:N	2.31	0.46
11:AK:92:GLY:O	11:AK:96:THR:HB	2.16	0.46
12:AL:44:LYS:HB3	12:AL:45:PRO:HD3	1.96	0.46
15:AO:2:SER:O	15:AO:3:LEU:HB2	2.14	0.46
20:AT:54:MET:SD	20:AT:79:LEU:CD1	3.04	0.46
22:BA:1047:G:N2	22:BA:1110:G:C4	2.84	0.46
22:BA:2293:G:H2'	22:BA:2294:G:O4'	2.16	0.46
22:BA:281:C:H2'	22:BA:282:A:C8	2.51	0.46
22:BA:851:C:H2'	22:BA:852:U:H6	1.80	0.46
28:BG:141:ILE:C	28:BG:141:ILE:HD12	2.36	0.46
29:BH:90:LEU:HD23	29:BH:93:SER:HA	1.97	0.46
29:BH:94:ILE:HG23	29:BH:98:ASP:HB2	1.98	0.46
30:BI:117:MET:CE	30:BI:129:ILE:HD11	2.46	0.46
31:BJ:32:LEU:O	31:BJ:36:LEU:HG	2.16	0.46
41:BT:16:VAL:O	41:BT:17:SER:HB3	2.15	0.46
1:CA:1170:A:H3'	1:CA:1171:A:H8	1.80	0.46
1:CA:1232:U:OP1	9:CI:126:GLN:HG2	2.16	0.46
1:CA:3:A:C6	1:CA:629:A:H4'	2.51	0.46
1:CA:517:G:H5'	1:CA:519:C:O2	2.16	0.46
1:CA:643:C:H5'	8:CH:32:LEU:HD22	1.96	0.46
1:CA:671:G:N1	1:CA:672:U:C2	2.84	0.46
1:CA:73:C:O2'	1:CA:74:A:P	2.74	0.46

Continued on next page...

Continued from previous page...

Atom-1	Atom-2	Interatomic distance (Å)	Clash overlap (Å)
1:CA:84:U:O2'	1:CA:85:U:H5'	2.16	0.46
1:CA:933:G:OP2	7:CG:3:ARG:HB3	2.15	0.46
2:CB:219:ALA:O	2:CB:220:THR:CB	2.64	0.46
6:CF:36:ILE:HG12	6:CF:36:ILE:O	2.15	0.46
7:CG:30:LEU:HD11	7:CG:116:MET:HE2	1.98	0.46
9:CI:88:MET:HB2	9:CI:92:GLU:CD	2.36	0.46
12:CL:107:VAL:CG2	12:CL:117:TYR:HB3	2.45	0.46
20:CT:3:ASN:O	20:CT:4:ILE:C	2.53	0.46
21:CU:37:PHE:HD2	21:CU:41:PRO:HG3	1.80	0.46
22:DA:1264:A:C8	22:DA:1265:A:C8	3.03	0.46
22:DA:1361:G:C6	22:DA:1362:C:C4	3.04	0.46
22:DA:1437:C:N4	22:DA:1438:U:O4	2.49	0.46
22:DA:1514:G:H5''	22:DA:1515:A:P	2.56	0.46
22:DA:1806:C:C5	22:DA:1807:G:C8	3.03	0.46
22:DA:1818:U:H2'	24:DC:156:ARG:HD3	1.98	0.46
22:DA:2114:A:N6	22:DA:2119:A:N7	2.64	0.46
22:DA:2282:G:N3	22:DA:2425:A:N6	2.64	0.46
22:DA:2318:G:C6	22:DA:2319:G:C6	3.02	0.46
22:DA:2330:G:N2	22:DA:2386:A:C4	2.83	0.46
22:DA:2335:A:N6	22:DA:2337:G:H1'	2.31	0.46
22:DA:404:A:C1'	22:DA:405:U:OP2	2.63	0.46
22:DA:415:A:C2	22:DA:2409:G:C2	3.04	0.46
22:DA:647:G:N7	22:DA:648:G:N7	2.64	0.46
22:DA:682:G:H2'	22:DA:682:G:N3	2.30	0.46
22:DA:882:G:C2	22:DA:883:G:H1'	2.51	0.46
25:DD:65:ALA:O	25:DD:69:ALA:N	2.44	0.46
26:DE:147:LEU:HD11	26:DE:170:ARG:HG2	1.97	0.46
26:DE:40:ARG:CZ	26:DE:92:HIS:CE1	2.99	0.46
29:DH:34:GLY:O	29:DH:35:LYS:CG	2.64	0.46
38:DQ:98:ILE:HG22	38:DQ:106:PHE:HB2	1.98	0.46
41:DT:32:LEU:O	41:DT:32:LEU:HD12	2.15	0.46
43:DV:38:LEU:HD23	43:DV:40:ILE:HD11	1.96	0.46
1:AA:1124:G:H2'	1:AA:1145:A:N6	2.30	0.46
1:AA:1492:A:OP1	12:AL:44:LYS:CA	2.64	0.46
1:AA:572:A:H5'	1:AA:573:A:OP2	2.15	0.46
2:AB:42:ASN:O	2:AB:45:LYS:N	2.42	0.46
4:AD:190:ASP:C	4:AD:191:LEU:HG	2.36	0.46
6:AF:51:ILE:HD12	6:AF:86:ARG:CZ	2.45	0.46
7:AG:145:ALA:O	7:AG:146:GLU:HB3	2.16	0.46
9:AI:30:ILE:HA	9:AI:65:ILE:O	2.15	0.46
10:AJ:43:PRO:O	10:AJ:71:LEU:HD23	2.16	0.46

Continued on next page...

Continued from previous page...

Atom-1	Atom-2	Interatomic distance (Å)	Clash overlap (Å)
13:AM:15:ALA:CB	13:AM:34:LEU:HD21	2.45	0.46
1:AA:1014:A:C2	19:AS:34:TRP:CZ2	3.04	0.46
20:AT:78:ASN:O	20:AT:82:GLN:HG2	2.15	0.46
21:AU:17:ARG:NH1	21:AU:20:LYS:CG	2.79	0.46
21:AU:22:SER:C	21:AU:23:CYS:SG	2.94	0.46
22:BA:1047:G:N2	22:BA:1110:G:O2'	2.49	0.46
22:BA:996:A:C6	22:BA:1160:G:C2	3.03	0.46
22:BA:1319:C:H2'	22:BA:1320:C:H5'	1.98	0.46
22:BA:1394:U:H2'	22:BA:1395:A:O5'	2.16	0.46
22:BA:1508:A:H4'	22:BA:1508:A:OP1	2.15	0.46
22:BA:2122:U:C4	22:BA:2123:G:N7	2.84	0.46
22:BA:380:G:H2'	22:BA:381:G:O4'	2.15	0.46
22:BA:723:C:H2'	22:BA:724:U:C6	2.50	0.46
24:BC:252:THR:HG22	24:BC:253:LYS:N	2.30	0.46
25:BD:104:VAL:O	25:BD:105:LYS:CB	2.61	0.46
27:BF:108:VAL:HG13	27:BF:114:PHE:CZ	2.51	0.46
28:BG:121:ILE:HD11	28:BG:140:VAL:HG12	1.98	0.46
30:BI:62:TYR:CD2	30:BI:62:TYR:N	2.83	0.46
32:BK:116:ILE:O	32:BK:118:LEU:O	2.34	0.46
33:BL:132:ARG:HG3	33:BL:142:ILE:CD1	2.45	0.46
39:BR:66:HIS:CE1	39:BR:94:THR:HG22	2.51	0.46
40:BS:36:LEU:HD13	40:BS:48:LYS:CA	2.46	0.46
42:BU:6:ARG:O	42:BU:9:ASP:HB2	2.16	0.46
1:CA:1197:A:H2'	1:CA:1198:G:H5'	1.97	0.46
1:CA:1471:U:O2'	1:CA:1472:U:H5'	2.16	0.46
1:CA:147:G:N2	1:CA:148:G:C6	2.84	0.46
1:CA:131:A:O2'	1:CA:262:A:N3	2.40	0.46
1:CA:38:G:N2	1:CA:397:A:C4	2.84	0.46
1:CA:510:A:H5''	1:CA:511:C:P	2.55	0.46
1:CA:688:G:C5	1:CA:700:G:C2	3.04	0.46
1:CA:724:G:C2	1:CA:725:G:C8	3.04	0.46
1:CA:851:G:C2	1:CA:852:G:C8	3.04	0.46
1:CA:983:A:H2'	1:CA:983:A:N3	2.31	0.46
2:CB:16:PHE:N	2:CB:16:PHE:CD2	2.84	0.46
4:CD:168:PRO:CB	4:CD:171:LEU:HD12	2.46	0.46
6:CF:51:ILE:CG1	6:CF:51:ILE:O	2.64	0.46
11:CK:52:PHE:HB2	11:CK:56:ARG:HB2	1.98	0.46
12:CL:3:THR:O	12:CL:4:VAL:C	2.52	0.46
14:CN:18:ASP:OD2	14:CN:18:ASP:N	2.49	0.46
16:CP:6:LEU:CD1	16:CP:71:VAL:CG2	2.93	0.46
22:DA:1288:G:C4	22:DA:1327:A:C2	3.04	0.46

Continued on next page...

Continued from previous page...

Atom-1	Atom-2	Interatomic distance (Å)	Clash overlap (Å)
22:DA:1352:U:H5	22:DA:1377:G:N7	2.14	0.46
22:DA:1437:C:C4	22:DA:1438:U:O4	2.69	0.46
22:DA:1446:C:O2	22:DA:1545:A:O2'	2.32	0.46
22:DA:1736:U:H2'	22:DA:1737:G:O4'	2.16	0.46
22:DA:2283:C:H2'	22:DA:2284:A:C5'	2.46	0.46
22:DA:2443:C:H2'	22:DA:2444:G:O4'	2.16	0.46
22:DA:2499:C:C4	22:DA:2500:U:O4	2.69	0.46
22:DA:2574:G:N1	22:DA:2575:C:C2	2.84	0.46
22:DA:2880:C:N3	22:DA:2881:U:C5	2.84	0.46
22:DA:324:A:C6	22:DA:325:G:C4	3.04	0.46
22:DA:359:G:H2'	22:DA:360:U:O4'	2.16	0.46
22:DA:228:C:C2	22:DA:418:C:H4'	2.51	0.46
22:DA:613:A:O2'	22:DA:614:A:P	2.71	0.46
23:DB:8:C:O3'	36:DO:25:ARG:NH1	2.49	0.46
22:DA:1570:A:H5'	24:DC:36:LYS:HB3	1.96	0.46
30:DI:46:THR:HG22	30:DI:51:LYS:HG3	1.98	0.46
30:DI:9:VAL:HG23	30:DI:10:LYS:N	2.31	0.46
34:DM:72:PRO:HB3	34:DM:92:TRP:CZ3	2.51	0.46
35:DN:71:ARG:HG3	35:DN:71:ARG:HH21	1.81	0.46
35:DN:92:GLY:HA2	35:DN:94:TYR:CZ	2.51	0.46
45:DX:25:THR:HG22	45:DX:25:THR:O	2.15	0.46
47:DZ:3:LYS:CD	47:DZ:3:LYS:N	2.78	0.46
1:AA:1075:U:OP1	2:AB:102:THR:HG21	2.16	0.46
1:AA:1081:A:P	5:AE:21:VAL:HG21	2.56	0.46
1:AA:1129:C:O2	1:AA:1130:A:N6	2.49	0.46
1:AA:1133:G:C6	1:AA:1142:G:C6	3.04	0.46
1:AA:1412:C:H2'	1:AA:1413:A:C8	2.51	0.46
1:AA:1458:G:OP1	20:AT:30:THR:OG1	2.29	0.46
1:AA:1492:A:N7	1:AA:1493:A:C2	2.84	0.46
1:AA:292:G:O2'	1:AA:608:A:N6	2.47	0.46
1:AA:615:G:C2	1:AA:616:G:C8	3.04	0.46
1:AA:927:G:C6	1:AA:1391:U:O2	2.69	0.46
1:AA:927:G:N2	1:AA:1391:U:H1'	2.30	0.46
2:AB:106:THR:O	2:AB:107:VAL:CB	2.64	0.46
2:AB:87:CYS:HB2	2:AB:89:GLN:NE2	2.30	0.46
3:AC:143:ARG:CG	3:AC:144:LEU:HD13	2.46	0.46
5:AE:136:VAL:HG22	5:AE:137:VAL:N	2.29	0.46
12:AL:38:TYR:O	12:AL:39:THR:CG2	2.63	0.46
1:AA:263:A:P	20:AT:74:ARG:NH1	2.89	0.46
11:AK:69:ARG:HD2	22:BA:2146:C:N3	2.31	0.46
22:BA:374:A:C2	22:BA:401:A:C4	3.04	0.46

Continued on next page...

Continued from previous page...

Atom-1	Atom-2	Interatomic distance (Å)	Clash overlap (Å)
24:BC:141:VAL:CG1	24:BC:190:ALA:HB1	2.45	0.46
24:BC:222:GLY:HA3	24:BC:230:HIS:CE1	2.51	0.46
39:BR:80:ARG:HG2	39:BR:80:ARG:O	2.15	0.46
1:CA:1041:G:C6	1:CA:1042:A:N6	2.83	0.46
1:CA:1152:A:H4'	10:CJ:15:HIS:CD2	2.51	0.46
1:CA:32:A:OP1	1:CA:398:U:H1'	2.16	0.46
1:CA:597:G:C5	1:CA:598:U:C6	3.04	0.46
1:CA:955:U:H2'	1:CA:956:U:O4'	2.16	0.46
2:CB:49:MET:HG2	2:CB:199:VAL:O	2.16	0.46
2:CB:57:LEU:HD13	2:CB:57:LEU:C	2.36	0.46
12:CL:83:ARG:CG	12:CL:84:GLY:N	2.79	0.46
49:D1:39:PHE:CD2	49:D1:40:ASP:N	2.83	0.46
54:D6:5:MHU:H12	54:D6:8:MHT:H8	1.98	0.46
22:DA:1265:A:P	58:DA:3745:HOH:O	2.74	0.46
22:DA:1404:C:H2'	22:DA:1405:U:O5'	2.16	0.46
22:DA:2048:G:H2'	22:DA:2049:G:O5'	2.16	0.46
22:DA:208:C:H2'	22:DA:209:C:C6	2.50	0.46
22:DA:2234:G:C4	22:DA:2235:G:C8	3.04	0.46
22:DA:2552:U:C2	22:DA:2554:U:H5'	2.51	0.46
22:DA:1050:A:C2	22:DA:2751:G:C5	3.03	0.46
22:DA:2896:C:C2'	22:DA:2897:U:O5'	2.64	0.46
22:DA:349:U:C2'	22:DA:350:G:H5'	2.45	0.46
22:DA:458:G:O2'	22:DA:459:U:OP2	2.33	0.46
22:DA:476:G:O4'	22:DA:505:A:C2	2.69	0.46
24:DC:107:PRO:HD2	24:DC:110:LEU:HD22	1.97	0.46
24:DC:18:LYS:O	24:DC:19:VAL:HG23	2.16	0.46
25:DD:104:VAL:O	25:DD:105:LYS:HB3	2.16	0.46
22:DA:320:A:H2'	26:DE:131:THR:CG2	2.46	0.46
26:DE:61:ARG:HD2	26:DE:63:LYS:O	2.15	0.46
28:DG:98:VAL:HG22	28:DG:125:CYS:SG	2.55	0.46
29:DH:60:GLU:HA	29:DH:60:GLU:OE2	2.15	0.46
32:DK:32:TYR:CD2	32:DK:32:TYR:N	2.84	0.46
34:DM:31:PHE:CZ	34:DM:110:GLU:HA	2.51	0.46
37:DP:91:ALA:HB2	37:DP:113:ARG:HG3	1.97	0.46
40:DS:55:ILE:HG21	40:DS:66:ILE:CD1	2.46	0.46
42:DU:34:VAL:O	42:DU:64:ALA:HA	2.16	0.46
22:DA:2279:G:N7	44:DW:14:ARG:NH2	2.61	0.46
1:AA:1086:U:O2'	1:AA:1087:G:H5'	2.15	0.46
1:AA:1250:A:H4'	9:AI:70:GLY:O	2.15	0.46
1:AA:594:U:C4	1:AA:595:A:C6	3.03	0.46
1:AA:844:G:N3	1:AA:845:A:C8	2.83	0.46

Continued on next page...

Continued from previous page...

Atom-1	Atom-2	Interatomic distance (Å)	Clash overlap (Å)
4:AD:85:ASN:OD1	4:AD:88:GLU:HG3	2.16	0.46
13:AM:37:ALA:CB	13:AM:56:LEU:HD23	2.46	0.46
13:AM:3:ARG:O	13:AM:4:ILE:CG1	2.64	0.46
1:AA:660:C:OP1	15:AO:5:THR:HG21	2.16	0.46
16:AP:4:ILE:HG13	16:AP:21:VAL:CG2	2.46	0.46
16:AP:67:ILE:CG2	16:AP:71:VAL:HG12	2.46	0.46
17:AQ:10:GLY:HA3	17:AQ:24:ALA:O	2.16	0.46
21:AU:14:VAL:CG1	21:AU:16:LEU:HD21	2.46	0.46
22:BA:1234:U:H2'	22:BA:1235:G:O4'	2.16	0.46
22:BA:1316:U:C2	22:BA:1337:G:N2	2.84	0.46
22:BA:1956:U:H2'	22:BA:1957:C:H5'	1.98	0.46
22:BA:1980:G:H4'	58:BA:3451:HOH:O	2.14	0.46
22:BA:2133:G:C2'	22:BA:2134:A:OP2	2.64	0.46
22:BA:2469:A:C2	22:BA:2482:A:C4	3.04	0.46
22:BA:2593:U:C2'	22:BA:2594:C:O5'	2.64	0.46
22:BA:2669:G:O2'	22:BA:2670:A:H5'	2.16	0.46
22:BA:340:A:H2'	22:BA:341:C:C5'	2.46	0.46
22:BA:464:U:C5	22:BA:788:A:C4	3.04	0.46
25:BD:133:THR:CG2	25:BD:134:HIS:N	2.79	0.46
27:BF:122:PHE:HB3	27:BF:163:ASP:CG	2.36	0.46
28:BG:155:GLU:OE2	28:BG:158:LYS:HB2	2.16	0.46
29:BH:79:THR:HG23	29:BH:147:VAL:HB	1.98	0.46
29:BH:90:LEU:HD21	29:BH:93:SER:HA	1.97	0.46
36:BO:88:LYS:HA	36:BO:115:LEU:HD12	1.98	0.46
38:BQ:19:LYS:O	38:BQ:22:LYS:HG3	2.16	0.46
39:BR:86:GLN:HG2	39:BR:87:GLN:N	2.31	0.46
1:CA:1006:G:OP1	1:CA:1038:C:H5''	2.16	0.46
1:CA:1022:A:C5	1:CA:1023:U:C4	3.04	0.46
1:CA:1071:C:H2'	1:CA:1072:G:C8	2.51	0.46
1:CA:1074:G:O2'	2:CB:102:THR:HG23	2.15	0.46
1:CA:1130:A:C8	1:CA:1146:A:N1	2.84	0.46
1:CA:1491:G:C5	1:CA:1492:A:C6	3.04	0.46
1:CA:939:G:C6	1:CA:940:C:C4	3.04	0.46
1:CA:824:G:H1'	8:CH:2:SER:HA	1.97	0.46
8:CH:96:MET:HB2	8:CH:99:LEU:O	2.16	0.46
10:CJ:74:VAL:HG12	10:CJ:75:ASP:N	2.31	0.46
13:CM:13:LYS:O	13:CM:14:HIS:CG	2.69	0.46
11:CK:113:VAL:HB	18:CR:73:ARG:NH2	2.31	0.46
22:DA:1304:A:C6	22:DA:1305:C:C4	3.04	0.46
22:DA:1389:G:N2	22:DA:1398:C:N3	2.64	0.46
22:DA:1404:C:C2'	22:DA:1405:U:O5'	2.63	0.46

Continued on next page...

Continued from previous page...

Atom-1	Atom-2	Interatomic distance (Å)	Clash overlap (Å)
22:DA:1551:A:C5	22:DA:1552:A:C8	3.04	0.46
22:DA:1847:A:H2'	22:DA:1848:A:OP2	2.16	0.46
22:DA:1931:U:OP2	22:DA:1968:G:N2	2.47	0.46
22:DA:2094:A:C2	22:DA:2196:C:C2	3.04	0.46
22:DA:2823:A:C5	22:DA:2824:C:C5	3.04	0.46
22:DA:303:G:C2	22:DA:315:G:C6	3.04	0.46
22:DA:79:C:C2'	22:DA:346:A:N3	2.79	0.46
22:DA:396:G:H2'	22:DA:397:U:O5'	2.16	0.46
22:DA:532:A:N7	22:DA:2021:C:O2'	2.43	0.46
22:DA:685:A:C2	22:DA:689:A:C6	3.04	0.46
22:DA:945:A:N7	22:DA:2448:A:C2	2.84	0.46
27:DF:123:ASP:N	27:DF:127:ASN:O	2.49	0.46
30:DI:101:ILE:HG22	30:DI:102:SER:N	2.30	0.46
33:DL:29:LYS:O	33:DL:30:THR:OG1	2.31	0.46
35:DN:90:ARG:NH2	35:DN:116:VAL:HG11	2.31	0.46
43:DV:42:LEU:N	43:DV:42:LEU:HD23	2.31	0.46
45:DX:65:ASP:O	45:DX:66:THR:C	2.54	0.46
1:AA:1026:G:N1	1:AA:1035:A:C2	2.84	0.45
1:AA:1202:U:C5	1:AA:1203:C:C5	3.04	0.45
1:AA:1210:C:C4	1:AA:1211:U:C5	3.04	0.45
1:AA:144:G:C5	1:AA:179:A:C2	3.04	0.45
1:AA:275:G:H5'	17:AQ:17:MET:CE	2.46	0.45
1:AA:674:G:N2	1:AA:717:U:O2	2.49	0.45
1:AA:575:G:C6	1:AA:821:G:N7	2.84	0.45
1:AA:949:A:C4	1:AA:950:U:C6	3.04	0.45
2:AB:32:PHE:C	2:AB:32:PHE:CD1	2.89	0.45
2:AB:62:SER:C	2:AB:64:LYS:N	2.69	0.45
5:AE:149:SER:CB	5:AE:152:MET:HB2	2.46	0.45
7:AG:80:VAL:O	7:AG:81:GLY:C	2.55	0.45
8:AH:95:VAL:HG12	8:AH:96:MET:N	2.31	0.45
9:AI:91:ASP:C	9:AI:91:ASP:OD2	2.54	0.45
10:AJ:59:LYS:N	10:AJ:59:LYS:HD2	2.31	0.45
11:AK:102:ALA:C	11:AK:104:GLY:N	2.69	0.45
15:AO:18:ASP:N	15:AO:18:ASP:OD1	2.49	0.45
20:AT:25:ARG:HG2	20:AT:29:ARG:NH1	2.31	0.45
53:B5:191:ARG:O	53:B5:195:ARG:CB	2.63	0.45
22:BA:1153:C:H2'	22:BA:1154:G:O4'	2.16	0.45
22:BA:1413:A:O2'	22:BA:1414:C:H5'	2.16	0.45
22:BA:1422:G:C4	22:BA:1423:G:C8	3.04	0.45
22:BA:1840:G:C6	22:BA:1841:U:C4	3.05	0.45
22:BA:1856:U:C4	22:BA:1857:G:C6	3.04	0.45

Continued on next page...

Continued from previous page...

Atom-1	Atom-2	Interatomic distance (Å)	Clash overlap (Å)
22:BA:1875:G:HO2'	22:BA:1876:A:P	2.38	0.45
22:BA:2885:G:C2'	22:BA:2886:A:H5'	2.46	0.45
22:BA:368:A:N6	22:BA:369:U:O4	2.49	0.45
22:BA:878:A:H5'	22:BA:879:G:OP2	2.17	0.45
32:BK:73:ASP:OD1	32:BK:75:SER:OG	2.30	0.45
33:BL:91:ASP:O	33:BL:94:THR:HB	2.16	0.45
35:BN:119:SER:O	35:BN:120:GLU:C	2.53	0.45
38:BQ:110:VAL:O	38:BQ:114:LYS:HG3	2.15	0.45
39:BR:49:ILE:O	39:BR:51:VAL:O	2.34	0.45
1:CA:1006:G:OP1	1:CA:1038:C:C5'	2.64	0.45
1:CA:1250:A:C2	1:CA:1287:A:N1	2.84	0.45
1:CA:1255:G:C6	1:CA:1279:G:N7	2.83	0.45
1:CA:1299:A:N3	1:CA:1299:A:H2'	2.30	0.45
1:CA:285:C:H2'	1:CA:286:C:C6	2.52	0.45
1:CA:451:A:N6	1:CA:480:U:H2'	2.31	0.45
1:CA:570:G:H5''	1:CA:571:U:OP2	2.16	0.45
1:CA:711:G:N2	1:CA:712:A:C4	2.84	0.45
2:CB:18:HIS:O	2:CB:19:GLN:HB2	2.16	0.45
2:CB:30:PHE:CD1	2:CB:30:PHE:N	2.81	0.45
5:CE:15:LEU:C	5:CE:15:LEU:CD1	2.84	0.45
8:CH:2:SER:O	8:CH:4:GLN:N	2.49	0.45
10:CJ:15:HIS:CD2	10:CJ:15:HIS:C	2.88	0.45
12:CL:108:LYS:O	12:CL:109:ASP:HB2	2.16	0.45
12:CL:43:LYS:O	12:CL:44:LYS:O	2.34	0.45
15:CO:35:GLN:O	15:CO:38:HIS:N	2.50	0.45
17:CQ:46:VAL:HG11	17:CQ:61:ILE:CG1	2.45	0.45
22:DA:1208:C:C5	22:DA:1209:U:C5	3.04	0.45
22:DA:1327:A:N6	22:DA:1328:A:C2	2.83	0.45
22:DA:2725:A:C5	22:DA:2727:A:N7	2.84	0.45
22:DA:371:A:N6	22:DA:402:A:OP2	2.48	0.45
22:DA:408:G:C6	22:DA:409:G:C5	3.04	0.45
22:DA:466:A:N1	22:DA:795:C:O2'	2.36	0.45
22:DA:585:G:H2'	22:DA:586:A:N7	2.31	0.45
22:DA:830:G:C2	22:DA:2448:A:N7	2.84	0.45
22:DA:858:G:H3'	22:DA:859:G:C8	2.51	0.45
24:DC:121:ASP:OD1	24:DC:121:ASP:N	2.50	0.45
25:DD:125:TRP:CE3	25:DD:160:LYS:HD3	2.50	0.45
29:DH:39:ALA:O	29:DH:41:LYS:N	2.47	0.45
33:DL:120:VAL:CG1	33:DL:121:THR:N	2.80	0.45
1:AA:1035:A:H2'	1:AA:1036:A:C1'	2.45	0.45
1:AA:1197:A:OP2	58:AA:1785:HOH:O	2.21	0.45

Continued on next page...

Continued from previous page...

Atom-1	Atom-2	Interatomic distance (Å)	Clash overlap (Å)
1:AA:1211:U:O2'	1:AA:1212:U:P	2.73	0.45
1:AA:559:A:H2'	1:AA:559:A:N3	2.30	0.45
3:AC:167:TRP:O	3:AC:168:TYR:HB2	2.15	0.45
8:AH:42:GLU:OE1	8:AH:42:GLU:CA	2.65	0.45
10:AJ:57:VAL:O	10:AJ:58:ASN:HB2	2.16	0.45
16:AP:59:HIS:O	16:AP:63:GLN:HB2	2.17	0.45
21:AU:37:PHE:HB3	21:AU:41:PRO:HG3	1.97	0.45
22:BA:1613:G:H4'	50:B2:3:ARG:HD3	1.98	0.45
22:BA:1008:A:N6	22:BA:1136:G:O6	2.50	0.45
22:BA:1464:G:H2'	22:BA:1465:G:C8	2.51	0.45
22:BA:1474:U:C3'	22:BA:1475:G:H5'	2.46	0.45
22:BA:1622:G:C2	22:BA:1623:G:C8	3.04	0.45
22:BA:1709:U:C2	22:BA:1750:G:N2	2.85	0.45
22:BA:1820:U:H4'	22:BA:1821:A:OP2	2.16	0.45
22:BA:1949:G:N2	22:BA:1958:C:O2	2.49	0.45
22:BA:2001:C:H4'	22:BA:2689:U:H2'	1.97	0.45
22:BA:242:G:C8	51:B3:5:LYS:HG2	2.51	0.45
22:BA:2727:A:C6	22:BA:2728:U:O4	2.70	0.45
22:BA:868:U:C4	22:BA:869:G:N7	2.84	0.45
22:BA:989:G:C8	47:BZ:14:ILE:HD11	2.51	0.45
24:BC:71:LYS:HB3	24:BC:96:TYR:CE2	2.50	0.45
30:BI:19:ASN:N	30:BI:20:PRO:HD2	2.31	0.45
33:BL:57:LEU:HA	33:BL:60:ARG:HD2	1.97	0.45
34:BM:2:LEU:HD22	34:BM:2:LEU:N	2.32	0.45
22:BA:1340:U:OP1	41:BT:19:LYS:NZ	2.50	0.45
44:BW:41:ARG:HD3	44:BW:41:ARG:HA	1.54	0.45
1:CA:1087:G:N2	1:CA:1099:G:H1'	2.31	0.45
1:CA:68:G:O4'	1:CA:171:A:H1'	2.16	0.45
1:CA:518:C:H2'	1:CA:530:G:C8	2.51	0.45
1:CA:583:A:C2	1:CA:759:A:C5	3.04	0.45
1:CA:57:G:H2'	1:CA:58:C:C6	2.51	0.45
1:CA:741:G:N1	1:CA:742:G:C5	2.84	0.45
1:CA:888:G:H4'	1:CA:1488:G:O2'	2.16	0.45
5:CE:101:GLU:O	5:CE:103:THR:CA	2.62	0.45
9:CI:50:GLN:N	9:CI:51:PRO:HD2	2.31	0.45
12:CL:25:GLU:HB2	12:CL:27:CYS:SG	2.57	0.45
21:CU:34:ARG:CD	21:CU:35:ARG:HB2	2.46	0.45
22:DA:1288:G:C5	22:DA:1327:A:C2	3.04	0.45
22:DA:1682:G:H2'	22:DA:1683:U:C6	2.51	0.45
22:DA:1731:G:H2'	22:DA:1732:C:H3'	1.98	0.45
22:DA:1797:G:O3'	24:DC:256:LYS:HA	2.16	0.45

Continued on next page...

Continued from previous page...

Atom-1	Atom-2	Interatomic distance (Å)	Clash overlap (Å)
22:DA:183:C:H1'	22:DA:433:C:H1'	1.97	0.45
22:DA:189:G:C4	22:DA:205:G:N2	2.84	0.45
22:DA:1649:G:O6	22:DA:2009:A:N6	2.49	0.45
22:DA:2209:G:C6	22:DA:2210:U:O4	2.68	0.45
22:DA:2267:A:OP2	22:DA:2268:A:H5''	2.16	0.45
22:DA:230:G:C2	22:DA:231:A:N7	2.84	0.45
22:DA:2322:A:H2'	22:DA:2323:G:O4'	2.16	0.45
22:DA:2507:C:N4	22:DA:2508:G:C6	2.84	0.45
22:DA:2552:U:C2	22:DA:2554:U:C5'	2.99	0.45
22:DA:414:C:N4	22:DA:415:A:N6	2.64	0.45
24:DC:266:PHE:CD1	24:DC:266:PHE:N	2.83	0.45
22:DA:2636:C:H4'	25:DD:81:GLU:CD	2.37	0.45
29:DH:112:LYS:HG2	29:DH:113:SER:N	2.32	0.45
33:DL:54:GLN:HG2	33:DL:55:MET:N	2.31	0.45
40:DS:22:ASP:OD2	40:DS:22:ASP:N	2.49	0.45
41:DT:45:ALA:HA	41:DT:49:LYS:HE3	1.98	0.45
1:AA:1028:C:O2	1:AA:1034:G:C6	2.69	0.45
1:AA:1107:C:N3	1:AA:1108:G:C8	2.85	0.45
2:AB:47:VAL:O	2:AB:49:MET:N	2.50	0.45
2:AB:50:PHE:CD2	2:AB:51:ASN:OD1	2.70	0.45
7:AG:129:GLU:O	7:AG:130:ASN:C	2.55	0.45
49:B1:26:ASN:OD1	49:B1:28:ARG:HB3	2.15	0.45
53:B5:78:ILE:HG23	53:B5:78:ILE:O	2.17	0.45
22:BA:1176:U:H4'	22:BA:1176:U:OP1	2.16	0.45
22:BA:1385:A:H4'	22:BA:1386:C:OP1	2.17	0.45
22:BA:1430:G:C6	22:BA:1431:A:C5	3.04	0.45
22:BA:2164:C:H3'	22:BA:2165:C:H5''	1.98	0.45
22:BA:697:G:H2'	22:BA:698:C:C6	2.51	0.45
22:BA:88:G:C6	22:BA:89:A:N7	2.84	0.45
26:BE:147:LEU:HB2	26:BE:183:PHE:CD1	2.51	0.45
27:BF:158:THR:HG22	27:BF:160:ALA:H	1.81	0.45
29:BH:94:ILE:HG23	29:BH:98:ASP:CB	2.47	0.45
22:BA:1138:G:O2'	31:BJ:107:GLY:HA3	2.17	0.45
36:BO:64:TYR:O	36:BO:67:ASN:ND2	2.49	0.45
1:CA:1005:A:N7	1:CA:1006:G:C4	2.84	0.45
1:CA:128:G:N2	1:CA:234:C:C2	2.85	0.45
1:CA:1304:G:O2'	1:CA:1333:A:N6	2.41	0.45
1:CA:219:U:C2	1:CA:220:G:C8	3.04	0.45
1:CA:230:G:H2'	1:CA:231:U:O4'	2.16	0.45
1:CA:369:G:C6	1:CA:370:C:C4	3.03	0.45
1:CA:798:U:C2'	1:CA:799:G:O5'	2.64	0.45

Continued on next page...

Continued from previous page...

Atom-1	Atom-2	Interatomic distance (Å)	Clash overlap (Å)
1:CA:575:G:C6	1:CA:821:G:C5	3.04	0.45
1:CA:821:G:H2'	1:CA:822:U:H6	1.81	0.45
4:CD:11:LEU:HD23	4:CD:11:LEU:N	2.31	0.45
1:CA:1377:A:C5	7:CG:7:ILE:HD12	2.51	0.45
22:DA:1337:G:H2'	22:DA:1338:G:O4'	2.15	0.45
22:DA:1355:G:N1	22:DA:1356:G:C8	2.84	0.45
22:DA:1385:A:C2	22:DA:1386:C:C2	3.04	0.45
22:DA:1555:G:N1	22:DA:1556:C:C2	2.84	0.45
22:DA:1666:G:N7	22:DA:1667:G:C6	2.85	0.45
22:DA:1866:A:N7	22:DA:1867:G:C8	2.84	0.45
22:DA:2033:A:H4'	22:DA:2034:U:OP1	2.16	0.45
22:DA:2106:U:H2'	22:DA:2107:G:C8	2.51	0.45
22:DA:2148:G:C2	22:DA:2149:U:C5	3.04	0.45
22:DA:2163:A:OP2	22:DA:2171:A:C8	2.69	0.45
22:DA:2387:U:H1'	44:DW:41:ARG:HD2	1.99	0.45
22:DA:2655:G:HO2'	22:DA:2656:U:P	2.38	0.45
22:DA:2718:G:OP1	37:DP:98:TYR:CD1	2.70	0.45
22:DA:2748:A:C2	22:DA:2757:A:C5	3.05	0.45
22:DA:2804:U:C4	22:DA:2805:C:C4	3.04	0.45
22:DA:2847:U:C2'	22:DA:2848:G:H5'	2.46	0.45
22:DA:2896:C:H2'	22:DA:2897:U:O5'	2.16	0.45
22:DA:308:G:N1	22:DA:309:A:C2	2.84	0.45
22:DA:33:C:O2	22:DA:447:A:N6	2.49	0.45
22:DA:649:G:H2'	22:DA:650:C:C6	2.51	0.45
23:DB:100:G:H2'	23:DB:101:A:O4'	2.17	0.45
31:DJ:12:LYS:HE3	31:DJ:14:ASP:OD2	2.16	0.45
34:DM:69:PRO:O	34:DM:93:VAL:O	2.35	0.45
43:DV:42:LEU:HD12	43:DV:47:VAL:HG21	1.99	0.45
46:DY:46:VAL:O	46:DY:50:VAL:HG23	2.16	0.45
1:AA:1162:C:H2'	1:AA:1163:A:O4'	2.16	0.45
1:AA:1163:A:C2	1:AA:1174:G:C2	3.04	0.45
1:AA:1202:U:C2	1:AA:1203:C:C6	3.05	0.45
1:AA:1241:G:C2	1:AA:1242:G:C5	3.05	0.45
1:AA:351:G:H4'	1:AA:352:C:OP2	2.16	0.45
1:AA:522:C:N4	1:AA:523:A:C6	2.84	0.45
1:AA:554:A:H2'	1:AA:555:U:C6	2.52	0.45
1:AA:757:U:OP1	1:AA:822:U:O2'	2.28	0.45
2:AB:155:GLY:O	2:AB:157:LEU:N	2.50	0.45
3:AC:126:ARG:O	3:AC:127:ARG:CB	2.64	0.45
3:AC:39:VAL:O	3:AC:43:LEU:HB2	2.16	0.45
5:AE:75:ALA:O	5:AE:82:GLN:NE2	2.50	0.45

Continued on next page...

Continued from previous page...

Atom-1	Atom-2	Interatomic distance (Å)	Clash overlap (Å)
6:AF:29:ILE:HG23	6:AF:66:ALA:HB2	1.98	0.45
7:AG:146:GLU:O	7:AG:149:LYS:HB2	2.16	0.45
7:AG:67:GLU:HA	7:AG:70:ARG:HE	1.82	0.45
9:AI:21:ILE:CG2	9:AI:22:LYS:N	2.78	0.45
12:AL:55:VAL:HG21	12:AL:80:ILE:HD11	1.99	0.45
16:AP:10:GLY:O	16:AP:11:ALA:HB2	2.16	0.45
16:AP:4:ILE:HG13	16:AP:21:VAL:HG22	1.99	0.45
21:AU:10:GLU:CB	21:AU:11:PRO:HD3	2.46	0.45
22:BA:2020:A:H5'	48:B0:9:THR:CG2	2.46	0.45
22:BA:1403:A:H2'	22:BA:1404:C:C6	2.52	0.45
22:BA:1947:C:O2'	22:BA:1948:G:H5'	2.16	0.45
22:BA:2077:A:C6	22:BA:2435:A:N6	2.85	0.45
22:BA:2031:A:C6	22:BA:2498:C:H1'	2.51	0.45
22:BA:2575:C:O2'	25:BD:145:SER:HB2	2.17	0.45
22:BA:2808:G:C2	22:BA:2891:U:C6	3.04	0.45
22:BA:790:U:HO2'	22:BA:791:C:P	2.37	0.45
27:BF:175:PHE:O	27:BF:176:PRO:O	2.35	0.45
32:BK:41:ILE:CD1	32:BK:58:LEU:HD22	2.47	0.45
46:BY:53:VAL:O	46:BY:56:LEU:O	2.35	0.45
1:CA:299:G:N2	1:CA:565:U:O2	2.49	0.45
1:CA:607:A:C2	1:CA:608:A:C4	3.05	0.45
1:CA:819:A:H4'	1:CA:820:U:OP2	2.17	0.45
1:CA:891:U:C5	1:CA:906:A:C2	3.05	0.45
1:CA:971:G:OP1	1:CA:972:C:H5"	2.16	0.45
2:CB:167:ASP:OD2	2:CB:191:SER:HA	2.17	0.45
8:CH:89:LYS:HG3	8:CH:90:ASP:N	2.32	0.45
9:CI:46:MET:O	9:CI:49:ARG:HB3	2.16	0.45
10:CJ:15:HIS:HB3	10:CJ:70:HIS:CD2	2.52	0.45
12:CL:12:ARG:HG2	12:CL:12:ARG:HH11	1.81	0.45
14:CN:23:LYS:HG3	14:CN:24:ARG:N	2.31	0.45
16:CP:38:PHE:CD1	16:CP:38:PHE:O	2.69	0.45
17:CQ:81:LYS:N	17:CQ:81:LYS:HD2	2.32	0.45
21:CU:14:VAL:O	21:CU:16:LEU:HG	2.17	0.45
21:CU:39:GLU:HA	21:CU:42:THR:OG1	2.16	0.45
22:DA:1059:G:H1'	30:DI:117:MET:HE1	1.97	0.45
22:DA:1203:U:O4	22:DA:1204:A:C6	2.70	0.45
22:DA:137:U:H2'	22:DA:140:C:C2	2.52	0.45
22:DA:1565:C:O2'	22:DA:1566:A:OP2	2.28	0.45
22:DA:1598:A:H2'	22:DA:1599:U:O4'	2.17	0.45
22:DA:1332:G:C6	22:DA:1609:A:N7	2.85	0.45
22:DA:1799:G:N1	22:DA:1819:A:OP2	2.46	0.45

Continued on next page...

Continued from previous page...

Atom-1	Atom-2	Interatomic distance (Å)	Clash overlap (Å)
22:DA:192:C:H2'	22:DA:193:U:H5'	1.99	0.45
22:DA:220:G:H5''	22:DA:221:A:P	2.57	0.45
22:DA:2215:C:O2'	22:DA:2216:G:H5'	2.17	0.45
22:DA:2221:G:C6	22:DA:2222:C:C5	3.04	0.45
22:DA:965:C:H4'	22:DA:2273:A:H1'	1.99	0.45
22:DA:2283:C:C4	22:DA:2389:G:C4	3.04	0.45
22:DA:2712:C:C2	22:DA:2715:C:OP1	2.70	0.45
22:DA:2756:U:C4	22:DA:2759:G:O6	2.70	0.45
22:DA:2898:U:H2'	22:DA:2899:A:C8	2.52	0.45
22:DA:282:A:N1	22:DA:359:G:C6	2.84	0.45
22:DA:727:A:H2'	22:DA:728:G:C8	2.51	0.45
22:DA:836:G:C5	22:DA:837:C:C4	3.04	0.45
25:DD:101:PHE:O	25:DD:103:ASP:N	2.50	0.45
22:DA:600:G:H1'	26:DE:100:MET:CG	2.46	0.45
29:DH:34:GLY:O	29:DH:35:LYS:CD	2.65	0.45
22:DA:1246:A:OP2	33:DL:13:LYS:NZ	2.49	0.45
42:DU:39:ILE:HG22	42:DU:39:ILE:O	2.16	0.45
1:AA:1010:U:O2	1:AA:1019:A:N1	2.50	0.45
1:AA:1033:G:O2'	1:AA:1034:G:H5'	2.16	0.45
1:AA:1237:C:C4	1:AA:1336:C:N3	2.84	0.45
1:AA:346:G:P	32:BK:105:ARG:NH1	2.89	0.45
1:AA:66:A:H4'	1:AA:173:U:C5	2.52	0.45
1:AA:69:G:H5'	1:AA:70:U:P	2.57	0.45
1:AA:767:A:H2'	1:AA:768:A:O4'	2.17	0.45
2:AB:119:THR:O	2:AB:120:GLN:HB2	2.17	0.45
4:AD:15:GLU:OE2	4:AD:56:ARG:NH2	2.49	0.45
7:AG:145:ALA:C	7:AG:147:ALA:H	2.20	0.45
9:AI:127:PHE:O	9:AI:127:PHE:CD2	2.70	0.45
10:AJ:86:ALA:O	10:AJ:90:LEU:HB2	2.16	0.45
12:AL:86:ARG:HA	12:AL:94:ARG:HA	1.98	0.45
16:AP:19:VAL:HG13	16:AP:37:GLY:C	2.36	0.45
20:AT:44:LYS:HD3	20:AT:87:ALA:HA	1.98	0.45
20:AT:54:MET:HA	20:AT:57:ILE:HG22	1.98	0.45
53:B5:214:TYR:O	53:B5:215:VAL:CB	2.64	0.45
22:BA:1026:G:H2'	22:BA:1027:A:C8	2.51	0.45
22:BA:1775:U:H2'	22:BA:1776:G:O5'	2.17	0.45
22:BA:1911:U:H2'	22:BA:1918:A:N1	2.31	0.45
22:BA:2154:A:H2'	22:BA:2155:U:C6	2.51	0.45
22:BA:404:A:C8	22:BA:406:G:C6	3.04	0.45
22:BA:55:G:N2	22:BA:56:A:C4	2.85	0.45
27:BF:108:VAL:HG12	27:BF:109:PRO:HD3	1.97	0.45

Continued on next page...

Continued from previous page...

Atom-1	Atom-2	Interatomic distance (Å)	Clash overlap (Å)
27:BF:121:SER:HB3	27:BF:129:SER:O	2.16	0.45
28:BG:69:ARG:C	28:BG:69:ARG:HD3	2.36	0.45
30:BI:58:VAL:HG12	30:BI:59:ILE:H	1.81	0.45
31:BJ:17:VAL:HG23	31:BJ:137:PRO:HB2	1.98	0.45
31:BJ:73:VAL:HG11	31:BJ:75:TYR:CZ	2.52	0.45
22:BA:1131:G:C6	31:BJ:77:HIS:CD2	3.05	0.45
31:BJ:77:HIS:HA	31:BJ:83:GLY:O	2.17	0.45
36:BO:31:THR:HG22	36:BO:34:HIS:N	2.32	0.45
42:BU:99:ASN:O	42:BU:100:SER:C	2.54	0.45
42:BU:72:ILE:N	42:BU:72:ILE:HD12	2.32	0.45
1:CA:1272:G:H2'	1:CA:1273:C:O4'	2.16	0.45
1:CA:162:A:H2'	1:CA:163:C:O4'	2.17	0.45
2:CB:131:LYS:HA	2:CB:131:LYS:HE2	1.98	0.45
2:CB:135:LEU:O	2:CB:139:ARG:HG3	2.17	0.45
2:CB:139:ARG:HD2	2:CB:140:GLU:N	2.31	0.45
2:CB:148:LEU:N	2:CB:148:LEU:HD12	2.32	0.45
2:CB:71:GLY:CA	2:CB:164:ILE:CG2	2.95	0.45
12:CL:24:LEU:HD22	12:CL:59:ASN:OD1	2.17	0.45
1:CA:1317:C:C4	14:CN:53:ARG:HD2	2.51	0.45
21:CU:24:GLU:N	21:CU:24:GLU:OE1	2.50	0.45
22:DA:1292:G:C6	22:DA:1293:C:N4	2.84	0.45
22:DA:1357:C:H2'	22:DA:1358:G:C5'	2.47	0.45
22:DA:1435:G:O2'	22:DA:1436:G:H5'	2.16	0.45
22:DA:1663:G:C6	22:DA:1992:G:N7	2.85	0.45
22:DA:2371:G:C2	22:DA:2372:U:C6	3.04	0.45
22:DA:36:G:N1	22:DA:445:C:C4	2.85	0.45
22:DA:515:A:C8	22:DA:516:C:C6	3.04	0.45
22:DA:613:A:OP2	22:DA:614:A:N7	2.50	0.45
22:DA:656:G:O2'	22:DA:657:U:H5'	2.17	0.45
22:DA:78:U:OP2	46:DY:2:LYS:HD2	2.16	0.45
22:DA:606:U:O2'	26:DE:95:LYS:NZ	2.46	0.45
29:DH:147:VAL:HG12	29:DH:148:ALA:N	2.32	0.45
22:DA:2848:G:C8	37:DP:95:ALA:HB2	2.51	0.45
40:DS:61:ASN:O	40:DS:62:ASP:CB	2.63	0.45
1:AA:999:C:H2'	1:AA:1000:A:C8	2.51	0.45
1:AA:1012:A:N1	1:AA:1018:G:N7	2.64	0.45
1:AA:1309:G:C6	1:AA:1310:G:C5	3.04	0.45
1:AA:731:G:OP1	1:AA:766:A:H1'	2.17	0.45
1:AA:771:G:C5	1:AA:772:U:C5	3.05	0.45
1:AA:900:A:N1	1:AA:901:A:C2	2.85	0.45
2:AB:104:TRP:CZ3	2:AB:158:PRO:HD3	2.51	0.45

Continued on next page...

Continued from previous page...

Atom-1	Atom-2	Interatomic distance (Å)	Clash overlap (Å)
2:AB:125:THR:O	2:AB:126:PHE:HB3	2.16	0.45
2:AB:132:LYS:HG3	2:AB:133:GLU:N	2.32	0.45
4:AD:107:PHE:CG	4:AD:145:ILE:HD11	2.50	0.45
4:AD:76:TYR:CD1	4:AD:76:TYR:C	2.89	0.45
7:AG:99:LEU:O	7:AG:100:ALA:C	2.55	0.45
8:AH:11:LEU:HD11	8:AH:127:CYS:CB	2.47	0.45
11:AK:108:THR:HG22	11:AK:109:ASN:ND2	2.31	0.45
12:AL:21:VAL:O	12:AL:21:VAL:HG22	2.17	0.45
20:AT:44:LYS:HB3	20:AT:87:ALA:HB1	1.99	0.45
22:BA:1056:G:N1	22:BA:1102:C:C5	2.84	0.45
22:BA:1456:G:C5	22:BA:1457:U:C5	3.04	0.45
22:BA:1469:A:C2	22:BA:1470:A:C4	3.04	0.45
22:BA:1503:A:N6	22:BA:1504:A:N6	2.65	0.45
22:BA:1586:A:N7	22:BA:1587:G:N7	2.65	0.45
22:BA:1683:U:O2'	22:BA:1684:G:H5'	2.16	0.45
22:BA:2185:U:C2'	22:BA:2186:G:H5'	2.47	0.45
22:BA:2488:G:C2'	22:BA:2489:U:H5'	2.47	0.45
22:BA:749:A:H4'	22:BA:1271:G:N3	2.32	0.45
22:BA:669:G:C5	22:BA:801:G:C6	3.04	0.45
22:BA:909:A:H2'	22:BA:912:C:C5	2.51	0.45
28:BG:118:PRO:O	28:BG:119:ALA:C	2.55	0.45
28:BG:126:PRO:HG2	28:BG:130:GLU:HB3	1.98	0.45
31:BJ:7:LYS:HA	31:BJ:8:PRO:HD3	1.85	0.45
39:BR:74:ILE:O	39:BR:86:GLN:HA	2.16	0.45
41:BT:34:VAL:HG21	41:BT:43:ILE:HD11	1.99	0.45
42:BU:49:VAL:O	42:BU:49:VAL:HG23	2.17	0.45
45:BX:3:ARG:CD	45:BX:30:LEU:HD13	2.47	0.45
1:CA:1053:G:C4	1:CA:1199:U:C5	3.05	0.45
1:CA:109:A:N1	1:CA:327:A:C6	2.84	0.45
1:CA:1181:G:O2'	1:CA:1182:G:C8	2.64	0.45
1:CA:1513:A:H2'	1:CA:1514:G:C8	2.52	0.45
1:CA:862:C:C4	1:CA:863:U:C5	3.05	0.45
1:CA:926:G:C6	1:CA:1505:G:C6	3.04	0.45
1:CA:951:G:N3	1:CA:970:C:O2'	2.39	0.45
1:CA:992:U:C2	1:CA:1043:G:N7	2.85	0.45
4:CD:14:ARG:HG2	4:CD:56:ARG:NH2	2.31	0.45
14:CN:54:ASP:HA	14:CN:59:ARG:CD	2.46	0.45
15:CO:62:GLN:O	15:CO:66:LEU:HD23	2.17	0.45
21:CU:29:LEU:HD23	21:CU:29:LEU:C	2.37	0.45
22:DA:1090:A:C2	22:DA:1091:G:N7	2.85	0.45
22:DA:1208:C:C4	22:DA:1209:U:C5	3.05	0.45

Continued on next page...

Continued from previous page...

Atom-1	Atom-2	Interatomic distance (Å)	Clash overlap (Å)
22:DA:1264:A:N7	22:DA:1265:A:C5	2.85	0.45
22:DA:1275:A:C5	35:DN:16:HIS:CD2	3.04	0.45
22:DA:1347:A:C5	22:DA:1348:C:C5	3.04	0.45
22:DA:1413:A:H2'	22:DA:1414:C:C6	2.51	0.45
22:DA:1838:C:C5	22:DA:1899:A:C5	3.05	0.45
22:DA:2044:C:C2	22:DA:2625:G:N2	2.84	0.45
22:DA:2066:C:H5''	58:DA:3504:HOH:O	2.17	0.45
22:DA:2074:U:C2	22:DA:2436:G:C2	3.05	0.45
22:DA:2193:G:C4	22:DA:2194:U:C5	3.04	0.45
22:DA:2311:A:H3'	22:DA:2312:U:C6	2.52	0.45
22:DA:2345:G:N3	22:DA:2381:A:H2'	2.31	0.45
22:DA:2:G:O6	22:DA:2900:A:N6	2.50	0.45
22:DA:515:A:H2'	22:DA:516:C:H5'	1.98	0.45
22:DA:571:U:C4	22:DA:2030:A:C6	3.05	0.45
22:DA:641:U:C5	22:DA:642:U:O4	2.69	0.45
22:DA:645:C:H2'	22:DA:647:G:C5	2.52	0.45
22:DA:681:G:C2	22:DA:797:G:C2	3.04	0.45
22:DA:82:U:O2	22:DA:83:A:C8	2.68	0.45
25:DD:13:ARG:HD3	25:DD:21:SER:OG	2.16	0.45
30:DI:47:ASP:HA	30:DI:51:LYS:HD2	1.99	0.45
32:DK:34:GLY:O	32:DK:35:VAL:C	2.53	0.45
22:DA:1277:G:H5'	35:DN:20:MET:HE1	1.98	0.45
36:DO:7:ARG:CD	36:DO:97:PHE:CE1	2.99	0.45
37:DP:39:ARG:HG3	37:DP:40:LEU:N	2.31	0.45
41:DT:7:LEU:HD22	41:DT:46:ALA:CA	2.47	0.45
1:AA:994:A:N1	1:AA:1047:G:H4'	2.31	0.45
1:AA:1064:G:O2'	1:AA:1190:G:N2	2.49	0.45
1:AA:207:C:H2'	1:AA:208:U:O2	2.17	0.45
1:AA:374:A:N1	1:AA:390:U:O2'	2.45	0.45
1:AA:542:G:OP1	4:AD:10:LYS:CE	2.65	0.45
1:AA:587:G:N2	1:AA:755:G:C5	2.85	0.45
1:AA:638:U:H2'	1:AA:639:G:O4'	2.16	0.45
1:AA:820:U:H4'	1:AA:821:G:OP2	2.16	0.45
1:AA:575:G:O2'	1:AA:821:G:H5'	2.17	0.45
2:AB:47:VAL:C	2:AB:49:MET:H	2.19	0.45
2:AB:67:ILE:O	2:AB:68:LEU:HB3	2.16	0.45
2:AB:82:ASP:OD1	2:AB:84:ALA:HB3	2.16	0.45
7:AG:14:PRO:O	7:AG:15:ASP:O	2.35	0.45
11:AK:102:ALA:O	11:AK:103:ALA:C	2.55	0.45
19:AS:50:ALA:HB1	19:AS:57:HIS:CB	2.45	0.45
22:BA:245:G:N7	51:B3:8:ARG:NH1	2.64	0.45

Continued on next page...

Continued from previous page...

Atom-1	Atom-2	Interatomic distance (Å)	Clash overlap (Å)
22:BA:1360:G:C6	22:BA:1372:U:C2	3.05	0.45
22:BA:1717:A:H2'	22:BA:1718:G:O4'	2.17	0.45
22:BA:1917:U:O4	22:BA:1918:A:C6	2.68	0.45
22:BA:2032:G:C8	58:BA:3534:HOH:O	2.70	0.45
22:BA:231:A:C6	22:BA:232:G:C2	3.05	0.45
22:BA:2780:G:OP2	31:BJ:120:ARG:HD3	2.17	0.45
22:BA:595:C:H2'	22:BA:596:U:C6	2.51	0.45
22:BA:783:A:H8	22:BA:784:G:H4'	1.80	0.45
22:BA:876:C:H2'	22:BA:877:A:O4'	2.16	0.45
22:BA:998:C:C2'	22:BA:999:U:O5'	2.65	0.45
30:BI:103:ARG:HE	30:BI:104:ALA:N	2.15	0.45
34:BM:41:LEU:HD22	34:BM:124:LEU:HD22	1.99	0.45
38:BQ:76:TYR:CD2	38:BQ:76:TYR:C	2.89	0.45
38:BQ:76:TYR:CZ	38:BQ:80:ILE:HG13	2.52	0.45
38:BQ:89:GLU:H	39:BR:49:ILE:HD12	1.81	0.45
44:BW:41:ARG:CG	44:BW:41:ARG:HH11	2.30	0.45
46:BY:14:LEU:HA	46:BY:17:GLU:HB3	1.99	0.45
1:CA:1053:G:N7	1:CA:1200:C:H5'	2.32	0.45
1:CA:1293:C:H2'	1:CA:1294:G:O4'	2.17	0.45
1:CA:976:G:H1'	1:CA:1363:A:N6	2.32	0.45
1:CA:792:A:H1'	1:CA:794:A:N7	2.32	0.45
2:CB:165:ASP:O	2:CB:166:ALA:C	2.54	0.45
2:CB:62:SER:C	2:CB:64:LYS:N	2.70	0.45
4:CD:90:LEU:HD21	4:CD:200:ILE:HD11	1.98	0.45
7:CG:53:ARG:NH2	7:CG:125:SER:OG	2.49	0.45
10:CJ:40:ILE:HG22	10:CJ:42:LEU:HG	1.97	0.45
6:CF:59:TYR:HE2	18:CR:67:LEU:CD2	2.30	0.45
48:D0:20:ASP:N	48:D0:20:ASP:OD2	2.49	0.45
22:DA:2370:G:O2'	49:D1:44:ARG:NH1	2.50	0.45
54:D6:4:PRO:CB	54:D6:5:MHU:HM1	2.46	0.45
22:DA:1040:A:C2	22:DA:1041:G:C4	3.05	0.45
22:DA:1351:C:H2'	22:DA:1352:U:H1'	1.99	0.45
22:DA:1358:G:N2	22:DA:1374:G:C6	2.85	0.45
22:DA:1452:G:C8	22:DA:1457:U:N3	2.85	0.45
22:DA:1651:G:C6	22:DA:1652:A:C5	3.05	0.45
22:DA:1813:G:H2'	22:DA:1814:G:O4'	2.16	0.45
22:DA:2037:A:C6	22:DA:2038:G:C6	3.04	0.45
22:DA:211:C:OP1	50:D2:25:LYS:NZ	2.37	0.45
22:DA:2170:A:C2	22:DA:2171:A:C6	3.04	0.45
22:DA:966:G:H4'	22:DA:2272:U:O2	2.16	0.45
22:DA:2446:G:C6	22:DA:2501:C:H2'	2.51	0.45

Continued on next page...

Continued from previous page...

Atom-1	Atom-2	Interatomic distance (Å)	Clash overlap (Å)
22:DA:2499:C:C4	22:DA:2500:U:C4	3.05	0.45
22:DA:2880:C:C2	22:DA:2881:U:C6	3.05	0.45
22:DA:303:G:C6	22:DA:304:U:N3	2.85	0.45
22:DA:572:A:H5''	22:DA:573:U:OP2	2.17	0.45
22:DA:7:G:H2'	22:DA:8:C:O4'	2.17	0.45
22:DA:87:U:O2	46:DY:44:LYS:NZ	2.49	0.45
24:DC:69:ARG:NH2	24:DC:116:ILE:CD1	2.80	0.45
25:DD:187:LEU:HD21	25:DD:203:VAL:HG11	1.99	0.45
25:DD:108:ASP:N	25:DD:204:LYS:O	2.50	0.45
27:DF:40:VAL:HG13	27:DF:41:GLY:N	2.31	0.45
29:DH:93:SER:HB3	29:DH:123:ARG:HG3	1.99	0.45
29:DH:31:VAL:CG1	29:DH:32:PRO:HD3	2.47	0.45
29:DH:83:LYS:HG3	29:DH:149:GLU:HG3	1.94	0.45
33:DL:135:ILE:HG22	33:DL:140:GLY:HA2	1.98	0.45
22:DA:17:G:H4'	38:DQ:25:TYR:CE1	2.51	0.45
22:DA:994:C:O2'	39:DR:10:LYS:HE3	2.16	0.45
40:DS:39:THR:O	40:DS:41:LYS:N	2.50	0.45
44:DW:70:GLU:O	44:DW:79:PHE:N	2.49	0.45
1:AA:1343:G:H2'	1:AA:1344:C:C6	2.51	0.45
1:AA:351:G:H1'	1:AA:352:C:OP1	2.17	0.45
1:AA:792:A:H1'	1:AA:794:A:N7	2.31	0.45
1:AA:980:C:C5	1:AA:981:U:C4	3.04	0.45
3:AC:84:VAL:HG13	3:AC:101:ILE:HG21	1.99	0.45
5:AE:94:VAL:CG2	5:AE:111:MET:SD	3.05	0.45
6:AF:45:ARG:O	6:AF:56:LYS:HA	2.17	0.45
21:AU:35:ARG:O	21:AU:36:GLU:C	2.55	0.45
22:BA:1167:C:H2'	22:BA:1168:G:H5''	1.99	0.45
22:BA:1381:G:H1'	22:BA:1571:A:N1	2.32	0.45
22:BA:1585:C:H2'	22:BA:1586:A:H5'	1.99	0.45
22:BA:211:C:O2'	22:BA:212:G:H5'	2.17	0.45
11:AK:69:ARG:HD2	22:BA:2146:C:C4	2.52	0.45
22:BA:2681:C:C2	22:BA:2724:U:O4	2.69	0.45
22:BA:2810:A:H2'	22:BA:2811:G:O4'	2.16	0.45
22:BA:38:A:H5'	26:BE:45:ALA:HB3	1.99	0.45
22:BA:528:A:H3'	22:BA:528:A:H8	1.80	0.45
22:BA:1816:C:C6	24:BC:62:TYR:CE1	3.04	0.45
26:BE:111:GLU:CG	26:BE:114:ARG:NH1	2.80	0.45
26:BE:145:ASP:HA	26:BE:166:LYS:O	2.16	0.45
29:BH:72:ILE:HG23	29:BH:142:VAL:HG22	1.99	0.45
29:BH:40:THR:O	29:BH:42:LYS:N	2.48	0.45
30:BI:39:CYS:HA	30:BI:42:PHE:HB2	1.99	0.45

Continued on next page...

Continued from previous page...

Atom-1	Atom-2	Interatomic distance (Å)	Clash overlap (Å)
32:BK:23:LYS:HB3	32:BK:40:LYS:HB3	1.99	0.45
33:BL:111:ILE:CD1	33:BL:111:ILE:N	2.80	0.45
33:BL:91:ASP:O	33:BL:92:LEU:C	2.55	0.45
43:BV:14:LYS:CD	43:BV:18:ARG:HH11	2.30	0.45
46:BY:7:ARG:O	46:BY:8:GLU:HG3	2.17	0.45
1:CA:101:A:C5	1:CA:102:G:N7	2.85	0.45
1:CA:1117:A:H5'	9:CI:110:GLN:NE2	2.32	0.45
1:CA:1124:G:N2	1:CA:1127:G:N2	2.65	0.45
1:CA:263:A:OP2	20:CT:74:ARG:NH1	2.50	0.45
3:CC:101:ILE:HG23	3:CC:101:ILE:O	2.16	0.45
4:CD:22:LYS:C	4:CD:24:GLY:N	2.68	0.45
5:CE:19:ASN:O	5:CE:33:PHE:HA	2.17	0.45
8:CH:78:VAL:HG12	8:CH:79:SER:N	2.32	0.45
10:CJ:17:LEU:HD23	10:CJ:18:ILE:N	2.31	0.45
18:CR:46:GLY:C	18:CR:47:THR:HG23	2.37	0.45
21:CU:37:PHE:O	21:CU:39:GLU:N	2.44	0.45
22:DA:1464:G:N1	22:DA:1465:G:C5	2.84	0.45
22:DA:1476:U:O2'	22:DA:1477:A:H5'	2.17	0.45
22:DA:1312:U:C2	22:DA:1603:A:C2	3.05	0.45
22:DA:1949:G:C6	22:DA:1950:G:C6	3.05	0.45
22:DA:2135:A:C2	22:DA:2136:G:H1'	2.51	0.45
22:DA:259:G:C4	22:DA:260:G:C8	3.04	0.45
22:DA:453:A:O3'	22:DA:472:A:N6	2.49	0.45
22:DA:55:G:H2'	22:DA:55:G:N3	2.32	0.45
22:DA:686:U:H6	22:DA:788:A:N1	2.15	0.45
22:DA:779:U:H5''	24:DC:49:ILE:HD11	1.98	0.45
23:DB:17:C:H2'	23:DB:18:G:H5'	1.98	0.45
23:DB:59:A:H2'	23:DB:60:C:O4'	2.17	0.45
33:DL:20:GLY:HA2	33:DL:28:GLY:HA2	1.98	0.45
37:DP:70:VAL:HG12	37:DP:71:GLU:N	2.32	0.45
44:DW:34:GLY:N	44:DW:61:ALA:O	2.40	0.45
1:AA:1048:G:C2	1:AA:1050:G:C5	3.05	0.45
1:AA:1134:G:N2	1:AA:1135:U:C2	2.84	0.45
1:AA:1140:C:O2'	1:AA:1141:C:P	2.75	0.45
1:AA:1144:G:N1	1:AA:1145:A:C2	2.85	0.45
1:AA:1387:G:C6	1:AA:1388:C:N4	2.85	0.45
1:AA:1425:U:O2'	1:AA:1426:G:H5'	2.17	0.45
1:AA:316:C:C5	1:AA:351:G:C2	3.04	0.45
1:AA:927:G:H4'	1:AA:1503:A:N7	2.32	0.45
1:AA:947:G:C6	1:AA:948:C:C4	3.04	0.45
5:AE:46:VAL:HG22	5:AE:118:ALA:HA	1.99	0.45

Continued on next page...

Continued from previous page...

Atom-1	Atom-2	Interatomic distance (Å)	Clash overlap (Å)
7:AG:69:VAL:HG21	7:AG:104:ILE:HG13	1.99	0.45
10:AJ:52:LEU:HB2	14:AN:81:ARG:CD	2.47	0.45
53:B5:64:SER:O	53:B5:65:LEU:HB3	2.17	0.45
22:BA:1056:G:H5''	22:BA:1057:A:C4'	2.47	0.45
22:BA:1486:U:O2'	22:BA:1487:U:H5'	2.17	0.45
22:BA:1832:C:C4	22:BA:1833:C:C5	3.05	0.45
22:BA:1916:A:H3'	22:BA:1916:A:OP2	2.17	0.45
22:BA:2020:A:H5'	48:B0:9:THR:HG22	1.98	0.45
22:BA:2502:G:H5'	22:BA:2503:A:C5'	2.47	0.45
22:BA:2515:C:O2	22:BA:2570:G:C2	2.70	0.45
22:BA:674:G:H1'	26:BE:69:ARG:HD3	1.99	0.45
22:BA:695:G:C2	22:BA:696:G:C8	3.05	0.45
22:BA:5:A:H2'	22:BA:6:A:C8	2.52	0.45
22:BA:2052:A:H4'	25:BD:148:GLN:O	2.16	0.45
22:BA:674:G:H5''	26:BE:71:GLY:N	2.32	0.45
27:BF:143:TYR:O	27:BF:146:VAL:HG22	2.17	0.45
27:BF:14:LYS:O	27:BF:18:THR:CG2	2.65	0.45
30:BI:97:LYS:HG2	30:BI:139:VAL:HG22	1.99	0.45
36:BO:36:TYR:CD2	36:BO:36:TYR:N	2.84	0.45
42:BU:26:LYS:HD2	42:BU:26:LYS:HA	1.89	0.45
42:BU:52:LEU:HA	42:BU:54:GLN:OE1	2.17	0.45
46:BY:15:ASN:O	46:BY:19:LEU:HG	2.16	0.45
1:CA:1004:A:C2	1:CA:1026:G:N3	2.84	0.45
1:CA:1315:U:O4	1:CA:1316:G:C6	2.70	0.45
1:CA:206:C:H2'	1:CA:207:C:C5'	2.45	0.45
1:CA:669:G:N2	1:CA:738:C:O2	2.50	0.45
1:CA:756:C:C4	1:CA:757:U:C5	3.05	0.45
1:CA:9:G:OP2	5:CE:126:LYS:NZ	2.47	0.45
2:CB:16:PHE:CZ	2:CB:18:HIS:CE1	3.05	0.45
2:CB:85:LEU:O	2:CB:85:LEU:HD12	2.17	0.45
9:CI:12:ARG:CD	9:CI:107:ASP:HB3	2.47	0.45
10:CJ:91:ASP:O	10:CJ:92:LEU:CB	2.64	0.45
11:CK:100:LEU:O	11:CK:103:ALA:N	2.49	0.45
13:CM:22:ILE:HD12	13:CM:22:ILE:N	2.32	0.45
14:CN:67:THR:HG23	14:CN:83:LYS:HD2	1.98	0.45
15:CO:45:GLU:O	15:CO:46:HIS:CB	2.65	0.45
19:CS:22:ALA:CB	19:CS:47:LEU:HD13	2.46	0.45
49:D1:9:ILE:HG23	49:D1:25:LYS:HB3	1.99	0.45
33:DL:58:TYR:O	51:D3:13:ARG:HD3	2.17	0.45
22:DA:1222:U:H1'	22:DA:1228:G:N2	2.32	0.45
22:DA:1231:U:H2'	22:DA:1232:G:C8	2.52	0.45

Continued on next page...

Continued from previous page...

Atom-1	Atom-2	Interatomic distance (Å)	Clash overlap (Å)
22:DA:1358:G:C2'	22:DA:1359:A:OP2	2.65	0.45
22:DA:1425:G:H2'	22:DA:1426:G:O4'	2.17	0.45
22:DA:143:C:H2'	22:DA:144:A:H5'	1.98	0.45
22:DA:1662:U:O2	22:DA:2687:U:H4'	2.16	0.45
22:DA:1724:G:O6	22:DA:1736:U:C2	2.70	0.45
22:DA:45:G:H2'	22:DA:215:G:N7	2.32	0.45
22:DA:2331:G:C5	22:DA:2332:C:C4	3.05	0.45
22:DA:2345:G:H5'	22:DA:2347:C:O4'	2.16	0.45
22:DA:2504:U:C5	56:DA:3001:DOL:C16	2.98	0.45
22:DA:2543:G:N3	22:DA:2765:A:H2'	2.32	0.45
22:DA:2740:A:C6	22:DA:2764:A:C8	3.05	0.45
22:DA:292:U:C5	22:DA:293:U:C5	3.05	0.45
22:DA:30:G:C5	22:DA:31:C:N3	2.85	0.45
22:DA:377:G:C6	22:DA:378:C:N4	2.85	0.45
22:DA:599:A:C2	22:DA:659:G:C6	3.04	0.45
22:DA:663:G:O6	22:DA:664:G:C6	2.70	0.45
22:DA:669:G:N2	22:DA:670:A:N1	2.65	0.45
22:DA:708:G:N2	22:DA:724:U:H1'	2.31	0.45
22:DA:745:G:O2'	22:DA:748:G:H1'	2.17	0.45
22:DA:794:A:C6	22:DA:795:C:N3	2.85	0.45
23:DB:25:U:C4	23:DB:26:C:C4	3.04	0.45
24:DC:246:THR:C	24:DC:248:TRP:H	2.20	0.45
27:DF:128:TYR:CB	27:DF:170:LEU:CD1	2.95	0.45
29:DH:86:ASP:C	29:DH:88:GLY:H	2.19	0.45
30:DI:91:GLY:O	30:DI:93:PRO:HD3	2.17	0.45
33:DL:56:PRO:O	33:DL:60:ARG:CB	2.64	0.45
35:DN:114:GLU:OE2	35:DN:118:ARG:HD2	2.17	0.45
41:DT:38:ALA:O	41:DT:39:THR:CB	2.65	0.45
41:DT:73:ARG:CZ	41:DT:73:ARG:HA	2.47	0.45
47:DZ:13:ALA:HB2	47:DZ:24:LEU:HD12	1.98	0.45
1:AA:105:G:N2	1:AA:379:C:O3'	2.50	0.45
1:AA:500:G:C6	1:AA:546:A:C2	3.05	0.45
1:AA:832:G:C4	1:AA:833:G:C8	3.05	0.45
1:AA:85:U:O2	1:AA:85:U:O4'	2.35	0.45
2:AB:77:SER:O	2:AB:80:VAL:HB	2.17	0.45
4:AD:91:LEU:HD11	4:AD:195:ILE:HD11	1.99	0.45
1:AA:933:G:OP2	7:AG:3:ARG:CB	2.65	0.45
8:AH:80:ARG:HB2	8:AH:81:PRO:HD2	1.99	0.45
9:AI:44:ALA:H	9:AI:46:MET:HE1	1.82	0.45
14:AN:93:ILE:HD12	14:AN:96:LEU:HD23	1.99	0.45
17:AQ:17:MET:CG	17:AQ:20:SER:HB3	2.47	0.45

Continued on next page...

Continued from previous page...

Atom-1	Atom-2	Interatomic distance (Å)	Clash overlap (Å)
19:AS:11:ILE:HG13	19:AS:15:LEU:HD23	1.99	0.45
22:BA:1064:C:H2'	22:BA:1064:C:O2	2.16	0.45
22:BA:1283:G:N2	22:BA:1285:A:H3'	2.32	0.45
22:BA:136:G:C6	22:BA:137:U:O4	2.70	0.45
22:BA:1501:G:C2	22:BA:1502:A:C8	3.04	0.45
22:BA:1885:A:C2'	22:BA:1886:U:H5'	2.47	0.45
22:BA:1838:C:C6	22:BA:1899:A:C6	3.05	0.45
22:BA:18:U:O3'	38:BQ:23:GLY:HA2	2.16	0.45
22:BA:1993:U:C2'	22:BA:1994:C:H5'	2.47	0.45
22:BA:2273:A:H2'	22:BA:2274:A:C8	2.52	0.45
22:BA:2345:G:H4'	22:BA:2346:A:H5''	1.98	0.45
22:BA:2451:A:C2	56:BA:3001:DOL:C12	2.99	0.45
22:BA:503:A:H4'	22:BA:504:A:O5'	2.17	0.45
22:BA:780:G:H2'	22:BA:782:A:N7	2.32	0.45
22:BA:832:U:H2'	22:BA:833:A:C8	2.51	0.45
22:BA:83:A:N6	22:BA:101:A:C4	2.85	0.45
23:BB:42:C:OP1	27:BF:64:LYS:HE2	2.16	0.45
27:BF:2:ALA:O	27:BF:5:HIS:N	2.50	0.45
29:BH:12:LEU:HG	29:BH:13:GLY:N	2.31	0.45
29:BH:76:GLU:HA	29:BH:142:VAL:CG1	2.46	0.45
42:BU:34:VAL:HG23	42:BU:65:ILE:HG22	1.99	0.45
1:CA:1080:A:C8	1:CA:1081:A:H1'	2.52	0.45
1:CA:1179:A:H2'	1:CA:1180:A:O4'	2.17	0.45
1:CA:1227:A:OP2	13:CM:110:LYS:HD2	2.17	0.45
1:CA:1386:G:C2	1:CA:1387:G:C8	3.05	0.45
1:CA:1410:A:H2'	1:CA:1411:C:C6	2.52	0.45
1:CA:1422:G:O3'	32:DK:49:ARG:NH2	2.49	0.45
1:CA:115:G:C2	1:CA:289:G:N7	2.84	0.45
1:CA:803:G:C6	1:CA:804:U:C4	3.05	0.45
1:CA:842:U:O2'	1:CA:846:G:C6	2.70	0.45
1:CA:878:A:C6	1:CA:879:C:C4	3.05	0.45
12:CL:90:LEU:HB2	12:CL:93:VAL:HG21	1.98	0.45
14:CN:65:ARG:HB2	14:CN:78:GLY:O	2.17	0.45
16:CP:6:LEU:CD1	16:CP:71:VAL:HG23	2.47	0.45
21:CU:34:ARG:HE	21:CU:35:ARG:HB2	1.82	0.45
50:D2:34:ARG:HB2	50:D2:42:LEU:HD12	1.99	0.45
22:DA:1006:C:P	58:DA:3779:HOH:O	2.74	0.45
22:DA:1262:A:N3	22:DA:1262:A:H2'	2.32	0.45
22:DA:1358:G:H2'	22:DA:1359:A:OP2	2.17	0.45
22:DA:1388:G:N2	22:DA:1400:U:C2	2.85	0.45
22:DA:158:U:C2'	22:DA:159:G:H5'	2.45	0.45

Continued on next page...

Continued from previous page...

Atom-1	Atom-2	Interatomic distance (Å)	Clash overlap (Å)
22:DA:1614:A:H2'	22:DA:1615:C:H5'	1.99	0.45
22:DA:1649:G:N1	22:DA:2009:A:C6	2.85	0.45
22:DA:1651:G:H4'	35:DN:39:PRO:HG2	1.99	0.45
22:DA:1829:A:H2'	24:DC:15:HIS:NE2	2.32	0.45
22:DA:2063:C:H2'	22:DA:2063:C:O2	2.17	0.45
22:DA:204:A:H5'	22:DA:206:U:O4'	2.17	0.45
22:DA:2111:U:O2	22:DA:2111:U:O4'	2.34	0.45
22:DA:2193:G:H2'	22:DA:2194:U:C6	2.52	0.45
22:DA:2211:A:C4'	22:DA:2212:A:OP1	2.65	0.45
22:DA:2221:G:C2'	22:DA:2222:C:H5'	2.47	0.45
22:DA:2308:G:H4'	22:DA:2309:A:OP2	2.15	0.45
22:DA:249:C:O5'	22:DA:2394:C:O2'	2.35	0.45
22:DA:415:A:C2	22:DA:2409:G:N1	2.84	0.45
22:DA:2451:A:C2	56:DA:3001:DOL:HC12	2.52	0.45
22:DA:2821:A:OP2	25:DD:115:GLY:N	2.50	0.45
22:DA:2868:A:C6	22:DA:2869:G:C6	3.05	0.45
22:DA:515:A:C2'	22:DA:516:C:H5'	2.47	0.45
22:DA:581:C:H2'	22:DA:582:A:C8	2.52	0.45
22:DA:630:G:H3'	22:DA:631:A:H5''	1.99	0.45
22:DA:683:U:OP1	50:D2:26:ASN:CB	2.65	0.45
22:DA:8:C:O2'	22:DA:9:G:H5'	2.16	0.45
27:DF:111:ILE:HB	27:DF:114:PHE:CB	2.47	0.45
29:DH:15:LEU:HD22	29:DH:15:LEU:N	2.32	0.45
30:DI:24:VAL:HB	30:DI:28:LEU:HD23	1.99	0.45
32:DK:73:ASP:OD2	32:DK:75:SER:OG	2.28	0.45
33:DL:29:LYS:HG3	33:DL:30:THR:HG23	1.98	0.45
34:DM:124:LEU:HD23	34:DM:124:LEU:N	2.32	0.45
34:DM:67:VAL:HG11	34:DM:96:ILE:HD12	1.99	0.45
43:DV:48:MET:SD	43:DV:86:LEU:HG	2.56	0.45
1:AA:192:A:C2	1:AA:193:C:C2	3.05	0.44
1:AA:320:A:H2'	1:AA:321:A:C1'	2.48	0.44
1:AA:855:U:N3	1:AA:856:C:C5	2.86	0.44
1:AA:9:G:C6	1:AA:26:A:N6	2.85	0.44
2:AB:79:ALA:O	2:AB:214:LEU:HD21	2.18	0.44
2:AB:84:ALA:O	2:AB:89:GLN:CB	2.65	0.44
1:AA:531:U:H5''	3:AC:161:GLU:OE2	2.16	0.44
3:AC:7:PRO:HD2	3:AC:184:TYR:CD2	2.52	0.44
4:AD:126:ASN:HA	4:AD:142:VAL:HG23	1.99	0.44
5:AE:35:ALA:CB	5:AE:60:ILE:HA	2.47	0.44
5:AE:50:TYR:O	5:AE:63:ALA:HB2	2.17	0.44
10:AJ:80:THR:C	10:AJ:82:LYS:N	2.71	0.44

Continued on next page...

Continued from previous page...

Atom-1	Atom-2	Interatomic distance (Å)	Clash overlap (Å)
14:AN:64:CYS:HB2	14:AN:80:SER:HB2	1.99	0.44
14:AN:93:ILE:HG21	14:AN:96:LEU:HD22	2.00	0.44
10:AJ:66:GLU:HB3	14:AN:99:ALA:CB	2.46	0.44
15:AO:61:SER:O	15:AO:65:LYS:HG3	2.18	0.44
16:AP:46:LYS:HD3	16:AP:47:GLU:H	1.80	0.44
20:AT:3:ASN:O	20:AT:4:ILE:C	2.55	0.44
20:AT:7:ALA:HB1	20:AT:10:ARG:HB2	1.99	0.44
22:BA:1098:A:H5'	22:BA:1099:G:OP2	2.17	0.44
22:BA:250:G:H2'	22:BA:251:A:C8	2.52	0.44
22:BA:301:G:HO2'	22:BA:302:C:H6	1.61	0.44
22:BA:613:A:H2'	22:BA:614:A:H5'	1.98	0.44
24:BC:162:VAL:HG13	24:BC:176:LEU:HD23	1.97	0.44
25:BD:61:THR:HB	25:BD:63:PRO:HD2	1.99	0.44
29:BH:93:SER:O	1:CA:368:U:C6	2.71	0.44
30:BI:108:GLU:HA	30:BI:111:GLN:HB3	1.99	0.44
34:BM:57:VAL:O	34:BM:60:GLN:HB2	2.16	0.44
40:BS:36:LEU:HD13	40:BS:48:LYS:HA	1.99	0.44
41:BT:29:THR:OG1	41:BT:86:THR:HG22	2.17	0.44
42:BU:61:LYS:HE3	42:BU:62:GLU:O	2.17	0.44
43:BV:26:PHE:CE1	43:BV:42:LEU:HD12	2.52	0.44
43:BV:80:HIS:ND1	43:BV:83:LYS:CG	2.80	0.44
1:CA:1000:A:H3'	1:CA:1001:C:C6	2.53	0.44
1:CA:1306:A:H1'	1:CA:1332:A:N7	2.32	0.44
1:CA:186:C:H2'	1:CA:186:C:O2	2.17	0.44
1:CA:484:G:N7	1:CA:486:U:C1'	2.80	0.44
1:CA:519:C:N4	1:CA:520:A:N1	2.65	0.44
1:CA:609:A:C5	1:CA:610:U:C6	3.05	0.44
1:CA:714:G:H2'	1:CA:715:A:C8	2.53	0.44
1:CA:992:U:O4'	1:CA:993:G:C2	2.70	0.44
5:CE:38:VAL:HG11	5:CE:114:VAL:HA	1.99	0.44
9:CI:35:LEU:HD21	9:CI:48:VAL:HG21	1.97	0.44
10:CJ:15:HIS:HA	10:CJ:18:ILE:HG22	1.98	0.44
20:CT:58:VAL:CG1	20:CT:72:ALA:HB1	2.47	0.44
22:DA:1153:C:H2'	22:DA:1154:G:O4'	2.17	0.44
22:DA:1211:C:H3'	22:DA:1212:G:H5'	1.99	0.44
22:DA:1731:G:C6	22:DA:1733:G:C8	3.05	0.44
22:DA:1476:U:H1'	22:DA:1732:C:O2	2.17	0.44
22:DA:1783:A:C6	22:DA:2587:A:C2	3.05	0.44
22:DA:1906:G:OP1	22:DA:1930:G:C8	2.69	0.44
22:DA:2043:C:O2	22:DA:2043:C:H2'	2.16	0.44
22:DA:185:G:C5	22:DA:212:G:N2	2.84	0.44

Continued on next page...

Continued from previous page...

Atom-1	Atom-2	Interatomic distance (Å)	Clash overlap (Å)
22:DA:2634:A:C2	22:DA:2635:A:C4	3.05	0.44
22:DA:294:A:C6	22:DA:345:A:N3	2.85	0.44
22:DA:846:U:H1'	22:DA:847:U:C5	2.51	0.44
22:DA:993:G:N2	39:DR:23:GLU:OE1	2.50	0.44
24:DC:87:ARG:CZ	24:DC:87:ARG:HB3	2.46	0.44
27:DF:85:ILE:O	27:DF:85:ILE:HG13	2.17	0.44
29:DH:5:LEU:CD1	29:DH:13:GLY:CA	2.95	0.44
30:DI:33:VAL:O	30:DI:33:VAL:HG12	2.16	0.44
31:DJ:9:GLU:O	31:DJ:10:THR:HG23	2.18	0.44
33:DL:55:MET:SD	33:DL:59:ARG:CB	3.06	0.44
36:DO:51:ALA:HB1	36:DO:77:ALA:CB	2.46	0.44
36:DO:51:ALA:HB1	36:DO:77:ALA:HB1	1.99	0.44
1:AA:131:A:C2	1:AA:132:C:C4	3.05	0.44
1:AA:1419:G:C5	1:AA:1420:U:C5	3.06	0.44
1:AA:1535:C:C6	1:AA:1535:C:OP2	2.71	0.44
1:AA:172:A:N7	1:AA:174:A:N7	2.65	0.44
1:AA:603:U:H2'	1:AA:604:G:C8	2.52	0.44
1:AA:874:G:C6	1:AA:875:U:C4	3.06	0.44
1:AA:908:A:O2'	1:AA:909:A:H5'	2.17	0.44
3:AC:21:THR:HG23	3:AC:58:GLU:HB3	1.99	0.44
8:AH:10:MET:HE1	8:AH:33:LYS:CB	2.46	0.44
9:AI:25:ASN:HB2	9:AI:27:LYS:HG2	1.99	0.44
11:AK:63:ALA:CB	11:AK:92:GLY:HA3	2.48	0.44
13:AM:14:HIS:HB2	13:AM:17:ILE:HD13	1.99	0.44
17:AQ:16:LYS:CA	17:AQ:17:MET:SD	3.05	0.44
17:AQ:30:LYS:HG2	17:AQ:37:PHE:CZ	2.52	0.44
21:AU:34:ARG:NH2	21:AU:35:ARG:HD2	2.32	0.44
22:BA:111:A:C2	22:BA:112:U:C2	3.06	0.44
22:BA:1768:C:C2	22:BA:1769:U:C6	3.05	0.44
22:BA:1935:G:O2'	22:BA:1936:A:H5'	2.18	0.44
22:BA:2128:G:OP2	53:B5:37:LYS:HB2	2.17	0.44
22:BA:2554:U:C4	22:BA:2555:U:O4	2.70	0.44
22:BA:465:G:H2'	22:BA:466:A:C8	2.52	0.44
22:BA:846:U:O2'	22:BA:847:U:OP2	2.34	0.44
22:BA:954:G:C5	22:BA:955:U:C5	3.05	0.44
23:BB:24:G:N2	23:BB:28:C:O2	2.50	0.44
25:BD:13:ARG:HD3	25:BD:21:SER:OG	2.17	0.44
26:BE:197:GLU:O	26:BE:201:ALA:N	2.50	0.44
28:BG:153:ARG:O	28:BG:154:PRO:C	2.55	0.44
30:BI:73:THR:HG21	30:BI:116:ASP:HB3	1.98	0.44
31:BJ:98:GLU:OE2	31:BJ:126:ALA:HB2	2.17	0.44

Continued on next page...

Continued from previous page...

Atom-1	Atom-2	Interatomic distance (Å)	Clash overlap (Å)
37:BP:73:VAL:O	37:BP:73:VAL:HG23	2.15	0.44
41:BT:29:THR:HG23	41:BT:86:THR:N	2.31	0.44
41:BT:47:VAL:HG12	41:BT:55:VAL:CG2	2.47	0.44
1:CA:1345:U:H4'	1:CA:1346:A:H5'	1.97	0.44
1:CA:1434:A:N6	1:CA:1435:G:C6	2.85	0.44
1:CA:829:G:C5	1:CA:858:G:N2	2.85	0.44
2:CB:117:LEU:HB3	2:CB:141:LEU:HG	1.98	0.44
2:CB:35:ARG:O	2:CB:38:VAL:N	2.45	0.44
3:CC:65:ARG:O	3:CC:66:VAL:C	2.55	0.44
17:CQ:14:SER:HB3	17:CQ:22:VAL:HG12	1.99	0.44
22:DA:1343:G:C5	22:DA:1344:U:C4	3.04	0.44
22:DA:1483:G:C4	22:DA:1484:U:C5	3.05	0.44
22:DA:1688:U:C4	22:DA:1698:A:C2	3.06	0.44
22:DA:1965:C:OP1	22:DA:1966:A:H2'	2.17	0.44
22:DA:2286:G:C4'	22:DA:2287:A:O5'	2.60	0.44
22:DA:2502:G:H5'	22:DA:2503:A:C5'	2.46	0.44
22:DA:2526:G:C5	22:DA:2527:C:C5	3.05	0.44
22:DA:2582:G:C2	22:DA:2583:G:C8	3.05	0.44
22:DA:2683:C:H4'	25:DD:13:ARG:NH1	2.31	0.44
22:DA:2853:C:H2'	22:DA:2854:G:C8	2.53	0.44
22:DA:590:A:C5	22:DA:591:U:C5	3.05	0.44
22:DA:877:A:H2'	22:DA:878:A:OP2	2.17	0.44
25:DD:32:ASN:HB3	25:DD:50:VAL:HB	1.99	0.44
27:DF:122:PHE:O	27:DF:123:ASP:C	2.56	0.44
28:DG:70:ALA:O	28:DG:74:SER:OG	2.34	0.44
29:DH:1:MET:CE	29:DH:27:ARG:NH1	2.80	0.44
31:DJ:24:THR:O	31:DJ:25:LEU:C	2.56	0.44
33:DL:110:VAL:O	33:DL:111:ILE:O	2.35	0.44
22:DA:626:A:C2	33:DL:78:ARG:HD3	2.52	0.44
35:DN:2:ARG:CD	35:DN:2:ARG:O	2.65	0.44
35:DN:65:LEU:HD11	35:DN:69:ARG:NH2	2.33	0.44
41:DT:74:ILE:HD12	41:DT:75:GLY:N	2.32	0.44
44:DW:45:PHE:HB3	44:DW:80:ILE:CD1	2.47	0.44
46:DY:46:VAL:O	46:DY:46:VAL:HG12	2.18	0.44
1:AA:960:U:O2'	1:AA:1223:C:C5'	2.65	0.44
1:AA:1493:A:HO2'	1:AA:1494:G:P	2.39	0.44
1:AA:587:G:N2	1:AA:755:G:C8	2.85	0.44
2:AB:208:ARG:O	2:AB:210:VAL:N	2.50	0.44
2:AB:24:ASN:O	2:AB:27:MET:N	2.47	0.44
4:AD:26:ARG:HD3	4:AD:31:LYS:HD2	1.99	0.44
6:AF:80:PHE:C	6:AF:80:PHE:CD2	2.90	0.44

Continued on next page...

Continued from previous page...

Atom-1	Atom-2	Interatomic distance (Å)	Clash overlap (Å)
6:AF:91:ARG:CG	6:AF:92:THR:N	2.81	0.44
9:AI:63:LEU:N	9:AI:63:LEU:CD2	2.79	0.44
10:AJ:35:GLN:O	10:AJ:36:VAL:O	2.35	0.44
11:AK:71:ALA:O	11:AK:73:ALA:N	2.49	0.44
13:AM:16:VAL:HG22	13:AM:41:GLU:HB2	1.98	0.44
19:AS:15:LEU:CD1	19:AS:33:THR:HG21	2.48	0.44
53:B5:133:GLY:O	53:B5:134:PRO:CB	2.64	0.44
22:BA:1177:G:O2'	22:BA:1178:C:O5'	2.30	0.44
22:BA:1392:A:C6	22:BA:1393:A:C6	3.06	0.44
22:BA:1536:C:O4'	22:BA:1537:G:C2	2.70	0.44
22:BA:1735:A:C2'	22:BA:1736:U:H5'	2.47	0.44
22:BA:2488:G:O2'	22:BA:2489:U:H5'	2.17	0.44
22:BA:2885:G:H2'	22:BA:2886:A:C4'	2.47	0.44
22:BA:829:A:N7	22:BA:2247:A:O2'	2.49	0.44
23:BB:15:A:O2'	23:BB:16:G:H5'	2.16	0.44
29:BH:57:LYS:CG	29:BH:58:LEU:N	2.81	0.44
30:BI:105:GLN:O	30:BI:106:LEU:CB	2.65	0.44
31:BJ:75:TYR:CD1	31:BJ:86:GLN:HB3	2.52	0.44
22:BA:1190:G:OP1	33:BL:32:GLY:HA2	2.17	0.44
26:BE:29:HIS:NE2	33:BL:8:PRO:HD3	2.32	0.44
36:BO:30:ARG:HG2	36:BO:31:THR:N	2.33	0.44
41:BT:61:LEU:HD12	41:BT:61:LEU:C	2.37	0.44
43:BV:51:GLN:HB2	43:BV:57:TYR:OH	2.17	0.44
46:BY:61:ALA:O	46:BY:62:GLY:C	2.55	0.44
1:CA:1007:U:C2'	1:CA:1008:U:H5'	2.46	0.44
1:CA:1206:G:C6	1:CA:1207:G:C5	3.05	0.44
1:CA:1265:C:C2	1:CA:1266:G:N7	2.85	0.44
1:CA:218:U:C2'	1:CA:219:U:H5'	2.47	0.44
1:CA:327:A:C2	1:CA:329:A:C4	3.04	0.44
1:CA:39:G:C2	1:CA:40:C:C2	3.05	0.44
1:CA:407:U:OP1	4:CD:3:ARG:NH2	2.50	0.44
1:CA:689:C:H2'	1:CA:690:G:O4'	2.16	0.44
1:CA:775:G:C2'	1:CA:776:G:H5'	2.48	0.44
1:CA:836:G:C6	1:CA:837:U:C2	3.05	0.44
3:CC:141:ALA:O	3:CC:146:ALA:HB3	2.16	0.44
7:CG:136:LYS:HD2	7:CG:136:LYS:O	2.17	0.44
10:CJ:52:LEU:HD23	10:CJ:62:ARG:HG2	1.98	0.44
10:CJ:52:LEU:HD23	10:CJ:62:ARG:CG	2.47	0.44
12:CL:114:ARG:CZ	12:CL:121:ARG:HA	2.47	0.44
14:CN:58:SER:O	14:CN:59:ARG:HG3	2.17	0.44
11:CK:112:ASP:HB3	21:CU:20:LYS:HE3	2.00	0.44

Continued on next page...

Continued from previous page...

Atom-1	Atom-2	Interatomic distance (Å)	Clash overlap (Å)
22:DA:121:G:H1'	22:DA:131:A:N1	2.32	0.44
22:DA:1439:A:C2	22:DA:1553:A:C4	3.05	0.44
22:DA:200:U:C6	22:DA:201:C:C5	3.05	0.44
22:DA:2234:G:C6	22:DA:2235:G:C5	3.05	0.44
22:DA:2518:A:H2'	22:DA:2518:A:N3	2.32	0.44
22:DA:253:C:H2'	22:DA:254:G:H5'	1.98	0.44
22:DA:2800:A:H3'	22:DA:2801:G:H5'	1.99	0.44
22:DA:419:U:C4	22:DA:420:C:C5	3.06	0.44
22:DA:600:G:H1'	26:DE:100:MET:HG2	2.00	0.44
22:DA:681:G:C4	22:DA:682:G:C8	3.06	0.44
22:DA:730:A:OP1	22:DA:1775:U:O2'	2.24	0.44
22:DA:769:U:N3	22:DA:770:G:N7	2.65	0.44
22:DA:92:U:H2'	22:DA:93:G:O4'	2.15	0.44
24:DC:18:LYS:O	24:DC:19:VAL:CB	2.65	0.44
24:DC:221:ARG:NH2	58:DC:306:HOH:O	2.50	0.44
25:DD:18:ASP:OD2	25:DD:18:ASP:N	2.51	0.44
27:DF:136:ILE:HA	27:DF:141:ILE:HG21	1.98	0.44
28:DG:91:GLY:HA3	28:DG:160:LYS:HG3	1.99	0.44
29:DH:25:TYR:O	29:DH:29:PHE:HB3	2.18	0.44
29:DH:37:VAL:HG22	29:DH:38:PRO:HD2	1.98	0.44
30:DI:20:PRO:CG	30:DI:23:PRO:HG2	2.47	0.44
33:DL:50:PHE:CZ	33:DL:52:GLY:O	2.70	0.44
33:DL:91:ASP:HB3	33:DL:94:THR:HB	2.00	0.44
35:DN:34:ILE:HD11	35:DN:44:LEU:CD2	2.48	0.44
35:DN:87:PHE:CZ	35:DN:94:TYR:HB3	2.52	0.44
38:DQ:93:LYS:O	38:DQ:97:ASP:HB2	2.17	0.44
41:DT:72:GLN:O	41:DT:74:ILE:HG23	2.18	0.44
44:DW:45:PHE:CG	44:DW:80:ILE:HD11	2.52	0.44
44:DW:46:HIS:CD2	44:DW:77:ARG:HD3	2.52	0.44
1:AA:1182:G:C4'	1:AA:1183:U:H5'	2.48	0.44
1:AA:600:A:C2	1:AA:601:G:C4	3.05	0.44
1:AA:727:G:N2	1:AA:731:G:C4	2.85	0.44
1:AA:803:G:C5	1:AA:804:U:C4	3.06	0.44
1:AA:945:G:C2	1:AA:946:A:C8	3.05	0.44
4:AD:4:TYR:O	4:AD:5:LEU:HB3	2.18	0.44
4:AD:90:LEU:C	4:AD:90:LEU:HD12	2.38	0.44
5:AE:101:GLU:CB	5:AE:122:ASN:CB	2.94	0.44
5:AE:83:HIS:HB2	5:AE:84:PRO:CD	2.48	0.44
8:AH:30:SER:O	8:AH:31:LYS:C	2.56	0.44
9:AI:84:THR:HG21	9:AI:103:PHE:CB	2.47	0.44
9:AI:13:LYS:O	9:AI:15:SER:N	2.47	0.44

Continued on next page...

Continued from previous page...

Atom-1	Atom-2	Interatomic distance (Å)	Clash overlap (Å)
13:AM:16:VAL:CG2	13:AM:41:GLU:HB2	2.47	0.44
1:AA:1317:C:O2'	14:AN:49:GLN:HG2	2.17	0.44
1:AA:636:U:H5''	17:AQ:6:ARG:HG2	1.99	0.44
33:BL:62:PRO:CG	51:B3:25:LYS:HD3	2.47	0.44
22:BA:1059:G:O2'	30:BI:129:ILE:HA	2.17	0.44
22:BA:1071:G:P	22:BA:1071:G:H8	2.39	0.44
22:BA:1794:A:C2'	22:BA:1795:C:O5'	2.66	0.44
22:BA:1875:G:C2'	22:BA:1876:A:OP2	2.65	0.44
22:BA:1850:G:C2	22:BA:1893:C:O2	2.71	0.44
22:BA:2218:G:O2'	22:BA:2219:U:H5'	2.17	0.44
22:BA:2280:G:C2	22:BA:2281:A:C8	3.05	0.44
22:BA:2716:C:C2'	22:BA:2717:C:H5'	2.48	0.44
22:BA:428:A:H2'	22:BA:429:A:C8	2.52	0.44
22:BA:668:A:H2'	22:BA:669:G:OP1	2.17	0.44
24:BC:195:VAL:CG1	24:BC:196:GLY:N	2.80	0.44
26:BE:32:VAL:HG23	26:BE:33:VAL:N	2.32	0.44
27:BF:5:HIS:CE1	27:BF:9:LYS:HE3	2.53	0.44
29:BH:62:LEU:O	29:BH:62:LEU:HD12	2.17	0.44
32:BK:66:LYS:HE2	32:BK:66:LYS:HB3	1.84	0.44
34:BM:78:LEU:N	34:BM:78:LEU:HD12	2.32	0.44
44:BW:56:ASP:O	44:BW:57:HIS:CB	2.65	0.44
1:CA:1071:C:H2'	1:CA:1072:G:H8	1.82	0.44
1:CA:142:G:C2	1:CA:143:A:H1'	2.52	0.44
1:CA:374:A:N3	1:CA:375:U:C6	2.86	0.44
1:CA:743:A:C5	1:CA:744:C:C5	3.06	0.44
2:CB:71:GLY:HA2	2:CB:164:ILE:CG2	2.47	0.44
14:CN:87:ALA:HB1	14:CN:92:GLU:HB2	2.00	0.44
15:CO:13:SER:O	15:CO:14:GLU:HG3	2.18	0.44
17:CQ:51:ASN:ND2	17:CQ:51:ASN:O	2.51	0.44
22:DA:1179:G:C6	22:DA:1180:U:H1'	2.52	0.44
22:DA:1275:A:H4'	22:DA:1276:A:OP1	2.16	0.44
22:DA:1310:G:H2'	22:DA:1311:G:H5'	1.99	0.44
22:DA:1286:A:C6	22:DA:1329:U:C4	3.04	0.44
22:DA:1345:C:H5'	22:DA:1396:U:O4	2.17	0.44
22:DA:1409:U:H2'	22:DA:1410:G:O4'	2.17	0.44
22:DA:1312:U:O2	22:DA:1603:A:C2	2.71	0.44
22:DA:1726:C:H2'	22:DA:1727:C:H6	1.82	0.44
22:DA:188:G:C6	22:DA:189:G:C4	3.05	0.44
22:DA:2032:G:H1'	25:DD:150:GLN:HE22	1.79	0.44
22:DA:207:A:C4	22:DA:208:C:C6	3.06	0.44
22:DA:2308:G:C4'	22:DA:2309:A:OP2	2.65	0.44

Continued on next page...

Continued from previous page...

Atom-1	Atom-2	Interatomic distance (Å)	Clash overlap (Å)
22:DA:449:A:N7	22:DA:450:G:N7	2.65	0.44
22:DA:84:A:N6	22:DA:99:U:H4'	2.32	0.44
23:DB:76:G:H2'	23:DB:77:U:O4'	2.18	0.44
24:DC:178:SER:O	24:DC:271:ARG:HB2	2.17	0.44
26:DE:108:ILE:HD13	26:DE:181:ILE:HG13	1.98	0.44
27:DF:117:LEU:CD2	27:DF:176:PRO:HG2	2.47	0.44
30:DI:28:LEU:HD11	30:DI:35:ILE:CD1	2.47	0.44
1:AA:1504:G:OP2	1:AA:1507:A:O2'	2.26	0.44
1:AA:926:G:C6	1:AA:1505:G:C5	3.05	0.44
1:AA:721:G:C6	1:AA:733:G:C2	3.05	0.44
1:AA:937:A:N6	1:AA:1345:U:O4	2.50	0.44
1:AA:949:A:C5	1:AA:950:U:C5	3.05	0.44
2:AB:15:HIS:O	2:AB:16:PHE:C	2.55	0.44
2:AB:33:GLY:O	2:AB:34:ALA:HB2	2.18	0.44
2:AB:87:CYS:C	2:AB:89:GLN:N	2.71	0.44
3:AC:159:GLY:O	3:AC:160:ALA:C	2.55	0.44
1:AA:8:A:H5'	5:AE:125:ALA:O	2.17	0.44
5:AE:56:VAL:N	5:AE:57:PRO:HD2	2.33	0.44
6:AF:45:ARG:HG2	6:AF:46:GLN:N	2.32	0.44
6:AF:90:MET:O	6:AF:91:ARG:O	2.36	0.44
8:AH:111:MET:CE	8:AH:116:ALA:HA	2.46	0.44
11:AK:16:VAL:HG13	11:AK:17:SER:H	1.82	0.44
14:AN:87:ALA:O	14:AN:92:GLU:HB2	2.18	0.44
1:AA:723:U:O5'	21:AU:49:LYS:HG2	2.17	0.44
48:B0:25:VAL:C	48:B0:26:THR:HG23	2.38	0.44
22:BA:1100:C:H2'	22:BA:1101:U:C6	2.52	0.44
22:BA:1359:A:N7	22:BA:1373:A:C2	2.85	0.44
22:BA:1441:G:H2'	22:BA:1442:U:C6	2.52	0.44
22:BA:1442:U:H2'	22:BA:1443:U:C6	2.52	0.44
22:BA:1635:A:C2	22:BA:1636:U:H1'	2.52	0.44
22:BA:1688:U:C4	22:BA:1698:A:C2	3.06	0.44
22:BA:1917:U:N3	22:BA:1918:A:C4	2.85	0.44
22:BA:2352:A:C2'	22:BA:2353:G:H5'	2.48	0.44
22:BA:2511:U:O4	22:BA:2575:C:N3	2.50	0.44
22:BA:2623:G:H4'	22:BA:2825:G:C8	2.53	0.44
22:BA:414:C:H2'	22:BA:415:A:C8	2.52	0.44
22:BA:685:A:H1'	22:BA:688:U:O4	2.18	0.44
23:BB:54:G:H21	27:BF:26:MET:CE	2.30	0.44
24:BC:195:VAL:O	24:BC:196:GLY:O	2.35	0.44
29:BH:31:VAL:N	29:BH:32:PRO:CD	2.80	0.44
30:BI:67:PHE:N	30:BI:67:PHE:CD2	2.85	0.44

Continued on next page...

Continued from previous page...

Atom-1	Atom-2	Interatomic distance (Å)	Clash overlap (Å)
30:BI:74:PRO:O	30:BI:75:PRO:O	2.36	0.44
35:BN:106:ASP:C	35:BN:106:ASP:OD1	2.55	0.44
35:BN:69:ARG:C	35:BN:70:THR:HG23	2.37	0.44
38:BQ:58:ARG:O	38:BQ:62:ILE:HG13	2.18	0.44
39:BR:49:ILE:HG22	39:BR:52:PRO:C	2.38	0.44
1:CA:1068:G:H2'	1:CA:1069:C:H5'	2.00	0.44
1:CA:68:G:N2	1:CA:152:A:H1'	2.33	0.44
1:CA:178:C:H2'	1:CA:179:A:O4'	2.18	0.44
1:CA:302:G:C6	1:CA:303:A:C5	3.05	0.44
1:CA:330:C:O2	1:CA:330:C:H2'	2.15	0.44
1:CA:577:G:O2'	1:CA:578:C:H5'	2.17	0.44
2:CB:186:ILE:HA	2:CB:200:ILE:HB	1.98	0.44
2:CB:56:GLU:HG2	2:CB:198:PHE:CZ	2.53	0.44
2:CB:206:ALA:O	2:CB:207:ILE:C	2.55	0.44
2:CB:82:ASP:N	2:CB:85:LEU:HB3	2.33	0.44
2:CB:99:GLY:C	2:CB:101:LEU:H	2.21	0.44
4:CD:11:LEU:HD13	4:CD:63:ARG:HD3	2.00	0.44
5:CE:103:THR:O	5:CE:122:ASN:HA	2.18	0.44
9:CI:130:ARG:HA	9:CI:130:ARG:HD2	1.81	0.44
10:CJ:7:ARG:HD2	10:CJ:73:LEU:HD21	1.99	0.44
14:CN:48:LEU:O	14:CN:48:LEU:HD23	2.17	0.44
16:CP:67:ILE:HG22	16:CP:68:SER:O	2.17	0.44
17:CQ:28:PHE:CE1	17:CQ:37:PHE:HB3	2.53	0.44
18:CR:33:ILE:CA	18:CR:40:VAL:HG23	2.45	0.44
19:CS:74:PHE:CD1	19:CS:74:PHE:N	2.84	0.44
22:DA:1090:A:N1	22:DA:1091:G:N7	2.66	0.44
22:DA:1369:G:N3	22:DA:1370:C:C6	2.84	0.44
22:DA:1497:U:O2'	22:DA:1577:C:H5''	2.18	0.44
22:DA:1524:G:C2	22:DA:1525:A:C8	3.05	0.44
22:DA:1604:C:H5''	58:DA:3406:HOH:O	2.17	0.44
22:DA:118:A:N3	22:DA:178:G:H1'	2.32	0.44
22:DA:1867:G:O6	22:DA:1875:G:C2	2.70	0.44
22:DA:207:A:C2	22:DA:208:C:H1'	2.52	0.44
22:DA:2436:G:C2	22:DA:2437:G:C8	3.05	0.44
22:DA:39:G:C5	22:DA:40:U:C5	3.05	0.44
22:DA:469:G:O6	50:D2:37:LYS:NZ	2.43	0.44
22:DA:699:A:C2'	22:DA:700:G:H5'	2.48	0.44
23:DB:58:A:H2'	23:DB:59:A:O4'	2.18	0.44
24:DC:124:ILE:HG22	24:DC:124:ILE:O	2.16	0.44
27:DF:57:LEU:HB2	27:DF:65:PRO:HG2	2.00	0.44
30:DI:65:ARG:HG3	30:DI:66:SER:N	2.31	0.44

Continued on next page...

Continued from previous page...

Atom-1	Atom-2	Interatomic distance (Å)	Clash overlap (Å)
36:DO:67:ASN:O	36:DO:70:ALA:N	2.51	0.44
37:DP:103:ARG:HD3	37:DP:108:ALA:HB2	1.98	0.44
39:DR:27:ILE:HG13	39:DR:33:VAL:HG11	2.00	0.44
42:DU:83:VAL:HG11	42:DU:94:ARG:HB3	1.99	0.44
46:DY:1:MET:HA	46:DY:4:LYS:HB2	1.99	0.44
1:AA:1014:A:C4	19:AS:34:TRP:CZ3	3.06	0.44
1:AA:1068:G:O2'	1:AA:1191:A:N1	2.38	0.44
1:AA:1538:C:O2'	1:AA:1539:C:H5'	2.17	0.44
1:AA:417:G:C2	1:AA:418:C:C2	3.06	0.44
1:AA:452:A:H2'	1:AA:453:G:H5'	2.00	0.44
1:AA:663:A:N1	1:AA:743:A:C2	2.85	0.44
1:AA:771:G:O2'	1:AA:772:U:H5'	2.16	0.44
1:AA:781:A:H4'	1:AA:1522:U:O2'	2.17	0.44
2:AB:117:LEU:O	2:AB:120:GLN:HB3	2.18	0.44
2:AB:144:LEU:HD23	2:AB:144:LEU:N	2.32	0.44
3:AC:14:ILE:O	3:AC:15:VAL:HG22	2.18	0.44
3:AC:191:THR:HB	3:AC:193:TYR:CE2	2.52	0.44
5:AE:45:ARG:HA	5:AE:72:ILE:O	2.18	0.44
18:AR:70:TYR:HB2	18:AR:71:THR:HG22	2.00	0.44
20:AT:55:GLN:N	20:AT:56:PRO:HD2	2.33	0.44
48:B0:41:HIS:HA	48:B0:49:TYR:OH	2.17	0.44
53:B5:65:LEU:HD21	53:B5:195:ARG:CB	2.47	0.44
22:BA:1014:A:C6	22:BA:1015:U:C4	3.05	0.44
22:BA:1179:G:C5	22:BA:1180:U:N1	2.86	0.44
22:BA:2563:U:H1'	22:BA:2566:A:N6	2.33	0.44
22:BA:26:G:H1'	22:BA:514:A:H61	1.83	0.44
22:BA:2824:C:C4	22:BA:2825:G:C5	3.05	0.44
22:BA:297:G:OP1	42:BU:92:LYS:NZ	2.49	0.44
22:BA:662:G:O3'	33:BL:16:GLY:HA2	2.17	0.44
22:BA:880:G:C4	22:BA:881:G:C8	3.06	0.44
23:BB:94:A:H2'	23:BB:95:U:C6	2.53	0.44
24:BC:123:ALA:O	24:BC:125:LYS:N	2.51	0.44
25:BD:9:VAL:O	25:BD:197:THR:OG1	2.35	0.44
29:BH:89:LYS:CE	29:BH:124:THR:HG22	2.48	0.44
31:BJ:114:LEU:CG	31:BJ:118:MET:HE3	2.39	0.44
41:BT:67:VAL:C	41:BT:68:LYS:HG2	2.38	0.44
46:BY:9:LYS:HB3	46:BY:12:GLU:CG	2.48	0.44
46:BY:32:ALA:HB2	46:BY:37:LEU:CD2	2.48	0.44
1:CA:121:U:H3'	1:CA:122:G:C5'	2.48	0.44
1:CA:183:C:O2	1:CA:183:C:H2'	2.18	0.44
1:CA:528:C:O2	1:CA:528:C:H2'	2.16	0.44

Continued on next page...

Continued from previous page...

Atom-1	Atom-2	Interatomic distance (Å)	Clash overlap (Å)
1:CA:427:U:O2'	1:CA:541:G:OP1	2.29	0.44
1:CA:57:G:C6	1:CA:58:C:C4	3.06	0.44
1:CA:676:A:H2'	1:CA:677:U:C6	2.52	0.44
1:CA:570:G:H1'	1:CA:820:U:C4	2.52	0.44
3:CC:172:ARG:C	3:CC:174:PRO:HD3	2.37	0.44
3:CC:184:TYR:CD1	3:CC:201:TRP:CD1	3.06	0.44
3:CC:23:PHE:CG	3:CC:24:ALA:N	2.85	0.44
7:CG:42:ILE:CG2	7:CG:116:MET:HG3	2.48	0.44
10:CJ:22:THR:HA	10:CJ:25:ILE:HG22	1.98	0.44
10:CJ:81:GLU:HA	10:CJ:84:VAL:HG12	2.00	0.44
12:CL:44:LYS:HB3	12:CL:45:PRO:HD3	1.99	0.44
14:CN:31:ILE:N	14:CN:31:ILE:HD12	2.32	0.44
20:CT:36:TYR:CD1	20:CT:37:ALA:N	2.85	0.44
22:DA:1066:U:C2'	22:DA:1067:A:OP1	2.66	0.44
22:DA:1190:G:OP1	33:DL:32:GLY:CA	2.66	0.44
22:DA:1364:G:H2'	22:DA:1365:A:C5'	2.44	0.44
22:DA:1645:G:H4'	22:DA:1646:C:C5	2.52	0.44
22:DA:2128:G:H1'	22:DA:2173:A:O2'	2.17	0.44
22:DA:2513:A:C5	22:DA:2514:U:C4	3.06	0.44
22:DA:2540:C:C2	22:DA:2541:A:C8	3.05	0.44
22:DA:2699:C:H2'	22:DA:2700:A:O4'	2.17	0.44
22:DA:108:G:H1'	22:DA:347:A:N3	2.33	0.44
22:DA:453:A:H4'	22:DA:472:A:H62	1.82	0.44
22:DA:693:A:C5	22:DA:694:U:C4	3.06	0.44
23:DB:68:C:H2'	23:DB:69:G:O4'	2.16	0.44
24:DC:174:LEU:O	24:DC:181:MET:HA	2.17	0.44
27:DF:2:ALA:N	27:DF:94:GLU:OE2	2.50	0.44
30:DI:28:LEU:HD11	30:DI:35:ILE:HD12	1.99	0.44
34:DM:70:ASP:OD1	34:DM:70:ASP:C	2.56	0.44
22:DA:920:A:OP1	47:DZ:19:LYS:HE3	2.18	0.44
1:AA:1024:G:C2'	1:AA:1025:U:O5'	2.66	0.44
1:AA:1027:C:C2	1:AA:1034:G:O6	2.70	0.44
1:AA:268:U:H2'	1:AA:269:C:C6	2.52	0.44
1:AA:276:G:P	17:AQ:17:MET:HE2	2.57	0.44
1:AA:427:U:C4	1:AA:428:G:C6	3.06	0.44
1:AA:77:A:H2'	1:AA:78:A:C8	2.53	0.44
1:AA:828:U:C5	1:AA:859:G:C4	3.06	0.44
1:AA:957:U:H1'	1:AA:960:U:N3	2.33	0.44
2:AB:132:LYS:O	2:AB:136:MET:HB2	2.17	0.44
10:AJ:18:ILE:CG2	10:AJ:19:ASP:N	2.80	0.44
10:AJ:23:ALA:O	10:AJ:27:GLU:HB2	2.17	0.44

Continued on next page...

Continued from previous page...

Atom-1	Atom-2	Interatomic distance (Å)	Clash overlap (Å)
10:AJ:71:LEU:O	10:AJ:72:ARG:HD3	2.17	0.44
11:AK:91:PRO:C	11:AK:93:ARG:H	2.20	0.44
16:AP:43:ALA:O	16:AP:46:LYS:HD2	2.17	0.44
16:AP:6:LEU:HD13	16:AP:71:VAL:HG23	1.99	0.44
20:AT:54:MET:CE	20:AT:58:VAL:HG21	2.47	0.44
21:AU:19:PHE:O	21:AU:22:SER:HB3	2.18	0.44
22:BA:1103:A:OP2	22:BA:1104:C:C5	2.71	0.44
22:BA:1185:G:H5''	22:BA:1186:G:P	2.58	0.44
22:BA:1366:A:C2	22:BA:1367:A:H1'	2.52	0.44
22:BA:197:A:C6	22:BA:198:C:C2	3.06	0.44
22:BA:2502:G:C5'	22:BA:2503:A:H5''	2.46	0.44
22:BA:481:G:C2	22:BA:507:A:C4	3.06	0.44
22:BA:57:C:H2'	22:BA:58:G:O4'	2.18	0.44
26:BE:31:VAL:HG21	26:BE:104:ALA:HB2	1.99	0.44
29:BH:100:ALA:HB2	29:BH:115:VAL:HG21	1.98	0.44
29:BH:97:ARG:O	29:BH:101:ASP:HB2	2.17	0.44
30:BI:72:LYS:CD	30:BI:72:LYS:N	2.80	0.44
30:BI:97:LYS:HB3	30:BI:139:VAL:CG2	2.48	0.44
33:BL:77:ILE:HD11	33:BL:101:ILE:HG21	2.00	0.44
33:BL:89:VAL:O	33:BL:94:THR:HG21	2.18	0.44
37:BP:34:GLU:N	37:BP:37:LYS:O	2.46	0.44
1:CA:1002:G:C2	1:CA:1003:G:H1'	2.53	0.44
1:CA:1007:U:C2'	1:CA:1008:U:C5'	2.95	0.44
1:CA:1015:G:H2'	1:CA:1016:A:O4'	2.18	0.44
1:CA:1092:A:N1	1:CA:1183:U:O2	2.51	0.44
1:CA:1265:C:N3	1:CA:1266:G:N7	2.65	0.44
1:CA:128:G:C2	1:CA:234:C:C2	3.05	0.44
1:CA:1537:U:C4	1:CA:1538:C:C4	3.06	0.44
1:CA:462:G:O6	1:CA:469:C:N4	2.50	0.44
1:CA:635:A:C6	1:CA:636:U:C4	3.05	0.44
1:CA:756:C:H2'	1:CA:757:U:O5'	2.18	0.44
1:CA:78:A:C2	1:CA:92:U:O2	2.71	0.44
2:CB:21:ARG:HA	2:CB:21:ARG:NE	2.30	0.44
4:CD:24:GLY:O	4:CD:161:LEU:HD11	2.17	0.44
4:CD:195:ILE:CG1	4:CD:195:ILE:O	2.66	0.44
5:CE:105:ILE:HG13	5:CE:105:ILE:O	2.17	0.44
5:CE:83:HIS:HB2	5:CE:84:PRO:HD2	1.98	0.44
1:CA:1291:U:H4'	9:CI:42:GLU:HG2	2.00	0.44
16:CP:67:ILE:HG23	16:CP:71:VAL:CG1	2.48	0.44
19:CS:58:VAL:HA	19:CS:59:PRO:HD3	1.89	0.44
48:D0:40:ARG:O	48:D0:41:HIS:HB2	2.18	0.44

Continued on next page...

Continued from previous page...

Atom-1	Atom-2	Interatomic distance (Å)	Clash overlap (Å)
22:DA:1193:G:C2	22:DA:1194:A:C5	3.06	0.44
22:DA:1248:G:C5	26:DE:46:GLN:NE2	2.86	0.44
22:DA:1403:A:C2	22:DA:1404:C:C2	3.06	0.44
22:DA:187:G:N1	22:DA:210:C:C2	2.85	0.44
22:DA:2134:A:C2	22:DA:2159:G:H1'	2.53	0.44
22:DA:2166:U:H2'	22:DA:2167:U:H5'	2.00	0.44
22:DA:2350:C:H2'	22:DA:2351:G:O4'	2.17	0.44
22:DA:2410:G:H2'	22:DA:2411:A:O4'	2.17	0.44
22:DA:1999:C:H5''	22:DA:2723:C:O2'	2.18	0.44
22:DA:406:G:H2'	22:DA:407:G:C8	2.52	0.44
22:DA:40:U:C5	22:DA:41:C:N4	2.85	0.44
22:DA:422:A:C2	22:DA:423:A:C4	3.05	0.44
22:DA:426:C:C4	22:DA:427:U:C5	3.06	0.44
22:DA:517:C:C2'	22:DA:518:G:O5'	2.66	0.44
22:DA:54:G:N1	22:DA:55:G:N7	2.65	0.44
22:DA:599:A:C2	22:DA:659:G:C5	3.05	0.44
22:DA:465:G:N2	22:DA:684:G:H1'	2.33	0.44
24:DC:158:ALA:HA	24:DC:195:VAL:HG22	2.00	0.44
25:DD:4:LEU:HD22	25:DD:101:PHE:CE2	2.52	0.44
25:DD:125:TRP:O	25:DD:126:ASN:CB	2.66	0.44
26:DE:131:THR:HB	26:DE:164:LEU:HD22	1.99	0.44
29:DH:31:VAL:CB	29:DH:32:PRO:HD3	2.47	0.44
32:DK:111:LYS:HG3	32:DK:112:PHE:CE1	2.52	0.44
33:DL:55:MET:SD	33:DL:59:ARG:CZ	3.06	0.44
40:DS:30:SER:HA	40:DS:33:LEU:HD12	1.99	0.44
41:DT:24:MET:HG2	41:DT:29:THR:O	2.18	0.44
45:DX:39:TRP:HB2	45:DX:46:PHE:CE2	2.53	0.44
45:DX:47:VAL:CG1	45:DX:47:VAL:O	2.65	0.44
45:DX:52:SER:O	45:DX:55:GLY:N	2.51	0.44
1:AA:1028:C:C5	1:AA:1029:U:C5	3.05	0.44
1:AA:1220:G:H2'	1:AA:1221:G:O4'	2.18	0.44
1:AA:1317:C:H2'	1:AA:1318:A:H5'	1.99	0.44
1:AA:1399:C:C4	1:AA:1502:A:N1	2.86	0.44
1:AA:197:A:N3	1:AA:198:G:H1'	2.33	0.44
1:AA:200:G:N2	1:AA:218:U:O2	2.51	0.44
1:AA:264:C:H2'	1:AA:265:G:O4'	2.18	0.44
1:AA:397:A:N7	1:AA:548:G:C8	2.85	0.44
1:AA:723:U:H2'	1:AA:855:U:H4'	1.99	0.44
2:AB:81:LYS:HG3	2:AB:91:PHE:CZ	2.53	0.44
2:AB:94:HIS:ND1	2:AB:146:ASN:HB2	2.32	0.44
4:AD:152:GLN:O	4:AD:155:VAL:HG12	2.18	0.44

Continued on next page...

Continued from previous page...

Atom-1	Atom-2	Interatomic distance (Å)	Clash overlap (Å)
14:AN:26:GLU:HG2	14:AN:27:LEU:N	2.33	0.44
16:AP:5:ARG:HA	16:AP:68:SER:OG	2.18	0.44
17:AQ:79:VAL:O	17:AQ:80:GLU:HB2	2.18	0.44
22:BA:1087:G:N2	22:BA:1090:A:C8	2.86	0.44
22:BA:1091:G:H2'	22:BA:1092:C:C5	2.52	0.44
22:BA:1408:G:C6	22:BA:1409:U:C4	3.06	0.44
22:BA:18:U:O2'	22:BA:19:A:H5'	2.17	0.44
22:BA:2232:C:C4	22:BA:2233:U:C4	3.05	0.44
22:BA:2533:U:H2'	22:BA:2534:A:H5'	1.99	0.44
22:BA:590:A:H2'	22:BA:591:U:C6	2.53	0.44
22:BA:900:A:C5	22:BA:901:C:C6	3.06	0.44
22:BA:910:A:H2'	22:BA:911:A:C8	2.53	0.44
27:BF:132:VAL:O	27:BF:132:VAL:CG2	2.66	0.44
29:BH:57:LYS:HG3	29:BH:58:LEU:N	2.33	0.44
33:BL:26:GLY:C	33:BL:27:LEU:HD23	2.38	0.44
34:BM:45:GLN:HG2	34:BM:125:PRO:HD3	1.99	0.44
39:BR:34:GLU:HG3	39:BR:60:LYS:HE2	1.99	0.44
45:BX:4:VAL:N	45:BX:33:LEU:HD11	2.33	0.44
1:CA:120:A:OP2	1:CA:120:A:H2'	2.18	0.44
1:CA:1361:G:C4	1:CA:1362:A:C8	3.06	0.44
1:CA:237:G:C4	1:CA:238:A:C8	3.06	0.44
1:CA:685:G:C2	1:CA:686:U:C4	3.06	0.44
9:CI:88:MET:HB2	9:CI:92:GLU:OE2	2.17	0.44
11:CK:35:THR:OG1	11:CK:40:ASN:N	2.51	0.44
21:CU:14:VAL:C	21:CU:16:LEU:HG	2.38	0.44
50:D2:9:VAL:O	50:D2:10:LEU:C	2.56	0.44
22:DA:1222:U:H2'	22:DA:1223:G:C8	2.53	0.44
22:DA:1362:C:N3	22:DA:1363:C:C2	2.86	0.44
22:DA:770:G:O4'	22:DA:1379:U:C5	2.71	0.44
22:DA:1804:C:N4	22:DA:1814:G:N2	2.66	0.44
22:DA:1936:A:C8	22:DA:1945:G:C6	3.06	0.44
22:DA:281:C:H2'	22:DA:282:A:C8	2.53	0.44
22:DA:601:C:H2'	22:DA:602:A:O4'	2.18	0.44
22:DA:687:C:N3	22:DA:788:A:H5'	2.33	0.44
22:DA:82:U:N3	22:DA:83:A:N7	2.66	0.44
22:DA:835:C:C4	22:DA:836:G:N7	2.85	0.44
24:DC:69:ARG:NH2	24:DC:116:ILE:HD11	2.32	0.44
27:DF:4:LEU:O	27:DF:8:TYR:N	2.51	0.44
27:DF:33:LYS:HD3	27:DF:92:ARG:NH1	2.33	0.44
33:DL:116:VAL:HG21	33:DL:135:ILE:HA	1.99	0.44
36:DO:53:THR:HB	36:DO:65:THR:CG2	2.48	0.44

Continued on next page...

Continued from previous page...

Atom-1	Atom-2	Interatomic distance (Å)	Clash overlap (Å)
42:DU:12:ILE:CG2	42:DU:80:ALA:HB2	2.48	0.44
42:DU:18:ASP:HB3	42:DU:21:LYS:HG3	1.99	0.44
47:DZ:2:ALA:CB	47:DZ:39:GLU:HB2	2.48	0.44
1:AA:1149:C:O2'	1:AA:1150:A:H5'	2.18	0.44
1:AA:1211:U:H1'	1:AA:1213:A:C2	2.53	0.44
1:AA:1296:C:H5''	1:AA:1297:G:OP2	2.18	0.44
1:AA:283:U:C5	1:AA:284:C:C5	3.06	0.44
1:AA:43:C:H2'	1:AA:44:A:O4'	2.18	0.44
1:AA:557:G:C6	1:AA:558:G:N1	2.86	0.44
1:AA:602:A:C2	1:AA:603:U:O2	2.71	0.44
1:AA:722:G:C2'	1:AA:723:U:OP2	2.65	0.44
2:AB:66:LYS:N	2:AB:66:LYS:HD3	2.33	0.44
7:AG:139:GLU:HA	7:AG:139:GLU:OE1	2.18	0.44
9:AI:36:GLU:HA	9:AI:40:GLY:HA3	2.00	0.44
9:AI:20:PHE:O	9:AI:63:LEU:HA	2.17	0.44
10:AJ:27:GLU:C	10:AJ:29:ALA:H	2.22	0.44
11:AK:86:VAL:HG12	11:AK:93:ARG:NH1	2.33	0.44
12:AL:56:ARG:NH1	12:AL:62:GLU:HG3	2.33	0.44
14:AN:53:ARG:HG3	14:AN:59:ARG:CZ	2.48	0.44
16:AP:2:VAL:HG22	16:AP:65:ALA:HB2	1.99	0.44
16:AP:77:GLU:C	16:AP:79:ASN:N	2.71	0.44
17:AQ:12:VAL:O	17:AQ:13:VAL:CG1	2.66	0.44
52:B4:25:VAL:HB	52:B4:35:GLN:HB2	1.99	0.44
53:B5:65:LEU:CD2	53:B5:195:ARG:CB	2.95	0.44
53:B5:84:ILE:HG22	53:B5:84:ILE:O	2.17	0.44
22:BA:142:A:C8	22:BA:143:C:C5	3.06	0.44
22:BA:1722:A:N6	22:BA:1738:G:H1'	2.33	0.44
22:BA:1996:C:H4'	22:BA:1997:C:OP1	2.18	0.44
22:BA:2018:G:C2	22:BA:2019:A:C4	3.06	0.44
22:BA:273:G:N2	22:BA:365:U:O2	2.51	0.44
22:BA:301:G:OP1	22:BA:301:G:H4'	2.18	0.44
22:BA:713:G:C6	22:BA:714:U:C4	3.06	0.44
29:BH:4:ILE:HG23	29:BH:17:ASP:O	2.17	0.44
29:BH:99:ILE:CD1	29:BH:117:LEU:HD13	2.48	0.44
31:BJ:30:THR:CG2	31:BJ:31:GLU:N	2.81	0.44
32:BK:103:VAL:O	32:BK:122:VAL:HB	2.18	0.44
35:BN:84:GLY:N	35:BN:85:PRO:HD2	2.33	0.44
35:BN:8:ARG:NH2	35:BN:39:PRO:HA	2.33	0.44
39:BR:48:LYS:CG	39:BR:48:LYS:O	2.66	0.44
1:CA:1004:A:C5	1:CA:1005:A:C6	3.05	0.44
1:CA:1317:C:H2'	1:CA:1318:A:O5'	2.18	0.44

Continued on next page...

Continued from previous page...

Atom-1	Atom-2	Interatomic distance (Å)	Clash overlap (Å)
1:CA:1417:G:N2	1:CA:1484:C:C4	2.86	0.44
1:CA:39:G:N2	1:CA:40:C:C2	2.86	0.44
1:CA:539:A:H2'	1:CA:540:G:C8	2.53	0.44
1:CA:844:G:C8	1:CA:844:G:OP2	2.71	0.44
1:CA:974:A:C8	14:CN:71:HIS:CD2	3.06	0.44
1:CA:9:G:H5'	5:CE:108:GLY:HA3	2.00	0.44
2:CB:186:ILE:HA	2:CB:200:ILE:O	2.18	0.44
3:CC:111:LEU:HD22	3:CC:111:LEU:N	2.33	0.44
11:CK:40:ASN:O	11:CK:41:ALA:HB3	2.18	0.44
11:CK:77:TYR:N	11:CK:77:TYR:CD1	2.86	0.44
14:CN:41:ARG:HG2	14:CN:42:TRP:N	2.32	0.44
17:CQ:25:ILE:HG12	17:CQ:42:THR:O	2.18	0.44
17:CQ:25:ILE:O	17:CQ:41:THR:HA	2.18	0.44
50:D2:12:ARG:NH2	50:D2:44:VAL:CG1	2.81	0.44
22:DA:1109:C:C4	22:DA:1110:G:O6	2.71	0.44
22:DA:1139:G:N2	22:DA:1140:C:C2	2.86	0.44
22:DA:1330:C:H2'	22:DA:1331:G:O5'	2.17	0.44
22:DA:1355:G:H2'	22:DA:1356:G:C5'	2.48	0.44
22:DA:1362:C:C2'	22:DA:1363:C:H5'	2.48	0.44
22:DA:1332:G:O6	22:DA:1609:A:C8	2.71	0.44
22:DA:1810:A:H2'	22:DA:1811:G:O4'	2.18	0.44
22:DA:2018:G:H2'	22:DA:2019:A:O4'	2.18	0.44
22:DA:2064:C:H2'	22:DA:2065:C:C6	2.53	0.44
22:DA:2104:C:N3	22:DA:2186:G:N2	2.66	0.44
22:DA:2179:C:H2'	22:DA:2180:U:C6	2.52	0.44
22:DA:2252:G:H2'	22:DA:2253:G:O4'	2.17	0.44
22:DA:2409:G:C6	22:DA:2410:G:C6	3.06	0.44
22:DA:738:G:N1	22:DA:739:A:C2	2.86	0.44
22:DA:856:G:C2	22:DA:922:C:C2	3.06	0.44
22:DA:972:A:N1	22:DA:973:A:N6	2.65	0.44
22:DA:983:A:N6	22:DA:984:A:C2	2.86	0.44
24:DC:104:ILE:HD12	24:DC:104:ILE:O	2.18	0.44
24:DC:176:LEU:HD12	24:DC:180:GLU:HB3	1.99	0.44
24:DC:251:GLN:HG2	24:DC:255:LYS:HB2	2.00	0.44
26:DE:130:LYS:HB2	26:DE:133:LEU:HB2	2.00	0.44
31:DJ:39:LYS:HZ3	31:DJ:39:LYS:CB	2.31	0.44
31:DJ:40:HIS:O	31:DJ:40:HIS:CG	2.69	0.44
33:DL:30:THR:OG1	33:DL:31:GLY:N	2.51	0.44
39:DR:78:ARG:CB	39:DR:83:TYR:CD1	3.00	0.44
42:DU:96:PHE:CZ	42:DU:103:ILE:HG13	2.53	0.44
43:DV:80:HIS:CG	43:DV:81:PRO:HD2	2.53	0.44

Continued on next page...

Continued from previous page...

Atom-1	Atom-2	Interatomic distance (Å)	Clash overlap (Å)
1:AA:1005:A:N6	1:AA:1006:G:C2	2.87	0.43
1:AA:1130:A:C1'	1:AA:1146:A:C2	3.01	0.43
1:AA:1154:G:H2'	1:AA:1155:A:C8	2.53	0.43
1:AA:184:G:C6	1:AA:185:U:C4	3.06	0.43
1:AA:192:A:H2'	1:AA:193:C:C6	2.53	0.43
1:AA:554:A:H5'	12:AL:26:ALA:HB1	2.00	0.43
1:AA:651:C:H2'	1:AA:652:U:O5'	2.18	0.43
1:AA:654:G:C2'	1:AA:655:A:H5'	2.48	0.43
1:AA:862:C:H2'	1:AA:863:U:H5'	2.00	0.43
1:AA:935:A:C2	1:AA:936:C:C2	3.05	0.43
4:AD:58:LYS:HE2	4:AD:69:GLU:OE2	2.18	0.43
9:AI:30:ILE:CG2	9:AI:65:ILE:HD11	2.48	0.43
18:AR:32:TYR:CG	18:AR:55:LEU:HD11	2.53	0.43
22:BA:1073:A:C2'	22:BA:1074:G:H5''	2.48	0.43
22:BA:1098:A:N7	22:BA:1099:G:C6	2.86	0.43
22:BA:1125:G:C6	22:BA:1126:A:N6	2.86	0.43
22:BA:1199:U:H2'	22:BA:1200:C:C6	2.53	0.43
22:BA:141:G:C6	41:BT:1:MET:HE1	2.53	0.43
22:BA:143:C:O2	41:BT:1:MET:N	2.44	0.43
22:BA:1479:G:H2'	22:BA:1480:C:O4'	2.18	0.43
22:BA:1839:G:C2'	22:BA:1840:G:O5'	2.66	0.43
22:BA:1880:U:H2'	22:BA:1881:C:C6	2.53	0.43
22:BA:2315:G:H2'	22:BA:2316:G:C8	2.52	0.43
22:BA:2298:A:C2	22:BA:2321:U:C5	3.06	0.43
22:BA:2808:G:C2	22:BA:2891:U:C5	3.06	0.43
22:BA:464:U:C6	22:BA:788:A:C2	3.06	0.43
26:BE:157:LEU:HG	26:BE:169:VAL:HG21	2.00	0.43
29:BH:89:LYS:HE3	29:BH:124:THR:HG22	1.99	0.43
31:BJ:52:ASP:O	31:BJ:121:LYS:HE2	2.18	0.43
1:CA:1018:G:O6	1:CA:1019:A:N6	2.51	0.43
1:CA:1052:U:C5'	1:CA:1053:G:OP2	2.66	0.43
1:CA:1361:G:C4	1:CA:1362:A:N7	2.86	0.43
1:CA:198:G:O2'	1:CA:199:A:H5'	2.18	0.43
1:CA:229:U:H2'	1:CA:230:G:C8	2.53	0.43
1:CA:747:A:N6	1:CA:748:G:C6	2.86	0.43
1:CA:980:C:O3'	14:CN:13:ARG:NH2	2.51	0.43
2:CB:164:ILE:O	2:CB:186:ILE:O	2.36	0.43
2:CB:26:LYS:HB2	2:CB:193:PRO:HD2	2.00	0.43
4:CD:153:SER:O	4:CD:154:ARG:C	2.56	0.43
4:CD:62:ARG:NH1	4:CD:69:GLU:OE1	2.51	0.43
5:CE:83:HIS:NE2	8:CH:96:MET:CE	2.81	0.43

Continued on next page...

Continued from previous page...

Atom-1	Atom-2	Interatomic distance (Å)	Clash overlap (Å)
17:CQ:10:GLY:HA3	17:CQ:25:ILE:HD13	2.00	0.43
17:CQ:14:SER:HB3	17:CQ:22:VAL:CG1	2.48	0.43
48:D0:44:THR:OG1	48:D0:48:TYR:N	2.51	0.43
51:D3:7:VAL:O	51:D3:10:ALA:HB3	2.18	0.43
22:DA:104:A:C5	22:DA:105:C:N3	2.86	0.43
22:DA:1448:G:C4	22:DA:1449:G:C8	3.06	0.43
22:DA:1744:A:C5	22:DA:1745:A:C5	3.05	0.43
22:DA:1757:A:N1	22:DA:1762:A:C2	2.86	0.43
22:DA:2061:G:C8	22:DA:2501:C:H4'	2.53	0.43
22:DA:2141:G:N2	22:DA:2151:U:O2	2.51	0.43
22:DA:2513:A:C6	22:DA:2514:U:C4	3.06	0.43
22:DA:2720:U:C6	22:DA:2872:A:N1	2.86	0.43
22:DA:2843:G:N2	22:DA:2875:C:N3	2.66	0.43
22:DA:528:A:C2	22:DA:2043:C:H4'	2.53	0.43
22:DA:936:A:C2	22:DA:937:C:C2	3.06	0.43
26:DE:45:ALA:HA	26:DE:87:ALA:O	2.18	0.43
27:DF:163:ASP:N	27:DF:163:ASP:OD1	2.51	0.43
27:DF:5:HIS:O	27:DF:9:LYS:HG3	2.18	0.43
30:DI:33:VAL:HA	30:DI:67:PHE:CE2	2.53	0.43
31:DJ:10:THR:O	31:DJ:11:VAL:O	2.35	0.43
37:DP:53:ARG:N	37:DP:57:SER:OG	2.50	0.43
42:DU:82:ARG:CZ	42:DU:82:ARG:HB2	2.47	0.43
1:AA:1250:A:O3'	9:AI:69:GLY:HA2	2.18	0.43
1:AA:1322:C:O2'	1:AA:1323:G:OP2	2.29	0.43
1:AA:300:A:H2'	1:AA:301:G:O4'	2.18	0.43
1:AA:690:G:C6	1:AA:691:G:C6	3.07	0.43
1:AA:998:C:H2'	1:AA:999:C:C6	2.54	0.43
4:AD:30:THR:O	4:AD:31:LYS:C	2.55	0.43
7:AG:42:ILE:HG21	7:AG:116:MET:CG	2.48	0.43
8:AH:29:SER:OG	8:AH:30:SER:N	2.50	0.43
9:AI:36:GLU:HA	9:AI:40:GLY:CA	2.49	0.43
10:AJ:54:SER:OG	10:AJ:55:PRO:HD2	2.18	0.43
1:AA:1227:A:O2'	13:AM:115:PRO:HD2	2.18	0.43
17:AQ:4:LYS:C	17:AQ:4:LYS:HD2	2.39	0.43
22:BA:1003:G:C2	22:BA:1004:U:C5	3.06	0.43
22:BA:1439:A:C2	22:BA:1553:A:C5	3.06	0.43
22:BA:1665:A:H2'	22:BA:1666:G:O4'	2.18	0.43
22:BA:1754:A:N6	22:BA:1755:A:C6	2.86	0.43
22:BA:1963:U:H6	22:BA:1963:U:O5'	2.01	0.43
22:BA:2248:C:OP2	22:BA:2249:U:C5	2.70	0.43
22:BA:2267:A:H2	58:BA:3511:HOH:O	2.00	0.43

Continued on next page...

Continued from previous page...

Atom-1	Atom-2	Interatomic distance (Å)	Clash overlap (Å)
22:BA:255:A:H2'	22:BA:256:A:O4'	2.19	0.43
22:BA:976:G:C2	22:BA:977:G:C8	3.06	0.43
22:BA:1844:C:O3'	24:BC:256:LYS:NZ	2.50	0.43
26:BE:46:GLN:O	26:BE:88:ARG:NH1	2.51	0.43
37:BP:106:LYS:O	37:BP:109:ARG:HD3	2.19	0.43
43:BV:72:VAL:HG12	43:BV:93:ARG:HA	2.00	0.43
1:CA:1068:G:C2'	1:CA:1069:C:H5'	2.47	0.43
1:CA:1151:A:C2	1:CA:1152:A:C4	3.06	0.43
1:CA:1225:A:C2'	1:CA:1225:A:N3	2.81	0.43
1:CA:1457:G:H2'	1:CA:1458:G:O4'	2.18	0.43
1:CA:421:U:C4'	1:CA:421:U:OP1	2.67	0.43
2:CB:115:LYS:O	2:CB:119:THR:HB	2.18	0.43
6:CF:38:ARG:HG3	6:CF:63:ASN:HB2	1.98	0.43
9:CI:116:VAL:HG23	10:CJ:62:ARG:HD3	2.00	0.43
12:CL:25:GLU:HB3	12:CL:27:CYS:SG	2.58	0.43
48:D0:44:THR:O	48:D0:47:GLY:N	2.52	0.43
49:D1:19:HIS:C	49:D1:19:HIS:CD2	2.91	0.43
49:D1:9:ILE:HB	49:D1:52:ALA:HA	2.00	0.43
50:D2:43:THR:O	50:D2:44:VAL:HB	2.17	0.43
33:DL:62:PRO:HG3	51:D3:26:HIS:O	2.18	0.43
22:DA:1341:G:C2	41:DT:84:TYR:CD2	3.06	0.43
22:DA:1351:C:O3'	22:DA:1571:A:O2'	2.36	0.43
22:DA:1362:C:H2'	22:DA:1363:C:H5'	2.00	0.43
22:DA:1477:A:N6	22:DA:1514:G:H1'	2.33	0.43
22:DA:1670:C:C5	22:DA:1671:U:C4	3.06	0.43
22:DA:185:G:C6	22:DA:212:G:N2	2.86	0.43
22:DA:192:C:O2'	22:DA:802:A:N3	2.51	0.43
22:DA:2331:G:N2	22:DA:2385:C:C2	2.86	0.43
22:DA:2280:G:O2'	22:DA:2388:A:N1	2.46	0.43
22:DA:2464:G:H2'	22:DA:2465:C:O4'	2.17	0.43
22:DA:2897:U:H2'	22:DA:2898:U:C6	2.53	0.43
22:DA:35:G:N2	22:DA:450:G:H1'	2.33	0.43
22:DA:483:A:O2'	42:DU:56:GLY:HA3	2.18	0.43
22:DA:54:G:C6	22:DA:55:G:N7	2.86	0.43
22:DA:603:A:N3	22:DA:604:G:H1'	2.34	0.43
22:DA:633:A:H5''	33:DL:70:LYS:CD	2.48	0.43
22:DA:969:G:H2'	22:DA:970:U:C6	2.54	0.43
22:DA:1568:G:H5''	24:DC:61:ALA:N	2.33	0.43
24:DC:9:THR:O	24:DC:10:SER:HB3	2.15	0.43
25:DD:148:GLN:CD	25:DD:148:GLN:N	2.72	0.43
29:DH:127:GLU:CG	29:DH:144:VAL:O	2.65	0.43

Continued on next page...

Continued from previous page...

Atom-1	Atom-2	Interatomic distance (Å)	Clash overlap (Å)
35:DN:108:ALA:HB3	35:DN:110:MET:CE	2.49	0.43
37:DP:65:SER:O	37:DP:66:ASN:C	2.57	0.43
44:DW:36:ILE:HG23	44:DW:58:THR:CG2	2.48	0.43
22:DA:2232:C:OP1	45:DX:27:ARG:NH1	2.50	0.43
1:AA:1069:C:H4'	1:AA:1192:C:O2	2.19	0.43
1:AA:1126:U:O4'	1:AA:1281:C:C2	2.71	0.43
1:AA:1442:G:H2'	1:AA:1443:C:H6	1.83	0.43
1:AA:167:A:H2'	1:AA:168:G:O4'	2.18	0.43
1:AA:500:G:C2'	1:AA:501:C:O5'	2.66	0.43
1:AA:558:G:C5	1:AA:559:A:C2	3.07	0.43
1:AA:681:A:C6	1:AA:710:G:C6	3.07	0.43
2:AB:75:ALA:O	2:AB:76:ALA:CB	2.65	0.43
3:AC:141:ALA:O	3:AC:146:ALA:HB3	2.18	0.43
4:AD:174:ASP:O	4:AD:175:ALA:CB	2.66	0.43
6:AF:42:TRP:HB2	6:AF:59:TYR:HB2	2.01	0.43
8:AH:115:ALA:O	8:AH:118:GLN:N	2.51	0.43
14:AN:100:SER:O	14:AN:101:TRP:HB3	2.18	0.43
14:AN:90:ARG:HB2	14:AN:92:GLU:HG2	2.00	0.43
17:AQ:81:LYS:C	17:AQ:83:VAL:N	2.72	0.43
19:AS:58:VAL:CG1	19:AS:75:ALA:HB1	2.49	0.43
20:AT:72:ALA:O	20:AT:73:ALA:C	2.56	0.43
22:BA:1087:G:C2'	22:BA:1089:A:H1'	2.48	0.43
22:BA:1607:C:N4	22:BA:1622:G:C8	2.86	0.43
22:BA:2308:G:O6	22:BA:2311:A:C8	2.71	0.43
22:BA:2517:C:C5	22:BA:2542:A:C4	3.06	0.43
22:BA:45:G:H5''	22:BA:46:G:OP1	2.18	0.43
22:BA:587:C:C5	22:BA:671:C:H1'	2.53	0.43
22:BA:927:A:H2'	22:BA:928:A:O4'	2.19	0.43
23:BB:22:U:H2'	23:BB:23:G:C8	2.52	0.43
22:BA:784:G:C5'	24:BC:226:ASN:OD1	2.66	0.43
27:BF:171:ALA:O	27:BF:173:PHE:N	2.51	0.43
28:BG:10:VAL:HG13	28:BG:10:VAL:O	2.18	0.43
29:BH:80:ILE:HG21	29:BH:94:ILE:HG13	2.00	0.43
31:BJ:53:TYR:CD1	31:BJ:121:LYS:HB3	2.53	0.43
1:CA:1027:C:N4	1:CA:1034:G:O6	2.51	0.43
1:CA:1244:G:C2	1:CA:1294:G:C2	3.07	0.43
1:CA:1385:G:H2'	1:CA:1386:G:O4'	2.19	0.43
1:CA:1387:G:H2'	1:CA:1388:C:C6	2.53	0.43
1:CA:256:U:OP1	17:CQ:19:LYS:NZ	2.40	0.43
1:CA:404:G:O6	4:CD:2:ALA:N	2.51	0.43
1:CA:411:A:H4'	1:CA:412:A:O5'	2.17	0.43

Continued on next page...

Continued from previous page...

Atom-1	Atom-2	Interatomic distance (Å)	Clash overlap (Å)
1:CA:459:A:C8	1:CA:459:A:OP2	2.72	0.43
1:CA:577:G:N3	1:CA:578:C:C6	2.86	0.43
1:CA:97:G:C6	1:CA:98:A:H1'	2.53	0.43
2:CB:68:LEU:HG	2:CB:154:MET:HE1	2.00	0.43
2:CB:20:THR:OG1	2:CB:21:ARG:N	2.51	0.43
4:CD:34:ILE:CG2	4:CD:34:ILE:O	2.66	0.43
5:CE:38:VAL:HG12	5:CE:39:VAL:N	2.34	0.43
9:CI:63:LEU:O	9:CI:63:LEU:HG	2.18	0.43
11:CK:60:PRO:N	11:CK:91:PRO:HB2	2.34	0.43
12:CL:9:ARG:HB2	12:CL:9:ARG:CZ	2.48	0.43
13:CM:50:GLU:OE2	13:CM:50:GLU:HA	2.19	0.43
15:CO:53:ARG:O	15:CO:54:ARG:C	2.57	0.43
1:CA:1319:A:H5''	19:CS:5:LEU:HD11	1.99	0.43
19:CS:40:ILE:HD13	19:CS:66:MET:HB3	1.98	0.43
48:D0:54:VAL:O	48:D0:55:ILE:HB	2.18	0.43
22:DA:1357:C:N4	22:DA:1358:G:N1	2.66	0.43
22:DA:1519:G:H3'	22:DA:1520:U:C6	2.53	0.43
22:DA:1563:U:H2'	22:DA:1564:C:C6	2.52	0.43
22:DA:1622:G:H2'	22:DA:1623:G:O4'	2.18	0.43
22:DA:1638:C:O3'	22:DA:2709:G:N2	2.51	0.43
22:DA:1754:A:C6	22:DA:1755:A:C5	3.06	0.43
22:DA:1796:U:H2'	22:DA:1797:G:C8	2.53	0.43
22:DA:1881:C:H2'	22:DA:1882:U:O4'	2.17	0.43
22:DA:2502:G:H5'	22:DA:2503:A:O5'	2.19	0.43
22:DA:2711:A:N6	22:DA:2714:G:C5	2.86	0.43
22:DA:498:G:C4	22:DA:499:U:C5	3.07	0.43
22:DA:513:A:C2	22:DA:514:A:N7	2.86	0.43
22:DA:683:U:H2'	22:DA:684:G:O5'	2.18	0.43
22:DA:694:U:C3'	22:DA:695:G:C5'	2.95	0.43
25:DD:3:GLY:O	25:DD:82:PHE:CE1	2.72	0.43
31:DJ:31:GLU:HB3	31:DJ:142:ILE:CG1	2.48	0.43
37:DP:75:GLN:HB2	37:DP:78:SER:HB2	2.00	0.43
40:DS:15:GLN:O	40:DS:19:LEU:HD22	2.18	0.43
42:DU:57:GLY:O	42:DU:59:VAL:HG23	2.18	0.43
42:DU:72:ILE:HD13	42:DU:83:VAL:HB	2.00	0.43
43:DV:28:ALA:O	43:DV:40:ILE:HB	2.18	0.43
43:DV:75:GLN:HB3	43:DV:90:ASP:O	2.17	0.43
1:AA:116:A:C4	1:AA:117:G:C8	3.07	0.43
1:AA:157:U:O2'	1:AA:158:G:H5'	2.18	0.43
1:AA:266:G:H4'	1:AA:267:C:OP1	2.17	0.43
1:AA:389:A:C6	1:AA:390:U:H1'	2.53	0.43

Continued on next page...

Continued from previous page...

Atom-1	Atom-2	Interatomic distance (Å)	Clash overlap (Å)
1:AA:867:G:N2	1:AA:868:C:C2	2.86	0.43
1:AA:963:G:N3	1:AA:963:G:H2'	2.33	0.43
2:AB:93:ASN:OD1	2:AB:94:HIS:ND1	2.52	0.43
4:AD:23:SER:O	4:AD:24:GLY:O	2.37	0.43
5:AE:30:ILE:HD11	5:AE:54:ARG:NH1	2.34	0.43
6:AF:67:PRO:O	6:AF:69:GLU:N	2.52	0.43
7:AG:69:VAL:HG12	7:AG:135:VAL:HA	2.01	0.43
7:AG:27:VAL:O	7:AG:31:MET:N	2.50	0.43
7:AG:49:THR:O	7:AG:53:ARG:HB2	2.18	0.43
9:AI:6:TYR:CD1	9:AI:89:GLU:OE2	2.71	0.43
14:AN:43:ASN:C	14:AN:45:VAL:H	2.20	0.43
14:AN:21:PHE:HE1	14:AN:55:SER:HG	1.62	0.43
19:AS:51:VAL:CG2	19:AS:71:LEU:HB3	2.48	0.43
20:AT:58:VAL:HG12	20:AT:72:ALA:HB1	2.00	0.43
22:BA:103:A:H2'	22:BA:104:A:O4'	2.18	0.43
22:BA:1153:C:N4	22:BA:1154:G:C6	2.86	0.43
22:BA:1253:A:C8	58:BA:3335:HOH:O	2.66	0.43
22:BA:1494:A:C2	22:BA:1495:A:N9	2.87	0.43
22:BA:1840:G:C2	22:BA:1841:U:C2	3.06	0.43
22:BA:24:G:O2'	40:BS:77:ASP:HB3	2.18	0.43
22:BA:2680:U:O2'	22:BA:2681:C:H5'	2.18	0.43
22:BA:2622:U:O2'	22:BA:2825:G:N7	2.50	0.43
22:BA:362:A:C4	22:BA:363:G:C8	3.07	0.43
22:BA:744:U:H2'	22:BA:745:G:O4'	2.19	0.43
22:BA:975:A:C4	22:BA:990:A:C5	3.06	0.43
23:BB:2:G:C2	23:BB:119:A:N3	2.87	0.43
26:BE:48:THR:O	26:BE:49:ARG:C	2.55	0.43
27:BF:17:MET:CE	27:BF:22:TYR:HB2	2.49	0.43
29:BH:27:ARG:O	29:BH:28:ASN:CB	2.66	0.43
29:BH:76:GLU:HA	29:BH:142:VAL:HG12	2.00	0.43
30:BI:124:ALA:O	30:BI:127:ARG:HG2	2.17	0.43
30:BI:77:ALA:HB2	30:BI:132:THR:CG2	2.48	0.43
31:BJ:35:ARG:HG2	31:BJ:40:HIS:CD2	2.52	0.43
1:CA:160:A:C5	1:CA:346:G:O6	2.72	0.43
1:CA:216:U:H5''	1:CA:464:U:H4'	2.00	0.43
1:CA:652:U:C2	1:CA:752:G:N2	2.86	0.43
1:CA:683:G:O2'	1:CA:684:U:H5'	2.19	0.43
1:CA:706:A:O2'	11:CK:31:ILE:CD1	2.66	0.43
1:CA:86:G:O2'	1:CA:87:C:P	2.76	0.43
2:CB:81:LYS:CG	2:CB:85:LEU:HD22	2.48	0.43
3:CC:182:ILE:HD13	3:CC:203:PHE:HA	2.00	0.43

Continued on next page...

Continued from previous page...

Atom-1	Atom-2	Interatomic distance (Å)	Clash overlap (Å)
5:CE:96:MET:CE	5:CE:111:MET:CE	2.95	0.43
6:CF:70:VAL:HG23	6:CF:71:ILE:HD12	1.99	0.43
8:CH:74:SER:O	8:CH:130:ALA:N	2.50	0.43
12:CL:43:LYS:N	12:CL:89:ASP:O	2.44	0.43
15:CO:27:VAL:O	15:CO:31:LEU:CD1	2.67	0.43
16:CP:5:ARG:O	16:CP:19:VAL:HA	2.19	0.43
1:CA:451:A:OP2	16:CP:70:ARG:NH2	2.47	0.43
17:CQ:14:SER:CB	17:CQ:22:VAL:HG12	2.49	0.43
17:CQ:75:LEU:C	17:CQ:75:LEU:CD1	2.87	0.43
1:CA:1014:A:C2	19:CS:34:TRP:CZ2	3.06	0.43
22:DA:1045:C:H4'	22:DA:1046:A:H5'	2.00	0.43
22:DA:1120:G:C6	22:DA:1121:C:N4	2.86	0.43
22:DA:1287:A:H2'	22:DA:1288:G:H5'	2.01	0.43
22:DA:1378:A:C4'	22:DA:1379:U:OP1	2.66	0.43
22:DA:1567:G:H2'	24:DC:85:PRO:HG3	2.00	0.43
22:DA:1829:A:OP2	22:DA:1829:A:O4'	2.36	0.43
22:DA:2112:G:H5'	22:DA:2113:U:OP2	2.19	0.43
22:DA:2167:U:O2	22:DA:2170:A:OP2	2.37	0.43
22:DA:2333:A:N7	22:DA:2335:A:C4	2.86	0.43
22:DA:2489:U:HO2'	22:DA:2491:U:H5	1.64	0.43
22:DA:2756:U:H4'	22:DA:2757:A:OP1	2.19	0.43
22:DA:301:G:H5'	22:DA:334:C:O2	2.18	0.43
22:DA:40:U:C4	22:DA:41:C:N4	2.86	0.43
22:DA:772:C:H2'	22:DA:773:U:O4'	2.18	0.43
22:DA:672:C:C2	22:DA:809:G:N2	2.86	0.43
22:DA:892:A:N3	22:DA:892:A:H3'	2.34	0.43
22:DA:972:A:C6	22:DA:973:A:C6	3.06	0.43
24:DC:2:ALA:N	24:DC:199:GLU:OE1	2.51	0.43
25:DD:186:LEU:CD1	37:DP:8:LEU:CD1	2.97	0.43
26:DE:22:ASP:N	26:DE:22:ASP:OD2	2.51	0.43
27:DF:114:PHE:O	27:DF:114:PHE:CG	2.71	0.43
27:DF:12:VAL:O	27:DF:12:VAL:HG12	2.19	0.43
30:DI:15:ALA:HB3	30:DI:52:GLY:N	2.32	0.43
32:DK:23:LYS:HB3	32:DK:40:LYS:HB3	1.99	0.43
33:DL:29:LYS:CG	33:DL:29:LYS:O	2.66	0.43
41:DT:8:LEU:CD2	41:DT:50:LEU:HD21	2.47	0.43
41:DT:61:LEU:C	41:DT:61:LEU:HD12	2.38	0.43
1:AA:1319:A:C5	1:AA:1323:G:C4	3.07	0.43
1:AA:219:U:H2'	1:AA:220:G:C8	2.53	0.43
1:AA:557:G:C6	1:AA:558:G:C6	3.07	0.43
1:AA:803:G:C6	1:AA:804:U:C4	3.06	0.43

Continued on next page...

Continued from previous page...

Atom-1	Atom-2	Interatomic distance (Å)	Clash overlap (Å)
2:AB:15:HIS:O	2:AB:16:PHE:O	2.36	0.43
4:AD:107:PHE:CD1	4:AD:145:ILE:CD1	3.02	0.43
1:AA:404:G:N7	4:AD:2:ALA:HB3	2.32	0.43
7:AG:49:THR:O	7:AG:53:ARG:HB3	2.19	0.43
12:AL:87:VAL:CG2	12:AL:96:HIS:CE1	3.01	0.43
18:AR:25:ASP:C	18:AR:27:ALA:N	2.71	0.43
22:BA:1739:A:H2'	22:BA:1740:G:O4'	2.18	0.43
22:BA:1922:G:C2	22:BA:1923:U:C1'	3.02	0.43
22:BA:2480:C:C2'	22:BA:2481:G:H5'	2.48	0.43
22:BA:2495:G:C2'	22:BA:2496:C:H5'	2.49	0.43
22:BA:2620:C:H2'	22:BA:2621:G:O4'	2.18	0.43
22:BA:275:C:H3'	22:BA:276:U:H5''	1.99	0.43
22:BA:612:G:H2'	22:BA:614:A:C8	2.52	0.43
22:BA:71:A:H5''	22:BA:72:U:H3'	2.01	0.43
25:BD:104:VAL:HG23	25:BD:105:LYS:N	2.33	0.43
26:BE:48:THR:C	26:BE:50:ALA:H	2.22	0.43
27:BF:108:VAL:CG2	27:BF:117:LEU:HD21	2.49	0.43
28:BG:83:PHE:CE2	28:BG:138:LYS:HB2	2.54	0.43
28:BG:74:SER:HA	28:BG:77:ILE:CG1	2.49	0.43
29:BH:96:THR:O	29:BH:100:ALA:N	2.50	0.43
29:BH:9:VAL:O	29:BH:10:ALA:O	2.36	0.43
34:BM:24:THR:O	34:BM:24:THR:HG23	2.18	0.43
37:BP:96:LYS:HB3	37:BP:98:TYR:CE1	2.52	0.43
43:BV:26:PHE:HB2	43:BV:27:PRO:HD2	2.00	0.43
1:CA:1319:A:OP2	19:CS:5:LEU:HD21	2.18	0.43
1:CA:1483:A:N1	22:DA:1959:G:O2'	2.43	0.43
1:CA:211:G:O2'	1:CA:212:G:C4'	2.67	0.43
1:CA:369:G:OP2	1:CA:388:G:N2	2.51	0.43
1:CA:635:A:C5	1:CA:636:U:C5	3.07	0.43
1:CA:800:G:N2	1:CA:801:U:O4	2.51	0.43
2:CB:86:SER:O	2:CB:87:CYS:O	2.36	0.43
3:CC:147:LYS:HB2	3:CC:203:PHE:CD2	2.54	0.43
3:CC:25:ASN:O	3:CC:29:PHE:HB2	2.19	0.43
5:CE:105:ILE:H	5:CE:122:ASN:C	2.22	0.43
6:CF:25:TYR:CD2	6:CF:25:TYR:N	2.84	0.43
13:CM:14:HIS:HB2	13:CM:17:ILE:HD12	1.99	0.43
13:CM:83:LEU:HD23	13:CM:83:LEU:N	2.33	0.43
16:CP:3:THR:HG22	16:CP:4:ILE:N	2.34	0.43
50:D2:6:GLN:HA	50:D2:6:GLN:OE1	2.18	0.43
52:D4:7:VAL:HG13	52:D4:38:GLY:CA	2.49	0.43
22:DA:1364:G:C5	22:DA:1368:G:N1	2.86	0.43

Continued on next page...

Continued from previous page...

Atom-1	Atom-2	Interatomic distance (Å)	Clash overlap (Å)
22:DA:1272:A:C2	22:DA:1618:A:N3	2.86	0.43
22:DA:1760:C:H3'	22:DA:1761:C:C6	2.53	0.43
22:DA:49:A:N6	22:DA:177:G:C4	2.86	0.43
22:DA:1791:A:C8	22:DA:1792:G:C8	3.06	0.43
22:DA:1896:G:H2'	22:DA:1897:G:O4'	2.19	0.43
22:DA:1965:C:H3'	22:DA:1966:A:C8	2.54	0.43
22:DA:2038:G:N7	22:DA:2039:U:C5	2.87	0.43
22:DA:2061:G:C5	56:DA:3001:DOL:HC19	2.53	0.43
22:DA:2092:U:H4'	22:DA:2093:G:H5''	2.00	0.43
22:DA:2283:C:N4	22:DA:2389:G:C5	2.86	0.43
22:DA:2515:C:O2'	22:DA:2516:A:H5'	2.19	0.43
22:DA:2641:G:H5''	31:DJ:78:THR:HB	2.01	0.43
22:DA:2676:C:O2	22:DA:2732:G:N2	2.51	0.43
22:DA:2684:U:C4'	32:DK:70:ARG:NH1	2.81	0.43
22:DA:39:G:C6	22:DA:40:U:O4	2.72	0.43
22:DA:45:G:O3'	22:DA:46:G:O4'	2.36	0.43
22:DA:607:U:H5	22:DA:619:G:C5	2.37	0.43
22:DA:64:A:H2'	22:DA:65:U:C6	2.53	0.43
22:DA:874:G:C2	22:DA:904:G:C2	3.06	0.43
22:DA:922:C:H2'	22:DA:923:G:C8	2.54	0.43
30:DI:67:PHE:CD2	30:DI:67:PHE:N	2.86	0.43
38:DQ:25:TYR:CD2	38:DQ:25:TYR:C	2.92	0.43
41:DT:48:GLN:HB2	41:DT:49:LYS:CE	2.49	0.43
22:DA:380:G:O3'	45:DX:16:ASN:HB2	2.18	0.43
1:AA:1108:G:N3	1:AA:1108:G:H2'	2.34	0.43
1:AA:1264:U:O2	1:AA:1272:G:C2	2.71	0.43
1:AA:244:U:O4	1:AA:906:A:H1'	2.18	0.43
1:AA:242:G:C2	1:AA:245:U:C4	3.07	0.43
1:AA:590:U:N3	1:AA:591:U:C4	2.87	0.43
1:AA:730:G:H2'	1:AA:730:G:N3	2.33	0.43
1:AA:810:C:H2'	1:AA:810:C:O2	2.17	0.43
1:AA:840:C:N3	1:AA:846:G:O6	2.52	0.43
10:AJ:28:THR:HG22	10:AJ:86:ALA:HB1	2.01	0.43
11:AK:26:SER:O	11:AK:27:PHE:C	2.57	0.43
14:AN:43:ASN:O	14:AN:45:VAL:N	2.51	0.43
15:AO:46:HIS:C	15:AO:48:LYS:H	2.22	0.43
16:AP:12:LYS:O	16:AP:13:LYS:HB2	2.18	0.43
20:AT:33:LYS:O	20:AT:34:LYS:C	2.57	0.43
22:BA:1081:U:O2	22:BA:1081:U:H2'	2.19	0.43
22:BA:1374:G:H2'	22:BA:1375:U:O4'	2.19	0.43
22:BA:1910:G:N1	22:BA:1921:G:C5	2.87	0.43

Continued on next page...

Continued from previous page...

Atom-1	Atom-2	Interatomic distance (Å)	Clash overlap (Å)
22:BA:2311:A:O2'	27:BF:85:ILE:HD11	2.18	0.43
22:BA:2507:C:H5''	22:BA:2573:C:N4	2.33	0.43
22:BA:25:U:C2'	22:BA:26:G:H5'	2.49	0.43
22:BA:332:A:C2	22:BA:335:C:C5	3.07	0.43
22:BA:569:U:H1'	22:BA:947:A:O4'	2.18	0.43
22:BA:90:U:C4	22:BA:91:A:C5	3.07	0.43
24:BC:207:LYS:O	24:BC:210:ALA:HB3	2.19	0.43
25:BD:37:VAL:HG12	25:BD:38:LYS:N	2.33	0.43
27:BF:41:GLY:C	27:BF:43:ALA:H	2.21	0.43
28:BG:2:SER:C	28:BG:4:VAL:N	2.71	0.43
29:BH:103:VAL:O	29:BH:108:VAL:O	2.37	0.43
29:BH:41:LYS:HA	29:BH:44:ILE:HG12	2.01	0.43
29:BH:94:ILE:CD1	29:BH:98:ASP:HB3	2.48	0.43
30:BI:132:THR:HG22	30:BI:132:THR:O	2.18	0.43
31:BJ:7:LYS:O	31:BJ:11:VAL:HG23	2.19	0.43
31:BJ:84:ILE:HG23	31:BJ:84:ILE:O	2.18	0.43
32:BK:109:SER:O	32:BK:110:GLU:C	2.56	0.43
33:BL:81:ASP:HB3	33:BL:100:ILE:CD1	2.49	0.43
34:BM:11:LYS:CE	34:BM:87:GLY:O	2.67	0.43
39:BR:49:ILE:O	39:BR:49:ILE:HG13	2.19	0.43
39:BR:79:ARG:O	39:BR:81:LYS:HG2	2.19	0.43
42:BU:54:GLN:N	42:BU:55:PRO:CD	2.82	0.43
1:CA:1107:C:C2	1:CA:1108:G:C8	3.06	0.43
1:CA:1125:U:O2'	1:CA:1126:U:H2'	2.18	0.43
1:CA:130:A:OP1	17:CQ:65:ARG:HD2	2.18	0.43
1:CA:135:C:C2	16:CP:1:MET:HB2	2.53	0.43
1:CA:1323:G:O2'	1:CA:1362:A:N3	2.40	0.43
1:CA:1409:C:N4	1:CA:1410:A:N6	2.67	0.43
1:CA:793:U:O2'	1:CA:1516:G:H1'	2.18	0.43
1:CA:161:A:C2	1:CA:162:A:C4	3.07	0.43
1:CA:185:U:H2'	1:CA:186:C:C6	2.54	0.43
1:CA:51:A:H4'	1:CA:52:C:C5'	2.48	0.43
1:CA:577:G:C8	1:CA:816:A:N1	2.86	0.43
1:CA:767:A:H2'	1:CA:768:A:O4'	2.19	0.43
3:CC:102:ASN:C	3:CC:103:ILE:HG13	2.38	0.43
4:CD:53:VAL:HG23	4:CD:54:GLN:N	2.34	0.43
5:CE:122:ASN:O	5:CE:123:VAL:O	2.36	0.43
8:CH:6:PRO:O	8:CH:9:ASP:HB3	2.18	0.43
12:CL:29:GLN:HB2	12:CL:82:ILE:O	2.17	0.43
14:CN:17:ALA:HA	14:CN:55:SER:O	2.19	0.43
21:CU:18:ARG:O	21:CU:19:PHE:C	2.57	0.43

Continued on next page...

Continued from previous page...

Atom-1	Atom-2	Interatomic distance (Å)	Clash overlap (Å)
22:DA:55:G:C2	22:DA:116:C:C2	3.06	0.43
22:DA:1178:C:C2	22:DA:1179:G:N7	2.87	0.43
22:DA:1219:U:H2'	22:DA:1220:G:C8	2.54	0.43
22:DA:1267:U:N3	22:DA:2013:A:N7	2.65	0.43
22:DA:1324:G:C1'	22:DA:1616:A:N6	2.81	0.43
22:DA:1403:A:H2'	22:DA:1404:C:C6	2.54	0.43
22:DA:1445:G:C2	22:DA:1446:C:C2	3.07	0.43
22:DA:1422:G:N2	22:DA:1577:C:H1'	2.33	0.43
22:DA:1677:A:N6	22:DA:1678:A:C2	2.87	0.43
22:DA:1749:A:C2	22:DA:1750:G:C4	3.07	0.43
22:DA:1789:A:H5''	24:DC:219:THR:O	2.19	0.43
22:DA:193:U:C4	22:DA:194:G:N7	2.87	0.43
22:DA:200:U:C5	22:DA:201:C:C4	3.06	0.43
22:DA:2104:C:C2	22:DA:2186:G:N2	2.86	0.43
22:DA:2114:A:C2	22:DA:2115:G:H1'	2.54	0.43
22:DA:2333:A:OP2	44:DW:77:ARG:NH2	2.42	0.43
22:DA:2415:G:C6	22:DA:2416:C:N4	2.87	0.43
22:DA:2643:G:C2'	22:DA:2644:G:H5'	2.49	0.43
22:DA:2756:U:N3	22:DA:2759:G:O6	2.52	0.43
22:DA:38:A:C2	22:DA:442:G:C6	3.07	0.43
22:DA:216:A:OP2	22:DA:429:A:OP1	2.37	0.43
22:DA:553:G:H2'	22:DA:554:U:O4'	2.19	0.43
22:DA:563:A:C2	22:DA:2018:G:H1'	2.53	0.43
22:DA:614:A:H2'	22:DA:614:A:OP2	2.19	0.43
22:DA:623:C:H2'	22:DA:624:C:O4'	2.19	0.43
22:DA:696:G:C6	22:DA:767:U:C2	3.07	0.43
22:DA:771:G:H2'	22:DA:771:G:N3	2.33	0.43
22:DA:982:C:H5''	22:DA:983:A:OP1	2.18	0.43
24:DC:124:ILE:CD1	24:DC:136:PRO:HD3	2.48	0.43
25:DD:33:ARG:HA	25:DD:95:SER:HA	2.01	0.43
27:DF:44:ILE:CG2	27:DF:79:ILE:HG22	2.49	0.43
32:DK:91:SER:O	32:DK:92:GLU:C	2.56	0.43
32:DK:92:GLU:O	32:DK:93:GLN:HB2	2.18	0.43
23:DB:52:A:C4	36:DO:33:ARG:NH2	2.86	0.43
38:DQ:90:ILE:CG2	38:DQ:94:ILE:CG2	2.97	0.43
22:DA:480:A:O3'	42:DU:44:LYS:HG3	2.19	0.43
1:AA:1130:A:C4	1:AA:1146:A:C2	3.07	0.43
1:AA:112:G:C2	1:AA:113:G:C8	3.07	0.43
1:AA:1145:A:O2'	1:AA:1146:A:P	2.77	0.43
1:AA:29:U:O2'	1:AA:30:U:H5'	2.18	0.43
1:AA:670:G:H2'	1:AA:671:G:O5'	2.18	0.43

Continued on next page...

Continued from previous page...

Atom-1	Atom-2	Interatomic distance (Å)	Clash overlap (Å)
1:AA:903:G:H2'	1:AA:904:U:H6	1.83	0.43
3:AC:72:ARG:N	3:AC:73:PRO:HD3	2.32	0.43
6:AF:51:ILE:O	6:AF:52:ASN:HB2	2.19	0.43
9:AI:49:ARG:C	9:AI:51:PRO:HD2	2.39	0.43
9:AI:52:LEU:HB3	9:AI:57:MET:HG3	2.00	0.43
10:AJ:56:HIS:C	10:AJ:57:VAL:CG1	2.87	0.43
11:AK:38:GLN:O	11:AK:38:GLN:HG2	2.19	0.43
20:AT:4:ILE:HA	20:AT:8:LYS:HD3	2.00	0.43
53:B5:76:LEU:O	53:B5:76:LEU:HD13	2.18	0.43
22:BA:1082:U:H5'	30:BI:119:GLY:N	2.34	0.43
22:BA:1142:A:C2	22:BA:1144:A:O4'	2.72	0.43
22:BA:1439:A:C2	22:BA:1553:A:C4	3.06	0.43
22:BA:1464:G:C6	22:BA:1465:G:C6	3.06	0.43
22:BA:1734:G:H2'	22:BA:1735:A:O4'	2.19	0.43
22:BA:1916:A:H2'	22:BA:1917:U:C4'	2.49	0.43
22:BA:2196:C:C2'	22:BA:2197:U:H5'	2.48	0.43
22:BA:2244:U:H2'	22:BA:2245:U:O4'	2.18	0.43
22:BA:404:A:H1'	22:BA:405:U:OP2	2.18	0.43
34:BM:78:LEU:O	34:BM:80:VAL:HG23	2.19	0.43
37:BP:21:ARG:HB2	37:BP:22:PRO:HD2	2.01	0.43
37:BP:31:TRP:CD2	37:BP:40:LEU:HD12	2.53	0.43
1:CA:1197:A:C2'	1:CA:1198:G:H5'	2.48	0.43
1:CA:1361:G:C3'	1:CA:1362:A:H5''	2.48	0.43
1:CA:60:A:H4'	1:CA:61:G:O5'	2.19	0.43
1:CA:923:A:H2'	1:CA:924:C:O4'	2.19	0.43
1:CA:971:G:N2	1:CA:1363:A:C8	2.87	0.43
2:CB:18:HIS:O	2:CB:19:GLN:CB	2.67	0.43
3:CC:36:ASP:OD2	3:CC:57:ILE:HG12	2.19	0.43
6:CF:70:VAL:HG23	6:CF:71:ILE:CD1	2.49	0.43
8:CH:88:ARG:O	8:CH:92:LEU:HD12	2.18	0.43
14:CN:46:LEU:O	14:CN:46:LEU:HG	2.18	0.43
1:CA:957:U:H4'	19:CS:79:THR:O	2.18	0.43
22:DA:1060:U:OP2	30:DI:75:PRO:HA	2.18	0.43
22:DA:1063:G:C4'	30:DI:77:ALA:HB1	2.49	0.43
22:DA:116:C:C4	22:DA:117:G:N7	2.86	0.43
22:DA:1241:A:N3	22:DA:1241:A:H2'	2.32	0.43
22:DA:1272:A:C5	22:DA:1618:A:H1'	2.53	0.43
22:DA:153:U:H2'	22:DA:154:U:C6	2.53	0.43
22:DA:1544:A:N6	22:DA:1545:A:C6	2.86	0.43
22:DA:1616:A:H2	22:DA:1647:U:C5	2.37	0.43
22:DA:1272:A:N3	22:DA:1618:A:C4	2.87	0.43

Continued on next page...

Continued from previous page...

Atom-1	Atom-2	Interatomic distance (Å)	Clash overlap (Å)
22:DA:1874:C:C5'	22:DA:1875:G:OP2	2.67	0.43
22:DA:2326:C:C1'	22:DA:2327:A:OP1	2.67	0.43
22:DA:377:G:O6	22:DA:378:C:N4	2.51	0.43
22:DA:828:U:H2'	22:DA:829:A:C8	2.53	0.43
23:DB:31:C:O2'	23:DB:53:A:N1	2.48	0.43
22:DA:2598:A:OP1	24:DC:234:GLY:O	2.36	0.43
25:DD:193:VAL:HB	25:DD:194:PRO:CD	2.49	0.43
26:DE:15:SER:OG	26:DE:197:GLU:OE2	2.32	0.43
26:DE:48:THR:OG1	26:DE:49:ARG:N	2.51	0.43
31:DJ:15:TRP:CD2	31:DJ:53:TYR:HB2	2.54	0.43
31:DJ:57:LEU:O	31:DJ:58:ASN:HB2	2.18	0.43
1:AA:474:G:C6	1:AA:475:C:C5	3.06	0.43
1:AA:567:G:C2	1:AA:568:G:H1'	2.54	0.43
1:AA:597:G:N7	1:AA:598:U:C5	2.86	0.43
1:AA:751:U:C4	1:AA:752:G:C6	3.06	0.43
1:AA:914:A:C4	1:AA:915:A:C8	3.07	0.43
3:AC:167:TRP:CE3	3:AC:167:TRP:C	2.92	0.43
3:AC:22:TRP:CD1	3:AC:59:ARG:CD	3.02	0.43
4:AD:27:ALA:O	4:AD:28:ILE:C	2.57	0.43
4:AD:78:GLU:CG	4:AD:93:LEU:HD21	2.48	0.43
4:AD:78:GLU:O	4:AD:79:ALA:C	2.57	0.43
5:AE:72:ILE:CD1	5:AE:145:GLU:OE2	2.67	0.43
6:AF:38:ARG:HB3	6:AF:63:ASN:HB2	2.01	0.43
8:AH:7:ILE:O	8:AH:11:LEU:HG	2.18	0.43
12:AL:63:VAL:HG21	12:AL:95:TYR:CE2	2.54	0.43
19:AS:65:GLU:OE2	19:AS:66:MET:N	2.52	0.43
1:AA:1313:U:OP2	19:AS:6:LYS:HB3	2.19	0.43
20:AT:51:PHE:HA	20:AT:54:MET:HG2	2.00	0.43
53:B5:50:ILE:CB	53:B5:52:PRO:HD3	2.48	0.43
22:BA:1097:U:H3'	22:BA:1098:A:H4'	2.01	0.43
22:BA:118:A:C8	22:BA:119:A:C8	3.06	0.43
22:BA:1607:C:N4	22:BA:1622:G:C5	2.86	0.43
22:BA:1916:A:O3'	22:BA:1917:U:H4'	2.18	0.43
22:BA:1937:A:C2	22:BA:1939:U:C4	3.07	0.43
22:BA:2116:G:C6	22:BA:2171:A:N6	2.87	0.43
22:BA:2190:G:C4	22:BA:2191:A:C8	3.07	0.43
22:BA:2356:U:O3'	44:BW:20:ARG:HD3	2.18	0.43
22:BA:242:G:N7	51:B3:5:LYS:HG2	2.34	0.43
22:BA:2435:A:C2'	22:BA:2436:G:O5'	2.67	0.43
22:BA:2636:C:H2'	22:BA:2637:U:C6	2.53	0.43
22:BA:2820:A:N1	25:BD:197:THR:CG2	2.81	0.43

Continued on next page...

Continued from previous page...

Atom-1	Atom-2	Interatomic distance (Å)	Clash overlap (Å)
22:BA:282:A:H2'	22:BA:283:G:C8	2.54	0.43
22:BA:483:A:H1'	42:BU:58:ILE:CD1	2.49	0.43
22:BA:572:A:P	58:BA:3569:HOH:O	2.77	0.43
22:BA:580:U:O3'	38:BQ:31:VAL:HG13	2.18	0.43
22:BA:735:A:H3'	22:BA:736:C:C6	2.54	0.43
22:BA:753:A:H2'	22:BA:754:U:C6	2.54	0.43
22:BA:971:G:OP2	22:BA:974:G:N2	2.52	0.43
26:BE:1:MET:N	26:BE:14:VAL:O	2.50	0.43
41:BT:28:ASN:HD21	41:BT:91:GLN:HB2	1.84	0.43
42:BU:12:ILE:HG13	42:BU:22:ARG:HG3	2.00	0.43
1:CA:1137:C:H1'	1:CA:1138:G:N2	2.33	0.43
1:CA:1314:C:OP2	19:CS:6:LYS:HG2	2.19	0.43
1:CA:21:G:H2'	1:CA:22:G:C8	2.54	0.43
1:CA:32:A:N1	1:CA:33:A:C6	2.87	0.43
1:CA:461:A:H2'	1:CA:462:G:O4'	2.19	0.43
1:CA:741:G:C6	1:CA:742:G:C5	3.07	0.43
1:CA:582:C:C4	1:CA:760:G:C6	3.07	0.43
1:CA:824:G:H1'	8:CH:2:SER:CA	2.49	0.43
1:CA:91:U:C4	1:CA:92:U:C4	3.07	0.43
3:CC:156:ARG:NH1	3:CC:159:GLY:O	2.52	0.43
3:CC:9:GLY:HA3	14:CN:89:MET:SD	2.59	0.43
5:CE:109:GLY:O	5:CE:110:ALA:CB	2.67	0.43
5:CE:156:LYS:HD3	8:CH:71:VAL:HG13	2.01	0.43
6:CF:92:THR:HG22	6:CF:93:LYS:N	2.33	0.43
12:CL:16:VAL:O	12:CL:16:VAL:HG23	2.19	0.43
12:CL:80:ILE:HD12	12:CL:97:THR:HG21	2.01	0.43
1:CA:1203:C:H4'	14:CN:67:THR:HG22	2.00	0.43
19:CS:53:ASN:OD1	19:CS:55:ARG:HG2	2.19	0.43
22:DA:1109:C:C5	22:DA:1110:G:O6	2.72	0.43
22:DA:1179:G:H2'	22:DA:1180:U:H4'	2.00	0.43
22:DA:1464:G:C4	22:DA:1465:G:C8	3.06	0.43
22:DA:1502:A:C2	22:DA:1503:A:C4	3.07	0.43
22:DA:1663:G:H3'	58:DA:3423:HOH:O	2.17	0.43
22:DA:1715:G:O2'	22:DA:1716:U:OP2	2.36	0.43
22:DA:1794:A:H2'	22:DA:1795:C:C6	2.54	0.43
22:DA:1874:C:N4	22:DA:1875:G:C6	2.86	0.43
22:DA:2156:G:C6	22:DA:2157:G:N2	2.87	0.43
22:DA:245:G:O6	51:D3:8:ARG:HD2	2.19	0.43
22:DA:2819:G:N3	22:DA:2828:G:C2	2.86	0.43
22:DA:2849:U:C3'	22:DA:2850:A:H5'	2.49	0.43
22:DA:288:U:H2'	22:DA:289:G:C8	2.54	0.43

Continued on next page...

Continued from previous page...

Atom-1	Atom-2	Interatomic distance (Å)	Clash overlap (Å)
22:DA:349:U:O2'	22:DA:350:G:H5'	2.18	0.43
22:DA:599:A:H1'	22:DA:659:G:N2	2.34	0.43
24:DC:17:VAL:N	24:DC:204:VAL:HG22	2.34	0.43
24:DC:251:GLN:CG	24:DC:255:LYS:HB2	2.49	0.43
24:DC:75:PRO:HB2	24:DC:97:LYS:CG	2.49	0.43
25:DD:106:LYS:HA	25:DD:175:LEU:O	2.19	0.43
27:DF:16:LEU:HD11	27:DF:169:LEU:HD13	2.01	0.43
27:DF:31:VAL:O	27:DF:31:VAL:HG13	2.19	0.43
29:DH:62:LEU:HD13	29:DH:63:ALA:N	2.34	0.43
29:DH:82:SER:O	29:DH:83:LYS:C	2.57	0.43
30:DI:80:LEU:HA	30:DI:84:ALA:HB3	2.01	0.43
31:DJ:114:LEU:O	31:DJ:118:MET:HG2	2.18	0.43
31:DJ:38:GLY:O	31:DJ:44:TYR:HB2	2.18	0.43
33:DL:82:LEU:HA	33:DL:85:VAL:HG13	1.99	0.43
22:DA:1249:U:H4'	38:DQ:4:VAL:HB	2.00	0.43
38:DQ:76:TYR:CE1	38:DQ:80:ILE:HD11	2.54	0.43
39:DR:67:GLY:C	39:DR:93:PHE:CE2	2.92	0.43
42:DU:46:GLN:HG2	42:DU:47:LYS:N	2.34	0.43
45:DX:30:LEU:HB3	45:DX:31:PRO:CD	2.49	0.43
1:AA:1367:C:C4	1:AA:1368:A:N7	2.87	0.43
1:AA:1508:A:H2'	1:AA:1509:C:O4'	2.18	0.43
1:AA:188:C:N3	1:AA:189:A:C2	2.86	0.43
1:AA:209:U:C4'	1:AA:210:C:OP2	2.64	0.43
1:AA:258:G:C5	1:AA:259:G:C8	3.06	0.43
2:AB:47:VAL:C	2:AB:49:MET:N	2.71	0.43
4:AD:150:LYS:O	4:AD:152:GLN:NE2	2.51	0.43
10:AJ:40:ILE:HB	10:AJ:73:LEU:HB2	2.00	0.43
13:AM:66:GLU:O	13:AM:69:LEU:N	2.51	0.43
13:AM:83:LEU:HD21	19:AS:65:GLU:HG2	1.99	0.43
53:B5:218:THR:O	53:B5:219:MET:CB	2.65	0.43
22:BA:1243:C:H2'	22:BA:1244:A:O4'	2.19	0.43
22:BA:1442:U:H2'	22:BA:1443:U:H6	1.84	0.43
22:BA:1535:A:H5'	22:BA:1536:C:C5	2.54	0.43
22:BA:2029:G:N1	22:BA:2033:A:OP2	2.36	0.43
22:BA:1637:A:H4'	22:BA:2711:A:O2'	2.19	0.43
22:BA:460:A:H2'	22:BA:461:C:O4'	2.18	0.43
22:BA:818:G:H5'	22:BA:839:U:OP1	2.19	0.43
22:BA:1675:C:N3	25:BD:133:THR:HG21	2.34	0.43
29:BH:45:GLU:HA	29:BH:48:GLU:HB2	2.01	0.43
35:BN:38:LEU:HB3	35:BN:39:PRO:HD3	2.01	0.43
37:BP:31:TRP:CE2	37:BP:40:LEU:HD12	2.54	0.43

Continued on next page...

Continued from previous page...

Atom-1	Atom-2	Interatomic distance (Å)	Clash overlap (Å)
41:BT:57:VAL:HG22	41:BT:58:VAL:N	2.34	0.43
41:BT:29:THR:OG1	41:BT:86:THR:CG2	2.66	0.43
1:CA:1105:A:C2	1:CA:1106:G:C5	3.07	0.43
1:CA:1160:G:O6	1:CA:1181:G:C5	2.72	0.43
1:CA:1386:G:H2'	1:CA:1387:G:H8	1.84	0.43
1:CA:378:G:N2	1:CA:386:C:O2	2.51	0.43
1:CA:552:U:H4'	12:CL:83:ARG:HG3	2.00	0.43
1:CA:786:G:N2	1:CA:787:A:H1'	2.34	0.43
1:CA:959:A:O3'	1:CA:960:U:H4'	2.19	0.43
1:CA:94:G:H4'	1:CA:95:C:C5	2.54	0.43
5:CE:56:VAL:N	5:CE:57:PRO:CD	2.81	0.43
8:CH:59:LEU:HD12	8:CH:60:GLU:N	2.34	0.43
10:CJ:80:THR:O	10:CJ:84:VAL:HG12	2.19	0.43
12:CL:14:ARG:NH1	12:CL:15:LYS:HG3	2.34	0.43
16:CP:37:GLY:HA2	16:CP:51:ARG:NH1	2.34	0.43
14:CN:46:LEU:HD23	19:CS:10:PHE:HB2	2.01	0.43
22:DA:1062:G:C2	22:DA:1063:G:N1	2.87	0.43
22:DA:1056:G:N1	22:DA:1102:C:OP2	2.48	0.43
22:DA:110:G:N2	22:DA:111:A:H1'	2.34	0.43
22:DA:1239:G:H2'	22:DA:1240:U:O4'	2.18	0.43
22:DA:1383:A:C2	22:DA:1384:A:C5	3.07	0.43
22:DA:155:A:H2'	22:DA:156:A:C8	2.53	0.43
22:DA:1677:A:N6	22:DA:1678:A:N1	2.67	0.43
22:DA:167:A:H2'	22:DA:168:G:O4'	2.19	0.43
22:DA:1833:C:C4	22:DA:1834:U:C4	3.07	0.43
22:DA:2103:C:H2'	22:DA:2104:C:C5	2.54	0.43
22:DA:2115:G:H2'	22:DA:2117:A:N7	2.34	0.43
22:DA:2201:G:H2'	22:DA:2202:U:C6	2.54	0.43
22:DA:2253:G:C5	22:DA:2254:C:C5	3.06	0.43
22:DA:2345:G:C4	22:DA:2381:A:C2	3.06	0.43
22:DA:2478:A:N7	22:DA:2529:G:C6	2.86	0.43
22:DA:2478:A:C8	22:DA:2529:G:C6	3.06	0.43
22:DA:2720:U:C5	22:DA:2872:A:N1	2.87	0.43
22:DA:2829:A:C2'	22:DA:2830:C:H5'	2.49	0.43
22:DA:372:G:P	45:DX:62:LYS:NZ	2.92	0.43
22:DA:415:A:N1	22:DA:2409:G:C6	2.87	0.43
22:DA:46:G:N1	22:DA:47:C:C4	2.87	0.43
22:DA:571:U:H1'	22:DA:573:U:C6	2.54	0.43
22:DA:668:A:C4	22:DA:670:A:N7	2.87	0.43
22:DA:668:A:H3'	22:DA:669:G:H5''	2.00	0.43
22:DA:784:G:H5''	24:DC:226:ASN:OD1	2.18	0.43

Continued on next page...

Continued from previous page...

Atom-1	Atom-2	Interatomic distance (Å)	Clash overlap (Å)
22:DA:845:A:C6	22:DA:847:U:C6	3.07	0.43
22:DA:950:G:H2'	22:DA:951:C:O4'	2.19	0.43
24:DC:187:ASP:O	24:DC:188:CYS:C	2.57	0.43
25:DD:167:ASN:O	25:DD:168:GLU:HB3	2.18	0.43
31:DJ:94:ALA:O	31:DJ:95:ARG:C	2.57	0.43
32:DK:113:MET:HA	32:DK:116:ILE:HG12	2.01	0.43
36:DO:11:ALA:O	36:DO:13:ARG:N	2.52	0.43
37:DP:100:LEU:HD22	37:DP:108:ALA:HB1	2.00	0.43
37:DP:79:PRO:O	37:DP:80:VAL:C	2.57	0.43
42:DU:71:ALA:HB3	42:DU:80:ALA:HB1	1.99	0.43
46:DY:20:ASN:HB3	46:DY:50:VAL:CG2	2.49	0.43
1:AA:104:G:N2	1:AA:105:G:C4	2.87	0.43
1:AA:1160:G:O6	1:AA:1181:G:C5	2.71	0.43
1:AA:1296:C:H4'	1:AA:1302:C:N4	2.34	0.43
1:AA:259:G:C2	1:AA:268:U:O2	2.71	0.43
1:AA:65:A:C4	1:AA:381:C:C5	3.06	0.43
2:AB:23:TRP:CZ3	2:AB:25:PRO:HA	2.54	0.43
4:AD:13:ARG:HD2	4:AD:34:ILE:HA	2.01	0.43
1:AA:1178:G:C8	9:AI:99:ARG:NH2	2.87	0.43
12:AL:57:LEU:O	12:AL:59:ASN:N	2.52	0.43
15:AO:87:LEU:N	15:AO:87:LEU:CD2	2.82	0.43
1:AA:625:U:H5''	16:AP:16:PHE:CD1	2.53	0.43
16:AP:67:ILE:HG23	16:AP:71:VAL:CG1	2.49	0.43
18:AR:67:LEU:O	18:AR:68:LEU:HG	2.19	0.43
20:AT:58:VAL:O	20:AT:59:ASP:C	2.58	0.43
49:B1:6:ARG:HD3	49:B1:24:THR:OG1	2.19	0.43
53:B5:59:VAL:HG23	53:B5:167:ASP:O	2.19	0.43
22:BA:1062:G:OP1	22:BA:1070:A:H4'	2.19	0.43
22:BA:1736:U:N3	22:BA:1737:G:C4	2.87	0.43
22:BA:1980:G:C4	22:BA:1982:U:C4	3.07	0.43
22:BA:319:G:C4	22:BA:333:G:N2	2.86	0.43
22:BA:27:G:N2	22:BA:512:G:H1'	2.34	0.43
27:BF:146:VAL:HG23	27:BF:146:VAL:O	2.19	0.43
30:BI:28:LEU:HG	30:BI:35:ILE:HD12	2.00	0.43
32:BK:92:GLU:HG3	32:BK:111:LYS:NZ	2.33	0.43
34:BM:42:THR:O	34:BM:45:GLN:HB2	2.18	0.43
36:BO:28:VAL:HG11	36:BO:92:PHE:CZ	2.54	0.43
38:BQ:86:ALA:O	38:BQ:87:SER:CB	2.66	0.43
39:BR:49:ILE:HB	39:BR:52:PRO:O	2.19	0.43
40:BS:28:LYS:O	40:BS:30:SER:N	2.51	0.43
41:BT:69:ARG:HB3	41:BT:74:ILE:HG22	2.01	0.43

Continued on next page...

Continued from previous page...

Atom-1	Atom-2	Interatomic distance (Å)	Clash overlap (Å)
1:CA:1362:A:H4'	1:CA:1362:A:OP1	2.17	0.43
1:CA:40:C:H2'	1:CA:41:G:O4'	2.18	0.43
1:CA:451:A:H4'	1:CA:452:A:O4'	2.19	0.43
1:CA:560:A:N7	1:CA:566:G:C4	2.87	0.43
1:CA:755:G:C2	1:CA:756:C:C6	3.07	0.43
1:CA:783:C:C2	1:CA:784:A:C8	3.07	0.43
1:CA:847:G:C2	1:CA:848:C:C2	3.07	0.43
2:CB:140:GLU:O	2:CB:141:LEU:C	2.57	0.43
2:CB:21:ARG:O	2:CB:22:TYR:C	2.57	0.43
7:CG:12:ILE:HD12	7:CG:24:ALA:C	2.39	0.43
7:CG:40:GLU:O	7:CG:44:TYR:CD2	2.72	0.43
8:CH:51:VAL:O	8:CH:51:VAL:HG22	2.19	0.43
10:CJ:33:GLY:HA3	10:CJ:83:THR:HB	2.00	0.43
1:CA:706:A:H4'	11:CK:31:ILE:HD11	2.01	0.43
12:CL:111:LYS:O	12:CL:114:ARG:HG3	2.19	0.43
12:CL:87:VAL:HG11	12:CL:90:LEU:HD23	2.00	0.43
13:CM:40:ALA:O	13:CM:41:GLU:C	2.58	0.43
14:CN:31:ILE:HG22	14:CN:32:SER:N	2.34	0.43
22:DA:1431:A:C6	22:DA:1432:G:C5	3.07	0.43
22:DA:1537:G:N3	22:DA:1537:G:H3'	2.34	0.43
22:DA:2067:G:C4	22:DA:2444:G:N2	2.87	0.43
22:DA:2291:U:H2'	22:DA:2292:U:C6	2.53	0.43
22:DA:2756:U:H1'	22:DA:2757:A:H5''	2.01	0.43
22:DA:2803:G:C2	22:DA:2804:U:C4	3.07	0.43
22:DA:447:A:H5'	22:DA:449:A:C5	2.53	0.43
22:DA:546:U:O2	22:DA:546:U:C2'	2.67	0.43
22:DA:609:A:H2'	22:DA:610:C:O4'	2.19	0.43
22:DA:629:G:O4'	22:DA:638:G:N2	2.52	0.43
22:DA:704:G:H1'	22:DA:726:G:N2	2.34	0.43
22:DA:687:C:C2	22:DA:788:A:H5'	2.54	0.43
22:DA:776:G:C8	22:DA:793:A:C2	3.07	0.43
22:DA:980:A:N6	22:DA:981:A:N1	2.67	0.43
23:DB:40:U:C2	23:DB:44:G:OP2	2.70	0.43
24:DC:129:THR:CG2	24:DC:130:LEU:N	2.82	0.43
27:DF:110:ARG:HB3	27:DF:110:ARG:CZ	2.49	0.43
27:DF:9:LYS:O	27:DF:13:VAL:HG23	2.19	0.43
27:DF:169:LEU:O	27:DF:169:LEU:HG	2.18	0.43
22:DA:2199:A:C1'	29:DH:28:ASN:ND2	2.81	0.43
30:DI:59:ILE:CG2	30:DI:60:THR:N	2.81	0.43
31:DJ:17:VAL:HG22	31:DJ:55:ILE:HB	2.00	0.43
32:DK:99:ILE:CG2	32:DK:119:ALA:HB2	2.49	0.43

Continued on next page...

Continued from previous page...

Atom-1	Atom-2	Interatomic distance (Å)	Clash overlap (Å)
33:DL:56:PRO:HD2	33:DL:59:ARG:HB2	2.01	0.43
34:DM:62:LYS:HD3	34:DM:64:TRP:CZ2	2.54	0.43
37:DP:60:THR:HA	37:DP:73:VAL:HA	2.01	0.43
40:DS:10:ALA:HB3	40:DS:101:SER:O	2.19	0.43
41:DT:38:ALA:O	41:DT:39:THR:HB	2.18	0.43
22:DA:483:A:H4'	42:DU:47:LYS:HA	2.00	0.43
1:AA:1202:U:C4	1:AA:1203:C:C5	3.08	0.42
1:AA:1392:G:C5	1:AA:1393:U:C5	3.07	0.42
1:AA:1419:G:C6	1:AA:1420:U:C4	3.07	0.42
1:AA:33:A:H2'	1:AA:34:C:C6	2.54	0.42
1:AA:408:A:C2	1:AA:435:A:C2	3.07	0.42
1:AA:457:G:C6	1:AA:458:U:C2	3.07	0.42
1:AA:580:C:H2'	1:AA:581:G:O4'	2.19	0.42
1:AA:776:G:HO2'	1:AA:777:A:H8	1.64	0.42
1:AA:832:G:C2	1:AA:833:G:C8	3.06	0.42
1:AA:827:U:H2'	1:AA:870:U:O4	2.19	0.42
1:AA:946:A:H2'	1:AA:947:G:C8	2.54	0.42
2:AB:131:LYS:HE2	2:AB:131:LYS:HA	2.01	0.42
2:AB:68:LEU:HD12	2:AB:154:MET:HE1	2.01	0.42
4:AD:190:ASP:O	4:AD:191:LEU:O	2.37	0.42
7:AG:46:ALA:CB	7:AG:120:LEU:HD12	2.49	0.42
1:AA:1370:G:C5'	9:AI:111:VAL:HG21	2.49	0.42
1:AA:1368:A:OP2	9:AI:114:LYS:HD2	2.19	0.42
13:AM:15:ALA:O	13:AM:16:VAL:C	2.56	0.42
17:AQ:8:LEU:N	17:AQ:8:LEU:CD1	2.82	0.42
19:AS:37:ARG:O	19:AS:70:LYS:HD2	2.19	0.42
19:AS:40:ILE:CG1	19:AS:71:LEU:HD22	2.49	0.42
21:AU:12:PHE:CD1	21:AU:16:LEU:CD1	3.02	0.42
22:BA:999:U:C5	22:BA:1154:G:C5	3.07	0.42
22:BA:973:A:H5'	22:BA:1188:U:C1'	2.48	0.42
22:BA:123:G:H2'	22:BA:124:G:O4'	2.18	0.42
22:BA:1313:U:H2'	22:BA:1610:A:C2	2.55	0.42
22:BA:1925:C:C4'	22:BA:1926:U:OP1	2.66	0.42
22:BA:1853:A:N1	22:BA:2087:G:H1'	2.34	0.42
22:BA:2166:U:O4	22:BA:2170:A:N7	2.52	0.42
22:BA:2275:C:O2	34:BM:84:LYS:CD	2.67	0.42
22:BA:2452:C:C4	22:BA:2453:A:C6	3.07	0.42
22:BA:2576:G:O2'	22:BA:2579:C:OP2	2.23	0.42
22:BA:2615:U:H2'	22:BA:2616:C:H5'	2.01	0.42
24:BC:257:THR:O	24:BC:258:ARG:C	2.56	0.42
27:BF:55:ALA:HA	27:BF:58:ALA:HB3	2.00	0.42

Continued on next page...

Continued from previous page...

Atom-1	Atom-2	Interatomic distance (Å)	Clash overlap (Å)
27:BF:5:HIS:O	27:BF:8:TYR:HB3	2.19	0.42
28:BG:168:VAL:HG13	28:BG:168:VAL:O	2.19	0.42
29:BH:79:THR:CG2	29:BH:147:VAL:CG2	2.97	0.42
29:BH:97:ARG:NH1	1:CA:370:C:O4'	2.52	0.42
37:BP:93:ARG:O	37:BP:94:LYS:HB2	2.18	0.42
42:BU:7:ARG:O	42:BU:8:ASP:O	2.37	0.42
45:BX:7:VAL:HG23	45:BX:51:VAL:HG12	2.00	0.42
1:CA:75:G:N2	1:CA:96:U:H1'	2.34	0.42
2:CB:146:ASN:OD1	2:CB:147:SER:N	2.51	0.42
4:CD:119:SER:O	4:CD:131:ASN:OD1	2.36	0.42
6:CF:66:ALA:HB3	6:CF:71:ILE:HD11	2.00	0.42
11:CK:118:HIS:O	11:CK:119:ASN:HB2	2.19	0.42
22:DA:1109:C:H3'	22:DA:1110:G:C8	2.54	0.42
22:DA:1384:A:O4'	22:DA:1405:U:O4'	2.35	0.42
22:DA:1415:U:O2'	22:DA:1416:G:H4'	2.18	0.42
22:DA:1434:A:H2'	22:DA:1435:G:C8	2.54	0.42
22:DA:14:A:H5''	22:DA:15:G:OP2	2.18	0.42
22:DA:1975:G:N2	22:DA:1976:U:H1'	2.34	0.42
22:DA:578:G:C5	22:DA:2018:G:H5'	2.54	0.42
22:DA:2235:G:C2	22:DA:2236:U:C2	3.07	0.42
22:DA:2297:A:C8	22:DA:2320:U:C4	3.06	0.42
22:DA:389:G:C2	22:DA:2413:G:H1'	2.54	0.42
22:DA:579:G:C2	22:DA:1262:A:C5	3.06	0.42
22:DA:847:U:O4	22:DA:932:U:C4	2.72	0.42
24:DC:3:VAL:HG11	24:DC:202:LEU:HD23	2.00	0.42
28:DG:121:ILE:HD12	28:DG:141:ILE:HG22	2.00	0.42
30:DI:10:LYS:HB2	30:DI:56:PRO:HB2	2.01	0.42
32:DK:21:CYS:HA	32:DK:41:ILE:HG22	2.01	0.42
33:DL:29:LYS:O	33:DL:30:THR:HG23	2.19	0.42
22:DA:2840:C:H5''	35:DN:53:THR:OG1	2.19	0.42
22:DA:1453:A:C2	35:DN:77:ALA:HB2	2.54	0.42
47:DZ:3:LYS:O	47:DZ:4:THR:HG22	2.19	0.42
1:AA:1296:C:H4'	1:AA:1302:C:C5	2.54	0.42
1:AA:1452:C:O4'	1:AA:1453:G:N2	2.52	0.42
1:AA:1485:U:O2'	1:AA:1486:G:H5'	2.20	0.42
1:AA:464:U:N3	1:AA:466:A:H5''	2.33	0.42
1:AA:549:C:C2	1:AA:550:G:C8	3.07	0.42
1:AA:78:A:C5	1:AA:79:G:H1'	2.55	0.42
1:AA:79:G:N2	1:AA:91:U:O4	2.52	0.42
2:AB:50:PHE:CE2	2:AB:51:ASN:OD1	2.73	0.42
2:AB:83:ALA:O	2:AB:87:CYS:SG	2.77	0.42

Continued on next page...

Continued from previous page...

Atom-1	Atom-2	Interatomic distance (Å)	Clash overlap (Å)
3:AC:25:ASN:O	3:AC:27:LYS:HG2	2.19	0.42
5:AE:115:LEU:HG	5:AE:120:VAL:HG21	2.01	0.42
5:AE:56:VAL:O	5:AE:60:ILE:HG23	2.19	0.42
9:AI:51:PRO:HG2	9:AI:83:ILE:HD13	2.02	0.42
10:AJ:52:LEU:CB	14:AN:81:ARG:HE	2.32	0.42
11:AK:35:THR:HA	11:AK:42:LEU:HG	2.01	0.42
13:AM:74:SER:O	13:AM:78:LYS:HG3	2.19	0.42
20:AT:35:VAL:CG1	20:AT:79:LEU:HD22	2.49	0.42
33:BL:62:PRO:HG2	51:B3:25:LYS:CD	2.48	0.42
22:BA:83:A:C6	22:BA:101:A:C4	3.06	0.42
22:BA:996:A:N6	22:BA:1160:G:N1	2.67	0.42
22:BA:1194:A:H2'	22:BA:1195:G:O5'	2.19	0.42
22:BA:1510:G:H2'	22:BA:1511:G:O4'	2.19	0.42
22:BA:1635:A:C6	22:BA:1636:U:C2	3.08	0.42
22:BA:195:A:C4	22:BA:198:C:N4	2.86	0.42
22:BA:2271:G:H2'	22:BA:2272:U:O4'	2.20	0.42
22:BA:2060:A:O4'	22:BA:2502:G:H1'	2.18	0.42
22:BA:2552:U:C2	22:BA:2554:U:C5'	3.03	0.42
22:BA:419:U:H2'	22:BA:420:C:C6	2.54	0.42
22:BA:468:G:N7	50:B2:39:ARG:NH2	2.65	0.42
22:BA:915:C:C2'	22:BA:916:G:H5'	2.49	0.42
24:BC:141:VAL:HG13	24:BC:191:THR:O	2.19	0.42
25:BD:127:PHE:CZ	25:BD:160:LYS:HB2	2.54	0.42
26:BE:152:GLU:HA	26:BE:152:GLU:OE1	2.20	0.42
22:BA:451:U:H4'	26:BE:47:LYS:NZ	2.34	0.42
30:BI:101:ILE:HG22	30:BI:102:SER:N	2.34	0.42
32:BK:66:LYS:HA	32:BK:79:PHE:O	2.19	0.42
34:BM:65:ILE:HG12	34:BM:103:TYR:CE2	2.54	0.42
36:BO:51:ALA:HB3	36:BO:78:VAL:HG13	2.02	0.42
1:CA:102:G:C2	1:CA:103:U:C5	3.07	0.42
1:CA:1175:G:O6	1:CA:1182:G:O6	2.37	0.42
1:CA:1424:U:H2'	1:CA:1425:U:O4'	2.17	0.42
1:CA:1426:G:C4	1:CA:1475:G:C2	3.07	0.42
1:CA:401:C:O2'	1:CA:402:G:H5'	2.18	0.42
1:CA:590:U:O2'	1:CA:591:U:H5'	2.18	0.42
1:CA:678:U:H2'	1:CA:679:C:O4'	2.20	0.42
1:CA:728:A:C6	1:CA:729:A:C6	3.08	0.42
2:CB:87:CYS:HB3	2:CB:222:ARG:HA	2.02	0.42
4:CD:168:PRO:HB2	4:CD:171:LEU:CD1	2.49	0.42
6:CF:45:ARG:HD2	6:CF:59:TYR:CD2	2.54	0.42
6:CF:38:ARG:CG	6:CF:63:ASN:CB	2.97	0.42

Continued on next page...

Continued from previous page...

Atom-1	Atom-2	Interatomic distance (Å)	Clash overlap (Å)
7:CG:42:ILE:HG21	7:CG:116:MET:CG	2.49	0.42
7:CG:148:ASN:C	7:CG:150:ALA:N	2.72	0.42
8:CH:67:GLN:C	8:CH:69:LYS:N	2.72	0.42
10:CJ:17:LEU:HD21	10:CJ:96:VAL:HG22	2.01	0.42
13:CM:64:VAL:O	13:CM:69:LEU:HB2	2.18	0.42
21:CU:20:LYS:C	21:CU:22:SER:H	2.21	0.42
21:CU:9:ASN:C	21:CU:10:GLU:HG3	2.39	0.42
22:DA:1097:U:O2	30:DI:9:VAL:CG1	2.67	0.42
22:DA:1210:G:C8	22:DA:1212:G:C2	3.08	0.42
22:DA:1364:G:C4	22:DA:1368:G:N2	2.87	0.42
22:DA:1501:G:H2'	22:DA:1502:A:O4'	2.19	0.42
22:DA:1509:A:O2'	22:DA:1510:G:OP2	2.36	0.42
22:DA:1512:C:N3	22:DA:1513:U:C4	2.87	0.42
22:DA:1595:C:H2'	22:DA:1596:A:O4'	2.20	0.42
22:DA:1332:G:C6	22:DA:1609:A:C5	3.07	0.42
22:DA:1956:U:O2	22:DA:1985:C:H4'	2.19	0.42
22:DA:2201:G:C6	22:DA:2202:U:C4	3.07	0.42
22:DA:2331:G:N2	22:DA:2385:C:N1	2.68	0.42
22:DA:2425:A:H4'	22:DA:2426:A:O5'	2.20	0.42
22:DA:2059:A:H2'	22:DA:2503:A:N1	2.34	0.42
22:DA:2699:C:O2	22:DA:2709:G:C2	2.72	0.42
22:DA:268:C:O2'	22:DA:269:C:H5'	2.20	0.42
22:DA:2740:A:N6	22:DA:2764:A:C8	2.87	0.42
22:DA:2886:A:N1	48:D0:29:SER:OG	2.49	0.42
22:DA:280:U:O4	22:DA:361:G:N2	2.52	0.42
22:DA:905:A:H2'	22:DA:906:U:H5'	2.02	0.42
23:DB:11:C:C5	23:DB:12:C:C5	3.07	0.42
26:DE:130:LYS:CB	26:DE:133:LEU:HB2	2.49	0.42
27:DF:136:ILE:HA	27:DF:141:ILE:CG2	2.48	0.42
27:DF:69:LYS:HG3	27:DF:84:PRO:HA	2.00	0.42
31:DJ:36:LEU:HD23	31:DJ:121:LYS:HB2	2.00	0.42
33:DL:111:ILE:HG22	33:DL:112:LEU:N	2.34	0.42
33:DL:135:ILE:O	33:DL:140:GLY:HA3	2.19	0.42
33:DL:41:ARG:O	33:DL:44:GLY:N	2.50	0.42
34:DM:49:ALA:CB	34:DM:124:LEU:HD21	2.49	0.42
34:DM:78:LEU:O	34:DM:79:ALA:HB3	2.19	0.42
40:DS:25:ARG:HB2	40:DS:25:ARG:CZ	2.49	0.42
41:DT:37:ASP:CG	41:DT:38:ALA:N	2.72	0.42
41:DT:2:ILE:HG12	41:DT:7:LEU:HD12	1.99	0.42
47:DZ:3:LYS:HD3	47:DZ:3:LYS:N	2.34	0.42
1:AA:1134:G:H2'	1:AA:1135:U:O4'	2.19	0.42

Continued on next page...

Continued from previous page...

Atom-1	Atom-2	Interatomic distance (Å)	Clash overlap (Å)
1:AA:1181:G:H4'	1:AA:1182:G:OP1	2.19	0.42
1:AA:1210:C:N4	1:AA:1211:U:O4	2.52	0.42
1:AA:1461:G:H2'	1:AA:1462:C:H6	1.84	0.42
1:AA:38:G:C2	1:AA:397:A:C2	3.07	0.42
1:AA:457:G:C5	1:AA:458:U:C5	3.07	0.42
1:AA:55:A:C6	1:AA:56:U:C2	3.08	0.42
1:AA:692:U:O2	1:AA:694:A:C8	2.72	0.42
1:AA:722:G:H2'	1:AA:723:U:OP2	2.20	0.42
1:AA:96:U:O2'	1:AA:97:G:P	2.77	0.42
3:AC:132:ARG:O	3:AC:136:ARG:HG2	2.20	0.42
5:AE:84:PRO:HA	5:AE:98:PRO:HD3	2.01	0.42
9:AI:36:GLU:CA	9:AI:36:GLU:OE2	2.68	0.42
15:AO:81:LEU:CD1	15:AO:85:LEU:CD2	2.98	0.42
17:AQ:48:ASP:CG	17:AQ:52:GLU:OE1	2.58	0.42
22:BA:1047:G:C2	22:BA:1110:G:C4	3.07	0.42
22:BA:1232:G:C4	22:BA:1233:C:C6	3.07	0.42
22:BA:1474:U:O4	22:BA:1475:G:N2	2.52	0.42
22:BA:1507:C:H2'	22:BA:1508:A:C4'	2.50	0.42
22:BA:1912:A:C2	22:BA:1919:A:C6	3.08	0.42
22:BA:1916:A:H2'	22:BA:1917:U:C2'	2.49	0.42
22:BA:1924:C:N3	22:BA:1926:U:O4	2.52	0.42
22:BA:2191:A:C2	22:BA:2192:U:N3	2.88	0.42
22:BA:2191:A:C2	22:BA:2192:U:O4	2.72	0.42
22:BA:2637:U:H2'	22:BA:2638:G:H5'	2.01	0.42
22:BA:2776:A:H4'	22:BA:2777:G:O5'	2.19	0.42
22:BA:360:U:H3'	22:BA:361:G:C8	2.54	0.42
22:BA:391:A:C5	22:BA:392:U:C5	3.07	0.42
25:BD:30:GLU:O	25:BD:31:ALA:C	2.57	0.42
26:BE:134:LEU:HD23	26:BE:160:ALA:O	2.19	0.42
27:BF:69:LYS:CD	27:BF:69:LYS:N	2.83	0.42
32:BK:91:SER:O	32:BK:92:GLU:C	2.58	0.42
35:BN:49:GLU:N	35:BN:50:PRO:CD	2.82	0.42
38:BQ:94:ILE:HG21	39:BR:4:VAL:HG11	2.01	0.42
39:BR:76:LYS:O	39:BR:84:ARG:HA	2.19	0.42
39:BR:21:ARG:CZ	39:BR:93:PHE:CE1	3.02	0.42
1:CA:1068:G:C6	1:CA:1069:C:C4	3.07	0.42
1:CA:1149:C:N4	1:CA:1150:A:N6	2.67	0.42
1:CA:1213:A:C8	1:CA:1215:G:C6	3.07	0.42
1:CA:1385:G:N7	58:CA:1873:HOH:O	2.37	0.42
1:CA:156:C:C4	1:CA:157:U:C4	3.08	0.42
1:CA:130:A:C2	1:CA:264:C:N1	2.88	0.42

Continued on next page...

Continued from previous page...

Atom-1	Atom-2	Interatomic distance (Å)	Clash overlap (Å)
1:CA:302:G:O2'	1:CA:556:C:H5''	2.19	0.42
1:CA:455:G:C2	1:CA:478:A:N1	2.88	0.42
1:CA:938:A:C2	1:CA:1345:U:O4	2.73	0.42
2:CB:62:SER:C	2:CB:64:LYS:H	2.22	0.42
4:CD:48:LEU:HD23	4:CD:53:VAL:N	2.34	0.42
6:CF:86:ARG:NH1	6:CF:86:ARG:CG	2.78	0.42
15:CO:73:LYS:HA	15:CO:73:LYS:CE	2.49	0.42
16:CP:4:ILE:N	16:CP:4:ILE:HD12	2.34	0.42
18:CR:23:TYR:CB	18:CR:58:ALA:HB1	2.50	0.42
20:CT:67:ILE:O	20:CT:68:HIS:O	2.37	0.42
22:DA:86:G:O2'	22:DA:104:A:H4'	2.19	0.42
22:DA:1049:C:C2'	22:DA:1050:A:H5'	2.49	0.42
22:DA:1084:A:C8	22:DA:1085:A:C8	3.07	0.42
22:DA:1120:G:C5	22:DA:1121:C:C5	3.07	0.42
22:DA:1355:G:C6	22:DA:1356:G:C8	3.08	0.42
22:DA:1500:G:N1	22:DA:1501:G:C5	2.87	0.42
22:DA:1606:C:O2'	22:DA:1607:C:P	2.77	0.42
22:DA:1652:A:H3'	22:DA:1653:G:C8	2.54	0.42
22:DA:2010:G:C6	22:DA:2011:U:N3	2.87	0.42
22:DA:2024:G:C2	22:DA:2040:G:N3	2.87	0.42
22:DA:2044:C:N3	22:DA:2045:C:C5	2.88	0.42
22:DA:2234:G:C5	22:DA:2235:G:N7	2.87	0.42
22:DA:2323:G:C6	22:DA:2324:U:C4	3.07	0.42
22:DA:2341:G:C6	22:DA:2342:C:N3	2.87	0.42
22:DA:2370:G:C6	22:DA:2371:G:C6	3.08	0.42
22:DA:2793:C:H2'	22:DA:2794:C:C1'	2.50	0.42
22:DA:35:G:H1'	22:DA:454:A:C4	2.55	0.42
22:DA:482:A:H1'	22:DA:498:G:N2	2.34	0.42
22:DA:607:U:O4	22:DA:619:G:H2'	2.18	0.42
26:DE:170:ARG:N	26:DE:170:ARG:HD3	2.34	0.42
26:DE:25:GLU:HA	26:DE:28:VAL:HB	1.99	0.42
28:DG:2:SER:OG	28:DG:3:ARG:N	2.50	0.42
42:DU:60:GLU:CG	42:DU:60:GLU:O	2.67	0.42
42:DU:3:ALA:O	42:DU:6:ARG:NH1	2.53	0.42
1:AA:1072:G:C5	1:AA:1073:U:C4	3.07	0.42
1:AA:1253:G:N3	1:AA:1254:A:C8	2.88	0.42
1:AA:1410:A:C4	1:AA:1491:G:N2	2.87	0.42
1:AA:174:A:C2'	1:AA:175:C:H5'	2.50	0.42
1:AA:451:A:H61	1:AA:481:G:H5'	1.84	0.42
1:AA:457:G:H2'	1:AA:457:G:N3	2.34	0.42
1:AA:616:G:O2'	1:AA:617:G:H5'	2.19	0.42

Continued on next page...

Continued from previous page...

Atom-1	Atom-2	Interatomic distance (Å)	Clash overlap (Å)
1:AA:842:U:H3'	1:AA:843:U:C5'	2.49	0.42
1:AA:891:U:H2'	1:AA:892:A:H5'	2.01	0.42
2:AB:132:LYS:HA	2:AB:132:LYS:HE3	2.00	0.42
5:AE:151:GLU:HG2	5:AE:152:MET:H	1.84	0.42
6:AF:12:PRO:O	6:AF:15:SER:N	2.50	0.42
6:AF:85:ILE:O	6:AF:86:ARG:HG2	2.19	0.42
8:AH:89:LYS:HG3	8:AH:90:ASP:H	1.84	0.42
10:AJ:57:VAL:CG2	10:AJ:58:ASN:H	2.32	0.42
16:AP:36:VAL:CG2	16:AP:57:ILE:HG13	2.49	0.42
19:AS:42:PRO:C	19:AS:44:MET:H	2.21	0.42
1:AA:322:C:O2'	20:AT:18:ARG:HG3	2.20	0.42
22:BA:517:C:P	48:B0:10:ARG:NH2	2.91	0.42
49:B1:17:THR:CG2	49:B1:43:VAL:HG13	2.49	0.42
22:BA:1060:U:C1'	22:BA:1062:G:OP2	2.67	0.42
22:BA:1438:U:C5	22:BA:1552:A:C2	3.07	0.42
22:BA:2190:G:N2	22:BA:2191:A:H1'	2.34	0.42
22:BA:2672:U:C2'	22:BA:2673:G:O5'	2.68	0.42
22:BA:2683:C:H5''	37:BP:56:HIS:HB3	2.00	0.42
22:BA:2838:G:C6	22:BA:2839:G:C5	3.08	0.42
22:BA:2885:G:H2'	22:BA:2886:A:H5'	2.02	0.42
22:BA:863:A:O2'	22:BA:864:G:H5'	2.19	0.42
22:BA:969:G:C6	22:BA:970:U:C4	3.07	0.42
22:BA:1845:G:P	24:BC:256:LYS:HZ3	2.43	0.42
22:BA:1813:G:H1'	24:BC:50:THR:OG1	2.18	0.42
22:BA:2820:A:N1	25:BD:197:THR:HG22	2.34	0.42
30:BI:125:MET:HA	30:BI:128:SER:HB3	2.02	0.42
32:BK:64:ARG:HB2	32:BK:83:ALA:HB3	2.01	0.42
34:BM:132:THR:HG22	34:BM:133:LYS:N	2.34	0.42
40:BS:59:GLU:HA	40:BS:64:ALA:CB	2.50	0.42
45:BX:41:GLU:OE2	45:BX:44:LYS:NZ	2.47	0.42
47:BZ:24:LEU:HD11	47:BZ:54:MET:CE	2.49	0.42
1:CA:1049:U:H4'	1:CA:1050:G:O5'	2.19	0.42
1:CA:207:C:O2	1:CA:207:C:H2'	2.20	0.42
1:CA:375:U:O3'	16:CP:6:LEU:HB2	2.20	0.42
1:CA:780:A:H1'	1:CA:803:G:N2	2.34	0.42
2:CB:118:GLU:HA	2:CB:121:SER:OG	2.20	0.42
4:CD:130:VAL:HG11	4:CD:135:TYR:CG	2.55	0.42
15:CO:37:ASN:O	15:CO:40:GLN:CB	2.68	0.42
17:CQ:49:GLU:C	17:CQ:50:ASN:CG	2.77	0.42
19:CS:44:MET:O	19:CS:45:ILE:C	2.57	0.42
11:CK:127:ARG:HB2	21:CU:34:ARG:NH1	2.34	0.42

Continued on next page...

Continued from previous page...

Atom-1	Atom-2	Interatomic distance (Å)	Clash overlap (Å)
22:DA:1003:G:O2'	22:DA:1010:A:N1	2.40	0.42
22:DA:1085:A:H2'	22:DA:1086:A:C4	2.54	0.42
22:DA:1026:G:H1'	22:DA:1134:A:C2	2.53	0.42
22:DA:1255:U:H2'	22:DA:1256:G:OP1	2.20	0.42
22:DA:1265:A:N1	22:DA:2013:A:H5''	2.34	0.42
22:DA:1386:C:H2'	22:DA:1387:A:C8	2.55	0.42
22:DA:1519:G:H2'	22:DA:1519:G:N3	2.33	0.42
22:DA:1525:A:C6	22:DA:1526:C:C4	3.07	0.42
22:DA:1668:A:H4'	22:DA:1669:A:O5'	2.19	0.42
22:DA:2116:G:C6	22:DA:2171:A:N6	2.87	0.42
22:DA:2291:U:O2'	22:DA:2292:U:H5'	2.19	0.42
22:DA:2397:G:N3	22:DA:2397:G:H2'	2.35	0.42
22:DA:2480:C:N4	22:DA:2481:G:C6	2.87	0.42
22:DA:485:C:H2'	22:DA:486:C:O4'	2.18	0.42
22:DA:751:A:C6	22:DA:789:A:C5	3.08	0.42
22:DA:77:G:H2'	22:DA:78:U:O4'	2.19	0.42
22:DA:841:G:H2'	22:DA:842:U:O4'	2.20	0.42
23:DB:26:C:C5	23:DB:27:C:C4	3.08	0.42
22:DA:1829:A:HO2'	24:DC:15:HIS:CD2	2.37	0.42
24:DC:62:TYR:CD1	24:DC:63:ARG:N	2.86	0.42
26:DE:152:GLU:O	26:DE:154:ASP:N	2.52	0.42
27:DF:117:LEU:HG	27:DF:130:MET:SD	2.58	0.42
27:DF:131:GLY:HA2	27:DF:153:ASP:HA	2.00	0.42
30:DI:56:PRO:HD2	30:DI:75:PRO:HD3	2.01	0.42
32:DK:31:ARG:CB	32:DK:32:TYR:CE2	3.02	0.42
33:DL:77:ILE:HG23	33:DL:81:ASP:OD2	2.20	0.42
34:DM:17:ASN:O	34:DM:38:ARG:HD3	2.19	0.42
42:DU:33:LYS:HB3	42:DU:64:ALA:HB1	2.01	0.42
46:DY:27:ASN:O	46:DY:31:GLN:HB2	2.19	0.42
1:AA:1031:C:O2'	1:AA:1032:G:P	2.77	0.42
1:AA:1074:G:O2'	1:AA:1101:A:N1	2.46	0.42
1:AA:200:G:N2	1:AA:218:U:C2	2.87	0.42
1:AA:666:G:C6	1:AA:741:G:C6	3.07	0.42
1:AA:925:G:C2	1:AA:927:G:C8	3.07	0.42
5:AE:115:LEU:CD2	5:AE:123:VAL:HG21	2.49	0.42
9:AI:30:ILE:HG22	9:AI:65:ILE:CD1	2.49	0.42
10:AJ:17:LEU:HD21	10:AJ:96:VAL:HG22	2.01	0.42
10:AJ:11:LYS:HA	10:AJ:70:HIS:O	2.20	0.42
12:AL:106:GLY:HA3	12:AL:118:GLY:O	2.19	0.42
48:B0:10:ARG:HB2	48:B0:13:ARG:NH2	2.34	0.42
22:BA:1059:G:C5	22:BA:1080:A:C2	3.07	0.42

Continued on next page...

Continued from previous page...

Atom-1	Atom-2	Interatomic distance (Å)	Clash overlap (Å)
22:BA:1075:C:H2'	22:BA:1076:C:N1	2.35	0.42
22:BA:144:A:C6	22:BA:145:C:C4	3.06	0.42
22:BA:1848:A:C2'	22:BA:1849:G:O5'	2.67	0.42
22:BA:2275:C:O2	34:BM:84:LYS:HD3	2.20	0.42
22:BA:2804:U:H2'	22:BA:2805:C:H6	1.84	0.42
22:BA:2805:C:C4	22:BA:2806:C:C4	3.08	0.42
22:BA:37:C:H4'	22:BA:451:U:OP1	2.19	0.42
22:BA:555:G:HO2'	22:BA:556:A:P	2.38	0.42
23:BB:17:C:H2'	23:BB:18:G:O4'	2.19	0.42
23:BB:78:A:H2'	23:BB:79:G:O4'	2.19	0.42
24:BC:174:LEU:N	24:BC:174:LEU:CD1	2.83	0.42
24:BC:21:ASN:OD1	24:BC:21:ASN:C	2.56	0.42
27:BF:28:VAL:CG1	27:BF:28:VAL:O	2.68	0.42
28:BG:11:VAL:O	28:BG:11:VAL:HG22	2.19	0.42
28:BG:174:ALA:O	28:BG:175:LYS:HB2	2.20	0.42
28:BG:40:ALA:CB	28:BG:58:TYR:HB3	2.49	0.42
29:BH:45:GLU:C	29:BH:47:PHE:N	2.72	0.42
30:BI:22:PRO:HB2	30:BI:23:PRO:HD3	2.01	0.42
42:BU:48:PRO:CB	42:BU:54:GLN:O	2.67	0.42
44:BW:40:GLN:OE1	44:BW:44:LYS:N	2.52	0.42
44:BW:41:ARG:HH11	44:BW:41:ARG:HG3	1.84	0.42
44:BW:75:LYS:O	44:BW:76:ASN:HB2	2.18	0.42
1:CA:1149:C:N4	1:CA:1150:A:C6	2.87	0.42
1:CA:1489:G:C5	1:CA:1490:U:C5	3.08	0.42
1:CA:64:G:H4'	1:CA:65:A:O5'	2.18	0.42
2:CB:25:PRO:O	2:CB:28:LYS:HB2	2.19	0.42
2:CB:55:ALA:O	2:CB:59:LYS:HB2	2.20	0.42
2:CB:71:GLY:O	2:CB:93:ASN:HA	2.19	0.42
1:CA:428:G:OP2	4:CD:10:LYS:HE3	2.20	0.42
4:CD:198:HIS:CE1	4:CD:199:LEU:HD21	2.54	0.42
6:CF:80:PHE:CD2	6:CF:80:PHE:O	2.72	0.42
7:CG:51:ALA:HB2	7:CG:58:GLU:HA	2.01	0.42
9:CI:49:ARG:NH2	9:CI:52:LEU:O	2.53	0.42
11:CK:25:ALA:O	11:CK:89:PRO:O	2.37	0.42
11:CK:60:PRO:HD3	11:CK:91:PRO:HB3	2.00	0.42
14:CN:93:ILE:HG21	14:CN:96:LEU:HD22	2.02	0.42
16:CP:21:VAL:HG23	16:CP:36:VAL:HG21	2.02	0.42
17:CQ:19:LYS:HD3	17:CQ:49:GLU:HA	2.01	0.42
19:CS:40:ILE:HG21	19:CS:66:MET:HB3	2.01	0.42
22:DA:1036:G:C6	22:DA:1120:G:C5	3.08	0.42
22:DA:1154:G:OP1	38:DQ:58:ARG:HD3	2.20	0.42

Continued on next page...

Continued from previous page...

Atom-1	Atom-2	Interatomic distance (Å)	Clash overlap (Å)
22:DA:1277:G:H2'	22:DA:1278:C:O4'	2.19	0.42
22:DA:1310:G:H1'	22:DA:1611:C:C5'	2.49	0.42
22:DA:1350:C:O2	22:DA:1382:G:N3	2.53	0.42
22:DA:1400:U:H2'	22:DA:1401:G:O4'	2.20	0.42
22:DA:2059:A:C2	54:D6:5:MHU:HD1	2.53	0.42
22:DA:2108:A:H2'	22:DA:2109:U:H5'	2.01	0.42
22:DA:2114:A:C4	22:DA:2167:U:H4'	2.54	0.42
22:DA:219:A:C6	22:DA:220:G:C6	3.07	0.42
22:DA:2410:G:C2	22:DA:2411:A:H1'	2.54	0.42
22:DA:2428:G:H5''	22:DA:2429:G:P	2.59	0.42
22:DA:2825:G:H2'	22:DA:2826:A:H5'	2.02	0.42
22:DA:322:A:O4'	22:DA:340:A:H1'	2.20	0.42
22:DA:232:G:N2	22:DA:420:C:OP1	2.52	0.42
22:DA:675:A:N3	22:DA:2443:C:O2'	2.43	0.42
22:DA:705:A:C2	22:DA:727:A:O4'	2.72	0.42
22:DA:695:G:C6	22:DA:768:G:C5	3.08	0.42
22:DA:7:G:H4'	31:DJ:15:TRP:HH2	1.85	0.42
22:DA:848:C:O2	22:DA:933:A:C2	2.72	0.42
24:DC:130:LEU:HD11	24:DC:135:ILE:HG12	2.01	0.42
25:DD:107:VAL:HB	25:DD:204:LYS:O	2.18	0.42
25:DD:60:VAL:HG13	25:DD:60:VAL:O	2.19	0.42
26:DE:40:ARG:NH2	26:DE:92:HIS:CE1	2.87	0.42
31:DJ:25:LEU:HA	31:DJ:62:VAL:HG21	2.02	0.42
32:DK:56:ASP:OD2	32:DK:56:ASP:N	2.53	0.42
35:DN:95:THR:HG23	35:DN:96:ARG:N	2.34	0.42
22:DA:1248:G:C5	38:DQ:3:ARG:HB2	2.55	0.42
42:DU:59:VAL:HG12	42:DU:61:LYS:HB2	2.00	0.42
1:AA:1109:C:P	3:AC:176:HIS:CE1	3.13	0.42
1:AA:1141:C:C2	1:AA:1142:G:C8	3.07	0.42
1:AA:1157:A:C4	1:AA:1181:G:C6	3.08	0.42
1:AA:1160:G:O2'	1:AA:1161:C:O5'	2.35	0.42
1:AA:1375:A:C6	1:AA:1376:U:C4	3.08	0.42
1:AA:444:G:N1	1:AA:445:G:C5	2.87	0.42
1:AA:499:A:H4'	1:AA:500:G:OP1	2.20	0.42
1:AA:695:A:N1	1:AA:696:A:C2	2.87	0.42
1:AA:73:C:O2'	1:AA:74:A:P	2.77	0.42
1:AA:945:G:H2'	1:AA:945:G:N3	2.34	0.42
1:AA:986:U:C2	1:AA:987:G:C8	3.07	0.42
2:AB:112:LYS:O	2:AB:116:ASP:HB2	2.20	0.42
2:AB:184:PHE:CE1	2:AB:198:PHE:CD2	3.07	0.42
4:AD:147:GLU:O	4:AD:150:LYS:N	2.53	0.42

Continued on next page...

Continued from previous page...

Atom-1	Atom-2	Interatomic distance (Å)	Clash overlap (Å)
4:AD:58:LYS:HG2	4:AD:203:LEU:HD22	2.01	0.42
4:AD:53:VAL:CG2	4:AD:54:GLN:N	2.82	0.42
12:AL:46:ASN:ND2	12:AL:89:ASP:OD1	2.51	0.42
17:AQ:17:MET:HG2	17:AQ:20:SER:HB3	2.02	0.42
17:AQ:50:ASN:O	17:AQ:51:ASN:O	2.36	0.42
17:AQ:59:VAL:HG23	17:AQ:77:ARG:O	2.20	0.42
19:AS:64:ASP:HB3	27:BF:115:ARG:NH2	2.34	0.42
20:AT:8:LYS:O	20:AT:11:ALA:HB3	2.19	0.42
21:AU:53:VAL:O	21:AU:54:LYS:HB2	2.18	0.42
48:B0:25:VAL:HG13	48:B0:26:THR:N	2.34	0.42
53:B5:67:HIS:CD2	53:B5:69:LEU:HD23	2.54	0.42
22:BA:1380:G:N2	22:BA:1570:A:N1	2.65	0.42
22:BA:1923:U:H2'	22:BA:1923:U:O2	2.19	0.42
22:BA:2602:A:H4'	22:BA:2603:G:OP2	2.18	0.42
22:BA:2727:A:C2'	22:BA:2728:U:H5'	2.50	0.42
22:BA:872:U:H2'	22:BA:873:C:C6	2.54	0.42
22:BA:934:U:H2'	22:BA:935:C:H6	1.85	0.42
23:BB:101:A:H2'	23:BB:102:G:O4'	2.20	0.42
23:BB:2:G:C6	23:BB:119:A:C2	3.08	0.42
24:BC:142:HIS:C	24:BC:142:HIS:CD2	2.93	0.42
27:BF:134:GLU:HG2	27:BF:136:ILE:HD12	2.00	0.42
29:BH:114:GLU:CB	29:BH:133:GLN:O	2.66	0.42
31:BJ:77:HIS:CD2	31:BJ:79:GLY:H	2.38	0.42
38:BQ:62:ILE:HG23	38:BQ:76:TYR:CE1	2.54	0.42
45:BX:71:LEU:HB3	45:BX:76:GLU:O	2.19	0.42
1:CA:1321:U:C4	1:CA:1322:C:H5	2.37	0.42
1:CA:1459:G:H2'	1:CA:1460:C:O4'	2.20	0.42
1:CA:209:U:O2	1:CA:209:U:H2'	2.18	0.42
1:CA:784:A:C2	1:CA:785:G:C4	3.07	0.42
1:CA:853:C:H2'	1:CA:854:U:O4'	2.20	0.42
2:CB:32:PHE:N	2:CB:40:ILE:O	2.45	0.42
4:CD:30:THR:O	4:CD:31:LYS:HD3	2.19	0.42
4:CD:42:GLY:C	4:CD:44:ARG:H	2.23	0.42
4:CD:5:LEU:CD1	4:CD:5:LEU:N	2.82	0.42
7:CG:43:VAL:HG12	7:CG:44:TYR:CD1	2.54	0.42
7:CG:51:ALA:HB1	7:CG:57:SER:O	2.20	0.42
8:CH:105:SER:O	8:CH:123:GLY:HA3	2.20	0.42
8:CH:83:LEU:HD22	8:CH:83:LEU:C	2.40	0.42
9:CI:116:VAL:CG2	10:CJ:60:ASP:O	2.68	0.42
9:CI:114:LYS:HG3	9:CI:120:LYS:HA	2.01	0.42
10:CJ:83:THR:O	10:CJ:83:THR:HG23	2.19	0.42

Continued on next page...

Continued from previous page...

Atom-1	Atom-2	Interatomic distance (Å)	Clash overlap (Å)
11:CK:107:ILE:O	11:CK:107:ILE:HG23	2.18	0.42
13:CM:37:ALA:CB	13:CM:56:LEU:HG	2.48	0.42
21:CU:36:GLU:O	21:CU:37:PHE:HB2	2.19	0.42
22:DA:1043:C:C5	22:DA:1044:C:C5	3.07	0.42
22:DA:1163:G:C2	22:DA:1164:C:C5	3.08	0.42
22:DA:1262:A:C6	22:DA:1263:U:C2	3.07	0.42
22:DA:1358:G:O6	22:DA:1371:G:C8	2.72	0.42
22:DA:2079:U:C2'	22:DA:2080:A:O4'	2.66	0.42
22:DA:2191:A:C6	22:DA:2192:U:C4	3.07	0.42
22:DA:237:C:N4	22:DA:238:C:C5	2.88	0.42
22:DA:24:G:C6	22:DA:25:U:C4	3.07	0.42
22:DA:2511:U:C5	22:DA:2512:C:C5	3.08	0.42
22:DA:2834:G:O6	22:DA:2879:A:C2'	2.66	0.42
22:DA:298:G:N2	22:DA:341:C:C4	2.87	0.42
22:DA:450:G:H2'	22:DA:451:U:H5''	2.02	0.42
25:DD:122:VAL:HG21	25:DD:141:ARG:HB3	2.01	0.42
25:DD:15:PHE:CE2	37:DP:78:SER:HA	2.55	0.42
25:DD:177:VAL:CG2	25:DD:187:LEU:HD11	2.49	0.42
26:DE:170:ARG:NH2	26:DE:176:ASP:OD1	2.52	0.42
26:DE:112:LEU:HD11	26:DE:180:LEU:O	2.20	0.42
26:DE:8:ALA:HB2	26:DE:122:GLU:CG	2.49	0.42
27:DF:17:MET:SD	27:DF:22:TYR:HB2	2.60	0.42
29:DH:31:VAL:HG12	29:DH:32:PRO:HD3	2.02	0.42
29:DH:69:ALA:HB2	29:DH:138:VAL:HG12	2.02	0.42
29:DH:72:ILE:O	29:DH:72:ILE:CG2	2.67	0.42
30:DI:8:TYR:HB2	30:DI:59:ILE:H	1.85	0.42
22:DA:2722:G:H4'	35:DN:4:ARG:HB2	2.00	0.42
39:DR:39:LEU:O	39:DR:49:ILE:HG23	2.19	0.42
40:DS:29:VAL:CG1	40:DS:55:ILE:HD11	2.49	0.42
42:DU:96:PHE:CE1	42:DU:103:ILE:HG13	2.54	0.42
44:DW:67:VAL:HG12	44:DW:68:LYS:N	2.35	0.42
1:AA:1072:G:H2'	1:AA:1073:U:C6	2.55	0.42
1:AA:1216:A:H2'	1:AA:1217:C:C6	2.54	0.42
1:AA:1269:A:N1	1:AA:1313:U:O4'	2.53	0.42
1:AA:639:G:N3	1:AA:639:G:H2'	2.34	0.42
1:AA:955:U:O4'	1:AA:1227:A:N6	2.51	0.42
2:AB:222:ARG:NH1	2:AB:222:ARG:HB3	2.35	0.42
4:AD:121:LYS:HB3	4:AD:129:VAL:HG21	2.02	0.42
4:AD:190:ASP:O	4:AD:191:LEU:HD12	2.18	0.42
17:AQ:26:GLU:OE2	17:AQ:39:LYS:HD3	2.20	0.42
22:BA:1071:G:O4'	22:BA:1089:A:N7	2.52	0.42

Continued on next page...

Continued from previous page...

Atom-1	Atom-2	Interatomic distance (Å)	Clash overlap (Å)
22:BA:1458:U:H5'	22:BA:1459:G:N3	2.35	0.42
22:BA:2187:U:H2'	22:BA:2188:U:H1'	2.00	0.42
22:BA:2371:G:C2	22:BA:2372:U:C6	3.07	0.42
22:BA:2543:G:H2'	22:BA:2544:G:O4'	2.20	0.42
56:BA:3001:DOL:C29	56:BA:3001:DOL:C37	2.98	0.42
22:BA:477:A:H2'	22:BA:478:A:C8	2.54	0.42
22:BA:532:A:N3	22:BA:532:A:H2'	2.35	0.42
22:BA:536:G:C2	22:BA:537:G:H1'	2.55	0.42
22:BA:598:U:O2'	22:BA:599:A:H5'	2.20	0.42
22:BA:670:A:H4'	22:BA:671:C:O5'	2.20	0.42
25:BD:177:VAL:CG2	25:BD:177:VAL:O	2.67	0.42
26:BE:79:ARG:CG	26:BE:79:ARG:NH1	2.83	0.42
32:BK:107:LEU:C	32:BK:109:SER:N	2.72	0.42
34:BM:132:THR:HG22	34:BM:133:LYS:O	2.20	0.42
22:BA:874:G:OP1	34:BM:62:LYS:NZ	2.53	0.42
35:BN:24:MET:HG2	35:BN:44:LEU:HD13	2.01	0.42
39:BR:79:ARG:O	39:BR:80:ARG:HB3	2.20	0.42
41:BT:47:VAL:CG1	41:BT:55:VAL:CG2	2.98	0.42
41:BT:88:LYS:O	41:BT:89:GLU:CG	2.68	0.42
41:BT:91:GLN:HG3	41:BT:91:GLN:O	2.19	0.42
1:CA:1107:C:C4	1:CA:1108:G:N7	2.87	0.42
1:CA:1124:G:C2'	1:CA:1145:A:H62	2.32	0.42
1:CA:68:G:C5	1:CA:69:G:H1'	2.55	0.42
1:CA:756:C:C2	1:CA:757:U:C6	3.07	0.42
4:CD:192:SER:HB2	4:CD:195:ILE:HG12	2.00	0.42
6:CF:64:VAL:HG12	6:CF:65:GLU:H	1.84	0.42
6:CF:97:THR:O	6:CF:98:GLU:CG	2.68	0.42
8:CH:95:VAL:O	8:CH:99:LEU:O	2.38	0.42
9:CI:49:ARG:C	9:CI:51:PRO:HD2	2.39	0.42
9:CI:88:MET:HA	9:CI:92:GLU:OE2	2.19	0.42
10:CJ:5:ARG:O	10:CJ:102:LEU:CD1	2.68	0.42
11:CK:124:PRO:O	21:CU:35:ARG:N	2.48	0.42
13:CM:20:THR:HG23	13:CM:26:GLY:O	2.19	0.42
13:CM:3:ARG:HA	13:CM:8:ASN:O	2.19	0.42
14:CN:67:THR:HG23	14:CN:83:LYS:CE	2.50	0.42
1:CA:754:C:OP1	15:CO:72:ARG:NH2	2.53	0.42
22:DA:2883:A:P	48:D0:49:TYR:HH	2.41	0.42
50:D2:10:LEU:HD11	50:D2:14:ARG:NH1	2.35	0.42
22:DA:1439:A:C8	22:DA:1440:U:C5	3.08	0.42
22:DA:1428:C:C5	22:DA:1569:A:C5'	3.03	0.42
22:DA:1601:G:C5	22:DA:1602:U:C4	3.08	0.42

Continued on next page...

Continued from previous page...

Atom-1	Atom-2	Interatomic distance (Å)	Clash overlap (Å)
22:DA:1668:A:N3	22:DA:1670:C:C4	2.88	0.42
22:DA:1833:C:N3	22:DA:1834:U:C4	2.87	0.42
22:DA:1867:G:O6	22:DA:1875:G:N2	2.52	0.42
22:DA:192:C:P	58:DA:3739:HOH:O	2.75	0.42
22:DA:2093:G:N7	22:DA:2225:A:H2'	2.35	0.42
22:DA:2217:G:C6	22:DA:2218:G:C5	3.08	0.42
22:DA:2583:G:H2'	22:DA:2584:U:O4'	2.19	0.42
22:DA:2807:U:H1'	22:DA:2892:G:N2	2.34	0.42
22:DA:2837:A:H2'	22:DA:2838:G:O4'	2.20	0.42
22:DA:80:G:O2'	22:DA:346:A:C8	2.67	0.42
22:DA:42:A:C2	22:DA:438:G:C2	3.07	0.42
22:DA:479:A:N3	22:DA:481:G:H5''	2.35	0.42
22:DA:481:G:C2	22:DA:507:A:C4	3.08	0.42
22:DA:669:G:C2	22:DA:801:G:C6	3.08	0.42
22:DA:669:G:N3	22:DA:801:G:C2	2.88	0.42
22:DA:826:U:H2'	22:DA:828:U:O4'	2.18	0.42
23:DB:92:C:H2'	23:DB:93:C:C6	2.54	0.42
22:DA:2599:G:C8	24:DC:236:GLU:HB2	2.55	0.42
25:DD:62:LYS:N	25:DD:63:PRO:CD	2.82	0.42
28:DG:52:PHE:CE2	28:DG:69:ARG:HA	2.54	0.42
29:DH:41:LYS:HE2	29:DH:44:ILE:CD1	2.50	0.42
31:DJ:41:LYS:HD2	31:DJ:50:THR:O	2.19	0.42
33:DL:29:LYS:O	33:DL:30:THR:CB	2.67	0.42
33:DL:77:ILE:HG22	33:DL:78:ARG:N	2.34	0.42
33:DL:90:VAL:O	33:DL:123:ARG:N	2.50	0.42
35:DN:51:LEU:N	35:DN:51:LEU:HD23	2.34	0.42
25:DD:186:LEU:HD11	37:DP:8:LEU:HD12	2.02	0.42
42:DU:49:VAL:HG13	42:DU:53:ASN:O	2.20	0.42
44:DW:37:ILE:HG22	44:DW:38:VAL:CG2	2.49	0.42
45:DX:54:LYS:CA	45:DX:57:ARG:HB2	2.50	0.42
1:AA:1081:A:OP1	5:AE:21:VAL:HG23	2.19	0.42
1:AA:1173:U:H2'	1:AA:1174:G:C8	2.55	0.42
1:AA:1307:U:H2'	1:AA:1308:U:H6	1.85	0.42
1:AA:1370:G:C2	1:AA:1371:G:C8	3.08	0.42
1:AA:695:A:H2'	1:AA:696:A:O4'	2.20	0.42
1:AA:79:G:N2	1:AA:91:U:C4	2.88	0.42
2:AB:41:ILE:N	2:AB:41:ILE:CD1	2.83	0.42
3:AC:112:ASP:O	3:AC:116:VAL:HG23	2.20	0.42
4:AD:171:LEU:C	4:AD:171:LEU:HD12	2.40	0.42
4:AD:17:THR:HG22	4:AD:18:ASP:N	2.32	0.42
8:AH:78:VAL:HG11	8:AH:125:ILE:HD11	2.01	0.42

Continued on next page...

Continued from previous page...

Atom-1	Atom-2	Interatomic distance (Å)	Clash overlap (Å)
11:AK:128:ARG:NH1	11:AK:128:ARG:HG2	2.32	0.42
12:AL:50:ARG:HG3	12:AL:90:LEU:HD11	2.02	0.42
14:AN:46:LEU:HG	14:AN:47:LYS:N	2.34	0.42
14:AN:50:THR:OG1	14:AN:50:THR:O	2.34	0.42
17:AQ:81:LYS:N	17:AQ:81:LYS:CD	2.82	0.42
20:AT:54:MET:CE	20:AT:58:VAL:CG2	2.98	0.42
22:BA:1071:G:C4	22:BA:1089:A:C5	3.08	0.42
22:BA:1754:A:N6	22:BA:1755:A:N6	2.67	0.42
22:BA:226:A:N6	22:BA:227:A:C6	2.88	0.42
22:BA:2459:A:C5	22:BA:2460:U:C5	3.07	0.42
22:BA:1998:A:O3'	22:BA:2724:U:H4'	2.19	0.42
22:BA:2725:A:C4	22:BA:2727:A:C8	3.08	0.42
22:BA:475:C:C5	22:BA:481:G:O6	2.73	0.42
22:BA:784:G:H5'	24:BC:226:ASN:OD1	2.19	0.42
22:BA:859:G:O2'	22:BA:860:U:P	2.78	0.42
26:BE:149:ILE:HD12	26:BE:150:THR:O	2.20	0.42
29:BH:116:ARG:HB3	29:BH:131:SER:O	2.20	0.42
29:BH:118:PRO:O	29:BH:119:ASN:CB	2.68	0.42
29:BH:89:LYS:O	29:BH:90:LEU:C	2.58	0.42
31:BJ:62:VAL:HG22	31:BJ:63:ALA:N	2.35	0.42
32:BK:108:ARG:O	32:BK:109:SER:C	2.57	0.42
32:BK:21:CYS:HA	32:BK:41:ILE:HG22	2.02	0.42
33:BL:101:ILE:HG13	33:BL:102:GLY:N	2.35	0.42
34:BM:11:LYS:HE2	34:BM:87:GLY:O	2.19	0.42
38:BQ:83:LEU:HD22	38:BQ:88:VAL:HG11	2.02	0.42
1:CA:1060:U:H5''	10:CJ:53:ILE:CG2	2.50	0.42
1:CA:1225:A:OP1	13:CM:101:ARG:HA	2.19	0.42
1:CA:1493:A:H4'	22:DA:1913:A:N1	2.35	0.42
1:CA:104:G:H4'	1:CA:174:A:O4'	2.19	0.42
1:CA:260:G:C6	1:CA:261:U:C4	3.08	0.42
1:CA:32:A:C2	1:CA:33:A:C6	3.07	0.42
1:CA:406:G:C2	1:CA:407:U:C5	3.08	0.42
1:CA:431:A:H2'	1:CA:432:A:O4'	2.20	0.42
1:CA:463:U:H5'	1:CA:464:U:OP2	2.20	0.42
1:CA:632:U:H2'	1:CA:633:G:OP1	2.20	0.42
1:CA:857:C:H2'	1:CA:858:G:O4'	2.19	0.42
1:CA:993:G:H2'	1:CA:995:C:N4	2.35	0.42
3:CC:71:ALA:O	3:CC:73:PRO:HD3	2.19	0.42
7:CG:57:SER:O	7:CG:61:ALA:HB2	2.20	0.42
7:CG:37:SER:OG	9:CI:43:THR:HG23	2.20	0.42
11:CK:126:LYS:C	21:CU:34:ARG:NH2	2.73	0.42

Continued on next page...

Continued from previous page...

Atom-1	Atom-2	Interatomic distance (Å)	Clash overlap (Å)
1:CA:723:U:C5	21:CU:49:LYS:HB3	2.55	0.42
51:D3:31:HIS:CE1	51:D3:32:ILE:HD12	2.54	0.42
22:DA:110:G:N3	22:DA:110:G:H2'	2.34	0.42
22:DA:135:U:H2'	22:DA:136:G:C8	2.55	0.42
22:DA:1339:G:O4'	22:DA:1393:A:C2	2.73	0.42
22:DA:1855:U:C6	22:DA:1856:U:C5	3.08	0.42
22:DA:1869:G:C2	22:DA:1873:G:C6	3.07	0.42
22:DA:2204:G:C4	22:DA:2205:A:C8	3.08	0.42
22:DA:2345:G:C8	22:DA:2381:A:C2	3.08	0.42
22:DA:2357:G:H5'	22:DA:2358:A:OP2	2.20	0.42
22:DA:2347:C:C2	22:DA:2371:G:N2	2.87	0.42
22:DA:2603:G:C5	22:DA:2604:U:C5	3.08	0.42
22:DA:2722:G:H2'	22:DA:2723:C:O4'	2.20	0.42
22:DA:2810:A:H2'	22:DA:2811:G:O4'	2.19	0.42
22:DA:447:A:C2	22:DA:454:A:H2'	2.55	0.42
15:CO:89:ARG:NH1	22:DA:716:A:OP1	2.53	0.42
22:DA:972:A:N1	22:DA:973:A:C6	2.87	0.42
24:DC:18:LYS:O	24:DC:19:VAL:HB	2.19	0.42
24:DC:25:HIS:HB2	24:DC:80:ARG:HG3	2.00	0.42
25:DD:114:LYS:HE2	25:DD:196:ALA:CB	2.50	0.42
28:DG:9:VAL:O	28:DG:49:THR:HA	2.20	0.42
30:DI:21:SER:HB3	30:DI:22:PRO:HD3	2.00	0.42
32:DK:113:MET:O	32:DK:116:ILE:CG1	2.68	0.42
36:DO:111:ARG:NH2	36:DO:117:PHE:OXT	2.52	0.42
38:DQ:11:ARG:O	38:DQ:11:ARG:HG3	2.20	0.42
22:DA:2012:G:P	40:DS:98:LYS:HZ2	2.42	0.42
41:DT:65:GLY:O	41:DT:66:LYS:C	2.58	0.42
46:DY:16:THR:O	46:DY:19:LEU:HB2	2.20	0.42
1:AA:1119:C:OP1	9:AI:85:ARG:NH2	2.53	0.42
1:AA:1053:G:N7	1:AA:1200:C:H5''	2.35	0.42
1:AA:137:U:H1'	1:AA:227:G:N2	2.35	0.42
1:AA:22:G:C5	1:AA:23:C:C5	3.07	0.42
1:AA:760:G:C8	1:AA:761:G:C8	3.07	0.42
6:AF:99:ALA:O	6:AF:100:SER:HB2	2.20	0.42
6:AF:55:HIS:O	6:AF:56:LYS:HB2	2.19	0.42
9:AI:50:GLN:OE1	9:AI:80:ARG:NH1	2.53	0.42
15:AO:17:ARG:HB3	15:AO:18:ASP:H	1.71	0.42
18:AR:71:THR:OG1	18:AR:73:ARG:HB2	2.19	0.42
11:AK:112:ASP:CB	21:AU:20:LYS:HD2	2.49	0.42
53:B5:64:SER:O	53:B5:65:LEU:CB	2.68	0.42
22:BA:1027:A:C5	22:BA:1126:A:C2	3.07	0.42

Continued on next page...

Continued from previous page...

Atom-1	Atom-2	Interatomic distance (Å)	Clash overlap (Å)
22:BA:1176:U:H3'	22:BA:1177:G:C8	2.55	0.42
22:BA:1179:G:O6	22:BA:1180:U:C2	2.73	0.42
22:BA:1380:G:N3	22:BA:1380:G:H2'	2.35	0.42
22:BA:150:U:H2'	22:BA:151:C:C6	2.55	0.42
22:BA:1839:G:C4	22:BA:1840:G:C8	3.08	0.42
22:BA:1922:G:C6	22:BA:1923:U:C5	3.08	0.42
22:BA:195:A:C5	22:BA:198:C:C5	3.08	0.42
22:BA:2352:A:H2'	22:BA:2353:G:H5'	2.02	0.42
22:BA:2722:G:H2'	22:BA:2723:C:C6	2.54	0.42
22:BA:340:A:H2'	22:BA:341:C:O4'	2.20	0.42
22:BA:983:A:C6	22:BA:984:A:N1	2.87	0.42
24:BC:14:ARG:HG2	24:BC:15:HIS:ND1	2.34	0.42
30:BI:99:GLY:C	30:BI:100:LYS:HG2	2.40	0.42
31:BJ:98:GLU:CD	31:BJ:126:ALA:HB2	2.39	0.42
32:BK:86:LEU:HD23	32:BK:86:LEU:N	2.34	0.42
33:BL:82:LEU:HD21	33:BL:120:VAL:HG11	2.02	0.42
43:BV:92:VAL:O	43:BV:92:VAL:HG12	2.20	0.42
45:BX:45:ARG:HG2	45:BX:46:PHE:N	2.34	0.42
1:CA:1012:A:C2	1:CA:1018:G:N2	2.88	0.42
1:CA:1055:A:C5	1:CA:1206:G:C6	3.08	0.42
1:CA:1158:C:O2	1:CA:1158:C:C2'	2.67	0.42
1:CA:1259:C:C5	1:CA:1260:G:C8	3.08	0.42
1:CA:182:A:C4	1:CA:184:G:C8	3.08	0.42
1:CA:213:G:C5	1:CA:214:C:C2	3.08	0.42
1:CA:268:U:H2'	1:CA:269:C:H6	1.83	0.42
1:CA:112:G:H5'	1:CA:389:A:O2'	2.19	0.42
1:CA:411:A:C5	1:CA:429:U:C5	3.08	0.42
1:CA:47:C:H4'	1:CA:48:C:OP1	2.18	0.42
1:CA:49:U:O4	1:CA:362:G:N2	2.52	0.42
1:CA:518:C:H4'	1:CA:519:C:O5'	2.20	0.42
1:CA:6:G:O6	5:CE:100:SER:N	2.52	0.42
3:CC:167:TRP:C	3:CC:167:TRP:HE3	2.23	0.42
4:CD:188:ARG:HD2	4:CD:191:LEU:HD11	2.01	0.42
7:CG:136:LYS:CG	7:CG:136:LYS:O	2.68	0.42
7:CG:145:ALA:O	7:CG:146:GLU:HB2	2.18	0.42
7:CG:14:PRO:O	7:CG:15:ASP:C	2.58	0.42
8:CH:11:LEU:HD22	8:CH:75:ILE:HD11	2.02	0.42
1:CA:716:A:N3	11:CK:120:GLY:HA2	2.35	0.42
11:CK:97:ILE:HG13	11:CK:98:ARG:N	2.33	0.42
12:CL:64:THR:HG23	12:CL:93:VAL:HA	2.02	0.42
21:CU:15:ALA:O	21:CU:17:ARG:N	2.52	0.42

Continued on next page...

Continued from previous page...

Atom-1	Atom-2	Interatomic distance (Å)	Clash overlap (Å)
49:D1:11:LEU:HB2	49:D1:21:TYR:HB2	2.02	0.42
22:DA:1511:G:O2'	22:DA:1512:C:H5'	2.19	0.42
22:DA:1525:A:H2'	22:DA:1526:C:O4'	2.20	0.42
22:DA:1607:C:O2	22:DA:1621:U:C5	2.72	0.42
22:DA:1989:G:H2'	22:DA:1990:C:H5'	2.02	0.42
22:DA:2127:G:O2'	22:DA:2173:A:C4	2.72	0.42
22:DA:2230:G:C5	22:DA:2231:U:C4	3.08	0.42
22:DA:2333:A:C8	22:DA:2335:A:C4	3.07	0.42
22:DA:9:G:C6	22:DA:2629:U:C6	3.07	0.42
22:DA:2691:C:N3	22:DA:2718:G:O6	2.53	0.42
22:DA:600:G:H2'	22:DA:601:C:C6	2.55	0.42
22:DA:892:A:N3	22:DA:892:A:C2'	2.82	0.42
23:DB:109:A:C6	23:DB:110:C:N3	2.88	0.42
25:DD:146:ILE:O	25:DD:146:ILE:HG13	2.20	0.42
28:DG:174:ALA:O	28:DG:175:LYS:O	2.37	0.42
29:DH:121:VAL:O	29:DH:122:LEU:CB	2.67	0.42
29:DH:127:GLU:HA	29:DH:144:VAL:O	2.19	0.42
22:DA:538:A:O2'	31:DJ:8:PRO:HG3	2.19	0.42
33:DL:135:ILE:HG22	33:DL:140:GLY:CA	2.49	0.42
35:DN:71:ARG:HG2	35:DN:71:ARG:HH21	1.82	0.42
39:DR:11:GLN:NE2	39:DR:39:LEU:CD2	2.82	0.42
40:DS:66:ILE:O	40:DS:69:LEU:HB2	2.20	0.42
41:DT:93:LEU:HD22	41:DT:93:LEU:N	2.34	0.42
22:DA:483:A:C1'	42:DU:45:HIS:HB2	2.50	0.42
43:DV:51:GLN:HB3	43:DV:56:PHE:CD2	2.55	0.42
45:DX:40:VAL:CG1	45:DX:68:LEU:CD1	2.97	0.42
45:DX:71:LEU:HA	45:DX:74:ARG:CG	2.50	0.42
47:DZ:52:SER:O	47:DZ:55:VAL:N	2.52	0.42
1:AA:1067:A:N3	1:AA:1068:G:H1'	2.35	0.42
1:AA:1139:G:N2	1:AA:1141:C:C5	2.88	0.42
1:AA:1141:C:HO2'	1:AA:1142:G:P	2.43	0.42
1:AA:1263:C:H2'	1:AA:1264:U:C6	2.55	0.42
1:AA:223:A:C6	1:AA:224:U:O4	2.72	0.42
1:AA:230:G:C5	1:AA:231:U:C5	3.08	0.42
1:AA:614:C:C2'	1:AA:615:G:O5'	2.67	0.42
1:AA:657:U:O2	15:AO:22:THR:HG22	2.19	0.42
2:AB:118:GLU:O	2:AB:121:SER:CB	2.67	0.42
3:AC:155:GLY:N	3:AC:164:ARG:O	2.51	0.42
4:AD:98:LEU:O	4:AD:101:VAL:N	2.53	0.42
4:AD:34:ILE:O	4:AD:34:ILE:HD13	2.20	0.42
10:AJ:33:GLY:HA3	10:AJ:83:THR:OG1	2.20	0.42

Continued on next page...

Continued from previous page...

Atom-1	Atom-2	Interatomic distance (Å)	Clash overlap (Å)
11:AK:112:ASP:OD1	11:AK:114:THR:HG23	2.19	0.42
11:AK:65:VAL:HG23	11:AK:65:VAL:O	2.20	0.42
12:AL:3:THR:HG22	12:AL:4:VAL:N	2.35	0.42
14:AN:25:ALA:C	14:AN:27:LEU:N	2.73	0.42
14:AN:84:VAL:HG12	14:AN:85:ARG:N	2.34	0.42
17:AQ:16:LYS:C	17:AQ:17:MET:CE	2.88	0.42
17:AQ:82:ALA:O	17:AQ:83:VAL:C	2.58	0.42
19:AS:15:LEU:HD12	19:AS:33:THR:HG21	2.02	0.42
20:AT:24:ARG:O	20:AT:25:ARG:C	2.58	0.42
21:AU:10:GLU:OE2	3:CC:72:ARG:NH2	2.53	0.42
22:BA:1737:G:C6	22:BA:1738:G:C2	3.08	0.42
22:BA:1829:A:O2'	24:BC:15:HIS:CD2	2.73	0.42
22:BA:1922:G:N1	22:BA:1923:U:C6	2.88	0.42
22:BA:2021:C:P	48:B0:9:THR:HG21	2.60	0.42
22:BA:189:G:H2'	22:BA:205:G:N2	2.35	0.42
22:BA:2233:U:H2'	22:BA:2234:G:C8	2.54	0.42
22:BA:2680:U:C2	22:BA:2681:C:C5	3.08	0.42
22:BA:2861:U:O2	22:BA:2862:G:C8	2.72	0.42
22:BA:2896:C:H2'	22:BA:2897:U:H6	1.85	0.42
22:BA:451:U:C2	22:BA:453:A:N7	2.87	0.42
22:BA:481:G:N3	22:BA:507:A:C2	2.88	0.42
22:BA:735:A:H3'	22:BA:736:C:H6	1.85	0.42
22:BA:826:U:O2'	33:BL:53:GLY:CA	2.68	0.42
24:BC:72:ASP:HA	24:BC:118:SER:O	2.20	0.42
25:BD:106:LYS:HA	25:BD:175:LEU:O	2.20	0.42
31:BJ:124:VAL:O	31:BJ:124:VAL:HG22	2.20	0.42
37:BP:73:VAL:CG2	37:BP:73:VAL:O	2.67	0.42
39:BR:39:LEU:O	39:BR:49:ILE:HG23	2.20	0.42
39:BR:51:VAL:CB	39:BR:52:PRO:CD	2.98	0.42
41:BT:2:ILE:HG12	41:BT:7:LEU:HD11	2.02	0.42
45:BX:11:ARG:HB2	45:BX:12:PRO:CD	2.50	0.42
46:BY:22:LEU:O	46:BY:23:ARG:C	2.59	0.42
1:CA:1004:A:H2'	1:CA:1005:A:C8	2.54	0.42
1:CA:1126:U:O4	10:CJ:73:LEU:CD1	2.68	0.42
1:CA:1280:A:OP1	1:CA:1281:C:C5	2.73	0.42
1:CA:1314:C:N3	1:CA:1315:U:C4	2.88	0.42
1:CA:147:G:C2	1:CA:148:G:C6	3.08	0.42
1:CA:291:U:H2'	1:CA:291:U:O2	2.19	0.42
1:CA:33:A:H2'	1:CA:34:C:C6	2.55	0.42
1:CA:407:U:H2'	1:CA:408:A:H8	1.84	0.42
1:CA:445:G:N1	1:CA:446:G:C5	2.88	0.42

Continued on next page...

Continued from previous page...

Atom-1	Atom-2	Interatomic distance (Å)	Clash overlap (Å)
1:CA:604:G:C2	1:CA:635:A:C2	3.08	0.42
1:CA:701:U:H4'	1:CA:703:G:C8	2.55	0.42
1:CA:707:U:H4'	11:CK:22:HIS:ND1	2.35	0.42
1:CA:73:C:C2	1:CA:74:A:H8	2.37	0.42
1:CA:938:A:N6	1:CA:939:G:C5	2.88	0.42
2:CB:16:PHE:CZ	2:CB:18:HIS:NE2	2.88	0.42
2:CB:15:HIS:CD2	2:CB:209:ALA:HB2	2.55	0.42
2:CB:222:ARG:HE	2:CB:223:GLU:N	2.17	0.42
3:CC:169:ARG:HD2	3:CC:169:ARG:C	2.40	0.42
5:CE:104:GLY:HA3	5:CE:122:ASN:HA	2.01	0.42
5:CE:104:GLY:O	5:CE:105:ILE:HG23	2.19	0.42
5:CE:90:THR:HG22	5:CE:91:GLY:N	2.35	0.42
15:CO:73:LYS:HA	15:CO:73:LYS:HE2	2.02	0.42
22:DA:1073:A:H2'	22:DA:1074:G:H5'	2.02	0.42
22:DA:1257:C:N4	22:DA:1258:U:O4	2.52	0.42
22:DA:1282:U:C4	22:DA:1283:G:C6	3.07	0.42
22:DA:1359:A:N1	22:DA:1360:G:H1'	2.35	0.42
22:DA:1480:C:C4	22:DA:1481:U:C4	3.08	0.42
22:DA:1394:U:H4'	22:DA:1603:A:H4'	2.02	0.42
22:DA:1310:G:N2	22:DA:1605:C:C2	2.87	0.42
22:DA:162:U:H4'	22:DA:163:C:OP1	2.20	0.42
22:DA:1754:A:N6	22:DA:1755:A:N6	2.68	0.42
22:DA:1863:G:H2'	22:DA:1864:U:O4'	2.19	0.42
22:DA:2013:A:N1	22:DA:2014:A:C2	2.87	0.42
22:DA:2016:U:O2	48:D0:4:GLN:NE2	2.52	0.42
22:DA:2186:G:C5	22:DA:2187:U:C5	3.08	0.42
22:DA:2262:U:N3	22:DA:2279:G:C2	2.88	0.42
22:DA:965:C:C4'	22:DA:2273:A:H1'	2.49	0.42
22:DA:2305:U:C5	22:DA:2306:C:C5	3.07	0.42
22:DA:2351:G:H1'	22:DA:2367:G:N2	2.35	0.42
22:DA:389:G:N9	22:DA:2413:G:H4'	2.34	0.42
22:DA:2440:C:N3	22:DA:2441:U:H1'	2.35	0.42
22:DA:2683:C:C5	22:DA:2684:U:C5	3.08	0.42
22:DA:294:A:N6	22:DA:345:A:N9	2.68	0.42
22:DA:602:A:H2'	22:DA:602:A:N3	2.34	0.42
22:DA:611:C:N3	22:DA:618:G:C2	2.87	0.42
22:DA:752:A:N3	22:DA:752:A:H2'	2.35	0.42
22:DA:845:A:H5'	22:DA:846:U:OP2	2.19	0.42
22:DA:957:C:C4	22:DA:2459:A:C1'	3.02	0.42
27:DF:117:LEU:O	27:DF:118:SER:C	2.57	0.42
29:DH:31:VAL:HB	29:DH:32:PRO:HD2	2.00	0.42

Continued on next page...

Continued from previous page...

Atom-1	Atom-2	Interatomic distance (Å)	Clash overlap (Å)
32:DK:121:GLU:HG2	32:DK:122:VAL:HG23	2.01	0.42
33:DL:78:ARG:CZ	33:DL:113:ALA:HB1	2.50	0.42
33:DL:78:ARG:CB	33:DL:113:ALA:CB	2.98	0.42
23:DB:90:C:H5'	34:DM:18:ARG:HG2	2.02	0.42
41:DT:65:GLY:O	41:DT:66:LYS:O	2.38	0.42
42:DU:40:ASN:O	42:DU:41:LEU:C	2.58	0.42
43:DV:30:ILE:O	43:DV:37:PRO:HA	2.20	0.42
45:DX:40:VAL:CG2	45:DX:45:ARG:O	2.68	0.42
1:AA:1264:U:O2	1:AA:1272:G:N2	2.53	0.41
1:AA:1347:G:N2	1:AA:1373:G:H2'	2.34	0.41
1:AA:1513:A:H2'	1:AA:1514:G:C8	2.55	0.41
1:AA:22:G:H2'	1:AA:23:C:H6	1.85	0.41
1:AA:243:A:C2	1:AA:246:A:C8	3.08	0.41
1:AA:325:A:H2'	1:AA:326:G:O4'	2.20	0.41
1:AA:375:U:C2	1:AA:376:G:C8	3.08	0.41
1:AA:402:G:C5	1:AA:403:C:C5	3.08	0.41
1:AA:466:A:H5'	1:AA:467:U:OP2	2.20	0.41
1:AA:468:A:N1	1:AA:469:C:C4	2.88	0.41
1:AA:748:G:N1	1:AA:749:A:C5	2.88	0.41
1:AA:781:A:C4	1:AA:802:A:C2	3.08	0.41
1:AA:757:U:O2'	1:AA:879:C:O2	2.33	0.41
2:AB:186:ILE:HG22	2:AB:200:ILE:HB	2.02	0.41
2:AB:24:ASN:HA	2:AB:25:PRO:HD2	1.79	0.41
4:AD:19:LEU:HD22	4:AD:64:ILE:CG1	2.49	0.41
1:AA:1346:A:C8	7:AG:10:ARG:NH2	2.88	0.41
11:AK:53:ARG:O	11:AK:56:ARG:HG3	2.20	0.41
14:AN:73:PHE:CZ	14:AN:78:GLY:HA2	2.55	0.41
19:AS:29:LYS:HG2	19:AS:30:PRO:HD2	2.02	0.41
20:AT:34:LYS:HA	20:AT:34:LYS:HD3	1.84	0.41
53:B5:36:ALA:O	53:B5:37:LYS:HB2	2.19	0.41
22:BA:586:A:C2	22:BA:1254:A:C2	3.08	0.41
22:BA:1513:U:H2'	22:BA:1514:G:O4'	2.20	0.41
22:BA:1563:U:H2'	22:BA:1564:C:H6	1.82	0.41
22:BA:1992:G:N2	22:BA:1996:C:O2'	2.53	0.41
22:BA:574:A:C6	22:BA:2033:A:H5'	2.55	0.41
22:BA:2190:G:C5	22:BA:2191:A:C5	3.08	0.41
22:BA:2341:G:H2'	22:BA:2342:C:C6	2.55	0.41
22:BA:2418:A:C6	22:BA:2419:U:C4	3.08	0.41
22:BA:2469:A:H4'	34:BM:55:ARG:HH12	1.86	0.41
22:BA:2540:C:H2'	22:BA:2541:A:O4'	2.20	0.41
22:BA:2517:C:O2'	22:BA:2542:A:N7	2.43	0.41

Continued on next page...

Continued from previous page...

Atom-1	Atom-2	Interatomic distance (Å)	Clash overlap (Å)
22:BA:2592:G:C5	22:BA:2593:U:C4	3.08	0.41
22:BA:2673:G:C2	22:BA:2674:G:C8	3.08	0.41
22:BA:468:G:O6	22:BA:469:G:C2	2.73	0.41
22:BA:483:A:H1'	42:BU:58:ILE:HD12	2.02	0.41
24:BC:141:VAL:CG1	24:BC:142:HIS:N	2.83	0.41
25:BD:125:TRP:CE3	25:BD:160:LYS:HD2	2.55	0.41
25:BD:1:MET:HG3	25:BD:205:PRO:HG2	2.01	0.41
28:BG:125:CYS:HB3	28:BG:127:THR:O	2.20	0.41
29:BH:104:THR:CG2	29:BH:110:VAL:O	2.68	0.41
29:BH:139:PHE:O	29:BH:140:ALA:HB3	2.20	0.41
29:BH:82:SER:HG	29:BH:90:LEU:HG	1.85	0.41
30:BI:116:ASP:O	30:BI:117:MET:CG	2.68	0.41
31:BJ:76:HIS:CE1	31:BJ:85:LYS:HB2	2.55	0.41
32:BK:63:VAL:HG12	32:BK:107:LEU:HD11	2.02	0.41
34:BM:62:LYS:HG2	34:BM:63:ILE:N	2.35	0.41
36:BO:83:LEU:HD22	36:BO:88:LYS:HB2	2.02	0.41
22:BA:2845:U:H5''	37:BP:52:ASN:O	2.18	0.41
43:BV:89:ILE:HG21	43:BV:91:PHE:CZ	2.55	0.41
1:CA:999:C:H2'	1:CA:1000:A:C8	2.55	0.41
1:CA:1240:U:OP2	7:CG:116:MET:HB3	2.19	0.41
1:CA:1379:G:C6	1:CA:1380:U:O4	2.73	0.41
1:CA:208:U:H2'	1:CA:210:C:O4'	2.21	0.41
1:CA:504:C:H1'	1:CA:510:A:C4	2.54	0.41
1:CA:583:A:C6	1:CA:759:A:N7	2.88	0.41
1:CA:793:U:HO2'	1:CA:1516:G:C1'	2.33	0.41
4:CD:116:GLN:CG	4:CD:120:HIS:CE1	3.02	0.41
4:CD:9:LEU:HD22	4:CD:22:LYS:HD2	2.01	0.41
6:CF:9:MET:HE2	6:CF:59:TYR:CD1	2.55	0.41
7:CG:133:THR:HA	7:CG:136:LYS:HB3	2.02	0.41
1:CA:1380:U:C4	7:CG:3:ARG:HA	2.54	0.41
10:CJ:15:HIS:HB3	10:CJ:70:HIS:NE2	2.35	0.41
10:CJ:37:ARG:O	10:CJ:38:GLY:O	2.38	0.41
10:CJ:47:GLU:O	10:CJ:66:GLU:HA	2.19	0.41
13:CM:18:ALA:HB2	13:CM:45:ILE:HD11	2.01	0.41
14:CN:34:VAL:O	14:CN:34:VAL:HG12	2.20	0.41
15:CO:41:GLY:O	15:CO:42:HIS:C	2.57	0.41
50:D2:26:ASN:O	50:D2:30:VAL:HG23	2.20	0.41
22:DA:1140:C:C2'	22:DA:1141:U:H5'	2.50	0.41
22:DA:1337:G:C2	22:DA:1338:G:H1'	2.55	0.41
22:DA:1379:U:C6	22:DA:1379:U:OP1	2.73	0.41
22:DA:1737:G:C6	22:DA:1738:G:C6	3.08	0.41

Continued on next page...

Continued from previous page...

Atom-1	Atom-2	Interatomic distance (Å)	Clash overlap (Å)
22:DA:1810:A:H5''	22:DA:1811:G:OP2	2.19	0.41
22:DA:1851:U:H2'	22:DA:1852:U:O4'	2.20	0.41
22:DA:2127:G:H4'	22:DA:2128:G:OP1	2.20	0.41
22:DA:2454:G:N2	22:DA:2499:C:C2	2.88	0.41
22:DA:253:C:C2'	22:DA:254:G:H5'	2.50	0.41
22:DA:2560:A:H2'	22:DA:2561:U:O4'	2.20	0.41
22:DA:1051:G:H4'	22:DA:2752:C:O2'	2.20	0.41
22:DA:2884:U:O2	22:DA:2884:U:O4'	2.38	0.41
22:DA:2887:A:C2	22:DA:2888:C:H1'	2.55	0.41
22:DA:2451:A:N3	56:DA:3001:DOL:HC12	2.34	0.41
22:DA:46:G:C2	22:DA:47:C:C4	3.08	0.41
22:DA:554:U:O4	22:DA:555:G:C6	2.73	0.41
22:DA:620:G:H2'	22:DA:620:G:N3	2.34	0.41
22:DA:629:G:H4'	22:DA:650:C:O2	2.20	0.41
23:DB:39:A:H2'	23:DB:40:U:H6	1.85	0.41
25:DD:2:ILE:HG23	25:DD:88:GLU:OE2	2.19	0.41
25:DD:48:ILE:HG23	25:DD:84:LEU:HD11	2.02	0.41
22:DA:2305:U:O4'	27:DF:131:GLY:HA3	2.19	0.41
27:DF:9:LYS:O	27:DF:13:VAL:CG2	2.67	0.41
27:DF:77:PHE:C	27:DF:78:LYS:HG3	2.41	0.41
30:DI:29:GLY:HA2	30:DI:33:VAL:HB	2.02	0.41
33:DL:100:ILE:HG13	33:DL:100:ILE:O	2.14	0.41
22:DA:1190:G:OP1	33:DL:32:GLY:HA2	2.19	0.41
35:DN:72:ASP:O	35:DN:75:ILE:N	2.52	0.41
22:DA:1453:A:N3	35:DN:77:ALA:HB2	2.35	0.41
39:DR:49:ILE:HD12	39:DR:52:PRO:HA	2.02	0.41
41:DT:21:SER:O	41:DT:24:MET:N	2.53	0.41
41:DT:24:MET:CG	41:DT:29:THR:O	2.68	0.41
41:DT:2:ILE:HG12	41:DT:7:LEU:CD1	2.50	0.41
41:DT:7:LEU:HD21	41:DT:45:ALA:CB	2.50	0.41
42:DU:45:HIS:HB3	42:DU:58:ILE:HG12	2.02	0.41
42:DU:74:ASN:O	42:DU:75:ALA:HB3	2.20	0.41
42:DU:83:VAL:HG11	42:DU:94:ARG:HD2	2.01	0.41
1:AA:1118:U:O4'	1:AA:1179:A:H1'	2.20	0.41
1:AA:1368:A:OP2	9:AI:114:LYS:CD	2.69	0.41
1:AA:340:U:C2	1:AA:341:C:C5	3.08	0.41
1:AA:390:U:H2'	1:AA:391:G:H8	1.82	0.41
1:AA:787:A:C5	1:AA:788:U:C5	3.08	0.41
1:AA:78:A:H2'	1:AA:79:G:O4'	2.18	0.41
2:AB:164:ILE:HG12	2:AB:165:ASP:N	2.34	0.41
5:AE:136:VAL:O	5:AE:140:THR:HG23	2.20	0.41

Continued on next page...

Continued from previous page...

Atom-1	Atom-2	Interatomic distance (Å)	Clash overlap (Å)
7:AG:69:VAL:HG21	7:AG:104:ILE:HD11	2.01	0.41
1:AA:1377:A:C5	7:AG:7:ILE:CD1	3.03	0.41
9:AI:26:GLY:CA	9:AI:59:GLU:HA	2.50	0.41
12:AL:108:LYS:O	12:AL:109:ASP:HB2	2.19	0.41
17:AQ:46:VAL:HG21	17:AQ:61:ILE:HG12	2.02	0.41
17:AQ:45:HIS:CG	17:AQ:70:THR:HG22	2.55	0.41
19:AS:58:VAL:HG11	19:AS:75:ALA:HA	2.03	0.41
21:AU:12:PHE:N	21:AU:12:PHE:HD2	2.16	0.41
22:BA:1006:C:C2	22:BA:1138:G:N2	2.87	0.41
22:BA:1921:G:N2	22:BA:1922:G:C8	2.88	0.41
22:BA:1999:C:H2'	22:BA:2000:C:O4'	2.20	0.41
22:BA:2190:G:C2'	22:BA:2191:A:H5'	2.50	0.41
22:BA:2888:C:H2'	22:BA:2888:C:O2	2.20	0.41
22:BA:2504:U:C5	56:BA:3001:DOL:H161	2.54	0.41
22:BA:71:A:H3'	22:BA:71:A:OP2	2.20	0.41
22:BA:785:G:C6	22:BA:786:C:C4	3.08	0.41
23:BB:37:C:C6	23:BB:38:C:C5	3.08	0.41
22:BA:1820:U:O2	24:BC:200:HIS:HB3	2.20	0.41
28:BG:94:TYR:C	28:BG:95:ARG:HG2	2.40	0.41
30:BI:18:ALA:O	30:BI:19:ASN:CB	2.66	0.41
35:BN:55:ALA:HA	35:BN:80:PHE:CE1	2.55	0.41
36:BO:2:ASP:OD1	36:BO:3:LYS:N	2.53	0.41
39:BR:64:VAL:CG2	39:BR:65:ALA:N	2.83	0.41
41:BT:51:PHE:O	41:BT:52:GLU:C	2.57	0.41
46:BY:13:GLU:HG3	46:BY:53:VAL:HG13	2.01	0.41
1:CA:1251:A:H2'	1:CA:1252:A:O4'	2.20	0.41
1:CA:1239:A:N7	1:CA:1298:U:H5	2.17	0.41
1:CA:376:G:H5'	16:CP:5:ARG:CB	2.46	0.41
1:CA:399:G:C6	1:CA:400:C:C4	3.08	0.41
1:CA:456:A:C6	1:CA:457:G:C5	3.07	0.41
1:CA:734:G:C4	1:CA:735:C:C6	3.08	0.41
1:CA:862:C:N3	1:CA:863:U:C5	2.88	0.41
2:CB:41:ILE:HD12	2:CB:41:ILE:C	2.41	0.41
3:CC:42:TYR:CZ	3:CC:90:VAL:HG21	2.54	0.41
7:CG:69:VAL:HG21	7:CG:104:ILE:HD11	2.01	0.41
7:CG:92:ARG:CZ	7:CG:93:PRO:HD3	2.51	0.41
12:CL:90:LEU:HB2	12:CL:93:VAL:CG2	2.49	0.41
16:CP:23:ASP:O	16:CP:25:ARG:N	2.52	0.41
18:CR:58:ALA:O	18:CR:59:ILE:C	2.58	0.41
21:CU:36:GLU:O	21:CU:37:PHE:CB	2.67	0.41
48:D0:31:ASP:OD1	48:D0:48:TYR:HB3	2.20	0.41

Continued on next page...

Continued from previous page...

Atom-1	Atom-2	Interatomic distance (Å)	Clash overlap (Å)
22:DA:1613:G:O2'	50:D2:3:ARG:HD2	2.20	0.41
22:DA:1218:G:H2'	22:DA:1219:U:O4'	2.20	0.41
22:DA:1413:A:C2	22:DA:1590:A:C2	3.08	0.41
22:DA:141:G:H3'	22:DA:142:A:C8	2.55	0.41
22:DA:2115:G:N3	22:DA:2117:A:N7	2.68	0.41
22:DA:2146:C:OP2	22:DA:2146:C:O4'	2.39	0.41
22:DA:2185:U:H2'	22:DA:2186:G:C8	2.55	0.41
22:DA:2345:G:H4'	22:DA:2346:A:H5''	2.02	0.41
22:DA:379:G:C4	22:DA:396:G:C2	3.08	0.41
22:DA:627:A:C6	22:DA:637:A:C8	3.08	0.41
22:DA:770:G:C4	22:DA:771:G:C8	3.09	0.41
23:DB:20:G:N2	23:DB:64:G:C4	2.88	0.41
24:DC:131:PRO:HB2	24:DC:133:ARG:HG2	2.02	0.41
25:DD:115:GLY:O	35:DN:3:HIS:CE1	2.74	0.41
29:DH:40:THR:OG1	29:DH:43:ASN:ND2	2.53	0.41
31:DJ:35:ARG:HB3	31:DJ:54:ILE:HD11	2.02	0.41
34:DM:110:GLU:O	34:DM:114:ARG:HG3	2.19	0.41
34:DM:63:ILE:HG22	34:DM:64:TRP:N	2.34	0.41
22:DA:871:U:H5''	34:DM:68:PHE:CZ	2.56	0.41
36:DO:27:VAL:HG21	36:DO:40:ILE:HD12	2.02	0.41
36:DO:28:VAL:CG1	36:DO:94:ARG:HA	2.50	0.41
37:DP:110:ILE:N	37:DP:110:ILE:HD13	2.35	0.41
37:DP:113:ARG:C	37:DP:114:LEU:HD23	2.40	0.41
39:DR:21:ARG:NE	39:DR:93:PHE:CE1	2.87	0.41
41:DT:15:HIS:CD2	41:DT:17:SER:OG	2.74	0.41
41:DT:49:LYS:HD3	41:DT:49:LYS:N	2.35	0.41
45:DX:39:TRP:CE3	45:DX:45:ARG:O	2.73	0.41
45:DX:40:VAL:HG11	45:DX:68:LEU:CD1	2.50	0.41
1:AA:104:G:C2	1:AA:105:G:N7	2.88	0.41
1:AA:113:G:C6	1:AA:315:A:N6	2.88	0.41
1:AA:1154:G:C2	1:AA:1155:A:C5	3.08	0.41
1:AA:393:A:C2	1:AA:394:G:C8	3.09	0.41
1:AA:459:A:H2'	1:AA:460:A:C8	2.55	0.41
1:AA:455:G:C2	1:AA:478:A:N1	2.88	0.41
1:AA:478:A:H2'	1:AA:479:U:C5'	2.50	0.41
1:AA:570:G:H1'	1:AA:820:U:C4	2.55	0.41
2:AB:65:GLY:C	2:AB:66:LYS:HD3	2.40	0.41
3:AC:53:SER:HB2	3:AC:112:ASP:OD2	2.20	0.41
3:AC:120:ILE:O	3:AC:124:LEU:HG	2.20	0.41
3:AC:23:PHE:CD2	3:AC:24:ALA:N	2.88	0.41
4:AD:58:LYS:CE	4:AD:69:GLU:OE2	2.67	0.41

Continued on next page...

Continued from previous page...

Atom-1	Atom-2	Interatomic distance (Å)	Clash overlap (Å)
5:AE:41:ASP:OD1	5:AE:42:GLY:N	2.53	0.41
6:AF:63:ASN:OD1	6:AF:96:VAL:CG2	2.69	0.41
7:AG:74:GLU:HG2	7:AG:91:VAL:HB	2.01	0.41
8:AH:25:VAL:CG1	8:AH:25:VAL:O	2.67	0.41
10:AJ:56:HIS:O	10:AJ:57:VAL:HG13	2.19	0.41
10:AJ:66:GLU:HG3	10:AJ:67:ILE:N	2.34	0.41
12:AL:107:VAL:CG2	12:AL:117:TYR:HB3	2.50	0.41
15:AO:55:GLY:O	15:AO:58:ARG:HB3	2.20	0.41
51:B3:15:LYS:HD3	51:B3:23:LYS:CE	2.51	0.41
53:B5:207:GLY:O	53:B5:208:THR:C	2.59	0.41
22:BA:1414:C:C5	22:BA:1415:U:C5	3.08	0.41
22:BA:1496:A:C2	22:BA:1498:C:O2	2.73	0.41
22:BA:2262:U:H4'	22:BA:2328:A:C2	2.55	0.41
22:BA:616:A:H2'	22:BA:617:G:O4'	2.20	0.41
22:BA:668:A:C2'	22:BA:669:G:OP1	2.67	0.41
22:BA:684:G:C6	22:BA:774:G:C4	3.09	0.41
23:BB:42:C:C6	27:BF:66:LEU:HD13	2.55	0.41
25:BD:172:VAL:HG21	25:BD:194:PRO:HD3	2.01	0.41
27:BF:122:PHE:HB3	27:BF:163:ASP:OD2	2.19	0.41
27:BF:44:ILE:HG21	27:BF:79:ILE:HG22	2.02	0.41
27:BF:53:ALA:O	27:BF:56:ASP:HB2	2.21	0.41
28:BG:55:ARG:HG2	28:BG:58:TYR:CD1	2.54	0.41
32:BK:53:LYS:NZ	32:BK:56:ASP:OD2	2.46	0.41
37:BP:43:PHE:CE2	37:BP:63:LYS:HD3	2.56	0.41
37:BP:53:ARG:NH1	37:BP:53:ARG:HG3	2.36	0.41
38:BQ:41:LYS:O	38:BQ:41:LYS:HG3	2.19	0.41
44:BW:64:ASP:OD2	44:BW:64:ASP:N	2.52	0.41
46:BY:7:ARG:HG3	46:BY:7:ARG:O	2.19	0.41
46:BY:9:LYS:HB3	46:BY:12:GLU:HG2	2.02	0.41
1:CA:112:G:C2'	1:CA:113:G:H5'	2.50	0.41
1:CA:135:C:O2	16:CP:1:MET:CB	2.69	0.41
1:CA:198:G:H2'	1:CA:199:A:C5'	2.49	0.41
1:CA:302:G:C6	1:CA:303:A:C6	3.08	0.41
1:CA:445:G:N3	1:CA:445:G:H2'	2.34	0.41
1:CA:821:G:C4	1:CA:822:U:C5	3.08	0.41
2:CB:161:LEU:CD2	2:CB:176:ALA:HB2	2.50	0.41
2:CB:207:ILE:HG12	2:CB:208:ARG:N	2.35	0.41
4:CD:203:LEU:HD12	4:CD:203:LEU:O	2.19	0.41
4:CD:73:ARG:O	4:CD:76:TYR:N	2.53	0.41
11:CK:25:ALA:N	11:CK:87:LYS:O	2.49	0.41
13:CM:106:ALA:O	13:CM:110:LYS:HB3	2.20	0.41

Continued on next page...

Continued from previous page...

Atom-1	Atom-2	Interatomic distance (Å)	Clash overlap (Å)
13:CM:22:ILE:HG22	13:CM:23:TYR:N	2.36	0.41
17:CQ:29:VAL:O	17:CQ:29:VAL:CG2	2.68	0.41
20:CT:33:LYS:HA	20:CT:36:TYR:HD2	1.85	0.41
21:CU:26:ALA:O	21:CU:27:GLY:C	2.57	0.41
22:DA:117:G:N1	22:DA:119:A:N6	2.68	0.41
22:DA:1274:A:N3	22:DA:1297:C:H1'	2.35	0.41
22:DA:1298:C:N4	22:DA:1299:G:C6	2.88	0.41
22:DA:1302:A:H5'	22:DA:1608:A:OP1	2.21	0.41
22:DA:1317:G:C6	22:DA:1318:U:N3	2.89	0.41
22:DA:1469:A:C2'	22:DA:1470:A:C8	2.98	0.41
22:DA:1483:G:C6	22:DA:1484:U:C4	3.08	0.41
22:DA:1553:A:N7	22:DA:1555:G:C5	2.88	0.41
22:DA:1809:A:C5	22:DA:1810:A:C5	3.09	0.41
22:DA:2372:U:H2'	22:DA:2373:G:H8	1.86	0.41
22:DA:2412:A:H3'	22:DA:2413:G:H8	1.82	0.41
22:DA:2457:U:C4	22:DA:2458:G:C6	3.08	0.41
22:DA:226:A:H4'	22:DA:258:G:OP1	2.20	0.41
22:DA:2610:C:C6	54:D6:7:004:HD2	2.55	0.41
22:DA:2799:A:C2	22:DA:2801:G:H1'	2.55	0.41
22:DA:2870:C:H5''	35:DN:65:LEU:CD2	2.49	0.41
22:DA:487:C:N4	22:DA:488:G:N1	2.68	0.41
22:DA:594:U:H2'	22:DA:595:C:C6	2.55	0.41
22:DA:609:A:C6	22:DA:610:C:O2	2.72	0.41
22:DA:715:A:N1	22:DA:716:A:C2	2.89	0.41
22:DA:756:A:H2'	22:DA:757:G:O4'	2.19	0.41
22:DA:870:U:OP1	34:DM:6:ARG:CD	2.68	0.41
22:DA:1063:G:O4'	30:DI:77:ALA:HB1	2.19	0.41
40:DS:28:LYS:O	40:DS:31:GLN:N	2.50	0.41
45:DX:54:LYS:HA	45:DX:57:ARG:CG	2.50	0.41
1:AA:1225:A:C2'	1:AA:1225:A:N3	2.83	0.41
1:AA:1277:C:O2'	1:AA:1279:G:H8	2.01	0.41
1:AA:1327:C:O2'	1:AA:1328:C:H5'	2.20	0.41
1:AA:1381:U:C5	1:AA:1382:C:C5	3.09	0.41
1:AA:1401:G:N2	1:AA:1402:C:H1'	2.34	0.41
1:AA:262:A:H2'	1:AA:263:A:C8	2.54	0.41
1:AA:269:C:N4	1:AA:270:A:N6	2.67	0.41
1:AA:460:A:H2'	1:AA:461:A:O4'	2.20	0.41
1:AA:704:A:N6	1:AA:705:G:C6	2.89	0.41
1:AA:834:U:C4	1:AA:835:U:C4	3.09	0.41
1:AA:909:A:H2'	1:AA:910:C:O5'	2.19	0.41
5:AE:126:LYS:CD	5:AE:128:TYR:HE2	2.33	0.41

Continued on next page...

Continued from previous page...

Atom-1	Atom-2	Interatomic distance (Å)	Clash overlap (Å)
9:AI:44:ALA:O	9:AI:47:VAL:HG22	2.20	0.41
9:AI:58:VAL:O	9:AI:59:GLU:HB2	2.18	0.41
9:AI:61:LEU:H	9:AI:61:LEU:HD23	1.85	0.41
10:AJ:34:ALA:O	10:AJ:35:GLN:HB2	2.20	0.41
10:AJ:35:GLN:HG3	10:AJ:77:VAL:HB	2.01	0.41
10:AJ:91:ASP:O	10:AJ:92:LEU:HD12	2.20	0.41
12:AL:57:LEU:C	12:AL:59:ASN:N	2.74	0.41
12:AL:59:ASN:OD1	12:AL:59:ASN:C	2.56	0.41
15:AO:24:SER:O	15:AO:25:THR:C	2.58	0.41
18:AR:63:ARG:HB3	18:AR:70:TYR:CZ	2.56	0.41
53:B5:43:GLU:HA	53:B5:178:LYS:HA	2.02	0.41
22:BA:1856:U:O4	22:BA:1857:G:C6	2.73	0.41
22:BA:1899:A:O2'	22:BA:1900:A:H5''	2.21	0.41
22:BA:1915:U:H2'	22:BA:1916:A:H8	1.85	0.41
22:BA:1932:A:H2	22:BA:1969:A:C2	2.38	0.41
22:BA:2190:G:C6	22:BA:2191:A:C4	3.08	0.41
22:BA:2192:U:H2'	22:BA:2193:G:C5'	2.46	0.41
22:BA:2075:U:C4	22:BA:2238:G:C6	3.09	0.41
22:BA:2280:G:O6	44:BW:14:ARG:HD2	2.20	0.41
22:BA:2331:G:C6	22:BA:2332:C:N3	2.88	0.41
22:BA:2402:U:C2'	22:BA:2403:C:OP2	2.68	0.41
22:BA:2564:A:C6	22:BA:2565:A:N1	2.89	0.41
22:BA:2650:U:C2'	22:BA:2651:C:H5'	2.50	0.41
22:BA:2885:G:H2'	22:BA:2886:A:C5'	2.49	0.41
22:BA:818:G:H2'	22:BA:819:A:OP2	2.20	0.41
25:BD:13:ARG:O	25:BD:14:ILE:HD12	2.20	0.41
22:BA:2311:A:H1'	27:BF:85:ILE:HD11	2.01	0.41
29:BH:33:GLN:O	29:BH:35:LYS:N	2.53	0.41
31:BJ:5:THR:HG22	31:BJ:6:ALA:O	2.20	0.41
32:BK:107:LEU:O	32:BK:108:ARG:C	2.59	0.41
32:BK:66:LYS:O	32:BK:66:LYS:HE3	2.21	0.41
32:BK:64:ARG:O	32:BK:82:ASN:HA	2.20	0.41
22:BA:2380:C:P	36:BO:17:LYS:NZ	2.93	0.41
37:BP:53:ARG:NH1	37:BP:53:ARG:CG	2.72	0.41
34:BM:20:LEU:HD12	43:BV:81:PRO:CG	2.51	0.41
1:CA:1015:G:O2'	1:CA:1016:A:H5'	2.20	0.41
1:CA:968:A:C8	1:CA:1062:U:H4'	2.55	0.41
1:CA:1216:A:OP1	14:CN:5:SER:CB	2.69	0.41
1:CA:1286:U:H2'	1:CA:1286:U:O2	2.19	0.41
1:CA:1310:G:N2	1:CA:1328:C:O2	2.53	0.41
1:CA:182:A:C4	1:CA:184:G:N7	2.89	0.41

Continued on next page...

Continued from previous page...

Atom-1	Atom-2	Interatomic distance (Å)	Clash overlap (Å)
1:CA:568:G:O2'	1:CA:574:A:N1	2.46	0.41
1:CA:784:A:H2'	1:CA:785:G:C8	2.55	0.41
1:CA:932:C:H2'	1:CA:933:G:C8	2.55	0.41
2:CB:141:LEU:O	2:CB:143:LYS:N	2.53	0.41
2:CB:187:VAL:HG22	2:CB:187:VAL:O	2.21	0.41
2:CB:68:LEU:HD12	2:CB:158:PRO:CG	2.51	0.41
10:CJ:31:ARG:HG2	10:CJ:31:ARG:O	2.20	0.41
11:CK:82:LEU:O	11:CK:82:LEU:HD23	2.21	0.41
18:CR:62:ALA:HB1	18:CR:67:LEU:HB2	2.02	0.41
13:CM:85:CYS:HB3	19:CS:74:PHE:CZ	2.56	0.41
49:D1:26:ASN:O	49:D1:28:ARG:N	2.53	0.41
22:DA:1436:G:C2	22:DA:1437:C:H1'	2.55	0.41
22:DA:2094:A:C2	22:DA:2196:C:O2	2.73	0.41
22:DA:2361:G:H2'	22:DA:2362:C:O4'	2.20	0.41
22:DA:2379:G:H2'	22:DA:2380:C:C6	2.55	0.41
22:DA:830:G:C6	22:DA:2448:A:C8	3.09	0.41
22:DA:2665:A:H2'	22:DA:2665:A:N3	2.35	0.41
22:DA:1662:U:O2	22:DA:2687:U:C5'	2.69	0.41
22:DA:2815:C:H2'	22:DA:2816:G:C8	2.56	0.41
22:DA:543:G:N2	22:DA:551:G:C4	2.87	0.41
22:DA:590:A:H2'	22:DA:591:U:O4'	2.21	0.41
22:DA:681:G:N3	22:DA:682:G:C8	2.88	0.41
22:DA:972:A:C2	22:DA:973:A:N6	2.88	0.41
23:DB:64:G:H2'	23:DB:65:U:O4'	2.20	0.41
24:DC:64:ILE:O	24:DC:103:TYR:HB2	2.20	0.41
25:DD:47:ALA:HB2	25:DD:83:ARG:HA	2.02	0.41
26:DE:170:ARG:CZ	26:DE:176:ASP:OD1	2.68	0.41
27:DF:122:PHE:CE1	27:DF:166:GLY:C	2.94	0.41
29:DH:135:HIS:CG	29:DH:136:SER:N	2.89	0.41
30:DI:19:ASN:OD1	30:DI:35:ILE:HG22	2.20	0.41
30:DI:54:PRO:HB2	30:DI:78:VAL:HG21	2.03	0.41
35:DN:2:ARG:O	35:DN:3:HIS:C	2.59	0.41
35:DN:38:LEU:HD11	35:DN:42:LYS:HE3	2.02	0.41
38:DQ:10:ALA:C	38:DQ:12:ALA:N	2.71	0.41
40:DS:19:LEU:HD13	40:DS:19:LEU:N	2.35	0.41
40:DS:41:LYS:O	40:DS:42:LYS:C	2.59	0.41
1:AA:1005:A:H3'	1:AA:1006:G:C8	2.55	0.41
1:AA:1130:A:N3	1:AA:1146:A:C4	2.89	0.41
1:AA:212:G:N1	1:AA:213:G:C5	2.89	0.41
1:AA:422:C:H1'	1:AA:423:G:N2	2.35	0.41
1:AA:411:A:C6	1:AA:429:U:C4	3.07	0.41

Continued on next page...

Continued from previous page...

Atom-1	Atom-2	Interatomic distance (Å)	Clash overlap (Å)
1:AA:495:A:N3	1:AA:496:A:C6	2.88	0.41
1:AA:678:U:H2'	1:AA:679:C:O4'	2.21	0.41
1:AA:791:G:C5	1:AA:792:A:N7	2.88	0.41
1:AA:927:G:C2	1:AA:1391:U:O2	2.73	0.41
1:AA:974:A:H4'	1:AA:975:A:O5'	2.20	0.41
2:AB:91:PHE:CE2	2:AB:150:GLY:HA2	2.55	0.41
2:AB:81:LYS:HG2	2:AB:85:LEU:HD22	2.03	0.41
4:AD:62:ARG:NH1	4:AD:69:GLU:HG2	2.36	0.41
9:AI:115:LYS:O	9:AI:116:VAL:C	2.59	0.41
9:AI:50:GLN:N	9:AI:51:PRO:HD2	2.35	0.41
9:AI:86:ALA:C	9:AI:88:MET:N	2.73	0.41
13:AM:114:LYS:HB3	13:AM:115:PRO:HD3	2.02	0.41
16:AP:30:GLY:O	16:AP:31:ARG:C	2.59	0.41
22:BA:1613:G:O2'	50:B2:3:ARG:HD3	2.21	0.41
51:B3:15:LYS:O	51:B3:22:PHE:HA	2.20	0.41
53:B5:212:SER:CB	53:B5:221:PRO:CB	2.98	0.41
53:B5:28:ARG:O	53:B5:28:ARG:CG	2.69	0.41
53:B5:28:ARG:HG3	53:B5:28:ARG:O	2.20	0.41
22:BA:1169:A:N1	22:BA:1180:U:O4	2.53	0.41
22:BA:1333:G:C2	22:BA:1334:G:C8	3.09	0.41
22:BA:1366:A:C6	22:BA:1367:A:C4	3.09	0.41
22:BA:1540:G:H2'	22:BA:1541:C:O4'	2.21	0.41
22:BA:1857:G:N2	22:BA:1884:G:H1'	2.35	0.41
22:BA:185:G:H4'	22:BA:218:A:H4'	2.02	0.41
22:BA:1917:U:C5	22:BA:1918:A:C6	3.08	0.41
22:BA:1900:A:C2	22:BA:1970:A:C4	3.08	0.41
22:BA:2085:U:O2	22:BA:2235:G:C2	2.74	0.41
22:BA:2302:U:O2'	22:BA:2303:G:H5'	2.20	0.41
22:BA:2379:G:O3'	36:BO:17:LYS:NZ	2.53	0.41
22:BA:257:C:H3'	22:BA:258:G:H8	1.86	0.41
22:BA:345:A:N3	22:BA:346:A:N6	2.67	0.41
22:BA:769:U:N3	22:BA:770:G:N7	2.69	0.41
23:BB:97:C:H2'	23:BB:98:G:H5'	2.03	0.41
25:BD:25:THR:HG22	25:BD:27:ILE:HG13	2.01	0.41
29:BH:90:LEU:HD13	29:BH:125:THR:HA	2.03	0.41
32:BK:47:ILE:HB	32:BK:48:PRO:CD	2.50	0.41
34:BM:135:VAL:CG2	43:BV:57:TYR:CD1	3.04	0.41
35:BN:70:THR:OG1	35:BN:71:ARG:N	2.53	0.41
40:BS:69:LEU:HG	40:BS:107:VAL:HG22	2.02	0.41
1:CA:1014:A:C8	1:CA:1015:G:C5	3.09	0.41
1:CA:1061:G:C2	1:CA:1197:A:C2	3.09	0.41

Continued on next page...

Continued from previous page...

Atom-1	Atom-2	Interatomic distance (Å)	Clash overlap (Å)
1:CA:1351:U:H2'	1:CA:1352:C:C6	2.54	0.41
1:CA:18:C:C4	1:CA:19:A:N7	2.88	0.41
1:CA:29:U:H4'	1:CA:295:C:O3'	2.20	0.41
1:CA:312:C:H2'	1:CA:313:A:O4'	2.21	0.41
1:CA:552:U:N3	1:CA:553:A:C8	2.88	0.41
1:CA:686:U:C2	1:CA:687:A:N7	2.89	0.41
1:CA:803:G:N7	1:CA:804:U:C4	2.89	0.41
2:CB:80:VAL:O	2:CB:84:ALA:HB3	2.20	0.41
3:CC:111:LEU:CD2	3:CC:111:LEU:N	2.84	0.41
3:CC:173:VAL:O	3:CC:173:VAL:HG12	2.20	0.41
5:CE:121:HIS:O	5:CE:122:ASN:HB3	2.21	0.41
17:CQ:48:ASP:O	17:CQ:49:GLU:C	2.57	0.41
49:D1:21:TYR:CE1	49:D1:38:LYS:HD2	2.56	0.41
49:D1:38:LYS:HB2	49:D1:49:TYR:CD2	2.56	0.41
52:D4:30:GLU:HG3	52:D4:32:LYS:HB2	2.01	0.41
22:DA:1215:G:H2'	22:DA:1216:G:O4'	2.21	0.41
22:DA:1257:C:C4	22:DA:1258:U:O4	2.74	0.41
22:DA:1605:C:H4'	22:DA:1610:A:C6	2.55	0.41
22:DA:1830:C:H5'	24:DC:15:HIS:NE2	2.36	0.41
22:DA:1835:G:N3	22:DA:1836:C:C6	2.88	0.41
22:DA:1847:A:O2'	22:DA:1848:A:P	2.78	0.41
22:DA:2261:C:C2	22:DA:2280:G:C2	3.08	0.41
22:DA:2540:C:H2'	22:DA:2541:A:H8	1.86	0.41
22:DA:2553:G:H2'	22:DA:2554:U:H4'	2.02	0.41
22:DA:2619:C:OP1	25:DD:157:LYS:HE2	2.21	0.41
22:DA:2864:G:C2'	22:DA:2865:U:H5'	2.51	0.41
22:DA:426:C:H2'	22:DA:427:U:O4'	2.20	0.41
22:DA:489:G:C2	22:DA:491:G:H1'	2.55	0.41
22:DA:84:A:C2	22:DA:103:A:C6	3.07	0.41
22:DA:892:A:H2'	22:DA:892:A:N3	2.35	0.41
23:DB:44:G:N2	23:DB:48:U:O2	2.53	0.41
23:DB:71:C:O2	23:DB:106:G:C2	2.74	0.41
22:DA:1567:G:N7	24:DC:83:TYR:CE1	2.88	0.41
25:DD:25:THR:HG22	25:DD:27:ILE:HG13	2.01	0.41
26:DE:108:ILE:HD11	26:DE:180:LEU:HB3	2.01	0.41
26:DE:131:THR:HG22	26:DE:160:ALA:HA	2.02	0.41
26:DE:94:GLN:O	26:DE:95:LYS:C	2.59	0.41
27:DF:13:VAL:O	27:DF:17:MET:HG2	2.21	0.41
30:DI:54:PRO:O	30:DI:75:PRO:HD2	2.21	0.41
32:DK:36:GLY:HA2	32:DK:62:VAL:O	2.20	0.41
33:DL:29:LYS:C	33:DL:30:THR:HG23	2.41	0.41

Continued on next page...

Continued from previous page...

Atom-1	Atom-2	Interatomic distance (Å)	Clash overlap (Å)
22:DA:870:U:OP1	34:DM:6:ARG:HD2	2.21	0.41
38:DQ:47:TYR:CD2	38:DQ:47:TYR:C	2.93	0.41
41:DT:11:LEU:HG	41:DT:46:ALA:HB1	2.02	0.41
43:DV:44:HIS:O	43:DV:45:ASP:C	2.58	0.41
45:DX:13:VAL:HG23	45:DX:29:PHE:HB2	2.03	0.41
1:AA:1008:U:H5''	1:AA:1009:U:OP1	2.21	0.41
1:AA:1157:A:C6	1:AA:1180:A:C5	3.09	0.41
1:AA:1213:A:C5	1:AA:1215:G:C4	3.08	0.41
1:AA:1234:C:O2'	1:AA:1235:U:H5'	2.21	0.41
1:AA:1369:C:H2'	1:AA:1370:G:C8	2.55	0.41
1:AA:142:G:H5'	1:AA:143:A:OP2	2.20	0.41
1:AA:864:A:H3'	1:AA:865:A:C8	2.56	0.41
1:AA:923:A:H2'	1:AA:924:C:C6	2.55	0.41
1:AA:956:U:C5	1:AA:957:U:C5	3.09	0.41
2:AB:182:PRO:O	2:AB:183:VAL:HB	2.20	0.41
2:AB:50:PHE:CA	2:AB:213:TYR:OH	2.65	0.41
4:AD:112:ALA:O	4:AD:115:ARG:N	2.53	0.41
6:AF:42:TRP:CZ2	6:AF:61:LEU:HB2	2.56	0.41
7:AG:69:VAL:HG21	7:AG:104:ILE:CD1	2.49	0.41
7:AG:9:GLN:O	7:AG:9:GLN:HG3	2.21	0.41
10:AJ:10:LEU:O	10:AJ:71:LEU:HA	2.20	0.41
11:AK:111:THR:HA	21:AU:4:ILE:O	2.21	0.41
15:AO:32:LEU:O	15:AO:33:THR:C	2.59	0.41
1:AA:719:C:O2'	18:AR:39:ILE:O	2.27	0.41
53:B5:45:HIS:CD2	53:B5:176:VAL:HA	2.56	0.41
22:BA:1428:C:C5	22:BA:1569:A:H5''	2.56	0.41
22:BA:2201:G:C4	22:BA:2223:G:N2	2.89	0.41
22:BA:242:G:N7	51:B3:5:LYS:HD3	2.35	0.41
22:BA:2592:G:C5	22:BA:2593:U:C5	3.09	0.41
22:BA:2831:G:P	25:BD:56:LYS:NZ	2.93	0.41
22:BA:807:U:OP2	33:BL:41:ARG:NH1	2.54	0.41
26:BE:108:ILE:CD1	26:BE:180:LEU:HB3	2.49	0.41
26:BE:79:ARG:O	26:BE:80:SER:CB	2.68	0.41
27:BF:8:TYR:CD2	27:BF:12:VAL:HB	2.56	0.41
22:BA:2311:A:C5	27:BF:77:PHE:HB3	2.56	0.41
30:BI:57:VAL:HG23	30:BI:71:THR:HA	2.02	0.41
31:BJ:17:VAL:HG23	31:BJ:137:PRO:CB	2.51	0.41
34:BM:65:ILE:HG12	34:BM:103:TYR:CD2	2.56	0.41
35:BN:101:GLY:C	35:BN:102:PHE:CD2	2.94	0.41
41:BT:71:GLY:O	41:BT:73:ARG:N	2.47	0.41
41:BT:29:THR:HG23	41:BT:86:THR:CA	2.50	0.41

Continued on next page...

Continued from previous page...

Atom-1	Atom-2	Interatomic distance (Å)	Clash overlap (Å)
46:BY:35:GLY:O	46:BY:36:GLN:O	2.38	0.41
46:BY:42:LEU:O	46:BY:45:GLN:O	2.38	0.41
1:CA:1144:G:N2	1:CA:1145:A:C2	2.88	0.41
1:CA:116:A:C8	1:CA:116:A:OP2	2.73	0.41
1:CA:1315:U:C5	1:CA:1316:G:C5	3.09	0.41
1:CA:282:A:C8	1:CA:283:U:C5	3.09	0.41
1:CA:296:U:C2	1:CA:297:G:C8	3.09	0.41
1:CA:34:C:H2'	1:CA:35:G:C8	2.56	0.41
1:CA:413:G:O6	4:CD:32:CYS:N	2.53	0.41
1:CA:445:G:C2	1:CA:446:G:C4	3.08	0.41
1:CA:53:A:H2'	1:CA:54:C:O4'	2.21	0.41
1:CA:554:A:H2'	1:CA:555:U:H6	1.86	0.41
1:CA:630:A:H2'	1:CA:631:C:C6	2.56	0.41
1:CA:977:A:O2'	1:CA:1223:C:N4	2.53	0.41
1:CA:1291:U:OP1	7:CG:37:SER:HB3	2.20	0.41
8:CH:21:ASN:O	8:CH:22:LYS:C	2.59	0.41
11:CK:51:GLY:O	11:CK:52:PHE:CD2	2.74	0.41
13:CM:18:ALA:CB	13:CM:45:ILE:HD11	2.50	0.41
18:CR:20:GLU:O	18:CR:21:ILE:C	2.58	0.41
21:CU:29:LEU:O	21:CU:30:ALA:C	2.59	0.41
51:D3:32:ILE:HG22	51:D3:35:LYS:HD2	2.02	0.41
52:D4:3:VAL:HG23	52:D4:37:GLN:CD	2.41	0.41
22:DA:1178:C:H2'	22:DA:1179:G:C8	2.55	0.41
22:DA:1265:A:C8	22:DA:1267:U:N3	2.89	0.41
22:DA:1276:A:N1	22:DA:1295:C:C2	2.88	0.41
22:DA:1358:G:N1	22:DA:1372:U:OP2	2.50	0.41
22:DA:149:A:C2'	22:DA:150:U:H5'	2.51	0.41
22:DA:1555:G:C2	22:DA:1556:C:C2	3.09	0.41
22:DA:1717:A:H2'	22:DA:1718:G:O4'	2.21	0.41
22:DA:1722:A:C2	22:DA:1739:A:H1'	2.55	0.41
22:DA:1854:A:H2'	22:DA:1855:U:H5'	2.03	0.41
22:DA:2025:C:H2'	22:DA:2026:U:C6	2.55	0.41
22:DA:2133:G:C6	22:DA:2157:G:C6	3.08	0.41
22:DA:2262:U:O2'	22:DA:2263:C:H5'	2.21	0.41
22:DA:2308:G:H5'	22:DA:2309:A:OP2	2.21	0.41
22:DA:2447:G:C2	22:DA:2501:C:N4	2.89	0.41
22:DA:2725:A:C4	22:DA:2727:A:N7	2.87	0.41
22:DA:2751:G:H2'	22:DA:2751:G:N3	2.36	0.41
22:DA:2820:A:C6	25:DD:197:THR:HB	2.56	0.41
22:DA:2836:U:H2'	22:DA:2837:A:C8	2.54	0.41
22:DA:2889:C:C4	22:DA:2890:G:C6	3.08	0.41

Continued on next page...

Continued from previous page...

Atom-1	Atom-2	Interatomic distance (Å)	Clash overlap (Å)
22:DA:2061:G:C6	56:DA:3001:DOL:H162	2.55	0.41
22:DA:321:U:H4'	26:DE:159:LEU:O	2.20	0.41
22:DA:311:A:OP1	22:DA:332:A:C2	2.73	0.41
22:DA:677:A:C2	22:DA:802:A:C2	3.09	0.41
25:DD:179:ARG:HD2	25:DD:188:LEU:CD1	2.51	0.41
25:DD:30:GLU:HG2	25:DD:185:ASN:ND2	2.35	0.41
25:DD:37:VAL:CG1	25:DD:38:LYS:N	2.83	0.41
27:DF:174:ASP:O	27:DF:175:PHE:O	2.39	0.41
28:DG:80:THR:HG22	28:DG:81:GLU:N	2.35	0.41
29:DH:130:VAL:CG1	29:DH:131:SER:N	2.82	0.41
30:DI:84:ALA:HA	30:DI:101:ILE:HD12	2.01	0.41
31:DJ:135:GLN:O	31:DJ:136:GLN:C	2.58	0.41
32:DK:7:MET:C	32:DK:8:LEU:HD12	2.41	0.41
35:DN:63:ARG:HG3	35:DN:80:PHE:CE2	2.56	0.41
31:DJ:4:PHE:CD2	38:DQ:100:VAL:HG11	2.56	0.41
41:DT:20:ALA:HA	41:DT:31:VAL:HG21	2.02	0.41
42:DU:13:VAL:CG2	42:DU:39:ILE:HG21	2.51	0.41
1:AA:102:G:C2	1:AA:103:U:C6	3.09	0.41
1:AA:1068:G:N7	1:AA:1094:G:H2'	2.35	0.41
1:AA:1151:A:O2'	1:AA:1152:A:P	2.78	0.41
1:AA:1438:G:OP1	20:AT:29:ARG:HD3	2.20	0.41
1:AA:397:A:C5	1:AA:548:G:N7	2.89	0.41
1:AA:504:C:H1'	1:AA:510:A:C4	2.56	0.41
1:AA:604:G:C2	1:AA:635:A:N3	2.89	0.41
1:AA:604:G:C6	1:AA:635:A:N1	2.89	0.41
1:AA:707:U:H4'	11:AK:22:HIS:CD2	2.56	0.41
1:AA:890:G:O2'	1:AA:906:A:N6	2.54	0.41
1:AA:885:G:C2	1:AA:913:A:N1	2.89	0.41
2:AB:210:VAL:O	2:AB:211:THR:C	2.59	0.41
2:AB:24:ASN:O	2:AB:25:PRO:C	2.58	0.41
3:AC:23:PHE:C	3:AC:23:PHE:CD2	2.93	0.41
3:AC:77:ILE:HA	3:AC:84:VAL:CG2	2.51	0.41
4:AD:173:VAL:HG22	4:AD:174:ASP:H	1.85	0.41
8:AH:64:LYS:HB3	8:AH:64:LYS:HE2	1.93	0.41
10:AJ:53:ILE:HG22	10:AJ:61:ALA:HB3	2.01	0.41
10:AJ:5:ARG:HG2	10:AJ:79:PRO:HG3	2.01	0.41
10:AJ:8:ILE:O	10:AJ:73:LEU:O	2.38	0.41
11:AK:56:ARG:HE	11:AK:56:ARG:HA	1.85	0.41
17:AQ:14:SER:HB3	17:AQ:22:VAL:HG11	2.03	0.41
17:AQ:7:THR:HG22	17:AQ:61:ILE:O	2.20	0.41
20:AT:74:ARG:O	20:AT:78:ASN:OD1	2.38	0.41

Continued on next page...

Continued from previous page...

Atom-1	Atom-2	Interatomic distance (Å)	Clash overlap (Å)
22:BA:1045:C:H3'	22:BA:1046:A:C5'	2.50	0.41
22:BA:108:G:C2'	22:BA:109:C:H5'	2.50	0.41
22:BA:1496:A:N3	22:BA:1577:C:O2'	2.46	0.41
22:BA:1808:A:N1	45:BX:28:ARG:HD2	2.35	0.41
22:BA:1850:G:C6	22:BA:1851:U:C4	3.08	0.41
22:BA:1924:C:O2	22:BA:1926:U:C5	2.73	0.41
22:BA:1941:C:C4	22:BA:1942:C:C4	3.07	0.41
22:BA:528:A:C2	22:BA:2042:A:H2'	2.56	0.41
22:BA:2564:A:C6	22:BA:2565:A:C6	3.09	0.41
22:BA:2819:G:H2'	22:BA:2821:A:N7	2.36	0.41
22:BA:2838:G:O3'	35:BN:46:ARG:HD3	2.21	0.41
22:BA:493:G:H2'	22:BA:494:G:O4'	2.21	0.41
22:BA:54:G:C5	22:BA:55:G:C8	3.09	0.41
22:BA:934:U:H2'	22:BA:935:C:C6	2.56	0.41
22:BA:948:C:O2	22:BA:984:A:O2'	2.34	0.41
24:BC:31:ALA:N	24:BC:32:PRO:CD	2.83	0.41
24:BC:30:PHE:CZ	24:BC:32:PRO:HG2	2.55	0.41
24:BC:7:LYS:HB3	24:BC:8:PRO:HD2	2.02	0.41
25:BD:61:THR:CB	25:BD:63:PRO:HD2	2.50	0.41
26:BE:43:THR:O	26:BE:44:ARG:HB3	2.21	0.41
28:BG:74:SER:HA	28:BG:77:ILE:HG12	2.02	0.41
29:BH:100:ALA:HB2	29:BH:115:VAL:CG2	2.50	0.41
29:BH:82:SER:HB3	29:BH:146:VAL:HG12	2.03	0.41
29:BH:95:GLY:HA2	29:BH:117:LEU:CD2	2.51	0.41
30:BI:92:LYS:HB3	30:BI:95:LYS:HG2	2.03	0.41
33:BL:74:THR:HA	33:BL:107:PHE:O	2.21	0.41
34:BM:106:ASP:OD2	34:BM:106:ASP:C	2.59	0.41
39:BR:66:HIS:ND1	39:BR:94:THR:CG2	2.82	0.41
40:BS:36:LEU:CD1	40:BS:47:VAL:HG12	2.51	0.41
41:BT:1:MET:C	41:BT:2:ILE:HD12	2.41	0.41
43:BV:56:PHE:O	43:BV:61:LEU:HD11	2.19	0.41
1:CA:1138:G:C2	1:CA:1140:C:C4	3.09	0.41
1:CA:1361:G:C2'	1:CA:1362:A:H5''	2.51	0.41
1:CA:1434:A:N6	1:CA:1435:G:N1	2.68	0.41
1:CA:177:G:C6	1:CA:178:C:N4	2.89	0.41
1:CA:270:A:H2'	1:CA:271:C:C6	2.56	0.41
1:CA:6:G:H4'	1:CA:298:A:H4'	2.03	0.41
1:CA:376:G:N3	1:CA:389:A:C2	2.89	0.41
1:CA:435:A:C2'	1:CA:436:C:O5'	2.69	0.41
1:CA:554:A:H2'	1:CA:555:U:C6	2.55	0.41
1:CA:661:G:C5	1:CA:662:U:C5	3.08	0.41

Continued on next page...

Continued from previous page...

Atom-1	Atom-2	Interatomic distance (Å)	Clash overlap (Å)
1:CA:764:C:C5	1:CA:765:G:N7	2.89	0.41
1:CA:771:G:C2	1:CA:809:G:C2	3.08	0.41
1:CA:994:A:C2'	1:CA:994:A:N3	2.82	0.41
2:CB:72:THR:HG22	2:CB:95:ARG:NH1	2.36	0.41
1:CA:1056:U:H5'	3:CC:163:ALA:HB3	2.02	0.41
3:CC:47:LEU:HD22	3:CC:76:VAL:HG22	2.03	0.41
4:CD:129:VAL:O	4:CD:129:VAL:HG13	2.19	0.41
5:CE:150:PRO:HA	8:CH:99:LEU:HD21	2.02	0.41
5:CE:77:ASN:O	5:CE:80:THR:HG22	2.20	0.41
6:CF:47:LEU:CD2	6:CF:59:TYR:OH	2.69	0.41
6:CF:38:ARG:CG	6:CF:63:ASN:HB2	2.50	0.41
9:CI:15:SER:OG	9:CI:70:GLY:HA3	2.19	0.41
9:CI:49:ARG:NH2	9:CI:53:GLU:HA	2.35	0.41
13:CM:25:VAL:HG13	13:CM:25:VAL:O	2.20	0.41
17:CQ:15:ASP:HA	17:CQ:21:ILE:HD12	2.02	0.41
48:D0:7:LYS:HE2	48:D0:8:PRO:O	2.21	0.41
50:D2:46:LYS:HD3	50:D2:46:LYS:C	2.41	0.41
22:DA:1221:C:H2'	22:DA:1222:U:O4'	2.21	0.41
22:DA:1268:A:H2'	22:DA:1269:A:O4'	2.20	0.41
22:DA:1417:C:N3	22:DA:1581:G:O6	2.54	0.41
22:DA:158:U:C5	22:DA:159:G:N7	2.88	0.41
22:DA:1876:A:N7	22:DA:1877:A:C5	2.88	0.41
22:DA:195:A:C5	22:DA:198:C:C5	3.08	0.41
22:DA:2127:G:H1'	22:DA:2162:G:N7	2.36	0.41
22:DA:2409:G:C6	22:DA:2410:G:C5	3.08	0.41
22:DA:2513:A:C4	22:DA:2514:U:C5	3.08	0.41
22:DA:2718:G:C2	22:DA:2719:G:C1'	3.03	0.41
22:DA:2746:U:H2'	22:DA:2747:G:O4'	2.20	0.41
22:DA:2748:A:N1	22:DA:2749:A:C2	2.89	0.41
22:DA:2847:U:H2'	22:DA:2848:G:H5'	2.02	0.41
22:DA:2892:G:H5''	22:DA:2894:G:N2	2.36	0.41
22:DA:503:A:C2	22:DA:506:G:C5	3.09	0.41
22:DA:520:G:H2'	22:DA:521:U:C6	2.56	0.41
22:DA:527:C:OP2	22:DA:2779:U:N3	2.54	0.41
22:DA:543:G:N1	22:DA:551:G:C6	2.88	0.41
25:DD:104:VAL:HG23	25:DD:105:LYS:N	2.36	0.41
25:DD:5:VAL:HG21	25:DD:80:TRP:CG	2.56	0.41
29:DH:53:GLU:C	29:DH:55:GLU:N	2.72	0.41
33:DL:78:ARG:CB	33:DL:113:ALA:HB3	2.50	0.41
36:DO:18:LEU:CD1	36:DO:23:ALA:HB3	2.51	0.41
41:DT:64:LYS:HA	41:DT:79:ASP:OD1	2.21	0.41

Continued on next page...

Continued from previous page...

Atom-1	Atom-2	Interatomic distance (Å)	Clash overlap (Å)
1:AA:131:A:C2	1:AA:132:C:N3	2.89	0.41
1:AA:148:G:C2'	1:AA:149:A:O5'	2.69	0.41
1:AA:1501:C:C5	1:AA:1504:G:C8	3.09	0.41
1:AA:255:G:H4'	17:AQ:19:LYS:HD3	2.03	0.41
1:AA:399:G:H2'	1:AA:400:C:C6	2.56	0.41
1:AA:472:U:C4	1:AA:473:U:C4	3.09	0.41
1:AA:502:A:C2	1:AA:544:G:C2	3.09	0.41
2:AB:144:LEU:O	2:AB:145:GLU:C	2.59	0.41
2:AB:167:ASP:O	2:AB:170:HIS:CE1	2.74	0.41
2:AB:186:ILE:HD11	2:AB:204:ASP:HA	2.02	0.41
6:AF:38:ARG:CZ	6:AF:61:LEU:HD21	2.50	0.41
8:AH:49:PHE:HB3	8:AH:61:LEU:CD2	2.50	0.41
8:AH:49:PHE:CB	8:AH:61:LEU:HD23	2.51	0.41
11:AK:56:ARG:HA	11:AK:56:ARG:NE	2.35	0.41
13:AM:90:ARG:NH1	13:AM:95:LEU:HB3	2.36	0.41
15:AO:46:HIS:O	15:AO:47:LYS:HB2	2.21	0.41
16:AP:45:GLU:O	16:AP:46:LYS:C	2.59	0.41
16:AP:78:VAL:CG1	16:AP:78:VAL:O	2.68	0.41
18:AR:25:ASP:O	18:AR:27:ALA:N	2.54	0.41
19:AS:18:LYS:HE3	19:AS:33:THR:CG2	2.51	0.41
20:AT:67:ILE:CD1	20:AT:71:LYS:HG2	2.51	0.41
21:AU:53:VAL:O	21:AU:54:LYS:CB	2.69	0.41
22:BA:1045:C:H3'	22:BA:1046:A:H5'	2.01	0.41
22:BA:1073:A:H2'	22:BA:1074:G:H5''	2.02	0.41
22:BA:1171:G:C5	22:BA:1172:C:C4	3.08	0.41
22:BA:1195:G:O2'	22:BA:1196:C:H5'	2.20	0.41
22:BA:1869:G:C2	22:BA:1873:G:C6	3.08	0.41
22:BA:247:G:H4'	22:BA:386:G:C5	2.55	0.41
22:BA:2648:G:H2'	22:BA:2649:C:C6	2.55	0.41
22:BA:477:A:C6	22:BA:478:A:C6	3.08	0.41
22:BA:524:G:O2'	22:BA:525:U:H5'	2.21	0.41
22:BA:673:C:OP1	26:BE:49:ARG:NH2	2.53	0.41
22:BA:996:A:C5	22:BA:1160:G:C2	3.09	0.41
24:BC:157:SER:O	24:BC:158:ALA:C	2.59	0.41
26:BE:149:ILE:CD1	26:BE:172:ALA:N	2.84	0.41
22:BA:674:G:O2'	26:BE:69:ARG:HB3	2.21	0.41
27:BF:107:ALA:C	27:BF:109:PRO:HD2	2.41	0.41
28:BG:146:ALA:O	28:BG:149:ARG:HB3	2.20	0.41
29:BH:30:LEU:C	29:BH:32:PRO:HD2	2.41	0.41
30:BI:18:ALA:O	30:BI:19:ASN:HB2	2.21	0.41
30:BI:29:GLY:C	30:BI:30:GLN:HG3	2.41	0.41

Continued on next page...

Continued from previous page...

Atom-1	Atom-2	Interatomic distance (Å)	Clash overlap (Å)
32:BK:71:ARG:O	32:BK:73:ASP:N	2.53	0.41
36:BO:78:VAL:HG23	36:BO:79:ALA:N	2.36	0.41
37:BP:27:GLU:HG3	37:BP:27:GLU:O	2.21	0.41
39:BR:14:VAL:CG1	39:BR:15:SER:N	2.83	0.41
44:BW:47:ALA:HB1	44:BW:51:VAL:O	2.21	0.41
45:BX:4:VAL:HG22	45:BX:11:ARG:HB3	2.03	0.41
1:CA:1074:G:H4'	2:CB:102:THR:O	2.21	0.41
1:CA:1243:C:H2'	1:CA:1244:G:C8	2.56	0.41
1:CA:1260:G:OP1	1:CA:1284:C:O2'	2.25	0.41
1:CA:1386:G:N3	1:CA:1387:G:C8	2.88	0.41
1:CA:1423:G:C6	1:CA:1424:U:C4	3.09	0.41
1:CA:280:C:H4'	1:CA:281:G:OP2	2.21	0.41
1:CA:386:C:C4	1:CA:387:U:C5	3.09	0.41
2:CB:116:ASP:O	2:CB:120:GLN:HB3	2.21	0.41
2:CB:170:HIS:CE1	2:CB:171:ILE:HG13	2.56	0.41
2:CB:94:HIS:CG	2:CB:95:ARG:NH2	2.89	0.41
4:CD:126:ASN:HA	4:CD:142:VAL:HG23	2.01	0.41
4:CD:33:LYS:HB2	4:CD:33:LYS:NZ	2.35	0.41
4:CD:58:LYS:CB	4:CD:200:ILE:HB	2.50	0.41
5:CE:156:LYS:CD	8:CH:71:VAL:HG13	2.51	0.41
5:CE:154:ALA:O	5:CE:156:LYS:N	2.54	0.41
6:CF:68:GLN:O	6:CF:72:ASP:HB2	2.21	0.41
6:CF:9:MET:HG3	6:CF:86:ARG:HB2	2.02	0.41
8:CH:95:VAL:CG2	8:CH:128:TYR:HB3	2.51	0.41
9:CI:13:LYS:O	9:CI:14:SER:CB	2.69	0.41
16:CP:38:PHE:CZ	16:CP:51:ARG:HB3	2.55	0.41
19:CS:36:ARG:NH1	19:CS:72:GLY:HA3	2.36	0.41
20:CT:11:ALA:O	20:CT:14:SER:OG	2.33	0.41
22:DA:1032:A:H4'	52:D4:16:ILE:HD12	2.03	0.41
22:DA:126:A:P	50:D2:19:ARG:HG3	2.60	0.41
22:DA:1502:A:C2	22:DA:1503:A:C5	3.09	0.41
22:DA:1602:U:O4	58:DA:3711:HOH:O	2.20	0.41
22:DA:1654:A:OP1	35:DN:1:MET:HA	2.21	0.41
22:DA:1973:G:C4	22:DA:1974:C:C5	3.09	0.41
22:DA:1999:C:O2	22:DA:2687:U:O2'	2.34	0.41
22:DA:201:C:C5	22:DA:202:U:C5	3.08	0.41
22:DA:2093:G:C2	22:DA:2094:A:N7	2.89	0.41
22:DA:2134:A:C8	22:DA:2158:A:C2	3.08	0.41
22:DA:2303:G:N1	22:DA:2314:A:C6	2.89	0.41
22:DA:2345:G:C4	22:DA:2347:C:C5	3.09	0.41
22:DA:235:U:C4	22:DA:430:A:C2	3.08	0.41

Continued on next page...

Continued from previous page...

Atom-1	Atom-2	Interatomic distance (Å)	Clash overlap (Å)
22:DA:2393:U:H2'	22:DA:2394:C:O4'	2.21	0.41
22:DA:2648:G:C4	22:DA:2673:G:C2	3.09	0.41
22:DA:2704:C:H2'	22:DA:2705:A:O4'	2.21	0.41
22:DA:2784:U:H2'	22:DA:2785:C:C6	2.56	0.41
56:DA:3001:DOL:N9	56:DA:3001:DOL:HC41	2.36	0.41
22:DA:319:G:OP2	26:DE:132:LYS:HE3	2.21	0.41
22:DA:319:G:C5	22:DA:333:G:C2	3.09	0.41
22:DA:492:A:H2'	22:DA:493:G:O4'	2.20	0.41
22:DA:612:G:O2'	22:DA:613:A:C8	2.73	0.41
29:DH:2:GLN:O	29:DH:3:VAL:O	2.38	0.41
31:DJ:39:LYS:HA	31:DJ:39:LYS:HD3	1.91	0.41
31:DJ:84:ILE:O	31:DJ:85:LYS:C	2.59	0.41
32:DK:21:CYS:SG	32:DK:39:ILE:HB	2.60	0.41
32:DK:66:LYS:NZ	32:DK:79:PHE:O	2.43	0.41
32:DK:92:GLU:HB3	32:DK:93:GLN:H	1.70	0.41
34:DM:19:GLY:C	34:DM:20:LEU:HD22	2.41	0.41
23:DB:7:G:O2'	36:DO:38:GLN:OE1	2.35	0.41
33:DL:23:ILE:HD12	39:DR:84:ARG:HG2	2.02	0.41
41:DT:34:VAL:HG11	41:DT:43:ILE:HD13	2.02	0.41
42:DU:13:VAL:HB	42:DU:18:ASP:O	2.20	0.41
42:DU:86:ARG:NH2	42:DU:95:PHE:HB3	2.36	0.41
43:DV:32:GLY:O	43:DV:93:ARG:HB2	2.21	0.41
45:DX:40:VAL:CG1	45:DX:68:LEU:HD11	2.50	0.41
46:DY:20:ASN:HB3	46:DY:50:VAL:HG22	2.02	0.41
22:DA:1158:C:H5''	47:DZ:31:ARG:HG3	2.03	0.41
1:AA:1032:G:H3'	1:AA:1033:G:O4'	2.21	0.41
1:AA:113:G:H2'	1:AA:114:U:H6	1.85	0.41
1:AA:1217:C:H2'	1:AA:1218:C:H6	1.86	0.41
1:AA:263:A:H2'	1:AA:264:C:C5	2.56	0.41
1:AA:515:G:N2	1:AA:537:G:C4	2.89	0.41
1:AA:597:G:C8	1:AA:598:U:C5	3.08	0.41
1:AA:644:U:O2'	1:AA:645:G:H5'	2.20	0.41
1:AA:686:U:O4	1:AA:703:G:O2'	2.26	0.41
1:AA:741:G:H2'	1:AA:742:G:O4'	2.21	0.41
1:AA:747:A:C6	1:AA:748:G:C6	3.09	0.41
1:AA:990:C:N3	1:AA:991:U:C4	2.88	0.41
2:AB:101:LEU:HD13	2:AB:101:LEU:HA	1.94	0.41
2:AB:157:LEU:HA	2:AB:158:PRO:HD3	1.98	0.41
3:AC:22:TRP:CB	3:AC:59:ARG:HG2	2.49	0.41
5:AE:80:THR:HB	5:AE:122:ASN:OD1	2.20	0.41
6:AF:3:HIS:CE1	6:AF:65:GLU:CD	2.94	0.41

Continued on next page...

Continued from previous page...

Atom-1	Atom-2	Interatomic distance (Å)	Clash overlap (Å)
7:AG:42:ILE:HG21	7:AG:116:MET:HB3	2.02	0.41
9:AI:127:PHE:CD2	9:AI:127:PHE:C	2.92	0.41
9:AI:17:ALA:CB	9:AI:67:VAL:HB	2.51	0.41
12:AL:24:LEU:HB2	12:AL:59:ASN:HD22	1.84	0.41
14:AN:73:PHE:CD1	14:AN:74:LEU:N	2.89	0.41
15:AO:22:THR:HG22	15:AO:23:GLY:N	2.35	0.41
20:AT:73:ALA:O	20:AT:74:ARG:C	2.60	0.41
49:B1:52:ALA:O	49:B1:53:LYS:OXT	2.38	0.41
53:B5:61:GLY:O	53:B5:62:THR:C	2.59	0.41
22:BA:1011:G:H1'	22:BA:1013:C:O4'	2.21	0.41
22:BA:1301:A:C2	22:BA:1303:G:C6	3.08	0.41
22:BA:1340:U:H4'	22:BA:1341:G:OP2	2.20	0.41
22:BA:1501:G:O2'	22:BA:1502:A:H5'	2.21	0.41
22:BA:1537:G:N3	22:BA:1537:G:H3'	2.36	0.41
22:BA:158:U:H2'	22:BA:158:U:O2	2.21	0.41
22:BA:1734:G:C4	22:BA:1735:A:C8	3.08	0.41
22:BA:2458:G:N3	22:BA:2490:G:N2	2.69	0.41
22:BA:2592:G:C2'	22:BA:2593:U:H5'	2.51	0.41
22:BA:2680:U:H2'	22:BA:2681:C:C6	2.56	0.41
22:BA:2740:A:C6	22:BA:2764:A:C8	3.08	0.41
22:BA:2771:C:H2'	22:BA:2772:C:C6	2.55	0.41
22:BA:359:G:H2'	22:BA:360:U:O4'	2.21	0.41
22:BA:936:A:H2'	22:BA:937:C:C6	2.56	0.41
22:BA:982:C:H5"	22:BA:983:A:P	2.60	0.41
23:BB:116:G:H4'	36:BO:54:VAL:CG1	2.50	0.41
24:BC:159:GLY:HA2	24:BC:198:ALA:HB2	2.02	0.41
29:BH:90:LEU:HG	29:BH:92:GLY:C	2.42	0.41
30:BI:115:ALA:O	30:BI:116:ASP:HB2	2.20	0.41
30:BI:24:VAL:CG2	30:BI:28:LEU:CD2	2.99	0.41
30:BI:44:ALA:O	30:BI:45:LYS:CG	2.67	0.41
31:BJ:120:ARG:O	31:BJ:123:LYS:HE2	2.21	0.41
33:BL:57:LEU:HG	51:B3:14:PHE:HZ	1.86	0.41
37:BP:103:ARG:CG	37:BP:103:ARG:NH1	2.75	0.41
37:BP:113:ARG:O	37:BP:114:LEU:HG	2.21	0.41
37:BP:51:ARG:O	37:BP:57:SER:HA	2.21	0.41
42:BU:85:PHE:N	42:BU:85:PHE:CD1	2.89	0.41
1:CA:992:U:O4	1:CA:1044:A:C8	2.74	0.41
1:CA:1044:A:N7	1:CA:1045:C:H1'	2.36	0.41
1:CA:1211:U:HO2'	1:CA:1212:U:P	2.36	0.41
1:CA:1255:G:N1	1:CA:1279:G:N7	2.68	0.41
1:CA:1126:U:N1	1:CA:1281:C:C5	2.89	0.41

Continued on next page...

Continued from previous page...

Atom-1	Atom-2	Interatomic distance (Å)	Clash overlap (Å)
1:CA:1346:A:O3'	1:CA:1347:G:H4'	2.20	0.41
1:CA:144:G:C6	1:CA:145:G:C5	3.09	0.41
1:CA:786:G:C2	1:CA:787:A:H1'	2.55	0.41
1:CA:825:A:H2'	1:CA:826:C:H6	1.86	0.41
1:CA:951:G:C5	1:CA:952:U:C4	3.09	0.41
3:CC:43:LEU:HD21	3:CC:68:ILE:HD11	2.02	0.41
4:CD:35:GLU:O	4:CD:37:ALA:N	2.49	0.41
4:CD:90:LEU:CD2	4:CD:200:ILE:HD11	2.50	0.41
5:CE:100:SER:O	5:CE:102:GLY:N	2.54	0.41
10:CJ:52:LEU:HD21	10:CJ:59:LYS:HA	2.02	0.41
10:CJ:78:GLU:HG3	10:CJ:80:THR:OG1	2.20	0.41
12:CL:47:SER:O	12:CL:48:ALA:HB3	2.19	0.41
17:CQ:46:VAL:HG12	17:CQ:47:HIS:N	2.36	0.41
20:CT:37:ALA:HA	20:CT:40:GLU:HB3	2.03	0.41
22:DA:1068:G:H2'	22:DA:1096:A:H5'	2.03	0.41
22:DA:116:C:H4'	22:DA:127:A:H5'	2.03	0.41
22:DA:1370:C:N3	22:DA:1371:G:C5	2.89	0.41
22:DA:2128:G:C4	22:DA:2173:A:O2'	2.72	0.41
22:DA:236:C:H2'	22:DA:237:C:H6	1.85	0.41
22:DA:2416:C:H2'	22:DA:2417:C:C6	2.56	0.41
22:DA:2468:A:C2	22:DA:2481:G:C2	3.09	0.41
22:DA:2624:G:H1'	48:D0:19:HIS:HE1	1.86	0.41
22:DA:2651:C:O2'	22:DA:2652:C:H5'	2.20	0.41
22:DA:371:A:N3	45:DX:61:LYS:NZ	2.67	0.41
22:DA:542:C:N4	22:DA:543:G:O6	2.53	0.41
22:DA:616:A:C2	22:DA:617:G:C1'	3.04	0.41
22:DA:667:U:C4	22:DA:668:A:C5	3.08	0.41
22:DA:971:G:C2	22:DA:972:A:H1'	2.56	0.41
23:DB:34:A:C6	23:DB:44:G:C4	3.09	0.41
23:DB:77:U:C2'	23:DB:78:A:H5'	2.51	0.41
26:DE:148:ILE:HB	26:DE:169:VAL:HG13	2.01	0.41
26:DE:149:ILE:CG2	26:DE:188:MET:HG2	2.51	0.41
27:DF:6:ASP:HA	27:DF:9:LYS:CD	2.51	0.41
28:DG:144:VAL:O	28:DG:144:VAL:CG1	2.69	0.41
30:DI:22:PRO:CB	30:DI:23:PRO:HD3	2.51	0.41
31:DJ:34:ARG:CZ	31:DJ:39:LYS:HG3	2.50	0.41
32:DK:2:ILE:N	32:DK:33:ALA:O	2.52	0.41
32:DK:64:ARG:HD3	32:DK:102:PRO:O	2.21	0.41
37:DP:63:LYS:O	37:DP:63:LYS:CG	2.69	0.41
22:DA:532:A:H3'	38:DQ:28:ARG:CZ	2.51	0.41
39:DR:85:LYS:HG2	39:DR:86:GLN:N	2.35	0.41

Continued on next page...

Continued from previous page...

Atom-1	Atom-2	Interatomic distance (Å)	Clash overlap (Å)
41:DT:44:LYS:O	41:DT:48:GLN:HG2	2.20	0.41
43:DV:63:ILE:CD1	43:DV:72:VAL:HG21	2.51	0.41
1:AA:1323:G:O2'	1:AA:1324:A:H5'	2.21	0.41
1:AA:1402:C:H2'	1:AA:1403:C:O4'	2.21	0.41
1:AA:592:G:C6	1:AA:593:U:N3	2.89	0.41
1:AA:76:G:N2	1:AA:95:C:C2	2.89	0.41
2:AB:151:ILE:O	2:AB:153:ASP:N	2.53	0.41
3:AC:113:ALA:HB1	3:AC:200:VAL:CG2	2.51	0.41
4:AD:123:ILE:CD1	4:AD:123:ILE:N	2.82	0.41
5:AE:141:ILE:HG22	5:AE:142:ASP:N	2.36	0.41
5:AE:151:GLU:O	5:AE:153:VAL:N	2.54	0.41
9:AI:105:THR:CG2	9:AI:106:ARG:N	2.84	0.41
9:AI:57:MET:C	9:AI:59:GLU:N	2.74	0.41
10:AJ:29:ALA:O	10:AJ:32:THR:HG23	2.21	0.41
11:AK:36:ASP:OD2	11:AK:38:GLN:C	2.59	0.41
11:AK:65:VAL:O	11:AK:65:VAL:CG2	2.68	0.41
12:AL:67:ILE:HG21	12:AL:72:HIS:CD2	2.56	0.41
16:AP:14:ARG:N	16:AP:15:PRO:CD	2.84	0.41
16:AP:22:ALA:HA	16:AP:33:ILE:CG1	2.49	0.41
16:AP:49:GLY:O	16:AP:50:THR:OG1	2.31	0.41
16:AP:78:VAL:HG13	16:AP:78:VAL:O	2.20	0.41
19:AS:36:ARG:NE	19:AS:52:HIS:O	2.52	0.41
20:AT:67:ILE:HG13	20:AT:71:LYS:CG	2.48	0.41
53:B5:21:TYR:O	53:B5:22:THR:HG23	2.20	0.41
22:BA:1026:G:C5	22:BA:1134:A:C5	3.08	0.41
22:BA:1095:A:H2'	22:BA:1096:A:C8	2.56	0.41
22:BA:1638:C:H4'	22:BA:2710:C:O2	2.21	0.41
22:BA:1707:G:H2'	22:BA:1708:C:O4'	2.21	0.41
22:BA:1759:A:H2'	22:BA:1760:C:C6	2.55	0.41
22:BA:1792:G:OP1	24:BC:204:VAL:O	2.38	0.41
22:BA:2189:U:C2'	22:BA:2190:G:C1'	2.95	0.41
22:BA:2308:G:C5	27:BF:77:PHE:CE2	3.09	0.41
22:BA:416:U:C4	22:BA:417:C:C4	3.08	0.41
22:BA:548:G:O2'	22:BA:549:G:C2	2.72	0.41
22:BA:593:U:H2'	22:BA:594:U:C6	2.56	0.41
22:BA:669:G:C6	22:BA:801:G:O6	2.73	0.41
22:BA:910:A:N3	22:BA:2264:C:O2'	2.42	0.41
22:BA:975:A:C2	22:BA:990:A:C8	3.09	0.41
24:BC:77:VAL:HA	24:BC:114:ASP:O	2.21	0.41
24:BC:77:VAL:HG22	24:BC:78:VAL:N	2.35	0.41
25:BD:113:SER:O	25:BD:167:ASN:N	2.52	0.41

Continued on next page...

Continued from previous page...

Atom-1	Atom-2	Interatomic distance (Å)	Clash overlap (Å)
26:BE:171:ASP:OD1	26:BE:171:ASP:C	2.59	0.41
26:BE:61:ARG:NH2	26:BE:64:GLY:HA3	2.36	0.41
29:BH:129:GLU:C	29:BH:130:VAL:HG23	2.41	0.41
29:BH:132:PHE:CE2	29:BH:142:VAL:CG2	3.04	0.41
34:BM:17:ASN:O	34:BM:38:ARG:HD3	2.21	0.41
36:BO:17:LYS:HA	36:BO:17:LYS:HD3	1.82	0.41
22:BA:2379:G:H4'	36:BO:21:LEU:HD11	2.03	0.41
22:BA:1266:G:N7	40:BS:16:LYS:HE3	2.36	0.41
40:BS:51:LEU:O	40:BS:54:ALA:HB3	2.21	0.41
1:CA:1243:C:N4	1:CA:1244:G:O6	2.54	0.41
1:CA:1245:C:C2	1:CA:1246:A:C8	3.09	0.41
1:CA:1277:C:HO2'	1:CA:1279:G:C1'	2.34	0.41
1:CA:1298:U:H4'	1:CA:1299:A:C4	2.55	0.41
1:CA:197:A:C5	1:CA:221:C:H4'	2.55	0.41
1:CA:260:G:C6	1:CA:261:U:O4	2.74	0.41
1:CA:4:U:C2'	1:CA:4:U:O2	2.68	0.41
1:CA:505:G:C2	1:CA:506:G:C5	3.09	0.41
1:CA:801:U:N3	1:CA:802:A:N7	2.69	0.41
1:CA:833:G:C5	1:CA:834:U:C5	3.09	0.41
1:CA:977:A:N6	1:CA:1224:U:O4'	2.54	0.41
2:CB:71:GLY:HA3	2:CB:164:ILE:HG21	2.03	0.41
4:CD:58:LYS:HE2	4:CD:69:GLU:OE1	2.21	0.41
7:CG:57:SER:HB3	7:CG:60:GLU:HB2	2.03	0.41
8:CH:95:VAL:HG12	8:CH:96:MET:N	2.36	0.41
1:CA:1248:A:N3	9:CI:72:ILE:HD11	2.35	0.41
10:CJ:71:LEU:O	10:CJ:72:ARG:HD3	2.21	0.41
3:CC:23:PHE:CD2	10:CJ:97:ASP:HB2	2.56	0.41
11:CK:82:LEU:CD2	11:CK:105:PHE:HB3	2.51	0.41
11:CK:50:SER:HB3	11:CK:65:VAL:CG2	2.51	0.41
12:CL:36:ARG:O	12:CL:54:ARG:N	2.53	0.41
15:CO:58:ARG:O	15:CO:62:GLN:HB2	2.21	0.41
16:CP:21:VAL:HG23	16:CP:36:VAL:CG2	2.51	0.41
17:CQ:24:ALA:HA	17:CQ:43:LYS:HA	2.01	0.41
17:CQ:49:GLU:O	17:CQ:50:ASN:CG	2.59	0.41
20:CT:79:LEU:O	20:CT:83:ILE:HG23	2.20	0.41
21:CU:41:PRO:O	21:CU:42:THR:C	2.59	0.41
50:D2:44:VAL:O	50:D2:45:SER:CB	2.69	0.41
22:DA:1361:G:C4	22:DA:1362:C:C5	3.08	0.41
22:DA:1409:U:H2'	22:DA:1410:G:C8	2.56	0.41
22:DA:1652:A:C2	22:DA:2006:C:N3	2.89	0.41
22:DA:120:U:O4	22:DA:177:G:C8	2.74	0.41

Continued on next page...

Continued from previous page...

Atom-1	Atom-2	Interatomic distance (Å)	Clash overlap (Å)
22:DA:2023:C:O2'	22:DA:2024:G:H5'	2.21	0.41
22:DA:2290:G:H2'	22:DA:2291:U:O4'	2.20	0.41
22:DA:320:A:H4'	22:DA:322:A:N7	2.36	0.41
22:DA:80:G:O2'	22:DA:346:A:N7	2.52	0.41
22:DA:562:U:H2'	22:DA:572:A:O4'	2.21	0.41
22:DA:580:U:H2'	22:DA:581:C:O4'	2.21	0.41
22:DA:616:A:H2'	22:DA:616:A:N3	2.36	0.41
22:DA:961:C:C6	22:DA:2031:A:C2	3.09	0.41
24:DC:145:GLU:HG2	24:DC:152:GLY:N	2.36	0.41
24:DC:267:ILE:CG2	24:DC:267:ILE:O	2.69	0.41
25:DD:35:THR:O	25:DD:36:GLN:HB2	2.21	0.41
27:DF:141:ILE:O	27:DF:141:ILE:HG22	2.21	0.41
28:DG:141:ILE:O	28:DG:145:ALA:N	2.53	0.41
29:DH:1:MET:HB3	29:DH:21:VAL:O	2.20	0.41
31:DJ:6:ALA:O	31:DJ:7:LYS:CB	2.68	0.41
33:DL:90:VAL:CG1	33:DL:125:LEU:HD22	2.51	0.41
34:DM:135:VAL:O	34:DM:136:MET:HB3	2.21	0.41
34:DM:95:LEU:O	34:DM:97:GLN:NE2	2.54	0.41
36:DO:99:TYR:CZ	36:DO:104:GLN:HG3	2.55	0.41
32:DK:78:ARG:NH2	37:DP:73:VAL:CG1	2.84	0.41
22:DA:561:G:O2'	38:DQ:45:TYR:OH	2.28	0.41
38:DQ:58:ARG:NH2	38:DQ:92:ARG:CZ	2.84	0.41
39:DR:1:MET:HA	39:DR:42:ALA:O	2.21	0.41
40:DS:32:ALA:O	40:DS:35:ILE:HB	2.21	0.41
1:AA:1069:C:H2'	1:AA:1070:U:O5'	2.21	0.41
1:AA:1360:A:C8	14:AN:58:SER:HB3	2.56	0.41
1:AA:1476:A:H2'	1:AA:1477:U:O4'	2.20	0.41
1:AA:628:G:H2'	1:AA:629:A:O4'	2.21	0.41
1:AA:596:A:C5	1:AA:645:G:C2	3.09	0.41
1:AA:655:A:N1	1:AA:656:G:C5	2.89	0.41
1:AA:947:G:C5	1:AA:948:C:C4	3.08	0.41
2:AB:151:ILE:CG2	2:AB:152:LYS:N	2.84	0.41
2:AB:78:GLU:C	2:AB:80:VAL:H	2.24	0.41
4:AD:122:ALA:C	4:AD:123:ILE:HG23	2.41	0.41
4:AD:159:LEU:HD13	4:AD:175:ALA:HA	2.02	0.41
5:AE:109:GLY:HA2	5:AE:112:ARG:HB3	2.03	0.41
8:AH:25:VAL:CG1	8:AH:61:LEU:HB2	2.50	0.41
10:AJ:29:ALA:HA	10:AJ:32:THR:CG2	2.51	0.41
13:AM:109:ARG:O	13:AM:109:ARG:HG3	2.20	0.41
13:AM:40:ALA:HB3	13:AM:43:VAL:CG1	2.51	0.41
14:AN:66:GLN:HG3	14:AN:79:LEU:HD21	2.03	0.41

Continued on next page...

Continued from previous page...

Atom-1	Atom-2	Interatomic distance (Å)	Clash overlap (Å)
20:AT:58:VAL:HG13	20:AT:72:ALA:CB	2.51	0.41
21:AU:14:VAL:HG13	21:AU:16:LEU:HD11	2.03	0.41
53:B5:76:LEU:O	53:B5:122:GLY:N	2.54	0.41
53:B5:191:ARG:O	53:B5:195:ARG:N	2.54	0.41
22:BA:1353:A:C2'	22:BA:1354:A:H5'	2.51	0.41
22:BA:1515:A:H2'	22:BA:1516:G:O4'	2.21	0.41
22:BA:1607:C:C4	22:BA:1622:G:N7	2.88	0.41
22:BA:1789:A:H5''	24:BC:219:THR:O	2.20	0.41
22:BA:22:C:H2'	22:BA:23:G:O5'	2.21	0.41
22:BA:2313:C:H5''	27:BF:88:LYS:HD3	2.03	0.41
22:BA:2345:G:N3	22:BA:2381:A:H2'	2.35	0.41
22:BA:2820:A:C2'	22:BA:2821:A:OP1	2.69	0.41
22:BA:784:G:O2'	22:BA:785:G:H5''	2.21	0.41
22:BA:864:G:O2'	22:BA:865:C:H5'	2.20	0.41
22:BA:988:A:OP2	47:BZ:12:SER:HB3	2.21	0.41
26:BE:149:ILE:CD1	26:BE:172:ALA:CA	2.96	0.41
29:BH:129:GLU:C	29:BH:130:VAL:CG2	2.90	0.41
30:BI:101:ILE:HD11	30:BI:138:LEU:HD13	2.03	0.41
37:BP:65:SER:O	37:BP:66:ASN:C	2.59	0.41
38:BQ:50:ARG:NH2	39:BR:74:ILE:HD12	2.36	0.41
39:BR:74:ILE:HD13	39:BR:74:ILE:N	2.35	0.41
1:CA:1126:U:C5	1:CA:1281:C:N4	2.88	0.41
1:CA:1262:C:N4	1:CA:1263:C:C4	2.89	0.41
1:CA:1271:A:H5'	1:CA:1314:C:OP1	2.20	0.41
1:CA:1388:C:C2	1:CA:1389:C:C5	3.09	0.41
1:CA:1462:C:H2'	1:CA:1463:U:C6	2.56	0.41
1:CA:1527:U:H2'	1:CA:1528:U:C6	2.56	0.41
1:CA:173:U:H1'	1:CA:197:A:C5	2.56	0.41
1:CA:189:A:N6	1:CA:190:A:N1	2.69	0.41
1:CA:204:G:H2'	1:CA:205:A:O4'	2.21	0.41
1:CA:206:C:H2'	1:CA:207:C:C4'	2.51	0.41
1:CA:295:C:C4	1:CA:296:U:C4	3.09	0.41
1:CA:462:G:N2	1:CA:471:U:C2	2.89	0.41
1:CA:511:C:C2	1:CA:512:U:C6	3.09	0.41
1:CA:604:G:C6	1:CA:605:U:C4	3.09	0.41
1:CA:784:A:H2'	1:CA:785:G:O4'	2.20	0.41
1:CA:844:G:N9	1:CA:844:G:OP2	2.54	0.41
1:CA:994:A:C2	1:CA:995:C:C1'	3.04	0.41
2:CB:221:VAL:CG1	2:CB:221:VAL:O	2.69	0.41
3:CC:40:ARG:NH1	3:CC:55:ILE:HG13	2.36	0.41
5:CE:16:ILE:CD1	5:CE:38:VAL:HG23	2.50	0.41

Continued on next page...

Continued from previous page...

Atom-1	Atom-2	Interatomic distance (Å)	Clash overlap (Å)
7:CG:130:ASN:HA	7:CG:135:VAL:HG11	2.02	0.41
7:CG:75:VAL:CG2	7:CG:144:MET:HG2	2.51	0.41
7:CG:88:PRO:HD2	7:CG:151:PHE:O	2.21	0.41
9:CI:21:ILE:HG22	9:CI:21:ILE:O	2.20	0.41
17:CQ:12:VAL:CG1	17:CQ:21:ILE:HD11	2.51	0.41
18:CR:25:ASP:O	18:CR:27:ALA:N	2.53	0.41
22:DA:1203:U:C4	22:DA:1204:A:C5	3.09	0.41
22:DA:1334:G:C6	22:DA:1335:C:N3	2.89	0.41
22:DA:1352:U:H5	22:DA:1377:G:C6	2.39	0.41
22:DA:1437:C:N3	22:DA:1438:U:C4	2.89	0.41
22:DA:184:C:H2'	22:DA:185:G:C8	2.56	0.41
22:DA:1866:A:C2	22:DA:1876:A:C5	3.09	0.41
22:DA:1926:U:H2'	22:DA:1928:A:C8	2.55	0.41
22:DA:2050:C:C4	22:DA:2051:A:C6	3.08	0.41
22:DA:2083:G:N7	22:DA:2084:C:C5	2.89	0.41
22:DA:2177:C:H2'	22:DA:2178:C:C6	2.56	0.41
22:DA:218:A:C6	22:DA:219:A:C5	3.08	0.41
22:DA:2267:A:H5''	22:DA:2268:A:C5'	2.51	0.41
22:DA:2271:G:H2'	22:DA:2272:U:C6	2.56	0.41
22:DA:2327:A:H2'	22:DA:2328:A:C8	2.55	0.41
22:DA:222:A:N1	22:DA:233:A:H5''	2.35	0.41
22:DA:2366:A:H2'	22:DA:2367:G:H5'	2.02	0.41
22:DA:2516:A:C2'	22:DA:2517:C:O5'	2.69	0.41
22:DA:2659:G:C4	22:DA:2661:G:OP2	2.74	0.41
22:DA:2741:A:C2'	22:DA:2742:G:H5'	2.51	0.41
22:DA:2831:G:N7	25:DD:59:ARG:NH1	2.67	0.41
22:DA:1751:U:O4'	22:DA:2860:A:C2	2.74	0.41
22:DA:2893:A:O4'	22:DA:2894:G:C2	2.74	0.41
22:DA:349:U:H2'	22:DA:350:G:H8	1.86	0.41
22:DA:362:A:N7	22:DA:363:G:N7	2.69	0.41
22:DA:420:C:C2	22:DA:421:C:C5	3.09	0.41
22:DA:543:G:C2	22:DA:551:G:C6	3.09	0.41
22:DA:586:A:C8	22:DA:586:A:OP2	2.74	0.41
22:DA:630:G:C5'	22:DA:631:A:OP2	2.69	0.41
22:DA:642:U:H1'	22:DA:644:A:N7	2.36	0.41
22:DA:647:G:C4	22:DA:648:G:C8	3.09	0.41
22:DA:822:G:O6	22:DA:943:A:H2	2.04	0.41
24:DC:145:GLU:HA	24:DC:152:GLY:HA2	2.03	0.41
24:DC:175:ARG:HG3	24:DC:175:ARG:O	2.21	0.41
24:DC:24:LEU:HD11	24:DC:90:ASN:HD21	1.86	0.41
22:DA:1567:G:N7	24:DC:83:TYR:CD1	2.89	0.41

Continued on next page...

Continued from previous page...

Atom-1	Atom-2	Interatomic distance (Å)	Clash overlap (Å)
25:DD:56:LYS:C	25:DD:58:ASN:N	2.75	0.41
30:DI:57:VAL:HG22	30:DI:58:VAL:N	2.36	0.41
31:DJ:102:GLU:O	31:DJ:106:LYS:HB2	2.21	0.41
41:DT:30:ILE:HD13	41:DT:32:LEU:HG	2.02	0.41
41:DT:30:ILE:HG23	41:DT:32:LEU:HG	2.03	0.41
41:DT:11:LEU:CD2	41:DT:34:VAL:HG12	2.51	0.41
1:AA:1143:G:C5	1:AA:1144:G:N7	2.89	0.40
1:AA:1322:C:O2'	1:AA:1323:G:P	2.79	0.40
1:AA:1501:C:C4	1:AA:1504:G:C5	3.09	0.40
1:AA:257:G:C2	1:AA:258:G:C5	3.09	0.40
1:AA:508:U:H1'	1:AA:509:A:N7	2.36	0.40
1:AA:972:C:H4'	10:AJ:59:LYS:HE3	2.02	0.40
3:AC:16:LYS:HG3	3:AC:17:PRO:HD2	2.02	0.40
1:AA:1191:A:OP1	3:AC:4:LYS:HD3	2.21	0.40
1:AA:1190:G:P	3:AC:5:VAL:HG12	2.61	0.40
3:AC:85:GLU:C	3:AC:87:LEU:N	2.72	0.40
5:AE:50:TYR:O	5:AE:63:ALA:CB	2.69	0.40
5:AE:98:PRO:O	5:AE:99:ALA:HB3	2.20	0.40
6:AF:54:LEU:O	6:AF:54:LEU:HD13	2.21	0.40
6:AF:64:VAL:CG1	6:AF:65:GLU:N	2.84	0.40
8:AH:46:ILE:HG22	8:AH:63:LEU:HA	2.02	0.40
10:AJ:36:VAL:HA	10:AJ:75:ASP:O	2.21	0.40
11:AK:70:CYS:O	11:AK:74:VAL:HG22	2.21	0.40
16:AP:51:ARG:HH11	16:AP:51:ARG:HB3	1.86	0.40
16:AP:61:VAL:HG22	16:AP:67:ILE:HD11	2.02	0.40
21:AU:25:LYS:O	21:AU:27:GLY:N	2.54	0.40
53:B5:94:TYR:O	53:B5:95:VAL:HG23	2.20	0.40
22:BA:1179:G:C8	22:BA:1180:U:O4'	2.74	0.40
22:BA:1196:C:H1'	22:BA:1226:A:C4	2.57	0.40
22:BA:1378:A:C2'	58:BA:3753:HOH:O	2.69	0.40
22:BA:1414:C:C5	22:BA:1415:U:H5	2.39	0.40
22:BA:1478:G:H1	22:BA:1513:U:H3	1.69	0.40
22:BA:1846:G:C2	22:BA:1895:C:C2	3.09	0.40
22:BA:1851:U:O2'	22:BA:1852:U:H5'	2.21	0.40
22:BA:1900:A:O2'	22:BA:1901:A:OP1	2.29	0.40
22:BA:1913:A:H2'	22:BA:1913:A:OP2	2.20	0.40
22:BA:2694:G:C5	22:BA:2695:U:C4	3.09	0.40
22:BA:404:A:C2'	22:BA:405:U:OP2	2.69	0.40
22:BA:499:U:C4	22:BA:500:G:C6	3.10	0.40
22:BA:528:A:C2	22:BA:2043:C:C4'	3.01	0.40
22:BA:585:G:H5''	22:BA:586:A:P	2.61	0.40

Continued on next page...

Continued from previous page...

Atom-1	Atom-2	Interatomic distance (Å)	Clash overlap (Å)
22:BA:63:A:C2	22:BA:64:A:C8	3.09	0.40
22:BA:725:G:C6	22:BA:726:G:N1	2.88	0.40
25:BD:113:SER:O	25:BD:167:ASN:HA	2.22	0.40
26:BE:31:VAL:HG21	26:BE:104:ALA:CB	2.51	0.40
29:BH:88:GLY:C	29:BH:125:THR:OG1	2.59	0.40
29:BH:1:MET:HE3	29:BH:26:ALA:HB3	2.02	0.40
29:BH:97:ARG:NH1	1:CA:369:G:C2'	2.84	0.40
36:BO:117:PHE:O	36:BO:117:PHE:CD1	2.74	0.40
42:BU:26:LYS:HA	42:BU:26:LYS:CE	2.51	0.40
42:BU:39:ILE:O	42:BU:40:ASN:C	2.58	0.40
43:BV:26:PHE:CZ	43:BV:42:LEU:HD12	2.57	0.40
46:BY:54:LYS:HA	46:BY:57:LEU:HD23	2.02	0.40
1:CA:1084:G:H5'	1:CA:1102:A:OP2	2.21	0.40
1:CA:1126:U:C6	1:CA:1281:C:C4	3.08	0.40
1:CA:1262:C:N4	1:CA:1263:C:N4	2.68	0.40
1:CA:246:A:N3	1:CA:279:A:N6	2.68	0.40
1:CA:249:U:C2	1:CA:276:G:N1	2.89	0.40
1:CA:407:U:C2	1:CA:408:A:C8	3.09	0.40
1:CA:603:U:H2'	1:CA:604:G:C8	2.56	0.40
1:CA:811:C:C5	1:CA:812:G:C5	3.10	0.40
1:CA:875:U:O3'	8:CH:15:ARG:NH1	2.53	0.40
2:CB:47:VAL:HB	2:CB:48:PRO:CD	2.51	0.40
5:CE:102:GLY:C	5:CE:104:GLY:N	2.72	0.40
5:CE:155:ALA:C	5:CE:156:LYS:HG3	2.41	0.40
6:CF:29:ILE:HG21	6:CF:64:VAL:CG1	2.51	0.40
9:CI:83:ILE:O	9:CI:87:LEU:N	2.53	0.40
1:CA:552:U:H4'	12:CL:83:ARG:CG	2.51	0.40
13:CM:71:ARG:HA	13:CM:74:SER:HB3	2.02	0.40
1:CA:1014:A:N3	19:CS:34:TRP:CZ2	2.89	0.40
19:CS:64:ASP:O	19:CS:67:VAL:HG23	2.21	0.40
22:DA:1205:A:C2	26:DE:165:HIS:HB2	2.56	0.40
22:DA:1401:G:C5	22:DA:1402:U:C5	3.09	0.40
22:DA:1401:G:C6	22:DA:1402:U:C4	3.09	0.40
22:DA:1468:U:H2'	22:DA:1522:A:N6	2.36	0.40
22:DA:1545:A:H2'	22:DA:1546:G:O4'	2.21	0.40
22:DA:1676:A:N6	22:DA:1677:A:C6	2.89	0.40
22:DA:1773:A:C2	22:DA:1978:A:C2	3.09	0.40
22:DA:2066:C:O2'	22:DA:2067:G:H5'	2.20	0.40
22:DA:2093:G:C2	22:DA:2094:A:C8	3.08	0.40
22:DA:2145:C:H5''	22:DA:2146:C:OP1	2.21	0.40
22:DA:2250:G:C8	22:DA:2250:G:O5'	2.74	0.40

Continued on next page...

Continued from previous page...

Atom-1	Atom-2	Interatomic distance (Å)	Clash overlap (Å)
22:DA:225:C:H2'	22:DA:226:A:O4'	2.20	0.40
22:DA:2326:C:H1'	22:DA:2327:A:OP1	2.21	0.40
22:DA:2262:U:H4'	22:DA:2328:A:C2	2.56	0.40
22:DA:2702:G:C5	22:DA:2703:C:C5	3.09	0.40
22:DA:2825:G:C2'	22:DA:2826:A:H5'	2.50	0.40
22:DA:416:U:H2'	22:DA:417:C:C6	2.56	0.40
22:DA:444:C:OP2	22:DA:444:C:H4'	2.22	0.40
22:DA:567:U:H4'	22:DA:808:G:OP1	2.22	0.40
22:DA:585:G:C6	22:DA:1251:C:C5	3.09	0.40
22:DA:638:G:O6	22:DA:650:C:N3	2.54	0.40
22:DA:783:A:C4	22:DA:785:G:H1'	2.56	0.40
22:DA:919:U:C4	22:DA:920:A:C5	3.10	0.40
23:DB:55:U:H4'	27:DF:25:VAL:HG12	2.03	0.40
24:DC:45:ASN:C	24:DC:47:GLY:H	2.25	0.40
25:DD:33:ARG:NH2	25:DD:74:GLU:O	2.54	0.40
22:DA:443:A:C8	26:DE:40:ARG:CG	3.04	0.40
27:DF:73:SER:HB2	27:DF:81:GLN:HB2	2.03	0.40
30:DI:28:LEU:HD13	30:DI:38:PHE:CE2	2.56	0.40
31:DJ:110:PRO:O	31:DJ:115:GLY:HA3	2.21	0.40
32:DK:9:ASN:O	32:DK:83:ALA:HA	2.20	0.40
34:DM:63:ILE:CG2	34:DM:64:TRP:N	2.84	0.40
35:DN:103:ARG:HB2	35:DN:110:MET:HE3	2.03	0.40
36:DO:79:ALA:CB	36:DO:113:ALA:HB3	2.50	0.40
41:DT:62:VAL:CG1	41:DT:63:VAL:N	2.84	0.40
44:DW:47:ALA:HB2	44:DW:59:LEU:HD22	2.04	0.40
1:AA:1008:U:H2'	1:AA:1009:U:C6	2.56	0.40
1:AA:1256:A:N6	1:AA:1277:C:C2	2.90	0.40
1:AA:126:G:H2'	1:AA:127:G:O4'	2.22	0.40
1:AA:1356:G:H2'	1:AA:1357:A:C8	2.57	0.40
1:AA:246:A:H4'	1:AA:247:G:OP1	2.21	0.40
1:AA:606:G:H1'	1:AA:633:G:C2	2.56	0.40
1:AA:751:U:H4'	15:AO:24:SER:HA	2.01	0.40
2:AB:118:GLU:HB3	2:AB:141:LEU:HD11	2.02	0.40
2:AB:148:LEU:HD22	2:AB:148:LEU:HA	1.92	0.40
4:AD:60:LYS:NZ	4:AD:194:ASP:O	2.54	0.40
4:AD:28:ILE:O	4:AD:29:ASP:C	2.60	0.40
5:AE:105:ILE:HG13	5:AE:105:ILE:O	2.21	0.40
5:AE:50:TYR:CE2	5:AE:134:ILE:HD11	2.56	0.40
6:AF:76:THR:O	6:AF:79:ARG:N	2.51	0.40
6:AF:98:GLU:O	6:AF:99:ALA:C	2.59	0.40
9:AI:52:LEU:HA	9:AI:55:VAL:HG23	2.03	0.40

Continued on next page...

Continued from previous page...

Atom-1	Atom-2	Interatomic distance (Å)	Clash overlap (Å)
12:AL:110:ARG:NH1	12:AL:113:ALA:HB3	2.36	0.40
1:AA:451:A:C5'	16:AP:70:ARG:HH22	2.34	0.40
17:AQ:81:LYS:HE2	17:AQ:81:LYS:N	2.36	0.40
17:AQ:8:LEU:N	17:AQ:8:LEU:HD13	2.36	0.40
19:AS:52:HIS:CD2	19:AS:54:GLY:N	2.89	0.40
21:AU:25:LYS:C	21:AU:27:GLY:N	2.75	0.40
49:B1:38:LYS:HB2	49:B1:49:TYR:CD2	2.56	0.40
53:B5:23:ILE:HG22	53:B5:23:ILE:O	2.22	0.40
53:B5:74:ARG:HB3	53:B5:93:ASP:OD1	2.22	0.40
22:BA:1330:C:O2'	22:BA:1331:G:H5'	2.20	0.40
22:BA:1334:G:C6	22:BA:1335:C:C4	3.10	0.40
22:BA:1356:G:C2	22:BA:1357:C:C2	3.09	0.40
22:BA:1922:G:C2	22:BA:1923:U:C6	3.09	0.40
22:BA:2030:A:C2	22:BA:2499:C:H5''	2.56	0.40
22:BA:2247:A:C2'	22:BA:2248:C:O5'	2.70	0.40
22:BA:2286:G:H4'	22:BA:2287:A:O4'	2.20	0.40
22:BA:2492:U:H2'	22:BA:2493:U:H6	1.87	0.40
22:BA:2665:A:C2	22:BA:2666:C:C2	3.09	0.40
22:BA:467:G:H2'	22:BA:468:G:O4'	2.22	0.40
22:BA:531:C:C5	22:BA:2035:G:C2	3.10	0.40
22:BA:792:A:N3	22:BA:2072:C:O2'	2.35	0.40
24:BC:141:VAL:HG13	24:BC:191:THR:C	2.42	0.40
24:BC:199:GLU:O	24:BC:200:HIS:C	2.59	0.40
24:BC:53:HIS:CD2	24:BC:219:THR:HA	2.56	0.40
24:BC:24:LEU:HD12	24:BC:24:LEU:HA	1.85	0.40
26:BE:37:ALA:O	26:BE:40:ARG:HB2	2.21	0.40
26:BE:61:ARG:HD2	26:BE:63:LYS:O	2.22	0.40
30:BI:133:ALA:O	30:BI:138:LEU:HD12	2.21	0.40
30:BI:100:LYS:HD2	30:BI:139:VAL:HG21	2.02	0.40
31:BJ:37:ARG:O	31:BJ:37:ARG:HG3	2.20	0.40
32:BK:122:VAL:HG12	32:BK:122:VAL:OXT	2.22	0.40
42:BU:22:ARG:CZ	42:BU:73:PHE:CE2	3.04	0.40
47:BZ:56:LYS:HE3	47:BZ:58:GLU:OE1	2.21	0.40
1:CA:1092:A:N6	1:CA:1093:A:N1	2.70	0.40
1:CA:1169:A:H2'	1:CA:1170:A:C8	2.55	0.40
1:CA:1192:C:C5	1:CA:1193:G:C8	3.09	0.40
1:CA:1261:A:H2'	1:CA:1262:C:H5'	2.04	0.40
1:CA:173:U:H3'	1:CA:174:A:H5'	2.01	0.40
1:CA:542:G:C2	1:CA:543:U:C5	3.10	0.40
1:CA:583:A:C8	1:CA:584:G:C8	3.09	0.40
1:CA:68:G:C6	1:CA:69:G:H1'	2.56	0.40

Continued on next page...

Continued from previous page...

Atom-1	Atom-2	Interatomic distance (Å)	Clash overlap (Å)
2:CB:57:LEU:HD21	2:CB:67:ILE:HD11	2.03	0.40
3:CC:71:ALA:HA	3:CC:106:VAL:HB	2.02	0.40
5:CE:20:ARG:O	5:CE:20:ARG:HG2	2.21	0.40
5:CE:41:ASP:OD2	5:CE:45:ARG:HB2	2.21	0.40
6:CF:38:ARG:HG2	6:CF:63:ASN:CB	2.50	0.40
10:CJ:6:ILE:HB	10:CJ:76:ILE:O	2.22	0.40
11:CK:124:PRO:HB2	11:CK:126:LYS:HE3	2.04	0.40
13:CM:109:ARG:O	13:CM:109:ARG:HG3	2.20	0.40
13:CM:27:LYS:CD	13:CM:27:LYS:O	2.69	0.40
3:CC:20:SER:HB2	14:CN:92:GLU:O	2.20	0.40
16:CP:3:THR:CG2	16:CP:5:ARG:HG2	2.52	0.40
19:CS:40:ILE:HG22	19:CS:67:VAL:HA	2.02	0.40
19:CS:36:ARG:NE	19:CS:52:HIS:O	2.49	0.40
19:CS:63:THR:HG22	19:CS:64:ASP:H	1.86	0.40
19:CS:67:VAL:O	19:CS:67:VAL:CG1	2.69	0.40
20:CT:27:MET:HG3	20:CT:28:MET:N	2.36	0.40
22:DA:1000:A:C6	22:DA:1001:A:C6	3.09	0.40
22:DA:1063:G:C8	22:DA:1064:C:C6	3.09	0.40
22:DA:1131:G:N7	22:DA:2025:C:H4'	2.36	0.40
22:DA:1317:G:N7	22:DA:1318:U:C4	2.89	0.40
22:DA:1354:A:C8	22:DA:1355:G:C8	3.09	0.40
22:DA:1355:G:C6	22:DA:1356:G:N7	2.89	0.40
22:DA:1357:C:O2'	22:DA:1358:G:H5'	2.22	0.40
22:DA:120:U:H1'	22:DA:149:A:N7	2.36	0.40
22:DA:1567:G:O2'	24:DC:63:ARG:NH1	2.54	0.40
22:DA:1765:U:O2'	22:DA:1766:G:H5'	2.21	0.40
22:DA:1959:G:H2'	22:DA:1960:A:O4'	2.21	0.40
22:DA:2013:A:N6	22:DA:2014:A:N1	2.69	0.40
22:DA:2282:G:C5	22:DA:2425:A:N1	2.90	0.40
22:DA:2662:A:C4	22:DA:2663:G:H1'	2.56	0.40
22:DA:30:G:C5	22:DA:31:C:C4	3.10	0.40
22:DA:662:G:C2	22:DA:663:G:C8	3.10	0.40
22:DA:843:G:H2'	22:DA:844:A:C8	2.56	0.40
22:DA:962:G:C5	22:DA:963:U:C5	3.09	0.40
25:DD:34:VAL:HG22	25:DD:50:VAL:HG12	2.02	0.40
22:DA:2786:U:H4'	25:DD:67:HIS:HA	2.04	0.40
28:DG:95:ARG:HG3	28:DG:106:SER:HB2	2.03	0.40
29:DH:96:THR:O	29:DH:98:ASP:N	2.54	0.40
30:DI:103:ARG:O	30:DI:107:GLN:N	2.53	0.40
30:DI:24:VAL:CG1	30:DI:28:LEU:HB3	2.51	0.40
31:DJ:56:VAL:HB	31:DJ:124:VAL:HG12	2.02	0.40

Continued on next page...

Continued from previous page...

Atom-1	Atom-2	Interatomic distance (Å)	Clash overlap (Å)
31:DJ:102:GLU:HG3	31:DJ:124:VAL:HG21	2.04	0.40
32:DK:39:ILE:HG13	32:DK:39:ILE:O	2.21	0.40
32:DK:91:SER:O	32:DK:92:GLU:O	2.39	0.40
33:DL:77:ILE:CG2	33:DL:81:ASP:OD2	2.69	0.40
35:DN:47:VAL:HG12	35:DN:47:VAL:O	2.22	0.40
23:DB:7:G:C5'	36:DO:29:HIS:CE1	3.04	0.40
23:DB:8:C:O2'	36:DO:40:ILE:HD13	2.22	0.40
36:DO:64:TYR:O	36:DO:67:ASN:ND2	2.45	0.40
40:DS:20:VAL:HG23	40:DS:39:THR:HG21	2.02	0.40
41:DT:4:GLU:O	41:DT:8:LEU:N	2.54	0.40
44:DW:37:ILE:HG22	44:DW:38:VAL:HG23	2.03	0.40
1:AA:1076:U:C2	1:AA:1082:A:C2	3.09	0.40
1:AA:1112:C:O2'	3:AC:179:ARG:HG3	2.21	0.40
1:AA:110:C:C4	1:AA:111:G:C5	3.09	0.40
1:AA:1141:C:O2'	1:AA:1142:G:P	2.79	0.40
1:AA:141:G:C2	1:AA:142:G:H1'	2.56	0.40
1:AA:1538:C:C2'	1:AA:1539:C:H5'	2.51	0.40
1:AA:849:G:H2'	1:AA:849:G:N3	2.35	0.40
1:AA:924:C:H2'	1:AA:925:G:H8	1.86	0.40
2:AB:68:LEU:CD2	2:AB:68:LEU:C	2.89	0.40
4:AD:170:TRP:HB2	4:AD:184:ARG:O	2.22	0.40
16:AP:36:VAL:HG13	16:AP:36:VAL:O	2.21	0.40
16:AP:52:LEU:O	16:AP:54:LEU:N	2.53	0.40
18:AR:55:LEU:HD22	18:AR:55:LEU:HA	1.94	0.40
21:AU:47:ARG:HE	21:AU:47:ARG:HA	1.86	0.40
40:BS:38:TYR:CD1	48:B0:28:LEU:HD11	2.56	0.40
48:B0:55:ILE:HG22	48:B0:56:ALA:H	1.86	0.40
51:B3:32:ILE:HG22	51:B3:32:ILE:O	2.21	0.40
22:BA:1046:A:H3'	22:BA:1047:G:H5'	2.03	0.40
22:BA:1018:U:O3'	22:BA:1120:G:N2	2.53	0.40
22:BA:1122:G:N3	22:BA:1122:G:H2'	2.36	0.40
22:BA:1142:A:C4	22:BA:1144:A:C8	3.09	0.40
22:BA:146:A:H2'	22:BA:147:C:C6	2.56	0.40
22:BA:1438:U:C4	22:BA:1552:A:C2	3.10	0.40
22:BA:1735:A:H2'	22:BA:1736:U:H5'	2.03	0.40
22:BA:1927:A:N1	22:BA:1928:A:C2	2.89	0.40
22:BA:1959:G:H2'	22:BA:1960:A:O5'	2.20	0.40
22:BA:2001:C:N3	22:BA:2002:G:C8	2.90	0.40
22:BA:253:C:OP2	51:B3:5:LYS:CE	2.68	0.40
22:BA:221:A:C4	22:BA:266:G:N7	2.89	0.40
22:BA:27:G:C2	22:BA:512:G:N3	2.89	0.40

Continued on next page...

Continued from previous page...

Atom-1	Atom-2	Interatomic distance (Å)	Clash overlap (Å)
22:BA:2720:U:C2	22:BA:2872:A:C6	3.10	0.40
22:BA:372:G:N2	22:BA:400:G:H2'	2.36	0.40
22:BA:489:G:O4'	22:BA:1284:A:C8	2.74	0.40
22:BA:974:G:C8	22:BA:989:G:C2	3.09	0.40
24:BC:107:PRO:HB3	24:BC:142:HIS:CE1	2.57	0.40
24:BC:172:VAL:HG23	24:BC:174:LEU:CD1	2.50	0.40
27:BF:134:GLU:HG2	27:BF:136:ILE:CD1	2.51	0.40
27:BF:136:ILE:HD11	27:BF:149:VAL:HG12	2.04	0.40
30:BI:24:VAL:HG22	30:BI:25:GLY:N	2.37	0.40
1:AA:346:G:P	32:BK:105:ARG:HH12	2.44	0.40
38:BQ:50:ARG:O	38:BQ:54:LYS:HE3	2.21	0.40
39:BR:86:GLN:CG	39:BR:87:GLN:N	2.84	0.40
39:BR:98:ILE:HG21	39:BR:101:ILE:HD11	2.02	0.40
42:BU:18:ASP:O	42:BU:20:GLY:N	2.54	0.40
42:BU:54:GLN:N	42:BU:55:PRO:HD2	2.37	0.40
44:BW:23:VAL:HG22	44:BW:38:VAL:CG1	2.51	0.40
44:BW:28:GLY:O	44:BW:66:LYS:HG2	2.20	0.40
44:BW:51:VAL:CG2	44:BW:81:SER:HA	2.51	0.40
1:CA:1007:U:C3'	1:CA:1008:U:H5'	2.51	0.40
1:CA:1216:A:H2'	1:CA:1217:C:C6	2.56	0.40
1:CA:1250:A:N3	1:CA:1287:A:C6	2.89	0.40
1:CA:149:A:C2	1:CA:150:U:C2	3.10	0.40
1:CA:155:A:C2	1:CA:167:A:C4	3.09	0.40
1:CA:41:G:H2'	1:CA:42:G:C8	2.57	0.40
1:CA:484:G:C8	1:CA:486:U:O4'	2.75	0.40
1:CA:541:G:C4	1:CA:542:G:C8	3.09	0.40
1:CA:780:A:C2	1:CA:803:G:N1	2.89	0.40
1:CA:72:A:N6	1:CA:99:C:H1'	2.36	0.40
2:CB:23:TRP:CZ2	2:CB:25:PRO:HA	2.57	0.40
2:CB:72:THR:HA	2:CB:93:ASN:O	2.21	0.40
2:CB:72:THR:CG2	2:CB:95:ARG:NH1	2.84	0.40
3:CC:9:GLY:HA2	3:CC:12:LEU:HG	2.02	0.40
4:CD:22:LYS:O	4:CD:24:GLY:N	2.55	0.40
6:CF:93:LYS:HD3	6:CF:93:LYS:N	2.37	0.40
10:CJ:84:VAL:HA	10:CJ:87:LEU:HD12	2.04	0.40
15:CO:67:LEU:O	15:CO:68:ASP:C	2.60	0.40
19:CS:6:LYS:HB2	19:CS:7:LYS:HE2	2.02	0.40
22:DA:1121:C:H2'	22:DA:1122:G:O5'	2.22	0.40
22:DA:1308:A:H2'	22:DA:1309:G:O4'	2.21	0.40
22:DA:1373:A:N6	22:DA:1374:G:N3	2.69	0.40
22:DA:1607:C:O2	22:DA:1621:U:N3	2.53	0.40

Continued on next page...

Continued from previous page...

Atom-1	Atom-2	Interatomic distance (Å)	Clash overlap (Å)
22:DA:1668:A:N3	22:DA:1674:G:C8	2.89	0.40
22:DA:1809:A:N6	22:DA:1810:A:C6	2.89	0.40
22:DA:1914:C:O2	22:DA:1914:C:O4'	2.37	0.40
22:DA:2201:G:C6	22:DA:2223:G:C2	3.09	0.40
22:DA:2323:G:H2'	22:DA:2324:U:O4'	2.21	0.40
22:DA:2345:G:OP2	49:D1:46:HIS:NE2	2.51	0.40
22:DA:2439:A:H4'	22:DA:2440:C:H5''	2.03	0.40
22:DA:2574:G:N2	22:DA:2575:C:H1'	2.36	0.40
22:DA:2785:C:H2'	22:DA:2786:U:O4'	2.21	0.40
22:DA:2854:G:N2	22:DA:2864:G:C4	2.89	0.40
22:DA:2885:G:O6	48:D0:29:SER:HB3	2.21	0.40
22:DA:465:G:C6	22:DA:466:A:N6	2.89	0.40
22:DA:498:G:C2	22:DA:499:U:C5	3.09	0.40
22:DA:634:C:P	33:DL:70:LYS:HE2	2.61	0.40
22:DA:647:G:C6	22:DA:648:G:C5	3.09	0.40
22:DA:711:G:C2	22:DA:721:A:C2	3.09	0.40
15:CO:89:ARG:NH1	22:DA:714:U:C5	2.89	0.40
22:DA:927:A:H2'	22:DA:928:A:O4'	2.21	0.40
22:DA:959:A:H2'	22:DA:960:A:C8	2.56	0.40
22:DA:978:G:C2	22:DA:986:C:C2	3.09	0.40
22:DA:1800:C:OP1	24:DC:258:ARG:NH2	2.54	0.40
26:DE:24:ASN:O	26:DE:28:VAL:HG23	2.21	0.40
26:DE:47:LYS:O	26:DE:83:VAL:CB	2.70	0.40
27:DF:36:LEU:HD23	27:DF:57:LEU:HD22	2.03	0.40
31:DJ:13:ARG:HG2	31:DJ:51:GLY:O	2.20	0.40
31:DJ:74:TYR:CD1	31:DJ:92:MET:HG3	2.56	0.40
37:DP:103:ARG:HB3	37:DP:108:ALA:CB	2.50	0.40
22:DA:517:C:O2'	40:DS:18:ARG:NH1	2.55	0.40
41:DT:38:ALA:C	41:DT:39:THR:HG22	2.41	0.40
41:DT:67:VAL:HG12	41:DT:68:LYS:N	2.37	0.40
43:DV:75:GLN:CB	43:DV:92:VAL:HG23	2.52	0.40
22:DA:372:G:P	45:DX:62:LYS:HZ2	2.45	0.40
1:AA:1080:A:O3'	5:AE:21:VAL:HG21	2.21	0.40
1:AA:1102:A:H2'	1:AA:1103:C:C6	2.56	0.40
1:AA:110:C:C4	1:AA:111:G:C6	3.10	0.40
1:AA:1154:G:N3	1:AA:1154:G:H2'	2.36	0.40
1:AA:1213:A:C5	1:AA:1215:G:C5	3.10	0.40
1:AA:1272:G:H2'	1:AA:1273:C:O4'	2.22	0.40
1:AA:1379:G:N1	1:AA:1380:U:C4	2.89	0.40
1:AA:295:C:H2'	1:AA:296:U:O4'	2.22	0.40
1:AA:300:A:H1'	1:AA:565:U:O2	2.21	0.40

Continued on next page...

Continued from previous page...

Atom-1	Atom-2	Interatomic distance (Å)	Clash overlap (Å)
1:AA:374:A:C5	1:AA:375:U:C5	3.09	0.40
1:AA:457:G:H5'	1:AA:458:U:OP2	2.21	0.40
1:AA:126:G:O2'	1:AA:635:A:H4'	2.22	0.40
1:AA:69:G:C3'	1:AA:70:U:H6	2.35	0.40
3:AC:26:THR:O	3:AC:27:LYS:C	2.60	0.40
1:AA:1081:A:OP1	5:AE:21:VAL:CG2	2.69	0.40
8:AH:15:ARG:HB2	8:AH:75:ILE:CG2	2.51	0.40
8:AH:7:ILE:CD1	8:AH:7:ILE:N	2.85	0.40
10:AJ:52:LEU:HD23	10:AJ:62:ARG:HG2	2.03	0.40
11:AK:72:ASP:O	11:AK:73:ALA:HB2	2.22	0.40
15:AO:87:LEU:N	15:AO:87:LEU:HD23	2.36	0.40
19:AS:3:ARG:O	19:AS:4:SER:CB	2.69	0.40
53:B5:76:LEU:O	53:B5:121:MET:HA	2.22	0.40
22:BA:1003:G:C2	22:BA:1004:U:C4	3.08	0.40
22:BA:1046:A:H4'	22:BA:1046:A:OP2	2.21	0.40
22:BA:1139:G:O3'	31:BJ:26:GLY:HA3	2.22	0.40
22:BA:1180:U:H2'	22:BA:1181:U:H5'	2.02	0.40
22:BA:1482:G:N3	22:BA:1483:G:C8	2.89	0.40
22:BA:1502:A:C2	22:BA:1503:A:C4	3.09	0.40
22:BA:1647:U:H3'	22:BA:1647:U:P	2.62	0.40
22:BA:1801:A:OP2	24:BC:150:LYS:NZ	2.54	0.40
22:BA:1958:C:H2'	22:BA:1959:G:H5'	2.03	0.40
22:BA:2137:U:C5	22:BA:2138:G:N7	2.89	0.40
22:BA:2393:U:O3'	33:BL:62:PRO:HA	2.22	0.40
22:BA:2533:U:C2'	22:BA:2534:A:H5'	2.51	0.40
22:BA:2560:A:C6	22:BA:2561:U:C4	3.09	0.40
22:BA:26:G:C2'	22:BA:27:G:O5'	2.70	0.40
22:BA:364:C:H2'	22:BA:365:U:C6	2.57	0.40
22:BA:511:U:O4	22:BA:512:G:N1	2.55	0.40
22:BA:743:A:O3'	58:BA:3654:HOH:O	2.22	0.40
24:BC:36:LYS:O	24:BC:37:ASN:HB3	2.22	0.40
26:BE:136:GLN:O	26:BE:137:LYS:C	2.60	0.40
30:BI:28:LEU:HG	30:BI:35:ILE:CD1	2.51	0.40
31:BJ:20:ALA:O	31:BJ:23:LYS:HG2	2.21	0.40
32:BK:25:LEU:HD12	32:BK:38:ILE:HG22	2.02	0.40
35:BN:1:MET:O	35:BN:2:ARG:HB2	2.21	0.40
42:BU:94:ARG:HB3	42:BU:103:ILE:HD12	2.04	0.40
22:BA:372:G:H5''	45:BX:61:LYS:HD2	2.03	0.40
1:CA:1220:G:H1'	19:CS:52:HIS:CD2	2.56	0.40
1:CA:1299:A:O2'	1:CA:1301:U:O4'	2.39	0.40
1:CA:1522:U:O2'	1:CA:1523:G:H5'	2.21	0.40

Continued on next page...

Continued from previous page...

Atom-1	Atom-2	Interatomic distance (Å)	Clash overlap (Å)
1:CA:815:A:C2	1:CA:1529:G:C4	3.10	0.40
1:CA:228:A:H2'	1:CA:229:U:O4'	2.21	0.40
1:CA:666:G:C6	1:CA:741:G:C5	3.10	0.40
2:CB:221:VAL:HG12	2:CB:221:VAL:O	2.20	0.40
2:CB:57:LEU:CD2	2:CB:67:ILE:HD11	2.51	0.40
4:CD:148:LYS:H	4:CD:148:LYS:CE	2.34	0.40
4:CD:59:GLN:OE1	4:CD:59:GLN:CA	2.65	0.40
5:CE:23:LYS:O	5:CE:24:THR:CB	2.69	0.40
5:CE:80:THR:OG1	5:CE:81:LEU:N	2.54	0.40
6:CF:36:ILE:CG1	6:CF:36:ILE:O	2.69	0.40
9:CI:57:MET:HA	9:CI:60:LYS:HB3	2.04	0.40
9:CI:51:PRO:HG2	9:CI:83:ILE:HD12	2.04	0.40
6:CF:86:ARG:HD3	18:CR:64:TYR:CE1	2.56	0.40
21:CU:41:PRO:O	21:CU:44:GLU:N	2.54	0.40
22:DA:83:A:H2	22:DA:103:A:N7	2.18	0.40
22:DA:1372:U:H2'	22:DA:1373:A:C8	2.57	0.40
22:DA:1601:G:C5	22:DA:1602:U:C5	3.10	0.40
22:DA:1649:G:C6	22:DA:2009:A:N6	2.89	0.40
22:DA:1670:C:C4	22:DA:1671:U:N3	2.90	0.40
22:DA:1693:U:O4	22:DA:1976:U:O2'	2.39	0.40
22:DA:192:C:C4	22:DA:193:U:C2	3.09	0.40
22:DA:2010:G:H5''	40:DS:42:LYS:HB2	2.01	0.40
22:DA:2067:G:C6	22:DA:2444:G:N1	2.90	0.40
22:DA:207:A:C2	22:DA:208:C:C1'	3.04	0.40
22:DA:2285:C:C5	49:D1:6:ARG:NH1	2.89	0.40
22:DA:2320:U:H5'	22:DA:2321:U:C5	2.57	0.40
22:DA:2679:A:H2'	22:DA:2680:U:O4'	2.22	0.40
22:DA:582:A:C6	22:DA:583:G:C6	3.09	0.40
22:DA:637:A:P	33:DL:112:LEU:HB3	2.60	0.40
22:DA:773:U:C5'	22:DA:774:G:OP2	2.69	0.40
22:DA:927:A:H2'	22:DA:928:A:C8	2.56	0.40
23:DB:110:C:H2'	23:DB:111:U:O4'	2.21	0.40
23:DB:14:U:H2'	23:DB:14:U:O2	2.21	0.40
24:DC:121:ASP:O	24:DC:122:ALA:C	2.60	0.40
28:DG:123:ALA:HB2	28:DG:133:LEU:HA	2.03	0.40
28:DG:91:GLY:O	28:DG:94:TYR:CG	2.74	0.40
30:DI:73:THR:HG21	30:DI:113:LYS:HE3	2.02	0.40
31:DJ:80:HIS:C	31:DJ:82:GLY:N	2.74	0.40
35:DN:44:LEU:O	35:DN:48:VAL:HG23	2.21	0.40
38:DQ:76:TYR:OH	38:DQ:92:ARG:NH1	2.55	0.40
42:DU:7:ARG:HG3	42:DU:8:ASP:H	1.86	0.40

Continued on next page...

Continued from previous page...

Atom-1	Atom-2	Interatomic distance (Å)	Clash overlap (Å)
46:DY:28:LEU:CD1	46:DY:46:VAL:HG21	2.51	0.40
1:AA:1253:G:N1	1:AA:1285:A:N6	2.69	0.40
1:AA:1304:G:C6	1:AA:1305:G:C2	3.09	0.40
1:AA:1493:A:O2'	1:AA:1494:G:P	2.79	0.40
1:AA:345:C:O2'	32:BK:116:ILE:CD1	2.67	0.40
1:AA:34:C:H2'	1:AA:35:G:C8	2.56	0.40
1:AA:451:A:H4'	1:AA:452:A:O5'	2.22	0.40
1:AA:582:C:N3	1:AA:583:A:C8	2.90	0.40
1:AA:599:C:C2	1:AA:600:A:C8	3.09	0.40
1:AA:669:G:O2'	1:AA:670:G:H5'	2.21	0.40
1:AA:836:G:C5	1:AA:851:G:C6	3.10	0.40
2:AB:118:GLU:O	2:AB:120:GLN:N	2.55	0.40
2:AB:66:LYS:HB2	2:AB:159:ASP:OD2	2.21	0.40
2:AB:84:ALA:O	2:AB:89:GLN:OE1	2.40	0.40
4:AD:99:ASP:OD2	4:AD:115:ARG:CZ	2.68	0.40
5:AE:116:GLU:HG2	5:AE:117:VAL:N	2.37	0.40
6:AF:3:HIS:CE1	6:AF:65:GLU:OE2	2.74	0.40
7:AG:66:LEU:O	7:AG:70:ARG:HD3	2.22	0.40
1:AA:1124:G:P	10:AJ:38:GLY:HA3	2.62	0.40
16:AP:39:PHE:CD1	16:AP:39:PHE:C	2.95	0.40
17:AQ:48:ASP:OD2	17:AQ:48:ASP:O	2.39	0.40
20:AT:54:MET:HG3	20:AT:55:GLN:N	2.36	0.40
1:AA:1539:C:O3'	21:AU:18:ARG:HB3	2.21	0.40
22:BA:1000:A:C6	22:BA:1001:A:C6	3.10	0.40
22:BA:1039:A:H2'	22:BA:1040:A:O4'	2.22	0.40
22:BA:1070:A:N1	22:BA:1097:U:O2'	2.47	0.40
22:BA:1075:C:N3	22:BA:1076:C:N4	2.70	0.40
22:BA:988:A:H4'	22:BA:1155:A:N1	2.37	0.40
22:BA:1177:G:H2'	22:BA:1178:C:O4'	2.22	0.40
22:BA:1482:G:C2	22:BA:1483:G:C8	3.10	0.40
22:BA:162:U:H4'	22:BA:163:C:OP1	2.21	0.40
22:BA:1829:A:H2'	22:BA:1830:C:O4'	2.21	0.40
22:BA:184:C:H2'	22:BA:185:G:C8	2.55	0.40
22:BA:1883:U:O4	22:BA:1884:G:C6	2.75	0.40
22:BA:1920:C:O2	22:BA:1920:C:H2'	2.20	0.40
22:BA:2564:A:C5	22:BA:2565:A:C6	3.10	0.40
22:BA:2580:U:C5	22:BA:2581:G:C6	3.09	0.40
22:BA:565:C:H4'	22:BA:1253:A:N6	2.37	0.40
22:BA:567:U:C2'	22:BA:568:U:O5'	2.70	0.40
22:BA:582:A:H2'	22:BA:583:G:C8	2.57	0.40
23:BB:65:U:O4	23:BB:108:A:H1'	2.22	0.40

Continued on next page...

Continued from previous page...

Atom-1	Atom-2	Interatomic distance (Å)	Clash overlap (Å)
24:BC:221:ARG:NH2	58:BC:403:HOH:O	2.54	0.40
24:BC:245:VAL:HA	24:BC:250:VAL:O	2.21	0.40
25:BD:186:LEU:HD21	37:BP:4:ILE:HG21	2.03	0.40
25:BD:2:ILE:HG23	25:BD:88:GLU:OE1	2.21	0.40
27:BF:48:LYS:HA	27:BF:51:ASP:HB2	2.03	0.40
27:BF:49:LEU:HD21	27:BF:148:ARG:NH2	2.37	0.40
28:BG:19:ILE:CD1	28:BG:45:HIS:HB2	2.51	0.40
29:BH:120:GLY:HA2	29:BH:122:LEU:HA	2.04	0.40
29:BH:66:ASN:OD1	29:BH:138:VAL:HG11	2.21	0.40
30:BI:115:ALA:O	30:BI:116:ASP:CB	2.69	0.40
31:BJ:44:TYR:C	31:BJ:44:TYR:CD2	2.94	0.40
35:BN:72:ASP:O	35:BN:76:VAL:HG12	2.21	0.40
36:BO:87:ILE:O	36:BO:88:LYS:O	2.40	0.40
39:BR:20:VAL:HG21	39:BR:22:LEU:HD21	2.04	0.40
43:BV:14:LYS:HD2	43:BV:18:ARG:NH1	2.37	0.40
46:BY:57:LEU:O	46:BY:57:LEU:CG	2.69	0.40
1:CA:1000:A:C5	1:CA:1001:C:C2	3.09	0.40
1:CA:17:U:H4'	1:CA:1080:A:O4'	2.21	0.40
1:CA:1082:A:OP1	5:CE:23:LYS:NZ	2.54	0.40
1:CA:1126:U:C6	1:CA:1281:C:C5	3.10	0.40
1:CA:299:G:C6	1:CA:300:A:C6	3.10	0.40
1:CA:582:C:O2'	1:CA:583:A:H5'	2.21	0.40
1:CA:59:A:H2'	1:CA:59:A:N3	2.37	0.40
1:CA:613:C:H2'	1:CA:614:C:C6	2.56	0.40
1:CA:840:C:H3'	1:CA:841:C:C5'	2.50	0.40
3:CC:66:VAL:HG12	3:CC:66:VAL:O	2.21	0.40
3:CC:77:ILE:HA	3:CC:84:VAL:HG22	2.01	0.40
4:CD:125:VAL:HG23	4:CD:130:VAL:CG2	2.51	0.40
4:CD:162:ALA:HA	4:CD:165:ARG:HG3	2.03	0.40
4:CD:145:ILE:HD13	4:CD:178:MET:HB3	2.03	0.40
5:CE:42:GLY:O	5:CE:119:GLY:HA3	2.22	0.40
5:CE:80:THR:HG1	5:CE:122:ASN:ND2	2.16	0.40
1:CA:9:G:OP2	5:CE:126:LYS:CE	2.70	0.40
6:CF:3:HIS:O	6:CF:92:THR:HA	2.22	0.40
6:CF:4:TYR:CE2	6:CF:71:ILE:HG12	2.57	0.40
6:CF:71:ILE:N	6:CF:71:ILE:CD1	2.85	0.40
8:CH:18:GLN:HG2	8:CH:63:LEU:HD13	2.03	0.40
9:CI:129:LYS:O	9:CI:130:ARG:CD	2.70	0.40
13:CM:90:ARG:HD2	13:CM:97:VAL:HA	2.03	0.40
17:CQ:55:ILE:C	17:CQ:55:ILE:HD13	2.42	0.40
49:D1:10:LYS:O	49:D1:51:GLU:HG2	2.22	0.40

Continued on next page...

Continued from previous page...

Atom-1	Atom-2	Interatomic distance (Å)	Clash overlap (Å)
22:DA:1040:A:H2'	22:DA:1041:G:O4'	2.21	0.40
22:DA:118:A:O4'	22:DA:178:G:O2'	2.38	0.40
22:DA:119:A:H5'	58:DA:3218:HOH:O	2.21	0.40
22:DA:1213:A:N3	22:DA:1238:G:O2'	2.39	0.40
22:DA:1359:A:C2	22:DA:1360:G:H1'	2.56	0.40
22:DA:1429:G:H1'	22:DA:1568:G:N3	2.37	0.40
22:DA:1343:G:N3	22:DA:1597:A:N1	2.69	0.40
22:DA:1802:A:N1	22:DA:1803:A:C2	2.90	0.40
22:DA:2115:G:N3	22:DA:2117:A:C8	2.89	0.40
22:DA:2125:G:H5'	22:DA:2126:A:OP2	2.21	0.40
22:DA:2245:U:O2'	22:DA:2435:A:H3'	2.22	0.40
22:DA:2449:U:H4'	22:DA:2450:A:OP1	2.22	0.40
22:DA:2452:C:C4'	56:DA:3001:DOL:H461	2.52	0.40
22:DA:2553:G:H2'	22:DA:2554:U:C4'	2.52	0.40
22:DA:269:C:C2'	22:DA:269:C:O2	2.69	0.40
22:DA:2842:G:C6	22:DA:2876:G:C6	3.10	0.40
22:DA:312:G:C2	22:DA:313:G:C8	3.09	0.40
22:DA:432:A:H2'	22:DA:433:C:O4'	2.21	0.40
22:DA:505:A:O2'	22:DA:509:C:O2'	2.23	0.40
22:DA:753:A:H2'	22:DA:754:U:H6	1.84	0.40
22:DA:77:G:C2	22:DA:78:U:C2	3.09	0.40
22:DA:909:A:N6	22:DA:912:C:O2	2.54	0.40
23:DB:27:C:C5	23:DB:28:C:C5	3.10	0.40
23:DB:29:A:N3	23:DB:56:G:C2	2.89	0.40
26:DE:58:LYS:CD	26:DE:60:TRP:O	2.70	0.40
26:DE:91:ASP:CG	26:DE:91:ASP:O	2.59	0.40
28:DG:155:GLU:OE1	28:DG:158:LYS:HG3	2.21	0.40
30:DI:12:GLN:NE2	30:DI:55:ILE:O	2.54	0.40
30:DI:57:VAL:HG23	30:DI:71:THR:CA	2.52	0.40
23:DB:90:C:H5'	34:DM:18:ARG:HA	2.04	0.40
39:DR:39:LEU:C	39:DR:49:ILE:HG23	2.42	0.40
39:DR:96:VAL:O	39:DR:96:VAL:HG23	2.21	0.40
40:DS:47:VAL:HB	40:DS:103:ILE:HG21	2.03	0.40
40:DS:14:ALA:HB1	40:DS:18:ARG:CZ	2.52	0.40
42:DU:96:PHE:CZ	42:DU:103:ILE:CG1	3.03	0.40
45:DX:5:CYS:O	45:DX:9:GLY:HA2	2.22	0.40

All (1) symmetry-related close contacts are listed below. The label for Atom-2 includes the symmetry operator and encoded unit-cell translations to be applied.

Atom-1	Atom-2	Interatomic distance (Å)	Clash overlap (Å)
1:CA:204:G:OP1	22:DA:289:G:O2'[3_545]	2.12	0.08

5.3 Torsion angles [i](#)

5.3.1 Protein backbone [i](#)

In the following table, the Percentiles column shows the percent Ramachandran outliers of the chain as a percentile score with respect to all X-ray entries followed by that with respect to entries of similar resolution.

The Analysed column shows the number of residues for which the backbone conformation was analysed, and the total number of residues.

Mol	Chain	Analysed	Favoured	Allowed	Outliers	Percentiles	
2	AB	216/218 (99%)	126 (58%)	45 (21%)	45 (21%)	0	0
2	CB	216/218 (99%)	140 (65%)	51 (24%)	25 (12%)	0	1
3	AC	204/206 (99%)	148 (72%)	35 (17%)	21 (10%)	0	1
3	CC	204/206 (99%)	154 (76%)	39 (19%)	11 (5%)	2	5
4	AD	203/205 (99%)	137 (68%)	39 (19%)	27 (13%)	0	0
4	CD	203/205 (99%)	152 (75%)	32 (16%)	19 (9%)	0	1
5	AE	148/150 (99%)	102 (69%)	27 (18%)	19 (13%)	0	1
5	CE	148/150 (99%)	100 (68%)	33 (22%)	15 (10%)	0	1
6	AF	98/100 (98%)	73 (74%)	15 (15%)	10 (10%)	0	1
6	CF	98/100 (98%)	68 (69%)	15 (15%)	15 (15%)	0	0
7	AG	149/151 (99%)	107 (72%)	29 (20%)	13 (9%)	1	1
7	CG	149/151 (99%)	119 (80%)	22 (15%)	8 (5%)	2	5
8	AH	127/129 (98%)	90 (71%)	28 (22%)	9 (7%)	1	2
8	CH	127/129 (98%)	98 (77%)	19 (15%)	10 (8%)	1	2
9	AI	125/127 (98%)	87 (70%)	24 (19%)	14 (11%)	0	1
9	CI	125/127 (98%)	89 (71%)	18 (14%)	18 (14%)	0	0
10	AJ	96/98 (98%)	64 (67%)	11 (12%)	21 (22%)	0	0
10	CJ	96/98 (98%)	73 (76%)	11 (12%)	12 (12%)	0	1
11	AK	115/117 (98%)	81 (70%)	17 (15%)	17 (15%)	0	0
11	CK	115/117 (98%)	82 (71%)	24 (21%)	9 (8%)	1	2
12	AL	121/123 (98%)	91 (75%)	21 (17%)	9 (7%)	1	2

Continued on next page...

Continued from previous page...

Mol	Chain	Analysed	Favoured	Allowed	Outliers	Percentiles	
12	CL	121/123 (98%)	92 (76%)	18 (15%)	11 (9%)	1	1
13	AM	112/114 (98%)	81 (72%)	21 (19%)	10 (9%)	1	1
13	CM	112/114 (98%)	80 (71%)	18 (16%)	14 (12%)	0	1
14	AN	92/100 (92%)	61 (66%)	21 (23%)	10 (11%)	0	1
14	CN	92/100 (92%)	58 (63%)	20 (22%)	14 (15%)	0	0
15	AO	86/88 (98%)	65 (76%)	14 (16%)	7 (8%)	1	2
15	CO	86/88 (98%)	64 (74%)	17 (20%)	5 (6%)	1	4
16	AP	80/82 (98%)	55 (69%)	15 (19%)	10 (12%)	0	1
16	CP	80/82 (98%)	59 (74%)	13 (16%)	8 (10%)	0	1
17	AQ	78/80 (98%)	53 (68%)	18 (23%)	7 (9%)	1	1
17	CQ	78/80 (98%)	56 (72%)	15 (19%)	7 (9%)	1	1
18	AR	53/55 (96%)	42 (79%)	11 (21%)	0	100	100
18	CR	53/55 (96%)	37 (70%)	12 (23%)	4 (8%)	1	2
19	AS	77/79 (98%)	57 (74%)	11 (14%)	9 (12%)	0	1
19	CS	77/79 (98%)	55 (71%)	11 (14%)	11 (14%)	0	0
20	AT	83/85 (98%)	59 (71%)	19 (23%)	5 (6%)	1	4
20	CT	83/85 (98%)	62 (75%)	12 (14%)	9 (11%)	0	1
21	AU	49/51 (96%)	26 (53%)	8 (16%)	15 (31%)	0	0
21	CU	49/51 (96%)	21 (43%)	16 (33%)	12 (24%)	0	0
24	BC	269/271 (99%)	218 (81%)	39 (14%)	12 (4%)	2	8
24	DC	269/271 (99%)	196 (73%)	48 (18%)	25 (9%)	0	1
25	BD	207/209 (99%)	180 (87%)	21 (10%)	6 (3%)	4	15
25	DD	207/209 (99%)	153 (74%)	43 (21%)	11 (5%)	2	6
26	BE	199/201 (99%)	165 (83%)	30 (15%)	4 (2%)	7	24
26	DE	199/201 (99%)	154 (77%)	27 (14%)	18 (9%)	1	1
27	BF	175/177 (99%)	142 (81%)	24 (14%)	9 (5%)	2	6
27	DF	175/177 (99%)	135 (77%)	27 (15%)	13 (7%)	1	2
28	BG	174/176 (99%)	148 (85%)	16 (9%)	10 (6%)	1	5
28	DG	174/176 (99%)	127 (73%)	36 (21%)	11 (6%)	1	3
29	BH	147/149 (99%)	89 (60%)	37 (25%)	21 (14%)	0	0
29	DH	147/149 (99%)	100 (68%)	32 (22%)	15 (10%)	0	1

Continued on next page...

Continued from previous page...

Mol	Chain	Analysed	Favoured	Allowed	Outliers	Percentiles	
30	BI	139/141 (99%)	78 (56%)	37 (27%)	24 (17%)	0	0
30	DI	139/141 (99%)	82 (59%)	38 (27%)	19 (14%)	0	0
31	BJ	140/142 (99%)	125 (89%)	14 (10%)	1 (1%)	22	53
31	DJ	140/142 (99%)	104 (74%)	23 (16%)	13 (9%)	0	1
32	BK	120/122 (98%)	97 (81%)	14 (12%)	9 (8%)	1	2
32	DK	120/122 (98%)	95 (79%)	15 (12%)	10 (8%)	1	2
33	BL	141/143 (99%)	112 (79%)	21 (15%)	8 (6%)	1	5
33	DL	141/143 (99%)	98 (70%)	31 (22%)	12 (8%)	1	1
34	BM	134/136 (98%)	120 (90%)	11 (8%)	3 (2%)	6	22
34	DM	134/136 (98%)	112 (84%)	17 (13%)	5 (4%)	3	11
35	BN	118/120 (98%)	95 (80%)	21 (18%)	2 (2%)	9	29
35	DN	118/120 (98%)	90 (76%)	18 (15%)	10 (8%)	1	1
36	BO	114/116 (98%)	96 (84%)	14 (12%)	4 (4%)	3	12
36	DO	114/116 (98%)	82 (72%)	24 (21%)	8 (7%)	1	3
37	BP	112/114 (98%)	99 (88%)	8 (7%)	5 (4%)	2	8
37	DP	112/114 (98%)	88 (79%)	18 (16%)	6 (5%)	2	5
38	BQ	115/117 (98%)	102 (89%)	12 (10%)	1 (1%)	17	46
38	DQ	115/117 (98%)	92 (80%)	22 (19%)	1 (1%)	17	46
39	BR	101/103 (98%)	81 (80%)	10 (10%)	10 (10%)	0	1
39	DR	101/103 (98%)	72 (71%)	23 (23%)	6 (6%)	1	4
40	BS	108/110 (98%)	94 (87%)	10 (9%)	4 (4%)	3	11
40	DS	108/110 (98%)	83 (77%)	17 (16%)	8 (7%)	1	2
41	BT	91/93 (98%)	74 (81%)	9 (10%)	8 (9%)	1	1
41	DT	91/93 (98%)	53 (58%)	28 (31%)	10 (11%)	0	1
42	BU	100/102 (98%)	77 (77%)	19 (19%)	4 (4%)	3	9
42	DU	100/102 (98%)	69 (69%)	19 (19%)	12 (12%)	0	1
43	BV	92/94 (98%)	84 (91%)	7 (8%)	1 (1%)	14	41
43	DV	92/94 (98%)	76 (83%)	14 (15%)	2 (2%)	6	22
44	BW	74/76 (97%)	68 (92%)	4 (5%)	2 (3%)	5	17
44	DW	73/76 (96%)	61 (84%)	12 (16%)	0	100	100
45	BX	75/77 (97%)	68 (91%)	6 (8%)	1 (1%)	12	36

Continued on next page...

Continued from previous page...

Mol	Chain	Analysed	Favoured	Allowed	Outliers	Percentiles	
45	DX	75/77 (97%)	58 (77%)	12 (16%)	5 (7%)	1	3
46	BY	61/63 (97%)	43 (70%)	10 (16%)	8 (13%)	0	1
46	DY	61/63 (97%)	44 (72%)	12 (20%)	5 (8%)	1	2
47	BZ	56/58 (97%)	54 (96%)	2 (4%)	0	100	100
47	DZ	56/58 (97%)	41 (73%)	10 (18%)	5 (9%)	1	1
48	B0	54/56 (96%)	46 (85%)	4 (7%)	4 (7%)	1	2
48	D0	54/56 (96%)	37 (68%)	12 (22%)	5 (9%)	0	1
49	B1	48/50 (96%)	40 (83%)	4 (8%)	4 (8%)	1	2
49	D1	48/50 (96%)	36 (75%)	8 (17%)	4 (8%)	1	2
50	B2	44/46 (96%)	37 (84%)	5 (11%)	2 (4%)	2	8
50	D2	44/46 (96%)	34 (77%)	6 (14%)	4 (9%)	1	1
51	B3	62/64 (97%)	56 (90%)	5 (8%)	1 (2%)	9	31
51	D3	62/64 (97%)	52 (84%)	6 (10%)	4 (6%)	1	3
52	B4	36/38 (95%)	31 (86%)	4 (11%)	1 (3%)	5	17
52	D4	36/38 (95%)	32 (89%)	2 (6%)	2 (6%)	2	5
53	B5	183/228 (80%)	87 (48%)	53 (29%)	43 (24%)	0	0
54	B6	2/8 (25%)	2 (100%)	0	0	100	100
54	D6	2/8 (25%)	0	2 (100%)	0	100	100
All	All	11422/11688 (98%)	8528 (75%)	1918 (17%)	976 (8%)	1	1

All (976) Ramachandran outliers are listed below:

Mol	Chain	Res	Type
2	AB	16	PHE
2	AB	20	THR
2	AB	22	TYR
2	AB	25	PRO
2	AB	34	ALA
2	AB	43	LEU
2	AB	64	LYS
2	AB	73	LYS
2	AB	74	ARG
2	AB	75	ALA
2	AB	76	ALA
2	AB	88	ASP
2	AB	107	VAL

Continued on next page...

Continued from previous page...

Mol	Chain	Res	Type
2	AB	120	GLN
2	AB	126	PHE
2	AB	134	ALA
2	AB	148	LEU
2	AB	152	LYS
2	AB	155	GLY
2	AB	182	PRO
2	AB	193	PRO
2	AB	194	ASP
2	AB	201	PRO
3	AC	12	LEU
3	AC	18	TRP
3	AC	26	THR
3	AC	80	LYS
3	AC	127	ARG
3	AC	140	ASN
3	AC	141	ALA
3	AC	146	ALA
3	AC	166	GLU
4	AD	23	SER
4	AD	25	VAL
4	AD	29	ASP
4	AD	33	LYS
4	AD	34	ILE
4	AD	35	GLU
4	AD	47	ARG
4	AD	85	ASN
4	AD	126	ASN
4	AD	153	SER
4	AD	168	PRO
4	AD	192	SER
5	AE	69	ARG
5	AE	70	ASN
5	AE	100	SER
5	AE	137	VAL
5	AE	158	GLY
6	AF	91	ARG
6	AF	92	THR
6	AF	99	ALA
7	AG	9	GLN
7	AG	14	PRO
7	AG	15	ASP

Continued on next page...

Continued from previous page...

Mol	Chain	Res	Type
7	AG	56	LYS
7	AG	57	SER
7	AG	81	GLY
8	AH	67	GLN
9	AI	41	ARG
9	AI	44	ALA
9	AI	58	VAL
9	AI	59	GLU
9	AI	116	VAL
10	AJ	34	ALA
10	AJ	35	GLN
10	AJ	57	VAL
10	AJ	74	VAL
10	AJ	93	ALA
10	AJ	101	SER
11	AK	27	PHE
11	AK	39	GLY
11	AK	41	ALA
11	AK	52	PHE
11	AK	55	SER
11	AK	56	ARG
11	AK	73	ALA
11	AK	103	ALA
11	AK	126	LYS
12	AL	24	LEU
12	AL	26	ALA
12	AL	44	LYS
12	AL	89	ASP
13	AM	5	ALA
13	AM	12	HIS
13	AM	107	ARG
13	AM	114	LYS
14	AN	34	VAL
14	AN	42	TRP
14	AN	47	LYS
14	AN	52	PRO
14	AN	62	ASN
14	AN	92	GLU
15	AO	3	LEU
15	AO	17	ARG
16	AP	43	ALA
16	AP	46	LYS

Continued on next page...

Continued from previous page...

Mol	Chain	Res	Type
16	AP	80	LYS
17	AQ	13	VAL
17	AQ	18	GLU
17	AQ	51	ASN
17	AQ	82	ALA
19	AS	23	VAL
19	AS	65	GLU
20	AT	4	ILE
20	AT	5	LYS
20	AT	6	SER
21	AU	9	ASN
21	AU	12	PHE
21	AU	23	CYS
21	AU	24	GLU
21	AU	35	ARG
21	AU	36	GLU
21	AU	37	PHE
21	AU	40	LYS
24	BC	71	LYS
24	BC	122	ALA
24	BC	168	ASP
24	BC	196	GLY
24	BC	253	LYS
25	BD	104	VAL
25	BD	152	PRO
26	BE	11	ALA
26	BE	86	ALA
27	BF	3	LYS
27	BF	41	GLY
27	BF	175	PHE
28	BG	39	ASP
28	BG	110	SER
28	BG	119	ALA
28	BG	175	LYS
29	BH	10	ALA
29	BH	34	GLY
29	BH	53	GLU
29	BH	87	GLU
29	BH	90	LEU
29	BH	118	PRO
29	BH	121	VAL
29	BH	140	ALA

Continued on next page...

Continued from previous page...

Mol	Chain	Res	Type
30	BI	19	ASN
30	BI	45	LYS
30	BI	63	ALA
30	BI	75	PRO
30	BI	83	ALA
30	BI	86	ILE
30	BI	113	LYS
30	BI	117	MET
32	BK	35	VAL
33	BL	15	ALA
33	BL	69	ARG
33	BL	94	THR
34	BM	69	PRO
37	BP	94	LYS
37	BP	114	LEU
38	BQ	25	TYR
39	BR	49	ILE
39	BR	51	VAL
39	BR	53	PHE
39	BR	55	ASP
40	BS	64	ALA
41	BT	2	ILE
41	BT	89	GLU
45	BX	3	ARG
46	BY	22	LEU
46	BY	24	GLU
46	BY	35	GLY
46	BY	36	GLN
46	BY	58	ASN
46	BY	62	GLY
48	B0	56	ALA
49	B1	17	THR
50	B2	44	VAL
53	B5	53	ARG
53	B5	60	ARG
53	B5	86	GLU
53	B5	126	SER
53	B5	134	PRO
53	B5	141	PRO
53	B5	167	ASP
53	B5	173	HIS
53	B5	175	PRO

Continued on next page...

Continued from previous page...

Mol	Chain	Res	Type
53	B5	183	PRO
53	B5	184	GLU
53	B5	185	LYS
53	B5	203	GLU
53	B5	214	TYR
53	B5	215	VAL
53	B5	221	PRO
2	CB	16	PHE
2	CB	35	ARG
2	CB	36	ASN
2	CB	74	ARG
2	CB	87	CYS
2	CB	88	ASP
2	CB	120	GLN
2	CB	126	PHE
2	CB	141	LEU
2	CB	168	HIS
2	CB	193	PRO
2	CB	194	ASP
2	CB	207	ILE
2	CB	220	THR
3	CC	66	VAL
3	CC	82	GLU
3	CC	127	ARG
3	CC	146	ALA
4	CD	28	ILE
4	CD	30	THR
4	CD	32	CYS
4	CD	33	LYS
4	CD	35	GLU
4	CD	42	GLY
5	CE	51	GLY
5	CE	100	SER
5	CE	101	GLU
5	CE	102	GLY
5	CE	103	THR
5	CE	123	VAL
5	CE	158	GLY
6	CF	33	GLU
6	CF	55	HIS
6	CF	56	LYS
6	CF	65	GLU

Continued on next page...

Continued from previous page...

Mol	Chain	Res	Type
6	CF	92	THR
6	CF	93	LYS
6	CF	98	GLU
6	CF	99	ALA
7	CG	3	ARG
7	CG	56	LYS
7	CG	130	ASN
7	CG	146	GLU
9	CI	26	GLY
9	CI	41	ARG
9	CI	53	GLU
9	CI	72	ILE
9	CI	91	ASP
9	CI	120	LYS
10	CJ	91	ASP
11	CK	52	PHE
11	CK	93	ARG
11	CK	127	ARG
12	CL	4	VAL
12	CL	43	LYS
12	CL	44	LYS
12	CL	48	ALA
12	CL	58	THR
12	CL	89	ASP
13	CM	7	ILE
13	CM	11	ASP
13	CM	41	GLU
13	CM	99	GLY
14	CN	29	ALA
14	CN	52	PRO
14	CN	53	ARG
14	CN	59	ARG
14	CN	81	ARG
14	CN	92	GLU
15	CO	14	GLU
15	CO	18	ASP
17	CQ	51	ASN
17	CQ	70	THR
17	CQ	76	VAL
18	CR	21	ILE
19	CS	5	LEU
20	CT	4	ILE

Continued on next page...

Continued from previous page...

Mol	Chain	Res	Type
20	CT	6	SER
20	CT	68	HIS
21	CU	12	PHE
21	CU	13	ASP
21	CU	24	GLU
21	CU	36	GLU
21	CU	37	PHE
21	CU	40	LYS
21	CU	52	ALA
24	DC	10	SER
24	DC	19	VAL
24	DC	29	PRO
24	DC	35	GLU
24	DC	58	HIS
24	DC	71	LYS
24	DC	238	ARG
24	DC	239	ASN
24	DC	251	GLN
25	DD	36	GLN
25	DD	57	ALA
25	DD	98	VAL
25	DD	105	LYS
25	DD	151	THR
25	DD	152	PRO
26	DE	6	LYS
26	DE	62	GLN
26	DE	145	ASP
27	DF	9	LYS
27	DF	122	PHE
27	DF	123	ASP
27	DF	175	PHE
28	DG	92	VAL
28	DG	119	ALA
28	DG	127	THR
28	DG	159	GLY
28	DG	175	LYS
29	DH	3	VAL
29	DH	10	ALA
29	DH	33	GLN
29	DH	35	LYS
29	DH	41	LYS
29	DH	53	GLU

Continued on next page...

Continued from previous page...

Mol	Chain	Res	Type
29	DH	54	LEU
29	DH	83	LYS
29	DH	109	GLU
30	DI	3	LYS
30	DI	7	ALA
30	DI	19	ASN
30	DI	101	ILE
30	DI	102	SER
30	DI	115	ALA
31	DJ	6	ALA
31	DJ	11	VAL
31	DJ	42	ALA
31	DJ	81	ILE
31	DJ	94	ALA
32	DK	35	VAL
32	DK	92	GLU
32	DK	108	ARG
32	DK	120	PRO
33	DL	39	LYS
33	DL	40	SER
33	DL	111	ILE
35	DN	70	THR
35	DN	88	ALA
35	DN	107	ASN
36	DO	12	THR
36	DO	34	HIS
36	DO	57	ALA
36	DO	115	LEU
37	DP	66	ASN
39	DR	102	SER
40	DS	29	VAL
40	DS	62	ASP
40	DS	66	ILE
40	DS	67	ASP
40	DS	72	THR
41	DT	21	SER
41	DT	22	THR
41	DT	28	ASN
41	DT	39	THR
41	DT	66	LYS
41	DT	78	SER
42	DU	37	GLU

Continued on next page...

Continued from previous page...

Mol	Chain	Res	Type
42	DU	89	ASP
43	DV	24	ASN
45	DX	62	LYS
47	DZ	4	THR
47	DZ	52	SER
47	DZ	53	PHE
48	D0	56	ALA
49	D1	16	GLY
50	D2	44	VAL
50	D2	45	SER
52	D4	23	ILE
2	AB	35	ARG
2	AB	41	ILE
2	AB	68	LEU
2	AB	80	VAL
2	AB	83	ALA
2	AB	119	THR
2	AB	137	ARG
2	AB	150	GLY
2	AB	156	GLY
2	AB	188	ASP
2	AB	202	GLY
2	AB	210	VAL
2	AB	212	LEU
2	AB	220	THR
3	AC	15	VAL
3	AC	17	PRO
3	AC	30	ALA
3	AC	61	ALA
3	AC	88	ARG
3	AC	160	ALA
3	AC	168	TYR
4	AD	17	THR
4	AD	24	GLY
4	AD	121	LYS
4	AD	191	LEU
5	AE	12	GLN
5	AE	45	ARG
5	AE	101	GLU
5	AE	109	GLY
5	AE	110	ALA
5	AE	122	ASN

Continued on next page...

Continued from previous page...

Mol	Chain	Res	Type
5	AE	138	ARG
7	AG	77	SER
7	AG	100	ALA
7	AG	130	ASN
8	AH	88	ARG
9	AI	13	LYS
9	AI	120	LYS
10	AJ	17	LEU
10	AJ	32	THR
10	AJ	36	VAL
10	AJ	38	GLY
10	AJ	41	PRO
10	AJ	81	GLU
10	AJ	91	ASP
11	AK	17	SER
11	AK	36	ASP
11	AK	108	THR
12	AL	25	GLU
12	AL	58	THR
12	AL	118	GLY
13	AM	4	ILE
13	AM	65	VAL
14	AN	23	LYS
14	AN	28	LYS
15	AO	88	ARG
16	AP	11	ALA
17	AQ	70	THR
19	AS	6	LYS
19	AS	64	ASP
21	AU	27	GLY
21	AU	38	TYR
21	AU	39	GLU
24	BC	271	ARG
25	BD	86	GLU
25	BD	102	ALA
25	BD	105	LYS
26	BE	49	ARG
27	BF	42	GLU
27	BF	172	ALA
27	BF	176	PRO
28	BG	38	ASN
28	BG	100	GLY

Continued on next page...

Continued from previous page...

Mol	Chain	Res	Type
29	BH	3	VAL
29	BH	11	ASN
29	BH	14	SER
29	BH	15	LEU
29	BH	66	ASN
29	BH	119	ASN
30	BI	10	LYS
30	BI	39	CYS
30	BI	58	VAL
30	BI	102	SER
30	BI	116	ASP
30	BI	138	LEU
32	BK	108	ARG
32	BK	110	GLU
33	BL	88	GLY
35	BN	70	THR
35	BN	118	ARG
36	BO	87	ILE
36	BO	88	LYS
37	BP	16	ASP
37	BP	35	GLY
37	BP	105	GLY
39	BR	29	THR
39	BR	57	GLY
40	BS	63	GLY
41	BT	17	SER
41	BT	52	GLU
41	BT	71	GLY
41	BT	72	GLN
42	BU	8	ASP
42	BU	19	LYS
42	BU	52	LEU
43	BV	66	ASP
46	BY	23	ARG
49	B1	5	ILE
49	B1	52	ALA
51	B3	28	ASN
53	B5	37	LYS
53	B5	41	THR
53	B5	62	THR
53	B5	69	LEU
53	B5	90	ALA

Continued on next page...

Continued from previous page...

Mol	Chain	Res	Type
53	B5	136	GLY
53	B5	209	PHE
53	B5	213	VAL
53	B5	216	THR
53	B5	217	THR
53	B5	223	VAL
2	CB	22	TYR
2	CB	124	GLY
3	CC	140	ASN
3	CC	141	ALA
4	CD	29	ASP
4	CD	36	GLN
4	CD	153	SER
4	CD	174	ASP
4	CD	175	ALA
5	CE	122	ASN
6	CF	91	ARG
6	CF	94	HIS
7	CG	84	THR
7	CG	114	LYS
8	CH	22	LYS
8	CH	54	ASP
9	CI	57	MET
9	CI	123	ARG
10	CJ	38	GLY
10	CJ	41	PRO
10	CJ	57	VAL
10	CJ	90	LEU
10	CJ	93	ALA
11	CK	78	GLY
11	CK	126	LYS
12	CL	22	PRO
12	CL	26	ALA
12	CL	76	GLU
13	CM	44	LYS
13	CM	94	GLY
14	CN	22	ALA
14	CN	32	SER
15	CO	21	ASP
16	CP	77	GLU
17	CQ	18	GLU
17	CQ	80	GLU

Continued on next page...

Continued from previous page...

Mol	Chain	Res	Type
18	CR	25	ASP
18	CR	47	THR
19	CS	6	LYS
19	CS	32	ARG
19	CS	45	ILE
19	CS	67	VAL
21	CU	9	ASN
21	CU	10	GLU
24	DC	25	HIS
24	DC	122	ALA
24	DC	205	LEU
24	DC	218	PRO
24	DC	240	PHE
24	DC	255	LYS
25	DD	40	LEU
26	DE	18	THR
26	DE	48	THR
26	DE	82	GLY
26	DE	86	ALA
26	DE	122	GLU
26	DE	126	VAL
26	DE	129	PRO
27	DF	148	ARG
28	DG	20	ASN
28	DG	28	GLY
29	DH	31	VAL
29	DH	77	THR
29	DH	118	PRO
30	DI	9	VAL
30	DI	93	PRO
30	DI	106	LEU
30	DI	134	ARG
31	DJ	25	LEU
31	DJ	127	GLY
33	DL	16	GLY
33	DL	36	LYS
33	DL	42	SER
34	DM	23	GLY
35	DN	104	ALA
36	DO	116	GLN
37	DP	36	SER
37	DP	94	LYS

Continued on next page...

Continued from previous page...

Mol	Chain	Res	Type
38	DQ	87	SER
39	DR	53	PHE
41	DT	18	GLU
41	DT	90	GLY
42	DU	53	ASN
42	DU	57	GLY
42	DU	98	SER
42	DU	99	ASN
45	DX	7	VAL
46	DY	57	LEU
48	D0	55	ILE
51	D3	26	HIS
2	AB	203	ASN
3	AC	54	ARG
3	AC	86	LYS
4	AD	32	CYS
4	AD	167	LYS
4	AD	169	THR
5	AE	88	VAL
5	AE	147	MET
6	AF	6	ILE
6	AF	42	TRP
6	AF	68	GLN
6	AF	69	GLU
7	AG	59	LEU
7	AG	85	TYR
8	AH	21	ASN
8	AH	50	LYS
9	AI	67	VAL
9	AI	88	MET
10	AJ	58	ASN
10	AJ	61	ALA
10	AJ	92	LEU
11	AK	128	ARG
12	AL	102	LEU
13	AM	10	PRO
13	AM	67	GLY
15	AO	73	LYS
16	AP	10	GLY
16	AP	49	GLY
16	AP	50	THR
16	AP	57	ILE

Continued on next page...

Continued from previous page...

Mol	Chain	Res	Type
17	AQ	12	VAL
20	AT	68	HIS
20	AT	69	LYS
21	AU	8	GLU
24	BC	29	PRO
26	BE	44	ARG
29	BH	9	VAL
29	BH	30	LEU
29	BH	85	GLY
29	BH	93	SER
29	BH	105	ALA
30	BI	4	LYS
30	BI	8	TYR
30	BI	20	PRO
30	BI	60	THR
30	BI	101	ILE
32	BK	109	SER
32	BK	119	ALA
34	BM	6	ARG
39	BR	31	GLU
39	BR	50	GLY
48	B0	55	ILE
52	B4	37	GLN
53	B5	27	ALA
53	B5	79	ALA
53	B5	133	GLY
53	B5	208	THR
53	B5	219	MET
2	CB	19	GLN
2	CB	130	THR
3	CC	37	PHE
3	CC	156	ARG
3	CC	174	PRO
4	CD	4	TYR
4	CD	10	LYS
4	CD	154	ARG
4	CD	168	PRO
5	CE	12	GLN
5	CE	45	ARG
5	CE	138	ARG
5	CE	143	GLY
5	CE	155	ALA

Continued on next page...

Continued from previous page...

Mol	Chain	Res	Type
6	CF	85	ILE
7	CG	126	ASP
7	CG	140	ASP
8	CH	3	MET
8	CH	66	PHE
8	CH	96	MET
8	CH	114	ARG
9	CI	12	ARG
10	CJ	79	PRO
11	CK	120	GLY
12	CL	23	ALA
13	CM	12	HIS
13	CM	82	ASP
13	CM	114	LYS
14	CN	11	VAL
14	CN	21	PHE
14	CN	62	ASN
15	CO	46	HIS
16	CP	24	SER
16	CP	31	ARG
17	CQ	20	SER
19	CS	66	MET
19	CS	73	GLU
20	CT	7	ALA
21	CU	35	ARG
24	DC	26	LYS
24	DC	143	ASN
25	DD	102	ALA
26	DE	61	ARG
26	DE	149	ILE
28	DG	8	PRO
29	DH	16	GLY
29	DH	40	THR
31	DJ	8	PRO
31	DJ	10	THR
32	DK	105	ARG
33	DL	9	ALA
33	DL	53	GLY
33	DL	69	ARG
34	DM	3	GLN
34	DM	57	VAL
34	DM	58	LYS

Continued on next page...

Continued from previous page...

Mol	Chain	Res	Type
34	DM	69	PRO
35	DN	86	ARG
35	DN	118	ARG
36	DO	3	LYS
36	DO	63	LYS
37	DP	80	VAL
40	DS	40	ASN
42	DU	41	LEU
42	DU	58	ILE
45	DX	26	LYS
46	DY	37	LEU
47	DZ	29	LEU
47	DZ	30	ARG
48	D0	52	ARG
49	D1	27	LYS
52	D4	20	ASP
4	AD	26	ARG
4	AD	28	ILE
4	AD	36	GLN
4	AD	160	GLU
4	AD	193	ALA
5	AE	24	THR
5	AE	26	LYS
6	AF	62	MET
7	AG	5	ARG
8	AH	66	PHE
9	AI	9	THR
10	AJ	42	LEU
10	AJ	75	ASP
11	AK	14	LYS
11	AK	119	ASN
13	AM	64	VAL
14	AN	44	ALA
15	AO	20	ASN
15	AO	46	HIS
16	AP	53	ASP
16	AP	79	ASN
17	AQ	16	LYS
19	AS	4	SER
19	AS	29	LYS
19	AS	43	ASN
21	AU	10	GLU

Continued on next page...

Continued from previous page...

Mol	Chain	Res	Type
21	AU	26	ALA
24	BC	121	ASP
24	BC	124	ILE
24	BC	265	LYS
27	BF	10	ASP
28	BG	12	PRO
28	BG	80	THR
29	BH	83	LYS
30	BI	9	VAL
30	BI	84	ALA
30	BI	98	VAL
31	BJ	81	ILE
33	BL	68	SER
36	BO	50	ALA
39	BR	43	ASN
39	BR	52	PRO
41	BT	18	GLU
42	BU	100	SER
44	BW	11	ARG
46	BY	46	VAL
49	B1	51	GLU
53	B5	65	LEU
53	B5	66	PRO
53	B5	106	ASP
2	CB	108	ARG
2	CB	136	MET
2	CB	142	GLU
2	CB	149	GLY
4	CD	47	ARG
4	CD	192	SER
5	CE	150	PRO
9	CI	9	THR
10	CJ	35	GLN
10	CJ	36	VAL
10	CJ	92	LEU
10	CJ	95	GLY
12	CL	24	LEU
13	CM	14	HIS
14	CN	23	LYS
14	CN	31	ILE
16	CP	44	SER
19	CS	31	LEU

Continued on next page...

Continued from previous page...

Mol	Chain	Res	Type
19	CS	69	HIS
20	CT	67	ILE
21	CU	11	PRO
24	DC	121	ASP
24	DC	203	ARG
25	DD	70	LYS
25	DD	194	PRO
26	DE	125	SER
26	DE	127	GLU
26	DE	153	LEU
27	DF	174	ASP
28	DG	46	ALA
29	DH	9	VAL
30	DI	10	LYS
30	DI	65	ARG
30	DI	84	ALA
32	DK	93	GLN
33	DL	29	LYS
33	DL	30	THR
35	DN	59	SER
35	DN	61	ALA
35	DN	85	PRO
37	DP	114	LEU
39	DR	7	SER
39	DR	82	HIS
40	DS	63	GLY
40	DS	64	ALA
42	DU	7	ARG
42	DU	52	LEU
43	DV	84	PRO
50	D2	8	SER
51	D3	7	VAL
2	AB	13	GLY
2	AB	161	LEU
3	AC	66	VAL
3	AC	159	GLY
4	AD	151	LYS
5	AE	78	ASN
6	AF	54	LEU
6	AF	98	GLU
8	AH	57	PRO
10	AJ	16	ARG

Continued on next page...

Continued from previous page...

Mol	Chain	Res	Type
10	AJ	33	GLY
11	AK	16	VAL
15	AO	49	ASP
19	AS	9	PRO
21	AU	52	ALA
27	BF	177	PHE
28	BG	14	GLY
32	BK	91	SER
32	BK	93	GLN
33	BL	29	LYS
33	BL	86	GLU
33	BL	92	LEU
41	BT	25	GLU
44	BW	57	HIS
48	B0	34	SER
50	B2	42	LEU
53	B5	148	PHE
53	B5	171	ALA
53	B5	180	SER
53	B5	201	LYS
53	B5	210	LEU
2	CB	166	ALA
2	CB	203	ASN
3	CC	160	ALA
4	CD	34	ILE
6	CF	39	LEU
8	CH	21	ASN
8	CH	57	PRO
8	CH	67	GLN
8	CH	97	ALA
9	CI	14	SER
9	CI	55	VAL
9	CI	58	VAL
9	CI	128	SER
11	CK	15	GLN
13	CM	37	ALA
13	CM	66	GLU
16	CP	46	LYS
17	CQ	5	ILE
20	CT	5	LYS
20	CT	20	HIS
20	CT	56	PRO

Continued on next page...

Continued from previous page...

Mol	Chain	Res	Type
21	CU	16	LEU
24	DC	34	LEU
24	DC	46	ASN
24	DC	85	PRO
24	DC	247	PRO
24	DC	260	ASN
25	DD	195	GLY
26	DE	80	SER
27	DF	27	GLN
27	DF	79	ILE
27	DF	118	SER
27	DF	176	PRO
30	DI	20	PRO
30	DI	22	PRO
31	DJ	95	ARG
32	DK	110	GLU
35	DN	3	HIS
41	DT	77	ARG
48	D0	24	ALA
48	D0	43	ILE
49	D1	51	GLU
2	AB	21	ARG
2	AB	48	PRO
2	AB	183	VAL
3	AC	147	LYS
4	AD	198	HIS
8	AH	14	ILE
8	AH	96	MET
9	AI	43	THR
9	AI	51	PRO
11	AK	89	PRO
12	AL	22	PRO
19	AS	76	PRO
24	BC	97	LYS
24	BC	234	GLY
25	BD	40	LEU
29	BH	120	GLY
30	BI	7	ALA
30	BI	23	PRO
32	BK	118	LEU
36	BO	61	GLN
40	BS	29	VAL

Continued on next page...

Continued from previous page...

Mol	Chain	Res	Type
53	B5	36	ALA
53	B5	218	THR
2	CB	68	LEU
5	CE	24	THR
6	CF	13	ASP
6	CF	18	VAL
9	CI	32	GLN
9	CI	129	LYS
10	CJ	75	ASP
13	CM	96	PRO
18	CR	71	THR
26	DE	161	ALA
28	DG	12	PRO
30	DI	61	VAL
36	DO	90	VAL
45	DX	44	LYS
49	D1	5	ILE
51	D3	47	LYS
4	AD	173	VAL
5	AE	105	ILE
5	AE	149	SER
8	AH	25	VAL
10	AJ	43	PRO
28	BG	79	VAL
32	BK	72	PRO
48	B0	54	VAL
53	B5	51	ASP
9	CI	50	GLN
13	CM	25	VAL
14	CN	34	VAL
15	CO	36	ILE
30	DI	13	VAL
30	DI	52	GLY
31	DJ	82	GLY
32	DK	72	PRO
42	DU	54	GLN
50	D2	38	GLY
2	AB	124	GLY
9	AI	24	GLY
13	AM	16	VAL
19	CS	30	PRO
19	CS	76	PRO

Continued on next page...

Continued from previous page...

Mol	Chain	Res	Type
24	DC	228	VAL
27	DF	85	ILE
28	DG	17	VAL
32	DK	48	PRO
33	DL	87	GLY
45	DX	51	VAL
46	DY	11	VAL
9	AI	72	ILE
14	AN	91	GLY
27	BF	85	ILE
40	BS	66	ILE
6	CF	64	VAL
11	CK	92	GLY
16	CP	14	ARG
16	CP	42	ILE
20	CT	65	GLY
31	DJ	64	VAL
37	DP	84	ILE
42	DU	25	VAL
2	AB	224	GLY
7	AG	80	VAL
34	BM	26	VAL
4	CD	167	LYS
9	CI	104	VAL
11	CK	89	PRO
26	DE	83	VAL
27	DF	31	VAL
27	DF	44	ILE
30	DI	98	VAL
32	DK	119	ALA
39	DR	101	ILE
41	DT	47	VAL
46	DY	46	VAL
51	D3	32	ILE
3	CC	64	ILE
16	CP	15	PRO
31	DJ	136	GLN
39	DR	30	GLY
46	DY	35	GLY

5.3.2 Protein sidechains ⓘ

In the following table, the Percentiles column shows the percent sidechain outliers of the chain as a percentile score with respect to all X-ray entries followed by that with respect to entries of similar resolution.

The Analysed column shows the number of residues for which the sidechain conformation was analysed, and the total number of residues.

Mol	Chain	Analysed	Rotameric	Outliers	Percentiles	
2	AB	180/180 (100%)	132 (73%)	48 (27%)	0	1
2	CB	180/180 (100%)	130 (72%)	50 (28%)	0	1
3	AC	170/170 (100%)	135 (79%)	35 (21%)	1	3
3	CC	170/170 (100%)	144 (85%)	26 (15%)	2	8
4	AD	172/172 (100%)	139 (81%)	33 (19%)	1	4
4	CD	172/172 (100%)	143 (83%)	29 (17%)	2	6
5	AE	113/113 (100%)	84 (74%)	29 (26%)	0	1
5	CE	113/113 (100%)	86 (76%)	27 (24%)	0	2
6	AF	87/87 (100%)	69 (79%)	18 (21%)	1	3
6	CF	87/87 (100%)	61 (70%)	26 (30%)	0	1
7	AG	124/124 (100%)	101 (82%)	23 (18%)	1	5
7	CG	124/124 (100%)	99 (80%)	25 (20%)	1	4
8	AH	104/104 (100%)	84 (81%)	20 (19%)	1	4
8	CH	104/104 (100%)	82 (79%)	22 (21%)	1	3
9	AI	105/105 (100%)	77 (73%)	28 (27%)	0	1
9	CI	105/105 (100%)	88 (84%)	17 (16%)	2	7
10	AJ	86/86 (100%)	67 (78%)	19 (22%)	1	3
10	CJ	86/86 (100%)	68 (79%)	18 (21%)	1	3
11	AK	90/90 (100%)	76 (84%)	14 (16%)	2	8
11	CK	90/90 (100%)	71 (79%)	19 (21%)	1	3
12	AL	103/103 (100%)	89 (86%)	14 (14%)	3	11
12	CL	103/103 (100%)	82 (80%)	21 (20%)	1	4
13	AM	92/92 (100%)	74 (80%)	18 (20%)	1	4
13	CM	92/92 (100%)	75 (82%)	17 (18%)	1	5
14	AN	79/83 (95%)	64 (81%)	15 (19%)	1	4
14	CN	79/83 (95%)	70 (89%)	9 (11%)	5	18

Continued on next page...

Continued from previous page...

Mol	Chain	Analysed	Rotameric	Outliers	Percentiles	
15	AO	75/76 (99%)	63 (84%)	12 (16%)	2	7
15	CO	75/76 (99%)	65 (87%)	10 (13%)	4	12
16	AP	65/65 (100%)	50 (77%)	15 (23%)	1	2
16	CP	65/65 (100%)	54 (83%)	11 (17%)	2	6
17	AQ	74/74 (100%)	50 (68%)	24 (32%)	0	0
17	CQ	74/74 (100%)	51 (69%)	23 (31%)	0	0
18	AR	48/48 (100%)	38 (79%)	10 (21%)	1	3
18	CR	48/48 (100%)	38 (79%)	10 (21%)	1	3
19	AS	70/70 (100%)	55 (79%)	15 (21%)	1	3
19	CS	70/70 (100%)	58 (83%)	12 (17%)	2	6
20	AT	65/65 (100%)	51 (78%)	14 (22%)	1	3
20	CT	65/65 (100%)	57 (88%)	8 (12%)	4	15
21	AU	44/44 (100%)	29 (66%)	15 (34%)	0	0
21	CU	44/44 (100%)	29 (66%)	15 (34%)	0	0
24	BC	216/216 (100%)	189 (88%)	27 (12%)	4	14
24	DC	216/216 (100%)	197 (91%)	19 (9%)	10	29
25	BD	164/164 (100%)	148 (90%)	16 (10%)	8	24
25	DD	164/164 (100%)	145 (88%)	19 (12%)	5	17
26	BE	165/165 (100%)	136 (82%)	29 (18%)	2	5
26	DE	165/165 (100%)	137 (83%)	28 (17%)	2	6
27	BF	148/148 (100%)	116 (78%)	32 (22%)	1	3
27	DF	148/148 (100%)	119 (80%)	29 (20%)	1	4
28	BG	137/137 (100%)	118 (86%)	19 (14%)	3	11
28	DG	137/137 (100%)	114 (83%)	23 (17%)	2	6
29	BH	114/114 (100%)	88 (77%)	26 (23%)	1	2
29	DH	114/114 (100%)	88 (77%)	26 (23%)	1	2
30	BI	109/109 (100%)	82 (75%)	27 (25%)	0	2
30	DI	109/109 (100%)	80 (73%)	29 (27%)	0	1
31	BJ	116/116 (100%)	105 (90%)	11 (10%)	8	25
31	DJ	116/116 (100%)	94 (81%)	22 (19%)	1	4
32	BK	103/103 (100%)	89 (86%)	14 (14%)	3	11

Continued on next page...

Continued from previous page...

Mol	Chain	Analysed	Rotameric	Outliers	Percentiles	
32	DK	103/103 (100%)	90 (87%)	13 (13%)	4	14
33	BL	102/102 (100%)	91 (89%)	11 (11%)	6	19
33	DL	102/102 (100%)	86 (84%)	16 (16%)	2	8
34	BM	109/109 (100%)	99 (91%)	10 (9%)	9	27
34	DM	109/109 (100%)	95 (87%)	14 (13%)	4	13
35	BN	100/100 (100%)	94 (94%)	6 (6%)	19	48
35	DN	100/100 (100%)	76 (76%)	24 (24%)	0	2
36	BO	86/86 (100%)	65 (76%)	21 (24%)	0	2
36	DO	86/86 (100%)	70 (81%)	16 (19%)	1	5
37	BP	99/99 (100%)	81 (82%)	18 (18%)	1	5
37	DP	99/99 (100%)	90 (91%)	9 (9%)	9	27
38	BQ	89/89 (100%)	78 (88%)	11 (12%)	4	14
38	DQ	89/89 (100%)	78 (88%)	11 (12%)	4	14
39	BR	84/84 (100%)	74 (88%)	10 (12%)	5	16
39	DR	84/84 (100%)	76 (90%)	8 (10%)	8	25
40	BS	93/93 (100%)	76 (82%)	17 (18%)	1	5
40	DS	93/93 (100%)	83 (89%)	10 (11%)	6	19
41	BT	80/80 (100%)	68 (85%)	12 (15%)	3	9
41	DT	80/80 (100%)	66 (82%)	14 (18%)	2	6
42	BU	83/83 (100%)	72 (87%)	11 (13%)	4	12
42	DU	83/83 (100%)	68 (82%)	15 (18%)	1	5
43	BV	78/78 (100%)	63 (81%)	15 (19%)	1	4
43	DV	78/78 (100%)	65 (83%)	13 (17%)	2	6
44	BW	57/58 (98%)	47 (82%)	10 (18%)	2	6
44	DW	56/58 (97%)	50 (89%)	6 (11%)	6	20
45	BX	67/67 (100%)	61 (91%)	6 (9%)	9	28
45	DX	67/67 (100%)	58 (87%)	9 (13%)	4	12
46	BY	55/55 (100%)	50 (91%)	5 (9%)	9	27
46	DY	55/55 (100%)	43 (78%)	12 (22%)	1	3
47	BZ	48/48 (100%)	41 (85%)	7 (15%)	3	9
47	DZ	48/48 (100%)	38 (79%)	10 (21%)	1	3

Continued on next page...

Continued from previous page...

Mol	Chain	Analysed	Rotameric	Outliers	Percentiles	
48	B0	47/47 (100%)	42 (89%)	5 (11%)	6	20
48	D0	47/47 (100%)	43 (92%)	4 (8%)	10	31
49	B1	45/45 (100%)	42 (93%)	3 (7%)	16	43
49	D1	45/45 (100%)	39 (87%)	6 (13%)	4	12
50	B2	38/38 (100%)	34 (90%)	4 (10%)	7	20
50	D2	38/38 (100%)	31 (82%)	7 (18%)	1	5
51	B3	51/51 (100%)	45 (88%)	6 (12%)	5	16
51	D3	51/51 (100%)	46 (90%)	5 (10%)	8	24
52	B4	34/34 (100%)	32 (94%)	2 (6%)	19	49
52	D4	34/34 (100%)	26 (76%)	8 (24%)	1	2
53	B5	61/180 (34%)	48 (79%)	13 (21%)	1	3
54	B6	2/2 (100%)	2 (100%)	0	100	100
54	D6	2/2 (100%)	2 (100%)	0	100	100
All	All	9390/9522 (99%)	7747 (82%)	1643 (18%)	2	6

All (1643) residues with a non-rotameric sidechain are listed below:

Mol	Chain	Res	Type
2	AB	9	MET
2	AB	14	VAL
2	AB	15	HIS
2	AB	20	THR
2	AB	21	ARG
2	AB	22	TYR
2	AB	27	MET
2	AB	31	ILE
2	AB	32	PHE
2	AB	39	HIS
2	AB	41	ILE
2	AB	43	LEU
2	AB	46	THR
2	AB	50	PHE
2	AB	64	LYS
2	AB	66	LYS
2	AB	68	LEU
2	AB	85	LEU
2	AB	87	CYS

Continued on next page...

Continued from previous page...

Mol	Chain	Res	Type
2	AB	88	ASP
2	AB	95	ARG
2	AB	100	MET
2	AB	101	LEU
2	AB	102	THR
2	AB	107	VAL
2	AB	108	ARG
2	AB	114	LEU
2	AB	122	GLN
2	AB	123	ASP
2	AB	126	PHE
2	AB	129	LEU
2	AB	130	THR
2	AB	132	LYS
2	AB	135	LEU
2	AB	148	LEU
2	AB	153	ASP
2	AB	157	LEU
2	AB	161	LEU
2	AB	164	ILE
2	AB	182	PRO
2	AB	188	ASP
2	AB	197	ASP
2	AB	207	ILE
2	AB	208	ARG
2	AB	210	VAL
2	AB	213	TYR
2	AB	220	THR
2	AB	225	ARG
3	AC	3	GLN
3	AC	14	ILE
3	AC	15	VAL
3	AC	18	TRP
3	AC	19	ASN
3	AC	21	THR
3	AC	27	LYS
3	AC	28	GLU
3	AC	29	PHE
3	AC	33	LEU
3	AC	37	PHE
3	AC	38	LYS
3	AC	43	LEU

Continued on next page...

Continued from previous page...

Mol	Chain	Res	Type
3	AC	52	VAL
3	AC	53	SER
3	AC	55	ILE
3	AC	57	ILE
3	AC	59	ARG
3	AC	64	ILE
3	AC	75	ILE
3	AC	86	LYS
3	AC	103	ILE
3	AC	107	ARG
3	AC	127	ARG
3	AC	131	ARG
3	AC	144	LEU
3	AC	167	TRP
3	AC	168	TYR
3	AC	185	ASN
3	AC	186	THR
3	AC	192	THR
3	AC	193	TYR
3	AC	196	ILE
3	AC	200	VAL
3	AC	207	ILE
4	AD	5	LEU
4	AD	13	ARG
4	AD	23	SER
4	AD	31	LYS
4	AD	32	CYS
4	AD	33	LYS
4	AD	34	ILE
4	AD	35	GLU
4	AD	44	ARG
4	AD	45	LYS
4	AD	56	ARG
4	AD	58	LYS
4	AD	63	ARG
4	AD	73	ARG
4	AD	83	LYS
4	AD	90	LEU
4	AD	93	LEU
4	AD	94	LEU
4	AD	104	ARG
4	AD	111	ARG

Continued on next page...

Continued from previous page...

Mol	Chain	Res	Type
4	AD	121	LYS
4	AD	123	ILE
4	AD	132	ILE
4	AD	153	SER
4	AD	161	LEU
4	AD	163	GLU
4	AD	171	LEU
4	AD	173	VAL
4	AD	190	ASP
4	AD	195	ILE
4	AD	198	HIS
4	AD	205	SER
4	AD	206	LYS
5	AE	10	GLU
5	AE	14	LYS
5	AE	15	LEU
5	AE	16	ILE
5	AE	18	VAL
5	AE	21	VAL
5	AE	25	VAL
5	AE	32	SER
5	AE	36	LEU
5	AE	37	THR
5	AE	38	VAL
5	AE	60	ILE
5	AE	68	ARG
5	AE	78	ASN
5	AE	81	LEU
5	AE	83	HIS
5	AE	85	VAL
5	AE	94	VAL
5	AE	115	LEU
5	AE	120	VAL
5	AE	124	LEU
5	AE	134	ILE
5	AE	136	VAL
5	AE	137	VAL
5	AE	140	THR
5	AE	142	ASP
5	AE	149	SER
5	AE	153	VAL
5	AE	159	LYS

Continued on next page...

Continued from previous page...

Mol	Chain	Res	Type
6	AF	7	VAL
6	AF	9	MET
6	AF	14	GLN
6	AF	15	SER
6	AF	17	GLN
6	AF	24	ARG
6	AF	36	ILE
6	AF	51	ILE
6	AF	54	LEU
6	AF	55	HIS
6	AF	68	GLN
6	AF	69	GLU
6	AF	73	GLU
6	AF	75	GLU
6	AF	84	VAL
6	AF	86	ARG
6	AF	96	VAL
6	AF	98	GLU
7	AG	4	ARG
7	AG	7	ILE
7	AG	22	LEU
7	AG	23	LEU
7	AG	32	VAL
7	AG	36	LYS
7	AG	37	SER
7	AG	38	THR
7	AG	40	GLU
7	AG	48	GLU
7	AG	50	LEU
7	AG	52	GLN
7	AG	58	GLU
7	AG	59	LEU
7	AG	63	GLU
7	AG	70	ARG
7	AG	78	ARG
7	AG	90	GLU
7	AG	106	GLU
7	AG	115	SER
7	AG	135	VAL
7	AG	136	LYS
7	AG	143	ARG
8	AH	2	SER

Continued on next page...

Continued from previous page...

Mol	Chain	Res	Type
8	AH	3	MET
8	AH	22	LYS
8	AH	25	VAL
8	AH	26	THR
8	AH	32	LEU
8	AH	36	ILE
8	AH	38	ASN
8	AH	39	VAL
8	AH	42	GLU
8	AH	47	GLU
8	AH	59	LEU
8	AH	77	ARG
8	AH	83	LEU
8	AH	87	LYS
8	AH	104	VAL
8	AH	108	LYS
8	AH	117	ARG
8	AH	121	LEU
8	AH	129	VAL
9	AI	12	ARG
9	AI	30	ILE
9	AI	33	ARG
9	AI	36	GLU
9	AI	43	THR
9	AI	46	MET
9	AI	48	VAL
9	AI	49	ARG
9	AI	55	VAL
9	AI	56	ASP
9	AI	57	MET
9	AI	60	LYS
9	AI	61	LEU
9	AI	63	LEU
9	AI	65	ILE
9	AI	68	LYS
9	AI	85	ARG
9	AI	88	MET
9	AI	89	GLU
9	AI	90	TYR
9	AI	91	ASP
9	AI	94	LEU
9	AI	100	LYS

Continued on next page...

Continued from previous page...

Mol	Chain	Res	Type
9	AI	106	ARG
9	AI	115	LYS
9	AI	127	PHE
9	AI	129	LYS
9	AI	130	ARG
10	AJ	5	ARG
10	AJ	6	ILE
10	AJ	8	ILE
10	AJ	27	GLU
10	AJ	30	LYS
10	AJ	40	ILE
10	AJ	42	LEU
10	AJ	45	ARG
10	AJ	48	ARG
10	AJ	49	PHE
10	AJ	50	THR
10	AJ	52	LEU
10	AJ	59	LYS
10	AJ	66	GLU
10	AJ	73	LEU
10	AJ	84	VAL
10	AJ	87	LEU
10	AJ	91	ASP
10	AJ	98	VAL
11	AK	31	ILE
11	AK	33	THR
11	AK	34	ILE
11	AK	52	PHE
11	AK	56	ARG
11	AK	58	SER
11	AK	65	VAL
11	AK	81	ASN
11	AK	96	THR
11	AK	100	LEU
11	AK	101	ASN
11	AK	107	ILE
11	AK	126	LYS
11	AK	128	ARG
12	AL	7	LEU
12	AL	10	LYS
12	AL	29	GLN
12	AL	33	VAL

Continued on next page...

Continued from previous page...

Mol	Chain	Res	Type
12	AL	36	ARG
12	AL	44	LYS
12	AL	58	THR
12	AL	62	GLU
12	AL	74	LEU
12	AL	89	ASP
12	AL	102	LEU
12	AL	105	SER
12	AL	115	SER
12	AL	121	ARG
13	AM	4	ILE
13	AM	7	ILE
13	AM	11	ASP
13	AM	13	LYS
13	AM	16	VAL
13	AM	25	VAL
13	AM	27	LYS
13	AM	44	LYS
13	AM	50	GLU
13	AM	59	GLU
13	AM	71	ARG
13	AM	72	GLU
13	AM	80	LEU
13	AM	82	ASP
13	AM	87	ARG
13	AM	91	HIS
13	AM	104	THR
13	AM	108	THR
14	AN	5	SER
14	AN	7	LYS
14	AN	12	LYS
14	AN	14	VAL
14	AN	26	GLU
14	AN	28	LYS
14	AN	46	LEU
14	AN	49	GLN
14	AN	50	THR
14	AN	51	LEU
14	AN	59	ARG
14	AN	84	VAL
14	AN	85	ARG
14	AN	97	LYS

Continued on next page...

Continued from previous page...

Mol	Chain	Res	Type
14	AN	98	LYS
15	AO	8	THR
15	AO	13	SER
15	AO	17	ARG
15	AO	22	THR
15	AO	35	GLN
15	AO	39	LEU
15	AO	40	GLN
15	AO	59	MET
15	AO	67	LEU
15	AO	85	LEU
15	AO	87	LEU
15	AO	88	ARG
16	AP	1	MET
16	AP	2	VAL
16	AP	3	THR
16	AP	5	ARG
16	AP	8	ARG
16	AP	19	VAL
16	AP	29	ASN
16	AP	33	ILE
16	AP	46	LYS
16	AP	51	ARG
16	AP	55	ASP
16	AP	56	ARG
16	AP	66	THR
16	AP	76	LYS
16	AP	80	LYS
17	AQ	4	LYS
17	AQ	6	ARG
17	AQ	7	THR
17	AQ	8	LEU
17	AQ	13	VAL
17	AQ	14	SER
17	AQ	16	LYS
17	AQ	17	MET
17	AQ	21	ILE
17	AQ	29	VAL
17	AQ	30	LYS
17	AQ	33	ILE
17	AQ	38	ILE
17	AQ	48	ASP

Continued on next page...

Continued from previous page...

Mol	Chain	Res	Type
17	AQ	52	GLU
17	AQ	55	ILE
17	AQ	61	ILE
17	AQ	69	LYS
17	AQ	74	THR
17	AQ	75	LEU
17	AQ	76	VAL
17	AQ	77	ARG
17	AQ	81	LYS
17	AQ	83	VAL
18	AR	21	ILE
18	AR	29	LEU
18	AR	30	LYS
18	AR	31	ASN
18	AR	33	ILE
18	AR	34	THR
18	AR	43	ARG
18	AR	55	LEU
18	AR	57	ARG
18	AR	71	THR
19	AS	6	LYS
19	AS	7	LYS
19	AS	21	LYS
19	AS	24	GLU
19	AS	27	ASP
19	AS	29	LYS
19	AS	32	ARG
19	AS	37	ARG
19	AS	41	PHE
19	AS	45	ILE
19	AS	55	ARG
19	AS	56	GLN
19	AS	58	VAL
19	AS	63	THR
19	AS	65	GLU
20	AT	3	ASN
20	AT	5	LYS
20	AT	6	SER
20	AT	10	ARG
20	AT	12	ILE
20	AT	24	ARG
20	AT	34	LYS

Continued on next page...

Continued from previous page...

Mol	Chain	Res	Type
20	AT	36	TYR
20	AT	54	MET
20	AT	66	LEU
20	AT	67	ILE
20	AT	69	LYS
20	AT	70	ASN
20	AT	74	ARG
21	AU	5	LYS
21	AU	10	GLU
21	AU	12	PHE
21	AU	18	ARG
21	AU	20	LYS
21	AU	23	CYS
21	AU	25	LYS
21	AU	28	VAL
21	AU	34	ARG
21	AU	37	PHE
21	AU	42	THR
21	AU	46	LYS
21	AU	47	ARG
21	AU	49	LYS
21	AU	54	LYS
24	BC	18	LYS
24	BC	20	VAL
24	BC	23	GLU
24	BC	24	LEU
24	BC	51	THR
24	BC	64	ILE
24	BC	86	ASN
24	BC	90	ASN
24	BC	97	LYS
24	BC	105	LEU
24	BC	111	LYS
24	BC	117	GLN
24	BC	121	ASP
24	BC	140	THR
24	BC	156	ARG
24	BC	162	VAL
24	BC	164	ILE
24	BC	174	LEU
24	BC	177	ARG
24	BC	197	ASN

Continued on next page...

Continued from previous page...

Mol	Chain	Res	Type
24	BC	213	TRP
24	BC	216	VAL
24	BC	220	VAL
24	BC	228	VAL
24	BC	242	LYS
24	BC	245	VAL
24	BC	265	LYS
25	BD	1	MET
25	BD	4	LEU
25	BD	14	ILE
25	BD	18	ASP
25	BD	25	THR
25	BD	42	ASN
25	BD	83	ARG
25	BD	95	SER
25	BD	97	SER
25	BD	121	THR
25	BD	129	THR
25	BD	133	THR
25	BD	145	SER
25	BD	174	SER
25	BD	186	LEU
25	BD	197	THR
26	BE	4	VAL
26	BE	5	LEU
26	BE	12	LEU
26	BE	16	GLU
26	BE	30	GLN
26	BE	40	ARG
26	BE	44	ARG
26	BE	55	SER
26	BE	63	LYS
26	BE	74	LYS
26	BE	77	ILE
26	BE	79	ARG
26	BE	93	SER
26	BE	108	ILE
26	BE	111	GLU
26	BE	116	ASP
26	BE	120	VAL
26	BE	122	GLU
26	BE	131	THR

Continued on next page...

Continued from previous page...

Mol	Chain	Res	Type
26	BE	136	GLN
26	BE	146	VAL
26	BE	149	ILE
26	BE	170	ARG
26	BE	171	ASP
26	BE	176	ASP
26	BE	178	VAL
26	BE	197	GLU
26	BE	198	GLU
26	BE	200	LEU
27	BF	14	LYS
27	BF	17	MET
27	BF	18	THR
27	BF	21	ASN
27	BF	25	VAL
27	BF	34	ILE
27	BF	35	THR
27	BF	36	LEU
27	BF	37	ASN
27	BF	40	VAL
27	BF	42	GLU
27	BF	44	ILE
27	BF	48	LYS
27	BF	49	LEU
27	BF	51	ASP
27	BF	78	LYS
27	BF	81	GLN
27	BF	83	TYR
27	BF	85	ILE
27	BF	104	ILE
27	BF	108	VAL
27	BF	120	LYS
27	BF	125	ARG
27	BF	132	VAL
27	BF	133	ARG
27	BF	134	GLU
27	BF	147	ASP
27	BF	152	LEU
27	BF	155	THR
27	BF	158	THR
27	BF	174	ASP
27	BF	178	ARG

Continued on next page...

Continued from previous page...

Mol	Chain	Res	Type
28	BG	2	SER
28	BG	11	VAL
28	BG	33	LEU
28	BG	39	ASP
28	BG	55	ARG
28	BG	56	ASP
28	BG	67	THR
28	BG	69	ARG
28	BG	77	ILE
28	BG	84	THR
28	BG	87	LEU
28	BG	88	GLN
28	BG	99	LYS
28	BG	124	GLU
28	BG	133	LEU
28	BG	139	GLN
28	BG	152	ARG
28	BG	155	GLU
28	BG	172	LYS
29	BH	1	MET
29	BH	3	VAL
29	BH	6	LEU
29	BH	12	LEU
29	BH	15	LEU
29	BH	27	ARG
29	BH	50	ARG
29	BH	60	GLU
29	BH	62	LEU
29	BH	66	ASN
29	BH	75	LEU
29	BH	77	THR
29	BH	79	THR
29	BH	86	ASP
29	BH	91	PHE
29	BH	112	LYS
29	BH	119	ASN
29	BH	122	LEU
29	BH	123	ARG
29	BH	125	THR
29	BH	129	GLU
29	BH	131	SER
29	BH	137	GLU

Continued on next page...

Continued from previous page...

Mol	Chain	Res	Type
29	BH	142	VAL
29	BH	145	ASN
29	BH	146	VAL
30	BI	3	LYS
30	BI	9	VAL
30	BI	13	VAL
30	BI	17	MET
30	BI	19	ASN
30	BI	31	GLN
30	BI	34	ASN
30	BI	38	PHE
30	BI	45	LYS
30	BI	47	ASP
30	BI	50	GLU
30	BI	51	LYS
30	BI	62	TYR
30	BI	69	PHE
30	BI	72	LYS
30	BI	82	LYS
30	BI	86	ILE
30	BI	87	LYS
30	BI	90	SER
30	BI	94	ASN
30	BI	96	ASP
30	BI	103	ARG
30	BI	107	GLN
30	BI	125	MET
30	BI	128	SER
30	BI	134	ARG
30	BI	136	MET
31	BJ	30	THR
31	BJ	37	ARG
31	BJ	40	HIS
31	BJ	43	GLU
31	BJ	47	HIS
31	BJ	61	LYS
31	BJ	64	VAL
31	BJ	86	GLN
31	BJ	114	LEU
31	BJ	124	VAL
31	BJ	142	ILE
32	BK	1	MET

Continued on next page...

Continued from previous page...

Mol	Chain	Res	Type
32	BK	40	LYS
32	BK	49	ARG
32	BK	51	LYS
32	BK	58	LEU
32	BK	66	LYS
32	BK	91	SER
32	BK	92	GLU
32	BK	105	ARG
32	BK	106	GLU
32	BK	110	GLU
32	BK	116	ILE
32	BK	117	SER
32	BK	121	GLU
33	BL	19	LEU
33	BL	40	SER
33	BL	60	ARG
33	BL	69	ARG
33	BL	82	LEU
33	BL	86	GLU
33	BL	94	THR
33	BL	100	ILE
33	BL	111	ILE
33	BL	115	GLU
33	BL	125	LEU
34	BM	20	LEU
34	BM	24	THR
34	BM	45	GLN
34	BM	55	ARG
34	BM	70	ASP
34	BM	80	VAL
34	BM	100	LYS
34	BM	112	LEU
34	BM	115	GLU
34	BM	126	ILE
35	BN	2	ARG
35	BN	33	ILE
35	BN	69	ARG
35	BN	90	ARG
35	BN	95	THR
35	BN	116	VAL
36	BO	3	LYS
36	BO	4	LYS

Continued on next page...

Continued from previous page...

Mol	Chain	Res	Type
36	BO	5	SER
36	BO	9	ARG
36	BO	17	LYS
36	BO	18	LEU
36	BO	24	THR
36	BO	27	VAL
36	BO	28	VAL
36	BO	31	THR
36	BO	36	TYR
36	BO	45	SER
36	BO	47	VAL
36	BO	49	VAL
36	BO	54	VAL
36	BO	55	GLU
36	BO	60	GLU
36	BO	61	GLN
36	BO	65	THR
36	BO	87	ILE
36	BO	89	ASP
37	BP	6	LYS
37	BP	7	GLN
37	BP	12	GLN
37	BP	19	SER
37	BP	26	VAL
37	BP	27	GLU
37	BP	38	LYS
37	BP	53	ARG
37	BP	57	SER
37	BP	63	LYS
37	BP	64	ILE
37	BP	68	GLU
37	BP	88	ARG
37	BP	93	ARG
37	BP	96	LYS
37	BP	103	ARG
37	BP	109	ARG
37	BP	110	ILE
38	BQ	5	LYS
38	BQ	18	LEU
38	BQ	30	ARG
38	BQ	51	ARG
38	BQ	58	ARG

Continued on next page...

Continued from previous page...

Mol	Chain	Res	Type
38	BQ	78	LYS
38	BQ	85	LYS
38	BQ	87	SER
38	BQ	92	ARG
38	BQ	103	LYS
38	BQ	117	LEU
39	BR	10	LYS
39	BR	16	GLU
39	BR	20	VAL
39	BR	38	VAL
39	BR	46	GLU
39	BR	47	VAL
39	BR	48	LYS
39	BR	74	ILE
39	BR	85	LYS
39	BR	86	GLN
40	BS	6	LYS
40	BS	7	HIS
40	BS	8	ARG
40	BS	19	LEU
40	BS	25	ARG
40	BS	28	LYS
40	BS	30	SER
40	BS	47	VAL
40	BS	59	GLU
40	BS	69	LEU
40	BS	70	LYS
40	BS	81	SER
40	BS	82	MET
40	BS	90	LYS
40	BS	97	LEU
40	BS	101	SER
40	BS	109	ASP
41	BT	5	GLU
41	BT	12	ARG
41	BT	18	GLU
41	BT	27	SER
41	BT	30	ILE
41	BT	49	LYS
41	BT	68	LYS
41	BT	70	HIS
41	BT	73	ARG

Continued on next page...

Continued from previous page...

Mol	Chain	Res	Type
41	BT	79	ASP
41	BT	86	THR
41	BT	93	LEU
42	BU	5	ILE
42	BU	9	ASP
42	BU	26	LYS
42	BU	28	VAL
42	BU	29	LEU
42	BU	52	LEU
42	BU	68	SER
42	BU	72	ILE
42	BU	77	THR
42	BU	86	ARG
42	BU	99	ASN
43	BV	1	MET
43	BV	10	LYS
43	BV	14	LYS
43	BV	17	SER
43	BV	18	ARG
43	BV	29	ILE
43	BV	34	LYS
43	BV	41	GLU
43	BV	43	ASP
43	BV	61	LEU
43	BV	65	VAL
43	BV	66	ASP
43	BV	85	LYS
43	BV	92	VAL
43	BV	93	ARG
44	BW	20	ARG
44	BW	29	GLU
44	BW	38	VAL
44	BW	39	ARG
44	BW	41	ARG
44	BW	56	ASP
44	BW	64	ASP
44	BW	72	LYS
44	BW	81	SER
44	BW	85	GLU
45	BX	14	THR
45	BX	25	THR
45	BX	26	LYS

Continued on next page...

Continued from previous page...

Mol	Chain	Res	Type
45	BX	48	THR
45	BX	66	THR
45	BX	76	GLU
46	BY	5	GLU
46	BY	6	LEU
46	BY	16	THR
46	BY	22	LEU
46	BY	57	LEU
47	BZ	3	LYS
47	BZ	10	THR
47	BZ	19	LYS
47	BZ	31	ARG
47	BZ	36	VAL
47	BZ	57	VAL
47	BZ	58	GLU
48	B0	18	SER
48	B0	20	ASP
48	B0	26	THR
48	B0	36	GLU
48	B0	40	ARG
49	B1	46	HIS
49	B1	47	VAL
49	B1	51	GLU
50	B2	4	THR
50	B2	21	ARG
50	B2	43	THR
50	B2	45	SER
51	B3	5	LYS
51	B3	16	LYS
51	B3	30	ARG
51	B3	31	HIS
51	B3	47	LYS
51	B3	55	LEU
52	B4	6	SER
52	B4	18	LYS
53	B5	21	TYR
53	B5	23	ILE
53	B5	38	PHE
53	B5	47	LYS
53	B5	48	LEU
53	B5	64	SER
53	B5	73	VAL

Continued on next page...

Continued from previous page...

Mol	Chain	Res	Type
53	B5	76	LEU
53	B5	78	ILE
53	B5	86	GLU
53	B5	93	ASP
53	B5	94	TYR
53	B5	100	ILE
2	CB	15	HIS
2	CB	16	PHE
2	CB	20	THR
2	CB	21	ARG
2	CB	22	TYR
2	CB	23	TRP
2	CB	26	LYS
2	CB	27	MET
2	CB	32	PHE
2	CB	35	ARG
2	CB	40	ILE
2	CB	43	LEU
2	CB	49	MET
2	CB	50	PHE
2	CB	56	GLU
2	CB	66	LYS
2	CB	67	ILE
2	CB	68	LEU
2	CB	73	LYS
2	CB	74	ARG
2	CB	77	SER
2	CB	80	VAL
2	CB	85	LEU
2	CB	87	CYS
2	CB	88	ASP
2	CB	94	HIS
2	CB	95	ARG
2	CB	96	TRP
2	CB	101	LEU
2	CB	106	THR
2	CB	111	ILE
2	CB	126	PHE
2	CB	127	ASP
2	CB	130	THR
2	CB	136	MET
2	CB	148	LEU

Continued on next page...

Continued from previous page...

Mol	Chain	Res	Type
2	CB	163	VAL
2	CB	164	ILE
2	CB	168	HIS
2	CB	171	ILE
2	CB	174	LYS
2	CB	175	GLU
2	CB	179	LEU
2	CB	205	ASP
2	CB	207	ILE
2	CB	208	ARG
2	CB	210	VAL
2	CB	213	TYR
2	CB	222	ARG
2	CB	225	ARG
3	CC	3	GLN
3	CC	8	ASN
3	CC	16	LYS
3	CC	27	LYS
3	CC	37	PHE
3	CC	38	LYS
3	CC	43	LEU
3	CC	70	THR
3	CC	75	ILE
3	CC	80	LYS
3	CC	103	ILE
3	CC	107	ARG
3	CC	110	GLU
3	CC	121	THR
3	CC	131	ARG
3	CC	140	ASN
3	CC	153	VAL
3	CC	157	LEU
3	CC	167	TRP
3	CC	168	TYR
3	CC	175	LEU
3	CC	179	ARG
3	CC	185	ASN
3	CC	186	THR
3	CC	193	TYR
3	CC	200	VAL
4	CD	5	LEU
4	CD	8	LYS

Continued on next page...

Continued from previous page...

Mol	Chain	Res	Type
4	CD	9	LEU
4	CD	10	LYS
4	CD	23	SER
4	CD	30	THR
4	CD	32	CYS
4	CD	33	LYS
4	CD	44	ARG
4	CD	48	LEU
4	CD	50	ASP
4	CD	54	GLN
4	CD	55	LEU
4	CD	56	ARG
4	CD	58	LYS
4	CD	59	GLN
4	CD	81	ARG
4	CD	142	VAL
4	CD	148	LYS
4	CD	152	GLN
4	CD	155	VAL
4	CD	159	LEU
4	CD	161	LEU
4	CD	166	GLU
4	CD	169	THR
4	CD	191	LEU
4	CD	192	SER
4	CD	200	ILE
4	CD	206	LYS
5	CE	10	GLU
5	CE	15	LEU
5	CE	18	VAL
5	CE	24	THR
5	CE	25	VAL
5	CE	26	LYS
5	CE	32	SER
5	CE	45	ARG
5	CE	52	LYS
5	CE	70	ASN
5	CE	76	LEU
5	CE	81	LEU
5	CE	88	VAL
5	CE	93	ARG
5	CE	94	VAL

Continued on next page...

Continued from previous page...

Mol	Chain	Res	Type
5	CE	100	SER
5	CE	105	ILE
5	CE	114	VAL
5	CE	115	LEU
5	CE	126	LYS
5	CE	136	VAL
5	CE	140	THR
5	CE	146	ASN
5	CE	149	SER
5	CE	151	GLU
5	CE	153	VAL
5	CE	156	LYS
6	CF	1	MET
6	CF	8	PHE
6	CF	16	GLU
6	CF	23	GLU
6	CF	24	ARG
6	CF	26	THR
6	CF	30	THR
6	CF	33	GLU
6	CF	35	LYS
6	CF	36	ILE
6	CF	38	ARG
6	CF	51	ILE
6	CF	53	LYS
6	CF	54	LEU
6	CF	55	HIS
6	CF	63	ASN
6	CF	64	VAL
6	CF	69	GLU
6	CF	71	ILE
6	CF	74	LEU
6	CF	75	GLU
6	CF	80	PHE
6	CF	85	ILE
6	CF	87	SER
6	CF	93	LYS
6	CF	97	THR
7	CG	4	ARG
7	CG	5	ARG
7	CG	6	VAL
7	CG	7	ILE

Continued on next page...

Continued from previous page...

Mol	Chain	Res	Type
7	CG	12	ILE
7	CG	22	LEU
7	CG	43	VAL
7	CG	48	GLU
7	CG	59	LEU
7	CG	62	PHE
7	CG	64	VAL
7	CG	66	LEU
7	CG	67	GLU
7	CG	72	THR
7	CG	73	VAL
7	CG	78	ARG
7	CG	92	ARG
7	CG	94	VAL
7	CG	120	LEU
7	CG	123	GLU
7	CG	126	ASP
7	CG	129	GLU
7	CG	138	ARG
7	CG	140	ASP
7	CG	142	HIS
8	CH	13	ARG
8	CH	15	ARG
8	CH	26	THR
8	CH	32	LEU
8	CH	39	VAL
8	CH	42	GLU
8	CH	43	GLU
8	CH	45	PHE
8	CH	48	ASP
8	CH	52	GLU
8	CH	54	ASP
8	CH	67	GLN
8	CH	73	GLU
8	CH	74	SER
8	CH	75	ILE
8	CH	77	ARG
8	CH	83	LEU
8	CH	87	LYS
8	CH	99	LEU
8	CH	112	THR
8	CH	121	LEU

Continued on next page...

Continued from previous page...

Mol	Chain	Res	Type
8	CH	125	ILE
9	CI	9	THR
9	CI	21	ILE
9	CI	28	ILE
9	CI	33	ARG
9	CI	36	GLU
9	CI	38	TYR
9	CI	49	ARG
9	CI	50	GLN
9	CI	55	VAL
9	CI	61	LEU
9	CI	62	ASP
9	CI	88	MET
9	CI	89	GLU
9	CI	94	LEU
9	CI	111	VAL
9	CI	127	PHE
9	CI	129	LYS
10	CJ	9	ARG
10	CJ	16	ARG
10	CJ	17	LEU
10	CJ	22	THR
10	CJ	25	ILE
10	CJ	30	LYS
10	CJ	51	VAL
10	CJ	53	ILE
10	CJ	59	LYS
10	CJ	71	LEU
10	CJ	80	THR
10	CJ	83	THR
10	CJ	87	LEU
10	CJ	88	MET
10	CJ	90	LEU
10	CJ	91	ASP
10	CJ	100	ILE
10	CJ	102	LEU
11	CK	14	LYS
11	CK	15	GLN
11	CK	26	SER
11	CK	33	THR
11	CK	64	GLN
11	CK	81	ASN

Continued on next page...

Continued from previous page...

Mol	Chain	Res	Type
11	CK	82	LEU
11	CK	83	GLU
11	CK	86	VAL
11	CK	93	ARG
11	CK	96	THR
11	CK	98	ARG
11	CK	106	ARG
11	CK	107	ILE
11	CK	108	THR
11	CK	109	ASN
11	CK	126	LYS
11	CK	127	ARG
11	CK	128	ARG
12	CL	3	THR
12	CL	4	VAL
12	CL	10	LYS
12	CL	18	LYS
12	CL	19	SER
12	CL	20	ASN
12	CL	29	GLN
12	CL	38	TYR
12	CL	44	LYS
12	CL	59	ASN
12	CL	63	VAL
12	CL	82	ILE
12	CL	86	ARG
12	CL	89	ASP
12	CL	93	VAL
12	CL	94	ARG
12	CL	97	THR
12	CL	107	VAL
12	CL	110	ARG
12	CL	111	LYS
12	CL	121	ARG
13	CM	8	ASN
13	CM	13	LYS
13	CM	14	HIS
13	CM	19	LEU
13	CM	29	ARG
13	CM	31	LYS
13	CM	41	GLU
13	CM	48	LEU

Continued on next page...

Continued from previous page...

Mol	Chain	Res	Type
13	CM	58	ASP
13	CM	59	GLU
13	CM	60	VAL
13	CM	63	PHE
13	CM	66	GLU
13	CM	90	ARG
13	CM	91	HIS
13	CM	101	ARG
13	CM	113	ARG
14	CN	10	GLU
14	CN	18	ASP
14	CN	23	LYS
14	CN	26	GLU
14	CN	28	LYS
14	CN	75	ARG
14	CN	77	PHE
14	CN	83	LYS
14	CN	100	SER
15	CO	17	ARG
15	CO	18	ASP
15	CO	26	GLU
15	CO	27	VAL
15	CO	38	HIS
15	CO	64	ARG
15	CO	70	LEU
15	CO	84	ARG
15	CO	87	LEU
15	CO	88	ARG
16	CP	1	MET
16	CP	5	ARG
16	CP	18	GLN
16	CP	20	VAL
16	CP	31	ARG
16	CP	46	LYS
16	CP	51	ARG
16	CP	55	ASP
16	CP	63	GLN
16	CP	74	LEU
16	CP	80	LYS
17	CQ	5	ILE
17	CQ	9	GLN
17	CQ	14	SER

Continued on next page...

Continued from previous page...

Mol	Chain	Res	Type
17	CQ	17	MET
17	CQ	18	GLU
17	CQ	25	ILE
17	CQ	28	PHE
17	CQ	40	ARG
17	CQ	41	THR
17	CQ	48	ASP
17	CQ	50	ASN
17	CQ	52	GLU
17	CQ	55	ILE
17	CQ	61	ILE
17	CQ	62	ARG
17	CQ	63	GLU
17	CQ	65	ARG
17	CQ	70	THR
17	CQ	75	LEU
17	CQ	76	VAL
17	CQ	79	VAL
17	CQ	80	GLU
17	CQ	81	LYS
18	CR	21	ILE
18	CR	25	ASP
18	CR	33	ILE
18	CR	43	ARG
18	CR	45	THR
18	CR	47	THR
18	CR	54	GLN
18	CR	57	ARG
18	CR	59	ILE
18	CR	66	SER
19	CS	5	LEU
19	CS	6	LYS
19	CS	11	ILE
19	CS	13	LEU
19	CS	21	LYS
19	CS	23	VAL
19	CS	27	ASP
19	CS	31	LEU
19	CS	36	ARG
19	CS	43	ASN
19	CS	49	ILE
19	CS	58	VAL

Continued on next page...

Continued from previous page...

Mol	Chain	Res	Type
20	CT	3	ASN
20	CT	6	SER
20	CT	8	LYS
20	CT	30	THR
20	CT	36	TYR
20	CT	59	ASP
20	CT	64	LYS
20	CT	69	LYS
21	CU	5	LYS
21	CU	12	PHE
21	CU	16	LEU
21	CU	18	ARG
21	CU	19	PHE
21	CU	24	GLU
21	CU	25	LYS
21	CU	28	VAL
21	CU	34	ARG
21	CU	37	PHE
21	CU	38	TYR
21	CU	42	THR
21	CU	47	ARG
21	CU	53	VAL
21	CU	54	LYS
24	DC	30	PHE
24	DC	63	ARG
24	DC	80	ARG
24	DC	103	TYR
24	DC	111	LYS
24	DC	116	ILE
24	DC	130	LEU
24	DC	153	GLN
24	DC	156	ARG
24	DC	157	SER
24	DC	167	ARG
24	DC	175	ARG
24	DC	195	VAL
24	DC	202	LEU
24	DC	203	ARG
24	DC	250	VAL
24	DC	259	SER
24	DC	262	ARG
24	DC	267	ILE

Continued on next page...

Continued from previous page...

Mol	Chain	Res	Type
25	DD	4	LEU
25	DD	12	THR
25	DD	21	SER
25	DD	25	THR
25	DD	33	ARG
25	DD	55	LYS
25	DD	73	VAL
25	DD	77	ARG
25	DD	86	GLU
25	DD	95	SER
25	DD	103	ASP
25	DD	118	PHE
25	DD	129	THR
25	DD	138	LEU
25	DD	140	HIS
25	DD	146	ILE
25	DD	168	GLU
25	DD	170	VAL
25	DD	189	VAL
26	DE	9	GLN
26	DE	22	ASP
26	DE	40	ARG
26	DE	41	GLN
26	DE	57	LYS
26	DE	58	LYS
26	DE	69	ARG
26	DE	77	ILE
26	DE	78	TRP
26	DE	84	THR
26	DE	90	GLN
26	DE	91	ASP
26	DE	105	LEU
26	DE	107	SER
26	DE	108	ILE
26	DE	118	LEU
26	DE	126	VAL
26	DE	127	GLU
26	DE	131	THR
26	DE	137	LYS
26	DE	149	ILE
26	DE	150	THR
26	DE	163	ASN

Continued on next page...

Continued from previous page...

Mol	Chain	Res	Type
26	DE	164	LEU
26	DE	170	ARG
26	DE	173	THR
26	DE	187	VAL
26	DE	188	MET
27	DF	6	ASP
27	DF	7	TYR
27	DF	8	TYR
27	DF	14	LYS
27	DF	18	THR
27	DF	26	MET
27	DF	35	THR
27	DF	36	LEU
27	DF	38	MET
27	DF	44	ILE
27	DF	48	LYS
27	DF	52	ASN
27	DF	56	ASP
27	DF	64	LYS
27	DF	67	ILE
27	DF	74	VAL
27	DF	78	LYS
27	DF	110	ARG
27	DF	117	LEU
27	DF	121	SER
27	DF	125	ARG
27	DF	132	VAL
27	DF	140	GLU
27	DF	141	ILE
27	DF	143	TYR
27	DF	147	ASP
27	DF	150	ARG
27	DF	174	ASP
27	DF	177	PHE
28	DG	11	VAL
28	DG	24	ILE
28	DG	29	LYS
28	DG	30	ASN
28	DG	42	GLU
28	DG	45	HIS
28	DG	49	THR
28	DG	56	ASP

Continued on next page...

Continued from previous page...

Mol	Chain	Res	Type
28	DG	62	TRP
28	DG	69	ARG
28	DG	89	LEU
28	DG	90	VAL
28	DG	92	VAL
28	DG	98	VAL
28	DG	117	LEU
28	DG	124	GLU
28	DG	127	THR
28	DG	139	GLN
28	DG	149	ARG
28	DG	151	TYR
28	DG	155	GLU
28	DG	158	LYS
28	DG	166	ASP
29	DH	7	ASP
29	DH	12	LEU
29	DH	41	LYS
29	DH	42	LYS
29	DH	48	GLU
29	DH	50	ARG
29	DH	53	GLU
29	DH	54	LEU
29	DH	57	LYS
29	DH	62	LEU
29	DH	77	THR
29	DH	78	VAL
29	DH	87	GLU
29	DH	89	LYS
29	DH	94	ILE
29	DH	109	GLU
29	DH	114	GLU
29	DH	116	ARG
29	DH	117	LEU
29	DH	119	ASN
29	DH	121	VAL
29	DH	124	THR
29	DH	125	THR
29	DH	129	GLU
29	DH	142	VAL
29	DH	149	GLU
30	DI	3	LYS

Continued on next page...

Continued from previous page...

Mol	Chain	Res	Type
30	DI	4	LYS
30	DI	8	TYR
30	DI	10	LYS
30	DI	11	LEU
30	DI	12	GLN
30	DI	24	VAL
30	DI	38	PHE
30	DI	40	LYS
30	DI	62	TYR
30	DI	68	THR
30	DI	69	PHE
30	DI	72	LYS
30	DI	79	LEU
30	DI	82	LYS
30	DI	86	ILE
30	DI	87	LYS
30	DI	88	SER
30	DI	92	LYS
30	DI	97	LYS
30	DI	98	VAL
30	DI	103	ARG
30	DI	105	GLN
30	DI	106	LEU
30	DI	112	THR
30	DI	117	MET
30	DI	122	ILE
30	DI	125	MET
30	DI	127	ARG
31	DJ	9	GLU
31	DJ	28	LEU
31	DJ	34	ARG
31	DJ	39	LYS
31	DJ	40	HIS
31	DJ	43	GLU
31	DJ	44	TYR
31	DJ	50	THR
31	DJ	62	VAL
31	DJ	65	THR
31	DJ	72	LYS
31	DJ	76	HIS
31	DJ	81	ILE
31	DJ	84	ILE

Continued on next page...

Continued from previous page...

Mol	Chain	Res	Type
31	DJ	85	LYS
31	DJ	96	ARG
31	DJ	101	ILE
31	DJ	103	ILE
31	DJ	109	LEU
31	DJ	118	MET
31	DJ	129	GLU
31	DJ	138	GLN
32	DK	25	LEU
32	DK	47	ILE
32	DK	49	ARG
32	DK	53	LYS
32	DK	56	ASP
32	DK	66	LYS
32	DK	70	ARG
32	DK	87	LEU
32	DK	92	GLU
32	DK	95	ILE
32	DK	104	THR
32	DK	110	GLU
32	DK	114	LYS
33	DL	2	ARG
33	DL	21	ARG
33	DL	25	SER
33	DL	29	LYS
33	DL	48	ARG
33	DL	59	ARG
33	DL	69	ARG
33	DL	78	ARG
33	DL	82	LEU
33	DL	86	GLU
33	DL	94	THR
33	DL	100	ILE
33	DL	104	GLN
33	DL	118	THR
33	DL	126	ARG
33	DL	136	GLU
34	DM	6	ARG
34	DM	14	LYS
34	DM	31	PHE
34	DM	47	GLU
34	DM	54	THR

Continued on next page...

Continued from previous page...

Mol	Chain	Res	Type
34	DM	59	ARG
34	DM	60	GLN
34	DM	70	ASP
34	DM	100	LYS
34	DM	108	VAL
34	DM	115	GLU
34	DM	119	LEU
34	DM	124	LEU
34	DM	128	THR
35	DN	1	MET
35	DN	2	ARG
35	DN	8	ARG
35	DN	10	LEU
35	DN	12	ARG
35	DN	14	SER
35	DN	20	MET
35	DN	33	ILE
35	DN	35	LYS
35	DN	51	LEU
35	DN	53	THR
35	DN	59	SER
35	DN	69	ARG
35	DN	70	THR
35	DN	71	ARG
35	DN	82	GLU
35	DN	83	LEU
35	DN	90	ARG
35	DN	95	THR
35	DN	100	CYS
35	DN	114	GLU
35	DN	115	LEU
35	DN	116	VAL
35	DN	118	ARG
36	DO	5	SER
36	DO	9	ARG
36	DO	18	LEU
36	DO	26	LEU
36	DO	31	THR
36	DO	35	ILE
36	DO	36	TYR
36	DO	46	GLU
36	DO	47	VAL

Continued on next page...

Continued from previous page...

Mol	Chain	Res	Type
36	DO	48	LEU
36	DO	56	LYS
36	DO	61	GLN
36	DO	78	VAL
36	DO	88	LYS
36	DO	93	ASP
36	DO	103	VAL
37	DP	4	ILE
37	DP	26	VAL
37	DP	34	GLU
37	DP	68	GLU
37	DP	73	VAL
37	DP	93	ARG
37	DP	109	ARG
37	DP	110	ILE
37	DP	112	GLU
38	DQ	6	ARG
38	DQ	9	ILE
38	DQ	11	ARG
38	DQ	25	TYR
38	DQ	41	LYS
38	DQ	51	ARG
38	DQ	52	GLN
38	DQ	60	LEU
38	DQ	97	ASP
38	DQ	104	VAL
38	DQ	117	LEU
39	DR	25	LEU
39	DR	33	VAL
39	DR	41	ILE
39	DR	46	GLU
39	DR	48	LYS
39	DR	58	VAL
39	DR	82	HIS
39	DR	90	ARG
40	DS	1	MET
40	DS	19	LEU
40	DS	20	VAL
40	DS	22	ASP
40	DS	23	LEU
40	DS	47	VAL
40	DS	67	ASP

Continued on next page...

Continued from previous page...

Mol	Chain	Res	Type
40	DS	70	LYS
40	DS	72	THR
40	DS	96	ILE
41	DT	3	ARG
41	DT	18	GLU
41	DT	22	THR
41	DT	30	ILE
41	DT	32	LEU
41	DT	44	LYS
41	DT	49	LYS
41	DT	50	LEU
41	DT	68	LYS
41	DT	69	ARG
41	DT	72	GLN
41	DT	74	ILE
41	DT	77	ARG
41	DT	79	ASP
42	DU	11	VAL
42	DU	18	ASP
42	DU	24	LYS
42	DU	34	VAL
42	DU	35	ILE
42	DU	45	HIS
42	DU	46	GLN
42	DU	49	VAL
42	DU	54	GLN
42	DU	67	VAL
42	DU	70	VAL
42	DU	81	ASP
42	DU	85	PHE
42	DU	91	LYS
42	DU	99	ASN
43	DV	2	PHE
43	DV	3	THR
43	DV	26	PHE
43	DV	29	ILE
43	DV	30	ILE
43	DV	42	LEU
43	DV	43	ASP
43	DV	45	ASP
43	DV	50	MET
43	DV	51	GLN

Continued on next page...

Continued from previous page...

Mol	Chain	Res	Type
43	DV	53	LYS
43	DV	65	VAL
43	DV	68	LYS
44	DW	20	ARG
44	DW	39	ARG
44	DW	41	ARG
44	DW	50	ASN
44	DW	56	ASP
44	DW	72	LYS
45	DX	4	VAL
45	DX	13	VAL
45	DX	46	PHE
45	DX	47	VAL
45	DX	50	ARG
45	DX	58	VAL
45	DX	64	ILE
45	DX	71	LEU
45	DX	74	ARG
46	DY	11	VAL
46	DY	13	GLU
46	DY	16	THR
46	DY	38	GLN
46	DY	39	GLN
46	DY	41	HIS
46	DY	45	GLN
46	DY	47	ARG
46	DY	49	ASP
46	DY	55	THR
46	DY	57	LEU
46	DY	58	ASN
47	DZ	3	LYS
47	DZ	6	LYS
47	DZ	10	THR
47	DZ	12	SER
47	DZ	17	LEU
47	DZ	25	LEU
47	DZ	31	ARG
47	DZ	36	VAL
47	DZ	52	SER
47	DZ	57	VAL
48	D0	3	VAL
48	D0	20	ASP

Continued on next page...

Continued from previous page...

Mol	Chain	Res	Type
48	D0	22	LEU
48	D0	28	LEU
49	D1	5	ILE
49	D1	12	VAL
49	D1	26	ASN
49	D1	42	VAL
49	D1	46	HIS
49	D1	47	VAL
50	D2	4	THR
50	D2	10	LEU
50	D2	24	THR
50	D2	41	ARG
50	D2	42	LEU
50	D2	43	THR
50	D2	44	VAL
51	D3	6	THR
51	D3	30	ARG
51	D3	31	HIS
51	D3	47	LYS
51	D3	49	MET
52	D4	2	LYS
52	D4	3	VAL
52	D4	12	ARG
52	D4	13	ASN
52	D4	20	ASP
52	D4	26	ILE
52	D4	32	LYS
52	D4	37	GLN

Some sidechains can be flipped to improve hydrogen bonding and reduce clashes. All (48) such sidechains are listed below:

Mol	Chain	Res	Type
5	AE	82	GLN
8	AH	18	GLN
9	AI	126	GLN
11	AK	22	HIS
11	AK	40	ASN
11	AK	109	ASN
15	AO	40	GLN
15	AO	50	HIS
17	AQ	45	HIS
19	AS	14	HIS

Continued on next page...

Continued from previous page...

Mol	Chain	Res	Type
19	AS	52	HIS
24	BC	239	ASN
29	BH	119	ASN
29	BH	135	HIS
31	BJ	47	HIS
31	BJ	77	HIS
43	BV	87	GLN
44	BW	46	HIS
53	B5	45	HIS
53	B5	67	HIS
3	CC	176	HIS
5	CE	122	ASN
7	CG	97	ASN
9	CI	25	ASN
15	CO	42	HIS
15	CO	46	HIS
17	CQ	31	HIS
20	CT	61	GLN
24	DC	251	GLN
25	DD	140	HIS
28	DG	115	HIS
29	DH	28	ASN
29	DH	128	HIS
38	DQ	37	GLN
39	DR	66	HIS
39	DR	89	HIS
41	DT	15	HIS
42	DU	74	ASN
44	DW	46	HIS
45	DX	34	HIS
46	DY	41	HIS
46	DY	45	GLN
48	D0	19	HIS
49	D1	19	HIS
49	D1	26	ASN
51	D3	26	HIS
51	D3	31	HIS
52	D4	37	GLN

5.3.3 RNA ⓘ

Mol	Chain	Analysed	Backbone Outliers	Pucker Outliers
1	AA	1537/1539 (99%)	324 (21%)	11 (0%)
1	CA	1538/1539 (99%)	342 (22%)	10 (0%)
22	BA	2895/2903 (99%)	579 (20%)	24 (0%)
22	DA	2895/2903 (99%)	704 (24%)	32 (1%)
23	BB	118/119 (99%)	16 (13%)	0
23	DB	117/119 (98%)	20 (17%)	0
All	All	9100/9122 (99%)	1985 (21%)	77 (0%)

All (1985) RNA backbone outliers are listed below:

Mol	Chain	Res	Type
1	AA	3	A
1	AA	4	U
1	AA	5	U
1	AA	6	G
1	AA	9	G
1	AA	13	U
1	AA	32	A
1	AA	39	G
1	AA	47	C
1	AA	48	C
1	AA	50	A
1	AA	51	A
1	AA	70	U
1	AA	71	A
1	AA	72	A
1	AA	73	C
1	AA	74	A
1	AA	75	G
1	AA	76	G
1	AA	80	A
1	AA	81	A
1	AA	82	G
1	AA	83	C
1	AA	85	U
1	AA	86	G
1	AA	89	U
1	AA	90	C
1	AA	91	U
1	AA	95	C
1	AA	97	G
1	AA	108	G
1	AA	111	G

Continued on next page...

Continued from previous page...

Mol	Chain	Res	Type
1	AA	116	A
1	AA	120	A
1	AA	121	U
1	AA	122	G
1	AA	127	G
1	AA	130	A
1	AA	131	A
1	AA	136	C
1	AA	137	U
1	AA	138	G
1	AA	140	U
1	AA	143	A
1	AA	144	G
1	AA	163	C
1	AA	168	G
1	AA	174	A
1	AA	177	G
1	AA	180	U
1	AA	181	A
1	AA	182	A
1	AA	183	C
1	AA	188	C
1	AA	195	A
1	AA	197	A
1	AA	205	A
1	AA	206	C
1	AA	210	C
1	AA	211	G
1	AA	217	C
1	AA	226	G
1	AA	240	G
1	AA	245	U
1	AA	247	G
1	AA	251	G
1	AA	262	A
1	AA	263	A
1	AA	266	G
1	AA	267	C
1	AA	281	G
1	AA	285	C
1	AA	289	G
1	AA	320	A

Continued on next page...

Continued from previous page...

Mol	Chain	Res	Type
1	AA	321	A
1	AA	327	A
1	AA	328	C
1	AA	329	A
1	AA	330	C
1	AA	331	G
1	AA	332	G
1	AA	346	G
1	AA	347	G
1	AA	352	C
1	AA	354	G
1	AA	367	U
1	AA	372	C
1	AA	373	A
1	AA	376	G
1	AA	384	G
1	AA	392	C
1	AA	406	G
1	AA	411	A
1	AA	412	A
1	AA	413	G
1	AA	414	A
1	AA	421	U
1	AA	422	C
1	AA	429	U
1	AA	430	A
1	AA	435	A
1	AA	436	C
1	AA	445	G
1	AA	454	G
1	AA	457	G
1	AA	458	U
1	AA	462	G
1	AA	466	A
1	AA	467	U
1	AA	468	A
1	AA	476	U
1	AA	479	U
1	AA	481	G
1	AA	482	A
1	AA	484	G
1	AA	485	U

Continued on next page...

Continued from previous page...

Mol	Chain	Res	Type
1	AA	486	U
1	AA	495	A
1	AA	498	A
1	AA	501	C
1	AA	505	G
1	AA	511	C
1	AA	518	C
1	AA	521	G
1	AA	524	G
1	AA	527	G
1	AA	530	G
1	AA	532	A
1	AA	533	A
1	AA	541	G
1	AA	547	A
1	AA	559	A
1	AA	562	U
1	AA	564	C
1	AA	565	U
1	AA	566	G
1	AA	570	G
1	AA	573	A
1	AA	576	C
1	AA	588	G
1	AA	591	U
1	AA	615	G
1	AA	631	C
1	AA	632	U
1	AA	651	C
1	AA	652	U
1	AA	653	U
1	AA	661	G
1	AA	665	A
1	AA	671	G
1	AA	702	A
1	AA	703	G
1	AA	721	G
1	AA	723	U
1	AA	724	G
1	AA	731	G
1	AA	734	G
1	AA	748	G

Continued on next page...

Continued from previous page...

Mol	Chain	Res	Type
1	AA	750	C
1	AA	753	A
1	AA	755	G
1	AA	773	G
1	AA	777	A
1	AA	792	A
1	AA	793	U
1	AA	794	A
1	AA	814	A
1	AA	815	A
1	AA	817	C
1	AA	828	U
1	AA	832	G
1	AA	836	G
1	AA	841	C
1	AA	842	U
1	AA	843	U
1	AA	845	A
1	AA	846	G
1	AA	849	G
1	AA	851	G
1	AA	854	U
1	AA	859	G
1	AA	888	G
1	AA	892	A
1	AA	902	G
1	AA	910	C
1	AA	914	A
1	AA	921	U
1	AA	926	G
1	AA	927	G
1	AA	934	C
1	AA	935	A
1	AA	958	A
1	AA	960	U
1	AA	966	G
1	AA	969	A
1	AA	971	G
1	AA	973	G
1	AA	975	A
1	AA	976	G
1	AA	977	A

Continued on next page...

Continued from previous page...

Mol	Chain	Res	Type
1	AA	986	U
1	AA	987	G
1	AA	992	U
1	AA	993	G
1	AA	1004	A
1	AA	1009	U
1	AA	1019	A
1	AA	1021	A
1	AA	1025	U
1	AA	1026	G
1	AA	1028	C
1	AA	1029	U
1	AA	1030	U
1	AA	1031	C
1	AA	1032	G
1	AA	1033	G
1	AA	1034	G
1	AA	1036	A
1	AA	1037	C
1	AA	1043	G
1	AA	1044	A
1	AA	1046	A
1	AA	1050	G
1	AA	1065	U
1	AA	1066	C
1	AA	1070	U
1	AA	1084	G
1	AA	1086	U
1	AA	1090	U
1	AA	1091	U
1	AA	1092	A
1	AA	1093	A
1	AA	1094	G
1	AA	1095	U
1	AA	1098	C
1	AA	1101	A
1	AA	1124	G
1	AA	1125	U
1	AA	1133	G
1	AA	1135	U
1	AA	1136	C
1	AA	1137	C

Continued on next page...

Continued from previous page...

Mol	Chain	Res	Type
1	AA	1138	G
1	AA	1139	G
1	AA	1140	C
1	AA	1141	C
1	AA	1142	G
1	AA	1143	G
1	AA	1145	A
1	AA	1146	A
1	AA	1152	A
1	AA	1154	G
1	AA	1159	U
1	AA	1160	G
1	AA	1161	C
1	AA	1167	A
1	AA	1168	U
1	AA	1171	A
1	AA	1181	G
1	AA	1183	U
1	AA	1184	G
1	AA	1196	A
1	AA	1197	A
1	AA	1202	U
1	AA	1212	U
1	AA	1213	A
1	AA	1227	A
1	AA	1228	C
1	AA	1233	G
1	AA	1238	A
1	AA	1239	A
1	AA	1240	U
1	AA	1250	A
1	AA	1256	A
1	AA	1258	G
1	AA	1280	A
1	AA	1286	U
1	AA	1287	A
1	AA	1293	C
1	AA	1299	A
1	AA	1300	G
1	AA	1302	C
1	AA	1304	G
1	AA	1305	G

Continued on next page...

Continued from previous page...

Mol	Chain	Res	Type
1	AA	1312	G
1	AA	1317	C
1	AA	1320	C
1	AA	1321	U
1	AA	1323	G
1	AA	1325	C
1	AA	1328	C
1	AA	1329	A
1	AA	1335	U
1	AA	1336	C
1	AA	1337	G
1	AA	1338	G
1	AA	1353	G
1	AA	1363	A
1	AA	1364	U
1	AA	1378	C
1	AA	1379	G
1	AA	1396	A
1	AA	1398	A
1	AA	1400	C
1	AA	1419	G
1	AA	1429	A
1	AA	1441	A
1	AA	1442	G
1	AA	1443	C
1	AA	1446	A
1	AA	1452	C
1	AA	1453	G
1	AA	1455	G
1	AA	1486	G
1	AA	1493	A
1	AA	1497	G
1	AA	1503	A
1	AA	1505	G
1	AA	1506	U
1	AA	1517	G
1	AA	1529	G
1	AA	1530	G
1	AA	1535	C
1	AA	1538	C
22	BA	10	A
22	BA	13	A

Continued on next page...

Continued from previous page...

Mol	Chain	Res	Type
22	BA	15	G
22	BA	27	G
22	BA	34	U
22	BA	35	G
22	BA	46	G
22	BA	61	C
22	BA	63	A
22	BA	71	A
22	BA	74	A
22	BA	75	G
22	BA	80	G
22	BA	103	A
22	BA	106	C
22	BA	118	A
22	BA	119	A
22	BA	120	U
22	BA	131	A
22	BA	138	U
22	BA	139	U
22	BA	140	C
22	BA	141	G
22	BA	142	A
22	BA	143	C
22	BA	180	G
22	BA	181	A
22	BA	196	A
22	BA	215	G
22	BA	216	A
22	BA	221	A
22	BA	222	A
22	BA	248	G
22	BA	255	A
22	BA	257	C
22	BA	265	A
22	BA	266	G
22	BA	271	G
22	BA	272	A
22	BA	276	U
22	BA	277	G
22	BA	279	A
22	BA	299	A
22	BA	302	C

Continued on next page...

Continued from previous page...

Mol	Chain	Res	Type
22	BA	311	A
22	BA	325	G
22	BA	329	G
22	BA	330	A
22	BA	340	A
22	BA	343	C
22	BA	353	C
22	BA	361	G
22	BA	362	A
22	BA	371	A
22	BA	372	G
22	BA	386	G
22	BA	389	G
22	BA	396	G
22	BA	404	A
22	BA	405	U
22	BA	411	G
22	BA	420	C
22	BA	424	G
22	BA	441	U
22	BA	450	G
22	BA	451	U
22	BA	456	C
22	BA	457	A
22	BA	468	G
22	BA	481	G
22	BA	482	A
22	BA	483	A
22	BA	491	G
22	BA	501	A
22	BA	504	A
22	BA	505	A
22	BA	508	A
22	BA	528	A
22	BA	531	C
22	BA	532	A
22	BA	544	C
22	BA	546	U
22	BA	547	A
22	BA	548	G
22	BA	549	G
22	BA	550	C

Continued on next page...

Continued from previous page...

Mol	Chain	Res	Type
22	BA	563	A
22	BA	573	U
22	BA	575	A
22	BA	585	G
22	BA	586	A
22	BA	603	A
22	BA	613	A
22	BA	615	U
22	BA	622	G
22	BA	627	A
22	BA	631	A
22	BA	637	A
22	BA	644	A
22	BA	645	C
22	BA	646	U
22	BA	647	G
22	BA	653	U
22	BA	654	A
22	BA	655	A
22	BA	664	G
22	BA	669	G
22	BA	670	A
22	BA	686	U
22	BA	702	U
22	BA	729	G
22	BA	730	A
22	BA	738	G
22	BA	740	C
22	BA	747	U
22	BA	759	G
22	BA	764	A
22	BA	765	C
22	BA	775	G
22	BA	776	G
22	BA	782	A
22	BA	783	A
22	BA	784	G
22	BA	785	G
22	BA	790	U
22	BA	791	C
22	BA	792	A
22	BA	801	G

Continued on next page...

Continued from previous page...

Mol	Chain	Res	Type
22	BA	805	G
22	BA	812	C
22	BA	814	C
22	BA	816	C
22	BA	819	A
22	BA	827	U
22	BA	828	U
22	BA	845	A
22	BA	846	U
22	BA	847	U
22	BA	858	G
22	BA	859	G
22	BA	866	A
22	BA	878	A
22	BA	879	G
22	BA	882	G
22	BA	885	C
22	BA	893	C
22	BA	896	A
22	BA	897	C
22	BA	910	A
22	BA	914	G
22	BA	915	C
22	BA	931	U
22	BA	932	U
22	BA	934	U
22	BA	941	A
22	BA	942	G
22	BA	946	C
22	BA	961	C
22	BA	974	G
22	BA	978	G
22	BA	982	C
22	BA	983	A
22	BA	984	A
22	BA	985	C
22	BA	990	A
22	BA	991	C
22	BA	995	C
22	BA	996	A
22	BA	999	U
22	BA	1005	C

Continued on next page...

Continued from previous page...

Mol	Chain	Res	Type
22	BA	1012	U
22	BA	1013	C
22	BA	1022	G
22	BA	1026	G
22	BA	1033	U
22	BA	1040	A
22	BA	1046	A
22	BA	1047	G
22	BA	1058	U
22	BA	1061	U
22	BA	1062	G
22	BA	1063	G
22	BA	1065	U
22	BA	1066	U
22	BA	1067	A
22	BA	1068	G
22	BA	1069	A
22	BA	1070	A
22	BA	1071	G
22	BA	1072	C
22	BA	1073	A
22	BA	1074	G
22	BA	1075	C
22	BA	1077	A
22	BA	1079	C
22	BA	1080	A
22	BA	1081	U
22	BA	1082	U
22	BA	1087	G
22	BA	1088	A
22	BA	1089	A
22	BA	1092	C
22	BA	1093	G
22	BA	1095	A
22	BA	1097	U
22	BA	1098	A
22	BA	1099	G
22	BA	1100	C
22	BA	1101	U
22	BA	1103	A
22	BA	1104	C
22	BA	1112	G

Continued on next page...

Continued from previous page...

Mol	Chain	Res	Type
22	BA	1132	U
22	BA	1133	A
22	BA	1135	C
22	BA	1136	G
22	BA	1138	G
22	BA	1139	G
22	BA	1142	A
22	BA	1144	A
22	BA	1168	G
22	BA	1170	C
22	BA	1171	G
22	BA	1172	C
22	BA	1174	U
22	BA	1175	A
22	BA	1176	U
22	BA	1178	C
22	BA	1179	G
22	BA	1180	U
22	BA	1186	G
22	BA	1189	A
22	BA	1218	G
22	BA	1230	A
22	BA	1238	G
22	BA	1252	G
22	BA	1253	A
22	BA	1256	G
22	BA	1266	G
22	BA	1271	G
22	BA	1272	A
22	BA	1275	A
22	BA	1294	U
22	BA	1300	G
22	BA	1301	A
22	BA	1303	G
22	BA	1305	C
22	BA	1320	C
22	BA	1325	U
22	BA	1332	G
22	BA	1345	C
22	BA	1348	C
22	BA	1352	U
22	BA	1355	G

Continued on next page...

Continued from previous page...

Mol	Chain	Res	Type
22	BA	1357	C
22	BA	1359	A
22	BA	1365	A
22	BA	1374	G
22	BA	1377	G
22	BA	1378	A
22	BA	1379	U
22	BA	1383	A
22	BA	1384	A
22	BA	1386	C
22	BA	1406	U
22	BA	1407	G
22	BA	1411	U
22	BA	1416	G
22	BA	1419	A
22	BA	1420	A
22	BA	1428	C
22	BA	1435	G
22	BA	1437	C
22	BA	1452	G
22	BA	1453	A
22	BA	1458	U
22	BA	1461	C
22	BA	1467	U
22	BA	1482	G
22	BA	1483	G
22	BA	1493	C
22	BA	1494	A
22	BA	1495	A
22	BA	1504	A
22	BA	1508	A
22	BA	1510	G
22	BA	1515	A
22	BA	1530	G
22	BA	1532	A
22	BA	1533	C
22	BA	1534	U
22	BA	1535	A
22	BA	1536	C
22	BA	1547	C
22	BA	1548	A
22	BA	1554	U

Continued on next page...

Continued from previous page...

Mol	Chain	Res	Type
22	BA	1555	G
22	BA	1560	G
22	BA	1569	A
22	BA	1578	U
22	BA	1579	A
22	BA	1583	A
22	BA	1584	U
22	BA	1585	C
22	BA	1593	A
22	BA	1597	A
22	BA	1606	C
22	BA	1607	C
22	BA	1608	A
22	BA	1632	A
22	BA	1647	U
22	BA	1648	U
22	BA	1649	G
22	BA	1653	G
22	BA	1674	G
22	BA	1685	C
22	BA	1688	U
22	BA	1689	A
22	BA	1714	U
22	BA	1715	G
22	BA	1718	G
22	BA	1729	U
22	BA	1730	C
22	BA	1736	U
22	BA	1738	G
22	BA	1744	A
22	BA	1758	U
22	BA	1764	C
22	BA	1773	A
22	BA	1776	G
22	BA	1782	U
22	BA	1786	A
22	BA	1795	C
22	BA	1800	C
22	BA	1801	A
22	BA	1808	A
22	BA	1813	G
22	BA	1816	C

Continued on next page...

Continued from previous page...

Mol	Chain	Res	Type
22	BA	1828	G
22	BA	1829	A
22	BA	1835	G
22	BA	1840	G
22	BA	1841	U
22	BA	1842	G
22	BA	1847	A
22	BA	1849	G
22	BA	1853	A
22	BA	1870	C
22	BA	1871	A
22	BA	1872	A
22	BA	1873	G
22	BA	1876	A
22	BA	1880	U
22	BA	1885	A
22	BA	1888	G
22	BA	1890	A
22	BA	1900	A
22	BA	1906	G
22	BA	1909	C
22	BA	1912	A
22	BA	1913	A
22	BA	1914	C
22	BA	1915	U
22	BA	1916	A
22	BA	1917	U
22	BA	1919	A
22	BA	1920	C
22	BA	1923	U
22	BA	1924	C
22	BA	1925	C
22	BA	1926	U
22	BA	1929	G
22	BA	1930	G
22	BA	1931	U
22	BA	1932	A
22	BA	1938	A
22	BA	1955	U
22	BA	1959	G
22	BA	1964	G
22	BA	1965	C

Continued on next page...

Continued from previous page...

Mol	Chain	Res	Type
22	BA	1967	C
22	BA	1970	A
22	BA	1972	G
22	BA	1975	G
22	BA	1986	C
22	BA	1991	U
22	BA	1992	G
22	BA	1993	U
22	BA	1995	U
22	BA	1997	C
22	BA	2009	A
22	BA	2022	U
22	BA	2023	C
22	BA	2031	A
22	BA	2033	A
22	BA	2043	C
22	BA	2055	C
22	BA	2056	G
22	BA	2060	A
22	BA	2061	G
22	BA	2062	A
22	BA	2064	C
22	BA	2069	G
22	BA	2072	C
22	BA	2092	U
22	BA	2093	G
22	BA	2097	A
22	BA	2098	U
22	BA	2099	U
22	BA	2100	G
22	BA	2102	G
22	BA	2103	C
22	BA	2106	U
22	BA	2110	G
22	BA	2111	U
22	BA	2112	G
22	BA	2113	U
22	BA	2115	G
22	BA	2116	G
22	BA	2117	A
22	BA	2118	U
22	BA	2119	A

Continued on next page...

Continued from previous page...

Mol	Chain	Res	Type
22	BA	2122	U
22	BA	2126	A
22	BA	2127	G
22	BA	2128	G
22	BA	2129	C
22	BA	2132	U
22	BA	2133	G
22	BA	2134	A
22	BA	2136	G
22	BA	2138	G
22	BA	2139	U
22	BA	2145	C
22	BA	2147	A
22	BA	2148	G
22	BA	2162	G
22	BA	2163	A
22	BA	2164	C
22	BA	2165	C
22	BA	2166	U
22	BA	2167	U
22	BA	2169	A
22	BA	2170	A
22	BA	2171	A
22	BA	2172	U
22	BA	2173	A
22	BA	2174	C
22	BA	2178	C
22	BA	2179	C
22	BA	2181	U
22	BA	2182	U
22	BA	2187	U
22	BA	2190	G
22	BA	2197	U
22	BA	2198	A
22	BA	2203	U
22	BA	2204	G
22	BA	2210	U
22	BA	2211	A
22	BA	2212	A
22	BA	2214	C
22	BA	2220	U
22	BA	2225	A

Continued on next page...

Continued from previous page...

Mol	Chain	Res	Type
22	BA	2238	G
22	BA	2239	G
22	BA	2248	C
22	BA	2250	G
22	BA	2268	A
22	BA	2272	U
22	BA	2278	A
22	BA	2283	C
22	BA	2286	G
22	BA	2287	A
22	BA	2296	U
22	BA	2297	A
22	BA	2305	U
22	BA	2308	G
22	BA	2309	A
22	BA	2311	A
22	BA	2322	A
22	BA	2325	G
22	BA	2327	A
22	BA	2331	G
22	BA	2335	A
22	BA	2345	G
22	BA	2346	A
22	BA	2347	C
22	BA	2361	G
22	BA	2383	G
22	BA	2385	C
22	BA	2389	G
22	BA	2394	C
22	BA	2402	U
22	BA	2403	C
22	BA	2406	A
22	BA	2412	A
22	BA	2420	C
22	BA	2422	C
22	BA	2424	C
22	BA	2425	A
22	BA	2428	G
22	BA	2429	G
22	BA	2430	A
22	BA	2431	U
22	BA	2435	A

Continued on next page...

Continued from previous page...

Mol	Chain	Res	Type
22	BA	2441	U
22	BA	2448	A
22	BA	2465	C
22	BA	2474	U
22	BA	2476	A
22	BA	2478	A
22	BA	2484	G
22	BA	2487	G
22	BA	2490	G
22	BA	2491	U
22	BA	2497	A
22	BA	2502	G
22	BA	2503	A
22	BA	2504	U
22	BA	2505	G
22	BA	2506	U
22	BA	2508	G
22	BA	2515	C
22	BA	2518	A
22	BA	2529	G
22	BA	2535	G
22	BA	2554	U
22	BA	2555	U
22	BA	2566	A
22	BA	2567	G
22	BA	2573	C
22	BA	2576	G
22	BA	2578	G
22	BA	2594	C
22	BA	2602	A
22	BA	2603	G
22	BA	2609	U
22	BA	2613	U
22	BA	2615	U
22	BA	2629	U
22	BA	2652	C
22	BA	2662	A
22	BA	2688	G
22	BA	2689	U
22	BA	2690	U
22	BA	2714	G
22	BA	2726	A

Continued on next page...

Continued from previous page...

Mol	Chain	Res	Type
22	BA	2729	G
22	BA	2732	G
22	BA	2733	A
22	BA	2744	G
22	BA	2748	A
22	BA	2757	A
22	BA	2765	A
22	BA	2778	A
22	BA	2791	G
22	BA	2792	A
22	BA	2798	U
22	BA	2799	A
22	BA	2800	A
22	BA	2803	G
22	BA	2811	G
22	BA	2820	A
22	BA	2821	A
22	BA	2825	G
22	BA	2827	C
22	BA	2835	A
22	BA	2862	G
22	BA	2867	G
22	BA	2873	A
22	BA	2874	C
22	BA	2879	A
22	BA	2880	C
22	BA	2883	A
22	BA	2884	U
22	BA	2885	G
22	BA	2887	A
22	BA	2903	U
23	BB	2	G
23	BB	9	G
23	BB	15	A
23	BB	16	G
23	BB	25	U
23	BB	35	C
23	BB	42	C
23	BB	44	G
23	BB	45	A
23	BB	56	G
23	BB	66	A

Continued on next page...

Continued from previous page...

Mol	Chain	Res	Type
23	BB	89	U
23	BB	90	C
23	BB	91	C
23	BB	109	A
23	BB	119	A
1	CA	3	A
1	CA	5	U
1	CA	6	G
1	CA	9	G
1	CA	21	G
1	CA	32	A
1	CA	39	G
1	CA	47	C
1	CA	48	C
1	CA	51	A
1	CA	52	C
1	CA	55	A
1	CA	65	A
1	CA	67	C
1	CA	68	G
1	CA	70	U
1	CA	71	A
1	CA	73	C
1	CA	74	A
1	CA	75	G
1	CA	79	G
1	CA	80	A
1	CA	84	U
1	CA	85	U
1	CA	86	G
1	CA	87	C
1	CA	88	U
1	CA	91	U
1	CA	93	U
1	CA	94	G
1	CA	116	A
1	CA	117	G
1	CA	120	A
1	CA	121	U
1	CA	122	G
1	CA	129	A
1	CA	130	A

Continued on next page...

Continued from previous page...

Mol	Chain	Res	Type
1	CA	131	A
1	CA	135	C
1	CA	137	U
1	CA	142	G
1	CA	143	A
1	CA	144	G
1	CA	154	U
1	CA	155	A
1	CA	156	C
1	CA	159	G
1	CA	173	U
1	CA	174	A
1	CA	176	C
1	CA	181	A
1	CA	182	A
1	CA	183	C
1	CA	184	G
1	CA	185	U
1	CA	186	C
1	CA	191	G
1	CA	197	A
1	CA	200	G
1	CA	201	G
1	CA	204	G
1	CA	207	C
1	CA	208	U
1	CA	209	U
1	CA	210	C
1	CA	211	G
1	CA	212	G
1	CA	214	C
1	CA	240	G
1	CA	241	G
1	CA	244	U
1	CA	245	U
1	CA	247	G
1	CA	250	A
1	CA	251	G
1	CA	253	A
1	CA	254	G
1	CA	259	G
1	CA	266	G

Continued on next page...

Continued from previous page...

Mol	Chain	Res	Type
1	CA	267	C
1	CA	268	U
1	CA	269	C
1	CA	280	C
1	CA	289	G
1	CA	294	U
1	CA	316	C
1	CA	321	A
1	CA	328	C
1	CA	329	A
1	CA	330	C
1	CA	332	G
1	CA	345	C
1	CA	347	G
1	CA	352	C
1	CA	354	G
1	CA	367	U
1	CA	372	C
1	CA	376	G
1	CA	378	G
1	CA	384	G
1	CA	389	A
1	CA	390	U
1	CA	398	U
1	CA	404	G
1	CA	406	G
1	CA	409	U
1	CA	411	A
1	CA	412	A
1	CA	413	G
1	CA	421	U
1	CA	422	C
1	CA	424	G
1	CA	427	U
1	CA	429	U
1	CA	430	A
1	CA	439	U
1	CA	440	C
1	CA	446	G
1	CA	459	A
1	CA	463	U
1	CA	467	U

Continued on next page...

Continued from previous page...

Mol	Chain	Res	Type
1	CA	468	A
1	CA	473	U
1	CA	474	G
1	CA	478	A
1	CA	479	U
1	CA	481	G
1	CA	484	G
1	CA	485	U
1	CA	486	U
1	CA	498	A
1	CA	505	G
1	CA	509	A
1	CA	511	C
1	CA	518	C
1	CA	519	C
1	CA	524	G
1	CA	527	G
1	CA	530	G
1	CA	531	U
1	CA	532	A
1	CA	533	A
1	CA	545	C
1	CA	547	A
1	CA	550	G
1	CA	559	A
1	CA	564	C
1	CA	568	G
1	CA	570	G
1	CA	572	A
1	CA	573	A
1	CA	576	C
1	CA	582	C
1	CA	615	G
1	CA	619	U
1	CA	622	A
1	CA	628	G
1	CA	636	U
1	CA	650	G
1	CA	653	U
1	CA	654	G
1	CA	665	A
1	CA	687	A

Continued on next page...

Continued from previous page...

Mol	Chain	Res	Type
1	CA	695	A
1	CA	702	A
1	CA	721	G
1	CA	723	U
1	CA	724	G
1	CA	731	G
1	CA	747	A
1	CA	755	G
1	CA	765	G
1	CA	777	A
1	CA	785	G
1	CA	787	A
1	CA	793	U
1	CA	794	A
1	CA	802	A
1	CA	812	G
1	CA	815	A
1	CA	817	C
1	CA	828	U
1	CA	832	G
1	CA	841	C
1	CA	842	U
1	CA	843	U
1	CA	844	G
1	CA	845	A
1	CA	846	G
1	CA	849	G
1	CA	874	G
1	CA	876	C
1	CA	880	C
1	CA	906	A
1	CA	914	A
1	CA	922	G
1	CA	926	G
1	CA	934	C
1	CA	935	A
1	CA	960	U
1	CA	964	A
1	CA	969	A
1	CA	971	G
1	CA	975	A
1	CA	976	G

Continued on next page...

Continued from previous page...

Mol	Chain	Res	Type
1	CA	977	A
1	CA	983	A
1	CA	991	U
1	CA	992	U
1	CA	993	G
1	CA	994	A
1	CA	995	C
1	CA	996	A
1	CA	1004	A
1	CA	1008	U
1	CA	1018	G
1	CA	1020	G
1	CA	1022	A
1	CA	1025	U
1	CA	1026	G
1	CA	1027	C
1	CA	1028	C
1	CA	1030	U
1	CA	1031	C
1	CA	1032	G
1	CA	1033	G
1	CA	1034	G
1	CA	1037	C
1	CA	1039	G
1	CA	1042	A
1	CA	1043	G
1	CA	1044	A
1	CA	1047	G
1	CA	1050	G
1	CA	1052	U
1	CA	1054	C
1	CA	1055	A
1	CA	1065	U
1	CA	1070	U
1	CA	1072	G
1	CA	1073	U
1	CA	1086	U
1	CA	1089	G
1	CA	1094	G
1	CA	1095	U
1	CA	1096	C
1	CA	1101	A

Continued on next page...

Continued from previous page...

Mol	Chain	Res	Type
1	CA	1104	G
1	CA	1124	G
1	CA	1125	U
1	CA	1129	C
1	CA	1133	G
1	CA	1134	G
1	CA	1136	C
1	CA	1137	C
1	CA	1139	G
1	CA	1140	C
1	CA	1141	C
1	CA	1142	G
1	CA	1145	A
1	CA	1154	G
1	CA	1157	A
1	CA	1159	U
1	CA	1160	G
1	CA	1161	C
1	CA	1168	U
1	CA	1181	G
1	CA	1184	G
1	CA	1187	G
1	CA	1196	A
1	CA	1197	A
1	CA	1198	G
1	CA	1202	U
1	CA	1212	U
1	CA	1213	A
1	CA	1222	G
1	CA	1227	A
1	CA	1228	C
1	CA	1230	C
1	CA	1236	A
1	CA	1238	A
1	CA	1239	A
1	CA	1240	U
1	CA	1253	G
1	CA	1256	A
1	CA	1257	A
1	CA	1259	C
1	CA	1260	G
1	CA	1275	A

Continued on next page...

Continued from previous page...

Mol	Chain	Res	Type
1	CA	1280	A
1	CA	1285	A
1	CA	1286	U
1	CA	1287	A
1	CA	1297	G
1	CA	1299	A
1	CA	1301	U
1	CA	1305	G
1	CA	1312	G
1	CA	1317	C
1	CA	1318	A
1	CA	1320	C
1	CA	1322	C
1	CA	1323	G
1	CA	1324	A
1	CA	1332	A
1	CA	1336	C
1	CA	1337	G
1	CA	1338	G
1	CA	1346	A
1	CA	1353	G
1	CA	1362	A
1	CA	1363	A
1	CA	1368	A
1	CA	1379	G
1	CA	1381	U
1	CA	1382	C
1	CA	1418	A
1	CA	1441	A
1	CA	1442	G
1	CA	1446	A
1	CA	1451	U
1	CA	1452	C
1	CA	1454	G
1	CA	1475	G
1	CA	1477	U
1	CA	1491	G
1	CA	1492	A
1	CA	1497	G
1	CA	1499	A
1	CA	1503	A
1	CA	1505	G

Continued on next page...

Continued from previous page...

Mol	Chain	Res	Type
1	CA	1506	U
1	CA	1507	A
1	CA	1509	C
1	CA	1517	G
1	CA	1519	A
1	CA	1529	G
1	CA	1530	G
1	CA	1533	C
1	CA	1534	A
1	CA	1535	C
1	CA	1536	C
22	DA	10	A
22	DA	15	G
22	DA	32	C
22	DA	34	U
22	DA	39	G
22	DA	42	A
22	DA	43	G
22	DA	46	G
22	DA	57	C
22	DA	61	C
22	DA	64	A
22	DA	66	C
22	DA	70	G
22	DA	71	A
22	DA	73	A
22	DA	74	A
22	DA	75	G
22	DA	80	G
22	DA	81	G
22	DA	82	U
22	DA	83	A
22	DA	84	A
22	DA	85	G
22	DA	87	U
22	DA	91	A
22	DA	96	C
22	DA	97	C
22	DA	98	G
22	DA	101	A
22	DA	103	A
22	DA	104	A

Continued on next page...

Continued from previous page...

Mol	Chain	Res	Type
22	DA	111	A
22	DA	118	A
22	DA	119	A
22	DA	120	U
22	DA	121	G
22	DA	128	C
22	DA	137	U
22	DA	138	U
22	DA	139	U
22	DA	140	C
22	DA	141	G
22	DA	142	A
22	DA	143	C
22	DA	145	C
22	DA	150	U
22	DA	155	A
22	DA	158	U
22	DA	159	G
22	DA	162	U
22	DA	166	U
22	DA	178	G
22	DA	180	G
22	DA	184	C
22	DA	185	G
22	DA	196	A
22	DA	198	C
22	DA	202	U
22	DA	206	U
22	DA	216	A
22	DA	221	A
22	DA	222	A
22	DA	223	A
22	DA	224	U
22	DA	225	C
22	DA	228	C
22	DA	233	A
22	DA	245	G
22	DA	248	G
22	DA	249	C
22	DA	251	A
22	DA	258	G
22	DA	262	A

Continued on next page...

Continued from previous page...

Mol	Chain	Res	Type
22	DA	265	A
22	DA	266	G
22	DA	271	G
22	DA	272	A
22	DA	276	U
22	DA	279	A
22	DA	281	C
22	DA	285	G
22	DA	291	G
22	DA	294	A
22	DA	311	A
22	DA	321	U
22	DA	329	G
22	DA	330	A
22	DA	335	C
22	DA	346	A
22	DA	348	A
22	DA	350	G
22	DA	359	G
22	DA	361	G
22	DA	362	A
22	DA	367	G
22	DA	370	G
22	DA	371	A
22	DA	372	G
22	DA	380	G
22	DA	385	C
22	DA	386	G
22	DA	387	U
22	DA	392	U
22	DA	396	G
22	DA	401	A
22	DA	405	U
22	DA	411	G
22	DA	412	A
22	DA	417	C
22	DA	420	C
22	DA	421	C
22	DA	424	G
22	DA	426	C
22	DA	430	A
22	DA	435	C

Continued on next page...

Continued from previous page...

Mol	Chain	Res	Type
22	DA	444	C
22	DA	446	G
22	DA	448	U
22	DA	451	U
22	DA	455	C
22	DA	461	C
22	DA	462	C
22	DA	478	A
22	DA	480	A
22	DA	481	G
22	DA	490	C
22	DA	491	G
22	DA	496	G
22	DA	504	A
22	DA	505	A
22	DA	508	A
22	DA	509	C
22	DA	510	C
22	DA	511	U
22	DA	528	A
22	DA	531	C
22	DA	532	A
22	DA	533	G
22	DA	542	C
22	DA	543	G
22	DA	544	C
22	DA	546	U
22	DA	547	A
22	DA	548	G
22	DA	549	G
22	DA	550	C
22	DA	563	A
22	DA	564	C
22	DA	568	U
22	DA	569	U
22	DA	572	A
22	DA	573	U
22	DA	575	A
22	DA	586	A
22	DA	588	U
22	DA	603	A
22	DA	613	A

Continued on next page...

Continued from previous page...

Mol	Chain	Res	Type
22	DA	614	A
22	DA	615	U
22	DA	622	G
22	DA	627	A
22	DA	628	G
22	DA	631	A
22	DA	637	A
22	DA	642	U
22	DA	645	C
22	DA	646	U
22	DA	647	G
22	DA	648	G
22	DA	654	A
22	DA	655	A
22	DA	656	G
22	DA	657	U
22	DA	662	G
22	DA	664	G
22	DA	672	C
22	DA	682	G
22	DA	684	G
22	DA	685	A
22	DA	686	U
22	DA	694	U
22	DA	695	G
22	DA	701	G
22	DA	702	U
22	DA	717	C
22	DA	726	G
22	DA	727	A
22	DA	728	G
22	DA	729	G
22	DA	730	A
22	DA	740	C
22	DA	747	U
22	DA	748	G
22	DA	752	A
22	DA	757	G
22	DA	758	C
22	DA	771	G
22	DA	773	U
22	DA	775	G

Continued on next page...

Continued from previous page...

Mol	Chain	Res	Type
22	DA	776	G
22	DA	782	A
22	DA	784	G
22	DA	785	G
22	DA	790	U
22	DA	792	A
22	DA	793	A
22	DA	798	G
22	DA	800	A
22	DA	801	G
22	DA	802	A
22	DA	805	G
22	DA	812	C
22	DA	814	C
22	DA	815	C
22	DA	819	A
22	DA	826	U
22	DA	827	U
22	DA	828	U
22	DA	829	A
22	DA	830	G
22	DA	844	A
22	DA	845	A
22	DA	846	U
22	DA	847	U
22	DA	858	G
22	DA	859	G
22	DA	878	A
22	DA	881	G
22	DA	882	G
22	DA	885	C
22	DA	896	A
22	DA	897	C
22	DA	907	G
22	DA	910	A
22	DA	914	G
22	DA	915	C
22	DA	931	U
22	DA	932	U
22	DA	933	A
22	DA	941	A
22	DA	946	C

Continued on next page...

Continued from previous page...

Mol	Chain	Res	Type
22	DA	951	C
22	DA	953	G
22	DA	958	U
22	DA	959	A
22	DA	961	C
22	DA	974	G
22	DA	983	A
22	DA	995	C
22	DA	996	A
22	DA	1012	U
22	DA	1013	C
22	DA	1022	G
22	DA	1023	U
22	DA	1025	G
22	DA	1026	G
22	DA	1033	U
22	DA	1046	A
22	DA	1047	G
22	DA	1051	G
22	DA	1057	A
22	DA	1058	U
22	DA	1061	U
22	DA	1062	G
22	DA	1065	U
22	DA	1066	U
22	DA	1068	G
22	DA	1069	A
22	DA	1070	A
22	DA	1071	G
22	DA	1072	C
22	DA	1074	G
22	DA	1075	C
22	DA	1077	A
22	DA	1088	A
22	DA	1089	A
22	DA	1092	C
22	DA	1094	U
22	DA	1096	A
22	DA	1097	U
22	DA	1100	C
22	DA	1101	U
22	DA	1104	C

Continued on next page...

Continued from previous page...

Mol	Chain	Res	Type
22	DA	1110	G
22	DA	1112	G
22	DA	1115	G
22	DA	1116	G
22	DA	1119	U
22	DA	1122	G
22	DA	1128	G
22	DA	1132	U
22	DA	1135	C
22	DA	1136	G
22	DA	1139	G
22	DA	1142	A
22	DA	1153	C
22	DA	1155	A
22	DA	1171	G
22	DA	1172	C
22	DA	1175	A
22	DA	1176	U
22	DA	1178	C
22	DA	1179	G
22	DA	1180	U
22	DA	1183	U
22	DA	1186	G
22	DA	1199	U
22	DA	1204	A
22	DA	1205	A
22	DA	1212	G
22	DA	1227	G
22	DA	1230	A
22	DA	1231	U
22	DA	1235	G
22	DA	1236	G
22	DA	1237	A
22	DA	1238	G
22	DA	1242	U
22	DA	1243	C
22	DA	1244	A
22	DA	1247	A
22	DA	1248	G
22	DA	1250	G
22	DA	1253	A
22	DA	1256	G

Continued on next page...

Continued from previous page...

Mol	Chain	Res	Type
22	DA	1266	G
22	DA	1268	A
22	DA	1272	A
22	DA	1276	A
22	DA	1282	U
22	DA	1288	G
22	DA	1289	C
22	DA	1293	C
22	DA	1294	U
22	DA	1300	G
22	DA	1301	A
22	DA	1321	A
22	DA	1330	C
22	DA	1339	G
22	DA	1344	U
22	DA	1345	C
22	DA	1352	U
22	DA	1355	G
22	DA	1359	A
22	DA	1365	A
22	DA	1374	G
22	DA	1376	C
22	DA	1378	A
22	DA	1379	U
22	DA	1380	G
22	DA	1383	A
22	DA	1384	A
22	DA	1391	U
22	DA	1393	A
22	DA	1395	A
22	DA	1411	U
22	DA	1416	G
22	DA	1418	G
22	DA	1419	A
22	DA	1420	A
22	DA	1428	C
22	DA	1434	A
22	DA	1446	C
22	DA	1452	G
22	DA	1453	A
22	DA	1454	C
22	DA	1456	G

Continued on next page...

Continued from previous page...

Mol	Chain	Res	Type
22	DA	1458	U
22	DA	1462	C
22	DA	1465	G
22	DA	1468	U
22	DA	1471	G
22	DA	1476	U
22	DA	1482	G
22	DA	1493	C
22	DA	1503	A
22	DA	1504	A
22	DA	1509	A
22	DA	1510	G
22	DA	1515	A
22	DA	1523	U
22	DA	1524	G
22	DA	1527	G
22	DA	1530	G
22	DA	1531	C
22	DA	1533	C
22	DA	1534	U
22	DA	1535	A
22	DA	1536	C
22	DA	1537	G
22	DA	1540	G
22	DA	1555	G
22	DA	1560	G
22	DA	1566	A
22	DA	1569	A
22	DA	1576	U
22	DA	1578	U
22	DA	1581	G
22	DA	1582	C
22	DA	1583	A
22	DA	1584	U
22	DA	1585	C
22	DA	1587	G
22	DA	1592	C
22	DA	1602	U
22	DA	1603	A
22	DA	1606	C
22	DA	1607	C
22	DA	1608	A

Continued on next page...

Continued from previous page...

Mol	Chain	Res	Type
22	DA	1610	A
22	DA	1613	G
22	DA	1616	A
22	DA	1626	A
22	DA	1634	A
22	DA	1645	G
22	DA	1646	C
22	DA	1647	U
22	DA	1648	U
22	DA	1649	G
22	DA	1651	G
22	DA	1652	A
22	DA	1660	G
22	DA	1663	G
22	DA	1664	A
22	DA	1674	G
22	DA	1715	G
22	DA	1729	U
22	DA	1730	C
22	DA	1732	C
22	DA	1738	G
22	DA	1740	G
22	DA	1744	A
22	DA	1750	G
22	DA	1758	U
22	DA	1759	A
22	DA	1764	C
22	DA	1767	G
22	DA	1773	A
22	DA	1781	U
22	DA	1782	U
22	DA	1791	A
22	DA	1793	C
22	DA	1800	C
22	DA	1801	A
22	DA	1802	A
22	DA	1808	A
22	DA	1810	A
22	DA	1812	U
22	DA	1816	C
22	DA	1817	G
22	DA	1828	G

Continued on next page...

Continued from previous page...

Mol	Chain	Res	Type
22	DA	1829	A
22	DA	1833	C
22	DA	1848	A
22	DA	1858	A
22	DA	1870	C
22	DA	1871	A
22	DA	1872	A
22	DA	1873	G
22	DA	1876	A
22	DA	1878	G
22	DA	1880	U
22	DA	1882	U
22	DA	1889	A
22	DA	1903	G
22	DA	1906	G
22	DA	1914	C
22	DA	1920	C
22	DA	1926	U
22	DA	1927	A
22	DA	1929	G
22	DA	1930	G
22	DA	1937	A
22	DA	1938	A
22	DA	1945	G
22	DA	1955	U
22	DA	1965	C
22	DA	1966	A
22	DA	1967	C
22	DA	1970	A
22	DA	1971	U
22	DA	1972	G
22	DA	1975	G
22	DA	1981	A
22	DA	1987	A
22	DA	1991	U
22	DA	1992	G
22	DA	1993	U
22	DA	1997	C
22	DA	2004	G
22	DA	2007	U
22	DA	2018	G
22	DA	2020	A

Continued on next page...

Continued from previous page...

Mol	Chain	Res	Type
22	DA	2021	C
22	DA	2022	U
22	DA	2023	C
22	DA	2030	A
22	DA	2031	A
22	DA	2033	A
22	DA	2043	C
22	DA	2049	G
22	DA	2055	C
22	DA	2056	G
22	DA	2060	A
22	DA	2061	G
22	DA	2062	A
22	DA	2064	C
22	DA	2069	G
22	DA	2072	C
22	DA	2075	U
22	DA	2080	A
22	DA	2087	G
22	DA	2092	U
22	DA	2093	G
22	DA	2108	A
22	DA	2109	U
22	DA	2110	G
22	DA	2111	U
22	DA	2112	G
22	DA	2113	U
22	DA	2115	G
22	DA	2116	G
22	DA	2117	A
22	DA	2118	U
22	DA	2119	A
22	DA	2120	G
22	DA	2125	G
22	DA	2126	A
22	DA	2127	G
22	DA	2128	G
22	DA	2131	U
22	DA	2132	U
22	DA	2133	G
22	DA	2135	A
22	DA	2137	U

Continued on next page...

Continued from previous page...

Mol	Chain	Res	Type
22	DA	2143	C
22	DA	2146	C
22	DA	2147	A
22	DA	2149	U
22	DA	2158	A
22	DA	2162	G
22	DA	2163	A
22	DA	2164	C
22	DA	2165	C
22	DA	2166	U
22	DA	2169	A
22	DA	2170	A
22	DA	2171	A
22	DA	2172	U
22	DA	2189	U
22	DA	2190	G
22	DA	2194	U
22	DA	2198	A
22	DA	2203	U
22	DA	2204	G
22	DA	2207	C
22	DA	2211	A
22	DA	2212	A
22	DA	2215	C
22	DA	2225	A
22	DA	2226	C
22	DA	2230	G
22	DA	2238	G
22	DA	2239	G
22	DA	2242	G
22	DA	2243	U
22	DA	2245	U
22	DA	2246	G
22	DA	2250	G
22	DA	2268	A
22	DA	2273	A
22	DA	2279	G
22	DA	2280	G
22	DA	2283	C
22	DA	2285	C
22	DA	2287	A
22	DA	2289	G

Continued on next page...

Continued from previous page...

Mol	Chain	Res	Type
22	DA	2305	U
22	DA	2307	G
22	DA	2308	G
22	DA	2309	A
22	DA	2310	C
22	DA	2311	A
22	DA	2313	C
22	DA	2321	U
22	DA	2322	A
22	DA	2325	G
22	DA	2327	A
22	DA	2333	A
22	DA	2345	G
22	DA	2347	C
22	DA	2350	C
22	DA	2354	C
22	DA	2356	U
22	DA	2357	G
22	DA	2361	G
22	DA	2383	G
22	DA	2385	C
22	DA	2397	G
22	DA	2402	U
22	DA	2406	A
22	DA	2407	A
22	DA	2409	G
22	DA	2410	G
22	DA	2412	A
22	DA	2417	C
22	DA	2423	U
22	DA	2424	C
22	DA	2425	A
22	DA	2426	A
22	DA	2429	G
22	DA	2430	A
22	DA	2431	U
22	DA	2435	A
22	DA	2440	C
22	DA	2441	U
22	DA	2446	G
22	DA	2447	G
22	DA	2448	A

Continued on next page...

Continued from previous page...

Mol	Chain	Res	Type
22	DA	2449	U
22	DA	2465	C
22	DA	2470	G
22	DA	2476	A
22	DA	2491	U
22	DA	2502	G
22	DA	2503	A
22	DA	2505	G
22	DA	2517	C
22	DA	2518	A
22	DA	2525	G
22	DA	2529	G
22	DA	2535	G
22	DA	2547	A
22	DA	2550	G
22	DA	2554	U
22	DA	2556	C
22	DA	2559	C
22	DA	2563	U
22	DA	2566	A
22	DA	2567	G
22	DA	2578	G
22	DA	2585	U
22	DA	2586	U
22	DA	2600	A
22	DA	2602	A
22	DA	2603	G
22	DA	2609	U
22	DA	2613	U
22	DA	2615	U
22	DA	2619	C
22	DA	2624	G
22	DA	2629	U
22	DA	2630	G
22	DA	2644	G
22	DA	2646	C
22	DA	2648	G
22	DA	2656	U
22	DA	2661	G
22	DA	2663	G
22	DA	2665	A
22	DA	2689	U

Continued on next page...

Continued from previous page...

Mol	Chain	Res	Type
22	DA	2690	U
22	DA	2691	C
22	DA	2714	G
22	DA	2716	C
22	DA	2718	G
22	DA	2719	G
22	DA	2726	A
22	DA	2727	A
22	DA	2729	G
22	DA	2739	U
22	DA	2741	A
22	DA	2748	A
22	DA	2751	G
22	DA	2757	A
22	DA	2778	A
22	DA	2791	G
22	DA	2794	C
22	DA	2799	A
22	DA	2803	G
22	DA	2807	U
22	DA	2809	A
22	DA	2812	G
22	DA	2818	U
22	DA	2820	A
22	DA	2821	A
22	DA	2823	A
22	DA	2826	A
22	DA	2833	U
22	DA	2834	G
22	DA	2835	A
22	DA	2843	G
22	DA	2850	A
22	DA	2852	G
22	DA	2855	C
22	DA	2861	U
22	DA	2867	G
22	DA	2871	U
22	DA	2872	A
22	DA	2879	A
22	DA	2880	C
22	DA	2883	A
22	DA	2891	U

Continued on next page...

Continued from previous page...

Mol	Chain	Res	Type
22	DA	2897	U
23	DB	13	G
23	DB	15	A
23	DB	16	G
23	DB	24	G
23	DB	35	C
23	DB	36	C
23	DB	44	G
23	DB	51	G
23	DB	54	G
23	DB	56	G
23	DB	61	G
23	DB	66	A
23	DB	87	U
23	DB	88	C
23	DB	89	U
23	DB	90	C
23	DB	99	A
23	DB	109	A
23	DB	110	C
23	DB	111	U

All (77) RNA pucker outliers are listed below:

Mol	Chain	Res	Type
1	AA	209	U
1	AA	351	G
1	AA	429	U
1	AA	484	G
1	AA	722	G
1	AA	1031	C
1	AA	1049	U
1	AA	1145	A
1	AA	1201	A
1	AA	1211	U
1	AA	1505	G
22	BA	70	G
22	BA	199	A
22	BA	271	G
22	BA	404	A
22	BA	455	C
22	BA	764	A

Continued on next page...

Continued from previous page...

Mol	Chain	Res	Type
22	BA	784	G
22	BA	800	A
22	BA	960	A
22	BA	984	A
22	BA	995	C
22	BA	1344	U
22	BA	1378	A
22	BA	1494	A
22	BA	1554	U
22	BA	1583	A
22	BA	1606	C
22	BA	1757	A
22	BA	1875	G
22	BA	2127	G
22	BA	2211	A
22	BA	2286	G
22	BA	2326	C
22	BA	2873	A
1	CA	85	U
1	CA	115	G
1	CA	209	U
1	CA	429	U
1	CA	484	G
1	CA	1049	U
1	CA	1201	A
1	CA	1211	U
1	CA	1279	G
1	CA	1317	C
22	DA	271	G
22	DA	404	A
22	DA	479	A
22	DA	613	A
22	DA	800	A
22	DA	846	U
22	DA	877	A
22	DA	1237	A
22	DA	1275	A
22	DA	1344	U
22	DA	1378	A
22	DA	1475	G
22	DA	1514	G
22	DA	1606	C

Continued on next page...

Continued from previous page...

Mol	Chain	Res	Type
22	DA	1847	A
22	DA	1875	G
22	DA	2109	U
22	DA	2127	G
22	DA	2145	C
22	DA	2146	C
22	DA	2157	G
22	DA	2162	G
22	DA	2211	A
22	DA	2225	A
22	DA	2286	G
22	DA	2308	G
22	DA	2326	C
22	DA	2425	A
22	DA	2602	A
22	DA	2655	G
22	DA	2756	U
22	DA	2820	A

5.4 Non-standard residues in protein, DNA, RNA chains ⓘ

10 non-standard protein/DNA/RNA residues are modelled in this entry.

In the following table, the Counts columns list the number of bonds (or angles) for which Mogul statistics could be retrieved, the number of bonds (or angles) that are observed in the model and the number of bonds (or angles) that are defined in the Chemical Component Dictionary. The Link column lists molecule types, if any, to which the group is linked. The Z score for a bond length (or angle) is the number of standard deviations the observed value is removed from the expected value. A bond length (or angle) with $|Z| > 2$ is considered an outlier worth inspection. RMSZ is the root-mean-square of all Z scores of the bond lengths (or angles).

Mol	Type	Chain	Res	Link	Bond lengths			Bond angles		
					Counts	RMSZ	# Z > 2	Counts	RMSZ	# Z > 2
54	MHV	B6	6	54	7,9,10	1.59	1 (14%)	7,11,13	3.44	4 (57%)
54	004	D6	7	54	9,10,11	0.78	0	9,12,14	0.60	0
54	DBB	B6	3	54	4,5,6	1.31	0	1,5,7	2.61	1 (100%)
54	MHW	D6	1	54	9,9,10	1.95	1 (11%)	10,11,13	3.07	4 (40%)
54	MHW	B6	1	54	9,9,10	1.64	1 (11%)	10,11,13	2.86	4 (40%)
54	MHU	D6	5	54	14,15,16	1.63	3 (21%)	18,19,21	1.15	2 (11%)
54	DBB	D6	3	54	4,5,6	1.18	0	1,5,7	1.37	0
54	004	B6	7	54	9,10,11	1.52	1 (11%)	9,12,14	2.03	3 (33%)

Mol	Type	Chain	Res	Link	Bond lengths			Bond angles		
					Counts	RMSZ	# Z > 2	Counts	RMSZ	# Z > 2
54	MHV	D6	6	54	7,9,10	1.19	0	7,11,13	3.21	4 (57%)
54	MHU	B6	5	54	14,15,16	1.80	3 (21%)	18,19,21	1.27	3 (16%)

In the following table, the Chirals column lists the number of chiral outliers, the number of chiral centers analysed, the number of these observed in the model and the number defined in the Chemical Component Dictionary. Similar counts are reported in the Torsion and Rings columns. '-' means no outliers of that kind were identified.

Mol	Type	Chain	Res	Link	Chirals	Torsions	Rings
54	MHV	B6	6	54	-	0/1/12/14	0/1/1/1
54	004	D6	7	54	-	2/4/6/8	0/1/1/1
54	DBB	B6	3	54	-	1/3/4/6	-
54	MHW	D6	1	54	-	0/2/2/4	0/1/1/1
54	MHW	B6	1	54	-	0/2/2/4	0/1/1/1
54	MHU	D6	5	54	-	0/9/12/14	0/1/1/1
54	DBB	D6	3	54	-	0/3/4/6	-
54	004	B6	7	54	-	1/4/6/8	0/1/1/1
54	MHV	D6	6	54	-	0/1/12/14	0/1/1/1
54	MHU	B6	5	54	-	0/9/12/14	0/1/1/1

All (10) bond length outliers are listed below:

Mol	Chain	Res	Type	Atoms	Z	Observed(Å)	Ideal(Å)
54	D6	1	MHW	CA-C	5.22	1.54	1.48
54	B6	5	MHU	CZ-NZ	5.22	1.49	1.37
54	D6	5	MHU	CZ-NZ	4.69	1.48	1.37
54	B6	7	004	CB-CA	-4.30	1.48	1.52
54	B6	1	MHW	CA-C	3.99	1.52	1.48
54	B6	6	MHV	CB-CG	-2.97	1.45	1.50
54	B6	5	MHU	CD2-CE2	2.18	1.42	1.38
54	B6	5	MHU	CB-CG	2.15	1.56	1.51
54	D6	5	MHU	CB-CG	2.10	1.56	1.51
54	D6	5	MHU	CD2-CE2	2.00	1.42	1.38

All (25) bond angle outliers are listed below:

Mol	Chain	Res	Type	Atoms	Z	Observed(°)	Ideal(°)
54	D6	1	MHW	CD-CE-N	6.55	134.13	123.43
54	B6	1	MHW	CD-CE-N	5.89	133.04	123.43
54	B6	6	MHV	CD2-CG-CB	5.52	124.11	115.89
54	D6	6	MHV	CD2-CE-N	-5.22	98.62	110.03

Continued on next page...

Continued from previous page...

Mol	Chain	Res	Type	Atoms	Z	Observed(°)	Ideal(°)
54	D6	6	MHV	CD2-CG-CB	5.13	123.53	115.89
54	D6	1	MHW	CG2-CD-CE	-4.90	111.66	118.91
54	B6	6	MHV	CD2-CE-N	-4.80	99.55	110.03
54	B6	6	MHV	OD1-CG-CB	-4.49	116.26	121.96
54	D6	1	MHW	O-C-CA	-4.12	120.32	124.22
54	B6	7	004	CB-CA-N	-4.10	102.59	112.40
54	B6	1	MHW	O-C-CA	-4.02	120.42	124.22
54	B6	1	MHW	CG2-CD-CE	-3.89	113.14	118.91
54	B6	7	004	CG2-CB-CG1	3.23	122.32	118.29
54	B6	1	MHW	C-CA-N	2.96	120.20	115.41
54	D6	6	MHV	OD1-CG-CD2	-2.84	117.19	122.05
54	D6	1	MHW	C-CA-N	2.71	119.80	115.41
54	B6	3	DBB	CG-CB-CA	-2.61	107.44	113.42
54	D6	5	MHU	O-C-CA	-2.57	118.03	124.78
54	D6	5	MHU	CE2-CZ-NZ	-2.45	118.31	121.63
54	B6	5	MHU	CB-CA-C	-2.35	107.20	111.65
54	B6	5	MHU	CE2-CZ-NZ	-2.30	118.52	121.63
54	B6	5	MHU	CB-CA-N	2.24	114.13	110.65
54	D6	6	MHV	OD1-CG-CB	-2.11	119.28	121.96
54	B6	6	MHV	CB-CA-N	-2.10	108.17	112.50
54	B6	7	004	CD1-CG1-CB	-2.09	118.06	120.65

There are no chirality outliers.

All (4) torsion outliers are listed below:

Mol	Chain	Res	Type	Atoms
54	B6	3	DBB	N-CA-CB-CG
54	D6	7	004	C-CA-CB-CG1
54	D6	7	004	C-CA-CB-CG2
54	B6	7	004	C-CA-CB-CG1

There are no ring outliers.

6 monomers are involved in 11 short contacts:

Mol	Chain	Res	Type	Clashes	Symm-Clashes
54	D6	7	004	4	0
54	D6	1	MHW	2	0
54	D6	5	MHU	3	0
54	D6	3	DBB	1	0
54	B6	7	004	1	0
54	D6	6	MHV	1	0

5.5 Carbohydrates [i](#)

There are no carbohydrates in this entry.

5.6 Ligand geometry [i](#)

Of 502 ligands modelled in this entry, 500 are monoatomic - leaving 2 for Mogul analysis.

In the following table, the Counts columns list the number of bonds (or angles) for which Mogul statistics could be retrieved, the number of bonds (or angles) that are observed in the model and the number of bonds (or angles) that are defined in the Chemical Component Dictionary. The Link column lists molecule types, if any, to which the group is linked. The Z score for a bond length (or angle) is the number of standard deviations the observed value is removed from the expected value. A bond length (or angle) with $|Z| > 2$ is considered an outlier worth inspection. RMSZ is the root-mean-square of all Z scores of the bond lengths (or angles).

Mol	Type	Chain	Res	Link	Bond lengths			Bond angles		
					Counts	RMSZ	# Z > 2	Counts	RMSZ	# Z > 2
56	DOL	DA	3001	-	43,50,50	2.90	13 (30%)	51,70,70	2.81	13 (25%)
56	DOL	BA	3001	-	43,50,50	2.86	13 (30%)	51,70,70	2.88	14 (27%)

In the following table, the Chirals column lists the number of chiral outliers, the number of chiral centers analysed, the number of these observed in the model and the number defined in the Chemical Component Dictionary. Similar counts are reported in the Torsion and Rings columns. '-' means no outliers of that kind were identified.

Mol	Type	Chain	Res	Link	Chirals	Torsions	Rings
56	DOL	DA	3001	-	-	10/58/77/77	0/2/3/3
56	DOL	BA	3001	-	-	18/58/77/77	0/2/3/3

All (26) bond length outliers are listed below:

Mol	Chain	Res	Type	Atoms	Z	Observed(Å)	Ideal(Å)
56	DA	3001	DOL	O15-C14	9.27	1.37	1.21
56	BA	3001	DOL	O15-C14	8.90	1.36	1.21
56	DA	3001	DOL	C22-C23	8.04	1.53	1.32
56	BA	3001	DOL	C22-C23	7.76	1.52	1.32
56	DA	3001	DOL	O38-C37	6.42	1.37	1.21
56	BA	3001	DOL	O38-C37	6.18	1.36	1.21
56	BA	3001	DOL	C26-N25	5.92	1.47	1.34
56	DA	3001	DOL	C26-N25	5.90	1.47	1.34
56	DA	3001	DOL	C19-C20	5.25	1.51	1.34
56	DA	3001	DOL	C6-N5	5.09	1.46	1.34

Continued on next page...

Continued from previous page...

Mol	Chain	Res	Type	Atoms	Z	Observed(Å)	Ideal(Å)
56	BA	3001	DOL	C19-C20	4.99	1.50	1.34
56	BA	3001	DOL	C6-N5	4.46	1.44	1.34
56	BA	3001	DOL	O36-C32	-3.60	1.39	1.44
56	DA	3001	DOL	C28-C29	3.54	1.40	1.32
56	BA	3001	DOL	C28-C29	3.53	1.40	1.32
56	BA	3001	DOL	C16-C17	-3.46	1.49	1.54
56	DA	3001	DOL	C16-C17	-3.39	1.49	1.54
56	DA	3001	DOL	O18-C17	-3.09	1.38	1.43
56	BA	3001	DOL	O36-C37	-2.99	1.27	1.34
56	DA	3001	DOL	C22-C20	2.86	1.52	1.45
56	BA	3001	DOL	O18-C17	-2.78	1.38	1.43
56	BA	3001	DOL	C22-C20	2.76	1.51	1.45
56	DA	3001	DOL	O36-C32	-2.59	1.40	1.44
56	DA	3001	DOL	O36-C37	-2.28	1.29	1.34
56	BA	3001	DOL	C3-C4	2.22	1.57	1.52
56	DA	3001	DOL	C3-C4	2.06	1.56	1.52

All (27) bond angle outliers are listed below:

Mol	Chain	Res	Type	Atoms	Z	Observed(°)	Ideal(°)
56	DA	3001	DOL	O40-S39-O41	-15.45	100.57	118.19
56	BA	3001	DOL	O40-S39-O41	-14.66	101.47	118.19
56	BA	3001	DOL	C8-C6-N5	6.55	127.31	119.76
56	BA	3001	DOL	C29-C28-C26	-5.90	107.93	122.69
56	DA	3001	DOL	C4-N5-C1	-5.06	106.22	112.45
56	BA	3001	DOL	C23-C22-C20	-4.62	118.91	125.89
56	DA	3001	DOL	C29-C28-C26	-4.25	112.07	122.69
56	DA	3001	DOL	O36-C37-C1	4.17	120.04	111.52
56	BA	3001	DOL	O7-C6-N5	-3.97	115.16	121.59
56	DA	3001	DOL	C30-C29-C28	-3.80	116.08	126.44
56	DA	3001	DOL	C23-C22-C20	-3.72	120.27	125.89
56	DA	3001	DOL	C3-C2-C1	3.57	109.05	103.13
56	BA	3001	DOL	C4-N5-C1	-3.27	108.42	112.45
56	BA	3001	DOL	C28-C26-N25	2.98	120.59	114.97
56	BA	3001	DOL	C30-C29-C28	-2.95	118.37	126.44
56	DA	3001	DOL	O36-C32-C30	2.70	111.60	107.09
56	DA	3001	DOL	C32-O36-C37	2.61	122.27	117.78
56	DA	3001	DOL	O38-C37-C1	-2.59	119.52	124.53
56	BA	3001	DOL	O36-C37-C1	2.56	116.76	111.52
56	DA	3001	DOL	C31-C30-C32	2.49	115.71	111.11
56	BA	3001	DOL	C12-C8-C6	-2.31	120.33	128.43
56	BA	3001	DOL	C24-N25-C26	-2.28	118.35	122.03

Continued on next page...

Continued from previous page...

Mol	Chain	Res	Type	Atoms	Z	Observed(°)	Ideal(°)
56	BA	3001	DOL	C16-C17-C19	-2.22	106.93	111.10
56	BA	3001	DOL	C31-C30-C32	2.13	115.04	111.11
56	DA	3001	DOL	C28-C26-N25	2.08	118.89	114.97
56	DA	3001	DOL	C1-N5-C6	2.04	128.31	120.88
56	BA	3001	DOL	C32-O36-C37	2.02	121.25	117.78

There are no chirality outliers.

All (28) torsion outliers are listed below:

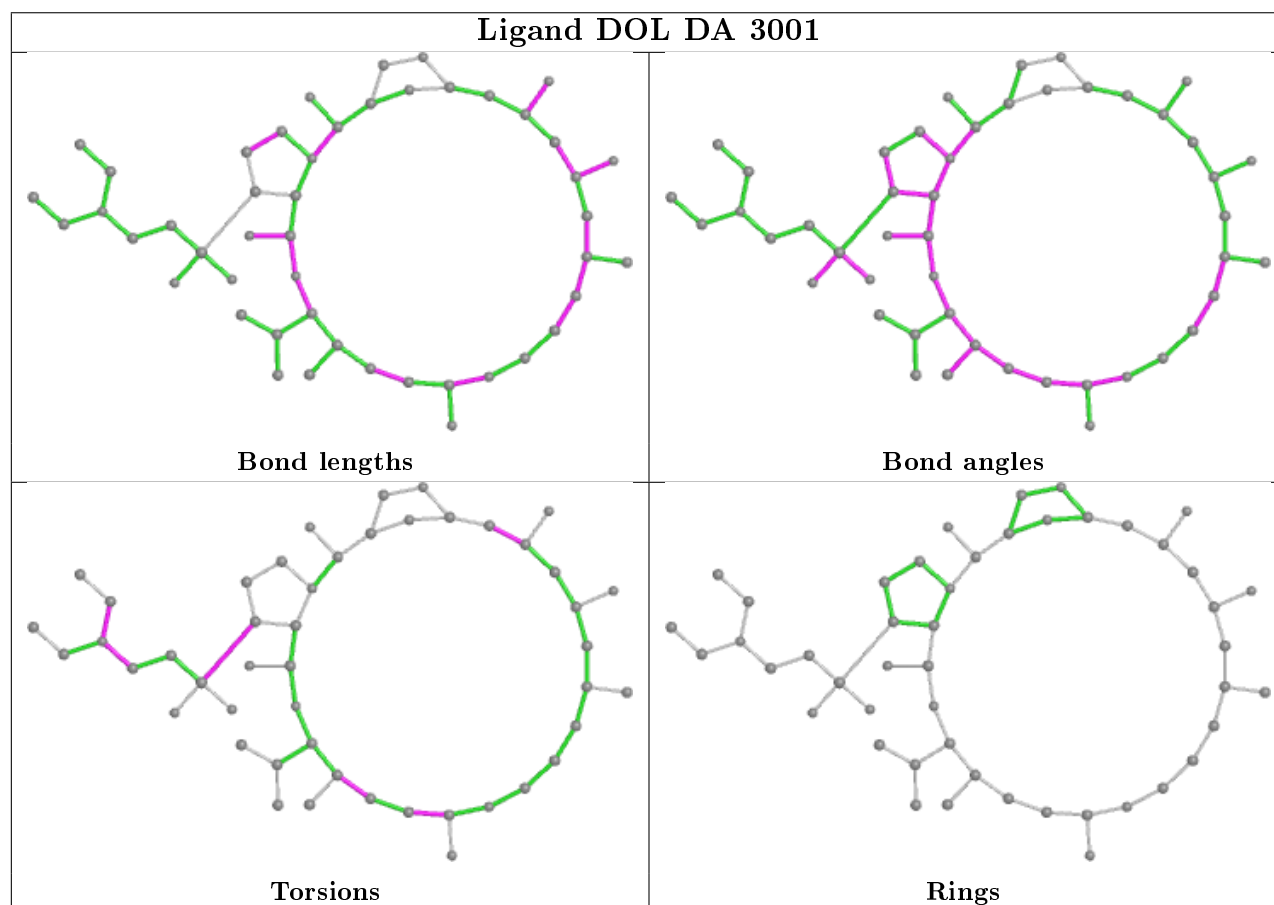
Mol	Chain	Res	Type	Atoms
56	BA	3001	DOL	C1-C2-S39-O40
56	BA	3001	DOL	C1-C2-S39-C42
56	BA	3001	DOL	S39-C42-C43-N44
56	BA	3001	DOL	C14-C16-C17-O18
56	BA	3001	DOL	C17-C19-C20-C22
56	BA	3001	DOL	C21-C20-C22-C23
56	DA	3001	DOL	C1-C2-S39-C42
56	DA	3001	DOL	N25-C26-C28-C29
56	BA	3001	DOL	C19-C20-C22-C23
56	DA	3001	DOL	O27-C26-C28-C29
56	DA	3001	DOL	C46-C45-N44-C47
56	DA	3001	DOL	C28-C29-C30-C31
56	DA	3001	DOL	C46-C45-N44-C43
56	BA	3001	DOL	C46-C45-N44-C47
56	BA	3001	DOL	C46-C45-N44-C43
56	BA	3001	DOL	C48-C47-N44-C45
56	DA	3001	DOL	C3-C2-S39-O40
56	BA	3001	DOL	C14-C16-C17-C19
56	BA	3001	DOL	C43-C42-S39-C2
56	BA	3001	DOL	N25-C26-C28-C29
56	BA	3001	DOL	C10-C13-C14-O15
56	DA	3001	DOL	C10-C13-C14-O15
56	BA	3001	DOL	C10-C13-C14-C16
56	DA	3001	DOL	C10-C13-C14-C16
56	BA	3001	DOL	C28-C29-C30-C31
56	BA	3001	DOL	O27-C26-C28-C29
56	BA	3001	DOL	C3-C2-S39-O40
56	DA	3001	DOL	C42-C43-N44-C45

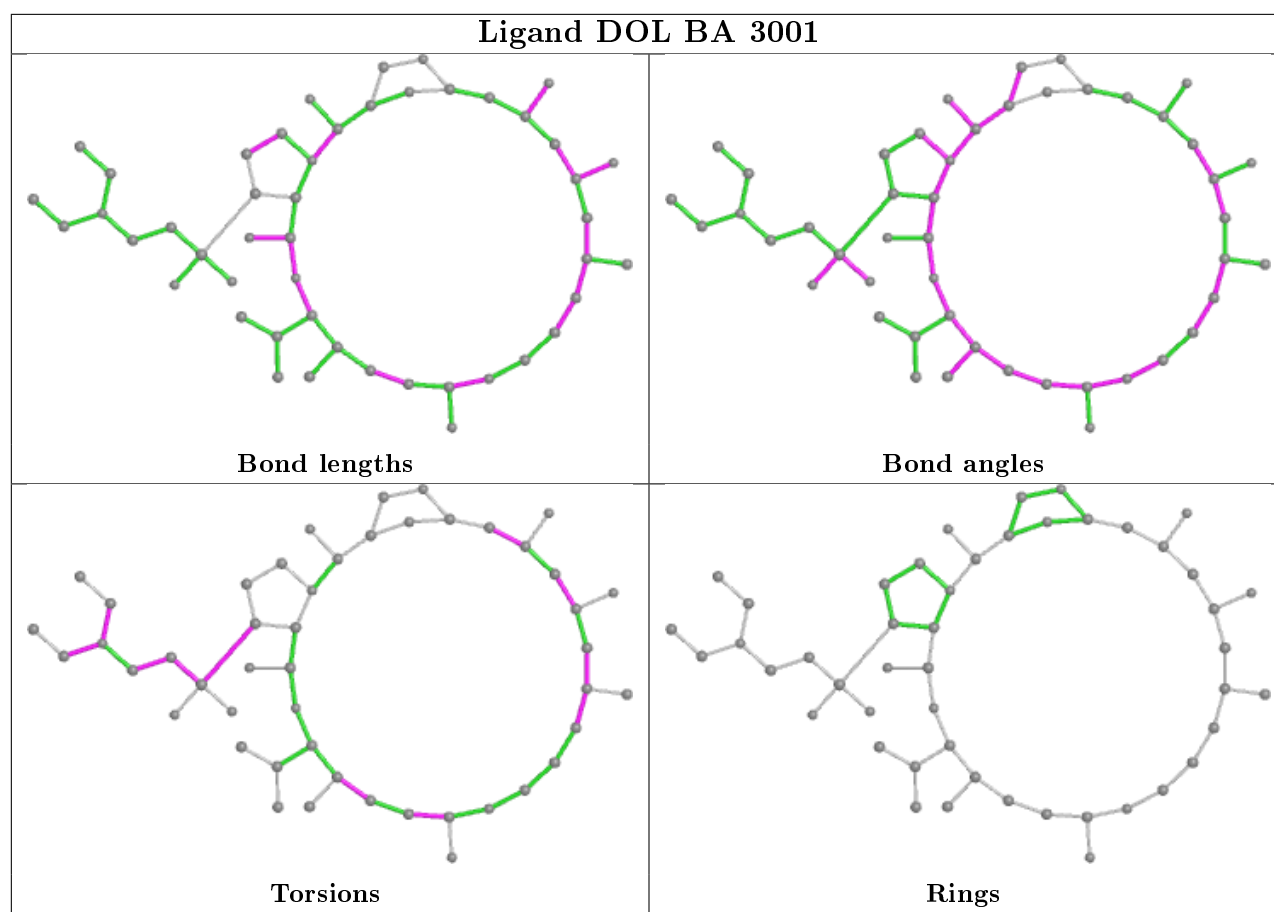
There are no ring outliers.

2 monomers are involved in 40 short contacts:

Mol	Chain	Res	Type	Clashes	Symm-Clashes
56	DA	3001	DOL	25	0
56	BA	3001	DOL	15	0

The following is a two-dimensional graphical depiction of Mogul quality analysis of bond lengths, bond angles, torsion angles, and ring geometry for all instances of the Ligand of Interest. In addition, ligands with molecular weight > 250 and outliers as shown on the validation Tables will also be included. For torsion angles, if less than 5% of the Mogul distribution of torsion angles is within 10 degrees of the torsion angle in question, then that torsion angle is considered an outlier. Any bond that is central to one or more torsion angles identified as an outlier by Mogul will be highlighted in the graph. For rings, the root-mean-square deviation (RMSD) between the ring in question and similar rings identified by Mogul is calculated over all ring torsion angles. If the average RMSD is greater than 60 degrees and the minimal RMSD between the ring in question and any Mogul-identified rings is also greater than 60 degrees, then that ring is considered an outlier. The outliers are highlighted in purple. The color gray indicates Mogul did not find sufficient equivalents in the CSD to analyse the geometry.





5.7 Other polymers [i](#)

There are no such residues in this entry.

5.8 Polymer linkage issues [i](#)

There are no chain breaks in this entry.

6 Fit of model and data ⓘ

6.1 Protein, DNA and RNA chains ⓘ

In the following table, the column labelled ‘#RSRZ> 2’ contains the number (and percentage) of RSRZ outliers, followed by percent RSRZ outliers for the chain as percentile scores relative to all X-ray entries and entries of similar resolution. The OWAB column contains the minimum, median, 95th percentile and maximum values of the occupancy-weighted average B-factor per residue. The column labelled ‘Q< 0.9’ lists the number of (and percentage) of residues with an average occupancy less than 0.9.

Mol	Chain	Analysed	<RSRZ>	#RSRZ>2	OWAB(Å ²)	Q<0.9
1	AA	1538/1539 (99%)	-0.16	22 (1%) 75 70	10, 49, 132, 182	0
1	CA	1539/1539 (100%)	0.16	55 (3%) 42 32	22, 70, 146, 178	0
2	AB	218/218 (100%)	0.80	29 (13%) 3 2	36, 73, 100, 117	0
2	CB	218/218 (100%)	1.05	45 (20%) 1 0	57, 86, 108, 121	0
3	AC	206/206 (100%)	0.15	10 (4%) 29 20	33, 57, 78, 95	0
3	CC	206/206 (100%)	1.19	50 (24%) 0 0	55, 80, 96, 107	0
4	AD	205/205 (100%)	0.36	8 (3%) 39 29	31, 56, 79, 99	0
4	CD	205/205 (100%)	-0.03	5 (2%) 59 49	13, 35, 60, 82	0
5	AE	150/150 (100%)	0.10	2 (1%) 77 72	26, 47, 78, 93	0
5	CE	150/150 (100%)	0.18	1 (0%) 87 84	25, 52, 84, 104	0
6	AF	100/100 (100%)	-0.18	1 (1%) 82 77	32, 54, 73, 77	0
6	CF	100/100 (100%)	0.53	10 (10%) 7 4	41, 74, 92, 103	0
7	AG	151/151 (100%)	0.26	3 (1%) 65 56	51, 75, 92, 100	0
7	CG	151/151 (100%)	2.56	85 (56%) 0 0	82, 106, 114, 118	0
8	AH	129/129 (100%)	0.18	2 (1%) 72 66	29, 46, 67, 79	0
8	CH	129/129 (100%)	0.45	10 (7%) 13 7	46, 64, 80, 94	0
9	AI	127/127 (100%)	0.93	22 (17%) 1 1	40, 74, 98, 107	0
9	CI	127/127 (100%)	1.84	45 (35%) 0 0	79, 96, 112, 121	0
10	AJ	98/98 (100%)	0.64	7 (7%) 16 9	38, 66, 86, 116	0
10	CJ	98/98 (100%)	2.70	59 (60%) 0 0	72, 97, 115, 123	0
11	AK	117/117 (100%)	0.49	10 (8%) 10 5	25, 61, 89, 119	0
11	CK	117/117 (100%)	0.23	2 (1%) 70 63	35, 68, 79, 90	0
12	AL	123/123 (100%)	0.15	6 (4%) 29 20	20, 34, 65, 97	0
12	CL	123/123 (100%)	0.32	3 (2%) 59 49	30, 50, 74, 95	0

Continued on next page...

Continued from previous page...

Mol	Chain	Analysed	<RSRZ>	#RSRZ>2	OWAB(Å ²)	Q<0.9
13	AM	114/114 (100%)	0.42	10 (8%) 10 5	47, 69, 91, 103	0
13	CM	114/114 (100%)	3.11	76 (66%) 0 0	93, 113, 122, 125	0
14	AN	96/100 (96%)	0.67	11 (11%) 4 2	36, 60, 96, 105	0
14	CN	96/100 (96%)	2.16	44 (45%) 0 0	70, 96, 115, 122	0
15	AO	88/88 (100%)	0.35	3 (3%) 45 35	29, 47, 64, 91	0
15	CO	88/88 (100%)	0.32	3 (3%) 45 35	36, 64, 80, 102	0
16	AP	82/82 (100%)	0.69	6 (7%) 15 8	34, 47, 83, 109	0
16	CP	82/82 (100%)	0.98	11 (13%) 3 1	45, 62, 91, 112	0
17	AQ	80/80 (100%)	0.26	3 (3%) 40 30	27, 48, 75, 111	0
17	CQ	80/80 (100%)	1.14	19 (23%) 0 0	42, 77, 97, 99	0
18	AR	55/55 (100%)	0.22	3 (5%) 25 16	40, 52, 77, 102	0
18	CR	55/55 (100%)	0.28	4 (7%) 15 8	36, 54, 78, 108	0
19	AS	79/79 (100%)	0.70	13 (16%) 1 1	54, 70, 88, 97	0
19	CS	79/79 (100%)	3.96	58 (73%) 0 0	95, 114, 122, 128	0
20	AT	85/85 (100%)	0.43	4 (4%) 31 22	35, 48, 68, 96	0
20	CT	85/85 (100%)	1.81	33 (38%) 0 0	53, 78, 96, 101	0
21	AU	51/51 (100%)	1.26	12 (23%) 0 0	41, 74, 95, 105	0
21	CU	51/51 (100%)	0.68	6 (11%) 4 2	42, 69, 98, 102	0
22	BA	2897/2903 (99%)	0.14	106 (3%) 41 31	0, 14, 129, 195	0
22	DA	2897/2903 (99%)	0.40	129 (4%) 33 23	41, 85, 148, 181	0
23	BB	119/119 (100%)	-0.36	0 100 100	2, 23, 46, 81	0
23	DB	118/119 (99%)	0.19	4 (3%) 45 35	69, 115, 134, 142	0
24	BC	271/271 (100%)	-0.18	1 (0%) 92 91	2, 18, 35, 55	0
24	DC	271/271 (100%)	0.73	32 (11%) 4 2	46, 64, 77, 95	0
25	BD	209/209 (100%)	-0.25	0 100 100	0, 9, 34, 65	0
25	DD	209/209 (100%)	1.16	44 (21%) 1 0	53, 72, 87, 97	0
26	BE	201/201 (100%)	-0.30	0 100 100	1, 23, 54, 88	0
26	DE	201/201 (100%)	1.86	80 (39%) 0 0	52, 89, 105, 113	0
27	BF	177/177 (100%)	0.19	4 (2%) 60 51	21, 40, 74, 88	0
27	DF	177/177 (100%)	3.27	128 (72%) 0 0	94, 113, 124, 131	0
28	BG	176/176 (100%)	0.04	3 (1%) 70 63	15, 35, 58, 72	0

Continued on next page...

Continued from previous page...

Mol	Chain	Analysed	<RSRZ>	#RSRZ>2	OWAB(Å ²)	Q<0.9
28	DG	176/176 (100%)	2.22	89 (50%) 0 0	78, 96, 110, 121	0
29	BH	149/149 (100%)	3.01	73 (48%) 0 0	25, 102, 121, 129	0
29	DH	149/149 (100%)	1.18	30 (20%) 1 0	25, 92, 107, 115	0
30	BI	141/141 (100%)	3.56	100 (70%) 0 0	89, 116, 126, 134	0
30	DI	141/141 (100%)	4.83	120 (85%) 0 0	105, 124, 135, 142	0
31	BJ	142/142 (100%)	-0.27	0 100 100	1, 6, 26, 35	0
31	DJ	142/142 (100%)	0.84	16 (11%) 5 3	49, 69, 83, 91	0
32	BK	122/122 (100%)	-0.34	0 100 100	3, 11, 28, 60	0
32	DK	122/122 (100%)	1.12	29 (23%) 0 0	48, 66, 84, 95	0
33	BL	143/143 (100%)	-0.13	0 100 100	1, 18, 42, 65	0
33	DL	143/143 (100%)	1.95	62 (43%) 0 0	43, 87, 98, 115	0
34	BM	136/136 (100%)	-0.38	0 100 100	1, 10, 24, 85	0
34	DM	136/136 (100%)	1.01	26 (19%) 1 1	44, 70, 85, 99	0
35	BN	120/120 (100%)	-0.25	0 100 100	2, 7, 17, 65	0
35	DN	120/120 (100%)	1.29	28 (23%) 0 0	58, 78, 92, 112	0
36	BO	116/116 (100%)	-0.21	0 100 100	14, 24, 42, 54	0
36	DO	116/116 (100%)	2.77	75 (64%) 0 0	85, 99, 110, 117	0
37	BP	114/114 (100%)	-0.22	1 (0%) 84 80	6, 16, 41, 71	0
37	DP	114/114 (100%)	1.07	27 (23%) 0 0	61, 74, 86, 94	0
38	BQ	117/117 (100%)	-0.31	0 100 100	0, 3, 12, 30	0
38	DQ	117/117 (100%)	1.15	25 (21%) 0 0	55, 70, 81, 89	0
39	BR	103/103 (100%)	-0.29	0 100 100	0, 11, 31, 56	0
39	DR	103/103 (100%)	1.66	35 (33%) 0 0	57, 80, 92, 103	0
40	BS	110/110 (100%)	-0.22	0 100 100	1, 4, 21, 68	0
40	DS	110/110 (100%)	2.12	53 (48%) 0 0	60, 79, 94, 105	0
41	BT	93/93 (100%)	0.19	3 (3%) 47 37	10, 24, 68, 99	0
41	DT	93/93 (100%)	2.71	57 (61%) 0 0	73, 91, 106, 115	0
42	BU	102/102 (100%)	-0.22	2 (1%) 65 56	10, 25, 58, 77	0
42	DU	102/102 (100%)	3.20	65 (63%) 0 0	77, 95, 109, 120	0
43	BV	94/94 (100%)	-0.27	0 100 100	4, 18, 39, 52	0
43	DV	94/94 (100%)	1.14	21 (22%) 0 0	72, 86, 98, 105	0

Continued on next page...

Continued from previous page...

Mol	Chain	Analysed	<RSRZ>	#RSRZ>2	OWAB(Å ²)	Q<0.9
44	BW	76/76 (100%)	-0.15	2 (2%) 56 46	4, 11, 27, 57	0
44	DW	75/76 (98%)	2.04	39 (52%) 0 0	58, 83, 93, 104	0
45	BX	77/77 (100%)	-0.24	0 100 100	8, 22, 48, 68	0
45	DX	77/77 (100%)	1.11	15 (19%) 1 0	47, 72, 87, 91	0
46	BY	63/63 (100%)	0.23	3 (4%) 30 21	18, 38, 71, 94	0
46	DY	63/63 (100%)	1.95	30 (47%) 0 0	81, 99, 106, 109	0
47	BZ	58/58 (100%)	-0.22	0 100 100	2, 6, 25, 34	0
47	DZ	58/58 (100%)	0.83	7 (12%) 4 2	60, 73, 85, 103	0
48	B0	56/56 (100%)	-0.30	0 100 100	0, 7, 33, 60	0
48	D0	56/56 (100%)	1.49	17 (30%) 0 0	51, 82, 95, 103	0
49	B1	50/50 (100%)	-0.23	1 (2%) 65 56	13, 25, 49, 57	0
49	D1	50/50 (100%)	1.73	15 (30%) 0 0	73, 89, 94, 106	0
50	B2	46/46 (100%)	-0.14	1 (2%) 62 52	4, 8, 15, 79	0
50	D2	46/46 (100%)	1.94	19 (41%) 0 0	58, 72, 86, 101	0
51	B3	64/64 (100%)	-0.18	0 100 100	4, 9, 17, 29	0
51	D3	64/64 (100%)	1.69	26 (40%) 0 0	60, 75, 84, 94	0
52	B4	38/38 (100%)	-0.13	0 100 100	5, 15, 29, 52	0
52	D4	38/38 (100%)	2.23	18 (47%) 0 0	62, 77, 88, 98	0
53	B5	191/228 (83%)	6.24	186 (97%) 0 0	100, 121, 133, 141	0
54	B6	2/8 (25%)	0.45	0 100 100	1, 1, 1, 1	0
54	D6	2/8 (25%)	-0.02	0 100 100	46, 46, 46, 51	0
All	All	20738/20810 (99%)	0.62	2658 (12%) 3 2	0, 63, 124, 195	0

All (2658) RSRZ outliers are listed below:

Mol	Chain	Res	Type	RSRZ
30	BI	53	LEU	25.2
53	B5	55	SER	19.9
22	BA	2101	A	17.4
22	BA	2184	A	17.4
53	B5	207	GLY	16.3
22	BA	2185	U	16.2
10	AJ	102	LEU	16.0
29	BH	130	VAL	14.7
30	DI	6	GLN	14.5

Continued on next page...

Continued from previous page...

Mol	Chain	Res	Type	RSRZ
53	B5	223	VAL	14.3
53	B5	48	LEU	14.1
7	CG	62	PHE	14.1
29	BH	97	ARG	13.9
22	BA	2100	G	13.6
22	BA	2102	G	13.4
30	DI	68	THR	13.2
22	BA	2159	G	13.1
22	BA	2135	A	12.8
1	CA	1536	C	12.6
30	DI	67	PHE	12.6
22	BA	2183	A	12.6
29	BH	102	ALA	12.5
53	B5	111	PHE	12.4
22	BA	2103	C	12.3
29	BH	96	THR	12.2
1	AA	1535	C	12.1
53	B5	208	THR	12.1
20	CT	4	ILE	12.1
22	BA	2148	G	11.9
2	AB	157	LEU	11.9
53	B5	218	THR	11.8
22	BA	2147	A	11.8
22	BA	2139	U	11.6
53	B5	157	ILE	11.6
53	B5	66	PRO	11.6
29	BH	113	SER	11.4
22	BA	2104	C	11.3
22	BA	2160	C	11.3
30	DI	66	SER	11.2
53	B5	173	HIS	11.2
53	B5	140	ASN	11.2
30	DI	58	VAL	11.1
53	B5	122	GLY	11.1
42	DU	36	VAL	11.0
53	B5	62	THR	11.0
53	B5	183	PRO	10.9
22	BA	2138	G	10.8
30	BI	2	ALA	10.8
22	BA	2158	A	10.7
22	BA	2140	G	10.7
36	DO	40	ILE	10.7

Continued on next page...

Continued from previous page...

Mol	Chain	Res	Type	RSRZ
53	B5	224	ARG	10.7
53	B5	108	TRP	10.7
30	BI	3	LYS	10.7
53	B5	52	PRO	10.5
53	B5	131	ILE	10.5
19	CS	66	MET	10.4
53	B5	67	HIS	10.4
53	B5	50	ILE	10.3
53	B5	206	LYS	10.2
53	B5	198	GLU	10.2
22	BA	2165	C	10.2
22	BA	2143	C	10.2
30	DI	59	ILE	10.1
42	DU	26	LYS	10.1
53	B5	217	THR	10.1
22	BA	2174	C	10.1
22	BA	2136	G	10.0
53	B5	59	VAL	10.0
27	DF	156	ILE	10.0
30	DI	4	LYS	10.0
30	DI	69	PHE	9.9
22	DA	1175	A	9.9
22	BA	2156	G	9.9
22	BA	2145	C	9.8
30	DI	3	LYS	9.8
29	BH	146	VAL	9.8
53	B5	182	PRO	9.8
19	CS	37	ARG	9.8
29	BH	69	ALA	9.6
13	CM	84	GLY	9.6
19	CS	24	GLU	9.6
22	BA	2117	A	9.6
4	CD	25	VAL	9.5
27	DF	130	MET	9.5
30	BI	79	LEU	9.4
22	BA	2144	G	9.4
19	CS	74	PHE	9.4
53	B5	106	ASP	9.3
27	DF	129	SER	9.2
53	B5	181	PHE	9.1
30	BI	67	PHE	9.1
29	BH	136	SER	9.1

Continued on next page...

Continued from previous page...

Mol	Chain	Res	Type	RSRZ
33	DL	92	LEU	9.1
30	BI	13	VAL	9.1
22	BA	2142	A	9.1
27	DF	128	TYR	9.1
42	DU	60	GLU	9.0
22	BA	2182	U	9.0
9	CI	128	SER	9.0
22	BA	2177	C	9.0
29	BH	112	LYS	9.0
1	CA	1539	C	9.0
30	BI	68	THR	9.0
36	DO	24	THR	9.0
53	B5	199	ALA	8.9
30	BI	12	GLN	8.9
22	BA	2099	U	8.9
1	AA	1536	C	8.9
53	B5	134	PRO	8.8
22	BA	2178	C	8.8
22	BA	2155	U	8.7
22	BA	2157	G	8.7
19	CS	67	VAL	8.7
41	DT	34	VAL	8.7
53	B5	107	GLY	8.7
30	BI	4	LYS	8.7
30	DI	2	ALA	8.7
22	BA	2161	C	8.7
53	B5	53	ARG	8.7
22	BA	2141	G	8.7
1	CA	1535	C	8.6
53	B5	156	GLU	8.6
53	B5	20	VAL	8.6
27	DF	155	THR	8.6
53	B5	147	GLY	8.6
30	DI	53	LEU	8.6
41	DT	15	HIS	8.6
29	BH	105	ALA	8.5
30	DI	42	PHE	8.5
30	DI	11	LEU	8.5
53	B5	68	GLY	8.4
53	B5	174	ALA	8.4
2	AB	156	GLY	8.4
42	DU	78	GLY	8.4

Continued on next page...

Continued from previous page...

Mol	Chain	Res	Type	RSRZ
10	CJ	77	VAL	8.4
30	BI	5	VAL	8.4
29	BH	106	ALA	8.4
30	DI	60	THR	8.4
22	BA	2115	G	8.3
53	B5	96	GLY	8.3
53	B5	95	VAL	8.3
22	BA	2127	G	8.3
19	CS	30	PRO	8.2
53	B5	45	HIS	8.2
22	BA	2162	G	8.2
7	CG	66	LEU	8.2
41	DT	43	ILE	8.2
29	BH	98	ASP	8.2
22	BA	2150	C	8.2
19	CS	60	VAL	8.2
42	DU	52	LEU	8.2
30	BI	41	ALA	8.1
30	BI	11	LEU	8.1
53	B5	70	GLY	8.1
42	DU	25	VAL	8.1
30	BI	69	PHE	8.1
30	DI	85	GLY	8.0
10	CJ	74	VAL	8.0
19	CS	39	THR	8.0
22	BA	2123	G	8.0
22	BA	2175	C	8.0
53	B5	143	ALA	8.0
14	CN	36	ALA	8.0
29	BH	115	VAL	8.0
53	B5	219	MET	8.0
16	AP	81	ALA	7.9
53	B5	194	ILE	7.9
53	B5	76	LEU	7.9
29	BH	68	ARG	7.9
52	D4	10	LEU	7.9
30	DI	46	THR	7.9
53	B5	180	SER	7.9
30	DI	80	LEU	7.8
27	DF	35	THR	7.8
7	CG	18	PHE	7.8
29	BH	148	ALA	7.8

Continued on next page...

Continued from previous page...

Mol	Chain	Res	Type	RSRZ
19	CS	44	MET	7.8
1	CA	1537	U	7.8
22	BA	2124	G	7.8
30	DI	13	VAL	7.8
29	BH	144	VAL	7.8
30	BI	54	PRO	7.8
53	B5	109	MET	7.7
29	BH	120	GLY	7.7
40	DS	92	ARG	7.7
9	CI	43	THR	7.7
53	B5	158	LYS	7.7
42	DU	51	ALA	7.7
16	CP	47	GLU	7.7
53	B5	200	HIS	7.7
53	B5	221	PRO	7.6
9	CI	130	ARG	7.6
22	BA	2179	C	7.6
53	B5	61	GLY	7.6
7	CG	39	ALA	7.6
33	DL	144	GLU	7.6
22	BA	2116	G	7.6
30	DI	7	ALA	7.5
22	BA	2163	A	7.5
22	BA	2176	A	7.5
53	B5	77	ALA	7.5
53	B5	203	GLU	7.5
50	D2	42	LEU	7.5
19	CS	43	ASN	7.5
53	B5	214	TYR	7.5
27	DF	67	ILE	7.5
53	B5	212	SER	7.5
28	DG	43	VAL	7.5
47	DZ	2	ALA	7.5
30	DI	52	GLY	7.4
53	B5	73	VAL	7.4
30	BI	87	LYS	7.4
53	B5	148	PHE	7.4
41	DT	2	ILE	7.4
53	B5	132	LEU	7.4
30	DI	34	ASN	7.4
22	BA	2121	G	7.4
22	BA	2169	A	7.4

Continued on next page...

Continued from previous page...

Mol	Chain	Res	Type	RSRZ
30	DI	48	SER	7.3
22	BA	2166	U	7.3
30	DI	70	VAL	7.3
30	DI	22	PRO	7.3
22	DA	1537	G	7.3
53	B5	225	ILE	7.3
9	AI	130	ARG	7.3
22	BA	2113	U	7.3
42	DU	39	ILE	7.3
22	BA	2149	U	7.3
22	BA	2172	U	7.3
53	B5	196	ALA	7.3
13	CM	63	PHE	7.2
19	CS	71	LEU	7.2
13	CM	96	PRO	7.2
22	BA	2173	A	7.2
30	DI	120	ALA	7.2
35	DN	28	LEU	7.2
42	DU	89	ASP	7.2
30	DI	63	ALA	7.1
53	B5	84	ILE	7.1
29	BH	91	PHE	7.1
15	AO	89	ARG	7.1
33	DL	121	THR	7.1
53	B5	205	ALA	7.1
53	B5	141	PRO	7.1
13	CM	86	TYR	7.1
53	B5	169	THR	7.1
53	B5	165	ARG	7.0
46	BY	63	ALA	7.0
53	B5	170	GLY	7.0
53	B5	171	ALA	7.0
48	D0	27	SER	7.0
33	DL	101	ILE	7.0
53	B5	87	ALA	7.0
29	BH	110	VAL	7.0
22	BA	2120	G	7.0
22	BA	2152	G	6.9
53	B5	27	ALA	6.9
16	AP	80	LYS	6.9
7	CG	15	ASP	6.9
7	CG	43	VAL	6.9

Continued on next page...

Continued from previous page...

Mol	Chain	Res	Type	RSRZ
29	BH	55	GLU	6.9
45	DX	49	LEU	6.9
41	DT	55	VAL	6.8
44	DW	38	VAL	6.8
7	CG	59	LEU	6.8
53	B5	64	SER	6.8
53	B5	97	GLY	6.8
30	DI	54	PRO	6.8
27	DF	39	GLY	6.8
42	DU	77	THR	6.8
30	DI	76	ALA	6.8
29	BH	101	ASP	6.8
30	DI	24	VAL	6.8
53	B5	100	ILE	6.8
27	DF	91	LEU	6.7
22	BA	2153	C	6.7
22	BA	2112	G	6.7
53	B5	72	GLN	6.7
30	DI	61	VAL	6.7
27	DF	66	LEU	6.7
29	BH	54	LEU	6.7
53	B5	161	ARG	6.6
42	DU	35	ILE	6.6
9	CI	129	LYS	6.6
53	B5	94	TYR	6.6
28	DG	103	ILE	6.6
36	DO	26	LEU	6.6
10	CJ	45	ARG	6.6
33	DL	73	ILE	6.6
19	CS	42	PRO	6.5
1	CA	209	U	6.5
53	B5	86	GLU	6.5
27	DF	65	PRO	6.5
30	DI	47	ASP	6.5
42	DU	12	ILE	6.5
53	B5	167	ASP	6.5
53	B5	78	ILE	6.5
2	CB	161	LEU	6.5
53	B5	142	LYS	6.5
19	CS	63	THR	6.5
1	AA	1538	C	6.4
42	DU	62	GLU	6.4

Continued on next page...

Continued from previous page...

Mol	Chain	Res	Type	RSRZ
42	DU	31	SER	6.4
19	CS	49	ILE	6.4
7	CG	75	VAL	6.4
22	BA	2111	U	6.4
53	B5	69	LEU	6.4
53	B5	179	ALA	6.4
13	CM	98	ARG	6.4
27	DF	170	LEU	6.4
41	DT	10	VAL	6.4
30	DI	78	VAL	6.4
30	BI	22	PRO	6.4
10	CJ	87	LEU	6.4
22	BA	2110	G	6.4
27	DF	86	GLY	6.4
4	AD	36	GLN	6.4
29	BH	87	GLU	6.4
9	AI	129	LYS	6.3
41	DT	8	LEU	6.3
30	BI	101	ILE	6.3
19	CS	15	LEU	6.3
22	BA	2105	U	6.3
27	DF	122	PHE	6.3
1	CA	1032	G	6.3
22	BA	2107	G	6.3
30	DI	32	GLY	6.3
30	BI	114	ALA	6.3
30	BI	55	ILE	6.3
27	DF	21	ASN	6.3
22	BA	2114	A	6.3
26	DE	119	ILE	6.3
53	B5	166	ASN	6.3
36	DO	51	ALA	6.3
14	CN	47	LYS	6.3
30	BI	17	MET	6.2
30	DI	18	ALA	6.2
22	BA	2130	U	6.2
50	B2	46	LYS	6.2
53	B5	110	ASP	6.2
22	DA	1536	C	6.2
30	DI	82	LYS	6.2
53	B5	197	LEU	6.2
53	B5	204	GLY	6.2

Continued on next page...

Continued from previous page...

Mol	Chain	Res	Type	RSRZ
26	DE	175	ILE	6.2
30	DI	55	ILE	6.2
22	BA	2125	G	6.1
30	DI	8	TYR	6.1
8	AH	2	SER	6.1
53	B5	162	ILE	6.1
28	DG	9	VAL	6.1
30	DI	20	PRO	6.1
30	BI	66	SER	6.1
29	BH	67	ALA	6.1
36	DO	25	ARG	6.1
19	CS	40	ILE	6.1
27	DF	85	ILE	6.1
53	B5	85	LYS	6.1
22	BA	2137	U	6.1
13	CM	95	LEU	6.1
26	DE	143	LEU	6.1
28	DG	32	GLU	6.1
53	B5	149	ASN	6.1
21	CU	38	TYR	6.1
30	DI	41	ALA	6.1
30	DI	139	VAL	6.1
53	B5	155	ARG	6.1
29	DH	136	SER	6.1
53	B5	160	GLY	6.1
28	DG	45	HIS	6.1
14	CN	2	ALA	6.1
53	B5	46	ALA	6.1
53	B5	195	ARG	6.1
2	CB	67	ILE	6.1
1	CA	94	G	6.1
22	BA	2168	G	6.1
7	AG	5	ARG	6.0
13	CM	45	ILE	6.0
27	DF	117	LEU	6.0
49	D1	36	LEU	6.0
40	DS	40	ASN	6.0
50	D2	33	ARG	6.0
27	DF	23	ASN	6.0
27	DF	54	ALA	6.0
27	DF	154	ILE	6.0
29	BH	109	GLU	6.0

Continued on next page...

Continued from previous page...

Mol	Chain	Res	Type	RSRZ
53	B5	213	VAL	6.0
29	BH	85	GLY	6.0
29	DH	142	VAL	6.0
30	DI	15	ALA	6.0
22	BA	2118	U	6.0
29	BH	72	ILE	6.0
29	BH	121	VAL	6.0
28	DG	2	SER	6.0
7	CG	17	LYS	5.9
29	BH	86	ASP	5.9
10	CJ	10	LEU	5.9
13	CM	85	CYS	5.9
22	BA	2154	A	5.9
53	B5	146	VAL	5.9
20	CT	81	ALA	5.9
19	CS	47	LEU	5.9
30	BI	71	THR	5.9
1	AA	1539	C	5.9
13	CM	47	GLU	5.9
16	CP	80	LYS	5.9
19	CS	29	LYS	5.9
7	CG	53	ARG	5.9
22	BA	2134	A	5.8
27	DF	93	GLY	5.9
13	CM	69	LEU	5.8
53	B5	145	THR	5.8
27	DF	89	VAL	5.8
9	AI	43	THR	5.8
28	DG	33	LEU	5.8
53	B5	65	LEU	5.8
42	DU	63	ALA	5.8
30	DI	130	GLU	5.8
16	CP	39	PHE	5.8
29	BH	123	ARG	5.8
42	DU	87	PHE	5.8
53	B5	58	ASN	5.8
1	CA	1534	A	5.8
7	CG	151	PHE	5.8
30	DI	121	ASP	5.8
22	BA	2164	C	5.8
40	DS	3	THR	5.8
41	DT	76	ARG	5.8

Continued on next page...

Continued from previous page...

Mol	Chain	Res	Type	RSRZ
49	D1	53	LYS	5.8
53	B5	54	ARG	5.8
30	DI	39	CYS	5.8
41	DT	42	GLU	5.8
46	DY	59	GLU	5.7
36	DO	107	ALA	5.7
10	CJ	73	LEU	5.7
30	DI	21	SER	5.7
53	B5	81	GLY	5.7
53	B5	42	VAL	5.7
13	CM	103	LYS	5.7
19	CS	31	LEU	5.7
27	DF	113	ASP	5.7
30	DI	35	ILE	5.7
1	CA	1538	C	5.7
28	DG	102	VAL	5.7
53	B5	130	ARG	5.7
7	CG	16	PRO	5.7
1	CA	1030	U	5.7
29	DH	12	LEU	5.7
48	D0	26	THR	5.7
30	DI	5	VAL	5.7
30	DI	75	PRO	5.7
44	DW	63	ALA	5.6
53	B5	209	PHE	5.6
12	AL	124	ALA	5.6
22	BA	2126	A	5.6
40	DS	84	ARG	5.6
28	DG	105	LEU	5.6
21	AU	38	TYR	5.6
30	BI	8	TYR	5.6
29	DH	47	PHE	5.6
33	DL	89	VAL	5.6
30	DI	31	GLN	5.6
6	CF	91	ARG	5.6
53	B5	123	ALA	5.6
13	CM	83	LEU	5.6
42	DU	32	GLY	5.6
42	DU	20	GLY	5.6
53	B5	98	GLU	5.6
30	BI	52	GLY	5.6
53	B5	104	ILE	5.6

Continued on next page...

Continued from previous page...

Mol	Chain	Res	Type	RSRZ
41	DT	71	GLY	5.6
27	DF	32	GLU	5.6
30	DI	98	VAL	5.5
29	DH	6	LEU	5.5
19	CS	12	ASP	5.5
33	DL	70	LYS	5.5
19	CS	41	PHE	5.5
27	DF	152	LEU	5.5
9	CI	68	LYS	5.5
30	BI	135	SER	5.5
42	DU	50	PRO	5.5
32	DK	68	GLY	5.5
30	DI	62	TYR	5.5
21	CU	35	ARG	5.5
36	DO	117	PHE	5.5
30	DI	83	ALA	5.5
49	D1	47	VAL	5.5
22	BA	138	U	5.5
1	AA	1030	U	5.5
29	BH	119	ASN	5.4
14	AN	30	ILE	5.4
14	CN	51	LEU	5.4
26	DE	13	THR	5.4
26	DE	128	ALA	5.4
13	CM	70	ARG	5.4
30	BI	38	PHE	5.4
53	B5	121	MET	5.4
41	DT	81	LYS	5.4
14	AN	21	PHE	5.4
53	B5	210	LEU	5.4
44	DW	25	ARG	5.4
30	DI	79	LEU	5.4
36	DO	41	ALA	5.4
53	B5	39	ASP	5.4
29	BH	58	LEU	5.4
28	DG	92	VAL	5.4
30	BI	58	VAL	5.4
1	AA	78	A	5.4
13	CM	12	HIS	5.4
22	BA	2181	U	5.4
25	DD	60	VAL	5.4
40	DS	36	LEU	5.3

Continued on next page...

Continued from previous page...

Mol	Chain	Res	Type	RSRZ
52	D4	25	VAL	5.3
50	D2	46	LYS	5.3
10	CJ	100	ILE	5.3
53	B5	164	PHE	5.3
30	DI	64	ASP	5.3
28	DG	62	TRP	5.3
42	DU	21	LYS	5.3
42	DU	80	ALA	5.3
53	B5	192	ALA	5.3
8	CH	2	SER	5.3
13	CM	39	ILE	5.3
10	CJ	76	ILE	5.3
13	CM	46	SER	5.3
30	BI	142	ASP	5.3
42	DU	90	GLY	5.3
40	DS	4	ILE	5.3
12	CL	124	ALA	5.3
35	DN	111	ALA	5.3
3	CC	193	TYR	5.3
13	CM	58	ASP	5.3
30	DI	77	ALA	5.3
14	CN	20	TYR	5.2
27	DF	114	PHE	5.2
22	BA	2131	U	5.2
9	CI	58	VAL	5.2
51	D3	14	PHE	5.2
7	CG	57	SER	5.2
30	DI	140	VAL	5.2
19	CS	28	LYS	5.2
30	DI	44	ALA	5.2
36	DO	60	GLU	5.2
1	CA	1540	U	5.2
27	DF	87	CYS	5.2
30	BI	39	CYS	5.2
51	D3	61	CYS	5.2
9	CI	38	TYR	5.2
26	DE	131	THR	5.2
53	B5	47	LYS	5.2
39	DR	37	GLU	5.2
40	DS	68	ASP	5.2
31	DJ	47	HIS	5.2
53	B5	202	PRO	5.2

Continued on next page...

Continued from previous page...

Mol	Chain	Res	Type	RSRZ
30	DI	118	THR	5.2
53	B5	150	ILE	5.2
14	CN	24	ARG	5.2
10	CJ	8	ILE	5.1
22	BA	546	U	5.1
30	BI	14	ALA	5.1
53	B5	63	VAL	5.1
42	DU	28	VAL	5.1
19	CS	65	GLU	5.1
53	B5	89	GLU	5.1
13	CM	79	ARG	5.1
29	DH	15	LEU	5.1
7	CG	52	GLN	5.1
27	DF	26	MET	5.1
53	B5	103	LYS	5.1
1	AA	1537	U	5.1
53	B5	159	ALA	5.1
30	BI	99	GLY	5.1
10	CJ	66	GLU	5.1
42	DU	71	ALA	5.1
30	DI	43	ASN	5.1
9	CI	20	PHE	5.1
53	B5	41	THR	5.1
46	DY	21	LEU	5.1
1	CA	1031	C	5.1
53	B5	57	GLN	5.1
53	B5	216	THR	5.1
30	DI	57	VAL	5.0
53	B5	220	GLY	5.0
27	DF	38	MET	5.0
53	B5	154	ILE	5.0
7	CG	23	LEU	5.0
19	AS	3	ARG	5.0
30	DI	17	MET	5.0
42	DU	37	GLU	5.0
26	DE	164	LEU	5.0
34	DM	124	LEU	5.0
26	DE	158	PHE	5.0
33	DL	3	LEU	5.0
53	B5	105	LEU	5.0
53	B5	93	ASP	5.0
30	BI	40	LYS	5.0

Continued on next page...

Continued from previous page...

Mol	Chain	Res	Type	RSRZ
42	DU	48	PRO	5.0
14	CN	43	ASN	5.0
25	DD	25	THR	5.0
19	CS	80	TYR	5.0
43	DV	57	TYR	5.0
10	CJ	72	ARG	5.0
21	AU	4	ILE	5.0
53	B5	222	SER	4.9
42	DU	79	LYS	4.9
19	CS	25	SER	4.9
36	DO	13	ARG	4.9
30	DI	49	ILE	4.9
26	DE	127	GLU	4.9
53	B5	71	LYS	4.9
25	DD	27	ILE	4.9
39	DR	27	ILE	4.9
35	DN	76	VAL	4.9
30	DI	36	MET	4.9
53	B5	152	GLU	4.9
22	BA	2180	U	4.9
27	DF	36	LEU	4.9
30	BI	43	ASN	4.9
41	DT	80	TRP	4.9
28	DG	52	PHE	4.9
31	DJ	142	ILE	4.9
26	DE	199	MET	4.9
36	DO	90	VAL	4.9
13	CM	94	GLY	4.9
41	DT	6	ARG	4.9
2	CB	164	ILE	4.9
6	CF	39	LEU	4.9
53	B5	43	GLU	4.8
53	B5	184	GLU	4.8
27	DF	102	ARG	4.8
53	B5	49	GLY	4.8
22	DA	546	U	4.8
53	B5	151	GLY	4.8
36	DO	64	TYR	4.8
1	AA	86	G	4.8
7	CG	134	ALA	4.8
30	BI	83	ALA	4.8
19	CS	61	PHE	4.8

Continued on next page...

Continued from previous page...

Mol	Chain	Res	Type	RSRZ
53	B5	51	ASP	4.8
19	CS	22	ALA	4.8
22	BA	2186	G	4.8
37	DP	84	ILE	4.8
28	DG	20	ASN	4.8
10	CJ	98	VAL	4.8
29	DH	13	GLY	4.8
30	BI	23	PRO	4.8
30	BI	100	LYS	4.8
27	DF	164	GLU	4.8
22	BA	2171	A	4.8
19	CS	11	ILE	4.8
25	DD	186	LEU	4.8
36	DO	58	ILE	4.8
53	B5	56	ASP	4.8
13	CM	51	GLY	4.8
42	DU	27	ASN	4.8
7	CG	80	VAL	4.8
9	CI	41	ARG	4.8
33	DL	71	ALA	4.8
27	DF	106	ILE	4.8
30	BI	80	LEU	4.7
13	CM	109	ARG	4.7
30	DI	112	THR	4.7
2	CB	32	PHE	4.7
10	CJ	71	LEU	4.7
22	BA	2170	A	4.7
53	B5	215	VAL	4.7
20	CT	38	ALA	4.7
26	DE	172	ALA	4.7
30	BI	133	ALA	4.7
46	DY	13	GLU	4.7
30	DI	45	LYS	4.7
2	CB	34	ALA	4.7
12	CL	25	GLU	4.7
30	DI	56	PRO	4.7
40	DS	41	LYS	4.7
2	CB	135	LEU	4.7
13	CM	40	ALA	4.7
30	DI	133	ALA	4.7
27	DF	37	ASN	4.7
13	CM	111	GLY	4.7

Continued on next page...

Continued from previous page...

Mol	Chain	Res	Type	RSRZ
26	DE	55	SER	4.7
26	DE	186	VAL	4.7
14	CN	27	LEU	4.7
29	BH	124	THR	4.7
44	DW	43	THR	4.7
22	BA	2146	C	4.7
22	BA	2122	U	4.7
9	CI	39	PHE	4.7
17	AQ	83	VAL	4.7
36	DO	106	LEU	4.7
28	DG	166	ASP	4.7
45	DX	35	SER	4.7
41	DT	85	VAL	4.6
20	CT	39	ILE	4.6
53	B5	153	ILE	4.6
2	CB	9	MET	4.6
19	CS	13	LEU	4.6
14	CN	44	ALA	4.6
30	DI	129	ILE	4.6
42	DU	5	ILE	4.6
26	DE	124	PHE	4.6
10	CJ	94	ALA	4.6
30	DI	99	GLY	4.6
18	AR	20	GLU	4.6
22	BA	2132	U	4.6
30	DI	12	GLN	4.6
22	DA	1870	C	4.6
44	DW	52	GLY	4.6
36	DO	99	TYR	4.6
53	B5	88	GLU	4.6
22	BA	2108	A	4.6
45	DX	11	ARG	4.6
45	DX	22	LEU	4.6
24	DC	49	ILE	4.6
19	CS	17	LYS	4.6
10	AJ	89	ARG	4.6
27	DF	112	ARG	4.6
22	BA	2109	U	4.6
40	DS	19	LEU	4.6
40	DS	47	VAL	4.6
10	CJ	15	HIS	4.6
14	AN	22	ALA	4.6

Continued on next page...

Continued from previous page...

Mol	Chain	Res	Type	RSRZ
27	DF	79	ILE	4.6
30	DI	38	PHE	4.6
27	DF	68	THR	4.5
29	BH	137	GLU	4.5
29	BH	149	GLU	4.5
30	DI	50	GLU	4.5
36	DO	61	GLN	4.5
14	CN	45	VAL	4.5
28	DG	80	THR	4.5
30	DI	73	THR	4.5
26	DE	104	ALA	4.5
33	DL	106	GLU	4.5
53	B5	188	ASP	4.5
2	CB	74	ARG	4.5
13	CM	64	VAL	4.5
19	CS	48	THR	4.5
30	BI	59	ILE	4.5
30	DI	114	ALA	4.5
3	CC	37	PHE	4.5
22	BA	2167	U	4.5
39	DR	75	VAL	4.5
1	AA	1534	A	4.5
19	CS	38	SER	4.5
30	BI	62	TYR	4.5
27	DF	57	LEU	4.5
53	B5	172	ILE	4.5
30	DI	96	ASP	4.5
7	CG	50	LEU	4.5
17	CQ	23	VAL	4.5
26	DE	118	LEU	4.5
49	D1	52	ALA	4.5
33	DL	57	LEU	4.5
22	DA	2126	A	4.5
53	B5	75	VAL	4.5
29	BH	64	ALA	4.5
53	B5	38	PHE	4.5
16	CP	45	GLU	4.5
29	DH	79	THR	4.5
20	AT	68	HIS	4.5
30	DI	90	SER	4.5
42	DU	88	GLU	4.4
28	DG	10	VAL	4.4

Continued on next page...

Continued from previous page...

Mol	Chain	Res	Type	RSRZ
53	B5	176	VAL	4.4
2	CB	213	TYR	4.4
40	DS	5	ALA	4.4
24	DC	26	LYS	4.4
9	CI	48	VAL	4.4
41	DT	53	VAL	4.4
4	AD	28	ILE	4.4
14	CN	29	ALA	4.4
36	DO	14	ALA	4.4
20	CT	3	ASN	4.4
26	DE	180	LEU	4.4
7	CG	70	ARG	4.4
30	DI	28	LEU	4.4
40	DS	46	LEU	4.4
42	DU	58	ILE	4.4
27	DF	116	GLY	4.4
33	DL	49	GLY	4.4
27	DF	176	PRO	4.4
13	CM	89	LEU	4.4
29	DH	130	VAL	4.4
25	DD	55	LYS	4.4
30	BI	97	LYS	4.4
39	DR	20	VAL	4.4
22	BA	139	U	4.4
22	DA	139	U	4.4
34	DM	96	ILE	4.4
46	DY	36	GLN	4.4
7	CG	45	SER	4.4
32	DK	14	SER	4.4
13	CM	71	ARG	4.4
51	D3	28	ASN	4.4
7	CG	86	GLN	4.4
14	CN	21	PHE	4.4
21	CU	45	ARG	4.4
27	DF	153	ASP	4.4
50	D2	18	PHE	4.3
53	B5	90	ALA	4.3
53	B5	191	ARG	4.3
26	DE	17	THR	4.3
50	D2	43	THR	4.3
14	CN	34	VAL	4.3
52	D4	8	LYS	4.3

Continued on next page...

Continued from previous page...

Mol	Chain	Res	Type	RSRZ
33	DL	124	GLY	4.3
29	BH	132	PHE	4.3
10	CJ	70	HIS	4.3
3	CC	144	LEU	4.3
28	DG	167	GLU	4.3
30	DI	110	ALA	4.3
26	DE	191	ASP	4.3
53	B5	185	LYS	4.3
27	DF	4	LEU	4.3
27	DF	158	THR	4.3
2	CB	132	LYS	4.3
53	B5	79	ALA	4.3
2	CB	129	LEU	4.3
7	CG	85	TYR	4.3
25	DD	6	GLY	4.3
30	DI	25	GLY	4.3
13	CM	52	GLN	4.3
29	BH	59	ALA	4.3
20	CT	79	LEU	4.3
35	DN	63	ARG	4.3
27	DF	31	VAL	4.3
48	D0	3	VAL	4.3
32	DK	89	ASN	4.3
30	BI	96	ASP	4.3
15	CO	25	THR	4.3
46	DY	33	ALA	4.3
17	CQ	8	LEU	4.3
1	CA	211	G	4.3
25	DD	180	VAL	4.3
41	DT	16	VAL	4.3
26	DE	148	ILE	4.3
53	B5	22	THR	4.3
9	CI	108	ALA	4.3
36	DO	66	GLY	4.3
40	DS	85	ILE	4.3
15	CO	89	ARG	4.3
13	CM	106	ALA	4.2
13	CM	105	ASN	4.2
26	DE	153	LEU	4.2
49	D1	18	GLY	4.2
10	CJ	49	PHE	4.2
33	DL	122	VAL	4.2

Continued on next page...

Continued from previous page...

Mol	Chain	Res	Type	RSRZ
41	DT	1	MET	4.2
27	DF	118	SER	4.2
53	B5	186	LEU	4.2
28	DG	104	ASN	4.2
30	BI	81	LYS	4.2
7	CG	88	PRO	4.2
28	DG	58	TYR	4.2
30	DI	37	GLU	4.2
40	DS	39	THR	4.2
14	CN	4	GLN	4.2
27	DF	28	VAL	4.2
27	DF	40	VAL	4.2
44	DW	53	CYS	4.2
30	DI	23	PRO	4.2
32	DK	2	ILE	4.2
46	DY	10	SER	4.2
7	CG	49	THR	4.2
11	AK	111	THR	4.2
7	CG	73	VAL	4.2
14	CN	57	PRO	4.2
22	DA	1093	G	4.2
22	DA	138	U	4.2
53	B5	92	ALA	4.2
13	CM	48	LEU	4.2
10	CJ	63	ASP	4.2
14	CN	32	SER	4.2
22	BA	2119	A	4.2
36	DO	19	GLN	4.2
9	AI	17	ALA	4.2
22	DA	2402	U	4.2
26	DE	190	ALA	4.2
28	DG	86	LYS	4.2
14	CN	11	VAL	4.2
36	DO	78	VAL	4.2
13	CM	75	MET	4.2
30	DI	127	ARG	4.2
19	CS	72	GLY	4.2
29	BH	122	LEU	4.2
29	BH	129	GLU	4.2
27	DF	120	LYS	4.2
42	DU	3	ALA	4.1
51	D3	37	ALA	4.1

Continued on next page...

Continued from previous page...

Mol	Chain	Res	Type	RSRZ
36	DO	39	VAL	4.1
16	CP	76	LYS	4.1
1	AA	1492	A	4.1
41	DT	35	ALA	4.1
33	DL	107	PHE	4.1
20	CT	85	LYS	4.1
13	AM	5	ALA	4.1
7	CG	87	VAL	4.1
19	CS	68	GLY	4.1
10	CJ	16	ARG	4.1
10	CJ	86	ALA	4.1
14	CN	99	ALA	4.1
13	CM	23	TYR	4.1
43	DV	56	PHE	4.1
27	DF	132	VAL	4.1
39	DR	50	GLY	4.1
30	DI	19	ASN	4.1
13	CM	62	LYS	4.1
14	CN	46	LEU	4.1
22	DA	1172	C	4.1
29	BH	116	ARG	4.1
13	CM	10	PRO	4.1
13	CM	113	ARG	4.1
53	B5	44	VAL	4.1
7	CG	143	ARG	4.1
7	CG	83	SER	4.1
19	CS	16	LEU	4.1
28	DG	50	LEU	4.1
30	DI	106	LEU	4.1
36	DO	62	LEU	4.1
27	DF	172	ALA	4.1
26	DE	126	VAL	4.1
53	B5	101	ILE	4.1
39	DR	39	LEU	4.1
50	D2	22	MET	4.1
29	BH	89	LYS	4.1
9	CI	30	ILE	4.0
13	CM	77	ILE	4.0
25	DD	14	ILE	4.0
7	CG	51	ALA	4.0
14	CN	26	GLU	4.0
41	DT	73	ARG	4.0

Continued on next page...

Continued from previous page...

Mol	Chain	Res	Type	RSRZ
1	AA	87	C	4.0
27	DF	83	TYR	4.0
30	BI	49	ILE	4.0
33	DL	100	ILE	4.0
20	CT	71	LYS	4.0
30	DI	138	LEU	4.0
38	DQ	38	ALA	4.0
53	B5	24	ASP	4.0
10	CJ	82	LYS	4.0
19	CS	51	VAL	4.0
24	DC	242	LYS	4.0
7	CG	72	THR	4.0
22	DA	2174	C	4.0
27	DF	95	ARG	4.0
32	DK	107	LEU	4.0
30	DI	14	ALA	4.0
30	BI	47	ASP	4.0
27	DF	22	TYR	4.0
30	BI	6	GLN	4.0
36	DO	57	ALA	4.0
22	BA	2106	U	4.0
30	BI	34	ASN	4.0
28	DG	41	VAL	4.0
39	DR	47	VAL	4.0
2	CB	133	GLU	4.0
33	DL	19	LEU	4.0
28	DG	84	THR	4.0
30	DI	126	THR	4.0
36	DO	63	LYS	4.0
36	DO	92	PHE	4.0
10	CJ	12	ALA	4.0
53	B5	144	GLY	4.0
13	CM	115	PRO	4.0
4	AD	25	VAL	4.0
19	CS	23	VAL	4.0
36	DO	52	SER	4.0
4	AD	151	LYS	4.0
33	DL	125	LEU	4.0
52	D4	9	LYS	4.0
2	CB	139	ARG	4.0
28	DG	174	ALA	4.0
53	B5	133	GLY	4.0

Continued on next page...

Continued from previous page...

Mol	Chain	Res	Type	RSRZ
53	B5	82	GLU	4.0
9	CI	4	ASN	4.0
27	DF	34	ILE	4.0
43	DV	58	SER	4.0
7	CG	103	TRP	4.0
28	DG	133	LEU	4.0
20	CT	72	ALA	4.0
22	DA	1535	A	4.0
30	BI	120	ALA	4.0
44	DW	85	GLU	4.0
10	CJ	19	ASP	4.0
48	D0	54	VAL	4.0
53	B5	201	LYS	4.0
19	AS	49	ILE	4.0
17	AQ	20	SER	4.0
39	DR	43	ASN	4.0
29	BH	95	GLY	4.0
52	D4	1	MET	4.0
22	BA	1925	C	3.9
19	CS	76	PRO	3.9
44	DW	71	VAL	3.9
35	DN	62	ASN	3.9
29	BH	139	PHE	3.9
8	CH	123	GLY	3.9
30	DI	119	GLY	3.9
28	DG	40	ALA	3.9
29	BH	39	ALA	3.9
22	DA	1174	U	3.9
13	CM	55	THR	3.9
44	DW	55	ARG	3.9
18	AR	68	LEU	3.9
13	CM	72	GLU	3.9
29	BH	83	LYS	3.9
40	DS	16	LYS	3.9
26	DE	147	LEU	3.9
31	DJ	74	TYR	3.9
22	DA	1171	G	3.9
53	B5	211	ARG	3.9
11	CK	126	LYS	3.9
13	AM	115	PRO	3.9
29	BH	44	ILE	3.9
52	D4	16	ILE	3.9

Continued on next page...

Continued from previous page...

Mol	Chain	Res	Type	RSRZ
19	CS	64	ASP	3.9
25	DD	96	ILE	3.9
30	BI	98	VAL	3.9
39	DR	52	PRO	3.9
27	DF	173	PHE	3.9
16	CP	17	TYR	3.9
40	DS	94	ASP	3.9
49	D1	24	THR	3.9
30	BI	115	ALA	3.9
22	DA	613	A	3.9
2	AB	221	VAL	3.9
30	DI	101	ILE	3.9
2	AB	74	ARG	3.9
41	DT	50	LEU	3.9
52	D4	15	LYS	3.9
44	DW	78	LYS	3.9
14	AN	36	ALA	3.9
27	DF	55	ALA	3.9
52	D4	6	SER	3.9
27	DF	13	VAL	3.8
27	DF	149	VAL	3.8
40	DS	48	LYS	3.8
44	DW	59	LEU	3.8
41	DT	41	ALA	3.8
22	DA	2172	U	3.8
27	BF	116	GLY	3.8
28	DG	131	ILE	3.8
29	BH	90	LEU	3.8
19	CS	59	PRO	3.8
10	CJ	11	LYS	3.8
30	DI	65	ARG	3.8
33	DL	132	ARG	3.8
1	CA	1302	C	3.8
19	CS	46	GLY	3.8
51	D3	57	LEU	3.8
14	CN	53	ARG	3.8
7	CG	8	GLY	3.8
27	DF	157	THR	3.8
28	DG	48	ASN	3.8
30	DI	30	GLN	3.8
20	CT	34	LYS	3.8
21	AU	24	GLU	3.8

Continued on next page...

Continued from previous page...

Mol	Chain	Res	Type	RSRZ
32	DK	98	ARG	3.8
46	DY	29	ARG	3.8
25	DD	31	ALA	3.8
26	DE	201	ALA	3.8
27	DF	171	ALA	3.8
43	DV	6	ALA	3.8
30	DI	16	GLY	3.8
30	DI	71	THR	3.8
33	DL	87	GLY	3.8
42	DU	40	ASN	3.8
44	BW	10	THR	3.8
51	D3	58	VAL	3.8
46	DY	56	LEU	3.8
1	CA	1271	A	3.8
17	CQ	21	ILE	3.8
36	DO	46	GLU	3.8
36	DO	65	THR	3.8
10	CJ	89	ARG	3.8
48	D0	39	LEU	3.8
52	D4	12	ARG	3.8
30	BI	92	LYS	3.8
3	CC	120	ILE	3.8
13	CM	43	VAL	3.8
20	CT	24	ARG	3.8
22	BA	2151	U	3.8
28	DG	26	ILE	3.8
46	DY	24	GLU	3.8
26	DE	157	LEU	3.8
40	DS	37	THR	3.8
41	DT	49	LYS	3.8
42	DU	38	GLY	3.8
35	DN	20	MET	3.8
22	DA	2125	G	3.8
36	DO	85	LYS	3.8
9	AI	41	ARG	3.8
27	DF	115	ARG	3.8
43	DV	74	ALA	3.8
29	BH	61	VAL	3.8
27	DF	69	LYS	3.7
7	CG	148	ASN	3.7
17	CQ	53	CYS	3.7
30	DI	33	VAL	3.7

Continued on next page...

Continued from previous page...

Mol	Chain	Res	Type	RSRZ
38	DQ	88	VAL	3.7
14	CN	33	ASP	3.7
42	DU	44	LYS	3.7
35	DN	102	PHE	3.7
41	DT	87	LEU	3.7
9	CI	112	GLU	3.7
14	CN	58	SER	3.7
53	B5	175	PRO	3.7
22	DA	1046	A	3.7
32	DK	112	PHE	3.7
53	B5	124	VAL	3.7
30	DI	72	LYS	3.7
30	BI	16	GLY	3.7
52	D4	38	GLY	3.7
33	DL	15	ALA	3.7
32	DK	69	VAL	3.7
3	CC	107	ARG	3.7
1	CA	82	G	3.7
22	DA	1407	G	3.7
27	DF	76	GLY	3.7
35	DN	73	ASN	3.7
30	BI	20	PRO	3.7
9	CI	61	LEU	3.7
19	AS	15	LEU	3.7
26	DE	12	LEU	3.7
22	DA	1067	A	3.7
53	B5	91	GLY	3.7
48	D0	38	HIS	3.7
30	DI	51	LYS	3.7
33	DL	108	ALA	3.7
13	CM	108	THR	3.7
26	DE	14	VAL	3.7
27	DF	24	SER	3.7
28	DG	148	LEU	3.7
29	BH	4	ILE	3.7
30	BI	48	SER	3.7
33	DL	77	ILE	3.7
35	DN	119	SER	3.7
2	CB	65	GLY	3.7
28	DG	51	THR	3.7
29	BH	5	LEU	3.7
30	BI	91	GLY	3.7

Continued on next page...

Continued from previous page...

Mol	Chain	Res	Type	RSRZ
10	CJ	99	GLN	3.7
9	CI	103	PHE	3.7
36	DO	59	ALA	3.7
9	AI	90	TYR	3.7
10	CJ	41	PRO	3.7
10	AJ	74	VAL	3.7
7	CG	133	THR	3.7
22	DA	2124	G	3.7
2	CB	152	LYS	3.6
35	DN	46	ARG	3.6
53	B5	135	ARG	3.6
42	DU	75	ALA	3.6
13	CM	80	LEU	3.6
36	DO	54	VAL	3.6
42	DU	13	VAL	3.6
32	DK	111	LYS	3.6
10	CJ	91	ASP	3.6
53	B5	129	GLY	3.6
53	B5	136	GLY	3.6
36	DO	23	ALA	3.6
53	B5	125	GLY	3.6
53	B5	40	GLU	3.6
27	DF	100	PHE	3.6
40	DS	90	LYS	3.6
29	BH	73	ASN	3.6
3	CC	42	TYR	3.6
13	CM	60	VAL	3.6
51	D3	64	TYR	3.6
42	DU	98	SER	3.6
1	CA	1305	G	3.6
43	DV	94	ALA	3.6
53	B5	74	ARG	3.6
13	CM	33	ILE	3.6
27	DF	60	ILE	3.6
39	DR	96	VAL	3.6
40	DS	9	HIS	3.6
27	DF	51	ASP	3.6
7	CG	26	PHE	3.6
39	DR	19	THR	3.6
46	DY	16	THR	3.6
30	BI	76	ALA	3.6
1	CA	1314	C	3.6

Continued on next page...

Continued from previous page...

Mol	Chain	Res	Type	RSRZ
14	CN	48	LEU	3.6
27	DF	41	GLY	3.6
10	AJ	75	ASP	3.6
27	DF	174	ASP	3.6
53	B5	168	LYS	3.6
36	DO	109	ALA	3.6
20	CT	9	LYS	3.6
36	DO	103	VAL	3.6
21	AU	21	ARG	3.6
26	DE	88	ARG	3.6
9	AI	20	PHE	3.6
26	DE	179	SER	3.6
53	B5	126	SER	3.6
27	DF	107	ALA	3.6
3	CC	206	GLU	3.6
7	CG	118	LEU	3.6
29	BH	142	VAL	3.6
9	CI	11	ARG	3.6
31	DJ	13	ARG	3.6
27	DF	147	ASP	3.6
30	BI	82	LYS	3.5
27	DF	103	LEU	3.5
7	CG	109	ARG	3.5
27	DF	105	THR	3.5
34	DM	80	VAL	3.5
2	AB	88	ASP	3.5
20	CT	43	ASP	3.5
29	DH	135	HIS	3.5
9	CI	7	TYR	3.5
2	CB	136	MET	3.5
26	DE	1	MET	3.5
13	CM	22	ILE	3.5
35	DN	29	VAL	3.5
47	DZ	48	ILE	3.5
7	CG	137	LYS	3.5
14	CN	60	GLN	3.5
12	AL	25	GLU	3.5
22	DA	2903	U	3.5
7	CG	144	MET	3.5
25	DD	1	MET	3.5
9	CI	44	ALA	3.5
10	AJ	87	LEU	3.5

Continued on next page...

Continued from previous page...

Mol	Chain	Res	Type	RSRZ
36	DO	115	LEU	3.5
36	DO	87	ILE	3.5
19	CS	18	LYS	3.5
7	CG	41	SER	3.5
30	BI	88	SER	3.5
41	DT	72	GLN	3.5
26	DE	173	THR	3.5
32	DK	37	ASP	3.5
32	DK	65	THR	3.5
36	DO	20	GLU	3.5
47	DZ	8	THR	3.5
46	DY	7	ARG	3.5
24	DC	249	GLY	3.5
39	DR	88	GLY	3.5
49	D1	21	TYR	3.5
51	D3	21	GLY	3.5
53	B5	128	LEU	3.5
19	CS	62	VAL	3.5
41	DT	58	VAL	3.5
29	BH	66	ASN	3.5
9	AI	63	LEU	3.5
22	DA	2112	G	3.5
13	CM	101	ARG	3.5
38	DQ	22	LYS	3.5
53	B5	60	ARG	3.5
27	DF	175	PHE	3.5
52	D4	33	HIS	3.5
2	AB	135	LEU	3.5
13	CM	73	ILE	3.5
38	DQ	21	ALA	3.5
36	DO	56	LYS	3.5
42	DU	83	VAL	3.5
19	AS	21	LYS	3.5
25	DD	201	LEU	3.5
26	DE	200	LEU	3.5
28	DG	6	LYS	3.5
7	CG	141	VAL	3.5
10	CJ	6	ILE	3.5
24	DC	64	ILE	3.5
37	DP	95	ALA	3.5
40	DS	44	ALA	3.5
10	CJ	75	ASP	3.5

Continued on next page...

Continued from previous page...

Mol	Chain	Res	Type	RSRZ
38	DQ	29	SER	3.4
19	CS	21	LYS	3.4
9	AI	89	GLU	3.4
27	DF	90	THR	3.4
40	DS	95	ARG	3.4
22	DA	2313	C	3.4
7	CG	54	SER	3.4
7	CG	139	GLU	3.4
20	AT	36	TYR	3.4
27	DF	64	LYS	3.4
30	BI	95	LYS	3.4
14	CN	54	ASP	3.4
22	DA	1045	C	3.4
38	DQ	89	GLU	3.4
9	CI	51	PRO	3.4
28	DG	106	SER	3.4
2	CB	186	ILE	3.4
26	DE	150	THR	3.4
27	DF	43	ALA	3.4
28	DG	132	VAL	3.4
28	DG	28	GLY	3.4
30	BI	25	GLY	3.4
17	CQ	78	VAL	3.4
27	DF	143	TYR	3.4
27	DF	20	PHE	3.4
9	CI	37	GLN	3.4
14	CN	31	ILE	3.4
51	D3	49	MET	3.4
32	DK	35	VAL	3.4
1	CA	1020	G	3.4
1	CA	1312	G	3.4
19	CS	6	LYS	3.4
46	DY	54	LYS	3.4
48	D0	37	LYS	3.4
2	CB	182	PRO	3.4
13	CM	56	LEU	3.4
22	DA	228	C	3.4
19	CS	50	ALA	3.4
34	DM	6	ARG	3.4
7	CG	38	THR	3.4
22	DA	896	A	3.4
29	DH	40	THR	3.4

Continued on next page...

Continued from previous page...

Mol	Chain	Res	Type	RSRZ
10	CJ	102	LEU	3.4
25	DD	84	LEU	3.4
41	DT	74	ILE	3.4
3	CC	79	LYS	3.4
24	DC	27	GLY	3.4
28	DG	57	GLY	3.4
7	CG	44	TYR	3.4
38	DQ	45	TYR	3.4
2	CB	130	THR	3.4
2	CB	138	THR	3.4
22	DA	1095	A	3.4
7	CG	79	ARG	3.4
4	AD	37	ALA	3.4
26	DE	28	VAL	3.4
44	DW	23	VAL	3.4
10	CJ	22	THR	3.4
25	DD	59	ARG	3.3
33	DL	78	ARG	3.3
38	DQ	37	GLN	3.3
28	DG	4	VAL	3.3
48	D0	25	VAL	3.3
36	DO	9	ARG	3.3
26	DE	144	GLU	3.3
34	DM	129	THR	3.3
22	DA	1073	A	3.3
9	AI	21	ILE	3.3
2	AB	9	MET	3.3
2	AB	90	PHE	3.3
13	CM	97	VAL	3.3
22	DA	343	C	3.3
8	CH	59	LEU	3.3
10	CJ	20	GLN	3.3
22	DA	1065	U	3.3
27	DF	99	PHE	3.3
42	DU	76	ALA	3.3
40	DS	6	LYS	3.3
41	DT	36	LYS	3.3
10	CJ	81	GLU	3.3
27	DF	52	ASN	3.3
36	DO	108	ASP	3.3
46	DY	14	LEU	3.3
2	CB	37	LYS	3.3

Continued on next page...

Continued from previous page...

Mol	Chain	Res	Type	RSRZ
27	DF	133	ARG	3.3
28	DG	168	VAL	3.3
34	DM	136	MET	3.3
35	DN	24	MET	3.3
2	CB	148	LEU	3.3
4	CD	24	GLY	3.3
26	DE	183	PHE	3.3
50	D2	1	MET	3.3
1	AA	412	A	3.3
22	DA	2165	C	3.3
13	CM	87	ARG	3.3
2	AB	67	ILE	3.3
16	CP	57	ILE	3.3
19	CS	75	ALA	3.3
41	DT	83	ALA	3.3
53	B5	193	PHE	3.3
30	BI	125	MET	3.3
53	B5	80	LYS	3.3
3	CC	127	ARG	3.3
35	DN	38	LEU	3.3
22	DA	2797	U	3.3
10	CJ	51	VAL	3.3
1	CA	79	G	3.3
9	AI	27	LYS	3.3
22	DA	88	G	3.3
26	DE	155	GLU	3.3
35	DN	113	ILE	3.3
25	DD	5	VAL	3.3
30	BI	7	ALA	3.3
7	CG	35	LYS	3.3
41	DT	33	LYS	3.3
2	AB	136	MET	3.3
26	DE	21	ARG	3.3
41	DT	12	ARG	3.3
7	CG	13	LEU	3.3
16	CP	60	TRP	3.3
27	DF	10	ASP	3.3
26	DE	103	GLY	3.3
8	CH	75	ILE	3.2
27	DF	78	LYS	3.2
34	DM	36	VAL	3.2
35	DN	25	ALA	3.2

Continued on next page...

Continued from previous page...

Mol	Chain	Res	Type	RSRZ
37	DP	12	GLN	3.2
33	DL	45	GLY	3.2
50	D2	37	LYS	3.2
5	AE	31	PHE	3.2
22	BA	1065	U	3.2
33	DL	66	PHE	3.2
13	CM	18	ALA	3.2
27	DF	25	VAL	3.2
30	BI	78	VAL	3.2
30	DI	84	ALA	3.2
10	CJ	30	LYS	3.2
13	CM	38	GLY	3.2
20	CT	86	LEU	3.2
25	DD	105	LYS	3.2
27	DF	50	LEU	3.2
46	BY	6	LEU	3.2
49	B1	4	GLY	3.2
53	B5	99	GLU	3.2
7	CG	111	ARG	3.2
30	BI	21	SER	3.2
22	DA	2168	G	3.2
38	DQ	23	GLY	3.2
19	CS	14	HIS	3.2
33	DL	50	PHE	3.2
42	DU	95	PHE	3.2
2	CB	36	ASN	3.2
30	BI	70	VAL	3.2
33	DL	85	VAL	3.2
2	AB	27	MET	3.2
27	DF	142	ASP	3.2
53	B5	137	LEU	3.2
20	CT	67	ILE	3.2
41	DT	70	HIS	3.2
51	D3	43	HIS	3.2
46	DY	35	GLY	3.2
22	DA	2157	G	3.2
28	DG	127	THR	3.2
44	DW	60	PHE	3.2
3	CC	62	LYS	3.2
44	DW	72	LYS	3.2
9	AI	104	VAL	3.2
11	AK	53	ARG	3.2

Continued on next page...

Continued from previous page...

Mol	Chain	Res	Type	RSRZ
44	DW	32	LEU	3.2
3	CC	192	THR	3.2
31	DJ	5	THR	3.2
7	CG	69	VAL	3.2
13	CM	32	ALA	3.2
32	DK	60	ALA	3.2
39	DR	103	ALA	3.2
21	AU	35	ARG	3.2
25	DD	185	ASN	3.2
29	DH	18	GLN	3.2
3	CC	109	PRO	3.2
31	DJ	118	MET	3.2
42	DU	14	LEU	3.2
22	DA	2300	C	3.2
7	CG	123	GLU	3.2
35	DN	97	ILE	3.2
22	DA	1078	U	3.2
1	CA	1022	A	3.2
3	CC	91	VAL	3.2
11	AK	21	ALA	3.2
27	DF	12	VAL	3.2
7	CG	77	SER	3.2
10	CJ	101	SER	3.2
25	DD	97	SER	3.2
7	CG	71	PRO	3.2
14	CN	6	MET	3.2
3	CC	29	PHE	3.2
26	DE	122	GLU	3.2
10	CJ	32	THR	3.1
25	DD	104	VAL	3.1
47	DZ	3	LYS	3.1
48	D0	24	ALA	3.1
34	DM	88	ASN	3.1
27	DF	136	ILE	3.1
30	BI	109	ILE	3.1
30	BI	122	ILE	3.1
51	D3	16	LYS	3.1
22	DA	2109	U	3.1
30	BI	84	ALA	3.1
20	CT	42	GLY	3.1
27	DF	63	GLN	3.1
22	BA	1175	A	3.1

Continued on next page...

Continued from previous page...

Mol	Chain	Res	Type	RSRZ
7	CG	116	MET	3.1
9	CI	57	MET	3.1
28	DG	72	LEU	3.1
42	DU	29	LEU	3.1
30	BI	26	PRO	3.1
36	DO	93	ASP	3.1
39	DR	101	ILE	3.1
30	BI	104	ALA	3.1
38	DQ	2	ALA	3.1
2	AB	85	LEU	3.1
26	DE	24	ASN	3.1
1	CA	1044	A	3.1
6	CF	8	PHE	3.1
13	CM	114	LYS	3.1
22	DA	2147	A	3.1
38	DQ	101	PHE	3.1
51	D3	22	PHE	3.1
1	CA	1320	C	3.1
24	DC	18	LYS	3.1
46	DY	37	LEU	3.1
31	DJ	119	PHE	3.1
2	CB	151	ILE	3.1
20	CT	45	ALA	3.1
22	DA	2150	C	3.1
16	CP	3	THR	3.1
27	DF	169	LEU	3.1
28	DG	73	ASN	3.1
1	CA	1021	A	3.1
11	AK	126	LYS	3.1
28	DG	78	GLY	3.1
7	CG	30	LEU	3.1
22	BA	885	C	3.1
24	DC	105	LEU	3.1
19	CS	10	PHE	3.1
49	D1	23	THR	3.1
45	DX	17	ASN	3.1
13	AM	4	ILE	3.1
28	DG	134	LYS	3.1
10	CJ	26	VAL	3.1
22	DA	1094	U	3.1
29	BH	84	ALA	3.1
40	DS	2	GLU	3.1

Continued on next page...

Continued from previous page...

Mol	Chain	Res	Type	RSRZ
20	CT	8	LYS	3.1
25	DD	133	THR	3.1
40	DS	82	MET	3.1
7	CG	14	PRO	3.1
9	CI	31	ASN	3.1
13	CM	92	ARG	3.1
20	AT	4	ILE	3.1
41	BT	2	ILE	3.1
1	CA	999	C	3.1
26	DE	102	ARG	3.1
30	BI	103	ARG	3.1
10	CJ	67	ILE	3.1
14	CN	52	PRO	3.1
29	BH	118	PRO	3.1
36	DO	12	THR	3.1
7	CG	125	SER	3.0
13	CM	65	VAL	3.0
19	CS	19	VAL	3.0
30	BI	61	VAL	3.0
27	BF	72	LYS	3.0
53	B5	37	LYS	3.0
10	CJ	90	LEU	3.0
44	DW	79	PHE	3.0
40	DS	110	ARG	3.0
45	DX	74	ARG	3.0
27	DF	131	GLY	3.0
30	DI	109	ILE	3.0
14	CN	50	THR	3.0
1	AA	844	G	3.0
32	DK	67	LYS	3.0
36	DO	73	ALA	3.0
36	DO	88	LYS	3.0
9	AI	54	LEU	3.0
21	CU	47	ARG	3.0
29	BH	62	LEU	3.0
2	CB	145	GLU	3.0
30	BI	121	ASP	3.0
36	DO	2	ASP	3.0
44	DW	42	GLY	3.0
51	D3	24	HIS	3.0
10	CJ	40	ILE	3.0
12	AL	15	LYS	3.0

Continued on next page...

Continued from previous page...

Mol	Chain	Res	Type	RSRZ
28	DG	12	PRO	3.0
36	DO	3	LYS	3.0
24	DC	92	ALA	3.0
27	DF	159	THR	3.0
26	DE	125	SER	3.0
29	BH	63	ALA	3.0
42	DU	30	SER	3.0
3	CC	157	LEU	3.0
20	CT	66	LEU	3.0
41	DT	51	PHE	3.0
43	DV	91	PHE	3.0
26	DE	171	ASP	3.0
2	CB	40	ILE	3.0
26	DE	188	MET	3.0
30	DI	10	LYS	3.0
30	DI	86	ILE	3.0
38	DQ	74	ILE	3.0
40	DS	31	GLN	3.0
25	DD	26	VAL	3.0
36	DO	53	THR	3.0
37	DP	74	PHE	3.0
3	CC	197	GLY	3.0
30	DI	89	GLY	3.0
30	DI	91	GLY	3.0
39	DR	66	HIS	3.0
27	DF	8	TYR	3.0
7	CG	65	ALA	3.0
17	CQ	50	ASN	3.0
20	CT	41	ALA	3.0
22	DA	544	C	3.0
22	DA	1176	U	3.0
13	AM	114	LYS	3.0
37	DP	85	SER	3.0
22	BA	2128	G	3.0
26	DE	98	LYS	3.0
36	DO	50	ALA	3.0
43	DV	23	ALA	3.0
46	DY	17	GLU	3.0
1	CA	1362	A	3.0
10	AJ	90	LEU	3.0
22	DA	101	A	3.0
29	DH	54	LEU	3.0

Continued on next page...

Continued from previous page...

Mol	Chain	Res	Type	RSRZ
4	CD	36	GLN	3.0
27	DF	80	ARG	3.0
30	BI	36	MET	3.0
37	DP	13	MET	3.0
1	AA	79	G	3.0
22	DA	277	G	3.0
27	DF	7	TYR	3.0
29	DH	139	PHE	3.0
32	DK	82	ASN	3.0
25	DD	154	LYS	3.0
41	DT	40	LYS	3.0
42	DU	47	LYS	3.0
22	DA	2106	U	3.0
33	DL	18	ARG	3.0
44	DW	75	LYS	3.0
46	DY	40	SER	3.0
17	CQ	5	ILE	3.0
26	DE	129	PRO	2.9
46	DY	32	ALA	2.9
9	CI	64	TYR	2.9
33	DL	6	LEU	2.9
28	DG	53	GLY	2.9
32	DK	104	THR	2.9
36	DO	74	VAL	2.9
20	CT	64	LYS	2.9
36	DO	21	LEU	2.9
33	DL	58	TYR	2.9
42	DU	99	ASN	2.9
1	CA	90	C	2.9
3	CC	196	ILE	2.9
28	DG	49	THR	2.9
41	DT	30	ILE	2.9
27	BF	80	ARG	2.9
2	CB	117	LEU	2.9
3	CC	124	LEU	2.9
7	CG	152	ALA	2.9
28	DG	150	ALA	2.9
25	DD	10	GLY	2.9
2	AB	213	TYR	2.9
41	DT	92	ASN	2.9
6	CF	79	ARG	2.9
17	CQ	11	ARG	2.9

Continued on next page...

Continued from previous page...

Mol	Chain	Res	Type	RSRZ
28	DG	25	THR	2.9
31	DJ	95	ARG	2.9
46	DY	60	LYS	2.9
9	CI	67	VAL	2.9
40	DS	106	VAL	2.9
22	DA	549	G	2.9
26	DE	23	PHE	2.9
27	DF	77	PHE	2.9
36	DO	105	ALA	2.9
18	CR	20	GLU	2.9
22	DA	280	U	2.9
41	DT	59	ASN	2.9
25	DD	38	LYS	2.9
36	DO	76	LYS	2.9
51	D3	52	LYS	2.9
44	DW	80	ILE	2.9
26	DE	72	SER	2.9
34	DM	105	MET	2.9
42	DU	49	VAL	2.9
29	BH	76	GLU	2.9
22	DA	2169	A	2.9
44	DW	24	LYS	2.9
47	DZ	56	LYS	2.9
41	BT	69	ARG	2.9
33	DL	81	ASP	2.9
41	DT	37	ASP	2.9
26	DE	15	SER	2.9
39	DR	51	VAL	2.9
9	CI	89	GLU	2.9
33	DL	28	GLY	2.9
33	DL	82	LEU	2.9
13	CM	13	LYS	2.9
30	BI	72	LYS	2.9
9	CI	90	TYR	2.9
53	B5	102	GLN	2.9
22	DA	1530	G	2.9
25	DD	200	ASP	2.9
10	CJ	46	LYS	2.9
13	CM	78	LYS	2.9
41	DT	88	LYS	2.9
19	CS	69	HIS	2.9
27	DF	150	ARG	2.9

Continued on next page...

Continued from previous page...

Mol	Chain	Res	Type	RSRZ
46	DY	45	GLN	2.9
22	DA	2116	G	2.9
17	CQ	46	VAL	2.9
30	BI	140	VAL	2.9
30	DI	87	LYS	2.9
38	DQ	39	VAL	2.9
51	D3	15	LYS	2.9
41	DT	75	GLY	2.9
2	CB	35	ARG	2.9
34	DM	35	ALA	2.9
9	CI	9	THR	2.9
9	CI	111	VAL	2.9
36	DO	114	GLY	2.9
37	DP	35	GLY	2.9
40	DS	45	VAL	2.9
25	DD	95	SER	2.8
22	DA	1044	C	2.8
27	DF	135	GLN	2.8
33	DL	30	THR	2.8
36	DO	29	HIS	2.8
17	AQ	5	ILE	2.8
27	DF	19	GLU	2.8
30	BI	119	GLY	2.8
44	DW	73	GLY	2.8
13	CM	19	LEU	2.8
25	DD	75	ALA	2.8
27	DF	17	MET	2.8
29	DH	100	ALA	2.8
30	BI	106	LEU	2.8
36	DO	18	LEU	2.8
40	DS	54	ALA	2.8
40	DS	93	ALA	2.8
12	AL	123	LYS	2.8
27	DF	29	PRO	2.8
14	CN	42	TRP	2.8
44	DW	46	HIS	2.8
45	DX	20	HIS	2.8
11	AK	110	ILE	2.8
14	CN	41	ARG	2.8
29	BH	94	ILE	2.8
32	DK	81	GLY	2.8
1	CA	4	U	2.8

Continued on next page...

Continued from previous page...

Mol	Chain	Res	Type	RSRZ
27	DF	121	SER	2.8
28	BG	111	HIS	2.8
33	DL	142	ILE	2.8
43	DV	89	ILE	2.8
14	CN	98	LYS	2.8
40	DS	20	VAL	2.8
33	DL	79	LEU	2.8
37	DP	8	LEU	2.8
16	AP	22	ALA	2.8
34	DM	79	ALA	2.8
22	DA	2118	U	2.8
22	DA	2173	A	2.8
27	DF	178	ARG	2.8
30	DI	88	SER	2.8
3	CC	207	ILE	2.8
34	DM	126	ILE	2.8
2	CB	90	PHE	2.8
2	CB	162	PHE	2.8
11	AK	14	LYS	2.8
22	DA	2110	G	2.8
37	DP	20	PHE	2.8
6	CF	10	VAL	2.8
21	AU	23	CYS	2.8
13	CM	76	SER	2.8
1	CA	1492	A	2.8
26	DE	29	HIS	2.8
33	DL	5	THR	2.8
7	CG	91	VAL	2.8
24	DC	94	VAL	2.8
7	CG	48	GLU	2.8
28	DG	101	ASN	2.8
30	DI	104	ALA	2.8
46	DY	58	ASN	2.8
22	DA	1173	U	2.8
22	DA	1224	U	2.8
13	CM	4	ILE	2.8
14	CN	30	ILE	2.8
35	DN	27	SER	2.8
48	D0	42	HIS	2.8
1	CA	206	C	2.8
22	DA	2164	C	2.8
14	CN	19	LYS	2.8

Continued on next page...

Continued from previous page...

Mol	Chain	Res	Type	RSRZ
38	DQ	112	LYS	2.8
39	DR	87	GLN	2.8
44	DW	61	ALA	2.8
24	DC	235	GLY	2.8
19	AS	74	PHE	2.8
40	DS	108	SER	2.8
10	CJ	97	ASP	2.8
3	CC	138	VAL	2.8
13	CM	29	ARG	2.8
39	DR	54	VAL	2.8
22	DA	846	U	2.8
22	DA	882	G	2.8
27	DF	165	GLU	2.8
33	DL	13	LYS	2.8
10	CJ	42	LEU	2.8
39	DR	22	LEU	2.8
19	AS	39	THR	2.8
1	CA	207	C	2.8
2	CB	206	ALA	2.8
2	CB	100	MET	2.7
34	DM	17	ASN	2.7
40	DS	86	MET	2.7
46	DY	30	MET	2.7
7	CG	78	ARG	2.7
26	DE	47	LYS	2.7
41	DT	82	LYS	2.7
17	CQ	76	VAL	2.7
21	AU	32	VAL	2.7
46	DY	28	LEU	2.7
20	CT	47	ALA	2.7
38	DQ	113	ALA	2.7
39	DR	29	THR	2.7
41	DT	60	THR	2.7
14	CN	95	GLY	2.7
22	DA	1085	A	2.7
28	DG	149	ARG	2.7
36	DO	43	ASN	2.7
7	CG	27	VAL	2.7
26	DE	138	LEU	2.7
37	BP	2	SER	2.7
39	DR	38	VAL	2.7
3	CC	180	ALA	2.7

Continued on next page...

Continued from previous page...

Mol	Chain	Res	Type	RSRZ
50	D2	36	ALA	2.7
27	DF	9	LYS	2.7
27	DF	88	LYS	2.7
31	DJ	92	MET	2.7
22	DA	1058	U	2.7
50	D2	13	ASN	2.7
9	CI	72	ILE	2.7
14	AN	52	PRO	2.7
40	DS	7	HIS	2.7
25	DD	41	ALA	2.7
51	D3	47	LYS	2.7
36	DO	84	GLU	2.7
2	AB	69	PHE	2.7
13	CM	9	ILE	2.7
2	CB	217	VAL	2.7
3	CC	108	LYS	2.7
26	DE	32	VAL	2.7
40	DS	105	VAL	2.7
41	DT	47	VAL	2.7
30	BI	15	ALA	2.7
11	AK	19	GLY	2.7
13	AM	47	GLU	2.7
28	BG	24	ILE	2.7
3	CC	33	LEU	2.7
9	CI	32	GLN	2.7
13	CM	57	ARG	2.7
14	CN	63	ARG	2.7
20	CT	25	ARG	2.7
2	CB	83	ALA	2.7
3	CC	155	GLY	2.7
9	CI	86	ALA	2.7
32	DK	110	GLU	2.7
1	CA	1321	U	2.7
19	AS	41	PHE	2.7
16	AP	4	ILE	2.7
40	DS	103	ILE	2.7
44	DW	44	LYS	2.7
2	AB	139	ARG	2.7
19	CS	58	VAL	2.7
29	BH	65	ALA	2.7
33	DL	83	ALA	2.7
13	CM	81	MET	2.7

Continued on next page...

Continued from previous page...

Mol	Chain	Res	Type	RSRZ
22	DA	1066	U	2.7
45	DX	50	ARG	2.7
13	CM	16	VAL	2.7
22	DA	1170	C	2.7
26	DE	178	VAL	2.7
30	BI	30	GLN	2.7
30	BI	33	VAL	2.7
35	DN	120	GLU	2.7
41	DT	31	VAL	2.7
22	DA	1057	A	2.7
28	DG	130	GLU	2.7
36	DO	80	GLU	2.7
44	DW	83	GLU	2.7
4	CD	151	LYS	2.7
40	DS	73	LYS	2.7
42	DU	93	VAL	2.7
50	D2	2	LYS	2.7
28	DG	61	GLY	2.7
3	CC	71	ALA	2.7
2	CB	18	HIS	2.7
34	DM	40	ARG	2.7
14	AN	55	SER	2.6
25	DD	188	LEU	2.6
33	DL	14	LYS	2.6
27	DF	56	ASP	2.6
42	BU	52	LEU	2.6
28	DG	7	ALA	2.6
41	DT	77	ARG	2.6
45	DX	18	ARG	2.6
31	DJ	15	TRP	2.6
48	D0	34	SER	2.6
34	DM	103	TYR	2.6
52	D4	26	ILE	2.6
1	AA	81	A	2.6
13	AM	19	LEU	2.6
19	AS	71	LEU	2.6
20	CT	82	GLN	2.6
22	DA	1048	A	2.6
10	CJ	80	THR	2.6
10	AJ	34	ALA	2.6
22	DA	1606	C	2.6
24	DC	106	ALA	2.6

Continued on next page...

Continued from previous page...

Mol	Chain	Res	Type	RSRZ
25	DD	101	PHE	2.6
7	CG	60	GLU	2.6
30	DI	100	LYS	2.6
53	B5	163	GLU	2.6
44	DW	82	ILE	2.6
26	DE	41	GLN	2.6
33	DL	27	LEU	2.6
40	DS	69	LEU	2.6
49	D1	34	LEU	2.6
1	CA	80	A	2.6
1	CA	1441	A	2.6
2	AB	187	VAL	2.6
3	CC	158	GLY	2.6
22	DA	344	A	2.6
25	DD	9	VAL	2.6
28	DG	56	ASP	2.6
35	DN	26	GLY	2.6
29	DH	149	GLU	2.6
6	CF	36	ILE	2.6
9	CI	79	ILE	2.6
33	DL	103	ILE	2.6
1	CA	1025	U	2.6
38	DQ	44	GLN	2.6
2	AB	35	ARG	2.6
37	DP	31	TRP	2.6
3	CC	85	GLU	2.6
7	CG	63	GLU	2.6
27	DF	160	ALA	2.6
40	DS	43	ALA	2.6
14	CN	49	GLN	2.6
27	DF	111	ILE	2.6
36	DO	16	ARG	2.6
36	DO	38	GLN	2.6
44	DW	57	HIS	2.6
9	CI	98	LEU	2.6
26	DE	20	GLY	2.6
29	DH	147	VAL	2.6
38	DQ	15	LYS	2.6
42	DU	81	ASP	2.6
45	DX	4	VAL	2.6
48	D0	57	LYS	2.6
3	CC	146	ALA	2.6

Continued on next page...

Continued from previous page...

Mol	Chain	Res	Type	RSRZ
25	DD	23	PRO	2.6
36	DO	113	ALA	2.6
22	DA	2120	G	2.6
22	DA	2127	G	2.6
28	DG	129	THR	2.6
19	CS	3	ARG	2.6
28	DG	77	ILE	2.6
28	DG	141	ILE	2.6
52	D4	24	ARG	2.6
22	DA	183	C	2.6
1	AA	842	U	2.6
3	AC	175	LEU	2.6
22	DA	653	U	2.6
29	BH	13	GLY	2.6
30	BI	138	LEU	2.6
41	DT	93	LEU	2.6
53	B5	83	LYS	2.6
2	AB	196	VAL	2.6
41	DT	78	SER	2.6
4	CD	27	ALA	2.6
53	B5	187	ALA	2.6
28	DG	153	ARG	2.6
36	DO	81	ARG	2.6
42	DU	6	ARG	2.6
46	BY	23	ARG	2.6
22	DA	1084	A	2.6
22	DA	1103	A	2.6
3	AC	55	ILE	2.6
27	DF	27	GLN	2.6
2	AB	18	HIS	2.6
7	CG	90	GLU	2.6
8	CH	25	VAL	2.6
26	DE	169	VAL	2.6
33	DL	143	GLU	2.6
35	DN	60	VAL	2.6
35	DN	21	PHE	2.6
37	DP	115	ASN	2.6
44	DW	47	ALA	2.6
25	DD	8	LYS	2.6
3	CC	70	THR	2.6
27	DF	44	ILE	2.6
10	CJ	92	LEU	2.6

Continued on next page...

Continued from previous page...

Mol	Chain	Res	Type	RSRZ
24	DC	205	LEU	2.6
51	D3	62	LEU	2.6
17	CQ	59	VAL	2.6
14	AN	20	TYR	2.6
25	DD	77	ARG	2.6
49	D1	14	SER	2.6
27	DF	53	ALA	2.6
29	DH	74	ALA	2.6
30	DI	95	LYS	2.6
37	DP	38	LYS	2.6
9	AI	4	ASN	2.6
26	DE	89	PRO	2.6
52	D4	37	GLN	2.5
22	DA	2181	U	2.5
46	DY	22	LEU	2.5
22	DA	2309	A	2.5
26	DE	187	VAL	2.5
1	CA	1454	G	2.5
28	DG	74	SER	2.5
26	DE	161	ALA	2.5
28	DG	5	ALA	2.5
29	BH	111	ALA	2.5
41	DT	45	ALA	2.5
20	CT	84	ASN	2.5
42	BU	53	ASN	2.5
28	DG	66	GLY	2.5
36	DO	22	GLY	2.5
10	CJ	7	ARG	2.5
40	DS	98	LYS	2.5
53	B5	19	LYS	2.5
30	DI	142	ASP	2.5
31	DJ	48	VAL	2.5
33	DL	90	VAL	2.5
39	DR	63	VAL	2.5
22	DA	2129	C	2.5
22	DA	2163	A	2.5
40	DS	34	ASP	2.5
39	DR	35	PHE	2.5
22	BA	2133	G	2.5
25	DD	125	TRP	2.5
30	DI	81	LYS	2.5
44	DW	68	LYS	2.5

Continued on next page...

Continued from previous page...

Mol	Chain	Res	Type	RSRZ
14	AN	24	ARG	2.5
19	AS	24	GLU	2.5
19	CS	9	PRO	2.5
19	CS	70	LYS	2.5
42	DU	33	LYS	2.5
33	DL	4	ASN	2.5
15	AO	57	LEU	2.5
16	CP	52	LEU	2.5
48	D0	28	LEU	2.5
1	CA	1224	U	2.5
22	DA	2167	U	2.5
13	CM	61	ALA	2.5
37	DP	9	GLU	2.5
41	DT	13	ALA	2.5
44	BW	85	GLU	2.5
22	BA	1847	A	2.5
22	DA	866	A	2.5
9	CI	83	ILE	2.5
29	DH	119	ASN	2.5
32	DK	38	ILE	2.5
50	D2	7	PRO	2.5
3	CC	173	VAL	2.5
7	CG	11	LYS	2.5
41	DT	79	ASP	2.5
13	CM	37	ALA	2.5
28	DG	170	ARG	2.5
42	DU	72	ILE	2.5
29	BH	145	ASN	2.5
47	DZ	29	LEU	2.5
53	B5	189	ASN	2.5
3	CC	153	VAL	2.5
5	CE	152	MET	2.5
10	CJ	27	GLU	2.5
23	DB	117	G	2.5
44	DW	26	PHE	2.5
18	AR	74	HIS	2.5
27	DF	110	ARG	2.5
13	CM	2	ALA	2.5
32	DK	83	ALA	2.5
44	DW	34	GLY	2.5
28	DG	112	PRO	2.5
33	DL	8	PRO	2.5

Continued on next page...

Continued from previous page...

Mol	Chain	Res	Type	RSRZ
20	CT	19	LYS	2.5
43	DV	38	LEU	2.5
22	DA	2111	U	2.5
37	DP	17	VAL	2.5
39	DR	90	ARG	2.5
49	D1	19	HIS	2.5
1	AA	82	G	2.5
35	DN	101	GLY	2.5
46	DY	25	GLN	2.5
7	CG	110	LYS	2.5
24	DC	93	LEU	2.5
30	BI	86	ILE	2.5
29	DH	123	ARG	2.5
35	DN	45	ARG	2.5
36	DO	102	ARG	2.5
41	DT	89	GLU	2.5
4	AD	177	LYS	2.5
27	DF	33	LYS	2.5
28	DG	29	LYS	2.5
28	DG	97	ALA	2.5
39	DR	24	LYS	2.5
14	AN	26	GLU	2.4
22	BA	1926	U	2.4
29	BH	11	ASN	2.4
30	BI	42	PHE	2.4
50	D2	30	VAL	2.4
3	CC	150	LYS	2.4
26	DE	168	ASP	2.4
7	CG	81	GLY	2.4
22	DA	2158	A	2.4
43	DV	34	LYS	2.4
28	DG	128	GLN	2.4
9	CI	84	THR	2.4
10	CJ	31	ARG	2.4
33	DL	126	ARG	2.4
22	DA	883	G	2.4
22	DA	1068	G	2.4
23	DB	18	G	2.4
37	DP	19	SER	2.4
21	AU	25	LYS	2.4
22	BA	1094	U	2.4
27	DF	96	MET	2.4

Continued on next page...

Continued from previous page...

Mol	Chain	Res	Type	RSRZ
27	DF	151	GLY	2.4
25	DD	132	ALA	2.4
22	BA	613	A	2.4
11	AK	13	ARG	2.4
29	BH	125	THR	2.4
39	DR	49	ILE	2.4
29	DH	35	LYS	2.4
22	BA	1100	C	2.4
22	BA	2402	U	2.4
22	DA	2175	C	2.4
44	DW	64	ASP	2.4
29	DH	140	ALA	2.4
30	BI	63	ALA	2.4
17	CQ	63	GLU	2.4
34	DM	78	LEU	2.4
45	DX	71	LEU	2.4
28	DG	157	TYR	2.4
30	BI	56	PRO	2.4
29	BH	147	VAL	2.4
2	AB	226	SER	2.4
7	CG	37	SER	2.4
22	BA	2192	U	2.4
22	DA	2796	U	2.4
30	DI	128	SER	2.4
9	CI	62	ASP	2.4
9	CI	17	ALA	2.4
36	DO	82	ALA	2.4
36	DO	4	LYS	2.4
28	BG	26	ILE	2.4
29	DH	58	LEU	2.4
22	DA	279	A	2.4
32	DK	10	VAL	2.4
1	AA	85	U	2.4
1	CA	208	U	2.4
18	CR	43	ARG	2.4
22	DA	931	U	2.4
29	BH	17	ASP	2.4
30	BI	64	ASP	2.4
30	DI	117	MET	2.4
14	AN	23	LYS	2.4
28	DG	42	GLU	2.4
48	D0	53	LYS	2.4

Continued on next page...

Continued from previous page...

Mol	Chain	Res	Type	RSRZ
3	CC	77	ILE	2.4
7	CG	47	LEU	2.4
11	AK	42	LEU	2.4
26	DE	133	LEU	2.4
19	AS	32	ARG	2.4
26	DE	121	VAL	2.4
34	DM	130	PHE	2.4
38	DQ	106	PHE	2.4
53	B5	21	TYR	2.4
1	CA	1313	U	2.4
26	DE	2	GLU	2.4
42	DU	9	ASP	2.4
53	B5	25	GLU	2.4
7	CG	130	ASN	2.4
7	CG	46	ALA	2.4
20	CT	87	ALA	2.4
28	DG	136	ALA	2.4
1	CA	1317	C	2.4
2	CB	22	TYR	2.4
3	CC	195	VAL	2.4
9	AI	19	VAL	2.4
24	DC	103	TYR	2.4
42	DU	43	LYS	2.4
33	DL	31	GLY	2.4
22	DA	2119	A	2.4
11	CK	42	LEU	2.4
38	DQ	83	LEU	2.4
42	DU	41	LEU	2.4
3	CC	172	ARG	2.4
30	DI	40	LYS	2.4
7	AG	151	PHE	2.4
13	CM	112	PRO	2.4
29	DH	108	VAL	2.4
30	BI	89	GLY	2.4
32	DK	103	VAL	2.4
36	DO	49	VAL	2.4
1	CA	1043	G	2.4
1	CA	1235	U	2.4
19	CS	27	ASP	2.4
30	BI	117	MET	2.4
30	DI	125	MET	2.4
31	DJ	14	ASP	2.4

Continued on next page...

Continued from previous page...

Mol	Chain	Res	Type	RSRZ
28	DG	46	ALA	2.4
25	DD	56	LYS	2.4
40	DS	83	LYS	2.4
50	D2	21	ARG	2.4
51	D3	44	LEU	2.4
22	DA	275	C	2.4
18	CR	74	HIS	2.3
29	DH	132	PHE	2.3
3	AC	39	VAL	2.3
29	DH	21	VAL	2.3
39	DR	33	VAL	2.3
43	DV	60	VAL	2.3
33	DL	62	PRO	2.3
33	DL	104	GLN	2.3
25	DD	176	ASP	2.3
26	DE	154	ASP	2.3
2	AB	134	ALA	2.3
2	AB	152	LYS	2.3
28	DG	27	LYS	2.3
48	D0	23	THR	2.3
36	DO	37	ALA	2.3
3	CC	14	ILE	2.3
3	CC	94	ILE	2.3
9	CI	35	LEU	2.3
13	AM	80	LEU	2.3
30	BI	102	SER	2.3
22	DA	345	A	2.3
3	CC	78	GLY	2.3
41	DT	67	VAL	2.3
42	DU	4	LYS	2.3
51	D3	23	LYS	2.3
2	CB	225	ARG	2.3
24	DC	48	ARG	2.3
26	DE	170	ARG	2.3
33	DL	69	ARG	2.3
37	DP	91	ALA	2.3
6	AF	61	LEU	2.3
9	AI	128	SER	2.3
22	DA	1408	G	2.3
41	BT	92	ASN	2.3
33	DL	114	GLY	2.3
1	AA	1031	C	2.3

Continued on next page...

Continued from previous page...

Mol	Chain	Res	Type	RSRZ
22	DA	1100	C	2.3
30	DI	9	VAL	2.3
53	B5	178	LYS	2.3
1	CA	121	U	2.3
17	CQ	66	PRO	2.3
42	DU	86	ARG	2.3
3	AC	168	TYR	2.3
35	DN	112	TYR	2.3
43	DV	22	ALA	2.3
9	CI	53	GLU	2.3
25	DD	4	LEU	2.3
31	DJ	54	ILE	2.3
34	DM	102	LEU	2.3
2	CB	215	GLY	2.3
28	DG	31	GLY	2.3
22	BA	2885	G	2.3
22	DA	356	G	2.3
2	CB	210	VAL	2.3
16	AP	14	ARG	2.3
24	DC	172	VAL	2.3
28	DG	17	VAL	2.3
32	DK	61	VAL	2.3
44	DW	51	VAL	2.3
50	D2	41	ARG	2.3
40	DS	38	TYR	2.3
43	DV	43	ASP	2.3
41	DT	56	GLU	2.3
43	DV	1	MET	2.3
3	AC	157	LEU	2.3
4	AD	21	LEU	2.3
40	DS	33	LEU	2.3
20	CT	51	PHE	2.3
45	DX	75	GLY	2.3
26	DE	120	VAL	2.3
52	D4	35	GLN	2.3
1	CA	81	A	2.3
28	DG	54	PRO	2.3
3	CC	43	LEU	2.3
3	CC	111	LEU	2.3
17	CQ	82	ALA	2.3
51	D3	48	ALA	2.3
7	CG	84	THR	2.3

Continued on next page...

Continued from previous page...

Mol	Chain	Res	Type	RSRZ
33	DL	20	GLY	2.3
28	DG	11	VAL	2.3
7	CG	56	LYS	2.3
22	DA	1460	U	2.3
30	DI	141	GLU	2.3
9	AI	6	TYR	2.3
10	CJ	52	LEU	2.3
17	CQ	24	ALA	2.3
26	DE	11	ALA	2.3
26	DE	141	MET	2.3
12	AL	14	ARG	2.3
29	BH	99	ILE	2.3
34	DM	99	GLY	2.3
30	BI	112	THR	2.3
30	DI	105	GLN	2.3
33	DL	93	ASN	2.3
36	DO	116	GLN	2.3
42	DU	70	VAL	2.3
7	CG	40	GLU	2.3
29	DH	137	GLU	2.3
30	DI	113	LYS	2.3
42	DU	17	LYS	2.3
46	DY	4	LYS	2.3
1	CA	1228	C	2.3
5	AE	115	LEU	2.3
6	CF	54	LEU	2.3
24	DC	101	ARG	2.3
29	BH	12	LEU	2.3
36	DO	11	ALA	2.3
2	AB	151	ILE	2.3
28	DG	24	ILE	2.3
22	DA	117	G	2.3
22	DA	1529	G	2.3
22	DA	2128	G	2.3
53	B5	177	GLY	2.3
9	CI	110	GLN	2.3
6	CF	96	VAL	2.3
14	CN	35	ASN	2.3
49	D1	22	THR	2.3
7	CG	5	ARG	2.3
17	CQ	65	ARG	2.3
20	CT	68	HIS	2.3

Continued on next page...

Continued from previous page...

Mol	Chain	Res	Type	RSRZ
22	BA	846	U	2.3
4	AD	27	ALA	2.3
30	BI	44	ALA	2.3
38	DQ	32	TYR	2.3
53	B5	23	ILE	2.3
30	BI	45	LYS	2.3
34	DM	8	LYS	2.3
2	CB	122	GLN	2.3
11	AK	113	VAL	2.2
21	AU	9	ASN	2.2
24	DC	216	VAL	2.2
29	DH	110	VAL	2.2
22	DA	2833	U	2.2
30	BI	116	ASP	2.2
10	CJ	23	ALA	2.2
14	CN	16	LEU	2.2
14	CN	94	PRO	2.2
24	DC	99	GLY	2.2
27	DF	75	ALA	2.2
28	DG	8	PRO	2.2
28	DG	44	LYS	2.2
37	DP	63	LYS	2.2
1	CA	1325	C	2.2
34	DM	9	PHE	2.2
21	AU	36	GLU	2.2
3	CC	39	VAL	2.2
35	DN	17	ARG	2.2
49	D1	13	SER	2.2
44	DW	56	ASP	2.2
26	DE	34	ALA	2.2
27	DF	109	PRO	2.2
6	CF	80	PHE	2.2
15	CO	15	PHE	2.2
39	DR	45	GLU	2.2
47	DZ	39	GLU	2.2
22	DA	1064	C	2.2
32	DK	3	GLN	2.2
27	DF	108	VAL	2.2
50	D2	34	ARG	2.2
30	BI	94	ASN	2.2
30	BI	73	THR	2.2
46	DY	55	THR	2.2

Continued on next page...

Continued from previous page...

Mol	Chain	Res	Type	RSRZ
1	CA	1455	G	2.2
2	AB	57	LEU	2.2
24	DC	232	HIS	2.2
41	DT	90	GLY	2.2
51	D3	26	HIS	2.2
3	AC	64	ILE	2.2
29	DH	4	ILE	2.2
27	DF	161	LYS	2.2
43	DV	92	VAL	2.2
37	DP	3	ASN	2.2
7	CG	61	ALA	2.2
21	CU	37	PHE	2.2
44	DW	36	ILE	2.2
44	DW	69	PHE	2.2
22	BA	549	G	2.2
22	DA	1107	G	2.2
40	DS	49	LYS	2.2
23	DB	118	C	2.2
24	DC	220	VAL	2.2
22	DA	2180	U	2.2
27	DF	6	ASP	2.2
39	DR	25	LEU	2.2
42	DU	18	ASP	2.2
43	DV	32	GLY	2.2
3	CC	149	ILE	2.2
8	CH	36	ILE	2.2
30	DI	122	ILE	2.2
35	DN	52	ILE	2.2
53	B5	26	ALA	2.2
44	DW	62	LYS	2.2
1	CA	1018	G	2.2
28	DG	164	TYR	2.2
24	DC	47	GLY	2.2
9	AI	39	PHE	2.2
17	CQ	4	LYS	2.2
17	CQ	6	ARG	2.2
42	DU	53	ASN	2.2
2	CB	69	PHE	2.2
20	CT	62	ALA	2.2
46	DY	9	LYS	2.2
26	DE	73	ILE	2.2
29	BH	82	SER	2.2

Continued on next page...

Continued from previous page...

Mol	Chain	Res	Type	RSRZ
39	DR	7	SER	2.2
40	DS	74	ILE	2.2
48	D0	55	ILE	2.2
26	DE	30	GLN	2.2
51	D3	6	THR	2.2
1	CA	1242	G	2.2
2	AB	222	ARG	2.2
2	CB	137	ARG	2.2
14	CN	61	ARG	2.2
22	DA	143	C	2.2
33	DL	91	ASP	2.2
7	CG	12	ILE	2.2
10	CJ	25	ILE	2.2
27	DF	104	ILE	2.2
30	BI	27	ALA	2.2
22	DA	1614	A	2.2
24	DC	28	LYS	2.2
28	DG	169	VAL	2.2
33	DL	140	GLY	2.2
34	DM	29	GLY	2.2
3	CC	87	LEU	2.2
9	CI	63	LEU	2.2
22	DA	2107	G	2.2
51	D3	55	LEU	2.2
10	CJ	34	ALA	2.2
25	DD	22	ILE	2.2
13	AM	85	CYS	2.2
13	CM	30	SER	2.2
20	AT	20	HIS	2.2
20	CT	80	THR	2.2
24	DC	51	THR	2.2
33	DL	117	THR	2.2
14	CN	23	LYS	2.2
26	DE	113	VAL	2.2
27	BF	83	TYR	2.2
32	DK	101	GLY	2.1
2	AB	30	PHE	2.1
1	CA	210	C	2.1
19	AS	56	GLN	2.1
32	DK	33	ALA	2.1
51	D3	41	LYS	2.1
13	AM	92	ARG	2.1

Continued on next page...

Continued from previous page...

Mol	Chain	Res	Type	RSRZ
25	DD	128	ARG	2.1
37	DP	102	GLU	2.1
41	DT	4	GLU	2.1
52	D4	36	ARG	2.1
26	DE	193	VAL	2.1
3	CC	36	ASP	2.1
28	DG	60	ASP	2.1
33	DL	61	LEU	2.1
7	CG	117	ALA	2.1
33	DL	38	GLN	2.1
34	DM	100	LYS	2.1
38	DQ	118	ALA	2.1
13	CM	3	ARG	2.1
22	DA	1043	C	2.1
43	DV	48	MET	2.1
1	CA	86	G	2.1
22	DA	289	G	2.1
2	CB	149	GLY	2.1
9	AI	58	VAL	2.1
35	DN	116	VAL	2.1
37	DP	28	VAL	2.1
40	DS	17	VAL	2.1
40	DS	26	GLY	2.1
48	D0	30	VAL	2.1
12	AL	44	LYS	2.1
16	CP	54	LEU	2.1
24	DC	98	ASP	2.1
25	DD	116	LYS	2.1
39	DR	26	ASP	2.1
3	AC	101	ILE	2.1
19	AS	55	ARG	2.1
28	DG	116	GLN	2.1
32	DK	77	ILE	2.1
37	DP	110	ILE	2.1
50	D2	39	ARG	2.1
9	AI	48	VAL	2.1
38	DQ	31	VAL	2.1
9	AI	22	LYS	2.1
12	CL	123	LYS	2.1
22	DA	548	G	2.1
49	D1	38	LYS	2.1
8	CH	61	LEU	2.1

Continued on next page...

Continued from previous page...

Mol	Chain	Res	Type	RSRZ
15	AO	31	LEU	2.1
18	CR	51	TYR	2.1
19	CS	32	ARG	2.1
8	CH	130	ALA	2.1
22	DA	12	U	2.1
22	DA	102	U	2.1
22	DA	1872	A	2.1
28	DG	13	ALA	2.1
28	DG	38	ASN	2.1
28	DG	126	PRO	2.1
3	CC	5	VAL	2.1
13	CM	14	HIS	2.1
34	DM	26	VAL	2.1
40	DS	71	VAL	2.1
9	CI	66	THR	2.1
2	AB	91	PHE	2.1
3	CC	203	PHE	2.1
8	CH	49	PHE	2.1
36	DO	111	ARG	2.1
50	D2	35	ARG	2.1
22	BA	1171	G	2.1
26	DE	152	GLU	2.1
43	DV	55	GLU	2.1
39	DR	18	GLN	2.1
1	CA	843	U	2.1
7	CG	24	ALA	2.1
51	D3	27	ALA	2.1
1	AA	1493	A	2.1
14	AN	12	LYS	2.1
23	DB	119	A	2.1
44	DW	50	ASN	2.1
29	DH	144	VAL	2.1
37	DP	92	VAL	2.1
53	B5	120	VAL	2.1
30	DI	134	ARG	2.1
19	AS	31	LEU	2.1
21	CU	44	GLU	2.1
37	DP	68	GLU	2.1
13	CM	82	ASP	2.1
52	D4	20	ASP	2.1
2	AB	131	LYS	2.1
20	CT	63	ALA	2.1

Continued on next page...

Continued from previous page...

Mol	Chain	Res	Type	RSRZ
22	DA	1468	U	2.1
27	DF	137	ILE	2.1
51	D3	65	ALA	2.1
3	CC	142	MET	2.1
3	CC	126	ARG	2.1
32	DK	108	ARG	2.1
39	DR	58	VAL	2.1
42	DU	22	ARG	2.1
1	AA	841	C	2.1
24	BC	272	SER	2.1
28	DG	124	GLU	2.1
37	DP	43	PHE	2.1
41	DT	11	LEU	2.1
10	CJ	28	THR	2.1
13	CM	11	ASP	2.1
13	CM	54	ASP	2.1
30	BI	35	ILE	2.1
36	DO	89	ASP	2.1
38	DQ	71	GLN	2.1
1	CA	85	U	2.1
22	DA	884	U	2.1
2	AB	180	GLY	2.1
9	AI	40	GLY	2.1
10	CJ	38	GLY	2.1
6	CF	62	MET	2.1
10	CJ	96	VAL	2.1
21	AU	28	VAL	2.1
24	DC	225	MET	2.1
28	DG	76	VAL	2.1
49	D1	7	GLU	2.1
2	CB	104	TRP	2.1
3	AC	43	LEU	2.1
22	DA	1117	C	2.1
28	DG	87	LEU	2.1
30	DI	102	SER	2.1
34	DM	62	LYS	2.1
42	DU	96	PHE	2.1
3	CC	183	ASP	2.1
24	DC	246	THR	2.1
25	DD	54	ALA	2.1
25	DD	87	GLY	2.1
27	DF	82	GLY	2.1

Continued on next page...

Continued from previous page...

Mol	Chain	Res	Type	RSRZ
52	D4	19	ARG	2.1
7	AG	80	VAL	2.1
7	CG	94	VAL	2.1
28	DG	79	VAL	2.1
38	DQ	100	VAL	2.1
41	DT	5	GLU	2.1
41	DT	54	GLU	2.1
10	CJ	13	PHE	2.1
22	DA	359	G	2.1
22	DA	1452	G	2.1
37	DP	97	LEU	2.0
27	DF	162	SER	2.0
33	DL	7	SER	2.0
31	DJ	16	TYR	2.0
31	DJ	37	ARG	2.0
33	DL	23	ILE	2.0
37	DP	109	ARG	2.0
45	DX	64	ILE	2.0
10	CJ	69	THR	2.0
22	BA	1729	U	2.0
22	DA	1729	U	2.0
27	DF	47	LYS	2.0
16	AP	36	VAL	2.0
24	DC	132	MET	2.0
31	DJ	97	PRO	2.0
3	AC	47	LEU	2.0
19	CS	5	LEU	2.0
35	DN	98	LEU	2.0
39	DR	53	PHE	2.0
40	DS	75	PHE	2.0
45	DX	30	LEU	2.0
46	DY	41	HIS	2.0
1	AA	1032	G	2.0
7	CG	20	SER	2.0
22	DA	1303	G	2.0
22	DA	1311	G	2.0
17	CQ	61	ILE	2.0
26	DE	40	ARG	2.0
29	BH	143	ILE	2.0
40	DS	67	ASP	2.0
3	CC	148	GLY	2.0
22	DA	2376	A	2.0

Continued on next page...

Continued from previous page...

Mol	Chain	Res	Type	RSRZ
20	CT	76	LYS	2.0
22	DA	1083	U	2.0
44	DW	84	ALA	2.0
36	DO	112	GLU	2.0
43	DV	69	GLU	2.0
26	DE	33	VAL	2.0
34	DM	131	VAL	2.0
27	DF	177	PHE	2.0
43	DV	42	LEU	2.0
3	AC	107	ARG	2.0
24	DC	214	ARG	2.0
36	DO	30	ARG	2.0
9	CI	91	ASP	2.0
24	DC	36	LYS	2.0
36	DO	96	GLY	2.0
37	DP	65	SER	2.0
40	DS	66	ILE	2.0
1	CA	1024	G	2.0
22	DA	290	U	2.0
22	DA	795	C	2.0
26	DE	50	ALA	2.0
42	DU	100	SER	2.0
22	DA	1347	A	2.0
22	DA	2121	G	2.0
45	DX	7	VAL	2.0
8	AH	38	ASN	2.0
8	CH	63	LEU	2.0
21	AU	47	ARG	2.0
24	DC	238	ARG	2.0
46	DY	26	PHE	2.0
50	D2	5	PHE	2.0
7	CG	58	GLU	2.0
14	CN	10	GLU	2.0
32	DK	115	ILE	2.0
39	DR	59	ILE	2.0
42	DU	101	GLU	2.0
2	CB	191	SER	2.0
29	BH	131	SER	2.0
38	DQ	96	ALA	2.0
22	DA	2143	C	2.0
22	DA	141	G	2.0
30	BI	65	ARG	2.0

Continued on next page...

Continued from previous page...

Mol	Chain	Res	Type	RSRZ
30	BI	118	THR	2.0
7	CG	68	ASN	2.0
13	AM	8	ASN	2.0

6.2 Non-standard residues in protein, DNA, RNA chains [i](#)

In the following table, the Atoms column lists the number of modelled atoms in the group and the number defined in the chemical component dictionary. The B-factors column lists the minimum, median, 95th percentile and maximum values of B factors of atoms in the group. The column labelled 'Q< 0.9' lists the number of atoms with occupancy less than 0.9.

Mol	Type	Chain	Res	Atoms	RSCC	RSR	B-factors(Å ²)	Q<0.9
54	MHW	D6	1	9/10	0.87	0.20	40,52,59,59	0
54	DBB	D6	3	6/7	0.91	0.30	36,38,47,51	0
54	MHU	D6	5	15/16	0.92	0.32	44,54,60,61	0
54	004	D6	7	10/11	0.94	0.21	42,47,58,59	0
54	MHW	B6	1	9/10	0.94	0.18	0,0,2,9	0
54	MHV	D6	6	9/10	0.94	0.14	45,51,58,60	0
54	DBB	B6	3	6/7	0.96	0.19	0,1,1,2	0
54	MHU	B6	5	15/16	0.96	0.20	0,0,1,2	0
54	MHV	B6	6	9/10	0.97	0.16	0,0,1,1	0
54	004	B6	7	10/11	0.97	0.23	0,0,2,3	0

6.3 Carbohydrates [i](#)

There are no carbohydrates in this entry.

6.4 Ligands [i](#)

In the following table, the Atoms column lists the number of modelled atoms in the group and the number defined in the chemical component dictionary. The B-factors column lists the minimum, median, 95th percentile and maximum values of B factors of atoms in the group. The column labelled 'Q< 0.9' lists the number of atoms with occupancy less than 0.9.

Mol	Type	Chain	Res	Atoms	RSCC	RSR	B-factors(Å ²)	Q<0.9
55	MG	DA	3111	1/1	0.18	0.32	107,107,107,107	0
55	MG	DA	3048	1/1	0.20	0.44	127,127,127,127	0
55	MG	DA	3135	1/1	0.24	0.32	101,101,101,101	0
55	MG	DA	3084	1/1	0.35	0.23	105,105,105,105	0
55	MG	DA	3100	1/1	0.36	0.20	77,77,77,77	0

Continued on next page...

Continued from previous page...

Mol	Type	Chain	Res	Atoms	RSCC	RSR	B-factors(\AA^2)	Q<0.9
55	MG	DA	3041	1/1	0.38	0.42	68,68,68,68	0
55	MG	DA	3017	1/1	0.38	0.25	98,98,98,98	0
55	MG	DA	3026	1/1	0.43	0.48	101,101,101,101	0
55	MG	BA	3134	1/1	0.46	0.42	54,54,54,54	0
55	MG	DA	3093	1/1	0.46	0.11	86,86,86,86	0
55	MG	CA	1630	1/1	0.48	0.36	120,120,120,120	0
55	MG	AA	1619	1/1	0.50	0.31	73,73,73,73	0
55	MG	CA	1636	1/1	0.51	0.14	126,126,126,126	0
55	MG	DA	3148	1/1	0.51	0.29	65,65,65,65	0
55	MG	DA	3062	1/1	0.51	0.61	82,82,82,82	0
55	MG	DA	3113	1/1	0.52	0.29	66,66,66,66	0
55	MG	DA	3133	1/1	0.52	0.78	100,100,100,100	0
55	MG	DA	3144	1/1	0.52	0.10	68,68,68,68	0
55	MG	DA	3045	1/1	0.53	0.12	94,94,94,94	0
55	MG	DA	3042	1/1	0.54	0.19	87,87,87,87	0
55	MG	DA	3057	1/1	0.54	0.29	95,95,95,95	0
55	MG	CA	1635	1/1	0.54	0.13	124,124,124,124	0
55	MG	BA	3090	1/1	0.55	0.10	19,19,19,19	0
55	MG	DA	3099	1/1	0.57	0.38	86,86,86,86	0
55	MG	DA	3075	1/1	0.57	0.16	91,91,91,91	0
55	MG	DA	3067	1/1	0.59	0.13	58,58,58,58	0
55	MG	DA	3029	1/1	0.59	0.22	73,73,73,73	0
55	MG	BA	3100	1/1	0.60	0.28	52,52,52,52	0
55	MG	CA	1608	1/1	0.61	0.22	84,84,84,84	0
55	MG	CA	1627	1/1	0.61	0.20	89,89,89,89	0
55	MG	DA	3028	1/1	0.61	0.87	103,103,103,103	0
55	MG	AA	1614	1/1	0.61	0.22	69,69,69,69	0
55	MG	DA	3027	1/1	0.62	0.17	91,91,91,91	0
55	MG	DA	3071	1/1	0.63	0.49	92,92,92,92	0
55	MG	DA	3131	1/1	0.64	1.04	99,99,99,99	0
55	MG	CA	1606	1/1	0.64	0.19	89,89,89,89	0
55	MG	DA	3002	1/1	0.64	0.10	78,78,78,78	0
55	MG	DA	3127	1/1	0.64	0.15	71,71,71,71	0
55	MG	D2	101	1/1	0.65	0.15	83,83,83,83	0
55	MG	DA	3090	1/1	0.65	0.14	90,90,90,90	0
55	MG	DA	3010	1/1	0.65	0.12	80,80,80,80	0
55	MG	DA	3070	1/1	0.65	0.17	108,108,108,108	0
55	MG	CA	1629	1/1	0.66	0.12	91,91,91,91	0
55	MG	AA	1639	1/1	0.67	0.07	65,65,65,65	0
55	MG	DA	3126	1/1	0.67	0.23	80,80,80,80	0
55	MG	AA	1665	1/1	0.67	0.40	37,37,37,37	0
55	MG	AA	1658	1/1	0.67	0.35	62,62,62,62	0

Continued on next page...

Continued from previous page...

Mol	Type	Chain	Res	Atoms	RSCC	RSR	B-factors(\AA^2)	Q<0.9
55	MG	DA	3078	1/1	0.68	0.14	106,106,106,106	0
55	MG	DA	3103	1/1	0.69	0.24	73,73,73,73	0
55	MG	DA	3034	1/1	0.69	0.16	69,69,69,69	0
55	MG	DQ	201	1/1	0.69	0.30	45,45,45,45	0
55	MG	DA	3077	1/1	0.69	0.70	113,113,113,113	0
55	MG	CA	1632	1/1	0.69	0.12	73,73,73,73	0
55	MG	DA	3019	1/1	0.69	0.18	107,107,107,107	0
55	MG	DA	3044	1/1	0.70	0.40	112,112,112,112	0
55	MG	DA	3155	1/1	0.71	0.45	62,62,62,62	0
55	MG	DA	3088	1/1	0.72	0.10	74,74,74,74	0
55	MG	DA	3012	1/1	0.72	0.10	73,73,73,73	0
55	MG	DA	3060	1/1	0.72	0.31	77,77,77,77	0
55	MG	CA	1602	1/1	0.72	0.11	88,88,88,88	0
55	MG	DA	3098	1/1	0.72	0.16	66,66,66,66	0
55	MG	DA	3013	1/1	0.73	0.16	44,44,44,44	0
55	MG	DA	3064	1/1	0.73	0.20	48,48,48,48	0
55	MG	AA	1620	1/1	0.73	0.12	69,69,69,69	0
55	MG	DA	3134	1/1	0.73	0.14	58,58,58,58	0
55	MG	DB	201	1/1	0.73	0.06	116,116,116,116	0
55	MG	BA	3050	1/1	0.74	0.07	27,27,27,27	0
55	MG	AA	1648	1/1	0.74	0.20	47,47,47,47	0
55	MG	DA	3136	1/1	0.74	0.16	91,91,91,91	0
55	MG	CA	1631	1/1	0.74	0.13	95,95,95,95	0
55	MG	DA	3147	1/1	0.74	0.39	54,54,54,54	0
55	MG	BA	3186	1/1	0.75	0.30	29,29,29,29	0
55	MG	DA	3005	1/1	0.75	0.43	102,102,102,102	0
55	MG	AA	1651	1/1	0.76	0.32	61,61,61,61	0
55	MG	BA	3049	1/1	0.76	0.13	44,44,44,44	0
55	MG	BA	3093	1/1	0.76	0.09	58,58,58,58	0
55	MG	DA	3046	1/1	0.76	0.16	62,62,62,62	0
55	MG	DA	3037	1/1	0.76	0.08	93,93,93,93	0
55	MG	CA	1617	1/1	0.76	0.12	39,39,39,39	0
55	MG	DA	3072	1/1	0.76	0.52	90,90,90,90	0
55	MG	CA	1605	1/1	0.76	0.19	86,86,86,86	0
55	MG	BA	3153	1/1	0.76	0.23	31,31,31,31	0
55	MG	DA	3163	1/1	0.77	0.32	54,54,54,54	0
55	MG	DA	3125	1/1	0.77	0.22	62,62,62,62	0
55	MG	AA	1626	1/1	0.77	0.17	23,23,23,23	0
55	MG	BA	3038	1/1	0.77	0.16	42,42,42,42	0
55	MG	DB	203	1/1	0.78	0.08	85,85,85,85	0
55	MG	DA	3121	1/1	0.78	0.10	52,52,52,52	0
55	MG	AA	1659	1/1	0.78	0.76	50,50,50,50	0

Continued on next page...

Continued from previous page...

Mol	Type	Chain	Res	Atoms	RSCC	RSR	B-factors(\AA^2)	Q<0.9
55	MG	BA	3167	1/1	0.78	0.18	25,25,25,25	0
55	MG	DA	3056	1/1	0.78	0.41	93,93,93,93	0
55	MG	DA	3107	1/1	0.78	0.16	75,75,75,75	0
55	MG	AA	1635	1/1	0.79	0.17	66,66,66,66	0
55	MG	BA	3077	1/1	0.79	0.17	8,8,8,8	0
55	MG	BA	3057	1/1	0.79	0.35	73,73,73,73	0
55	MG	BA	3058	1/1	0.79	0.29	15,15,15,15	0
55	MG	DA	3108	1/1	0.79	0.17	59,59,59,59	0
55	MG	AM	201	1/1	0.79	0.86	62,62,62,62	0
55	MG	AA	1652	1/1	0.79	0.19	49,49,49,49	0
55	MG	DA	3003	1/1	0.79	0.47	99,99,99,99	0
55	MG	AA	1667	1/1	0.79	0.19	49,49,49,49	0
55	MG	BA	3059	1/1	0.80	0.25	38,38,38,38	0
55	MG	DA	3006	1/1	0.80	0.13	93,93,93,93	0
55	MG	AA	1657	1/1	0.80	0.63	64,64,64,64	0
55	MG	AA	1662	1/1	0.80	0.38	57,57,57,57	0
55	MG	CA	1621	1/1	0.80	0.09	64,64,64,64	0
55	MG	CA	1609	1/1	0.80	0.15	89,89,89,89	0
55	MG	DA	3152	1/1	0.80	0.29	52,52,52,52	0
55	MG	DA	3115	1/1	0.80	0.19	111,111,111,111	0
55	MG	DA	3022	1/1	0.81	0.10	52,52,52,52	0
55	MG	BA	3137	1/1	0.81	0.42	49,49,49,49	0
55	MG	BA	3103	1/1	0.81	0.17	0,0,0,0	0
55	MG	DA	3089	1/1	0.81	0.33	83,83,83,83	0
55	MG	DA	3092	1/1	0.81	0.58	113,113,113,113	0
55	MG	DA	3097	1/1	0.81	0.25	91,91,91,91	0
55	MG	CA	1638	1/1	0.81	0.10	76,76,76,76	0
55	MG	DA	3149	1/1	0.81	0.29	35,35,35,35	0
55	MG	AA	1601	1/1	0.81	0.09	58,58,58,58	0
55	MG	DA	3009	1/1	0.81	0.37	90,90,90,90	0
55	MG	DA	3073	1/1	0.81	0.11	60,60,60,60	0
55	MG	BA	3180	1/1	0.82	0.19	32,32,32,32	0
55	MG	BA	3146	1/1	0.82	0.19	30,30,30,30	0
55	MG	BA	3119	1/1	0.82	0.07	20,20,20,20	0
55	MG	BA	3151	1/1	0.82	0.27	12,12,12,12	0
55	MG	BA	3075	1/1	0.82	0.16	29,29,29,29	0
55	MG	BA	3189	1/1	0.82	0.24	45,45,45,45	0
55	MG	DA	3120	1/1	0.82	0.11	79,79,79,79	0
55	MG	CA	1626	1/1	0.82	0.08	48,48,48,48	0
55	MG	CA	1646	1/1	0.82	0.24	92,92,92,92	0
55	MG	DA	3129	1/1	0.83	0.18	45,45,45,45	0
55	MG	DA	3033	1/1	0.83	0.10	71,71,71,71	0

Continued on next page...

Continued from previous page...

Mol	Type	Chain	Res	Atoms	RSCC	RSR	B-factors(\AA^2)	Q<0.9
55	MG	BA	3021	1/1	0.83	0.19	1,1,1,1	0
55	MG	CA	1637	1/1	0.83	0.10	64,64,64,64	0
55	MG	DA	3038	1/1	0.83	0.13	63,63,63,63	0
55	MG	DA	3040	1/1	0.83	0.18	83,83,83,83	0
55	MG	DA	3091	1/1	0.83	0.09	77,77,77,77	0
55	MG	DA	3114	1/1	0.83	0.14	65,65,65,65	0
55	MG	AA	1628	1/1	0.83	0.10	48,48,48,48	0
55	MG	BA	3089	1/1	0.84	0.07	33,33,33,33	0
55	MG	CA	1603	1/1	0.84	0.15	44,44,44,44	0
55	MG	BA	3046	1/1	0.84	0.09	17,17,17,17	0
55	MG	DA	3094	1/1	0.84	0.18	84,84,84,84	0
55	MG	AA	1623	1/1	0.84	0.05	46,46,46,46	0
55	MG	BA	3054	1/1	0.84	0.09	9,9,9,9	0
55	MG	DA	3016	1/1	0.84	0.14	62,62,62,62	0
55	MG	AA	1638	1/1	0.84	0.10	87,87,87,87	0
55	MG	CA	1655	1/1	0.84	0.10	44,44,44,44	0
55	MG	DA	3153	1/1	0.84	0.26	53,53,53,53	0
55	MG	AA	1644	1/1	0.84	0.39	44,44,44,44	0
55	MG	DA	3151	1/1	0.85	0.52	59,59,59,59	0
55	MG	CA	1601	1/1	0.85	0.09	39,39,39,39	0
55	MG	DA	3154	1/1	0.85	0.17	40,40,40,40	0
55	MG	BA	3027	1/1	0.85	0.34	46,46,46,46	0
55	MG	DA	3119	1/1	0.85	0.44	106,106,106,106	0
55	MG	DA	3145	1/1	0.85	0.17	71,71,71,71	0
55	MG	DA	3124	1/1	0.85	0.23	89,89,89,89	0
55	MG	BA	3069	1/1	0.85	0.15	4,4,4,4	0
55	MG	AA	1631	1/1	0.85	0.10	46,46,46,46	0
55	MG	CA	1624	1/1	0.85	0.10	45,45,45,45	0
55	MG	DA	3080	1/1	0.85	0.15	95,95,95,95	0
55	MG	CA	1604	1/1	0.85	0.13	95,95,95,95	0
55	MG	BA	3120	1/1	0.85	0.20	37,37,37,37	0
55	MG	DA	3104	1/1	0.85	0.08	79,79,79,79	0
55	MG	BA	3170	1/1	0.85	0.35	38,38,38,38	0
55	MG	DA	3047	1/1	0.85	0.13	73,73,73,73	0
55	MG	BA	3016	1/1	0.85	0.43	58,58,58,58	0
55	MG	CA	1651	1/1	0.86	0.30	44,44,44,44	0
55	MG	DA	3143	1/1	0.86	0.24	60,60,60,60	0
55	MG	DA	3008	1/1	0.86	0.26	100,100,100,100	0
55	MG	CA	1654	1/1	0.86	0.36	56,56,56,56	0
55	MG	BA	3178	1/1	0.86	0.68	30,30,30,30	0
55	MG	BA	3154	1/1	0.86	0.33	25,25,25,25	0
55	MG	CA	1615	1/1	0.86	0.30	58,58,58,58	0

Continued on next page...

Continued from previous page...

Mol	Type	Chain	Res	Atoms	RSCC	RSR	B-factors(\AA^2)	Q<0.9
55	MG	DA	3061	1/1	0.86	1.12	96,96,96,96	0
55	MG	BA	3104	1/1	0.86	0.17	17,17,17,17	0
55	MG	DA	3157	1/1	0.86	0.30	58,58,58,58	0
55	MG	DA	3039	1/1	0.86	0.18	57,57,57,57	0
55	MG	AA	1605	1/1	0.86	0.22	23,23,23,23	0
55	MG	AA	1612	1/1	0.86	0.10	47,47,47,47	0
55	MG	DA	3024	1/1	0.87	0.17	46,46,46,46	0
55	MG	DA	3081	1/1	0.87	0.10	60,60,60,60	0
55	MG	CA	1628	1/1	0.87	0.18	98,98,98,98	0
55	MG	BB	202	1/1	0.87	0.10	16,16,16,16	0
55	MG	AA	1664	1/1	0.87	0.14	49,49,49,49	0
55	MG	BA	3125	1/1	0.87	0.54	37,37,37,37	0
55	MG	DA	3025	1/1	0.87	0.26	69,69,69,69	0
55	MG	AA	1661	1/1	0.87	0.29	29,29,29,29	0
55	MG	AA	1613	1/1	0.87	0.09	24,24,24,24	0
55	MG	AA	1671	1/1	0.87	0.52	59,59,59,59	0
55	MG	CA	1656	1/1	0.87	0.37	54,54,54,54	0
55	MG	DB	202	1/1	0.87	0.11	66,66,66,66	0
55	MG	DA	3165	1/1	0.87	0.22	42,42,42,42	0
55	MG	DA	3138	1/1	0.88	0.35	40,40,40,40	0
55	MG	DA	3052	1/1	0.88	0.07	56,56,56,56	0
55	MG	BA	3092	1/1	0.88	0.10	19,19,19,19	0
55	MG	DA	3049	1/1	0.88	0.25	84,84,84,84	0
55	MG	DA	3112	1/1	0.88	1.38	104,104,104,104	0
55	MG	AA	1632	1/1	0.88	0.10	55,55,55,55	0
55	MG	AA	1609	1/1	0.88	0.08	36,36,36,36	0
55	MG	BA	3179	1/1	0.88	0.33	26,26,26,26	0
55	MG	BA	3102	1/1	0.88	0.10	7,7,7,7	0
55	MG	DA	3160	1/1	0.88	0.24	43,43,43,43	0
56	DOL	DA	3001	48/48	0.88	0.26	26,45,58,63	0
55	MG	DA	3132	1/1	0.88	0.18	54,54,54,54	0
55	MG	BA	3141	1/1	0.88	0.15	17,17,17,17	0
55	MG	AA	1670	1/1	0.88	0.29	33,33,33,33	0
55	MG	AA	1650	1/1	0.88	0.32	36,36,36,36	0
55	MG	BA	3004	1/1	0.88	0.11	26,26,26,26	0
55	MG	DA	3036	1/1	0.88	0.15	62,62,62,62	0
55	MG	DA	3031	1/1	0.88	0.08	69,69,69,69	0
55	MG	AA	1634	1/1	0.88	0.13	35,35,35,35	0
55	MG	BA	3082	1/1	0.88	0.11	6,6,6,6	0
55	MG	AA	1643	1/1	0.88	0.14	28,28,28,28	0
55	MG	BA	3114	1/1	0.89	0.17	0,0,0,0	0
55	MG	AA	1630	1/1	0.89	0.18	73,73,73,73	0

Continued on next page...

Continued from previous page...

Mol	Type	Chain	Res	Atoms	RSCC	RSR	B-factors(\AA^2)	Q<0.9
55	MG	BA	3040	1/1	0.89	0.15	0,0,0,0	0
55	MG	BB	204	1/1	0.89	0.37	16,16,16,16	0
55	MG	DA	3020	1/1	0.89	0.15	54,54,54,54	0
55	MG	DA	3014	1/1	0.89	0.14	73,73,73,73	0
55	MG	DA	3110	1/1	0.89	0.23	33,33,33,33	0
55	MG	DA	3117	1/1	0.89	0.09	67,67,67,67	0
55	MG	DA	3011	1/1	0.89	0.08	75,75,75,75	0
55	MG	CA	1610	1/1	0.89	0.10	63,63,63,63	0
55	MG	BA	3157	1/1	0.89	0.19	24,24,24,24	0
55	MG	DA	3137	1/1	0.89	0.42	47,47,47,47	0
55	MG	AA	1637	1/1	0.89	0.10	15,15,15,15	0
55	MG	DA	3141	1/1	0.89	0.27	40,40,40,40	0
55	MG	CA	1650	1/1	0.89	0.22	35,35,35,35	0
55	MG	BA	3064	1/1	0.89	0.19	5,5,5,5	0
55	MG	CA	1649	1/1	0.89	0.18	52,52,52,52	0
55	MG	DA	3074	1/1	0.89	0.33	77,77,77,77	0
55	MG	CA	1613	1/1	0.89	0.14	19,19,19,19	0
55	MG	BA	3191	1/1	0.89	0.23	12,12,12,12	0
55	MG	DA	3146	1/1	0.90	0.10	43,43,43,43	0
55	MG	BA	3156	1/1	0.90	0.28	19,19,19,19	0
55	MG	DA	3007	1/1	0.90	0.44	121,121,121,121	0
55	MG	BA	3087	1/1	0.90	0.13	4,4,4,4	0
55	MG	BA	3002	1/1	0.90	0.06	18,18,18,18	0
55	MG	CA	1640	1/1	0.90	0.14	26,26,26,26	0
55	MG	BA	3112	1/1	0.90	0.08	20,20,20,20	0
55	MG	BA	3076	1/1	0.90	0.07	14,14,14,14	0
55	MG	DA	3096	1/1	0.90	0.08	57,57,57,57	0
55	MG	DA	3066	1/1	0.90	0.07	47,47,47,47	0
55	MG	AA	1602	1/1	0.90	0.13	46,46,46,46	0
55	MG	CA	1647	1/1	0.90	0.11	41,41,41,41	0
55	MG	DA	3058	1/1	0.90	1.10	109,109,109,109	0
55	MG	DA	3085	1/1	0.90	0.12	67,67,67,67	0
55	MG	CA	1648	1/1	0.90	0.20	22,22,22,22	0
55	MG	BA	3051	1/1	0.90	0.17	6,6,6,6	0
55	MG	BA	3182	1/1	0.90	0.25	33,33,33,33	0
55	MG	DA	3069	1/1	0.90	0.09	79,79,79,79	0
55	MG	BA	3169	1/1	0.90	0.16	35,35,35,35	0
55	MG	AA	1660	1/1	0.90	0.22	51,51,51,51	0
55	MG	BA	3171	1/1	0.90	0.20	24,24,24,24	0
55	MG	AA	1629	1/1	0.91	0.14	61,61,61,61	0
55	MG	DA	3054	1/1	0.91	0.10	55,55,55,55	0
55	MG	DA	3164	1/1	0.91	0.18	57,57,57,57	0

Continued on next page...

Continued from previous page...

Mol	Type	Chain	Res	Atoms	RSCC	RSR	B-factors(\AA^2)	Q<0.9
55	MG	DA	3068	1/1	0.91	0.13	65,65,65,65	0
55	MG	DA	3030	1/1	0.91	0.24	60,60,60,60	0
55	MG	DA	3015	1/1	0.91	0.06	55,55,55,55	0
55	MG	BA	3008	1/1	0.91	0.14	37,37,37,37	0
55	MG	DA	3159	1/1	0.91	0.30	43,43,43,43	0
55	MG	DA	3050	1/1	0.91	0.10	56,56,56,56	0
55	MG	CA	1616	1/1	0.91	0.10	37,37,37,37	0
55	MG	DA	3150	1/1	0.91	0.20	56,56,56,56	0
55	MG	DA	3032	1/1	0.91	0.26	68,68,68,68	0
55	MG	DA	3123	1/1	0.91	0.12	57,57,57,57	0
55	MG	BA	3193	1/1	0.91	0.15	38,38,38,38	0
55	MG	DA	3021	1/1	0.91	0.18	63,63,63,63	0
55	MG	BA	3015	1/1	0.91	0.07	2,2,2,2	0
55	MG	CA	1614	1/1	0.91	0.08	50,50,50,50	0
55	MG	BA	3081	1/1	0.91	0.12	24,24,24,24	0
55	MG	BA	3006	1/1	0.91	0.14	50,50,50,50	0
55	MG	DA	3065	1/1	0.91	0.12	36,36,36,36	0
55	MG	AA	1641	1/1	0.91	0.15	19,19,19,19	0
55	MG	BA	3195	1/1	0.91	0.56	23,23,23,23	0
55	MG	BA	3132	1/1	0.91	0.09	23,23,23,23	0
55	MG	DA	3106	1/1	0.91	0.14	52,52,52,52	0
55	MG	DA	3087	1/1	0.91	0.09	54,54,54,54	0
55	MG	BA	3168	1/1	0.91	0.12	35,35,35,35	0
55	MG	DA	3105	1/1	0.91	0.18	80,80,80,80	0
55	MG	BA	3003	1/1	0.91	0.06	17,17,17,17	0
55	MG	BA	3116	1/1	0.91	0.26	34,34,34,34	0
55	MG	BA	3033	1/1	0.91	0.12	11,11,11,11	0
55	MG	BA	3005	1/1	0.91	0.07	34,34,34,34	0
55	MG	BA	3078	1/1	0.91	0.72	79,79,79,79	0
55	MG	CA	1607	1/1	0.92	0.08	54,54,54,54	0
55	MG	AA	1625	1/1	0.92	0.07	47,47,47,47	0
55	MG	AA	1654	1/1	0.92	0.14	43,43,43,43	0
55	MG	CA	1639	1/1	0.92	0.10	43,43,43,43	0
55	MG	BA	3071	1/1	0.92	0.07	60,60,60,60	0
55	MG	BA	3098	1/1	0.92	0.12	2,2,2,2	0
55	MG	BA	3042	1/1	0.92	0.38	0,0,0,0	0
55	MG	DA	3158	1/1	0.92	0.19	70,70,70,70	0
55	MG	BA	3133	1/1	0.92	0.10	32,32,32,32	0
55	MG	DA	3082	1/1	0.92	0.13	60,60,60,60	0
55	MG	BA	3152	1/1	0.92	0.19	6,6,6,6	0
55	MG	BA	3127	1/1	0.92	0.12	9,9,9,9	0
55	MG	AA	1646	1/1	0.92	0.20	49,49,49,49	0

Continued on next page...

Continued from previous page...

Mol	Type	Chain	Res	Atoms	RSCC	RSR	B-factors(\AA^2)	Q<0.9
55	MG	CA	1622	1/1	0.92	0.13	51,51,51,51	0
55	MG	DA	3004	1/1	0.92	0.11	76,76,76,76	0
55	MG	DA	3116	1/1	0.92	0.36	76,76,76,76	0
55	MG	DA	3023	1/1	0.92	0.05	69,69,69,69	0
55	MG	BA	3066	1/1	0.92	0.15	0,0,0,0	0
55	MG	BA	3063	1/1	0.92	0.45	31,31,31,31	0
55	MG	AA	1606	1/1	0.92	0.11	44,44,44,44	0
55	MG	AA	1603	1/1	0.92	0.10	44,44,44,44	0
55	MG	BA	3086	1/1	0.92	0.07	14,14,14,14	0
55	MG	BA	3091	1/1	0.92	0.09	3,3,3,3	0
55	MG	CA	1620	1/1	0.92	0.06	61,61,61,61	0
55	MG	DA	3095	1/1	0.92	0.41	91,91,91,91	0
55	MG	BA	3174	1/1	0.92	0.12	12,12,12,12	0
55	MG	BA	3113	1/1	0.92	0.17	22,22,22,22	0
55	MG	BA	3187	1/1	0.92	0.06	33,33,33,33	0
55	MG	BA	3131	1/1	0.92	0.18	1,1,1,1	0
55	MG	AA	1666	1/1	0.92	0.19	46,46,46,46	0
55	MG	BA	3047	1/1	0.92	0.10	4,4,4,4	0
55	MG	DA	3053	1/1	0.93	0.11	40,40,40,40	0
55	MG	AA	1610	1/1	0.93	0.23	65,65,65,65	0
55	MG	BA	3173	1/1	0.93	0.14	27,27,27,27	0
55	MG	BA	3013	1/1	0.93	0.21	0,0,0,0	0
55	MG	DA	3142	1/1	0.93	0.26	33,33,33,33	0
55	MG	BA	3030	1/1	0.93	0.14	9,9,9,9	0
55	MG	BA	3121	1/1	0.93	0.12	3,3,3,3	0
55	MG	BA	3181	1/1	0.93	0.20	24,24,24,24	0
55	MG	BA	3155	1/1	0.93	0.21	20,20,20,20	0
55	MG	BA	3190	1/1	0.93	0.10	31,31,31,31	0
55	MG	AA	1627	1/1	0.93	0.09	37,37,37,37	0
55	MG	CA	1633	1/1	0.93	0.32	64,64,64,64	0
55	MG	BA	3185	1/1	0.93	0.30	16,16,16,16	0
55	MG	CA	1643	1/1	0.93	0.24	50,50,50,50	0
55	MG	AA	1617	1/1	0.93	0.12	52,52,52,52	0
55	MG	BA	3031	1/1	0.93	0.07	14,14,14,14	0
55	MG	DA	3101	1/1	0.93	0.09	57,57,57,57	0
55	MG	BA	3126	1/1	0.93	0.12	6,6,6,6	0
55	MG	DA	3161	1/1	0.93	0.11	57,57,57,57	0
55	MG	AA	1669	1/1	0.93	0.42	51,51,51,51	0
55	MG	AA	1663	1/1	0.93	0.22	48,48,48,48	0
55	MG	AA	1618	1/1	0.93	0.08	37,37,37,37	0
55	MG	BA	3166	1/1	0.93	0.17	19,19,19,19	0
55	MG	BA	3034	1/1	0.93	0.10	6,6,6,6	0

Continued on next page...

Continued from previous page...

Mol	Type	Chain	Res	Atoms	RSCC	RSR	B-factors(\AA^2)	Q<0.9
55	MG	DA	3140	1/1	0.93	0.43	43,43,43,43	0
55	MG	BA	3056	1/1	0.93	0.08	5,5,5,5	0
55	MG	CA	1652	1/1	0.93	0.11	83,83,83,83	0
55	MG	DA	3130	1/1	0.93	0.10	81,81,81,81	0
55	MG	BA	3065	1/1	0.93	0.14	0,0,0,0	0
55	MG	BA	3085	1/1	0.93	0.22	27,27,27,27	0
55	MG	BA	3079	1/1	0.93	0.09	22,22,22,22	0
55	MG	BA	3136	1/1	0.93	0.12	21,21,21,21	0
55	MG	BA	3149	1/1	0.93	0.12	38,38,38,38	0
55	MG	CA	1641	1/1	0.94	0.68	73,73,73,73	0
55	MG	DA	3079	1/1	0.94	0.13	96,96,96,96	0
55	MG	DA	3167	1/1	0.94	0.29	100,100,100,100	0
55	MG	AA	1607	1/1	0.94	0.09	44,44,44,44	0
55	MG	DA	3035	1/1	0.94	0.09	79,79,79,79	0
55	MG	BA	3150	1/1	0.94	0.20	37,37,37,37	0
55	MG	AA	1668	1/1	0.94	0.13	29,29,29,29	0
55	MG	CA	1625	1/1	0.94	0.15	22,22,22,22	0
55	MG	CA	1619	1/1	0.94	0.10	33,33,33,33	0
55	MG	BA	3160	1/1	0.94	0.10	10,10,10,10	0
55	MG	CA	1645	1/1	0.94	0.20	32,32,32,32	0
55	MG	BA	3043	1/1	0.94	0.13	16,16,16,16	0
55	MG	BA	3084	1/1	0.94	0.05	6,6,6,6	0
55	MG	BA	3140	1/1	0.94	0.39	0,0,0,0	0
55	MG	CA	1642	1/1	0.94	0.25	25,25,25,25	0
55	MG	DA	3102	1/1	0.94	0.22	62,62,62,62	0
55	MG	BA	3053	1/1	0.94	0.14	2,2,2,2	0
55	MG	AA	1649	1/1	0.94	0.14	32,32,32,32	0
55	MG	BA	3159	1/1	0.94	0.22	14,14,14,14	0
55	MG	DA	3055	1/1	0.94	0.13	72,72,72,72	0
55	MG	CA	1653	1/1	0.94	0.09	52,52,52,52	0
55	MG	BA	3164	1/1	0.94	0.14	4,4,4,4	0
55	MG	BA	3039	1/1	0.94	0.27	0,0,0,0	0
55	MG	BA	3115	1/1	0.94	0.12	20,20,20,20	0
55	MG	BA	3165	1/1	0.94	0.30	43,43,43,43	0
55	MG	BA	3025	1/1	0.94	0.10	2,2,2,2	0
55	MG	BA	3080	1/1	0.94	0.07	39,39,39,39	0
55	MG	BA	3192	1/1	0.94	0.21	22,22,22,22	0
55	MG	AA	1616	1/1	0.94	0.12	50,50,50,50	0
55	MG	BA	3130	1/1	0.94	0.12	0,0,0,0	0
55	MG	BA	3020	1/1	0.95	0.09	22,22,22,22	0
55	MG	BA	3172	1/1	0.95	0.17	31,31,31,31	0
55	MG	BA	3061	1/1	0.95	0.35	30,30,30,30	0

Continued on next page...

Continued from previous page...

Mol	Type	Chain	Res	Atoms	RSCC	RSR	B-factors(\AA^2)	Q<0.9
55	MG	BA	3036	1/1	0.95	0.12	11,11,11,11	0
55	MG	AA	1653	1/1	0.95	0.17	28,28,28,28	0
55	MG	AA	1608	1/1	0.95	0.14	17,17,17,17	0
55	MG	AA	1640	1/1	0.95	0.09	36,36,36,36	0
55	MG	BA	3017	1/1	0.95	0.06	2,2,2,2	0
55	MG	BB	203	1/1	0.95	0.06	7,7,7,7	0
55	MG	BA	3045	1/1	0.95	0.08	9,9,9,9	0
55	MG	AA	1655	1/1	0.95	0.11	35,35,35,35	0
55	MG	BA	3118	1/1	0.95	0.12	1,1,1,1	0
55	MG	DA	3043	1/1	0.95	0.13	66,66,66,66	0
55	MG	BA	3145	1/1	0.95	0.29	28,28,28,28	0
55	MG	BA	3094	1/1	0.95	0.05	31,31,31,31	0
55	MG	AA	1624	1/1	0.95	0.04	41,41,41,41	0
55	MG	DA	3109	1/1	0.95	0.22	42,42,42,42	0
55	MG	DA	3051	1/1	0.95	0.09	28,28,28,28	0
55	MG	BA	3161	1/1	0.95	0.17	31,31,31,31	0
55	MG	BA	3138	1/1	0.95	0.45	1,1,1,1	0
55	MG	AA	1647	1/1	0.95	0.12	48,48,48,48	0
55	MG	BA	3062	1/1	0.95	0.36	50,50,50,50	0
55	MG	DA	3166	1/1	0.95	0.09	41,41,41,41	0
55	MG	BA	3035	1/1	0.95	0.18	0,0,0,0	0
55	MG	BA	3148	1/1	0.95	0.12	29,29,29,29	0
55	MG	BA	3088	1/1	0.95	0.23	2,2,2,2	0
55	MG	DA	3118	1/1	0.95	0.08	60,60,60,60	0
55	MG	BA	3188	1/1	0.95	0.14	10,10,10,10	0
55	MG	CA	1611	1/1	0.95	0.29	90,90,90,90	0
55	MG	CA	1644	1/1	0.96	0.15	42,42,42,42	0
55	MG	BA	3009	1/1	0.96	0.09	4,4,4,4	0
55	MG	DA	3122	1/1	0.96	0.15	41,41,41,41	0
55	MG	DA	3128	1/1	0.96	0.08	80,80,80,80	0
55	MG	BA	3147	1/1	0.96	0.31	9,9,9,9	0
55	MG	BA	3176	1/1	0.96	0.10	20,20,20,20	0
55	MG	BA	3024	1/1	0.96	0.17	0,0,0,0	0
55	MG	BA	3070	1/1	0.96	0.21	0,0,0,0	0
55	MG	DA	3083	1/1	0.96	0.10	69,69,69,69	0
55	MG	BA	3101	1/1	0.96	0.07	1,1,1,1	0
55	MG	BA	3124	1/1	0.96	0.09	11,11,11,11	0
55	MG	BA	3026	1/1	0.96	0.15	3,3,3,3	0
55	MG	CA	1623	1/1	0.96	0.16	50,50,50,50	0
55	MG	CA	1634	1/1	0.96	0.13	49,49,49,49	0
55	MG	BA	3029	1/1	0.96	0.08	21,21,21,21	0
55	MG	BA	3135	1/1	0.96	0.14	2,2,2,2	0

Continued on next page...

Continued from previous page...

Mol	Type	Chain	Res	Atoms	RSCC	RSR	B-factors(\AA^2)	Q<0.9
55	MG	BA	3175	1/1	0.96	0.11	27,27,27,27	0
55	MG	CA	1618	1/1	0.96	0.11	37,37,37,37	0
55	MG	BB	201	1/1	0.96	0.10	20,20,20,20	0
55	MG	BA	3014	1/1	0.96	0.18	0,0,0,0	0
55	MG	BA	3023	1/1	0.96	0.14	1,1,1,1	0
55	MG	DA	3018	1/1	0.96	0.12	60,60,60,60	0
55	MG	BA	3074	1/1	0.96	0.18	1,1,1,1	0
55	MG	BA	3022	1/1	0.96	0.08	2,2,2,2	0
55	MG	AA	1633	1/1	0.96	0.12	30,30,30,30	0
55	MG	BA	3110	1/1	0.96	0.20	3,3,3,3	0
55	MG	CA	1612	1/1	0.96	0.05	40,40,40,40	0
55	MG	BA	3095	1/1	0.96	0.09	21,21,21,21	0
55	MG	DA	3059	1/1	0.96	0.10	51,51,51,51	0
55	MG	BA	3108	1/1	0.96	0.24	0,0,0,0	0
55	MG	BA	3122	1/1	0.96	0.04	18,18,18,18	0
55	MG	BA	3044	1/1	0.96	0.14	3,3,3,3	0
55	MG	BA	3012	1/1	0.96	0.05	14,14,14,14	0
56	DOL	BA	3001	48/48	0.96	0.21	0,3,25,36	0
55	MG	BA	3060	1/1	0.97	0.06	15,15,15,15	0
55	MG	BA	3068	1/1	0.97	0.17	0,0,0,0	0
55	MG	DA	3076	1/1	0.97	0.12	69,69,69,69	0
55	MG	BA	3142	1/1	0.97	0.43	2,2,2,2	0
55	MG	AA	1615	1/1	0.97	0.06	47,47,47,47	0
55	MG	BA	3037	1/1	0.97	0.17	0,0,0,0	0
55	MG	BA	3158	1/1	0.97	0.12	19,19,19,19	0
55	MG	DA	3156	1/1	0.97	0.19	41,41,41,41	0
55	MG	BA	3117	1/1	0.97	0.17	1,1,1,1	0
55	MG	BA	3018	1/1	0.97	0.20	0,0,0,0	0
55	MG	DA	3063	1/1	0.97	0.22	54,54,54,54	0
55	MG	BA	3007	1/1	0.97	0.09	22,22,22,22	0
55	MG	BA	3052	1/1	0.97	0.06	11,11,11,11	0
55	MG	BA	3067	1/1	0.97	0.17	0,0,0,0	0
55	MG	BA	3073	1/1	0.97	0.07	7,7,7,7	0
55	MG	BA	3123	1/1	0.97	0.16	0,0,0,0	0
55	MG	BA	3184	1/1	0.97	0.20	6,6,6,6	0
55	MG	BA	3083	1/1	0.97	0.17	0,0,0,0	0
55	MG	AA	1604	1/1	0.97	0.06	48,48,48,48	0
55	MG	BA	3163	1/1	0.97	0.33	15,15,15,15	0
55	MG	BA	3032	1/1	0.97	0.16	4,4,4,4	0
55	MG	BA	3111	1/1	0.97	0.20	6,6,6,6	0
55	MG	DA	3086	1/1	0.97	0.10	76,76,76,76	0
55	MG	BQ	201	1/1	0.97	0.20	3,3,3,3	0

Continued on next page...

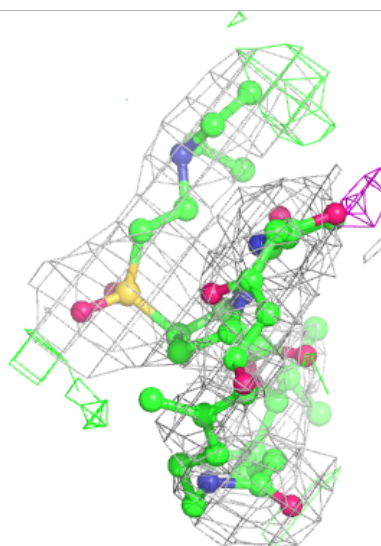
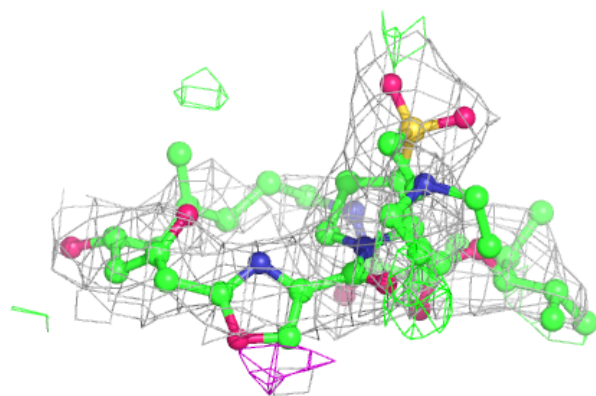
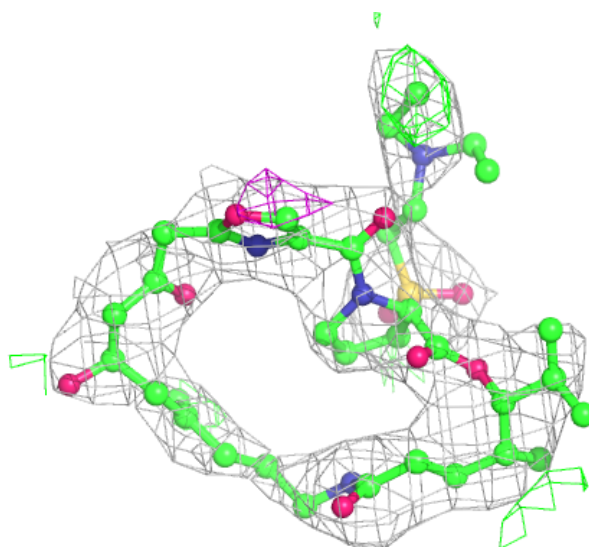
Continued from previous page...

Mol	Type	Chain	Res	Atoms	RSCC	RSR	B-factors(\AA^2)	Q<0.9
55	MG	BA	3183	1/1	0.97	0.21	12,12,12,12	0
55	MG	AA	1642	1/1	0.97	0.15	23,23,23,23	0
55	MG	BA	3072	1/1	0.97	0.08	3,3,3,3	0
55	MG	BA	3129	1/1	0.97	0.19	4,4,4,4	0
55	MG	BA	3010	1/1	0.97	0.11	0,0,0,0	0
55	MG	AA	1611	1/1	0.97	0.09	21,21,21,21	0
55	MG	BA	3128	1/1	0.98	0.10	0,0,0,0	0
57	ZN	B4	101	1/1	0.98	0.10	33,33,33,33	0
55	MG	AA	1645	1/1	0.98	0.12	42,42,42,42	0
55	MG	BA	3162	1/1	0.98	0.07	36,36,36,36	0
55	MG	BA	3106	1/1	0.98	0.20	16,16,16,16	0
55	MG	BA	3144	1/1	0.98	0.26	15,15,15,15	0
55	MG	BA	3041	1/1	0.98	0.18	6,6,6,6	0
55	MG	BA	3105	1/1	0.98	0.10	4,4,4,4	0
55	MG	BA	3177	1/1	0.98	0.17	17,17,17,17	0
55	MG	BA	3109	1/1	0.98	0.19	12,12,12,12	0
55	MG	BA	3019	1/1	0.98	0.12	11,11,11,11	0
55	MG	DA	3162	1/1	0.98	0.21	38,38,38,38	0
55	MG	BA	3096	1/1	0.98	0.07	11,11,11,11	0
55	MG	BA	3107	1/1	0.98	0.19	0,0,0,0	0
55	MG	AA	1636	1/1	0.98	0.08	27,27,27,27	0
55	MG	BA	3139	1/1	0.98	0.37	0,0,0,0	0
55	MG	BA	3028	1/1	0.98	0.08	5,5,5,5	0
55	MG	BA	3097	1/1	0.98	0.07	4,4,4,4	0
55	MG	AA	1621	1/1	0.98	0.08	39,39,39,39	0
55	MG	BA	3194	1/1	0.98	0.07	8,8,8,8	0
55	MG	AA	1656	1/1	0.98	0.15	43,43,43,43	0
55	MG	BA	3099	1/1	0.98	0.12	4,4,4,4	0
57	ZN	D4	101	1/1	0.98	0.10	87,87,87,87	0
55	MG	AA	1622	1/1	0.98	0.20	16,16,16,16	0
55	MG	BA	3055	1/1	0.98	0.17	0,0,0,0	0
55	MG	DA	3139	1/1	0.99	0.33	30,30,30,30	0
55	MG	BA	3011	1/1	0.99	0.15	1,1,1,1	0
55	MG	BA	3048	1/1	0.99	0.15	8,8,8,8	0
55	MG	BA	3143	1/1	0.99	0.36	12,12,12,12	0

The following is a graphical depiction of the model fit to experimental electron density of all instances of the Ligand of Interest. In addition, ligands with molecular weight > 250 and outliers as shown on the geometry validation Tables will also be included. Each fit is shown from different orientation to approximate a three-dimensional view.

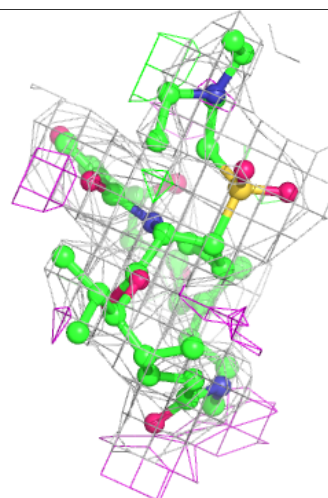
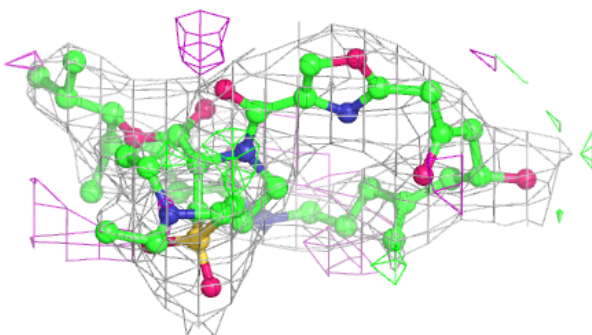
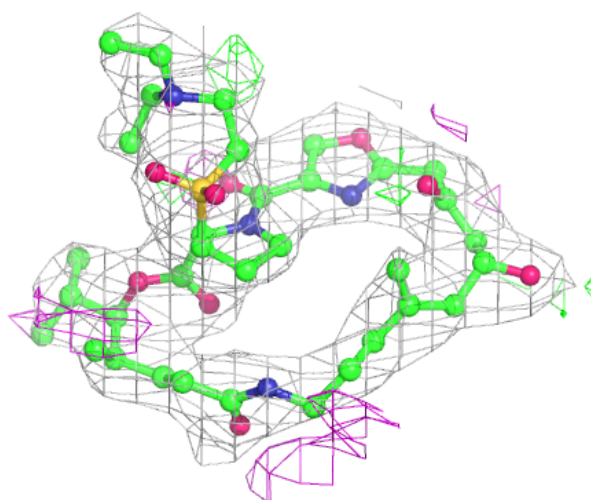
Electron density around DOL DA 3001:

$2mF_o-DF_c$ (at 0.7 rmsd) in gray
 mF_o-DF_c (at 3 rmsd) in purple (negative)
and green (positive)



Electron density around DOL BA 3001:

$2mF_o-DF_c$ (at 0.7 rmsd) in gray
 mF_o-DF_c (at 3 rmsd) in purple (negative)
and green (positive)



6.5 Other polymers ⓘ

There are no such residues in this entry.