



Full wwPDB X-ray Structure Validation Report ⓘ

May 26, 2020 – 07:53 am BST

PDB ID : 3U44
Title : Crystal structure of AddAB-DNA complex
Authors : Saikrishnan, K.; Krajewski, W.; Wigley, D.
Deposited on : 2011-10-07
Resolution : 3.20 Å(reported)

This is a Full wwPDB X-ray Structure Validation Report for a publicly released PDB entry.

We welcome your comments at validation@mail.wwpdb.org

A user guide is available at

<https://www.wwpdb.org/validation/2017/XrayValidationReportHelp>

with specific help available everywhere you see the ⓘ symbol.

The following versions of software and data (see [references ⓘ](#)) were used in the production of this report:

MolProbity : 4.02b-467
Mogul : 1.8.5 (274361), CSD as541be (2020)
Xtriage (Phenix) : 1.13
EDS : 2.11
Percentile statistics : 20191225.v01 (using entries in the PDB archive December 25th 2019)
Refmac : 5.8.0158
CCP4 : 7.0.044 (Gargrove)
Ideal geometry (proteins) : Engh & Huber (2001)
Ideal geometry (DNA, RNA) : Parkinson et al. (1996)
Validation Pipeline (wwPDB-VP) : 2.11

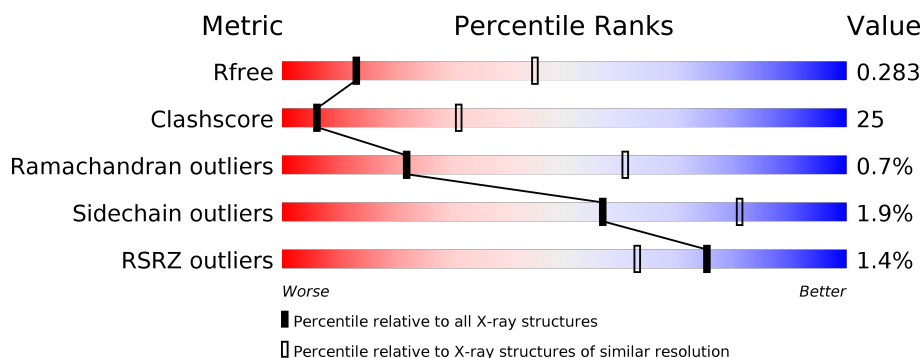
1 Overall quality at a glance

The following experimental techniques were used to determine the structure:

X-RAY DIFFRACTION

The reported resolution of this entry is 3.20 Å.

Percentile scores (ranging between 0-100) for global validation metrics of the entry are shown in the following graphic. The table shows the number of entries on which the scores are based.



Metric	Whole archive (#Entries)	Similar resolution (#Entries, resolution range(Å))
R_{free}	130704	1133 (3.20-3.20)
Clashscore	141614	1253 (3.20-3.20)
Ramachandran outliers	138981	1234 (3.20-3.20)
Sidechain outliers	138945	1233 (3.20-3.20)
RSRZ outliers	127900	1095 (3.20-3.20)

The table below summarises the geometric issues observed across the polymeric chains and their fit to the electron density. The red, orange, yellow and green segments on the lower bar indicate the fraction of residues that contain outliers for ≥ 3 , 2, 1 and 0 types of geometric quality criteria respectively. A grey segment represents the fraction of residues that are not modelled. The numeric value for each fraction is indicated below the corresponding segment, with a dot representing fractions $\leq 5\%$. The upper red bar (where present) indicates the fraction of residues that have poor fit to the electron density. The numeric value is given above the bar.

Mol	Chain	Length	Quality of chain
1	A	1232	<div> <div>51%</div> <div>39%</div> <div>9%</div> </div>
2	B	1166	<div> <div>53%</div> <div>43%</div> <div>4%</div> </div>
3	X	48	<div> <div>6%</div> <div>65%</div> <div>25%</div> </div>

2 Entry composition

There are 5 unique types of molecules in this entry. The entry contains 19156 atoms, of which 0 are hydrogens and 0 are deuteriums.

In the tables below, the ZeroOcc column contains the number of atoms modelled with zero occupancy, the AltConf column contains the number of residues with at least one atom in alternate conformation and the Trace column contains the number of residues modelled with at most 2 atoms.

- Molecule 1 is a protein called ATP-dependent helicase/nuclease subunit A.

Mol	Chain	Residues	Atoms					ZeroOcc	AltConf	Trace
1	A	1122	Total	C	N	O	S	0	0	0
			9117	5821	1548	1721	27			

There are 2 discrepancies between the modelled and reference sequences:

Chain	Residue	Modelled	Actual	Comment	Reference
A	780	GLY	ALA	CONFLICT	UNP P23478
A	1172	ALA	ASP	ENGINEERED MUTATION	UNP P23478

- Molecule 2 is a protein called ATP-dependent helicase/deoxyribonuclease subunit B.

Mol	Chain	Residues	Atoms					ZeroOcc	AltConf	Trace
2	B	1141	Total	C	N	O	S	0	0	0
			9261	5885	1583	1749	44			

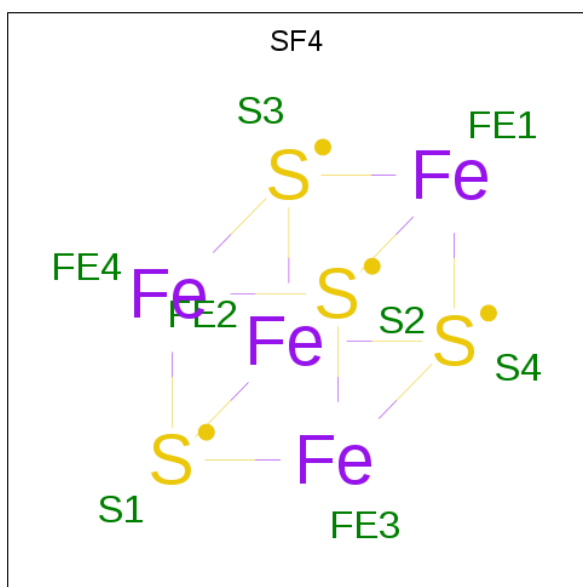
There are 3 discrepancies between the modelled and reference sequences:

Chain	Residue	Modelled	Actual	Comment	Reference
B	843	ASP	GLU	CONFLICT	UNP P23477
B	844	GLU	GLN	CONFLICT	UNP P23477
B	961	ALA	ASP	ENGINEERED MUTATION	UNP P23477

- Molecule 3 is a DNA chain called DNA (36-MER).

Mol	Chain	Residues	Atoms					ZeroOcc	AltConf	Trace
3	X	36	Total	C	N	O	P	0	0	0
			730	352	128	216	34			

- Molecule 4 is IRON/SULFUR CLUSTER (three-letter code: SF4) (formula: Fe₄S₄).



Mol	Chain	Residues	Atoms			ZeroOcc	AltConf
4	B	1	Total	Fe	S	0	0
			8	4	4		

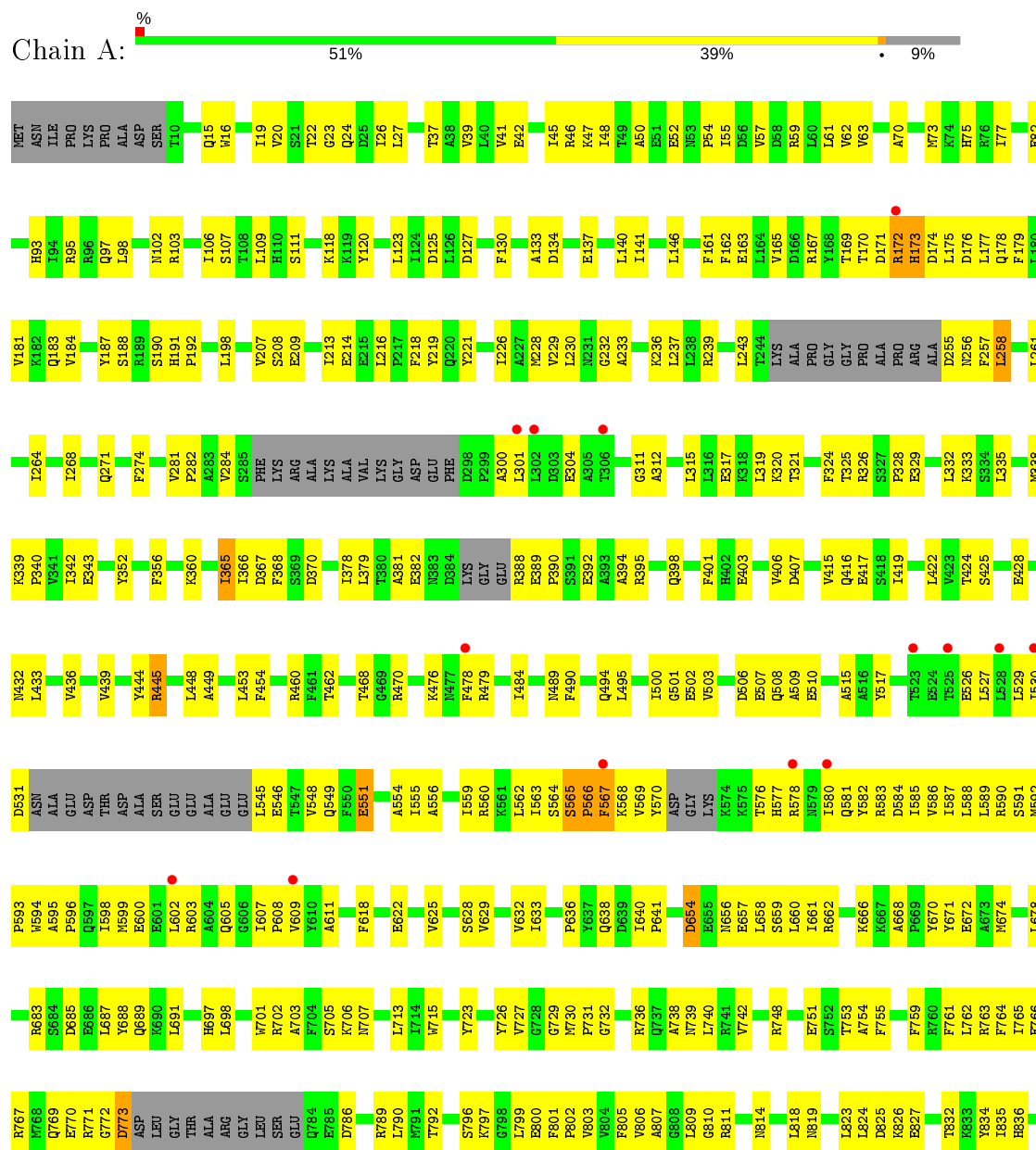
- Molecule 5 is water.

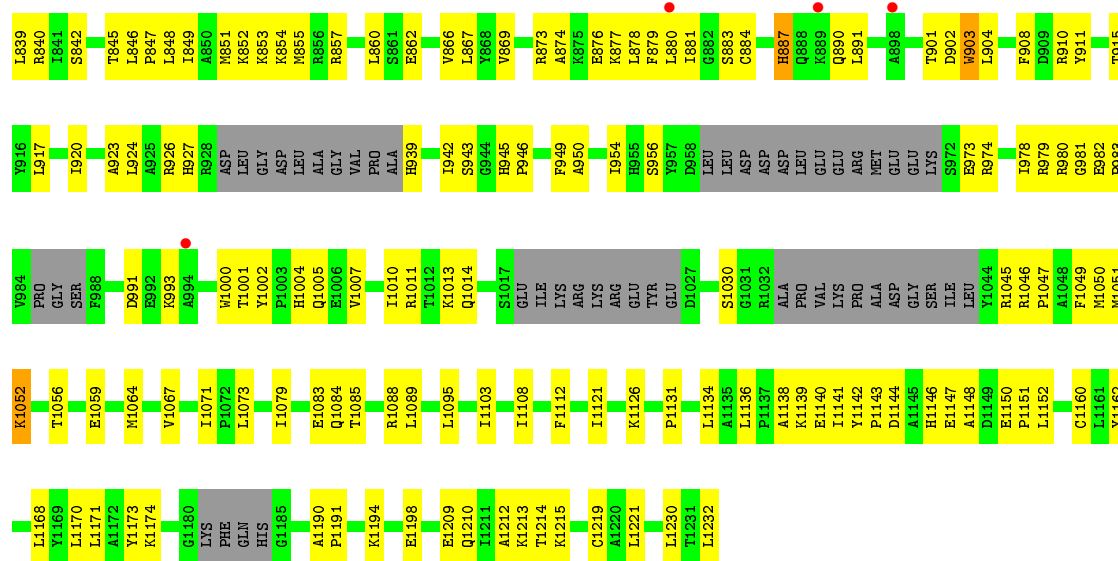
Mol	Chain	Residues	Atoms		ZeroOcc	AltConf
5	A	18	Total	O	0	0
			18	18		
5	B	22	Total	O	0	0
			22	22		

3 Residue-property plots

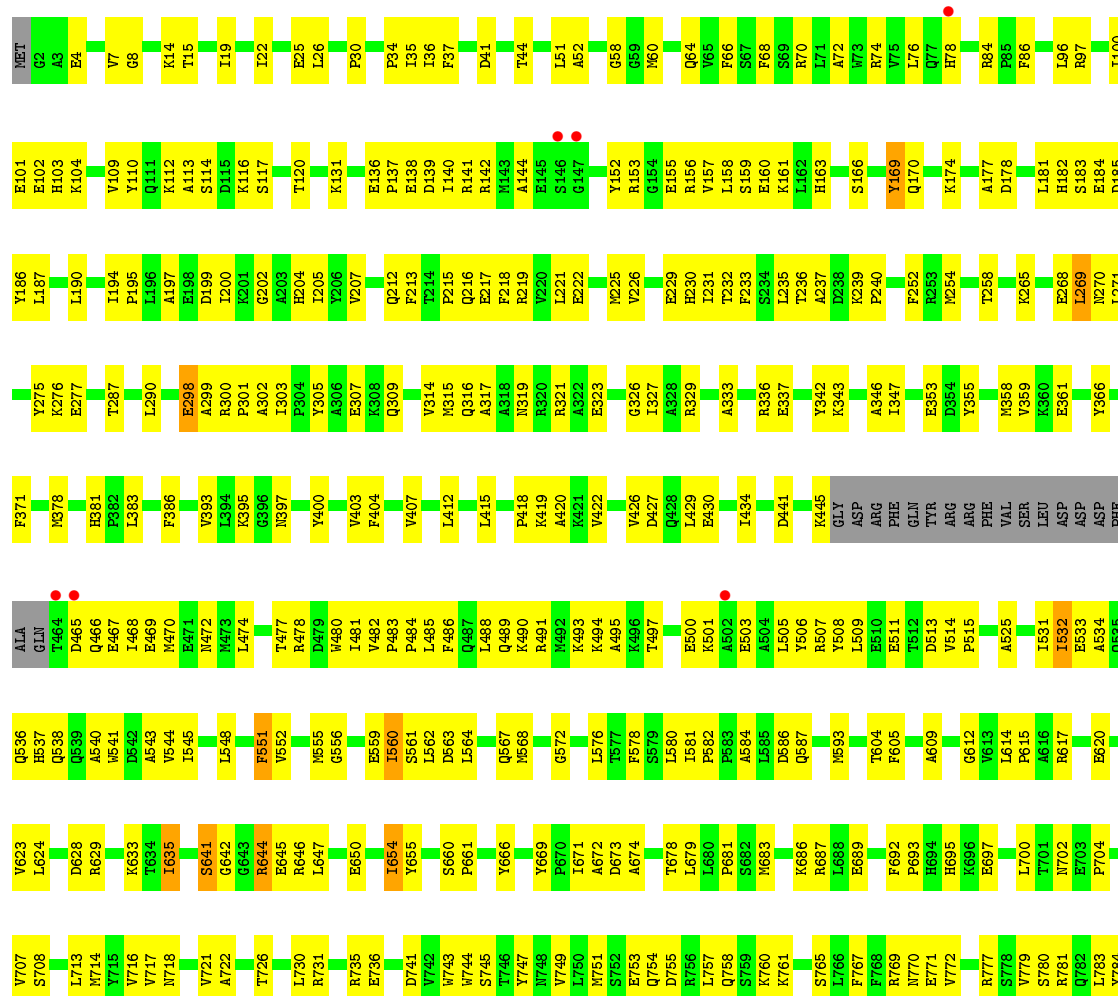
These plots are drawn for all protein, RNA and DNA chains in the entry. The first graphic for a chain summarises the proportions of the various outlier classes displayed in the second graphic. The second graphic shows the sequence view annotated by issues in geometry and electron density. Residues are color-coded according to the number of geometric quality criteria for which they contain at least one outlier: green = 0, yellow = 1, orange = 2 and red = 3 or more. A red dot above a residue indicates a poor fit to the electron density ($RSRZ > 2$). Stretches of 2 or more consecutive residues without any outlier are shown as a green connector. Residues present in the sample, but not in the model, are shown in grey.

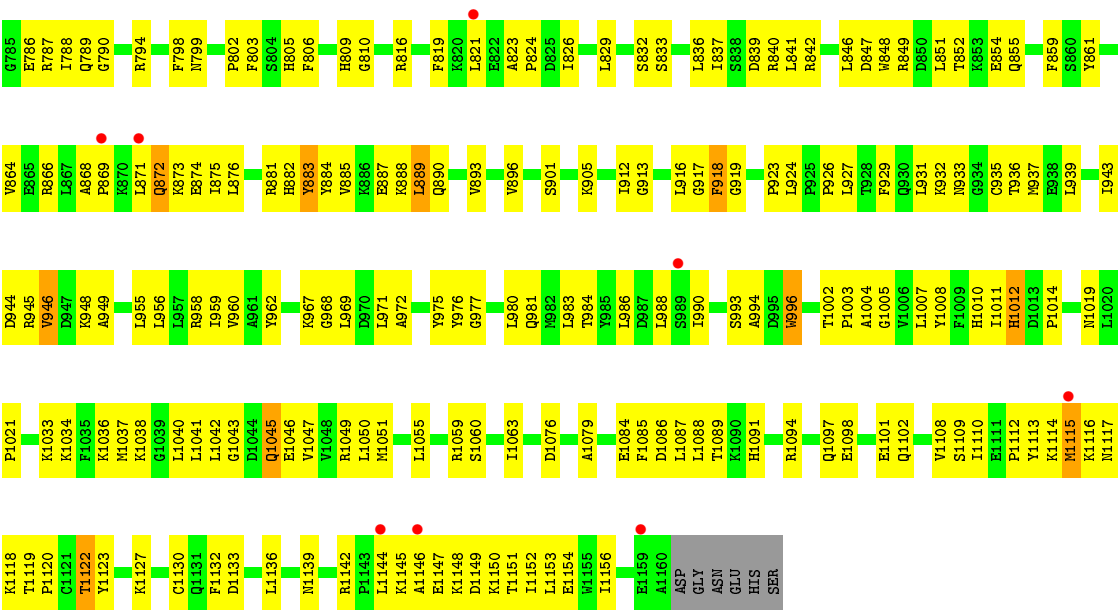
- Molecule 1: ATP-dependent helicase/nuclease subunit A



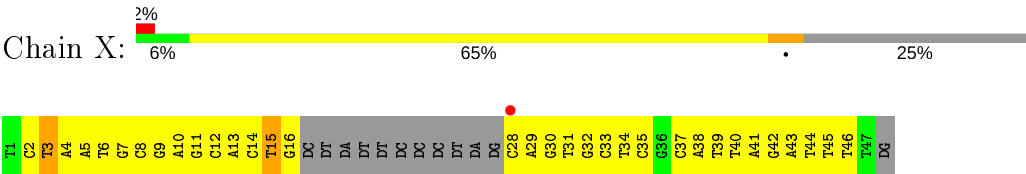


• Molecule 2: ATP-dependent helicase/deoxyribonuclease subunit B





• Molecule 3: DNA (36-MER)



4 Data and refinement statistics

Property	Value	Source
Space group	P 1 21 1	Depositor
Cell constants a, b, c, α , β , γ	100.23Å 138.96Å 102.97Å 90.00° 105.33° 90.00°	Depositor
Resolution (Å)	29.88 – 3.20 56.93 – 3.20	Depositor EDS
% Data completeness (in resolution range)	99.0 (29.88-3.20) 99.1 (56.93-3.20)	Depositor EDS
R_{merge}	(Not available)	Depositor
R_{sym}	(Not available)	Depositor
$\langle I/\sigma(I) \rangle$ ¹	2.99 (at 3.19Å)	Xtriage
Refinement program	PHENIX (phenix.refine: dev_750)	Depositor
R, R_{free}	0.233 , 0.284 0.228 , 0.283	Depositor DCC
R_{free} test set	2206 reflections (4.95%)	wwPDB-VP
Wilson B-factor (Å ²)	72.0	Xtriage
Anisotropy	0.354	Xtriage
Bulk solvent k_{sol} (e/Å ³), B_{sol} (Å ²)	0.32 , 57.2	EDS
L-test for twinning ²	$\langle L \rangle = 0.48$, $\langle L^2 \rangle = 0.30$	Xtriage
Estimated twinning fraction	0.028 for l,-k,h	Xtriage
F_o, F_c correlation	0.91	EDS
Total number of atoms	19156	wwPDB-VP
Average B, all atoms (Å ²)	76.0	wwPDB-VP

Xtriage's analysis on translational NCS is as follows: *The largest off-origin peak in the Patterson function is 3.39% of the height of the origin peak. No significant pseudotranslation is detected.*

¹Intensities estimated from amplitudes.

²Theoretical values of $\langle |L| \rangle$, $\langle L^2 \rangle$ for acentric reflections are 0.5, 0.333 respectively for untwinned datasets, and 0.375, 0.2 for perfectly twinned datasets.

5 Model quality

5.1 Standard geometry

Bond lengths and bond angles in the following residue types are not validated in this section: SF4

The Z score for a bond length (or angle) is the number of standard deviations the observed value is removed from the expected value. A bond length (or angle) with $|Z| > 5$ is considered an outlier worth inspection. RMSZ is the root-mean-square of all Z scores of the bond lengths (or angles).

Mol	Chain	Bond lengths		Bond angles	
		RMSZ	# Z >5	RMSZ	# Z >5
1	A	0.22	0/9294	0.39	0/12535
2	B	0.23	0/9448	0.40	0/12732
3	X	0.47	0/816	1.17	4/1256 (0.3%)
All	All	0.24	0/19558	0.46	4/26523 (0.0%)

There are no bond length outliers.

All (4) bond angle outliers are listed below:

Mol	Chain	Res	Type	Atoms	Z	Observed(°)	Ideal(°)
3	X	15	DT	O4'-C1'-N1	7.54	113.28	108.00
3	X	3	DT	C5-C4-O4	-6.52	120.34	124.90
3	X	15	DT	C3'-C2'-C1'	-6.10	95.18	102.50
3	X	15	DT	O4'-C1'-C2'	-5.18	101.76	105.90

There are no chirality outliers.

There are no planarity outliers.

5.2 Too-close contacts

In the following table, the Non-H and H(model) columns list the number of non-hydrogen atoms and hydrogen atoms in the chain respectively. The H(added) column lists the number of hydrogen atoms added and optimized by MolProbity. The Clashes column lists the number of clashes within the asymmetric unit, whereas Symm-Clashes lists symmetry related clashes.

Mol	Chain	Non-H	H(model)	H(added)	Clashes	Symm-Clashes
1	A	9117	0	9063	448	0
2	B	9261	0	9222	474	0
3	X	730	0	412	63	0
4	B	8	0	0	1	0

Continued on next page...

Continued from previous page...

Mol	Chain	Non-H	H(model)	H(added)	Clashes	Symm-Clashes
5	A	18	0	0	0	0
5	B	22	0	0	0	0
All	All	19156	0	18697	928	0

The all-atom clashscore is defined as the number of clashes found per 1000 atoms (including hydrogen atoms). The all-atom clashscore for this structure is 25.

All (928) close contacts within the same asymmetric unit are listed below, sorted by their clash magnitude.

Atom-1	Atom-2	Interatomic distance (Å)	Clash overlap (Å)
1:A:845:THR:HG22	1:A:847:PRO:HD2	1.30	1.12
1:A:172:ARG:H	2:B:888:LYS:HD3	1.20	1.04
2:B:864:VAL:HG11	2:B:890:GLN:HG2	1.38	1.01
2:B:972:ALA:HA	2:B:1152:ILE:HD12	1.43	1.01
1:A:243:LEU:HB3	1:A:301:LEU:HD21	1.45	0.99
3:X:30:DG:H2"	3:X:31:DT:H5"	1.43	0.97
2:B:929:PHE:HB2	2:B:937:MET:HB3	1.47	0.96
1:A:901:THR:HG22	1:A:902:ASP:H	1.31	0.95
2:B:347:ILE:HG22	2:B:605:PHE:HB2	1.47	0.94
1:A:379:LEU:HB3	1:A:422:LEU:CD2	1.99	0.93
1:A:705:SER:HB3	1:A:713:LEU:HD22	1.52	0.92
2:B:741:ASP:HA	2:B:744:TRP:HD1	1.37	0.90
1:A:1011:ARG:HD2	2:B:582:PRO:HB2	1.53	0.90
2:B:136:GLU:HG2	2:B:137:PRO:HD2	1.53	0.89
2:B:786:GLU:HG3	2:B:787:ARG:H	1.39	0.88
1:A:403:GLU:HA	1:A:432:ASN:HB2	1.56	0.86
2:B:916:LEU:HD21	2:B:924:LEU:HG	1.55	0.86
1:A:237:LEU:HD11	1:A:312:ALA:HB2	1.55	0.85
1:A:607:ILE:HG13	1:A:608:PRO:HD2	1.57	0.84
1:A:753:THR:HG22	1:A:754:ALA:H	1.42	0.84
2:B:912:ILE:HG13	2:B:913:GLY:H	1.42	0.83
2:B:641:SER:HB3	2:B:645:GLU:HB2	1.60	0.83
2:B:821:LEU:HD22	2:B:875:ILE:HD11	1.58	0.83
1:A:379:LEU:HB3	1:A:422:LEU:HD22	1.59	0.83
1:A:731:PRO:HG2	2:B:1136:LEU:HD23	1.60	0.82
2:B:36:ILE:HB	2:B:205:ILE:HG22	1.61	0.82
3:X:33:DC:H2"	3:X:34:DT:H5"	1.62	0.82
1:A:176:ASP:HA	1:A:179:PHE:CZ	2.17	0.80
1:A:48:ILE:HD13	1:A:57:VAL:HG22	1.63	0.79
1:A:326:ARG:HG2	2:B:1021:PRO:HG3	1.65	0.78
1:A:188:SER:HB3	1:A:198:LEU:HD11	1.65	0.78

Continued on next page...

Continued from previous page...

Atom-1	Atom-2	Interatomic distance (Å)	Clash overlap (Å)
2:B:931:LEU:HD12	2:B:932:LYS:O	1.85	0.77
1:A:562:LEU:HB3	1:A:580:ILE:HD12	1.67	0.77
1:A:243:LEU:HD22	1:A:301:LEU:HD11	1.66	0.76
1:A:979:ARG:HA	2:B:767:PHE:HZ	1.49	0.76
1:A:584:ASP:HB3	1:A:802:PRO:HG2	1.67	0.76
1:A:954:ILE:HG22	1:A:956:SER:H	1.51	0.75
1:A:869:VAL:O	1:A:873:ARG:HG2	1.85	0.75
2:B:501:LYS:HE3	2:B:560:ILE:O	1.87	0.75
1:A:814:ASN:HD22	3:X:45:DT:H5"	1.52	0.75
2:B:584:ALA:H	2:B:587:GLN:NE2	1.83	0.75
1:A:980:ARG:HG3	1:A:981:GLY:H	1.52	0.74
1:A:581:GLN:O	1:A:786:ASP:HB2	1.87	0.74
2:B:741:ASP:HA	2:B:744:TRP:CD1	2.21	0.74
3:X:30:DG:C2'	3:X:31:DT:H5"	2.17	0.74
2:B:532:ILE:HD12	2:B:532:ILE:H	1.49	0.74
1:A:874:ALA:HB3	1:A:878:LEU:HD11	1.69	0.74
1:A:172:ARG:H	2:B:888:LYS:CD	1.98	0.74
1:A:753:THR:HG22	1:A:754:ALA:N	2.03	0.73
2:B:1076:ASP:OD1	3:X:8:DC:H4'	1.88	0.73
2:B:490:LYS:HA	2:B:493:LYS:HE2	1.69	0.73
1:A:529:LEU:HD11	1:A:890:GLN:NE2	2.04	0.72
2:B:205:ILE:HD11	2:B:231:ILE:HD12	1.70	0.72
2:B:298:GLU:HG2	2:B:299:ALA:N	2.04	0.72
1:A:490:PHE:CZ	1:A:927:HIS:HB2	2.25	0.72
1:A:771:ARG:HG3	1:A:772:GLY:H	1.53	0.72
2:B:1116:LYS:HG2	2:B:1146:ALA:HB2	1.69	0.71
2:B:139:ASP:HA	2:B:142:ARG:HE	1.55	0.71
2:B:393:VAL:HG21	2:B:485:LEU:HD21	1.71	0.71
3:X:2:DC:H2"	3:X:3:DT:H71	1.71	0.71
2:B:212:GLN:HA	2:B:258:THR:HG21	1.72	0.71
2:B:170:GLN:O	2:B:174:LYS:HD3	1.90	0.71
1:A:172:ARG:N	2:B:888:LYS:HD3	2.01	0.71
3:X:33:DC:H2"	3:X:34:DT:C5'	2.21	0.71
2:B:84:ARG:HD2	2:B:181:LEU:HD22	1.71	0.70
2:B:68:PHE:HB3	2:B:187:LEU:HD11	1.73	0.70
2:B:669:TYR:CE1	2:B:681:PRO:HG3	2.26	0.70
1:A:394:ALA:HB2	1:A:422:LEU:HD21	1.72	0.70
3:X:6:DT:H2"	3:X:7:DG:H5"	1.73	0.70
1:A:585:ILE:HG22	1:A:803:VAL:HB	1.73	0.70
2:B:977:GLY:HA2	2:B:980:LEU:HD21	1.73	0.70
1:A:335:LEU:HD13	1:A:845:THR:HG21	1.72	0.69

Continued on next page...

Continued from previous page...

Atom-1	Atom-2	Interatomic distance (Å)	Clash overlap (Å)
2:B:229:GLU:HG3	2:B:230:HIS:CD2	2.27	0.69
3:X:3:DT:H2"	3:X:4:DA:O5'	1.90	0.69
1:A:590:ARG:HH11	1:A:590:ARG:HG3	1.58	0.69
2:B:495:ALA:HB1	2:B:500:GLU:HG3	1.75	0.69
1:A:1141:ILE:O	1:A:1143:PRO:HD3	1.92	0.69
1:A:118:LYS:HB3	2:B:620:GLU:HG3	1.76	0.68
2:B:855:GLN:HB3	2:B:859:PHE:CE2	2.28	0.68
2:B:269:LEU:HB3	2:B:271:LEU:CD1	2.24	0.68
2:B:305:TYR:CZ	2:B:307:GLU:HB2	2.28	0.68
2:B:66:PHE:CE1	2:B:74:ARG:HG3	2.27	0.68
2:B:533:GLU:O	2:B:536:GLN:HG2	1.93	0.68
1:A:392:GLU:HA	1:A:395:ARG:HD2	1.74	0.68
2:B:215:PRO:O	2:B:219:ARG:HG2	1.94	0.68
1:A:95:ARG:NH1	2:B:300:ARG:HG2	2.08	0.68
1:A:901:THR:HG22	1:A:902:ASP:N	2.07	0.68
1:A:568:LYS:HB3	1:A:577:HIS:HB3	1.74	0.67
1:A:592:MET:N	1:A:593:PRO:HD3	2.09	0.67
2:B:777:ARG:NH1	2:B:781:ARG:HH21	1.93	0.67
3:X:28:DC:H1'	3:X:29:DA:H5'	1.76	0.67
3:X:2:DC:H2"	3:X:3:DT:C7	2.24	0.67
1:A:1139:LYS:HE2	1:A:1148:ALA:O	1.93	0.67
2:B:139:ASP:HA	2:B:142:ARG:NE	2.08	0.67
2:B:683:MET:HB2	2:B:687:ARG:HH12	1.59	0.67
1:A:1219:CYS:SG	1:A:1232:LEU:HB2	2.35	0.67
1:A:555:ILE:HG12	1:A:881:ILE:HD12	1.77	0.67
1:A:797:LYS:O	1:A:873:ARG:HD2	1.95	0.67
2:B:1045:GLN:HE21	2:B:1049:ARG:HH21	1.42	0.67
1:A:1000:TRP:CD2	2:B:336:ARG:HD3	2.29	0.67
1:A:1002:TYR:HB3	1:A:1005:GLN:HB2	1.76	0.67
1:A:565:SER:OG	1:A:566:PRO:HD2	1.95	0.66
1:A:484:ILE:HD12	1:A:878:LEU:HD13	1.76	0.66
2:B:1115:MET:CB	2:B:1144:LEU:HB2	2.25	0.66
1:A:188:SER:CB	1:A:198:LEU:HD11	2.24	0.66
2:B:202:GLY:HA2	2:B:229:GLU:HB2	1.77	0.66
1:A:50:ALA:O	1:A:54:PRO:HG3	1.95	0.66
2:B:946:VAL:HG12	2:B:959:ILE:HG12	1.77	0.66
2:B:36:ILE:HG23	2:B:66:PHE:HD2	1.61	0.66
2:B:97:ARG:HH21	2:B:117:SER:HA	1.61	0.66
1:A:500:ILE:HD11	1:A:860:LEU:HD23	1.78	0.66
2:B:948:LYS:HG3	2:B:955:LEU:HD11	1.77	0.66
1:A:137:GLU:OE1	1:A:753:THR:HG23	1.96	0.65

Continued on next page...

Continued from previous page...

Atom-1	Atom-2	Interatomic distance (Å)	Clash overlap (Å)
1:A:444:TYR:O	1:A:449:ALA:HB3	1.95	0.65
2:B:298:GLU:HG2	2:B:299:ALA:H	1.59	0.65
1:A:379:LEU:HB3	1:A:422:LEU:HD21	1.75	0.65
1:A:1148:ALA:HB1	1:A:1150:GLU:OE1	1.97	0.65
1:A:980:ARG:HA	2:B:760:LYS:NZ	2.11	0.65
1:A:257:PHE:O	1:A:261:LEU:HB2	1.97	0.65
2:B:182:HIS:CE1	2:B:184:GLU:HG2	2.32	0.65
1:A:232:GLY:O	1:A:236:LYS:HB2	1.98	0.64
1:A:1160:CYS:HB3	1:A:1171:LEU:HB3	1.78	0.64
1:A:979:ARG:HA	2:B:767:PHE:CZ	2.31	0.64
1:A:146:LEU:HD13	1:A:178:GLN:HB2	1.78	0.64
1:A:826:LYS:HG3	1:A:827:GLU:H	1.63	0.64
1:A:1050:MET:SD	2:B:503:GLU:HG3	2.37	0.64
2:B:852:THR:OG1	2:B:854:GLU:HG2	1.96	0.64
1:A:27:LEU:HD11	1:A:454:PHE:CE1	2.33	0.64
2:B:226:VAL:HG22	2:B:269:LEU:HD21	1.79	0.64
3:X:32:DG:H2''	3:X:33:DC:O5'	1.97	0.64
2:B:1007:LEU:HD11	2:B:1051:MET:CE	2.26	0.64
2:B:798:PHE:HD1	2:B:805:HIS:HD1	1.46	0.64
2:B:207:VAL:HG22	2:B:233:PHE:HA	1.80	0.64
1:A:1051:MET:HG2	1:A:1052:LYS:H	1.62	0.64
2:B:864:VAL:HG11	2:B:890:GLN:CG	2.22	0.63
1:A:1049:PHE:CD2	2:B:552:VAL:HG21	2.33	0.63
1:A:213:ILE:HD11	1:A:274:PHE:HB3	1.81	0.63
2:B:4:GLU:HB3	2:B:232:THR:HG22	1.80	0.63
2:B:562:LEU:HD12	2:B:563:ASP:N	2.12	0.63
2:B:840:ARG:NH1	2:B:866:ARG:HH22	1.95	0.63
3:X:10:DA:H2''	3:X:11:DG:C8	2.33	0.63
1:A:1067:VAL:HG21	1:A:1103:ILE:HD13	1.80	0.63
1:A:134:ASP:OD1	1:A:137:GLU:HG2	1.99	0.63
1:A:640:ILE:HB	1:A:641:PRO:HD3	1.78	0.63
2:B:1037:MET:HB2	2:B:1063:ILE:HD12	1.79	0.63
2:B:140:ILE:HG22	2:B:166:SER:HB2	1.81	0.63
3:X:15:DT:H2''	3:X:16:DG:C5'	2.28	0.63
1:A:874:ALA:CB	1:A:878:LEU:HD11	2.29	0.63
1:A:1007:VAL:O	1:A:1010:ILE:HG22	1.99	0.63
2:B:100:ILE:O	2:B:104:LYS:HB2	1.99	0.63
1:A:767:ARG:O	1:A:770:GLU:HG2	1.98	0.62
1:A:887:HIS:O	1:A:890:GLN:HG2	2.00	0.62
3:X:4:DA:H2''	3:X:5:DA:O5'	1.99	0.62
1:A:593:PRO:HG2	1:A:811:ARG:HH12	1.64	0.62

Continued on next page...

Continued from previous page...

Atom-1	Atom-2	Interatomic distance (Å)	Clash overlap (Å)
2:B:769:ARG:HG3	2:B:771:GLU:HG2	1.81	0.62
3:X:28:DC:H2"	3:X:29:DA:H5'	1.82	0.62
1:A:983:PRO:HD3	2:B:747:TYR:CE2	2.35	0.62
2:B:386:PHE:HE1	2:B:412:LEU:HG	1.65	0.62
1:A:495:LEU:HD11	1:A:923:ALA:HB2	1.82	0.62
3:X:32:DG:OP1	3:X:32:DG:H4'	1.99	0.62
2:B:1041:LEU:HD21	2:B:1051:MET:HE1	1.81	0.61
2:B:642:GLY:HA2	2:B:646:ARG:NE	2.14	0.61
1:A:602:LEU:HB2	1:A:609:VAL:HG21	1.80	0.61
1:A:723:TYR:O	1:A:727:VAL:HG23	2.00	0.61
1:A:398:GLN:HB3	1:A:425:SER:HB3	1.83	0.61
1:A:926:ARG:HG2	1:A:942:ILE:HD13	1.81	0.61
1:A:748:ARG:O	1:A:751:GLU:HG2	2.00	0.61
1:A:165:VAL:O	1:A:169:THR:HG22	1.99	0.61
2:B:931:LEU:HB3	2:B:1097:GLN:OE1	2.00	0.61
1:A:600:GLU:O	1:A:603:ARG:HG2	2.01	0.61
2:B:96:LEU:O	2:B:100:ILE:HG23	2.00	0.61
2:B:916:LEU:HB3	2:B:943:ILE:HB	1.83	0.61
2:B:927:LEU:HD11	2:B:929:PHE:CE1	2.36	0.61
1:A:738:ALA:O	1:A:742:VAL:HG13	2.01	0.61
2:B:269:LEU:O	2:B:271:LEU:HD12	2.01	0.60
1:A:636:PRO:HD2	2:B:427:ASP:OD2	2.00	0.60
1:A:1209:GLU:HG2	1:A:1215:LYS:HA	1.82	0.60
2:B:849:ARG:HB2	2:B:905:LYS:HG2	1.82	0.60
1:A:587:ILE:HG22	1:A:805:PHE:HB2	1.81	0.60
2:B:113:ALA:O	2:B:116:LYS:HG2	2.02	0.60
2:B:1145:LYS:O	2:B:1147:GLU:HG2	2.01	0.60
2:B:971:LEU:HD12	2:B:1149:ASP:HB3	1.82	0.60
3:X:28:DC:C2'	3:X:29:DA:H5'	2.32	0.60
1:A:659:SER:HB2	2:B:783:LEU:HD22	1.82	0.60
1:A:595:ALA:HA	1:A:790:LEU:HD21	1.84	0.60
1:A:867:LEU:HD21	1:A:920:ILE:HD11	1.82	0.60
2:B:635:ILE:HG22	2:B:635:ILE:O	2.01	0.60
2:B:187:LEU:HB3	2:B:216:GLN:HG2	1.82	0.60
1:A:942:ILE:HD12	1:A:943:SER:N	2.17	0.60
2:B:138:GLU:O	2:B:142:ARG:HG3	2.01	0.60
2:B:861:TYR:O	2:B:864:VAL:HG12	2.01	0.60
3:X:9:DG:H2"	3:X:10:DA:H5"	1.83	0.60
2:B:931:LEU:HG	2:B:935:CYS:HB3	1.83	0.60
1:A:576:THR:HB	1:A:578:ARG:HH22	1.67	0.59
1:A:282:PRO:HA	1:A:320:LYS:HD2	1.83	0.59

Continued on next page...

Continued from previous page...

Atom-1	Atom-2	Interatomic distance (Å)	Clash overlap (Å)
1:A:545:LEU:O	1:A:548:VAL:HG12	2.01	0.59
2:B:483:PRO:HB2	2:B:484:PRO:HD3	1.85	0.59
2:B:912:ILE:HG13	2:B:946:VAL:HG23	1.84	0.59
3:X:34:DT:H2"	3:X:35:DC:H5'	1.84	0.59
1:A:622:GLU:HA	1:A:723:TYR:OH	2.02	0.59
1:A:656:ASN:O	1:A:660:LEU:HB2	2.02	0.59
2:B:1055:LEU:HD22	2:B:1060:SER:HB2	1.83	0.59
2:B:378:MET:HE1	2:B:540:ALA:HA	1.85	0.59
2:B:1152:ILE:O	2:B:1156:ILE:HG12	2.02	0.59
1:A:137:GLU:O	1:A:141:ILE:HG13	2.02	0.59
2:B:237:ALA:HA	2:B:252:PHE:CD1	2.38	0.59
2:B:917:GLY:HA3	2:B:923:PRO:HD2	1.84	0.59
1:A:1071:ILE:HG21	1:A:1112:PHE:CZ	2.38	0.59
1:A:82:GLU:OE2	1:A:98:LEU:HD21	2.03	0.59
2:B:1007:LEU:HD11	2:B:1051:MET:HE3	1.84	0.59
1:A:379:LEU:HD13	1:A:422:LEU:HD22	1.85	0.59
2:B:912:ILE:HG13	2:B:913:GLY:N	2.16	0.58
1:A:95:ARG:HH12	2:B:300:ARG:HG2	1.66	0.58
1:A:1000:TRP:CE2	2:B:336:ARG:HG2	2.39	0.58
2:B:784:TYR:HB3	2:B:788:ILE:CD1	2.33	0.58
1:A:61:LEU:HB2	1:A:401:PHE:CD1	2.39	0.58
2:B:144:ALA:O	2:B:159:SER:HB2	2.03	0.58
2:B:876:LEU:HA	2:B:882:HIS:HB3	1.85	0.58
3:X:43:DA:H2"	3:X:44:DT:H5'	1.85	0.58
1:A:586:VAL:HG11	1:A:801:PHE:CD2	2.38	0.58
2:B:336:ARG:NH2	2:B:717:VAL:HA	2.18	0.58
1:A:1071:ILE:HG21	1:A:1112:PHE:HZ	1.66	0.58
1:A:22:THR:HG22	1:A:23:GLY:N	2.19	0.58
1:A:41:VAL:HG12	1:A:45:ILE:HD11	1.84	0.58
2:B:1116:LYS:O	2:B:1117:ASN:HB2	2.04	0.58
2:B:650:GLU:O	2:B:654:ILE:HG23	2.04	0.58
2:B:497:THR:HA	2:B:559:GLU:HA	1.86	0.58
2:B:501:LYS:HE3	2:B:561:SER:HA	1.86	0.58
1:A:1136:LEU:O	1:A:1151:PRO:HA	2.04	0.58
1:A:1190:ALA:HB3	1:A:1191:PRO:HD3	1.85	0.58
1:A:479:ARG:NH2	1:A:800:GLU:OE2	2.37	0.58
1:A:685:ASP:O	1:A:689:GLN:HG2	2.03	0.58
2:B:491:ARG:O	2:B:494:LYS:HG2	2.04	0.58
1:A:170:THR:O	1:A:170:THR:HG23	2.03	0.58
1:A:731:PRO:HD3	2:B:731:ARG:NH1	2.19	0.58
2:B:747:TYR:O	2:B:751:MET:HG2	2.03	0.58

Continued on next page...

Continued from previous page...

Atom-1	Atom-2	Interatomic distance (Å)	Clash overlap (Å)
1:A:527:LEU:HA	1:A:880:LEU:O	2.05	0.57
1:A:973:GLU:CD	1:A:973:GLU:H	2.06	0.57
2:B:486:PHE:CZ	2:B:490:LYS:HE2	2.39	0.57
1:A:753:THR:CG2	1:A:754:ALA:H	2.16	0.57
2:B:784:TYR:HB3	2:B:788:ILE:HD11	1.86	0.57
1:A:611:ALA:HB2	1:A:790:LEU:HB3	1.87	0.57
1:A:102:ASN:HB2	2:B:647:LEU:HD21	1.86	0.57
1:A:556:ALA:HB2	1:A:602:LEU:CD2	2.34	0.57
1:A:668:ALA:HB1	1:A:672:GLU:OE2	2.04	0.57
1:A:75:HIS:CD2	2:B:686:LYS:HD2	2.40	0.57
2:B:1114:LYS:HA	2:B:1118:LYS:O	2.04	0.57
2:B:141:ARG:HG2	2:B:166:SER:OG	2.05	0.57
2:B:305:TYR:CE2	2:B:307:GLU:HB2	2.39	0.57
1:A:982:GLU:HA	2:B:747:TYR:HE2	1.70	0.57
1:A:176:ASP:HA	1:A:179:PHE:CE2	2.40	0.57
1:A:978:ILE:HA	2:B:747:TYR:OH	2.05	0.57
1:A:560:ARG:HA	1:A:563:ILE:HG12	1.87	0.56
3:X:15:DT:H3	3:X:29:DA:H61	1.51	0.56
1:A:281:VAL:HB	1:A:282:PRO:HD3	1.88	0.56
2:B:204:HIS:HD2	2:B:230:HIS:HB2	1.69	0.56
2:B:881:ARG:HG2	2:B:882:HIS:HD1	1.70	0.56
3:X:11:DG:H2''	3:X:12:DC:H5''	1.87	0.56
3:X:33:DC:C2'	3:X:34:DT:H5''	2.33	0.56
1:A:584:ASP:O	1:A:802:PRO:HD2	2.05	0.56
2:B:769:ARG:O	2:B:771:GLU:HG2	2.05	0.56
1:A:229:VAL:HG21	1:A:319:LEU:HD13	1.86	0.56
1:A:901:THR:O	1:A:902:ASP:HB2	2.05	0.56
1:A:1067:VAL:HG11	1:A:1108:ILE:HD13	1.87	0.56
2:B:222:GLU:HG3	2:B:265:LYS:HE2	1.87	0.56
1:A:1051:MET:HG2	1:A:1052:LYS:N	2.21	0.56
1:A:1014:GLN:HE22	1:A:1142:TYR:HE2	1.53	0.56
2:B:609:ALA:HB3	2:B:669:TYR:HB3	1.87	0.56
2:B:786:GLU:HG3	2:B:787:ARG:N	2.16	0.56
2:B:872:GLN:O	2:B:875:ILE:HG23	2.06	0.56
2:B:97:ARG:O	2:B:101:GLU:HG2	2.06	0.56
3:X:10:DA:H2''	3:X:11:DG:H8	1.70	0.56
1:A:170:THR:HG22	1:A:176:ASP:OD2	2.06	0.56
1:A:594:TRP:HB3	1:A:598:ILE:CD1	2.35	0.56
1:A:901:THR:CG2	1:A:902:ASP:H	2.13	0.56
1:A:118:LYS:HD3	2:B:620:GLU:HB3	1.87	0.56
2:B:623:VAL:HG12	2:B:624:LEU:HD12	1.87	0.56

Continued on next page...

Continued from previous page...

Atom-1	Atom-2	Interatomic distance (Å)	Clash overlap (Å)
3:X:28:DC:C1'	3:X:29:DA:H5'	2.36	0.56
1:A:1073:LEU:HD12	1:A:1126:LYS:HD3	1.87	0.55
2:B:683:MET:CB	2:B:687:ARG:HH12	2.19	0.55
2:B:735:ARG:O	2:B:736:GLU:HB2	2.06	0.55
1:A:394:ALA:CB	1:A:422:LEU:HD21	2.36	0.55
2:B:102:GLU:HG3	2:B:103:HIS:ND1	2.21	0.55
2:B:158:LEU:HA	2:B:161:LYS:HD2	1.89	0.55
2:B:205:ILE:HG13	2:B:231:ILE:HG13	1.89	0.55
2:B:873:LYS:O	2:B:874:GLU:HG2	2.05	0.55
1:A:140:LEU:HD22	1:A:755:PHE:CZ	2.42	0.55
1:A:146:LEU:HG	1:A:352:TYR:CE1	2.41	0.55
2:B:1086:ASP:HA	2:B:1089:THR:HG22	1.87	0.55
1:A:1004:HIS:O	1:A:1007:VAL:HG12	2.06	0.55
1:A:161:PHE:O	1:A:165:VAL:HG23	2.07	0.55
2:B:1148:LYS:HB2	2:B:1151:THR:HG23	1.88	0.55
2:B:769:ARG:HG3	2:B:771:GLU:CG	2.36	0.55
2:B:881:ARG:O	2:B:885:VAL:HG23	2.06	0.55
1:A:494:GLN:HA	1:A:904:LEU:HA	1.88	0.55
2:B:541:TRP:O	2:B:544:VAL:HG22	2.06	0.55
1:A:1047:PRO:HB3	1:A:1049:PHE:CE2	2.42	0.55
1:A:1221:LEU:HB2	1:A:1230:LEU:CD2	2.37	0.55
1:A:356:PHE:CZ	1:A:360:LYS:HE2	2.42	0.55
2:B:841:LEU:HD22	2:B:846:LEU:HD22	1.87	0.55
3:X:11:DG:H2''	3:X:12:DC:C5'	2.37	0.55
3:X:41:DA:H2'	3:X:42:DG:C8	2.42	0.55
2:B:326:GLY:HA2	2:B:329:ARG:NH1	2.22	0.55
2:B:840:ARG:HH11	2:B:866:ARG:HH22	1.55	0.54
2:B:563:ASP:O	2:B:567:GLN:HG3	2.06	0.54
1:A:607:ILE:CG1	1:A:608:PRO:HD2	2.32	0.54
1:A:772:GLY:O	1:A:773:ASP:CG	2.45	0.54
2:B:477:THR:HA	2:B:480:TRP:NE1	2.21	0.54
1:A:133:ALA:HB1	1:A:137:GLU:HG3	1.90	0.54
1:A:339:LYS:HB3	1:A:340:PRO:HD3	1.90	0.54
1:A:731:PRO:HG2	2:B:1136:LEU:CD2	2.33	0.54
1:A:800:GLU:O	1:A:801:PHE:CD1	2.60	0.54
2:B:1045:GLN:NE2	2:B:1049:ARG:HH21	2.04	0.54
2:B:19:ILE:HG23	2:B:51:LEU:HD23	1.89	0.54
2:B:614:LEU:HB3	2:B:615:PRO:CD	2.38	0.54
2:B:707:VAL:HG12	2:B:708:SER:H	1.73	0.54
3:X:41:DA:H2''	3:X:42:DG:C5'	2.38	0.54
1:A:282:PRO:HG3	1:A:324:PHE:HB3	1.89	0.54

Continued on next page...

Continued from previous page...

Atom-1	Atom-2	Interatomic distance (Å)	Clash overlap (Å)
1:A:991:ASP:HA	2:B:745:SER:HB3	1.88	0.54
2:B:419:LYS:HG3	2:B:420:ALA:N	2.22	0.54
1:A:16:TRP:CZ2	1:A:20:VAL:HG21	2.42	0.54
1:A:823:LEU:HB3	1:A:851:MET:HE2	1.90	0.54
1:A:924:LEU:HD11	1:A:949:PHE:CE1	2.42	0.54
2:B:956:LEU:HD23	2:B:1002:THR:HG23	1.89	0.54
1:A:590:ARG:NH1	1:A:590:ARG:HG3	2.22	0.54
2:B:110:TYR:OH	2:B:161:LYS:HE2	2.08	0.54
2:B:642:GLY:HA2	2:B:646:ARG:CZ	2.38	0.54
1:A:171:ASP:O	1:A:172:ARG:CB	2.56	0.54
1:A:974:ARG:O	1:A:978:ILE:HG13	2.08	0.54
2:B:158:LEU:HD12	2:B:628:ASP:OD2	2.08	0.54
2:B:110:TYR:OH	2:B:623:VAL:HG13	2.08	0.54
2:B:321:ARG:HA	2:B:358:MET:SD	2.48	0.54
2:B:932:LYS:O	2:B:933:ASN:OD1	2.26	0.54
1:A:213:ILE:HD11	1:A:274:PHE:CB	2.37	0.53
1:A:507:GLU:OE1	1:A:507:GLU:HA	2.07	0.53
1:A:809:LEU:O	1:A:917:LEU:HG	2.07	0.53
2:B:190:LEU:O	2:B:194:ILE:HG13	2.09	0.53
2:B:660:SER:OG	2:B:661:PRO:HD3	2.08	0.53
1:A:580:ILE:HG22	1:A:582:TYR:H	1.73	0.53
1:A:730:MET:C	2:B:731:ARG:HD3	2.29	0.53
2:B:559:GLU:N	2:B:559:GLU:OE1	2.41	0.53
1:A:1112:PHE:HD1	1:A:1121:ILE:HD11	1.73	0.53
1:A:184:VAL:HG22	1:A:824:LEU:HD21	1.91	0.53
2:B:66:PHE:HE1	2:B:74:ARG:HG3	1.72	0.53
1:A:321:THR:HA	1:A:325:THR:HG23	1.89	0.53
2:B:747:TYR:CE2	2:B:751:MET:HG3	2.42	0.53
1:A:1194:LYS:O	1:A:1198:GLU:HB2	2.09	0.53
1:A:140:LEU:HD22	1:A:755:PHE:HZ	1.73	0.53
1:A:555:ILE:HG23	1:A:805:PHE:CD2	2.44	0.53
2:B:525:ALA:HB3	2:B:534:ALA:HB2	1.89	0.53
1:A:127:ASP:HA	2:B:116:LYS:HD3	1.90	0.53
2:B:846:LEU:HD23	2:B:847:ASP:N	2.24	0.53
2:B:848:TRP:O	2:B:851:LEU:HB2	2.09	0.53
1:A:93:HIS:O	1:A:97:GLN:HG2	2.08	0.53
2:B:494:LYS:HG3	2:B:495:ALA:N	2.24	0.53
1:A:569:VAL:O	1:A:577:HIS:HA	2.09	0.53
2:B:958:ARG:HB3	2:B:1004:ALA:HB3	1.91	0.53
3:X:37:DC:H2"	3:X:38:DA:H5'	1.91	0.53
1:A:213:ILE:HD12	1:A:214:GLU:N	2.24	0.52

Continued on next page...

Continued from previous page...

Atom-1	Atom-2	Interatomic distance (Å)	Clash overlap (Å)
2:B:1047:VAL:O	2:B:1051:MET:HG3	2.08	0.52
2:B:536:GLN:HB2	2:B:578:PHE:CZ	2.44	0.52
2:B:470:MET:O	2:B:474:LEU:HD13	2.10	0.52
2:B:945:ARG:HH21	2:B:960:VAL:HG21	1.74	0.52
1:A:237:LEU:HD22	1:A:264:ILE:HD12	1.91	0.52
2:B:772:VAL:HG21	2:B:1110:ILE:HG13	1.90	0.52
2:B:612:GLY:HA2	2:B:617:ARG:CZ	2.40	0.52
1:A:731:PRO:CG	2:B:1136:LEU:HD23	2.37	0.52
2:B:34:PRO:HG2	2:B:199:ASP:O	2.09	0.52
1:A:1000:TRP:CG	2:B:336:ARG:HD3	2.43	0.52
2:B:1033:LYS:O	2:B:1036:LYS:HB2	2.09	0.52
1:A:1047:PRO:HD3	2:B:506:TYR:CE1	2.45	0.52
2:B:981:GLN:O	2:B:984:THR:HG22	2.10	0.52
1:A:529:LEU:HD21	1:A:884:CYS:SG	2.49	0.52
2:B:745:SER:O	2:B:749:VAL:HG23	2.10	0.52
2:B:72:ALA:O	2:B:76:LEU:HG	2.10	0.52
1:A:806:VAL:CG2	1:A:880:LEU:HD23	2.40	0.52
2:B:772:VAL:HG12	2:B:1108:VAL:HG23	1.92	0.52
2:B:495:ALA:O	2:B:501:LYS:HE2	2.10	0.52
2:B:871:LEU:HD23	2:B:872:GLN:CB	2.40	0.52
1:A:484:ILE:HD11	1:A:876:GLU:O	2.10	0.51
2:B:672:ALA:O	2:B:679:LEU:HD12	2.10	0.51
2:B:986:LEU:HD21	2:B:1003:PRO:HB3	1.92	0.51
1:A:594:TRP:HB3	1:A:598:ILE:HD13	1.91	0.51
2:B:182:HIS:HE1	2:B:184:GLU:HG2	1.73	0.51
2:B:832:SER:O	2:B:836:LEU:HB2	2.10	0.51
2:B:787:ARG:HA	2:B:936:THR:OG1	2.10	0.51
1:A:763:ARG:O	1:A:767:ARG:HG2	2.10	0.51
2:B:1086:ASP:HA	2:B:1089:THR:CG2	2.40	0.51
2:B:137:PRO:HG3	2:B:169:TYR:CD1	2.45	0.51
1:A:109:LEU:HD23	1:A:416:GLN:HG2	1.93	0.51
1:A:255:ASP:CG	1:A:256:ASN:H	2.13	0.51
1:A:490:PHE:HZ	1:A:927:HIS:HB2	1.76	0.51
1:A:62:VAL:HB	1:A:106:ILE:HG12	1.93	0.51
1:A:697:HIS:HB3	1:A:701:TRP:CZ2	2.46	0.51
1:A:908:PHE:O	1:A:911:TYR:HB3	2.11	0.51
1:A:698:LEU:O	1:A:702:ARG:HG2	2.11	0.51
1:A:739:ASN:O	1:A:742:VAL:HG22	2.10	0.51
1:A:715:TRP:CE2	2:B:361:GLU:HB3	2.46	0.51
2:B:794:ARG:HG3	2:B:809:HIS:CD2	2.46	0.51
1:A:1013:LYS:HE3	1:A:1030:SER:HB3	1.93	0.51

Continued on next page...

Continued from previous page...

Atom-1	Atom-2	Interatomic distance (Å)	Clash overlap (Å)
1:A:173:HIS:HD2	1:A:175:LEU:H	1.58	0.51
2:B:1150:LYS:O	2:B:1154:GLU:OE1	2.28	0.51
2:B:531:ILE:HD12	2:B:531:ILE:N	2.26	0.51
2:B:718:ASN:HB3	2:B:721:VAL:HG22	1.93	0.51
1:A:190:SER:HB3	1:A:448:LEU:HD23	1.93	0.51
1:A:939:HIS:HA	1:A:942:ILE:HG12	1.93	0.51
1:A:107:SER:HB2	1:A:111:SER:HB3	1.93	0.51
2:B:635:ILE:CG2	2:B:635:ILE:O	2.58	0.51
1:A:657:GLU:HB3	1:A:687:LEU:HD13	1.92	0.50
1:A:618:PHE:CG	1:A:769:GLN:HG2	2.47	0.50
1:A:826:LYS:HG3	1:A:827:GLU:N	2.27	0.50
2:B:1091:HIS:HA	2:B:1094:ARG:HH11	1.76	0.50
2:B:806:PHE:HB2	2:B:1108:VAL:HG12	1.91	0.50
1:A:810:GLY:HA3	1:A:883:SER:H	1.77	0.50
1:A:1112:PHE:CD1	1:A:1121:ILE:HD11	2.46	0.50
2:B:1115:MET:CG	2:B:1144:LEU:HB2	2.42	0.50
3:X:29:DA:H2''	3:X:30:DG:OP2	2.11	0.50
1:A:1002:TYR:HD2	1:A:1005:GLN:HA	1.76	0.50
1:A:1209:GLU:HA	1:A:1214:THR:O	2.11	0.50
1:A:576:THR:HG22	1:A:577:HIS:N	2.26	0.50
1:A:759:PHE:HE2	1:A:763:ARG:CZ	2.24	0.50
1:A:555:ILE:HD11	1:A:807:ALA:HB2	1.93	0.50
2:B:319:ASN:OD1	2:B:321:ARG:HB2	2.12	0.50
1:A:586:VAL:HG11	1:A:801:PHE:HD2	1.75	0.50
2:B:212:GLN:NE2	2:B:258:THR:HG23	2.27	0.50
2:B:44:THR:HB	2:B:70:ARG:NH1	2.27	0.50
2:B:326:GLY:HA2	2:B:329:ARG:HH11	1.77	0.50
1:A:190:SER:CB	1:A:448:LEU:HD23	2.42	0.50
1:A:41:VAL:O	1:A:45:ILE:HG13	2.12	0.50
2:B:1046:GLU:HG2	2:B:1050:LEU:HD13	1.94	0.50
2:B:441:ASP:HB3	2:B:445:LYS:HD3	1.94	0.50
1:A:300:ALA:O	1:A:304:GLU:HB3	2.12	0.50
2:B:197:ALA:O	2:B:200:ILE:HG13	2.12	0.50
3:X:11:DG:C2'	3:X:12:DC:H5''	2.42	0.50
1:A:169:THR:OG1	1:A:174:ASP:HA	2.12	0.49
1:A:366:ILE:HB	1:A:370:ASP:HB2	1.94	0.49
1:A:530:ILE:HD11	1:A:554:ALA:HB2	1.93	0.49
1:A:730:MET:HB2	1:A:731:PRO:HD2	1.94	0.49
2:B:1116:LYS:CG	2:B:1146:ALA:HB2	2.37	0.49
3:X:13:DA:H5'	3:X:13:DA:H8	1.77	0.49
1:A:671:TYR:O	1:A:674:MET:HB3	2.11	0.49

Continued on next page...

Continued from previous page...

Atom-1	Atom-2	Interatomic distance (Å)	Clash overlap (Å)
2:B:1147:GLU:HB3	2:B:1151:THR:OG1	2.12	0.49
2:B:7:VAL:HG12	2:B:235:LEU:HB2	1.94	0.49
2:B:901:SER:O	2:B:905:LYS:HG3	2.11	0.49
1:A:556:ALA:HB2	1:A:602:LEU:HD23	1.94	0.49
1:A:595:ALA:O	1:A:599:MET:HG3	2.12	0.49
2:B:543:ALA:HB1	2:B:576:LEU:HD22	1.94	0.49
2:B:593:MET:HE1	2:B:654:ILE:HG22	1.94	0.49
2:B:837:ILE:O	2:B:841:LEU:HG	2.13	0.49
1:A:335:LEU:HD13	1:A:845:THR:CG2	2.40	0.49
1:A:581:GLN:C	1:A:583:ARG:H	2.16	0.49
2:B:181:LEU:CD2	2:B:186:TYR:HE1	2.25	0.49
2:B:913:GLY:H	2:B:946:VAL:HG23	1.77	0.49
3:X:14:DC:H2''	3:X:15:DT:O4'	2.12	0.49
1:A:560:ARG:O	1:A:563:ILE:HG13	2.12	0.49
2:B:967:LYS:HG3	2:B:1038:LYS:HZ1	1.77	0.49
1:A:560:ARG:HA	1:A:563:ILE:CG1	2.42	0.49
1:A:703:ALA:O	1:A:706:LYS:HB3	2.11	0.49
3:X:3:DT:H71	3:X:3:DT:OP2	2.13	0.49
1:A:501:GLY:C	1:A:503:VAL:H	2.15	0.49
1:A:567:PHE:HD2	1:A:580:ILE:HD11	1.77	0.49
1:A:654:ASP:HB2	1:A:657:GLU:HG3	1.94	0.49
2:B:976:TYR:CE2	2:B:1144:LEU:HB3	2.48	0.49
2:B:136:GLU:HG2	2:B:137:PRO:CD	2.35	0.49
2:B:692:PHE:HB3	2:B:695:HIS:CG	2.47	0.49
1:A:167:ARG:HG2	1:A:835:ILE:HB	1.95	0.49
1:A:218:PHE:CE2	1:A:847:PRO:HG3	2.48	0.49
2:B:896:VAL:HG21	2:B:1011:ILE:HG23	1.93	0.49
1:A:24:GLN:HE21	1:A:470:ARG:CB	2.26	0.49
1:A:595:ALA:N	1:A:596:PRO:HD2	2.28	0.49
2:B:131:LYS:HZ3	2:B:169:TYR:HE1	1.60	0.49
2:B:614:LEU:HB3	2:B:615:PRO:HD3	1.93	0.49
2:B:97:ARG:O	2:B:100:ILE:HG12	2.13	0.49
1:A:230:LEU:HD12	1:A:271:GLN:HG2	1.94	0.49
2:B:366:TYR:CD2	2:B:717:VAL:HG21	2.47	0.49
2:B:847:ASP:OD1	2:B:848:TRP:N	2.46	0.49
2:B:819:PHE:CE1	2:B:875:ILE:HG22	2.48	0.48
1:A:268:ILE:HA	1:A:271:GLN:HG3	1.95	0.48
1:A:825:ASP:HB2	1:A:851:MET:HE3	1.95	0.48
2:B:481:ILE:O	2:B:484:PRO:HD2	2.13	0.48
2:B:823:ALA:N	2:B:824:PRO:CD	2.76	0.48
1:A:360:LYS:HB3	1:A:365:ILE:HG13	1.94	0.48

Continued on next page...

Continued from previous page...

Atom-1	Atom-2	Interatomic distance (Å)	Clash overlap (Å)
2:B:933:ASN:O	2:B:933:ASN:OD1	2.31	0.48
1:A:311:GLY:O	1:A:315:LEU:HG	2.12	0.48
2:B:265:LYS:O	2:B:269:LEU:HB2	2.12	0.48
2:B:1112:PRO:HG3	4:B:1167:SF4:S4	2.54	0.48
2:B:441:ASP:O	2:B:445:LYS:HG2	2.13	0.48
2:B:949:ALA:O	2:B:956:LEU:HB2	2.13	0.48
2:B:984:THR:O	2:B:988:LEU:HD13	2.13	0.48
1:A:127:ASP:O	1:A:130:PHE:HB3	2.13	0.48
1:A:216:LEU:HD13	1:A:218:PHE:CE2	2.49	0.48
1:A:381:ALA:O	1:A:389:GLU:HB2	2.13	0.48
1:A:567:PHE:CD2	1:A:580:ILE:HD11	2.48	0.48
1:A:826:LYS:CG	1:A:827:GLU:H	2.26	0.48
2:B:489:GLN:O	2:B:493:LYS:HG2	2.14	0.48
2:B:962:TYR:HB3	2:B:1011:ILE:HD11	1.95	0.48
1:A:462:THR:HG23	1:A:468:THR:HG21	1.94	0.48
1:A:500:ILE:CG2	1:A:501:GLY:N	2.76	0.48
2:B:1059:ARG:NH2	3:X:37:DC:O2	2.47	0.48
2:B:713:LEU:O	2:B:716:VAL:HG22	2.13	0.48
1:A:163:GLU:O	1:A:167:ARG:HB2	2.14	0.48
1:A:63:VAL:HA	1:A:107:SER:O	2.13	0.48
2:B:717:VAL:CG2	2:B:721:VAL:HG21	2.44	0.48
1:A:417:GLU:HB2	1:A:453:LEU:HD21	1.95	0.48
1:A:563:ILE:HG13	1:A:564:SER:H	1.78	0.48
2:B:1133:ASP:HB3	2:B:1136:LEU:HD12	1.95	0.48
1:A:732:GLY:O	1:A:736:ARG:HG3	2.14	0.48
3:X:13:DA:H5'	3:X:13:DA:C8	2.49	0.48
1:A:1131:PRO:HG2	2:B:64:GLN:OE1	2.13	0.47
1:A:495:LEU:CD1	1:A:923:ALA:HB2	2.44	0.47
1:A:834:TYR:O	1:A:842:SER:HA	2.14	0.47
2:B:287:THR:HG21	2:B:290:LEU:HD12	1.96	0.47
2:B:343:LYS:HA	2:B:587:GLN:O	2.14	0.47
2:B:887:GLU:HA	2:B:890:GLN:CG	2.43	0.47
3:X:42:DG:H2''	3:X:43:DA:H5''	1.96	0.47
1:A:1046:ARG:HG2	2:B:506:TYR:OH	2.14	0.47
1:A:237:LEU:CD1	1:A:312:ALA:HB2	2.37	0.47
1:A:576:THR:HG22	1:A:577:HIS:H	1.80	0.47
2:B:1046:GLU:HG2	2:B:1050:LEU:CD1	2.44	0.47
2:B:1043:GLY:HA2	2:B:1079:ALA:HB1	1.96	0.47
3:X:32:DG:H2''	3:X:33:DC:C5'	2.45	0.47
1:A:1152:LEU:HD23	1:A:1152:LEU:H	1.79	0.47
1:A:233:ALA:O	1:A:237:LEU:HD13	2.14	0.47

Continued on next page...

Continued from previous page...

Atom-1	Atom-2	Interatomic distance (Å)	Clash overlap (Å)
2:B:204:HIS:CD2	2:B:230:HIS:HB2	2.49	0.47
2:B:474:LEU:O	2:B:478:ARG:HG2	2.14	0.47
2:B:673:ASP:OD1	2:B:674:ALA:N	2.44	0.47
1:A:1141:ILE:N	1:A:1141:ILE:HD12	2.30	0.47
1:A:1221:LEU:HB2	1:A:1230:LEU:HD21	1.95	0.47
2:B:477:THR:O	2:B:481:ILE:HG13	2.14	0.47
1:A:239:ARG:O	1:A:243:LEU:HG	2.15	0.47
1:A:328:PRO:O	1:A:332:LEU:HG	2.15	0.47
1:A:19:ILE:HG13	1:A:39:VAL:HG13	1.96	0.47
3:X:9:DG:C2'	3:X:10:DA:H5''	2.43	0.47
1:A:849:ILE:O	1:A:853:LYS:HD3	2.14	0.47
2:B:371:PHE:HB2	2:B:587:GLN:NE2	2.30	0.47
1:A:730:MET:HA	2:B:731:ARG:HH11	1.80	0.47
2:B:826:ILE:O	2:B:829:LEU:HB3	2.13	0.47
1:A:120:TYR:HB2	1:A:378:ILE:HD13	1.97	0.47
1:A:832:THR:C	1:A:848:LEU:HD12	2.35	0.47
2:B:14:LYS:HE2	2:B:236:THR:HA	1.97	0.47
2:B:754:GLN:HG2	2:B:755:ASP:N	2.30	0.47
1:A:1085:THR:O	1:A:1089:LEU:HG	2.14	0.47
2:B:141:ARG:HH12	2:B:163:HIS:CD2	2.33	0.47
3:X:39:DT:H2''	3:X:40:DT:OP2	2.15	0.47
1:A:19:ILE:CG1	1:A:39:VAL:HG13	2.44	0.47
2:B:912:ILE:HG12	2:B:946:VAL:O	2.13	0.47
2:B:917:GLY:CA	2:B:923:PRO:HD2	2.45	0.47
1:A:599:MET:HG2	1:A:609:VAL:HG11	1.97	0.47
1:A:727:VAL:CG1	1:A:736:ARG:HB3	2.45	0.47
2:B:403:VAL:O	2:B:407:VAL:HG23	2.15	0.47
2:B:488:LEU:HD22	2:B:508:TYR:CG	2.50	0.47
3:X:37:DC:H2''	3:X:38:DA:C5'	2.45	0.47
1:A:507:GLU:O	1:A:508:GLN:HG2	2.15	0.47
1:A:633:ILE:HD13	1:A:701:TRP:HB3	1.96	0.47
1:A:326:ARG:HH12	2:B:1019:ASN:HA	1.80	0.47
2:B:371:PHE:CE1	2:B:580:LEU:HD21	2.50	0.47
2:B:551:PHE:HE1	2:B:555:MET:HE3	1.80	0.47
2:B:783:LEU:HD11	2:B:810:GLY:O	2.15	0.47
2:B:919:GLY:HA2	2:B:926:PRO:CA	2.45	0.47
1:A:338:MET:O	1:A:342:ILE:HG12	2.16	0.46
1:A:796:SER:HB3	1:A:873:ARG:HG3	1.97	0.46
2:B:1098:GLU:O	2:B:1102:GLN:HG3	2.15	0.46
2:B:229:GLU:O	2:B:230:HIS:HD2	1.97	0.46
2:B:314:VAL:O	2:B:697:GLU:HB2	2.15	0.46

Continued on next page...

Continued from previous page...

Atom-1	Atom-2	Interatomic distance (Å)	Clash overlap (Å)
2:B:790:GLY:O	2:B:939:LEU:HA	2.15	0.46
1:A:177:LEU:O	1:A:181:VAL:HG23	2.15	0.46
1:A:209:GLU:OE2	1:A:333:LYS:HE3	2.14	0.46
2:B:8:GLY:N	2:B:14:LYS:HE3	2.30	0.46
2:B:833:SER:O	2:B:837:ILE:HG12	2.14	0.46
1:A:1045:ARG:O	2:B:545:ILE:HD13	2.15	0.46
1:A:530:ILE:HD11	1:A:554:ALA:CB	2.46	0.46
1:A:529:LEU:HD22	1:A:887:HIS:CE1	2.51	0.46
2:B:152:TYR:O	2:B:155:GLU:HB2	2.15	0.46
2:B:52:ALA:O	2:B:58:GLY:HA2	2.16	0.46
1:A:1173:TYR:O	1:A:1174:LYS:HD3	2.15	0.46
1:A:560:ARG:NH2	1:A:605:GLN:HG3	2.31	0.46
1:A:583:ARG:HB3	1:A:786:ASP:HA	1.96	0.46
1:A:926:ARG:CG	1:A:942:ILE:HD13	2.45	0.46
2:B:1012:HIS:NE2	2:B:1034:LYS:HE3	2.31	0.46
2:B:25:GLU:OE2	2:B:204:HIS:ND1	2.49	0.46
2:B:819:PHE:CZ	2:B:875:ILE:HG22	2.51	0.46
2:B:213:PHE:CE2	2:B:221:LEU:HD11	2.51	0.46
3:X:38:DA:H2"	3:X:39:DT:C6	2.51	0.46
1:A:657:GLU:O	1:A:661:ILE:HG13	2.15	0.46
2:B:200:ILE:HD12	2:B:200:ILE:C	2.37	0.46
1:A:382:GLU:HB2	1:A:388:ARG:HD3	1.97	0.46
1:A:439:VAL:HG23	1:A:454:PHE:CD2	2.51	0.46
2:B:7:VAL:HG23	2:B:277:GLU:OE1	2.15	0.46
2:B:514:VAL:HB	2:B:515:PRO:HD3	1.96	0.46
2:B:779:VAL:HG13	2:B:780:SER:H	1.80	0.46
1:A:628:SER:O	1:A:632:VAL:HG23	2.15	0.46
1:A:137:GLU:CD	1:A:753:THR:HG23	2.36	0.46
1:A:848:LEU:HD21	1:A:852:LYS:NZ	2.31	0.46
1:A:526:GLU:HG2	1:A:950:ALA:HB3	1.98	0.46
2:B:434:ILE:HD12	2:B:816:ARG:HH11	1.81	0.46
1:A:140:LEU:O	1:A:140:LEU:HD23	2.16	0.45
1:A:417:GLU:CG	1:A:453:LEU:HD21	2.47	0.45
1:A:556:ALA:O	1:A:559:ILE:HB	2.16	0.45
1:A:980:ARG:HG3	1:A:981:GLY:N	2.25	0.45
2:B:975:TYR:CB	2:B:1152:ILE:HD13	2.46	0.45
2:B:927:LEU:HD11	2:B:929:PHE:HE1	1.81	0.45
2:B:969:LEU:HD23	2:B:1040:LEU:HB2	1.98	0.45
1:A:1136:LEU:O	1:A:1152:LEU:HD23	2.16	0.45
1:A:42:GLU:HA	1:A:45:ILE:HD12	1.98	0.45
1:A:823:LEU:CB	1:A:851:MET:HE2	2.46	0.45

Continued on next page...

Continued from previous page...

Atom-1	Atom-2	Interatomic distance (Å)	Clash overlap (Å)
1:A:818:LEU:HD21	1:A:855:MET:SD	2.56	0.45
2:B:1051:MET:HE1	2:B:1063:ILE:HG12	1.98	0.45
2:B:225:MET:HB2	2:B:225:MET:HE2	1.84	0.45
1:A:1051:MET:CG	1:A:1052:LYS:H	2.27	0.45
1:A:726:TYR:CD2	2:B:765:SER:HB3	2.51	0.45
2:B:821:LEU:HD22	2:B:875:ILE:CD1	2.40	0.45
1:A:1000:TRP:CG	1:A:1001:THR:N	2.84	0.45
1:A:622:GLU:HG2	1:A:727:VAL:HG11	1.97	0.45
2:B:22:ILE:O	2:B:26:LEU:HG	2.17	0.45
1:A:729:GLY:O	2:B:731:ARG:HD2	2.17	0.45
2:B:836:LEU:HD22	2:B:866:ARG:NH1	2.32	0.45
1:A:1056:THR:HG23	1:A:1059:GLU:H	1.81	0.45
1:A:24:GLN:HE21	1:A:470:ARG:HB3	1.81	0.45
1:A:803:VAL:HG22	1:A:877:LYS:HB3	1.99	0.45
1:A:551:GLU:OE1	1:A:883:SER:HB3	2.17	0.45
1:A:890:GLN:HG3	1:A:891:LEU:HD12	1.98	0.45
2:B:86:PHE:HE2	2:B:183:SER:HA	1.81	0.45
2:B:722:ALA:O	2:B:726:THR:HG23	2.17	0.45
1:A:683:ARG:NH2	1:A:688:TYR:HE2	2.13	0.45
1:A:221:TYR:CZ	1:A:854:LYS:HD2	2.52	0.45
2:B:1147:GLU:CB	2:B:1152:ILE:HG13	2.47	0.45
2:B:355:TYR:O	2:B:359:VAL:HG23	2.16	0.45
1:A:103:ARG:CZ	2:B:644:ARG:HB2	2.46	0.45
2:B:948:LYS:HG2	2:B:949:ALA:N	2.32	0.45
1:A:939:HIS:HA	1:A:942:ILE:CG1	2.47	0.45
2:B:109:VAL:HG23	2:B:160:GLU:HB3	1.98	0.45
2:B:137:PRO:HG3	2:B:169:TYR:CE1	2.51	0.45
2:B:15:THR:O	2:B:19:ILE:HG13	2.17	0.45
2:B:269:LEU:C	2:B:270:ASN:OD1	2.54	0.45
2:B:485:LEU:HD13	2:B:508:TYR:OH	2.16	0.45
2:B:912:ILE:HG23	2:B:948:LYS:HB3	1.98	0.45
1:A:226:ILE:HG12	1:A:319:LEU:HD11	1.99	0.45
1:A:367:ASP:CG	1:A:368:PHE:H	2.19	0.45
1:A:687:LEU:O	1:A:691:LEU:HG	2.17	0.45
1:A:586:VAL:HG23	1:A:789:ARG:O	2.16	0.45
2:B:156:ARG:HG2	2:B:160:GLU:OE1	2.16	0.45
2:B:194:ILE:HB	2:B:195:PRO:HD3	1.98	0.45
1:A:506:ASP:O	1:A:510:GLU:HG3	2.16	0.45
2:B:1119:THR:HB	2:B:1120:PRO:HD2	1.99	0.45
2:B:851:LEU:HD23	2:B:851:LEU:HA	1.80	0.45
2:B:1010:HIS:CE1	2:B:1012:HIS:CD2	3.05	0.45

Continued on next page...

Continued from previous page...

Atom-1	Atom-2	Interatomic distance (Å)	Clash overlap (Å)
2:B:300:ARG:HA	2:B:300:ARG:HD3	1.77	0.45
2:B:482:VAL:HB	2:B:483:PRO:HD3	1.98	0.45
2:B:839:ASP:O	2:B:842:ARG:HG2	2.17	0.45
1:A:47:LYS:O	1:A:55:ILE:HG12	2.17	0.44
1:A:591:SER:CB	1:A:593:PRO:HD3	2.47	0.44
1:A:636:PRO:HD3	1:A:702:ARG:NH1	2.32	0.44
2:B:1122:THR:OG1	2:B:1123:TYR:N	2.50	0.44
2:B:1084:GLU:HG2	2:B:1153:LEU:HD21	1.98	0.44
2:B:726:THR:HG22	2:B:743:TRP:HE3	1.82	0.44
1:A:379:LEU:CB	1:A:422:LEU:HD22	2.38	0.44
1:A:587:ILE:HG22	1:A:805:PHE:CB	2.47	0.44
1:A:599:MET:HG2	1:A:609:VAL:CG1	2.47	0.44
1:A:866:VAL:O	1:A:869:VAL:HG22	2.17	0.44
2:B:968:GLY:HA3	2:B:1008:TYR:CG	2.52	0.44
1:A:845:THR:CG2	1:A:847:PRO:HD2	2.22	0.44
2:B:84:ARG:HD2	2:B:181:LEU:HD13	1.99	0.44
2:B:315:MET:CE	2:B:666:TYR:HD1	2.29	0.44
2:B:64:GLN:HB2	2:B:66:PHE:CE2	2.53	0.44
2:B:871:LEU:HD23	2:B:872:GLN:HB3	1.99	0.44
2:B:829:LEU:CD2	2:B:889:LEU:HD23	2.47	0.44
1:A:592:MET:SD	1:A:595:ALA:HB2	2.57	0.44
1:A:740:LEU:HA	1:A:740:LEU:HD12	1.89	0.44
1:A:773:ASP:C	1:A:773:ASP:OD1	2.55	0.44
1:A:945:HIS:HA	1:A:946:PRO:HD3	1.81	0.44
2:B:333:ALA:O	2:B:337:GLU:HB2	2.18	0.44
2:B:336:ARG:HH22	2:B:717:VAL:HA	1.83	0.44
2:B:552:VAL:O	2:B:556:GLY:HA3	2.18	0.44
2:B:918:PHE:CE2	2:B:988:LEU:HD21	2.52	0.44
3:X:41:DA:H4'	3:X:41:DA:OP1	2.15	0.44
1:A:1210:GLN:O	1:A:1213:LYS:HE3	2.17	0.44
2:B:100:ILE:HD12	2:B:114:SER:O	2.17	0.44
2:B:1084:GLU:O	2:B:1087:LEU:HB3	2.17	0.44
1:A:638:GLN:CD	2:B:816:ARG:HH21	2.20	0.44
3:X:11:DG:H1'	3:X:12:DC:H5''	1.99	0.44
1:A:1139:LYS:HE3	1:A:1146:HIS:C	2.38	0.44
1:A:133:ALA:HB1	1:A:137:GLU:CG	2.47	0.44
1:A:173:HIS:CD2	1:A:173:HIS:C	2.91	0.44
1:A:490:PHE:HE1	1:A:942:ILE:O	2.00	0.44
1:A:846:LEU:HB3	1:A:847:PRO:HD3	1.99	0.44
2:B:1012:HIS:N	2:B:1012:HIS:HD1	2.16	0.44
2:B:381:HIS:HE2	2:B:537:HIS:HA	1.81	0.44

Continued on next page...

Continued from previous page...

Atom-1	Atom-2	Interatomic distance (Å)	Clash overlap (Å)
1:A:163:GLU:HB3	1:A:167:ARG:HH21	1.82	0.44
1:A:823:LEU:HD11	1:A:852:LYS:HG2	1.99	0.44
1:A:874:ALA:CB	1:A:878:LEU:CD1	2.94	0.44
2:B:221:LEU:O	2:B:225:MET:HG3	2.18	0.44
2:B:275:TYR:O	2:B:276:LYS:HD2	2.17	0.44
2:B:36:ILE:HG23	2:B:66:PHE:CD2	2.47	0.44
2:B:509:LEU:O	2:B:514:VAL:HG23	2.18	0.44
2:B:875:ILE:HD12	2:B:876:LEU:N	2.32	0.44
1:A:915:THR:HG22	1:A:917:LEU:H	1.82	0.44
2:B:299:ALA:O	2:B:302:ALA:HB2	2.18	0.44
2:B:404:PHE:CZ	2:B:430:GLU:HA	2.53	0.44
2:B:378:MET:CE	2:B:540:ALA:HA	2.48	0.44
2:B:931:LEU:HG	2:B:935:CYS:CB	2.46	0.44
2:B:939:LEU:HD12	2:B:939:LEU:O	2.18	0.44
3:X:41:DA:H5''	3:X:41:DA:C8	2.53	0.44
3:X:41:DA:H2''	3:X:42:DG:H5'	1.98	0.44
1:A:1079:ILE:O	1:A:1083:GLU:HG3	2.17	0.44
1:A:506:ASP:O	1:A:509:ALA:HB3	2.18	0.44
2:B:158:LEU:C	2:B:158:LEU:HD23	2.39	0.44
2:B:702:ASN:O	2:B:704:PRO:HD3	2.18	0.44
2:B:868:ALA:N	2:B:869:PRO:HD2	2.32	0.44
1:A:162:PHE:CD1	2:B:884:TYR:CE1	3.06	0.44
1:A:556:ALA:HA	1:A:559:ILE:HD12	2.00	0.43
1:A:479:ARG:HH21	1:A:800:GLU:CD	2.21	0.43
2:B:117:SER:O	2:B:120:THR:HG22	2.18	0.43
2:B:541:TRP:NE1	2:B:545:ILE:HD11	2.33	0.43
1:A:26:ILE:HA	1:A:470:ARG:O	2.17	0.43
2:B:757:LEU:O	2:B:760:LYS:HB3	2.18	0.43
1:A:188:SER:CB	1:A:198:LEU:CD1	2.95	0.43
1:A:662:ARG:HD2	1:A:666:LYS:HA	1.99	0.43
2:B:110:TYR:HE1	2:B:161:LYS:HB3	1.83	0.43
2:B:153:ARG:NH2	2:B:156:ARG:HD2	2.33	0.43
2:B:395:LYS:C	2:B:397:ASN:H	2.21	0.43
1:A:1138:ALA:HA	1:A:1152:LEU:HD22	2.00	0.43
2:B:22:ILE:HG23	2:B:35:ILE:HG21	2.00	0.43
2:B:505:LEU:O	2:B:508:TYR:HB3	2.18	0.43
2:B:990:ILE:O	2:B:993:SER:HB3	2.17	0.43
3:X:42:DG:H1'	3:X:43:DA:H5''	2.01	0.43
3:X:3:DT:C2'	3:X:4:DA:C8	3.02	0.43
2:B:629:ARG:O	2:B:633:LYS:HG3	2.18	0.43
2:B:315:MET:HE1	2:B:666:TYR:HD1	1.84	0.43

Continued on next page...

Continued from previous page...

Atom-1	Atom-2	Interatomic distance (Å)	Clash overlap (Å)
2:B:84:ARG:NH1	2:B:178:ASP:O	2.51	0.43
1:A:317:GLU:O	1:A:321:THR:HG23	2.18	0.43
1:A:41:VAL:HG12	1:A:45:ILE:CD1	2.49	0.43
1:A:527:LEU:HD23	1:A:527:LEU:C	2.38	0.43
2:B:187:LEU:HD21	2:B:217:GLU:HG2	2.00	0.43
2:B:726:THR:O	2:B:730:LEU:HG	2.18	0.43
2:B:799:ASN:O	2:B:1142:ARG:NH2	2.51	0.43
1:A:1134:LEU:HD11	1:A:1210:GLN:OE1	2.19	0.43
2:B:1113:TYR:O	2:B:1120:PRO:HD3	2.18	0.43
2:B:466:GLN:HG2	2:B:467:GLU:N	2.33	0.43
2:B:317:ALA:HB2	2:B:700:LEU:HB2	2.01	0.43
3:X:30:DG:C3'	3:X:31:DT:H5''	2.45	0.43
1:A:162:PHE:HD1	2:B:884:TYR:CE1	2.37	0.43
1:A:546:GLU:HA	1:A:549:GLN:OE1	2.18	0.43
1:A:562:LEU:HB3	1:A:580:ILE:CD1	2.44	0.43
1:A:993:LYS:HD3	2:B:713:LEU:HD21	2.01	0.43
2:B:1132:PHE:CE2	2:B:1139:ASN:HB3	2.53	0.43
2:B:1115:MET:HB2	2:B:1144:LEU:HB2	1.97	0.43
2:B:346:ALA:O	2:B:604:THR:HA	2.19	0.43
1:A:715:TRP:CZ2	2:B:361:GLU:HB3	2.54	0.43
2:B:400:TYR:CE1	2:B:434:ILE:HG12	2.53	0.43
2:B:883:TYR:CD1	2:B:883:TYR:C	2.92	0.43
2:B:918:PHE:HZ	2:B:939:LEU:CD1	2.32	0.43
1:A:1064:MET:SD	1:A:1103:ILE:HG23	2.59	0.43
2:B:415:LEU:HD11	2:B:513:ASP:OD2	2.19	0.43
2:B:829:LEU:HD22	2:B:889:LEU:HD23	1.99	0.43
2:B:854:GLU:CG	2:B:855:GLN:N	2.82	0.43
1:A:15:GLN:O	1:A:19:ILE:HG13	2.18	0.42
1:A:16:TRP:HZ3	1:A:46:ARG:HH22	1.67	0.42
2:B:383:LEU:HD13	2:B:514:VAL:HG11	2.01	0.42
2:B:912:ILE:CG1	2:B:913:GLY:H	2.23	0.42
2:B:916:LEU:C	2:B:916:LEU:HD23	2.39	0.42
2:B:996:TRP:C	2:B:996:TRP:CD1	2.92	0.42
3:X:41:DA:H5''	3:X:41:DA:H8	1.84	0.42
1:A:678:LEU:O	1:A:688:TYR:HE1	2.02	0.42
1:A:840:ARG:NE	2:B:1014:PRO:O	2.52	0.42
2:B:927:LEU:HD12	2:B:927:LEU:C	2.40	0.42
2:B:945:ARG:O	2:B:959:ILE:HG23	2.19	0.42
1:A:819:ASN:HB3	3:X:2:DC:H4'	2.00	0.42
1:A:169:THR:HA	1:A:176:ASP:HB2	2.01	0.42
1:A:22:THR:CG2	1:A:23:GLY:N	2.81	0.42

Continued on next page...

Continued from previous page...

Atom-1	Atom-2	Interatomic distance (Å)	Clash overlap (Å)
1:A:339:LYS:O	1:A:343:GLU:HG3	2.19	0.42
1:A:529:LEU:HD11	1:A:890:GLN:HE21	1.81	0.42
1:A:588:LEU:HB2	1:A:806:VAL:HG12	1.99	0.42
2:B:758:GLN:O	2:B:761:LYS:HB2	2.19	0.42
3:X:44:DT:H2''	3:X:45:DT:OP2	2.19	0.42
1:A:120:TYR:HB3	1:A:123:LEU:HD12	2.01	0.42
1:A:176:ASP:OD1	1:A:179:PHE:HZ	2.02	0.42
1:A:515:ALA:HB1	1:A:517:TYR:HD2	1.84	0.42
1:A:73:MET:O	1:A:77:ILE:HG13	2.19	0.42
2:B:1091:HIS:HA	2:B:1094:ARG:HE	1.85	0.42
2:B:207:VAL:HG21	2:B:233:PHE:CD2	2.54	0.42
2:B:418:PRO:O	2:B:422:VAL:HG23	2.19	0.42
2:B:465:ASP:O	2:B:469:GLU:HG2	2.19	0.42
1:A:901:THR:O	1:A:902:ASP:CB	2.66	0.42
2:B:507:ARG:O	2:B:511:GLU:OE1	2.37	0.42
3:X:46:DT:H2'	3:X:46:DT:H6	1.59	0.42
1:A:1162:TYR:O	1:A:1168:LEU:HD12	2.19	0.42
1:A:125:ASP:HB2	2:B:112:LYS:NZ	2.35	0.42
1:A:697:HIS:HB3	1:A:701:TRP:CE2	2.55	0.42
1:A:723:TYR:CD2	1:A:740:LEU:HD21	2.54	0.42
1:A:762:LEU:O	1:A:766:GLU:HG3	2.19	0.42
1:A:846:LEU:HD12	1:A:846:LEU:HA	1.80	0.42
1:A:495:LEU:HA	1:A:910:ARG:HD3	2.01	0.42
2:B:983:LEU:HD13	2:B:1088:LEU:HB3	2.01	0.42
2:B:207:VAL:HG21	2:B:233:PHE:HD2	1.84	0.42
2:B:265:LYS:HD2	2:B:268:GLU:OE2	2.19	0.42
2:B:465:ASP:N	2:B:465:ASP:OD1	2.51	0.42
2:B:552:VAL:HA	2:B:556:GLY:HA2	2.02	0.42
2:B:72:ALA:HA	2:B:190:LEU:HD13	2.00	0.42
1:A:1170:LEU:HD23	1:A:1171:LEU:N	2.34	0.42
1:A:255:ASP:O	1:A:258:LEU:HD12	2.19	0.42
1:A:592:MET:N	1:A:593:PRO:CD	2.78	0.42
2:B:207:VAL:CG2	2:B:233:PHE:HA	2.49	0.42
2:B:802:PRO:HB2	2:B:1109:SER:O	2.19	0.42
1:A:602:LEU:HB2	1:A:609:VAL:CG2	2.48	0.42
1:A:862:GLU:O	1:A:866:VAL:HG23	2.20	0.42
1:A:926:ARG:HG2	1:A:942:ILE:CD1	2.49	0.42
2:B:1041:LEU:HD22	2:B:1051:MET:SD	2.59	0.42
2:B:177:ALA:O	2:B:178:ASP:HB3	2.20	0.42
2:B:714:MET:O	2:B:717:VAL:HG13	2.20	0.42
3:X:45:DT:H2'	3:X:45:DT:H6	1.60	0.42

Continued on next page...

Continued from previous page...

Atom-1	Atom-2	Interatomic distance (Å)	Clash overlap (Å)
1:A:1221:LEU:HB2	1:A:1230:LEU:HD23	2.01	0.42
1:A:407:ASP:HA	1:A:436:VAL:HG13	2.01	0.42
1:A:805:PHE:HA	1:A:879:PHE:HB2	2.02	0.42
2:B:1127:LYS:HA	2:B:1130:CYS:SG	2.60	0.42
2:B:404:PHE:HZ	2:B:429:LEU:HG	1.84	0.42
2:B:511:GLU:N	2:B:511:GLU:OE1	2.52	0.42
2:B:798:PHE:HD1	2:B:805:HIS:ND1	2.13	0.42
1:A:454:PHE:C	1:A:454:PHE:CD2	2.93	0.42
1:A:500:ILE:HG22	1:A:501:GLY:N	2.35	0.42
1:A:654:ASP:O	1:A:658:LEU:HG	2.20	0.42
2:B:194:ILE:N	2:B:195:PRO:CD	2.83	0.42
2:B:689:GLU:O	2:B:693:PRO:HA	2.20	0.42
2:B:777:ARG:HH22	2:B:933:ASN:ND2	2.18	0.42
1:A:237:LEU:HD11	1:A:312:ALA:CB	2.40	0.41
1:A:389:GLU:HA	1:A:390:PRO:HD3	1.94	0.41
1:A:16:TRP:HZ3	1:A:46:ARG:NH2	2.18	0.41
2:B:1005:GLY:HA2	2:B:1085:PHE:CZ	2.55	0.41
2:B:303:ILE:HG13	2:B:303:ILE:O	2.19	0.41
2:B:548:LEU:O	2:B:552:VAL:HG13	2.19	0.41
1:A:183:GLN:HG3	1:A:824:LEU:HD12	2.02	0.41
1:A:531:ASP:C	1:A:956:SER:HB3	2.39	0.41
1:A:589:LEU:O	1:A:792:THR:HA	2.20	0.41
2:B:1086:ASP:CA	2:B:1089:THR:HG22	2.50	0.41
2:B:323:GLU:O	2:B:327:ILE:HG13	2.21	0.41
2:B:772:VAL:CG1	2:B:1108:VAL:HG23	2.49	0.41
2:B:871:LEU:C	2:B:871:LEU:HD23	2.41	0.41
1:A:1212:ALA:HA	2:B:30:PRO:HB3	2.03	0.41
1:A:587:ILE:HG13	1:A:790:LEU:HA	2.03	0.41
1:A:761:PHE:O	1:A:764:PHE:HB3	2.21	0.41
2:B:770:ASN:ND2	2:B:1130:CYS:O	2.54	0.41
2:B:157:VAL:O	2:B:161:LYS:HG3	2.19	0.41
2:B:469:GLU:HG2	2:B:469:GLU:H	1.70	0.41
2:B:803:PHE:HD1	2:B:1108:VAL:O	2.03	0.41
2:B:988:LEU:H	2:B:988:LEU:CD1	2.34	0.41
3:X:13:DA:C2	3:X:14:DC:C2	3.07	0.41
3:X:42:DG:C2'	3:X:43:DA:H5''	2.50	0.41
1:A:37:THR:O	1:A:41:VAL:HG23	2.20	0.41
1:A:61:LEU:HB2	1:A:401:PHE:CE1	2.54	0.41
2:B:1042:LEU:HD23	2:B:1043:GLY:N	2.36	0.41
2:B:581:ILE:HA	2:B:582:PRO:HD3	1.91	0.41
2:B:975:TYR:HB2	2:B:1152:ILE:HD13	2.02	0.41

Continued on next page...

Continued from previous page...

Atom-1	Atom-2	Interatomic distance (Å)	Clash overlap (Å)
1:A:625:VAL:O	1:A:629:VAL:HG23	2.19	0.41
1:A:806:VAL:HG23	1:A:806:VAL:O	2.20	0.41
2:B:1045:GLN:NE2	2:B:1049:ARG:NH2	2.68	0.41
1:A:1084:GLN:O	1:A:1088:ARG:HG3	2.20	0.41
1:A:218:PHE:CD1	1:A:218:PHE:C	2.94	0.41
1:A:476:LYS:HD3	1:A:478:PHE:HE1	1.85	0.41
1:A:489:ASN:ND2	1:A:510:GLU:HB3	2.35	0.41
2:B:1148:LYS:O	2:B:1151:THR:N	2.52	0.41
2:B:239:LYS:N	2:B:240:PRO:HD3	2.36	0.41
2:B:468:ILE:HG23	2:B:472:ASN:OD1	2.21	0.41
2:B:559:GLU:O	2:B:560:ILE:HB	2.20	0.41
2:B:501:LYS:CE	2:B:561:SER:HA	2.50	0.41
2:B:564:LEU:O	2:B:568:MET:HG3	2.21	0.41
2:B:316:GLN:HG3	2:B:671:ILE:HG12	2.01	0.41
1:A:983:PRO:CD	2:B:747:TYR:CE2	3.03	0.41
1:A:819:ASN:HB3	3:X:2:DC:H5''	2.02	0.41
3:X:42:DG:H2''	3:X:43:DA:C5'	2.50	0.41
1:A:70:ALA:HB1	1:A:106:ILE:HG22	2.02	0.41
1:A:726:TYR:CE2	2:B:765:SER:HB3	2.55	0.41
2:B:968:GLY:HA3	2:B:1008:TYR:CD2	2.55	0.41
2:B:654:ILE:HG13	2:B:655:TYR:N	2.36	0.41
2:B:753:GLU:HB3	2:B:754:GLN:H	1.49	0.41
1:A:321:THR:HA	1:A:325:THR:CG2	2.51	0.41
2:B:222:GLU:OE1	2:B:222:GLU:N	2.53	0.41
2:B:300:ARG:N	2:B:301:PRO:CD	2.83	0.41
2:B:309:GLN:HG3	2:B:695:HIS:CD2	2.56	0.41
2:B:918:PHE:C	2:B:918:PHE:CD2	2.93	0.41
2:B:975:TYR:HB2	2:B:1152:ILE:HG21	2.02	0.41
1:A:1051:MET:CG	1:A:1052:LYS:N	2.84	0.41
1:A:1143:PRO:O	1:A:1146:HIS:CE1	2.74	0.41
1:A:191:HIS:HA	1:A:192:PRO:HD3	1.93	0.41
1:A:771:ARG:HG3	1:A:772:GLY:N	2.30	0.41
1:A:836:HIS:CD2	1:A:839:LEU:HD13	2.56	0.41
2:B:572:GLY:O	2:B:576:LEU:HG	2.21	0.41
1:A:16:TRP:CH2	1:A:20:VAL:HG21	2.56	0.41
1:A:582:TYR:O	1:A:585:ILE:HG13	2.21	0.41
2:B:1101:GLU:HG3	2:B:1102:GLN:N	2.36	0.41
2:B:532:ILE:CD1	2:B:532:ILE:H	2.19	0.41
2:B:560:ILE:HD11	2:B:564:LEU:HD23	2.02	0.41
3:X:30:DG:H2''	3:X:31:DT:C6	2.56	0.41
3:X:32:DG:C4'	3:X:32:DG:OP1	2.68	0.41

Continued on next page...

Continued from previous page...

Atom-1	Atom-2	Interatomic distance (Å)	Clash overlap (Å)
1:A:1139:LYS:HZ1	1:A:1147:GLU:N	2.19	0.41
1:A:428:GLU:OE2	1:A:460:ARG:HD2	2.21	0.41
1:A:599:MET:HA	1:A:609:VAL:HG21	2.03	0.41
1:A:707:ASN:O	1:A:707:ASN:OD1	2.39	0.41
2:B:967:LYS:HG3	2:B:1038:LYS:NZ	2.36	0.41
1:A:1095:LEU:HD21	1:A:1103:ILE:CD1	2.51	0.40
1:A:282:PRO:HA	1:A:320:LYS:CD	2.49	0.40
1:A:445:ARG:HH22	1:A:502:GLU:CD	2.24	0.40
1:A:826:LYS:CG	1:A:827:GLU:N	2.84	0.40
2:B:342:TYR:HB2	2:B:586:ASP:OD1	2.21	0.40
1:A:982:GLU:HB3	2:B:751:MET:CB	2.52	0.40
1:A:207:VAL:HG22	1:A:208:SER:N	2.36	0.40
1:A:529:LEU:HD22	1:A:887:HIS:ND1	2.35	0.40
2:B:1041:LEU:O	2:B:1085:PHE:HE1	2.04	0.40
2:B:1153:LEU:HA	2:B:1153:LEU:HD12	1.90	0.40
2:B:182:HIS:O	2:B:185:ASP:HB2	2.20	0.40
1:A:63:VAL:CG2	1:A:406:VAL:HG22	2.51	0.40
1:A:424:THR:HG21	1:A:433:LEU:HD13	2.03	0.40
1:A:569:VAL:HG12	1:A:570:TYR:N	2.35	0.40
1:A:796:SER:O	1:A:799:LEU:HB2	2.21	0.40
2:B:1045:GLN:HE21	2:B:1049:ARG:NH2	2.12	0.40
2:B:422:VAL:O	2:B:426:VAL:HG23	2.20	0.40
2:B:889:LEU:O	2:B:893:VAL:HG23	2.21	0.40
1:A:214:GLU:HA	1:A:219:TYR:CD2	2.56	0.40
1:A:618:PHE:CE1	1:A:765:ILE:HG23	2.57	0.40
1:A:228:MET:HE1	1:A:911:TYR:CG	2.57	0.40
1:A:415:VAL:O	1:A:419:ILE:HG13	2.21	0.40
1:A:507:GLU:C	1:A:509:ALA:H	2.24	0.40
1:A:854:LYS:O	1:A:857:ARG:HG2	2.21	0.40
2:B:1086:ASP:C	2:B:1089:THR:HG22	2.42	0.40
2:B:1142:ARG:O	2:B:1142:ARG:HG3	2.21	0.40
2:B:218:PHE:O	2:B:222:GLU:OE1	2.40	0.40
2:B:269:LEU:HD22	2:B:271:LEU:HD11	2.03	0.40
2:B:336:ARG:HH22	2:B:717:VAL:CA	2.34	0.40
3:X:6:DT:H2''	3:X:7:DG:C5'	2.48	0.40
3:X:8:DC:H2''	3:X:9:DG:H5'	2.04	0.40

There are no symmetry-related clashes.

5.3 Torsion angles [i](#)

5.3.1 Protein backbone [i](#)

In the following table, the Percentiles column shows the percent Ramachandran outliers of the chain as a percentile score with respect to all X-ray entries followed by that with respect to entries of similar resolution.

The Analysed column shows the number of residues for which the backbone conformation was analysed, and the total number of residues.

Mol	Chain	Analysed	Favoured	Allowed	Outliers	Percentiles	
1	A	1096/1232 (89%)	1024 (93%)	63 (6%)	9 (1%)	19	58
2	B	1137/1166 (98%)	1053 (93%)	77 (7%)	7 (1%)	25	64
All	All	2233/2398 (93%)	2077 (93%)	140 (6%)	16 (1%)	22	61

All (16) Ramachandran outliers are listed below:

Mol	Chain	Res	Type
1	A	52	GLU
1	A	284	VAL
1	A	172	ARG
1	A	567	PHE
1	A	887	HIS
2	B	641	SER
2	B	996	TRP
2	B	1122	THR
1	A	566	PRO
1	A	1052	LYS
2	B	254	MET
1	A	903	TRP
1	A	1144	ASP
2	B	872	GLN
2	B	560	ILE
2	B	994	ALA

5.3.2 Protein sidechains [i](#)

In the following table, the Percentiles column shows the percent sidechain outliers of the chain as a percentile score with respect to all X-ray entries followed by that with respect to entries of similar resolution.

The Analysed column shows the number of residues for which the sidechain conformation was analysed, and the total number of residues.

Mol	Chain	Analysed	Rotameric	Outliers	Percentiles	
1	A	977/1062 (92%)	963 (99%)	14 (1%)	67	86
2	B	1007/1029 (98%)	983 (98%)	24 (2%)	49	77
All	All	1984/2091 (95%)	1946 (98%)	38 (2%)	57	81

All (38) residues with a non-rotameric sidechain are listed below:

Mol	Chain	Res	Type
1	A	59	ARG
1	A	173	HIS
1	A	187	TYR
1	A	258	LEU
1	A	329	GLU
1	A	365	ILE
1	A	445	ARG
1	A	551	GLU
1	A	565	SER
1	A	654	ASP
1	A	670	TYR
1	A	773	ASP
1	A	903	TRP
1	A	1140	GLU
2	B	37	PHE
2	B	41	ASP
2	B	60	MET
2	B	78	HIS
2	B	169	TYR
2	B	269	LEU
2	B	298	GLU
2	B	353	GLU
2	B	532	ILE
2	B	538	GLN
2	B	551	PHE
2	B	635	ILE
2	B	644	ARG
2	B	654	ILE
2	B	678	THR
2	B	789	GLN
2	B	883	TYR
2	B	889	LEU
2	B	918	PHE
2	B	944	ASP
2	B	946	VAL

Continued on next page...

Continued from previous page...

Mol	Chain	Res	Type
2	B	1012	HIS
2	B	1045	GLN
2	B	1115	MET

Some sidechains can be flipped to improve hydrogen bonding and reduce clashes. All (9) such sidechains are listed below:

Mol	Chain	Res	Type
1	A	173	HIS
1	A	707	ASN
1	A	836	HIS
1	A	890	GLN
2	B	230	HIS
2	B	587	GLN
2	B	809	HIS
2	B	981	GLN
2	B	1045	GLN

5.3.3 RNA [i](#)

There are no RNA molecules in this entry.

5.4 Non-standard residues in protein, DNA, RNA chains [i](#)

There are no non-standard protein/DNA/RNA residues in this entry.

5.5 Carbohydrates [i](#)

There are no carbohydrates in this entry.

5.6 Ligand geometry [i](#)

1 ligand is modelled in this entry.

In the following table, the Counts columns list the number of bonds (or angles) for which Mogul statistics could be retrieved, the number of bonds (or angles) that are observed in the model and the number of bonds (or angles) that are defined in the Chemical Component Dictionary. The Link column lists molecule types, if any, to which the group is linked. The Z score for a bond length (or angle) is the number of standard deviations the observed value is removed from the expected value. A bond length (or angle) with $|Z| > 2$ is considered an outlier worth inspection. RMSZ is the root-mean-square of all Z scores of the bond lengths (or angles).

Mol	Type	Chain	Res	Link	Bond lengths			Bond angles		
					Counts	RMSZ	# Z > 2	Counts	RMSZ	# Z > 2
4	SF4	B	1167	2	0,12,12	0.00	-	-		

In the following table, the Chirals column lists the number of chiral outliers, the number of chiral centers analysed, the number of these observed in the model and the number defined in the Chemical Component Dictionary. Similar counts are reported in the Torsion and Rings columns. '-' means no outliers of that kind were identified.

Mol	Type	Chain	Res	Link	Chirals	Torsions	Rings
4	SF4	B	1167	2	-	-	0/6/5/5

There are no bond length outliers.

There are no bond angle outliers.

There are no chirality outliers.

There are no torsion outliers.

There are no ring outliers.

1 monomer is involved in 1 short contact:

Mol	Chain	Res	Type	Clashes	Symm-Clashes
4	B	1167	SF4	1	0

5.7 Other polymers [i](#)

There are no such residues in this entry.

5.8 Polymer linkage issues [i](#)

There are no chain breaks in this entry.

6 Fit of model and data ⓘ

6.1 Protein, DNA and RNA chains ⓘ

In the following table, the column labelled ‘#RSRZ> 2’ contains the number (and percentage) of RSRZ outliers, followed by percent RSRZ outliers for the chain as percentile scores relative to all X-ray entries and entries of similar resolution. The OWAB column contains the minimum, median, 95th percentile and maximum values of the occupancy-weighted average B-factor per residue. The column labelled ‘Q< 0.9’ lists the number of (and percentage) of residues with an average occupancy less than 0.9.

Mol	Chain	Analysed	<RSRZ>	#RSRZ>2	OWAB(Å ²)	Q<0.9
1	A	1122/1232 (91%)	0.03	18 (1%) 72 59	40, 70, 114, 133	0
2	B	1141/1166 (97%)	0.02	14 (1%) 79 67	40, 72, 108, 148	0
3	X	36/48 (75%)	0.17	1 (2%) 53 37	80, 119, 147, 158	0
All	All	2299/2446 (93%)	0.02	33 (1%) 75 63	40, 71, 113, 158	0

All (33) RSRZ outliers are listed below:

Mol	Chain	Res	Type	RSRZ
3	X	28	DC	3.6
1	A	302	LEU	3.5
2	B	871	LEU	3.3
1	A	525	THR	3.0
1	A	880	LEU	2.9
1	A	530	ILE	2.8
2	B	869	PRO	2.8
2	B	465	ASP	2.8
2	B	146	SER	2.8
1	A	898	ALA	2.7
2	B	1115	MET	2.6
2	B	1159	GLU	2.5
1	A	301	LEU	2.4
2	B	1144	LEU	2.4
1	A	306	THR	2.4
1	A	567	PHE	2.3
2	B	989	SER	2.3
1	A	889	LYS	2.3
1	A	609	VAL	2.2
1	A	602	LEU	2.2
2	B	1146	ALA	2.2
2	B	147	GLY	2.2
2	B	502	ALA	2.2

Continued on next page...

Continued from previous page...

Mol	Chain	Res	Type	RSRZ
1	A	580	ILE	2.2
1	A	523	THR	2.2
2	B	464	THR	2.1
1	A	528	LEU	2.1
1	A	578	ARG	2.1
1	A	994	ALA	2.1
2	B	821	LEU	2.1
1	A	172	ARG	2.1
2	B	78	HIS	2.1
1	A	478	PHE	2.1

6.2 Non-standard residues in protein, DNA, RNA chains [i](#)

There are no non-standard protein/DNA/RNA residues in this entry.

6.3 Carbohydrates [i](#)

There are no carbohydrates in this entry.

6.4 Ligands [i](#)

In the following table, the Atoms column lists the number of modelled atoms in the group and the number defined in the chemical component dictionary. The B-factors column lists the minimum, median, 95th percentile and maximum values of B factors of atoms in the group. The column labelled 'Q< 0.9' lists the number of atoms with occupancy less than 0.9.

Mol	Type	Chain	Res	Atoms	RSCC	RSR	B-factors(\AA^2)	Q<0.9
4	SF4	B	1167	8/8	0.97	0.12	69,77,84,112	8

6.5 Other polymers [i](#)

There are no such residues in this entry.