



Full wwPDB X-ray Structure Validation Report ⓘ

Aug 31, 2020 – 07:41 AM BST

PDB ID : 4U4U
Title : Crystal structure of Lycorine bound to the yeast 80S ribosome
Authors : Garreau de Loubresse, N.; Prokhorova, I.; Yusupova, G.; Yusupov, M.
Deposited on : 2014-07-24
Resolution : 3.00 Å(reported)

This is a Full wwPDB X-ray Structure Validation Report for a publicly released PDB entry.

We welcome your comments at validation@mail.wwpdb.org

A user guide is available at

<https://www.wwpdb.org/validation/2017/XrayValidationReportHelp>

with specific help available everywhere you see the ⓘ symbol.

The following versions of software and data (see [references ⓘ](#)) were used in the production of this report:

MolProbity : 4.02b-467
Mogul : 1.8.5 (274361), CSD as541be (2020)
Xtriage (Phenix) : 1.13
EDS : **FAILED**
buster-report : 1.1.7 (2018)
Percentile statistics : 20191225.v01 (using entries in the PDB archive December 25th 2019)
Ideal geometry (proteins) : Engh & Huber (2001)
Ideal geometry (DNA, RNA) : Parkinson et al. (1996)
Validation Pipeline (wwPDB-VP) : 2.13

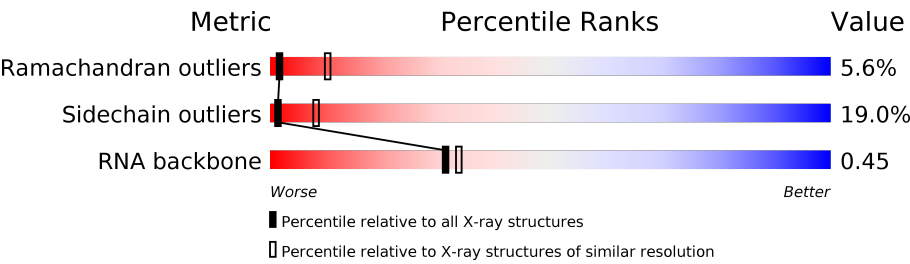
1 Overall quality at a glance i

The following experimental techniques were used to determine the structure:

X-RAY DIFFRACTION

The reported resolution of this entry is 3.00 Å.

Percentile scores (ranging between 0-100) for global validation metrics of the entry are shown in the following graphic. The table shows the number of entries on which the scores are based.



Metric	Whole archive (#Entries)	Similar resolution (#Entries, resolution range(Å))
Ramachandran outliers	138981	2333 (3.00-3.00)
Sidechain outliers	138945	2336 (3.00-3.00)
RNA backbone	3102	1173 (3.30-2.70)


























The table below summarises the geometric issues observed across the polymeric chains and their fit to the electron density. The red, orange, yellow and green segments on the lower bar indicate the fraction of residues that contain outliers for ≥ 3 , 2, 1 and 0 types of geometric quality criteria respectively. A grey segment represents the fraction of residues that are not modelled. The numeric value for each fraction is indicated below the corresponding segment, with a dot representing fractions $\leq 5\%$

Note EDS failed to run properly.

Mol	Chain	Length	Quality of chain
1	2	1800	<div><div>66%27%. .</div></div>
1	6	1800	<div><div>65%29%6%</div></div>
2	S0	251	<div><div>62%19%.18%</div></div>
2	s0	251	<div><div>61%18%.18%</div></div>
3	S1	254	<div><div>61%21%.16%</div></div>
3	s1	254	<div><div>70%15%15%</div></div>
4	S2	253	<div><div>69%16%.14%</div></div>
4	s2	253	<div><div>64%21%.14%</div></div>




















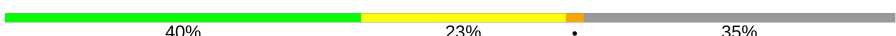





Continued on next page...

Continued from previous page...

Mol	Chain	Length	Quality of chain
5	S3	239	
5	s3	239	
6	S4	260	
6	s4	260	
7	S5	224	
7	s5	224	
8	S6	236	
8	s6	236	
9	S7	189	
9	s7	189	
10	S8	200	
10	s8	200	
11	S9	196	
11	s9	196	
12	C0	105	
12	c0	105	
13	C1	155	
13	c1	155	
14	C2	142	
14	c2	142	
15	C3	150	
15	c3	150	
16	C4	136	
16	c4	136	
17	C5	141	


























Continued on next page...

Continued from previous page...

Mol	Chain	Length	Quality of chain
17	c5	141	
18	C6	142	
18	c6	142	
19	C7	136	
19	c7	136	
20	C8	145	
20	c8	145	
21	C9	143	
21	c9	143	
22	D0	120	
22	d0	120	
23	D1	87	
23	d1	87	
24	D2	129	
24	d2	129	
25	D3	144	
25	d3	144	
26	D4	134	
26	d4	134	
27	D5	107	
27	d5	107	
28	D6	97	
28	d6	97	
29	D7	81	
29	d7	81	


























Continued on next page...

Continued from previous page...

Mol	Chain	Length	Quality of chain
30	D8	66	
30	d8	66	
31	D9	55	
31	d9	55	
32	E0	60	
33	E1	76	
33	e1	76	
34	SR	318	
34	sR	318	
35	SM	273	
36	1	3396	
36	5	3396	
37	3	121	
37	7	121	
38	4	158	
38	8	158	
39	L2	253	
39	l2	253	
40	L3	386	
40	l3	386	
41	L4	361	
41	l4	361	
42	L5	296	
42	l5	296	
43	L6	175	


























Continued on next page...

Continued from previous page...

Mol	Chain	Length	Quality of chain
43	l6	175	
44	L7	243	
44	l7	243	
45	L8	255	
45	l8	255	
46	L9	191	
46	l9	191	
47	M0	220	
47	m0	220	
48	M1	173	
48	m1	173	
49	M3	198	
49	m3	198	
50	M4	137	
50	m4	137	
51	M5	203	
51	m5	203	
52	M6	198	
52	m6	198	
53	M7	183	
53	m7	183	
54	M8	185	
54	m8	185	
55	M9	188	
55	m9	188	


























Continued on next page...

Continued from previous page...

Mol	Chain	Length	Quality of chain
56	N0	172	
56	n0	172	
57	N1	159	
57	n1	159	
58	N2	120	
58	n2	120	
59	N3	136	
59	n3	136	
60	N4	155	
60	n4	155	
61	N5	141	
61	n5	141	
62	N6	126	
62	n6	126	
63	N7	135	
63	n7	135	
64	N8	148	
64	n8	148	
65	N9	58	
65	n9	58	
66	O0	104	
66	o0	104	
67	O1	112	
67	o1	112	
68	O2	129	

Continued on next page...

Continued from previous page...

Mol	Chain	Length	Quality of chain
68	o2	129	 78%18%...
69	O3	106	 89%10%.
69	o3	106	 84%16%
70	O4	119	 76%16%.6%
70	o4	119	 73%20%.6%
71	O5	119	 79%20%.
71	o5	119	 80%19%.
72	O6	99	 81%17%.
72	o6	99	 72%25%.
73	O7	87	 84%15%.
73	o7	87	 84%15%.
74	O8	77	 77%23%
74	o8	77	 78%21%.
75	O9	50	 86%14%
75	o9	50	 82%16%.
76	Q0	52	 75%23%.
76	q0	52	 75%23%.
77	Q1	25	 68%28%.
77	q1	25	 64%28%8%
78	Q2	105	 73%24%.
78	q2	105	 83%16%.
79	Q3	91	 81%16%.
79	q3	91	 90%10%
80	e0	62	 74%24%.
81	sM	273	 29%8%62%

Continued on next page...

Continued from previous page...

Mol	Chain	Length	Quality of chain
82	m2	160	<div><div></div><div>94%6%</div></div>
83	p0	311	<div><div></div><div>37%9%54%</div></div>
84	p1	47	<div><div></div><div>100%</div></div>
85	p2	46	<div><div></div><div>100%</div></div>

2 Entry composition

There are 89 unique types of molecules in this entry. The entry contains 411211 atoms, of which 0 are hydrogens and 0 are deuteriums.

In the tables below, the ZeroOcc column contains the number of atoms modelled with zero occupancy, the AltConf column contains the number of residues with at least one atom in alternate conformation and the Trace column contains the number of residues modelled with at most 2 atoms.

- Molecule 1 is a RNA chain called 18S ribosomal RNA.

Mol	Chain	Residues	Atoms					ZeroOcc	AltConf	Trace
1	2	1750	Total	C	N	O	P	0	0	0
			37283	16668	6591	12274	1750			
1	6	1795	Total	C	N	O	P	0	0	0
			38238	17095	6758	12590	1795			

- Molecule 2 is a protein called 40S ribosomal protein S0-A.

Mol	Chain	Residues	Atoms					ZeroOcc	AltConf	Trace
2	S0	206	Total	C	N	O	S	0	0	0
			1577	1014	278	283	2			
2	s0	206	Total	C	N	O	S	0	0	0
			1583	1017	281	283	2			

- Molecule 3 is a protein called 40S ribosomal protein S1-A.

Mol	Chain	Residues	Atoms					ZeroOcc	AltConf	Trace
3	S1	214	Total	C	N	O	S	0	0	0
			1709	1084	310	311	4			
3	s1	216	Total	C	N	O	S	0	0	0
			1722	1091	312	315	4			

- Molecule 4 is a protein called 40S ribosomal protein S2.

Mol	Chain	Residues	Atoms					ZeroOcc	AltConf	Trace
4	S2	217	Total	C	N	O	S	0	0	0
			1635	1047	289	297	2			
4	s2	217	Total	C	N	O	S	0	0	0
			1635	1047	289	297	2			

- Molecule 5 is a protein called 40S ribosomal protein S3.

Mol	Chain	Residues	Atoms					ZeroOcc	AltConf	Trace
5	S3	223	Total	C	N	O	S	0	0	0
			1734	1101	313	314	6			
5	s3	223	Total	C	N	O	S	0	0	0
			1734	1101	313	314	6			

- Molecule 6 is a protein called 40S ribosomal protein S4-A.

Mol	Chain	Residues	Atoms					ZeroOcc	AltConf	Trace
6	S4	260	Total	C	N	O	S	0	0	0
			2068	1316	389	360	3			
6	s4	260	Total	C	N	O	S	0	0	0
			2068	1316	389	360	3			

- Molecule 7 is a protein called 40S ribosomal protein S5.

Mol	Chain	Residues	Atoms					ZeroOcc	AltConf	Trace
7	S5	206	Total	C	N	O	S	0	0	0
			1609	1007	300	299	3			
7	s5	206	Total	C	N	O	S	0	0	0
			1609	1007	300	299	3			

- Molecule 8 is a protein called 40S ribosomal protein S6-A.

Mol	Chain	Residues	Atoms					ZeroOcc	AltConf	Trace
8	S6	226	Total	C	N	O	S	0	0	0
			1799	1129	346	321	3			
8	s6	218	Total	C	N	O	S	0	0	0
			1755	1102	337	313	3			

- Molecule 9 is a protein called 40S ribosomal protein S7-A.

Mol	Chain	Residues	Atoms				ZeroOcc	AltConf	Trace
9	S7	184	Total	C	N	O	0	0	0
			1481	951	265	265			
9	s7	186	Total	C	N	O	0	0	0
			1491	957	267	267			

- Molecule 10 is a protein called 40S ribosomal protein S8-A.

Mol	Chain	Residues	Atoms					ZeroOcc	AltConf	Trace
10	S8	188	Total	C	N	O	S	0	0	0
			1489	925	298	264	2			

Continued on next page...

Continued from previous page...

Mol	Chain	Residues	Atoms					ZeroOcc	AltConf	Trace
10	s8	188	Total	C	N	O	S	0	0	0
			1489	925	298	264	2			

- Molecule 11 is a protein called 40S ribosomal protein S9-A.

Mol	Chain	Residues	Atoms					ZeroOcc	AltConf	Trace
11	S9	185	Total	C	N	O	S	0	0	0
			1494	943	289	261	1			
11	s9	185	Total	C	N	O	S	0	0	0
			1494	943	289	261	1			

- Molecule 12 is a protein called 40S ribosomal protein S10-A.

Mol	Chain	Residues	Atoms					ZeroOcc	AltConf	Trace
12	C0	96	Total	C	N	O	S	0	0	0
			773	500	126	145	2			
12	c0	96	Total	C	N	O	S	0	0	0
			762	491	125	144	2			

There are 2 discrepancies between the modelled and reference sequences:

Chain	Residue	Modelled	Actual	Comment	Reference
C0	89	ALA	GLY	conflict	UNP Q08745
c0	89	ALA	GLY	conflict	UNP Q08745

- Molecule 13 is a protein called 40S ribosomal protein S11-A.

Mol	Chain	Residues	Atoms					ZeroOcc	AltConf	Trace
13	C1	155	Total	C	N	O	S	0	0	0
			1214	775	230	206	3			
13	c1	146	Total	C	N	O	S	0	0	0
			1168	747	221	197	3			

There are 2 discrepancies between the modelled and reference sequences:

Chain	Residue	Modelled	Actual	Comment	Reference
C1	147	ALA	GLY	conflict	UNP P0CX47
c1	147	ALA	GLY	conflict	UNP P0CX47

- Molecule 14 is a protein called 40S ribosomal protein S12.

Mol	Chain	Residues	Atoms					ZeroOcc	AltConf	Trace
14	C2	124	Total	C	N	O	S	0	0	0
			892	562	156	172	2			
14	c2	124	Total	C	N	O	S	0	0	0
			892	562	156	172	2			

There are 4 discrepancies between the modelled and reference sequences:

Chain	Residue	Modelled	Actual	Comment	Reference
C2	104	ALA	GLY	conflict	UNP P48589
C2	110	ALA	GLY	conflict	UNP P48589
c2	104	ALA	GLY	conflict	UNP P48589
c2	110	ALA	GLY	conflict	UNP P48589

- Molecule 15 is a protein called 40S ribosomal protein S13.

Mol	Chain	Residues	Atoms					ZeroOcc	AltConf	Trace
15	C3	150	Total	C	N	O	S	0	0	0
			1192	759	224	207	2			
15	c3	150	Total	C	N	O	S	0	0	0
			1192	759	224	207	2			

- Molecule 16 is a protein called 40S ribosomal protein S14-A.

Mol	Chain	Residues	Atoms					ZeroOcc	AltConf	Trace
16	C4	127	Total	C	N	O	S	0	0	0
			891	545	182	163	1			
16	c4	128	Total	C	N	O	S	0	0	0
			949	582	188	176	3			

- Molecule 17 is a protein called 40S ribosomal protein S15.

Mol	Chain	Residues	Atoms					ZeroOcc	AltConf	Trace
17	C5	124	Total	C	N	O	S	0	0	0
			977	622	182	166	7			
17	c5	135	Total	C	N	O	S	0	0	0
			1039	658	196	178	7			

- Molecule 18 is a protein called 40S ribosomal protein S16-A.

Mol	Chain	Residues	Atoms					ZeroOcc	AltConf	Trace
18	C6	141	Total	C	N	O		0	0	0
			1105	708	203	194				

Continued on next page...

Continued from previous page...

Mol	Chain	Residues	Atoms				ZeroOcc	AltConf	Trace
18	c6	142	Total	C	N	O	0	0	0
			1111	711	204	196			

- Molecule 19 is a protein called 40S ribosomal protein S17-A.

Mol	Chain	Residues	Atoms					ZeroOcc	AltConf	Trace
19	C7	120	Total	C	N	O	S	0	0	0
			926	577	177	170	2			
19	c7	117	Total	C	N	O	S	0	0	0
			906	563	174	167	2			

- Molecule 20 is a protein called 40S ribosomal protein S18-A.

Mol	Chain	Residues	Atoms					ZeroOcc	AltConf	Trace
20	C8	145	Total	C	N	O	S	0	0	0
			1192	743	237	210	2			
20	c8	145	Total	C	N	O	S	0	0	0
			1192	743	237	210	2			

- Molecule 21 is a protein called 40S ribosomal protein S19-A.

Mol	Chain	Residues	Atoms					ZeroOcc	AltConf	Trace
21	C9	143	Total	C	N	O	S	0	0	0
			1112	694	208	208	2			
21	c9	143	Total	C	N	O	S	0	0	0
			1112	694	208	208	2			

- Molecule 22 is a protein called 40S ribosomal protein S20.

Mol	Chain	Residues	Atoms					ZeroOcc	AltConf	Trace
22	D0	107	Total	C	N	O	S	0	0	0
			855	539	156	159	1			
22	d0	110	Total	C	N	O	S	0	0	0
			882	554	161	166	1			

- Molecule 23 is a protein called 40S ribosomal protein S21-A.

Mol	Chain	Residues	Atoms					ZeroOcc	AltConf	Trace
23	D1	87	Total	C	N	O	S	0	0	0
			684	420	125	137	2			
23	d1	87	Total	C	N	O	S	0	0	0
			684	420	125	137	2			

- Molecule 24 is a protein called 40S ribosomal protein S22-A.

Mol	Chain	Residues	Atoms					ZeroOcc	AltConf	Trace
24	D2	129	Total	C	N	O	S	0	0	0
			1021	650	188	180	3			
24	d2	129	Total	C	N	O	S	0	0	0
			1021	650	188	180	3			

- Molecule 25 is a protein called 40S ribosomal protein S23-A.

Mol	Chain	Residues	Atoms					ZeroOcc	AltConf	Trace
25	D3	144	Total	C	N	O	S	0	0	0
			1121	708	220	191	2			
25	d3	144	Total	C	N	O	S	0	0	0
			1121	708	220	191	2			

- Molecule 26 is a protein called 40S ribosomal protein S24-A.

Mol	Chain	Residues	Atoms				ZeroOcc	AltConf	Trace
26	D4	134	Total	C	N	O	0	0	0
			1073	676	208	189			
26	d4	134	Total	C	N	O	0	0	0
			1073	676	208	189			

- Molecule 27 is a protein called 40S ribosomal protein S25-A.

Mol	Chain	Residues	Atoms				ZeroOcc	AltConf	Trace
27	D5	70	Total	C	N	O	0	0	0
			563	360	104	99			
27	d5	69	Total	C	N	O	0	0	0
			558	357	103	98			

- Molecule 28 is a protein called 40S ribosomal protein S26-B.

Mol	Chain	Residues	Atoms					ZeroOcc	AltConf	Trace
28	D6	97	Total	C	N	O	S	0	0	0
			769	475	160	129	5			
28	d6	97	Total	C	N	O	S	0	0	0
			769	475	160	129	5			

- Molecule 29 is a protein called 40S ribosomal protein S27-A.

Mol	Chain	Residues	Atoms					ZeroOcc	AltConf	Trace
29	D7	81	Total	C	N	O	S	0	0	0
			610	382	110	113	5			
29	d7	81	Total	C	N	O	S	0	0	0
			610	382	110	113	5			

- Molecule 30 is a protein called 40S ribosomal protein S28-A.

Mol	Chain	Residues	Atoms					ZeroOcc	AltConf	Trace
30	D8	63	Total	C	N	O	S	0	0	0
			497	306	99	91	1			
30	d8	63	Total	C	N	O	S	0	0	0
			497	306	99	91	1			

- Molecule 31 is a protein called 40S ribosomal protein S29-A.

Mol	Chain	Residues	Atoms					ZeroOcc	AltConf	Trace
31	D9	53	Total	C	N	O	S	0	0	0
			442	274	92	72	4			
31	d9	53	Total	C	N	O	S	0	0	0
			442	274	92	72	4			

- Molecule 32 is a protein called 40S ribosomal protein S30-A.

Mol	Chain	Residues	Atoms					ZeroOcc	AltConf	Trace
32	E0	60	Total	C	N	O	S	0	0	0
			475	299	98	77	1			

- Molecule 33 is a protein called Ubiquitin-40S ribosomal protein S31.

Mol	Chain	Residues	Atoms					ZeroOcc	AltConf	Trace
33	E1	71	Total	C	N	O	S	0	0	0
			566	362	106	94	4			
33	e1	76	Total	C	N	O	S	0	0	0
			608	388	117	99	4			

- Molecule 34 is a protein called Guanine nucleotide-binding protein subunit beta-like protein.

Mol	Chain	Residues	Atoms					ZeroOcc	AltConf	Trace
34	SR	318	Total	C	N	O	S	0	0	0
			2441	1544	419	470	8			
34	sR	318	Total	C	N	O	S	0	0	0
			2442	1544	418	472	8			

- Molecule 35 is a protein called Suppressor protein STM1.

Mol	Chain	Residues	Atoms				ZeroOcc	AltConf	Trace
35	SM	159	Total	C	N	O	0	0	0
			1104	652	221	231			

- Molecule 36 is a RNA chain called 25S ribosomal RNA.

Mol	Chain	Residues	Atoms					ZeroOcc	AltConf	Trace
36	1	3149	Total	C	N	O	P	0	0	0
			67355	30086	12142	21978	3149			
36	5	3150	Total	C	N	O	P	0	0	0
			67376	30095	12145	21987	3149			

- Molecule 37 is a RNA chain called 5S ribosomal RNA.

Mol	Chain	Residues	Atoms					ZeroOcc	AltConf	Trace
37	3	121	Total	C	N	O	P	0	0	0
			2579	1152	461	845	121			
37	7	121	Total	C	N	O	P	0	0	0
			2579	1152	461	845	121			

- Molecule 38 is a RNA chain called 5.8S ribosomal RNA.

Mol	Chain	Residues	Atoms					ZeroOcc	AltConf	Trace
38	4	158	Total	C	N	O	P	0	0	0
			3353	1500	586	1109	158			
38	8	158	Total	C	N	O	P	0	0	0
			3353	1500	586	1109	158			

- Molecule 39 is a protein called 60S ribosomal protein L2-A.

Mol	Chain	Residues	Atoms					ZeroOcc	AltConf	Trace
39	L2	252	Total	C	N	O	S	0	0	0
			1914	1191	388	334	1			
39	12	252	Total	C	N	O	S	0	0	0
			1912	1190	388	333	1			

- Molecule 40 is a protein called 60S ribosomal protein L3.

Mol	Chain	Residues	Atoms					ZeroOcc	AltConf	Trace
40	L3	386	Total	C	N	O	S	0	0	0
			3075	1950	584	533	8			

Continued on next page...

Continued from previous page...

Mol	Chain	Residues	Atoms					ZeroOcc	AltConf	Trace
40	l3	386	Total	C	N	O	S	0	0	0
			3075	1950	584	533	8			

- Molecule 41 is a protein called 60S ribosomal protein L4-A.

Mol	Chain	Residues	Atoms					ZeroOcc	AltConf	Trace
41	L4	361	Total	C	N	O	S	0	0	0
			2748	1729	522	494	3			
41	l4	361	Total	C	N	O	S	0	0	0
			2748	1729	522	494	3			

- Molecule 42 is a protein called 60S ribosomal protein L5.

Mol	Chain	Residues	Atoms					ZeroOcc	AltConf	Trace
42	L5	296	Total	C	N	O	S	0	0	0
			2375	1501	414	458	2			
42	l5	294	Total	C	N	O	S	0	0	0
			2359	1489	412	456	2			

- Molecule 43 is a protein called 60S ribosomal protein L6-A.

Mol	Chain	Residues	Atoms					ZeroOcc	AltConf	Trace
43	L6	156	Total	C	N	O	S	0	0	0
			1239	800	222	216	1			
43	l6	157	Total	C	N	O	S	0	0	0
			1248	806	224	217	1			

- Molecule 44 is a protein called 60S ribosomal protein L7-A.

Mol	Chain	Residues	Atoms					ZeroOcc	AltConf	Trace
44	L7	222	Total	C	N	O	S	0	0	0
			1784	1151	324	308	1			
44	l7	223	Total	C	N	O	S	0	0	0
			1791	1155	325	310	1			

- Molecule 45 is a protein called 60S ribosomal protein L8-A.

Mol	Chain	Residues	Atoms					ZeroOcc	AltConf	Trace
45	L8	233	Total	C	N	O	S	0	0	0
			1804	1151	323	327	3			
45	l8	231	Total	C	N	O	S	0	0	0
			1763	1130	316	314	3			

- Molecule 46 is a protein called 60S ribosomal protein L9-A.

Mol	Chain	Residues	Atoms					ZeroOcc	AltConf	Trace
46	L9	191	Total	C	N	O	S	0	0	0
			1518	963	274	277	4			
46	l9	191	Total	C	N	O	S	0	0	0
			1518	963	274	277	4			

- Molecule 47 is a protein called 60S ribosomal protein L10.

Mol	Chain	Residues	Atoms					ZeroOcc	AltConf	Trace
47	M0	211	Total	C	N	O	S	0	0	0
			1705	1083	322	294	6			
47	m0	213	Total	C	N	O	S	0	0	0
			1722	1094	325	297	6			

- Molecule 48 is a protein called 60S ribosomal protein L11-B.

Mol	Chain	Residues	Atoms					ZeroOcc	AltConf	Trace
48	M1	169	Total	C	N	O	S	0	0	0
			1353	847	253	249	4			
48	m1	169	Total	C	N	O	S	0	0	0
			1353	847	253	249	4			

- Molecule 49 is a protein called 60S ribosomal protein L13-A.

Mol	Chain	Residues	Atoms				ZeroOcc	AltConf	Trace
49	M3	193	Total	C	N	O	0	0	0
			1543	962	315	266			
49	m3	194	Total	C	N	O	0	0	0
			1548	965	316	267			

- Molecule 50 is a protein called 60S ribosomal protein L14-A.

Mol	Chain	Residues	Atoms					ZeroOcc	AltConf	Trace
50	M4	136	Total	C	N	O	S	0	0	0
			1053	675	199	177	2			
50	m4	137	Total	C	N	O	S	0	0	0
			1059	678	200	179	2			

- Molecule 51 is a protein called 60S ribosomal protein L15-A.

Mol	Chain	Residues	Atoms					ZeroOcc	AltConf	Trace
51	M5	203	Total	C	N	O	S	0	0	0
			1720	1077	361	281	1			
51	m5	203	Total	C	N	O	S	0	0	0
			1720	1077	361	281	1			

- Molecule 52 is a protein called 60S ribosomal protein L16-A.

Mol	Chain	Residues	Atoms					ZeroOcc	AltConf	Trace
52	M6	197	Total	C	N	O	S	0	0	0
			1555	1003	289	262	1			
52	m6	197	Total	C	N	O	S	0	0	0
			1555	1003	289	262	1			

- Molecule 53 is a protein called 60S ribosomal protein L17-A.

Mol	Chain	Residues	Atoms					ZeroOcc	AltConf	Trace
53	M7	183	Total	C	N	O		0	0	0
			1420	882	281	257				
53	m7	155	Total	C	N	O		0	0	0
			1227	764	238	225				

- Molecule 54 is a protein called 60S ribosomal protein L18-A.

Mol	Chain	Residues	Atoms					ZeroOcc	AltConf	Trace
54	M8	185	Total	C	N	O	S	0	0	0
			1441	908	290	241	2			
54	m8	185	Total	C	N	O	S	0	0	0
			1441	908	290	241	2			

- Molecule 55 is a protein called 60S ribosomal protein L19-A.

Mol	Chain	Residues	Atoms					ZeroOcc	AltConf	Trace
55	M9	188	Total	C	N	O		0	0	0
			1521	935	326	260				
55	m9	188	Total	C	N	O		0	0	0
			1521	935	326	260				

- Molecule 56 is a protein called 60S ribosomal protein L20-A.

Mol	Chain	Residues	Atoms					ZeroOcc	AltConf	Trace
56	N0	172	Total	C	N	O	S	0	0	0
			1445	930	267	244	4			

Continued on next page...

Continued from previous page...

Mol	Chain	Residues	Atoms					ZeroOcc	AltConf	Trace
56	n0	172	Total	C	N	O	S	0	0	0
			1445	930	267	244	4			

- Molecule 57 is a protein called 60S ribosomal protein L21-A.

Mol	Chain	Residues	Atoms					ZeroOcc	AltConf	Trace
57	N1	159	Total	C	N	O	S	0	0	0
			1276	805	246	221	4			
57	n1	159	Total	C	N	O	S	0	0	0
			1276	805	246	221	4			

- Molecule 58 is a protein called 60S ribosomal protein L22-A.

Mol	Chain	Residues	Atoms					ZeroOcc	AltConf	Trace
58	N2	100	Total	C	N	O	S	0	0	0
			796	516	131	149				
58	n2	98	Total	C	N	O	S	0	0	0
			778	505	127	146				

- Molecule 59 is a protein called 60S ribosomal protein L23-A.

Mol	Chain	Residues	Atoms					ZeroOcc	AltConf	Trace
59	N3	136	Total	C	N	O	S	0	0	0
			1003	628	189	179	7			
59	n3	136	Total	C	N	O	S	0	0	0
			1003	628	189	179	7			

- Molecule 60 is a protein called 60S ribosomal protein L24-A.

Mol	Chain	Residues	Atoms					ZeroOcc	AltConf	Trace
60	N4	98	Total	C	N	O	S	0	0	0
			699	443	137	118	1			
60	n4	135	Total	C	N	O	S	0	0	0
			1038	651	206	180	1			

- Molecule 61 is a protein called 60S ribosomal protein L25.

Mol	Chain	Residues	Atoms					ZeroOcc	AltConf	Trace
61	N5	121	Total	C	N	O	S	0	0	0
			964	620	169	173	2			
61	n5	120	Total	C	N	O	S	0	0	0
			959	617	168	172	2			

- Molecule 62 is a protein called 60S ribosomal protein L26-A.

Mol	Chain	Residues	Atoms				ZeroOcc	AltConf	Trace
62	N6	126	Total	C	N	O	0	0	0
			993	625	192	176			
62	n6	126	Total	C	N	O	0	0	0
			993	625	192	176			

- Molecule 63 is a protein called 60S ribosomal protein L27-A.

Mol	Chain	Residues	Atoms				ZeroOcc	AltConf	Trace
63	N7	135	Total	C	N	O	0	0	0
			1092	710	202	180			
63	n7	135	Total	C	N	O	0	0	0
			1092	710	202	180			

- Molecule 64 is a protein called 60S ribosomal protein L28.

Mol	Chain	Residues	Atoms					ZeroOcc	AltConf	Trace
64	N8	148	Total	C	N	O	S	0	0	0
			1173	749	231	190	3			
64	n8	148	Total	C	N	O	S	0	0	0
			1173	749	231	190	3			

- Molecule 65 is a protein called 60S ribosomal protein L29.

Mol	Chain	Residues	Atoms				ZeroOcc	AltConf	Trace
65	N9	58	Total	C	N	O	0	0	0
			462	289	100	73			
65	n9	58	Total	C	N	O	0	0	0
			462	289	100	73			

- Molecule 66 is a protein called 60S ribosomal protein L30.

Mol	Chain	Residues	Atoms					ZeroOcc	AltConf	Trace
66	O0	97	Total	C	N	O	S	0	0	0
			743	479	124	139	1			
66	o0	100	Total	C	N	O	S	0	0	0
			767	492	128	146	1			

- Molecule 67 is a protein called 60S ribosomal protein L31-A.

Mol	Chain	Residues	Atoms					ZeroOcc	AltConf	Trace
67	O1	109	Total	C	N	O	S	0	0	0
			876	556	167	152	1			
67	o1	109	Total	C	N	O	S	0	0	0
			883	559	167	156	1			

- Molecule 68 is a protein called 60S ribosomal protein L32.

Mol	Chain	Residues	Atoms					ZeroOcc	AltConf	Trace
68	O2	127	Total	C	N	O	S	0	0	0
			1020	647	205	167	1			
68	o2	127	Total	C	N	O	S	0	0	0
			1020	647	205	167	1			

- Molecule 69 is a protein called 60S ribosomal protein L33-A.

Mol	Chain	Residues	Atoms					ZeroOcc	AltConf	Trace
69	O3	106	Total	C	N	O	S	0	0	0
			850	540	165	144	1			
69	o3	106	Total	C	N	O	S	0	0	0
			850	540	165	144	1			

- Molecule 70 is a protein called 60S ribosomal protein L34-A.

Mol	Chain	Residues	Atoms					ZeroOcc	AltConf	Trace
70	O4	112	Total	C	N	O	S	0	0	0
			880	545	179	152	4			
70	o4	112	Total	C	N	O	S	0	0	0
			880	545	179	152	4			

- Molecule 71 is a protein called 60S ribosomal protein L35-A.

Mol	Chain	Residues	Atoms					ZeroOcc	AltConf	Trace
71	O5	119	Total	C	N	O	S	0	0	0
			969	615	186	167	1			
71	o5	119	Total	C	N	O	S	0	0	0
			965	612	185	167	1			

- Molecule 72 is a protein called 60S ribosomal protein L36-A.

Mol	Chain	Residues	Atoms					ZeroOcc	AltConf	Trace
72	O6	99	Total	C	N	O	S	0	0	0
			771	481	156	132	2			

Continued on next page...

Continued from previous page...

Mol	Chain	Residues	Atoms					ZeroOcc	AltConf	Trace
72	o6	99	Total	C	N	O	S	0	0	0
			770	481	156	131	2			

- Molecule 73 is a protein called 60S ribosomal protein L37-A.

Mol	Chain	Residues	Atoms					ZeroOcc	AltConf	Trace
73	O7	87	Total	C	N	O	S	0	0	0
			681	414	148	114	5			
73	o7	87	Total	C	N	O	S	0	0	0
			681	414	148	114	5			

- Molecule 74 is a protein called 60S ribosomal protein L38.

Mol	Chain	Residues	Atoms					ZeroOcc	AltConf	Trace
74	O8	77	Total	C	N	O	S	0	0	0
			612	391	115	106				
74	o8	77	Total	C	N	O	S	0	0	0
			608	388	114	106				

- Molecule 75 is a protein called 60S ribosomal protein L39.

Mol	Chain	Residues	Atoms					ZeroOcc	AltConf	Trace
75	O9	50	Total	C	N	O	S	0	0	0
			436	272	97	65	2			
75	o9	50	Total	C	N	O	S	0	0	0
			436	272	97	65	2			

- Molecule 76 is a protein called Ubiquitin-60S ribosomal protein L40.

Mol	Chain	Residues	Atoms					ZeroOcc	AltConf	Trace
76	Q0	52	Total	C	N	O	S	0	0	0
			417	259	86	67	5			
76	q0	52	Total	C	N	O	S	0	0	0
			417	259	86	67	5			

- Molecule 77 is a protein called 60S ribosomal protein L41-A.

Mol	Chain	Residues	Atoms					ZeroOcc	AltConf	Trace
77	Q1	25	Total	C	N	O	S	0	0	0
			233	142	63	27	1			
77	q1	25	Total	C	N	O	S	0	0	0
			233	142	63	27	1			

- Molecule 78 is a protein called 60S ribosomal protein L42-A.

Mol	Chain	Residues	Atoms					ZeroOcc	AltConf	Trace
78	Q2	105	Total	C	N	O	S	0	0	0
			847	534	170	138	5			
78	q2	105	Total	C	N	O	S	0	0	0
			847	534	170	138	5			

- Molecule 79 is a protein called 60S ribosomal protein L43-A.

Mol	Chain	Residues	Atoms					ZeroOcc	AltConf	Trace
79	Q3	91	Total	C	N	O	S	0	0	0
			694	429	138	121	6			
79	q3	91	Total	C	N	O	S	0	0	0
			694	429	138	121	6			

- Molecule 80 is a protein called 40S ribosomal protein S30-A.

Mol	Chain	Residues	Atoms					ZeroOcc	AltConf	Trace
80	e0	62	Total	C	N	O	S	0	0	0
			491	309	101	80	1			

- Molecule 81 is a protein called Suppressor protein STM1.

Mol	Chain	Residues	Atoms				ZeroOcc	AltConf	Trace
81	sM	104	Total	C	N	O	0	0	0
			681	404	140	137			

- Molecule 82 is a protein called unknown protein chain m2.

Mol	Chain	Residues	Atoms				ZeroOcc	AltConf	Trace
82	m2	150	Total	C	N	O	0	0	0
			750	450	150	150			

- Molecule 83 is a protein called 60S acidic ribosomal protein P0.

Mol	Chain	Residues	Atoms					ZeroOcc	AltConf	Trace
83	p0	143	Total	C	N	O	S	0	0	0
			1077	687	192	195	3			

- Molecule 84 is a protein called unknown protein chain p1.

Mol	Chain	Residues	Atoms				ZeroOcc	AltConf	Trace
84	p1	47	Total	C	N	O	0	0	0
			235	141	47	47			

- Molecule 85 is a protein called unknown protein chain p2.

Mol	Chain	Residues	Atoms				ZeroOcc	AltConf	Trace
85	p2	46	Total	C	N	O	0	0	0
			230	138	46	46			

- Molecule 86 is MAGNESIUM ION (three-letter code: MG) (formula: Mg).

Mol	Chain	Residues	Atoms		ZeroOcc	AltConf
86	L7	2	Total	Mg	0	0
			2	2		
86	m6	1	Total	Mg	0	0
			1	1		
86	n8	5	Total	Mg	0	0
			5	5		
86	o1	2	Total	Mg	0	0
			2	2		
86	N5	1	Total	Mg	0	0
			1	1		
86	6	149	Total	Mg	0	0
			149	149		
86	sM	2	Total	Mg	0	0
			2	2		
86	O4	1	Total	Mg	0	0
			1	1		
86	m5	3	Total	Mg	0	0
			3	3		
86	l3	2	Total	Mg	0	0
			2	2		
86	M1	1	Total	Mg	0	0
			1	1		
86	l4	1	Total	Mg	0	0
			1	1		
86	2	123	Total	Mg	0	0
			123	123		
86	n0	1	Total	Mg	0	0
			1	1		
86	L4	2	Total	Mg	0	0
			2	2		
86	l7	2	Total	Mg	0	0
			2	2		

Continued on next page...

Continued from previous page...

Mol	Chain	Residues	Atoms		ZeroOcc	AltConf
86	M5	1	Total 1	Mg 1	0	0
86	S2	1	Total 1	Mg 1	0	0
86	L8	1	Total 1	Mg 1	0	0
86	D3	1	Total 1	Mg 1	0	0
86	M9	1	Total 1	Mg 1	0	0
86	q0	1	Total 1	Mg 1	0	0
86	SM	1	Total 1	Mg 1	0	0
86	o4	1	Total 1	Mg 1	0	0
86	M0	2	Total 2	Mg 2	0	0
86	c1	1	Total 1	Mg 1	0	0
86	n6	1	Total 1	Mg 1	0	0
86	5	506	Total 506	Mg 506	0	0
86	L5	2	Total 2	Mg 2	0	0
86	O7	1	Total 1	Mg 1	0	0
86	Q2	1	Total 1	Mg 1	0	0
86	1	477	Total 477	Mg 477	0	0
86	D0	1	Total 1	Mg 1	0	0
86	S8	1	Total 1	Mg 1	0	0
86	m1	1	Total 1	Mg 1	0	0
86	M8	1	Total 1	Mg 1	0	0
86	q3	1	Total 1	Mg 1	0	0

Continued on next page...

Continued from previous page...

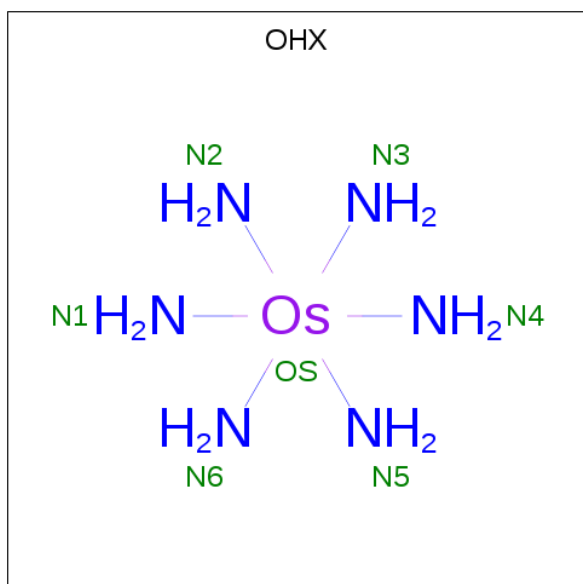
Mol	Chain	Residues	Atoms		ZeroOcc	AltConf
86	o3	2	Total 2	Mg 2	0	0
86	d3	2	Total 2	Mg 2	0	0
86	M3	3	Total 3	Mg 3	0	0
86	N3	3	Total 3	Mg 3	0	0
86	4	21	Total 21	Mg 21	0	0
86	D4	1	Total 1	Mg 1	0	0
86	L2	1	Total 1	Mg 1	0	0
86	l5	2	Total 2	Mg 2	0	0
86	m7	5	Total 5	Mg 5	0	0
86	M7	6	Total 6	Mg 6	0	0
86	N8	3	Total 3	Mg 3	0	0
86	s1	1	Total 1	Mg 1	0	0
86	l9	1	Total 1	Mg 1	0	0
86	s8	2	Total 2	Mg 2	0	0
86	O8	1	Total 1	Mg 1	0	0
86	c7	1	Total 1	Mg 1	0	0
86	7	16	Total 16	Mg 16	0	0
86	n3	2	Total 2	Mg 2	0	0
86	q1	1	Total 1	Mg 1	0	0
86	L3	2	Total 2	Mg 2	0	0
86	d4	1	Total 1	Mg 1	0	0

Continued on next page...

Continued from previous page...

Mol	Chain	Residues	Atoms		ZeroOcc	AltConf
86	s4	1	Total 1	Mg 1	0	0
86	l2	2	Total 2	Mg 2	0	0
86	8	14	Total 14	Mg 14	0	0
86	M6	1	Total 1	Mg 1	0	0
86	N0	1	Total 1	Mg 1	0	0
86	3	14	Total 14	Mg 14	0	0

- Molecule 87 is osmium (III) hexammine (three-letter code: OHX) (formula: $\text{H}_{12}\text{N}_6\text{Os}$).



Mol	Chain	Residues	Atoms			ZeroOcc	AltConf
87	2	1	Total 7	N 6	Os 1	0	0
87	2	1	Total 7	N 6	Os 1	0	0
87	2	1	Total 7	N 6	Os 1	0	0
87	2	1	Total 7	N 6	Os 1	0	0
87	2	1	Total 7	N 6	Os 1	0	0

Continued on next page...

Continued from previous page...

Mol	Chain	Residues	Atoms			ZeroOcc	AltConf
87	2	1	Total	N	Os	0	0
			7	6	1		
87	2	1	Total	N	Os	0	0
			7	6	1		
87	2	1	Total	N	Os	0	0
			7	6	1		
87	2	1	Total	N	Os	0	0
			7	6	1		
87	2	1	Total	N	Os	0	0
			7	6	1		
87	2	1	Total	N	Os	0	0
			7	6	1		
87	2	1	Total	N	Os	0	0
			7	6	1		
87	2	1	Total	N	Os	0	0
			7	6	1		
87	2	1	Total	N	Os	0	0
			7	6	1		
87	2	1	Total	N	Os	0	0
			7	6	1		
87	2	1	Total	N	Os	0	0
			7	6	1		
87	2	1	Total	N	Os	0	0
			7	6	1		
87	2	1	Total	N	Os	0	0
			7	6	1		
87	2	1	Total	N	Os	0	0
			7	6	1		
87	2	1	Total	N	Os	0	0
			7	6	1		
87	2	1	Total	N	Os	0	0
			7	6	1		
87	2	1	Total	N	Os	0	0
			7	6	1		
87	2	1	Total	N	Os	0	0
			7	6	1		

Continued on next page...

Continued from previous page...

Mol	Chain	Residues	Atoms			ZeroOcc	AltConf
87	2	1	Total	N	Os	0	0
			7	6	1		
87	2	1	Total	N	Os	0	0
			7	6	1		
87	2	1	Total	N	Os	0	0
			7	6	1		
87	2	1	Total	N	Os	0	0
			7	6	1		
87	2	1	Total	N	Os	0	0
			7	6	1		
87	2	1	Total	N	Os	0	0
			7	6	1		
87	2	1	Total	N	Os	0	0
			7	6	1		
87	2	1	Total	N	Os	0	0
			7	6	1		
87	2	1	Total	N	Os	0	0
			7	6	1		
87	2	1	Total	N	Os	0	0
			7	6	1		
87	2	1	Total	N	Os	0	0
			7	6	1		
87	2	1	Total	N	Os	0	0
			7	6	1		
87	2	1	Total	N	Os	0	0
			7	6	1		
87	2	1	Total	N	Os	0	0
			7	6	1		
87	2	1	Total	N	Os	0	0
			7	6	1		
87	2	1	Total	N	Os	0	0
			7	6	1		
87	2	1	Total	N	Os	0	0
			7	6	1		

Continued on next page...

Continued from previous page...

Mol	Chain	Residues	Atoms			ZeroOcc	AltConf
87	2	1	Total	N	Os	0	0
			7	6	1		
87	2	1	Total	N	Os	0	0
			7	6	1		
87	2	1	Total	N	Os	0	0
			7	6	1		
87	2	1	Total	N	Os	0	0
			7	6	1		
87	2	1	Total	N	Os	0	0
			7	6	1		
87	2	1	Total	N	Os	0	0
			7	6	1		
87	2	1	Total	N	Os	0	0
			7	6	1		
87	2	1	Total	N	Os	0	0
			7	6	1		
87	2	1	Total	N	Os	0	0
			7	6	1		
87	2	1	Total	N	Os	0	0
			7	6	1		
87	2	1	Total	N	Os	0	0
			7	6	1		
87	2	1	Total	N	Os	0	0
			7	6	1		
87	2	1	Total	N	Os	0	0
			7	6	1		
87	2	1	Total	N	Os	0	0
			7	6	1		
87	2	1	Total	N	Os	0	0
			7	6	1		
87	2	1	Total	N	Os	0	0
			7	6	1		
87	2	1	Total	N	Os	0	0
			7	6	1		
87	2	1	Total	N	Os	0	0
			7	6	1		

Continued on next page...

Continued from previous page...

Mol	Chain	Residues	Atoms			ZeroOcc	AltConf
87	2	1	Total	N	Os	0	0
			7	6	1		
87	2	1	Total	N	Os	0	0
			7	6	1		
87	2	1	Total	N	Os	0	0
			7	6	1		
87	2	1	Total	N	Os	0	0
			7	6	1		
87	2	1	Total	N	Os	0	0
			7	6	1		
87	2	1	Total	N	Os	0	0
			7	6	1		
87	2	1	Total	N	Os	0	0
			7	6	1		
87	2	1	Total	N	Os	0	0
			7	6	1		
87	2	1	Total	N	Os	0	0
			7	6	1		
87	2	1	Total	N	Os	0	0
			7	6	1		
87	2	1	Total	N	Os	0	0
			7	6	1		
87	2	1	Total	N	Os	0	0
			7	6	1		
87	2	1	Total	N	Os	0	0
			7	6	1		
87	2	1	Total	N	Os	0	0
			7	6	1		
87	2	1	Total	N	Os	0	0
			7	6	1		
87	2	1	Total	N	Os	0	0
			7	6	1		
87	2	1	Total	N	Os	0	0
			7	6	1		
87	2	1	Total	N	Os	0	0
			7	6	1		

Continued on next page...

Continued from previous page...

Mol	Chain	Residues	Atoms			ZeroOcc	AltConf
87	2	1	Total	N	Os	0	0
			7	6	1		
87	2	1	Total	N	Os	0	0
			7	6	1		
87	2	1	Total	N	Os	0	0
			7	6	1		
87	2	1	Total	N	Os	0	0
			7	6	1		
87	2	1	Total	N	Os	0	0
			7	6	1		
87	2	1	Total	N	Os	0	0
			7	6	1		
87	2	1	Total	N	Os	0	0
			7	6	1		
87	2	1	Total	N	Os	0	0
			7	6	1		
87	2	1	Total	N	Os	0	0
			7	6	1		
87	2	1	Total	N	Os	0	0
			7	6	1		
87	2	1	Total	N	Os	0	0
			7	6	1		
87	2	1	Total	N	Os	0	0
			7	6	1		
87	2	1	Total	N	Os	0	0
			7	6	1		
87	2	1	Total	N	Os	0	0
			7	6	1		
87	2	1	Total	N	Os	0	0
			7	6	1		
87	2	1	Total	N	Os	0	0
			7	6	1		
87	2	1	Total	N	Os	0	0
			7	6	1		

Continued on next page...

Continued from previous page...

Mol	Chain	Residues	Atoms			ZeroOcc	AltConf
87	2	1	Total	N	Os	0	0
			7	6	1		
87	2	1	Total	N	Os	0	0
			7	6	1		
87	2	1	Total	N	Os	0	0
			7	6	1		
87	2	1	Total	N	Os	0	0
			7	6	1		
87	2	1	Total	N	Os	0	0
			7	6	1		
87	2	1	Total	N	Os	0	0
			7	6	1		
87	2	1	Total	N	Os	0	0
			7	6	1		
87	2	1	Total	N	Os	0	0
			7	6	1		
87	2	1	Total	N	Os	0	0
			7	6	1		
87	2	1	Total	N	Os	0	0
			7	6	1		
87	2	1	Total	N	Os	0	0
			7	6	1		
87	2	1	Total	N	Os	0	0
			7	6	1		
87	2	1	Total	N	Os	0	0
			7	6	1		
87	2	1	Total	N	Os	0	0
			7	6	1		
87	2	1	Total	N	Os	0	0
			7	6	1		
87	2	1	Total	N	Os	0	0
			7	6	1		
87	2	1	Total	N	Os	0	0
			7	6	1		
87	2	1	Total	N	Os	0	0
			7	6	1		

Continued on next page...

Continued from previous page...

Mol	Chain	Residues	Atoms			ZeroOcc	AltConf
87	2	1	Total	N	Os	0	0
			7	6	1		
87	2	1	Total	N	Os	0	0
			7	6	1		
87	2	1	Total	N	Os	0	0
			7	6	1		
87	2	1	Total	N	Os	0	0
			7	6	1		
87	2	1	Total	N	Os	0	0
			7	6	1		
87	2	1	Total	N	Os	0	0
			7	6	1		
87	2	1	Total	N	Os	0	0
			7	6	1		
87	2	1	Total	N	Os	0	0
			7	6	1		
87	2	1	Total	N	Os	0	0
			7	6	1		
87	2	1	Total	N	Os	0	0
			7	6	1		
87	2	1	Total	N	Os	0	0
			7	6	1		
87	2	1	Total	N	Os	0	0
			7	6	1		
87	2	1	Total	N	Os	0	0
			7	6	1		
87	2	1	Total	N	Os	0	0
			7	6	1		
87	2	1	Total	N	Os	0	0
			7	6	1		
87	2	1	Total	N	Os	0	0
			7	6	1		
87	2	1	Total	N	Os	0	0
			7	6	1		
87	2	1	Total	N	Os	0	0
			7	6	1		
87	2	1	Total	N	Os	0	0
			7	6	1		
87	2	1	Total	N	Os	0	0
			7	6	1		

Continued on next page...

Continued from previous page...

Mol	Chain	Residues	Atoms			ZeroOcc	AltConf
87	2	1	Total	N	Os	0	0
			7	6	1		
87	2	1	Total	N	Os	0	0
			7	6	1		
87	2	1	Total	N	Os	0	0
			7	6	1		
87	2	1	Total	N	Os	0	0
			7	6	1		
87	2	1	Total	N	Os	0	0
			7	6	1		
87	S8	1	Total	N	Os	0	0
			7	6	1		
87	C3	1	Total	N	Os	0	0
			7	6	1		
87	C5	1	Total	N	Os	0	0
			7	6	1		
87	C8	1	Total	N	Os	0	0
			7	6	1		
87	D3	1	Total	N	Os	0	0
			7	6	1		
87	D9	1	Total	N	Os	0	0
			7	6	1		
87	SR	1	Total	N	Os	0	0
			7	6	1		
87	1	1	Total	N	Os	0	0
			7	6	1		
87	1	1	Total	N	Os	0	0
			7	6	1		
87	1	1	Total	N	Os	0	0
			7	6	1		
87	1	1	Total	N	Os	0	0
			7	6	1		
87	1	1	Total	N	Os	0	0
			7	6	1		
87	1	1	Total	N	Os	0	0
			7	6	1		
87	1	1	Total	N	Os	0	0
			7	6	1		

Continued on next page...

Continued from previous page...

Mol	Chain	Residues	Atoms			ZeroOcc	AltConf
87	1	1	Total	N	Os	0	0
			7	6	1		
87	1	1	Total	N	Os	0	0
			7	6	1		
87	1	1	Total	N	Os	0	0
			7	6	1		
87	1	1	Total	N	Os	0	0
			7	6	1		
87	1	1	Total	N	Os	0	0
			7	6	1		
87	1	1	Total	N	Os	0	0
			7	6	1		
87	1	1	Total	N	Os	0	0
			7	6	1		
87	1	1	Total	N	Os	0	0
			7	6	1		
87	1	1	Total	N	Os	0	0
			7	6	1		
87	1	1	Total	N	Os	0	0
			7	6	1		
87	1	1	Total	N	Os	0	0
			7	6	1		
87	1	1	Total	N	Os	0	0
			7	6	1		
87	1	1	Total	N	Os	0	0
			7	6	1		
87	1	1	Total	N	Os	0	0
			7	6	1		
87	1	1	Total	N	Os	0	0
			7	6	1		
87	1	1	Total	N	Os	0	0
			7	6	1		
87	1	1	Total	N	Os	0	0
			7	6	1		
87	1	1	Total	N	Os	0	0
			7	6	1		

Continued on next page...

Continued from previous page...

Mol	Chain	Residues	Atoms			ZeroOcc	AltConf
87	1	1	Total	N	Os	0	0
			7	6	1		
87	1	1	Total	N	Os	0	0
			7	6	1		
87	1	1	Total	N	Os	0	0
			7	6	1		
87	1	1	Total	N	Os	0	0
			7	6	1		
87	1	1	Total	N	Os	0	0
			7	6	1		
87	1	1	Total	N	Os	0	0
			7	6	1		
87	1	1	Total	N	Os	0	0
			7	6	1		
87	1	1	Total	N	Os	0	0
			7	6	1		
87	1	1	Total	N	Os	0	0
			7	6	1		
87	1	1	Total	N	Os	0	0
			7	6	1		
87	1	1	Total	N	Os	0	0
			7	6	1		
87	1	1	Total	N	Os	0	0
			7	6	1		
87	1	1	Total	N	Os	0	0
			7	6	1		
87	1	1	Total	N	Os	0	0
			7	6	1		
87	1	1	Total	N	Os	0	0
			7	6	1		
87	1	1	Total	N	Os	0	0
			7	6	1		
87	1	1	Total	N	Os	0	0
			7	6	1		

Continued on next page...

Continued from previous page...

Mol	Chain	Residues	Atoms			ZeroOcc	AltConf
87	1	1	Total	N	Os	0	0
			7	6	1		
87	1	1	Total	N	Os	0	0
			7	6	1		
87	1	1	Total	N	Os	0	0
			7	6	1		
87	1	1	Total	N	Os	0	0
			7	6	1		
87	1	1	Total	N	Os	0	0
			7	6	1		
87	1	1	Total	N	Os	0	0
			7	6	1		
87	1	1	Total	N	Os	0	0
			7	6	1		
87	1	1	Total	N	Os	0	0
			7	6	1		
87	1	1	Total	N	Os	0	0
			7	6	1		
87	1	1	Total	N	Os	0	0
			7	6	1		
87	1	1	Total	N	Os	0	0
			7	6	1		
87	1	1	Total	N	Os	0	0
			7	6	1		
87	1	1	Total	N	Os	0	0
			7	6	1		
87	1	1	Total	N	Os	0	0
			7	6	1		
87	1	1	Total	N	Os	0	0
			7	6	1		
87	1	1	Total	N	Os	0	0
			7	6	1		
87	1	1	Total	N	Os	0	0
			7	6	1		
87	1	1	Total	N	Os	0	0
			7	6	1		

Continued on next page...

Continued from previous page...

Mol	Chain	Residues	Atoms			ZeroOcc	AltConf
87	1	1	Total	N	Os	0	0
			7	6	1		
87	1	1	Total	N	Os	0	0
			7	6	1		
87	1	1	Total	N	Os	0	0
			7	6	1		
87	1	1	Total	N	Os	0	0
			7	6	1		
87	1	1	Total	N	Os	0	0
			7	6	1		
87	1	1	Total	N	Os	0	0
			7	6	1		
87	1	1	Total	N	Os	0	0
			7	6	1		
87	1	1	Total	N	Os	0	0
			7	6	1		
87	1	1	Total	N	Os	0	0
			7	6	1		
87	1	1	Total	N	Os	0	0
			7	6	1		
87	1	1	Total	N	Os	0	0
			7	6	1		
87	1	1	Total	N	Os	0	0
			7	6	1		
87	1	1	Total	N	Os	0	0
			7	6	1		
87	1	1	Total	N	Os	0	0
			7	6	1		
87	1	1	Total	N	Os	0	0
			7	6	1		
87	1	1	Total	N	Os	0	0
			7	6	1		
87	1	1	Total	N	Os	0	0
			7	6	1		

Continued on next page...

Continued from previous page...

Mol	Chain	Residues	Atoms			ZeroOcc	AltConf
87	1	1	Total	N	Os	0	0
			7	6	1		
87	1	1	Total	N	Os	0	0
			7	6	1		
87	1	1	Total	N	Os	0	0
			7	6	1		
87	1	1	Total	N	Os	0	0
			7	6	1		
87	1	1	Total	N	Os	0	0
			7	6	1		
87	1	1	Total	N	Os	0	0
			7	6	1		
87	1	1	Total	N	Os	0	0
			7	6	1		
87	1	1	Total	N	Os	0	0
			7	6	1		
87	1	1	Total	N	Os	0	0
			7	6	1		
87	1	1	Total	N	Os	0	0
			7	6	1		
87	1	1	Total	N	Os	0	0
			7	6	1		
87	1	1	Total	N	Os	0	0
			7	6	1		
87	1	1	Total	N	Os	0	0
			7	6	1		
87	1	1	Total	N	Os	0	0
			7	6	1		
87	1	1	Total	N	Os	0	0
			7	6	1		
87	1	1	Total	N	Os	0	0
			7	6	1		
87	1	1	Total	N	Os	0	0
			7	6	1		

Continued on next page...

Continued from previous page...

Mol	Chain	Residues	Atoms			ZeroOcc	AltConf
87	1	1	Total	N	Os	0	0
			7	6	1		
87	1	1	Total	N	Os	0	0
			7	6	1		
87	1	1	Total	N	Os	0	0
			7	6	1		
87	1	1	Total	N	Os	0	0
			7	6	1		
87	1	1	Total	N	Os	0	0
			7	6	1		
87	1	1	Total	N	Os	0	0
			7	6	1		
87	1	1	Total	N	Os	0	0
			7	6	1		
87	1	1	Total	N	Os	0	0
			7	6	1		
87	1	1	Total	N	Os	0	0
			7	6	1		
87	1	1	Total	N	Os	0	0
			7	6	1		
87	1	1	Total	N	Os	0	0
			7	6	1		
87	1	1	Total	N	Os	0	0
			7	6	1		
87	1	1	Total	N	Os	0	0
			7	6	1		
87	1	1	Total	N	Os	0	0
			7	6	1		
87	1	1	Total	N	Os	0	0
			7	6	1		
87	1	1	Total	N	Os	0	0
			7	6	1		
87	1	1	Total	N	Os	0	0
			7	6	1		

Continued on next page...

Continued from previous page...

Mol	Chain	Residues	Atoms			ZeroOcc	AltConf
87	1	1	Total	N	Os	0	0
			7	6	1		
87	1	1	Total	N	Os	0	0
			7	6	1		
87	1	1	Total	N	Os	0	0
			7	6	1		
87	1	1	Total	N	Os	0	0
			7	6	1		
87	1	1	Total	N	Os	0	0
			7	6	1		
87	1	1	Total	N	Os	0	0
			7	6	1		
87	1	1	Total	N	Os	0	0
			7	6	1		
87	1	1	Total	N	Os	0	0
			7	6	1		
87	1	1	Total	N	Os	0	0
			7	6	1		
87	1	1	Total	N	Os	0	0
			7	6	1		
87	1	1	Total	N	Os	0	0
			7	6	1		
87	1	1	Total	N	Os	0	0
			7	6	1		
87	1	1	Total	N	Os	0	0
			7	6	1		
87	1	1	Total	N	Os	0	0
			7	6	1		
87	1	1	Total	N	Os	0	0
			7	6	1		
87	1	1	Total	N	Os	0	0
			7	6	1		
87	1	1	Total	N	Os	0	0
			7	6	1		
87	1	1	Total	N	Os	0	0
			7	6	1		

Continued on next page...

Continued from previous page...

Mol	Chain	Residues	Atoms			ZeroOcc	AltConf
87	1	1	Total	N	Os	0	0
			7	6	1		
87	1	1	Total	N	Os	0	0
			7	6	1		
87	1	1	Total	N	Os	0	0
			7	6	1		
87	1	1	Total	N	Os	0	0
			7	6	1		
87	1	1	Total	N	Os	0	0
			7	6	1		
87	1	1	Total	N	Os	0	0
			7	6	1		
87	1	1	Total	N	Os	0	0
			7	6	1		
87	1	1	Total	N	Os	0	0
			7	6	1		
87	1	1	Total	N	Os	0	0
			7	6	1		
87	1	1	Total	N	Os	0	0
			7	6	1		
87	1	1	Total	N	Os	0	0
			7	6	1		
87	1	1	Total	N	Os	0	0
			7	6	1		
87	1	1	Total	N	Os	0	0
			7	6	1		
87	1	1	Total	N	Os	0	0
			7	6	1		
87	1	1	Total	N	Os	0	0
			7	6	1		
87	1	1	Total	N	Os	0	0
			7	6	1		
87	1	1	Total	N	Os	0	0
			7	6	1		
87	1	1	Total	N	Os	0	0
			7	6	1		

Continued on next page...

Continued from previous page...

Mol	Chain	Residues	Atoms			ZeroOcc	AltConf
87	1	1	Total	N	Os	0	0
			7	6	1		
87	1	1	Total	N	Os	0	0
			7	6	1		
87	1	1	Total	N	Os	0	0
			7	6	1		
87	1	1	Total	N	Os	0	0
			7	6	1		
87	1	1	Total	N	Os	0	0
			7	6	1		
87	1	1	Total	N	Os	0	0
			7	6	1		
87	1	1	Total	N	Os	0	0
			7	6	1		
87	1	1	Total	N	Os	0	0
			7	6	1		
87	1	1	Total	N	Os	0	0
			7	6	1		
87	1	1	Total	N	Os	0	0
			7	6	1		
87	1	1	Total	N	Os	0	0
			7	6	1		
87	1	1	Total	N	Os	0	0
			7	6	1		
87	1	1	Total	N	Os	0	0
			7	6	1		
87	1	1	Total	N	Os	0	0
			7	6	1		
87	1	1	Total	N	Os	0	0
			7	6	1		
87	1	1	Total	N	Os	0	0
			7	6	1		
87	1	1	Total	N	Os	0	0
			7	6	1		
87	1	1	Total	N	Os	0	0
			7	6	1		

Continued on next page...

Continued from previous page...

Mol	Chain	Residues	Atoms			ZeroOcc	AltConf
87	1	1	Total	N	Os	0	0
			7	6	1		
87	1	1	Total	N	Os	0	0
			7	6	1		
87	1	1	Total	N	Os	0	0
			7	6	1		
87	1	1	Total	N	Os	0	0
			7	6	1		
87	1	1	Total	N	Os	0	0
			7	6	1		
87	1	1	Total	N	Os	0	0
			7	6	1		
87	1	1	Total	N	Os	0	0
			7	6	1		
87	1	1	Total	N	Os	0	0
			7	6	1		
87	1	1	Total	N	Os	0	0
			7	6	1		
87	1	1	Total	N	Os	0	0
			7	6	1		
87	1	1	Total	N	Os	0	0
			7	6	1		
87	1	1	Total	N	Os	0	0
			7	6	1		
87	1	1	Total	N	Os	0	0
			7	6	1		
87	1	1	Total	N	Os	0	0
			7	6	1		
87	1	1	Total	N	Os	0	0
			7	6	1		
87	1	1	Total	N	Os	0	0
			7	6	1		
87	1	1	Total	N	Os	0	0
			7	6	1		
87	1	1	Total	N	Os	0	0
			7	6	1		

Continued on next page...

Continued from previous page...

Mol	Chain	Residues	Atoms			ZeroOcc	AltConf
87	1	1	Total	N	Os	0	0
			7	6	1		
87	1	1	Total	N	Os	0	0
			7	6	1		
87	1	1	Total	N	Os	0	0
			7	6	1		
87	1	1	Total	N	Os	0	0
			7	6	1		
87	1	1	Total	N	Os	0	0
			7	6	1		
87	1	1	Total	N	Os	0	0
			7	6	1		
87	1	1	Total	N	Os	0	0
			7	6	1		
87	1	1	Total	N	Os	0	0
			7	6	1		
87	1	1	Total	N	Os	0	0
			7	6	1		
87	1	1	Total	N	Os	0	0
			7	6	1		
87	1	1	Total	N	Os	0	0
			7	6	1		
87	1	1	Total	N	Os	0	0
			7	6	1		
87	1	1	Total	N	Os	0	0
			7	6	1		
87	1	1	Total	N	Os	0	0
			7	6	1		
87	1	1	Total	N	Os	0	0
			7	6	1		
87	1	1	Total	N	Os	0	0
			7	6	1		
87	1	1	Total	N	Os	0	0
			7	6	1		
87	1	1	Total	N	Os	0	0
			7	6	1		

Continued on next page...

Continued from previous page...

Mol	Chain	Residues	Atoms			ZeroOcc	AltConf
87	1	1	Total	N	Os	0	0
			7	6	1		
87	1	1	Total	N	Os	0	0
			7	6	1		
87	1	1	Total	N	Os	0	0
			7	6	1		
87	1	1	Total	N	Os	0	0
			7	6	1		
87	1	1	Total	N	Os	0	0
			7	6	1		
87	1	1	Total	N	Os	0	0
			7	6	1		
87	1	1	Total	N	Os	0	0
			7	6	1		
87	1	1	Total	N	Os	0	0
			7	6	1		
87	1	1	Total	N	Os	0	0
			7	6	1		
87	1	1	Total	N	Os	0	0
			7	6	1		
87	1	1	Total	N	Os	0	0
			7	6	1		
87	1	1	Total	N	Os	0	0
			7	6	1		
87	1	1	Total	N	Os	0	0
			7	6	1		
87	1	1	Total	N	Os	0	0
			7	6	1		
87	1	1	Total	N	Os	0	0
			7	6	1		
87	1	1	Total	N	Os	0	0
			7	6	1		
87	1	1	Total	N	Os	0	0
			7	6	1		
87	1	1	Total	N	Os	0	0
			7	6	1		

Continued on next page...

Continued from previous page...

Mol	Chain	Residues	Atoms			ZeroOcc	AltConf
87	1	1	Total	N	Os	0	0
			7	6	1		
87	1	1	Total	N	Os	0	0
			7	6	1		
87	1	1	Total	N	Os	0	0
			7	6	1		
87	1	1	Total	N	Os	0	0
			7	6	1		
87	1	1	Total	N	Os	0	0
			7	6	1		
87	1	1	Total	N	Os	0	0
			7	6	1		
87	1	1	Total	N	Os	0	0
			7	6	1		
87	1	1	Total	N	Os	0	0
			7	6	1		
87	1	1	Total	N	Os	0	0
			7	6	1		
87	1	1	Total	N	Os	0	0
			7	6	1		
87	1	1	Total	N	Os	0	0
			7	6	1		
87	1	1	Total	N	Os	0	0
			7	6	1		
87	1	1	Total	N	Os	0	0
			7	6	1		
87	1	1	Total	N	Os	0	0
			7	6	1		
87	1	1	Total	N	Os	0	0
			7	6	1		
87	1	1	Total	N	Os	0	0
			7	6	1		
87	1	1	Total	N	Os	0	0
			7	6	1		
87	1	1	Total	N	Os	0	0
			7	6	1		

Continued on next page...

Continued from previous page...

Mol	Chain	Residues	Atoms			ZeroOcc	AltConf
87	1	1	Total	N	Os	0	0
			7	6	1		
87	1	1	Total	N	Os	0	0
			7	6	1		
87	1	1	Total	N	Os	0	0
			7	6	1		
87	1	1	Total	N	Os	0	0
			7	6	1		
87	1	1	Total	N	Os	0	0
			7	6	1		
87	1	1	Total	N	Os	0	0
			7	6	1		
87	1	1	Total	N	Os	0	0
			7	6	1		
87	1	1	Total	N	Os	0	0
			7	6	1		
87	1	1	Total	N	Os	0	0
			7	6	1		
87	1	1	Total	N	Os	0	0
			7	6	1		
87	1	1	Total	N	Os	0	0
			7	6	1		
87	1	1	Total	N	Os	0	0
			7	6	1		
87	1	1	Total	N	Os	0	0
			7	6	1		
87	1	1	Total	N	Os	0	0
			7	6	1		
87	1	1	Total	N	Os	0	0
			7	6	1		
87	1	1	Total	N	Os	0	0
			7	6	1		
87	1	1	Total	N	Os	0	0
			7	6	1		
87	1	1	Total	N	Os	0	0
			7	6	1		

Continued on next page...

Continued from previous page...

Mol	Chain	Residues	Atoms			ZeroOcc	AltConf
87	1	1	Total	N	Os	0	0
			7	6	1		
87	1	1	Total	N	Os	0	0
			7	6	1		
87	1	1	Total	N	Os	0	0
			7	6	1		
87	1	1	Total	N	Os	0	0
			7	6	1		
87	1	1	Total	N	Os	0	0
			7	6	1		
87	1	1	Total	N	Os	0	0
			7	6	1		
87	1	1	Total	N	Os	0	0
			7	6	1		
87	1	1	Total	N	Os	0	0
			7	6	1		
87	1	1	Total	N	Os	0	0
			7	6	1		
87	1	1	Total	N	Os	0	0
			7	6	1		
87	1	1	Total	N	Os	0	0
			7	6	1		
87	1	1	Total	N	Os	0	0
			7	6	1		
87	1	1	Total	N	Os	0	0
			7	6	1		
87	1	1	Total	N	Os	0	0
			7	6	1		
87	1	1	Total	N	Os	0	0
			7	6	1		
87	1	1	Total	N	Os	0	0
			7	6	1		
87	1	1	Total	N	Os	0	0
			7	6	1		
87	1	1	Total	N	Os	0	0
			7	6	1		

Continued on next page...

Continued from previous page...

Mol	Chain	Residues	Atoms			ZeroOcc	AltConf
87	1	1	Total	N	Os	0	0
			7	6	1		
87	1	1	Total	N	Os	0	0
			7	6	1		
87	1	1	Total	N	Os	0	0
			7	6	1		
87	1	1	Total	N	Os	0	0
			7	6	1		
87	1	1	Total	N	Os	0	0
			7	6	1		
87	1	1	Total	N	Os	0	0
			7	6	1		
87	1	1	Total	N	Os	0	0
			7	6	1		
87	1	1	Total	N	Os	0	0
			7	6	1		
87	1	1	Total	N	Os	0	0
			7	6	1		
87	1	1	Total	N	Os	0	0
			7	6	1		
87	1	1	Total	N	Os	0	0
			7	6	1		
87	1	1	Total	N	Os	0	0
			7	6	1		
87	1	1	Total	N	Os	0	0
			7	6	1		
87	1	1	Total	N	Os	0	0
			7	6	1		
87	1	1	Total	N	Os	0	0
			7	6	1		
87	1	1	Total	N	Os	0	0
			7	6	1		
87	1	1	Total	N	Os	0	0
			7	6	1		
87	1	1	Total	N	Os	0	0
			7	6	1		

Continued on next page...

Continued from previous page...

Mol	Chain	Residues	Atoms			ZeroOcc	AltConf
87	1	1	Total	N	Os	0	0
			7	6	1		
87	1	1	Total	N	Os	0	0
			7	6	1		
87	1	1	Total	N	Os	0	0
			7	6	1		
87	1	1	Total	N	Os	0	0
			7	6	1		
87	3	1	Total	N	Os	0	0
			7	6	1		
87	3	1	Total	N	Os	0	0
			7	6	1		
87	3	1	Total	N	Os	0	0
			7	6	1		
87	3	1	Total	N	Os	0	0
			7	6	1		
87	3	1	Total	N	Os	0	0
			7	6	1		
87	3	1	Total	N	Os	0	0
			7	6	1		
87	3	1	Total	N	Os	0	0
			7	6	1		
87	3	1	Total	N	Os	0	0
			7	6	1		
87	3	1	Total	N	Os	0	0
			7	6	1		
87	3	1	Total	N	Os	0	0
			7	6	1		
87	3	1	Total	N	Os	0	0
			7	6	1		
87	4	1	Total	N	Os	0	0
			7	6	1		
87	4	1	Total	N	Os	0	0
			7	6	1		
87	4	1	Total	N	Os	0	0
			7	6	1		
87	4	1	Total	N	Os	0	0
			7	6	1		
87	4	1	Total	N	Os	0	0
			7	6	1		

Continued on next page...

Continued from previous page...

Mol	Chain	Residues	Atoms			ZeroOcc	AltConf
87	4	1	Total	N	Os	0	0
			7	6	1		
87	4	1	Total	N	Os	0	0
			7	6	1		
87	4	1	Total	N	Os	0	0
			7	6	1		
87	4	1	Total	N	Os	0	0
			7	6	1		
87	4	1	Total	N	Os	0	0
			7	6	1		
87	4	1	Total	N	Os	0	0
			7	6	1		
87	L3	1	Total	N	Os	0	0
			7	6	1		
87	L3	1	Total	N	Os	0	0
			7	6	1		
87	L3	1	Total	N	Os	0	0
			7	6	1		
87	L4	1	Total	N	Os	0	0
			7	6	1		
87	M0	1	Total	N	Os	0	0
			7	6	1		
87	M5	1	Total	N	Os	0	0
			7	6	1		
87	M6	1	Total	N	Os	0	0
			7	6	1		
87	M7	1	Total	N	Os	0	0
			7	6	1		
87	M7	1	Total	N	Os	0	0
			7	6	1		
87	M8	1	Total	N	Os	0	0
			7	6	1		
87	M9	1	Total	N	Os	0	0
			7	6	1		
87	N1	1	Total	N	Os	0	0
			7	6	1		
87	N9	1	Total	N	Os	0	0
			7	6	1		

Continued on next page...

Continued from previous page...

Mol	Chain	Residues	Atoms			ZeroOcc	AltConf
87	O2	1	Total	N	Os	0	0
			7	6	1		
87	O3	1	Total	N	Os	0	0
			7	6	1		
87	O7	1	Total	N	Os	0	0
			7	6	1		
87	O7	1	Total	N	Os	0	0
			7	6	1		
87	O9	1	Total	N	Os	0	0
			7	6	1		
87	Q2	1	Total	N	Os	0	0
			7	6	1		
87	6	1	Total	N	Os	0	0
			7	6	1		
87	6	1	Total	N	Os	0	0
			7	6	1		
87	6	1	Total	N	Os	0	0
			7	6	1		
87	6	1	Total	N	Os	0	0
			7	6	1		
87	6	1	Total	N	Os	0	0
			7	6	1		
87	6	1	Total	N	Os	0	0
			7	6	1		
87	6	1	Total	N	Os	0	0
			7	6	1		
87	6	1	Total	N	Os	0	0
			7	6	1		
87	6	1	Total	N	Os	0	0
			7	6	1		
87	6	1	Total	N	Os	0	0
			7	6	1		
87	6	1	Total	N	Os	0	0
			7	6	1		
87	6	1	Total	N	Os	0	0
			7	6	1		

Continued on next page...

Continued from previous page...

Mol	Chain	Residues	Atoms			ZeroOcc	AltConf
87	6	1	Total	N	Os	0	0
			7	6	1		
87	6	1	Total	N	Os	0	0
			7	6	1		
87	6	1	Total	N	Os	0	0
			7	6	1		
87	6	1	Total	N	Os	0	0
			7	6	1		
87	6	1	Total	N	Os	0	0
			7	6	1		
87	6	1	Total	N	Os	0	0
			7	6	1		
87	6	1	Total	N	Os	0	0
			7	6	1		
87	6	1	Total	N	Os	0	0
			7	6	1		
87	6	1	Total	N	Os	0	0
			7	6	1		
87	6	1	Total	N	Os	0	0
			7	6	1		
87	6	1	Total	N	Os	0	0
			7	6	1		
87	6	1	Total	N	Os	0	0
			7	6	1		
87	6	1	Total	N	Os	0	0
			7	6	1		
87	6	1	Total	N	Os	0	0
			7	6	1		
87	6	1	Total	N	Os	0	0
			7	6	1		
87	6	1	Total	N	Os	0	0
			7	6	1		
87	6	1	Total	N	Os	0	0
			7	6	1		
87	6	1	Total	N	Os	0	0
			7	6	1		

Continued on next page...

Continued from previous page...

Mol	Chain	Residues	Atoms			ZeroOcc	AltConf
87	6	1	Total	N	Os	0	0
			7	6	1		
87	6	1	Total	N	Os	0	0
			7	6	1		
87	6	1	Total	N	Os	0	0
			7	6	1		
87	6	1	Total	N	Os	0	0
			7	6	1		
87	6	1	Total	N	Os	0	0
			7	6	1		
87	6	1	Total	N	Os	0	0
			7	6	1		
87	6	1	Total	N	Os	0	0
			7	6	1		
87	6	1	Total	N	Os	0	0
			7	6	1		
87	6	1	Total	N	Os	0	0
			7	6	1		
87	6	1	Total	N	Os	0	0
			7	6	1		
87	6	1	Total	N	Os	0	0
			7	6	1		
87	6	1	Total	N	Os	0	0
			7	6	1		
87	6	1	Total	N	Os	0	0
			7	6	1		
87	6	1	Total	N	Os	0	0
			7	6	1		
87	6	1	Total	N	Os	0	0
			7	6	1		
87	6	1	Total	N	Os	0	0
			7	6	1		
87	6	1	Total	N	Os	0	0
			7	6	1		
87	6	1	Total	N	Os	0	0
			7	6	1		

Continued on next page...

Continued from previous page...

Mol	Chain	Residues	Atoms			ZeroOcc	AltConf
87	6	1	Total	N	Os	0	0
			7	6	1		
87	6	1	Total	N	Os	0	0
			7	6	1		
87	6	1	Total	N	Os	0	0
			7	6	1		
87	6	1	Total	N	Os	0	0
			7	6	1		
87	6	1	Total	N	Os	0	0
			7	6	1		
87	6	1	Total	N	Os	0	0
			7	6	1		
87	6	1	Total	N	Os	0	0
			7	6	1		
87	6	1	Total	N	Os	0	0
			7	6	1		
87	6	1	Total	N	Os	0	0
			7	6	1		
87	6	1	Total	N	Os	0	0
			7	6	1		
87	6	1	Total	N	Os	0	0
			7	6	1		
87	6	1	Total	N	Os	0	0
			7	6	1		
87	6	1	Total	N	Os	0	0
			7	6	1		
87	6	1	Total	N	Os	0	0
			7	6	1		
87	6	1	Total	N	Os	0	0
			7	6	1		
87	6	1	Total	N	Os	0	0
			7	6	1		
87	6	1	Total	N	Os	0	0
			7	6	1		

Continued on next page...

Continued from previous page...

Mol	Chain	Residues	Atoms			ZeroOcc	AltConf
87	6	1	Total	N	Os	0	0
			7	6	1		
87	6	1	Total	N	Os	0	0
			7	6	1		
87	6	1	Total	N	Os	0	0
			7	6	1		
87	6	1	Total	N	Os	0	0
			7	6	1		
87	6	1	Total	N	Os	0	0
			7	6	1		
87	6	1	Total	N	Os	0	0
			7	6	1		
87	6	1	Total	N	Os	0	0
			7	6	1		
87	6	1	Total	N	Os	0	0
			7	6	1		
87	6	1	Total	N	Os	0	0
			7	6	1		
87	6	1	Total	N	Os	0	0
			7	6	1		
87	6	1	Total	N	Os	0	0
			7	6	1		
87	6	1	Total	N	Os	0	0
			7	6	1		
87	6	1	Total	N	Os	0	0
			7	6	1		
87	6	1	Total	N	Os	0	0
			7	6	1		
87	6	1	Total	N	Os	0	0
			7	6	1		
87	6	1	Total	N	Os	0	0
			7	6	1		
87	6	1	Total	N	Os	0	0
			7	6	1		

Continued on next page...

Continued from previous page...

Mol	Chain	Residues	Atoms			ZeroOcc	AltConf
87	6	1	Total	N	Os	0	0
			7	6	1		
87	6	1	Total	N	Os	0	0
			7	6	1		
87	6	1	Total	N	Os	0	0
			7	6	1		
87	6	1	Total	N	Os	0	0
			7	6	1		
87	6	1	Total	N	Os	0	0
			7	6	1		
87	6	1	Total	N	Os	0	0
			7	6	1		
87	6	1	Total	N	Os	0	0
			7	6	1		
87	6	1	Total	N	Os	0	0
			7	6	1		
87	6	1	Total	N	Os	0	0
			7	6	1		
87	6	1	Total	N	Os	0	0
			7	6	1		
87	6	1	Total	N	Os	0	0
			7	6	1		
87	6	1	Total	N	Os	0	0
			7	6	1		
87	6	1	Total	N	Os	0	0
			7	6	1		
87	6	1	Total	N	Os	0	0
			7	6	1		
87	6	1	Total	N	Os	0	0
			7	6	1		
87	6	1	Total	N	Os	0	0
			7	6	1		
87	6	1	Total	N	Os	0	0
			7	6	1		
87	6	1	Total	N	Os	0	0
			7	6	1		

Continued on next page...

Continued from previous page...

Mol	Chain	Residues	Atoms			ZeroOcc	AltConf
87	6	1	Total	N	Os	0	0
			7	6	1		
87	6	1	Total	N	Os	0	0
			7	6	1		
87	6	1	Total	N	Os	0	0
			7	6	1		
87	6	1	Total	N	Os	0	0
			7	6	1		
87	6	1	Total	N	Os	0	0
			7	6	1		
87	6	1	Total	N	Os	0	0
			7	6	1		
87	6	1	Total	N	Os	0	0
			7	6	1		
87	6	1	Total	N	Os	0	0
			7	6	1		
87	6	1	Total	N	Os	0	0
			7	6	1		
87	6	1	Total	N	Os	0	0
			7	6	1		
87	6	1	Total	N	Os	0	0
			7	6	1		
87	6	1	Total	N	Os	0	0
			7	6	1		
87	6	1	Total	N	Os	0	0
			7	6	1		
87	6	1	Total	N	Os	0	0
			7	6	1		
87	6	1	Total	N	Os	0	0
			7	6	1		
87	6	1	Total	N	Os	0	0
			7	6	1		
87	6	1	Total	N	Os	0	0
			7	6	1		

Continued on next page...

Continued from previous page...

Mol	Chain	Residues	Atoms			ZeroOcc	AltConf
87	6	1	Total	N	Os	0	0
			7	6	1		
87	6	1	Total	N	Os	0	0
			7	6	1		
87	6	1	Total	N	Os	0	0
			7	6	1		
87	6	1	Total	N	Os	0	0
			7	6	1		
87	6	1	Total	N	Os	0	0
			7	6	1		
87	6	1	Total	N	Os	0	0
			7	6	1		
87	6	1	Total	N	Os	0	0
			7	6	1		
87	6	1	Total	N	Os	0	0
			7	6	1		
87	6	1	Total	N	Os	0	0
			7	6	1		
87	6	1	Total	N	Os	0	0
			7	6	1		
87	6	1	Total	N	Os	0	0
			7	6	1		
87	6	1	Total	N	Os	0	0
			7	6	1		
87	6	1	Total	N	Os	0	0
			7	6	1		
87	s1	1	Total	N	Os	0	0
			7	6	1		
87	s1	1	Total	N	Os	0	0
			7	6	1		
87	s4	1	Total	N	Os	0	0
			7	6	1		
87	s8	1	Total	N	Os	0	0
			7	6	1		

Continued on next page...

Continued from previous page...

Mol	Chain	Residues	Atoms			ZeroOcc	AltConf
87	s9	1	Total	N	Os	0	0
			7	6	1		
87	c1	1	Total	N	Os	0	0
			7	6	1		
87	c3	1	Total	N	Os	0	0
			7	6	1		
87	c5	1	Total	N	Os	0	0
			7	6	1		
87	c8	1	Total	N	Os	0	0
			7	6	1		
87	d4	1	Total	N	Os	0	0
			7	6	1		
87	d9	1	Total	N	Os	0	0
			7	6	1		
87	sR	1	Total	N	Os	0	0
			7	6	1		
87	5	1	Total	N	Os	0	0
			7	6	1		
87	5	1	Total	N	Os	0	0
			7	6	1		
87	5	1	Total	N	Os	0	0
			7	6	1		
87	5	1	Total	N	Os	0	0
			7	6	1		
87	5	1	Total	N	Os	0	0
			7	6	1		
87	5	1	Total	N	Os	0	0
			7	6	1		
87	5	1	Total	N	Os	0	0
			7	6	1		
87	5	1	Total	N	Os	0	0
			7	6	1		
87	5	1	Total	N	Os	0	0
			7	6	1		
87	5	1	Total	N	Os	0	0
			7	6	1		

Continued on next page...

Continued from previous page...

Mol	Chain	Residues	Atoms			ZeroOcc	AltConf
87	5	1	Total	N	Os	0	0
			7	6	1		
87	5	1	Total	N	Os	0	0
			7	6	1		
87	5	1	Total	N	Os	0	0
			7	6	1		
87	5	1	Total	N	Os	0	0
			7	6	1		
87	5	1	Total	N	Os	0	0
			7	6	1		
87	5	1	Total	N	Os	0	0
			7	6	1		
87	5	1	Total	N	Os	0	0
			7	6	1		
87	5	1	Total	N	Os	0	0
			7	6	1		
87	5	1	Total	N	Os	0	0
			7	6	1		
87	5	1	Total	N	Os	0	0
			7	6	1		
87	5	1	Total	N	Os	0	0
			7	6	1		
87	5	1	Total	N	Os	0	0
			7	6	1		
87	5	1	Total	N	Os	0	0
			7	6	1		
87	5	1	Total	N	Os	0	0
			7	6	1		
87	5	1	Total	N	Os	0	0
			7	6	1		
87	5	1	Total	N	Os	0	0
			7	6	1		
87	5	1	Total	N	Os	0	0
			7	6	1		

Continued on next page...

Continued from previous page...

Mol	Chain	Residues	Atoms			ZeroOcc	AltConf
87	5	1	Total	N	Os	0	0
			7	6	1		
87	5	1	Total	N	Os	0	0
			7	6	1		
87	5	1	Total	N	Os	0	0
			7	6	1		
87	5	1	Total	N	Os	0	0
			7	6	1		
87	5	1	Total	N	Os	0	0
			7	6	1		
87	5	1	Total	N	Os	0	0
			7	6	1		
87	5	1	Total	N	Os	0	0
			7	6	1		
87	5	1	Total	N	Os	0	0
			7	6	1		
87	5	1	Total	N	Os	0	0
			7	6	1		
87	5	1	Total	N	Os	0	0
			7	6	1		
87	5	1	Total	N	Os	0	0
			7	6	1		
87	5	1	Total	N	Os	0	0
			7	6	1		
87	5	1	Total	N	Os	0	0
			7	6	1		
87	5	1	Total	N	Os	0	0
			7	6	1		
87	5	1	Total	N	Os	0	0
			7	6	1		
87	5	1	Total	N	Os	0	0
			7	6	1		
87	5	1	Total	N	Os	0	0
			7	6	1		

Continued on next page...

Continued from previous page...

Mol	Chain	Residues	Atoms			ZeroOcc	AltConf
87	5	1	Total	N	Os	0	0
			7	6	1		
87	5	1	Total	N	Os	0	0
			7	6	1		
87	5	1	Total	N	Os	0	0
			7	6	1		
87	5	1	Total	N	Os	0	0
			7	6	1		
87	5	1	Total	N	Os	0	0
			7	6	1		
87	5	1	Total	N	Os	0	0
			7	6	1		
87	5	1	Total	N	Os	0	0
			7	6	1		
87	5	1	Total	N	Os	0	0
			7	6	1		
87	5	1	Total	N	Os	0	0
			7	6	1		
87	5	1	Total	N	Os	0	0
			7	6	1		
87	5	1	Total	N	Os	0	0
			7	6	1		
87	5	1	Total	N	Os	0	0
			7	6	1		
87	5	1	Total	N	Os	0	0
			7	6	1		
87	5	1	Total	N	Os	0	0
			7	6	1		
87	5	1	Total	N	Os	0	0
			7	6	1		
87	5	1	Total	N	Os	0	0
			7	6	1		
87	5	1	Total	N	Os	0	0
			7	6	1		
87	5	1	Total	N	Os	0	0
			7	6	1		

Continued on next page...

Continued from previous page...

Mol	Chain	Residues	Atoms			ZeroOcc	AltConf
87	5	1	Total	N	Os	0	0
			7	6	1		
87	5	1	Total	N	Os	0	0
			7	6	1		
87	5	1	Total	N	Os	0	0
			7	6	1		
87	5	1	Total	N	Os	0	0
			7	6	1		
87	5	1	Total	N	Os	0	0
			7	6	1		
87	5	1	Total	N	Os	0	0
			7	6	1		
87	5	1	Total	N	Os	0	0
			7	6	1		
87	5	1	Total	N	Os	0	0
			7	6	1		
87	5	1	Total	N	Os	0	0
			7	6	1		
87	5	1	Total	N	Os	0	0
			7	6	1		
87	5	1	Total	N	Os	0	0
			7	6	1		
87	5	1	Total	N	Os	0	0
			7	6	1		
87	5	1	Total	N	Os	0	0
			7	6	1		
87	5	1	Total	N	Os	0	0
			7	6	1		
87	5	1	Total	N	Os	0	0
			7	6	1		
87	5	1	Total	N	Os	0	0
			7	6	1		
87	5	1	Total	N	Os	0	0
			7	6	1		

Continued on next page...

Continued from previous page...

Mol	Chain	Residues	Atoms			ZeroOcc	AltConf
87	5	1	Total	N	Os	0	0
			7	6	1		
87	5	1	Total	N	Os	0	0
			7	6	1		
87	5	1	Total	N	Os	0	0
			7	6	1		
87	5	1	Total	N	Os	0	0
			7	6	1		
87	5	1	Total	N	Os	0	0
			7	6	1		
87	5	1	Total	N	Os	0	0
			7	6	1		
87	5	1	Total	N	Os	0	0
			7	6	1		
87	5	1	Total	N	Os	0	0
			7	6	1		
87	5	1	Total	N	Os	0	0
			7	6	1		
87	5	1	Total	N	Os	0	0
			7	6	1		
87	5	1	Total	N	Os	0	0
			7	6	1		
87	5	1	Total	N	Os	0	0
			7	6	1		
87	5	1	Total	N	Os	0	0
			7	6	1		
87	5	1	Total	N	Os	0	0
			7	6	1		
87	5	1	Total	N	Os	0	0
			7	6	1		
87	5	1	Total	N	Os	0	0
			7	6	1		
87	5	1	Total	N	Os	0	0
			7	6	1		

Continued on next page...

Continued from previous page...

Mol	Chain	Residues	Atoms			ZeroOcc	AltConf
87	5	1	Total	N	Os	0	0
			7	6	1		
87	5	1	Total	N	Os	0	0
			7	6	1		
87	5	1	Total	N	Os	0	0
			7	6	1		
87	5	1	Total	N	Os	0	0
			7	6	1		
87	5	1	Total	N	Os	0	0
			7	6	1		
87	5	1	Total	N	Os	0	0
			7	6	1		
87	5	1	Total	N	Os	0	0
			7	6	1		
87	5	1	Total	N	Os	0	0
			7	6	1		
87	5	1	Total	N	Os	0	0
			7	6	1		
87	5	1	Total	N	Os	0	0
			7	6	1		
87	5	1	Total	N	Os	0	0
			7	6	1		
87	5	1	Total	N	Os	0	0
			7	6	1		
87	5	1	Total	N	Os	0	0
			7	6	1		
87	5	1	Total	N	Os	0	0
			7	6	1		
87	5	1	Total	N	Os	0	0
			7	6	1		
87	5	1	Total	N	Os	0	0
			7	6	1		
87	5	1	Total	N	Os	0	0
			7	6	1		

Continued on next page...

Continued from previous page...

Mol	Chain	Residues	Atoms			ZeroOcc	AltConf
87	5	1	Total	N	Os	0	0
			7	6	1		
87	5	1	Total	N	Os	0	0
			7	6	1		
87	5	1	Total	N	Os	0	0
			7	6	1		
87	5	1	Total	N	Os	0	0
			7	6	1		
87	5	1	Total	N	Os	0	0
			7	6	1		
87	5	1	Total	N	Os	0	0
			7	6	1		
87	5	1	Total	N	Os	0	0
			7	6	1		
87	5	1	Total	N	Os	0	0
			7	6	1		
87	5	1	Total	N	Os	0	0
			7	6	1		
87	5	1	Total	N	Os	0	0
			7	6	1		
87	5	1	Total	N	Os	0	0
			7	6	1		
87	5	1	Total	N	Os	0	0
			7	6	1		
87	5	1	Total	N	Os	0	0
			7	6	1		
87	5	1	Total	N	Os	0	0
			7	6	1		
87	5	1	Total	N	Os	0	0
			7	6	1		
87	5	1	Total	N	Os	0	0
			7	6	1		
87	5	1	Total	N	Os	0	0
			7	6	1		

Continued on next page...

Continued from previous page...

Mol	Chain	Residues	Atoms			ZeroOcc	AltConf
87	5	1	Total	N	Os	0	0
			7	6	1		
87	5	1	Total	N	Os	0	0
			7	6	1		
87	5	1	Total	N	Os	0	0
			7	6	1		
87	5	1	Total	N	Os	0	0
			7	6	1		
87	5	1	Total	N	Os	0	0
			7	6	1		
87	5	1	Total	N	Os	0	0
			7	6	1		
87	5	1	Total	N	Os	0	0
			7	6	1		
87	5	1	Total	N	Os	0	0
			7	6	1		
87	5	1	Total	N	Os	0	0
			7	6	1		
87	5	1	Total	N	Os	0	0
			7	6	1		
87	5	1	Total	N	Os	0	0
			7	6	1		
87	5	1	Total	N	Os	0	0
			7	6	1		
87	5	1	Total	N	Os	0	0
			7	6	1		
87	5	1	Total	N	Os	0	0
			7	6	1		
87	5	1	Total	N	Os	0	0
			7	6	1		
87	5	1	Total	N	Os	0	0
			7	6	1		
87	5	1	Total	N	Os	0	0
			7	6	1		

Continued on next page...

Continued from previous page...

Mol	Chain	Residues	Atoms			ZeroOcc	AltConf
87	5	1	Total	N	Os	0	0
			7	6	1		
87	5	1	Total	N	Os	0	0
			7	6	1		
87	5	1	Total	N	Os	0	0
			7	6	1		
87	5	1	Total	N	Os	0	0
			7	6	1		
87	5	1	Total	N	Os	0	0
			7	6	1		
87	5	1	Total	N	Os	0	0
			7	6	1		
87	5	1	Total	N	Os	0	0
			7	6	1		
87	5	1	Total	N	Os	0	0
			7	6	1		
87	5	1	Total	N	Os	0	0
			7	6	1		
87	5	1	Total	N	Os	0	0
			7	6	1		
87	5	1	Total	N	Os	0	0
			7	6	1		
87	5	1	Total	N	Os	0	0
			7	6	1		
87	5	1	Total	N	Os	0	0
			7	6	1		
87	5	1	Total	N	Os	0	0
			7	6	1		
87	5	1	Total	N	Os	0	0
			7	6	1		
87	5	1	Total	N	Os	0	0
			7	6	1		
87	5	1	Total	N	Os	0	0
			7	6	1		

Continued on next page...

Continued from previous page...

Mol	Chain	Residues	Atoms			ZeroOcc	AltConf
87	5	1	Total	N	Os	0	0
			7	6	1		
87	5	1	Total	N	Os	0	0
			7	6	1		
87	5	1	Total	N	Os	0	0
			7	6	1		
87	5	1	Total	N	Os	0	0
			7	6	1		
87	5	1	Total	N	Os	0	0
			7	6	1		
87	5	1	Total	N	Os	0	0
			7	6	1		
87	5	1	Total	N	Os	0	0
			7	6	1		
87	5	1	Total	N	Os	0	0
			7	6	1		
87	5	1	Total	N	Os	0	0
			7	6	1		
87	5	1	Total	N	Os	0	0
			7	6	1		
87	5	1	Total	N	Os	0	0
			7	6	1		
87	5	1	Total	N	Os	0	0
			7	6	1		
87	5	1	Total	N	Os	0	0
			7	6	1		
87	5	1	Total	N	Os	0	0
			7	6	1		
87	5	1	Total	N	Os	0	0
			7	6	1		
87	5	1	Total	N	Os	0	0
			7	6	1		
87	5	1	Total	N	Os	0	0
			7	6	1		
87	5	1	Total	N	Os	0	0
			7	6	1		

Continued on next page...

Continued from previous page...

Mol	Chain	Residues	Atoms			ZeroOcc	AltConf
87	5	1	Total	N	Os	0	0
			7	6	1		
87	5	1	Total	N	Os	0	0
			7	6	1		
87	5	1	Total	N	Os	0	0
			7	6	1		
87	5	1	Total	N	Os	0	0
			7	6	1		
87	5	1	Total	N	Os	0	0
			7	6	1		
87	5	1	Total	N	Os	0	0
			7	6	1		
87	5	1	Total	N	Os	0	0
			7	6	1		
87	5	1	Total	N	Os	0	0
			7	6	1		
87	5	1	Total	N	Os	0	0
			7	6	1		
87	5	1	Total	N	Os	0	0
			7	6	1		
87	5	1	Total	N	Os	0	0
			7	6	1		
87	5	1	Total	N	Os	0	0
			7	6	1		
87	5	1	Total	N	Os	0	0
			7	6	1		
87	5	1	Total	N	Os	0	0
			7	6	1		
87	5	1	Total	N	Os	0	0
			7	6	1		
87	5	1	Total	N	Os	0	0
			7	6	1		
87	5	1	Total	N	Os	0	0
			7	6	1		

Continued on next page...

Continued from previous page...

Mol	Chain	Residues	Atoms			ZeroOcc	AltConf
87	5	1	Total	N	Os	0	0
			7	6	1		
87	5	1	Total	N	Os	0	0
			7	6	1		
87	5	1	Total	N	Os	0	0
			7	6	1		
87	5	1	Total	N	Os	0	0
			7	6	1		
87	5	1	Total	N	Os	0	0
			7	6	1		
87	5	1	Total	N	Os	0	0
			7	6	1		
87	5	1	Total	N	Os	0	0
			7	6	1		
87	5	1	Total	N	Os	0	0
			7	6	1		
87	5	1	Total	N	Os	0	0
			7	6	1		
87	5	1	Total	N	Os	0	0
			7	6	1		
87	5	1	Total	N	Os	0	0
			7	6	1		
87	5	1	Total	N	Os	0	0
			7	6	1		
87	5	1	Total	N	Os	0	0
			7	6	1		
87	5	1	Total	N	Os	0	0
			7	6	1		
87	5	1	Total	N	Os	0	0
			7	6	1		
87	5	1	Total	N	Os	0	0
			7	6	1		
87	5	1	Total	N	Os	0	0
			7	6	1		

Continued on next page...

Continued from previous page...

Mol	Chain	Residues	Atoms			ZeroOcc	AltConf
87	5	1	Total	N	Os	0	0
			7	6	1		
87	5	1	Total	N	Os	0	0
			7	6	1		
87	5	1	Total	N	Os	0	0
			7	6	1		
87	5	1	Total	N	Os	0	0
			7	6	1		
87	5	1	Total	N	Os	0	0
			7	6	1		
87	5	1	Total	N	Os	0	0
			7	6	1		
87	5	1	Total	N	Os	0	0
			7	6	1		
87	5	1	Total	N	Os	0	0
			7	6	1		
87	5	1	Total	N	Os	0	0
			7	6	1		
87	5	1	Total	N	Os	0	0
			7	6	1		
87	5	1	Total	N	Os	0	0
			7	6	1		
87	5	1	Total	N	Os	0	0
			7	6	1		
87	5	1	Total	N	Os	0	0
			7	6	1		
87	5	1	Total	N	Os	0	0
			7	6	1		
87	5	1	Total	N	Os	0	0
			7	6	1		
87	5	1	Total	N	Os	0	0
			7	6	1		
87	5	1	Total	N	Os	0	0
			7	6	1		

Continued on next page...

Continued from previous page...

Mol	Chain	Residues	Atoms			ZeroOcc	AltConf
87	5	1	Total	N	Os	0	0
			7	6	1		
87	5	1	Total	N	Os	0	0
			7	6	1		
87	5	1	Total	N	Os	0	0
			7	6	1		
87	5	1	Total	N	Os	0	0
			7	6	1		
87	5	1	Total	N	Os	0	0
			7	6	1		
87	5	1	Total	N	Os	0	0
			7	6	1		
87	5	1	Total	N	Os	0	0
			7	6	1		
87	5	1	Total	N	Os	0	0
			7	6	1		
87	5	1	Total	N	Os	0	0
			7	6	1		
87	5	1	Total	N	Os	0	0
			7	6	1		
87	5	1	Total	N	Os	0	0
			7	6	1		
87	5	1	Total	N	Os	0	0
			7	6	1		
87	5	1	Total	N	Os	0	0
			7	6	1		
87	5	1	Total	N	Os	0	0
			7	6	1		
87	5	1	Total	N	Os	0	0
			7	6	1		
87	5	1	Total	N	Os	0	0
			7	6	1		
87	5	1	Total	N	Os	0	0
			7	6	1		
87	5	1	Total	N	Os	0	0
			7	6	1		

Continued on next page...

Continued from previous page...

Mol	Chain	Residues	Atoms			ZeroOcc	AltConf
87	5	1	Total	N	Os	0	0
			7	6	1		
87	5	1	Total	N	Os	0	0
			7	6	1		
87	5	1	Total	N	Os	0	0
			7	6	1		
87	5	1	Total	N	Os	0	0
			7	6	1		
87	5	1	Total	N	Os	0	0
			7	6	1		
87	5	1	Total	N	Os	0	0
			7	6	1		
87	5	1	Total	N	Os	0	0
			7	6	1		
87	5	1	Total	N	Os	0	0
			7	6	1		
87	5	1	Total	N	Os	0	0
			7	6	1		
87	5	1	Total	N	Os	0	0
			7	6	1		
87	5	1	Total	N	Os	0	0
			7	6	1		
87	5	1	Total	N	Os	0	0
			7	6	1		
87	5	1	Total	N	Os	0	0
			7	6	1		
87	5	1	Total	N	Os	0	0
			7	6	1		
87	5	1	Total	N	Os	0	0
			7	6	1		
87	5	1	Total	N	Os	0	0
			7	6	1		
87	5	1	Total	N	Os	0	0
			7	6	1		
87	5	1	Total	N	Os	0	0
			7	6	1		

Continued on next page...

Continued from previous page...

Mol	Chain	Residues	Atoms			ZeroOcc	AltConf
87	5	1	Total	N	Os	0	0
			7	6	1		
87	5	1	Total	N	Os	0	0
			7	6	1		
87	5	1	Total	N	Os	0	0
			7	6	1		
87	5	1	Total	N	Os	0	0
			7	6	1		
87	5	1	Total	N	Os	0	0
			7	6	1		
87	5	1	Total	N	Os	0	0
			7	6	1		
87	5	1	Total	N	Os	0	0
			7	6	1		
87	5	1	Total	N	Os	0	0
			7	6	1		
87	5	1	Total	N	Os	0	0
			7	6	1		
87	5	1	Total	N	Os	0	0
			7	6	1		
87	5	1	Total	N	Os	0	0
			7	6	1		
87	5	1	Total	N	Os	0	0
			7	6	1		
87	5	1	Total	N	Os	0	0
			7	6	1		
87	5	1	Total	N	Os	0	0
			7	6	1		
87	5	1	Total	N	Os	0	0
			7	6	1		
87	5	1	Total	N	Os	0	0
			7	6	1		
87	5	1	Total	N	Os	0	0
			7	6	1		

Continued on next page...

Continued from previous page...

Mol	Chain	Residues	Atoms			ZeroOcc	AltConf
87	5	1	Total	N	Os	0	0
			7	6	1		
87	5	1	Total	N	Os	0	0
			7	6	1		
87	5	1	Total	N	Os	0	0
			7	6	1		
87	5	1	Total	N	Os	0	0
			7	6	1		
87	5	1	Total	N	Os	0	0
			7	6	1		
87	7	1	Total	N	Os	0	0
			7	6	1		
87	7	1	Total	N	Os	0	0
			7	6	1		
87	7	1	Total	N	Os	0	0
			7	6	1		
87	7	1	Total	N	Os	0	0
			7	6	1		
87	7	1	Total	N	Os	0	0
			7	6	1		
87	7	1	Total	N	Os	0	0
			7	6	1		
87	7	1	Total	N	Os	0	0
			7	6	1		
87	7	1	Total	N	Os	0	0
			7	6	1		
87	7	1	Total	N	Os	0	0
			7	6	1		
87	8	1	Total	N	Os	0	0
			7	6	1		
87	8	1	Total	N	Os	0	0
			7	6	1		
87	8	1	Total	N	Os	0	0
			7	6	1		
87	8	1	Total	N	Os	0	0
			7	6	1		

Continued on next page...

Continued from previous page...

Mol	Chain	Residues	Atoms			ZeroOcc	AltConf
87	8	1	Total	N	Os	0	0
			7	6	1		
87	8	1	Total	N	Os	0	0
			7	6	1		
87	8	1	Total	N	Os	0	0
			7	6	1		
87	8	1	Total	N	Os	0	0
			7	6	1		
87	8	1	Total	N	Os	0	0
			7	6	1		
87	8	1	Total	N	Os	0	0
			7	6	1		
87	8	1	Total	N	Os	0	0
			7	6	1		
87	8	1	Total	N	Os	0	0
			7	6	1		
87	8	1	Total	N	Os	0	0
			7	6	1		
87	13	1	Total	N	Os	0	0
			7	6	1		
87	13	1	Total	N	Os	0	0
			7	6	1		
87	14	1	Total	N	Os	0	0
			7	6	1		
87	14	1	Total	N	Os	0	0
			7	6	1		
87	15	1	Total	N	Os	0	0
			7	6	1		
87	15	1	Total	N	Os	0	0
			7	6	1		
87	15	1	Total	N	Os	0	0
			7	6	1		
87	19	1	Total	N	Os	0	0
			7	6	1		
87	m0	1	Total	N	Os	0	0
			7	6	1		
87	m0	1	Total	N	Os	0	0
			7	6	1		

Continued on next page...

Continued from previous page...

Mol	Chain	Residues	Atoms			ZeroOcc	AltConf
87	m1	1	Total	N	Os	0	0
			7	6	1		
87	m4	1	Total	N	Os	0	0
			7	6	1		
87	m5	1	Total	N	Os	0	0
			7	6	1		
87	m6	1	Total	N	Os	0	0
			7	6	1		
87	m7	1	Total	N	Os	0	0
			7	6	1		
87	m8	1	Total	N	Os	0	0
			7	6	1		
87	m9	1	Total	N	Os	0	0
			7	6	1		
87	n3	1	Total	N	Os	0	0
			7	6	1		
87	n6	1	Total	N	Os	0	0
			7	6	1		
87	n9	1	Total	N	Os	0	0
			7	6	1		
87	o2	1	Total	N	Os	0	0
			7	6	1		
87	o3	1	Total	N	Os	0	0
			7	6	1		
87	o7	1	Total	N	Os	0	0
			7	6	1		
87	o7	1	Total	N	Os	0	0
			7	6	1		
87	q2	1	Total	N	Os	0	0
			7	6	1		

- Molecule 88 is ZINC ION (three-letter code: ZN) (formula: Zn).

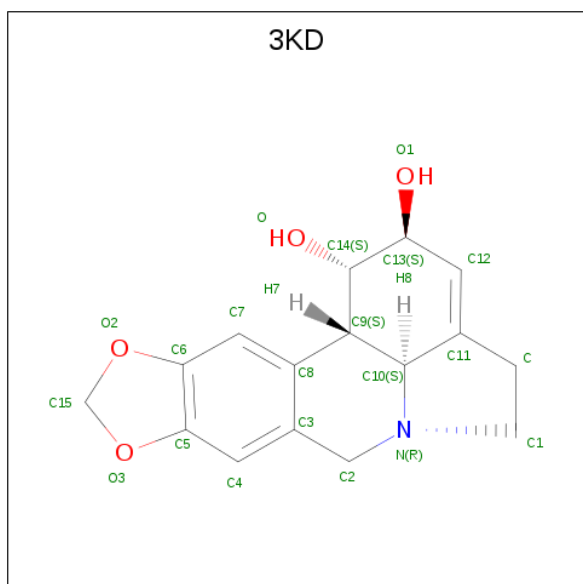
Mol	Chain	Residues	Atoms		ZeroOcc	AltConf
88	q0	1	Total	Zn	0	0
			1	1		
88	D6	1	Total	Zn	0	0
			1	1		
88	Q2	1	Total	Zn	0	0
			1	1		
88	e1	1	Total	Zn	0	0
			1	1		

Continued on next page...

Continued from previous page...

Mol	Chain	Residues	Atoms		ZeroOcc	AltConf
88	Q3	1	Total	Zn	0	0
			1	1		
88	D9	1	Total	Zn	0	0
			1	1		
88	E1	1	Total	Zn	0	0
			1	1		
88	Q0	1	Total	Zn	0	0
			1	1		
88	d7	1	Total	Zn	0	0
			1	1		
88	q3	1	Total	Zn	0	0
			1	1		
88	d9	1	Total	Zn	0	0
			1	1		
88	D7	1	Total	Zn	0	0
			1	1		
88	d6	1	Total	Zn	0	0
			1	1		
88	o7	1	Total	Zn	0	0
			1	1		
88	O7	1	Total	Zn	0	0
			1	1		
88	q2	1	Total	Zn	0	0
			1	1		

- Molecule 89 is (1S,2S,12bS,12cS)-2,4,5,7,12b,12c-hexahydro-1H-[1,3]dioxolo[4,5-j]pyrrolo[3,2,1-de]phenanthridine-1,2-diol (three-letter code: 3KD) (formula: C₁₆H₁₇NO₄).



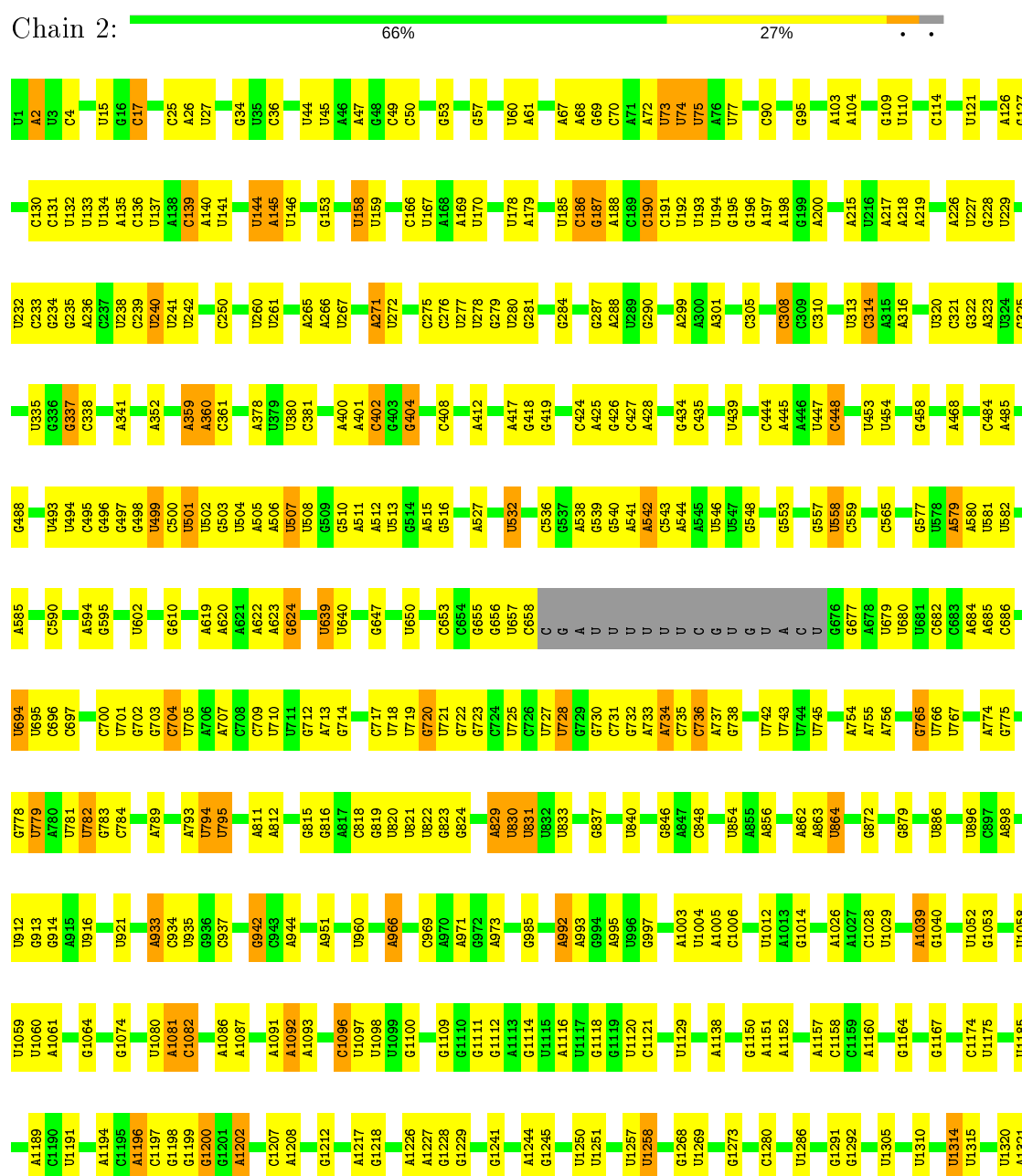
Mol	Chain	Residues	Atoms				ZeroOcc	AltConf
89	1	1	Total	C	N	O	0	0
			21	16	1	4		
89	5	1	Total	C	N	O	0	0
			21	16	1	4		

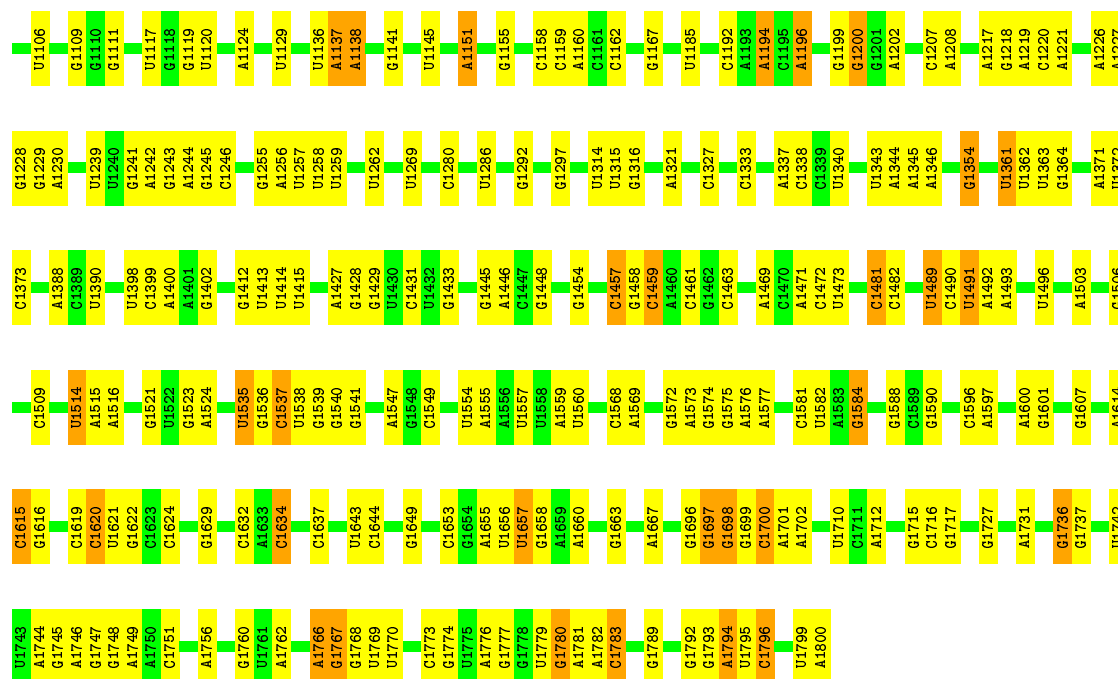
3 Residue-property plots

These plots are drawn for all protein, RNA, DNA and oligosaccharide chains in the entry. The first graphic for a chain summarises the proportions of the various outlier classes displayed in the second graphic. The second graphic shows the sequence view annotated by issues in geometry. Residues are color-coded according to the number of geometric quality criteria for which they contain at least one outlier: green = 0, yellow = 1, orange = 2 and red = 3 or more. Stretches of 2 or more consecutive residues without any outlier are shown as a green connector. Residues present in the sample, but not in the model, are shown in grey.

Note EDS failed to run properly.

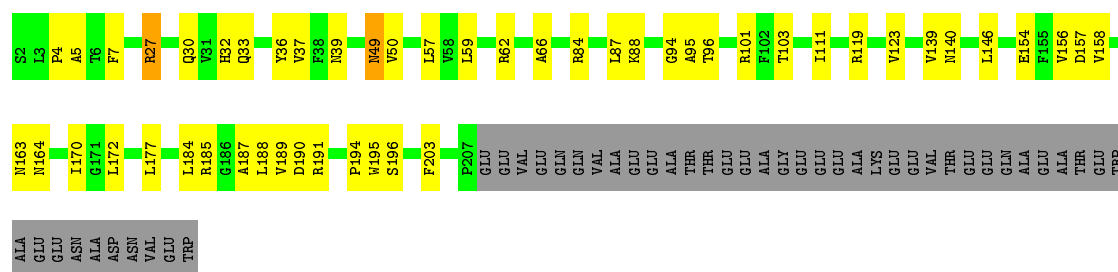
• Molecule 1: 18S ribosomal RNA





• Molecule 2: 40S ribosomal protein S0-A

Chain S0: 62% 19% 18%



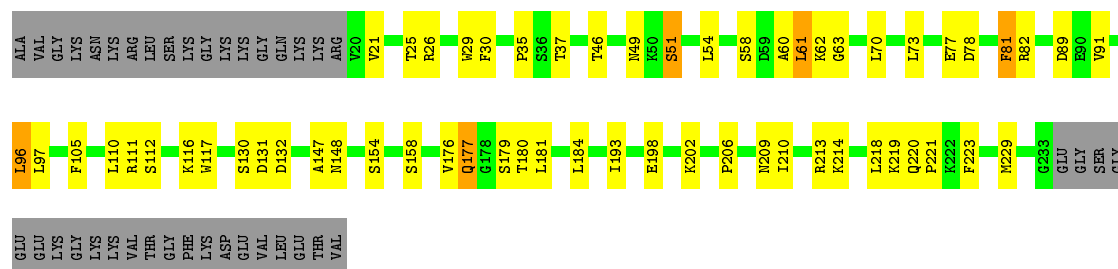
• Molecule 2: 40S ribosomal protein S0-A

Chain s0: 61% 18% 18%

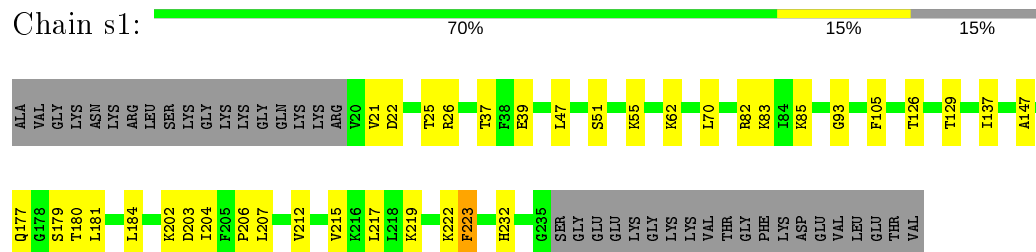


• Molecule 3: 40S ribosomal protein S1-A

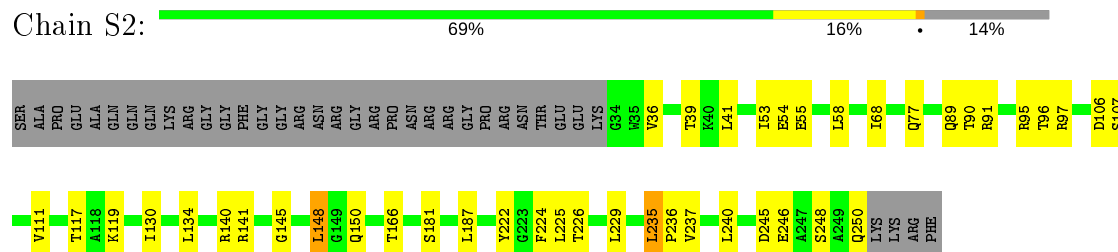
Chain S1: 61% 21% 16%



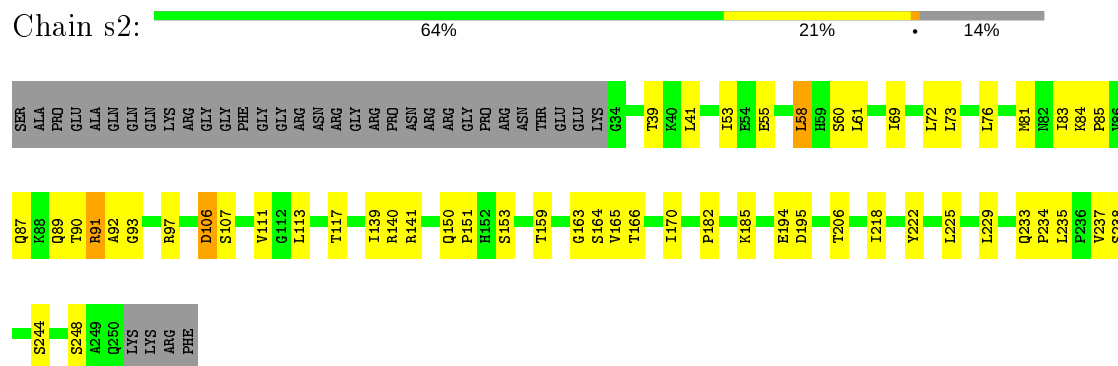
- Molecule 3: 40S ribosomal protein S1-A



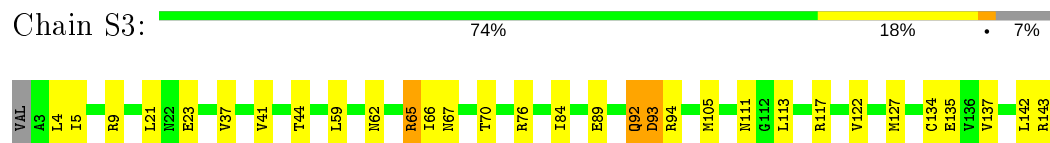
- Molecule 4: 40S ribosomal protein S2



- Molecule 5: 40S ribosomal protein S3



- Molecule 5: 40S ribosomal protein S3





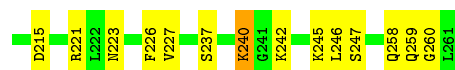
- Molecule 5: 40S ribosomal protein S3

Chain s3: 75% 16% 7%



- Molecule 6: 40S ribosomal protein S4-A

Chain S4: 82% 16% 2%



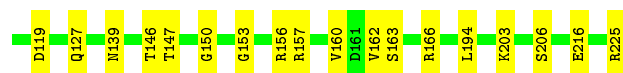
- Molecule 6: 40S ribosomal protein S4-A

Chain s4: 80% 19% 1%



- Molecule 7: 40S ribosomal protein S5

Chain S5: 73% 17% 8%



- Molecule 7: 40S ribosomal protein S5

Chain s5: 68% 22% 8%





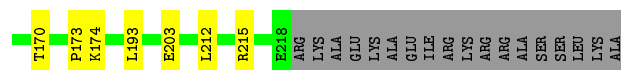
- Molecule 8: 40S ribosomal protein S6-A

Chain S6: 74% 21%



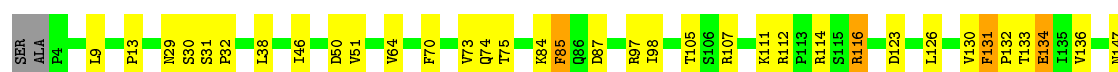
- Molecule 8: 40S ribosomal protein S6-A

Chain s6: 74% 17% 8%



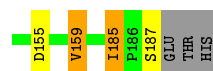
- Molecule 9: 40S ribosomal protein S7-A

Chain S7: 75% 20%



- Molecule 9: 40S ribosomal protein S7-A

Chain s7: 78% 17%



- Molecule 10: 40S ribosomal protein S8-A

Chain S8: 80% 14% 6%





- Molecule 10: 40S ribosomal protein S8-A

Chain s8: 81% 13% 6%




- Molecule 11: 40S ribosomal protein S9-A

Chain S9: 72% 21% 6%



- Molecule 11: 40S ribosomal protein S9-A

Chain s9: 76% 16% 6%



- Molecule 12: 40S ribosomal protein S10-A

Chain C0: 71% 19% 9%




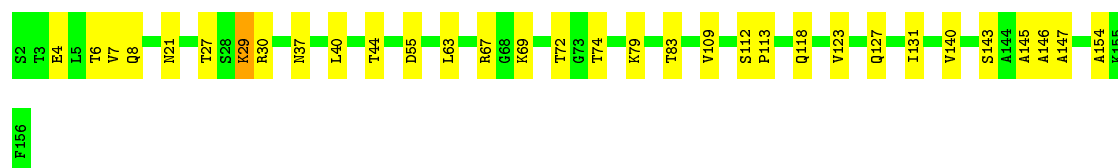
- Molecule 12: 40S ribosomal protein S10-A

Chain c0: 70% 18% 9%



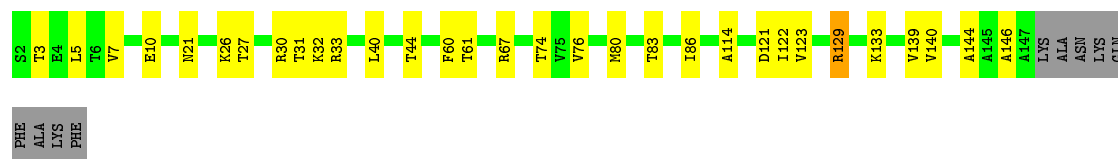
- Molecule 13: 40S ribosomal protein S11-A

Chain C1:  79% 20%



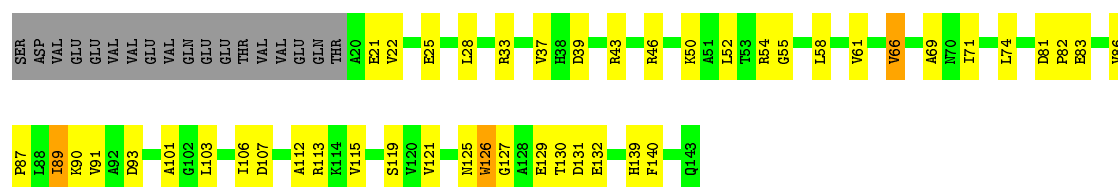
- Molecule 13: 40S ribosomal protein S11-A

Chain c1: 74% 19% • 6%



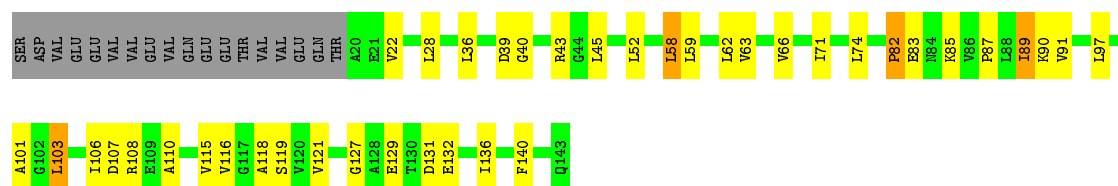
- Molecule 14: 40S ribosomal protein S12

Chain C2: 55% 30% • 13%




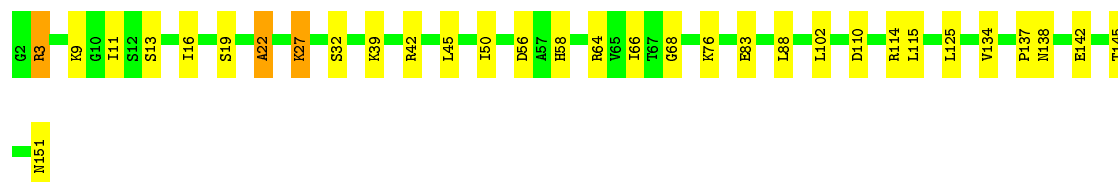
- Molecule 14: 40S ribosomal protein S12

Chain c2: 59% 25% 13%

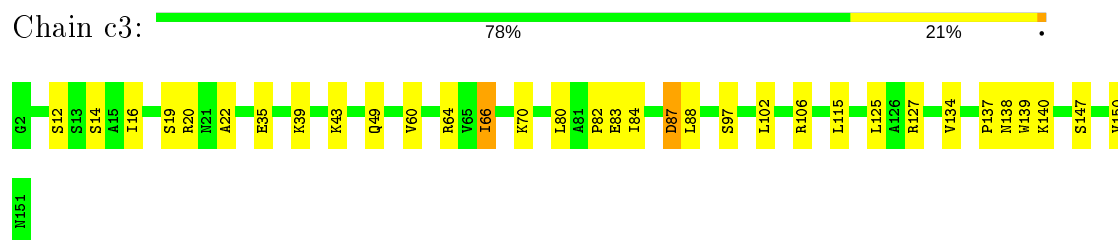


- Molecule 15: 40S ribosomal protein S13

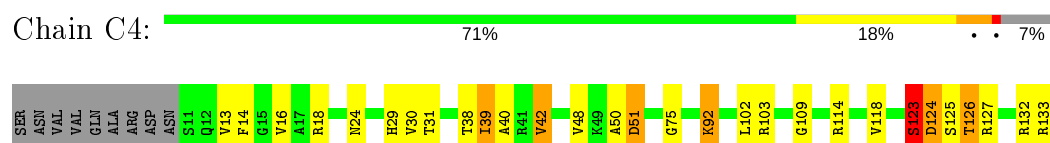
Chain C3:  79% 19% .



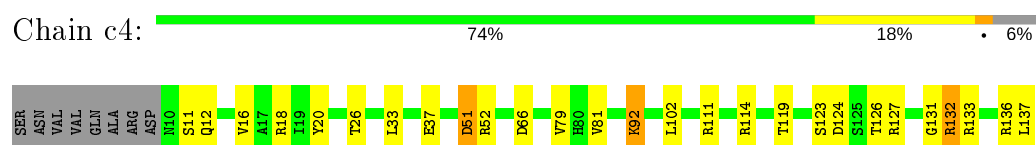
- Molecule 15: 40S ribosomal protein S13



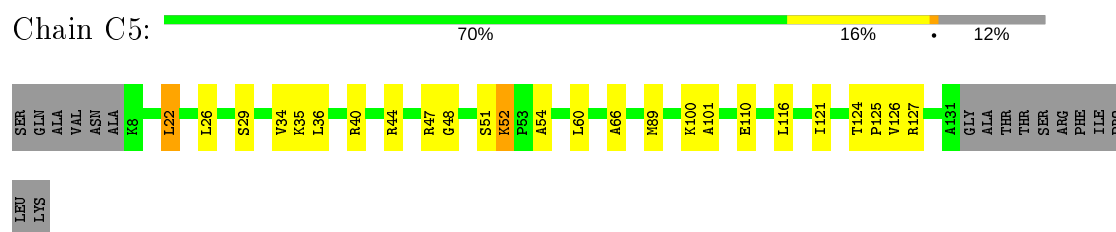
- Molecule 16: 40S ribosomal protein S14-A



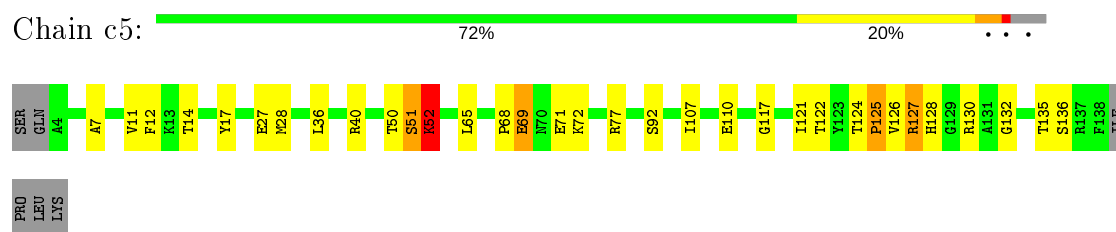
- Molecule 16: 40S ribosomal protein S14-A



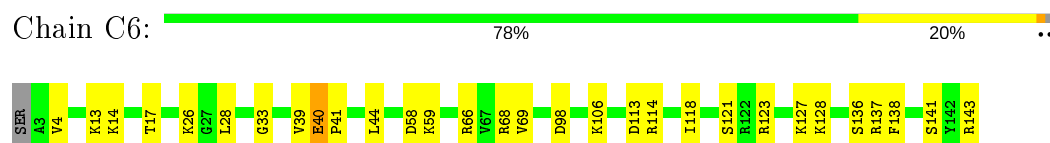
- Molecule 17: 40S ribosomal protein S15




- Molecule 17: 40S ribosomal protein S15



- Molecule 18: 40S ribosomal protein S16-A



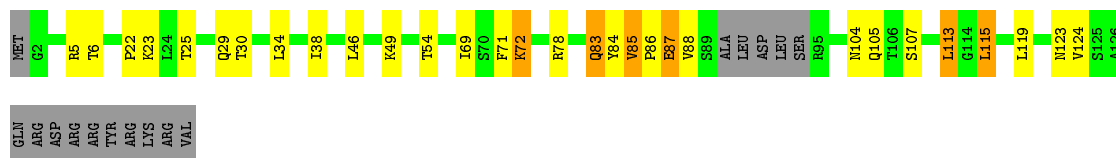
- Molecule 18: 40S ribosomal protein S16-A

Chain c6:  77% 21% .



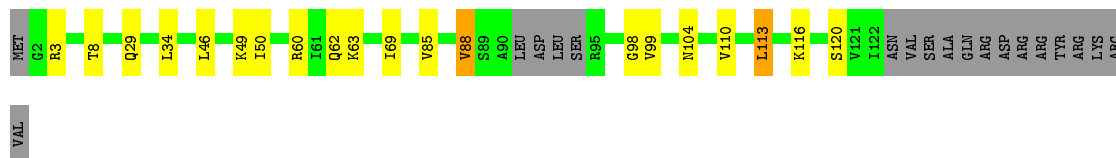
- Molecule 19: 40S ribosomal protein S17-A

Chain C7:  66% 18% . 12%



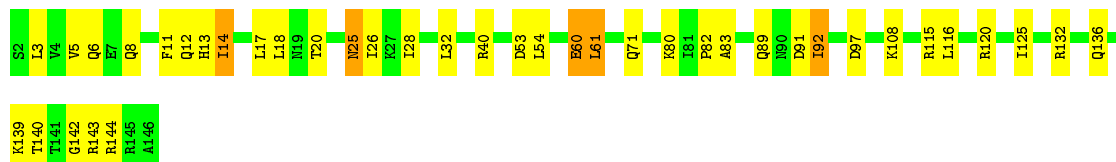
- Molecule 19: 40S ribosomal protein S17-A

Chain c7:  71% 13% . 14%




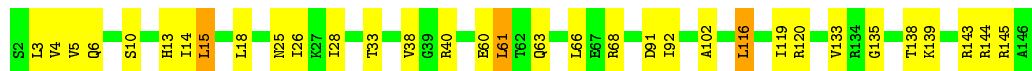
- Molecule 20: 40S ribosomal protein S18-A

Chain C8:  72% 24% .




- Molecule 20: 40S ribosomal protein S18-A

Chain c8:  77% 21% .




- Molecule 21: 40S ribosomal protein S19-A

Chain C9:  81% 19%



- Molecule 21: 40S ribosomal protein S19-A

Chain c9:  81% 17% •



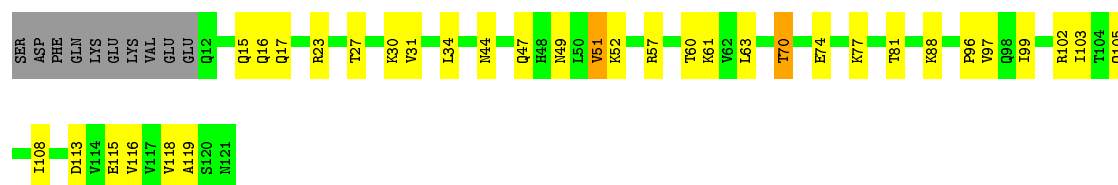
- Molecule 22: 40S ribosomal protein S20

Chain D0:  68% 22% 11%




- Molecule 22: 40S ribosomal protein S20

Chain d0:  63% 27% 8%




- Molecule 23: 40S ribosomal protein S21-A

Chain D1:  76% 24%




- Molecule 23: 40S ribosomal protein S21-A

Chain d1:  75% 24%




- Molecule 24: 40S ribosomal protein S22-A

Chain D2:  86% 12%




- Molecule 24: 40S ribosomal protein S22-A

Chain d2:  86% 13%



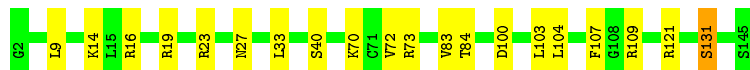
- Molecule 25: 40S ribosomal protein S23-A

Chain D3:  81% 17%




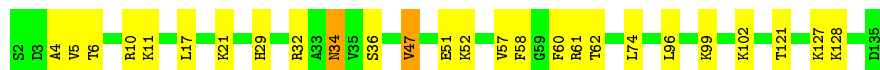
- Molecule 25: 40S ribosomal protein S23-A

Chain d3:  86% 13%




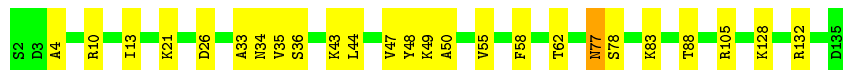
- Molecule 26: 40S ribosomal protein S24-A

Chain D4:  81% 18%



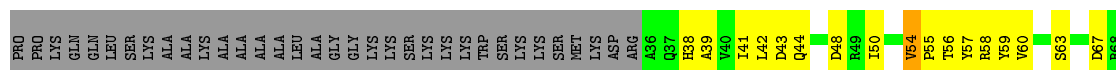
- Molecule 26: 40S ribosomal protein S24-A

Chain d4:  81% 18%




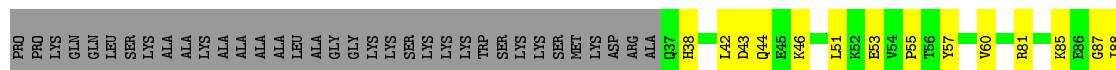
- Molecule 27: 40S ribosomal protein S25-A

Chain D5:  40% 23% 35%



- Molecule 27: 40S ribosomal protein S25-A

Chain d5:  50% 15% 36%




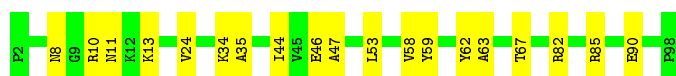
- Molecule 28: 40S ribosomal protein S26-B

Chain D6:  72% 20% 8%




- Molecule 28: 40S ribosomal protein S26-B

Chain d6:  80% 20%



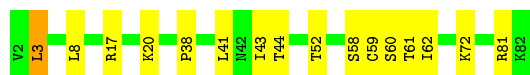
- Molecule 29: 40S ribosomal protein S27-A

Chain D7:  86% 14%



- Molecule 29: 40S ribosomal protein S27-A

Chain d7:  80% 19% .



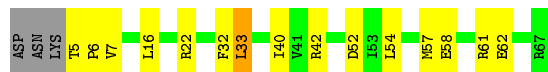
- Molecule 30: 40S ribosomal protein S28-A

Chain D8:  73% 21% . 5%




- Molecule 30: 40S ribosomal protein S28-A

Chain d8:  73% 21% . 5%



- Molecule 31: 40S ribosomal protein S29-A

Chain D9:  78% 16% . .




- Molecule 31: 40S ribosomal protein S29-A

Chain d9:  71% 25%



- Molecule 32: 40S ribosomal protein S30-A

Chain E0:  82% 17%



- Molecule 33: Ubiquitin-40S ribosomal protein S31

Chain E1:  53% 38% 7%




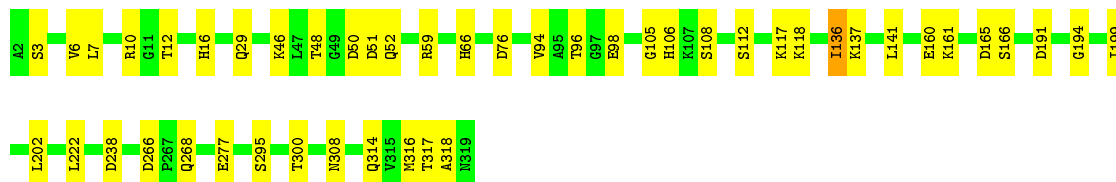
- Molecule 33: Ubiquitin-40S ribosomal protein S31

Chain e1:  59% 34% 7%



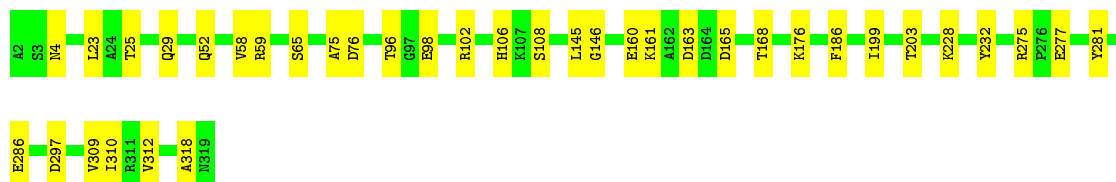
- Molecule 34: Guanine nucleotide-binding protein subunit beta-like protein

Chain SR:  85% 14%



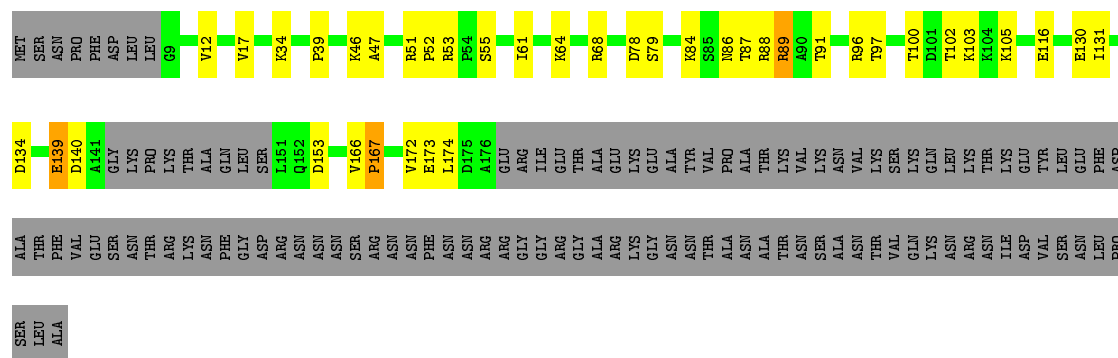
- Molecule 34: Guanine nucleotide-binding protein subunit beta-like protein

Chain sR:  88% 12%



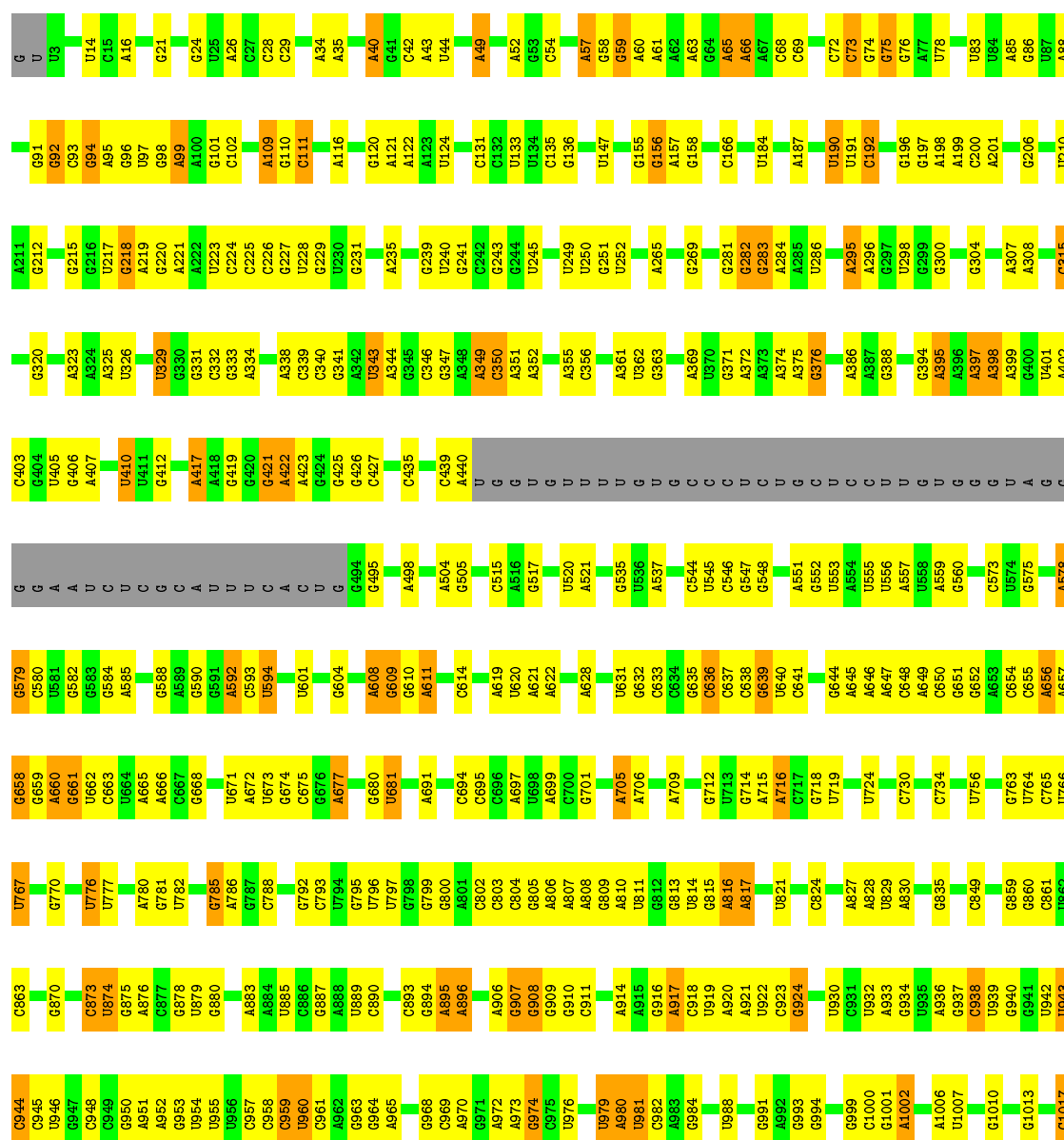
- Molecule 35: Suppressor protein STM1

Chain SM:  44% 13% 42%

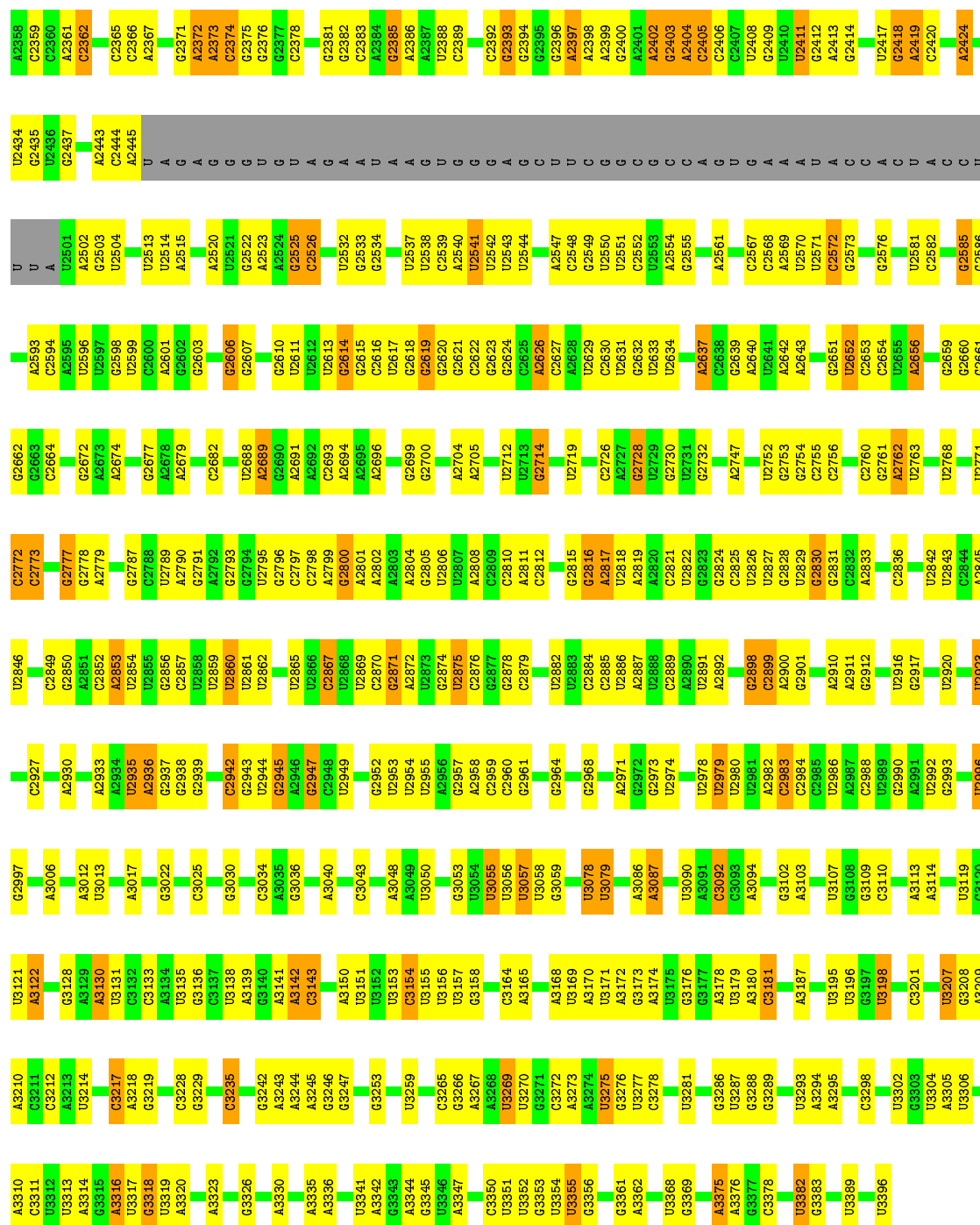


• Molecule 36: 25S ribosomal RNA

Chain 1: 52% 34% 7% 7%

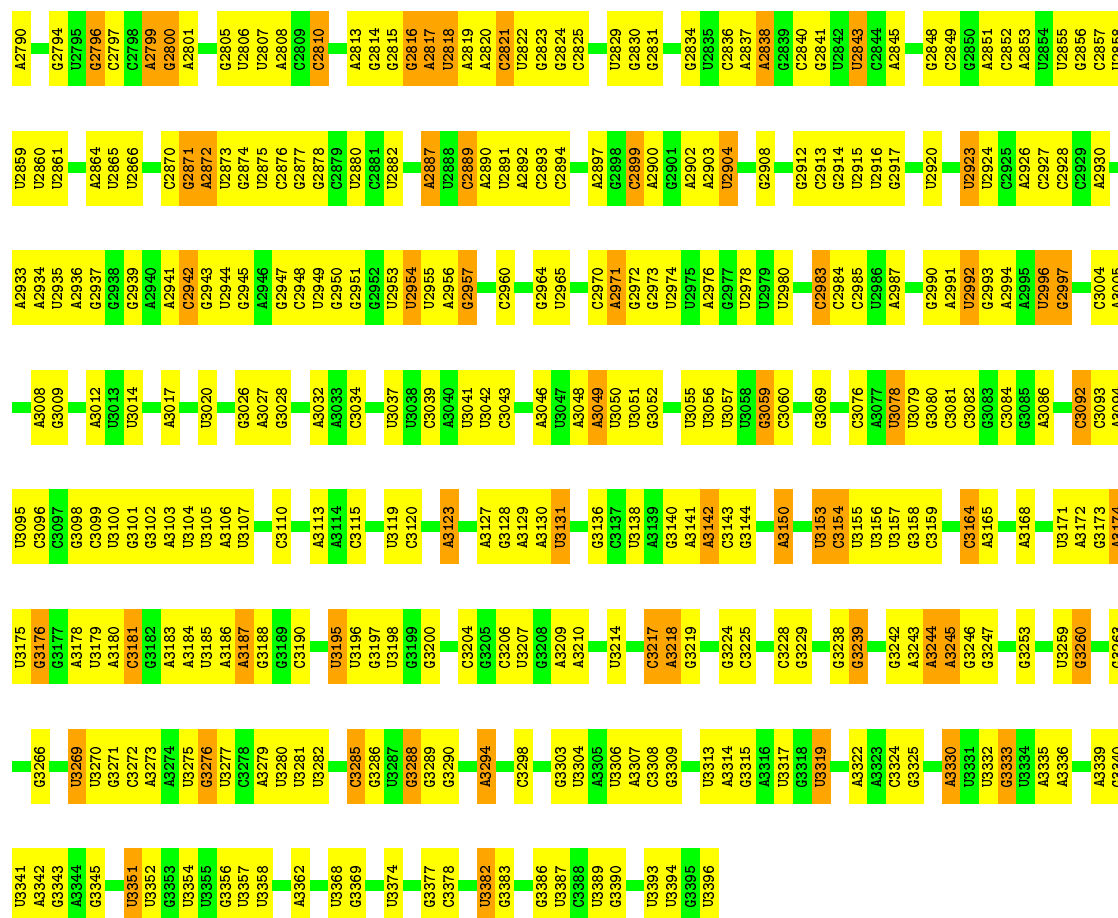






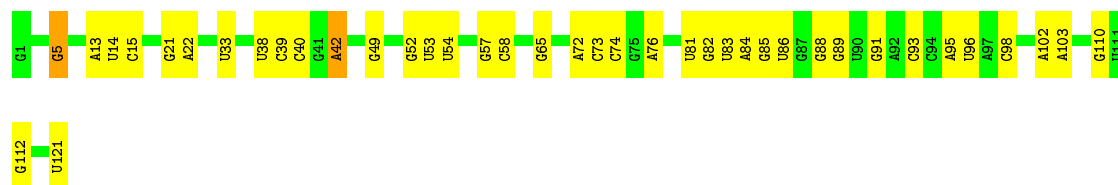
G1316	A1204	A1130	G958	G887	C802	A622	A522	G394	A285	A201
A1317	A1205	C1131	C959	A888	C803	G625	A523	C	A286	
A1318		C1132	C959	C804	A705			A396	A204	
G1319	U1208	U689	U960	G805			C526	G	A289	C205
C1320	G1209	G1134	C961	A1048				C		
G1321		A1135	A962	C890	A806	A630	U528	A398	C293	A209
U1322	G1212		G963	G891		U631	A529	A399	U294	U210
G1323	A1213	U1138	G964	C893	G809	G632	A529	C	A295	G212
		G964	C893	A810	U811	G633	G530	C	A296	A213
U1329	G1222	A1143	G966	G894		G634	G531	U	G297	G214
A1330			U966	A895	A816	G636	G535	U	G300	G215
U1332	G1226	G1147	C969	A896	A817	C637		G		
U1331		G1148	A970	U897		C638	G542	G	A308	U217
C1332	C1232	G1148	G971		G822	G639		G	A407	
C1335		G1149	A1064	G901	C823	U640	C546	G		G218
U1336	G1237	A1150	A1065	U719	C824	G641	U640	U	A219	
A1337	U1151	G1066	G1066	U825	G721	U642	G547	U	A313	
C1338	G1238	A1153	C975	G826		U643	G548	A	G220	A221
C1339	A1239	C1154	U979	G909				G		A222
G1340	U1240	C1155	A980	G910	A830	G644	A551	G	A323	
U1341	G1242	C1156	U981	C911	G726	A645	G552	G	U326	
G1349	G1243	G1157	C982	G912	G727	A646	U553	G	U323	C224
A1350	A1244	A1158	A983	A913	G832	A647	G554	A	U329	
U1351		A1159	G984	A914	G833	C648	U555	A	A417	U230
A1352	A1245	C1160	G994	A915	U834	A649	U556	U	G335	G231
G1434	G1246	U1161	G993	G916	G835		A557	C		
U1353		U1162	G993	A917			U558	U	A338	G234
A1435	U1252	A1093	U1094	A921	G838	G652	U558	C	C339	A235
U1356	A1253	U1095	U1095	U922	C840	C654	A559	C	G340	G236
A1356	U1254	U1096	G999	G923		C655		C	A423	G237
G1357		U1097	G1001	G924	A846		C573	A	G341	
C1358		U1098	A1002	A925	G847	G658	A578	U	A424	A238
	U1258	U1099	A1003	A926	A848	A660	G579	U	G425	G239
		U1100	U1004	A927	U766	A661	A344	U	C427	U240
G1362	G1262	G1171	G1005	C927	U767	G661	U581	C	C428	G244
A1363	A1263	G1101	G1005	C851	C768	U662		A	U429	U245
G1364	G1264	A1102	A1006	U930	G769	C663	G584	U430	A348	U246
U1365	G1265	A1103	U1007	C931	G859		A585	U431	A349	
A1366	G1266	C1176	U1008	C932	G860		C586	U432	C350	C247
		A1180	A1009	A933	C861	A666	U587	G495	A351	U248
A1369	G1295	A1181	G1010	G934	C861	G667	G588	C496	A352	U249
U1370	A1296	U1182	U1108	U935	G864	U669	A589	C497	G353	U250
G1371	C1297	C1183	U1110	A936	U665	C870	G590		C251	U252
C1372	C1298	A1184	U1111	G937	A866	U671	G591	C500	C356	A253
U1299	U1299	G1379	A1112	C938	G867	A672	A592	A438	A397	A254
G1300	G1300	C1187	C1016	U939	G868	U6				
A1301	A1301	G1188	G1017	U939	G869	G781	G600	C503	A440	U959
G1375	A1302	G1189	G1018	G940	G869	G785		U441	G360	C259
C1376	A1303	C1190	G1019	G941	G870	A504		G442	A361	
		A1190	G1020	U942	U871	G604		G443	U362	G264
G1380	A1304	U1191	G1021	U943	U872	G678		U	G363	
		C1192	G1117	G944	C873	G678		G		G267
C1385	G1306	C1193	C1118	C945	U874	U679		U	A367	A268
A1386	A1307	A1193	C1119	C945	G874	G680		U	A369	G269
G1387	G1308	G1194	A1120	U946	U874	U681		U	G368	
		G1121	A1025	G947	U790	G610		U	A369	
	U1309	A1197	A1026	G947	C877	U612		U	U370	U278
			A1227	C948	C877	G617		G		U279
	G1310	C1198	U1028	U879	U879	G618		U	U376	G281
C1311	C1311	C1199	G1029	G880	C881	A515		U	G376	
G1392	C1312	A1200	A1029	G880	C881	A516		U	U376	
A1393	G1313	C1201	G1127	C882	A882	A519		G	A389	G282
C1394	C1314	A1202	G1202	A952	A883	A619		C	A389	G283
U1395	U1395	A1202	U1035	A952	A883	U620		U	U370	C284
G1396	U1396	A1202	U1035	A952	A883	U620		U	U370	
			U1041	A952	A883	U620		U	U370	
			A1204	A952	A883	U620		U	U370	
			A1204	A952	A883	U620		U	U370	
			A1204	A952	A883	U620		U	U370	
			A1204	A952	A883	U620		U	U370	
			A1204	A952	A883	U620		U	U370	
			A1204	A952	A883	U620		U	U370	
			A1204	A952	A883	U620		U	U370	
			A1204	A952	A883	U620		U	U370	
			A1204	A952	A883	U620		U	U370	
			A1204	A952	A883	U620		U	U370	
			A1204	A952	A883	U620		U	U370	
			A1204	A952	A883	U620		U	U370	
			A1204	A952	A883	U620		U	U370	
			A1204	A952	A883	U620		U	U370	
			A1204	A952	A883	U620		U	U370	
			A1204	A952	A883	U620		U	U370	
			A1204	A952	A883	U620		U	U370	
			A1204	A952	A883	U620		U	U370	
			A1204	A952	A883	U620		U	U370	
			A1204	A952	A883	U620		U	U370	
			A1204	A952	A883	U620		U	U370	
			A1204	A952	A883	U620		U	U370	
			A1204	A952	A883	U620		U	U370	
			A1204	A952	A883	U620		U	U370	
			A1204	A952	A883	U620		U	U370	
			A1204	A952	A883	U620		U	U370	
			A1204	A952	A883	U620		U	U370	
			A1204	A952	A883	U620		U	U370	
			A1204	A952	A883	U620		U	U370	
			A1204	A952	A883	U620		U	U370	
			A1204	A952	A883	U620		U	U370	
			A1204	A952	A883	U620		U	U370	
			A1204	A952	A883	U620		U	U370	
			A1204	A952	A883	U620		U	U370	
			A1204	A952	A883	U620		U	U370	
			A1204	A952	A883	U620		U	U370	
			A1204	A952	A883	U620		U	U370	
			A1204	A952	A883	U620		U	U370	
			A1204	A952	A883	U620		U	U370	
			A1204	A952	A883	U620		U	U370	
			A1204	A952	A883	U620		U	U370	
			A1204	A952	A883	U620		U	U370	
			A1204	A952	A883	U620		U	U370	
			A1204	A952	A883	U620		U	U370	
			A1204	A952	A883	U620		U	U370	
			A1204	A952	A883	U620		U	U370	
			A1204	A952	A883	U620		U	U370	
			A1204	A952	A883	U620		U	U370	
			A1204	A952	A883	U620		U	U370	
			A1204	A952	A883	U620		U	U370	
			A1204	A952	A883	U620		U	U370	
			A1204	A952	A883	U620		U	U370	
			A1204	A952	A883	U620		U	U370	
			A1204	A952	A883	U620		U	U370	
			A1204	A952	A883	U620		U	U370	
			A1204	A952	A883	U620		U	U370	
			A1204	A952	A883	U620		U	U370	
			A1204	A952	A883	U620		U	U370	
			A1204	A952	A883	U620		U	U370	
			A1204	A952	A883	U620		U	U370	
			A1204	A952	A883	U620		U	U370	
			A1204	A952	A883	U620		U	U370	
			A1204	A952	A883	U620		U	U370	
			A1204	A952	A883	U620		U	U3	

A2704	G2621	C2595	U2314	G2294	A2143	U	G	G1929	A1839	U1716	U1567	G1487
A2705	C2622	C2526	G2315	G2294	A2144	C	G	A1929	U1840	U1717	U1568	G1488
C2708	G2623	A2529	U2319	A2243	A2145	U	G	A1932	A1841	U1718	U1569	G1489
C2709	C2624	G2530	U2320	A2244	A2146	U	G	G1935	A1842	U1719	U1570	A1490
C2710	A2628	C2531	G2323	C2245	A2147	U	C	A1936	C1846	U1720	U1571	A1491
C2711	U2631	U2532	G2324	C2246	G2150	A	U	U1937	A1847	U1721	U1572	G1492
U2712	G2632	G2533	U2327	C2248	U2153	G	U	G1953	C1848	U1722	C1574	G1493
U2713	U2633	G2534	C2330	G2249	U2154	A	C	G	C1849	U1723	U1575	U1494
G2714	U2634	U2535	C2331	G2250	G2155	C	U	U	A1850	G1733	U1576	C1496
U2719	U2635	U2536	U2332	G2253	A2158	U	U	A	C1856	G1736	C1578	C1499
U2720	A2636	U2537	A2333	U2254	G2159	G	U	G	C1857	U1737	U1579	G1500
U2721	C2637	U2538	U2334	A2255	G2160	C	U	U	A1858	U1738	A1580	U1501
U2722	C2638	A2541	U2335	A2256	G2161	G	U	G	A1859	G1739	C1581	C1502
C2726	G2639	U2542	U2336	C2257	U2176	C	U	A	G1863	U1740	C1582	A1503
A2727	U2543	U2543	U2337	U2258	G2169	U	U	G	C1864	C1756	U1583	A1504
G2728	A2643	C2544	C2338	U2259	U2170	U	G	G	C1865	U1757	G1586	C1505
U2729	C2644	U2549	U2339	A2270	G2174	C	U	C	A1866	A1760	U1587	A1506
A2733	G2645	C2552	U2340	A2271	U2175	U	U	C	A1867	C1761	G1588	G1507
C2737	U2650	G2555	A2341	G2272	U2176	A	U	C	G1868	U1762	C1589	C1508
C2741	U2652	U2555	U2342	G2273	U2177	C	U	U	A1874	U1763	G1590	A1509
G2745	C2653	C2566	C2343	G2274	C2181	A	U	G	G1875	U1764	G1591	G1517
A2746	U2654	C2567	U2344	C2275	G2182	A	U	C	U1876	U1765	G1592	G1518
C2747	U2655	C2568	A2345	C2276	U2183	U	U	C	U1877	G1766	A1593	G1519
U2751	U2656	C2569	U2346	C2277	U2184	A	U	C	G1878	U1767	G1594	G1520
C2752	C2657	U2570	U2347	C2278	U2185	U	U	C	A1879	G1768	U1600	U1521
G2753	U2658	U2571	U2348	U2279	U2186	A	U	C	U1880	U1769	U1601	U1522
U2754	C2659	U2572	U2349	A2280	G2187	U	U	C	G1881	G1770	A1523	A1524
C2755	U2660	U2573	U2350	U2281	U2188	U	U	C	U1882	U1771	G1604	G1528
U2756	C2661	C2574	C2351	U2282	U2189	C	U	U	A1883	U1772	U1605	A1529
A2758	U2662	G2575	U2352	G2283	U2190	C	U	C	U1884	U1773	U1606	U1533
U2759	G2663	U2576	U2353	U2284	U2191	U	U	C	G1885	U1774	U1607	G1536
C2762	U2664	C2577	U2354	C2285	C2192	U	U	C	U1886	U1775	G1608	G1541
U2763	C2665	U2578	U2355	U2286	U2193	A	U	C	G1887	U1776	U1609	G1542
C2764	U2666	C2579	U2356	C2287	U2194	U	U	C	A1888	U1777	U1610	G1543
G2765	C2667	U2580	U2357	U2288	U2195	U	U	C	U1889	U1778	U1611	G1544
U2766	U2668	U2581	U2358	U2289	U2196	U	U	C	U1890	U1779	U1612	G1545
C2767	C2669	U2582	U2359	U2290	U2197	U	U	C	U1891	U1780	U1613	G1546
U2768	U2670	U2583	U2360	A2291	U2198	U	U	C	U1892	U1781	U1614	G1547
G2769	C2671	U2584	U2361	U2292	U2199	U	U	C	U1893	U1782	U1615	U1553
C2770	U2672	U2585	U2362	U2293	U2200	U	U	C	U1894	U1783	U1616	U1554
U2771	C2673	U2586	U2363	U2294	U2201	U	U	C	U1895	U1784	U1617	U1555
C2772	U2674	U2587	U2364	U2295	U2202	U	U	C	U1896	U1785	U1618	U1556
U2773	C2675	U2588	U2365	U2296	U2203	U	U	C	U1897	U1786	U1619	G1560
G2774	U2676	U2589	U2366	U2297	U2204	U	U	C	U1898	U1787	U1620	C1562
C2775	C2677	U2590	U2367	U2298	U2205	U	U	C	U1899	U1788	U1621	C1563
U2776	U2678	U2591	U2368	U2299	U2206	U	U	C	U1900	U1789	U1622	U1564
C2777	C2679	U2592	U2369	U2300	U2207	U	U	C	U1901	U1790	U1623	U1565
U2778	U2680	U2593	U2370	U2301	U2208	U	U	C	U1902	U1791	U1624	C1566
G2779	C2681	U2594	U2371	U2302	U2209	U	U	C	U1903	U1792	U1625	G1567
C2780	U2682	U2595	U2372	U2303	U2210	U	U	C	U1904	U1793	U1626	G1568
U2781	C2683	U2596	U2373	U2304	U2211	U	U	C	U1905	U1794	U1627	U1569
C2782	U2684	U2597	U2374	U2305	U2212	U	U	C	U1906	U1795	U1628	G1570
U2783	C2685	U2598	U2375	U2306	U2213	U	U	C	U1907	U1796	U1629	U1571
G2784	U2686	U2599	U2376	U2307	U2214	U	U	C	U1908	U1797	U1630	G1572
A2703	C2687	U2600	U2377	U2308	U2215	U	U	C	U1909	U1798	U1631	C1573
	U2688	U2601	U2378	U2309	U2216	U	U	C	U1910	U1799	U1632	G1574
	C2689	U2602	U2379	U2310	U2217	U	U	C	U1911	U1800	U1633	U1575
	U2690	U2603	U2380	U2311	U2218	U	U	C	U1912	U1801	U1634	U1576
	C2691	U2604	U2381	U2312	U2219	U	U	C	U1913	U1802	U1635	C1577
	U2692	U2605	U2382	U2313	U2220	U	U	C	U1914	U1803	U1636	U1578
	C2693	U2606	U2383	U2314	U2221	U	U	C	U1915	U1804	U1637	U1579
	U2694	U2607	U2384	U2315	U2222	U	U	C	U1916	U1805	U1638	G1580
	C2695	U2608	U2385	U2316	U2223	U	U	C	U1917	U1806	U1639	U1581
	U2696	U2609	U2386	U2317	U2224	U	U	C	U1918	U1807	U1640	C1582
	C2697	U2610	U2387	U2318	U2225	U	U	C	U1919	U1808	U1641	C1583
	U2698	U2611	U2388	U2319	U2226	U	U	C	U1920	U1809	U1642	U1584
	C2699	U2612	U2389	U2320	U2227	U	U	C	U1921	U1810	U1643	C1585
	U2700	U2613	U2390	U2321	U2228	U	U	C	U1922	U1811	U1644	U1586
	C2701	U2614	U2391	U2322	U2229	U	U	C	U1923	U1812	U1645	G1587
	U2702	U2615	U2392	U2323	U2230	U	U	C	U1924	U1813	U1646	U1588
	C2703	U2616	U2393	U2324	U2231	U	U	C	U1925	U1814	U1647	A1529
	U2704	U2617	U2394	U2325	U2232	U	U	C	U1926	U1815	U1648	U1533
	C2705	U2618	U2395	U2326	U2233	U	U	C	U1927	U1816	U1649	G1536
	U2706	U2619	U2396	U2327	U2234	U	U	C	U1928	U1817	U1650	G1541
	C2707	U2620	U2397	U2328	U2235	U	U	C	U1929	U1818	U1651	U1547
	U2708	U2621	U2398	U2329	U2236	U	U	C	U1930	U1819	U1652	U1553
	C2709	U2622	U2399	U2330	U2237	U	U	C	U1931	U1820	U1653	U1554
	U2710	U2623	U2400	U2331	U2238	U	U	C	U1932	U1821	U1654	U1555
	C2711	U2624	U2401	U2332	U2239	U	U	C	U1933	U1822	U1655	C1556
	U2712	U2625	U2402	U2333	U2240	U	U	C	U1934	U1823	U1656	G1557
	C2713	U2626	U2403	U2334	U2241	U	U	C	U1935	U1824	U1657	U1558
	U2714	U2627	U2404	U2335	U2242	U	U	C	U1936	U1825	U1658	C1559
	C2715	U2628	U2405	U2336	U2243	U	U	C	U1937	U1826	U1659	U1560
	U2716	U2629	U2406	U2337	U2244	U	U	C	U1938	U1827	U1660	C1561
	C2717	U2630	U2407	U2338	U2245	U	U	C	U1939	U1828	U1661	C1562
	U2718	U2631	U2408	U2339	U2246	U	U	C	U1940	U1829	U1662	C1563
	C2719	U2632	U2409	U2340	U2247	U	U	C	U1941	U1830	U1663	U1564
	U2720	U2633	U2410	U2341	U2248	U	U	C	U1942	U1831	U1664	C1565
	C2721	U2634	U2411	U2342	U2249	U	U	C	U1943	U1832	U1665	U1566
	U2722	U2635	U2412	U2343	U2250	U	U	C	U1944	U1833	U1666	C1567
	C2723	U2636	U2413	U2344	U2251	U	U	C	U1945	U1834	U1667	U1568
	U2724	U2637	U2414	U2345	U2252	U	U	C	U1946	U1835	U1668	C1569
	C2725	U2638	U2415	U2346	U2253	U	U	C	U1947	U1836	U1669	U1570
	U2726	U2639	U2416	U2347	U2254	U	U	C	U1948	U1837	U1670	U1571
	C2727	U2640	U2417	U2348	U2255	U	U	C	U1949	U1838	U1671	C1572
	U2728	U2641	U2418	U2349	U2256	U	U	C	U1950	U1839	U1672	U1573
	C2729	U2642	U2419	U2350	U2257	U	U	C	U1951	U1840	U1673	C1574
	U2730	U2643	U2420	U2351	U2258	U	U	C	U1952	U1841	U1674	U1575
	C2731	U2644	U2421	U2352	U2259	U	U	C	U1953	U1842	U1675	C1576
	U2732	U2645	U2422	U2353	U2260	U	U	C	U1954	U1843	U1676	U1577
	C2733	U2646	U2423	U2354	U2261	U	U	C	U1955	U1844	U1677	C1578
	U2734	U2647	U2424	U2355	U2262	U	U	C	U1956	U1845	U1678	U1579
	C2735	U2648	U2425	U2356	U2263	U	U	C	U1957	U1846	U1679	G1580
	U2736	U2649	U2426	U2357	U2264	U	U	C	U1958	U1847	U1680	U1581
	C2737	U2650	U2427	U2358	U2265	U	U	C	U1959	U1848	U1681	C1582
	U2738	U2651	U2428	U2359	U2266	U	U	C	U1960	U1849	U1682	C1583
	C273											



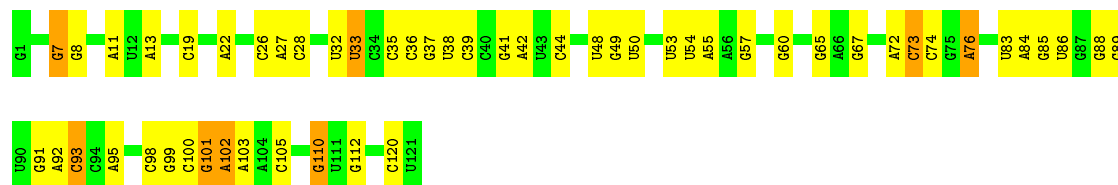
• Molecule 37: 5S ribosomal RNA

Chain 3: 67% 31% .



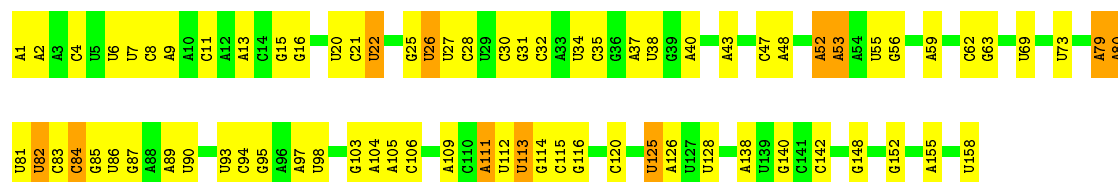
• Molecule 37: 5S ribosomal RNA

Chain 7: 56% 37% 7%



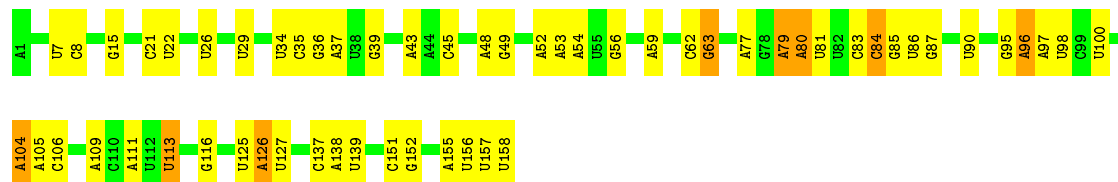
• Molecule 38: 5.8S ribosomal RNA

Chain 4: 52% 41% 7%



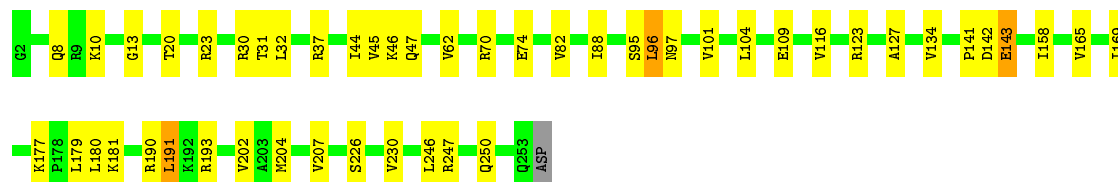
• Molecule 38: 5.8S ribosomal RNA

Chain 8: 64% 31% 5%



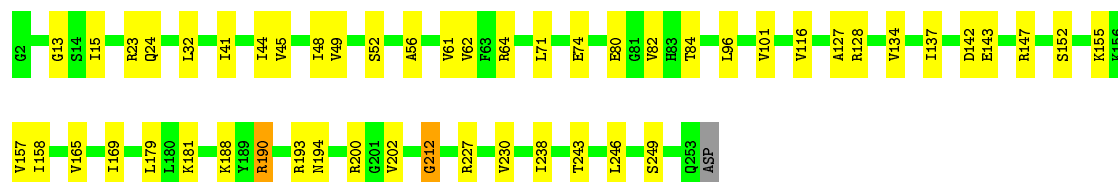
• Molecule 39: 60S ribosomal protein L2-A

Chain L2: 80% 18% 2%



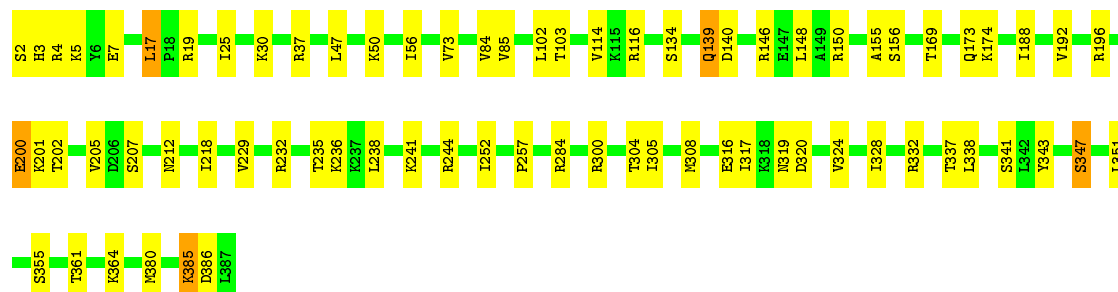
• Molecule 39: 60S ribosomal protein L2-A

Chain 12: 79% 19% 2%

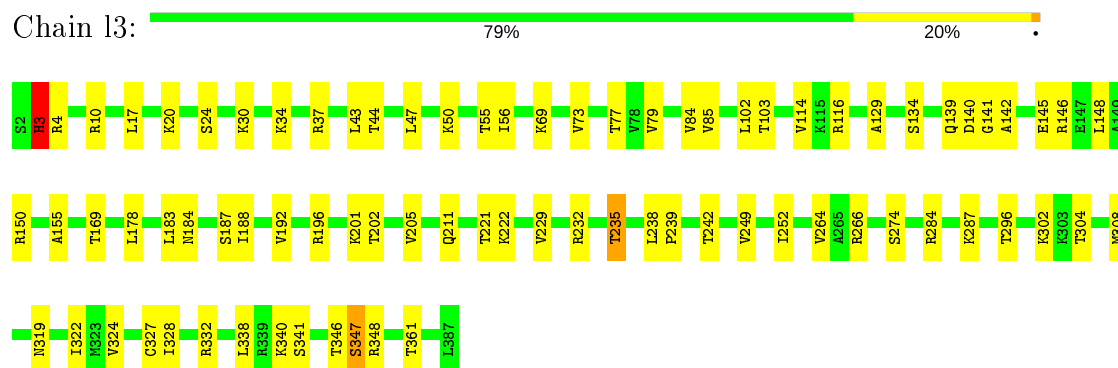


• Molecule 40: 60S ribosomal protein L3

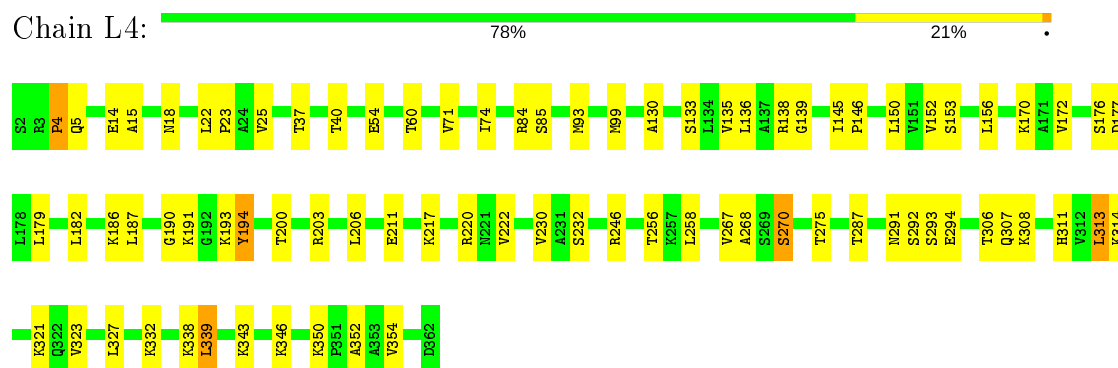
Chain L3: 81% 18% 1%



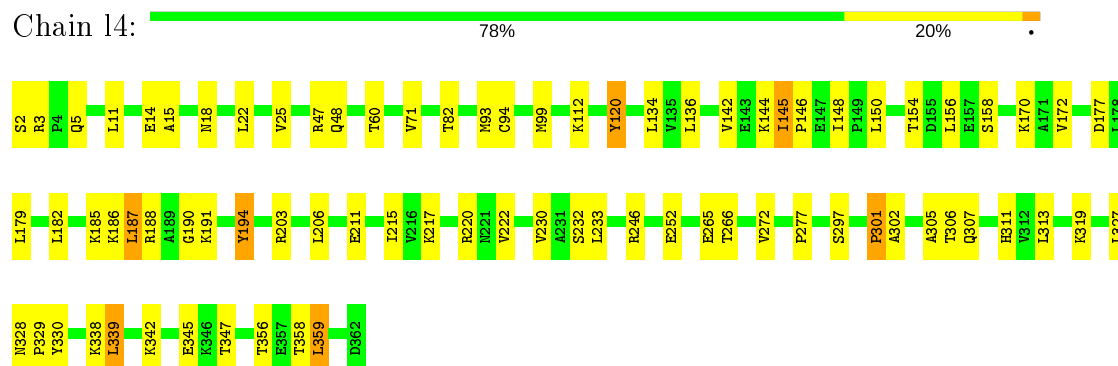
- Molecule 40: 60S ribosomal protein L3



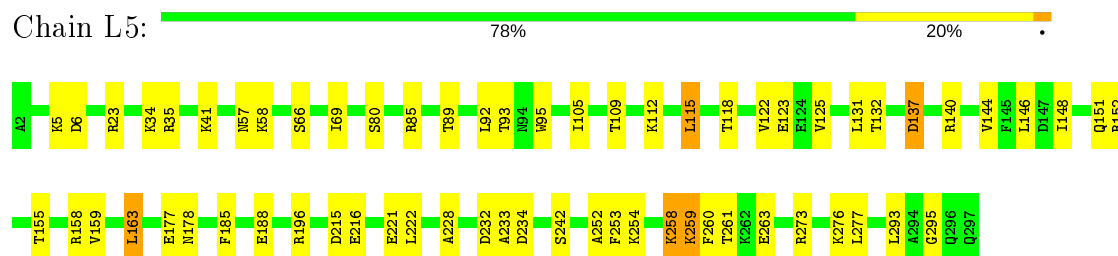
- Molecule 41: 60S ribosomal protein L4-A



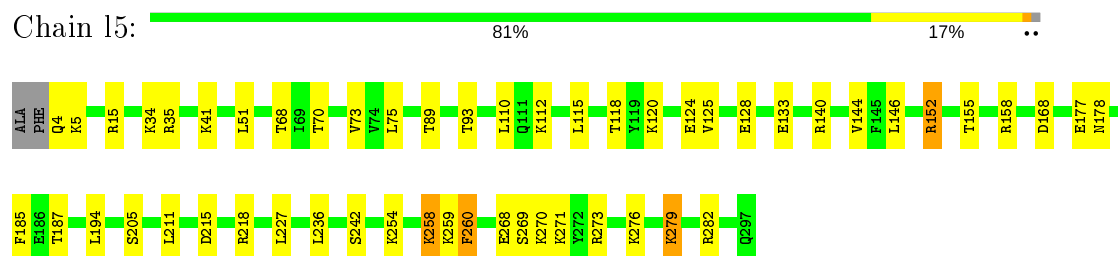
- Molecule 41: 60S ribosomal protein L4-A



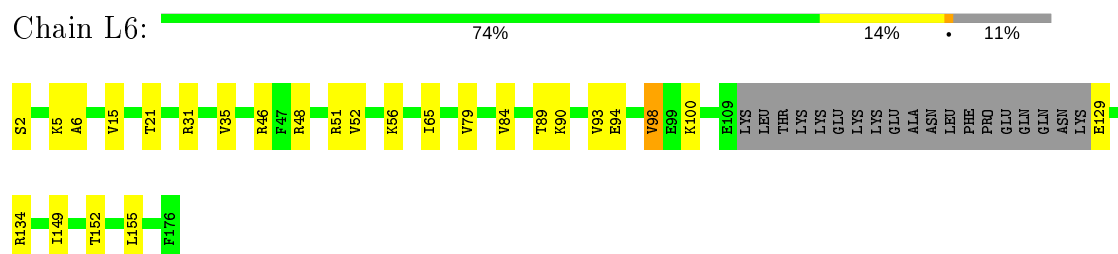
- Molecule 42: 60S ribosomal protein L5



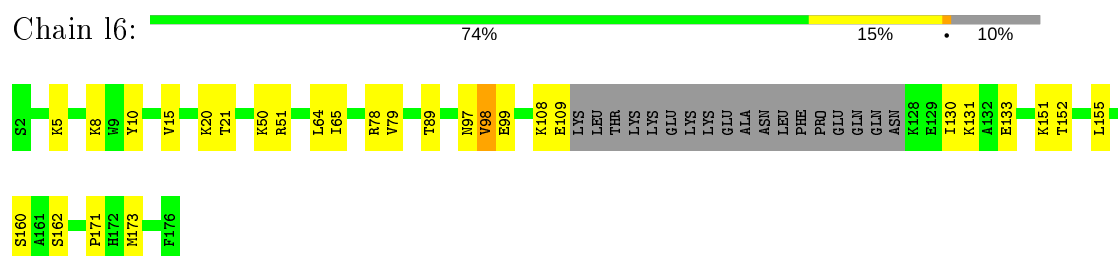
- Molecule 42: 60S ribosomal protein L5



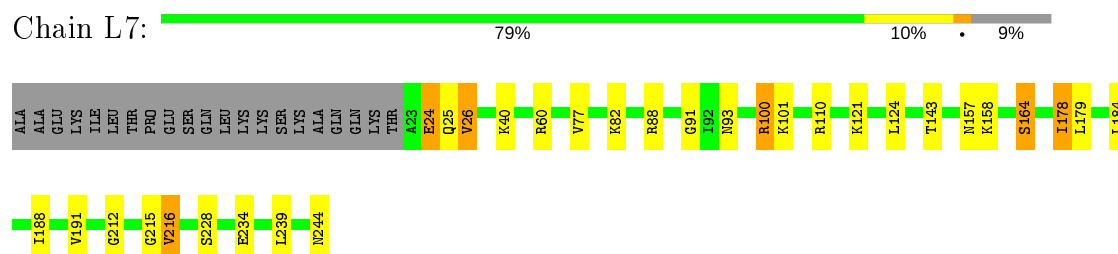
- Molecule 43: 60S ribosomal protein L6-A



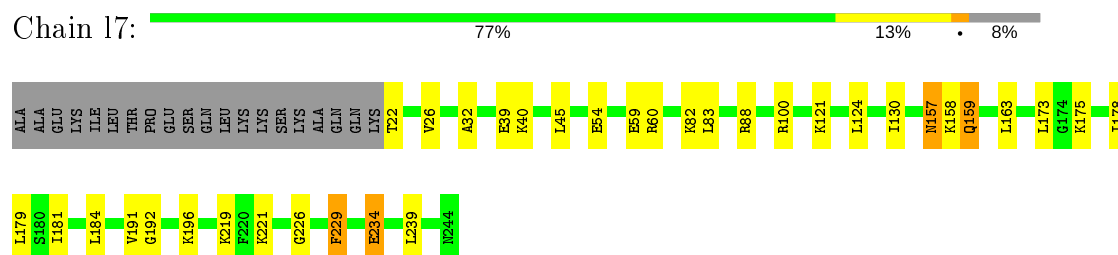
- Molecule 43: 60S ribosomal protein L6-A



- Molecule 44: 60S ribosomal protein L7-A

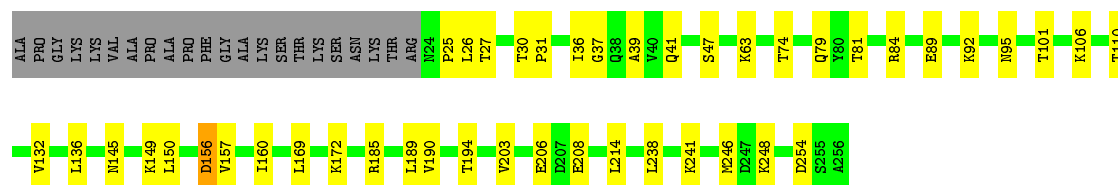


- Molecule 44: 60S ribosomal protein L7-A



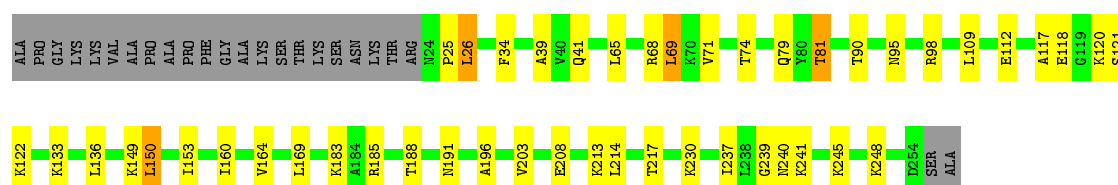
- Molecule 45: 60S ribosomal protein L8-A

Chain L8: 74% 17% 9%




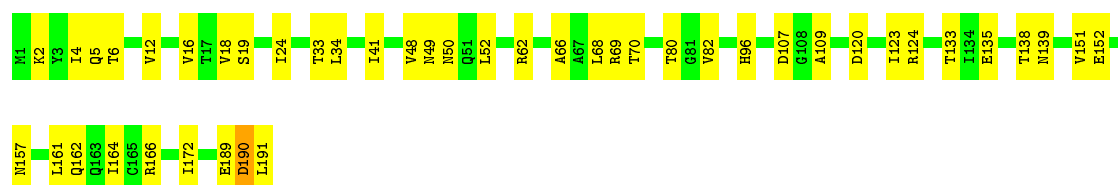
- Molecule 45: 60S ribosomal protein L8-A

Chain 18:  72% 17% • 9%




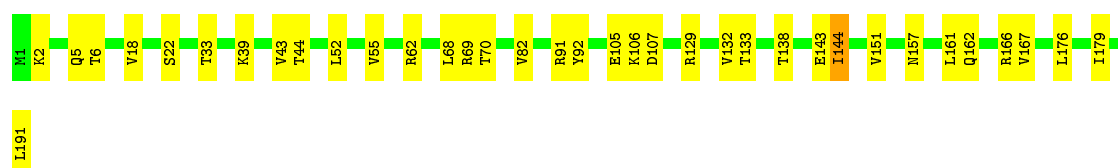
- Molecule 46: 60S ribosomal protein L9-A

Chain L9:  77% 23%



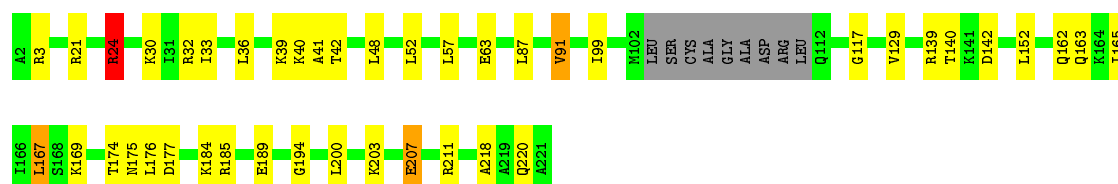
- Molecule 46: 60S ribosomal protein L9-A

Chain 19:  81% 18%

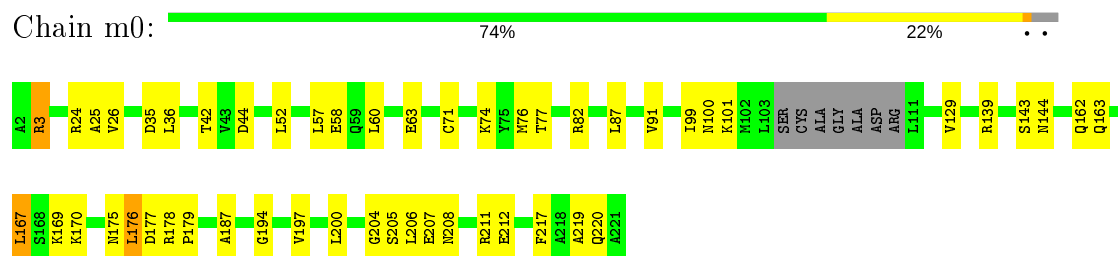


- Molecule 47: 60S ribosomal protein L10

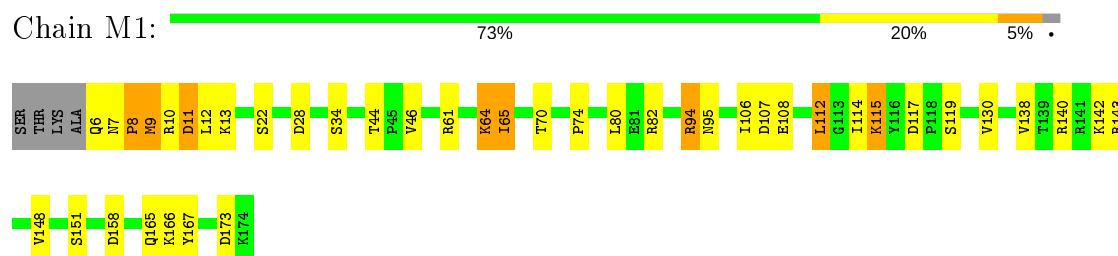
Chain M0: 76% 18% ..



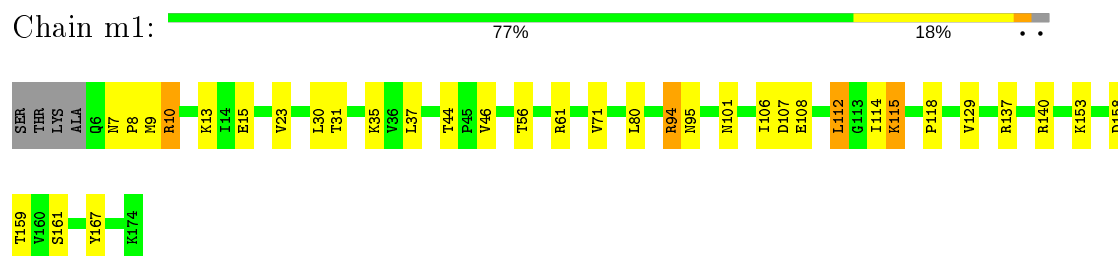
- Molecule 47: 60S ribosomal protein L10



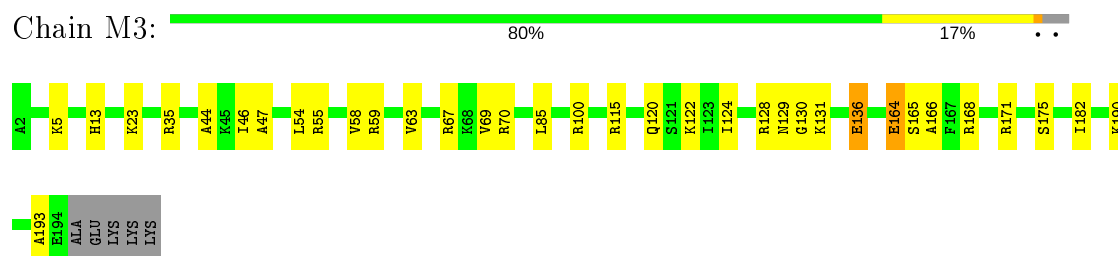
- Molecule 48: 60S ribosomal protein L11-B



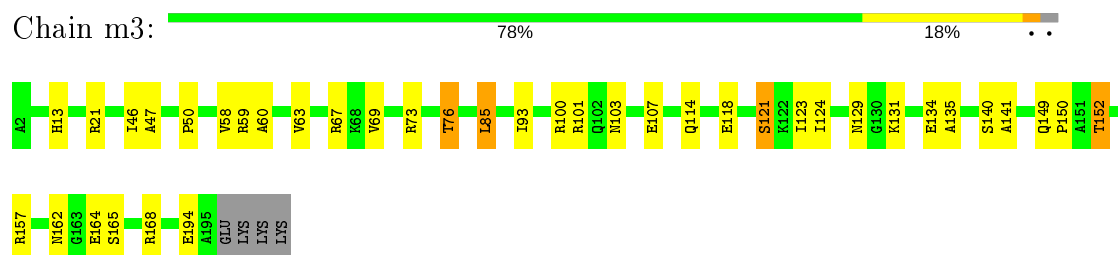
- Molecule 48: 60S ribosomal protein L11-B




- Molecule 49: 60S ribosomal protein L13-A



- Molecule 49: 60S ribosomal protein L13-A




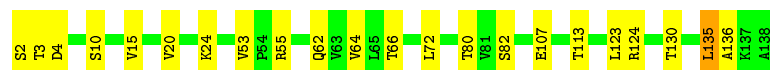
- Molecule 50: 60S ribosomal protein L14-A

Chain M4:  80% 18% ..




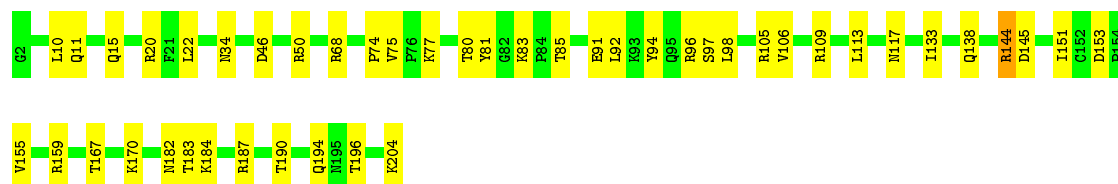
- Molecule 50: 60S ribosomal protein L14-A

Chain m4:  84% 15% .




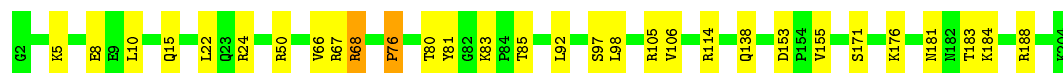
- Molecule 51: 60S ribosomal protein L15-A

Chain M5:  78% 22%




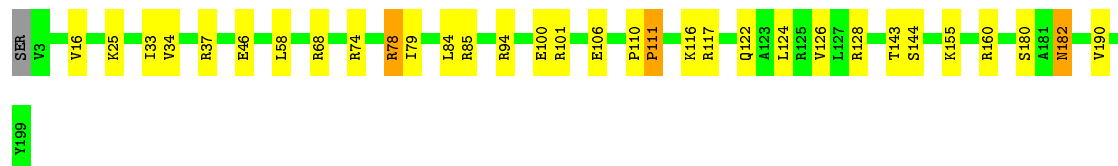
- Molecule 51: 60S ribosomal protein L15-A

Chain m5:  85% 14% .



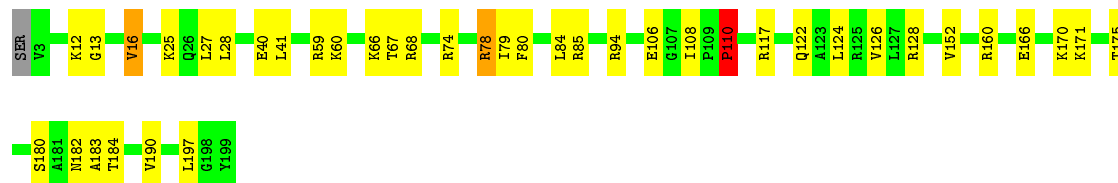
- Molecule 52: 60S ribosomal protein L16-A

Chain M6:  83% 15% ..

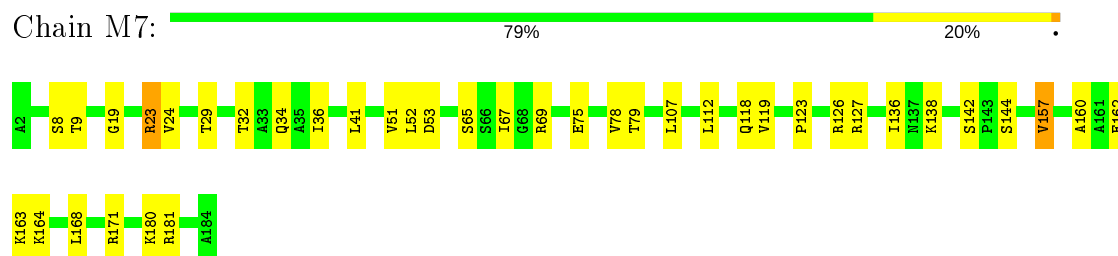


- Molecule 52: 60S ribosomal protein L16-A

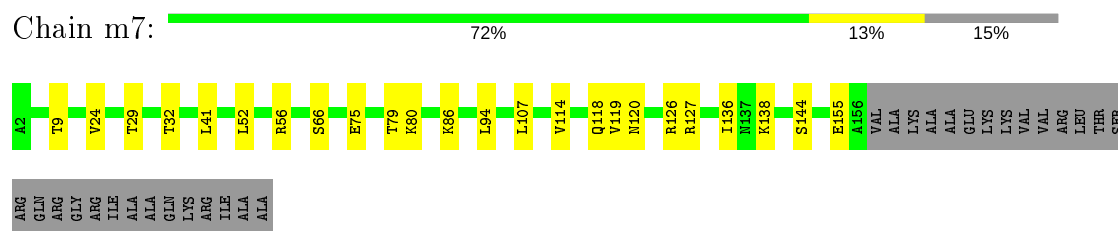
Chain m6:  79% 19% ...



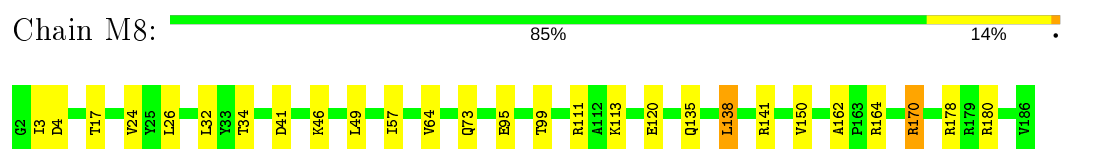
- Molecule 53: 60S ribosomal protein L17-A



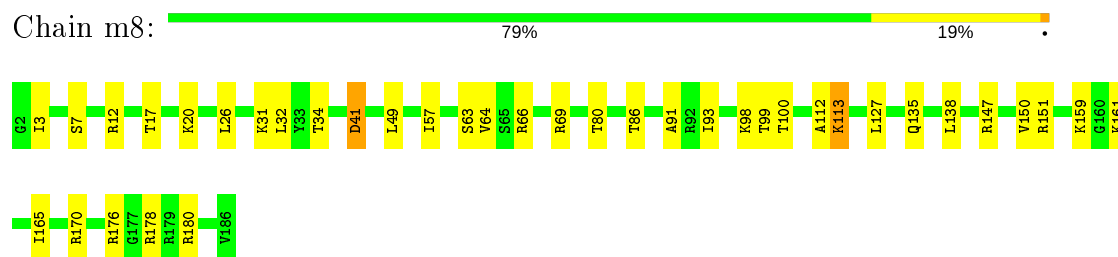
- Molecule 53: 60S ribosomal protein L17-A



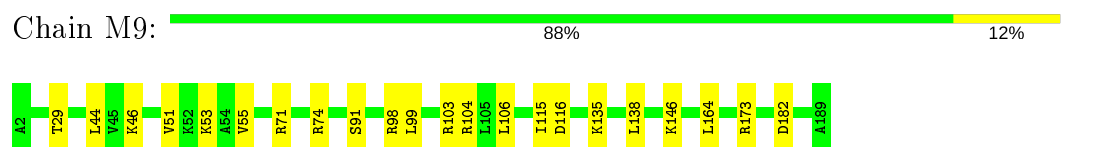
- Molecule 54: 60S ribosomal protein L18-A



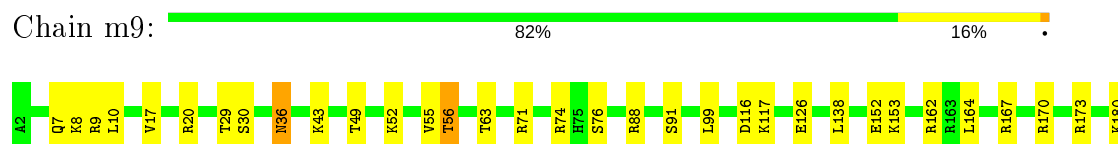
- Molecule 54: 60S ribosomal protein L18-A



- Molecule 55: 60S ribosomal protein L19-A



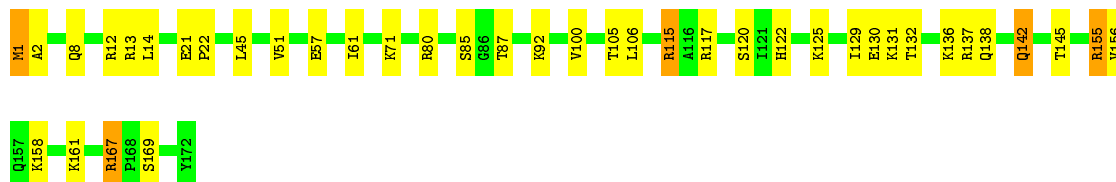
- Molecule 55: 60S ribosomal protein L19-A





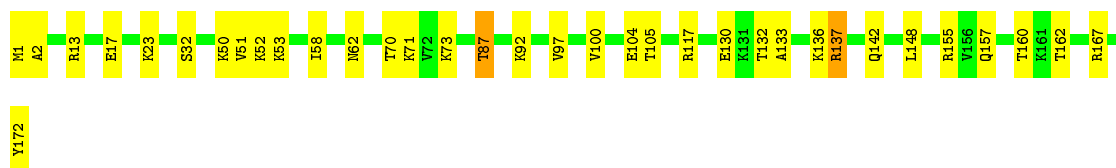
- Molecule 56: 60S ribosomal protein L20-A

Chain N0: 77% 20%



- Molecule 56: 60S ribosomal protein L20-A

Chain n0: 80% 19%



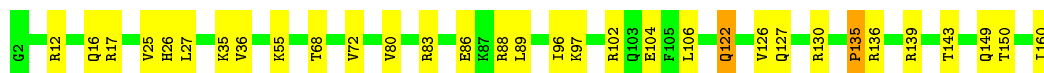
- Molecule 57: 60S ribosomal protein L21-A

Chain N1: 81% 17%



- Molecule 57: 60S ribosomal protein L21-A

Chain n1: 80% 19%



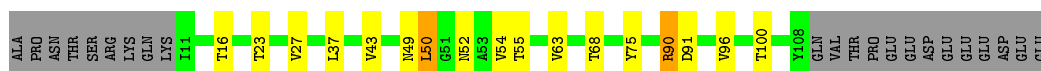
- Molecule 58: 60S ribosomal protein L22-A

Chain N2: 69% 13% 17%



- Molecule 58: 60S ribosomal protein L22-A

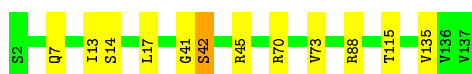
Chain n2: 68% 13% 18%





- Molecule 59: 60S ribosomal protein L23-A



- Molecule 59: 60S ribosomal protein L23-A



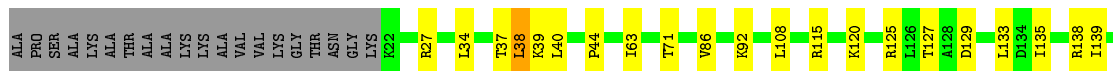
- Molecule 60: 60S ribosomal protein L24-A



- Molecule 60: 60S ribosomal protein L24-A

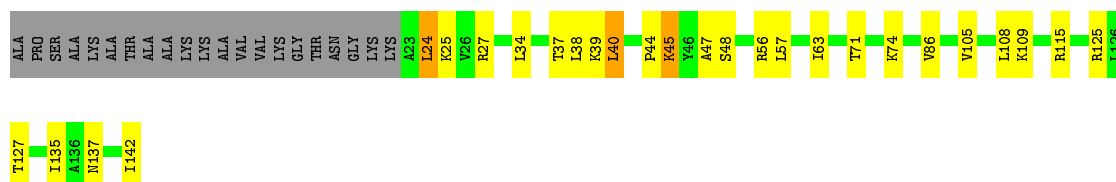


- Molecule 61: 60S ribosomal protein L25




- Molecule 61: 60S ribosomal protein L25





- Molecule 62: 60S ribosomal protein L26-A

Chain N6: 75% 25%



- Molecule 62: 60S ribosomal protein L26-A

Chain n6: 75% 25%



- Molecule 63: 60S ribosomal protein L27-A

Chain N7: 81% 19%



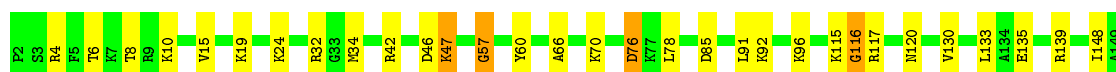
- Molecule 63: 60S ribosomal protein L27-A


Chain n7: 80% 16%

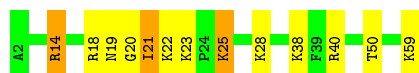


- Molecule 64: 60S ribosomal protein L28


Chain N8: 79% 18%




Chain N9:  78% 17% 5%




- Molecule 65: 60S ribosomal protein L29

Chain n9:  79% 19% .




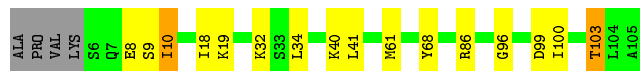
- Molecule 66: 60S ribosomal protein L30

Chain O0:  80% 13% . 7%




- Molecule 66: 60S ribosomal protein L30

Chain o0:  81% 13% . .



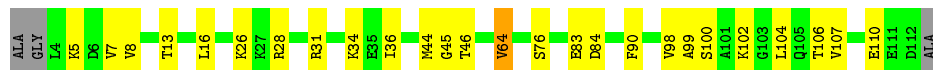
- Molecule 67: 60S ribosomal protein L31-A

Chain O1:  76% 19% . .




- Molecule 67: 60S ribosomal protein L31-A

Chain o1:  74% 22% . .




- Molecule 68: 60S ribosomal protein L32

Chain O2:  79% 18% . .



- Molecule 68: 60S ribosomal protein L32

Chain o2:  78% 18% ...




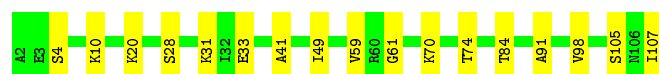
- Molecule 69: 60S ribosomal protein L33-A

Chain O3:  89% 10% .



- Molecule 69: 60S ribosomal protein L33-A

Chain o3:  84% 16%



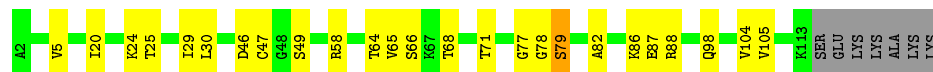
- Molecule 70: 60S ribosomal protein L34-A

Chain O4:  76% 16% . 6%




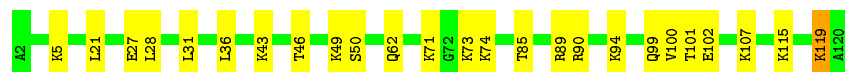
- Molecule 70: 60S ribosomal protein L34-A

Chain o4:  73% 20% . 6%




- Molecule 71: 60S ribosomal protein L35-A

Chain O5:  79% 20% .




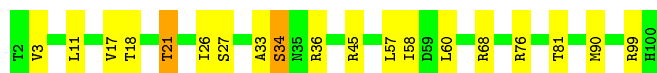
- Molecule 71: 60S ribosomal protein L35-A

Chain o5:  80% 19% .



- Molecule 72: 60S ribosomal protein L36-A

Chain O6:  81% 17%




- Molecule 72: 60S ribosomal protein L36-A

Chain o6:  72% 25%




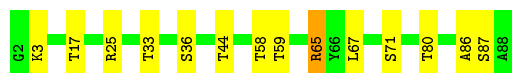
- Molecule 73: 60S ribosomal protein L37-A

Chain O7:  84% 15%




- Molecule 73: 60S ribosomal protein L37-A

Chain o7:  84% 15%



- Molecule 74: 60S ribosomal protein L38

Chain O8:  77% 23%




- Molecule 74: 60S ribosomal protein L38

Chain o8:  78% 21%




- Molecule 75: 60S ribosomal protein L39

Chain O9:  86% 14%




- Molecule 75: 60S ribosomal protein L39

Chain o9:  82% 16%




- Molecule 76: Ubiquitin-60S ribosomal protein L40

Chain Q0:  75% 23%



- Molecule 76: Ubiquitin-60S ribosomal protein L40

Chain q0:  75% 23%



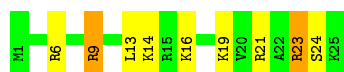
- Molecule 77: 60S ribosomal protein L41-A

Chain Q1:  68% 28%



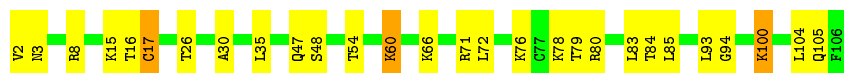
- Molecule 77: 60S ribosomal protein L41-A

Chain q1:  64% 28% 8%




- Molecule 78: 60S ribosomal protein L42-A

Chain Q2:  73% 24%




- Molecule 78: 60S ribosomal protein L42-A

Chain q2:  83% 16%



- Molecule 79: 60S ribosomal protein L43-A



- Molecule 84: unknown protein chain p1

Chain p1:

100%

There are no outlier residues recorded for this chain.

- Molecule 85: unknown protein chain p2

Chain p2:

100%

There are no outlier residues recorded for this chain.

4 Data and refinement statistics

EDS failed to run properly - this section is therefore incomplete.

Property	Value	Source
Space group	P 1 21 1	Depositor
Cell constants a, b, c, α , β , γ	435.26Å 287.54Å 304.02Å 90.00° 98.97° 90.00°	Depositor
Resolution (Å)	73.99 – 3.00	Depositor
% Data completeness (in resolution range)	100.0 (73.99-3.00)	Depositor
R_{merge}	0.29	Depositor
R_{sym}	(Not available)	Depositor
$\langle I/\sigma(I) \rangle$ ¹	1.30 (at 3.01Å)	Xtriage
Refinement program	PHENIX (phenix.refine: dev_1702)	Depositor
R, R_{free}	0.211 , 0.259	Depositor
Wilson B-factor (Å ²)	64.9	Xtriage
Anisotropy	0.199	Xtriage
L-test for twinning ²	$\langle L \rangle = 0.48$, $\langle L^2 \rangle = 0.30$	Xtriage
Estimated twinning fraction	No twinning to report.	Xtriage
Total number of atoms	411211	wwPDB-VP
Average B, all atoms (Å ²)	62.0	wwPDB-VP

Xtriage's analysis on translational NCS is as follows: *The largest off-origin peak in the Patterson function is 1.43% of the height of the origin peak. No significant pseudotranslation is detected.*

¹Intensities estimated from amplitudes.

²Theoretical values of $\langle |L| \rangle$, $\langle L^2 \rangle$ for acentric reflections are 0.5, 0.333 respectively for untwinned datasets, and 0.375, 0.2 for perfectly twinned datasets.

5 Model quality ⓘ

5.1 Standard geometry ⓘ

Bond lengths and bond angles in the following residue types are not validated in this section: 3KD, ZN, OHX, MG

The Z score for a bond length (or angle) is the number of standard deviations the observed value is removed from the expected value. A bond length (or angle) with $|Z| > 5$ is considered an outlier worth inspection. RMSZ is the root-mean-square of all Z scores of the bond lengths (or angles).

Mol	Chain	Bond lengths		Bond angles	
		RMSZ	$\# Z > 5$	RMSZ	$\# Z > 5$
1	2	0.71	1/41698 (0.0%)	1.27	275/64972 (0.4%)
1	6	0.88	13/42765 (0.0%)	1.38	436/66634 (0.7%)
2	S0	0.43	0/1617	0.66	0/2215
2	s0	0.49	0/1623	0.71	0/2222
3	S1	0.35	0/1735	0.63	1/2335 (0.0%)
3	s1	0.48	0/1748	0.66	0/2352
4	S2	0.49	0/1665	0.67	0/2263
4	s2	0.57	0/1665	0.75	2/2263 (0.1%)
5	S3	0.48	0/1759	0.66	1/2368 (0.0%)
5	s3	0.42	0/1759	0.60	0/2368
6	S4	0.46	0/2109	0.73	1/2839 (0.0%)
6	s4	0.55	0/2109	0.78	1/2839 (0.0%)
7	S5	0.36	0/1629	0.58	0/2202
7	s5	0.44	0/1629	0.64	0/2202
8	S6	0.44	0/1823	0.64	0/2439
8	s6	0.54	0/1779	0.70	0/2379
9	S7	0.42	0/1506	0.65	0/2028
9	s7	0.45	0/1516	0.67	1/2043 (0.0%)
10	S8	0.54	0/1514	0.72	1/2021 (0.0%)
10	s8	0.60	0/1514	0.76	1/2021 (0.0%)
11	S9	0.47	0/1519	0.64	0/2035
11	s9	0.55	0/1519	0.76	2/2035 (0.1%)
12	C0	0.42	0/790	0.70	1/1069 (0.1%)
12	c0	0.36	0/777	0.63	3/1049 (0.3%)
13	C1	0.55	0/1240	0.66	0/1675
13	c1	0.61	0/1194	0.77	0/1610
14	C2	0.38	0/900	0.62	0/1224
14	c2	0.28	0/900	0.56	0/1224
15	C3	0.47	0/1215	0.68	2/1638 (0.1%)
15	c3	0.56	0/1215	0.73	0/1638
16	C4	0.36	0/901	0.63	0/1217
16	c4	0.52	0/960	0.72	0/1290

Mol	Chain	Bond lengths		Bond angles	
		RMSZ	# Z >5	RMSZ	# Z >5
17	C5	0.44	0/998	0.68	0/1341
17	c5	0.45	0/1060	0.66	0/1426
18	C6	0.41	0/1125	0.69	2/1510 (0.1%)
18	c6	0.49	0/1131	0.69	0/1518
19	C7	0.41	0/935	0.62	0/1254
19	c7	0.48	0/914	0.71	0/1224
20	C8	0.42	0/1211	0.63	0/1628
20	c8	0.49	0/1211	0.71	2/1628 (0.1%)
21	C9	0.41	0/1130	0.63	0/1517
21	c9	0.50	0/1130	0.70	2/1517 (0.1%)
22	D0	0.45	0/865	0.64	0/1169
22	d0	0.46	0/892	0.65	0/1205
23	D1	0.44	0/693	0.62	0/935
23	d1	0.54	0/693	0.71	0/935
24	D2	0.48	0/1038	0.73	3/1395 (0.2%)
24	d2	0.59	0/1038	0.74	1/1395 (0.1%)
25	D3	0.60	0/1139	0.77	1/1518 (0.1%)
25	d3	0.70	0/1139	0.89	3/1518 (0.2%)
26	D4	0.44	0/1087	0.63	0/1449
26	d4	0.53	0/1087	0.73	0/1449
27	D5	0.39	0/571	0.68	0/768
27	d5	0.41	0/566	0.63	0/761
28	D6	0.43	0/782	0.67	0/1047
28	d6	0.56	0/782	0.71	0/1047
29	D7	0.42	0/620	0.66	0/838
29	d7	0.46	0/620	0.66	0/838
30	D8	0.35	0/499	0.57	0/670
30	d8	0.44	0/499	0.64	0/670
31	D9	0.50	0/452	0.70	1/600 (0.2%)
31	d9	0.50	0/452	0.64	0/600
32	E0	0.46	0/483	0.63	0/643
33	E1	0.42	0/577	0.78	0/770
33	e1	0.39	0/619	0.72	0/822
34	SR	0.37	0/2494	0.57	0/3393
34	sR	0.38	0/2495	0.56	0/3395
35	SM	0.48	0/1113	0.70	2/1502 (0.1%)
36	1	1.16	153/75394 (0.2%)	1.66	1837/117545 (1.6%)
36	5	1.20	178/75414 (0.2%)	1.67	1863/117575 (1.6%)
37	3	0.95	2/2883 (0.1%)	1.47	39/4491 (0.9%)
37	7	1.16	5/2883 (0.2%)	1.62	57/4491 (1.3%)
38	4	1.13	5/3746 (0.1%)	1.66	86/5832 (1.5%)
38	8	0.98	2/3746 (0.1%)	1.48	42/5832 (0.7%)
39	L2	0.74	0/1948	0.84	3/2617 (0.1%)

Mol	Chain	Bond lengths		Bond angles	
		RMSZ	# Z >5	RMSZ	# Z >5
39	l2	0.71	0/1946	0.86	2/2614 (0.1%)
40	L3	0.74	1/3146 (0.0%)	0.82	1/4228 (0.0%)
40	l3	0.88	1/3146 (0.0%)	0.89	2/4228 (0.0%)
41	L4	0.84	1/2800 (0.0%)	0.94	7/3790 (0.2%)
41	l4	0.74	1/2800 (0.0%)	0.90	6/3790 (0.2%)
42	L5	0.57	0/2425	0.69	1/3271 (0.0%)
42	l5	0.73	0/2408	0.82	1/3248 (0.0%)
43	L6	0.76	0/1260	0.84	0/1694
43	l6	0.78	0/1269	0.84	1/1705 (0.1%)
44	L7	0.78	1/1821 (0.1%)	0.90	2/2451 (0.1%)
44	l7	0.85	1/1828 (0.1%)	0.90	4/2461 (0.2%)
45	L8	0.55	0/1836	0.70	1/2481 (0.0%)
45	l8	0.51	0/1795	0.65	1/2429 (0.0%)
46	L9	0.65	0/1539	0.77	1/2073 (0.0%)
46	l9	0.77	0/1539	0.85	0/2073
47	M0	0.71	0/1741	0.84	3/2335 (0.1%)
47	m0	0.75	0/1758	0.87	2/2358 (0.1%)
48	M1	0.54	0/1374	0.73	1/1842 (0.1%)
48	m1	0.65	0/1374	0.82	2/1842 (0.1%)
49	M3	0.75	0/1568	0.86	0/2106
49	m3	0.69	0/1573	0.85	3/2113 (0.1%)
50	M4	0.73	0/1068	0.80	1/1438 (0.1%)
50	m4	0.82	0/1074	0.85	0/1446
51	M5	0.77	0/1757	0.85	0/2354
51	m5	0.66	0/1757	0.79	0/2354
52	M6	0.86	1/1585 (0.1%)	0.92	3/2128 (0.1%)
52	m6	1.02	5/1585 (0.3%)	0.98	7/2128 (0.3%)
53	M7	0.80	0/1443	0.85	2/1944 (0.1%)
53	m7	0.89	0/1250	0.89	0/1683
54	M8	0.79	0/1465	0.92	3/1965 (0.2%)
54	m8	0.73	0/1465	0.95	2/1965 (0.1%)
55	M9	0.57	0/1538	0.69	0/2050
55	m9	0.61	0/1538	0.70	0/2050
56	N0	0.78	0/1481	0.87	4/1990 (0.2%)
56	n0	0.87	0/1481	0.91	2/1990 (0.1%)
57	N1	0.78	0/1300	0.82	0/1743
57	n1	0.85	1/1300 (0.1%)	0.86	1/1743 (0.1%)
58	N2	0.42	0/812	0.62	0/1099
58	n2	0.51	0/794	0.65	0/1076
59	N3	0.70	0/1018	0.81	0/1369
59	n3	0.87	0/1018	0.98	1/1369 (0.1%)
60	N4	0.56	0/712	0.68	0/958
60	n4	0.69	0/1052	0.75	0/1398

Mol	Chain	Bond lengths		Bond angles	
		RMSZ	# Z >5	RMSZ	# Z >5
61	N5	0.63	0/979	0.80	2/1321 (0.2%)
61	n5	0.65	0/974	0.77	0/1314
62	N6	0.68	0/1004	0.90	1/1341 (0.1%)
62	n6	0.71	1/1004 (0.1%)	0.84	0/1341
63	N7	0.52	0/1118	0.66	0/1497
63	n7	0.46	0/1118	0.63	0/1497
64	N8	0.82	0/1204	0.92	2/1612 (0.1%)
64	n8	0.79	0/1204	0.90	0/1612
65	N9	0.67	0/473	0.83	2/629 (0.3%)
65	n9	0.80	0/473	0.97	0/629
66	O0	0.48	0/751	0.66	0/1008
66	o0	0.49	0/775	0.65	0/1040
67	O1	0.60	0/890	0.72	0/1196
67	o1	0.76	0/897	0.86	0/1205
68	O2	0.85	0/1041	0.89	2/1394 (0.1%)
68	o2	0.82	0/1041	0.94	2/1394 (0.1%)
69	O3	0.95	0/868	0.91	1/1168 (0.1%)
69	o3	0.92	0/868	0.84	0/1168
70	O4	0.58	0/890	0.82	4/1189 (0.3%)
70	o4	0.59	0/890	0.78	0/1189
71	O5	0.70	0/978	0.81	1/1301 (0.1%)
71	o5	0.59	0/974	0.72	0/1297
72	O6	0.64	0/778	0.79	0/1034
72	o6	0.54	0/777	0.73	0/1033
73	O7	0.78	0/696	0.90	1/923 (0.1%)
73	o7	0.75	0/696	0.85	1/923 (0.1%)
74	O8	0.51	0/618	0.64	0/826
74	o8	0.42	0/614	0.61	0/822
75	O9	0.83	1/443 (0.2%)	0.90	0/588
75	o9	0.76	0/443	0.83	0/588
76	Q0	0.73	0/423	0.84	0/562
76	q0	0.95	0/423	1.03	1/562 (0.2%)
77	Q1	0.72	0/234	0.96	1/300 (0.3%)
77	q1	0.82	0/234	1.05	2/300 (0.7%)
78	Q2	0.93	1/860 (0.1%)	0.85	1/1136 (0.1%)
78	q2	0.82	1/860 (0.1%)	0.83	0/1136
79	Q3	0.74	0/701	0.85	0/934
79	q3	0.72	0/701	0.81	0/934
80	e0	0.56	0/499	0.74	0/665
81	sM	0.50	0/684	0.69	1/925 (0.1%)
83	p0	0.46	0/1092	0.61	0/1474
All	All	0.90	376/430075 (0.1%)	1.30	4764/631366 (0.8%)

Chiral center outliers are detected by calculating the chiral volume of a chiral center and verifying if the center is modelled as a planar moiety or with the opposite hand. A planarity outlier is detected by checking planarity of atoms in a peptide group, atoms in a mainchain group or atoms of a sidechain that are expected to be planar.

Mol	Chain	#Chirality outliers	#Planarity outliers
7	s5	0	2
9	S7	0	1
10	S8	0	1
16	C4	0	2
17	c5	0	1
18	c6	0	1
19	C7	0	2
22	d0	0	1
27	D5	0	2
28	D6	0	1
33	E1	0	1
39	l2	0	1
42	l5	0	2
43	L6	0	1
43	l6	0	1
44	l7	0	2
45	L8	0	1
48	M1	0	2
51	M5	0	1
52	M6	0	1
52	m6	0	1
53	M7	0	1
55	m9	0	1
56	N0	0	2
56	n0	0	2
57	N1	0	1
62	n6	0	1
64	N8	0	1
64	n8	0	2
65	N9	0	1
67	O1	0	1
67	o1	0	2
All	All	0	43

All (376) bond length outliers are listed below:

Mol	Chain	Res	Type	Atoms	Z	Observed(Å)	Ideal(Å)
78	Q2	17	CYS	CB-SG	15.91	2.09	1.82
36	5	1152	G	N9-C4	-12.55	1.27	1.38

Continued on next page...

Continued from previous page...

Mol	Chain	Res	Type	Atoms	Z	Observed(Å)	Ideal(Å)
78	q2	17	CYS	CB-SG	11.87	2.02	1.82
36	1	3181	C	N3-C4	-9.25	1.27	1.33
36	5	2138	A	N7-C5	-8.87	1.33	1.39
36	5	953	G	C5-C4	-8.69	1.32	1.38
36	5	1152	G	N3-C4	-8.53	1.29	1.35
36	5	2980	U	C2-O2	-8.15	1.15	1.22
36	5	953	G	N7-C5	-7.97	1.34	1.39
36	5	2987	A	N7-C5	-7.84	1.34	1.39
36	5	647	A	N9-C4	-7.81	1.33	1.37
36	5	953	G	C5-C6	-7.58	1.34	1.42
36	5	642	U	C2-N3	-7.47	1.32	1.37
36	1	200	C	N1-C6	-7.42	1.32	1.37
36	1	1394	A	N9-C4	-7.29	1.33	1.37
36	1	637	C	N1-C6	-7.28	1.32	1.37
36	5	1332	A	N3-C4	-7.17	1.30	1.34
36	1	1103	A	N9-C4	7.17	1.42	1.37
36	1	1452	A	N9-C4	-7.15	1.33	1.37
36	5	1847	A	N9-C4	-7.12	1.33	1.37
36	1	34	A	N9-C4	-7.09	1.33	1.37
36	5	1152	G	N1-C2	7.04	1.43	1.37
36	1	1547	G	C5-C4	-7.04	1.33	1.38
36	1	2281	A	N9-C4	-7.04	1.33	1.37
36	5	895	A	N9-C4	-7.03	1.33	1.37
36	5	924	G	C2-N3	-7.01	1.27	1.32
57	n1	104	GLU	CB-CG	6.99	1.65	1.52
36	5	2335	G	N3-C4	-6.96	1.30	1.35
36	5	631	U	C2-N3	-6.94	1.32	1.37
41	l4	94	CYS	CB-SG	-6.91	1.70	1.82
36	5	523	A	N9-C4	-6.90	1.33	1.37
36	1	1143	A	N9-C4	-6.88	1.33	1.37
36	5	2280	A	N9-C4	-6.83	1.33	1.37
36	5	2636	A	C6-N1	-6.81	1.30	1.35
36	1	1116	G	N7-C5	-6.81	1.35	1.39
36	5	1332	A	C5-C4	-6.81	1.33	1.38
52	m6	16	VAL	CB-CG2	-6.80	1.38	1.52
36	5	1199	C	N1-C6	-6.78	1.33	1.37
36	5	2704	A	N9-C4	-6.77	1.33	1.37
36	1	1114	U	C2-N3	-6.72	1.33	1.37
36	5	2830	G	N3-C4	-6.71	1.30	1.35
36	5	960	U	N1-C2	6.70	1.44	1.38
36	5	2726	C	N3-C4	-6.70	1.29	1.33
36	1	1103	A	N3-C4	6.67	1.38	1.34

Continued on next page...

Continued from previous page...

Mol	Chain	Res	Type	Atoms	Z	Observed(Å)	Ideal(Å)
36	1	644	G	N7-C5	-6.66	1.35	1.39
36	1	2396	G	N9-C8	-6.62	1.33	1.37
36	5	1304	A	N3-C4	6.61	1.38	1.34
36	5	3008	A	N9-C4	-6.59	1.33	1.37
36	5	2335	G	C5-C4	-6.58	1.33	1.38
40	L3	200	GLU	CG-CD	6.56	1.61	1.51
36	5	40	A	N7-C5	-6.55	1.35	1.39
36	5	2147	A	C5-C6	-6.53	1.35	1.41
36	5	2943	G	N7-C5	-6.53	1.35	1.39
36	5	3106	A	N7-C5	-6.51	1.35	1.39
36	1	1132	C	N3-C4	-6.51	1.29	1.33
36	5	1841	A	N7-C5	-6.50	1.35	1.39
36	1	2911	A	N9-C4	-6.47	1.33	1.37
36	5	416	A	N7-C5	-6.42	1.35	1.39
36	1	49	A	N9-C4	-6.42	1.34	1.37
36	1	2356	A	N9-C4	-6.39	1.34	1.37
1	6	163	G	N9-C4	-6.39	1.32	1.38
36	1	343	U	N3-C4	-6.38	1.32	1.38
36	1	970	A	N3-C4	-6.38	1.31	1.34
36	5	367	A	N9-C4	-6.35	1.34	1.37
36	5	1149	G	N9-C8	-6.34	1.33	1.37
36	1	2406	C	N1-C6	-6.33	1.33	1.37
36	1	3209	A	C5-C4	6.31	1.43	1.38
36	5	1143	A	N9-C4	-6.28	1.34	1.37
36	5	802	C	N1-C6	-6.27	1.33	1.37
36	5	2944	U	C2-N3	-6.27	1.33	1.37
36	1	2800	G	C5-C4	-6.26	1.33	1.38
75	O9	2	ALA	CA-CB	-6.23	1.39	1.52
36	5	2894	C	C4-C5	-6.23	1.38	1.43
36	5	1152	G	C5-C6	-6.21	1.36	1.42
52	m6	80	PHE	CB-CG	-6.20	1.40	1.51
36	1	1143	A	N3-C4	-6.18	1.31	1.34
36	1	1159	A	C6-N1	-6.18	1.31	1.35
36	1	2147	A	N9-C4	-6.17	1.34	1.37
36	1	338	A	N7-C5	-6.17	1.35	1.39
36	1	1116	G	N1-C2	-6.16	1.32	1.37
36	5	1304	A	N7-C5	-6.15	1.35	1.39
36	1	2147	A	N3-C4	-6.13	1.31	1.34
36	1	2169	G	C5-C6	6.12	1.48	1.42
38	4	52	A	N3-C4	-6.11	1.31	1.34
36	5	883	A	C5-C4	-6.10	1.34	1.38
36	5	634	C	C4-C5	-6.10	1.38	1.43

Continued on next page...

Continued from previous page...

Mol	Chain	Res	Type	Atoms	Z	Observed(Å)	Ideal(Å)
36	5	2915	U	C2-N3	-6.09	1.33	1.37
36	1	876	A	N3-C4	6.08	1.38	1.34
36	1	1154	A	N7-C5	-6.08	1.35	1.39
36	1	2762	A	N3-C4	-6.08	1.31	1.34
36	1	1382	G	C5-C4	-6.08	1.34	1.38
36	1	2419	A	N9-C4	-6.08	1.34	1.37
36	5	699	A	N9-C4	-6.05	1.34	1.37
36	5	1476	G	N9-C4	-6.05	1.33	1.38
36	5	1311	G	C5-C4	-6.04	1.34	1.38
36	5	1149	G	N7-C5	-6.04	1.35	1.39
36	1	3278	C	N3-C4	-6.03	1.29	1.33
62	n6	55	GLU	CG-CD	6.03	1.60	1.51
36	5	36	C	C4-C5	-6.01	1.38	1.43
36	1	1308	A	N3-C4	-6.01	1.31	1.34
36	1	1392	G	C5-C4	-6.00	1.34	1.38
36	5	2727	A	N7-C5	-6.00	1.35	1.39
36	1	638	C	N1-C6	-6.00	1.33	1.37
36	5	1849	C	N3-C4	-5.99	1.29	1.33
1	6	623	A	N9-C4	-5.98	1.34	1.37
36	1	960	U	N3-C4	5.97	1.43	1.38
36	1	1133	A	C5-C4	-5.96	1.34	1.38
36	5	3004	C	N1-C6	-5.96	1.33	1.37
36	1	3142	A	N3-C4	-5.95	1.31	1.34
36	1	1159	A	N3-C4	-5.93	1.31	1.34
36	1	1367	G	C5-C6	-5.93	1.36	1.42
1	6	163	G	N3-C4	-5.93	1.31	1.35
36	5	426	G	C5-C4	-5.91	1.34	1.38
36	5	1152	G	C2-N3	-5.90	1.28	1.32
36	1	2910	A	N9-C4	-5.90	1.34	1.37
36	1	661	G	N7-C5	-5.89	1.35	1.39
36	1	895	A	C5-C6	-5.89	1.35	1.41
36	1	1164	G	N7-C5	-5.89	1.35	1.39
36	1	2867	C	N3-C4	-5.89	1.29	1.33
36	5	1863	G	C5-C4	-5.89	1.34	1.38
36	5	1370	G	C6-N1	-5.89	1.35	1.39
36	5	2860	U	C4-O4	5.87	1.28	1.23
36	1	1492	G	C8-N7	-5.87	1.27	1.30
36	5	2953	U	C2-N3	5.87	1.41	1.37
36	5	3095	U	C2-N3	-5.86	1.33	1.37
36	5	1134	G	N3-C4	-5.86	1.31	1.35
36	1	92	G	C5-C4	-5.84	1.34	1.38
36	5	2903	A	N9-C4	-5.84	1.34	1.37

Continued on next page...

Continued from previous page...

Mol	Chain	Res	Type	Atoms	Z	Observed(Å)	Ideal(Å)
36	5	426	G	N9-C8	-5.83	1.33	1.37
36	5	2813	A	N7-C5	-5.82	1.35	1.39
36	5	1103	A	N9-C4	5.81	1.41	1.37
36	1	2917	G	C5-C4	-5.80	1.34	1.38
36	5	2799	A	C6-N1	-5.80	1.31	1.35
36	5	36	C	N1-C2	-5.79	1.34	1.40
1	2	992	A	N9-C4	-5.79	1.34	1.37
36	5	1307	G	P-O5'	-5.79	1.53	1.59
36	5	2419	A	P-O5'	5.79	1.65	1.59
36	5	1320	C	C4-C5	-5.78	1.38	1.43
36	1	895	A	N7-C5	-5.78	1.35	1.39
36	1	979	U	N1-C2	5.77	1.43	1.38
36	1	659	G	N7-C5	-5.77	1.35	1.39
36	5	895	A	N3-C4	-5.75	1.31	1.34
36	1	2617	U	N3-C4	-5.74	1.33	1.38
36	5	872	U	C4-O4	-5.73	1.19	1.23
36	5	970	A	N9-C4	-5.73	1.34	1.37
37	7	102	A	N9-C4	-5.72	1.34	1.37
36	1	980	A	N9-C4	5.72	1.41	1.37
36	5	1169	A	N3-C4	-5.71	1.31	1.34
36	1	1153	A	N7-C5	-5.71	1.35	1.39
36	5	2899	C	N3-C4	-5.70	1.29	1.33
36	1	2714	G	N9-C4	-5.69	1.33	1.38
36	5	1476	G	C5-C4	-5.69	1.34	1.38
36	1	2761	G	N9-C8	-5.68	1.33	1.37
36	5	2291	A	N9-C4	-5.68	1.34	1.37
36	5	2871	G	C6-N1	-5.68	1.35	1.39
36	5	2993	G	C5-C4	-5.66	1.34	1.38
36	1	407	A	C5-C6	-5.66	1.35	1.41
36	5	924	G	C5-C4	-5.65	1.34	1.38
36	5	1103	A	N3-C4	5.65	1.38	1.34
36	1	2802	A	C8-N7	5.63	1.35	1.31
36	1	2917	G	N7-C5	-5.63	1.35	1.39
36	1	1310	G	C6-N1	-5.61	1.35	1.39
36	5	1311	G	C8-N7	-5.61	1.27	1.30
1	6	17	C	N3-C4	-5.61	1.30	1.33
36	5	3042	U	C4-O4	-5.60	1.19	1.23
1	6	1137	A	C5-C4	-5.60	1.34	1.38
36	1	952	A	N3-C4	-5.59	1.31	1.34
36	1	407	A	N7-C5	-5.59	1.35	1.39
36	1	1129	A	C5-C6	-5.59	1.36	1.41
36	5	2823	G	N7-C5	-5.58	1.35	1.39

Continued on next page...

Continued from previous page...

Mol	Chain	Res	Type	Atoms	Z	Observed(Å)	Ideal(Å)
36	5	2620	G	N1-C2	-5.58	1.33	1.37
36	1	1468	A	N7-C5	-5.57	1.35	1.39
36	5	2411	U	C2-N3	-5.57	1.33	1.37
36	5	2342	U	C2-N3	-5.57	1.33	1.37
36	1	1495	U	N3-C4	-5.56	1.33	1.38
36	1	942	U	C5-C6	-5.55	1.29	1.34
36	5	3210	A	N9-C4	-5.54	1.34	1.37
36	1	2411	U	C2-O2	-5.54	1.17	1.22
52	m6	40	GLU	CG-CD	5.54	1.60	1.51
36	5	639	G	N9-C4	-5.54	1.33	1.38
36	1	1377	G	N1-C2	-5.53	1.33	1.37
36	1	1127	G	C5-C6	-5.53	1.36	1.42
36	1	1308	A	N7-C5	-5.53	1.35	1.39
36	5	2643	A	N9-C4	-5.52	1.34	1.37
36	1	2598	G	C5-C4	-5.51	1.34	1.38
36	1	505	G	N3-C4	-5.51	1.31	1.35
36	5	649	A	C5-C6	-5.50	1.36	1.41
1	6	1119	G	N7-C5	-5.49	1.35	1.39
36	1	369	A	N3-C4	-5.49	1.31	1.34
36	1	1436	U	C4-C5	-5.48	1.38	1.43
38	4	28	C	N1-C6	-5.48	1.33	1.37
1	6	1746	A	N7-C5	-5.47	1.35	1.39
36	1	3130	A	N7-C5	-5.47	1.35	1.39
36	5	1451	C	N1-C6	-5.47	1.33	1.37
36	1	1141	C	N1-C6	-5.47	1.33	1.37
52	M6	100	GLU	CD-OE1	5.46	1.31	1.25
36	5	1338	C	N1-C6	-5.46	1.33	1.37
36	5	1132	C	N3-C4	-5.46	1.30	1.33
36	5	2808	A	N7-C5	-5.46	1.35	1.39
36	1	645	A	N7-C5	-5.46	1.35	1.39
36	1	2147	A	C5-C4	-5.45	1.34	1.38
36	5	101	G	C6-N1	-5.45	1.35	1.39
36	1	3087	A	N3-C4	-5.45	1.31	1.34
36	5	1331	U	C5-C6	-5.43	1.29	1.34
36	1	957	C	N1-C6	-5.43	1.33	1.37
36	1	1492	G	N7-C5	-5.43	1.35	1.39
36	1	1416	C	N3-C4	-5.43	1.30	1.33
37	3	83	U	C2-N3	-5.42	1.33	1.37
36	1	1330	A	C5-C4	-5.42	1.34	1.38
36	5	407	A	N7-C5	-5.42	1.35	1.39
36	1	1179	A	C6-N1	-5.42	1.31	1.35
36	1	910	G	N7-C5	-5.41	1.36	1.39

Continued on next page...

Continued from previous page...

Mol	Chain	Res	Type	Atoms	Z	Observed(Å)	Ideal(Å)
36	5	2335	G	N1-C2	-5.41	1.33	1.37
52	m6	40	GLU	CD-OE1	5.41	1.31	1.25
36	5	1301	A	C5-C6	-5.40	1.36	1.41
36	5	2639	G	N7-C5	-5.40	1.36	1.39
36	5	2871	G	N7-C5	5.40	1.42	1.39
36	1	2714	G	N9-C8	5.40	1.41	1.37
1	6	1744	A	N9-C4	-5.40	1.34	1.37
36	5	2924	U	N1-C2	-5.40	1.33	1.38
36	1	699	A	N9-C4	-5.39	1.34	1.37
1	6	542	A	N7-C5	-5.39	1.36	1.39
36	1	2652	U	N3-C4	-5.38	1.33	1.38
36	1	1102	A	N9-C4	-5.38	1.34	1.37
36	1	1556	C	N1-C2	5.38	1.45	1.40
36	1	2386	A	N7-C5	-5.38	1.36	1.39
36	5	810	A	N3-C4	5.38	1.38	1.34
36	1	2819	A	C5-C4	-5.38	1.34	1.38
36	5	2899	C	C2-N3	-5.38	1.31	1.35
36	1	2138	A	N7-C5	-5.37	1.36	1.39
36	5	2954	U	N1-C2	5.36	1.43	1.38
36	1	2333	C	N3-C4	-5.36	1.30	1.33
36	1	504	A	N3-C4	-5.35	1.31	1.34
36	5	3042	U	N3-C4	-5.35	1.33	1.38
36	1	1132	C	N1-C6	-5.35	1.33	1.37
36	5	1152	G	N9-C8	5.35	1.41	1.37
36	5	795	G	C5-C4	-5.34	1.34	1.38
36	5	2934	A	C6-N1	-5.34	1.31	1.35
36	5	889	U	C4-O4	-5.33	1.19	1.23
36	1	2619	G	C5-C4	-5.33	1.34	1.38
36	5	509	U	N1-C2	-5.33	1.33	1.38
36	1	1495	U	N1-C6	-5.32	1.33	1.38
36	1	952	A	N7-C5	-5.31	1.36	1.39
36	1	2793	G	C2-N3	-5.30	1.28	1.32
36	1	1330	A	N9-C4	-5.30	1.34	1.37
36	1	658	G	C8-N7	-5.30	1.27	1.30
36	1	61	A	N3-C4	-5.29	1.31	1.34
41	L4	211	GLU	CG-CD	5.29	1.59	1.51
36	5	980	A	N7-C5	5.29	1.42	1.39
36	1	652	G	C6-N1	-5.29	1.35	1.39
36	5	1303	A	C5-C4	-5.29	1.35	1.38
36	5	2728	G	C5-C4	-5.29	1.34	1.38
37	7	88	G	N1-C2	-5.29	1.33	1.37
36	5	3005	A	N7-C5	-5.28	1.36	1.39

Continued on next page...

Continued from previous page...

Mol	Chain	Res	Type	Atoms	Z	Observed(Å)	Ideal(Å)
40	l3	327	CYS	CB-SG	-5.28	1.73	1.81
36	1	1103	A	N7-C5	5.28	1.42	1.39
36	5	1152	G	C8-N7	5.28	1.34	1.30
36	1	343	U	N1-C6	-5.28	1.33	1.38
36	1	919	U	C2-N3	-5.28	1.34	1.37
36	1	296	A	N9-C4	5.27	1.41	1.37
36	5	925	A	N7-C5	-5.27	1.36	1.39
36	1	1137	C	N1-C6	-5.27	1.33	1.37
36	1	2614	G	N9-C8	-5.27	1.34	1.37
36	1	716	A	N9-C4	-5.27	1.34	1.37
36	1	951	A	N9-C4	-5.27	1.34	1.37
36	1	2402	A	C5-C4	-5.26	1.35	1.38
36	5	2943	G	N9-C8	-5.25	1.34	1.37
44	L7	234	GLU	CD-OE2	5.24	1.31	1.25
36	5	1370	G	N1-C2	-5.24	1.33	1.37
36	5	1902	G	C5-C4	-5.23	1.34	1.38
36	5	1151	U	C2-N3	5.23	1.41	1.37
36	1	1099	A	N7-C5	-5.23	1.36	1.39
38	4	79	A	N9-C4	5.23	1.41	1.37
36	1	655	C	C2-O2	-5.22	1.19	1.24
36	1	2115	G	N7-C5	-5.22	1.36	1.39
36	5	1433	A	N7-C5	-5.22	1.36	1.39
36	5	2348	A	N3-C4	-5.22	1.31	1.34
36	5	924	G	N1-C2	-5.22	1.33	1.37
36	5	2302	G	N1-C2	-5.22	1.33	1.37
36	1	1310	G	N3-C4	-5.22	1.31	1.35
36	1	2326	A	N9-C4	-5.22	1.34	1.37
36	5	642	U	N3-C4	-5.22	1.33	1.38
36	5	1476	G	N3-C4	-5.20	1.31	1.35
36	1	92	G	P-O5'	-5.20	1.54	1.59
37	3	82	G	C6-N1	-5.20	1.35	1.39
36	5	1306	G	C8-N7	-5.20	1.27	1.30
36	1	919	U	C4-O4	-5.19	1.19	1.23
36	5	2358	A	N9-C4	-5.17	1.34	1.37
36	1	1126	G	N7-C5	-5.17	1.36	1.39
36	5	63	A	N7-C5	-5.16	1.36	1.39
36	5	1113	G	N3-C4	-5.16	1.31	1.35
1	6	1748	G	C5-C4	-5.16	1.34	1.38
36	5	425	G	C5-C6	-5.15	1.37	1.42
36	5	2302	G	C6-N1	-5.15	1.35	1.39
36	5	278	U	N1-C2	-5.15	1.33	1.38
36	5	2375	G	C5-C4	-5.14	1.34	1.38

Continued on next page...

Continued from previous page...

Mol	Chain	Res	Type	Atoms	Z	Observed(Å)	Ideal(Å)
36	5	1049	C	C4-C5	-5.14	1.38	1.43
36	5	2362	C	N3-C4	-5.14	1.30	1.33
36	1	654	C	N1-C6	-5.14	1.34	1.37
36	1	657	A	C5-C4	-5.13	1.35	1.38
36	1	1660	C	N1-C6	-5.13	1.34	1.37
36	5	1429	G	N9-C4	-5.13	1.33	1.38
36	5	2912	G	C5-C4	-5.13	1.34	1.38
37	7	11	A	C5-C6	-5.13	1.36	1.41
36	1	40	A	C8-N7	-5.13	1.27	1.31
36	5	2877	G	N1-C2	-5.13	1.33	1.37
36	5	2334	U	C4-O4	-5.12	1.19	1.23
38	4	13	A	N7-C5	-5.12	1.36	1.39
36	5	2138	A	N3-C4	-5.12	1.31	1.34
36	1	3006	A	N9-C4	-5.12	1.34	1.37
1	6	366	A	N9-C4	-5.12	1.34	1.37
36	5	1170	A	N7-C5	-5.12	1.36	1.39
36	5	2372	A	N7-C5	-5.12	1.36	1.39
36	1	1369	A	N9-C4	-5.12	1.34	1.37
38	8	15	G	C8-N7	-5.12	1.27	1.30
36	1	3209	A	N7-C5	5.11	1.42	1.39
36	5	950	G	C5-C4	-5.11	1.34	1.38
36	5	2897	A	C5-C4	-5.11	1.35	1.38
1	6	754	A	N9-C4	5.11	1.41	1.37
36	5	3218	A	C5-C6	-5.11	1.36	1.41
36	1	584	G	C5-C4	-5.10	1.34	1.38
36	5	848	A	N3-C4	-5.10	1.31	1.34
36	5	1432	C	N1-C6	-5.10	1.34	1.37
36	5	1189	C	N1-C6	-5.10	1.34	1.37
36	5	1434	G	C5-C4	-5.10	1.34	1.38
36	5	895	A	C5-C4	-5.09	1.35	1.38
36	5	214	G	C8-N7	-5.09	1.27	1.30
36	5	1203	A	C5-C6	-5.09	1.36	1.41
36	1	40	A	N9-C8	-5.08	1.33	1.37
36	1	1429	G	N9-C8	-5.08	1.34	1.37
36	5	356	C	N1-C6	-5.08	1.34	1.37
36	5	1157	G	N9-C8	-5.08	1.34	1.37
36	1	2945	G	N7-C5	-5.08	1.36	1.39
37	7	11	A	N7-C5	-5.08	1.36	1.39
36	5	2286	U	C2-N3	-5.08	1.34	1.37
36	5	2942	C	N1-C6	-5.08	1.34	1.37
36	5	3174	A	N9-C8	5.07	1.41	1.37
36	1	2797	C	N1-C2	-5.07	1.35	1.40

Continued on next page...

Continued from previous page...

Mol	Chain	Res	Type	Atoms	Z	Observed(Å)	Ideal(Å)
36	5	1902	G	N7-C5	-5.07	1.36	1.39
36	5	2145	A	C6-N1	-5.07	1.32	1.35
36	5	962	A	N7-C5	-5.06	1.36	1.39
36	5	1049	C	N3-C4	-5.06	1.30	1.33
44	17	234	GLU	CD-OE1	5.06	1.31	1.25
36	1	1905	G	N1-C2	-5.06	1.33	1.37
36	1	92	G	C5-C6	-5.06	1.37	1.42
36	1	2817	A	C6-N6	-5.06	1.29	1.33
36	5	2860	U	N3-C4	5.06	1.43	1.38
36	5	3174	A	C5-C4	5.06	1.42	1.38
36	1	423	A	N7-C5	-5.05	1.36	1.39
36	1	716	A	C5-C6	-5.05	1.36	1.41
36	1	2335	G	C5-C4	-5.05	1.34	1.38
36	5	1175	C	N3-C4	-5.05	1.30	1.33
36	1	1417	G	N9-C4	-5.05	1.33	1.38
36	1	1330	A	C5-C6	-5.05	1.36	1.41
36	5	430	U	N1-C2	-5.05	1.34	1.38
36	5	635	G	N3-C4	-5.05	1.31	1.35
36	5	1499	C	N3-C4	-5.05	1.30	1.33
38	8	79	A	C5-C4	5.04	1.42	1.38
36	5	1049	C	C4-N4	-5.04	1.29	1.33
1	6	343	C	N1-C6	-5.03	1.34	1.37
36	1	792	G	N9-C4	-5.03	1.33	1.38
36	5	2243	A	N3-C4	-5.02	1.31	1.34
36	1	1133	A	N9-C4	-5.02	1.34	1.37
37	7	95	A	N7-C5	-5.02	1.36	1.39
36	1	2968	G	C6-N1	-5.02	1.36	1.39
36	5	2970	C	N1-C6	-5.02	1.34	1.37
36	5	1874	A	N9-C4	-5.01	1.34	1.37
36	1	953	G	C5-C4	-5.01	1.34	1.38
52	m6	80	PHE	CD1-CE1	-5.01	1.29	1.39
36	1	426	G	N1-C2	-5.01	1.33	1.37
36	1	1127	G	C5-C4	-5.01	1.34	1.38
36	5	2351	U	N3-C4	-5.01	1.33	1.38
38	4	20	U	C4-O4	-5.01	1.19	1.23
36	1	1307	G	C3'-O3'	5.01	1.49	1.42
36	5	1175	C	C4-N4	-5.01	1.29	1.33
36	5	2971	A	N9-C4	5.00	1.40	1.37

All (4764) bond angle outliers are listed below:

Continued on next page...

Continued from previous page...

Mol	Chain	Res	Type	Atoms	Z	Observed(°)	Ideal(°)
36	5	1152	G	N3-C4-C5	24.25	140.73	128.60
36	5	1152	G	N3-C4-N9	-22.33	112.60	126.00
36	5	1152	G	C2-N3-C4	-20.90	101.45	111.90
36	1	2945	G	O5'-P-OP2	-17.25	90.00	110.70
36	1	1308	A	O5'-P-OP2	-17.00	90.30	110.70
36	5	2385	G	O5'-P-OP1	-16.30	91.03	105.70
36	5	1152	G	N1-C6-O6	15.87	129.42	119.90
36	5	1152	G	N3-C2-N2	-15.79	108.85	119.90
36	1	1450	G	O5'-P-OP1	-15.75	91.53	105.70
36	5	642	U	O5'-P-OP2	-14.86	92.33	105.70
36	5	1308	A	O5'-P-OP1	-14.52	92.63	105.70
36	1	960	U	C5-C4-O4	-13.69	117.69	125.90
36	5	2875	U	C5-C6-N1	-13.69	115.86	122.70
36	1	2714	G	N3-C4-C5	13.65	135.42	128.60
36	5	1152	G	C5-N7-C8	-13.47	97.57	104.30
1	6	163	G	N3-C4-N9	-13.39	117.97	126.00
36	1	979	U	N3-C2-O2	-13.39	112.83	122.20
36	1	2371	G	O5'-P-OP2	-13.37	93.66	105.70
36	1	1495	U	C5-C6-N1	-13.32	116.04	122.70
36	1	2617	U	C5-C6-N1	-13.17	116.12	122.70
36	1	406	G	O4'-C1'-N9	12.84	118.47	108.20
1	2	553	G	N1-C6-O6	12.78	127.57	119.90
36	1	1304	A	O5'-P-OP1	-12.70	94.27	105.70
36	1	636	C	O5'-P-OP1	-12.60	94.36	105.70
36	1	1160	C	O5'-P-OP1	-12.53	94.42	105.70
36	5	2875	U	C2-N3-C4	-12.52	119.49	127.00
36	1	2831	G	N1-C6-O6	12.44	127.36	119.90
36	5	3005	A	O5'-P-OP2	-12.36	94.57	105.70
36	1	960	U	N3-C2-O2	12.12	130.68	122.20
36	1	958	C	N3-C4-C5	12.10	126.74	121.90
36	1	2617	U	N1-C2-N3	12.06	122.14	114.90
36	1	979	U	C6-N1-C2	-11.99	113.80	121.00
1	6	1773	C	N3-C4-C5	-11.86	117.16	121.90
36	5	3245	A	C2-N3-C4	-11.85	104.68	110.60
37	7	101	G	N1-C6-O6	11.70	126.92	119.90
36	1	2808	A	N1-C6-N6	11.67	125.60	118.60
1	2	1200	G	N1-C6-O6	11.67	126.90	119.90
36	1	2617	U	C5-C4-O4	11.55	132.83	125.90
36	5	877	C	N3-C4-C5	11.53	126.51	121.90
36	1	1308	A	C8-N9-C4	-11.49	101.20	105.80
36	1	2953	U	N1-C2-O2	-11.47	114.77	122.80

Continued on next page...

Continued from previous page...

Mol	Chain	Res	Type	Atoms	Z	Observed(°)	Ideal(°)
1	2	639	U	N3-C2-O2	-11.38	114.24	122.20
36	5	662	U	O5'-P-OP1	-11.30	95.53	105.70
36	5	2403	G	O5'-P-OP2	-11.25	95.58	105.70
36	1	1495	U	C4-C5-C6	11.24	126.45	119.70
36	1	2404	A	N1-C6-N6	11.22	125.33	118.60
36	1	2281	A	O5'-P-OP2	-11.19	95.63	105.70
36	1	1838	G	N1-C6-O6	11.15	126.59	119.90
36	5	776	U	C5-C6-N1	-11.12	117.14	122.70
36	1	1381	A	O5'-P-OP2	11.10	124.02	110.70
36	1	2797	C	O5'-P-OP1	-11.10	95.71	105.70
36	1	422	A	N1-C6-N6	-11.05	111.97	118.60
36	5	2704	A	O5'-P-OP1	-11.01	95.79	105.70
36	5	2923	U	O5'-P-OP1	-11.01	95.79	105.70
36	1	1381	A	O5'-P-OP1	-11.00	95.80	105.70
36	1	960	U	N1-C2-O2	-10.98	115.12	122.80
36	5	1152	G	C8-N9-C1'	10.96	141.24	127.00
36	1	1346	G	O5'-P-OP2	-10.93	95.87	105.70
36	1	1858	A	C2-N3-C4	10.90	116.05	110.60
36	1	1308	A	N7-C8-N9	10.90	119.25	113.80
36	1	2798	C	C6-N1-C2	-10.88	115.95	120.30
36	1	2846	U	N3-C2-O2	-10.87	114.59	122.20
36	5	3245	A	C5-N7-C8	-10.87	98.47	103.90
36	5	922	U	N3-C2-O2	-10.86	114.60	122.20
36	1	2714	G	N3-C4-N9	-10.83	119.50	126.00
36	1	636	C	N3-C4-C5	10.76	126.20	121.90
36	5	2875	U	C2-N1-C1'	-10.76	104.79	117.70
36	1	3172	A	C8-N9-C4	10.74	110.10	105.80
36	5	426	G	C8-N9-C4	10.73	110.69	106.40
36	1	2871	G	O5'-P-OP2	-10.73	96.05	105.70
36	1	2996	U	C2-N1-C1'	10.72	130.57	117.70
1	6	453	U	N3-C2-O2	-10.72	114.69	122.20
36	1	957	C	O5'-P-OP2	-10.68	96.09	105.70
1	6	163	G	N3-C4-C5	10.67	133.94	128.60
36	5	641	C	N1-C2-O2	-10.66	112.50	118.90
36	5	806	A	O5'-P-OP1	-10.62	96.14	105.70
36	1	2621	G	N3-C2-N2	-10.61	112.47	119.90
1	6	901	G	C4-C5-N7	10.61	115.04	110.80
36	1	1367	G	N1-C6-O6	10.57	126.25	119.90
36	1	2622	C	C6-N1-C2	-10.57	116.07	120.30
36	1	2870	C	C2-N1-C1'	-10.57	107.17	118.80
36	1	2617	U	N3-C2-O2	-10.56	114.81	122.20
1	6	901	G	C5-C6-O6	-10.55	122.27	128.60

Continued on next page...

Continued from previous page...

Mol	Chain	Res	Type	Atoms	Z	Observed(°)	Ideal(°)
36	1	3278	C	N3-C2-O2	-10.54	114.52	121.90
36	1	2314	U	C5-C4-O4	-10.53	119.58	125.90
36	5	1307	G	P-O3'-C3'	10.52	132.32	119.70
36	1	2860	U	C5-C6-N1	10.51	127.95	122.70
36	1	1433	A	C5-C6-N6	-10.48	115.32	123.70
36	5	2374	C	N1-C2-O2	-10.46	112.62	118.90
38	8	80	A	C8-N9-C4	-10.42	101.63	105.80
36	1	1127	G	C5-C6-O6	-10.41	122.35	128.60
36	5	1116	G	O5'-P-OP1	-10.41	96.33	105.70
36	1	3181	C	C5-C4-N4	10.41	127.49	120.20
36	5	2617	U	O5'-P-OP2	-10.35	96.39	105.70
36	1	2165	G	O5'-P-OP2	-10.34	96.39	105.70
36	1	716	A	N9-C4-C5	-10.33	101.67	105.80
36	5	1152	G	C4-N9-C1'	-10.30	113.11	126.50
36	1	639	G	N1-C6-O6	10.29	126.07	119.90
36	1	2945	G	O5'-P-OP1	10.29	123.04	110.70
36	1	2617	U	C4-C5-C6	10.28	125.87	119.70
36	5	2393	G	O5'-P-OP2	-10.27	96.46	105.70
36	5	1127	G	C5-C6-N1	10.17	116.58	111.50
36	1	958	C	C2-N3-C4	-10.13	114.83	119.90
36	1	608	A	N1-C6-N6	10.13	124.68	118.60
36	1	1132	C	O5'-P-OP1	-10.12	96.59	105.70
36	5	1390	A	N9-C4-C5	10.08	109.83	105.80
36	1	2279	A	N9-C4-C5	-10.06	101.78	105.80
36	1	895	A	C2-N3-C4	-10.05	105.57	110.60
36	5	3218	A	N1-C6-N6	10.05	124.63	118.60
36	5	3377	G	N1-C6-O6	10.04	125.92	119.90
36	1	218	G	O5'-P-OP2	-10.03	96.67	105.70
36	5	953	G	C5-C6-O6	-10.03	122.58	128.60
36	1	3181	C	N3-C4-N4	-10.02	110.98	118.00
36	5	1370	G	N1-C2-N2	-9.99	107.21	116.20
36	1	1405	U	C2-N3-C4	-9.95	121.03	127.00
36	1	1450	G	O5'-P-OP2	9.94	122.63	110.70
36	5	3244	A	O5'-P-OP1	-9.93	96.76	105.70
36	1	282	G	C8-N9-C4	-9.91	102.44	106.40
36	5	406	G	O4'-C1'-N9	9.91	116.13	108.20
36	1	2831	G	C5-C6-O6	-9.82	122.71	128.60
1	2	558	U	N1-C2-O2	9.81	129.67	122.80
36	1	776	U	C4-C5-C6	9.80	125.58	119.70
36	1	2169	G	N1-C6-O6	-9.80	114.02	119.90
36	5	1308	A	O5'-P-OP2	9.79	122.45	110.70
36	1	646	A	O5'-P-OP2	-9.78	96.90	105.70

Continued on next page...

Continued from previous page...

Mol	Chain	Res	Type	Atoms	Z	Observed(°)	Ideal(°)
36	5	1047	A	N1-C6-N6	9.78	124.47	118.60
36	5	2389	C	N3-C4-C5	9.77	125.81	121.90
36	5	2392	C	N3-C4-C5	9.75	125.80	121.90
36	1	2247	G	N1-C6-O6	9.75	125.75	119.90
36	5	1152	G	C5-C6-O6	-9.73	122.76	128.60
36	1	2798	C	N3-C4-C5	-9.73	118.01	121.90
36	1	439	C	N1-C2-O2	9.72	124.73	118.90
36	5	2953	U	N3-C4-O4	9.71	126.20	119.40
36	5	1301	A	N1-C6-N6	9.71	124.42	118.60
36	1	369	A	O5'-P-OP2	-9.70	96.97	105.70
36	5	3154	C	N1-C2-O2	9.69	124.72	118.90
36	1	677	A	O5'-P-OP1	-9.68	96.99	105.70
36	1	3306	U	N3-C4-O4	-9.67	112.63	119.40
36	1	2870	C	N3-C4-C5	9.65	125.76	121.90
36	1	86	G	O5'-P-OP2	-9.64	97.03	105.70
36	5	2815	G	C8-N9-C4	9.64	110.25	106.40
36	5	2954	U	C2-N1-C1'	9.62	129.24	117.70
36	1	3278	C	N1-C2-O2	9.61	124.67	118.90
36	5	2816	G	C5-C6-O6	-9.58	122.85	128.60
36	5	2408	U	C5-C6-N1	-9.56	117.92	122.70
36	5	2297	U	O5'-P-OP2	-9.55	97.10	105.70
36	5	3377	G	C5-C6-O6	-9.55	122.87	128.60
37	7	101	G	C5-C6-O6	-9.54	122.87	128.60
36	1	201	A	O5'-P-OP2	-9.54	97.12	105.70
36	5	2383	C	N1-C2-O2	-9.53	113.18	118.90
1	6	901	G	N1-C6-O6	9.51	125.61	119.90
36	5	437	G	C8-N9-C4	-9.51	102.60	106.40
36	1	1367	G	C5-C6-O6	-9.51	122.90	128.60
36	1	1405	U	N3-C4-C5	9.50	120.30	114.60
38	8	8	C	C6-N1-C2	-9.49	116.50	120.30
36	1	1495	U	N1-C2-N3	9.49	120.59	114.90
36	1	2349	U	O5'-P-OP2	-9.49	97.16	105.70
36	5	2830	G	N9-C4-C5	9.49	109.19	105.40
38	4	31	G	O5'-P-OP2	-9.49	97.16	105.70
36	5	2572	C	N1-C2-O2	9.47	124.58	118.90
59	n3	45	ARG	NE-CZ-NH1	-9.45	115.58	120.30
36	1	805	G	C8-N9-C4	9.44	110.18	106.40
36	1	1197	A	N1-C6-N6	9.44	124.26	118.60
36	1	2409	G	C2-N3-C4	9.43	116.62	111.90
36	5	2726	C	C5-C4-N4	9.41	126.79	120.20
36	5	2726	C	C6-N1-C2	-9.40	116.54	120.30
36	5	2913	C	C6-N1-C2	-9.39	116.55	120.30

Continued on next page...

Continued from previous page...

Mol	Chain	Res	Type	Atoms	Z	Observed(°)	Ideal(°)
36	5	3245	A	N7-C8-N9	9.39	118.49	113.80
36	1	2875	U	N3-C4-O4	9.38	125.97	119.40
36	1	876	A	N9-C4-C5	-9.38	102.05	105.80
1	2	639	U	N1-C2-O2	9.36	129.35	122.80
38	4	103	G	C8-N9-C4	-9.35	102.66	106.40
36	5	2402	A	N9-C4-C5	9.35	109.54	105.80
36	5	2980	U	N1-C2-N3	9.34	120.50	114.90
36	5	1412	G	C8-N9-C4	-9.34	102.67	106.40
36	5	636	C	C6-N1-C2	9.33	124.03	120.30
38	8	80	A	N7-C8-N9	9.32	118.46	113.80
36	1	1127	G	N1-C6-O6	9.31	125.48	119.90
36	1	2617	U	C2-N3-C4	-9.29	121.42	127.00
36	1	2870	C	C6-N1-C1'	9.28	131.94	120.80
36	1	716	A	C8-N9-C4	9.28	109.51	105.80
36	5	2601	A	N1-C6-N6	-9.27	113.04	118.60
36	5	1452	A	N9-C4-C5	-9.26	102.09	105.80
36	1	282	G	O5'-P-OP1	-9.26	97.37	105.70
36	1	1303	A	C8-N9-C4	9.25	109.50	105.80
1	2	577	G	C4-C5-N7	9.25	114.50	110.80
36	1	435	C	C6-N1-C2	9.24	124.00	120.30
36	1	3181	C	N3-C2-O2	-9.24	115.43	121.90
36	5	2830	G	C4-C5-N7	-9.23	107.11	110.80
36	5	57	A	C8-N9-C4	9.23	109.49	105.80
36	5	1390	A	N1-C6-N6	-9.22	113.07	118.60
36	1	1492	G	C5-N7-C8	9.21	108.91	104.30
36	1	2996	U	C6-N1-C1'	-9.21	108.31	121.20
38	4	103	G	N3-C4-C5	-9.20	124.00	128.60
1	6	163	G	N3-C2-N2	-9.19	113.47	119.90
36	5	1187	C	C6-N1-C2	9.18	123.97	120.30
36	5	2875	U	N1-C2-N3	9.18	120.41	114.90
36	5	3188	G	N1-C6-O6	-9.17	114.40	119.90
36	1	1165	A	C8-N9-C4	9.15	109.46	105.80
36	1	2402	A	O5'-P-OP2	-9.15	97.46	105.70
36	5	1483	G	O4'-C1'-N9	9.15	115.52	108.20
36	5	1513	G	C8-N9-C4	-9.14	102.74	106.40
38	4	113	U	N1-C2-N3	9.13	120.38	114.90
36	1	2714	G	C2-N3-C4	-9.12	107.34	111.90
1	2	73	U	O4'-C1'-N1	9.12	115.49	108.20
36	5	2764	C	N3-C4-C5	9.11	125.54	121.90
36	5	189	G	N1-C6-O6	-9.10	114.44	119.90
36	5	1911	A	O5'-P-OP2	-9.09	97.52	105.70
36	5	2189	U	O5'-P-OP1	-9.09	97.52	105.70

Continued on next page...

Continued from previous page...

Mol	Chain	Res	Type	Atoms	Z	Observed(°)	Ideal(°)
36	1	439	C	C2-N1-C1'	9.09	128.79	118.80
36	5	3100	U	O5'-P-OP1	-9.08	97.53	105.70
36	5	923	C	C6-N1-C2	9.07	123.93	120.30
1	2	542	A	O4'-C1'-N9	9.07	115.46	108.20
36	1	2617	U	N3-C4-O4	-9.06	113.06	119.40
36	5	776	U	C4-C5-C6	9.06	125.14	119.70
36	5	2372	A	C8-N9-C4	-9.03	102.19	105.80
36	1	672	A	N1-C6-N6	9.03	124.02	118.60
36	5	907	G	O5'-P-OP1	-9.03	97.58	105.70
36	5	3060	C	N1-C2-O2	-9.01	113.50	118.90
36	1	972	A	C8-N9-C4	9.00	109.40	105.80
36	5	515	C	O5'-P-OP2	-8.99	97.61	105.70
36	5	3043	C	C6-N1-C2	8.99	123.89	120.30
36	5	672	A	N1-C6-N6	8.98	123.99	118.60
1	6	139	C	N3-C2-O2	-8.97	115.62	121.90
36	5	1130	A	C2-N3-C4	8.97	115.08	110.60
1	6	782	U	N3-C2-O2	-8.97	115.92	122.20
36	5	2404	A	N1-C6-N6	8.97	123.98	118.60
36	5	2281	A	O5'-P-OP2	-8.96	97.63	105.70
36	1	681	U	C5-C4-O4	-8.95	120.53	125.90
36	1	1556	C	C6-N1-C2	-8.95	116.72	120.30
36	5	2393	G	C5-C6-O6	-8.95	123.23	128.60
36	1	421	G	N9-C4-C5	-8.94	101.82	105.40
36	1	2409	G	N3-C4-C5	-8.94	124.13	128.60
36	1	2865	U	C5-C4-O4	-8.93	120.54	125.90
36	5	2980	U	N3-C2-O2	-8.93	115.95	122.20
1	2	558	U	N3-C2-O2	-8.93	115.95	122.20
36	5	1148	G	C5-C6-O6	-8.92	123.25	128.60
36	5	1370	G	N3-C2-N2	8.92	126.14	119.90
1	6	163	G	C2-N3-C4	-8.90	107.45	111.90
1	2	1560	U	N3-C2-O2	-8.90	115.97	122.20
36	1	2836	C	C4-C5-C6	8.88	121.84	117.40
1	2	553	G	C6-C5-N7	-8.87	125.08	130.40
36	1	2726	C	N3-C4-N4	-8.87	111.79	118.00
36	1	636	C	C2-N3-C4	-8.86	115.47	119.90
36	1	922	U	N1-C2-O2	8.86	129.00	122.80
36	5	404	G	O5'-P-OP2	-8.86	97.73	105.70
36	1	1148	G	C8-N9-C4	8.85	109.94	106.40
36	5	2954	U	O4'-C1'-N1	8.84	115.27	108.20
1	2	453	U	N3-C2-O2	-8.84	116.01	122.20
36	1	885	U	C5-C6-N1	-8.84	118.28	122.70
36	1	2768	U	O5'-P-OP2	-8.84	97.75	105.70

Continued on next page...

Continued from previous page...

Mol	Chain	Res	Type	Atoms	Z	Observed(°)	Ideal(°)
36	1	3122	A	O5'-P-OP1	-8.82	97.76	105.70
36	1	979	U	P-O3'-C3'	8.81	130.28	119.70
36	1	339	C	N3-C2-O2	-8.80	115.74	121.90
36	1	2856	G	C8-N9-C4	8.81	109.92	106.40
37	3	88	G	N1-C6-O6	-8.80	114.62	119.90
36	5	63	A	N1-C6-N6	8.80	123.88	118.60
36	5	2893	C	N3-C4-C5	-8.80	118.38	121.90
1	6	337	G	C6-C5-N7	-8.79	125.13	130.40
1	6	1657	U	O5'-P-OP2	-8.79	97.79	105.70
36	5	2954	U	C6-N1-C1'	-8.79	108.90	121.20
36	1	1795	U	C5-C4-O4	-8.78	120.63	125.90
36	5	838	G	C5-C6-O6	8.77	133.86	128.60
36	1	2693	C	C6-N1-C2	8.77	123.81	120.30
36	1	716	A	N1-C6-N6	8.76	123.86	118.60
36	1	2279	A	C8-N9-C4	8.76	109.30	105.80
36	5	2315	G	O5'-P-OP1	-8.76	97.82	105.70
36	5	2353	G	C5-C6-O6	-8.76	123.35	128.60
36	1	639	G	O5'-P-OP1	8.75	121.20	110.70
36	5	3214	U	N3-C2-O2	-8.75	116.08	122.20
36	1	2867	C	N3-C4-C5	8.75	125.40	121.90
1	6	795	U	N3-C2-O2	-8.74	116.08	122.20
36	1	1556	C	C2-N1-C1'	8.74	128.41	118.80
1	6	1596	C	N3-C2-O2	-8.74	115.78	121.90
36	5	874	U	O5'-P-OP1	-8.74	97.83	105.70
36	5	2904	U	C5-C6-N1	-8.74	118.33	122.70
36	1	350	C	C6-N1-C2	-8.72	116.81	120.30
36	1	681	U	N3-C4-O4	8.72	125.51	119.40
36	5	2815	G	N7-C8-N9	-8.72	108.74	113.10
36	1	648	C	C6-N1-C2	-8.72	116.81	120.30
36	5	1897	G	C5-C6-O6	-8.71	123.37	128.60
36	1	3178	A	N1-C6-N6	8.70	123.82	118.60
36	1	2935	U	O5'-P-OP2	-8.68	97.89	105.70
36	5	1152	G	C4-C5-N7	8.68	114.27	110.80
36	5	2272	G	O4'-C1'-N9	8.68	115.14	108.20
36	5	640	U	N1-C2-O2	-8.67	116.73	122.80
36	5	2816	G	N1-C6-O6	8.65	125.09	119.90
36	5	3185	U	O5'-P-OP2	-8.65	97.91	105.70
36	1	1838	G	C5-C6-O6	-8.64	123.42	128.60
36	1	2130	G	N1-C6-O6	-8.64	114.72	119.90
36	5	1320	C	O5'-P-OP2	-8.63	97.93	105.70
1	6	17	C	N1-C2-O2	8.62	124.07	118.90
36	1	1116	G	C8-N9-C4	-8.62	102.95	106.40

Continued on next page...

Continued from previous page...

Mol	Chain	Res	Type	Atoms	Z	Observed(°)	Ideal(°)
36	5	2257	C	C6-N1-C2	-8.61	116.86	120.30
36	1	2621	G	N1-C6-O6	8.61	125.07	119.90
36	5	636	C	N3-C4-C5	8.61	125.34	121.90
36	5	2199	G	N1-C6-O6	8.60	125.06	119.90
36	5	3042	U	N3-C4-O4	-8.59	113.39	119.40
36	5	222	A	O5'-P-OP2	-8.59	97.97	105.70
36	5	2524	A	O4'-C1'-N9	8.58	115.06	108.20
36	5	941	G	N1-C6-O6	-8.58	114.75	119.90
36	5	1047	A	C5-C6-N6	-8.56	116.85	123.70
36	5	1856	C	C6-N1-C2	-8.56	116.88	120.30
1	6	314	C	C6-N1-C2	-8.55	116.88	120.30
1	6	1473	U	N3-C2-O2	-8.55	116.22	122.20
36	1	2846	U	C5-C4-O4	8.53	131.02	125.90
36	5	424	G	C5-C6-O6	-8.53	123.48	128.60
36	1	2874	G	C5-C6-N1	-8.52	107.24	111.50
36	5	719	U	N1-C2-O2	8.52	128.76	122.80
1	6	453	U	N1-C2-O2	8.52	128.76	122.80
36	5	2213	A	O5'-P-OP2	-8.51	98.04	105.70
36	1	2827	U	C2-N1-C1'	-8.50	107.50	117.70
37	3	86	U	C2-N3-C4	-8.50	121.90	127.00
36	1	1556	C	N3-C2-O2	-8.50	115.95	121.90
1	6	609	U	C5-C4-O4	8.49	131.00	125.90
36	1	439	C	C6-N1-C1'	-8.49	110.62	120.80
1	6	1745	G	C5-C6-O6	-8.48	123.51	128.60
36	1	2314	U	C2-N1-C1'	8.48	127.87	117.70
36	5	1108	U	O5'-P-OP2	-8.47	98.07	105.70
36	5	3308	C	N1-C2-O2	-8.47	113.82	118.90
36	5	398	A	O5'-P-OP2	-8.47	98.08	105.70
36	1	3362	A	O4'-C1'-N9	8.46	114.97	108.20
36	5	1929	G	N3-C2-N2	-8.46	113.98	119.90
37	3	86	U	C5-C4-O4	-8.44	120.83	125.90
36	5	966	U	N3-C2-O2	-8.44	116.29	122.20
36	1	2643	A	C8-N9-C4	8.44	109.17	105.80
36	1	2400	G	N3-C2-N2	-8.43	114.00	119.90
36	5	2314	U	C5-C4-O4	-8.43	120.84	125.90
36	5	1848	G	C5-C6-O6	-8.43	123.54	128.60
1	2	553	G	C5-C6-O6	-8.43	123.55	128.60
36	5	1161	G	C5-C6-N1	8.42	115.71	111.50
36	5	2278	C	C4-C5-C6	-8.42	113.19	117.40
36	1	646	A	C8-N9-C4	-8.42	102.43	105.80
52	m6	78	ARG	NE-CZ-NH2	-8.42	116.09	120.30
36	1	2622	C	N3-C4-C5	-8.41	118.53	121.90

Continued on next page...

Continued from previous page...

Mol	Chain	Res	Type	Atoms	Z	Observed(°)	Ideal(°)
1	6	1700	C	N1-C2-O2	8.41	123.95	118.90
36	5	952	A	O5'-P-OP2	-8.40	98.14	105.70
36	1	1847	A	O5'-P-OP1	-8.40	98.14	105.70
36	1	421	G	O5'-P-OP1	-8.39	98.14	105.70
36	1	1433	A	N1-C6-N6	8.39	123.63	118.60
36	5	2634	U	C2-N3-C4	-8.39	121.97	127.00
36	1	645	A	C6-N1-C2	-8.39	113.57	118.60
36	1	1414	G	N1-C6-O6	8.39	124.93	119.90
36	5	3218	A	C4-C5-N7	8.39	114.89	110.70
36	1	2314	U	C6-N1-C1'	-8.38	109.47	121.20
36	1	979	U	N1-C2-N3	8.37	119.92	114.90
36	1	650	C	N1-C2-O2	-8.37	113.88	118.90
36	5	1336	U	O5'-P-OP2	-8.37	98.17	105.70
36	5	2667	A	O5'-P-OP1	-8.37	98.17	105.70
36	1	3143	C	O5'-P-OP2	-8.37	98.17	105.70
1	6	17	C	C6-N1-C2	-8.37	116.95	120.30
36	5	2824	G	O5'-P-OP2	-8.36	98.17	105.70
36	1	939	U	N1-C2-O2	-8.36	116.95	122.80
36	1	2572	C	N1-C2-O2	8.36	123.92	118.90
36	5	1592	G	C8-N9-C4	-8.36	103.06	106.40
36	1	2396	G	C4-C5-N7	-8.36	107.46	110.80
1	2	577	G	C5-C6-O6	-8.35	123.59	128.60
36	1	776	U	C5-C6-N1	-8.35	118.52	122.70
36	1	2374	C	C2-N1-C1'	-8.35	109.62	118.80
36	1	2572	C	C2-N1-C1'	8.35	127.98	118.80
36	5	1390	A	C8-N9-C4	-8.35	102.46	105.80
36	1	1445	U	N1-C2-O2	-8.35	116.96	122.80
37	3	82	G	N1-C2-N2	-8.34	108.69	116.20
36	5	2857	C	N3-C4-C5	8.34	125.24	121.90
36	1	655	C	C6-N1-C2	-8.32	116.97	120.30
36	5	3362	A	C2-N3-C4	-8.31	106.44	110.60
36	1	1429	G	N3-C2-N2	8.31	125.72	119.90
36	1	578	A	O5'-P-OP1	-8.31	98.22	105.70
36	1	895	A	C4-C5-N7	8.30	114.85	110.70
36	1	1377	G	C4-C5-N7	8.30	114.12	110.80
36	1	2393	G	C5-C6-O6	-8.30	123.62	128.60
1	6	941	A	N1-C6-N6	-8.30	113.62	118.60
36	1	2870	C	C4-C5-C6	-8.29	113.25	117.40
36	1	2409	G	N1-C6-O6	-8.29	114.93	119.90
36	1	770	G	O4'-C1'-N9	8.29	114.83	108.20
36	5	3127	A	N1-C6-N6	-8.29	113.63	118.60
36	1	922	U	C5-C4-O4	8.28	130.87	125.90

Continued on next page...

Continued from previous page...

Mol	Chain	Res	Type	Atoms	Z	Observed(°)	Ideal(°)
36	1	1405	U	C5-C4-O4	-8.28	120.93	125.90
36	1	922	U	N3-C4-O4	-8.28	113.61	119.40
36	5	2980	U	C6-N1-C2	-8.27	116.04	121.00
36	1	1365	G	C8-N9-C4	-8.27	103.09	106.40
36	1	776	U	N1-C2-N3	8.26	119.86	114.90
1	6	1700	C	C2-N1-C1'	8.26	127.89	118.80
36	5	860	G	O5'-P-OP2	-8.26	98.26	105.70
36	1	2811	A	N1-C6-N6	-8.26	113.65	118.60
36	5	960	U	C2-N3-C4	-8.24	122.06	127.00
36	1	933	A	C4-C5-C6	8.23	121.12	117.00
36	1	1118	C	C6-N1-C2	-8.23	117.01	120.30
1	6	65	A	C2-N3-C4	-8.23	106.48	110.60
1	2	75	U	N1-C2-O2	8.23	128.56	122.80
36	1	922	U	N3-C2-O2	-8.23	116.44	122.20
1	6	139	C	C6-N1-C2	-8.21	117.01	120.30
36	1	1380	G	C2-N3-C4	-8.21	107.79	111.90
1	6	957	G	N1-C6-O6	8.21	124.83	119.90
36	1	1495	U	C2-N3-C4	-8.21	122.08	127.00
36	5	1148	G	N9-C4-C5	-8.21	102.12	105.40
36	1	963	G	O5'-P-OP1	8.20	120.54	110.70
36	5	2142	A	C5-C6-N1	8.20	121.80	117.70
48	m1	112	LEU	CA-CB-CG	8.20	134.15	115.30
1	6	416	A	N1-C6-N6	8.19	123.52	118.60
36	5	922	U	C2-N3-C4	-8.19	122.09	127.00
36	1	3265	C	C6-N1-C2	8.18	123.57	120.30
36	1	3269	U	C5-C4-O4	8.18	130.81	125.90
36	5	2945	G	C5-C6-O6	-8.18	123.69	128.60
1	2	75	U	N3-C2-O2	-8.18	116.48	122.20
36	1	1176	C	N3-C4-C5	8.16	125.17	121.90
36	1	2808	A	N9-C4-C5	-8.16	102.53	105.80
36	5	2794	G	C5-C6-O6	-8.16	123.70	128.60
36	5	923	C	N3-C4-C5	8.16	125.16	121.90
36	5	38	U	O5'-P-OP2	-8.15	98.36	105.70
36	1	3278	C	C5-C4-N4	8.15	125.90	120.20
36	1	963	G	O5'-P-OP2	-8.15	98.37	105.70
36	1	1094	U	C5-C6-N1	8.15	126.77	122.70
36	5	2796	G	O5'-P-OP2	-8.15	98.37	105.70
36	5	3362	A	N1-C2-N3	8.14	133.37	129.30
36	1	610	G	O5'-P-OP2	-8.14	98.38	105.70
36	1	2404	A	C6-C5-N7	-8.14	126.60	132.30
1	6	1773	C	N1-C2-O2	-8.13	114.02	118.90
36	5	419	G	N3-C4-N9	8.13	130.88	126.00

Continued on next page...

Continued from previous page...

Mol	Chain	Res	Type	Atoms	Z	Observed(°)	Ideal(°)
36	1	2899	C	N3-C2-O2	-8.13	116.21	121.90
36	1	961	C	C6-N1-C2	8.12	123.55	120.30
36	1	2816	G	C8-N9-C4	8.12	109.65	106.40
36	1	2983	C	C5-C4-N4	8.12	125.88	120.20
36	5	658	G	C5-C6-O6	-8.12	123.73	128.60
36	5	960	U	N3-C4-C5	8.11	119.47	114.60
38	4	94	C	N3-C4-C5	8.10	125.14	121.90
70	O4	51	LEU	CA-CB-CG	8.10	133.94	115.30
36	1	421	G	C4-C5-N7	8.10	114.04	110.80
36	1	1414	G	C5-C6-O6	-8.10	123.74	128.60
1	6	543	C	C5-C6-N1	8.10	125.05	121.00
36	5	1879	A	N1-C6-N6	8.09	123.45	118.60
36	1	611	A	O5'-P-OP2	-8.08	98.42	105.70
36	1	3055	U	C5-C4-O4	-8.07	121.06	125.90
36	5	189	G	C5-C6-O6	8.06	133.44	128.60
36	1	1510	G	N3-C4-N9	8.06	130.84	126.00
36	5	2293	C	C2-N1-C1'	8.06	127.66	118.80
36	1	2345	A	N1-C6-N6	8.05	123.43	118.60
36	1	2756	C	C6-N1-C2	-8.05	117.08	120.30
36	1	2917	G	C5-C6-O6	-8.05	123.77	128.60
38	4	47	C	N3-C2-O2	-8.04	116.27	121.90
36	5	1130	A	N1-C2-N3	-8.02	125.29	129.30
36	1	2138	A	C8-N9-C4	-8.02	102.59	105.80
36	1	2374	C	N1-C2-O2	-8.02	114.09	118.90
36	5	2323	G	O5'-P-OP2	8.02	120.32	110.70
36	5	2404	A	N9-C4-C5	-8.02	102.59	105.80
1	6	25	C	N1-C2-O2	-8.01	114.09	118.90
36	1	1168	U	O5'-P-OP1	8.01	120.31	110.70
36	1	2808	A	C6-C5-N7	-8.01	126.70	132.30
36	1	893	C	C6-N1-C2	-8.00	117.10	120.30
36	1	2419	A	OP1-P-OP2	-8.00	107.60	119.60
36	1	1419	A	O5'-P-OP1	8.00	120.30	110.70
1	2	577	G	C5-N7-C8	-7.99	100.31	104.30
36	5	1452	A	N1-C6-N6	7.99	123.39	118.60
36	5	945	C	C6-N1-C2	7.98	123.49	120.30
36	1	3217	C	C2-N1-C1'	7.98	127.58	118.80
25	d3	33	LEU	CA-CB-CG	-7.98	96.94	115.30
36	5	519	A	N1-C6-N6	7.98	123.39	118.60
36	1	2817	A	C5-C6-N1	7.97	121.69	117.70
36	5	646	A	C8-N9-C4	-7.97	102.61	105.80
36	5	578	A	O5'-P-OP2	7.96	120.25	110.70
36	5	1450	G	N3-C2-N2	-7.96	114.33	119.90

Continued on next page...

Continued from previous page...

Mol	Chain	Res	Type	Atoms	Z	Observed(°)	Ideal(°)
36	5	1152	G	N1-C2-N2	7.96	123.36	116.20
36	1	1168	U	N3-C2-O2	-7.96	116.63	122.20
36	1	1163	A	O5'-P-OP2	-7.95	98.54	105.70
1	6	1581	C	C6-N1-C2	7.95	123.48	120.30
36	1	2959	C	N1-C2-O2	-7.95	114.13	118.90
1	2	453	U	C2-N1-C1'	7.94	127.23	117.70
36	1	2812	C	C6-N1-C2	7.94	123.48	120.30
36	5	2234	G	C5-C6-O6	-7.94	123.83	128.60
36	5	2825	C	C6-N1-C2	7.94	123.48	120.30
36	5	1118	C	O5'-P-OP1	-7.94	98.56	105.70
38	4	140	G	C8-N9-C4	-7.94	103.22	106.40
1	6	1773	C	N3-C4-N4	7.94	123.56	118.00
1	6	1560	U	N3-C2-O2	-7.93	116.65	122.20
36	1	1389	G	C4-C5-N7	7.92	113.97	110.80
36	5	2667	A	C8-N9-C4	-7.92	102.63	105.80
1	6	901	G	N9-C4-C5	-7.92	102.23	105.40
36	1	2385	G	N3-C4-C5	7.92	132.56	128.60
36	1	2279	A	N1-C6-N6	7.92	123.35	118.60
36	5	2572	C	N3-C2-O2	-7.92	116.36	121.90
36	1	645	A	N3-C4-C5	-7.91	121.26	126.80
36	5	941	G	C5-C6-N1	7.91	115.45	111.50
36	5	960	U	N3-C2-O2	-7.91	116.66	122.20
37	7	110	G	O5'-P-OP2	-7.91	98.58	105.70
36	5	1149	G	O5'-P-OP2	-7.91	98.58	105.70
38	4	15	G	C5-C6-O6	-7.90	123.86	128.60
38	4	25	G	C5-C6-O6	7.90	133.34	128.60
38	4	113	U	C5-C4-O4	7.90	130.64	125.90
36	1	2247	G	C5-C6-O6	-7.89	123.86	128.60
36	5	1456	A	N1-C6-N6	7.89	123.33	118.60
36	5	437	G	N7-C8-N9	7.89	117.04	113.10
36	1	29	C	C5-C4-N4	-7.88	114.68	120.20
36	1	1116	G	N3-C4-C5	-7.88	124.66	128.60
36	5	2754	G	C5-C6-O6	7.88	133.33	128.60
1	2	1432	U	C6-N1-C2	7.87	125.72	121.00
36	5	2872	A	O5'-P-OP2	-7.87	98.62	105.70
36	1	1130	A	C2-N3-C4	7.86	114.53	110.60
36	1	660	A	O5'-P-OP2	-7.85	98.63	105.70
36	5	824	C	C6-N1-C2	-7.85	117.16	120.30
36	5	2572	C	C2-N1-C1'	7.85	127.43	118.80
36	5	1419	A	O5'-P-OP2	-7.84	98.64	105.70
1	2	577	G	N1-C6-O6	7.84	124.61	119.90
36	5	2950	G	O4'-C1'-N9	7.84	114.47	108.20

Continued on next page...

Continued from previous page...

Mol	Chain	Res	Type	Atoms	Z	Observed(°)	Ideal(°)
36	1	2790	A	O5'-P-OP2	-7.83	98.65	105.70
36	1	3344	A	N7-C8-N9	7.83	117.72	113.80
1	6	44	U	N1-C2-O2	-7.83	117.32	122.80
1	6	57	G	O5'-P-OP2	-7.83	98.66	105.70
36	1	2850	G	C5-C6-O6	-7.82	123.91	128.60
1	6	103	A	C8-N9-C4	-7.82	102.67	105.80
36	1	1351	U	N1-C2-O2	7.82	128.27	122.80
36	5	56	G	N1-C6-O6	-7.82	115.21	119.90
36	5	1208	U	N3-C2-O2	-7.82	116.72	122.20
36	5	2758	A	C2-N3-C4	7.82	114.51	110.60
1	6	973	A	O5'-P-OP2	-7.81	98.67	105.70
36	1	936	A	N1-C6-N6	7.81	123.28	118.60
36	1	1525	G	O5'-P-OP2	-7.81	98.67	105.70
52	m6	78	ARG	NE-CZ-NH1	7.81	124.20	120.30
36	5	881	C	C5-C6-N1	7.79	124.90	121.00
1	2	830	U	N3-C2-O2	-7.79	116.75	122.20
36	1	1177	G	N3-C2-N2	-7.79	114.45	119.90
36	1	1149	G	N1-C6-O6	7.78	124.57	119.90
36	1	1949	G	O5'-P-OP1	-7.78	98.70	105.70
36	5	1452	A	C5-C6-N6	-7.78	117.48	123.70
36	1	2827	U	C6-N1-C1'	7.78	132.09	121.20
1	6	119	A	C2-N3-C4	-7.77	106.71	110.60
1	6	453	U	C2-N1-C1'	7.77	127.03	117.70
37	7	120	C	C6-N1-C2	7.76	123.41	120.30
36	1	421	G	C5-C6-O6	-7.76	123.94	128.60
36	1	2875	U	C2-N1-C1'	7.76	127.01	117.70
37	7	35	C	C6-N1-C2	7.75	123.40	120.30
42	15	152	ARG	NE-CZ-NH1	7.75	124.17	120.30
36	1	96	G	C2-N3-C4	-7.75	108.03	111.90
36	5	1004	U	N1-C2-O2	7.75	128.22	122.80
36	5	2889	C	N3-C4-C5	7.74	125.00	121.90
36	5	1054	A	C8-N9-C4	7.74	108.89	105.80
36	5	2871	G	N1-C6-O6	-7.74	115.26	119.90
36	1	1157	G	C4-C5-N7	-7.73	107.71	110.80
36	1	2827	U	C5-C4-O4	7.73	130.54	125.90
36	5	2372	A	P-O3'-C3'	7.73	128.97	119.70
36	5	3005	A	C8-N9-C4	-7.73	102.71	105.80
36	1	2404	A	N9-C4-C5	-7.72	102.71	105.80
36	1	2875	U	C5-C4-O4	-7.72	121.27	125.90
44	17	229	PHE	CB-CG-CD1	7.72	126.20	120.80
36	5	3041	U	N3-C2-O2	7.72	127.60	122.20
36	5	2852	C	O5'-P-OP1	7.71	119.96	110.70

Continued on next page...

Continued from previous page...

Mol	Chain	Res	Type	Atoms	Z	Observed(°)	Ideal(°)
1	6	144	U	N3-C2-O2	-7.71	116.80	122.20
36	5	908	G	C5-C6-O6	-7.71	123.97	128.60
36	5	835	G	O4'-C1'-N9	7.71	114.36	108.20
36	5	2308	C	N1-C2-O2	-7.71	114.28	118.90
36	5	881	C	N1-C2-O2	7.70	123.52	118.90
36	5	1897	G	N1-C6-O6	7.70	124.52	119.90
36	1	1306	G	C8-N9-C4	7.70	109.48	106.40
36	1	640	U	C5-C4-O4	-7.69	121.28	125.90
36	5	1049	C	C4-C5-C6	-7.69	113.55	117.40
36	5	2927	C	OP2-P-O3'	7.68	122.11	105.20
36	5	1176	C	C2-N3-C4	-7.68	116.06	119.90
36	5	1450	G	N1-C2-N2	7.68	123.11	116.20
1	2	1600	A	C2-N3-C4	-7.68	106.76	110.60
1	6	17	C	N3-C2-O2	-7.67	116.53	121.90
1	2	1039	A	O4'-C1'-N9	7.67	114.33	108.20
36	5	3154	C	C2-N1-C1'	7.67	127.23	118.80
36	5	2944	U	N1-C2-O2	7.67	128.17	122.80
36	5	1154	A	C2-N3-C4	7.66	114.43	110.60
36	5	1886	A	O5'-P-OP2	-7.66	98.80	105.70
36	5	2754	G	N1-C6-O6	-7.66	115.30	119.90
1	6	1473	U	C5-C4-O4	7.66	130.50	125.90
36	5	947	G	O5'-P-OP2	-7.66	98.81	105.70
36	1	1140	G	C4-C5-N7	7.66	113.86	110.80
36	5	2345	A	N1-C6-N6	7.66	123.19	118.60
36	1	2884	C	N3-C4-C5	7.65	124.96	121.90
36	5	1049	C	C5-C6-N1	7.65	124.83	121.00
36	5	2726	C	N3-C2-O2	-7.65	116.55	121.90
36	5	3245	A	C4-C5-N7	7.65	114.52	110.70
36	5	215	G	C8-N9-C4	-7.64	103.34	106.40
36	1	2693	C	N3-C4-C5	7.64	124.96	121.90
36	5	2211	U	C4-C5-C6	7.64	124.29	119.70
36	5	3188	G	N9-C4-C5	7.64	108.46	105.40
38	8	113	U	C2-N1-C1'	7.64	126.87	117.70
36	5	2861	U	O5'-P-OP1	-7.64	98.82	105.70
36	1	1366	A	N1-C2-N3	-7.64	125.48	129.30
1	6	630	A	N1-C6-N6	7.64	123.18	118.60
1	2	1761	U	C6-N1-C2	-7.63	116.42	121.00
38	4	27	U	OP1-P-OP2	-7.63	108.15	119.60
36	5	999	G	N1-C6-O6	-7.63	115.32	119.90
36	5	1464	G	C8-N9-C4	7.62	109.45	106.40
38	4	40	A	N1-C6-N6	7.62	123.17	118.60
36	1	2355	G	N1-C6-O6	7.62	124.47	119.90

Continued on next page...

Continued from previous page...

Mol	Chain	Res	Type	Atoms	Z	Observed(°)	Ideal(°)
36	5	3034	C	C6-N1-C2	7.61	123.34	120.30
1	6	321	C	N3-C2-O2	-7.61	116.57	121.90
36	5	1449	A	N1-C6-N6	7.61	123.16	118.60
36	5	877	C	C4-C5-C6	-7.61	113.60	117.40
36	1	648	C	N3-C4-N4	7.60	123.32	118.00
36	5	1192	C	C5-C4-N4	-7.59	114.88	120.20
1	2	1291	G	N3-C4-N9	-7.59	121.44	126.00
36	1	895	A	C5-N7-C8	-7.59	100.11	103.90
12	C0	88	PRO	N-CA-CB	7.58	112.40	103.30
36	5	2199	G	C5-C6-O6	-7.58	124.05	128.60
36	1	3172	A	N7-C8-N9	-7.58	110.01	113.80
36	1	1838	G	C4-C5-N7	7.58	113.83	110.80
36	5	2831	G	C5-C6-O6	-7.58	124.05	128.60
36	1	1161	G	O5'-P-OP2	-7.57	98.88	105.70
36	1	2943	G	O5'-P-OP2	-7.57	98.89	105.70
1	6	1354	G	C8-N9-C4	-7.57	103.37	106.40
36	5	2377	G	O5'-P-OP2	-7.57	98.89	105.70
36	1	3362	A	N7-C8-N9	7.56	117.58	113.80
36	1	671	U	O5'-P-OP1	-7.55	98.90	105.70
36	5	3078	U	N3-C2-O2	-7.55	116.92	122.20
36	5	1392	G	C8-N9-C4	7.54	109.42	106.40
36	5	2865	U	N1-C2-O2	7.54	128.08	122.80
36	1	2302	G	C5-C6-O6	7.54	133.12	128.60
36	1	2983	C	N3-C4-N4	-7.54	112.72	118.00
36	1	2816	G	N1-C6-O6	7.53	124.42	119.90
36	5	2858	U	N3-C2-O2	-7.53	116.93	122.20
36	5	1838	G	C5-C6-O6	-7.52	124.09	128.60
36	5	2117	A	N1-C6-N6	-7.52	114.09	118.60
36	1	3306	U	C5-C4-O4	7.52	130.41	125.90
36	1	1198	C	N1-C2-O2	-7.51	114.39	118.90
36	5	914	A	O5'-P-OP1	-7.51	98.94	105.70
36	1	2831	G	C6-C5-N7	-7.51	125.90	130.40
36	1	661	G	C8-N9-C4	-7.50	103.40	106.40
36	5	645	A	C6-N1-C2	-7.50	114.10	118.60
36	1	2878	G	O5'-P-OP2	-7.49	98.96	105.70
36	1	810	A	N1-C6-N6	-7.49	114.11	118.60
36	5	1006	A	O5'-P-OP2	-7.49	98.96	105.70
49	m3	21	ARG	NE-CZ-NH1	-7.49	116.56	120.30
36	5	2857	C	C6-N1-C2	7.49	123.29	120.30
36	1	2633	U	OP1-P-O3'	7.48	121.67	105.20
36	1	2283	G	N1-C6-O6	7.48	124.39	119.90
36	1	2816	G	O4'-C1'-N9	7.48	114.18	108.20

Continued on next page...

Continued from previous page...

Mol	Chain	Res	Type	Atoms	Z	Observed(°)	Ideal(°)
36	5	805	G	C8-N9-C4	7.48	109.39	106.40
1	6	1777	G	O5'-P-OP1	-7.48	98.97	105.70
36	5	679	U	C5-C4-O4	7.48	130.39	125.90
36	5	1838	G	N1-C6-O6	7.47	124.38	119.90
36	1	2833	A	O5'-P-OP2	-7.47	98.98	105.70
36	5	963	G	O5'-P-OP2	-7.46	98.98	105.70
36	1	1329	U	O4'-C1'-N1	7.46	114.17	108.20
36	1	54	C	N3-C4-C5	7.46	124.89	121.90
36	5	3140	G	C5-C6-O6	-7.46	124.12	128.60
36	1	954	U	C6-N1-C2	-7.45	116.53	121.00
36	1	2726	C	N3-C2-O2	-7.45	116.69	121.90
36	5	1152	G	C5-C6-N1	-7.44	107.78	111.50
36	5	2343	C	C5-C6-N1	-7.44	117.28	121.00
1	6	542	A	C6-C5-N7	-7.44	127.09	132.30
36	5	2726	C	N1-C2-N3	7.44	124.41	119.20
36	5	585	A	O5'-P-OP2	-7.44	99.00	105.70
36	1	1495	U	N3-C2-O2	-7.43	117.00	122.20
37	3	82	G	N3-C2-N2	7.43	125.10	119.90
36	5	3095	U	N3-C2-O2	-7.43	117.00	122.20
36	5	1154	A	N1-C2-N3	-7.43	125.58	129.30
41	14	339	LEU	CA-CB-CG	7.43	132.38	115.30
36	5	871	U	C5-C4-O4	7.42	130.35	125.90
36	1	98	G	C2-N3-C4	-7.42	108.19	111.90
36	1	2400	G	C5-C6-O6	-7.42	124.15	128.60
36	1	714	G	N9-C4-C5	-7.42	102.43	105.40
36	5	660	A	C8-N9-C4	7.42	108.77	105.80
36	5	2343	C	C6-N1-C2	7.42	123.27	120.30
36	5	2875	U	N3-C4-O4	-7.42	114.21	119.40
37	7	89	G	N3-C2-N2	7.42	125.09	119.90
1	2	933	A	C8-N9-C4	-7.41	102.83	105.80
36	5	1399	A	N1-C6-N6	7.41	123.05	118.60
36	5	2293	C	C5-C4-N4	-7.41	115.01	120.20
36	5	2843	U	N3-C2-O2	-7.41	117.01	122.20
36	1	304	G	N1-C2-N2	7.41	122.87	116.20
36	5	2870	C	C2-N1-C1'	-7.41	110.66	118.80
36	5	1406	A	N1-C6-N6	7.40	123.04	118.60
36	5	2889	C	C2-N3-C4	-7.40	116.20	119.90
36	1	1886	A	O5'-P-OP2	-7.40	99.04	105.70
36	5	1875	G	N1-C6-O6	-7.40	115.46	119.90
36	5	2295	A	C5-C6-N1	7.40	121.40	117.70
36	5	2942	C	C6-N1-C1'	-7.40	111.92	120.80
36	1	2942	C	C6-N1-C2	7.40	123.26	120.30

Continued on next page...

Continued from previous page...

Mol	Chain	Res	Type	Atoms	Z	Observed(°)	Ideal(°)
36	1	1157	G	N9-C4-C5	7.39	108.36	105.40
1	6	782	U	N1-C2-O2	7.39	127.98	122.80
36	1	2329	C	O5'-P-OP2	-7.39	99.05	105.70
52	m6	94	ARG	NE-CZ-NH1	-7.39	116.60	120.30
36	5	838	G	N1-C6-O6	-7.39	115.47	119.90
36	5	3059	G	O5'-P-OP1	-7.39	99.05	105.70
36	5	2135	U	N3-C4-C5	7.38	119.03	114.60
36	5	2693	C	N3-C4-C5	7.38	124.85	121.90
36	1	2827	U	O4'-C1'-N1	7.38	114.10	108.20
36	5	3351	U	N3-C2-O2	-7.38	117.03	122.20
36	5	2834	G	O5'-P-OP1	-7.38	99.06	105.70
36	1	1331	U	C5-C4-O4	-7.38	121.47	125.90
1	2	1745	G	N3-C4-N9	7.37	130.42	126.00
36	5	3127	A	O5'-P-OP2	-7.37	99.06	105.70
36	1	876	A	N1-C6-N6	7.37	123.02	118.60
1	6	609	U	C5-C6-N1	-7.37	119.02	122.70
36	5	2753	G	N3-C2-N2	-7.37	114.74	119.90
36	5	719	U	N3-C2-O2	-7.37	117.04	122.20
36	5	2402	A	C8-N9-C4	-7.37	102.85	105.80
36	1	964	G	N1-C6-O6	-7.36	115.48	119.90
1	6	1	U	C2-N1-C1'	7.36	126.53	117.70
36	5	1375	G	C2-N3-C4	7.36	115.58	111.90
36	1	920	A	N1-C2-N3	7.36	132.98	129.30
36	1	2772	C	P-O3'-C3'	7.36	128.53	119.70
36	5	1331	U	N3-C4-C5	7.36	119.01	114.60
36	1	304	G	N3-C2-N2	-7.35	114.75	119.90
36	1	636	C	C5-C4-N4	-7.35	115.05	120.20
38	4	115	C	O5'-P-OP2	-7.35	99.09	105.70
36	5	39	A	N1-C6-N6	7.35	123.01	118.60
36	5	3200	G	N1-C6-O6	7.35	124.31	119.90
36	5	1879	A	C6-C5-N7	-7.34	127.16	132.30
36	5	2875	U	N1-C2-O2	-7.34	117.66	122.80
36	1	1148	G	N9-C4-C5	-7.34	102.46	105.40
1	2	1118	G	N1-C6-O6	7.34	124.30	119.90
38	4	109	A	N1-C6-N6	7.34	123.00	118.60
36	5	1925	U	O5'-P-OP2	-7.34	99.09	105.70
36	5	908	G	N1-C6-O6	7.34	124.30	119.90
1	6	308	C	C5-C6-N1	-7.33	117.33	121.00
36	1	2827	U	N1-C2-N3	7.32	119.29	114.90
1	6	421	A	C8-N9-C4	7.32	108.73	105.80
36	1	2343	C	N3-C4-C5	7.32	124.83	121.90
36	1	52	A	O5'-P-OP2	-7.31	99.12	105.70

Continued on next page...

Continued from previous page...

Mol	Chain	Res	Type	Atoms	Z	Observed(°)	Ideal(°)
36	1	2726	C	C5-C4-N4	7.31	125.32	120.20
1	2	453	U	N1-C2-O2	7.31	127.92	122.80
1	6	557	G	N1-C6-O6	-7.31	115.51	119.90
36	5	882	A	N1-C2-N3	7.31	132.95	129.30
36	1	1906	G	C5-C6-O6	-7.30	124.22	128.60
36	1	2374	C	C6-N1-C1'	7.30	129.57	120.80
1	6	1514	U	N3-C4-O4	-7.30	114.29	119.40
36	5	2996	U	O5'-P-OP1	7.30	119.47	110.70
36	1	1896	A	O5'-P-OP1	-7.30	99.13	105.70
36	1	421	G	N3-C4-N9	7.30	130.38	126.00
36	1	697	A	C8-N9-C4	7.30	108.72	105.80
36	1	1599	G	O5'-P-OP2	-7.30	99.13	105.70
1	6	1600	A	C2-N3-C4	-7.30	106.95	110.60
36	1	650	C	C2-N3-C4	-7.30	116.25	119.90
36	5	655	C	C6-N1-C2	-7.30	117.38	120.30
36	1	1166	G	N1-C6-O6	7.29	124.28	119.90
37	7	7	G	O5'-P-OP1	7.29	119.45	110.70
36	5	1412	G	N9-C4-C5	7.29	108.31	105.40
36	1	2621	G	N1-C2-N2	7.29	122.76	116.20
36	5	3374	U	C5-C6-N1	-7.28	119.06	122.70
36	5	2351	U	N3-C2-O2	-7.28	117.10	122.20
36	5	2806	U	C5-C6-N1	-7.28	119.06	122.70
1	6	542	A	O4'-C1'-N9	7.28	114.02	108.20
36	1	2366	C	C5-C6-N1	7.28	124.64	121.00
36	1	3214	U	N3-C2-O2	-7.27	117.11	122.20
36	1	1923	C	C6-N1-C2	7.27	123.21	120.30
36	1	2642	A	C5-C6-N1	-7.26	114.07	117.70
1	6	901	G	C6-C5-N7	-7.26	126.04	130.40
38	4	9	A	O5'-P-OP2	-7.26	99.17	105.70
36	5	3046	A	N1-C6-N6	-7.26	114.25	118.60
36	5	2764	C	C6-N1-C2	7.26	123.20	120.30
36	5	3218	A	N9-C4-C5	-7.25	102.90	105.80
36	1	802	C	O5'-P-OP2	7.25	119.40	110.70
36	1	697	A	N9-C4-C5	-7.25	102.90	105.80
36	5	2953	U	C4-C5-C6	7.25	124.05	119.70
36	5	3103	A	C5-C6-N1	7.25	121.32	117.70
36	1	2169	G	C4-C5-N7	-7.25	107.90	110.80
36	1	2699	G	N1-C6-O6	7.25	124.25	119.90
36	5	3377	G	C4-C5-N7	7.25	113.70	110.80
36	1	2176	U	N3-C2-O2	-7.24	117.13	122.20
1	6	194	U	C2-N1-C1'	7.24	126.39	117.70
36	5	339	C	N3-C4-N4	-7.23	112.94	118.00

Continued on next page...

Continued from previous page...

Mol	Chain	Res	Type	Atoms	Z	Observed(°)	Ideal(°)
36	1	88	A	N1-C6-N6	7.23	122.94	118.60
36	1	645	A	N3-C4-N9	7.23	133.18	127.40
36	1	936	A	O5'-P-OP2	-7.23	99.19	105.70
24	d2	93	LEU	CA-CB-CG	7.23	131.92	115.30
36	5	2181	C	O5'-P-OP1	-7.22	99.20	105.70
36	1	1351	U	N3-C2-O2	-7.22	117.15	122.20
36	1	2550	U	N3-C2-O2	-7.22	117.15	122.20
36	5	2821	C	C5-C4-N4	-7.22	115.15	120.20
36	1	2808	A	O4'-C1'-N9	-7.22	102.43	108.20
36	5	3339	A	N1-C6-N6	7.22	122.93	118.60
36	1	2953	U	N1-C2-N3	7.21	119.22	114.90
36	1	802	C	O5'-P-OP1	-7.21	99.21	105.70
36	1	2173	U	N1-C2-O2	-7.21	117.76	122.80
36	5	1112	A	C5-C6-N6	-7.21	117.94	123.70
36	1	2255	A	C8-N9-C4	7.20	108.68	105.80
36	1	960	U	C2-N3-C4	-7.20	122.68	127.00
36	1	1405	U	C6-N1-C2	7.20	125.32	121.00
36	5	1311	G	O5'-P-OP2	-7.19	99.22	105.70
36	1	1389	G	C5-C6-O6	-7.19	124.28	128.60
36	1	1846	C	N1-C2-O2	-7.19	114.58	118.90
36	5	341	G	C5-C6-O6	-7.19	124.29	128.60
36	1	793	C	C5-C4-N4	-7.19	115.17	120.20
36	1	407	A	C5-C6-N6	-7.18	117.95	123.70
36	1	2936	A	O5'-P-OP1	-7.18	99.23	105.70
36	5	3218	A	C6-C5-N7	-7.18	127.27	132.30
36	5	3218	A	C5-N7-C8	-7.18	100.31	103.90
36	1	1165	A	N7-C8-N9	-7.18	110.21	113.80
36	5	1380	G	C8-N9-C4	7.18	109.27	106.40
36	5	1607	U	N3-C2-O2	-7.18	117.17	122.20
36	5	750	G	O5'-P-OP2	-7.18	99.24	105.70
36	1	1547	G	N7-C8-N9	-7.18	109.51	113.10
38	4	79	A	C8-N9-C4	-7.18	102.93	105.80
36	5	2796	G	N9-C4-C5	-7.18	102.53	105.40
36	5	804	C	N3-C4-C5	-7.18	119.03	121.90
36	5	2621	G	C5-C6-O6	-7.18	124.30	128.60
36	5	3188	G	C4-C5-N7	-7.18	107.93	110.80
36	1	2827	U	N3-C4-O4	-7.17	114.38	119.40
36	1	2406	C	C6-N1-C2	7.17	123.17	120.30
36	5	923	C	C5-C4-N4	-7.17	115.18	120.20
36	1	1205	A	O5'-P-OP2	-7.17	99.25	105.70
36	5	1607	U	P-O3'-C3'	7.17	128.30	119.70
36	1	1382	G	C8-N9-C4	7.17	109.27	106.40

Continued on next page...

Continued from previous page...

Mol	Chain	Res	Type	Atoms	Z	Observed(°)	Ideal(°)
36	5	861	C	C6-N1-C2	7.17	123.17	120.30
37	7	100	C	C6-N1-C2	7.17	123.17	120.30
36	5	200	C	N3-C4-N4	7.16	123.01	118.00
36	5	2928	C	C6-N1-C2	-7.16	117.44	120.30
36	1	699	A	C2-N3-C4	-7.16	107.02	110.60
36	1	2773	C	O5'-P-OP2	-7.16	99.25	105.70
36	1	1307	G	P-O3'-C3'	7.16	128.29	119.70
36	5	2362	C	N1-C2-O2	7.16	123.20	118.90
36	5	2765	C	C5-C6-N1	7.16	124.58	121.00
36	1	651	G	N3-C4-N9	7.16	130.29	126.00
1	6	1634	C	C2-N1-C1'	7.16	126.67	118.80
36	5	1859	A	O5'-P-OP2	-7.16	99.26	105.70
36	1	417	A	N1-C6-N6	7.15	122.89	118.60
36	1	895	A	C6-C5-N7	-7.15	127.29	132.30
38	4	140	G	N9-C4-C5	7.15	108.26	105.40
1	2	36	C	C6-N1-C2	7.15	123.16	120.30
1	6	139	C	P-O3'-C3'	7.15	128.28	119.70
36	1	2420	C	C6-N1-C2	-7.15	117.44	120.30
36	5	2813	A	C8-N9-C4	-7.15	102.94	105.80
36	1	2816	G	C5-C6-O6	-7.14	124.31	128.60
53	M7	23	ARG	NE-CZ-NH1	-7.14	116.73	120.30
36	5	1208	U	C5-C4-O4	7.14	130.18	125.90
36	5	2366	C	C5-C6-N1	7.14	124.57	121.00
36	1	668	G	N1-C6-O6	-7.13	115.62	119.90
36	1	422	A	N9-C4-C5	7.13	108.65	105.80
1	6	542	A	N1-C6-N6	7.13	122.88	118.60
36	5	911	C	C2-N3-C4	-7.13	116.33	119.90
36	5	2392	C	C2-N3-C4	-7.13	116.33	119.90
36	5	2824	G	C5-C6-O6	-7.13	124.32	128.60
36	1	701	G	OP2-P-O3'	7.13	120.89	105.20
50	M4	135	LEU	CA-CB-CG	7.13	131.70	115.30
36	5	1449	A	C2-N3-C4	-7.13	107.03	110.60
36	5	922	U	N3-C4-O4	-7.12	114.41	119.40
36	1	802	C	N3-C2-O2	-7.12	116.91	121.90
36	1	1405	U	N1-C2-O2	-7.12	117.81	122.80
36	5	1208	U	N3-C4-O4	-7.12	114.41	119.40
36	5	911	C	N1-C2-O2	-7.12	114.63	118.90
36	5	2631	U	OP1-P-O3'	7.12	120.87	105.20
36	1	369	A	C8-N9-C4	-7.12	102.95	105.80
36	1	922	U	C5-C6-N1	7.12	126.26	122.70
36	1	2639	G	C5-C6-O6	-7.12	124.33	128.60
1	2	942	G	N1-C6-O6	-7.12	115.63	119.90

Continued on next page...

Continued from previous page...

Mol	Chain	Res	Type	Atoms	Z	Observed(°)	Ideal(°)
36	1	419	G	N1-C2-N2	-7.12	109.79	116.20
36	1	3265	C	N3-C4-C5	7.12	124.75	121.90
36	5	2822	U	C6-N1-C2	7.12	125.27	121.00
36	5	1452	A	C8-N9-C4	7.12	108.65	105.80
1	2	1280	C	N3-C4-C5	-7.12	119.05	121.90
36	5	216	G	N1-C6-O6	7.12	124.17	119.90
36	1	827	A	C8-N9-C4	7.11	108.65	105.80
36	1	968	G	C5-C6-O6	-7.11	124.33	128.60
37	3	88	G	C5-C6-O6	7.11	132.87	128.60
36	5	2870	C	C4-C5-C6	-7.11	113.84	117.40
36	1	641	C	C2-N3-C4	-7.11	116.35	119.90
36	5	914	A	C2-N3-C4	-7.10	107.05	110.60
36	1	1216	C	C6-N1-C2	-7.10	117.46	120.30
36	1	2954	U	C6-N1-C2	7.10	125.26	121.00
1	2	74	U	O5'-P-OP1	-7.10	99.31	105.70
36	1	2836	C	C6-N1-C2	-7.10	117.46	120.30
36	1	639	G	C5-C6-O6	-7.10	124.34	128.60
36	1	644	G	C6-C5-N7	-7.10	126.14	130.40
36	1	1342	C	N3-C4-C5	7.10	124.74	121.90
36	1	2314	U	N1-C2-N3	-7.10	110.64	114.90
36	1	3109	G	O5'-P-OP2	7.10	119.22	110.70
36	5	2186	U	N3-C2-O2	-7.10	117.23	122.20
36	5	1190	A	C8-N9-C4	-7.09	102.96	105.80
1	2	1082	C	N1-C2-O2	7.09	123.16	118.90
36	1	960	U	C6-N1-C2	7.09	125.25	121.00
36	5	53	G	C8-N9-C4	7.09	109.24	106.40
1	2	1280	C	C6-N1-C2	-7.09	117.46	120.30
36	1	2169	G	C5-C6-O6	7.09	132.85	128.60
36	5	349	A	O5'-P-OP2	-7.09	99.32	105.70
36	5	869	G	C5-C6-N1	7.09	115.05	111.50
36	5	3039	C	O5'-P-OP2	-7.09	99.32	105.70
36	1	671	U	N1-C2-O2	-7.09	117.84	122.80
1	6	1535	U	N3-C2-O2	-7.09	117.24	122.20
36	1	196	G	C5-C6-O6	-7.08	124.35	128.60
1	2	1432	U	C5-C6-N1	-7.08	119.16	122.70
36	1	608	A	C5-C6-N6	-7.08	118.03	123.70
1	2	1200	G	C5-C6-N1	-7.08	107.96	111.50
1	2	1745	G	C5-C6-O6	-7.08	124.35	128.60
36	1	662	U	C5-C4-O4	7.08	130.15	125.90
36	5	1157	G	OP2-P-O3'	7.08	120.77	105.20
38	4	94	C	C6-N1-C2	7.08	123.13	120.30
36	5	1116	G	C4-C5-N7	-7.07	107.97	110.80

Continued on next page...

Continued from previous page...

Mol	Chain	Res	Type	Atoms	Z	Observed(°)	Ideal(°)
36	5	1314	C	N3-C4-C5	7.07	124.73	121.90
36	1	908	G	O4'-C1'-N9	-7.07	102.54	108.20
36	1	1279	C	C6-N1-C2	-7.07	117.47	120.30
36	1	2144	A	C5-C6-N6	-7.07	118.04	123.70
36	1	2194	G	C6-C5-N7	-7.07	126.16	130.40
36	5	974	G	N3-C4-C5	-7.07	125.06	128.60
37	7	11	A	N1-C6-N6	7.07	122.84	118.60
36	1	2874	G	N1-C2-N3	7.07	128.14	123.90
36	1	111	C	C6-N1-C2	7.07	123.13	120.30
36	5	3136	G	C2-N3-C4	-7.06	108.37	111.90
36	5	1307	G	O5'-P-OP1	-7.06	99.34	105.70
36	5	1371	G	N1-C6-O6	-7.06	115.66	119.90
36	5	3195	U	P-O3'-C3'	7.06	128.17	119.70
36	5	1184	A	N1-C6-N6	-7.05	114.37	118.60
18	C6	40	GLU	C-N-CD	-7.05	105.09	120.60
36	5	1131	G	O5'-P-OP2	-7.05	99.35	105.70
36	1	1920	U	N3-C2-O2	-7.05	117.27	122.20
1	2	1773	C	C6-N1-C2	-7.05	117.48	120.30
36	5	1192	C	C2-N3-C4	-7.05	116.38	119.90
1	6	163	G	C8-N9-C1'	7.04	136.16	127.00
36	1	1365	G	N3-C4-C5	-7.04	125.08	128.60
36	5	646	A	N7-C8-N9	7.04	117.32	113.80
36	5	864	G	C5-C6-O6	-7.04	124.38	128.60
36	5	2937	G	N1-C6-O6	7.04	124.12	119.90
36	5	872	U	C5-C4-O4	-7.04	121.68	125.90
36	5	993	G	O5'-P-OP2	-7.04	99.37	105.70
36	5	936	A	C8-N9-C4	-7.03	102.99	105.80
36	5	2371	G	N3-C2-N2	7.03	124.82	119.90
36	5	2797	C	N3-C4-C5	-7.03	119.09	121.90
1	6	1614	A	N1-C6-N6	7.03	122.82	118.60
36	5	424	G	C4-C5-N7	7.03	113.61	110.80
36	1	34	A	OP2-P-O3'	7.03	120.65	105.20
1	6	1537	C	N1-C2-O2	-7.03	114.68	118.90
36	5	869	G	N1-C6-O6	-7.03	115.69	119.90
36	1	2243	A	O5'-P-OP2	-7.02	99.38	105.70
36	5	1321	G	C6-C5-N7	-7.02	126.19	130.40
62	N6	126	LEU	CA-CB-CG	7.01	131.43	115.30
36	1	2874	G	N9-C4-C5	7.01	108.20	105.40
36	1	2659	G	N1-C6-O6	7.00	124.10	119.90
38	4	82	U	C5-C6-N1	7.00	126.20	122.70
36	5	911	C	C5-C6-N1	-7.00	117.50	121.00
36	1	1429	G	N1-C2-N2	-7.00	109.90	116.20

Continued on next page...

Continued from previous page...

Mol	Chain	Res	Type	Atoms	Z	Observed(°)	Ideal(°)
36	1	999	G	OP2-P-O3'	7.00	120.59	105.20
36	5	3188	G	C5-C6-O6	7.00	132.80	128.60
1	2	75	U	C2-N1-C1'	7.00	126.09	117.70
36	1	2409	G	N3-C2-N2	6.99	124.80	119.90
36	1	1316	C	O5'-P-OP2	-6.99	99.41	105.70
36	1	2283	G	C5-C6-O6	-6.99	124.41	128.60
36	5	641	C	C2-N3-C4	-6.99	116.41	119.90
36	5	1111	U	C5-C4-O4	-6.99	121.71	125.90
36	5	3093	C	N1-C2-O2	-6.99	114.71	118.90
38	8	100	U	C2-N1-C1'	6.99	126.09	117.70
36	1	874	U	OP1-P-O3'	6.99	120.57	105.20
1	6	385	A	N1-C6-N6	-6.99	114.41	118.60
36	5	3333	G	O5'-P-OP2	-6.99	99.41	105.70
36	5	1496	C	N3-C4-C5	6.98	124.69	121.90
36	5	2419	A	C8-N9-C4	-6.98	103.01	105.80
36	1	817	A	C4-C5-C6	6.98	120.49	117.00
1	6	771	A	N1-C6-N6	6.97	122.78	118.60
36	1	92	G	C5-C6-O6	-6.97	124.42	128.60
36	1	675	C	N1-C2-O2	-6.97	114.72	118.90
1	6	1003	A	C8-N9-C4	6.97	108.59	105.80
36	5	3041	U	C4-C5-C6	-6.97	115.52	119.70
1	2	934	C	C2-N1-C1'	6.97	126.47	118.80
36	5	353	G	C4-N9-C1'	-6.97	117.44	126.50
36	5	1170	A	N1-C6-N6	6.97	122.78	118.60
36	5	1520	G	C5-C6-O6	-6.97	124.42	128.60
36	1	2373	A	OP1-P-O3'	6.97	120.53	105.20
36	5	2211	U	N3-C2-O2	-6.97	117.32	122.20
36	1	909	G	C8-N9-C4	6.97	109.19	106.40
36	5	2117	A	N9-C4-C5	6.97	108.59	105.80
1	6	352	A	O5'-P-OP2	-6.96	99.43	105.70
1	2	1118	G	C5-C6-O6	-6.96	124.42	128.60
36	5	3060	C	N3-C2-O2	6.96	126.77	121.90
37	7	73	C	C6-N1-C2	-6.96	117.52	120.30
36	1	2732	G	N3-C2-N2	6.96	124.77	119.90
36	1	2879	C	C6-N1-C2	6.96	123.08	120.30
36	1	1116	G	OP2-P-O3'	6.95	120.49	105.20
36	1	2879	C	N3-C2-O2	6.95	126.77	121.90
39	L2	96	LEU	CA-CB-CG	6.95	131.28	115.30
36	5	2138	A	C8-N9-C4	-6.95	103.02	105.80
36	5	2815	G	C5-N7-C8	6.95	107.77	104.30
36	5	1298	C	C6-N1-C2	-6.95	117.52	120.30
36	5	2343	C	N3-C4-C5	6.95	124.68	121.90

Continued on next page...

Continued from previous page...

Mol	Chain	Res	Type	Atoms	Z	Observed(°)	Ideal(°)
47	m0	167	LEU	CA-CB-CG	6.95	131.27	115.30
36	1	714	G	C6-C5-N7	-6.94	126.23	130.40
36	5	1370	G	N1-C6-O6	-6.94	115.73	119.90
36	1	1139	G	O5'-P-OP1	-6.94	99.45	105.70
36	5	1110	U	N1-C2-O2	6.94	127.66	122.80
36	5	2278	C	N3-C4-C5	6.94	124.68	121.90
36	5	2283	G	O5'-P-OP2	-6.94	99.45	105.70
36	1	2986	U	N1-C2-N3	6.94	119.06	114.90
36	1	2878	G	O5'-P-OP1	6.94	119.02	110.70
38	8	56	G	N1-C6-O6	6.94	124.06	119.90
36	5	1496	C	O5'-P-OP2	-6.93	99.46	105.70
36	1	880	G	N1-C6-O6	-6.93	115.74	119.90
38	4	98	U	C5-C4-O4	-6.93	121.74	125.90
36	5	1010	G	O5'-P-OP2	-6.93	99.47	105.70
36	1	984	G	C8-N9-C4	-6.93	103.63	106.40
36	5	907	G	N9-C4-C5	-6.93	102.63	105.40
36	5	950	G	C5-C6-O6	-6.93	124.44	128.60
36	5	3093	C	C6-N1-C2	6.93	123.07	120.30
1	2	581	U	C2-N1-C1'	6.92	126.01	117.70
36	1	1429	G	N3-C4-C5	-6.92	125.14	128.60
36	1	2640	A	C6-N1-C2	-6.92	114.44	118.60
36	1	3344	A	C5-N7-C8	-6.92	100.44	103.90
1	6	163	G	C5-N7-C8	-6.92	100.84	104.30
15	C3	22	ALA	C-N-CD	-6.92	105.38	120.60
36	1	28	C	N3-C4-C5	6.92	124.67	121.90
36	1	1429	G	N3-C4-N9	6.92	130.15	126.00
36	1	2372	A	C2-N3-C4	6.92	114.06	110.60
36	5	946	U	O5'-P-OP2	-6.92	99.47	105.70
36	5	1101	G	N3-C2-N2	6.92	124.74	119.90
36	1	639	G	N3-C2-N2	-6.91	115.06	119.90
36	1	809	G	N9-C4-C5	-6.91	102.64	105.40
36	5	633	C	N1-C2-O2	-6.91	114.75	118.90
36	1	640	U	N3-C4-O4	6.91	124.23	119.40
36	1	1307	G	OP1-P-O3'	6.91	120.39	105.20
36	5	672	A	C5-C6-N6	-6.90	118.18	123.70
36	1	1137	C	C5-C4-N4	-6.90	115.37	120.20
36	5	3043	C	N3-C4-C5	6.90	124.66	121.90
36	1	3344	A	O4'-C1'-N9	6.90	113.72	108.20
36	1	2867	C	N3-C4-N4	-6.89	113.17	118.00
36	5	3343	G	N3-C4-N9	6.89	130.14	126.00
1	2	359	A	C8-N9-C4	6.89	108.56	105.80
36	1	1140	G	N9-C4-C5	-6.89	102.64	105.40

Continued on next page...

Continued from previous page...

Mol	Chain	Res	Type	Atoms	Z	Observed(°)	Ideal(°)
36	5	426	G	N7-C8-N9	-6.89	109.65	113.10
36	5	3190	C	C6-N1-C2	-6.89	117.54	120.30
1	2	378	A	N1-C6-N6	6.89	122.73	118.60
1	2	830	U	N1-C2-O2	6.89	127.62	122.80
36	1	2983	C	C5-C6-N1	-6.89	117.56	121.00
36	5	425	G	C5-C6-O6	-6.89	124.47	128.60
36	1	1838	G	C6-C5-N7	-6.89	126.27	130.40
38	4	40	A	C5-C6-N6	-6.89	118.19	123.70
36	5	1181	U	O5'-P-OP1	-6.89	99.50	105.70
36	1	970	A	C8-N9-C4	-6.88	103.05	105.80
36	1	942	U	OP1-P-OP2	-6.88	109.28	119.60
37	3	93	C	N3-C4-N4	-6.88	113.18	118.00
36	1	918	C	C6-N1-C2	-6.88	117.55	120.30
1	6	1780	G	N3-C2-N2	6.88	124.71	119.90
36	5	509	U	N1-C2-O2	-6.88	117.99	122.80
36	5	2364	G	N1-C6-O6	-6.88	115.77	119.90
36	1	2140	U	O5'-P-OP2	-6.87	99.51	105.70
36	1	2944	U	O5'-P-OP1	-6.87	99.51	105.70
36	1	3178	A	C2-N3-C4	-6.87	107.16	110.60
36	5	2822	U	C5-C6-N1	-6.87	119.26	122.70
37	7	33	U	N3-C2-O2	-6.87	117.39	122.20
36	1	3092	C	O5'-P-OP1	-6.87	99.52	105.70
37	7	36	C	O5'-P-OP2	6.87	118.94	110.70
36	1	1300	G	C5-C6-O6	-6.87	124.48	128.60
36	1	2760	C	N3-C4-C5	-6.87	119.15	121.90
36	1	3212	C	C6-N1-C2	6.87	123.05	120.30
1	2	323	A	C8-N9-C4	-6.87	103.05	105.80
36	1	1177	G	O5'-P-OP2	-6.87	99.52	105.70
36	1	1307	G	N1-C6-O6	-6.86	115.78	119.90
36	5	2404	A	C8-N9-C4	6.86	108.55	105.80
36	5	2407	C	O5'-P-OP2	-6.86	99.52	105.70
36	1	1712	G	C6-C5-N7	-6.86	126.28	130.40
36	5	1452	A	C4-C5-N7	6.86	114.13	110.70
36	5	2754	G	N3-C2-N2	6.86	124.70	119.90
36	1	1412	G	O5'-P-OP1	-6.86	99.53	105.70
36	1	2308	C	N1-C2-O2	-6.85	114.79	118.90
36	5	75	G	C5-C6-O6	-6.85	124.49	128.60
36	1	2315	G	C5-C6-O6	6.85	132.71	128.60
36	5	2278	C	C5-C6-N1	6.85	124.43	121.00
36	1	3079	U	C5-C6-N1	-6.85	119.28	122.70
36	1	1144	U	C5-C6-N1	-6.85	119.28	122.70
36	1	3362	A	C2-N3-C4	-6.85	107.18	110.60

Continued on next page...

Continued from previous page...

Mol	Chain	Res	Type	Atoms	Z	Observed(°)	Ideal(°)
35	SM	167	PRO	N-CA-CB	6.84	111.51	103.30
36	1	1420	C	C5-C4-N4	6.84	124.99	120.20
36	5	1060	U	N3-C4-O4	-6.84	114.61	119.40
36	1	1197	A	C5-C6-N6	-6.84	118.23	123.70
36	5	776	U	N1-C2-N3	6.84	119.00	114.90
36	5	1882	G	O5'-P-OP1	-6.84	99.55	105.70
36	5	3269	U	P-O3'-C3'	6.84	127.91	119.70
36	1	2836	C	N3-C4-C5	-6.83	119.17	121.90
37	3	96	U	C5-C6-N1	-6.83	119.28	122.70
1	6	1600	A	C5-N7-C8	-6.83	100.48	103.90
36	5	1112	A	N1-C6-N6	6.83	122.70	118.60
36	5	2942	C	C5-C4-N4	-6.83	115.42	120.20
38	8	26	U	O5'-P-OP2	-6.83	99.55	105.70
36	1	96	G	C4-C5-N7	6.83	113.53	110.80
36	1	1306	G	N1-C6-O6	6.83	124.00	119.90
38	4	103	G	N9-C4-C5	6.83	108.13	105.40
36	5	1395	G	OP2-P-O3'	6.83	120.22	105.20
36	5	2806	U	C2-N3-C4	-6.83	122.90	127.00
36	5	3374	U	C6-N1-C2	6.83	125.10	121.00
36	1	2177	G	N3-C4-N9	6.82	130.09	126.00
1	6	1600	A	N9-C1'-C2'	6.82	122.87	114.00
36	5	644	G	N9-C4-C5	6.82	108.13	105.40
36	5	2875	U	C6-N1-C1'	6.82	130.75	121.20
38	4	89	A	C8-N9-C4	6.82	108.53	105.80
36	5	612	U	O5'-P-OP1	-6.82	99.56	105.70
36	5	2821	C	N3-C4-C5	6.82	124.63	121.90
1	2	287	G	O4'-C1'-N9	6.82	113.65	108.20
36	1	805	G	N7-C8-N9	-6.82	109.69	113.10
36	1	2942	C	N3-C4-C5	6.82	124.63	121.90
36	1	220	G	N1-C6-O6	6.82	123.99	119.90
36	1	1303	A	N9-C4-C5	-6.82	103.07	105.80
36	1	2808	A	C4-C5-N7	6.82	114.11	110.70
1	6	609	U	N3-C2-O2	-6.82	117.43	122.20
36	5	1513	G	N7-C8-N9	6.82	116.51	113.10
36	5	2763	U	C5-C4-O4	-6.82	121.81	125.90
73	O7	65	ARG	NE-CZ-NH1	6.81	123.71	120.30
1	2	728	U	C2-N1-C1'	6.81	125.88	117.70
36	1	1132	C	C5-C6-N1	-6.81	117.59	121.00
36	1	1902	G	N1-C6-O6	-6.81	115.81	119.90
36	5	648	C	O5'-P-OP2	-6.81	99.57	105.70
36	5	1456	A	N9-C4-C5	-6.81	103.08	105.80
36	5	1657	C	N1-C2-O2	6.81	122.99	118.90

Continued on next page...

Continued from previous page...

Mol	Chain	Res	Type	Atoms	Z	Observed(°)	Ideal(°)
1	2	1462	G	C5-C6-O6	-6.81	124.52	128.60
36	5	2234	G	C8-N9-C4	6.81	109.12	106.40
36	1	639	G	N9-C1'-C2'	-6.80	104.52	112.00
1	6	308	C	C2-N1-C1'	-6.80	111.31	118.80
1	6	942	G	N1-C6-O6	-6.80	115.82	119.90
36	5	644	G	C4-C5-N7	-6.80	108.08	110.80
36	5	3123	A	C8-N9-C4	6.80	108.52	105.80
1	2	90	C	C6-N1-C2	-6.80	117.58	120.30
1	6	965	U	N1-C2-O2	6.80	127.56	122.80
36	1	1661	G	N3-C4-N9	6.80	130.08	126.00
38	4	47	C	N1-C2-O2	6.80	122.98	118.90
36	5	61	A	C2-N3-C4	-6.80	107.20	110.60
36	5	2389	C	C2-N3-C4	-6.80	116.50	119.90
36	5	2754	G	N1-C2-N2	-6.80	110.08	116.20
36	1	1308	A	C5-N7-C8	-6.79	100.50	103.90
36	1	1604	G	C4-N9-C1'	6.79	135.33	126.50
36	5	1838	G	N3-C2-N2	-6.79	115.14	119.90
36	1	339	C	N3-C4-N4	-6.79	113.25	118.00
36	1	2862	U	C5-C6-N1	-6.79	119.31	122.70
36	5	419	G	N9-C4-C5	-6.79	102.68	105.40
36	5	1116	G	N3-C4-C5	-6.79	125.20	128.60
36	1	821	U	C5-C4-O4	6.79	129.97	125.90
36	5	1148	G	C4-C5-N7	6.79	113.52	110.80
1	6	1632	C	N1-C2-O2	6.79	122.97	118.90
36	1	666	A	N1-C6-N6	-6.79	114.53	118.60
36	5	3362	A	O4'-C1'-N9	6.79	113.63	108.20
1	2	507	U	N1-C2-O2	6.78	127.55	122.80
1	2	1112	G	N1-C6-O6	6.78	123.97	119.90
36	1	1060	U	C5-C6-N1	-6.78	119.31	122.70
36	5	2694	A	C2-N3-C4	6.77	113.99	110.60
36	5	361	A	N1-C6-N6	-6.77	114.54	118.60
36	5	1301	A	C5-C6-N6	-6.77	118.28	123.70
1	6	453	U	C6-N1-C2	-6.77	116.94	121.00
1	6	1537	C	C6-N1-C2	-6.77	117.59	120.30
1	2	647	G	N3-C4-N9	-6.76	121.94	126.00
36	5	2816	G	O4'-C1'-N9	6.76	113.61	108.20
36	1	3110	C	C6-N1-C2	-6.76	117.60	120.30
36	1	386	A	N1-C6-N6	6.76	122.66	118.60
1	6	1614	A	C4-C5-N7	6.76	114.08	110.70
36	5	216	G	C5-C6-O6	-6.76	124.54	128.60
36	1	1168	U	N1-C2-O2	6.76	127.53	122.80
36	1	206	G	C2-N3-C4	6.76	115.28	111.90

Continued on next page...

Continued from previous page...

Mol	Chain	Res	Type	Atoms	Z	Observed(°)	Ideal(°)
36	1	2388	U	N1-C2-O2	-6.75	118.07	122.80
36	5	1205	A	O5'-P-OP2	-6.75	99.62	105.70
36	1	24	G	N3-C2-N2	-6.75	115.17	119.90
36	1	3048	A	O5'-P-OP2	-6.75	99.62	105.70
36	1	970	A	C5-N7-C8	-6.75	100.53	103.90
36	1	2130	G	C5-C6-O6	6.75	132.65	128.60
36	5	953	G	C4-C5-N7	6.75	113.50	110.80
36	1	1377	G	N9-C4-C5	-6.75	102.70	105.40
36	5	32	U	C6-N1-C2	-6.74	116.95	121.00
36	1	894	G	C5-C6-O6	-6.74	124.56	128.60
1	6	371	G	N3-C4-N9	6.74	130.04	126.00
36	1	1616	U	O5'-P-OP1	-6.74	99.63	105.70
38	4	113	U	C5-C6-N1	-6.74	119.33	122.70
36	5	1115	G	C8-N9-C4	-6.74	103.70	106.40
36	1	2314	U	N3-C4-O4	6.74	124.12	119.40
36	1	1396	C	C6-N1-C2	6.74	123.00	120.30
36	1	1396	C	N3-C4-C5	6.74	124.59	121.90
36	1	2983	C	C4-C5-C6	6.74	120.77	117.40
36	1	876	A	C5-C6-N6	-6.73	118.31	123.70
36	1	2115	G	C5-C6-O6	-6.73	124.56	128.60
36	5	926	A	N1-C6-N6	6.73	122.64	118.60
36	1	2870	C	N3-C4-N4	-6.73	113.29	118.00
36	1	632	G	OP2-P-O3'	6.73	120.00	105.20
36	1	1133	A	C8-N9-C4	6.72	108.49	105.80
1	6	163	G	N9-C4-C5	6.72	108.09	105.40
36	5	1858	A	C8-N9-C4	-6.72	103.11	105.80
36	5	1456	A	C8-N9-C4	6.72	108.49	105.80
36	5	3218	A	P-O3'-C3'	6.72	127.77	119.70
36	1	2249	G	N3-C4-N9	6.71	130.03	126.00
36	1	3305	A	N1-C6-N6	-6.71	114.57	118.60
36	5	389	A	C8-N9-C4	-6.71	103.11	105.80
36	1	718	G	C4-C5-N7	6.71	113.48	110.80
36	1	817	A	C8-N9-C4	-6.71	103.11	105.80
36	5	573	C	C6-N1-C2	-6.71	117.61	120.30
36	5	1513	G	N3-C4-C5	-6.71	125.25	128.60
1	2	579	A	N1-C2-N3	6.71	132.65	129.30
1	6	459	G	N1-C6-O6	6.71	123.92	119.90
1	6	609	U	N3-C4-O4	-6.71	114.70	119.40
36	5	413	U	N1-C2-O2	-6.71	118.10	122.80
36	5	751	A	O5'-P-OP2	-6.71	99.66	105.70
36	1	3368	U	C2-N1-C1'	-6.71	109.65	117.70
36	5	1113	G	C2-N3-C4	-6.71	108.55	111.90

Continued on next page...

Continued from previous page...

Mol	Chain	Res	Type	Atoms	Z	Observed(°)	Ideal(°)
36	5	1461	A	C8-N9-C4	6.70	108.48	105.80
36	5	1902	G	C5-C6-N1	6.70	114.85	111.50
36	5	2902	A	N1-C6-N6	6.70	122.62	118.60
36	5	1101	G	C8-N9-C4	6.70	109.08	106.40
36	5	2391	G	N1-C6-O6	-6.70	115.88	119.90
36	1	974	G	N3-C4-C5	-6.70	125.25	128.60
1	2	1761	U	P-O3'-C3'	6.70	127.74	119.70
36	1	1405	U	N3-C2-O2	6.70	126.89	122.20
36	1	1515	A	N1-C6-N6	6.70	122.62	118.60
36	1	2144	A	C2-N3-C4	6.70	113.95	110.60
36	5	433	A	C2-N3-C4	-6.70	107.25	110.60
1	2	1654	G	C5-C6-O6	-6.70	124.58	128.60
36	1	2115	G	N1-C6-O6	6.70	123.92	119.90
36	1	1144	U	C2-N3-C4	-6.69	122.98	127.00
36	1	1433	A	C5-C6-N1	6.69	121.05	117.70
36	5	1085	A	C2-N3-C4	-6.69	107.25	110.60
36	5	2900	A	OP2-P-O3'	6.69	119.92	105.20
36	1	1489	A	C8-N9-C4	6.69	108.48	105.80
1	6	1773	C	C4-C5-C6	6.69	120.75	117.40
36	1	2356	A	N1-C6-N6	6.69	122.61	118.60
36	1	644	G	C8-N9-C4	-6.69	103.72	106.40
36	1	1191	U	N1-C2-O2	-6.69	118.12	122.80
36	1	3278	C	N3-C4-N4	-6.69	113.32	118.00
36	5	1170	A	N9-C4-C5	-6.69	103.12	105.80
36	5	2278	C	N1-C2-O2	6.68	122.91	118.90
36	5	2634	U	C5-C4-O4	-6.68	121.89	125.90
36	1	640	U	N1-C2-O2	-6.68	118.12	122.80
1	6	977	A	N1-C6-N6	6.68	122.61	118.60
36	1	1496	C	C5-C6-N1	6.68	124.34	121.00
38	4	16	G	C8-N9-C4	6.68	109.07	106.40
36	1	1867	A	C8-N9-C4	6.67	108.47	105.80
1	6	1794	A	O5'-P-OP1	-6.67	99.69	105.70
36	5	218	G	O5'-P-OP2	-6.67	99.69	105.70
77	q1	9	ARG	NE-CZ-NH1	6.67	123.64	120.30
38	4	13	A	N7-C8-N9	6.67	117.14	113.80
36	5	1487	G	N9-C4-C5	6.67	108.07	105.40
36	5	2953	U	N1-C2-O2	-6.67	118.13	122.80
36	1	2936	A	O5'-P-OP2	6.67	118.70	110.70
36	1	196	G	N9-C4-C5	-6.67	102.73	105.40
36	1	2865	U	N3-C4-C5	6.66	118.60	114.60
36	5	2818	U	O5'-P-OP1	-6.66	99.70	105.70
36	5	2942	C	C2-N1-C1'	6.66	126.13	118.80

Continued on next page...

Continued from previous page...

Mol	Chain	Res	Type	Atoms	Z	Observed(°)	Ideal(°)
36	5	3154	C	N3-C2-O2	-6.66	117.23	121.90
1	6	1489	U	C2-N1-C1'	6.66	125.69	117.70
1	2	507	U	N3-C2-O2	-6.66	117.54	122.20
36	1	2899	C	C2-N1-C1'	6.66	126.13	118.80
36	1	3036	G	N3-C4-C5	-6.66	125.27	128.60
36	5	2728	G	C2-N3-C4	6.66	115.23	111.90
36	1	2996	U	N1-C2-O2	6.66	127.46	122.80
36	5	892	U	N3-C4-O4	-6.66	114.74	119.40
36	5	2417	U	N3-C4-O4	6.66	124.06	119.40
36	1	2414	G	N3-C2-N2	-6.66	115.24	119.90
1	2	864	U	N3-C2-O2	-6.66	117.54	122.20
36	5	213	A	O5'-P-OP1	6.66	118.69	110.70
36	5	931	C	C5-C6-N1	-6.66	117.67	121.00
36	5	994	G	N3-C4-N9	6.66	129.99	126.00
36	5	2333	C	N3-C4-C5	6.66	124.56	121.90
36	1	895	A	C8-N9-C4	-6.65	103.14	105.80
36	5	2796	G	C4-C5-N7	6.65	113.46	110.80
36	1	1589	A	O4'-C1'-N9	-6.65	102.88	108.20
1	6	18	C	N3-C4-C5	-6.65	119.24	121.90
1	6	639	U	N3-C2-O2	-6.65	117.55	122.20
36	1	419	G	N3-C2-N2	6.65	124.55	119.90
36	5	2851	A	N1-C2-N3	6.65	132.62	129.30
36	5	1371	G	C4-C5-N7	-6.65	108.14	110.80
36	1	648	C	O5'-P-OP1	-6.64	99.72	105.70
1	6	453	U	C5-C4-O4	6.64	129.89	125.90
36	5	3362	A	C5-N7-C8	-6.64	100.58	103.90
1	6	1100	G	N3-C4-C5	-6.64	125.28	128.60
36	1	695	C	N3-C4-C5	6.64	124.55	121.90
36	1	2869	U	OP2-P-O3'	6.64	119.80	105.20
36	5	3154	C	C5-C6-N1	6.64	124.32	121.00
36	1	397	A	C5-C6-N1	6.63	121.02	117.70
1	6	858	G	O4'-C1'-N9	6.63	113.51	108.20
1	6	543	C	C6-N1-C2	-6.63	117.65	120.30
36	1	2836	C	C5-C4-N4	6.63	124.84	120.20
36	1	608	A	C6-C5-N7	-6.63	127.66	132.30
36	5	931	C	C2-N3-C4	-6.62	116.59	119.90
36	5	2331	C	N3-C4-C5	-6.62	119.25	121.90
36	5	2368	A	N1-C6-N6	-6.62	114.63	118.60
1	6	1043	A	N1-C6-N6	6.62	122.57	118.60
36	5	1370	G	N3-C4-N9	6.62	129.97	126.00
36	1	933	A	N1-C2-N3	6.62	132.61	129.30
36	1	2281	A	C8-N9-C4	6.62	108.45	105.80

Continued on next page...

Continued from previous page...

Mol	Chain	Res	Type	Atoms	Z	Observed(°)	Ideal(°)
36	1	2418	G	OP2-P-O3'	6.62	119.76	105.20
1	6	1773	C	C6-N1-C2	-6.62	117.65	120.30
36	5	1825	G	O5'-P-OP2	-6.62	99.74	105.70
36	1	2615	G	C5-C6-O6	-6.62	124.63	128.60
36	5	2634	U	N1-C2-O2	-6.62	118.17	122.80
36	1	1119	C	N3-C4-N4	-6.61	113.37	118.00
1	6	402	C	O5'-P-OP2	-6.61	99.75	105.70
1	6	794	U	N1-C2-O2	6.61	127.43	122.80
36	5	1307	G	C2'-C3'-O3'	6.61	124.28	113.70
36	1	1181	U	N3-C2-O2	-6.61	117.57	122.20
36	5	326	U	OP2-P-O3'	6.61	119.74	105.20
36	1	2661	G	C5-C6-O6	-6.61	124.64	128.60
36	5	681	U	N3-C4-O4	6.61	124.03	119.40
38	4	26	U	OP1-P-O3'	6.61	119.73	105.20
36	1	3181	C	C6-N1-C2	-6.60	117.66	120.30
1	6	103	A	N7-C8-N9	6.60	117.10	113.80
36	5	3285	C	C2-N1-C1'	6.60	126.06	118.80
36	1	2618	G	N1-C2-N2	-6.60	110.26	116.20
1	6	1106	U	O5'-P-OP1	-6.60	99.76	105.70
36	5	2234	G	N1-C6-O6	6.60	123.86	119.90
1	6	543	C	N1-C2-O2	6.60	122.86	118.90
36	5	2870	C	C6-N1-C1'	6.60	128.72	120.80
36	1	1324	U	O5'-P-OP1	6.59	118.61	110.70
41	L4	327	LEU	CA-CB-CG	6.59	130.47	115.30
36	5	86	G	O5'-P-OP2	-6.59	99.77	105.70
36	5	673	U	C5-C6-N1	-6.59	119.40	122.70
1	2	1486	G	C8-N9-C4	-6.59	103.76	106.40
36	5	2953	U	N3-C4-C5	-6.59	110.65	114.60
36	1	1310	G	C5-C6-O6	6.59	132.55	128.60
36	1	1351	U	C2-N1-C1'	6.59	125.61	117.70
36	1	1405	U	C5-C6-N1	-6.59	119.41	122.70
36	5	343	U	O5'-P-OP1	-6.59	99.77	105.70
36	5	2954	U	C5-C4-O4	-6.59	121.95	125.90
37	7	85	G	O5'-P-OP2	6.59	118.61	110.70
36	1	52	A	OP1-P-OP2	6.59	129.48	119.60
36	1	54	C	C2-N1-C1'	-6.59	111.56	118.80
36	1	1346	G	C5-C6-N1	-6.59	108.21	111.50
38	4	113	U	N3-C2-O2	-6.59	117.59	122.20
36	1	2392	C	N3-C4-C5	6.58	124.53	121.90
36	5	415	G	N1-C6-O6	-6.58	115.95	119.90
36	5	2411	U	N3-C4-O4	-6.58	114.79	119.40
1	6	914	G	N9-C4-C5	-6.58	102.77	105.40

Continued on next page...

Continued from previous page...

Mol	Chain	Res	Type	Atoms	Z	Observed(°)	Ideal(°)
36	1	662	U	N3-C4-O4	-6.58	114.80	119.40
36	1	212	G	O4'-C1'-N9	6.58	113.46	108.20
36	5	2289	U	N1-C2-O2	6.58	127.40	122.80
36	5	1016	C	O5'-P-OP1	-6.57	99.79	105.70
36	5	1317	A	C2-N3-C4	6.57	113.89	110.60
36	1	716	A	C4-C5-N7	6.57	113.98	110.70
36	1	2349	U	N3-C4-C5	6.57	118.54	114.60
1	6	18	C	C6-N1-C2	-6.57	117.67	120.30
36	1	1820	U	P-O3'-C3'	6.57	127.58	119.70
36	1	2874	G	C8-N9-C4	-6.57	103.77	106.40
36	1	3344	A	C6-C5-N7	-6.57	127.70	132.30
38	4	109	A	C5-C6-N6	-6.57	118.45	123.70
36	5	3026	G	C5-C6-O6	-6.57	124.66	128.60
36	5	2889	C	N3-C2-O2	-6.57	117.30	121.90
36	1	655	C	N3-C4-C5	-6.56	119.28	121.90
36	1	2816	G	N9-C4-C5	-6.56	102.78	105.40
36	1	2621	G	C5-C6-O6	-6.56	124.66	128.60
1	6	272	U	N3-C2-O2	-6.56	117.61	122.20
1	6	1097	U	P-O3'-C3'	6.56	127.57	119.70
36	5	2741	C	N1-C2-O2	-6.56	114.97	118.90
1	6	914	G	C5-C6-O6	-6.56	124.67	128.60
36	5	984	G	C4-C5-C6	6.56	122.73	118.80
36	5	1135	A	N1-C6-N6	-6.56	114.67	118.60
1	2	1765	A	O5'-P-OP1	-6.55	99.80	105.70
36	1	3235	C	O5'-P-OP1	-6.55	99.80	105.70
36	5	2830	G	N1-C2-N3	6.55	127.83	123.90
36	5	2858	U	N1-C2-O2	6.55	127.39	122.80
37	7	13	A	N1-C6-N6	6.55	122.53	118.60
36	1	1849	C	N1-C2-O2	-6.55	114.97	118.90
36	1	1906	G	N1-C6-O6	6.55	123.83	119.90
37	3	38	U	O5'-P-OP2	-6.55	99.81	105.70
36	5	2379	U	C5-C6-N1	-6.55	119.43	122.70
36	1	2309	A	O5'-P-OP1	-6.54	99.81	105.70
36	5	810	A	N1-C2-N3	-6.54	126.03	129.30
36	5	1148	G	N1-C6-O6	6.54	123.83	119.90
1	2	532	U	O5'-P-OP1	-6.54	99.81	105.70
36	5	3266	G	C5-C6-O6	6.54	132.53	128.60
41	L4	139	GLY	N-CA-C	-6.54	96.75	113.10
36	5	2703	A	N9-C4-C5	6.54	108.42	105.80
36	1	3362	A	C5-N7-C8	-6.54	100.63	103.90
38	4	120	C	N1-C2-O2	-6.54	114.98	118.90
1	6	337	G	C4-N9-C1'	6.54	135.00	126.50

Continued on next page...

Continued from previous page...

Mol	Chain	Res	Type	Atoms	Z	Observed(°)	Ideal(°)
36	5	3042	U	N3-C4-C5	6.54	118.52	114.60
1	6	163	G	C8-N9-C4	-6.53	103.79	106.40
36	5	3306	U	N3-C4-C5	6.53	118.52	114.60
36	5	2400	G	N1-C6-O6	6.53	123.82	119.90
36	5	2130	G	C5-C6-O6	6.53	132.52	128.60
36	5	2364	G	C5-C6-O6	6.53	132.52	128.60
36	5	3187	A	N1-C6-N6	-6.53	114.68	118.60
36	1	2376	G	C5-N7-C8	-6.53	101.03	104.30
36	1	1140	G	C6-C5-N7	-6.53	126.48	130.40
36	1	2886	U	C5-C4-O4	-6.53	121.98	125.90
36	1	1100	U	C5-C6-N1	-6.53	119.44	122.70
36	1	1890	U	C2-N3-C4	-6.53	123.08	127.00
38	4	6	U	C5-C4-O4	-6.53	121.98	125.90
1	6	610	G	C8-N9-C1'	-6.53	118.52	127.00
1	6	1644	C	O5'-P-OP2	-6.53	99.83	105.70
1	6	308	C	C2-N3-C4	-6.52	116.64	119.90
1	2	1200	G	N3-C2-N2	-6.52	115.33	119.90
36	1	282	G	N9-C4-C5	6.52	108.01	105.40
36	5	2249	G	C8-N9-C4	-6.52	103.79	106.40
36	1	1510	G	N3-C2-N2	6.52	124.47	119.90
36	5	2650	U	N3-C4-O4	-6.52	114.83	119.40
1	6	1340	U	N3-C2-O2	-6.52	117.64	122.20
36	5	34	A	OP2-P-O3'	6.52	119.54	105.20
36	5	2965	U	N1-C2-O2	-6.52	118.24	122.80
36	1	2417	U	C2-N3-C4	-6.52	123.09	127.00
36	1	859	G	C6-C5-N7	-6.51	126.49	130.40
36	1	960	U	N3-C4-C5	6.51	118.51	114.60
36	1	3217	C	N1-C2-O2	6.51	122.81	118.90
36	5	2700	G	O5'-P-OP2	-6.51	99.84	105.70
36	1	407	A	N1-C6-N6	6.51	122.51	118.60
36	5	3195	U	OP1-P-O3'	6.51	119.53	105.20
36	1	1382	G	N7-C8-N9	-6.51	109.84	113.10
36	1	2937	G	C8-N9-C4	6.51	109.00	106.40
36	5	2667	A	N7-C8-N9	6.51	117.05	113.80
1	2	49	C	C6-N1-C2	-6.50	117.70	120.30
36	5	912	G	C2-N3-C4	6.50	115.15	111.90
1	2	158	U	N3-C2-O2	-6.50	117.65	122.20
36	1	362	U	OP1-P-O3'	6.50	119.51	105.20
36	1	2978	U	O4'-C1'-N1	6.50	113.40	108.20
1	6	794	U	N3-C2-O2	-6.50	117.65	122.20
36	5	2190	U	C6-N1-C2	-6.50	117.10	121.00
1	6	1596	C	N3-C4-N4	-6.50	113.45	118.00

Continued on next page...

Continued from previous page...

Mol	Chain	Res	Type	Atoms	Z	Observed(°)	Ideal(°)
36	5	2726	C	N3-C4-N4	-6.50	113.45	118.00
36	5	1212	A	O5'-P-OP2	-6.50	99.85	105.70
36	5	2132	C	C6-N1-C2	-6.50	117.70	120.30
1	6	158	U	P-O3'-C3'	6.50	127.50	119.70
36	5	210	U	C5-C6-N1	-6.50	119.45	122.70
36	1	1114	U	N1-C2-O2	6.50	127.35	122.80
36	5	1112	A	N9-C4-C5	-6.50	103.20	105.80
36	5	2393	G	N1-C6-O6	6.50	123.80	119.90
36	5	2824	G	C6-C5-N7	-6.50	126.50	130.40
36	1	2169	G	C6-C5-N7	6.49	134.30	130.40
36	5	2199	G	C4-C5-N7	6.49	113.40	110.80
36	5	2602	G	O5'-P-OP2	-6.49	99.86	105.70
36	1	709	A	C8-N9-C4	6.49	108.40	105.80
36	5	908	G	C6-C5-N7	-6.49	126.51	130.40
36	5	313	A	C8-N9-C4	-6.49	103.20	105.80
36	1	1547	G	C5-N7-C8	6.49	107.54	104.30
1	2	1431	C	C6-N1-C2	6.49	122.89	120.30
1	6	543	C	C4-C5-C6	-6.49	114.16	117.40
36	5	1169	A	N1-C2-N3	6.49	132.54	129.30
36	5	1198	C	N1-C2-O2	6.49	122.79	118.90
36	1	1790	G	N1-C6-O6	6.48	123.79	119.90
36	5	971	G	C4-C5-N7	-6.48	108.21	110.80
36	5	1464	G	N9-C4-C5	-6.48	102.81	105.40
36	1	65	A	P-O3'-C3'	6.48	127.48	119.70
36	5	907	G	N3-C4-N9	6.48	129.89	126.00
36	5	994	G	N3-C2-N2	6.48	124.44	119.90
36	1	673	U	N3-C4-O4	-6.48	114.86	119.40
36	1	2660	G	C8-N9-C4	6.48	108.99	106.40
36	5	2372	A	N9-C4-C5	6.48	108.39	105.80
1	2	1777	G	N1-C6-O6	6.48	123.79	119.90
36	5	1496	C	O5'-P-OP1	6.48	118.47	110.70
36	5	3049	A	C8-N9-C4	6.48	108.39	105.80
36	1	2653	C	N3-C2-O2	-6.47	117.37	121.90
1	6	1614	A	C5-N7-C8	-6.47	100.66	103.90
36	5	3245	A	C6-C5-N7	-6.47	127.77	132.30
1	6	1756	A	N1-C6-N6	-6.47	114.72	118.60
36	5	1430	U	C6-N1-C2	6.47	124.88	121.00
36	5	2531	C	C2-N1-C1'	6.47	125.92	118.80
36	5	2818	U	C5-C4-O4	-6.47	122.02	125.90
36	1	2279	A	C5-C6-N6	-6.47	118.53	123.70
36	1	421	G	C8-N9-C4	6.47	108.99	106.40
36	1	2376	G	O5'-P-OP1	-6.47	99.88	105.70

Continued on next page...

Continued from previous page...

Mol	Chain	Res	Type	Atoms	Z	Observed(°)	Ideal(°)
36	1	3375	A	C8-N9-C4	-6.47	103.21	105.80
38	8	98	U	C5-C4-O4	-6.46	122.02	125.90
36	1	1313	G	C4-C5-N7	6.46	113.38	110.80
36	1	2142	A	C6-N1-C2	-6.46	114.72	118.60
36	1	965	A	OP1-P-OP2	-6.46	109.91	119.60
36	1	2624	G	O5'-P-OP1	-6.46	99.89	105.70
36	5	1152	G	N1-C2-N3	6.46	127.77	123.90
36	1	887	G	C5-C6-O6	6.46	132.47	128.60
36	5	53	G	N9-C4-C5	-6.46	102.82	105.40
36	1	1197	A	C6-C5-N7	-6.45	127.78	132.30
36	1	1420	C	N3-C2-O2	-6.45	117.38	121.90
36	1	1585	C	C6-N1-C2	6.45	122.88	120.30
36	5	1319	G	N9-C4-C5	6.45	107.98	105.40
36	1	1294	A	O4'-C1'-N9	6.45	113.36	108.20
36	5	950	G	C5-C6-N1	6.45	114.73	111.50
36	1	2393	G	N1-C6-O6	6.45	123.77	119.90
36	5	975	C	N1-C2-O2	-6.45	115.03	118.90
36	1	1848	G	C5-C6-O6	-6.45	124.73	128.60
1	6	328	A	O5'-P-OP2	-6.45	99.90	105.70
36	1	3368	U	C6-N1-C1'	6.45	130.22	121.20
36	1	54	C	N3-C4-N4	-6.45	113.49	118.00
36	1	655	C	C5-C4-N4	6.45	124.71	120.20
36	1	961	C	C5-C6-N1	-6.45	117.78	121.00
36	1	1556	C	N1-C2-O2	6.45	122.77	118.90
36	5	2834	G	OP1-P-OP2	6.45	129.27	119.60
36	1	645	A	C5-C6-N1	6.44	120.92	117.70
36	1	972	A	N7-C8-N9	-6.44	110.58	113.80
36	5	2305	G	C6-C5-N7	-6.44	126.53	130.40
36	1	190	U	O4'-C1'-N1	6.44	113.35	108.20
36	1	1392	G	C5-C6-O6	-6.44	124.73	128.60
36	1	2867	C	O5'-P-OP2	-6.44	99.90	105.70
36	1	2637	A	O5'-P-OP1	-6.44	99.91	105.70
36	5	369	A	C8-N9-C4	-6.44	103.22	105.80
1	2	1762	A	C8-N9-C4	6.43	108.37	105.80
1	2	1674	C	C6-N1-C2	-6.43	117.73	120.30
36	5	926	A	C5-C6-N6	-6.43	118.56	123.70
36	5	2187	G	N9-C4-C5	-6.43	102.83	105.40
1	2	158	U	N1-C2-O2	6.43	127.30	122.80
1	6	358	U	O5'-P-OP1	-6.43	99.91	105.70
1	6	794	U	C2-N1-C1'	6.43	125.41	117.70
36	1	895	A	N1-C6-N6	6.43	122.45	118.60
36	1	2389	C	C6-N1-C2	6.43	122.87	120.30

Continued on next page...

Continued from previous page...

Mol	Chain	Res	Type	Atoms	Z	Observed(°)	Ideal(°)
36	1	2374	C	N3-C2-O2	6.42	126.39	121.90
36	1	2861	U	O5'-P-OP1	-6.42	99.92	105.70
38	4	114	G	C8-N9-C4	6.42	108.97	106.40
36	5	1239	C	C5-C6-N1	6.42	124.21	121.00
36	5	1891	A	O5'-P-OP2	-6.42	99.92	105.70
36	5	2746	A	C8-N9-C4	6.42	108.37	105.80
36	5	2871	G	O5'-P-OP2	-6.42	99.92	105.70
36	5	1321	G	N1-C6-O6	6.42	123.75	119.90
36	5	1436	U	OP1-P-O3'	6.42	119.32	105.20
1	2	704	C	N1-C2-O2	6.42	122.75	118.90
36	1	663	C	N1-C2-O2	-6.42	115.05	118.90
36	5	831	G	C5-C6-O6	-6.42	124.75	128.60
36	1	1468	A	C2-N3-C4	-6.41	107.39	110.60
37	3	86	U	N1-C2-O2	-6.41	118.31	122.80
36	1	895	A	N7-C8-N9	6.41	117.01	113.80
36	1	2808	A	C2-N3-C4	-6.41	107.39	110.60
36	5	2293	C	C6-N1-C1'	-6.41	113.11	120.80
36	1	1300	G	N3-C4-N9	6.41	129.84	126.00
36	1	2367	A	C4-C5-C6	6.41	120.20	117.00
36	5	86	G	N1-C6-O6	-6.41	116.06	119.90
36	5	804	C	C4-C5-C6	6.41	120.61	117.40
36	5	1912	U	N3-C2-O2	6.41	126.69	122.20
1	6	1354	G	N7-C8-N9	6.41	116.30	113.10
36	1	797	U	OP1-P-OP2	-6.41	109.99	119.60
36	1	2603	G	N3-C2-N2	6.41	124.38	119.90
1	6	1783	C	N1-C2-O2	6.41	122.74	118.90
36	1	1175	C	C2-N3-C4	-6.40	116.70	119.90
36	1	3114	A	O5'-P-OP2	-6.40	99.94	105.70
1	6	106	U	OP2-P-O3'	6.40	119.29	105.20
36	5	2373	A	OP1-P-OP2	-6.40	110.00	119.60
36	1	3209	A	N1-C6-N6	6.40	122.44	118.60
37	7	89	G	C8-N9-C4	6.40	108.96	106.40
36	5	2375	G	O4'-C1'-N9	6.40	113.32	108.20
1	6	390	G	O5'-P-OP2	-6.40	99.94	105.70
1	6	805	U	C6-N1-C2	-6.40	117.16	121.00
36	5	3330	A	N1-C6-N6	-6.40	114.76	118.60
36	5	2176	U	N3-C2-O2	-6.40	117.72	122.20
36	1	1329	U	C6-N1-C2	-6.39	117.16	121.00
1	6	351	C	C2-N1-C1'	6.39	125.83	118.80
1	6	362	G	O5'-P-OP2	-6.39	99.94	105.70
36	5	790	U	C5-C4-O4	6.39	129.74	125.90
36	1	2372	A	O5'-P-OP2	-6.39	99.95	105.70

Continued on next page...

Continued from previous page...

Mol	Chain	Res	Type	Atoms	Z	Observed(°)	Ideal(°)
36	5	637	C	N3-C4-N4	-6.39	113.53	118.00
36	5	776	U	C2-N3-C4	-6.39	123.17	127.00
36	5	1481	A	C8-N9-C4	-6.39	103.24	105.80
36	1	1419	A	O5'-P-OP2	-6.39	99.95	105.70
36	5	407	A	N1-C6-N6	6.39	122.44	118.60
36	5	339	C	C6-N1-C2	-6.39	117.74	120.30
36	5	809	G	N9-C4-C5	-6.39	102.84	105.40
36	1	92	G	C8-N9-C4	6.39	108.95	106.40
36	5	1115	G	C4-N9-C1'	6.38	134.80	126.50
36	5	2385	G	C5-C6-O6	-6.38	124.77	128.60
38	4	53	A	C2-N3-C4	6.38	113.79	110.60
36	5	1187	C	N3-C4-C5	6.38	124.45	121.90
1	2	1339	C	P-O3'-C3'	6.38	127.35	119.70
36	1	662	U	N3-C2-O2	-6.38	117.73	122.20
36	5	2728	G	N9-C4-C5	6.38	107.95	105.40
76	q0	103	LEU	CB-CG-CD2	-6.38	100.16	111.00
1	6	542	A	N7-C8-N9	6.38	116.99	113.80
36	5	805	G	N9-C4-C5	-6.38	102.85	105.40
36	5	1419	A	N1-C6-N6	-6.38	114.78	118.60
36	5	2405	C	C2-N3-C4	-6.38	116.71	119.90
36	1	49	A	O5'-P-OP1	-6.38	99.96	105.70
36	1	893	C	C5-C6-N1	6.38	124.19	121.00
36	1	2359	C	O5'-P-OP2	-6.38	99.96	105.70
36	5	2944	U	N3-C2-O2	-6.38	117.74	122.20
1	2	1116	A	C8-N9-C4	6.37	108.35	105.80
36	5	3197	G	N3-C2-N2	-6.37	115.44	119.90
36	1	116	A	O4'-C1'-N9	6.37	113.30	108.20
36	1	220	G	C6-C5-N7	-6.37	126.58	130.40
36	5	2364	G	C8-N9-C4	-6.37	103.85	106.40
36	1	930	U	O5'-P-OP1	-6.37	99.97	105.70
36	1	1433	A	N3-C4-N9	6.37	132.50	127.40
38	8	84	C	C6-N1-C2	-6.37	117.75	120.30
36	1	2777	G	C5-C6-O6	6.37	132.42	128.60
36	1	3306	U	N3-C2-O2	-6.37	117.74	122.20
36	5	1521	G	N3-C2-N2	6.37	124.36	119.90
36	1	2712	U	C5-C4-O4	6.37	129.72	125.90
36	5	872	U	N3-C4-C5	6.37	118.42	114.60
36	5	1331	U	N3-C2-O2	6.37	126.66	122.20
36	5	1440	G	N9-C4-C5	6.37	107.95	105.40
36	5	2417	U	C4-C5-C6	6.37	123.52	119.70
36	1	655	C	OP2-P-O3'	6.36	119.20	105.20
36	1	680	G	O5'-P-OP1	-6.36	99.97	105.70

Continued on next page...

Continued from previous page...

Mol	Chain	Res	Type	Atoms	Z	Observed(°)	Ideal(°)
1	2	44	U	N1-C2-O2	-6.36	118.35	122.80
36	5	1395	G	N1-C6-O6	6.36	123.72	119.90
36	5	923	C	N3-C2-O2	6.36	126.35	121.90
36	5	1495	U	C6-N1-C2	-6.36	117.18	121.00
36	1	1858	A	N1-C2-N3	-6.36	126.12	129.30
36	5	1198	C	N3-C2-O2	-6.36	117.45	121.90
36	5	3260	G	C5-C6-O6	6.36	132.41	128.60
36	5	341	G	N1-C6-O6	6.35	123.71	119.90
1	2	314	C	O5'-P-OP1	-6.35	99.98	105.70
36	1	979	U	N1-C2-O2	6.35	127.25	122.80
1	2	507	U	C2-N1-C1'	6.35	125.32	117.70
36	1	2850	G	C4-C5-N7	6.35	113.34	110.80
47	M0	24	ARG	NE-CZ-NH1	6.35	123.47	120.30
1	6	385	A	C5-C6-N6	6.35	128.78	123.70
36	5	1319	G	C8-N9-C4	-6.35	103.86	106.40
40	l3	3	HIS	N-CA-C	-6.35	93.86	111.00
1	2	320	U	C5-C4-O4	-6.35	122.09	125.90
81	sM	167	PRO	N-CA-CB	6.35	110.92	103.30
36	5	1155	C	N3-C4-C5	6.35	124.44	121.90
36	1	718	G	C5-N7-C8	-6.34	101.13	104.30
36	1	959	C	C6-N1-C2	6.34	122.84	120.30
1	6	1783	C	O5'-P-OP2	-6.34	99.99	105.70
36	1	895	A	C5-C6-N1	-6.34	114.53	117.70
36	5	2820	A	C8-N9-C4	-6.34	103.26	105.80
36	1	2411	U	N3-C4-O4	-6.34	114.96	119.40
36	1	2679	A	O4'-C1'-N9	6.34	113.27	108.20
36	5	2531	C	N1-C2-O2	6.34	122.70	118.90
10	s8	29	LEU	CA-CB-CG	6.34	129.87	115.30
36	5	1391	C	N3-C2-O2	6.34	126.34	121.90
36	5	641	C	N1-C2-N3	6.33	123.63	119.20
36	5	2825	C	C5-C4-N4	-6.33	115.77	120.20
36	5	958	C	N1-C2-O2	6.33	122.70	118.90
36	5	2191	U	N3-C4-O4	-6.33	114.97	119.40
36	5	660	A	N7-C8-N9	-6.32	110.64	113.80
1	6	394	C	N1-C2-O2	-6.32	115.11	118.90
37	7	101	G	C6-C5-N7	-6.32	126.61	130.40
36	1	1663	C	O5'-P-OP1	-6.32	100.01	105.70
38	4	82	U	N1-C2-O2	-6.32	118.38	122.80
36	5	960	U	N1-C2-O2	6.32	127.22	122.80
36	5	2302	G	N1-C6-O6	-6.32	116.11	119.90
36	5	2976	A	OP2-P-O3'	6.32	119.10	105.20
36	5	3225	C	C2-N1-C1'	6.32	125.75	118.80

Continued on next page...

Continued from previous page...

Mol	Chain	Res	Type	Atoms	Z	Observed(°)	Ideal(°)
36	1	633	C	N1-C2-O2	-6.32	115.11	118.90
36	1	2215	A	C4-C5-C6	-6.32	113.84	117.00
1	6	1361	U	C2-N1-C1'	6.32	125.28	117.70
36	5	714	G	C8-N9-C4	6.32	108.93	106.40
36	5	922	U	C5-C6-N1	-6.32	119.54	122.70
36	1	645	A	C2-N3-C4	6.31	113.76	110.60
36	1	2900	A	C8-N9-C4	6.31	108.33	105.80
36	1	651	G	N3-C4-C5	-6.31	125.44	128.60
1	6	767	U	N3-C2-O2	-6.31	117.78	122.20
1	6	795	U	N1-C2-O2	6.31	127.22	122.80
36	5	1516	C	N3-C4-C5	6.31	124.42	121.90
36	5	1372	C	C6-N1-C2	6.31	122.82	120.30
36	1	1216	C	C5-C6-N1	6.31	124.16	121.00
38	4	109	A	N9-C4-C5	-6.31	103.28	105.80
1	6	1776	A	O5'-P-OP2	-6.31	100.02	105.70
1	2	1568	C	P-O3'-C3'	6.31	127.27	119.70
36	1	498	A	N1-C6-N6	-6.31	114.82	118.60
36	1	1429	G	N1-C6-O6	-6.31	116.12	119.90
36	1	2572	C	N3-C2-O2	-6.31	117.48	121.90
36	1	3302	U	C6-N1-C2	6.31	124.78	121.00
1	6	337	G	C4-C5-N7	6.31	113.32	110.80
1	6	1655	A	C8-N9-C4	6.31	108.32	105.80
36	5	3245	A	N1-C2-N3	6.31	132.45	129.30
36	1	1127	G	C4-C5-N7	6.31	113.32	110.80
1	6	558	U	C2-N1-C1'	6.30	125.26	117.70
38	4	98	U	N3-C4-O4	6.30	123.81	119.40
36	5	1879	A	C4-C5-N7	6.30	113.85	110.70
1	6	337	G	N3-C4-N9	6.30	129.78	126.00
36	1	1201	C	N3-C4-N4	6.30	122.41	118.00
36	5	2711	C	C6-N1-C2	-6.30	117.78	120.30
36	1	1510	G	C6-C5-N7	-6.30	126.62	130.40
36	1	3362	A	C6-C5-N7	-6.30	127.89	132.30
36	1	876	A	C8-N9-C4	6.29	108.32	105.80
36	1	3344	A	C8-N9-C4	-6.29	103.28	105.80
1	6	864	U	O4'-C1'-N1	6.29	113.24	108.20
36	5	930	U	OP1-P-O3'	6.29	119.04	105.20
36	1	2202	C	O5'-P-OP2	6.29	118.25	110.70
1	6	914	G	N1-C6-O6	6.29	123.67	119.90
36	5	2772	C	P-O3'-C3'	6.29	127.25	119.70
1	6	1560	U	N1-C2-O2	6.29	127.20	122.80
36	5	2928	C	C2-N1-C1'	6.29	125.72	118.80
1	2	1657	U	O4'-C1'-N1	6.29	113.23	108.20

Continued on next page...

Continued from previous page...

Mol	Chain	Res	Type	Atoms	Z	Observed(°)	Ideal(°)
36	1	3362	A	N1-C2-N3	6.29	132.44	129.30
36	5	308	A	O5'-P-OP1	6.29	118.25	110.70
1	6	1597	A	C8-N9-C4	6.29	108.31	105.80
36	1	407	A	O5'-P-OP2	-6.29	100.04	105.70
36	1	1356	U	O5'-P-OP1	-6.29	100.04	105.70
36	5	3004	C	N3-C4-N4	6.29	122.40	118.00
36	1	350	C	N3-C2-O2	-6.28	117.50	121.90
36	5	1792	C	O5'-P-OP2	-6.28	100.05	105.70
36	5	2150	G	C8-N9-C4	-6.28	103.89	106.40
36	5	2199	G	C6-C5-N7	-6.28	126.63	130.40
36	1	1179	A	O5'-P-OP1	-6.28	100.05	105.70
36	1	2126	A	C8-N9-C4	6.28	108.31	105.80
36	5	647	A	C2-N3-C4	-6.28	107.46	110.60
36	1	1551	C	N1-C2-O2	6.28	122.67	118.90
36	1	2314	U	N1-C2-O2	6.28	127.19	122.80
45	L8	189	LEU	CA-CB-CG	6.28	129.74	115.30
36	1	2355	G	N3-C2-N2	-6.28	115.51	119.90
36	1	2361	A	OP2-P-O3'	6.28	119.01	105.20
36	5	3099	C	N1-C2-O2	-6.28	115.14	118.90
36	5	3272	C	N1-C2-O2	-6.28	115.14	118.90
36	1	960	U	N3-C4-O4	6.27	123.79	119.40
36	1	2283	G	N3-C2-N2	-6.27	115.51	119.90
36	5	1116	G	N9-C4-C5	6.27	107.91	105.40
36	1	2812	C	C5-C6-N1	-6.27	117.86	121.00
36	5	3377	G	N9-C4-C5	-6.27	102.89	105.40
1	2	1198	G	C8-N9-C4	-6.27	103.89	106.40
36	1	639	G	OP1-P-OP2	-6.27	110.19	119.60
36	1	2642	A	C6-N1-C2	6.27	122.36	118.60
36	1	709	A	O5'-P-OP2	6.27	118.22	110.70
36	1	2383	C	C6-N1-C2	6.27	122.81	120.30
36	1	908	G	C8-N9-C1'	-6.27	118.85	127.00
36	1	2356	A	C5-N7-C8	-6.27	100.77	103.90
36	1	2411	U	N1-C2-N3	6.27	118.66	114.90
1	6	1766	A	N1-C6-N6	6.27	122.36	118.60
36	5	1799	A	N1-C6-N6	6.27	122.36	118.60
38	8	151	C	C6-N1-C2	6.27	122.81	120.30
36	1	1157	G	C5-C6-O6	6.27	132.36	128.60
36	1	895	A	O5'-P-OP1	-6.26	100.06	105.70
36	5	3245	A	C8-N9-C4	-6.26	103.29	105.80
36	5	890	C	C4-C5-C6	6.26	120.53	117.40
37	7	89	G	N9-C4-C5	-6.26	102.90	105.40
36	1	797	U	OP2-P-O3'	6.26	118.97	105.20

Continued on next page...

Continued from previous page...

Mol	Chain	Res	Type	Atoms	Z	Observed(°)	Ideal(°)
36	1	2879	C	N3-C4-N4	6.26	122.38	118.00
36	5	1127	G	C6-N1-C2	-6.26	121.34	125.10
36	5	2327	U	C5-C6-N1	-6.26	119.57	122.70
36	5	2912	G	N1-C2-N2	6.26	121.83	116.20
36	5	1605	A	O4'-C1'-N9	6.26	113.20	108.20
1	2	1092	A	N1-C6-N6	6.25	122.35	118.60
36	5	1592	G	N9-C4-C5	6.25	107.90	105.40
36	1	304	G	C6-C5-N7	6.25	134.15	130.40
36	1	372	A	N9-C4-C5	-6.25	103.30	105.80
36	1	651	G	C8-N9-C1'	-6.25	118.88	127.00
36	5	2334	U	O5'-P-OP1	6.25	118.20	110.70
36	5	3214	U	C5-C4-O4	6.25	129.65	125.90
1	2	1200	G	C6-C5-N7	-6.25	126.65	130.40
36	1	714	G	C4-C5-N7	6.25	113.30	110.80
36	5	587	U	C6-N1-C2	6.25	124.75	121.00
36	1	2418	G	C2-N3-C4	6.25	115.02	111.90
36	5	1481	A	N7-C8-N9	6.25	116.92	113.80
36	5	2281	A	C8-N9-C4	6.25	108.30	105.80
36	1	813	G	C2-N3-C4	6.24	115.02	111.90
1	6	914	G	C4-C5-N7	6.24	113.30	110.80
36	5	2813	A	C4-C5-C6	6.24	120.12	117.00
36	1	1409	G	N1-C6-O6	-6.24	116.16	119.90
1	6	1503	A	C2-N3-C4	-6.24	107.48	110.60
36	5	2362	C	N3-C2-O2	-6.24	117.53	121.90
36	1	220	G	C5-C6-O6	-6.24	124.86	128.60
1	6	609	U	N1-C2-N3	6.24	118.64	114.90
1	2	1291	G	N3-C4-C5	6.24	131.72	128.60
36	1	724	U	C6-N1-C2	6.24	124.74	121.00
36	5	931	C	N3-C4-C5	6.24	124.39	121.90
36	5	2421	U	N1-C2-O2	-6.24	118.44	122.80
36	5	2914	G	O5'-P-OP2	-6.24	100.09	105.70
36	1	2323	G	N3-C4-C5	-6.23	125.48	128.60
36	1	2381	G	C2-N3-C4	6.23	115.02	111.90
36	5	1521	G	C5-C6-O6	6.23	132.34	128.60
1	6	44	U	N3-C2-O2	6.23	126.56	122.20
36	1	2222	A	C8-N9-C4	-6.23	103.31	105.80
36	1	2811	A	N9-C4-C5	6.23	108.29	105.80
1	6	1472	C	C2-N1-C1'	-6.23	111.95	118.80
36	5	895	A	C8-N9-C4	6.23	108.29	105.80
36	5	1331	U	C6-N1-C2	6.23	124.74	121.00
36	5	1906	G	N9-C4-C5	-6.23	102.91	105.40
36	5	1910	A	OP2-P-O3'	6.23	118.90	105.20

Continued on next page...

Continued from previous page...

Mol	Chain	Res	Type	Atoms	Z	Observed(°)	Ideal(°)
36	1	1149	G	C5-C6-O6	-6.22	124.87	128.60
36	5	2338	C	N1-C2-O2	-6.22	115.17	118.90
36	5	57	A	N9-C4-C5	-6.22	103.31	105.80
36	5	639	G	O5'-P-OP1	6.22	118.16	110.70
36	1	220	G	C4-C5-N7	6.22	113.29	110.80
36	1	231	G	N1-C6-O6	-6.22	116.17	119.90
36	5	141	C	N1-C2-O2	-6.22	115.17	118.90
36	5	1116	G	OP2-P-O3'	6.22	118.88	105.20
36	5	2341	A	N7-C8-N9	-6.22	110.69	113.80
36	1	958	C	N3-C4-N4	-6.21	113.65	118.00
36	5	282	G	O5'-P-OP1	-6.21	100.11	105.70
36	1	1807	G	C8-N9-C4	-6.21	103.92	106.40
36	5	65	A	O5'-P-OP2	-6.21	100.11	105.70
36	5	1175	C	N3-C4-C5	6.21	124.38	121.90
36	5	2234	G	N9-C4-C5	-6.21	102.92	105.40
36	5	2790	A	O5'-P-OP2	-6.21	100.11	105.70
36	1	59	G	N1-C6-O6	6.21	123.62	119.90
36	1	644	G	C4-C5-C6	6.21	122.53	118.80
36	5	699	A	C2-N3-C4	-6.21	107.50	110.60
36	5	1847	A	N3-C4-C5	6.21	131.15	126.80
36	5	3017	A	C5-C6-N6	-6.21	118.73	123.70
36	1	57	A	C2-N3-C4	-6.21	107.50	110.60
36	5	954	U	C5-C6-N1	6.21	125.80	122.70
36	1	2773	C	OP1-P-OP2	6.21	128.91	119.60
1	6	308	C	C6-N1-C1'	6.21	128.25	120.80
1	6	431	C	N1-C2-O2	6.20	122.62	118.90
10	S8	29	LEU	CA-CB-CG	6.20	129.56	115.30
12	c0	83	PRO	N-CA-CB	6.20	110.74	103.30
36	5	3174	A	C5-N7-C8	-6.20	100.80	103.90
36	5	714	G	N9-C4-C5	-6.20	102.92	105.40
36	1	3181	C	N1-C2-N3	6.20	123.54	119.20
36	5	36	C	C5-C6-N1	6.20	124.10	121.00
36	1	2356	A	C4-C5-N7	6.19	113.80	110.70
36	1	3094	A	O5'-P-OP1	-6.19	100.13	105.70
36	5	32	U	N1-C2-N3	6.19	118.62	114.90
36	1	2901	G	N1-C6-O6	6.19	123.61	119.90
36	5	2874	G	C5-C6-O6	6.19	132.31	128.60
36	1	674	G	N9-C4-C5	6.19	107.88	105.40
36	1	2142	A	O5'-P-OP2	6.19	118.12	110.70
36	1	2357	A	N1-C6-N6	6.19	122.31	118.60
36	5	3144	G	C8-N9-C4	-6.19	103.92	106.40
36	1	2874	G	C2-N3-C4	-6.18	108.81	111.90

Continued on next page...

Continued from previous page...

Mol	Chain	Res	Type	Atoms	Z	Observed(°)	Ideal(°)
1	6	321	C	N1-C2-O2	6.18	122.61	118.90
1	6	337	G	C8-N9-C1'	-6.18	118.96	127.00
36	5	2524	A	N9-C1'-C2'	6.18	122.04	114.00
36	5	133	U	N1-C2-O2	6.18	127.13	122.80
36	5	3110	C	C2-N3-C4	-6.18	116.81	119.90
36	1	2901	G	N3-C2-N2	-6.18	115.57	119.90
38	8	43	A	C8-N9-C4	-6.18	103.33	105.80
43	16	173	MET	CB-CG-SD	-6.18	93.86	112.40
36	5	1879	A	C5-N7-C8	-6.18	100.81	103.90
36	1	2381	G	N3-C4-C5	-6.18	125.51	128.60
36	5	1733	G	C5-C6-O6	-6.18	124.89	128.60
36	1	363	G	N1-C6-O6	6.17	123.61	119.90
36	1	671	U	N3-C2-O2	6.17	126.52	122.20
36	1	963	G	C5-C6-O6	-6.17	124.89	128.60
36	1	1156	C	N3-C4-N4	-6.17	113.68	118.00
36	1	1492	G	C4-C5-C6	6.17	122.50	118.80
36	1	3269	U	N3-C2-O2	-6.17	117.88	122.20
36	5	209	A	C8-N9-C4	-6.17	103.33	105.80
1	2	1560	U	C5-C4-O4	6.17	129.60	125.90
36	1	660	A	N1-C2-N3	-6.17	126.22	129.30
36	1	663	C	C5-C4-N4	-6.17	115.88	120.20
36	1	859	G	N3-C4-N9	6.17	129.70	126.00
36	1	2983	C	N1-C2-N3	6.17	123.52	119.20
36	5	283	G	C5-N7-C8	-6.17	101.22	104.30
36	5	1296	C	O5'-P-OP1	-6.17	100.15	105.70
36	5	1524	A	C8-N9-C4	6.17	108.27	105.80
36	5	3104	U	N3-C4-C5	6.17	118.30	114.60
36	1	2850	G	C6-C5-N7	-6.17	126.70	130.40
36	5	640	U	N1-C2-N3	6.17	118.60	114.90
36	5	3009	G	N1-C6-O6	-6.17	116.20	119.90
36	5	1112	A	N3-C4-N9	6.16	132.33	127.40
36	5	2330	C	O5'-P-OP2	-6.16	100.15	105.70
1	2	1654	G	O5'-P-OP2	-6.16	100.16	105.70
36	1	585	A	O5'-P-OP2	-6.16	100.16	105.70
36	1	810	A	C8-N9-C4	-6.16	103.34	105.80
12	c0	97	PRO	N-CA-CB	6.16	110.69	103.30
36	5	2634	U	N1-C2-N3	6.16	118.60	114.90
36	5	423	A	N7-C8-N9	-6.16	110.72	113.80
36	5	1493	G	O4'-C1'-N9	6.16	113.13	108.20
36	5	2364	G	O4'-C1'-N9	6.16	113.13	108.20
36	5	2916	U	N3-C4-O4	6.16	123.71	119.40
38	4	40	A	C6-C5-N7	-6.15	127.99	132.30

Continued on next page...

Continued from previous page...

Mol	Chain	Res	Type	Atoms	Z	Observed(°)	Ideal(°)
36	5	2295	A	C5-C6-N6	-6.15	118.78	123.70
36	5	3315	G	N1-C6-O6	-6.15	116.21	119.90
36	5	1878	G	C4-N9-C1'	6.15	134.50	126.50
36	5	297	G	O4'-C1'-N9	6.15	113.12	108.20
36	5	1331	U	C5-C4-O4	-6.15	122.21	125.90
36	5	2187	G	C8-N9-C4	6.15	108.86	106.40
36	5	2283	G	C5-C6-O6	-6.15	124.91	128.60
36	5	2838	A	N1-C6-N6	6.15	122.29	118.60
36	1	816	A	OP2-P-O3'	6.15	118.72	105.20
36	5	2709	C	N3-C4-C5	6.15	124.36	121.90
36	5	3204	C	N3-C4-C5	6.15	124.36	121.90
36	1	3090	U	N3-C2-O2	6.15	126.50	122.20
36	5	3041	U	N3-C4-C5	6.15	118.29	114.60
1	6	542	A	C4-C5-C6	6.14	120.07	117.00
36	5	416	A	C4-C5-C6	6.14	120.07	117.00
36	1	98	G	N3-C4-C5	6.14	131.67	128.60
36	1	1330	A	N1-C6-N6	6.14	122.28	118.60
36	5	937	G	O4'-C1'-N9	6.14	113.11	108.20
1	2	337	G	C5-C6-O6	-6.14	124.92	128.60
36	1	2815	G	N1-C2-N2	-6.14	110.67	116.20
36	5	2244	A	O5'-P-OP1	6.14	118.07	110.70
36	5	993	G	O4'-C1'-N9	6.14	113.11	108.20
36	5	2404	A	C4-C5-N7	6.14	113.77	110.70
36	1	111	C	N3-C4-C5	6.14	124.36	121.90
36	1	1890	U	C5-C6-N1	-6.14	119.63	122.70
36	5	516	A	C8-N9-C4	6.14	108.25	105.80
36	5	3217	C	C2-N1-C1'	-6.14	112.05	118.80
1	6	1537	C	N3-C4-C5	-6.13	119.45	121.90
36	5	916	G	N3-C4-C5	6.13	131.67	128.60
36	5	2650	U	N1-C2-N3	6.13	118.58	114.90
36	5	2824	G	N9-C4-C5	-6.13	102.95	105.40
36	5	2933	A	OP2-P-O3'	6.13	118.69	105.20
36	1	63	A	C8-N9-C4	-6.13	103.35	105.80
36	5	3060	C	C5-C4-N4	-6.13	115.91	120.20
1	2	1096	C	N1-C2-O2	6.13	122.58	118.90
36	1	326	U	O5'-P-OP2	-6.13	100.18	105.70
36	1	1434	G	N7-C8-N9	6.13	116.17	113.10
36	1	2295	A	N1-C6-N6	6.13	122.28	118.60
36	5	419	G	C6-C5-N7	-6.13	126.72	130.40
36	5	809	G	N3-C4-N9	6.13	129.68	126.00
36	1	1802	C	C6-N1-C2	-6.13	117.85	120.30
36	5	674	G	C8-N9-C4	-6.13	103.95	106.40

Continued on next page...

Continued from previous page...

Mol	Chain	Res	Type	Atoms	Z	Observed(°)	Ideal(°)
1	2	767	U	N3-C2-O2	-6.13	117.91	122.20
36	1	811	U	C4-C5-C6	6.13	123.38	119.70
36	5	1317	A	OP2-P-O3'	6.13	118.68	105.20
36	5	1791	C	C6-N1-C2	-6.13	117.85	120.30
36	5	3174	A	N7-C8-N9	6.12	116.86	113.80
1	2	110	U	N3-C2-O2	-6.12	117.91	122.20
1	2	448	C	C6-N1-C2	-6.12	117.85	120.30
36	1	2349	U	N3-C2-O2	-6.12	117.91	122.20
1	6	1700	C	C6-N1-C1'	-6.12	113.45	120.80
36	5	3362	A	N7-C8-N9	6.12	116.86	113.80
36	1	1183	C	N3-C4-C5	6.12	124.35	121.90
1	6	944	A	O5'-P-OP1	-6.12	100.19	105.70
1	6	1514	U	C5-C4-O4	6.12	129.57	125.90
1	6	1614	A	C2-N3-C4	-6.12	107.54	110.60
36	5	2371	G	N9-C4-C5	-6.12	102.95	105.40
36	1	1452	A	C8-N9-C4	6.12	108.25	105.80
1	2	1462	G	C4-C5-N7	6.12	113.25	110.80
36	1	1189	C	C4-C5-C6	6.12	120.46	117.40
36	5	1239	C	C2-N1-C1'	6.12	125.53	118.80
36	1	1305	U	N1-C2-O2	6.12	127.08	122.80
36	1	1374	G	N3-C2-N2	6.12	124.18	119.90
36	1	2662	G	N1-C6-O6	6.12	123.57	119.90
36	1	120	G	C8-N9-C4	6.12	108.85	106.40
36	1	815	G	C8-N9-C4	-6.12	103.95	106.40
36	1	1139	G	C5-C6-O6	6.11	132.27	128.60
36	1	1176	C	C6-N1-C2	6.11	122.75	120.30
36	5	609	G	N1-C6-O6	6.11	123.57	119.90
36	5	908	G	C4-C5-N7	6.11	113.25	110.80
36	1	3298	C	C6-N1-C2	6.11	122.75	120.30
36	5	1448	U	C6-N1-C2	6.11	124.67	121.00
37	7	11	A	C4-C5-N7	6.11	113.76	110.70
36	1	938	C	C5-C4-N4	-6.11	115.92	120.20
36	1	72	C	C2-N1-C1'	-6.11	112.08	118.80
1	6	542	A	O5'-P-OP1	-6.11	100.20	105.70
36	5	2985	C	C5-C6-N1	6.11	124.05	121.00
36	1	1141	C	N3-C4-C5	-6.11	119.46	121.90
36	1	1367	G	C6-C5-N7	-6.11	126.74	130.40
36	1	2298	U	C5-C6-N1	-6.11	119.65	122.70
36	1	3135	U	C5-C6-N1	-6.10	119.65	122.70
36	1	3217	C	C6-N1-C1'	-6.10	113.47	120.80
36	5	326	U	N3-C2-O2	6.10	126.47	122.20
36	5	680	G	O5'-P-OP2	-6.10	100.21	105.70

Continued on next page...

Continued from previous page...

Mol	Chain	Res	Type	Atoms	Z	Observed(°)	Ideal(°)
36	5	2848	G	C6-C5-N7	-6.10	126.74	130.40
1	6	1119	G	C6-C5-N7	-6.10	126.74	130.40
36	5	2660	G	O5'-P-OP2	-6.10	100.21	105.70
36	5	3050	U	C5-C4-O4	6.10	129.56	125.90
36	5	2396	G	N9-C4-C5	6.10	107.84	105.40
36	1	340	C	C2-N3-C4	-6.10	116.85	119.90
36	1	2944	U	OP1-P-O3'	6.10	118.62	105.20
36	5	2352	A	C4-C5-C6	6.10	120.05	117.00
36	5	2729	U	N1-C2-O2	6.10	127.07	122.80
36	1	2409	G	C8-N9-C4	-6.10	103.96	106.40
36	5	2824	G	C4-C5-N7	6.10	113.24	110.80
36	1	1879	A	O4'-C1'-N9	6.09	113.08	108.20
36	5	641	C	O4'-C1'-N1	6.09	113.08	108.20
36	5	911	C	C6-N1-C2	6.09	122.74	120.30
36	1	1199	C	C6-N1-C2	6.09	122.74	120.30
36	1	1433	A	C2-N3-C4	6.09	113.65	110.60
36	5	1468	A	N1-C6-N6	6.09	122.26	118.60
1	2	1733	C	N3-C4-N4	6.09	122.26	118.00
36	1	369	A	N9-C4-C5	6.09	108.24	105.80
1	2	402	C	O5'-P-OP1	-6.09	100.22	105.70
1	6	756	A	N7-C8-N9	6.09	116.84	113.80
36	5	652	G	O5'-P-OP2	-6.09	100.22	105.70
36	5	1151	U	N1-C2-O2	-6.09	118.54	122.80
36	5	1131	G	OP1-P-OP2	6.09	128.73	119.60
36	1	1380	G	O5'-P-OP1	6.09	118.00	110.70
1	6	57	G	N3-C4-N9	6.09	129.65	126.00
1	6	408	C	N3-C4-C5	-6.09	119.47	121.90
36	1	910	G	C5-C6-N1	-6.08	108.46	111.50
36	1	2812	C	O5'-P-OP2	6.08	118.00	110.70
1	6	338	C	C5-C4-N4	-6.08	115.94	120.20
36	5	416	A	C6-C5-N7	-6.08	128.04	132.30
36	5	668	G	N3-C2-N2	6.08	124.16	119.90
36	5	884	A	C4-C5-C6	-6.08	113.96	117.00
36	1	805	G	N9-C4-C5	-6.08	102.97	105.40
36	5	369	A	N7-C8-N9	6.08	116.84	113.80
36	1	199	A	O4'-C1'-N9	6.08	113.06	108.20
36	1	611	A	O5'-P-OP1	6.08	117.99	110.70
36	5	1476	G	N3-C4-C5	6.08	131.64	128.60
36	5	1150	A	O5'-P-OP2	-6.08	100.23	105.70
36	5	922	U	N1-C2-O2	6.08	127.05	122.80
36	1	1149	G	N3-C2-N2	-6.07	115.65	119.90
1	6	1596	C	C5-C4-N4	6.07	124.45	120.20

Continued on next page...

Continued from previous page...

Mol	Chain	Res	Type	Atoms	Z	Observed(°)	Ideal(°)
36	5	514	G	N1-C6-O6	6.07	123.54	119.90
36	5	3140	G	N1-C6-O6	6.07	123.54	119.90
36	1	283	G	O4'-C1'-N9	-6.07	103.34	108.20
36	1	2107	A	O5'-P-OP1	-6.07	100.24	105.70
36	5	1085	A	N1-C6-N6	6.07	122.24	118.60
36	1	2388	U	N3-C2-O2	6.07	126.45	122.20
1	6	416	A	C4-C5-N7	6.07	113.73	110.70
36	5	3060	C	N3-C4-N4	6.07	122.25	118.00
36	1	580	C	N1-C2-O2	-6.07	115.26	118.90
36	1	2382	G	C5-C6-O6	6.07	132.24	128.60
36	1	2728	G	C5-C6-N1	6.07	114.53	111.50
38	4	40	A	N9-C4-C5	-6.07	103.37	105.80
36	1	695	C	N3-C4-N4	-6.06	113.75	118.00
36	5	2656	A	C8-N9-C4	-6.06	103.38	105.80
36	1	405	U	N3-C2-O2	6.06	126.44	122.20
36	1	1151	U	C5-C6-N1	6.06	125.73	122.70
36	1	2892	A	N1-C6-N6	-6.06	114.96	118.60
36	1	835	G	O4'-C1'-N9	6.06	113.05	108.20
36	1	1904	C	C6-N1-C2	-6.06	117.88	120.30
36	5	1481	A	P-O3'-C3'	6.06	126.97	119.70
36	5	2416	U	C6-N1-C2	-6.06	117.36	121.00
36	5	2601	A	N9-C4-C5	6.06	108.22	105.80
36	5	2765	C	C6-N1-C2	-6.06	117.88	120.30
36	1	911	C	O5'-P-OP1	-6.06	100.25	105.70
36	1	1298	C	O5'-P-OP1	-6.06	100.25	105.70
36	5	101	G	O4'-C1'-N9	6.06	113.05	108.20
36	5	3154	C	C6-N1-C2	-6.06	117.88	120.30
36	1	1683	A	N1-C6-N6	6.06	122.23	118.60
36	5	2824	G	N1-C6-O6	6.06	123.53	119.90
1	6	1700	C	N3-C2-O2	-6.05	117.66	121.90
36	5	2865	U	C4-C5-C6	-6.05	116.07	119.70
36	1	936	A	C5-C6-N6	-6.05	118.86	123.70
36	1	2632	G	N1-C6-O6	-6.05	116.27	119.90
1	6	337	G	C5-C6-O6	-6.05	124.97	128.60
36	5	966	U	O5'-P-OP2	-6.05	100.25	105.70
36	5	1858	A	O4'-C1'-N9	6.05	113.04	108.20
36	5	2360	C	N1-C2-O2	-6.05	115.27	118.90
36	1	2397	A	N1-C6-N6	6.05	122.23	118.60
37	3	96	U	C2-N3-C4	-6.05	123.37	127.00
1	6	1796	C	N3-C4-N4	-6.05	113.77	118.00
36	5	939	U	O5'-P-OP1	6.05	117.96	110.70
36	5	1582	C	C6-N1-C2	-6.05	117.88	120.30

Continued on next page...

Continued from previous page...

Mol	Chain	Res	Type	Atoms	Z	Observed(°)	Ideal(°)
36	5	2618	G	C5-C6-N1	6.05	114.53	111.50
36	5	2878	G	C5-C6-O6	-6.05	124.97	128.60
36	5	2831	G	C5-C6-N1	6.05	114.52	111.50
36	5	2945	G	N1-C6-O6	6.05	123.53	119.90
36	5	61	A	N1-C2-N3	6.04	132.32	129.30
1	2	831	U	C5-C6-N1	6.04	125.72	122.70
36	1	969	C	N3-C4-C5	6.04	124.32	121.90
36	1	2891	U	C5-C4-O4	-6.04	122.28	125.90
36	5	2124	G	N1-C6-O6	6.04	123.52	119.90
36	5	2142	A	C6-N1-C2	-6.04	114.98	118.60
36	5	2383	C	N3-C4-N4	6.04	122.23	118.00
36	5	2653	C	C6-N1-C2	-6.04	117.88	120.30
36	1	94	G	O4'-C1'-N9	6.04	113.03	108.20
36	1	284	A	O4'-C1'-N9	6.04	113.03	108.20
36	1	1376	C	C4-C5-C6	6.04	120.42	117.40
1	6	1094	G	N1-C6-O6	-6.04	116.28	119.90
36	1	674	G	C8-N9-C4	-6.04	103.98	106.40
36	1	3053	G	N1-C6-O6	-6.03	116.28	119.90
1	6	1472	C	C6-N1-C1'	6.03	128.04	120.80
36	5	1008	U	C2-N1-C1'	-6.03	110.46	117.70
36	5	1790	G	O5'-P-OP1	-6.03	100.27	105.70
36	5	2822	U	O5'-P-OP1	-6.03	100.27	105.70
36	1	2719	U	N1-C2-N3	6.03	118.52	114.90
36	5	880	G	C4-N9-C1'	-6.03	118.66	126.50
36	5	1304	A	N1-C2-N3	-6.03	126.28	129.30
36	1	2856	G	N7-C8-N9	-6.03	110.08	113.10
36	5	1897	G	C4-C5-N7	6.03	113.21	110.80
36	1	422	A	C5-C6-N6	6.03	128.52	123.70
36	1	1459	C	N3-C4-C5	6.03	124.31	121.90
36	5	2830	G	C5-C6-O6	6.03	132.22	128.60
36	5	2130	G	N1-C6-O6	-6.03	116.28	119.90
36	5	3374	U	N3-C4-C5	6.03	118.22	114.60
36	1	206	G	C5-C6-N1	6.02	114.51	111.50
36	1	2404	A	C5-C6-N6	-6.02	118.88	123.70
36	5	2293	C	N1-C2-O2	6.02	122.51	118.90
36	1	765	C	N3-C2-O2	-6.02	117.69	121.90
1	2	765	G	O4'-C1'-N9	-6.02	103.39	108.20
36	1	101	G	O4'-C1'-N9	6.02	113.02	108.20
36	1	2356	A	C5-C6-N6	-6.02	118.89	123.70
1	2	402	C	C6-N1-C2	6.02	122.71	120.30
1	2	1777	G	C6-C5-N7	-6.02	126.79	130.40
36	1	1420	C	C6-N1-C2	-6.02	117.89	120.30

Continued on next page...

Continued from previous page...

Mol	Chain	Res	Type	Atoms	Z	Observed(°)	Ideal(°)
36	5	959	C	O4'-C1'-N1	6.02	113.01	108.20
36	5	1170	A	C8-N9-C4	6.02	108.21	105.80
36	5	2138	A	C4-C5-C6	6.02	120.01	117.00
36	1	1445	U	C2-N3-C4	-6.01	123.39	127.00
1	6	1768	G	C5-C6-O6	6.01	132.21	128.60
36	5	1907	C	N1-C2-O2	-6.01	115.29	118.90
36	1	2821	C	OP1-P-OP2	-6.01	110.58	119.60
36	5	659	G	OP2-P-O3'	6.01	118.42	105.20
36	5	2914	G	C8-N9-C1'	-6.01	119.18	127.00
38	8	37	A	N1-C6-N6	-6.01	114.99	118.60
36	1	795	G	C2-N3-C4	6.01	114.91	111.90
36	1	2366	C	C6-N1-C2	-6.01	117.90	120.30
1	6	1141	G	O5'-P-OP1	-6.01	100.29	105.70
36	5	2699	G	C5-C6-O6	-6.01	125.00	128.60
36	5	2892	A	N9-C4-C5	6.01	108.20	105.80
36	5	3092	C	O4'-C1'-N1	6.01	113.01	108.20
36	1	814	U	O5'-P-OP2	6.01	117.91	110.70
36	5	639	G	N3-C2-N2	-6.01	115.69	119.90
36	5	966	U	C2-N1-C1'	6.01	124.91	117.70
36	5	1399	A	C5-C6-N6	-6.01	118.89	123.70
36	5	3078	U	N1-C2-O2	6.01	127.00	122.80
36	1	2806	U	O5'-P-OP2	-6.00	100.30	105.70
36	5	2984	C	OP1-P-O3'	6.00	118.41	105.20
52	M6	101	ARG	NE-CZ-NH1	6.00	123.30	120.30
1	6	804	A	N1-C6-N6	6.00	122.20	118.60
36	5	631	U	N3-C2-O2	-6.00	118.00	122.20
36	5	2920	U	N1-C2-O2	-6.00	118.60	122.80
36	1	2130	G	N1-C2-N2	-6.00	110.80	116.20
36	5	925	A	N1-C6-N6	6.00	122.20	118.60
36	1	3361	G	N3-C4-N9	6.00	129.60	126.00
37	7	93	C	N3-C2-O2	-6.00	117.70	121.90
36	1	1269	U	C2-N1-C1'	6.00	124.90	117.70
36	1	1484	U	N3-C2-O2	-6.00	118.00	122.20
1	6	113	U	N1-C2-O2	-6.00	118.60	122.80
1	6	1537	C	C6-N1-C1'	6.00	128.00	120.80
36	5	2964	G	N1-C6-O6	-6.00	116.30	119.90
36	5	3245	A	N1-C6-N6	6.00	122.20	118.60
36	1	352	A	O4'-C1'-N9	6.00	113.00	108.20
36	1	1437	C	N1-C2-O2	-6.00	115.30	118.90
36	1	1858	A	C8-N9-C4	-6.00	103.40	105.80
36	1	2216	G	N9-C4-C5	6.00	107.80	105.40
36	1	579	G	OP2-P-O3'	6.00	118.39	105.20

Continued on next page...

Continued from previous page...

Mol	Chain	Res	Type	Atoms	Z	Observed(°)	Ideal(°)
36	1	2142	A	C2-N3-C4	6.00	113.60	110.60
1	6	630	A	C2-N3-C4	-5.99	107.60	110.60
36	5	2364	G	N9-C4-C5	5.99	107.80	105.40
36	5	2757	U	N1-C2-N3	5.99	118.50	114.90
36	5	2865	U	N1-C2-N3	-5.99	111.30	114.90
38	4	113	U	C4-C5-C6	5.99	123.30	119.70
36	5	622	A	N1-C6-N6	5.99	122.19	118.60
36	5	2871	G	C5-C6-O6	5.99	132.19	128.60
1	6	31	C	C5-C4-N4	5.99	124.39	120.20
1	6	107	C	C6-N1-C2	5.99	122.69	120.30
36	5	2248	C	C6-N1-C2	5.99	122.70	120.30
36	5	283	G	O4'-C1'-N9	-5.99	103.41	108.20
36	5	1450	G	C6-C5-N7	5.99	133.99	130.40
36	1	641	C	C2-N1-C1'	-5.99	112.22	118.80
36	5	1306	G	C5-C6-O6	-5.99	125.01	128.60
36	5	2341	A	C8-N9-C4	5.99	108.19	105.80
36	5	2993	G	C4-C5-N7	5.99	113.19	110.80
36	1	346	C	C5-C6-N1	-5.98	118.01	121.00
36	1	3318	G	C8-N9-C4	-5.98	104.01	106.40
36	1	206	G	N7-C8-N9	-5.98	110.11	113.10
36	1	2169	G	N9-C4-C5	5.98	107.79	105.40
37	3	57	G	N1-C6-O6	-5.98	116.31	119.90
36	5	2401	A	C2-N3-C4	-5.98	107.61	110.60
36	1	2879	C	C5-C4-N4	-5.98	116.01	120.20
1	6	1776	A	OP2-P-O3'	5.98	118.36	105.20
36	5	2957	G	O5'-P-OP1	-5.98	100.32	105.70
36	1	91	G	N3-C4-C5	5.98	131.59	128.60
36	1	1116	G	N9-C4-C5	5.98	107.79	105.40
36	1	2585	G	N3-C4-C5	-5.98	125.61	128.60
36	5	1161	G	C2-N3-C4	5.98	114.89	111.90
36	5	2996	U	O4'-C1'-N1	-5.98	103.42	108.20
36	5	1338	C	N1-C2-O2	-5.98	115.31	118.90
36	1	1112	A	O5'-P-OP2	-5.97	100.32	105.70
36	1	1314	C	C6-N1-C2	-5.97	117.91	120.30
36	1	2614	G	C5-N7-C8	5.97	107.29	104.30
36	1	3103	A	O5'-P-OP2	-5.97	100.32	105.70
38	4	25	G	C4-C5-N7	-5.97	108.41	110.80
38	4	52	A	O5'-P-OP1	-5.97	100.32	105.70
1	6	1082	C	C6-N1-C2	-5.97	117.91	120.30
36	5	2411	U	N3-C4-C5	5.97	118.19	114.60
37	3	42	A	C8-N9-C4	5.97	108.19	105.80
1	6	444	C	C6-N1-C2	5.97	122.69	120.30

Continued on next page...

Continued from previous page...

Mol	Chain	Res	Type	Atoms	Z	Observed(°)	Ideal(°)
36	5	871	U	N3-C4-O4	-5.97	115.22	119.40
36	1	1421	G	N7-C8-N9	-5.97	110.11	113.10
36	5	1226	G	N3-C4-N9	5.97	129.58	126.00
36	1	2412	G	C8-N9-C4	-5.97	104.01	106.40
48	M1	112	LEU	CA-CB-CG	5.97	129.02	115.30
1	6	542	A	C4-N9-C1'	5.97	137.04	126.30
36	5	2345	A	C5-C6-N6	-5.97	118.93	123.70
1	2	1324	G	N3-C2-N2	-5.96	115.72	119.90
36	1	331	G	C2-N3-C4	5.96	114.88	111.90
36	5	881	C	C2-N3-C4	5.96	122.88	119.90
38	4	13	A	C8-N9-C4	-5.96	103.42	105.80
1	6	619	A	OP2-P-O3'	5.96	118.32	105.20
38	8	7	U	C5-C4-O4	-5.96	122.32	125.90
36	1	1349	G	C2-N3-C4	5.96	114.88	111.90
36	1	1890	U	C5-C4-O4	-5.96	122.32	125.90
36	1	2572	C	C6-N1-C1'	-5.96	113.65	120.80
36	1	1902	G	C8-N9-C4	-5.96	104.02	106.40
36	5	681	U	C5-C4-O4	-5.96	122.33	125.90
39	12	190	ARG	NE-CZ-NH1	-5.96	117.32	120.30
36	1	1846	C	N3-C4-C5	-5.96	119.52	121.90
36	1	3275	U	OP1-P-O3'	5.96	118.31	105.20
36	1	398	A	C5-C6-N6	-5.96	118.94	123.70
69	O3	67	MET	CG-SD-CE	-5.96	90.67	100.20
1	2	1560	U	N1-C2-N3	5.95	118.47	114.90
36	1	92	G	N9-C4-C5	-5.95	103.02	105.40
36	1	2245	C	C6-N1-C2	-5.95	117.92	120.30
36	1	2747	A	N1-C6-N6	-5.95	115.03	118.60
36	5	3107	U	OP2-P-O3'	5.95	118.30	105.20
1	2	158	U	P-O3'-C3'	5.95	126.84	119.70
36	1	709	A	N7-C8-N9	-5.95	110.83	113.80
36	1	2339	C	C6-N1-C2	-5.95	117.92	120.30
36	5	659	G	C5-C6-O6	-5.95	125.03	128.60
36	5	1303	A	N1-C2-N3	-5.95	126.33	129.30
36	1	2846	U	N1-C2-O2	5.95	126.96	122.80
36	5	980	A	N1-C6-N6	-5.95	115.03	118.60
1	2	1560	U	C6-N1-C2	-5.95	117.43	121.00
1	2	323	A	N7-C8-N9	5.95	116.77	113.80
36	5	204	A	C5-C6-N1	5.95	120.67	117.70
36	5	659	G	P-O3'-C3'	5.95	126.83	119.70
36	1	646	A	N1-C2-N3	5.94	132.27	129.30
36	5	3377	G	C6-C5-N7	-5.94	126.83	130.40
36	1	1140	G	N3-C2-N2	5.94	124.06	119.90

Continued on next page...

Continued from previous page...

Mol	Chain	Res	Type	Atoms	Z	Observed(°)	Ideal(°)
36	1	1312	C	N1-C2-O2	-5.94	115.33	118.90
36	1	2406	C	C5-C6-N1	-5.94	118.03	121.00
36	1	1409	G	C6-C5-N7	5.94	133.96	130.40
36	1	2354	C	O5'-P-OP1	-5.94	100.35	105.70
36	1	2978	U	P-O3'-C3'	5.94	126.83	119.70
36	5	1406	A	C5-N7-C8	-5.94	100.93	103.90
36	1	964	G	C5-C6-N1	5.94	114.47	111.50
36	5	3382	U	C2-N1-C1'	5.94	124.83	117.70
1	2	1657	U	C4-C5-C6	5.94	123.26	119.70
36	5	1880	U	O5'-P-OP2	5.94	117.83	110.70
1	2	158	U	C2-N1-C1'	5.94	124.82	117.70
36	1	2811	A	C5-C6-N1	5.94	120.67	117.70
36	5	2880	U	C6-N1-C2	-5.94	117.44	121.00
36	1	200	C	N1-C2-O2	5.93	122.46	118.90
36	5	283	G	C5-C6-O6	-5.93	125.04	128.60
36	5	974	G	C2-N3-C4	5.93	114.87	111.90
36	5	2434	U	C5-C4-O4	5.93	129.46	125.90
1	2	1652	C	C5-C6-N1	5.93	123.97	121.00
36	1	785	G	C2-N3-C4	5.93	114.87	111.90
36	1	1589	A	OP2-P-O3'	5.93	118.25	105.20
38	4	73	U	N1-C2-O2	5.93	126.95	122.80
1	6	57	G	N3-C4-C5	-5.93	125.63	128.60
36	5	1733	G	N1-C6-O6	5.93	123.46	119.90
36	1	673	U	N3-C4-C5	5.93	118.16	114.60
36	5	283	G	C8-N9-C4	-5.93	104.03	106.40
38	8	45	C	C6-N1-C2	-5.93	117.93	120.30
36	5	2404	A	C5-C6-N6	-5.93	118.96	123.70
36	5	2408	U	C2-N3-C4	-5.93	123.44	127.00
1	6	804	A	N9-C4-C5	-5.93	103.43	105.80
36	5	1226	G	N9-C4-C5	-5.93	103.03	105.40
36	5	3214	U	N3-C4-O4	-5.93	115.25	119.40
37	3	15	C	C6-N1-C2	5.93	122.67	120.30
36	5	335	G	O5'-P-OP2	5.93	117.81	110.70
36	1	1792	C	C4-C5-C6	5.92	120.36	117.40
36	1	2861	U	N3-C2-O2	-5.92	118.05	122.20
37	3	81	U	C2-N3-C4	-5.92	123.44	127.00
36	5	933	A	C6-N1-C2	-5.92	115.05	118.60
38	8	56	G	C6-C5-N7	-5.92	126.84	130.40
36	1	2712	U	N3-C2-O2	-5.92	118.05	122.20
1	2	879	G	O5'-P-OP2	-5.92	100.37	105.70
36	5	631	U	N1-C2-O2	5.92	126.94	122.80
36	5	1213	G	C4-C5-N7	5.92	113.17	110.80

Continued on next page...

Continued from previous page...

Mol	Chain	Res	Type	Atoms	Z	Observed(°)	Ideal(°)
36	5	3188	G	C8-N9-C4	-5.92	104.03	106.40
36	1	1169	A	OP2-P-O3'	5.92	118.22	105.20
36	5	859	G	O5'-P-OP1	-5.92	100.37	105.70
36	5	913	A	O5'-P-OP1	-5.92	100.37	105.70
36	1	1176	C	C5-C4-N4	-5.92	116.06	120.20
36	1	2947	G	C5-C6-O6	-5.92	125.05	128.60
36	1	793	C	N3-C4-N4	5.92	122.14	118.00
1	6	1111	G	N3-C4-N9	5.92	129.55	126.00
36	5	3218	A	C5-C6-N6	-5.92	118.97	123.70
37	7	102	A	C5-C6-N1	-5.92	114.74	117.70
36	1	109	A	N1-C6-N6	-5.91	115.05	118.60
36	1	1294	A	C2-N3-C4	5.91	113.56	110.60
36	1	2298	U	O4'-C1'-N1	5.91	112.93	108.20
1	6	977	A	C8-N9-C4	5.91	108.17	105.80
36	5	2400	G	C5-C6-O6	-5.91	125.05	128.60
36	5	3306	U	C6-N1-C2	5.91	124.55	121.00
1	2	1174	C	N1-C2-O2	5.91	122.45	118.90
36	5	940	G	C2-N3-C4	5.91	114.86	111.90
36	5	960	U	OP2-P-O3'	5.91	118.21	105.20
36	5	2650	U	C2-N3-C4	-5.91	123.45	127.00
36	1	2619	G	OP1-P-OP2	5.91	128.47	119.60
1	6	1012	U	C5-C4-O4	-5.91	122.35	125.90
36	5	2421	U	N1-C2-N3	5.91	118.45	114.90
36	1	333	G	C5-C6-O6	5.91	132.15	128.60
36	1	2859	U	C4-C5-C6	5.91	123.25	119.70
36	5	776	U	N3-C2-O2	-5.91	118.06	122.20
1	2	553	G	C4-C5-C6	5.91	122.34	118.80
36	1	361	A	N1-C6-N6	-5.91	115.06	118.60
1	6	957	G	N3-C2-N2	-5.91	115.77	119.90
1	2	1258	U	N3-C2-O2	-5.91	118.07	122.20
36	1	29	C	C6-N1-C2	5.91	122.66	120.30
36	1	200	C	C6-N1-C1'	-5.91	113.71	120.80
36	1	1843	C	N1-C2-O2	-5.91	115.36	118.90
1	6	1745	G	N1-C6-O6	5.91	123.44	119.90
20	c8	116	LEU	CA-CB-CG	5.91	128.88	115.30
37	7	37	G	N3-C4-C5	-5.91	125.65	128.60
36	1	940	G	O5'-P-OP1	-5.90	100.39	105.70
36	5	1476	G	C8-N9-C4	5.90	108.76	106.40
36	5	2337	C	N3-C4-C5	5.90	124.26	121.90
36	5	3076	C	N3-C4-C5	5.90	124.26	121.90
36	1	934	G	C8-N9-C1'	-5.90	119.33	127.00
36	5	264	G	N9-C4-C5	-5.90	103.04	105.40

Continued on next page...

Continued from previous page...

Mol	Chain	Res	Type	Atoms	Z	Observed(°)	Ideal(°)
36	5	1307	G	C2-N3-C4	5.90	114.85	111.90
36	5	2890	A	C5-C6-N1	-5.90	114.75	117.70
36	5	3174	A	C8-N9-C4	-5.90	103.44	105.80
36	1	1394	A	OP2-P-O3'	5.90	118.18	105.20
36	1	2846	U	N1-C2-N3	5.90	118.44	114.90
1	6	542	A	C8-N9-C4	-5.90	103.44	105.80
36	5	1473	G	C8-N9-C4	5.90	108.76	106.40
1	6	639	U	C2-N1-C1'	5.90	124.78	117.70
36	5	56	G	C6-C5-N7	5.90	133.94	130.40
36	5	92	G	C5-C6-N1	5.90	114.45	111.50
36	5	892	U	C5-C6-N1	-5.90	119.75	122.70
36	5	2899	C	N3-C2-O2	-5.90	117.77	121.90
38	8	56	G	C5-C6-O6	-5.90	125.06	128.60
36	5	1881	A	O5'-P-OP2	-5.90	100.39	105.70
36	1	1184	A	OP2-P-O3'	5.89	118.17	105.20
36	1	2898	G	O4'-C1'-N9	-5.89	103.48	108.20
38	4	30	C	O5'-P-OP1	-5.89	100.39	105.70
36	5	982	C	OP2-P-O3'	5.89	118.17	105.20
36	5	3120	C	C2-N3-C4	5.89	122.85	119.90
36	1	3055	U	N3-C4-C5	5.89	118.14	114.60
1	6	272	U	P-O3'-C3'	5.89	126.77	119.70
36	5	795	G	N1-C2-N3	-5.89	120.36	123.90
36	5	1147	G	C4-C5-N7	-5.89	108.44	110.80
36	1	66	A	O5'-P-OP1	-5.89	100.40	105.70
36	1	517	G	C8-N9-C4	-5.89	104.05	106.40
36	1	970	A	N7-C8-N9	5.89	116.75	113.80
36	1	1294	A	N1-C6-N6	-5.89	115.07	118.60
36	1	2305	G	N1-C6-O6	5.89	123.43	119.90
36	1	2958	A	C5-C6-N1	5.89	120.64	117.70
1	6	114	C	N1-C2-O2	5.89	122.43	118.90
36	5	2902	A	C5-C6-N6	-5.89	118.99	123.70
36	1	2726	C	N1-C2-N3	5.89	123.32	119.20
36	1	2917	G	C2-N3-C4	5.89	114.84	111.90
1	6	965	U	N3-C4-C5	5.89	118.13	114.60
36	1	1362	G	C8-N9-C4	5.89	108.75	106.40
1	6	402	C	O4'-C1'-N1	5.89	112.91	108.20
36	5	648	C	C2-N1-C1'	5.89	125.28	118.80
36	5	869	G	N3-C4-C5	-5.89	125.66	128.60
36	5	2870	C	N3-C4-C5	5.89	124.25	121.90
36	1	1891	A	C2-N3-C4	-5.88	107.66	110.60
1	6	426	G	C4-N9-C1'	5.88	134.15	126.50
1	6	1120	U	N3-C2-O2	-5.88	118.08	122.20

Continued on next page...

Continued from previous page...

Mol	Chain	Res	Type	Atoms	Z	Observed(°)	Ideal(°)
1	6	1655	A	N1-C6-N6	5.88	122.13	118.60
36	5	788	C	OP2-P-O3'	5.88	118.14	105.20
36	5	795	G	C2-N3-C4	5.88	114.84	111.90
36	5	953	G	N1-C6-O6	5.88	123.43	119.90
36	5	1833	G	N1-C6-O6	-5.88	116.37	119.90
36	1	714	G	C8-N9-C1'	-5.88	119.35	127.00
1	6	687	G	N3-C4-N9	-5.88	122.47	126.00
37	3	95	A	N1-C6-N6	5.88	122.13	118.60
1	6	558	U	N1-C2-O2	5.88	126.92	122.80
36	5	1406	A	C5-C6-N6	-5.88	119.00	123.70
36	5	212	G	OP1-P-O3'	5.88	118.14	105.20
36	1	1007	U	C5-C4-O4	-5.88	122.37	125.90
36	1	2662	G	C6-C5-N7	-5.88	126.87	130.40
36	5	2257	C	C5-C6-N1	5.88	123.94	121.00
36	1	102	C	N1-C2-O2	-5.88	115.37	118.90
36	1	2434	U	C5-C4-O4	5.88	129.43	125.90
36	1	2634	U	C2-N3-C4	-5.88	123.47	127.00
36	1	2953	U	N3-C4-O4	5.88	123.51	119.40
36	5	1398	U	OP2-P-O3'	5.88	118.13	105.20
36	5	2142	A	O5'-P-OP1	5.88	117.75	110.70
1	6	1354	G	C4-N9-C1'	5.88	134.14	126.50
36	5	883	A	C8-N9-C4	5.88	108.15	105.80
36	1	645	A	C5-C6-N6	-5.87	119.00	123.70
36	1	810	A	N9-C4-C5	5.87	108.15	105.80
36	1	2831	G	C4-C5-N7	5.87	113.15	110.80
1	6	1582	U	C5-C6-N1	-5.87	119.76	122.70
36	5	966	U	N1-C2-O2	5.87	126.91	122.80
37	7	13	A	C5-C6-N6	-5.87	119.00	123.70
1	2	1273	G	O4'-C1'-N9	5.87	112.90	108.20
36	1	198	A	C8-N9-C4	-5.87	103.45	105.80
36	1	2286	U	N3-C2-O2	-5.87	118.09	122.20
47	M0	152	LEU	CA-CB-CG	-5.87	101.80	115.30
36	5	1017	C	N1-C2-O2	5.87	122.42	118.90
36	5	1592	G	OP2-P-O3'	5.87	118.12	105.20
36	5	2691	A	C8-N9-C4	-5.87	103.45	105.80
36	5	3183	A	OP1-P-OP2	-5.87	110.79	119.60
36	5	1878	G	C8-N9-C4	-5.87	104.05	106.40
36	1	2653	C	N1-C2-O2	5.87	122.42	118.90
52	M6	37	ARG	NE-CZ-NH1	-5.87	117.37	120.30
36	5	982	C	N1-C2-O2	5.87	122.42	118.90
36	5	2866	U	OP1-P-O3'	5.87	118.11	105.20
1	2	1012	U	C2-N3-C4	5.87	130.52	127.00

Continued on next page...

Continued from previous page...

Mol	Chain	Res	Type	Atoms	Z	Observed(°)	Ideal(°)
36	1	282	G	N1-C6-O6	-5.87	116.38	119.90
36	1	1712	G	C4-C5-N7	5.87	113.15	110.80
36	5	2360	C	N3-C4-N4	5.87	122.11	118.00
1	2	380	U	N1-C2-O2	5.86	126.90	122.80
36	1	2830	G	N3-C2-N2	-5.86	115.80	119.90
36	5	1148	G	C8-N9-C4	5.86	108.75	106.40
36	5	3322	A	O5'-P-OP2	-5.86	100.42	105.70
36	5	3351	U	N1-C2-O2	5.86	126.90	122.80
36	1	2585	G	C2-N3-C4	5.86	114.83	111.90
36	1	3178	A	N9-C4-C5	-5.86	103.45	105.80
36	1	196	G	C4-C5-N7	5.86	113.14	110.80
36	1	2362	C	N1-C2-O2	5.86	122.42	118.90
1	6	426	G	N3-C4-C5	-5.86	125.67	128.60
36	1	217	U	OP1-P-O3'	5.86	118.09	105.20
36	1	398	A	N1-C6-N6	5.86	122.11	118.60
36	1	1335	C	N3-C4-N4	-5.86	113.90	118.00
36	1	2121	G	C5-C6-O6	5.86	132.12	128.60
36	1	282	G	C2'-C3'-O3'	5.86	123.07	113.70
36	5	846	A	O5'-P-OP2	-5.86	100.43	105.70
36	5	881	C	C2-N1-C1'	5.86	125.24	118.80
36	5	948	C	C5-C4-N4	-5.86	116.10	120.20
36	5	1513	G	N1-C6-O6	-5.86	116.39	119.90
36	1	660	A	C2-N3-C4	5.86	113.53	110.60
36	5	809	G	C5-C6-O6	-5.86	125.09	128.60
36	5	1449	A	C6-C5-N7	-5.86	128.20	132.30
36	5	3186	A	O5'-P-OP2	-5.86	100.43	105.70
36	5	339	C	C5-C4-N4	5.85	124.30	120.20
36	5	2685	C	C2-N3-C4	-5.85	116.97	119.90
36	1	1292	C	C6-N1-C2	5.85	122.64	120.30
36	5	2643	A	N1-C2-N3	-5.85	126.37	129.30
56	n0	137	ARG	NE-CZ-NH1	5.85	123.23	120.30
36	1	1530	U	C6-N1-C2	5.85	124.51	121.00
36	1	2345	A	C5-C6-N6	-5.85	119.02	123.70
36	5	2382	G	N9-C4-C5	5.85	107.74	105.40
36	1	1300	G	N1-C6-O6	5.85	123.41	119.90
36	1	2142	A	N3-C4-C5	-5.85	122.71	126.80
36	1	2526	C	C2-N1-C1'	5.85	125.23	118.80
36	1	2656	A	C2-N3-C4	5.85	113.52	110.60
37	7	99	G	N1-C6-O6	-5.85	116.39	119.90
36	5	1132	C	N3-C4-C5	5.84	124.24	121.90
36	5	2131	A	N1-C6-N6	5.84	122.11	118.60
36	5	2395	G	C4-C5-N7	5.84	113.14	110.80

Continued on next page...

Continued from previous page...

Mol	Chain	Res	Type	Atoms	Z	Observed(°)	Ideal(°)
36	5	3140	G	C6-C5-N7	-5.84	126.89	130.40
36	1	2944	U	N3-C4-C5	5.84	118.11	114.60
36	5	63	A	C6-C5-N7	-5.84	128.21	132.30
36	5	210	U	C2-N1-C1'	-5.84	110.69	117.70
1	2	1503	A	N1-C6-N6	5.84	122.11	118.60
36	1	155	G	N3-C4-N9	5.84	129.50	126.00
36	1	870	G	C5-C6-O6	-5.84	125.09	128.60
1	6	1503	A	C5-N7-C8	-5.84	100.98	103.90
36	5	1517	G	O5'-P-OP2	-5.84	100.44	105.70
36	1	58	G	C5-C6-O6	-5.84	125.10	128.60
36	1	2878	G	C8-N9-C4	5.84	108.73	106.40
36	5	2985	C	C6-N1-C2	-5.84	117.97	120.30
36	1	1842	A	N1-C6-N6	-5.84	115.10	118.60
36	1	2292	U	C2-N1-C1'	5.84	124.70	117.70
36	1	2808	A	C5-C6-N6	-5.84	119.03	123.70
37	3	5	G	C2-N3-C4	-5.84	108.98	111.90
1	6	1596	C	N1-C2-O2	5.84	122.40	118.90
36	5	1301	A	C6-C5-N7	-5.84	128.21	132.30
36	5	2377	G	C5-C6-O6	5.83	132.10	128.60
36	5	3239	G	N1-C6-O6	5.83	123.40	119.90
1	2	1798	U	C2-N1-C1'	5.83	124.70	117.70
36	1	1201	C	C5-C4-N4	-5.83	116.12	120.20
36	1	1380	G	N3-C4-C5	5.83	131.52	128.60
36	5	2817	A	OP1-P-OP2	-5.83	110.85	119.60
36	1	300	G	O5'-P-OP1	-5.83	100.45	105.70
36	1	426	G	N3-C4-N9	5.83	129.50	126.00
1	6	914	G	C8-N9-C4	5.83	108.73	106.40
1	6	1037	C	C6-N1-C2	5.83	122.63	120.30
36	5	1190	A	N7-C8-N9	5.83	116.72	113.80
36	5	2117	A	O5'-P-OP2	-5.83	100.45	105.70
36	1	2300	G	OP2-P-O3'	5.83	118.03	105.20
36	5	2618	G	C5-C6-O6	-5.83	125.10	128.60
36	1	2142	A	OP1-P-OP2	-5.83	110.86	119.60
1	6	75	U	O4'-C1'-N1	5.83	112.86	108.20
57	n1	106	LEU	CA-CB-CG	-5.83	101.90	115.30
36	5	1848	G	N1-C6-O6	5.83	123.40	119.90
36	1	965	A	OP1-P-O3'	5.83	118.02	105.20
36	1	1125	U	OP2-P-O3'	5.83	118.02	105.20
36	5	609	G	N3-C2-N2	-5.83	115.82	119.90
36	5	1047	A	C4-C5-N7	5.83	113.61	110.70
36	1	395	A	O5'-P-OP2	-5.82	100.46	105.70
36	5	2190	U	N1-C2-N3	5.82	118.39	114.90

Continued on next page...

Continued from previous page...

Mol	Chain	Res	Type	Atoms	Z	Observed(°)	Ideal(°)
1	2	1114	G	C8-N9-C4	5.82	108.73	106.40
36	1	2815	G	N3-C2-N2	5.82	123.98	119.90
36	5	1301	A	C4-C5-N7	5.82	113.61	110.70
1	2	704	C	O4'-C1'-N1	5.82	112.86	108.20
36	1	1858	A	N3-C4-C5	-5.82	122.73	126.80
36	5	2305	G	C4-C5-N7	5.82	113.13	110.80
1	2	973	A	O5'-P-OP2	-5.82	100.46	105.70
36	1	730	C	C6-N1-C2	5.82	122.63	120.30
36	1	1103	A	N9-C4-C5	-5.82	103.47	105.80
36	1	1333	C	O5'-P-OP1	5.82	117.68	110.70
36	5	2211	U	C5-C6-N1	-5.82	119.79	122.70
36	1	788	C	C2-N1-C1'	-5.82	112.40	118.80
36	1	1507	G	O4'-C1'-N9	-5.82	103.55	108.20
36	5	709	A	O5'-P-OP1	-5.82	100.47	105.70
36	5	838	G	C4-C5-N7	-5.82	108.47	110.80
36	5	2399	A	OP1-P-OP2	-5.82	110.88	119.60
1	6	139	C	N1-C2-O2	5.81	122.39	118.90
36	5	636	C	C5-C6-N1	-5.81	118.09	121.00
36	1	206	G	C8-N9-C4	5.81	108.72	106.40
36	5	2290	C	C5-C4-N4	-5.81	116.13	120.20
36	1	21	G	N1-C6-O6	-5.81	116.41	119.90
1	6	771	A	N9-C4-C5	-5.81	103.48	105.80
36	5	3050	U	N3-C2-O2	-5.81	118.13	122.20
36	1	793	C	N1-C2-O2	-5.81	115.42	118.90
36	1	2247	G	C6-C5-N7	-5.81	126.92	130.40
1	6	901	G	C5-N7-C8	-5.81	101.40	104.30
36	1	2405	C	C4-C5-C6	5.81	120.30	117.40
36	1	3078	U	N3-C2-O2	-5.81	118.14	122.20
1	6	647	G	N3-C4-N9	-5.81	122.52	126.00
36	1	2714	G	C5-N7-C8	-5.81	101.40	104.30
36	5	2391	G	OP1-P-OP2	-5.81	110.89	119.60
36	5	3214	U	N1-C2-N3	5.81	118.38	114.90
36	1	44	U	C2-N1-C1'	-5.80	110.73	117.70
36	1	2376	G	N7-C8-N9	5.80	116.00	113.10
45	18	69	LEU	CA-CB-CG	5.80	128.65	115.30
1	2	337	G	C6-C5-N7	-5.80	126.92	130.40
1	2	190	C	O4'-C1'-N1	5.80	112.84	108.20
1	2	1462	G	N9-C4-C5	-5.80	103.08	105.40
36	1	325	A	C5-C6-N1	5.80	120.60	117.70
36	5	2621	G	N1-C6-O6	5.80	123.38	119.90
36	5	3197	G	C8-N9-C4	-5.80	104.08	106.40
1	6	1649	G	N3-C2-N2	5.80	123.96	119.90

Continued on next page...

Continued from previous page...

Mol	Chain	Res	Type	Atoms	Z	Observed(°)	Ideal(°)
36	5	1151	U	N3-C2-O2	5.80	126.26	122.20
37	7	19	C	O5'-P-OP2	-5.80	100.48	105.70
36	5	1506	A	N9-C4-C5	5.80	108.12	105.80
36	5	1884	A	N1-C6-N6	5.80	122.08	118.60
36	5	2874	G	C5-C6-N1	-5.80	108.60	111.50
1	2	145	A	C8-N9-C4	-5.80	103.48	105.80
36	1	821	U	N3-C4-O4	-5.80	115.34	119.40
36	1	1604	G	C8-N9-C1'	-5.79	119.47	127.00
36	1	2870	C	O4'-C1'-N1	5.79	112.84	108.20
36	1	2875	U	N3-C2-O2	-5.79	118.14	122.20
1	2	186	C	C2-N1-C1'	5.79	125.17	118.80
36	1	515	C	N3-C4-N4	5.79	122.06	118.00
36	1	666	A	C6-C5-N7	5.79	136.35	132.30
36	1	1141	C	C6-N1-C2	-5.79	117.98	120.30
36	1	2993	G	N9-C4-C5	-5.79	103.08	105.40
36	5	1369	A	N1-C2-N3	-5.79	126.40	129.30
36	5	514	G	C4-C5-N7	5.79	113.12	110.80
36	5	1825	G	O5'-P-OP1	5.79	117.65	110.70
36	5	780	A	N1-C6-N6	5.79	122.07	118.60
36	5	2882	U	O5'-P-OP2	-5.79	100.49	105.70
36	5	3105	U	OP2-P-O3'	5.79	117.94	105.20
36	1	1507	G	N3-C2-N2	-5.79	115.85	119.90
1	6	1194	A	N1-C6-N6	5.79	122.07	118.60
6	s4	38	LEU	CA-CB-CG	5.79	128.62	115.30
36	5	1506	A	C8-N9-C4	-5.79	103.48	105.80
36	1	2404	A	C4-C5-C6	5.79	119.89	117.00
36	5	417	A	N7-C8-N9	-5.79	110.91	113.80
36	5	1181	U	OP1-P-OP2	5.79	128.28	119.60
36	5	2334	U	N3-C2-O2	-5.79	118.15	122.20
36	1	1657	C	C6-N1-C2	5.79	122.61	120.30
1	6	957	G	C8-N9-C4	5.79	108.71	106.40
36	5	74	G	O5'-P-OP1	-5.79	100.49	105.70
1	2	271	A	O5'-P-OP2	-5.78	100.49	105.70
36	1	827	A	N7-C8-N9	-5.78	110.91	113.80
36	1	2816	G	O5'-P-OP2	-5.78	100.49	105.70
36	5	43	A	O5'-P-OP2	-5.78	100.50	105.70
36	5	2873	U	O5'-P-OP2	-5.78	100.50	105.70
36	1	347	G	C5-N7-C8	-5.78	101.41	104.30
36	1	2130	G	N3-C2-N2	5.78	123.95	119.90
36	1	2850	G	N1-C6-O6	5.78	123.37	119.90
36	5	2857	C	C2-N3-C4	-5.78	117.01	119.90
1	6	400	A	OP2-P-O3'	5.78	117.91	105.20

Continued on next page...

Continued from previous page...

Mol	Chain	Res	Type	Atoms	Z	Observed(°)	Ideal(°)
36	1	1400	G	O5'-P-OP2	-5.78	100.50	105.70
36	1	1510	G	N9-C4-C5	-5.78	103.09	105.40
1	6	90	C	N3-C2-O2	-5.78	117.86	121.90
36	5	410	U	OP2-P-O3'	5.78	117.91	105.20
36	5	2135	U	C6-N1-C2	5.78	124.47	121.00
36	5	2818	U	N3-C4-C5	5.78	118.07	114.60
36	5	3175	U	O5'-P-OP2	-5.78	100.50	105.70
36	1	885	U	C4-C5-C6	5.78	123.17	119.70
36	5	50	U	C5-C6-N1	5.78	125.59	122.70
36	5	1104	G	C8-N9-C4	-5.78	104.09	106.40
36	5	2140	U	N1-C2-O2	-5.78	118.76	122.80
36	5	2753	G	C8-N9-C4	-5.78	104.09	106.40
1	2	1200	G	C5-C6-O6	-5.77	125.14	128.60
36	1	1371	G	C8-N9-C4	5.77	108.71	106.40
36	5	2186	U	C5-C4-O4	5.77	129.36	125.90
36	1	934	G	C4-N9-C1'	5.77	134.00	126.50
36	1	2869	U	C2-N1-C1'	5.77	124.62	117.70
1	6	1151	A	C8-N9-C4	-5.77	103.49	105.80
1	2	2	A	O4'-C1'-N9	-5.77	103.59	108.20
1	2	1291	G	C2-N3-C4	-5.77	109.02	111.90
37	3	40	C	C6-N1-C2	-5.77	117.99	120.30
36	5	213	A	O5'-P-OP2	-5.77	100.51	105.70
36	5	3178	A	O5'-P-OP1	-5.77	100.51	105.70
36	1	1492	G	C4-C5-N7	-5.76	108.49	110.80
44	L7	215	GLY	N-CA-C	-5.76	98.69	113.10
36	5	770	G	O4'-C1'-N9	5.76	112.81	108.20
36	5	1884	A	C5-N7-C8	-5.76	101.02	103.90
36	5	2186	U	O5'-P-OP2	-5.76	100.51	105.70
1	2	1573	A	P-O3'-C3'	5.76	126.61	119.70
1	2	1773	C	N3-C4-N4	5.76	122.03	118.00
36	1	860	G	C5-C6-O6	-5.76	125.14	128.60
36	1	894	G	N1-C6-O6	5.76	123.36	119.90
36	1	976	U	C5-C4-O4	-5.76	122.44	125.90
36	1	2314	U	P-O3'-C3'	-5.76	112.79	119.70
36	5	584	G	N9-C4-C5	5.76	107.70	105.40
36	1	1320	C	O5'-P-OP2	-5.76	100.52	105.70
36	5	908	G	O4'-C1'-N9	-5.76	103.59	108.20
36	1	656	A	N9-C4-C5	5.76	108.10	105.80
36	5	668	G	C5-C6-N1	5.76	114.38	111.50
36	5	1487	G	C8-N9-C4	-5.76	104.10	106.40
36	5	2820	A	N7-C8-N9	5.76	116.68	113.80
36	1	919	U	O5'-P-OP2	-5.75	100.52	105.70

Continued on next page...

Continued from previous page...

Mol	Chain	Res	Type	Atoms	Z	Observed(°)	Ideal(°)
36	1	1434	G	C8-N9-C4	-5.75	104.10	106.40
1	6	310	C	N3-C4-C5	-5.75	119.60	121.90
1	6	361	C	OP1-P-OP2	-5.75	110.97	119.60
36	5	625	G	N9-C4-C5	5.75	107.70	105.40
36	5	2699	G	N1-C6-O6	5.75	123.35	119.90
68	O2	16	LYS	CD-CE-NZ	5.75	124.93	111.70
1	6	1031	U	C6-N1-C2	5.75	124.45	121.00
1	6	1697	G	N3-C4-C5	-5.75	125.72	128.60
36	5	519	A	O5'-P-OP2	-5.75	100.52	105.70
36	5	2872	A	O5'-P-OP1	5.75	117.61	110.70
36	1	1510	G	C4-C5-N7	5.75	113.10	110.80
36	1	3305	A	O5'-P-OP2	-5.75	100.52	105.70
36	5	1561	G	O4'-C1'-N9	5.75	112.80	108.20
1	2	1241	G	O4'-C1'-N9	5.75	112.80	108.20
36	1	2728	G	C5-C6-O6	-5.75	125.15	128.60
1	6	1600	A	N7-C8-N9	5.75	116.67	113.80
36	5	426	G	N9-C4-C5	-5.75	103.10	105.40
36	5	1926	C	C2-N1-C1'	-5.75	112.48	118.80
36	1	3143	C	N1-C2-O2	-5.75	115.45	118.90
36	5	1529	A	C8-N9-C4	5.75	108.10	105.80
36	5	2541	U	C2-N1-C1'	5.75	124.60	117.70
36	5	2704	A	C5'-C4'-O4'	-5.75	102.20	109.10
36	1	200	C	C2-N1-C1'	5.74	125.12	118.80
21	c9	57	ARG	NE-CZ-NH2	-5.74	117.43	120.30
36	5	3014	U	C5-C4-O4	-5.74	122.45	125.90
37	7	35	C	C5-C6-N1	-5.74	118.13	121.00
36	1	2979	U	N1-C2-N3	5.74	118.34	114.90
36	5	670	C	C6-N1-C2	-5.74	118.00	120.30
36	5	2333	C	C6-N1-C2	5.74	122.60	120.30
36	5	2350	C	C2-N3-C4	-5.74	117.03	119.90
1	2	408	C	O5'-P-OP2	-5.74	100.53	105.70
1	2	447	U	C6-N1-C2	-5.74	117.56	121.00
36	1	2181	C	N3-C4-C5	5.74	124.20	121.90
38	4	84	C	C6-N1-C2	5.74	122.60	120.30
36	5	679	U	N3-C4-O4	-5.74	115.38	119.40
36	5	793	C	N3-C4-N4	5.74	122.02	118.00
36	5	969	C	C6-N1-C2	5.74	122.60	120.30
37	7	92	A	N1-C6-N6	5.74	122.04	118.60
36	1	347	G	C5-C6-O6	-5.74	125.16	128.60
36	1	646	A	N9-C4-C5	5.74	108.09	105.80
1	6	1119	G	N3-C4-C5	-5.74	125.73	128.60
36	5	353	G	C8-N9-C1'	5.74	134.46	127.00

Continued on next page...

Continued from previous page...

Mol	Chain	Res	Type	Atoms	Z	Observed(°)	Ideal(°)
36	5	1168	U	C5-C6-N1	5.74	125.57	122.70
36	1	1197	A	N9-C4-C5	-5.74	103.50	105.80
36	1	1516	C	N1-C2-O2	-5.74	115.46	118.90
36	5	1365	G	N1-C2-N2	-5.74	111.04	116.20
37	7	85	G	OP2-P-O3'	5.74	117.82	105.20
36	1	35	A	N1-C6-N6	5.74	122.04	118.60
36	5	2345	A	C6-C5-N7	-5.73	128.29	132.30
36	1	944	C	OP2-P-O3'	5.73	117.81	105.20
38	4	93	U	C5-C4-O4	-5.73	122.46	125.90
1	6	53	G	O5'-P-OP2	-5.73	100.54	105.70
36	5	672	A	C6-C5-N7	-5.73	128.29	132.30
36	5	3101	G	O5'-P-OP1	-5.73	100.54	105.70
44	17	163	LEU	CB-CG-CD1	-5.73	101.25	111.00
36	1	601	U	N1-C2-O2	5.73	126.81	122.80
1	6	1663	G	C8-N9-C4	-5.73	104.11	106.40
36	5	1363	A	N1-C6-N6	-5.73	115.16	118.60
36	5	2354	C	N3-C2-O2	5.73	125.91	121.90
36	5	2366	C	C6-N1-C2	-5.73	118.01	120.30
36	1	221	A	O5'-P-OP2	-5.73	100.54	105.70
36	1	304	G	C2-N3-C4	5.73	114.76	111.90
36	5	883	A	N7-C8-N9	-5.73	110.94	113.80
36	1	907	G	N3-C2-N2	5.73	123.91	119.90
36	1	3043	C	OP2-P-O3'	5.73	117.80	105.20
1	6	542	A	P-O3'-C3'	5.73	126.57	119.70
1	6	1747	G	C8-N9-C4	5.73	108.69	106.40
1	2	1486	G	N7-C8-N9	5.73	115.96	113.10
36	1	648	C	C2-N1-C1'	5.73	125.10	118.80
36	1	2139	A	N1-C6-N6	-5.73	115.17	118.60
36	1	1119	C	N3-C4-C5	5.72	124.19	121.90
36	1	1133	A	N1-C2-N3	-5.72	126.44	129.30
36	1	1878	G	O5'-P-OP1	-5.72	100.55	105.70
36	5	1331	U	N1-C2-N3	-5.72	111.47	114.90
36	5	2385	G	N1-C6-O6	5.72	123.33	119.90
36	5	2916	U	N1-C2-O2	-5.72	118.79	122.80
36	1	1367	G	N9-C4-C5	-5.72	103.11	105.40
36	1	2357	A	C6-C5-N7	-5.72	128.29	132.30
36	1	2947	G	N1-C6-O6	5.72	123.33	119.90
36	1	3344	A	N1-C6-N6	5.72	122.03	118.60
36	5	966	U	C6-N1-C2	-5.72	117.57	121.00
36	5	1359	C	N3-C4-N4	5.72	122.01	118.00
36	1	2176	U	N1-C2-O2	5.72	126.81	122.80
36	1	3277	U	N3-C2-O2	-5.72	118.19	122.20

Continued on next page...

Continued from previous page...

Mol	Chain	Res	Type	Atoms	Z	Observed(°)	Ideal(°)
38	4	37	A	C8-N9-C4	-5.72	103.51	105.80
1	2	1363	U	N3-C2-O2	-5.72	118.20	122.20
36	1	1367	G	C4-C5-N7	5.72	113.09	110.80
36	5	1878	G	N3-C4-C5	-5.72	125.74	128.60
36	5	2737	C	O5'-P-OP2	-5.72	100.55	105.70
36	5	2849	C	C5-C6-N1	5.72	123.86	121.00
36	5	3129	A	OP1-P-OP2	5.72	128.18	119.60
36	1	2129	U	C6-N1-C2	-5.72	117.57	121.00
1	6	795	U	C6-N1-C2	-5.72	117.57	121.00
36	5	1302	A	C8-N9-C4	-5.72	103.51	105.80
36	5	2341	A	C2-N3-C4	5.72	113.46	110.60
1	2	1777	G	C4-C5-N7	5.72	113.09	110.80
36	5	1906	G	N3-C4-N9	5.72	129.43	126.00
37	3	85	G	C5-C6-O6	-5.71	125.17	128.60
37	7	98	C	O5'-P-OP2	-5.71	100.56	105.70
36	1	2152	A	N1-C6-N6	-5.71	115.17	118.60
36	1	1495	U	C5-C4-O4	5.71	129.33	125.90
36	1	1506	A	N1-C6-N6	-5.71	115.17	118.60
36	1	2982	A	C8-N9-C4	5.71	108.08	105.80
36	5	2147	A	N1-C6-N6	5.71	122.03	118.60
36	5	3092	C	N3-C2-O2	-5.71	117.90	121.90
36	1	2980	U	N3-C2-O2	-5.71	118.20	122.20
1	6	687	G	N3-C2-N2	-5.71	115.90	119.90
36	5	407	A	N3-C4-N9	5.71	131.97	127.40
36	5	3093	C	C5-C6-N1	-5.71	118.14	121.00
36	1	1294	A	N9-C4-C5	5.71	108.08	105.80
36	1	3201	C	N3-C4-C5	-5.71	119.62	121.90
1	6	1141	G	C8-N9-C4	5.71	108.68	106.40
36	5	1866	C	O4'-C1'-N1	-5.71	103.63	108.20
36	1	1172	G	N9-C4-C5	-5.71	103.12	105.40
36	1	2884	C	C6-N1-C2	5.71	122.58	120.30
36	5	909	G	C5-C6-O6	5.71	132.02	128.60
36	5	1604	G	C4-N9-C1'	5.71	133.92	126.50
36	5	1884	A	C2-N3-C4	-5.71	107.75	110.60
36	5	2637	A	N9-C4-C5	-5.71	103.52	105.80
36	1	3244	A	C8-N9-C4	5.71	108.08	105.80
36	1	974	G	N3-C4-N9	5.70	129.42	126.00
36	1	1195	A	O5'-P-OP2	5.70	117.54	110.70
36	1	2624	G	N7-C8-N9	5.70	115.95	113.10
1	6	416	A	C6-C5-N7	-5.70	128.31	132.30
36	5	2174	G	N1-C6-O6	5.70	123.32	119.90
36	5	2191	U	N3-C4-C5	5.70	118.02	114.60

Continued on next page...

Continued from previous page...

Mol	Chain	Res	Type	Atoms	Z	Observed(°)	Ideal(°)
36	5	2985	C	N3-C4-C5	-5.70	119.62	121.90
36	1	828	A	N1-C6-N6	5.70	122.02	118.60
37	3	88	G	N3-C2-N2	5.70	123.89	119.90
68	O2	19	ARG	NE-CZ-NH2	5.70	123.15	120.30
36	5	393	U	O5'-P-OP1	-5.70	100.57	105.70
36	5	2729	U	N3-C2-O2	-5.70	118.21	122.20
36	1	1002	A	O5'-P-OP1	5.70	117.54	110.70
36	1	3090	U	C5-C4-O4	-5.70	122.48	125.90
36	1	422	A	C6-C5-N7	5.70	136.29	132.30
36	1	2398	A	C5-N7-C8	5.70	106.75	103.90
36	5	648	C	OP1-P-OP2	5.70	128.15	119.60
36	5	833	G	C5-C6-O6	-5.70	125.18	128.60
1	2	969	C	C5-C4-N4	-5.70	116.21	120.20
36	1	734	C	C2-N1-C1'	5.70	125.07	118.80
36	1	1129	A	N1-C6-N6	5.70	122.02	118.60
36	1	1189	C	C2-N3-C4	-5.70	117.05	119.90
36	5	2754	G	N3-C4-C5	-5.70	125.75	128.60
1	2	73	U	OP1-P-O3'	5.69	117.73	105.20
1	2	736	C	C2-N1-C1'	5.69	125.06	118.80
36	1	1344	G	C8-N9-C4	5.69	108.68	106.40
36	1	1419	A	C5'-C4'-O4'	5.69	115.93	109.10
36	1	1926	C	N3-C4-C5	5.69	124.18	121.90
36	1	2682	C	O5'-P-OP2	-5.69	100.58	105.70
36	5	53	G	O5'-P-OP2	-5.69	100.58	105.70
1	6	337	G	N1-C6-O6	5.69	123.31	119.90
36	5	2904	U	C2-N3-C4	-5.69	123.59	127.00
36	5	3096	C	N1-C2-O2	-5.69	115.49	118.90
1	2	728	U	N1-C2-O2	5.69	126.78	122.80
1	2	1096	C	C2-N1-C1'	5.69	125.06	118.80
36	1	1189	C	C5-C6-N1	-5.69	118.16	121.00
36	1	1802	C	C5-C6-N1	5.69	123.84	121.00
36	1	2385	G	N3-C4-N9	-5.69	122.59	126.00
36	5	869	G	C6-N1-C2	-5.69	121.69	125.10
36	5	1096	U	N1-C2-O2	-5.69	118.82	122.80
49	m3	85	LEU	CA-CB-CG	5.69	128.38	115.30
1	2	794	U	P-O3'-C3'	5.69	126.53	119.70
1	2	1363	U	C2-N1-C1'	5.69	124.53	117.70
36	1	1168	U	OP1-P-OP2	-5.69	111.07	119.60
36	1	1923	C	N3-C4-C5	5.69	124.17	121.90
1	6	297	U	N3-C4-O4	5.69	123.38	119.40
36	1	955	U	N1-C2-O2	-5.69	118.82	122.80
36	1	2800	G	C5-C6-O6	-5.69	125.19	128.60

Continued on next page...

Continued from previous page...

Mol	Chain	Res	Type	Atoms	Z	Observed(°)	Ideal(°)
1	6	610	G	C4-N9-C1'	5.69	133.89	126.50
36	5	922	U	N1-C2-N3	5.68	118.31	114.90
36	5	1304	A	C5-C6-N6	-5.68	119.15	123.70
36	1	308	A	OP2-P-O3'	5.68	117.70	105.20
36	1	829	U	N3-C2-O2	-5.68	118.22	122.20
36	1	2661	G	C4-C5-N7	5.68	113.07	110.80
36	5	1192	C	N3-C4-N4	5.68	121.98	118.00
41	14	194	TYR	CA-CB-CG	5.68	124.20	113.40
36	1	1153	A	C4-C5-C6	5.68	119.84	117.00
38	4	16	G	O4'-C1'-N9	5.68	112.75	108.20
1	6	1333	C	N3-C4-C5	5.68	124.17	121.90
36	1	334	A	C8-N9-C4	-5.68	103.53	105.80
36	1	2631	U	OP1-P-O3'	5.68	117.69	105.20
36	5	86	G	N3-C2-N2	5.68	123.87	119.90
36	5	278	U	N1-C2-O2	-5.68	118.83	122.80
36	1	2323	G	N3-C4-N9	5.68	129.41	126.00
1	2	1324	G	N3-C4-N9	-5.67	122.59	126.00
36	1	1837	U	N3-C2-O2	5.67	126.17	122.20
37	3	81	U	C5-C6-N1	-5.67	119.86	122.70
1	6	39	A	O4'-C1'-N9	5.67	112.74	108.20
36	5	1390	A	C5-C6-N6	5.67	128.24	123.70
36	1	2623	G	N1-C2-N2	-5.67	111.09	116.20
37	3	86	U	N3-C4-C5	5.67	118.00	114.60
1	6	29	U	C5-C4-O4	5.67	129.30	125.90
36	1	945	C	N3-C4-C5	5.67	124.17	121.90
36	1	1657	C	N3-C2-O2	5.67	125.87	121.90
36	5	3362	A	C6-C5-N7	-5.67	128.33	132.30
36	1	655	C	N1-C2-N3	5.67	123.17	119.20
70	O4	58	ARG	NE-CZ-NH1	5.67	123.14	120.30
1	6	1749	A	C2-N3-C4	-5.67	107.77	110.60
36	1	2836	C	N1-C2-N3	5.67	123.17	119.20
36	5	428	A	OP2-P-O3'	5.67	117.67	105.20
36	5	2382	G	C4-C5-N7	-5.67	108.53	110.80
36	1	2640	A	N1-C6-N6	-5.67	115.20	118.60
36	1	2824	G	N3-C4-N9	-5.67	122.60	126.00
1	6	869	A	O5'-P-OP1	-5.67	100.60	105.70
36	5	1192	C	C4-C5-C6	5.67	120.23	117.40
36	1	1589	A	C5-C6-N6	-5.67	119.17	123.70
1	6	1736	G	N3-C2-N2	-5.67	115.93	119.90
36	5	1847	A	N3-C4-N9	-5.67	122.87	127.40
36	5	2361	A	C4-C5-C6	5.67	119.83	117.00
36	1	803	C	O5'-P-OP1	5.66	117.50	110.70

Continued on next page...

Continued from previous page...

Mol	Chain	Res	Type	Atoms	Z	Observed(°)	Ideal(°)
36	5	631	U	C4-C5-C6	-5.66	116.30	119.70
1	2	1389	C	N1-C2-O2	5.66	122.30	118.90
36	1	1468	A	N1-C2-N3	5.66	132.13	129.30
36	1	1685	C	N1-C2-O2	5.66	122.30	118.90
36	1	2945	G	N1-C6-O6	5.66	123.30	119.90
36	5	283	G	N7-C8-N9	5.66	115.93	113.10
36	5	3105	U	N1-C2-O2	-5.66	118.84	122.80
48	m1	30	LEU	CA-CB-CG	5.66	128.32	115.30
1	2	720	G	P-O3'-C3'	5.66	126.49	119.70
1	6	1535	U	O5'-P-OP1	5.66	117.49	110.70
36	5	2389	C	C6-N1-C2	5.66	122.56	120.30
1	2	1780	G	N1-C6-O6	5.66	123.30	119.90
36	1	2627	C	C6-N1-C2	5.66	122.56	120.30
1	6	1117	U	C6-N1-C2	-5.66	117.61	121.00
1	6	1796	C	C5-C6-N1	-5.66	118.17	121.00
36	5	2601	A	C5-C6-N6	5.66	128.23	123.70
37	3	95	A	C6-C5-N7	-5.66	128.34	132.30
36	5	1419	A	O5'-P-OP1	5.66	117.49	110.70
36	1	651	G	OP2-P-O3'	5.66	117.64	105.20
36	1	964	G	OP2-P-O3'	5.66	117.64	105.20
1	6	1145	U	N3-C4-O4	5.66	123.36	119.40
36	5	57	A	N7-C8-N9	-5.66	110.97	113.80
36	1	1174	G	C4-N9-C1'	5.65	133.85	126.50
36	1	2304	C	N3-C2-O2	-5.65	117.94	121.90
36	1	1136	A	C8-N9-C4	-5.65	103.54	105.80
1	2	794	U	N1-C2-O2	5.65	126.75	122.80
36	1	3090	U	N1-C2-O2	-5.65	118.84	122.80
36	5	1375	G	N1-C2-N3	-5.65	120.51	123.90
36	5	2608	G	OP1-P-OP2	-5.65	111.12	119.60
36	1	2730	G	N3-C4-N9	-5.65	122.61	126.00
36	1	3201	C	C6-N1-C2	-5.65	118.04	120.30
36	5	936	A	N9-C4-C5	5.65	108.06	105.80
37	7	26	C	OP1-P-O3'	5.65	117.63	105.20
36	1	1310	G	N1-C2-N3	5.65	127.29	123.90
36	1	1374	G	OP2-P-O3'	5.65	117.62	105.20
1	6	1026	A	O5'-P-OP1	-5.65	100.62	105.70
1	2	435	C	C5-C4-N4	5.64	124.15	120.20
1	2	1241	G	C4-N9-C1'	5.64	133.84	126.50
1	2	1596	C	N3-C2-O2	-5.64	117.95	121.90
36	5	326	U	N1-C2-O2	-5.64	118.85	122.80
36	5	1881	A	N1-C6-N6	5.64	121.99	118.60
36	5	2767	U	O5'-P-OP2	-5.64	100.62	105.70

Continued on next page...

Continued from previous page...

Mol	Chain	Res	Type	Atoms	Z	Observed(°)	Ideal(°)
1	2	720	G	OP1-P-O3'	5.64	117.61	105.20
36	1	1156	C	N3-C4-C5	5.64	124.16	121.90
36	1	3326	G	C8-N9-C4	5.64	108.66	106.40
36	5	349	A	OP2-P-O3'	5.64	117.61	105.20
36	5	1937	U	C5-C6-N1	-5.64	119.88	122.70
36	5	2928	C	N3-C2-O2	-5.64	117.95	121.90
36	5	3004	C	C5-C4-N4	-5.64	116.25	120.20
36	5	3214	U	C5-C6-N1	-5.64	119.88	122.70
38	8	39	G	N3-C4-C5	-5.64	125.78	128.60
1	2	734	A	P-O3'-C3'	5.64	126.47	119.70
36	1	1909	A	C8-N9-C4	5.64	108.06	105.80
36	1	2190	U	C5-C4-O4	-5.64	122.52	125.90
1	6	352	A	OP2-P-O3'	5.64	117.61	105.20
36	5	1049	C	N3-C4-C5	5.64	124.16	121.90
36	1	776	U	C2-N3-C4	-5.64	123.62	127.00
36	1	1129	A	C5-C6-N6	-5.64	119.19	123.70
36	1	1926	C	N1-C2-O2	-5.64	115.52	118.90
36	1	2238	G	C5-C6-O6	-5.64	125.22	128.60
36	1	1148	G	C5-C6-O6	-5.63	125.22	128.60
1	6	401	A	O5'-P-OP2	-5.63	100.63	105.70
36	5	925	A	N9-C4-C5	-5.63	103.55	105.80
36	5	2121	G	C5-C6-O6	-5.63	125.22	128.60
36	1	1168	U	C5-C4-O4	5.63	129.28	125.90
36	5	50	U	O5'-P-OP1	-5.63	100.63	105.70
36	5	1461	A	N7-C8-N9	-5.63	110.98	113.80
36	5	2704	A	OP1-P-OP2	5.63	128.05	119.60
36	5	1592	G	C5-C6-N1	-5.63	108.68	111.50
36	5	2632	G	N1-C6-O6	-5.63	116.52	119.90
1	2	1761	U	C5-C4-O4	5.63	129.28	125.90
1	2	380	U	N3-C2-O2	-5.63	118.26	122.20
40	L3	17	LEU	CA-CB-CG	5.63	128.25	115.30
36	5	348	A	O5'-P-OP1	-5.63	100.64	105.70
36	5	658	G	N1-C6-O6	5.63	123.28	119.90
1	2	992	A	N3-C4-C5	5.63	130.74	126.80
36	1	86	G	O5'-P-OP1	5.63	117.45	110.70
36	5	506	U	C5-C6-N1	-5.63	119.89	122.70
36	5	2353	G	N1-C6-O6	5.63	123.28	119.90
36	5	2996	U	N1-C2-O2	5.63	126.74	122.80
36	5	776	U	C5-C4-O4	5.62	129.28	125.90
36	5	1297	C	O5'-P-OP1	-5.62	100.64	105.70
36	1	1837	U	N1-C2-O2	-5.62	118.86	122.80
54	M8	170	ARG	NE-CZ-NH1	-5.62	117.49	120.30

Continued on next page...

Continued from previous page...

Mol	Chain	Res	Type	Atoms	Z	Observed(°)	Ideal(°)
1	6	459	G	C6-C5-N7	-5.62	127.03	130.40
36	5	2810	C	O5'-P-OP2	-5.62	100.64	105.70
1	6	971	A	OP1-P-OP2	-5.62	111.17	119.60
36	5	2165	G	C5-C6-O6	-5.62	125.23	128.60
36	1	372	A	O5'-P-OP2	-5.62	100.64	105.70
36	1	979	U	C5-C4-O4	5.62	129.27	125.90
64	N8	57	GLY	N-CA-C	5.62	127.15	113.10
1	6	1748	G	C8-N9-C4	5.62	108.65	106.40
36	5	2687	G	O5'-P-OP2	-5.62	100.64	105.70
36	5	2915	U	C2-N3-C4	-5.62	123.63	127.00
36	5	3271	G	O5'-P-OP2	-5.62	100.64	105.70
36	1	651	G	C4-N9-C1'	5.62	133.80	126.50
36	1	1349	G	N3-C4-C5	-5.62	125.79	128.60
36	1	3344	A	C4-C5-N7	5.62	113.51	110.70
36	1	283	G	C5-C6-O6	-5.62	125.23	128.60
36	1	3217	C	N3-C2-O2	-5.62	117.97	121.90
38	4	40	A	N3-C4-N9	5.61	131.89	127.40
1	6	365	G	N3-C4-N9	5.61	129.37	126.00
36	5	1307	G	OP2-P-O3'	5.61	117.55	105.20
37	7	11	A	C6-C5-N7	-5.61	128.37	132.30
1	2	1650	U	C6-N1-C2	5.61	124.37	121.00
36	1	641	C	N3-C4-C5	5.61	124.14	121.90
36	1	1795	U	N1-C2-O2	-5.61	118.87	122.80
36	5	964	G	C8-N9-C4	-5.61	104.16	106.40
36	5	1127	G	C5-C6-O6	-5.61	125.23	128.60
36	5	2621	G	N3-C2-N2	-5.61	115.97	119.90
36	5	2948	C	O5'-P-OP1	5.61	117.43	110.70
1	2	110	U	C6-N1-C2	-5.61	117.64	121.00
1	2	1082	C	N3-C2-O2	-5.61	117.97	121.90
36	1	1741	A	C2-N3-C4	-5.61	107.80	110.60
36	1	2860	U	N3-C4-O4	5.61	123.33	119.40
70	O4	8	ARG	NE-CZ-NH2	-5.61	117.50	120.30
36	5	974	G	C8-N9-C4	-5.61	104.16	106.40
1	2	1652	C	C6-N1-C2	-5.61	118.06	120.30
1	2	1657	U	N3-C4-O4	5.61	123.32	119.40
36	1	2938	G	OP1-P-OP2	5.61	128.01	119.60
1	6	65	A	N1-C6-N6	5.61	121.96	118.60
36	5	1406	A	C4-C5-N7	5.61	113.50	110.70
37	3	72	A	C8-N9-C4	-5.60	103.56	105.80
38	8	54	A	C2-N3-C4	-5.60	107.80	110.60
38	4	69	U	C6-N1-C2	5.60	124.36	121.00
36	5	1592	G	N7-C8-N9	5.60	115.90	113.10

Continued on next page...

Continued from previous page...

Mol	Chain	Res	Type	Atoms	Z	Observed(°)	Ideal(°)
36	1	1496	C	C6-N1-C2	-5.60	118.06	120.30
36	5	1841	A	N1-C6-N6	5.60	121.96	118.60
36	1	412	G	O5'-P-OP2	-5.60	100.66	105.70
36	1	1098	A	C8-N9-C4	-5.60	103.56	105.80
36	1	2404	A	C4-C5-N7	5.60	113.50	110.70
1	6	1	U	C6-N1-C1'	-5.60	113.36	121.20
36	5	1096	U	N3-C2-O2	5.60	126.12	122.20
36	5	1449	A	C4-C5-C6	5.60	119.80	117.00
36	1	427	C	N1-C2-O2	-5.60	115.54	118.90
36	1	876	A	C4-C5-N7	5.60	113.50	110.70
36	1	921	A	O4'-C1'-N9	-5.60	103.72	108.20
36	1	2315	G	N1-C6-O6	-5.60	116.54	119.90
36	1	3055	U	C6-N1-C1'	-5.60	113.36	121.20
36	5	712	G	O5'-P-OP2	-5.60	100.66	105.70
36	5	2360	C	OP1-P-OP2	-5.60	111.20	119.60
36	1	1391	C	N3-C4-C5	-5.59	119.66	121.90
36	1	2378	C	C6-N1-C2	5.59	122.54	120.30
36	1	2973	G	N1-C6-O6	5.59	123.26	119.90
1	6	1292	G	N1-C6-O6	5.59	123.26	119.90
36	5	219	A	N1-C6-N6	5.59	121.96	118.60
36	5	230	U	N1-C2-N3	5.59	118.26	114.90
36	1	3344	A	C2-N3-C4	-5.59	107.80	110.60
36	5	1846	C	C2-N3-C4	-5.59	117.10	119.90
36	1	227	G	C5-C6-O6	-5.59	125.25	128.60
36	1	1472	U	C6-N1-C2	5.59	124.36	121.00
36	1	2412	G	OP1-P-O3'	5.59	117.50	105.20
36	5	2385	G	N3-C4-C5	5.59	131.40	128.60
36	5	2841	G	OP1-P-OP2	5.59	127.99	119.60
36	5	2917	G	C5-C6-O6	-5.59	125.25	128.60
36	1	2399	A	OP1-P-OP2	-5.59	111.22	119.60
36	1	2640	A	C5-C6-N1	5.59	120.50	117.70
36	1	2688	U	N1-C2-N3	-5.59	111.55	114.90
36	1	3266	G	N9-C4-C5	5.59	107.64	105.40
36	5	1115	G	P-O3'-C3'	5.59	126.41	119.70
36	1	1353	U	N3-C2-O2	-5.59	118.29	122.20
49	m3	46	ILE	CG1-CB-CG2	-5.59	99.11	111.40
36	1	2804	A	OP2-P-O3'	5.59	117.49	105.20
36	1	3209	A	N9-C4-C5	-5.59	103.56	105.80
36	5	1075	A	C8-N9-C4	5.59	108.03	105.80
36	5	1126	G	C5-C6-N1	-5.59	108.71	111.50
36	5	1340	G	C8-N9-C4	5.59	108.64	106.40
36	5	1722	U	N3-C2-O2	5.59	126.11	122.20

Continued on next page...

Continued from previous page...

Mol	Chain	Res	Type	Atoms	Z	Observed(°)	Ideal(°)
36	5	2395	G	C5-C6-O6	-5.59	125.25	128.60
36	1	942	U	C5-C4-O4	-5.58	122.55	125.90
36	1	1300	G	C6-C5-N7	-5.58	127.05	130.40
36	1	1838	G	OP1-P-O3'	5.58	117.48	105.20
36	1	2874	G	C5-C6-O6	5.58	131.95	128.60
1	6	443	C	C6-N1-C2	5.58	122.53	120.30
12	c0	88	PRO	N-CA-CB	5.58	110.00	103.30
36	5	423	A	OP2-P-O3'	5.58	117.48	105.20
36	5	654	C	O5'-P-OP1	-5.58	100.67	105.70
36	5	2111	G	C8-N9-C4	5.58	108.63	106.40
36	1	2651	G	N7-C8-N9	-5.58	110.31	113.10
38	4	25	G	C5-N7-C8	5.58	107.09	104.30
1	6	1269	U	N3-C2-O2	-5.58	118.29	122.20
36	5	47	C	C6-N1-C2	5.58	122.53	120.30
36	5	767	U	O4'-C1'-N1	5.58	112.67	108.20
36	5	950	G	C4-C5-N7	5.58	113.03	110.80
36	1	2138	A	N9-C4-C5	5.58	108.03	105.80
41	L4	84	ARG	NE-CZ-NH1	-5.58	117.51	120.30
36	5	2416	U	OP1-P-OP2	-5.58	111.23	119.60
36	1	363	G	C5-C6-O6	-5.58	125.25	128.60
36	1	369	A	O5'-P-OP1	5.58	117.39	110.70
36	1	1183	C	C6-N1-C2	5.58	122.53	120.30
36	1	2754	G	C8-N9-C4	5.58	108.63	106.40
36	5	1509	A	N9-C4-C5	-5.58	103.57	105.80
36	5	2866	U	N3-C2-O2	-5.58	118.30	122.20
36	5	3052	G	N3-C4-N9	-5.58	122.65	126.00
36	1	2624	G	N1-C6-O6	5.58	123.25	119.90
36	5	437	G	N9-C4-C5	5.58	107.63	105.40
36	5	2836	C	C2-N3-C4	-5.58	117.11	119.90
36	5	2984	C	C6-N1-C2	-5.58	118.07	120.30
36	1	641	C	N1-C2-O2	-5.58	115.56	118.90
36	5	3298	C	O5'-P-OP2	-5.58	100.68	105.70
1	2	1175	U	OP1-P-O3'	5.57	117.46	105.20
36	1	63	A	N9-C4-C5	5.57	108.03	105.80
36	1	1893	A	N1-C2-N3	5.57	132.09	129.30
36	1	2688	U	C6-N1-C1'	-5.57	113.40	121.20
36	5	1380	G	N9-C4-C5	-5.57	103.17	105.40
36	5	2372	A	O5'-P-OP2	5.57	117.39	110.70
36	5	2402	A	C5-C6-N6	5.57	128.16	123.70
36	1	349	A	OP2-P-O3'	5.57	117.46	105.20
36	1	776	U	N1-C2-O2	-5.57	118.90	122.80
36	5	2142	A	C2-N3-C4	5.57	113.39	110.60

Continued on next page...

Continued from previous page...

Mol	Chain	Res	Type	Atoms	Z	Observed(°)	Ideal(°)
36	5	2661	G	OP1-P-O3'	5.57	117.46	105.20
36	5	2848	G	C4-N9-C1'	5.57	133.74	126.50
36	1	1130	A	N1-C2-N3	-5.57	126.51	129.30
36	1	1417	G	N3-C4-N9	-5.57	122.66	126.00
36	5	1204	A	N1-C6-N6	-5.57	115.26	118.60
36	5	2139	A	C5-C6-N6	5.57	128.16	123.70
36	5	3141	A	O5'-P-OP1	-5.57	100.69	105.70
36	1	2293	C	C5-C4-N4	-5.57	116.30	120.20
1	2	17	C	C6-N1-C2	-5.57	118.07	120.30
36	1	2714	G	C4-C5-C6	-5.57	115.46	118.80
36	1	2802	A	N9-C4-C5	5.57	108.03	105.80
1	6	100	A	C5-C6-N1	-5.57	114.92	117.70
1	6	454	U	O5'-P-OP2	-5.57	100.69	105.70
36	5	887	G	N3-C2-N2	5.57	123.80	119.90
36	5	3041	U	N1-C2-N3	-5.57	111.56	114.90
36	5	3315	G	N9-C4-C5	5.57	107.63	105.40
36	1	344	A	C4-C5-C6	-5.57	114.22	117.00
36	1	3361	G	C4-N9-C1'	5.57	133.74	126.50
36	5	215	G	N7-C8-N9	5.57	115.88	113.10
36	5	501	A	O5'-P-OP2	-5.57	100.69	105.70
36	5	717	C	OP2-P-O3'	5.57	117.44	105.20
37	7	48	U	N1-C2-O2	-5.57	118.90	122.80
37	7	105	C	C6-N1-C2	-5.57	118.07	120.30
36	1	1304	A	OP1-P-OP2	5.56	127.95	119.60
36	5	1371	G	C5-N7-C8	5.56	107.08	104.30
36	5	961	C	C2-N1-C1'	5.56	124.92	118.80
36	5	2299	A	O5'-P-OP2	-5.56	100.69	105.70
36	5	2960	C	N3-C4-N4	-5.56	114.11	118.00
37	3	85	G	OP2-P-O3'	5.56	117.44	105.20
1	6	1584	G	O5'-P-OP1	-5.56	100.69	105.70
36	5	3181	C	C6-N1-C2	-5.56	118.08	120.30
36	1	2396	G	N9-C4-C5	5.56	107.62	105.40
39	L2	191	LEU	CA-CB-CG	-5.56	102.51	115.30
1	6	610	G	N3-C4-N9	5.56	129.34	126.00
1	6	623	A	N1-C6-N6	5.56	121.94	118.60
36	5	617	G	C4-C5-N7	5.56	113.02	110.80
36	1	1377	G	C5-C6-O6	-5.56	125.27	128.60
36	1	1445	U	N3-C2-O2	5.56	126.09	122.20
41	L4	182	LEU	CA-CB-CG	5.56	128.08	115.30
36	5	1487	G	C4-C5-N7	-5.56	108.58	110.80
38	4	28	C	N1-C2-O2	5.56	122.23	118.90
36	5	2864	A	OP2-P-O3'	5.56	117.42	105.20

Continued on next page...

Continued from previous page...

Mol	Chain	Res	Type	Atoms	Z	Observed(°)	Ideal(°)
36	1	226	C	N3-C4-C5	-5.55	119.68	121.90
36	1	1137	C	N3-C4-N4	5.55	121.89	118.00
36	1	1712	G	N1-C6-O6	5.55	123.23	119.90
36	5	1604	G	C8-N9-C1'	-5.55	119.78	127.00
36	5	622	A	N9-C4-C5	-5.55	103.58	105.80
36	5	2623	G	N9-C4-C5	-5.55	103.18	105.40
36	1	808	A	C8-N9-C4	5.55	108.02	105.80
36	1	1607	U	C5-C4-O4	5.55	129.23	125.90
36	1	2345	A	N9-C4-C5	-5.55	103.58	105.80
1	6	630	A	N9-C4-C5	-5.55	103.58	105.80
36	5	63	A	C5-C6-N6	-5.55	119.26	123.70
36	5	2360	C	N3-C4-C5	-5.55	119.68	121.90
36	1	805	G	C5-N7-C8	5.55	107.07	104.30
1	6	996	U	C2-N1-C1'	5.55	124.36	117.70
36	5	102	C	N3-C4-N4	5.55	121.88	118.00
36	5	1127	G	N3-C4-N9	5.55	129.33	126.00
36	5	1449	A	N1-C2-N3	5.55	132.07	129.30
36	5	2840	C	O5'-P-OP1	-5.55	100.70	105.70
36	5	407	A	C6-C5-N7	-5.55	128.42	132.30
36	5	2300	G	C5-C6-N1	5.55	114.27	111.50
36	5	2704	A	C8-N9-C4	5.55	108.02	105.80
36	1	2238	G	C4-C5-N7	5.55	113.02	110.80
1	6	1039	A	O4'-C1'-N9	5.55	112.64	108.20
36	5	2622	C	C4-C5-C6	5.55	120.17	117.40
36	1	1480	G	N1-C6-O6	5.54	123.23	119.90
36	1	1547	G	C6-C5-N7	5.54	133.73	130.40
36	1	2550	U	C5-C4-O4	5.54	129.23	125.90
36	5	1554	U	OP1-P-O3'	5.54	117.40	105.20
36	5	2382	G	N1-C6-O6	-5.54	116.57	119.90
36	1	671	U	N3-C4-O4	5.54	123.28	119.40
36	1	1313	G	C5-C6-O6	-5.54	125.27	128.60
36	5	639	G	N1-C6-O6	5.54	123.23	119.90
36	5	3200	G	N3-C2-N2	-5.54	116.02	119.90
1	2	966	A	N1-C6-N6	5.54	121.92	118.60
36	1	672	A	C6-C5-N7	-5.54	128.42	132.30
36	1	2984	C	C6-N1-C2	-5.54	118.08	120.30
36	5	1101	G	N9-C4-C5	-5.54	103.18	105.40
36	5	1152	G	N7-C8-N9	5.54	115.87	113.10
36	5	201	A	OP1-P-OP2	-5.54	111.29	119.60
36	5	2175	U	C2-N3-C4	-5.54	123.68	127.00
36	1	92	G	C5-C6-N1	5.54	114.27	111.50
36	1	3092	C	C6-N1-C2	5.54	122.52	120.30

Continued on next page...

Continued from previous page...

Mol	Chain	Res	Type	Atoms	Z	Observed(°)	Ideal(°)
36	5	389	A	N9-C4-C5	5.54	108.02	105.80
36	5	884	A	C2-N3-C4	-5.54	107.83	110.60
36	1	1661	G	C8-N9-C1'	-5.54	119.80	127.00
36	5	423	A	C8-N9-C4	5.54	108.02	105.80
36	5	2117	A	C4-C5-N7	-5.54	107.93	110.70
36	1	325	A	C2-N3-C4	5.54	113.37	110.60
36	1	1050	U	N1-C2-O2	5.54	126.67	122.80
36	1	2859	U	N1-C2-N3	5.54	118.22	114.90
1	6	350	U	N1-C2-N3	5.54	118.22	114.90
36	5	622	A	C5-C6-N6	-5.54	119.27	123.70
36	5	861	C	C5-C4-N4	-5.54	116.33	120.20
36	5	964	G	N7-C8-N9	5.54	115.87	113.10
36	1	2354	C	C4-C5-C6	5.53	120.17	117.40
36	5	1014	U	C2-N1-C1'	5.53	124.34	117.70
36	5	1373	A	OP2-P-O3'	5.53	117.37	105.20
36	5	3188	G	N3-C4-C5	-5.53	125.83	128.60
36	1	200	C	C5-C4-N4	-5.53	116.33	120.20
36	1	960	U	C2-N1-C1'	-5.53	111.06	117.70
36	1	1926	C	N3-C2-O2	5.53	125.77	121.90
38	4	103	G	N1-C6-O6	-5.53	116.58	119.90
37	7	8	G	N3-C2-N2	5.53	123.77	119.90
36	1	350	C	C2-N1-C1'	5.53	124.88	118.80
36	1	920	A	C2-N3-C4	-5.53	107.83	110.60
9	s7	118	LEU	CA-CB-CG	5.53	128.02	115.30
36	5	864	G	N1-C6-O6	5.53	123.22	119.90
38	8	96	A	C8-N9-C4	5.53	108.01	105.80
41	L4	313	LEU	CA-CB-CG	5.53	128.02	115.30
1	6	536	C	C2-N1-C1'	5.53	124.88	118.80
36	1	895	A	N3-C4-C5	5.53	130.67	126.80
36	1	2772	C	O4'-C1'-N1	5.53	112.62	108.20
36	5	1376	C	OP1-P-OP2	5.53	127.89	119.60
36	5	2836	C	O4'-C1'-N1	5.53	112.62	108.20
77	q1	9	ARG	NE-CZ-NH2	-5.53	117.54	120.30
36	1	1340	G	N3-C4-N9	5.53	129.31	126.00
1	6	558	U	N3-C2-O2	-5.53	118.33	122.20
36	5	41	G	N1-C6-O6	5.53	123.22	119.90
36	5	1846	C	N1-C2-O2	-5.53	115.58	118.90
36	5	3049	A	N1-C6-N6	5.53	121.92	118.60
1	2	458	G	C5-C6-N1	-5.52	108.74	111.50
1	2	1514	U	O5'-P-OP1	-5.52	100.73	105.70
1	6	536	C	C6-N1-C2	-5.52	118.09	120.30
1	2	1761	U	N3-C2-O2	-5.52	118.33	122.20

Continued on next page...

Continued from previous page...

Mol	Chain	Res	Type	Atoms	Z	Observed(°)	Ideal(°)
36	1	1796	G	C8-N9-C4	-5.52	104.19	106.40
36	1	2700	G	C6-C5-N7	-5.52	127.09	130.40
36	5	907	G	N3-C2-N2	5.52	123.77	119.90
36	5	2281	A	O4'-C1'-N9	5.52	112.62	108.20
36	5	2572	C	C6-N1-C2	-5.52	118.09	120.30
36	1	907	G	N3-C4-N9	5.52	129.31	126.00
36	1	2622	C	C5-C6-N1	5.52	123.76	121.00
1	6	1746	A	O5'-P-OP1	-5.52	100.73	105.70
36	1	284	A	C8-N9-C4	-5.52	103.59	105.80
36	1	1842	A	OP1-P-O3'	5.52	117.34	105.20
36	5	1929	G	C2-N3-C4	-5.52	109.14	111.90
36	1	1115	G	OP1-P-O3'	5.52	117.34	105.20
36	1	1116	G	C4-C5-C6	5.52	122.11	118.80
36	1	2408	U	O5'-P-OP1	-5.52	100.73	105.70
38	4	32	C	C6-N1-C1'	5.52	127.42	120.80
1	6	1697	G	N3-C4-N9	5.52	129.31	126.00
36	5	948	C	C6-N1-C2	5.52	122.51	120.30
1	2	734	A	OP1-P-O3'	5.52	117.33	105.20
36	5	1751	G	C8-N9-C4	5.52	108.61	106.40
36	1	635	G	C5-C6-O6	-5.51	125.29	128.60
36	1	1402	C	C2-N3-C4	-5.51	117.14	119.90
36	1	2631	U	C5-C6-N1	-5.51	119.94	122.70
36	1	2850	G	N3-C4-N9	5.51	129.31	126.00
36	1	2852	C	C6-N1-C2	5.51	122.51	120.30
1	6	678	A	P-O3'-C3'	5.51	126.32	119.70
36	5	2124	G	C6-C5-N7	-5.51	127.09	130.40
36	5	2158	A	C5-C6-N1	5.51	120.46	117.70
36	5	2855	U	N3-C4-C5	5.51	117.91	114.60
36	5	661	G	C4-C5-N7	5.51	113.00	110.80
36	1	2599	U	C5-C6-N1	5.51	125.46	122.70
36	5	2285	C	C6-N1-C2	-5.51	118.09	120.30
1	2	704	C	C2-N1-C1'	5.51	124.86	118.80
36	1	197	G	N1-C6-O6	5.51	123.21	119.90
36	1	1206	G	O5'-P-OP2	-5.51	100.74	105.70
36	1	2661	G	N1-C6-O6	5.51	123.21	119.90
1	6	1058	U	OP1-P-O3'	5.51	117.32	105.20
1	6	1481	C	C6-N1-C2	-5.51	118.10	120.30
1	6	1774	G	C5-C6-O6	5.51	131.91	128.60
36	5	2141	U	OP2-P-O3'	5.51	117.32	105.20
36	5	2859	U	N1-C2-O2	-5.51	118.94	122.80
1	2	1600	A	C5-C6-N1	-5.51	114.95	117.70
36	1	609	G	C2-N3-C4	5.51	114.65	111.90

Continued on next page...

Continued from previous page...

Mol	Chain	Res	Type	Atoms	Z	Observed(°)	Ideal(°)
1	6	403	G	C2-N3-C4	-5.51	109.15	111.90
1	6	1280	C	N3-C4-C5	-5.51	119.70	121.90
36	5	300	G	O5'-P-OP1	-5.50	100.75	105.70
36	5	933	A	N1-C2-N3	5.50	132.05	129.30
36	5	1151	U	C5-C6-N1	5.50	125.45	122.70
36	5	2636	A	O5'-P-OP2	5.50	117.31	110.70
1	2	985	G	C5-C6-O6	-5.50	125.30	128.60
36	1	2237	C	C6-N1-C2	5.50	122.50	120.30
1	6	308	C	N1-C2-N3	5.50	123.05	119.20
36	5	2601	A	OP2-P-O3'	5.50	117.31	105.20
36	5	3092	C	N1-C2-O2	5.50	122.20	118.90
36	1	407	A	C4-C5-N7	5.50	113.45	110.70
36	1	984	G	C5-C6-O6	5.50	131.90	128.60
36	5	2245	C	N3-C4-C5	-5.50	119.70	121.90
36	5	2978	U	C5-C6-N1	-5.50	119.95	122.70
37	7	44	C	N1-C2-O2	-5.50	115.60	118.90
36	1	2933	A	N1-C2-N3	-5.50	126.55	129.30
36	1	1157	G	OP2-P-O3'	5.50	117.30	105.20
36	1	1417	G	N3-C4-C5	5.50	131.35	128.60
36	1	2836	C	N3-C2-O2	-5.50	118.05	121.90
36	1	3057	U	N3-C4-O4	-5.50	115.55	119.40
36	5	159	A	C8-N9-C4	5.50	108.00	105.80
36	5	1392	G	N7-C8-N9	-5.50	110.35	113.10
36	5	1907	C	N3-C4-N4	5.50	121.85	118.00
36	1	668	G	C5-C6-O6	5.50	131.90	128.60
36	1	1379	G	OP2-P-O3'	5.50	117.29	105.20
36	5	2234	G	C4-C5-N7	5.50	113.00	110.80
36	5	2333	C	C2-N3-C4	-5.50	117.15	119.90
36	5	2914	G	C4-N9-C1'	5.50	133.65	126.50
36	1	1157	G	N1-C2-N3	5.50	127.20	123.90
36	1	3036	G	N3-C4-N9	5.50	129.30	126.00
1	6	1457	C	O4'-C1'-N1	5.50	112.60	108.20
36	5	2996	U	N1-C2-N3	-5.50	111.60	114.90
5	S3	202	LEU	CA-CB-CG	5.49	127.93	115.30
36	1	1148	G	N7-C8-N9	-5.49	110.35	113.10
38	4	22	U	C5-C6-N1	-5.49	119.95	122.70
36	1	2278	C	C5-C6-N1	5.49	123.75	121.00
36	1	2945	G	OP1-P-OP2	-5.49	111.36	119.60
1	2	992	A	N3-C4-N9	-5.49	123.01	127.40
36	5	625	G	C4-C5-N7	-5.49	108.60	110.80
1	2	402	C	O5'-P-OP2	5.49	117.29	110.70
36	1	61	A	N1-C6-N6	5.49	121.89	118.60

Continued on next page...

Continued from previous page...

Mol	Chain	Res	Type	Atoms	Z	Observed(°)	Ideal(°)
36	1	320	G	O5'-P-OP2	-5.49	100.76	105.70
36	1	2911	A	C8-N9-C4	5.49	108.00	105.80
1	6	434	G	O5'-P-OP2	-5.49	100.76	105.70
36	5	39	A	O5'-P-OP2	-5.49	100.76	105.70
36	5	214	G	C8-N9-C4	5.49	108.59	106.40
36	5	907	G	N1-C2-N2	-5.49	111.26	116.20
36	1	54	C	C6-N1-C2	5.49	122.50	120.30
1	6	337	G	N9-C4-C5	-5.49	103.20	105.40
42	L5	163	LEU	CA-CB-CG	5.49	127.92	115.30
25	d3	16	ARG	NE-CZ-NH2	-5.49	117.56	120.30
36	5	2949	U	C5-C6-N1	5.49	125.44	122.70
36	5	2984	C	N3-C2-O2	-5.49	118.06	121.90
36	5	3206	C	N1-C2-O2	5.49	122.19	118.90
36	5	1212	A	N1-C6-N6	5.48	121.89	118.60
1	2	577	G	C6-C5-N7	-5.48	127.11	130.40
36	1	2314	U	C5-C6-N1	5.48	125.44	122.70
36	5	192	C	C4-C5-C6	5.48	120.14	117.40
1	6	421	A	N9-C4-C5	-5.48	103.61	105.80
36	5	1314	C	C2-N1-C1'	5.48	124.83	118.80
1	2	73	U	P-O3'-C3'	5.48	126.28	119.70
36	1	979	U	C2-N1-C1'	5.48	124.28	117.70
36	1	2372	A	N3-C4-C5	-5.48	122.97	126.80
36	1	2381	G	N9-C4-C5	5.48	107.59	105.40
36	5	2993	G	C5-C6-O6	-5.48	125.31	128.60
37	7	93	C	O5'-P-OP2	-5.48	100.77	105.70
36	5	200	C	OP2-P-O3'	5.48	117.25	105.20
36	5	936	A	P-O3'-C3'	5.48	126.27	119.70
38	8	63	G	N1-C6-O6	-5.48	116.61	119.90
36	5	3309	G	N3-C4-C5	-5.47	125.86	128.60
38	4	40	A	C4-C5-N7	5.47	113.44	110.70
38	4	56	G	N1-C6-O6	-5.47	116.62	119.90
1	6	431	C	N3-C2-O2	-5.47	118.07	121.90
36	5	1882	G	O5'-P-OP2	5.47	117.27	110.70
36	5	1906	G	N1-C2-N2	-5.47	111.28	116.20
36	5	2930	A	O4'-C1'-N9	5.47	112.58	108.20
38	8	77	A	N1-C6-N6	5.47	121.88	118.60
1	6	400	A	N1-C6-N6	5.47	121.88	118.60
1	6	1058	U	P-O3'-C3'	5.47	126.27	119.70
38	8	22	U	O5'-P-OP1	-5.47	100.78	105.70
1	2	95	G	C4-C5-N7	-5.47	108.61	110.80
36	5	424	G	N1-C6-O6	5.47	123.18	119.90
36	5	2611	U	C4-C5-C6	5.47	122.98	119.70

Continued on next page...

Continued from previous page...

Mol	Chain	Res	Type	Atoms	Z	Observed(°)	Ideal(°)
36	5	2613	U	N3-C4-C5	-5.47	111.32	114.60
1	2	435	C	N3-C4-N4	-5.47	114.17	118.00
36	1	1075	A	C8-N9-C4	5.47	107.99	105.80
36	1	2240	G	OP2-P-O3'	5.47	117.23	105.20
36	1	2424	A	O5'-P-OP2	-5.47	100.78	105.70
36	1	3034	C	N1-C2-O2	5.47	122.18	118.90
36	5	2383	C	C4-C5-C6	5.47	120.13	117.40
36	1	2616	C	O5'-P-OP1	-5.47	100.78	105.70
36	5	2212	C	OP2-P-O3'	5.47	117.23	105.20
38	8	37	A	N9-C4-C5	5.47	107.99	105.80
1	2	829	A	P-O3'-C3'	5.46	126.26	119.70
36	1	981	U	O5'-P-OP2	-5.46	100.78	105.70
36	5	3343	G	N3-C2-N2	5.46	123.72	119.90
56	N0	155	ARG	NE-CZ-NH2	5.46	123.03	120.30
36	5	590	G	O5'-P-OP1	-5.46	100.78	105.70
37	7	76	A	C8-N9-C4	5.46	107.98	105.80
1	2	139	C	P-O3'-C3'	5.46	126.25	119.70
1	2	1747	G	C5-C6-N1	-5.46	108.77	111.50
36	1	1168	U	N3-C4-O4	-5.46	115.58	119.40
36	1	1906	G	C6-C5-N7	-5.46	127.12	130.40
36	1	2278	C	O5'-P-OP1	-5.46	100.78	105.70
36	1	3017	A	N1-C6-N6	5.46	121.88	118.60
36	5	2390	A	OP2-P-O3'	5.46	117.22	105.20
36	5	2978	U	O4'-C1'-N1	5.46	112.57	108.20
36	1	2700	G	C8-N9-C4	-5.46	104.22	106.40
61	N5	34	LEU	CA-CB-CG	5.46	127.86	115.30
36	1	192	C	O5'-P-OP1	-5.46	100.79	105.70
36	1	374	A	P-O3'-C3'	5.46	126.25	119.70
36	1	1870	C	C6-N1-C2	5.46	122.48	120.30
36	1	2980	U	OP1-P-O3'	5.46	117.21	105.20
36	5	889	U	N3-C4-C5	5.46	117.88	114.60
36	1	924	G	O5'-P-OP1	-5.46	100.79	105.70
36	1	2165	G	C6-C5-N7	-5.46	127.13	130.40
36	1	2366	C	C2-N1-C1'	5.46	124.80	118.80
1	6	1192	C	N1-C2-O2	5.46	122.17	118.90
1	6	1361	U	C6-N1-C1'	-5.46	113.56	121.20
36	5	826	G	C4-C5-N7	5.46	112.98	110.80
36	5	931	C	N3-C4-N4	-5.46	114.18	118.00
36	5	960	U	C2-N1-C1'	5.46	124.25	117.70
36	5	2310	U	O5'-P-OP2	-5.46	100.79	105.70
36	5	2412	G	N3-C4-C5	-5.46	125.87	128.60
36	1	701	G	OP1-P-O3'	-5.46	93.20	105.20

Continued on next page...

Continued from previous page...

Mol	Chain	Res	Type	Atoms	Z	Observed(°)	Ideal(°)
64	N8	116	GLY	N-CA-C	5.46	126.74	113.10
1	6	62	A	N1-C6-N6	5.46	121.87	118.60
1	6	579	A	P-O3'-C3'	5.46	126.25	119.70
36	5	526	C	C5-C4-N4	-5.46	116.38	120.20
36	1	1492	G	N7-C8-N9	-5.45	110.37	113.10
36	1	2349	U	C2-N3-C4	-5.45	123.73	127.00
36	5	297	G	N1-C6-O6	-5.45	116.63	119.90
36	5	654	C	OP1-P-OP2	5.45	127.78	119.60
36	5	2147	A	C5-C6-N6	-5.45	119.34	123.70
36	5	2748	A	OP2-P-O3'	5.45	117.20	105.20
36	5	2991	A	OP2-P-O3'	5.45	117.20	105.20
38	8	7	U	N3-C2-O2	5.45	126.02	122.20
36	1	3133	C	C5-C6-N1	5.45	123.73	121.00
1	6	1634	C	N1-C2-O2	5.45	122.17	118.90
36	1	1414	G	C4-C5-N7	5.45	112.98	110.80
36	1	2209	U	C5-C6-N1	5.45	125.42	122.70
36	5	419	G	C8-N9-C1'	-5.45	119.92	127.00
36	5	2830	G	N3-C2-N2	-5.45	116.08	119.90
36	1	72	C	N1-C2-O2	-5.45	115.63	118.90
36	1	883	A	N1-C6-N6	-5.45	115.33	118.60
36	1	1152	G	O4'-C1'-N9	5.45	112.56	108.20
36	1	1373	A	OP2-P-O3'	5.45	117.19	105.20
36	1	1389	G	OP1-P-OP2	5.45	127.77	119.60
36	1	2601	A	N1-C2-N3	-5.45	126.58	129.30
54	M8	164	ARG	NE-CZ-NH1	5.45	123.02	120.30
36	5	961	C	N3-C2-O2	-5.45	118.09	121.90
36	5	2632	G	O5'-P-OP1	-5.45	100.80	105.70
36	5	3176	G	N3-C2-N2	-5.45	116.09	119.90
36	1	1406	A	N1-C6-N6	5.45	121.87	118.60
36	1	2859	U	N3-C4-C5	-5.45	111.33	114.60
37	3	84	A	N1-C6-N6	5.45	121.87	118.60
38	4	116	G	C8-N9-C4	5.45	108.58	106.40
36	5	2708	C	C5-C4-N4	-5.45	116.39	120.20
36	1	99	A	O4'-C1'-N9	5.44	112.56	108.20
36	1	1845	G	OP2-P-O3'	5.44	117.18	105.20
36	1	2305	G	C5-C6-O6	-5.44	125.33	128.60
36	5	1879	A	N7-C8-N9	5.44	116.52	113.80
36	1	950	G	C4-C5-N7	5.44	112.98	110.80
36	1	2192	C	C5-C6-N1	-5.44	118.28	121.00
36	1	2610	G	O4'-C1'-N9	5.44	112.55	108.20
36	5	632	G	OP2-P-O3'	5.44	117.17	105.20
36	5	1400	G	O5'-P-OP1	-5.44	100.80	105.70

Continued on next page...

Continued from previous page...

Mol	Chain	Res	Type	Atoms	Z	Observed(°)	Ideal(°)
36	1	282	G	P-O3'-C3'	5.44	126.23	119.70
36	1	1846	C	C6-N1-C2	-5.44	118.12	120.30
36	1	2802	A	OP2-P-O3'	5.44	117.17	105.20
1	6	1653	C	O5'-P-OP2	-5.44	100.81	105.70
36	5	2758	A	O4'-C1'-N9	5.44	112.55	108.20
1	2	1129	U	N3-C4-C5	5.44	117.86	114.60
36	1	2953	U	N3-C2-O2	5.43	126.00	122.20
36	5	631	U	N3-C4-O4	-5.43	115.60	119.40
36	5	2861	U	O5'-P-OP2	5.43	117.22	110.70
1	2	1196	A	OP1-P-O3'	5.43	117.15	105.20
36	1	2249	G	C3'-C2'-C1'	-5.43	97.15	101.50
36	1	3272	C	O5'-P-OP1	-5.43	100.81	105.70
1	6	801	G	N1-C6-O6	-5.43	116.64	119.90
36	5	424	G	O5'-P-OP2	-5.43	100.81	105.70
36	5	514	G	C6-C5-N7	-5.43	127.14	130.40
36	5	1884	A	C4-C5-N7	5.43	113.42	110.70
36	5	3174	A	O4'-C1'-N9	5.43	112.55	108.20
36	1	1116	G	C5'-C4'-O4'	5.43	115.62	109.10
36	1	1159	A	N1-C6-N6	-5.43	115.34	118.60
38	8	29	U	C2-N1-C1'	5.43	124.22	117.70
1	6	1297	G	O5'-P-OP2	-5.43	100.81	105.70
36	5	362	U	C5-C6-N1	5.43	125.42	122.70
36	5	439	C	C4-C5-C6	5.43	120.11	117.40
36	5	661	G	P-O3'-C3'	5.43	126.22	119.70
36	5	2728	G	C5-C6-N1	5.43	114.21	111.50
36	1	1329	U	N3-C2-O2	-5.43	118.40	122.20
36	1	2296	A	C2-N3-C4	-5.43	107.89	110.60
36	5	2333	C	OP2-P-O3'	5.43	117.14	105.20
1	2	934	C	C6-N1-C1'	-5.43	114.29	120.80
36	1	650	C	OP2-P-O3'	5.43	117.14	105.20
36	1	1421	G	C8-N9-C4	5.43	108.57	106.40
36	1	1795	U	N3-C2-O2	5.43	126.00	122.20
36	5	1128	U	C5-C6-N1	-5.43	119.99	122.70
36	5	3206	C	OP1-P-OP2	5.43	127.74	119.60
36	1	878	G	C5-C6-N1	-5.42	108.79	111.50
36	1	3198	U	N3-C2-O2	5.42	126.00	122.20
1	6	767	U	N1-C2-N3	5.42	118.15	114.90
36	5	866	A	C8-N9-C4	5.42	107.97	105.80
36	1	155	G	N3-C4-C5	-5.42	125.89	128.60
36	1	1340	G	N9-C4-C5	-5.42	103.23	105.40
36	1	1528	G	C8-N9-C4	-5.42	104.23	106.40
1	6	1607	G	C4-C5-N7	-5.42	108.63	110.80

Continued on next page...

Continued from previous page...

Mol	Chain	Res	Type	Atoms	Z	Observed(°)	Ideal(°)
21	c9	57	ARG	NE-CZ-NH1	5.42	123.01	120.30
36	5	879	U	C2-N1-C1'	5.42	124.20	117.70
36	1	2249	G	N9-C1'-C2'	-5.42	106.04	112.00
36	1	2916	U	O5'-P-OP1	5.42	117.20	110.70
36	1	3269	U	N1-C2-N3	5.42	118.15	114.90
36	5	63	A	N9-C4-C5	-5.42	103.63	105.80
36	5	1830	G	OP1-P-O3'	5.42	117.12	105.20
36	5	2818	U	C4-C5-C6	-5.42	116.45	119.70
36	1	1126	G	N1-C6-O6	5.42	123.15	119.90
36	1	3314	A	C8-N9-C4	-5.42	103.63	105.80
38	4	38	U	N1-C2-N3	5.42	118.15	114.90
1	6	1547	A	N1-C6-N6	-5.42	115.35	118.60
4	s2	58	LEU	CA-CB-CG	5.42	127.76	115.30
36	1	2805	G	N3-C2-N2	5.42	123.69	119.90
36	1	918	C	N1-C2-O2	-5.41	115.65	118.90
1	6	323	A	C8-N9-C4	-5.41	103.64	105.80
36	1	2952	G	C5-C6-N1	-5.41	108.79	111.50
1	2	624	G	N1-C6-O6	-5.41	116.65	119.90
36	1	2114	C	OP1-P-OP2	5.41	127.72	119.60
36	1	2413	A	O5'-P-OP1	-5.41	100.83	105.70
36	1	2700	G	N7-C8-N9	5.41	115.81	113.10
36	1	2800	G	C6-N1-C2	-5.41	121.85	125.10
36	1	2846	U	N3-C4-O4	-5.41	115.61	119.40
36	1	2916	U	OP1-P-O3'	5.41	117.10	105.20
1	6	639	U	N1-C2-O2	5.41	126.59	122.80
36	5	504	A	C8-N9-C4	5.41	107.96	105.80
36	5	1385	C	C4-C5-C6	-5.41	114.69	117.40
36	5	2770	G	C8-N9-C4	-5.41	104.24	106.40
1	2	1363	U	N1-C2-O2	5.41	126.59	122.80
1	6	454	U	C6-N1-C2	5.41	124.25	121.00
36	5	1335	C	OP2-P-O3'	5.41	117.10	105.20
52	m6	94	ARG	NE-CZ-NH2	5.41	123.00	120.30
36	1	2689	A	N1-C6-N6	-5.41	115.36	118.60
36	5	2524	A	C4-N9-C1'	5.41	136.03	126.30
36	1	49	A	C5-C6-N1	-5.41	115.00	117.70
36	1	1343	A	N1-C6-N6	5.41	121.84	118.60
36	1	1815	U	P-O3'-C3'	5.41	126.19	119.70
1	6	1111	G	N3-C4-C5	-5.41	125.90	128.60
36	5	415	G	OP1-P-OP2	-5.41	111.49	119.60
36	5	1304	A	C2-N3-C4	5.41	113.30	110.60
36	5	3309	G	C4-N9-C1'	5.41	133.53	126.50
36	1	1362	G	N7-C8-N9	-5.40	110.40	113.10

Continued on next page...

Continued from previous page...

Mol	Chain	Res	Type	Atoms	Z	Observed(°)	Ideal(°)
36	1	2728	G	C2-N3-C4	5.40	114.60	111.90
36	1	2973	G	OP1-P-O3'	5.40	117.09	105.20
36	1	3207	U	OP2-P-O3'	5.40	117.09	105.20
36	5	999	G	C6-C5-N7	5.40	133.64	130.40
36	1	614	C	C6-N1-C2	5.40	122.46	120.30
36	1	919	U	N1-C2-O2	5.40	126.58	122.80
36	1	1329	U	C5-C6-N1	5.40	125.40	122.70
36	1	1604	G	N3-C4-C5	-5.40	125.90	128.60
36	1	2854	U	OP2-P-O3'	5.40	117.08	105.20
38	4	80	A	C8-N9-C4	5.40	107.96	105.80
36	5	2353	G	C6-N1-C2	-5.40	121.86	125.10
1	2	1268	G	O5'-P-OP2	-5.40	100.84	105.70
36	1	343	U	C2-N3-C4	5.40	130.24	127.00
36	5	1837	U	OP2-P-O3'	5.40	117.08	105.20
36	5	2231	C	O4'-C1'-N1	5.40	112.52	108.20
1	2	109	G	N1-C6-O6	5.40	123.14	119.90
1	2	1324	G	C6-C5-N7	5.40	133.64	130.40
36	1	1428	A	N1-C6-N6	5.40	121.84	118.60
36	1	2257	C	C2-N1-C1'	5.40	124.74	118.80
56	N0	155	ARG	NE-CZ-NH1	-5.40	117.60	120.30
1	6	1119	G	C8-N9-C4	-5.40	104.24	106.40
36	5	969	C	N3-C4-C5	5.40	124.06	121.90
36	5	1607	U	N1-C2-N3	5.40	118.14	114.90
40	l3	102	LEU	CA-CB-CG	5.40	127.72	115.30
1	6	383	G	C8-N9-C4	-5.40	104.24	106.40
36	5	1098	A	N7-C8-N9	5.40	116.50	113.80
36	5	2870	C	O4'-C1'-N1	5.40	112.52	108.20
36	5	3285	C	N1-C2-O2	5.40	122.14	118.90
68	o2	33	ARG	NE-CZ-NH2	-5.40	117.60	120.30
36	1	2693	C	C4-C5-C6	-5.40	114.70	117.40
36	1	1194	G	OP1-P-O3'	5.39	117.07	105.20
36	1	2241	U	O5'-P-OP1	-5.39	100.84	105.70
36	1	2662	G	C4-C5-N7	5.39	112.96	110.80
1	6	826	U	C5-C6-N1	5.39	125.40	122.70
1	2	121	U	N3-C2-O2	-5.39	118.43	122.20
1	2	378	A	C5-C6-N6	-5.39	119.39	123.70
36	1	920	A	OP1-P-O3'	5.39	117.06	105.20
36	1	1136	A	C6-N1-C2	-5.39	115.36	118.60
36	1	1496	C	C2-N1-C1'	5.39	124.73	118.80
36	5	192	C	C2-N1-C1'	5.39	124.73	118.80
36	5	407	A	C5-C6-N6	-5.39	119.39	123.70
36	5	635	G	N3-C4-C5	5.39	131.30	128.60

Continued on next page...

Continued from previous page...

Mol	Chain	Res	Type	Atoms	Z	Observed(°)	Ideal(°)
36	5	1049	C	N1-C2-O2	5.39	122.14	118.90
36	1	228	U	N3-C2-O2	-5.39	118.43	122.20
36	1	662	U	N1-C2-O2	5.39	126.57	122.80
36	1	1329	U	N1-C1'-C2'	-5.39	106.07	112.00
1	6	1481	C	N3-C2-O2	-5.39	118.13	121.90
36	5	39	A	C5-C6-N6	-5.39	119.39	123.70
36	1	109	A	C5-C6-N6	5.39	128.01	123.70
36	1	631	U	C5-C4-O4	-5.39	122.67	125.90
36	5	2724	U	C6-N1-C2	-5.39	117.77	121.00
36	1	1409	G	C4-N9-C1'	-5.39	119.50	126.50
36	5	75	G	N1-C6-O6	5.39	123.13	119.90
36	5	1770	G	C4-N9-C1'	5.39	133.50	126.50
68	o2	4	LEU	C-N-CA	-5.39	99.38	122.00
36	1	517	G	C4-N9-C1'	5.38	133.50	126.50
36	1	3368	U	N1-C2-O2	-5.38	119.03	122.80
36	5	1194	G	C2-N3-C4	5.38	114.59	111.90
36	5	2849	C	N1-C2-O2	-5.38	115.67	118.90
36	1	307	A	O5'-P-OP2	-5.38	100.86	105.70
36	1	1433	A	O5'-P-OP1	-5.38	100.86	105.70
36	1	2797	C	N1-C2-O2	-5.38	115.67	118.90
1	6	711	U	C2-N1-C1'	5.38	124.16	117.70
36	5	1440	G	N3-C4-N9	-5.38	122.77	126.00
1	2	61	A	N7-C8-N9	5.38	116.49	113.80
36	5	1407	A	C2-N3-C4	-5.38	107.91	110.60
1	6	767	U	C5-C4-O4	5.38	129.13	125.90
1	6	1745	G	C4-C5-N7	5.38	112.95	110.80
36	1	439	C	C4-C5-C6	-5.38	114.71	117.40
36	1	2664	C	N3-C4-C5	5.38	124.05	121.90
38	4	8	C	OP2-P-O3'	5.38	117.03	105.20
38	4	52	A	C8-N9-C4	-5.38	103.65	105.80
36	5	1670	C	C6-N1-C2	5.38	122.45	120.30
36	5	2860	U	OP1-P-O3'	5.38	117.03	105.20
36	5	2983	C	C4-C5-C6	5.38	120.09	117.40
52	m6	27	LEU	CB-CG-CD1	-5.38	101.86	111.00
36	1	1420	C	N1-C2-N3	5.38	122.96	119.20
36	1	1481	A	O4'-C1'-N9	5.38	112.50	108.20
36	1	2937	G	N7-C8-N9	-5.38	110.41	113.10
38	4	9	A	N1-C6-N6	-5.38	115.37	118.60
1	6	1643	U	C2-N3-C4	-5.38	123.77	127.00
36	5	352	A	O4'-C1'-N9	5.38	112.50	108.20
36	5	648	C	OP1-P-O3'	5.38	117.03	105.20
36	5	2836	C	N3-C4-N4	-5.38	114.24	118.00

Continued on next page...

Continued from previous page...

Mol	Chain	Res	Type	Atoms	Z	Observed(°)	Ideal(°)
36	5	2993	G	P-O3'-C3'	5.38	126.15	119.70
1	2	831	U	C6-N1-C2	-5.38	117.78	121.00
36	1	2134	G	OP1-P-OP2	-5.38	111.54	119.60
1	2	558	U	C2-N1-C1'	5.37	124.15	117.70
36	5	83	U	OP1-P-OP2	5.37	127.66	119.60
36	5	2645	G	C2-N3-C4	5.37	114.59	111.90
36	1	580	C	N3-C2-O2	5.37	125.66	121.90
36	5	416	A	N1-C6-N6	5.37	121.82	118.60
36	5	811	U	C5-C4-O4	-5.37	122.68	125.90
36	5	1308	A	N1-C6-N6	-5.37	115.38	118.60
36	5	2643	A	C8-N9-C4	5.37	107.95	105.80
36	5	3294	A	C8-N9-C4	-5.37	103.65	105.80
36	1	3050	U	N1-C2-O2	5.37	126.56	122.80
38	4	15	G	C5-C6-N1	5.37	114.18	111.50
1	6	2	A	O5'-P-OP2	-5.37	100.87	105.70
36	5	422	A	C8-N9-C4	-5.37	103.65	105.80
36	5	2208	A	O4'-C1'-N9	5.37	112.49	108.20
36	5	2286	U	N3-C2-O2	-5.37	118.44	122.20
36	5	2343	C	O5'-P-OP2	-5.37	100.87	105.70
36	5	2593	A	P-O3'-C3'	5.37	126.14	119.70
1	6	1539	G	O4'-C1'-N9	-5.37	103.91	108.20
36	5	1180	A	O4'-C1'-N9	-5.37	103.91	108.20
39	12	212	GLY	N-CA-C	5.37	126.52	113.10
1	2	969	C	N3-C2-O2	5.37	125.66	121.90
1	2	1202	A	C2-N3-C4	5.37	113.28	110.60
36	1	1926	C	C5-C4-N4	-5.37	116.44	120.20
36	5	414	U	C5-C6-N1	-5.37	120.02	122.70
36	5	1014	U	C6-N1-C1'	-5.37	113.69	121.20
36	5	2175	U	N1-C2-O2	-5.37	119.04	122.80
36	5	2336	U	C5-C4-O4	-5.37	122.68	125.90
36	5	3206	C	N3-C2-O2	-5.37	118.14	121.90
1	2	736	C	C5-C6-N1	5.36	123.68	121.00
36	1	639	G	N1-C2-N2	5.36	121.03	116.20
36	1	2163	C	C5-C6-N1	-5.36	118.32	121.00
36	1	2257	C	O4'-C1'-N1	5.36	112.49	108.20
1	6	194	U	N1-C2-O2	5.36	126.55	122.80
1	6	755	A	C8-N9-C4	-5.36	103.65	105.80
36	5	708	G	C8-N9-C4	-5.36	104.25	106.40
36	1	1156	C	N3-C2-O2	-5.36	118.15	121.90
1	6	1535	U	N1-C2-O2	5.36	126.55	122.80
36	1	1607	U	N3-C2-O2	-5.36	118.45	122.20
36	1	2993	G	N3-C4-N9	5.36	129.22	126.00

Continued on next page...

Continued from previous page...

Mol	Chain	Res	Type	Atoms	Z	Observed(°)	Ideal(°)
36	5	1303	A	C8-N9-C4	5.36	107.94	105.80
36	5	2857	C	C5-C4-N4	-5.36	116.45	120.20
36	5	2912	G	C5-C6-O6	-5.36	125.38	128.60
36	1	339	C	C5-C4-N4	5.36	123.95	120.20
36	1	2620	G	C8-N9-C4	5.36	108.54	106.40
36	1	2173	U	N1-C2-N3	5.36	118.11	114.90
1	6	366	A	C2-N3-C4	-5.36	107.92	110.60
36	5	932	U	C6-N1-C2	5.36	124.21	121.00
36	5	2848	G	N1-C6-O6	5.36	123.11	119.90
36	1	388	G	C8-N9-C4	-5.36	104.26	106.40
36	1	896	A	C8-N9-C4	-5.36	103.66	105.80
36	1	906	A	C5-C6-N6	-5.36	119.42	123.70
36	1	2281	A	C2-N3-C4	-5.36	107.92	110.60
36	5	1112	A	C8-N9-C1'	-5.36	118.06	127.70
36	5	1208	U	N1-C2-O2	5.36	126.55	122.80
36	5	2892	A	C8-N9-C4	-5.36	103.66	105.80
36	5	3082	C	C6-N1-C2	-5.36	118.16	120.30
1	6	1660	A	N1-C6-N6	-5.35	115.39	118.60
36	5	2293	C	N3-C4-N4	5.35	121.75	118.00
36	5	2339	C	OP1-P-O3'	5.35	116.98	105.20
36	1	979	U	C5-C6-N1	5.35	125.38	122.70
36	1	1396	C	OP2-P-O3'	5.35	116.98	105.20
36	1	1655	G	N3-C4-N9	5.35	129.21	126.00
1	6	407	A	N1-C6-N6	5.35	121.81	118.60
37	7	37	G	N3-C4-N9	5.35	129.21	126.00
36	1	1330	A	N9-C4-C5	-5.35	103.66	105.80
36	1	1407	A	C8-N9-C4	5.35	107.94	105.80
36	5	2572	C	C6-N1-C1'	-5.35	114.38	120.80
36	5	2726	C	C4-C5-C6	5.35	120.08	117.40
36	1	333	G	N9-C4-C5	5.35	107.54	105.40
36	1	645	A	C4-C5-C6	5.35	119.67	117.00
36	1	909	G	N7-C8-N9	-5.35	110.43	113.10
36	1	2286	U	N3-C4-O4	-5.35	115.66	119.40
36	1	2301	U	N3-C2-O2	-5.35	118.45	122.20
38	4	98	U	N3-C2-O2	5.35	125.94	122.20
1	6	25	C	P-O3'-C3'	5.35	126.12	119.70
1	6	287	G	C5-C6-O6	-5.35	125.39	128.60
36	5	423	A	C5-N7-C8	5.35	106.58	103.90
36	5	2419	A	O5'-P-OP2	5.35	117.12	110.70
36	5	2726	C	N3-C4-C5	-5.35	119.76	121.90
1	2	1781	A	C5-C6-N1	-5.35	115.03	117.70
36	1	2362	C	C2-N3-C4	5.35	122.57	119.90

Continued on next page...

Continued from previous page...

Mol	Chain	Res	Type	Atoms	Z	Observed(°)	Ideal(°)
36	1	2403	G	N9-C4-C5	-5.35	103.26	105.40
36	1	2901	G	C5-C6-O6	-5.35	125.39	128.60
1	6	1751	C	C6-N1-C2	5.35	122.44	120.30
36	5	359	U	OP2-P-O3'	5.35	116.96	105.20
36	5	683	U	O5'-P-OP2	-5.35	100.89	105.70
36	5	1884	A	OP2-P-O3'	5.35	116.96	105.20
36	1	1389	G	N9-C4-C5	-5.35	103.26	105.40
36	5	662	U	N3-C4-O4	-5.34	115.66	119.40
36	5	2908	G	C8-N9-C4	-5.34	104.26	106.40
36	5	3105	U	C2-N3-C4	-5.34	123.79	127.00
36	5	359	U	N1-C2-O2	-5.34	119.06	122.80
1	2	1780	G	C4-C5-N7	5.34	112.94	110.80
36	1	575	G	C8-N9-C4	5.34	108.54	106.40
36	1	1891	A	C8-N9-C4	5.34	107.94	105.80
38	4	115	C	C6-N1-C2	5.34	122.44	120.30
1	6	165	G	C8-N9-C4	-5.34	104.26	106.40
1	6	813	U	N1-C2-O2	5.34	126.54	122.80
1	6	1200	G	N1-C6-O6	5.34	123.11	119.90
36	5	1906	G	OP1-P-O3'	5.34	116.95	105.20
36	5	2136	C	C2-N3-C4	-5.34	117.23	119.90
36	1	805	G	N1-C6-O6	-5.34	116.70	119.90
36	1	1133	A	N7-C8-N9	-5.34	111.13	113.80
36	1	2633	U	N3-C2-O2	-5.34	118.46	122.20
36	1	2798	C	C5-C6-N1	5.34	123.67	121.00
1	6	858	G	C4-N9-C1'	5.34	133.44	126.50
1	6	1600	A	N1-C2-N3	5.34	131.97	129.30
1	6	1767	G	C8-N9-C4	5.34	108.53	106.40
36	5	2654	C	N1-C2-O2	-5.34	115.70	118.90
36	5	2799	A	N1-C6-N6	-5.34	115.40	118.60
24	D2	65	LEU	CA-CB-CG	5.34	127.58	115.30
36	1	716	A	O4'-C1'-N9	-5.34	103.93	108.20
36	1	796	U	OP2-P-O3'	5.34	116.94	105.20
1	6	1473	U	N1-C2-O2	5.34	126.54	122.80
36	1	1113	G	N3-C2-N2	-5.34	116.17	119.90
36	1	1329	U	OP1-P-OP2	5.34	127.61	119.60
36	1	2754	G	C5-C6-O6	5.34	131.80	128.60
36	1	2865	U	C6-N1-C2	5.34	124.20	121.00
36	1	2917	G	N3-C4-N9	5.34	129.20	126.00
36	5	2807	U	OP1-P-O3'	5.34	116.94	105.20
36	5	3127	A	N9-C4-C5	5.34	107.93	105.80
1	2	1745	G	C6-C5-N7	-5.33	127.20	130.40
36	1	75	G	C4-N9-C1'	5.33	133.44	126.50

Continued on next page...

Continued from previous page...

Mol	Chain	Res	Type	Atoms	Z	Observed(°)	Ideal(°)
1	2	308	C	N1-C2-O2	-5.33	115.70	118.90
1	2	553	G	N3-C2-N2	-5.33	116.17	119.90
1	2	1773	C	N3-C4-C5	-5.33	119.77	121.90
36	1	636	C	C5-C6-N1	-5.33	118.33	121.00
36	1	636	C	OP1-P-OP2	5.33	127.60	119.60
36	5	1716	U	P-O3'-C3'	5.33	126.10	119.70
36	5	2980	U	C5-C4-O4	5.33	129.10	125.90
36	5	3245	A	N3-C4-C5	5.33	130.53	126.80
36	1	341	G	C5-C6-O6	-5.33	125.40	128.60
36	1	1100	U	C2-N3-C4	-5.33	123.80	127.00
36	1	1547	G	N1-C2-N2	5.33	121.00	116.20
36	1	2409	G	N9-C4-C5	5.33	107.53	105.40
36	1	2633	U	N1-C2-O2	5.33	126.53	122.80
36	5	504	A	N1-C2-N3	-5.33	126.63	129.30
36	5	1338	C	C4-C5-C6	5.33	120.07	117.40
38	8	36	G	O5'-P-OP1	-5.33	100.90	105.70
36	1	1345	G	OP2-P-O3'	5.33	116.93	105.20
37	7	72	A	OP2-P-O3'	5.33	116.92	105.20
36	1	656	A	O5'-P-OP2	-5.33	100.90	105.70
1	6	7	G	N3-C2-N2	5.33	123.63	119.90
36	5	941	G	C2-N3-C4	5.33	114.56	111.90
1	2	704	C	N3-C2-O2	-5.33	118.17	121.90
36	1	2308	C	C2-N3-C4	-5.33	117.24	119.90
36	1	2403	G	C8-N9-C4	5.33	108.53	106.40
1	6	52	U	N1-C2-N3	5.33	118.09	114.90
1	2	1081	A	O4'-C1'-N9	5.32	112.46	108.20
36	1	407	A	C6-C5-N7	-5.32	128.57	132.30
36	1	658	G	C4-N9-C1'	5.32	133.42	126.50
36	1	765	C	N1-C2-O2	5.32	122.09	118.90
36	1	1297	C	C6-N1-C2	5.32	122.43	120.30
36	1	1392	G	C2-N3-C4	5.32	114.56	111.90
36	1	2993	G	C5-C6-O6	-5.32	125.41	128.60
1	6	392	G	C8-N9-C4	-5.32	104.27	106.40
1	6	448	C	C6-N1-C2	-5.32	118.17	120.30
36	1	439	C	C5-C6-N1	5.32	123.66	121.00
36	1	1487	G	N9-C4-C5	5.32	107.53	105.40
20	c8	15	LEU	CA-CB-CG	5.32	127.54	115.30
36	1	1296	C	N3-C4-C5	-5.32	119.77	121.90
36	1	1474	A	O5'-P-OP2	5.32	117.08	110.70
38	4	113	U	C6-N1-C1'	5.32	128.65	121.20
36	5	1399	A	C6-C5-N7	-5.32	128.58	132.30
36	5	1547	G	N1-C6-O6	5.32	123.09	119.90

Continued on next page...

Continued from previous page...

Mol	Chain	Res	Type	Atoms	Z	Observed(°)	Ideal(°)
36	5	1929	G	N1-C2-N3	5.32	127.09	123.90
38	8	45	C	N3-C4-C5	-5.32	119.77	121.90
36	1	3302	U	C5-C6-N1	-5.32	120.04	122.70
36	5	934	G	C4-N9-C1'	5.32	133.41	126.50
36	5	2134	G	N3-C4-N9	5.32	129.19	126.00
36	5	2285	C	N1-C2-O2	-5.32	115.71	118.90
36	1	28	C	C6-N1-C2	5.32	122.43	120.30
36	1	1592	G	N3-C4-C5	-5.32	125.94	128.60
36	5	2342	U	N3-C2-O2	-5.32	118.48	122.20
36	1	2177	G	N3-C4-C5	-5.32	125.94	128.60
36	1	2212	C	OP2-P-O3'	5.32	116.89	105.20
36	1	3310	A	N9-C4-C5	-5.32	103.67	105.80
36	5	1480	G	O4'-C1'-N9	5.32	112.45	108.20
36	1	824	C	N3-C4-N4	-5.31	114.28	118.00
36	1	984	G	N1-C6-O6	-5.31	116.71	119.90
36	1	1794	G	O4'-C1'-N9	-5.31	103.95	108.20
36	1	2623	G	N3-C2-N2	5.31	123.62	119.90
11	s9	99	LEU	CA-CB-CG	5.31	127.52	115.30
1	2	1483	A	C8-N9-C4	-5.31	103.67	105.80
37	3	88	G	O5'-P-OP1	-5.31	100.92	105.70
36	5	1907	C	N3-C2-O2	5.31	125.62	121.90
36	5	2158	A	C6-N1-C2	-5.31	115.41	118.60
36	5	3140	G	C4-C5-N7	5.31	112.92	110.80
37	7	11	A	C5-C6-N6	-5.31	119.45	123.70
36	1	40	A	N9-C4-C5	-5.31	103.68	105.80
36	1	2169	G	OP2-P-O3'	5.31	116.88	105.20
36	5	2753	G	N1-C6-O6	5.31	123.09	119.90
36	1	394	G	N3-C4-N9	-5.31	122.81	126.00
36	1	800	G	C5-C6-O6	5.31	131.79	128.60
36	1	1151	U	C6-N1-C2	-5.31	117.81	121.00
36	1	1192	C	C6-N1-C1'	-5.31	114.43	120.80
36	1	2861	U	O5'-P-OP2	5.31	117.07	110.70
36	1	2920	U	C2-N3-C4	-5.31	123.81	127.00
36	1	3138	U	OP2-P-O3'	5.31	116.88	105.20
36	5	30	G	OP1-P-O3'	5.31	116.88	105.20
36	5	313	A	N7-C8-N9	5.31	116.45	113.80
36	1	341	G	N3-C4-N9	5.31	129.19	126.00
36	1	805	G	C5-C6-N1	5.31	114.15	111.50
38	4	115	C	N3-C4-C5	5.31	124.02	121.90
36	5	100	A	N1-C6-N6	5.31	121.78	118.60
36	5	2300	G	N1-C6-O6	-5.31	116.72	119.90
1	2	1600	A	N1-C6-N6	5.31	121.78	118.60

Continued on next page...

Continued from previous page...

Mol	Chain	Res	Type	Atoms	Z	Observed(°)	Ideal(°)
36	1	423	A	N9-C4-C5	5.31	107.92	105.80
36	1	1017	C	C5-C6-N1	5.31	123.65	121.00
36	1	694	C	N1-C2-O2	-5.30	115.72	118.90
36	1	1838	G	N9-C4-C5	-5.30	103.28	105.40
52	M6	78	ARG	NE-CZ-NH2	-5.30	117.65	120.30
36	5	363	G	OP1-P-O3'	5.30	116.87	105.20
36	5	908	G	C8-N9-C1'	-5.30	120.10	127.00
36	5	1301	A	C5-N7-C8	-5.30	101.25	103.90
1	6	333	A	C8-N9-C4	5.30	107.92	105.80
36	5	1047	A	N9-C4-C5	-5.30	103.68	105.80
36	5	1048	A	OP1-P-O3'	5.30	116.87	105.20
36	1	973	A	N1-C2-N3	5.30	131.95	129.30
36	1	1179	A	OP2-P-O3'	5.30	116.86	105.20
36	1	1586	G	N3-C4-N9	5.30	129.18	126.00
38	4	1	A	C4-C5-C6	-5.30	114.35	117.00
38	4	55	U	C5-C6-N1	-5.30	120.05	122.70
36	5	500	C	C6-N1-C2	5.30	122.42	120.30
36	5	2153	U	C5-C4-O4	-5.30	122.72	125.90
36	5	2310	U	O5'-P-OP1	5.30	117.06	110.70
1	2	337	G	N1-C6-O6	5.30	123.08	119.90
36	1	131	C	C6-N1-C2	-5.30	118.18	120.30
36	1	1501	U	C5-C6-N1	5.30	125.35	122.70
36	1	2115	G	C4-C5-N7	5.30	112.92	110.80
36	1	2763	U	N1-C2-O2	-5.30	119.09	122.80
36	1	2988	C	C2-N1-C1'	-5.30	112.97	118.80
36	1	3178	A	C6-C5-N7	-5.30	128.59	132.30
1	6	366	A	C8-N9-C4	5.30	107.92	105.80
1	6	756	A	C8-N9-C4	-5.30	103.68	105.80
36	5	205	C	N3-C4-C5	5.30	124.02	121.90
36	5	338	A	OP2-P-O3'	5.30	116.86	105.20
36	5	3164	C	O4'-C1'-N1	5.30	112.44	108.20
36	5	3225	C	N3-C4-N4	5.30	121.71	118.00
36	1	406	G	O5'-P-OP2	-5.30	100.93	105.70
36	5	78	U	O5'-P-OP1	-5.30	100.93	105.70
36	5	2875	U	C6-N1-C2	5.30	124.18	121.00
36	5	3055	U	C5-C4-O4	-5.30	122.72	125.90
36	5	38	U	C5-C4-O4	-5.30	122.72	125.90
36	1	1670	C	N1-C2-O2	-5.29	115.72	118.90
41	14	187	LEU	CA-CB-CG	5.29	127.48	115.30
36	1	229	G	N3-C2-N2	-5.29	116.19	119.90
36	1	1136	A	C5-C6-N6	-5.29	119.47	123.70
1	6	338	C	N3-C4-N4	5.29	121.70	118.00

Continued on next page...

Continued from previous page...

Mol	Chain	Res	Type	Atoms	Z	Observed(°)	Ideal(°)
1	6	1509	C	N3-C2-O2	-5.29	118.19	121.90
1	6	1766	A	OP1-P-O3'	5.29	116.84	105.20
36	5	704	U	C2-N1-C1'	-5.29	111.35	117.70
36	5	2877	G	C5-C6-O6	5.29	131.78	128.60
1	2	1189	A	C8-N9-C4	5.29	107.92	105.80
36	1	1398	U	OP2-P-O3'	5.29	116.84	105.20
36	1	3355	U	C2-N1-C1'	5.29	124.05	117.70
36	5	2923	U	N1-C2-O2	-5.29	119.09	122.80
36	1	1174	G	C8-N9-C1'	-5.29	120.12	127.00
36	1	2550	U	N1-C2-N3	5.29	118.07	114.90
36	1	2830	G	C4-C5-N7	-5.29	108.68	110.80
36	5	864	G	OP2-P-O3'	5.29	116.84	105.20
38	8	126	A	OP1-P-O3'	5.29	116.84	105.20
36	1	329	U	N1-C2-N3	5.29	118.07	114.90
36	1	2984	C	C5-C4-N4	5.29	123.90	120.20
1	6	17	C	N3-C4-N4	-5.29	114.30	118.00
36	5	2913	C	N1-C2-N3	5.29	122.90	119.20
36	5	3181	C	N3-C4-C5	-5.29	119.78	121.90
1	2	1773	C	C5-C6-N1	5.29	123.64	121.00
36	1	2133	U	O4'-C1'-N1	5.29	112.43	108.20
36	1	2206	G	C5-C6-O6	-5.29	125.43	128.60
36	5	1879	A	P-O3'-C3'	5.29	126.04	119.70
36	5	2409	G	O5'-P-OP2	-5.29	100.94	105.70
36	5	2971	A	N9-C4-C5	-5.29	103.69	105.80
36	5	3138	U	OP2-P-O3'	5.29	116.83	105.20
36	1	225	C	N3-C4-N4	5.29	121.70	118.00
38	4	79	A	N7-C8-N9	5.29	116.44	113.80
70	O4	8	ARG	NE-CZ-NH1	5.29	122.94	120.30
1	6	457	G	N1-C6-O6	5.29	123.07	119.90
36	5	2174	G	OP1-P-O3'	5.29	116.83	105.20
1	2	1747	G	N1-C6-O6	5.28	123.07	119.90
36	5	907	G	C8-N9-C4	5.28	108.51	106.40
36	5	3154	C	C2-N3-C4	5.28	122.54	119.90
36	1	2176	U	C5-C4-O4	5.28	129.07	125.90
36	5	3382	U	N1-C2-O2	5.28	126.50	122.80
1	6	114	C	C2-N1-C1'	5.28	124.61	118.80
1	6	351	C	N3-C2-O2	-5.28	118.20	121.90
36	5	293	C	C6-N1-C2	5.28	122.41	120.30
36	5	2942	C	N3-C4-N4	5.28	121.70	118.00
36	1	2791	G	C8-N9-C4	-5.28	104.29	106.40
36	1	917	A	C5-C6-N6	5.28	127.92	123.70
36	1	1359	C	N3-C2-O2	5.28	125.59	121.90

Continued on next page...

Continued from previous page...

Mol	Chain	Res	Type	Atoms	Z	Observed(°)	Ideal(°)
36	1	2688	U	C2-N1-C1'	5.28	124.03	117.70
1	6	539	G	C8-N9-C4	-5.28	104.29	106.40
36	5	1047	A	C6-C5-N7	-5.28	128.61	132.30
36	5	1416	C	C2-N1-C1'	5.28	124.61	118.80
36	5	2704	A	C4-C5-N7	5.28	113.34	110.70
1	2	15	U	C6-N1-C2	-5.28	117.83	121.00
36	1	1158	A	C5-C6-N6	-5.28	119.48	123.70
36	1	2159	U	C6-N1-C2	5.28	124.17	121.00
36	1	2939	G	OP1-P-O3'	-5.28	93.59	105.20
47	M0	167	LEU	CA-CB-CG	5.28	127.44	115.30
36	5	658	G	N3-C2-N2	-5.28	116.21	119.90
38	4	7	U	N1-C2-N3	5.27	118.06	114.90
36	5	643	U	C2-N3-C4	-5.27	123.84	127.00
36	5	1446	A	OP1-P-O3'	5.27	116.80	105.20
36	5	1450	G	C2-N3-C4	5.27	114.54	111.90
36	5	2153	U	N3-C4-O4	5.27	123.09	119.40
38	8	137	C	N3-C4-N4	5.27	121.69	118.00
36	1	718	G	C2-N3-C4	-5.27	109.26	111.90
36	1	1297	C	O5'-P-OP1	-5.27	100.95	105.70
1	6	1620	C	C6-N1-C2	-5.27	118.19	120.30
36	5	2891	U	C5-C6-N1	-5.27	120.06	122.70
1	6	1698	G	P-O3'-C3'	5.27	126.03	119.70
36	5	2893	C	C4-C5-C6	5.27	120.04	117.40
36	5	3288	G	C5-C6-N1	5.27	114.14	111.50
36	5	694	C	N3-C2-O2	-5.27	118.21	121.90
3	S1	96	LEU	CA-CB-CG	5.27	127.42	115.30
36	1	2619	G	O5'-P-OP1	-5.27	100.96	105.70
38	4	6	U	N3-C4-C5	5.27	117.76	114.60
1	6	87	C	C6-N1-C2	-5.27	118.19	120.30
36	5	1295	G	OP2-P-O3'	5.27	116.79	105.20
36	1	1379	G	N3-C2-N2	-5.27	116.21	119.90
36	1	1406	A	C5-C6-N6	-5.27	119.49	123.70
36	1	1500	G	OP2-P-O3'	5.27	116.78	105.20
1	6	539	G	N7-C8-N9	5.27	115.73	113.10
36	5	99	A	C8-N9-C4	5.27	107.91	105.80
36	5	822	G	O5'-P-OP1	-5.27	100.96	105.70
36	5	3309	G	C8-N9-C4	-5.27	104.29	106.40
36	1	730	C	N3-C4-C5	5.26	124.00	121.90
38	4	82	U	N3-C2-O2	5.26	125.89	122.20
77	Q1	9	ARG	NE-CZ-NH1	5.26	122.93	120.30
1	6	431	C	O5'-P-OP1	-5.26	100.96	105.70
1	6	1491	U	P-O3'-C3'	5.26	126.02	119.70

Continued on next page...

Continued from previous page...

Mol	Chain	Res	Type	Atoms	Z	Observed(°)	Ideal(°)
36	5	637	C	N3-C4-C5	5.26	124.01	121.90
36	5	1321	G	N9-C4-C5	-5.26	103.29	105.40
36	5	1489	A	N1-C6-N6	5.26	121.76	118.60
36	5	2531	C	N3-C2-O2	-5.26	118.21	121.90
36	5	2601	A	C6-C5-N7	5.26	135.99	132.30
36	5	2733	A	O5'-P-OP2	-5.26	100.96	105.70
36	1	2930	A	N1-C6-N6	-5.26	115.44	118.60
36	5	1199	C	C4-C5-C6	5.26	120.03	117.40
36	5	1338	C	N3-C4-N4	5.26	121.68	118.00
36	5	2354	C	N3-C4-N4	5.26	121.68	118.00
36	5	2602	G	C8-N9-C4	-5.26	104.30	106.40
37	7	53	U	O5'-P-OP2	-5.26	100.96	105.70
38	8	22	U	O5'-P-OP2	5.26	117.02	110.70
36	1	343	U	N3-C4-C5	-5.26	111.44	114.60
36	1	2551	U	N3-C2-O2	-5.26	118.52	122.20
36	1	3269	U	N3-C4-O4	-5.26	115.72	119.40
1	6	1129	U	N3-C4-O4	-5.26	115.72	119.40
36	5	2137	U	N3-C4-C5	5.26	117.76	114.60
36	5	2352	A	N3-C4-C5	-5.26	123.12	126.80
36	5	2398	A	N1-C6-N6	-5.26	115.44	118.60
38	8	39	G	N3-C4-N9	5.26	129.16	126.00
1	2	453	U	C6-N1-C1'	-5.26	113.84	121.20
36	1	3362	A	C8-N9-C4	-5.26	103.70	105.80
36	5	584	G	C4-C5-N7	-5.26	108.70	110.80
36	5	809	G	C8-N9-C4	5.26	108.50	106.40
36	5	994	G	N3-C4-C5	-5.26	125.97	128.60
36	5	2354	C	N1-C2-O2	-5.26	115.74	118.90
36	5	2830	G	C5-N7-C8	5.26	106.93	104.30
36	5	2851	A	C6-N1-C2	-5.26	115.44	118.60
25	D3	111	GLY	N-CA-C	-5.26	99.95	113.10
1	6	417	A	C4-C5-C6	5.26	119.63	117.00
1	6	426	G	O5'-P-OP2	-5.26	100.97	105.70
1	2	186	C	C5-C6-N1	5.26	123.63	121.00
1	2	1324	G	N9-C4-C5	5.26	107.50	105.40
36	1	425	G	OP1-P-OP2	-5.26	111.72	119.60
36	1	2637	A	C8-N9-C4	-5.26	103.70	105.80
36	1	2660	G	N9-C4-C5	-5.26	103.30	105.40
36	1	3053	G	N3-C2-N2	5.26	123.58	119.90
1	6	1137	A	N7-C8-N9	-5.26	111.17	113.80
36	5	915	A	C8-N9-C4	-5.26	103.70	105.80
36	5	942	U	C6-N1-C2	-5.26	117.85	121.00
36	5	1047	A	C5-N7-C8	-5.26	101.27	103.90

Continued on next page...

Continued from previous page...

Mol	Chain	Res	Type	Atoms	Z	Observed(°)	Ideal(°)
36	5	1314	C	C5-C4-N4	-5.26	116.52	120.20
36	5	1391	C	N1-C2-O2	-5.26	115.75	118.90
36	5	2343	C	C2-N3-C4	-5.26	117.27	119.90
36	5	2632	G	N3-C2-N2	5.26	123.58	119.90
36	1	2148	U	N1-C2-O2	-5.25	119.12	122.80
37	7	93	C	C6-N1-C2	-5.25	118.20	120.30
1	2	1494	C	C6-N1-C2	-5.25	118.20	120.30
36	5	633	C	OP2-P-O3'	5.25	116.76	105.20
36	5	3386	G	O5'-P-OP2	-5.25	100.97	105.70
36	1	592	A	N9-C4-C5	-5.25	103.70	105.80
36	1	1140	G	C8-N9-C1'	-5.25	120.17	127.00
1	6	365	G	N1-C2-N2	-5.25	111.47	116.20
1	6	1340	U	N1-C2-O2	5.25	126.48	122.80
36	5	1456	A	C5-C6-N6	-5.25	119.50	123.70
36	5	2165	G	N3-C4-N9	5.25	129.15	126.00
36	5	2637	A	N1-C6-N6	5.25	121.75	118.60
36	1	1177	G	N1-C2-N2	5.25	120.92	116.20
36	1	1890	U	N3-C4-C5	5.25	117.75	114.60
36	1	2732	G	N1-C2-N2	-5.25	111.47	116.20
36	5	2397	A	N1-C6-N6	-5.25	115.45	118.60
36	5	2927	C	C5-C6-N1	5.25	123.62	121.00
1	2	610	G	C4-N9-C1'	5.25	133.32	126.50
56	N0	115	ARG	NE-CZ-NH1	5.25	122.92	120.30
36	5	721	G	C5-C6-N1	5.25	114.12	111.50
36	5	2283	G	N1-C6-O6	5.25	123.05	119.90
36	5	3324	C	N3-C2-O2	5.25	125.57	121.90
36	1	545	U	N1-C2-O2	5.25	126.47	122.80
36	1	3361	G	N3-C4-C5	-5.25	125.98	128.60
36	5	2675	C	N1-C2-O2	-5.25	115.75	118.90
37	7	28	C	N3-C4-C5	-5.25	119.80	121.90
36	1	88	A	N9-C4-C5	-5.24	103.70	105.80
36	1	2853	A	C2-N3-C4	5.24	113.22	110.60
1	6	194	U	C5-C6-N1	5.24	125.32	122.70
1	6	408	C	C6-N1-C2	-5.24	118.20	120.30
36	5	437	G	N1-C2-N3	5.24	127.05	123.90
36	5	3306	U	C5-C4-O4	-5.24	122.75	125.90
1	6	1463	C	C6-N1-C2	5.24	122.40	120.30
36	5	519	A	C6-C5-N7	-5.24	128.63	132.30
36	1	2288	G	C5-C6-O6	5.24	131.74	128.60
36	1	2541	U	P-O3'-C3'	5.24	125.99	119.70
36	5	873	C	P-O3'-C3'	5.24	125.99	119.70
36	5	1317	A	N1-C2-N3	-5.24	126.68	129.30

Continued on next page...

Continued from previous page...

Mol	Chain	Res	Type	Atoms	Z	Observed(°)	Ideal(°)
36	5	3186	A	N1-C6-N6	-5.24	115.46	118.60
1	2	380	U	C2-N1-C1'	5.24	123.99	117.70
1	2	1241	G	C6-C5-N7	-5.24	127.26	130.40
36	1	282	G	C5-C6-O6	5.24	131.74	128.60
36	1	706	A	C8-N9-C4	5.24	107.89	105.80
36	1	2343	C	C5-C4-N4	-5.24	116.53	120.20
37	3	82	G	C8-N9-C1'	-5.24	120.19	127.00
36	5	3315	G	C5-C6-O6	5.24	131.74	128.60
1	6	782	U	C2-N1-C1'	5.24	123.98	117.70
36	5	2187	G	O5'-P-OP2	5.24	116.98	110.70
36	5	2830	G	N3-C4-N9	-5.24	122.86	126.00
36	5	3225	C	O5'-P-OP1	-5.24	100.99	105.70
1	2	553	G	C5-C6-N1	-5.24	108.88	111.50
36	1	99	A	C5'-C4'-O4'	5.24	115.38	109.10
36	1	1848	G	N1-C6-O6	5.24	123.04	119.90
1	6	194	U	N3-C2-O2	-5.24	118.54	122.20
36	5	514	G	C5-C6-O6	-5.24	125.46	128.60
36	5	867	G	C8-N9-C4	5.24	108.49	106.40
36	5	901	G	N3-C2-N2	5.24	123.56	119.90
36	5	1138	U	C2-N3-C4	-5.24	123.86	127.00
36	5	3209	A	N1-C2-N3	5.24	131.92	129.30
36	1	1114	U	N3-C4-O4	-5.23	115.74	119.40
36	5	1129	A	O5'-P-OP2	-5.23	100.99	105.70
36	5	2367	A	C8-N9-C4	-5.23	103.71	105.80
36	5	2746	A	N7-C8-N9	-5.23	111.18	113.80
1	2	447	U	C5-C6-N1	5.23	125.32	122.70
36	1	96	G	N3-C4-C5	5.23	131.22	128.60
36	1	339	C	N1-C2-O2	5.23	122.04	118.90
73	o7	65	ARG	NE-CZ-NH1	5.23	122.92	120.30
36	1	1484	U	N1-C2-O2	5.23	126.46	122.80
36	1	1515	A	N9-C4-C5	-5.23	103.71	105.80
36	1	2200	U	N1-C2-O2	-5.23	119.14	122.80
1	6	1003	A	N9-C4-C5	-5.23	103.71	105.80
36	5	162	G	N1-C6-O6	-5.23	116.76	119.90
36	5	1323	G	C8-N9-C4	-5.23	104.31	106.40
46	L9	166	ARG	NE-CZ-NH2	5.23	122.92	120.30
36	5	431	U	C5-C4-O4	-5.23	122.76	125.90
36	5	636	C	C2-N3-C4	-5.23	117.28	119.90
36	5	776	U	P-O3'-C3'	5.23	125.97	119.70
36	5	1193	A	C4-C5-C6	5.23	119.61	117.00
36	1	355	A	C2-N3-C4	-5.23	107.99	110.60
36	1	2961	G	O5'-P-OP2	-5.23	101.00	105.70

Continued on next page...

Continued from previous page...

Mol	Chain	Res	Type	Atoms	Z	Observed(°)	Ideal(°)
1	6	765	G	O4'-C1'-N9	-5.23	104.02	108.20
36	5	362	U	C5-C4-O4	-5.23	122.76	125.90
36	5	1794	G	N1-C2-N2	-5.23	111.49	116.20
36	5	2800	G	N9-C4-C5	5.23	107.49	105.40
38	8	116	G	N1-C6-O6	5.23	123.04	119.90
1	2	1745	G	N3-C4-C5	-5.22	125.99	128.60
1	2	1777	G	C5-C6-O6	-5.22	125.47	128.60
36	1	96	G	C5-N7-C8	-5.22	101.69	104.30
36	1	716	A	C2-N3-C4	-5.22	107.99	110.60
36	1	1297	C	C5-C6-N1	-5.22	118.39	121.00
36	1	2623	G	C8-N9-C4	5.22	108.49	106.40
1	6	792	U	C6-N1-C2	-5.22	117.86	121.00
36	5	866	A	OP1-P-OP2	-5.22	111.76	119.60
54	m8	176	ARG	NE-CZ-NH1	-5.22	117.69	120.30
1	2	381	C	N1-C2-O2	5.22	122.03	118.90
15	C3	22	ALA	C-N-CA	5.22	143.94	122.00
36	1	1389	G	N1-C6-O6	5.22	123.03	119.90
1	6	578	U	C5-C6-N1	-5.22	120.09	122.70
36	5	864	G	C6-N1-C2	-5.22	121.97	125.10
36	5	1133	A	C2-N3-C4	5.22	113.21	110.60
36	5	1914	G	N1-C6-O6	-5.22	116.77	119.90
36	5	2627	C	OP2-P-O3'	5.22	116.69	105.20
36	5	2816	G	C8-N9-C4	5.22	108.49	106.40
36	1	376	G	C5-C6-N1	-5.22	108.89	111.50
11	s9	3	ARG	NE-CZ-NH2	5.22	122.91	120.30
36	5	960	U	C6-N1-C1'	-5.22	113.89	121.20
36	5	1589	A	C2-N3-C4	5.22	113.21	110.60
36	5	2745	G	O4'-C1'-N9	5.22	112.38	108.20
36	1	332	C	N1-C2-O2	5.22	122.03	118.90
36	1	410	U	OP1-P-OP2	-5.22	111.77	119.60
1	6	1629	G	OP2-P-O3'	5.22	116.68	105.20
36	5	513	G	N9-C4-C5	-5.22	103.31	105.40
36	5	1047	A	OP2-P-O3'	5.22	116.68	105.20
36	5	663	C	O5'-P-OP1	5.22	116.96	110.70
36	5	2601	A	C4-C5-N7	-5.22	108.09	110.70
36	1	197	G	O5'-P-OP2	5.22	116.96	110.70
36	1	2114	C	O5'-P-OP2	-5.22	101.00	105.70
36	1	2163	C	C4-C5-C6	5.22	120.01	117.40
36	5	1162	U	O5'-P-OP2	-5.22	101.00	105.70
36	5	1300	G	N1-C6-O6	5.22	123.03	119.90
36	5	2249	G	N3-C4-C5	-5.22	125.99	128.60
36	5	3142	A	O5'-P-OP1	-5.22	101.00	105.70

Continued on next page...

Continued from previous page...

Mol	Chain	Res	Type	Atoms	Z	Observed(°)	Ideal(°)
36	5	3339	A	C5-C6-N6	-5.22	119.53	123.70
37	7	50	U	C5-C6-N1	5.22	125.31	122.70
1	2	1269	U	C2-N1-C1'	5.21	123.96	117.70
36	1	639	G	C8-N9-C4	5.21	108.49	106.40
36	1	893	C	C2-N3-C4	5.21	122.51	119.90
36	1	1097	G	P-O3'-C3'	5.21	125.96	119.70
1	6	1629	G	N3-C4-C5	-5.21	125.99	128.60
1	6	1634	C	C6-N1-C2	-5.21	118.21	120.30
36	5	1316	C	N1-C2-O2	-5.21	115.77	118.90
54	m8	151	ARG	NE-CZ-NH1	-5.21	117.69	120.30
36	1	2411	U	C2-N3-C4	-5.21	123.87	127.00
36	5	1060	U	N3-C4-C5	5.21	117.73	114.60
36	5	2285	C	O5'-P-OP1	-5.21	101.01	105.70
36	1	594	U	C5-C6-N1	-5.21	120.09	122.70
36	1	2954	U	OP1-P-O3'	5.21	116.67	105.20
37	3	57	G	OP2-P-O3'	5.21	116.67	105.20
65	N9	14	ARG	NE-CZ-NH2	-5.21	117.69	120.30
1	6	1745	G	N9-C4-C5	-5.21	103.31	105.40
36	5	714	G	C5-C6-O6	-5.21	125.47	128.60
36	1	109	A	OP1-P-O3'	5.21	116.66	105.20
36	1	2626	A	N1-C2-N3	5.21	131.91	129.30
36	5	3032	A	N9-C4-C5	-5.21	103.72	105.80
1	2	1006	C	C6-N1-C2	-5.21	118.22	120.30
36	1	315	C	O5'-P-OP1	-5.21	101.01	105.70
36	1	593	C	N1-C2-O2	-5.21	115.78	118.90
36	5	630	A	C2-N3-C4	-5.21	108.00	110.60
36	5	2108	C	N1-C2-O2	-5.21	115.78	118.90
36	5	2138	A	N9-C4-C5	5.21	107.88	105.80
38	8	80	A	C4-C5-C6	5.21	119.61	117.00
36	1	697	A	C5-C6-N6	-5.21	119.53	123.70
36	1	2292	U	C5-C4-O4	-5.21	122.78	125.90
36	1	3102	G	C5-C6-O6	5.21	131.72	128.60
1	6	1031	U	C2-N1-C1'	-5.21	111.45	117.70
36	5	2279	A	N1-C6-N6	5.21	121.72	118.60
36	5	2350	C	OP1-P-OP2	-5.21	111.79	119.60
36	5	3272	C	C6-N1-C2	5.21	122.38	120.30
36	1	156	G	N3-C2-N2	5.21	123.54	119.90
36	1	2627	C	N3-C4-N4	-5.21	114.36	118.00
1	2	360	A	C8-N9-C4	5.20	107.88	105.80
36	1	1416	C	N3-C4-N4	-5.20	114.36	118.00
36	1	1904	C	C5-C6-N1	5.20	123.60	121.00
36	1	2408	U	N3-C2-O2	-5.20	118.56	122.20

Continued on next page...

Continued from previous page...

Mol	Chain	Res	Type	Atoms	Z	Observed(°)	Ideal(°)
1	6	421	A	N1-C6-N6	5.20	121.72	118.60
36	5	965	A	C5-C6-N6	-5.20	119.54	123.70
36	5	1695	U	N3-C2-O2	-5.20	118.56	122.20
36	5	1794	G	O4'-C1'-N9	-5.20	104.04	108.20
52	m6	27	LEU	CB-CG-CD2	-5.20	102.16	111.00
36	1	2800	G	O5'-P-OP1	5.20	116.94	110.70
36	5	419	G	C4-C5-N7	5.20	112.88	110.80
36	5	1124	U	C4-C5-C6	-5.20	116.58	119.70
36	5	2367	A	N7-C8-N9	5.20	116.40	113.80
36	5	2865	U	N3-C4-C5	5.20	117.72	114.60
1	2	1314	U	N3-C2-O2	-5.20	118.56	122.20
36	1	2623	G	OP1-P-OP2	-5.20	111.80	119.60
36	1	2960	C	N3-C4-C5	5.20	123.98	121.90
36	5	799	G	C5-C6-N1	5.20	114.10	111.50
36	5	2144	A	O5'-P-OP2	-5.20	101.02	105.70
41	14	188	ARG	NE-CZ-NH2	-5.20	117.70	120.30
36	1	2286	U	C5-C4-O4	5.20	129.02	125.90
1	6	622	A	C4-C5-N7	-5.20	108.10	110.70
1	6	1781	A	C8-N9-C4	-5.20	103.72	105.80
36	5	666	A	O5'-P-OP1	-5.20	101.02	105.70
36	5	893	C	C2-N3-C4	5.20	122.50	119.90
36	5	1298	C	N1-C2-O2	-5.20	115.78	118.90
36	5	2759	U	C5-C6-N1	-5.20	120.10	122.70
37	3	98	C	N3-C4-C5	-5.20	119.82	121.90
1	6	1541	G	N3-C4-C5	-5.20	126.00	128.60
36	5	2784	G	N3-C4-C5	-5.20	126.00	128.60
1	2	240	U	OP2-P-O3'	5.20	116.63	105.20
36	1	716	A	N3-C4-C5	5.20	130.44	126.80
36	1	2826	U	OP2-P-O3'	5.20	116.63	105.20
36	5	215	G	N9-C4-C5	5.20	107.48	105.40
36	5	2312	A	C5-C6-N1	5.20	120.30	117.70
36	1	1053	A	C8-N9-C4	5.19	107.88	105.80
36	1	2255	A	N7-C8-N9	-5.19	111.20	113.80
36	5	1317	A	P-O3'-C3'	5.19	125.93	119.70
36	5	3020	U	C6-N1-C2	-5.19	117.88	121.00
1	2	1121	C	C2-N1-C1'	-5.19	113.09	118.80
1	2	1455	G	C8-N9-C4	-5.19	104.32	106.40
36	1	954	U	N1-C2-N3	5.19	118.02	114.90
1	6	1196	A	O4'-C1'-N9	5.19	112.35	108.20
1	6	1509	C	N1-C2-O2	5.19	122.02	118.90
36	5	209	A	N7-C8-N9	5.19	116.40	113.80
36	5	3093	C	C2-N3-C4	-5.19	117.30	119.90

Continued on next page...

Continued from previous page...

Mol	Chain	Res	Type	Atoms	Z	Observed(°)	Ideal(°)
36	1	2389	C	N1-C2-O2	5.19	122.01	118.90
1	6	543	C	N3-C2-O2	-5.19	118.27	121.90
36	5	1170	A	C5-C6-N6	-5.19	119.55	123.70
37	7	32	U	C5-C6-N1	-5.19	120.11	122.70
1	2	1600	A	N9-C4-C5	-5.19	103.72	105.80
36	1	281	G	N1-C2-N3	5.19	127.01	123.90
36	1	590	G	C5-C6-O6	-5.19	125.49	128.60
36	1	1546	A	N1-C2-N3	-5.19	126.70	129.30
36	1	2365	C	N1-C2-O2	5.19	122.01	118.90
1	6	31	C	N3-C4-N4	-5.19	114.37	118.00
1	2	1426	C	N3-C2-O2	5.19	125.53	121.90
36	1	1331	U	C6-N1-C1'	-5.19	113.94	121.20
36	1	1429	G	C5-N7-C8	5.19	106.89	104.30
36	1	2121	G	N1-C6-O6	-5.19	116.79	119.90
36	1	2795	U	O5'-P-OP1	-5.19	101.03	105.70
36	1	3150	A	C8-N9-C4	5.19	107.88	105.80
61	N5	38	LEU	CA-CB-CG	5.19	127.23	115.30
36	1	95	A	C5-C6-N1	-5.19	115.11	117.70
36	5	3027	A	N1-C6-N6	5.19	121.71	118.60
36	1	1192	C	C2-N1-C1'	5.18	124.50	118.80
36	1	2983	C	C2-N3-C4	-5.18	117.31	119.90
36	1	3323	A	N1-C6-N6	5.18	121.71	118.60
36	5	47	C	C5-C6-N1	-5.18	118.41	121.00
36	5	1302	A	N9-C4-C5	5.18	107.87	105.80
38	8	39	G	C4-N9-C1'	5.18	133.24	126.50
41	14	359	LEU	CA-CB-CG	5.18	127.22	115.30
35	SM	134	ASP	CB-CG-OD2	5.18	122.97	118.30
36	1	648	C	C5-C4-N4	-5.18	116.57	120.20
36	5	528	U	N3-C2-O2	-5.18	118.57	122.20
36	5	2796	G	N3-C4-N9	5.18	129.11	126.00
36	5	2887	A	O5'-P-OP1	-5.18	101.03	105.70
36	1	29	C	N3-C4-N4	5.18	121.63	118.00
36	1	98	G	N3-C4-N9	-5.18	122.89	126.00
36	1	427	C	C6-N1-C2	-5.18	118.23	120.30
36	1	2520	A	OP2-P-O3'	5.18	116.60	105.20
1	6	965	U	C2-N1-C1'	5.18	123.92	117.70
1	2	779	U	O4'-C1'-N1	5.18	112.34	108.20
36	1	96	G	C6-C5-N7	-5.18	127.29	130.40
36	1	517	G	N7-C8-N9	5.18	115.69	113.10
36	1	797	U	C5-C6-N1	-5.18	120.11	122.70
36	1	1116	G	O5'-P-OP1	-5.18	101.04	105.70
36	1	1441	G	N3-C4-C5	-5.18	126.01	128.60

Continued on next page...

Continued from previous page...

Mol	Chain	Res	Type	Atoms	Z	Observed(°)	Ideal(°)
36	5	417	A	N1-C6-N6	-5.18	115.49	118.60
36	5	934	G	C8-N9-C1'	-5.18	120.27	127.00
36	5	1794	G	N9-C4-C5	-5.18	103.33	105.40
36	5	2366	C	C2-N3-C4	5.18	122.49	119.90
36	5	2584	G	OP2-P-O3'	5.18	116.59	105.20
1	2	795	U	C4-C5-C6	5.18	122.81	119.70
1	6	1779	U	N1-C2-O2	5.18	126.42	122.80
36	5	939	U	C2-N3-C4	-5.18	123.89	127.00
36	1	184	U	N3-C2-O2	-5.18	118.58	122.20
36	1	889	U	N3-C2-O2	-5.18	118.58	122.20
36	1	1330	A	C4-C5-N7	5.18	113.29	110.70
36	1	2618	G	N3-C2-N2	5.18	123.52	119.90
36	1	2939	G	OP2-P-O3'	5.18	116.59	105.20
36	5	884	A	N3-C4-C5	5.18	130.42	126.80
36	5	1130	A	N1-C6-N6	-5.18	115.49	118.60
36	5	1434	G	C2-N3-C4	5.18	114.49	111.90
37	7	102	A	N1-C6-N6	5.18	121.70	118.60
1	2	602	U	O5'-P-OP1	-5.17	101.04	105.70
1	2	782	U	P-O3'-C3'	5.17	125.91	119.70
1	2	1014	G	N9-C4-C5	5.17	107.47	105.40
1	2	1462	G	N1-C6-O6	5.17	123.00	119.90
36	1	201	A	O5'-P-OP1	5.17	116.91	110.70
36	1	958	C	C5-C6-N1	-5.17	118.41	121.00
36	1	964	G	C2-N3-C4	5.17	114.49	111.90
36	1	2400	G	C6-N1-C2	-5.17	122.00	125.10
36	1	2412	G	N3-C4-C5	-5.17	126.01	128.60
1	6	455	C	N1-C2-O2	-5.17	115.80	118.90
1	6	1737	G	N1-C6-O6	5.17	123.00	119.90
36	5	58	G	O5'-P-OP1	5.17	116.91	110.70
36	5	2725	U	OP1-P-OP2	-5.17	111.84	119.60
4	s2	113	LEU	CA-CB-CG	5.17	127.20	115.30
36	5	3298	C	C4-C5-C6	5.17	119.99	117.40
38	8	113	U	C2-N3-C4	5.17	130.10	127.00
36	1	2216	G	O5'-P-OP2	5.17	116.91	110.70
36	1	2874	G	N3-C4-N9	-5.17	122.90	126.00
1	6	280	U	C2-N1-C1'	5.17	123.91	117.70
36	5	1476	G	N7-C8-N9	-5.17	110.51	113.10
36	5	2994	A	C4-C5-C6	5.17	119.59	117.00
36	1	1520	G	C5-N7-C8	5.17	106.89	104.30
1	6	416	A	C5-N7-C8	-5.17	101.31	103.90
36	5	345	G	C5-C6-O6	-5.17	125.50	128.60
36	5	1115	G	N7-C8-N9	5.17	115.69	113.10

Continued on next page...

Continued from previous page...

Mol	Chain	Res	Type	Atoms	Z	Observed(°)	Ideal(°)
36	5	2145	A	C6-N1-C2	-5.17	115.50	118.60
36	1	635	G	C5-C6-N1	5.17	114.08	111.50
36	1	2860	U	N3-C2-O2	5.17	125.82	122.20
36	5	99	A	N1-C6-N6	5.17	121.70	118.60
36	5	2340	U	C4-C5-C6	-5.17	116.60	119.70
36	1	582	G	N3-C4-N9	-5.17	122.90	126.00
36	1	765	C	C6-N1-C2	-5.17	118.23	120.30
36	1	2606	G	OP2-P-O3'	5.17	116.57	105.20
36	5	2113	A	O4'-C1'-N9	-5.17	104.07	108.20
1	2	1164	G	C5-C6-O6	-5.17	125.50	128.60
36	1	2385	G	C8-N9-C4	5.17	108.47	106.40
36	1	2614	G	N7-C8-N9	-5.17	110.52	113.10
36	5	3098	G	OP2-P-O3'	5.17	116.56	105.20
44	17	221	LYS	N-CA-C	-5.17	97.05	111.00
1	2	187	G	P-O3'-C3'	5.16	125.90	119.70
36	1	405	U	C6-N1-C2	5.16	124.10	121.00
36	1	896	A	O4'-C1'-N9	5.16	112.33	108.20
36	1	2761	G	C5-C6-N1	-5.16	108.92	111.50
36	1	3013	U	O5'-P-OP2	-5.16	101.05	105.70
36	5	1879	A	O5'-P-OP2	-5.16	101.05	105.70
36	5	3319	U	O4'-C1'-N1	5.16	112.33	108.20
1	2	1092	A	N9-C4-C5	-5.16	103.73	105.80
36	5	714	G	N1-C6-O6	5.16	123.00	119.90
36	1	197	G	C5-C6-O6	-5.16	125.50	128.60
36	1	980	A	C8-N9-C4	-5.16	103.73	105.80
1	6	144	U	O4'-C1'-N1	5.16	112.33	108.20
36	5	775	A	C8-N9-C4	-5.16	103.74	105.80
36	5	1362	G	OP2-P-O3'	5.16	116.55	105.20
38	8	116	G	C6-C5-N7	-5.16	127.30	130.40
41	14	134	LEU	CA-CB-CG	5.16	127.17	115.30
36	1	124	U	N3-C2-O2	-5.16	118.59	122.20
36	1	1142	G	C5-C6-N1	5.16	114.08	111.50
1	6	358	U	OP1-P-OP2	5.16	127.34	119.60
36	5	1591	G	C8-N9-C4	-5.16	104.34	106.40
1	6	1656	U	O5'-P-OP1	5.16	116.89	110.70
36	5	393	U	C6-N1-C2	-5.16	117.91	121.00
36	5	2186	U	N1-C2-O2	5.16	126.41	122.80
36	5	2351	U	C6-N1-C2	-5.16	117.91	121.00
1	2	301	A	OP2-P-O3'	5.16	116.54	105.20
36	1	2302	G	N1-C6-O6	-5.16	116.81	119.90
36	1	2974	U	O5'-P-OP1	-5.16	101.06	105.70
36	1	3214	U	C5-C4-O4	5.16	128.99	125.90

Continued on next page...

Continued from previous page...

Mol	Chain	Res	Type	Atoms	Z	Observed(°)	Ideal(°)
1	6	17	C	C5-C6-N1	5.16	123.58	121.00
36	5	289	A	C5-C6-N6	-5.16	119.58	123.70
36	5	895	A	N7-C8-N9	-5.16	111.22	113.80
36	5	1410	U	O5'-P-OP2	-5.16	101.06	105.70
37	7	41	G	C5-C6-O6	-5.16	125.51	128.60
1	2	499	U	C3'-C2'-C1'	5.15	105.62	101.50
36	1	1054	A	N1-C2-N3	-5.15	126.72	129.30
36	5	2848	G	C8-N9-C1'	-5.15	120.30	127.00
1	2	969	C	C6-N1-C2	5.15	122.36	120.30
18	C6	40	GLU	C-N-CA	5.15	143.64	122.00
36	1	158	G	N3-C2-N2	-5.15	116.29	119.90
36	1	714	G	N1-C6-O6	5.15	122.99	119.90
36	1	817	A	N9-C1'-C2'	5.15	120.70	114.00
36	1	932	U	N1-C2-O2	-5.15	119.19	122.80
36	1	1056	U	C5-C6-N1	5.15	125.28	122.70
36	1	2335	G	C5-C6-N1	5.15	114.08	111.50
36	1	2789	U	C6-N1-C2	-5.15	117.91	121.00
36	1	2983	C	N3-C2-O2	-5.15	118.29	121.90
36	1	3022	G	O4'-C1'-N9	5.15	112.32	108.20
36	5	399	A	N1-C2-N3	-5.15	126.72	129.30
36	5	3078	U	N1-C1'-C2'	-5.15	106.33	112.00
36	1	1359	C	N1-C2-O2	-5.15	115.81	118.90
36	1	1359	C	C5-C4-N4	-5.15	116.59	120.20
36	1	2144	A	C5-C6-N1	5.15	120.28	117.70
1	6	965	U	C6-N1-C1'	-5.15	113.99	121.20
1	6	1584	G	OP1-P-O3'	5.15	116.53	105.20
36	5	389	A	N1-C6-N6	-5.15	115.51	118.60
36	5	1875	G	C5-C6-O6	5.15	131.69	128.60
37	7	26	C	C4-C5-C6	5.15	119.97	117.40
1	2	499	U	P-O3'-C3'	5.15	125.88	119.70
36	1	95	A	N1-C2-N3	5.15	131.88	129.30
36	1	1177	G	C5-C6-O6	-5.15	125.51	128.60
38	4	93	U	C2-N1-C1'	5.15	123.88	117.70
1	6	1472	C	N1-C2-O2	-5.15	115.81	118.90
36	5	267	G	O4'-C1'-N9	-5.15	104.08	108.20
36	5	407	A	N9-C4-C5	-5.15	103.74	105.80
36	1	426	G	C8-N9-C1'	-5.15	120.31	127.00
36	1	1445	U	C2-N1-C1'	-5.15	111.52	117.70
36	5	516	A	O5'-P-OP2	-5.15	101.07	105.70
36	5	581	U	C6-N1-C2	-5.15	117.91	121.00
36	5	590	G	C2-N3-C4	5.15	114.47	111.90
36	5	2997	G	N3-C4-C5	5.15	131.17	128.60

Continued on next page...

Continued from previous page...

Mol	Chain	Res	Type	Atoms	Z	Observed(°)	Ideal(°)
36	5	1505	C	N3-C4-C5	-5.15	119.84	121.90
37	7	57	G	C5-C6-O6	5.15	131.69	128.60
36	1	756	U	OP2-P-O3'	5.14	116.52	105.20
36	1	1183	C	N3-C2-O2	5.14	125.50	121.90
36	1	2596	U	C5-C4-O4	-5.14	122.81	125.90
36	1	2899	C	C4-C5-C6	5.14	119.97	117.40
36	5	1158	A	N1-C6-N6	5.14	121.69	118.60
36	5	2699	G	C2-N3-C4	5.14	114.47	111.90
36	5	3037	U	N1-C2-N3	5.14	117.99	114.90
1	2	1339	C	C3'-C2'-C1'	5.14	105.61	101.50
36	1	217	U	OP1-P-OP2	5.14	127.31	119.60
36	1	1269	U	N1-C2-O2	5.14	126.40	122.80
36	1	1466	G	N3-C2-N2	5.14	123.50	119.90
36	1	2293	C	N3-C4-N4	5.14	121.60	118.00
1	6	1607	G	C5-C6-O6	5.14	131.69	128.60
36	5	1352	A	P-O3'-C3'	5.14	125.87	119.70
36	5	2112	U	P-O3'-C3'	5.14	125.87	119.70
36	5	2277	C	O5'-P-OP2	-5.14	101.07	105.70
36	1	3107	U	O5'-P-OP2	-5.14	101.07	105.70
36	5	1200	A	N1-C6-N6	5.14	121.69	118.60
36	1	805	G	N3-C4-N9	5.14	129.08	126.00
37	3	58	C	C6-N1-C2	-5.14	118.25	120.30
1	6	457	G	C4-C5-N7	5.14	112.86	110.80
36	5	893	C	N3-C4-C5	-5.14	119.84	121.90
36	5	2796	G	C8-N9-C1'	-5.14	120.32	127.00
36	5	3387	U	N3-C2-O2	-5.14	118.60	122.20
1	2	1200	G	C4-C5-C6	5.14	121.88	118.80
36	1	628	A	N1-C6-N6	5.14	121.68	118.60
36	1	807	A	N1-C6-N6	5.14	121.68	118.60
36	1	1421	G	C5-C6-N1	5.14	114.07	111.50
1	6	1145	U	N1-C2-O2	-5.14	119.20	122.80
36	5	644	G	C5-N7-C8	5.14	106.87	104.30
36	5	2174	G	C6-C5-N7	-5.14	127.32	130.40
47	m0	57	LEU	CA-CB-CG	5.14	127.12	115.30
36	1	608	A	N9-C4-C5	-5.14	103.75	105.80
36	1	878	G	C5-C6-O6	5.14	131.68	128.60
36	1	1661	G	N9-C4-C5	-5.14	103.35	105.40
36	1	2350	C	N1-C2-N3	5.14	122.80	119.20
36	1	2408	U	C2-N1-C1'	5.14	123.86	117.70
1	6	418	G	C6-C5-N7	-5.14	127.32	130.40
36	5	2117	A	C5-C6-N6	5.14	127.81	123.70
36	5	2401	A	O5'-P-OP1	-5.14	101.08	105.70

Continued on next page...

Continued from previous page...

Mol	Chain	Res	Type	Atoms	Z	Observed(°)	Ideal(°)
1	2	694	U	C2-N1-C1'	5.13	123.86	117.70
36	1	1197	A	C4-C5-C6	5.13	119.57	117.00
39	L2	123	ARG	NE-CZ-NH1	-5.13	117.73	120.30
53	M7	19	GLY	N-CA-C	-5.13	100.26	113.10
36	5	960	U	OP1-P-O3'	-5.13	93.90	105.20
36	5	1926	C	C6-N1-C2	5.13	122.35	120.30
36	5	2377	G	N3-C2-N2	5.13	123.49	119.90
36	1	1556	C	C6-N1-C1'	-5.13	114.64	120.80
36	1	2144	A	N1-C6-N6	5.13	121.68	118.60
36	1	2400	G	N1-C6-O6	5.13	122.98	119.90
36	1	2726	C	C2-N3-C4	-5.13	117.33	119.90
36	1	3306	U	O5'-P-OP2	-5.13	101.08	105.70
37	3	82	G	N3-C4-N9	5.13	129.08	126.00
1	6	380	U	N3-C2-O2	-5.13	118.61	122.20
1	6	1624	C	O5'-P-OP1	-5.13	101.08	105.70
36	5	1099	A	N1-C6-N6	5.13	121.68	118.60
36	5	2654	C	N3-C2-O2	5.13	125.49	121.90
37	7	49	G	O4'-C1'-N9	5.13	112.31	108.20
36	1	215	G	N3-C4-C5	-5.13	126.03	128.60
1	6	970	A	P-O3'-C3'	5.13	125.86	119.70
36	1	2192	C	C4-C5-C6	5.13	119.96	117.40
36	1	3267	A	N1-C6-N6	-5.13	115.52	118.60
36	5	280	U	C5-C4-O4	-5.13	122.82	125.90
36	5	1541	G	N9-C4-C5	-5.13	103.35	105.40
37	7	8	G	N3-C4-C5	-5.13	126.04	128.60
38	8	104	A	N9-C4-C5	-5.13	103.75	105.80
36	1	351	A	C8-N9-C4	5.13	107.85	105.80
36	1	356	C	C6-N1-C2	5.13	122.35	120.30
36	1	545	U	C2-N1-C1'	5.13	123.85	117.70
36	1	1000	C	O4'-C1'-N1	5.13	112.30	108.20
36	1	2572	C	C6-N1-C2	-5.13	118.25	120.30
36	1	2772	C	O3'-P-O5'	5.13	113.74	104.00
1	6	1043	A	O5'-P-OP2	-5.13	101.09	105.70
1	2	1479	A	N1-C6-N6	5.12	121.67	118.60
36	1	425	G	C8-N9-C4	-5.12	104.35	106.40
1	6	664	U	C2-N1-C1'	5.12	123.85	117.70
1	2	1314	U	N1-C2-N3	5.12	117.97	114.90
36	1	1122	U	N3-C4-C5	5.12	117.67	114.60
36	1	2402	A	N9-C4-C5	5.12	107.85	105.80
1	6	265	A	N1-C6-N6	5.12	121.67	118.60
1	6	794	U	OP2-P-O3'	5.12	116.47	105.20
36	5	2857	C	C5-C6-N1	-5.12	118.44	121.00

Continued on next page...

Continued from previous page...

Mol	Chain	Res	Type	Atoms	Z	Observed(°)	Ideal(°)
36	1	58	G	N1-C6-O6	5.12	122.97	119.90
36	5	358	G	N1-C6-O6	5.12	122.97	119.90
36	5	1166	G	C5-C6-O6	5.12	131.67	128.60
36	5	1364	C	OP2-P-O3'	5.12	116.47	105.20
36	5	2712	U	C5-C4-O4	5.12	128.97	125.90
36	5	2838	A	C5-C6-N6	-5.12	119.60	123.70
36	1	663	C	N3-C4-N4	5.12	121.58	118.00
36	1	1659	U	C6-N1-C2	-5.12	117.93	121.00
36	1	1414	G	OP1-P-O3'	5.12	116.46	105.20
36	1	2396	G	C5-N7-C8	5.12	106.86	104.30
38	4	73	U	C4-C5-C6	-5.12	116.63	119.70
1	6	339	C	OP2-P-O3'	5.12	116.46	105.20
1	6	1137	A	C8-N9-C4	5.12	107.85	105.80
36	5	1338	C	N3-C2-O2	5.12	125.48	121.90
36	5	1390	A	C4-C5-N7	-5.12	108.14	110.70
36	5	1487	G	C5-C6-O6	5.12	131.67	128.60
36	5	2849	C	N3-C4-C5	-5.12	119.85	121.90
37	7	39	C	C6-N1-C2	-5.12	118.25	120.30
1	2	144	U	N3-C2-O2	-5.12	118.62	122.20
1	2	937	C	C6-N1-C2	-5.12	118.25	120.30
36	1	2714	G	C4-N9-C1'	-5.12	119.85	126.50
37	3	88	G	N3-C4-N9	5.12	129.07	126.00
36	1	3006	A	O5'-P-OP1	-5.12	101.09	105.70
36	5	1110	U	N3-C2-O2	-5.12	118.62	122.20
1	2	305	C	C6-N1-C2	-5.11	118.25	120.30
1	2	1096	C	C6-N1-C1'	-5.11	114.66	120.80
24	D2	93	LEU	CA-CB-CG	5.11	127.06	115.30
36	1	2409	G	C5-C6-O6	5.11	131.67	128.60
1	6	1000	C	N3-C2-O2	-5.11	118.32	121.90
36	5	645	A	N1-C2-N3	5.11	131.86	129.30
36	5	897	U	N1-C2-N3	5.11	117.97	114.90
36	5	1422	G	N7-C8-N9	5.11	115.66	113.10
36	5	2113	A	C8-N9-C4	5.11	107.84	105.80
36	5	2978	U	OP2-P-O3'	5.11	116.45	105.20
36	1	371	G	O5'-P-OP2	-5.11	101.10	105.70
36	1	1480	G	O5'-P-OP2	-5.11	101.10	105.70
37	3	39	C	OP1-P-OP2	5.11	127.27	119.60
36	5	1307	G	OP1-P-OP2	5.11	127.27	119.60
36	5	1321	G	C5-C6-N1	-5.11	108.94	111.50
36	5	2817	A	C2-N3-C4	5.11	113.16	110.60
36	5	2956	A	N7-C8-N9	5.11	116.36	113.80
36	5	3127	A	C5-C6-N1	5.11	120.26	117.70

Continued on next page...

Continued from previous page...

Mol	Chain	Res	Type	Atoms	Z	Observed(°)	Ideal(°)
1	2	1650	U	C5-C6-N1	-5.11	120.14	122.70
36	1	97	U	OP2-P-O3'	5.11	116.44	105.20
36	1	158	G	N1-C6-O6	5.11	122.97	119.90
36	1	1586	G	O5'-P-OP2	-5.11	101.10	105.70
36	5	672	A	N9-C4-C5	-5.11	103.76	105.80
36	5	1202	A	O5'-P-OP1	-5.11	101.10	105.70
36	5	2619	G	C5-C6-O6	-5.11	125.53	128.60
36	1	933	A	N3-C4-C5	-5.11	123.22	126.80
41	L4	186	LYS	CD-CE-NZ	5.11	123.45	111.70
36	1	767	U	O4'-C1'-N1	5.11	112.29	108.20
36	1	799	G	OP1-P-O3'	5.11	116.44	105.20
44	L7	216	VAL	N-CA-C	5.11	124.79	111.00
36	5	1678	G	N1-C6-O6	-5.11	116.83	119.90
36	1	652	G	O5'-P-OP2	-5.11	101.11	105.70
36	1	1378	U	C2-N1-C1'	5.11	123.83	117.70
36	1	2383	C	O5'-P-OP1	-5.11	101.11	105.70
36	5	205	C	N3-C4-N4	-5.11	114.43	118.00
36	5	1476	G	C4-N9-C1'	-5.11	119.86	126.50
36	5	1868	G	N9-C4-C5	-5.11	103.36	105.40
36	5	2941	A	C8-N9-C4	5.11	107.84	105.80
36	5	2971	A	C4-C5-N7	5.11	113.25	110.70
36	5	2978	U	P-O3'-C3'	5.11	125.83	119.70
36	5	3051	U	N3-C2-O2	-5.11	118.63	122.20
36	5	3374	U	N3-C4-O4	-5.11	115.83	119.40
36	1	341	G	C5-C6-N1	5.10	114.05	111.50
36	5	1476	G	N3-C4-N9	-5.10	122.94	126.00
38	8	80	A	N3-C4-C5	-5.10	123.23	126.80
36	1	340	C	N3-C4-C5	5.10	123.94	121.90
36	1	2957	G	N9-C4-C5	5.10	107.44	105.40
1	6	2	A	O5'-P-OP1	5.10	116.82	110.70
36	5	1119	C	N3-C4-C5	5.10	123.94	121.90
36	5	2130	G	O5'-P-OP2	-5.10	101.11	105.70
36	1	608	A	N3-C4-N9	5.10	131.48	127.40
41	L4	194	TYR	CA-CB-CG	5.10	123.09	113.40
36	5	642	U	C5-C6-N1	-5.10	120.15	122.70
36	5	999	G	C5-C6-O6	5.10	131.66	128.60
36	5	2389	C	C5-C6-N1	-5.10	118.45	121.00
1	2	590	C	C2-N1-C1'	5.10	124.41	118.80
36	1	1127	G	C6-C5-N7	-5.10	127.34	130.40
36	1	1332	A	OP2-P-O3'	5.10	116.41	105.20
36	1	1436	U	OP1-P-OP2	-5.10	111.95	119.60
36	1	2984	C	N3-C4-N4	-5.10	114.43	118.00

Continued on next page...

Continued from previous page...

Mol	Chain	Res	Type	Atoms	Z	Observed(°)	Ideal(°)
36	5	1300	G	C5-C6-O6	-5.10	125.54	128.60
37	7	67	G	N3-C2-N2	-5.10	116.33	119.90
36	1	675	C	N3-C2-O2	5.10	125.47	121.90
36	1	1389	G	C5-N7-C8	-5.10	101.75	104.30
36	5	3153	U	N1-C2-O2	5.10	126.37	122.80
36	1	828	A	C4-C5-C6	5.09	119.55	117.00
36	1	1317	A	N1-C2-N3	-5.09	126.75	129.30
36	1	2875	U	C6-N1-C1'	-5.09	114.07	121.20
36	1	3154	C	C2-N1-C1'	5.09	124.40	118.80
1	6	1136	U	C5-C6-N1	5.09	125.25	122.70
1	6	1588	G	N1-C6-O6	-5.09	116.84	119.90
36	5	810	A	C2-N3-C4	5.09	113.15	110.60
36	5	1387	G	OP1-P-OP2	5.09	127.24	119.60
36	1	943	U	N3-C2-O2	-5.09	118.64	122.20
36	1	999	G	C5-C6-N1	5.09	114.05	111.50
36	1	1153	A	N1-C6-N6	5.09	121.66	118.60
36	1	2679	A	C2-N3-C4	-5.09	108.05	110.60
36	5	1434	G	C5-N7-C8	-5.09	101.75	104.30
36	5	2215	A	C2-N3-C4	-5.09	108.05	110.60
36	5	2353	G	N3-C2-N2	-5.09	116.33	119.90
36	1	363	G	C6-C5-N7	-5.09	127.34	130.40
36	1	633	C	C4-C5-C6	5.09	119.94	117.40
36	1	930	U	N3-C4-O4	-5.09	115.83	119.40
36	1	2867	C	C6-N1-C2	5.09	122.34	120.30
1	6	1615	C	C3'-C2'-C1'	5.09	105.57	101.50
36	5	641	C	OP1-P-OP2	5.09	127.24	119.60
36	5	1455	U	OP1-P-O3'	5.09	116.40	105.20
36	5	1607	U	C6-N1-C2	-5.09	117.95	121.00
36	5	2116	G	C6-C5-N7	-5.09	127.34	130.40
36	5	2633	U	OP1-P-O3'	5.09	116.40	105.20
1	2	335	U	N1-C2-O2	-5.09	119.24	122.80
24	D2	104	LEU	CA-CB-CG	5.09	127.01	115.30
36	1	2238	G	O5'-P-OP2	5.09	116.81	110.70
36	1	2885	C	C6-N1-C2	5.09	122.33	120.30
1	6	418	G	N1-C6-O6	5.09	122.95	119.90
36	5	424	G	N9-C4-C5	-5.09	103.36	105.40
36	5	909	G	N1-C6-O6	-5.09	116.85	119.90
36	5	1445	U	N1-C2-O2	-5.09	119.24	122.80
36	5	2645	G	N1-C6-O6	-5.09	116.85	119.90
36	5	2783	U	O5'-P-OP1	5.09	116.81	110.70
36	1	2373	A	O5'-P-OP1	-5.09	101.12	105.70
36	5	1004	U	N3-C2-O2	-5.09	118.64	122.20

Continued on next page...

Continued from previous page...

Mol	Chain	Res	Type	Atoms	Z	Observed(°)	Ideal(°)
1	2	1305	U	C5-C4-O4	5.09	128.95	125.90
1	2	1781	A	C5-C6-N6	5.09	127.77	123.70
36	5	2606	G	C5-C6-O6	5.09	131.65	128.60
36	5	3272	C	C5-C6-N1	-5.09	118.46	121.00
37	7	48	U	C5-C4-O4	-5.09	122.85	125.90
36	1	92	G	C4-C5-N7	5.08	112.83	110.80
36	1	948	C	O5'-P-OP1	5.08	116.80	110.70
36	1	2699	G	C5-C6-O6	-5.08	125.55	128.60
38	4	4	C	C6-N1-C1'	-5.08	114.70	120.80
36	5	2215	A	C8-N9-C4	5.08	107.83	105.80
37	7	120	C	C5-C6-N1	-5.08	118.46	121.00
36	1	1834	U	N3-C4-C5	-5.08	111.55	114.60
36	5	2531	C	C6-N1-C2	-5.08	118.27	120.30
36	5	2817	A	OP2-P-O3'	5.08	116.39	105.20
36	5	3113	A	C5-N7-C8	5.08	106.44	103.90
36	1	810	A	OP1-P-OP2	-5.08	111.98	119.60
36	1	1103	A	N3-C4-N9	5.08	131.47	127.40
36	1	1822	C	C6-N1-C2	-5.08	118.27	120.30
36	1	2424	A	N1-C2-N3	-5.08	126.76	129.30
36	1	2828	G	N3-C4-N9	5.08	129.05	126.00
36	5	264	G	C4-C5-N7	5.08	112.83	110.80
36	5	2372	A	N7-C8-N9	5.08	116.34	113.80
37	7	99	G	N3-C2-N2	5.08	123.46	119.90
36	1	1144	U	N1-C2-N3	5.08	117.95	114.90
36	5	2608	G	N3-C2-N2	5.08	123.46	119.90
36	5	2796	G	C6-C5-N7	-5.08	127.35	130.40
36	1	1307	G	C5'-C4'-O4'	-5.08	103.01	109.10
36	1	2314	U	O5'-P-OP2	-5.08	101.13	105.70
36	1	3055	U	C6-N1-C2	5.08	124.05	121.00
38	4	93	U	N3-C4-O4	5.08	122.95	119.40
36	5	945	C	N1-C2-O2	5.08	121.95	118.90
36	5	412	G	C8-N9-C4	-5.08	104.37	106.40
36	5	948	C	N3-C4-N4	5.08	121.55	118.00
36	1	42	C	C6-N1-C2	-5.08	118.27	120.30
36	1	2632	G	N3-C2-N2	5.08	123.45	119.90
36	1	2923	U	C6-N1-C2	5.08	124.05	121.00
38	4	4	C	C2-N1-C1'	5.08	124.38	118.80
56	N0	14	LEU	CB-CG-CD1	-5.08	102.37	111.00
71	O5	36	LEU	CA-CB-CG	5.08	126.97	115.30
36	5	840	C	O5'-P-OP2	-5.08	101.13	105.70
36	1	1195	A	O5'-P-OP1	-5.07	101.13	105.70
36	1	2865	U	N3-C2-O2	5.07	125.75	122.20

Continued on next page...

Continued from previous page...

Mol	Chain	Res	Type	Atoms	Z	Observed(°)	Ideal(°)
36	1	2944	U	C5-C6-N1	5.07	125.24	122.70
36	1	2964	G	O5'-P-OP2	-5.07	101.13	105.70
36	5	192	C	N3-C4-C5	-5.07	119.87	121.90
36	5	880	G	C8-N9-C1'	5.07	133.59	127.00
36	5	1667	A	N1-C6-N6	5.07	121.64	118.60
36	5	1846	C	C5-C6-N1	-5.07	118.46	121.00
36	5	2656	A	C5-C6-N6	5.07	127.76	123.70
37	7	83	U	N3-C4-C5	5.07	117.64	114.60
1	2	70	C	C6-N1-C2	5.07	122.33	120.30
36	1	969	C	C2-N3-C4	-5.07	117.36	119.90
36	1	1336	U	OP1-P-OP2	-5.07	111.99	119.60
36	1	1893	A	C8-N9-C4	-5.07	103.77	105.80
36	5	530	G	O4'-C1'-N9	5.07	112.26	108.20
36	5	824	C	N3-C2-O2	-5.07	118.35	121.90
1	2	1596	C	N1-C2-O2	5.07	121.94	118.90
36	1	1332	A	N7-C8-N9	5.07	116.34	113.80
36	1	1344	G	N9-C4-C5	-5.07	103.37	105.40
36	1	1371	G	OP2-P-O3'	5.07	116.36	105.20
1	6	1615	C	N1-C1'-C2'	-5.07	106.42	112.00
36	5	1041	U	O5'-P-OP2	-5.07	101.14	105.70
36	5	1838	G	OP1-P-O3'	5.07	116.36	105.20
36	5	1894	U	C2-N1-C1'	-5.07	111.61	117.70
36	5	3128	G	N3-C4-N9	5.07	129.04	126.00
36	1	2643	A	N9-C4-C5	-5.07	103.77	105.80
1	6	1667	A	OP1-P-OP2	-5.07	112.00	119.60
36	5	1314	C	C6-N1-C1'	-5.07	114.72	120.80
36	5	2145	A	C8-N9-C4	-5.07	103.77	105.80
36	5	2951	G	OP1-P-O3'	5.07	116.35	105.20
36	1	28	C	C4-C5-C6	-5.07	114.87	117.40
36	1	782	U	N3-C4-C5	5.07	117.64	114.60
36	1	816	A	O5'-P-OP2	-5.07	101.14	105.70
36	1	1683	A	C5-C6-N6	-5.07	119.65	123.70
36	1	2400	G	N1-C2-N2	5.07	120.76	116.20
36	1	2611	U	N3-C4-C5	5.07	117.64	114.60
1	6	911	U	C6-N1-C2	-5.07	117.96	121.00
1	6	1117	U	N3-C4-C5	-5.07	111.56	114.60
36	5	2376	G	N7-C8-N9	5.07	115.63	113.10
36	5	2856	G	OP1-P-O3'	5.07	116.35	105.20
1	2	187	G	OP1-P-O3'	5.07	116.35	105.20
36	1	69	C	N3-C4-C5	-5.07	119.87	121.90
36	1	666	A	C4-C5-C6	-5.07	114.47	117.00
36	1	1515	A	C6-C5-N7	-5.07	128.75	132.30

Continued on next page...

Continued from previous page...

Mol	Chain	Res	Type	Atoms	Z	Observed(°)	Ideal(°)
36	5	96	G	OP2-P-O3'	5.07	116.34	105.20
36	5	1436	U	C5-C4-O4	-5.07	122.86	125.90
36	5	2926	A	C8-N9-C4	-5.07	103.77	105.80
36	1	2408	U	N1-C2-O2	5.06	126.34	122.80
36	1	3316	A	C2-N3-C4	-5.06	108.07	110.60
1	6	418	G	C4-C5-N7	5.06	112.83	110.80
36	5	406	G	C5-C6-N1	5.06	114.03	111.50
36	5	803	C	N3-C4-N4	5.06	121.55	118.00
36	5	2135	U	N1-C2-N3	-5.06	111.86	114.90
36	5	2620	G	N9-C4-C5	5.06	107.43	105.40
36	5	1430	U	N1-C2-N3	-5.06	111.86	114.90
36	5	2310	U	N3-C2-O2	-5.06	118.66	122.20
36	1	718	G	N7-C8-N9	5.06	115.63	113.10
36	1	3382	U	N3-C2-O2	-5.06	118.66	122.20
36	5	2794	G	N1-C6-O6	5.06	122.94	119.90
1	2	404	G	C8-N9-C4	5.06	108.42	106.40
36	1	2126	A	N9-C4-C5	-5.06	103.78	105.80
36	1	2964	G	OP1-P-O3'	5.06	116.33	105.20
37	3	73	C	N1-C2-O2	5.06	121.94	118.90
36	5	648	C	O5'-P-OP1	-5.06	101.15	105.70
36	5	2394	G	OP1-P-O3'	5.06	116.33	105.20
36	1	907	G	O4'-C1'-N9	5.06	112.25	108.20
36	1	1304	A	N1-C6-N6	-5.06	115.57	118.60
36	1	1510	G	N3-C4-C5	-5.06	126.07	128.60
36	1	2120	A	O5'-P-OP2	-5.06	101.15	105.70
37	3	103	A	OP2-P-O3'	5.06	116.33	105.20
36	5	359	U	OP1-P-OP2	-5.06	112.01	119.60
36	5	884	A	C4-N9-C1'	-5.06	117.20	126.30
37	7	86	U	C2-N3-C4	-5.06	123.97	127.00
1	6	1600	A	C4-C5-N7	5.06	113.23	110.70
36	5	2433	U	N3-C4-C5	5.06	117.63	114.60
36	5	2725	U	N3-C4-C5	5.06	117.63	114.60
36	1	863	C	OP2-P-O3'	5.05	116.32	105.20
36	1	1135	A	O5'-P-OP2	-5.05	101.15	105.70
36	1	1496	C	N1-C2-O2	5.05	121.93	118.90
1	6	1549	C	C6-N1-C2	-5.05	118.28	120.30
36	5	35	A	N1-C6-N6	5.05	121.63	118.60
36	5	3245	A	C5-C6-N1	-5.05	115.17	117.70
36	1	2525	G	C4-C5-N7	5.05	112.82	110.80
36	1	3311	C	C6-N1-C2	5.05	122.32	120.30
36	5	2281	A	N1-C6-N6	5.05	121.63	118.60
36	5	2402	A	N3-C4-N9	-5.05	123.36	127.40

Continued on next page...

Continued from previous page...

Mol	Chain	Res	Type	Atoms	Z	Observed(°)	Ideal(°)
36	5	2729	U	C5-C4-O4	5.05	128.93	125.90
1	2	1120	U	N3-C2-O2	-5.05	118.66	122.20
36	1	1901	A	N1-C6-N6	-5.05	115.57	118.60
36	1	2244	A	P-O3'-C3'	5.05	125.76	119.70
1	6	514	G	N3-C2-N2	5.05	123.44	119.90
36	5	217	U	C5-C6-N1	-5.05	120.17	122.70
36	5	431	U	N3-C4-C5	5.05	117.63	114.60
36	5	1072	G	OP1-P-O3'	5.05	116.31	105.20
36	5	1159	A	O5'-P-OP2	5.05	116.76	110.70
36	5	1416	C	N3-C2-O2	-5.05	118.36	121.90
36	5	2176	U	C2-N1-C1'	5.05	123.76	117.70
36	5	2860	U	C6-N1-C2	5.05	124.03	121.00
36	1	936	A	C5-N7-C8	-5.05	101.38	103.90
36	1	946	U	N1-C2-N3	5.05	117.93	114.90
36	1	2899	C	C6-N1-C1'	-5.05	114.74	120.80
36	5	835	G	C5-C6-N1	5.05	114.03	111.50
36	5	1919	G	N1-C6-O6	5.05	122.93	119.90
36	5	2796	G	C5-C6-O6	-5.05	125.57	128.60
36	5	2980	U	N3-C4-O4	-5.05	115.86	119.40
44	17	229	PHE	CB-CG-CD2	-5.05	117.27	120.80
36	1	933	A	C6-N1-C2	-5.05	115.57	118.60
36	1	1607	U	C6-N1-C2	-5.05	117.97	121.00
36	1	3172	A	N9-C4-C5	-5.05	103.78	105.80
36	5	1514	G	C5-C6-O6	-5.05	125.57	128.60
36	5	2719	U	N1-C2-N3	5.05	117.93	114.90
36	5	3048	A	O5'-P-OP2	-5.05	101.16	105.70
31	D9	36	LEU	CA-CB-CG	5.05	126.91	115.30
36	1	59	G	C6-C5-N7	-5.05	127.37	130.40
36	1	2123	G	N7-C8-N9	-5.05	110.58	113.10
36	1	3209	A	C5-N7-C8	-5.05	101.38	103.90
38	4	40	A	C4-N9-C1'	5.05	135.38	126.30
38	4	103	G	N7-C8-N9	5.05	115.62	113.10
1	6	600	U	O5'-P-OP2	-5.05	101.16	105.70
36	5	413	U	N3-C2-O2	5.05	125.73	122.20
36	5	419	G	N3-C2-N2	5.05	123.43	119.90
36	5	788	C	N1-C2-O2	-5.05	115.87	118.90
36	5	2350	C	O5'-P-OP1	5.05	116.75	110.70
36	5	3150	A	N1-C6-N6	5.05	121.63	118.60
36	5	2607	G	OP2-P-O3'	5.04	116.30	105.20
36	5	2917	G	N1-C6-O6	5.04	122.93	119.90
36	1	1508	C	C5-C6-N1	5.04	123.52	121.00
36	1	2215	A	C8-N9-C4	5.04	107.82	105.80

Continued on next page...

Continued from previous page...

Mol	Chain	Res	Type	Atoms	Z	Observed(°)	Ideal(°)
36	1	2772	C	C3'-C2'-C1'	-5.04	97.47	101.50
1	6	977	A	N9-C4-C5	-5.04	103.78	105.80
1	6	1082	C	OP1-P-OP2	5.04	127.16	119.60
1	2	412	A	N1-C6-N6	5.04	121.62	118.60
36	1	1064	A	O4'-C1'-N9	-5.04	104.17	108.20
36	1	1081	U	C2-N1-C1'	5.04	123.75	117.70
37	3	86	U	OP1-P-O3'	5.04	116.29	105.20
36	5	1199	C	N3-C4-C5	-5.04	119.88	121.90
36	5	1304	A	N1-C6-N6	5.04	121.62	118.60
1	2	337	G	C4-C5-N7	5.04	112.82	110.80
38	4	116	G	C8-N9-C1'	-5.04	120.45	127.00
54	M8	138	LEU	CA-CB-CG	5.04	126.89	115.30
36	5	1898	G	O4'-C1'-N9	5.04	112.23	108.20
36	5	2618	G	N3-C4-N9	5.04	129.02	126.00
36	5	3144	G	C5-C6-O6	5.04	131.62	128.60
36	1	705	A	OP1-P-O3'	5.04	116.29	105.20
36	1	1315	U	N3-C2-O2	-5.04	118.67	122.20
36	1	1685	C	N3-C2-O2	-5.04	118.37	121.90
36	1	2351	U	O5'-P-OP2	5.04	116.75	110.70
65	N9	20	GLY	N-CA-C	5.04	125.70	113.10
36	5	425	G	N1-C6-O6	5.04	122.92	119.90
36	5	1336	U	OP2-P-O3'	5.04	116.28	105.20
36	5	1733	G	C6-C5-N7	-5.04	127.38	130.40
36	5	2400	G	O5'-P-OP2	-5.04	101.17	105.70
36	5	2992	U	N1-C2-O2	5.04	126.33	122.80
36	5	1082	U	N1-C2-O2	-5.04	119.27	122.80
1	2	501	U	P-O3'-C3'	5.04	125.74	119.70
36	1	873	C	C6-N1-C2	-5.04	118.29	120.30
36	1	1002	A	C4-C5-C6	-5.04	114.48	117.00
36	1	1115	G	P-O3'-C3'	5.04	125.74	119.70
36	1	2249	G	C5-C6-N1	5.04	114.02	111.50
36	1	2857	C	C5-C4-N4	-5.04	116.67	120.20
38	4	112	U	C2-N1-C1'	-5.04	111.66	117.70
38	4	125	U	C2-N1-C1'	5.04	123.74	117.70
1	6	472	U	N1-C2-N3	5.04	117.92	114.90
36	5	200	C	C5-C4-N4	-5.04	116.68	120.20
36	5	530	G	N9-C4-C5	5.04	107.41	105.40
36	5	1060	U	C6-N1-C2	5.04	124.02	121.00
36	5	1434	G	C5-C6-O6	-5.04	125.58	128.60
36	5	1912	U	N1-C2-O2	-5.04	119.28	122.80
36	5	2687	G	N3-C4-C5	-5.04	126.08	128.60
36	1	304	G	N9-C4-C5	5.03	107.41	105.40

Continued on next page...

Continued from previous page...

Mol	Chain	Res	Type	Atoms	Z	Observed(°)	Ideal(°)
36	1	304	G	C5-C6-N1	5.03	114.02	111.50
36	1	417	A	C5-C6-N6	-5.03	119.67	123.70
36	1	828	A	C6-C5-N7	-5.03	128.78	132.30
36	1	1213	G	C5'-C4'-O4'	-5.03	103.06	109.10
36	1	1392	G	N1-C2-N3	-5.03	120.88	123.90
38	4	111	A	N1-C6-N6	5.03	121.62	118.60
36	5	884	A	N3-C4-N9	-5.03	123.37	127.40
36	5	1586	G	C6-C5-N7	-5.03	127.38	130.40
36	5	3276	G	OP1-P-OP2	-5.03	112.05	119.60
36	1	1380	G	O5'-P-OP2	-5.03	101.17	105.70
36	1	665	A	N1-C6-N6	-5.03	115.58	118.60
36	5	1085	A	O5'-P-OP1	-5.03	101.17	105.70
36	5	1171	G	C6-N1-C2	-5.03	122.08	125.10
36	5	1183	C	N3-C4-C5	5.03	123.91	121.90
36	5	2204	C	N3-C4-N4	-5.03	114.48	118.00
36	5	3115	C	C6-N1-C2	-5.03	118.29	120.30
38	8	109	A	O5'-P-OP2	-5.03	101.17	105.70
36	5	2374	C	N3-C2-O2	5.03	125.42	121.90
1	2	53	G	N1-C6-O6	-5.03	116.88	119.90
1	2	305	C	N3-C2-O2	-5.03	118.38	121.90
36	1	681	U	C2-N3-C4	-5.03	123.98	127.00
36	1	1177	G	N1-C6-O6	5.03	122.92	119.90
36	1	1352	A	P-O3'-C3'	5.03	125.73	119.70
36	1	2176	U	N3-C4-O4	-5.03	115.88	119.40
36	5	673	U	C2-N3-C4	-5.03	123.98	127.00
36	5	749	C	N1-C2-O2	-5.03	115.88	118.90
36	5	779	G	OP2-P-O3'	5.03	116.26	105.20
36	5	981	U	C5-C6-N1	5.03	125.21	122.70
36	5	3314	A	OP2-P-O3'	5.03	116.26	105.20
1	2	794	U	N3-C2-O2	-5.03	118.68	122.20
1	2	1747	G	C2-N3-C4	-5.03	109.39	111.90
36	1	659	G	C5-C6-O6	-5.03	125.58	128.60
36	1	2123	G	C8-N9-C4	5.03	108.41	106.40
36	1	2311	G	C5-N7-C8	-5.03	101.79	104.30
1	6	1124	A	N9-C4-C5	-5.03	103.79	105.80
25	d3	104	LEU	CB-CG-CD1	-5.03	102.45	111.00
36	5	410	U	O5'-P-OP1	-5.03	101.18	105.70
36	5	1521	G	N1-C2-N2	-5.03	111.68	116.20
36	5	2319	U	OP1-P-O3'	5.03	116.26	105.20
36	5	2383	C	N3-C2-O2	5.03	125.42	121.90
38	8	109	A	C5-C6-N1	5.03	120.21	117.70
36	1	78	U	N1-C2-O2	-5.02	119.28	122.80

Continued on next page...

Continued from previous page...

Mol	Chain	Res	Type	Atoms	Z	Observed(°)	Ideal(°)
36	1	419	G	N3-C4-N9	5.02	129.01	126.00
36	1	1300	G	C8-N9-C1'	-5.02	120.47	127.00
36	1	1389	G	O5'-P-OP1	-5.02	101.18	105.70
36	1	2122	G	O5'-P-OP2	-5.02	101.18	105.70
1	6	622	A	N1-C6-N6	-5.02	115.58	118.60
36	5	361	A	C5-C6-N6	5.02	127.72	123.70
36	5	892	U	N3-C4-C5	5.02	117.61	114.60
36	5	1412	G	N3-C4-N9	-5.02	122.99	126.00
38	8	104	A	C8-N9-C4	5.02	107.81	105.80
52	m6	28	LEU	CA-CB-CG	-5.02	103.74	115.30
36	1	2621	G	OP1-P-OP2	-5.02	112.07	119.60
36	1	2714	G	C4-C5-N7	5.02	112.81	110.80
36	1	3316	A	N3-C4-C5	5.02	130.32	126.80
36	5	86	G	O5'-P-OP1	5.02	116.73	110.70
36	5	1830	G	O5'-P-OP2	-5.02	101.18	105.70
36	5	2279	A	C5-C6-N6	-5.02	119.68	123.70
1	2	1212	G	C4-C5-N7	5.02	112.81	110.80
36	1	2912	G	C5-C6-N1	5.02	114.01	111.50
1	6	1581	C	N3-C4-C5	5.02	123.91	121.90
36	5	133	U	N3-C2-O2	-5.02	118.69	122.20
36	5	2271	A	N1-C2-N3	-5.02	126.79	129.30
1	2	1324	G	C8-N9-C1'	5.02	133.53	127.00
36	1	922	U	C4-C5-C6	-5.02	116.69	119.70
36	1	1141	C	C4-C5-C6	5.02	119.91	117.40
1	6	297	U	C5-C4-O4	-5.02	122.89	125.90
36	5	497	C	OP2-P-O3'	5.02	116.24	105.20
1	2	310	C	C6-N1-C2	-5.02	118.29	120.30
36	1	1330	A	C8-N9-C4	5.02	107.81	105.80
36	1	2986	U	N1-C2-O2	-5.02	119.29	122.80
36	5	925	A	C8-N9-C4	5.02	107.81	105.80
36	5	3200	G	C5-C6-O6	-5.02	125.59	128.60
36	5	3368	U	C2-N1-C1'	-5.02	111.68	117.70
36	1	73	C	C6-N1-C2	5.02	122.31	120.30
36	1	636	C	O5'-P-OP2	5.02	116.72	110.70
36	5	617	G	N9-C4-C5	-5.02	103.39	105.40
36	5	1126	G	C8-N9-C4	-5.02	104.39	106.40
36	5	2913	C	N1-C2-O2	-5.02	115.89	118.90
36	5	3027	A	C5-C6-N6	-5.02	119.69	123.70
1	2	581	U	C5-C6-N1	5.01	125.21	122.70
36	1	1169	A	OP1-P-OP2	-5.01	112.08	119.60
36	1	2322	C	C2-N1-C1'	-5.01	113.28	118.80
36	1	3318	G	N3-C4-C5	-5.01	126.09	128.60

Continued on next page...

Continued from previous page...

Mol	Chain	Res	Type	Atoms	Z	Observed(°)	Ideal(°)
1	6	408	C	O5'-P-OP2	-5.01	101.19	105.70
36	5	674	G	N9-C4-C5	5.01	107.41	105.40
36	5	927	C	O5'-P-OP1	-5.01	101.19	105.70
36	5	1044	U	OP1-P-OP2	-5.01	112.08	119.60
36	5	2413	A	C2-N3-C4	-5.01	108.09	110.60
36	5	2875	U	C4-C5-C6	5.01	122.71	119.70
36	1	988	U	C6-N1-C2	5.01	124.01	121.00
36	1	1154	A	C8-N9-C4	-5.01	103.80	105.80
36	1	1880	U	N3-C2-O2	5.01	125.71	122.20
36	1	3055	U	C2-N3-C4	-5.01	123.99	127.00
36	5	1132	C	N3-C4-N4	-5.01	114.49	118.00
6	S4	38	LEU	CA-CB-CG	5.01	126.83	115.30
36	1	1446	A	N1-C6-N6	5.01	121.61	118.60
36	1	2373	A	C5'-C4'-O4'	-5.01	103.09	109.10
36	5	2805	G	C5-C6-O6	-5.01	125.59	128.60
36	5	2939	G	N1-C2-N2	5.01	120.71	116.20
36	1	295	A	N7-C8-N9	5.01	116.31	113.80
36	1	859	G	C8-N9-C1'	-5.01	120.49	127.00
36	5	180	C	N3-C2-O2	-5.01	118.39	121.90
36	5	909	G	C4-C5-N7	-5.01	108.80	110.80
36	5	2155	G	N1-C2-N3	-5.01	120.89	123.90
36	5	2724	U	C5-C4-O4	5.01	128.91	125.90
36	5	2974	U	OP1-P-O3'	5.01	116.22	105.20
36	5	3131	U	O5'-P-OP1	-5.01	101.19	105.70
36	1	1476	G	N1-C6-O6	-5.01	116.89	119.90
36	1	1870	C	N3-C4-C5	5.01	123.90	121.90
37	3	89	G	C5-N7-C8	5.01	106.80	104.30
36	5	216	G	C6-C5-N7	-5.01	127.39	130.40
36	5	2728	G	O4'-C1'-N9	5.01	112.21	108.20
36	1	608	A	C4-C5-C6	5.01	119.50	117.00
36	1	2714	G	C8-N9-C1'	5.01	133.51	127.00
78	Q2	71	ARG	NE-CZ-NH1	5.01	122.80	120.30
1	6	163	G	C4-N9-C1'	-5.01	119.99	126.50
1	6	804	A	C8-N9-C4	5.01	107.80	105.80
36	5	170	G	C4-N9-C1'	5.01	133.01	126.50
36	5	867	G	N9-C4-C5	-5.01	103.40	105.40
36	5	1393	A	C5-N7-C8	-5.01	101.40	103.90
36	5	1492	G	C4-C5-N7	5.01	112.80	110.80
36	5	1683	A	N1-C6-N6	5.01	121.60	118.60
36	5	3082	C	O5'-P-OP2	-5.01	101.19	105.70
36	5	3084	C	N3-C4-C5	5.01	123.90	121.90
36	1	333	G	N3-C4-N9	-5.00	123.00	126.00

Continued on next page...

Continued from previous page...

Mol	Chain	Res	Type	Atoms	Z	Observed(°)	Ideal(°)
36	1	2177	G	C5-C6-N1	5.00	114.00	111.50
36	5	1130	A	C5-N7-C8	5.00	106.40	103.90
36	5	1816	A	P-O3'-C3'	5.00	125.71	119.70
36	5	2181	C	OP2-P-O3'	5.00	116.21	105.20
36	5	2973	G	C8-N9-C4	-5.00	104.40	106.40
56	n0	155	ARG	NE-CZ-NH2	5.00	122.80	120.30
1	2	427	C	N3-C2-O2	-5.00	118.40	121.90
36	1	2362	C	O5'-P-OP2	-5.00	101.20	105.70
36	1	2869	U	O5'-P-OP1	-5.00	101.20	105.70
36	1	2949	U	O5'-P-OP2	-5.00	101.20	105.70
37	3	33	U	N1-C2-O2	5.00	126.30	122.80
36	5	3094	A	C8-N9-C4	5.00	107.80	105.80
38	8	139	U	C5-C4-O4	5.00	128.90	125.90
1	2	872	G	N3-C4-N9	-5.00	123.00	126.00
36	1	1121	U	O5'-P-OP2	-5.00	101.20	105.70
36	1	3130	A	O5'-P-OP2	-5.00	101.20	105.70
1	6	1138	A	C2-N3-C4	-5.00	108.10	110.60
1	6	1459	C	O5'-P-OP2	-5.00	101.20	105.70
36	5	1919	G	C6-C5-N7	-5.00	127.40	130.40

There are no chirality outliers.

All (43) planarity outliers are listed below:

Mol	Chain	Res	Type	Group
16	C4	123	SER	Peptide
16	C4	124	ASP	Peptide
19	C7	22	PRO	Peptide
19	C7	85	VAL	Peptide
27	D5	54	VAL	Peptide
27	D5	94	LYS	Peptide
28	D6	97	PRO	Peptide
33	E1	105	TYR	Peptide
43	L6	51	ARG	Peptide
45	L8	30	THR	Peptide
48	M1	64	LYS	Peptide
48	M1	8	PRO	Peptide
51	M5	182	ASN	Peptide
52	M6	110	PRO	Peptide
53	M7	8	SER	Peptide
56	N0	1	MET	Peptide
56	N0	22	PRO	Peptide
57	N1	16	GLN	Peptide

Continued on next page...

Continued from previous page...

Mol	Chain	Res	Type	Group
64	N8	15	VAL	Peptide
65	N9	19	ASN	Peptide
67	O1	5	LYS	Peptide
9	S7	131	PHE	Peptide
10	S8	147	ALA	Peptide
17	c5	52	LYS	Peptide
18	c6	41	PRO	Peptide
22	d0	70	THR	Peptide
39	l2	143	GLU	Peptide
42	l5	270	LYS	Peptide
42	l5	271	LYS	Peptide
43	l6	51	ARG	Peptide
44	l7	192	GLY	Peptide
44	l7	226	GLY	Peptide
52	m6	110	PRO	Peptide
55	m9	56	THR	Peptide
56	n0	133	ALA	Peptide
56	n0	87	THR	Peptide
62	n6	111	LEU	Peptide
64	n8	26	ARG	Peptide
64	n8	66	ALA	Peptide
67	o1	64	VAL	Peptide
67	o1	90	PHE	Peptide
7	s5	44	ASN	Peptide
7	s5	99	MET	Peptide

5.2 Too-close contacts [i](#)

Due to software issues we are unable to calculate clashes - this section is therefore empty.

5.3 Torsion angles [i](#)

5.3.1 Protein backbone [i](#)

In the following table, the Percentiles column shows the percent Ramachandran outliers of the chain as a percentile score with respect to all X-ray entries followed by that with respect to entries of similar resolution.

The Analysed column shows the number of residues for which the backbone conformation was analysed, and the total number of residues.

Mol	Chain	Analysed	Favoured	Allowed	Outliers	Percentiles	
2	S0	204/251 (81%)	152 (74%)	31 (15%)	21 (10%)	0	2
2	s0	204/251 (81%)	153 (75%)	26 (13%)	25 (12%)	0	1
3	S1	212/254 (84%)	146 (69%)	39 (18%)	27 (13%)	0	1
3	s1	214/254 (84%)	177 (83%)	26 (12%)	11 (5%)	2	12
4	S2	215/253 (85%)	187 (87%)	17 (8%)	11 (5%)	2	12
4	s2	215/253 (85%)	186 (86%)	16 (7%)	13 (6%)	1	9
5	S3	221/239 (92%)	179 (81%)	29 (13%)	13 (6%)	1	9
5	s3	221/239 (92%)	183 (83%)	19 (9%)	19 (9%)	1	3
6	S4	258/260 (99%)	206 (80%)	41 (16%)	11 (4%)	2	15
6	s4	258/260 (99%)	216 (84%)	24 (9%)	18 (7%)	1	6
7	S5	204/224 (91%)	158 (78%)	32 (16%)	14 (7%)	1	6
7	s5	204/224 (91%)	164 (80%)	25 (12%)	15 (7%)	1	5
8	S6	224/236 (95%)	194 (87%)	17 (8%)	13 (6%)	1	10
8	s6	216/236 (92%)	189 (88%)	15 (7%)	12 (6%)	2	10
9	S7	182/189 (96%)	137 (75%)	25 (14%)	20 (11%)	0	2
9	s7	184/189 (97%)	148 (80%)	21 (11%)	15 (8%)	1	4
10	S8	184/200 (92%)	154 (84%)	21 (11%)	9 (5%)	2	13
10	s8	184/200 (92%)	163 (89%)	16 (9%)	5 (3%)	5	26
11	S9	183/196 (93%)	151 (82%)	23 (13%)	9 (5%)	2	13
11	s9	183/196 (93%)	140 (76%)	34 (19%)	9 (5%)	2	13
12	C0	94/105 (90%)	68 (72%)	15 (16%)	11 (12%)	0	1
12	c0	92/105 (88%)	64 (70%)	14 (15%)	14 (15%)	0	1
13	C1	153/155 (99%)	126 (82%)	16 (10%)	11 (7%)	1	5
13	c1	144/155 (93%)	118 (82%)	17 (12%)	9 (6%)	1	7
14	C2	122/142 (86%)	70 (57%)	25 (20%)	27 (22%)	0	0
14	c2	122/142 (86%)	68 (56%)	32 (26%)	22 (18%)	0	0
15	C3	148/150 (99%)	123 (83%)	18 (12%)	7 (5%)	2	14
15	c3	148/150 (99%)	120 (81%)	17 (12%)	11 (7%)	1	5
16	C4	125/136 (92%)	94 (75%)	15 (12%)	16 (13%)	0	1
16	c4	126/136 (93%)	101 (80%)	16 (13%)	9 (7%)	1	5
17	C5	122/141 (86%)	88 (72%)	23 (19%)	11 (9%)	1	3
17	c5	133/141 (94%)	92 (69%)	22 (16%)	19 (14%)	0	1

Continued on next page...

Continued from previous page...

Mol	Chain	Analysed	Favoured	Allowed	Outliers	Percentiles	
18	C6	139/142 (98%)	116 (84%)	16 (12%)	7 (5%)	2	12
18	c6	140/142 (99%)	116 (83%)	16 (11%)	8 (6%)	1	10
19	C7	116/136 (85%)	91 (78%)	13 (11%)	12 (10%)	0	2
19	c7	113/136 (83%)	87 (77%)	18 (16%)	8 (7%)	1	5
20	C8	143/145 (99%)	115 (80%)	16 (11%)	12 (8%)	1	4
20	c8	143/145 (99%)	114 (80%)	20 (14%)	9 (6%)	1	7
21	C9	141/143 (99%)	115 (82%)	22 (16%)	4 (3%)	5	25
21	c9	141/143 (99%)	119 (84%)	16 (11%)	6 (4%)	2	15
22	D0	105/120 (88%)	88 (84%)	13 (12%)	4 (4%)	3	18
22	d0	108/120 (90%)	82 (76%)	16 (15%)	10 (9%)	0	3
23	D1	85/87 (98%)	61 (72%)	16 (19%)	8 (9%)	0	3
23	d1	85/87 (98%)	72 (85%)	8 (9%)	5 (6%)	1	9
24	D2	127/129 (98%)	106 (84%)	19 (15%)	2 (2%)	9	40
24	d2	127/129 (98%)	114 (90%)	12 (9%)	1 (1%)	19	57
25	D3	142/144 (99%)	113 (80%)	19 (13%)	10 (7%)	1	6
25	d3	142/144 (99%)	123 (87%)	16 (11%)	3 (2%)	7	33
26	D4	132/134 (98%)	103 (78%)	20 (15%)	9 (7%)	1	6
26	d4	132/134 (98%)	103 (78%)	21 (16%)	8 (6%)	1	8
27	D5	68/107 (64%)	47 (69%)	9 (13%)	12 (18%)	0	0
27	d5	67/107 (63%)	52 (78%)	9 (13%)	6 (9%)	1	3
28	D6	95/97 (98%)	59 (62%)	18 (19%)	18 (19%)	0	0
28	d6	95/97 (98%)	74 (78%)	12 (13%)	9 (10%)	0	3
29	D7	79/81 (98%)	66 (84%)	8 (10%)	5 (6%)	1	7
29	d7	79/81 (98%)	60 (76%)	12 (15%)	7 (9%)	1	3
30	D8	61/66 (92%)	51 (84%)	6 (10%)	4 (7%)	1	6
30	d8	61/66 (92%)	42 (69%)	15 (25%)	4 (7%)	1	6
31	D9	51/55 (93%)	41 (80%)	8 (16%)	2 (4%)	3	17
31	d9	51/55 (93%)	41 (80%)	6 (12%)	4 (8%)	1	4
32	E0	58/60 (97%)	44 (76%)	12 (21%)	2 (3%)	3	20
33	E1	69/76 (91%)	36 (52%)	17 (25%)	16 (23%)	0	0
33	e1	74/76 (97%)	36 (49%)	17 (23%)	21 (28%)	0	0

Continued on next page...

Continued from previous page...

Mol	Chain	Analysed	Favoured	Allowed	Outliers	Percentiles	
34	SR	316/318 (99%)	271 (86%)	35 (11%)	10 (3%)	4	22
34	sR	316/318 (99%)	270 (85%)	36 (11%)	10 (3%)	4	22
35	SM	155/273 (57%)	113 (73%)	23 (15%)	19 (12%)	0	1
39	L2	250/253 (99%)	223 (89%)	21 (8%)	6 (2%)	6	29
39	l2	250/253 (99%)	210 (84%)	30 (12%)	10 (4%)	3	17
40	L3	384/386 (100%)	326 (85%)	45 (12%)	13 (3%)	3	20
40	l3	384/386 (100%)	340 (88%)	32 (8%)	12 (3%)	4	23
41	L4	359/361 (99%)	299 (83%)	43 (12%)	17 (5%)	2	14
41	l4	359/361 (99%)	300 (84%)	39 (11%)	20 (6%)	2	10
42	L5	294/296 (99%)	242 (82%)	31 (10%)	21 (7%)	1	5
42	l5	292/296 (99%)	255 (87%)	30 (10%)	7 (2%)	6	29
43	L6	152/175 (87%)	132 (87%)	16 (10%)	4 (3%)	5	27
43	l6	153/175 (87%)	129 (84%)	20 (13%)	4 (3%)	5	27
44	L7	220/243 (90%)	198 (90%)	12 (6%)	10 (4%)	2	14
44	l7	221/243 (91%)	195 (88%)	20 (9%)	6 (3%)	5	26
45	L8	231/255 (91%)	188 (81%)	35 (15%)	8 (4%)	3	20
45	l8	229/255 (90%)	188 (82%)	21 (9%)	20 (9%)	1	3
46	L9	189/191 (99%)	167 (88%)	15 (8%)	7 (4%)	3	19
46	l9	189/191 (99%)	171 (90%)	15 (8%)	3 (2%)	9	40
47	M0	207/220 (94%)	178 (86%)	18 (9%)	11 (5%)	2	11
47	m0	209/220 (95%)	167 (80%)	27 (13%)	15 (7%)	1	5
48	M1	167/173 (96%)	131 (78%)	21 (13%)	15 (9%)	1	3
48	m1	167/173 (96%)	139 (83%)	16 (10%)	12 (7%)	1	5
49	M3	191/198 (96%)	164 (86%)	16 (8%)	11 (6%)	1	10
49	m3	192/198 (97%)	159 (83%)	17 (9%)	16 (8%)	1	4
50	M4	134/137 (98%)	117 (87%)	12 (9%)	5 (4%)	3	19
50	m4	135/137 (98%)	122 (90%)	10 (7%)	3 (2%)	6	31
51	M5	201/203 (99%)	181 (90%)	12 (6%)	8 (4%)	3	17
51	m5	201/203 (99%)	179 (89%)	16 (8%)	6 (3%)	4	24
52	M6	195/198 (98%)	181 (93%)	11 (6%)	3 (2%)	10	42
52	m6	195/198 (98%)	179 (92%)	8 (4%)	8 (4%)	3	16

Continued on next page...

Continued from previous page...

Mol	Chain	Analysed	Favoured	Allowed	Outliers	Percentiles	
53	M7	181/183 (99%)	152 (84%)	22 (12%)	7 (4%)	3	17
53	m7	153/183 (84%)	138 (90%)	13 (8%)	2 (1%)	12	45
54	M8	183/185 (99%)	165 (90%)	14 (8%)	4 (2%)	6	31
54	m8	183/185 (99%)	155 (85%)	22 (12%)	6 (3%)	4	21
55	M9	186/188 (99%)	172 (92%)	13 (7%)	1 (0%)	29	68
55	m9	186/188 (99%)	172 (92%)	13 (7%)	1 (0%)	29	68
56	N0	170/172 (99%)	150 (88%)	15 (9%)	5 (3%)	4	24
56	n0	170/172 (99%)	158 (93%)	11 (6%)	1 (1%)	25	64
57	N1	157/159 (99%)	133 (85%)	18 (12%)	6 (4%)	3	18
57	n1	157/159 (99%)	141 (90%)	12 (8%)	4 (2%)	5	28
58	N2	98/120 (82%)	76 (78%)	17 (17%)	5 (5%)	2	12
58	n2	96/120 (80%)	77 (80%)	13 (14%)	6 (6%)	1	7
59	N3	134/136 (98%)	124 (92%)	9 (7%)	1 (1%)	22	60
59	n3	134/136 (98%)	121 (90%)	11 (8%)	2 (2%)	10	42
60	N4	96/155 (62%)	74 (77%)	13 (14%)	9 (9%)	0	3
60	n4	133/155 (86%)	107 (80%)	17 (13%)	9 (7%)	1	6
61	N5	119/141 (84%)	106 (89%)	12 (10%)	1 (1%)	19	57
61	n5	118/141 (84%)	98 (83%)	11 (9%)	9 (8%)	1	5
62	N6	124/126 (98%)	110 (89%)	8 (6%)	6 (5%)	2	13
62	n6	124/126 (98%)	113 (91%)	7 (6%)	4 (3%)	4	22
63	N7	133/135 (98%)	109 (82%)	18 (14%)	6 (4%)	2	14
63	n7	133/135 (98%)	104 (78%)	18 (14%)	11 (8%)	1	4
64	N8	146/148 (99%)	121 (83%)	15 (10%)	10 (7%)	1	6
64	n8	146/148 (99%)	119 (82%)	22 (15%)	5 (3%)	3	20
65	N9	56/58 (97%)	48 (86%)	6 (11%)	2 (4%)	3	19
65	n9	56/58 (97%)	40 (71%)	12 (21%)	4 (7%)	1	5
66	O0	95/104 (91%)	89 (94%)	4 (4%)	2 (2%)	7	33
66	o0	98/104 (94%)	88 (90%)	6 (6%)	4 (4%)	3	16
67	O1	107/112 (96%)	95 (89%)	7 (6%)	5 (5%)	2	14
67	o1	107/112 (96%)	90 (84%)	12 (11%)	5 (5%)	2	14
68	O2	125/129 (97%)	112 (90%)	10 (8%)	3 (2%)	6	29

Continued on next page...

Continued from previous page...

Mol	Chain	Analysed	Favoured	Allowed	Outliers	Percentiles	
68	o2	125/129 (97%)	106 (85%)	13 (10%)	6 (5%)	2	13
69	O3	104/106 (98%)	94 (90%)	7 (7%)	3 (3%)	4	24
69	o3	104/106 (98%)	92 (88%)	8 (8%)	4 (4%)	3	18
70	O4	110/119 (92%)	97 (88%)	12 (11%)	1 (1%)	17	55
70	o4	110/119 (92%)	93 (84%)	11 (10%)	6 (6%)	2	10
71	O5	117/119 (98%)	104 (89%)	12 (10%)	1 (1%)	17	55
71	o5	117/119 (98%)	102 (87%)	13 (11%)	2 (2%)	9	39
72	O6	97/99 (98%)	77 (79%)	15 (16%)	5 (5%)	2	12
72	o6	97/99 (98%)	77 (79%)	13 (13%)	7 (7%)	1	5
73	O7	85/87 (98%)	74 (87%)	8 (9%)	3 (4%)	3	20
73	o7	85/87 (98%)	75 (88%)	8 (9%)	2 (2%)	6	29
74	O8	75/77 (97%)	62 (83%)	11 (15%)	2 (3%)	5	26
74	o8	75/77 (97%)	60 (80%)	11 (15%)	4 (5%)	2	11
75	O9	48/50 (96%)	39 (81%)	8 (17%)	1 (2%)	7	33
75	o9	48/50 (96%)	41 (85%)	6 (12%)	1 (2%)	7	33
76	Q0	50/52 (96%)	46 (92%)	2 (4%)	2 (4%)	3	17
76	q0	50/52 (96%)	47 (94%)	2 (4%)	1 (2%)	7	34
77	Q1	23/25 (92%)	22 (96%)	1 (4%)	0	100	100
77	q1	23/25 (92%)	21 (91%)	1 (4%)	1 (4%)	2	15
78	Q2	103/105 (98%)	84 (82%)	13 (13%)	6 (6%)	1	10
78	q2	103/105 (98%)	92 (89%)	10 (10%)	1 (1%)	15	53
79	Q3	89/91 (98%)	77 (86%)	8 (9%)	4 (4%)	2	14
79	q3	89/91 (98%)	82 (92%)	6 (7%)	1 (1%)	14	50
80	e0	60/62 (97%)	43 (72%)	11 (18%)	6 (10%)	0	2
81	sM	98/273 (36%)	62 (63%)	22 (22%)	14 (14%)	0	1
83	p0	139/311 (45%)	120 (86%)	15 (11%)	4 (3%)	4	24
All	All	22333/24141 (92%)	18562 (83%)	2524 (11%)	1247 (6%)	2	10

All (1247) Ramachandran outliers are listed below:

Mol	Chain	Res	Type
2	S0	4	PRO
2	S0	39	ASN

Continued on next page...

Continued from previous page...

Mol	Chain	Res	Type
2	S0	66	ALA
2	S0	158	VAL
2	S0	191	ARG
3	S1	49	ASN
3	S1	58	SER
3	S1	60	ALA
3	S1	63	GLY
3	S1	177	GLN
3	S1	179	SER
3	S1	206	PRO
3	S1	213	ARG
4	S2	107	SER
5	S3	62	ASN
5	S3	65	ARG
5	S3	93	ASP
5	S3	220	PRO
6	S4	3	ARG
6	S4	104	ASP
6	S4	142	HIS
7	S5	26	ALA
7	S5	35	GLN
7	S5	39	GLU
7	S5	51	VAL
7	S5	63	GLN
7	S5	101	GLY
8	S6	122	GLU
8	S6	154	ARG
8	S6	173	PRO
8	S6	174	LYS
9	S7	31	SER
9	S7	32	PRO
9	S7	64	VAL
9	S7	85	PHE
9	S7	111	LYS
9	S7	112	ARG
9	S7	116	ARG
9	S7	131	PHE
9	S7	133	THR
9	S7	134	GLU
10	S8	40	ALA
10	S8	52	ASN
10	S8	153	GLU

Continued on next page...

Continued from previous page...

Mol	Chain	Res	Type
11	S9	98	ALA
11	S9	121	SER
11	S9	134	ILE
11	S9	164	PHE
11	S9	168	ARG
12	C0	54	TYR
12	C0	60	SER
12	C0	81	ASN
12	C0	88	PRO
12	C0	94	GLU
13	C1	7	VAL
13	C1	29	LYS
14	C2	69	ALA
14	C2	83	GLU
14	C2	89	ILE
14	C2	90	LYS
14	C2	91	VAL
14	C2	93	ASP
14	C2	127	GLY
15	C3	138	ASN
16	C4	39	ILE
16	C4	124	ASP
16	C4	125	SER
17	C5	54	ALA
17	C5	125	PRO
17	C5	126	VAL
18	C6	40	GLU
18	C6	41	PRO
18	C6	59	LYS
19	C7	85	VAL
19	C7	86	PRO
19	C7	88	VAL
19	C7	124	VAL
20	C8	14	ILE
20	C8	60	GLU
20	C8	82	PRO
20	C8	91	ASP
20	C8	92	ILE
20	C8	144	ARG
21	C9	31	PRO
21	C9	50	ALA
21	C9	53	TRP

Continued on next page...

Continued from previous page...

Mol	Chain	Res	Type
23	D1	21	ASN
24	D2	57	ARG
24	D2	83	ILE
25	D3	3	LYS
25	D3	114	LYS
25	D3	138	GLU
26	D4	36	SER
27	D5	39	ALA
27	D5	44	GLN
27	D5	71	ILE
27	D5	97	LYS
28	D6	45	VAL
28	D6	65	PRO
28	D6	82	ARG
28	D6	84	VAL
28	D6	85	ARG
28	D6	86	VAL
29	D7	38	PRO
29	D7	62	ILE
32	E0	47	VAL
33	E1	84	VAL
33	E1	102	VAL
33	E1	103	LEU
33	E1	106	TYR
33	E1	128	ALA
33	E1	138	ARG
34	SR	318	ALA
35	SM	47	ALA
35	SM	52	PRO
35	SM	140	ASP
35	SM	166	VAL
35	SM	167	PRO
40	L3	4	ARG
40	L3	5	LYS
40	L3	140	ASP
40	L3	174	LYS
41	L4	291	ASN
41	L4	338	LYS
42	L5	215	ASP
42	L5	233	ALA
42	L5	234	ASP
43	L6	98	VAL

Continued on next page...

Continued from previous page...

Mol	Chain	Res	Type
44	L7	24	GLU
44	L7	26	VAL
44	L7	216	VAL
45	L8	25	PRO
45	L8	31	PRO
45	L8	36	ILE
45	L8	37	GLY
46	L9	50	ASN
46	L9	109	ALA
47	M0	189	GLU
47	M0	211	ARG
48	M1	8	PRO
48	M1	9	MET
48	M1	11	ASP
48	M1	74	PRO
48	M1	94	ARG
48	M1	115	LYS
48	M1	165	GLN
49	M3	47	ALA
49	M3	129	ASN
50	M4	8	LYS
50	M4	9	ALA
50	M4	10	SER
51	M5	74	PRO
51	M5	75	VAL
52	M6	111	PRO
53	M7	157	VAL
54	M8	41	ASP
54	M8	99	THR
56	N0	2	ALA
56	N0	13	ARG
57	N1	159	PHE
60	N4	64	THR
60	N4	81	PRO
61	N5	44	PRO
62	N6	52	ARG
62	N6	53	ASP
62	N6	83	ASP
63	N7	125	GLY
64	N8	57	GLY
64	N8	66	ALA
64	N8	76	ASP

Continued on next page...

Continued from previous page...

Mol	Chain	Res	Type
67	O1	6	ASP
67	O1	84	ASP
71	O5	119	LYS
72	O6	33	ALA
75	O9	50	ASN
76	Q0	78	ILE
78	Q2	15	LYS
78	Q2	30	ALA
78	Q2	60	LYS
79	Q3	58	SER
2	s0	4	PRO
2	s0	8	ASP
2	s0	111	ILE
2	s0	158	VAL
2	s0	164	ASN
2	s0	186	GLY
2	s0	189	VAL
2	s0	203	PHE
2	s0	206	ASP
3	s1	147	ALA
3	s1	179	SER
3	s1	206	PRO
3	s1	223	PHE
4	s2	91	ARG
4	s2	92	ALA
4	s2	107	SER
5	s3	61	GLU
5	s3	211	PRO
5	s3	216	PRO
5	s3	217	ILE
5	s3	220	PRO
6	s4	104	ASP
6	s4	163	ASP
6	s4	164	LEU
6	s4	195	ILE
6	s4	196	VAL
7	s5	28	PRO
7	s5	39	GLU
7	s5	184	PHE
7	s5	204	GLY
8	s6	153	VAL
8	s6	154	ARG

Continued on next page...

Continued from previous page...

Mol	Chain	Res	Type
8	s6	156	PHE
8	s6	173	PRO
8	s6	174	LYS
9	s7	10	SER
9	s7	64	VAL
9	s7	66	SER
9	s7	67	LEU
9	s7	74	GLN
9	s7	131	PHE
9	s7	185	ILE
10	s8	136	SER
11	s9	121	SER
11	s9	134	ILE
12	c0	32	HIS
12	c0	82	LEU
12	c0	83	PRO
12	c0	88	PRO
12	c0	92	ILE
12	c0	94	GLU
12	c0	97	PRO
13	c1	133	LYS
13	c1	146	ALA
14	c2	89	ILE
15	c3	19	SER
15	c3	43	LYS
15	c3	66	ILE
15	c3	137	PRO
15	c3	140	LYS
16	c4	126	THR
16	c4	132	ARG
17	c5	11	VAL
17	c5	50	THR
17	c5	51	SER
17	c5	52	LYS
17	c5	125	PRO
17	c5	126	VAL
17	c5	132	GLY
18	c6	42	GLU
18	c6	116	LEU
19	c7	88	VAL
19	c7	99	VAL
19	c7	104	ASN

Continued on next page...

Continued from previous page...

Mol	Chain	Res	Type
19	c7	116	LYS
20	c8	91	ASP
20	c8	92	ILE
20	c8	135	GLY
21	c9	29	GLU
21	c9	33	TYR
21	c9	34	VAL
22	d0	15	GLN
22	d0	49	ASN
22	d0	51	VAL
22	d0	52	LYS
22	d0	96	PRO
22	d0	97	VAL
22	d0	118	VAL
23	d1	44	ARG
24	d2	68	ARG
26	d4	33	ALA
26	d4	35	VAL
26	d4	132	ARG
27	d5	85	LYS
27	d5	104	ALA
28	d6	34	LYS
28	d6	35	ALA
28	d6	47	ALA
29	d7	38	PRO
29	d7	60	SER
30	d8	57	MET
30	d8	61	ARG
31	d9	6	VAL
31	d9	7	TRP
80	e0	60	PRO
33	e1	79	LYS
33	e1	84	VAL
33	e1	87	THR
33	e1	92	LYS
33	e1	98	VAL
33	e1	103	LEU
33	e1	106	TYR
34	sR	4	ASN
34	sR	163	ASP
34	sR	165	ASP
34	sR	318	ALA

Continued on next page...

Continued from previous page...

Mol	Chain	Res	Type
81	sM	50	ASN
81	sM	63	ASP
81	sM	66	ALA
39	l2	56	ALA
39	l2	96	LEU
39	l2	212	GLY
40	l3	3	HIS
40	l3	129	ALA
40	l3	140	ASP
40	l3	142	ALA
40	l3	235	THR
40	l3	347	SER
41	l4	14	GLU
41	l4	15	ALA
41	l4	232	SER
41	l4	272	VAL
41	l4	302	ALA
41	l4	329	PRO
42	l5	260	PHE
43	l6	98	VAL
44	l7	159	GLN
45	l8	25	PRO
45	l8	34	PHE
45	l8	112	GLU
45	l8	121	SER
45	l8	122	LYS
45	l8	133	LYS
45	l8	240	ASN
47	m0	82	ARG
47	m0	170	LYS
47	m0	175	ASN
47	m0	179	PRO
47	m0	207	GLU
48	m1	8	PRO
48	m1	9	MET
48	m1	10	ARG
48	m1	108	GLU
49	m3	13	HIS
49	m3	47	ALA
49	m3	101	ARG
49	m3	134	GLU
49	m3	150	PRO

Continued on next page...

Continued from previous page...

Mol	Chain	Res	Type
50	m4	136	ALA
51	m5	76	PRO
52	m6	16	VAL
52	m6	110	PRO
52	m6	180	SER
54	m8	41	ASP
54	m8	99	THR
56	n0	2	ALA
57	n1	122	GLN
57	n1	135	PRO
58	n2	91	ASP
59	n3	42	SER
60	n4	25	ASP
60	n4	63	ILE
60	n4	71	ARG
60	n4	76	VAL
60	n4	77	LYS
61	n5	24	LEU
61	n5	25	LYS
61	n5	44	PRO
62	n6	83	ASP
62	n6	84	LYS
62	n6	126	LEU
63	n7	17	ARG
63	n7	125	GLY
63	n7	129	TRP
64	n8	76	ASP
65	n9	21	ILE
65	n9	25	LYS
65	n9	39	PHE
66	o0	100	ILE
67	o1	7	VAL
67	o1	45	GLY
68	o2	4	LEU
68	o2	5	PRO
68	o2	27	ARG
70	o4	79	SER
72	o6	33	ALA
72	o6	63	ASN
72	o6	64	SER
72	o6	98	ARG
83	p0	93	LEU

Continued on next page...

Continued from previous page...

Mol	Chain	Res	Type
2	S0	5	ALA
2	S0	49	ASN
2	S0	94	GLY
2	S0	95	ALA
2	S0	139	VAL
2	S0	187	ALA
2	S0	190	ASP
2	S0	203	PHE
3	S1	116	LYS
3	S1	147	ALA
3	S1	148	ASN
3	S1	176	VAL
3	S1	221	PRO
4	S2	148	LEU
4	S2	236	PRO
5	S3	216	PRO
6	S4	26	CYS
6	S4	77	ARG
6	S4	195	ILE
7	S5	43	PHE
7	S5	58	LEU
7	S5	150	GLY
7	S5	153	GLY
8	S6	25	ARG
8	S6	149	LYS
9	S7	98	ILE
9	S7	186	PRO
10	S8	22	ARG
10	S8	105	ASP
10	S8	149	SER
10	S8	152	ILE
11	S9	150	LEU
11	S9	163	PRO
12	C0	64	TYR
13	C1	30	ARG
13	C1	55	ASP
13	C1	146	ALA
13	C1	154	ALA
14	C2	101	ALA
14	C2	126	TRP
14	C2	131	ASP
15	C3	19	SER

Continued on next page...

Continued from previous page...

Mol	Chain	Res	Type
15	C3	22	ALA
15	C3	27	LYS
15	C3	68	GLY
16	C4	42	VAL
16	C4	50	ALA
16	C4	123	SER
16	C4	126	THR
17	C5	101	ALA
18	C6	113	ASP
18	C6	138	PHE
19	C7	6	THR
19	C7	23	LYS
19	C7	72	LYS
19	C7	87	GLU
19	C7	113	LEU
19	C7	115	LEU
19	C7	123	ASN
20	C8	61	LEU
20	C8	83	ALA
20	C8	142	GLY
23	D1	12	TYR
23	D1	44	ARG
25	D3	40	SER
25	D3	70	LYS
25	D3	112	LYS
25	D3	144	ARG
26	D4	5	VAL
26	D4	34	ASN
27	D5	43	ASP
27	D5	56	THR
28	D6	15	ARG
28	D6	18	VAL
28	D6	36	ILE
28	D6	63	ALA
29	D7	51	GLN
29	D7	63	LEU
30	D8	36	THR
33	E1	98	VAL
33	E1	111	GLU
33	E1	127	GLY
34	SR	51	ASP
34	SR	136	ILE

Continued on next page...

Continued from previous page...

Mol	Chain	Res	Type
34	SR	160	GLU
34	SR	161	LYS
34	SR	295	SER
35	SM	87	THR
35	SM	89	ARG
35	SM	102	THR
35	SM	139	GLU
39	L2	47	GLN
39	L2	143	GLU
39	L2	250	GLN
40	L3	347	SER
40	L3	351	LEU
40	L3	385	LYS
40	L3	386	ASP
41	L4	15	ALA
41	L4	190	GLY
41	L4	232	SER
41	L4	268	ALA
41	L4	294	GLU
41	L4	311	HIS
42	L5	57	ASN
42	L5	58	LYS
42	L5	137	ASP
42	L5	253	PHE
42	L5	260	PHE
42	L5	276	LYS
44	L7	164	SER
45	L8	39	ALA
45	L8	156	ASP
45	L8	254	ASP
47	M0	117	GLY
47	M0	194	GLY
48	M1	65	ILE
48	M1	95	ASN
48	M1	167	TYR
49	M3	13	HIS
49	M3	164	GLU
51	M5	184	LYS
52	M6	16	VAL
53	M7	162	GLU
55	M9	53	LYS
56	N0	142	GLN

Continued on next page...

Continued from previous page...

Mol	Chain	Res	Type
57	N1	124	VAL
58	N2	31	ALA
58	N2	51	GLY
60	N4	97	LYS
62	N6	84	LYS
62	N6	92	GLY
64	N8	24	LYS
64	N8	96	LYS
67	O1	82	GLU
68	O2	123	LYS
68	O2	127	ALA
70	O4	77	GLY
72	O6	34	SER
73	O7	86	ALA
78	Q2	94	GLY
2	s0	29	VAL
2	s0	44	GLY
2	s0	66	ALA
2	s0	95	ALA
2	s0	185	ARG
2	s0	191	ARG
3	s1	26	ARG
3	s1	39	GLU
3	s1	82	ARG
3	s1	93	GLY
3	s1	232	HIS
4	s2	93	GLY
4	s2	163	GLY
4	s2	182	PRO
5	s3	90	ARG
5	s3	179	GLN
6	s4	12	LEU
6	s4	24	SER
7	s5	36	ALA
7	s5	43	PHE
8	s6	25	ARG
8	s6	68	LEU
8	s6	70	PRO
9	s7	155	ASP
10	s8	62	THR
11	s9	150	LEU
11	s9	164	PHE

Continued on next page...

Continued from previous page...

Mol	Chain	Res	Type
12	c0	31	LYS
12	c0	35	ILE
13	c1	61	THR
13	c1	121	ASP
13	c1	144	ALA
14	c2	22	VAL
14	c2	58	LEU
14	c2	66	VAL
14	c2	82	PRO
14	c2	101	ALA
14	c2	119	SER
14	c2	131	ASP
15	c3	60	VAL
15	c3	87	ASP
17	c5	68	PRO
17	c5	117	GLY
18	c6	113	ASP
20	c8	102	ALA
22	d0	17	GLN
23	d1	21	ASN
25	d3	131	SER
27	d5	87	GLY
28	d6	13	LYS
28	d6	62	TYR
29	d7	20	LYS
29	d7	62	ILE
31	d9	16	LYS
80	e0	38	LEU
80	e0	47	VAL
80	e0	51	ASN
33	e1	100	LEU
33	e1	102	VAL
33	e1	127	GLY
33	e1	145	HIS
34	sR	75	ALA
34	sR	160	GLU
81	sM	42	ALA
81	sM	48	ARG
81	sM	65	THR
81	sM	67	GLY
39	l2	13	GLY
39	l2	24	GLN

Continued on next page...

Continued from previous page...

Mol	Chain	Res	Type
39	l2	127	ALA
39	l2	194	ASN
39	l2	249	SER
40	l3	141	GLY
40	l3	155	ALA
40	l3	187	SER
41	l4	146	PRO
41	l4	154	THR
41	l4	301	PRO
41	l4	311	HIS
42	l5	279	LYS
45	l8	39	ALA
45	l8	117	ALA
45	l8	120	LYS
45	l8	150	LEU
45	l8	203	VAL
46	l9	2	LYS
46	l9	144	ILE
47	m0	101	LYS
47	m0	204	GLY
48	m1	7	ASN
48	m1	15	GLU
48	m1	94	ARG
48	m1	115	LYS
48	m1	167	TYR
49	m3	93	ILE
49	m3	129	ASN
49	m3	135	ALA
49	m3	141	ALA
49	m3	162	ASN
51	m5	81	TYR
51	m5	184	LYS
52	m6	12	LYS
54	m8	98	LYS
55	m9	36	ASN
58	n2	50	LEU
61	n5	40	LEU
63	n7	16	GLY
63	n7	56	LYS
67	o1	5	LYS
67	o1	83	GLU
67	o1	99	ALA

Continued on next page...

Continued from previous page...

Mol	Chain	Res	Type
71	o5	82	ALA
71	o5	119	LYS
76	q0	78	ILE
77	q1	23	ARG
83	p0	198	PRO
2	S0	27	ARG
2	S0	103	THR
2	S0	163	ASN
2	S0	189	VAL
3	S1	35	PRO
3	S1	37	THR
3	S1	51	SER
3	S1	54	LEU
3	S1	158	SER
4	S2	91	ARG
5	S3	44	THR
5	S3	59	LEU
5	S3	211	PRO
5	S3	218	LEU
6	S4	12	LEU
6	S4	153	ASN
6	S4	240	LYS
6	S4	245	LYS
7	S5	76	ARG
7	S5	127	GLN
8	S6	123	GLY
8	S6	148	SER
9	S7	29	ASN
9	S7	30	SER
9	S7	84	LYS
10	S8	120	THR
13	C1	6	THR
13	C1	145	ALA
14	C2	21	GLU
14	C2	66	VAL
14	C2	87	PRO
14	C2	107	ASP
14	C2	112	ALA
14	C2	119	SER
14	C2	130	THR
15	C3	137	PRO
16	C4	38	THR

Continued on next page...

Continued from previous page...

Mol	Chain	Res	Type
16	C4	40	ALA
16	C4	51	ASP
16	C4	109	GLY
17	C5	22	LEU
17	C5	48	GLY
18	C6	33	GLY
19	C7	83	GLN
20	C8	25	ASN
22	D0	17	GLN
23	D1	2	GLU
23	D1	7	GLN
23	D1	8	LEU
23	D1	10	GLU
23	D1	15	ARG
25	D3	41	SER
26	D4	4	ALA
26	D4	11	LYS
27	D5	55	PRO
27	D5	57	TYR
28	D6	11	ASN
28	D6	61	GLU
28	D6	62	TYR
30	D8	20	GLY
32	E0	33	ARG
33	E1	87	THR
33	E1	118	ARG
33	E1	137	ASP
34	SR	50	ASP
35	SM	17	VAL
35	SM	88	ARG
35	SM	153	ASP
39	L2	13	GLY
39	L2	127	ALA
41	L4	130	ALA
41	L4	146	PRO
41	L4	339	LEU
41	L4	352	ALA
42	L5	188	GLU
42	L5	228	ALA
42	L5	252	ALA
42	L5	258	LYS
46	L9	190	ASP

Continued on next page...

Continued from previous page...

Mol	Chain	Res	Type
47	M0	24	ARG
47	M0	91	VAL
47	M0	207	GLU
47	M0	218	ALA
47	M0	220	GLN
49	M3	130	GLY
49	M3	136	GLU
49	M3	165	SER
49	M3	166	ALA
50	M4	29	ALA
51	M5	144	ARG
53	M7	160	ALA
53	M7	164	LYS
56	N0	167	ARG
57	N1	101	CYS
58	N2	11	ILE
58	N2	32	SER
58	N2	44	GLU
59	N3	82	ALA
63	N7	35	SER
63	N7	78	ASN
63	N7	102	GLU
64	N8	117	ARG
72	O6	3	VAL
73	O7	65	ARG
74	O8	33	LYS
2	s0	5	ALA
2	s0	10	THR
2	s0	30	GLN
2	s0	92	HIS
2	s0	94	GLY
2	s0	183	ARG
4	s2	106	ASP
5	s3	93	ASP
5	s3	142	LEU
5	s3	144	ALA
5	s3	180	GLY
5	s3	221	SER
6	s4	171	ASP
6	s4	245	LYS
7	s5	56	ALA
7	s5	57	SER

Continued on next page...

Continued from previous page...

Mol	Chain	Res	Type
7	s5	58	LEU
7	s5	60	ASP
8	s6	152	ASP
9	s7	111	LYS
12	c0	23	ALA
12	c0	30	ALA
13	c1	114	ALA
14	c2	45	LEU
14	c2	106	ILE
14	c2	108	ARG
15	c3	20	ARG
15	c3	22	ALA
15	c3	139	TRP
16	c4	92	LYS
17	c5	7	ALA
17	c5	14	THR
17	c5	17	TYR
17	c5	69	GLU
17	c5	127	ARG
17	c5	135	THR
17	c5	136	SER
18	c6	40	GLU
19	c7	113	LEU
19	c7	120	SER
20	c8	14	ILE
20	c8	61	LEU
21	c9	25	GLN
25	d3	70	LYS
26	d4	48	TYR
26	d4	50	ALA
26	d4	58	PHE
26	d4	77	ASN
29	d7	3	LEU
29	d7	59	CYS
33	e1	83	LYS
33	e1	85	TYR
33	e1	128	ALA
33	e1	146	SER
34	sR	161	LYS
81	sM	30	THR
81	sM	43	ASP
81	sM	47	ALA

Continued on next page...

Continued from previous page...

Mol	Chain	Res	Type
81	sM	64	LYS
39	l2	80	GLU
40	l3	4	ARG
40	l3	302	LYS
41	l4	120	TYR
41	l4	145	ILE
41	l4	305	ALA
41	l4	330	TYR
42	l5	215	ASP
43	l6	10	TYR
44	l7	157	ASN
45	l8	81	THR
45	l8	118	GLU
45	l8	196	ALA
45	l8	237	ILE
47	m0	3	ARG
47	m0	25	ALA
47	m0	176	LEU
47	m0	187	ALA
47	m0	219	ALA
50	m4	135	LEU
51	m5	183	THR
52	m6	184	THR
53	m7	66	SER
54	m8	91	ALA
54	m8	112	ALA
58	n2	52	ASN
60	n4	26	SER
60	n4	74	LYS
60	n4	132	GLY
61	n5	38	LEU
62	n6	125	LYS
63	n7	34	LYS
63	n7	102	GLU
63	n7	121	ARG
64	n8	47	LYS
66	o0	10	ILE
68	o2	122	PRO
70	o4	47	CYS
70	o4	77	GLY
70	o4	78	GLY
70	o4	82	ALA

Continued on next page...

Continued from previous page...

Mol	Chain	Res	Type
72	o6	34	SER
72	o6	67	LYS
73	o7	87	SER
74	o8	17	ARG
75	o9	4	GLN
2	S0	164	ASN
2	S0	195	TRP
3	S1	62	LYS
3	S1	132	ASP
4	S2	145	GLY
4	S2	150	GLN
4	S2	225	LEU
4	S2	248	SER
5	S3	92	GLN
5	S3	178	ARG
5	S3	217	ILE
7	S5	64	VAL
8	S6	70	PRO
8	S6	152	ASP
9	S7	73	VAL
9	S7	155	ASP
12	C0	25	LYS
12	C0	34	GLU
13	C1	4	GLU
13	C1	147	ALA
14	C2	25	GLU
14	C2	106	ILE
14	C2	125	ASN
16	C4	18	ARG
16	C4	127	ARG
17	C5	29	SER
17	C5	52	LYS
17	C5	66	ALA
17	C5	127	ARG
18	C6	39	VAL
25	D3	5	LYS
26	D4	6	THR
26	D4	58	PHE
27	D5	54	VAL
28	D6	46	GLU
28	D6	47	ALA
28	D6	64	LEU

Continued on next page...

Continued from previous page...

Mol	Chain	Res	Type
28	D6	97	PRO
30	D8	61	ARG
33	E1	100	LEU
34	SR	98	GLU
34	SR	194	GLY
35	SM	53	ARG
35	SM	86	ASN
35	SM	172	VAL
35	SM	173	GLU
35	SM	174	LEU
39	L2	246	LEU
40	L3	155	ALA
41	L4	5	GLN
41	L4	14	GLU
41	L4	270	SER
42	L5	115	LEU
42	L5	125	VAL
42	L5	151	GLN
42	L5	295	GLY
43	L6	100	LYS
44	L7	100	ARG
45	L8	157	VAL
46	L9	96	HIS
46	L9	120	ASP
47	M0	41	ALA
47	M0	142	ASP
48	M1	114	ILE
49	M3	5	LYS
49	M3	44	ALA
51	M5	34	ASN
51	M5	81	TYR
52	M6	182	ASN
53	M7	75	GLU
53	M7	163	LYS
54	M8	162	ALA
57	N1	16	GLN
60	N4	86	SER
62	N6	42	GLN
63	N7	103	GLN
64	N8	47	LYS
65	N9	25	LYS
67	O1	7	VAL

Continued on next page...

Continued from previous page...

Mol	Chain	Res	Type
72	O6	21	THR
73	O7	68	LYS
74	O8	18	ALA
79	Q3	7	LYS
2	s0	103	THR
4	s2	85	PRO
4	s2	235	LEU
4	s2	238	SER
5	s3	43	PRO
5	s3	45	LYS
6	s4	57	ASN
6	s4	90	ILE
6	s4	95	THR
7	s5	29	ILE
7	s5	59	VAL
7	s5	100	ASN
8	s6	165	GLY
9	s7	30	SER
9	s7	133	THR
11	s9	22	SER
12	c0	3	MET
12	c0	24	LYS
13	c1	129	ARG
14	c2	87	PRO
14	c2	103	LEU
14	c2	118	ALA
16	c4	11	SER
16	c4	12	GLN
17	c5	71	GLU
17	c5	130	ARG
18	c6	39	VAL
18	c6	97	VAL
18	c6	142	TYR
20	c8	139	LYS
23	d1	42	GLU
26	d4	4	ALA
28	d6	63	ALA
31	d9	11	PRO
80	e0	54	ARG
80	e0	61	SER
33	e1	81	LYS
33	e1	131	PHE

Continued on next page...

Continued from previous page...

Mol	Chain	Res	Type
33	e1	136	LYS
34	sR	146	GLY
41	l4	5	GLN
41	l4	233	LEU
44	l7	191	VAL
45	l8	26	LEU
45	l8	69	LEU
45	l8	188	THR
48	m1	95	ASN
48	m1	114	ILE
49	m3	76	THR
49	m3	121	SER
49	m3	152	THR
50	m4	10	SER
51	m5	181	ASN
52	m6	13	GLY
52	m6	122	GLN
57	n1	136	ARG
58	n2	49	ASN
58	n2	90	ARG
61	n5	47	ALA
61	n5	57	LEU
63	n7	127	ASN
63	n7	134	LEU
66	o0	103	THR
68	o2	6	HIS
69	o3	41	ALA
70	o4	46	ASP
73	o7	86	ALA
78	q2	78	LYS
79	q3	4	ARG
2	S0	36	TYR
3	S1	26	ARG
3	S1	82	ARG
3	S1	130	SER
3	S1	210	ILE
4	S2	36	VAL
4	S2	39	THR
4	S2	235	LEU
5	S3	70	THR
6	S4	260	GLY
8	S6	69	LEU

Continued on next page...

Continued from previous page...

Mol	Chain	Res	Type
9	S7	74	GLN
10	S8	10	LYS
11	S9	162	SER
12	C0	87	VAL
14	C2	22	VAL
14	C2	81	ASP
14	C2	113	ARG
15	C3	3	ARG
16	C4	92	LYS
16	C4	114	ARG
17	C5	51	SER
21	C9	69	LYS
22	D0	59	PRO
25	D3	96	VAL
26	D4	60	PHE
28	D6	35	ALA
30	D8	34	GLU
31	D9	8	PHE
33	E1	85	TYR
33	E1	86	THR
34	SR	105	GLY
40	L3	3	HIS
40	L3	139	GLN
40	L3	317	ILE
41	L4	4	PRO
42	L5	6	ASP
42	L5	221	GLU
42	L5	259	LYS
43	L6	6	ALA
46	L9	2	LYS
46	L9	66	ALA
48	M1	64	LYS
48	M1	108	GLU
48	M1	117	ASP
49	M3	193	ALA
50	M4	6	ILE
51	M5	94	TYR
54	M8	4	ASP
60	N4	69	LYS
60	N4	80	ARG
60	N4	89	LEU
63	N7	36	HIS

Continued on next page...

Continued from previous page...

Mol	Chain	Res	Type
64	N8	70	LYS
65	N9	21	ILE
66	O0	100	ILE
69	O3	14	LEU
69	O3	94	PHE
72	O6	27	SER
78	Q2	17	CYS
79	Q3	51	ALA
79	Q3	60	CYS
2	s0	49	ASN
3	s1	22	ASP
3	s1	207	LEU
4	s2	150	GLN
4	s2	151	PRO
5	s3	163	PRO
5	s3	196	ARG
6	s4	105	VAL
6	s4	168	LYS
7	s5	54	LYS
8	s6	131	LYS
9	s7	13	PRO
9	s7	106	SER
10	s8	78	ILE
10	s8	94	ASN
11	s9	110	GLN
11	s9	162	SER
11	s9	167	ALA
11	s9	183	ALA
12	c0	95	ARG
13	c1	7	VAL
14	c2	107	ASP
16	c4	51	ASP
20	c8	18	LEU
20	c8	60	GLU
22	d0	16	GLN
22	d0	119	ALA
23	d1	10	GLU
25	d3	27	ASN
27	d5	38	HIS
28	d6	59	TYR
29	d7	58	SER
30	d8	33	LEU

Continued on next page...

Continued from previous page...

Mol	Chain	Res	Type
33	e1	112	GLY
33	e1	148	TYR
34	sR	186	PHE
81	sM	167	PRO
39	l2	238	ILE
41	l4	190	GLY
41	l4	328	ASN
42	l5	125	VAL
42	l5	178	ASN
42	l5	258	LYS
43	l6	97	ASN
44	l7	32	ALA
46	l9	167	VAL
47	m0	100	ASN
47	m0	220	GLN
48	m1	118	PRO
49	m3	140	SER
51	m5	68	ARG
54	m8	113	LYS
58	n2	23	THR
60	n4	83	THR
61	n5	45	LYS
63	n7	103	GLN
64	n8	28	HIS
64	n8	129	PHE
66	o0	96	GLY
68	o2	124	GLY
69	o3	91	ALA
72	o6	9	ILE
74	o8	18	ALA
83	p0	33	VAL
83	p0	68	SER
3	S1	61	LEU
3	S1	81	PHE
3	S1	209	ASN
8	S6	9	VAL
9	S7	13	PRO
11	S9	160	PRO
13	C1	113	PRO
14	C2	39	ASP
14	C2	82	PRO
20	C8	139	LYS

Continued on next page...

Continued from previous page...

Mol	Chain	Res	Type
22	D0	21	LYS
26	D4	47	VAL
27	D5	38	HIS
29	D7	75	GLU
33	E1	148	TYR
35	SM	12	VAL
42	L5	178	ASN
44	L7	91	GLY
44	L7	178	ILE
48	M1	151	SER
51	M5	145	ASP
57	N1	18	ASP
60	N4	82	ILE
76	Q0	79	GLU
78	Q2	100	LYS
5	s3	44	THR
5	s3	115	ILE
5	s3	219	ALA
6	s4	30	ARG
6	s4	32	SER
6	s4	157	ASN
9	s7	11	GLN
10	s8	101	ILE
14	c2	90	LYS
14	c2	110	ALA
16	c4	37	GLU
16	c4	124	ASP
17	c5	65	LEU
18	c6	4	VAL
27	d5	44	GLN
28	d6	8	ASN
34	sR	281	TYR
81	sM	51	ARG
42	l5	168	ASP
43	l6	151	LYS
44	l7	59	GLU
44	l7	178	ILE
49	m3	60	ALA
52	m6	183	ALA
53	m7	75	GLU
57	n1	16	GLN
61	n5	48	SER

Continued on next page...

Continued from previous page...

Mol	Chain	Res	Type
64	n8	87	ARG
7	S5	21	THR
9	S7	132	PRO
12	C0	92	ILE
14	C2	115	VAL
16	C4	75	GLY
31	D9	11	PRO
44	L7	212	GLY
60	N4	76	VAL
69	O3	59	VAL
14	c2	40	GLY
14	c2	115	VAL
16	c4	131	GLY
19	c7	98	GLY
23	d1	77	GLY
41	l4	277	PRO
45	l8	239	GLY
2	S0	194	PRO
20	C8	125	ILE
22	D0	106	ILE
2	s0	194	PRO
8	s6	69	LEU
14	c2	91	VAL
15	c3	82	PRO
41	l4	142	VAL
69	o3	59	VAL
14	C2	55	GLY
27	D5	41	ILE
27	D5	88	ILE
35	SM	39	PRO
44	L7	188	ILE
44	L7	191	VAL
56	N0	129	ILE
57	N1	123	GLY
68	O2	68	PRO
4	s2	234	PRO
6	s4	150	PRO
13	c1	139	VAL
14	c2	63	VAL
19	c7	50	ILE
21	c9	26	GLY
21	c9	100	ILE

Continued on next page...

Continued from previous page...

Mol	Chain	Res	Type
30	d8	6	PRO
33	e1	124	PRO
81	sM	172	VAL
49	m3	50	PRO
65	n9	24	PRO
74	o8	37	PRO
12	C0	86	ILE
41	L4	23	PRO
64	N8	148	ILE
66	O0	96	GLY
67	O1	33	VAL
2	s0	139	VAL
9	s7	159	VAL
14	c2	127	GLY
47	m0	194	GLY
59	n3	41	GLY
69	o3	61	GLY
8	S6	146	GLY
43	L6	149	ILE
53	M7	51	VAL
64	N8	116	GLY
7	s5	21	THR
27	d5	55	PRO
28	d6	58	VAL
40	l3	239	PRO
74	o8	35	GLY
40	L3	257	PRO

5.3.2 Protein sidechains ⓘ

In the following table, the Percentiles column shows the percent sidechain outliers of the chain as a percentile score with respect to all X-ray entries followed by that with respect to entries of similar resolution.

The Analysed column shows the number of residues for which the sidechain conformation was analysed, and the total number of residues.

Mol	Chain	Analysed	Rotameric	Outliers	Percentiles	
2	S0	164/209 (78%)	133 (81%)	31 (19%)	1	8
2	s0	165/209 (79%)	131 (79%)	34 (21%)	1	6
3	S1	191/223 (86%)	155 (81%)	36 (19%)	1	8

Continued on next page...

Continued from previous page...

Mol	Chain	Analysed	Rotameric	Outliers	Percentiles	
3	s1	192/223 (86%)	163 (85%)	29 (15%)	3	14
4	S2	176/204 (86%)	142 (81%)	34 (19%)	1	8
4	s2	176/204 (86%)	133 (76%)	43 (24%)	0	3
5	S3	182/194 (94%)	145 (80%)	37 (20%)	1	6
5	s3	182/194 (94%)	151 (83%)	31 (17%)	2	10
6	S4	221/221 (100%)	183 (83%)	38 (17%)	2	10
6	s4	221/221 (100%)	183 (83%)	38 (17%)	2	10
7	S5	173/190 (91%)	142 (82%)	31 (18%)	2	9
7	s5	173/190 (91%)	133 (77%)	40 (23%)	1	4
8	S6	188/201 (94%)	148 (79%)	40 (21%)	1	5
8	s6	187/201 (93%)	151 (81%)	36 (19%)	1	8
9	S7	165/169 (98%)	140 (85%)	25 (15%)	3	14
9	s7	165/169 (98%)	138 (84%)	27 (16%)	2	11
10	S8	150/161 (93%)	130 (87%)	20 (13%)	4	17
10	s8	150/161 (93%)	128 (85%)	22 (15%)	3	15
11	S9	158/165 (96%)	123 (78%)	35 (22%)	1	4
11	s9	158/165 (96%)	128 (81%)	30 (19%)	1	8
12	C0	77/98 (79%)	67 (87%)	10 (13%)	4	19
12	c0	73/98 (74%)	63 (86%)	10 (14%)	3	17
13	C1	129/136 (95%)	107 (83%)	22 (17%)	2	10
13	c1	129/136 (95%)	106 (82%)	23 (18%)	2	9
14	C2	88/118 (75%)	66 (75%)	22 (25%)	0	3
14	c2	88/118 (75%)	66 (75%)	22 (25%)	0	3
15	C3	127/127 (100%)	100 (79%)	27 (21%)	1	5
15	c3	127/127 (100%)	103 (81%)	24 (19%)	1	8
16	C4	81/104 (78%)	60 (74%)	21 (26%)	0	2
16	c4	97/104 (93%)	76 (78%)	21 (22%)	1	5
17	C5	101/117 (86%)	85 (84%)	16 (16%)	2	12
17	c5	103/117 (88%)	84 (82%)	19 (18%)	1	9
18	C6	117/118 (99%)	94 (80%)	23 (20%)	1	7
18	c6	118/118 (100%)	93 (79%)	25 (21%)	1	5

Continued on next page...

Continued from previous page...

Mol	Chain	Analysed	Rotameric	Outliers	Percentiles	
19	C7	94/124 (76%)	72 (77%)	22 (23%)	1	4
19	c7	92/124 (74%)	78 (85%)	14 (15%)	3	14
20	C8	128/128 (100%)	95 (74%)	33 (26%)	0	2
20	c8	128/128 (100%)	103 (80%)	25 (20%)	1	7
21	C9	115/115 (100%)	92 (80%)	23 (20%)	1	7
21	c9	115/115 (100%)	93 (81%)	22 (19%)	1	8
22	D0	100/113 (88%)	78 (78%)	22 (22%)	1	4
22	d0	103/113 (91%)	78 (76%)	25 (24%)	0	3
23	D1	74/74 (100%)	61 (82%)	13 (18%)	2	10
23	d1	74/74 (100%)	56 (76%)	18 (24%)	0	3
24	D2	110/110 (100%)	94 (86%)	16 (14%)	3	15
24	d2	110/110 (100%)	93 (84%)	17 (16%)	2	13
25	D3	119/119 (100%)	98 (82%)	21 (18%)	2	10
25	d3	119/119 (100%)	104 (87%)	15 (13%)	4	20
26	D4	112/112 (100%)	93 (83%)	19 (17%)	2	10
26	d4	112/112 (100%)	94 (84%)	18 (16%)	2	12
27	D5	61/88 (69%)	46 (75%)	15 (25%)	0	3
27	d5	61/88 (69%)	51 (84%)	10 (16%)	2	11
28	D6	83/83 (100%)	67 (81%)	16 (19%)	1	8
28	d6	83/83 (100%)	73 (88%)	10 (12%)	5	22
29	D7	70/70 (100%)	64 (91%)	6 (9%)	10	37
29	d7	70/70 (100%)	60 (86%)	10 (14%)	3	15
30	D8	56/59 (95%)	44 (79%)	12 (21%)	1	5
30	d8	56/59 (95%)	44 (79%)	12 (21%)	1	5
31	D9	47/48 (98%)	39 (83%)	8 (17%)	2	10
31	d9	47/48 (98%)	37 (79%)	10 (21%)	1	5
32	E0	51/51 (100%)	41 (80%)	10 (20%)	1	7
33	E1	62/66 (94%)	46 (74%)	16 (26%)	0	2
33	e1	66/66 (100%)	51 (77%)	15 (23%)	1	4
34	SR	260/261 (100%)	222 (85%)	38 (15%)	3	15
34	sR	260/261 (100%)	233 (90%)	27 (10%)	7	27

Continued on next page...

Continued from previous page...

Mol	Chain	Analysed	Rotameric	Outliers	Percentiles	
35	SM	97/228 (42%)	76 (78%)	21 (22%)	1	5
39	L2	193/195 (99%)	150 (78%)	43 (22%)	1	4
39	l2	192/195 (98%)	152 (79%)	40 (21%)	1	5
40	L3	321/322 (100%)	257 (80%)	64 (20%)	1	7
40	l3	320/322 (99%)	251 (78%)	69 (22%)	1	5
41	L4	288/288 (100%)	228 (79%)	60 (21%)	1	5
41	l4	288/288 (100%)	229 (80%)	59 (20%)	1	6
42	L5	244/244 (100%)	197 (81%)	47 (19%)	1	8
42	l5	243/244 (100%)	196 (81%)	47 (19%)	1	8
43	L6	134/152 (88%)	112 (84%)	22 (16%)	2	11
43	l6	135/152 (89%)	112 (83%)	23 (17%)	2	10
44	L7	186/204 (91%)	162 (87%)	24 (13%)	4	19
44	l7	187/204 (92%)	160 (86%)	27 (14%)	3	15
45	L8	187/207 (90%)	152 (81%)	35 (19%)	1	8
45	l8	177/207 (86%)	147 (83%)	30 (17%)	2	11
46	L9	171/171 (100%)	134 (78%)	37 (22%)	1	5
46	l9	171/171 (100%)	137 (80%)	34 (20%)	1	7
47	M0	177/186 (95%)	143 (81%)	34 (19%)	1	8
47	m0	179/186 (96%)	142 (79%)	37 (21%)	1	6
48	M1	147/150 (98%)	115 (78%)	32 (22%)	1	5
48	m1	147/150 (98%)	122 (83%)	25 (17%)	2	10
49	M3	154/158 (98%)	128 (83%)	26 (17%)	2	11
49	m3	154/158 (98%)	130 (84%)	24 (16%)	2	13
50	M4	107/108 (99%)	84 (78%)	23 (22%)	1	5
50	m4	108/108 (100%)	88 (82%)	20 (18%)	1	8
51	M5	175/175 (100%)	138 (79%)	37 (21%)	1	5
51	m5	175/175 (100%)	149 (85%)	26 (15%)	3	14
52	M6	160/161 (99%)	133 (83%)	27 (17%)	2	11
52	m6	160/161 (99%)	132 (82%)	28 (18%)	2	10
53	M7	140/145 (97%)	109 (78%)	31 (22%)	1	4
53	m7	125/145 (86%)	103 (82%)	22 (18%)	2	10

Continued on next page...

Continued from previous page...

Mol	Chain	Analysed	Rotameric	Outliers	Percentiles	
54	M8	150/150 (100%)	128 (85%)	22 (15%)	3	15
54	m8	150/150 (100%)	118 (79%)	32 (21%)	1	5
55	M9	153/153 (100%)	132 (86%)	21 (14%)	3	17
55	m9	153/153 (100%)	120 (78%)	33 (22%)	1	5
56	N0	156/156 (100%)	121 (78%)	35 (22%)	1	4
56	n0	156/156 (100%)	124 (80%)	32 (20%)	1	6
57	N1	136/136 (100%)	108 (79%)	28 (21%)	1	6
57	n1	136/136 (100%)	108 (79%)	28 (21%)	1	6
58	N2	87/106 (82%)	74 (85%)	13 (15%)	3	14
58	n2	85/106 (80%)	72 (85%)	13 (15%)	2	13
59	N3	104/104 (100%)	86 (83%)	18 (17%)	2	10
59	n3	104/104 (100%)	94 (90%)	10 (10%)	8	32
60	N4	57/129 (44%)	50 (88%)	7 (12%)	4	21
60	n4	100/129 (78%)	82 (82%)	18 (18%)	1	9
61	N5	104/117 (89%)	84 (81%)	20 (19%)	1	8
61	n5	104/117 (89%)	83 (80%)	21 (20%)	1	6
62	N6	109/109 (100%)	83 (76%)	26 (24%)	0	3
62	n6	109/109 (100%)	82 (75%)	27 (25%)	0	3
63	N7	115/115 (100%)	94 (82%)	21 (18%)	1	9
63	n7	115/115 (100%)	93 (81%)	22 (19%)	1	8
64	N8	118/118 (100%)	96 (81%)	22 (19%)	1	8
64	n8	118/118 (100%)	93 (79%)	25 (21%)	1	5
65	N9	46/46 (100%)	35 (76%)	11 (24%)	0	3
65	n9	46/46 (100%)	37 (80%)	9 (20%)	1	7
66	O0	81/87 (93%)	68 (84%)	13 (16%)	2	12
66	o0	84/87 (97%)	70 (83%)	14 (17%)	2	11
67	O1	92/96 (96%)	71 (77%)	21 (23%)	1	4
67	o1	94/96 (98%)	74 (79%)	20 (21%)	1	5
68	O2	109/110 (99%)	87 (80%)	22 (20%)	1	6
68	o2	109/110 (99%)	85 (78%)	24 (22%)	1	4
69	O3	90/90 (100%)	81 (90%)	9 (10%)	7	29

Continued on next page...

Continued from previous page...

Mol	Chain	Analysed	Rotameric	Outliers	Percentiles	
69	o3	90/90 (100%)	77 (86%)	13 (14%)	3	15
70	O4	95/101 (94%)	74 (78%)	21 (22%)	1	4
70	o4	95/101 (94%)	75 (79%)	20 (21%)	1	5
71	O5	104/104 (100%)	80 (77%)	24 (23%)	1	4
71	o5	103/104 (99%)	80 (78%)	23 (22%)	1	4
72	O6	81/81 (100%)	65 (80%)	16 (20%)	1	7
72	o6	80/81 (99%)	56 (70%)	24 (30%)	0	1
73	O7	70/70 (100%)	58 (83%)	12 (17%)	2	10
73	o7	70/70 (100%)	58 (83%)	12 (17%)	2	10
74	O8	68/68 (100%)	52 (76%)	16 (24%)	1	3
74	o8	67/68 (98%)	53 (79%)	14 (21%)	1	5
75	O9	45/45 (100%)	40 (89%)	5 (11%)	6	25
75	o9	45/45 (100%)	36 (80%)	9 (20%)	1	7
76	Q0	47/47 (100%)	35 (74%)	12 (26%)	0	3
76	q0	47/47 (100%)	35 (74%)	12 (26%)	0	3
77	Q1	23/23 (100%)	15 (65%)	8 (35%)	0	1
77	q1	23/23 (100%)	14 (61%)	9 (39%)	0	0
78	Q2	90/90 (100%)	67 (74%)	23 (26%)	0	3
78	q2	90/90 (100%)	73 (81%)	17 (19%)	1	8
79	Q3	71/71 (100%)	56 (79%)	15 (21%)	1	5
79	q3	71/71 (100%)	63 (89%)	8 (11%)	6	24
80	e0	53/53 (100%)	42 (79%)	11 (21%)	1	5
81	sM	54/228 (24%)	40 (74%)	14 (26%)	0	2
83	p0	105/253 (42%)	80 (76%)	25 (24%)	0	3
All	All	18729/20239 (92%)	15175 (81%)	3554 (19%)	1	8

All (3554) residues with a non-rotameric sidechain are listed below:

Mol	Chain	Res	Type
2	S0	7	PHE
2	S0	27	ARG
2	S0	30	GLN
2	S0	32	HIS
2	S0	33	GLN

Continued on next page...

Continued from previous page...

Mol	Chain	Res	Type
2	S0	37	VAL
2	S0	49	ASN
2	S0	50	VAL
2	S0	57	LEU
2	S0	59	LEU
2	S0	62	ARG
2	S0	84	ARG
2	S0	87	LEU
2	S0	88	LYS
2	S0	96	THR
2	S0	101	ARG
2	S0	111	ILE
2	S0	119	ARG
2	S0	123	VAL
2	S0	140	ASN
2	S0	146	LEU
2	S0	154	GLU
2	S0	156	VAL
2	S0	157	ASP
2	S0	170	ILE
2	S0	172	LEU
2	S0	177	LEU
2	S0	184	LEU
2	S0	185	ARG
2	S0	188	LEU
2	S0	196	SER
3	S1	21	VAL
3	S1	25	THR
3	S1	29	TRP
3	S1	30	PHE
3	S1	46	THR
3	S1	51	SER
3	S1	61	LEU
3	S1	70	LEU
3	S1	73	LEU
3	S1	77	GLU
3	S1	78	ASP
3	S1	81	PHE
3	S1	89	ASP
3	S1	91	VAL
3	S1	96	LEU
3	S1	97	LEU

Continued on next page...

Continued from previous page...

Mol	Chain	Res	Type
3	S1	105	PHE
3	S1	110	LEU
3	S1	111	ARG
3	S1	112	SER
3	S1	117	TRP
3	S1	131	ASP
3	S1	154	SER
3	S1	177	GLN
3	S1	180	THR
3	S1	181	LEU
3	S1	184	LEU
3	S1	193	ILE
3	S1	198	GLU
3	S1	202	LYS
3	S1	214	LYS
3	S1	218	LEU
3	S1	219	LYS
3	S1	220	GLN
3	S1	223	PHE
3	S1	229	MET
4	S2	41	LEU
4	S2	53	ILE
4	S2	54	GLU
4	S2	55	GLU
4	S2	58	LEU
4	S2	68	ILE
4	S2	77	GLN
4	S2	89	GLN
4	S2	90	THR
4	S2	95	ARG
4	S2	96	THR
4	S2	97	ARG
4	S2	106	ASP
4	S2	111	VAL
4	S2	117	THR
4	S2	119	LYS
4	S2	130	ILE
4	S2	134	LEU
4	S2	140	ARG
4	S2	141	ARG
4	S2	148	LEU
4	S2	166	THR

Continued on next page...

Continued from previous page...

Mol	Chain	Res	Type
4	S2	181	SER
4	S2	187	LEU
4	S2	222	TYR
4	S2	224	PHE
4	S2	226	THR
4	S2	229	LEU
4	S2	235	LEU
4	S2	237	VAL
4	S2	240	LEU
4	S2	245	ASP
4	S2	246	GLU
4	S2	250	GLN
5	S3	4	LEU
5	S3	5	ILE
5	S3	9	ARG
5	S3	21	LEU
5	S3	23	GLU
5	S3	37	VAL
5	S3	41	VAL
5	S3	65	ARG
5	S3	66	ILE
5	S3	67	ASN
5	S3	76	ARG
5	S3	84	ILE
5	S3	89	GLU
5	S3	92	GLN
5	S3	93	ASP
5	S3	94	ARG
5	S3	105	MET
5	S3	111	ASN
5	S3	113	LEU
5	S3	117	ARG
5	S3	122	VAL
5	S3	127	MET
5	S3	134	CYS
5	S3	135	GLU
5	S3	137	VAL
5	S3	142	LEU
5	S3	143	ARG
5	S3	151	LYS
5	S3	158	ILE
5	S3	172	THR

Continued on next page...

Continued from previous page...

Mol	Chain	Res	Type
5	S3	175	VAL
5	S3	176	LEU
5	S3	177	MET
5	S3	178	ARG
5	S3	181	VAL
5	S3	190	ARG
5	S3	195	SER
6	S4	6	LYS
6	S4	7	LYS
6	S4	9	LEU
6	S4	23	LEU
6	S4	26	CYS
6	S4	38	LEU
6	S4	48	LEU
6	S4	70	VAL
6	S4	77	ARG
6	S4	92	LEU
6	S4	95	THR
6	S4	102	VAL
6	S4	115	THR
6	S4	116	ASP
6	S4	117	GLU
6	S4	123	LEU
6	S4	131	LEU
6	S4	133	LYS
6	S4	155	LYS
6	S4	180	LEU
6	S4	182	TYR
6	S4	187	ARG
6	S4	191	ARG
6	S4	197	HIS
6	S4	198	LYS
6	S4	206	ASP
6	S4	215	ASP
6	S4	221	ARG
6	S4	223	ASN
6	S4	226	PHE
6	S4	227	VAL
6	S4	237	SER
6	S4	240	LYS
6	S4	242	LYS
6	S4	246	LEU

Continued on next page...

Continued from previous page...

Mol	Chain	Res	Type
6	S4	247	SER
6	S4	258	GLN
6	S4	259	GLN
7	S5	25	LEU
7	S5	27	THR
7	S5	38	THR
7	S5	41	LYS
7	S5	43	PHE
7	S5	45	LYS
7	S5	63	GLN
7	S5	65	ARG
7	S5	76	ARG
7	S5	79	ASN
7	S5	86	GLN
7	S5	89	ILE
7	S5	93	LEU
7	S5	94	THR
7	S5	104	ASN
7	S5	109	LYS
7	S5	119	ASP
7	S5	139	ASN
7	S5	146	THR
7	S5	147	THR
7	S5	156	ARG
7	S5	157	ARG
7	S5	160	VAL
7	S5	162	VAL
7	S5	163	SER
7	S5	166	ARG
7	S5	194	LEU
7	S5	203	LYS
7	S5	206	SER
7	S5	216	GLU
7	S5	225	ARG
8	S6	13	GLN
8	S6	14	LYS
8	S6	25	ARG
8	S6	32	ILE
8	S6	45	PHE
8	S6	51	LYS
8	S6	58	LYS
8	S6	65	GLN

Continued on next page...

Continued from previous page...

Mol	Chain	Res	Type
8	S6	67	VAL
8	S6	68	LEU
8	S6	76	LEU
8	S6	78	THR
8	S6	79	LYS
8	S6	81	VAL
8	S6	82	SER
8	S6	93	LYS
8	S6	98	ARG
8	S6	109	LEU
8	S6	120	GLU
8	S6	124	LEU
8	S6	126	ASP
8	S6	127	THR
8	S6	128	THR
8	S6	129	VAL
8	S6	132	ARG
8	S6	133	LEU
8	S6	143	LYS
8	S6	150	GLU
8	S6	154	ARG
8	S6	155	ASP
8	S6	169	TYR
8	S6	170	THR
8	S6	175	ILE
8	S6	176	GLN
8	S6	177	ARG
8	S6	183	ARG
8	S6	211	LEU
8	S6	216	LEU
8	S6	217	SER
8	S6	223	LYS
9	S7	9	LEU
9	S7	38	LEU
9	S7	46	ILE
9	S7	50	ASP
9	S7	51	VAL
9	S7	70	PHE
9	S7	75	THR
9	S7	85	PHE
9	S7	87	ASP
9	S7	97	ARG

Continued on next page...

Continued from previous page...

Mol	Chain	Res	Type
9	S7	105	THR
9	S7	107	ARG
9	S7	114	ARG
9	S7	116	ARG
9	S7	123	ASP
9	S7	126	LEU
9	S7	130	VAL
9	S7	134	GLU
9	S7	136	VAL
9	S7	147	ASN
9	S7	158	ASP
9	S7	163	ASP
9	S7	167	GLU
9	S7	174	ASN
9	S7	185	ILE
10	S8	7	SER
10	S8	8	ARG
10	S8	14	THR
10	S8	21	PHE
10	S8	26	LYS
10	S8	29	LEU
10	S8	36	THR
10	S8	46	VAL
10	S8	49	ARG
10	S8	58	LEU
10	S8	69	SER
10	S8	82	VAL
10	S8	138	ASN
10	S8	151	LYS
10	S8	152	ILE
10	S8	154	SER
10	S8	158	SER
10	S8	161	SER
10	S8	187	GLU
10	S8	196	LEU
11	S9	3	ARG
11	S9	7	THR
11	S9	14	THR
11	S9	16	LYS
11	S9	28	LEU
11	S9	40	LYS
11	S9	46	SER

Continued on next page...

Continued from previous page...

Mol	Chain	Res	Type
11	S9	49	LEU
11	S9	54	ARG
11	S9	60	LEU
11	S9	63	ASP
11	S9	78	ARG
11	S9	79	ARG
11	S9	82	ARG
11	S9	89	ASP
11	S9	92	LYS
11	S9	93	LEU
11	S9	97	LEU
11	S9	99	LEU
11	S9	105	LEU
11	S9	109	LEU
11	S9	110	GLN
11	S9	113	VAL
11	S9	118	LEU
11	S9	134	ILE
11	S9	138	LYS
11	S9	145	SER
11	S9	149	ARG
11	S9	151	ASP
11	S9	157	ASP
11	S9	161	THR
11	S9	171	ARG
11	S9	172	VAL
11	S9	174	ARG
11	S9	182	GLU
12	C0	1	MET
12	C0	8	ARG
12	C0	27	PHE
12	C0	29	GLN
12	C0	32	HIS
12	C0	55	VAL
12	C0	56	LYS
12	C0	71	GLU
12	C0	76	LEU
12	C0	82	LEU
13	C1	8	GLN
13	C1	21	ASN
13	C1	27	THR
13	C1	29	LYS

Continued on next page...

Continued from previous page...

Mol	Chain	Res	Type
13	C1	37	ASN
13	C1	40	LEU
13	C1	44	THR
13	C1	63	LEU
13	C1	67	ARG
13	C1	69	LYS
13	C1	72	THR
13	C1	74	THR
13	C1	79	LYS
13	C1	83	THR
13	C1	109	VAL
13	C1	112	SER
13	C1	118	GLN
13	C1	123	VAL
13	C1	127	GLN
13	C1	131	ILE
13	C1	140	VAL
13	C1	143	SER
14	C2	28	LEU
14	C2	33	ARG
14	C2	37	VAL
14	C2	43	ARG
14	C2	46	ARG
14	C2	50	LYS
14	C2	52	LEU
14	C2	54	ARG
14	C2	58	LEU
14	C2	61	VAL
14	C2	66	VAL
14	C2	71	ILE
14	C2	74	LEU
14	C2	86	VAL
14	C2	89	ILE
14	C2	103	LEU
14	C2	121	VAL
14	C2	126	TRP
14	C2	129	GLU
14	C2	132	GLU
14	C2	139	HIS
14	C2	140	PHE
15	C3	3	ARG
15	C3	9	LYS

Continued on next page...

Continued from previous page...

Mol	Chain	Res	Type
15	C3	11	ILE
15	C3	13	SER
15	C3	16	ILE
15	C3	27	LYS
15	C3	32	SER
15	C3	39	LYS
15	C3	42	ARG
15	C3	45	LEU
15	C3	50	ILE
15	C3	56	ASP
15	C3	58	HIS
15	C3	64	ARG
15	C3	66	ILE
15	C3	76	LYS
15	C3	83	GLU
15	C3	88	LEU
15	C3	102	LEU
15	C3	110	ASP
15	C3	114	ARG
15	C3	115	LEU
15	C3	125	LEU
15	C3	134	VAL
15	C3	142	GLU
15	C3	145	THR
15	C3	151	ASN
16	C4	13	VAL
16	C4	14	PHE
16	C4	16	VAL
16	C4	24	ASN
16	C4	29	HIS
16	C4	30	VAL
16	C4	31	THR
16	C4	39	ILE
16	C4	42	VAL
16	C4	48	VAL
16	C4	51	ASP
16	C4	92	LYS
16	C4	102	LEU
16	C4	103	ARG
16	C4	118	VAL
16	C4	123	SER
16	C4	126	THR

Continued on next page...

Continued from previous page...

Mol	Chain	Res	Type
16	C4	132	ARG
16	C4	133	ARG
16	C4	136	ARG
16	C4	137	LEU
17	C5	22	LEU
17	C5	26	LEU
17	C5	34	VAL
17	C5	35	LYS
17	C5	36	LEU
17	C5	40	ARG
17	C5	44	ARG
17	C5	47	ARG
17	C5	52	LYS
17	C5	60	LEU
17	C5	89	MET
17	C5	100	LYS
17	C5	110	GLU
17	C5	116	LEU
17	C5	121	ILE
17	C5	124	THR
18	C6	4	VAL
18	C6	13	LYS
18	C6	14	LYS
18	C6	17	THR
18	C6	26	LYS
18	C6	28	LEU
18	C6	44	LEU
18	C6	58	ASP
18	C6	66	ARG
18	C6	68	ARG
18	C6	69	VAL
18	C6	98	ASP
18	C6	106	LYS
18	C6	114	ARG
18	C6	118	ILE
18	C6	121	SER
18	C6	123	ARG
18	C6	127	LYS
18	C6	128	LYS
18	C6	136	SER
18	C6	137	ARG
18	C6	141	SER

Continued on next page...

Continued from previous page...

Mol	Chain	Res	Type
18	C6	143	ARG
19	C7	5	ARG
19	C7	25	THR
19	C7	29	GLN
19	C7	30	THR
19	C7	34	LEU
19	C7	38	ILE
19	C7	46	LEU
19	C7	49	LYS
19	C7	54	THR
19	C7	69	ILE
19	C7	71	PHE
19	C7	72	LYS
19	C7	78	ARG
19	C7	83	GLN
19	C7	84	TYR
19	C7	87	GLU
19	C7	104	ASN
19	C7	105	GLN
19	C7	107	SER
19	C7	113	LEU
19	C7	115	LEU
19	C7	119	LEU
20	C8	3	LEU
20	C8	5	VAL
20	C8	6	GLN
20	C8	8	GLN
20	C8	11	PHE
20	C8	12	GLN
20	C8	13	HIS
20	C8	14	ILE
20	C8	17	LEU
20	C8	18	LEU
20	C8	20	THR
20	C8	25	ASN
20	C8	26	ILE
20	C8	28	ILE
20	C8	32	LEU
20	C8	40	ARG
20	C8	53	ASP
20	C8	54	LEU
20	C8	60	GLU

Continued on next page...

Continued from previous page...

Mol	Chain	Res	Type
20	C8	61	LEU
20	C8	71	GLN
20	C8	80	LYS
20	C8	89	GLN
20	C8	92	ILE
20	C8	97	ASP
20	C8	108	LYS
20	C8	115	ARG
20	C8	116	LEU
20	C8	120	ARG
20	C8	132	ARG
20	C8	136	GLN
20	C8	140	THR
20	C8	143	ARG
21	C9	4	VAL
21	C9	6	VAL
21	C9	18	TYR
21	C9	22	LEU
21	C9	28	LEU
21	C9	30	VAL
21	C9	33	TYR
21	C9	35	ASP
21	C9	36	ILE
21	C9	37	VAL
21	C9	57	ARG
21	C9	67	MET
21	C9	70	GLN
21	C9	84	LYS
21	C9	94	ILE
21	C9	111	ILE
21	C9	116	ILE
21	C9	117	SER
21	C9	130	ARG
21	C9	131	ASP
21	C9	134	ARG
21	C9	140	LEU
21	C9	144	GLU
22	D0	15	GLN
22	D0	22	ILE
22	D0	23	ARG
22	D0	27	THR
22	D0	30	LYS

Continued on next page...

Continued from previous page...

Mol	Chain	Res	Type
22	D0	47	GLN
22	D0	48	HIS
22	D0	51	VAL
22	D0	57	ARG
22	D0	61	LYS
22	D0	66	SER
22	D0	72	ASN
22	D0	74	GLU
22	D0	76	SER
22	D0	81	THR
22	D0	88	LYS
22	D0	89	ARG
22	D0	99	ILE
22	D0	103	ILE
22	D0	105	GLN
22	D0	108	ILE
22	D0	121	ASN
23	D1	5	LYS
23	D1	11	LEU
23	D1	18	SER
23	D1	25	LYS
23	D1	41	GLU
23	D1	49	GLU
23	D1	52	THR
23	D1	61	SER
23	D1	68	SER
23	D1	69	LEU
23	D1	78	LEU
23	D1	80	LYS
23	D1	84	SER
24	D2	7	LEU
24	D2	24	GLN
24	D2	25	VAL
24	D2	29	PRO
24	D2	53	ILE
24	D2	65	LEU
24	D2	81	VAL
24	D2	93	LEU
24	D2	98	GLN
24	D2	103	ILE
24	D2	104	LEU
24	D2	105	THR

Continued on next page...

Continued from previous page...

Mol	Chain	Res	Type
24	D2	119	LYS
24	D2	121	VAL
24	D2	122	SER
24	D2	129	VAL
25	D3	7	ARG
25	D3	9	LEU
25	D3	18	HIS
25	D3	19	ARG
25	D3	28	ASN
25	D3	41	SER
25	D3	73	ARG
25	D3	84	THR
25	D3	97	ASP
25	D3	103	LEU
25	D3	107	PHE
25	D3	109	ARG
25	D3	110	LYS
25	D3	114	LYS
25	D3	117	ILE
25	D3	127	VAL
25	D3	131	SER
25	D3	136	TRP
25	D3	138	GLU
25	D3	140	LYS
25	D3	144	ARG
26	D4	10	ARG
26	D4	17	LEU
26	D4	21	LYS
26	D4	29	HIS
26	D4	32	ARG
26	D4	34	ASN
26	D4	47	VAL
26	D4	51	GLU
26	D4	52	LYS
26	D4	57	VAL
26	D4	61	ARG
26	D4	62	THR
26	D4	74	LEU
26	D4	96	LEU
26	D4	99	LYS
26	D4	102	LYS
26	D4	121	THR

Continued on next page...

Continued from previous page...

Mol	Chain	Res	Type
26	D4	127	LYS
26	D4	128	LYS
27	D5	42	LEU
27	D5	48	ASP
27	D5	50	ILE
27	D5	58	ARG
27	D5	59	TYR
27	D5	60	VAL
27	D5	63	SER
27	D5	67	ASP
27	D5	69	LEU
27	D5	71	ILE
27	D5	75	LEU
27	D5	85	LYS
27	D5	92	ILE
27	D5	95	HIS
27	D5	100	ILE
28	D6	36	ILE
28	D6	38	ARG
28	D6	44	ILE
28	D6	45	VAL
28	D6	61	GLU
28	D6	64	LEU
28	D6	67	THR
28	D6	68	TYR
28	D6	69	ASN
28	D6	70	LYS
28	D6	82	ARG
28	D6	83	ILE
28	D6	85	ARG
28	D6	86	VAL
28	D6	90	GLU
28	D6	91	ASP
29	D7	3	LEU
29	D7	20	LYS
29	D7	26	GLN
29	D7	33	LEU
29	D7	55	THR
29	D7	67	THR
30	D8	13	ILE
30	D8	15	VAL
30	D8	19	THR

Continued on next page...

Continued from previous page...

Mol	Chain	Res	Type
30	D8	32	PHE
30	D8	33	LEU
30	D8	35	ASP
30	D8	36	THR
30	D8	44	VAL
30	D8	49	ARG
30	D8	57	MET
30	D8	58	GLU
30	D8	64	ARG
31	D9	6	VAL
31	D9	7	TRP
31	D9	22	ARG
31	D9	25	SER
31	D9	30	LEU
31	D9	32	ARG
31	D9	36	LEU
31	D9	38	ILE
32	E0	3	LYS
32	E0	20	LYS
32	E0	21	VAL
32	E0	22	GLU
32	E0	28	LYS
32	E0	29	LYS
32	E0	39	LEU
32	E0	42	ARG
32	E0	47	VAL
32	E0	56	MET
33	E1	89	LYS
33	E1	91	ILE
33	E1	93	HIS
33	E1	97	LYS
33	E1	108	VAL
33	E1	109	ASP
33	E1	113	LYS
33	E1	118	ARG
33	E1	120	GLU
33	E1	130	VAL
33	E1	137	ASP
33	E1	140	TYR
33	E1	146	SER
33	E1	147	VAL
33	E1	149	LYS

Continued on next page...

Continued from previous page...

Mol	Chain	Res	Type
33	E1	151	ASN
34	SR	3	SER
34	SR	6	VAL
34	SR	7	LEU
34	SR	10	ARG
34	SR	12	THR
34	SR	16	HIS
34	SR	29	GLN
34	SR	46	LYS
34	SR	48	THR
34	SR	52	GLN
34	SR	59	ARG
34	SR	66	HIS
34	SR	76	ASP
34	SR	94	VAL
34	SR	96	THR
34	SR	106	HIS
34	SR	108	SER
34	SR	112	SER
34	SR	117	LYS
34	SR	118	LYS
34	SR	136	ILE
34	SR	137	LYS
34	SR	141	LEU
34	SR	165	ASP
34	SR	166	SER
34	SR	191	ASP
34	SR	199	ILE
34	SR	202	LEU
34	SR	222	LEU
34	SR	238	ASP
34	SR	266	ASP
34	SR	268	GLN
34	SR	277	GLU
34	SR	300	THR
34	SR	308	ASN
34	SR	314	GLN
34	SR	316	MET
34	SR	317	THR
35	SM	34	LYS
35	SM	46	LYS
35	SM	51	ARG

Continued on next page...

Continued from previous page...

Mol	Chain	Res	Type
35	SM	55	SER
35	SM	61	ILE
35	SM	64	LYS
35	SM	68	ARG
35	SM	78	ASP
35	SM	79	SER
35	SM	84	LYS
35	SM	89	ARG
35	SM	91	THR
35	SM	96	ARG
35	SM	97	THR
35	SM	100	THR
35	SM	103	LYS
35	SM	105	LYS
35	SM	116	GLU
35	SM	130	GLU
35	SM	131	ILE
35	SM	139	GLU
39	L2	8	GLN
39	L2	10	LYS
39	L2	20	THR
39	L2	23	ARG
39	L2	30	ARG
39	L2	31	THR
39	L2	32	LEU
39	L2	37	ARG
39	L2	44	ILE
39	L2	45	VAL
39	L2	46	LYS
39	L2	62	VAL
39	L2	70	ARG
39	L2	74	GLU
39	L2	82	VAL
39	L2	88	ILE
39	L2	95	SER
39	L2	96	LEU
39	L2	97	ASN
39	L2	101	VAL
39	L2	104	LEU
39	L2	109	GLU
39	L2	116	VAL
39	L2	134	VAL

Continued on next page...

Continued from previous page...

Mol	Chain	Res	Type
39	L2	141	PRO
39	L2	142	ASP
39	L2	143	GLU
39	L2	158	ILE
39	L2	165	VAL
39	L2	169	ILE
39	L2	177	LYS
39	L2	179	LEU
39	L2	180	LEU
39	L2	181	LYS
39	L2	190	ARG
39	L2	191	LEU
39	L2	193	ARG
39	L2	202	VAL
39	L2	204	MET
39	L2	207	VAL
39	L2	226	SER
39	L2	230	VAL
39	L2	247	ARG
40	L3	2	SER
40	L3	7	GLU
40	L3	17	LEU
40	L3	19	ARG
40	L3	25	ILE
40	L3	30	LYS
40	L3	37	ARG
40	L3	47	LEU
40	L3	50	LYS
40	L3	56	ILE
40	L3	73	VAL
40	L3	84	VAL
40	L3	85	VAL
40	L3	102	LEU
40	L3	103	THR
40	L3	114	VAL
40	L3	116	ARG
40	L3	134	SER
40	L3	139	GLN
40	L3	146	ARG
40	L3	148	LEU
40	L3	150	ARG
40	L3	156	SER

Continued on next page...

Continued from previous page...

Mol	Chain	Res	Type
40	L3	169	THR
40	L3	173	GLN
40	L3	188	ILE
40	L3	192	VAL
40	L3	196	ARG
40	L3	200	GLU
40	L3	201	LYS
40	L3	202	THR
40	L3	205	VAL
40	L3	207	SER
40	L3	212	ASN
40	L3	218	ILE
40	L3	229	VAL
40	L3	232	ARG
40	L3	235	THR
40	L3	236	LYS
40	L3	238	LEU
40	L3	241	LYS
40	L3	244	ARG
40	L3	252	ILE
40	L3	284	ARG
40	L3	300	ARG
40	L3	304	THR
40	L3	305	ILE
40	L3	308	MET
40	L3	316	GLU
40	L3	319	ASN
40	L3	320	ASP
40	L3	324	VAL
40	L3	328	ILE
40	L3	332	ARG
40	L3	337	THR
40	L3	338	LEU
40	L3	341	SER
40	L3	343	TYR
40	L3	347	SER
40	L3	355	SER
40	L3	361	THR
40	L3	364	LYS
40	L3	380	MET
40	L3	385	LYS
41	L4	4	PRO

Continued on next page...

Continued from previous page...

Mol	Chain	Res	Type
41	L4	18	ASN
41	L4	22	LEU
41	L4	25	VAL
41	L4	37	THR
41	L4	40	THR
41	L4	54	GLU
41	L4	60	THR
41	L4	71	VAL
41	L4	74	ILE
41	L4	85	SER
41	L4	93	MET
41	L4	99	MET
41	L4	133	SER
41	L4	135	VAL
41	L4	136	LEU
41	L4	138	ARG
41	L4	145	ILE
41	L4	150	LEU
41	L4	152	VAL
41	L4	153	SER
41	L4	156	LEU
41	L4	170	LYS
41	L4	172	VAL
41	L4	176	SER
41	L4	177	ASP
41	L4	179	LEU
41	L4	187	LEU
41	L4	191	LYS
41	L4	193	LYS
41	L4	194	TYR
41	L4	200	THR
41	L4	203	ARG
41	L4	206	LEU
41	L4	217	LYS
41	L4	220	ARG
41	L4	222	VAL
41	L4	230	VAL
41	L4	246	ARG
41	L4	256	THR
41	L4	258	LEU
41	L4	267	VAL
41	L4	270	SER

Continued on next page...

Continued from previous page...

Mol	Chain	Res	Type
41	L4	275	THR
41	L4	287	THR
41	L4	292	SER
41	L4	293	SER
41	L4	306	THR
41	L4	307	GLN
41	L4	308	LYS
41	L4	313	LEU
41	L4	314	LYS
41	L4	321	LYS
41	L4	323	VAL
41	L4	332	LYS
41	L4	339	LEU
41	L4	343	LYS
41	L4	346	LYS
41	L4	350	LYS
41	L4	354	VAL
42	L5	5	LYS
42	L5	23	ARG
42	L5	34	LYS
42	L5	35	ARG
42	L5	41	LYS
42	L5	66	SER
42	L5	69	ILE
42	L5	80	SER
42	L5	85	ARG
42	L5	89	THR
42	L5	92	LEU
42	L5	93	THR
42	L5	95	TRP
42	L5	105	ILE
42	L5	109	THR
42	L5	112	LYS
42	L5	115	LEU
42	L5	118	THR
42	L5	122	VAL
42	L5	123	GLU
42	L5	131	LEU
42	L5	132	THR
42	L5	137	ASP
42	L5	140	ARG
42	L5	144	VAL

Continued on next page...

Continued from previous page...

Mol	Chain	Res	Type
42	L5	146	LEU
42	L5	148	ILE
42	L5	152	ARG
42	L5	155	THR
42	L5	158	ARG
42	L5	159	VAL
42	L5	163	LEU
42	L5	177	GLU
42	L5	185	PHE
42	L5	196	ARG
42	L5	216	GLU
42	L5	222	LEU
42	L5	232	ASP
42	L5	242	SER
42	L5	254	LYS
42	L5	258	LYS
42	L5	259	LYS
42	L5	261	THR
42	L5	263	GLU
42	L5	273	ARG
42	L5	277	LEU
42	L5	293	LEU
43	L6	2	SER
43	L6	5	LYS
43	L6	15	VAL
43	L6	21	THR
43	L6	31	ARG
43	L6	35	VAL
43	L6	46	ARG
43	L6	48	ARG
43	L6	52	VAL
43	L6	56	LYS
43	L6	65	ILE
43	L6	79	VAL
43	L6	84	VAL
43	L6	89	THR
43	L6	90	LYS
43	L6	93	VAL
43	L6	94	GLU
43	L6	98	VAL
43	L6	129	GLU
43	L6	134	ARG

Continued on next page...

Continued from previous page...

Mol	Chain	Res	Type
43	L6	152	THR
43	L6	155	LEU
44	L7	24	GLU
44	L7	25	GLN
44	L7	26	VAL
44	L7	40	LYS
44	L7	60	ARG
44	L7	77	VAL
44	L7	82	LYS
44	L7	88	ARG
44	L7	93	ASN
44	L7	100	ARG
44	L7	101	LYS
44	L7	110	ARG
44	L7	121	LYS
44	L7	124	LEU
44	L7	143	THR
44	L7	157	ASN
44	L7	158	LYS
44	L7	164	SER
44	L7	178	ILE
44	L7	179	LEU
44	L7	184	LEU
44	L7	228	SER
44	L7	239	LEU
44	L7	244	ASN
45	L8	26	LEU
45	L8	27	THR
45	L8	41	GLN
45	L8	47	SER
45	L8	63	LYS
45	L8	74	THR
45	L8	79	GLN
45	L8	81	THR
45	L8	84	ARG
45	L8	89	GLU
45	L8	92	LYS
45	L8	95	ASN
45	L8	101	THR
45	L8	106	LYS
45	L8	110	THR
45	L8	132	VAL

Continued on next page...

Continued from previous page...

Mol	Chain	Res	Type
45	L8	136	LEU
45	L8	145	ASN
45	L8	149	LYS
45	L8	150	LEU
45	L8	156	ASP
45	L8	160	ILE
45	L8	169	LEU
45	L8	172	LYS
45	L8	185	ARG
45	L8	190	VAL
45	L8	194	THR
45	L8	203	VAL
45	L8	206	GLU
45	L8	208	GLU
45	L8	214	LEU
45	L8	238	LEU
45	L8	241	LYS
45	L8	246	MET
45	L8	248	LYS
46	L9	4	ILE
46	L9	5	GLN
46	L9	6	THR
46	L9	12	VAL
46	L9	16	VAL
46	L9	18	VAL
46	L9	19	SER
46	L9	24	ILE
46	L9	33	THR
46	L9	34	LEU
46	L9	41	ILE
46	L9	48	VAL
46	L9	49	ASN
46	L9	52	LEU
46	L9	62	ARG
46	L9	68	LEU
46	L9	69	ARG
46	L9	70	THR
46	L9	80	THR
46	L9	82	VAL
46	L9	107	ASP
46	L9	123	ILE
46	L9	124	ARG

Continued on next page...

Continued from previous page...

Mol	Chain	Res	Type
46	L9	133	THR
46	L9	135	GLU
46	L9	138	THR
46	L9	139	ASN
46	L9	151	VAL
46	L9	152	GLU
46	L9	157	ASN
46	L9	161	LEU
46	L9	162	GLN
46	L9	164	ILE
46	L9	172	ILE
46	L9	189	GLU
46	L9	190	ASP
46	L9	191	LEU
47	M0	3	ARG
47	M0	21	ARG
47	M0	24	ARG
47	M0	30	LYS
47	M0	32	ARG
47	M0	33	ILE
47	M0	36	LEU
47	M0	39	LYS
47	M0	40	LYS
47	M0	42	THR
47	M0	48	LEU
47	M0	52	LEU
47	M0	57	LEU
47	M0	63	GLU
47	M0	87	LEU
47	M0	91	VAL
47	M0	99	ILE
47	M0	129	VAL
47	M0	139	ARG
47	M0	140	THR
47	M0	162	GLN
47	M0	163	GLN
47	M0	165	ILE
47	M0	167	LEU
47	M0	169	LYS
47	M0	174	THR
47	M0	175	ASN
47	M0	176	LEU

Continued on next page...

Continued from previous page...

Mol	Chain	Res	Type
47	M0	177	ASP
47	M0	184	LYS
47	M0	185	ARG
47	M0	200	LEU
47	M0	203	LYS
47	M0	207	GLU
48	M1	6	GLN
48	M1	7	ASN
48	M1	9	MET
48	M1	10	ARG
48	M1	11	ASP
48	M1	12	LEU
48	M1	13	LYS
48	M1	22	SER
48	M1	28	ASP
48	M1	34	SER
48	M1	44	THR
48	M1	46	VAL
48	M1	61	ARG
48	M1	65	ILE
48	M1	70	THR
48	M1	80	LEU
48	M1	82	ARG
48	M1	94	ARG
48	M1	106	ILE
48	M1	107	ASP
48	M1	112	LEU
48	M1	115	LYS
48	M1	119	SER
48	M1	130	VAL
48	M1	138	VAL
48	M1	140	ARG
48	M1	142	LYS
48	M1	143	ARG
48	M1	148	VAL
48	M1	158	ASP
48	M1	166	LYS
48	M1	173	ASP
49	M3	23	LYS
49	M3	35	ARG
49	M3	46	ILE
49	M3	54	LEU

Continued on next page...

Continued from previous page...

Mol	Chain	Res	Type
49	M3	55	ARG
49	M3	58	VAL
49	M3	59	ARG
49	M3	63	VAL
49	M3	67	ARG
49	M3	69	VAL
49	M3	70	ARG
49	M3	85	LEU
49	M3	100	ARG
49	M3	115	ARG
49	M3	120	GLN
49	M3	122	LYS
49	M3	124	ILE
49	M3	128	ARG
49	M3	131	LYS
49	M3	136	GLU
49	M3	164	GLU
49	M3	168	ARG
49	M3	171	ARG
49	M3	175	SER
49	M3	182	ILE
49	M3	190	LYS
50	M4	5	SER
50	M4	8	LYS
50	M4	20	VAL
50	M4	25	LYS
50	M4	27	GLN
50	M4	38	ILE
50	M4	50	LYS
50	M4	53	VAL
50	M4	55	ARG
50	M4	58	ILE
50	M4	63	VAL
50	M4	64	VAL
50	M4	69	THR
50	M4	72	LEU
50	M4	83	LYS
50	M4	90	VAL
50	M4	92	GLU
50	M4	93	LYS
50	M4	102	LYS
50	M4	125	LYS

Continued on next page...

Continued from previous page...

Mol	Chain	Res	Type
50	M4	126	GLN
50	M4	130	THR
50	M4	135	LEU
51	M5	10	LEU
51	M5	11	GLN
51	M5	15	GLN
51	M5	20	ARG
51	M5	22	LEU
51	M5	46	ASP
51	M5	50	ARG
51	M5	68	ARG
51	M5	77	LYS
51	M5	80	THR
51	M5	83	LYS
51	M5	85	THR
51	M5	91	GLU
51	M5	92	LEU
51	M5	96	ARG
51	M5	97	SER
51	M5	98	LEU
51	M5	105	ARG
51	M5	106	VAL
51	M5	109	ARG
51	M5	113	LEU
51	M5	117	ASN
51	M5	133	ILE
51	M5	138	GLN
51	M5	144	ARG
51	M5	151	ILE
51	M5	153	ASP
51	M5	155	VAL
51	M5	159	ARG
51	M5	167	THR
51	M5	170	LYS
51	M5	183	THR
51	M5	187	ARG
51	M5	190	THR
51	M5	194	GLN
51	M5	196	THR
51	M5	204	LYS
52	M6	25	LYS
52	M6	33	ILE

Continued on next page...

Continued from previous page...

Mol	Chain	Res	Type
52	M6	34	VAL
52	M6	46	GLU
52	M6	58	LEU
52	M6	68	ARG
52	M6	74	ARG
52	M6	78	ARG
52	M6	79	ILE
52	M6	84	LEU
52	M6	85	ARG
52	M6	94	ARG
52	M6	106	GLU
52	M6	111	PRO
52	M6	116	LYS
52	M6	117	ARG
52	M6	122	GLN
52	M6	124	LEU
52	M6	126	VAL
52	M6	128	ARG
52	M6	143	THR
52	M6	144	SER
52	M6	155	LYS
52	M6	160	ARG
52	M6	180	SER
52	M6	182	ASN
52	M6	190	VAL
53	M7	9	THR
53	M7	23	ARG
53	M7	24	VAL
53	M7	29	THR
53	M7	32	THR
53	M7	34	GLN
53	M7	36	ILE
53	M7	41	LEU
53	M7	52	LEU
53	M7	53	ASP
53	M7	65	SER
53	M7	67	ILE
53	M7	69	ARG
53	M7	78	VAL
53	M7	79	THR
53	M7	107	LEU
53	M7	112	LEU

Continued on next page...

Continued from previous page...

Mol	Chain	Res	Type
53	M7	118	GLN
53	M7	119	VAL
53	M7	123	PRO
53	M7	126	ARG
53	M7	127	ARG
53	M7	136	ILE
53	M7	138	LYS
53	M7	142	SER
53	M7	144	SER
53	M7	157	VAL
53	M7	168	LEU
53	M7	171	ARG
53	M7	180	LYS
53	M7	181	ARG
54	M8	3	ILE
54	M8	17	THR
54	M8	24	VAL
54	M8	26	LEU
54	M8	32	LEU
54	M8	34	THR
54	M8	46	LYS
54	M8	49	LEU
54	M8	57	ILE
54	M8	64	VAL
54	M8	73	GLN
54	M8	95	GLU
54	M8	111	ARG
54	M8	113	LYS
54	M8	120	GLU
54	M8	135	GLN
54	M8	138	LEU
54	M8	141	ARG
54	M8	150	VAL
54	M8	170	ARG
54	M8	178	ARG
54	M8	180	ARG
55	M9	29	THR
55	M9	44	LEU
55	M9	46	LYS
55	M9	51	VAL
55	M9	55	VAL
55	M9	71	ARG

Continued on next page...

Continued from previous page...

Mol	Chain	Res	Type
55	M9	74	ARG
55	M9	91	SER
55	M9	98	ARG
55	M9	99	LEU
55	M9	103	ARG
55	M9	104	ARG
55	M9	106	LEU
55	M9	115	ILE
55	M9	116	ASP
55	M9	135	LYS
55	M9	138	LEU
55	M9	146	LYS
55	M9	164	LEU
55	M9	173	ARG
55	M9	182	ASP
56	N0	1	MET
56	N0	8	GLN
56	N0	12	ARG
56	N0	21	GLU
56	N0	45	LEU
56	N0	51	VAL
56	N0	57	GLU
56	N0	61	ILE
56	N0	71	LYS
56	N0	80	ARG
56	N0	85	SER
56	N0	87	THR
56	N0	92	LYS
56	N0	100	VAL
56	N0	105	THR
56	N0	106	LEU
56	N0	115	ARG
56	N0	117	ARG
56	N0	120	SER
56	N0	122	HIS
56	N0	125	LYS
56	N0	130	GLU
56	N0	131	LYS
56	N0	132	THR
56	N0	136	LYS
56	N0	137	ARG
56	N0	138	GLN

Continued on next page...

Continued from previous page...

Mol	Chain	Res	Type
56	N0	142	GLN
56	N0	145	THR
56	N0	155	ARG
56	N0	156	VAL
56	N0	158	LYS
56	N0	161	LYS
56	N0	167	ARG
56	N0	169	SER
57	N1	9	SER
57	N1	12	ARG
57	N1	18	ASP
57	N1	25	VAL
57	N1	26	HIS
57	N1	27	LEU
57	N1	55	LYS
57	N1	75	ILE
57	N1	78	LYS
57	N1	79	MET
57	N1	80	VAL
57	N1	83	ARG
57	N1	88	ARG
57	N1	96	ILE
57	N1	104	GLU
57	N1	106	LEU
57	N1	110	LYS
57	N1	118	GLU
57	N1	124	VAL
57	N1	126	VAL
57	N1	127	GLN
57	N1	128	LEU
57	N1	136	ARG
57	N1	139	ARG
57	N1	143	THR
57	N1	149	GLN
57	N1	158	THR
57	N1	159	PHE
58	N2	10	LYS
58	N2	14	THR
58	N2	16	THR
58	N2	29	ASP
58	N2	32	SER
58	N2	43	VAL

Continued on next page...

Continued from previous page...

Mol	Chain	Res	Type
58	N2	52	ASN
58	N2	66	VAL
58	N2	75	TYR
58	N2	88	GLN
58	N2	93	ILE
58	N2	100	THR
58	N2	105	LEU
59	N3	13	ILE
59	N3	32	ARG
59	N3	48	ARG
59	N3	63	LYS
59	N3	69	LEU
59	N3	71	LYS
59	N3	72	LYS
59	N3	73	VAL
59	N3	74	MET
59	N3	79	VAL
59	N3	83	LYS
59	N3	102	ILE
59	N3	109	MET
59	N3	110	LYS
59	N3	115	THR
59	N3	120	LYS
59	N3	125	LEU
59	N3	135	VAL
60	N4	4	GLU
60	N4	5	ILE
60	N4	17	ARG
60	N4	39	LEU
60	N4	47	ARG
60	N4	54	LEU
60	N4	64	THR
61	N5	27	ARG
61	N5	37	THR
61	N5	38	LEU
61	N5	39	LYS
61	N5	40	LEU
61	N5	63	ILE
61	N5	71	THR
61	N5	86	VAL
61	N5	92	LYS
61	N5	108	LEU

Continued on next page...

Continued from previous page...

Mol	Chain	Res	Type
61	N5	115	ARG
61	N5	120	LYS
61	N5	125	ARG
61	N5	127	THR
61	N5	129	ASP
61	N5	133	LEU
61	N5	135	ILE
61	N5	138	ARG
61	N5	139	ILE
61	N5	142	ILE
62	N6	3	LYS
62	N6	5	SER
62	N6	13	ARG
62	N6	17	LYS
62	N6	36	SER
62	N6	37	LYS
62	N6	39	LEU
62	N6	42	GLN
62	N6	45	ILE
62	N6	50	ILE
62	N6	51	ARG
62	N6	55	GLU
62	N6	56	VAL
62	N6	57	LEU
62	N6	60	ARG
62	N6	64	LYS
62	N6	70	ILE
62	N6	74	TYR
62	N6	76	LEU
62	N6	80	VAL
62	N6	88	GLU
62	N6	89	LYS
62	N6	94	SER
62	N6	105	VAL
62	N6	115	ARG
62	N6	125	LYS
63	N7	14	VAL
63	N7	17	ARG
63	N7	21	LYS
63	N7	24	VAL
63	N7	30	ASP
63	N7	34	LYS

Continued on next page...

Continued from previous page...

Mol	Chain	Res	Type
63	N7	46	ILE
63	N7	54	THR
63	N7	60	LYS
63	N7	64	LYS
63	N7	81	LEU
63	N7	83	THR
63	N7	86	THR
63	N7	90	GLU
63	N7	97	SER
63	N7	102	GLU
63	N7	108	GLU
63	N7	109	GLU
63	N7	120	GLU
63	N7	121	ARG
63	N7	134	LEU
64	N8	4	ARG
64	N8	6	THR
64	N8	8	THR
64	N8	10	LYS
64	N8	19	LYS
64	N8	32	ARG
64	N8	34	MET
64	N8	42	ARG
64	N8	46	ASP
64	N8	47	LYS
64	N8	60	TYR
64	N8	76	ASP
64	N8	78	LEU
64	N8	85	ASP
64	N8	91	LEU
64	N8	92	LYS
64	N8	115	LYS
64	N8	120	ASN
64	N8	130	VAL
64	N8	133	LEU
64	N8	135	GLU
64	N8	139	ARG
65	N9	14	ARG
65	N9	18	ARG
65	N9	21	ILE
65	N9	22	LYS
65	N9	23	LYS

Continued on next page...

Continued from previous page...

Mol	Chain	Res	Type
65	N9	25	LYS
65	N9	28	LYS
65	N9	38	LYS
65	N9	40	ARG
65	N9	50	THR
65	N9	59	LYS
66	O0	16	LEU
66	O0	22	LYS
66	O0	34	LEU
66	O0	40	LYS
66	O0	54	SER
66	O0	61	MET
66	O0	79	THR
66	O0	83	LYS
66	O0	93	LEU
66	O0	99	ASP
66	O0	100	ILE
66	O0	101	LEU
66	O0	104	LEU
67	O1	6	ASP
67	O1	8	VAL
67	O1	13	THR
67	O1	16	LEU
67	O1	26	LYS
67	O1	31	ARG
67	O1	47	ASP
67	O1	55	LEU
67	O1	64	VAL
67	O1	68	GLU
67	O1	79	ARG
67	O1	81	GLU
67	O1	82	GLU
67	O1	84	ASP
67	O1	86	LYS
67	O1	89	LEU
67	O1	94	GLU
67	O1	96	VAL
67	O1	106	THR
67	O1	107	VAL
67	O1	110	GLU
68	O2	15	LYS
68	O2	16	LYS

Continued on next page...

Continued from previous page...

Mol	Chain	Res	Type
68	O2	18	LYS
68	O2	19	ARG
68	O2	33	ARG
68	O2	41	VAL
68	O2	51	SER
68	O2	59	SER
68	O2	61	LYS
68	O2	62	LYS
68	O2	67	SER
68	O2	73	THR
68	O2	75	LEU
68	O2	76	VAL
68	O2	82	LEU
68	O2	84	THR
68	O2	89	THR
68	O2	91	THR
68	O2	106	VAL
68	O2	109	LEU
68	O2	111	ARG
68	O2	128	LEU
69	O3	4	SER
69	O3	15	SER
69	O3	49	ILE
69	O3	59	VAL
69	O3	70	LYS
69	O3	78	SER
69	O3	80	VAL
69	O3	93	THR
69	O3	106	ASN
70	O4	3	GLN
70	O4	5	VAL
70	O4	8	ARG
70	O4	20	ILE
70	O4	23	VAL
70	O4	24	LYS
70	O4	29	ILE
70	O4	31	ARG
70	O4	33	GLN
70	O4	51	LEU
70	O4	58	ARG
70	O4	65	VAL
70	O4	66	SER

Continued on next page...

Continued from previous page...

Mol	Chain	Res	Type
70	O4	71	THR
70	O4	74	ARG
70	O4	81	CYS
70	O4	86	LYS
70	O4	87	GLU
70	O4	90	ILE
70	O4	104	VAL
70	O4	107	GLU
71	O5	5	LYS
71	O5	21	LEU
71	O5	27	GLU
71	O5	28	LEU
71	O5	31	LEU
71	O5	43	LYS
71	O5	46	THR
71	O5	49	LYS
71	O5	50	SER
71	O5	62	GLN
71	O5	71	LYS
71	O5	73	LYS
71	O5	74	LYS
71	O5	85	THR
71	O5	89	ARG
71	O5	90	ARG
71	O5	94	LYS
71	O5	99	GLN
71	O5	100	VAL
71	O5	101	THR
71	O5	102	GLU
71	O5	107	LYS
71	O5	115	LYS
71	O5	119	LYS
72	O6	11	LEU
72	O6	17	VAL
72	O6	18	THR
72	O6	21	THR
72	O6	26	ILE
72	O6	34	SER
72	O6	36	ARG
72	O6	45	ARG
72	O6	57	LEU
72	O6	58	ILE

Continued on next page...

Continued from previous page...

Mol	Chain	Res	Type
72	O6	60	LEU
72	O6	68	ARG
72	O6	76	ARG
72	O6	81	THR
72	O6	90	MET
72	O6	99	ARG
73	O7	5	THR
73	O7	17	THR
73	O7	24	ARG
73	O7	25	ARG
73	O7	33	THR
73	O7	37	CYS
73	O7	44	THR
73	O7	55	ARG
73	O7	58	THR
73	O7	59	THR
73	O7	65	ARG
73	O7	67	LEU
74	O8	5	ILE
74	O8	12	LEU
74	O8	22	THR
74	O8	24	THR
74	O8	32	ASN
74	O8	41	THR
74	O8	45	VAL
74	O8	50	SER
74	O8	53	THR
74	O8	54	LEU
74	O8	64	LYS
74	O8	65	LEU
74	O8	67	GLN
74	O8	72	THR
74	O8	77	ARG
74	O8	78	LEU
75	O9	5	LYS
75	O9	11	GLN
75	O9	21	ARG
75	O9	45	ARG
75	O9	51	ILE
76	Q0	77	ILE
76	Q0	78	ILE
76	Q0	83	LYS

Continued on next page...

Continued from previous page...

Mol	Chain	Res	Type
76	Q0	85	LEU
76	Q0	97	ARG
76	Q0	106	ARG
76	Q0	108	THR
76	Q0	112	LYS
76	Q0	113	ARG
76	Q0	114	LYS
76	Q0	127	LEU
76	Q0	128	LYS
77	Q1	2	ARG
77	Q1	4	LYS
77	Q1	6	ARG
77	Q1	9	ARG
77	Q1	11	ARG
77	Q1	16	LYS
77	Q1	19	LYS
77	Q1	21	ARG
78	Q2	2	VAL
78	Q2	3	ASN
78	Q2	8	ARG
78	Q2	16	THR
78	Q2	26	THR
78	Q2	35	LEU
78	Q2	47	GLN
78	Q2	48	SER
78	Q2	54	THR
78	Q2	60	LYS
78	Q2	66	LYS
78	Q2	72	LEU
78	Q2	76	LYS
78	Q2	78	LYS
78	Q2	79	THR
78	Q2	80	ARG
78	Q2	83	LEU
78	Q2	84	THR
78	Q2	85	LEU
78	Q2	93	LEU
78	Q2	100	LYS
78	Q2	104	LEU
78	Q2	105	GLN
79	Q3	7	LYS
79	Q3	11	THR

Continued on next page...

Continued from previous page...

Mol	Chain	Res	Type
79	Q3	25	GLN
79	Q3	45	LYS
79	Q3	46	THR
79	Q3	49	ARG
79	Q3	56	THR
79	Q3	59	CYS
79	Q3	60	CYS
79	Q3	64	VAL
79	Q3	73	THR
79	Q3	78	THR
79	Q3	82	THR
79	Q3	84	ARG
79	Q3	90	VAL
2	s0	9	LEU
2	s0	10	THR
2	s0	12	GLU
2	s0	24	LEU
2	s0	29	VAL
2	s0	30	GLN
2	s0	39	ASN
2	s0	41	ARG
2	s0	45	VAL
2	s0	55	GLU
2	s0	59	LEU
2	s0	62	ARG
2	s0	72	ASP
2	s0	87	LEU
2	s0	88	LYS
2	s0	93	THR
2	s0	96	THR
2	s0	101	ARG
2	s0	106	SER
2	s0	110	TYR
2	s0	111	ILE
2	s0	112	THR
2	s0	119	ARG
2	s0	124	THR
2	s0	144	ILE
2	s0	151	SER
2	s0	153	SER
2	s0	154	GLU
2	s0	157	ASP

Continued on next page...

Continued from previous page...

Mol	Chain	Res	Type
2	s0	172	LEU
2	s0	183	ARG
2	s0	184	LEU
2	s0	185	ARG
2	s0	189	VAL
3	s1	21	VAL
3	s1	25	THR
3	s1	37	THR
3	s1	47	LEU
3	s1	51	SER
3	s1	55	LYS
3	s1	62	LYS
3	s1	70	LEU
3	s1	83	LYS
3	s1	85	LYS
3	s1	105	PHE
3	s1	126	THR
3	s1	129	THR
3	s1	137	ILE
3	s1	154	SER
3	s1	173	THR
3	s1	177	GLN
3	s1	180	THR
3	s1	181	LEU
3	s1	184	LEU
3	s1	202	LYS
3	s1	203	ASP
3	s1	204	ILE
3	s1	212	VAL
3	s1	215	VAL
3	s1	217	LEU
3	s1	219	LYS
3	s1	222	LYS
3	s1	223	PHE
4	s2	39	THR
4	s2	41	LEU
4	s2	53	ILE
4	s2	55	GLU
4	s2	58	LEU
4	s2	60	SER
4	s2	61	LEU
4	s2	69	ILE

Continued on next page...

Continued from previous page...

Mol	Chain	Res	Type
4	s2	72	LEU
4	s2	73	LEU
4	s2	76	LEU
4	s2	81	MET
4	s2	83	ILE
4	s2	84	LYS
4	s2	87	GLN
4	s2	89	GLN
4	s2	90	THR
4	s2	91	ARG
4	s2	97	ARG
4	s2	106	ASP
4	s2	111	VAL
4	s2	117	THR
4	s2	139	ILE
4	s2	140	ARG
4	s2	141	ARG
4	s2	153	SER
4	s2	159	THR
4	s2	164	SER
4	s2	165	VAL
4	s2	166	THR
4	s2	170	ILE
4	s2	185	LYS
4	s2	194	GLU
4	s2	195	ASP
4	s2	206	THR
4	s2	218	ILE
4	s2	222	TYR
4	s2	225	LEU
4	s2	229	LEU
4	s2	233	GLN
4	s2	237	VAL
4	s2	244	SER
4	s2	248	SER
5	s3	4	LEU
5	s3	10	LYS
5	s3	21	LEU
5	s3	32	GLU
5	s3	39	VAL
5	s3	44	THR
5	s3	59	LEU

Continued on next page...

Continued from previous page...

Mol	Chain	Res	Type
5	s3	61	GLU
5	s3	69	LEU
5	s3	70	THR
5	s3	83	THR
5	s3	84	ILE
5	s3	89	GLU
5	s3	90	ARG
5	s3	93	ASP
5	s3	111	ASN
5	s3	115	ILE
5	s3	142	LEU
5	s3	143	ARG
5	s3	146	ARG
5	s3	148	LYS
5	s3	158	ILE
5	s3	162	GLN
5	s3	168	ILE
5	s3	172	THR
5	s3	202	LEU
5	s3	204	ASP
5	s3	208	ILE
5	s3	212	LYS
5	s3	213	GLU
5	s3	225	TYR
6	s4	7	LYS
6	s4	12	LEU
6	s4	23	LEU
6	s4	38	LEU
6	s4	42	LEU
6	s4	48	LEU
6	s4	49	ARG
6	s4	51	ARG
6	s4	67	GLN
6	s4	69	HIS
6	s4	70	VAL
6	s4	77	ARG
6	s4	78	THR
6	s4	81	THR
6	s4	102	VAL
6	s4	105	VAL
6	s4	108	ARG
6	s4	113	ARG

Continued on next page...

Continued from previous page...

Mol	Chain	Res	Type
6	s4	116	ASP
6	s4	123	LEU
6	s4	126	VAL
6	s4	131	LEU
6	s4	143	ASP
6	s4	146	THR
6	s4	147	ILE
6	s4	148	ARG
6	s4	159	THR
6	s4	180	LEU
6	s4	182	TYR
6	s4	187	ARG
6	s4	191	ARG
6	s4	219	VAL
6	s4	221	ARG
6	s4	222	LEU
6	s4	227	VAL
6	s4	237	SER
6	s4	245	LYS
6	s4	248	ILE
7	s5	23	VAL
7	s5	25	LEU
7	s5	27	THR
7	s5	31	GLU
7	s5	32	GLU
7	s5	38	THR
7	s5	41	LYS
7	s5	43	PHE
7	s5	44	ASN
7	s5	45	LYS
7	s5	58	LEU
7	s5	59	VAL
7	s5	63	GLN
7	s5	64	VAL
7	s5	68	ILE
7	s5	76	ARG
7	s5	83	ARG
7	s5	89	ILE
7	s5	93	LEU
7	s5	94	THR
7	s5	102	ARG
7	s5	109	LYS

Continued on next page...

Continued from previous page...

Mol	Chain	Res	Type
7	s5	119	ASP
7	s5	122	ASN
7	s5	125	THR
7	s5	128	ASN
7	s5	140	THR
7	s5	147	THR
7	s5	148	ARG
7	s5	157	ARG
7	s5	163	SER
7	s5	167	ARG
7	s5	170	GLN
7	s5	186	ASN
7	s5	194	LEU
7	s5	203	LYS
7	s5	208	SER
7	s5	213	LYS
7	s5	216	GLU
7	s5	225	ARG
8	s6	17	GLU
8	s6	21	GLU
8	s6	25	ARG
8	s6	30	LYS
8	s6	34	GLN
8	s6	43	ASP
8	s6	65	GLN
8	s6	68	LEU
8	s6	71	THR
8	s6	76	LEU
8	s6	78	THR
8	s6	79	LYS
8	s6	81	VAL
8	s6	93	LYS
8	s6	97	VAL
8	s6	108	VAL
8	s6	109	LEU
8	s6	111	LEU
8	s6	115	LYS
8	s6	120	GLU
8	s6	121	LEU
8	s6	126	ASP
8	s6	127	THR
8	s6	128	THR

Continued on next page...

Continued from previous page...

Mol	Chain	Res	Type
8	s6	129	VAL
8	s6	143	LYS
8	s6	150	GLU
8	s6	151	ASP
8	s6	153	VAL
8	s6	155	ASP
8	s6	156	PHE
8	s6	170	THR
8	s6	193	LEU
8	s6	203	GLU
8	s6	212	LEU
8	s6	215	ARG
9	s7	11	GLN
9	s7	28	GLU
9	s7	33	GLU
9	s7	42	GLN
9	s7	55	LYS
9	s7	67	LEU
9	s7	77	LEU
9	s7	79	ARG
9	s7	80	GLU
9	s7	86	GLN
9	s7	87	ASP
9	s7	97	ARG
9	s7	103	SER
9	s7	105	THR
9	s7	108	GLN
9	s7	114	ARG
9	s7	115	SER
9	s7	116	ARG
9	s7	117	THR
9	s7	118	LEU
9	s7	126	LEU
9	s7	136	VAL
9	s7	139	ARG
9	s7	143	LEU
9	s7	159	VAL
9	s7	185	ILE
9	s7	187	SER
10	s8	20	GLN
10	s8	25	ARG
10	s8	26	LYS

Continued on next page...

Continued from previous page...

Mol	Chain	Res	Type
10	s8	29	LEU
10	s8	32	GLN
10	s8	36	THR
10	s8	46	VAL
10	s8	58	LEU
10	s8	59	ARG
10	s8	74	LYS
10	s8	76	THR
10	s8	89	GLU
10	s8	111	GLN
10	s8	120	THR
10	s8	121	LEU
10	s8	151	LYS
10	s8	152	ILE
10	s8	155	SER
10	s8	158	SER
10	s8	161	SER
10	s8	176	SER
10	s8	183	ILE
11	s9	3	ARG
11	s9	7	THR
11	s9	22	SER
11	s9	28	LEU
11	s9	33	GLU
11	s9	39	LYS
11	s9	49	LEU
11	s9	54	ARG
11	s9	78	ARG
11	s9	82	ARG
11	s9	90	LYS
11	s9	93	LEU
11	s9	101	VAL
11	s9	109	LEU
11	s9	110	GLN
11	s9	111	THR
11	s9	115	LYS
11	s9	126	ARG
11	s9	127	VAL
11	s9	130	THR
11	s9	133	HIS
11	s9	134	ILE
11	s9	142	ASN

Continued on next page...

Continued from previous page...

Mol	Chain	Res	Type
11	s9	149	ARG
11	s9	161	THR
11	s9	162	SER
11	s9	168	ARG
11	s9	172	VAL
11	s9	180	LYS
11	s9	182	GLU
12	c0	2	LEU
12	c0	3	MET
12	c0	5	LYS
12	c0	8	ARG
12	c0	12	HIS
12	c0	15	LEU
12	c0	20	VAL
12	c0	55	VAL
12	c0	57	THR
12	c0	71	GLU
13	c1	3	THR
13	c1	5	LEU
13	c1	10	GLU
13	c1	21	ASN
13	c1	26	LYS
13	c1	27	THR
13	c1	30	ARG
13	c1	31	THR
13	c1	32	LYS
13	c1	33	ARG
13	c1	40	LEU
13	c1	44	THR
13	c1	60	PHE
13	c1	67	ARG
13	c1	74	THR
13	c1	76	VAL
13	c1	80	MET
13	c1	83	THR
13	c1	86	ILE
13	c1	122	ILE
13	c1	123	VAL
13	c1	129	ARG
13	c1	140	VAL
14	c2	28	LEU
14	c2	36	LEU

Continued on next page...

Continued from previous page...

Mol	Chain	Res	Type
14	c2	39	ASP
14	c2	43	ARG
14	c2	52	LEU
14	c2	58	LEU
14	c2	59	LEU
14	c2	62	LEU
14	c2	71	ILE
14	c2	74	LEU
14	c2	82	PRO
14	c2	83	GLU
14	c2	85	LYS
14	c2	89	ILE
14	c2	97	LEU
14	c2	103	LEU
14	c2	116	VAL
14	c2	121	VAL
14	c2	129	GLU
14	c2	132	GLU
14	c2	136	ILE
14	c2	140	PHE
15	c3	12	SER
15	c3	14	SER
15	c3	16	ILE
15	c3	35	GLU
15	c3	39	LYS
15	c3	49	GLN
15	c3	64	ARG
15	c3	66	ILE
15	c3	70	LYS
15	c3	80	LEU
15	c3	83	GLU
15	c3	84	ILE
15	c3	87	ASP
15	c3	88	LEU
15	c3	97	SER
15	c3	102	LEU
15	c3	106	ARG
15	c3	115	LEU
15	c3	125	LEU
15	c3	127	ARG
15	c3	134	VAL
15	c3	138	ASN

Continued on next page...

Continued from previous page...

Mol	Chain	Res	Type
15	c3	147	SER
15	c3	150	VAL
16	c4	16	VAL
16	c4	18	ARG
16	c4	20	TYR
16	c4	26	THR
16	c4	33	LEU
16	c4	51	ASP
16	c4	52	ARG
16	c4	66	ASP
16	c4	79	VAL
16	c4	81	VAL
16	c4	92	LYS
16	c4	102	LEU
16	c4	111	ARG
16	c4	114	ARG
16	c4	119	THR
16	c4	123	SER
16	c4	127	ARG
16	c4	132	ARG
16	c4	133	ARG
16	c4	136	ARG
16	c4	137	LEU
17	c5	12	PHE
17	c5	27	GLU
17	c5	28	MET
17	c5	36	LEU
17	c5	40	ARG
17	c5	51	SER
17	c5	52	LYS
17	c5	69	GLU
17	c5	72	LYS
17	c5	77	ARG
17	c5	92	SER
17	c5	107	ILE
17	c5	110	GLU
17	c5	121	ILE
17	c5	122	THR
17	c5	124	THR
17	c5	125	PRO
17	c5	127	ARG
17	c5	128	HIS

Continued on next page...

Continued from previous page...

Mol	Chain	Res	Type
18	c6	17	THR
18	c6	23	LYS
18	c6	28	LEU
18	c6	37	THR
18	c6	39	VAL
18	c6	40	GLU
18	c6	43	ILE
18	c6	48	VAL
18	c6	53	LEU
18	c6	54	LEU
18	c6	57	LEU
18	c6	66	ARG
18	c6	68	ARG
18	c6	69	VAL
18	c6	70	THR
18	c6	81	ILE
18	c6	94	GLN
18	c6	98	ASP
18	c6	106	LYS
18	c6	110	THR
18	c6	114	ARG
18	c6	115	THR
18	c6	123	ARG
18	c6	137	ARG
18	c6	143	ARG
19	c7	3	ARG
19	c7	8	THR
19	c7	29	GLN
19	c7	34	LEU
19	c7	46	LEU
19	c7	49	LYS
19	c7	60	ARG
19	c7	62	GLN
19	c7	63	LYS
19	c7	69	ILE
19	c7	85	VAL
19	c7	88	VAL
19	c7	110	VAL
19	c7	113	LEU
20	c8	3	LEU
20	c8	4	VAL
20	c8	5	VAL

Continued on next page...

Continued from previous page...

Mol	Chain	Res	Type
20	c8	6	GLN
20	c8	10	SER
20	c8	13	HIS
20	c8	15	LEU
20	c8	25	ASN
20	c8	26	ILE
20	c8	28	ILE
20	c8	33	THR
20	c8	38	VAL
20	c8	40	ARG
20	c8	61	LEU
20	c8	63	GLN
20	c8	66	LEU
20	c8	68	ARG
20	c8	116	LEU
20	c8	119	ILE
20	c8	120	ARG
20	c8	133	VAL
20	c8	138	THR
20	c8	143	ARG
20	c8	144	ARG
20	c8	145	ARG
21	c9	6	VAL
21	c9	20	SER
21	c9	27	LYS
21	c9	28	LEU
21	c9	34	VAL
21	c9	36	ILE
21	c9	37	VAL
21	c9	57	ARG
21	c9	70	GLN
21	c9	71	VAL
21	c9	75	LYS
21	c9	84	LYS
21	c9	86	ARG
21	c9	88	VAL
21	c9	111	ILE
21	c9	123	ARG
21	c9	132	LEU
21	c9	133	ASP
21	c9	139	THR
21	c9	140	LEU

Continued on next page...

Continued from previous page...

Mol	Chain	Res	Type
21	c9	142	GLU
21	c9	143	ASP
22	d0	23	ARG
22	d0	27	THR
22	d0	30	LYS
22	d0	31	VAL
22	d0	34	LEU
22	d0	44	ASN
22	d0	47	GLN
22	d0	51	VAL
22	d0	57	ARG
22	d0	60	THR
22	d0	61	LYS
22	d0	63	LEU
22	d0	70	THR
22	d0	74	GLU
22	d0	77	LYS
22	d0	81	THR
22	d0	88	LYS
22	d0	99	ILE
22	d0	102	ARG
22	d0	103	ILE
22	d0	105	GLN
22	d0	108	ILE
22	d0	113	ASP
22	d0	115	GLU
22	d0	116	VAL
23	d1	2	GLU
23	d1	5	LYS
23	d1	10	GLU
23	d1	11	LEU
23	d1	12	TYR
23	d1	15	ARG
23	d1	18	SER
23	d1	32	VAL
23	d1	34	ILE
23	d1	38	LYS
23	d1	49	GLU
23	d1	52	THR
23	d1	68	SER
23	d1	69	LEU
23	d1	78	LEU

Continued on next page...

Continued from previous page...

Mol	Chain	Res	Type
23	d1	81	ASN
23	d1	86	SER
23	d1	87	ARG
24	d2	6	VAL
24	d2	7	LEU
24	d2	15	ASN
24	d2	20	THR
24	d2	23	ARG
24	d2	25	VAL
24	d2	31	SER
24	d2	65	LEU
24	d2	74	VAL
24	d2	81	VAL
24	d2	88	LYS
24	d2	93	LEU
24	d2	98	GLN
24	d2	103	ILE
24	d2	105	THR
24	d2	119	LYS
24	d2	129	VAL
25	d3	9	LEU
25	d3	14	LYS
25	d3	19	ARG
25	d3	23	ARG
25	d3	40	SER
25	d3	72	VAL
25	d3	73	ARG
25	d3	83	VAL
25	d3	84	THR
25	d3	100	ASP
25	d3	103	LEU
25	d3	107	PHE
25	d3	109	ARG
25	d3	121	ARG
25	d3	131	SER
26	d4	10	ARG
26	d4	13	ILE
26	d4	21	LYS
26	d4	26	ASP
26	d4	34	ASN
26	d4	36	SER
26	d4	43	LYS

Continued on next page...

Continued from previous page...

Mol	Chain	Res	Type
26	d4	44	LEU
26	d4	47	VAL
26	d4	49	LYS
26	d4	55	VAL
26	d4	62	THR
26	d4	77	ASN
26	d4	78	SER
26	d4	83	LYS
26	d4	88	THR
26	d4	105	ARG
26	d4	128	LYS
27	d5	42	LEU
27	d5	43	ASP
27	d5	46	LYS
27	d5	51	LEU
27	d5	53	GLU
27	d5	57	TYR
27	d5	60	VAL
27	d5	81	ARG
27	d5	88	ILE
27	d5	93	SER
28	d6	10	ARG
28	d6	11	ASN
28	d6	24	VAL
28	d6	44	ILE
28	d6	46	GLU
28	d6	53	LEU
28	d6	67	THR
28	d6	82	ARG
28	d6	85	ARG
28	d6	90	GLU
29	d7	3	LEU
29	d7	8	LEU
29	d7	17	ARG
29	d7	41	LEU
29	d7	43	ILE
29	d7	44	THR
29	d7	52	THR
29	d7	61	THR
29	d7	72	LYS
29	d7	81	ARG
30	d8	5	THR

Continued on next page...

Continued from previous page...

Mol	Chain	Res	Type
30	d8	7	VAL
30	d8	16	LEU
30	d8	22	ARG
30	d8	32	PHE
30	d8	33	LEU
30	d8	40	ILE
30	d8	42	ARG
30	d8	52	ASP
30	d8	54	LEU
30	d8	58	GLU
30	d8	62	GLU
31	d9	4	GLU
31	d9	10	HIS
31	d9	19	ARG
31	d9	21	CYS
31	d9	26	SER
31	d9	30	LEU
31	d9	32	ARG
31	d9	36	LEU
31	d9	38	ILE
31	d9	54	LYS
80	e0	13	LYS
80	e0	22	GLU
80	e0	23	LYS
80	e0	26	LYS
80	e0	29	LYS
80	e0	41	THR
80	e0	42	ARG
80	e0	44	PHE
80	e0	47	VAL
80	e0	49	LEU
80	e0	55	ARG
33	e1	80	ARG
33	e1	84	VAL
33	e1	87	THR
33	e1	90	LYS
33	e1	96	LYS
33	e1	97	LYS
33	e1	100	LEU
33	e1	102	VAL
33	e1	106	TYR
33	e1	107	LYS

Continued on next page...

Continued from previous page...

Mol	Chain	Res	Type
33	e1	113	LYS
33	e1	120	GLU
33	e1	140	TYR
33	e1	144	CYS
33	e1	151	ASN
34	sR	23	LEU
34	sR	25	THR
34	sR	29	GLN
34	sR	52	GLN
34	sR	58	VAL
34	sR	59	ARG
34	sR	65	SER
34	sR	76	ASP
34	sR	96	THR
34	sR	98	GLU
34	sR	102	ARG
34	sR	106	HIS
34	sR	108	SER
34	sR	145	LEU
34	sR	168	THR
34	sR	176	LYS
34	sR	199	ILE
34	sR	203	THR
34	sR	228	LYS
34	sR	232	TYR
34	sR	275	ARG
34	sR	277	GLU
34	sR	286	GLU
34	sR	297	ASP
34	sR	309	VAL
34	sR	310	ILE
34	sR	312	VAL
81	sM	23	LYS
81	sM	33	LYS
81	sM	43	ASP
81	sM	45	SER
81	sM	51	ARG
81	sM	53	ARG
81	sM	55	SER
81	sM	61	ILE
81	sM	68	ARG
81	sM	74	LYS

Continued on next page...

Continued from previous page...

Mol	Chain	Res	Type
81	sM	75	ASP
81	sM	77	THR
81	sM	78	ASP
81	sM	82	THR
39	l2	15	ILE
39	l2	23	ARG
39	l2	32	LEU
39	l2	41	ILE
39	l2	44	ILE
39	l2	45	VAL
39	l2	48	ILE
39	l2	49	VAL
39	l2	52	SER
39	l2	61	VAL
39	l2	62	VAL
39	l2	64	ARG
39	l2	71	LEU
39	l2	74	GLU
39	l2	82	VAL
39	l2	84	THR
39	l2	101	VAL
39	l2	116	VAL
39	l2	128	ARG
39	l2	134	VAL
39	l2	137	ILE
39	l2	142	ASP
39	l2	147	ARG
39	l2	152	SER
39	l2	155	LYS
39	l2	157	VAL
39	l2	158	ILE
39	l2	165	VAL
39	l2	169	ILE
39	l2	179	LEU
39	l2	181	LYS
39	l2	188	LYS
39	l2	190	ARG
39	l2	193	ARG
39	l2	200	ARG
39	l2	202	VAL
39	l2	227	ARG
39	l2	230	VAL

Continued on next page...

Continued from previous page...

Mol	Chain	Res	Type
39	12	243	THR
39	12	246	LEU
40	13	3	HIS
40	13	10	ARG
40	13	17	LEU
40	13	20	LYS
40	13	24	SER
40	13	30	LYS
40	13	34	LYS
40	13	37	ARG
40	13	43	LEU
40	13	44	THR
40	13	47	LEU
40	13	50	LYS
40	13	55	THR
40	13	56	ILE
40	13	69	LYS
40	13	73	VAL
40	13	77	THR
40	13	79	VAL
40	13	84	VAL
40	13	85	VAL
40	13	103	THR
40	13	114	VAL
40	13	116	ARG
40	13	134	SER
40	13	139	GLN
40	13	145	GLU
40	13	146	ARG
40	13	148	LEU
40	13	150	ARG
40	13	169	THR
40	13	178	LEU
40	13	183	LEU
40	13	184	ASN
40	13	188	ILE
40	13	192	VAL
40	13	196	ARG
40	13	201	LYS
40	13	202	THR
40	13	205	VAL
40	13	211	GLN

Continued on next page...

Continued from previous page...

Mol	Chain	Res	Type
40	l3	221	THR
40	l3	222	LYS
40	l3	229	VAL
40	l3	232	ARG
40	l3	235	THR
40	l3	238	LEU
40	l3	242	THR
40	l3	249	VAL
40	l3	252	ILE
40	l3	264	VAL
40	l3	266	ARG
40	l3	274	SER
40	l3	284	ARG
40	l3	287	LYS
40	l3	296	THR
40	l3	304	THR
40	l3	308	MET
40	l3	319	ASN
40	l3	322	ILE
40	l3	324	VAL
40	l3	328	ILE
40	l3	332	ARG
40	l3	338	LEU
40	l3	340	LYS
40	l3	341	SER
40	l3	346	THR
40	l3	347	SER
40	l3	348	ARG
40	l3	361	THR
41	l4	2	SER
41	l4	3	ARG
41	l4	11	LEU
41	l4	18	ASN
41	l4	22	LEU
41	l4	25	VAL
41	l4	47	ARG
41	l4	48	GLN
41	l4	60	THR
41	l4	71	VAL
41	l4	82	THR
41	l4	93	MET
41	l4	99	MET

Continued on next page...

Continued from previous page...

Mol	Chain	Res	Type
41	14	112	LYS
41	14	120	TYR
41	14	136	LEU
41	14	144	LYS
41	14	145	ILE
41	14	148	ILE
41	14	150	LEU
41	14	156	LEU
41	14	158	SER
41	14	170	LYS
41	14	172	VAL
41	14	177	ASP
41	14	179	LEU
41	14	182	LEU
41	14	185	LYS
41	14	186	LYS
41	14	187	LEU
41	14	191	LYS
41	14	194	TYR
41	14	203	ARG
41	14	206	LEU
41	14	211	GLU
41	14	215	ILE
41	14	217	LYS
41	14	220	ARG
41	14	222	VAL
41	14	230	VAL
41	14	246	ARG
41	14	252	GLU
41	14	265	GLU
41	14	266	THR
41	14	297	SER
41	14	301	PRO
41	14	306	THR
41	14	307	GLN
41	14	313	LEU
41	14	319	LYS
41	14	327	LEU
41	14	338	LYS
41	14	339	LEU
41	14	342	LYS
41	14	345	GLU

Continued on next page...

Continued from previous page...

Mol	Chain	Res	Type
41	14	347	THR
41	14	356	THR
41	14	358	THR
41	14	359	LEU
42	15	4	GLN
42	15	5	LYS
42	15	15	ARG
42	15	34	LYS
42	15	35	ARG
42	15	41	LYS
42	15	51	LEU
42	15	68	THR
42	15	70	THR
42	15	73	VAL
42	15	75	LEU
42	15	89	THR
42	15	93	THR
42	15	110	LEU
42	15	112	LYS
42	15	115	LEU
42	15	118	THR
42	15	120	LYS
42	15	124	GLU
42	15	128	GLU
42	15	133	GLU
42	15	140	ARG
42	15	144	VAL
42	15	146	LEU
42	15	152	ARG
42	15	155	THR
42	15	158	ARG
42	15	177	GLU
42	15	185	PHE
42	15	187	THR
42	15	194	LEU
42	15	205	SER
42	15	211	LEU
42	15	218	ARG
42	15	227	LEU
42	15	236	LEU
42	15	242	SER
42	15	254	LYS

Continued on next page...

Continued from previous page...

Mol	Chain	Res	Type
42	15	258	LYS
42	15	259	LYS
42	15	260	PHE
42	15	268	GLU
42	15	269	SER
42	15	273	ARG
42	15	276	LYS
42	15	279	LYS
42	15	282	ARG
43	16	5	LYS
43	16	8	LYS
43	16	15	VAL
43	16	20	LYS
43	16	21	THR
43	16	50	LYS
43	16	64	LEU
43	16	65	ILE
43	16	78	ARG
43	16	79	VAL
43	16	89	THR
43	16	98	VAL
43	16	99	GLU
43	16	108	LYS
43	16	109	GLU
43	16	130	ILE
43	16	131	LYS
43	16	133	GLU
43	16	152	THR
43	16	155	LEU
43	16	160	SER
43	16	162	SER
43	16	171	PRO
44	17	22	THR
44	17	26	VAL
44	17	39	GLU
44	17	40	LYS
44	17	45	LEU
44	17	54	GLU
44	17	60	ARG
44	17	82	LYS
44	17	83	LEU
44	17	88	ARG

Continued on next page...

Continued from previous page...

Mol	Chain	Res	Type
44	17	100	ARG
44	17	121	LYS
44	17	124	LEU
44	17	130	ILE
44	17	157	ASN
44	17	158	LYS
44	17	159	GLN
44	17	173	LEU
44	17	175	LYS
44	17	179	LEU
44	17	181	ILE
44	17	184	LEU
44	17	196	LYS
44	17	219	LYS
44	17	229	PHE
44	17	234	GLU
44	17	239	LEU
45	18	26	LEU
45	18	41	GLN
45	18	65	LEU
45	18	68	ARG
45	18	71	VAL
45	18	74	THR
45	18	79	GLN
45	18	81	THR
45	18	90	THR
45	18	95	ASN
45	18	98	ARG
45	18	109	LEU
45	18	136	LEU
45	18	149	LYS
45	18	150	LEU
45	18	153	ILE
45	18	160	ILE
45	18	164	VAL
45	18	169	LEU
45	18	183	LYS
45	18	185	ARG
45	18	191	ASN
45	18	208	GLU
45	18	213	LYS
45	18	214	LEU

Continued on next page...

Continued from previous page...

Mol	Chain	Res	Type
45	18	217	THR
45	18	230	LYS
45	18	241	LYS
45	18	245	LYS
45	18	248	LYS
46	19	5	GLN
46	19	6	THR
46	19	18	VAL
46	19	22	SER
46	19	33	THR
46	19	39	LYS
46	19	43	VAL
46	19	44	THR
46	19	52	LEU
46	19	55	VAL
46	19	62	ARG
46	19	68	LEU
46	19	69	ARG
46	19	70	THR
46	19	82	VAL
46	19	91	ARG
46	19	92	TYR
46	19	105	GLU
46	19	106	LYS
46	19	107	ASP
46	19	129	ARG
46	19	132	VAL
46	19	133	THR
46	19	138	THR
46	19	143	GLU
46	19	144	ILE
46	19	151	VAL
46	19	157	ASN
46	19	161	LEU
46	19	162	GLN
46	19	166	ARG
46	19	176	LEU
46	19	179	ILE
46	19	191	LEU
47	m0	3	ARG
47	m0	24	ARG
47	m0	26	VAL

Continued on next page...

Continued from previous page...

Mol	Chain	Res	Type
47	m0	35	ASP
47	m0	36	LEU
47	m0	42	THR
47	m0	44	ASP
47	m0	52	LEU
47	m0	58	GLU
47	m0	60	LEU
47	m0	63	GLU
47	m0	71	CYS
47	m0	74	LYS
47	m0	76	MET
47	m0	77	THR
47	m0	87	LEU
47	m0	91	VAL
47	m0	99	ILE
47	m0	129	VAL
47	m0	139	ARG
47	m0	143	SER
47	m0	144	ASN
47	m0	162	GLN
47	m0	163	GLN
47	m0	167	LEU
47	m0	169	LYS
47	m0	176	LEU
47	m0	177	ASP
47	m0	178	ARG
47	m0	197	VAL
47	m0	200	LEU
47	m0	205	SER
47	m0	206	LEU
47	m0	208	ASN
47	m0	211	ARG
47	m0	212	GLU
47	m0	217	PHE
48	m1	10	ARG
48	m1	13	LYS
48	m1	23	VAL
48	m1	31	THR
48	m1	35	LYS
48	m1	37	LEU
48	m1	44	THR
48	m1	46	VAL

Continued on next page...

Continued from previous page...

Mol	Chain	Res	Type
48	m1	56	THR
48	m1	61	ARG
48	m1	71	VAL
48	m1	80	LEU
48	m1	94	ARG
48	m1	101	ASN
48	m1	106	ILE
48	m1	107	ASP
48	m1	112	LEU
48	m1	115	LYS
48	m1	129	VAL
48	m1	137	ARG
48	m1	140	ARG
48	m1	153	LYS
48	m1	158	ASP
48	m1	159	THR
48	m1	161	SER
49	m3	58	VAL
49	m3	59	ARG
49	m3	63	VAL
49	m3	67	ARG
49	m3	69	VAL
49	m3	73	ARG
49	m3	76	THR
49	m3	85	LEU
49	m3	100	ARG
49	m3	103	ASN
49	m3	107	GLU
49	m3	114	GLN
49	m3	118	GLU
49	m3	121	SER
49	m3	123	ILE
49	m3	124	ILE
49	m3	131	LYS
49	m3	149	GLN
49	m3	152	THR
49	m3	157	ARG
49	m3	164	GLU
49	m3	165	SER
49	m3	168	ARG
49	m3	194	GLU
50	m4	2	SER

Continued on next page...

Continued from previous page...

Mol	Chain	Res	Type
50	m4	3	THR
50	m4	4	ASP
50	m4	15	VAL
50	m4	20	VAL
50	m4	24	LYS
50	m4	53	VAL
50	m4	55	ARG
50	m4	62	GLN
50	m4	64	VAL
50	m4	66	THR
50	m4	72	LEU
50	m4	80	THR
50	m4	82	SER
50	m4	107	GLU
50	m4	113	THR
50	m4	123	LEU
50	m4	124	ARG
50	m4	130	THR
50	m4	135	LEU
51	m5	5	LYS
51	m5	8	GLU
51	m5	10	LEU
51	m5	15	GLN
51	m5	22	LEU
51	m5	24	ARG
51	m5	50	ARG
51	m5	66	VAL
51	m5	67	ARG
51	m5	68	ARG
51	m5	76	PRO
51	m5	80	THR
51	m5	83	LYS
51	m5	85	THR
51	m5	92	LEU
51	m5	97	SER
51	m5	98	LEU
51	m5	105	ARG
51	m5	106	VAL
51	m5	114	ARG
51	m5	138	GLN
51	m5	153	ASP
51	m5	155	VAL

Continued on next page...

Continued from previous page...

Mol	Chain	Res	Type
51	m5	171	SER
51	m5	176	LYS
51	m5	188	ARG
52	m6	25	LYS
52	m6	41	LEU
52	m6	59	ARG
52	m6	60	LYS
52	m6	66	LYS
52	m6	67	THR
52	m6	68	ARG
52	m6	74	ARG
52	m6	78	ARG
52	m6	79	ILE
52	m6	84	LEU
52	m6	85	ARG
52	m6	106	GLU
52	m6	108	ILE
52	m6	110	PRO
52	m6	117	ARG
52	m6	124	LEU
52	m6	126	VAL
52	m6	128	ARG
52	m6	152	VAL
52	m6	160	ARG
52	m6	166	GLU
52	m6	170	LYS
52	m6	171	LYS
52	m6	175	THR
52	m6	182	ASN
52	m6	190	VAL
52	m6	197	LEU
53	m7	9	THR
53	m7	24	VAL
53	m7	29	THR
53	m7	32	THR
53	m7	41	LEU
53	m7	52	LEU
53	m7	56	ARG
53	m7	79	THR
53	m7	80	LYS
53	m7	86	LYS
53	m7	94	LEU

Continued on next page...

Continued from previous page...

Mol	Chain	Res	Type
53	m7	107	LEU
53	m7	114	VAL
53	m7	118	GLN
53	m7	119	VAL
53	m7	120	ASN
53	m7	126	ARG
53	m7	127	ARG
53	m7	136	ILE
53	m7	138	LYS
53	m7	144	SER
53	m7	155	GLU
54	m8	3	ILE
54	m8	7	SER
54	m8	12	ARG
54	m8	17	THR
54	m8	20	LYS
54	m8	26	LEU
54	m8	31	LYS
54	m8	32	LEU
54	m8	34	THR
54	m8	41	ASP
54	m8	49	LEU
54	m8	57	ILE
54	m8	63	SER
54	m8	64	VAL
54	m8	66	ARG
54	m8	69	ARG
54	m8	80	THR
54	m8	86	THR
54	m8	93	ILE
54	m8	100	THR
54	m8	113	LYS
54	m8	127	LEU
54	m8	135	GLN
54	m8	138	LEU
54	m8	147	ARG
54	m8	150	VAL
54	m8	159	LYS
54	m8	161	LYS
54	m8	165	ILE
54	m8	170	ARG
54	m8	178	ARG

Continued on next page...

Continued from previous page...

Mol	Chain	Res	Type
54	m8	180	ARG
55	m9	7	GLN
55	m9	8	LYS
55	m9	9	ARG
55	m9	10	LEU
55	m9	17	VAL
55	m9	20	ARG
55	m9	29	THR
55	m9	30	SER
55	m9	36	ASN
55	m9	43	LYS
55	m9	49	THR
55	m9	52	LYS
55	m9	55	VAL
55	m9	56	THR
55	m9	63	THR
55	m9	71	ARG
55	m9	74	ARG
55	m9	76	SER
55	m9	88	ARG
55	m9	91	SER
55	m9	99	LEU
55	m9	116	ASP
55	m9	117	LYS
55	m9	126	GLU
55	m9	138	LEU
55	m9	152	GLU
55	m9	153	LYS
55	m9	162	ARG
55	m9	164	LEU
55	m9	167	ARG
55	m9	170	ARG
55	m9	173	ARG
55	m9	180	LYS
56	n0	1	MET
56	n0	13	ARG
56	n0	17	GLU
56	n0	23	LYS
56	n0	32	SER
56	n0	50	LYS
56	n0	51	VAL
56	n0	52	LYS

Continued on next page...

Continued from previous page...

Mol	Chain	Res	Type
56	n0	53	LYS
56	n0	58	ILE
56	n0	62	ASN
56	n0	70	THR
56	n0	71	LYS
56	n0	73	LYS
56	n0	87	THR
56	n0	92	LYS
56	n0	97	VAL
56	n0	100	VAL
56	n0	104	GLU
56	n0	105	THR
56	n0	117	ARG
56	n0	130	GLU
56	n0	132	THR
56	n0	136	LYS
56	n0	137	ARG
56	n0	142	GLN
56	n0	148	LEU
56	n0	157	GLN
56	n0	160	THR
56	n0	162	THR
56	n0	167	ARG
56	n0	172	TYR
57	n1	12	ARG
57	n1	17	ARG
57	n1	25	VAL
57	n1	26	HIS
57	n1	27	LEU
57	n1	35	LYS
57	n1	36	VAL
57	n1	55	LYS
57	n1	68	THR
57	n1	72	VAL
57	n1	80	VAL
57	n1	83	ARG
57	n1	86	GLU
57	n1	88	ARG
57	n1	89	LEU
57	n1	96	ILE
57	n1	97	LYS
57	n1	102	ARG

Continued on next page...

Continued from previous page...

Mol	Chain	Res	Type
57	n1	122	GLN
57	n1	126	VAL
57	n1	127	GLN
57	n1	130	ARG
57	n1	135	PRO
57	n1	139	ARG
57	n1	143	THR
57	n1	149	GLN
57	n1	150	THR
57	n1	160	ILE
58	n2	16	THR
58	n2	27	VAL
58	n2	37	LEU
58	n2	43	VAL
58	n2	50	LEU
58	n2	54	VAL
58	n2	55	THR
58	n2	63	VAL
58	n2	68	THR
58	n2	75	TYR
58	n2	90	ARG
58	n2	96	VAL
58	n2	100	THR
59	n3	7	GLN
59	n3	13	ILE
59	n3	14	SER
59	n3	17	LEU
59	n3	42	SER
59	n3	70	ARG
59	n3	73	VAL
59	n3	88	ARG
59	n3	115	THR
59	n3	135	VAL
60	n4	1	MET
60	n4	5	ILE
60	n4	19	THR
60	n4	26	SER
60	n4	39	LEU
60	n4	43	ARG
60	n4	54	LEU
60	n4	57	LYS
60	n4	63	ILE

Continued on next page...

Continued from previous page...

Mol	Chain	Res	Type
60	n4	89	LEU
60	n4	96	LEU
60	n4	97	LYS
60	n4	105	ARG
60	n4	107	GLU
60	n4	126	GLU
60	n4	127	LYS
60	n4	134	GLN
60	n4	135	SER
61	n5	24	LEU
61	n5	27	ARG
61	n5	34	LEU
61	n5	37	THR
61	n5	39	LYS
61	n5	40	LEU
61	n5	45	LYS
61	n5	56	ARG
61	n5	63	ILE
61	n5	71	THR
61	n5	74	LYS
61	n5	86	VAL
61	n5	105	VAL
61	n5	108	LEU
61	n5	109	LYS
61	n5	115	ARG
61	n5	125	ARG
61	n5	127	THR
61	n5	135	ILE
61	n5	137	ASN
61	n5	142	ILE
62	n6	9	SER
62	n6	11	ASP
62	n6	12	ARG
62	n6	13	ARG
62	n6	14	LYS
62	n6	17	LYS
62	n6	37	LYS
62	n6	39	LEU
62	n6	40	ARG
62	n6	45	ILE
62	n6	50	ILE
62	n6	51	ARG

Continued on next page...

Continued from previous page...

Mol	Chain	Res	Type
62	n6	57	LEU
62	n6	62	SER
62	n6	66	GLN
62	n6	70	ILE
62	n6	74	TYR
62	n6	76	LEU
62	n6	80	VAL
62	n6	83	ASP
62	n6	89	LYS
62	n6	94	SER
62	n6	95	VAL
62	n6	105	VAL
62	n6	108	LYS
62	n6	120	GLN
62	n6	127	GLU
63	n7	5	LEU
63	n7	14	VAL
63	n7	15	ARG
63	n7	17	ARG
63	n7	24	VAL
63	n7	34	LYS
63	n7	46	ILE
63	n7	52	LYS
63	n7	65	ARG
63	n7	72	ILE
63	n7	73	LYS
63	n7	75	VAL
63	n7	81	LEU
63	n7	83	THR
63	n7	86	THR
63	n7	98	THR
63	n7	100	THR
63	n7	103	GLN
63	n7	121	ARG
63	n7	127	ASN
63	n7	134	LEU
63	n7	135	ARG
64	n8	3	SER
64	n8	4	ARG
64	n8	6	THR
64	n8	8	THR
64	n8	10	LYS

Continued on next page...

Continued from previous page...

Mol	Chain	Res	Type
64	n8	24	LYS
64	n8	26	ARG
64	n8	42	ARG
64	n8	46	ASP
64	n8	47	LYS
64	n8	56	VAL
64	n8	60	TYR
64	n8	78	LEU
64	n8	82	ILE
64	n8	85	ASP
64	n8	87	ARG
64	n8	91	LEU
64	n8	97	GLU
64	n8	98	THR
64	n8	115	LYS
64	n8	123	VAL
64	n8	128	ARG
64	n8	132	LYS
64	n8	133	LEU
64	n8	139	ARG
65	n9	14	ARG
65	n9	21	ILE
65	n9	22	LYS
65	n9	23	LYS
65	n9	26	THR
65	n9	33	LYS
65	n9	38	LYS
65	n9	58	LYS
65	n9	59	LYS
66	o0	8	GLU
66	o0	9	SER
66	o0	10	ILE
66	o0	18	ILE
66	o0	19	LYS
66	o0	32	LYS
66	o0	34	LEU
66	o0	40	LYS
66	o0	41	LEU
66	o0	61	MET
66	o0	68	TYR
66	o0	86	ARG
66	o0	99	ASP

Continued on next page...

Continued from previous page...

Mol	Chain	Res	Type
66	o0	103	THR
67	o1	8	VAL
67	o1	13	THR
67	o1	16	LEU
67	o1	26	LYS
67	o1	28	ARG
67	o1	31	ARG
67	o1	34	LYS
67	o1	36	ILE
67	o1	44	MET
67	o1	46	THR
67	o1	64	VAL
67	o1	76	SER
67	o1	84	ASP
67	o1	98	VAL
67	o1	100	SER
67	o1	102	LYS
67	o1	104	LEU
67	o1	106	THR
67	o1	107	VAL
67	o1	110	GLU
68	o2	3	SER
68	o2	4	LEU
68	o2	6	HIS
68	o2	16	LYS
68	o2	18	LYS
68	o2	19	ARG
68	o2	24	ARG
68	o2	27	ARG
68	o2	33	ARG
68	o2	34	LYS
68	o2	41	VAL
68	o2	51	SER
68	o2	54	LYS
68	o2	71	HIS
68	o2	73	THR
68	o2	75	LEU
68	o2	82	LEU
68	o2	86	THR
68	o2	89	THR
68	o2	95	GLU
68	o2	101	SER

Continued on next page...

Continued from previous page...

Mol	Chain	Res	Type
68	o2	109	LEU
68	o2	125	ARG
68	o2	126	LEU
69	o3	4	SER
69	o3	10	LYS
69	o3	20	LYS
69	o3	28	SER
69	o3	31	LYS
69	o3	33	GLU
69	o3	49	ILE
69	o3	70	LYS
69	o3	74	THR
69	o3	84	THR
69	o3	98	VAL
69	o3	105	SER
69	o3	107	ILE
70	o4	5	VAL
70	o4	20	ILE
70	o4	24	LYS
70	o4	25	THR
70	o4	29	ILE
70	o4	30	LEU
70	o4	49	SER
70	o4	58	ARG
70	o4	64	THR
70	o4	65	VAL
70	o4	66	SER
70	o4	68	THR
70	o4	71	THR
70	o4	79	SER
70	o4	86	LYS
70	o4	87	GLU
70	o4	88	ARG
70	o4	98	GLN
70	o4	104	VAL
70	o4	105	VAL
71	o5	11	THR
71	o5	15	GLU
71	o5	20	GLN
71	o5	27	GLU
71	o5	28	LEU
71	o5	37	SER

Continued on next page...

Continued from previous page...

Mol	Chain	Res	Type
71	o5	45	LYS
71	o5	47	VAL
71	o5	48	ARG
71	o5	62	GLN
71	o5	68	GLN
71	o5	69	LEU
71	o5	73	LYS
71	o5	80	LEU
71	o5	84	LYS
71	o5	85	THR
71	o5	86	ARG
71	o5	89	ARG
71	o5	90	ARG
71	o5	100	VAL
71	o5	101	THR
71	o5	107	LYS
71	o5	119	LYS
72	o6	3	VAL
72	o6	7	ILE
72	o6	9	ILE
72	o6	12	ASN
72	o6	21	THR
72	o6	26	ILE
72	o6	29	LYS
72	o6	34	SER
72	o6	36	ARG
72	o6	37	THR
72	o6	42	SER
72	o6	43	LEU
72	o6	45	ARG
72	o6	57	LEU
72	o6	58	ILE
72	o6	59	ASP
72	o6	60	LEU
72	o6	68	ARG
72	o6	75	LYS
72	o6	76	ARG
72	o6	79	SER
72	o6	88	GLU
72	o6	94	ILE
72	o6	98	ARG
73	o7	3	LYS

Continued on next page...

Continued from previous page...

Mol	Chain	Res	Type
73	o7	17	THR
73	o7	25	ARG
73	o7	33	THR
73	o7	36	SER
73	o7	44	THR
73	o7	58	THR
73	o7	59	THR
73	o7	65	ARG
73	o7	67	LEU
73	o7	71	SER
73	o7	80	THR
74	o8	5	ILE
74	o8	12	LEU
74	o8	16	ARG
74	o8	17	ARG
74	o8	24	THR
74	o8	41	THR
74	o8	46	ARG
74	o8	50	SER
74	o8	53	THR
74	o8	61	LYS
74	o8	64	LYS
74	o8	65	LEU
74	o8	72	THR
74	o8	78	LEU
75	o9	4	GLN
75	o9	11	GLN
75	o9	15	LYS
75	o9	17	LYS
75	o9	21	ARG
75	o9	23	LEU
75	o9	29	LEU
75	o9	48	LYS
75	o9	51	ILE
76	q0	78	ILE
76	q0	79	GLU
76	q0	80	PRO
76	q0	83	LYS
76	q0	85	LEU
76	q0	91	CYS
76	q0	97	ARG
76	q0	106	ARG

Continued on next page...

Continued from previous page...

Mol	Chain	Res	Type
76	q0	112	LYS
76	q0	113	ARG
76	q0	114	LYS
76	q0	127	LEU
77	q1	6	ARG
77	q1	9	ARG
77	q1	13	LEU
77	q1	14	LYS
77	q1	16	LYS
77	q1	19	LYS
77	q1	21	ARG
77	q1	23	ARG
77	q1	24	SER
78	q2	3	ASN
78	q2	7	THR
78	q2	8	ARG
78	q2	16	THR
78	q2	35	LEU
78	q2	61	LYS
78	q2	66	LYS
78	q2	71	ARG
78	q2	78	LYS
78	q2	83	LEU
78	q2	84	THR
78	q2	85	LEU
78	q2	89	LYS
78	q2	91	PHE
78	q2	93	LEU
78	q2	97	LYS
78	q2	105	GLN
79	q3	20	SER
79	q3	24	ARG
79	q3	40	SER
79	q3	42	CYS
79	q3	54	ILE
79	q3	56	THR
79	q3	70	THR
79	q3	72	SER
83	p0	4	ILE
83	p0	5	ARG
83	p0	7	LYS
83	p0	10	GLU

Continued on next page...

Continued from previous page...

Mol	Chain	Res	Type
83	p0	14	LYS
83	p0	15	LEU
83	p0	25	LEU
83	p0	39	HIS
83	p0	42	ARG
83	p0	43	LYS
83	p0	44	GLU
83	p0	48	ARG
83	p0	51	VAL
83	p0	52	LEU
83	p0	55	LYS
83	p0	67	LEU
83	p0	70	LEU
83	p0	74	GLU
83	p0	76	LEU
83	p0	80	VAL
83	p0	81	LYS
83	p0	84	VAL
83	p0	93	LEU
83	p0	97	LYS
83	p0	104	ARG

Some sidechains can be flipped to improve hydrogen bonding and reduce clashes. All (51) such sidechains are listed below:

Mol	Chain	Res	Type
3	S1	79	HIS
4	S2	201	ASN
5	S3	165	ASN
6	S4	142	HIS
6	S4	231	GLN
7	S5	128	ASN
7	S5	224	ASN
9	S7	74	GLN
9	S7	89	HIS
12	C0	58	GLN
12	C0	62	GLN
13	C1	37	ASN
18	C6	83	GLN
20	C8	75	ASN
20	C8	78	HIS
23	D1	74	GLN
27	D5	95	HIS

Continued on next page...

Continued from previous page...

Mol	Chain	Res	Type
34	SR	159	ASN
39	L2	8	GLN
39	L2	83	HIS
39	L2	209	HIS
39	L2	218	HIS
40	L3	256	HIS
42	L5	40	HIS
42	L5	90	HIS
42	L5	264	GLN
48	M1	109	HIS
69	O3	106	ASN
74	O8	32	ASN
78	Q2	23	HIS
3	s1	209	ASN
6	s4	36	HIS
9	s7	71	HIS
11	s9	110	GLN
11	s9	124	HIS
11	s9	142	ASN
12	c0	32	HIS
20	c8	8	GLN
21	c9	64	HIS
22	d0	98	GLN
26	d4	22	GLN
27	d5	37	GLN
39	l2	83	HIS
42	l5	264	GLN
44	l7	80	GLN
49	m3	162	ASN
56	n0	138	GLN
59	n3	33	ASN
63	n7	57	HIS
64	n8	25	HIS
64	n8	44	ASN

5.3.3 RNA ⓘ

Mol	Chain	Analysed	Backbone Outliers	Pucker Outliers
1	2	1747/1800 (97%)	451 (25%)	62 (3%)
1	6	1793/1800 (99%)	468 (26%)	56 (3%)
36	1	3145/3396 (92%)	662 (21%)	85 (2%)

Continued on next page...

Continued from previous page...

Mol	Chain	Analysed	Backbone Outliers	Pucker Outliers
36	5	3145/3396 (92%)	673 (21%)	84 (2%)
37	3	120/121 (99%)	16 (13%)	3 (2%)
37	7	120/121 (99%)	21 (17%)	0
38	4	157/158 (99%)	39 (24%)	3 (1%)
38	8	157/158 (99%)	36 (22%)	3 (1%)
All	All	10384/10950 (94%)	2366 (22%)	296 (2%)

All (2366) RNA backbone outliers are listed below:

Mol	Chain	Res	Type
1	2	2	A
1	2	4	C
1	2	17	C
1	2	25	C
1	2	26	A
1	2	27	U
1	2	34	G
1	2	45	U
1	2	47	A
1	2	50	C
1	2	57	G
1	2	60	U
1	2	67	A
1	2	68	A
1	2	69	G
1	2	72	A
1	2	73	U
1	2	74	U
1	2	75	U
1	2	77	U
1	2	104	A
1	2	114	C
1	2	127	G
1	2	131	C
1	2	132	U
1	2	133	U
1	2	134	U
1	2	135	A
1	2	136	C
1	2	137	U
1	2	140	A
1	2	141	U

Continued on next page...

Continued from previous page...

Mol	Chain	Res	Type
1	2	144	U
1	2	145	A
1	2	146	U
1	2	153	G
1	2	158	U
1	2	159	U
1	2	166	C
1	2	167	U
1	2	169	A
1	2	170	U
1	2	178	U
1	2	179	A
1	2	185	U
1	2	186	C
1	2	188	A
1	2	190	C
1	2	191	C
1	2	192	U
1	2	193	U
1	2	194	U
1	2	195	G
1	2	196	G
1	2	197	A
1	2	198	A
1	2	200	A
1	2	215	A
1	2	217	A
1	2	218	A
1	2	219	A
1	2	226	A
1	2	227	U
1	2	228	G
1	2	229	U
1	2	233	C
1	2	234	G
1	2	235	G
1	2	236	A
1	2	238	U
1	2	239	C
1	2	240	U
1	2	241	U
1	2	242	U

Continued on next page...

Continued from previous page...

Mol	Chain	Res	Type
1	2	250	C
1	2	260	U
1	2	261	U
1	2	265	A
1	2	266	A
1	2	267	U
1	2	271	A
1	2	272	U
1	2	275	C
1	2	276	C
1	2	277	U
1	2	278	U
1	2	279	G
1	2	280	U
1	2	281	G
1	2	284	G
1	2	288	A
1	2	290	G
1	2	299	A
1	2	308	C
1	2	314	C
1	2	316	A
1	2	321	C
1	2	322	G
1	2	325	G
1	2	337	G
1	2	338	C
1	2	341	A
1	2	352	A
1	2	359	A
1	2	360	A
1	2	361	C
1	2	400	A
1	2	401	A
1	2	402	C
1	2	404	G
1	2	418	G
1	2	419	G
1	2	424	C
1	2	425	A
1	2	426	G
1	2	428	A

Continued on next page...

Continued from previous page...

Mol	Chain	Res	Type
1	2	434	G
1	2	439	U
1	2	444	C
1	2	445	A
1	2	448	C
1	2	454	U
1	2	468	A
1	2	484	C
1	2	485	A
1	2	488	G
1	2	493	U
1	2	494	U
1	2	495	C
1	2	496	G
1	2	497	G
1	2	498	G
1	2	499	U
1	2	500	C
1	2	502	U
1	2	503	G
1	2	504	U
1	2	505	A
1	2	506	A
1	2	507	U
1	2	508	U
1	2	510	G
1	2	511	A
1	2	512	A
1	2	513	U
1	2	515	A
1	2	516	G
1	2	527	A
1	2	532	U
1	2	536	C
1	2	538	A
1	2	539	G
1	2	540	G
1	2	541	A
1	2	542	A
1	2	543	C
1	2	544	A
1	2	546	U

Continued on next page...

Continued from previous page...

Mol	Chain	Res	Type
1	2	548	G
1	2	557	G
1	2	558	U
1	2	559	C
1	2	565	C
1	2	579	A
1	2	580	A
1	2	582	U
1	2	585	A
1	2	594	A
1	2	595	G
1	2	619	A
1	2	620	A
1	2	622	A
1	2	623	A
1	2	624	G
1	2	639	U
1	2	640	U
1	2	650	U
1	2	653	C
1	2	655	G
1	2	656	G
1	2	657	U
1	2	658	C
1	2	677	G
1	2	679	U
1	2	680	U
1	2	682	C
1	2	684	A
1	2	685	A
1	2	686	C
1	2	694	U
1	2	695	U
1	2	696	C
1	2	697	C
1	2	700	C
1	2	701	U
1	2	702	G
1	2	703	G
1	2	704	C
1	2	705	U
1	2	707	A

Continued on next page...

Continued from previous page...

Mol	Chain	Res	Type
1	2	709	C
1	2	710	U
1	2	712	G
1	2	713	A
1	2	714	G
1	2	717	C
1	2	718	U
1	2	719	U
1	2	720	G
1	2	721	U
1	2	722	G
1	2	723	G
1	2	725	U
1	2	727	U
1	2	728	U
1	2	730	G
1	2	731	C
1	2	732	G
1	2	733	A
1	2	734	A
1	2	735	C
1	2	736	C
1	2	737	A
1	2	738	G
1	2	742	U
1	2	743	U
1	2	745	U
1	2	754	A
1	2	755	A
1	2	756	A
1	2	765	G
1	2	766	U
1	2	774	A
1	2	775	G
1	2	778	G
1	2	779	U
1	2	781	U
1	2	782	U
1	2	783	G
1	2	784	C
1	2	789	A
1	2	793	A

Continued on next page...

Continued from previous page...

Mol	Chain	Res	Type
1	2	794	U
1	2	795	U
1	2	812	A
1	2	815	G
1	2	816	G
1	2	818	C
1	2	819	G
1	2	820	U
1	2	821	U
1	2	822	U
1	2	823	G
1	2	824	G
1	2	829	A
1	2	830	U
1	2	831	U
1	2	833	U
1	2	837	G
1	2	840	U
1	2	846	G
1	2	848	C
1	2	854	U
1	2	856	A
1	2	862	A
1	2	863	A
1	2	864	U
1	2	886	U
1	2	896	U
1	2	898	A
1	2	912	U
1	2	913	G
1	2	914	G
1	2	916	U
1	2	921	U
1	2	933	A
1	2	935	U
1	2	942	G
1	2	944	A
1	2	951	A
1	2	960	U
1	2	966	A
1	2	971	A
1	2	992	A

Continued on next page...

Continued from previous page...

Mol	Chain	Res	Type
1	2	993	A
1	2	995	A
1	2	997	G
1	2	1003	A
1	2	1004	U
1	2	1005	A
1	2	1026	A
1	2	1028	C
1	2	1029	U
1	2	1039	A
1	2	1040	G
1	2	1052	U
1	2	1053	G
1	2	1058	U
1	2	1059	U
1	2	1060	U
1	2	1061	A
1	2	1064	G
1	2	1074	G
1	2	1080	U
1	2	1082	C
1	2	1086	A
1	2	1087	A
1	2	1091	A
1	2	1092	A
1	2	1093	A
1	2	1096	C
1	2	1097	U
1	2	1098	U
1	2	1100	G
1	2	1109	G
1	2	1111	G
1	2	1138	A
1	2	1150	G
1	2	1151	A
1	2	1152	A
1	2	1157	A
1	2	1158	C
1	2	1160	A
1	2	1167	G
1	2	1185	U
1	2	1191	U

Continued on next page...

Continued from previous page...

Mol	Chain	Res	Type
1	2	1194	A
1	2	1196	A
1	2	1197	C
1	2	1199	G
1	2	1200	G
1	2	1202	A
1	2	1207	C
1	2	1208	A
1	2	1217	A
1	2	1218	G
1	2	1226	A
1	2	1227	A
1	2	1228	G
1	2	1229	G
1	2	1244	A
1	2	1245	G
1	2	1250	U
1	2	1251	U
1	2	1257	U
1	2	1258	U
1	2	1286	U
1	2	1292	G
1	2	1310	U
1	2	1314	U
1	2	1315	U
1	2	1320	U
1	2	1321	A
1	2	1337	A
1	2	1339	C
1	2	1340	U
1	2	1341	A
1	2	1344	A
1	2	1345	A
1	2	1346	A
1	2	1349	G
1	2	1354	G
1	2	1355	C
1	2	1361	U
1	2	1362	U
1	2	1363	U
1	2	1364	G
1	2	1370	U

Continued on next page...

Continued from previous page...

Mol	Chain	Res	Type
1	2	1371	A
1	2	1379	C
1	2	1383	G
1	2	1388	A
1	2	1390	U
1	2	1398	U
1	2	1399	C
1	2	1400	A
1	2	1412	G
1	2	1413	U
1	2	1415	U
1	2	1427	A
1	2	1428	G
1	2	1435	G
1	2	1446	A
1	2	1447	C
1	2	1448	G
1	2	1457	C
1	2	1458	G
1	2	1459	C
1	2	1462	G
1	2	1471	A
1	2	1473	U
1	2	1474	G
1	2	1482	C
1	2	1486	G
1	2	1489	U
1	2	1490	C
1	2	1491	U
1	2	1492	A
1	2	1493	A
1	2	1499	G
1	2	1506	G
1	2	1514	U
1	2	1516	A
1	2	1517	U
1	2	1521	G
1	2	1523	G
1	2	1524	A
1	2	1535	U
1	2	1536	G
1	2	1537	C

Continued on next page...

Continued from previous page...

Mol	Chain	Res	Type
1	2	1538	U
1	2	1548	G
1	2	1557	U
1	2	1559	A
1	2	1569	A
1	2	1573	A
1	2	1574	G
1	2	1583	A
1	2	1584	G
1	2	1591	C
1	2	1600	A
1	2	1601	G
1	2	1614	A
1	2	1616	G
1	2	1626	U
1	2	1627	U
1	2	1631	A
1	2	1635	A
1	2	1638	G
1	2	1652	C
1	2	1657	U
1	2	1658	G
1	2	1683	C
1	2	1684	U
1	2	1719	A
1	2	1729	C
1	2	1756	A
1	2	1760	G
1	2	1761	U
1	2	1762	A
1	2	1766	A
1	2	1768	G
1	2	1769	U
1	2	1780	G
1	2	1782	A
1	2	1783	C
1	2	1792	G
1	2	1793	G
1	2	1794	A
1	2	1795	U
1	2	1796	C
36	1	14	U

Continued on next page...

Continued from previous page...

Mol	Chain	Res	Type
36	1	16	A
36	1	26	A
36	1	40	A
36	1	43	A
36	1	49	A
36	1	57	A
36	1	59	G
36	1	60	A
36	1	65	A
36	1	66	A
36	1	68	C
36	1	73	C
36	1	74	G
36	1	75	G
36	1	76	G
36	1	83	U
36	1	85	A
36	1	92	G
36	1	93	C
36	1	94	G
36	1	99	A
36	1	109	A
36	1	110	G
36	1	111	C
36	1	121	A
36	1	122	A
36	1	133	U
36	1	135	C
36	1	136	G
36	1	147	U
36	1	156	G
36	1	157	A
36	1	166	C
36	1	187	A
36	1	190	U
36	1	191	U
36	1	192	C
36	1	210	U
36	1	218	G
36	1	219	A
36	1	224	C
36	1	235	A

Continued on next page...

Continued from previous page...

Mol	Chain	Res	Type
36	1	240	U
36	1	241	G
36	1	243	G
36	1	245	U
36	1	249	U
36	1	250	U
36	1	251	G
36	1	252	U
36	1	265	A
36	1	269	G
36	1	283	G
36	1	286	U
36	1	295	A
36	1	298	U
36	1	315	C
36	1	323	A
36	1	329	U
36	1	343	U
36	1	349	A
36	1	350	C
36	1	375	A
36	1	376	G
36	1	395	A
36	1	398	A
36	1	399	A
36	1	401	U
36	1	402	A
36	1	403	C
36	1	410	U
36	1	417	A
36	1	421	G
36	1	422	A
36	1	440	A
36	1	495	G
36	1	520	U
36	1	521	A
36	1	535	G
36	1	537	A
36	1	544	C
36	1	546	C
36	1	547	G
36	1	548	G

Continued on next page...

Continued from previous page...

Mol	Chain	Res	Type
36	1	551	A
36	1	552	G
36	1	553	U
36	1	555	U
36	1	556	U
36	1	557	A
36	1	559	A
36	1	560	G
36	1	573	C
36	1	578	A
36	1	579	G
36	1	592	A
36	1	604	G
36	1	608	A
36	1	609	G
36	1	611	A
36	1	620	U
36	1	621	A
36	1	622	A
36	1	636	C
36	1	639	G
36	1	647	A
36	1	649	A
36	1	656	A
36	1	658	G
36	1	660	A
36	1	661	G
36	1	677	A
36	1	681	U
36	1	691	A
36	1	705	A
36	1	712	G
36	1	715	A
36	1	716	A
36	1	719	U
36	1	764	U
36	1	766	U
36	1	767	U
36	1	776	U
36	1	777	U
36	1	780	A
36	1	781	G

Continued on next page...

Continued from previous page...

Mol	Chain	Res	Type
36	1	785	G
36	1	786	A
36	1	804	C
36	1	806	A
36	1	817	A
36	1	830	A
36	1	849	C
36	1	861	C
36	1	874	U
36	1	875	G
36	1	879	U
36	1	890	C
36	1	895	A
36	1	896	A
36	1	907	G
36	1	908	G
36	1	914	A
36	1	916	G
36	1	917	A
36	1	923	C
36	1	924	G
36	1	937	G
36	1	938	C
36	1	943	U
36	1	944	C
36	1	959	C
36	1	960	U
36	1	974	G
36	1	979	U
36	1	980	A
36	1	981	U
36	1	982	C
36	1	991	G
36	1	993	G
36	1	994	G
36	1	1001	G
36	1	1002	A
36	1	1006	A
36	1	1010	G
36	1	1013	G
36	1	1017	C
36	1	1018	G

Continued on next page...

Continued from previous page...

Mol	Chain	Res	Type
36	1	1020	G
36	1	1021	G
36	1	1024	G
36	1	1025	A
36	1	1029	G
36	1	1036	A
36	1	1037	C
36	1	1047	A
36	1	1049	C
36	1	1052	U
36	1	1063	G
36	1	1064	A
36	1	1065	A
36	1	1071	U
36	1	1072	G
36	1	1081	U
36	1	1082	U
36	1	1083	G
36	1	1087	G
36	1	1093	A
36	1	1094	U
36	1	1095	U
36	1	1096	U
36	1	1097	G
36	1	1098	A
36	1	1103	A
36	1	1104	G
36	1	1117	G
36	1	1128	U
36	1	1131	G
36	1	1153	A
36	1	1159	A
36	1	1180	A
36	1	1181	U
36	1	1182	A
36	1	1190	A
36	1	1191	U
36	1	1192	C
36	1	1196	C
36	1	1197	A
36	1	1201	C
36	1	1209	G

Continued on next page...

Continued from previous page...

Mol	Chain	Res	Type
36	1	1213	G
36	1	1216	C
36	1	1218	U
36	1	1222	G
36	1	1227	C
36	1	1232	C
36	1	1233	G
36	1	1235	U
36	1	1236	G
36	1	1237	G
36	1	1241	U
36	1	1242	G
36	1	1243	G
36	1	1245	A
36	1	1246	G
36	1	1248	C
36	1	1249	G
36	1	1258	U
36	1	1262	G
36	1	1263	A
36	1	1264	G
36	1	1265	U
36	1	1266	G
36	1	1267	U
36	1	1269	U
36	1	1270	A
36	1	1271	A
36	1	1272	C
36	1	1274	A
36	1	1277	C
36	1	1278	A
36	1	1279	C
36	1	1285	G
36	1	1287	A
36	1	1306	G
36	1	1308	A
36	1	1309	U
36	1	1313	G
36	1	1329	U
36	1	1330	A
36	1	1331	U
36	1	1333	C

Continued on next page...

Continued from previous page...

Mol	Chain	Res	Type
36	1	1345	G
36	1	1348	U
36	1	1349	G
36	1	1351	U
36	1	1352	A
36	1	1353	U
36	1	1354	G
36	1	1355	A
36	1	1356	U
36	1	1357	G
36	1	1368	U
36	1	1386	A
36	1	1399	A
36	1	1400	G
36	1	1418	A
36	1	1419	A
36	1	1429	G
36	1	1434	G
36	1	1437	C
36	1	1440	G
36	1	1446	A
36	1	1448	U
36	1	1450	G
36	1	1454	A
36	1	1455	U
36	1	1468	A
36	1	1481	A
36	1	1482	A
36	1	1503	A
36	1	1508	C
36	1	1526	U
36	1	1527	C
36	1	1528	G
36	1	1529	A
36	1	1533	U
36	1	1555	U
36	1	1556	C
36	1	1557	A
36	1	1560	G
36	1	1561	G
36	1	1562	C
36	1	1563	C

Continued on next page...

Continued from previous page...

Mol	Chain	Res	Type
36	1	1564	U
36	1	1566	A
36	1	1567	U
36	1	1568	U
36	1	1569	U
36	1	1570	U
36	1	1572	U
36	1	1575	A
36	1	1576	G
36	1	1580	A
36	1	1581	C
36	1	1582	C
36	1	1583	A
36	1	1587	A
36	1	1589	A
36	1	1607	U
36	1	1620	U
36	1	1629	U
36	1	1639	C
36	1	1642	A
36	1	1643	A
36	1	1645	U
36	1	1657	C
36	1	1683	A
36	1	1716	U
36	1	1717	U
36	1	1724	U
36	1	1725	C
36	1	1735	G
36	1	1736	G
36	1	1741	A
36	1	1742	U
36	1	1745	C
36	1	1750	A
36	1	1751	G
36	1	1760	A
36	1	1761	C
36	1	1762	C
36	1	1765	U
36	1	1766	G
36	1	1767	C
36	1	1770	G

Continued on next page...

Continued from previous page...

Mol	Chain	Res	Type
36	1	1780	G
36	1	1781	C
36	1	1783	U
36	1	1797	A
36	1	1810	A
36	1	1812	G
36	1	1814	A
36	1	1816	A
36	1	1817	G
36	1	1819	U
36	1	1820	U
36	1	1821	U
36	1	1835	A
36	1	1839	A
36	1	1841	A
36	1	1842	A
36	1	1845	G
36	1	1846	C
36	1	1849	C
36	1	1866	C
36	1	1871	U
36	1	1879	A
36	1	1880	U
36	1	1886	A
36	1	1901	A
36	1	1906	G
36	1	1948	G
36	1	1951	C
36	1	1952	G
36	1	1953	G
36	1	1954	G
36	1	2094	C
36	1	2101	C
36	1	2102	U
36	1	2106	A
36	1	2111	G
36	1	2112	U
36	1	2113	A
36	1	2116	G
36	1	2121	G
36	1	2122	G
36	1	2131	A

Continued on next page...

Continued from previous page...

Mol	Chain	Res	Type
36	1	2133	U
36	1	2140	U
36	1	2144	A
36	1	2158	A
36	1	2164	A
36	1	2169	G
36	1	2170	U
36	1	2187	G
36	1	2188	A
36	1	2192	C
36	1	2193	U
36	1	2194	G
36	1	2198	A
36	1	2201	G
36	1	2205	U
36	1	2208	A
36	1	2209	U
36	1	2210	G
36	1	2223	A
36	1	2228	A
36	1	2239	G
36	1	2244	A
36	1	2245	C
36	1	2249	G
36	1	2250	G
36	1	2255	A
36	1	2256	A
36	1	2272	G
36	1	2273	G
36	1	2281	A
36	1	2282	U
36	1	2284	C
36	1	2298	U
36	1	2301	U
36	1	2307	G
36	1	2309	A
36	1	2310	U
36	1	2313	A
36	1	2314	U
36	1	2315	G
36	1	2319	U
36	1	2330	C

Continued on next page...

Continued from previous page...

Mol	Chain	Res	Type
36	1	2334	U
36	1	2336	U
36	1	2362	C
36	1	2374	C
36	1	2375	G
36	1	2385	G
36	1	2393	G
36	1	2394	G
36	1	2397	A
36	1	2402	A
36	1	2403	G
36	1	2404	A
36	1	2405	C
36	1	2411	U
36	1	2418	G
36	1	2419	A
36	1	2424	A
36	1	2435	G
36	1	2437	G
36	1	2443	A
36	1	2444	C
36	1	2445	A
36	1	2502	A
36	1	2503	G
36	1	2504	U
36	1	2513	U
36	1	2514	U
36	1	2515	A
36	1	2522	G
36	1	2523	A
36	1	2525	G
36	1	2526	C
36	1	2532	U
36	1	2533	G
36	1	2534	G
36	1	2537	U
36	1	2538	U
36	1	2539	C
36	1	2540	A
36	1	2541	U
36	1	2542	U
36	1	2543	U

Continued on next page...

Continued from previous page...

Mol	Chain	Res	Type
36	1	2544	U
36	1	2547	A
36	1	2548	C
36	1	2549	G
36	1	2552	C
36	1	2554	A
36	1	2555	G
36	1	2561	A
36	1	2567	C
36	1	2568	C
36	1	2569	A
36	1	2570	U
36	1	2571	U
36	1	2572	C
36	1	2573	G
36	1	2576	G
36	1	2581	U
36	1	2582	C
36	1	2585	G
36	1	2586	G
36	1	2593	A
36	1	2594	C
36	1	2606	G
36	1	2607	G
36	1	2613	U
36	1	2614	G
36	1	2619	G
36	1	2626	A
36	1	2629	U
36	1	2630	C
36	1	2637	A
36	1	2652	U
36	1	2654	C
36	1	2656	A
36	1	2672	G
36	1	2674	A
36	1	2677	G
36	1	2689	A
36	1	2691	A
36	1	2694	A
36	1	2696	A
36	1	2705	A

Continued on next page...

Continued from previous page...

Mol	Chain	Res	Type
36	1	2714	G
36	1	2728	G
36	1	2752	U
36	1	2753	G
36	1	2755	C
36	1	2762	A
36	1	2771	U
36	1	2772	C
36	1	2773	C
36	1	2777	G
36	1	2778	G
36	1	2779	A
36	1	2787	G
36	1	2796	G
36	1	2799	A
36	1	2800	G
36	1	2801	A
36	1	2810	C
36	1	2816	G
36	1	2817	A
36	1	2818	U
36	1	2822	U
36	1	2825	C
36	1	2829	U
36	1	2830	G
36	1	2842	U
36	1	2843	U
36	1	2845	A
36	1	2849	C
36	1	2853	A
36	1	2860	U
36	1	2867	C
36	1	2871	G
36	1	2872	A
36	1	2875	U
36	1	2876	C
36	1	2882	U
36	1	2887	A
36	1	2889	C
36	1	2898	G
36	1	2899	C
36	1	2923	U

Continued on next page...

Continued from previous page...

Mol	Chain	Res	Type
36	1	2927	C
36	1	2935	U
36	1	2936	A
36	1	2942	C
36	1	2945	G
36	1	2947	G
36	1	2955	U
36	1	2971	A
36	1	2979	U
36	1	2983	C
36	1	2990	G
36	1	2992	U
36	1	2996	U
36	1	2997	G
36	1	3012	A
36	1	3025	C
36	1	3030	G
36	1	3040	A
36	1	3055	U
36	1	3057	U
36	1	3058	U
36	1	3059	G
36	1	3079	U
36	1	3086	A
36	1	3087	A
36	1	3092	C
36	1	3113	A
36	1	3119	U
36	1	3122	A
36	1	3128	G
36	1	3130	A
36	1	3131	U
36	1	3136	G
36	1	3139	A
36	1	3141	A
36	1	3142	A
36	1	3143	C
36	1	3151	U
36	1	3153	U
36	1	3154	C
36	1	3155	U
36	1	3156	U

Continued on next page...

Continued from previous page...

Mol	Chain	Res	Type
36	1	3157	U
36	1	3158	G
36	1	3164	C
36	1	3165	A
36	1	3168	A
36	1	3169	U
36	1	3170	A
36	1	3171	U
36	1	3173	G
36	1	3174	A
36	1	3176	G
36	1	3179	U
36	1	3180	A
36	1	3181	C
36	1	3187	A
36	1	3196	U
36	1	3198	U
36	1	3207	U
36	1	3208	G
36	1	3210	A
36	1	3217	C
36	1	3218	A
36	1	3219	G
36	1	3228	C
36	1	3229	G
36	1	3235	C
36	1	3242	G
36	1	3243	A
36	1	3245	A
36	1	3246	G
36	1	3247	G
36	1	3253	G
36	1	3259	U
36	1	3270	U
36	1	3273	A
36	1	3276	G
36	1	3281	U
36	1	3286	G
36	1	3287	U
36	1	3288	G
36	1	3289	G
36	1	3293	U

Continued on next page...

Continued from previous page...

Mol	Chain	Res	Type
36	1	3294	A
36	1	3295	A
36	1	3304	U
36	1	3313	U
36	1	3316	A
36	1	3317	U
36	1	3318	G
36	1	3319	U
36	1	3320	A
36	1	3330	A
36	1	3335	A
36	1	3336	A
36	1	3341	U
36	1	3342	A
36	1	3345	G
36	1	3347	A
36	1	3350	C
36	1	3351	U
36	1	3352	U
36	1	3353	G
36	1	3354	U
36	1	3355	U
36	1	3356	G
36	1	3369	G
36	1	3375	A
36	1	3376	A
36	1	3378	C
36	1	3382	U
36	1	3383	G
36	1	3389	U
36	1	3396	U
37	3	5	G
37	3	13	A
37	3	14	U
37	3	21	G
37	3	22	A
37	3	42	A
37	3	53	U
37	3	54	U
37	3	65	G
37	3	74	C
37	3	76	A

Continued on next page...

Continued from previous page...

Mol	Chain	Res	Type
37	3	91	G
37	3	102	A
37	3	110	G
37	3	112	G
37	3	121	U
38	4	2	A
38	4	11	C
38	4	21	C
38	4	22	U
38	4	26	U
38	4	34	U
38	4	35	C
38	4	43	A
38	4	48	A
38	4	52	A
38	4	53	A
38	4	59	A
38	4	62	C
38	4	63	G
38	4	79	A
38	4	80	A
38	4	81	U
38	4	82	U
38	4	83	C
38	4	84	C
38	4	86	U
38	4	87	G
38	4	90	U
38	4	95	G
38	4	97	A
38	4	104	A
38	4	105	A
38	4	106	C
38	4	111	A
38	4	113	U
38	4	125	U
38	4	126	A
38	4	128	U
38	4	138	A
38	4	142	C
38	4	148	G
38	4	152	G

Continued on next page...

Continued from previous page...

Mol	Chain	Res	Type
38	4	155	A
38	4	158	U
1	6	2	A
1	6	4	C
1	6	13	C
1	6	17	C
1	6	24	U
1	6	25	C
1	6	26	A
1	6	27	U
1	6	34	G
1	6	47	A
1	6	57	G
1	6	68	A
1	6	69	G
1	6	71	A
1	6	72	A
1	6	73	U
1	6	75	U
1	6	76	A
1	6	77	U
1	6	78	A
1	6	100	A
1	6	104	A
1	6	114	C
1	6	116	U
1	6	127	G
1	6	137	U
1	6	138	A
1	6	140	A
1	6	141	U
1	6	142	G
1	6	143	G
1	6	144	U
1	6	145	A
1	6	146	U
1	6	158	U
1	6	159	U
1	6	166	C
1	6	177	U
1	6	178	U
1	6	185	U

Continued on next page...

Continued from previous page...

Mol	Chain	Res	Type
1	6	188	A
1	6	190	C
1	6	191	C
1	6	192	U
1	6	193	U
1	6	195	G
1	6	198	A
1	6	199	G
1	6	200	A
1	6	215	A
1	6	216	U
1	6	217	A
1	6	218	A
1	6	219	A
1	6	220	A
1	6	222	A
1	6	226	A
1	6	227	U
1	6	228	G
1	6	229	U
1	6	230	C
1	6	232	U
1	6	233	C
1	6	235	G
1	6	240	U
1	6	241	U
1	6	249	U
1	6	250	C
1	6	261	U
1	6	265	A
1	6	271	A
1	6	272	U
1	6	273	G
1	6	276	C
1	6	277	U
1	6	278	U
1	6	280	U
1	6	287	G
1	6	299	A
1	6	301	A
1	6	308	C
1	6	314	C

Continued on next page...

Continued from previous page...

Mol	Chain	Res	Type
1	6	316	A
1	6	319	U
1	6	320	U
1	6	321	C
1	6	322	G
1	6	333	A
1	6	335	U
1	6	337	G
1	6	338	C
1	6	352	A
1	6	359	A
1	6	360	A
1	6	361	C
1	6	393	C
1	6	396	G
1	6	400	A
1	6	401	A
1	6	402	C
1	6	404	G
1	6	416	A
1	6	417	A
1	6	418	G
1	6	424	C
1	6	425	A
1	6	426	G
1	6	434	G
1	6	439	U
1	6	444	C
1	6	448	C
1	6	454	U
1	6	468	A
1	6	470	A
1	6	477	A
1	6	480	G
1	6	484	C
1	6	485	A
1	6	486	G
1	6	487	G
1	6	488	G
1	6	489	C
1	6	490	C
1	6	492	A

Continued on next page...

Continued from previous page...

Mol	Chain	Res	Type
1	6	493	U
1	6	494	U
1	6	495	C
1	6	496	G
1	6	497	G
1	6	500	C
1	6	501	U
1	6	504	U
1	6	505	A
1	6	506	A
1	6	508	U
1	6	510	G
1	6	511	A
1	6	512	A
1	6	513	U
1	6	515	A
1	6	519	C
1	6	527	A
1	6	534	A
1	6	536	C
1	6	538	A
1	6	539	G
1	6	540	G
1	6	541	A
1	6	542	A
1	6	543	C
1	6	544	A
1	6	548	G
1	6	555	A
1	6	556	A
1	6	557	G
1	6	558	U
1	6	559	C
1	6	564	G
1	6	565	C
1	6	566	C
1	6	570	A
1	6	574	G
1	6	578	U
1	6	579	A
1	6	580	A
1	6	582	U

Continued on next page...

Continued from previous page...

Mol	Chain	Res	Type
1	6	585	A
1	6	594	A
1	6	595	G
1	6	609	U
1	6	610	G
1	6	617	U
1	6	619	A
1	6	620	A
1	6	621	A
1	6	622	A
1	6	623	A
1	6	624	G
1	6	637	C
1	6	639	U
1	6	640	U
1	6	645	C
1	6	648	G
1	6	651	G
1	6	652	G
1	6	653	C
1	6	654	C
1	6	658	C
1	6	661	A
1	6	662	U
1	6	665	U
1	6	667	U
1	6	668	C
1	6	669	G
1	6	670	U
1	6	676	G
1	6	678	A
1	6	679	U
1	6	681	U
1	6	682	C
1	6	683	C
1	6	684	A
1	6	691	C
1	6	696	C
1	6	698	U
1	6	710	U
1	6	711	U
1	6	714	G

Continued on next page...

Continued from previous page...

Mol	Chain	Res	Type
1	6	718	U
1	6	719	U
1	6	720	G
1	6	721	U
1	6	722	G
1	6	723	G
1	6	726	C
1	6	730	G
1	6	742	U
1	6	743	U
1	6	753	A
1	6	754	A
1	6	755	A
1	6	756	A
1	6	765	G
1	6	767	U
1	6	774	A
1	6	775	G
1	6	780	A
1	6	781	U
1	6	782	U
1	6	783	G
1	6	787	G
1	6	789	A
1	6	790	U
1	6	792	U
1	6	793	A
1	6	794	U
1	6	795	U
1	6	806	A
1	6	811	A
1	6	812	A
1	6	815	G
1	6	816	G
1	6	821	U
1	6	823	G
1	6	825	U
1	6	826	U
1	6	829	A
1	6	830	U
1	6	831	U
1	6	832	U

Continued on next page...

Continued from previous page...

Mol	Chain	Res	Type
1	6	834	G
1	6	835	U
1	6	847	A
1	6	856	A
1	6	863	A
1	6	864	U
1	6	876	G
1	6	898	A
1	6	906	A
1	6	913	G
1	6	914	G
1	6	916	U
1	6	933	A
1	6	935	U
1	6	942	G
1	6	944	A
1	6	959	U
1	6	960	U
1	6	966	A
1	6	970	A
1	6	971	A
1	6	983	A
1	6	989	U
1	6	991	G
1	6	992	A
1	6	993	A
1	6	997	G
1	6	998	A
1	6	1003	A
1	6	1004	U
1	6	1005	A
1	6	1020	A
1	6	1021	C
1	6	1025	A
1	6	1026	A
1	6	1028	C
1	6	1031	U
1	6	1039	A
1	6	1040	G
1	6	1052	U
1	6	1053	G
1	6	1056	U

Continued on next page...

Continued from previous page...

Mol	Chain	Res	Type
1	6	1057	U
1	6	1058	U
1	6	1059	U
1	6	1060	U
1	6	1063	U
1	6	1066	C
1	6	1071	U
1	6	1074	G
1	6	1082	C
1	6	1091	A
1	6	1092	A
1	6	1096	C
1	6	1097	U
1	6	1098	U
1	6	1100	G
1	6	1101	G
1	6	1109	G
1	6	1137	A
1	6	1138	A
1	6	1151	A
1	6	1155	G
1	6	1158	C
1	6	1159	C
1	6	1160	A
1	6	1162	C
1	6	1167	G
1	6	1185	U
1	6	1194	A
1	6	1196	A
1	6	1199	G
1	6	1200	G
1	6	1202	A
1	6	1207	C
1	6	1208	A
1	6	1217	A
1	6	1218	G
1	6	1219	A
1	6	1220	C
1	6	1221	A
1	6	1226	A
1	6	1228	G
1	6	1229	G

Continued on next page...

Continued from previous page...

Mol	Chain	Res	Type
1	6	1230	A
1	6	1239	U
1	6	1241	G
1	6	1242	A
1	6	1243	G
1	6	1244	A
1	6	1245	G
1	6	1246	C
1	6	1255	G
1	6	1256	A
1	6	1257	U
1	6	1258	U
1	6	1259	U
1	6	1262	U
1	6	1286	U
1	6	1314	U
1	6	1315	U
1	6	1316	G
1	6	1321	A
1	6	1327	C
1	6	1337	A
1	6	1338	C
1	6	1343	U
1	6	1344	A
1	6	1345	A
1	6	1346	A
1	6	1354	G
1	6	1361	U
1	6	1362	U
1	6	1363	U
1	6	1364	G
1	6	1371	A
1	6	1372	U
1	6	1373	C
1	6	1388	A
1	6	1390	U
1	6	1398	U
1	6	1399	C
1	6	1400	A
1	6	1402	G
1	6	1412	G
1	6	1413	U

Continued on next page...

Continued from previous page...

Mol	Chain	Res	Type
1	6	1414	U
1	6	1415	U
1	6	1427	A
1	6	1428	G
1	6	1429	G
1	6	1431	C
1	6	1433	G
1	6	1445	G
1	6	1446	A
1	6	1448	G
1	6	1454	G
1	6	1457	C
1	6	1458	G
1	6	1459	C
1	6	1461	C
1	6	1469	A
1	6	1471	A
1	6	1481	C
1	6	1482	C
1	6	1489	U
1	6	1490	C
1	6	1491	U
1	6	1492	A
1	6	1493	A
1	6	1496	U
1	6	1506	G
1	6	1514	U
1	6	1515	A
1	6	1516	A
1	6	1521	G
1	6	1523	G
1	6	1524	A
1	6	1535	U
1	6	1536	G
1	6	1537	C
1	6	1538	U
1	6	1540	G
1	6	1554	U
1	6	1555	A
1	6	1557	U
1	6	1559	A
1	6	1569	A

Continued on next page...

Continued from previous page...

Mol	Chain	Res	Type
1	6	1573	A
1	6	1574	G
1	6	1575	G
1	6	1576	A
1	6	1577	A
1	6	1584	G
1	6	1590	G
1	6	1601	G
1	6	1615	C
1	6	1616	G
1	6	1619	C
1	6	1621	U
1	6	1622	G
1	6	1634	C
1	6	1637	C
1	6	1657	U
1	6	1658	G
1	6	1696	G
1	6	1697	G
1	6	1698	G
1	6	1699	G
1	6	1700	C
1	6	1701	A
1	6	1702	A
1	6	1710	U
1	6	1712	A
1	6	1715	G
1	6	1716	C
1	6	1717	G
1	6	1727	G
1	6	1731	A
1	6	1736	G
1	6	1742	U
1	6	1760	G
1	6	1762	A
1	6	1766	A
1	6	1767	G
1	6	1769	U
1	6	1770	U
1	6	1780	G
1	6	1782	A
1	6	1783	C

Continued on next page...

Continued from previous page...

Mol	Chain	Res	Type
1	6	1789	G
1	6	1792	G
1	6	1793	G
1	6	1794	A
1	6	1795	U
1	6	1796	C
1	6	1799	U
1	6	1800	A
36	5	14	U
36	5	15	C
36	5	26	A
36	5	33	G
36	5	38	U
36	5	40	A
36	5	49	A
36	5	60	A
36	5	65	A
36	5	66	A
36	5	73	C
36	5	76	G
36	5	83	U
36	5	88	A
36	5	92	G
36	5	93	C
36	5	97	U
36	5	99	A
36	5	109	A
36	5	110	G
36	5	113	C
36	5	116	A
36	5	121	A
36	5	122	A
36	5	133	U
36	5	134	U
36	5	135	C
36	5	136	G
36	5	142	C
36	5	150	A
36	5	152	U
36	5	156	G
36	5	157	A
36	5	160	G

Continued on next page...

Continued from previous page...

Mol	Chain	Res	Type
36	5	165	A
36	5	166	C
36	5	170	G
36	5	171	G
36	5	172	G
36	5	173	G
36	5	174	C
36	5	178	U
36	5	180	C
36	5	182	U
36	5	187	A
36	5	190	U
36	5	191	U
36	5	200	C
36	5	210	U
36	5	218	G
36	5	219	A
36	5	221	A
36	5	224	C
36	5	231	G
36	5	234	G
36	5	235	A
36	5	236	G
36	5	237	G
36	5	239	G
36	5	240	U
36	5	244	G
36	5	246	U
36	5	248	U
36	5	249	U
36	5	250	U
36	5	251	G
36	5	252	U
36	5	253	A
36	5	254	A
36	5	259	C
36	5	269	G
36	5	284	A
36	5	286	U
36	5	295	A
36	5	323	A
36	5	329	U

Continued on next page...

Continued from previous page...

Mol	Chain	Res	Type
36	5	339	C
36	5	349	A
36	5	350	C
36	5	370	U
36	5	376	G
36	5	395	A
36	5	398	A
36	5	399	A
36	5	401	U
36	5	402	A
36	5	403	C
36	5	417	A
36	5	421	G
36	5	422	A
36	5	425	G
36	5	436	A
36	5	439	C
36	5	441	U
36	5	442	G
36	5	443	G
36	5	492	U
36	5	495	G
36	5	503	C
36	5	521	A
36	5	531	G
36	5	535	G
36	5	542	G
36	5	546	C
36	5	547	G
36	5	548	G
36	5	551	A
36	5	552	G
36	5	553	U
36	5	555	U
36	5	557	A
36	5	559	A
36	5	578	A
36	5	579	G
36	5	592	A
36	5	600	G
36	5	604	G
36	5	608	A

Continued on next page...

Continued from previous page...

Mol	Chain	Res	Type
36	5	609	G
36	5	610	G
36	5	611	A
36	5	619	A
36	5	620	U
36	5	621	A
36	5	636	C
36	5	649	A
36	5	660	A
36	5	677	A
36	5	681	U
36	5	683	U
36	5	689	U
36	5	705	A
36	5	712	G
36	5	715	A
36	5	716	A
36	5	725	G
36	5	727	G
36	5	735	A
36	5	736	A
36	5	758	C
36	5	765	C
36	5	766	U
36	5	767	U
36	5	768	C
36	5	776	U
36	5	777	U
36	5	778	U
36	5	780	A
36	5	781	G
36	5	785	G
36	5	786	A
36	5	796	U
36	5	806	A
36	5	816	A
36	5	817	A
36	5	830	A
36	5	851	C
36	5	861	C
36	5	874	U
36	5	879	U

Continued on next page...

Continued from previous page...

Mol	Chain	Res	Type
36	5	881	C
36	5	896	A
36	5	897	U
36	5	907	G
36	5	908	G
36	5	910	G
36	5	914	A
36	5	916	G
36	5	917	A
36	5	921	A
36	5	923	C
36	5	924	G
36	5	937	G
36	5	944	C
36	5	946	U
36	5	959	C
36	5	960	U
36	5	963	G
36	5	979	U
36	5	993	G
36	5	994	G
36	5	1001	G
36	5	1002	A
36	5	1003	A
36	5	1006	A
36	5	1010	G
36	5	1014	U
36	5	1015	U
36	5	1016	C
36	5	1017	C
36	5	1018	G
36	5	1019	G
36	5	1021	G
36	5	1024	G
36	5	1025	A
36	5	1026	A
36	5	1027	A
36	5	1028	U
36	5	1029	G
36	5	1035	G
36	5	1047	A
36	5	1049	C

Continued on next page...

Continued from previous page...

Mol	Chain	Res	Type
36	5	1052	U
36	5	1064	A
36	5	1065	A
36	5	1066	G
36	5	1072	G
36	5	1081	U
36	5	1082	U
36	5	1093	A
36	5	1094	U
36	5	1095	U
36	5	1096	U
36	5	1097	G
36	5	1098	A
36	5	1103	A
36	5	1104	G
36	5	1116	G
36	5	1117	G
36	5	1121	U
36	5	1129	A
36	5	1131	G
36	5	1153	A
36	5	1159	A
36	5	1160	C
36	5	1180	A
36	5	1181	U
36	5	1182	A
36	5	1190	A
36	5	1191	U
36	5	1192	C
36	5	1193	A
36	5	1197	A
36	5	1201	C
36	5	1209	G
36	5	1213	G
36	5	1222	G
36	5	1232	C
36	5	1236	G
36	5	1237	G
36	5	1239	C
36	5	1241	U
36	5	1242	G
36	5	1243	G

Continued on next page...

Continued from previous page...

Mol	Chain	Res	Type
36	5	1245	A
36	5	1246	G
36	5	1252	A
36	5	1254	C
36	5	1258	U
36	5	1262	G
36	5	1263	A
36	5	1264	G
36	5	1265	U
36	5	1266	G
36	5	1307	G
36	5	1308	A
36	5	1309	U
36	5	1312	C
36	5	1313	G
36	5	1321	G
36	5	1330	A
36	5	1331	U
36	5	1349	G
36	5	1351	U
36	5	1352	A
36	5	1353	U
36	5	1354	G
36	5	1355	A
36	5	1356	U
36	5	1357	G
36	5	1366	A
36	5	1380	G
36	5	1385	C
36	5	1386	A
36	5	1387	G
36	5	1399	A
36	5	1400	G
36	5	1419	A
36	5	1424	C
36	5	1431	G
36	5	1433	A
36	5	1434	G
36	5	1435	A
36	5	1437	C
36	5	1446	A
36	5	1450	G

Continued on next page...

Continued from previous page...

Mol	Chain	Res	Type
36	5	1460	A
36	5	1465	A
36	5	1481	A
36	5	1482	A
36	5	1490	A
36	5	1495	U
36	5	1500	G
36	5	1502	C
36	5	1503	A
36	5	1508	C
36	5	1519	G
36	5	1522	U
36	5	1528	G
36	5	1533	U
36	5	1536	G
36	5	1541	G
36	5	1553	U
36	5	1554	U
36	5	1555	U
36	5	1556	C
36	5	1560	G
36	5	1561	G
36	5	1562	C
36	5	1564	U
36	5	1565	G
36	5	1566	A
36	5	1567	U
36	5	1569	U
36	5	1570	U
36	5	1571	A
36	5	1572	U
36	5	1574	C
36	5	1575	A
36	5	1576	G
36	5	1577	G
36	5	1578	C
36	5	1579	C
36	5	1580	A
36	5	1581	C
36	5	1582	C
36	5	1583	A
36	5	1589	A

Continued on next page...

Continued from previous page...

Mol	Chain	Res	Type
36	5	1593	A
36	5	1605	A
36	5	1607	U
36	5	1608	C
36	5	1620	U
36	5	1629	U
36	5	1639	C
36	5	1641	U
36	5	1643	A
36	5	1644	C
36	5	1645	U
36	5	1657	C
36	5	1658	G
36	5	1683	A
36	5	1685	C
36	5	1687	U
36	5	1716	U
36	5	1717	U
36	5	1724	U
36	5	1725	C
36	5	1736	G
36	5	1750	A
36	5	1751	G
36	5	1756	C
36	5	1760	A
36	5	1762	C
36	5	1764	U
36	5	1765	U
36	5	1766	G
36	5	1769	G
36	5	1770	G
36	5	1780	G
36	5	1796	G
36	5	1797	A
36	5	1813	A
36	5	1814	A
36	5	1815	U
36	5	1816	A
36	5	1817	G
36	5	1818	U
36	5	1820	U
36	5	1821	U

Continued on next page...

Continued from previous page...

Mol	Chain	Res	Type
36	5	1839	A
36	5	1841	A
36	5	1842	A
36	5	1846	C
36	5	1847	A
36	5	1849	C
36	5	1850	A
36	5	1876	U
36	5	1878	G
36	5	1879	A
36	5	1880	U
36	5	1906	G
36	5	1918	C
36	5	1932	A
36	5	1935	G
36	5	1953	G
36	5	2101	C
36	5	2102	U
36	5	2111	G
36	5	2112	U
36	5	2113	A
36	5	2121	G
36	5	2122	G
36	5	2131	A
36	5	2139	A
36	5	2144	A
36	5	2158	A
36	5	2169	G
36	5	2170	U
36	5	2176	U
36	5	2186	U
36	5	2188	A
36	5	2192	C
36	5	2198	A
36	5	2201	G
36	5	2205	U
36	5	2206	G
36	5	2210	G
36	5	2213	A
36	5	2222	A
36	5	2223	A
36	5	2225	U

Continued on next page...

Continued from previous page...

Mol	Chain	Res	Type
36	5	2228	A
36	5	2229	A
36	5	2244	A
36	5	2250	G
36	5	2253	G
36	5	2255	A
36	5	2256	A
36	5	2257	C
36	5	2258	U
36	5	2269	U
36	5	2270	A
36	5	2273	G
36	5	2279	A
36	5	2281	A
36	5	2288	G
36	5	2307	G
36	5	2310	U
36	5	2313	A
36	5	2315	G
36	5	2334	U
36	5	2336	U
36	5	2361	A
36	5	2366	C
36	5	2373	A
36	5	2374	C
36	5	2375	G
36	5	2385	G
36	5	2392	C
36	5	2393	G
36	5	2394	G
36	5	2397	A
36	5	2401	A
36	5	2402	A
36	5	2403	G
36	5	2404	A
36	5	2411	U
36	5	2418	G
36	5	2437	G
36	5	2439	A
36	5	2440	G
36	5	2441	A
36	5	2443	A

Continued on next page...

Continued from previous page...

Mol	Chain	Res	Type
36	5	2504	U
36	5	2505	U
36	5	2506	U
36	5	2507	C
36	5	2508	U
36	5	2510	U
36	5	2511	A
36	5	2512	C
36	5	2514	U
36	5	2515	A
36	5	2522	G
36	5	2523	A
36	5	2526	C
36	5	2529	A
36	5	2530	G
36	5	2531	C
36	5	2532	U
36	5	2534	G
36	5	2537	U
36	5	2538	U
36	5	2539	C
36	5	2540	A
36	5	2543	U
36	5	2549	G
36	5	2552	C
36	5	2555	G
36	5	2566	C
36	5	2567	C
36	5	2568	C
36	5	2569	A
36	5	2571	U
36	5	2572	C
36	5	2573	G
36	5	2574	G
36	5	2584	G
36	5	2585	G
36	5	2593	A
36	5	2594	C
36	5	2599	U
36	5	2606	G
36	5	2607	G
36	5	2610	G

Continued on next page...

Continued from previous page...

Mol	Chain	Res	Type
36	5	2614	G
36	5	2615	G
36	5	2618	G
36	5	2628	A
36	5	2639	G
36	5	2652	U
36	5	2656	A
36	5	2667	A
36	5	2674	A
36	5	2677	G
36	5	2681	U
36	5	2682	C
36	5	2683	U
36	5	2689	A
36	5	2690	G
36	5	2691	A
36	5	2694	A
36	5	2696	A
36	5	2700	G
36	5	2705	A
36	5	2714	G
36	5	2719	U
36	5	2728	G
36	5	2729	U
36	5	2752	U
36	5	2753	G
36	5	2755	C
36	5	2762	A
36	5	2771	U
36	5	2772	C
36	5	2773	C
36	5	2777	G
36	5	2778	G
36	5	2781	U
36	5	2796	G
36	5	2799	A
36	5	2800	G
36	5	2801	A
36	5	2810	C
36	5	2814	G
36	5	2816	G
36	5	2817	A

Continued on next page...

Continued from previous page...

Mol	Chain	Res	Type
36	5	2818	U
36	5	2819	A
36	5	2821	C
36	5	2829	U
36	5	2837	A
36	5	2838	A
36	5	2843	U
36	5	2845	A
36	5	2853	A
36	5	2871	G
36	5	2872	A
36	5	2876	C
36	5	2887	A
36	5	2889	C
36	5	2899	C
36	5	2904	U
36	5	2923	U
36	5	2935	U
36	5	2936	A
36	5	2942	C
36	5	2947	G
36	5	2954	U
36	5	2955	U
36	5	2957	G
36	5	2971	A
36	5	2972	G
36	5	2983	C
36	5	2990	G
36	5	2992	U
36	5	2996	U
36	5	2997	G
36	5	3012	A
36	5	3028	G
36	5	3049	A
36	5	3056	U
36	5	3057	U
36	5	3059	G
36	5	3069	G
36	5	3078	U
36	5	3079	U
36	5	3080	G
36	5	3081	C

Continued on next page...

Continued from previous page...

Mol	Chain	Res	Type
36	5	3086	A
36	5	3092	C
36	5	3102	G
36	5	3119	U
36	5	3123	A
36	5	3130	A
36	5	3131	U
36	5	3142	A
36	5	3143	C
36	5	3150	A
36	5	3153	U
36	5	3155	U
36	5	3156	U
36	5	3157	U
36	5	3158	G
36	5	3159	C
36	5	3164	C
36	5	3165	A
36	5	3168	A
36	5	3171	U
36	5	3172	A
36	5	3173	G
36	5	3174	A
36	5	3176	G
36	5	3179	U
36	5	3180	A
36	5	3181	C
36	5	3184	A
36	5	3187	A
36	5	3195	U
36	5	3196	U
36	5	3198	U
36	5	3207	U
36	5	3217	C
36	5	3218	A
36	5	3219	G
36	5	3224	G
36	5	3228	C
36	5	3229	G
36	5	3238	G
36	5	3239	G
36	5	3243	A

Continued on next page...

Continued from previous page...

Mol	Chain	Res	Type
36	5	3244	A
36	5	3245	A
36	5	3246	G
36	5	3247	G
36	5	3253	G
36	5	3259	U
36	5	3260	G
36	5	3263	G
36	5	3270	U
36	5	3273	A
36	5	3275	U
36	5	3276	G
36	5	3277	U
36	5	3279	A
36	5	3280	U
36	5	3281	U
36	5	3282	U
36	5	3285	C
36	5	3286	G
36	5	3288	G
36	5	3289	G
36	5	3290	G
36	5	3294	A
36	5	3304	U
36	5	3307	A
36	5	3313	U
36	5	3317	U
36	5	3319	U
36	5	3325	G
36	5	3330	A
36	5	3332	U
36	5	3333	G
36	5	3335	A
36	5	3336	A
36	5	3341	U
36	5	3342	A
36	5	3345	G
36	5	3351	U
36	5	3352	U
36	5	3354	U
36	5	3356	G
36	5	3358	U

Continued on next page...

Continued from previous page...

Mol	Chain	Res	Type
36	5	3369	G
36	5	3378	C
36	5	3382	U
36	5	3383	G
36	5	3389	U
36	5	3390	G
36	5	3393	U
36	5	3394	U
36	5	3396	U
37	7	7	G
37	7	22	A
37	7	27	A
37	7	33	U
37	7	38	U
37	7	42	A
37	7	54	U
37	7	55	A
37	7	60	G
37	7	65	G
37	7	73	C
37	7	74	C
37	7	76	A
37	7	84	A
37	7	91	G
37	7	93	C
37	7	101	G
37	7	102	A
37	7	103	A
37	7	110	G
37	7	112	G
38	8	21	C
38	8	34	U
38	8	35	C
38	8	48	A
38	8	49	G
38	8	52	A
38	8	53	A
38	8	59	A
38	8	62	C
38	8	63	G
38	8	79	A
38	8	80	A

Continued on next page...

Continued from previous page...

Mol	Chain	Res	Type
38	8	81	U
38	8	83	C
38	8	84	C
38	8	85	G
38	8	86	U
38	8	87	G
38	8	90	U
38	8	95	G
38	8	96	A
38	8	97	A
38	8	104	A
38	8	105	A
38	8	106	C
38	8	111	A
38	8	113	U
38	8	125	U
38	8	126	A
38	8	127	U
38	8	138	A
38	8	152	G
38	8	155	A
38	8	156	U
38	8	157	U
38	8	158	U

All (296) RNA pucker outliers are listed below:

Mol	Chain	Res	Type
1	2	25	C
1	2	45	U
1	2	68	A
1	2	73	U
1	2	74	U
1	2	103	A
1	2	114	C
1	2	126	A
1	2	130	C
1	2	131	C
1	2	139	C
1	2	158	U
1	2	187	G
1	2	217	A

Continued on next page...

Continued from previous page...

Mol	Chain	Res	Type
1	2	218	A
1	2	232	U
1	2	240	U
1	2	260	U
1	2	278	U
1	2	280	U
1	2	313	U
1	2	400	A
1	2	417	A
1	2	468	A
1	2	484	C
1	2	497	G
1	2	499	U
1	2	501	U
1	2	503	G
1	2	512	A
1	2	558	U
1	2	685	A
1	2	704	C
1	2	720	G
1	2	721	U
1	2	734	A
1	2	755	A
1	2	781	U
1	2	782	U
1	2	794	U
1	2	811	A
1	2	829	A
1	2	913	G
1	2	1058	U
1	2	1081	A
1	2	1150	G
1	2	1157	A
1	2	1196	A
1	2	1207	C
1	2	1226	A
1	2	1244	A
1	2	1250	U
1	2	1339	C
1	2	1344	A
1	2	1370	U
1	2	1481	C

Continued on next page...

Continued from previous page...

Mol	Chain	Res	Type
1	2	1489	U
1	2	1568	C
1	2	1573	A
1	2	1615	C
1	2	1657	U
1	2	1761	U
36	1	43	A
36	1	65	A
36	1	99	A
36	1	109	A
36	1	223	U
36	1	239	G
36	1	282	G
36	1	397	A
36	1	398	A
36	1	547	G
36	1	588	G
36	1	594	U
36	1	619	A
36	1	647	A
36	1	715	A
36	1	763	G
36	1	816	A
36	1	873	C
36	1	896	A
36	1	916	G
36	1	979	U
36	1	981	U
36	1	993	G
36	1	1064	A
36	1	1094	U
36	1	1097	G
36	1	1103	A
36	1	1196	C
36	1	1273	A
36	1	1307	G
36	1	1317	A
36	1	1329	U
36	1	1352	A
36	1	1355	A
36	1	1481	A
36	1	1507	G

Continued on next page...

Continued from previous page...

Mol	Chain	Res	Type
36	1	1554	U
36	1	1562	C
36	1	1582	C
36	1	1716	U
36	1	1724	U
36	1	1751	G
36	1	1815	U
36	1	1816	A
36	1	1820	U
36	1	1842	A
36	1	2101	C
36	1	2112	U
36	1	2209	U
36	1	2227	C
36	1	2249	G
36	1	2281	A
36	1	2372	A
36	1	2373	A
36	1	2418	G
36	1	2513	U
36	1	2522	G
36	1	2525	G
36	1	2537	U
36	1	2541	U
36	1	2554	A
36	1	2585	G
36	1	2593	A
36	1	2656	A
36	1	2704	A
36	1	2728	G
36	1	2772	C
36	1	2801	A
36	1	2818	U
36	1	3056	U
36	1	3078	U
36	1	3121	U
36	1	3139	A
36	1	3157	U
36	1	3195	U
36	1	3217	C
36	1	3218	A
36	1	3228	C

Continued on next page...

Continued from previous page...

Mol	Chain	Res	Type
36	1	3269	U
36	1	3275	U
36	1	3319	U
36	1	3350	C
36	1	3351	U
36	1	3353	G
36	1	3375	A
37	3	13	A
37	3	49	G
37	3	52	G
38	4	85	G
38	4	111	A
38	4	125	U
1	6	25	C
1	6	103	A
1	6	114	C
1	6	136	C
1	6	139	C
1	6	158	U
1	6	187	G
1	6	192	U
1	6	217	A
1	6	240	U
1	6	249	U
1	6	272	U
1	6	277	U
1	6	352	A
1	6	400	A
1	6	417	A
1	6	512	A
1	6	514	G
1	6	541	A
1	6	542	A
1	6	543	C
1	6	555	A
1	6	557	G
1	6	558	U
1	6	651	G
1	6	667	U
1	6	678	A
1	6	697	C
1	6	717	C

Continued on next page...

Continued from previous page...

Mol	Chain	Res	Type
1	6	755	A
1	6	829	A
1	6	834	G
1	6	1051	G
1	6	1058	U
1	6	1081	A
1	6	1097	U
1	6	1137	A
1	6	1207	C
1	6	1227	A
1	6	1244	A
1	6	1255	G
1	6	1344	A
1	6	1481	C
1	6	1489	U
1	6	1491	U
1	6	1535	U
1	6	1568	C
1	6	1572	G
1	6	1573	A
1	6	1584	G
1	6	1615	C
1	6	1620	C
1	6	1657	U
1	6	1696	G
1	6	1698	G
1	6	1700	C
36	5	43	A
36	5	65	A
36	5	93	C
36	5	151	A
36	5	223	U
36	5	238	A
36	5	397	A
36	5	588	G
36	5	647	A
36	5	715	A
36	5	735	A
36	5	765	C
36	5	896	A
36	5	916	G
36	5	993	G

Continued on next page...

Continued from previous page...

Mol	Chain	Res	Type
36	5	1027	A
36	5	1064	A
36	5	1081	U
36	5	1152	G
36	5	1181	U
36	5	1236	G
36	5	1238	C
36	5	1241	U
36	5	1307	G
36	5	1329	U
36	5	1352	A
36	5	1355	A
36	5	1370	G
36	5	1392	G
36	5	1434	G
36	5	1481	A
36	5	1507	G
36	5	1514	G
36	5	1560	G
36	5	1574	C
36	5	1580	A
36	5	1607	U
36	5	1716	U
36	5	1751	G
36	5	1816	A
36	5	1819	U
36	5	1841	A
36	5	1846	C
36	5	1879	A
36	5	2101	C
36	5	2112	U
36	5	2204	C
36	5	2209	U
36	5	2249	G
36	5	2255	A
36	5	2257	C
36	5	2281	A
36	5	2372	A
36	5	2440	G
36	5	2507	C
36	5	2513	U
36	5	2522	G

Continued on next page...

Continued from previous page...

Mol	Chain	Res	Type
36	5	2531	C
36	5	2539	C
36	5	2593	A
36	5	2682	C
36	5	2728	G
36	5	2772	C
36	5	2801	A
36	5	2818	U
36	5	2887	A
36	5	2971	A
36	5	3049	A
36	5	3056	U
36	5	3078	U
36	5	3154	C
36	5	3195	U
36	5	3207	U
36	5	3218	A
36	5	3228	C
36	5	3242	G
36	5	3259	U
36	5	3269	U
36	5	3275	U
36	5	3289	G
36	5	3303	G
36	5	3340	G
36	5	3341	U
36	5	3357	U
38	8	59	A
38	8	111	A
38	8	126	A

5.4 Non-standard residues in protein, DNA, RNA chains ⓘ

There are no non-standard protein/DNA/RNA residues in this entry.

5.5 Carbohydrates ⓘ

There are no monosaccharides in this entry.

5.6 Ligand geometry

Of 2563 ligands modelled in this entry, 1428 are monoatomic - leaving 1135 for Mogul analysis.

In the following table, the Counts columns list the number of bonds (or angles) for which Mogul statistics could be retrieved, the number of bonds (or angles) that are observed in the model and the number of bonds (or angles) that are defined in the Chemical Component Dictionary. The Link column lists molecule types, if any, to which the group is linked. The Z score for a bond length (or angle) is the number of standard deviations the observed value is removed from the expected value. A bond length (or angle) with $|Z| > 2$ is considered an outlier worth inspection. RMSZ is the root-mean-square of all Z scores of the bond lengths (or angles).

Mol	Type	Chain	Res	Link	Bond lengths			Bond angles		
					Counts	RMSZ	# Z > 2	Counts	RMSZ	# Z > 2
87	OHX	5	4223	-	0,6,6	0.00	-	-		
87	OHX	5	3942	-	0,6,6	0.00	-	-		
87	OHX	1	3997	-	0,6,6	0.00	-	-		
87	OHX	5	4249	-	0,6,6	0.00	-	-		
87	OHX	5	4237	-	0,6,6	0.00	-	-		
87	OHX	s8	303	-	0,6,6	0.00	-	-		
87	OHX	1	4120	-	0,6,6	0.00	-	-		
87	OHX	5	3933	-	0,6,6	0.00	-	-		
87	OHX	6	2088	-	0,6,6	0.00	-	-		
87	OHX	6	2207	-	0,6,6	0.00	-	-		
87	OHX	5	3923	-	0,6,6	0.00	-	-		
87	OHX	6	2072	-	0,6,6	0.00	-	-		
87	OHX	1	3971	-	0,6,6	0.00	-	-		
87	OHX	2	2121	-	0,6,6	0.00	-	-		
87	OHX	5	3991	-	0,6,6	0.00	-	-		
87	OHX	5	4023	-	0,6,6	0.00	-	-		
87	OHX	1	4090	-	0,6,6	0.00	-	-		
87	OHX	D9	102	-	0,6,6	0.00	-	-		
87	OHX	d4	202	-	0,6,6	0.00	-	-		
87	OHX	5	4137	-	0,6,6	0.00	-	-		
87	OHX	n6	202	-	0,6,6	0.00	-	-		
87	OHX	6	2113	-	0,6,6	0.00	-	-		
87	OHX	1	3982	-	0,6,6	0.00	-	-		
87	OHX	S8	302	-	0,6,6	0.00	-	-		
87	OHX	5	4106	-	0,6,6	0.00	-	-		
87	OHX	8	215	-	0,6,6	0.00	-	-		
87	OHX	2	2163	-	0,6,6	0.00	-	-		
87	OHX	1	3944	-	0,6,6	0.00	-	-		
87	OHX	6	2196	-	0,6,6	0.00	-	-		
87	OHX	4	229	-	0,6,6	0.00	-	-		
87	OHX	6	2097	-	0,6,6	0.00	-	-		
87	OHX	2	2125	-	0,6,6	0.00	-	-		

Mol	Type	Chain	Res	Link	Bond lengths			Bond angles		
					Counts	RMSZ	# Z > 2	Counts	RMSZ	# Z > 2
87	OHX	2	2090	-	0,6,6	0.00	-	-		
87	OHX	2	2080	-	0,6,6	0.00	-	-		
87	OHX	5	4206	-	0,6,6	0.00	-	-		
87	OHX	6	2203	-	0,6,6	0.00	-	-		
87	OHX	5	4070	-	0,6,6	0.00	-	-		
87	OHX	6	2163	-	0,6,6	0.00	-	-		
87	OHX	1	3980	-	0,6,6	0.00	-	-		
87	OHX	1	4065	-	0,6,6	0.00	-	-		
87	OHX	1	4080	-	0,6,6	0.00	-	-		
87	OHX	5	4186	-	0,6,6	0.00	-	-		
87	OHX	6	2142	-	0,6,6	0.00	-	-		
87	OHX	3	220	-	0,6,6	0.00	-	-		
87	OHX	1	3947	-	0,6,6	0.00	-	-		
87	OHX	2	2071	-	0,6,6	0.00	-	-		
87	OHX	5	3977	-	0,6,6	0.00	-	-		
87	OHX	6	2071	-	0,6,6	0.00	-	-		
87	OHX	5	4246	-	0,6,6	0.00	-	-		
87	OHX	1	4036	-	0,6,6	0.00	-	-		
87	OHX	5	4243	-	0,6,6	0.00	-	-		
87	OHX	5	4022	-	0,6,6	0.00	-	-		
87	OHX	c8	201	-	0,6,6	0.00	-	-		
87	OHX	5	3982	-	0,6,6	0.00	-	-		
87	OHX	5	4089	-	0,6,6	0.00	-	-		
87	OHX	1	3946	-	0,6,6	0.00	-	-		
87	OHX	1	4039	-	0,6,6	0.00	-	-		
87	OHX	2	2073	-	0,6,6	0.00	-	-		
87	OHX	1	4217	-	0,6,6	0.00	-	-		
87	OHX	1	4113	-	0,6,6	0.00	-	-		
87	OHX	5	4128	-	0,6,6	0.00	-	-		
87	OHX	2	2078	-	0,6,6	0.00	-	-		
87	OHX	1	3950	-	0,6,6	0.00	-	-		
87	OHX	6	2123	-	0,6,6	0.00	-	-		
87	OHX	5	4019	-	0,6,6	0.00	-	-		
87	OHX	1	3991	-	0,6,6	0.00	-	-		
87	OHX	1	3898	-	0,6,6	0.00	-	-		
87	OHX	5	4139	-	0,6,6	0.00	-	-		
87	OHX	5	4115	-	0,6,6	0.00	-	-		
87	OHX	1	4095	-	0,6,6	0.00	-	-		
87	OHX	6	2181	-	0,6,6	0.00	-	-		
87	OHX	1	4022	-	0,6,6	0.00	-	-		
87	OHX	2	2055	-	0,6,6	0.00	-	-		
87	OHX	5	3928	-	0,6,6	0.00	-	-		
87	OHX	1	4151	-	0,6,6	0.00	-	-		

Mol	Type	Chain	Res	Link	Bond lengths			Bond angles		
					Counts	RMSZ	# Z > 2	Counts	RMSZ	# Z > 2
87	OHX	6	2115	-	0,6,6	0.00	-	-		
87	OHX	1	4160	-	0,6,6	0.00	-	-		
87	OHX	5	4225	-	0,6,6	0.00	-	-		
87	OHX	5	4167	-	0,6,6	0.00	-	-		
87	OHX	5	4146	-	0,6,6	0.00	-	-		
87	OHX	1	3879	-	0,6,6	0.00	-	-		
87	OHX	1	3880	-	0,6,6	0.00	-	-		
87	OHX	5	3935	-	0,6,6	0.00	-	-		
87	OHX	1	4161	-	0,6,6	0.00	-	-		
87	OHX	2	2097	-	0,6,6	0.00	-	-		
87	OHX	4	222	-	0,6,6	0.00	-	-		
87	OHX	5	3990	-	0,6,6	0.00	-	-		
87	OHX	1	4049	-	0,6,6	0.00	-	-		
87	OHX	5	4227	-	0,6,6	0.00	-	-		
87	OHX	6	2182	-	0,6,6	0.00	-	-		
87	OHX	1	4064	-	0,6,6	0.00	-	-		
87	OHX	5	4043	-	0,6,6	0.00	-	-		
87	OHX	2	2138	-	0,6,6	0.00	-	-		
87	OHX	5	4169	-	0,6,6	0.00	-	-		
87	OHX	1	4182	-	0,6,6	0.00	-	-		
87	OHX	2	2155	-	0,6,6	0.00	-	-		
87	OHX	6	2070	-	0,6,6	0.00	-	-		
87	OHX	5	4091	-	0,6,6	0.00	-	-		
87	OHX	5	4200	-	0,6,6	0.00	-	-		
87	OHX	2	2144	-	0,6,6	0.00	-	-		
87	OHX	1	3964	-	0,6,6	0.00	-	-		
87	OHX	1	3961	-	0,6,6	0.00	-	-		
87	OHX	5	4230	-	0,6,6	0.00	-	-		
87	OHX	2	2031	-	0,6,6	0.00	-	-		
87	OHX	5	4194	-	0,6,6	0.00	-	-		
87	OHX	5	4199	-	0,6,6	0.00	-	-		
87	OHX	6	2106	-	0,6,6	0.00	-	-		
87	OHX	6	2122	-	0,6,6	0.00	-	-		
87	OHX	5	4053	-	0,6,6	0.00	-	-		
87	OHX	1	4133	-	0,6,6	0.00	-	-		
87	OHX	1	3992	-	0,6,6	0.00	-	-		
87	OHX	8	221	-	0,6,6	0.00	-	-		
87	OHX	6	2144	-	0,6,6	0.00	-	-		
87	OHX	2	2065	-	0,6,6	0.00	-	-		
87	OHX	5	4184	-	0,6,6	0.00	-	-		
87	OHX	5	4178	-	0,6,6	0.00	-	-		
87	OHX	5	3968	-	0,6,6	0.00	-	-		
87	OHX	1	3895	-	0,6,6	0.00	-	-		

Mol	Type	Chain	Res	Link	Bond lengths			Bond angles		
					Counts	RMSZ	# Z > 2	Counts	RMSZ	# Z > 2
87	OHX	1	3970	-	0,6,6	0.00	-	-		
87	OHX	1	4083	-	0,6,6	0.00	-	-		
87	OHX	2	2107	-	0,6,6	0.00	-	-		
87	OHX	1	4057	-	0,6,6	0.00	-	-		
87	OHX	1	3873	-	0,6,6	0.00	-	-		
87	OHX	1	3951	-	0,6,6	0.00	-	-		
87	OHX	2	2057	-	0,6,6	0.00	-	-		
87	OHX	1	3881	-	0,6,6	0.00	-	-		
87	OHX	1	4014	-	0,6,6	0.00	-	-		
87	OHX	1	3885	-	0,6,6	0.00	-	-		
87	OHX	1	3972	-	0,6,6	0.00	-	-		
87	OHX	2	2075	-	0,6,6	0.00	-	-		
87	OHX	6	2059	-	0,6,6	0.00	-	-		
87	OHX	5	4049	-	0,6,6	0.00	-	-		
87	OHX	1	3987	-	0,6,6	0.00	-	-		
87	OHX	6	2124	-	0,6,6	0.00	-	-		
87	OHX	5	4001	-	0,6,6	0.00	-	-		
87	OHX	5	3989	-	0,6,6	0.00	-	-		
87	OHX	1	3892	-	0,6,6	0.00	-	-		
87	OHX	5	4095	-	0,6,6	0.00	-	-		
87	OHX	5	3958	-	0,6,6	0.00	-	-		
87	OHX	1	3999	-	0,6,6	0.00	-	-		
87	OHX	1	3996	-	0,6,6	0.00	-	-		
87	OHX	5	3916	-	0,6,6	0.00	-	-		
87	OHX	8	225	-	0,6,6	0.00	-	-		
87	OHX	6	2151	-	0,6,6	0.00	-	-		
87	OHX	2	2133	-	0,6,6	0.00	-	-		
87	OHX	1	4092	-	0,6,6	0.00	-	-		
87	OHX	5	3908	-	0,6,6	0.00	-	-		
87	OHX	1	4102	-	0,6,6	0.00	-	-		
87	OHX	7	219	-	0,6,6	0.00	-	-		
87	OHX	7	217	-	0,6,6	0.00	-	-		
87	OHX	5	4217	-	0,6,6	0.00	-	-		
87	OHX	5	3956	-	0,6,6	0.00	-	-		
87	OHX	6	2074	-	0,6,6	0.00	-	-		
87	OHX	5	4250	-	0,6,6	0.00	-	-		
87	OHX	1	3969	-	0,6,6	0.00	-	-		
87	OHX	1	4216	-	0,6,6	0.00	-	-		
87	OHX	5	4211	-	0,6,6	0.00	-	-		
87	OHX	5	4059	-	0,6,6	0.00	-	-		
87	OHX	5	3950	-	0,6,6	0.00	-	-		
87	OHX	1	3935	-	0,6,6	0.00	-	-		
87	OHX	1	3913	-	0,6,6	0.00	-	-		

Mol	Type	Chain	Res	Link	Bond lengths			Bond angles		
					Counts	RMSZ	# Z > 2	Counts	RMSZ	# Z > 2
87	OHX	5	4102	-	0,6,6	0.00	-	-		
87	OHX	5	4179	-	0,6,6	0.00	-	-		
87	OHX	5	4131	-	0,6,6	0.00	-	-		
87	OHX	2	2042	-	0,6,6	0.00	-	-		
87	OHX	N1	201	-	0,6,6	0.00	-	-		
87	OHX	6	2114	-	0,6,6	0.00	-	-		
87	OHX	5	4248	-	0,6,6	0.00	-	-		
87	OHX	1	4063	-	0,6,6	0.00	-	-		
87	OHX	1	3960	-	0,6,6	0.00	-	-		
87	OHX	2	2113	-	0,6,6	0.00	-	-		
87	OHX	6	2053	-	0,6,6	0.00	-	-		
87	OHX	6	2058	-	0,6,6	0.00	-	-		
87	OHX	s1	303	-	0,6,6	0.00	-	-		
87	OHX	1	4000	-	0,6,6	0.00	-	-		
87	OHX	1	4033	-	0,6,6	0.00	-	-		
87	OHX	5	4232	-	0,6,6	0.00	-	-		
87	OHX	5	3940	-	0,6,6	0.00	-	-		
87	OHX	sR	401	-	0,6,6	0.00	-	-		
87	OHX	1	4131	-	0,6,6	0.00	-	-		
87	OHX	5	4105	-	0,6,6	0.00	-	-		
87	OHX	5	4166	-	0,6,6	0.00	-	-		
87	OHX	2	2074	-	0,6,6	0.00	-	-		
87	OHX	2	2177	-	0,6,6	0.00	-	-		
87	OHX	4	223	-	0,6,6	0.00	-	-		
87	OHX	1	3921	-	0,6,6	0.00	-	-		
87	OHX	M5	302	-	0,6,6	0.00	-	-		
87	OHX	1	4110	-	0,6,6	0.00	-	-		
87	OHX	2	2044	-	0,6,6	0.00	-	-		
87	OHX	6	2162	-	0,6,6	0.00	-	-		
87	OHX	5	4006	-	0,6,6	0.00	-	-		
87	OHX	5	3985	-	0,6,6	0.00	-	-		
87	OHX	5	4189	-	0,6,6	0.00	-	-		
87	OHX	1	4139	-	0,6,6	0.00	-	-		
87	OHX	2	2157	-	0,6,6	0.00	-	-		
87	OHX	5	4145	-	0,6,6	0.00	-	-		
87	OHX	5	4161	-	0,6,6	0.00	-	-		
87	OHX	2	2106	-	0,6,6	0.00	-	-		
87	OHX	6	2185	-	0,6,6	0.00	-	-		
87	OHX	1	4116	-	0,6,6	0.00	-	-		
87	OHX	5	4205	-	0,6,6	0.00	-	-		
87	OHX	2	2141	-	0,6,6	0.00	-	-		
87	OHX	6	2107	-	0,6,6	0.00	-	-		
87	OHX	6	2159	-	0,6,6	0.00	-	-		

Mol	Type	Chain	Res	Link	Bond lengths			Bond angles		
					Counts	RMSZ	# Z > 2	Counts	RMSZ	# Z > 2
87	OHX	m0	302	-	0,6,6	0.00	-	-		
87	OHX	6	2206	-	0,6,6	0.00	-	-		
87	OHX	5	4149	-	0,6,6	0.00	-	-		
87	OHX	5	4191	-	0,6,6	0.00	-	-		
87	OHX	1	4147	-	0,6,6	0.00	-	-		
87	OHX	1	3981	-	0,6,6	0.00	-	-		
87	OHX	1	3939	-	0,6,6	0.00	-	-		
87	OHX	2	2087	-	0,6,6	0.00	-	-		
87	OHX	2	2054	-	0,6,6	0.00	-	-		
87	OHX	6	2140	-	0,6,6	0.00	-	-		
87	OHX	8	222	-	0,6,6	0.00	-	-		
87	OHX	5	3965	-	0,6,6	0.00	-	-		
87	OHX	6	2111	-	0,6,6	0.00	-	-		
87	OHX	6	2080	-	0,6,6	0.00	-	-		
87	OHX	M7	208	-	0,6,6	0.00	-	-		
87	OHX	1	3988	-	0,6,6	0.00	-	-		
87	OHX	8	220	-	0,6,6	0.00	-	-		
87	OHX	O7	103	-	0,6,6	0.00	-	-		
87	OHX	1	4202	-	0,6,6	0.00	-	-		
87	OHX	2	2092	-	0,6,6	0.00	-	-		
87	OHX	2	2131	-	0,6,6	0.00	-	-		
87	OHX	5	4018	-	0,6,6	0.00	-	-		
87	OHX	1	4044	-	0,6,6	0.00	-	-		
87	OHX	2	2037	-	0,6,6	0.00	-	-		
87	OHX	1	3942	-	0,6,6	0.00	-	-		
87	OHX	5	4215	-	0,6,6	0.00	-	-		
87	OHX	6	2118	-	0,6,6	0.00	-	-		
87	OHX	1	3968	-	0,6,6	0.00	-	-		
87	OHX	1	4164	-	0,6,6	0.00	-	-		
87	OHX	1	3953	-	0,6,6	0.00	-	-		
87	OHX	1	4079	-	0,6,6	0.00	-	-		
87	OHX	2	2178	-	0,6,6	0.00	-	-		
87	OHX	1	3915	-	0,6,6	0.00	-	-		
87	OHX	6	2129	-	0,6,6	0.00	-	-		
87	OHX	6	2147	-	0,6,6	0.00	-	-		
87	OHX	5	3988	-	0,6,6	0.00	-	-		
87	OHX	5	4118	-	0,6,6	0.00	-	-		
87	OHX	6	2201	-	0,6,6	0.00	-	-		
87	OHX	1	4061	-	0,6,6	0.00	-	-		
87	OHX	5	4123	-	0,6,6	0.00	-	-		
87	OHX	5	4156	-	0,6,6	0.00	-	-		
87	OHX	6	2169	-	0,6,6	0.00	-	-		
87	OHX	1	4077	-	0,6,6	0.00	-	-		

Mol	Type	Chain	Res	Link	Bond lengths			Bond angles		
					Counts	RMSZ	# Z > 2	Counts	RMSZ	# Z > 2
87	OHX	O9	101	-	0,6,6	0.00	-	-		
87	OHX	5	4208	-	0,6,6	0.00	-	-		
87	OHX	1	3949	-	0,6,6	0.00	-	-		
87	OHX	5	3957	-	0,6,6	0.00	-	-		
87	OHX	5	3998	-	0,6,6	0.00	-	-		
87	OHX	6	2112	-	0,6,6	0.00	-	-		
87	OHX	1	4051	-	0,6,6	0.00	-	-		
87	OHX	6	2085	-	0,6,6	0.00	-	-		
87	OHX	1	3919	-	0,6,6	0.00	-	-		
87	OHX	1	4010	-	0,6,6	0.00	-	-		
87	OHX	5	4034	-	0,6,6	0.00	-	-		
87	OHX	2	2110	-	0,6,6	0.00	-	-		
87	OHX	5	4042	-	0,6,6	0.00	-	-		
87	OHX	2	2084	-	0,6,6	0.00	-	-		
87	OHX	5	4061	-	0,6,6	0.00	-	-		
87	OHX	1	4099	-	0,6,6	0.00	-	-		
87	OHX	1	3902	-	0,6,6	0.00	-	-		
87	OHX	1	4056	-	0,6,6	0.00	-	-		
87	OHX	m4	201	-	0,6,6	0.00	-	-		
87	OHX	2	2079	-	0,6,6	0.00	-	-		
87	OHX	1	3930	-	0,6,6	0.00	-	-		
87	OHX	5	3966	-	0,6,6	0.00	-	-		
87	OHX	1	4027	-	0,6,6	0.00	-	-		
87	OHX	1	3886	-	0,6,6	0.00	-	-		
87	OHX	5	4213	-	0,6,6	0.00	-	-		
87	OHX	5	4157	-	0,6,6	0.00	-	-		
87	OHX	1	3893	-	0,6,6	0.00	-	-		
87	OHX	1	3878	-	0,6,6	0.00	-	-		
87	OHX	1	4197	-	0,6,6	0.00	-	-		
87	OHX	2	2104	-	0,6,6	0.00	-	-		
87	OHX	1	3932	-	0,6,6	0.00	-	-		
87	OHX	5	3986	-	0,6,6	0.00	-	-		
87	OHX	2	2101	-	0,6,6	0.00	-	-		
87	OHX	1	4130	-	0,6,6	0.00	-	-		
87	OHX	1	4024	-	0,6,6	0.00	-	-		
87	OHX	5	3953	-	0,6,6	0.00	-	-		
87	OHX	6	2174	-	0,6,6	0.00	-	-		
87	OHX	5	4092	-	0,6,6	0.00	-	-		
87	OHX	5	4231	-	0,6,6	0.00	-	-		
87	OHX	1	3931	-	0,6,6	0.00	-	-		
87	OHX	5	4121	-	0,6,6	0.00	-	-		
87	OHX	5	4229	-	0,6,6	0.00	-	-		
87	OHX	1	4109	-	0,6,6	0.00	-	-		

Mol	Type	Chain	Res	Link	Bond lengths			Bond angles		
					Counts	RMSZ	# Z > 2	Counts	RMSZ	# Z > 2
87	OHX	5	4065	-	0,6,6	0.00	-	-		
87	OHX	5	3967	-	0,6,6	0.00	-	-		
87	OHX	2	2056	-	0,6,6	0.00	-	-		
87	OHX	l3	403	-	0,6,6	0.00	-	-		
87	OHX	1	4062	-	0,6,6	0.00	-	-		
87	OHX	6	2194	-	0,6,6	0.00	-	-		
87	OHX	1	4183	-	0,6,6	0.00	-	-		
87	OHX	5	3978	-	0,6,6	0.00	-	-		
87	OHX	6	2172	-	0,6,6	0.00	-	-		
87	OHX	5	4076	-	0,6,6	0.00	-	-		
87	OHX	5	4096	-	0,6,6	0.00	-	-		
87	OHX	1	3870	-	0,6,6	0.00	-	-		
87	OHX	5	4020	-	0,6,6	0.00	-	-		
87	OHX	1	4074	-	0,6,6	0.00	-	-		
87	OHX	5	3911	-	0,6,6	0.00	-	-		
87	OHX	6	2199	-	0,6,6	0.00	-	-		
87	OHX	5	3936	-	0,6,6	0.00	-	-		
87	OHX	6	2132	-	0,6,6	0.00	-	-		
87	OHX	6	2054	-	0,6,6	0.00	-	-		
87	OHX	1	4169	-	0,6,6	0.00	-	-		
87	OHX	m6	202	-	0,6,6	0.00	-	-		
87	OHX	6	2158	-	0,6,6	0.00	-	-		
87	OHX	5	4027	-	0,6,6	0.00	-	-		
87	OHX	5	4109	-	0,6,6	0.00	-	-		
87	OHX	5	4170	-	0,6,6	0.00	-	-		
87	OHX	2	2027	-	0,6,6	0.00	-	-		
87	OHX	1	4011	-	0,6,6	0.00	-	-		
87	OHX	8	230	-	0,6,6	0.00	-	-		
87	OHX	1	3965	-	0,6,6	0.00	-	-		
87	OHX	1	4123	-	0,6,6	0.00	-	-		
87	OHX	1	3889	-	0,6,6	0.00	-	-		
87	OHX	2	2086	-	0,6,6	0.00	-	-		
87	OHX	6	2164	-	0,6,6	0.00	-	-		
87	OHX	6	2051	-	0,6,6	0.00	-	-		
87	OHX	5	4228	-	0,6,6	0.00	-	-		
87	OHX	2	2051	-	0,6,6	0.00	-	-		
87	OHX	5	4247	-	0,6,6	0.00	-	-		
87	OHX	L3	405	-	0,6,6	0.00	-	-		
87	OHX	2	2089	-	0,6,6	0.00	-	-		
87	OHX	1	3959	-	0,6,6	0.00	-	-		
87	OHX	6	2082	-	0,6,6	0.00	-	-		
87	OHX	6	2187	-	0,6,6	0.00	-	-		
87	OHX	1	3937	-	0,6,6	0.00	-	-		

Mol	Type	Chain	Res	Link	Bond lengths			Bond angles		
					Counts	RMSZ	# Z > 2	Counts	RMSZ	# Z > 2
87	OHX	6	2100	-	0,6,6	0.00	-	-		
87	OHX	5	4245	-	0,6,6	0.00	-	-		
87	OHX	5	4155	-	0,6,6	0.00	-	-		
87	OHX	5	4134	-	0,6,6	0.00	-	-		
87	OHX	1	3899	-	0,6,6	0.00	-	-		
87	OHX	SR	401	-	0,6,6	0.00	-	-		
87	OHX	1	3911	-	0,6,6	0.00	-	-		
87	OHX	2	2022	-	0,6,6	0.00	-	-		
87	OHX	2	2139	-	0,6,6	0.00	-	-		
87	OHX	o3	203	-	0,6,6	0.00	-	-		
87	OHX	6	2056	-	0,6,6	0.00	-	-		
87	OHX	5	4067	-	0,6,6	0.00	-	-		
87	OHX	2	2167	-	0,6,6	0.00	-	-		
87	OHX	6	2133	-	0,6,6	0.00	-	-		
87	OHX	14	402	-	0,6,6	0.00	-	-		
87	OHX	1	4093	-	0,6,6	0.00	-	-		
87	OHX	1	4069	-	0,6,6	0.00	-	-		
87	OHX	1	4191	-	0,6,6	0.00	-	-		
87	OHX	5	4162	-	0,6,6	0.00	-	-		
87	OHX	1	4209	-	0,6,6	0.00	-	-		
87	OHX	1	4208	-	0,6,6	0.00	-	-		
87	OHX	1	4078	-	0,6,6	0.00	-	-		
87	OHX	1	4103	-	0,6,6	0.00	-	-		
87	OHX	1	4001	-	0,6,6	0.00	-	-		
87	OHX	6	2139	-	0,6,6	0.00	-	-		
87	OHX	5	3981	-	0,6,6	0.00	-	-		
87	OHX	5	3934	-	0,6,6	0.00	-	-		
87	OHX	5	4026	-	0,6,6	0.00	-	-		
87	OHX	2	2021	-	0,6,6	0.00	-	-		
87	OHX	1	3967	-	0,6,6	0.00	-	-		
87	OHX	6	2078	-	0,6,6	0.00	-	-		
87	OHX	2	2082	-	0,6,6	0.00	-	-		
87	OHX	1	4087	-	0,6,6	0.00	-	-		
87	OHX	1	4106	-	0,6,6	0.00	-	-		
87	OHX	1	4167	-	0,6,6	0.00	-	-		
87	OHX	2	2091	-	0,6,6	0.00	-	-		
87	OHX	6	2120	-	0,6,6	0.00	-	-		
87	OHX	5	3910	-	0,6,6	0.00	-	-		
87	OHX	1	4096	-	0,6,6	0.00	-	-		
87	OHX	5	4013	-	0,6,6	0.00	-	-		
87	OHX	2	2148	-	0,6,6	0.00	-	-		
87	OHX	5	4016	-	0,6,6	0.00	-	-		
87	OHX	1	4119	-	0,6,6	0.00	-	-		

Mol	Type	Chain	Res	Link	Bond lengths			Bond angles		
					Counts	RMSZ	# Z > 2	Counts	RMSZ	# Z > 2
87	OHX	1	4143	-	0,6,6	0.00	-	-		
87	OHX	1	4117	-	0,6,6	0.00	-	-		
87	OHX	5	4220	-	0,6,6	0.00	-	-		
87	OHX	1	4055	-	0,6,6	0.00	-	-		
87	OHX	m7	206	-	0,6,6	0.00	-	-		
87	OHX	6	2103	-	0,6,6	0.00	-	-		
87	OHX	s1	302	-	0,6,6	0.00	-	-		
87	OHX	3	226	-	0,6,6	0.00	-	-		
87	OHX	1	4132	-	0,6,6	0.00	-	-		
87	OHX	6	2079	-	0,6,6	0.00	-	-		
87	OHX	1	4084	-	0,6,6	0.00	-	-		
87	OHX	1	4186	-	0,6,6	0.00	-	-		
87	OHX	1	4081	-	0,6,6	0.00	-	-		
87	OHX	2	2062	-	0,6,6	0.00	-	-		
87	OHX	1	4017	-	0,6,6	0.00	-	-		
87	OHX	1	4111	-	0,6,6	0.00	-	-		
87	OHX	6	2141	-	0,6,6	0.00	-	-		
87	OHX	2	2070	-	0,6,6	0.00	-	-		
87	OHX	5	4180	-	0,6,6	0.00	-	-		
87	OHX	1	3914	-	0,6,6	0.00	-	-		
87	OHX	5	4011	-	0,6,6	0.00	-	-		
87	OHX	5	3993	-	0,6,6	0.00	-	-		
87	OHX	5	4173	-	0,6,6	0.00	-	-		
87	OHX	2	2164	-	0,6,6	0.00	-	-		
87	OHX	2	2048	-	0,6,6	0.00	-	-		
87	OHX	2	2028	-	0,6,6	0.00	-	-		
87	OHX	5	3992	-	0,6,6	0.00	-	-		
87	OHX	5	3926	-	0,6,6	0.00	-	-		
87	OHX	5	4168	-	0,6,6	0.00	-	-		
87	OHX	6	2186	-	0,6,6	0.00	-	-		
87	OHX	1	3897	-	0,6,6	0.00	-	-		
87	OHX	5	3904	-	0,6,6	0.00	-	-		
87	OHX	L3	404	-	0,6,6	0.00	-	-		
87	OHX	C3	201	-	0,6,6	0.00	-	-		
87	OHX	1	3973	-	0,6,6	0.00	-	-		
87	OHX	m5	304	-	0,6,6	0.00	-	-		
87	OHX	1	3906	-	0,6,6	0.00	-	-		
87	OHX	5	4046	-	0,6,6	0.00	-	-		
87	OHX	5	4126	-	0,6,6	0.00	-	-		
87	OHX	1	4031	-	0,6,6	0.00	-	-		
87	OHX	5	3987	-	0,6,6	0.00	-	-		
87	OHX	1	4073	-	0,6,6	0.00	-	-		
87	OHX	1	4066	-	0,6,6	0.00	-	-		

Mol	Type	Chain	Res	Link	Bond lengths			Bond angles		
					Counts	RMSZ	# Z > 2	Counts	RMSZ	# Z > 2
87	OHX	5	4066	-	0,6,6	0.00	-	-		
87	OHX	1	3974	-	0,6,6	0.00	-	-		
87	OHX	5	4216	-	0,6,6	0.00	-	-		
87	OHX	4	224	-	0,6,6	0.00	-	-		
87	OHX	1	4003	-	0,6,6	0.00	-	-		
87	OHX	1	3877	-	0,6,6	0.00	-	-		
87	OHX	1	3916	-	0,6,6	0.00	-	-		
87	OHX	n9	101	-	0,6,6	0.00	-	-		
87	OHX	5	4188	-	0,6,6	0.00	-	-		
87	OHX	6	2171	-	0,6,6	0.00	-	-		
87	OHX	5	4218	-	0,6,6	0.00	-	-		
87	OHX	1	3876	-	0,6,6	0.00	-	-		
87	OHX	5	4072	-	0,6,6	0.00	-	-		
87	OHX	1	3958	-	0,6,6	0.00	-	-		
87	OHX	6	2098	-	0,6,6	0.00	-	-		
87	OHX	5	3964	-	0,6,6	0.00	-	-		
87	OHX	2	2154	-	0,6,6	0.00	-	-		
87	OHX	2	2036	-	0,6,6	0.00	-	-		
87	OHX	1	4163	-	0,6,6	0.00	-	-		
87	OHX	5	4195	-	0,6,6	0.00	-	-		
87	OHX	5	4226	-	0,6,6	0.00	-	-		
87	OHX	5	4210	-	0,6,6	0.00	-	-		
87	OHX	5	4048	-	0,6,6	0.00	-	-		
87	OHX	5	4021	-	0,6,6	0.00	-	-		
87	OHX	5	4107	-	0,6,6	0.00	-	-		
87	OHX	6	2096	-	0,6,6	0.00	-	-		
87	OHX	6	2189	-	0,6,6	0.00	-	-		
87	OHX	5	4193	-	0,6,6	0.00	-	-		
87	OHX	1	3891	-	0,6,6	0.00	-	-		
87	OHX	6	2192	-	0,6,6	0.00	-	-		
87	OHX	1	4125	-	0,6,6	0.00	-	-		
87	OHX	3	218	-	0,6,6	0.00	-	-		
87	OHX	1	3887	-	0,6,6	0.00	-	-		
87	OHX	6	2165	-	0,6,6	0.00	-	-		
87	OHX	5	4236	-	0,6,6	0.00	-	-		
87	OHX	1	3926	-	0,6,6	0.00	-	-		
87	OHX	6	2095	-	0,6,6	0.00	-	-		
87	OHX	6	2153	-	0,6,6	0.00	-	-		
87	OHX	2	2128	-	0,6,6	0.00	-	-		
87	OHX	2	2076	-	0,6,6	0.00	-	-		
87	OHX	3	224	-	0,6,6	0.00	-	-		
87	OHX	5	4071	-	0,6,6	0.00	-	-		
87	OHX	2	2170	-	0,6,6	0.00	-	-		

Mol	Type	Chain	Res	Link	Bond lengths			Bond angles		
					Counts	RMSZ	# Z > 2	Counts	RMSZ	# Z > 2
87	OHX	5	3941	-	0,6,6	0.00	-	-		
87	OHX	5	4077	-	0,6,6	0.00	-	-		
87	OHX	5	4113	-	0,6,6	0.00	-	-		
87	OHX	5	4050	-	0,6,6	0.00	-	-		
87	OHX	1	4091	-	0,6,6	0.00	-	-		
87	OHX	5	3919	-	0,6,6	0.00	-	-		
87	OHX	5	3900	-	0,6,6	0.00	-	-		
87	OHX	6	2063	-	0,6,6	0.00	-	-		
87	OHX	2	2159	-	0,6,6	0.00	-	-		
87	OHX	4	221	-	0,6,6	0.00	-	-		
87	OHX	5	4110	-	0,6,6	0.00	-	-		
87	OHX	1	4192	-	0,6,6	0.00	-	-		
87	OHX	2	2029	-	0,6,6	0.00	-	-		
87	OHX	2	2026	-	0,6,6	0.00	-	-		
87	OHX	6	2125	-	0,6,6	0.00	-	-		
87	OHX	5	4028	-	0,6,6	0.00	-	-		
87	OHX	1	4171	-	0,6,6	0.00	-	-		
87	OHX	5	4183	-	0,6,6	0.00	-	-		
87	OHX	1	4054	-	0,6,6	0.00	-	-		
87	OHX	6	2135	-	0,6,6	0.00	-	-		
87	OHX	d9	102	-	0,6,6	0.00	-	-		
87	OHX	1	3910	-	0,6,6	0.00	-	-		
87	OHX	1	4215	-	0,6,6	0.00	-	-		
87	OHX	1	4146	-	0,6,6	0.00	-	-		
87	OHX	5	4108	-	0,6,6	0.00	-	-		
87	OHX	5	4044	-	0,6,6	0.00	-	-		
87	OHX	1	3918	-	0,6,6	0.00	-	-		
87	OHX	1	4013	-	0,6,6	0.00	-	-		
87	OHX	5	3961	-	0,6,6	0.00	-	-		
87	OHX	5	3960	-	0,6,6	0.00	-	-		
87	OHX	1	4004	-	0,6,6	0.00	-	-		
87	OHX	1	4122	-	0,6,6	0.00	-	-		
87	OHX	2	2093	-	0,6,6	0.00	-	-		
87	OHX	5	4101	-	0,6,6	0.00	-	-		
87	OHX	6	2119	-	0,6,6	0.00	-	-		
87	OHX	6	2084	-	0,6,6	0.00	-	-		
87	OHX	2	2114	-	0,6,6	0.00	-	-		
87	OHX	1	4020	-	0,6,6	0.00	-	-		
87	OHX	1	4203	-	0,6,6	0.00	-	-		
87	OHX	6	2117	-	0,6,6	0.00	-	-		
87	OHX	2	2119	-	0,6,6	0.00	-	-		
87	OHX	1	4149	-	0,6,6	0.00	-	-		
87	OHX	1	3941	-	0,6,6	0.00	-	-		

Mol	Type	Chain	Res	Link	Bond lengths			Bond angles		
					Counts	RMSZ	# Z > 2	Counts	RMSZ	# Z > 2
87	OHX	1	4045	-	0,6,6	0.00	-	-		
87	OHX	2	2108	-	0,6,6	0.00	-	-		
87	OHX	8	227	-	0,6,6	0.00	-	-		
87	OHX	2	2049	-	0,6,6	0.00	-	-		
87	OHX	6	2160	-	0,6,6	0.00	-	-		
87	OHX	1	3924	-	0,6,6	0.00	-	-		
87	OHX	5	3929	-	0,6,6	0.00	-	-		
87	OHX	5	4012	-	0,6,6	0.00	-	-		
87	OHX	5	4099	-	0,6,6	0.00	-	-		
87	OHX	6	2077	-	0,6,6	0.00	-	-		
87	OHX	1	4043	-	0,6,6	0.00	-	-		
87	OHX	6	2060	-	0,6,6	0.00	-	-		
87	OHX	5	4103	-	0,6,6	0.00	-	-		
87	OHX	1	3882	-	0,6,6	0.00	-	-		
87	OHX	1	4076	-	0,6,6	0.00	-	-		
87	OHX	2	2117	-	0,6,6	0.00	-	-		
87	OHX	2	2033	-	0,6,6	0.00	-	-		
87	OHX	1	4118	-	0,6,6	0.00	-	-		
87	OHX	2	2112	-	0,6,6	0.00	-	-		
87	OHX	5	4219	-	0,6,6	0.00	-	-		
87	OHX	5	3999	-	0,6,6	0.00	-	-		
87	OHX	5	3920	-	0,6,6	0.00	-	-		
87	OHX	1	3948	-	0,6,6	0.00	-	-		
87	OHX	2	2050	-	0,6,6	0.00	-	-		
87	OHX	1	3927	-	0,6,6	0.00	-	-		
87	OHX	4	226	-	0,6,6	0.00	-	-		
87	OHX	6	2136	-	0,6,6	0.00	-	-		
87	OHX	5	3979	-	0,6,6	0.00	-	-		
87	OHX	6	2148	-	0,6,6	0.00	-	-		
87	OHX	5	4124	-	0,6,6	0.00	-	-		
87	OHX	2	2069	-	0,6,6	0.00	-	-		
87	OHX	6	2202	-	0,6,6	0.00	-	-		
87	OHX	5	3948	-	0,6,6	0.00	-	-		
87	OHX	1	4058	-	0,6,6	0.00	-	-		
87	OHX	5	3927	-	0,6,6	0.00	-	-		
87	OHX	2	2038	-	0,6,6	0.00	-	-		
87	OHX	5	4037	-	0,6,6	0.00	-	-		
87	OHX	5	4056	-	0,6,6	0.00	-	-		
87	OHX	1	3874	-	0,6,6	0.00	-	-		
87	OHX	15	304	-	0,6,6	0.00	-	-		
87	OHX	5	4165	-	0,6,6	0.00	-	-		
87	OHX	1	3871	-	0,6,6	0.00	-	-		
87	OHX	1	4029	-	0,6,6	0.00	-	-		

Mol	Type	Chain	Res	Link	Bond lengths			Bond angles		
					Counts	RMSZ	# Z > 2	Counts	RMSZ	# Z > 2
87	OHX	1	4136	-	0,6,6	0.00	-	-		
87	OHX	6	2131	-	0,6,6	0.00	-	-		
87	OHX	1	4177	-	0,6,6	0.00	-	-		
87	OHX	1	4210	-	0,6,6	0.00	-	-		
87	OHX	5	4030	-	0,6,6	0.00	-	-		
87	OHX	5	3914	-	0,6,6	0.00	-	-		
87	OHX	1	3903	-	0,6,6	0.00	-	-		
87	OHX	5	4163	-	0,6,6	0.00	-	-		
87	OHX	5	3932	-	0,6,6	0.00	-	-		
87	OHX	1	4121	-	0,6,6	0.00	-	-		
87	OHX	7	224	-	0,6,6	0.00	-	-		
87	OHX	2	2066	-	0,6,6	0.00	-	-		
87	OHX	C5	201	-	0,6,6	0.00	-	-		
87	OHX	5	4148	-	0,6,6	0.00	-	-		
87	OHX	3	225	-	0,6,6	0.00	-	-		
87	OHX	1	4025	-	0,6,6	0.00	-	-		
87	OHX	2	2143	-	0,6,6	0.00	-	-		
87	OHX	6	2101	-	0,6,6	0.00	-	-		
87	OHX	5	4196	-	0,6,6	0.00	-	-		
87	OHX	2	2083	-	0,6,6	0.00	-	-		
87	OHX	5	4197	-	0,6,6	0.00	-	-		
87	OHX	5	4201	-	0,6,6	0.00	-	-		
87	OHX	2	2172	-	0,6,6	0.00	-	-		
87	OHX	7	218	-	0,6,6	0.00	-	-		
87	OHX	2	2077	-	0,6,6	0.00	-	-		
87	OHX	5	4097	-	0,6,6	0.00	-	-		
87	OHX	1	3943	-	0,6,6	0.00	-	-		
87	OHX	5	4010	-	0,6,6	0.00	-	-		
87	OHX	m0	301	-	0,6,6	0.00	-	-		
87	OHX	5	4252	-	0,6,6	0.00	-	-		
87	OHX	6	2161	-	0,6,6	0.00	-	-		
87	OHX	5	4004	-	0,6,6	0.00	-	-		
87	OHX	5	4093	-	0,6,6	0.00	-	-		
87	OHX	3	216	-	0,6,6	0.00	-	-		
87	OHX	5	4130	-	0,6,6	0.00	-	-		
87	OHX	5	4198	-	0,6,6	0.00	-	-		
87	OHX	1	4007	-	0,6,6	0.00	-	-		
87	OHX	6	2205	-	0,6,6	0.00	-	-		
87	OHX	1	3909	-	0,6,6	0.00	-	-		
87	OHX	6	2155	-	0,6,6	0.00	-	-		
87	OHX	6	2126	-	0,6,6	0.00	-	-		
87	OHX	6	2052	-	0,6,6	0.00	-	-		
87	OHX	1	4009	-	0,6,6	0.00	-	-		

Mol	Type	Chain	Res	Link	Bond lengths			Bond angles		
					Counts	RMSZ	# Z > 2	Counts	RMSZ	# Z > 2
87	OHX	2	2137	-	0,6,6	0.00	-	-		
87	OHX	O7	104	-	0,6,6	0.00	-	-		
87	OHX	5	4207	-	0,6,6	0.00	-	-		
87	OHX	1	4159	-	0,6,6	0.00	-	-		
87	OHX	5	4133	-	0,6,6	0.00	-	-		
87	OHX	2	2043	-	0,6,6	0.00	-	-		
87	OHX	1	4188	-	0,6,6	0.00	-	-		
87	OHX	5	3976	-	0,6,6	0.00	-	-		
87	OHX	1	4178	-	0,6,6	0.00	-	-		
87	OHX	1	4172	-	0,6,6	0.00	-	-		
87	OHX	5	3909	-	0,6,6	0.00	-	-		
87	OHX	1	3888	-	0,6,6	0.00	-	-		
87	OHX	5	4031	-	0,6,6	0.00	-	-		
87	OHX	2	2151	-	0,6,6	0.00	-	-		
87	OHX	5	4132	-	0,6,6	0.00	-	-		
87	OHX	3	215	-	0,6,6	0.00	-	-		
87	OHX	2	2102	-	0,6,6	0.00	-	-		
87	OHX	6	2138	-	0,6,6	0.00	-	-		
87	OHX	5	4153	-	0,6,6	0.00	-	-		
87	OHX	2	2088	-	0,6,6	0.00	-	-		
87	OHX	1	4138	-	0,6,6	0.00	-	-		
87	OHX	2	2024	-	0,6,6	0.00	-	-		
87	OHX	2	2130	-	0,6,6	0.00	-	-		
87	OHX	1	4053	-	0,6,6	0.00	-	-		
87	OHX	6	2137	-	0,6,6	0.00	-	-		
87	OHX	1	4175	-	0,6,6	0.00	-	-		
87	OHX	6	2197	-	0,6,6	0.00	-	-		
87	OHX	6	2188	-	0,6,6	0.00	-	-		
87	OHX	2	2140	-	0,6,6	0.00	-	-		
87	OHX	q2	502	-	0,6,6	0.00	-	-		
87	OHX	7	226	-	0,6,6	0.00	-	-		
87	OHX	1	4193	-	0,6,6	0.00	-	-		
87	OHX	1	4205	-	0,6,6	0.00	-	-		
87	OHX	5	4075	-	0,6,6	0.00	-	-		
87	OHX	5	4233	-	0,6,6	0.00	-	-		
87	OHX	1	4129	-	0,6,6	0.00	-	-		
87	OHX	1	3896	-	0,6,6	0.00	-	-		
87	OHX	1	3977	-	0,6,6	0.00	-	-		
87	OHX	5	4164	-	0,6,6	0.00	-	-		
87	OHX	1	3917	-	0,6,6	0.00	-	-		
87	OHX	6	2176	-	0,6,6	0.00	-	-		
87	OHX	1	4068	-	0,6,6	0.00	-	-		
87	OHX	1	3954	-	0,6,6	0.00	-	-		

Mol	Type	Chain	Res	Link	Bond lengths			Bond angles		
					Counts	RMSZ	# Z > 2	Counts	RMSZ	# Z > 2
87	OHX	5	3980	-	0,6,6	0.00	-	-		
87	OHX	5	4007	-	0,6,6	0.00	-	-		
87	OHX	1	4127	-	0,6,6	0.00	-	-		
87	OHX	6	2152	-	0,6,6	0.00	-	-		
87	OHX	1	4174	-	0,6,6	0.00	-	-		
87	OHX	1	4052	-	0,6,6	0.00	-	-		
87	OHX	8	218	-	0,6,6	0.00	-	-		
87	OHX	1	4190	-	0,6,6	0.00	-	-		
87	OHX	2	2068	-	0,6,6	0.00	-	-		
87	OHX	2	2072	-	0,6,6	0.00	-	-		
87	OHX	m8	201	-	0,6,6	0.00	-	-		
87	OHX	5	4177	-	0,6,6	0.00	-	-		
87	OHX	1	4107	-	0,6,6	0.00	-	-		
87	OHX	5	4014	-	0,6,6	0.00	-	-		
87	OHX	6	2090	-	0,6,6	0.00	-	-		
87	OHX	2	2127	-	0,6,6	0.00	-	-		
87	OHX	6	2167	-	0,6,6	0.00	-	-		
87	OHX	1	4168	-	0,6,6	0.00	-	-		
87	OHX	1	4166	-	0,6,6	0.00	-	-		
87	OHX	1	3912	-	0,6,6	0.00	-	-		
87	OHX	M0	303	-	0,6,6	0.00	-	-		
87	OHX	1	4137	-	0,6,6	0.00	-	-		
87	OHX	1	4035	-	0,6,6	0.00	-	-		
87	OHX	6	2089	-	0,6,6	0.00	-	-		
87	OHX	5	3924	-	0,6,6	0.00	-	-		
87	OHX	6	2099	-	0,6,6	0.00	-	-		
87	OHX	1	4006	-	0,6,6	0.00	-	-		
87	OHX	1	4050	-	0,6,6	0.00	-	-		
87	OHX	M8	202	-	0,6,6	0.00	-	-		
87	OHX	5	4221	-	0,6,6	0.00	-	-		
87	OHX	5	3947	-	0,6,6	0.00	-	-		
87	OHX	5	3952	-	0,6,6	0.00	-	-		
87	OHX	5	4174	-	0,6,6	0.00	-	-		
87	OHX	1	3905	-	0,6,6	0.00	-	-		
87	OHX	6	2081	-	0,6,6	0.00	-	-		
87	OHX	1	3952	-	0,6,6	0.00	-	-		
87	OHX	1	4162	-	0,6,6	0.00	-	-		
87	OHX	5	3903	-	0,6,6	0.00	-	-		
87	OHX	L4	403	-	0,6,6	0.00	-	-		
87	OHX	1	4012	-	0,6,6	0.00	-	-		
87	OHX	1	3966	-	0,6,6	0.00	-	-		
87	OHX	1	3901	-	0,6,6	0.00	-	-		
87	OHX	7	227	-	0,6,6	0.00	-	-		

Mol	Type	Chain	Res	Link	Bond lengths			Bond angles		
					Counts	RMSZ	# Z > 2	Counts	RMSZ	# Z > 2
87	OHX	4	230	-	0,6,6	0.00	-	-		
87	OHX	5	4009	-	0,6,6	0.00	-	-		
87	OHX	1	4212	-	0,6,6	0.00	-	-		
87	OHX	Q2	503	-	0,6,6	0.00	-	-		
87	OHX	5	4159	-	0,6,6	0.00	-	-		
87	OHX	2	2025	-	0,6,6	0.00	-	-		
87	OHX	6	2134	-	0,6,6	0.00	-	-		
87	OHX	5	4080	-	0,6,6	0.00	-	-		
87	OHX	5	4182	-	0,6,6	0.00	-	-		
87	OHX	6	2050	-	0,6,6	0.00	-	-		
87	OHX	2	2060	-	0,6,6	0.00	-	-		
87	OHX	1	3900	-	0,6,6	0.00	-	-		
87	OHX	5	4073	-	0,6,6	0.00	-	-		
87	OHX	5	4140	-	0,6,6	0.00	-	-		
87	OHX	2	2123	-	0,6,6	0.00	-	-		
87	OHX	5	4129	-	0,6,6	0.00	-	-		
87	OHX	2	2081	-	0,6,6	0.00	-	-		
87	OHX	5	4078	-	0,6,6	0.00	-	-		
87	OHX	6	2105	-	0,6,6	0.00	-	-		
87	OHX	5	4114	-	0,6,6	0.00	-	-		
87	OHX	6	2130	-	0,6,6	0.00	-	-		
87	OHX	5	4098	-	0,6,6	0.00	-	-		
87	OHX	6	2150	-	0,6,6	0.00	-	-		
87	OHX	2	2094	-	0,6,6	0.00	-	-		
87	OHX	1	4097	-	0,6,6	0.00	-	-		
87	OHX	2	2169	-	0,6,6	0.00	-	-		
87	OHX	5	4212	-	0,6,6	0.00	-	-		
87	OHX	5	4242	-	0,6,6	0.00	-	-		
87	OHX	2	2023	-	0,6,6	0.00	-	-		
87	OHX	5	4074	-	0,6,6	0.00	-	-		
87	OHX	6	2062	-	0,6,6	0.00	-	-		
87	OHX	5	4251	-	0,6,6	0.00	-	-		
87	OHX	1	4144	-	0,6,6	0.00	-	-		
87	OHX	5	4035	-	0,6,6	0.00	-	-		
87	OHX	5	3913	-	0,6,6	0.00	-	-		
87	OHX	1	3962	-	0,6,6	0.00	-	-		
87	OHX	5	4002	-	0,6,6	0.00	-	-		
87	OHX	5	4104	-	0,6,6	0.00	-	-		
87	OHX	2	2103	-	0,6,6	0.00	-	-		
87	OHX	1	4082	-	0,6,6	0.00	-	-		
87	OHX	6	2075	-	0,6,6	0.00	-	-		
87	OHX	1	3925	-	0,6,6	0.00	-	-		
87	OHX	6	2116	-	0,6,6	0.00	-	-		

Mol	Type	Chain	Res	Link	Bond lengths			Bond angles		
					Counts	RMSZ	# Z > 2	Counts	RMSZ	# Z > 2
87	OHX	5	3996	-	0,6,6	0.00	-	-		
87	OHX	1	4142	-	0,6,6	0.00	-	-		
87	OHX	5	4127	-	0,6,6	0.00	-	-		
87	OHX	4	232	-	0,6,6	0.00	-	-		
87	OHX	1	3938	-	0,6,6	0.00	-	-		
87	OHX	8	223	-	0,6,6	0.00	-	-		
87	OHX	1	4086	-	0,6,6	0.00	-	-		
87	OHX	6	2093	-	0,6,6	0.00	-	-		
87	OHX	1	3945	-	0,6,6	0.00	-	-		
87	OHX	1	4112	-	0,6,6	0.00	-	-		
87	OHX	5	3974	-	0,6,6	0.00	-	-		
87	OHX	1	4128	-	0,6,6	0.00	-	-		
87	OHX	1	4176	-	0,6,6	0.00	-	-		
87	OHX	1	3989	-	0,6,6	0.00	-	-		
87	OHX	1	4173	-	0,6,6	0.00	-	-		
87	OHX	m1	202	-	0,6,6	0.00	-	-		
87	OHX	6	2145	-	0,6,6	0.00	-	-		
87	OHX	5	4057	-	0,6,6	0.00	-	-		
87	OHX	1	3923	-	0,6,6	0.00	-	-		
87	OHX	c3	201	-	0,6,6	0.00	-	-		
87	OHX	1	4032	-	0,6,6	0.00	-	-		
87	OHX	5	4214	-	0,6,6	0.00	-	-		
87	OHX	1	4134	-	0,6,6	0.00	-	-		
87	OHX	5	3945	-	0,6,6	0.00	-	-		
87	OHX	5	4068	-	0,6,6	0.00	-	-		
87	OHX	2	2061	-	0,6,6	0.00	-	-		
87	OHX	2	2063	-	0,6,6	0.00	-	-		
87	OHX	5	3997	-	0,6,6	0.00	-	-		
87	OHX	D3	202	-	0,6,6	0.00	-	-		
87	OHX	5	4084	-	0,6,6	0.00	-	-		
87	OHX	1	4098	-	0,6,6	0.00	-	-		
87	OHX	1	4156	-	0,6,6	0.00	-	-		
87	OHX	3	222	-	0,6,6	0.00	-	-		
87	OHX	1	3894	-	0,6,6	0.00	-	-		
87	OHX	6	2092	-	0,6,6	0.00	-	-		
87	OHX	5	4111	-	0,6,6	0.00	-	-		
87	OHX	1	4085	-	0,6,6	0.00	-	-		
87	OHX	1	3957	-	0,6,6	0.00	-	-		
87	OHX	1	4213	-	0,6,6	0.00	-	-		
87	OHX	5	4069	-	0,6,6	0.00	-	-		
87	OHX	C8	201	-	0,6,6	0.00	-	-		
87	OHX	2	2152	-	0,6,6	0.00	-	-		
87	OHX	1	4105	-	0,6,6	0.00	-	-		

Mol	Type	Chain	Res	Link	Bond lengths			Bond angles		
					Counts	RMSZ	# Z > 2	Counts	RMSZ	# Z > 2
87	OHX	6	2069	-	0,6,6	0.00	-	-		
87	OHX	5	4119	-	0,6,6	0.00	-	-		
87	OHX	1	3979	-	0,6,6	0.00	-	-		
87	OHX	5	3925	-	0,6,6	0.00	-	-		
87	OHX	4	227	-	0,6,6	0.00	-	-		
87	OHX	6	2110	-	0,6,6	0.00	-	-		
87	OHX	1	4170	-	0,6,6	0.00	-	-		
87	OHX	L3	403	-	0,6,6	0.00	-	-		
87	OHX	8	226	-	0,6,6	0.00	-	-		
87	OHX	5	3955	-	0,6,6	0.00	-	-		
87	OHX	1	4037	-	0,6,6	0.00	-	-		
87	OHX	1	4204	-	0,6,6	0.00	-	-		
87	OHX	5	4041	-	0,6,6	0.00	-	-		
87	OHX	6	2157	-	0,6,6	0.00	-	-		
87	OHX	2	2120	-	0,6,6	0.00	-	-		
87	OHX	1	4005	-	0,6,6	0.00	-	-		
87	OHX	1	3983	-	0,6,6	0.00	-	-		
87	OHX	2	2142	-	0,6,6	0.00	-	-		
87	OHX	2	2052	-	0,6,6	0.00	-	-		
87	OHX	2	2165	-	0,6,6	0.00	-	-		
87	OHX	1	3920	-	0,6,6	0.00	-	-		
87	OHX	5	4143	-	0,6,6	0.00	-	-		
87	OHX	1	4071	-	0,6,6	0.00	-	-		
87	OHX	1	3929	-	0,6,6	0.00	-	-		
87	OHX	5	4136	-	0,6,6	0.00	-	-		
87	OHX	2	2040	-	0,6,6	0.00	-	-		
87	OHX	1	4124	-	0,6,6	0.00	-	-		
87	OHX	5	3938	-	0,6,6	0.00	-	-		
87	OHX	5	4141	-	0,6,6	0.00	-	-		
87	OHX	6	2166	-	0,6,6	0.00	-	-		
87	OHX	5	4055	-	0,6,6	0.00	-	-		
87	OHX	1	3995	-	0,6,6	0.00	-	-		
87	OHX	1	4207	-	0,6,6	0.00	-	-		
87	OHX	5	4253	-	0,6,6	0.00	-	-		
87	OHX	6	2065	-	0,6,6	0.00	-	-		
87	OHX	6	2066	-	0,6,6	0.00	-	-		
87	OHX	1	4155	-	0,6,6	0.00	-	-		
87	OHX	1	3985	-	0,6,6	0.00	-	-		
87	OHX	1	4189	-	0,6,6	0.00	-	-		
87	OHX	5	4240	-	0,6,6	0.00	-	-		
87	OHX	3	219	-	0,6,6	0.00	-	-		
87	OHX	5	4138	-	0,6,6	0.00	-	-		
87	OHX	6	2083	-	0,6,6	0.00	-	-		

Mol	Type	Chain	Res	Link	Bond lengths			Bond angles		
					Counts	RMSZ	# Z > 2	Counts	RMSZ	# Z > 2
87	OHX	5	4062	-	0,6,6	0.00	-	-		
87	OHX	1	4145	-	0,6,6	0.00	-	-		
87	OHX	1	4115	-	0,6,6	0.00	-	-		
87	OHX	1	4198	-	0,6,6	0.00	-	-		
87	OHX	2	2136	-	0,6,6	0.00	-	-		
87	OHX	2	2175	-	0,6,6	0.00	-	-		
87	OHX	5	4116	-	0,6,6	0.00	-	-		
87	OHX	6	2143	-	0,6,6	0.00	-	-		
87	OHX	5	4079	-	0,6,6	0.00	-	-		
87	OHX	5	4175	-	0,6,6	0.00	-	-		
87	OHX	5	3906	-	0,6,6	0.00	-	-		
87	OHX	1	4158	-	0,6,6	0.00	-	-		
87	OHX	5	4032	-	0,6,6	0.00	-	-		
87	OHX	1	4152	-	0,6,6	0.00	-	-		
87	OHX	14	403	-	0,6,6	0.00	-	-		
87	OHX	c5	201	-	0,6,6	0.00	-	-		
87	OHX	n3	203	-	0,6,6	0.00	-	-		
87	OHX	5	4036	-	0,6,6	0.00	-	-		
87	OHX	5	4239	-	0,6,6	0.00	-	-		
87	OHX	2	2039	-	0,6,6	0.00	-	-		
87	OHX	5	4000	-	0,6,6	0.00	-	-		
87	OHX	5	4005	-	0,6,6	0.00	-	-		
87	OHX	5	3975	-	0,6,6	0.00	-	-		
87	OHX	5	4029	-	0,6,6	0.00	-	-		
87	OHX	5	4122	-	0,6,6	0.00	-	-		
87	OHX	2	2132	-	0,6,6	0.00	-	-		
87	OHX	3	223	-	0,6,6	0.00	-	-		
87	OHX	5	4087	-	0,6,6	0.00	-	-		
87	OHX	6	2073	-	0,6,6	0.00	-	-		
87	OHX	5	4039	-	0,6,6	0.00	-	-		
87	OHX	5	4090	-	0,6,6	0.00	-	-		
87	OHX	6	2198	-	0,6,6	0.00	-	-		
87	OHX	6	2178	-	0,6,6	0.00	-	-		
87	OHX	5	4203	-	0,6,6	0.00	-	-		
87	OHX	1	4211	-	0,6,6	0.00	-	-		
87	OHX	5	4120	-	0,6,6	0.00	-	-		
87	OHX	5	4033	-	0,6,6	0.00	-	-		
87	OHX	1	4214	-	0,6,6	0.00	-	-		
87	OHX	5	3944	-	0,6,6	0.00	-	-		
87	OHX	6	2149	-	0,6,6	0.00	-	-		
87	OHX	1	4141	-	0,6,6	0.00	-	-		
87	OHX	1	4021	-	0,6,6	0.00	-	-		
87	OHX	5	3915	-	0,6,6	0.00	-	-		

Mol	Type	Chain	Res	Link	Bond lengths			Bond angles		
					Counts	RMSZ	# Z > 2	Counts	RMSZ	# Z > 2
87	OHX	5	4063	-	0,6,6	0.00	-	-		
87	OHX	5	3939	-	0,6,6	0.00	-	-		
87	OHX	1	4140	-	0,6,6	0.00	-	-		
87	OHX	o7	502	-	0,6,6	0.00	-	-		
87	OHX	6	2121	-	0,6,6	0.00	-	-		
87	OHX	1	3933	-	0,6,6	0.00	-	-		
87	OHX	8	216	-	0,6,6	0.00	-	-		
87	OHX	m9	201	-	0,6,6	0.00	-	-		
87	OHX	2	2111	-	0,6,6	0.00	-	-		
87	OHX	o2	201	-	0,6,6	0.00	-	-		
87	OHX	1	4206	-	0,6,6	0.00	-	-		
87	OHX	1	4181	-	0,6,6	0.00	-	-		
87	OHX	1	4108	-	0,6,6	0.00	-	-		
87	OHX	2	2118	-	0,6,6	0.00	-	-		
87	OHX	5	4015	-	0,6,6	0.00	-	-		
87	OHX	6	2068	-	0,6,6	0.00	-	-		
87	OHX	1	4040	-	0,6,6	0.00	-	-		
87	OHX	1	3883	-	0,6,6	0.00	-	-		
87	OHX	6	2193	-	0,6,6	0.00	-	-		
87	OHX	6	2076	-	0,6,6	0.00	-	-		
87	OHX	2	2115	-	0,6,6	0.00	-	-		
87	OHX	5	4135	-	0,6,6	0.00	-	-		
87	OHX	5	3962	-	0,6,6	0.00	-	-		
87	OHX	4	231	-	0,6,6	0.00	-	-		
87	OHX	M7	207	-	0,6,6	0.00	-	-		
87	OHX	2	2166	-	0,6,6	0.00	-	-		
87	OHX	1	4030	-	0,6,6	0.00	-	-		
87	OHX	6	2128	-	0,6,6	0.00	-	-		
87	OHX	6	2127	-	0,6,6	0.00	-	-		
87	OHX	6	2184	-	0,6,6	0.00	-	-		
87	OHX	5	4187	-	0,6,6	0.00	-	-		
87	OHX	1	4179	-	0,6,6	0.00	-	-		
87	OHX	5	4152	-	0,6,6	0.00	-	-		
87	OHX	6	2190	-	0,6,6	0.00	-	-		
89	3KD	1	4218	-	24,25,25	0.80	0	30,39,39	1.10	1 (3%)
87	OHX	5	3931	-	0,6,6	0.00	-	-		
87	OHX	1	4067	-	0,6,6	0.00	-	-		
87	OHX	5	4088	-	0,6,6	0.00	-	-		
87	OHX	5	4082	-	0,6,6	0.00	-	-		
87	OHX	6	2200	-	0,6,6	0.00	-	-		
87	OHX	8	217	-	0,6,6	0.00	-	-		
87	OHX	1	4201	-	0,6,6	0.00	-	-		
87	OHX	1	4070	-	0,6,6	0.00	-	-		

Mol	Type	Chain	Res	Link	Bond lengths			Bond angles		
					Counts	RMSZ	# Z > 2	Counts	RMSZ	# Z > 2
87	OHX	5	4234	-	0,6,6	0.00	-	-		
87	OHX	6	2191	-	0,6,6	0.00	-	-		
87	OHX	5	3970	-	0,6,6	0.00	-	-		
87	OHX	5	4047	-	0,6,6	0.00	-	-		
87	OHX	c1	202	-	0,6,6	0.00	-	-		
87	OHX	2	2122	-	0,6,6	0.00	-	-		
87	OHX	5	4125	-	0,6,6	0.00	-	-		
87	OHX	4	233	-	0,6,6	0.00	-	-		
87	OHX	5	3922	-	0,6,6	0.00	-	-		
87	OHX	1	4072	-	0,6,6	0.00	-	-		
87	OHX	5	4085	-	0,6,6	0.00	-	-		
87	OHX	1	3940	-	0,6,6	0.00	-	-		
89	3KD	5	4254	-	24,25,25	1.04	2 (8%)	30,39,39	1.06	1 (3%)
87	OHX	2	2116	-	0,6,6	0.00	-	-		
87	OHX	4	225	-	0,6,6	0.00	-	-		
87	OHX	5	4003	-	0,6,6	0.00	-	-		
87	OHX	1	3986	-	0,6,6	0.00	-	-		
87	OHX	1	3956	-	0,6,6	0.00	-	-		
87	OHX	1	4059	-	0,6,6	0.00	-	-		
87	OHX	6	2064	-	0,6,6	0.00	-	-		
87	OHX	1	4046	-	0,6,6	0.00	-	-		
87	OHX	2	2099	-	0,6,6	0.00	-	-		
87	OHX	1	3978	-	0,6,6	0.00	-	-		
87	OHX	1	4075	-	0,6,6	0.00	-	-		
87	OHX	6	2177	-	0,6,6	0.00	-	-		
87	OHX	2	2174	-	0,6,6	0.00	-	-		
87	OHX	19	202	-	0,6,6	0.00	-	-		
87	OHX	2	2149	-	0,6,6	0.00	-	-		
87	OHX	2	2059	-	0,6,6	0.00	-	-		
87	OHX	2	2058	-	0,6,6	0.00	-	-		
87	OHX	1	4038	-	0,6,6	0.00	-	-		
87	OHX	1	4048	-	0,6,6	0.00	-	-		
87	OHX	2	2098	-	0,6,6	0.00	-	-		
87	OHX	6	2087	-	0,6,6	0.00	-	-		
87	OHX	2	2047	-	0,6,6	0.00	-	-		
87	OHX	1	4126	-	0,6,6	0.00	-	-		
87	OHX	6	2173	-	0,6,6	0.00	-	-		
87	OHX	1	3955	-	0,6,6	0.00	-	-		
87	OHX	1	4195	-	0,6,6	0.00	-	-		
87	OHX	1	4023	-	0,6,6	0.00	-	-		
87	OHX	5	3984	-	0,6,6	0.00	-	-		
87	OHX	7	223	-	0,6,6	0.00	-	-		
87	OHX	1	4018	-	0,6,6	0.00	-	-		

Mol	Type	Chain	Res	Link	Bond lengths			Bond angles		
					Counts	RMSZ	# Z > 2	Counts	RMSZ	# Z > 2
87	OHX	6	2061	-	0,6,6	0.00	-	-		
87	OHX	1	4199	-	0,6,6	0.00	-	-		
87	OHX	5	3917	-	0,6,6	0.00	-	-		
87	OHX	6	2154	-	0,6,6	0.00	-	-		
87	OHX	5	4094	-	0,6,6	0.00	-	-		
87	OHX	1	3904	-	0,6,6	0.00	-	-		
87	OHX	6	2086	-	0,6,6	0.00	-	-		
87	OHX	2	2109	-	0,6,6	0.00	-	-		
87	OHX	1	4150	-	0,6,6	0.00	-	-		
87	OHX	5	4150	-	0,6,6	0.00	-	-		
87	OHX	1	4180	-	0,6,6	0.00	-	-		
87	OHX	1	4026	-	0,6,6	0.00	-	-		
87	OHX	6	2055	-	0,6,6	0.00	-	-		
87	OHX	7	220	-	0,6,6	0.00	-	-		
87	OHX	O2	201	-	0,6,6	0.00	-	-		
87	OHX	2	2085	-	0,6,6	0.00	-	-		
87	OHX	5	3994	-	0,6,6	0.00	-	-		
87	OHX	5	3951	-	0,6,6	0.00	-	-		
87	OHX	2	2046	-	0,6,6	0.00	-	-		
87	OHX	1	3963	-	0,6,6	0.00	-	-		
87	OHX	5	4202	-	0,6,6	0.00	-	-		
87	OHX	5	3921	-	0,6,6	0.00	-	-		
87	OHX	5	4024	-	0,6,6	0.00	-	-		
87	OHX	1	3998	-	0,6,6	0.00	-	-		
87	OHX	1	3922	-	0,6,6	0.00	-	-		
87	OHX	5	4222	-	0,6,6	0.00	-	-		
87	OHX	5	3946	-	0,6,6	0.00	-	-		
87	OHX	5	4209	-	0,6,6	0.00	-	-		
87	OHX	2	2176	-	0,6,6	0.00	-	-		
87	OHX	3	217	-	0,6,6	0.00	-	-		
87	OHX	6	2175	-	0,6,6	0.00	-	-		
87	OHX	5	4142	-	0,6,6	0.00	-	-		
87	OHX	5	3901	-	0,6,6	0.00	-	-		
87	OHX	5	4181	-	0,6,6	0.00	-	-		
87	OHX	6	2156	-	0,6,6	0.00	-	-		
87	OHX	5	4158	-	0,6,6	0.00	-	-		
87	OHX	5	3983	-	0,6,6	0.00	-	-		
87	OHX	1	4016	-	0,6,6	0.00	-	-		
87	OHX	2	2168	-	0,6,6	0.00	-	-		
87	OHX	1	4187	-	0,6,6	0.00	-	-		
87	OHX	M6	202	-	0,6,6	0.00	-	-		
87	OHX	5	4171	-	0,6,6	0.00	-	-		
87	OHX	2	2126	-	0,6,6	0.00	-	-		

Mol	Type	Chain	Res	Link	Bond lengths			Bond angles		
					Counts	RMSZ	# Z > 2	Counts	RMSZ	# Z > 2
87	OHX	6	2179	-	0,6,6	0.00	-	-		
87	OHX	6	2104	-	0,6,6	0.00	-	-		
87	OHX	5	4017	-	0,6,6	0.00	-	-		
87	OHX	1	4194	-	0,6,6	0.00	-	-		
87	OHX	5	4060	-	0,6,6	0.00	-	-		
87	OHX	5	4235	-	0,6,6	0.00	-	-		
87	OHX	1	4153	-	0,6,6	0.00	-	-		
87	OHX	2	2171	-	0,6,6	0.00	-	-		
87	OHX	5	3912	-	0,6,6	0.00	-	-		
87	OHX	13	404	-	0,6,6	0.00	-	-		
87	OHX	2	2145	-	0,6,6	0.00	-	-		
87	OHX	7	225	-	0,6,6	0.00	-	-		
87	OHX	1	3934	-	0,6,6	0.00	-	-		
87	OHX	1	4154	-	0,6,6	0.00	-	-		
87	OHX	5	4160	-	0,6,6	0.00	-	-		
87	OHX	5	4204	-	0,6,6	0.00	-	-		
87	OHX	1	3875	-	0,6,6	0.00	-	-		
87	OHX	5	3995	-	0,6,6	0.00	-	-		
87	OHX	5	4244	-	0,6,6	0.00	-	-		
87	OHX	15	303	-	0,6,6	0.00	-	-		
87	OHX	s9	201	-	0,6,6	0.00	-	-		
87	OHX	1	4060	-	0,6,6	0.00	-	-		
87	OHX	1	3884	-	0,6,6	0.00	-	-		
87	OHX	5	4025	-	0,6,6	0.00	-	-		
87	OHX	5	4040	-	0,6,6	0.00	-	-		
87	OHX	5	4192	-	0,6,6	0.00	-	-		
87	OHX	1	4002	-	0,6,6	0.00	-	-		
87	OHX	5	4144	-	0,6,6	0.00	-	-		
87	OHX	2	2067	-	0,6,6	0.00	-	-		
87	OHX	1	4028	-	0,6,6	0.00	-	-		
87	OHX	1	4157	-	0,6,6	0.00	-	-		
87	OHX	1	4185	-	0,6,6	0.00	-	-		
87	OHX	5	3959	-	0,6,6	0.00	-	-		
87	OHX	5	4008	-	0,6,6	0.00	-	-		
87	OHX	6	2170	-	0,6,6	0.00	-	-		
87	OHX	2	2135	-	0,6,6	0.00	-	-		
87	OHX	5	4172	-	0,6,6	0.00	-	-		
87	OHX	5	4054	-	0,6,6	0.00	-	-		
87	OHX	2	2134	-	0,6,6	0.00	-	-		
87	OHX	6	2091	-	0,6,6	0.00	-	-		
87	OHX	1	3928	-	0,6,6	0.00	-	-		
87	OHX	8	219	-	0,6,6	0.00	-	-		
87	OHX	8	224	-	0,6,6	0.00	-	-		

Mol	Type	Chain	Res	Link	Bond lengths			Bond angles		
					Counts	RMSZ	# Z > 2	Counts	RMSZ	# Z > 2
87	OHX	N9	101	-	0,6,6	0.00	-	-		
87	OHX	5	4045	-	0,6,6	0.00	-	-		
87	OHX	1	3908	-	0,6,6	0.00	-	-		
87	OHX	5	4176	-	0,6,6	0.00	-	-		
87	OHX	1	4089	-	0,6,6	0.00	-	-		
87	OHX	5	3937	-	0,6,6	0.00	-	-		
87	OHX	1	4047	-	0,6,6	0.00	-	-		
87	OHX	5	4086	-	0,6,6	0.00	-	-		
87	OHX	5	4100	-	0,6,6	0.00	-	-		
87	OHX	5	4224	-	0,6,6	0.00	-	-		
87	OHX	5	4083	-	0,6,6	0.00	-	-		
87	OHX	8	229	-	0,6,6	0.00	-	-		
87	OHX	1	4100	-	0,6,6	0.00	-	-		
87	OHX	7	221	-	0,6,6	0.00	-	-		
87	OHX	1	3907	-	0,6,6	0.00	-	-		
87	OHX	5	4081	-	0,6,6	0.00	-	-		
87	OHX	2	2150	-	0,6,6	0.00	-	-		
87	OHX	2	2124	-	0,6,6	0.00	-	-		
87	OHX	5	4052	-	0,6,6	0.00	-	-		
87	OHX	2	2096	-	0,6,6	0.00	-	-		
87	OHX	2	2129	-	0,6,6	0.00	-	-		
87	OHX	1	4148	-	0,6,6	0.00	-	-		
87	OHX	3	221	-	0,6,6	0.00	-	-		
87	OHX	5	3972	-	0,6,6	0.00	-	-		
87	OHX	1	3990	-	0,6,6	0.00	-	-		
87	OHX	5	4151	-	0,6,6	0.00	-	-		
87	OHX	5	3969	-	0,6,6	0.00	-	-		
87	OHX	1	4135	-	0,6,6	0.00	-	-		
87	OHX	1	3975	-	0,6,6	0.00	-	-		
87	OHX	6	2094	-	0,6,6	0.00	-	-		
87	OHX	5	3918	-	0,6,6	0.00	-	-		
87	OHX	2	2045	-	0,6,6	0.00	-	-		
87	OHX	6	2204	-	0,6,6	0.00	-	-		
87	OHX	2	2161	-	0,6,6	0.00	-	-		
87	OHX	2	2147	-	0,6,6	0.00	-	-		
87	OHX	1	3872	-	0,6,6	0.00	-	-		
87	OHX	s4	302	-	0,6,6	0.00	-	-		
87	OHX	5	3943	-	0,6,6	0.00	-	-		
87	OHX	1	4088	-	0,6,6	0.00	-	-		
87	OHX	1	4008	-	0,6,6	0.00	-	-		
87	OHX	6	2180	-	0,6,6	0.00	-	-		
87	OHX	6	2183	-	0,6,6	0.00	-	-		
87	OHX	5	4058	-	0,6,6	0.00	-	-		

Mol	Type	Chain	Res	Link	Bond lengths			Bond angles		
					Counts	RMSZ	# Z > 2	Counts	RMSZ	# Z > 2
87	OHX	2	2095	-	0,6,6	0.00	-	-		
87	OHX	1	4015	-	0,6,6	0.00	-	-		
87	OHX	5	3963	-	0,6,6	0.00	-	-		
87	OHX	2	2041	-	0,6,6	0.00	-	-		
87	OHX	1	4165	-	0,6,6	0.00	-	-		
87	OHX	5	4117	-	0,6,6	0.00	-	-		
87	OHX	1	3993	-	0,6,6	0.00	-	-		
87	OHX	6	2057	-	0,6,6	0.00	-	-		
87	OHX	2	2100	-	0,6,6	0.00	-	-		
87	OHX	5	3954	-	0,6,6	0.00	-	-		
87	OHX	5	4190	-	0,6,6	0.00	-	-		
87	OHX	2	2173	-	0,6,6	0.00	-	-		
87	OHX	5	4154	-	0,6,6	0.00	-	-		
87	OHX	5	4185	-	0,6,6	0.00	-	-		
87	OHX	5	3949	-	0,6,6	0.00	-	-		
87	OHX	5	4064	-	0,6,6	0.00	-	-		
87	OHX	1	4042	-	0,6,6	0.00	-	-		
87	OHX	5	3930	-	0,6,6	0.00	-	-		
87	OHX	6	2067	-	0,6,6	0.00	-	-		
87	OHX	2	2162	-	0,6,6	0.00	-	-		
87	OHX	5	3905	-	0,6,6	0.00	-	-		
87	OHX	7	222	-	0,6,6	0.00	-	-		
87	OHX	5	4051	-	0,6,6	0.00	-	-		
87	OHX	1	4104	-	0,6,6	0.00	-	-		
87	OHX	2	2146	-	0,6,6	0.00	-	-		
87	OHX	2	2053	-	0,6,6	0.00	-	-		
87	OHX	2	2156	-	0,6,6	0.00	-	-		
87	OHX	6	2195	-	0,6,6	0.00	-	-		
87	OHX	8	228	-	0,6,6	0.00	-	-		
87	OHX	1	4196	-	0,6,6	0.00	-	-		
87	OHX	2	2105	-	0,6,6	0.00	-	-		
87	OHX	2	2030	-	0,6,6	0.00	-	-		
87	OHX	5	3902	-	0,6,6	0.00	-	-		
87	OHX	2	2035	-	0,6,6	0.00	-	-		
87	OHX	1	4101	-	0,6,6	0.00	-	-		
87	OHX	5	4112	-	0,6,6	0.00	-	-		
87	OHX	4	228	-	0,6,6	0.00	-	-		
87	OHX	1	4184	-	0,6,6	0.00	-	-		
87	OHX	5	3971	-	0,6,6	0.00	-	-		
87	OHX	1	3984	-	0,6,6	0.00	-	-		
87	OHX	1	4019	-	0,6,6	0.00	-	-		
87	OHX	o7	503	-	0,6,6	0.00	-	-		
87	OHX	2	2064	-	0,6,6	0.00	-	-		

Mol	Type	Chain	Res	Link	Bond lengths			Bond angles		
					Counts	RMSZ	# Z > 2	Counts	RMSZ	# Z > 2
87	OHX	5	3907	-	0,6,6	0.00	-	-		
87	OHX	5	4241	-	0,6,6	0.00	-	-		
87	OHX	6	2168	-	0,6,6	0.00	-	-		
87	OHX	6	2146	-	0,6,6	0.00	-	-		
87	OHX	1	3994	-	0,6,6	0.00	-	-		
87	OHX	15	305	-	0,6,6	0.00	-	-		
87	OHX	M9	202	-	0,6,6	0.00	-	-		
87	OHX	1	4114	-	0,6,6	0.00	-	-		
87	OHX	1	4041	-	0,6,6	0.00	-	-		
87	OHX	6	2108	-	0,6,6	0.00	-	-		
87	OHX	6	2102	-	0,6,6	0.00	-	-		
87	OHX	1	3890	-	0,6,6	0.00	-	-		
87	OHX	1	4200	-	0,6,6	0.00	-	-		
87	OHX	6	2109	-	0,6,6	0.00	-	-		
87	OHX	2	2158	-	0,6,6	0.00	-	-		
87	OHX	5	4147	-	0,6,6	0.00	-	-		
87	OHX	2	2032	-	0,6,6	0.00	-	-		
87	OHX	O3	201	-	0,6,6	0.00	-	-		
87	OHX	1	4034	-	0,6,6	0.00	-	-		
87	OHX	1	4094	-	0,6,6	0.00	-	-		
87	OHX	5	3973	-	0,6,6	0.00	-	-		
87	OHX	1	3976	-	0,6,6	0.00	-	-		
87	OHX	1	3936	-	0,6,6	0.00	-	-		
87	OHX	5	4038	-	0,6,6	0.00	-	-		
87	OHX	2	2160	-	0,6,6	0.00	-	-		
87	OHX	2	2153	-	0,6,6	0.00	-	-		
87	OHX	2	2034	-	0,6,6	0.00	-	-		
87	OHX	5	4238	-	0,6,6	0.00	-	-		

In the following table, the Chirals column lists the number of chiral outliers, the number of chiral centers analysed, the number of these observed in the model and the number defined in the Chemical Component Dictionary. Similar counts are reported in the Torsion and Rings columns. '-' means no outliers of that kind were identified.

Mol	Type	Chain	Res	Link	Chirals	Torsions	Rings
89	3KD	5	4254	-	-	-	0/5/5/5
89	3KD	1	4218	-	-	-	0/5/5/5

All (2) bond length outliers are listed below:

Mol	Chain	Res	Type	Atoms	Z	Observed(Å)	Ideal(Å)
89	5	4254	3KD	C13-C12	3.04	1.54	1.50

Continued on next page...

Continued from previous page...

Mol	Chain	Res	Type	Atoms	Z	Observed(Å)	Ideal(Å)
89	5	4254	3KD	C8-C9	-2.40	1.47	1.51

All (2) bond angle outliers are listed below:

Mol	Chain	Res	Type	Atoms	Z	Observed(°)	Ideal(°)
89	5	4254	3KD	O-C14-C9	-3.44	101.86	109.57
89	1	4218	3KD	O-C14-C9	-2.91	103.05	109.57

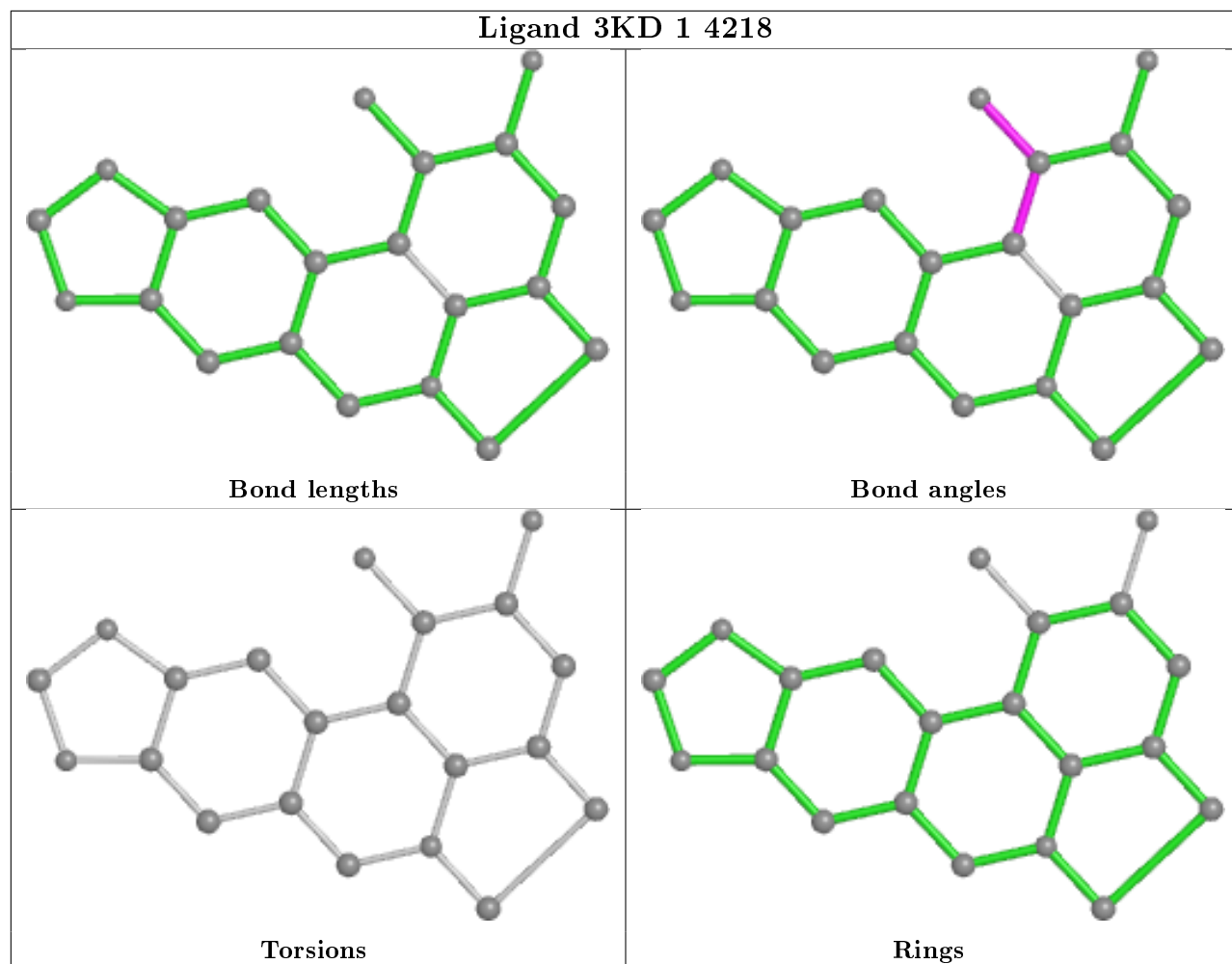
There are no chirality outliers.

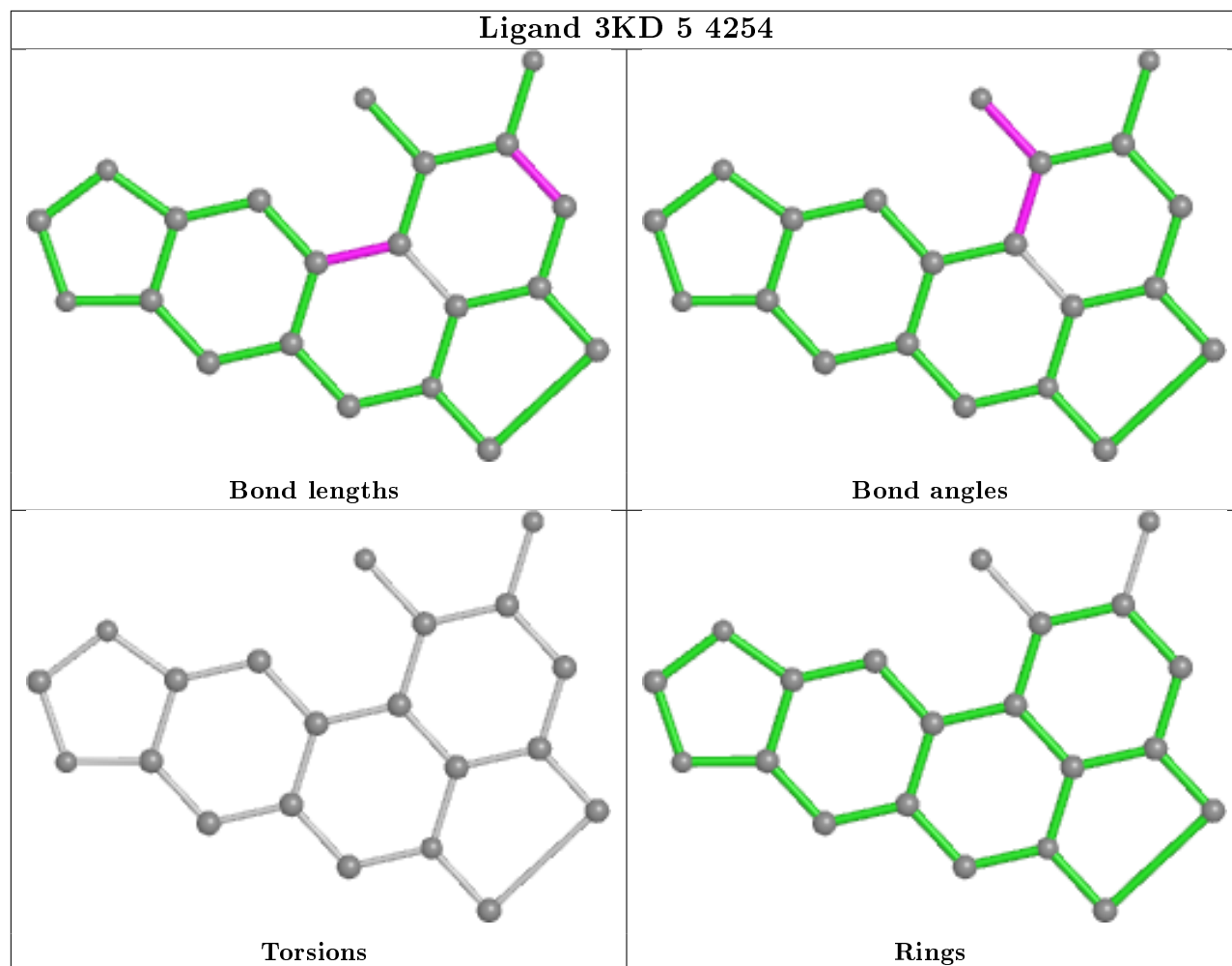
There are no torsion outliers.

There are no ring outliers.

No monomer is involved in short contacts.

The following is a two-dimensional graphical depiction of Mogul quality analysis of bond lengths, bond angles, torsion angles, and ring geometry for all instances of the Ligand of Interest. In addition, ligands with molecular weight > 250 and outliers as shown on the validation Tables will also be included. For torsion angles, if less than 5% of the Mogul distribution of torsion angles is within 10 degrees of the torsion angle in question, then that torsion angle is considered an outlier. Any bond that is central to one or more torsion angles identified as an outlier by Mogul will be highlighted in the graph. For rings, the root-mean-square deviation (RMSD) between the ring in question and similar rings identified by Mogul is calculated over all ring torsion angles. If the average RMSD is greater than 60 degrees and the minimal RMSD between the ring in question and any Mogul-identified rings is also greater than 60 degrees, then that ring is considered an outlier. The outliers are highlighted in purple. The color gray indicates Mogul did not find sufficient equivalents in the CSD to analyse the geometry.





5.7 Other polymers [i](#)

There are no such residues in this entry.

5.8 Polymer linkage issues [i](#)

There are no chain breaks in this entry.

6 Fit of model and data ⓘ

6.1 Protein, DNA and RNA chains ⓘ

EDS failed to run properly - this section is therefore empty.

6.2 Non-standard residues in protein, DNA, RNA chains ⓘ

EDS failed to run properly - this section is therefore empty.

6.3 Carbohydrates ⓘ

EDS failed to run properly - this section is therefore empty.

6.4 Ligands ⓘ

EDS failed to run properly - this section is therefore empty.

6.5 Other polymers ⓘ

EDS failed to run properly - this section is therefore empty.