



Full wwPDB X-ray Structure Validation Report ⓘ

Aug 30, 2020 – 07:23 PM BST

PDB ID : 4U53
Title : Crystal structure of Deoxynivalenol bound to the yeast 80S ribosome
Authors : Garreau de Loubresse, N.; Prokhorova, I.; Yusupova, G.; Yusupov, M.
Deposited on : 2014-07-24
Resolution : 3.30 Å(reported)

This is a Full wwPDB X-ray Structure Validation Report for a publicly released PDB entry.

We welcome your comments at validation@mail.wwpdb.org

A user guide is available at

<https://www.wwpdb.org/validation/2017/XrayValidationReportHelp>

with specific help available everywhere you see the ⓘ symbol.

The following versions of software and data (see [references ⓘ](#)) were used in the production of this report:

MolProbity : 4.02b-467
Mogul : 1.8.5 (274361), CSD as541be (2020)
Xtriage (Phenix) : 1.13
EDS : **FAILED**
buster-report : 1.1.7 (2018)
Percentile statistics : 20191225.v01 (using entries in the PDB archive December 25th 2019)
Ideal geometry (proteins) : Engh & Huber (2001)
Ideal geometry (DNA, RNA) : Parkinson et al. (1996)
Validation Pipeline (wwPDB-VP) : 2.13

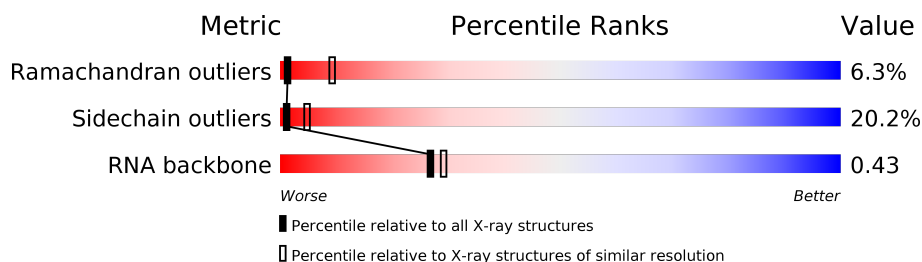
1 Overall quality at a glance

The following experimental techniques were used to determine the structure:

X-RAY DIFFRACTION

The reported resolution of this entry is 3.30 Å.

Percentile scores (ranging between 0-100) for global validation metrics of the entry are shown in the following graphic. The table shows the number of entries on which the scores are based.



Metric	Whole archive (#Entries)	Similar resolution (#Entries, resolution range(Å))
Ramachandran outliers	138981	1183 (3.34-3.26)
Sidechain outliers	138945	1182 (3.34-3.26)
RNA backbone	3102	1117 (3.70-2.90)


























The table below summarises the geometric issues observed across the polymeric chains and their fit to the electron density. The red, orange, yellow and green segments on the lower bar indicate the fraction of residues that contain outliers for ≥ 3 , 2, 1 and 0 types of geometric quality criteria respectively. A grey segment represents the fraction of residues that are not modelled. The numeric value for each fraction is indicated below the corresponding segment, with a dot representing fractions $\leq 5\%$.

Note EDS failed to run properly.

Mol	Chain	Length	Quality of chain
1	2	1800	63% 30% . .
1	6	1800	62% 33% 5%
2	S0	251	62% 19% . 18%
2	s0	251	63% 17% . 18%
3	S1	254	60% 21% . 16%
3	s1	254	66% 18% . 15%
4	S2	253	65% 21% 14%
4	s2	253	62% 23% . 14%




















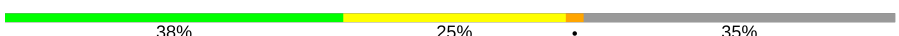





Continued on next page...

Continued from previous page...

Mol	Chain	Length	Quality of chain
5	S3	239	
5	s3	239	
6	S4	260	
6	s4	260	
7	S5	224	
7	s5	224	
8	S6	236	
8	s6	236	
9	S7	189	
9	s7	189	
10	S8	200	
10	s8	200	
11	S9	196	
11	s9	196	
12	C0	105	
12	c0	105	
13	C1	155	
13	c1	155	
14	C2	142	
14	c2	142	
15	C3	150	
15	c3	150	
16	C4	136	
16	c4	136	
17	C5	141	










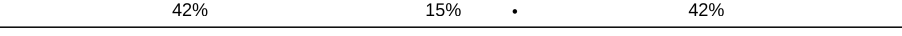















Continued on next page...

Continued from previous page...

Mol	Chain	Length	Quality of chain
17	c5	141	
18	C6	142	
18	c6	142	
19	C7	136	
19	c7	136	
20	C8	145	
20	c8	145	
21	C9	143	
21	c9	143	
22	D0	120	
22	d0	120	
23	D1	87	
23	d1	87	
24	D2	129	
24	d2	129	
25	D3	144	
25	d3	144	
26	D4	134	
26	d4	134	
27	D5	107	
27	d5	107	
28	D6	97	
28	d6	97	
29	D7	81	
29	d7	81	

Continued on next page...

Continued from previous page...

Mol	Chain	Length	Quality of chain
30	D8	66	
30	d8	66	
31	D9	55	
31	d9	55	
32	E0	60	
33	E1	76	
33	e1	76	
34	SR	318	
34	sR	318	
35	SM	273	
35	sM	273	
36	1	3396	
36	5	3396	
37	3	121	
37	7	121	
38	4	158	
38	8	158	
39	L2	253	
39	l2	253	
40	L3	386	
40	l3	386	
41	L4	361	
41	l4	361	
42	L5	296	
42	l5	296	


























Continued on next page...

Continued from previous page...

Mol	Chain	Length	Quality of chain
43	L6	175	
43	l6	175	
44	L7	243	
44	l7	243	
45	L8	255	
45	l8	255	
46	L9	191	
46	l9	191	
47	M0	220	
47	m0	220	
48	M1	173	
48	m1	173	
49	M3	198	
49	m3	198	
50	M4	137	
50	m4	137	
51	M5	203	
51	m5	203	
52	M6	198	
52	m6	198	
53	M7	183	
53	m7	183	
54	M8	185	
54	m8	185	
55	M9	188	


























Continued on next page...

Continued from previous page...

Mol	Chain	Length	Quality of chain
55	m9	188	
56	N0	172	
56	n0	172	
57	N1	159	
57	n1	159	
58	N2	120	
58	n2	120	
59	N3	136	
59	n3	136	
60	N4	155	
60	n4	155	
61	N5	141	
61	n5	141	
62	N6	126	
62	n6	126	
63	N7	135	
63	n7	135	
64	N8	148	
64	n8	148	
65	N9	58	
65	n9	58	
66	O0	104	
66	o0	104	
67	O1	112	
67	o1	112	

Continued on next page...

Continued from previous page...

Mol	Chain	Length	Quality of chain
68	O2	129	
68	o2	129	
69	O3	106	
69	o3	106	
70	O4	119	
70	o4	119	
71	O5	119	
71	o5	119	
72	O6	99	
72	o6	99	
73	O7	87	
73	o7	87	
74	O8	77	
74	o8	77	
75	O9	50	
75	o9	50	
76	Q0	52	
76	q0	52	
77	Q1	25	
77	q1	25	
78	Q2	105	
78	q2	105	
79	Q3	91	
79	q3	91	
80	e0	62	

Continued on next page...

Continued from previous page...

Mol	Chain	Length	Quality of chain
81	m2	160	<div><div></div><div>93%</div><div>• 6%</div></div>
82	p0	311	<div><div></div><div>38%</div><div>8%</div><div>54%</div></div>
83	p1	47	<div><div></div><div>100%</div></div>
84	p2	46	<div><div></div><div>100%</div></div>

2 Entry composition

There are 88 unique types of molecules in this entry. The entry contains 411183 atoms, of which 0 are hydrogens and 0 are deuteriums.

In the tables below, the ZeroOcc column contains the number of atoms modelled with zero occupancy, the AltConf column contains the number of residues with at least one atom in alternate conformation and the Trace column contains the number of residues modelled with at most 2 atoms.

- Molecule 1 is a RNA chain called 18S ribosomal RNA.

Mol	Chain	Residues	Atoms					ZeroOcc	AltConf	Trace
1	2	1750	Total	C	N	O	P	0	0	0
			37283	16668	6591	12274	1750			
1	6	1795	Total	C	N	O	P	0	0	0
			38238	17095	6758	12590	1795			

- Molecule 2 is a protein called 40S ribosomal protein S0-A.

Mol	Chain	Residues	Atoms					ZeroOcc	AltConf	Trace
2	S0	206	Total	C	N	O	S	0	0	0
			1577	1014	278	283	2			
2	s0	206	Total	C	N	O	S	0	0	0
			1583	1017	281	283	2			

- Molecule 3 is a protein called 40S ribosomal protein S1-A.

Mol	Chain	Residues	Atoms					ZeroOcc	AltConf	Trace
3	S1	214	Total	C	N	O	S	0	0	0
			1709	1084	310	311	4			
3	s1	216	Total	C	N	O	S	0	0	0
			1722	1091	312	315	4			

- Molecule 4 is a protein called 40S ribosomal protein S2.

Mol	Chain	Residues	Atoms					ZeroOcc	AltConf	Trace
4	S2	217	Total	C	N	O	S	0	0	0
			1635	1047	289	297	2			
4	s2	217	Total	C	N	O	S	0	0	0
			1635	1047	289	297	2			

- Molecule 5 is a protein called 40S ribosomal protein S3.

Mol	Chain	Residues	Atoms					ZeroOcc	AltConf	Trace
5	S3	223	Total	C	N	O	S	0	0	0
			1734	1101	313	314	6			
5	s3	223	Total	C	N	O	S	0	0	0
			1734	1101	313	314	6			

- Molecule 6 is a protein called 40S ribosomal protein S4-A.

Mol	Chain	Residues	Atoms					ZeroOcc	AltConf	Trace
6	S4	260	Total	C	N	O	S	0	0	0
			2068	1316	389	360	3			
6	s4	260	Total	C	N	O	S	0	0	0
			2068	1316	389	360	3			

- Molecule 7 is a protein called 40S ribosomal protein S5.

Mol	Chain	Residues	Atoms					ZeroOcc	AltConf	Trace
7	S5	206	Total	C	N	O	S	0	0	0
			1609	1007	300	299	3			
7	s5	206	Total	C	N	O	S	0	0	0
			1609	1007	300	299	3			

- Molecule 8 is a protein called 40S ribosomal protein S6-A.

Mol	Chain	Residues	Atoms					ZeroOcc	AltConf	Trace
8	S6	226	Total	C	N	O	S	0	0	0
			1799	1129	346	321	3			
8	s6	218	Total	C	N	O	S	0	0	0
			1755	1102	337	313	3			

- Molecule 9 is a protein called 40S ribosomal protein S7-A.

Mol	Chain	Residues	Atoms				ZeroOcc	AltConf	Trace
9	S7	184	Total	C	N	O	0	0	0
			1481	951	265	265			
9	s7	186	Total	C	N	O	0	0	0
			1491	957	267	267			

- Molecule 10 is a protein called 40S ribosomal protein S8-A.

Mol	Chain	Residues	Atoms					ZeroOcc	AltConf	Trace
10	S8	188	Total	C	N	O	S	0	0	0
			1489	925	298	264	2			

Continued on next page...

Continued from previous page...

Mol	Chain	Residues	Atoms					ZeroOcc	AltConf	Trace
10	s8	188	Total	C	N	O	S	0	0	0
			1489	925	298	264	2			

- Molecule 11 is a protein called 40S ribosomal protein S9-A.

Mol	Chain	Residues	Atoms					ZeroOcc	AltConf	Trace
11	S9	185	Total	C	N	O	S	0	0	0
			1494	943	289	261	1			
11	s9	185	Total	C	N	O	S	0	0	0
			1494	943	289	261	1			

- Molecule 12 is a protein called 40S ribosomal protein S10-A.

Mol	Chain	Residues	Atoms					ZeroOcc	AltConf	Trace
12	C0	96	Total	C	N	O	S	0	0	0
			773	500	126	145	2			
12	c0	96	Total	C	N	O	S	0	0	0
			762	491	125	144	2			

There are 2 discrepancies between the modelled and reference sequences:

Chain	Residue	Modelled	Actual	Comment	Reference
C0	89	ALA	GLY	conflict	UNP Q08745
c0	89	ALA	GLY	conflict	UNP Q08745

- Molecule 13 is a protein called 40S ribosomal protein S11-A.

Mol	Chain	Residues	Atoms					ZeroOcc	AltConf	Trace
13	C1	155	Total	C	N	O	S	0	0	0
			1214	775	230	206	3			
13	c1	146	Total	C	N	O	S	0	0	0
			1168	747	221	197	3			

There are 2 discrepancies between the modelled and reference sequences:

Chain	Residue	Modelled	Actual	Comment	Reference
C1	147	ALA	GLY	conflict	UNP P0CX47
c1	147	ALA	GLY	conflict	UNP P0CX47

- Molecule 14 is a protein called 40S ribosomal protein S12.

Mol	Chain	Residues	Atoms					ZeroOcc	AltConf	Trace
14	C2	124	Total	C	N	O	S	0	0	0
			892	562	156	172	2			
14	c2	124	Total	C	N	O	S	0	0	0
			892	562	156	172	2			

There are 4 discrepancies between the modelled and reference sequences:

Chain	Residue	Modelled	Actual	Comment	Reference
C2	104	ALA	GLY	conflict	UNP P48589
C2	110	ALA	GLY	conflict	UNP P48589
c2	104	ALA	GLY	conflict	UNP P48589
c2	110	ALA	GLY	conflict	UNP P48589

- Molecule 15 is a protein called 40S ribosomal protein S13.

Mol	Chain	Residues	Atoms					ZeroOcc	AltConf	Trace
15	C3	150	Total	C	N	O	S	0	0	0
			1192	759	224	207	2			
15	c3	150	Total	C	N	O	S	0	0	0
			1192	759	224	207	2			

- Molecule 16 is a protein called 40S ribosomal protein S14-A.

Mol	Chain	Residues	Atoms					ZeroOcc	AltConf	Trace
16	C4	127	Total	C	N	O	S	0	0	0
			891	545	182	163	1			
16	c4	128	Total	C	N	O	S	0	0	0
			949	582	188	176	3			

- Molecule 17 is a protein called 40S ribosomal protein S15.

Mol	Chain	Residues	Atoms					ZeroOcc	AltConf	Trace
17	C5	124	Total	C	N	O	S	0	0	0
			977	622	182	166	7			
17	c5	135	Total	C	N	O	S	0	0	0
			1039	658	196	178	7			

- Molecule 18 is a protein called 40S ribosomal protein S16-A.

Mol	Chain	Residues	Atoms					ZeroOcc	AltConf	Trace
18	C6	141	Total	C	N	O		0	0	0
			1105	708	203	194				

Continued on next page...

Continued from previous page...

Mol	Chain	Residues	Atoms				ZeroOcc	AltConf	Trace
18	c6	142	Total	C	N	O			
			1111	711	204	196	0	0	0

- Molecule 19 is a protein called 40S ribosomal protein S17-A.

Mol	Chain	Residues	Atoms					ZeroOcc	AltConf	Trace
19	C7	120	Total	C	N	O	S			
			926	577	177	170	2	0	0	0
19	c7	117	Total	C	N	O	S			
			906	563	174	167	2	0	0	0

- Molecule 20 is a protein called 40S ribosomal protein S18-A.

Mol	Chain	Residues	Atoms					ZeroOcc	AltConf	Trace
20	C8	145	Total	C	N	O	S			
			1192	743	237	210	2	0	0	0
20	c8	145	Total	C	N	O	S			
			1192	743	237	210	2	0	0	0

- Molecule 21 is a protein called 40S ribosomal protein S19-A.

Mol	Chain	Residues	Atoms					ZeroOcc	AltConf	Trace
21	C9	143	Total	C	N	O	S			
			1112	694	208	208	2	0	0	0
21	c9	143	Total	C	N	O	S			
			1112	694	208	208	2	0	0	0

- Molecule 22 is a protein called 40S ribosomal protein S20.

Mol	Chain	Residues	Atoms					ZeroOcc	AltConf	Trace
22	D0	107	Total	C	N	O	S			
			855	539	156	159	1	0	0	0
22	d0	110	Total	C	N	O	S			
			882	554	161	166	1	0	0	0

- Molecule 23 is a protein called 40S ribosomal protein S21-A.

Mol	Chain	Residues	Atoms					ZeroOcc	AltConf	Trace
23	D1	87	Total	C	N	O	S			
			684	420	125	137	2	0	0	0
23	d1	87	Total	C	N	O	S			
			684	420	125	137	2	0	0	0

- Molecule 24 is a protein called 40S ribosomal protein S22-A.

Mol	Chain	Residues	Atoms					ZeroOcc	AltConf	Trace
24	D2	129	Total	C	N	O	S	0	0	0
			1021	650	188	180	3			
24	d2	129	Total	C	N	O	S	0	0	0
			1021	650	188	180	3			

- Molecule 25 is a protein called 40S ribosomal protein S23-A.

Mol	Chain	Residues	Atoms					ZeroOcc	AltConf	Trace
25	D3	144	Total	C	N	O	S	0	0	0
			1121	708	220	191	2			
25	d3	144	Total	C	N	O	S	0	0	0
			1121	708	220	191	2			

- Molecule 26 is a protein called 40S ribosomal protein S24-A.

Mol	Chain	Residues	Atoms				ZeroOcc	AltConf	Trace
26	D4	134	Total	C	N	O	0	0	0
			1073	676	208	189			
26	d4	134	Total	C	N	O	0	0	0
			1073	676	208	189			

- Molecule 27 is a protein called 40S ribosomal protein S25-A.

Mol	Chain	Residues	Atoms				ZeroOcc	AltConf	Trace
27	D5	70	Total	C	N	O	0	0	0
			563	360	104	99			
27	d5	69	Total	C	N	O	0	0	0
			558	357	103	98			

- Molecule 28 is a protein called 40S ribosomal protein S26-B.

Mol	Chain	Residues	Atoms					ZeroOcc	AltConf	Trace
28	D6	97	Total	C	N	O	S	0	0	0
			769	475	160	129	5			
28	d6	97	Total	C	N	O	S	0	0	0
			769	475	160	129	5			

- Molecule 29 is a protein called 40S ribosomal protein S27-A.

Mol	Chain	Residues	Atoms					ZeroOcc	AltConf	Trace
29	D7	81	Total	C	N	O	S	0	0	0
			610	382	110	113	5			
29	d7	81	Total	C	N	O	S	0	0	0
			610	382	110	113	5			

- Molecule 30 is a protein called 40S ribosomal protein S28-A.

Mol	Chain	Residues	Atoms					ZeroOcc	AltConf	Trace
30	D8	63	Total	C	N	O	S	0	0	0
			497	306	99	91	1			
30	d8	63	Total	C	N	O	S	0	0	0
			497	306	99	91	1			

- Molecule 31 is a protein called 40S ribosomal protein S29-A.

Mol	Chain	Residues	Atoms					ZeroOcc	AltConf	Trace
31	D9	53	Total	C	N	O	S	0	0	0
			442	274	92	72	4			
31	d9	53	Total	C	N	O	S	0	0	0
			442	274	92	72	4			

- Molecule 32 is a protein called 40S ribosomal protein S30-A.

Mol	Chain	Residues	Atoms					ZeroOcc	AltConf	Trace
32	E0	60	Total	C	N	O	S	0	0	0
			475	299	98	77	1			

- Molecule 33 is a protein called Ubiquitin-40S ribosomal protein S31.

Mol	Chain	Residues	Atoms					ZeroOcc	AltConf	Trace
33	E1	71	Total	C	N	O	S	0	0	0
			566	362	106	94	4			
33	e1	76	Total	C	N	O	S	0	0	0
			608	388	117	99	4			

- Molecule 34 is a protein called Guanine nucleotide-binding protein subunit beta-like protein.

Mol	Chain	Residues	Atoms					ZeroOcc	AltConf	Trace
34	SR	318	Total	C	N	O	S	0	0	0
			2441	1544	419	470	8			
34	sR	318	Total	C	N	O	S	0	0	0
			2442	1544	418	472	8			

- Molecule 35 is a protein called Suppressor protein STM1.

Mol	Chain	Residues	Atoms				ZeroOcc	AltConf	Trace
35	SM	159	Total	C	N	O	0	0	0
			1104	652	221	231			
35	sM	104	Total	C	N	O	0	0	0
			680	403	140	137			

- Molecule 36 is a RNA chain called 25S ribosomal RNA.

Mol	Chain	Residues	Atoms					ZeroOcc	AltConf	Trace
36	1	3149	Total	C	N	O	P	0	0	0
			67355	30086	12142	21978	3149			
36	5	3150	Total	C	N	O	P	0	0	0
			67376	30095	12145	21987	3149			

- Molecule 37 is a RNA chain called 5S ribosomal RNA.

Mol	Chain	Residues	Atoms					ZeroOcc	AltConf	Trace
37	3	121	Total	C	N	O	P	0	0	0
			2579	1152	461	845	121			
37	7	121	Total	C	N	O	P	0	0	0
			2579	1152	461	845	121			

- Molecule 38 is a RNA chain called 5.8S ribosomal RNA.

Mol	Chain	Residues	Atoms					ZeroOcc	AltConf	Trace
38	4	158	Total	C	N	O	P	0	0	0
			3353	1500	586	1109	158			
38	8	158	Total	C	N	O	P	0	0	0
			3353	1500	586	1109	158			

- Molecule 39 is a protein called 60S ribosomal protein L2-A.

Mol	Chain	Residues	Atoms					ZeroOcc	AltConf	Trace
39	L2	252	Total	C	N	O	S	0	0	0
			1914	1191	388	334	1			
39	12	252	Total	C	N	O	S	0	0	0
			1912	1190	388	333	1			

- Molecule 40 is a protein called 60S ribosomal protein L3.

Mol	Chain	Residues	Atoms					ZeroOcc	AltConf	Trace
40	L3	386	Total	C	N	O	S	0	0	0
			3075	1950	584	533	8			
40	l3	386	Total	C	N	O	S	0	0	0
			3075	1950	584	533	8			

- Molecule 41 is a protein called 60S ribosomal protein L4-A.

Mol	Chain	Residues	Atoms					ZeroOcc	AltConf	Trace
41	L4	361	Total	C	N	O	S	0	0	0
			2748	1729	522	494	3			
41	l4	361	Total	C	N	O	S	0	0	0
			2748	1729	522	494	3			

- Molecule 42 is a protein called 60S ribosomal protein L5.

Mol	Chain	Residues	Atoms					ZeroOcc	AltConf	Trace
42	L5	296	Total	C	N	O	S	0	0	0
			2375	1501	414	458	2			
42	l5	294	Total	C	N	O	S	0	0	0
			2359	1489	412	456	2			

- Molecule 43 is a protein called 60S ribosomal protein L6-A.

Mol	Chain	Residues	Atoms					ZeroOcc	AltConf	Trace
43	L6	156	Total	C	N	O	S	0	0	0
			1239	800	222	216	1			
43	l6	157	Total	C	N	O	S	0	0	0
			1248	806	224	217	1			

- Molecule 44 is a protein called 60S ribosomal protein L7-A.

Mol	Chain	Residues	Atoms					ZeroOcc	AltConf	Trace
44	L7	222	Total	C	N	O	S	0	0	0
			1784	1151	324	308	1			
44	l7	223	Total	C	N	O	S	0	0	0
			1791	1155	325	310	1			

- Molecule 45 is a protein called 60S ribosomal protein L8-A.

Mol	Chain	Residues	Atoms					ZeroOcc	AltConf	Trace
45	L8	233	Total	C	N	O	S	0	0	0
			1804	1151	323	327	3			

Continued on next page...

Continued from previous page...

Mol	Chain	Residues	Atoms					ZeroOcc	AltConf	Trace
45	l8	231	Total	C	N	O	S	0	0	0
			1763	1130	316	314	3			

- Molecule 46 is a protein called 60S ribosomal protein L9-A.

Mol	Chain	Residues	Atoms					ZeroOcc	AltConf	Trace
46	L9	191	Total	C	N	O	S	0	0	0
			1518	963	274	277	4			
46	l9	191	Total	C	N	O	S	0	0	0
			1518	963	274	277	4			

- Molecule 47 is a protein called 60S ribosomal protein L10.

Mol	Chain	Residues	Atoms					ZeroOcc	AltConf	Trace
47	M0	211	Total	C	N	O	S	0	0	0
			1705	1083	322	294	6			
47	m0	213	Total	C	N	O	S	0	0	0
			1722	1094	325	297	6			

- Molecule 48 is a protein called 60S ribosomal protein L11-B.

Mol	Chain	Residues	Atoms					ZeroOcc	AltConf	Trace
48	M1	169	Total	C	N	O	S	0	0	0
			1353	847	253	249	4			
48	m1	169	Total	C	N	O	S	0	0	0
			1353	847	253	249	4			

- Molecule 49 is a protein called 60S ribosomal protein L13-A.

Mol	Chain	Residues	Atoms				ZeroOcc	AltConf	Trace
49	M3	193	Total	C	N	O	0	0	0
			1543	962	315	266			
49	m3	194	Total	C	N	O	0	0	0
			1548	965	316	267			

- Molecule 50 is a protein called 60S ribosomal protein L14-A.

Mol	Chain	Residues	Atoms				ZeroOcc	AltConf	Trace
50	M4	136	Total	C	N	O	0	0	0
			1053	675	199	177			
50	m4	137	Total	C	N	O	0	0	0
			1059	678	200	179			

- Molecule 51 is a protein called 60S ribosomal protein L15-A.

Mol	Chain	Residues	Atoms					ZeroOcc	AltConf	Trace
51	M5	203	Total	C	N	O	S	0	0	0
			1720	1077	361	281	1			
51	m5	203	Total	C	N	O	S	0	0	0
			1720	1077	361	281	1			

- Molecule 52 is a protein called 60S ribosomal protein L16-A.

Mol	Chain	Residues	Atoms					ZeroOcc	AltConf	Trace
52	M6	197	Total	C	N	O	S	0	0	0
			1555	1003	289	262	1			
52	m6	197	Total	C	N	O	S	0	0	0
			1555	1003	289	262	1			

- Molecule 53 is a protein called 60S ribosomal protein L17-A.

Mol	Chain	Residues	Atoms				ZeroOcc	AltConf	Trace
53	M7	183	Total	C	N	O	0	0	0
			1420	882	281	257			
53	m7	155	Total	C	N	O	0	0	0
			1227	764	238	225			

- Molecule 54 is a protein called 60S ribosomal protein L18-A.

Mol	Chain	Residues	Atoms					ZeroOcc	AltConf	Trace
54	M8	185	Total	C	N	O	S	0	0	0
			1441	908	290	241	2			
54	m8	185	Total	C	N	O	S	0	0	0
			1441	908	290	241	2			

- Molecule 55 is a protein called 60S ribosomal protein L19-A.

Mol	Chain	Residues	Atoms				ZeroOcc	AltConf	Trace
55	M9	188	Total	C	N	O	0	0	0
			1521	935	326	260			
55	m9	188	Total	C	N	O	0	0	0
			1521	935	326	260			

- Molecule 56 is a protein called 60S ribosomal protein L20-A.

Mol	Chain	Residues	Atoms					ZeroOcc	AltConf	Trace
56	N0	172	Total	C	N	O	S	0	0	0
			1445	930	267	244	4			
56	n0	172	Total	C	N	O	S	0	0	0
			1445	930	267	244	4			

- Molecule 57 is a protein called 60S ribosomal protein L21-A.

Mol	Chain	Residues	Atoms					ZeroOcc	AltConf	Trace
57	N1	159	Total	C	N	O	S	0	0	0
			1276	805	246	221	4			
57	n1	159	Total	C	N	O	S	0	0	0
			1276	805	246	221	4			

- Molecule 58 is a protein called 60S ribosomal protein L22-A.

Mol	Chain	Residues	Atoms				ZeroOcc	AltConf	Trace
58	N2	100	Total	C	N	O	0	0	0
			796	516	131	149			
58	n2	98	Total	C	N	O	0	0	0
			778	505	127	146			

- Molecule 59 is a protein called 60S ribosomal protein L23-A.

Mol	Chain	Residues	Atoms					ZeroOcc	AltConf	Trace
59	N3	136	Total	C	N	O	S	0	0	0
			1003	628	189	179	7			
59	n3	136	Total	C	N	O	S	0	0	0
			1003	628	189	179	7			

- Molecule 60 is a protein called 60S ribosomal protein L24-A.

Mol	Chain	Residues	Atoms					ZeroOcc	AltConf	Trace
60	N4	98	Total	C	N	O	S	0	0	0
			699	443	137	118	1			
60	n4	135	Total	C	N	O	S	0	0	0
			1038	651	206	180	1			

- Molecule 61 is a protein called 60S ribosomal protein L25.

Mol	Chain	Residues	Atoms					ZeroOcc	AltConf	Trace
61	N5	121	Total	C	N	O	S	0	0	0
			964	620	169	173	2			

Continued on next page...

Continued from previous page...

Mol	Chain	Residues	Atoms					ZeroOcc	AltConf	Trace
61	n5	120	Total	C	N	O	S	0	0	0
			959	617	168	172	2			

- Molecule 62 is a protein called 60S ribosomal protein L26-A.

Mol	Chain	Residues	Atoms					ZeroOcc	AltConf	Trace
62	N6	126	Total	C	N	O		0	0	0
			993	625	192	176				
62	n6	126	Total	C	N	O		0	0	0
			993	625	192	176				

- Molecule 63 is a protein called 60S ribosomal protein L27-A.

Mol	Chain	Residues	Atoms					ZeroOcc	AltConf	Trace
63	N7	135	Total	C	N	O		0	0	0
			1092	710	202	180				
63	n7	135	Total	C	N	O		0	0	0
			1092	710	202	180				

- Molecule 64 is a protein called 60S ribosomal protein L28.

Mol	Chain	Residues	Atoms					ZeroOcc	AltConf	Trace
64	N8	148	Total	C	N	O	S	0	0	0
			1173	749	231	190	3			
64	n8	148	Total	C	N	O	S	0	0	0
			1173	749	231	190	3			

- Molecule 65 is a protein called 60S ribosomal protein L29.

Mol	Chain	Residues	Atoms					ZeroOcc	AltConf	Trace
65	N9	58	Total	C	N	O		0	0	0
			462	289	100	73				
65	n9	58	Total	C	N	O		0	0	0
			462	289	100	73				

- Molecule 66 is a protein called 60S ribosomal protein L30.

Mol	Chain	Residues	Atoms					ZeroOcc	AltConf	Trace
66	O0	97	Total	C	N	O	S	0	0	0
			743	479	124	139	1			
66	o0	100	Total	C	N	O	S	0	0	0
			767	492	128	146	1			

- Molecule 67 is a protein called 60S ribosomal protein L31-A.

Mol	Chain	Residues	Atoms					ZeroOcc	AltConf	Trace
67	O1	109	Total	C	N	O	S	0	0	0
			876	556	167	152	1			
67	o1	109	Total	C	N	O	S	0	0	0
			883	559	167	156	1			

- Molecule 68 is a protein called 60S ribosomal protein L32.

Mol	Chain	Residues	Atoms					ZeroOcc	AltConf	Trace
68	O2	127	Total	C	N	O	S	0	0	0
			1020	647	205	167	1			
68	o2	127	Total	C	N	O	S	0	0	0
			1020	647	205	167	1			

- Molecule 69 is a protein called 60S ribosomal protein L33-A.

Mol	Chain	Residues	Atoms					ZeroOcc	AltConf	Trace
69	O3	106	Total	C	N	O	S	0	0	0
			850	540	165	144	1			
69	o3	106	Total	C	N	O	S	0	0	0
			850	540	165	144	1			

- Molecule 70 is a protein called 60S ribosomal protein L34-A.

Mol	Chain	Residues	Atoms					ZeroOcc	AltConf	Trace
70	O4	112	Total	C	N	O	S	0	0	0
			880	545	179	152	4			
70	o4	112	Total	C	N	O	S	0	0	0
			880	545	179	152	4			

- Molecule 71 is a protein called 60S ribosomal protein L35-A.

Mol	Chain	Residues	Atoms					ZeroOcc	AltConf	Trace
71	O5	119	Total	C	N	O	S	0	0	0
			969	615	186	167	1			
71	o5	119	Total	C	N	O	S	0	0	0
			965	612	185	167	1			

- Molecule 72 is a protein called 60S ribosomal protein L36-A.

Mol	Chain	Residues	Atoms					ZeroOcc	AltConf	Trace
72	O6	99	Total	C	N	O	S	0	0	0
			771	481	156	132	2			
72	o6	99	Total	C	N	O	S	0	0	0
			770	481	156	131	2			

- Molecule 73 is a protein called 60S ribosomal protein L37-A.

Mol	Chain	Residues	Atoms					ZeroOcc	AltConf	Trace
73	O7	87	Total	C	N	O	S	0	0	0
			681	414	148	114	5			
73	o7	87	Total	C	N	O	S	0	0	0
			681	414	148	114	5			

- Molecule 74 is a protein called 60S ribosomal protein L38.

Mol	Chain	Residues	Atoms					ZeroOcc	AltConf	Trace
74	O8	77	Total	C	N	O		0	0	0
			612	391	115	106				
74	o8	77	Total	C	N	O		0	0	0
			608	388	114	106				

- Molecule 75 is a protein called 60S ribosomal protein L39.

Mol	Chain	Residues	Atoms					ZeroOcc	AltConf	Trace
75	O9	50	Total	C	N	O	S	0	0	0
			436	272	97	65	2			
75	o9	50	Total	C	N	O	S	0	0	0
			436	272	97	65	2			

- Molecule 76 is a protein called Ubiquitin-60S ribosomal protein L40.

Mol	Chain	Residues	Atoms					ZeroOcc	AltConf	Trace
76	Q0	52	Total	C	N	O	S	0	0	0
			417	259	86	67	5			
76	q0	52	Total	C	N	O	S	0	0	0
			417	259	86	67	5			

- Molecule 77 is a protein called 60S ribosomal protein L41-A.

Mol	Chain	Residues	Atoms					ZeroOcc	AltConf	Trace
77	Q1	25	Total	C	N	O	S	0	0	0
			233	142	63	27	1			

Continued on next page...

Continued from previous page...

Mol	Chain	Residues	Atoms					ZeroOcc	AltConf	Trace
77	q1	25	Total	C	N	O	S	0	0	0
			233	142	63	27	1			

- Molecule 78 is a protein called 60S ribosomal protein L42-A.

Mol	Chain	Residues	Atoms					ZeroOcc	AltConf	Trace
78	Q2	105	Total	C	N	O	S	0	0	0
			847	534	170	138	5			
78	q2	105	Total	C	N	O	S	0	0	0
			847	534	170	138	5			

- Molecule 79 is a protein called 60S ribosomal protein L43-A.

Mol	Chain	Residues	Atoms					ZeroOcc	AltConf	Trace
79	Q3	91	Total	C	N	O	S	0	0	0
			694	429	138	121	6			
79	q3	91	Total	C	N	O	S	0	0	0
			694	429	138	121	6			

- Molecule 80 is a protein called 40S ribosomal protein S30-A.

Mol	Chain	Residues	Atoms					ZeroOcc	AltConf	Trace
80	e0	62	Total	C	N	O	S	0	0	0
			491	309	101	80	1			

- Molecule 81 is a protein called Unknown Protein m2.

Mol	Chain	Residues	Atoms					ZeroOcc	AltConf	Trace
81	m2	150	Total	C	N	O	S	0	0	0
			750	450	150	150				

- Molecule 82 is a protein called 60S acidic ribosomal protein P0.

Mol	Chain	Residues	Atoms					ZeroOcc	AltConf	Trace
82	p0	143	Total	C	N	O	S	0	0	0
			1077	687	192	195	3			

- Molecule 83 is a protein called Unknown Protein p1.

Mol	Chain	Residues	Atoms				ZeroOcc	AltConf	Trace
83	p1	47	Total	C	N	O	0	0	0
			235	141	47	47			

- Molecule 84 is a protein called Unknown Protein p2.

Mol	Chain	Residues	Atoms				ZeroOcc	AltConf	Trace
84	p2	46	Total	C	N	O	0	0	0
			230	138	46	46			

- Molecule 85 is MAGNESIUM ION (three-letter code: MG) (formula: Mg).

Mol	Chain	Residues	Atoms		ZeroOcc	AltConf
85	L7	2	Total	Mg	0	0
			2	2		
85	m6	2	Total	Mg	0	0
			2	2		
85	n8	2	Total	Mg	0	0
			2	2		
85	q3	2	Total	Mg	0	0
			2	2		
85	o1	1	Total	Mg	0	0
			1	1		
85	N5	1	Total	Mg	0	0
			1	1		
85	6	147	Total	Mg	0	0
			147	147		
85	sM	2	Total	Mg	0	0
			2	2		
85	m5	2	Total	Mg	0	0
			2	2		
85	l3	3	Total	Mg	0	0
			3	3		
85	M1	1	Total	Mg	0	0
			1	1		
85	n0	2	Total	Mg	0	0
			2	2		
85	d6	1	Total	Mg	0	0
			1	1		
85	2	123	Total	Mg	0	0
			123	123		
85	O3	1	Total	Mg	0	0
			1	1		
85	L4	2	Total	Mg	0	0
			2	2		

Continued on next page...

Continued from previous page...

Mol	Chain	Residues	Atoms		ZeroOcc	AltConf
85	l7	2	Total 2	Mg 2	0	0
85	M5	2	Total 2	Mg 2	0	0
85	o0	1	Total 1	Mg 1	0	0
85	S2	1	Total 1	Mg 1	0	0
85	L8	1	Total 1	Mg 1	0	0
85	D3	1	Total 1	Mg 1	0	0
85	o4	1	Total 1	Mg 1	0	0
85	M9	2	Total 2	Mg 2	0	0
85	q0	1	Total 1	Mg 1	0	0
85	c8	2	Total 2	Mg 2	0	0
85	M0	3	Total 3	Mg 3	0	0
85	c1	1	Total 1	Mg 1	0	0
85	5	496	Total 496	Mg 496	0	0
85	L5	1	Total 1	Mg 1	0	0
85	O7	1	Total 1	Mg 1	0	0
85	l4	1	Total 1	Mg 1	0	0
85	n9	1	Total 1	Mg 1	0	0
85	1	471	Total 471	Mg 471	0	0
85	D0	1	Total 1	Mg 1	0	0
85	S8	1	Total 1	Mg 1	0	0
85	m1	1	Total 1	Mg 1	0	0

Continued on next page...

Continued from previous page...

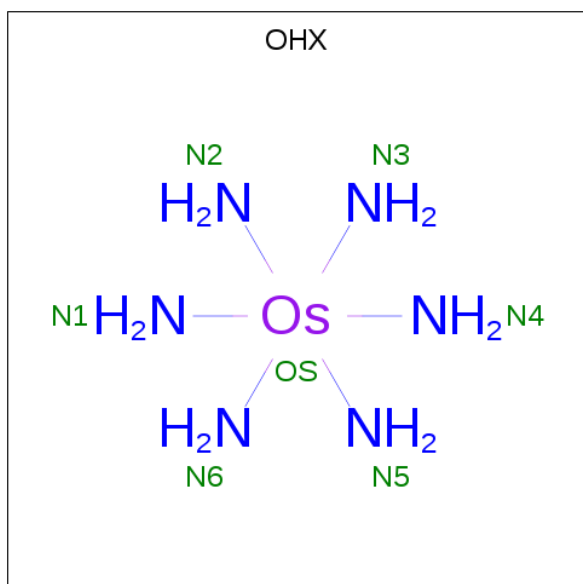
Mol	Chain	Residues	Atoms		ZeroOcc	AltConf
85	O2	2	Total 2	Mg 2	0	0
85	s9	1	Total 1	Mg 1	0	0
85	o3	2	Total 2	Mg 2	0	0
85	d3	3	Total 3	Mg 3	0	0
85	M3	3	Total 3	Mg 3	0	0
85	N3	3	Total 3	Mg 3	0	0
85	4	20	Total 20	Mg 20	0	0
85	n6	2	Total 2	Mg 2	0	0
85	L2	3	Total 3	Mg 3	0	0
85	l5	3	Total 3	Mg 3	0	0
85	C3	1	Total 1	Mg 1	0	0
85	M7	4	Total 4	Mg 4	0	0
85	N8	5	Total 5	Mg 5	0	0
85	s1	1	Total 1	Mg 1	0	0
85	l9	1	Total 1	Mg 1	0	0
85	s8	2	Total 2	Mg 2	0	0
85	c7	1	Total 1	Mg 1	0	0
85	7	18	Total 18	Mg 18	0	0
85	n3	2	Total 2	Mg 2	0	0
85	L3	3	Total 3	Mg 3	0	0
85	l2	2	Total 2	Mg 2	0	0

Continued on next page...

Continued from previous page...

Mol	Chain	Residues	Atoms		ZeroOcc	AltConf
85	8	15	Total	Mg	0	0
			15	15		
85	m0	1	Total	Mg	0	0
			1	1		
85	M6	1	Total	Mg	0	0
			1	1		
85	N0	2	Total	Mg	0	0
			2	2		
85	3	14	Total	Mg	0	0
			14	14		
85	m7	5	Total	Mg	0	0
			5	5		

- Molecule 86 is osmium (III) hexammine (three-letter code: OHX) (formula: $\text{H}_{12}\text{N}_6\text{Os}$).



Mol	Chain	Residues	Atoms			ZeroOcc	AltConf
86	2	1	Total	N	Os	0	0
			7	6	1		
86	2	1	Total	N	Os	0	0
			7	6	1		
86	2	1	Total	N	Os	0	0
			7	6	1		
86	2	1	Total	N	Os	0	0
			7	6	1		
86	2	1	Total	N	Os	0	0
			7	6	1		

Continued on next page...

Continued from previous page...

Mol	Chain	Residues	Atoms			ZeroOcc	AltConf
86	2	1	Total	N	Os	0	0
			7	6	1		
86	2	1	Total	N	Os	0	0
			7	6	1		
86	2	1	Total	N	Os	0	0
			7	6	1		
86	2	1	Total	N	Os	0	0
			7	6	1		
86	2	1	Total	N	Os	0	0
			7	6	1		
86	2	1	Total	N	Os	0	0
			7	6	1		
86	2	1	Total	N	Os	0	0
			7	6	1		
86	2	1	Total	N	Os	0	0
			7	6	1		
86	2	1	Total	N	Os	0	0
			7	6	1		
86	2	1	Total	N	Os	0	0
			7	6	1		
86	2	1	Total	N	Os	0	0
			7	6	1		
86	2	1	Total	N	Os	0	0
			7	6	1		
86	2	1	Total	N	Os	0	0
			7	6	1		
86	2	1	Total	N	Os	0	0
			7	6	1		
86	2	1	Total	N	Os	0	0
			7	6	1		
86	2	1	Total	N	Os	0	0
			7	6	1		
86	2	1	Total	N	Os	0	0
			7	6	1		
86	2	1	Total	N	Os	0	0
			7	6	1		

Continued on next page...

Continued from previous page...

Mol	Chain	Residues	Atoms			ZeroOcc	AltConf
86	2	1	Total	N	Os	0	0
			7	6	1		
86	2	1	Total	N	Os	0	0
			7	6	1		
86	2	1	Total	N	Os	0	0
			7	6	1		
86	2	1	Total	N	Os	0	0
			7	6	1		
86	2	1	Total	N	Os	0	0
			7	6	1		
86	2	1	Total	N	Os	0	0
			7	6	1		
86	2	1	Total	N	Os	0	0
			7	6	1		
86	2	1	Total	N	Os	0	0
			7	6	1		
86	2	1	Total	N	Os	0	0
			7	6	1		
86	2	1	Total	N	Os	0	0
			7	6	1		
86	2	1	Total	N	Os	0	0
			7	6	1		
86	2	1	Total	N	Os	0	0
			7	6	1		
86	2	1	Total	N	Os	0	0
			7	6	1		
86	2	1	Total	N	Os	0	0
			7	6	1		
86	2	1	Total	N	Os	0	0
			7	6	1		
86	2	1	Total	N	Os	0	0
			7	6	1		
86	2	1	Total	N	Os	0	0
			7	6	1		
86	2	1	Total	N	Os	0	0
			7	6	1		

Continued on next page...

Continued from previous page...

Mol	Chain	Residues	Atoms			ZeroOcc	AltConf
86	2	1	Total	N	Os	0	0
			7	6	1		
86	2	1	Total	N	Os	0	0
			7	6	1		
86	2	1	Total	N	Os	0	0
			7	6	1		
86	2	1	Total	N	Os	0	0
			7	6	1		
86	2	1	Total	N	Os	0	0
			7	6	1		
86	2	1	Total	N	Os	0	0
			7	6	1		
86	2	1	Total	N	Os	0	0
			7	6	1		
86	2	1	Total	N	Os	0	0
			7	6	1		
86	2	1	Total	N	Os	0	0
			7	6	1		
86	2	1	Total	N	Os	0	0
			7	6	1		
86	2	1	Total	N	Os	0	0
			7	6	1		
86	2	1	Total	N	Os	0	0
			7	6	1		
86	2	1	Total	N	Os	0	0
			7	6	1		
86	2	1	Total	N	Os	0	0
			7	6	1		
86	2	1	Total	N	Os	0	0
			7	6	1		
86	2	1	Total	N	Os	0	0
			7	6	1		
86	2	1	Total	N	Os	0	0
			7	6	1		
86	2	1	Total	N	Os	0	0
			7	6	1		

Continued on next page...

Continued from previous page...

Mol	Chain	Residues	Atoms			ZeroOcc	AltConf
86	2	1	Total	N	Os	0	0
			7	6	1		
86	2	1	Total	N	Os	0	0
			7	6	1		
86	2	1	Total	N	Os	0	0
			7	6	1		
86	2	1	Total	N	Os	0	0
			7	6	1		
86	2	1	Total	N	Os	0	0
			7	6	1		
86	2	1	Total	N	Os	0	0
			7	6	1		
86	2	1	Total	N	Os	0	0
			7	6	1		
86	2	1	Total	N	Os	0	0
			7	6	1		
86	2	1	Total	N	Os	0	0
			7	6	1		
86	2	1	Total	N	Os	0	0
			7	6	1		
86	2	1	Total	N	Os	0	0
			7	6	1		
86	2	1	Total	N	Os	0	0
			7	6	1		
86	2	1	Total	N	Os	0	0
			7	6	1		
86	2	1	Total	N	Os	0	0
			7	6	1		
86	2	1	Total	N	Os	0	0
			7	6	1		
86	2	1	Total	N	Os	0	0
			7	6	1		
86	2	1	Total	N	Os	0	0
			7	6	1		
86	2	1	Total	N	Os	0	0
			7	6	1		

Continued on next page...

Continued from previous page...

Mol	Chain	Residues	Atoms			ZeroOcc	AltConf
86	2	1	Total	N	Os	0	0
			7	6	1		
86	2	1	Total	N	Os	0	0
			7	6	1		
86	2	1	Total	N	Os	0	0
			7	6	1		
86	2	1	Total	N	Os	0	0
			7	6	1		
86	2	1	Total	N	Os	0	0
			7	6	1		
86	2	1	Total	N	Os	0	0
			7	6	1		
86	2	1	Total	N	Os	0	0
			7	6	1		
86	2	1	Total	N	Os	0	0
			7	6	1		
86	2	1	Total	N	Os	0	0
			7	6	1		
86	2	1	Total	N	Os	0	0
			7	6	1		
86	2	1	Total	N	Os	0	0
			7	6	1		
86	2	1	Total	N	Os	0	0
			7	6	1		
86	2	1	Total	N	Os	0	0
			7	6	1		
86	2	1	Total	N	Os	0	0
			7	6	1		
86	2	1	Total	N	Os	0	0
			7	6	1		
86	2	1	Total	N	Os	0	0
			7	6	1		
86	2	1	Total	N	Os	0	0
			7	6	1		
86	2	1	Total	N	Os	0	0
			7	6	1		

Continued on next page...

Continued from previous page...

Mol	Chain	Residues	Atoms			ZeroOcc	AltConf
86	2	1	Total	N	Os	0	0
			7	6	1		
86	2	1	Total	N	Os	0	0
			7	6	1		
86	2	1	Total	N	Os	0	0
			7	6	1		
86	2	1	Total	N	Os	0	0
			7	6	1		
86	2	1	Total	N	Os	0	0
			7	6	1		
86	2	1	Total	N	Os	0	0
			7	6	1		
86	2	1	Total	N	Os	0	0
			7	6	1		
86	2	1	Total	N	Os	0	0
			7	6	1		
86	2	1	Total	N	Os	0	0
			7	6	1		
86	2	1	Total	N	Os	0	0
			7	6	1		
86	2	1	Total	N	Os	0	0
			7	6	1		
86	2	1	Total	N	Os	0	0
			7	6	1		
86	2	1	Total	N	Os	0	0
			7	6	1		
86	2	1	Total	N	Os	0	0
			7	6	1		
86	2	1	Total	N	Os	0	0
			7	6	1		
86	2	1	Total	N	Os	0	0
			7	6	1		
86	2	1	Total	N	Os	0	0
			7	6	1		
86	2	1	Total	N	Os	0	0
			7	6	1		

Continued on next page...

Continued from previous page...

Mol	Chain	Residues	Atoms			ZeroOcc	AltConf
86	2	1	Total	N	Os	0	0
			7	6	1		
86	2	1	Total	N	Os	0	0
			7	6	1		
86	2	1	Total	N	Os	0	0
			7	6	1		
86	2	1	Total	N	Os	0	0
			7	6	1		
86	2	1	Total	N	Os	0	0
			7	6	1		
86	2	1	Total	N	Os	0	0
			7	6	1		
86	2	1	Total	N	Os	0	0
			7	6	1		
86	2	1	Total	N	Os	0	0
			7	6	1		
86	2	1	Total	N	Os	0	0
			7	6	1		
86	2	1	Total	N	Os	0	0
			7	6	1		
86	2	1	Total	N	Os	0	0
			7	6	1		
86	2	1	Total	N	Os	0	0
			7	6	1		
86	2	1	Total	N	Os	0	0
			7	6	1		
86	2	1	Total	N	Os	0	0
			7	6	1		
86	2	1	Total	N	Os	0	0
			7	6	1		
86	2	1	Total	N	Os	0	0
			7	6	1		
86	2	1	Total	N	Os	0	0
			7	6	1		
86	2	1	Total	N	Os	0	0
			7	6	1		

Continued on next page...

Continued from previous page...

Mol	Chain	Residues	Atoms			ZeroOcc	AltConf
86	2	1	Total	N	Os	0	0
			7	6	1		
86	2	1	Total	N	Os	0	0
			7	6	1		
86	2	1	Total	N	Os	0	0
			7	6	1		
86	2	1	Total	N	Os	0	0
			7	6	1		
86	2	1	Total	N	Os	0	0
			7	6	1		
86	S6	1	Total	N	Os	0	0
			7	6	1		
86	S8	1	Total	N	Os	0	0
			7	6	1		
86	C3	1	Total	N	Os	0	0
			7	6	1		
86	C5	1	Total	N	Os	0	0
			7	6	1		
86	C8	1	Total	N	Os	0	0
			7	6	1		
86	D3	1	Total	N	Os	0	0
			7	6	1		
86	D9	1	Total	N	Os	0	0
			7	6	1		
86	SR	1	Total	N	Os	0	0
			7	6	1		
86	1	1	Total	N	Os	0	0
			7	6	1		
86	1	1	Total	N	Os	0	0
			7	6	1		
86	1	1	Total	N	Os	0	0
			7	6	1		
86	1	1	Total	N	Os	0	0
			7	6	1		
86	1	1	Total	N	Os	0	0
			7	6	1		
86	1	1	Total	N	Os	0	0
			7	6	1		
86	1	1	Total	N	Os	0	0
			7	6	1		

Continued on next page...

Continued from previous page...

Mol	Chain	Residues	Atoms			ZeroOcc	AltConf
86	1	1	Total	N	Os	0	0
			7	6	1		
86	1	1	Total	N	Os	0	0
			7	6	1		
86	1	1	Total	N	Os	0	0
			7	6	1		
86	1	1	Total	N	Os	0	0
			7	6	1		
86	1	1	Total	N	Os	0	0
			7	6	1		
86	1	1	Total	N	Os	0	0
			7	6	1		
86	1	1	Total	N	Os	0	0
			7	6	1		
86	1	1	Total	N	Os	0	0
			7	6	1		
86	1	1	Total	N	Os	0	0
			7	6	1		
86	1	1	Total	N	Os	0	0
			7	6	1		
86	1	1	Total	N	Os	0	0
			7	6	1		
86	1	1	Total	N	Os	0	0
			7	6	1		
86	1	1	Total	N	Os	0	0
			7	6	1		
86	1	1	Total	N	Os	0	0
			7	6	1		
86	1	1	Total	N	Os	0	0
			7	6	1		
86	1	1	Total	N	Os	0	0
			7	6	1		
86	1	1	Total	N	Os	0	0
			7	6	1		
86	1	1	Total	N	Os	0	0
			7	6	1		

Continued on next page...

Continued from previous page...

Mol	Chain	Residues	Atoms			ZeroOcc	AltConf
86	1	1	Total	N	Os	0	0
			7	6	1		
86	1	1	Total	N	Os	0	0
			7	6	1		
86	1	1	Total	N	Os	0	0
			7	6	1		
86	1	1	Total	N	Os	0	0
			7	6	1		
86	1	1	Total	N	Os	0	0
			7	6	1		
86	1	1	Total	N	Os	0	0
			7	6	1		
86	1	1	Total	N	Os	0	0
			7	6	1		
86	1	1	Total	N	Os	0	0
			7	6	1		
86	1	1	Total	N	Os	0	0
			7	6	1		
86	1	1	Total	N	Os	0	0
			7	6	1		
86	1	1	Total	N	Os	0	0
			7	6	1		
86	1	1	Total	N	Os	0	0
			7	6	1		
86	1	1	Total	N	Os	0	0
			7	6	1		
86	1	1	Total	N	Os	0	0
			7	6	1		
86	1	1	Total	N	Os	0	0
			7	6	1		
86	1	1	Total	N	Os	0	0
			7	6	1		
86	1	1	Total	N	Os	0	0
			7	6	1		
86	1	1	Total	N	Os	0	0
			7	6	1		

Continued on next page...

Continued from previous page...

Mol	Chain	Residues	Atoms			ZeroOcc	AltConf
86	1	1	Total	N	Os	0	0
			7	6	1		
86	1	1	Total	N	Os	0	0
			7	6	1		
86	1	1	Total	N	Os	0	0
			7	6	1		
86	1	1	Total	N	Os	0	0
			7	6	1		
86	1	1	Total	N	Os	0	0
			7	6	1		
86	1	1	Total	N	Os	0	0
			7	6	1		
86	1	1	Total	N	Os	0	0
			7	6	1		
86	1	1	Total	N	Os	0	0
			7	6	1		
86	1	1	Total	N	Os	0	0
			7	6	1		
86	1	1	Total	N	Os	0	0
			7	6	1		
86	1	1	Total	N	Os	0	0
			7	6	1		
86	1	1	Total	N	Os	0	0
			7	6	1		
86	1	1	Total	N	Os	0	0
			7	6	1		
86	1	1	Total	N	Os	0	0
			7	6	1		
86	1	1	Total	N	Os	0	0
			7	6	1		
86	1	1	Total	N	Os	0	0
			7	6	1		
86	1	1	Total	N	Os	0	0
			7	6	1		

Continued on next page...

Continued from previous page...

Mol	Chain	Residues	Atoms			ZeroOcc	AltConf
86	1	1	Total	N	Os	0	0
			7	6	1		
86	1	1	Total	N	Os	0	0
			7	6	1		
86	1	1	Total	N	Os	0	0
			7	6	1		
86	1	1	Total	N	Os	0	0
			7	6	1		
86	1	1	Total	N	Os	0	0
			7	6	1		
86	1	1	Total	N	Os	0	0
			7	6	1		
86	1	1	Total	N	Os	0	0
			7	6	1		
86	1	1	Total	N	Os	0	0
			7	6	1		
86	1	1	Total	N	Os	0	0
			7	6	1		
86	1	1	Total	N	Os	0	0
			7	6	1		
86	1	1	Total	N	Os	0	0
			7	6	1		
86	1	1	Total	N	Os	0	0
			7	6	1		
86	1	1	Total	N	Os	0	0
			7	6	1		
86	1	1	Total	N	Os	0	0
			7	6	1		
86	1	1	Total	N	Os	0	0
			7	6	1		
86	1	1	Total	N	Os	0	0
			7	6	1		
86	1	1	Total	N	Os	0	0
			7	6	1		
86	1	1	Total	N	Os	0	0
			7	6	1		

Continued on next page...

Continued from previous page...

Mol	Chain	Residues	Atoms			ZeroOcc	AltConf
86	1	1	Total	N	Os	0	0
			7	6	1		
86	1	1	Total	N	Os	0	0
			7	6	1		
86	1	1	Total	N	Os	0	0
			7	6	1		
86	1	1	Total	N	Os	0	0
			7	6	1		
86	1	1	Total	N	Os	0	0
			7	6	1		
86	1	1	Total	N	Os	0	0
			7	6	1		
86	1	1	Total	N	Os	0	0
			7	6	1		
86	1	1	Total	N	Os	0	0
			7	6	1		
86	1	1	Total	N	Os	0	0
			7	6	1		
86	1	1	Total	N	Os	0	0
			7	6	1		
86	1	1	Total	N	Os	0	0
			7	6	1		
86	1	1	Total	N	Os	0	0
			7	6	1		
86	1	1	Total	N	Os	0	0
			7	6	1		
86	1	1	Total	N	Os	0	0
			7	6	1		
86	1	1	Total	N	Os	0	0
			7	6	1		
86	1	1	Total	N	Os	0	0
			7	6	1		
86	1	1	Total	N	Os	0	0
			7	6	1		
86	1	1	Total	N	Os	0	0
			7	6	1		

Continued on next page...

Continued from previous page...

Mol	Chain	Residues	Atoms			ZeroOcc	AltConf
86	1	1	Total	N	Os	0	0
			7	6	1		
86	1	1	Total	N	Os	0	0
			7	6	1		
86	1	1	Total	N	Os	0	0
			7	6	1		
86	1	1	Total	N	Os	0	0
			7	6	1		
86	1	1	Total	N	Os	0	0
			7	6	1		
86	1	1	Total	N	Os	0	0
			7	6	1		
86	1	1	Total	N	Os	0	0
			7	6	1		
86	1	1	Total	N	Os	0	0
			7	6	1		
86	1	1	Total	N	Os	0	0
			7	6	1		
86	1	1	Total	N	Os	0	0
			7	6	1		
86	1	1	Total	N	Os	0	0
			7	6	1		
86	1	1	Total	N	Os	0	0
			7	6	1		
86	1	1	Total	N	Os	0	0
			7	6	1		
86	1	1	Total	N	Os	0	0
			7	6	1		
86	1	1	Total	N	Os	0	0
			7	6	1		
86	1	1	Total	N	Os	0	0
			7	6	1		
86	1	1	Total	N	Os	0	0
			7	6	1		
86	1	1	Total	N	Os	0	0
			7	6	1		

Continued on next page...

Continued from previous page...

Mol	Chain	Residues	Atoms			ZeroOcc	AltConf
86	1	1	Total	N	Os	0	0
			7	6	1		
86	1	1	Total	N	Os	0	0
			7	6	1		
86	1	1	Total	N	Os	0	0
			7	6	1		
86	1	1	Total	N	Os	0	0
			7	6	1		
86	1	1	Total	N	Os	0	0
			7	6	1		
86	1	1	Total	N	Os	0	0
			7	6	1		
86	1	1	Total	N	Os	0	0
			7	6	1		
86	1	1	Total	N	Os	0	0
			7	6	1		
86	1	1	Total	N	Os	0	0
			7	6	1		
86	1	1	Total	N	Os	0	0
			7	6	1		
86	1	1	Total	N	Os	0	0
			7	6	1		
86	1	1	Total	N	Os	0	0
			7	6	1		
86	1	1	Total	N	Os	0	0
			7	6	1		
86	1	1	Total	N	Os	0	0
			7	6	1		
86	1	1	Total	N	Os	0	0
			7	6	1		
86	1	1	Total	N	Os	0	0
			7	6	1		
86	1	1	Total	N	Os	0	0
			7	6	1		
86	1	1	Total	N	Os	0	0
			7	6	1		

Continued on next page...

Continued from previous page...

Mol	Chain	Residues	Atoms			ZeroOcc	AltConf
86	1	1	Total	N	Os	0	0
			7	6	1		
86	1	1	Total	N	Os	0	0
			7	6	1		
86	1	1	Total	N	Os	0	0
			7	6	1		
86	1	1	Total	N	Os	0	0
			7	6	1		
86	1	1	Total	N	Os	0	0
			7	6	1		
86	1	1	Total	N	Os	0	0
			7	6	1		
86	1	1	Total	N	Os	0	0
			7	6	1		
86	1	1	Total	N	Os	0	0
			7	6	1		
86	1	1	Total	N	Os	0	0
			7	6	1		
86	1	1	Total	N	Os	0	0
			7	6	1		
86	1	1	Total	N	Os	0	0
			7	6	1		
86	1	1	Total	N	Os	0	0
			7	6	1		
86	1	1	Total	N	Os	0	0
			7	6	1		
86	1	1	Total	N	Os	0	0
			7	6	1		
86	1	1	Total	N	Os	0	0
			7	6	1		
86	1	1	Total	N	Os	0	0
			7	6	1		
86	1	1	Total	N	Os	0	0
			7	6	1		
86	1	1	Total	N	Os	0	0
			7	6	1		
86	1	1	Total	N	Os	0	0
			7	6	1		

Continued on next page...

Continued from previous page...

Mol	Chain	Residues	Atoms			ZeroOcc	AltConf
86	1	1	Total	N	Os	0	0
			7	6	1		
86	1	1	Total	N	Os	0	0
			7	6	1		
86	1	1	Total	N	Os	0	0
			7	6	1		
86	1	1	Total	N	Os	0	0
			7	6	1		
86	1	1	Total	N	Os	0	0
			7	6	1		
86	1	1	Total	N	Os	0	0
			7	6	1		
86	1	1	Total	N	Os	0	0
			7	6	1		
86	1	1	Total	N	Os	0	0
			7	6	1		
86	1	1	Total	N	Os	0	0
			7	6	1		
86	1	1	Total	N	Os	0	0
			7	6	1		
86	1	1	Total	N	Os	0	0
			7	6	1		
86	1	1	Total	N	Os	0	0
			7	6	1		
86	1	1	Total	N	Os	0	0
			7	6	1		
86	1	1	Total	N	Os	0	0
			7	6	1		
86	1	1	Total	N	Os	0	0
			7	6	1		
86	1	1	Total	N	Os	0	0
			7	6	1		
86	1	1	Total	N	Os	0	0
			7	6	1		
86	1	1	Total	N	Os	0	0
			7	6	1		

Continued on next page...

Continued from previous page...

Mol	Chain	Residues	Atoms			ZeroOcc	AltConf
86	1	1	Total	N	Os	0	0
			7	6	1		
86	1	1	Total	N	Os	0	0
			7	6	1		
86	1	1	Total	N	Os	0	0
			7	6	1		
86	1	1	Total	N	Os	0	0
			7	6	1		
86	1	1	Total	N	Os	0	0
			7	6	1		
86	1	1	Total	N	Os	0	0
			7	6	1		
86	1	1	Total	N	Os	0	0
			7	6	1		
86	1	1	Total	N	Os	0	0
			7	6	1		
86	1	1	Total	N	Os	0	0
			7	6	1		
86	1	1	Total	N	Os	0	0
			7	6	1		
86	1	1	Total	N	Os	0	0
			7	6	1		
86	1	1	Total	N	Os	0	0
			7	6	1		
86	1	1	Total	N	Os	0	0
			7	6	1		
86	1	1	Total	N	Os	0	0
			7	6	1		
86	1	1	Total	N	Os	0	0
			7	6	1		
86	1	1	Total	N	Os	0	0
			7	6	1		
86	1	1	Total	N	Os	0	0
			7	6	1		
86	1	1	Total	N	Os	0	0
			7	6	1		

Continued on next page...

Continued from previous page...

Mol	Chain	Residues	Atoms			ZeroOcc	AltConf
86	1	1	Total	N	Os	0	0
			7	6	1		
86	1	1	Total	N	Os	0	0
			7	6	1		
86	1	1	Total	N	Os	0	0
			7	6	1		
86	1	1	Total	N	Os	0	0
			7	6	1		
86	1	1	Total	N	Os	0	0
			7	6	1		
86	1	1	Total	N	Os	0	0
			7	6	1		
86	1	1	Total	N	Os	0	0
			7	6	1		
86	1	1	Total	N	Os	0	0
			7	6	1		
86	1	1	Total	N	Os	0	0
			7	6	1		
86	1	1	Total	N	Os	0	0
			7	6	1		
86	1	1	Total	N	Os	0	0
			7	6	1		
86	1	1	Total	N	Os	0	0
			7	6	1		
86	1	1	Total	N	Os	0	0
			7	6	1		
86	1	1	Total	N	Os	0	0
			7	6	1		
86	1	1	Total	N	Os	0	0
			7	6	1		
86	1	1	Total	N	Os	0	0
			7	6	1		
86	1	1	Total	N	Os	0	0
			7	6	1		

Continued on next page...

Continued from previous page...

Mol	Chain	Residues	Atoms			ZeroOcc	AltConf
86	1	1	Total	N	Os	0	0
			7	6	1		
86	1	1	Total	N	Os	0	0
			7	6	1		
86	1	1	Total	N	Os	0	0
			7	6	1		
86	1	1	Total	N	Os	0	0
			7	6	1		
86	1	1	Total	N	Os	0	0
			7	6	1		
86	1	1	Total	N	Os	0	0
			7	6	1		
86	1	1	Total	N	Os	0	0
			7	6	1		
86	1	1	Total	N	Os	0	0
			7	6	1		
86	1	1	Total	N	Os	0	0
			7	6	1		
86	1	1	Total	N	Os	0	0
			7	6	1		
86	1	1	Total	N	Os	0	0
			7	6	1		
86	1	1	Total	N	Os	0	0
			7	6	1		
86	1	1	Total	N	Os	0	0
			7	6	1		
86	1	1	Total	N	Os	0	0
			7	6	1		
86	1	1	Total	N	Os	0	0
			7	6	1		
86	1	1	Total	N	Os	0	0
			7	6	1		
86	1	1	Total	N	Os	0	0
			7	6	1		
86	1	1	Total	N	Os	0	0
			7	6	1		

Continued on next page...

Continued from previous page...

Mol	Chain	Residues	Atoms			ZeroOcc	AltConf
86	1	1	Total	N	Os	0	0
			7	6	1		
86	1	1	Total	N	Os	0	0
			7	6	1		
86	1	1	Total	N	Os	0	0
			7	6	1		
86	1	1	Total	N	Os	0	0
			7	6	1		
86	1	1	Total	N	Os	0	0
			7	6	1		
86	1	1	Total	N	Os	0	0
			7	6	1		
86	1	1	Total	N	Os	0	0
			7	6	1		
86	1	1	Total	N	Os	0	0
			7	6	1		
86	1	1	Total	N	Os	0	0
			7	6	1		
86	1	1	Total	N	Os	0	0
			7	6	1		
86	1	1	Total	N	Os	0	0
			7	6	1		
86	1	1	Total	N	Os	0	0
			7	6	1		
86	1	1	Total	N	Os	0	0
			7	6	1		
86	1	1	Total	N	Os	0	0
			7	6	1		
86	1	1	Total	N	Os	0	0
			7	6	1		
86	1	1	Total	N	Os	0	0
			7	6	1		
86	1	1	Total	N	Os	0	0
			7	6	1		

Continued on next page...

Continued from previous page...

Mol	Chain	Residues	Atoms			ZeroOcc	AltConf
86	1	1	Total	N	Os	0	0
			7	6	1		
86	1	1	Total	N	Os	0	0
			7	6	1		
86	1	1	Total	N	Os	0	0
			7	6	1		
86	1	1	Total	N	Os	0	0
			7	6	1		
86	1	1	Total	N	Os	0	0
			7	6	1		
86	1	1	Total	N	Os	0	0
			7	6	1		
86	1	1	Total	N	Os	0	0
			7	6	1		
86	1	1	Total	N	Os	0	0
			7	6	1		
86	1	1	Total	N	Os	0	0
			7	6	1		
86	1	1	Total	N	Os	0	0
			7	6	1		
86	1	1	Total	N	Os	0	0
			7	6	1		
86	1	1	Total	N	Os	0	0
			7	6	1		
86	1	1	Total	N	Os	0	0
			7	6	1		
86	1	1	Total	N	Os	0	0
			7	6	1		
86	1	1	Total	N	Os	0	0
			7	6	1		
86	1	1	Total	N	Os	0	0
			7	6	1		
86	1	1	Total	N	Os	0	0
			7	6	1		
86	1	1	Total	N	Os	0	0
			7	6	1		

Continued on next page...

Continued from previous page...

Mol	Chain	Residues	Atoms			ZeroOcc	AltConf
86	1	1	Total	N	Os	0	0
			7	6	1		
86	1	1	Total	N	Os	0	0
			7	6	1		
86	1	1	Total	N	Os	0	0
			7	6	1		
86	1	1	Total	N	Os	0	0
			7	6	1		
86	1	1	Total	N	Os	0	0
			7	6	1		
86	1	1	Total	N	Os	0	0
			7	6	1		
86	1	1	Total	N	Os	0	0
			7	6	1		
86	1	1	Total	N	Os	0	0
			7	6	1		
86	1	1	Total	N	Os	0	0
			7	6	1		
86	1	1	Total	N	Os	0	0
			7	6	1		
86	1	1	Total	N	Os	0	0
			7	6	1		
86	1	1	Total	N	Os	0	0
			7	6	1		
86	1	1	Total	N	Os	0	0
			7	6	1		
86	1	1	Total	N	Os	0	0
			7	6	1		
86	1	1	Total	N	Os	0	0
			7	6	1		
86	1	1	Total	N	Os	0	0
			7	6	1		
86	1	1	Total	N	Os	0	0
			7	6	1		
86	1	1	Total	N	Os	0	0
			7	6	1		

Continued on next page...

Continued from previous page...

Mol	Chain	Residues	Atoms			ZeroOcc	AltConf
86	1	1	Total	N	Os	0	0
			7	6	1		
86	1	1	Total	N	Os	0	0
			7	6	1		
86	1	1	Total	N	Os	0	0
			7	6	1		
86	1	1	Total	N	Os	0	0
			7	6	1		
86	1	1	Total	N	Os	0	0
			7	6	1		
86	1	1	Total	N	Os	0	0
			7	6	1		
86	1	1	Total	N	Os	0	0
			7	6	1		
86	1	1	Total	N	Os	0	0
			7	6	1		
86	1	1	Total	N	Os	0	0
			7	6	1		
86	1	1	Total	N	Os	0	0
			7	6	1		
86	1	1	Total	N	Os	0	0
			7	6	1		
86	1	1	Total	N	Os	0	0
			7	6	1		
86	1	1	Total	N	Os	0	0
			7	6	1		
86	1	1	Total	N	Os	0	0
			7	6	1		
86	1	1	Total	N	Os	0	0
			7	6	1		
86	1	1	Total	N	Os	0	0
			7	6	1		
86	1	1	Total	N	Os	0	0
			7	6	1		
86	1	1	Total	N	Os	0	0
			7	6	1		

Continued on next page...

Continued from previous page...

Mol	Chain	Residues	Atoms			ZeroOcc	AltConf
86	1	1	Total	N	Os	0	0
			7	6	1		
86	1	1	Total	N	Os	0	0
			7	6	1		
86	1	1	Total	N	Os	0	0
			7	6	1		
86	3	1	Total	N	Os	0	0
			7	6	1		
86	3	1	Total	N	Os	0	0
			7	6	1		
86	3	1	Total	N	Os	0	0
			7	6	1		
86	3	1	Total	N	Os	0	0
			7	6	1		
86	3	1	Total	N	Os	0	0
			7	6	1		
86	3	1	Total	N	Os	0	0
			7	6	1		
86	3	1	Total	N	Os	0	0
			7	6	1		
86	3	1	Total	N	Os	0	0
			7	6	1		
86	3	1	Total	N	Os	0	0
			7	6	1		
86	3	1	Total	N	Os	0	0
			7	6	1		
86	3	1	Total	N	Os	0	0
			7	6	1		
86	4	1	Total	N	Os	0	0
			7	6	1		
86	4	1	Total	N	Os	0	0
			7	6	1		
86	4	1	Total	N	Os	0	0
			7	6	1		
86	4	1	Total	N	Os	0	0
			7	6	1		
86	4	1	Total	N	Os	0	0
			7	6	1		

Continued on next page...

Continued from previous page...

Mol	Chain	Residues	Atoms			ZeroOcc	AltConf
86	4	1	Total	N	Os	0	0
			7	6	1		
86	4	1	Total	N	Os	0	0
			7	6	1		
86	4	1	Total	N	Os	0	0
			7	6	1		
86	4	1	Total	N	Os	0	0
			7	6	1		
86	4	1	Total	N	Os	0	0
			7	6	1		
86	4	1	Total	N	Os	0	0
			7	6	1		
86	4	1	Total	N	Os	0	0
			7	6	1		
86	4	1	Total	N	Os	0	0
			7	6	1		
86	L3	1	Total	N	Os	0	0
			7	6	1		
86	L3	1	Total	N	Os	0	0
			7	6	1		
86	L4	1	Total	N	Os	0	0
			7	6	1		
86	M0	1	Total	N	Os	0	0
			7	6	1		
86	M5	1	Total	N	Os	0	0
			7	6	1		
86	M7	1	Total	N	Os	0	0
			7	6	1		
86	M7	1	Total	N	Os	0	0
			7	6	1		
86	M9	1	Total	N	Os	0	0
			7	6	1		
86	N9	1	Total	N	Os	0	0
			7	6	1		
86	O1	1	Total	N	Os	0	0
			7	6	1		
86	O3	1	Total	N	Os	0	0
			7	6	1		

Continued on next page...

Continued from previous page...

Mol	Chain	Residues	Atoms			ZeroOcc	AltConf
86	O4	1	Total	N	Os	0	0
			7	6	1		
86	O6	1	Total	N	Os	0	0
			7	6	1		
86	O7	1	Total	N	Os	0	0
			7	6	1		
86	O9	1	Total	N	Os	0	0
			7	6	1		
86	Q2	1	Total	N	Os	0	0
			7	6	1		
86	6	1	Total	N	Os	0	0
			7	6	1		
86	6	1	Total	N	Os	0	0
			7	6	1		
86	6	1	Total	N	Os	0	0
			7	6	1		
86	6	1	Total	N	Os	0	0
			7	6	1		
86	6	1	Total	N	Os	0	0
			7	6	1		
86	6	1	Total	N	Os	0	0
			7	6	1		
86	6	1	Total	N	Os	0	0
			7	6	1		
86	6	1	Total	N	Os	0	0
			7	6	1		
86	6	1	Total	N	Os	0	0
			7	6	1		
86	6	1	Total	N	Os	0	0
			7	6	1		
86	6	1	Total	N	Os	0	0
			7	6	1		
86	6	1	Total	N	Os	0	0
			7	6	1		
86	6	1	Total	N	Os	0	0
			7	6	1		

Continued on next page...

Continued from previous page...

Mol	Chain	Residues	Atoms			ZeroOcc	AltConf
86	6	1	Total	N	Os	0	0
			7	6	1		
86	6	1	Total	N	Os	0	0
			7	6	1		
86	6	1	Total	N	Os	0	0
			7	6	1		
86	6	1	Total	N	Os	0	0
			7	6	1		
86	6	1	Total	N	Os	0	0
			7	6	1		
86	6	1	Total	N	Os	0	0
			7	6	1		
86	6	1	Total	N	Os	0	0
			7	6	1		
86	6	1	Total	N	Os	0	0
			7	6	1		
86	6	1	Total	N	Os	0	0
			7	6	1		
86	6	1	Total	N	Os	0	0
			7	6	1		
86	6	1	Total	N	Os	0	0
			7	6	1		
86	6	1	Total	N	Os	0	0
			7	6	1		
86	6	1	Total	N	Os	0	0
			7	6	1		
86	6	1	Total	N	Os	0	0
			7	6	1		
86	6	1	Total	N	Os	0	0
			7	6	1		
86	6	1	Total	N	Os	0	0
			7	6	1		
86	6	1	Total	N	Os	0	0
			7	6	1		
86	6	1	Total	N	Os	0	0
			7	6	1		

Continued on next page...

Continued from previous page...

Mol	Chain	Residues	Atoms			ZeroOcc	AltConf
86	6	1	Total	N	Os	0	0
			7	6	1		
86	6	1	Total	N	Os	0	0
			7	6	1		
86	6	1	Total	N	Os	0	0
			7	6	1		
86	6	1	Total	N	Os	0	0
			7	6	1		
86	6	1	Total	N	Os	0	0
			7	6	1		
86	6	1	Total	N	Os	0	0
			7	6	1		
86	6	1	Total	N	Os	0	0
			7	6	1		
86	6	1	Total	N	Os	0	0
			7	6	1		
86	6	1	Total	N	Os	0	0
			7	6	1		
86	6	1	Total	N	Os	0	0
			7	6	1		
86	6	1	Total	N	Os	0	0
			7	6	1		
86	6	1	Total	N	Os	0	0
			7	6	1		
86	6	1	Total	N	Os	0	0
			7	6	1		
86	6	1	Total	N	Os	0	0
			7	6	1		
86	6	1	Total	N	Os	0	0
			7	6	1		
86	6	1	Total	N	Os	0	0
			7	6	1		
86	6	1	Total	N	Os	0	0
			7	6	1		
86	6	1	Total	N	Os	0	0
			7	6	1		

Continued on next page...

Continued from previous page...

Mol	Chain	Residues	Atoms			ZeroOcc	AltConf
86	6	1	Total	N	Os	0	0
			7	6	1		
86	6	1	Total	N	Os	0	0
			7	6	1		
86	6	1	Total	N	Os	0	0
			7	6	1		
86	6	1	Total	N	Os	0	0
			7	6	1		
86	6	1	Total	N	Os	0	0
			7	6	1		
86	6	1	Total	N	Os	0	0
			7	6	1		
86	6	1	Total	N	Os	0	0
			7	6	1		
86	6	1	Total	N	Os	0	0
			7	6	1		
86	6	1	Total	N	Os	0	0
			7	6	1		
86	6	1	Total	N	Os	0	0
			7	6	1		
86	6	1	Total	N	Os	0	0
			7	6	1		
86	6	1	Total	N	Os	0	0
			7	6	1		
86	6	1	Total	N	Os	0	0
			7	6	1		
86	6	1	Total	N	Os	0	0
			7	6	1		
86	6	1	Total	N	Os	0	0
			7	6	1		
86	6	1	Total	N	Os	0	0
			7	6	1		
86	6	1	Total	N	Os	0	0
			7	6	1		
86	6	1	Total	N	Os	0	0
			7	6	1		

Continued on next page...

Continued from previous page...

Mol	Chain	Residues	Atoms			ZeroOcc	AltConf
86	6	1	Total	N	Os	0	0
			7	6	1		
86	6	1	Total	N	Os	0	0
			7	6	1		
86	6	1	Total	N	Os	0	0
			7	6	1		
86	6	1	Total	N	Os	0	0
			7	6	1		
86	6	1	Total	N	Os	0	0
			7	6	1		
86	6	1	Total	N	Os	0	0
			7	6	1		
86	6	1	Total	N	Os	0	0
			7	6	1		
86	6	1	Total	N	Os	0	0
			7	6	1		
86	6	1	Total	N	Os	0	0
			7	6	1		
86	6	1	Total	N	Os	0	0
			7	6	1		
86	6	1	Total	N	Os	0	0
			7	6	1		
86	6	1	Total	N	Os	0	0
			7	6	1		
86	6	1	Total	N	Os	0	0
			7	6	1		
86	6	1	Total	N	Os	0	0
			7	6	1		
86	6	1	Total	N	Os	0	0
			7	6	1		
86	6	1	Total	N	Os	0	0
			7	6	1		
86	6	1	Total	N	Os	0	0
			7	6	1		
86	6	1	Total	N	Os	0	0
			7	6	1		

Continued on next page...

Continued from previous page...

Mol	Chain	Residues	Atoms			ZeroOcc	AltConf
86	6	1	Total	N	Os	0	0
			7	6	1		
86	6	1	Total	N	Os	0	0
			7	6	1		
86	6	1	Total	N	Os	0	0
			7	6	1		
86	6	1	Total	N	Os	0	0
			7	6	1		
86	6	1	Total	N	Os	0	0
			7	6	1		
86	6	1	Total	N	Os	0	0
			7	6	1		
86	6	1	Total	N	Os	0	0
			7	6	1		
86	6	1	Total	N	Os	0	0
			7	6	1		
86	6	1	Total	N	Os	0	0
			7	6	1		
86	6	1	Total	N	Os	0	0
			7	6	1		
86	6	1	Total	N	Os	0	0
			7	6	1		
86	6	1	Total	N	Os	0	0
			7	6	1		
86	6	1	Total	N	Os	0	0
			7	6	1		
86	6	1	Total	N	Os	0	0
			7	6	1		
86	6	1	Total	N	Os	0	0
			7	6	1		
86	6	1	Total	N	Os	0	0
			7	6	1		
86	6	1	Total	N	Os	0	0
			7	6	1		
86	6	1	Total	N	Os	0	0
			7	6	1		

Continued on next page...

Continued from previous page...

Mol	Chain	Residues	Atoms			ZeroOcc	AltConf
86	6	1	Total	N	Os	0	0
			7	6	1		
86	6	1	Total	N	Os	0	0
			7	6	1		
86	6	1	Total	N	Os	0	0
			7	6	1		
86	6	1	Total	N	Os	0	0
			7	6	1		
86	6	1	Total	N	Os	0	0
			7	6	1		
86	6	1	Total	N	Os	0	0
			7	6	1		
86	6	1	Total	N	Os	0	0
			7	6	1		
86	6	1	Total	N	Os	0	0
			7	6	1		
86	6	1	Total	N	Os	0	0
			7	6	1		
86	6	1	Total	N	Os	0	0
			7	6	1		
86	6	1	Total	N	Os	0	0
			7	6	1		
86	6	1	Total	N	Os	0	0
			7	6	1		
86	6	1	Total	N	Os	0	0
			7	6	1		
86	6	1	Total	N	Os	0	0
			7	6	1		
86	6	1	Total	N	Os	0	0
			7	6	1		
86	6	1	Total	N	Os	0	0
			7	6	1		
86	6	1	Total	N	Os	0	0
			7	6	1		
86	6	1	Total	N	Os	0	0
			7	6	1		

Continued on next page...

Continued from previous page...

Mol	Chain	Residues	Atoms			ZeroOcc	AltConf
86	6	1	Total	N	Os	0	0
			7	6	1		
86	6	1	Total	N	Os	0	0
			7	6	1		
86	6	1	Total	N	Os	0	0
			7	6	1		
86	6	1	Total	N	Os	0	0
			7	6	1		
86	6	1	Total	N	Os	0	0
			7	6	1		
86	6	1	Total	N	Os	0	0
			7	6	1		
86	6	1	Total	N	Os	0	0
			7	6	1		
86	6	1	Total	N	Os	0	0
			7	6	1		
86	6	1	Total	N	Os	0	0
			7	6	1		
86	6	1	Total	N	Os	0	0
			7	6	1		
86	6	1	Total	N	Os	0	0
			7	6	1		
86	6	1	Total	N	Os	0	0
			7	6	1		
86	6	1	Total	N	Os	0	0
			7	6	1		
86	s1	1	Total	N	Os	0	0
			7	6	1		
86	s1	1	Total	N	Os	0	0
			7	6	1		
86	s8	1	Total	N	Os	0	0
			7	6	1		

Continued on next page...

Continued from previous page...

Mol	Chain	Residues	Atoms			ZeroOcc	AltConf
86	c3	1	Total	N	Os	0	0
			7	6	1		
86	c5	1	Total	N	Os	0	0
			7	6	1		
86	c8	1	Total	N	Os	0	0
			7	6	1		
86	d4	1	Total	N	Os	0	0
			7	6	1		
86	d9	1	Total	N	Os	0	0
			7	6	1		
86	sR	1	Total	N	Os	0	0
			7	6	1		
86	5	1	Total	N	Os	0	0
			7	6	1		
86	5	1	Total	N	Os	0	0
			7	6	1		
86	5	1	Total	N	Os	0	0
			7	6	1		
86	5	1	Total	N	Os	0	0
			7	6	1		
86	5	1	Total	N	Os	0	0
			7	6	1		
86	5	1	Total	N	Os	0	0
			7	6	1		
86	5	1	Total	N	Os	0	0
			7	6	1		
86	5	1	Total	N	Os	0	0
			7	6	1		
86	5	1	Total	N	Os	0	0
			7	6	1		
86	5	1	Total	N	Os	0	0
			7	6	1		
86	5	1	Total	N	Os	0	0
			7	6	1		
86	5	1	Total	N	Os	0	0
			7	6	1		

Continued on next page...

Continued from previous page...

Mol	Chain	Residues	Atoms			ZeroOcc	AltConf
86	5	1	Total	N	Os	0	0
			7	6	1		
86	5	1	Total	N	Os	0	0
			7	6	1		
86	5	1	Total	N	Os	0	0
			7	6	1		
86	5	1	Total	N	Os	0	0
			7	6	1		
86	5	1	Total	N	Os	0	0
			7	6	1		
86	5	1	Total	N	Os	0	0
			7	6	1		
86	5	1	Total	N	Os	0	0
			7	6	1		
86	5	1	Total	N	Os	0	0
			7	6	1		
86	5	1	Total	N	Os	0	0
			7	6	1		
86	5	1	Total	N	Os	0	0
			7	6	1		
86	5	1	Total	N	Os	0	0
			7	6	1		
86	5	1	Total	N	Os	0	0
			7	6	1		
86	5	1	Total	N	Os	0	0
			7	6	1		
86	5	1	Total	N	Os	0	0
			7	6	1		
86	5	1	Total	N	Os	0	0
			7	6	1		
86	5	1	Total	N	Os	0	0
			7	6	1		
86	5	1	Total	N	Os	0	0
			7	6	1		

Continued on next page...

Continued from previous page...

Mol	Chain	Residues	Atoms			ZeroOcc	AltConf
86	5	1	Total	N	Os	0	0
			7	6	1		
86	5	1	Total	N	Os	0	0
			7	6	1		
86	5	1	Total	N	Os	0	0
			7	6	1		
86	5	1	Total	N	Os	0	0
			7	6	1		
86	5	1	Total	N	Os	0	0
			7	6	1		
86	5	1	Total	N	Os	0	0
			7	6	1		
86	5	1	Total	N	Os	0	0
			7	6	1		
86	5	1	Total	N	Os	0	0
			7	6	1		
86	5	1	Total	N	Os	0	0
			7	6	1		
86	5	1	Total	N	Os	0	0
			7	6	1		
86	5	1	Total	N	Os	0	0
			7	6	1		
86	5	1	Total	N	Os	0	0
			7	6	1		
86	5	1	Total	N	Os	0	0
			7	6	1		
86	5	1	Total	N	Os	0	0
			7	6	1		
86	5	1	Total	N	Os	0	0
			7	6	1		
86	5	1	Total	N	Os	0	0
			7	6	1		
86	5	1	Total	N	Os	0	0
			7	6	1		
86	5	1	Total	N	Os	0	0
			7	6	1		

Continued on next page...

Continued from previous page...

Mol	Chain	Residues	Atoms			ZeroOcc	AltConf
86	5	1	Total	N	Os	0	0
			7	6	1		
86	5	1	Total	N	Os	0	0
			7	6	1		
86	5	1	Total	N	Os	0	0
			7	6	1		
86	5	1	Total	N	Os	0	0
			7	6	1		
86	5	1	Total	N	Os	0	0
			7	6	1		
86	5	1	Total	N	Os	0	0
			7	6	1		
86	5	1	Total	N	Os	0	0
			7	6	1		
86	5	1	Total	N	Os	0	0
			7	6	1		
86	5	1	Total	N	Os	0	0
			7	6	1		
86	5	1	Total	N	Os	0	0
			7	6	1		
86	5	1	Total	N	Os	0	0
			7	6	1		
86	5	1	Total	N	Os	0	0
			7	6	1		
86	5	1	Total	N	Os	0	0
			7	6	1		
86	5	1	Total	N	Os	0	0
			7	6	1		
86	5	1	Total	N	Os	0	0
			7	6	1		
86	5	1	Total	N	Os	0	0
			7	6	1		
86	5	1	Total	N	Os	0	0
			7	6	1		

Continued on next page...

Continued from previous page...

Mol	Chain	Residues	Atoms			ZeroOcc	AltConf
86	5	1	Total	N	Os	0	0
			7	6	1		
86	5	1	Total	N	Os	0	0
			7	6	1		
86	5	1	Total	N	Os	0	0
			7	6	1		
86	5	1	Total	N	Os	0	0
			7	6	1		
86	5	1	Total	N	Os	0	0
			7	6	1		
86	5	1	Total	N	Os	0	0
			7	6	1		
86	5	1	Total	N	Os	0	0
			7	6	1		
86	5	1	Total	N	Os	0	0
			7	6	1		
86	5	1	Total	N	Os	0	0
			7	6	1		
86	5	1	Total	N	Os	0	0
			7	6	1		
86	5	1	Total	N	Os	0	0
			7	6	1		
86	5	1	Total	N	Os	0	0
			7	6	1		
86	5	1	Total	N	Os	0	0
			7	6	1		
86	5	1	Total	N	Os	0	0
			7	6	1		
86	5	1	Total	N	Os	0	0
			7	6	1		
86	5	1	Total	N	Os	0	0
			7	6	1		
86	5	1	Total	N	Os	0	0
			7	6	1		
86	5	1	Total	N	Os	0	0
			7	6	1		

Continued on next page...

Continued from previous page...

Mol	Chain	Residues	Atoms			ZeroOcc	AltConf
86	5	1	Total	N	Os	0	0
			7	6	1		
86	5	1	Total	N	Os	0	0
			7	6	1		
86	5	1	Total	N	Os	0	0
			7	6	1		
86	5	1	Total	N	Os	0	0
			7	6	1		
86	5	1	Total	N	Os	0	0
			7	6	1		
86	5	1	Total	N	Os	0	0
			7	6	1		
86	5	1	Total	N	Os	0	0
			7	6	1		
86	5	1	Total	N	Os	0	0
			7	6	1		
86	5	1	Total	N	Os	0	0
			7	6	1		
86	5	1	Total	N	Os	0	0
			7	6	1		
86	5	1	Total	N	Os	0	0
			7	6	1		
86	5	1	Total	N	Os	0	0
			7	6	1		
86	5	1	Total	N	Os	0	0
			7	6	1		
86	5	1	Total	N	Os	0	0
			7	6	1		
86	5	1	Total	N	Os	0	0
			7	6	1		
86	5	1	Total	N	Os	0	0
			7	6	1		
86	5	1	Total	N	Os	0	0
			7	6	1		
86	5	1	Total	N	Os	0	0
			7	6	1		

Continued on next page...

Continued from previous page...

Mol	Chain	Residues	Atoms			ZeroOcc	AltConf
86	5	1	Total	N	Os	0	0
			7	6	1		
86	5	1	Total	N	Os	0	0
			7	6	1		
86	5	1	Total	N	Os	0	0
			7	6	1		
86	5	1	Total	N	Os	0	0
			7	6	1		
86	5	1	Total	N	Os	0	0
			7	6	1		
86	5	1	Total	N	Os	0	0
			7	6	1		
86	5	1	Total	N	Os	0	0
			7	6	1		
86	5	1	Total	N	Os	0	0
			7	6	1		
86	5	1	Total	N	Os	0	0
			7	6	1		
86	5	1	Total	N	Os	0	0
			7	6	1		
86	5	1	Total	N	Os	0	0
			7	6	1		
86	5	1	Total	N	Os	0	0
			7	6	1		
86	5	1	Total	N	Os	0	0
			7	6	1		
86	5	1	Total	N	Os	0	0
			7	6	1		
86	5	1	Total	N	Os	0	0
			7	6	1		
86	5	1	Total	N	Os	0	0
			7	6	1		
86	5	1	Total	N	Os	0	0
			7	6	1		
86	5	1	Total	N	Os	0	0
			7	6	1		

Continued on next page...

Continued from previous page...

Mol	Chain	Residues	Atoms			ZeroOcc	AltConf
86	5	1	Total	N	Os	0	0
			7	6	1		
86	5	1	Total	N	Os	0	0
			7	6	1		
86	5	1	Total	N	Os	0	0
			7	6	1		
86	5	1	Total	N	Os	0	0
			7	6	1		
86	5	1	Total	N	Os	0	0
			7	6	1		
86	5	1	Total	N	Os	0	0
			7	6	1		
86	5	1	Total	N	Os	0	0
			7	6	1		
86	5	1	Total	N	Os	0	0
			7	6	1		
86	5	1	Total	N	Os	0	0
			7	6	1		
86	5	1	Total	N	Os	0	0
			7	6	1		
86	5	1	Total	N	Os	0	0
			7	6	1		
86	5	1	Total	N	Os	0	0
			7	6	1		
86	5	1	Total	N	Os	0	0
			7	6	1		
86	5	1	Total	N	Os	0	0
			7	6	1		
86	5	1	Total	N	Os	0	0
			7	6	1		
86	5	1	Total	N	Os	0	0
			7	6	1		
86	5	1	Total	N	Os	0	0
			7	6	1		
86	5	1	Total	N	Os	0	0
			7	6	1		

Continued on next page...

Continued from previous page...

Mol	Chain	Residues	Atoms			ZeroOcc	AltConf
86	5	1	Total	N	Os	0	0
			7	6	1		
86	5	1	Total	N	Os	0	0
			7	6	1		
86	5	1	Total	N	Os	0	0
			7	6	1		
86	5	1	Total	N	Os	0	0
			7	6	1		
86	5	1	Total	N	Os	0	0
			7	6	1		
86	5	1	Total	N	Os	0	0
			7	6	1		
86	5	1	Total	N	Os	0	0
			7	6	1		
86	5	1	Total	N	Os	0	0
			7	6	1		
86	5	1	Total	N	Os	0	0
			7	6	1		
86	5	1	Total	N	Os	0	0
			7	6	1		
86	5	1	Total	N	Os	0	0
			7	6	1		
86	5	1	Total	N	Os	0	0
			7	6	1		
86	5	1	Total	N	Os	0	0
			7	6	1		
86	5	1	Total	N	Os	0	0
			7	6	1		
86	5	1	Total	N	Os	0	0
			7	6	1		
86	5	1	Total	N	Os	0	0
			7	6	1		
86	5	1	Total	N	Os	0	0
			7	6	1		

Continued on next page...

Continued from previous page...

Mol	Chain	Residues	Atoms			ZeroOcc	AltConf
86	5	1	Total	N	Os	0	0
			7	6	1		
86	5	1	Total	N	Os	0	0
			7	6	1		
86	5	1	Total	N	Os	0	0
			7	6	1		
86	5	1	Total	N	Os	0	0
			7	6	1		
86	5	1	Total	N	Os	0	0
			7	6	1		
86	5	1	Total	N	Os	0	0
			7	6	1		
86	5	1	Total	N	Os	0	0
			7	6	1		
86	5	1	Total	N	Os	0	0
			7	6	1		
86	5	1	Total	N	Os	0	0
			7	6	1		
86	5	1	Total	N	Os	0	0
			7	6	1		
86	5	1	Total	N	Os	0	0
			7	6	1		
86	5	1	Total	N	Os	0	0
			7	6	1		
86	5	1	Total	N	Os	0	0
			7	6	1		
86	5	1	Total	N	Os	0	0
			7	6	1		
86	5	1	Total	N	Os	0	0
			7	6	1		
86	5	1	Total	N	Os	0	0
			7	6	1		
86	5	1	Total	N	Os	0	0
			7	6	1		
86	5	1	Total	N	Os	0	0
			7	6	1		

Continued on next page...

Continued from previous page...

Mol	Chain	Residues	Atoms			ZeroOcc	AltConf
86	5	1	Total	N	Os	0	0
			7	6	1		
86	5	1	Total	N	Os	0	0
			7	6	1		
86	5	1	Total	N	Os	0	0
			7	6	1		
86	5	1	Total	N	Os	0	0
			7	6	1		
86	5	1	Total	N	Os	0	0
			7	6	1		
86	5	1	Total	N	Os	0	0
			7	6	1		
86	5	1	Total	N	Os	0	0
			7	6	1		
86	5	1	Total	N	Os	0	0
			7	6	1		
86	5	1	Total	N	Os	0	0
			7	6	1		
86	5	1	Total	N	Os	0	0
			7	6	1		
86	5	1	Total	N	Os	0	0
			7	6	1		
86	5	1	Total	N	Os	0	0
			7	6	1		
86	5	1	Total	N	Os	0	0
			7	6	1		
86	5	1	Total	N	Os	0	0
			7	6	1		
86	5	1	Total	N	Os	0	0
			7	6	1		
86	5	1	Total	N	Os	0	0
			7	6	1		
86	5	1	Total	N	Os	0	0
			7	6	1		
86	5	1	Total	N	Os	0	0
			7	6	1		

Continued on next page...

Continued from previous page...

Mol	Chain	Residues	Atoms			ZeroOcc	AltConf
86	5	1	Total	N	Os	0	0
			7	6	1		
86	5	1	Total	N	Os	0	0
			7	6	1		
86	5	1	Total	N	Os	0	0
			7	6	1		
86	5	1	Total	N	Os	0	0
			7	6	1		
86	5	1	Total	N	Os	0	0
			7	6	1		
86	5	1	Total	N	Os	0	0
			7	6	1		
86	5	1	Total	N	Os	0	0
			7	6	1		
86	5	1	Total	N	Os	0	0
			7	6	1		
86	5	1	Total	N	Os	0	0
			7	6	1		
86	5	1	Total	N	Os	0	0
			7	6	1		
86	5	1	Total	N	Os	0	0
			7	6	1		
86	5	1	Total	N	Os	0	0
			7	6	1		
86	5	1	Total	N	Os	0	0
			7	6	1		
86	5	1	Total	N	Os	0	0
			7	6	1		
86	5	1	Total	N	Os	0	0
			7	6	1		
86	5	1	Total	N	Os	0	0
			7	6	1		
86	5	1	Total	N	Os	0	0
			7	6	1		
86	5	1	Total	N	Os	0	0
			7	6	1		

Continued on next page...

Continued from previous page...

Mol	Chain	Residues	Atoms			ZeroOcc	AltConf
86	5	1	Total	N	Os	0	0
			7	6	1		
86	5	1	Total	N	Os	0	0
			7	6	1		
86	5	1	Total	N	Os	0	0
			7	6	1		
86	5	1	Total	N	Os	0	0
			7	6	1		
86	5	1	Total	N	Os	0	0
			7	6	1		
86	5	1	Total	N	Os	0	0
			7	6	1		
86	5	1	Total	N	Os	0	0
			7	6	1		
86	5	1	Total	N	Os	0	0
			7	6	1		
86	5	1	Total	N	Os	0	0
			7	6	1		
86	5	1	Total	N	Os	0	0
			7	6	1		
86	5	1	Total	N	Os	0	0
			7	6	1		
86	5	1	Total	N	Os	0	0
			7	6	1		
86	5	1	Total	N	Os	0	0
			7	6	1		
86	5	1	Total	N	Os	0	0
			7	6	1		
86	5	1	Total	N	Os	0	0
			7	6	1		
86	5	1	Total	N	Os	0	0
			7	6	1		
86	5	1	Total	N	Os	0	0
			7	6	1		
86	5	1	Total	N	Os	0	0
			7	6	1		

Continued on next page...

Continued from previous page...

Mol	Chain	Residues	Atoms			ZeroOcc	AltConf
86	5	1	Total	N	Os	0	0
			7	6	1		
86	5	1	Total	N	Os	0	0
			7	6	1		
86	5	1	Total	N	Os	0	0
			7	6	1		
86	5	1	Total	N	Os	0	0
			7	6	1		
86	5	1	Total	N	Os	0	0
			7	6	1		
86	5	1	Total	N	Os	0	0
			7	6	1		
86	5	1	Total	N	Os	0	0
			7	6	1		
86	5	1	Total	N	Os	0	0
			7	6	1		
86	5	1	Total	N	Os	0	0
			7	6	1		
86	5	1	Total	N	Os	0	0
			7	6	1		
86	5	1	Total	N	Os	0	0
			7	6	1		
86	5	1	Total	N	Os	0	0
			7	6	1		
86	5	1	Total	N	Os	0	0
			7	6	1		
86	5	1	Total	N	Os	0	0
			7	6	1		
86	5	1	Total	N	Os	0	0
			7	6	1		
86	5	1	Total	N	Os	0	0
			7	6	1		
86	5	1	Total	N	Os	0	0
			7	6	1		

Continued on next page...

Continued from previous page...

Mol	Chain	Residues	Atoms			ZeroOcc	AltConf
86	5	1	Total	N	Os	0	0
			7	6	1		
86	5	1	Total	N	Os	0	0
			7	6	1		
86	5	1	Total	N	Os	0	0
			7	6	1		
86	5	1	Total	N	Os	0	0
			7	6	1		
86	5	1	Total	N	Os	0	0
			7	6	1		
86	5	1	Total	N	Os	0	0
			7	6	1		
86	5	1	Total	N	Os	0	0
			7	6	1		
86	5	1	Total	N	Os	0	0
			7	6	1		
86	5	1	Total	N	Os	0	0
			7	6	1		
86	5	1	Total	N	Os	0	0
			7	6	1		
86	5	1	Total	N	Os	0	0
			7	6	1		
86	5	1	Total	N	Os	0	0
			7	6	1		
86	5	1	Total	N	Os	0	0
			7	6	1		
86	5	1	Total	N	Os	0	0
			7	6	1		
86	5	1	Total	N	Os	0	0
			7	6	1		
86	5	1	Total	N	Os	0	0
			7	6	1		
86	5	1	Total	N	Os	0	0
			7	6	1		
86	5	1	Total	N	Os	0	0
			7	6	1		

Continued on next page...

Continued from previous page...

Mol	Chain	Residues	Atoms			ZeroOcc	AltConf
86	5	1	Total	N	Os	0	0
			7	6	1		
86	5	1	Total	N	Os	0	0
			7	6	1		
86	5	1	Total	N	Os	0	0
			7	6	1		
86	5	1	Total	N	Os	0	0
			7	6	1		
86	5	1	Total	N	Os	0	0
			7	6	1		
86	5	1	Total	N	Os	0	0
			7	6	1		
86	5	1	Total	N	Os	0	0
			7	6	1		
86	5	1	Total	N	Os	0	0
			7	6	1		
86	5	1	Total	N	Os	0	0
			7	6	1		
86	5	1	Total	N	Os	0	0
			7	6	1		
86	5	1	Total	N	Os	0	0
			7	6	1		
86	5	1	Total	N	Os	0	0
			7	6	1		
86	5	1	Total	N	Os	0	0
			7	6	1		
86	5	1	Total	N	Os	0	0
			7	6	1		
86	5	1	Total	N	Os	0	0
			7	6	1		
86	5	1	Total	N	Os	0	0
			7	6	1		
86	5	1	Total	N	Os	0	0
			7	6	1		
86	5	1	Total	N	Os	0	0
			7	6	1		

Continued on next page...

Continued from previous page...

Mol	Chain	Residues	Atoms			ZeroOcc	AltConf
86	5	1	Total	N	Os	0	0
			7	6	1		
86	5	1	Total	N	Os	0	0
			7	6	1		
86	5	1	Total	N	Os	0	0
			7	6	1		
86	5	1	Total	N	Os	0	0
			7	6	1		
86	5	1	Total	N	Os	0	0
			7	6	1		
86	5	1	Total	N	Os	0	0
			7	6	1		
86	5	1	Total	N	Os	0	0
			7	6	1		
86	5	1	Total	N	Os	0	0
			7	6	1		
86	5	1	Total	N	Os	0	0
			7	6	1		
86	5	1	Total	N	Os	0	0
			7	6	1		
86	5	1	Total	N	Os	0	0
			7	6	1		
86	5	1	Total	N	Os	0	0
			7	6	1		
86	5	1	Total	N	Os	0	0
			7	6	1		
86	5	1	Total	N	Os	0	0
			7	6	1		
86	5	1	Total	N	Os	0	0
			7	6	1		
86	5	1	Total	N	Os	0	0
			7	6	1		
86	5	1	Total	N	Os	0	0
			7	6	1		
86	5	1	Total	N	Os	0	0
			7	6	1		

Continued on next page...

Continued from previous page...

Mol	Chain	Residues	Atoms			ZeroOcc	AltConf
86	5	1	Total	N	Os	0	0
			7	6	1		
86	5	1	Total	N	Os	0	0
			7	6	1		
86	7	1	Total	N	Os	0	0
			7	6	1		
86	7	1	Total	N	Os	0	0
			7	6	1		
86	7	1	Total	N	Os	0	0
			7	6	1		
86	7	1	Total	N	Os	0	0
			7	6	1		
86	7	1	Total	N	Os	0	0
			7	6	1		
86	7	1	Total	N	Os	0	0
			7	6	1		
86	7	1	Total	N	Os	0	0
			7	6	1		
86	7	1	Total	N	Os	0	0
			7	6	1		
86	8	1	Total	N	Os	0	0
			7	6	1		
86	8	1	Total	N	Os	0	0
			7	6	1		
86	8	1	Total	N	Os	0	0
			7	6	1		
86	8	1	Total	N	Os	0	0
			7	6	1		
86	8	1	Total	N	Os	0	0
			7	6	1		
86	8	1	Total	N	Os	0	0
			7	6	1		
86	8	1	Total	N	Os	0	0
			7	6	1		

Continued on next page...

Continued from previous page...

Mol	Chain	Residues	Atoms			ZeroOcc	AltConf
86	8	1	Total	N	Os	0	0
			7	6	1		
86	8	1	Total	N	Os	0	0
			7	6	1		
86	8	1	Total	N	Os	0	0
			7	6	1		
86	8	1	Total	N	Os	0	0
			7	6	1		
86	8	1	Total	N	Os	0	0
			7	6	1		
86	8	1	Total	N	Os	0	0
			7	6	1		
86	13	1	Total	N	Os	0	0
			7	6	1		
86	13	1	Total	N	Os	0	0
			7	6	1		
86	14	1	Total	N	Os	0	0
			7	6	1		
86	14	1	Total	N	Os	0	0
			7	6	1		
86	15	1	Total	N	Os	0	0
			7	6	1		
86	15	1	Total	N	Os	0	0
			7	6	1		
86	15	1	Total	N	Os	0	0
			7	6	1		
86	15	1	Total	N	Os	0	0
			7	6	1		
86	19	1	Total	N	Os	0	0
			7	6	1		
86	m0	1	Total	N	Os	0	0
			7	6	1		
86	m0	1	Total	N	Os	0	0
			7	6	1		
86	m1	1	Total	N	Os	0	0
			7	6	1		
86	m4	1	Total	N	Os	0	0
			7	6	1		
86	m5	1	Total	N	Os	0	0
			7	6	1		

Continued on next page...

Continued from previous page...

Mol	Chain	Residues	Atoms			ZeroOcc	AltConf
86	m6	1	Total	N	Os	0	0
			7	6	1		
86	m7	1	Total	N	Os	0	0
			7	6	1		
86	m8	1	Total	N	Os	0	0
			7	6	1		
86	n3	1	Total	N	Os	0	0
			7	6	1		
86	n3	1	Total	N	Os	0	0
			7	6	1		
86	n6	1	Total	N	Os	0	0
			7	6	1		
86	n9	1	Total	N	Os	0	0
			7	6	1		
86	o2	1	Total	N	Os	0	0
			7	6	1		
86	o3	1	Total	N	Os	0	0
			7	6	1		
86	o7	1	Total	N	Os	0	0
			7	6	1		
86	o7	1	Total	N	Os	0	0
			7	6	1		
86	q2	1	Total	N	Os	0	0
			7	6	1		

- Molecule 87 is ZINC ION (three-letter code: ZN) (formula: Zn).

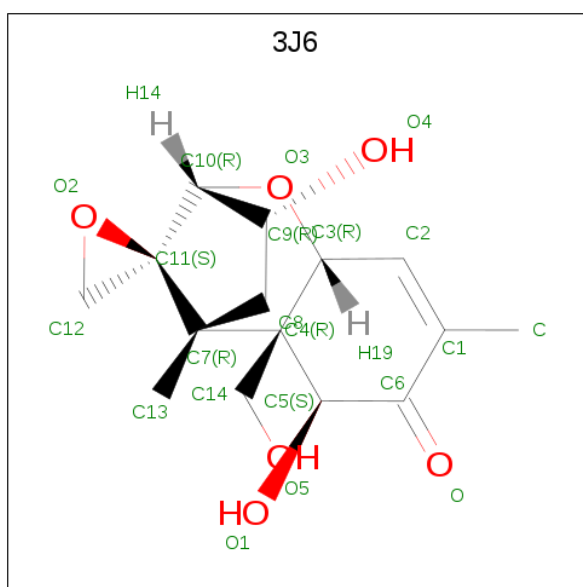
Mol	Chain	Residues	Atoms		ZeroOcc	AltConf
87	q0	1	Total	Zn	0	0
			1	1		
87	D6	1	Total	Zn	0	0
			1	1		
87	Q2	1	Total	Zn	0	0
			1	1		
87	e1	1	Total	Zn	0	0
			1	1		
87	Q3	1	Total	Zn	0	0
			1	1		
87	D9	1	Total	Zn	0	0
			1	1		
87	E1	1	Total	Zn	0	0
			1	1		

Continued on next page...

Continued from previous page...

Mol	Chain	Residues	Atoms		ZeroOcc	AltConf
87	Q0	1	Total	Zn	0	0
			1	1		
87	d7	1	Total	Zn	0	0
			1	1		
87	q3	1	Total	Zn	0	0
			1	1		
87	d9	1	Total	Zn	0	0
			1	1		
87	D7	1	Total	Zn	0	0
			1	1		
87	d6	1	Total	Zn	0	0
			1	1		
87	o7	1	Total	Zn	0	0
			1	1		
87	O7	1	Total	Zn	0	0
			1	1		
87	q2	1	Total	Zn	0	0
			1	1		

- Molecule 88 is (3beta,7alpha)-3,7,15-trihydroxy-12,13-epoxytrichothec-9-en-8-one (three-letter code: 3J6) (formula: C₁₅H₂₀O₆).



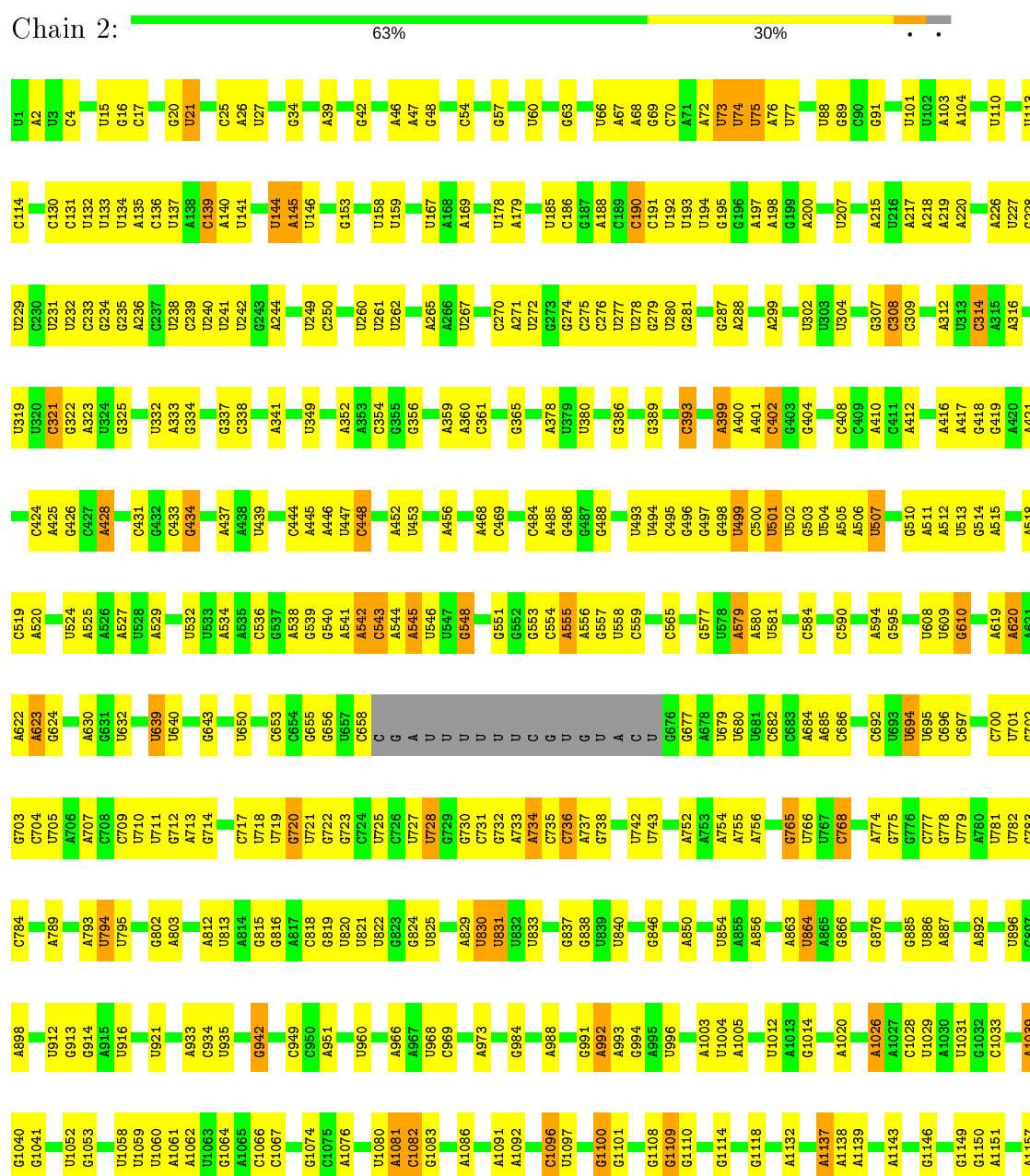
Mol	Chain	Residues	Atoms			ZeroOcc	AltConf
88	1	1	Total	C	O	0	0
			21	15	6		
88	5	1	Total	C	O	0	0
			21	15	6		

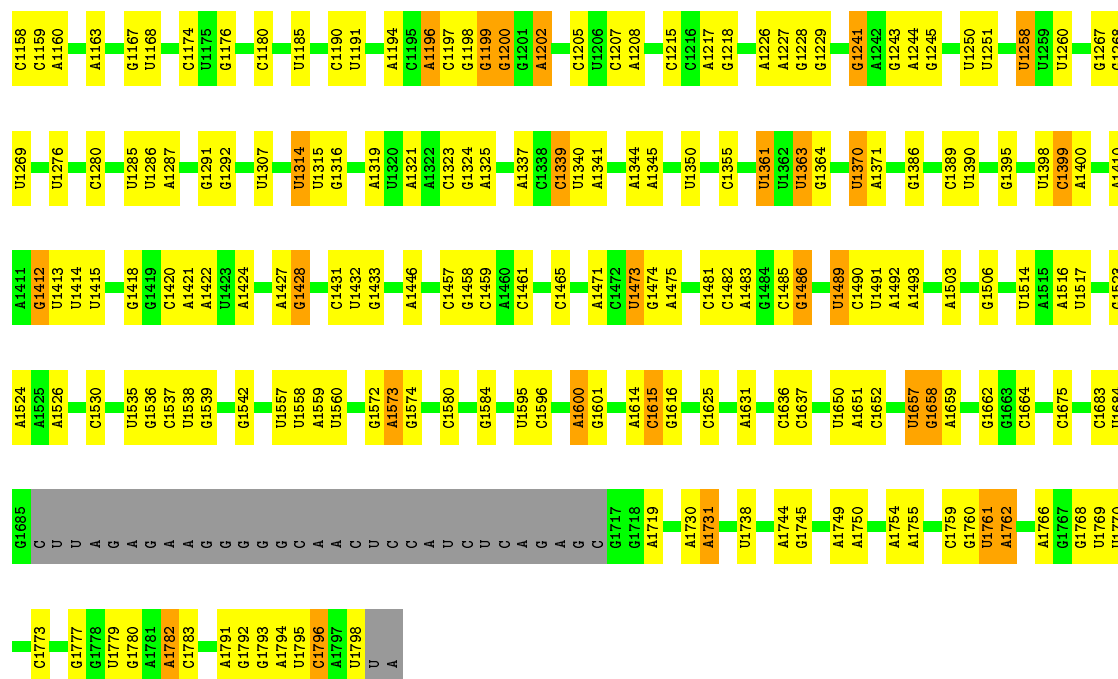
3 Residue-property plots

These plots are drawn for all protein, RNA, DNA and oligosaccharide chains in the entry. The first graphic for a chain summarises the proportions of the various outlier classes displayed in the second graphic. The second graphic shows the sequence view annotated by issues in geometry. Residues are color-coded according to the number of geometric quality criteria for which they contain at least one outlier: green = 0, yellow = 1, orange = 2 and red = 3 or more. Stretches of 2 or more consecutive residues without any outlier are shown as a green connector. Residues present in the sample, but not in the model, are shown in grey.

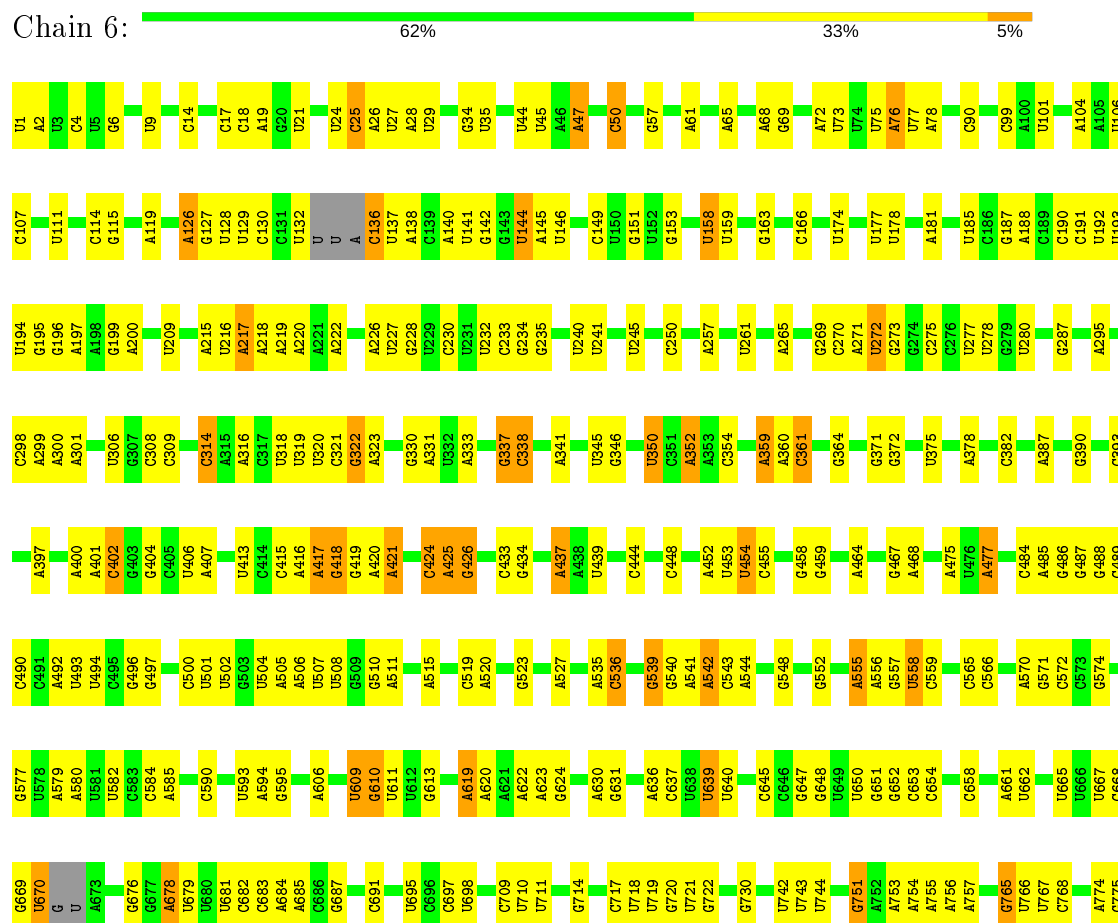
Note EDS failed to run properly.

• Molecule 1: 18S ribosomal RNA



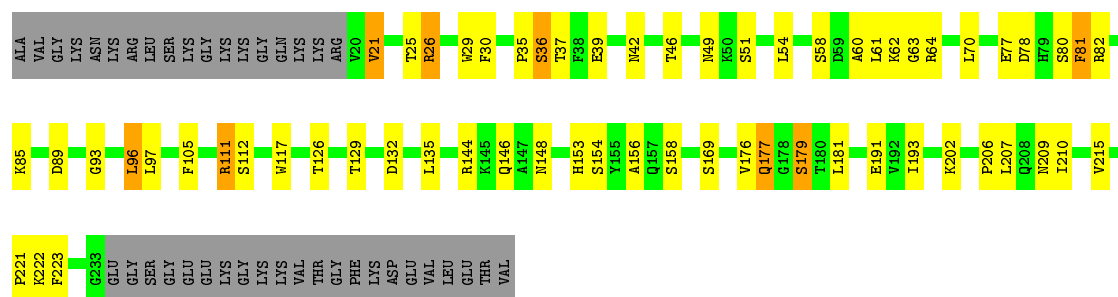


• Molecule 1: 18S ribosomal RNA



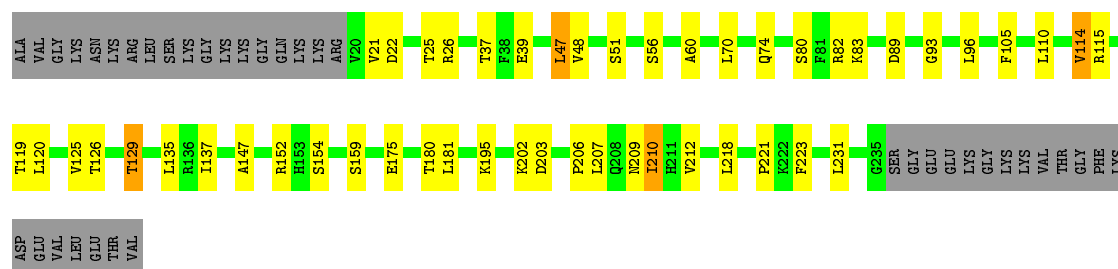
- Molecule 3: 40S ribosomal protein S1-A

Chain S1: 




- Molecule 3: 40S ribosomal protein S1-A

Chain s1: 66% 18% • 15%



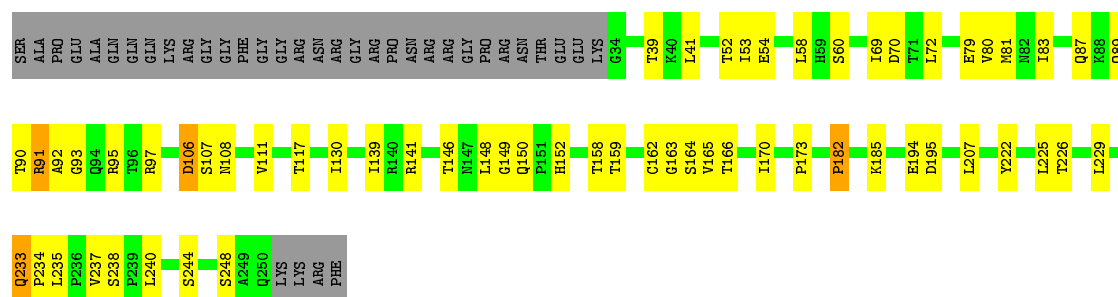
- Molecule 4: 40S ribosomal protein S2

Chain S2: 



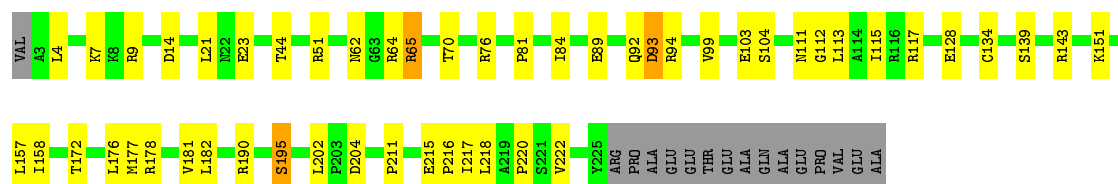
- Molecule 4: 40S ribosomal protein S2

Chain s2: 



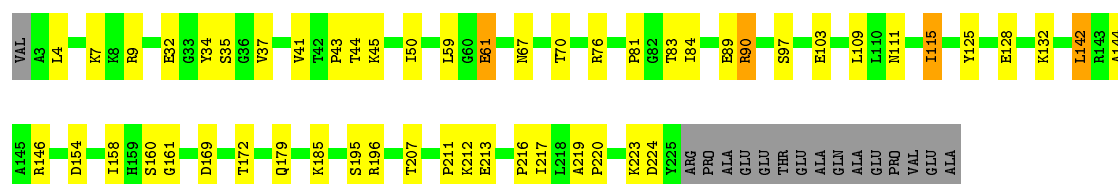
• Molecule 5: 40S ribosomal protein S3

Chain S3: 




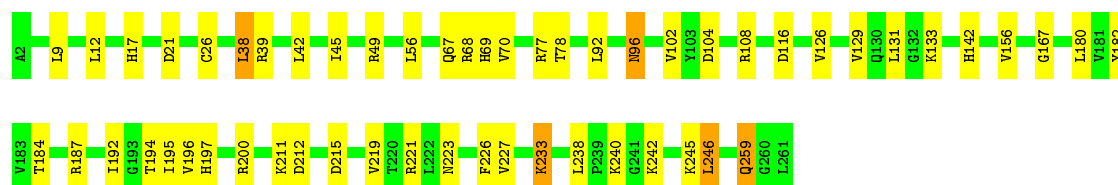
• Molecule 5: 40S ribosomal protein S3

Chain s3: 




• Molecule 6: 40S ribosomal protein S4-A

Chain S4: 



• Molecule 6: 40S ribosomal protein S4-A

Chain s4: 

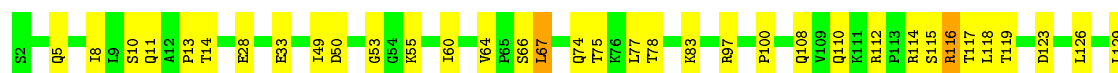






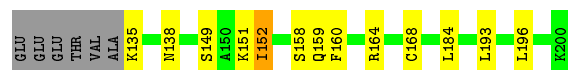
- Molecule 9: 40S ribosomal protein S7-A

Chain s7: 72% 24% • •



- Molecule 10: 40S ribosomal protein S8-A

Chain S8: 73% 19% • 6%



- Molecule 10: 40S ribosomal protein S8-A

Chain s8: 77% 17% • 6%



- Molecule 11: 40S ribosomal protein S9-A

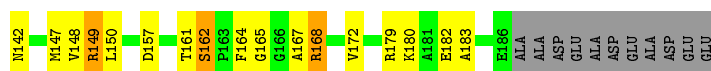
Chain S9: 70% 23% • 6%



- Molecule 11: 40S ribosomal protein S9-A

Chain s9: 69% 23% • 6%





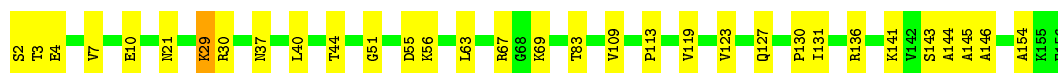
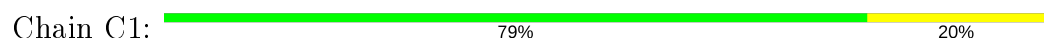
- Molecule 12: 40S ribosomal protein S10-A




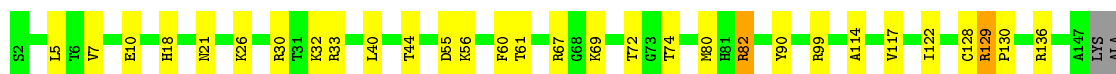
- Molecule 12: 40S ribosomal protein S10-A



- Molecule 13: 40S ribosomal protein S11-A



- Molecule 13: 40S ribosomal protein S11-A



- Molecule 14: 40S ribosomal protein S12



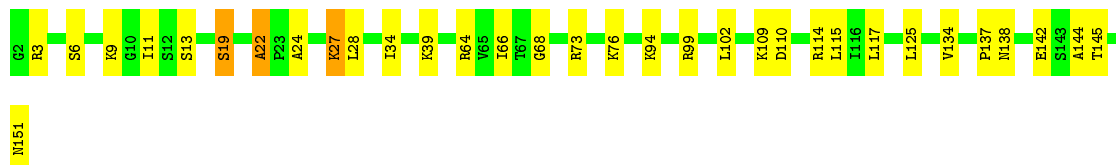
- Molecule 14: 40S ribosomal protein S12





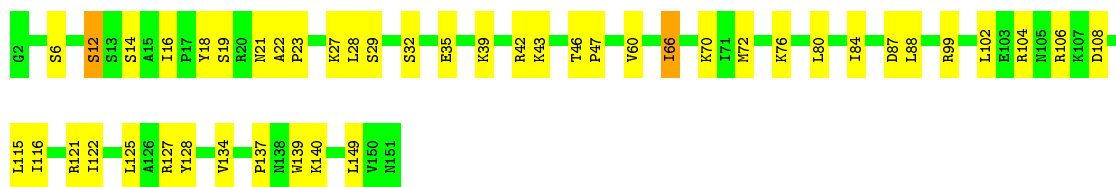
- Molecule 15: 40S ribosomal protein S13

Chain C3: 78% 20%



- Molecule 15: 40S ribosomal protein S13

Chain c3: 70% 29%



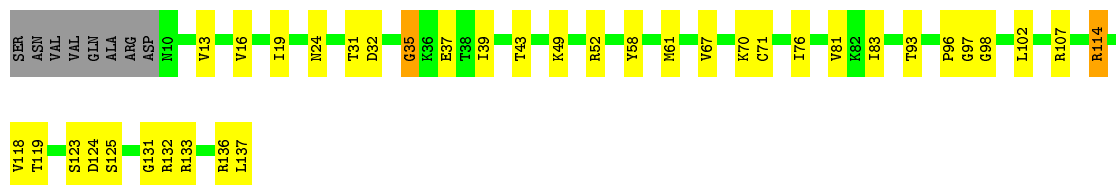
- Molecule 16: 40S ribosomal protein S14-A

Chain C4: 73% 17% 7%



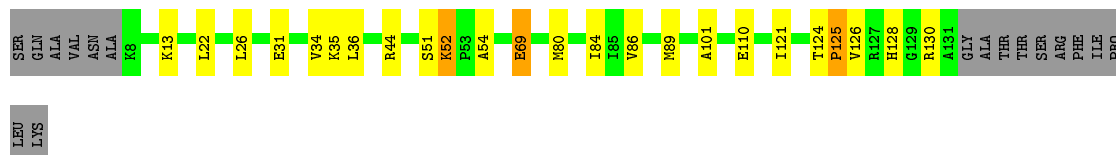
- Molecule 16: 40S ribosomal protein S14-A

Chain c4: 67% 26% 6%




- Molecule 17: 40S ribosomal protein S15

Chain C5: 71% 15% 12%



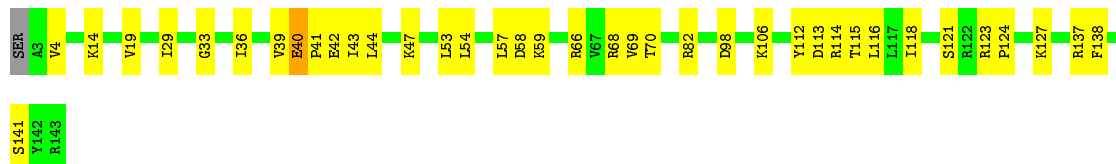
- Molecule 17: 40S ribosomal protein S15

Chain c5:  76% 17%



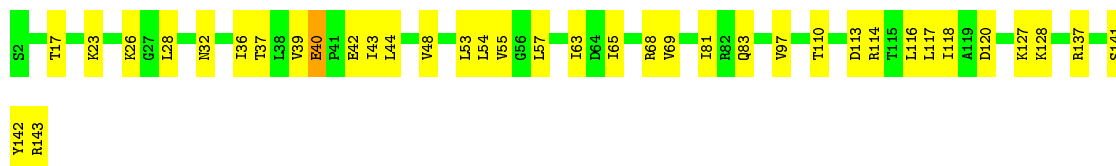
- Molecule 18: 40S ribosomal protein S16-A

Chain C6:  73% 26%



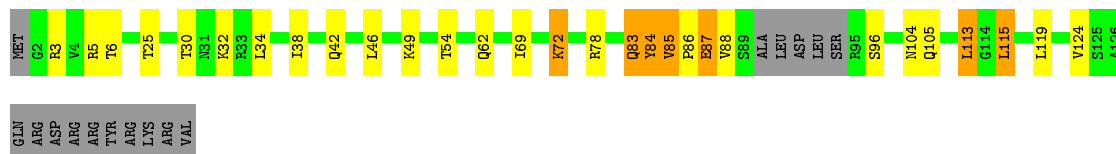
- Molecule 18: 40S ribosomal protein S16-A

Chain c6:  74% 25%



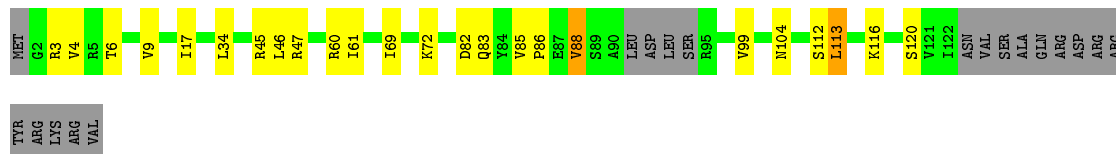
- Molecule 19: 40S ribosomal protein S17-A

Chain C7:  67% 16% 5% 12%




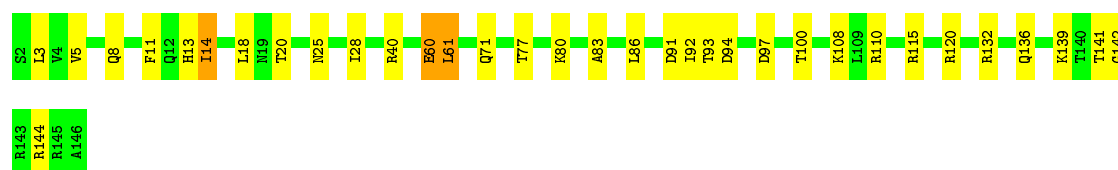
- Molecule 19: 40S ribosomal protein S17-A

Chain c7:  68% 16% 1% 14%



- Molecule 20: 40S ribosomal protein S18-A

Chain C8:  77% 21%



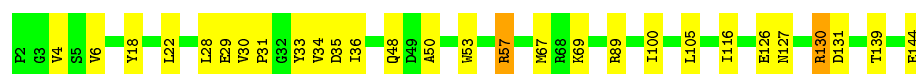
- Molecule 20: 40S ribosomal protein S18-A

Chain c8: 75% 22%



- Molecule 21: 40S ribosomal protein S19-A

Chain C9: 80% 18%



- Molecule 21: 40S ribosomal protein S19-A

Chain c9: 81% 17%



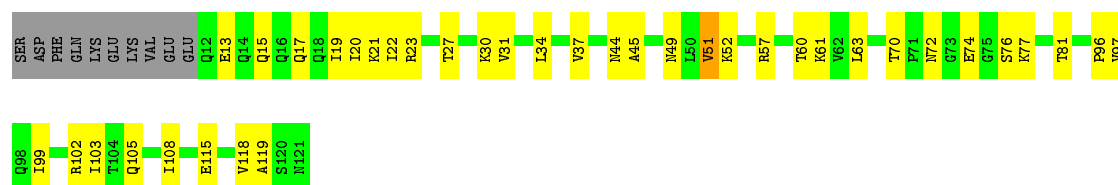
- Molecule 22: 40S ribosomal protein S20

Chain D0: 69% 20% 11%



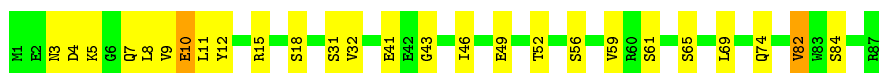
- Molecule 22: 40S ribosomal protein S20

Chain d0: 60% 31% 8%



- Molecule 23: 40S ribosomal protein S21-A

Chain D1: 70% 28%



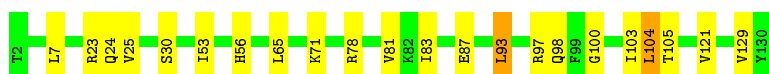
- Molecule 23: 40S ribosomal protein S21-A

Chain d1: 69% 30%



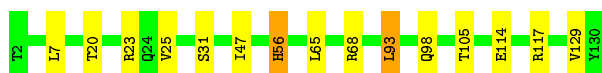
- Molecule 24: 40S ribosomal protein S22-A

Chain D2: 83% 16%



- Molecule 24: 40S ribosomal protein S22-A

Chain d2: 88% 10%



- Molecule 25: 40S ribosomal protein S23-A

Chain D3: 79% 19%



- Molecule 25: 40S ribosomal protein S23-A

Chain d3: 77% 23%



- Molecule 26: 40S ribosomal protein S24-A

Chain D4: 82% 17%

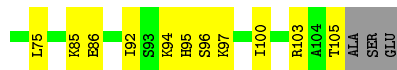
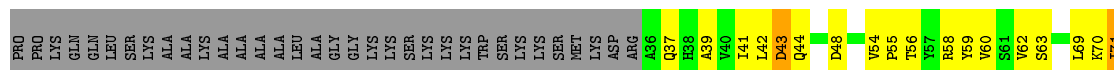


- Molecule 26: 40S ribosomal protein S24-A

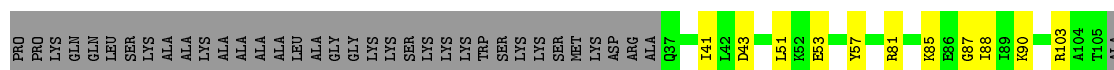
Chain d4: 78% 21%



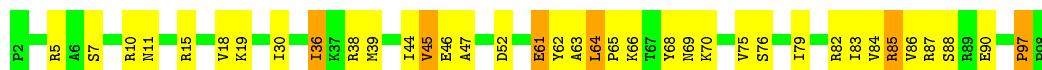
- Molecule 27: 40S ribosomal protein S25-A



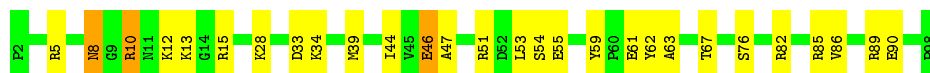
- Molecule 27: 40S ribosomal protein S25-A



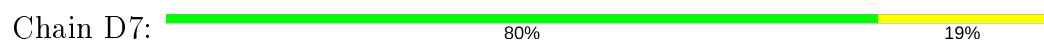
- Molecule 28: 40S ribosomal protein S26-B



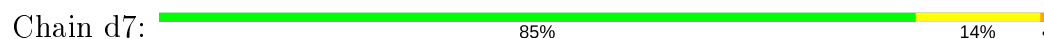
- Molecule 28: 40S ribosomal protein S26-B



- Molecule 29: 40S ribosomal protein S27-A

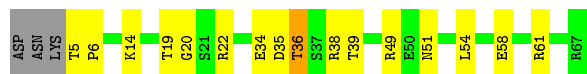


- Molecule 29: 40S ribosomal protein S27-A



- Molecule 30: 40S ribosomal protein S28-A

Chain D8:  71% 23% • 5%




- Molecule 30: 40S ribosomal protein S28-A

Chain d8:  73% 21% • 5%



- Molecule 31: 40S ribosomal protein S29-A

Chain D9:  80% 16% •




- Molecule 31: 40S ribosomal protein S29-A

Chain d9:  67% 25% • •



- Molecule 32: 40S ribosomal protein S30-A

Chain E0:  83% 13% •



- Molecule 33: Ubiquitin-40S ribosomal protein S31

Chain E1:  51% 34% 8% 7%




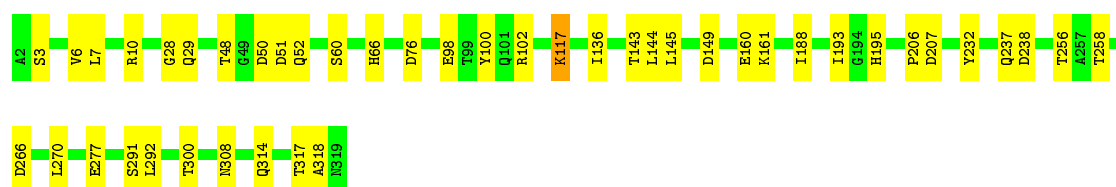
- Molecule 33: Ubiquitin-40S ribosomal protein S31

Chain e1:  57% 38% • •



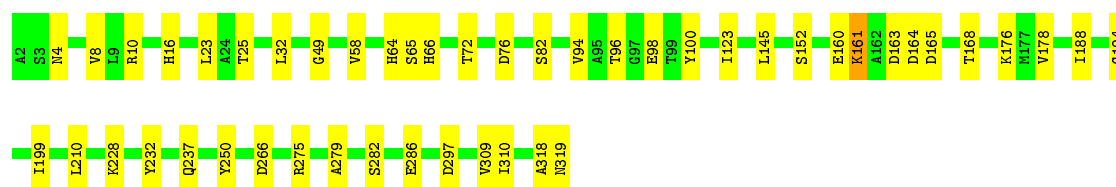
- Molecule 34: Guanine nucleotide-binding protein subunit beta-like protein

Chain SR:  86% 14%



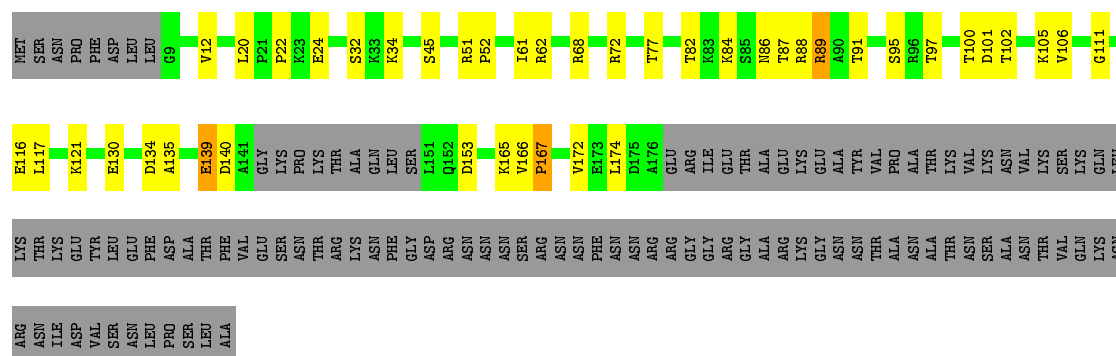
- Molecule 34: Guanine nucleotide-binding protein subunit beta-like protein

Chain sR: 85% 15%



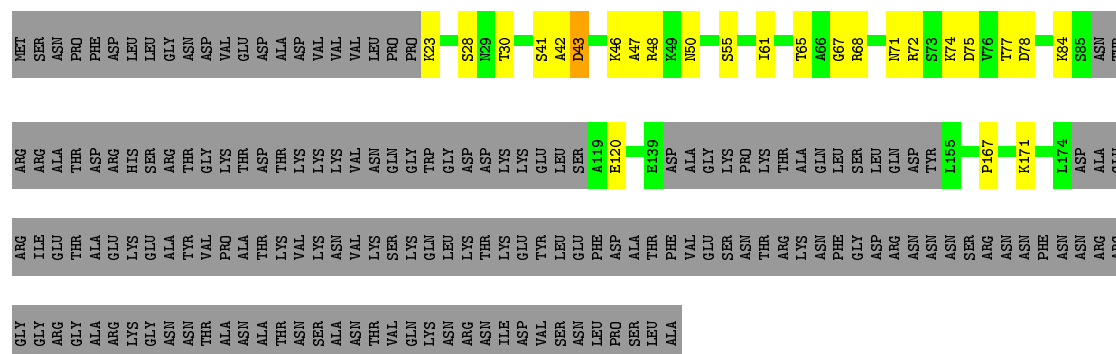
- Molecule 35: Suppressor protein STM1

Chain SM:



- Molecule 35: Suppressor protein STM1

Chain sM: 



- Molecule 36: 25S ribosomal RNA

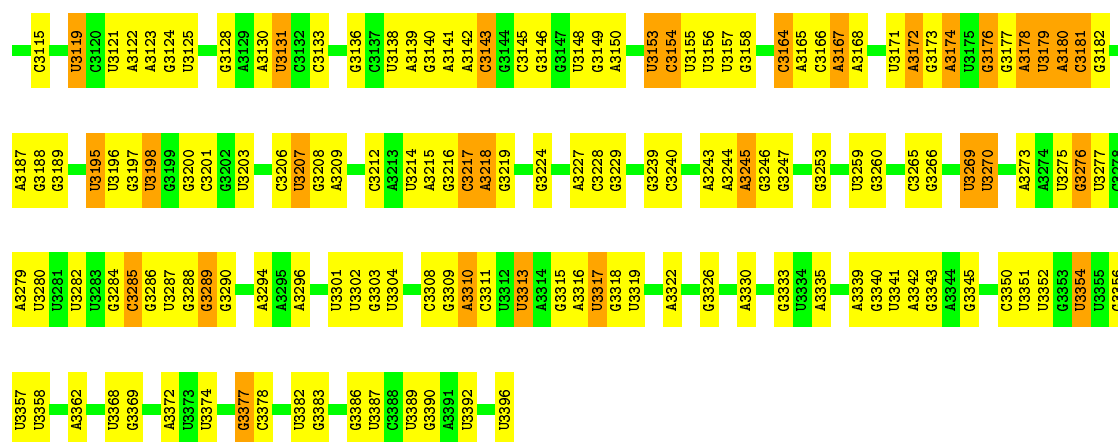




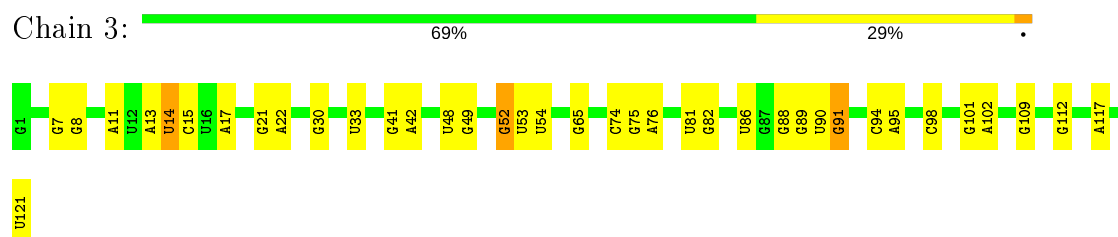


A1797	C1885	G1577	A1490	G1412	C1333	A1244	C1160	A1084	G1001	A926	U834	A746	G639	G542
A1804	U1686	C1578	G1493	G1413	U1334	A1245	G1161	A1085	A1002	C927	G835	A747	U640	C543
G1808	U1687	A1579	U1493	G1414	C1335	U1246	U1162	C1086	A1003	C928	A836	U748	U641	C544
A1809	U1695	C1580	U1495	G1417	U1336	U1247	A1163	G1087	U1007	A929	A837	G754	U642	C545
A1810	C1581	A1582	C1496	A1418	C1337	C1248	G1164	U1088	A1008	A933	G844	G755	G644	G547
A1813	U1699	A1583	C1499	A1419	C1338	A1252	A1165	A1089	U1009	G934	A645	C756	A645	G548
A1814	G1700	A1587	G1500	C1420	C1339	U1258	A1166	U1094	A1010	U935	A646	C757	A646	U555
U1815	A1588	A1428	A1503	G1421	A1342	G1261	A1169	U1095	A1009	U936	A647	C758	A647	U556
U1816	C1589	G1429	A1506	A1428	U1348	G1262	G1171	U1096	A1011	G937	C648	G763	C648	U557
U1817	G1590	U1430	G1507	U1430	U1349	A1263	U1172	U1097	A1012	C938	A649	G764	A649	C557
U1818	G1591	G1431	G1507	G1431	A1350	G1264	U1173	A1098	G1037	U939	C650	G765	C650	U558
U1819	C1592	C1432	C1508	C1432	U1351	U1265	G1174	A1099	U1015	U942	G859	G766	G851	A559
U1820	A1593	A1433	G1513	G1433	A1352	G1266	C1175	U1100	C1016	U943	G860	U767	G852	G564
U1821	A1594	G1434	G1519	G1434	U1353	A1274	G1177	G1101	C1017	U944	C861	G768	A653	G565
U1724	C1597	G1435	G1519	C1437	G1354	A1274	G1178	A1102	G1018	C945	A866	G770	A656	G567
A1834	U1598	U1438	G1520	U1438	A1355	C1284	A1179	G1104	G1019	U946	G867	U776	A657	G575
A1835	G1599	U1439	G1520	U1439	U1356	G1285	A1180	U1140	C1020	G947	C868	U777	A660	C576
C1836	U1600	U1442	G1528	U1442	G1357	G1289	A1181	G1113	G1021	A951	G869	U778	G661	C577
U1837	G1605	U1443	G1533	U1443	C1360	G1292	C1182	G1114	A1025	A952	U871	U779	U662	A578
U1838	U1606	U1444	U1534	U1444	U1361	U1293	C1183	G1115	A1026	G953	U872	A780	G579	G579
A1839	U1607	A1446	A1535	G1447	U1362	U1294	G1186	G1116	A1027	C958	U874	G781	A665	G582
A1841	A1613	G1448	G1536	G1448	G1365	A1294	G1187	G1117	A1028	C959	G875	A784	C667	G583
A1842	C1614	U1449	A1534	U1449	A1366	U1295	C1188	C1118	A876	U960	U876	A785	G668	G584
C1843	G1614	A1450	G1536	U1450	U1367	G1300	U1188	C1119	C877	C961	U877	G787	U669	A585
G1845	U1618	C1451	A1539	G1451	G1368	A1301	U1191	U1124	G878	A962	U878	G788	G669	G591
C1846	G1619	A1452	G1541	U1452	A1369	A1302	C1192	U1125	U1041	G964	G880	A791	G674	A592
A1847	U1620	A1453	G1541	U1453	A1370	A1303	A1193	G1126	U1042	A965	C881	G792	C675	C593
G1848	G1629	A1454	G1547	U1454	U1373	A1304	G1194	G1127	C1043	U966	G676	G793	U677	U594
C1849	C1548	U1455	U1549	U1455	A1374	U1305	A1195	U1128	A1046	A967	A677	G798	A677	C599
G1851	C1631	A1456	G1375	U1456	G1375	G1307	C1196	A1129	A1047	C969	U681	G799	U682	G604
C1854	U1552	A1460	U1375	A1460	G1379	A1308	C1199	A1130	A1048	A970	U683	A801	U683	A607
A1859	U1553	A1461	G1379	U1461	A1380	U1309	A1200	A1131	C1049	G971	C802	G800	G604	A608
G1863	U1554	U1462	U1380	U1462	G1381	G1310	C1201	A1135	U1050	A972	U684	C803	G609	G610
A1865	U1555	U1463	A1381	U1463	A1381	G1311	A1202	U1138	U1051	G973	A691	C804	A611	U612
C1866	C1556	G1464	C1385	G1464	C1385	C1312	G1207	U1139	A1052	C975	G907	G805	G694	U612
A1868	C1556	A1465	C1386	U1465	C1386	G1313	U1208	G1140	A1053	U976	G908	A806	A705	G617
A1869	A1557	G1466	A1386	U1466	A1386	C1314	G1209	G1141	A1054	C977	G909	A807	A706	U707
C1870	G1560	A1467	A1386	U1467	A1386	U1315	U1210	G1142	A1055	G978	G910	A808	G712	A621
U1871	G1561	A1468	A1390	U1468	A1390	C1316	U1215	A1143	U1056	U979	C911	G813	A715	A628
A1874	U1562	U1469	C1391	U1469	C1391	A1317	G1222	U1144	U1060	A980	A716	G814	U716	U629
C1877	C1563	U1470	G1392	U1470	G1392	G1318	G1236	G1148	A1064	C982	A913	U814	C618	U638
A1878	U1564	U1471	G1392	U1471	G1392	C1319	G1237	G1149	A1065	U981	G708	G815	U620	A619
G1879	G1565	U1472	C1396	U1472	C1396	G1320	U1241	A1150	G916	G984	A712	C816	A621	A621
C1880	U1567	G1473	U1397	U1473	U1397	U1321	C1232	U1151	G1072	C993	A715	C817	A628	U638
U1871	U1568	A1474	A1399	U1474	A1399	U1322	G1233	G1152	A917	G994	A716	C818	U639	U639
A1877	G1569	U1475	G1400	U1475	G1400	U1324	G1234	A1153	A1075	U995	C717	G822	A630	A630
A1878	U1570	U1476	C1403	U1476	C1403	G1327	G1235	U1154	A920	U996	A720	C823	C634	C634
U1879	U1571	A1481	G1404	U1481	G1404	C1328	G1236	A1155	A1079	A997	A720	C824	G635	G635
U1880	U1572	A1482	U1405	U1482	U1405	U1329	C1238	C1156	A1080	A998	G725	A827	C636	C636
A1881	G1573	A1483	A1406	U1483	A1406	U1330	U1241	G1157	U1081	G923	G726	A830	C637	C637
C1884	C1574	G1483	A1406	U1483	A1406	A1331	G1242	U1158	U1082	A999	G726	A830	C638	C638
	A1575	G1483	A1406	U1483	A1406	A1332	G1243	A1159	G1083	C1000	A925	A830	G727	G727

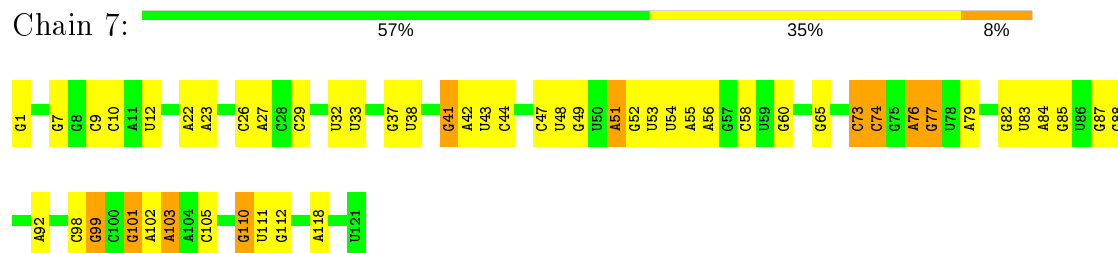
A3032	U2955	G2732	C2646	G2566	U	G2409	U2366	U2184	A	G	U1885
A3033	A2956	U2735	G2651	C2567	G	U2410	U2269	U2185	U	C	A1886
G3039	G2957	A2736	U2652	C2568	A	U2411	U2270	G2186	U	A	G1889
A3040	A2958	C2737	A2656	C2569	A	A2412	G2271	U2187	A	G	U1890
U3041	U2959	U2738	U2657	U2570	U	G2413	G2272	A2188	C	A	A1891
U3042	U2960	A2739	G2658	U2571	A	U2414	U2273	G2189	C	C	G1892
C3043	U2961	A2740	G2659	C2572	C	U2415	U2274	C2190	U	G	A1893
G3044	G2962	U2741	U2660	G2573	C	U2416	U2275	U2191	G	C	U1894
G3045	A2963	U2742	U2661	G2574	C	U2417	U2276	U2192	C	A	A1895
A3046	G2964	U2743	U2662	C2583	C	U2418	U2277	C2193	C	G	A1896
U3047	U2965	A2744	U2663	G2584	C	U2419	U2278	U2194	C	C	G1897
A3048	G2966	U2745	U2664	G2585	C	U2420	U2279	U2195	U	C	A1898
U3049	A2967	U2746	U2665	G2586	C	U2421	U2280	U2196	U	G	G1899
U3050	G2968	U2747	U2666	G2587	C	U2422	U2281	U2197	U	C	A1900
G3051	U2969	U2748	U2667	G2588	C	U2423	U2282	U2198	U	C	A1901
G3052	U2970	A2749	U2668	C2593	U	U2424	U2283	U2199	U	C	G1902
U3055	U2971	U2750	U2669	G2594	U	U2425	U2284	U2200	C	G	G1906
U3056	G2972	U2751	U2670	G2595	U	U2426	U2285	U2201	A	G	C1907
G3059	U2973	U2752	U2671	G2596	U	U2427	U2286	U2202	G	C	A1908
C3060	A2974	U2753	U2672	G2597	U	U2428	U2287	U2203	G	C	U1909
G3061	U2975	U2754	U2673	C2598	U	U2429	U2288	U2204	C	C	A1910
U3064	U2976	U2755	U2674	G2599	U	U2430	U2289	U2205	C	C	U1911
G3065	G2977	U2756	U2675	G2606	U	U2431	U2290	U2206	C	C	U1912
G3069	U2978	U2757	U2676	G2607	U	U2432	U2291	U2207	C	C	A1913
A3070	U2979	U2758	U2677	G2608	U	U2433	U2292	U2208	U	C	G1914
G3075	U2980	U2759	U2678	G2609	U	U2434	U2293	U2209	U	C	C1918
U3078	U2981	U2760	U2679	G2610	U	U2435	U2294	U2210	U	C	U1919
U3079	U2982	U2761	U2680	G2611	U	U2436	U2295	U2211	U	C	U1920
A3086	U2983	U2762	U2681	G2612	U	U2437	U2296	U2212	U	C	U1931
A3087	U2984	U2763	U2682	G2613	U	U2438	U2297	U2213	U	C	G1938
G3089	U2985	U2764	U2683	G2614	U	U2439	U2298	U2214	U	C	G1939
U3090	U2986	U2765	U2684	G2615	U	U2440	U2299	U2215	U	C	C1943
A3091	U2987	U2766	U2685	G2616	U	U2441	U2300	U2216	U	C	G1948
G3092	U2988	U2767	U2686	G2617	U	U2442	U2301	U2217	U	C	G1952
U3095	U2989	U2768	U2687	G2618	U	U2443	U2302	U2218	U	C	G1953
C3096	U2990	U2769	U2688	G2619	U	U2444	U2303	U2219	U	C	G
C3097	U2991	U2770	U2689	G2620	U	U2445	U2304	U2220	U	C	U
C3098	U2992	U2771	U2690	G2621	U	U2446	U2305	U2221	U	C	A
A3011	U2993	U2772	U2691	G2622	U	U2447	U2306	U2222	U	C	G
A3012	U2994	U2773	U2692	G2623	U	U2448	U2307	U2223	U	C	U
A3013	U2995	U2774	U2693	G2624	U	U2449	U2308	U2224	U	C	G
U3014	U2996	U2775	U2694	G2625	U	U2450	U2309	U2225	U	C	G
U3015	U2997	U2776	U2695	G2626	U	U2451	U2310	U2226	U	C	G
U3016	U2998	U2777	U2696	G2627	U	U2452	U2311	U2227	U	C	G
U3017	U2999	U2778	U2697	G2628	U	U2453	U2312	U2228	U	C	G
U3018	U3000	U2779	U2698	G2629	U	U2454	U2313	U2229	U	C	G
U3019	U3001	U2780	U2699	G2630	U	U2455	U2314	U2230	U	C	G
U3020	U3002	U2781	U2700	G2631	U	U2456	U2315	U2231	U	C	G
U3021	U3003	U2782	U2701	G2632	U	U2457	U2316	U2232	U	C	G
U3022	U3004	U2783	U2702	G2633	U	U2458	U2317	U2233	U	C	G
U3023	U3005	U2784	U2703	G2634	U	U2459	U2318	U2234	U	C	G
U3024	U3006	U2785	U2704	G2635	U	U2460	U2319	U2235	U	C	G
U3025	U3007	U2786	U2705	G2636	U	U2461	U2320	U2236	U	C	G
U3026	U3008	U2787	U2706	G2637	U	U2462	U2321	U2237	U	C	G
U3027	U3009	U2788	U2707	G2638	U	U2463	U2322	U2238	U	C	G
U3028	U3010	U2789	U2708	G2639	U	U2464	U2323	U2239	U	C	G
U3029	U3011	U2790	U2709	G2640	U	U2465	U2324	U2240	U	C	G
U3030	U3012	U2791	U2710	G2641	U	U2466	U2325	U2241	U	C	G
U3031	U3013	U2792	U2711	G2642	U	U2467	U2326	U2242	U	C	G
U3032	U3014	U2793	U2712	G2643	U	U2468	U2327	U2243	U	C	G
U3033	U3015	U2794	U2713	G2644	U	U2469	U2328	U2244	U	C	G
U3034	U3016	U2795	U2714	G2645	U	U2470	U2329	U2245	U	C	G
U3035	U3017	U2796	U2715	G2646	U	U2471	U2330	U2246	U	C	G
U3036	U3018	U2797	U2716	G2647	U	U2472	U2331	U2247	U	C	G
U3037	U3019	U2798	U2717	G2648	U	U2473	U2332	U2248	U	C	G
U3038	U3020	U2799	U2718	G2649	U	U2474	U2333	U2249	U	C	G
U3039	U3021	U2800	U2719	G2650	U	U2475	U2334	U2250	U	C	G
U3040	U3022	U2801	U2720	G2651	U	U2476	U2335	U2251	U	C	G
U3041	U3023	U2802	U2721	G2652	U	U2477	U2336	U2252	U	C	G
U3042	U3024	U2803	U2722	G2653	U	U2478	U2337	U2253	U	C	G
U3043	U3025	U2804	U2723	G2654	U	U2479	U2338	U2254	U	C	G
U3044	U3026	U2805	U2724	G2655	U	U2480	U2339	U2255	U	C	G
U3045	U3027	U2806	U2725	G2656	U	U2481	U2340	U2256	U	C	G
U3046	U3028	U2807	U2726	G2657	U	U2482	U2341	U2257	U	C	G
U3047	U3029	U2808	U2727	G2658	U	U2483	U2342	U2258	U	C	G
U3048	U3030	U2809	U2728	G2659	U	U2484	U2343	U2259	U	C	G
U3049	U3031	U2810	U2729	G2660	U	U2485	U2344	U2260	U	C	G
U3050	U3032	U2811	U2730	G2661	U	U2486	U2345	U2261	U	C	G
U3051	U3033	U2812	U2731	G2662	U	U2487	U2346	U2262	U	C	G
U3052	U3034	U2813	U2732	G2663	U	U2488	U2347	U2263	U	C	G
U3053	U3035	U2814	U2733	G2664	U	U2489	U2348	U2264	U	C	G
U3054	U3036	U2815	U2734	G2665	U	U2490	U2349	U2265	U	C	G
U3055	U3037	U2816	U2735	G2666	U	U2491	U2350	U2266	U	C	G
U3056	U3038	U2817	U2736	G2667	U	U2492	U2351	U2267	U	C	G
U3057	U3039	U2818	U2737	G2668	U	U2493	U2352	U2268	U	C	G
U3058	U3040	U2819	U2738	G2669	U	U2494	U2353	U2269	U	C	G
U3059	U3041	U2820	U2739	G2670	U	U2495	U2354	U2270	U	C	G
U3060	U3042	U2821	U2740	G2671	U	U2496	U2355	U2271	U	C	G
U3061	U3043	U2822	U2741	G2672	U	U2497	U2356	U2272	U	C	G
U3062	U3044	U2823	U2742	G2673	U	U2498	U2357	U2273	U	C	G
U3063	U3045	U2824	U2743	G2674	U	U2499	U2358	U2274	U	C	G
U3064	U3046	U2825	U2744	G2675	U	U2500	U2359	U2275	U	C	G
U3065	U3047	U2826	U2745	G2676	U	U2501	U2360	U2276	U	C	G
U3066	U3048	U2827	U2746	G2677	U	U2502	U2361	U2277	U	C	G
U3067	U3049	U2828	U2747	G2678	U	U2503	U2362	U2278	U	C	G
U3068	U3050	U2829	U2748	G2679	U	U2504	U2363	U2279	U	C	G
U3069	U3051	U2830	U2749	G2680	U	U2505	U2364	U2280	U	C	G
U3070	U3052	U2831	U2750	G2681	U	U2506	U2365	U2281	U	C	G
U3071	U3053	U2832	U2751	G2682	U	U2507	U2366	U2282	U	C	G
U3072	U3054	U2833	U2752	G2683	U	U2508	U2367	U2283	U	C	G
U3073	U3055	U2834	U2753	G2684	U	U2509	U2368	U2284	U	C	G
U3074	U3056	U2835	U2754	G2685	U	U2510	U2369	U2285	U	C	G
U3075	U3057	U2836	U2755	G2686	U	U2511	U2370	U2286	U	C	G
U3076	U3058	U2837	U2756	G2687	U	U2512	U2371	U2287	U	C	G
U3077	U3059	U2838	U2757	G2688	U	U2513	U2372	U2288	U	C	G
U3078	U3060	U2839	U2758	G2689	U	U2514	U2373	U2289	U	C	G
U3079	U3061	U2840	U2759	G2690	U	U2515	U2374	U2290	U	C	G
U3080	U3062	U2841	U2760	G2691	U	U2516	U2375	U2291	U	C	G
U3081	U3063	U2842	U2761	G2692	U	U2517	U2376	U2292	U	C	G
U3082	U3064	U2843	U2762	G2693	U	U2518	U2377	U2293	U	C	G
U3083	U3065	U2844	U2763	G2694	U	U2519	U2378	U2294	U	C	G
U3084	U3066	U2845	U2764	G2695	U	U2520	U2379	U2295	U	C	G
U3085	U3067	U2846	U2765	G2696	U	U2521	U2380	U2296	U	C	G
U3086	U3068	U2847	U2766	G2697	U	U2522	U2381	U2297	U	C</	



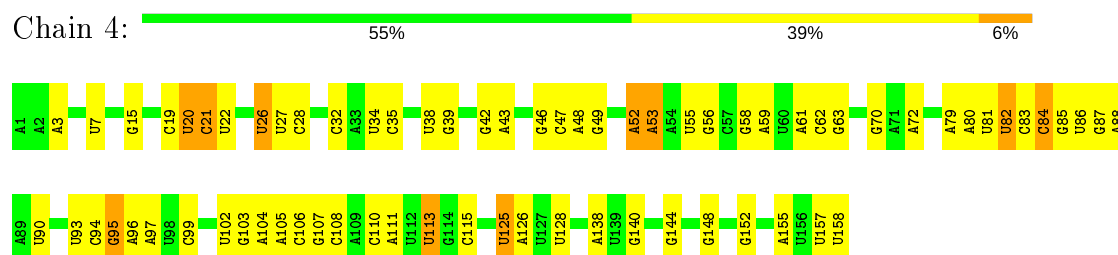
• Molecule 37: 5S ribosomal RNA



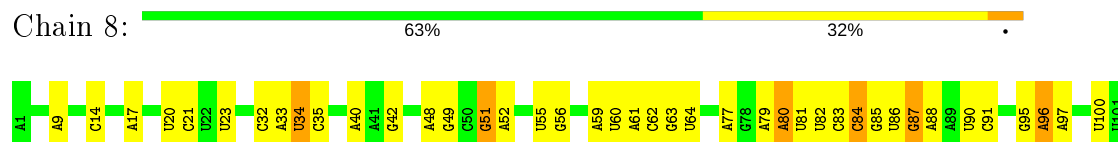
• Molecule 37: 5S ribosomal RNA

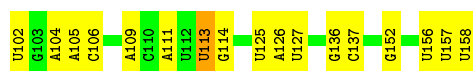


• Molecule 38: 5.8S ribosomal RNA



• Molecule 38: 5.8S ribosomal RNA





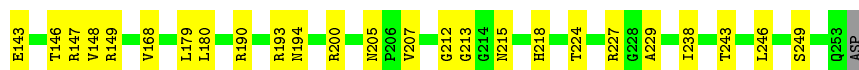
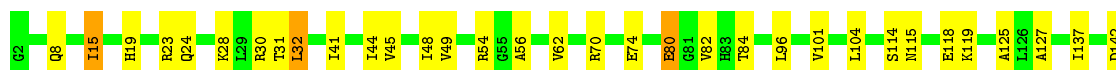
- Molecule 39: 60S ribosomal protein L2-A

Chain L2: 79% 19%



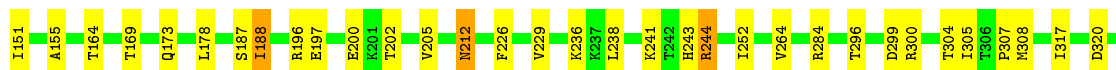
- Molecule 39: 60S ribosomal protein L2-A

Chain L2: 77% 22%



- Molecule 40: 60S ribosomal protein L3

Chain L3: 78% 20%

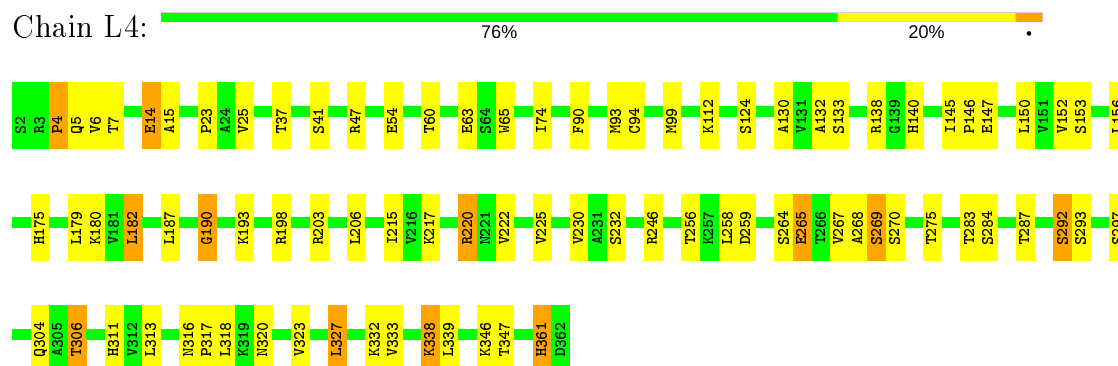


- Molecule 40: 60S ribosomal protein L3

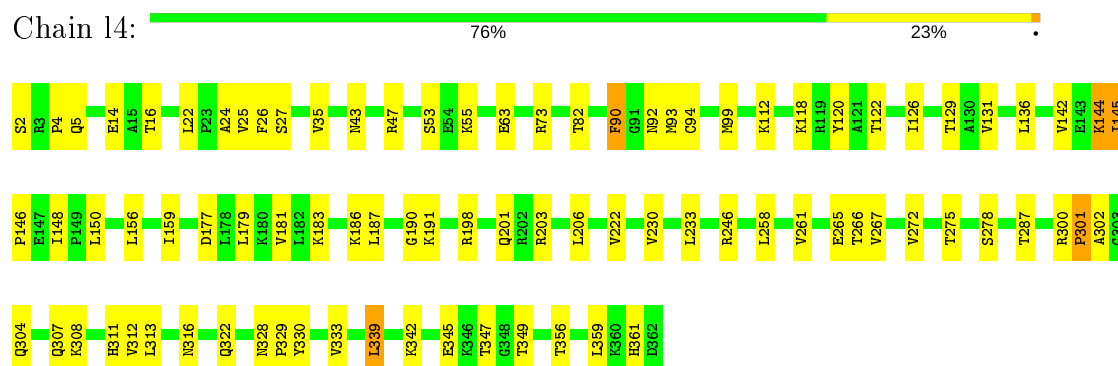
Chain L3: 78% 20%



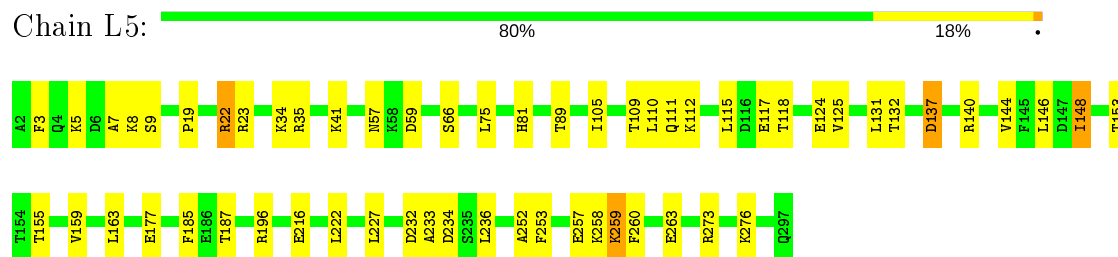
- Molecule 41: 60S ribosomal protein L4-A



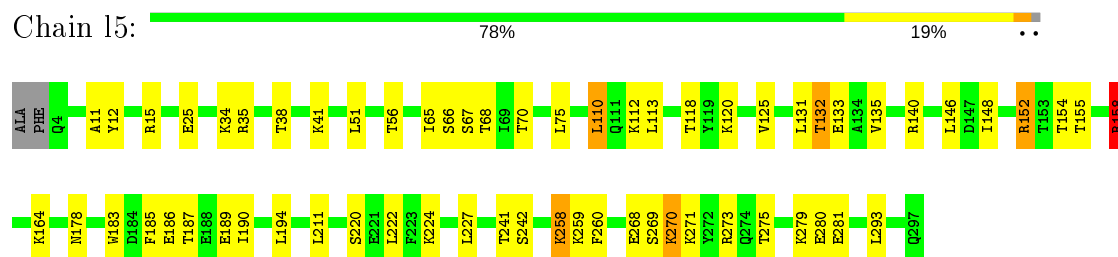
- Molecule 41: 60S ribosomal protein L4-A



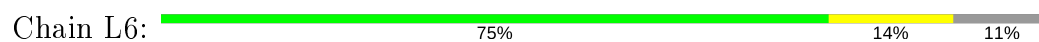
- Molecule 42: 60S ribosomal protein L5



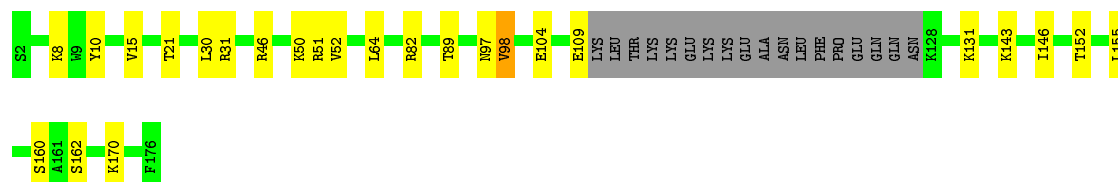
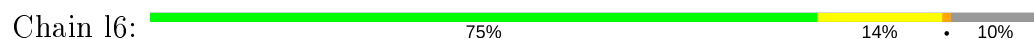
- Molecule 42: 60S ribosomal protein L5



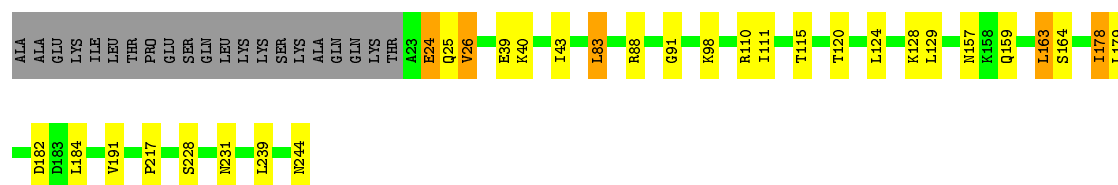
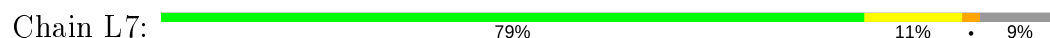
- Molecule 43: 60S ribosomal protein L6-A



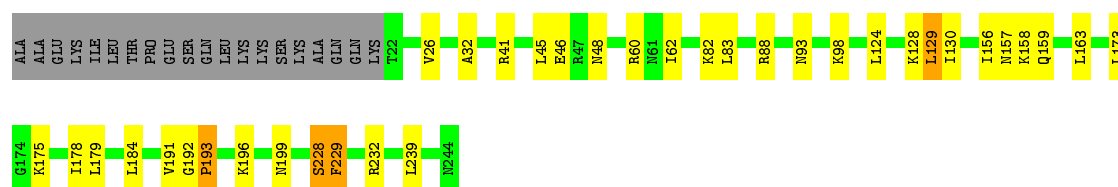
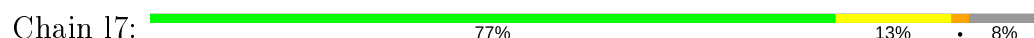
- Molecule 43: 60S ribosomal protein L6-A



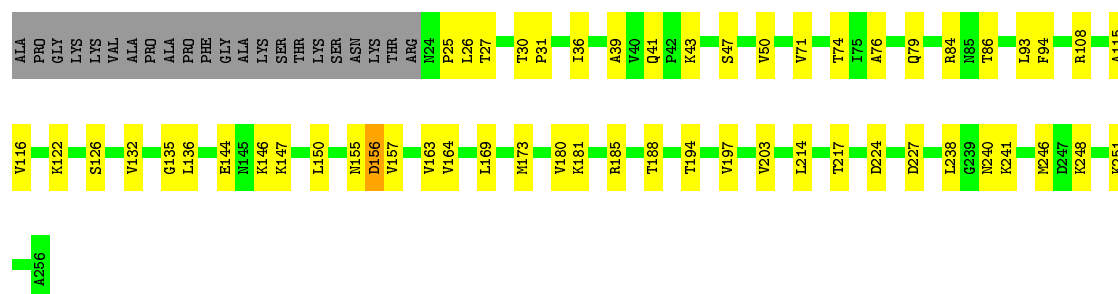
- Molecule 44: 60S ribosomal protein L7-A



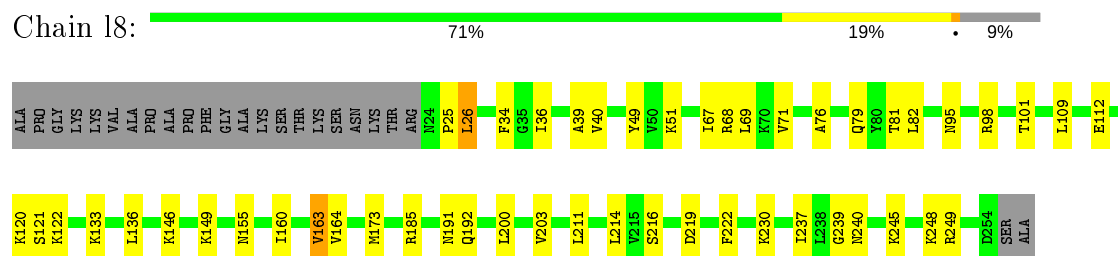
- Molecule 44: 60S ribosomal protein L7-A



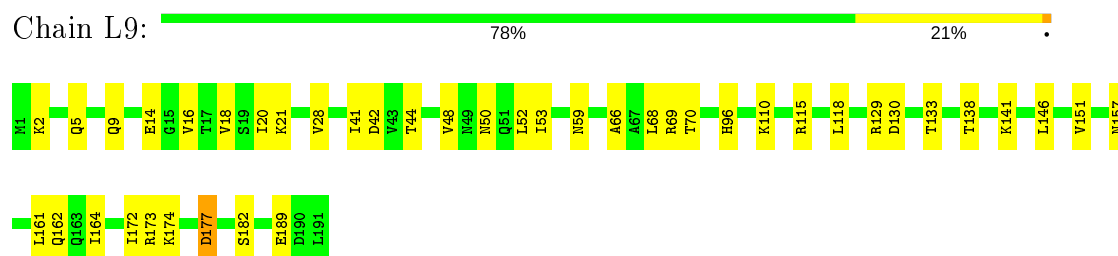
- Molecule 45: 60S ribosomal protein L8-A



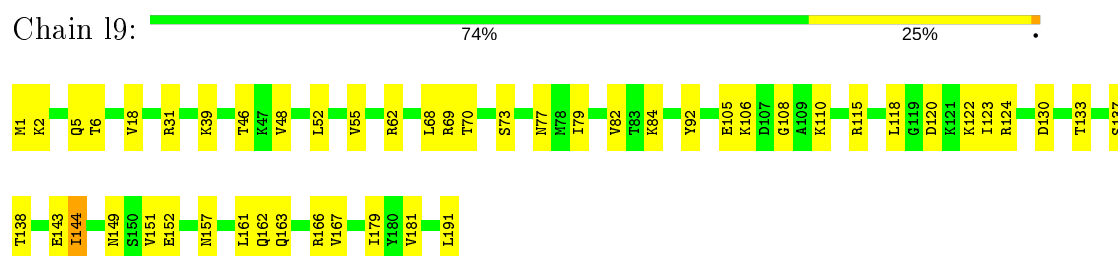
- Molecule 45: 60S ribosomal protein L8-A



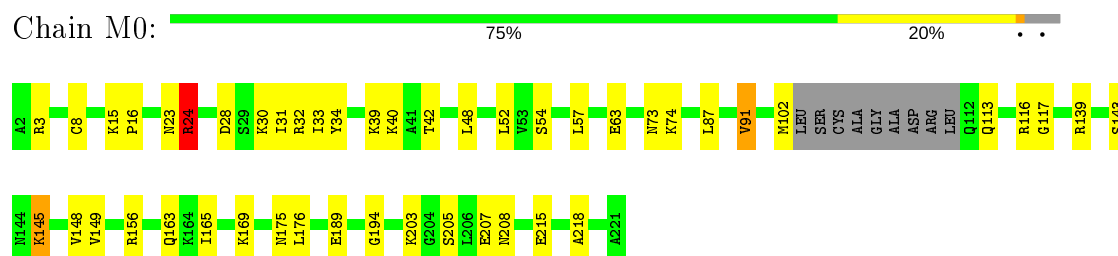
- Molecule 46: 60S ribosomal protein L9-A



- Molecule 46: 60S ribosomal protein L9-A



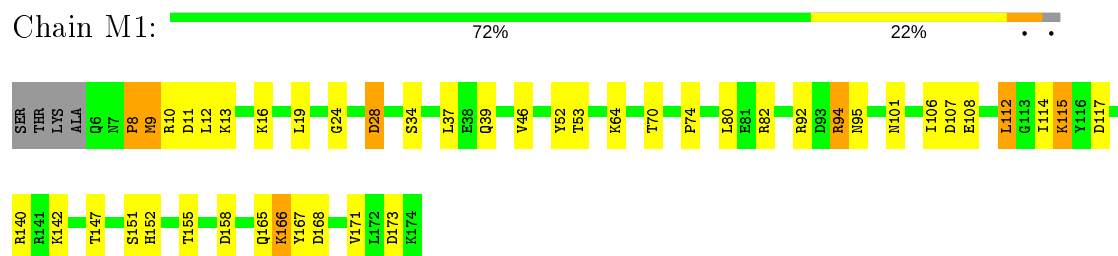
- Molecule 47: 60S ribosomal protein L10



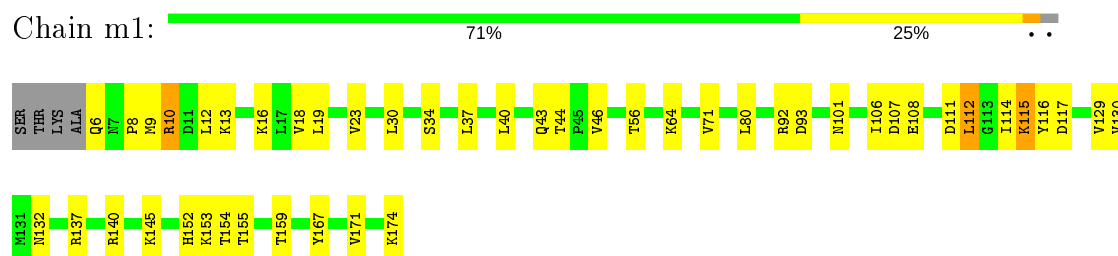
- Molecule 47: 60S ribosomal protein L10



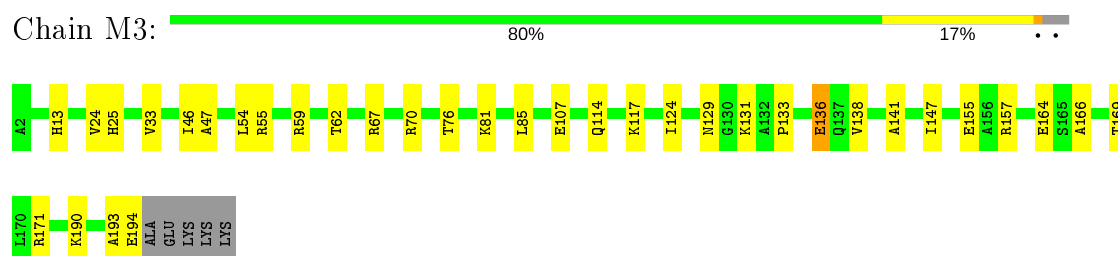
- Molecule 48: 60S ribosomal protein L11-B



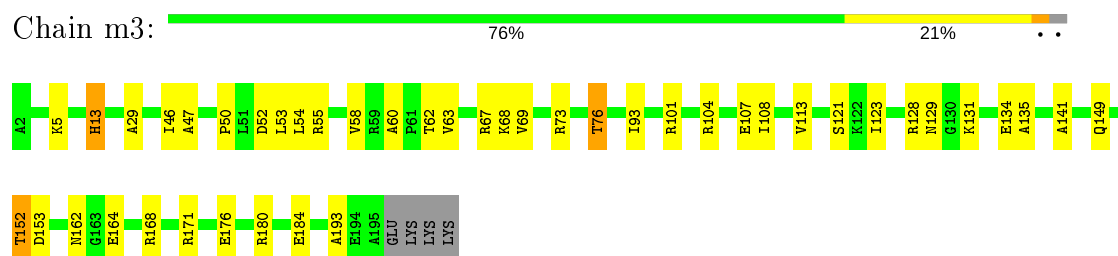
- Molecule 48: 60S ribosomal protein L11-B



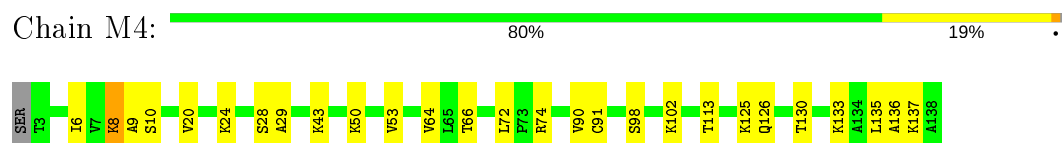
- Molecule 49: 60S ribosomal protein L13-A




- Molecule 49: 60S ribosomal protein L13-A



- Molecule 50: 60S ribosomal protein L14-A




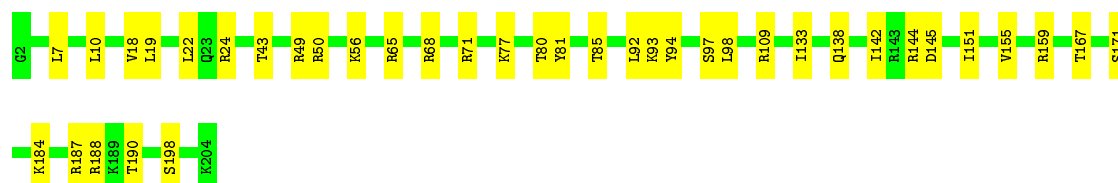
- Molecule 50: 60S ribosomal protein L14-A

Chain m4:  82% 18%



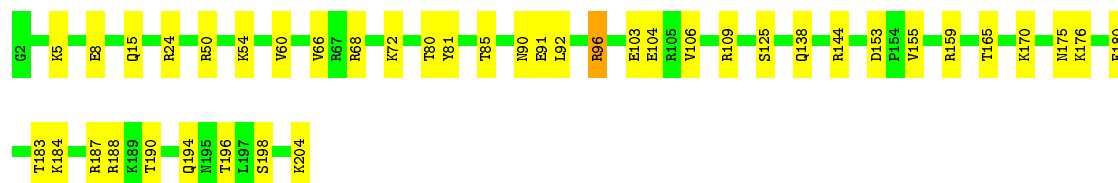
- Molecule 51: 60S ribosomal protein L15-A

Chain M5:  81% 19%




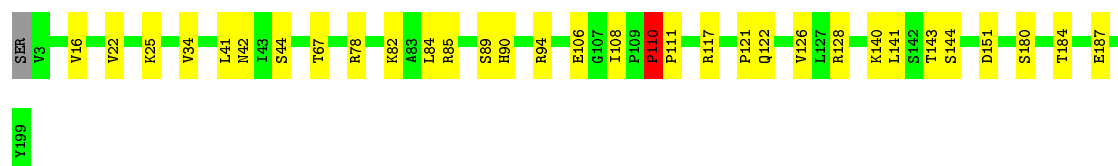
- Molecule 51: 60S ribosomal protein L15-A

Chain m5:  80% 20%




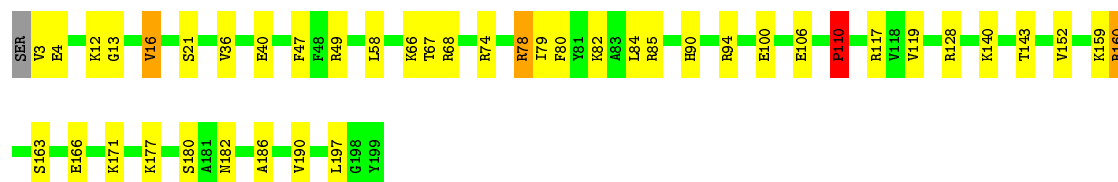
- Molecule 52: 60S ribosomal protein L16-A

Chain M6:  83% 16% ..




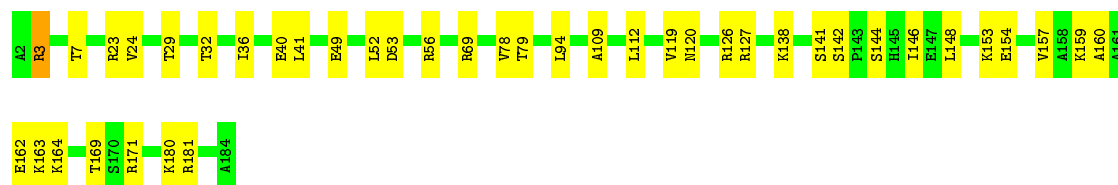
- Molecule 52: 60S ribosomal protein L16-A

Chain m6:  78% 20% ...



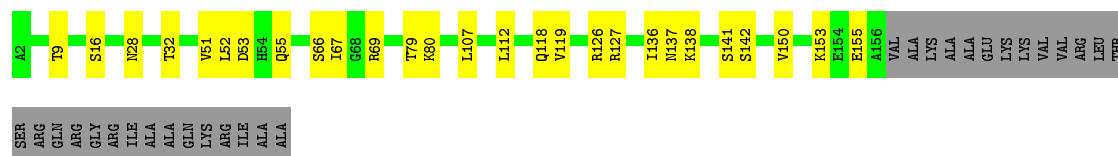
- Molecule 53: 60S ribosomal protein L17-A

Chain M7:  78% 22% .



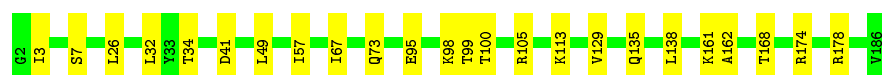
- Molecule 53: 60S ribosomal protein L17-A

Chain m7: 70% 15% 15%



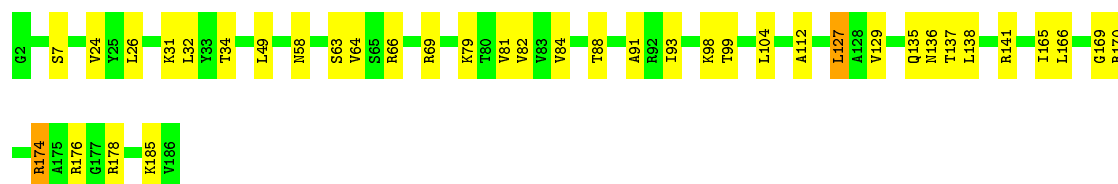
- Molecule 54: 60S ribosomal protein L18-A

Chain M8: 87% 13%



- Molecule 54: 60S ribosomal protein L18-A

Chain m8: 79% 19%



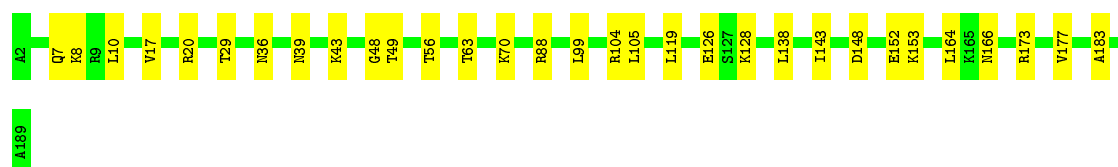
- Molecule 55: 60S ribosomal protein L19-A

Chain M9: 83% 17%

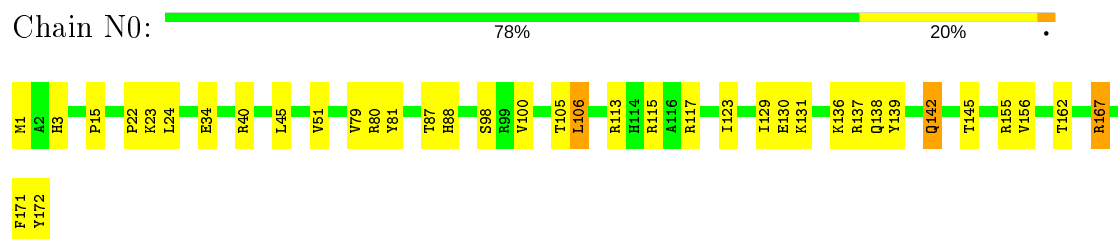


- Molecule 55: 60S ribosomal protein L19-A

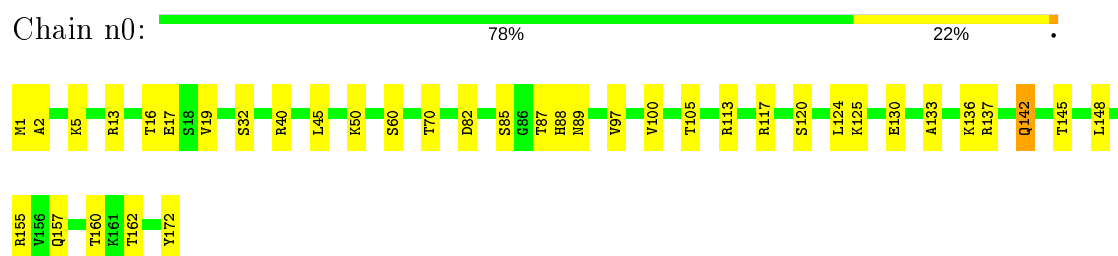
Chain m9: 84% 16%



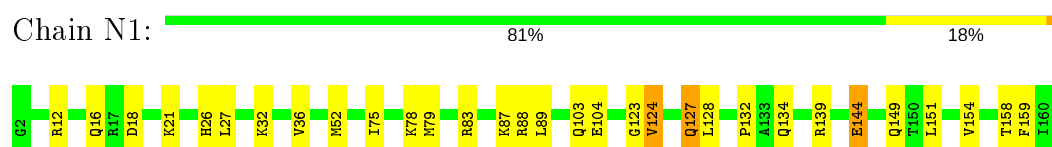
- Molecule 56: 60S ribosomal protein L20-A



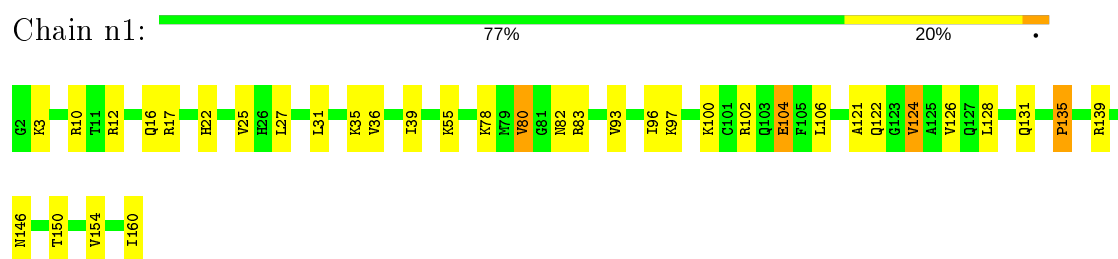
- Molecule 56: 60S ribosomal protein L20-A



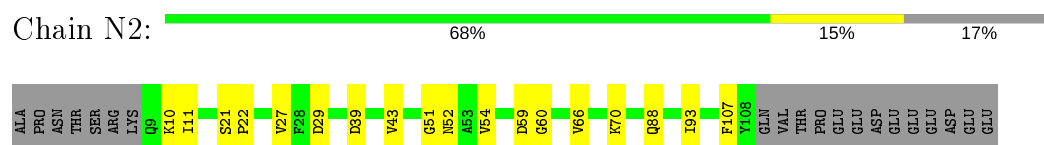
- Molecule 57: 60S ribosomal protein L21-A



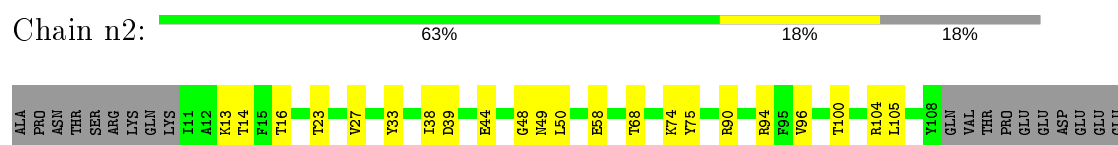
- Molecule 57: 60S ribosomal protein L21-A

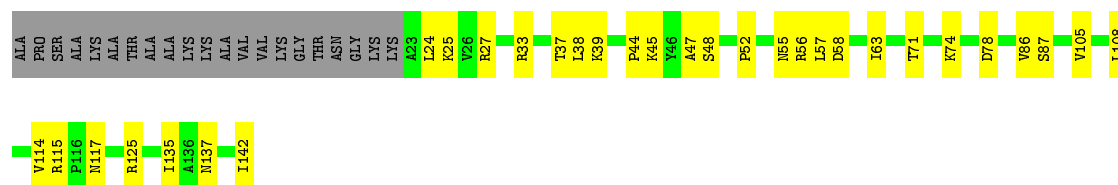


- Molecule 58: 60S ribosomal protein L22-A



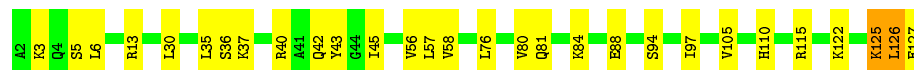
- Molecule 58: 60S ribosomal protein L22-A





- Molecule 62: 60S ribosomal protein L26-A

Chain N6: 77% 21%



- Molecule 62: 60S ribosomal protein L26-A

Chain n6: 79% 21%



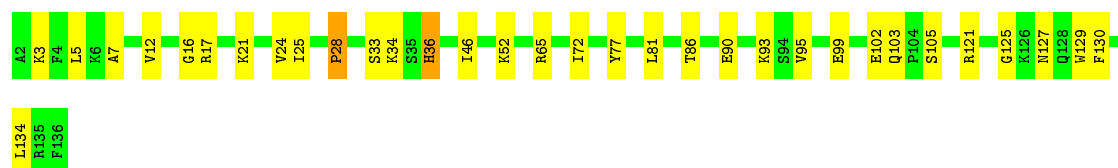
- Molecule 63: 60S ribosomal protein L27-A

Chain N7: 75% 25%



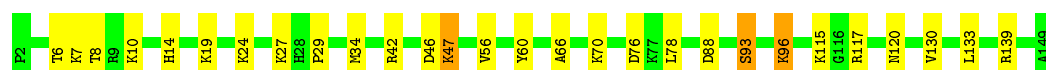
- Molecule 63: 60S ribosomal protein L27-A

Chain n7: 76% 23%



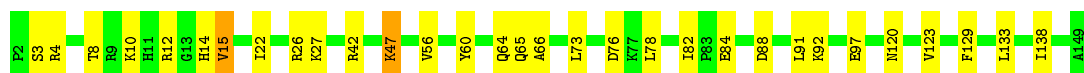
- Molecule 64: 60S ribosomal protein L28

Chain N8: 81% 17%

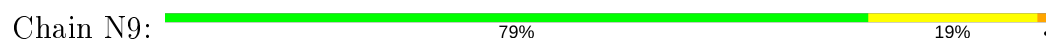


- Molecule 64: 60S ribosomal protein L28

Chain n8: 79% 20%



- Molecule 65: 60S ribosomal protein L29



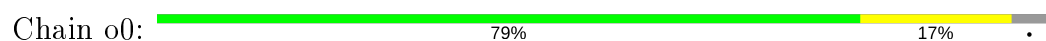
- Molecule 65: 60S ribosomal protein L29



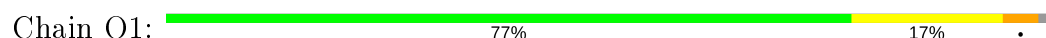
- Molecule 66: 60S ribosomal protein L30



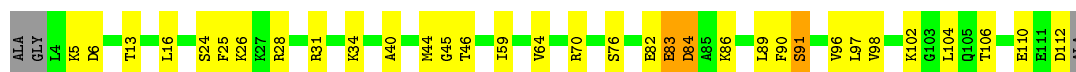
- Molecule 66: 60S ribosomal protein L30



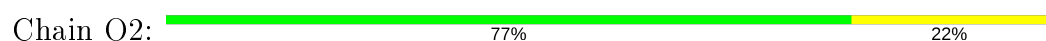
- Molecule 67: 60S ribosomal protein L31-A



- Molecule 67: 60S ribosomal protein L31-A



- Molecule 68: 60S ribosomal protein L32





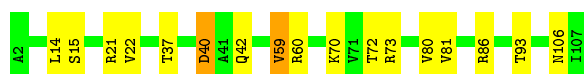
- Molecule 68: 60S ribosomal protein L32

Chain o2: 76% 20% ...



- Molecule 69: 60S ribosomal protein L33-A

Chain O3: 84% 14% .



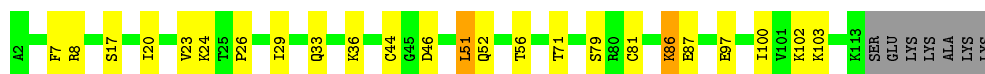
- Molecule 69: 60S ribosomal protein L33-A

Chain o3: 80% 17% .



- Molecule 70: 60S ribosomal protein L34-A

Chain O4: 74% 18% 6%



- Molecule 70: 60S ribosomal protein L34-A

Chain o4: 72% 22% 6%



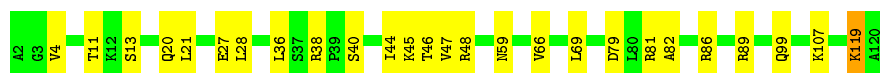
- Molecule 71: 60S ribosomal protein L35-A

Chain O5: 82% 17% .

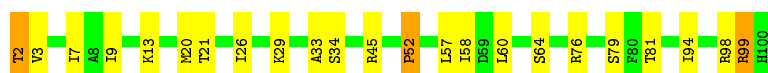
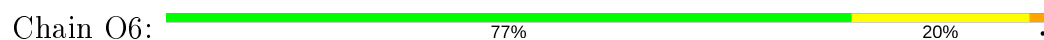


- Molecule 71: 60S ribosomal protein L35-A

Chain o5: 78% 21% .



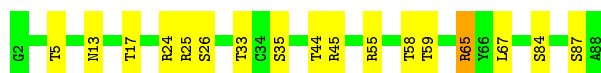
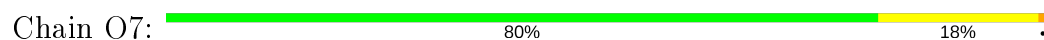
- Molecule 72: 60S ribosomal protein L36-A



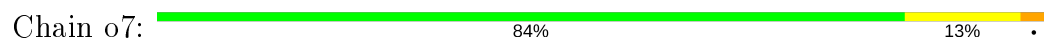
- Molecule 72: 60S ribosomal protein L36-A



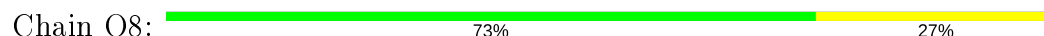
- Molecule 73: 60S ribosomal protein L37-A



- Molecule 73: 60S ribosomal protein L37-A



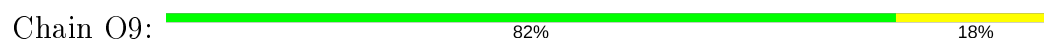
- Molecule 74: 60S ribosomal protein L38



- Molecule 74: 60S ribosomal protein L38



- Molecule 75: 60S ribosomal protein L39





- Molecule 75: 60S ribosomal protein L39

Chain o9: 84% 16%



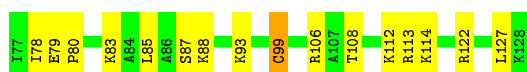
- Molecule 76: Ubiquitin-60S ribosomal protein L40

Chain Q0: 85% 13%



- Molecule 76: Ubiquitin-60S ribosomal protein L40

Chain q0: 69% 29%



- Molecule 77: 60S ribosomal protein L41-A

Chain Q1: 72% 28%



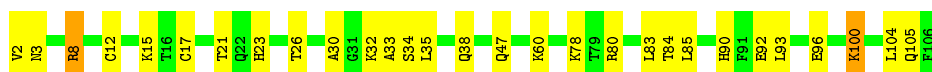
- Molecule 77: 60S ribosomal protein L41-A

Chain q1: 64% 32%



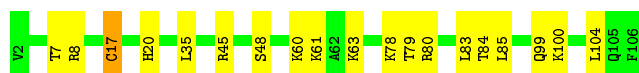
- Molecule 78: 60S ribosomal protein L42-A

Chain Q2: 72% 26%

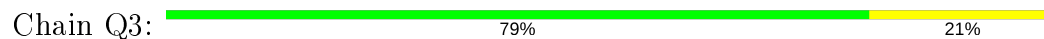


- Molecule 78: 60S ribosomal protein L42-A

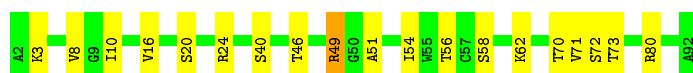
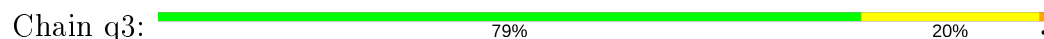
Chain q2: 82% 17%



- Molecule 79: 60S ribosomal protein L43-A



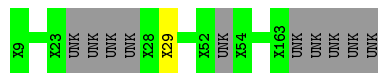
- Molecule 79: 60S ribosomal protein L43-A




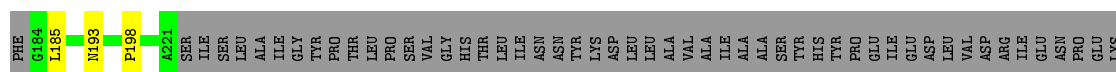
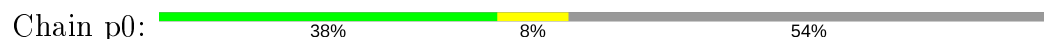
- Molecule 80: 40S ribosomal protein S30-A



- Molecule 81: Unknown Protein m2



- Molecule 82: 60S acidic ribosomal protein P0



- Molecule 83: Unknown Protein p1



There are no outlier residues recorded for this chain.

- Molecule 84: Unknown Protein p2

Chain p2:  100%

There are no outlier residues recorded for this chain.

4 Data and refinement statistics

EDS failed to run properly - this section is therefore incomplete.

Property	Value	Source
Space group	P 1 21 1	Depositor
Cell constants a, b, c, α , β , γ	435.84Å 286.77Å 303.77Å 90.00° 99.03° 90.00°	Depositor
Resolution (Å)	49.70 – 3.30	Depositor
% Data completeness (in resolution range)	99.4 (49.70-3.30)	Depositor
R_{merge}	0.31	Depositor
R_{sym}	(Not available)	Depositor
$\langle I/\sigma(I) \rangle$ ¹	1.34 (at 3.33Å)	Xtriage
Refinement program	PHENIX (phenix.refine: dev_1702)	Depositor
R, R_{free}	0.202 , 0.255	Depositor
Wilson B-factor (Å ²)	90.1	Xtriage
Anisotropy	0.099	Xtriage
L-test for twinning ²	$\langle L \rangle = 0.46$, $\langle L^2 \rangle = 0.28$	Xtriage
Estimated twinning fraction	No twinning to report.	Xtriage
Total number of atoms	411183	wwPDB-VP
Average B, all atoms (Å ²)	79.0	wwPDB-VP

Xtriage's analysis on translational NCS is as follows: *The largest off-origin peak in the Patterson function is 1.47% of the height of the origin peak. No significant pseudotranslation is detected.*

¹Intensities estimated from amplitudes.

²Theoretical values of $\langle |L| \rangle$, $\langle L^2 \rangle$ for acentric reflections are 0.5, 0.333 respectively for untwinned datasets, and 0.375, 0.2 for perfectly twinned datasets.

5 Model quality ⓘ

5.1 Standard geometry ⓘ

Bond lengths and bond angles in the following residue types are not validated in this section: 3J6, ZN, OHX, MG

The Z score for a bond length (or angle) is the number of standard deviations the observed value is removed from the expected value. A bond length (or angle) with $|Z| > 5$ is considered an outlier worth inspection. RMSZ is the root-mean-square of all Z scores of the bond lengths (or angles).

Mol	Chain	Bond lengths		Bond angles	
		RMSZ	$\# Z > 5$	RMSZ	$\# Z > 5$
1	2	0.74	6/41698 (0.0%)	1.29	289/64972 (0.4%)
1	6	0.88	18/42765 (0.0%)	1.38	477/66634 (0.7%)
2	S0	0.46	0/1617	0.66	0/2215
2	s0	0.48	0/1623	0.69	0/2222
3	S1	0.39	0/1735	0.65	1/2335 (0.0%)
3	s1	0.50	0/1748	0.70	1/2352 (0.0%)
4	S2	0.50	0/1665	0.66	0/2263
4	s2	0.58	0/1665	0.72	0/2263
5	S3	0.50	0/1759	0.66	0/2368
5	s3	0.42	0/1759	0.60	0/2368
6	S4	0.47	0/2109	0.70	1/2839 (0.0%)
6	s4	0.53	0/2109	0.73	0/2839
7	S5	0.40	0/1629	0.59	0/2202
7	s5	0.46	0/1629	0.69	0/2202
8	S6	0.44	0/1823	0.64	0/2439
8	s6	0.55	0/1779	0.70	0/2379
9	S7	0.43	0/1506	0.65	0/2028
9	s7	0.44	0/1516	0.65	0/2043
10	S8	0.54	0/1514	0.71	2/2021 (0.1%)
10	s8	0.60	0/1514	0.74	0/2021
11	S9	0.47	0/1519	0.65	0/2035
11	s9	0.56	0/1519	0.78	1/2035 (0.0%)
12	C0	0.42	0/790	0.64	1/1069 (0.1%)
12	c0	0.37	0/777	0.66	3/1049 (0.3%)
13	C1	0.58	0/1240	0.70	0/1675
13	c1	0.63	0/1194	0.76	0/1610
14	C2	0.38	0/900	0.64	1/1224 (0.1%)
14	c2	0.29	0/900	0.57	0/1224
15	C3	0.47	0/1215	0.68	2/1638 (0.1%)
15	c3	0.54	0/1215	0.71	0/1638
16	C4	0.40	0/901	0.68	0/1217
16	c4	0.52	0/960	0.74	1/1290 (0.1%)

Mol	Chain	Bond lengths		Bond angles	
		RMSZ	# Z >5	RMSZ	# Z >5
17	C5	0.46	0/998	0.65	0/1341
17	c5	0.48	0/1060	0.70	1/1426 (0.1%)
18	C6	0.45	0/1125	0.68	1/1510 (0.1%)
18	c6	0.51	0/1131	0.70	0/1518
19	C7	0.44	0/935	0.63	0/1254
19	c7	0.47	0/914	0.69	0/1224
20	C8	0.42	0/1211	0.64	0/1628
20	c8	0.50	0/1211	0.71	1/1628 (0.1%)
21	C9	0.45	0/1130	0.65	1/1517 (0.1%)
21	c9	0.50	0/1130	0.67	1/1517 (0.1%)
22	D0	0.46	0/865	0.65	0/1169
22	d0	0.48	0/892	0.68	0/1205
23	D1	0.46	0/693	0.65	0/935
23	d1	0.52	0/693	0.68	0/935
24	D2	0.50	0/1038	0.75	2/1395 (0.1%)
24	d2	0.61	0/1038	0.76	1/1395 (0.1%)
25	D3	0.61	0/1139	0.75	0/1518
25	d3	0.75	0/1139	0.86	2/1518 (0.1%)
26	D4	0.45	0/1087	0.61	0/1449
26	d4	0.51	0/1087	0.71	0/1449
27	D5	0.40	0/571	0.72	0/768
27	d5	0.46	0/566	0.71	0/761
28	D6	0.48	0/782	0.71	0/1047
28	d6	0.65	0/782	0.79	1/1047 (0.1%)
29	D7	0.43	0/620	0.67	0/838
29	d7	0.49	0/620	0.64	0/838
30	D8	0.36	0/499	0.56	0/670
30	d8	0.46	0/499	0.63	0/670
31	D9	0.54	0/452	0.70	1/600 (0.2%)
31	d9	0.48	0/452	0.65	0/600
32	E0	0.48	0/483	0.61	0/643
33	E1	0.43	0/577	0.77	0/770
33	e1	0.39	0/619	0.69	1/822 (0.1%)
34	SR	0.37	0/2494	0.58	0/3393
34	sR	0.42	0/2495	0.59	0/3395
35	SM	0.53	0/1113	0.80	4/1502 (0.3%)
35	sM	0.50	0/683	0.73	1/923 (0.1%)
36	1	1.15	144/75394 (0.2%)	1.64	1754/117545 (1.5%)
36	5	1.19	180/75414 (0.2%)	1.67	1900/117575 (1.6%)
37	3	0.94	1/2883 (0.0%)	1.44	31/4491 (0.7%)
37	7	1.14	3/2883 (0.1%)	1.67	68/4491 (1.5%)
38	4	1.06	2/3746 (0.1%)	1.55	59/5832 (1.0%)
38	8	0.98	1/3746 (0.0%)	1.42	27/5832 (0.5%)

Mol	Chain	Bond lengths		Bond angles	
		RMSZ	# Z >5	RMSZ	# Z >5
39	L2	0.70	0/1948	0.85	4/2617 (0.2%)
39	l2	0.67	0/1946	0.84	0/2614
40	L3	0.73	0/3146	0.82	1/4228 (0.0%)
40	l3	0.83	2/3146 (0.1%)	0.90	2/4228 (0.0%)
41	L4	0.81	2/2800 (0.1%)	0.91	3/3790 (0.1%)
41	l4	0.72	1/2800 (0.0%)	0.87	0/3790
42	L5	0.57	0/2425	0.71	0/3271
42	l5	0.70	0/2408	0.82	4/3248 (0.1%)
43	L6	0.74	0/1260	0.79	0/1694
43	l6	0.75	0/1269	0.82	1/1705 (0.1%)
44	L7	0.76	0/1821	0.88	2/2451 (0.1%)
44	l7	0.84	0/1828	0.88	4/2461 (0.2%)
45	L8	0.56	0/1836	0.69	0/2481
45	l8	0.51	0/1795	0.64	0/2429
46	L9	0.64	0/1539	0.77	0/2073
46	l9	0.80	0/1539	0.84	0/2073
47	M0	0.77	1/1741 (0.1%)	0.83	1/2335 (0.0%)
47	m0	0.77	1/1758 (0.1%)	0.83	0/2358
48	M1	0.51	0/1374	0.70	0/1842
48	m1	0.67	0/1374	0.85	2/1842 (0.1%)
49	M3	0.75	0/1568	0.84	1/2106 (0.0%)
49	m3	0.68	0/1573	0.80	0/2113
50	M4	0.73	0/1068	0.76	0/1438
50	m4	0.82	0/1074	0.82	1/1446 (0.1%)
51	M5	0.72	0/1757	0.84	0/2354
51	m5	0.66	0/1757	0.80	2/2354 (0.1%)
52	M6	0.82	0/1585	0.85	1/2128 (0.0%)
52	m6	0.98	2/1585 (0.1%)	0.96	2/2128 (0.1%)
53	M7	0.80	1/1443 (0.1%)	0.84	2/1944 (0.1%)
53	m7	0.84	0/1250	0.84	0/1683
54	M8	0.78	0/1465	0.91	1/1965 (0.1%)
54	m8	0.71	0/1465	0.94	5/1965 (0.3%)
55	M9	0.56	0/1538	0.66	0/2050
55	m9	0.62	0/1538	0.72	0/2050
56	N0	0.74	0/1481	0.84	3/1990 (0.2%)
56	n0	0.89	0/1481	0.89	0/1990
57	N1	0.76	0/1300	0.78	0/1743
57	n1	0.83	2/1300 (0.2%)	0.82	1/1743 (0.1%)
58	N2	0.46	0/812	0.63	0/1099
58	n2	0.50	0/794	0.67	0/1076
59	N3	0.69	0/1018	0.83	1/1369 (0.1%)
59	n3	0.81	0/1018	0.87	0/1369
60	N4	0.55	0/712	0.66	0/958

Mol	Chain	Bond lengths		Bond angles	
		RMSZ	# Z >5	RMSZ	# Z >5
60	n4	0.67	0/1052	0.79	0/1398
61	N5	0.63	0/979	0.77	1/1321 (0.1%)
61	n5	0.67	0/974	0.79	0/1314
62	N6	0.74	0/1004	0.87	1/1341 (0.1%)
62	n6	0.63	0/1004	0.79	0/1341
63	N7	0.54	0/1118	0.70	0/1497
63	n7	0.49	0/1118	0.65	0/1497
64	N8	0.75	0/1204	0.90	0/1612
64	n8	0.77	0/1204	0.87	0/1612
65	N9	0.65	0/473	0.77	1/629 (0.2%)
65	n9	0.79	0/473	0.97	1/629 (0.2%)
66	O0	0.50	0/751	0.66	0/1008
66	o0	0.52	0/775	0.69	0/1040
67	O1	0.63	0/890	0.72	0/1196
67	o1	0.72	0/897	0.84	0/1205
68	O2	0.84	0/1041	0.90	1/1394 (0.1%)
68	o2	0.81	0/1041	0.90	2/1394 (0.1%)
69	O3	0.89	0/868	0.87	1/1168 (0.1%)
69	o3	0.90	0/868	0.90	0/1168
70	O4	0.59	0/890	0.79	1/1189 (0.1%)
70	o4	0.56	0/890	0.76	0/1189
71	O5	0.71	0/978	0.78	0/1301
71	o5	0.56	0/974	0.68	0/1297
72	O6	0.66	0/778	0.76	0/1034
72	o6	0.55	0/777	0.73	0/1033
73	O7	0.75	0/696	0.99	3/923 (0.3%)
73	o7	0.70	0/696	0.86	1/923 (0.1%)
74	O8	0.52	0/618	0.68	0/826
74	o8	0.50	0/614	0.68	0/822
75	O9	0.74	0/443	0.88	0/588
75	o9	0.66	0/443	0.79	0/588
76	Q0	0.69	0/423	0.82	0/562
76	q0	0.94	1/423 (0.2%)	0.92	0/562
77	Q1	0.61	0/234	0.78	0/300
77	q1	0.78	0/234	1.00	0/300
78	Q2	0.88	1/860 (0.1%)	0.90	0/1136
78	q2	0.79	1/860 (0.1%)	0.77	1/1136 (0.1%)
79	Q3	0.71	0/701	0.81	1/934 (0.1%)
79	q3	0.71	0/701	0.80	0/934
80	e0	0.58	0/499	0.74	0/665
82	p0	0.46	0/1092	0.61	0/1474
All	All	0.90	370/430074 (0.1%)	1.30	4696/631364 (0.7%)

Chiral center outliers are detected by calculating the chiral volume of a chiral center and verifying if the center is modelled as a planar moiety or with the opposite hand. A planarity outlier is detected by checking planarity of atoms in a peptide group, atoms in a mainchain group or atoms of a sidechain that are expected to be planar.

Mol	Chain	#Chirality outliers	#Planarity outliers
6	S4	0	1
7	s5	0	1
9	S7	0	2
9	s7	0	1
10	s8	0	1
11	s9	0	1
16	C4	0	2
18	c6	0	1
19	C7	0	1
25	D3	0	1
27	D5	0	1
28	D6	0	1
33	E1	0	1
39	L2	0	1
39	l2	0	1
40	L3	0	1
43	L6	0	1
43	l6	0	1
44	l7	0	1
45	L8	0	1
46	L9	0	1
48	M1	0	1
52	M6	0	1
52	m6	0	1
54	m8	0	1
56	N0	0	1
56	n0	0	1
59	n3	0	1
64	n8	0	1
65	N9	0	2
67	O1	0	1
72	O6	0	1
81	m2	0	1
All	All	0	36

All (370) bond length outliers are listed below:

Mol	Chain	Res	Type	Atoms	Z	Observed(Å)	Ideal(Å)
78	Q2	17	CYS	CB-SG	12.26	2.03	1.82

Continued on next page...

Continued from previous page...

Mol	Chain	Res	Type	Atoms	Z	Observed(Å)	Ideal(Å)
36	5	1152	G	N9-C4	-11.12	1.29	1.38
36	5	2726	C	N3-C4	-9.57	1.27	1.33
78	q2	17	CYS	CB-SG	9.14	1.97	1.82
36	1	3181	C	N3-C4	-8.78	1.27	1.33
36	5	1152	G	N3-C4	-8.51	1.29	1.35
36	5	2358	A	N9-C4	-8.41	1.32	1.37
36	1	1116	G	N7-C5	-8.32	1.34	1.39
36	1	2875	U	C2-N3	8.29	1.43	1.37
47	m0	8	CYS	CB-SG	-8.05	1.68	1.82
36	1	1164	G	C6-N1	-8.01	1.33	1.39
47	M0	8	CYS	CB-SG	-7.86	1.68	1.82
36	5	951	A	N7-C5	-7.76	1.34	1.39
36	5	2875	U	C2-N3	7.75	1.43	1.37
36	5	1366	A	N3-C4	-7.68	1.30	1.34
36	1	984	G	N7-C5	-7.58	1.34	1.39
36	5	2704	A	N9-C4	-7.53	1.33	1.37
36	5	960	U	N1-C2	7.45	1.45	1.38
36	1	2812	C	N1-C6	-7.45	1.32	1.37
36	5	876	A	N3-C4	-7.36	1.30	1.34
36	5	1874	A	N9-C4	-7.32	1.33	1.37
36	5	2145	A	C6-N1	-7.29	1.30	1.35
36	5	2943	G	C5-C6	-7.27	1.35	1.42
36	5	646	A	C6-N1	-7.22	1.30	1.35
36	5	2943	G	N7-C5	-7.22	1.34	1.39
36	1	952	A	N3-C4	-7.21	1.30	1.34
36	1	2619	G	C5-C4	-7.15	1.33	1.38
36	5	1159	A	N3-C4	-7.15	1.30	1.34
1	6	1653	C	N1-C6	-7.12	1.32	1.37
36	5	3040	A	N9-C4	-7.12	1.33	1.37
36	5	2799	A	C6-N1	-7.11	1.30	1.35
36	5	2626	A	N3-C4	-7.08	1.30	1.34
36	5	523	A	N3-C4	-7.06	1.30	1.34
57	n1	104	GLU	CB-CG	6.89	1.65	1.52
36	5	3008	A	N9-C4	-6.88	1.33	1.37
36	1	1429	G	N9-C8	-6.87	1.33	1.37
36	5	2640	A	N9-C4	-6.87	1.33	1.37
36	1	2820	A	N9-C4	-6.87	1.33	1.37
36	1	3142	A	N9-C4	-6.86	1.33	1.37
41	L4	94	CYS	CB-SG	-6.85	1.70	1.82
36	1	361	A	C6-N1	-6.80	1.30	1.35
36	1	790	U	C2-N3	-6.78	1.33	1.37
36	5	2375	G	C6-N1	-6.73	1.34	1.39

Continued on next page...

Continued from previous page...

Mol	Chain	Res	Type	Atoms	Z	Observed(Å)	Ideal(Å)
1	6	1137	A	N9-C4	-6.73	1.33	1.37
36	5	2644	C	N1-C6	-6.72	1.33	1.37
36	5	999	G	C5-C4	-6.72	1.33	1.38
36	5	1199	C	N1-C6	-6.72	1.33	1.37
36	1	3006	A	N9-C4	-6.72	1.33	1.37
36	1	1432	C	N1-C6	-6.71	1.33	1.37
36	5	2333	C	N1-C6	-6.69	1.33	1.37
36	5	953	G	C5-C4	-6.68	1.33	1.38
36	1	699	A	N9-C4	-6.66	1.33	1.37
36	5	869	G	C6-N1	-6.64	1.34	1.39
1	6	1337	A	N9-C4	-6.61	1.33	1.37
36	1	2213	A	N9-C4	-6.60	1.33	1.37
36	5	3139	A	N3-C4	-6.60	1.30	1.34
36	1	1373	A	N3-C4	-6.59	1.30	1.34
36	5	1301	A	C5-C6	-6.58	1.35	1.41
36	5	2993	G	C5-C4	-6.57	1.33	1.38
36	1	33	G	N7-C5	-6.50	1.35	1.39
1	6	119	A	N9-C4	-6.49	1.33	1.37
36	5	2620	G	N3-C4	-6.49	1.30	1.35
36	1	1116	G	N9-C8	-6.45	1.33	1.37
36	1	2419	A	N9-C4	-6.45	1.33	1.37
36	5	642	U	C2-N3	-6.44	1.33	1.37
36	5	2950	G	C5-C6	-6.44	1.35	1.42
36	5	2804	A	N9-C4	-6.43	1.33	1.37
36	5	1451	C	N1-C6	-6.43	1.33	1.37
36	1	34	A	N9-C4	-6.42	1.33	1.37
36	1	942	U	C4-O4	6.42	1.28	1.23
36	1	2639	G	N7-C5	-6.39	1.35	1.39
36	5	1158	A	C5-C6	-6.37	1.35	1.41
36	1	2714	G	N9-C4	-6.36	1.32	1.38
36	5	519	A	N9-C4	-6.34	1.34	1.37
36	5	1085	A	N9-C4	-6.32	1.34	1.37
36	5	647	A	N9-C8	-6.29	1.32	1.37
36	1	2213	A	N3-C4	-6.27	1.31	1.34
36	5	962	A	C5-C6	-6.27	1.35	1.41
36	5	523	A	N9-C4	-6.22	1.34	1.37
36	1	1143	A	N9-C4	-6.22	1.34	1.37
36	1	1304	A	N9-C4	-6.19	1.34	1.37
36	5	1152	G	C5-C6	-6.18	1.36	1.42
36	5	651	G	N7-C5	-6.17	1.35	1.39
36	5	2814	G	N7-C5	-6.15	1.35	1.39
1	6	337	G	C2-N3	6.14	1.37	1.32

Continued on next page...

Continued from previous page...

Mol	Chain	Res	Type	Atoms	Z	Observed(Å)	Ideal(Å)
36	5	924	G	C5-C4	-6.13	1.34	1.38
36	5	2381	G	N7-C5	-6.13	1.35	1.39
36	5	1139	G	N9-C4	-6.12	1.33	1.38
36	5	2971	A	N9-C4	6.11	1.41	1.37
36	5	3139	A	N9-C4	-6.11	1.34	1.37
36	5	1338	C	N1-C6	-6.09	1.33	1.37
38	8	14	C	N1-C6	-6.09	1.33	1.37
36	5	2879	C	N1-C6	-6.07	1.33	1.37
36	5	691	A	C6-N1	-6.04	1.31	1.35
36	1	2138	A	N7-C5	-6.02	1.35	1.39
36	1	367	A	N9-C4	-6.02	1.34	1.37
36	1	874	U	C2-N3	-6.00	1.33	1.37
36	1	2402	A	C5-C6	-6.00	1.35	1.41
36	5	2942	C	N1-C6	-6.00	1.33	1.37
36	5	1381	A	N9-C4	-5.99	1.34	1.37
36	5	1099	A	C5-C6	-5.99	1.35	1.41
40	l3	251	CYS	CB-SG	-5.98	1.72	1.81
36	5	1081	U	C2-N3	5.98	1.42	1.37
36	5	1048	A	C6-N1	-5.97	1.31	1.35
36	1	2360	C	N1-C6	-5.97	1.33	1.37
36	1	353	G	N7-C5	-5.96	1.35	1.39
36	1	943	U	C2-N3	-5.96	1.33	1.37
36	1	657	A	C5-C6	-5.96	1.35	1.41
36	5	652	G	N3-C4	-5.96	1.31	1.35
36	5	1462	A	N9-C4	-5.96	1.34	1.37
36	1	2409	G	N7-C5	-5.96	1.35	1.39
36	5	2639	G	N7-C5	-5.94	1.35	1.39
36	1	2406	C	N1-C6	-5.94	1.33	1.37
36	5	1332	A	N9-C4	-5.93	1.34	1.37
36	5	1099	A	N7-C5	-5.93	1.35	1.39
36	5	2833	A	C5-C4	-5.93	1.34	1.38
37	7	55	A	C5-C6	-5.92	1.35	1.41
36	1	695	C	N3-C4	-5.91	1.29	1.33
1	6	1744	A	N9-C4	-5.91	1.34	1.37
36	5	1192	C	N1-C2	5.90	1.46	1.40
36	1	3012	A	N9-C4	-5.90	1.34	1.37
36	5	1434	G	N3-C4	-5.90	1.31	1.35
36	1	920	A	C6-N1	-5.89	1.31	1.35
36	1	699	A	N3-C4	-5.89	1.31	1.34
52	m6	40	GLU	CG-CD	5.89	1.60	1.51
76	q0	99	CYS	CB-SG	-5.89	1.72	1.81
41	L4	65	TRP	CB-CG	-5.88	1.39	1.50

Continued on next page...

Continued from previous page...

Mol	Chain	Res	Type	Atoms	Z	Observed(Å)	Ideal(Å)
36	5	962	A	N7-C5	-5.88	1.35	1.39
36	1	1364	C	N1-C6	-5.87	1.33	1.37
36	1	937	G	C5-C6	-5.85	1.36	1.42
36	1	1401	A	C6-N1	-5.84	1.31	1.35
36	1	2396	G	N7-C5	-5.84	1.35	1.39
36	5	3107	U	C2-N3	-5.83	1.33	1.37
36	5	1330	A	C5-C6	-5.82	1.35	1.41
36	5	2872	A	N9-C4	-5.82	1.34	1.37
36	1	338	A	N7-C5	-5.81	1.35	1.39
36	5	345	G	N3-C4	-5.78	1.31	1.35
36	5	2872	A	N7-C5	-5.77	1.35	1.39
36	5	1048	A	N3-C4	-5.77	1.31	1.34
36	1	1452	A	N9-C4	-5.75	1.34	1.37
1	2	1651	A	N9-C4	-5.75	1.34	1.37
36	5	1429	G	N9-C4	-5.75	1.33	1.38
36	1	2748	A	N9-C4	-5.74	1.34	1.37
36	5	1456	A	N9-C4	-5.73	1.34	1.37
36	5	2743	A	N7-C5	-5.70	1.35	1.39
36	5	397	A	N3-C4	-5.69	1.31	1.34
36	5	1390	A	N3-C4	-5.69	1.31	1.34
36	5	1195	A	N9-C4	-5.68	1.34	1.37
36	1	2805	G	C8-N7	-5.67	1.27	1.30
36	5	3091	A	C6-N1	-5.65	1.31	1.35
36	5	2954	U	N3-C4	5.65	1.43	1.38
1	2	1657	U	N1-C2	5.64	1.43	1.38
36	1	2402	A	C5-C4	-5.64	1.34	1.38
36	5	1207	G	C5-C4	-5.64	1.34	1.38
1	6	1137	A	C5-C4	-5.64	1.34	1.38
36	5	2891	U	C2-N3	-5.64	1.33	1.37
37	3	82	G	C6-N1	-5.63	1.35	1.39
36	5	1886	A	N7-C5	-5.63	1.35	1.39
36	1	2986	U	N1-C2	-5.63	1.33	1.38
37	7	118	A	N3-C4	-5.63	1.31	1.34
36	5	1303	A	N9-C4	-5.62	1.34	1.37
36	1	2610	G	C5-C6	-5.61	1.36	1.42
36	5	706	A	N9-C4	-5.61	1.34	1.37
36	5	3086	A	N3-C4	-5.61	1.31	1.34
36	5	2291	A	N9-C4	-5.60	1.34	1.37
36	5	3000	A	N9-C4	-5.60	1.34	1.37
36	5	2809	C	N1-C6	-5.60	1.33	1.37
36	1	2382	G	N1-C2	-5.59	1.33	1.37
36	1	1133	A	N7-C5	-5.59	1.35	1.39

Continued on next page...

Continued from previous page...

Mol	Chain	Res	Type	Atoms	Z	Observed(Å)	Ideal(Å)
36	5	2875	U	N3-C4	5.59	1.43	1.38
36	1	1468	A	N9-C4	-5.58	1.34	1.37
36	1	2797	C	N1-C6	-5.58	1.33	1.37
36	5	2876	C	N3-C4	-5.58	1.30	1.33
57	n1	104	GLU	CG-CD	5.55	1.60	1.51
53	M7	138	LYS	CD-CE	5.55	1.65	1.51
1	2	1750	A	N7-C5	-5.54	1.35	1.39
36	1	2762	A	N3-C4	-5.54	1.31	1.34
36	1	1296	C	N3-C4	-5.54	1.30	1.33
36	5	2996	U	N1-C2	5.54	1.43	1.38
36	1	939	U	N1-C2	-5.53	1.33	1.38
36	1	657	A	C5-C4	-5.52	1.34	1.38
36	5	1048	A	C5-C4	-5.52	1.34	1.38
36	1	2404	A	C6-N1	5.50	1.39	1.35
1	6	1745	G	N9-C8	-5.50	1.33	1.37
36	5	2743	A	N9-C8	-5.50	1.33	1.37
36	1	1854	C	N3-C4	-5.50	1.30	1.33
36	1	2726	C	N3-C4	-5.50	1.30	1.33
36	1	2966	G	C5-C4	-5.49	1.34	1.38
36	5	1320	C	N3-C4	-5.49	1.30	1.33
1	2	1730	A	N9-C4	-5.49	1.34	1.37
1	6	163	G	N9-C4	-5.49	1.33	1.38
36	5	866	A	N9-C4	-5.49	1.34	1.37
36	1	1206	G	C2-N3	-5.48	1.28	1.32
36	1	2979	U	C2-N3	-5.48	1.33	1.37
36	5	1117	G	C5-C6	-5.48	1.36	1.42
36	5	3004	C	N1-C2	-5.48	1.34	1.40
36	1	790	U	N3-C4	-5.47	1.33	1.38
36	5	3362	A	N3-C4	-5.47	1.31	1.34
36	1	659	G	C5-C4	-5.47	1.34	1.38
36	5	421	G	C6-N1	-5.46	1.35	1.39
36	5	1048	A	C5-C6	-5.46	1.36	1.41
36	1	1330	A	C5-C6	-5.46	1.36	1.41
36	5	2823	G	N7-C5	-5.45	1.35	1.39
52	m6	80	PHE	CB-CG	-5.45	1.42	1.51
36	1	994	G	C6-N1	-5.45	1.35	1.39
36	5	43	A	C5-C6	-5.44	1.36	1.41
36	5	1115	G	P-O5'	-5.44	1.54	1.59
36	1	925	A	N3-C4	-5.44	1.31	1.34
36	5	657	A	N3-C4	-5.43	1.31	1.34
36	5	2398	A	N3-C4	-5.43	1.31	1.34
36	5	2398	A	C5-C4	-5.43	1.34	1.38

Continued on next page...

Continued from previous page...

Mol	Chain	Res	Type	Atoms	Z	Observed(Å)	Ideal(Å)
36	1	1330	A	N9-C4	-5.43	1.34	1.37
41	14	94	CYS	CB-SG	-5.43	1.73	1.81
36	1	3139	A	N9-C4	-5.42	1.34	1.37
36	1	3180	A	C5-C6	-5.42	1.36	1.41
36	5	2823	G	C5-C6	-5.42	1.36	1.42
36	1	59	G	N7-C5	-5.41	1.36	1.39
36	1	28	C	N1-C6	-5.41	1.33	1.37
36	5	642	U	N1-C2	-5.41	1.33	1.38
36	5	3092	C	N1-C6	-5.40	1.33	1.37
36	1	2725	U	C2-N3	-5.40	1.33	1.37
37	7	56	A	C5-C6	-5.39	1.36	1.41
36	1	957	C	N1-C2	-5.39	1.34	1.40
36	1	627	U	N1-C2	-5.38	1.33	1.38
1	6	630	A	N7-C5	-5.38	1.36	1.39
36	1	1150	A	N9-C4	-5.38	1.34	1.37
36	5	1476	G	N3-C4	-5.38	1.31	1.35
36	1	818	C	N1-C6	-5.38	1.33	1.37
36	5	1587	A	N9-C4	-5.37	1.34	1.37
1	6	1524	A	N9-C4	-5.35	1.34	1.37
36	1	2762	A	N9-C4	-5.34	1.34	1.37
36	5	3382	U	N1-C2	5.34	1.43	1.38
36	1	2169	G	C5-C6	5.34	1.47	1.42
36	1	1167	U	C2-N3	-5.33	1.34	1.37
36	5	2399	A	N9-C4	-5.33	1.34	1.37
36	5	1450	G	C2-N3	-5.33	1.28	1.32
36	1	2924	U	N1-C2	-5.33	1.33	1.38
38	4	52	A	N3-C4	-5.32	1.31	1.34
36	5	367	A	N3-C4	-5.32	1.31	1.34
36	5	952	A	N9-C4	-5.32	1.34	1.37
1	2	334	G	N9-C4	-5.32	1.33	1.38
36	1	1308	A	C6-N1	-5.32	1.31	1.35
36	5	3005	A	N9-C8	-5.32	1.33	1.37
36	1	2363	A	N9-C4	-5.31	1.34	1.37
36	5	1362	G	N9-C8	-5.31	1.34	1.37
36	1	1147	G	N7-C5	-5.30	1.36	1.39
36	5	2280	A	N9-C4	-5.30	1.34	1.37
36	5	923	C	N1-C6	-5.29	1.33	1.37
36	5	3310	A	C6-N1	-5.29	1.31	1.35
36	1	1143	A	N3-C4	-5.29	1.31	1.34
36	1	393	U	C2-N3	-5.28	1.34	1.37
36	1	3306	U	C2-N3	-5.28	1.34	1.37
36	5	343	U	C2-N3	-5.28	1.34	1.37

Continued on next page...

Continued from previous page...

Mol	Chain	Res	Type	Atoms	Z	Observed(Å)	Ideal(Å)
38	4	19	C	N3-C4	-5.28	1.30	1.33
36	1	1002	A	N9-C4	-5.27	1.34	1.37
36	1	1150	A	N3-C4	-5.27	1.31	1.34
36	1	2286	U	C2-N3	-5.27	1.34	1.37
36	1	3306	U	N3-C4	-5.27	1.33	1.38
36	5	691	A	N3-C4	-5.27	1.31	1.34
36	5	2959	C	N1-C6	-5.26	1.33	1.37
36	5	818	C	N1-C6	-5.26	1.33	1.37
36	1	3130	A	N7-C5	-5.25	1.36	1.39
1	6	986	G	N7-C5	-5.25	1.36	1.39
36	1	505	G	N3-C4	-5.25	1.31	1.35
40	13	7	GLU	CG-CD	5.25	1.59	1.51
36	5	953	G	N3-C4	-5.24	1.31	1.35
36	1	1373	A	N9-C4	-5.24	1.34	1.37
36	5	3245	A	N7-C5	-5.24	1.36	1.39
36	5	1115	G	N7-C5	-5.24	1.36	1.39
36	5	1794	G	N9-C8	-5.24	1.34	1.37
36	1	1186	G	N1-C2	-5.23	1.33	1.37
36	5	830	A	C5-C6	-5.23	1.36	1.41
36	1	910	G	N9-C8	-5.23	1.34	1.37
36	5	945	C	N1-C6	-5.22	1.34	1.37
36	5	2799	A	N3-C4	-5.22	1.31	1.34
36	1	2692	A	N7-C5	-5.22	1.36	1.39
36	1	2187	G	N7-C5	-5.21	1.36	1.39
36	1	3006	A	N3-C4	-5.21	1.31	1.34
36	1	2358	A	N3-C4	-5.21	1.31	1.34
36	5	1180	A	N3-C4	-5.21	1.31	1.34
36	5	2283	G	C5-C6	-5.20	1.37	1.42
36	5	2243	A	N3-C4	-5.20	1.31	1.34
36	5	1794	G	N9-C4	-5.20	1.33	1.38
36	5	1868	G	C5-C6	-5.19	1.37	1.42
1	2	992	A	N9-C4	-5.18	1.34	1.37
36	1	936	A	C5-C6	-5.17	1.36	1.41
36	1	1369	A	N9-C4	-5.17	1.34	1.37
36	1	1430	U	N1-C2	-5.17	1.33	1.38
36	5	2950	G	N7-C5	-5.17	1.36	1.39
36	5	367	A	C5-C4	-5.17	1.35	1.38
36	5	1174	G	C5-C4	-5.17	1.34	1.38
36	1	1307	G	N1-C2	-5.17	1.33	1.37
36	1	2640	A	C6-N1	-5.17	1.31	1.35
36	5	1454	A	N9-C4	-5.17	1.34	1.37
36	1	421	G	C5-C4	-5.16	1.34	1.38

Continued on next page...

Continued from previous page...

Mol	Chain	Res	Type	Atoms	Z	Observed(Å)	Ideal(Å)
36	1	657	A	N3-C4	-5.16	1.31	1.34
36	1	657	A	N7-C5	-5.16	1.36	1.39
36	1	803	C	N3-C4	-5.16	1.30	1.33
36	5	1194	G	C5-C4	-5.16	1.34	1.38
36	1	423	A	N7-C5	-5.16	1.36	1.39
36	1	967	A	N3-C4	-5.16	1.31	1.34
36	5	2866	U	N1-C2	5.15	1.43	1.38
36	5	3103	A	N3-C4	-5.15	1.31	1.34
36	1	701	G	N3-C4	-5.14	1.31	1.35
36	5	947	G	N3-C4	-5.14	1.31	1.35
36	1	651	G	N9-C8	-5.14	1.34	1.37
36	1	670	C	N1-C6	-5.14	1.34	1.37
36	1	2394	G	N1-C2	-5.14	1.33	1.37
36	1	1394	A	N9-C4	-5.13	1.34	1.37
36	5	1046	A	N3-C4	-5.13	1.31	1.34
36	5	1195	A	C5-C4	-5.13	1.35	1.38
36	1	1192	C	N1-C2	5.13	1.45	1.40
36	5	3245	A	C5-C6	-5.13	1.36	1.41
36	1	1129	A	N7-C5	-5.13	1.36	1.39
1	6	992	A	C5-C6	-5.13	1.36	1.41
36	5	1116	G	N9-C8	-5.12	1.34	1.37
36	5	647	A	C5-C4	-5.12	1.35	1.38
36	5	3138	U	N1-C2	-5.12	1.33	1.38
36	1	339	C	N3-C4	-5.12	1.30	1.33
36	1	2960	C	N3-C4	-5.12	1.30	1.33
36	1	1392	G	C5-C4	-5.11	1.34	1.38
36	5	45	A	N9-C4	-5.11	1.34	1.37
36	5	3026	G	C5-C6	-5.11	1.37	1.42
36	5	406	G	N3-C4	-5.11	1.31	1.35
36	1	2875	U	N3-C4	5.11	1.43	1.38
36	1	884	A	N9-C4	-5.10	1.34	1.37
1	6	397	A	N9-C4	-5.10	1.34	1.37
36	5	2840	C	N1-C6	-5.09	1.34	1.37
36	1	938	C	C4-C5	-5.09	1.38	1.43
36	5	651	G	N3-C4	-5.09	1.31	1.35
36	5	2419	A	N7-C5	-5.09	1.36	1.39
36	1	2868	U	C2-N3	-5.08	1.34	1.37
36	5	2748	A	C5-C6	-5.08	1.36	1.41
36	5	3178	A	N9-C4	-5.08	1.34	1.37
36	5	3330	A	C5-C4	-5.07	1.35	1.38
36	1	635	G	C5-C6	-5.07	1.37	1.42
36	5	896	A	C5-C4	-5.07	1.35	1.38

Continued on next page...

Continued from previous page...

Mol	Chain	Res	Type	Atoms	Z	Observed(Å)	Ideal(Å)
36	5	1370	G	C6-N1	-5.07	1.36	1.39
36	5	3047	U	N3-C4	-5.06	1.33	1.38
36	1	1180	A	N9-C4	-5.06	1.34	1.37
36	5	55	G	N9-C4	-5.06	1.33	1.38
1	6	65	A	C5-C6	-5.06	1.36	1.41
36	5	635	G	C5-C6	-5.06	1.37	1.42
36	5	3032	A	N7-C5	-5.06	1.36	1.39
36	5	2659	G	N7-C5	-5.06	1.36	1.39
36	1	2335	G	C5-C4	-5.05	1.34	1.38
36	5	1193	A	N7-C5	-5.05	1.36	1.39
36	1	1372	C	C2-N3	-5.04	1.31	1.35
36	1	27	C	N1-C6	-5.04	1.34	1.37
1	6	1137	A	N3-C4	-5.04	1.31	1.34
36	1	360	G	N7-C5	-5.04	1.36	1.39
36	5	1309	U	C2-N3	-5.04	1.34	1.37
36	5	2312	A	N3-C4	-5.03	1.31	1.34
36	1	651	G	C5-C4	-5.03	1.34	1.38
36	1	1429	G	C5-C4	-5.03	1.34	1.38
36	5	2857	C	N1-C6	-5.03	1.34	1.37
36	1	2611	U	C2-N3	-5.03	1.34	1.37
1	6	1764	C	N1-C6	-5.03	1.34	1.37
36	5	2138	A	N7-C5	-5.03	1.36	1.39
36	1	2866	U	C4-O4	5.02	1.27	1.23
36	5	981	U	N1-C2	5.02	1.43	1.38
1	6	1027	A	N9-C4	-5.02	1.34	1.37
36	5	1536	G	C2-N3	-5.01	1.28	1.32
36	1	635	G	N7-C5	-5.00	1.36	1.39
36	1	2626	A	N3-C4	-5.00	1.31	1.34
36	1	2644	C	N1-C6	-5.00	1.34	1.37
36	1	2617	U	N3-C4	-5.00	1.33	1.38
36	5	952	A	C5-C6	-5.00	1.36	1.41
36	5	2637	A	N7-C5	-5.00	1.36	1.39
36	5	2899	C	C2-O2	-5.00	1.20	1.24

All (4696) bond angle outliers are listed below:

Mol	Chain	Res	Type	Atoms	Z	Observed(°)	Ideal(°)
36	5	1116	G	O5'-P-OP1	-18.97	87.94	110.70
36	5	1152	G	C2-N3-C4	-18.00	102.90	111.90
36	5	1152	G	N3-C4-C5	17.23	137.22	128.60
36	5	1152	G	N3-C4-N9	-15.73	116.56	126.00
36	1	1495	U	C5-C6-N1	-15.66	114.87	122.70

Continued on next page...

Continued from previous page...

Mol	Chain	Res	Type	Atoms	Z	Observed(°)	Ideal(°)
36	1	639	G	N1-C6-O6	14.78	128.77	119.90
36	5	2199	G	N1-C6-O6	14.34	128.50	119.90
36	5	1158	A	N1-C6-N6	14.13	127.08	118.60
36	5	424	G	C5-C6-O6	-13.84	120.30	128.60
36	5	1179	A	O5'-P-OP1	-13.82	93.26	105.70
36	1	1838	G	N1-C6-O6	13.28	127.87	119.90
36	5	960	U	N3-C2-O2	-12.66	113.34	122.20
36	5	1152	G	C5-N7-C8	-12.50	98.05	104.30
36	1	282	G	C8-N9-C4	-12.33	101.47	106.40
36	5	2950	G	C4-C5-N7	12.21	115.69	110.80
36	1	435	C	C6-N1-C2	12.21	125.18	120.30
36	5	1306	G	C5-C6-O6	-12.20	121.28	128.60
36	1	790	U	N3-C2-O2	-12.15	113.70	122.20
36	1	1166	G	N1-C6-O6	11.87	127.02	119.90
36	1	2819	A	O5'-P-OP2	-11.72	95.15	105.70
36	5	1200	A	N1-C6-N6	11.64	125.58	118.60
36	1	979	U	N3-C2-O2	-11.47	114.17	122.20
36	5	2726	C	C6-N1-C2	-11.47	115.71	120.30
36	5	1897	G	N1-C6-O6	11.47	126.78	119.90
36	5	3245	A	C2-N3-C4	-11.38	104.91	110.60
1	6	448	C	C6-N1-C2	-11.34	115.76	120.30
36	5	2943	G	N1-C6-O6	11.25	126.65	119.90
36	1	2870	C	C2-N1-C1'	-11.22	106.46	118.80
36	1	2636	A	C8-N9-C4	-11.20	101.32	105.80
36	5	1186	G	O5'-P-OP2	-11.19	95.63	105.70
36	5	426	G	O5'-P-OP2	-11.18	95.64	105.70
36	1	639	G	C5-C6-O6	-11.18	121.89	128.60
36	5	2875	U	C5-C6-N1	11.14	128.27	122.70
36	1	957	C	N1-C2-O2	-11.14	112.22	118.90
36	1	2610	G	N1-C6-O6	11.13	126.58	119.90
36	1	645	A	N1-C6-N6	-11.06	111.96	118.60
36	5	2943	G	C6-C5-N7	-11.06	123.76	130.40
36	1	636	C	N3-C4-C5	11.03	126.31	121.90
36	1	2714	G	N3-C4-C5	11.02	134.11	128.60
36	1	2610	G	C5-C6-O6	-10.99	122.01	128.60
36	1	2868	U	N1-C2-O2	10.94	130.46	122.80
36	5	1152	G	N1-C6-O6	10.93	126.46	119.90
36	5	2893	C	N3-C4-C5	-10.85	117.56	121.90
36	5	2971	A	C2-N3-C4	10.85	116.02	110.60
36	5	3245	A	N7-C8-N9	10.81	119.20	113.80
1	6	1026	A	O5'-P-OP1	-10.76	96.02	105.70
36	5	96	G	O5'-P-OP2	-10.75	96.03	105.70

Continued on next page...

Continued from previous page...

Mol	Chain	Res	Type	Atoms	Z	Observed(°)	Ideal(°)
1	6	17	C	C6-N1-C2	-10.74	116.00	120.30
36	1	369	A	C8-N9-C4	-10.72	101.51	105.80
36	1	1838	G	C6-C5-N7	-10.68	123.99	130.40
36	5	41	G	C4-C5-N7	10.65	115.06	110.80
36	1	2121	G	N1-C6-O6	-10.64	113.52	119.90
36	5	968	G	O5'-P-OP1	-10.64	96.13	105.70
36	1	363	G	C5-C6-O6	-10.62	122.23	128.60
36	5	1150	A	O5'-P-OP2	-10.60	96.16	105.70
36	1	59	G	N1-C6-O6	10.57	126.24	119.90
36	5	2819	A	O5'-P-OP2	-10.57	96.19	105.70
36	5	2375	G	N1-C6-O6	-10.52	113.59	119.90
36	5	3245	A	C5-N7-C8	-10.52	98.64	103.90
36	1	2617	U	C5-C4-O4	10.46	132.18	125.90
36	5	1306	G	N1-C6-O6	10.44	126.16	119.90
36	1	2714	G	N3-C4-N9	-10.44	119.74	126.00
36	5	2950	G	C5-C6-O6	-10.44	122.34	128.60
36	1	2247	G	N1-C6-O6	10.42	126.15	119.90
36	5	966	U	N3-C2-O2	-10.40	114.92	122.20
36	5	960	U	N1-C2-O2	10.39	130.07	122.80
36	5	2872	A	N1-C6-N6	10.38	124.83	118.60
36	1	1495	U	C4-C5-C6	10.38	125.93	119.70
36	5	2899	C	C6-N1-C2	-10.36	116.15	120.30
36	5	2704	A	O5'-P-OP1	-10.34	96.39	105.70
36	5	1481	A	O5'-P-OP2	-10.33	96.41	105.70
36	5	776	U	N3-C2-O2	-10.29	115.00	122.20
36	5	2400	G	N1-C6-O6	10.27	126.06	119.90
36	1	1308	A	O5'-P-OP2	-10.22	96.50	105.70
36	1	885	U	C5-C6-N1	-10.22	117.59	122.70
36	1	2283	G	N1-C6-O6	10.19	126.02	119.90
36	5	2715	A	N9-C4-C5	10.18	109.87	105.80
36	5	1117	G	O5'-P-OP1	-10.14	96.58	105.70
36	5	640	U	N1-C2-O2	-10.13	115.71	122.80
36	5	2954	U	C2-N1-C1'	10.12	129.84	117.70
36	1	70	A	N1-C6-N6	10.07	124.64	118.60
36	5	869	G	N1-C6-O6	-10.07	113.86	119.90
36	5	2726	C	C5-C4-N4	10.04	127.23	120.20
36	5	2943	G	C4-C5-N7	10.03	114.81	110.80
35	SM	135	ALA	N-CA-CB	10.02	124.13	110.10
36	5	2942	C	O5'-P-OP2	-10.02	96.68	105.70
36	5	280	U	O5'-P-OP2	-10.01	96.69	105.70
36	5	776	U	N1-C2-N3	9.98	120.89	114.90
36	1	1166	G	C5-C6-O6	-9.96	122.62	128.60

Continued on next page...

Continued from previous page...

Mol	Chain	Res	Type	Atoms	Z	Observed(°)	Ideal(°)
36	1	652	G	O5'-P-OP2	-9.94	96.76	105.70
36	1	2618	G	N1-C6-O6	-9.93	113.94	119.90
36	5	3181	C	N3-C2-O2	-9.92	114.96	121.90
36	5	2954	U	O4'-C1'-N1	9.89	116.11	108.20
36	1	2846	U	C5-C4-O4	9.88	131.83	125.90
38	8	80	A	C8-N9-C4	-9.88	101.85	105.80
36	5	2350	C	O5'-P-OP2	-9.87	96.82	105.70
36	1	59	G	C5-C6-O6	-9.84	122.70	128.60
36	5	1158	A	C5-C6-N6	-9.83	115.84	123.70
36	5	2822	U	O5'-P-OP1	-9.82	96.86	105.70
36	5	283	G	C4-C5-N7	9.80	114.72	110.80
36	5	2950	G	C6-C5-N7	-9.79	124.53	130.40
36	1	346	C	N1-C2-O2	-9.79	113.03	118.90
36	5	41	G	N1-C6-O6	9.77	125.76	119.90
36	1	979	U	C6-N1-C2	-9.76	115.14	121.00
36	5	1099	A	N1-C6-N6	9.72	124.44	118.60
36	1	3025	C	C6-N1-C2	9.72	124.19	120.30
36	1	2374	C	N3-C2-O2	-9.71	115.10	121.90
36	1	59	G	C6-C5-N7	-9.71	124.57	130.40
36	1	3110	C	C6-N1-C2	-9.71	116.42	120.30
36	5	776	U	C5-C6-N1	-9.71	117.84	122.70
36	1	645	A	N9-C4-C5	9.70	109.68	105.80
36	1	1437	C	C6-N1-C2	-9.68	116.43	120.30
36	1	1838	G	C5-C6-O6	-9.64	122.81	128.60
36	1	2827	U	N1-C2-N3	9.63	120.68	114.90
1	2	553	G	N1-C6-O6	9.61	125.67	119.90
36	5	2715	A	N1-C6-N6	-9.59	112.85	118.60
1	6	163	G	N3-C4-N9	-9.59	120.25	126.00
36	5	420	G	C8-N9-C4	9.56	110.22	106.40
36	5	3245	A	C8-N9-C4	-9.54	101.98	105.80
36	1	648	C	O5'-P-OP1	-9.52	97.13	105.70
36	5	1117	G	C4-C5-N7	9.52	114.61	110.80
36	5	3245	A	C6-C5-N7	-9.52	125.63	132.30
36	1	2726	C	N3-C4-N4	-9.49	111.36	118.00
36	1	3278	C	N1-C2-O2	9.48	124.59	118.90
36	1	347	G	C4-C5-N7	9.47	114.59	110.80
36	1	1116	G	C4-C5-C6	9.45	124.47	118.80
36	1	2764	C	C5-C6-N1	9.44	125.72	121.00
36	5	428	A	N1-C6-N6	9.44	124.27	118.60
36	1	407	A	O5'-P-OP2	-9.44	97.20	105.70
36	1	1179	A	O5'-P-OP1	-9.43	97.22	105.70
36	5	2315	G	O5'-P-OP1	-9.43	97.22	105.70

Continued on next page...

Continued from previous page...

Mol	Chain	Res	Type	Atoms	Z	Observed(°)	Ideal(°)
36	1	2643	A	O5'-P-OP1	-9.41	97.23	105.70
36	1	2400	G	C6-C5-N7	-9.40	124.76	130.40
36	1	2643	A	C8-N9-C4	9.38	109.55	105.80
36	1	1403	C	C6-N1-C2	9.36	124.05	120.30
36	1	2639	G	C6-C5-N7	-9.35	124.79	130.40
36	5	1434	G	N9-C4-C5	9.34	109.14	105.40
36	1	651	G	O5'-P-OP2	-9.34	97.29	105.70
36	5	922	U	C5-C6-N1	-9.31	118.04	122.70
36	5	2199	G	C5-C6-O6	-9.30	123.02	128.60
36	5	1152	G	C4-C5-N7	9.29	114.52	110.80
36	5	2186	U	O5'-P-OP2	-9.29	97.34	105.70
36	5	404	G	O5'-P-OP2	-9.28	97.34	105.70
36	1	335	G	C5-C6-O6	-9.28	123.03	128.60
36	5	1006	A	O5'-P-OP2	-9.28	97.35	105.70
36	5	1879	A	N1-C6-N6	9.27	124.17	118.60
36	1	1308	A	C8-N9-C4	-9.27	102.09	105.80
36	1	1296	C	C6-N1-C2	-9.25	116.60	120.30
36	5	343	U	O5'-P-OP1	-9.25	97.38	105.70
36	5	2928	C	C6-N1-C2	-9.24	116.60	120.30
1	2	314	C	O5'-P-OP1	-9.21	97.41	105.70
36	5	1450	G	N1-C6-O6	9.21	125.43	119.90
36	5	41	G	C5-C6-O6	-9.21	123.07	128.60
1	6	1700	C	N1-C2-O2	9.20	124.42	118.90
1	2	1096	C	N1-C2-O2	9.20	124.42	118.90
36	1	638	C	O5'-P-OP2	-9.19	97.43	105.70
36	1	1902	G	C6-C5-N7	-9.19	124.89	130.40
36	1	691	A	O5'-P-OP1	-9.18	97.44	105.70
36	5	2634	U	C5-C4-O4	-9.16	120.41	125.90
36	5	2359	C	C6-N1-C2	9.15	123.96	120.30
36	5	952	A	N1-C6-N6	9.14	124.09	118.60
36	1	609	G	O5'-P-OP2	-9.14	97.48	105.70
36	1	2142	A	C2-N3-C4	9.13	115.17	110.60
73	O7	65	ARG	NE-CZ-NH1	9.12	124.86	120.30
36	1	2808	A	N1-C6-N6	9.11	124.07	118.60
36	5	1181	U	C5-C6-N1	-9.11	118.15	122.70
36	5	1116	G	N3-C4-C5	-9.11	124.05	128.60
36	1	1320	C	C6-N1-C2	-9.10	116.66	120.30
36	5	2794	G	C5-C6-O6	-9.09	123.15	128.60
36	1	3181	C	C5-C4-N4	9.08	126.56	120.20
1	2	1773	C	C6-N1-C2	-9.07	116.67	120.30
36	5	1116	G	C4-C5-C6	9.05	124.23	118.80
36	1	1307	G	N1-C6-O6	-9.05	114.47	119.90

Continued on next page...

Continued from previous page...

Mol	Chain	Res	Type	Atoms	Z	Observed(°)	Ideal(°)
36	5	1837	U	O5'-P-OP1	-9.03	97.58	105.70
36	1	1152	G	O5'-P-OP1	-9.02	97.59	105.70
36	5	559	A	O5'-P-OP2	-9.01	97.59	105.70
36	1	2868	U	N3-C2-O2	-9.00	115.90	122.20
36	5	2950	G	C5-N7-C8	-8.99	99.80	104.30
37	3	90	U	O5'-P-OP2	-8.98	97.62	105.70
38	4	94	C	C6-N1-C2	8.98	123.89	120.30
1	2	73	U	O4'-C1'-N1	8.97	115.38	108.20
36	5	1452	A	N1-C6-N6	8.97	123.98	118.60
36	1	2402	A	C5-C6-N6	-8.97	116.53	123.70
36	5	2295	A	C8-N9-C4	-8.96	102.21	105.80
36	5	2954	U	C6-N1-C1'	-8.95	108.67	121.20
36	1	145	G	N1-C6-O6	8.94	125.26	119.90
36	5	1468	A	N1-C6-N6	8.93	123.95	118.60
36	5	2726	C	N3-C4-N4	-8.92	111.75	118.00
36	5	3143	C	N1-C2-O2	-8.91	113.55	118.90
36	1	1167	U	C5-C6-N1	-8.91	118.24	122.70
36	5	592	A	O5'-P-OP1	-8.91	97.68	105.70
36	5	2283	G	C5-C6-O6	-8.90	123.26	128.60
36	5	1200	A	C5-C6-N6	-8.88	116.59	123.70
36	5	1099	A	C5-C6-N6	-8.88	116.59	123.70
36	5	2290	C	C6-N1-C2	8.88	123.85	120.30
36	5	2199	G	C6-C5-N7	-8.87	125.08	130.40
36	5	1513	G	C8-N9-C4	-8.87	102.85	106.40
36	1	794	U	O5'-P-OP2	-8.86	97.72	105.70
36	5	2283	G	C4-C5-N7	8.86	114.34	110.80
36	1	1196	C	C6-N1-C2	8.85	123.84	120.30
36	5	3245	A	N1-C2-N3	8.85	133.72	129.30
36	5	2398	A	N1-C6-N6	-8.84	113.30	118.60
36	5	3313	U	O5'-P-OP2	-8.83	97.75	105.70
36	1	3217	C	C2-N1-C1'	8.83	128.51	118.80
36	5	2943	G	C5-C6-O6	-8.81	123.31	128.60
36	1	2619	G	O5'-P-OP1	-8.81	97.77	105.70
36	1	960	U	C6-N1-C2	8.80	126.28	121.00
36	5	3099	C	C6-N1-C2	8.80	123.82	120.30
36	5	1117	G	C5-C6-O6	-8.79	123.33	128.60
36	1	1151	U	C6-N1-C2	-8.77	115.73	121.00
36	5	283	G	C5-C6-O6	-8.77	123.34	128.60
36	1	960	U	C5-C6-N1	-8.77	118.32	122.70
36	1	3344	A	N7-C8-N9	8.76	118.18	113.80
36	5	2411	U	C5-C6-N1	-8.76	118.32	122.70
36	1	679	U	O5'-P-OP2	-8.75	97.83	105.70

Continued on next page...

Continued from previous page...

Mol	Chain	Res	Type	Atoms	Z	Observed(°)	Ideal(°)
36	1	3092	C	C6-N1-C2	8.74	123.80	120.30
38	8	80	A	N7-C8-N9	8.73	118.17	113.80
36	1	890	C	C6-N1-C2	-8.73	116.81	120.30
36	1	1114	U	C4-C5-C6	-8.72	114.47	119.70
1	2	1291	G	C2-N3-C4	-8.72	107.54	111.90
36	5	1449	A	C4-C5-C6	8.72	121.36	117.00
1	6	1634	C	C2-N1-C1'	8.71	128.39	118.80
1	6	364	G	C5-C6-O6	-8.71	123.37	128.60
37	7	10	C	C2-N1-C1'	8.70	128.37	118.80
36	5	1879	A	C6-C5-N7	-8.69	126.22	132.30
1	2	334	G	N3-C4-C5	8.67	132.94	128.60
1	6	1	U	C2-N1-C1'	8.66	128.10	117.70
1	2	639	U	N3-C2-O2	-8.65	116.14	122.20
36	5	3143	C	N3-C4-C5	-8.65	118.44	121.90
36	1	2247	G	C6-C5-N7	-8.65	125.21	130.40
1	6	29	U	C5-C4-O4	8.65	131.09	125.90
1	6	631	G	O5'-P-OP2	-8.64	97.92	105.70
36	1	984	G	N3-C4-C5	-8.64	124.28	128.60
36	5	2715	A	C8-N9-C4	-8.64	102.34	105.80
36	1	27	C	O5'-P-OP1	-8.64	97.93	105.70
36	5	1428	A	O5'-P-OP2	-8.63	97.93	105.70
36	1	3181	C	N3-C4-N4	-8.63	111.96	118.00
38	4	103	G	N3-C4-C5	-8.62	124.29	128.60
36	5	2283	G	O5'-P-OP2	-8.61	97.95	105.70
36	5	2996	U	N1-C2-O2	8.61	128.83	122.80
36	5	361	A	N1-C6-N6	-8.61	113.44	118.60
36	1	1156	C	N3-C2-O2	-8.60	115.88	121.90
36	5	3245	A	N1-C6-N6	8.60	123.76	118.60
36	5	2732	G	O5'-P-OP2	-8.59	97.97	105.70
36	5	1897	G	C5-C6-O6	-8.59	123.45	128.60
36	1	639	G	C6-C5-N7	-8.59	125.25	130.40
36	5	1390	A	N9-C4-C5	8.58	109.23	105.80
36	1	1151	U	O5'-P-OP2	8.57	120.99	110.70
36	1	1362	G	C8-N9-C4	8.56	109.83	106.40
1	6	858	G	O4'-C1'-N9	8.56	115.05	108.20
48	m1	112	LEU	CA-CB-CG	8.56	134.98	115.30
36	1	3265	C	C6-N1-C2	8.54	123.72	120.30
36	1	1381	A	O5'-P-OP1	-8.54	98.02	105.70
1	6	542	A	O4'-C1'-N9	8.53	115.02	108.20
36	5	2726	C	N3-C2-O2	-8.53	115.93	121.90
36	1	917	A	O5'-P-OP2	-8.53	98.03	105.70
36	5	1127	G	N1-C6-O6	-8.52	114.79	119.90

Continued on next page...

Continued from previous page...

Mol	Chain	Res	Type	Atoms	Z	Observed(°)	Ideal(°)
36	5	907	G	N9-C4-C5	-8.52	101.99	105.40
36	5	1316	C	N3-C4-N4	8.51	123.96	118.00
36	1	645	A	C8-N9-C4	-8.50	102.40	105.80
36	5	1079	A	N1-C6-N6	-8.50	113.50	118.60
36	1	1116	G	C6-C5-N7	-8.50	125.30	130.40
36	1	2379	U	N1-C2-O2	-8.49	116.86	122.80
36	5	1075	A	C8-N9-C4	8.49	109.20	105.80
36	5	2715	A	C5-C6-N6	8.48	130.49	123.70
36	1	797	U	O5'-P-OP1	-8.47	98.07	105.70
36	5	966	U	N1-C2-O2	8.47	128.73	122.80
36	1	1902	G	C4-C5-N7	8.46	114.19	110.80
36	1	1367	G	O5'-P-OP1	-8.46	98.09	105.70
36	5	651	G	C8-N9-C4	-8.46	103.02	106.40
36	1	2714	G	C2-N3-C4	-8.46	107.67	111.90
36	5	1158	A	C6-C5-N7	-8.46	126.38	132.30
1	6	426	G	O5'-P-OP2	-8.45	98.09	105.70
36	5	424	G	N1-C6-O6	8.45	124.97	119.90
36	5	1316	C	N3-C4-C5	-8.44	118.52	121.90
36	1	2400	G	N1-C6-O6	8.44	124.97	119.90
36	5	2818	U	O5'-P-OP1	-8.44	98.11	105.70
36	1	919	U	O5'-P-OP2	-8.44	98.11	105.70
36	1	1729	A	O5'-P-OP2	-8.43	98.11	105.70
36	1	2889	C	N1-C2-O2	8.43	123.96	118.90
1	6	1700	C	C2-N1-C1'	8.43	128.07	118.80
36	5	1379	G	C8-N9-C4	8.43	109.77	106.40
36	5	939	U	O5'-P-OP2	-8.42	98.12	105.70
36	5	2866	U	N3-C2-O2	-8.42	116.31	122.20
36	1	1838	G	N9-C4-C5	-8.41	102.03	105.40
36	5	2572	C	N1-C2-O2	8.41	123.95	118.90
36	1	1495	U	C2-N1-C1'	-8.41	107.61	117.70
36	5	2246	G	O5'-P-OP2	8.40	120.79	110.70
36	1	655	C	N1-C2-O2	-8.40	113.86	118.90
36	1	939	U	N1-C2-O2	-8.40	116.92	122.80
36	5	923	C	C6-N1-C2	8.40	123.66	120.30
36	5	1450	G	N3-C2-N2	-8.39	114.03	119.90
36	5	2358	A	C8-N9-C4	8.39	109.16	105.80
36	1	1343	A	O5'-P-OP2	-8.39	98.15	105.70
36	1	984	G	C8-N9-C4	-8.38	103.05	106.40
36	1	274	G	N1-C6-O6	8.37	124.92	119.90
36	1	421	G	C2-N3-C4	8.37	116.08	111.90
36	1	24	G	C2-N3-C4	-8.36	107.72	111.90
37	7	101	G	N1-C6-O6	8.36	124.91	119.90

Continued on next page...

Continued from previous page...

Mol	Chain	Res	Type	Atoms	Z	Observed(°)	Ideal(°)
1	2	639	U	N1-C2-O2	8.35	128.65	122.80
36	1	406	G	O4'-C1'-N9	8.34	114.87	108.20
36	5	424	G	C4-C5-N7	8.33	114.13	110.80
36	5	1868	G	C6-C5-N7	-8.33	125.40	130.40
37	7	37	G	N9-C4-C5	-8.33	102.07	105.40
36	1	1902	G	N1-C6-O6	8.32	124.89	119.90
36	5	3154	C	N1-C2-O2	8.31	123.89	118.90
36	5	1306	G	C4-C5-N7	8.31	114.12	110.80
36	1	2827	U	C5-C4-O4	8.30	130.88	125.90
36	1	421	G	C5-C6-N1	8.30	115.65	111.50
36	5	1049	C	C6-N1-C2	-8.30	116.98	120.30
36	1	1414	G	N1-C6-O6	8.29	124.87	119.90
36	1	386	A	N1-C6-N6	8.28	123.57	118.60
36	5	2893	C	C6-N1-C2	-8.28	116.99	120.30
36	5	666	A	N1-C6-N6	-8.27	113.64	118.60
36	1	1114	U	C5-C6-N1	8.26	126.83	122.70
36	1	3260	G	N1-C6-O6	8.26	124.85	119.90
36	5	2944	U	C5-C6-N1	8.25	126.83	122.70
1	6	119	A	C2-N3-C4	-8.25	106.47	110.60
36	1	3134	A	O5'-P-OP2	-8.25	98.28	105.70
36	5	2176	U	N3-C2-O2	-8.24	116.43	122.20
38	4	32	C	N3-C4-C5	8.24	125.20	121.90
36	1	2726	C	N3-C2-O2	-8.23	116.14	121.90
36	5	1493	G	O5'-P-OP1	-8.23	98.29	105.70
36	1	1148	G	C5-C6-O6	-8.23	123.67	128.60
36	1	1484	U	P-O3'-C3'	8.23	129.57	119.70
36	1	925	A	C6-N1-C2	-8.22	113.67	118.60
36	1	3362	A	O4'-C1'-N9	8.22	114.78	108.20
36	5	2287	C	C6-N1-C2	-8.22	117.01	120.30
36	1	2572	C	C2-N1-C1'	8.22	127.84	118.80
37	3	95	A	N1-C6-N6	8.22	123.53	118.60
1	6	1025	A	N1-C6-N6	8.22	123.53	118.60
36	1	716	A	N1-C6-N6	8.21	123.53	118.60
36	5	1307	G	P-O3'-C3'	8.21	129.56	119.70
36	1	1192	C	N1-C2-O2	8.21	123.83	118.90
36	5	1884	A	N1-C6-N6	8.21	123.53	118.60
36	1	2431	C	O5'-P-OP2	-8.21	98.31	105.70
36	5	3244	A	O5'-P-OP2	-8.20	98.32	105.70
37	7	9	C	C6-N1-C2	8.20	123.58	120.30
36	5	640	U	N3-C4-O4	8.20	125.14	119.40
36	5	2145	A	C8-N9-C4	-8.20	102.52	105.80
36	5	1153	A	N1-C6-N6	8.20	123.52	118.60

Continued on next page...

Continued from previous page...

Mol	Chain	Res	Type	Atoms	Z	Observed(°)	Ideal(°)
36	5	1323	G	C5-C6-O6	-8.20	123.68	128.60
36	5	1114	U	OP2-P-O3'	8.19	123.22	105.20
36	1	1365	G	N3-C4-C5	-8.18	124.51	128.60
36	1	107	A	N1-C6-N6	8.18	123.51	118.60
36	5	1370	G	N3-C4-C5	-8.17	124.52	128.60
36	5	2572	C	C2-N1-C1'	8.16	127.78	118.80
1	6	364	G	N3-C4-N9	8.16	130.90	126.00
36	5	2290	C	O5'-P-OP2	-8.16	98.36	105.70
37	7	87	G	N1-C6-O6	8.15	124.79	119.90
36	5	3181	C	C6-N1-C2	-8.14	117.04	120.30
36	5	1158	A	N9-C4-C5	-8.14	102.55	105.80
73	O7	65	ARG	NE-CZ-NH2	-8.13	116.23	120.30
36	1	2392	C	C6-N1-C2	8.13	123.55	120.30
36	1	640	U	N1-C2-O2	-8.13	117.11	122.80
36	1	3210	A	N1-C6-N6	-8.13	113.72	118.60
36	1	2812	C	C6-N1-C2	8.12	123.55	120.30
36	1	1128	U	N3-C4-O4	-8.12	113.72	119.40
36	5	1362	G	C8-N9-C4	8.12	109.65	106.40
36	5	881	C	C5-C6-N1	8.11	125.05	121.00
36	5	907	G	N3-C4-N9	8.11	130.86	126.00
36	1	1308	A	N7-C8-N9	8.10	117.85	113.80
36	1	218	G	O5'-P-OP2	-8.09	98.42	105.70
36	5	1301	A	N1-C6-N6	8.09	123.45	118.60
36	1	2871	G	O5'-P-OP2	-8.08	98.43	105.70
36	5	651	G	N3-C4-C5	-8.08	124.56	128.60
36	5	2872	A	C4-C5-N7	8.08	114.74	110.70
36	5	2375	G	C5-C6-O6	8.07	133.44	128.60
36	1	2636	A	N7-C8-N9	8.07	117.83	113.80
36	1	1320	C	N3-C4-C5	-8.06	118.67	121.90
1	6	1000	C	C2-N1-C1'	8.06	127.67	118.80
1	6	453	U	N3-C2-O2	-8.06	116.56	122.20
36	5	2872	A	C5-C6-N6	-8.06	117.25	123.70
36	5	2634	U	C2-N3-C4	-8.05	122.17	127.00
44	17	229	PHE	CB-CG-CD1	8.05	126.44	120.80
36	5	651	G	C4-C5-C6	8.04	123.63	118.80
37	7	37	G	C5-C6-O6	-8.04	123.77	128.60
36	5	806	A	O5'-P-OP1	-8.04	98.46	105.70
1	6	889	U	O5'-P-OP1	-8.03	98.47	105.70
1	6	65	A	N1-C6-N6	8.03	123.42	118.60
36	1	2617	U	C5-C6-N1	-8.03	118.69	122.70
36	1	2618	G	C8-N9-C4	-8.03	103.19	106.40
36	5	1366	A	N9-C4-C5	8.01	109.00	105.80

Continued on next page...

Continued from previous page...

Mol	Chain	Res	Type	Atoms	Z	Observed(°)	Ideal(°)
36	1	2603	G	C4-C5-N7	7.99	114.00	110.80
36	1	2617	U	N1-C2-N3	7.98	119.69	114.90
1	6	14	C	C6-N1-C2	-7.98	117.11	120.30
36	5	1392	G	C8-N9-C4	7.98	109.59	106.40
36	1	2846	U	N3-C2-O2	-7.97	116.62	122.20
36	5	2899	C	C2-N1-C1'	7.96	127.56	118.80
1	6	858	G	C4-N9-C1'	7.96	136.85	126.50
36	1	1495	U	N1-C2-O2	-7.95	117.23	122.80
37	7	87	G	C5-C6-O6	-7.95	123.83	128.60
36	1	363	G	N1-C6-O6	7.95	124.67	119.90
36	1	2355	G	N1-C6-O6	7.95	124.67	119.90
36	1	2870	C	C6-N1-C1'	7.94	130.33	120.80
36	5	913	A	C8-N9-C4	-7.94	102.62	105.80
36	1	2197	C	C6-N1-C2	7.92	123.47	120.30
36	1	979	U	C2-N1-C1'	7.92	127.20	117.70
1	2	402	C	C6-N1-C2	7.91	123.47	120.30
36	1	2572	C	N1-C2-O2	7.91	123.65	118.90
36	5	2699	G	C8-N9-C4	7.91	109.56	106.40
38	8	96	A	C8-N9-C4	7.91	108.96	105.80
36	5	1161	G	C5-C6-N1	7.90	115.45	111.50
36	5	1399	A	N1-C6-N6	7.90	123.34	118.60
36	5	1292	C	C6-N1-C2	7.90	123.46	120.30
36	1	2247	G	C5-C6-O6	-7.90	123.86	128.60
36	1	1192	C	C2-N1-C1'	7.90	127.49	118.80
36	1	1495	U	N1-C2-N3	7.90	119.64	114.90
36	5	38	U	O5'-P-OP2	-7.90	98.59	105.70
36	5	1321	G	N1-C6-O6	7.90	124.64	119.90
36	5	2331	C	N3-C4-C5	-7.89	118.74	121.90
36	1	1858	A	C2-N3-C4	7.89	114.54	110.60
36	5	2295	A	C5-C6-N1	7.89	121.64	117.70
36	5	2524	A	O4'-C1'-N9	7.88	114.51	108.20
36	5	776	U	C4-C5-C6	7.88	124.43	119.70
36	5	2332	A	C8-N9-C4	7.87	108.95	105.80
36	1	716	A	N9-C4-C5	-7.86	102.65	105.80
36	5	1437	C	C6-N1-C2	-7.86	117.16	120.30
36	1	1099	A	N1-C6-N6	7.86	123.32	118.60
36	5	3181	C	C2-N1-C1'	7.86	127.45	118.80
36	1	426	G	N3-C4-C5	-7.86	124.67	128.60
1	2	1600	A	N1-C6-N6	7.85	123.31	118.60
37	3	8	G	N1-C6-O6	-7.85	115.19	119.90
36	1	1157	G	N1-C2-N3	7.85	128.61	123.90
36	1	1389	G	C4-C5-N7	7.84	113.94	110.80

Continued on next page...

Continued from previous page...

Mol	Chain	Res	Type	Atoms	Z	Observed(°)	Ideal(°)
36	5	2395	G	O5'-P-OP2	-7.84	98.64	105.70
36	5	610	G	N1-C6-O6	-7.84	115.19	119.90
36	5	708	G	C8-N9-C4	-7.84	103.26	106.40
36	5	1868	G	C4-C5-N7	7.84	113.94	110.80
38	8	114	G	O5'-P-OP1	-7.84	98.64	105.70
36	5	437	G	N3-C4-N9	-7.84	121.30	126.00
36	1	703	G	N3-C4-N9	-7.83	121.30	126.00
36	1	2356	A	N1-C6-N6	7.83	123.30	118.60
36	1	70	A	C6-C5-N7	-7.83	126.82	132.30
36	1	347	G	C5-N7-C8	-7.83	100.39	104.30
36	5	3218	A	N1-C6-N6	7.83	123.30	118.60
1	2	1363	U	N1-C2-O2	7.82	128.28	122.80
36	1	1154	A	C8-N9-C4	-7.82	102.67	105.80
36	1	2283	G	C5-C6-O6	-7.81	123.91	128.60
36	5	907	G	O5'-P-OP1	-7.81	98.67	105.70
36	5	1317	A	C2-N3-C4	7.81	114.50	110.60
36	1	2679	A	C2-N3-C4	-7.80	106.70	110.60
36	5	2820	A	C8-N9-C4	-7.80	102.68	105.80
36	1	2692	A	N1-C6-N6	7.80	123.28	118.60
36	1	65	A	P-O3'-C3'	7.80	129.06	119.70
36	1	3277	U	N3-C2-O2	-7.80	116.74	122.20
36	5	650	C	C2-N1-C1'	-7.79	110.23	118.80
36	5	2938	G	C2-N3-C4	7.79	115.79	111.90
1	2	553	G	C6-C5-N7	-7.78	125.73	130.40
36	1	1852	G	N1-C6-O6	7.78	124.57	119.90
36	1	2679	A	O4'-C1'-N9	7.78	114.42	108.20
38	8	109	A	C5-C6-N1	7.78	121.59	117.70
1	2	1745	G	N3-C4-N9	7.77	130.66	126.00
36	1	1148	G	N1-C6-O6	7.77	124.56	119.90
1	6	957	G	N1-C6-O6	7.77	124.56	119.90
36	5	1592	G	C5-C6-N1	-7.77	107.61	111.50
36	5	1192	C	N1-C2-O2	7.77	123.56	118.90
36	5	1434	G	N3-C4-N9	-7.77	121.34	126.00
1	2	1657	U	O4'-C1'-N1	7.76	114.41	108.20
36	1	2279	A	N9-C4-C5	-7.76	102.70	105.80
36	5	2893	C	N3-C4-N4	7.76	123.43	118.00
36	5	2935	U	O5'-P-OP2	-7.76	98.72	105.70
36	5	880	G	C8-N9-C4	7.76	109.50	106.40
36	1	2314	U	C5-C4-O4	-7.75	121.25	125.90
36	5	647	A	C4-C5-C6	7.75	120.88	117.00
36	1	145	G	C6-C5-N7	-7.75	125.75	130.40
36	1	2887	A	N1-C6-N6	7.75	123.25	118.60

Continued on next page...

Continued from previous page...

Mol	Chain	Res	Type	Atoms	Z	Observed(°)	Ideal(°)
36	5	1902	G	N1-C6-O6	7.75	124.55	119.90
36	1	27	C	C6-N1-C2	-7.74	117.20	120.30
36	1	1902	G	C5-C6-O6	-7.74	123.95	128.60
36	5	2354	C	N1-C2-O2	-7.74	114.25	118.90
36	5	2994	A	C8-N9-C4	-7.74	102.70	105.80
36	5	2699	G	C5-C6-O6	-7.74	123.96	128.60
36	1	2409	G	N3-C4-C5	-7.73	124.73	128.60
1	6	144	U	N3-C2-O2	-7.73	116.79	122.20
36	1	790	U	N1-C2-N3	7.73	119.54	114.90
36	5	964	G	C8-N9-C4	-7.73	103.31	106.40
37	3	91	G	C6-C5-N7	-7.73	125.76	130.40
36	1	2642	A	C5-C6-N1	-7.73	113.84	117.70
36	5	2988	C	C5-C6-N1	-7.73	117.14	121.00
36	1	300	G	O5'-P-OP1	-7.72	98.75	105.70
1	6	1793	G	N1-C6-O6	-7.71	115.27	119.90
36	1	2408	U	O5'-P-OP1	-7.70	98.77	105.70
36	1	282	G	N9-C4-C5	7.70	108.48	105.40
1	6	1629	G	O5'-P-OP2	-7.70	98.77	105.70
36	5	1152	G	C8-N9-C1'	7.70	137.01	127.00
36	1	2889	C	N3-C2-O2	-7.70	116.51	121.90
36	1	2827	U	C5-C6-N1	-7.69	118.85	122.70
36	1	1002	A	C8-N9-C4	7.68	108.87	105.80
36	5	922	U	C2-N3-C4	-7.68	122.39	127.00
36	5	974	G	N3-C4-C5	-7.68	124.76	128.60
36	5	1367	G	N1-C6-O6	7.68	124.51	119.90
36	5	2419	A	C8-N9-C4	-7.67	102.73	105.80
36	5	3245	A	C4-C5-N7	7.67	114.54	110.70
44	17	232	ARG	NE-CZ-NH1	-7.67	116.46	120.30
1	6	1011	G	O5'-P-OP2	-7.67	98.80	105.70
36	5	2995	A	O5'-P-OP2	-7.67	98.80	105.70
36	5	2848	G	N1-C6-O6	7.66	124.50	119.90
36	1	3181	C	C6-N1-C2	-7.66	117.23	120.30
36	5	960	U	OP2-P-O3'	7.66	122.05	105.20
36	5	3090	U	O5'-P-OP1	-7.66	98.81	105.70
36	1	925	A	C5-C6-N6	-7.66	117.58	123.70
36	5	1323	G	C4-C5-N7	7.66	113.86	110.80
36	5	2928	C	N3-C4-N4	7.65	123.36	118.00
36	5	966	U	C6-N1-C2	-7.65	116.41	121.00
36	1	2617	U	C4-C5-C6	7.65	124.29	119.70
36	1	1335	C	C6-N1-C2	7.65	123.36	120.30
36	1	355	A	C2-N3-C4	-7.64	106.78	110.60
1	2	1560	U	N3-C2-O2	-7.64	116.85	122.20

Continued on next page...

Continued from previous page...

Mol	Chain	Res	Type	Atoms	Z	Observed(°)	Ideal(°)
36	1	1491	A	O5'-P-OP1	-7.64	98.82	105.70
42	15	152	ARG	NE-CZ-NH1	7.64	124.12	120.30
1	6	1637	C	C2-N1-C1'	7.64	127.20	118.80
36	5	1200	A	C6-C5-N7	-7.63	126.95	132.30
36	1	2624	G	N7-C8-N9	7.63	116.91	113.10
1	2	91	G	N1-C6-O6	7.62	124.47	119.90
36	5	41	G	C5-N7-C8	-7.62	100.49	104.30
36	1	2730	G	N1-C6-O6	7.62	124.47	119.90
36	5	907	G	C8-N9-C4	7.62	109.45	106.40
36	5	2372	A	P-O3'-C3'	7.61	128.83	119.70
1	2	334	G	C8-N9-C4	7.61	109.44	106.40
36	5	2881	C	C6-N1-C2	7.60	123.34	120.30
36	5	1117	G	N1-C6-O6	7.60	124.46	119.90
36	1	586	C	N3-C2-O2	7.60	127.22	121.90
1	2	1100	G	C6-C5-N7	-7.60	125.84	130.40
36	1	53	G	C5-C6-O6	7.60	133.16	128.60
1	6	630	A	N1-C6-N6	7.59	123.16	118.60
36	5	2410	U	N1-C2-O2	-7.59	117.48	122.80
36	1	49	A	N1-C6-N6	7.59	123.16	118.60
36	1	220	G	N1-C6-O6	7.59	124.45	119.90
36	5	877	C	N3-C4-C5	7.59	124.94	121.90
36	1	1049	C	O5'-P-OP1	-7.59	98.87	105.70
36	5	2413	A	C2-N3-C4	-7.59	106.81	110.60
36	5	651	G	C6-C5-N7	-7.58	125.85	130.40
38	4	38	U	N3-C2-O2	-7.58	116.89	122.20
36	5	909	G	C5-C6-O6	7.58	133.15	128.60
36	5	1370	G	N3-C4-N9	7.58	130.55	126.00
36	1	343	U	O5'-P-OP2	-7.57	98.88	105.70
36	5	3377	G	C5-C6-O6	-7.57	124.06	128.60
36	5	591	G	C8-N9-C4	7.57	109.43	106.40
36	5	929	A	O5'-P-OP2	-7.56	98.89	105.70
36	1	1437	C	C2-N1-C1'	7.56	127.11	118.80
36	5	2412	G	N1-C2-N2	-7.56	109.40	116.20
36	1	49	A	C8-N9-C4	7.56	108.82	105.80
1	2	1745	G	C5-C6-O6	-7.55	124.07	128.60
36	1	1001	G	N1-C6-O6	7.55	124.43	119.90
36	1	2730	G	C5-C6-N1	-7.55	107.72	111.50
36	5	800	G	C8-N9-C4	7.55	109.42	106.40
36	5	1886	A	N1-C2-N3	-7.55	125.52	129.30
1	6	1537	C	C6-N1-C1'	7.55	129.86	120.80
37	7	101	G	C6-C5-N7	-7.55	125.87	130.40
36	1	947	G	C2-N3-C4	-7.54	108.13	111.90

Continued on next page...

Continued from previous page...

Mol	Chain	Res	Type	Atoms	Z	Observed(°)	Ideal(°)
36	1	2610	G	C4-C5-N7	7.54	113.81	110.80
1	6	1634	C	C6-N1-C2	-7.54	117.29	120.30
36	5	3140	G	C4-C5-N7	7.54	113.81	110.80
36	5	1912	U	C6-N1-C2	7.53	125.52	121.00
1	6	1614	A	C2-N3-C4	-7.53	106.84	110.60
36	1	2815	G	N9-C4-C5	-7.53	102.39	105.40
1	6	453	U	C2-N1-C1'	7.52	126.73	117.70
36	5	3115	C	C6-N1-C2	-7.52	117.29	120.30
36	1	2779	A	C8-N9-C4	7.51	108.81	105.80
36	5	2234	G	N9-C4-C5	-7.51	102.40	105.40
36	5	1142	G	C8-N9-C4	-7.51	103.40	106.40
36	5	2627	C	C6-N1-C2	-7.51	117.30	120.30
36	1	2304	C	C6-N1-C2	-7.50	117.30	120.30
1	2	934	C	C2-N1-C1'	7.50	127.05	118.80
36	1	2639	G	N3-C4-N9	7.49	130.50	126.00
36	1	2764	C	C6-N1-C2	-7.49	117.30	120.30
1	2	1039	A	O4'-C1'-N9	7.49	114.19	108.20
36	5	907	G	N3-C2-N2	7.49	125.14	119.90
1	6	782	U	N1-C2-O2	7.49	128.04	122.80
1	6	1773	C	N3-C4-C5	-7.49	118.91	121.90
36	5	3181	C	N1-C2-O2	7.49	123.39	118.90
36	1	678	G	N3-C2-N2	-7.48	114.66	119.90
37	7	105	C	N1-C2-O2	7.48	123.39	118.90
36	1	3344	A	C5-N7-C8	-7.48	100.16	103.90
15	C3	22	ALA	C-N-CD	-7.48	104.15	120.60
36	5	3335	A	N1-C6-N6	7.48	123.09	118.60
1	2	1759	C	C6-N1-C2	7.47	123.29	120.30
1	6	25	C	N1-C2-O2	-7.47	114.42	118.90
36	5	2272	G	O4'-C1'-N9	7.47	114.18	108.20
1	2	453	U	C2-N1-C1'	7.47	126.67	117.70
36	1	289	A	N1-C6-N6	7.46	123.08	118.60
36	1	1835	A	O5'-P-OP1	-7.46	98.98	105.70
36	5	2353	G	C5-C6-O6	-7.46	124.12	128.60
36	1	1158	A	N1-C6-N6	7.45	123.07	118.60
36	1	1848	G	O5'-P-OP1	-7.45	99.00	105.70
36	5	1481	A	C8-N9-C4	-7.45	102.82	105.80
36	1	1151	U	N3-C4-C5	-7.45	110.13	114.60
36	1	681	U	N3-C4-O4	7.45	124.61	119.40
1	6	765	G	C8-N9-C4	7.45	109.38	106.40
36	1	2247	G	C4-C5-N7	7.44	113.78	110.80
36	5	3382	U	N3-C2-O2	-7.44	116.99	122.20
36	1	636	C	C2-N3-C4	-7.43	116.18	119.90

Continued on next page...

Continued from previous page...

Mol	Chain	Res	Type	Atoms	Z	Observed(°)	Ideal(°)
36	1	2729	U	O5'-P-OP1	-7.43	99.01	105.70
36	5	1710	C	C6-N1-C2	7.43	123.27	120.30
36	5	977	C	N3-C2-O2	-7.43	116.70	121.90
36	1	578	A	N1-C6-N6	7.43	123.06	118.60
36	1	2610	G	C6-C5-N7	-7.42	125.95	130.40
36	5	2877	G	N3-C4-N9	7.42	130.46	126.00
36	5	2849	C	N1-C2-O2	-7.42	114.45	118.90
36	1	676	G	C4-N9-C1'	7.42	136.14	126.50
36	1	2831	G	N1-C6-O6	7.42	124.35	119.90
36	5	3166	C	N1-C2-O2	7.41	123.34	118.90
36	1	2796	G	C8-N9-C4	-7.41	103.44	106.40
36	5	373	A	C8-N9-C4	7.40	108.76	105.80
36	5	2297	U	C2-N1-C1'	-7.40	108.82	117.70
36	5	1215	U	N1-C2-O2	-7.40	117.62	122.80
1	2	1200	G	N1-C6-O6	7.40	124.34	119.90
36	1	1279	C	C6-N1-C2	-7.39	117.34	120.30
36	5	2121	G	N3-C4-N9	7.39	130.44	126.00
36	5	3382	U	N1-C2-O2	7.39	127.97	122.80
36	5	2121	G	N9-C4-C5	-7.39	102.44	105.40
36	1	716	A	C8-N9-C4	7.39	108.75	105.80
36	5	933	A	C6-N1-C2	-7.38	114.17	118.60
36	5	804	C	N3-C4-N4	7.38	123.17	118.00
36	1	1495	U	C2-N3-C4	-7.38	122.57	127.00
36	1	2356	A	N9-C4-C5	-7.38	102.85	105.80
1	6	558	U	N1-C2-O2	7.37	127.96	122.80
36	1	2777	G	N9-C4-C5	7.37	108.35	105.40
36	5	996	A	O5'-P-OP2	-7.37	99.07	105.70
36	1	1055	A	O5'-P-OP1	-7.37	99.07	105.70
36	1	2795	U	O5'-P-OP1	-7.36	99.07	105.70
36	1	1150	A	O5'-P-OP2	-7.36	99.08	105.70
36	1	96	G	C2-N3-C4	-7.35	108.22	111.90
36	5	951	A	C8-N9-C4	-7.35	102.86	105.80
36	1	1116	G	N3-C4-C5	-7.35	124.93	128.60
36	5	2411	U	C2-N3-C4	-7.35	122.59	127.00
36	5	2620	G	N9-C4-C5	7.35	108.34	105.40
36	1	1114	U	OP2-P-O3'	7.34	121.36	105.20
36	1	645	A	C6-N1-C2	-7.34	114.19	118.60
36	5	1215	U	N3-C2-O2	7.34	127.34	122.20
36	1	2996	U	C2-N1-C1'	7.34	126.51	117.70
1	6	107	C	C6-N1-C2	7.34	123.23	120.30
36	5	2872	A	C5-N7-C8	-7.34	100.23	103.90
1	6	1793	G	C6-C5-N7	7.33	134.80	130.40

Continued on next page...

Continued from previous page...

Mol	Chain	Res	Type	Atoms	Z	Observed(°)	Ideal(°)
36	5	96	G	N1-C6-O6	7.33	124.30	119.90
36	1	394	G	N9-C4-C5	7.33	108.33	105.40
36	1	1365	G	N3-C4-N9	7.33	130.40	126.00
36	5	650	C	N1-C2-O2	-7.32	114.51	118.90
36	1	935	U	N3-C2-O2	-7.32	117.08	122.20
36	1	1128	U	N3-C4-C5	7.31	118.99	114.60
36	5	2421	U	N1-C2-N3	7.31	119.29	114.90
36	5	881	C	C4-C5-C6	-7.31	113.75	117.40
36	1	3187	A	O5'-P-OP2	-7.31	99.12	105.70
36	1	1317	A	O5'-P-OP2	-7.30	99.13	105.70
36	5	1192	C	N3-C2-O2	-7.30	116.79	121.90
36	1	640	U	N3-C2-O2	7.30	127.31	122.20
36	5	216	G	O5'-P-OP1	-7.30	99.13	105.70
36	5	2913	C	N1-C2-O2	-7.30	114.52	118.90
36	5	2983	C	O5'-P-OP1	-7.30	99.13	105.70
36	5	3362	A	O4'-C1'-N9	7.30	114.04	108.20
36	1	347	G	C5-C6-O6	-7.29	124.22	128.60
36	5	2278	C	C4-C5-C6	-7.29	113.75	117.40
36	5	1390	A	N1-C6-N6	-7.29	114.23	118.60
36	1	639	G	C4-C5-N7	7.29	113.72	110.80
36	5	2198	A	O5'-P-OP2	-7.29	99.14	105.70
38	4	28	C	C6-N1-C2	-7.28	117.39	120.30
36	1	1307	G	P-O3'-C3'	7.28	128.44	119.70
36	5	1306	G	C6-C5-N7	-7.28	126.03	130.40
36	5	437	G	C8-N9-C4	-7.28	103.49	106.40
36	5	3154	C	C2-N1-C1'	7.28	126.81	118.80
36	1	3344	A	C8-N9-C4	-7.28	102.89	105.80
1	6	1306	C	C6-N1-C2	-7.27	117.39	120.30
36	1	57	A	C2-N3-C4	-7.27	106.96	110.60
1	6	194	U	C2-N1-C1'	7.27	126.42	117.70
36	5	1846	C	C5-C6-N1	-7.27	117.37	121.00
36	1	919	U	O5'-P-OP1	7.26	119.42	110.70
36	5	3002	C	C6-N1-C2	7.26	123.21	120.30
36	1	2964	G	N9-C4-C5	7.26	108.31	105.40
36	5	2376	G	C6-C5-N7	-7.26	126.04	130.40
36	5	2967	A	O5'-P-OP1	7.26	119.41	110.70
36	1	347	G	N1-C6-O6	7.26	124.25	119.90
1	6	1634	C	N1-C2-O2	7.26	123.25	118.90
36	5	2322	C	C6-N1-C2	-7.26	117.40	120.30
36	5	2737	C	O5'-P-OP2	-7.26	99.17	105.70
36	1	3209	A	N1-C6-N6	7.25	122.95	118.60
36	5	2234	G	C8-N9-C4	7.25	109.30	106.40

Continued on next page...

Continued from previous page...

Mol	Chain	Res	Type	Atoms	Z	Observed(°)	Ideal(°)
36	1	611	A	N1-C6-N6	7.25	122.95	118.60
36	5	2891	U	C5-C6-N1	-7.25	119.08	122.70
36	5	3154	C	C6-N1-C2	-7.25	117.40	120.30
36	1	2405	C	N3-C4-C5	-7.25	119.00	121.90
36	1	2730	G	C2-N3-C4	-7.24	108.28	111.90
36	5	437	G	N9-C4-C5	7.24	108.30	105.40
36	1	1919	G	C8-N9-C4	-7.24	103.50	106.40
36	1	2590	A	N1-C6-N6	-7.24	114.26	118.60
36	1	2870	C	C6-N1-C2	7.24	123.19	120.30
36	5	3004	C	C6-N1-C2	7.24	123.19	120.30
36	5	2375	G	N9-C4-C5	7.24	108.30	105.40
36	5	2950	G	N1-C6-O6	7.24	124.24	119.90
36	1	1820	U	P-O3'-C3'	7.23	128.38	119.70
36	1	649	A	C8-N9-C4	7.22	108.69	105.80
36	5	3285	C	C2-N1-C1'	7.22	126.75	118.80
36	1	1506	A	N1-C6-N6	-7.22	114.27	118.60
1	6	577	G	C6-C5-N7	-7.22	126.07	130.40
36	1	1389	G	N9-C4-C5	-7.22	102.51	105.40
36	1	1905	G	OP2-P-O3'	7.22	121.08	105.20
36	5	1370	G	N1-C2-N2	-7.22	109.70	116.20
36	5	2801	A	N1-C6-N6	-7.22	114.27	118.60
36	5	55	G	N3-C4-C5	7.21	132.21	128.60
1	6	901	G	C4-C5-N7	7.21	113.68	110.80
1	2	287	G	O4'-C1'-N9	7.21	113.97	108.20
36	1	2978	U	O4'-C1'-N1	7.21	113.97	108.20
36	1	350	C	C2-N1-C1'	7.21	126.73	118.80
36	5	3133	C	C6-N1-C2	-7.21	117.42	120.30
36	1	3306	U	N3-C4-O4	-7.20	114.36	119.40
36	5	612	U	O5'-P-OP1	-7.20	99.22	105.70
1	2	15	U	C6-N1-C2	-7.20	116.68	121.00
1	6	453	U	N1-C2-O2	7.20	127.84	122.80
36	5	1155	C	C5-C6-N1	7.20	124.60	121.00
36	5	1390	A	C8-N9-C4	-7.20	102.92	105.80
36	5	715	A	C5-C6-N1	7.20	121.30	117.70
36	1	76	G	N1-C6-O6	7.20	124.22	119.90
36	5	1506	A	C8-N9-C4	-7.20	102.92	105.80
36	1	2702	A	C8-N9-C4	-7.19	102.92	105.80
36	5	817	A	N1-C6-N6	7.19	122.92	118.60
1	2	831	U	C5-C6-N1	7.19	126.30	122.70
36	5	2880	U	N1-C2-N3	7.19	119.21	114.90
1	6	1085	G	N1-C6-O6	-7.19	115.59	119.90
1	6	1748	G	C8-N9-C4	7.19	109.28	106.40

Continued on next page...

Continued from previous page...

Mol	Chain	Res	Type	Atoms	Z	Observed(°)	Ideal(°)
36	5	3218	A	C4-C5-N7	7.19	114.29	110.70
36	1	640	U	N3-C4-O4	7.19	124.43	119.40
36	5	2359	C	C5-C6-N1	-7.19	117.41	121.00
36	1	793	C	C6-N1-C2	-7.18	117.43	120.30
38	4	53	A	C2-N3-C4	7.18	114.19	110.60
38	4	84	C	C6-N1-C2	7.18	123.17	120.30
36	1	1450	G	C4-C5-N7	7.17	113.67	110.80
36	5	2130	G	O5'-P-OP2	-7.17	99.24	105.70
36	1	960	U	C2-N1-C1'	-7.17	109.09	117.70
36	5	1012	G	C4-N9-C1'	-7.17	117.18	126.50
36	5	1183	C	C6-N1-C2	7.17	123.17	120.30
1	2	1100	G	C4-N9-C1'	7.17	135.82	126.50
36	5	86	G	C5-C6-O6	-7.17	124.30	128.60
1	2	1241	G	O4'-C1'-N9	7.16	113.93	108.20
37	3	101	G	C8-N9-C4	7.16	109.27	106.40
1	6	782	U	N3-C2-O2	-7.16	117.19	122.20
36	1	2382	G	N1-C2-N2	-7.16	109.76	116.20
1	6	29	U	N3-C2-O2	-7.16	117.19	122.20
36	1	5	G	C8-N9-C4	-7.16	103.54	106.40
12	C0	88	PRO	N-CA-CB	7.16	111.89	103.30
1	6	364	G	C8-N9-C1'	-7.15	117.70	127.00
36	1	925	A	N1-C6-N6	7.15	122.89	118.60
36	5	803	C	C6-N1-C2	-7.15	117.44	120.30
36	1	2726	C	C5-C4-N4	7.14	125.20	120.20
1	2	542	A	O4'-C1'-N9	7.14	113.91	108.20
1	6	452	A	N1-C6-N6	7.14	122.88	118.60
36	5	830	A	C5-C6-N6	-7.14	117.99	123.70
36	5	3050	U	C5-C4-O4	7.14	130.18	125.90
38	4	26	U	C6-N1-C2	-7.13	116.72	121.00
36	5	3197	G	N3-C4-N9	-7.13	121.72	126.00
36	1	1408	G	C6-C5-N7	-7.13	126.12	130.40
36	5	2381	G	C6-C5-N7	-7.13	126.12	130.40
36	5	2980	U	N3-C2-O2	-7.13	117.21	122.20
36	5	1129	A	O5'-P-OP2	-7.13	99.28	105.70
1	6	1029	U	C2-N1-C1'	-7.13	109.14	117.70
10	S8	29	LEU	CA-CB-CG	7.13	131.69	115.30
36	5	1152	G	N3-C2-N2	-7.13	114.91	119.90
36	5	3136	G	C2-N3-C4	-7.13	108.34	111.90
36	5	3339	A	N1-C6-N6	7.13	122.88	118.60
36	1	2923	U	O5'-P-OP1	-7.12	99.29	105.70
1	6	1581	C	N3-C4-C5	7.12	124.75	121.90
36	1	2884	C	N3-C4-C5	7.12	124.75	121.90

Continued on next page...

Continued from previous page...

Mol	Chain	Res	Type	Atoms	Z	Observed(°)	Ideal(°)
36	5	2205	U	O4'-C1'-N1	7.12	113.89	108.20
36	1	211	A	N1-C2-N3	7.12	132.86	129.30
1	6	1745	G	C8-N9-C1'	-7.11	117.75	127.00
36	1	1838	G	C4-C5-N7	7.11	113.64	110.80
1	6	163	G	N3-C4-C5	7.11	132.15	128.60
36	1	1001	G	N9-C4-C5	-7.10	102.56	105.40
36	1	3344	A	O4'-C1'-N9	7.10	113.88	108.20
36	1	2760	C	N3-C4-C5	-7.10	119.06	121.90
1	6	1180	C	C6-N1-C2	-7.10	117.46	120.30
36	5	2917	G	C5-C6-O6	-7.10	124.34	128.60
36	5	1116	G	C4-N9-C1'	7.09	135.72	126.50
36	5	283	G	C6-C5-N7	-7.09	126.15	130.40
36	5	428	A	C5-C6-N6	-7.09	118.03	123.70
36	5	2131	A	N1-C6-N6	7.09	122.85	118.60
36	1	2936	A	O5'-P-OP1	-7.09	99.32	105.70
1	6	17	C	N3-C2-O2	-7.09	116.94	121.90
36	5	2381	G	N1-C6-O6	7.09	124.15	119.90
1	2	1731	A	N1-C6-N6	7.08	122.85	118.60
36	1	1864	A	C8-N9-C4	7.08	108.63	105.80
54	m8	127	LEU	CA-CB-CG	7.08	131.59	115.30
36	1	3218	A	N1-C6-N6	7.08	122.85	118.60
36	1	59	G	C4-C5-N7	7.08	113.63	110.80
36	5	1317	A	N1-C2-N3	-7.08	125.76	129.30
36	1	1149	G	N1-C6-O6	7.07	124.14	119.90
36	5	1449	A	N1-C2-N3	7.07	132.83	129.30
36	5	3214	U	N3-C2-O2	-7.07	117.25	122.20
36	1	2402	A	C5-C6-N1	7.06	121.23	117.70
36	1	803	C	O5'-P-OP1	7.06	119.18	110.70
36	5	2800	G	N3-C2-N2	-7.05	114.96	119.90
36	5	2927	C	N1-C2-O2	-7.05	114.67	118.90
36	5	2142	A	C5-C6-N1	7.05	121.23	117.70
36	1	339	C	N3-C4-N4	-7.05	113.07	118.00
36	1	2986	U	N1-C2-O2	-7.05	117.87	122.80
36	1	2374	C	C2-N1-C1'	7.05	126.55	118.80
36	5	3153	U	N1-C2-O2	7.05	127.73	122.80
36	1	2381	G	N3-C4-C5	-7.04	125.08	128.60
36	5	2811	A	N1-C6-N6	-7.04	114.37	118.60
36	1	1316	C	N3-C4-N4	7.04	122.93	118.00
36	1	1445	U	N1-C2-O2	-7.04	117.87	122.80
36	5	923	C	C5-C4-N4	-7.04	115.27	120.20
36	5	2848	G	C6-C5-N7	-7.04	126.18	130.40
36	5	2864	A	C8-N9-C4	7.04	108.61	105.80

Continued on next page...

Continued from previous page...

Mol	Chain	Res	Type	Atoms	Z	Observed(°)	Ideal(°)
1	6	337	G	C4-N9-C1'	7.03	135.64	126.50
36	5	55	G	O5'-P-OP2	-7.03	99.37	105.70
36	5	2899	C	N1-C2-N3	7.03	124.12	119.20
1	2	551	G	C8-N9-C4	-7.03	103.59	106.40
36	1	663	C	C6-N1-C2	7.03	123.11	120.30
36	1	1793	C	O5'-P-OP1	-7.03	99.37	105.70
1	6	639	U	C2-N1-C1'	7.03	126.14	117.70
36	5	2693	C	C6-N1-C2	7.03	123.11	120.30
1	6	779	U	O4'-C1'-N1	7.03	113.82	108.20
37	7	99	G	N1-C6-O6	-7.03	115.69	119.90
36	1	1389	G	C5-C6-O6	-7.02	124.39	128.60
36	1	874	U	O5'-P-OP1	-7.02	99.38	105.70
36	1	191	U	N1-C2-N3	7.02	119.11	114.90
36	5	2349	U	OP1-P-O3'	7.02	120.64	105.20
1	2	577	G	C4-C5-N7	7.02	113.61	110.80
36	1	2406	C	N3-C4-N4	7.01	122.91	118.00
36	5	3026	G	N1-C6-O6	7.01	124.11	119.90
36	1	3362	A	N7-C8-N9	7.01	117.31	113.80
36	1	1450	G	C5-C6-O6	-7.01	124.39	128.60
36	5	2980	U	C6-N1-C2	-7.01	116.80	121.00
36	1	1174	G	N3-C4-N9	7.00	130.20	126.00
36	5	2201	G	N3-C4-C5	-7.00	125.10	128.60
36	1	1007	U	C6-N1-C2	7.00	125.20	121.00
36	1	2996	U	C6-N1-C1'	-7.00	111.40	121.20
36	1	964	G	N3-C2-N2	-7.00	115.00	119.90
36	1	2325	G	C8-N9-C4	-7.00	103.60	106.40
36	5	1115	G	C4-N9-C1'	7.00	135.60	126.50
36	5	2850	G	C5-C6-O6	-7.00	124.40	128.60
36	1	2639	G	C4-N9-C1'	7.00	135.59	126.50
1	6	1361	U	C2-N1-C1'	7.00	126.09	117.70
37	3	117	A	N1-C6-N6	6.99	122.80	118.60
1	6	322	G	N1-C6-O6	6.99	124.10	119.90
36	1	979	U	N1-C2-O2	6.99	127.69	122.80
36	1	1144	U	C5-C6-N1	-6.99	119.20	122.70
36	1	1173	U	C5-C6-N1	-6.99	119.20	122.70
36	5	1300	G	N1-C6-O6	6.99	124.09	119.90
36	5	2317	A	O5'-P-OP2	-6.99	99.41	105.70
36	5	2872	A	C6-C5-N7	-6.99	127.41	132.30
36	1	1174	G	C8-N9-C1'	-6.99	117.92	127.00
37	7	98	C	O5'-P-OP2	-6.99	99.41	105.70
36	5	2920	U	N1-C2-N3	6.99	119.09	114.90
36	1	2356	A	C5-C6-N6	-6.98	118.11	123.70

Continued on next page...

Continued from previous page...

Mol	Chain	Res	Type	Atoms	Z	Observed(°)	Ideal(°)
36	1	2388	U	N3-C2-O2	6.98	127.09	122.20
36	5	2403	G	O5'-P-OP2	-6.98	99.42	105.70
36	1	2870	C	N3-C4-C5	6.98	124.69	121.90
1	6	1596	C	N3-C2-O2	-6.98	117.02	121.90
36	5	877	C	C5-C4-N4	-6.98	115.32	120.20
36	5	2956	A	C8-N9-C4	-6.98	103.01	105.80
36	5	2868	U	C5-C6-N1	6.98	126.19	122.70
36	1	2169	G	N1-C6-O6	-6.97	115.72	119.90
36	5	2817	A	C2-N3-C4	6.97	114.09	110.60
36	1	925	A	N1-C2-N3	6.97	132.79	129.30
36	1	2853	A	N1-C6-N6	6.97	122.78	118.60
1	6	609	U	N3-C4-O4	-6.97	114.52	119.40
36	5	617	G	N9-C4-C5	-6.97	102.61	105.40
36	5	1099	A	C6-C5-N7	-6.97	127.42	132.30
36	5	3112	G	C4-C5-N7	6.97	113.59	110.80
1	2	334	G	C2-N3-C4	-6.97	108.42	111.90
36	5	1116	G	C5-C6-N1	-6.96	108.02	111.50
36	1	24	G	N1-C2-N2	-6.96	109.93	116.20
36	5	2376	G	N1-C6-O6	6.96	124.08	119.90
1	2	623	A	O5'-P-OP1	-6.96	99.44	105.70
36	1	1048	A	N1-C2-N3	-6.96	125.82	129.30
1	6	364	G	N1-C6-O6	6.96	124.07	119.90
1	6	1396	U	C6-N1-C2	-6.96	116.83	121.00
36	5	43	A	O4'-C1'-N9	6.96	113.77	108.20
36	1	802	C	O5'-P-OP2	6.96	119.05	110.70
36	5	2699	G	N1-C6-O6	6.96	124.07	119.90
36	5	2880	U	C6-N1-C2	-6.95	116.83	121.00
36	5	942	U	N3-C4-C5	-6.94	110.43	114.60
36	1	957	C	N3-C2-O2	6.94	126.76	121.90
1	6	571	G	N9-C4-C5	6.94	108.18	105.40
36	1	220	G	C4-C5-N7	6.94	113.58	110.80
36	1	1442	U	N3-C2-O2	6.94	127.06	122.20
36	1	3344	A	C2-N3-C4	-6.94	107.13	110.60
36	5	57	A	N1-C6-N6	6.94	122.76	118.60
36	5	3098	G	O5'-P-OP2	-6.94	99.46	105.70
1	6	577	G	N7-C8-N9	6.94	116.57	113.10
37	7	53	U	O5'-P-OP2	-6.93	99.46	105.70
1	6	163	G	N3-C2-N2	-6.93	115.05	119.90
36	5	1591	G	C5-C6-O6	-6.93	124.44	128.60
1	2	1600	A	C5-C6-N1	-6.93	114.23	117.70
36	1	3046	A	C2-N3-C4	-6.93	107.14	110.60
1	6	1637	C	N1-C2-O2	6.93	123.06	118.90

Continued on next page...

Continued from previous page...

Mol	Chain	Res	Type	Atoms	Z	Observed(°)	Ideal(°)
36	5	1143	A	C2-N3-C4	-6.93	107.14	110.60
36	5	1507	G	C6-C5-N7	-6.93	126.24	130.40
36	5	2400	G	C6-C5-N7	-6.92	126.25	130.40
36	5	3270	U	O5'-P-OP1	-6.92	99.47	105.70
36	5	1126	G	C5-C6-N1	-6.92	108.04	111.50
36	1	788	C	C6-N1-C2	6.92	123.07	120.30
36	5	776	U	C2-N3-C4	-6.92	122.85	127.00
36	5	1161	G	C2-N3-C4	6.92	115.36	111.90
36	5	1301	A	C4-C5-N7	6.92	114.16	110.70
37	7	56	A	N1-C6-N6	6.92	122.75	118.60
36	1	3265	C	C2-N1-C1'	-6.92	111.19	118.80
36	5	1164	G	O5'-P-OP2	-6.92	99.47	105.70
36	5	1323	G	N1-C6-O6	6.92	124.05	119.90
36	1	2636	A	N9-C4-C5	6.92	108.57	105.80
36	5	1152	G	N1-C2-N3	6.91	128.05	123.90
36	1	804	C	OP1-P-O3'	6.91	120.39	105.20
36	1	2279	A	N1-C6-N6	6.91	122.74	118.60
36	1	3087	A	C4-C5-C6	6.91	120.45	117.00
38	4	32	C	C2-N1-C1'	-6.91	111.20	118.80
36	5	2867	C	N3-C4-C5	-6.91	119.14	121.90
36	5	2283	G	N1-C6-O6	6.90	124.04	119.90
36	1	3217	C	C6-N1-C1'	-6.90	112.52	120.80
36	1	958	C	N3-C4-C5	6.90	124.66	121.90
36	1	2808	A	C6-C5-N7	-6.90	127.47	132.30
36	1	3006	A	C2-N3-C4	-6.90	107.15	110.60
36	5	406	G	O4'-C1'-N9	6.90	113.72	108.20
1	6	467	G	N3-C4-N9	6.90	130.14	126.00
36	1	2298	U	O4'-C1'-N1	6.90	113.72	108.20
1	2	507	U	N1-C2-O2	6.89	127.62	122.80
36	1	2121	G	N3-C2-N2	6.89	124.72	119.90
1	2	768	C	C6-N1-C2	-6.89	117.54	120.30
36	1	361	A	N1-C6-N6	-6.89	114.47	118.60
36	1	363	G	O5'-P-OP1	-6.89	99.50	105.70
37	7	47	C	C2-N3-C4	-6.89	116.46	119.90
36	1	933	A	O5'-P-OP2	-6.89	99.50	105.70
36	5	638	C	O5'-P-OP2	6.89	118.96	110.70
36	1	1405	U	N3-C4-C5	6.88	118.73	114.60
36	5	2968	G	C8-N9-C1'	-6.88	118.05	127.00
36	5	1506	A	N9-C4-C5	6.88	108.55	105.80
36	5	1846	C	C6-N1-C2	6.88	123.05	120.30
36	5	952	A	N9-C4-C5	-6.88	103.05	105.80
36	5	2112	U	C6-N1-C2	-6.88	116.87	121.00

Continued on next page...

Continued from previous page...

Mol	Chain	Res	Type	Atoms	Z	Observed(°)	Ideal(°)
36	5	2409	G	O5'-P-OP2	-6.88	99.51	105.70
36	5	2572	C	N3-C2-O2	-6.88	117.08	121.90
36	1	580	C	O5'-P-OP1	-6.88	99.51	105.70
36	5	428	A	N9-C4-C5	-6.88	103.05	105.80
36	1	2853	A	C5-C6-N6	-6.88	118.20	123.70
36	5	1844	C	C6-N1-C2	-6.88	117.55	120.30
36	1	2802	A	OP2-P-O3'	6.87	120.32	105.20
36	5	2849	C	N3-C2-O2	6.87	126.71	121.90
36	1	2356	A	C8-N9-C4	6.87	108.55	105.80
1	6	257	A	N1-C6-N6	6.87	122.72	118.60
1	2	448	C	C6-N1-C2	-6.87	117.55	120.30
36	1	857	G	C5-C6-N1	-6.87	108.07	111.50
36	1	2364	G	C5-C6-O6	-6.87	124.48	128.60
36	5	2194	G	C2-N3-C4	-6.87	108.47	111.90
37	7	12	U	C5-C4-O4	-6.86	121.78	125.90
36	5	2583	C	C6-N1-C2	-6.86	117.56	120.30
36	5	584	G	C8-N9-C4	-6.86	103.66	106.40
36	5	1379	G	N9-C4-C5	-6.86	102.66	105.40
36	1	646	A	C2-N3-C4	-6.86	107.17	110.60
36	5	1496	C	C5-C6-N1	6.86	124.43	121.00
37	7	10	C	C6-N1-C1'	-6.86	112.57	120.80
1	6	1058	U	OP1-P-O3'	6.86	120.28	105.20
65	n9	23	LYS	C-N-CD	6.86	142.80	128.40
36	1	24	G	N9-C4-C5	-6.85	102.66	105.40
36	5	919	U	C2-N3-C4	-6.85	122.89	127.00
36	5	1695	U	N3-C2-O2	-6.85	117.40	122.20
36	5	2726	C	N1-C2-N3	6.85	124.00	119.20
1	6	1767	G	C8-N9-C4	6.85	109.14	106.40
36	5	2866	U	N1-C2-O2	6.85	127.59	122.80
36	5	784	A	N1-C6-N6	6.85	122.71	118.60
36	5	216	G	N1-C6-O6	6.85	124.01	119.90
36	1	2644	C	C5-C6-N1	-6.84	117.58	121.00
36	5	3050	U	C6-N1-C2	-6.84	116.89	121.00
36	5	1158	A	C4-C5-N7	6.84	114.12	110.70
36	1	938	C	C6-N1-C2	-6.84	117.56	120.30
36	5	816	A	C8-N9-C4	-6.83	103.07	105.80
1	2	553	G	C5-C6-N1	-6.83	108.08	111.50
1	2	554	C	N1-C2-O2	6.83	123.00	118.90
36	1	1428	A	N1-C6-N6	6.83	122.70	118.60
36	5	952	A	C5-C6-N6	-6.83	118.23	123.70
36	5	1317	A	C5-C6-N6	-6.83	118.23	123.70
36	5	1085	A	C2-N3-C4	-6.83	107.19	110.60

Continued on next page...

Continued from previous page...

Mol	Chain	Res	Type	Atoms	Z	Observed(°)	Ideal(°)
36	5	3197	G	N3-C2-N2	-6.83	115.12	119.90
37	7	79	A	N1-C6-N6	6.83	122.70	118.60
1	6	777	C	C6-N1-C2	-6.83	117.57	120.30
38	4	113	U	C5-C4-O4	6.83	130.00	125.90
36	5	2608	G	OP2-P-O3'	6.82	120.21	105.20
36	1	1124	U	N3-C4-C5	6.82	118.69	114.60
36	5	2950	G	N3-C4-N9	6.82	130.09	126.00
36	1	1447	G	N1-C6-O6	-6.82	115.81	119.90
36	1	2618	G	N9-C4-C5	6.82	108.13	105.40
36	5	3218	A	C5-N7-C8	-6.82	100.49	103.90
36	1	2815	G	C8-N9-C4	6.82	109.13	106.40
36	1	1313	G	C6-C5-N7	-6.81	126.31	130.40
36	5	822	G	N1-C6-O6	6.81	123.99	119.90
36	5	1160	C	N3-C4-C5	-6.81	119.17	121.90
36	1	1307	G	C5-C6-O6	6.81	132.69	128.60
1	6	982	U	C6-N1-C2	6.81	125.08	121.00
36	1	1114	U	O5'-P-OP2	-6.81	99.57	105.70
36	5	91	G	C6-C5-N7	-6.81	126.31	130.40
37	7	37	G	N1-C6-O6	6.81	123.98	119.90
36	1	569	A	C8-N9-C4	6.81	108.52	105.80
1	2	543	C	N3-C2-O2	-6.80	117.14	121.90
36	5	2827	U	N1-C2-O2	6.80	127.56	122.80
36	5	2804	A	C8-N9-C4	6.80	108.52	105.80
36	5	3343	G	N1-C2-N2	-6.80	110.08	116.20
36	1	1054	A	O5'-P-OP2	-6.80	99.58	105.70
36	1	1161	G	O5'-P-OP2	-6.80	99.58	105.70
36	5	2353	G	N1-C6-O6	6.80	123.98	119.90
36	5	2400	G	C5-C6-O6	-6.80	124.52	128.60
36	1	2624	G	C5-N7-C8	-6.80	100.90	104.30
36	5	420	G	N7-C8-N9	-6.80	109.70	113.10
36	5	1368	U	N3-C2-O2	6.80	126.96	122.20
1	2	1432	U	C6-N1-C2	6.79	125.08	121.00
36	5	1591	G	O5'-P-OP1	-6.79	99.59	105.70
36	5	2400	G	OP2-P-O3'	6.79	120.14	105.20
36	5	880	G	N7-C8-N9	-6.79	109.71	113.10
1	2	1363	U	N3-C2-O2	-6.79	117.45	122.20
36	1	1300	G	N3-C4-N9	6.79	130.07	126.00
36	1	721	G	C4-C5-N7	6.78	113.51	110.80
36	1	585	A	C8-N9-C4	6.78	108.51	105.80
36	1	3212	C	C6-N1-C2	6.78	123.01	120.30
36	5	1592	G	C5-C6-O6	6.78	132.67	128.60
36	1	1200	A	C5-N7-C8	6.78	107.29	103.90

Continued on next page...

Continued from previous page...

Mol	Chain	Res	Type	Atoms	Z	Observed(°)	Ideal(°)
36	1	2241	U	C5-C4-O4	6.78	129.97	125.90
36	5	2377	G	C8-N9-C4	6.78	109.11	106.40
36	5	3028	G	N1-C2-N2	-6.78	110.10	116.20
36	1	802	C	C6-N1-C2	-6.78	117.59	120.30
36	1	925	A	C6-C5-N7	-6.78	127.56	132.30
36	5	610	G	C4-C5-N7	-6.78	108.09	110.80
36	1	2273	G	N7-C8-N9	-6.77	109.71	113.10
36	5	942	U	N3-C4-O4	6.77	124.14	119.40
36	1	873	C	N1-C2-O2	-6.77	114.84	118.90
36	1	960	U	C2-N3-C4	-6.77	122.94	127.00
36	1	2618	G	C5-C6-N1	6.77	114.89	111.50
36	5	2924	U	O5'-P-OP1	-6.77	99.60	105.70
36	1	331	G	N3-C2-N2	-6.77	115.16	119.90
36	1	1381	A	O5'-P-OP2	6.77	118.82	110.70
1	2	507	U	C2-N1-C1'	6.77	125.82	117.70
36	5	298	U	C5-C6-N1	6.77	126.08	122.70
37	7	41	G	N1-C6-O6	6.77	123.96	119.90
36	1	1459	C	N1-C2-O2	-6.76	114.84	118.90
36	1	2856	G	C8-N9-C4	6.76	109.11	106.40
36	1	3217	C	N1-C2-O2	6.76	122.96	118.90
36	5	3154	C	N3-C2-O2	-6.76	117.17	121.90
36	1	1858	A	C8-N9-C4	-6.76	103.10	105.80
36	1	369	A	N7-C8-N9	6.75	117.18	113.80
36	5	3217	C	C2-N1-C1'	-6.75	111.37	118.80
36	5	2923	U	N1-C2-N3	6.75	118.95	114.90
36	5	869	G	C5-C6-N1	6.75	114.88	111.50
36	5	2333	C	C6-N1-C2	6.75	123.00	120.30
36	1	2846	U	N3-C4-O4	-6.75	114.67	119.40
36	1	2300	G	C8-N9-C4	-6.75	103.70	106.40
36	5	55	G	C8-N9-C4	6.75	109.10	106.40
36	5	195	U	O5'-P-OP2	-6.74	99.63	105.70
36	5	1316	C	N1-C2-O2	-6.74	114.86	118.90
36	1	33	G	N1-C6-O6	6.74	123.94	119.90
36	1	1136	A	C5-C6-N6	-6.74	118.31	123.70
36	5	1475	A	O5'-P-OP1	6.74	118.78	110.70
36	5	2881	C	N3-C2-O2	6.74	126.62	121.90
36	5	2295	A	C2-N3-C4	6.74	113.97	110.60
1	2	590	C	C6-N1-C2	-6.73	117.61	120.30
36	1	3260	G	C5-C6-O6	-6.73	124.56	128.60
36	1	1125	U	O5'-P-OP1	-6.73	99.64	105.70
24	d2	93	LEU	CA-CB-CG	6.73	130.78	115.30
36	1	29	C	C6-N1-C2	6.73	122.99	120.30

Continued on next page...

Continued from previous page...

Mol	Chain	Res	Type	Atoms	Z	Observed(°)	Ideal(°)
36	1	1103	A	P-O3'-C3'	6.72	127.77	119.70
36	1	3278	C	C2-N1-C1'	6.72	126.20	118.80
1	2	1110	G	C8-N9-C4	6.72	109.09	106.40
1	6	1002	G	C6-C5-N7	-6.72	126.37	130.40
36	5	952	A	C4-C5-N7	6.72	114.06	110.70
36	5	1127	G	N3-C4-C5	-6.72	125.24	128.60
36	5	2893	C	N1-C2-O2	-6.72	114.87	118.90
36	1	626	U	O5'-P-OP1	-6.72	99.65	105.70
36	5	1362	G	N7-C8-N9	-6.72	109.74	113.10
36	1	1149	G	C4-C5-C6	6.71	122.83	118.80
36	5	2860	U	N3-C4-O4	-6.71	114.70	119.40
36	1	435	C	C2-N1-C1'	-6.71	111.42	118.80
1	6	1048	G	C4-C5-N7	6.71	113.48	110.80
36	5	1331	U	C5-C6-N1	-6.71	119.34	122.70
36	1	91	G	C8-N9-C4	6.71	109.08	106.40
36	1	377	A	N1-C6-N6	6.71	122.63	118.60
36	1	2915	U	N1-C2-O2	-6.71	118.10	122.80
36	1	664	U	C6-N1-C2	6.71	125.02	121.00
1	2	1658	G	C6-C5-N7	-6.71	126.38	130.40
1	2	1291	G	N3-C4-C5	6.70	131.95	128.60
36	1	699	A	C2-N3-C4	-6.70	107.25	110.60
36	1	716	A	O5'-P-OP1	-6.70	99.67	105.70
36	1	2381	G	C4-N9-C1'	6.70	135.21	126.50
36	1	2273	G	C8-N9-C4	6.70	109.08	106.40
36	5	1589	A	N1-C6-N6	6.70	122.62	118.60
37	7	92	A	N1-C6-N6	6.70	122.62	118.60
36	1	304	G	C4-C5-N7	-6.70	108.12	110.80
36	5	523	A	N1-C6-N6	-6.70	114.58	118.60
36	5	1305	U	N3-C4-O4	6.70	124.09	119.40
36	1	2121	G	C5-C6-O6	6.70	132.62	128.60
36	5	2419	A	N7-C8-N9	6.70	117.15	113.80
25	d3	132	LEU	CA-CB-CG	-6.69	99.90	115.30
1	6	407	A	N1-C2-N3	-6.69	125.95	129.30
36	5	952	A	C8-N9-C4	6.69	108.48	105.80
37	7	37	G	C4-C5-N7	6.69	113.48	110.80
1	6	1096	C	C6-N1-C2	6.69	122.98	120.30
36	1	1151	U	C5-C6-N1	6.69	126.04	122.70
36	5	1329	U	C2-N3-C4	-6.69	122.99	127.00
36	1	1366	A	C8-N9-C4	-6.69	103.13	105.80
1	2	1580	C	C6-N1-C2	6.68	122.97	120.30
1	6	1697	G	N3-C4-C5	-6.68	125.26	128.60
36	5	1157	G	OP2-P-O3'	6.68	119.91	105.20

Continued on next page...

Continued from previous page...

Mol	Chain	Res	Type	Atoms	Z	Observed(°)	Ideal(°)
42	15	110	LEU	CA-CB-CG	6.68	130.68	115.30
35	SM	134	ASP	CB-CA-C	-6.68	97.03	110.40
1	6	420	A	N1-C6-N6	6.68	122.61	118.60
36	5	2117	A	N9-C4-C5	6.68	108.47	105.80
36	1	2400	G	C2-N3-C4	-6.68	108.56	111.90
36	1	3278	C	N3-C2-O2	-6.68	117.22	121.90
36	1	937	G	C8-N9-C4	6.68	109.07	106.40
1	6	1470	C	C6-N1-C2	-6.68	117.63	120.30
36	5	1116	G	C4-C5-N7	-6.68	108.13	110.80
36	1	2884	C	C6-N1-C2	6.68	122.97	120.30
36	1	3256	G	N1-C6-O6	6.68	123.91	119.90
36	1	1408	G	N1-C6-O6	6.67	123.91	119.90
36	5	1161	G	C5-C6-O6	-6.67	124.60	128.60
36	5	2249	G	O5'-P-OP2	-6.67	99.69	105.70
36	1	2827	U	N3-C4-O4	-6.67	114.73	119.40
36	5	1301	A	C5-N7-C8	-6.67	100.57	103.90
36	1	72	C	C6-N1-C2	6.66	122.97	120.30
36	1	675	C	N3-C4-N4	6.66	122.66	118.00
36	5	3112	G	C5-C6-O6	-6.66	124.60	128.60
1	2	1745	G	N9-C4-C5	-6.66	102.73	105.40
36	1	347	G	C6-C5-N7	-6.66	126.40	130.40
36	5	914	A	N1-C6-N6	6.66	122.60	118.60
36	1	2727	A	N1-C6-N6	-6.66	114.60	118.60
36	5	2572	C	C6-N1-C2	-6.66	117.64	120.30
36	5	2631	U	OP1-P-O3'	6.66	119.85	105.20
36	5	966	U	O5'-P-OP2	-6.66	99.71	105.70
36	1	2375	G	N1-C6-O6	-6.66	115.91	119.90
36	1	24	G	C8-N9-C4	6.65	109.06	106.40
1	6	858	G	C8-N9-C1'	-6.65	118.35	127.00
36	5	610	G	C5-C6-O6	6.65	132.59	128.60
36	1	2400	G	C4-C5-N7	6.65	113.46	110.80
38	4	140	G	C8-N9-C4	-6.65	103.74	106.40
1	6	1634	C	C5-C6-N1	6.65	124.33	121.00
1	6	1640	C	N1-C2-O2	6.65	122.89	118.90
36	5	617	G	C4-C5-N7	6.65	113.46	110.80
36	5	830	A	N1-C6-N6	6.65	122.59	118.60
36	5	938	C	C5-C4-N4	-6.65	115.55	120.20
1	6	1120	U	N3-C2-O2	-6.65	117.55	122.20
36	5	2875	U	C2-N1-C1'	6.65	125.68	117.70
37	7	105	C	N3-C4-C5	-6.65	119.24	121.90
36	1	790	U	C6-N1-C2	-6.65	117.01	121.00
36	1	2237	C	C6-N1-C2	6.64	122.96	120.30

Continued on next page...

Continued from previous page...

Mol	Chain	Res	Type	Atoms	Z	Observed(°)	Ideal(°)
1	6	1000	C	N3-C2-O2	-6.64	117.25	121.90
1	2	1241	G	C4-N9-C1'	6.64	135.13	126.50
1	2	1761	U	C6-N1-C2	-6.64	117.01	121.00
36	5	417	A	OP2-P-O3'	6.64	119.82	105.20
36	5	3335	A	N9-C4-C5	-6.64	103.14	105.80
36	1	3218	A	C5-C6-N6	-6.64	118.39	123.70
36	1	213	A	N1-C6-N6	6.63	122.58	118.60
36	5	1865	A	C2-N3-C4	-6.63	107.28	110.60
51	m5	96	ARG	NE-CZ-NH1	6.63	123.62	120.30
36	5	2692	A	O5'-P-OP1	-6.63	99.73	105.70
36	1	3208	G	C4-N9-C1'	-6.63	117.88	126.50
36	5	911	C	N1-C2-O2	-6.63	114.92	118.90
36	5	2620	G	C5-C6-O6	6.63	132.58	128.60
36	5	644	G	C5-C6-O6	6.63	132.57	128.60
36	1	1151	U	N1-C2-O2	-6.62	118.16	122.80
36	5	2875	U	C2-N3-C4	6.62	130.97	127.00
1	2	577	G	C5-N7-C8	-6.62	100.99	104.30
36	5	2727	A	O5'-P-OP2	-6.62	99.74	105.70
36	1	1103	A	O5'-P-OP2	6.62	118.64	110.70
36	1	2392	C	N3-C4-C5	6.62	124.55	121.90
36	5	1181	U	C4-C5-C6	6.62	123.67	119.70
36	5	1438	U	N3-C2-O2	-6.62	117.57	122.20
36	5	2932	U	O5'-P-OP1	-6.62	99.74	105.70
1	6	421	A	N1-C6-N6	6.62	122.57	118.60
36	5	869	G	O5'-P-OP2	-6.62	99.75	105.70
36	5	1902	G	C6-C5-N7	-6.62	126.43	130.40
36	5	3245	A	C5-C6-N1	-6.61	114.39	117.70
36	5	784	A	C5-C6-N6	-6.61	118.41	123.70
36	5	816	A	N9-C4-C5	6.61	108.44	105.80
36	5	1101	G	C6-C5-N7	-6.61	126.43	130.40
36	1	1514	G	C4-N9-C1'	6.61	135.09	126.50
36	5	2870	C	N3-C4-C5	6.61	124.54	121.90
36	5	283	G	C5-N7-C8	-6.61	101.00	104.30
36	5	641	C	N3-C4-C5	6.61	124.54	121.90
36	5	1889	G	N3-C4-N9	6.61	129.96	126.00
1	6	44	U	N1-C2-O2	-6.60	118.18	122.80
36	1	1192	C	C5-C6-N1	6.60	124.30	121.00
54	M8	138	LEU	CA-CB-CG	6.60	130.48	115.30
1	2	831	U	C6-N1-C2	-6.59	117.04	121.00
36	1	2391	G	N9-C4-C5	6.59	108.04	105.40
38	8	20	U	N1-C2-O2	-6.59	118.18	122.80
36	1	2639	G	C8-N9-C1'	-6.59	118.43	127.00

Continued on next page...

Continued from previous page...

Mol	Chain	Res	Type	Atoms	Z	Observed(°)	Ideal(°)
36	1	3217	C	N3-C2-O2	-6.59	117.29	121.90
36	1	307	A	O5'-P-OP2	-6.59	99.77	105.70
56	N0	40	ARG	NE-CZ-NH2	6.59	123.59	120.30
40	l3	4	ARG	NE-CZ-NH1	6.59	123.59	120.30
36	1	1190	A	C6-C5-N7	-6.58	127.69	132.30
36	1	2972	G	C8-N9-C4	-6.58	103.77	106.40
1	6	1440	C	C6-N1-C2	-6.58	117.67	120.30
36	5	370	U	C2-N1-C1'	6.58	125.60	117.70
36	5	640	U	N3-C2-O2	6.58	126.81	122.20
36	1	2306	C	N1-C2-O2	6.58	122.85	118.90
36	1	2692	A	C6-C5-N7	-6.58	127.69	132.30
35	sM	167	PRO	N-CA-CB	6.58	111.20	103.30
36	5	1716	U	C5-C6-N1	6.58	125.99	122.70
1	2	74	U	O4'-C1'-N1	6.58	113.46	108.20
36	1	1878	G	C8-N9-C4	-6.58	103.77	106.40
36	1	2144	A	O4'-C1'-N9	6.58	113.46	108.20
44	L7	83	LEU	CA-CB-CG	6.58	130.43	115.30
36	1	2836	C	C5-C4-N4	6.58	124.80	120.20
36	5	1710	C	N3-C4-C5	6.58	124.53	121.90
36	5	2114	C	C6-N1-C2	-6.58	117.67	120.30
1	2	1658	G	C4-C5-N7	6.57	113.43	110.80
36	1	672	A	C8-N9-C4	6.57	108.43	105.80
36	1	2869	U	C2-N1-C1'	6.57	125.59	117.70
70	O4	51	LEU	CA-CB-CG	6.57	130.42	115.30
36	5	1366	A	C8-N9-C4	-6.57	103.17	105.80
36	1	1468	A	C2-N3-C4	-6.57	107.31	110.60
36	1	435	C	C5-C6-N1	-6.57	117.72	121.00
36	5	628	A	N1-C6-N6	-6.57	114.66	118.60
36	5	2416	U	C5-C6-N1	6.57	125.98	122.70
36	5	2948	C	N3-C4-C5	6.57	124.53	121.90
36	5	2713	U	C5-C4-O4	-6.57	121.96	125.90
36	1	858	A	O5'-P-OP2	-6.56	99.79	105.70
36	1	1437	C	N3-C2-O2	-6.56	117.31	121.90
36	1	350	C	N1-C2-O2	6.56	122.84	118.90
36	1	2714	G	C5-N7-C8	-6.56	101.02	104.30
36	1	3101	G	N1-C6-O6	-6.56	115.96	119.90
36	1	2124	G	N1-C6-O6	6.56	123.84	119.90
36	1	2182	A	C8-N9-C4	-6.56	103.18	105.80
1	6	151	G	N3-C2-N2	-6.56	115.31	119.90
36	1	1378	U	C5-C4-O4	-6.56	121.97	125.90
1	2	1096	C	C2-N1-C1'	6.56	126.01	118.80
36	1	298	U	N1-C2-O2	6.56	127.39	122.80

Continued on next page...

Continued from previous page...

Mol	Chain	Res	Type	Atoms	Z	Observed(°)	Ideal(°)
36	1	232	G	N3-C4-C5	-6.55	125.32	128.60
36	5	2303	A	C8-N9-C4	6.55	108.42	105.80
1	6	1537	C	C6-N1-C2	-6.55	117.68	120.30
36	5	908	G	C5-C6-O6	-6.55	124.67	128.60
36	1	589	A	O5'-P-OP1	-6.55	99.80	105.70
36	5	1902	G	C5-C6-O6	-6.55	124.67	128.60
36	5	827	A	N1-C6-N6	-6.55	114.67	118.60
36	5	1099	A	C4-C5-N7	6.55	113.97	110.70
36	5	1846	C	C2-N3-C4	-6.55	116.63	119.90
36	5	1370	G	N1-C6-O6	-6.54	115.97	119.90
36	1	942	U	N3-C4-O4	6.54	123.98	119.40
36	1	2183	A	C5-C6-N6	-6.54	118.47	123.70
36	5	816	A	O5'-P-OP2	-6.54	99.81	105.70
1	6	18	C	C6-N1-C2	-6.54	117.68	120.30
36	5	3362	A	N7-C8-N9	6.54	117.07	113.80
1	6	1029	U	C5-C4-O4	6.54	129.82	125.90
1	6	1700	C	C6-N1-C1'	-6.54	112.95	120.80
1	6	1744	A	C8-N9-C4	6.54	108.42	105.80
36	1	1154	A	C4-C5-C6	6.54	120.27	117.00
36	1	1556	C	C2-N1-C1'	6.53	125.99	118.80
36	5	1149	G	C5-C6-O6	-6.53	124.68	128.60
36	5	2941	A	O4'-C1'-N9	-6.53	102.97	108.20
41	L4	182	LEU	CA-CB-CG	6.53	130.32	115.30
36	1	353	G	C6-C5-N7	-6.53	126.48	130.40
36	5	3303	G	O5'-P-OP2	-6.53	99.82	105.70
36	5	2310	U	N3-C2-O2	-6.53	117.63	122.20
36	5	2552	C	N1-C2-O2	6.53	122.82	118.90
36	1	2376	G	C5-N7-C8	-6.53	101.04	104.30
36	1	2603	G	C6-C5-N7	-6.53	126.48	130.40
36	5	2375	G	C4-C5-N7	-6.53	108.19	110.80
1	2	1389	C	C2-N1-C1'	6.52	125.98	118.80
36	1	1124	U	OP1-P-O3'	6.52	119.55	105.20
36	1	1741	A	C2-N3-C4	-6.52	107.34	110.60
36	1	2617	U	N3-C2-O2	-6.52	117.64	122.20
36	1	3179	U	O5'-P-OP1	-6.52	99.83	105.70
36	5	2392	C	N3-C4-C5	6.52	124.51	121.90
1	2	1196	A	P-O3'-C3'	6.51	127.52	119.70
1	6	364	G	N9-C4-C5	-6.51	102.79	105.40
36	1	432	G	C5-C6-N1	-6.51	108.24	111.50
51	m5	96	ARG	NE-CZ-NH2	-6.51	117.04	120.30
36	1	938	C	C5-C6-N1	6.51	124.26	121.00
36	1	1003	A	N1-C6-N6	6.51	122.51	118.60

Continued on next page...

Continued from previous page...

Mol	Chain	Res	Type	Atoms	Z	Observed(°)	Ideal(°)
36	5	1152	G	C4-N9-C1'	-6.51	118.04	126.50
1	2	1761	U	P-O3'-C3'	6.51	127.51	119.70
36	1	24	G	C8-N9-C1'	-6.51	118.54	127.00
36	1	1156	C	C2-N1-C1'	6.51	125.96	118.80
36	1	1884	A	O5'-P-OP2	-6.51	99.84	105.70
36	1	298	U	C2-N1-C1'	6.51	125.51	117.70
36	1	895	A	O5'-P-OP1	-6.51	99.84	105.70
1	2	1595	U	N3-C4-O4	6.50	123.95	119.40
36	5	102	C	C5-C4-N4	-6.50	115.65	120.20
36	5	1152	G	C5-C6-O6	-6.50	124.70	128.60
36	5	1396	C	OP2-P-O3'	6.50	119.51	105.20
73	o7	65	ARG	NE-CZ-NH1	6.50	123.55	120.30
36	1	729	C	C6-N1-C2	-6.50	117.70	120.30
36	5	911	C	C2-N3-C4	-6.50	116.65	119.90
36	5	2314	U	N1-C2-O2	-6.50	118.25	122.80
36	5	3377	G	N1-C6-O6	6.50	123.80	119.90
36	1	639	G	N9-C4-C5	-6.50	102.80	105.40
36	1	704	U	N3-C4-O4	6.50	123.95	119.40
36	1	1001	G	C6-C5-N7	-6.50	126.50	130.40
36	1	2121	G	N3-C4-C5	-6.50	125.35	128.60
35	SM	167	PRO	N-CA-CB	6.50	111.09	103.30
1	6	1137	A	C8-N9-C4	6.50	108.40	105.80
36	1	2306	C	C2-N1-C1'	6.49	125.94	118.80
36	5	1894	U	C5-C6-N1	-6.49	119.45	122.70
36	1	1391	C	C4-C5-C6	6.49	120.65	117.40
36	5	1536	G	N1-C6-O6	6.49	123.80	119.90
36	5	3026	G	C5-C6-O6	-6.49	124.70	128.60
1	2	1761	U	N3-C2-O2	-6.49	117.66	122.20
36	1	428	A	C4-C5-C6	-6.49	113.75	117.00
36	5	2419	A	C6-C5-N7	-6.49	127.76	132.30
36	1	33	G	O5'-P-OP1	-6.49	99.86	105.70
36	5	2696	A	C5-N7-C8	-6.49	100.66	103.90
37	7	51	A	C8-N9-C4	-6.49	103.20	105.80
36	1	1713	G	N3-C4-C5	6.49	131.84	128.60
1	6	1000	C	C6-N1-C2	-6.49	117.71	120.30
36	1	2423	U	O5'-P-OP2	-6.48	99.87	105.70
36	1	2612	U	C5-C6-N1	-6.48	119.46	122.70
1	6	1568	C	P-O3'-C3'	6.48	127.48	119.70
36	5	283	G	O4'-C1'-N9	-6.48	103.01	108.20
36	5	2351	U	N1-C2-N3	6.48	118.79	114.90
36	1	979	U	O4'-C1'-N1	6.48	113.38	108.20
36	5	1181	U	C5-C4-O4	6.48	129.79	125.90

Continued on next page...

Continued from previous page...

Mol	Chain	Res	Type	Atoms	Z	Observed(°)	Ideal(°)
36	1	1445	U	N3-C2-O2	6.48	126.73	122.20
36	1	3215	A	N1-C6-N6	6.48	122.49	118.60
1	6	1340	U	N3-C2-O2	-6.48	117.66	122.20
36	5	694	C	N3-C2-O2	-6.48	117.36	121.90
36	5	1177	G	C6-N1-C2	-6.48	121.21	125.10
36	5	360	G	C8-N9-C4	-6.48	103.81	106.40
36	5	2199	G	N3-C2-N2	-6.48	115.37	119.90
36	1	2818	U	C5-C6-N1	6.48	125.94	122.70
1	6	858	G	C6-C5-N7	-6.48	126.51	130.40
36	1	145	G	C5-C6-O6	-6.47	124.72	128.60
36	1	3214	U	N3-C2-O2	-6.47	117.67	122.20
1	6	1421	A	C8-N9-C4	6.47	108.39	105.80
12	c0	83	PRO	N-CA-CB	6.47	111.07	103.30
36	5	983	A	C6-N1-C2	-6.47	114.72	118.60
36	5	578	A	N1-C6-N6	6.47	122.48	118.60
37	7	105	C	N3-C2-O2	-6.47	117.37	121.90
1	2	1744	A	O5'-P-OP1	-6.47	99.88	105.70
36	1	2403	G	N1-C6-O6	6.47	123.78	119.90
1	6	1657	U	N1-C2-O2	6.47	127.33	122.80
37	7	83	U	C5-C6-N1	-6.47	119.47	122.70
38	4	20	U	C5-C6-N1	-6.47	119.47	122.70
1	6	1780	G	C4-C5-N7	6.47	113.39	110.80
36	5	424	G	C5-C6-N1	6.46	114.73	111.50
36	1	1206	G	O5'-P-OP2	-6.46	99.88	105.70
36	5	1080	A	N7-C8-N9	-6.46	110.57	113.80
36	5	2616	C	O5'-P-OP2	6.46	118.45	110.70
1	6	1029	U	C6-N1-C1'	6.46	130.24	121.20
36	5	1303	A	N1-C2-N3	-6.46	126.07	129.30
36	5	1476	G	C5-C6-O6	6.46	132.47	128.60
36	5	2929	C	C2-N3-C4	-6.46	116.67	119.90
36	5	939	U	O5'-P-OP1	6.46	118.45	110.70
36	5	3172	A	N1-C2-N3	6.46	132.53	129.30
36	1	1433	A	N9-C4-C5	6.45	108.38	105.80
36	1	2383	C	C5-C4-N4	-6.45	115.68	120.20
36	5	649	A	C5-C6-N6	-6.45	118.54	123.70
36	5	2435	G	N9-C4-C5	-6.45	102.82	105.40
36	1	1807	G	N3-C4-C5	-6.45	125.37	128.60
36	1	1886	A	O5'-P-OP2	-6.45	99.89	105.70
36	1	2968	G	N1-C6-O6	6.45	123.77	119.90
36	1	596	C	N3-C2-O2	-6.45	117.39	121.90
1	6	17	C	N1-C2-O2	6.45	122.77	118.90
1	6	298	C	N3-C2-O2	6.45	126.41	121.90

Continued on next page...

Continued from previous page...

Mol	Chain	Res	Type	Atoms	Z	Observed(°)	Ideal(°)
36	5	758	C	C2-N1-C1'	-6.45	111.71	118.80
36	5	2143	A	C2-N3-C4	6.45	113.82	110.60
36	1	2637	A	O5'-P-OP1	-6.44	99.90	105.70
36	1	1336	U	N1-C2-N3	6.44	118.76	114.90
1	6	1650	U	N3-C4-O4	6.44	123.91	119.40
36	5	2245	C	C6-N1-C2	-6.44	117.72	120.30
1	2	410	A	O5'-P-OP1	-6.43	99.91	105.70
1	2	507	U	N3-C2-O2	-6.43	117.70	122.20
36	1	3025	C	C5-C6-N1	-6.43	117.78	121.00
36	5	1110	U	N1-C2-O2	6.43	127.30	122.80
36	1	2942	C	O5'-P-OP1	6.43	118.42	110.70
1	2	1363	U	C2-N1-C1'	6.43	125.42	117.70
36	5	3362	A	C8-N9-C4	-6.43	103.23	105.80
36	1	145	G	C4-C5-N7	6.43	113.37	110.80
36	1	858	A	C4-C5-C6	6.43	120.22	117.00
36	5	358	G	C5-C6-O6	-6.43	124.75	128.60
36	5	2321	A	OP2-P-O3'	6.43	119.34	105.20
36	5	3195	U	OP1-P-O3'	6.43	119.34	105.20
1	2	54	C	C6-N1-C2	-6.42	117.73	120.30
36	5	2334	U	O5'-P-OP2	-6.42	99.92	105.70
36	5	3131	U	C6-N1-C2	6.42	124.85	121.00
1	2	554	C	C2-N1-C1'	6.42	125.86	118.80
36	1	2283	G	N3-C2-N2	-6.42	115.41	119.90
36	5	102	C	N3-C4-N4	6.42	122.49	118.00
1	6	19	A	C8-N9-C4	6.42	108.37	105.80
37	7	37	G	C8-N9-C4	6.42	108.97	106.40
68	o2	44	ARG	NE-CZ-NH1	-6.42	117.09	120.30
36	5	2710	C	N1-C2-O2	-6.41	115.05	118.90
36	1	92	G	N3-C4-C5	-6.41	125.39	128.60
36	1	1869	C	O5'-P-OP2	-6.41	99.93	105.70
36	1	2159	U	C6-N1-C2	6.41	124.85	121.00
41	L4	327	LEU	CA-CB-CG	6.41	130.04	115.30
36	5	1481	A	N7-C8-N9	6.41	117.01	113.80
36	1	2243	A	O5'-P-OP2	-6.41	99.93	105.70
36	5	813	G	C5-C6-O6	-6.41	124.76	128.60
36	5	999	G	N7-C8-N9	-6.41	109.90	113.10
36	5	1321	G	C6-C5-N7	-6.41	126.56	130.40
36	5	2606	G	OP1-P-O3'	6.41	119.29	105.20
36	5	2968	G	C4-N9-C1'	6.41	134.83	126.50
1	6	387	A	C2-N3-C4	6.40	113.80	110.60
36	5	2821	C	N1-C2-O2	-6.40	115.06	118.90
36	1	709	A	C8-N9-C4	6.40	108.36	105.80

Continued on next page...

Continued from previous page...

Mol	Chain	Res	Type	Atoms	Z	Observed(°)	Ideal(°)
36	1	1082	U	C2-N1-C1'	6.40	125.38	117.70
38	4	27	U	C5-C6-N1	6.40	125.90	122.70
36	5	3269	U	P-O3'-C3'	6.40	127.38	119.70
38	8	9	A	N1-C6-N6	6.40	122.44	118.60
36	1	131	C	C6-N1-C2	-6.40	117.74	120.30
36	1	423	A	N9-C4-C5	6.40	108.36	105.80
36	1	3175	U	N3-C2-O2	-6.40	117.72	122.20
1	6	1614	A	O4'-C1'-N9	6.40	113.32	108.20
36	5	2211	U	N3-C2-O2	-6.40	117.72	122.20
36	5	2874	G	C5-C6-O6	6.40	132.44	128.60
36	5	1126	G	C2-N3-C4	-6.39	108.70	111.90
53	M7	138	LYS	CD-CE-NZ	6.39	126.40	111.70
1	6	415	C	N3-C2-O2	-6.39	117.42	121.90
36	5	1661	G	N1-C6-O6	6.39	123.73	119.90
1	6	901	G	C5-C6-O6	-6.39	124.77	128.60
36	5	1470	U	C2-N1-C1'	6.39	125.37	117.70
36	5	2167	A	C8-N9-C4	-6.39	103.25	105.80
36	5	2644	C	O5'-P-OP1	-6.39	99.95	105.70
36	5	2852	C	C6-N1-C2	6.39	122.86	120.30
36	1	1103	A	OP1-P-O3'	6.39	119.25	105.20
36	5	1716	U	C2-N1-C1'	6.39	125.36	117.70
36	5	3140	G	O5'-P-OP1	-6.39	99.95	105.70
36	1	3104	U	C5-C6-N1	-6.38	119.51	122.70
36	5	971	G	C4-C5-N7	-6.38	108.25	110.80
36	5	1897	G	C4-C5-N7	6.38	113.35	110.80
36	1	345	G	N3-C4-C5	-6.38	125.41	128.60
36	1	2924	U	C2-N1-C1'	-6.38	110.04	117.70
1	2	453	U	N3-C2-O2	-6.38	117.73	122.20
36	1	3143	C	N1-C2-O2	-6.38	115.07	118.90
1	6	1785	U	N3-C2-O2	-6.38	117.73	122.20
36	1	627	U	N3-C2-O2	6.38	126.67	122.20
37	3	33	U	N3-C2-O2	-6.38	117.73	122.20
36	5	2978	U	N3-C2-O2	-6.38	117.73	122.20
36	1	2755	C	N3-C2-O2	6.38	126.36	121.90
25	d3	45	GLY	N-CA-C	-6.38	97.16	113.10
36	5	51	A	N1-C6-N6	6.38	122.43	118.60
36	5	3182	G	OP1-P-OP2	-6.37	110.04	119.60
36	1	1269	U	C2-N1-C1'	6.37	125.35	117.70
1	2	830	U	N3-C2-O2	-6.37	117.74	122.20
36	1	857	G	N3-C4-N9	-6.37	122.18	126.00
36	5	2928	C	C2-N1-C1'	6.37	125.81	118.80
36	5	2395	G	O5'-P-OP1	6.37	118.34	110.70

Continued on next page...

Continued from previous page...

Mol	Chain	Res	Type	Atoms	Z	Observed(°)	Ideal(°)
1	2	75	U	N1-C2-O2	6.37	127.26	122.80
1	6	1117	U	N3-C4-C5	-6.37	110.78	114.60
36	5	3285	C	N1-C2-O2	6.37	122.72	118.90
36	1	350	C	C6-N1-C1'	-6.36	113.17	120.80
36	1	1475	A	C8-N9-C4	6.36	108.35	105.80
36	5	2772	C	P-O3'-C3'	6.36	127.34	119.70
1	6	1793	G	C4-C5-N7	-6.36	108.25	110.80
36	5	994	G	C5-C6-N1	6.36	114.68	111.50
1	2	380	U	N3-C2-O2	-6.36	117.75	122.20
36	1	1405	U	C2-N3-C4	-6.36	123.19	127.00
36	1	2924	U	C6-N1-C2	6.36	124.81	121.00
36	5	2613	U	O5'-P-OP1	-6.36	99.98	105.70
1	2	577	G	N1-C6-O6	6.36	123.71	119.90
36	1	895	A	C6-C5-N7	-6.36	127.85	132.30
36	1	2182	A	N7-C8-N9	6.36	116.98	113.80
1	6	1747	G	O5'-P-OP1	6.36	118.33	110.70
36	1	324	A	C8-N9-C4	-6.35	103.26	105.80
36	1	790	U	C5-C4-O4	6.35	129.71	125.90
38	4	88	A	N9-C4-C5	-6.35	103.26	105.80
36	5	1452	A	C4-C5-N7	6.35	113.88	110.70
36	5	2750	U	O5'-P-OP1	6.35	118.33	110.70
36	1	1488	G	N1-C6-O6	6.35	123.71	119.90
1	2	334	G	N3-C4-N9	-6.35	122.19	126.00
36	1	2700	G	N1-C6-O6	6.35	123.71	119.90
1	2	1198	G	C8-N9-C4	-6.35	103.86	106.40
36	1	685	G	N1-C6-O6	6.35	123.71	119.90
36	1	2314	U	N3-C2-O2	6.35	126.64	122.20
38	4	103	G	C8-N9-C4	-6.35	103.86	106.40
36	5	2117	A	C5-C6-N6	6.35	128.78	123.70
36	5	3041	U	C4-C5-C6	-6.35	115.89	119.70
36	5	1016	C	O5'-P-OP1	-6.35	99.99	105.70
36	5	2598	G	N1-C6-O6	6.35	123.71	119.90
1	2	334	G	C4-N9-C1'	-6.34	118.25	126.50
36	1	2692	A	C8-N9-C4	-6.34	103.26	105.80
36	5	1403	C	N3-C4-N4	6.34	122.44	118.00
36	5	1589	A	C5-C6-N6	-6.34	118.62	123.70
36	1	70	A	N7-C8-N9	6.34	116.97	113.80
1	6	858	G	N7-C8-N9	6.34	116.27	113.10
36	5	1335	C	N3-C2-O2	6.34	126.34	121.90
36	5	1368	U	O5'-P-OP1	-6.34	99.99	105.70
36	5	1909	A	C8-N9-C4	6.34	108.34	105.80
36	1	70	A	C5-N7-C8	-6.34	100.73	103.90

Continued on next page...

Continued from previous page...

Mol	Chain	Res	Type	Atoms	Z	Observed(°)	Ideal(°)
36	1	3266	G	N9-C4-C5	6.34	107.94	105.40
36	1	2952	G	N1-C6-O6	6.34	123.70	119.90
36	5	776	U	C5-C4-O4	6.34	129.70	125.90
36	5	1049	C	C5-C6-N1	6.34	124.17	121.00
36	5	1152	G	N7-C8-N9	6.34	116.27	113.10
36	1	3181	C	N3-C2-O2	-6.34	117.46	121.90
1	6	402	C	N3-C4-C5	6.33	124.43	121.90
36	5	2124	G	C8-N9-C4	6.33	108.93	106.40
36	1	1043	C	N3-C4-C5	6.33	124.43	121.90
38	4	46	G	N1-C6-O6	-6.33	116.10	119.90
1	2	1082	C	C2-N1-C1'	6.33	125.76	118.80
36	1	820	A	C8-N9-C4	-6.33	103.27	105.80
36	1	1330	A	N1-C6-N6	6.33	122.40	118.60
36	5	1392	G	N7-C8-N9	-6.33	109.94	113.10
36	1	1514	G	C6-C5-N7	-6.33	126.61	130.40
36	1	3266	G	C8-N9-C4	-6.32	103.87	106.40
36	5	2139	A	N1-C2-N3	6.32	132.46	129.30
36	5	3004	C	N3-C2-O2	6.32	126.33	121.90
1	2	42	G	N1-C6-O6	-6.32	116.11	119.90
36	1	1943	C	C6-N1-C2	-6.32	117.77	120.30
1	2	244	A	N1-C6-N6	6.32	122.39	118.60
36	1	286	U	N3-C2-O2	-6.32	117.78	122.20
36	1	423	A	C8-N9-C4	-6.32	103.27	105.80
36	5	994	G	N3-C4-N9	6.32	129.79	126.00
36	1	1822	C	C6-N1-C2	-6.32	117.77	120.30
36	1	2887	A	C4-C5-N7	6.32	113.86	110.70
1	6	1745	G	N1-C6-O6	6.32	123.69	119.90
36	5	1053	A	N1-C6-N6	-6.32	114.81	118.60
36	5	1366	A	N1-C6-N6	-6.32	114.81	118.60
36	5	3028	G	N3-C2-N2	6.32	124.32	119.90
36	1	670	C	C4-C5-C6	6.31	120.56	117.40
36	5	998	A	OP2-P-O3'	6.31	119.09	105.20
38	8	56	G	N1-C6-O6	6.31	123.69	119.90
36	1	3074	G	N1-C6-O6	6.31	123.69	119.90
36	1	60	A	N1-C6-N6	6.31	122.39	118.60
36	5	943	U	N1-C2-N3	6.31	118.69	114.90
36	5	1080	A	C8-N9-C4	6.31	108.32	105.80
36	5	1101	G	C8-N9-C1'	-6.31	118.80	127.00
36	5	2944	U	O5'-P-OP1	-6.31	100.02	105.70
36	5	3164	C	O4'-C1'-N1	6.31	113.24	108.20
38	8	84	C	C6-N1-C2	-6.30	117.78	120.30
36	1	1858	A	N3-C4-C5	-6.30	122.39	126.80

Continued on next page...

Continued from previous page...

Mol	Chain	Res	Type	Atoms	Z	Observed(°)	Ideal(°)
36	1	2620	G	C8-N9-C4	6.30	108.92	106.40
36	5	2646	C	C6-N1-C2	6.30	122.82	120.30
36	1	646	A	C5-C6-N1	-6.30	114.55	117.70
36	1	649	A	N7-C8-N9	-6.30	110.65	113.80
36	5	921	A	OP2-P-O3'	6.30	119.05	105.20
36	5	610	G	N9-C4-C5	6.29	107.92	105.40
36	1	716	A	C4-C5-N7	6.29	113.85	110.70
38	4	103	G	C4-N9-C1'	6.29	134.68	126.50
36	5	1788	C	O5'-P-OP2	-6.29	100.04	105.70
36	5	2651	G	C8-N9-C4	6.29	108.92	106.40
36	1	635	G	C5-C6-O6	-6.29	124.83	128.60
36	1	1116	G	C4-N9-C1'	6.29	134.68	126.50
36	5	3311	C	C6-N1-C2	-6.29	117.78	120.30
36	5	428	A	C8-N9-C4	6.29	108.32	105.80
36	1	76	G	C6-C5-N7	-6.29	126.63	130.40
36	1	2344	U	C5-C6-N1	-6.29	119.56	122.70
36	1	2407	C	C6-N1-C2	6.29	122.82	120.30
36	1	2594	C	O5'-P-OP2	-6.29	100.04	105.70
36	1	2777	G	C5-C6-O6	6.29	132.37	128.60
36	5	584	G	N9-C4-C5	6.29	107.92	105.40
36	5	1200	A	C4-C5-C6	6.29	120.14	117.00
36	5	3075	G	C5-C6-N1	-6.29	108.36	111.50
36	5	1710	C	C5-C6-N1	-6.29	117.86	121.00
1	2	91	G	C5-C6-O6	-6.29	124.83	128.60
36	1	770	G	O4'-C1'-N9	6.28	113.23	108.20
36	5	911	C	C5-C6-N1	-6.28	117.86	121.00
36	5	923	C	C6-N1-C1'	-6.28	113.26	120.80
36	5	1148	G	C5-C6-O6	-6.28	124.83	128.60
36	5	57	A	C5-C6-N6	-6.28	118.67	123.70
36	1	2343	C	N3-C4-C5	6.28	124.41	121.90
38	4	56	G	O5'-P-OP2	-6.28	100.05	105.70
1	6	813	U	C2-N1-C1'	6.28	125.24	117.70
36	5	906	A	C8-N9-C4	-6.28	103.29	105.80
36	5	1110	U	C4-C5-C6	-6.28	115.93	119.70
36	5	2950	G	N9-C4-C5	-6.28	102.89	105.40
36	1	3206	C	C2-N1-C1'	-6.28	111.89	118.80
36	5	1450	G	N1-C2-N2	6.28	121.85	116.20
36	1	1157	G	C2-N3-C4	-6.28	108.76	111.90
36	1	2572	C	N3-C2-O2	-6.28	117.51	121.90
36	5	2277	C	C6-N1-C2	6.28	122.81	120.30
20	c8	15	LEU	CA-CB-CG	6.27	129.73	115.30
36	1	2692	A	C5-C6-N6	-6.27	118.68	123.70

Continued on next page...

Continued from previous page...

Mol	Chain	Res	Type	Atoms	Z	Observed(°)	Ideal(°)
1	2	608	U	C5-C4-O4	6.27	129.66	125.90
1	2	1762	A	O5'-P-OP1	-6.27	100.06	105.70
36	1	2872	A	C5-C6-N6	-6.27	118.69	123.70
36	1	3180	A	C5-C6-N6	-6.27	118.69	123.70
36	1	3206	C	C6-N1-C1'	6.27	128.32	120.80
1	6	65	A	N9-C4-C5	-6.27	103.29	105.80
36	5	922	U	C6-N1-C2	6.27	124.76	121.00
36	5	1152	G	O5'-P-OP1	-6.27	100.06	105.70
36	1	2968	G	N3-C2-N2	-6.27	115.51	119.90
1	6	1150	G	C2-N3-C4	-6.26	108.77	111.90
36	5	1421	G	C5-C6-N1	-6.26	108.37	111.50
36	5	2943	G	N9-C4-C5	-6.26	102.89	105.40
36	1	1300	G	N9-C4-C5	-6.26	102.89	105.40
1	2	1761	U	C5-C4-O4	6.26	129.66	125.90
36	5	1879	A	C5-N7-C8	-6.26	100.77	103.90
36	5	2757	U	O5'-P-OP1	-6.26	100.06	105.70
38	4	22	U	C5-C6-N1	-6.26	119.57	122.70
36	1	1144	U	C2-N3-C4	-6.26	123.25	127.00
36	5	91	G	N1-C6-O6	6.26	123.65	119.90
36	1	101	G	OP2-P-O3'	6.25	118.96	105.20
36	1	362	U	C6-N1-C2	6.25	124.75	121.00
36	1	901	G	N1-C6-O6	6.25	123.65	119.90
36	1	2283	G	N3-C4-C5	6.25	131.73	128.60
1	6	21	U	C5-C4-O4	-6.25	122.15	125.90
1	6	111	U	C6-N1-C2	-6.25	117.25	121.00
36	5	361	A	C4-C5-N7	-6.25	107.57	110.70
36	5	640	U	C6-N1-C2	-6.25	117.25	121.00
36	1	1838	G	N3-C4-N9	6.25	129.75	126.00
36	1	2621	G	N3-C2-N2	-6.25	115.53	119.90
36	1	1190	A	C4-N9-C1'	6.25	137.54	126.30
1	2	542	A	N7-C8-N9	6.25	116.92	113.80
1	2	453	U	N1-C2-O2	6.24	127.17	122.80
36	1	586	C	N1-C2-O2	-6.24	115.15	118.90
36	5	1154	A	C2-N3-C4	6.24	113.72	110.60
36	5	3049	A	C8-N9-C4	6.24	108.30	105.80
37	7	9	C	C2-N1-C1'	-6.24	111.93	118.80
36	5	2283	G	C5-N7-C8	-6.24	101.18	104.30
36	5	3043	C	C6-N1-C2	6.24	122.80	120.30
36	1	1846	C	N1-C2-O2	-6.24	115.16	118.90
36	1	2957	G	N3-C2-N2	-6.24	115.53	119.90
36	5	2275	A	O5'-P-OP1	-6.24	100.08	105.70
36	5	2715	A	OP2-P-O3'	6.24	118.93	105.20

Continued on next page...

Continued from previous page...

Mol	Chain	Res	Type	Atoms	Z	Observed(°)	Ideal(°)
36	1	1306	G	N1-C6-O6	6.24	123.64	119.90
36	5	1126	G	C6-C5-N7	-6.24	126.66	130.40
36	5	2717	U	C5-C6-N1	-6.24	119.58	122.70
1	2	307	G	C8-N9-C1'	-6.24	118.89	127.00
36	5	2710	C	N3-C2-O2	6.24	126.27	121.90
1	6	539	G	C8-N9-C4	-6.24	103.91	106.40
36	5	1552	G	N1-C6-O6	6.24	123.64	119.90
36	5	3276	G	O5'-P-OP1	-6.24	100.09	105.70
36	1	925	A	C8-N9-C4	-6.23	103.31	105.80
36	5	1336	U	C5-C6-N1	6.23	125.82	122.70
36	5	2354	C	N3-C2-O2	6.23	126.26	121.90
36	5	969	C	C5-C6-N1	-6.23	117.88	121.00
36	5	2797	C	N3-C4-C5	-6.23	119.41	121.90
36	5	2812	C	C6-N1-C2	-6.23	117.81	120.30
36	1	1514	G	C8-N9-C1'	-6.23	118.90	127.00
36	1	3310	A	C8-N9-C4	6.23	108.29	105.80
36	5	2610	G	N1-C6-O6	6.23	123.64	119.90
36	5	3000	A	C2-N3-C4	-6.23	107.48	110.60
36	5	2164	A	C4-C5-C6	6.23	120.11	117.00
36	5	3392	U	N3-C2-O2	-6.23	117.84	122.20
1	2	308	C	C2-N1-C1'	-6.23	111.95	118.80
36	5	1591	G	N1-C6-O6	6.23	123.64	119.90
36	1	1487	G	N9-C4-C5	6.22	107.89	105.40
36	1	2827	U	C6-N1-C1'	6.22	129.91	121.20
36	1	2935	U	N3-C4-C5	-6.22	110.87	114.60
36	5	1162	U	OP1-P-OP2	6.22	128.94	119.60
36	5	1914	G	N1-C6-O6	-6.22	116.17	119.90
37	3	98	C	C5-C6-N1	-6.22	117.89	121.00
36	5	3215	A	C5-C6-N1	-6.22	114.59	117.70
36	5	2176	U	N1-C2-N3	6.22	118.63	114.90
36	1	655	C	N3-C4-C5	-6.22	119.41	121.90
1	6	1541	G	C8-N9-C4	-6.22	103.91	106.40
36	5	806	A	N3-C4-N9	-6.22	122.42	127.40
37	7	55	A	N1-C6-N6	6.22	122.33	118.60
36	1	1159	A	O4'-C1'-N9	6.22	113.17	108.20
36	1	1313	G	C4-C5-N7	6.22	113.29	110.80
1	6	1779	U	O5'-P-OP2	-6.22	100.11	105.70
36	5	1475	A	O5'-P-OP2	-6.22	100.11	105.70
1	2	447	U	C6-N1-C2	-6.21	117.27	121.00
1	2	1428	G	O5'-P-OP1	-6.21	100.11	105.70
1	2	794	U	P-O3'-C3'	6.21	127.15	119.70
1	6	1778	G	C5-N7-C8	-6.21	101.19	104.30

Continued on next page...

Continued from previous page...

Mol	Chain	Res	Type	Atoms	Z	Observed(°)	Ideal(°)
36	5	1119	C	OP2-P-O3'	6.21	118.87	105.20
36	5	1907	C	O5'-P-OP2	-6.21	100.11	105.70
36	5	2879	C	O5'-P-OP2	-6.21	100.11	105.70
36	5	3166	C	C2-N1-C1'	6.21	125.63	118.80
36	5	2161	G	N9-C4-C5	6.21	107.88	105.40
1	2	579	A	O4'-C1'-N9	6.21	113.17	108.20
1	6	1514	U	C5-C4-O4	6.21	129.62	125.90
36	5	3143	C	N3-C4-N4	6.21	122.35	118.00
36	1	942	U	OP1-P-OP2	-6.21	110.29	119.60
1	6	1651	A	N1-C6-N6	6.21	122.32	118.60
1	2	728	U	C2-N1-C1'	6.21	125.15	117.70
36	5	2631	U	O5'-P-OP2	-6.21	100.11	105.70
36	1	393	U	C5-C4-O4	6.20	129.62	125.90
37	3	91	G	N1-C6-O6	6.20	123.62	119.90
36	5	2334	U	N3-C2-O2	-6.20	117.86	122.20
36	1	2381	G	N3-C4-N9	6.20	129.72	126.00
36	1	2835	U	C5-C6-N1	-6.20	119.60	122.70
36	5	398	A	O5'-P-OP2	-6.20	100.12	105.70
36	1	645	A	C5-C6-N1	6.20	120.80	117.70
36	1	1838	G	C8-N9-C1'	-6.20	118.94	127.00
36	1	2924	U	N1-C2-O2	-6.20	118.46	122.80
36	5	2346	C	N1-C2-O2	-6.20	115.18	118.90
36	1	2300	G	C6-C5-N7	-6.20	126.68	130.40
36	1	888	A	N1-C6-N6	6.20	122.32	118.60
38	4	107	G	N1-C6-O6	-6.20	116.18	119.90
1	2	1291	G	N3-C4-N9	-6.19	122.28	126.00
36	5	960	U	C5-C4-O4	6.19	129.62	125.90
1	2	74	U	O5'-P-OP1	-6.19	100.13	105.70
1	2	1100	G	N1-C6-O6	6.19	123.62	119.90
38	4	42	G	N9-C4-C5	-6.19	102.92	105.40
36	5	2878	G	C5-C6-O6	-6.19	124.88	128.60
36	1	2300	G	N7-C8-N9	6.19	116.19	113.10
36	5	599	C	N1-C2-O2	-6.19	115.19	118.90
36	1	2910	A	C2-N3-C4	-6.19	107.51	110.60
36	1	3209	A	N9-C4-C5	-6.19	103.32	105.80
36	1	650	C	OP2-P-O3'	6.19	118.81	105.20
36	5	514	G	C5-C6-O6	-6.19	124.89	128.60
36	1	334	A	C8-N9-C4	-6.18	103.33	105.80
36	1	335	G	C4-C5-N7	6.18	113.27	110.80
36	1	3256	G	C5-C6-O6	-6.18	124.89	128.60
36	5	890	C	O5'-P-OP2	-6.18	100.13	105.70
1	6	1785	U	N1-C2-N3	6.18	118.61	114.90

Continued on next page...

Continued from previous page...

Mol	Chain	Res	Type	Atoms	Z	Observed(°)	Ideal(°)
36	5	1343	A	O5'-P-OP2	-6.18	100.14	105.70
36	1	96	G	N3-C4-C5	6.18	131.69	128.60
36	1	394	G	C8-N9-C4	-6.18	103.93	106.40
36	1	627	U	N1-C2-O2	-6.18	118.47	122.80
36	5	585	A	O5'-P-OP2	-6.18	100.14	105.70
37	7	56	A	C2-N3-C4	-6.18	107.51	110.60
36	1	1556	C	N1-C2-O2	6.18	122.61	118.90
31	D9	36	LEU	CA-CB-CG	6.18	129.50	115.30
36	5	3343	G	N3-C2-N2	6.17	124.22	119.90
36	5	2951	G	O5'-P-OP1	-6.17	100.14	105.70
36	5	2790	A	O5'-P-OP2	-6.17	100.15	105.70
1	2	1241	G	C6-C5-N7	-6.17	126.70	130.40
1	6	1123	C	C5-C4-N4	-6.17	115.88	120.20
36	1	1182	A	O5'-P-OP1	-6.17	100.15	105.70
36	1	2354	C	N1-C2-O2	-6.17	115.20	118.90
52	M6	141	LEU	CB-CG-CD2	-6.17	100.52	111.00
1	6	364	G	C8-N9-C4	6.17	108.87	106.40
36	5	2824	G	C5-C6-O6	-6.17	124.90	128.60
36	5	2993	G	C5-C6-N1	6.17	114.58	111.50
38	8	34	U	N1-C2-N3	6.17	118.60	114.90
1	2	17	C	C6-N1-C2	-6.17	117.83	120.30
36	1	721	G	C6-C5-N7	-6.17	126.70	130.40
1	6	158	U	P-O3'-C3'	6.17	127.10	119.70
1	6	1729	C	C6-N1-C2	6.17	122.77	120.30
36	1	1077	U	C5-C6-N1	-6.16	119.62	122.70
36	5	2629	U	N3-C2-O2	6.16	126.52	122.20
36	1	1099	A	C5-C6-N6	-6.16	118.77	123.70
1	6	1152	A	N9-C4-C5	-6.16	103.33	105.80
36	1	2339	C	O5'-P-OP2	-6.16	100.16	105.70
36	5	1452	A	N9-C4-C5	-6.16	103.34	105.80
36	5	2700	G	C5-C6-O6	-6.16	124.90	128.60
36	1	304	G	N9-C4-C5	6.16	107.86	105.40
37	7	77	G	N9-C4-C5	-6.16	102.94	105.40
36	1	2827	U	C2-N1-C1'	-6.16	110.31	117.70
36	5	650	C	C5-C6-N1	-6.16	117.92	121.00
36	1	3004	C	N3-C4-C5	6.15	124.36	121.90
36	1	640	U	C5-C6-N1	6.15	125.78	122.70
1	6	957	G	N3-C2-N2	-6.15	115.59	119.90
36	5	2400	G	N9-C4-C5	-6.15	102.94	105.40
36	1	1795	U	O5'-P-OP1	-6.15	100.17	105.70
36	1	439	C	N1-C2-O2	6.15	122.59	118.90
36	1	2764	C	C2-N1-C1'	6.15	125.56	118.80

Continued on next page...

Continued from previous page...

Mol	Chain	Res	Type	Atoms	Z	Observed(°)	Ideal(°)
36	1	2887	A	C6-C5-N7	-6.15	128.00	132.30
1	6	371	G	C6-C5-N7	-6.15	126.71	130.40
36	1	2257	C	O4'-C1'-N1	6.15	113.12	108.20
36	5	283	G	N9-C4-C5	-6.14	102.94	105.40
36	1	345	G	N3-C4-N9	6.14	129.69	126.00
36	1	1450	G	N1-C6-O6	6.14	123.58	119.90
36	5	1885	U	C6-N1-C2	6.14	124.69	121.00
36	1	1156	C	C2-N3-C4	-6.14	116.83	119.90
36	1	829	U	N1-C2-O2	6.14	127.10	122.80
36	1	2971	A	C2-N3-C4	6.14	113.67	110.60
36	5	323	A	C8-N9-C4	-6.14	103.34	105.80
36	5	1449	A	C6-C5-N7	-6.14	128.00	132.30
1	2	1773	C	N3-C4-C5	-6.14	119.44	121.90
36	5	335	G	O5'-P-OP2	6.14	118.07	110.70
36	5	651	G	C4-N9-C1'	6.14	134.48	126.50
36	5	874	U	O5'-P-OP1	-6.14	100.18	105.70
36	5	1879	A	C4-C5-C6	6.14	120.07	117.00
36	1	1897	G	N1-C6-O6	6.13	123.58	119.90
36	5	1158	A	C2-N3-C4	-6.13	107.53	110.60
1	2	694	U	N1-C2-O2	6.13	127.09	122.80
37	3	95	A	C6-C5-N7	-6.13	128.01	132.30
36	5	1878	G	C4-N9-C1'	6.13	134.47	126.50
1	2	694	U	C2-N1-C1'	6.13	125.06	117.70
1	6	448	C	N3-C4-C5	-6.13	119.45	121.90
1	2	802	G	C8-N9-C4	-6.13	103.95	106.40
36	5	967	A	N1-C6-N6	-6.12	114.92	118.60
36	5	1468	A	N9-C4-C5	-6.12	103.35	105.80
36	5	2730	G	C5-C6-O6	-6.12	124.92	128.60
1	2	1370	U	P-O3'-C3'	6.12	127.05	119.70
36	1	2924	U	C5-C6-N1	-6.12	119.64	122.70
1	6	1600	A	O4'-C1'-N9	6.12	113.10	108.20
36	5	973	A	N1-C6-N6	6.12	122.27	118.60
36	5	1868	G	N9-C4-C5	-6.12	102.95	105.40
36	5	2278	C	N1-C2-O2	6.12	122.57	118.90
1	6	938	G	N1-C6-O6	6.12	123.57	119.90
36	5	1804	A	C8-N9-C4	6.12	108.25	105.80
36	1	2967	A	N1-C6-N6	6.12	122.27	118.60
54	m8	166	LEU	CA-CB-CG	6.12	129.37	115.30
36	5	3033	A	C2-N3-C4	-6.12	107.54	110.60
1	2	942	G	N1-C6-O6	-6.12	116.23	119.90
36	5	227	G	O5'-P-OP2	-6.12	100.20	105.70
36	5	952	A	O5'-P-OP2	-6.12	100.20	105.70

Continued on next page...

Continued from previous page...

Mol	Chain	Res	Type	Atoms	Z	Observed(°)	Ideal(°)
36	5	2383	C	N1-C2-O2	-6.12	115.23	118.90
36	1	1133	A	O5'-P-OP2	-6.11	100.20	105.70
36	5	1163	A	N9-C4-C5	6.11	108.25	105.80
1	6	1389	C	N1-C2-O2	6.11	122.57	118.90
1	2	1100	G	C8-N9-C1'	-6.11	119.06	127.00
36	1	2920	U	N1-C2-O2	-6.11	118.52	122.80
36	5	2199	G	C4-C5-C6	6.11	122.47	118.80
38	8	77	A	C8-N9-C4	6.11	108.24	105.80
1	6	1200	G	N3-C4-N9	-6.11	122.33	126.00
1	6	1389	C	C2-N1-C1'	6.11	125.52	118.80
1	6	1778	G	N7-C8-N9	6.11	116.16	113.10
38	8	34	U	N3-C2-O2	-6.11	117.92	122.20
1	2	825	U	C5-C6-N1	6.11	125.75	122.70
36	1	1185	C	C6-N1-C2	6.11	122.74	120.30
36	1	2151	C	C6-N1-C2	6.11	122.74	120.30
37	3	33	U	N1-C2-O2	6.11	127.07	122.80
1	6	542	A	N1-C2-N3	6.11	132.35	129.30
1	6	864	U	N3-C2-O2	-6.11	117.93	122.20
36	5	2860	U	C6-N1-C2	6.11	124.66	121.00
36	1	960	U	N3-C4-C5	6.10	118.26	114.60
36	5	2730	G	N1-C6-O6	6.10	123.56	119.90
36	1	1434	G	N1-C6-O6	6.10	123.56	119.90
1	6	126	A	C8-N9-C4	6.10	108.24	105.80
1	2	610	G	C8-N9-C1'	-6.10	119.07	127.00
36	1	706	A	C8-N9-C4	6.10	108.24	105.80
36	1	800	G	C5-C6-O6	-6.10	124.94	128.60
36	1	304	G	N3-C2-N2	-6.10	115.63	119.90
36	1	1190	A	N1-C6-N6	6.10	122.26	118.60
36	5	1118	C	N3-C4-C5	6.10	124.34	121.90
36	5	2278	C	N3-C4-C5	6.10	124.34	121.90
1	2	543	C	N1-C2-O2	6.09	122.56	118.90
1	6	406	U	C4-C5-C6	6.09	123.36	119.70
36	1	2959	C	N1-C2-O2	-6.09	115.25	118.90
36	1	3101	G	C6-C5-N7	6.09	134.05	130.40
36	1	893	C	C5-C6-N1	6.09	124.05	121.00
36	5	813	G	N1-C6-O6	6.09	123.55	119.90
36	5	2128	C	C6-N1-C2	-6.09	117.86	120.30
36	1	1442	U	C5-C4-O4	-6.09	122.25	125.90
36	1	76	G	C8-N9-C4	-6.09	103.97	106.40
36	1	3092	C	C5-C6-N1	-6.09	117.96	121.00
1	2	1600	A	N9-C4-C5	-6.08	103.37	105.80
36	1	596	C	C6-N1-C2	-6.08	117.87	120.30

Continued on next page...

Continued from previous page...

Mol	Chain	Res	Type	Atoms	Z	Observed(°)	Ideal(°)
36	1	2187	G	C6-C5-N7	-6.08	126.75	130.40
36	1	2406	C	C5-C4-N4	-6.08	115.94	120.20
36	5	359	U	OP2-P-O3'	6.08	118.58	105.20
36	5	2114	C	C5-C6-N1	6.08	124.04	121.00
36	5	3200	G	N1-C6-O6	6.08	123.55	119.90
36	5	3343	G	N3-C4-N9	6.08	129.65	126.00
36	1	580	C	N1-C2-O2	-6.08	115.25	118.90
1	6	1745	G	N9-C4-C5	-6.08	102.97	105.40
36	5	35	A	O5'-P-OP2	-6.08	100.23	105.70
36	5	1012	G	N3-C4-C5	6.08	131.64	128.60
36	1	937	G	C5-C6-O6	-6.08	124.95	128.60
36	1	2183	A	C5-C6-N1	6.08	120.74	117.70
36	5	582	G	C5-C6-O6	6.08	132.25	128.60
36	5	1791	C	C6-N1-C2	-6.08	117.87	120.30
1	2	620	A	C8-N9-C4	-6.08	103.37	105.80
36	1	2658	G	O5'-P-OP2	-6.08	100.23	105.70
36	1	2732	G	N1-C6-O6	6.08	123.55	119.90
1	6	402	C	C6-N1-C2	6.08	122.73	120.30
36	1	2917	G	O5'-P-OP2	-6.07	100.23	105.70
36	5	1548	C	N1-C2-O2	-6.07	115.26	118.90
36	5	2698	G	N1-C6-O6	6.07	123.54	119.90
36	1	922	U	N1-C2-O2	6.07	127.05	122.80
1	6	577	G	C4-C5-N7	6.07	113.23	110.80
36	1	2402	A	N1-C6-N6	6.07	122.24	118.60
36	1	2625	C	N1-C2-O2	-6.07	115.26	118.90
37	7	74	C	N1-C2-O2	-6.07	115.26	118.90
50	m4	72	LEU	CA-CB-CG	6.07	129.26	115.30
36	5	391	A	C8-N9-C4	6.07	108.23	105.80
36	5	425	G	O5'-P-OP1	6.07	117.98	110.70
36	1	2223	A	C8-N9-C4	-6.07	103.37	105.80
1	6	19	A	N1-C6-N6	6.07	122.24	118.60
36	5	1885	U	C5-C6-N1	-6.07	119.67	122.70
36	5	2215	A	C8-N9-C4	6.07	108.23	105.80
36	5	3195	U	P-O3'-C3'	6.07	126.98	119.70
36	1	369	A	C2-N3-C4	6.06	113.63	110.60
36	1	1386	A	C6-N1-C2	-6.06	114.96	118.60
1	6	1637	C	C6-N1-C1'	-6.06	113.53	120.80
36	5	1060	U	C5-C6-N1	-6.06	119.67	122.70
10	S8	8	ARG	NE-CZ-NH2	6.06	123.33	120.30
1	6	610	G	C8-N9-C1'	-6.06	119.13	127.00
36	5	958	C	N3-C4-C5	6.06	124.32	121.90
36	5	2161	G	C4-C5-N7	-6.06	108.38	110.80

Continued on next page...

Continued from previous page...

Mol	Chain	Res	Type	Atoms	Z	Observed(°)	Ideal(°)
36	5	2743	A	C4-C5-C6	6.06	120.03	117.00
36	1	105	C	C6-N1-C2	6.06	122.72	120.30
36	1	3362	A	C5-N7-C8	-6.05	100.87	103.90
36	5	2199	G	C5-C6-N1	-6.05	108.47	111.50
36	5	2996	U	N3-C2-O2	-6.05	117.96	122.20
1	2	325	G	N3-C4-C5	6.05	131.63	128.60
1	2	1399	C	C5-C6-N1	6.05	124.03	121.00
36	1	2209	U	C5-C6-N1	6.05	125.72	122.70
36	5	1323	G	C6-C5-N7	-6.05	126.77	130.40
36	5	1900	A	N1-C6-N6	6.05	122.23	118.60
36	5	3301	U	C6-N1-C2	6.05	124.63	121.00
36	5	3382	U	C2-N1-C1'	6.05	124.96	117.70
36	1	1320	C	C2-N1-C1'	6.05	125.45	118.80
1	6	1	U	N1-C2-O2	6.05	127.03	122.80
1	2	1389	C	N1-C2-O2	6.04	122.53	118.90
36	5	1476	G	N1-C6-O6	-6.04	116.27	119.90
1	6	1025	A	C6-C5-N7	-6.04	128.07	132.30
36	5	1116	G	N1-C2-N3	6.04	127.53	123.90
37	7	58	C	O5'-P-OP2	-6.04	100.26	105.70
38	8	32	C	C6-N1-C2	6.04	122.72	120.30
36	1	678	G	N1-C2-N2	6.04	121.63	116.20
36	1	2814	G	O5'-P-OP2	6.04	117.95	110.70
36	1	3089	C	C6-N1-C2	-6.04	117.89	120.30
36	5	1306	G	C5-N7-C8	-6.04	101.28	104.30
36	1	706	A	N1-C6-N6	6.04	122.22	118.60
36	1	2812	C	C5-C6-N1	-6.04	117.98	121.00
1	6	1642	G	C5-C6-O6	-6.04	124.98	128.60
36	5	1554	U	C2-N1-C1'	6.04	124.94	117.70
37	3	8	G	C5-C6-O6	6.03	132.22	128.60
36	1	859	G	C8-N9-C1'	-6.03	119.16	127.00
36	1	1192	C	C2-N3-C4	6.03	122.92	119.90
36	1	282	G	N7-C8-N9	6.03	116.11	113.10
36	1	2983	C	O5'-P-OP1	-6.03	100.27	105.70
36	5	1403	C	N1-C2-O2	-6.03	115.28	118.90
1	2	421	A	N1-C6-N6	6.03	122.22	118.60
36	1	398	A	C5-C6-N6	-6.03	118.88	123.70
36	1	1154	A	N9-C4-C5	6.03	108.21	105.80
36	5	2993	G	C5-C6-O6	-6.03	124.98	128.60
36	5	3335	A	C5-C6-N6	-6.03	118.88	123.70
36	1	340	C	N1-C2-O2	6.03	122.52	118.90
36	5	1496	C	C2-N1-C1'	6.03	125.43	118.80
37	7	73	C	C6-N1-C2	-6.03	117.89	120.30

Continued on next page...

Continued from previous page...

Mol	Chain	Res	Type	Atoms	Z	Observed(°)	Ideal(°)
36	1	1431	G	N1-C6-O6	-6.02	116.29	119.90
1	6	577	G	C8-N9-C4	-6.02	103.99	106.40
36	5	1879	A	C4-C5-N7	6.02	113.71	110.70
36	5	2980	U	N1-C2-N3	6.02	118.52	114.90
48	m1	152	HIS	N-CA-C	-6.02	94.74	111.00
36	1	2400	G	N9-C4-C5	-6.02	102.99	105.40
36	1	2639	G	C4-C5-C6	6.02	122.41	118.80
1	6	65	A	C2-N3-C4	-6.02	107.59	110.60
36	5	21	G	N3-C4-N9	-6.02	122.39	126.00
36	5	881	C	N1-C2-O2	6.02	122.51	118.90
36	5	666	A	N9-C4-C5	6.02	108.21	105.80
1	2	1749	A	C8-N9-C4	6.02	108.21	105.80
1	6	1537	C	N1-C2-O2	-6.02	115.29	118.90
36	5	787	G	N1-C6-O6	6.02	123.51	119.90
36	5	1166	G	O5'-P-OP1	-6.02	100.28	105.70
36	5	2823	G	N1-C6-O6	6.02	123.51	119.90
36	5	2978	U	O4'-C1'-N1	6.02	113.02	108.20
36	1	3214	U	N1-C2-O2	6.02	127.01	122.80
36	5	1301	A	C6-C5-N7	-6.01	128.09	132.30
36	1	70	A	C5-C6-N6	-6.01	118.89	123.70
1	6	957	G	C5-C6-N1	-6.01	108.50	111.50
1	6	1634	C	N3-C2-O2	-6.01	117.69	121.90
1	2	321	C	C6-N1-C2	-6.01	117.90	120.30
36	1	3054	U	C5-C6-N1	-6.01	119.70	122.70
36	1	690	A	N1-C6-N6	-6.01	115.00	118.60
38	4	15	G	N3-C2-N2	6.01	124.11	119.90
36	5	80	G	C5-C6-O6	-6.01	125.00	128.60
36	5	1192	C	C4-C5-C6	6.01	120.40	117.40
36	5	1662	G	C6-C5-N7	-6.01	126.80	130.40
38	4	84	C	C5-C6-N1	-6.00	118.00	121.00
36	1	426	G	C4-N9-C1'	6.00	134.31	126.50
38	4	108	C	C6-N1-C2	-6.00	117.90	120.30
36	1	369	A	O5'-P-OP2	-6.00	100.30	105.70
36	1	1885	U	C4-C5-C6	6.00	123.30	119.70
36	5	2687	G	O5'-P-OP2	-6.00	100.30	105.70
36	1	220	G	C5-C6-O6	-6.00	125.00	128.60
36	1	2315	G	C8-N9-C4	-6.00	104.00	106.40
36	5	647	A	C8-N9-C1'	-6.00	116.91	127.70
36	5	961	C	N1-C2-O2	6.00	122.50	118.90
36	5	2727	A	C8-N9-C4	-6.00	103.40	105.80
36	5	420	G	N1-C6-O6	6.00	123.50	119.90
37	7	77	G	C5-C6-O6	-5.99	125.00	128.60

Continued on next page...

Continued from previous page...

Mol	Chain	Res	Type	Atoms	Z	Observed(°)	Ideal(°)
1	2	1657	U	C4-C5-C6	5.99	123.30	119.70
1	2	307	G	N3-C4-N9	5.99	129.59	126.00
36	1	1783	U	C5-C4-O4	5.99	129.49	125.90
1	6	47	A	N1-C6-N6	5.99	122.19	118.60
36	5	824	C	C6-N1-C2	-5.99	117.90	120.30
36	5	2811	A	C5-C6-N1	5.99	120.69	117.70
36	5	951	A	N7-C8-N9	5.99	116.79	113.80
36	1	695	C	N3-C4-N4	-5.99	113.81	118.00
1	6	257	A	N9-C4-C5	-5.99	103.41	105.80
36	5	1152	G	C6-C5-N7	-5.99	126.81	130.40
36	1	2306	C	C6-N1-C1'	-5.98	113.62	120.80
65	N9	20	GLY	N-CA-C	5.98	128.06	113.10
36	5	2117	A	N1-C6-N6	-5.98	115.01	118.60
36	5	2314	U	N3-C2-O2	5.98	126.39	122.20
36	1	2866	U	N3-C2-O2	-5.98	118.01	122.20
1	6	1729	C	N3-C4-C5	5.98	124.29	121.90
36	5	84	U	C6-N1-C2	5.98	124.59	121.00
36	5	1239	C	C2-N1-C1'	5.98	125.38	118.80
36	1	69	C	N3-C4-C5	-5.98	119.51	121.90
1	6	421	A	N9-C4-C5	-5.98	103.41	105.80
36	5	2305	G	C8-N9-C4	-5.98	104.01	106.40
36	5	2333	C	C5-C4-N4	-5.98	116.01	120.20
36	5	2659	G	C6-C5-N7	-5.98	126.81	130.40
36	1	3319	U	P-O3'-C3'	5.98	126.87	119.70
36	5	110	G	C8-N9-C4	5.98	108.79	106.40
36	1	2376	G	C5-C6-N1	5.98	114.49	111.50
36	1	645	A	C4-C5-N7	-5.97	107.71	110.70
36	1	959	C	N3-C4-C5	5.97	124.29	121.90
36	1	1306	G	C5-C6-O6	-5.97	125.02	128.60
36	1	2374	C	N1-C2-O2	5.97	122.48	118.90
36	5	420	G	N9-C4-C5	-5.97	103.01	105.40
36	5	3188	G	N1-C6-O6	-5.97	116.32	119.90
36	5	1667	A	N9-C4-C5	-5.97	103.41	105.80
36	5	2882	U	O5'-P-OP2	-5.97	100.33	105.70
36	1	1403	C	N3-C2-O2	5.97	126.08	121.90
36	1	676	G	C6-C5-N7	-5.97	126.82	130.40
36	1	1408	G	N3-C4-N9	5.97	129.58	126.00
1	6	245	U	N3-C2-O2	-5.97	118.02	122.20
36	5	1900	A	C5-C6-N6	-5.97	118.93	123.70
36	1	2777	G	C4-C5-N7	-5.96	108.41	110.80
36	5	1101	G	N3-C2-N2	5.96	124.07	119.90
36	5	1879	A	C5-C6-N1	-5.96	114.72	117.70

Continued on next page...

Continued from previous page...

Mol	Chain	Res	Type	Atoms	Z	Observed(°)	Ideal(°)
36	5	2273	G	C4-N9-C1'	-5.96	118.75	126.50
36	5	21	G	N3-C4-C5	5.96	131.58	128.60
36	5	1452	A	C5-C6-N6	-5.96	118.93	123.70
36	5	652	G	C6-C5-N7	-5.96	126.82	130.40
36	5	1667	A	N1-C6-N6	5.96	122.18	118.60
36	5	3105	U	N1-C2-N3	5.96	118.48	114.90
36	5	673	U	N1-C2-O2	-5.96	118.63	122.80
36	5	1448	U	C6-N1-C2	5.96	124.58	121.00
36	1	75	G	C6-C5-N7	-5.96	126.83	130.40
36	1	2526	C	C5-C6-N1	5.96	123.98	121.00
36	5	934	G	C2-N3-C4	5.96	114.88	111.90
36	5	2796	G	C5-C6-O6	5.96	132.18	128.60
36	5	2832	C	C6-N1-C2	5.96	122.68	120.30
36	1	2795	U	OP1-P-OP2	5.96	128.53	119.60
1	6	209	U	C2-N1-C1'	-5.96	110.55	117.70
36	5	2345	A	C8-N9-C4	5.96	108.18	105.80
36	1	988	U	C5-C6-N1	-5.96	119.72	122.70
36	1	2376	G	N7-C8-N9	5.96	116.08	113.10
36	5	24	G	C8-N9-C4	5.96	108.78	106.40
1	6	477	A	N1-C6-N6	5.95	122.17	118.60
36	5	1541	G	C4-C5-N7	5.95	113.18	110.80
36	1	2355	G	C6-C5-N7	-5.95	126.83	130.40
36	1	2374	C	C6-N1-C2	-5.95	117.92	120.30
36	5	2350	C	O5'-P-OP1	5.95	117.84	110.70
36	5	1331	U	C2-N3-C4	-5.95	123.43	127.00
36	5	1631	C	C6-N1-C2	-5.95	117.92	120.30
36	5	2984	C	C2-N3-C4	-5.95	116.92	119.90
36	5	646	A	C2-N3-C4	-5.95	107.63	110.60
36	5	2205	U	C5-C6-N1	5.95	125.67	122.70
36	5	2620	G	N3-C4-N9	-5.95	122.43	126.00
36	1	388	G	N3-C2-N2	-5.95	115.74	119.90
36	1	1450	G	C5-N7-C8	-5.95	101.33	104.30
36	1	2646	C	N3-C4-C5	5.95	124.28	121.90
1	6	1782	A	C8-N9-C4	-5.95	103.42	105.80
36	5	2971	A	N1-C2-N3	-5.95	126.33	129.30
36	1	1174	G	C4-N9-C1'	5.94	134.23	126.50
36	1	1416	C	N3-C4-N4	-5.94	113.84	118.00
36	1	1643	A	C8-N9-C4	5.94	108.18	105.80
36	1	1902	G	C5-N7-C8	-5.94	101.33	104.30
36	5	716	A	N9-C4-C5	-5.94	103.42	105.80
36	5	2397	A	C8-N9-C4	5.94	108.18	105.80
36	1	25	U	O5'-P-OP2	5.94	117.83	110.70

Continued on next page...

Continued from previous page...

Mol	Chain	Res	Type	Atoms	Z	Observed(°)	Ideal(°)
36	1	1308	A	C2-N3-C4	-5.94	107.63	110.60
36	1	2983	C	C5-C4-N4	5.94	124.36	120.20
1	6	1778	G	C8-N9-C4	-5.94	104.02	106.40
36	5	1153	A	C5-C6-N6	-5.94	118.95	123.70
36	5	2409	G	C8-N9-C4	-5.94	104.02	106.40
36	1	836	A	N1-C6-N6	-5.94	115.03	118.60
36	1	1838	G	C4-C5-C6	5.94	122.36	118.80
36	5	2376	G	C5-N7-C8	-5.94	101.33	104.30
36	5	2310	U	O5'-P-OP2	-5.94	100.36	105.70
36	1	961	C	C4-C5-C6	5.94	120.37	117.40
36	1	2419	A	OP1-P-OP2	-5.94	110.69	119.60
36	1	3268	A	N1-C2-N3	5.94	132.27	129.30
36	5	644	G	C4-C5-C6	5.94	122.36	118.80
36	5	891	G	C8-N9-C4	-5.94	104.03	106.40
36	5	2416	U	C6-N1-C2	-5.94	117.44	121.00
1	2	1489	U	N3-C2-O2	-5.94	118.05	122.20
36	1	203	G	C8-N9-C4	5.94	108.78	106.40
36	1	1334	U	N3-C4-O4	5.94	123.56	119.40
36	5	1153	A	C6-C5-N7	-5.94	128.15	132.30
36	1	644	G	C8-N9-C4	-5.93	104.03	106.40
36	1	917	A	N1-C6-N6	-5.93	115.04	118.60
38	8	61	A	O5'-P-OP1	-5.93	100.36	105.70
36	1	1392	G	O4'-C1'-N9	5.93	112.94	108.20
1	6	1773	C	N3-C4-N4	5.93	122.15	118.00
36	5	871	U	N1-C2-N3	5.93	118.46	114.90
36	5	1842	A	OP2-P-O3'	5.93	118.25	105.20
36	1	2904	U	O5'-P-OP1	5.93	117.82	110.70
36	5	3206	C	C6-N1-C2	-5.93	117.93	120.30
1	6	309	C	N3-C2-O2	5.93	126.05	121.90
1	2	794	U	N1-C2-O2	5.93	126.95	122.80
36	1	2114	C	O5'-P-OP2	-5.93	100.37	105.70
1	2	554	C	C6-N1-C1'	-5.92	113.69	120.80
36	1	1864	A	N7-C8-N9	-5.92	110.84	113.80
36	1	2169	G	C4-C5-N7	-5.92	108.43	110.80
36	1	2803	A	O5'-P-OP1	-5.92	100.37	105.70
36	5	2765	C	C5-C6-N1	5.92	123.96	121.00
36	5	3064	U	N1-C2-N3	5.92	118.45	114.90
1	2	380	U	C2-N1-C1'	5.92	124.81	117.70
36	1	637	C	P-O3'-C3'	5.92	126.81	119.70
36	1	953	G	OP1-P-O3'	5.92	118.23	105.20
1	6	1535	U	C5-C6-N1	-5.92	119.74	122.70
36	5	712	G	N1-C6-O6	5.92	123.45	119.90

Continued on next page...

Continued from previous page...

Mol	Chain	Res	Type	Atoms	Z	Observed(°)	Ideal(°)
36	1	406	G	N1-C6-O6	-5.92	116.35	119.90
36	5	2626	A	N1-C2-N3	5.92	132.26	129.30
36	1	3051	U	C5-C6-N1	5.92	125.66	122.70
36	5	881	C	C2-N3-C4	5.92	122.86	119.90
36	5	41	G	C6-C5-N7	-5.92	126.85	130.40
36	5	437	G	C8-N9-C1'	5.92	134.69	127.00
36	5	1178	G	C6-C5-N7	-5.92	126.85	130.40
36	5	2353	G	N9-C4-C5	-5.92	103.03	105.40
36	1	951	A	C5-C6-N1	-5.92	114.74	117.70
36	5	2715	A	C4-C5-N7	-5.92	107.74	110.70
36	1	2372	A	C5-C6-N6	-5.91	118.97	123.70
36	5	994	G	C2-N3-C4	5.91	114.86	111.90
36	5	2871	G	O5'-P-OP2	-5.91	100.38	105.70
36	5	2951	G	N3-C4-N9	5.91	129.55	126.00
36	1	885	U	C6-N1-C2	5.91	124.55	121.00
36	1	1167	U	C2-N1-C1'	-5.91	110.61	117.70
36	1	3362	A	C6-C5-N7	-5.91	128.16	132.30
36	5	2737	C	N1-C2-O2	-5.91	115.35	118.90
36	1	804	C	N3-C2-O2	-5.91	117.76	121.90
36	1	3180	A	C4-C5-N7	5.91	113.65	110.70
1	6	382	C	N1-C2-O2	-5.91	115.35	118.90
36	1	27	C	N3-C4-C5	-5.91	119.54	121.90
1	2	1432	U	C5-C6-N1	-5.91	119.75	122.70
1	6	1412	G	C8-N9-C1'	5.91	134.68	127.00
36	5	3020	U	N1-C2-O2	-5.91	118.67	122.80
36	5	55	G	N1-C6-O6	5.90	123.44	119.90
36	5	857	G	N3-C2-N2	-5.90	115.77	119.90
36	5	2145	A	C4-C5-C6	5.90	119.95	117.00
36	1	39	A	C5-C6-N6	-5.90	118.98	123.70
36	1	650	C	N1-C2-O2	-5.90	115.36	118.90
36	1	2279	A	C5-C6-N6	-5.90	118.98	123.70
36	1	3264	G	C8-N9-C4	5.90	108.76	106.40
36	5	2761	G	C6-N1-C2	-5.90	121.56	125.10
1	2	1081	A	N1-C6-N6	-5.90	115.06	118.60
36	1	281	G	C2-N3-C4	5.90	114.85	111.90
36	1	1424	C	O5'-P-OP1	-5.90	100.39	105.70
36	1	1279	C	C5-C6-N1	5.90	123.95	121.00
36	1	2337	C	C6-N1-C2	-5.90	117.94	120.30
36	1	3266	G	N3-C4-N9	-5.90	122.46	126.00
1	6	992	A	C4-C5-N7	5.90	113.65	110.70
36	1	757	C	N3-C2-O2	5.90	126.03	121.90
36	5	650	C	C6-N1-C2	5.90	122.66	120.30

Continued on next page...

Continued from previous page...

Mol	Chain	Res	Type	Atoms	Z	Observed(°)	Ideal(°)
36	5	2865	U	N1-C2-N3	-5.90	111.36	114.90
1	6	1736	G	C8-N9-C4	-5.89	104.04	106.40
36	5	1116	G	OP2-P-O3'	5.89	118.17	105.20
36	5	1897	G	N3-C2-N2	-5.89	115.77	119.90
36	5	2288	G	O5'-P-OP2	-5.89	100.39	105.70
36	5	3362	A	C5-N7-C8	-5.89	100.95	103.90
36	1	512	U	C6-N1-C2	5.89	124.53	121.00
36	1	908	G	O4'-C1'-N9	-5.89	103.49	108.20
36	1	2624	G	N1-C6-O6	5.89	123.44	119.90
1	6	1274	C	C6-N1-C2	-5.89	117.94	120.30
36	5	1127	G	C2-N3-C4	5.89	114.85	111.90
36	5	1404	G	N3-C2-N2	5.89	124.03	119.90
36	5	2643	A	N9-C4-C5	-5.89	103.44	105.80
36	1	1487	G	N3-C2-N2	-5.89	115.78	119.90
36	1	2305	G	C5-C6-O6	-5.89	125.07	128.60
36	1	2335	G	N7-C8-N9	-5.89	110.16	113.10
1	6	577	G	N1-C6-O6	5.89	123.43	119.90
1	6	1152	A	N1-C6-N6	5.89	122.13	118.60
36	5	1407	A	O5'-P-OP2	-5.89	100.40	105.70
36	5	1434	G	C8-N9-C1'	5.89	134.66	127.00
36	5	1613	A	O4'-C1'-N9	5.89	112.91	108.20
1	2	1600	A	C2-N3-C4	-5.89	107.66	110.60
36	1	61	A	N1-C6-N6	5.89	122.13	118.60
36	1	585	A	N7-C8-N9	-5.89	110.86	113.80
38	4	140	G	N9-C4-C5	5.89	107.75	105.40
36	1	433	A	N1-C6-N6	5.88	122.13	118.60
36	1	1144	U	N1-C2-O2	-5.88	118.68	122.80
36	5	938	C	C4-C5-C6	-5.88	114.46	117.40
36	5	1056	U	C5-C6-N1	5.88	125.64	122.70
36	5	2404	A	N7-C8-N9	5.88	116.74	113.80
36	1	92	G	N3-C4-N9	5.88	129.53	126.00
36	1	968	G	C5-C6-N1	5.88	114.44	111.50
36	1	2585	G	N3-C4-C5	-5.88	125.66	128.60
36	5	650	C	N3-C4-N4	-5.88	113.88	118.00
36	5	1001	G	N1-C6-O6	-5.88	116.37	119.90
36	5	1329	U	C5-C4-O4	-5.88	122.37	125.90
36	1	1465	A	C8-N9-C4	5.88	108.15	105.80
36	5	2398	A	N7-C8-N9	-5.88	110.86	113.80
36	1	797	U	OP2-P-O3'	5.88	118.13	105.20
36	1	1116	G	C8-N9-C4	-5.88	104.05	106.40
1	6	577	G	C5-N7-C8	-5.88	101.36	104.30
36	5	2820	A	C2-N3-C4	5.88	113.54	110.60

Continued on next page...

Continued from previous page...

Mol	Chain	Res	Type	Atoms	Z	Observed(°)	Ideal(°)
36	5	2848	G	C5-C6-O6	-5.88	125.07	128.60
21	C9	57	ARG	NE-CZ-NH1	5.88	123.24	120.30
36	1	932	U	C5-C4-O4	-5.88	122.38	125.90
36	5	1060	U	C2-N3-C4	-5.88	123.47	127.00
1	2	1324	G	N3-C2-N2	-5.87	115.79	119.90
24	D2	93	LEU	CA-CB-CG	5.87	128.81	115.30
36	1	1346	G	N1-C6-O6	5.87	123.42	119.90
36	1	1349	G	C2-N3-C4	5.87	114.84	111.90
36	1	2138	A	C4-C5-C6	5.87	119.94	117.00
36	1	2184	U	C5-C6-N1	5.87	125.64	122.70
36	1	2345	A	N1-C6-N6	5.87	122.12	118.60
36	5	2112	U	C5-C6-N1	5.87	125.64	122.70
1	2	434	G	O5'-P-OP2	-5.87	100.42	105.70
36	1	289	A	N9-C4-C5	-5.87	103.45	105.80
36	5	295	A	C2-N3-C4	-5.87	107.67	110.60
36	5	1868	G	N1-C6-O6	5.87	123.42	119.90
36	5	2811	A	C6-N1-C2	-5.87	115.08	118.60
36	5	2898	G	O4'-C1'-N9	-5.87	103.51	108.20
36	1	394	G	C5-C6-O6	5.86	132.12	128.60
36	1	2381	G	C6-C5-N7	-5.86	126.88	130.40
1	6	1187	U	C6-N1-C2	-5.86	117.48	121.00
36	5	1599	G	C8-N9-C4	5.86	108.75	106.40
36	5	1869	C	C6-N1-C2	5.86	122.65	120.30
36	1	1409	G	N1-C6-O6	-5.86	116.38	119.90
1	2	1280	C	N3-C4-C5	-5.86	119.56	121.90
36	1	994	G	N1-C2-N2	-5.86	110.92	116.20
1	6	151	G	N3-C4-N9	-5.86	122.48	126.00
1	6	539	G	N7-C8-N9	5.86	116.03	113.10
1	6	542	A	P-O3'-C3'	5.86	126.73	119.70
36	5	1496	C	O5'-P-OP1	5.86	117.73	110.70
36	5	1938	U	C6-N1-C2	5.86	124.52	121.00
36	1	2700	G	C6-C5-N7	-5.86	126.89	130.40
36	5	936	A	P-O3'-C3'	5.86	126.73	119.70
36	1	2376	G	C8-N9-C4	-5.86	104.06	106.40
36	5	1119	C	OP1-P-O3'	-5.86	92.31	105.20
36	5	2740	A	C8-N9-C4	-5.86	103.46	105.80
1	6	337	G	C8-N9-C1'	-5.86	119.39	127.00
36	5	101	G	O4'-C1'-N9	5.86	112.89	108.20
36	1	1435	A	O5'-P-OP2	5.85	117.72	110.70
1	6	1396	U	C5-C6-N1	5.85	125.63	122.70
36	5	907	G	N1-C2-N2	-5.85	110.93	116.20
36	5	1412	G	C8-N9-C4	-5.85	104.06	106.40

Continued on next page...

Continued from previous page...

Mol	Chain	Res	Type	Atoms	Z	Observed(°)	Ideal(°)
36	5	1434	G	C8-N9-C4	-5.85	104.06	106.40
36	5	3209	A	O4'-C1'-N9	5.85	112.88	108.20
36	1	2872	A	N1-C6-N6	5.85	122.11	118.60
36	1	2983	C	C4-C5-C6	5.85	120.33	117.40
37	3	52	G	O5'-P-OP2	-5.85	100.43	105.70
1	6	337	G	C6-C5-N7	-5.85	126.89	130.40
1	6	352	A	N1-C6-N6	-5.85	115.09	118.60
36	5	514	G	N1-C6-O6	5.85	123.41	119.90
36	5	938	C	N3-C4-C5	5.85	124.24	121.90
36	1	2961	G	N1-C6-O6	5.85	123.41	119.90
36	5	99	A	C8-N9-C4	5.85	108.14	105.80
36	5	2809	C	C6-N1-C2	5.85	122.64	120.30
37	7	41	G	C8-N9-C4	5.85	108.74	106.40
36	1	676	G	C8-N9-C4	-5.85	104.06	106.40
36	1	3362	A	N1-C6-N6	5.85	122.11	118.60
36	5	410	U	C5-C6-N1	5.85	125.62	122.70
37	7	84	A	O5'-P-OP1	-5.85	100.44	105.70
1	6	29	U	N1-C2-N3	5.85	118.41	114.90
36	5	2308	C	O5'-P-OP2	-5.85	100.44	105.70
36	1	262	U	N3-C2-O2	5.84	126.29	122.20
36	1	2281	A	C8-N9-C4	5.84	108.14	105.80
36	5	1115	G	C6-C5-N7	-5.84	126.89	130.40
36	5	1450	G	C5-C6-O6	-5.84	125.09	128.60
1	6	306	U	C2-N3-C4	-5.84	123.49	127.00
36	5	1163	A	N1-C6-N6	-5.84	115.09	118.60
1	2	448	C	N3-C4-C5	-5.84	119.56	121.90
36	1	369	A	N3-C4-C5	-5.84	122.71	126.80
36	1	787	G	O5'-P-OP2	-5.84	100.44	105.70
36	1	838	G	C8-N9-C4	5.84	108.74	106.40
36	1	1207	G	N1-C6-O6	5.84	123.40	119.90
36	1	1449	A	C2-N3-C4	5.84	113.52	110.60
1	6	194	U	N1-C2-O2	5.84	126.89	122.80
36	5	338	A	OP2-P-O3'	5.84	118.05	105.20
36	5	780	A	N1-C6-N6	5.84	122.11	118.60
36	5	2938	G	N9-C4-C5	5.84	107.74	105.40
36	1	1389	G	N3-C4-N9	5.84	129.50	126.00
1	6	934	C	N3-C2-O2	-5.84	117.81	121.90
36	5	1333	C	C6-N1-C2	-5.84	117.96	120.30
37	3	82	G	N1-C2-N2	-5.84	110.95	116.20
36	1	2634	U	C5-C4-O4	-5.84	122.40	125.90
36	1	3092	C	C2-N3-C4	-5.84	116.98	119.90
36	5	365	A	N9-C4-C5	-5.84	103.47	105.80

Continued on next page...

Continued from previous page...

Mol	Chain	Res	Type	Atoms	Z	Observed(°)	Ideal(°)
36	5	413	U	C5-C6-N1	-5.84	119.78	122.70
36	5	2784	G	C8-N9-C4	-5.84	104.06	106.40
36	5	2914	G	N3-C4-C5	-5.84	125.68	128.60
36	1	2808	A	C4-C5-C6	5.83	119.92	117.00
36	5	1931	U	C2-N1-C1'	-5.83	110.70	117.70
37	7	76	A	O4'-C1'-N9	5.83	112.87	108.20
36	1	916	G	N1-C6-O6	-5.83	116.40	119.90
36	1	1386	A	C5-C6-N6	-5.83	119.03	123.70
36	1	1911	A	N1-C6-N6	5.83	122.10	118.60
1	6	1560	U	N3-C2-O2	-5.83	118.12	122.20
36	5	1500	G	C8-N9-C4	5.83	108.73	106.40
36	5	2412	G	N3-C2-N2	5.83	123.98	119.90
36	1	3101	G	C5-C6-N1	5.83	114.42	111.50
36	1	359	U	N3-C4-C5	-5.83	111.10	114.60
36	1	2351	U	O5'-P-OP2	5.83	117.69	110.70
36	1	2963	C	C4-C5-C6	5.83	120.31	117.40
36	1	2969	A	C2-N3-C4	-5.83	107.69	110.60
36	1	3184	A	N1-C6-N6	5.83	122.10	118.60
1	6	1002	G	C4-C5-N7	5.83	113.13	110.80
1	6	1520	U	N3-C2-O2	5.83	126.28	122.20
36	1	958	C	C2-N3-C4	-5.83	116.99	119.90
36	5	1897	G	C5-N7-C8	-5.83	101.39	104.30
36	5	1368	U	N1-C2-O2	-5.83	118.72	122.80
36	5	2420	C	N1-C2-O2	-5.83	115.41	118.90
36	5	2942	C	N3-C4-N4	5.83	122.08	118.00
1	2	399	A	N1-C6-N6	-5.82	115.11	118.60
36	1	22	G	N1-C6-O6	-5.82	116.41	119.90
36	1	1076	C	N1-C2-O2	5.82	122.39	118.90
1	6	864	U	C2-N1-C1'	5.82	124.69	117.70
36	5	341	G	N3-C4-N9	-5.82	122.51	126.00
36	5	638	C	O5'-P-OP1	-5.82	100.46	105.70
36	5	913	A	N9-C4-C5	5.82	108.13	105.80
36	5	999	G	C8-N9-C4	5.82	108.73	106.40
36	5	2864	A	N9-C4-C5	-5.82	103.47	105.80
36	5	3322	A	N1-C6-N6	5.82	122.09	118.60
38	4	53	A	N1-C6-N6	-5.82	115.11	118.60
1	6	209	U	N3-C2-O2	5.82	126.27	122.20
36	5	2112	U	C2-N1-C1'	5.82	124.68	117.70
36	5	2885	C	C2-N3-C4	-5.82	116.99	119.90
1	2	1412	G	C4-N9-C1'	-5.82	118.94	126.50
36	1	895	A	N1-C6-N6	5.82	122.09	118.60
36	5	567	G	N3-C4-N9	5.82	129.49	126.00

Continued on next page...

Continued from previous page...

Mol	Chain	Res	Type	Atoms	Z	Observed(°)	Ideal(°)
36	5	1302	A	C2-N3-C4	5.82	113.51	110.60
36	5	3167	A	C8-N9-C4	-5.82	103.47	105.80
36	1	76	G	C4-C5-C6	5.82	122.29	118.80
36	1	2378	C	C5-C4-N4	-5.82	116.13	120.20
36	5	2803	A	O5'-P-OP1	-5.82	100.47	105.70
37	7	10	C	N3-C4-N4	5.81	122.07	118.00
36	1	2884	C	C5-C4-N4	-5.81	116.13	120.20
36	5	961	C	N3-C2-O2	-5.81	117.83	121.90
36	5	1160	C	C2-N1-C1'	-5.81	112.41	118.80
36	5	1869	C	N3-C4-C5	5.81	124.22	121.90
36	5	2211	U	N1-C2-N3	5.81	118.39	114.90
36	5	2403	G	O5'-P-OP1	5.81	117.67	110.70
36	5	2640	A	C8-N9-C4	5.81	108.12	105.80
1	2	734	A	P-O3'-C3'	5.81	126.67	119.70
36	1	2884	C	C4-C5-C6	-5.81	114.50	117.40
36	5	59	G	N1-C6-O6	-5.81	116.42	119.90
36	5	3195	U	N1-C2-O2	5.81	126.87	122.80
36	5	1911	A	N1-C6-N6	5.81	122.08	118.60
36	5	2316	G	C4-C5-N7	-5.81	108.48	110.80
36	1	432	G	N1-C6-O6	5.81	123.38	119.90
36	1	925	A	C5-N7-C8	-5.81	101.00	103.90
1	6	1640	C	C2-N1-C1'	5.81	125.19	118.80
36	1	678	G	O5'-P-OP1	-5.80	100.48	105.70
36	1	1420	C	C6-N1-C2	-5.80	117.98	120.30
1	6	858	G	C4-C5-N7	5.80	113.12	110.80
36	5	1854	C	C6-N1-C2	-5.80	117.98	120.30
36	1	1316	C	N3-C4-C5	-5.80	119.58	121.90
36	1	2300	G	C4-C5-C6	5.80	122.28	118.80
36	5	283	G	N1-C6-O6	5.80	123.38	119.90
36	5	1894	U	C2-N1-C1'	-5.80	110.74	117.70
36	5	3124	G	N9-C4-C5	5.80	107.72	105.40
36	1	430	U	N3-C2-O2	-5.80	118.14	122.20
36	1	1112	A	O5'-P-OP2	-5.80	100.48	105.70
36	1	3135	U	C5-C6-N1	-5.80	119.80	122.70
1	6	1	U	N3-C2-O2	-5.80	118.14	122.20
36	1	1837	U	N1-C2-O2	-5.80	118.74	122.80
36	1	715	A	O4'-C1'-N9	5.80	112.84	108.20
36	1	2730	G	C6-C5-N7	-5.80	126.92	130.40
1	6	1745	G	N3-C4-N9	5.79	129.48	126.00
1	2	356	G	N1-C6-O6	5.79	123.38	119.90
36	1	907	G	C5-N7-C8	5.79	107.20	104.30
62	N6	76	LEU	CA-CB-CG	5.79	128.63	115.30

Continued on next page...

Continued from previous page...

Mol	Chain	Res	Type	Atoms	Z	Observed(°)	Ideal(°)
1	6	453	U	C6-N1-C2	-5.79	117.52	121.00
36	5	2923	U	C6-N1-C2	-5.79	117.52	121.00
38	8	88	A	C8-N9-C4	5.79	108.12	105.80
36	5	639	G	N1-C6-O6	5.79	123.38	119.90
1	2	1118	G	N1-C6-O6	5.79	123.37	119.90
36	1	1136	A	C5-C6-N1	5.79	120.59	117.70
36	5	1300	G	C5-C6-O6	-5.79	125.13	128.60
36	5	2278	C	C5-C6-N1	5.79	123.89	121.00
1	2	75	U	N3-C2-O2	-5.79	118.15	122.20
36	1	1192	C	C6-N1-C1'	-5.79	113.85	120.80
36	5	1375	G	O5'-P-OP2	-5.79	100.49	105.70
36	5	2552	C	N3-C2-O2	-5.79	117.85	121.90
36	1	2572	C	C6-N1-C1'	-5.79	113.86	120.80
36	1	608	A	N1-C6-N6	5.79	122.07	118.60
36	1	1330	A	C2-N3-C4	-5.79	107.71	110.60
36	1	2865	U	N3-C4-C5	5.79	118.07	114.60
36	1	2899	C	C2-N3-C4	-5.79	117.01	119.90
38	4	113	U	N1-C2-N3	5.79	118.37	114.90
1	6	982	U	C5-C6-N1	-5.79	119.81	122.70
36	5	960	U	N3-C4-O4	-5.79	115.35	119.40
36	5	2389	C	O5'-P-OP1	-5.79	100.49	105.70
36	5	2659	G	N1-C6-O6	5.79	123.37	119.90
36	1	1506	A	C5-C6-N6	5.78	128.33	123.70
36	5	1499	C	N3-C2-O2	5.78	125.95	121.90
36	5	1813	A	C8-N9-C4	-5.78	103.49	105.80
1	2	545	A	OP1-P-O3'	5.78	117.92	105.20
36	1	2406	C	N3-C2-O2	5.78	125.95	121.90
36	1	2590	A	N9-C4-C5	5.78	108.11	105.80
1	2	1745	G	C5-C6-N1	5.78	114.39	111.50
1	2	1779	U	C2-N1-C1'	-5.78	110.76	117.70
12	c0	97	PRO	N-CA-CB	5.78	110.24	103.30
36	5	867	G	N1-C6-O6	5.78	123.37	119.90
36	5	2865	U	C4-C5-C6	-5.78	116.23	119.70
36	5	3087	A	N9-C4-C5	5.78	108.11	105.80
36	5	2420	C	N3-C2-O2	5.78	125.94	121.90
36	5	1373	A	N1-C6-N6	5.78	122.07	118.60
36	1	1592	G	C5-C6-N1	-5.78	108.61	111.50
36	5	914	A	O5'-P-OP2	-5.78	100.50	105.70
36	5	1496	C	O5'-P-OP2	-5.78	100.50	105.70
36	5	2957	G	O4'-C1'-N9	-5.78	103.58	108.20
36	5	3092	C	C6-N1-C2	5.78	122.61	120.30
36	1	1190	A	C8-N9-C1'	-5.77	117.31	127.70

Continued on next page...

Continued from previous page...

Mol	Chain	Res	Type	Atoms	Z	Observed(°)	Ideal(°)
36	1	2603	G	N9-C4-C5	-5.77	103.09	105.40
1	2	501	U	OP1-P-O3'	5.77	117.90	105.20
21	c9	57	ARG	NE-CZ-NH1	5.77	123.19	120.30
38	8	51	G	C8-N9-C4	-5.77	104.09	106.40
36	1	2870	C	N3-C2-O2	5.77	125.94	121.90
1	6	542	A	N1-C6-N6	-5.77	115.14	118.60
36	1	410	U	C5-C6-N1	5.77	125.58	122.70
36	1	651	G	O5'-P-OP1	5.77	117.62	110.70
36	5	221	A	C8-N9-C4	5.77	108.11	105.80
36	5	834	U	C2-N1-C1'	-5.76	110.78	117.70
36	5	2943	G	C8-N9-C1'	-5.76	119.51	127.00
1	2	75	U	C2-N1-C1'	5.76	124.62	117.70
36	1	3016	A	N1-C6-N6	5.76	122.06	118.60
36	5	1507	G	N7-C8-N9	5.76	115.98	113.10
36	1	110	G	N9-C1'-C2'	-5.76	105.66	112.00
36	1	1400	G	N3-C4-C5	-5.76	125.72	128.60
36	1	2183	A	C6-N1-C2	-5.76	115.14	118.60
36	5	942	U	C6-N1-C2	-5.76	117.54	121.00
1	2	1114	G	N3-C4-N9	5.76	129.46	126.00
1	6	1537	C	C2-N1-C1'	-5.76	112.47	118.80
36	1	1419	A	O5'-P-OP1	5.76	117.61	110.70
36	1	2178	A	N1-C6-N6	-5.76	115.15	118.60
36	1	2875	U	N3-C2-O2	5.76	126.23	122.20
36	1	2697	A	N1-C6-N6	-5.75	115.15	118.60
36	5	906	A	OP1-P-O3'	5.75	117.86	105.20
1	2	1600	A	C6-C5-N7	-5.75	128.27	132.30
36	1	706	A	N9-C4-C5	-5.75	103.50	105.80
36	1	1445	U	C2-N1-C1'	-5.75	110.80	117.70
36	5	2875	U	N3-C4-O4	5.75	123.43	119.40
36	1	676	G	C8-N9-C1'	-5.75	119.52	127.00
36	1	1907	C	N3-C4-C5	-5.75	119.60	121.90
36	1	2398	A	C8-N9-C4	5.75	108.10	105.80
36	1	2639	G	N3-C4-C5	-5.75	125.72	128.60
36	5	1115	G	C8-N9-C1'	-5.75	119.52	127.00
36	5	3145	C	C5-C6-N1	-5.75	118.12	121.00
1	6	1739	C	N1-C2-O2	-5.75	115.45	118.90
36	5	1910	A	OP2-P-O3'	5.75	117.85	105.20
36	1	578	A	C5-C6-N6	-5.75	119.10	123.70
36	1	3110	C	C5-C6-N1	5.75	123.87	121.00
36	5	82	C	N3-C4-C5	-5.75	119.60	121.90
36	1	156	G	C5-C6-O6	-5.75	125.15	128.60
36	1	401	U	N1-C2-O2	5.75	126.82	122.80

Continued on next page...

Continued from previous page...

Mol	Chain	Res	Type	Atoms	Z	Observed(°)	Ideal(°)
36	1	2590	A	C8-N9-C4	-5.75	103.50	105.80
1	6	298	C	N1-C2-O2	-5.75	115.45	118.90
1	6	1745	G	C6-C5-N7	-5.75	126.95	130.40
36	5	639	G	C5-C6-N1	-5.75	108.63	111.50
36	5	2820	A	N7-C8-N9	5.75	116.67	113.80
36	1	948	C	O5'-P-OP1	5.75	117.59	110.70
36	5	2905	U	C2-N3-C4	-5.74	123.55	127.00
36	5	3052	G	C8-N9-C4	-5.74	104.10	106.40
36	5	3287	U	N3-C2-O2	-5.74	118.18	122.20
1	2	103	A	N1-C6-N6	5.74	122.04	118.60
36	1	55	G	N1-C6-O6	5.74	123.34	119.90
36	1	637	C	C6-N1-C2	5.74	122.60	120.30
36	1	1466	G	N3-C4-N9	5.74	129.44	126.00
1	6	1029	U	N3-C4-O4	-5.74	115.38	119.40
1	6	1745	G	C5-C6-O6	-5.74	125.16	128.60
36	5	41	G	N9-C4-C5	-5.74	103.10	105.40
36	5	2643	A	N1-C6-N6	5.74	122.04	118.60
1	2	720	G	OP1-P-O3'	5.74	117.82	105.20
36	1	432	G	C6-C5-N7	-5.74	126.96	130.40
36	1	3018	C	N1-C2-O2	-5.74	115.46	118.90
36	5	3197	G	N3-C4-C5	5.74	131.47	128.60
37	7	47	C	C5-C6-N1	-5.74	118.13	121.00
36	1	2904	U	O5'-P-OP2	-5.74	100.54	105.70
38	4	26	U	N3-C2-O2	-5.73	118.19	122.20
1	6	610	G	C4-N9-C1'	5.73	133.96	126.50
36	5	909	G	N1-C6-O6	-5.73	116.46	119.90
36	1	682	U	N1-C2-O2	5.73	126.81	122.80
36	1	2760	C	C6-N1-C2	-5.73	118.01	120.30
1	6	418	G	C4-C5-N7	5.73	113.09	110.80
36	5	3141	A	O5'-P-OP1	-5.73	100.54	105.70
36	5	3201	C	C6-N1-C2	-5.73	118.01	120.30
36	5	3335	A	C4-C5-N7	5.73	113.57	110.70
1	2	1664	C	O5'-P-OP2	-5.73	100.54	105.70
36	1	345	G	N1-C2-N2	-5.73	111.04	116.20
36	1	1175	C	C6-N1-C2	5.73	122.59	120.30
36	1	1662	G	N1-C6-O6	5.73	123.34	119.90
36	5	1848	G	OP1-P-OP2	5.73	128.20	119.60
36	5	2340	U	C5-C4-O4	-5.73	122.46	125.90
36	1	70	A	C4-C5-N7	5.73	113.56	110.70
36	1	1492	G	N3-C4-N9	5.73	129.44	126.00
36	1	3087	A	N1-C2-N3	5.73	132.16	129.30
1	6	1058	U	P-O3'-C3'	5.73	126.57	119.70

Continued on next page...

Continued from previous page...

Mol	Chain	Res	Type	Atoms	Z	Observed(°)	Ideal(°)
36	5	2333	C	C5-C6-N1	-5.73	118.14	121.00
36	5	2716	U	C6-N1-C2	-5.73	117.56	121.00
1	6	558	U	C2-N1-C1'	5.73	124.57	117.70
1	6	1700	C	N3-C2-O2	-5.73	117.89	121.90
15	C3	22	ALA	C-N-CA	5.72	146.05	122.00
36	1	2142	A	N3-C4-C5	-5.72	122.79	126.80
36	1	2617	U	N3-C4-O4	-5.72	115.39	119.40
36	5	2638	C	O5'-P-OP2	-5.72	100.55	105.70
36	5	2915	U	C5-C4-O4	-5.72	122.47	125.90
54	m8	174	ARG	NE-CZ-NH1	5.72	123.16	120.30
1	2	1291	G	N1-C2-N3	5.72	127.33	123.90
1	2	499	U	C2-N1-C1'	5.72	124.56	117.70
36	1	883	A	C6-N1-C2	-5.72	115.17	118.60
36	1	1713	G	N3-C4-N9	-5.72	122.57	126.00
36	1	2148	U	N3-C2-O2	5.72	126.20	122.20
36	5	215	G	N3-C4-C5	-5.72	125.74	128.60
36	1	908	G	N3-C2-N2	-5.72	115.90	119.90
1	2	610	G	C4-N9-C1'	5.72	133.93	126.50
36	1	1389	G	N1-C6-O6	5.72	123.33	119.90
1	6	1751	C	C2-N1-C1'	-5.72	112.51	118.80
36	5	1794	G	C8-N9-C4	5.72	108.69	106.40
36	1	220	G	C6-C5-N7	-5.71	126.97	130.40
36	1	2187	G	C8-N9-C4	-5.71	104.11	106.40
36	1	2298	U	N3-C4-O4	-5.71	115.40	119.40
36	5	942	U	N1-C2-O2	-5.71	118.80	122.80
37	7	105	C	C2-N1-C1'	5.71	125.09	118.80
36	5	1889	G	C5-C6-O6	-5.71	125.17	128.60
36	5	2707	C	N3-C4-C5	5.71	124.19	121.90
36	5	2954	U	N3-C4-O4	5.71	123.40	119.40
36	1	536	U	O5'-P-OP1	-5.71	100.56	105.70
36	1	1535	A	N1-C6-N6	5.71	122.03	118.60
36	1	1713	G	C4-N9-C1'	-5.71	119.08	126.50
36	1	1855	U	O5'-P-OP1	-5.71	100.56	105.70
36	1	2306	C	N3-C2-O2	-5.71	117.90	121.90
1	6	1772	C	C6-N1-C2	-5.71	118.02	120.30
36	5	1239	C	C5-C6-N1	5.71	123.86	121.00
36	1	2194	G	N1-C6-O6	5.71	123.33	119.90
36	1	3081	C	C5-C6-N1	-5.71	118.14	121.00
1	6	163	G	C8-N9-C4	-5.71	104.12	106.40
36	5	121	A	N1-C6-N6	5.71	122.03	118.60
1	2	1782	A	C8-N9-C4	-5.71	103.52	105.80
1	6	331	A	C8-N9-C4	5.71	108.08	105.80

Continued on next page...

Continued from previous page...

Mol	Chain	Res	Type	Atoms	Z	Observed(°)	Ideal(°)
1	6	378	A	N1-C2-N3	-5.71	126.45	129.30
36	5	1541	G	N9-C4-C5	-5.71	103.12	105.40
36	5	394	G	C4-C5-N7	-5.71	108.52	110.80
36	5	397	A	N9-C4-C5	5.71	108.08	105.80
36	5	2951	G	C8-N9-C1'	-5.71	119.58	127.00
37	7	83	U	C2-N1-C1'	-5.71	110.85	117.70
36	1	644	G	C5-C6-N1	-5.70	108.65	111.50
36	1	3344	A	C6-C5-N7	-5.70	128.31	132.30
36	5	3374	U	N3-C4-C5	5.70	118.02	114.60
36	1	1329	U	C2-N1-C1'	5.70	124.54	117.70
36	5	873	C	C4-C5-C6	5.70	120.25	117.40
36	1	388	G	C8-N9-C4	-5.70	104.12	106.40
36	1	2314	U	N1-C2-N3	-5.70	111.48	114.90
1	6	314	C	C6-N1-C2	-5.70	118.02	120.30
36	5	2757	U	N1-C2-O2	-5.70	118.81	122.80
36	1	2828	G	C4-N9-C1'	5.70	133.91	126.50
36	1	3242	G	C8-N9-C4	5.70	108.68	106.40
36	5	1897	G	C6-C5-N7	-5.70	126.98	130.40
36	1	191	U	OP2-P-O3'	5.70	117.73	105.20
36	1	228	U	C5-C6-N1	-5.70	119.85	122.70
36	1	1349	G	N3-C4-C5	-5.70	125.75	128.60
1	6	1539	G	O4'-C1'-N9	-5.70	103.64	108.20
36	5	2874	G	O5'-P-OP2	-5.70	100.57	105.70
36	1	2964	G	C4-C5-N7	-5.70	108.52	110.80
1	6	901	G	N1-C6-O6	5.70	123.32	119.90
36	5	859	G	N3-C4-N9	5.70	129.42	126.00
36	5	1473	G	C8-N9-C4	5.70	108.68	106.40
36	5	2830	G	N1-C2-N3	5.70	127.32	123.90
36	5	966	U	C2-N1-C1'	5.69	124.53	117.70
1	2	1658	G	N9-C4-C5	-5.69	103.12	105.40
36	1	1149	G	N3-C2-N2	-5.69	115.92	119.90
36	5	953	G	OP1-P-O3'	5.69	117.72	105.20
1	2	969	C	C6-N1-C2	5.69	122.58	120.30
36	1	988	U	C6-N1-C2	5.69	124.42	121.00
1	6	593	U	C6-N1-C2	-5.69	117.58	121.00
11	s9	149	ARG	NE-CZ-NH1	5.69	123.14	120.30
36	5	665	A	N1-C6-N6	5.69	122.01	118.60
36	5	2230	C	C6-N1-C2	5.69	122.58	120.30
36	5	2868	U	C2-N3-C4	5.69	130.41	127.00
36	5	2943	G	C4-N9-C1'	5.69	133.90	126.50
36	1	1932	A	N1-C6-N6	5.69	122.01	118.60
36	1	2325	G	N7-C8-N9	5.69	115.94	113.10

Continued on next page...

Continued from previous page...

Mol	Chain	Res	Type	Atoms	Z	Observed(°)	Ideal(°)
1	6	1698	G	C5-C6-O6	5.69	132.01	128.60
59	N3	87	ARG	NE-CZ-NH2	-5.69	117.46	120.30
1	6	1572	G	C8-N9-C4	-5.69	104.12	106.40
36	5	2821	C	C2-N3-C4	-5.69	117.06	119.90
36	1	191	U	C6-N1-C2	-5.69	117.59	121.00
36	1	690	A	N9-C4-C5	5.69	108.08	105.80
36	1	2828	G	N3-C2-N2	5.68	123.88	119.90
37	3	14	U	C6-N1-C2	5.68	124.41	121.00
36	5	2806	U	C5-C6-N1	-5.68	119.86	122.70
38	8	64	U	N3-C2-O2	-5.68	118.22	122.20
36	1	1148	G	C8-N9-C4	5.68	108.67	106.40
36	1	2514	U	O5'-P-OP1	-5.68	100.59	105.70
36	1	2662	G	N3-C4-C5	5.68	131.44	128.60
36	1	2944	U	N3-C2-O2	-5.68	118.22	122.20
36	5	2231	C	O4'-C1'-N1	5.68	112.75	108.20
14	C2	103	LEU	CA-CB-CG	5.68	128.37	115.30
1	6	1568	C	C6-N1-C2	-5.68	118.03	120.30
36	5	3089	C	C5-C6-N1	5.68	123.84	121.00
1	2	968	U	C5-C6-N1	-5.68	119.86	122.70
36	1	1329	U	N3-C2-O2	-5.68	118.22	122.20
36	5	2915	U	N3-C2-O2	5.68	126.18	122.20
36	1	3177	G	N1-C6-O6	5.68	123.31	119.90
36	5	1360	C	N1-C2-O2	-5.68	115.49	118.90
1	2	1292	G	N1-C6-O6	-5.68	116.49	119.90
36	1	232	G	N3-C4-N9	5.68	129.41	126.00
36	1	945	C	C6-N1-C2	5.68	122.57	120.30
36	1	1001	G	C5-C6-O6	-5.68	125.19	128.60
36	1	2607	G	N3-C2-N2	5.68	123.87	119.90
38	4	103	G	N3-C4-N9	5.68	129.41	126.00
36	5	207	U	N3-C2-O2	5.68	126.17	122.20
36	5	1294	A	N1-C6-N6	-5.68	115.19	118.60
36	1	895	A	C2-N3-C4	-5.67	107.76	110.60
36	5	768	C	C6-N1-C2	-5.67	118.03	120.30
36	5	2105	G	N1-C6-O6	5.67	123.30	119.90
36	1	934	G	C4-N9-C1'	5.67	133.87	126.50
36	1	1335	C	C5-C6-N1	-5.67	118.16	121.00
1	6	1656	U	O5'-P-OP2	-5.67	100.60	105.70
36	5	1303	A	C8-N9-C4	5.67	108.07	105.80
36	1	2381	G	C4-C5-C6	5.67	122.20	118.80
1	6	144	U	C2-N1-C1'	5.67	124.50	117.70
36	5	961	C	C2-N1-C1'	5.67	125.04	118.80
36	5	1099	A	C5-N7-C8	-5.67	101.06	103.90

Continued on next page...

Continued from previous page...

Mol	Chain	Res	Type	Atoms	Z	Observed(°)	Ideal(°)
36	5	2981	U	N3-C2-O2	-5.67	118.23	122.20
36	1	1206	G	C5-C6-N1	-5.67	108.67	111.50
36	5	2992	U	C5-C4-O4	-5.67	122.50	125.90
38	8	33	A	C8-N9-C4	5.67	108.07	105.80
52	m6	78	ARG	NE-CZ-NH2	-5.67	117.47	120.30
36	5	1079	A	C5-C6-N6	5.67	128.23	123.70
36	5	635	G	C4-C5-N7	5.67	113.07	110.80
40	l3	216	ASP	CB-CG-OD1	5.67	123.40	118.30
1	6	794	U	C2-N1-C1'	5.66	124.50	117.70
36	1	362	U	O5'-P-OP1	-5.66	100.60	105.70
36	1	790	U	N1-C2-O2	5.66	126.76	122.80
36	5	196	G	N9-C4-C5	-5.66	103.14	105.40
36	1	24	G	N1-C2-N3	5.66	127.30	123.90
36	1	1466	G	C8-N9-C1'	-5.66	119.64	127.00
36	1	2915	U	N3-C2-O2	5.66	126.16	122.20
1	6	104	A	O5'-P-OP2	-5.66	100.61	105.70
36	5	2388	U	C5-C4-O4	-5.66	122.50	125.90
36	5	2402	A	O4'-C1'-N9	5.66	112.73	108.20
36	5	2865	U	C2-N3-C4	5.66	130.40	127.00
36	1	670	C	N3-C4-C5	-5.66	119.64	121.90
36	1	1452	A	C8-N9-C4	5.66	108.06	105.80
36	5	2286	U	N1-C2-N3	5.66	118.30	114.90
36	5	2355	G	C4-C5-N7	5.66	113.06	110.80
36	5	2105	G	C5-C6-O6	-5.66	125.21	128.60
36	1	1346	G	N3-C2-N2	-5.66	115.94	119.90
36	1	1868	G	N3-C4-C5	-5.66	125.77	128.60
36	1	3143	C	N3-C2-O2	5.66	125.86	121.90
37	3	94	C	C6-N1-C2	5.66	122.56	120.30
1	6	1671	A	N1-C2-N3	5.66	132.13	129.30
36	5	922	U	N3-C4-C5	5.66	117.99	114.60
36	5	2632	G	O5'-P-OP1	-5.66	100.61	105.70
1	6	1614	A	N1-C6-N6	5.65	121.99	118.60
36	5	1476	G	N3-C4-N9	-5.65	122.61	126.00
36	5	2938	G	C4-C5-N7	-5.65	108.54	110.80
1	2	542	A	C4-N9-C1'	5.65	136.47	126.30
36	1	1520	G	C2-N3-C4	5.65	114.73	111.90
1	6	1730	A	C4-C5-C6	5.65	119.83	117.00
36	5	278	U	O5'-P-OP2	-5.65	100.61	105.70
36	5	1939	G	N3-C4-N9	5.65	129.39	126.00
36	5	3245	A	C4-C5-C6	5.65	119.83	117.00
36	1	2191	U	C5-C4-O4	5.65	129.29	125.90
1	6	1793	G	C5-C6-O6	5.65	131.99	128.60

Continued on next page...

Continued from previous page...

Mol	Chain	Res	Type	Atoms	Z	Observed(°)	Ideal(°)
36	5	639	G	C4-C5-C6	5.65	122.19	118.80
36	5	798	G	O5'-P-OP1	-5.65	100.61	105.70
36	5	2938	G	C6-C5-N7	5.65	133.79	130.40
36	5	3178	A	O5'-P-OP2	5.65	117.48	110.70
36	5	720	A	N1-C6-N6	5.65	121.99	118.60
36	5	1665	C	N1-C2-O2	5.65	122.29	118.90
36	1	1099	A	C6-C5-N7	-5.65	128.35	132.30
36	1	2815	G	C2-N3-C4	-5.65	109.08	111.90
36	5	2400	G	C4-C5-N7	5.65	113.06	110.80
36	5	3330	A	C6-N1-C2	-5.65	115.21	118.60
36	1	2148	U	C6-N1-C2	5.65	124.39	121.00
36	1	2284	C	C6-N1-C2	-5.64	118.04	120.30
36	1	2325	G	C5-C6-O6	-5.64	125.21	128.60
1	6	765	G	O4'-C1'-N9	-5.64	103.68	108.20
36	5	3042	U	N1-C2-O2	-5.64	118.85	122.80
36	5	3050	U	N1-C2-N3	5.64	118.29	114.90
36	1	619	A	C8-N9-C4	5.64	108.06	105.80
36	1	1330	A	N3-C4-C5	5.64	130.75	126.80
1	6	965	U	N1-C2-O2	5.64	126.75	122.80
36	5	2930	A	O4'-C1'-N9	5.64	112.71	108.20
36	5	3087	A	N1-C6-N6	-5.64	115.22	118.60
36	1	859	G	N9-C4-C5	-5.64	103.14	105.40
36	5	3150	A	C5-C6-N1	-5.64	114.88	117.70
1	2	1100	G	C4-C5-C6	5.64	122.18	118.80
36	5	644	G	N3-C4-C5	-5.64	125.78	128.60
36	5	2145	A	N7-C8-N9	5.64	116.62	113.80
36	5	3105	U	C6-N1-C1'	5.64	129.09	121.20
36	5	3119	U	O5'-P-OP2	-5.64	100.62	105.70
36	5	3330	A	N9-C4-C5	5.64	108.06	105.80
36	1	2836	C	N3-C2-O2	-5.64	117.95	121.90
36	1	2868	U	C2-N1-C1'	5.64	124.47	117.70
1	6	1	U	C6-N1-C1'	-5.64	113.31	121.20
36	5	684	G	O5'-P-OP2	-5.64	100.63	105.70
36	5	2917	G	C6-C5-N7	-5.64	127.02	130.40
1	2	1422	A	C8-N9-C4	5.64	108.06	105.80
36	5	403	C	C6-N1-C2	-5.64	118.05	120.30
36	5	662	U	N1-C2-N3	5.64	118.28	114.90
36	1	2325	G	C4-C5-N7	5.63	113.05	110.80
36	1	2976	A	C6-N1-C2	-5.63	115.22	118.60
36	5	1116	G	C8-N9-C4	-5.63	104.15	106.40
36	5	1135	A	C8-N9-C4	-5.63	103.55	105.80
36	5	2796	G	O5'-P-OP2	-5.63	100.63	105.70

Continued on next page...

Continued from previous page...

Mol	Chain	Res	Type	Atoms	Z	Observed(°)	Ideal(°)
36	5	2824	G	N1-C6-O6	5.63	123.28	119.90
36	5	1126	G	N1-C6-O6	5.63	123.28	119.90
36	5	2931	C	C5-C4-N4	-5.63	116.26	120.20
36	1	653	A	O5'-P-OP2	-5.63	100.63	105.70
36	5	2833	A	C8-N9-C4	5.63	108.05	105.80
36	1	3116	G	N3-C4-C5	-5.63	125.78	128.60
36	1	929	A	OP1-P-O3'	5.63	117.58	105.20
36	1	2815	G	N1-C6-O6	5.63	123.28	119.90
1	6	372	G	N3-C4-N9	5.63	129.38	126.00
36	1	2796	G	N7-C8-N9	5.63	115.91	113.10
36	5	754	G	N1-C6-O6	-5.63	116.52	119.90
36	5	1323	G	C5-N7-C8	-5.63	101.49	104.30
36	5	1448	U	C5-C6-N1	-5.63	119.89	122.70
36	5	2370	G	N3-C2-N2	-5.63	115.96	119.90
36	5	2719	U	C2-N1-C1'	-5.63	110.95	117.70
36	5	361	A	C6-C5-N7	5.62	136.24	132.30
36	5	1307	G	C2'-C3'-O3'	5.62	122.70	113.70
36	1	63	A	C8-N9-C4	-5.62	103.55	105.80
36	1	398	A	C2-N3-C4	5.62	113.41	110.60
36	5	1851	G	N1-C6-O6	5.62	123.27	119.90
36	5	2125	A	C8-N9-C4	-5.62	103.55	105.80
1	2	1176	G	C6-C5-N7	-5.62	127.03	130.40
1	2	1314	U	O4'-C1'-N1	5.62	112.70	108.20
36	1	946	U	N3-C4-O4	5.62	123.33	119.40
36	5	341	G	N3-C4-C5	5.62	131.41	128.60
36	5	968	G	OP1-P-OP2	5.62	128.03	119.60
36	1	2946	A	N1-C6-N6	5.62	121.97	118.60
36	1	3055	U	C5-C4-O4	-5.62	122.53	125.90
1	6	194	U	N3-C2-O2	-5.62	118.27	122.20
1	6	29	U	C6-N1-C2	-5.62	117.63	121.00
36	5	1081	U	N3-C2-O2	5.62	126.13	122.20
36	5	1520	G	N3-C4-C5	-5.62	125.79	128.60
36	5	2988	C	C2-N3-C4	-5.62	117.09	119.90
36	1	1520	G	C5-N7-C8	5.62	107.11	104.30
36	1	2372	A	N1-C6-N6	5.62	121.97	118.60
36	1	2643	A	O5'-P-OP2	5.62	117.44	110.70
1	6	295	A	C8-N9-C4	5.62	108.05	105.80
1	6	433	C	C5-C4-N4	-5.62	116.27	120.20
36	5	582	G	N1-C6-O6	-5.62	116.53	119.90
36	1	2138	A	C6-C5-N7	-5.61	128.37	132.30
36	5	1495	U	C2-N1-C1'	5.61	124.44	117.70
36	5	1548	C	C6-N1-C2	-5.61	118.06	120.30

Continued on next page...

Continued from previous page...

Mol	Chain	Res	Type	Atoms	Z	Observed(°)	Ideal(°)
36	5	2682	C	N1-C1'-C2'	-5.61	105.83	112.00
1	2	1339	C	P-O3'-C3'	5.61	126.43	119.70
36	1	390	G	N1-C6-O6	-5.61	116.53	119.90
1	6	424	C	C6-N1-C1'	-5.61	114.07	120.80
36	5	835	G	N3-C2-N2	5.61	123.83	119.90
36	5	1315	U	N3-C4-O4	5.61	123.33	119.40
36	1	2777	G	C8-N9-C4	-5.61	104.16	106.40
36	5	1170	A	C8-N9-C4	5.61	108.04	105.80
36	5	1302	A	O5'-P-OP2	5.61	117.43	110.70
36	5	2699	G	N9-C4-C5	-5.61	103.16	105.40
36	1	1488	G	N3-C2-N2	-5.61	115.97	119.90
36	1	2702	A	N9-C4-C5	5.61	108.04	105.80
36	1	2846	U	N1-C2-N3	5.61	118.26	114.90
1	6	21	U	N3-C4-O4	5.61	123.33	119.40
36	5	1881	A	N1-C6-N6	5.61	121.97	118.60
36	5	2887	A	OP2-P-O3'	5.61	117.53	105.20
36	1	860	G	N1-C6-O6	5.61	123.26	119.90
36	1	2233	A	N1-C6-N6	-5.61	115.24	118.60
36	1	2302	G	N3-C4-C5	-5.61	125.80	128.60
36	1	2986	U	C5-C6-N1	-5.61	119.90	122.70
36	1	3277	U	N1-C2-O2	5.61	126.72	122.80
1	6	337	G	N3-C2-N2	5.61	123.82	119.90
1	6	352	A	OP2-P-O3'	5.61	117.53	105.20
36	5	1101	G	N9-C4-C5	-5.61	103.16	105.40
36	5	1330	A	N1-C6-N6	5.61	121.96	118.60
36	5	1483	G	O4'-C1'-N9	5.61	112.68	108.20
36	1	1514	G	C4-C5-C6	5.60	122.16	118.80
36	1	1724	U	O5'-P-OP1	5.60	117.42	110.70
36	1	2607	G	N3-C4-N9	5.60	129.36	126.00
36	1	2808	A	N9-C4-C5	-5.60	103.56	105.80
1	2	144	U	N1-C2-N3	5.60	118.26	114.90
36	1	2814	G	O5'-P-OP1	-5.60	100.66	105.70
1	6	535	A	N1-C6-N6	5.60	121.96	118.60
1	6	992	A	C5-C6-N6	-5.60	119.22	123.70
1	6	1027	A	C2-N3-C4	-5.60	107.80	110.60
36	5	2201	G	C2-N3-C4	5.60	114.70	111.90
36	5	2738	A	O5'-P-OP2	-5.60	100.66	105.70
36	5	2927	C	OP2-P-O3'	5.60	117.53	105.20
1	2	608	U	N3-C2-O2	-5.60	118.28	122.20
36	1	694	C	O5'-P-OP2	-5.60	100.66	105.70
36	5	871	U	C5-C4-O4	5.60	129.26	125.90
36	5	1460	A	C8-N9-C4	-5.60	103.56	105.80

Continued on next page...

Continued from previous page...

Mol	Chain	Res	Type	Atoms	Z	Observed(°)	Ideal(°)
36	5	2359	C	C2-N3-C4	-5.60	117.10	119.90
36	5	3050	U	N3-C2-O2	-5.60	118.28	122.20
36	5	3362	A	C2-N3-C4	-5.60	107.80	110.60
37	7	26	C	C4-C5-C6	5.60	120.20	117.40
36	1	1124	U	N3-C4-O4	-5.60	115.48	119.40
1	6	99	C	C6-N1-C2	-5.60	118.06	120.30
36	5	2954	U	N1-C2-O2	5.60	126.72	122.80
36	5	3078	U	C2-N1-C1'	5.60	124.42	117.70
36	1	651	G	C5-N7-C8	5.60	107.10	104.30
36	1	2383	C	N3-C4-C5	5.60	124.14	121.90
36	5	362	U	C5-C6-N1	5.60	125.50	122.70
36	5	649	A	O5'-P-OP2	-5.60	100.66	105.70
36	5	1379	G	C2-N3-C4	-5.60	109.10	111.90
36	5	2774	C	N3-C4-C5	-5.60	119.66	121.90
36	1	1367	G	N1-C6-O6	5.59	123.26	119.90
36	1	1885	U	C5-C6-N1	-5.59	119.90	122.70
36	1	2624	G	C8-N9-C4	-5.59	104.16	106.40
36	5	1391	C	N3-C4-C5	-5.59	119.66	121.90
36	1	49	A	N9-C4-C5	-5.59	103.56	105.80
36	1	1154	A	N1-C2-N3	5.59	132.10	129.30
36	1	1932	A	C5-C6-N6	-5.59	119.22	123.70
36	5	2376	G	N1-C2-N3	5.59	127.26	123.90
36	1	790	U	N3-C4-O4	-5.59	115.49	119.40
36	1	1150	A	C8-N9-C4	5.59	108.04	105.80
36	1	2112	U	P-O3'-C3'	5.59	126.41	119.70
36	1	2279	A	C8-N9-C4	5.59	108.04	105.80
36	1	2827	U	C2-N3-C4	-5.59	123.64	127.00
1	6	101	U	N1-C2-O2	5.59	126.71	122.80
36	5	1001	G	O5'-P-OP2	5.59	117.41	110.70
1	2	1176	G	N1-C6-O6	5.59	123.25	119.90
36	1	395	A	O5'-P-OP2	-5.59	100.67	105.70
36	1	1136	A	C6-N1-C2	-5.59	115.25	118.60
36	1	1168	U	C5-C4-O4	5.59	129.25	125.90
36	1	1713	G	C6-C5-N7	5.59	133.75	130.40
36	1	2550	U	N3-C2-O2	-5.59	118.29	122.20
36	5	41	G	N3-C4-C5	5.59	131.39	128.60
36	5	694	C	N1-C2-N3	5.59	123.11	119.20
36	5	3110	C	N3-C4-C5	5.59	124.14	121.90
36	5	3177	G	C8-N9-C4	5.59	108.64	106.40
38	4	21	C	C6-N1-C2	5.59	122.53	120.30
36	1	95	A	C8-N9-C4	5.59	108.03	105.80
36	1	2957	G	N9-C4-C5	5.59	107.64	105.40

Continued on next page...

Continued from previous page...

Mol	Chain	Res	Type	Atoms	Z	Observed(°)	Ideal(°)
36	5	1338	C	N3-C4-N4	5.59	121.91	118.00
36	1	1332	A	OP2-P-O3'	5.58	117.49	105.20
1	6	1562	G	N1-C6-O6	5.58	123.25	119.90
1	6	1793	G	C4-N9-C1'	-5.58	119.24	126.50
36	5	3317	U	N3-C2-O2	-5.58	118.29	122.20
36	1	802	C	N1-C2-O2	-5.58	115.55	118.90
36	1	2278	C	N1-C2-O2	5.58	122.25	118.90
38	4	88	A	C4-C5-N7	5.58	113.49	110.70
1	6	571	G	C8-N9-C4	-5.58	104.17	106.40
36	5	507	U	N3-C4-O4	5.58	123.31	119.40
36	1	2356	A	C4-C5-N7	5.58	113.49	110.70
36	1	2826	U	C5-C4-O4	-5.58	122.55	125.90
1	6	1655	A	N1-C6-N6	5.58	121.95	118.60
36	5	2201	G	N3-C4-N9	5.58	129.35	126.00
1	6	425	A	OP2-P-O3'	5.58	117.48	105.20
36	1	2403	G	C6-C5-N7	-5.58	127.05	130.40
1	6	29	U	N3-C4-C5	-5.58	111.25	114.60
36	5	2329	C	O5'-P-OP2	-5.58	100.68	105.70
36	5	2336	U	N3-C2-O2	-5.58	118.30	122.20
36	5	3043	C	N3-C4-C5	5.58	124.13	121.90
36	1	577	C	N1-C2-O2	-5.58	115.55	118.90
36	1	1396	C	C6-N1-C2	5.58	122.53	120.30
1	2	1109	G	C8-N9-C4	-5.58	104.17	106.40
36	1	703	G	N3-C4-C5	5.58	131.39	128.60
36	1	1134	G	N3-C4-C5	-5.58	125.81	128.60
36	1	3039	C	C6-N1-C2	-5.58	118.07	120.30
36	5	2315	G	C5-C6-O6	5.58	131.94	128.60
36	5	2915	U	C6-N1-C2	5.58	124.34	121.00
54	m8	104	LEU	CA-CB-CG	5.58	128.12	115.30
36	5	859	G	N3-C4-C5	-5.57	125.81	128.60
36	5	2358	A	C2-N3-C4	-5.57	107.81	110.60
36	5	3140	G	C5-C6-O6	-5.57	125.26	128.60
36	5	799	G	C8-N9-C4	5.57	108.63	106.40
1	2	1258	U	C2-N1-C1'	5.57	124.39	117.70
36	1	1097	G	P-O3'-C3'	5.57	126.38	119.70
1	6	418	G	O5'-P-OP1	-5.57	100.69	105.70
36	5	1316	C	C5-C6-N1	5.57	123.78	121.00
78	q2	17	CYS	CA-CB-SG	5.57	124.03	114.00
36	5	2723	U	O5'-P-OP2	-5.57	100.69	105.70
36	1	1829	G	N9-C4-C5	5.57	107.63	105.40
36	1	3038	U	N3-C2-O2	5.57	126.10	122.20
36	5	1176	C	N1-C2-O2	-5.57	115.56	118.90

Continued on next page...

Continued from previous page...

Mol	Chain	Res	Type	Atoms	Z	Observed(°)	Ideal(°)
36	5	1898	G	O4'-C1'-N9	5.57	112.65	108.20
1	2	15	U	C5-C6-N1	5.57	125.48	122.70
1	2	1174	C	N1-C2-O2	5.57	122.24	118.90
36	1	903	U	N3-C4-C5	-5.57	111.26	114.60
36	1	1842	A	N1-C6-N6	-5.57	115.26	118.60
36	5	2531	C	C2-N1-C1'	5.57	124.92	118.80
1	2	608	U	N1-C2-N3	5.56	118.24	114.90
37	3	48	U	C2-N1-C1'	5.56	124.38	117.70
36	5	1127	G	C8-N9-C4	-5.56	104.17	106.40
36	5	2327	U	C5-C6-N1	-5.56	119.92	122.70
36	5	2708	C	N3-C4-C5	5.56	124.12	121.90
36	1	2702	A	C5-C6-N6	5.56	128.15	123.70
1	6	65	A	C4-C5-N7	5.56	113.48	110.70
1	2	632	U	N3-C4-O4	-5.56	115.51	119.40
36	1	672	A	N1-C6-N6	5.56	121.94	118.60
36	1	808	A	C8-N9-C4	5.56	108.02	105.80
36	5	920	A	OP1-P-OP2	-5.56	111.26	119.60
36	5	2951	G	N3-C4-C5	-5.56	125.82	128.60
37	3	89	G	C8-N9-C4	5.56	108.62	106.40
1	6	144	U	N1-C2-O2	5.56	126.69	122.80
36	5	365	A	O5'-P-OP1	-5.56	100.70	105.70
36	5	1489	A	C4-C5-C6	5.56	119.78	117.00
36	5	3044	G	C8-N9-C4	-5.56	104.18	106.40
36	1	356	C	N1-C2-O2	-5.56	115.57	118.90
1	6	350	U	C5-C6-N1	-5.56	119.92	122.70
36	5	1316	C	N3-C2-O2	5.56	125.79	121.90
36	5	2205	U	C2-N1-C1'	5.56	124.37	117.70
1	2	380	U	N1-C2-O2	5.55	126.69	122.80
1	2	765	G	O4'-C1'-N9	-5.55	103.76	108.20
36	5	612	U	O5'-P-OP2	5.55	117.36	110.70
36	5	1040	A	N1-C6-N6	-5.55	115.27	118.60
36	5	1665	C	N3-C2-O2	-5.55	118.01	121.90
36	5	2404	A	N1-C6-N6	5.55	121.93	118.60
36	5	3317	U	P-O3'-C3'	5.55	126.37	119.70
36	5	1012	G	C8-N9-C1'	5.55	134.22	127.00
37	3	89	G	N3-C4-N9	5.55	129.33	126.00
1	6	1152	A	C5-C6-N6	-5.55	119.26	123.70
36	5	207	U	C5-C4-O4	-5.55	122.57	125.90
36	5	1126	G	C4-C5-C6	5.55	122.13	118.80
36	5	2866	U	C6-N1-C2	-5.55	117.67	121.00
36	1	285	A	N1-C2-N3	5.55	132.07	129.30
36	1	941	G	C8-N9-C4	-5.55	104.18	106.40

Continued on next page...

Continued from previous page...

Mol	Chain	Res	Type	Atoms	Z	Observed(°)	Ideal(°)
36	1	2964	G	O4'-C1'-N9	5.55	112.64	108.20
1	6	1745	G	C8-N9-C4	5.55	108.62	106.40
36	5	358	G	N1-C6-O6	5.55	123.23	119.90
36	5	2659	G	C5-C6-O6	-5.55	125.27	128.60
54	m8	166	LEU	CB-CG-CD1	-5.55	101.56	111.00
36	1	1339	C	C2-N3-C4	-5.55	117.13	119.90
36	1	1369	A	C8-N9-C4	-5.55	103.58	105.80
36	1	2808	A	O4'-C1'-N9	-5.55	103.76	108.20
36	1	942	U	N3-C4-C5	-5.55	111.27	114.60
36	1	1906	G	C6-C5-N7	-5.55	127.07	130.40
36	5	2295	A	N9-C4-C5	5.55	108.02	105.80
36	1	641	C	C5-C6-N1	5.54	123.77	121.00
36	1	1506	A	N9-C4-C5	5.54	108.02	105.80
36	1	517	G	C5-C6-O6	5.54	131.93	128.60
36	1	837	A	N1-C6-N6	5.54	121.93	118.60
1	6	402	C	C5-C6-N1	-5.54	118.23	121.00
36	5	2112	U	P-O3'-C3'	5.54	126.35	119.70
36	1	611	A	C4-C5-N7	5.54	113.47	110.70
36	1	937	G	N9-C4-C5	-5.54	103.18	105.40
36	1	945	C	N3-C4-C5	5.54	124.12	121.90
36	1	1129	A	N1-C6-N6	5.54	121.92	118.60
36	1	1330	A	C8-N9-C4	5.54	108.02	105.80
36	1	1351	U	N3-C2-O2	-5.54	118.32	122.20
36	1	1450	G	N9-C4-C5	-5.54	103.18	105.40
36	1	2823	G	C4-C5-N7	-5.54	108.58	110.80
36	5	869	G	N3-C2-N2	5.54	123.78	119.90
36	5	1939	G	C6-C5-N7	-5.54	127.08	130.40
36	1	1200	A	N7-C8-N9	-5.54	111.03	113.80
36	5	429	U	C5-C6-N1	-5.54	119.93	122.70
36	1	3242	G	O4'-C1'-N9	-5.54	103.77	108.20
1	6	813	U	C6-N1-C1'	-5.54	113.45	121.20
36	5	2845	A	N7-C8-N9	5.54	116.57	113.80
1	2	48	G	OP2-P-O3'	5.54	117.38	105.20
36	1	716	A	C5-C6-N6	-5.54	119.27	123.70
36	1	959	C	C2-N3-C4	-5.54	117.13	119.90
1	6	555	A	C8-N9-C4	-5.54	103.59	105.80
36	5	1403	C	C5-C4-N4	-5.54	116.33	120.20
1	2	16	G	N3-C4-C5	-5.53	125.83	128.60
36	1	830	A	C8-N9-C4	-5.53	103.59	105.80
36	1	3208	G	C8-N9-C4	5.53	108.61	106.40
36	1	984	G	C6-N1-C2	-5.53	121.78	125.10
36	5	3032	A	C8-N9-C4	-5.53	103.59	105.80

Continued on next page...

Continued from previous page...

Mol	Chain	Res	Type	Atoms	Z	Observed(°)	Ideal(°)
36	1	2901	G	C6-C5-N7	-5.53	127.08	130.40
36	5	1101	G	C4-N9-C1'	5.53	133.69	126.50
36	5	514	G	C4-C5-N7	5.53	113.01	110.80
36	5	634	C	OP2-P-O3'	5.53	117.36	105.20
36	1	91	G	N9-C4-C5	-5.53	103.19	105.40
36	1	1157	G	OP2-P-O3'	5.53	117.36	105.20
36	1	2748	A	C2-N3-C4	-5.53	107.84	110.60
1	6	1389	C	N3-C2-O2	-5.53	118.03	121.90
36	5	523	A	O5'-P-OP2	-5.53	100.73	105.70
36	5	3176	G	C4-C5-N7	-5.53	108.59	110.80
36	1	195	U	N3-C2-O2	-5.53	118.33	122.20
36	1	269	G	N3-C4-N9	-5.53	122.69	126.00
1	6	647	G	N3-C4-N9	-5.53	122.68	126.00
1	6	1337	A	C8-N9-C4	5.53	108.01	105.80
36	5	817	A	C6-C5-N7	-5.53	128.43	132.30
36	5	967	A	N9-C4-C5	5.53	108.01	105.80
36	5	2248	C	OP1-P-O3'	5.53	117.36	105.20
36	5	3215	A	C2-N3-C4	-5.53	107.84	110.60
36	5	1131	G	C5-C6-N1	-5.52	108.74	111.50
36	5	1428	A	N1-C6-N6	-5.52	115.29	118.60
36	1	829	U	C2-N1-C1'	5.52	124.33	117.70
36	1	1331	U	N3-C2-O2	-5.52	118.33	122.20
36	1	2273	G	N3-C4-C5	5.52	131.36	128.60
36	5	1190	A	C8-N9-C4	-5.52	103.59	105.80
36	5	1319	G	N3-C4-C5	-5.52	125.84	128.60
36	1	1115	G	OP1-P-O3'	5.52	117.34	105.20
12	c0	88	PRO	N-CA-CB	5.52	109.92	103.30
36	1	901	G	C8-N9-C4	5.52	108.61	106.40
36	1	947	G	C5-C6-N1	-5.52	108.74	111.50
36	1	48	A	O4'-C1'-N9	5.52	112.61	108.20
36	1	220	G	C5-N7-C8	-5.52	101.54	104.30
36	1	1124	U	C4-C5-C6	-5.52	116.39	119.70
36	1	1190	A	C4-C5-C6	5.52	119.76	117.00
36	1	1796	G	N3-C4-C5	-5.52	125.84	128.60
36	1	2805	G	N9-C4-C5	-5.52	103.19	105.40
36	5	75	G	C5-C6-O6	-5.52	125.29	128.60
36	5	784	A	N9-C4-C5	-5.52	103.59	105.80
36	5	1534	A	N3-C4-C5	-5.52	122.94	126.80
36	1	1389	G	C6-C5-N7	-5.52	127.09	130.40
1	6	426	G	C4-N9-C1'	5.52	133.67	126.50
1	6	639	U	N3-C2-O2	-5.52	118.34	122.20
1	2	88	U	N3-C2-O2	-5.51	118.34	122.20

Continued on next page...

Continued from previous page...

Mol	Chain	Res	Type	Atoms	Z	Observed(°)	Ideal(°)
36	1	641	C	C4-C5-C6	-5.51	114.64	117.40
36	1	1399	A	O5'-P-OP1	5.51	117.32	110.70
36	1	2555	G	N3-C4-N9	-5.51	122.69	126.00
1	6	1097	U	P-O3'-C3'	5.51	126.32	119.70
36	5	959	C	N3-C4-C5	-5.51	119.69	121.90
36	5	1900	A	C4-C5-N7	5.51	113.46	110.70
36	5	2245	C	N3-C2-O2	-5.51	118.04	121.90
1	6	338	C	C5-C6-N1	5.51	123.76	121.00
36	5	1208	U	N3-C2-O2	-5.51	118.34	122.20
36	5	2531	C	N1-C2-O2	5.51	122.21	118.90
1	2	1560	U	C5-C4-O4	5.51	129.21	125.90
36	1	2371	G	OP1-P-O3'	5.51	117.32	105.20
36	1	2430	A	C8-N9-C4	-5.51	103.60	105.80
1	6	1614	A	N1-C2-N3	5.51	132.06	129.30
36	5	1193	A	N1-C6-N6	5.51	121.91	118.60
36	5	1398	U	C5-C4-O4	5.51	129.21	125.90
36	5	2874	G	C5-C6-N1	-5.51	108.74	111.50
28	d6	10	ARG	NE-CZ-NH1	-5.51	117.55	120.30
36	5	3309	G	C4-N9-C1'	5.51	133.66	126.50
1	2	734	A	OP1-P-O3'	5.51	117.32	105.20
36	5	868	C	C6-N1-C2	5.51	122.50	120.30
36	5	1390	A	C5-C6-N6	5.51	128.11	123.70
1	2	15	U	C2-N1-C1'	5.51	124.31	117.70
1	2	349	U	C5-C6-N1	-5.51	119.95	122.70
36	1	2278	C	N3-C4-N4	-5.51	114.14	118.00
36	5	40	A	O5'-P-OP1	-5.51	100.74	105.70
36	5	1101	G	N1-C2-N2	-5.51	111.24	116.20
36	1	2858	U	OP2-P-O3'	5.50	117.31	105.20
3	s1	47	LEU	CA-CB-CG	5.50	127.96	115.30
36	5	2914	G	N3-C4-N9	5.50	129.30	126.00
36	1	432	G	N9-C4-C5	-5.50	103.20	105.40
36	1	859	G	N3-C4-N9	5.50	129.30	126.00
36	1	1164	G	C4-N9-C1'	5.50	133.65	126.50
36	1	1346	G	O5'-P-OP2	-5.50	100.75	105.70
36	5	1012	G	C8-N9-C4	5.50	108.60	106.40
36	5	1064	A	N1-C6-N6	5.50	121.90	118.60
36	5	2634	U	N1-C2-N3	5.50	118.20	114.90
1	2	934	C	C6-N1-C1'	-5.50	114.20	120.80
36	1	919	U	N3-C4-C5	5.50	117.90	114.60
36	1	1175	C	C5-C6-N1	-5.50	118.25	121.00
36	5	2887	A	C4-C5-C6	5.50	119.75	117.00
36	5	3000	A	C8-N9-C4	5.50	108.00	105.80

Continued on next page...

Continued from previous page...

Mol	Chain	Res	Type	Atoms	Z	Observed(°)	Ideal(°)
36	5	3131	U	N3-C4-O4	-5.50	115.55	119.40
1	2	1412	G	C8-N9-C1'	5.50	134.15	127.00
36	1	289	A	C5-C6-N6	-5.50	119.30	123.70
36	1	804	C	C2-N3-C4	-5.50	117.15	119.90
36	1	968	G	C6-N1-C2	-5.50	121.80	125.10
36	1	2121	G	N1-C2-N2	-5.50	111.25	116.20
36	1	2513	U	OP1-P-O3'	5.50	117.30	105.20
36	1	3214	U	C2-N1-C1'	5.50	124.30	117.70
1	6	119	A	N3-C4-C5	5.50	130.65	126.80
1	6	424	C	C2-N1-C1'	5.50	124.85	118.80
36	5	648	C	O5'-P-OP1	-5.50	100.75	105.70
36	5	2334	U	N1-C2-N3	5.50	118.20	114.90
36	5	2683	U	N1-C2-O2	5.50	126.65	122.80
36	1	25	U	N1-C2-O2	-5.50	118.95	122.80
36	1	919	U	N1-C2-O2	5.50	126.65	122.80
36	1	1303	A	N9-C4-C5	-5.50	103.60	105.80
36	1	2153	U	C6-N1-C2	-5.50	117.70	121.00
1	6	1100	G	N3-C4-C5	-5.50	125.85	128.60
1	6	1355	C	C6-N1-C2	-5.50	118.10	120.30
36	5	669	U	N3-C2-O2	-5.50	118.35	122.20
36	5	981	U	C6-N1-C2	-5.50	117.70	121.00
36	5	3203	U	O5'-P-OP1	-5.50	100.75	105.70
36	5	3339	A	N9-C4-C5	-5.50	103.60	105.80
36	1	340	C	C2-N1-C1'	5.50	124.84	118.80
36	1	947	G	C6-C5-N7	-5.50	127.10	130.40
36	1	2733	A	O5'-P-OP1	5.50	117.29	110.70
1	6	609	U	C5-C6-N1	-5.50	119.95	122.70
1	2	421	A	N9-C4-C5	-5.49	103.60	105.80
36	1	796	U	N1-C2-O2	-5.49	118.95	122.80
36	1	1428	A	C2-N3-C4	-5.49	107.85	110.60
36	5	1450	G	C5-N7-C8	-5.49	101.55	104.30
36	5	2295	A	C6-N1-C2	-5.49	115.30	118.60
1	6	1117	U	C6-N1-C2	-5.49	117.70	121.00
1	6	1306	C	C5-C6-N1	5.49	123.75	121.00
36	5	1931	U	N3-C4-O4	-5.49	115.56	119.40
1	6	523	G	C8-N9-C4	5.49	108.60	106.40
1	6	1100	G	N3-C4-N9	5.49	129.29	126.00
36	5	2199	G	C8-N9-C1'	-5.49	119.86	127.00
1	2	1202	A	C8-N9-C4	-5.49	103.61	105.80
36	1	704	U	O5'-P-OP2	-5.49	100.76	105.70
36	1	2336	U	C6-N1-C2	5.49	124.29	121.00
36	5	2374	C	N1-C2-O2	-5.49	115.61	118.90

Continued on next page...

Continued from previous page...

Mol	Chain	Res	Type	Atoms	Z	Observed(°)	Ideal(°)
37	7	41	G	C8-N9-C1'	-5.49	119.87	127.00
36	1	2391	G	C4-C5-N7	-5.49	108.61	110.80
36	1	2901	G	N1-C6-O6	5.49	123.19	119.90
1	6	1025	A	C8-N9-C4	5.49	108.00	105.80
1	6	1025	A	N9-C4-C5	-5.49	103.61	105.80
1	2	1033	C	N3-C2-O2	-5.49	118.06	121.90
38	4	82	U	N1-C2-O2	-5.49	118.96	122.80
1	6	337	G	C4-C5-C6	5.49	122.09	118.80
36	5	2372	A	C4-C5-C6	5.49	119.74	117.00
1	2	942	G	C8-N9-C4	-5.48	104.21	106.40
36	1	939	U	N3-C2-O2	5.48	126.04	122.20
1	6	536	C	C5-C6-N1	5.48	123.74	121.00
1	6	1456	C	C4-C5-C6	5.48	120.14	117.40
1	2	378	A	N1-C6-N6	5.48	121.89	118.60
36	1	2402	A	O5'-P-OP2	-5.48	100.77	105.70
56	N0	167	ARG	N-CA-C	-5.48	96.20	111.00
36	5	170	G	C4-N9-C1'	5.48	133.62	126.50
36	5	2246	G	O5'-P-OP1	-5.48	100.77	105.70
36	5	2800	G	N3-C4-N9	-5.48	122.71	126.00
1	2	720	G	P-O3'-C3'	5.48	126.28	119.70
36	1	2812	C	OP1-P-O3'	5.48	117.25	105.20
1	6	1680	G	C5-C6-N1	5.48	114.24	111.50
36	1	2552	C	O4'-C1'-N1	5.48	112.58	108.20
36	1	2639	G	N1-C6-O6	5.48	123.19	119.90
36	5	1881	A	C5-C6-N6	-5.48	119.32	123.70
1	6	163	G	C5-N7-C8	-5.48	101.56	104.30
36	5	1124	U	N3-C4-O4	-5.48	115.57	119.40
36	5	2290	C	C5-C6-N1	-5.48	118.26	121.00
36	1	1514	G	N3-C4-N9	5.47	129.28	126.00
36	1	3024	A	O5'-P-OP1	-5.47	100.77	105.70
1	6	163	G	N9-C4-C5	5.47	107.59	105.40
1	6	1412	G	C4-N9-C1'	-5.47	119.38	126.50
36	5	518	G	C5-C6-O6	-5.47	125.31	128.60
36	5	1294	A	O4'-C1'-N9	5.47	112.58	108.20
1	2	145	A	C8-N9-C4	-5.47	103.61	105.80
36	1	967	A	N1-C2-N3	5.47	132.04	129.30
36	1	1389	G	N3-C2-N2	5.47	123.73	119.90
36	1	2836	C	C4-C5-C6	5.47	120.14	117.40
36	1	3266	G	N3-C2-N2	-5.47	116.07	119.90
1	6	639	U	N1-C2-O2	5.47	126.63	122.80
1	6	1162	C	C6-N1-C2	-5.47	118.11	120.30
36	5	1468	A	C4-C5-N7	5.47	113.44	110.70

Continued on next page...

Continued from previous page...

Mol	Chain	Res	Type	Atoms	Z	Observed(°)	Ideal(°)
36	5	1528	G	N3-C4-C5	-5.47	125.86	128.60
36	5	2875	U	N1-C2-N3	-5.47	111.62	114.90
36	5	2877	G	N3-C2-N2	5.47	123.73	119.90
36	5	2962	U	N1-C2-O2	-5.47	118.97	122.80
36	5	3140	G	N1-C6-O6	5.47	123.18	119.90
36	1	63	A	N9-C4-C5	5.47	107.99	105.80
36	1	1425	U	C5-C4-O4	5.47	129.18	125.90
36	1	2937	G	C8-N9-C4	5.47	108.59	106.40
36	1	2948	C	N3-C4-C5	5.47	124.09	121.90
1	6	354	C	C5-C6-N1	5.47	123.73	121.00
36	1	2369	G	N3-C4-N9	5.47	129.28	126.00
37	3	8	G	C4-C5-N7	-5.47	108.61	110.80
1	6	1085	G	C5-C6-O6	5.47	131.88	128.60
1	6	1776	A	N1-C6-N6	5.47	121.88	118.60
36	5	585	A	C2-N3-C4	-5.47	107.87	110.60
36	5	980	A	N1-C6-N6	-5.47	115.32	118.60
37	7	88	G	N1-C6-O6	-5.47	116.62	119.90
38	8	87	G	N3-C4-N9	5.47	129.28	126.00
1	2	1137	A	C8-N9-C4	5.47	107.99	105.80
36	1	72	C	C2-N1-C1'	-5.47	112.79	118.80
36	1	994	G	N1-C6-O6	-5.47	116.62	119.90
36	1	2516	U	N1-C2-N3	5.47	118.18	114.90
1	6	1346	A	O4'-C1'-N9	5.47	112.57	108.20
36	5	2719	U	C5-C6-N1	-5.47	119.97	122.70
1	2	608	U	N3-C4-O4	-5.46	115.57	119.40
1	2	1026	A	O5'-P-OP1	-5.46	100.78	105.70
36	1	107	A	C4-C5-N7	5.46	113.43	110.70
36	1	335	G	N1-C6-O6	5.46	123.18	119.90
36	1	2145	A	C8-N9-C4	-5.46	103.61	105.80
1	6	318	U	O5'-P-OP2	-5.46	100.78	105.70
1	6	1361	U	N1-C2-O2	5.46	126.63	122.80
36	1	279	U	OP1-P-O3'	5.46	117.22	105.20
1	6	1640	C	C6-N1-C1'	-5.46	114.24	120.80
36	5	3372	A	C8-N9-C4	-5.46	103.61	105.80
36	1	701	G	N1-C6-O6	5.46	123.18	119.90
1	6	1697	G	N3-C4-N9	5.46	129.28	126.00
36	5	106	A	C8-N9-C4	5.46	107.98	105.80
36	5	665	A	C5-C6-N6	-5.46	119.33	123.70
36	5	969	C	OP1-P-O3'	5.46	117.21	105.20
36	5	2552	C	C2-N1-C1'	5.46	124.81	118.80
36	1	329	U	C6-N1-C2	-5.46	117.72	121.00
36	1	659	G	OP2-P-O3'	5.46	117.21	105.20

Continued on next page...

Continued from previous page...

Mol	Chain	Res	Type	Atoms	Z	Observed(°)	Ideal(°)
36	5	121	A	C8-N9-C4	5.46	107.98	105.80
36	5	906	A	N9-C4-C5	5.46	107.98	105.80
36	5	2376	G	C5-C6-O6	-5.46	125.32	128.60
36	1	2642	A	C6-N1-C2	5.46	121.88	118.60
36	1	2984	C	C5-C4-N4	5.46	124.02	120.20
36	5	994	G	OP1-P-O3'	5.46	117.21	105.20
1	2	89	G	N3-C4-C5	5.46	131.33	128.60
1	2	794	U	N3-C2-O2	-5.46	118.38	122.20
1	6	687	G	N3-C4-N9	-5.46	122.73	126.00
1	6	1698	G	N1-C6-O6	-5.46	116.63	119.90
36	5	677	A	C8-N9-C4	-5.46	103.62	105.80
36	1	642	U	C6-N1-C2	-5.46	117.73	121.00
36	1	2636	A	C5-N7-C8	-5.46	101.17	103.90
36	1	2175	U	C5-C4-O4	5.45	129.17	125.90
1	6	1562	G	C5-C6-O6	-5.45	125.33	128.60
36	5	969	C	C2-N3-C4	-5.45	117.17	119.90
36	1	619	A	N9-C4-C5	-5.45	103.62	105.80
36	1	1351	U	N1-C2-O2	5.45	126.61	122.80
36	5	1138	U	C5-C4-O4	-5.45	122.63	125.90
36	5	1301	A	N9-C4-C5	-5.45	103.62	105.80
1	2	1280	C	C6-N1-C2	-5.45	118.12	120.30
36	1	200	C	N1-C2-O2	5.45	122.17	118.90
36	1	642	U	N1-C2-N3	5.45	118.17	114.90
36	1	925	A	N7-C8-N9	5.45	116.52	113.80
36	1	1586	G	N3-C4-C5	-5.45	125.88	128.60
36	1	2616	C	O5'-P-OP1	-5.45	100.80	105.70
1	6	65	A	C6-C5-N7	-5.45	128.49	132.30
36	5	652	G	N3-C4-C5	-5.45	125.88	128.60
38	8	20	U	N1-C2-N3	5.45	118.17	114.90
36	1	433	A	C5-C6-N6	-5.45	119.34	123.70
36	5	105	C	C6-N1-C2	5.45	122.48	120.30
36	5	3143	C	C6-N1-C2	-5.45	118.12	120.30
1	2	312	A	C8-N9-C4	-5.45	103.62	105.80
36	1	651	G	N3-C4-N9	5.45	129.27	126.00
36	1	2871	G	C5-N7-C8	-5.45	101.58	104.30
1	6	613	G	N3-C4-C5	-5.45	125.88	128.60
1	2	1324	G	N1-C2-N2	5.44	121.10	116.20
1	6	1698	G	P-O3'-C3'	5.44	126.23	119.70
36	5	283	G	C8-N9-C1'	-5.44	119.92	127.00
36	5	1003	A	C2-N3-C4	-5.44	107.88	110.60
36	5	2273	G	C8-N9-C1'	5.44	134.08	127.00
36	5	2643	A	C5-C6-N6	-5.44	119.34	123.70

Continued on next page...

Continued from previous page...

Mol	Chain	Res	Type	Atoms	Z	Observed(°)	Ideal(°)
37	7	99	G	N1-C2-N2	-5.44	111.30	116.20
36	1	701	G	C4-C5-C6	5.44	122.06	118.80
36	1	1201	C	N3-C4-C5	-5.44	119.72	121.90
38	4	47	C	C5-C6-N1	-5.44	118.28	121.00
36	5	510	G	C5-C6-O6	5.44	131.87	128.60
36	5	1155	C	C2-N1-C1'	5.44	124.79	118.80
36	5	1657	C	N1-C2-O2	5.44	122.17	118.90
1	2	992	A	N3-C4-C5	5.44	130.61	126.80
36	1	353	G	C5-C6-O6	-5.44	125.34	128.60
36	1	873	C	C2-N1-C1'	-5.44	112.82	118.80
36	1	2325	G	N1-C6-O6	5.44	123.17	119.90
1	6	1648	A	C8-N9-C4	5.44	107.98	105.80
36	5	1463	U	N1-C2-O2	-5.44	118.99	122.80
36	5	2249	G	N3-C4-C5	-5.44	125.88	128.60
36	5	2633	U	C5-C6-N1	-5.44	119.98	122.70
36	5	3180	A	N1-C2-N3	5.44	132.02	129.30
36	1	2406	C	OP1-P-OP2	5.44	127.76	119.60
37	3	101	G	N9-C4-C5	-5.44	103.22	105.40
1	6	1573	A	P-O3'-C3'	5.44	126.23	119.70
36	1	2181	C	N3-C4-C5	5.44	124.08	121.90
36	1	2775	U	N1-C2-N3	5.44	118.16	114.90
36	1	3002	C	N3-C4-C5	5.44	124.08	121.90
36	5	3045	G	N1-C6-O6	5.44	123.16	119.90
36	1	55	G	N9-C4-C5	-5.44	103.23	105.40
36	1	2815	G	C4-C5-N7	5.44	112.97	110.80
36	1	3103	A	C2-N3-C4	-5.44	107.88	110.60
37	3	15	C	C6-N1-C2	5.44	122.47	120.30
36	5	2376	G	C4-C5-N7	5.44	112.97	110.80
36	5	2867	C	N1-C2-O2	-5.44	115.64	118.90
36	1	188	U	N3-C4-C5	-5.43	111.34	114.60
36	1	1434	G	C6-C5-N7	-5.43	127.14	130.40
36	1	2409	G	C8-N9-C4	-5.43	104.23	106.40
1	6	1514	U	N3-C4-O4	-5.43	115.60	119.40
36	5	1072	G	O5'-P-OP2	-5.43	100.81	105.70
36	5	2306	C	OP2-P-O3'	5.43	117.16	105.20
36	5	2419	A	C5-N7-C8	-5.43	101.18	103.90
36	5	2421	U	C4-C5-C6	5.43	122.96	119.70
36	5	3150	A	C2-N3-C4	-5.43	107.88	110.60
36	5	3218	A	P-O3'-C3'	5.43	126.22	119.70
36	5	3240	C	N1-C2-O2	5.43	122.16	118.90
1	2	830	U	N1-C2-O2	5.43	126.60	122.80
36	1	661	G	C5-C6-O6	5.43	131.86	128.60

Continued on next page...

Continued from previous page...

Mol	Chain	Res	Type	Atoms	Z	Observed(°)	Ideal(°)
36	1	1206	G	N9-C4-C5	5.43	107.57	105.40
36	1	1795	U	N3-C4-C5	5.43	117.86	114.60
1	6	308	C	C5-C6-N1	-5.43	118.28	121.00
36	5	1370	G	N3-C2-N2	5.43	123.70	119.90
36	5	3011	A	N1-C6-N6	-5.43	115.34	118.60
1	2	21	U	C5-C6-N1	5.43	125.42	122.70
36	1	1151	U	N1-C2-N3	5.43	118.16	114.90
36	1	2679	A	N1-C2-N3	5.43	132.01	129.30
36	1	2944	U	N1-C2-O2	5.43	126.60	122.80
36	5	1117	G	N9-C4-C5	-5.43	103.23	105.40
36	1	933	A	C4-C5-C6	5.43	119.72	117.00
36	1	2808	A	C8-N9-C1'	-5.43	117.93	127.70
36	5	2928	C	C5-C6-N1	5.43	123.71	121.00
38	8	55	U	C6-N1-C2	-5.43	117.74	121.00
36	1	718	G	N3-C4-C5	5.43	131.31	128.60
36	1	2643	A	N9-C4-C5	-5.43	103.63	105.80
1	2	543	C	C6-N1-C2	-5.43	118.13	120.30
36	1	682	U	N3-C2-O2	-5.43	118.40	122.20
36	1	1344	G	OP2-P-O3'	5.43	117.14	105.20
36	1	1447	G	C5-C6-O6	5.43	131.86	128.60
36	1	2381	G	C8-N9-C1'	-5.43	119.95	127.00
36	5	2211	U	C4-C5-C6	5.43	122.96	119.70
36	5	2704	A	OP2-P-O3'	5.43	117.14	105.20
36	5	2899	C	N3-C4-N4	5.43	121.80	118.00
36	5	3362	A	N1-C2-N3	5.43	132.01	129.30
36	1	2101	C	P-O3'-C3'	5.42	126.21	119.70
36	1	3265	C	N3-C4-C5	5.42	124.07	121.90
38	4	113	U	C5-C6-N1	-5.42	119.99	122.70
36	5	1043	C	O5'-P-OP1	5.42	117.21	110.70
36	5	1119	C	C2-N3-C4	-5.42	117.19	119.90
36	5	2372	A	N3-C4-C5	-5.42	123.00	126.80
36	5	2891	U	N3-C4-O4	-5.42	115.60	119.40
37	7	74	C	N3-C2-O2	5.42	125.70	121.90
36	5	1178	G	C5-N7-C8	-5.42	101.59	104.30
36	1	1154	A	N3-C4-C5	-5.42	123.01	126.80
36	1	1307	G	C2'-C3'-O3'	5.42	122.38	113.70
36	1	2186	U	C5-C4-O4	5.42	129.15	125.90
69	O3	73	ARG	NE-CZ-NH1	-5.42	117.59	120.30
36	5	2987	A	C6-N1-C2	5.42	121.85	118.60
36	5	3154	C	C5-C6-N1	5.42	123.71	121.00
36	1	1868	G	C8-N9-C4	-5.42	104.23	106.40
36	1	346	C	N3-C2-O2	5.42	125.69	121.90

Continued on next page...

Continued from previous page...

Mol	Chain	Res	Type	Atoms	Z	Observed(°)	Ideal(°)
36	1	809	G	N1-C6-O6	5.42	123.15	119.90
36	1	2551	U	C2-N1-C1'	5.42	124.20	117.70
36	1	2984	C	N1-C2-N3	5.42	122.99	119.20
36	1	3221	C	O5'-P-OP1	-5.42	100.82	105.70
36	5	3018	C	O5'-P-OP2	-5.42	100.82	105.70
36	1	107	A	C5-C6-N6	-5.42	119.37	123.70
36	1	2952	G	C5-C6-O6	-5.42	125.35	128.60
38	4	7	U	N1-C2-N3	5.42	118.15	114.90
1	6	35	U	N1-C2-N3	5.42	118.15	114.90
1	6	552	G	C5-C6-O6	-5.42	125.35	128.60
1	6	1643	U	N1-C2-N3	5.42	118.15	114.90
37	7	1	G	C4-N9-C1'	5.42	133.54	126.50
36	1	2886	U	N3-C2-O2	5.41	125.99	122.20
38	4	3	A	C2-N3-C4	5.41	113.31	110.60
36	5	112	U	C2-N1-C1'	5.41	124.20	117.70
36	5	1149	G	C2-N3-C4	5.41	114.61	111.90
36	5	1839	A	O5'-P-OP1	-5.41	100.83	105.70
37	7	76	A	N1-C6-N6	-5.41	115.35	118.60
1	2	393	C	C6-N1-C2	5.41	122.47	120.30
36	1	2846	U	C6-N1-C2	-5.41	117.75	121.00
36	5	2195	C	C5-C4-N4	-5.41	116.41	120.20
36	5	2794	G	C5-C6-N1	5.41	114.21	111.50
36	1	3276	G	N3-C4-C5	5.41	131.31	128.60
1	6	1129	U	C5-C4-O4	5.41	129.15	125.90
1	6	1791	A	N1-C6-N6	5.41	121.85	118.60
36	5	644	G	C4-N9-C1'	5.41	133.53	126.50
36	5	3153	U	N3-C2-O2	-5.41	118.41	122.20
37	7	92	A	C5-C6-N6	-5.41	119.37	123.70
37	7	110	G	N3-C4-C5	5.41	131.31	128.60
36	1	669	U	C5-C6-N1	-5.41	120.00	122.70
36	1	2361	A	N1-C2-N3	5.41	132.00	129.30
1	6	584	C	C6-N1-C2	-5.41	118.14	120.30
36	5	837	A	C8-N9-C4	-5.41	103.64	105.80
1	2	1081	A	C6-C5-N7	5.41	136.08	132.30
36	1	1331	U	C2-N1-C1'	5.41	124.19	117.70
36	1	2572	C	C6-N1-C2	-5.41	118.14	120.30
36	1	2618	G	O5'-P-OP2	-5.41	100.83	105.70
36	5	2121	G	O5'-P-OP2	-5.41	100.83	105.70
36	1	1320	C	C4-C5-C6	5.40	120.10	117.40
36	5	2851	A	N9-C4-C5	5.40	107.96	105.80
36	5	2992	U	N3-C4-O4	5.40	123.18	119.40
1	2	973	A	O5'-P-OP1	5.40	117.18	110.70

Continued on next page...

Continued from previous page...

Mol	Chain	Res	Type	Atoms	Z	Observed(°)	Ideal(°)
36	1	573	C	N3-C4-C5	5.40	124.06	121.90
36	5	1884	A	O5'-P-OP2	-5.40	100.84	105.70
36	1	282	G	P-O3'-C3'	5.40	126.18	119.70
36	1	2550	U	N1-C2-N3	5.40	118.14	114.90
36	1	2887	A	C5-C6-N6	-5.40	119.38	123.70
1	6	1634	C	C6-N1-C1'	-5.40	114.32	120.80
36	5	2857	C	OP2-P-O3'	5.40	117.08	105.20
36	1	428	A	N1-C6-N6	-5.40	115.36	118.60
36	1	2939	G	C4-C5-N7	-5.40	108.64	110.80
1	6	1000	C	O4'-C1'-N1	5.40	112.52	108.20
36	5	3218	A	C6-C5-N7	-5.40	128.52	132.30
36	1	53	G	N1-C6-O6	-5.40	116.66	119.90
36	1	2644	C	C4-C5-C6	5.40	120.10	117.40
36	5	403	C	N3-C4-N4	5.40	121.78	118.00
1	2	1675	C	C5-C6-N1	-5.39	118.30	121.00
36	1	634	C	C6-N1-C2	5.39	122.46	120.30
36	1	2382	G	N3-C2-N2	5.39	123.68	119.90
36	1	2398	A	N7-C8-N9	-5.39	111.10	113.80
36	5	816	A	N1-C6-N6	-5.39	115.36	118.60
36	1	2185	G	C5-C6-N1	-5.39	108.80	111.50
41	L4	190	GLY	N-CA-C	5.39	126.58	113.10
36	5	364	G	C4-C5-N7	5.39	112.96	110.80
38	8	100	U	C2-N1-C1'	5.39	124.17	117.70
36	5	352	A	O5'-P-OP1	-5.39	100.85	105.70
36	5	414	U	N1-C2-O2	-5.39	119.03	122.80
36	5	873	C	C6-N1-C2	-5.39	118.14	120.30
36	5	1381	A	C2-N3-C4	-5.39	107.90	110.60
36	5	2748	A	N1-C6-N6	5.39	121.83	118.60
36	5	3005	A	OP1-P-OP2	5.39	127.69	119.60
36	1	584	G	N9-C4-C5	5.39	107.56	105.40
36	1	1514	G	N1-C2-N2	-5.39	111.35	116.20
1	6	455	C	N1-C2-O2	-5.39	115.67	118.90
1	6	951	A	C8-N9-C4	5.39	107.96	105.80
1	6	1697	G	C2-N3-C4	5.39	114.59	111.90
36	5	879	U	C5-C4-O4	-5.39	122.67	125.90
36	5	2249	G	C8-N9-C4	-5.39	104.24	106.40
36	5	2993	G	C6-N1-C2	-5.39	121.87	125.10
36	5	3214	U	C5-C4-O4	5.39	129.13	125.90
36	5	3285	C	C6-N1-C1'	-5.39	114.33	120.80
36	1	2126	A	C4-C5-C6	-5.39	114.31	117.00
36	1	3079	U	N1-C2-N3	5.39	118.13	114.90
37	3	91	G	C4-C5-N7	5.39	112.95	110.80

Continued on next page...

Continued from previous page...

Mol	Chain	Res	Type	Atoms	Z	Observed(°)	Ideal(°)
36	1	588	G	C8-N9-C4	-5.39	104.25	106.40
38	4	42	G	C8-N9-C4	5.39	108.56	106.40
36	5	1116	G	C5-C6-O6	5.39	131.83	128.60
36	5	1730	G	C8-N9-C4	5.39	108.55	106.40
36	5	3131	U	N3-C4-C5	5.39	117.83	114.60
1	6	300	A	O5'-P-OP1	-5.38	100.85	105.70
1	6	965	U	N3-C4-C5	5.38	117.83	114.60
36	5	1046	A	O5'-P-OP1	-5.38	100.85	105.70
36	5	1365	G	N1-C2-N3	5.38	127.13	123.90
36	5	1429	G	C8-N9-C4	5.38	108.55	106.40
36	5	1454	A	C8-N9-C4	5.38	107.95	105.80
36	5	2346	C	N3-C2-O2	5.38	125.67	121.90
36	5	3123	A	C8-N9-C4	5.38	107.95	105.80
36	5	2211	U	C5-C4-O4	5.38	129.13	125.90
36	5	2728	G	O5'-P-OP2	-5.38	100.86	105.70
36	5	2943	G	C5-N7-C8	-5.38	101.61	104.30
36	1	587	U	OP2-P-O3'	5.38	117.04	105.20
36	1	1905	G	N3-C4-N9	-5.38	122.77	126.00
37	3	88	G	C8-N9-C4	-5.38	104.25	106.40
36	5	834	U	C6-N1-C2	5.38	124.23	121.00
36	5	2514	U	C5-C6-N1	5.38	125.39	122.70
36	5	3055	U	O5'-P-OP2	-5.38	100.86	105.70
36	1	937	G	O5'-P-OP1	-5.38	100.86	105.70
36	5	2868	U	N1-C2-O2	5.38	126.57	122.80
1	2	389	G	C5-C6-O6	-5.38	125.37	128.60
36	1	688	G	N3-C4-C5	-5.38	125.91	128.60
38	4	95	G	C4-N9-C1'	-5.38	119.51	126.50
36	5	1884	A	C5-C6-N6	-5.38	119.40	123.70
36	5	2411	U	C6-N1-C2	5.38	124.23	121.00
36	5	2818	U	P-O3'-C3'	5.38	126.16	119.70
36	5	3115	C	N1-C2-N3	5.38	122.96	119.20
36	5	3177	G	N9-C4-C5	-5.38	103.25	105.40
1	2	551	G	N7-C8-N9	5.38	115.79	113.10
36	1	221	A	N1-C6-N6	-5.38	115.37	118.60
36	1	1001	G	C8-N9-C1'	-5.38	120.01	127.00
36	1	1408	G	C5-C6-O6	-5.38	125.37	128.60
38	4	20	U	C2-N3-C4	-5.38	123.77	127.00
36	5	1003	A	N1-C2-N3	5.38	131.99	129.30
36	5	2934	A	N1-C2-N3	-5.38	126.61	129.30
1	2	1324	G	N9-C4-C5	5.38	107.55	105.40
36	1	2358	A	N1-C6-N6	5.38	121.83	118.60
36	5	804	C	C6-N1-C2	-5.38	118.15	120.30

Continued on next page...

Continued from previous page...

Mol	Chain	Res	Type	Atoms	Z	Observed(°)	Ideal(°)
36	5	1289	G	N1-C6-O6	-5.38	116.67	119.90
36	5	3040	A	N7-C8-N9	-5.38	111.11	113.80
36	1	2369	G	C5-C6-O6	-5.37	125.38	128.60
36	5	2818	U	C5'-C4'-O4'	-5.37	102.65	109.10
36	1	611	A	C5-C6-N6	-5.37	119.40	123.70
36	1	3174	A	N1-C6-N6	5.37	121.82	118.60
36	5	206	G	C5-C6-N1	5.37	114.19	111.50
36	5	2286	U	C6-N1-C2	-5.37	117.78	121.00
36	5	2860	U	C5-C4-O4	5.37	129.12	125.90
36	5	3115	C	N1-C2-O2	-5.37	115.68	118.90
36	5	916	G	OP1-P-O3'	5.37	117.02	105.20
36	5	3061	G	C5-C6-O6	-5.37	125.38	128.60
1	2	1307	U	N3-C2-O2	-5.37	118.44	122.20
36	1	345	G	C4-N9-C1'	5.37	133.48	126.50
36	1	347	G	N7-C8-N9	5.37	115.78	113.10
36	1	1311	G	N9-C4-C5	-5.37	103.25	105.40
36	1	1364	C	OP2-P-O3'	5.37	117.01	105.20
36	5	196	G	C5-C6-O6	-5.37	125.38	128.60
36	5	640	U	C5-C6-N1	5.37	125.39	122.70
36	5	801	A	N1-C2-N3	5.37	131.98	129.30
36	5	1301	A	C5-C6-N6	-5.37	119.41	123.70
36	5	1433	A	C8-N9-C4	-5.37	103.65	105.80
36	5	2693	C	N3-C4-C5	5.37	124.05	121.90
36	1	2352	A	O5'-P-OP2	-5.37	100.87	105.70
1	6	417	A	C8-N9-C4	-5.37	103.65	105.80
36	1	361	A	C4-C5-C6	-5.37	114.32	117.00
36	1	1408	G	C4-C5-C6	5.37	122.02	118.80
36	5	1310	G	N1-C6-O6	-5.37	116.68	119.90
36	5	2700	G	C5-C6-N1	5.37	114.18	111.50
1	2	1190	C	C6-N1-C2	5.36	122.44	120.30
1	2	1323	C	N3-C2-O2	-5.36	118.14	121.90
36	1	984	G	C6-C5-N7	-5.36	127.18	130.40
36	1	1447	G	C4-C5-N7	-5.36	108.66	110.80
36	1	3046	A	O5'-P-OP1	-5.36	100.87	105.70
1	6	1600	A	N1-C6-N6	5.36	121.82	118.60
36	5	2514	U	O5'-P-OP1	-5.36	100.87	105.70
36	1	1108	U	C6-N1-C2	5.36	124.22	121.00
36	5	2392	C	C2-N1-C1'	-5.36	112.90	118.80
36	5	2412	G	N3-C4-N9	5.36	129.22	126.00
36	5	2623	G	N3-C2-N2	5.36	123.65	119.90
36	1	2113	A	N1-C6-N6	5.36	121.82	118.60
1	6	994	G	C6-C5-N7	-5.36	127.18	130.40

Continued on next page...

Continued from previous page...

Mol	Chain	Res	Type	Atoms	Z	Observed(°)	Ideal(°)
1	6	1399	C	C6-N1-C2	-5.36	118.16	120.30
36	5	3040	A	C8-N9-C4	5.36	107.94	105.80
36	1	211	A	C6-N1-C2	-5.36	115.39	118.60
36	1	899	U	N3-C2-O2	-5.36	118.45	122.20
36	1	2190	U	OP2-P-O3'	5.36	116.99	105.20
36	1	2966	G	N3-C4-C5	-5.36	125.92	128.60
1	6	477	A	N9-C4-C5	-5.36	103.66	105.80
1	6	1141	G	O5'-P-OP1	-5.36	100.88	105.70
1	6	1361	U	C6-N1-C1'	-5.36	113.70	121.20
1	6	1614	A	C6-C5-N7	-5.36	128.55	132.30
36	5	2642	A	C5-C6-N6	5.36	127.99	123.70
36	1	315	C	C2-N1-C1'	5.36	124.69	118.80
36	1	1331	U	N1-C2-O2	5.36	126.55	122.80
36	1	2126	A	C8-N9-C4	5.36	107.94	105.80
36	5	437	G	N1-C2-N2	5.36	121.02	116.20
36	5	3289	G	N9-C1'-C2'	-5.36	106.11	112.00
1	2	1199	G	C8-N9-C1'	-5.35	120.04	127.00
36	1	315	C	C5-C6-N1	5.35	123.68	121.00
36	1	576	C	N1-C2-O2	-5.35	115.69	118.90
36	1	657	A	O5'-P-OP2	5.35	117.12	110.70
36	1	1784	G	N3-C4-N9	-5.35	122.79	126.00
36	5	1896	A	O5'-P-OP1	-5.35	100.88	105.70
18	C6	40	GLU	C-N-CD	-5.35	108.82	120.60
36	1	47	C	C6-N1-C2	5.35	122.44	120.30
36	1	757	C	N1-C2-O2	-5.35	115.69	118.90
36	1	3275	U	OP1-P-O3'	5.35	116.97	105.20
36	5	110	G	N7-C8-N9	-5.35	110.42	113.10
36	5	420	G	C5-C6-O6	-5.35	125.39	128.60
36	5	959	C	O4'-C1'-N1	5.35	112.48	108.20
36	5	3022	G	O4'-C1'-N9	5.35	112.48	108.20
36	1	1387	G	C5-C6-O6	5.35	131.81	128.60
36	1	2292	U	C2-N1-C1'	5.35	124.12	117.70
36	5	222	A	O5'-P-OP1	5.35	117.12	110.70
36	5	1469	C	O5'-P-OP2	-5.35	100.88	105.70
36	1	35	A	N1-C6-N6	5.35	121.81	118.60
36	1	676	G	C4-C5-C6	5.35	122.01	118.80
36	1	2283	G	C2-N3-C4	-5.35	109.23	111.90
36	1	2391	G	N3-C2-N2	-5.35	116.16	119.90
36	1	2400	G	OP2-P-O3'	5.35	116.97	105.20
36	5	609	G	N3-C2-N2	-5.35	116.16	119.90
36	5	1152	G	C5-C6-N1	-5.35	108.83	111.50
1	2	1386	G	C8-N9-C4	5.35	108.54	106.40

Continued on next page...

Continued from previous page...

Mol	Chain	Res	Type	Atoms	Z	Observed(°)	Ideal(°)
36	1	1405	U	C5-C6-N1	-5.35	120.03	122.70
1	6	1003	A	C8-N9-C4	5.35	107.94	105.80
36	5	1547	G	N3-C4-C5	5.35	131.27	128.60
36	5	3315	G	N1-C2-N3	5.35	127.11	123.90
36	1	655	C	C4-C5-C6	5.35	120.07	117.40
36	1	1114	U	N1-C2-N3	-5.35	111.69	114.90
1	6	90	C	N3-C2-O2	-5.35	118.16	121.90
1	2	334	G	N7-C8-N9	-5.34	110.43	113.10
24	D2	104	LEU	CA-CB-CG	5.34	127.59	115.30
36	1	1177	G	C8-N9-C4	-5.34	104.26	106.40
36	1	1429	G	N3-C4-N9	5.34	129.21	126.00
36	1	2692	A	N7-C8-N9	5.34	116.47	113.80
37	7	79	A	N9-C4-C5	-5.34	103.66	105.80
1	2	70	C	C6-N1-C2	5.34	122.44	120.30
36	1	936	A	N1-C6-N6	5.34	121.81	118.60
36	5	1149	G	N1-C6-O6	5.34	123.11	119.90
36	5	3041	U	N3-C2-O2	5.34	125.94	122.20
1	2	16	G	N3-C4-N9	5.34	129.21	126.00
1	2	1114	G	C6-C5-N7	-5.34	127.19	130.40
36	1	1168	U	N3-C2-O2	-5.34	118.46	122.20
36	1	2306	C	O4'-C1'-N1	-5.34	103.93	108.20
38	4	144	G	N3-C2-N2	-5.34	116.16	119.90
1	6	106	U	C5-C4-O4	5.34	129.10	125.90
1	6	418	G	C5-C6-O6	-5.34	125.39	128.60
36	5	83	U	N3-C2-O2	-5.34	118.46	122.20
36	5	358	G	C8-N9-C4	5.34	108.54	106.40
36	5	2377	G	C6-C5-N7	5.34	133.60	130.40
36	5	2645	G	C8-N9-C4	5.34	108.54	106.40
1	2	144	U	N3-C2-O2	-5.34	118.46	122.20
36	5	429	U	C6-N1-C2	5.34	124.20	121.00
36	5	1327	C	C6-N1-C2	5.34	122.44	120.30
36	5	2799	A	N9-C4-C5	5.34	107.94	105.80
1	6	631	G	C5-C6-O6	-5.34	125.40	128.60
36	1	910	G	C4-C5-C6	5.34	122.00	118.80
36	1	979	U	N1-C2-N3	5.34	118.10	114.90
36	1	3142	A	C5-N7-C8	-5.34	101.23	103.90
79	Q3	29	LEU	CA-CB-CG	-5.34	103.03	115.30
1	6	782	U	C2-N1-C1'	5.34	124.10	117.70
16	c4	35	GLY	N-CA-C	5.34	126.44	113.10
36	5	2193	U	N3-C2-O2	5.34	125.94	122.20
36	1	420	G	O4'-C1'-N9	5.33	112.47	108.20
36	1	820	A	C6-N1-C2	-5.33	115.40	118.60

Continued on next page...

Continued from previous page...

Mol	Chain	Res	Type	Atoms	Z	Observed(°)	Ideal(°)
36	5	871	U	C6-N1-C1'	5.33	128.67	121.20
36	5	2171	G	N1-C6-O6	-5.33	116.70	119.90
36	1	2403	G	OP1-P-O3'	5.33	116.93	105.20
36	5	1489	A	N3-C4-C5	-5.33	123.07	126.80
36	5	2853	A	C4-C5-C6	-5.33	114.33	117.00
36	5	3309	G	C8-N9-C1'	-5.33	120.06	127.00
36	1	339	C	C2-N3-C4	-5.33	117.23	119.90
36	1	432	G	C2-N3-C4	-5.33	109.23	111.90
36	1	645	A	N3-C4-C5	-5.33	123.07	126.80
36	1	803	C	N3-C4-C5	5.33	124.03	121.90
36	1	933	A	N3-C4-C5	-5.33	123.07	126.80
36	1	1313	G	N1-C6-O6	5.33	123.10	119.90
36	1	1448	U	OP2-P-O3'	5.33	116.93	105.20
36	1	2296	A	C2-N3-C4	-5.33	107.94	110.60
36	1	2372	A	OP1-P-O3'	5.33	116.93	105.20
36	5	1169	A	O5'-P-OP2	-5.33	100.90	105.70
36	5	3048	A	O5'-P-OP2	-5.33	100.90	105.70
36	5	227	G	C8-N9-C4	5.33	108.53	106.40
36	5	793	C	N3-C4-N4	5.33	121.73	118.00
36	5	994	G	N3-C2-N2	5.33	123.63	119.90
36	1	369	A	N9-C4-C5	5.33	107.93	105.80
36	1	1296	C	N3-C2-O2	-5.33	118.17	121.90
1	6	1601	G	N1-C6-O6	-5.33	116.70	119.90
36	5	298	U	C6-N1-C2	-5.33	117.80	121.00
36	5	3207	U	N3-C4-C5	-5.33	111.40	114.60
36	1	1269	U	N1-C2-O2	5.33	126.53	122.80
36	1	1844	C	O5'-P-OP1	-5.33	100.91	105.70
36	5	2694	A	N1-C6-N6	-5.33	115.40	118.60
1	2	190	C	O4'-C1'-N1	5.33	112.46	108.20
36	1	944	C	OP2-P-O3'	5.33	116.92	105.20
36	1	2283	G	C5-N7-C8	-5.33	101.64	104.30
36	1	2639	G	C5-C6-O6	-5.33	125.41	128.60
36	1	2831	G	C5-C6-O6	-5.33	125.40	128.60
36	1	3311	C	OP1-P-OP2	5.33	127.59	119.60
1	6	695	U	C2-N1-C1'	5.33	124.09	117.70
36	1	596	C	N1-C2-O2	5.32	122.09	118.90
36	1	1501	U	C6-N1-C2	5.32	124.19	121.00
36	1	2808	A	C4-N9-C1'	5.32	135.88	126.30
36	1	2850	G	N3-C4-N9	5.32	129.19	126.00
36	1	2966	G	N3-C4-N9	5.32	129.19	126.00
1	6	458	G	C8-N9-C4	-5.32	104.27	106.40
36	5	307	A	N1-C6-N6	-5.32	115.41	118.60

Continued on next page...

Continued from previous page...

Mol	Chain	Res	Type	Atoms	Z	Observed(°)	Ideal(°)
36	5	770	G	N1-C6-O6	-5.32	116.71	119.90
36	5	855	U	OP2-P-O3'	5.32	116.91	105.20
36	5	1110	U	C5-C6-N1	5.32	125.36	122.70
36	1	393	U	N3-C4-O4	-5.32	115.68	119.40
36	1	857	G	N9-C4-C5	5.32	107.53	105.40
36	1	1385	C	C2-N1-C1'	-5.32	112.95	118.80
36	1	2255	A	C8-N9-C4	5.32	107.93	105.80
38	4	94	C	C6-N1-C1'	-5.32	114.42	120.80
36	5	1413	G	N3-C4-N9	5.32	129.19	126.00
36	5	2142	A	C2-N3-C4	5.32	113.26	110.60
36	5	2689	A	O4'-C1'-N9	5.32	112.46	108.20
36	1	866	A	C8-N9-C4	5.32	107.93	105.80
36	1	1300	G	C8-N9-C1'	-5.32	120.09	127.00
36	1	2202	C	C6-N1-C2	-5.32	118.17	120.30
36	5	1420	C	N1-C2-O2	-5.32	115.71	118.90
36	1	3362	A	C8-N9-C4	-5.32	103.67	105.80
73	O7	5	THR	C-N-CD	5.32	139.57	128.40
1	6	678	A	P-O3'-C3'	5.32	126.08	119.70
36	5	510	G	N3-C2-N2	5.32	123.62	119.90
36	5	2370	G	N1-C2-N3	5.32	127.09	123.90
1	2	308	C	N1-C2-O2	-5.31	115.71	118.90
36	1	2870	C	N3-C4-N4	-5.31	114.28	118.00
1	6	609	U	C5-C4-O4	5.31	129.09	125.90
36	5	2971	A	N3-C4-N9	5.31	131.65	127.40
36	1	911	C	C2-N3-C4	-5.31	117.24	119.90
36	5	1012	G	N3-C4-N9	-5.31	122.81	126.00
36	5	2953	U	O5'-P-OP2	5.31	117.08	110.70
36	5	673	U	C5-C6-N1	-5.31	120.04	122.70
36	5	1886	A	O5'-P-OP2	-5.31	100.92	105.70
1	2	949	C	C6-N1-C2	-5.31	118.18	120.30
36	1	2330	C	C5-C4-N4	-5.31	116.48	120.20
36	1	2758	A	N7-C8-N9	-5.31	111.15	113.80
53	M7	3	ARG	NE-CZ-NH2	-5.31	117.64	120.30
36	5	1155	C	O5'-P-OP1	-5.31	100.92	105.70
36	5	2372	A	C8-N9-C4	-5.31	103.68	105.80
36	5	2823	G	C6-C5-N7	-5.31	127.21	130.40
1	2	728	U	N1-C2-O2	5.31	126.52	122.80
36	1	927	C	N3-C4-N4	5.31	121.72	118.00
36	1	1897	G	C6-C5-N7	-5.31	127.22	130.40
1	6	1148	C	OP2-P-O3'	5.31	116.88	105.20
36	5	1113	G	C5-C6-N1	-5.31	108.85	111.50
36	5	1374	G	N1-C2-N2	-5.31	111.42	116.20

Continued on next page...

Continued from previous page...

Mol	Chain	Res	Type	Atoms	Z	Observed(°)	Ideal(°)
36	5	1437	C	N3-C2-O2	-5.31	118.19	121.90
36	5	1943	C	C6-N1-C2	-5.31	118.18	120.30
36	5	2965	U	C5-C4-O4	-5.31	122.72	125.90
37	7	48	U	C4-C5-C6	5.31	122.88	119.70
36	1	357	A	C6-N1-C2	-5.31	115.42	118.60
1	6	585	A	C8-N9-C4	5.31	107.92	105.80
36	5	519	A	N1-C6-N6	5.31	121.78	118.60
36	1	1807	G	C8-N9-C4	-5.30	104.28	106.40
36	5	1480	G	O4'-C1'-N9	5.30	112.44	108.20
39	L2	25	GLY	N-CA-C	-5.30	99.84	113.10
36	5	746	A	OP2-P-O3'	5.30	116.87	105.20
36	1	2783	U	C5-C6-N1	5.30	125.35	122.70
1	6	9	U	O5'-P-OP1	-5.30	100.93	105.70
36	5	610	G	C8-N9-C4	-5.30	104.28	106.40
36	5	2135	U	O5'-P-OP2	-5.30	100.93	105.70
36	5	2629	U	C5-C4-O4	-5.30	122.72	125.90
36	1	956	U	N3-C4-C5	-5.30	111.42	114.60
36	1	2293	C	N3-C4-N4	5.30	121.71	118.00
36	1	2369	G	N3-C4-C5	-5.30	125.95	128.60
37	7	77	G	N1-C6-O6	5.30	123.08	119.90
1	2	412	A	N1-C6-N6	5.30	121.78	118.60
1	2	499	U	C5-C4-O4	-5.30	122.72	125.90
36	1	27	C	OP1-P-OP2	5.30	127.55	119.60
36	1	1082	U	N1-C2-O2	5.30	126.51	122.80
36	1	3181	C	N1-C2-N3	5.30	122.91	119.20
36	5	1116	G	C8-N9-C1'	-5.30	120.11	127.00
36	5	2572	C	C6-N1-C1'	-5.30	114.44	120.80
1	2	103	A	C5-C6-N6	-5.30	119.46	123.70
1	2	1014	G	C8-N9-C4	-5.30	104.28	106.40
36	1	645	A	N1-C2-N3	5.30	131.95	129.30
36	1	1646	G	N3-C4-C5	5.30	131.25	128.60
36	1	1669	C	C6-N1-C2	5.30	122.42	120.30
36	5	994	G	N3-C4-C5	-5.30	125.95	128.60
36	5	2419	A	N1-C6-N6	5.30	121.78	118.60
36	5	2643	A	C4-C5-N7	5.30	113.35	110.70
36	5	2965	U	N1-C2-O2	-5.30	119.09	122.80
36	5	3174	A	N7-C8-N9	5.30	116.45	113.80
36	1	410	U	C6-N1-C2	-5.29	117.82	121.00
36	1	717	C	C6-N1-C2	-5.29	118.18	120.30
36	1	1604	G	C4-N9-C1'	5.29	133.38	126.50
36	5	1127	G	C5-C6-N1	5.29	114.15	111.50
36	5	1200	A	N3-C4-N9	5.29	131.64	127.40

Continued on next page...

Continued from previous page...

Mol	Chain	Res	Type	Atoms	Z	Observed(°)	Ideal(°)
36	5	2622	C	N3-C4-C5	-5.29	119.78	121.90
1	2	864	U	N3-C2-O2	-5.29	118.50	122.20
36	1	1296	C	N1-C2-N3	5.29	122.91	119.20
36	1	2781	U	N1-C2-O2	-5.29	119.09	122.80
38	4	7	U	OP2-P-O3'	5.29	116.84	105.20
47	M0	24	ARG	NE-CZ-NH1	5.29	122.95	120.30
36	5	195	U	N3-C2-O2	-5.29	118.50	122.20
36	1	1419	A	C5'-C4'-O4'	5.29	115.45	109.10
36	1	2523	A	N1-C6-N6	5.29	121.78	118.60
36	1	2723	U	N1-C2-O2	-5.29	119.10	122.80
1	6	1614	A	C5-C6-N1	-5.29	115.05	117.70
36	5	2277	C	N1-C2-O2	5.29	122.08	118.90
36	1	128	G	C6-C5-N7	-5.29	127.23	130.40
36	1	2754	G	C8-N9-C4	5.29	108.52	106.40
36	5	3049	A	N7-C8-N9	-5.29	111.16	113.80
36	1	1154	A	C6-N1-C2	-5.29	115.43	118.60
36	1	1724	U	O5'-P-OP2	-5.29	100.94	105.70
36	1	2612	U	C2-N3-C4	-5.29	123.83	127.00
36	1	2982	A	C4-C5-C6	5.29	119.64	117.00
1	6	272	U	P-O3'-C3'	5.29	126.05	119.70
1	6	619	A	C4-N9-C1'	-5.29	116.78	126.30
36	5	55	G	C2-N3-C4	-5.29	109.26	111.90
36	5	1466	G	C5-C6-O6	-5.29	125.43	128.60
36	5	2112	U	N3-C2-O2	-5.29	118.50	122.20
36	5	2871	G	N3-C4-N9	5.29	129.17	126.00
36	1	1849	C	N3-C4-N4	5.29	121.70	118.00
1	6	1412	G	N3-C4-N9	-5.29	122.83	126.00
36	5	1158	A	O5'-P-OP1	5.29	117.04	110.70
36	5	1367	G	C5-C6-N1	-5.29	108.86	111.50
36	5	2823	G	C4-C5-N7	5.29	112.92	110.80
36	1	979	U	C5-C6-N1	5.29	125.34	122.70
36	1	1305	U	N1-C2-N3	5.29	118.07	114.90
36	1	2948	C	C6-N1-C2	5.29	122.41	120.30
36	5	1716	U	C6-N1-C2	-5.29	117.83	121.00
36	5	3006	A	C2-N3-C4	-5.29	107.96	110.60
36	5	421	G	N3-C4-C5	-5.28	125.96	128.60
36	5	2523	A	N1-C6-N6	-5.28	115.43	118.60
36	1	858	A	C8-N9-C4	-5.28	103.69	105.80
38	4	99	C	C6-N1-C2	5.28	122.41	120.30
1	6	943	C	C2-N1-C1'	-5.28	112.99	118.80
36	5	2145	A	N9-C4-C5	5.28	107.91	105.80
36	5	2355	G	N1-C6-O6	5.28	123.07	119.90

Continued on next page...

Continued from previous page...

Mol	Chain	Res	Type	Atoms	Z	Observed(°)	Ideal(°)
37	7	110	G	N3-C4-N9	-5.28	122.83	126.00
37	3	86	U	N3-C4-C5	5.28	117.77	114.60
36	5	417	A	C8-N9-C4	5.28	107.91	105.80
36	5	2300	G	C4-C5-N7	5.28	112.91	110.80
36	5	3046	A	C5-C6-N1	5.28	120.34	117.70
36	5	3308	C	C4-C5-C6	5.28	120.04	117.40
36	1	228	U	O5'-P-OP1	-5.28	100.95	105.70
36	1	2643	A	N7-C8-N9	-5.28	111.16	113.80
36	1	2857	C	OP2-P-O3'	5.28	116.81	105.20
36	1	2984	C	N1-C2-O2	-5.28	115.73	118.90
36	1	956	U	C5-C4-O4	5.28	129.07	125.90
36	1	2361	A	N1-C6-N6	-5.28	115.43	118.60
36	1	3121	U	OP1-P-O3'	5.28	116.81	105.20
1	6	1029	U	N1-C2-N3	5.28	118.07	114.90
36	5	1606	U	C5-C6-N1	-5.28	120.06	122.70
36	5	2800	G	N3-C4-C5	5.28	131.24	128.60
36	5	3041	U	N3-C4-C5	5.28	117.77	114.60
1	2	1132	A	C5-C6-N6	-5.28	119.48	123.70
36	1	2405	C	N3-C4-N4	5.28	121.69	118.00
38	4	125	U	N1-C2-O2	5.28	126.49	122.80
36	5	1117	G	C5-N7-C8	-5.28	101.66	104.30
36	1	968	G	N3-C4-C5	-5.27	125.96	128.60
36	1	1453	A	C8-N9-C4	-5.27	103.69	105.80
56	N0	106	LEU	CA-CB-CG	5.27	127.43	115.30
36	5	645	A	C8-N9-C4	-5.27	103.69	105.80
36	5	1365	G	C6-C5-N7	-5.27	127.24	130.40
36	5	2342	U	C5-C6-N1	-5.27	120.06	122.70
36	5	3140	G	C6-C5-N7	-5.27	127.24	130.40
1	2	447	U	N3-C4-O4	5.27	123.09	119.40
36	5	3317	U	C6-N1-C2	-5.27	117.84	121.00
36	1	820	A	N7-C8-N9	5.27	116.44	113.80
36	1	1308	A	C5-C6-N1	-5.27	115.06	117.70
36	1	970	A	C8-N9-C4	-5.27	103.69	105.80
36	1	2821	C	OP1-P-OP2	5.27	127.50	119.60
36	5	1188	U	N1-C2-N3	5.27	118.06	114.90
36	5	2843	U	N3-C2-O2	-5.27	118.51	122.20
36	1	44	U	C5-C4-O4	5.27	129.06	125.90
36	1	1164	G	C5-C6-O6	5.27	131.76	128.60
36	1	1330	A	N9-C4-C5	-5.27	103.69	105.80
36	5	878	G	N3-C2-N2	5.27	123.59	119.90
36	5	1196	C	C6-N1-C2	5.27	122.41	120.30
36	5	1412	G	N7-C8-N9	5.27	115.73	113.10

Continued on next page...

Continued from previous page...

Mol	Chain	Res	Type	Atoms	Z	Observed(°)	Ideal(°)
36	5	2618	G	N3-C4-C5	-5.27	125.97	128.60
36	5	2642	A	N1-C6-N6	-5.27	115.44	118.60
36	1	1377	G	C5-C6-O6	-5.27	125.44	128.60
36	5	808	A	N9-C4-C5	5.27	107.91	105.80
36	5	1327	C	N3-C4-C5	5.27	124.01	121.90
36	5	2366	C	C2-N3-C4	5.27	122.53	119.90
36	1	659	G	C4-C5-N7	5.26	112.91	110.80
36	1	930	U	N1-C2-O2	-5.26	119.11	122.80
37	3	30	G	C8-N9-C4	-5.26	104.29	106.40
36	5	869	G	N1-C2-N2	-5.26	111.46	116.20
36	5	1101	G	N3-C4-N9	5.26	129.16	126.00
36	1	3120	C	N1-C2-O2	5.26	122.06	118.90
1	6	426	G	N3-C4-C5	-5.26	125.97	128.60
36	5	2616	C	N3-C2-O2	5.26	125.58	121.90
36	5	3387	U	N3-C2-O2	-5.26	118.52	122.20
1	2	428	A	N9-C4-C5	5.26	107.91	105.80
36	1	267	G	N1-C6-O6	5.26	123.06	119.90
36	1	925	A	C4-C5-C6	5.26	119.63	117.00
36	1	1164	G	C8-N9-C1'	-5.26	120.16	127.00
1	6	361	C	OP1-P-OP2	-5.26	111.71	119.60
1	6	1267	G	C8-N9-C4	5.26	108.50	106.40
36	5	644	G	C8-N9-C4	-5.26	104.30	106.40
36	1	1141	C	C4-C5-C6	5.26	120.03	117.40
36	1	2842	U	N1-C2-O2	5.26	126.48	122.80
36	1	2980	U	C6-N1-C2	-5.26	117.84	121.00
37	3	48	U	C5-C4-O4	-5.26	122.74	125.90
1	6	552	G	N9-C4-C5	-5.26	103.30	105.40
1	6	1508	U	C6-N1-C2	5.26	124.16	121.00
36	5	29	C	C6-N1-C2	5.26	122.40	120.30
36	5	661	G	N3-C2-N2	5.26	123.58	119.90
36	5	984	G	N3-C4-N9	5.26	129.16	126.00
36	5	1895	A	C5-N7-C8	-5.26	101.27	103.90
36	5	2938	G	N1-C6-O6	-5.26	116.74	119.90
1	2	501	U	P-O3'-C3'	5.26	126.01	119.70
1	2	694	U	N3-C2-O2	-5.26	118.52	122.20
36	1	2604	U	C5-C6-N1	-5.26	120.07	122.70
36	5	2300	G	N1-C2-N2	-5.26	111.47	116.20
36	1	9	U	C2-N1-C1'	-5.26	111.39	117.70
36	1	346	C	C5-C6-N1	-5.26	118.37	121.00
36	1	401	U	N3-C2-O2	-5.26	118.52	122.20
36	1	765	C	N3-C2-O2	-5.26	118.22	121.90
36	5	1128	U	C2-N3-C4	-5.26	123.85	127.00

Continued on next page...

Continued from previous page...

Mol	Chain	Res	Type	Atoms	Z	Observed(°)	Ideal(°)
37	7	73	C	C5-C6-N1	5.26	123.63	121.00
36	1	2177	G	C5-C6-N1	5.25	114.13	111.50
1	6	467	G	N3-C4-C5	-5.25	125.97	128.60
1	2	1473	U	C5-C4-O4	5.25	129.05	125.90
36	1	107	A	C6-C5-N7	-5.25	128.62	132.30
36	1	199	A	N1-C6-N6	5.25	121.75	118.60
36	1	1212	A	N9-C4-C5	-5.25	103.70	105.80
36	1	1434	G	C5-N7-C8	-5.25	101.67	104.30
36	5	1144	U	O5'-P-OP1	-5.25	100.97	105.70
36	5	2143	A	OP1-P-O3'	5.25	116.76	105.20
36	5	2621	G	N3-C4-C5	5.25	131.23	128.60
36	5	3149	G	O5'-P-OP1	5.25	117.00	110.70
1	2	15	U	N3-C2-O2	-5.25	118.52	122.20
1	2	1662	G	N1-C6-O6	-5.25	116.75	119.90
36	1	24	G	C6-C5-N7	-5.25	127.25	130.40
36	1	2344	U	C6-N1-C2	5.25	124.15	121.00
36	1	2800	G	N1-C2-N2	-5.25	111.47	116.20
36	5	575	G	C2-N3-C4	5.25	114.53	111.90
36	5	1413	G	N3-C4-C5	-5.25	125.97	128.60
36	5	1476	G	N3-C4-C5	5.25	131.23	128.60
36	5	1561	G	O4'-C1'-N9	5.25	112.40	108.20
1	2	548	G	N3-C4-N9	5.25	129.15	126.00
36	1	2953	U	N3-C4-O4	5.25	123.08	119.40
1	6	1745	G	C4-N9-C1'	5.25	133.32	126.50
36	5	37	U	OP2-P-O3'	5.25	116.75	105.20
36	5	2372	A	OP2-P-O3'	5.25	116.75	105.20
36	1	274	G	C5-C6-O6	-5.25	125.45	128.60
36	1	1043	C	C6-N1-C2	5.25	122.40	120.30
36	1	1484	U	C5-C6-N1	5.25	125.32	122.70
36	1	2382	G	C2-N3-C4	-5.25	109.28	111.90
36	1	3036	G	N3-C4-C5	-5.25	125.97	128.60
1	6	1744	A	N9-C4-C5	-5.25	103.70	105.80
36	5	293	C	C6-N1-C2	5.25	122.40	120.30
36	5	2117	A	C8-N9-C4	-5.25	103.70	105.80
36	5	2902	A	N1-C6-N6	5.25	121.75	118.60
36	1	1076	C	C6-N1-C1'	-5.25	114.50	120.80
36	5	417	A	N7-C8-N9	-5.25	111.18	113.80
36	5	653	A	O5'-P-OP1	-5.25	100.98	105.70
36	5	1329	U	P-O3'-C3'	5.25	126.00	119.70
37	7	29	C	C6-N1-C2	5.25	122.40	120.30
1	6	76	A	OP1-P-O3'	5.25	116.74	105.20
36	1	282	G	C2'-C3'-O3'	5.24	122.09	113.70

Continued on next page...

Continued from previous page...

Mol	Chain	Res	Type	Atoms	Z	Observed(°)	Ideal(°)
36	1	368	G	C6-C5-N7	-5.24	127.25	130.40
36	1	714	G	N1-C6-O6	5.24	123.05	119.90
36	1	1521	G	O5'-P-OP1	-5.24	100.98	105.70
1	6	1200	G	N3-C4-C5	5.24	131.22	128.60
36	5	644	G	C4-C5-N7	-5.24	108.70	110.80
36	5	1049	C	C2-N1-C1'	5.24	124.57	118.80
36	5	1380	G	O5'-P-OP2	-5.24	100.98	105.70
36	5	2891	U	N3-C4-C5	5.24	117.75	114.60
36	5	3044	G	N7-C8-N9	5.24	115.72	113.10
36	5	3091	A	N1-C6-N6	-5.24	115.45	118.60
36	1	1303	A	N1-C6-N6	5.24	121.75	118.60
36	1	3310	A	N9-C4-C5	-5.24	103.70	105.80
36	5	1939	G	N3-C2-N2	5.24	123.57	119.90
36	1	2874	G	C5-C6-N1	-5.24	108.88	111.50
1	6	1027	A	N1-C6-N6	5.24	121.74	118.60
36	5	767	U	O4'-C1'-N1	5.24	112.39	108.20
36	5	1043	C	N3-C2-O2	-5.24	118.23	121.90
36	5	2935	U	C5-C4-O4	-5.24	122.75	125.90
36	1	936	A	C5-C6-N6	-5.24	119.51	123.70
36	1	2526	C	C6-N1-C2	-5.24	118.20	120.30
36	1	2818	U	C4-C5-C6	-5.24	116.56	119.70
36	5	592	A	C8-N9-C4	5.24	107.90	105.80
36	5	960	U	OP1-P-O3'	-5.24	93.67	105.20
36	5	2757	U	N3-C4-O4	5.24	123.07	119.40
36	1	426	G	N3-C4-N9	5.24	129.14	126.00
39	L2	128	ARG	NE-CZ-NH1	-5.24	117.68	120.30
36	5	3146	G	N9-C4-C5	-5.24	103.31	105.40
36	1	39	A	N1-C6-N6	5.24	121.74	118.60
36	1	1137	C	C6-N1-C2	5.24	122.39	120.30
36	1	1414	G	N3-C4-C5	5.24	131.22	128.60
36	1	1431	G	C5-C6-O6	5.24	131.74	128.60
36	1	2187	G	N1-C6-O6	5.24	123.04	119.90
36	1	2418	G	OP2-P-O3'	5.24	116.72	105.20
1	6	217	A	P-O3'-C3'	5.24	125.98	119.70
36	5	411	U	C5-C6-N1	-5.24	120.08	122.70
36	5	1064	A	O4'-C1'-N9	-5.24	104.01	108.20
36	5	2823	G	C5-C6-O6	-5.24	125.46	128.60
36	1	298	U	C6-N1-C1'	-5.23	113.87	121.20
44	L7	163	LEU	CA-CB-CG	-5.23	103.26	115.30
36	1	588	G	N9-C4-C5	5.23	107.49	105.40
36	1	984	G	C2-N3-C4	5.23	114.52	111.90
36	1	2924	U	N3-C2-O2	5.23	125.86	122.20

Continued on next page...

Continued from previous page...

Mol	Chain	Res	Type	Atoms	Z	Observed(°)	Ideal(°)
36	1	2989	U	C5-C4-O4	-5.23	122.76	125.90
36	1	3267	A	N1-C6-N6	-5.23	115.46	118.60
1	6	1606	C	N1-C2-O2	5.23	122.04	118.90
36	5	1468	A	C5-C6-N6	-5.23	119.51	123.70
36	5	2523	A	N9-C4-C5	5.23	107.89	105.80
36	5	2880	U	N3-C2-O2	-5.23	118.54	122.20
36	5	2951	G	C4-N9-C1'	5.23	133.30	126.50
36	5	3354	U	C2-N1-C1'	5.23	123.98	117.70
36	1	70	A	C4-C5-C6	5.23	119.61	117.00
36	1	788	C	C2-N1-C1'	-5.23	113.05	118.80
36	1	907	G	N3-C4-N9	5.23	129.14	126.00
36	1	2361	A	C2-N3-C4	-5.23	107.98	110.60
1	6	397	A	C2-N3-C4	-5.23	107.98	110.60
36	5	379	C	C6-N1-C2	-5.23	118.21	120.30
36	5	1848	G	O5'-P-OP2	-5.23	100.99	105.70
36	5	3296	A	N1-C6-N6	5.23	121.74	118.60
36	1	635	G	C4-C5-N7	5.23	112.89	110.80
36	1	2619	G	OP1-P-O3'	5.23	116.70	105.20
38	4	39	G	O5'-P-OP1	-5.23	100.99	105.70
36	5	1507	G	C8-N9-C4	-5.23	104.31	106.40
36	5	2353	G	C6-C5-N7	-5.23	127.26	130.40
36	1	1200	A	C4-C5-C6	5.23	119.61	117.00
36	1	3006	A	N1-C2-N3	5.23	131.91	129.30
38	4	61	A	OP2-P-O3'	5.23	116.70	105.20
36	5	1154	A	N1-C6-N6	-5.23	115.46	118.60
36	5	2820	A	OP2-P-O3'	5.23	116.70	105.20
36	5	2879	C	N3-C2-O2	5.23	125.56	121.90
36	5	3326	G	N3-C4-N9	5.23	129.14	126.00
37	7	82	G	C6-C5-N7	-5.23	127.26	130.40
1	2	378	A	C5-C6-N6	-5.23	119.52	123.70
1	6	364	G	C4-N9-C1'	5.23	133.29	126.50
1	6	901	G	N9-C4-C5	-5.23	103.31	105.40
36	5	1701	C	C6-N1-C2	-5.23	118.21	120.30
36	5	3119	U	N1-C2-O2	-5.23	119.14	122.80
1	2	555	A	C8-N9-C4	-5.22	103.71	105.80
36	1	2169	G	C6-C5-N7	5.22	133.53	130.40
36	1	2397	A	O5'-P-OP2	-5.22	101.00	105.70
1	6	359	A	C4-N9-C1'	-5.22	116.89	126.30
1	6	1337	A	N3-C4-C5	5.22	130.46	126.80
36	5	927	C	C6-N1-C2	-5.22	118.21	120.30
36	5	1308	A	OP1-P-OP2	-5.22	111.76	119.60
37	7	85	G	OP2-P-O3'	5.22	116.69	105.20

Continued on next page...

Continued from previous page...

Mol	Chain	Res	Type	Atoms	Z	Observed(°)	Ideal(°)
36	1	1365	G	C4-N9-C1'	5.22	133.29	126.50
36	1	2756	C	N3-C4-N4	5.22	121.66	118.00
36	1	2816	G	C5-C6-O6	-5.22	125.47	128.60
36	1	3098	G	C4-C5-N7	5.22	112.89	110.80
36	5	2877	G	C8-N9-C1'	-5.22	120.21	127.00
36	1	1206	G	C4-C5-N7	-5.22	108.71	110.80
36	1	2996	U	N1-C2-O2	5.22	126.45	122.80
40	L3	4	ARG	NE-CZ-NH2	-5.22	117.69	120.30
37	7	41	G	N9-C4-C5	-5.22	103.31	105.40
1	2	1241	G	C4-C5-N7	5.22	112.89	110.80
36	1	2406	C	N1-C2-O2	-5.22	115.77	118.90
36	1	2671	A	C4-C5-C6	-5.22	114.39	117.00
1	6	163	G	C2-N3-C4	-5.22	109.29	111.90
1	6	1361	U	C5-C6-N1	5.22	125.31	122.70
36	5	3322	A	C6-C5-N7	-5.22	128.65	132.30
1	6	970	A	N1-C6-N6	5.22	121.73	118.60
1	6	1438	G	N3-C4-N9	5.22	129.13	126.00
36	5	2916	U	O5'-P-OP2	5.22	116.96	110.70
36	5	3026	G	C8-N9-C4	5.22	108.49	106.40
1	2	354	C	N3-C4-C5	-5.22	119.81	121.90
1	2	1215	C	C6-N1-C2	-5.22	118.21	120.30
36	1	1114	U	N1-C2-O2	5.22	126.45	122.80
36	1	2887	A	C5-N7-C8	-5.22	101.29	103.90
38	4	88	A	C5-C6-N6	-5.22	119.53	123.70
1	6	1537	C	O4'-C1'-N1	5.22	112.37	108.20
36	5	916	G	P-O3'-C3'	5.22	125.96	119.70
36	5	2154	U	C6-N1-C2	-5.22	117.87	121.00
36	5	2234	G	N1-C6-O6	5.22	123.03	119.90
36	1	1151	U	N3-C4-O4	5.21	123.05	119.40
1	6	128	U	N1-C2-O2	-5.21	119.15	122.80
1	6	1637	C	N3-C2-O2	-5.21	118.25	121.90
1	6	1780	G	N9-C4-C5	-5.21	103.31	105.40
1	6	1793	G	C8-N9-C1'	5.21	133.78	127.00
36	5	908	G	N1-C6-O6	5.21	123.03	119.90
36	5	1476	G	C6-C5-N7	5.21	133.53	130.40
36	5	2953	U	N3-C4-O4	5.21	123.05	119.40
36	5	2978	U	C5-C6-N1	-5.21	120.09	122.70
1	2	1339	C	C3'-C2'-C1'	5.21	105.67	101.50
36	1	245	U	N3-C2-O2	-5.21	118.55	122.20
36	5	376	G	N3-C4-C5	-5.21	125.99	128.60
1	2	1041	G	C8-N9-C4	-5.21	104.31	106.40
1	2	1241	G	C8-N9-C1'	-5.21	120.22	127.00

Continued on next page...

Continued from previous page...

Mol	Chain	Res	Type	Atoms	Z	Observed(°)	Ideal(°)
36	1	2376	G	N3-C4-C5	-5.21	125.99	128.60
36	1	2618	G	N3-C4-C5	-5.21	125.99	128.60
36	1	3088	G	N3-C2-N2	-5.21	116.25	119.90
1	6	1643	U	C2-N3-C4	-5.21	123.87	127.00
36	5	830	A	C4-C5-N7	5.21	113.31	110.70
36	5	1834	U	N3-C4-C5	-5.21	111.47	114.60
36	5	2794	G	N9-C4-C5	-5.21	103.31	105.40
1	2	1777	G	C6-C5-N7	-5.21	127.27	130.40
36	1	1519	G	C8-N9-C4	5.21	108.48	106.40
1	6	1600	A	N9-C1'-C2'	5.21	120.77	114.00
36	5	340	C	N3-C4-N4	-5.21	114.35	118.00
36	5	424	G	N9-C4-C5	-5.21	103.32	105.40
36	5	922	U	N3-C4-O4	-5.21	115.75	119.40
36	5	1468	A	C6-C5-N7	-5.21	128.65	132.30
36	1	1403	C	C2-N1-C1'	-5.21	113.07	118.80
36	1	2805	G	N1-C6-O6	5.21	123.03	119.90
38	4	94	C	C5-C4-N4	-5.21	116.55	120.20
1	6	18	C	C5-C6-N1	5.21	123.60	121.00
1	6	858	G	C5-N7-C8	-5.21	101.70	104.30
36	5	803	C	N1-C2-O2	-5.21	115.78	118.90
36	5	1003	A	C8-N9-C4	5.21	107.88	105.80
1	2	1560	U	C6-N1-C2	-5.21	117.88	121.00
36	1	688	G	C5-C6-O6	-5.21	125.48	128.60
36	1	908	G	N1-C2-N2	5.21	120.89	116.20
36	1	2692	A	C4-C5-N7	5.21	113.30	110.70
38	4	115	C	C6-N1-C2	5.21	122.38	120.30
1	6	14	C	N1-C2-O2	-5.21	115.78	118.90
36	5	80	G	N1-C6-O6	5.21	123.02	119.90
36	5	977	C	N1-C2-O2	5.21	122.02	118.90
36	5	1911	A	O5'-P-OP2	-5.21	101.02	105.70
1	2	866	G	N3-C4-C5	5.20	131.20	128.60
36	1	1156	C	C4-C5-C6	5.20	120.00	117.40
36	5	1874	A	C8-N9-C4	5.20	107.88	105.80
36	5	2965	U	N3-C2-O2	5.20	125.84	122.20
36	5	3317	U	C5-C4-O4	5.20	129.02	125.90
1	2	1558	U	C2-N1-C1'	5.20	123.94	117.70
36	1	556	U	N3-C2-O2	5.20	125.84	122.20
36	1	1204	A	O5'-P-OP1	-5.20	101.02	105.70
36	5	1008	U	C5-C6-N1	-5.20	120.10	122.70
36	1	1369	A	O5'-P-OP1	-5.20	101.02	105.70
36	5	798	G	N1-C6-O6	5.20	123.02	119.90
36	5	2697	A	C5-C6-N6	-5.20	119.54	123.70

Continued on next page...

Continued from previous page...

Mol	Chain	Res	Type	Atoms	Z	Observed(°)	Ideal(°)
1	2	1096	C	N3-C2-O2	-5.20	118.26	121.90
36	1	590	G	C5-C6-O6	-5.20	125.48	128.60
36	1	1045	C	OP2-P-O3'	5.20	116.64	105.20
36	1	2232	A	O5'-P-OP2	-5.20	101.02	105.70
36	1	2400	G	C5-C6-N1	-5.20	108.90	111.50
36	1	2647	A	C6-N1-C2	-5.20	115.48	118.60
36	5	564	G	C4-C5-N7	-5.20	108.72	110.80
36	5	1772	U	N3-C2-O2	-5.20	118.56	122.20
36	5	2848	G	C4-C5-C6	5.20	121.92	118.80
37	7	43	U	C5-C6-N1	-5.20	120.10	122.70
1	2	307	G	N9-C4-C5	-5.20	103.32	105.40
36	1	970	A	C5-N7-C8	-5.20	101.30	103.90
1	6	590	C	C6-N1-C2	-5.20	118.22	120.30
36	5	128	G	N3-C4-N9	5.20	129.12	126.00
36	5	1139	G	C5-C6-O6	-5.20	125.48	128.60
36	5	1870	C	N1-C2-O2	-5.20	115.78	118.90
1	2	866	G	C4-C5-N7	5.20	112.88	110.80
36	1	404	G	C5-C6-N1	-5.20	108.90	111.50
36	1	1139	G	C5-C6-O6	5.20	131.72	128.60
36	5	567	G	N1-C2-N2	-5.20	111.52	116.20
36	5	641	C	C6-N1-C2	5.20	122.38	120.30
36	5	1321	G	C5-C6-N1	-5.20	108.90	111.50
38	4	32	C	N3-C2-O2	5.19	125.54	121.90
36	5	1164	G	OP1-P-OP2	5.19	127.39	119.60
36	5	1695	U	N1-C2-N3	5.19	118.02	114.90
36	1	326	U	O5'-P-OP2	-5.19	101.03	105.70
36	1	1386	A	N1-C6-N6	5.19	121.72	118.60
36	1	1428	A	N1-C2-N3	5.19	131.90	129.30
36	1	2307	G	OP2-P-O3'	5.19	116.62	105.20
1	6	558	U	N3-C2-O2	-5.19	118.56	122.20
36	5	221	A	N7-C8-N9	-5.19	111.20	113.80
36	5	1408	G	OP2-P-O3'	5.19	116.62	105.20
36	5	2299	A	C5-C6-N1	-5.19	115.10	117.70
36	5	2338	C	N3-C4-C5	-5.19	119.82	121.90
36	5	2692	A	N1-C6-N6	-5.19	115.48	118.60
36	5	3302	U	C2-N1-C1'	-5.19	111.47	117.70
1	2	1307	U	C2-N1-C1'	5.19	123.93	117.70
36	1	35	A	O5'-P-OP2	-5.19	101.03	105.70
36	1	636	C	C5-C6-N1	-5.19	118.40	121.00
36	1	967	A	C2-N3-C4	-5.19	108.00	110.60
36	5	1300	G	C6-C5-N7	-5.19	127.29	130.40
36	5	2112	U	OP2-P-O3'	5.19	116.62	105.20

Continued on next page...

Continued from previous page...

Mol	Chain	Res	Type	Atoms	Z	Observed(°)	Ideal(°)
36	5	2865	U	C5-C6-N1	5.19	125.30	122.70
43	16	30	LEU	CA-CB-CG	5.19	127.24	115.30
36	1	274	G	C6-C5-N7	-5.19	127.29	130.40
36	1	573	C	C6-N1-C2	5.19	122.38	120.30
36	1	984	G	C4-C5-C6	5.19	121.91	118.80
1	6	209	U	N1-C2-O2	-5.19	119.17	122.80
1	6	976	G	C4-C5-N7	5.19	112.88	110.80
36	1	993	G	C5-C6-N1	5.19	114.09	111.50
36	1	1140	G	N3-C2-N2	5.19	123.53	119.90
36	5	934	G	N3-C4-C5	-5.19	126.01	128.60
36	5	2248	C	N1-C2-O2	-5.19	115.79	118.90
36	5	2814	G	C6-C5-N7	-5.19	127.29	130.40
36	1	1330	A	C4-C5-N7	5.19	113.29	110.70
1	6	437	A	N1-C6-N6	-5.19	115.49	118.60
37	7	42	A	O5'-P-OP2	5.19	116.92	110.70
57	n1	106	LEU	CA-CB-CG	-5.19	103.37	115.30
1	6	19	A	N9-C4-C5	-5.18	103.73	105.80
1	6	558	U	P-O3'-C3'	5.18	125.92	119.70
1	2	1650	U	C6-N1-C2	5.18	124.11	121.00
35	SM	134	ASP	CB-CG-OD2	5.18	122.96	118.30
36	1	400	G	C8-N9-C4	-5.18	104.33	106.40
1	6	28	A	OP1-P-O3'	5.18	116.60	105.20
1	6	390	G	OP1-P-OP2	5.18	127.38	119.60
36	5	3128	G	OP2-P-O3'	5.18	116.60	105.20
36	1	1127	G	C5-C6-O6	-5.18	125.49	128.60
37	3	8	G	C6-C5-N7	5.18	133.51	130.40
36	5	382	U	N1-C2-N3	5.18	118.01	114.90
36	5	1085	A	O5'-P-OP1	-5.18	101.04	105.70
36	5	3216	G	C8-N9-C4	5.18	108.47	106.40
1	2	386	G	OP1-P-O3'	5.18	116.59	105.20
36	1	1165	A	C8-N9-C4	5.18	107.87	105.80
36	1	2537	U	P-O3'-C3'	5.18	125.92	119.70
36	1	3210	A	C5-C6-N1	5.18	120.29	117.70
36	5	650	C	C6-N1-C1'	5.18	127.02	120.80
36	5	2618	G	N3-C4-N9	5.18	129.11	126.00
36	5	1305	U	C6-N1-C1'	-5.18	113.95	121.20
36	5	1846	C	P-O3'-C3'	-5.18	113.49	119.70
36	1	590	G	N9-C4-C5	-5.18	103.33	105.40
36	1	1047	A	O5'-P-OP2	-5.18	101.04	105.70
36	1	1175	C	C2-N3-C4	-5.18	117.31	119.90
1	6	413	U	N1-C2-N3	5.18	118.01	114.90
36	5	1520	G	C5-C6-O6	-5.18	125.49	128.60

Continued on next page...

Continued from previous page...

Mol	Chain	Res	Type	Atoms	Z	Observed(°)	Ideal(°)
36	5	2128	C	O5'-P-OP2	-5.18	101.04	105.70
36	5	2337	C	N1-C2-O2	5.18	122.01	118.90
36	1	1129	A	N9-C4-C5	-5.17	103.73	105.80
36	1	1414	G	C4-C5-N7	5.17	112.87	110.80
36	1	1501	U	C2-N1-C1'	-5.17	111.49	117.70
1	6	1657	U	N3-C2-O2	-5.17	118.58	122.20
36	5	2950	G	N7-C8-N9	5.17	115.69	113.10
38	8	80	A	N3-C4-C5	-5.17	123.18	126.80
38	8	113	U	N3-C2-O2	-5.17	118.58	122.20
36	5	976	U	C6-N1-C2	-5.17	117.90	121.00
1	2	323	A	O5'-P-OP2	-5.17	101.05	105.70
36	5	1520	G	C6-C5-N7	-5.17	127.30	130.40
36	5	1727	G	N1-C6-O6	-5.17	116.80	119.90
1	2	139	C	P-O3'-C3'	5.17	125.91	119.70
36	1	1468	A	C8-N9-C4	5.17	107.87	105.80
36	1	1904	C	OP2-P-O3'	5.17	116.57	105.20
36	1	2292	U	N1-C2-O2	5.17	126.42	122.80
36	1	3373	U	C6-N1-C2	5.17	124.10	121.00
1	6	107	C	C5-C6-N1	-5.17	118.42	121.00
36	5	720	A	C4-C5-N7	5.17	113.28	110.70
36	5	1210	U	N3-C4-O4	-5.17	115.78	119.40
36	5	1329	U	C6-N1-C1'	-5.17	113.96	121.20
36	5	1889	G	N3-C4-C5	-5.17	126.02	128.60
36	1	2310	U	O5'-P-OP1	-5.17	101.05	105.70
36	1	3298	C	C6-N1-C2	5.17	122.37	120.30
1	6	593	U	C5-C4-O4	5.17	129.00	125.90
36	5	407	A	C4-N9-C1'	5.17	135.60	126.30
36	5	960	U	N1-C1'-C2'	5.17	120.72	114.00
36	5	2871	G	N3-C4-C5	-5.17	126.02	128.60
36	5	2909	U	N1-C2-O2	-5.17	119.18	122.80
36	1	217	U	OP1-P-OP2	5.17	127.35	119.60
36	1	1545	A	N7-C8-N9	5.17	116.38	113.80
36	1	2624	G	C4-C5-N7	5.17	112.87	110.80
1	6	1650	U	N3-C2-O2	5.17	125.82	122.20
36	5	815	G	C4-N9-C1'	5.17	133.22	126.50
36	5	1336	U	O5'-P-OP2	-5.17	101.05	105.70
36	5	1438	U	C6-N1-C2	-5.17	117.90	121.00
36	5	2850	G	N1-C6-O6	5.17	123.00	119.90
36	5	3086	A	C2-N3-C4	-5.17	108.02	110.60
3	S1	96	LEU	CA-CB-CG	5.17	127.18	115.30
36	1	105	C	C5-C4-N4	-5.17	116.58	120.20
36	1	1201	C	N3-C4-N4	5.17	121.61	118.00

Continued on next page...

Continued from previous page...

Mol	Chain	Res	Type	Atoms	Z	Observed(°)	Ideal(°)
36	1	1495	U	C6-N1-C1'	5.17	128.43	121.20
36	1	2760	C	N1-C2-O2	-5.17	115.80	118.90
1	2	1205	C	C6-N1-C2	5.16	122.37	120.30
36	1	55	G	C8-N9-C4	5.16	108.47	106.40
36	1	903	U	C4-C5-C6	5.16	122.80	119.70
36	1	2283	G	C4-C5-N7	5.16	112.87	110.80
36	5	423	A	OP2-P-O3'	5.16	116.56	105.20
36	5	630	A	C2-N3-C4	-5.16	108.02	110.60
36	5	1449	A	C6-N1-C2	-5.16	115.50	118.60
36	5	2917	G	N1-C6-O6	5.16	123.00	119.90
36	1	1295	G	N1-C6-O6	-5.16	116.80	119.90
36	1	2378	C	C6-N1-C2	5.16	122.36	120.30
36	5	1842	A	O5'-P-OP2	-5.16	101.05	105.70
36	1	2974	U	N1-C2-N3	5.16	118.00	114.90
49	M3	85	LEU	CA-CB-CG	5.16	127.17	115.30
1	6	1124	A	C8-N9-C4	5.16	107.86	105.80
1	6	1186	U	N3-C2-O2	-5.16	118.59	122.20
36	5	424	G	C6-C5-N7	-5.16	127.30	130.40
36	5	2165	G	N3-C2-N2	5.16	123.51	119.90
36	5	2887	A	N1-C6-N6	5.16	121.70	118.60
36	1	2305	G	C6-N1-C2	-5.16	122.00	125.10
1	6	1014	G	C5-C6-O6	5.16	131.70	128.60
36	5	1149	G	N3-C4-N9	5.16	129.09	126.00
36	5	1154	A	C5-C6-N1	5.16	120.28	117.70
36	5	2685	C	C6-N1-C2	5.16	122.36	120.30
36	5	3179	U	C5-C6-N1	5.16	125.28	122.70
36	1	2124	G	C5-C6-O6	-5.16	125.51	128.60
36	5	2772	C	OP2-P-O3'	5.16	116.55	105.20
36	5	3005	A	N1-C6-N6	5.16	121.69	118.60
36	1	225	C	C5-C6-N1	-5.16	118.42	121.00
36	1	2884	C	N3-C2-O2	5.16	125.51	121.90
36	1	3043	C	N1-C2-O2	5.16	121.99	118.90
36	5	411	U	C4-C5-C6	5.16	122.79	119.70
36	5	673	U	N1-C2-N3	5.16	117.99	114.90
36	5	1463	U	N3-C2-O2	5.16	125.81	122.20
36	5	2598	G	C6-C5-N7	-5.16	127.31	130.40
36	1	120	G	C2-N3-C4	-5.15	109.32	111.90
36	1	1187	C	C6-N1-C2	5.15	122.36	120.30
36	1	1724	U	N3-C2-O2	5.15	125.81	122.20
36	1	2368	A	OP2-P-O3'	5.15	116.54	105.20
36	5	2397	A	OP1-P-O3'	5.15	116.54	105.20
36	1	1429	G	N3-C4-C5	-5.15	126.02	128.60

Continued on next page...

Continued from previous page...

Mol	Chain	Res	Type	Atoms	Z	Observed(°)	Ideal(°)
36	1	2360	C	C6-N1-C2	5.15	122.36	120.30
36	1	2376	G	C6-N1-C2	-5.15	122.01	125.10
36	1	3278	C	C5-C6-N1	5.15	123.58	121.00
36	5	391	A	N7-C8-N9	-5.15	111.22	113.80
36	5	800	G	O4'-C1'-N9	-5.15	104.08	108.20
36	5	1434	G	N1-C2-N2	5.15	120.84	116.20
36	5	3086	A	C5-C6-N1	-5.15	115.12	117.70
36	5	3212	C	N1-C2-O2	-5.15	115.81	118.90
37	7	44	C	OP2-P-O3'	5.15	116.53	105.20
1	2	1361	U	C2-N1-C1'	5.15	123.88	117.70
36	1	922	U	C2-N1-C1'	5.15	123.88	117.70
36	1	1064	A	C8-N9-C4	5.15	107.86	105.80
36	1	2868	U	C5-C6-N1	5.15	125.28	122.70
36	1	3297	U	N1-C2-O2	-5.15	119.19	122.80
1	6	318	U	N1-C2-O2	-5.15	119.19	122.80
1	6	337	G	N3-C4-N9	5.15	129.09	126.00
1	6	1164	G	C8-N9-C4	5.15	108.46	106.40
36	5	1495	U	C5-C6-N1	5.15	125.28	122.70
36	5	2202	C	N1-C2-O2	-5.15	115.81	118.90
36	5	2333	C	C2-N3-C4	-5.15	117.33	119.90
36	5	2996	U	O5'-P-OP2	-5.15	101.06	105.70
36	1	2314	U	C4-C5-C6	-5.15	116.61	119.70
38	4	61	A	N1-C6-N6	-5.15	115.51	118.60
39	L2	176	ASP	CB-CG-OD1	-5.15	113.67	118.30
36	5	880	G	C4-N9-C1'	-5.15	119.81	126.50
36	5	2290	C	N3-C4-C5	5.15	123.96	121.90
36	1	803	C	C4-C5-C6	-5.15	114.83	117.40
36	1	1300	G	C6-C5-N7	-5.15	127.31	130.40
36	1	2344	U	C2-N1-C1'	-5.15	111.52	117.70
36	1	2372	A	C8-N9-C4	-5.15	103.74	105.80
1	6	1000	C	C6-N1-C1'	-5.15	114.62	120.80
36	5	1190	A	C4-N9-C1'	5.15	135.57	126.30
36	5	2359	C	N3-C4-C5	5.15	123.96	121.90
36	5	2763	U	C5-C4-O4	-5.15	122.81	125.90
36	5	3266	G	N9-C4-C5	5.15	107.46	105.40
36	1	833	G	N3-C4-N9	-5.15	122.91	126.00
36	5	652	G	C6-N1-C2	-5.15	122.01	125.10
36	5	1118	C	O5'-P-OP2	-5.15	101.07	105.70
36	5	1554	U	N1-C2-O2	5.15	126.40	122.80
36	5	2340	U	C5-C6-N1	5.15	125.27	122.70
36	5	3174	A	C8-N9-C4	-5.15	103.74	105.80
36	1	1428	A	C6-C5-N7	-5.14	128.70	132.30

Continued on next page...

Continued from previous page...

Mol	Chain	Res	Type	Atoms	Z	Observed(°)	Ideal(°)
1	6	390	G	N3-C4-C5	-5.14	126.03	128.60
36	5	1012	G	C6-C5-N7	5.14	133.49	130.40
36	5	1307	G	C4-C5-N7	5.14	112.86	110.80
36	5	2331	C	N3-C4-N4	5.14	121.60	118.00
1	2	1662	G	C5-C6-N1	5.14	114.07	111.50
6	S4	246	LEU	CA-CB-CG	5.14	127.13	115.30
36	1	698	U	N1-C2-N3	5.14	117.99	114.90
36	1	1171	G	N9-C4-C5	5.14	107.46	105.40
36	1	1310	G	N1-C2-N2	-5.14	111.57	116.20
36	1	2522	G	C4-N9-C1'	5.14	133.19	126.50
36	1	2791	G	C8-N9-C4	-5.14	104.34	106.40
17	c5	36	LEU	CA-CB-CG	5.14	127.13	115.30
36	1	386	A	C6-C5-N7	-5.14	128.70	132.30
36	5	1176	C	N3-C2-O2	5.14	125.50	121.90
36	5	3105	U	C2-N1-C1'	-5.14	111.53	117.70
36	1	344	A	OP2-P-O3'	5.14	116.51	105.20
36	1	802	C	N3-C4-N4	5.14	121.60	118.00
36	1	2409	G	N3-C4-N9	5.14	129.08	126.00
36	1	2828	G	C5-C6-O6	5.14	131.68	128.60
36	5	935	U	C5-C4-O4	-5.14	122.82	125.90
36	5	1174	G	O5'-P-OP1	-5.14	101.07	105.70
36	5	1417	G	C5-C6-N1	5.14	114.07	111.50
36	5	2572	C	C5-C6-N1	5.14	123.57	121.00
36	5	2794	G	C4-C5-N7	5.14	112.86	110.80
36	1	1163	A	OP1-P-OP2	5.14	127.31	119.60
68	O2	66	LEU	CB-CG-CD2	-5.14	102.27	111.00
36	1	428	A	C6-C5-N7	5.14	135.90	132.30
36	1	1164	G	N1-C6-O6	-5.14	116.82	119.90
36	1	2875	U	C5-C6-N1	5.14	125.27	122.70
1	6	572	C	O5'-P-OP2	5.14	116.86	110.70
1	6	1535	U	N3-C4-O4	-5.14	115.81	119.40
36	5	3070	A	N1-C6-N6	5.14	121.68	118.60
36	5	3368	U	C2-N1-C1'	-5.14	111.54	117.70
1	2	1096	C	C6-N1-C1'	-5.13	114.64	120.80
36	1	1712	G	C5-C6-O6	-5.13	125.52	128.60
36	5	1434	G	C6-C5-N7	5.13	133.48	130.40
36	5	1597	C	N3-C4-N4	5.13	121.59	118.00
36	1	2887	A	OP2-P-O3'	5.13	116.49	105.20
36	1	2996	U	N1-C2-N3	-5.13	111.82	114.90
36	5	776	U	N3-C4-O4	-5.13	115.81	119.40
36	5	3005	A	N3-C4-N9	5.13	131.51	127.40
1	6	751	G	C5-C6-O6	-5.13	125.52	128.60

Continued on next page...

Continued from previous page...

Mol	Chain	Res	Type	Atoms	Z	Observed(°)	Ideal(°)
36	5	682	U	N3-C4-O4	-5.13	115.81	119.40
36	5	1054	A	C8-N9-C4	5.13	107.85	105.80
36	5	1300	G	C4-C5-N7	5.13	112.85	110.80
36	5	2286	U	N3-C2-O2	-5.13	118.61	122.20
36	5	2626	A	O5'-P-OP2	5.13	116.86	110.70
36	1	661	G	O5'-P-OP1	-5.13	101.08	105.70
36	1	931	C	N3-C2-O2	-5.13	118.31	121.90
1	6	29	U	C4-C5-C6	5.13	122.78	119.70
36	5	280	U	O5'-P-OP1	5.13	116.86	110.70
36	1	1515	A	N1-C6-N6	5.13	121.68	118.60
36	1	2121	G	C4-C5-N7	-5.13	108.75	110.80
36	1	2988	C	N1-C2-O2	-5.13	115.82	118.90
36	5	34	A	OP2-P-O3'	5.13	116.48	105.20
36	5	1506	A	N1-C6-N6	-5.13	115.52	118.60
1	2	1745	G	C4-C5-N7	5.13	112.85	110.80
36	1	269	G	C8-N9-C1'	5.13	133.66	127.00
36	1	1373	A	C5-N7-C8	-5.13	101.34	103.90
36	5	2435	G	C8-N9-C4	5.13	108.45	106.40
36	5	2627	C	N1-C2-N3	5.13	122.79	119.20
1	2	110	U	C5-C6-N1	5.12	125.26	122.70
36	1	1186	G	N3-C4-N9	5.12	129.07	126.00
36	1	1852	G	C6-C5-N7	-5.12	127.33	130.40
36	1	2917	G	C2-N3-C4	5.12	114.46	111.90
36	1	2917	G	C4-C5-N7	-5.12	108.75	110.80
36	5	216	G	C5-C6-O6	-5.12	125.53	128.60
1	2	1731	A	N9-C4-C5	-5.12	103.75	105.80
36	1	27	C	N1-C2-O2	-5.12	115.83	118.90
36	1	1518	U	N3-C2-O2	-5.12	118.61	122.20
1	6	323	A	C8-N9-C4	-5.12	103.75	105.80
1	6	421	A	C8-N9-C4	5.12	107.85	105.80
36	5	202	G	N9-C4-C5	-5.12	103.35	105.40
44	17	232	ARG	NE-CZ-NH2	5.12	122.86	120.30
36	1	1174	G	N3-C4-C5	-5.12	126.04	128.60
36	1	2541	U	P-O3'-C3'	5.12	125.84	119.70
36	1	2938	G	OP1-P-OP2	5.12	127.28	119.60
36	5	1153	A	OP2-P-O3'	5.12	116.47	105.20
36	5	1215	U	N3-C4-O4	5.12	122.98	119.40
36	5	2305	G	N7-C8-N9	5.12	115.66	113.10
36	5	2524	A	N9-C1'-C2'	5.12	120.66	114.00
36	5	2801	A	C6-N1-C2	-5.12	115.53	118.60
36	5	3099	C	C5-C6-N1	-5.12	118.44	121.00
38	4	125	U	C2-N1-C1'	5.12	123.84	117.70

Continued on next page...

Continued from previous page...

Mol	Chain	Res	Type	Atoms	Z	Observed(°)	Ideal(°)
1	6	1025	A	C4-C5-C6	5.12	119.56	117.00
1	2	1269	U	C2-N1-C1'	5.12	123.84	117.70
36	1	2292	U	N3-C2-O2	-5.12	118.62	122.20
1	6	1	U	C5-C6-N1	5.12	125.26	122.70
1	6	454	U	C5-C6-N1	-5.12	120.14	122.70
36	5	673	U	C2-N1-C1'	-5.12	111.56	117.70
36	5	706	A	C8-N9-C4	5.12	107.85	105.80
36	5	920	A	O5'-P-OP1	5.12	116.84	110.70
36	5	1413	G	N1-C2-N3	5.12	126.97	123.90
36	5	791	A	N1-C6-N6	5.12	121.67	118.60
36	5	1520	G	C4-N9-C1'	5.12	133.15	126.50
36	1	1905	G	N3-C4-C5	5.12	131.16	128.60
36	5	1178	G	N7-C8-N9	5.12	115.66	113.10
36	5	1196	C	N1-C2-O2	5.12	121.97	118.90
36	5	2984	C	C5-C6-N1	-5.12	118.44	121.00
36	1	199	A	O4'-C1'-N9	5.11	112.29	108.20
36	1	1439	U	N1-C2-N3	5.11	117.97	114.90
36	1	1742	U	C5-C4-O4	-5.11	122.83	125.90
36	1	2174	G	N7-C8-N9	5.11	115.66	113.10
36	1	2273	G	C4-N9-C1'	-5.11	119.85	126.50
36	1	3012	A	C2-N3-C4	-5.11	108.04	110.60
39	L2	191	LEU	CA-CB-CG	-5.11	103.54	115.30
1	6	1412	G	C6-C5-N7	5.11	133.47	130.40
1	6	1489	U	C2-N1-C1'	5.11	123.83	117.70
36	5	530	G	C8-N9-C4	-5.11	104.36	106.40
36	5	640	U	N3-C4-C5	-5.11	111.53	114.60
36	5	2735	U	C5-C6-N1	5.11	125.26	122.70
36	5	667	C	N1-C2-O2	5.11	121.97	118.90
36	5	2194	G	N1-C2-N3	5.11	126.97	123.90
36	1	61	A	N9-C4-C5	-5.11	103.76	105.80
36	1	1311	G	C8-N9-C4	5.11	108.44	106.40
36	1	1545	A	C8-N9-C4	-5.11	103.76	105.80
38	4	15	G	N9-C4-C5	-5.11	103.36	105.40
1	6	257	A	C5-C6-N6	-5.11	119.61	123.70
36	5	971	G	N3-C2-N2	-5.11	116.32	119.90
68	o2	4	LEU	C-N-CA	-5.11	100.54	122.00
36	1	1149	G	C5-C6-N1	-5.11	108.94	111.50
36	1	1375	G	O5'-P-OP2	-5.11	101.10	105.70
36	1	2610	G	N9-C4-C5	-5.11	103.36	105.40
61	N5	34	LEU	CA-CB-CG	5.11	127.05	115.30
36	5	99	A	N7-C8-N9	-5.11	111.25	113.80
36	5	3095	U	OP1-P-O3'	5.11	116.44	105.20

Continued on next page...

Continued from previous page...

Mol	Chain	Res	Type	Atoms	Z	Observed(°)	Ideal(°)
36	1	1916	U	C5-C6-N1	-5.11	120.15	122.70
36	1	2723	U	N3-C2-O2	5.11	125.78	122.20
36	5	867	G	C5-C6-N1	-5.11	108.95	111.50
36	5	1186	G	O5'-P-OP1	5.11	116.83	110.70
36	5	1381	A	OP1-P-O3'	5.11	116.44	105.20
36	5	2881	C	C2-N1-C1'	-5.11	113.18	118.80
1	6	371	G	C4-N9-C1'	5.11	133.14	126.50
1	6	413	U	C6-N1-C2	-5.11	117.94	121.00
1	6	1493	A	N1-C6-N6	5.11	121.66	118.60
36	5	576	C	N3-C4-C5	5.11	123.94	121.90
36	5	1433	A	N1-C6-N6	-5.11	115.54	118.60
1	2	529	A	N1-C6-N6	5.10	121.66	118.60
1	2	736	C	C5-C6-N1	5.10	123.55	121.00
36	1	1835	A	C6-N1-C2	5.10	121.66	118.60
36	1	2402	A	C6-N1-C2	-5.10	115.54	118.60
36	5	1317	A	C4-C5-N7	5.10	113.25	110.70
36	5	1541	G	C5-C6-O6	-5.10	125.54	128.60
36	5	2271	A	N1-C6-N6	-5.10	115.54	118.60
36	5	2937	G	N1-C6-O6	5.10	122.96	119.90
36	1	637	C	N1-C2-O2	5.10	121.96	118.90
36	1	809	G	C5-C6-O6	-5.10	125.54	128.60
36	1	579	G	O5'-P-OP1	5.10	116.82	110.70
1	6	1187	U	C5-C6-N1	5.10	125.25	122.70
36	5	1215	U	C5-C4-O4	-5.10	122.84	125.90
36	5	2145	A	C4-N9-C1'	5.10	135.48	126.30
1	2	408	C	N1-C2-O2	-5.10	115.84	118.90
36	1	1107	C	C6-N1-C2	5.10	122.34	120.30
36	1	1547	G	C5-N7-C8	5.10	106.85	104.30
36	1	2760	C	C4-C5-C6	5.10	119.95	117.40
38	4	113	U	C4-C5-C6	5.10	122.76	119.70
1	6	1152	A	C8-N9-C4	5.10	107.84	105.80
36	5	1590	G	N1-C6-O6	-5.10	116.84	119.90
36	5	3198	U	OP1-P-OP2	5.10	127.25	119.60
36	5	3287	U	C6-N1-C2	-5.10	117.94	121.00
36	5	649	A	N1-C2-N3	-5.10	126.75	129.30
36	5	1140	G	OP1-P-O3'	5.10	116.41	105.20
36	5	1534	A	C2-N3-C4	5.10	113.15	110.60
36	5	2797	C	N1-C2-O2	-5.10	115.84	118.90
36	5	3335	A	C6-C5-N7	-5.10	128.73	132.30
44	17	229	PHE	CB-CG-CD2	-5.10	117.23	120.80
1	2	1241	G	N7-C8-N9	5.09	115.65	113.10
36	1	859	G	C8-N9-C4	5.09	108.44	106.40

Continued on next page...

Continued from previous page...

Mol	Chain	Res	Type	Atoms	Z	Observed(°)	Ideal(°)
36	1	2249	G	N9-C1'-C2'	-5.09	106.40	112.00
1	6	1480	G	C4-C5-N7	5.09	112.84	110.80
36	5	3004	C	C4-C5-C6	-5.09	114.85	117.40
36	5	2199	G	C4-N9-C1'	5.09	133.12	126.50
36	5	2392	C	N1-C2-O2	-5.09	115.84	118.90
1	2	802	G	N3-C4-C5	-5.09	126.05	128.60
36	1	927	C	C5-C4-N4	-5.09	116.64	120.20
36	1	1849	C	C5-C4-N4	-5.09	116.64	120.20
36	1	2614	G	C5-N7-C8	5.09	106.84	104.30
36	1	2835	U	C6-N1-C2	5.09	124.06	121.00
1	6	337	G	N3-C4-C5	-5.09	126.06	128.60
36	5	1452	A	C6-C5-N7	-5.09	128.74	132.30
37	7	103	A	C5-C6-N1	5.09	120.25	117.70
1	2	885	G	N1-C6-O6	5.09	122.95	119.90
36	1	922	U	C6-N1-C1'	-5.09	114.08	121.20
36	1	2325	G	C5-N7-C8	-5.09	101.76	104.30
36	1	2832	C	OP1-P-OP2	5.09	127.23	119.60
36	1	3101	G	C2-N3-C4	5.09	114.44	111.90
37	3	81	U	C5-C6-N1	-5.09	120.16	122.70
1	6	136	C	C2-N1-C1'	5.09	124.40	118.80
1	6	1412	G	N9-C4-C5	5.09	107.44	105.40
36	5	1178	G	C4-C5-N7	5.09	112.84	110.80
36	5	2830	G	C4-C5-C6	5.09	121.85	118.80
36	5	3330	A	N1-C6-N6	-5.09	115.55	118.60
36	1	298	U	N3-C2-O2	-5.09	118.64	122.20
36	1	1349	G	N3-C4-N9	5.09	129.05	126.00
37	7	105	C	C2-N3-C4	5.09	122.44	119.90
1	2	553	G	C4-C5-C6	5.09	121.85	118.80
1	2	1659	A	N7-C8-N9	5.09	116.34	113.80
36	1	304	G	C6-N1-C2	-5.09	122.05	125.10
36	1	398	A	O5'-P-OP2	-5.09	101.12	105.70
36	1	1664	G	C8-N9-C4	-5.09	104.37	106.40
1	6	571	G	N1-C6-O6	-5.09	116.85	119.90
1	6	636	A	OP1-P-OP2	-5.09	111.97	119.60
36	5	1115	G	OP1-P-OP2	-5.09	111.97	119.60
36	5	1891	A	N1-C6-N6	5.08	121.65	118.60
1	2	1596	C	N3-C2-O2	-5.08	118.34	121.90
36	1	711	A	OP2-P-O3'	5.08	116.38	105.20
36	1	1217	A	OP2-P-O3'	5.08	116.38	105.20
38	4	88	A	C8-N9-C4	5.08	107.83	105.80
1	6	1478	G	C4-N9-C1'	5.08	133.11	126.50
36	5	845	G	N9-C4-C5	-5.08	103.37	105.40

Continued on next page...

Continued from previous page...

Mol	Chain	Res	Type	Atoms	Z	Observed(°)	Ideal(°)
36	5	971	G	C5-N7-C8	5.08	106.84	104.30
36	5	1914	G	C5-C6-O6	5.08	131.65	128.60
36	5	2865	U	N1-C2-O2	5.08	126.36	122.80
1	2	456	A	N1-C6-N6	-5.08	115.55	118.60
36	1	590	G	N3-C4-N9	5.08	129.05	126.00
36	1	1480	G	N1-C6-O6	5.08	122.95	119.90
36	1	1829	G	N1-C2-N3	-5.08	120.85	123.90
36	1	2828	G	C8-N9-C1'	-5.08	120.39	127.00
36	5	651	G	N7-C8-N9	5.08	115.64	113.10
36	5	1142	G	N3-C4-C5	-5.08	126.06	128.60
36	5	2905	U	C5-C6-N1	-5.08	120.16	122.70
36	1	33	G	C4-C5-C6	5.08	121.85	118.80
36	1	269	G	C6-C5-N7	5.08	133.45	130.40
36	1	1433	A	N1-C6-N6	-5.08	115.55	118.60
36	1	1820	U	OP2-P-O3'	5.08	116.38	105.20
1	6	1458	G	C4-N9-C1'	5.08	133.10	126.50
36	5	202	G	N1-C6-O6	5.08	122.95	119.90
36	5	321	C	N1-C2-O2	5.08	121.95	118.90
36	5	647	A	N1-C2-N3	5.08	131.84	129.30
36	5	779	G	C5-C6-O6	-5.08	125.55	128.60
36	5	2231	C	C2-N1-C1'	5.08	124.39	118.80
38	8	91	C	C6-N1-C2	-5.08	118.27	120.30
52	m6	68	ARG	NE-CZ-NH2	5.08	122.84	120.30
36	1	3029	A	C8-N9-C4	-5.08	103.77	105.80
36	5	1177	G	N3-C4-C5	-5.08	126.06	128.60
36	5	1513	G	N7-C8-N9	5.08	115.64	113.10
36	5	2188	A	O5'-P-OP1	-5.08	101.13	105.70
1	2	542	A	C5-N7-C8	-5.08	101.36	103.90
36	1	1001	G	C4-C5-N7	5.08	112.83	110.80
36	1	1484	U	C6-N1-C2	-5.08	117.95	121.00
36	1	1850	A	C4-C5-N7	5.08	113.24	110.70
36	1	2208	A	OP2-P-O3'	5.08	116.37	105.20
36	1	3268	A	C4-C5-C6	5.08	119.54	117.00
37	3	75	G	O5'-P-OP1	-5.08	101.13	105.70
36	5	824	C	N3-C2-O2	-5.08	118.35	121.90
36	5	998	A	N1-C2-N3	5.08	131.84	129.30
36	5	1317	A	C5-C6-N1	5.08	120.24	117.70
36	5	1335	C	N1-C2-O2	-5.08	115.86	118.90
36	5	2908	G	C8-N9-C4	-5.08	104.37	106.40
1	2	1539	G	N7-C8-N9	5.07	115.64	113.10
36	1	989	A	C8-N9-C4	5.07	107.83	105.80
36	1	2355	G	C5-C6-O6	-5.07	125.56	128.60

Continued on next page...

Continued from previous page...

Mol	Chain	Res	Type	Atoms	Z	Observed(°)	Ideal(°)
1	6	1117	U	N1-C2-N3	5.07	117.94	114.90
36	5	155	G	OP1-P-O3'	5.07	116.36	105.20
36	5	283	G	C4-N9-C1'	5.07	133.10	126.50
36	5	1202	A	N1-C2-N3	5.07	131.84	129.30
36	5	2330	C	OP2-P-O3'	5.07	116.36	105.20
36	5	2801	A	C5-C6-N1	5.07	120.24	117.70
36	5	3313	U	OP1-P-OP2	5.07	127.21	119.60
37	7	55	A	C4-C5-N7	5.07	113.24	110.70
36	1	212	G	O4'-C1'-N9	5.07	112.26	108.20
36	1	658	G	C8-N9-C1'	-5.07	120.41	127.00
36	1	2899	C	C2-N1-C1'	5.07	124.38	118.80
1	2	581	U	C2-N1-C1'	5.07	123.78	117.70
36	1	414	U	O5'-P-OP2	-5.07	101.14	105.70
36	1	1108	U	N3-C4-C5	5.07	117.64	114.60
36	1	1362	G	N7-C8-N9	-5.07	110.56	113.10
36	5	2831	G	N3-C4-C5	-5.07	126.06	128.60
36	5	3214	U	N1-C2-N3	5.07	117.94	114.90
36	1	33	G	C5-C6-N1	-5.07	108.97	111.50
36	1	893	C	C6-N1-C2	-5.07	118.27	120.30
36	1	1836	C	N1-C2-O2	5.07	121.94	118.90
36	1	3209	A	C5-C6-N6	-5.07	119.64	123.70
38	4	110	C	N1-C2-O2	-5.07	115.86	118.90
36	1	104	G	OP2-P-O3'	5.07	116.35	105.20
36	1	907	G	O4'-C1'-N9	5.07	112.25	108.20
36	1	1187	C	N3-C4-C5	5.07	123.93	121.90
36	1	2585	G	C2-N3-C4	5.07	114.43	111.90
36	1	2697	A	N9-C4-C5	5.07	107.83	105.80
1	6	794	U	C5-C6-N1	5.07	125.23	122.70
36	5	817	A	OP2-P-O3'	5.07	116.35	105.20
36	5	1878	G	C8-N9-C1'	-5.07	120.41	127.00
36	5	2920	U	C2-N3-C4	-5.07	123.96	127.00
36	1	262	U	N1-C2-O2	-5.07	119.25	122.80
36	1	1476	G	C5-C6-O6	5.07	131.64	128.60
36	1	1496	C	C6-N1-C2	-5.07	118.27	120.30
36	1	2357	A	C8-N9-C4	-5.07	103.77	105.80
36	1	2389	C	N3-C4-C5	5.07	123.93	121.90
36	1	3180	A	N1-C6-N6	5.07	121.64	118.60
1	6	163	G	C8-N9-C1'	5.06	133.58	127.00
36	1	500	C	C6-N1-C2	-5.06	118.28	120.30
36	1	1167	U	C5-C4-O4	5.06	128.94	125.90
36	1	1431	G	N3-C4-C5	-5.06	126.07	128.60
36	1	3010	U	C6-N1-C2	-5.06	117.96	121.00

Continued on next page...

Continued from previous page...

Mol	Chain	Res	Type	Atoms	Z	Observed(°)	Ideal(°)
1	6	611	U	C2-N1-C1'	5.06	123.78	117.70
36	5	683	U	N3-C4-C5	-5.06	111.56	114.60
36	5	1837	U	N1-C2-O2	-5.06	119.26	122.80
36	5	2968	G	N1-C2-N3	5.06	126.94	123.90
36	5	3309	G	O4'-C1'-N9	5.06	112.25	108.20
36	1	1850	A	C5-N7-C8	-5.06	101.37	103.90
36	1	2599	U	C5-C6-N1	5.06	125.23	122.70
36	1	2814	G	OP1-P-O3'	5.06	116.33	105.20
1	6	1596	C	N3-C4-N4	-5.06	114.46	118.00
36	1	80	G	C5-C6-N1	5.06	114.03	111.50
36	1	885	U	N3-C4-O4	-5.06	115.86	119.40
36	1	2983	C	C5-C6-N1	-5.06	118.47	121.00
1	6	695	U	C5-C6-N1	5.06	125.23	122.70
1	6	1600	A	C4-C5-N7	5.06	113.23	110.70
1	6	1704	U	C2-N1-C1'	5.06	123.77	117.70
36	5	2651	G	N3-C4-C5	5.06	131.13	128.60
42	15	158	ARG	NE-CZ-NH2	-5.06	117.77	120.30
36	1	649	A	N1-C6-N6	-5.06	115.56	118.60
36	1	856	G	N1-C6-O6	5.06	122.93	119.90
36	1	900	G	C4-C5-N7	-5.06	108.78	110.80
1	6	106	U	C6-N1-C1'	5.06	128.28	121.20
1	6	459	G	C8-N9-C4	-5.06	104.38	106.40
1	6	1794	A	N1-C6-N6	-5.06	115.56	118.60
36	5	543	C	C6-N1-C2	-5.06	118.28	120.30
36	5	919	U	C5-C4-O4	-5.06	122.87	125.90
36	5	1342	C	C5-C6-N1	-5.06	118.47	121.00
36	5	1352	A	P-O3'-C3'	5.06	125.77	119.70
36	5	1665	C	N3-C4-C5	5.06	123.92	121.90
36	5	2353	G	C8-N9-C4	5.06	108.42	106.40
36	5	808	A	C8-N9-C4	-5.06	103.78	105.80
36	5	3212	C	C2-N1-C1'	-5.06	113.24	118.80
36	1	1207	G	N9-C4-C5	-5.05	103.38	105.40
36	1	2871	G	C5-C6-O6	-5.05	125.57	128.60
1	6	1761	U	N3-C2-O2	-5.05	118.66	122.20
36	5	1210	U	C5-C4-O4	5.05	128.93	125.90
36	5	2204	C	P-O3'-C3'	5.05	125.77	119.70
36	5	2923	U	N3-C2-O2	-5.05	118.66	122.20
36	1	2336	U	C5-C6-N1	-5.05	120.17	122.70
1	6	1016	C	N3-C2-O2	5.05	125.44	121.90
36	5	1166	G	C5-C6-O6	-5.05	125.57	128.60
36	5	2130	G	N3-C4-N9	-5.05	122.97	126.00
1	2	447	U	N3-C4-C5	-5.05	111.57	114.60

Continued on next page...

Continued from previous page...

Mol	Chain	Res	Type	Atoms	Z	Observed(°)	Ideal(°)
1	2	1486	G	C5-N7-C8	-5.05	101.77	104.30
1	2	1573	A	P-O3'-C3'	5.05	125.76	119.70
36	1	1430	U	N3-C2-O2	5.05	125.74	122.20
38	4	28	C	OP2-P-O3'	5.05	116.31	105.20
33	e1	100	LEU	CA-CB-CG	5.05	126.92	115.30
36	5	1442	U	OP1-P-O3'	5.05	116.31	105.20
36	5	2804	A	C5-C6-N6	5.05	127.74	123.70
36	5	2968	G	N3-C4-N9	5.05	129.03	126.00
36	5	3287	U	N1-C2-O2	5.05	126.34	122.80
37	7	92	A	N9-C4-C5	-5.05	103.78	105.80
36	1	939	U	O5'-P-OP2	-5.05	101.16	105.70
36	1	1397	C	C2-N1-C1'	-5.05	113.25	118.80
36	1	1450	G	O5'-P-OP1	-5.05	101.16	105.70
36	1	2617	U	O5'-P-OP1	5.05	116.76	110.70
37	3	117	A	N9-C4-C5	-5.05	103.78	105.80
36	5	352	A	N1-C6-N6	5.05	121.63	118.60
36	5	2689	A	N1-C2-N3	5.05	131.82	129.30
36	5	2699	G	N7-C8-N9	-5.05	110.58	113.10
36	5	2717	U	C2-N1-C1'	-5.05	111.64	117.70
36	5	3125	U	OP1-P-O3'	5.05	116.31	105.20
36	5	3392	U	N1-C2-N3	5.05	117.93	114.90
36	1	1303	A	C8-N9-C4	5.05	107.82	105.80
36	1	1414	G	C5-C6-O6	-5.05	125.57	128.60
36	5	23	A	C8-N9-C4	5.05	107.82	105.80
38	4	72	A	N1-C6-N6	5.05	121.63	118.60
36	5	806	A	N1-C6-N6	-5.05	115.57	118.60
36	5	2360	C	OP2-P-O3'	5.05	116.30	105.20
36	5	2556	C	N3-C2-O2	-5.05	118.37	121.90
36	5	3383	G	N1-C6-O6	5.05	122.93	119.90
36	1	709	A	N7-C8-N9	-5.04	111.28	113.80
36	5	705	A	OP1-P-OP2	-5.04	112.03	119.60
37	7	84	A	OP1-P-O3'	5.04	116.30	105.20
36	1	192	C	C6-N1-C2	-5.04	118.28	120.30
36	1	1475	A	N7-C8-N9	-5.04	111.28	113.80
36	1	1724	U	N1-C2-O2	-5.04	119.27	122.80
36	1	2177	G	N3-C4-N9	5.04	129.03	126.00
36	1	3278	C	C2-N3-C4	5.04	122.42	119.90
1	6	337	G	N1-C2-N2	-5.04	111.66	116.20
1	6	792	U	C6-N1-C2	-5.04	117.97	121.00
1	6	938	G	C6-C5-N7	-5.04	127.37	130.40
1	6	1748	G	N7-C8-N9	-5.04	110.58	113.10
36	5	938	C	OP1-P-O3'	5.04	116.30	105.20

Continued on next page...

Continued from previous page...

Mol	Chain	Res	Type	Atoms	Z	Observed(°)	Ideal(°)
36	5	2792	A	C8-N9-C4	-5.04	103.78	105.80
36	1	2851	A	C8-N9-C4	5.04	107.82	105.80
36	1	2964	G	N3-C4-N9	-5.04	122.97	126.00
36	1	3056	U	N1-C2-O2	-5.04	119.27	122.80
36	1	3278	C	C6-N1-C2	-5.04	118.28	120.30
1	6	1498	G	C6-C5-N7	-5.04	127.38	130.40
36	5	579	G	N3-C4-N9	-5.04	122.98	126.00
36	5	1116	G	N9-C4-C5	5.04	107.42	105.40
36	5	1667	A	C4-C5-N7	5.04	113.22	110.70
36	5	1844	C	C2-N1-C1'	5.04	124.35	118.80
36	5	2616	C	OP2-P-O3'	5.04	116.29	105.20
36	1	227	G	C5-C6-O6	-5.04	125.58	128.60
36	5	1493	G	O4'-C1'-N9	5.04	112.23	108.20
36	1	60	A	N9-C4-C5	-5.04	103.78	105.80
36	1	324	A	OP1-P-O3'	5.04	116.29	105.20
36	1	420	G	O5'-P-OP2	-5.04	101.17	105.70
36	1	1513	G	N3-C4-C5	-5.04	126.08	128.60
36	1	1556	C	N3-C2-O2	-5.04	118.37	121.90
36	1	2651	G	O5'-P-OP1	-5.04	101.17	105.70
1	6	1568	C	C2-N1-C1'	5.04	124.34	118.80
36	5	1261	G	O4'-C1'-N9	5.04	112.23	108.20
36	5	1547	G	C8-N9-C4	5.04	108.42	106.40
36	5	1939	G	C4-N9-C1'	5.04	133.05	126.50
36	5	2599	U	C5-C6-N1	-5.04	120.18	122.70
36	1	221	A	N9-C4-C5	5.04	107.81	105.80
1	6	1602	C	N3-C2-O2	-5.04	118.37	121.90
36	1	107	A	N9-C4-C5	-5.04	103.79	105.80
36	1	2874	G	O5'-P-OP1	5.04	116.74	110.70
1	6	406	U	C5-C6-N1	-5.04	120.18	122.70
36	5	2139	A	C2-N3-C4	-5.04	108.08	110.60
37	7	32	U	OP1-P-O3'	5.04	116.28	105.20
38	8	17	A	C2-N3-C4	-5.04	108.08	110.60
1	2	378	A	C4-C5-N7	5.03	113.22	110.70
36	1	188	U	C6-N1-C2	-5.03	117.98	121.00
36	5	1877	U	C6-N1-C2	5.03	124.02	121.00
36	5	2381	G	C4-C5-C6	5.03	121.82	118.80
36	5	2701	U	O5'-P-OP1	-5.03	101.17	105.70
38	8	40	A	C8-N9-C4	-5.03	103.79	105.80
36	1	292	U	N1-C2-O2	-5.03	119.28	122.80
36	1	2293	C	C6-N1-C2	-5.03	118.29	120.30
1	2	378	A	N9-C4-C5	-5.03	103.79	105.80
1	2	1796	C	C4-C5-C6	5.03	119.92	117.40

Continued on next page...

Continued from previous page...

Mol	Chain	Res	Type	Atoms	Z	Observed(°)	Ideal(°)
36	1	713	U	C5-C6-N1	-5.03	120.19	122.70
36	1	881	C	N1-C2-O2	5.03	121.92	118.90
36	1	934	G	C8-N9-C1'	-5.03	120.46	127.00
36	5	510	G	N1-C6-O6	-5.03	116.88	119.90
36	5	806	A	N9-C4-C5	5.03	107.81	105.80
36	5	2136	C	C6-N1-C2	5.03	122.31	120.30
1	2	42	G	C5-C6-O6	5.03	131.62	128.60
36	1	2697	A	C5-C6-N6	5.03	127.72	123.70
36	1	3101	G	C4-C5-C6	-5.03	115.78	118.80
36	5	666	A	O5'-P-OP1	-5.03	101.17	105.70
36	1	1439	U	C6-N1-C2	-5.03	117.98	121.00
36	1	1790	G	O5'-P-OP1	-5.03	101.17	105.70
1	6	1137	A	O5'-P-OP1	5.03	116.73	110.70
36	5	980	A	C5-C6-N1	5.03	120.21	117.70
36	5	1398	U	C6-N1-C1'	5.03	128.24	121.20
36	5	218	G	N1-C6-O6	-5.03	116.88	119.90
36	5	1159	A	O5'-P-OP2	-5.03	101.18	105.70
36	5	2339	C	O4'-C1'-N1	-5.03	104.18	108.20
36	5	2830	G	C4-N9-C1'	5.03	133.03	126.50
36	5	3208	G	N1-C6-O6	5.03	122.92	119.90
36	5	3326	G	N1-C2-N2	-5.03	111.68	116.20
1	2	1012	U	C2-N3-C4	5.02	130.01	127.00
36	1	352	A	O4'-C1'-N9	5.02	112.22	108.20
1	6	45	U	N3-C4-O4	-5.02	115.88	119.40
36	5	1338	C	C5-C4-N4	-5.02	116.68	120.20
36	5	2676	A	C8-N9-C4	-5.02	103.79	105.80
1	2	1432	U	C2-N1-C1'	-5.02	111.67	117.70
36	1	1168	U	N3-C4-O4	-5.02	115.89	119.40
36	1	1378	U	C6-N1-C1'	-5.02	114.17	121.20
36	1	3293	U	N3-C2-O2	5.02	125.72	122.20
1	6	794	U	N1-C2-O2	5.02	126.31	122.80
36	5	646	A	N1-C6-N6	-5.02	115.59	118.60
36	5	1939	G	C8-N9-C1'	-5.02	120.47	127.00
36	5	2375	G	C6-C5-N7	5.02	133.41	130.40
1	2	1651	A	C5-C6-N1	-5.02	115.19	117.70
36	1	24	G	C5-C6-N1	-5.02	108.99	111.50
36	1	3109	G	C2-N3-C4	5.02	114.41	111.90
1	2	1615	C	C6-N1-C2	-5.02	118.29	120.30
36	1	1164	G	C4-C5-C6	5.02	121.81	118.80
36	1	1483	G	O4'-C1'-N9	5.02	112.21	108.20
36	1	3248	C	C5-C6-N1	5.02	123.51	121.00
1	6	670	U	N1-C2-O2	5.02	126.31	122.80

Continued on next page...

Continued from previous page...

Mol	Chain	Res	Type	Atoms	Z	Observed(°)	Ideal(°)
36	5	2698	G	C5-C6-O6	-5.02	125.59	128.60
42	15	15	ARG	NE-CZ-NH1	-5.02	117.79	120.30
36	1	1402	C	N3-C4-C5	5.02	123.91	121.90
36	1	3196	U	O4'-C1'-N1	5.02	112.21	108.20
36	5	873	C	P-O3'-C3'	5.02	125.72	119.70
36	5	919	U	C5-C6-N1	-5.02	120.19	122.70
36	5	2968	G	O4'-C1'-N9	-5.02	104.19	108.20
36	5	2988	C	N3-C4-N4	-5.02	114.49	118.00
36	1	1000	C	C6-N1-C1'	-5.01	114.78	120.80
36	1	1318	A	O4'-C1'-N9	-5.01	104.19	108.20
36	1	2521	U	C5-C6-N1	-5.01	120.19	122.70
36	1	2806	U	O5'-P-OP2	-5.01	101.19	105.70
36	1	3295	A	O4'-C1'-N9	5.01	112.21	108.20
1	6	375	U	C2-N1-C1'	-5.01	111.68	117.70
1	6	382	C	N3-C2-O2	5.01	125.41	121.90
1	6	1704	U	C5-C6-N1	5.01	125.21	122.70
36	5	834	U	N3-C4-O4	-5.01	115.89	119.40
36	5	1405	U	N1-C2-N3	5.01	117.91	114.90
36	5	2607	G	N1-C6-O6	-5.01	116.89	119.90
36	1	2223	A	N7-C8-N9	5.01	116.31	113.80
36	5	2218	G	C8-N9-C4	5.01	108.41	106.40
36	5	3176	G	N3-C4-C5	-5.01	126.09	128.60
36	1	60	A	C5-C6-N6	-5.01	119.69	123.70
1	6	751	G	O5'-P-OP1	-5.01	101.19	105.70
1	6	1428	G	C8-N9-C4	-5.01	104.39	106.40
36	5	504	A	N1-C2-N3	-5.01	126.79	129.30
36	5	2617	U	N3-C4-C5	-5.01	111.59	114.60
36	5	2626	A	O5'-P-OP1	-5.01	101.19	105.70
36	5	2707	C	C6-N1-C2	5.01	122.31	120.30
1	2	1659	A	C8-N9-C4	-5.01	103.80	105.80
36	1	1146	C	C5-C6-N1	5.01	123.50	121.00
36	1	3375	A	O5'-P-OP2	-5.01	101.19	105.70
1	6	687	G	N3-C4-C5	5.01	131.10	128.60
1	6	1208	A	O4'-C1'-N9	5.01	112.21	108.20
36	5	2761	G	C5-C6-N1	5.01	114.00	111.50
36	5	2989	U	N1-C2-N3	5.01	117.91	114.90
36	5	2992	U	C6-N1-C1'	-5.01	114.19	121.20
36	5	3097	C	C5-C6-N1	5.01	123.50	121.00
36	1	2400	G	P-O3'-C3'	5.01	125.71	119.70
36	1	3329	U	C6-N1-C2	-5.01	118.00	121.00
36	1	964	G	N1-C2-N2	5.01	120.71	116.20
36	5	6	A	C8-N9-C4	5.01	107.80	105.80

Continued on next page...

Continued from previous page...

Mol	Chain	Res	Type	Atoms	Z	Observed(°)	Ideal(°)
36	5	681	U	C5-C4-O4	-5.01	122.90	125.90
36	1	2944	U	O5'-P-OP1	-5.00	101.20	105.70
38	4	42	G	C2-N3-C4	-5.00	109.40	111.90
1	6	1003	A	O5'-P-OP2	5.00	116.71	110.70
1	6	1421	A	N1-C6-N6	5.00	121.60	118.60
36	5	779	G	N1-C6-O6	5.00	122.90	119.90
36	5	1339	C	C6-N1-C2	-5.00	118.30	120.30
1	2	101	U	C5-C6-N1	-5.00	120.20	122.70
1	2	548	G	N3-C4-C5	-5.00	126.10	128.60
36	1	2748	A	C8-N9-C4	5.00	107.80	105.80
1	6	50	C	N3-C4-C5	-5.00	119.90	121.90
36	5	71	A	O5'-P-OP1	-5.00	101.20	105.70
36	5	370	U	C6-N1-C1'	-5.00	114.19	121.20
36	5	521	A	C2-N3-C4	-5.00	108.10	110.60
36	5	716	A	N1-C6-N6	5.00	121.60	118.60
36	5	2163	C	N3-C2-O2	-5.00	118.40	121.90
36	5	2879	C	N1-C2-O2	-5.00	115.90	118.90
36	1	53	G	C4-C5-N7	-5.00	108.80	110.80
36	1	873	C	C6-N1-C1'	5.00	126.80	120.80
36	1	1329	U	C6-N1-C2	-5.00	118.00	121.00
36	1	1829	G	C2-N3-C4	5.00	114.40	111.90
36	1	2524	A	O4'-C1'-N9	5.00	112.20	108.20
36	1	3140	G	N3-C4-N9	5.00	129.00	126.00
1	6	1030	A	O4'-C1'-N9	-5.00	104.20	108.20
36	5	106	A	N7-C8-N9	-5.00	111.30	113.80
36	5	1117	G	C6-C5-N7	-5.00	127.40	130.40
36	5	1158	A	C4-C5-C6	5.00	119.50	117.00
36	5	1835	A	N1-C6-N6	5.00	121.60	118.60
36	5	3189	G	O5'-P-OP1	-5.00	101.20	105.70

There are no chirality outliers.

All (36) planarity outliers are listed below:

Mol	Chain	Res	Type	Group
16	C4	123	SER	Peptide
16	C4	124	ASP	Peptide
19	C7	85	VAL	Peptide
25	D3	78	LYS	Peptide
27	D5	94	LYS	Peptide
28	D6	97	PRO	Peptide
33	E1	146	SER	Peptide
39	L2	142	ASP	Peptide

Continued on next page...

Continued from previous page...

Mol	Chain	Res	Type	Group
40	L3	141	GLY	Peptide
43	L6	51	ARG	Peptide
45	L8	30	THR	Peptide
46	L9	21	LYS	Peptide
48	M1	8	PRO	Peptide
52	M6	110	PRO	Peptide
56	N0	22	PRO	Peptide
65	N9	19	ASN	Peptide
65	N9	23	LYS	Peptide
67	O1	5	LYS	Peptide
72	O6	2	THR	Peptide
6	S4	167	GLY	Peptide
9	S7	131	PHE	Peptide
9	S7	30	SER	Peptide
18	c6	40	GLU	Peptide
39	l2	143	GLU	Peptide
43	l6	51	ARG	Peptide
44	l7	192	GLY	Peptide
81	m2	29	UNK	Peptide
52	m6	110	PRO	Peptide
54	m8	169	GLY	Peptide
56	n0	133	ALA	Peptide
59	n3	41	GLY	Peptide
64	n8	66	ALA	Peptide
7	s5	99	MET	Peptide
9	s7	130	VAL	Peptide
10	s8	60	ILE	Peptide
11	s9	89	ASP	Peptide

5.2 Too-close contacts [i](#)

Due to software issues we are unable to calculate clashes - this section is therefore empty.

5.3 Torsion angles [i](#)

5.3.1 Protein backbone [i](#)

In the following table, the Percentiles column shows the percent Ramachandran outliers of the chain as a percentile score with respect to all X-ray entries followed by that with respect to entries of similar resolution.

The Analysed column shows the number of residues for which the backbone conformation was analysed, and the total number of residues.

Mol	Chain	Analysed	Favoured	Allowed	Outliers	Percentiles	
2	S0	204/251 (81%)	139 (68%)	40 (20%)	25 (12%)	0	1
2	s0	204/251 (81%)	148 (72%)	37 (18%)	19 (9%)	0	4
3	S1	212/254 (84%)	147 (69%)	38 (18%)	27 (13%)	0	1
3	s1	214/254 (84%)	164 (77%)	34 (16%)	16 (8%)	1	7
4	S2	215/253 (85%)	177 (82%)	26 (12%)	12 (6%)	2	11
4	s2	215/253 (85%)	171 (80%)	27 (13%)	17 (8%)	1	6
5	S3	221/239 (92%)	176 (80%)	32 (14%)	13 (6%)	1	10
5	s3	221/239 (92%)	172 (78%)	30 (14%)	19 (9%)	1	5
6	S4	258/260 (99%)	205 (80%)	39 (15%)	14 (5%)	2	12
6	s4	258/260 (99%)	206 (80%)	34 (13%)	18 (7%)	1	7
7	S5	204/224 (91%)	149 (73%)	38 (19%)	17 (8%)	1	5
7	s5	204/224 (91%)	145 (71%)	44 (22%)	15 (7%)	1	7
8	S6	224/236 (95%)	194 (87%)	20 (9%)	10 (4%)	2	15
8	s6	216/236 (92%)	184 (85%)	20 (9%)	12 (6%)	2	11
9	S7	182/189 (96%)	132 (72%)	33 (18%)	17 (9%)	0	4
9	s7	184/189 (97%)	142 (77%)	23 (12%)	19 (10%)	0	3
10	S8	184/200 (92%)	150 (82%)	23 (12%)	11 (6%)	1	10
10	s8	184/200 (92%)	155 (84%)	21 (11%)	8 (4%)	2	16
11	S9	183/196 (93%)	146 (80%)	24 (13%)	13 (7%)	1	7
11	s9	183/196 (93%)	144 (79%)	25 (14%)	14 (8%)	1	6
12	C0	94/105 (90%)	68 (72%)	17 (18%)	9 (10%)	0	4
12	c0	92/105 (88%)	60 (65%)	16 (17%)	16 (17%)	0	1
13	C1	153/155 (99%)	118 (77%)	22 (14%)	13 (8%)	1	5
13	c1	144/155 (93%)	112 (78%)	25 (17%)	7 (5%)	2	14
14	C2	122/142 (86%)	70 (57%)	28 (23%)	24 (20%)	0	0
14	c2	122/142 (86%)	68 (56%)	36 (30%)	18 (15%)	0	1
15	C3	148/150 (99%)	120 (81%)	16 (11%)	12 (8%)	1	6
15	c3	148/150 (99%)	112 (76%)	23 (16%)	13 (9%)	1	5
16	C4	125/136 (92%)	92 (74%)	22 (18%)	11 (9%)	1	5
16	c4	126/136 (93%)	94 (75%)	22 (18%)	10 (8%)	1	6

Continued on next page...

Continued from previous page...

Mol	Chain	Analysed	Favoured	Allowed	Outliers	Percentiles	
17	C5	122/141 (86%)	89 (73%)	24 (20%)	9 (7%)	1	7
17	c5	133/141 (94%)	87 (65%)	28 (21%)	18 (14%)	0	1
18	C6	139/142 (98%)	108 (78%)	18 (13%)	13 (9%)	0	4
18	c6	140/142 (99%)	111 (79%)	19 (14%)	10 (7%)	1	7
19	C7	116/136 (85%)	86 (74%)	19 (16%)	11 (10%)	0	4
19	c7	113/136 (83%)	84 (74%)	21 (19%)	8 (7%)	1	7
20	C8	143/145 (99%)	110 (77%)	22 (15%)	11 (8%)	1	6
20	c8	143/145 (99%)	112 (78%)	21 (15%)	10 (7%)	1	7
21	C9	141/143 (99%)	114 (81%)	20 (14%)	7 (5%)	2	14
21	c9	141/143 (99%)	109 (77%)	27 (19%)	5 (4%)	3	21
22	D0	105/120 (88%)	87 (83%)	13 (12%)	5 (5%)	2	14
22	d0	108/120 (90%)	83 (77%)	13 (12%)	12 (11%)	0	2
23	D1	85/87 (98%)	54 (64%)	21 (25%)	10 (12%)	0	2
23	d1	85/87 (98%)	66 (78%)	12 (14%)	7 (8%)	1	5
24	D2	127/129 (98%)	103 (81%)	20 (16%)	4 (3%)	4	23
24	d2	127/129 (98%)	111 (87%)	14 (11%)	2 (2%)	9	36
25	D3	142/144 (99%)	107 (75%)	22 (16%)	13 (9%)	1	4
25	d3	142/144 (99%)	120 (84%)	16 (11%)	6 (4%)	3	17
26	D4	132/134 (98%)	107 (81%)	20 (15%)	5 (4%)	3	19
26	d4	132/134 (98%)	101 (76%)	22 (17%)	9 (7%)	1	8
27	D5	68/107 (64%)	39 (57%)	18 (26%)	11 (16%)	0	1
27	d5	67/107 (63%)	51 (76%)	13 (19%)	3 (4%)	2	15
28	D6	95/97 (98%)	55 (58%)	21 (22%)	19 (20%)	0	0
28	d6	95/97 (98%)	72 (76%)	14 (15%)	9 (10%)	0	4
29	D7	79/81 (98%)	58 (73%)	16 (20%)	5 (6%)	1	9
29	d7	79/81 (98%)	64 (81%)	10 (13%)	5 (6%)	1	9
30	D8	61/66 (92%)	45 (74%)	11 (18%)	5 (8%)	1	5
30	d8	61/66 (92%)	40 (66%)	15 (25%)	6 (10%)	0	3
31	D9	51/55 (93%)	43 (84%)	6 (12%)	2 (4%)	3	18
31	d9	51/55 (93%)	41 (80%)	4 (8%)	6 (12%)	0	2
32	E0	58/60 (97%)	48 (83%)	7 (12%)	3 (5%)	2	13

Continued on next page...

Continued from previous page...

Mol	Chain	Analysed	Favoured	Allowed	Outliers	Percentiles	
33	E1	69/76 (91%)	31 (45%)	22 (32%)	16 (23%)	0	0
33	e1	74/76 (97%)	35 (47%)	18 (24%)	21 (28%)	0	0
34	SR	316/318 (99%)	263 (83%)	41 (13%)	12 (4%)	3	19
34	sR	316/318 (99%)	269 (85%)	37 (12%)	10 (3%)	4	22
35	SM	155/273 (57%)	101 (65%)	33 (21%)	21 (14%)	0	1
35	sM	98/273 (36%)	56 (57%)	29 (30%)	13 (13%)	0	1
39	L2	250/253 (99%)	208 (83%)	30 (12%)	12 (5%)	2	14
39	l2	250/253 (99%)	206 (82%)	26 (10%)	18 (7%)	1	7
40	L3	384/386 (100%)	319 (83%)	46 (12%)	19 (5%)	2	14
40	l3	384/386 (100%)	331 (86%)	40 (10%)	13 (3%)	3	22
41	L4	359/361 (99%)	289 (80%)	42 (12%)	28 (8%)	1	6
41	l4	359/361 (99%)	290 (81%)	44 (12%)	25 (7%)	1	7
42	L5	294/296 (99%)	235 (80%)	42 (14%)	17 (6%)	1	11
42	l5	292/296 (99%)	244 (84%)	36 (12%)	12 (4%)	3	17
43	L6	152/175 (87%)	126 (83%)	21 (14%)	5 (3%)	4	22
43	l6	153/175 (87%)	129 (84%)	21 (14%)	3 (2%)	7	32
44	L7	220/243 (90%)	175 (80%)	35 (16%)	10 (4%)	2	15
44	l7	221/243 (91%)	179 (81%)	34 (15%)	8 (4%)	3	20
45	L8	231/255 (91%)	176 (76%)	42 (18%)	13 (6%)	2	11
45	l8	229/255 (90%)	179 (78%)	32 (14%)	18 (8%)	1	6
46	L9	189/191 (99%)	159 (84%)	23 (12%)	7 (4%)	3	20
46	l9	189/191 (99%)	159 (84%)	24 (13%)	6 (3%)	4	22
47	M0	207/220 (94%)	165 (80%)	27 (13%)	15 (7%)	1	7
47	m0	209/220 (95%)	155 (74%)	39 (19%)	15 (7%)	1	7
48	M1	167/173 (96%)	120 (72%)	27 (16%)	20 (12%)	0	2
48	m1	167/173 (96%)	134 (80%)	22 (13%)	11 (7%)	1	8
49	M3	191/198 (96%)	151 (79%)	29 (15%)	11 (6%)	1	11
49	m3	192/198 (97%)	159 (83%)	17 (9%)	16 (8%)	1	5
50	M4	134/137 (98%)	108 (81%)	17 (13%)	9 (7%)	1	8
50	m4	135/137 (98%)	113 (84%)	18 (13%)	4 (3%)	4	24
51	M5	201/203 (99%)	176 (88%)	20 (10%)	5 (2%)	5	27

Continued on next page...

Continued from previous page...

Mol	Chain	Analysed	Favoured	Allowed	Outliers	Percentiles	
51	m5	201/203 (99%)	167 (83%)	26 (13%)	8 (4%)	3	18
52	M6	195/198 (98%)	172 (88%)	18 (9%)	5 (3%)	5	27
52	m6	195/198 (98%)	164 (84%)	22 (11%)	9 (5%)	2	15
53	M7	181/183 (99%)	139 (77%)	32 (18%)	10 (6%)	2	11
53	m7	153/183 (84%)	134 (88%)	17 (11%)	2 (1%)	12	40
54	M8	183/185 (99%)	154 (84%)	24 (13%)	5 (3%)	5	26
54	m8	183/185 (99%)	151 (82%)	27 (15%)	5 (3%)	5	26
55	M9	186/188 (99%)	157 (84%)	25 (13%)	4 (2%)	6	30
55	m9	186/188 (99%)	154 (83%)	28 (15%)	4 (2%)	6	30
56	N0	170/172 (99%)	151 (89%)	13 (8%)	6 (4%)	3	21
56	n0	170/172 (99%)	157 (92%)	11 (6%)	2 (1%)	13	42
57	N1	157/159 (99%)	134 (85%)	16 (10%)	7 (4%)	2	15
57	n1	157/159 (99%)	128 (82%)	23 (15%)	6 (4%)	3	19
58	N2	98/120 (82%)	74 (76%)	16 (16%)	8 (8%)	1	5
58	n2	96/120 (80%)	79 (82%)	11 (12%)	6 (6%)	1	9
59	N3	134/136 (98%)	119 (89%)	12 (9%)	3 (2%)	6	30
59	n3	134/136 (98%)	124 (92%)	9 (7%)	1 (1%)	22	54
60	N4	96/155 (62%)	69 (72%)	19 (20%)	8 (8%)	1	5
60	n4	133/155 (86%)	108 (81%)	14 (10%)	11 (8%)	1	5
61	N5	119/141 (84%)	107 (90%)	11 (9%)	1 (1%)	19	51
61	n5	118/141 (84%)	92 (78%)	17 (14%)	9 (8%)	1	6
62	N6	124/126 (98%)	107 (86%)	13 (10%)	4 (3%)	4	22
62	n6	124/126 (98%)	109 (88%)	11 (9%)	4 (3%)	4	22
63	N7	133/135 (98%)	105 (79%)	20 (15%)	8 (6%)	1	10
63	n7	133/135 (98%)	99 (74%)	24 (18%)	10 (8%)	1	7
64	N8	146/148 (99%)	112 (77%)	25 (17%)	9 (6%)	1	10
64	n8	146/148 (99%)	114 (78%)	24 (16%)	8 (6%)	2	11
65	N9	56/58 (97%)	48 (86%)	7 (12%)	1 (2%)	8	35
65	n9	56/58 (97%)	36 (64%)	14 (25%)	6 (11%)	0	3
66	O0	95/104 (91%)	81 (85%)	12 (13%)	2 (2%)	7	31
66	o0	98/104 (94%)	90 (92%)	7 (7%)	1 (1%)	15	46

Continued on next page...

Continued from previous page...

Mol	Chain	Analysed	Favoured	Allowed	Outliers	Percentiles	
67	O1	107/112 (96%)	92 (86%)	8 (8%)	7 (6%)	1	9
67	o1	107/112 (96%)	83 (78%)	12 (11%)	12 (11%)	0	2
68	O2	125/129 (97%)	109 (87%)	12 (10%)	4 (3%)	4	22
68	o2	125/129 (97%)	101 (81%)	17 (14%)	7 (6%)	2	11
69	O3	104/106 (98%)	88 (85%)	14 (14%)	2 (2%)	8	34
69	o3	104/106 (98%)	90 (86%)	10 (10%)	4 (4%)	3	19
70	O4	110/119 (92%)	87 (79%)	19 (17%)	4 (4%)	3	20
70	o4	110/119 (92%)	93 (84%)	13 (12%)	4 (4%)	3	20
71	O5	117/119 (98%)	97 (83%)	16 (14%)	4 (3%)	3	22
71	o5	117/119 (98%)	93 (80%)	20 (17%)	4 (3%)	3	22
72	O6	97/99 (98%)	80 (82%)	9 (9%)	8 (8%)	1	5
72	o6	97/99 (98%)	77 (79%)	12 (12%)	8 (8%)	1	5
73	O7	85/87 (98%)	69 (81%)	15 (18%)	1 (1%)	13	42
73	o7	85/87 (98%)	67 (79%)	15 (18%)	3 (4%)	3	21
74	O8	75/77 (97%)	60 (80%)	12 (16%)	3 (4%)	3	18
74	o8	75/77 (97%)	62 (83%)	9 (12%)	4 (5%)	2	12
75	O9	48/50 (96%)	38 (79%)	8 (17%)	2 (4%)	3	17
75	o9	48/50 (96%)	40 (83%)	8 (17%)	0	100	100
76	Q0	50/52 (96%)	45 (90%)	3 (6%)	2 (4%)	3	18
76	q0	50/52 (96%)	43 (86%)	5 (10%)	2 (4%)	3	18
77	Q1	23/25 (92%)	21 (91%)	2 (9%)	0	100	100
77	q1	23/25 (92%)	19 (83%)	2 (9%)	2 (9%)	1	5
78	Q2	103/105 (98%)	72 (70%)	23 (22%)	8 (8%)	1	6
78	q2	103/105 (98%)	93 (90%)	8 (8%)	2 (2%)	8	34
79	Q3	89/91 (98%)	76 (85%)	8 (9%)	5 (6%)	2	11
79	q3	89/91 (98%)	75 (84%)	10 (11%)	4 (4%)	2	15
80	e0	60/62 (97%)	44 (73%)	12 (20%)	4 (7%)	1	8
82	p0	139/311 (45%)	119 (86%)	14 (10%)	6 (4%)	2	16
All	All	22333/24141 (92%)	17773 (80%)	3160 (14%)	1400 (6%)	1	9

All (1400) Ramachandran outliers are listed below:

Mol	Chain	Res	Type
2	S0	4	PRO
2	S0	39	ASN
2	S0	66	ALA
2	S0	102	PHE
2	S0	103	THR
2	S0	139	VAL
2	S0	140	ASN
2	S0	158	VAL
2	S0	190	ASP
2	S0	191	ARG
2	S0	202	TYR
3	S1	37	THR
3	S1	49	ASN
3	S1	58	SER
3	S1	63	GLY
3	S1	81	PHE
3	S1	93	GLY
3	S1	132	ASP
3	S1	179	SER
4	S2	135	SER
5	S3	62	ASN
5	S3	65	ARG
5	S3	93	ASP
5	S3	195	SER
5	S3	211	PRO
5	S3	220	PRO
6	S4	104	ASP
6	S4	200	ARG
7	S5	39	GLU
7	S5	63	GLN
7	S5	101	GLY
8	S6	173	PRO
8	S6	174	LYS
9	S7	12	ALA
9	S7	64	VAL
9	S7	131	PHE
9	S7	134	GLU
9	S7	159	VAL
10	S8	149	SER
11	S9	134	ILE
11	S9	164	PHE
11	S9	168	ARG
11	S9	169	PRO

Continued on next page...

Continued from previous page...

Mol	Chain	Res	Type
12	C0	54	TYR
12	C0	60	SER
12	C0	87	VAL
12	C0	88	PRO
13	C1	3	THR
13	C1	7	VAL
13	C1	30	ARG
14	C2	42	ALA
14	C2	55	GLY
14	C2	125	ASN
14	C2	126	TRP
14	C2	131	ASP
15	C3	3	ARG
15	C3	22	ALA
15	C3	27	LYS
15	C3	68	GLY
15	C3	138	ASN
16	C4	39	ILE
16	C4	50	ALA
16	C4	51	ASP
16	C4	124	ASP
16	C4	125	SER
17	C5	54	ALA
17	C5	80	MET
17	C5	125	PRO
17	C5	126	VAL
18	C6	41	PRO
18	C6	59	LYS
18	C6	115	THR
19	C7	85	VAL
19	C7	86	PRO
19	C7	88	VAL
19	C7	113	LEU
20	C8	14	ILE
20	C8	60	GLU
20	C8	83	ALA
20	C8	91	ASP
20	C8	92	ILE
21	C9	31	PRO
21	C9	53	TRP
26	D4	6	THR
26	D4	51	GLU

Continued on next page...

Continued from previous page...

Mol	Chain	Res	Type
27	D5	39	ALA
27	D5	43	ASP
27	D5	44	GLN
27	D5	54	VAL
27	D5	86	GLU
27	D5	97	LYS
28	D6	19	LYS
28	D6	36	ILE
28	D6	45	VAL
28	D6	46	GLU
28	D6	65	PRO
28	D6	84	VAL
28	D6	85	ARG
28	D6	86	VAL
29	D7	38	PRO
29	D7	62	ILE
32	E0	47	VAL
33	E1	84	VAL
33	E1	87	THR
33	E1	98	VAL
33	E1	102	VAL
33	E1	138	ARG
34	SR	117	LYS
34	SR	160	GLU
34	SR	161	LYS
35	SM	32	SER
35	SM	52	PRO
35	SM	87	THR
35	SM	89	ARG
35	SM	140	ASP
35	SM	166	VAL
35	SM	167	PRO
39	L2	202	VAL
39	L2	246	LEU
40	L3	136	LYS
40	L3	138	ALA
40	L3	139	GLN
40	L3	188	ILE
40	L3	212	ASN
40	L3	243	HIS
40	L3	300	ARG
40	L3	385	LYS

Continued on next page...

Continued from previous page...

Mol	Chain	Res	Type
41	L4	4	PRO
41	L4	132	ALA
41	L4	146	PRO
41	L4	175	HIS
41	L4	268	ALA
41	L4	270	SER
41	L4	293	SER
41	L4	306	THR
41	L4	317	PRO
41	L4	318	LEU
42	L5	57	ASN
42	L5	153	THR
42	L5	233	ALA
42	L5	234	ASP
42	L5	253	PHE
42	L5	258	LYS
43	L6	59	GLU
43	L6	98	VAL
44	L7	26	VAL
45	L8	25	PRO
45	L8	31	PRO
45	L8	115	ALA
45	L8	116	VAL
47	M0	145	LYS
47	M0	194	GLY
48	M1	8	PRO
48	M1	9	MET
48	M1	11	ASP
48	M1	94	ARG
48	M1	95	ASN
48	M1	115	LYS
48	M1	165	GLN
48	M1	167	TYR
49	M3	129	ASN
49	M3	136	GLU
49	M3	166	ALA
49	M3	193	ALA
50	M4	8	LYS
50	M4	9	ALA
50	M4	136	ALA
52	M6	110	PRO
52	M6	111	PRO

Continued on next page...

Continued from previous page...

Mol	Chain	Res	Type
53	M7	109	ALA
53	M7	159	LYS
54	M8	41	ASP
54	M8	99	THR
55	M9	47	ASN
56	N0	130	GLU
56	N0	142	GLN
57	N1	159	PHE
58	N2	59	ASP
58	N2	60	GLY
58	N2	107	PHE
60	N4	64	THR
60	N4	81	PRO
60	N4	97	LYS
63	N7	35	SER
63	N7	128	GLN
64	N8	76	ASP
67	O1	5	LYS
67	O1	83	GLU
68	O2	127	ALA
71	O5	118	ILE
72	O6	33	ALA
72	O6	34	SER
72	O6	99	ARG
75	O9	4	GLN
75	O9	50	ASN
76	Q0	78	ILE
78	Q2	8	ARG
78	Q2	15	LYS
78	Q2	30	ALA
78	Q2	33	ALA
78	Q2	100	LYS
2	s0	4	PRO
2	s0	29	VAL
2	s0	95	ALA
2	s0	189	VAL
2	s0	206	ASP
3	s1	206	PRO
3	s1	210	ILE
4	s2	92	ALA
4	s2	106	ASP
4	s2	107	SER

Continued on next page...

Continued from previous page...

Mol	Chain	Res	Type
5	s3	115	ILE
5	s3	195	SER
5	s3	211	PRO
5	s3	216	PRO
5	s3	217	ILE
5	s3	220	PRO
6	s4	95	THR
6	s4	104	ASP
6	s4	195	ILE
6	s4	196	VAL
7	s5	28	PRO
7	s5	36	ALA
7	s5	43	PHE
7	s5	55	ASP
7	s5	184	PHE
7	s5	205	SER
8	s6	70	PRO
8	s6	153	VAL
8	s6	154	ARG
8	s6	156	PHE
8	s6	173	PRO
8	s6	174	LYS
9	s7	10	SER
9	s7	64	VAL
9	s7	66	SER
9	s7	74	GLN
9	s7	131	PHE
9	s7	163	ASP
11	s9	118	LEU
11	s9	183	ALA
12	c0	31	LYS
12	c0	82	LEU
12	c0	83	PRO
12	c0	88	PRO
12	c0	97	PRO
13	c1	82	ARG
13	c1	129	ARG
14	c2	115	VAL
14	c2	131	ASP
15	c3	19	SER
15	c3	87	ASP
15	c3	88	LEU

Continued on next page...

Continued from previous page...

Mol	Chain	Res	Type
16	c4	35	GLY
16	c4	98	GLY
17	c5	11	VAL
17	c5	14	THR
17	c5	51	SER
17	c5	52	LYS
17	c5	68	PRO
17	c5	125	PRO
17	c5	126	VAL
18	c6	39	VAL
18	c6	40	GLU
18	c6	42	GLU
18	c6	113	ASP
18	c6	116	LEU
19	c7	82	ASP
19	c7	86	PRO
19	c7	88	VAL
19	c7	99	VAL
19	c7	104	ASN
20	c8	145	ARG
22	d0	15	GLN
22	d0	51	VAL
22	d0	97	VAL
22	d0	118	VAL
23	d1	4	ASP
23	d1	29	HIS
24	d2	68	ARG
25	d3	138	GLU
26	d4	30	PRO
26	d4	32	ARG
26	d4	33	ALA
26	d4	35	VAL
26	d4	52	LYS
26	d4	121	THR
27	d5	85	LYS
28	d6	8	ASN
28	d6	63	ALA
29	d7	38	PRO
29	d7	59	CYS
29	d7	60	SER
30	d8	61	ARG
31	d9	6	VAL

Continued on next page...

Continued from previous page...

Mol	Chain	Res	Type
31	d9	16	LYS
80	e0	45	VAL
80	e0	54	ARG
80	e0	60	PRO
33	e1	79	LYS
33	e1	84	VAL
33	e1	87	THR
33	e1	92	LYS
33	e1	98	VAL
33	e1	102	VAL
33	e1	103	LEU
33	e1	106	TYR
34	sR	160	GLU
34	sR	161	LYS
34	sR	163	ASP
34	sR	165	ASP
34	sR	318	ALA
35	sM	50	ASN
35	sM	55	SER
39	l2	24	GLN
39	l2	96	LEU
39	l2	115	ASN
39	l2	212	GLY
39	l2	229	ALA
39	l2	249	SER
40	l3	139	GLN
40	l3	235	THR
40	l3	347	SER
41	l4	4	PRO
41	l4	90	PHE
41	l4	301	PRO
41	l4	302	ALA
41	l4	329	PRO
41	l4	330	TYR
41	l4	342	LYS
41	l4	361	HIS
42	l5	132	THR
42	l5	258	LYS
42	l5	260	PHE
43	l6	98	VAL
44	l7	191	VAL
44	l7	193	PRO

Continued on next page...

Continued from previous page...

Mol	Chain	Res	Type
44	l7	228	SER
45	l8	25	PRO
45	l8	26	LEU
45	l8	34	PHE
45	l8	122	LYS
47	m0	82	ARG
48	m1	8	PRO
48	m1	10	ARG
48	m1	108	GLU
48	m1	111	ASP
49	m3	47	ALA
49	m3	129	ASN
49	m3	134	GLU
49	m3	152	THR
49	m3	193	ALA
51	m5	91	GLU
52	m6	16	VAL
52	m6	110	PRO
54	m8	91	ALA
54	m8	99	THR
54	m8	112	ALA
55	m9	36	ASN
56	n0	2	ALA
57	n1	122	GLN
57	n1	135	PRO
57	n1	146	ASN
58	n2	49	ASN
60	n4	26	SER
60	n4	63	ILE
60	n4	71	ARG
60	n4	76	VAL
61	n5	25	LYS
61	n5	44	PRO
61	n5	45	LYS
61	n5	48	SER
61	n5	58	ASP
62	n6	83	ASP
62	n6	84	LYS
62	n6	126	LEU
63	n7	36	HIS
63	n7	129	TRP
64	n8	15	VAL

Continued on next page...

Continued from previous page...

Mol	Chain	Res	Type
64	n8	76	ASP
65	n9	23	LYS
65	n9	39	PHE
66	o0	104	LEU
67	o1	5	LYS
67	o1	45	GLY
67	o1	84	ASP
68	o2	4	LEU
68	o2	5	PRO
68	o2	27	ARG
69	o3	90	PRO
70	o4	67	LYS
70	o4	79	SER
72	o6	33	ALA
72	o6	34	SER
72	o6	64	SER
72	o6	98	ARG
74	o8	3	ARG
74	o8	17	ARG
76	q0	80	PRO
78	q2	60	LYS
82	p0	93	LEU
2	S0	5	ALA
2	S0	26	ALA
2	S0	27	ARG
2	S0	30	GLN
2	S0	49	ASN
2	S0	111	ILE
2	S0	185	ARG
2	S0	187	ALA
3	S1	54	LEU
3	S1	62	LYS
3	S1	82	ARG
3	S1	158	SER
3	S1	177	GLN
3	S1	206	PRO
3	S1	221	PRO
4	S2	107	SER
4	S2	144	TRP
4	S2	148	LEU
5	S3	51	ARG
5	S3	64	ARG

Continued on next page...

Continued from previous page...

Mol	Chain	Res	Type
5	S3	112	GLY
5	S3	216	PRO
5	S3	218	LEU
6	S4	26	CYS
6	S4	142	HIS
7	S5	26	ALA
7	S5	51	VAL
7	S5	58	LEU
7	S5	81	ARG
7	S5	153	GLY
9	S7	11	GLN
9	S7	32	PRO
9	S7	73	VAL
9	S7	116	ARG
9	S7	126	LEU
9	S7	155	ASP
10	S8	40	ALA
10	S8	120	THR
11	S9	118	LEU
11	S9	120	LYS
11	S9	163	PRO
12	C0	34	GLU
13	C1	29	LYS
13	C1	55	ASP
13	C1	145	ALA
13	C1	146	ALA
13	C1	154	ALA
14	C2	66	VAL
14	C2	89	ILE
14	C2	91	VAL
14	C2	93	ASP
14	C2	106	ILE
14	C2	127	GLY
15	C3	24	ALA
16	C4	42	VAL
16	C4	108	SER
16	C4	126	THR
18	C6	39	VAL
18	C6	42	GLU
20	C8	100	THR
21	C9	29	GLU
21	C9	50	ALA

Continued on next page...

Continued from previous page...

Mol	Chain	Res	Type
21	C9	69	LYS
21	C9	130	ARG
22	D0	118	VAL
23	D1	49	GLU
25	D3	61	SER
25	D3	70	LYS
25	D3	128	SER
27	D5	71	ILE
28	D6	11	ASN
28	D6	47	ALA
29	D7	51	GLN
29	D7	63	LEU
30	D8	36	THR
31	D9	8	PHE
33	E1	103	LEU
33	E1	110	ALA
33	E1	111	GLU
33	E1	128	ALA
34	SR	48	THR
34	SR	51	ASP
35	SM	139	GLU
35	SM	153	ASP
35	SM	165	LYS
39	L2	13	GLY
39	L2	143	GLU
39	L2	144	ASN
39	L2	250	GLN
40	L3	140	ASP
40	L3	386	ASP
41	L4	90	PHE
41	L4	190	GLY
41	L4	232	SER
41	L4	292	SER
41	L4	304	GLN
41	L4	320	ASN
41	L4	338	LYS
42	L5	59	ASP
42	L5	252	ALA
43	L6	150	LYS
44	L7	24	GLU
45	L8	39	ALA
45	L8	93	LEU

Continued on next page...

Continued from previous page...

Mol	Chain	Res	Type
45	L8	135	GLY
45	L8	156	ASP
46	L9	50	ASN
46	L9	96	HIS
46	L9	110	LYS
47	M0	91	VAL
47	M0	117	GLY
47	M0	149	VAL
47	M0	207	GLU
48	M1	24	GLY
49	M3	13	HIS
49	M3	25	HIS
49	M3	47	ALA
50	M4	28	SER
50	M4	135	LEU
51	M5	81	TYR
52	M6	90	HIS
53	M7	163	LYS
53	M7	164	LYS
55	M9	53	LYS
56	N0	139	TYR
57	N1	124	VAL
57	N1	144	GLU
58	N2	11	ILE
58	N2	51	GLY
62	N6	43	TYR
62	N6	84	LYS
63	N7	3	LYS
64	N8	66	ALA
64	N8	93	SER
66	O0	96	GLY
67	O1	6	ASP
67	O1	82	GLU
68	O2	27	ARG
69	O3	40	ASP
70	O4	17	SER
71	O5	97	ALA
72	O6	13	LYS
74	O8	33	LYS
78	Q2	32	LYS
79	Q3	84	ARG
2	s0	30	GLN

Continued on next page...

Continued from previous page...

Mol	Chain	Res	Type
2	s0	62	ARG
2	s0	158	VAL
2	s0	186	GLY
2	s0	191	ARG
3	s1	26	ARG
3	s1	93	GLY
3	s1	147	ALA
3	s1	209	ASN
3	s1	223	PHE
4	s2	148	LEU
4	s2	163	GLY
4	s2	164	SER
5	s3	61	GLU
5	s3	76	ARG
5	s3	179	GLN
5	s3	219	ALA
6	s4	90	ILE
6	s4	164	LEU
6	s4	242	LYS
7	s5	98	MET
7	s5	151	GLY
7	s5	204	GLY
8	s6	68	LEU
8	s6	131	LYS
9	s7	67	LEU
11	s9	120	LYS
11	s9	121	SER
12	c0	73	VAL
12	c0	92	ILE
12	c0	94	GLU
13	c1	61	THR
14	c2	22	VAL
14	c2	39	ASP
14	c2	66	VAL
14	c2	101	ALA
14	c2	106	ILE
14	c2	119	SER
15	c3	66	ILE
15	c3	139	TRP
16	c4	67	VAL
16	c4	97	GLY
16	c4	131	GLY

Continued on next page...

Continued from previous page...

Mol	Chain	Res	Type
16	c4	132	ARG
17	c5	50	THR
17	c5	71	GLU
17	c5	117	GLY
18	c6	120	ASP
19	c7	113	LEU
20	c8	91	ASP
20	c8	135	GLY
21	c9	28	LEU
21	c9	34	VAL
22	d0	17	GLN
22	d0	45	ALA
22	d0	96	PRO
23	d1	6	GLY
23	d1	64	GLU
24	d2	56	HIS
25	d3	70	LYS
25	d3	101	GLU
26	d4	53	ASP
27	d5	87	GLY
28	d6	47	ALA
28	d6	62	TYR
29	d7	20	LYS
30	d8	20	GLY
30	d8	57	MET
30	d8	65	ARG
31	d9	7	TRP
33	e1	81	LYS
33	e1	85	TYR
33	e1	100	LEU
33	e1	127	GLY
33	e1	145	HIS
33	e1	146	SER
33	e1	148	TYR
34	sR	237	GLN
35	sM	47	ALA
35	sM	48	ARG
35	sM	65	THR
35	sM	67	GLY
35	sM	72	ARG
35	sM	120	GLU
39	l2	54	ARG

Continued on next page...

Continued from previous page...

Mol	Chain	Res	Type
39	l2	213	GLY
39	l2	215	ASN
39	l2	238	ILE
40	l3	142	ALA
40	l3	187	SER
40	l3	258	ALA
40	l3	348	ARG
41	l4	26	PHE
41	l4	35	VAL
41	l4	142	VAL
41	l4	190	GLY
41	l4	233	LEU
41	l4	272	VAL
41	l4	328	ASN
41	l4	339	LEU
41	l4	349	THR
44	l7	129	LEU
45	l8	120	LYS
45	l8	239	GLY
46	l9	144	ILE
47	m0	101	LYS
47	m0	117	GLY
47	m0	174	THR
47	m0	207	GLU
47	m0	219	ALA
48	m1	115	LYS
48	m1	116	TYR
48	m1	167	TYR
49	m3	29	ALA
49	m3	76	THR
49	m3	93	ILE
49	m3	135	ALA
49	m3	162	ASN
51	m5	81	TYR
52	m6	13	GLY
52	m6	160	ARG
53	m7	66	SER
54	m8	84	VAL
54	m8	98	LYS
55	m9	183	ALA
56	n0	142	GLN
58	n2	104	ARG

Continued on next page...

Continued from previous page...

Mol	Chain	Res	Type
60	n4	25	ASP
60	n4	77	LYS
60	n4	83	THR
61	n5	38	LEU
61	n5	47	ALA
61	n5	55	ASN
62	n6	125	LYS
63	n7	7	ALA
63	n7	16	GLY
63	n7	102	GLU
63	n7	125	GLY
64	n8	47	LYS
64	n8	56	VAL
64	n8	84	GLU
65	n9	24	PRO
67	o1	83	GLU
67	o1	86	LYS
67	o1	91	SER
69	o3	60	ARG
71	o5	40	SER
71	o5	119	LYS
72	o6	63	ASN
72	o6	67	LYS
73	o7	67	LEU
78	q2	17	CYS
82	p0	47	GLY
82	p0	68	SER
82	p0	198	PRO
2	S0	195	TRP
3	S1	26	ARG
3	S1	35	PRO
3	S1	36	SER
4	S2	163	GLY
4	S2	236	PRO
5	S3	81	PRO
5	S3	217	ILE
6	S4	17	HIS
6	S4	96	ASN
7	S5	43	PHE
7	S5	64	VAL
8	S6	25	ARG
8	S6	138	ALA

Continued on next page...

Continued from previous page...

Mol	Chain	Res	Type
8	S6	148	SER
8	S6	152	ASP
9	S7	30	SER
9	S7	98	ILE
9	S7	112	ARG
10	S8	22	ARG
10	S8	52	ASN
10	S8	59	ARG
10	S8	152	ILE
10	S8	159	GLN
11	S9	60	LEU
11	S9	98	ALA
11	S9	150	LEU
12	C0	25	LYS
12	C0	93	GLN
14	C2	36	LEU
14	C2	37	VAL
14	C2	69	ALA
14	C2	107	ASP
14	C2	115	VAL
17	C5	51	SER
17	C5	52	LYS
17	C5	101	ALA
17	C5	130	ARG
18	C6	33	GLY
18	C6	40	GLU
18	C6	114	ARG
18	C6	116	LEU
19	C7	83	GLN
19	C7	87	GLU
19	C7	115	LEU
20	C8	25	ASN
21	C9	100	ILE
23	D1	4	ASP
23	D1	7	GLN
23	D1	15	ARG
23	D1	43	GLY
24	D2	30	SER
24	D2	100	GLY
25	D3	11	SER
25	D3	41	SER
25	D3	44	GLY

Continued on next page...

Continued from previous page...

Mol	Chain	Res	Type
25	D3	112	LYS
25	D3	114	LYS
25	D3	143	PRO
26	D4	34	ASN
27	D5	56	THR
27	D5	70	LYS
28	D6	5	ARG
28	D6	10	ARG
28	D6	61	GLU
28	D6	62	TYR
28	D6	63	ALA
28	D6	75	VAL
28	D6	97	PRO
33	E1	137	ASP
34	SR	318	ALA
35	SM	95	SER
39	L2	127	ALA
39	L2	133	TYR
39	L2	151	PRO
40	L3	3	HIS
40	L3	83	PRO
40	L3	299	ASP
40	L3	351	LEU
41	L4	15	ALA
41	L4	130	ALA
41	L4	220	ARG
41	L4	361	HIS
42	L5	7	ALA
42	L5	22	ARG
42	L5	137	ASP
42	L5	148	ILE
42	L5	259	LYS
42	L5	276	LYS
44	L7	159	GLN
44	L7	163	LEU
46	L9	2	LYS
47	M0	16	PRO
47	M0	23	ASN
47	M0	113	GLN
47	M0	116	ARG
47	M0	218	ALA
48	M1	28	ASP

Continued on next page...

Continued from previous page...

Mol	Chain	Res	Type
48	M1	74	PRO
48	M1	152	HIS
48	M1	166	LYS
50	M4	10	SER
50	M4	29	ALA
50	M4	113	THR
51	M5	144	ARG
53	M7	3	ARG
53	M7	157	VAL
53	M7	160	ALA
53	M7	162	GLU
54	M8	98	LYS
55	M9	26	PRO
55	M9	35	ALA
56	N0	24	LEU
57	N1	123	GLY
57	N1	127	GLN
57	N1	132	PRO
58	N2	22	PRO
59	N3	46	LEU
63	N7	102	GLU
64	N8	47	LYS
68	O2	126	LEU
70	O4	26	PRO
70	O4	86	LYS
74	O8	24	THR
2	s0	10	THR
2	s0	163	ASN
2	s0	164	ASN
2	s0	200	ASP
4	s2	91	ARG
4	s2	93	GLY
4	s2	149	GLY
4	s2	234	PRO
4	s2	238	SER
5	s3	90	ARG
5	s3	144	ALA
5	s3	160	SER
5	s3	196	ARG
6	s4	96	ASN
7	s5	35	GLN
7	s5	57	SER

Continued on next page...

Continued from previous page...

Mol	Chain	Res	Type
8	s6	165	GLY
8	s6	175	ILE
9	s7	83	LYS
9	s7	133	THR
9	s7	185	ILE
10	s8	12	SER
10	s8	136	SER
10	s8	137	LYS
11	s9	20	GLU
11	s9	88	GLU
11	s9	150	LEU
11	s9	167	ALA
12	c0	2	LEU
12	c0	23	ALA
12	c0	32	HIS
12	c0	35	ILE
14	c2	58	LEU
14	c2	82	PRO
14	c2	108	ARG
15	c3	43	LYS
15	c3	140	LYS
17	c5	7	ALA
17	c5	48	GLY
18	c6	142	TYR
19	c7	116	LYS
20	c8	61	LEU
21	c9	33	TYR
21	c9	100	ILE
22	d0	49	ASN
25	d3	3	LYS
26	d4	49	LYS
28	d6	13	LYS
28	d6	34	LYS
28	d6	61	GLU
30	d8	36	THR
31	d9	11	PRO
31	d9	17	GLY
33	e1	111	GLU
33	e1	131	PHE
34	sR	279	ALA
35	sM	42	ALA
35	sM	46	LYS

Continued on next page...

Continued from previous page...

Mol	Chain	Res	Type
35	sM	171	LYS
39	l2	32	LEU
39	l2	127	ALA
40	l3	386	ASP
41	l4	14	GLU
41	l4	24	ALA
41	l4	43	ASN
41	l4	146	PRO
41	l4	311	HIS
42	l5	178	ASN
42	l5	269	SER
42	l5	270	LYS
42	l5	279	LYS
45	l8	39	ALA
45	l8	69	LEU
45	l8	121	SER
45	l8	133	LYS
45	l8	203	VAL
46	l9	2	LYS
46	l9	108	GLY
46	l9	110	LYS
47	m0	196	PHE
47	m0	204	GLY
48	m1	9	MET
48	m1	114	ILE
49	m3	13	HIS
49	m3	141	ALA
50	m4	10	SER
50	m4	136	ALA
51	m5	104	GLU
51	m5	187	ARG
52	m6	90	HIS
52	m6	163	SER
52	m6	186	ALA
57	n1	80	VAL
57	n1	121	ALA
58	n2	23	THR
60	n4	132	GLY
63	n7	134	LEU
64	n8	129	PHE
65	n9	5	LYS
65	n9	21	ILE

Continued on next page...

Continued from previous page...

Mol	Chain	Res	Type
67	o1	25	PHE
68	o2	6	HIS
68	o2	124	GLY
68	o2	127	ALA
69	o3	57	LYS
69	o3	59	VAL
71	o5	82	ALA
71	o5	99	GLN
73	o7	55	ARG
74	o8	18	ALA
77	q1	23	ARG
79	q3	10	ILE
79	q3	51	ALA
2	S0	62	ARG
2	S0	192	THR
2	S0	205	ARG
3	S1	156	ALA
3	S1	207	LEU
3	S1	209	ASN
4	S2	39	THR
4	S2	248	SER
6	S4	39	ARG
6	S4	194	THR
6	S4	245	LYS
7	S5	100	ASN
7	S5	150	GLY
7	S5	154	ALA
8	S6	154	ARG
9	S7	132	PRO
11	S9	162	SER
12	C0	94	GLU
13	C1	4	GLU
13	C1	51	GLY
14	C2	87	PRO
14	C2	101	ALA
14	C2	119	SER
15	C3	19	SER
15	C3	28	LEU
15	C3	137	PRO
15	C3	144	ALA
16	C4	40	ALA
16	C4	75	GLY

Continued on next page...

Continued from previous page...

Mol	Chain	Res	Type
17	C5	69	GLU
18	C6	113	ASP
18	C6	124	PRO
19	C7	72	LYS
19	C7	84	TYR
20	C8	61	LEU
20	C8	142	GLY
20	C8	144	ARG
22	D0	17	GLN
25	D3	96	VAL
26	D4	5	VAL
28	D6	64	LEU
29	D7	75	GLU
30	D8	22	ARG
30	D8	35	ASP
33	E1	118	ARG
34	SR	98	GLU
34	SR	237	GLN
35	SM	12	VAL
35	SM	82	THR
35	SM	86	ASN
35	SM	88	ARG
35	SM	101	ASP
35	SM	174	LEU
39	L2	251	LYS
40	L3	155	ALA
40	L3	197	GLU
41	L4	5	GLN
41	L4	140	HIS
41	L4	265	GLU
41	L4	269	SER
41	L4	311	HIS
42	L5	260	PHE
44	L7	217	PRO
44	L7	231	ASN
45	L8	36	ILE
45	L8	94	PHE
45	L8	122	LYS
45	L8	157	VAL
46	L9	177	ASP
47	M0	208	ASN
47	M0	215	GLU

Continued on next page...

Continued from previous page...

Mol	Chain	Res	Type
48	M1	108	GLU
48	M1	114	ILE
48	M1	117	ASP
48	M1	151	SER
49	M3	76	THR
50	M4	6	ILE
51	M5	145	ASP
53	M7	23	ARG
53	M7	169	THR
54	M8	162	ALA
54	M8	168	THR
59	N3	47	ASN
60	N4	76	VAL
62	N6	125	LYS
62	N6	126	LEU
63	N7	36	HIS
63	N7	82	PRO
64	N8	24	LYS
64	N8	78	LEU
67	O1	7	VAL
67	O1	84	ASP
70	O4	46	ASP
72	O6	64	SER
78	Q2	96	GLU
79	Q3	7	LYS
2	s0	103	THR
3	s1	60	ALA
3	s1	129	THR
3	s1	207	LEU
4	s2	162	CYS
4	s2	235	LEU
5	s3	142	LEU
6	s4	11	ARG
6	s4	17	HIS
6	s4	23	LEU
6	s4	260	GLY
7	s5	56	ALA
8	s6	143	LYS
9	s7	5	GLN
9	s7	116	ARG
10	s8	62	THR
10	s8	94	ASN

Continued on next page...

Continued from previous page...

Mol	Chain	Res	Type
10	s8	107	THR
11	s9	115	LYS
12	c0	3	MET
13	c1	114	ALA
16	c4	96	PRO
16	c4	114	ARG
17	c5	9	LYS
17	c5	12	PHE
17	c5	32	ASP
17	c5	130	ARG
18	c6	97	VAL
18	c6	141	SER
20	c8	55	HIS
20	c8	90	ASN
20	c8	102	ALA
21	c9	29	GLU
22	d0	13	GLU
25	d3	67	ALA
27	d5	103	ARG
28	d6	59	TYR
30	d8	33	LEU
31	d9	12	ARG
33	e1	126	CYS
34	sR	4	ASN
35	sM	43	ASP
35	sM	84	LYS
39	l2	15	ILE
39	l2	56	ALA
39	l2	194	ASN
40	l3	200	GLU
40	l3	239	PRO
41	l4	5	GLN
42	l5	11	ALA
43	l6	10	TYR
43	l6	97	ASN
45	l8	51	LYS
45	l8	82	LEU
47	m0	169	LYS
47	m0	176	LEU
49	m3	60	ALA
50	m4	8	LYS
50	m4	137	LYS

Continued on next page...

Continued from previous page...

Mol	Chain	Res	Type
51	m5	68	ARG
51	m5	103	GLU
51	m5	183	THR
52	m6	159	LYS
53	m7	67	ILE
55	m9	143	ILE
58	n2	44	GLU
58	n2	105	LEU
59	n3	16	GLY
61	n5	24	LEU
63	n7	103	GLN
64	n8	12	ARG
67	o1	82	GLU
68	o2	29	ALA
72	o6	4	LYS
72	o6	52	PRO
79	q3	49	ARG
2	S0	33	GLN
3	S1	64	ARG
3	S1	111	ARG
4	S2	67	GLN
4	S2	150	GLN
4	S2	234	PRO
6	S4	38	LEU
6	S4	195	ILE
6	S4	259	GLN
7	S5	127	GLN
8	S6	69	LEU
10	S8	10	LYS
10	S8	86	SER
10	S8	158	SER
13	C1	144	ALA
14	C2	21	GLU
14	C2	108	ARG
14	C2	128	ALA
18	C6	58	ASP
18	C6	112	TYR
20	C8	139	LYS
22	D0	16	GLN
22	D0	21	LYS
22	D0	117	VAL
23	D1	8	LEU

Continued on next page...

Continued from previous page...

Mol	Chain	Res	Type
23	D1	10	GLU
23	D1	12	TYR
24	D2	78	ARG
25	D3	5	LYS
25	D3	89	ASN
25	D3	110	LYS
27	D5	55	PRO
30	D8	6	PRO
32	E0	51	ASN
33	E1	83	LYS
33	E1	86	THR
33	E1	100	LEU
34	SR	3	SER
35	SM	22	PRO
39	L2	252	THR
40	L3	317	ILE
41	L4	14	GLU
44	L7	164	SER
44	L7	191	VAL
45	L8	76	ALA
47	M0	24	ARG
48	M1	64	LYS
48	M1	112	LEU
48	M1	173	ASP
49	M3	133	PRO
49	M3	141	ALA
51	M5	94	TYR
56	N0	15	PRO
60	N4	96	LEU
64	N8	117	ARG
65	N9	21	ILE
66	O0	20	SER
67	O1	60	TRP
69	O3	59	VAL
71	O5	75	TYR
72	O6	3	VAL
72	O6	52	PRO
73	O7	87	SER
76	Q0	79	GLU
2	s0	199	PRO
3	s1	22	ASP
3	s1	39	GLU

Continued on next page...

Continued from previous page...

Mol	Chain	Res	Type
3	s1	218	LEU
5	s3	43	PRO
6	s4	30	ARG
6	s4	118	GLU
6	s4	168	LYS
9	s7	13	PRO
9	s7	155	ASP
10	s8	78	ILE
11	s9	110	GLN
11	s9	168	ARG
12	c0	24	LYS
13	c1	55	ASP
13	c1	130	PRO
14	c2	40	GLY
14	c2	87	PRO
14	c2	103	LEU
14	c2	118	ALA
15	c3	12	SER
15	c3	22	ALA
15	c3	29	SER
15	c3	108	ASP
16	c4	37	GLU
17	c5	127	ARG
18	c6	32	ASN
19	c7	120	SER
20	c8	14	ILE
22	d0	52	LYS
22	d0	119	ALA
26	d4	84	LYS
28	d6	46	GLU
29	d7	24	LEU
80	e0	47	VAL
33	e1	124	PRO
40	l3	22	ALA
41	l4	144	LYS
41	l4	145	ILE
42	l5	158	ARG
42	l5	220	SER
44	l7	32	ALA
44	l7	159	GLN
44	l7	163	LEU
45	l8	76	ALA

Continued on next page...

Continued from previous page...

Mol	Chain	Res	Type
45	l8	112	GLU
45	l8	163	VAL
45	l8	237	ILE
45	l8	249	ARG
46	l9	130	ASP
46	l9	167	VAL
47	m0	220	GLN
48	m1	117	ASP
49	m3	62	THR
49	m3	101	ARG
51	m5	90	ASN
52	m6	47	PHE
60	n4	72	SER
63	n7	28	PRO
65	n9	52	LYS
67	o1	40	ALA
67	o1	90	PHE
67	o1	97	LEU
70	o4	76	TYR
73	o7	85	LYS
77	q1	22	ALA
82	p0	33	VAL
82	p0	102	SER
2	S0	194	PRO
3	S1	60	ALA
4	S2	36	VAL
7	S5	45	LYS
9	S7	125	ILE
11	S9	121	SER
15	C3	117	LEU
19	C7	96	SER
24	D2	83	ILE
27	D5	41	ILE
28	D6	88	SER
30	D8	20	GLY
31	D9	11	PRO
33	E1	85	TYR
34	SR	50	ASP
39	L2	14	SER
40	L3	244	ARG
40	L3	307	PRO
41	L4	23	PRO

Continued on next page...

Continued from previous page...

Mol	Chain	Res	Type
43	L6	6	ALA
44	L7	91	GLY
46	L9	59	ASN
46	L9	66	ALA
51	M5	77	LYS
52	M6	16	VAL
52	M6	121	PRO
56	N0	129	ILE
57	N1	18	ASP
58	N2	21	SER
58	N2	27	VAL
60	N4	75	THR
61	N5	50	ALA
63	N7	16	GLY
63	N7	103	GLN
64	N8	96	LYS
71	O5	119	LYS
72	O6	94	ILE
78	Q2	34	SER
79	Q3	51	ALA
2	s0	44	GLY
3	s1	154	SER
4	s2	173	PRO
4	s2	233	GLN
5	s3	45	LYS
5	s3	81	PRO
6	s4	31	PRO
6	s4	214	LEU
6	s4	245	LYS
7	s5	100	ASN
9	s7	53	GLY
9	s7	159	VAL
11	s9	164	PHE
12	c0	95	ARG
12	c0	96	ASN
14	c2	54	ARG
15	c3	137	PRO
16	c4	125	SER
17	c5	100	LYS
20	c8	29	VAL
23	d1	42	GLU
25	d3	27	ASN

Continued on next page...

Continued from previous page...

Mol	Chain	Res	Type
33	e1	83	LYS
33	e1	112	GLY
39	l2	41	ILE
39	l2	80	GLU
39	l2	125	ALA
42	l5	12	TYR
42	l5	125	VAL
48	m1	12	LEU
57	n1	124	VAL
60	n4	98	PRO
63	n7	130	PHE
70	o4	78	GLY
3	S1	210	ILE
8	S6	146	GLY
34	SR	206	PRO
35	SM	111	GLY
59	N3	134	GLY
68	O2	70	GLY
2	s0	139	VAL
3	s1	114	VAL
4	s2	150	GLN
5	s3	161	GLY
11	s9	162	SER
23	d1	9	VAL
34	sR	49	GLY
40	l3	305	ILE
44	l7	178	ILE
76	q0	78	ILE
3	S1	21	VAL
6	S4	196	VAL
13	C1	130	PRO
15	C3	11	ILE
19	C7	124	VAL
23	D1	46	ILE
35	SM	20	LEU
44	L7	178	ILE
47	M0	148	VAL
60	N4	16	GLY
64	N8	70	LYS
9	s7	100	PRO
9	s7	172	VAL
10	s8	108	PRO

Continued on next page...

Continued from previous page...

Mol	Chain	Res	Type
11	s9	165	GLY
22	d0	19	ILE
23	d1	43	GLY
47	m0	47	PRO
55	m9	48	GLY
64	n8	138	ILE
79	q3	71	VAL
7	S5	89	ILE
12	C0	92	ILE
16	C4	57	PRO
43	L6	36	PRO
49	M3	46	ILE
74	O8	37	PRO
79	Q3	50	GLY
79	Q3	71	VAL
4	s2	182	PRO
7	s5	30	PRO
13	c1	7	VAL
14	c2	91	VAL
34	sR	194	GLY
47	m0	70	ILE
49	m3	50	PRO
74	o8	37	PRO
3	S1	176	VAL
6	S4	233	LYS
7	S5	33	VAL
8	S6	70	PRO
11	S9	160	PRO
13	C1	113	PRO
14	C2	82	PRO
33	E1	127	GLY
34	SR	28	GLY
35	SM	172	VAL
42	L5	19	PRO
42	L5	125	VAL
2	s0	68	PRO
3	s1	221	PRO
8	s6	26	VAL
9	s7	144	VAL
14	c2	89	ILE
15	c3	47	PRO
20	c8	28	ILE

Continued on next page...

Continued from previous page...

Mol	Chain	Res	Type
40	l3	33	PRO
47	m0	43	VAL
9	S7	172	VAL
14	C2	22	VAL
23	D1	82	VAL
26	D4	35	VAL
32	E0	50	VAL
60	N4	80	ARG
7	s5	29	ILE
47	m0	179	PRO
58	n2	48	GLY
60	n4	15	PRO
67	o1	59	ILE

5.3.2 Protein sidechains ⓘ

In the following table, the Percentiles column shows the percent sidechain outliers of the chain as a percentile score with respect to all X-ray entries followed by that with respect to entries of similar resolution.

The Analysed column shows the number of residues for which the sidechain conformation was analysed, and the total number of residues.

Mol	Chain	Analysed	Rotameric	Outliers	Percentiles	
2	S0	164/209 (78%)	135 (82%)	29 (18%)	2	8
2	s0	165/209 (79%)	131 (79%)	34 (21%)	1	4
3	S1	191/223 (86%)	149 (78%)	42 (22%)	1	3
3	s1	192/223 (86%)	156 (81%)	36 (19%)	1	6
4	S2	176/204 (86%)	134 (76%)	42 (24%)	0	2
4	s2	176/204 (86%)	128 (73%)	48 (27%)	0	1
5	S3	182/194 (94%)	141 (78%)	41 (22%)	1	3
5	s3	182/194 (94%)	144 (79%)	38 (21%)	1	4
6	S4	221/221 (100%)	177 (80%)	44 (20%)	1	5
6	s4	221/221 (100%)	183 (83%)	38 (17%)	2	9
7	S5	173/190 (91%)	143 (83%)	30 (17%)	2	8
7	s5	173/190 (91%)	144 (83%)	29 (17%)	2	9
8	S6	188/201 (94%)	154 (82%)	34 (18%)	1	7
8	s6	187/201 (93%)	153 (82%)	34 (18%)	1	7

Continued on next page...

Continued from previous page...

Mol	Chain	Analysed	Rotameric	Outliers	Percentiles	
9	S7	165/169 (98%)	135 (82%)	30 (18%)	1	7
9	s7	165/169 (98%)	130 (79%)	35 (21%)	1	4
10	S8	150/161 (93%)	117 (78%)	33 (22%)	1	3
10	s8	150/161 (93%)	124 (83%)	26 (17%)	2	8
11	S9	158/165 (96%)	120 (76%)	38 (24%)	0	2
11	s9	158/165 (96%)	120 (76%)	38 (24%)	0	2
12	C0	77/98 (79%)	66 (86%)	11 (14%)	3	15
12	c0	73/98 (74%)	63 (86%)	10 (14%)	3	16
13	C1	129/136 (95%)	109 (84%)	20 (16%)	2	12
13	c1	129/136 (95%)	104 (81%)	25 (19%)	1	5
14	C2	88/118 (75%)	67 (76%)	21 (24%)	0	2
14	c2	88/118 (75%)	71 (81%)	17 (19%)	1	6
15	C3	127/127 (100%)	104 (82%)	23 (18%)	1	7
15	c3	127/127 (100%)	93 (73%)	34 (27%)	0	1
16	C4	81/104 (78%)	61 (75%)	20 (25%)	0	2
16	c4	97/104 (93%)	69 (71%)	28 (29%)	0	1
17	C5	101/117 (86%)	83 (82%)	18 (18%)	2	8
17	c5	103/117 (88%)	90 (87%)	13 (13%)	4	19
18	C6	117/118 (99%)	92 (79%)	25 (21%)	1	4
18	c6	118/118 (100%)	91 (77%)	27 (23%)	1	3
19	C7	94/124 (76%)	70 (74%)	24 (26%)	0	2
19	c7	92/124 (74%)	74 (80%)	18 (20%)	1	5
20	C8	128/128 (100%)	102 (80%)	26 (20%)	1	5
20	c8	128/128 (100%)	99 (77%)	29 (23%)	1	3
21	C9	115/115 (100%)	93 (81%)	22 (19%)	1	6
21	c9	115/115 (100%)	91 (79%)	24 (21%)	1	4
22	D0	100/113 (88%)	81 (81%)	19 (19%)	1	6
22	d0	103/113 (91%)	76 (74%)	27 (26%)	0	2
23	D1	74/74 (100%)	56 (76%)	18 (24%)	0	2
23	d1	74/74 (100%)	53 (72%)	21 (28%)	0	1
24	D2	110/110 (100%)	92 (84%)	18 (16%)	2	10

Continued on next page...

Continued from previous page...

Mol	Chain	Analysed	Rotameric	Outliers	Percentiles	
24	d2	110/110 (100%)	96 (87%)	14 (13%)	4	19
25	D3	119/119 (100%)	100 (84%)	19 (16%)	2	11
25	d3	119/119 (100%)	94 (79%)	25 (21%)	1	4
26	D4	112/112 (100%)	92 (82%)	20 (18%)	2	8
26	d4	112/112 (100%)	91 (81%)	21 (19%)	1	6
27	D5	61/88 (69%)	42 (69%)	19 (31%)	0	1
27	d5	61/88 (69%)	53 (87%)	8 (13%)	4	17
28	D6	83/83 (100%)	60 (72%)	23 (28%)	0	1
28	d6	83/83 (100%)	62 (75%)	21 (25%)	0	2
29	D7	70/70 (100%)	58 (83%)	12 (17%)	2	9
29	d7	70/70 (100%)	62 (89%)	8 (11%)	5	22
30	D8	56/59 (95%)	44 (79%)	12 (21%)	1	4
30	d8	56/59 (95%)	46 (82%)	10 (18%)	2	8
31	D9	47/48 (98%)	41 (87%)	6 (13%)	4	18
31	d9	47/48 (98%)	35 (74%)	12 (26%)	0	2
32	E0	51/51 (100%)	42 (82%)	9 (18%)	2	8
33	E1	62/66 (94%)	41 (66%)	21 (34%)	0	1
33	e1	66/66 (100%)	50 (76%)	16 (24%)	0	2
34	SR	260/261 (100%)	227 (87%)	33 (13%)	4	19
34	sR	260/261 (100%)	221 (85%)	39 (15%)	3	13
35	SM	97/228 (42%)	75 (77%)	22 (23%)	1	3
35	sM	54/228 (24%)	42 (78%)	12 (22%)	1	3
39	L2	193/195 (99%)	155 (80%)	38 (20%)	1	5
39	l2	192/195 (98%)	150 (78%)	42 (22%)	1	3
40	L3	321/322 (100%)	250 (78%)	71 (22%)	1	3
40	l3	320/322 (99%)	250 (78%)	70 (22%)	1	3
41	L4	288/288 (100%)	224 (78%)	64 (22%)	1	3
41	l4	288/288 (100%)	222 (77%)	66 (23%)	1	3
42	L5	244/244 (100%)	199 (82%)	45 (18%)	1	7
42	l5	243/244 (100%)	190 (78%)	53 (22%)	1	4
43	L6	134/152 (88%)	115 (86%)	19 (14%)	3	15

Continued on next page...

Continued from previous page...

Mol	Chain	Analysed	Rotameric	Outliers	Percentiles	
43	l6	135/152 (89%)	114 (84%)	21 (16%)	2	12
44	L7	186/204 (91%)	162 (87%)	24 (13%)	4	18
44	l7	187/204 (92%)	158 (84%)	29 (16%)	2	12
45	L8	187/207 (90%)	145 (78%)	42 (22%)	1	3
45	l8	177/207 (86%)	143 (81%)	34 (19%)	1	6
46	L9	171/171 (100%)	136 (80%)	35 (20%)	1	4
46	l9	171/171 (100%)	127 (74%)	44 (26%)	0	2
47	M0	177/186 (95%)	143 (81%)	34 (19%)	1	6
47	m0	179/186 (96%)	146 (82%)	33 (18%)	1	7
48	M1	147/150 (98%)	116 (79%)	31 (21%)	1	4
48	m1	147/150 (98%)	110 (75%)	37 (25%)	0	2
49	M3	154/158 (98%)	130 (84%)	24 (16%)	2	12
49	m3	154/158 (98%)	123 (80%)	31 (20%)	1	5
50	M4	107/108 (99%)	88 (82%)	19 (18%)	2	8
50	m4	108/108 (100%)	89 (82%)	19 (18%)	2	8
51	M5	175/175 (100%)	142 (81%)	33 (19%)	1	6
51	m5	175/175 (100%)	142 (81%)	33 (19%)	1	6
52	M6	160/161 (99%)	133 (83%)	27 (17%)	2	9
52	m6	160/161 (99%)	126 (79%)	34 (21%)	1	4
53	M7	140/145 (97%)	110 (79%)	30 (21%)	1	4
53	m7	125/145 (86%)	100 (80%)	25 (20%)	1	5
54	M8	150/150 (100%)	132 (88%)	18 (12%)	5	20
54	m8	150/150 (100%)	120 (80%)	30 (20%)	1	5
55	M9	153/153 (100%)	125 (82%)	28 (18%)	1	7
55	m9	153/153 (100%)	126 (82%)	27 (18%)	2	8
56	N0	156/156 (100%)	125 (80%)	31 (20%)	1	5
56	n0	156/156 (100%)	120 (77%)	36 (23%)	1	3
57	N1	136/136 (100%)	109 (80%)	27 (20%)	1	5
57	n1	136/136 (100%)	104 (76%)	32 (24%)	1	3
58	N2	87/106 (82%)	77 (88%)	10 (12%)	5	22
58	n2	85/106 (80%)	69 (81%)	16 (19%)	1	6

Continued on next page...

Continued from previous page...

Mol	Chain	Analysed	Rotameric	Outliers	Percentiles	
59	N3	104/104 (100%)	84 (81%)	20 (19%)	1	6
59	n3	104/104 (100%)	90 (86%)	14 (14%)	4	16
60	N4	57/129 (44%)	51 (90%)	6 (10%)	7	25
60	n4	100/129 (78%)	83 (83%)	17 (17%)	2	9
61	N5	104/117 (89%)	81 (78%)	23 (22%)	1	3
61	n5	104/117 (89%)	82 (79%)	22 (21%)	1	4
62	N6	109/109 (100%)	83 (76%)	26 (24%)	0	2
62	n6	109/109 (100%)	85 (78%)	24 (22%)	1	3
63	N7	115/115 (100%)	89 (77%)	26 (23%)	1	3
63	n7	115/115 (100%)	90 (78%)	25 (22%)	1	4
64	N8	118/118 (100%)	96 (81%)	22 (19%)	1	7
64	n8	118/118 (100%)	94 (80%)	24 (20%)	1	5
65	N9	46/46 (100%)	37 (80%)	9 (20%)	1	5
65	n9	46/46 (100%)	35 (76%)	11 (24%)	0	2
66	O0	81/87 (93%)	61 (75%)	20 (25%)	0	2
66	o0	84/87 (97%)	67 (80%)	17 (20%)	1	5
67	O1	92/96 (96%)	73 (79%)	19 (21%)	1	4
67	o1	94/96 (98%)	70 (74%)	24 (26%)	0	2
68	O2	109/110 (99%)	86 (79%)	23 (21%)	1	4
68	o2	109/110 (99%)	85 (78%)	24 (22%)	1	3
69	O3	90/90 (100%)	74 (82%)	16 (18%)	2	8
69	o3	90/90 (100%)	70 (78%)	20 (22%)	1	3
70	O4	95/101 (94%)	74 (78%)	21 (22%)	1	3
70	o4	95/101 (94%)	73 (77%)	22 (23%)	1	3
71	O5	104/104 (100%)	84 (81%)	20 (19%)	1	6
71	o5	103/104 (99%)	80 (78%)	23 (22%)	1	3
72	O6	81/81 (100%)	64 (79%)	17 (21%)	1	4
72	o6	80/81 (99%)	58 (72%)	22 (28%)	0	1
73	O7	70/70 (100%)	55 (79%)	15 (21%)	1	4
73	o7	70/70 (100%)	57 (81%)	13 (19%)	1	7
74	O8	68/68 (100%)	50 (74%)	18 (26%)	0	1

Continued on next page...

Continued from previous page...

Mol	Chain	Analysed	Rotameric	Outliers	Percentiles	
74	o8	67/68 (98%)	51 (76%)	16 (24%)	0	2
75	O9	45/45 (100%)	38 (84%)	7 (16%)	2	12
75	o9	45/45 (100%)	37 (82%)	8 (18%)	2	8
76	Q0	47/47 (100%)	40 (85%)	7 (15%)	3	13
76	q0	47/47 (100%)	33 (70%)	14 (30%)	0	1
77	Q1	23/23 (100%)	16 (70%)	7 (30%)	0	1
77	q1	23/23 (100%)	15 (65%)	8 (35%)	0	1
78	Q2	90/90 (100%)	68 (76%)	22 (24%)	0	2
78	q2	90/90 (100%)	73 (81%)	17 (19%)	1	6
79	Q3	71/71 (100%)	58 (82%)	13 (18%)	1	7
79	q3	71/71 (100%)	55 (78%)	16 (22%)	1	3
80	e0	53/53 (100%)	38 (72%)	15 (28%)	0	1
82	p0	105/253 (42%)	84 (80%)	21 (20%)	1	5
All	All	18729/20239 (92%)	14954 (80%)	3775 (20%)	1	5

All (3775) residues with a non-rotameric sidechain are listed below:

Mol	Chain	Res	Type
2	S0	7	PHE
2	S0	12	GLU
2	S0	17	LEU
2	S0	22	THR
2	S0	32	HIS
2	S0	37	VAL
2	S0	41	ARG
2	S0	50	VAL
2	S0	59	LEU
2	S0	84	ARG
2	S0	86	VAL
2	S0	87	LEU
2	S0	88	LYS
2	S0	96	THR
2	S0	101	ARG
2	S0	111	ILE
2	S0	131	GLN
2	S0	140	ASN
2	S0	150	ASP

Continued on next page...

Continued from previous page...

Mol	Chain	Res	Type
2	S0	156	VAL
2	S0	157	ASP
2	S0	170	ILE
2	S0	172	LEU
2	S0	179	ARG
2	S0	184	LEU
2	S0	185	ARG
2	S0	188	LEU
2	S0	196	SER
2	S0	197	ILE
3	S1	21	VAL
3	S1	25	THR
3	S1	26	ARG
3	S1	29	TRP
3	S1	30	PHE
3	S1	36	SER
3	S1	39	GLU
3	S1	42	ASN
3	S1	46	THR
3	S1	51	SER
3	S1	61	LEU
3	S1	70	LEU
3	S1	77	GLU
3	S1	78	ASP
3	S1	80	SER
3	S1	81	PHE
3	S1	85	LYS
3	S1	89	ASP
3	S1	96	LEU
3	S1	97	LEU
3	S1	105	PHE
3	S1	111	ARG
3	S1	112	SER
3	S1	117	TRP
3	S1	126	THR
3	S1	129	THR
3	S1	135	LEU
3	S1	144	ARG
3	S1	146	GLN
3	S1	148	ASN
3	S1	153	HIS
3	S1	154	SER

Continued on next page...

Continued from previous page...

Mol	Chain	Res	Type
3	S1	169	SER
3	S1	177	GLN
3	S1	179	SER
3	S1	181	LEU
3	S1	191	GLU
3	S1	193	ILE
3	S1	202	LYS
3	S1	215	VAL
3	S1	222	LYS
3	S1	223	PHE
4	S2	41	LEU
4	S2	50	ILE
4	S2	53	ILE
4	S2	56	ILE
4	S2	60	SER
4	S2	69	ILE
4	S2	72	LEU
4	S2	73	LEU
4	S2	77	GLN
4	S2	79	GLU
4	S2	80	VAL
4	S2	87	GLN
4	S2	89	GLN
4	S2	91	ARG
4	S2	94	GLN
4	S2	95	ARG
4	S2	96	THR
4	S2	97	ARG
4	S2	111	VAL
4	S2	116	LYS
4	S2	117	THR
4	S2	134	LEU
4	S2	140	ARG
4	S2	141	ARG
4	S2	146	THR
4	S2	148	LEU
4	S2	159	THR
4	S2	166	THR
4	S2	187	LEU
4	S2	190	LEU
4	S2	207	LEU
4	S2	208	GLU

Continued on next page...

Continued from previous page...

Mol	Chain	Res	Type
4	S2	221	THR
4	S2	224	PHE
4	S2	225	LEU
4	S2	226	THR
4	S2	229	LEU
4	S2	235	LEU
4	S2	237	VAL
4	S2	240	LEU
4	S2	245	ASP
4	S2	246	GLU
5	S3	4	LEU
5	S3	7	LYS
5	S3	9	ARG
5	S3	14	ASP
5	S3	21	LEU
5	S3	23	GLU
5	S3	44	THR
5	S3	65	ARG
5	S3	70	THR
5	S3	76	ARG
5	S3	84	ILE
5	S3	89	GLU
5	S3	92	GLN
5	S3	93	ASP
5	S3	94	ARG
5	S3	99	VAL
5	S3	103	GLU
5	S3	104	SER
5	S3	111	ASN
5	S3	113	LEU
5	S3	115	ILE
5	S3	117	ARG
5	S3	128	GLU
5	S3	134	CYS
5	S3	139	SER
5	S3	143	ARG
5	S3	151	LYS
5	S3	157	LEU
5	S3	158	ILE
5	S3	172	THR
5	S3	176	LEU
5	S3	177	MET

Continued on next page...

Continued from previous page...

Mol	Chain	Res	Type
5	S3	178	ARG
5	S3	181	VAL
5	S3	182	LEU
5	S3	190	ARG
5	S3	195	SER
5	S3	202	LEU
5	S3	204	ASP
5	S3	215	GLU
5	S3	222	VAL
6	S4	9	LEU
6	S4	12	LEU
6	S4	21	ASP
6	S4	38	LEU
6	S4	42	LEU
6	S4	45	ILE
6	S4	49	ARG
6	S4	56	LEU
6	S4	67	GLN
6	S4	68	ARG
6	S4	69	HIS
6	S4	70	VAL
6	S4	77	ARG
6	S4	78	THR
6	S4	92	LEU
6	S4	96	ASN
6	S4	102	VAL
6	S4	108	ARG
6	S4	116	ASP
6	S4	126	VAL
6	S4	129	VAL
6	S4	131	LEU
6	S4	133	LYS
6	S4	156	VAL
6	S4	180	LEU
6	S4	182	TYR
6	S4	184	THR
6	S4	187	ARG
6	S4	192	ILE
6	S4	197	HIS
6	S4	211	LYS
6	S4	212	ASP
6	S4	215	ASP

Continued on next page...

Continued from previous page...

Mol	Chain	Res	Type
6	S4	219	VAL
6	S4	221	ARG
6	S4	223	ASN
6	S4	226	PHE
6	S4	227	VAL
6	S4	233	LYS
6	S4	238	LEU
6	S4	240	LYS
6	S4	242	LYS
6	S4	246	LEU
6	S4	259	GLN
7	S5	23	VAL
7	S5	25	LEU
7	S5	32	GLU
7	S5	38	THR
7	S5	41	LYS
7	S5	43	PHE
7	S5	45	LYS
7	S5	49	GLU
7	S5	53	VAL
7	S5	65	ARG
7	S5	70	VAL
7	S5	76	ARG
7	S5	79	ASN
7	S5	81	ARG
7	S5	86	GLN
7	S5	89	ILE
7	S5	93	LEU
7	S5	94	THR
7	S5	97	LEU
7	S5	99	MET
7	S5	131	GLN
7	S5	147	THR
7	S5	148	ARG
7	S5	156	ARG
7	S5	157	ARG
7	S5	160	VAL
7	S5	162	VAL
7	S5	163	SER
7	S5	186	ASN
7	S5	217	LEU
8	S6	6	SER

Continued on next page...

Continued from previous page...

Mol	Chain	Res	Type
8	S6	15	THR
8	S6	21	GLU
8	S6	25	ARG
8	S6	30	LYS
8	S6	58	LYS
8	S6	71	THR
8	S6	76	LEU
8	S6	78	THR
8	S6	79	LYS
8	S6	98	ARG
8	S6	101	ILE
8	S6	109	LEU
8	S6	115	LYS
8	S6	120	GLU
8	S6	124	LEU
8	S6	125	THR
8	S6	126	ASP
8	S6	127	THR
8	S6	128	THR
8	S6	129	VAL
8	S6	132	ARG
8	S6	133	LEU
8	S6	151	ASP
8	S6	155	ASP
8	S6	169	TYR
8	S6	170	THR
8	S6	175	ILE
8	S6	176	GLN
8	S6	182	GLN
8	S6	193	LEU
8	S6	201	GLN
8	S6	212	LEU
8	S6	223	LYS
9	S7	11	GLN
9	S7	28	GLU
9	S7	38	LEU
9	S7	46	ILE
9	S7	50	ASP
9	S7	51	VAL
9	S7	60	ILE
9	S7	66	SER
9	S7	67	LEU

Continued on next page...

Continued from previous page...

Mol	Chain	Res	Type
9	S7	70	PHE
9	S7	74	GLN
9	S7	85	PHE
9	S7	97	ARG
9	S7	104	ARG
9	S7	106	SER
9	S7	110	GLN
9	S7	114	ARG
9	S7	116	ARG
9	S7	118	LEU
9	S7	126	LEU
9	S7	129	LEU
9	S7	144	VAL
9	S7	147	ASN
9	S7	149	ILE
9	S7	156	SER
9	S7	163	ASP
9	S7	166	LEU
9	S7	167	GLU
9	S7	168	SER
9	S7	185	ILE
10	S8	4	SER
10	S8	8	ARG
10	S8	9	HIS
10	S8	14	THR
10	S8	20	GLN
10	S8	21	PHE
10	S8	22	ARG
10	S8	25	ARG
10	S8	26	LYS
10	S8	29	LEU
10	S8	31	ARG
10	S8	36	THR
10	S8	46	VAL
10	S8	49	ARG
10	S8	56	ARG
10	S8	58	LEU
10	S8	73	SER
10	S8	75	LYS
10	S8	82	VAL
10	S8	97	THR
10	S8	103	GLN

Continued on next page...

Continued from previous page...

Mol	Chain	Res	Type
10	S8	107	THR
10	S8	121	LEU
10	S8	135	LYS
10	S8	138	ASN
10	S8	151	LYS
10	S8	152	ILE
10	S8	160	PHE
10	S8	164	ARG
10	S8	168	CYS
10	S8	184	LEU
10	S8	193	LEU
10	S8	196	LEU
11	S9	3	ARG
11	S9	6	ARG
11	S9	9	SER
11	S9	14	THR
11	S9	16	LYS
11	S9	22	SER
11	S9	28	LEU
11	S9	30	LEU
11	S9	39	LYS
11	S9	40	LYS
11	S9	46	SER
11	S9	59	LEU
11	S9	78	ARG
11	S9	82	ARG
11	S9	83	VAL
11	S9	87	SER
11	S9	89	ASP
11	S9	93	LEU
11	S9	97	LEU
11	S9	99	LEU
11	S9	101	VAL
11	S9	105	LEU
11	S9	109	LEU
11	S9	118	LEU
11	S9	121	SER
11	S9	122	VAL
11	S9	126	ARG
11	S9	134	ILE
11	S9	138	LYS
11	S9	140	ILE

Continued on next page...

Continued from previous page...

Mol	Chain	Res	Type
11	S9	149	ARG
11	S9	151	ASP
11	S9	157	ASP
11	S9	161	THR
11	S9	171	ARG
11	S9	172	VAL
11	S9	174	ARG
11	S9	182	GLU
12	C0	8	ARG
12	C0	27	PHE
12	C0	31	LYS
12	C0	46	LEU
12	C0	55	VAL
12	C0	56	LYS
12	C0	71	GLU
12	C0	76	LEU
12	C0	78	GLU
12	C0	81	ASN
12	C0	82	LEU
13	C1	2	SER
13	C1	10	GLU
13	C1	21	ASN
13	C1	29	LYS
13	C1	37	ASN
13	C1	40	LEU
13	C1	44	THR
13	C1	56	LYS
13	C1	63	LEU
13	C1	67	ARG
13	C1	69	LYS
13	C1	83	THR
13	C1	109	VAL
13	C1	119	VAL
13	C1	123	VAL
13	C1	127	GLN
13	C1	131	ILE
13	C1	136	ARG
13	C1	141	LYS
13	C1	143	SER
14	C2	28	LEU
14	C2	36	LEU
14	C2	37	VAL

Continued on next page...

Continued from previous page...

Mol	Chain	Res	Type
14	C2	43	ARG
14	C2	45	LEU
14	C2	46	ARG
14	C2	50	LYS
14	C2	52	LEU
14	C2	54	ARG
14	C2	66	VAL
14	C2	71	ILE
14	C2	74	LEU
14	C2	86	VAL
14	C2	89	ILE
14	C2	97	LEU
14	C2	103	LEU
14	C2	121	VAL
14	C2	126	TRP
14	C2	129	GLU
14	C2	132	GLU
14	C2	139	HIS
15	C3	6	SER
15	C3	9	LYS
15	C3	13	SER
15	C3	19	SER
15	C3	27	LYS
15	C3	34	ILE
15	C3	39	LYS
15	C3	64	ARG
15	C3	66	ILE
15	C3	73	ARG
15	C3	76	LYS
15	C3	94	LYS
15	C3	99	ARG
15	C3	102	LEU
15	C3	109	LYS
15	C3	110	ASP
15	C3	114	ARG
15	C3	115	LEU
15	C3	125	LEU
15	C3	134	VAL
15	C3	142	GLU
15	C3	145	THR
15	C3	151	ASN
16	C4	13	VAL

Continued on next page...

Continued from previous page...

Mol	Chain	Res	Type
16	C4	16	VAL
16	C4	29	HIS
16	C4	30	VAL
16	C4	39	ILE
16	C4	42	VAL
16	C4	43	THR
16	C4	48	VAL
16	C4	81	VAL
16	C4	84	ARG
16	C4	92	LYS
16	C4	93	THR
16	C4	108	SER
16	C4	118	VAL
16	C4	123	SER
16	C4	129	LYS
16	C4	132	ARG
16	C4	133	ARG
16	C4	136	ARG
16	C4	137	LEU
17	C5	13	LYS
17	C5	22	LEU
17	C5	26	LEU
17	C5	31	GLU
17	C5	34	VAL
17	C5	35	LYS
17	C5	36	LEU
17	C5	44	ARG
17	C5	52	LYS
17	C5	69	GLU
17	C5	84	ILE
17	C5	86	VAL
17	C5	89	MET
17	C5	110	GLU
17	C5	121	ILE
17	C5	124	THR
17	C5	125	PRO
17	C5	128	HIS
18	C6	4	VAL
18	C6	14	LYS
18	C6	19	VAL
18	C6	29	ILE
18	C6	36	ILE

Continued on next page...

Continued from previous page...

Mol	Chain	Res	Type
18	C6	43	ILE
18	C6	44	LEU
18	C6	47	LYS
18	C6	53	LEU
18	C6	54	LEU
18	C6	57	LEU
18	C6	66	ARG
18	C6	68	ARG
18	C6	69	VAL
18	C6	70	THR
18	C6	82	ARG
18	C6	98	ASP
18	C6	106	LYS
18	C6	118	ILE
18	C6	121	SER
18	C6	123	ARG
18	C6	127	LYS
18	C6	137	ARG
18	C6	138	PHE
18	C6	141	SER
19	C7	3	ARG
19	C7	5	ARG
19	C7	6	THR
19	C7	25	THR
19	C7	30	THR
19	C7	32	LYS
19	C7	34	LEU
19	C7	38	ILE
19	C7	42	GLN
19	C7	46	LEU
19	C7	49	LYS
19	C7	54	THR
19	C7	62	GLN
19	C7	69	ILE
19	C7	72	LYS
19	C7	78	ARG
19	C7	83	GLN
19	C7	84	TYR
19	C7	87	GLU
19	C7	104	ASN
19	C7	105	GLN
19	C7	113	LEU

Continued on next page...

Continued from previous page...

Mol	Chain	Res	Type
19	C7	115	LEU
19	C7	119	LEU
20	C8	3	LEU
20	C8	5	VAL
20	C8	8	GLN
20	C8	11	PHE
20	C8	13	HIS
20	C8	14	ILE
20	C8	18	LEU
20	C8	20	THR
20	C8	28	ILE
20	C8	40	ARG
20	C8	60	GLU
20	C8	61	LEU
20	C8	71	GLN
20	C8	77	THR
20	C8	80	LYS
20	C8	86	LEU
20	C8	93	THR
20	C8	94	ASP
20	C8	97	ASP
20	C8	108	LYS
20	C8	110	ARG
20	C8	115	ARG
20	C8	120	ARG
20	C8	132	ARG
20	C8	136	GLN
20	C8	141	THR
21	C9	4	VAL
21	C9	6	VAL
21	C9	18	TYR
21	C9	22	LEU
21	C9	28	LEU
21	C9	30	VAL
21	C9	33	TYR
21	C9	34	VAL
21	C9	35	ASP
21	C9	36	ILE
21	C9	48	GLN
21	C9	57	ARG
21	C9	67	MET
21	C9	89	ARG

Continued on next page...

Continued from previous page...

Mol	Chain	Res	Type
21	C9	105	LEU
21	C9	116	ILE
21	C9	126	GLU
21	C9	127	ASN
21	C9	130	ARG
21	C9	131	ASP
21	C9	139	THR
21	C9	144	GLU
22	D0	18	GLN
22	D0	22	ILE
22	D0	23	ARG
22	D0	27	THR
22	D0	29	THR
22	D0	31	VAL
22	D0	33	GLN
22	D0	34	LEU
22	D0	47	GLN
22	D0	48	HIS
22	D0	51	VAL
22	D0	57	ARG
22	D0	61	LYS
22	D0	74	GLU
22	D0	76	SER
22	D0	89	ARG
22	D0	99	ILE
22	D0	103	ILE
22	D0	121	ASN
23	D1	3	ASN
23	D1	5	LYS
23	D1	9	VAL
23	D1	10	GLU
23	D1	11	LEU
23	D1	18	SER
23	D1	31	SER
23	D1	32	VAL
23	D1	41	GLU
23	D1	52	THR
23	D1	56	SER
23	D1	59	VAL
23	D1	61	SER
23	D1	65	SER
23	D1	69	LEU

Continued on next page...

Continued from previous page...

Mol	Chain	Res	Type
23	D1	74	GLN
23	D1	82	VAL
23	D1	84	SER
24	D2	7	LEU
24	D2	23	ARG
24	D2	24	GLN
24	D2	25	VAL
24	D2	53	ILE
24	D2	56	HIS
24	D2	65	LEU
24	D2	71	LYS
24	D2	81	VAL
24	D2	87	GLU
24	D2	93	LEU
24	D2	97	ARG
24	D2	98	GLN
24	D2	103	ILE
24	D2	104	LEU
24	D2	105	THR
24	D2	121	VAL
24	D2	129	VAL
25	D3	7	ARG
25	D3	16	ARG
25	D3	19	ARG
25	D3	31	LYS
25	D3	34	LEU
25	D3	53	VAL
25	D3	59	ILE
25	D3	71	CYS
25	D3	73	ARG
25	D3	75	GLN
25	D3	78	LYS
25	D3	84	THR
25	D3	96	VAL
25	D3	103	LEU
25	D3	107	PHE
25	D3	109	ARG
25	D3	114	LYS
25	D3	138	GLU
25	D3	144	ARG
26	D4	14	SER
26	D4	17	LEU

Continued on next page...

Continued from previous page...

Mol	Chain	Res	Type
26	D4	28	LEU
26	D4	29	HIS
26	D4	32	ARG
26	D4	34	ASN
26	D4	52	LYS
26	D4	57	VAL
26	D4	61	ARG
26	D4	74	LEU
26	D4	78	SER
26	D4	79	VAL
26	D4	84	LYS
26	D4	96	LEU
26	D4	98	GLU
26	D4	99	LYS
26	D4	102	LYS
26	D4	112	LYS
26	D4	124	ARG
26	D4	127	LYS
27	D5	37	GLN
27	D5	42	LEU
27	D5	43	ASP
27	D5	48	ASP
27	D5	58	ARG
27	D5	59	TYR
27	D5	60	VAL
27	D5	62	VAL
27	D5	63	SER
27	D5	69	LEU
27	D5	71	ILE
27	D5	75	LEU
27	D5	85	LYS
27	D5	92	ILE
27	D5	95	HIS
27	D5	96	SER
27	D5	100	ILE
27	D5	103	ARG
27	D5	105	THR
28	D6	7	SER
28	D6	15	ARG
28	D6	18	VAL
28	D6	30	ILE
28	D6	36	ILE

Continued on next page...

Continued from previous page...

Mol	Chain	Res	Type
28	D6	38	ARG
28	D6	39	MET
28	D6	44	ILE
28	D6	45	VAL
28	D6	52	ASP
28	D6	61	GLU
28	D6	64	LEU
28	D6	66	LYS
28	D6	68	TYR
28	D6	69	ASN
28	D6	70	LYS
28	D6	76	SER
28	D6	79	ILE
28	D6	82	ARG
28	D6	83	ILE
28	D6	85	ARG
28	D6	87	ARG
28	D6	90	GLU
29	D7	3	LEU
29	D7	20	LYS
29	D7	26	GLN
29	D7	30	SER
29	D7	33	LEU
29	D7	43	ILE
29	D7	45	THR
29	D7	55	THR
29	D7	63	LEU
29	D7	67	THR
29	D7	74	SER
29	D7	79	PHE
30	D8	5	THR
30	D8	14	LYS
30	D8	19	THR
30	D8	34	GLU
30	D8	36	THR
30	D8	38	ARG
30	D8	39	THR
30	D8	49	ARG
30	D8	51	ASN
30	D8	54	LEU
30	D8	58	GLU
30	D8	61	ARG

Continued on next page...

Continued from previous page...

Mol	Chain	Res	Type
31	D9	6	VAL
31	D9	7	TRP
31	D9	12	ARG
31	D9	40	ARG
31	D9	41	GLN
31	D9	49	ASP
32	E0	16	SER
32	E0	20	LYS
32	E0	26	LYS
32	E0	28	LYS
32	E0	38	LEU
32	E0	42	ARG
32	E0	47	VAL
32	E0	49	LEU
32	E0	50	VAL
33	E1	86	THR
33	E1	89	LYS
33	E1	91	ILE
33	E1	97	LYS
33	E1	98	VAL
33	E1	103	LEU
33	E1	108	VAL
33	E1	113	LYS
33	E1	115	THR
33	E1	117	LEU
33	E1	118	ARG
33	E1	120	GLU
33	E1	126	CYS
33	E1	130	VAL
33	E1	135	HIS
33	E1	137	ASP
33	E1	139	LEU
33	E1	140	TYR
33	E1	145	HIS
33	E1	146	SER
33	E1	151	ASN
34	SR	6	VAL
34	SR	7	LEU
34	SR	10	ARG
34	SR	29	GLN
34	SR	52	GLN
34	SR	60	SER

Continued on next page...

Continued from previous page...

Mol	Chain	Res	Type
34	SR	66	HIS
34	SR	76	ASP
34	SR	100	TYR
34	SR	102	ARG
34	SR	117	LYS
34	SR	136	ILE
34	SR	143	THR
34	SR	144	LEU
34	SR	145	LEU
34	SR	149	ASP
34	SR	188	ILE
34	SR	193	ILE
34	SR	195	HIS
34	SR	207	ASP
34	SR	232	TYR
34	SR	238	ASP
34	SR	256	THR
34	SR	258	THR
34	SR	266	ASP
34	SR	270	LEU
34	SR	277	GLU
34	SR	291	SER
34	SR	292	LEU
34	SR	300	THR
34	SR	308	ASN
34	SR	314	GLN
34	SR	317	THR
35	SM	24	GLU
35	SM	34	LYS
35	SM	45	SER
35	SM	51	ARG
35	SM	61	ILE
35	SM	62	ARG
35	SM	68	ARG
35	SM	72	ARG
35	SM	77	THR
35	SM	84	LYS
35	SM	89	ARG
35	SM	91	THR
35	SM	97	THR
35	SM	100	THR
35	SM	102	THR

Continued on next page...

Continued from previous page...

Mol	Chain	Res	Type
35	SM	105	LYS
35	SM	106	VAL
35	SM	116	GLU
35	SM	117	LEU
35	SM	121	LYS
35	SM	130	GLU
35	SM	139	GLU
39	L2	14	SER
39	L2	22	LEU
39	L2	23	ARG
39	L2	32	LEU
39	L2	33	ASP
39	L2	36	GLU
39	L2	44	ILE
39	L2	45	VAL
39	L2	48	ILE
39	L2	70	ARG
39	L2	71	LEU
39	L2	73	GLU
39	L2	74	GLU
39	L2	95	SER
39	L2	96	LEU
39	L2	101	VAL
39	L2	104	LEU
39	L2	109	GLU
39	L2	112	ILE
39	L2	114	SER
39	L2	148	VAL
39	L2	165	VAL
39	L2	179	LEU
39	L2	180	LEU
39	L2	193	ARG
39	L2	196	TRP
39	L2	200	ARG
39	L2	202	VAL
39	L2	204	MET
39	L2	206	PRO
39	L2	207	VAL
39	L2	223	SER
39	L2	225	ILE
39	L2	227	ARG
39	L2	230	VAL

Continued on next page...

Continued from previous page...

Mol	Chain	Res	Type
39	L2	231	SER
39	L2	247	ARG
39	L2	252	THR
40	L3	3	HIS
40	L3	7	GLU
40	L3	10	ARG
40	L3	17	LEU
40	L3	19	ARG
40	L3	25	ILE
40	L3	30	LYS
40	L3	37	ARG
40	L3	47	LEU
40	L3	55	THR
40	L3	66	LYS
40	L3	69	LYS
40	L3	72	VAL
40	L3	73	VAL
40	L3	79	VAL
40	L3	85	VAL
40	L3	100	ARG
40	L3	103	THR
40	L3	104	THR
40	L3	114	VAL
40	L3	116	ARG
40	L3	120	LYS
40	L3	126	LYS
40	L3	139	GLN
40	L3	146	ARG
40	L3	148	LEU
40	L3	150	ARG
40	L3	151	ILE
40	L3	164	THR
40	L3	169	THR
40	L3	173	GLN
40	L3	178	LEU
40	L3	187	SER
40	L3	188	ILE
40	L3	196	ARG
40	L3	200	GLU
40	L3	202	THR
40	L3	205	VAL
40	L3	212	ASN

Continued on next page...

Continued from previous page...

Mol	Chain	Res	Type
40	L3	226	PHE
40	L3	229	VAL
40	L3	236	LYS
40	L3	238	LEU
40	L3	241	LYS
40	L3	244	ARG
40	L3	252	ILE
40	L3	264	VAL
40	L3	284	ARG
40	L3	296	THR
40	L3	304	THR
40	L3	305	ILE
40	L3	308	MET
40	L3	320	ASP
40	L3	324	VAL
40	L3	328	ILE
40	L3	332	ARG
40	L3	335	ILE
40	L3	337	THR
40	L3	338	LEU
40	L3	347	SER
40	L3	349	LYS
40	L3	351	LEU
40	L3	353	GLU
40	L3	354	VAL
40	L3	355	SER
40	L3	364	LYS
40	L3	379	PHE
40	L3	380	MET
40	L3	382	THR
40	L3	383	LEU
40	L3	385	LYS
41	L4	4	PRO
41	L4	6	VAL
41	L4	7	THR
41	L4	14	GLU
41	L4	25	VAL
41	L4	37	THR
41	L4	41	SER
41	L4	47	ARG
41	L4	54	GLU
41	L4	60	THR

Continued on next page...

Continued from previous page...

Mol	Chain	Res	Type
41	L4	63	GLU
41	L4	74	ILE
41	L4	93	MET
41	L4	99	MET
41	L4	112	LYS
41	L4	124	SER
41	L4	133	SER
41	L4	138	ARG
41	L4	145	ILE
41	L4	147	GLU
41	L4	150	LEU
41	L4	152	VAL
41	L4	153	SER
41	L4	156	LEU
41	L4	179	LEU
41	L4	180	LYS
41	L4	182	LEU
41	L4	187	LEU
41	L4	193	LYS
41	L4	198	ARG
41	L4	203	ARG
41	L4	206	LEU
41	L4	215	ILE
41	L4	217	LYS
41	L4	220	ARG
41	L4	222	VAL
41	L4	225	VAL
41	L4	230	VAL
41	L4	246	ARG
41	L4	256	THR
41	L4	258	LEU
41	L4	259	ASP
41	L4	264	SER
41	L4	265	GLU
41	L4	267	VAL
41	L4	269	SER
41	L4	275	THR
41	L4	283	THR
41	L4	284	SER
41	L4	287	THR
41	L4	292	SER
41	L4	297	SER

Continued on next page...

Continued from previous page...

Mol	Chain	Res	Type
41	L4	306	THR
41	L4	313	LEU
41	L4	316	ASN
41	L4	323	VAL
41	L4	327	LEU
41	L4	332	LYS
41	L4	333	VAL
41	L4	338	LYS
41	L4	339	LEU
41	L4	346	LYS
41	L4	347	THR
41	L4	361	HIS
42	L5	3	PHE
42	L5	5	LYS
42	L5	8	LYS
42	L5	9	SER
42	L5	22	ARG
42	L5	23	ARG
42	L5	34	LYS
42	L5	35	ARG
42	L5	41	LYS
42	L5	66	SER
42	L5	75	LEU
42	L5	81	HIS
42	L5	89	THR
42	L5	105	ILE
42	L5	109	THR
42	L5	110	LEU
42	L5	111	GLN
42	L5	112	LYS
42	L5	115	LEU
42	L5	117	GLU
42	L5	118	THR
42	L5	124	GLU
42	L5	131	LEU
42	L5	132	THR
42	L5	137	ASP
42	L5	140	ARG
42	L5	144	VAL
42	L5	146	LEU
42	L5	148	ILE
42	L5	155	THR

Continued on next page...

Continued from previous page...

Mol	Chain	Res	Type
42	L5	159	VAL
42	L5	163	LEU
42	L5	177	GLU
42	L5	185	PHE
42	L5	187	THR
42	L5	196	ARG
42	L5	216	GLU
42	L5	222	LEU
42	L5	227	LEU
42	L5	232	ASP
42	L5	236	LEU
42	L5	257	GLU
42	L5	259	LYS
42	L5	263	GLU
42	L5	273	ARG
43	L6	5	LYS
43	L6	15	VAL
43	L6	18	LEU
43	L6	21	THR
43	L6	46	ARG
43	L6	50	LYS
43	L6	52	VAL
43	L6	64	LEU
43	L6	65	ILE
43	L6	78	ARG
43	L6	84	VAL
43	L6	89	THR
43	L6	90	LYS
43	L6	99	GLU
43	L6	129	GLU
43	L6	134	ARG
43	L6	151	LYS
43	L6	155	LEU
43	L6	173	MET
44	L7	24	GLU
44	L7	25	GLN
44	L7	26	VAL
44	L7	39	GLU
44	L7	40	LYS
44	L7	43	ILE
44	L7	83	LEU
44	L7	88	ARG

Continued on next page...

Continued from previous page...

Mol	Chain	Res	Type
44	L7	98	LYS
44	L7	110	ARG
44	L7	111	ILE
44	L7	115	THR
44	L7	120	THR
44	L7	124	LEU
44	L7	128	LYS
44	L7	129	LEU
44	L7	157	ASN
44	L7	178	ILE
44	L7	179	LEU
44	L7	182	ASP
44	L7	184	LEU
44	L7	228	SER
44	L7	239	LEU
44	L7	244	ASN
45	L8	26	LEU
45	L8	27	THR
45	L8	41	GLN
45	L8	43	LYS
45	L8	47	SER
45	L8	50	VAL
45	L8	71	VAL
45	L8	74	THR
45	L8	79	GLN
45	L8	84	ARG
45	L8	86	THR
45	L8	108	ARG
45	L8	126	SER
45	L8	132	VAL
45	L8	136	LEU
45	L8	144	GLU
45	L8	146	LYS
45	L8	147	LYS
45	L8	150	LEU
45	L8	155	ASN
45	L8	156	ASP
45	L8	163	VAL
45	L8	164	VAL
45	L8	169	LEU
45	L8	173	MET
45	L8	180	VAL

Continued on next page...

Continued from previous page...

Mol	Chain	Res	Type
45	L8	181	LYS
45	L8	185	ARG
45	L8	188	THR
45	L8	194	THR
45	L8	197	VAL
45	L8	203	VAL
45	L8	214	LEU
45	L8	217	THR
45	L8	224	ASP
45	L8	227	ASP
45	L8	238	LEU
45	L8	240	ASN
45	L8	241	LYS
45	L8	246	MET
45	L8	248	LYS
45	L8	251	LYS
46	L9	5	GLN
46	L9	9	GLN
46	L9	14	GLU
46	L9	16	VAL
46	L9	18	VAL
46	L9	20	ILE
46	L9	28	VAL
46	L9	41	ILE
46	L9	42	ASP
46	L9	44	THR
46	L9	48	VAL
46	L9	52	LEU
46	L9	53	ILE
46	L9	68	LEU
46	L9	69	ARG
46	L9	70	THR
46	L9	115	ARG
46	L9	118	LEU
46	L9	129	ARG
46	L9	130	ASP
46	L9	133	THR
46	L9	138	THR
46	L9	141	LYS
46	L9	146	LEU
46	L9	151	VAL
46	L9	157	ASN

Continued on next page...

Continued from previous page...

Mol	Chain	Res	Type
46	L9	161	LEU
46	L9	162	GLN
46	L9	164	ILE
46	L9	172	ILE
46	L9	173	ARG
46	L9	174	LYS
46	L9	177	ASP
46	L9	182	SER
46	L9	189	GLU
47	M0	3	ARG
47	M0	15	LYS
47	M0	24	ARG
47	M0	28	ASP
47	M0	30	LYS
47	M0	31	ILE
47	M0	32	ARG
47	M0	33	ILE
47	M0	34	TYR
47	M0	39	LYS
47	M0	40	LYS
47	M0	42	THR
47	M0	48	LEU
47	M0	52	LEU
47	M0	54	SER
47	M0	57	LEU
47	M0	63	GLU
47	M0	73	ASN
47	M0	74	LYS
47	M0	87	LEU
47	M0	91	VAL
47	M0	102	MET
47	M0	139	ARG
47	M0	143	SER
47	M0	145	LYS
47	M0	156	ARG
47	M0	163	GLN
47	M0	165	ILE
47	M0	169	LYS
47	M0	175	ASN
47	M0	176	LEU
47	M0	189	GLU
47	M0	203	LYS

Continued on next page...

Continued from previous page...

Mol	Chain	Res	Type
47	M0	205	SER
48	M1	9	MET
48	M1	10	ARG
48	M1	12	LEU
48	M1	13	LYS
48	M1	16	LYS
48	M1	19	LEU
48	M1	28	ASP
48	M1	34	SER
48	M1	37	LEU
48	M1	39	GLN
48	M1	46	VAL
48	M1	52	TYR
48	M1	53	THR
48	M1	70	THR
48	M1	80	LEU
48	M1	82	ARG
48	M1	92	ARG
48	M1	94	ARG
48	M1	101	ASN
48	M1	106	ILE
48	M1	107	ASP
48	M1	112	LEU
48	M1	115	LYS
48	M1	140	ARG
48	M1	142	LYS
48	M1	147	THR
48	M1	155	THR
48	M1	158	ASP
48	M1	166	LYS
48	M1	168	ASP
48	M1	171	VAL
49	M3	24	VAL
49	M3	33	VAL
49	M3	54	LEU
49	M3	55	ARG
49	M3	59	ARG
49	M3	62	THR
49	M3	67	ARG
49	M3	70	ARG
49	M3	81	LYS
49	M3	107	GLU

Continued on next page...

Continued from previous page...

Mol	Chain	Res	Type
49	M3	114	GLN
49	M3	117	LYS
49	M3	124	ILE
49	M3	131	LYS
49	M3	136	GLU
49	M3	138	VAL
49	M3	147	ILE
49	M3	155	GLU
49	M3	157	ARG
49	M3	164	GLU
49	M3	169	THR
49	M3	171	ARG
49	M3	190	LYS
49	M3	194	GLU
50	M4	8	LYS
50	M4	20	VAL
50	M4	24	LYS
50	M4	43	LYS
50	M4	50	LYS
50	M4	53	VAL
50	M4	64	VAL
50	M4	66	THR
50	M4	72	LEU
50	M4	74	ARG
50	M4	90	VAL
50	M4	91	CYS
50	M4	98	SER
50	M4	102	LYS
50	M4	125	LYS
50	M4	126	GLN
50	M4	130	THR
50	M4	133	LYS
50	M4	137	LYS
51	M5	7	LEU
51	M5	10	LEU
51	M5	18	VAL
51	M5	19	LEU
51	M5	22	LEU
51	M5	24	ARG
51	M5	43	THR
51	M5	49	ARG
51	M5	50	ARG

Continued on next page...

Continued from previous page...

Mol	Chain	Res	Type
51	M5	56	LYS
51	M5	65	ARG
51	M5	68	ARG
51	M5	71	ARG
51	M5	80	THR
51	M5	85	THR
51	M5	92	LEU
51	M5	93	LYS
51	M5	97	SER
51	M5	98	LEU
51	M5	109	ARG
51	M5	133	ILE
51	M5	138	GLN
51	M5	142	ILE
51	M5	151	ILE
51	M5	155	VAL
51	M5	159	ARG
51	M5	167	THR
51	M5	171	SER
51	M5	184	LYS
51	M5	187	ARG
51	M5	188	ARG
51	M5	190	THR
51	M5	198	SER
52	M6	22	VAL
52	M6	25	LYS
52	M6	34	VAL
52	M6	41	LEU
52	M6	42	ASN
52	M6	44	SER
52	M6	67	THR
52	M6	78	ARG
52	M6	82	LYS
52	M6	84	LEU
52	M6	85	ARG
52	M6	89	SER
52	M6	94	ARG
52	M6	106	GLU
52	M6	108	ILE
52	M6	110	PRO
52	M6	117	ARG
52	M6	122	GLN

Continued on next page...

Continued from previous page...

Mol	Chain	Res	Type
52	M6	126	VAL
52	M6	128	ARG
52	M6	140	LYS
52	M6	143	THR
52	M6	144	SER
52	M6	151	ASP
52	M6	180	SER
52	M6	184	THR
52	M6	187	GLU
53	M7	7	THR
53	M7	24	VAL
53	M7	29	THR
53	M7	32	THR
53	M7	36	ILE
53	M7	40	GLU
53	M7	41	LEU
53	M7	49	GLU
53	M7	52	LEU
53	M7	53	ASP
53	M7	56	ARG
53	M7	69	ARG
53	M7	78	VAL
53	M7	79	THR
53	M7	94	LEU
53	M7	112	LEU
53	M7	119	VAL
53	M7	120	ASN
53	M7	126	ARG
53	M7	127	ARG
53	M7	141	SER
53	M7	142	SER
53	M7	144	SER
53	M7	146	ILE
53	M7	148	LEU
53	M7	153	LYS
53	M7	154	GLU
53	M7	171	ARG
53	M7	180	LYS
53	M7	181	ARG
54	M8	3	ILE
54	M8	7	SER
54	M8	26	LEU

Continued on next page...

Continued from previous page...

Mol	Chain	Res	Type
54	M8	32	LEU
54	M8	34	THR
54	M8	49	LEU
54	M8	57	ILE
54	M8	67	ILE
54	M8	73	GLN
54	M8	95	GLU
54	M8	100	THR
54	M8	105	ARG
54	M8	113	LYS
54	M8	129	VAL
54	M8	135	GLN
54	M8	161	LYS
54	M8	174	ARG
54	M8	178	ARG
55	M9	5	ARG
55	M9	8	LYS
55	M9	17	VAL
55	M9	22	VAL
55	M9	25	ASP
55	M9	27	ASN
55	M9	28	GLU
55	M9	29	THR
55	M9	31	GLU
55	M9	44	LEU
55	M9	55	VAL
55	M9	70	LYS
55	M9	72	GLU
55	M9	75	HIS
55	M9	81	ARG
55	M9	103	ARG
55	M9	104	ARG
55	M9	106	LEU
55	M9	116	ASP
55	M9	117	LYS
55	M9	127	SER
55	M9	134	HIS
55	M9	155	LEU
55	M9	156	ASN
55	M9	164	LEU
55	M9	175	GLN
55	M9	180	LYS

Continued on next page...

Continued from previous page...

Mol	Chain	Res	Type
55	M9	182	ASP
56	N0	1	MET
56	N0	3	HIS
56	N0	23	LYS
56	N0	34	GLU
56	N0	45	LEU
56	N0	51	VAL
56	N0	79	VAL
56	N0	80	ARG
56	N0	81	TYR
56	N0	87	THR
56	N0	88	HIS
56	N0	98	SER
56	N0	100	VAL
56	N0	105	THR
56	N0	106	LEU
56	N0	113	ARG
56	N0	115	ARG
56	N0	117	ARG
56	N0	123	ILE
56	N0	131	LYS
56	N0	136	LYS
56	N0	137	ARG
56	N0	138	GLN
56	N0	142	GLN
56	N0	145	THR
56	N0	155	ARG
56	N0	156	VAL
56	N0	162	THR
56	N0	167	ARG
56	N0	171	PHE
56	N0	172	TYR
57	N1	12	ARG
57	N1	16	GLN
57	N1	21	LYS
57	N1	26	HIS
57	N1	27	LEU
57	N1	32	LYS
57	N1	36	VAL
57	N1	52	MET
57	N1	75	ILE
57	N1	78	LYS

Continued on next page...

Continued from previous page...

Mol	Chain	Res	Type
57	N1	79	MET
57	N1	83	ARG
57	N1	87	LYS
57	N1	88	ARG
57	N1	89	LEU
57	N1	103	GLN
57	N1	104	GLU
57	N1	124	VAL
57	N1	127	GLN
57	N1	128	LEU
57	N1	134	GLN
57	N1	139	ARG
57	N1	144	GLU
57	N1	149	GLN
57	N1	151	LEU
57	N1	154	VAL
57	N1	158	THR
58	N2	10	LYS
58	N2	29	ASP
58	N2	39	ASP
58	N2	43	VAL
58	N2	52	ASN
58	N2	54	VAL
58	N2	66	VAL
58	N2	70	LYS
58	N2	88	GLN
58	N2	93	ILE
59	N3	13	ILE
59	N3	14	SER
59	N3	32	ARG
59	N3	44	SER
59	N3	54	LEU
59	N3	58	VAL
59	N3	64	LYS
59	N3	69	LEU
59	N3	72	LYS
59	N3	83	LYS
59	N3	84	SER
59	N3	88	ARG
59	N3	102	ILE
59	N3	104	ASN
59	N3	106	LYS

Continued on next page...

Continued from previous page...

Mol	Chain	Res	Type
59	N3	115	THR
59	N3	120	LYS
59	N3	125	LEU
59	N3	135	VAL
59	N3	137	VAL
60	N4	5	ILE
60	N4	7	SER
60	N4	19	THR
60	N4	39	LEU
60	N4	42	GLN
60	N4	64	THR
61	N5	27	ARG
61	N5	38	LEU
61	N5	39	LYS
61	N5	40	LEU
61	N5	59	SER
61	N5	63	ILE
61	N5	75	LYS
61	N5	92	LYS
61	N5	96	LYS
61	N5	108	LEU
61	N5	109	LYS
61	N5	113	LEU
61	N5	115	ARG
61	N5	116	PRO
61	N5	119	THR
61	N5	125	ARG
61	N5	126	LEU
61	N5	133	LEU
61	N5	134	ASP
61	N5	135	ILE
61	N5	138	ARG
61	N5	139	ILE
61	N5	142	ILE
62	N6	3	LYS
62	N6	5	SER
62	N6	6	LEU
62	N6	13	ARG
62	N6	30	LEU
62	N6	35	LEU
62	N6	36	SER
62	N6	37	LYS

Continued on next page...

Continued from previous page...

Mol	Chain	Res	Type
62	N6	40	ARG
62	N6	42	GLN
62	N6	45	ILE
62	N6	56	VAL
62	N6	57	LEU
62	N6	58	VAL
62	N6	80	VAL
62	N6	81	GLN
62	N6	88	GLU
62	N6	94	SER
62	N6	97	ILE
62	N6	105	VAL
62	N6	110	HIS
62	N6	115	ARG
62	N6	122	LYS
62	N6	125	LYS
62	N6	126	LEU
62	N6	127	GLU
63	N7	14	VAL
63	N7	17	ARG
63	N7	24	VAL
63	N7	26	VAL
63	N7	27	LYS
63	N7	34	LYS
63	N7	42	LEU
63	N7	46	ILE
63	N7	52	LYS
63	N7	54	THR
63	N7	55	LYS
63	N7	57	HIS
63	N7	60	LYS
63	N7	64	LYS
63	N7	72	ILE
63	N7	81	LEU
63	N7	83	THR
63	N7	86	THR
63	N7	87	LEU
63	N7	95	VAL
63	N7	106	GLN
63	N7	107	ARG
63	N7	109	GLU
63	N7	127	ASN

Continued on next page...

Continued from previous page...

Mol	Chain	Res	Type
63	N7	135	ARG
63	N7	136	PHE
64	N8	6	THR
64	N8	7	LYS
64	N8	8	THR
64	N8	10	LYS
64	N8	14	HIS
64	N8	19	LYS
64	N8	27	LYS
64	N8	29	PRO
64	N8	34	MET
64	N8	42	ARG
64	N8	46	ASP
64	N8	47	LYS
64	N8	56	VAL
64	N8	60	TYR
64	N8	88	ASP
64	N8	93	SER
64	N8	96	LYS
64	N8	115	LYS
64	N8	120	ASN
64	N8	130	VAL
64	N8	133	LEU
64	N8	139	ARG
65	N9	8	THR
65	N9	13	THR
65	N9	14	ARG
65	N9	18	ARG
65	N9	21	ILE
65	N9	25	LYS
65	N9	33	LYS
65	N9	50	THR
65	N9	59	LYS
66	O0	11	ASN
66	O0	12	GLN
66	O0	14	LEU
66	O0	16	LEU
66	O0	20	SER
66	O0	24	THR
66	O0	30	THR
66	O0	32	LYS
66	O0	34	LEU

Continued on next page...

Continued from previous page...

Mol	Chain	Res	Type
66	O0	36	GLN
66	O0	41	LEU
66	O0	52	ARG
66	O0	54	SER
66	O0	61	MET
66	O0	66	LYS
66	O0	83	LYS
66	O0	87	VAL
66	O0	99	ASP
66	O0	101	LEU
66	O0	102	THR
67	O1	6	ASP
67	O1	13	THR
67	O1	16	LEU
67	O1	26	LYS
67	O1	31	ARG
67	O1	47	ASP
67	O1	64	VAL
67	O1	68	GLU
67	O1	73	LEU
67	O1	76	SER
67	O1	79	ARG
67	O1	82	GLU
67	O1	84	ASP
67	O1	86	LYS
67	O1	89	LEU
67	O1	94	GLU
67	O1	104	LEU
67	O1	106	THR
67	O1	107	VAL
68	O2	4	LEU
68	O2	19	ARG
68	O2	33	ARG
68	O2	41	VAL
68	O2	44	ARG
68	O2	51	SER
68	O2	54	LYS
68	O2	61	LYS
68	O2	67	SER
68	O2	72	LYS
68	O2	73	THR
68	O2	75	LEU

Continued on next page...

Continued from previous page...

Mol	Chain	Res	Type
68	O2	76	VAL
68	O2	81	ASP
68	O2	82	LEU
68	O2	84	THR
68	O2	87	MET
68	O2	89	THR
68	O2	101	SER
68	O2	103	LYS
68	O2	111	ARG
68	O2	123	LYS
68	O2	125	ARG
69	O3	14	LEU
69	O3	15	SER
69	O3	21	ARG
69	O3	22	VAL
69	O3	37	THR
69	O3	40	ASP
69	O3	42	GLN
69	O3	59	VAL
69	O3	60	ARG
69	O3	70	LYS
69	O3	72	THR
69	O3	80	VAL
69	O3	81	VAL
69	O3	86	ARG
69	O3	93	THR
69	O3	106	ASN
70	O4	7	PHE
70	O4	8	ARG
70	O4	20	ILE
70	O4	23	VAL
70	O4	24	LYS
70	O4	29	ILE
70	O4	33	GLN
70	O4	36	LYS
70	O4	44	CYS
70	O4	51	LEU
70	O4	52	GLN
70	O4	56	THR
70	O4	71	THR
70	O4	79	SER
70	O4	81	CYS

Continued on next page...

Continued from previous page...

Mol	Chain	Res	Type
70	O4	86	LYS
70	O4	87	GLU
70	O4	97	GLU
70	O4	100	ILE
70	O4	102	LYS
70	O4	103	LYS
71	O5	11	THR
71	O5	20	GLN
71	O5	21	LEU
71	O5	27	GLU
71	O5	31	LEU
71	O5	48	ARG
71	O5	49	LYS
71	O5	62	GLN
71	O5	83	LYS
71	O5	85	THR
71	O5	89	ARG
71	O5	90	ARG
71	O5	100	VAL
71	O5	101	THR
71	O5	102	GLU
71	O5	105	ARG
71	O5	107	LYS
71	O5	114	ARG
71	O5	118	ILE
71	O5	119	LYS
72	O6	2	THR
72	O6	7	ILE
72	O6	9	ILE
72	O6	20	MET
72	O6	21	THR
72	O6	26	ILE
72	O6	29	LYS
72	O6	45	ARG
72	O6	52	PRO
72	O6	57	LEU
72	O6	58	ILE
72	O6	60	LEU
72	O6	76	ARG
72	O6	79	SER
72	O6	81	THR
72	O6	98	ARG

Continued on next page...

Continued from previous page...

Mol	Chain	Res	Type
72	O6	99	ARG
73	O7	13	ASN
73	O7	17	THR
73	O7	24	ARG
73	O7	25	ARG
73	O7	26	SER
73	O7	33	THR
73	O7	35	SER
73	O7	44	THR
73	O7	45	ARG
73	O7	55	ARG
73	O7	58	THR
73	O7	59	THR
73	O7	65	ARG
73	O7	67	LEU
73	O7	84	SER
74	O8	3	ARG
74	O8	5	ILE
74	O8	8	ILE
74	O8	12	LEU
74	O8	25	VAL
74	O8	29	LYS
74	O8	31	LEU
74	O8	32	ASN
74	O8	39	ARG
74	O8	45	VAL
74	O8	50	SER
74	O8	53	THR
74	O8	58	ASP
74	O8	64	LYS
74	O8	65	LEU
74	O8	67	GLN
74	O8	72	THR
74	O8	77	ARG
75	O9	5	LYS
75	O9	21	ARG
75	O9	25	GLN
75	O9	27	ILE
75	O9	29	LEU
75	O9	32	ASN
75	O9	36	ARG
76	Q0	78	ILE

Continued on next page...

Continued from previous page...

Mol	Chain	Res	Type
76	Q0	97	ARG
76	Q0	113	ARG
76	Q0	114	LYS
76	Q0	126	LYS
76	Q0	127	LEU
76	Q0	128	LYS
77	Q1	2	ARG
77	Q1	4	LYS
77	Q1	6	ARG
77	Q1	9	ARG
77	Q1	11	ARG
77	Q1	17	ARG
77	Q1	19	LYS
78	Q2	2	VAL
78	Q2	3	ASN
78	Q2	8	ARG
78	Q2	12	CYS
78	Q2	21	THR
78	Q2	23	HIS
78	Q2	26	THR
78	Q2	35	LEU
78	Q2	38	GLN
78	Q2	47	GLN
78	Q2	60	LYS
78	Q2	78	LYS
78	Q2	80	ARG
78	Q2	83	LEU
78	Q2	84	THR
78	Q2	85	LEU
78	Q2	90	HIS
78	Q2	92	GLU
78	Q2	93	LEU
78	Q2	100	LYS
78	Q2	104	LEU
78	Q2	105	GLN
79	Q3	11	THR
79	Q3	21	SER
79	Q3	25	GLN
79	Q3	45	LYS
79	Q3	46	THR
79	Q3	49	ARG
79	Q3	58	SER

Continued on next page...

Continued from previous page...

Mol	Chain	Res	Type
79	Q3	59	CYS
79	Q3	60	CYS
79	Q3	70	THR
79	Q3	73	THR
79	Q3	90	VAL
79	Q3	91	GLU
2	s0	6	THR
2	s0	12	GLU
2	s0	17	LEU
2	s0	18	LEU
2	s0	30	GLN
2	s0	31	VAL
2	s0	34	GLU
2	s0	41	ARG
2	s0	45	VAL
2	s0	50	VAL
2	s0	55	GLU
2	s0	62	ARG
2	s0	71	GLU
2	s0	78	SER
2	s0	87	LEU
2	s0	88	LYS
2	s0	106	SER
2	s0	110	TYR
2	s0	124	THR
2	s0	131	GLN
2	s0	144	ILE
2	s0	151	SER
2	s0	156	VAL
2	s0	157	ASP
2	s0	164	ASN
2	s0	165	ARG
2	s0	172	LEU
2	s0	179	ARG
2	s0	180	GLU
2	s0	183	ARG
2	s0	185	ARG
2	s0	188	LEU
2	s0	189	VAL
2	s0	200	ASP
3	s1	21	VAL
3	s1	25	THR

Continued on next page...

Continued from previous page...

Mol	Chain	Res	Type
3	s1	37	THR
3	s1	47	LEU
3	s1	48	VAL
3	s1	51	SER
3	s1	56	SER
3	s1	70	LEU
3	s1	74	GLN
3	s1	80	SER
3	s1	82	ARG
3	s1	83	LYS
3	s1	89	ASP
3	s1	96	LEU
3	s1	105	PHE
3	s1	110	LEU
3	s1	114	VAL
3	s1	115	ARG
3	s1	119	THR
3	s1	120	LEU
3	s1	125	VAL
3	s1	126	THR
3	s1	129	THR
3	s1	135	LEU
3	s1	137	ILE
3	s1	152	ARG
3	s1	159	SER
3	s1	175	GLU
3	s1	180	THR
3	s1	181	LEU
3	s1	195	LYS
3	s1	202	LYS
3	s1	203	ASP
3	s1	210	ILE
3	s1	212	VAL
3	s1	231	LEU
4	s2	39	THR
4	s2	41	LEU
4	s2	52	THR
4	s2	53	ILE
4	s2	54	GLU
4	s2	58	LEU
4	s2	60	SER
4	s2	69	ILE

Continued on next page...

Continued from previous page...

Mol	Chain	Res	Type
4	s2	70	ASP
4	s2	72	LEU
4	s2	79	GLU
4	s2	80	VAL
4	s2	81	MET
4	s2	83	ILE
4	s2	87	GLN
4	s2	89	GLN
4	s2	90	THR
4	s2	91	ARG
4	s2	95	ARG
4	s2	97	ARG
4	s2	106	ASP
4	s2	108	ASN
4	s2	111	VAL
4	s2	117	THR
4	s2	130	ILE
4	s2	139	ILE
4	s2	141	ARG
4	s2	146	THR
4	s2	152	HIS
4	s2	158	THR
4	s2	159	THR
4	s2	165	VAL
4	s2	166	THR
4	s2	170	ILE
4	s2	182	PRO
4	s2	185	LYS
4	s2	194	GLU
4	s2	195	ASP
4	s2	207	LEU
4	s2	222	TYR
4	s2	225	LEU
4	s2	226	THR
4	s2	229	LEU
4	s2	233	GLN
4	s2	237	VAL
4	s2	240	LEU
4	s2	244	SER
4	s2	248	SER
5	s3	4	LEU
5	s3	7	LYS

Continued on next page...

Continued from previous page...

Mol	Chain	Res	Type
5	s3	9	ARG
5	s3	32	GLU
5	s3	34	TYR
5	s3	35	SER
5	s3	37	VAL
5	s3	41	VAL
5	s3	44	THR
5	s3	50	ILE
5	s3	59	LEU
5	s3	61	GLU
5	s3	67	ASN
5	s3	70	THR
5	s3	83	THR
5	s3	84	ILE
5	s3	89	GLU
5	s3	90	ARG
5	s3	97	SER
5	s3	103	GLU
5	s3	109	LEU
5	s3	111	ASN
5	s3	115	ILE
5	s3	125	TYR
5	s3	128	GLU
5	s3	132	LYS
5	s3	142	LEU
5	s3	146	ARG
5	s3	154	ASP
5	s3	158	ILE
5	s3	169	ASP
5	s3	172	THR
5	s3	185	LYS
5	s3	207	THR
5	s3	212	LYS
5	s3	213	GLU
5	s3	223	LYS
5	s3	224	ASP
6	s4	9	LEU
6	s4	12	LEU
6	s4	23	LEU
6	s4	26	CYS
6	s4	32	SER
6	s4	39	ARG

Continued on next page...

Continued from previous page...

Mol	Chain	Res	Type
6	s4	42	LEU
6	s4	49	ARG
6	s4	51	ARG
6	s4	62	LYS
6	s4	89	VAL
6	s4	93	ASP
6	s4	98	ASN
6	s4	104	ASP
6	s4	113	ARG
6	s4	125	LYS
6	s4	126	VAL
6	s4	130	GLN
6	s4	146	THR
6	s4	148	ARG
6	s4	170	THR
6	s4	176	ASP
6	s4	181	VAL
6	s4	182	TYR
6	s4	187	ARG
6	s4	194	THR
6	s4	196	VAL
6	s4	209	HIS
6	s4	214	LEU
6	s4	226	PHE
6	s4	227	VAL
6	s4	236	ILE
6	s4	244	ILE
6	s4	245	LYS
6	s4	246	LEU
6	s4	247	SER
6	s4	248	ILE
6	s4	254	ARG
7	s5	25	LEU
7	s5	27	THR
7	s5	31	GLU
7	s5	38	THR
7	s5	40	ILE
7	s5	45	LYS
7	s5	58	LEU
7	s5	63	GLN
7	s5	64	VAL
7	s5	68	ILE

Continued on next page...

Continued from previous page...

Mol	Chain	Res	Type
7	s5	83	ARG
7	s5	89	ILE
7	s5	93	LEU
7	s5	99	MET
7	s5	102	ARG
7	s5	103	ASN
7	s5	119	ASP
7	s5	125	THR
7	s5	128	ASN
7	s5	130	ILE
7	s5	148	ARG
7	s5	157	ARG
7	s5	163	SER
7	s5	190	ILE
7	s5	192	GLU
7	s5	194	LEU
7	s5	203	LYS
7	s5	216	GLU
7	s5	219	ARG
8	s6	1	MET
8	s6	6	SER
8	s6	10	ASN
8	s6	12	SER
8	s6	15	THR
8	s6	22	HIS
8	s6	43	ASP
8	s6	57	ASP
8	s6	67	VAL
8	s6	71	THR
8	s6	73	ILE
8	s6	74	LYS
8	s6	76	LEU
8	s6	78	THR
8	s6	93	LYS
8	s6	108	VAL
8	s6	109	LEU
8	s6	115	LYS
8	s6	120	GLU
8	s6	121	LEU
8	s6	126	ASP
8	s6	127	THR
8	s6	143	LYS

Continued on next page...

Continued from previous page...

Mol	Chain	Res	Type
8	s6	151	ASP
8	s6	153	VAL
8	s6	155	ASP
8	s6	156	PHE
8	s6	162	VAL
8	s6	168	THR
8	s6	182	GLN
8	s6	184	LEU
8	s6	193	LEU
8	s6	211	LEU
8	s6	215	ARG
9	s7	8	ILE
9	s7	11	GLN
9	s7	14	THR
9	s7	28	GLU
9	s7	33	GLU
9	s7	49	ILE
9	s7	50	ASP
9	s7	55	LYS
9	s7	60	ILE
9	s7	67	LEU
9	s7	75	THR
9	s7	77	LEU
9	s7	78	THR
9	s7	97	ARG
9	s7	108	GLN
9	s7	110	GLN
9	s7	112	ARG
9	s7	114	ARG
9	s7	115	SER
9	s7	116	ARG
9	s7	117	THR
9	s7	118	LEU
9	s7	119	THR
9	s7	123	ASP
9	s7	126	LEU
9	s7	129	LEU
9	s7	135	ILE
9	s7	143	LEU
9	s7	144	VAL
9	s7	160	GLN
9	s7	163	ASP

Continued on next page...

Continued from previous page...

Mol	Chain	Res	Type
9	s7	166	LEU
9	s7	176	LEU
9	s7	185	ILE
9	s7	187	SER
10	s8	6	ASP
10	s8	7	SER
10	s8	12	SER
10	s8	18	ARG
10	s8	20	GLN
10	s8	22	ARG
10	s8	25	ARG
10	s8	29	LEU
10	s8	36	THR
10	s8	46	VAL
10	s8	48	THR
10	s8	58	LEU
10	s8	59	ARG
10	s8	64	ASN
10	s8	66	SER
10	s8	74	LYS
10	s8	76	THR
10	s8	121	LEU
10	s8	152	ILE
10	s8	155	SER
10	s8	161	SER
10	s8	172	ARG
10	s8	175	GLN
10	s8	176	SER
10	s8	183	ILE
10	s8	184	LEU
11	s9	3	ARG
11	s9	9	SER
11	s9	13	SER
11	s9	24	LEU
11	s9	28	LEU
11	s9	33	GLU
11	s9	37	LYS
11	s9	39	LYS
11	s9	46	SER
11	s9	49	LEU
11	s9	52	ILE
11	s9	54	ARG

Continued on next page...

Continued from previous page...

Mol	Chain	Res	Type
11	s9	63	ASP
11	s9	78	ARG
11	s9	81	VAL
11	s9	82	ARG
11	s9	90	LYS
11	s9	92	LYS
11	s9	101	VAL
11	s9	105	LEU
11	s9	109	LEU
11	s9	110	GLN
11	s9	126	ARG
11	s9	127	VAL
11	s9	133	HIS
11	s9	134	ILE
11	s9	142	ASN
11	s9	147	MET
11	s9	148	VAL
11	s9	149	ARG
11	s9	157	ASP
11	s9	161	THR
11	s9	162	SER
11	s9	168	ARG
11	s9	172	VAL
11	s9	179	ARG
11	s9	180	LYS
11	s9	182	GLU
12	c0	2	LEU
12	c0	15	LEU
12	c0	20	VAL
12	c0	27	PHE
12	c0	28	ASN
12	c0	40	LEU
12	c0	47	GLN
12	c0	49	LEU
12	c0	55	VAL
12	c0	56	LYS
13	c1	5	LEU
13	c1	10	GLU
13	c1	18	HIS
13	c1	21	ASN
13	c1	26	LYS
13	c1	30	ARG

Continued on next page...

Continued from previous page...

Mol	Chain	Res	Type
13	c1	32	LYS
13	c1	33	ARG
13	c1	40	LEU
13	c1	44	THR
13	c1	56	LYS
13	c1	60	PHE
13	c1	67	ARG
13	c1	69	LYS
13	c1	72	THR
13	c1	74	THR
13	c1	80	MET
13	c1	82	ARG
13	c1	90	TYR
13	c1	99	ARG
13	c1	117	VAL
13	c1	122	ILE
13	c1	128	CYS
13	c1	129	ARG
13	c1	136	ARG
14	c2	28	LEU
14	c2	30	VAL
14	c2	53	THR
14	c2	59	LEU
14	c2	61	VAL
14	c2	62	LEU
14	c2	71	ILE
14	c2	74	LEU
14	c2	83	GLU
14	c2	85	LYS
14	c2	89	ILE
14	c2	97	LEU
14	c2	103	LEU
14	c2	121	VAL
14	c2	132	GLU
14	c2	136	ILE
14	c2	140	PHE
15	c3	6	SER
15	c3	12	SER
15	c3	14	SER
15	c3	16	ILE
15	c3	18	TYR
15	c3	21	ASN

Continued on next page...

Continued from previous page...

Mol	Chain	Res	Type
15	c3	23	PRO
15	c3	27	LYS
15	c3	28	LEU
15	c3	32	SER
15	c3	35	GLU
15	c3	39	LYS
15	c3	42	ARG
15	c3	46	THR
15	c3	60	VAL
15	c3	66	ILE
15	c3	70	LYS
15	c3	72	MET
15	c3	76	LYS
15	c3	80	LEU
15	c3	84	ILE
15	c3	99	ARG
15	c3	102	LEU
15	c3	104	ARG
15	c3	106	ARG
15	c3	115	LEU
15	c3	116	ILE
15	c3	121	ARG
15	c3	122	ILE
15	c3	125	LEU
15	c3	127	ARG
15	c3	128	TYR
15	c3	134	VAL
15	c3	149	LEU
16	c4	13	VAL
16	c4	16	VAL
16	c4	19	ILE
16	c4	24	ASN
16	c4	31	THR
16	c4	32	ASP
16	c4	39	ILE
16	c4	43	THR
16	c4	49	LYS
16	c4	52	ARG
16	c4	58	TYR
16	c4	61	MET
16	c4	70	LYS
16	c4	71	CYS

Continued on next page...

Continued from previous page...

Mol	Chain	Res	Type
16	c4	76	ILE
16	c4	81	VAL
16	c4	83	ILE
16	c4	93	THR
16	c4	102	LEU
16	c4	107	ARG
16	c4	114	ARG
16	c4	118	VAL
16	c4	119	THR
16	c4	123	SER
16	c4	124	ASP
16	c4	133	ARG
16	c4	136	ARG
16	c4	137	LEU
17	c5	12	PHE
17	c5	29	SER
17	c5	36	LEU
17	c5	49	MET
17	c5	52	LYS
17	c5	77	ARG
17	c5	92	SER
17	c5	97	TYR
17	c5	107	ILE
17	c5	110	GLU
17	c5	111	MET
17	c5	124	THR
17	c5	127	ARG
18	c6	17	THR
18	c6	23	LYS
18	c6	26	LYS
18	c6	28	LEU
18	c6	36	ILE
18	c6	37	THR
18	c6	43	ILE
18	c6	44	LEU
18	c6	48	VAL
18	c6	53	LEU
18	c6	54	LEU
18	c6	55	VAL
18	c6	57	LEU
18	c6	63	ILE
18	c6	65	ILE

Continued on next page...

Continued from previous page...

Mol	Chain	Res	Type
18	c6	68	ARG
18	c6	69	VAL
18	c6	81	ILE
18	c6	83	GLN
18	c6	110	THR
18	c6	114	ARG
18	c6	117	LEU
18	c6	118	ILE
18	c6	127	LYS
18	c6	128	LYS
18	c6	137	ARG
18	c6	143	ARG
19	c7	3	ARG
19	c7	4	VAL
19	c7	6	THR
19	c7	9	VAL
19	c7	17	ILE
19	c7	34	LEU
19	c7	45	ARG
19	c7	46	LEU
19	c7	47	ARG
19	c7	60	ARG
19	c7	61	ILE
19	c7	69	ILE
19	c7	72	LYS
19	c7	83	GLN
19	c7	85	VAL
19	c7	88	VAL
19	c7	112	SER
19	c7	113	LEU
20	c8	3	LEU
20	c8	4	VAL
20	c8	13	HIS
20	c8	15	LEU
20	c8	25	ASN
20	c8	28	ILE
20	c8	29	VAL
20	c8	33	THR
20	c8	36	LYS
20	c8	38	VAL
20	c8	40	ARG
20	c8	41	ARG

Continued on next page...

Continued from previous page...

Mol	Chain	Res	Type
20	c8	57	ARG
20	c8	63	GLN
20	c8	69	ILE
20	c8	77	THR
20	c8	85	PHE
20	c8	94	ASP
20	c8	97	ASP
20	c8	100	THR
20	c8	106	GLU
20	c8	115	ARG
20	c8	116	LEU
20	c8	133	VAL
20	c8	136	GLN
20	c8	138	THR
20	c8	141	THR
20	c8	143	ARG
20	c8	145	ARG
21	c9	6	VAL
21	c9	13	ASP
21	c9	20	SER
21	c9	25	GLN
21	c9	27	LYS
21	c9	28	LEU
21	c9	30	VAL
21	c9	34	VAL
21	c9	57	ARG
21	c9	68	ARG
21	c9	71	VAL
21	c9	75	LYS
21	c9	85	SER
21	c9	86	ARG
21	c9	89	ARG
21	c9	123	ARG
21	c9	125	SER
21	c9	126	GLU
21	c9	133	ASP
21	c9	135	ILE
21	c9	139	THR
21	c9	140	LEU
21	c9	141	GLU
21	c9	142	GLU
22	d0	20	ILE

Continued on next page...

Continued from previous page...

Mol	Chain	Res	Type
22	d0	21	LYS
22	d0	22	ILE
22	d0	23	ARG
22	d0	27	THR
22	d0	30	LYS
22	d0	31	VAL
22	d0	34	LEU
22	d0	37	VAL
22	d0	44	ASN
22	d0	51	VAL
22	d0	57	ARG
22	d0	60	THR
22	d0	61	LYS
22	d0	63	LEU
22	d0	70	THR
22	d0	72	ASN
22	d0	74	GLU
22	d0	76	SER
22	d0	77	LYS
22	d0	81	THR
22	d0	99	ILE
22	d0	102	ARG
22	d0	103	ILE
22	d0	105	GLN
22	d0	108	ILE
22	d0	115	GLU
23	d1	2	GLU
23	d1	3	ASN
23	d1	4	ASP
23	d1	5	LYS
23	d1	8	LEU
23	d1	10	GLU
23	d1	12	TYR
23	d1	18	SER
23	d1	25	LYS
23	d1	31	SER
23	d1	32	VAL
23	d1	34	ILE
23	d1	38	LYS
23	d1	41	GLU
23	d1	50	TYR
23	d1	52	THR

Continued on next page...

Continued from previous page...

Mol	Chain	Res	Type
23	d1	56	SER
23	d1	69	LEU
23	d1	70	ASN
23	d1	78	LEU
23	d1	87	ARG
24	d2	7	LEU
24	d2	20	THR
24	d2	23	ARG
24	d2	25	VAL
24	d2	31	SER
24	d2	47	ILE
24	d2	56	HIS
24	d2	65	LEU
24	d2	93	LEU
24	d2	98	GLN
24	d2	105	THR
24	d2	114	GLU
24	d2	117	ARG
24	d2	129	VAL
25	d3	5	LYS
25	d3	7	ARG
25	d3	9	LEU
25	d3	14	LYS
25	d3	15	LEU
25	d3	19	ARG
25	d3	36	THR
25	d3	40	SER
25	d3	41	SER
25	d3	68	ILE
25	d3	73	ARG
25	d3	83	VAL
25	d3	84	THR
25	d3	96	VAL
25	d3	97	ASP
25	d3	100	ASP
25	d3	103	LEU
25	d3	107	PHE
25	d3	109	ARG
25	d3	112	LYS
25	d3	114	LYS
25	d3	121	ARG
25	d3	125	VAL

Continued on next page...

Continued from previous page...

Mol	Chain	Res	Type
25	d3	133	LEU
25	d3	144	ARG
26	d4	10	ARG
26	d4	22	GLN
26	d4	26	ASP
26	d4	36	SER
26	d4	38	ASP
26	d4	42	GLU
26	d4	43	LYS
26	d4	44	LEU
26	d4	46	GLU
26	d4	49	LYS
26	d4	51	GLU
26	d4	62	THR
26	d4	78	SER
26	d4	83	LYS
26	d4	88	THR
26	d4	92	VAL
26	d4	98	GLU
26	d4	102	LYS
26	d4	116	LYS
26	d4	128	LYS
26	d4	131	ARG
27	d5	41	ILE
27	d5	43	ASP
27	d5	51	LEU
27	d5	53	GLU
27	d5	57	TYR
27	d5	81	ARG
27	d5	88	ILE
27	d5	90	LYS
28	d6	5	ARG
28	d6	8	ASN
28	d6	10	ARG
28	d6	12	LYS
28	d6	15	ARG
28	d6	28	LYS
28	d6	33	ASP
28	d6	39	MET
28	d6	44	ILE
28	d6	46	GLU
28	d6	51	ARG

Continued on next page...

Continued from previous page...

Mol	Chain	Res	Type
28	d6	53	LEU
28	d6	54	SER
28	d6	55	GLU
28	d6	67	THR
28	d6	76	SER
28	d6	82	ARG
28	d6	85	ARG
28	d6	86	VAL
28	d6	89	ARG
28	d6	90	GLU
29	d7	3	LEU
29	d7	11	THR
29	d7	26	GLN
29	d7	43	ILE
29	d7	45	THR
29	d7	55	THR
29	d7	59	CYS
29	d7	77	THR
30	d8	11	LYS
30	d8	14	LYS
30	d8	22	ARG
30	d8	28	VAL
30	d8	32	PHE
30	d8	33	LEU
30	d8	52	ASP
30	d8	54	LEU
30	d8	58	GLU
30	d8	66	LEU
31	d9	6	VAL
31	d9	10	HIS
31	d9	12	ARG
31	d9	22	ARG
31	d9	24	CYS
31	d9	25	SER
31	d9	28	THR
31	d9	31	ILE
31	d9	39	CYS
31	d9	42	CYS
31	d9	49	ASP
31	d9	54	LYS
80	e0	4	VAL
80	e0	13	LYS

Continued on next page...

Continued from previous page...

Mol	Chain	Res	Type
80	e0	21	VAL
80	e0	22	GLU
80	e0	29	LYS
80	e0	31	LYS
80	e0	36	LYS
80	e0	38	LEU
80	e0	39	LEU
80	e0	42	ARG
80	e0	45	VAL
80	e0	46	ASN
80	e0	49	LEU
80	e0	55	ARG
80	e0	61	SER
33	e1	78	LYS
33	e1	80	ARG
33	e1	87	THR
33	e1	89	LYS
33	e1	90	LYS
33	e1	100	LEU
33	e1	102	VAL
33	e1	106	TYR
33	e1	107	LYS
33	e1	113	LYS
33	e1	115	THR
33	e1	116	LYS
33	e1	121	CYS
33	e1	135	HIS
33	e1	147	VAL
33	e1	151	ASN
34	sR	8	VAL
34	sR	10	ARG
34	sR	16	HIS
34	sR	23	LEU
34	sR	25	THR
34	sR	32	LEU
34	sR	58	VAL
34	sR	64	HIS
34	sR	65	SER
34	sR	66	HIS
34	sR	72	THR
34	sR	76	ASP
34	sR	82	SER

Continued on next page...

Continued from previous page...

Mol	Chain	Res	Type
34	sR	94	VAL
34	sR	96	THR
34	sR	98	GLU
34	sR	100	TYR
34	sR	123	ILE
34	sR	145	LEU
34	sR	152	SER
34	sR	161	LYS
34	sR	164	ASP
34	sR	168	THR
34	sR	176	LYS
34	sR	178	VAL
34	sR	188	ILE
34	sR	199	ILE
34	sR	210	LEU
34	sR	228	LYS
34	sR	232	TYR
34	sR	250	TYR
34	sR	266	ASP
34	sR	275	ARG
34	sR	282	SER
34	sR	286	GLU
34	sR	297	ASP
34	sR	309	VAL
34	sR	310	ILE
34	sR	319	ASN
35	sM	23	LYS
35	sM	28	SER
35	sM	30	THR
35	sM	41	SER
35	sM	43	ASP
35	sM	61	ILE
35	sM	68	ARG
35	sM	71	ASN
35	sM	74	LYS
35	sM	75	ASP
35	sM	77	THR
35	sM	78	ASP
39	l2	8	GLN
39	l2	15	ILE
39	l2	19	HIS
39	l2	23	ARG

Continued on next page...

Continued from previous page...

Mol	Chain	Res	Type
39	12	28	LYS
39	12	30	ARG
39	12	31	THR
39	12	32	LEU
39	12	44	ILE
39	12	45	VAL
39	12	48	ILE
39	12	49	VAL
39	12	62	VAL
39	12	70	ARG
39	12	74	GLU
39	12	80	GLU
39	12	82	VAL
39	12	84	THR
39	12	101	VAL
39	12	104	LEU
39	12	114	SER
39	12	118	GLU
39	12	119	LYS
39	12	137	ILE
39	12	142	ASP
39	12	146	THR
39	12	147	ARG
39	12	148	VAL
39	12	149	ARG
39	12	168	VAL
39	12	179	LEU
39	12	180	LEU
39	12	190	ARG
39	12	193	ARG
39	12	200	ARG
39	12	205	ASN
39	12	207	VAL
39	12	218	HIS
39	12	224	THR
39	12	227	ARG
39	12	243	THR
39	12	246	LEU
40	13	3	HIS
40	13	4	ARG
40	13	5	LYS
40	13	7	GLU

Continued on next page...

Continued from previous page...

Mol	Chain	Res	Type
40	l3	10	ARG
40	l3	17	LEU
40	l3	19	ARG
40	l3	24	SER
40	l3	38	SER
40	l3	43	LEU
40	l3	47	LEU
40	l3	50	LYS
40	l3	55	THR
40	l3	56	ILE
40	l3	60	LEU
40	l3	70	ARG
40	l3	73	VAL
40	l3	77	THR
40	l3	85	VAL
40	l3	103	THR
40	l3	104	THR
40	l3	112	ASP
40	l3	113	GLU
40	l3	114	VAL
40	l3	120	LYS
40	l3	123	TYR
40	l3	146	ARG
40	l3	148	LEU
40	l3	150	ARG
40	l3	157	VAL
40	l3	160	VAL
40	l3	165	GLN
40	l3	167	ARG
40	l3	169	THR
40	l3	183	LEU
40	l3	184	ASN
40	l3	188	ILE
40	l3	192	VAL
40	l3	201	LYS
40	l3	202	THR
40	l3	205	VAL
40	l3	208	VAL
40	l3	211	GLN
40	l3	214	MET
40	l3	221	THR
40	l3	229	VAL

Continued on next page...

Continued from previous page...

Mol	Chain	Res	Type
40	l3	232	ARG
40	l3	235	THR
40	l3	242	THR
40	l3	249	VAL
40	l3	252	ILE
40	l3	264	VAL
40	l3	274	SER
40	l3	301	THR
40	l3	304	THR
40	l3	312	VAL
40	l3	316	GLU
40	l3	320	ASP
40	l3	324	VAL
40	l3	328	ILE
40	l3	332	ARG
40	l3	340	LYS
40	l3	344	THR
40	l3	348	ARG
40	l3	354	VAL
40	l3	359	ILE
40	l3	361	THR
40	l3	369	ARG
40	l3	376	LYS
40	l3	380	MET
41	l4	2	SER
41	l4	16	THR
41	l4	22	LEU
41	l4	25	VAL
41	l4	27	SER
41	l4	47	ARG
41	l4	53	SER
41	l4	55	LYS
41	l4	63	GLU
41	l4	73	ARG
41	l4	82	THR
41	l4	90	PHE
41	l4	92	ASN
41	l4	93	MET
41	l4	99	MET
41	l4	112	LYS
41	l4	118	LYS
41	l4	120	TYR

Continued on next page...

Continued from previous page...

Mol	Chain	Res	Type
41	14	122	THR
41	14	126	ILE
41	14	129	THR
41	14	131	VAL
41	14	136	LEU
41	14	144	LYS
41	14	145	ILE
41	14	148	ILE
41	14	150	LEU
41	14	156	LEU
41	14	159	ILE
41	14	177	ASP
41	14	179	LEU
41	14	181	VAL
41	14	183	LYS
41	14	186	LYS
41	14	187	LEU
41	14	191	LYS
41	14	198	ARG
41	14	201	GLN
41	14	203	ARG
41	14	206	LEU
41	14	222	VAL
41	14	230	VAL
41	14	246	ARG
41	14	258	LEU
41	14	261	VAL
41	14	265	GLU
41	14	266	THR
41	14	267	VAL
41	14	275	THR
41	14	278	SER
41	14	287	THR
41	14	300	ARG
41	14	301	PRO
41	14	304	GLN
41	14	307	GLN
41	14	308	LYS
41	14	312	VAL
41	14	313	LEU
41	14	316	ASN
41	14	322	GLN

Continued on next page...

Continued from previous page...

Mol	Chain	Res	Type
41	14	333	VAL
41	14	339	LEU
41	14	345	GLU
41	14	347	THR
41	14	356	THR
41	14	359	LEU
42	15	25	GLU
42	15	34	LYS
42	15	35	ARG
42	15	38	THR
42	15	41	LYS
42	15	51	LEU
42	15	56	THR
42	15	65	ILE
42	15	66	SER
42	15	67	SER
42	15	68	THR
42	15	70	THR
42	15	75	LEU
42	15	110	LEU
42	15	112	LYS
42	15	113	LEU
42	15	118	THR
42	15	120	LYS
42	15	131	LEU
42	15	132	THR
42	15	133	GLU
42	15	135	VAL
42	15	140	ARG
42	15	146	LEU
42	15	148	ILE
42	15	152	ARG
42	15	154	THR
42	15	155	THR
42	15	158	ARG
42	15	164	LYS
42	15	183	TRP
42	15	185	PHE
42	15	186	GLU
42	15	187	THR
42	15	189	GLU
42	15	190	ILE

Continued on next page...

Continued from previous page...

Mol	Chain	Res	Type
42	15	194	LEU
42	15	211	LEU
42	15	222	LEU
42	15	224	LYS
42	15	227	LEU
42	15	241	THR
42	15	242	SER
42	15	258	LYS
42	15	259	LYS
42	15	268	GLU
42	15	270	LYS
42	15	271	LYS
42	15	273	ARG
42	15	275	THR
42	15	280	GLU
42	15	281	GLU
42	15	293	LEU
43	16	8	LYS
43	16	15	VAL
43	16	21	THR
43	16	31	ARG
43	16	46	ARG
43	16	50	LYS
43	16	52	VAL
43	16	64	LEU
43	16	82	ARG
43	16	89	THR
43	16	98	VAL
43	16	104	GLU
43	16	109	GLU
43	16	131	LYS
43	16	143	LYS
43	16	146	ILE
43	16	152	THR
43	16	155	LEU
43	16	160	SER
43	16	162	SER
43	16	170	LYS
44	17	26	VAL
44	17	41	ARG
44	17	45	LEU
44	17	46	GLU

Continued on next page...

Continued from previous page...

Mol	Chain	Res	Type
44	17	48	ASN
44	17	60	ARG
44	17	62	ILE
44	17	82	LYS
44	17	83	LEU
44	17	88	ARG
44	17	93	ASN
44	17	98	LYS
44	17	124	LEU
44	17	128	LYS
44	17	129	LEU
44	17	130	ILE
44	17	156	ILE
44	17	157	ASN
44	17	158	LYS
44	17	173	LEU
44	17	175	LYS
44	17	179	LEU
44	17	184	LEU
44	17	193	PRO
44	17	196	LYS
44	17	199	ASN
44	17	228	SER
44	17	229	PHE
44	17	239	LEU
45	18	26	LEU
45	18	36	ILE
45	18	40	VAL
45	18	49	TYR
45	18	67	ILE
45	18	68	ARG
45	18	71	VAL
45	18	79	GLN
45	18	81	THR
45	18	95	ASN
45	18	98	ARG
45	18	101	THR
45	18	109	LEU
45	18	136	LEU
45	18	146	LYS
45	18	149	LYS
45	18	155	ASN

Continued on next page...

Continued from previous page...

Mol	Chain	Res	Type
45	18	160	ILE
45	18	163	VAL
45	18	164	VAL
45	18	173	MET
45	18	185	ARG
45	18	191	ASN
45	18	192	GLN
45	18	200	LEU
45	18	211	LEU
45	18	214	LEU
45	18	216	SER
45	18	219	ASP
45	18	222	PHE
45	18	230	LYS
45	18	240	ASN
45	18	245	LYS
45	18	248	LYS
46	19	1	MET
46	19	5	GLN
46	19	6	THR
46	19	18	VAL
46	19	31	ARG
46	19	39	LYS
46	19	46	THR
46	19	48	VAL
46	19	52	LEU
46	19	55	VAL
46	19	62	ARG
46	19	68	LEU
46	19	69	ARG
46	19	70	THR
46	19	73	SER
46	19	77	ASN
46	19	79	ILE
46	19	82	VAL
46	19	84	LYS
46	19	92	TYR
46	19	105	GLU
46	19	106	LYS
46	19	115	ARG
46	19	118	LEU
46	19	120	ASP

Continued on next page...

Continued from previous page...

Mol	Chain	Res	Type
46	l9	122	LYS
46	l9	123	ILE
46	l9	124	ARG
46	l9	133	THR
46	l9	137	SER
46	l9	138	THR
46	l9	143	GLU
46	l9	144	ILE
46	l9	149	ASN
46	l9	151	VAL
46	l9	152	GLU
46	l9	157	ASN
46	l9	161	LEU
46	l9	162	GLN
46	l9	163	GLN
46	l9	166	ARG
46	l9	179	ILE
46	l9	181	VAL
46	l9	191	LEU
47	m0	24	ARG
47	m0	26	VAL
47	m0	36	LEU
47	m0	42	THR
47	m0	50	VAL
47	m0	52	LEU
47	m0	58	GLU
47	m0	63	GLU
47	m0	71	CYS
47	m0	74	LYS
47	m0	76	MET
47	m0	77	THR
47	m0	78	THR
47	m0	83	ASP
47	m0	87	LEU
47	m0	135	ILE
47	m0	139	ARG
47	m0	140	THR
47	m0	154	ARG
47	m0	156	ARG
47	m0	162	GLN
47	m0	169	LYS
47	m0	176	LEU

Continued on next page...

Continued from previous page...

Mol	Chain	Res	Type
47	m0	177	ASP
47	m0	189	GLU
47	m0	197	VAL
47	m0	200	LEU
47	m0	206	LEU
47	m0	208	ASN
47	m0	209	ASN
47	m0	211	ARG
47	m0	212	GLU
47	m0	217	PHE
48	m1	6	GLN
48	m1	10	ARG
48	m1	13	LYS
48	m1	16	LYS
48	m1	18	VAL
48	m1	19	LEU
48	m1	23	VAL
48	m1	30	LEU
48	m1	34	SER
48	m1	37	LEU
48	m1	40	LEU
48	m1	43	GLN
48	m1	44	THR
48	m1	46	VAL
48	m1	56	THR
48	m1	64	LYS
48	m1	71	VAL
48	m1	80	LEU
48	m1	92	ARG
48	m1	93	ASP
48	m1	101	ASN
48	m1	106	ILE
48	m1	107	ASP
48	m1	112	LEU
48	m1	115	LYS
48	m1	129	VAL
48	m1	130	VAL
48	m1	132	ASN
48	m1	137	ARG
48	m1	140	ARG
48	m1	145	LYS
48	m1	153	LYS

Continued on next page...

Continued from previous page...

Mol	Chain	Res	Type
48	m1	154	THR
48	m1	155	THR
48	m1	159	THR
48	m1	171	VAL
48	m1	174	LYS
49	m3	5	LYS
49	m3	13	HIS
49	m3	46	ILE
49	m3	52	ASP
49	m3	53	LEU
49	m3	54	LEU
49	m3	55	ARG
49	m3	58	VAL
49	m3	63	VAL
49	m3	67	ARG
49	m3	68	LYS
49	m3	69	VAL
49	m3	73	ARG
49	m3	76	THR
49	m3	104	ARG
49	m3	107	GLU
49	m3	108	ILE
49	m3	113	VAL
49	m3	121	SER
49	m3	123	ILE
49	m3	128	ARG
49	m3	131	LYS
49	m3	149	GLN
49	m3	152	THR
49	m3	153	ASP
49	m3	164	GLU
49	m3	168	ARG
49	m3	171	ARG
49	m3	176	GLU
49	m3	180	ARG
49	m3	184	GLU
50	m4	2	SER
50	m4	3	THR
50	m4	12	TRP
50	m4	27	GLN
50	m4	41	GLN
50	m4	43	LYS

Continued on next page...

Continued from previous page...

Mol	Chain	Res	Type
50	m4	45	LEU
50	m4	53	VAL
50	m4	55	ARG
50	m4	60	LEU
50	m4	62	GLN
50	m4	63	VAL
50	m4	64	VAL
50	m4	66	THR
50	m4	91	CYS
50	m4	113	THR
50	m4	128	ARG
50	m4	130	THR
50	m4	135	LEU
51	m5	5	LYS
51	m5	8	GLU
51	m5	15	GLN
51	m5	24	ARG
51	m5	50	ARG
51	m5	54	LYS
51	m5	60	VAL
51	m5	66	VAL
51	m5	72	LYS
51	m5	80	THR
51	m5	85	THR
51	m5	92	LEU
51	m5	96	ARG
51	m5	106	VAL
51	m5	109	ARG
51	m5	125	SER
51	m5	138	GLN
51	m5	144	ARG
51	m5	153	ASP
51	m5	155	VAL
51	m5	159	ARG
51	m5	165	THR
51	m5	170	LYS
51	m5	175	ASN
51	m5	176	LYS
51	m5	180	PHE
51	m5	184	LYS
51	m5	188	ARG
51	m5	190	THR

Continued on next page...

Continued from previous page...

Mol	Chain	Res	Type
51	m5	194	GLN
51	m5	196	THR
51	m5	198	SER
51	m5	204	LYS
52	m6	3	VAL
52	m6	4	GLU
52	m6	12	LYS
52	m6	16	VAL
52	m6	21	SER
52	m6	36	VAL
52	m6	49	ARG
52	m6	58	LEU
52	m6	66	LYS
52	m6	67	THR
52	m6	74	ARG
52	m6	78	ARG
52	m6	79	ILE
52	m6	82	LYS
52	m6	84	LEU
52	m6	85	ARG
52	m6	94	ARG
52	m6	100	GLU
52	m6	106	GLU
52	m6	110	PRO
52	m6	117	ARG
52	m6	119	VAL
52	m6	128	ARG
52	m6	140	LYS
52	m6	143	THR
52	m6	152	VAL
52	m6	160	ARG
52	m6	166	GLU
52	m6	171	LYS
52	m6	177	LYS
52	m6	180	SER
52	m6	182	ASN
52	m6	190	VAL
52	m6	197	LEU
53	m7	9	THR
53	m7	16	SER
53	m7	28	ASN
53	m7	32	THR

Continued on next page...

Continued from previous page...

Mol	Chain	Res	Type
53	m7	51	VAL
53	m7	52	LEU
53	m7	53	ASP
53	m7	55	GLN
53	m7	69	ARG
53	m7	79	THR
53	m7	80	LYS
53	m7	107	LEU
53	m7	112	LEU
53	m7	118	GLN
53	m7	119	VAL
53	m7	126	ARG
53	m7	127	ARG
53	m7	136	ILE
53	m7	137	ASN
53	m7	138	LYS
53	m7	141	SER
53	m7	142	SER
53	m7	150	VAL
53	m7	153	LYS
53	m7	155	GLU
54	m8	7	SER
54	m8	24	VAL
54	m8	26	LEU
54	m8	31	LYS
54	m8	32	LEU
54	m8	34	THR
54	m8	49	LEU
54	m8	58	ASN
54	m8	63	SER
54	m8	64	VAL
54	m8	66	ARG
54	m8	69	ARG
54	m8	79	LYS
54	m8	81	VAL
54	m8	82	VAL
54	m8	88	THR
54	m8	93	ILE
54	m8	127	LEU
54	m8	129	VAL
54	m8	135	GLN
54	m8	136	ASN

Continued on next page...

Continued from previous page...

Mol	Chain	Res	Type
54	m8	137	THR
54	m8	138	LEU
54	m8	141	ARG
54	m8	165	ILE
54	m8	170	ARG
54	m8	174	ARG
54	m8	176	ARG
54	m8	178	ARG
54	m8	185	LYS
55	m9	7	GLN
55	m9	8	LYS
55	m9	10	LEU
55	m9	17	VAL
55	m9	20	ARG
55	m9	29	THR
55	m9	39	ASN
55	m9	43	LYS
55	m9	49	THR
55	m9	56	THR
55	m9	63	THR
55	m9	70	LYS
55	m9	88	ARG
55	m9	99	LEU
55	m9	104	ARG
55	m9	105	LEU
55	m9	119	LEU
55	m9	126	GLU
55	m9	128	LYS
55	m9	138	LEU
55	m9	148	ASP
55	m9	152	GLU
55	m9	153	LYS
55	m9	164	LEU
55	m9	166	ASN
55	m9	173	ARG
55	m9	177	VAL
56	n0	1	MET
56	n0	5	LYS
56	n0	13	ARG
56	n0	16	THR
56	n0	17	GLU
56	n0	19	VAL

Continued on next page...

Continued from previous page...

Mol	Chain	Res	Type
56	n0	32	SER
56	n0	40	ARG
56	n0	45	LEU
56	n0	50	LYS
56	n0	60	SER
56	n0	70	THR
56	n0	82	ASP
56	n0	85	SER
56	n0	87	THR
56	n0	88	HIS
56	n0	89	ASN
56	n0	97	VAL
56	n0	100	VAL
56	n0	105	THR
56	n0	113	ARG
56	n0	117	ARG
56	n0	120	SER
56	n0	124	LEU
56	n0	125	LYS
56	n0	130	GLU
56	n0	136	LYS
56	n0	137	ARG
56	n0	142	GLN
56	n0	145	THR
56	n0	148	LEU
56	n0	155	ARG
56	n0	157	GLN
56	n0	160	THR
56	n0	162	THR
56	n0	172	TYR
57	n1	3	LYS
57	n1	10	ARG
57	n1	12	ARG
57	n1	16	GLN
57	n1	17	ARG
57	n1	22	HIS
57	n1	25	VAL
57	n1	27	LEU
57	n1	31	LEU
57	n1	35	LYS
57	n1	36	VAL
57	n1	39	ILE

Continued on next page...

Continued from previous page...

Mol	Chain	Res	Type
57	n1	55	LYS
57	n1	78	LYS
57	n1	80	VAL
57	n1	82	ASN
57	n1	83	ARG
57	n1	93	VAL
57	n1	96	ILE
57	n1	97	LYS
57	n1	100	LYS
57	n1	102	ARG
57	n1	104	GLU
57	n1	124	VAL
57	n1	126	VAL
57	n1	128	LEU
57	n1	131	GLN
57	n1	135	PRO
57	n1	139	ARG
57	n1	150	THR
57	n1	154	VAL
57	n1	160	ILE
58	n2	13	LYS
58	n2	14	THR
58	n2	16	THR
58	n2	27	VAL
58	n2	33	TYR
58	n2	38	ILE
58	n2	39	ASP
58	n2	50	LEU
58	n2	58	GLU
58	n2	68	THR
58	n2	74	LYS
58	n2	75	TYR
58	n2	90	ARG
58	n2	94	ARG
58	n2	96	VAL
58	n2	100	THR
59	n3	13	ILE
59	n3	14	SER
59	n3	32	ARG
59	n3	45	ARG
59	n3	48	ARG
59	n3	49	LEU

Continued on next page...

Continued from previous page...

Mol	Chain	Res	Type
59	n3	67	PRO
59	n3	69	LEU
59	n3	72	LYS
59	n3	74	MET
59	n3	88	ARG
59	n3	91	VAL
59	n3	120	LYS
59	n3	128	ARG
60	n4	1	MET
60	n4	2	LYS
60	n4	36	SER
60	n4	39	LEU
60	n4	41	LYS
60	n4	54	LEU
60	n4	57	LYS
60	n4	63	ILE
60	n4	89	LEU
60	n4	96	LEU
60	n4	97	LYS
60	n4	98	PRO
60	n4	107	GLU
60	n4	126	GLU
60	n4	127	LYS
60	n4	130	SER
60	n4	135	SER
61	n5	27	ARG
61	n5	33	ARG
61	n5	37	THR
61	n5	39	LYS
61	n5	52	PRO
61	n5	56	ARG
61	n5	57	LEU
61	n5	63	ILE
61	n5	71	THR
61	n5	74	LYS
61	n5	78	ASP
61	n5	86	VAL
61	n5	87	SER
61	n5	105	VAL
61	n5	108	LEU
61	n5	114	VAL
61	n5	115	ARG

Continued on next page...

Continued from previous page...

Mol	Chain	Res	Type
61	n5	117	ASN
61	n5	125	ARG
61	n5	135	ILE
61	n5	137	ASN
61	n5	142	ILE
62	n6	4	GLN
62	n6	12	ARG
62	n6	13	ARG
62	n6	32	SER
62	n6	37	LYS
62	n6	45	ILE
62	n6	50	ILE
62	n6	51	ARG
62	n6	56	VAL
62	n6	57	LEU
62	n6	62	SER
62	n6	67	GLU
62	n6	74	TYR
62	n6	84	LYS
62	n6	90	VAL
62	n6	95	VAL
62	n6	99	LEU
62	n6	105	VAL
62	n6	108	LYS
62	n6	111	LEU
62	n6	112	ASP
62	n6	115	ARG
62	n6	120	GLN
62	n6	122	LYS
63	n7	3	LYS
63	n7	5	LEU
63	n7	12	VAL
63	n7	17	ARG
63	n7	21	LYS
63	n7	24	VAL
63	n7	25	ILE
63	n7	28	PRO
63	n7	33	SER
63	n7	34	LYS
63	n7	36	HIS
63	n7	46	ILE
63	n7	52	LYS

Continued on next page...

Continued from previous page...

Mol	Chain	Res	Type
63	n7	65	ARG
63	n7	72	ILE
63	n7	77	TYR
63	n7	81	LEU
63	n7	86	THR
63	n7	90	GLU
63	n7	93	LYS
63	n7	95	VAL
63	n7	99	GLU
63	n7	105	SER
63	n7	121	ARG
63	n7	127	ASN
64	n8	3	SER
64	n8	4	ARG
64	n8	8	THR
64	n8	10	LYS
64	n8	14	HIS
64	n8	15	VAL
64	n8	22	ILE
64	n8	26	ARG
64	n8	27	LYS
64	n8	42	ARG
64	n8	47	LYS
64	n8	60	TYR
64	n8	64	GLN
64	n8	65	GLN
64	n8	73	LEU
64	n8	78	LEU
64	n8	82	ILE
64	n8	88	ASP
64	n8	91	LEU
64	n8	92	LYS
64	n8	97	GLU
64	n8	120	ASN
64	n8	123	VAL
64	n8	133	LEU
65	n9	22	LYS
65	n9	23	LYS
65	n9	26	THR
65	n9	31	SER
65	n9	33	LYS
65	n9	38	LYS

Continued on next page...

Continued from previous page...

Mol	Chain	Res	Type
65	n9	40	ARG
65	n9	42	ASN
65	n9	50	THR
65	n9	58	LYS
65	n9	59	LYS
66	o0	8	GLU
66	o0	9	SER
66	o0	10	ILE
66	o0	18	ILE
66	o0	19	LYS
66	o0	34	LEU
66	o0	40	LYS
66	o0	41	LEU
66	o0	48	THR
66	o0	55	GLU
66	o0	61	MET
66	o0	64	LYS
66	o0	66	LYS
66	o0	68	TYR
66	o0	69	TYR
66	o0	74	ASN
66	o0	86	ARG
67	o1	6	ASP
67	o1	13	THR
67	o1	16	LEU
67	o1	24	SER
67	o1	26	LYS
67	o1	28	ARG
67	o1	31	ARG
67	o1	34	LYS
67	o1	44	MET
67	o1	46	THR
67	o1	64	VAL
67	o1	70	ARG
67	o1	76	SER
67	o1	83	GLU
67	o1	84	ASP
67	o1	89	LEU
67	o1	91	SER
67	o1	96	VAL
67	o1	98	VAL
67	o1	102	LYS

Continued on next page...

Continued from previous page...

Mol	Chain	Res	Type
67	o1	104	LEU
67	o1	106	THR
67	o1	110	GLU
67	o1	112	ASP
68	o2	3	SER
68	o2	4	LEU
68	o2	8	LYS
68	o2	9	ILE
68	o2	10	VAL
68	o2	15	LYS
68	o2	24	ARG
68	o2	27	ARG
68	o2	33	ARG
68	o2	34	LYS
68	o2	44	ARG
68	o2	45	ARG
68	o2	52	GLN
68	o2	54	LYS
68	o2	61	LYS
68	o2	62	LYS
68	o2	66	LEU
68	o2	73	THR
68	o2	75	LEU
68	o2	82	LEU
68	o2	86	THR
68	o2	89	THR
68	o2	101	SER
68	o2	125	ARG
69	o3	4	SER
69	o3	6	ARG
69	o3	15	SER
69	o3	31	LYS
69	o3	42	GLN
69	o3	45	LEU
69	o3	57	LYS
69	o3	58	GLU
69	o3	59	VAL
69	o3	64	ILE
69	o3	70	LYS
69	o3	73	ARG
69	o3	74	THR
69	o3	81	VAL

Continued on next page...

Continued from previous page...

Mol	Chain	Res	Type
69	o3	84	THR
69	o3	86	ARG
69	o3	90	PRO
69	o3	93	THR
69	o3	105	SER
69	o3	107	ILE
70	o4	5	VAL
70	o4	15	THR
70	o4	20	ILE
70	o4	22	VAL
70	o4	24	LYS
70	o4	25	THR
70	o4	29	ILE
70	o4	30	LEU
70	o4	35	VAL
70	o4	49	SER
70	o4	57	LEU
70	o4	58	ARG
70	o4	71	THR
70	o4	72	VAL
70	o4	81	CYS
70	o4	83	ASN
70	o4	85	VAL
70	o4	86	LYS
70	o4	88	ARG
70	o4	98	GLN
70	o4	104	VAL
70	o4	107	GLU
71	o5	4	VAL
71	o5	11	THR
71	o5	13	SER
71	o5	20	GLN
71	o5	21	LEU
71	o5	27	GLU
71	o5	28	LEU
71	o5	36	LEU
71	o5	38	ARG
71	o5	44	ILE
71	o5	45	LYS
71	o5	46	THR
71	o5	47	VAL
71	o5	48	ARG

Continued on next page...

Continued from previous page...

Mol	Chain	Res	Type
71	o5	59	ASN
71	o5	66	VAL
71	o5	69	LEU
71	o5	79	ASP
71	o5	81	ARG
71	o5	86	ARG
71	o5	89	ARG
71	o5	107	LYS
71	o5	119	LYS
72	o6	3	VAL
72	o6	7	ILE
72	o6	9	ILE
72	o6	21	THR
72	o6	26	ILE
72	o6	35	ASN
72	o6	36	ARG
72	o6	41	ARG
72	o6	42	SER
72	o6	43	LEU
72	o6	45	ARG
72	o6	56	ARG
72	o6	57	LEU
72	o6	58	ILE
72	o6	59	ASP
72	o6	68	ARG
72	o6	75	LYS
72	o6	76	ARG
72	o6	79	SER
72	o6	88	GLU
72	o6	94	ILE
72	o6	97	SER
73	o7	17	THR
73	o7	19	CYS
73	o7	25	ARG
73	o7	31	LYS
73	o7	33	THR
73	o7	36	SER
73	o7	44	THR
73	o7	58	THR
73	o7	59	THR
73	o7	65	ARG
73	o7	67	LEU

Continued on next page...

Continued from previous page...

Mol	Chain	Res	Type
73	o7	80	THR
73	o7	85	LYS
74	o8	5	ILE
74	o8	12	LEU
74	o8	14	LEU
74	o8	16	ARG
74	o8	17	ARG
74	o8	24	THR
74	o8	41	THR
74	o8	46	ARG
74	o8	50	SER
74	o8	53	THR
74	o8	61	LYS
74	o8	63	LYS
74	o8	64	LYS
74	o8	65	LEU
74	o8	72	THR
74	o8	73	LEU
75	o9	4	GLN
75	o9	5	LYS
75	o9	6	SER
75	o9	9	ILE
75	o9	15	LYS
75	o9	21	ARG
75	o9	29	LEU
75	o9	47	THR
76	q0	79	GLU
76	q0	83	LYS
76	q0	85	LEU
76	q0	87	SER
76	q0	88	LYS
76	q0	93	LYS
76	q0	99	CYS
76	q0	106	ARG
76	q0	108	THR
76	q0	112	LYS
76	q0	113	ARG
76	q0	114	LYS
76	q0	122	ARG
76	q0	127	LEU
77	q1	6	ARG
77	q1	9	ARG

Continued on next page...

Continued from previous page...

Mol	Chain	Res	Type
77	q1	11	ARG
77	q1	13	LEU
77	q1	16	LYS
77	q1	19	LYS
77	q1	21	ARG
77	q1	23	ARG
78	q2	7	THR
78	q2	8	ARG
78	q2	20	HIS
78	q2	35	LEU
78	q2	45	ARG
78	q2	48	SER
78	q2	61	LYS
78	q2	63	LYS
78	q2	78	LYS
78	q2	79	THR
78	q2	80	ARG
78	q2	83	LEU
78	q2	84	THR
78	q2	85	LEU
78	q2	99	GLN
78	q2	100	LYS
78	q2	104	LEU
79	q3	3	LYS
79	q3	8	VAL
79	q3	16	VAL
79	q3	20	SER
79	q3	24	ARG
79	q3	40	SER
79	q3	46	THR
79	q3	49	ARG
79	q3	54	ILE
79	q3	56	THR
79	q3	58	SER
79	q3	62	LYS
79	q3	70	THR
79	q3	72	SER
79	q3	73	THR
79	q3	80	ARG
82	p0	4	ILE
82	p0	5	ARG
82	p0	6	GLU

Continued on next page...

Continued from previous page...

Mol	Chain	Res	Type
82	p0	15	LEU
82	p0	25	LEU
82	p0	30	VAL
82	p0	41	VAL
82	p0	42	ARG
82	p0	48	ARG
82	p0	51	VAL
82	p0	55	LYS
82	p0	70	LEU
82	p0	72	ASP
82	p0	74	GLU
82	p0	76	LEU
82	p0	89	THR
82	p0	93	LEU
82	p0	97	LYS
82	p0	104	ARG
82	p0	185	LEU
82	p0	193	ASN

Some sidechains can be flipped to improve hydrogen bonding and reduce clashes. All (79) such sidechains are listed below:

Mol	Chain	Res	Type
3	S1	149	GLN
3	S1	211	HIS
4	S2	87	GLN
5	S3	162	GLN
5	S3	165	ASN
7	S5	131	GLN
9	S7	74	GLN
11	S9	139	GLN
13	C1	104	HIS
14	C2	70	ASN
16	C4	12	GLN
17	C5	103	ASN
19	C7	105	GLN
20	C8	19	ASN
20	C8	99	HIS
21	C9	70	GLN
22	D0	33	GLN
23	D1	74	GLN
26	D4	63	GLN
33	E1	135	HIS

Continued on next page...

Continued from previous page...

Mol	Chain	Res	Type
34	SR	17	ASN
39	L2	38	HIS
39	L2	79	ASN
40	L3	293	ASN
41	L4	307	GLN
42	L5	40	HIS
44	L7	244	ASN
46	L9	49	ASN
48	M1	39	GLN
51	M5	194	GLN
54	M8	126	GLN
56	N0	65	ASN
56	N0	142	GLN
57	N1	98	HIS
59	N3	98	ASN
61	N5	111	ASN
65	N9	48	HIS
69	O3	106	ASN
74	O8	32	ASN
76	Q0	117	HIS
79	Q3	33	GLN
6	s4	98	ASN
9	s7	71	HIS
11	s9	110	GLN
11	s9	124	HIS
12	c0	32	HIS
12	c0	58	GLN
19	c7	42	GLN
20	c8	25	ASN
20	c8	90	ASN
22	d0	98	GLN
23	d1	3	ASN
24	d2	113	HIS
25	d3	79	ASN
27	d5	37	GLN
30	d8	27	GLN
80	e0	17	GLN
33	e1	95	HIS
34	sR	187	GLN
39	l2	38	HIS
39	l2	218	HIS
40	l3	165	GLN

Continued on next page...

Continued from previous page...

Mol	Chain	Res	Type
41	l4	328	ASN
42	l5	94	ASN
42	l5	151	GLN
42	l5	264	GLN
43	l6	61	ASN
44	l7	48	ASN
48	m1	132	ASN
51	m5	194	GLN
54	m8	145	ASN
55	m9	7	GLN
57	n1	98	HIS
57	n1	122	GLN
59	n3	33	ASN
62	n6	120	GLN
63	n7	57	HIS
68	o2	88	HIS
73	o7	13	ASN

5.3.3 RNA ⓘ

Mol	Chain	Analysed	Backbone Outliers	Pucker Outliers
1	2	1747/1800 (97%)	511 (29%)	56 (3%)
1	6	1793/1800 (99%)	498 (27%)	50 (2%)
36	1	3145/3396 (92%)	747 (23%)	83 (2%)
36	5	3145/3396 (92%)	744 (23%)	85 (2%)
37	3	120/121 (99%)	19 (15%)	3 (2%)
37	7	120/121 (99%)	23 (19%)	3 (2%)
38	4	157/158 (99%)	45 (28%)	4 (2%)
38	8	157/158 (99%)	41 (26%)	2 (1%)
All	All	10384/10950 (94%)	2628 (25%)	286 (2%)

All (2628) RNA backbone outliers are listed below:

Mol	Chain	Res	Type
1	2	2	A
1	2	4	C
1	2	20	G
1	2	21	U
1	2	25	C
1	2	26	A
1	2	27	U

Continued on next page...

Continued from previous page...

Mol	Chain	Res	Type
1	2	34	G
1	2	39	A
1	2	46	A
1	2	47	A
1	2	57	G
1	2	60	U
1	2	63	G
1	2	66	U
1	2	67	A
1	2	68	A
1	2	69	G
1	2	72	A
1	2	73	U
1	2	74	U
1	2	75	U
1	2	76	A
1	2	77	U
1	2	104	A
1	2	114	C
1	2	130	C
1	2	131	C
1	2	132	U
1	2	133	U
1	2	134	U
1	2	135	A
1	2	136	C
1	2	137	U
1	2	140	A
1	2	141	U
1	2	144	U
1	2	145	A
1	2	146	U
1	2	153	G
1	2	158	U
1	2	159	U
1	2	167	U
1	2	169	A
1	2	178	U
1	2	179	A
1	2	185	U
1	2	186	C
1	2	188	A

Continued on next page...

Continued from previous page...

Mol	Chain	Res	Type
1	2	190	C
1	2	191	C
1	2	192	U
1	2	193	U
1	2	194	U
1	2	195	G
1	2	197	A
1	2	198	A
1	2	200	A
1	2	207	U
1	2	215	A
1	2	217	A
1	2	218	A
1	2	219	A
1	2	220	A
1	2	226	A
1	2	227	U
1	2	228	G
1	2	229	U
1	2	231	U
1	2	233	C
1	2	234	G
1	2	235	G
1	2	236	A
1	2	238	U
1	2	239	C
1	2	240	U
1	2	241	U
1	2	242	U
1	2	249	U
1	2	250	C
1	2	260	U
1	2	261	U
1	2	262	U
1	2	265	A
1	2	267	U
1	2	270	C
1	2	271	A
1	2	272	U
1	2	274	G
1	2	275	C
1	2	276	C

Continued on next page...

Continued from previous page...

Mol	Chain	Res	Type
1	2	277	U
1	2	278	U
1	2	279	G
1	2	280	U
1	2	281	G
1	2	288	A
1	2	299	A
1	2	302	U
1	2	304	U
1	2	308	C
1	2	309	C
1	2	314	C
1	2	316	A
1	2	319	U
1	2	321	C
1	2	322	G
1	2	332	U
1	2	333	A
1	2	337	G
1	2	338	C
1	2	341	A
1	2	352	A
1	2	359	A
1	2	360	A
1	2	361	C
1	2	365	G
1	2	393	C
1	2	399	A
1	2	400	A
1	2	401	A
1	2	402	C
1	2	404	G
1	2	416	A
1	2	418	G
1	2	419	G
1	2	424	C
1	2	425	A
1	2	426	G
1	2	428	A
1	2	431	C
1	2	433	C
1	2	434	G

Continued on next page...

Continued from previous page...

Mol	Chain	Res	Type
1	2	437	A
1	2	439	U
1	2	444	C
1	2	445	A
1	2	446	A
1	2	448	C
1	2	452	A
1	2	468	A
1	2	469	C
1	2	484	C
1	2	485	A
1	2	486	G
1	2	488	G
1	2	493	U
1	2	494	U
1	2	495	C
1	2	496	G
1	2	497	G
1	2	498	G
1	2	499	U
1	2	500	C
1	2	502	U
1	2	503	G
1	2	504	U
1	2	505	A
1	2	506	A
1	2	507	U
1	2	510	G
1	2	511	A
1	2	513	U
1	2	514	G
1	2	515	A
1	2	518	A
1	2	519	C
1	2	520	A
1	2	524	U
1	2	525	A
1	2	527	A
1	2	532	U
1	2	534	A
1	2	536	C
1	2	538	A

Continued on next page...

Continued from previous page...

Mol	Chain	Res	Type
1	2	539	G
1	2	540	G
1	2	541	A
1	2	542	A
1	2	543	C
1	2	544	A
1	2	546	U
1	2	548	G
1	2	555	A
1	2	556	A
1	2	557	G
1	2	558	U
1	2	559	C
1	2	565	C
1	2	579	A
1	2	580	A
1	2	584	C
1	2	594	A
1	2	595	G
1	2	609	U
1	2	610	G
1	2	619	A
1	2	620	A
1	2	622	A
1	2	623	A
1	2	624	G
1	2	630	A
1	2	639	U
1	2	640	U
1	2	643	G
1	2	650	U
1	2	653	C
1	2	655	G
1	2	656	G
1	2	658	C
1	2	677	G
1	2	679	U
1	2	680	U
1	2	682	C
1	2	684	A
1	2	685	A
1	2	686	C

Continued on next page...

Continued from previous page...

Mol	Chain	Res	Type
1	2	692	C
1	2	694	U
1	2	695	U
1	2	696	C
1	2	697	C
1	2	700	C
1	2	701	U
1	2	702	G
1	2	703	G
1	2	704	C
1	2	705	U
1	2	707	A
1	2	709	C
1	2	710	U
1	2	711	U
1	2	712	G
1	2	713	A
1	2	714	G
1	2	717	C
1	2	718	U
1	2	719	U
1	2	720	G
1	2	721	U
1	2	722	G
1	2	723	G
1	2	725	U
1	2	727	U
1	2	728	U
1	2	730	G
1	2	731	C
1	2	732	G
1	2	733	A
1	2	734	A
1	2	735	C
1	2	736	C
1	2	737	A
1	2	738	G
1	2	742	U
1	2	743	U
1	2	752	A
1	2	754	A
1	2	755	A

Continued on next page...

Continued from previous page...

Mol	Chain	Res	Type
1	2	756	A
1	2	765	G
1	2	766	U
1	2	768	C
1	2	774	A
1	2	775	G
1	2	777	C
1	2	778	G
1	2	779	U
1	2	781	U
1	2	782	U
1	2	783	G
1	2	784	C
1	2	789	A
1	2	793	A
1	2	794	U
1	2	795	U
1	2	803	A
1	2	812	A
1	2	813	U
1	2	815	G
1	2	816	G
1	2	818	C
1	2	819	G
1	2	820	U
1	2	821	U
1	2	822	U
1	2	824	G
1	2	830	U
1	2	831	U
1	2	833	U
1	2	837	G
1	2	838	G
1	2	840	U
1	2	846	G
1	2	850	A
1	2	854	U
1	2	856	A
1	2	863	A
1	2	864	U
1	2	876	G
1	2	886	U

Continued on next page...

Continued from previous page...

Mol	Chain	Res	Type
1	2	887	A
1	2	892	A
1	2	896	U
1	2	898	A
1	2	912	U
1	2	914	G
1	2	916	U
1	2	921	U
1	2	933	A
1	2	935	U
1	2	942	G
1	2	951	A
1	2	960	U
1	2	966	A
1	2	984	G
1	2	988	A
1	2	991	G
1	2	992	A
1	2	993	A
1	2	994	G
1	2	996	U
1	2	1003	A
1	2	1004	U
1	2	1005	A
1	2	1020	A
1	2	1026	A
1	2	1028	C
1	2	1029	U
1	2	1031	U
1	2	1039	A
1	2	1040	G
1	2	1052	U
1	2	1053	G
1	2	1058	U
1	2	1059	U
1	2	1060	U
1	2	1061	A
1	2	1062	A
1	2	1064	G
1	2	1066	C
1	2	1067	C
1	2	1074	G

Continued on next page...

Continued from previous page...

Mol	Chain	Res	Type
1	2	1076	A
1	2	1080	U
1	2	1081	A
1	2	1082	C
1	2	1083	G
1	2	1086	A
1	2	1091	A
1	2	1092	A
1	2	1096	C
1	2	1097	U
1	2	1100	G
1	2	1101	G
1	2	1109	G
1	2	1137	A
1	2	1138	A
1	2	1139	A
1	2	1143	A
1	2	1146	G
1	2	1149	G
1	2	1150	G
1	2	1151	A
1	2	1157	A
1	2	1158	C
1	2	1159	C
1	2	1160	A
1	2	1163	A
1	2	1167	G
1	2	1168	U
1	2	1180	C
1	2	1185	U
1	2	1191	U
1	2	1194	A
1	2	1196	A
1	2	1197	C
1	2	1199	G
1	2	1200	G
1	2	1202	A
1	2	1207	C
1	2	1208	A
1	2	1217	A
1	2	1218	G
1	2	1226	A

Continued on next page...

Continued from previous page...

Mol	Chain	Res	Type
1	2	1227	A
1	2	1228	G
1	2	1229	G
1	2	1241	G
1	2	1243	G
1	2	1244	A
1	2	1245	G
1	2	1250	U
1	2	1251	U
1	2	1258	U
1	2	1260	U
1	2	1267	G
1	2	1268	G
1	2	1276	U
1	2	1285	U
1	2	1286	U
1	2	1287	A
1	2	1314	U
1	2	1315	U
1	2	1316	G
1	2	1319	A
1	2	1321	A
1	2	1325	A
1	2	1337	A
1	2	1339	C
1	2	1340	U
1	2	1341	A
1	2	1344	A
1	2	1345	A
1	2	1350	U
1	2	1355	C
1	2	1361	U
1	2	1363	U
1	2	1364	G
1	2	1370	U
1	2	1371	A
1	2	1390	U
1	2	1395	G
1	2	1398	U
1	2	1399	C
1	2	1400	A
1	2	1410	A

Continued on next page...

Continued from previous page...

Mol	Chain	Res	Type
1	2	1412	G
1	2	1413	U
1	2	1414	U
1	2	1415	U
1	2	1418	G
1	2	1420	C
1	2	1421	A
1	2	1424	A
1	2	1427	A
1	2	1428	G
1	2	1431	C
1	2	1433	G
1	2	1446	A
1	2	1457	C
1	2	1458	G
1	2	1459	C
1	2	1461	C
1	2	1465	C
1	2	1471	A
1	2	1473	U
1	2	1474	G
1	2	1475	A
1	2	1482	C
1	2	1483	A
1	2	1485	C
1	2	1486	G
1	2	1489	U
1	2	1490	C
1	2	1491	U
1	2	1492	A
1	2	1493	A
1	2	1503	A
1	2	1506	G
1	2	1514	U
1	2	1516	A
1	2	1517	U
1	2	1523	G
1	2	1524	A
1	2	1526	A
1	2	1530	C
1	2	1535	U
1	2	1536	G

Continued on next page...

Continued from previous page...

Mol	Chain	Res	Type
1	2	1537	C
1	2	1538	U
1	2	1542	G
1	2	1557	U
1	2	1559	A
1	2	1572	G
1	2	1574	G
1	2	1584	G
1	2	1600	A
1	2	1601	G
1	2	1614	A
1	2	1616	G
1	2	1625	C
1	2	1631	A
1	2	1636	C
1	2	1637	C
1	2	1652	C
1	2	1657	U
1	2	1658	G
1	2	1683	C
1	2	1684	U
1	2	1719	A
1	2	1731	A
1	2	1738	U
1	2	1754	A
1	2	1755	A
1	2	1760	G
1	2	1762	A
1	2	1766	A
1	2	1768	G
1	2	1769	U
1	2	1770	U
1	2	1780	G
1	2	1782	A
1	2	1783	C
1	2	1791	A
1	2	1792	G
1	2	1793	G
1	2	1794	A
1	2	1795	U
1	2	1796	C
1	2	1798	U

Continued on next page...

Continued from previous page...

Mol	Chain	Res	Type
36	1	13	A
36	1	14	U
36	1	15	C
36	1	16	A
36	1	26	A
36	1	37	U
36	1	40	A
36	1	43	A
36	1	49	A
36	1	54	C
36	1	57	A
36	1	59	G
36	1	60	A
36	1	61	A
36	1	65	A
36	1	66	A
36	1	68	C
36	1	74	G
36	1	76	G
36	1	83	U
36	1	93	C
36	1	94	G
36	1	99	A
36	1	109	A
36	1	110	G
36	1	111	C
36	1	113	C
36	1	115	A
36	1	121	A
36	1	122	A
36	1	133	U
36	1	135	C
36	1	136	G
36	1	156	G
36	1	157	A
36	1	160	G
36	1	166	C
36	1	169	U
36	1	187	A
36	1	190	U
36	1	191	U
36	1	195	U

Continued on next page...

Continued from previous page...

Mol	Chain	Res	Type
36	1	197	G
36	1	210	U
36	1	211	A
36	1	218	G
36	1	219	A
36	1	232	G
36	1	235	A
36	1	240	U
36	1	241	G
36	1	243	G
36	1	247	C
36	1	249	U
36	1	250	U
36	1	251	G
36	1	252	U
36	1	263	C
36	1	269	G
36	1	282	G
36	1	283	G
36	1	286	U
36	1	295	A
36	1	298	U
36	1	305	U
36	1	306	A
36	1	315	C
36	1	318	A
36	1	323	A
36	1	329	U
36	1	334	A
36	1	339	C
36	1	349	A
36	1	350	C
36	1	359	U
36	1	376	G
36	1	395	A
36	1	398	A
36	1	399	A
36	1	401	U
36	1	402	A
36	1	403	C
36	1	404	G
36	1	420	G

Continued on next page...

Continued from previous page...

Mol	Chain	Res	Type
36	1	421	G
36	1	422	A
36	1	438	A
36	1	439	C
36	1	440	A
36	1	495	G
36	1	498	A
36	1	521	A
36	1	531	G
36	1	535	G
36	1	541	U
36	1	544	C
36	1	546	C
36	1	547	G
36	1	548	G
36	1	552	G
36	1	553	U
36	1	555	U
36	1	556	U
36	1	557	A
36	1	559	A
36	1	560	G
36	1	569	A
36	1	578	A
36	1	579	G
36	1	588	G
36	1	592	A
36	1	604	G
36	1	609	G
36	1	611	A
36	1	619	A
36	1	620	U
36	1	621	A
36	1	636	C
36	1	638	C
36	1	648	C
36	1	649	A
36	1	658	G
36	1	660	A
36	1	661	G
36	1	675	C
36	1	677	A

Continued on next page...

Continued from previous page...

Mol	Chain	Res	Type
36	1	681	U
36	1	691	A
36	1	692	A
36	1	697	A
36	1	705	A
36	1	711	A
36	1	712	G
36	1	715	A
36	1	716	A
36	1	719	U
36	1	725	G
36	1	759	U
36	1	764	U
36	1	766	U
36	1	767	U
36	1	768	C
36	1	776	U
36	1	777	U
36	1	780	A
36	1	781	G
36	1	785	G
36	1	787	G
36	1	802	C
36	1	803	C
36	1	806	A
36	1	817	A
36	1	826	G
36	1	830	A
36	1	831	G
36	1	849	C
36	1	861	C
36	1	874	U
36	1	876	A
36	1	878	G
36	1	879	U
36	1	890	C
36	1	891	G
36	1	896	A
36	1	901	G
36	1	907	G
36	1	908	G
36	1	909	G

Continued on next page...

Continued from previous page...

Mol	Chain	Res	Type
36	1	914	A
36	1	916	G
36	1	917	A
36	1	921	A
36	1	923	C
36	1	924	G
36	1	933	A
36	1	937	G
36	1	938	C
36	1	944	C
36	1	953	G
36	1	958	C
36	1	959	C
36	1	960	U
36	1	962	A
36	1	979	U
36	1	980	A
36	1	981	U
36	1	982	C
36	1	994	G
36	1	1001	G
36	1	1002	A
36	1	1006	A
36	1	1010	G
36	1	1012	G
36	1	1017	C
36	1	1018	G
36	1	1020	G
36	1	1021	G
36	1	1024	G
36	1	1025	A
36	1	1029	G
36	1	1036	A
36	1	1037	C
36	1	1047	A
36	1	1049	C
36	1	1052	U
36	1	1063	G
36	1	1064	A
36	1	1068	C
36	1	1072	G
36	1	1081	U

Continued on next page...

Continued from previous page...

Mol	Chain	Res	Type
36	1	1082	U
36	1	1083	G
36	1	1087	G
36	1	1093	A
36	1	1094	U
36	1	1095	U
36	1	1096	U
36	1	1097	G
36	1	1098	A
36	1	1103	A
36	1	1104	G
36	1	1117	G
36	1	1131	G
36	1	1144	U
36	1	1153	A
36	1	1159	A
36	1	1180	A
36	1	1181	U
36	1	1182	A
36	1	1186	G
36	1	1191	U
36	1	1192	C
36	1	1196	C
36	1	1201	C
36	1	1209	G
36	1	1211	U
36	1	1213	G
36	1	1216	C
36	1	1217	A
36	1	1221	A
36	1	1222	G
36	1	1227	C
36	1	1232	C
36	1	1233	G
36	1	1235	U
36	1	1236	G
36	1	1237	G
36	1	1238	C
36	1	1241	U
36	1	1243	G
36	1	1245	A
36	1	1246	G

Continued on next page...

Continued from previous page...

Mol	Chain	Res	Type
36	1	1248	C
36	1	1249	G
36	1	1258	U
36	1	1259	A
36	1	1262	G
36	1	1263	A
36	1	1264	G
36	1	1265	U
36	1	1266	G
36	1	1267	U
36	1	1269	U
36	1	1270	A
36	1	1271	A
36	1	1274	A
36	1	1278	A
36	1	1279	C
36	1	1280	C
36	1	1285	G
36	1	1286	A
36	1	1287	A
36	1	1297	C
36	1	1305	U
36	1	1307	G
36	1	1308	A
36	1	1309	U
36	1	1313	G
36	1	1314	C
36	1	1318	A
36	1	1330	A
36	1	1331	U
36	1	1332	A
36	1	1339	C
36	1	1345	G
36	1	1348	U
36	1	1349	G
36	1	1350	A
36	1	1351	U
36	1	1352	A
36	1	1353	U
36	1	1355	A
36	1	1356	U
36	1	1357	G

Continued on next page...

Continued from previous page...

Mol	Chain	Res	Type
36	1	1385	C
36	1	1386	A
36	1	1387	G
36	1	1397	C
36	1	1398	U
36	1	1399	A
36	1	1400	G
36	1	1408	G
36	1	1417	G
36	1	1418	A
36	1	1419	A
36	1	1421	G
36	1	1431	G
36	1	1434	G
36	1	1437	C
36	1	1438	U
36	1	1446	A
36	1	1450	G
36	1	1455	U
36	1	1481	A
36	1	1482	A
36	1	1485	G
36	1	1488	G
36	1	1490	A
36	1	1503	A
36	1	1508	C
36	1	1511	U
36	1	1518	U
36	1	1519	G
36	1	1526	U
36	1	1529	A
36	1	1533	U
36	1	1535	A
36	1	1536	G
36	1	1538	G
36	1	1549	U
36	1	1554	U
36	1	1555	U
36	1	1556	C
36	1	1560	G
36	1	1561	G
36	1	1562	C

Continued on next page...

Continued from previous page...

Mol	Chain	Res	Type
36	1	1563	C
36	1	1564	U
36	1	1565	G
36	1	1566	A
36	1	1567	U
36	1	1568	U
36	1	1569	U
36	1	1570	U
36	1	1571	A
36	1	1572	U
36	1	1575	A
36	1	1576	G
36	1	1578	C
36	1	1579	C
36	1	1580	A
36	1	1581	C
36	1	1582	C
36	1	1583	A
36	1	1586	G
36	1	1587	A
36	1	1589	A
36	1	1593	A
36	1	1605	A
36	1	1607	U
36	1	1608	C
36	1	1609	C
36	1	1620	U
36	1	1621	A
36	1	1629	U
36	1	1633	C
36	1	1639	C
36	1	1642	A
36	1	1643	A
36	1	1645	U
36	1	1655	G
36	1	1658	G
36	1	1664	G
36	1	1683	A
36	1	1692	U
36	1	1705	U
36	1	1716	U
36	1	1717	U

Continued on next page...

Continued from previous page...

Mol	Chain	Res	Type
36	1	1724	U
36	1	1734	G
36	1	1736	G
36	1	1741	A
36	1	1742	U
36	1	1750	A
36	1	1751	G
36	1	1760	A
36	1	1761	C
36	1	1762	C
36	1	1765	U
36	1	1766	G
36	1	1767	C
36	1	1768	U
36	1	1770	G
36	1	1775	G
36	1	1779	C
36	1	1780	G
36	1	1797	A
36	1	1809	A
36	1	1810	A
36	1	1812	G
36	1	1813	A
36	1	1814	A
36	1	1815	U
36	1	1816	A
36	1	1817	G
36	1	1819	U
36	1	1820	U
36	1	1821	U
36	1	1822	C
36	1	1829	G
36	1	1835	A
36	1	1839	A
36	1	1840	U
36	1	1841	A
36	1	1842	A
36	1	1845	G
36	1	1846	C
36	1	1847	A
36	1	1849	C
36	1	1863	G

Continued on next page...

Continued from previous page...

Mol	Chain	Res	Type
36	1	1864	A
36	1	1866	C
36	1	1879	A
36	1	1880	U
36	1	1897	G
36	1	1901	A
36	1	1906	G
36	1	1920	U
36	1	1927	G
36	1	1935	G
36	1	1937	U
36	1	1951	C
36	1	1952	G
36	1	1953	G
36	1	1954	G
36	1	2094	C
36	1	2097	U
36	1	2101	C
36	1	2102	U
36	1	2111	G
36	1	2112	U
36	1	2113	A
36	1	2121	G
36	1	2122	G
36	1	2126	A
36	1	2130	G
36	1	2131	A
36	1	2134	G
36	1	2140	U
36	1	2158	A
36	1	2169	G
36	1	2187	G
36	1	2188	A
36	1	2194	G
36	1	2198	A
36	1	2205	U
36	1	2206	G
36	1	2208	A
36	1	2209	U
36	1	2210	G
36	1	2223	A
36	1	2228	A

Continued on next page...

Continued from previous page...

Mol	Chain	Res	Type
36	1	2231	C
36	1	2239	G
36	1	2245	C
36	1	2246	G
36	1	2249	G
36	1	2250	G
36	1	2252	A
36	1	2255	A
36	1	2256	A
36	1	2260	U
36	1	2268	U
36	1	2272	G
36	1	2273	G
36	1	2281	A
36	1	2282	U
36	1	2283	G
36	1	2284	C
36	1	2288	G
36	1	2301	U
36	1	2303	A
36	1	2306	C
36	1	2307	G
36	1	2308	C
36	1	2309	A
36	1	2310	U
36	1	2313	A
36	1	2314	U
36	1	2315	G
36	1	2317	A
36	1	2334	U
36	1	2335	G
36	1	2336	U
36	1	2360	C
36	1	2373	A
36	1	2374	C
36	1	2375	G
36	1	2385	G
36	1	2392	C
36	1	2393	G
36	1	2394	G
36	1	2397	A
36	1	2402	A

Continued on next page...

Continued from previous page...

Mol	Chain	Res	Type
36	1	2403	G
36	1	2404	A
36	1	2405	C
36	1	2411	U
36	1	2418	G
36	1	2419	A
36	1	2437	G
36	1	2443	A
36	1	2444	C
36	1	2445	A
36	1	2502	A
36	1	2503	G
36	1	2504	U
36	1	2514	U
36	1	2515	A
36	1	2520	A
36	1	2522	G
36	1	2523	A
36	1	2525	G
36	1	2526	C
36	1	2532	U
36	1	2533	G
36	1	2534	G
36	1	2537	U
36	1	2538	U
36	1	2539	C
36	1	2540	A
36	1	2541	U
36	1	2542	U
36	1	2543	U
36	1	2544	U
36	1	2547	A
36	1	2548	C
36	1	2549	G
36	1	2552	C
36	1	2554	A
36	1	2555	G
36	1	2561	A
36	1	2568	C
36	1	2569	A
36	1	2570	U
36	1	2571	U

Continued on next page...

Continued from previous page...

Mol	Chain	Res	Type
36	1	2572	C
36	1	2573	G
36	1	2581	U
36	1	2585	G
36	1	2591	A
36	1	2593	A
36	1	2594	C
36	1	2602	G
36	1	2606	G
36	1	2607	G
36	1	2614	G
36	1	2618	G
36	1	2626	A
36	1	2628	A
36	1	2629	U
36	1	2637	A
36	1	2638	C
36	1	2648	G
36	1	2652	U
36	1	2656	A
36	1	2672	G
36	1	2674	A
36	1	2677	G
36	1	2689	A
36	1	2690	G
36	1	2691	A
36	1	2694	A
36	1	2695	A
36	1	2696	A
36	1	2705	A
36	1	2706	G
36	1	2714	G
36	1	2728	G
36	1	2729	U
36	1	2737	C
36	1	2744	U
36	1	2752	U
36	1	2753	G
36	1	2755	C
36	1	2762	A
36	1	2764	C
36	1	2771	U

Continued on next page...

Continued from previous page...

Mol	Chain	Res	Type
36	1	2772	C
36	1	2773	C
36	1	2777	G
36	1	2778	G
36	1	2779	A
36	1	2783	U
36	1	2794	G
36	1	2796	G
36	1	2799	A
36	1	2800	G
36	1	2801	A
36	1	2802	A
36	1	2803	A
36	1	2810	C
36	1	2815	G
36	1	2817	A
36	1	2818	U
36	1	2829	U
36	1	2830	G
36	1	2839	G
36	1	2842	U
36	1	2843	U
36	1	2845	A
36	1	2847	A
36	1	2853	A
36	1	2856	G
36	1	2858	U
36	1	2860	U
36	1	2867	C
36	1	2871	G
36	1	2872	A
36	1	2876	C
36	1	2880	U
36	1	2886	U
36	1	2887	A
36	1	2888	U
36	1	2898	G
36	1	2899	C
36	1	2917	G
36	1	2923	U
36	1	2935	U
36	1	2936	A

Continued on next page...

Continued from previous page...

Mol	Chain	Res	Type
36	1	2942	C
36	1	2947	G
36	1	2951	G
36	1	2954	U
36	1	2955	U
36	1	2971	A
36	1	2977	G
36	1	2979	U
36	1	2983	C
36	1	2990	G
36	1	2992	U
36	1	2997	G
36	1	3012	A
36	1	3028	G
36	1	3055	U
36	1	3056	U
36	1	3057	U
36	1	3059	G
36	1	3074	G
36	1	3078	U
36	1	3079	U
36	1	3080	G
36	1	3086	A
36	1	3087	A
36	1	3088	G
36	1	3092	C
36	1	3094	A
36	1	3101	G
36	1	3104	U
36	1	3113	A
36	1	3122	A
36	1	3130	A
36	1	3131	U
36	1	3142	A
36	1	3143	C
36	1	3145	C
36	1	3147	G
36	1	3151	U
36	1	3153	U
36	1	3154	C
36	1	3155	U
36	1	3156	U

Continued on next page...

Continued from previous page...

Mol	Chain	Res	Type
36	1	3157	U
36	1	3164	C
36	1	3165	A
36	1	3168	A
36	1	3170	A
36	1	3171	U
36	1	3173	G
36	1	3174	A
36	1	3176	G
36	1	3179	U
36	1	3181	C
36	1	3187	A
36	1	3196	U
36	1	3206	C
36	1	3207	U
36	1	3210	A
36	1	3217	C
36	1	3218	A
36	1	3219	G
36	1	3220	G
36	1	3223	A
36	1	3228	C
36	1	3229	G
36	1	3235	C
36	1	3244	A
36	1	3245	A
36	1	3246	G
36	1	3247	G
36	1	3253	G
36	1	3259	U
36	1	3268	A
36	1	3269	U
36	1	3270	U
36	1	3273	A
36	1	3276	G
36	1	3280	U
36	1	3281	U
36	1	3286	G
36	1	3287	U
36	1	3289	G
36	1	3293	U
36	1	3294	A

Continued on next page...

Continued from previous page...

Mol	Chain	Res	Type
36	1	3295	A
36	1	3303	G
36	1	3304	U
36	1	3307	A
36	1	3313	U
36	1	3316	A
36	1	3317	U
36	1	3318	G
36	1	3319	U
36	1	3320	A
36	1	3322	A
36	1	3330	A
36	1	3335	A
36	1	3336	A
36	1	3341	U
36	1	3342	A
36	1	3345	G
36	1	3347	A
36	1	3350	C
36	1	3351	U
36	1	3352	U
36	1	3353	G
36	1	3354	U
36	1	3355	U
36	1	3356	G
36	1	3358	U
36	1	3369	G
36	1	3375	A
36	1	3376	A
36	1	3378	C
36	1	3382	U
36	1	3383	G
36	1	3389	U
37	3	7	G
37	3	11	A
37	3	13	A
37	3	14	U
37	3	17	A
37	3	21	G
37	3	22	A
37	3	41	G
37	3	42	A

Continued on next page...

Continued from previous page...

Mol	Chain	Res	Type
37	3	53	U
37	3	54	U
37	3	65	G
37	3	74	C
37	3	76	A
37	3	91	G
37	3	102	A
37	3	109	G
37	3	112	G
37	3	121	U
38	4	20	U
38	4	21	C
38	4	26	U
38	4	34	U
38	4	35	C
38	4	43	A
38	4	48	A
38	4	49	G
38	4	52	A
38	4	53	A
38	4	55	U
38	4	58	G
38	4	59	A
38	4	62	C
38	4	63	G
38	4	70	G
38	4	79	A
38	4	80	A
38	4	81	U
38	4	82	U
38	4	83	C
38	4	84	C
38	4	85	G
38	4	86	U
38	4	87	G
38	4	90	U
38	4	93	U
38	4	95	G
38	4	96	A
38	4	97	A
38	4	102	U
38	4	104	A

Continued on next page...

Continued from previous page...

Mol	Chain	Res	Type
38	4	105	A
38	4	106	C
38	4	111	A
38	4	113	U
38	4	125	U
38	4	126	A
38	4	128	U
38	4	138	A
38	4	148	G
38	4	152	G
38	4	155	A
38	4	157	U
38	4	158	U
1	6	2	A
1	6	4	C
1	6	6	G
1	6	24	U
1	6	25	C
1	6	26	A
1	6	27	U
1	6	34	G
1	6	47	A
1	6	50	C
1	6	57	G
1	6	61	A
1	6	68	A
1	6	69	G
1	6	72	A
1	6	73	U
1	6	75	U
1	6	76	A
1	6	77	U
1	6	78	A
1	6	114	C
1	6	115	G
1	6	126	A
1	6	127	G
1	6	129	U
1	6	130	C
1	6	132	U
1	6	137	U
1	6	138	A

Continued on next page...

Continued from previous page...

Mol	Chain	Res	Type
1	6	140	A
1	6	141	U
1	6	142	G
1	6	144	U
1	6	145	A
1	6	146	U
1	6	149	C
1	6	153	G
1	6	158	U
1	6	159	U
1	6	166	C
1	6	174	U
1	6	177	U
1	6	178	U
1	6	181	A
1	6	185	U
1	6	187	G
1	6	188	A
1	6	190	C
1	6	191	C
1	6	192	U
1	6	193	U
1	6	195	G
1	6	196	G
1	6	197	A
1	6	199	G
1	6	200	A
1	6	215	A
1	6	216	U
1	6	218	A
1	6	219	A
1	6	220	A
1	6	222	A
1	6	226	A
1	6	227	U
1	6	228	G
1	6	230	C
1	6	232	U
1	6	233	C
1	6	234	G
1	6	235	G
1	6	240	U

Continued on next page...

Continued from previous page...

Mol	Chain	Res	Type
1	6	241	U
1	6	250	C
1	6	261	U
1	6	265	A
1	6	269	G
1	6	270	C
1	6	271	A
1	6	272	U
1	6	273	G
1	6	275	C
1	6	277	U
1	6	278	U
1	6	280	U
1	6	287	G
1	6	299	A
1	6	301	A
1	6	314	C
1	6	316	A
1	6	319	U
1	6	320	U
1	6	321	C
1	6	322	G
1	6	330	G
1	6	333	A
1	6	337	G
1	6	338	C
1	6	341	A
1	6	346	G
1	6	350	U
1	6	352	A
1	6	359	A
1	6	360	A
1	6	361	C
1	6	393	C
1	6	400	A
1	6	401	A
1	6	402	C
1	6	404	G
1	6	416	A
1	6	418	G
1	6	419	G
1	6	421	A

Continued on next page...

Continued from previous page...

Mol	Chain	Res	Type
1	6	424	C
1	6	425	A
1	6	426	G
1	6	434	G
1	6	437	A
1	6	439	U
1	6	444	C
1	6	454	U
1	6	464	A
1	6	468	A
1	6	475	A
1	6	477	A
1	6	484	C
1	6	485	A
1	6	486	G
1	6	487	G
1	6	488	G
1	6	489	C
1	6	490	C
1	6	492	A
1	6	493	U
1	6	494	U
1	6	496	G
1	6	497	G
1	6	500	C
1	6	501	U
1	6	502	U
1	6	504	U
1	6	505	A
1	6	506	A
1	6	507	U
1	6	508	U
1	6	510	G
1	6	511	A
1	6	515	A
1	6	519	C
1	6	520	A
1	6	527	A
1	6	536	C
1	6	539	G
1	6	540	G
1	6	541	A

Continued on next page...

Continued from previous page...

Mol	Chain	Res	Type
1	6	542	A
1	6	543	C
1	6	544	A
1	6	548	G
1	6	555	A
1	6	556	A
1	6	557	G
1	6	558	U
1	6	559	C
1	6	565	C
1	6	566	C
1	6	570	A
1	6	574	G
1	6	579	A
1	6	580	A
1	6	582	U
1	6	594	A
1	6	595	G
1	6	606	A
1	6	609	U
1	6	610	G
1	6	619	A
1	6	620	A
1	6	622	A
1	6	623	A
1	6	624	G
1	6	637	C
1	6	639	U
1	6	640	U
1	6	645	C
1	6	648	G
1	6	650	U
1	6	652	G
1	6	653	C
1	6	654	C
1	6	658	C
1	6	661	A
1	6	662	U
1	6	665	U
1	6	667	U
1	6	668	C
1	6	669	G

Continued on next page...

Continued from previous page...

Mol	Chain	Res	Type
1	6	670	U
1	6	676	G
1	6	678	A
1	6	679	U
1	6	681	U
1	6	682	C
1	6	683	C
1	6	684	A
1	6	685	A
1	6	691	C
1	6	698	U
1	6	709	C
1	6	710	U
1	6	711	U
1	6	714	G
1	6	718	U
1	6	719	U
1	6	720	G
1	6	721	U
1	6	722	G
1	6	730	G
1	6	742	U
1	6	743	U
1	6	744	U
1	6	751	G
1	6	753	A
1	6	754	A
1	6	755	A
1	6	756	A
1	6	757	A
1	6	765	G
1	6	766	U
1	6	767	U
1	6	768	C
1	6	774	A
1	6	775	G
1	6	780	A
1	6	781	U
1	6	782	U
1	6	783	G
1	6	787	G
1	6	789	A

Continued on next page...

Continued from previous page...

Mol	Chain	Res	Type
1	6	792	U
1	6	793	A
1	6	794	U
1	6	806	A
1	6	808	U
1	6	811	A
1	6	812	A
1	6	815	G
1	6	816	G
1	6	821	U
1	6	823	G
1	6	825	U
1	6	826	U
1	6	828	U
1	6	829	A
1	6	830	U
1	6	831	U
1	6	832	U
1	6	834	G
1	6	835	U
1	6	842	C
1	6	847	A
1	6	863	A
1	6	873	U
1	6	886	U
1	6	898	A
1	6	904	G
1	6	905	A
1	6	906	A
1	6	910	C
1	6	912	U
1	6	913	G
1	6	914	G
1	6	916	U
1	6	933	A
1	6	935	U
1	6	942	G
1	6	945	U
1	6	958	U
1	6	959	U
1	6	960	U
1	6	969	C

Continued on next page...

Continued from previous page...

Mol	Chain	Res	Type
1	6	970	A
1	6	971	A
1	6	983	A
1	6	985	G
1	6	988	A
1	6	992	A
1	6	993	A
1	6	1003	A
1	6	1004	U
1	6	1005	A
1	6	1010	C
1	6	1018	U
1	6	1026	A
1	6	1028	C
1	6	1029	U
1	6	1039	A
1	6	1040	G
1	6	1052	U
1	6	1053	G
1	6	1057	U
1	6	1058	U
1	6	1059	U
1	6	1060	U
1	6	1063	U
1	6	1065	A
1	6	1067	C
1	6	1070	C
1	6	1072	C
1	6	1073	G
1	6	1075	C
1	6	1081	A
1	6	1082	C
1	6	1092	A
1	6	1096	C
1	6	1097	U
1	6	1098	U
1	6	1099	U
1	6	1100	G
1	6	1101	G
1	6	1104	U
1	6	1109	G
1	6	1113	A

Continued on next page...

Continued from previous page...

Mol	Chain	Res	Type
1	6	1137	A
1	6	1138	A
1	6	1146	G
1	6	1150	G
1	6	1151	A
1	6	1155	G
1	6	1158	C
1	6	1159	C
1	6	1160	A
1	6	1162	C
1	6	1163	A
1	6	1167	G
1	6	1183	A
1	6	1185	U
1	6	1190	C
1	6	1194	A
1	6	1196	A
1	6	1199	G
1	6	1200	G
1	6	1202	A
1	6	1208	A
1	6	1213	G
1	6	1214	U
1	6	1217	A
1	6	1218	G
1	6	1219	A
1	6	1220	C
1	6	1226	A
1	6	1228	G
1	6	1229	G
1	6	1230	A
1	6	1236	A
1	6	1238	A
1	6	1239	U
1	6	1240	U
1	6	1241	G
1	6	1242	A
1	6	1243	G
1	6	1244	A
1	6	1245	G
1	6	1246	C
1	6	1248	C

Continued on next page...

Continued from previous page...

Mol	Chain	Res	Type
1	6	1252	C
1	6	1255	G
1	6	1256	A
1	6	1257	U
1	6	1258	U
1	6	1259	U
1	6	1261	G
1	6	1262	U
1	6	1275	A
1	6	1284	C
1	6	1286	U
1	6	1288	G
1	6	1291	G
1	6	1300	A
1	6	1306	C
1	6	1307	U
1	6	1314	U
1	6	1315	U
1	6	1316	G
1	6	1321	A
1	6	1338	C
1	6	1341	A
1	6	1344	A
1	6	1345	A
1	6	1346	A
1	6	1354	G
1	6	1355	C
1	6	1360	A
1	6	1361	U
1	6	1362	U
1	6	1363	U
1	6	1364	G
1	6	1371	A
1	6	1372	U
1	6	1373	C
1	6	1388	A
1	6	1390	U
1	6	1398	U
1	6	1399	C
1	6	1400	A
1	6	1402	G
1	6	1413	U

Continued on next page...

Continued from previous page...

Mol	Chain	Res	Type
1	6	1415	U
1	6	1418	G
1	6	1424	A
1	6	1425	A
1	6	1427	A
1	6	1428	G
1	6	1429	G
1	6	1430	U
1	6	1431	C
1	6	1433	G
1	6	1437	U
1	6	1438	G
1	6	1445	G
1	6	1446	A
1	6	1448	G
1	6	1451	C
1	6	1459	C
1	6	1461	C
1	6	1471	A
1	6	1481	C
1	6	1482	C
1	6	1489	U
1	6	1490	C
1	6	1491	U
1	6	1492	A
1	6	1493	A
1	6	1506	G
1	6	1514	U
1	6	1516	A
1	6	1523	G
1	6	1524	A
1	6	1531	G
1	6	1535	U
1	6	1536	G
1	6	1537	C
1	6	1538	U
1	6	1540	G
1	6	1554	U
1	6	1557	U
1	6	1559	A
1	6	1569	A
1	6	1573	A

Continued on next page...

Continued from previous page...

Mol	Chain	Res	Type
1	6	1574	G
1	6	1575	G
1	6	1577	A
1	6	1584	G
1	6	1590	G
1	6	1597	A
1	6	1601	G
1	6	1616	G
1	6	1620	C
1	6	1621	U
1	6	1622	G
1	6	1631	A
1	6	1635	A
1	6	1637	C
1	6	1638	G
1	6	1656	U
1	6	1657	U
1	6	1658	G
1	6	1697	G
1	6	1698	G
1	6	1699	G
1	6	1700	C
1	6	1701	A
1	6	1702	A
1	6	1712	A
1	6	1716	C
1	6	1717	G
1	6	1731	A
1	6	1736	G
1	6	1745	G
1	6	1755	A
1	6	1760	G
1	6	1762	A
1	6	1766	A
1	6	1767	G
1	6	1769	U
1	6	1770	U
1	6	1772	C
1	6	1780	G
1	6	1782	A
1	6	1783	C
1	6	1790	A

Continued on next page...

Continued from previous page...

Mol	Chain	Res	Type
1	6	1792	G
1	6	1793	G
1	6	1794	A
1	6	1795	U
1	6	1796	C
1	6	1799	U
1	6	1800	A
36	5	14	U
36	5	15	C
36	5	26	A
36	5	40	A
36	5	43	A
36	5	44	U
36	5	49	A
36	5	60	A
36	5	62	A
36	5	65	A
36	5	66	A
36	5	73	C
36	5	74	G
36	5	76	G
36	5	83	U
36	5	85	A
36	5	92	G
36	5	93	C
36	5	96	G
36	5	97	U
36	5	99	A
36	5	101	G
36	5	109	A
36	5	110	G
36	5	111	C
36	5	113	C
36	5	116	A
36	5	120	G
36	5	121	A
36	5	122	A
36	5	124	U
36	5	133	U
36	5	134	U
36	5	135	C
36	5	136	G

Continued on next page...

Continued from previous page...

Mol	Chain	Res	Type
36	5	152	U
36	5	156	G
36	5	157	A
36	5	161	G
36	5	165	A
36	5	166	C
36	5	170	G
36	5	171	G
36	5	172	G
36	5	174	C
36	5	180	C
36	5	181	U
36	5	182	U
36	5	186	U
36	5	187	A
36	5	190	U
36	5	191	U
36	5	192	C
36	5	200	C
36	5	206	G
36	5	210	U
36	5	211	A
36	5	218	G
36	5	219	A
36	5	221	A
36	5	231	G
36	5	234	G
36	5	237	G
36	5	239	G
36	5	240	U
36	5	242	C
36	5	244	G
36	5	245	U
36	5	246	U
36	5	248	U
36	5	249	U
36	5	250	U
36	5	251	G
36	5	252	U
36	5	253	A
36	5	254	A
36	5	257	U

Continued on next page...

Continued from previous page...

Mol	Chain	Res	Type
36	5	269	G
36	5	284	A
36	5	286	U
36	5	295	A
36	5	323	A
36	5	329	U
36	5	334	A
36	5	339	C
36	5	349	A
36	5	350	C
36	5	351	A
36	5	352	A
36	5	356	C
36	5	370	U
36	5	372	A
36	5	375	A
36	5	376	G
36	5	395	A
36	5	397	A
36	5	398	A
36	5	399	A
36	5	401	U
36	5	402	A
36	5	403	C
36	5	404	G
36	5	421	G
36	5	422	A
36	5	436	A
36	5	438	A
36	5	439	C
36	5	441	U
36	5	492	U
36	5	495	G
36	5	507	U
36	5	521	A
36	5	532	A
36	5	535	G
36	5	542	G
36	5	546	C
36	5	547	G
36	5	548	G
36	5	555	U

Continued on next page...

Continued from previous page...

Mol	Chain	Res	Type
36	5	557	A
36	5	559	A
36	5	578	A
36	5	579	G
36	5	592	A
36	5	604	G
36	5	607	A
36	5	609	G
36	5	610	G
36	5	611	A
36	5	619	A
36	5	620	U
36	5	621	A
36	5	636	C
36	5	644	G
36	5	649	A
36	5	653	A
36	5	656	A
36	5	660	A
36	5	675	C
36	5	677	A
36	5	681	U
36	5	683	U
36	5	691	A
36	5	705	A
36	5	708	G
36	5	712	G
36	5	715	A
36	5	716	A
36	5	717	C
36	5	725	G
36	5	727	G
36	5	748	U
36	5	763	G
36	5	766	U
36	5	767	U
36	5	776	U
36	5	777	U
36	5	781	G
36	5	785	G
36	5	786	A
36	5	801	A

Continued on next page...

Continued from previous page...

Mol	Chain	Res	Type
36	5	806	A
36	5	813	G
36	5	817	A
36	5	830	A
36	5	860	G
36	5	861	C
36	5	869	G
36	5	871	U
36	5	874	U
36	5	877	C
36	5	879	U
36	5	891	G
36	5	896	A
36	5	897	U
36	5	898	U
36	5	907	G
36	5	908	G
36	5	910	G
36	5	913	A
36	5	914	A
36	5	916	G
36	5	917	A
36	5	921	A
36	5	923	C
36	5	924	G
36	5	926	A
36	5	937	G
36	5	944	C
36	5	959	C
36	5	960	U
36	5	964	G
36	5	979	U
36	5	993	G
36	5	994	G
36	5	1000	C
36	5	1001	G
36	5	1002	A
36	5	1006	A
36	5	1010	G
36	5	1015	U
36	5	1017	C
36	5	1019	G

Continued on next page...

Continued from previous page...

Mol	Chain	Res	Type
36	5	1021	G
36	5	1024	G
36	5	1025	A
36	5	1026	A
36	5	1027	A
36	5	1028	U
36	5	1029	G
36	5	1035	G
36	5	1041	U
36	5	1047	A
36	5	1049	C
36	5	1051	U
36	5	1064	A
36	5	1065	A
36	5	1072	G
36	5	1075	A
36	5	1081	U
36	5	1082	U
36	5	1083	G
36	5	1087	G
36	5	1088	U
36	5	1093	A
36	5	1094	U
36	5	1095	U
36	5	1096	U
36	5	1097	G
36	5	1098	A
36	5	1103	A
36	5	1104	G
36	5	1117	G
36	5	1118	C
36	5	1131	G
36	5	1138	U
36	5	1144	U
36	5	1152	G
36	5	1153	A
36	5	1159	A
36	5	1160	C
36	5	1162	U
36	5	1165	A
36	5	1172	G
36	5	1173	U

Continued on next page...

Continued from previous page...

Mol	Chain	Res	Type
36	5	1178	G
36	5	1179	A
36	5	1180	A
36	5	1181	U
36	5	1182	A
36	5	1186	G
36	5	1190	A
36	5	1191	U
36	5	1192	C
36	5	1200	A
36	5	1201	C
36	5	1209	G
36	5	1222	G
36	5	1232	C
36	5	1236	G
36	5	1237	G
36	5	1239	C
36	5	1241	U
36	5	1242	G
36	5	1243	G
36	5	1245	A
36	5	1246	G
36	5	1248	C
36	5	1252	A
36	5	1258	U
36	5	1262	G
36	5	1263	A
36	5	1264	G
36	5	1265	U
36	5	1266	G
36	5	1274	A
36	5	1285	G
36	5	1301	A
36	5	1307	G
36	5	1308	A
36	5	1309	U
36	5	1311	G
36	5	1313	G
36	5	1324	U
36	5	1330	A
36	5	1348	U
36	5	1349	G

Continued on next page...

Continued from previous page...

Mol	Chain	Res	Type
36	5	1351	U
36	5	1352	A
36	5	1353	U
36	5	1356	U
36	5	1357	G
36	5	1369	A
36	5	1370	G
36	5	1379	G
36	5	1385	C
36	5	1386	A
36	5	1398	U
36	5	1399	A
36	5	1400	G
36	5	1418	A
36	5	1419	A
36	5	1421	G
36	5	1428	A
36	5	1431	G
36	5	1433	A
36	5	1434	G
36	5	1437	C
36	5	1438	U
36	5	1443	G
36	5	1446	A
36	5	1450	G
36	5	1465	A
36	5	1472	U
36	5	1481	A
36	5	1482	A
36	5	1490	A
36	5	1503	A
36	5	1508	C
36	5	1519	G
36	5	1528	G
36	5	1533	U
36	5	1536	G
36	5	1539	A
36	5	1541	G
36	5	1549	U
36	5	1554	U
36	5	1555	U
36	5	1556	C

Continued on next page...

Continued from previous page...

Mol	Chain	Res	Type
36	5	1557	A
36	5	1560	G
36	5	1561	G
36	5	1562	C
36	5	1564	U
36	5	1566	A
36	5	1567	U
36	5	1569	U
36	5	1570	U
36	5	1571	A
36	5	1572	U
36	5	1574	C
36	5	1575	A
36	5	1576	G
36	5	1577	G
36	5	1578	C
36	5	1579	C
36	5	1581	C
36	5	1582	C
36	5	1583	A
36	5	1589	A
36	5	1594	A
36	5	1600	U
36	5	1605	A
36	5	1607	U
36	5	1614	C
36	5	1618	G
36	5	1619	A
36	5	1620	U
36	5	1629	U
36	5	1639	C
36	5	1641	U
36	5	1642	A
36	5	1643	A
36	5	1644	C
36	5	1645	U
36	5	1656	A
36	5	1658	G
36	5	1677	G
36	5	1683	A
36	5	1685	C
36	5	1687	U

Continued on next page...

Continued from previous page...

Mol	Chain	Res	Type
36	5	1699	A
36	5	1708	C
36	5	1715	A
36	5	1716	U
36	5	1717	U
36	5	1724	U
36	5	1736	G
36	5	1741	A
36	5	1750	A
36	5	1751	G
36	5	1758	G
36	5	1759	C
36	5	1761	C
36	5	1762	C
36	5	1764	U
36	5	1765	U
36	5	1766	G
36	5	1767	C
36	5	1770	G
36	5	1772	U
36	5	1775	G
36	5	1780	G
36	5	1781	C
36	5	1787	A
36	5	1788	C
36	5	1793	C
36	5	1795	U
36	5	1797	A
36	5	1808	G
36	5	1810	A
36	5	1814	A
36	5	1815	U
36	5	1816	A
36	5	1817	G
36	5	1818	U
36	5	1820	U
36	5	1821	U
36	5	1839	A
36	5	1841	A
36	5	1842	A
36	5	1846	C
36	5	1849	C

Continued on next page...

Continued from previous page...

Mol	Chain	Res	Type
36	5	1850	A
36	5	1859	A
36	5	1863	G
36	5	1864	A
36	5	1866	C
36	5	1871	U
36	5	1878	G
36	5	1879	A
36	5	1880	U
36	5	1884	A
36	5	1886	A
36	5	1891	A
36	5	1893	A
36	5	1895	A
36	5	1901	A
36	5	1906	G
36	5	1918	C
36	5	1920	U
36	5	1935	G
36	5	1948	G
36	5	1952	G
36	5	1953	G
36	5	2101	C
36	5	2102	U
36	5	2112	U
36	5	2113	A
36	5	2114	C
36	5	2121	G
36	5	2122	G
36	5	2131	A
36	5	2134	G
36	5	2140	U
36	5	2144	A
36	5	2145	A
36	5	2146	C
36	5	2158	A
36	5	2169	G
36	5	2177	G
36	5	2184	U
36	5	2185	G
36	5	2187	G
36	5	2192	C

Continued on next page...

Continued from previous page...

Mol	Chain	Res	Type
36	5	2198	A
36	5	2205	U
36	5	2208	A
36	5	2209	U
36	5	2210	G
36	5	2213	A
36	5	2215	A
36	5	2221	G
36	5	2223	A
36	5	2225	U
36	5	2229	A
36	5	2231	C
36	5	2244	A
36	5	2246	G
36	5	2249	G
36	5	2250	G
36	5	2253	G
36	5	2255	A
36	5	2256	A
36	5	2257	C
36	5	2258	U
36	5	2266	U
36	5	2269	U
36	5	2270	A
36	5	2273	G
36	5	2278	C
36	5	2279	A
36	5	2281	A
36	5	2286	U
36	5	2288	G
36	5	2297	U
36	5	2298	U
36	5	2303	A
36	5	2307	G
36	5	2310	U
36	5	2313	A
36	5	2315	G
36	5	2321	A
36	5	2336	U
36	5	2339	C
36	5	2352	A
36	5	2366	C

Continued on next page...

Continued from previous page...

Mol	Chain	Res	Type
36	5	2367	A
36	5	2368	A
36	5	2372	A
36	5	2373	A
36	5	2374	C
36	5	2375	G
36	5	2383	C
36	5	2385	G
36	5	2388	U
36	5	2392	C
36	5	2393	G
36	5	2394	G
36	5	2397	A
36	5	2400	G
36	5	2402	A
36	5	2403	G
36	5	2404	A
36	5	2405	C
36	5	2411	U
36	5	2418	G
36	5	2419	A
36	5	2435	G
36	5	2437	G
36	5	2439	A
36	5	2440	G
36	5	2441	A
36	5	2443	A
36	5	2444	C
36	5	2504	U
36	5	2505	U
36	5	2506	U
36	5	2507	C
36	5	2508	U
36	5	2510	U
36	5	2511	A
36	5	2514	U
36	5	2515	A
36	5	2518	C
36	5	2523	A
36	5	2524	A
36	5	2526	C
36	5	2530	G

Continued on next page...

Continued from previous page...

Mol	Chain	Res	Type
36	5	2531	C
36	5	2532	U
36	5	2537	U
36	5	2538	U
36	5	2539	C
36	5	2540	A
36	5	2541	U
36	5	2543	U
36	5	2549	G
36	5	2552	C
36	5	2555	G
36	5	2566	C
36	5	2567	C
36	5	2568	C
36	5	2569	A
36	5	2570	U
36	5	2571	U
36	5	2572	C
36	5	2574	G
36	5	2584	G
36	5	2585	G
36	5	2586	G
36	5	2593	A
36	5	2594	C
36	5	2606	G
36	5	2607	G
36	5	2614	G
36	5	2615	G
36	5	2618	G
36	5	2636	A
36	5	2637	A
36	5	2642	A
36	5	2652	U
36	5	2656	A
36	5	2657	A
36	5	2674	A
36	5	2677	G
36	5	2683	U
36	5	2689	A
36	5	2690	G
36	5	2691	A
36	5	2694	A

Continued on next page...

Continued from previous page...

Mol	Chain	Res	Type
36	5	2696	A
36	5	2705	A
36	5	2714	G
36	5	2717	U
36	5	2727	A
36	5	2728	G
36	5	2729	U
36	5	2740	A
36	5	2748	A
36	5	2750	U
36	5	2752	U
36	5	2753	G
36	5	2755	C
36	5	2762	A
36	5	2771	U
36	5	2772	C
36	5	2773	C
36	5	2777	G
36	5	2778	G
36	5	2783	U
36	5	2796	G
36	5	2797	C
36	5	2800	G
36	5	2801	A
36	5	2802	A
36	5	2810	C
36	5	2814	G
36	5	2817	A
36	5	2818	U
36	5	2821	C
36	5	2822	U
36	5	2828	G
36	5	2837	A
36	5	2838	A
36	5	2839	G
36	5	2843	U
36	5	2845	A
36	5	2849	C
36	5	2853	A
36	5	2858	U
36	5	2867	C
36	5	2871	G

Continued on next page...

Continued from previous page...

Mol	Chain	Res	Type
36	5	2872	A
36	5	2876	C
36	5	2880	U
36	5	2887	A
36	5	2889	C
36	5	2899	C
36	5	2923	U
36	5	2928	C
36	5	2935	U
36	5	2936	A
36	5	2939	G
36	5	2941	A
36	5	2942	C
36	5	2947	G
36	5	2957	G
36	5	2966	G
36	5	2972	G
36	5	2973	G
36	5	2983	C
36	5	2990	G
36	5	2993	G
36	5	2995	A
36	5	2996	U
36	5	2997	G
36	5	3012	A
36	5	3013	U
36	5	3028	G
36	5	3039	C
36	5	3056	U
36	5	3059	G
36	5	3069	G
36	5	3078	U
36	5	3079	U
36	5	3086	A
36	5	3087	A
36	5	3092	C
36	5	3104	U
36	5	3119	U
36	5	3122	A
36	5	3130	A
36	5	3131	U
36	5	3142	A

Continued on next page...

Continued from previous page...

Mol	Chain	Res	Type
36	5	3143	C
36	5	3148	U
36	5	3153	U
36	5	3155	U
36	5	3156	U
36	5	3157	U
36	5	3158	G
36	5	3164	C
36	5	3165	A
36	5	3168	A
36	5	3171	U
36	5	3172	A
36	5	3173	G
36	5	3174	A
36	5	3176	G
36	5	3178	A
36	5	3179	U
36	5	3180	A
36	5	3181	C
36	5	3187	A
36	5	3195	U
36	5	3196	U
36	5	3198	U
36	5	3207	U
36	5	3217	C
36	5	3218	A
36	5	3219	G
36	5	3224	G
36	5	3227	A
36	5	3228	C
36	5	3229	G
36	5	3239	G
36	5	3243	A
36	5	3245	A
36	5	3246	G
36	5	3247	G
36	5	3253	G
36	5	3259	U
36	5	3260	G
36	5	3265	C
36	5	3270	U
36	5	3273	A

Continued on next page...

Continued from previous page...

Mol	Chain	Res	Type
36	5	3275	U
36	5	3276	G
36	5	3277	U
36	5	3279	A
36	5	3280	U
36	5	3282	U
36	5	3284	G
36	5	3285	C
36	5	3286	G
36	5	3288	G
36	5	3289	G
36	5	3290	G
36	5	3294	A
36	5	3304	U
36	5	3310	A
36	5	3313	U
36	5	3316	A
36	5	3317	U
36	5	3318	G
36	5	3319	U
36	5	3333	G
36	5	3341	U
36	5	3342	A
36	5	3345	G
36	5	3350	C
36	5	3351	U
36	5	3352	U
36	5	3354	U
36	5	3356	G
36	5	3358	U
36	5	3369	G
36	5	3377	G
36	5	3378	C
36	5	3386	G
36	5	3389	U
36	5	3390	G
36	5	3396	U
37	7	7	G
37	7	22	A
37	7	23	A
37	7	27	A
37	7	33	U

Continued on next page...

Continued from previous page...

Mol	Chain	Res	Type
37	7	38	U
37	7	41	G
37	7	49	G
37	7	51	A
37	7	52	G
37	7	54	U
37	7	60	G
37	7	65	G
37	7	73	C
37	7	74	C
37	7	76	A
37	7	77	G
37	7	99	G
37	7	101	G
37	7	102	A
37	7	103	A
37	7	110	G
37	7	112	G
38	8	21	C
38	8	23	U
38	8	34	U
38	8	35	C
38	8	42	G
38	8	48	A
38	8	49	G
38	8	51	G
38	8	52	A
38	8	59	A
38	8	60	U
38	8	62	C
38	8	63	G
38	8	79	A
38	8	80	A
38	8	81	U
38	8	82	U
38	8	83	C
38	8	84	C
38	8	85	G
38	8	86	U
38	8	87	G
38	8	90	U
38	8	95	G

Continued on next page...

Continued from previous page...

Mol	Chain	Res	Type
38	8	96	A
38	8	97	A
38	8	102	U
38	8	104	A
38	8	105	A
38	8	106	C
38	8	111	A
38	8	113	U
38	8	125	U
38	8	126	A
38	8	127	U
38	8	136	G
38	8	137	C
38	8	152	G
38	8	156	U
38	8	157	U
38	8	158	U

All (286) RNA pucker outliers are listed below:

Mol	Chain	Res	Type
1	2	25	C
1	2	68	A
1	2	73	U
1	2	113	U
1	2	130	C
1	2	131	C
1	2	139	C
1	2	158	U
1	2	217	A
1	2	218	A
1	2	232	U
1	2	240	U
1	2	278	U
1	2	280	U
1	2	321	C
1	2	417	A
1	2	468	A
1	2	484	C
1	2	497	G
1	2	499	U
1	2	501	U

Continued on next page...

Continued from previous page...

Mol	Chain	Res	Type
1	2	503	G
1	2	512	A
1	2	545	A
1	2	555	A
1	2	558	U
1	2	685	A
1	2	704	C
1	2	720	G
1	2	721	U
1	2	734	A
1	2	755	A
1	2	782	U
1	2	794	U
1	2	829	A
1	2	913	G
1	2	1058	U
1	2	1081	A
1	2	1108	G
1	2	1157	A
1	2	1196	A
1	2	1207	C
1	2	1226	A
1	2	1244	A
1	2	1250	U
1	2	1339	C
1	2	1344	A
1	2	1370	U
1	2	1481	C
1	2	1489	U
1	2	1490	C
1	2	1573	A
1	2	1600	A
1	2	1615	C
1	2	1657	U
1	2	1761	U
36	1	43	A
36	1	65	A
36	1	210	U
36	1	239	G
36	1	282	G
36	1	369	A
36	1	547	G

Continued on next page...

Continued from previous page...

Mol	Chain	Res	Type
36	1	594	U
36	1	619	A
36	1	637	C
36	1	715	A
36	1	763	G
36	1	873	C
36	1	896	A
36	1	916	G
36	1	932	U
36	1	979	U
36	1	981	U
36	1	993	G
36	1	1094	U
36	1	1097	G
36	1	1103	A
36	1	1196	C
36	1	1273	A
36	1	1307	G
36	1	1317	A
36	1	1329	U
36	1	1331	U
36	1	1352	A
36	1	1355	A
36	1	1419	A
36	1	1481	A
36	1	1484	U
36	1	1554	U
36	1	1562	C
36	1	1716	U
36	1	1751	G
36	1	1778	G
36	1	1815	U
36	1	1816	A
36	1	1820	U
36	1	1841	A
36	1	1846	C
36	1	1849	C
36	1	1858	A
36	1	1879	A
36	1	2101	C
36	1	2112	U
36	1	2209	U

Continued on next page...

Continued from previous page...

Mol	Chain	Res	Type
36	1	2249	G
36	1	2281	A
36	1	2372	A
36	1	2374	C
36	1	2418	G
36	1	2513	U
36	1	2522	G
36	1	2537	U
36	1	2538	U
36	1	2541	U
36	1	2554	A
36	1	2571	U
36	1	2593	A
36	1	2704	A
36	1	2728	G
36	1	2772	C
36	1	2801	A
36	1	2818	U
36	1	2842	U
36	1	2950	G
36	1	3048	A
36	1	3078	U
36	1	3121	U
36	1	3195	U
36	1	3218	A
36	1	3228	C
36	1	3275	U
36	1	3276	G
36	1	3319	U
36	1	3350	C
36	1	3351	U
36	1	3353	G
36	1	3375	A
36	1	3382	U
37	3	13	A
37	3	49	G
37	3	52	G
38	4	82	U
38	4	85	G
38	4	111	A
38	4	125	U
1	6	25	C

Continued on next page...

Continued from previous page...

Mol	Chain	Res	Type
1	6	76	A
1	6	114	C
1	6	136	C
1	6	145	A
1	6	158	U
1	6	187	G
1	6	192	U
1	6	217	A
1	6	240	U
1	6	272	U
1	6	345	U
1	6	400	A
1	6	417	A
1	6	542	A
1	6	543	C
1	6	555	A
1	6	557	G
1	6	558	U
1	6	651	G
1	6	697	C
1	6	717	C
1	6	755	A
1	6	829	A
1	6	834	G
1	6	1051	G
1	6	1058	U
1	6	1097	U
1	6	1137	A
1	6	1207	C
1	6	1218	G
1	6	1227	A
1	6	1238	A
1	6	1241	G
1	6	1244	A
1	6	1255	G
1	6	1344	A
1	6	1398	U
1	6	1481	C
1	6	1489	U
1	6	1535	U
1	6	1568	C
1	6	1572	G

Continued on next page...

Continued from previous page...

Mol	Chain	Res	Type
1	6	1573	A
1	6	1615	C
1	6	1620	C
1	6	1657	U
1	6	1696	G
1	6	1698	G
1	6	1700	C
36	5	43	A
36	5	122	A
36	5	151	A
36	5	210	U
36	5	221	A
36	5	238	A
36	5	369	A
36	5	438	A
36	5	594	U
36	5	715	A
36	5	765	C
36	5	816	A
36	5	873	C
36	5	896	A
36	5	916	G
36	5	993	G
36	5	1027	A
36	5	1064	A
36	5	1081	U
36	5	1152	G
36	5	1178	G
36	5	1181	U
36	5	1196	C
36	5	1238	C
36	5	1241	U
36	5	1284	C
36	5	1307	G
36	5	1317	A
36	5	1329	U
36	5	1331	U
36	5	1352	A
36	5	1355	A
36	5	1370	G
36	5	1434	G
36	5	1481	A

Continued on next page...

Continued from previous page...

Mol	Chain	Res	Type
36	5	1554	U
36	5	1560	G
36	5	1574	C
36	5	1580	A
36	5	1605	A
36	5	1716	U
36	5	1816	A
36	5	1819	U
36	5	1841	A
36	5	1846	C
36	5	1878	G
36	5	2101	C
36	5	2112	U
36	5	2121	G
36	5	2204	C
36	5	2209	U
36	5	2249	G
36	5	2255	A
36	5	2257	C
36	5	2372	A
36	5	2374	C
36	5	2404	A
36	5	2418	G
36	5	2440	G
36	5	2507	C
36	5	2513	U
36	5	2531	C
36	5	2682	C
36	5	2689	A
36	5	2772	C
36	5	2801	A
36	5	2818	U
36	5	2821	C
36	5	2887	A
36	5	2971	A
36	5	3065	G
36	5	3078	U
36	5	3121	U
36	5	3154	C
36	5	3167	A
36	5	3195	U
36	5	3218	A

Continued on next page...

Continued from previous page...

Mol	Chain	Res	Type
36	5	3228	C
36	5	3269	U
36	5	3275	U
36	5	3289	G
36	5	3317	U
36	5	3340	G
36	5	3341	U
36	5	3357	U
37	7	54	U
37	7	76	A
37	7	111	U
38	8	111	A
38	8	126	A

5.4 Non-standard residues in protein, DNA, RNA chains [i](#)

There are no non-standard protein/DNA/RNA residues in this entry.

5.5 Carbohydrates [i](#)

There are no monosaccharides in this entry.

5.6 Ligand geometry [i](#)

Of 2554 ligands modelled in this entry, 1422 are monoatomic - leaving 1132 for Mogul analysis.

In the following table, the Counts columns list the number of bonds (or angles) for which Mogul statistics could be retrieved, the number of bonds (or angles) that are observed in the model and the number of bonds (or angles) that are defined in the Chemical Component Dictionary. The Link column lists molecule types, if any, to which the group is linked. The Z score for a bond length (or angle) is the number of standard deviations the observed value is removed from the expected value. A bond length (or angle) with $|Z| > 2$ is considered an outlier worth inspection. RMSZ is the root-mean-square of all Z scores of the bond lengths (or angles).

Mol	Type	Chain	Res	Link	Bond lengths			Bond angles		
					Counts	RMSZ	$\# Z > 2$	Counts	RMSZ	$\# Z > 2$
86	OHX	2	2039	-	0,6,6	0.00	-	-		
86	OHX	6	2189	1	0,6,6	0.00	-	-		
86	OHX	6	2128	-	0,6,6	0.00	-	-		
86	OHX	5	4219	-	0,6,6	0.00	-	-		
86	OHX	5	4104	-	0,6,6	0.00	-	-		

Mol	Type	Chain	Res	Link	Bond lengths			Bond angles		
					Counts	RMSZ	# Z > 2	Counts	RMSZ	# Z > 2
86	OHX	6	2090	-	0,6,6	0.00	-	-		
86	OHX	M9	203	-	0,6,6	0.00	-	-		
86	OHX	6	2174	-	0,6,6	0.00	-	-		
86	OHX	6	2114	-	0,6,6	0.00	-	-		
86	OHX	2	2138	-	0,6,6	0.00	-	-		
86	OHX	5	4147	-	0,6,6	0.00	-	-		
86	OHX	5	4192	-	0,6,6	0.00	-	-		
86	OHX	5	3938	-	0,6,6	0.00	-	-		
86	OHX	5	4190	-	0,6,6	0.00	-	-		
86	OHX	1	4184	-	0,6,6	0.00	-	-		
86	OHX	3	215	-	0,6,6	0.00	-	-		
86	OHX	2	2161	-	0,6,6	0.00	-	-		
86	OHX	1	4080	-	0,6,6	0.00	-	-		
86	OHX	5	4049	-	0,6,6	0.00	-	-		
86	OHX	1	3964	-	0,6,6	0.00	-	-		
86	OHX	2	2122	-	0,6,6	0.00	-	-		
86	OHX	5	4000	-	0,6,6	0.00	-	-		
86	OHX	5	4048	-	0,6,6	0.00	-	-		
86	OHX	4	229	-	0,6,6	0.00	-	-		
86	OHX	5	4105	-	0,6,6	0.00	-	-		
86	OHX	2	2083	-	0,6,6	0.00	-	-		
86	OHX	1	4137	-	0,6,6	0.00	-	-		
86	OHX	1	4092	-	0,6,6	0.00	-	-		
86	OHX	5	4169	-	0,6,6	0.00	-	-		
86	OHX	5	3969	-	0,6,6	0.00	-	-		
86	OHX	5	4167	-	0,6,6	0.00	-	-		
86	OHX	2	2130	-	0,6,6	0.00	-	-		
86	OHX	3	222	-	0,6,6	0.00	-	-		
86	OHX	5	3913	-	0,6,6	0.00	-	-		
86	OHX	6	2186	-	0,6,6	0.00	-	-		
86	OHX	2	2088	-	0,6,6	0.00	-	-		
86	OHX	5	4185	-	0,6,6	0.00	-	-		
86	OHX	1	3996	-	0,6,6	0.00	-	-		
86	OHX	n3	204	-	0,6,6	0.00	-	-		
86	OHX	5	4054	-	0,6,6	0.00	-	-		
86	OHX	1	3994	-	0,6,6	0.00	-	-		
86	OHX	5	4051	-	0,6,6	0.00	-	-		
86	OHX	l5	304	-	0,6,6	0.00	-	-		
86	OHX	O9	101	-	0,6,6	0.00	-	-		
86	OHX	7	218	-	0,6,6	0.00	-	-		
86	OHX	1	4139	-	0,6,6	0.00	-	-		
86	OHX	5	3904	-	0,6,6	0.00	-	-		
86	OHX	5	4110	-	0,6,6	0.00	-	-		

Mol	Type	Chain	Res	Link	Bond lengths			Bond angles		
					Counts	RMSZ	# Z > 2	Counts	RMSZ	# Z > 2
86	OHX	1	3866	-	0,6,6	0.00	-	-		
86	OHX	M0	304	-	0,6,6	0.00	-	-		
86	OHX	5	3991	-	0,6,6	0.00	-	-		
86	OHX	1	4035	-	0,6,6	0.00	-	-		
86	OHX	5	3906	-	0,6,6	0.00	-	-		
86	OHX	5	4035	-	0,6,6	0.00	-	-		
86	OHX	2	2175	-	0,6,6	0.00	-	-		
86	OHX	5	3937	-	0,6,6	0.00	-	-		
86	OHX	5	4195	-	0,6,6	0.00	-	-		
86	OHX	5	4206	-	0,6,6	0.00	-	-		
86	OHX	6	2048	-	0,6,6	0.00	-	-		
86	OHX	2	2082	-	0,6,6	0.00	-	-		
86	OHX	1	4016	-	0,6,6	0.00	-	-		
86	OHX	6	2111	-	0,6,6	0.00	-	-		
86	OHX	2	2053	-	0,6,6	0.00	-	-		
86	OHX	1	4127	-	0,6,6	0.00	-	-		
86	OHX	2	2116	-	0,6,6	0.00	-	-		
86	OHX	1	4028	-	0,6,6	0.00	-	-		
86	OHX	1	4000	-	0,6,6	0.00	-	-		
86	OHX	5	4208	-	0,6,6	0.00	-	-		
86	OHX	1	3986	-	0,6,6	0.00	-	-		
86	OHX	8	225	-	0,6,6	0.00	-	-		
86	OHX	5	4176	-	0,6,6	0.00	-	-		
86	OHX	1	4094	-	0,6,6	0.00	-	-		
86	OHX	1	4038	-	0,6,6	0.00	-	-		
86	OHX	5	4064	-	0,6,6	0.00	-	-		
86	OHX	6	2051	-	0,6,6	0.00	-	-		
86	OHX	5	3912	-	0,6,6	0.00	-	-		
86	OHX	1	4178	-	0,6,6	0.00	-	-		
86	OHX	5	4093	-	0,6,6	0.00	-	-		
86	OHX	7	224	-	0,6,6	0.00	-	-		
86	OHX	2	2071	-	0,6,6	0.00	-	-		
86	OHX	5	4209	-	0,6,6	0.00	-	-		
86	OHX	5	4065	-	0,6,6	0.00	-	-		
86	OHX	2	2033	-	0,6,6	0.00	-	-		
86	OHX	6	2168	-	0,6,6	0.00	-	-		
86	OHX	1	4003	-	0,6,6	0.00	-	-		
86	OHX	3	219	-	0,6,6	0.00	-	-		
86	OHX	4	224	-	0,6,6	0.00	-	-		
86	OHX	2	2086	-	0,6,6	0.00	-	-		
86	OHX	1	3966	-	0,6,6	0.00	-	-		
86	OHX	6	2196	-	0,6,6	0.00	-	-		
86	OHX	2	2124	-	0,6,6	0.00	-	-		

Mol	Type	Chain	Res	Link	Bond lengths			Bond angles		
					Counts	RMSZ	# Z > 2	Counts	RMSZ	# Z > 2
86	OHX	1	4058	-	0,6,6	0.00	-	-		
86	OHX	2	2171	-	0,6,6	0.00	-	-		
86	OHX	1	4194	-	0,6,6	0.00	-	-		
86	OHX	6	2143	-	0,6,6	0.00	-	-		
86	OHX	1	4211	-	0,6,6	0.00	-	-		
86	OHX	1	4049	-	0,6,6	0.00	-	-		
86	OHX	5	4171	-	0,6,6	0.00	-	-		
86	OHX	5	4088	-	0,6,6	0.00	-	-		
86	OHX	1	3963	-	0,6,6	0.00	-	-		
86	OHX	6	2173	-	0,6,6	0.00	-	-		
86	OHX	2	2155	-	0,6,6	0.00	-	-		
86	OHX	1	4026	-	0,6,6	0.00	-	-		
86	OHX	6	2161	-	0,6,6	0.00	-	-		
86	OHX	1	4082	-	0,6,6	0.00	-	-		
86	OHX	1	4171	-	0,6,6	0.00	-	-		
86	OHX	1	4186	-	0,6,6	0.00	-	-		
86	OHX	1	4132	-	0,6,6	0.00	-	-		
86	OHX	5	4189	-	0,6,6	0.00	-	-		
86	OHX	6	2053	-	0,6,6	0.00	-	-		
86	OHX	2	2115	-	0,6,6	0.00	-	-		
86	OHX	6	2139	-	0,6,6	0.00	-	-		
86	OHX	5	4239	-	0,6,6	0.00	-	-		
86	OHX	6	2089	-	0,6,6	0.00	-	-		
86	OHX	6	2101	-	0,6,6	0.00	-	-		
86	OHX	6	2191	-	0,6,6	0.00	-	-		
86	OHX	1	3940	-	0,6,6	0.00	-	-		
86	OHX	5	3974	-	0,6,6	0.00	-	-		
86	OHX	1	4069	-	0,6,6	0.00	-	-		
86	OHX	L4	403	-	0,6,6	0.00	-	-		
86	OHX	5	4090	-	0,6,6	0.00	-	-		
86	OHX	1	3893	-	0,6,6	0.00	-	-		
86	OHX	1	4165	-	0,6,6	0.00	-	-		
86	OHX	1	3899	-	0,6,6	0.00	-	-		
86	OHX	1	3901	-	0,6,6	0.00	-	-		
86	OHX	5	4099	-	0,6,6	0.00	-	-		
86	OHX	5	3936	-	0,6,6	0.00	-	-		
86	OHX	1	3984	-	0,6,6	0.00	-	-		
86	OHX	5	4073	-	0,6,6	0.00	-	-		
86	OHX	5	3990	-	0,6,6	0.00	-	-		
86	OHX	1	4135	-	0,6,6	0.00	-	-		
86	OHX	5	3899	-	0,6,6	0.00	-	-		
86	OHX	3	221	-	0,6,6	0.00	-	-		
86	OHX	5	4218	-	0,6,6	0.00	-	-		

Mol	Type	Chain	Res	Link	Bond lengths			Bond angles		
					Counts	RMSZ	# Z > 2	Counts	RMSZ	# Z > 2
86	OHX	6	2184	-	0,6,6	0.00	-	-		
86	OHX	5	4240	-	0,6,6	0.00	-	-		
86	OHX	2	2075	-	0,6,6	0.00	-	-		
86	OHX	5	4030	-	0,6,6	0.00	-	-		
86	OHX	O3	202	-	0,6,6	0.00	-	-		
86	OHX	5	4229	-	0,6,6	0.00	-	-		
86	OHX	6	2069	-	0,6,6	0.00	-	-		
86	OHX	14	403	-	0,6,6	0.00	-	-		
86	OHX	7	219	-	0,6,6	0.00	-	-		
86	OHX	2	2128	-	0,6,6	0.00	-	-		
86	OHX	1	3930	-	0,6,6	0.00	-	-		
86	OHX	1	3954	-	0,6,6	0.00	-	-		
86	OHX	2	2137	-	0,6,6	0.00	-	-		
86	OHX	5	4012	-	0,6,6	0.00	-	-		
86	OHX	1	3948	-	0,6,6	0.00	-	-		
86	OHX	m6	203	-	0,6,6	0.00	-	-		
86	OHX	2	2032	-	0,6,6	0.00	-	-		
86	OHX	1	3874	-	0,6,6	0.00	-	-		
86	OHX	6	2056	-	0,6,6	0.00	-	-		
86	OHX	6	2105	-	0,6,6	0.00	-	-		
86	OHX	5	3982	-	0,6,6	0.00	-	-		
86	OHX	2	2136	-	0,6,6	0.00	-	-		
86	OHX	6	2097	-	0,6,6	0.00	-	-		
86	OHX	5	4070	-	0,6,6	0.00	-	-		
86	OHX	2	2026	-	0,6,6	0.00	-	-		
86	OHX	1	3887	-	0,6,6	0.00	-	-		
86	OHX	5	4106	-	0,6,6	0.00	-	-		
86	OHX	6	2096	-	0,6,6	0.00	-	-		
86	OHX	1	4072	-	0,6,6	0.00	-	-		
86	OHX	2	2156	-	0,6,6	0.00	-	-		
86	OHX	1	3872	-	0,6,6	0.00	-	-		
86	OHX	1	4086	-	0,6,6	0.00	-	-		
86	OHX	5	3952	-	0,6,6	0.00	-	-		
86	OHX	5	3965	-	0,6,6	0.00	-	-		
86	OHX	5	4006	-	0,6,6	0.00	-	-		
86	OHX	2	2066	-	0,6,6	0.00	-	-		
86	OHX	6	2119	-	0,6,6	0.00	-	-		
86	OHX	1	4095	-	0,6,6	0.00	-	-		
86	OHX	5	4008	-	0,6,6	0.00	-	-		
86	OHX	2	2097	-	0,6,6	0.00	-	-		
86	OHX	5	3984	-	0,6,6	0.00	-	-		
86	OHX	1	4157	-	0,6,6	0.00	-	-		
86	OHX	5	4132	-	0,6,6	0.00	-	-		

Mol	Type	Chain	Res	Link	Bond lengths			Bond angles		
					Counts	RMSZ	# Z > 2	Counts	RMSZ	# Z > 2
86	OHX	6	2046	-	0,6,6	0.00	-	-		
86	OHX	5	4071	-	0,6,6	0.00	-	-		
86	OHX	5	4233	-	0,6,6	0.00	-	-		
86	OHX	1	3891	-	0,6,6	0.00	-	-		
86	OHX	1	3881	-	0,6,6	0.00	-	-		
86	OHX	D3	202	-	0,6,6	0.00	-	-		
86	OHX	5	4115	-	0,6,6	0.00	-	-		
86	OHX	5	4040	-	0,6,6	0.00	-	-		
86	OHX	5	4131	-	0,6,6	0.00	-	-		
86	OHX	1	4117	-	0,6,6	0.00	-	-		
86	OHX	5	4241	-	0,6,6	0.00	-	-		
86	OHX	1	3992	-	0,6,6	0.00	-	-		
86	OHX	5	4036	-	0,6,6	0.00	-	-		
86	OHX	1	4125	-	0,6,6	0.00	-	-		
86	OHX	6	2084	-	0,6,6	0.00	-	-		
86	OHX	1	4183	-	0,6,6	0.00	-	-		
86	OHX	1	4164	-	0,6,6	0.00	-	-		
86	OHX	1	4004	-	0,6,6	0.00	-	-		
86	OHX	m7	206	-	0,6,6	0.00	-	-		
86	OHX	6	2146	-	0,6,6	0.00	-	-		
86	OHX	5	4223	-	0,6,6	0.00	-	-		
86	OHX	1	3943	-	0,6,6	0.00	-	-		
86	OHX	2	2170	-	0,6,6	0.00	-	-		
86	OHX	1	4066	-	0,6,6	0.00	-	-		
86	OHX	5	3998	-	0,6,6	0.00	-	-		
86	OHX	6	2078	-	0,6,6	0.00	-	-		
86	OHX	5	4120	-	0,6,6	0.00	-	-		
86	OHX	1	3987	-	0,6,6	0.00	-	-		
86	OHX	5	4215	-	0,6,6	0.00	-	-		
86	OHX	5	4103	-	0,6,6	0.00	-	-		
86	OHX	5	4102	-	0,6,6	0.00	-	-		
86	OHX	1	4189	-	0,6,6	0.00	-	-		
86	OHX	1	4090	-	0,6,6	0.00	-	-		
86	OHX	2	2145	-	0,6,6	0.00	-	-		
86	OHX	6	2112	-	0,6,6	0.00	-	-		
86	OHX	2	2176	-	0,6,6	0.00	-	-		
86	OHX	1	4196	-	0,6,6	0.00	-	-		
86	OHX	5	3963	-	0,6,6	0.00	-	-		
86	OHX	1	4200	-	0,6,6	0.00	-	-		
86	OHX	2	2051	-	0,6,6	0.00	-	-		
86	OHX	6	2063	-	0,6,6	0.00	-	-		
86	OHX	2	2141	-	0,6,6	0.00	-	-		
86	OHX	1	3882	-	0,6,6	0.00	-	-		

Mol	Type	Chain	Res	Link	Bond lengths			Bond angles		
					Counts	RMSZ	# Z > 2	Counts	RMSZ	# Z > 2
86	OHX	5	3924	-	0,6,6	0.00	-	-		
86	OHX	2	2165	-	0,6,6	0.00	-	-		
86	OHX	1	3912	-	0,6,6	0.00	-	-		
86	OHX	5	3929	-	0,6,6	0.00	-	-		
86	OHX	1	4099	-	0,6,6	0.00	-	-		
86	OHX	5	3983	-	0,6,6	0.00	-	-		
86	OHX	5	4060	-	0,6,6	0.00	-	-		
86	OHX	5	3934	-	0,6,6	0.00	-	-		
86	OHX	6	2102	-	0,6,6	0.00	-	-		
86	OHX	2	2044	-	0,6,6	0.00	-	-		
86	OHX	2	2041	-	0,6,6	0.00	-	-		
86	OHX	O6	201	-	0,6,6	0.00	-	-		
86	OHX	2	2119	-	0,6,6	0.00	-	-		
86	OHX	5	4007	-	0,6,6	0.00	-	-		
86	OHX	2	2117	-	0,6,6	0.00	-	-		
86	OHX	5	4165	-	0,6,6	0.00	-	-		
86	OHX	15	307	-	0,6,6	0.00	-	-		
86	OHX	6	2087	-	0,6,6	0.00	-	-		
86	OHX	5	3961	-	0,6,6	0.00	-	-		
86	OHX	1	4206	-	0,6,6	0.00	-	-		
86	OHX	5	3905	-	0,6,6	0.00	-	-		
86	OHX	13	404	-	0,6,6	0.00	-	-		
86	OHX	5	4010	-	0,6,6	0.00	-	-		
86	OHX	1	4039	-	0,6,6	0.00	-	-		
86	OHX	5	3927	-	0,6,6	0.00	-	-		
86	OHX	1	4077	-	0,6,6	0.00	-	-		
86	OHX	5	4230	-	0,6,6	0.00	-	-		
86	OHX	5	3922	-	0,6,6	0.00	-	-		
86	OHX	1	3875	-	0,6,6	0.00	-	-		
86	OHX	1	3976	-	0,6,6	0.00	-	-		
86	OHX	1	4093	-	0,6,6	0.00	-	-		
86	OHX	2	2111	-	0,6,6	0.00	-	-		
86	OHX	1	3907	-	0,6,6	0.00	-	-		
86	OHX	7	225	-	0,6,6	0.00	-	-		
86	OHX	5	4200	-	0,6,6	0.00	-	-		
86	OHX	5	4084	-	0,6,6	0.00	-	-		
86	OHX	2	2046	-	0,6,6	0.00	-	-		
88	3J6	5	4246	85	21,24,24	1.17	1 (4%)	25,42,42	1.19	2 (8%)
86	OHX	1	4154	-	0,6,6	0.00	-	-		
86	OHX	4	225	-	0,6,6	0.00	-	-		
86	OHX	2	2140	-	0,6,6	0.00	-	-		
86	OHX	1	4046	-	0,6,6	0.00	-	-		
86	OHX	3	218	-	0,6,6	0.00	-	-		

Mol	Type	Chain	Res	Link	Bond lengths			Bond angles		
					Counts	RMSZ	# Z > 2	Counts	RMSZ	# Z > 2
86	OHX	6	2080	-	0,6,6	0.00	-	-		
86	OHX	5	4225	-	0,6,6	0.00	-	-		
86	OHX	5	4052	-	0,6,6	0.00	-	-		
86	OHX	7	223	-	0,6,6	0.00	-	-		
86	OHX	5	3895	-	0,6,6	0.00	-	-		
86	OHX	1	3900	-	0,6,6	0.00	-	-		
86	OHX	2	2040	-	0,6,6	0.00	-	-		
86	OHX	1	4007	-	0,6,6	0.00	-	-		
86	OHX	2	2134	-	0,6,6	0.00	-	-		
86	OHX	5	4094	-	0,6,6	0.00	-	-		
86	OHX	2	2131	-	0,6,6	0.00	-	-		
86	OHX	5	4222	-	0,6,6	0.00	-	-		
86	OHX	2	2090	-	0,6,6	0.00	-	-		
86	OHX	5	3957	-	0,6,6	0.00	-	-		
86	OHX	5	4145	-	0,6,6	0.00	-	-		
86	OHX	5	4204	-	0,6,6	0.00	-	-		
86	OHX	1	4182	-	0,6,6	0.00	-	-		
86	OHX	5	3992	-	0,6,6	0.00	-	-		
86	OHX	6	2147	-	0,6,6	0.00	-	-		
86	OHX	5	4092	-	0,6,6	0.00	-	-		
86	OHX	1	3919	-	0,6,6	0.00	-	-		
86	OHX	1	4166	-	0,6,6	0.00	-	-		
86	OHX	5	3955	-	0,6,6	0.00	-	-		
86	OHX	1	4163	-	0,6,6	0.00	-	-		
86	OHX	2	2160	-	0,6,6	0.00	-	-		
86	OHX	6	2049	-	0,6,6	0.00	-	-		
86	OHX	1	3871	-	0,6,6	0.00	-	-		
86	OHX	6	2098	-	0,6,6	0.00	-	-		
86	OHX	6	2203	-	0,6,6	0.00	-	-		
86	OHX	1	4113	-	0,6,6	0.00	-	-		
86	OHX	1	3894	-	0,6,6	0.00	-	-		
86	OHX	2	2150	-	0,6,6	0.00	-	-		
86	OHX	1	3870	-	0,6,6	0.00	-	-		
86	OHX	1	4100	-	0,6,6	0.00	-	-		
86	OHX	6	2166	-	0,6,6	0.00	-	-		
86	OHX	1	4042	-	0,6,6	0.00	-	-		
86	OHX	4	236	-	0,6,6	0.00	-	-		
86	OHX	1	3985	-	0,6,6	0.00	-	-		
86	OHX	5	4086	-	0,6,6	0.00	-	-		
86	OHX	2	2060	-	0,6,6	0.00	-	-		
86	OHX	6	2193	-	0,6,6	0.00	-	-		
86	OHX	5	4009	-	0,6,6	0.00	-	-		
86	OHX	5	4245	-	0,6,6	0.00	-	-		

Mol	Type	Chain	Res	Link	Bond lengths			Bond angles		
					Counts	RMSZ	# Z > 2	Counts	RMSZ	# Z > 2
86	OHX	1	3937	-	0,6,6	0.00	-	-		
86	OHX	1	3939	-	0,6,6	0.00	-	-		
86	OHX	1	4012	-	0,6,6	0.00	-	-		
86	OHX	4	232	-	0,6,6	0.00	-	-		
86	OHX	2	2105	-	0,6,6	0.00	-	-		
86	OHX	1	3890	-	0,6,6	0.00	-	-		
86	OHX	6	2120	-	0,6,6	0.00	-	-		
86	OHX	6	2145	-	0,6,6	0.00	-	-		
86	OHX	7	220	-	0,6,6	0.00	-	-		
86	OHX	1	4102	-	0,6,6	0.00	-	-		
86	OHX	5	4042	-	0,6,6	0.00	-	-		
86	OHX	1	4052	-	0,6,6	0.00	-	-		
86	OHX	5	4076	-	0,6,6	0.00	-	-		
86	OHX	5	3896	-	0,6,6	0.00	-	-		
86	OHX	2	2080	-	0,6,6	0.00	-	-		
86	OHX	1	4158	-	0,6,6	0.00	-	-		
86	OHX	o7	502	-	0,6,6	0.00	-	-		
86	OHX	5	4144	-	0,6,6	0.00	-	-		
86	OHX	1	3998	-	0,6,6	0.00	-	-		
86	OHX	6	2167	-	0,6,6	0.00	-	-		
86	OHX	1	3982	-	0,6,6	0.00	-	-		
86	OHX	6	2190	-	0,6,6	0.00	-	-		
86	OHX	1	4010	-	0,6,6	0.00	-	-		
86	OHX	6	2113	-	0,6,6	0.00	-	-		
86	OHX	6	2065	-	0,6,6	0.00	-	-		
86	OHX	1	3971	-	0,6,6	0.00	-	-		
86	OHX	5	4198	-	0,6,6	0.00	-	-		
86	OHX	1	4169	-	0,6,6	0.00	-	-		
86	OHX	5	3950	-	0,6,6	0.00	-	-		
86	OHX	2	2087	-	0,6,6	0.00	-	-		
86	OHX	5	3972	-	0,6,6	0.00	-	-		
86	OHX	4	231	-	0,6,6	0.00	-	-		
86	OHX	6	2159	-	0,6,6	0.00	-	-		
86	OHX	1	4047	-	0,6,6	0.00	-	-		
86	OHX	2	2056	-	0,6,6	0.00	-	-		
86	OHX	1	4205	-	0,6,6	0.00	-	-		
86	OHX	1	3967	-	0,6,6	0.00	-	-		
86	OHX	2	2148	-	0,6,6	0.00	-	-		
86	OHX	5	3975	-	0,6,6	0.00	-	-		
86	OHX	1	3959	-	0,6,6	0.00	-	-		
86	OHX	c5	201	-	0,6,6	0.00	-	-		
86	OHX	2	2096	-	0,6,6	0.00	-	-		
86	OHX	5	3917	-	0,6,6	0.00	-	-		

Mol	Type	Chain	Res	Link	Bond lengths			Bond angles		
					Counts	RMSZ	# Z > 2	Counts	RMSZ	# Z > 2
86	OHX	1	3909	-	0,6,6	0.00	-	-		
86	OHX	2	2065	-	0,6,6	0.00	-	-		
86	OHX	2	2064	-	0,6,6	0.00	-	-		
86	OHX	5	4156	-	0,6,6	0.00	-	-		
86	OHX	SR	401	-	0,6,6	0.00	-	-		
86	OHX	1	3958	-	0,6,6	0.00	-	-		
86	OHX	2	2151	-	0,6,6	0.00	-	-		
86	OHX	5	4170	-	0,6,6	0.00	-	-		
86	OHX	2	2094	-	0,6,6	0.00	-	-		
86	OHX	5	4083	-	0,6,6	0.00	-	-		
86	OHX	5	4109	-	0,6,6	0.00	-	-		
86	OHX	5	4063	-	0,6,6	0.00	-	-		
86	OHX	1	4126	-	0,6,6	0.00	-	-		
86	OHX	1	4107	-	0,6,6	0.00	-	-		
86	OHX	1	4021	-	0,6,6	0.00	-	-		
86	OHX	5	3909	-	0,6,6	0.00	-	-		
86	OHX	1	4024	-	0,6,6	0.00	-	-		
86	OHX	2	2129	-	0,6,6	0.00	-	-		
86	OHX	1	3928	-	0,6,6	0.00	-	-		
86	OHX	5	3995	-	0,6,6	0.00	-	-		
86	OHX	2	2045	-	0,6,6	0.00	-	-		
86	OHX	2	2178	-	0,6,6	0.00	-	-		
86	OHX	5	4124	-	0,6,6	0.00	-	-		
86	OHX	5	4031	-	0,6,6	0.00	-	-		
86	OHX	5	4129	-	0,6,6	0.00	-	-		
86	OHX	1	3903	-	0,6,6	0.00	-	-		
86	OHX	6	2104	-	0,6,6	0.00	-	-		
86	OHX	1	3880	-	0,6,6	0.00	-	-		
86	OHX	O1	201	-	0,6,6	0.00	-	-		
86	OHX	1	4167	-	0,6,6	0.00	-	-		
86	OHX	2	2120	-	0,6,6	0.00	-	-		
86	OHX	2	2118	-	0,6,6	0.00	-	-		
86	OHX	5	4179	-	0,6,6	0.00	-	-		
86	OHX	5	4037	-	0,6,6	0.00	-	-		
86	OHX	6	2086	-	0,6,6	0.00	-	-		
86	OHX	6	2126	-	0,6,6	0.00	-	-		
86	OHX	1	4030	-	0,6,6	0.00	-	-		
86	OHX	1	4112	-	0,6,6	0.00	-	-		
86	OHX	1	4051	-	0,6,6	0.00	-	-		
86	OHX	5	3914	-	0,6,6	0.00	-	-		
86	OHX	2	2079	-	0,6,6	0.00	-	-		
86	OHX	5	4159	-	0,6,6	0.00	-	-		
86	OHX	2	2073	-	0,6,6	0.00	-	-		

Mol	Type	Chain	Res	Link	Bond lengths			Bond angles		
					Counts	RMSZ	# Z > 2	Counts	RMSZ	# Z > 2
86	OHX	1	4085	-	0,6,6	0.00	-	-		
86	OHX	1	4168	-	0,6,6	0.00	-	-		
86	OHX	5	4157	-	0,6,6	0.00	-	-		
86	OHX	1	3942	-	0,6,6	0.00	-	-		
86	OHX	6	2081	-	0,6,6	0.00	-	-		
86	OHX	2	2127	-	0,6,6	0.00	-	-		
86	OHX	1	4110	-	0,6,6	0.00	-	-		
86	OHX	1	4138	-	0,6,6	0.00	-	-		
86	OHX	5	3956	-	0,6,6	0.00	-	-		
86	OHX	6	2076	-	0,6,6	0.00	-	-		
86	OHX	1	4061	-	0,6,6	0.00	-	-		
86	OHX	5	4117	-	0,6,6	0.00	-	-		
86	OHX	1	4145	-	0,6,6	0.00	-	-		
86	OHX	5	4023	-	0,6,6	0.00	-	-		
86	OHX	2	2154	-	0,6,6	0.00	-	-		
86	OHX	5	4014	-	0,6,6	0.00	-	-		
86	OHX	1	4152	-	0,6,6	0.00	-	-		
86	OHX	5	3978	-	0,6,6	0.00	-	-		
86	OHX	5	4055	-	0,6,6	0.00	-	-		
86	OHX	6	2059	-	0,6,6	0.00	-	-		
86	OHX	8	217	-	0,6,6	0.00	-	-		
86	OHX	5	3897	-	0,6,6	0.00	-	-		
86	OHX	5	4214	-	0,6,6	0.00	-	-		
86	OHX	5	4068	-	0,6,6	0.00	-	-		
86	OHX	6	2136	-	0,6,6	0.00	-	-		
86	OHX	5	3980	-	0,6,6	0.00	-	-		
86	OHX	6	2091	-	0,6,6	0.00	-	-		
86	OHX	1	4040	-	0,6,6	0.00	-	-		
86	OHX	6	2085	-	0,6,6	0.00	-	-		
86	OHX	1	3934	-	0,6,6	0.00	-	-		
86	OHX	6	2182	-	0,6,6	0.00	-	-		
86	OHX	2	2146	-	0,6,6	0.00	-	-		
86	OHX	M7	206	-	0,6,6	0.00	-	-		
86	OHX	7	222	-	0,6,6	0.00	-	-		
86	OHX	5	3966	-	0,6,6	0.00	-	-		
86	OHX	5	4203	-	0,6,6	0.00	-	-		
86	OHX	2	2109	-	0,6,6	0.00	-	-		
86	OHX	5	4202	-	0,6,6	0.00	-	-		
86	OHX	1	4059	-	0,6,6	0.00	-	-		
86	OHX	1	3979	-	0,6,6	0.00	-	-		
86	OHX	n3	203	-	0,6,6	0.00	-	-		
86	OHX	6	2169	-	0,6,6	0.00	-	-		
86	OHX	6	2083	-	0,6,6	0.00	-	-		

Mol	Type	Chain	Res	Link	Bond lengths			Bond angles		
					Counts	RMSZ	# Z > 2	Counts	RMSZ	# Z > 2
86	OHX	5	4067	-	0,6,6	0.00	-	-		
86	OHX	5	4130	-	0,6,6	0.00	-	-		
86	OHX	5	4184	-	0,6,6	0.00	-	-		
86	OHX	1	4208	-	0,6,6	0.00	-	-		
86	OHX	5	4027	-	0,6,6	0.00	-	-		
86	OHX	1	3995	-	0,6,6	0.00	-	-		
86	OHX	5	4142	-	0,6,6	0.00	-	-		
86	OHX	2	2168	-	0,6,6	0.00	-	-		
86	OHX	6	2109	-	0,6,6	0.00	-	-		
86	OHX	6	2185	-	0,6,6	0.00	-	-		
86	OHX	8	231	-	0,6,6	0.00	-	-		
86	OHX	1	4025	-	0,6,6	0.00	-	-		
86	OHX	6	2067	-	0,6,6	0.00	-	-		
86	OHX	7	226	-	0,6,6	0.00	-	-		
86	OHX	6	2175	-	0,6,6	0.00	-	-		
86	OHX	5	4187	-	0,6,6	0.00	-	-		
86	OHX	2	2172	-	0,6,6	0.00	-	-		
86	OHX	2	2049	-	0,6,6	0.00	-	-		
86	OHX	1	3956	-	0,6,6	0.00	-	-		
86	OHX	2	2076	-	0,6,6	0.00	-	-		
86	OHX	1	3878	-	0,6,6	0.00	-	-		
86	OHX	1	4180	-	0,6,6	0.00	-	-		
86	OHX	5	4050	-	0,6,6	0.00	-	-		
86	OHX	o3	203	-	0,6,6	0.00	-	-		
86	OHX	1	3969	-	0,6,6	0.00	-	-		
86	OHX	5	4211	-	0,6,6	0.00	-	-		
86	OHX	6	2201	-	0,6,6	0.00	-	-		
86	OHX	1	4172	-	0,6,6	0.00	-	-		
86	OHX	2	2113	-	0,6,6	0.00	-	-		
86	OHX	1	3978	-	0,6,6	0.00	-	-		
86	OHX	1	3972	-	0,6,6	0.00	-	-		
86	OHX	6	2180	-	0,6,6	0.00	-	-		
86	OHX	5	4153	-	0,6,6	0.00	-	-		
86	OHX	2	2054	-	0,6,6	0.00	-	-		
86	OHX	1	4142	-	0,6,6	0.00	-	-		
86	OHX	c3	201	-	0,6,6	0.00	-	-		
86	OHX	5	4057	-	0,6,6	0.00	-	-		
86	OHX	d9	102	-	0,6,6	0.00	-	-		
86	OHX	1	4065	-	0,6,6	0.00	-	-		
86	OHX	1	3974	-	0,6,6	0.00	-	-		
86	OHX	1	4123	-	0,6,6	0.00	-	-		
86	OHX	2	2025	-	0,6,6	0.00	-	-		
86	OHX	6	2125	-	0,6,6	0.00	-	-		

Mol	Type	Chain	Res	Link	Bond lengths			Bond angles		
					Counts	RMSZ	# Z > 2	Counts	RMSZ	# Z > 2
86	OHX	2	2104	-	0,6,6	0.00	-	-		
86	OHX	5	3893	-	0,6,6	0.00	-	-		
86	OHX	1	3902	-	0,6,6	0.00	-	-		
86	OHX	1	4199	-	0,6,6	0.00	-	-		
86	OHX	1	3915	-	0,6,6	0.00	-	-		
86	OHX	5	3997	-	0,6,6	0.00	-	-		
86	OHX	5	4121	-	0,6,6	0.00	-	-		
86	OHX	1	4063	-	0,6,6	0.00	-	-		
86	OHX	5	4226	-	0,6,6	0.00	-	-		
86	OHX	5	4074	-	0,6,6	0.00	-	-		
86	OHX	2	2036	-	0,6,6	0.00	-	-		
86	OHX	15	306	-	0,6,6	0.00	-	-		
86	OHX	6	2094	-	0,6,6	0.00	-	-		
86	OHX	5	4091	-	0,6,6	0.00	-	-		
86	OHX	2	2038	-	0,6,6	0.00	-	-		
86	OHX	6	2093	-	0,6,6	0.00	-	-		
86	OHX	1	4150	-	0,6,6	0.00	-	-		
86	OHX	5	4224	-	0,6,6	0.00	-	-		
86	OHX	1	4096	-	0,6,6	0.00	-	-		
86	OHX	2	2043	-	0,6,6	0.00	-	-		
86	OHX	1	4014	-	0,6,6	0.00	-	-		
86	OHX	1	4129	-	0,6,6	0.00	-	-		
86	OHX	1	3913	-	0,6,6	0.00	-	-		
86	OHX	1	4005	-	0,6,6	0.00	-	-		
86	OHX	1	3957	-	0,6,6	0.00	-	-		
86	OHX	5	3945	-	0,6,6	0.00	-	-		
86	OHX	5	4136	-	0,6,6	0.00	-	-		
86	OHX	m8	201	-	0,6,6	0.00	-	-		
86	OHX	6	2154	-	0,6,6	0.00	-	-		
86	OHX	5	3908	-	0,6,6	0.00	-	-		
86	OHX	6	2204	-	0,6,6	0.00	-	-		
86	OHX	1	4207	-	0,6,6	0.00	-	-		
86	OHX	6	2082	-	0,6,6	0.00	-	-		
86	OHX	1	4101	-	0,6,6	0.00	-	-		
86	OHX	1	3990	-	0,6,6	0.00	-	-		
86	OHX	o7	503	-	0,6,6	0.00	-	-		
86	OHX	5	4158	-	0,6,6	0.00	-	-		
86	OHX	1	4153	-	0,6,6	0.00	-	-		
86	OHX	m1	202	-	0,6,6	0.00	-	-		
86	OHX	1	4156	-	0,6,6	0.00	-	-		
86	OHX	2	2159	-	0,6,6	0.00	-	-		
86	OHX	1	4089	-	0,6,6	0.00	-	-		
86	OHX	1	4083	-	0,6,6	0.00	-	-		

Mol	Type	Chain	Res	Link	Bond lengths			Bond angles		
					Counts	RMSZ	# Z > 2	Counts	RMSZ	# Z > 2
86	OHX	1	3908	-	0,6,6	0.00	-	-		
86	OHX	1	3983	-	0,6,6	0.00	-	-		
86	OHX	1	4088	-	0,6,6	0.00	-	-		
86	OHX	3	225	-	0,6,6	0.00	-	-		
86	OHX	3	226	-	0,6,6	0.00	-	-		
86	OHX	5	3947	-	0,6,6	0.00	-	-		
86	OHX	6	2070	-	0,6,6	0.00	-	-		
86	OHX	5	4133	-	0,6,6	0.00	-	-		
86	OHX	5	4108	-	0,6,6	0.00	-	-		
86	OHX	2	2027	-	0,6,6	0.00	-	-		
86	OHX	1	4064	-	0,6,6	0.00	-	-		
86	OHX	5	3941	-	0,6,6	0.00	-	-		
86	OHX	M7	205	-	0,6,6	0.00	-	-		
86	OHX	1	4174	-	0,6,6	0.00	-	-		
86	OHX	5	3910	-	0,6,6	0.00	-	-		
86	OHX	6	2134	-	0,6,6	0.00	-	-		
86	OHX	6	2181	-	0,6,6	0.00	-	-		
86	OHX	5	3987	-	0,6,6	0.00	-	-		
86	OHX	s1	302	-	0,6,6	0.00	-	-		
86	OHX	1	3962	-	0,6,6	0.00	-	-		
86	OHX	5	4150	-	0,6,6	0.00	-	-		
86	OHX	5	4128	-	0,6,6	0.00	-	-		
86	OHX	1	4079	-	0,6,6	0.00	-	-		
86	OHX	5	4161	-	0,6,6	0.00	-	-		
86	OHX	5	3976	-	0,6,6	0.00	-	-		
86	OHX	5	3979	-	0,6,6	0.00	-	-		
86	OHX	5	3916	-	0,6,6	0.00	-	-		
86	OHX	5	4146	-	0,6,6	0.00	-	-		
86	OHX	1	4109	-	0,6,6	0.00	-	-		
86	OHX	2	2158	-	0,6,6	0.00	-	-		
86	OHX	4	228	-	0,6,6	0.00	-	-		
86	OHX	6	2194	-	0,6,6	0.00	-	-		
86	OHX	1	3961	-	0,6,6	0.00	-	-		
86	OHX	2	2164	-	0,6,6	0.00	-	-		
86	OHX	6	2052	-	0,6,6	0.00	-	-		
86	OHX	2	2177	-	0,6,6	0.00	-	-		
86	OHX	6	2066	-	0,6,6	0.00	-	-		
86	OHX	6	2142	-	0,6,6	0.00	-	-		
86	OHX	5	4191	-	0,6,6	0.00	-	-		
86	OHX	5	4244	-	0,6,6	0.00	-	-		
86	OHX	1	4062	-	0,6,6	0.00	-	-		
86	OHX	5	3921	-	0,6,6	0.00	-	-		
86	OHX	6	2130	-	0,6,6	0.00	-	-		

Mol	Type	Chain	Res	Link	Bond lengths			Bond angles		
					Counts	RMSZ	# Z > 2	Counts	RMSZ	# Z > 2
86	OHX	5	3902	-	0,6,6	0.00	-	-		
86	OHX	5	4021	-	0,6,6	0.00	-	-		
86	OHX	1	3938	-	0,6,6	0.00	-	-		
86	OHX	5	3928	-	0,6,6	0.00	-	-		
86	OHX	2	2078	-	0,6,6	0.00	-	-		
86	OHX	5	4148	-	0,6,6	0.00	-	-		
86	OHX	6	2054	-	0,6,6	0.00	-	-		
86	OHX	1	4201	-	0,6,6	0.00	-	-		
86	OHX	6	2165	-	0,6,6	0.00	-	-		
86	OHX	5	3925	-	0,6,6	0.00	-	-		
86	OHX	1	4017	-	0,6,6	0.00	-	-		
86	OHX	5	4100	-	0,6,6	0.00	-	-		
86	OHX	6	2155	-	0,6,6	0.00	-	-		
86	OHX	6	2172	-	0,6,6	0.00	-	-		
86	OHX	2	2112	-	0,6,6	0.00	-	-		
86	OHX	2	2173	-	0,6,6	0.00	-	-		
86	OHX	1	3950	-	0,6,6	0.00	-	-		
86	OHX	2	2074	-	0,6,6	0.00	-	-		
86	OHX	1	4198	-	0,6,6	0.00	-	-		
86	OHX	6	2162	-	0,6,6	0.00	-	-		
86	OHX	1	4203	-	0,6,6	0.00	-	-		
86	OHX	5	4201	-	0,6,6	0.00	-	-		
86	OHX	6	2064	-	0,6,6	0.00	-	-		
86	OHX	6	2144	-	0,6,6	0.00	-	-		
86	OHX	5	4077	-	0,6,6	0.00	-	-		
86	OHX	1	3947	-	0,6,6	0.00	-	-		
86	OHX	5	4085	-	0,6,6	0.00	-	-		
86	OHX	2	2085	-	0,6,6	0.00	-	-		
86	OHX	S8	302	-	0,6,6	0.00	-	-		
86	OHX	5	4016	-	0,6,6	0.00	-	-		
86	OHX	1	3898	-	0,6,6	0.00	-	-		
86	OHX	5	4155	-	0,6,6	0.00	-	-		
86	OHX	5	4013	-	0,6,6	0.00	-	-		
86	OHX	1	3897	-	0,6,6	0.00	-	-		
86	OHX	6	2170	-	0,6,6	0.00	-	-		
86	OHX	1	4160	-	0,6,6	0.00	-	-		
86	OHX	2	2031	-	0,6,6	0.00	-	-		
86	OHX	6	2131	-	0,6,6	0.00	-	-		
86	OHX	2	2110	-	0,6,6	0.00	-	-		
86	OHX	1	3905	-	0,6,6	0.00	-	-		
86	OHX	5	4152	-	0,6,6	0.00	-	-		
86	OHX	5	3973	-	0,6,6	0.00	-	-		
86	OHX	1	4036	-	0,6,6	0.00	-	-		

Mol	Type	Chain	Res	Link	Bond lengths			Bond angles		
					Counts	RMSZ	# Z > 2	Counts	RMSZ	# Z > 2
86	OHX	5	3926	-	0,6,6	0.00	-	-		
86	OHX	1	4128	-	0,6,6	0.00	-	-		
86	OHX	d4	201	-	0,6,6	0.00	-	-		
86	OHX	s8	303	-	0,6,6	0.00	-	-		
86	OHX	2	2069	-	0,6,6	0.00	-	-		
86	OHX	5	4137	-	0,6,6	0.00	-	-		
86	OHX	5	4026	-	0,6,6	0.00	-	-		
86	OHX	5	4168	-	0,6,6	0.00	-	-		
86	OHX	l5	305	-	0,6,6	0.00	-	-		
86	OHX	1	4031	-	0,6,6	0.00	-	-		
86	OHX	m4	201	-	0,6,6	0.00	-	-		
86	OHX	2	2030	-	0,6,6	0.00	-	-		
86	OHX	5	3911	-	0,6,6	0.00	-	-		
86	OHX	1	4041	-	0,6,6	0.00	-	-		
86	OHX	1	3933	-	0,6,6	0.00	-	-		
86	OHX	5	4003	-	0,6,6	0.00	-	-		
86	OHX	O7	103	-	0,6,6	0.00	-	-		
86	OHX	5	3933	-	0,6,6	0.00	-	-		
86	OHX	2	2024	-	0,6,6	0.00	-	-		
86	OHX	1	4149	-	0,6,6	0.00	-	-		
86	OHX	8	223	-	0,6,6	0.00	-	-		
86	OHX	5	4024	-	0,6,6	0.00	-	-		
86	OHX	5	4025	-	0,6,6	0.00	-	-		
86	OHX	1	3922	-	0,6,6	0.00	-	-		
86	OHX	5	4140	-	0,6,6	0.00	-	-		
86	OHX	2	2061	-	0,6,6	0.00	-	-		
86	OHX	5	4231	-	0,6,6	0.00	-	-		
86	OHX	6	2163	-	0,6,6	0.00	-	-		
86	OHX	1	4022	-	0,6,6	0.00	-	-		
86	OHX	5	4217	-	0,6,6	0.00	-	-		
86	OHX	5	3907	-	0,6,6	0.00	-	-		
86	OHX	2	2166	-	0,6,6	0.00	-	-		
86	OHX	1	4055	-	0,6,6	0.00	-	-		
86	OHX	5	4182	-	0,6,6	0.00	-	-		
86	OHX	6	2197	-	0,6,6	0.00	-	-		
86	OHX	5	4062	-	0,6,6	0.00	-	-		
86	OHX	2	2057	-	0,6,6	0.00	-	-		
86	OHX	6	2061	-	0,6,6	0.00	-	-		
86	OHX	6	2103	-	0,6,6	0.00	-	-		
86	OHX	1	4044	-	0,6,6	0.00	-	-		
86	OHX	1	4131	-	0,6,6	0.00	-	-		
86	OHX	6	2106	-	0,6,6	0.00	-	-		
86	OHX	5	4087	-	0,6,6	0.00	-	-		

Mol	Type	Chain	Res	Link	Bond lengths			Bond angles		
					Counts	RMSZ	# Z > 2	Counts	RMSZ	# Z > 2
86	OHX	1	4134	-	0,6,6	0.00	-	-		
86	OHX	2	2163	-	0,6,6	0.00	-	-		
86	OHX	6	2118	-	0,6,6	0.00	-	-		
86	OHX	5	3944	-	0,6,6	0.00	-	-		
86	OHX	5	4113	-	0,6,6	0.00	-	-		
86	OHX	1	3975	-	0,6,6	0.00	-	-		
86	OHX	2	2093	-	0,6,6	0.00	-	-		
86	OHX	5	4046	-	0,6,6	0.00	-	-		
86	OHX	1	4087	-	0,6,6	0.00	-	-		
86	OHX	1	4108	-	0,6,6	0.00	-	-		
86	OHX	1	3906	-	0,6,6	0.00	-	-		
86	OHX	2	2048	-	0,6,6	0.00	-	-		
86	OHX	1	4056	-	0,6,6	0.00	-	-		
86	OHX	1	4053	-	0,6,6	0.00	-	-		
86	OHX	5	4001	-	0,6,6	0.00	-	-		
86	OHX	5	4210	-	0,6,6	0.00	-	-		
86	OHX	5	4066	-	0,6,6	0.00	-	-		
86	OHX	1	3941	-	0,6,6	0.00	-	-		
86	OHX	1	3973	-	0,6,6	0.00	-	-		
86	OHX	5	4075	-	0,6,6	0.00	-	-		
86	OHX	1	4078	-	0,6,6	0.00	-	-		
86	OHX	6	2116	-	0,6,6	0.00	-	-		
86	OHX	1	4179	-	0,6,6	0.00	-	-		
86	OHX	1	4133	-	0,6,6	0.00	-	-		
86	OHX	5	4236	-	0,6,6	0.00	-	-		
86	OHX	1	4001	-	0,6,6	0.00	-	-		
86	OHX	5	4111	-	0,6,6	0.00	-	-		
86	OHX	2	2153	-	0,6,6	0.00	-	-		
86	OHX	1	4143	-	0,6,6	0.00	-	-		
86	OHX	2	2144	-	0,6,6	0.00	-	-		
86	OHX	1	3923	-	0,6,6	0.00	-	-		
86	OHX	6	2124	-	0,6,6	0.00	-	-		
86	OHX	5	4089	-	0,6,6	0.00	-	-		
86	OHX	1	4111	-	0,6,6	0.00	-	-		
86	OHX	2	2081	-	0,6,6	0.00	-	-		
86	OHX	1	4190	-	0,6,6	0.00	-	-		
86	OHX	5	3999	-	0,6,6	0.00	-	-		
86	OHX	5	4196	-	0,6,6	0.00	-	-		
86	OHX	1	4204	-	0,6,6	0.00	-	-		
86	OHX	2	2135	-	0,6,6	0.00	-	-		
86	OHX	6	2195	-	0,6,6	0.00	-	-		
86	OHX	1	3929	-	0,6,6	0.00	-	-		
86	OHX	1	4191	-	0,6,6	0.00	-	-		

Mol	Type	Chain	Res	Link	Bond lengths			Bond angles		
					Counts	RMSZ	# Z > 2	Counts	RMSZ	# Z > 2
86	OHX	1	4116	-	0,6,6	0.00	-	-		
86	OHX	8	230	-	0,6,6	0.00	-	-		
86	OHX	5	4019	-	0,6,6	0.00	-	-		
86	OHX	5	3919	-	0,6,6	0.00	-	-		
86	OHX	5	4205	-	0,6,6	0.00	-	-		
86	OHX	6	2199	-	0,6,6	0.00	-	-		
86	OHX	D9	102	-	0,6,6	0.00	-	-		
86	OHX	6	2057	-	0,6,6	0.00	-	-		
86	OHX	5	4043	-	0,6,6	0.00	-	-		
86	OHX	C3	202	-	0,6,6	0.00	-	-		
86	OHX	5	4166	-	0,6,6	0.00	-	-		
86	OHX	5	4004	-	0,6,6	0.00	-	-		
86	OHX	5	3989	-	0,6,6	0.00	-	-		
86	OHX	5	3918	-	0,6,6	0.00	-	-		
86	OHX	L3	404	-	0,6,6	0.00	-	-		
86	OHX	1	4161	-	0,6,6	0.00	-	-		
86	OHX	2	2063	-	0,6,6	0.00	-	-		
86	OHX	2	2125	-	0,6,6	0.00	-	-		
86	OHX	5	4045	-	0,6,6	0.00	-	-		
86	OHX	2	2042	-	0,6,6	0.00	-	-		
86	OHX	5	4125	-	0,6,6	0.00	-	-		
86	OHX	2	2095	-	0,6,6	0.00	-	-		
86	OHX	6	2164	-	0,6,6	0.00	-	-		
86	OHX	S6	301	-	0,6,6	0.00	-	-		
86	OHX	1	4212	-	0,6,6	0.00	-	-		
86	OHX	5	4181	-	0,6,6	0.00	-	-		
86	OHX	1	3989	-	0,6,6	0.00	-	-		
86	OHX	8	218	-	0,6,6	0.00	-	-		
86	OHX	5	4034	-	0,6,6	0.00	-	-		
86	OHX	8	222	-	0,6,6	0.00	-	-		
86	OHX	5	4018	-	0,6,6	0.00	-	-		
86	OHX	5	3962	-	0,6,6	0.00	-	-		
86	OHX	5	4154	-	0,6,6	0.00	-	-		
86	OHX	6	2107	-	0,6,6	0.00	-	-		
86	OHX	6	2108	-	0,6,6	0.00	-	-		
86	OHX	4	234	-	0,6,6	0.00	-	-		
86	OHX	8	220	-	0,6,6	0.00	-	-		
86	OHX	5	3993	-	0,6,6	0.00	-	-		
86	OHX	1	4175	-	0,6,6	0.00	-	-		
86	OHX	6	2077	-	0,6,6	0.00	-	-		
86	OHX	5	4119	-	0,6,6	0.00	-	-		
86	OHX	5	3948	-	0,6,6	0.00	-	-		
86	OHX	8	229	-	0,6,6	0.00	-	-		

Mol	Type	Chain	Res	Link	Bond lengths			Bond angles		
					Counts	RMSZ	# Z > 2	Counts	RMSZ	# Z > 2
86	OHX	5	4114	-	0,6,6	0.00	-	-		
86	OHX	6	2079	-	0,6,6	0.00	-	-		
86	OHX	2	2099	-	0,6,6	0.00	-	-		
86	OHX	6	2149	-	0,6,6	0.00	-	-		
86	OHX	6	2095	-	0,6,6	0.00	-	-		
86	OHX	1	4181	-	0,6,6	0.00	-	-		
86	OHX	5	3894	-	0,6,6	0.00	-	-		
86	OHX	M5	303	-	0,6,6	0.00	-	-		
86	OHX	1	3883	-	0,6,6	0.00	-	-		
86	OHX	1	4043	-	0,6,6	0.00	-	-		
86	OHX	5	4227	-	0,6,6	0.00	-	-		
86	OHX	5	4095	-	0,6,6	0.00	-	-		
86	OHX	1	3927	-	0,6,6	0.00	-	-		
86	OHX	2	2152	-	0,6,6	0.00	-	-		
86	OHX	2	2132	-	0,6,6	0.00	-	-		
86	OHX	5	4078	-	0,6,6	0.00	-	-		
86	OHX	5	4059	-	0,6,6	0.00	-	-		
86	OHX	5	4180	-	0,6,6	0.00	-	-		
86	OHX	4	223	-	0,6,6	0.00	-	-		
86	OHX	5	3930	-	0,6,6	0.00	-	-		
86	OHX	1	4033	-	0,6,6	0.00	-	-		
86	OHX	2	2052	-	0,6,6	0.00	-	-		
86	OHX	5	4101	-	0,6,6	0.00	-	-		
86	OHX	8	228	-	0,6,6	0.00	-	-		
86	OHX	6	2152	-	0,6,6	0.00	-	-		
86	OHX	1	4091	-	0,6,6	0.00	-	-		
86	OHX	6	2123	-	0,6,6	0.00	-	-		
86	OHX	1	3877	-	0,6,6	0.00	-	-		
86	OHX	1	4202	-	0,6,6	0.00	-	-		
86	OHX	1	4121	-	0,6,6	0.00	-	-		
86	OHX	2	2068	-	0,6,6	0.00	-	-		
86	OHX	4	226	-	0,6,6	0.00	-	-		
86	OHX	1	3945	-	0,6,6	0.00	-	-		
86	OHX	2	2029	-	0,6,6	0.00	-	-		
86	OHX	2	2028	-	0,6,6	0.00	-	-		
86	OHX	5	4053	-	0,6,6	0.00	-	-		
86	OHX	1	3952	-	0,6,6	0.00	-	-		
86	OHX	2	2102	-	0,6,6	0.00	-	-		
86	OHX	5	3970	-	0,6,6	0.00	-	-		
86	OHX	4	221	-	0,6,6	0.00	-	-		
86	OHX	5	3968	-	0,6,6	0.00	-	-		
86	OHX	1	3981	-	0,6,6	0.00	-	-		
86	OHX	5	3915	-	0,6,6	0.00	-	-		

Mol	Type	Chain	Res	Link	Bond lengths			Bond angles		
					Counts	RMSZ	# Z > 2	Counts	RMSZ	# Z > 2
86	OHX	5	4207	-	0,6,6	0.00	-	-		
86	OHX	1	3965	-	0,6,6	0.00	-	-		
86	OHX	3	216	-	0,6,6	0.00	-	-		
86	OHX	5	3942	-	0,6,6	0.00	-	-		
86	OHX	5	4220	-	0,6,6	0.00	-	-		
86	OHX	5	4041	-	0,6,6	0.00	-	-		
86	OHX	5	4143	-	0,6,6	0.00	-	-		
86	OHX	1	4097	-	0,6,6	0.00	-	-		
86	OHX	1	4106	-	0,6,6	0.00	-	-		
86	OHX	5	3939	-	0,6,6	0.00	-	-		
86	OHX	1	4074	-	0,6,6	0.00	-	-		
86	OHX	1	4103	-	0,6,6	0.00	-	-		
86	OHX	1	4177	-	0,6,6	0.00	-	-		
86	OHX	1	4071	-	0,6,6	0.00	-	-		
86	OHX	8	219	-	0,6,6	0.00	-	-		
86	OHX	2	2123	-	0,6,6	0.00	-	-		
86	OHX	C8	201	-	0,6,6	0.00	-	-		
86	OHX	6	2058	-	0,6,6	0.00	-	-		
86	OHX	6	2148	-	0,6,6	0.00	-	-		
86	OHX	5	4172	-	0,6,6	0.00	-	-		
86	OHX	1	4209	-	0,6,6	0.00	-	-		
86	OHX	2	2084	-	0,6,6	0.00	-	-		
86	OHX	2	2047	-	0,6,6	0.00	-	-		
86	OHX	5	4122	-	0,6,6	0.00	-	-		
86	OHX	5	4033	-	0,6,6	0.00	-	-		
86	OHX	m0	302	-	0,6,6	0.00	-	-		
86	OHX	5	4149	-	0,6,6	0.00	-	-		
86	OHX	1	3867	-	0,6,6	0.00	-	-		
86	OHX	1	4104	-	0,6,6	0.00	-	-		
86	OHX	1	3968	-	0,6,6	0.00	-	-		
86	OHX	1	3993	-	0,6,6	0.00	-	-		
86	OHX	6	2151	-	0,6,6	0.00	-	-		
86	OHX	1	4076	-	0,6,6	0.00	-	-		
86	OHX	5	4193	-	0,6,6	0.00	-	-		
86	OHX	5	4216	-	0,6,6	0.00	-	-		
86	OHX	2	2070	-	0,6,6	0.00	-	-		
86	OHX	2	2035	-	0,6,6	0.00	-	-		
86	OHX	2	2058	-	0,6,6	0.00	-	-		
86	OHX	5	4175	-	0,6,6	0.00	-	-		
86	OHX	5	4194	-	0,6,6	0.00	-	-		
86	OHX	1	4124	-	0,6,6	0.00	-	-		
86	OHX	2	2108	-	0,6,6	0.00	-	-		
86	OHX	1	4188	-	0,6,6	0.00	-	-		

Mol	Type	Chain	Res	Link	Bond lengths			Bond angles		
					Counts	RMSZ	# Z > 2	Counts	RMSZ	# Z > 2
86	OHX	8	224	-	0,6,6	0.00	-	-		
86	OHX	1	4070	-	0,6,6	0.00	-	-		
86	OHX	6	2073	-	0,6,6	0.00	-	-		
86	OHX	1	3885	-	0,6,6	0.00	-	-		
86	OHX	1	4114	-	0,6,6	0.00	-	-		
86	OHX	1	4011	-	0,6,6	0.00	-	-		
86	OHX	6	2133	-	0,6,6	0.00	-	-		
86	OHX	1	4029	-	0,6,6	0.00	-	-		
86	OHX	2	2101	-	0,6,6	0.00	-	-		
86	OHX	2	2037	-	0,6,6	0.00	-	-		
86	OHX	5	4058	-	0,6,6	0.00	-	-		
86	OHX	1	4192	-	0,6,6	0.00	-	-		
86	OHX	6	2156	-	0,6,6	0.00	-	-		
86	OHX	1	3924	-	0,6,6	0.00	-	-		
86	OHX	5	4047	-	0,6,6	0.00	-	-		
86	OHX	6	2074	-	0,6,6	0.00	-	-		
86	OHX	1	4032	-	0,6,6	0.00	-	-		
86	OHX	1	4019	-	0,6,6	0.00	-	-		
86	OHX	1	4148	-	0,6,6	0.00	-	-		
86	OHX	1	3918	-	0,6,6	0.00	-	-		
86	OHX	6	2140	-	0,6,6	0.00	-	-		
86	OHX	19	202	-	0,6,6	0.00	-	-		
86	OHX	2	2062	-	0,6,6	0.00	-	-		
86	OHX	1	3904	-	0,6,6	0.00	-	-		
86	OHX	5	4126	-	0,6,6	0.00	-	-		
86	OHX	5	4160	-	0,6,6	0.00	-	-		
86	OHX	5	4127	-	0,6,6	0.00	-	-		
86	OHX	1	4020	-	0,6,6	0.00	-	-		
86	OHX	5	3954	-	0,6,6	0.00	-	-		
86	OHX	1	4073	-	0,6,6	0.00	-	-		
86	OHX	6	2192	-	0,6,6	0.00	-	-		
86	OHX	1	4155	-	0,6,6	0.00	-	-		
86	OHX	2	2100	-	0,6,6	0.00	-	-		
86	OHX	5	4221	-	0,6,6	0.00	-	-		
86	OHX	L3	405	-	0,6,6	0.00	-	-		
86	OHX	5	4237	-	0,6,6	0.00	-	-		
86	OHX	1	4015	-	0,6,6	0.00	-	-		
86	OHX	2	2034	-	0,6,6	0.00	-	-		
86	OHX	1	3916	-	0,6,6	0.00	-	-		
86	OHX	1	4140	-	0,6,6	0.00	-	-		
86	OHX	5	3964	-	0,6,6	0.00	-	-		
86	OHX	sR	401	-	0,6,6	0.00	-	-		
86	OHX	5	4097	-	0,6,6	0.00	-	-		

Mol	Type	Chain	Res	Link	Bond lengths			Bond angles		
					Counts	RMSZ	# Z > 2	Counts	RMSZ	# Z > 2
86	OHX	6	2160	-	0,6,6	0.00	-	-		
86	OHX	1	4151	-	0,6,6	0.00	-	-		
86	OHX	1	4193	-	0,6,6	0.00	-	-		
86	OHX	5	3994	-	0,6,6	0.00	-	-		
86	OHX	5	4118	-	0,6,6	0.00	-	-		
86	OHX	1	4195	-	0,6,6	0.00	-	-		
86	OHX	5	4116	-	0,6,6	0.00	-	-		
86	OHX	c8	203	-	0,6,6	0.00	-	-		
86	OHX	14	402	-	0,6,6	0.00	-	-		
86	OHX	5	4188	-	0,6,6	0.00	-	-		
86	OHX	1	3946	-	0,6,6	0.00	-	-		
86	OHX	6	2121	-	0,6,6	0.00	-	-		
86	OHX	5	3901	-	0,6,6	0.00	-	-		
86	OHX	6	2187	-	0,6,6	0.00	-	-		
86	OHX	5	4080	-	0,6,6	0.00	-	-		
86	OHX	1	3999	-	0,6,6	0.00	-	-		
86	OHX	5	4163	-	0,6,6	0.00	-	-		
86	OHX	2	2072	-	0,6,6	0.00	-	-		
86	OHX	1	3921	-	0,6,6	0.00	-	-		
86	OHX	2	2142	-	0,6,6	0.00	-	-		
86	OHX	5	4017	-	0,6,6	0.00	-	-		
86	OHX	6	2075	-	0,6,6	0.00	-	-		
86	OHX	6	2177	-	0,6,6	0.00	-	-		
86	OHX	1	3955	-	0,6,6	0.00	-	-		
86	OHX	6	2055	-	0,6,6	0.00	-	-		
86	OHX	5	4082	-	0,6,6	0.00	-	-		
86	OHX	5	3971	-	0,6,6	0.00	-	-		
86	OHX	1	4060	-	0,6,6	0.00	-	-		
86	OHX	1	3896	-	0,6,6	0.00	-	-		
86	OHX	5	4056	-	0,6,6	0.00	-	-		
86	OHX	2	2174	-	0,6,6	0.00	-	-		
86	OHX	6	2092	-	0,6,6	0.00	-	-		
86	OHX	1	4081	-	0,6,6	0.00	-	-		
86	OHX	5	4015	-	0,6,6	0.00	-	-		
86	OHX	6	2150	-	0,6,6	0.00	-	-		
86	OHX	1	3926	-	0,6,6	0.00	-	-		
86	OHX	1	3931	-	0,6,6	0.00	-	-		
86	OHX	1	4037	-	0,6,6	0.00	-	-		
86	OHX	6	2110	-	0,6,6	0.00	-	-		
86	OHX	5	3940	-	0,6,6	0.00	-	-		
86	OHX	1	4122	-	0,6,6	0.00	-	-		
86	OHX	2	2059	-	0,6,6	0.00	-	-		
86	OHX	3	223	-	0,6,6	0.00	-	-		

Mol	Type	Chain	Res	Link	Bond lengths			Bond angles		
					Counts	RMSZ	# Z > 2	Counts	RMSZ	# Z > 2
86	OHX	5	3986	-	0,6,6	0.00	-	-		
86	OHX	5	3931	-	0,6,6	0.00	-	-		
86	OHX	2	2167	-	0,6,6	0.00	-	-		
86	OHX	5	4028	-	0,6,6	0.00	-	-		
86	OHX	1	3988	-	0,6,6	0.00	-	-		
86	OHX	5	3996	-	0,6,6	0.00	-	-		
86	OHX	1	3910	-	0,6,6	0.00	-	-		
86	OHX	6	2117	-	0,6,6	0.00	-	-		
86	OHX	1	4115	-	0,6,6	0.00	-	-		
86	OHX	5	4213	-	0,6,6	0.00	-	-		
86	OHX	6	2050	-	0,6,6	0.00	-	-		
86	OHX	6	2200	-	0,6,6	0.00	-	-		
86	OHX	2	2089	-	0,6,6	0.00	-	-		
86	OHX	5	4096	-	0,6,6	0.00	-	-		
86	OHX	1	4002	-	0,6,6	0.00	-	-		
86	OHX	2	2139	-	0,6,6	0.00	-	-		
86	OHX	1	3936	-	0,6,6	0.00	-	-		
86	OHX	5	4020	-	0,6,6	0.00	-	-		
86	OHX	6	2135	-	0,6,6	0.00	-	-		
86	OHX	5	4061	-	0,6,6	0.00	-	-		
86	OHX	6	2137	-	0,6,6	0.00	-	-		
86	OHX	5	4141	-	0,6,6	0.00	-	-		
86	OHX	1	3960	-	0,6,6	0.00	-	-		
86	OHX	m5	303	-	0,6,6	0.00	-	-		
86	OHX	5	3932	-	0,6,6	0.00	-	-		
86	OHX	6	2100	-	0,6,6	0.00	-	-		
86	OHX	5	3959	-	0,6,6	0.00	-	-		
86	OHX	6	2122	-	0,6,6	0.00	-	-		
86	OHX	2	2023	-	0,6,6	0.00	-	-		
86	OHX	1	4210	-	0,6,6	0.00	-	-		
86	OHX	1	4136	-	0,6,6	0.00	-	-		
86	OHX	5	3900	-	0,6,6	0.00	-	-		
86	OHX	1	3892	-	0,6,6	0.00	-	-		
86	OHX	5	4162	-	0,6,6	0.00	-	-		
86	OHX	1	3951	-	0,6,6	0.00	-	-		
86	OHX	5	4123	-	0,6,6	0.00	-	-		
86	OHX	5	4243	-	0,6,6	0.00	-	-		
86	OHX	6	2129	-	0,6,6	0.00	-	-		
86	OHX	5	3903	-	0,6,6	0.00	-	-		
86	OHX	2	2126	-	0,6,6	0.00	-	-		
86	OHX	1	4075	-	0,6,6	0.00	-	-		
86	OHX	1	3873	-	0,6,6	0.00	-	-		
86	OHX	5	3988	-	0,6,6	0.00	-	-		

Mol	Type	Chain	Res	Link	Bond lengths			Bond angles		
					Counts	RMSZ	# Z > 2	Counts	RMSZ	# Z > 2
86	OHX	6	2141	-	0,6,6	0.00	-	-		
86	OHX	1	3869	-	0,6,6	0.00	-	-		
86	OHX	2	2092	-	0,6,6	0.00	-	-		
86	OHX	5	3949	-	0,6,6	0.00	-	-		
86	OHX	1	4187	-	0,6,6	0.00	-	-		
86	OHX	6	2153	-	0,6,6	0.00	-	-		
86	OHX	6	2202	-	0,6,6	0.00	-	-		
86	OHX	2	2114	-	0,6,6	0.00	-	-		
86	OHX	6	2127	-	0,6,6	0.00	-	-		
86	OHX	5	4173	-	0,6,6	0.00	-	-		
86	OHX	1	3944	-	0,6,6	0.00	-	-		
86	OHX	1	4023	-	0,6,6	0.00	-	-		
86	OHX	5	4178	-	0,6,6	0.00	-	-		
86	OHX	2	2121	-	0,6,6	0.00	-	-		
86	OHX	5	4011	-	0,6,6	0.00	-	-		
86	OHX	5	4038	-	0,6,6	0.00	-	-		
86	OHX	5	4039	-	0,6,6	0.00	-	-		
86	OHX	5	4139	-	0,6,6	0.00	-	-		
86	OHX	2	2133	-	0,6,6	0.00	-	-		
86	OHX	n9	102	-	0,6,6	0.00	-	-		
86	OHX	6	2176	-	0,6,6	0.00	-	-		
86	OHX	5	4174	-	0,6,6	0.00	-	-		
86	OHX	5	3898	-	0,6,6	0.00	-	-		
86	OHX	1	4048	-	0,6,6	0.00	-	-		
86	OHX	5	4212	-	0,6,6	0.00	-	-		
86	OHX	5	3953	-	0,6,6	0.00	-	-		
86	OHX	5	3977	-	0,6,6	0.00	-	-		
86	OHX	5	4199	-	0,6,6	0.00	-	-		
86	OHX	6	2068	-	0,6,6	0.00	-	-		
86	OHX	1	4018	-	0,6,6	0.00	-	-		
86	OHX	6	2132	-	0,6,6	0.00	-	-		
86	OHX	5	4164	-	0,6,6	0.00	-	-		
86	OHX	4	235	-	0,6,6	0.00	-	-		
86	OHX	2	2179	-	0,6,6	0.00	-	-		
86	OHX	6	2158	-	0,6,6	0.00	-	-		
86	OHX	6	2157	-	0,6,6	0.00	-	-		
86	OHX	4	227	-	0,6,6	0.00	-	-		
86	OHX	1	4009	-	0,6,6	0.00	-	-		
86	OHX	5	4069	-	0,6,6	0.00	-	-		
86	OHX	1	4045	-	0,6,6	0.00	-	-		
86	OHX	1	4147	-	0,6,6	0.00	-	-		
86	OHX	m0	303	-	0,6,6	0.00	-	-		
86	OHX	s1	303	-	0,6,6	0.00	-	-		

Mol	Type	Chain	Res	Link	Bond lengths			Bond angles		
					Counts	RMSZ	# Z > 2	Counts	RMSZ	# Z > 2
86	OHX	6	2198	-	0,6,6	0.00	-	-		
86	OHX	5	4079	-	0,6,6	0.00	-	-		
86	OHX	5	4134	-	0,6,6	0.00	-	-		
86	OHX	6	2178	-	0,6,6	0.00	-	-		
86	OHX	1	3991	-	0,6,6	0.00	-	-		
86	OHX	1	3935	-	0,6,6	0.00	-	-		
86	OHX	1	4027	-	0,6,6	0.00	-	-		
86	OHX	1	4146	-	0,6,6	0.00	-	-		
86	OHX	8	227	-	0,6,6	0.00	-	-		
86	OHX	1	4050	-	0,6,6	0.00	-	-		
86	OHX	2	2067	-	0,6,6	0.00	-	-		
86	OHX	6	2183	-	0,6,6	0.00	-	-		
86	OHX	1	4176	-	0,6,6	0.00	-	-		
86	OHX	2	2103	-	0,6,6	0.00	-	-		
86	OHX	5	4183	-	0,6,6	0.00	-	-		
86	OHX	5	3943	-	0,6,6	0.00	-	-		
86	OHX	2	2157	-	0,6,6	0.00	-	-		
86	OHX	6	2138	-	0,6,6	0.00	-	-		
86	OHX	1	3868	-	0,6,6	0.00	-	-		
86	OHX	5	4044	-	0,6,6	0.00	-	-		
86	OHX	5	4197	-	0,6,6	0.00	-	-		
86	OHX	2	2098	-	0,6,6	0.00	-	-		
86	OHX	4	222	-	0,6,6	0.00	-	-		
86	OHX	5	3960	-	0,6,6	0.00	-	-		
86	OHX	1	4054	-	0,6,6	0.00	-	-		
86	OHX	o2	201	-	0,6,6	0.00	-	-		
86	OHX	1	4119	-	0,6,6	0.00	-	-		
86	OHX	1	4013	-	0,6,6	0.00	-	-		
86	OHX	1	3970	-	0,6,6	0.00	-	-		
86	OHX	1	4098	-	0,6,6	0.00	-	-		
86	OHX	6	2188	-	0,6,6	0.00	-	-		
86	OHX	5	3985	-	0,6,6	0.00	-	-		
86	OHX	1	3911	-	0,6,6	0.00	-	-		
86	OHX	1	3925	-	0,6,6	0.00	-	-		
86	OHX	1	3920	-	0,6,6	0.00	-	-		
86	OHX	5	3923	-	0,6,6	0.00	-	-		
86	OHX	6	2047	-	0,6,6	0.00	-	-		
86	OHX	8	221	-	0,6,6	0.00	-	-		
86	OHX	8	226	-	0,6,6	0.00	-	-		
86	OHX	1	3884	-	0,6,6	0.00	-	-		
86	OHX	1	4170	-	0,6,6	0.00	-	-		
86	OHX	2	2077	-	0,6,6	0.00	-	-		
86	OHX	1	4068	-	0,6,6	0.00	-	-		

Mol	Type	Chain	Res	Link	Bond lengths			Bond angles		
					Counts	RMSZ	# Z > 2	Counts	RMSZ	# Z > 2
86	OHX	1	4185	-	0,6,6	0.00	-	-		
86	OHX	5	3967	-	0,6,6	0.00	-	-		
86	OHX	2	2169	-	0,6,6	0.00	-	-		
86	OHX	8	216	-	0,6,6	0.00	-	-		
86	OHX	5	4186	-	0,6,6	0.00	-	-		
86	OHX	5	4002	-	0,6,6	0.00	-	-		
86	OHX	Q2	502	-	0,6,6	0.00	-	-		
86	OHX	6	2179	-	0,6,6	0.00	-	-		
86	OHX	5	4232	-	0,6,6	0.00	-	-		
86	OHX	1	3932	-	0,6,6	0.00	-	-		
86	OHX	5	4238	-	0,6,6	0.00	-	-		
86	OHX	2	2162	-	0,6,6	0.00	-	-		
86	OHX	5	4098	-	0,6,6	0.00	-	-		
86	OHX	3	217	-	0,6,6	0.00	-	-		
86	OHX	1	3949	-	0,6,6	0.00	-	-		
86	OHX	1	4057	-	0,6,6	0.00	-	-		
86	OHX	3	224	-	0,6,6	0.00	-	-		
86	OHX	6	2115	-	0,6,6	0.00	-	-		
86	OHX	5	3935	-	0,6,6	0.00	-	-		
86	OHX	2	2149	-	0,6,6	0.00	-	-		
86	OHX	2	2091	-	0,6,6	0.00	-	-		
86	OHX	1	4067	-	0,6,6	0.00	-	-		
86	OHX	5	4072	-	0,6,6	0.00	-	-		
86	OHX	5	4022	-	0,6,6	0.00	-	-		
86	OHX	q2	502	-	0,6,6	0.00	-	-		
86	OHX	1	4130	-	0,6,6	0.00	-	-		
86	OHX	N9	101	-	0,6,6	0.00	-	-		
86	OHX	1	4162	-	0,6,6	0.00	-	-		
86	OHX	1	3876	-	0,6,6	0.00	-	-		
86	OHX	6	2171	-	0,6,6	0.00	-	-		
86	OHX	2	2050	-	0,6,6	0.00	-	-		
86	OHX	5	4029	-	0,6,6	0.00	-	-		
86	OHX	6	2088	-	0,6,6	0.00	-	-		
86	OHX	2	2106	-	0,6,6	0.00	-	-		
86	OHX	2	2107	-	0,6,6	0.00	-	-		
86	OHX	1	4197	-	0,6,6	0.00	-	-		
86	OHX	5	4107	-	0,6,6	0.00	-	-		
86	OHX	1	3914	-	0,6,6	0.00	-	-		
86	OHX	1	4034	-	0,6,6	0.00	-	-		
86	OHX	1	3895	-	0,6,6	0.00	-	-		
86	OHX	1	3953	-	0,6,6	0.00	-	-		
86	OHX	1	4120	-	0,6,6	0.00	-	-		
86	OHX	1	4105	-	0,6,6	0.00	-	-		

Mol	Type	Chain	Res	Link	Bond lengths			Bond angles		
					Counts	RMSZ	# Z > 2	Counts	RMSZ	# Z > 2
86	OHX	1	4173	-	0,6,6	0.00	-	-		
86	OHX	4	233	-	0,6,6	0.00	-	-		
86	OHX	6	2099	-	0,6,6	0.00	-	-		
86	OHX	1	3980	-	0,6,6	0.00	-	-		
86	OHX	C5	201	-	0,6,6	0.00	-	-		
86	OHX	1	3997	-	0,6,6	0.00	-	-		
86	OHX	1	3879	-	0,6,6	0.00	-	-		
86	OHX	5	4228	-	0,6,6	0.00	-	-		
86	OHX	6	2060	-	0,6,6	0.00	-	-		
86	OHX	1	4008	-	0,6,6	0.00	-	-		
86	OHX	5	4151	-	0,6,6	0.00	-	-		
86	OHX	1	3886	-	0,6,6	0.00	-	-		
86	OHX	1	3889	-	0,6,6	0.00	-	-		
86	OHX	1	4118	-	0,6,6	0.00	-	-		
86	OHX	5	4242	-	0,6,6	0.00	-	-		
86	OHX	6	2071	-	0,6,6	0.00	-	-		
86	OHX	2	2147	-	0,6,6	0.00	-	-		
86	OHX	5	4235	-	0,6,6	0.00	-	-		
86	OHX	5	4177	-	0,6,6	0.00	-	-		
86	OHX	1	4084	-	0,6,6	0.00	-	-		
86	OHX	5	3981	-	0,6,6	0.00	-	-		
86	OHX	1	4159	-	0,6,6	0.00	-	-		
86	OHX	5	4081	-	0,6,6	0.00	-	-		
86	OHX	l3	405	-	0,6,6	0.00	-	-		
86	OHX	5	4234	-	0,6,6	0.00	-	-		
86	OHX	4	230	-	0,6,6	0.00	-	-		
86	OHX	5	3946	-	0,6,6	0.00	-	-		
86	OHX	5	4005	-	0,6,6	0.00	-	-		
86	OHX	1	4006	-	0,6,6	0.00	-	-		
86	OHX	1	3977	-	0,6,6	0.00	-	-		
86	OHX	5	4032	-	0,6,6	0.00	-	-		
86	OHX	1	3917	-	0,6,6	0.00	-	-		
86	OHX	5	4135	-	0,6,6	0.00	-	-		
86	OHX	6	2045	-	0,6,6	0.00	-	-		
86	OHX	6	2062	-	0,6,6	0.00	-	-		
88	3J6	1	4213	85	21,24,24	2.31	3 (14%)	25,42,42	1.98	6 (24%)
86	OHX	2	2143	-	0,6,6	0.00	-	-		
86	OHX	7	221	-	0,6,6	0.00	-	-		
86	OHX	7	227	-	0,6,6	0.00	-	-		
86	OHX	5	3920	-	0,6,6	0.00	-	-		
86	OHX	5	3958	-	0,6,6	0.00	-	-		
86	OHX	5	4112	-	0,6,6	0.00	-	-		
86	OHX	5	3951	-	0,6,6	0.00	-	-		

Mol	Type	Chain	Res	Link	Bond lengths			Bond angles		
					Counts	RMSZ	# Z > 2	Counts	RMSZ	# Z > 2
86	OHX	2	2055	-	0,6,6	0.00	-	-		
86	OHX	3	220	-	0,6,6	0.00	-	-		
86	OHX	5	4138	-	0,6,6	0.00	-	-		
86	OHX	1	3888	-	0,6,6	0.00	-	-		
86	OHX	6	2072	-	0,6,6	0.00	-	-		
86	OHX	n6	203	-	0,6,6	0.00	-	-		
86	OHX	1	4144	-	0,6,6	0.00	-	-		
86	OHX	O4	201	-	0,6,6	0.00	-	-		
86	OHX	1	4141	-	0,6,6	0.00	-	-		

In the following table, the Chirals column lists the number of chiral outliers, the number of chiral centers analysed, the number of these observed in the model and the number defined in the Chemical Component Dictionary. Similar counts are reported in the Torsion and Rings columns. '-' means no outliers of that kind were identified.

Mol	Type	Chain	Res	Link	Chirals	Torsions	Rings
88	3J6	1	4213	85	-	0/3/68/68	0/5/4/4
88	3J6	5	4246	85	-	3/3/68/68	0/5/4/4

All (4) bond length outliers are listed below:

Mol	Chain	Res	Type	Atoms	Z	Observed(Å)	Ideal(Å)
88	1	4213	3J6	C4-C3	7.70	1.66	1.54
88	1	4213	3J6	O2-C11	6.28	1.55	1.44
88	1	4213	3J6	C11-C7	-2.53	1.49	1.56
88	5	4246	3J6	C4-C3	2.33	1.58	1.54

All (8) bond angle outliers are listed below:

Mol	Chain	Res	Type	Atoms	Z	Observed(°)	Ideal(°)
88	1	4213	3J6	O2-C12-C11	5.21	64.68	59.35
88	1	4213	3J6	C11-C7-C4	-4.60	103.63	106.74
88	1	4213	3J6	O2-C11-C7	-3.21	113.91	117.98
88	1	4213	3J6	O3-C3-C4	3.06	116.13	112.50
88	1	4213	3J6	C12-O2-C11	-2.81	57.23	60.91
88	5	4246	3J6	C7-C11-C10	-2.78	99.32	104.68
88	1	4213	3J6	O2-C11-C10	2.52	120.38	115.59
88	5	4246	3J6	O3-C3-C2	2.28	109.28	105.54

There are no chirality outliers.

All (3) torsion outliers are listed below:

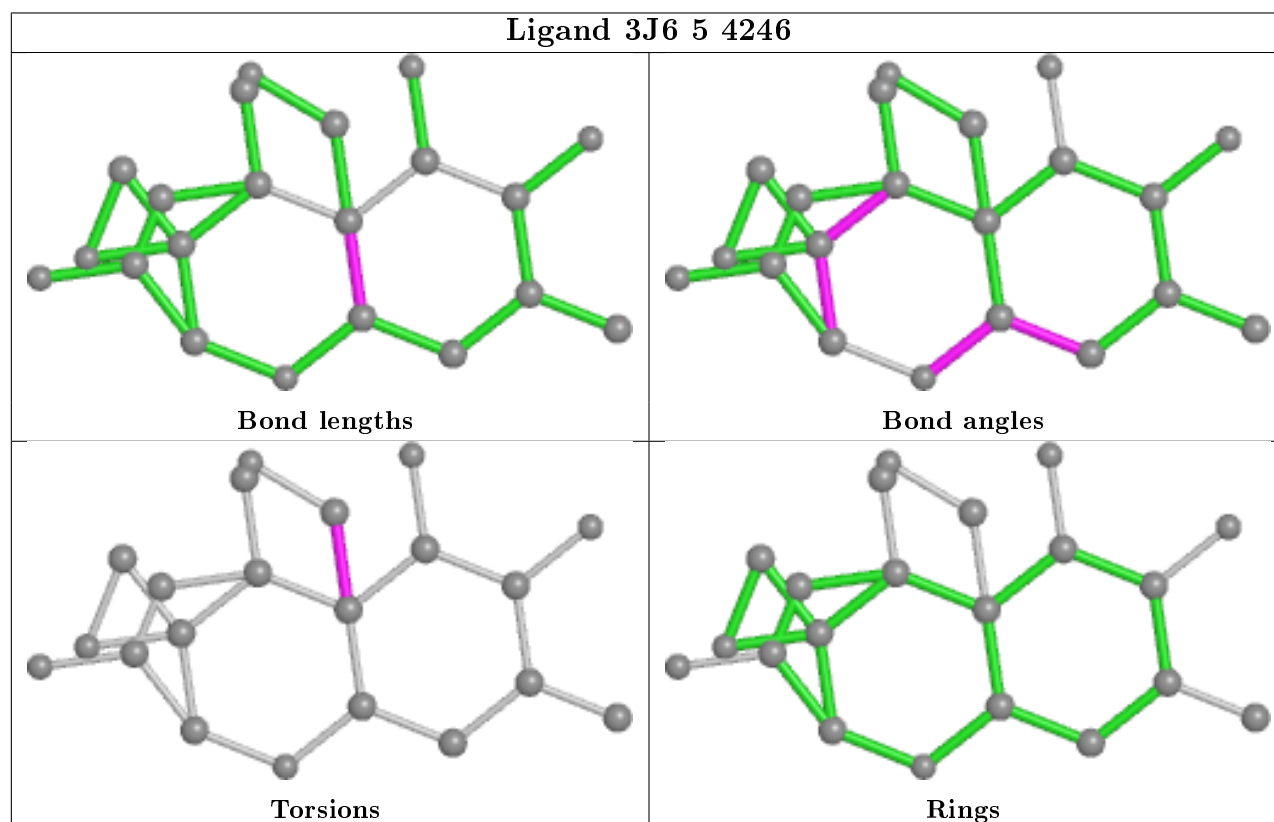
Mol	Chain	Res	Type	Atoms
88	5	4246	3J6	O5-C14-C4-C5
88	5	4246	3J6	O5-C14-C4-C7
88	5	4246	3J6	O5-C14-C4-C3

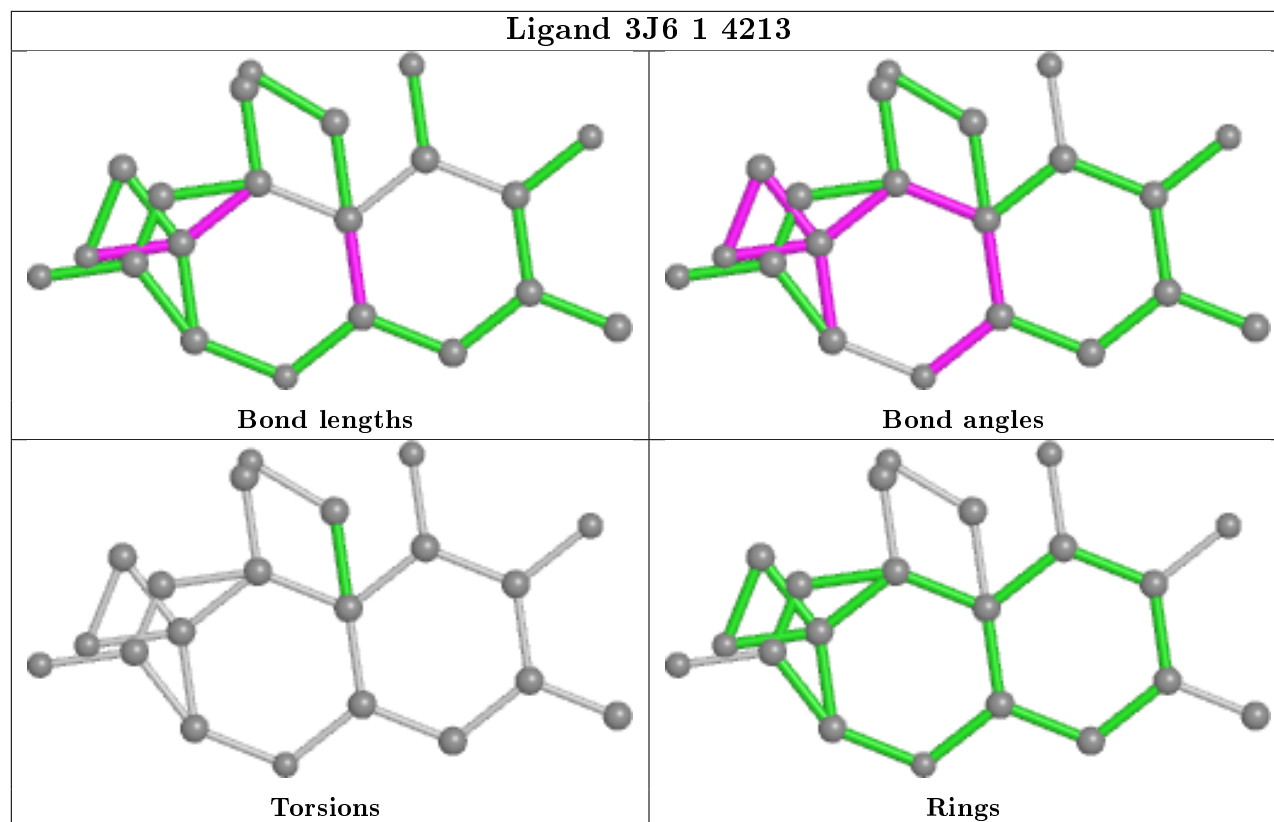
There are no ring outliers.

1 monomer is involved in 1 short contact:

Mol	Chain	Res	Type	Clashes	Symm-Clashes
86	S6	301	OHX	0	1

The following is a two-dimensional graphical depiction of Mogul quality analysis of bond lengths, bond angles, torsion angles, and ring geometry for all instances of the Ligand of Interest. In addition, ligands with molecular weight > 250 and outliers as shown on the validation Tables will also be included. For torsion angles, if less than 5% of the Mogul distribution of torsion angles is within 10 degrees of the torsion angle in question, then that torsion angle is considered an outlier. Any bond that is central to one or more torsion angles identified as an outlier by Mogul will be highlighted in the graph. For rings, the root-mean-square deviation (RMSD) between the ring in question and similar rings identified by Mogul is calculated over all ring torsion angles. If the average RMSD is greater than 60 degrees and the minimal RMSD between the ring in question and any Mogul-identified rings is also greater than 60 degrees, then that ring is considered an outlier. The outliers are highlighted in purple. The color gray indicates Mogul did not find sufficient equivalents in the CSD to analyse the geometry.





5.7 Other polymers [i](#)

There are no such residues in this entry.

5.8 Polymer linkage issues [i](#)

There are no chain breaks in this entry.

6 Fit of model and data [i](#)

6.1 Protein, DNA and RNA chains [i](#)

EDS failed to run properly - this section is therefore empty.

6.2 Non-standard residues in protein, DNA, RNA chains [i](#)

EDS failed to run properly - this section is therefore empty.

6.3 Carbohydrates [i](#)

EDS failed to run properly - this section is therefore empty.

6.4 Ligands [i](#)

EDS failed to run properly - this section is therefore empty.

6.5 Other polymers [i](#)

EDS failed to run properly - this section is therefore empty.