



wwPDB X-ray Structure Validation Summary Report ⓘ

Aug 30, 2020 – 07:52 PM BST

PDB ID : 4U55
Title : Crystal structure of Cryptopleurine bound to the yeast 80S ribosome
Authors : Garreau de Loubresse, N.; Prokhorova, I.; Yusupova, G.; Yusupov, M.
Deposited on : 2014-07-24
Resolution : 3.20 Å(reported)

This is a wwPDB X-ray Structure Validation Summary Report for a publicly released PDB entry.

We welcome your comments at validation@mail.wwpdb.org

A user guide is available at

<https://www.wwpdb.org/validation/2017/XrayValidationReportHelp>

with specific help available everywhere you see the ⓘ symbol.

The following versions of software and data (see [references ⓘ](#)) were used in the production of this report:

MolProbity : 4.02b-467
Mogul : 1.8.5 (274361), CSD as541be (2020)
Xtriage (Phenix) : 1.13
EDS : **FAILED**
buster-report : 1.1.7 (2018)
Percentile statistics : 20191225.v01 (using entries in the PDB archive December 25th 2019)
Ideal geometry (proteins) : Engh & Huber (2001)
Ideal geometry (DNA, RNA) : Parkinson et al. (1996)
Validation Pipeline (wwPDB-VP) : 2.13

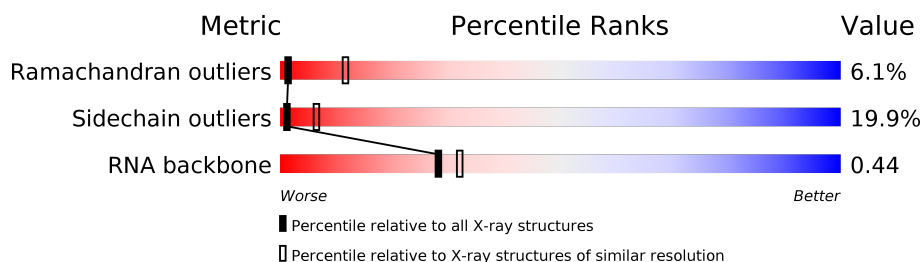
1 Overall quality at a glance

The following experimental techniques were used to determine the structure:

X-RAY DIFFRACTION

The reported resolution of this entry is 3.20 Å.

Percentile scores (ranging between 0-100) for global validation metrics of the entry are shown in the following graphic. The table shows the number of entries on which the scores are based.



Metric	Whole archive (#Entries)	Similar resolution (#Entries, resolution range(Å))
Ramachandran outliers	138981	1234 (3.20-3.20)
Sidechain outliers	138945	1233 (3.20-3.20)
RNA backbone	3102	1010 (3.50-2.90)


























The table below summarises the geometric issues observed across the polymeric chains and their fit to the electron density. The red, orange, yellow and green segments on the lower bar indicate the fraction of residues that contain outliers for ≥ 3 , 2, 1 and 0 types of geometric quality criteria respectively. A grey segment represents the fraction of residues that are not modelled. The numeric value for each fraction is indicated below the corresponding segment, with a dot representing fractions $\leq 5\%$.

Note EDS failed to run properly.

Mol	Chain	Length	Quality of chain
1	2	1800	
1	6	1800	
2	S0	251	
2	s0	251	
3	S1	254	
3	s1	254	
4	S2	253	
4	s2	253	


























Continued on next page...

Continued from previous page...

Mol	Chain	Length	Quality of chain
5	S3	239	
5	s3	239	
6	S4	260	
6	s4	260	
7	S5	224	
7	s5	224	
8	S6	236	
8	s6	236	
9	S7	189	
9	s7	189	
10	S8	200	
10	s8	200	
11	S9	196	
11	s9	196	
12	C0	105	
12	c0	105	
13	C1	155	
13	c1	155	
14	C2	142	
14	c2	142	
15	C3	150	
15	c3	150	
16	C4	136	
16	c4	136	
17	C5	141	

Continued on next page...

Continued from previous page...

Mol	Chain	Length	Quality of chain
17	c5	141	
18	C6	142	
18	c6	142	
19	C7	136	
19	c7	136	
20	C8	145	
20	c8	145	
21	C9	143	
21	c9	143	
22	D0	120	
22	d0	120	
23	D1	87	
23	d1	87	
24	D2	129	
24	d2	129	
25	D3	144	
25	d3	144	
26	D4	134	
26	d4	134	
27	D5	107	
27	d5	107	
28	D6	97	
28	d6	97	
29	D7	81	
29	d7	81	


























Continued on next page...

Continued from previous page...

Mol	Chain	Length	Quality of chain
30	D8	66	
30	d8	66	
31	D9	55	
31	d9	55	
32	E0	60	
33	E1	76	
33	e1	76	
34	SR	318	
34	sR	318	
35	SM	273	
35	sM	273	
36	1	3396	
36	5	3396	
37	3	121	
37	7	121	
38	4	158	
38	8	158	
39	L2	253	
39	l2	253	
40	L3	386	
40	l3	386	
41	L4	361	
41	l4	361	
42	L5	296	
42	l5	296	


























Continued on next page...

Continued from previous page...

Mol	Chain	Length	Quality of chain
43	L6	175	
43	l6	175	
44	L7	243	
44	l7	243	
45	L8	255	
45	l8	255	
46	L9	191	
46	l9	191	
47	M0	220	
47	m0	220	
48	M1	173	
48	m1	173	
49	M3	198	
49	m3	198	
50	M4	137	
50	m4	137	
51	M5	203	
51	m5	203	
52	M6	198	
52	m6	198	
53	M7	183	
53	m7	183	
54	M8	185	
54	m8	185	
55	M9	188	


























Continued on next page...

Continued from previous page...

Mol	Chain	Length	Quality of chain
55	m9	188	
56	N0	172	
56	n0	172	
57	N1	159	
57	n1	159	
58	N2	120	
58	n2	120	
59	N3	136	
59	n3	136	
60	N4	155	
60	n4	155	
61	N5	141	
61	n5	141	
62	N6	126	
62	n6	126	
63	N7	135	
63	n7	135	
64	N8	148	
64	n8	148	
65	N9	58	
65	n9	58	
66	O0	104	
66	o0	104	
67	O1	112	
67	o1	112	

Continued on next page...

Continued from previous page...

Mol	Chain	Length	Quality of chain
68	O2	129	
68	o2	129	
69	O3	106	
69	o3	106	
70	O4	120	
70	o4	120	
71	O5	119	
71	o5	119	
72	O6	99	
72	o6	99	
73	O7	87	
73	o7	87	
74	O8	77	
74	o8	77	
75	O9	50	
75	o9	50	
76	Q0	52	
76	q0	52	
77	Q1	25	
77	q1	25	
78	Q2	105	
78	q2	105	
79	Q3	91	
79	q3	91	
80	e0	62	

Continued on next page...

Continued from previous page...

Mol	Chain	Length	Quality of chain
81	p0	311	<div><div></div><div>38%8%54%</div></div>
82	m2	160	<div><div></div><div>93%6%</div></div>
83	p1	47	<div><div></div><div>100%</div></div>
84	p2	46	<div><div></div><div>100%</div></div>

2 Entry composition

There are 88 unique types of molecules in this entry. The entry contains 411206 atoms, of which 0 are hydrogens and 0 are deuteriums.

In the tables below, the ZeroOcc column contains the number of atoms modelled with zero occupancy, the AltConf column contains the number of residues with at least one atom in alternate conformation and the Trace column contains the number of residues modelled with at most 2 atoms.

- Molecule 1 is a RNA chain called 18S ribosomal RNA.

Mol	Chain	Residues	Atoms					ZeroOcc	AltConf	Trace
1	2	1750	Total	C	N	O	P	0	0	0
			37283	16668	6591	12274	1750			
1	6	1795	Total	C	N	O	P	0	0	0
			38238	17095	6758	12590	1795			

- Molecule 2 is a protein called 40S ribosomal protein S0-A.

Mol	Chain	Residues	Atoms					ZeroOcc	AltConf	Trace
2	S0	206	Total	C	N	O	S	0	0	0
			1577	1014	278	283	2			
2	s0	206	Total	C	N	O	S	0	0	0
			1583	1017	281	283	2			

- Molecule 3 is a protein called 40S ribosomal protein S1-A.

Mol	Chain	Residues	Atoms					ZeroOcc	AltConf	Trace
3	S1	214	Total	C	N	O	S	0	0	0
			1709	1084	310	311	4			
3	s1	216	Total	C	N	O	S	0	0	0
			1722	1091	312	315	4			

- Molecule 4 is a protein called 40S ribosomal protein S2.

Mol	Chain	Residues	Atoms					ZeroOcc	AltConf	Trace
4	S2	217	Total	C	N	O	S	0	0	0
			1635	1047	289	297	2			
4	s2	217	Total	C	N	O	S	0	0	0
			1635	1047	289	297	2			

- Molecule 5 is a protein called 40S ribosomal protein S3.

Mol	Chain	Residues	Atoms					ZeroOcc	AltConf	Trace
5	S3	223	Total	C	N	O	S	0	0	0
			1734	1101	313	314	6			
5	s3	223	Total	C	N	O	S	0	0	0
			1734	1101	313	314	6			

- Molecule 6 is a protein called 40S ribosomal protein S4-A.

Mol	Chain	Residues	Atoms					ZeroOcc	AltConf	Trace
6	S4	260	Total	C	N	O	S	0	0	0
			2068	1316	389	360	3			
6	s4	260	Total	C	N	O	S	0	0	0
			2068	1316	389	360	3			

- Molecule 7 is a protein called 40S ribosomal protein S5.

Mol	Chain	Residues	Atoms					ZeroOcc	AltConf	Trace
7	S5	206	Total	C	N	O	S	0	0	0
			1609	1007	300	299	3			
7	s5	206	Total	C	N	O	S	0	0	0
			1609	1007	300	299	3			

- Molecule 8 is a protein called 40S ribosomal protein S6-A.

Mol	Chain	Residues	Atoms					ZeroOcc	AltConf	Trace
8	S6	226	Total	C	N	O	S	0	0	0
			1799	1129	346	321	3			
8	s6	218	Total	C	N	O	S	0	0	0
			1755	1102	337	313	3			

- Molecule 9 is a protein called 40S ribosomal protein S7-A.

Mol	Chain	Residues	Atoms				ZeroOcc	AltConf	Trace
9	S7	184	Total	C	N	O	0	0	0
			1481	951	265	265			
9	s7	186	Total	C	N	O	0	0	0
			1491	957	267	267			

- Molecule 10 is a protein called 40S ribosomal protein S8-A.

Mol	Chain	Residues	Atoms					ZeroOcc	AltConf	Trace
10	S8	188	Total	C	N	O	S	0	0	0
			1489	925	298	264	2			

Continued on next page...

Continued from previous page...

Mol	Chain	Residues	Atoms					ZeroOcc	AltConf	Trace
10	s8	188	Total	C	N	O	S	0	0	0
			1489	925	298	264	2			

- Molecule 11 is a protein called 40S ribosomal protein S9-A.

Mol	Chain	Residues	Atoms					ZeroOcc	AltConf	Trace
11	S9	185	Total	C	N	O	S	0	0	0
			1494	943	289	261	1			
11	s9	185	Total	C	N	O	S	0	0	0
			1494	943	289	261	1			

- Molecule 12 is a protein called 40S ribosomal protein S10-A.

Mol	Chain	Residues	Atoms					ZeroOcc	AltConf	Trace
12	C0	96	Total	C	N	O	S	0	0	0
			773	500	126	145	2			
12	c0	96	Total	C	N	O	S	0	0	0
			762	491	125	144	2			

There are 2 discrepancies between the modelled and reference sequences:

Chain	Residue	Modelled	Actual	Comment	Reference
C0	89	ALA	GLY	conflict	UNP Q08745
c0	89	ALA	GLY	conflict	UNP Q08745

- Molecule 13 is a protein called 40S ribosomal protein S11-A.

Mol	Chain	Residues	Atoms					ZeroOcc	AltConf	Trace
13	C1	155	Total	C	N	O	S	0	0	0
			1214	775	230	206	3			
13	c1	146	Total	C	N	O	S	0	0	0
			1168	747	221	197	3			

There are 2 discrepancies between the modelled and reference sequences:

Chain	Residue	Modelled	Actual	Comment	Reference
C1	147	ALA	GLY	conflict	UNP P0CX47
c1	147	ALA	GLY	conflict	UNP P0CX47

- Molecule 14 is a protein called 40S ribosomal protein S12.

Mol	Chain	Residues	Atoms					ZeroOcc	AltConf	Trace
14	C2	124	Total	C	N	O	S	0	0	0
			892	562	156	172	2			
14	c2	124	Total	C	N	O	S	0	0	0
			892	562	156	172	2			

There are 4 discrepancies between the modelled and reference sequences:

Chain	Residue	Modelled	Actual	Comment	Reference
C2	104	ALA	GLY	conflict	UNP P48589
C2	110	ALA	GLY	conflict	UNP P48589
c2	104	ALA	GLY	conflict	UNP P48589
c2	110	ALA	GLY	conflict	UNP P48589

- Molecule 15 is a protein called 40S ribosomal protein S13.

Mol	Chain	Residues	Atoms					ZeroOcc	AltConf	Trace
15	C3	150	Total	C	N	O	S	0	0	0
			1192	759	224	207	2			
15	c3	150	Total	C	N	O	S	0	0	0
			1192	759	224	207	2			

- Molecule 16 is a protein called 40S ribosomal protein S14-A.

Mol	Chain	Residues	Atoms					ZeroOcc	AltConf	Trace
16	C4	127	Total	C	N	O	S	0	0	0
			891	545	182	163	1			
16	c4	128	Total	C	N	O	S	0	0	0
			949	582	188	176	3			

- Molecule 17 is a protein called 40S ribosomal protein S15.

Mol	Chain	Residues	Atoms					ZeroOcc	AltConf	Trace
17	C5	124	Total	C	N	O	S	0	0	0
			977	622	182	166	7			
17	c5	135	Total	C	N	O	S	0	0	0
			1039	658	196	178	7			

There are 2 discrepancies between the modelled and reference sequences:

Chain	Residue	Modelled	Actual	Comment	Reference
C5	137	SER	ARG	conflict	UNP Q01855
c5	137	SER	ARG	conflict	UNP Q01855

- Molecule 18 is a protein called 40S ribosomal protein S16-A.

Mol	Chain	Residues	Atoms				ZeroOcc	AltConf	Trace
18	C6	141	Total	C	N	O	0	0	0
			1105	708	203	194			
18	c6	142	Total	C	N	O	0	0	0
			1111	711	204	196			

- Molecule 19 is a protein called 40S ribosomal protein S17-A.

Mol	Chain	Residues	Atoms					ZeroOcc	AltConf	Trace
19	C7	120	Total	C	N	O	S	0	0	0
			926	577	177	170	2			
19	c7	117	Total	C	N	O	S	0	0	0
			906	563	174	167	2			

- Molecule 20 is a protein called 40S ribosomal protein S18-A.

Mol	Chain	Residues	Atoms					ZeroOcc	AltConf	Trace
20	C8	145	Total	C	N	O	S	0	0	0
			1192	743	237	210	2			
20	c8	145	Total	C	N	O	S	0	0	0
			1192	743	237	210	2			

- Molecule 21 is a protein called 40S ribosomal protein S19-A.

Mol	Chain	Residues	Atoms					ZeroOcc	AltConf	Trace
21	C9	143	Total	C	N	O	S	0	0	0
			1112	694	208	208	2			
21	c9	143	Total	C	N	O	S	0	0	0
			1112	694	208	208	2			

- Molecule 22 is a protein called 40S ribosomal protein S20.

Mol	Chain	Residues	Atoms					ZeroOcc	AltConf	Trace
22	D0	107	Total	C	N	O	S	0	0	0
			855	539	156	159	1			
22	d0	110	Total	C	N	O	S	0	0	0
			882	554	161	166	1			

- Molecule 23 is a protein called 40S ribosomal protein S21-A.

Mol	Chain	Residues	Atoms					ZeroOcc	AltConf	Trace
23	D1	87	Total	C	N	O	S	0	0	0
			684	420	125	137	2			
23	d1	87	Total	C	N	O	S	0	0	0
			684	420	125	137	2			

- Molecule 24 is a protein called 40S ribosomal protein S22-A.

Mol	Chain	Residues	Atoms					ZeroOcc	AltConf	Trace
24	D2	129	Total	C	N	O	S	0	0	0
			1021	650	188	180	3			
24	d2	129	Total	C	N	O	S	0	0	0
			1021	650	188	180	3			

- Molecule 25 is a protein called 40S ribosomal protein S23-A.

Mol	Chain	Residues	Atoms					ZeroOcc	AltConf	Trace
25	D3	144	Total	C	N	O	S	0	0	0
			1121	708	220	191	2			
25	d3	144	Total	C	N	O	S	0	0	0
			1121	708	220	191	2			

- Molecule 26 is a protein called 40S ribosomal protein S24-A.

Mol	Chain	Residues	Atoms				ZeroOcc	AltConf	Trace
26	D4	134	Total	C	N	O	0	0	0
			1073	676	208	189			
26	d4	134	Total	C	N	O	0	0	0
			1073	676	208	189			

- Molecule 27 is a protein called 40S ribosomal protein S25-A.

Mol	Chain	Residues	Atoms				ZeroOcc	AltConf	Trace
27	D5	70	Total	C	N	O	0	0	0
			563	360	104	99			
27	d5	69	Total	C	N	O	0	0	0
			558	357	103	98			

- Molecule 28 is a protein called 40S ribosomal protein S26-B.

Mol	Chain	Residues	Atoms					ZeroOcc	AltConf	Trace
28	D6	97	Total	C	N	O	S	0	0	0
			769	475	160	129	5			

Continued on next page...

Continued from previous page...

Mol	Chain	Residues	Atoms					ZeroOcc	AltConf	Trace
28	d6	97	Total	C	N	O	S	0	0	0
			769	475	160	129	5			

- Molecule 29 is a protein called 40S ribosomal protein S27-A.

Mol	Chain	Residues	Atoms					ZeroOcc	AltConf	Trace
29	D7	81	Total	C	N	O	S	0	0	0
			610	382	110	113	5			
29	d7	81	Total	C	N	O	S	0	0	0
			610	382	110	113	5			

- Molecule 30 is a protein called 40S ribosomal protein S28-A.

Mol	Chain	Residues	Atoms					ZeroOcc	AltConf	Trace
30	D8	63	Total	C	N	O	S	0	0	0
			497	306	99	91	1			
30	d8	63	Total	C	N	O	S	0	0	0
			497	306	99	91	1			

- Molecule 31 is a protein called 40S ribosomal protein S29-A.

Mol	Chain	Residues	Atoms					ZeroOcc	AltConf	Trace
31	D9	53	Total	C	N	O	S	0	0	0
			442	274	92	72	4			
31	d9	53	Total	C	N	O	S	0	0	0
			442	274	92	72	4			

- Molecule 32 is a protein called 40S ribosomal protein S30-A.

Mol	Chain	Residues	Atoms					ZeroOcc	AltConf	Trace
32	E0	60	Total	C	N	O	S	0	0	0
			475	299	98	77	1			

- Molecule 33 is a protein called Ubiquitin-40S ribosomal protein S31.

Mol	Chain	Residues	Atoms					ZeroOcc	AltConf	Trace
33	E1	71	Total	C	N	O	S	0	0	0
			566	362	106	94	4			
33	e1	76	Total	C	N	O	S	0	0	0
			608	388	117	99	4			

- Molecule 34 is a protein called Guanine nucleotide-binding protein subunit beta-like protein.

Mol	Chain	Residues	Atoms					ZeroOcc	AltConf	Trace
34	SR	318	Total	C	N	O	S	0	0	0
			2441	1544	419	470	8			
34	sR	318	Total	C	N	O	S	0	0	0
			2442	1544	418	472	8			

- Molecule 35 is a protein called Suppressor protein STM1.

Mol	Chain	Residues	Atoms					ZeroOcc	AltConf	Trace
35	SM	159	Total	C	N	O		0	0	0
			1104	652	221	231				
35	sM	104	Total	C	N	O		0	0	0
			679	402	140	137				

- Molecule 36 is a RNA chain called 25S ribosomal RNA.

Mol	Chain	Residues	Atoms					ZeroOcc	AltConf	Trace
36	1	3149	Total	C	N	O	P	0	0	0
			67355	30086	12142	21978	3149			
36	5	3150	Total	C	N	O	P	0	0	0
			67376	30095	12145	21987	3149			

- Molecule 37 is a RNA chain called 5S ribosomal RNA.

Mol	Chain	Residues	Atoms					ZeroOcc	AltConf	Trace
37	3	121	Total	C	N	O	P	0	0	0
			2579	1152	461	845	121			
37	7	121	Total	C	N	O	P	0	0	0
			2579	1152	461	845	121			

- Molecule 38 is a RNA chain called 5.8S ribosomal RNA.

Mol	Chain	Residues	Atoms					ZeroOcc	AltConf	Trace
38	4	158	Total	C	N	O	P	0	0	0
			3353	1500	586	1109	158			
38	8	158	Total	C	N	O	P	0	0	0
			3353	1500	586	1109	158			

- Molecule 39 is a protein called 60S ribosomal protein L2-A.

Mol	Chain	Residues	Atoms					ZeroOcc	AltConf	Trace
39	L2	252	Total	C	N	O	S	0	0	0
			1914	1191	388	334	1			

Continued on next page...

Continued from previous page...

Mol	Chain	Residues	Atoms					ZeroOcc	AltConf	Trace
39	12	252	Total	C	N	O	S	0	0	0
			1912	1190	388	333	1			

- Molecule 40 is a protein called 60S ribosomal protein L3.

Mol	Chain	Residues	Atoms					ZeroOcc	AltConf	Trace
40	L3	386	Total	C	N	O	S	0	0	0
			3075	1950	584	533	8			
40	13	386	Total	C	N	O	S	0	0	0
			3075	1950	584	533	8			

- Molecule 41 is a protein called 60S ribosomal protein L4-A.

Mol	Chain	Residues	Atoms					ZeroOcc	AltConf	Trace
41	L4	361	Total	C	N	O	S	0	0	0
			2748	1729	522	494	3			
41	14	361	Total	C	N	O	S	0	0	0
			2748	1729	522	494	3			

- Molecule 42 is a protein called 60S ribosomal protein L5.

Mol	Chain	Residues	Atoms					ZeroOcc	AltConf	Trace
42	L5	296	Total	C	N	O	S	0	0	0
			2375	1501	414	458	2			
42	15	294	Total	C	N	O	S	0	0	0
			2359	1489	412	456	2			

- Molecule 43 is a protein called 60S ribosomal protein L6-A.

Mol	Chain	Residues	Atoms					ZeroOcc	AltConf	Trace
43	L6	156	Total	C	N	O	S	0	0	0
			1239	800	222	216	1			
43	16	157	Total	C	N	O	S	0	0	0
			1248	806	224	217	1			

- Molecule 44 is a protein called 60S ribosomal protein L7-A.

Mol	Chain	Residues	Atoms					ZeroOcc	AltConf	Trace
44	L7	222	Total	C	N	O	S	0	0	0
			1784	1151	324	308	1			
44	17	223	Total	C	N	O	S	0	0	0
			1791	1155	325	310	1			

- Molecule 45 is a protein called 60S ribosomal protein L8-A.

Mol	Chain	Residues	Atoms					ZeroOcc	AltConf	Trace
45	L8	233	Total	C	N	O	S	0	0	0
			1804	1151	323	327	3			
45	l8	231	Total	C	N	O	S	0	0	0
			1763	1130	316	314	3			

- Molecule 46 is a protein called 60S ribosomal protein L9-A.

Mol	Chain	Residues	Atoms					ZeroOcc	AltConf	Trace
46	L9	191	Total	C	N	O	S	0	0	0
			1518	963	274	277	4			
46	l9	191	Total	C	N	O	S	0	0	0
			1518	963	274	277	4			

- Molecule 47 is a protein called 60S ribosomal protein L10.

Mol	Chain	Residues	Atoms					ZeroOcc	AltConf	Trace
47	M0	211	Total	C	N	O	S	0	0	0
			1705	1083	322	294	6			
47	m0	213	Total	C	N	O	S	0	0	0
			1722	1094	325	297	6			

- Molecule 48 is a protein called 60S ribosomal protein L11-B.

Mol	Chain	Residues	Atoms					ZeroOcc	AltConf	Trace
48	M1	169	Total	C	N	O	S	0	0	0
			1353	847	253	249	4			
48	m1	169	Total	C	N	O	S	0	0	0
			1353	847	253	249	4			

- Molecule 49 is a protein called 60S ribosomal protein L13-A.

Mol	Chain	Residues	Atoms				ZeroOcc	AltConf	Trace
49	M3	193	Total	C	N	O	0	0	0
			1543	962	315	266			
49	m3	194	Total	C	N	O	0	0	0
			1548	965	316	267			

- Molecule 50 is a protein called 60S ribosomal protein L14-A.

Mol	Chain	Residues	Atoms					ZeroOcc	AltConf	Trace
50	M4	136	Total	C	N	O	S	0	0	0
			1053	675	199	177	2			
50	m4	137	Total	C	N	O	S	0	0	0
			1059	678	200	179	2			

- Molecule 51 is a protein called 60S ribosomal protein L15-A.

Mol	Chain	Residues	Atoms					ZeroOcc	AltConf	Trace
51	M5	203	Total	C	N	O	S	0	0	0
			1720	1077	361	281	1			
51	m5	203	Total	C	N	O	S	0	0	0
			1720	1077	361	281	1			

- Molecule 52 is a protein called 60S ribosomal protein L16-A.

Mol	Chain	Residues	Atoms					ZeroOcc	AltConf	Trace
52	M6	197	Total	C	N	O	S	0	0	0
			1555	1003	289	262	1			
52	m6	197	Total	C	N	O	S	0	0	0
			1555	1003	289	262	1			

- Molecule 53 is a protein called 60S ribosomal protein L17-A.

Mol	Chain	Residues	Atoms					ZeroOcc	AltConf	Trace
53	M7	183	Total	C	N	O		0	0	0
			1420	882	281	257				
53	m7	155	Total	C	N	O		0	0	0
			1227	764	238	225				

- Molecule 54 is a protein called 60S ribosomal protein L18-A.

Mol	Chain	Residues	Atoms					ZeroOcc	AltConf	Trace
54	M8	185	Total	C	N	O	S	0	0	0
			1441	908	290	241	2			
54	m8	185	Total	C	N	O	S	0	0	0
			1441	908	290	241	2			

- Molecule 55 is a protein called 60S ribosomal protein L19-A.

Mol	Chain	Residues	Atoms					ZeroOcc	AltConf	Trace
55	M9	188	Total	C	N	O		0	0	0
			1521	935	326	260				

Continued on next page...

Continued from previous page...

Mol	Chain	Residues	Atoms				ZeroOcc	AltConf	Trace
55	m9	188	Total	C	N	O	0	0	0
			1521	935	326	260			

- Molecule 56 is a protein called 60S ribosomal protein L20-A.

Mol	Chain	Residues	Atoms					ZeroOcc	AltConf	Trace
56	N0	172	Total	C	N	O	S	0	0	0
			1445	930	267	244	4			
56	n0	172	Total	C	N	O	S	0	0	0
			1445	930	267	244	4			

- Molecule 57 is a protein called 60S ribosomal protein L21-A.

Mol	Chain	Residues	Atoms					ZeroOcc	AltConf	Trace
57	N1	159	Total	C	N	O	S	0	0	0
			1276	805	246	221	4			
57	n1	159	Total	C	N	O	S	0	0	0
			1276	805	246	221	4			

- Molecule 58 is a protein called 60S ribosomal protein L22-A.

Mol	Chain	Residues	Atoms				ZeroOcc	AltConf	Trace
58	N2	100	Total	C	N	O	0	0	0
			796	516	131	149			
58	n2	98	Total	C	N	O	0	0	0
			778	505	127	146			

- Molecule 59 is a protein called 60S ribosomal protein L23-A.

Mol	Chain	Residues	Atoms					ZeroOcc	AltConf	Trace
59	N3	136	Total	C	N	O	S	0	0	0
			1003	628	189	179	7			
59	n3	136	Total	C	N	O	S	0	0	0
			1003	628	189	179	7			

- Molecule 60 is a protein called 60S ribosomal protein L24-A.

Mol	Chain	Residues	Atoms					ZeroOcc	AltConf	Trace
60	N4	98	Total	C	N	O	S	0	0	0
			699	443	137	118	1			
60	n4	135	Total	C	N	O	S	0	0	0
			1038	651	206	180	1			

- Molecule 61 is a protein called 60S ribosomal protein L25.

Mol	Chain	Residues	Atoms					ZeroOcc	AltConf	Trace
61	N5	121	Total	C	N	O	S	0	0	0
			964	620	169	173	2			
61	n5	120	Total	C	N	O	S	0	0	0
			959	617	168	172	2			

- Molecule 62 is a protein called 60S ribosomal protein L26-A.

Mol	Chain	Residues	Atoms				ZeroOcc	AltConf	Trace
62	N6	126	Total	C	N	O	0	0	0
			993	625	192	176			
62	n6	126	Total	C	N	O	0	0	0
			993	625	192	176			

- Molecule 63 is a protein called 60S ribosomal protein L27-A.

Mol	Chain	Residues	Atoms				ZeroOcc	AltConf	Trace
63	N7	135	Total	C	N	O	0	0	0
			1092	710	202	180			
63	n7	135	Total	C	N	O	0	0	0
			1092	710	202	180			

- Molecule 64 is a protein called 60S ribosomal protein L28.

Mol	Chain	Residues	Atoms					ZeroOcc	AltConf	Trace
64	N8	148	Total	C	N	O	S	0	0	0
			1173	749	231	190	3			
64	n8	148	Total	C	N	O	S	0	0	0
			1173	749	231	190	3			

- Molecule 65 is a protein called 60S ribosomal protein L29.

Mol	Chain	Residues	Atoms				ZeroOcc	AltConf	Trace
65	N9	58	Total	C	N	O	0	0	0
			462	289	100	73			
65	n9	58	Total	C	N	O	0	0	0
			462	289	100	73			

- Molecule 66 is a protein called 60S ribosomal protein L30.

Mol	Chain	Residues	Atoms					ZeroOcc	AltConf	Trace
66	O0	97	Total	C	N	O	S	0	0	0
			743	479	124	139	1			
66	o0	100	Total	C	N	O	S	0	0	0
			767	492	128	146	1			

- Molecule 67 is a protein called 60S ribosomal protein L31-A.

Mol	Chain	Residues	Atoms					ZeroOcc	AltConf	Trace
67	O1	109	Total	C	N	O	S	0	0	0
			876	556	167	152	1			
67	o1	109	Total	C	N	O	S	0	0	0
			883	559	167	156	1			

- Molecule 68 is a protein called 60S ribosomal protein L32.

Mol	Chain	Residues	Atoms					ZeroOcc	AltConf	Trace
68	O2	127	Total	C	N	O	S	0	0	0
			1020	647	205	167	1			
68	o2	127	Total	C	N	O	S	0	0	0
			1020	647	205	167	1			

- Molecule 69 is a protein called 60S ribosomal protein L33-A.

Mol	Chain	Residues	Atoms					ZeroOcc	AltConf	Trace
69	O3	106	Total	C	N	O	S	0	0	0
			850	540	165	144	1			
69	o3	106	Total	C	N	O	S	0	0	0
			850	540	165	144	1			

- Molecule 70 is a protein called 60S ribosomal protein L34-A.

Mol	Chain	Residues	Atoms					ZeroOcc	AltConf	Trace
70	O4	112	Total	C	N	O	S	0	0	0
			880	545	179	152	4			
70	o4	112	Total	C	N	O	S	0	0	0
			880	545	179	152	4			

There are 2 discrepancies between the modelled and reference sequences:

Chain	Residue	Modelled	Actual	Comment	Reference
O4	121	LYS	-	expression tag	UNP P87262
o4	121	LYS	-	expression tag	UNP P87262

- Molecule 71 is a protein called 60S ribosomal protein L35-A.

Mol	Chain	Residues	Atoms					ZeroOcc	AltConf	Trace
71	O5	119	Total	C	N	O	S	0	0	0
			969	615	186	167	1			
71	o5	119	Total	C	N	O	S	0	0	0
			965	612	185	167	1			

- Molecule 72 is a protein called 60S ribosomal protein L36-A.

Mol	Chain	Residues	Atoms					ZeroOcc	AltConf	Trace
72	O6	99	Total	C	N	O	S	0	0	0
			771	481	156	132	2			
72	o6	99	Total	C	N	O	S	0	0	0
			770	481	156	131	2			

- Molecule 73 is a protein called 60S ribosomal protein L37-A.

Mol	Chain	Residues	Atoms					ZeroOcc	AltConf	Trace
73	O7	87	Total	C	N	O	S	0	0	0
			681	414	148	114	5			
73	o7	87	Total	C	N	O	S	0	0	0
			681	414	148	114	5			

- Molecule 74 is a protein called 60S ribosomal protein L38.

Mol	Chain	Residues	Atoms				ZeroOcc	AltConf	Trace
74	O8	77	Total	C	N	O	0	0	0
			612	391	115	106			
74	o8	77	Total	C	N	O	0	0	0
			608	388	114	106			

- Molecule 75 is a protein called 60S ribosomal protein L39.

Mol	Chain	Residues	Atoms					ZeroOcc	AltConf	Trace
75	O9	50	Total	C	N	O	S	0	0	0
			436	272	97	65	2			
75	o9	50	Total	C	N	O	S	0	0	0
			436	272	97	65	2			

- Molecule 76 is a protein called Ubiquitin-60S ribosomal protein L40.

Mol	Chain	Residues	Atoms					ZeroOcc	AltConf	Trace
76	Q0	52	Total	C	N	O	S	0	0	0
			417	259	86	67	5			
76	q0	52	Total	C	N	O	S	0	0	0
			417	259	86	67	5			

- Molecule 77 is a protein called 60S ribosomal protein L41-A.

Mol	Chain	Residues	Atoms					ZeroOcc	AltConf	Trace
77	Q1	25	Total	C	N	O	S	0	0	0
			233	142	63	27	1			
77	q1	25	Total	C	N	O	S	0	0	0
			233	142	63	27	1			

- Molecule 78 is a protein called 60S ribosomal protein L42-A.

Mol	Chain	Residues	Atoms					ZeroOcc	AltConf	Trace
78	Q2	105	Total	C	N	O	S	0	0	0
			847	534	170	138	5			
78	q2	105	Total	C	N	O	S	0	0	0
			847	534	170	138	5			

- Molecule 79 is a protein called 60S ribosomal protein L43-A.

Mol	Chain	Residues	Atoms					ZeroOcc	AltConf	Trace
79	Q3	91	Total	C	N	O	S	0	0	0
			694	429	138	121	6			
79	q3	91	Total	C	N	O	S	0	0	0
			694	429	138	121	6			

- Molecule 80 is a protein called 40S ribosomal protein S30-A.

Mol	Chain	Residues	Atoms					ZeroOcc	AltConf	Trace
80	e0	62	Total	C	N	O	S	0	0	0
			491	309	101	80	1			

- Molecule 81 is a protein called 60S acidic ribosomal protein P0.

Mol	Chain	Residues	Atoms					ZeroOcc	AltConf	Trace
81	p0	143	Total	C	N	O	S	0	0	0
			1076	686	192	195	3			

- Molecule 82 is a protein called Unknown protein chain m2.

Mol	Chain	Residues	Atoms				ZeroOcc	AltConf	Trace
82	m2	150	Total	C	N	O	0	0	0
			750	450	150	150			

- Molecule 83 is a protein called Unknown protein chain p1.

Mol	Chain	Residues	Atoms				ZeroOcc	AltConf	Trace
83	p1	47	Total	C	N	O	0	0	0
			235	141	47	47			

- Molecule 84 is a protein called Unknown protein chain p2.

Mol	Chain	Residues	Atoms				ZeroOcc	AltConf	Trace
84	p2	46	Total	C	N	O	0	0	0
			230	138	46	46			

- Molecule 85 is MAGNESIUM ION (three-letter code: MG) (formula: Mg).

Mol	Chain	Residues	Atoms		ZeroOcc	AltConf
85	L7	3	Total	Mg	0	0
			3	3		
85	m6	1	Total	Mg	0	0
			1	1		
85	n8	4	Total	Mg	0	0
			4	4		
85	q3	1	Total	Mg	0	0
			1	1		
85	o1	1	Total	Mg	0	0
			1	1		
85	N5	1	Total	Mg	0	0
			1	1		
85	6	148	Total	Mg	0	0
			148	148		
85	sM	2	Total	Mg	0	0
			2	2		
85	O4	1	Total	Mg	0	0
			1	1		
85	m5	2	Total	Mg	0	0
			2	2		
85	l3	1	Total	Mg	0	0
			1	1		
85	M1	1	Total	Mg	0	0
			1	1		

Continued on next page...

Continued from previous page...

Mol	Chain	Residues	Atoms		ZeroOcc	AltConf
85	d6	1	Total 1	Mg 1	0	0
85	2	125	Total 125	Mg 125	0	0
85	n0	2	Total 2	Mg 2	0	0
85	L4	1	Total 1	Mg 1	0	0
85	l7	1	Total 1	Mg 1	0	0
85	M5	1	Total 1	Mg 1	0	0
85	c9	1	Total 1	Mg 1	0	0
85	L8	1	Total 1	Mg 1	0	0
85	D3	1	Total 1	Mg 1	0	0
85	o4	2	Total 2	Mg 2	0	0
85	M9	1	Total 1	Mg 1	0	0
85	q0	1	Total 1	Mg 1	0	0
85	SM	1	Total 1	Mg 1	0	0
85	c8	1	Total 1	Mg 1	0	0
85	M0	3	Total 3	Mg 3	0	0
85	c1	1	Total 1	Mg 1	0	0
85	5	505	Total 505	Mg 505	0	0
85	L5	2	Total 2	Mg 2	0	0
85	O7	3	Total 3	Mg 3	0	0
85	s6	1	Total 1	Mg 1	0	0
85	Q2	1	Total 1	Mg 1	0	0

Continued on next page...

Continued from previous page...

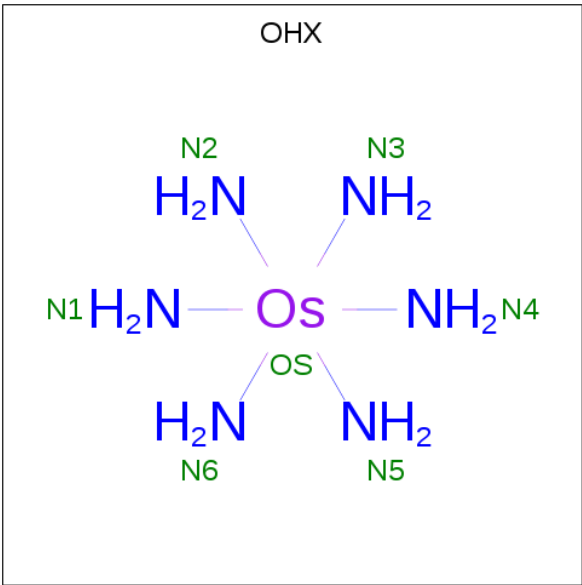
Mol	Chain	Residues	Atoms		ZeroOcc	AltConf
85	d4	1	Total 1	Mg 1	0	0
85	n9	1	Total 1	Mg 1	0	0
85	1	469	Total 469	Mg 469	0	0
85	D0	1	Total 1	Mg 1	0	0
85	S8	1	Total 1	Mg 1	0	0
85	l2	1	Total 1	Mg 1	0	0
85	O2	1	Total 1	Mg 1	0	0
85	o7	1	Total 1	Mg 1	0	0
85	o3	1	Total 1	Mg 1	0	0
85	d3	1	Total 1	Mg 1	0	0
85	M3	3	Total 3	Mg 3	0	0
85	N3	2	Total 2	Mg 2	0	0
85	4	21	Total 21	Mg 21	0	0
85	n6	1	Total 1	Mg 1	0	0
85	S4	1	Total 1	Mg 1	0	0
85	L2	1	Total 1	Mg 1	0	0
85	m1	1	Total 1	Mg 1	0	0
85	l5	2	Total 2	Mg 2	0	0
85	m7	5	Total 5	Mg 5	0	0
85	M7	5	Total 5	Mg 5	0	0
85	N8	5	Total 5	Mg 5	0	0

Continued on next page...

Continued from previous page...

Mol	Chain	Residues	Atoms		ZeroOcc	AltConf
85	s1	1	Total 1	Mg 1	0	0
85	l9	1	Total 1	Mg 1	0	0
85	s8	2	Total 2	Mg 2	0	0
85	c7	1	Total 1	Mg 1	0	0
85	7	17	Total 17	Mg 17	0	0
85	n3	2	Total 2	Mg 2	0	0
85	q1	1	Total 1	Mg 1	0	0
85	L3	3	Total 3	Mg 3	0	0
85	O5	1	Total 1	Mg 1	0	0
85	N6	2	Total 2	Mg 2	0	0
85	8	14	Total 14	Mg 14	0	0
85	l4	1	Total 1	Mg 1	0	0
85	M6	1	Total 1	Mg 1	0	0
85	N0	1	Total 1	Mg 1	0	0
85	m0	1	Total 1	Mg 1	0	0
85	3	14	Total 14	Mg 14	0	0

- Molecule 86 is osmium (III) hexammine (three-letter code: OHX) (formula: H₁₂N₆Os).



Mol	Chain	Residues	Atoms			ZeroOcc	AltConf
86	2	1	Total	N	Os	0	0
			7	6	1		
86	2	1	Total	N	Os	0	0
			7	6	1		
86	2	1	Total	N	Os	0	0
			7	6	1		
86	2	1	Total	N	Os	0	0
			7	6	1		
86	2	1	Total	N	Os	0	0
			7	6	1		
86	2	1	Total	N	Os	0	0
			7	6	1		
86	2	1	Total	N	Os	0	0
			7	6	1		
86	2	1	Total	N	Os	0	0
			7	6	1		
86	2	1	Total	N	Os	0	0
			7	6	1		
86	2	1	Total	N	Os	0	0
			7	6	1		
86	2	1	Total	N	Os	0	0
			7	6	1		

Continued on next page...

Continued from previous page...

Mol	Chain	Residues	Atoms			ZeroOcc	AltConf
86	2	1	Total	N	Os	0	0
			7	6	1		
86	2	1	Total	N	Os	0	0
			7	6	1		
86	2	1	Total	N	Os	0	0
			7	6	1		
86	2	1	Total	N	Os	0	0
			7	6	1		
86	2	1	Total	N	Os	0	0
			7	6	1		
86	2	1	Total	N	Os	0	0
			7	6	1		
86	2	1	Total	N	Os	0	0
			7	6	1		
86	2	1	Total	N	Os	0	0
			7	6	1		
86	2	1	Total	N	Os	0	0
			7	6	1		
86	2	1	Total	N	Os	0	0
			7	6	1		
86	2	1	Total	N	Os	0	0
			7	6	1		
86	2	1	Total	N	Os	0	0
			7	6	1		
86	2	1	Total	N	Os	0	0
			7	6	1		
86	2	1	Total	N	Os	0	0
			7	6	1		
86	2	1	Total	N	Os	0	0
			7	6	1		
86	2	1	Total	N	Os	0	0
			7	6	1		
86	2	1	Total	N	Os	0	0
			7	6	1		
86	2	1	Total	N	Os	0	0
			7	6	1		

Continued on next page...

Continued from previous page...

Mol	Chain	Residues	Atoms			ZeroOcc	AltConf
86	2	1	Total	N	Os	0	0
			7	6	1		
86	2	1	Total	N	Os	0	0
			7	6	1		
86	2	1	Total	N	Os	0	0
			7	6	1		
86	2	1	Total	N	Os	0	0
			7	6	1		
86	2	1	Total	N	Os	0	0
			7	6	1		
86	2	1	Total	N	Os	0	0
			7	6	1		
86	2	1	Total	N	Os	0	0
			7	6	1		
86	2	1	Total	N	Os	0	0
			7	6	1		
86	2	1	Total	N	Os	0	0
			7	6	1		
86	2	1	Total	N	Os	0	0
			7	6	1		
86	2	1	Total	N	Os	0	0
			7	6	1		
86	2	1	Total	N	Os	0	0
			7	6	1		
86	2	1	Total	N	Os	0	0
			7	6	1		
86	2	1	Total	N	Os	0	0
			7	6	1		
86	2	1	Total	N	Os	0	0
			7	6	1		
86	2	1	Total	N	Os	0	0
			7	6	1		
86	2	1	Total	N	Os	0	0
			7	6	1		
86	2	1	Total	N	Os	0	0
			7	6	1		

Continued on next page...

Continued from previous page...

Mol	Chain	Residues	Atoms			ZeroOcc	AltConf
86	2	1	Total	N	Os	0	0
			7	6	1		
86	2	1	Total	N	Os	0	0
			7	6	1		
86	2	1	Total	N	Os	0	0
			7	6	1		
86	2	1	Total	N	Os	0	0
			7	6	1		
86	2	1	Total	N	Os	0	0
			7	6	1		
86	2	1	Total	N	Os	0	0
			7	6	1		
86	2	1	Total	N	Os	0	0
			7	6	1		
86	2	1	Total	N	Os	0	0
			7	6	1		
86	2	1	Total	N	Os	0	0
			7	6	1		
86	2	1	Total	N	Os	0	0
			7	6	1		
86	2	1	Total	N	Os	0	0
			7	6	1		
86	2	1	Total	N	Os	0	0
			7	6	1		
86	2	1	Total	N	Os	0	0
			7	6	1		
86	2	1	Total	N	Os	0	0
			7	6	1		
86	2	1	Total	N	Os	0	0
			7	6	1		
86	2	1	Total	N	Os	0	0
			7	6	1		
86	2	1	Total	N	Os	0	0
			7	6	1		
86	2	1	Total	N	Os	0	0
			7	6	1		

Continued on next page...

Continued from previous page...

Mol	Chain	Residues	Atoms			ZeroOcc	AltConf
86	2	1	Total	N	Os	0	0
			7	6	1		
86	2	1	Total	N	Os	0	0
			7	6	1		
86	2	1	Total	N	Os	0	0
			7	6	1		
86	2	1	Total	N	Os	0	0
			7	6	1		
86	2	1	Total	N	Os	0	0
			7	6	1		
86	2	1	Total	N	Os	0	0
			7	6	1		
86	2	1	Total	N	Os	0	0
			7	6	1		
86	2	1	Total	N	Os	0	0
			7	6	1		
86	2	1	Total	N	Os	0	0
			7	6	1		
86	2	1	Total	N	Os	0	0
			7	6	1		
86	2	1	Total	N	Os	0	0
			7	6	1		
86	2	1	Total	N	Os	0	0
			7	6	1		
86	2	1	Total	N	Os	0	0
			7	6	1		
86	2	1	Total	N	Os	0	0
			7	6	1		
86	2	1	Total	N	Os	0	0
			7	6	1		
86	2	1	Total	N	Os	0	0
			7	6	1		
86	2	1	Total	N	Os	0	0
			7	6	1		
86	2	1	Total	N	Os	0	0
			7	6	1		

Continued on next page...

Continued from previous page...

Mol	Chain	Residues	Atoms			ZeroOcc	AltConf
86	2	1	Total	N	Os	0	0
			7	6	1		
86	2	1	Total	N	Os	0	0
			7	6	1		
86	2	1	Total	N	Os	0	0
			7	6	1		
86	2	1	Total	N	Os	0	0
			7	6	1		
86	2	1	Total	N	Os	0	0
			7	6	1		
86	2	1	Total	N	Os	0	0
			7	6	1		
86	2	1	Total	N	Os	0	0
			7	6	1		
86	2	1	Total	N	Os	0	0
			7	6	1		
86	2	1	Total	N	Os	0	0
			7	6	1		
86	2	1	Total	N	Os	0	0
			7	6	1		
86	2	1	Total	N	Os	0	0
			7	6	1		
86	2	1	Total	N	Os	0	0
			7	6	1		
86	2	1	Total	N	Os	0	0
			7	6	1		
86	2	1	Total	N	Os	0	0
			7	6	1		
86	2	1	Total	N	Os	0	0
			7	6	1		
86	2	1	Total	N	Os	0	0
			7	6	1		
86	2	1	Total	N	Os	0	0
			7	6	1		
86	2	1	Total	N	Os	0	0
			7	6	1		

Continued on next page...

Continued from previous page...

Mol	Chain	Residues	Atoms			ZeroOcc	AltConf
86	2	1	Total	N	Os	0	0
			7	6	1		
86	2	1	Total	N	Os	0	0
			7	6	1		
86	2	1	Total	N	Os	0	0
			7	6	1		
86	2	1	Total	N	Os	0	0
			7	6	1		
86	2	1	Total	N	Os	0	0
			7	6	1		
86	2	1	Total	N	Os	0	0
			7	6	1		
86	2	1	Total	N	Os	0	0
			7	6	1		
86	2	1	Total	N	Os	0	0
			7	6	1		
86	2	1	Total	N	Os	0	0
			7	6	1		
86	2	1	Total	N	Os	0	0
			7	6	1		
86	2	1	Total	N	Os	0	0
			7	6	1		
86	2	1	Total	N	Os	0	0
			7	6	1		
86	2	1	Total	N	Os	0	0
			7	6	1		
86	2	1	Total	N	Os	0	0
			7	6	1		
86	2	1	Total	N	Os	0	0
			7	6	1		
86	2	1	Total	N	Os	0	0
			7	6	1		
86	2	1	Total	N	Os	0	0
			7	6	1		
86	2	1	Total	N	Os	0	0
			7	6	1		

Continued on next page...

Continued from previous page...

Mol	Chain	Residues	Atoms			ZeroOcc	AltConf
86	2	1	Total	N	Os	0	0
			7	6	1		
86	2	1	Total	N	Os	0	0
			7	6	1		
86	2	1	Total	N	Os	0	0
			7	6	1		
86	2	1	Total	N	Os	0	0
			7	6	1		
86	2	1	Total	N	Os	0	0
			7	6	1		
86	2	1	Total	N	Os	0	0
			7	6	1		
86	2	1	Total	N	Os	0	0
			7	6	1		
86	2	1	Total	N	Os	0	0
			7	6	1		
86	2	1	Total	N	Os	0	0
			7	6	1		
86	2	1	Total	N	Os	0	0
			7	6	1		
86	2	1	Total	N	Os	0	0
			7	6	1		
86	2	1	Total	N	Os	0	0
			7	6	1		
86	S8	1	Total	N	Os	0	0
			7	6	1		
86	C1	1	Total	N	Os	0	0
			7	6	1		
86	C3	1	Total	N	Os	0	0
			7	6	1		
86	C5	1	Total	N	Os	0	0
			7	6	1		
86	C8	1	Total	N	Os	0	0
			7	6	1		

Continued on next page...

Continued from previous page...

Mol	Chain	Residues	Atoms			ZeroOcc	AltConf
86	D9	1	Total	N	Os	0	0
			7	6	1		
86	SR	1	Total	N	Os	0	0
			7	6	1		
86	1	1	Total	N	Os	0	0
			7	6	1		
86	1	1	Total	N	Os	0	0
			7	6	1		
86	1	1	Total	N	Os	0	0
			7	6	1		
86	1	1	Total	N	Os	0	0
			7	6	1		
86	1	1	Total	N	Os	0	0
			7	6	1		
86	1	1	Total	N	Os	0	0
			7	6	1		
86	1	1	Total	N	Os	0	0
			7	6	1		
86	1	1	Total	N	Os	0	0
			7	6	1		
86	1	1	Total	N	Os	0	0
			7	6	1		
86	1	1	Total	N	Os	0	0
			7	6	1		
86	1	1	Total	N	Os	0	0
			7	6	1		
86	1	1	Total	N	Os	0	0
			7	6	1		
86	1	1	Total	N	Os	0	0
			7	6	1		
86	1	1	Total	N	Os	0	0
			7	6	1		
86	1	1	Total	N	Os	0	0
			7	6	1		
86	1	1	Total	N	Os	0	0
			7	6	1		

Continued on next page...

Continued from previous page...

Mol	Chain	Residues	Atoms			ZeroOcc	AltConf
86	1	1	Total	N	Os	0	0
			7	6	1		
86	1	1	Total	N	Os	0	0
			7	6	1		
86	1	1	Total	N	Os	0	0
			7	6	1		
86	1	1	Total	N	Os	0	0
			7	6	1		
86	1	1	Total	N	Os	0	0
			7	6	1		
86	1	1	Total	N	Os	0	0
			7	6	1		
86	1	1	Total	N	Os	0	0
			7	6	1		
86	1	1	Total	N	Os	0	0
			7	6	1		
86	1	1	Total	N	Os	0	0
			7	6	1		
86	1	1	Total	N	Os	0	0
			7	6	1		
86	1	1	Total	N	Os	0	0
			7	6	1		
86	1	1	Total	N	Os	0	0
			7	6	1		
86	1	1	Total	N	Os	0	0
			7	6	1		
86	1	1	Total	N	Os	0	0
			7	6	1		
86	1	1	Total	N	Os	0	0
			7	6	1		
86	1	1	Total	N	Os	0	0
			7	6	1		
86	1	1	Total	N	Os	0	0
			7	6	1		
86	1	1	Total	N	Os	0	0
			7	6	1		

Continued on next page...

Continued from previous page...

Mol	Chain	Residues	Atoms			ZeroOcc	AltConf
86	1	1	Total	N	Os	0	0
			7	6	1		
86	1	1	Total	N	Os	0	0
			7	6	1		
86	1	1	Total	N	Os	0	0
			7	6	1		
86	1	1	Total	N	Os	0	0
			7	6	1		
86	1	1	Total	N	Os	0	0
			7	6	1		
86	1	1	Total	N	Os	0	0
			7	6	1		
86	1	1	Total	N	Os	0	0
			7	6	1		
86	1	1	Total	N	Os	0	0
			7	6	1		
86	1	1	Total	N	Os	0	0
			7	6	1		
86	1	1	Total	N	Os	0	0
			7	6	1		
86	1	1	Total	N	Os	0	0
			7	6	1		
86	1	1	Total	N	Os	0	0
			7	6	1		
86	1	1	Total	N	Os	0	0
			7	6	1		
86	1	1	Total	N	Os	0	0
			7	6	1		
86	1	1	Total	N	Os	0	0
			7	6	1		
86	1	1	Total	N	Os	0	0
			7	6	1		
86	1	1	Total	N	Os	0	0
			7	6	1		
86	1	1	Total	N	Os	0	0
			7	6	1		

Continued on next page...

Continued from previous page...

Mol	Chain	Residues	Atoms			ZeroOcc	AltConf
86	1	1	Total	N	Os	0	0
			7	6	1		
86	1	1	Total	N	Os	0	0
			7	6	1		
86	1	1	Total	N	Os	0	0
			7	6	1		
86	1	1	Total	N	Os	0	0
			7	6	1		
86	1	1	Total	N	Os	0	0
			7	6	1		
86	1	1	Total	N	Os	0	0
			7	6	1		
86	1	1	Total	N	Os	0	0
			7	6	1		
86	1	1	Total	N	Os	0	0
			7	6	1		
86	1	1	Total	N	Os	0	0
			7	6	1		
86	1	1	Total	N	Os	0	0
			7	6	1		
86	1	1	Total	N	Os	0	0
			7	6	1		
86	1	1	Total	N	Os	0	0
			7	6	1		
86	1	1	Total	N	Os	0	0
			7	6	1		
86	1	1	Total	N	Os	0	0
			7	6	1		
86	1	1	Total	N	Os	0	0
			7	6	1		
86	1	1	Total	N	Os	0	0
			7	6	1		
86	1	1	Total	N	Os	0	0
			7	6	1		
86	1	1	Total	N	Os	0	0
			7	6	1		

Continued on next page...

Continued from previous page...

Mol	Chain	Residues	Atoms			ZeroOcc	AltConf
86	1	1	Total	N	Os	0	0
			7	6	1		
86	1	1	Total	N	Os	0	0
			7	6	1		
86	1	1	Total	N	Os	0	0
			7	6	1		
86	1	1	Total	N	Os	0	0
			7	6	1		
86	1	1	Total	N	Os	0	0
			7	6	1		
86	1	1	Total	N	Os	0	0
			7	6	1		
86	1	1	Total	N	Os	0	0
			7	6	1		
86	1	1	Total	N	Os	0	0
			7	6	1		
86	1	1	Total	N	Os	0	0
			7	6	1		
86	1	1	Total	N	Os	0	0
			7	6	1		
86	1	1	Total	N	Os	0	0
			7	6	1		
86	1	1	Total	N	Os	0	0
			7	6	1		
86	1	1	Total	N	Os	0	0
			7	6	1		
86	1	1	Total	N	Os	0	0
			7	6	1		
86	1	1	Total	N	Os	0	0
			7	6	1		
86	1	1	Total	N	Os	0	0
			7	6	1		
86	1	1	Total	N	Os	0	0
			7	6	1		

Continued on next page...

Continued from previous page...

Mol	Chain	Residues	Atoms			ZeroOcc	AltConf
86	1	1	Total	N	Os	0	0
			7	6	1		
86	1	1	Total	N	Os	0	0
			7	6	1		
86	1	1	Total	N	Os	0	0
			7	6	1		
86	1	1	Total	N	Os	0	0
			7	6	1		
86	1	1	Total	N	Os	0	0
			7	6	1		
86	1	1	Total	N	Os	0	0
			7	6	1		
86	1	1	Total	N	Os	0	0
			7	6	1		
86	1	1	Total	N	Os	0	0
			7	6	1		
86	1	1	Total	N	Os	0	0
			7	6	1		
86	1	1	Total	N	Os	0	0
			7	6	1		
86	1	1	Total	N	Os	0	0
			7	6	1		
86	1	1	Total	N	Os	0	0
			7	6	1		
86	1	1	Total	N	Os	0	0
			7	6	1		
86	1	1	Total	N	Os	0	0
			7	6	1		
86	1	1	Total	N	Os	0	0
			7	6	1		
86	1	1	Total	N	Os	0	0
			7	6	1		
86	1	1	Total	N	Os	0	0
			7	6	1		
86	1	1	Total	N	Os	0	0
			7	6	1		

Continued on next page...

Continued from previous page...

Mol	Chain	Residues	Atoms			ZeroOcc	AltConf
86	1	1	Total	N	Os	0	0
			7	6	1		
86	1	1	Total	N	Os	0	0
			7	6	1		
86	1	1	Total	N	Os	0	0
			7	6	1		
86	1	1	Total	N	Os	0	0
			7	6	1		
86	1	1	Total	N	Os	0	0
			7	6	1		
86	1	1	Total	N	Os	0	0
			7	6	1		
86	1	1	Total	N	Os	0	0
			7	6	1		
86	1	1	Total	N	Os	0	0
			7	6	1		
86	1	1	Total	N	Os	0	0
			7	6	1		
86	1	1	Total	N	Os	0	0
			7	6	1		
86	1	1	Total	N	Os	0	0
			7	6	1		
86	1	1	Total	N	Os	0	0
			7	6	1		
86	1	1	Total	N	Os	0	0
			7	6	1		
86	1	1	Total	N	Os	0	0
			7	6	1		
86	1	1	Total	N	Os	0	0
			7	6	1		
86	1	1	Total	N	Os	0	0
			7	6	1		
86	1	1	Total	N	Os	0	0
			7	6	1		
86	1	1	Total	N	Os	0	0
			7	6	1		

Continued on next page...

Continued from previous page...

Mol	Chain	Residues	Atoms			ZeroOcc	AltConf
86	1	1	Total	N	Os	0	0
			7	6	1		
86	1	1	Total	N	Os	0	0
			7	6	1		
86	1	1	Total	N	Os	0	0
			7	6	1		
86	1	1	Total	N	Os	0	0
			7	6	1		
86	1	1	Total	N	Os	0	0
			7	6	1		
86	1	1	Total	N	Os	0	0
			7	6	1		
86	1	1	Total	N	Os	0	0
			7	6	1		
86	1	1	Total	N	Os	0	0
			7	6	1		
86	1	1	Total	N	Os	0	0
			7	6	1		
86	1	1	Total	N	Os	0	0
			7	6	1		
86	1	1	Total	N	Os	0	0
			7	6	1		
86	1	1	Total	N	Os	0	0
			7	6	1		
86	1	1	Total	N	Os	0	0
			7	6	1		
86	1	1	Total	N	Os	0	0
			7	6	1		
86	1	1	Total	N	Os	0	0
			7	6	1		
86	1	1	Total	N	Os	0	0
			7	6	1		
86	1	1	Total	N	Os	0	0
			7	6	1		
86	1	1	Total	N	Os	0	0
			7	6	1		

Continued on next page...

Continued from previous page...

Mol	Chain	Residues	Atoms			ZeroOcc	AltConf
86	1	1	Total	N	Os	0	0
			7	6	1		
86	1	1	Total	N	Os	0	0
			7	6	1		
86	1	1	Total	N	Os	0	0
			7	6	1		
86	1	1	Total	N	Os	0	0
			7	6	1		
86	1	1	Total	N	Os	0	0
			7	6	1		
86	1	1	Total	N	Os	0	0
			7	6	1		
86	1	1	Total	N	Os	0	0
			7	6	1		
86	1	1	Total	N	Os	0	0
			7	6	1		
86	1	1	Total	N	Os	0	0
			7	6	1		
86	1	1	Total	N	Os	0	0
			7	6	1		
86	1	1	Total	N	Os	0	0
			7	6	1		
86	1	1	Total	N	Os	0	0
			7	6	1		
86	1	1	Total	N	Os	0	0
			7	6	1		
86	1	1	Total	N	Os	0	0
			7	6	1		
86	1	1	Total	N	Os	0	0
			7	6	1		
86	1	1	Total	N	Os	0	0
			7	6	1		
86	1	1	Total	N	Os	0	0
			7	6	1		
86	1	1	Total	N	Os	0	0
			7	6	1		

Continued on next page...

Continued from previous page...

Mol	Chain	Residues	Atoms			ZeroOcc	AltConf
86	1	1	Total	N	Os	0	0
			7	6	1		
86	1	1	Total	N	Os	0	0
			7	6	1		
86	1	1	Total	N	Os	0	0
			7	6	1		
86	1	1	Total	N	Os	0	0
			7	6	1		
86	1	1	Total	N	Os	0	0
			7	6	1		
86	1	1	Total	N	Os	0	0
			7	6	1		
86	1	1	Total	N	Os	0	0
			7	6	1		
86	1	1	Total	N	Os	0	0
			7	6	1		
86	1	1	Total	N	Os	0	0
			7	6	1		
86	1	1	Total	N	Os	0	0
			7	6	1		
86	1	1	Total	N	Os	0	0
			7	6	1		
86	1	1	Total	N	Os	0	0
			7	6	1		
86	1	1	Total	N	Os	0	0
			7	6	1		
86	1	1	Total	N	Os	0	0
			7	6	1		
86	1	1	Total	N	Os	0	0
			7	6	1		
86	1	1	Total	N	Os	0	0
			7	6	1		
86	1	1	Total	N	Os	0	0
			7	6	1		
86	1	1	Total	N	Os	0	0
			7	6	1		

Continued on next page...

Continued from previous page...

Mol	Chain	Residues	Atoms			ZeroOcc	AltConf
86	1	1	Total	N	Os	0	0
			7	6	1		
86	1	1	Total	N	Os	0	0
			7	6	1		
86	1	1	Total	N	Os	0	0
			7	6	1		
86	1	1	Total	N	Os	0	0
			7	6	1		
86	1	1	Total	N	Os	0	0
			7	6	1		
86	1	1	Total	N	Os	0	0
			7	6	1		
86	1	1	Total	N	Os	0	0
			7	6	1		
86	1	1	Total	N	Os	0	0
			7	6	1		
86	1	1	Total	N	Os	0	0
			7	6	1		
86	1	1	Total	N	Os	0	0
			7	6	1		
86	1	1	Total	N	Os	0	0
			7	6	1		
86	1	1	Total	N	Os	0	0
			7	6	1		
86	1	1	Total	N	Os	0	0
			7	6	1		
86	1	1	Total	N	Os	0	0
			7	6	1		
86	1	1	Total	N	Os	0	0
			7	6	1		
86	1	1	Total	N	Os	0	0
			7	6	1		
86	1	1	Total	N	Os	0	0
			7	6	1		
86	1	1	Total	N	Os	0	0
			7	6	1		

Continued on next page...

Continued from previous page...

Mol	Chain	Residues	Atoms			ZeroOcc	AltConf
86	1	1	Total	N	Os	0	0
			7	6	1		
86	1	1	Total	N	Os	0	0
			7	6	1		
86	1	1	Total	N	Os	0	0
			7	6	1		
86	1	1	Total	N	Os	0	0
			7	6	1		
86	1	1	Total	N	Os	0	0
			7	6	1		
86	1	1	Total	N	Os	0	0
			7	6	1		
86	1	1	Total	N	Os	0	0
			7	6	1		
86	1	1	Total	N	Os	0	0
			7	6	1		
86	1	1	Total	N	Os	0	0
			7	6	1		
86	1	1	Total	N	Os	0	0
			7	6	1		
86	1	1	Total	N	Os	0	0
			7	6	1		
86	1	1	Total	N	Os	0	0
			7	6	1		
86	1	1	Total	N	Os	0	0
			7	6	1		
86	1	1	Total	N	Os	0	0
			7	6	1		
86	1	1	Total	N	Os	0	0
			7	6	1		
86	1	1	Total	N	Os	0	0
			7	6	1		
86	1	1	Total	N	Os	0	0
			7	6	1		
86	1	1	Total	N	Os	0	0
			7	6	1		

Continued on next page...

Continued from previous page...

Mol	Chain	Residues	Atoms			ZeroOcc	AltConf
86	1	1	Total	N	Os	0	0
			7	6	1		
86	1	1	Total	N	Os	0	0
			7	6	1		
86	1	1	Total	N	Os	0	0
			7	6	1		
86	1	1	Total	N	Os	0	0
			7	6	1		
86	1	1	Total	N	Os	0	0
			7	6	1		
86	1	1	Total	N	Os	0	0
			7	6	1		
86	1	1	Total	N	Os	0	0
			7	6	1		
86	1	1	Total	N	Os	0	0
			7	6	1		
86	1	1	Total	N	Os	0	0
			7	6	1		
86	1	1	Total	N	Os	0	0
			7	6	1		
86	1	1	Total	N	Os	0	0
			7	6	1		
86	1	1	Total	N	Os	0	0
			7	6	1		
86	1	1	Total	N	Os	0	0
			7	6	1		
86	1	1	Total	N	Os	0	0
			7	6	1		
86	1	1	Total	N	Os	0	0
			7	6	1		
86	1	1	Total	N	Os	0	0
			7	6	1		
86	1	1	Total	N	Os	0	0
			7	6	1		
86	1	1	Total	N	Os	0	0
			7	6	1		

Continued on next page...

Continued from previous page...

Mol	Chain	Residues	Atoms			ZeroOcc	AltConf
86	1	1	Total	N	Os	0	0
			7	6	1		
86	1	1	Total	N	Os	0	0
			7	6	1		
86	1	1	Total	N	Os	0	0
			7	6	1		
86	1	1	Total	N	Os	0	0
			7	6	1		
86	1	1	Total	N	Os	0	0
			7	6	1		
86	1	1	Total	N	Os	0	0
			7	6	1		
86	1	1	Total	N	Os	0	0
			7	6	1		
86	1	1	Total	N	Os	0	0
			7	6	1		
86	1	1	Total	N	Os	0	0
			7	6	1		
86	1	1	Total	N	Os	0	0
			7	6	1		
86	1	1	Total	N	Os	0	0
			7	6	1		
86	1	1	Total	N	Os	0	0
			7	6	1		
86	1	1	Total	N	Os	0	0
			7	6	1		
86	1	1	Total	N	Os	0	0
			7	6	1		
86	1	1	Total	N	Os	0	0
			7	6	1		
86	1	1	Total	N	Os	0	0
			7	6	1		
86	1	1	Total	N	Os	0	0
			7	6	1		
86	1	1	Total	N	Os	0	0
			7	6	1		

Continued on next page...

Continued from previous page...

Mol	Chain	Residues	Atoms			ZeroOcc	AltConf
86	1	1	Total	N	Os	0	0
			7	6	1		
86	1	1	Total	N	Os	0	0
			7	6	1		
86	1	1	Total	N	Os	0	0
			7	6	1		
86	1	1	Total	N	Os	0	0
			7	6	1		
86	1	1	Total	N	Os	0	0
			7	6	1		
86	1	1	Total	N	Os	0	0
			7	6	1		
86	1	1	Total	N	Os	0	0
			7	6	1		
86	1	1	Total	N	Os	0	0
			7	6	1		
86	1	1	Total	N	Os	0	0
			7	6	1		
86	1	1	Total	N	Os	0	0
			7	6	1		
86	1	1	Total	N	Os	0	0
			7	6	1		
86	1	1	Total	N	Os	0	0
			7	6	1		
86	1	1	Total	N	Os	0	0
			7	6	1		
86	1	1	Total	N	Os	0	0
			7	6	1		
86	1	1	Total	N	Os	0	0
			7	6	1		
86	1	1	Total	N	Os	0	0
			7	6	1		
86	1	1	Total	N	Os	0	0
			7	6	1		
86	1	1	Total	N	Os	0	0
			7	6	1		

Continued on next page...

Continued from previous page...

Mol	Chain	Residues	Atoms			ZeroOcc	AltConf
86	1	1	Total	N	Os	0	0
			7	6	1		
86	1	1	Total	N	Os	0	0
			7	6	1		
86	1	1	Total	N	Os	0	0
			7	6	1		
86	1	1	Total	N	Os	0	0
			7	6	1		
86	1	1	Total	N	Os	0	0
			7	6	1		
86	1	1	Total	N	Os	0	0
			7	6	1		
86	1	1	Total	N	Os	0	0
			7	6	1		
86	1	1	Total	N	Os	0	0
			7	6	1		
86	1	1	Total	N	Os	0	0
			7	6	1		
86	1	1	Total	N	Os	0	0
			7	6	1		
86	1	1	Total	N	Os	0	0
			7	6	1		
86	1	1	Total	N	Os	0	0
			7	6	1		
86	1	1	Total	N	Os	0	0
			7	6	1		
86	1	1	Total	N	Os	0	0
			7	6	1		
86	1	1	Total	N	Os	0	0
			7	6	1		
86	1	1	Total	N	Os	0	0
			7	6	1		
86	1	1	Total	N	Os	0	0
			7	6	1		
86	1	1	Total	N	Os	0	0
			7	6	1		

Continued on next page...

Continued from previous page...

Mol	Chain	Residues	Atoms			ZeroOcc	AltConf
86	1	1	Total	N	Os	0	0
			7	6	1		
86	1	1	Total	N	Os	0	0
			7	6	1		
86	1	1	Total	N	Os	0	0
			7	6	1		
86	1	1	Total	N	Os	0	0
			7	6	1		
86	1	1	Total	N	Os	0	0
			7	6	1		
86	1	1	Total	N	Os	0	0
			7	6	1		
86	1	1	Total	N	Os	0	0
			7	6	1		
86	1	1	Total	N	Os	0	0
			7	6	1		
86	1	1	Total	N	Os	0	0
			7	6	1		
86	1	1	Total	N	Os	0	0
			7	6	1		
86	1	1	Total	N	Os	0	0
			7	6	1		
86	1	1	Total	N	Os	0	0
			7	6	1		
86	1	1	Total	N	Os	0	0
			7	6	1		
86	3	1	Total	N	Os	0	0
			7	6	1		
86	3	1	Total	N	Os	0	0
			7	6	1		
86	3	1	Total	N	Os	0	0
			7	6	1		
86	3	1	Total	N	Os	0	0
			7	6	1		

Continued on next page...

Continued from previous page...

Mol	Chain	Residues	Atoms			ZeroOcc	AltConf
86	3	1	Total	N	Os	0	0
			7	6	1		
86	3	1	Total	N	Os	0	0
			7	6	1		
86	3	1	Total	N	Os	0	0
			7	6	1		
86	3	1	Total	N	Os	0	0
			7	6	1		
86	3	1	Total	N	Os	0	0
			7	6	1		
86	3	1	Total	N	Os	0	0
			7	6	1		
86	4	1	Total	N	Os	0	0
			7	6	1		
86	4	1	Total	N	Os	0	0
			7	6	1		
86	4	1	Total	N	Os	0	0
			7	6	1		
86	4	1	Total	N	Os	0	0
			7	6	1		
86	4	1	Total	N	Os	0	0
			7	6	1		
86	4	1	Total	N	Os	0	0
			7	6	1		
86	4	1	Total	N	Os	0	0
			7	6	1		
86	4	1	Total	N	Os	0	0
			7	6	1		
86	4	1	Total	N	Os	0	0
			7	6	1		
86	4	1	Total	N	Os	0	0
			7	6	1		
86	4	1	Total	N	Os	0	0
			7	6	1		
86	4	1	Total	N	Os	0	0
			7	6	1		

Continued on next page...

Continued from previous page...

Mol	Chain	Residues	Atoms			ZeroOcc	AltConf
86	L3	1	Total	N	Os	0	0
			7	6	1		
86	L3	1	Total	N	Os	0	0
			7	6	1		
86	L3	1	Total	N	Os	0	0
			7	6	1		
86	L4	1	Total	N	Os	0	0
			7	6	1		
86	M0	1	Total	N	Os	0	0
			7	6	1		
86	M5	1	Total	N	Os	0	0
			7	6	1		
86	M7	1	Total	N	Os	0	0
			7	6	1		
86	M7	1	Total	N	Os	0	0
			7	6	1		
86	M8	1	Total	N	Os	0	0
			7	6	1		
86	M9	1	Total	N	Os	0	0
			7	6	1		
86	N1	1	Total	N	Os	0	0
			7	6	1		
86	N9	1	Total	N	Os	0	0
			7	6	1		
86	O1	1	Total	N	Os	0	0
			7	6	1		
86	O2	1	Total	N	Os	0	0
			7	6	1		
86	O3	1	Total	N	Os	0	0
			7	6	1		
86	O7	1	Total	N	Os	0	0
			7	6	1		
86	O7	1	Total	N	Os	0	0
			7	6	1		
86	O9	1	Total	N	Os	0	0
			7	6	1		
86	6	1	Total	N	Os	0	0
			7	6	1		
86	6	1	Total	N	Os	0	0
			7	6	1		
86	6	1	Total	N	Os	0	0
			7	6	1		

Continued on next page...

Continued from previous page...

Mol	Chain	Residues	Atoms			ZeroOcc	AltConf
86	6	1	Total	N	Os	0	0
			7	6	1		
86	6	1	Total	N	Os	0	0
			7	6	1		
86	6	1	Total	N	Os	0	0
			7	6	1		
86	6	1	Total	N	Os	0	0
			7	6	1		
86	6	1	Total	N	Os	0	0
			7	6	1		
86	6	1	Total	N	Os	0	0
			7	6	1		
86	6	1	Total	N	Os	0	0
			7	6	1		
86	6	1	Total	N	Os	0	0
			7	6	1		
86	6	1	Total	N	Os	0	0
			7	6	1		
86	6	1	Total	N	Os	0	0
			7	6	1		
86	6	1	Total	N	Os	0	0
			7	6	1		
86	6	1	Total	N	Os	0	0
			7	6	1		
86	6	1	Total	N	Os	0	0
			7	6	1		
86	6	1	Total	N	Os	0	0
			7	6	1		
86	6	1	Total	N	Os	0	0
			7	6	1		
86	6	1	Total	N	Os	0	0
			7	6	1		
86	6	1	Total	N	Os	0	0
			7	6	1		
86	6	1	Total	N	Os	0	0
			7	6	1		

Continued on next page...

Continued from previous page...

Mol	Chain	Residues	Atoms			ZeroOcc	AltConf
86	6	1	Total	N	Os	0	0
			7	6	1		
86	6	1	Total	N	Os	0	0
			7	6	1		
86	6	1	Total	N	Os	0	0
			7	6	1		
86	6	1	Total	N	Os	0	0
			7	6	1		
86	6	1	Total	N	Os	0	0
			7	6	1		
86	6	1	Total	N	Os	0	0
			7	6	1		
86	6	1	Total	N	Os	0	0
			7	6	1		
86	6	1	Total	N	Os	0	0
			7	6	1		
86	6	1	Total	N	Os	0	0
			7	6	1		
86	6	1	Total	N	Os	0	0
			7	6	1		
86	6	1	Total	N	Os	0	0
			7	6	1		
86	6	1	Total	N	Os	0	0
			7	6	1		
86	6	1	Total	N	Os	0	0
			7	6	1		
86	6	1	Total	N	Os	0	0
			7	6	1		
86	6	1	Total	N	Os	0	0
			7	6	1		
86	6	1	Total	N	Os	0	0
			7	6	1		
86	6	1	Total	N	Os	0	0
			7	6	1		
86	6	1	Total	N	Os	0	0
			7	6	1		

Continued on next page...

Continued from previous page...

Mol	Chain	Residues	Atoms			ZeroOcc	AltConf
86	6	1	Total	N	Os	0	0
			7	6	1		
86	6	1	Total	N	Os	0	0
			7	6	1		
86	6	1	Total	N	Os	0	0
			7	6	1		
86	6	1	Total	N	Os	0	0
			7	6	1		
86	6	1	Total	N	Os	0	0
			7	6	1		
86	6	1	Total	N	Os	0	0
			7	6	1		
86	6	1	Total	N	Os	0	0
			7	6	1		
86	6	1	Total	N	Os	0	0
			7	6	1		
86	6	1	Total	N	Os	0	0
			7	6	1		
86	6	1	Total	N	Os	0	0
			7	6	1		
86	6	1	Total	N	Os	0	0
			7	6	1		
86	6	1	Total	N	Os	0	0
			7	6	1		
86	6	1	Total	N	Os	0	0
			7	6	1		
86	6	1	Total	N	Os	0	0
			7	6	1		
86	6	1	Total	N	Os	0	0
			7	6	1		
86	6	1	Total	N	Os	0	0
			7	6	1		
86	6	1	Total	N	Os	0	0
			7	6	1		
86	6	1	Total	N	Os	0	0
			7	6	1		

Continued on next page...

Continued from previous page...

Mol	Chain	Residues	Atoms			ZeroOcc	AltConf
86	6	1	Total	N	Os	0	0
			7	6	1		
86	6	1	Total	N	Os	0	0
			7	6	1		
86	6	1	Total	N	Os	0	0
			7	6	1		
86	6	1	Total	N	Os	0	0
			7	6	1		
86	6	1	Total	N	Os	0	0
			7	6	1		
86	6	1	Total	N	Os	0	0
			7	6	1		
86	6	1	Total	N	Os	0	0
			7	6	1		
86	6	1	Total	N	Os	0	0
			7	6	1		
86	6	1	Total	N	Os	0	0
			7	6	1		
86	6	1	Total	N	Os	0	0
			7	6	1		
86	6	1	Total	N	Os	0	0
			7	6	1		
86	6	1	Total	N	Os	0	0
			7	6	1		
86	6	1	Total	N	Os	0	0
			7	6	1		
86	6	1	Total	N	Os	0	0
			7	6	1		
86	6	1	Total	N	Os	0	0
			7	6	1		
86	6	1	Total	N	Os	0	0
			7	6	1		
86	6	1	Total	N	Os	0	0
			7	6	1		
86	6	1	Total	N	Os	0	0
			7	6	1		

Continued on next page...

Continued from previous page...

Mol	Chain	Residues	Atoms			ZeroOcc	AltConf
86	6	1	Total	N	Os	0	0
			7	6	1		
86	6	1	Total	N	Os	0	0
			7	6	1		
86	6	1	Total	N	Os	0	0
			7	6	1		
86	6	1	Total	N	Os	0	0
			7	6	1		
86	6	1	Total	N	Os	0	0
			7	6	1		
86	6	1	Total	N	Os	0	0
			7	6	1		
86	6	1	Total	N	Os	0	0
			7	6	1		
86	6	1	Total	N	Os	0	0
			7	6	1		
86	6	1	Total	N	Os	0	0
			7	6	1		
86	6	1	Total	N	Os	0	0
			7	6	1		
86	6	1	Total	N	Os	0	0
			7	6	1		
86	6	1	Total	N	Os	0	0
			7	6	1		
86	6	1	Total	N	Os	0	0
			7	6	1		
86	6	1	Total	N	Os	0	0
			7	6	1		
86	6	1	Total	N	Os	0	0
			7	6	1		
86	6	1	Total	N	Os	0	0
			7	6	1		
86	6	1	Total	N	Os	0	0
			7	6	1		

Continued on next page...

Continued from previous page...

Mol	Chain	Residues	Atoms			ZeroOcc	AltConf
86	6	1	Total	N	Os	0	0
			7	6	1		
86	6	1	Total	N	Os	0	0
			7	6	1		
86	6	1	Total	N	Os	0	0
			7	6	1		
86	6	1	Total	N	Os	0	0
			7	6	1		
86	6	1	Total	N	Os	0	0
			7	6	1		
86	6	1	Total	N	Os	0	0
			7	6	1		
86	6	1	Total	N	Os	0	0
			7	6	1		
86	6	1	Total	N	Os	0	0
			7	6	1		
86	6	1	Total	N	Os	0	0
			7	6	1		
86	6	1	Total	N	Os	0	0
			7	6	1		
86	6	1	Total	N	Os	0	0
			7	6	1		
86	6	1	Total	N	Os	0	0
			7	6	1		
86	6	1	Total	N	Os	0	0
			7	6	1		
86	6	1	Total	N	Os	0	0
			7	6	1		
86	6	1	Total	N	Os	0	0
			7	6	1		
86	6	1	Total	N	Os	0	0
			7	6	1		
86	6	1	Total	N	Os	0	0
			7	6	1		

Continued on next page...

Continued from previous page...

Mol	Chain	Residues	Atoms			ZeroOcc	AltConf
86	6	1	Total	N	Os	0	0
			7	6	1		
86	6	1	Total	N	Os	0	0
			7	6	1		
86	6	1	Total	N	Os	0	0
			7	6	1		
86	6	1	Total	N	Os	0	0
			7	6	1		
86	6	1	Total	N	Os	0	0
			7	6	1		
86	6	1	Total	N	Os	0	0
			7	6	1		
86	6	1	Total	N	Os	0	0
			7	6	1		
86	6	1	Total	N	Os	0	0
			7	6	1		
86	6	1	Total	N	Os	0	0
			7	6	1		
86	6	1	Total	N	Os	0	0
			7	6	1		
86	6	1	Total	N	Os	0	0
			7	6	1		
86	6	1	Total	N	Os	0	0
			7	6	1		
86	6	1	Total	N	Os	0	0
			7	6	1		
86	6	1	Total	N	Os	0	0
			7	6	1		
86	6	1	Total	N	Os	0	0
			7	6	1		
86	6	1	Total	N	Os	0	0
			7	6	1		
86	6	1	Total	N	Os	0	0
			7	6	1		
86	6	1	Total	N	Os	0	0
			7	6	1		

Continued on next page...

Continued from previous page...

Mol	Chain	Residues	Atoms			ZeroOcc	AltConf
86	6	1	Total 7	N 6	Os 1	0	0
86	6	1	Total 7	N 6	Os 1	0	0
86	6	1	Total 7	N 6	Os 1	0	0
86	6	1	Total 7	N 6	Os 1	0	0
86	6	1	Total 7	N 6	Os 1	0	0
86	6	1	Total 7	N 6	Os 1	0	0
86	6	1	Total 7	N 6	Os 1	0	0
86	6	1	Total 7	N 6	Os 1	0	0
86	s1	1	Total 7	N 6	Os 1	0	0
86	s1	1	Total 7	N 6	Os 1	0	0
86	s4	1	Total 7	N 6	Os 1	0	0
86	s8	1	Total 7	N 6	Os 1	0	0
86	s9	1	Total 7	N 6	Os 1	0	0
86	c3	1	Total 7	N 6	Os 1	0	0
86	c5	1	Total 7	N 6	Os 1	0	0
86	c8	1	Total 7	N 6	Os 1	0	0
86	d4	1	Total 7	N 6	Os 1	0	0
86	d9	1	Total 7	N 6	Os 1	0	0
86	sR	1	Total 7	N 6	Os 1	0	0
86	5	1	Total 7	N 6	Os 1	0	0
86	5	1	Total 7	N 6	Os 1	0	0

Continued on next page...

Continued from previous page...

Mol	Chain	Residues	Atoms			ZeroOcc	AltConf
86	5	1	Total	N	Os	0	0
			7	6	1		
86	5	1	Total	N	Os	0	0
			7	6	1		
86	5	1	Total	N	Os	0	0
			7	6	1		
86	5	1	Total	N	Os	0	0
			7	6	1		
86	5	1	Total	N	Os	0	0
			7	6	1		
86	5	1	Total	N	Os	0	0
			7	6	1		
86	5	1	Total	N	Os	0	0
			7	6	1		
86	5	1	Total	N	Os	0	0
			7	6	1		
86	5	1	Total	N	Os	0	0
			7	6	1		
86	5	1	Total	N	Os	0	0
			7	6	1		
86	5	1	Total	N	Os	0	0
			7	6	1		
86	5	1	Total	N	Os	0	0
			7	6	1		
86	5	1	Total	N	Os	0	0
			7	6	1		
86	5	1	Total	N	Os	0	0
			7	6	1		
86	5	1	Total	N	Os	0	0
			7	6	1		
86	5	1	Total	N	Os	0	0
			7	6	1		
86	5	1	Total	N	Os	0	0
			7	6	1		
86	5	1	Total	N	Os	0	0
			7	6	1		

Continued on next page...

Continued from previous page...

Mol	Chain	Residues	Atoms			ZeroOcc	AltConf
86	5	1	Total	N	Os	0	0
			7	6	1		
86	5	1	Total	N	Os	0	0
			7	6	1		
86	5	1	Total	N	Os	0	0
			7	6	1		
86	5	1	Total	N	Os	0	0
			7	6	1		
86	5	1	Total	N	Os	0	0
			7	6	1		
86	5	1	Total	N	Os	0	0
			7	6	1		
86	5	1	Total	N	Os	0	0
			7	6	1		
86	5	1	Total	N	Os	0	0
			7	6	1		
86	5	1	Total	N	Os	0	0
			7	6	1		
86	5	1	Total	N	Os	0	0
			7	6	1		
86	5	1	Total	N	Os	0	0
			7	6	1		
86	5	1	Total	N	Os	0	0
			7	6	1		
86	5	1	Total	N	Os	0	0
			7	6	1		
86	5	1	Total	N	Os	0	0
			7	6	1		
86	5	1	Total	N	Os	0	0
			7	6	1		
86	5	1	Total	N	Os	0	0
			7	6	1		
86	5	1	Total	N	Os	0	0
			7	6	1		
86	5	1	Total	N	Os	0	0
			7	6	1		

Continued on next page...

Continued from previous page...

Mol	Chain	Residues	Atoms			ZeroOcc	AltConf
86	5	1	Total	N	Os	0	0
			7	6	1		
86	5	1	Total	N	Os	0	0
			7	6	1		
86	5	1	Total	N	Os	0	0
			7	6	1		
86	5	1	Total	N	Os	0	0
			7	6	1		
86	5	1	Total	N	Os	0	0
			7	6	1		
86	5	1	Total	N	Os	0	0
			7	6	1		
86	5	1	Total	N	Os	0	0
			7	6	1		
86	5	1	Total	N	Os	0	0
			7	6	1		
86	5	1	Total	N	Os	0	0
			7	6	1		
86	5	1	Total	N	Os	0	0
			7	6	1		
86	5	1	Total	N	Os	0	0
			7	6	1		
86	5	1	Total	N	Os	0	0
			7	6	1		
86	5	1	Total	N	Os	0	0
			7	6	1		
86	5	1	Total	N	Os	0	0
			7	6	1		
86	5	1	Total	N	Os	0	0
			7	6	1		
86	5	1	Total	N	Os	0	0
			7	6	1		
86	5	1	Total	N	Os	0	0
			7	6	1		
86	5	1	Total	N	Os	0	0
			7	6	1		

Continued on next page...

Continued from previous page...

Mol	Chain	Residues	Atoms			ZeroOcc	AltConf
86	5	1	Total	N	Os	0	0
			7	6	1		
86	5	1	Total	N	Os	0	0
			7	6	1		
86	5	1	Total	N	Os	0	0
			7	6	1		
86	5	1	Total	N	Os	0	0
			7	6	1		
86	5	1	Total	N	Os	0	0
			7	6	1		
86	5	1	Total	N	Os	0	0
			7	6	1		
86	5	1	Total	N	Os	0	0
			7	6	1		
86	5	1	Total	N	Os	0	0
			7	6	1		
86	5	1	Total	N	Os	0	0
			7	6	1		
86	5	1	Total	N	Os	0	0
			7	6	1		
86	5	1	Total	N	Os	0	0
			7	6	1		
86	5	1	Total	N	Os	0	0
			7	6	1		
86	5	1	Total	N	Os	0	0
			7	6	1		
86	5	1	Total	N	Os	0	0
			7	6	1		
86	5	1	Total	N	Os	0	0
			7	6	1		
86	5	1	Total	N	Os	0	0
			7	6	1		
86	5	1	Total	N	Os	0	0
			7	6	1		
86	5	1	Total	N	Os	0	0
			7	6	1		

Continued on next page...

Continued from previous page...

Mol	Chain	Residues	Atoms			ZeroOcc	AltConf
86	5	1	Total	N	Os	0	0
			7	6	1		
86	5	1	Total	N	Os	0	0
			7	6	1		
86	5	1	Total	N	Os	0	0
			7	6	1		
86	5	1	Total	N	Os	0	0
			7	6	1		
86	5	1	Total	N	Os	0	0
			7	6	1		
86	5	1	Total	N	Os	0	0
			7	6	1		
86	5	1	Total	N	Os	0	0
			7	6	1		
86	5	1	Total	N	Os	0	0
			7	6	1		
86	5	1	Total	N	Os	0	0
			7	6	1		
86	5	1	Total	N	Os	0	0
			7	6	1		
86	5	1	Total	N	Os	0	0
			7	6	1		
86	5	1	Total	N	Os	0	0
			7	6	1		
86	5	1	Total	N	Os	0	0
			7	6	1		
86	5	1	Total	N	Os	0	0
			7	6	1		
86	5	1	Total	N	Os	0	0
			7	6	1		
86	5	1	Total	N	Os	0	0
			7	6	1		
86	5	1	Total	N	Os	0	0
			7	6	1		
86	5	1	Total	N	Os	0	0
			7	6	1		

Continued on next page...

Continued from previous page...

Mol	Chain	Residues	Atoms			ZeroOcc	AltConf
86	5	1	Total	N	Os	0	0
			7	6	1		
86	5	1	Total	N	Os	0	0
			7	6	1		
86	5	1	Total	N	Os	0	0
			7	6	1		
86	5	1	Total	N	Os	0	0
			7	6	1		
86	5	1	Total	N	Os	0	0
			7	6	1		
86	5	1	Total	N	Os	0	0
			7	6	1		
86	5	1	Total	N	Os	0	0
			7	6	1		
86	5	1	Total	N	Os	0	0
			7	6	1		
86	5	1	Total	N	Os	0	0
			7	6	1		
86	5	1	Total	N	Os	0	0
			7	6	1		
86	5	1	Total	N	Os	0	0
			7	6	1		
86	5	1	Total	N	Os	0	0
			7	6	1		
86	5	1	Total	N	Os	0	0
			7	6	1		
86	5	1	Total	N	Os	0	0
			7	6	1		
86	5	1	Total	N	Os	0	0
			7	6	1		
86	5	1	Total	N	Os	0	0
			7	6	1		
86	5	1	Total	N	Os	0	0
			7	6	1		

Continued on next page...

Continued from previous page...

Mol	Chain	Residues	Atoms			ZeroOcc	AltConf
86	5	1	Total	N	Os	0	0
			7	6	1		
86	5	1	Total	N	Os	0	0
			7	6	1		
86	5	1	Total	N	Os	0	0
			7	6	1		
86	5	1	Total	N	Os	0	0
			7	6	1		
86	5	1	Total	N	Os	0	0
			7	6	1		
86	5	1	Total	N	Os	0	0
			7	6	1		
86	5	1	Total	N	Os	0	0
			7	6	1		
86	5	1	Total	N	Os	0	0
			7	6	1		
86	5	1	Total	N	Os	0	0
			7	6	1		
86	5	1	Total	N	Os	0	0
			7	6	1		
86	5	1	Total	N	Os	0	0
			7	6	1		
86	5	1	Total	N	Os	0	0
			7	6	1		
86	5	1	Total	N	Os	0	0
			7	6	1		
86	5	1	Total	N	Os	0	0
			7	6	1		
86	5	1	Total	N	Os	0	0
			7	6	1		
86	5	1	Total	N	Os	0	0
			7	6	1		
86	5	1	Total	N	Os	0	0
			7	6	1		

Continued on next page...

Continued from previous page...

Mol	Chain	Residues	Atoms			ZeroOcc	AltConf
86	5	1	Total	N	Os	0	0
			7	6	1		
86	5	1	Total	N	Os	0	0
			7	6	1		
86	5	1	Total	N	Os	0	0
			7	6	1		
86	5	1	Total	N	Os	0	0
			7	6	1		
86	5	1	Total	N	Os	0	0
			7	6	1		
86	5	1	Total	N	Os	0	0
			7	6	1		
86	5	1	Total	N	Os	0	0
			7	6	1		
86	5	1	Total	N	Os	0	0
			7	6	1		
86	5	1	Total	N	Os	0	0
			7	6	1		
86	5	1	Total	N	Os	0	0
			7	6	1		
86	5	1	Total	N	Os	0	0
			7	6	1		
86	5	1	Total	N	Os	0	0
			7	6	1		
86	5	1	Total	N	Os	0	0
			7	6	1		
86	5	1	Total	N	Os	0	0
			7	6	1		
86	5	1	Total	N	Os	0	0
			7	6	1		
86	5	1	Total	N	Os	0	0
			7	6	1		
86	5	1	Total	N	Os	0	0
			7	6	1		
86	5	1	Total	N	Os	0	0
			7	6	1		

Continued on next page...

Continued from previous page...

Mol	Chain	Residues	Atoms			ZeroOcc	AltConf
86	5	1	Total	N	Os	0	0
			7	6	1		
86	5	1	Total	N	Os	0	0
			7	6	1		
86	5	1	Total	N	Os	0	0
			7	6	1		
86	5	1	Total	N	Os	0	0
			7	6	1		
86	5	1	Total	N	Os	0	0
			7	6	1		
86	5	1	Total	N	Os	0	0
			7	6	1		
86	5	1	Total	N	Os	0	0
			7	6	1		
86	5	1	Total	N	Os	0	0
			7	6	1		
86	5	1	Total	N	Os	0	0
			7	6	1		
86	5	1	Total	N	Os	0	0
			7	6	1		
86	5	1	Total	N	Os	0	0
			7	6	1		
86	5	1	Total	N	Os	0	0
			7	6	1		
86	5	1	Total	N	Os	0	0
			7	6	1		
86	5	1	Total	N	Os	0	0
			7	6	1		
86	5	1	Total	N	Os	0	0
			7	6	1		
86	5	1	Total	N	Os	0	0
			7	6	1		
86	5	1	Total	N	Os	0	0
			7	6	1		
86	5	1	Total	N	Os	0	0
			7	6	1		

Continued on next page...

Continued from previous page...

Mol	Chain	Residues	Atoms			ZeroOcc	AltConf
86	5	1	Total	N	Os	0	0
			7	6	1		
86	5	1	Total	N	Os	0	0
			7	6	1		
86	5	1	Total	N	Os	0	0
			7	6	1		
86	5	1	Total	N	Os	0	0
			7	6	1		
86	5	1	Total	N	Os	0	0
			7	6	1		
86	5	1	Total	N	Os	0	0
			7	6	1		
86	5	1	Total	N	Os	0	0
			7	6	1		
86	5	1	Total	N	Os	0	0
			7	6	1		
86	5	1	Total	N	Os	0	0
			7	6	1		
86	5	1	Total	N	Os	0	0
			7	6	1		
86	5	1	Total	N	Os	0	0
			7	6	1		
86	5	1	Total	N	Os	0	0
			7	6	1		
86	5	1	Total	N	Os	0	0
			7	6	1		
86	5	1	Total	N	Os	0	0
			7	6	1		
86	5	1	Total	N	Os	0	0
			7	6	1		
86	5	1	Total	N	Os	0	0
			7	6	1		
86	5	1	Total	N	Os	0	0
			7	6	1		
86	5	1	Total	N	Os	0	0
			7	6	1		

Continued on next page...

Continued from previous page...

Mol	Chain	Residues	Atoms			ZeroOcc	AltConf
86	5	1	Total	N	Os	0	0
			7	6	1		
86	5	1	Total	N	Os	0	0
			7	6	1		
86	5	1	Total	N	Os	0	0
			7	6	1		
86	5	1	Total	N	Os	0	0
			7	6	1		
86	5	1	Total	N	Os	0	0
			7	6	1		
86	5	1	Total	N	Os	0	0
			7	6	1		
86	5	1	Total	N	Os	0	0
			7	6	1		
86	5	1	Total	N	Os	0	0
			7	6	1		
86	5	1	Total	N	Os	0	0
			7	6	1		
86	5	1	Total	N	Os	0	0
			7	6	1		
86	5	1	Total	N	Os	0	0
			7	6	1		
86	5	1	Total	N	Os	0	0
			7	6	1		
86	5	1	Total	N	Os	0	0
			7	6	1		
86	5	1	Total	N	Os	0	0
			7	6	1		
86	5	1	Total	N	Os	0	0
			7	6	1		
86	5	1	Total	N	Os	0	0
			7	6	1		
86	5	1	Total	N	Os	0	0
			7	6	1		

Continued on next page...

Continued from previous page...

Mol	Chain	Residues	Atoms			ZeroOcc	AltConf
86	5	1	Total	N	Os	0	0
			7	6	1		
86	5	1	Total	N	Os	0	0
			7	6	1		
86	5	1	Total	N	Os	0	0
			7	6	1		
86	5	1	Total	N	Os	0	0
			7	6	1		
86	5	1	Total	N	Os	0	0
			7	6	1		
86	5	1	Total	N	Os	0	0
			7	6	1		
86	5	1	Total	N	Os	0	0
			7	6	1		
86	5	1	Total	N	Os	0	0
			7	6	1		
86	5	1	Total	N	Os	0	0
			7	6	1		
86	5	1	Total	N	Os	0	0
			7	6	1		
86	5	1	Total	N	Os	0	0
			7	6	1		
86	5	1	Total	N	Os	0	0
			7	6	1		
86	5	1	Total	N	Os	0	0
			7	6	1		
86	5	1	Total	N	Os	0	0
			7	6	1		
86	5	1	Total	N	Os	0	0
			7	6	1		
86	5	1	Total	N	Os	0	0
			7	6	1		
86	5	1	Total	N	Os	0	0
			7	6	1		
86	5	1	Total	N	Os	0	0
			7	6	1		

Continued on next page...

Continued from previous page...

Mol	Chain	Residues	Atoms			ZeroOcc	AltConf
86	5	1	Total	N	Os	0	0
			7	6	1		
86	5	1	Total	N	Os	0	0
			7	6	1		
86	5	1	Total	N	Os	0	0
			7	6	1		
86	5	1	Total	N	Os	0	0
			7	6	1		
86	5	1	Total	N	Os	0	0
			7	6	1		
86	5	1	Total	N	Os	0	0
			7	6	1		
86	5	1	Total	N	Os	0	0
			7	6	1		
86	5	1	Total	N	Os	0	0
			7	6	1		
86	5	1	Total	N	Os	0	0
			7	6	1		
86	5	1	Total	N	Os	0	0
			7	6	1		
86	5	1	Total	N	Os	0	0
			7	6	1		
86	5	1	Total	N	Os	0	0
			7	6	1		
86	5	1	Total	N	Os	0	0
			7	6	1		
86	5	1	Total	N	Os	0	0
			7	6	1		
86	5	1	Total	N	Os	0	0
			7	6	1		
86	5	1	Total	N	Os	0	0
			7	6	1		
86	5	1	Total	N	Os	0	0
			7	6	1		
86	5	1	Total	N	Os	0	0
			7	6	1		

Continued on next page...

Continued from previous page...

Mol	Chain	Residues	Atoms			ZeroOcc	AltConf
86	5	1	Total	N	Os	0	0
			7	6	1		
86	5	1	Total	N	Os	0	0
			7	6	1		
86	5	1	Total	N	Os	0	0
			7	6	1		
86	5	1	Total	N	Os	0	0
			7	6	1		
86	5	1	Total	N	Os	0	0
			7	6	1		
86	5	1	Total	N	Os	0	0
			7	6	1		
86	5	1	Total	N	Os	0	0
			7	6	1		
86	5	1	Total	N	Os	0	0
			7	6	1		
86	5	1	Total	N	Os	0	0
			7	6	1		
86	5	1	Total	N	Os	0	0
			7	6	1		
86	5	1	Total	N	Os	0	0
			7	6	1		
86	5	1	Total	N	Os	0	0
			7	6	1		
86	5	1	Total	N	Os	0	0
			7	6	1		
86	5	1	Total	N	Os	0	0
			7	6	1		
86	5	1	Total	N	Os	0	0
			7	6	1		
86	5	1	Total	N	Os	0	0
			7	6	1		
86	5	1	Total	N	Os	0	0
			7	6	1		
86	5	1	Total	N	Os	0	0
			7	6	1		

Continued on next page...

Continued from previous page...

Mol	Chain	Residues	Atoms			ZeroOcc	AltConf
86	5	1	Total	N	Os	0	0
			7	6	1		
86	5	1	Total	N	Os	0	0
			7	6	1		
86	5	1	Total	N	Os	0	0
			7	6	1		
86	5	1	Total	N	Os	0	0
			7	6	1		
86	5	1	Total	N	Os	0	0
			7	6	1		
86	5	1	Total	N	Os	0	0
			7	6	1		
86	5	1	Total	N	Os	0	0
			7	6	1		
86	5	1	Total	N	Os	0	0
			7	6	1		
86	5	1	Total	N	Os	0	0
			7	6	1		
86	5	1	Total	N	Os	0	0
			7	6	1		
86	5	1	Total	N	Os	0	0
			7	6	1		
86	5	1	Total	N	Os	0	0
			7	6	1		
86	5	1	Total	N	Os	0	0
			7	6	1		
86	5	1	Total	N	Os	0	0
			7	6	1		
86	5	1	Total	N	Os	0	0
			7	6	1		
86	5	1	Total	N	Os	0	0
			7	6	1		
86	5	1	Total	N	Os	0	0
			7	6	1		
86	5	1	Total	N	Os	0	0
			7	6	1		

Continued on next page...

Continued from previous page...

Mol	Chain	Residues	Atoms			ZeroOcc	AltConf
86	5	1	Total	N	Os	0	0
			7	6	1		
86	5	1	Total	N	Os	0	0
			7	6	1		
86	5	1	Total	N	Os	0	0
			7	6	1		
86	5	1	Total	N	Os	0	0
			7	6	1		
86	5	1	Total	N	Os	0	0
			7	6	1		
86	5	1	Total	N	Os	0	0
			7	6	1		
86	5	1	Total	N	Os	0	0
			7	6	1		
86	5	1	Total	N	Os	0	0
			7	6	1		
86	5	1	Total	N	Os	0	0
			7	6	1		
86	5	1	Total	N	Os	0	0
			7	6	1		
86	5	1	Total	N	Os	0	0
			7	6	1		
86	5	1	Total	N	Os	0	0
			7	6	1		
86	5	1	Total	N	Os	0	0
			7	6	1		
86	5	1	Total	N	Os	0	0
			7	6	1		
86	5	1	Total	N	Os	0	0
			7	6	1		
86	5	1	Total	N	Os	0	0
			7	6	1		
86	5	1	Total	N	Os	0	0
			7	6	1		
86	5	1	Total	N	Os	0	0
			7	6	1		

Continued on next page...

Continued from previous page...

Mol	Chain	Residues	Atoms			ZeroOcc	AltConf
86	5	1	Total	N	Os	0	0
			7	6	1		
86	5	1	Total	N	Os	0	0
			7	6	1		
86	5	1	Total	N	Os	0	0
			7	6	1		
86	5	1	Total	N	Os	0	0
			7	6	1		
86	5	1	Total	N	Os	0	0
			7	6	1		
86	5	1	Total	N	Os	0	0
			7	6	1		
86	5	1	Total	N	Os	0	0
			7	6	1		
86	5	1	Total	N	Os	0	0
			7	6	1		
86	5	1	Total	N	Os	0	0
			7	6	1		
86	5	1	Total	N	Os	0	0
			7	6	1		
86	5	1	Total	N	Os	0	0
			7	6	1		
86	5	1	Total	N	Os	0	0
			7	6	1		
86	7	1	Total	N	Os	0	0
			7	6	1		
86	7	1	Total	N	Os	0	0
			7	6	1		
86	7	1	Total	N	Os	0	0
			7	6	1		
86	7	1	Total	N	Os	0	0
			7	6	1		

Continued on next page...

Continued from previous page...

Mol	Chain	Residues	Atoms			ZeroOcc	AltConf
86	7	1	Total	N	Os	0	0
			7	6	1		
86	7	1	Total	N	Os	0	0
			7	6	1		
86	7	1	Total	N	Os	0	0
			7	6	1		
86	7	1	Total	N	Os	0	0
			7	6	1		
86	7	1	Total	N	Os	0	0
			7	6	1		
86	7	1	Total	N	Os	0	0
			7	6	1		
86	8	1	Total	N	Os	0	0
			7	6	1		
86	8	1	Total	N	Os	0	0
			7	6	1		
86	8	1	Total	N	Os	0	0
			7	6	1		
86	8	1	Total	N	Os	0	0
			7	6	1		
86	8	1	Total	N	Os	0	0
			7	6	1		
86	8	1	Total	N	Os	0	0
			7	6	1		
86	8	1	Total	N	Os	0	0
			7	6	1		
86	8	1	Total	N	Os	0	0
			7	6	1		
86	8	1	Total	N	Os	0	0
			7	6	1		
86	8	1	Total	N	Os	0	0
			7	6	1		
86	8	1	Total	N	Os	0	0
			7	6	1		
86	8	1	Total	N	Os	0	0
			7	6	1		

Continued on next page...

Continued from previous page...

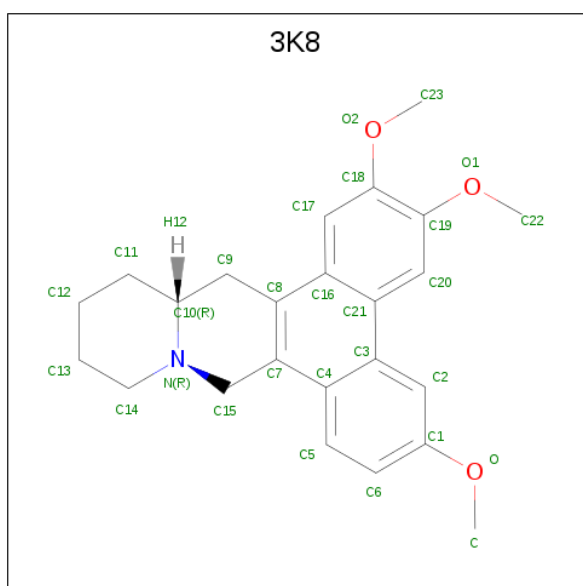
Mol	Chain	Residues	Atoms			ZeroOcc	AltConf
86	8	1	Total	N	Os	0	0
			7	6	1		
86	8	1	Total	N	Os	0	0
			7	6	1		
86	l3	1	Total	N	Os	0	0
			7	6	1		
86	l3	1	Total	N	Os	0	0
			7	6	1		
86	l3	1	Total	N	Os	0	0
			7	6	1		
86	l4	1	Total	N	Os	0	0
			7	6	1		
86	l4	1	Total	N	Os	0	0
			7	6	1		
86	l5	1	Total	N	Os	0	0
			7	6	1		
86	l5	1	Total	N	Os	0	0
			7	6	1		
86	l5	1	Total	N	Os	0	0
			7	6	1		
86	l9	1	Total	N	Os	0	0
			7	6	1		
86	m0	1	Total	N	Os	0	0
			7	6	1		
86	m0	1	Total	N	Os	0	0
			7	6	1		
86	m1	1	Total	N	Os	0	0
			7	6	1		
86	m4	1	Total	N	Os	0	0
			7	6	1		
86	m5	1	Total	N	Os	0	0
			7	6	1		
86	m6	1	Total	N	Os	0	0
			7	6	1		
86	m7	1	Total	N	Os	0	0
			7	6	1		
86	m8	1	Total	N	Os	0	0
			7	6	1		
86	m9	1	Total	N	Os	0	0
			7	6	1		
86	n1	1	Total	N	Os	0	0
			7	6	1		

Continued on next page...

Continued from previous page...

Mol	Chain	Residues	Atoms			ZeroOcc	AltConf
86	n3	1	Total	N	Os	0	0
			7	6	1		
86	n9	1	Total	N	Os	0	0
			7	6	1		
86	o3	1	Total	N	Os	0	0
			7	6	1		
86	q2	1	Total	N	Os	0	0
			7	6	1		

- Molecule 87 is (14aR)-2,3,6-trimethoxy-11,12,13,14,14a,15-hexahydro-9H-dibenzo[f,h]pyrido [1,2-b]isoquinoline (three-letter code: 3K8) (formula: C₂₄H₂₇NO₃).



Mol	Chain	Residues	Atoms				ZeroOcc	AltConf
87	2	1	Total	C	N	O	0	0
			28	24	1	3		
87	6	1	Total	C	N	O	0	0
			28	24	1	3		

- Molecule 88 is ZINC ION (three-letter code: ZN) (formula: Zn).

Mol	Chain	Residues	Atoms		ZeroOcc	AltConf
88	q0	1	Total	Zn	0	0
			1	1		
88	D6	1	Total	Zn	0	0
			1	1		
88	Q2	1	Total	Zn	0	0
			1	1		

Continued on next page...

Continued from previous page...

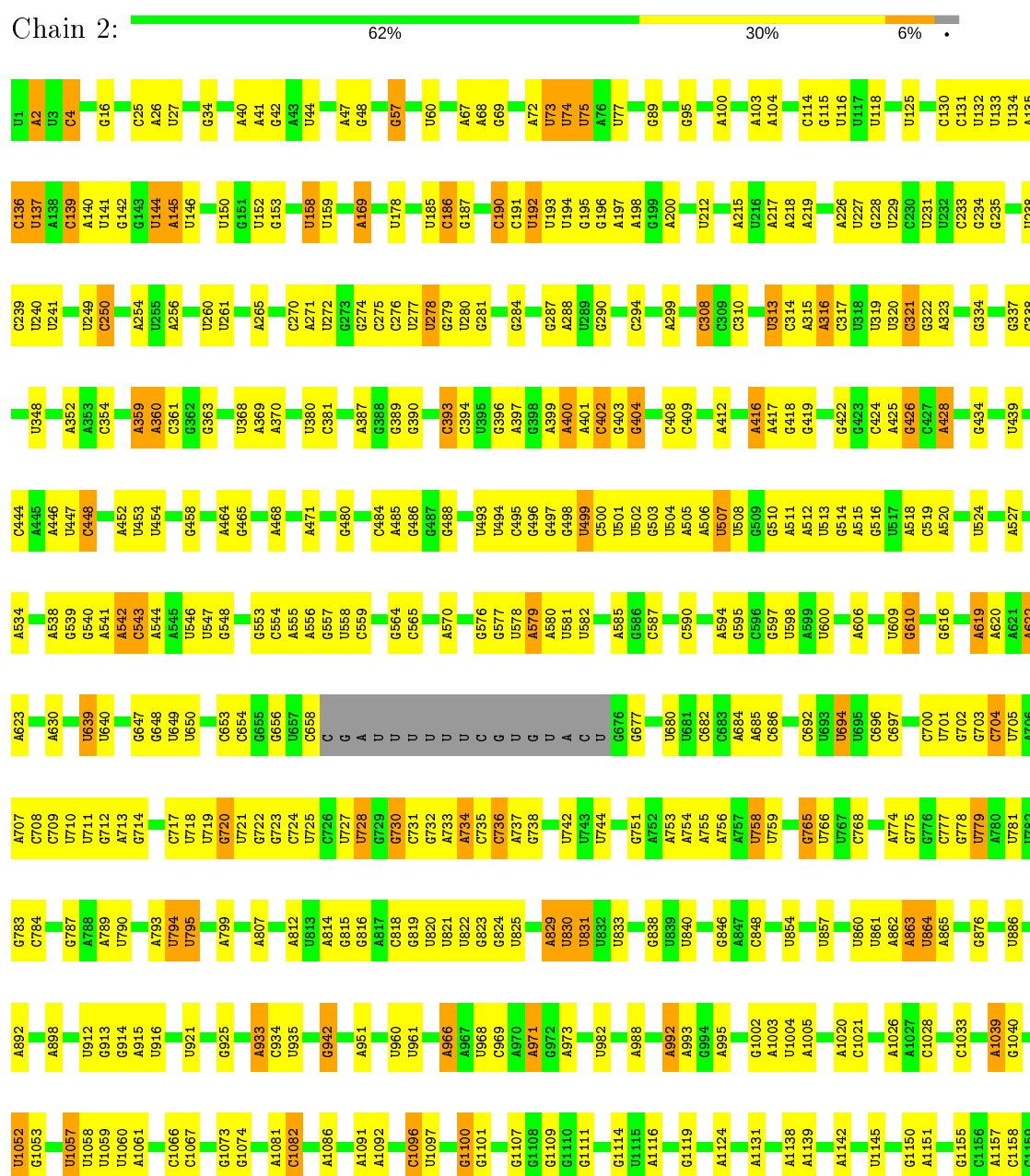
Mol	Chain	Residues	Atoms		ZeroOcc	AltConf
88	e1	1	Total 1	Zn 1	0	0
88	Q3	1	Total 1	Zn 1	0	0
88	D9	1	Total 1	Zn 1	0	0
88	E1	1	Total 1	Zn 1	0	0
88	Q0	1	Total 1	Zn 1	0	0
88	d7	1	Total 1	Zn 1	0	0
88	q3	1	Total 1	Zn 1	0	0
88	d9	1	Total 1	Zn 1	0	0
88	D7	1	Total 1	Zn 1	0	0
88	d6	1	Total 1	Zn 1	0	0
88	o7	1	Total 1	Zn 1	0	0
88	O7	1	Total 1	Zn 1	0	0
88	q2	1	Total 1	Zn 1	0	0

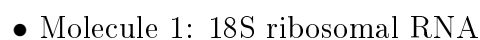
3 Residue-property plots

These plots are drawn for all protein, RNA, DNA and oligosaccharide chains in the entry. The first graphic for a chain summarises the proportions of the various outlier classes displayed in the second graphic. The second graphic shows the sequence view annotated by issues in geometry. Residues are color-coded according to the number of geometric quality criteria for which they contain at least one outlier: green = 0, yellow = 1, orange = 2 and red = 3 or more. Stretches of 2 or more consecutive residues without any outlier are shown as a green connector. Residues present in the sample, but not in the model, are shown in grey.

Note EDS failed to run properly.

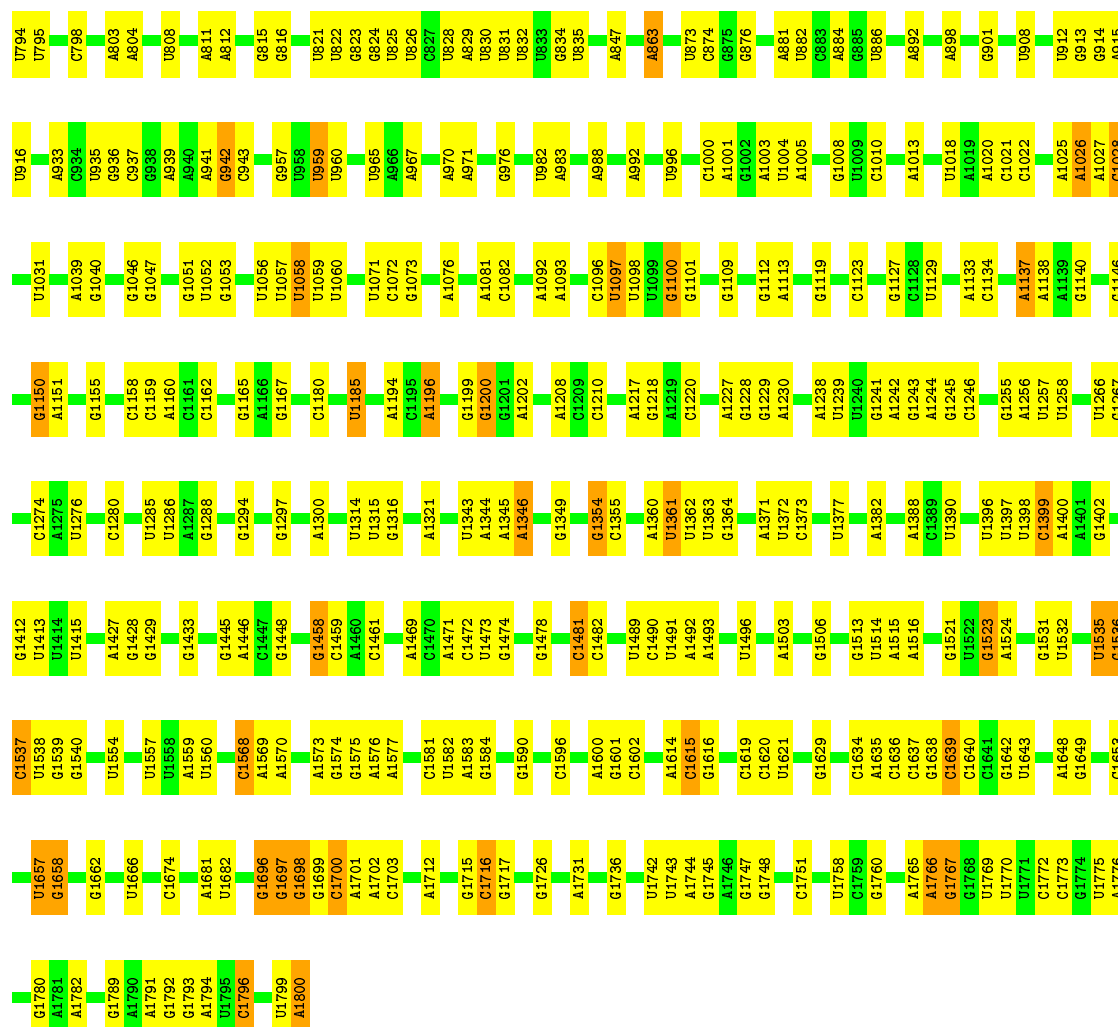
• Molecule 1: 18S ribosomal RNA





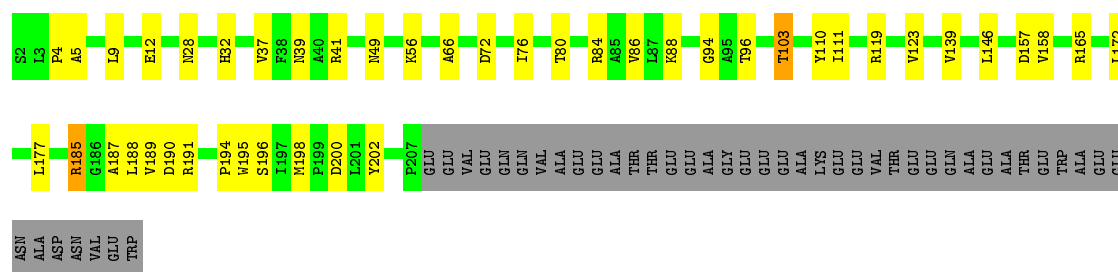
App Type	Percentage
Shopping app	64%
Social media app	31%
Productivity app	5%





• Molecule 2: 40S ribosomal protein S0-A

Chain S0: 65% 17% 18%



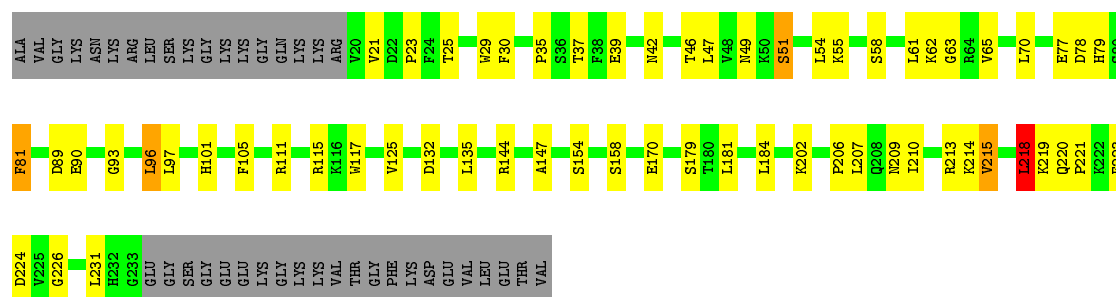
• Molecule 2: 40S ribosomal protein S0-A

Chain s0: 62% 18% 18%



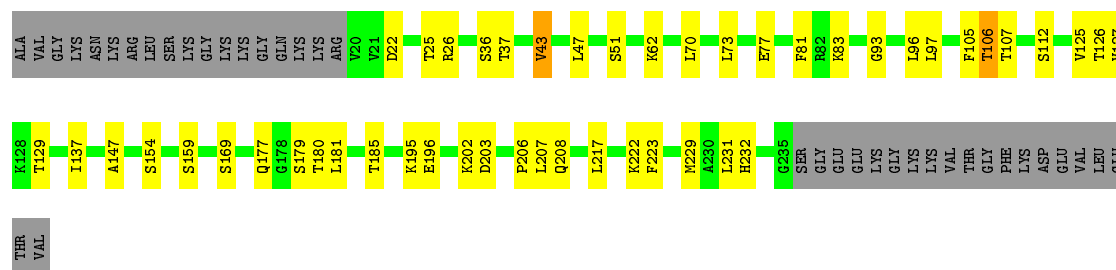
- Molecule 3: 40S ribosomal protein S1-A

Chain S1:  60% 22% • 16%



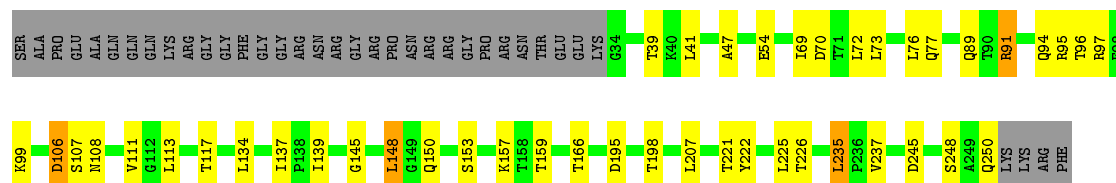
- Molecule 3: 40S ribosomal protein S1-A

Chain s1: 



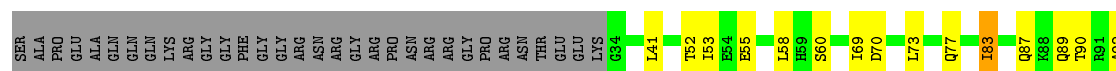
- Molecule 4: 40S ribosomal protein S2

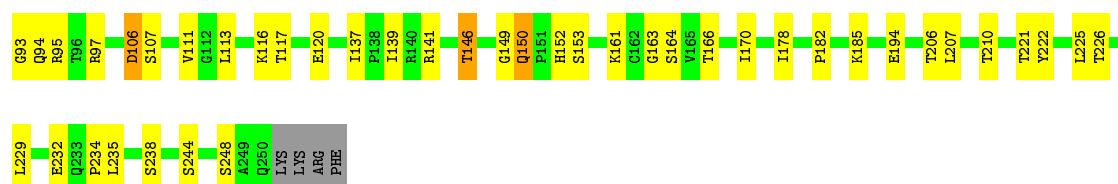
Chain S2:  68% 16% • 14%



- Molecule 4: 40S ribosomal protein S2

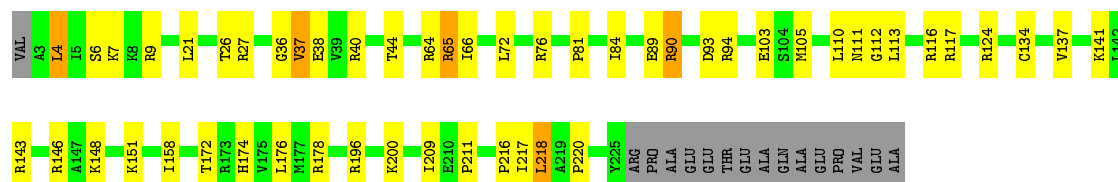
Chain s2:  63% 21% • 14%





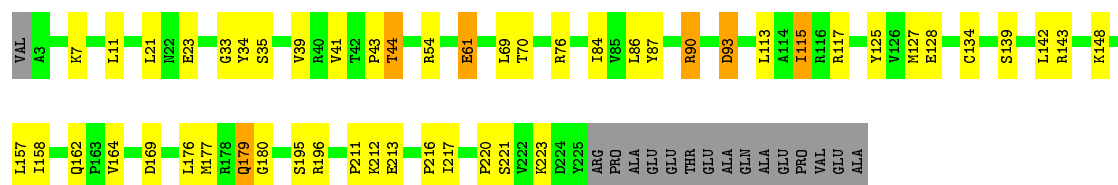
- Molecule 5: 40S ribosomal protein S3

Chain S3: 72% 20% 7%



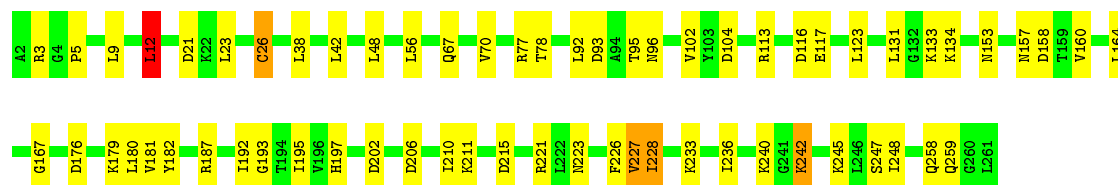
- Molecule 5: 40S ribosomal protein S3

Chain s3: 72% 19% 7%



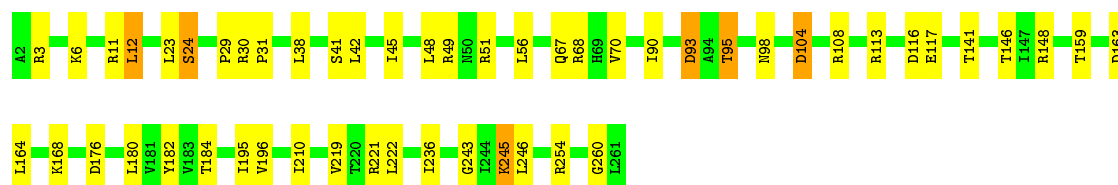
- Molecule 6: 40S ribosomal protein S4-A

Chain S4: 76% 22% 2%



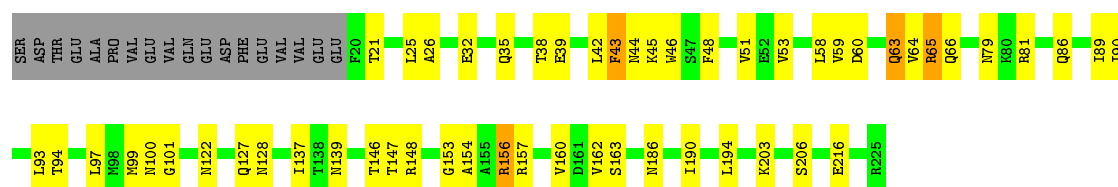
- Molecule 6: 40S ribosomal protein S4-A

Chain s4: 80% 18% 2%



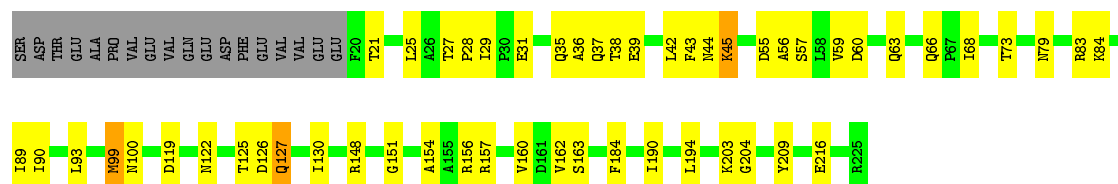
- Molecule 7: 40S ribosomal protein S5

Chain S5: 68% 22% 8%



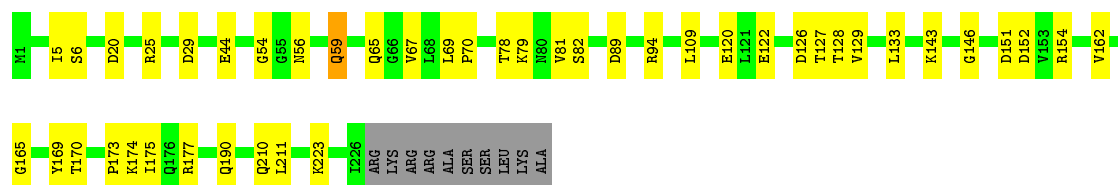
• Molecule 7: 40S ribosomal protein S5

Chain s5: 68% 22% 8%



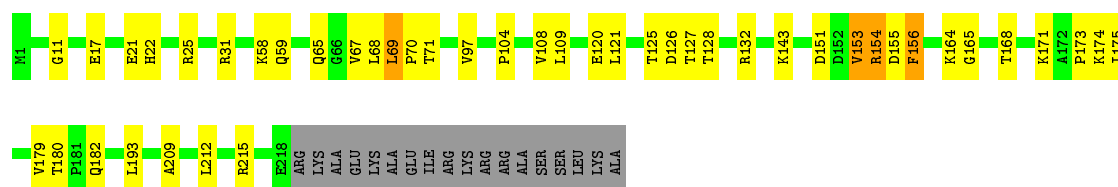
• Molecule 8: 40S ribosomal protein S6-A

Chain S6: 77% 18% 5%



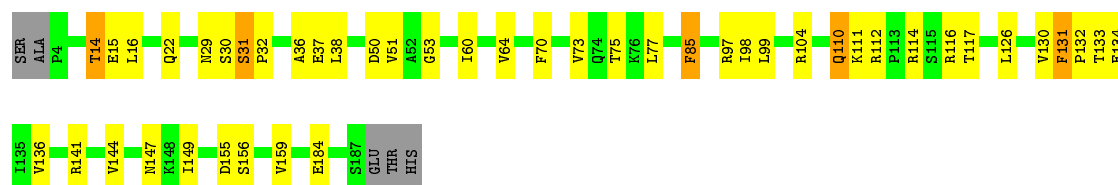
• Molecule 8: 40S ribosomal protein S6-A

Chain s6: 73% 17% 8%



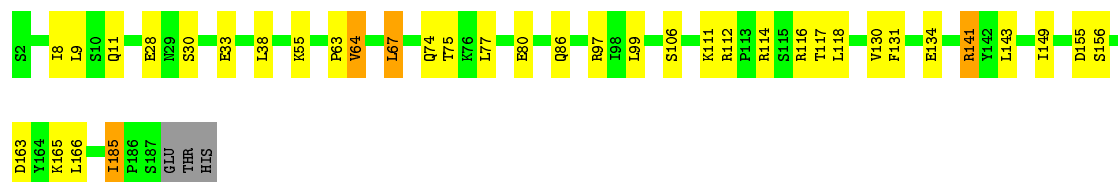
• Molecule 9: 40S ribosomal protein S7-A

Chain S7: 73% 22% 5%



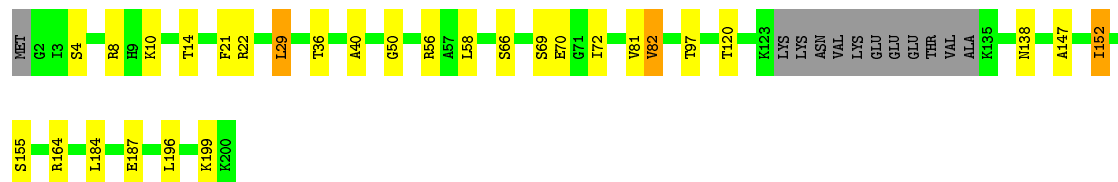
• Molecule 9: 40S ribosomal protein S7-A

Chain s7: 79% 17% 4%



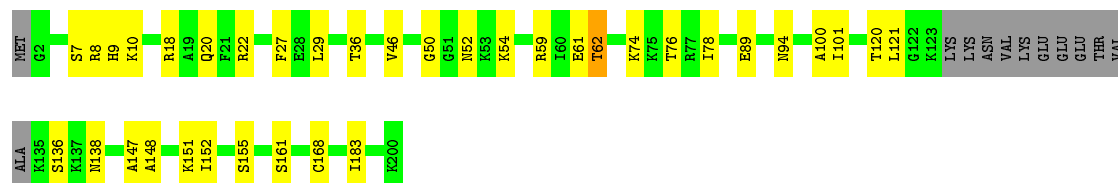
- Molecule 10: 40S ribosomal protein S8-A

Chain S8: 80% 13% 6%



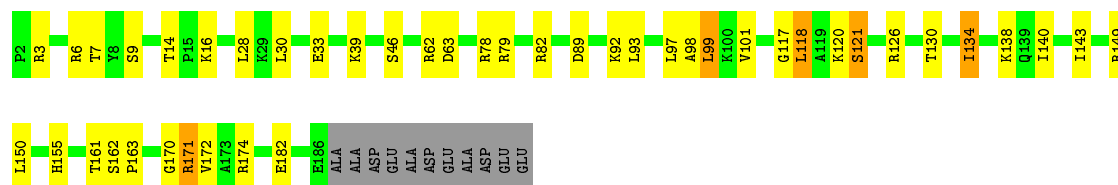
- Molecule 10: 40S ribosomal protein S8-A

Chain s8: 76% 18% 6%



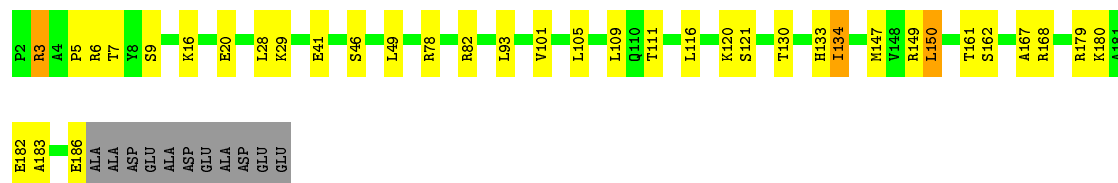
- Molecule 11: 40S ribosomal protein S9-A

Chain S9: 72% 20% 6%



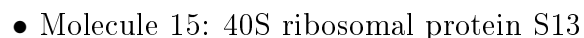
- Molecule 11: 40S ribosomal protein S9-A

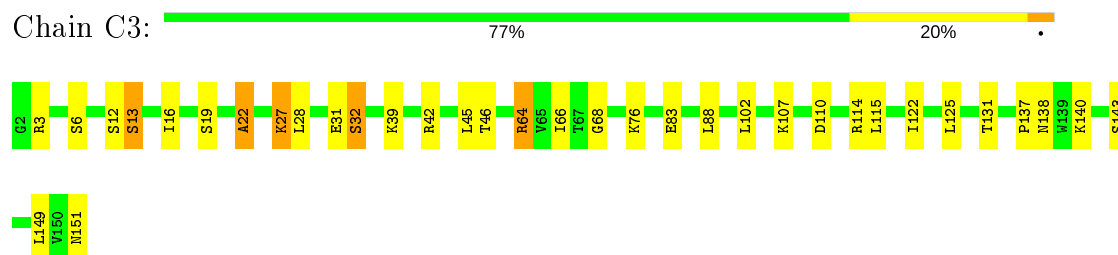
Chain s9: 76% 17% 6%



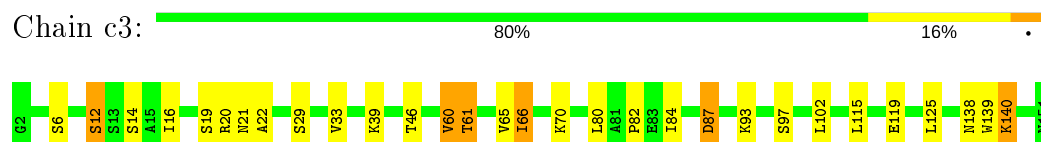
- Molecule 12: 40S ribosomal protein S10-A

Chain C0: 75% 15% 9%

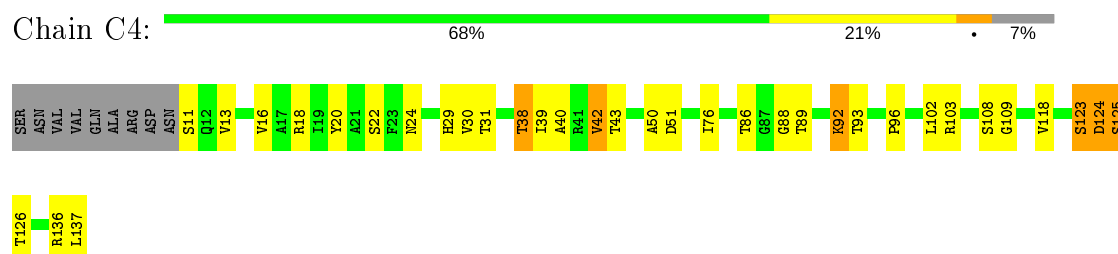




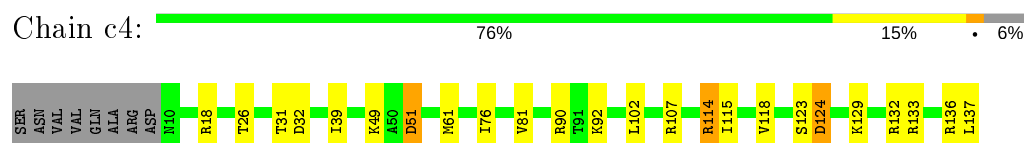
- Molecule 15: 40S ribosomal protein S13



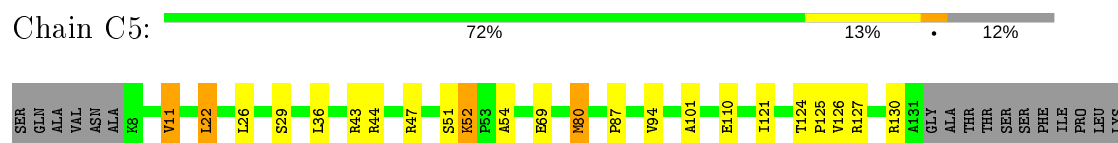
- Molecule 16: 40S ribosomal protein S14-A



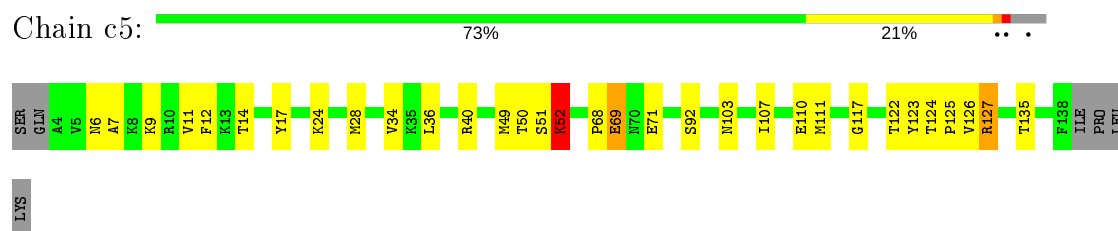
- Molecule 16: 40S ribosomal protein S14-A




- Molecule 17: 40S ribosomal protein S15

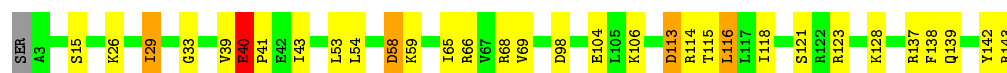


- Molecule 17: 40S ribosomal protein S15




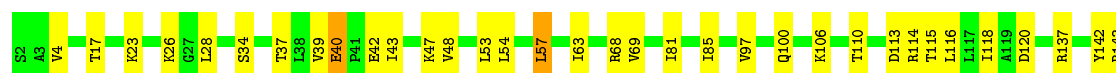
- Molecule 18: 40S ribosomal protein S16-A

Chain C6:  77% 19% ..



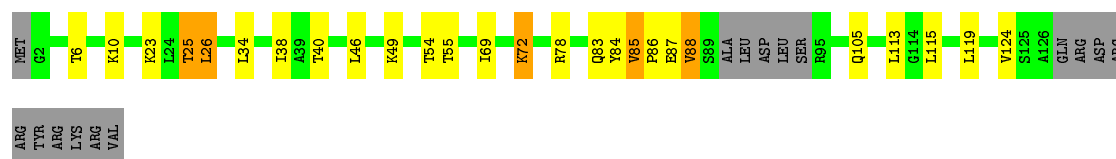
- Molecule 18: 40S ribosomal protein S16-A

Chain c6:  76% 23% .



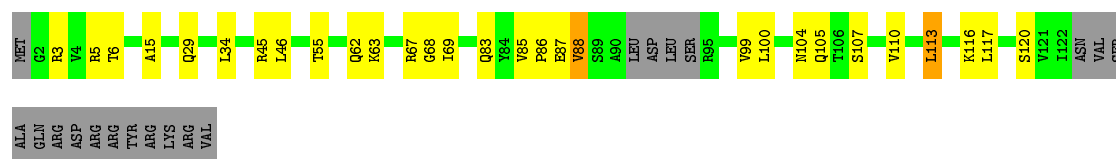
- Molecule 19: 40S ribosomal protein S17-A

Chain C7:  69% 15% . 12%



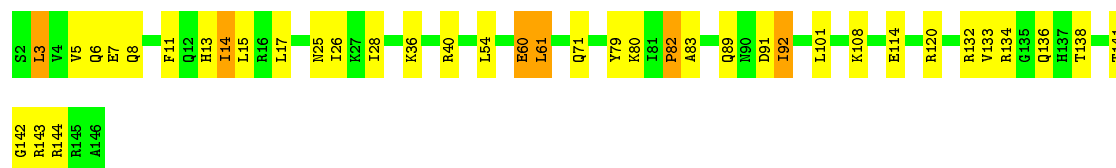
- Molecule 19: 40S ribosomal protein S17-A

Chain c7:  65% 20% . 14%




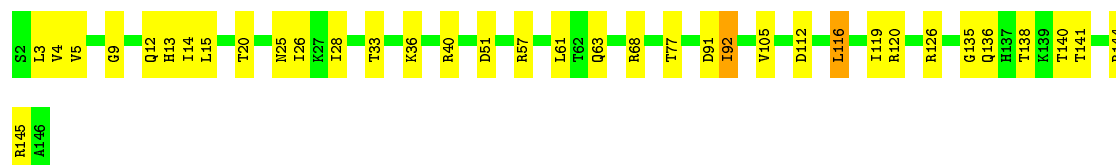
- Molecule 20: 40S ribosomal protein S18-A

Chain C8:  73% 23% .

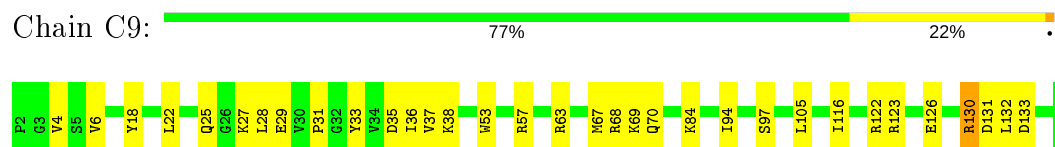


- Molecule 20: 40S ribosomal protein S18-A

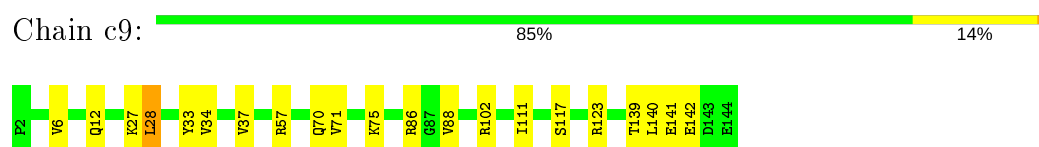
Chain c8:  75% 23% .



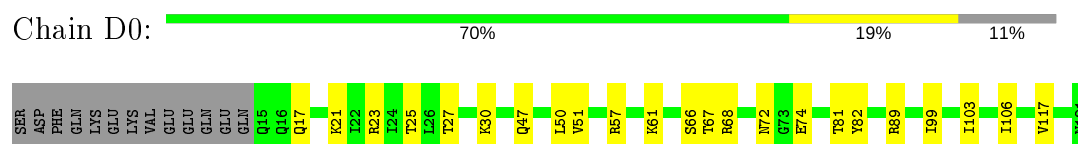
- Molecule 21: 40S ribosomal protein S19-A



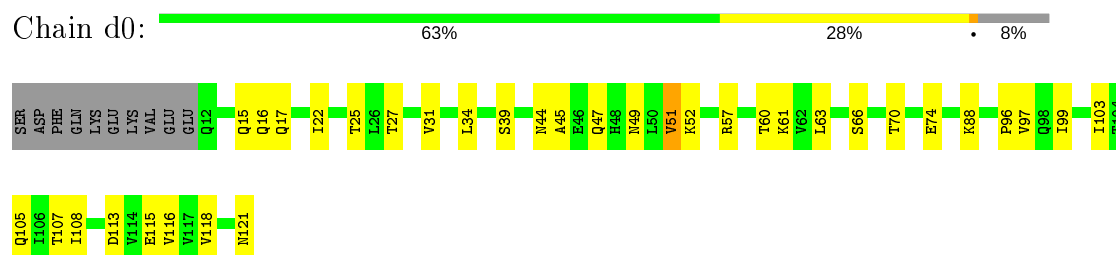
- Molecule 21: 40S ribosomal protein S19-A



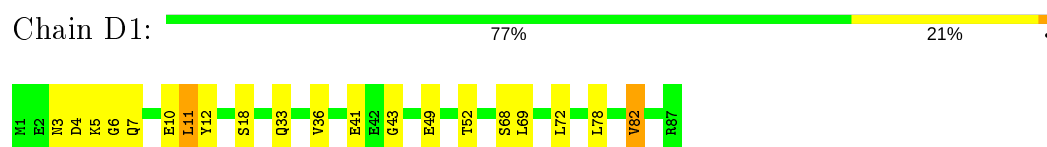
- Molecule 22: 40S ribosomal protein S20



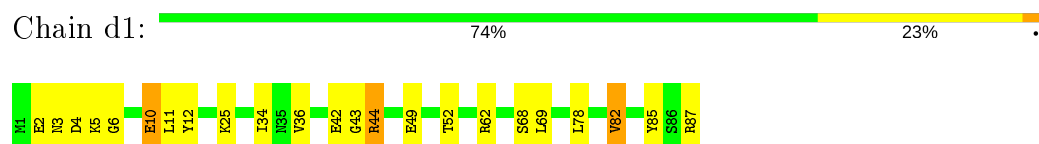
- Molecule 22: 40S ribosomal protein S20



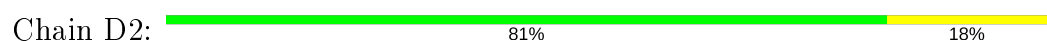
- Molecule 23: 40S ribosomal protein S21-A



- Molecule 23: 40S ribosomal protein S21-A

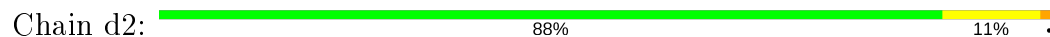


- Molecule 24: 40S ribosomal protein S22-A

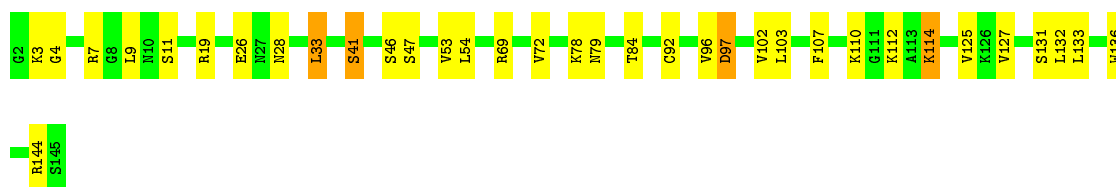
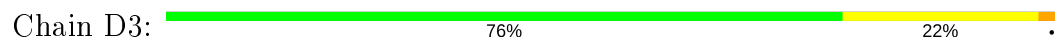




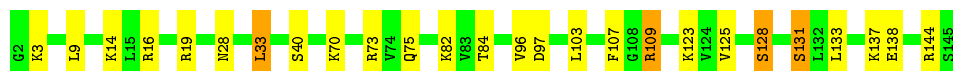
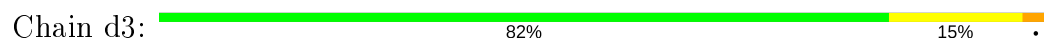
- Molecule 24: 40S ribosomal protein S22-A



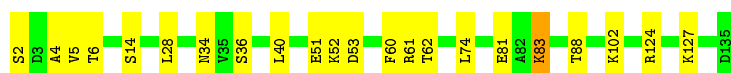
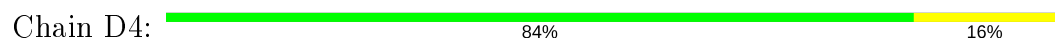
- Molecule 25: 40S ribosomal protein S23-A



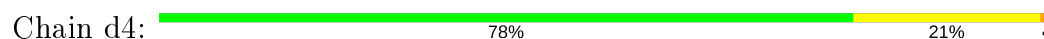
- Molecule 25: 40S ribosomal protein S23-A



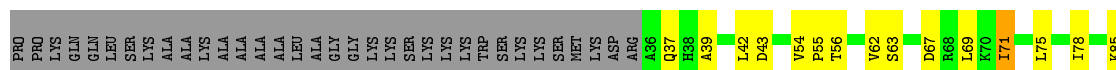
- Molecule 26: 40S ribosomal protein S24-A




- Molecule 26: 40S ribosomal protein S24-A



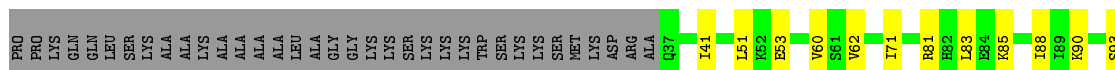
- Molecule 27: 40S ribosomal protein S25-A





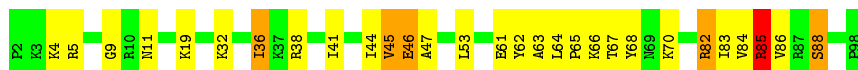
- Molecule 27: 40S ribosomal protein S25-A

Chain d5: 52% 12% 36%



- Molecule 28: 40S ribosomal protein S26-B

Chain D6: 70% 24% 5%



- Molecule 28: 40S ribosomal protein S26-B

Chain d6: 82% 16%



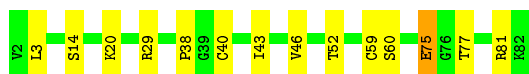
- Molecule 29: 40S ribosomal protein S27-A

Chain D7: 81% 16%



- Molecule 29: 40S ribosomal protein S27-A

Chain d7: 83% 16%



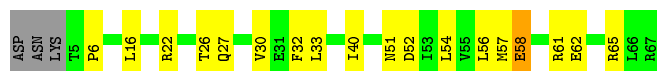
- Molecule 30: 40S ribosomal protein S28-A

Chain D8: 67% 27% 5%




- Molecule 30: 40S ribosomal protein S28-A

Chain d8:  68% 26% • 5%



- Molecule 31: 40S ribosomal protein S29-A

Chain D9:  75% 20% • •




- Molecule 31: 40S ribosomal protein S29-A

Chain d9:  69% 24% • •



- Molecule 32: 40S ribosomal protein S30-A

Chain E0:  82% 17% •



- Molecule 33: Ubiquitin-40S ribosomal protein S31

Chain E1:  53% 30% 11% 7%




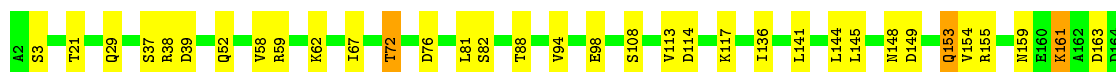
- Molecule 33: Ubiquitin-40S ribosomal protein S31

Chain e1:  57% 38% 5%



- Molecule 34: Guanine nucleotide-binding protein subunit beta-like protein


Chain SR:  80% 18% •



- | | | | | | | | | | | | | | | | | | | | | | | | | | | | | | | | | | | | | | | | | | | | | | | | | | | | | | |
|-----|-----|-----|-----|-----|-----|-----|-----|-----|-----|-----|-----|-----|-----|-----|-----|-----|-----|-----|-----|------|------|------|------|------|------|------|------|------|------|------|------|------|------|------|------|------|------|------|------|------|------|------|------|------|------|------|------|------|-----|-----|-----|-----|-----|
| G75 | G76 | U79 | C81 | C82 | U83 | U84 | A85 | G86 | U87 | A88 | A89 | G92 | C93 | G94 | A95 | G96 | U97 | G98 | A99 | A100 | G101 | C102 | G103 | G104 | A106 | A107 | A108 | A109 | G110 | C111 | A116 | G120 | A122 | A123 | U124 | C125 | U126 | C131 | C132 | U133 | U134 | C135 | G136 | C142 | G143 | A144 | U147 | G148 | | | | | |
| G | U | U3 | C15 | A16 | G17 | G18 | G21 | G22 | A23 | G24 | U25 | A26 | C27 | C28 | C29 | G30 | G31 | U32 | G33 | A34 | A35 | C36 | U37 | A40 | G41 | C42 | U44 | A45 | U46 | C47 | A48 | A49 | U50 | A51 | A52 | G53 | C54 | G55 | A57 | G58 | G59 | A60 | A61 | A62 | A63 | A64 | A65 | A66 | A67 | C68 | C69 | C73 | C74 |

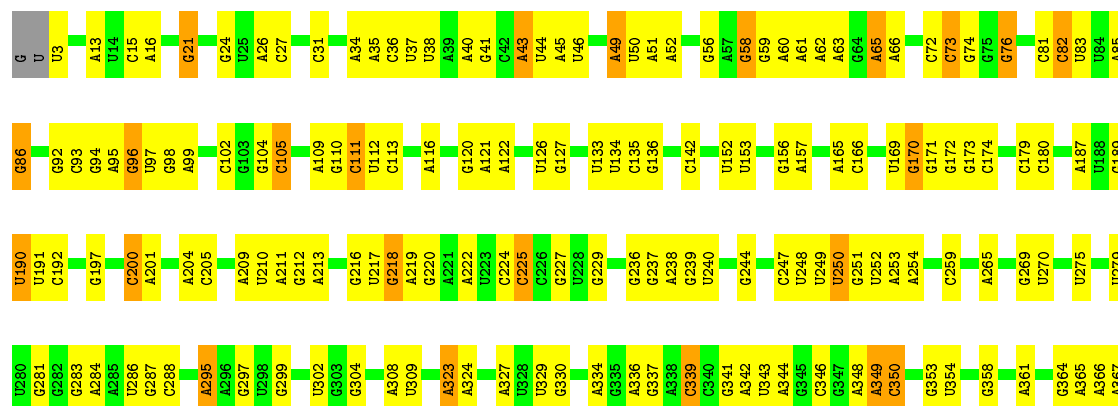


G2503	G2364	A2281	U2193	C2118	G	G1902	A1816	C1693	U1572	G1497	U1425	G1357
U2504	G2365	U2282	G2194	G2118	U	U1903	G1817	A1696	G1576	A1498	U1425	G1362
A2511	C2366	C2284	C2197	G2121	G	C1904	U1818	A1696	U1577	A1503	A1428	A1363
U2514	A2367	G2285	U2200	G2122	A	G1905	U1819	G1905	C1578	U1504	G1429	C1364
A2515	A2368	U2286	G2201	G2123	C	U1906	U1820	U1716	C1579	C1505	U1430	C1365
A2519	G2369	C2287	G2202	G2124	G	C1907	U1821	U1717	A1580	A1506	G1431	A1366
A2520	G2370	G2290	C2202	A2125	G	U1911	C1822	A1723	U1581	G1507	C1432	G1367
U2521	G2371	G2291	U2205	G2130	C	U1912	U1827	U1724	C1582	C1508	U1433	U1368
G2522	A2372	C2293	C2206	G2131	U	U1916	A1835	C1726	A1583	G1507	A1434	A1369
A2523	G2373	U2294	U2207	C2132	G	C1917	C1836	C1725	G1586	U1510	A1435	G1370
A2527	G2374	A2295	A2208	U2133	U	U1918	U1837	G1733	U1587	G1513	U1436	G1371
U2532	G2375	A2296	U2209	G2134	G	C1919	G1838	G1733	A1588	G1514	C1437	C1372
G2533	G2376	U2297	G2210	U2135	U	G1929	A1839	A1741	U1589	U1518	U1438	A1373
U2534	C2377	U2298	C2211	C2136	C	U1930	U1840	U1742	A1589	G1518	G1440	G1374
G2537	U2378	U2301	G2212	U2137	U	A1931	A1841	G1743	U1593	U1519	G1441	G1376
U2538	U2380	G2302	U2216	A2138	G	U1932	A1842	G1744	A1602	G1520	U1442	G1377
U2539	A2384	G2305	A2222	U2140	C	A1933	C1843	C1745	A1603	U1522	G1443	U1378
U2540	G2385	C2306	U2227	A2141	U	G1934	G1844	A1749	G1604	U1523	U1444	G1379
A2541	G2386	G2307	U2226	A2142	C	U1935	C1845	A1750	A1605	A1524	U1445	G1380
U2542	C2387	C2308	C2227	A2143	G	C1943	A1846	G1751	U1606	G1525	G1446	A1381
U2543	G2388	A2309	C2231	A2144	U	U1949	G1848	C1761	U1607	U1526	U1448	U1384
G2544	G2389	U2310	C2237	C2146	C	U1950	A1849	C1762	U1612	C1527	A1448	U1385
U2545	G2390	U2311	U2238	A2147	U	C1951	G1850	U1763	U1617	A1528	A1450	A1386
U2546	A2391	U2312	G2239	U2148	A	U1952	G1851	U1764	G1617	A1529	A1453	G1387
U2547	C2392	U2313	U2240	A2149	C	G1953	A1852	U1765	G1618	C1531	U1454	U1388
G2548	G2393	G2314	G2241	G2150	C	U1954	C1853	G1766	A1619	U1532	U1455	G1389
U2549	U2394	G2315	U2242	G2151	C	U1955	U1854	C1767	U1620	U1533	U1456	G1392
U2550	G2395	G2316	A2243	A2152	U	A	U1855	U1768	A1621	A1534	U1457	A1393
U2551	G2396	A2326	A2244	U2153	G	G	C1856	U1769	C1628	A1535	A1461	A1394
U2552	C2397	C2330	C2245	U2158	C	U1957	A1857	G1770	U1629	G1536	G1466	G1395
A2553	G2400	U2331	U2246	U2159	C	U1958	A1858	G1776	G1635	A1537	A1467	C1396
A2554	A2401	A2327	A2247	U2162	U	A	A1865	C1779	U1639	G1538	A1468	C1397
G2555	A2402	U2332	C2248	C2163	G	G	C1866	G1780	U1645	G1547	A1399	U1398
U2556	A2403	C2333	C2249	U2164	C	U1959	U1869	U1790	A1643	U1548	U1472	A1400
U2557	C2404	U2334	G2250	G2165	C	C	U1870	G1790	U1644	U1552	G1473	A1401
A2561	G2405	G2335	G2251	A2166	A	U	U1871	C1791	U1645	U1553	A1474	C1402
A2562	C2406	U2336	U2252	A2167	C	U	A1874	G1792	U1654	U1554	A1475	C1403
C2563	C2407	C2337	U2253	A2168	U	G	U1877	U1795	A1654	U1555	G1476	G1404
A2564	U2408	A2338	A2254	G2169	A	A	G1878	G1796	G1655	C1556	U1477	U1405
U2565	G2409	U2339	C2257	G2174	C	U	U1879	A1797	A1656	U1557	G1480	A1406
A2566	U2410	G2340	U2258	U2175	U	C	U1880	A1800	C1657	A1558	A1407	G1408
U2567	U2411	U2341	C2263	U2176	U	A	U1883	U1801	G1658	A1559	A1481	C1411
C2568	G2412	U2342	U2264	G2177	C	G	A1886	U1804	U1659	G1560	G1482	G1412
A2569	A2413	A2343	U2265	A2178	C	A	A1887	A1804	C1660	C1561	U1483	G1413
U2570	C2414	U2344	A2266	C2179	G	U	A1888	G1807	C1663	C1562	G1485	G1414
U2571	G2415	U2345	C2272	A2183	C	C	A1891	G1808	U1663	U1564	G1486	U1415
C2572	U2416	G2346	U2273	U2184	C	G	A1896	G1809	C1670	G1565	A1489	C1416
G2573	U2417	A2347	U2274	U2185	U	U	G1897	A1810	G1677	U1567	G1492	G1417
U2574	G2418	U2348	C2275	A2188	C	G	G1898	A1814	A1683	U1568	G1493	A1418
U2575	A2419	U2349	U2276	U2191	U	U	A1899	A1815	U1570	U1569	U1494	A1419
U2581	C2422	U2351	U2277	C2192	G	C	A1901	U1815	U1571	C1563	G1495	G1420
C2582	A2423	A2352	U2278	U2193	U	U	A1902	U1816	U1572	G1564	U1496	C1422
G2583	C2424	G2353	C2279	U2194	C	C	A1903	U1817	U1573	U1565	U1497	U1421
G2584	G2425	U2354	U2280	U2195	C	A	A1904	U1818	U1574	G1566	U1498	U1422
U2585	U2426	G2355	U2281	U2196	C	G	A1905	U1819	U1575	U1567	U1499	U1423
U2586	U2427	A2356	U2282	U2197	U	U	A1906	U1820	U1576	U1568	U1500	U1424
A2587	U2428	U2357	C2277	U2198	C	G	G1907	U1821	U1577	U1569	U1501	U1425
C2588	G2429	A2358	U2278	U2199	U	U	U1908	U1822	U1578	U1570	U1502	U1426
U2589	U2430	U2359	U2279	U2200	C	C	A1909	U1823	U1579	U1571	U1503	U1427
C2590	U2431	U2360	U2280	U2201	U	U	A1910	U1824	U1580	U1572	U1504	U1428
U2591	G2432	U2361	U2281	U2202	C	C	U1911	U1825	U1581	U1573	U1505	U1429
U2592	A2433	U2362	U2282	U2203	C	C	U1912	U1826	U1582	U1574	U1506	U1430
U2593	U2434	U2363	U2283	U2204	C	C	U1913	U1827	U1583	U1575	U1507	U1431
C2594	U2435	U2364	U2284	U2205	C	C	U1914	U1828	U1584	U1576	U1508	U1432
U2595	U2436	U2365	U2285	U2206	C	C	U1915	U1829	U1585	U1577	U1509	U1433
U2596	U2437	U2366	U2286	U2207	C	C	U1916	U1830	U1586	U1578	U1510	U1434
U2597	U2438	U2367	U2287	U2208	C	C	U1917	U1831	U1587	U1579	U1511	U1435
U2598	U2439	U2368	U2288	U2209	C	C	U1918	U1832	U1588	U1580	U1512	U1436
U2599	U2440	U2369	U2289	U2210	C	C	U1919	U1833	U1589	U1581	U1513	U1437
U2600	U2441	U2370	U2290	U2211	C	C	U1920	U1834	U1590	U1582	U1514	U1438
U2601	U2442	U2371	U2291	U2212	C	C	U1921	U1835	U1591	U1583	U1515	U1439
U2602	U2443	U2372	U2292	U2213	C	C	U1922	U1836	U1592	U1584	U1516	U1440
U2603	U2444	U2373	U2293	U2214	C	C	U1923	U1837	U1593	U1585	U1517	U1441
U2604	U2445	U2374	U2294	U2215	C	C	U1924	U1838	U1594	U1586	U1518	U1442
U2605	U2446	U2375	U2295	U2216	C	C	U1925	U1839	U1595	U1587	U1519	U1443
U2606	U2447	U2376	U2296	U2217	C	C	U1926	U1840	U1596	U1588	U1520	U1444
U2607	U2448	U2377	U2297	U2218	C	C	U1927	U1841	U1597	U1589	U1521	U1445
U2608	U2449	U2378	U2298	U2219	C	C	U1928	U1842	U1598	U1590	U1522	U1446
U2609	U2450	U2379	U2299	U2220	C	C	U1929	U1843	U1599	U1591	U1523	U1447
U2610	U2451	U2380	U2300	U2221	C	C	U1930	U1844	U1600	U1592	U1524	U1448
U2611	U2452	U2381	U2301	U2222	C	C	U1931	U1845	U1601	U1593	U1525	U1449
U2612	U2453	U2382	U2302	U2223	C	C	U1932	U1846	U1602	U1594	U1526	U1450
U2613	U2454	U2383	U2303	U2224	C	C	U1933	U1847	U1603	U1595	U1527	U1451
U2614	U2455	U2384	U2304	U2225	C	C	U1934	U1848	U1604	U1596	U1528	U1452
U2615	U2456	U2385	U2305	U2226	C	C	U1935	U1849	U1605	U1597	U1529	U1453
U2616	U2457	U2386	U2306	U2227	C	C	U1936	U1850	U1606	U1598	U1530	U1454
U2617	U2458	U2387	U2307	U2228	C	C	U1937	U1851	U1607	U1599	U1531	U1455
U2618	U2459	U2388	U2308	U2229	C	C	U1938	U1852	U1608	U1600	U1532	U1456
U2619	U2460	U2389	U2309	U2230	C	C	U1939	U1853	U1609	U1601	U1533	U1457
U2620	U2461	U2390	U2310	U2231	C	C	U1940	U1854	U1610	U1602	U1534	U1458
U2621	U2462	U2391	U2311	U2232	C	C	U1941	U1855	U1611	U1603	U1535	U1459
U2622	U2463	U2392	U2312	U2233	C	C	U1942	U1856	U1612	U1604	U1536	U1460
U2623	U2464	U2393	U2313	U2234	C	C	U1943	U1857	U1613	U1605	U1537	U1461
U2624	U2465	U2394	U2314	U2235	C	C	U1944	U1858	U1614	U1606	U1538	U1462
U2625	U2466	U2395	U2315	U2236	C	C	U1945	U1859	U1615	U1607	U1539	U1463
U2626	U2467	U2396	U2316	U2237	C	C	U1946	U1860	U1616	U1608	U1540	U1464
U2627	U2468	U2397	U2317	U2238	C	C	U1947	U1861	U1617	U1609	U1541	U1465
U2628	U2469	U2398	U2318	U2239	C	C	U1948	U1862	U1618	U1610	U1542	U1466
U2629	U2470	U2399	U2319	U2240	C	C	U1949	U1863	U1619	U1611	U1543	U1467
U2630	U2471	U2400	U2320	U2241	C	C	U1950	U1864	U1620	U1612	U1544	U1468
U2631	U2472	U2401	U2321	U2242	C	C	U1951	U1865	U1621			



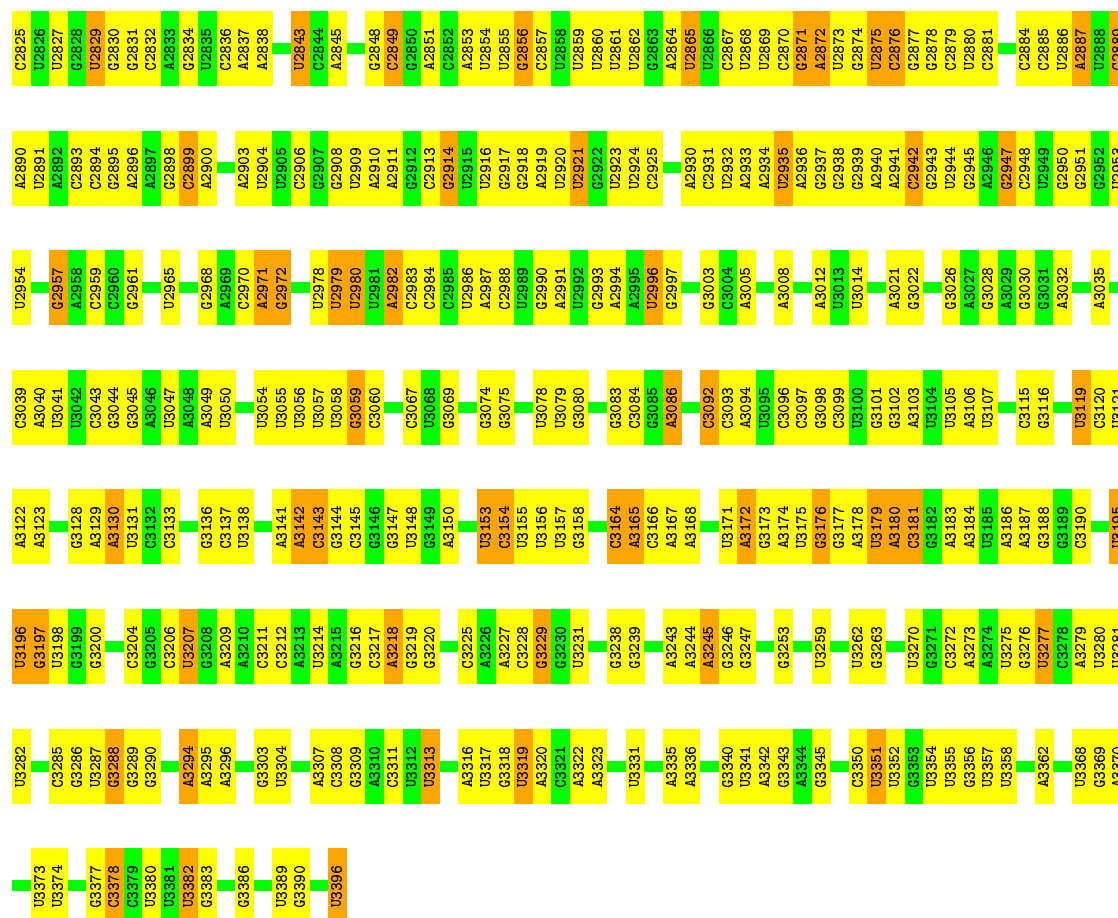
• Molecule 36: 25S ribosomal RNA

Chain 5: 46% 39% 8% 7%

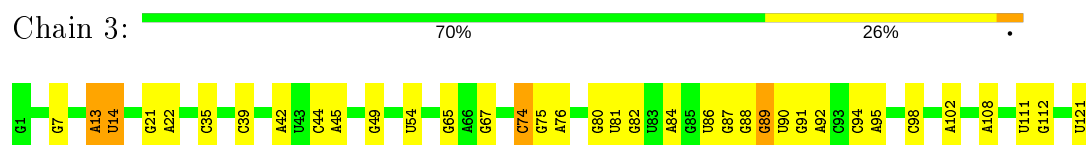




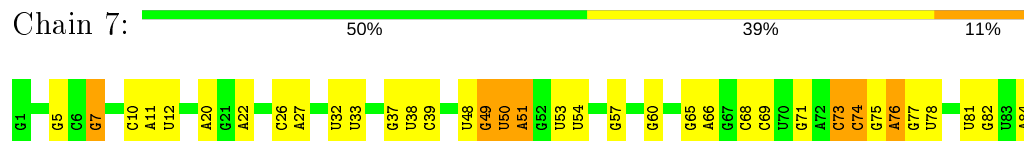




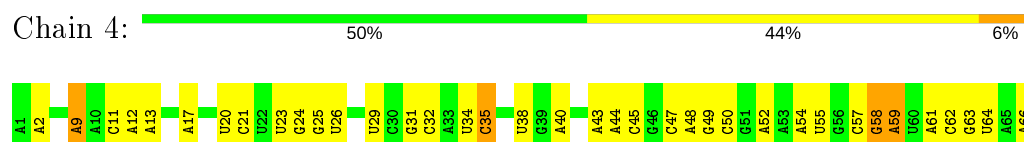
- Molecule 37: 5S ribosomal RNA



- Molecule 37: 5S ribosomal RNA




- Molecule 38: 5.8S ribosomal RNA





• Molecule 38: 5.8S ribosomal RNA



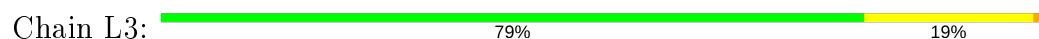
• Molecule 39: 60S ribosomal protein L2-A



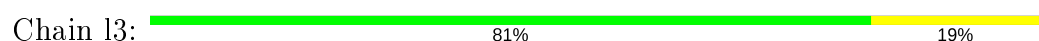
• Molecule 39: 60S ribosomal protein L2-A

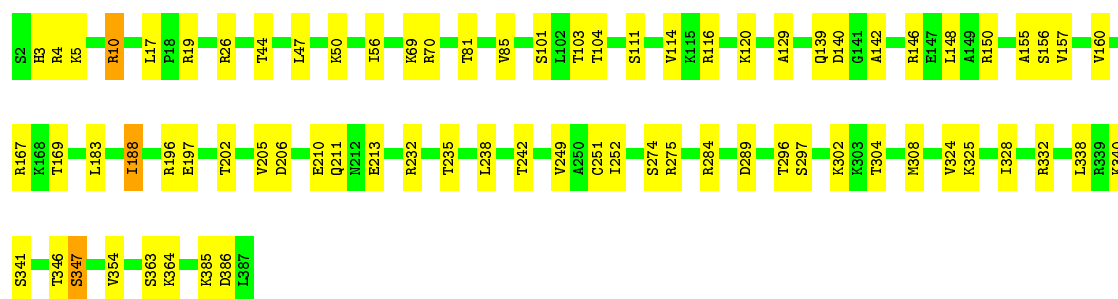


• Molecule 40: 60S ribosomal protein L3



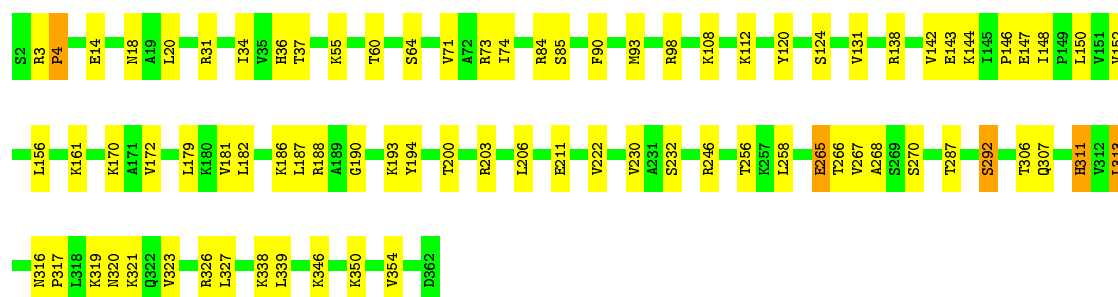
• Molecule 40: 60S ribosomal protein L3





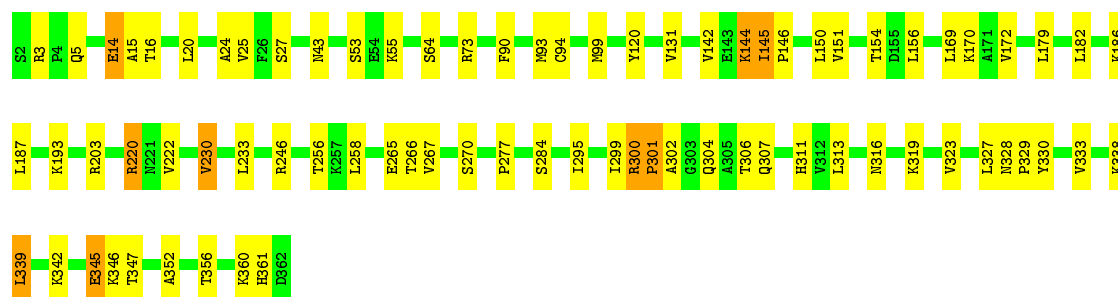
- Molecule 41: 60S ribosomal protein L4-A

Chain L4: 78% 21% .



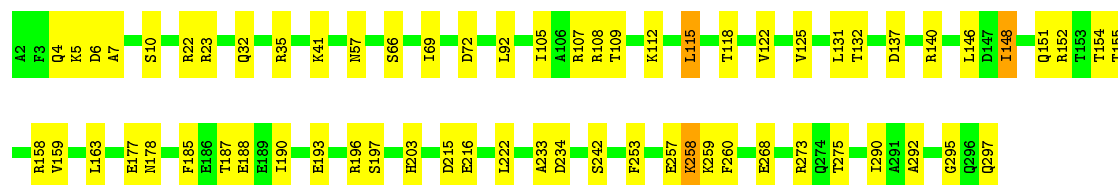
- Molecule 41: 60S ribosomal protein L4-A

Chain l4: 78% 19% .



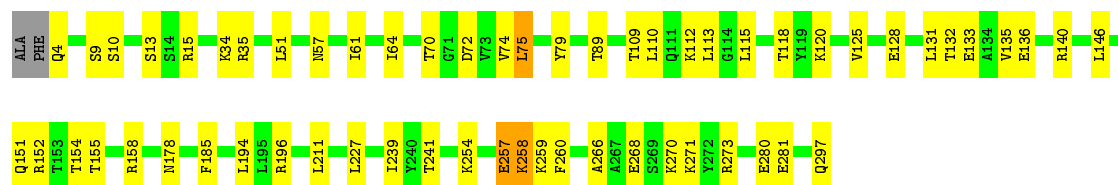
- Molecule 42: 60S ribosomal protein L5

Chain L5: 78% 21% .



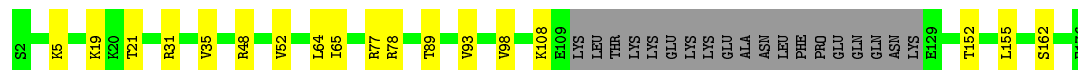
- Molecule 42: 60S ribosomal protein L5

Chain l5: 79% 19% ..



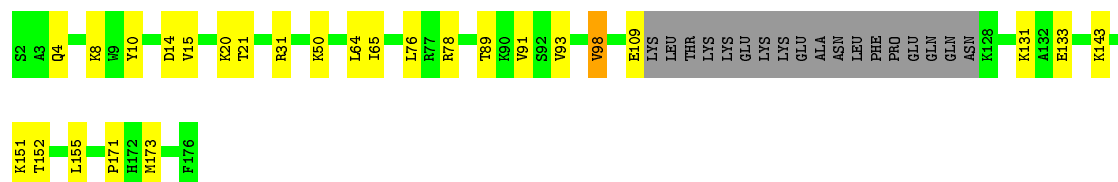
- Molecule 43: 60S ribosomal protein L6-A

Chain L6: 79% 10% 11%



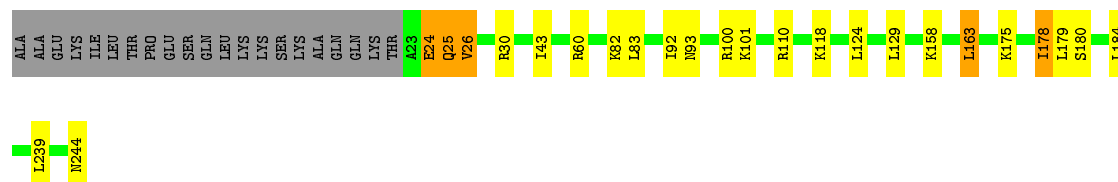
- Molecule 43: 60S ribosomal protein L6-A

Chain L6: 75% 14% 10%



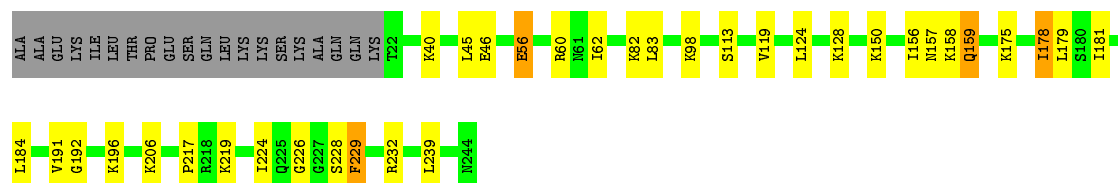
- Molecule 44: 60S ribosomal protein L7-A

Chain L7: 81% 8% 9%



- Molecule 44: 60S ribosomal protein L7-A

Chain L7: 77% 13% 8%



- Molecule 45: 60S ribosomal protein L8-A

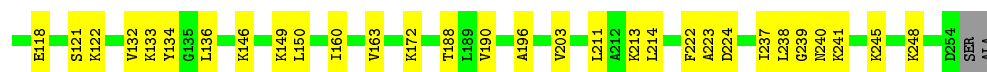
Chain L8: 75% 16% 9%






- Molecule 45: 60S ribosomal protein L8-A

Chain l8: 70% 20% 9%



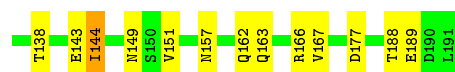
- Molecule 46: 60S ribosomal protein L9-A

Chain L9: 79% 19%



- Molecule 46: 60S ribosomal protein L9-A

Chain l9: 73% 26%



- Molecule 47: 60S ribosomal protein L10

Chain M0: 72% 22%



- Molecule 47: 60S ribosomal protein L10

Chain m0: 75% 21%





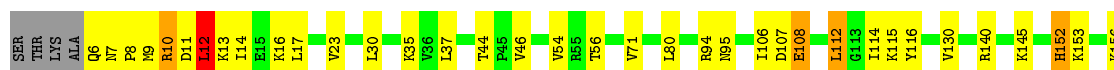
- Molecule 48: 60S ribosomal protein L11-B

Chain M1: 77% 17% ..



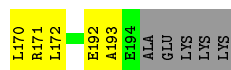
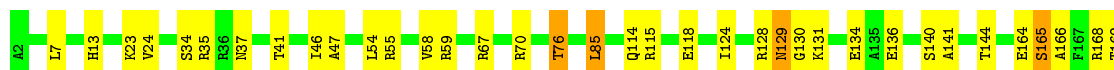
- Molecule 48: 60S ribosomal protein L11-B

Chain m1: 73% 22% ...




- Molecule 49: 60S ribosomal protein L13-A

Chain M3: 77% 19% ..



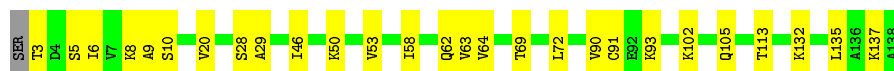
- Molecule 49: 60S ribosomal protein L13-A

Chain m3: 75% 22% ..



- Molecule 50: 60S ribosomal protein L14-A

Chain M4: 80% 20% .




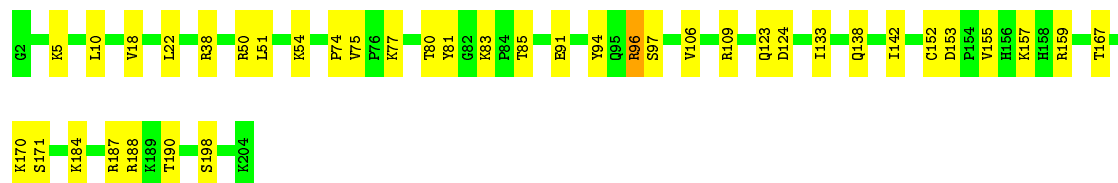
- Molecule 50: 60S ribosomal protein L14-A

Chain m4:  79% 20% .



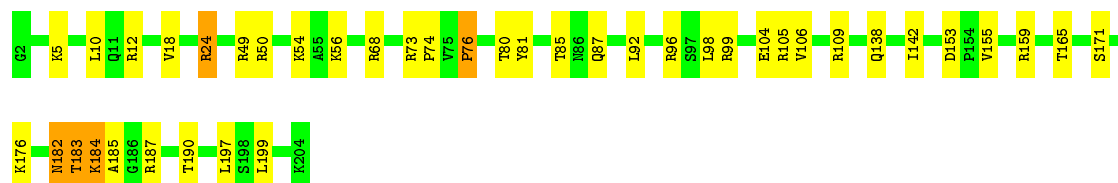
- Molecule 51: 60S ribosomal protein L15-A

Chain M5:  81% 19%




- Molecule 51: 60S ribosomal protein L15-A

Chain m5:  80% 18% .



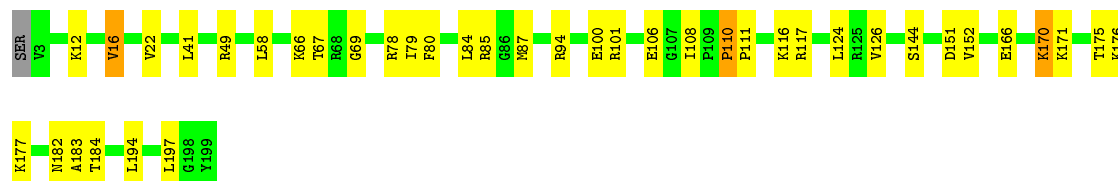
- Molecule 52: 60S ribosomal protein L16-A

Chain M6:  86% 13% ..




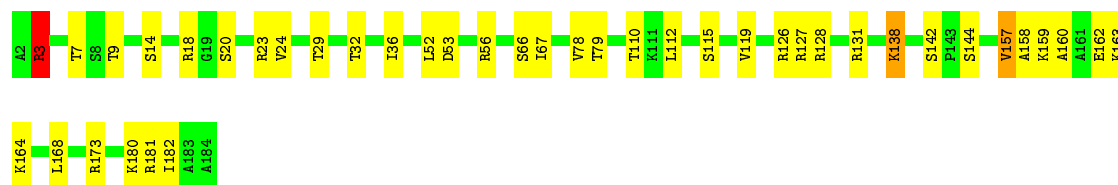
- Molecule 52: 60S ribosomal protein L16-A

Chain m6:  79% 19% ..



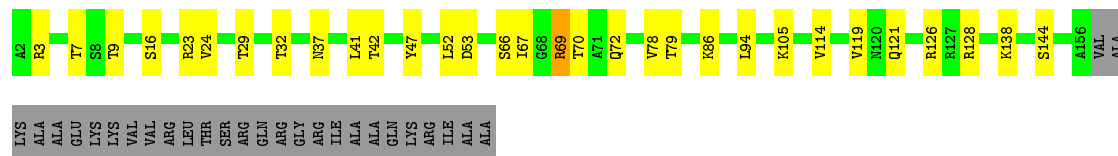
- Molecule 53: 60S ribosomal protein L17-A

Chain M7:  78% 21% ..



- Molecule 53: 60S ribosomal protein L17-A

Chain m7: 68% 16% 15%



- Molecule 54: 60S ribosomal protein L18-A

Chain M8: 84% 16%



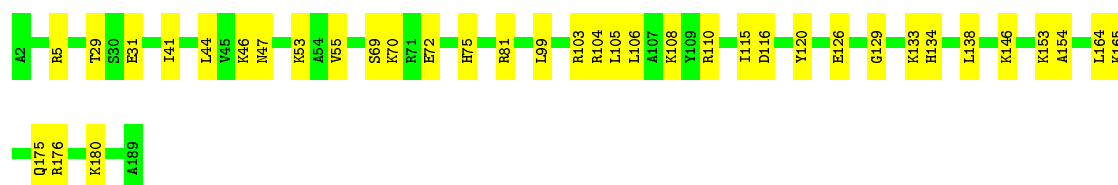
- Molecule 54: 60S ribosomal protein L18-A

Chain m8: 84% 15%



- Molecule 55: 60S ribosomal protein L19-A

Chain M9: 80% 20%



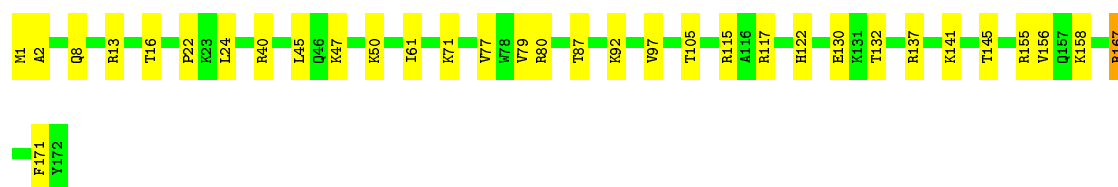
- Molecule 55: 60S ribosomal protein L19-A

Chain m9: 84% 15%



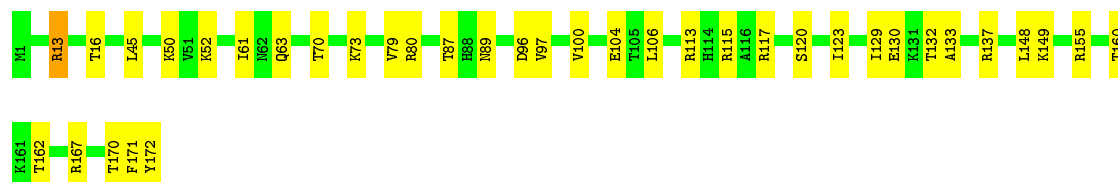
- Molecule 56: 60S ribosomal protein L20-A

Chain N0: 81% 19%



- Molecule 56: 60S ribosomal protein L20-A

Chain n0: 78% 21% .



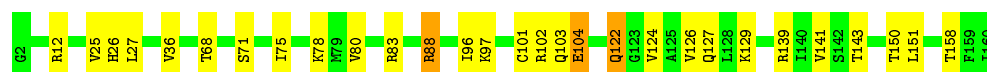
- Molecule 57: 60S ribosomal protein L21-A

Chain N1: 80% 19% .



- Molecule 57: 60S ribosomal protein L21-A

Chain n1: 82% 16% .



- Molecule 58: 60S ribosomal protein L22-A

Chain N2: 66% 18% 17%



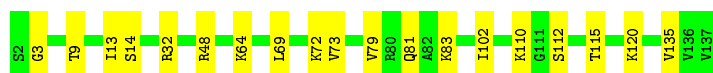
- Molecule 58: 60S ribosomal protein L22-A

Chain n2: 65% 16% 18%



- Molecule 59: 60S ribosomal protein L23-A

Chain N3: 86% 14%



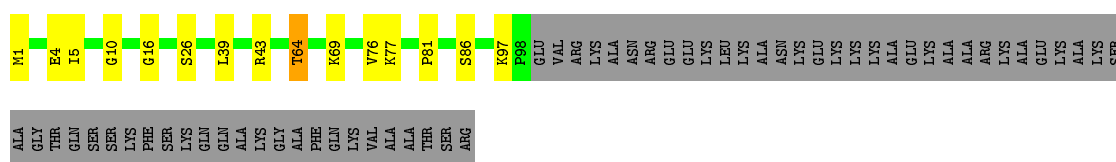
- Molecule 59: 60S ribosomal protein L23-A

Chain n3: 85% 13%



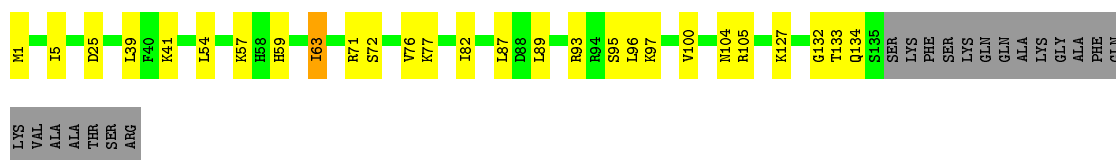
- Molecule 60: 60S ribosomal protein L24-A

Chain N4: 54% 9% 37%



- Molecule 60: 60S ribosomal protein L24-A

Chain n4: 70% 17% 13%



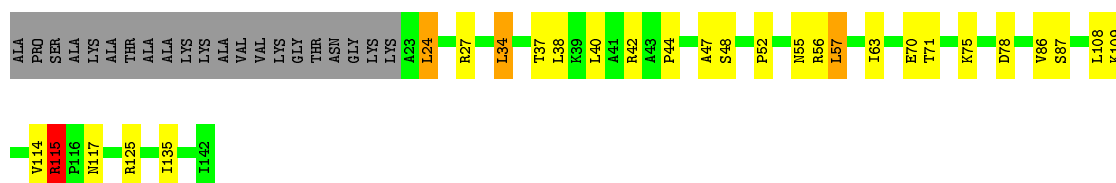
- Molecule 61: 60S ribosomal protein L25

Chain N5: 69% 15% 14%




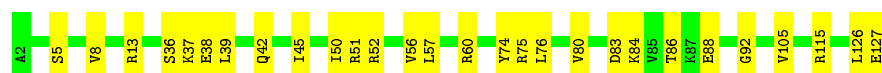
- Molecule 61: 60S ribosomal protein L25

Chain n5: 65% 17% 15%




- Molecule 62: 60S ribosomal protein L26-A

Chain N6:  78% 22%



- Molecule 62: 60S ribosomal protein L26-A

Chain n6:  78% 21%



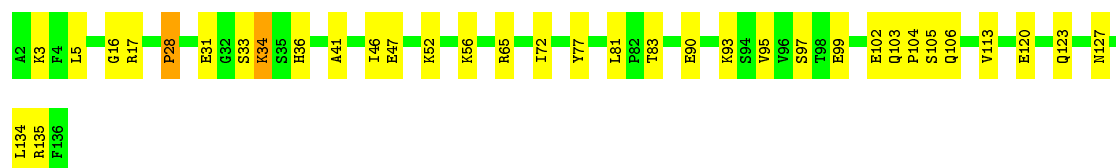
- Molecule 63: 60S ribosomal protein L27-A

Chain N7:  76% 21%




- Molecule 63: 60S ribosomal protein L27-A

Chain n7:  74% 24%




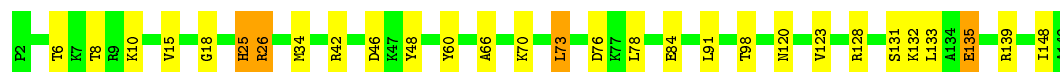
- Molecule 64: 60S ribosomal protein L28

Chain N8:  78% 20%



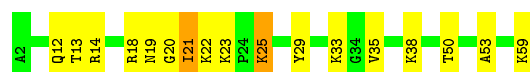
- Molecule 64: 60S ribosomal protein L28

Chain n8:  80% 17%



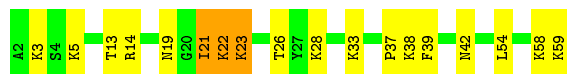
- Molecule 65: 60S ribosomal protein L29

Chain N9:  71% 26%




- Molecule 65: 60S ribosomal protein L29

Chain n9:  69% 26% 5%



- Molecule 66: 60S ribosomal protein L30

Chain O0:  76% 17% 7%




- Molecule 66: 60S ribosomal protein L30

Chain o0:  79% 17% .



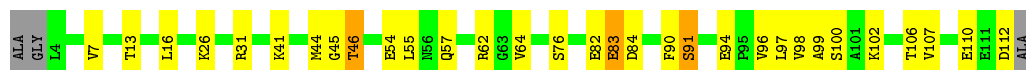
- Molecule 67: 60S ribosomal protein L31-A

Chain O1:  76% 20% . .




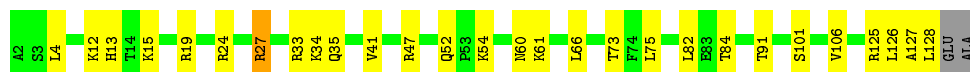
- Molecule 67: 60S ribosomal protein L31-A

Chain o1:  70% 25% . .



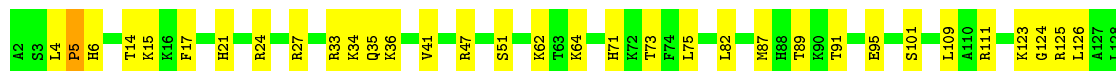
- Molecule 68: 60S ribosomal protein L32

Chain O2:  77% 21% . .




- Molecule 68: 60S ribosomal protein L32

Chain o2:  73% 25% . .




GLU
ALA

- Molecule 69: 60S ribosomal protein L33-A

Chain O3:  83% 16%




- Molecule 69: 60S ribosomal protein L33-A

Chain o3:  81% 18%



- Molecule 70: 60S ribosomal protein L34-A

Chain O4:  75% 18% 7%




- Molecule 70: 60S ribosomal protein L34-A

Chain o4:  77% 16% 7%




- Molecule 71: 60S ribosomal protein L35-A

Chain O5:  79% 20%



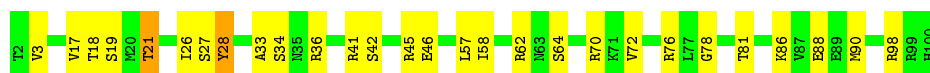
- Molecule 71: 60S ribosomal protein L35-A

Chain o5:  77% 22%



- Molecule 72: 60S ribosomal protein L36-A

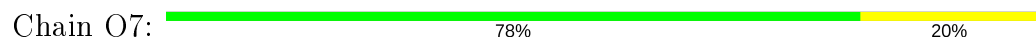
Chain O6:  72% 26%



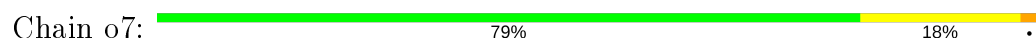
- Molecule 72: 60S ribosomal protein L36-A



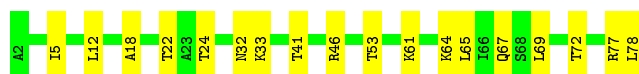
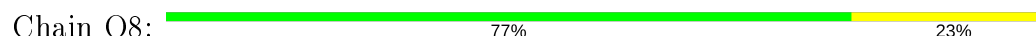
- Molecule 73: 60S ribosomal protein L37-A



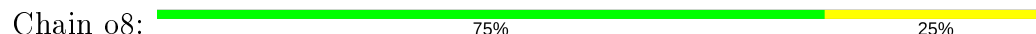
- Molecule 73: 60S ribosomal protein L37-A



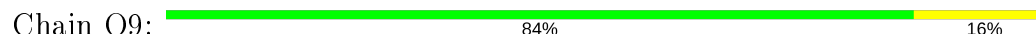
- Molecule 74: 60S ribosomal protein L38



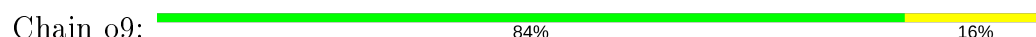
- Molecule 74: 60S ribosomal protein L38



- Molecule 75: 60S ribosomal protein L39



- Molecule 75: 60S ribosomal protein L39





- Molecule 76: Ubiquitin-60S ribosomal protein L40

Chain Q0: 77% 21%



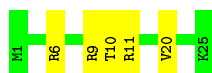
- Molecule 76: Ubiquitin-60S ribosomal protein L40

Chain q0: 75% 23%




- Molecule 77: 60S ribosomal protein L41-A

Chain Q1: 80% 20%



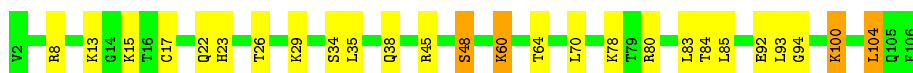
- Molecule 77: 60S ribosomal protein L41-A

Chain q1: 64% 36%



- Molecule 78: 60S ribosomal protein L42-A

Chain Q2: 75% 21%



- Molecule 78: 60S ribosomal protein L42-A

Chain q2: 82% 16%



- Molecule 79: 60S ribosomal protein L43-A

Chain Q3: 79% 21%

4 Data and refinement statistics

EDS failed to run properly - this section is therefore incomplete.

Property	Value	Source
Space group	P 1 21 1	Depositor
Cell constants a, b, c, α , β , γ	435.15Å 287.07Å 303.24Å 90.00° 98.87° 90.00°	Depositor
Resolution (Å)	99.87 – 3.20	Depositor
% Data completeness (in resolution range)	100.0 (99.87-3.20)	Depositor
R_{merge}	0.37	Depositor
R_{sym}	(Not available)	Depositor
$\langle I/\sigma(I) \rangle$ ¹	1.28 (at 3.19Å)	Xtriage
Refinement program	PHENIX (phenix.refine: dev_1702)	Depositor
R, R_{free}	0.194 , 0.246	Depositor
Wilson B-factor (Å ²)	88.0	Xtriage
Anisotropy	0.117	Xtriage
L-test for twinning ²	$\langle L \rangle = 0.48$, $\langle L^2 \rangle = 0.31$	Xtriage
Estimated twinning fraction	No twinning to report.	Xtriage
Total number of atoms	411206	wwPDB-VP
Average B, all atoms (Å ²)	76.0	wwPDB-VP

Xtriage's analysis on translational NCS is as follows: *The largest off-origin peak in the Patterson function is 1.63% of the height of the origin peak. No significant pseudotranslation is detected.*

¹Intensities estimated from amplitudes.

²Theoretical values of $\langle |L| \rangle$, $\langle L^2 \rangle$ for acentric reflections are 0.5, 0.333 respectively for untwinned datasets, and 0.375, 0.2 for perfectly twinned datasets.

5 Model quality ⓘ

5.1 Standard geometry ⓘ

Bond lengths and bond angles in the following residue types are not validated in this section: MG, OHX, ZN, 3K8

The Z score for a bond length (or angle) is the number of standard deviations the observed value is removed from the expected value. A bond length (or angle) with $|Z| > 5$ is considered an outlier worth inspection. RMSZ is the root-mean-square of all Z scores of the bond lengths (or angles).

Mol	Chain	Bond lengths		Bond angles	
		RMSZ	$\# Z > 5$	RMSZ	$\# Z > 5$
1	2	0.79	5/41698 (0.0%)	1.34	378/64972 (0.6%)
1	6	0.90	17/42765 (0.0%)	1.39	452/66634 (0.7%)
2	S0	0.48	0/1617	0.67	0/2215
2	s0	0.47	0/1623	0.71	0/2222
3	S1	0.41	0/1735	0.68	2/2335 (0.1%)
3	s1	0.53	0/1748	0.70	0/2352
4	S2	0.52	0/1665	0.65	0/2263
4	s2	0.59	0/1665	0.74	0/2263
5	S3	0.50	0/1759	0.69	0/2368
5	s3	0.44	0/1759	0.59	0/2368
6	S4	0.51	0/2109	0.74	1/2839 (0.0%)
6	s4	0.55	0/2109	0.78	0/2839
7	S5	0.41	0/1629	0.62	0/2202
7	s5	0.46	0/1629	0.66	0/2202
8	S6	0.50	0/1823	0.67	0/2439
8	s6	0.59	0/1779	0.73	0/2379
9	S7	0.46	0/1506	0.69	0/2028
9	s7	0.47	0/1516	0.70	1/2043 (0.0%)
10	S8	0.59	0/1514	0.78	1/2021 (0.0%)
10	s8	0.64	0/1514	0.70	0/2021
11	S9	0.48	0/1519	0.69	0/2035
11	s9	0.57	0/1519	0.76	2/2035 (0.1%)
12	C0	0.44	0/790	0.67	1/1069 (0.1%)
12	c0	0.38	0/777	0.67	3/1049 (0.3%)
13	C1	0.62	0/1240	0.76	0/1675
13	c1	0.67	0/1194	0.77	0/1610
14	C2	0.37	0/900	0.64	0/1224
14	c2	0.29	0/900	0.56	0/1224
15	C3	0.51	0/1215	0.70	2/1638 (0.1%)
15	c3	0.61	0/1215	0.69	0/1638
16	C4	0.43	0/901	0.70	0/1217
16	c4	0.56	0/960	0.75	0/1290

Mol	Chain	Bond lengths		Bond angles	
		RMSZ	# Z >5	RMSZ	# Z >5
17	C5	0.48	0/998	0.69	0/1341
17	c5	0.50	0/1060	0.69	0/1426
18	C6	0.46	0/1125	0.71	2/1510 (0.1%)
18	c6	0.49	0/1131	0.70	0/1518
19	C7	0.46	0/935	0.64	0/1254
19	c7	0.51	0/914	0.70	0/1224
20	C8	0.47	0/1211	0.65	1/1628 (0.1%)
20	c8	0.51	0/1211	0.73	2/1628 (0.1%)
21	C9	0.45	0/1130	0.66	0/1517
21	c9	0.52	0/1130	0.68	0/1517
22	D0	0.49	0/865	0.65	0/1169
22	d0	0.47	0/892	0.65	0/1205
23	D1	0.49	0/693	0.68	0/935
23	d1	0.52	0/693	0.69	0/935
24	D2	0.53	0/1038	0.74	2/1395 (0.1%)
24	d2	0.62	0/1038	0.78	1/1395 (0.1%)
25	D3	0.64	0/1139	0.80	2/1518 (0.1%)
25	d3	0.72	0/1139	0.85	2/1518 (0.1%)
26	D4	0.50	0/1087	0.64	0/1449
26	d4	0.54	0/1087	0.73	0/1449
27	D5	0.40	0/571	0.73	1/768 (0.1%)
27	d5	0.46	0/566	0.71	0/761
28	D6	0.51	0/782	0.69	0/1047
28	d6	0.56	0/782	0.69	0/1047
29	D7	0.47	0/620	0.66	0/838
29	d7	0.49	0/620	0.71	0/838
30	D8	0.37	0/499	0.58	0/670
30	d8	0.45	0/499	0.64	0/670
31	D9	0.56	0/452	0.73	1/600 (0.2%)
31	d9	0.51	0/452	0.68	0/600
32	E0	0.51	0/483	0.66	0/643
33	E1	0.47	0/577	0.81	0/770
33	e1	0.42	0/619	0.73	0/822
34	SR	0.41	0/2494	0.64	1/3393 (0.0%)
34	sR	0.38	0/2495	0.57	0/3395
35	SM	0.54	0/1113	0.75	2/1502 (0.1%)
35	sM	0.48	0/682	0.68	1/921 (0.1%)
36	1	1.25	247/75394 (0.3%)	1.73	2232/117545 (1.9%)
36	5	1.26	266/75414 (0.4%)	1.73	2109/117575 (1.8%)
37	3	1.02	0/2883	1.46	30/4491 (0.7%)
37	7	1.20	8/2883 (0.3%)	1.73	86/4491 (1.9%)
38	4	1.17	3/3746 (0.1%)	1.69	85/5832 (1.5%)
38	8	1.07	4/3746 (0.1%)	1.54	64/5832 (1.1%)

Mol	Chain	Bond lengths		Bond angles	
		RMSZ	# Z >5	RMSZ	# Z >5
39	L2	0.81	0/1948	0.86	0/2617
39	l2	0.72	0/1946	0.88	3/2614 (0.1%)
40	L3	0.80	1/3146 (0.0%)	0.83	1/4228 (0.0%)
40	l3	0.90	1/3146 (0.0%)	0.89	2/4228 (0.0%)
41	L4	0.86	0/2800	0.94	7/3790 (0.2%)
41	l4	0.82	1/2800 (0.0%)	0.93	2/3790 (0.1%)
42	L5	0.58	0/2425	0.71	0/3271
42	l5	0.74	1/2408 (0.0%)	0.81	1/3248 (0.0%)
43	L6	0.82	0/1260	0.82	0/1694
43	l6	0.84	0/1269	0.88	1/1705 (0.1%)
44	L7	0.85	0/1821	0.92	3/2451 (0.1%)
44	l7	0.95	1/1828 (0.1%)	0.93	3/2461 (0.1%)
45	L8	0.60	0/1836	0.72	1/2481 (0.0%)
45	l8	0.54	0/1795	0.70	1/2429 (0.0%)
46	L9	0.73	0/1539	0.82	2/2073 (0.1%)
46	l9	0.84	0/1539	0.86	0/2073
47	M0	0.78	1/1741 (0.1%)	0.86	3/2335 (0.1%)
47	m0	0.80	1/1758 (0.1%)	0.88	0/2358
48	M1	0.53	0/1374	0.71	1/1842 (0.1%)
48	m1	0.69	0/1374	0.82	2/1842 (0.1%)
49	M3	0.81	0/1568	0.90	3/2106 (0.1%)
49	m3	0.73	0/1573	0.85	0/2113
50	M4	0.84	0/1068	0.86	0/1438
50	m4	0.92	0/1074	0.90	2/1446 (0.1%)
51	M5	0.83	1/1757 (0.1%)	0.89	2/2354 (0.1%)
51	m5	0.72	0/1757	0.86	4/2354 (0.2%)
52	M6	0.96	2/1585 (0.1%)	0.97	4/2128 (0.2%)
52	m6	1.04	2/1585 (0.1%)	0.96	4/2128 (0.2%)
53	M7	0.84	1/1443 (0.1%)	0.87	3/1944 (0.2%)
53	m7	0.97	1/1250 (0.1%)	0.93	1/1683 (0.1%)
54	M8	0.84	0/1465	0.88	0/1965
54	m8	0.78	0/1465	0.90	1/1965 (0.1%)
55	M9	0.61	0/1538	0.70	0/2050
55	m9	0.65	0/1538	0.71	0/2050
56	N0	0.86	0/1481	0.86	1/1990 (0.1%)
56	n0	0.93	0/1481	0.93	3/1990 (0.2%)
57	N1	0.84	0/1300	0.85	1/1743 (0.1%)
57	n1	0.93	3/1300 (0.2%)	0.85	1/1743 (0.1%)
58	N2	0.44	0/812	0.62	0/1099
58	n2	0.54	0/794	0.74	0/1076
59	N3	0.79	0/1018	0.87	0/1369
59	n3	0.90	0/1018	0.92	3/1369 (0.2%)
60	N4	0.64	0/712	0.74	0/958

Mol	Chain	Bond lengths		Bond angles	
		RMSZ	# Z >5	RMSZ	# Z >5
60	n4	0.69	0/1052	0.76	0/1398
61	N5	0.69	0/979	0.83	1/1321 (0.1%)
61	n5	0.68	0/974	0.79	2/1314 (0.2%)
62	N6	0.77	0/1004	0.89	1/1341 (0.1%)
62	n6	0.71	0/1004	0.89	1/1341 (0.1%)
63	N7	0.59	0/1118	0.71	0/1497
63	n7	0.53	0/1118	0.67	0/1497
64	N8	0.83	1/1204 (0.1%)	0.95	3/1612 (0.2%)
64	n8	0.78	0/1204	0.90	3/1612 (0.2%)
65	N9	0.74	0/473	0.88	1/629 (0.2%)
65	n9	0.85	0/473	1.01	1/629 (0.2%)
66	O0	0.55	0/751	0.68	0/1008
66	o0	0.53	0/775	0.69	0/1040
67	O1	0.70	0/890	0.78	1/1196 (0.1%)
67	o1	0.78	0/897	0.88	0/1205
68	O2	0.90	0/1041	0.91	3/1394 (0.2%)
68	o2	0.89	0/1041	0.94	2/1394 (0.1%)
69	O3	0.97	0/868	0.91	0/1168
69	o3	1.01	1/868 (0.1%)	0.94	2/1168 (0.2%)
70	O4	0.68	0/890	0.83	1/1189 (0.1%)
70	o4	0.63	0/890	0.78	0/1189
71	O5	0.78	0/978	0.85	0/1301
71	o5	0.61	0/974	0.75	0/1297
72	O6	0.67	0/778	0.86	0/1034
72	o6	0.63	0/777	0.77	0/1033
73	O7	0.90	0/696	1.01	3/923 (0.3%)
73	o7	0.75	0/696	0.86	2/923 (0.2%)
74	O8	0.59	0/618	0.70	0/826
74	o8	0.50	0/614	0.69	0/822
75	O9	0.81	0/443	0.93	0/588
75	o9	0.74	0/443	0.91	0/588
76	Q0	0.78	0/423	0.89	0/562
76	q0	0.93	1/423 (0.2%)	0.92	0/562
77	Q1	0.65	0/234	0.82	0/300
77	q1	0.81	0/234	1.10	1/300 (0.3%)
78	Q2	0.91	1/860 (0.1%)	0.84	0/1136
78	q2	0.89	2/860 (0.2%)	0.82	0/1136
79	Q3	0.80	0/701	0.83	0/934
79	q3	0.80	0/701	0.85	1/934 (0.1%)
80	e0	0.57	0/499	0.74	0/665
81	p0	0.46	0/1091	0.62	0/1472
All	All	0.96	573/430072 (0.1%)	1.35	5562/631360 (0.9%)

Chiral center outliers are detected by calculating the chiral volume of a chiral center and verifying if the center is modelled as a planar moiety or with the opposite hand. A planarity outlier is detected by checking planarity of atoms in a peptide group, atoms in a mainchain group or atoms of a sidechain that are expected to be planar.

Mol	Chain	#Chirality outliers	#Planarity outliers
2	s0	0	1
7	S5	0	1
7	s5	0	2
9	S7	0	2
9	s7	0	1
10	S8	0	1
16	C4	0	3
16	c4	0	1
17	c5	0	1
18	C6	0	1
18	c6	0	1
19	C7	0	1
24	d2	0	1
26	d4	0	1
27	D5	0	3
28	D6	0	1
39	L2	0	1
39	l2	0	4
44	l7	0	2
46	L9	0	1
48	M1	0	1
52	M6	0	1
52	m6	0	1
56	N0	0	1
56	n0	0	1
57	N1	0	1
59	n3	0	1
64	N8	0	2
64	n8	0	3
65	N9	0	1
67	O1	0	1
80	e0	0	1
82	m2	0	1
All	All	0	46

The worst 5 of 573 bond length outliers are listed below:

Mol	Chain	Res	Type	Atoms	Z	Observed(Å)	Ideal(Å)
78	q2	17	CYS	CB-SG	14.54	2.06	1.82

Continued on next page...

Continued from previous page...

Mol	Chain	Res	Type	Atoms	Z	Observed(Å)	Ideal(Å)
78	Q2	17	CYS	CB-SG	14.44	2.06	1.82
36	5	1152	G	N9-C4	-12.25	1.28	1.38
36	5	2971	A	N9-C4	9.75	1.43	1.37
36	5	1152	G	N9-C8	9.62	1.44	1.37

The worst 5 of 5562 bond angle outliers are listed below:

Mol	Chain	Res	Type	Atoms	Z	Observed(°)	Ideal(°)
36	5	1152	G	N3-C4-C5	28.50	142.85	128.60
36	5	1152	G	N3-C4-N9	-25.34	110.80	126.00
36	5	1152	G	C2-N3-C4	-23.17	100.31	111.90
36	5	424	G	C5-C6-O6	-17.79	117.92	128.60
36	5	1152	G	C5-N7-C8	-14.52	97.04	104.30

There are no chirality outliers.

5 of 46 planarity outliers are listed below:

Mol	Chain	Res	Type	Group
16	C4	38	THR	Peptide
7	S5	44	ASN	Peptide
9	S7	131	PHE	Peptide
9	S7	31	SER	Peptide
10	S8	147	ALA	Peptide

5.2 Too-close contacts [i](#)

Due to software issues we are unable to calculate clashes - this section is therefore empty.

5.3 Torsion angles [i](#)

5.3.1 Protein backbone [i](#)

In the following table, the Percentiles column shows the percent Ramachandran outliers of the chain as a percentile score with respect to all X-ray entries followed by that with respect to entries of similar resolution.

The Analysed column shows the number of residues for which the backbone conformation was analysed, and the total number of residues.

Mol	Chain	Analysed	Favoured	Allowed	Outliers	Percentiles	
2	S0	204/251 (81%)	148 (72%)	39 (19%)	17 (8%)	1	5
2	s0	204/251 (81%)	148 (72%)	32 (16%)	24 (12%)	0	2
3	S1	212/254 (84%)	149 (70%)	34 (16%)	29 (14%)	0	1
3	s1	214/254 (84%)	178 (83%)	23 (11%)	13 (6%)	1	12
4	S2	215/253 (85%)	178 (83%)	26 (12%)	11 (5%)	2	15
4	s2	215/253 (85%)	169 (79%)	30 (14%)	16 (7%)	1	7
5	S3	221/239 (92%)	173 (78%)	28 (13%)	20 (9%)	1	4
5	s3	221/239 (92%)	176 (80%)	29 (13%)	16 (7%)	1	7
6	S4	258/260 (99%)	203 (79%)	38 (15%)	17 (7%)	1	9
6	s4	258/260 (99%)	209 (81%)	29 (11%)	20 (8%)	1	6
7	S5	204/224 (91%)	155 (76%)	28 (14%)	21 (10%)	0	3
7	s5	204/224 (91%)	156 (76%)	26 (13%)	22 (11%)	0	2
8	S6	224/236 (95%)	191 (85%)	22 (10%)	11 (5%)	2	17
8	s6	216/236 (92%)	179 (83%)	22 (10%)	15 (7%)	1	8
9	S7	182/189 (96%)	137 (75%)	25 (14%)	20 (11%)	0	2
9	s7	184/189 (97%)	140 (76%)	28 (15%)	16 (9%)	1	4
10	S8	184/200 (92%)	154 (84%)	21 (11%)	9 (5%)	2	17
10	s8	184/200 (92%)	161 (88%)	12 (6%)	11 (6%)	1	12
11	S9	183/196 (93%)	147 (80%)	24 (13%)	12 (7%)	1	9
11	s9	183/196 (93%)	149 (81%)	26 (14%)	8 (4%)	2	19
12	C0	94/105 (90%)	70 (74%)	18 (19%)	6 (6%)	1	10
12	c0	92/105 (88%)	66 (72%)	11 (12%)	15 (16%)	0	0
13	C1	153/155 (99%)	118 (77%)	17 (11%)	18 (12%)	0	2
13	c1	144/155 (93%)	114 (79%)	24 (17%)	6 (4%)	3	20
14	C2	122/142 (86%)	75 (62%)	21 (17%)	26 (21%)	0	0
14	c2	122/142 (86%)	71 (58%)	31 (25%)	20 (16%)	0	0
15	C3	148/150 (99%)	123 (83%)	12 (8%)	13 (9%)	1	4
15	c3	148/150 (99%)	115 (78%)	22 (15%)	11 (7%)	1	7
16	C4	125/136 (92%)	95 (76%)	15 (12%)	15 (12%)	0	2
16	c4	126/136 (93%)	104 (82%)	16 (13%)	6 (5%)	2	17
17	C5	122/141 (86%)	81 (66%)	28 (23%)	13 (11%)	0	2
17	c5	133/141 (94%)	90 (68%)	26 (20%)	17 (13%)	0	1

Continued on next page...

Continued from previous page...

Mol	Chain	Analysed	Favoured	Allowed	Outliers	Percentiles	
18	C6	139/142 (98%)	109 (78%)	20 (14%)	10 (7%)	1	7
18	c6	140/142 (99%)	112 (80%)	16 (11%)	12 (9%)	1	4
19	C7	116/136 (85%)	82 (71%)	25 (22%)	9 (8%)	1	6
19	c7	113/136 (83%)	87 (77%)	14 (12%)	12 (11%)	0	2
20	C8	143/145 (99%)	115 (80%)	15 (10%)	13 (9%)	1	3
20	c8	143/145 (99%)	117 (82%)	20 (14%)	6 (4%)	3	20
21	C9	141/143 (99%)	115 (82%)	20 (14%)	6 (4%)	2	20
21	c9	141/143 (99%)	115 (82%)	22 (16%)	4 (3%)	5	29
22	D0	105/120 (88%)	82 (78%)	20 (19%)	3 (3%)	4	28
22	d0	108/120 (90%)	84 (78%)	14 (13%)	10 (9%)	0	3
23	D1	85/87 (98%)	64 (75%)	15 (18%)	6 (7%)	1	8
23	d1	85/87 (98%)	70 (82%)	8 (9%)	7 (8%)	1	5
24	D2	127/129 (98%)	105 (83%)	20 (16%)	2 (2%)	9	43
24	d2	127/129 (98%)	113 (89%)	13 (10%)	1 (1%)	19	58
25	D3	142/144 (99%)	115 (81%)	14 (10%)	13 (9%)	1	3
25	d3	142/144 (99%)	123 (87%)	13 (9%)	6 (4%)	3	20
26	D4	132/134 (98%)	107 (81%)	19 (14%)	6 (4%)	2	18
26	d4	132/134 (98%)	100 (76%)	21 (16%)	11 (8%)	1	5
27	D5	68/107 (64%)	45 (66%)	13 (19%)	10 (15%)	0	1
27	d5	67/107 (63%)	52 (78%)	12 (18%)	3 (4%)	2	18
28	D6	95/97 (98%)	61 (64%)	17 (18%)	17 (18%)	0	0
28	d6	95/97 (98%)	71 (75%)	16 (17%)	8 (8%)	1	5
29	D7	79/81 (98%)	62 (78%)	11 (14%)	6 (8%)	1	7
29	d7	79/81 (98%)	59 (75%)	15 (19%)	5 (6%)	1	10
30	D8	61/66 (92%)	45 (74%)	11 (18%)	5 (8%)	1	5
30	d8	61/66 (92%)	46 (75%)	10 (16%)	5 (8%)	1	5
31	D9	51/55 (93%)	41 (80%)	7 (14%)	3 (6%)	1	12
31	d9	51/55 (93%)	37 (72%)	8 (16%)	6 (12%)	0	2
32	E0	58/60 (97%)	42 (72%)	12 (21%)	4 (7%)	1	8
33	E1	69/76 (91%)	34 (49%)	11 (16%)	24 (35%)	0	0
33	e1	74/76 (97%)	34 (46%)	22 (30%)	18 (24%)	0	0

Continued on next page...

Continued from previous page...

Mol	Chain	Analysed	Favoured	Allowed	Outliers	Percentiles	
34	SR	316/318 (99%)	238 (75%)	56 (18%)	22 (7%)	1	8
34	sR	316/318 (99%)	261 (83%)	39 (12%)	16 (5%)	2	15
35	SM	155/273 (57%)	109 (70%)	26 (17%)	20 (13%)	0	1
35	sM	98/273 (36%)	61 (62%)	23 (24%)	14 (14%)	0	1
39	L2	250/253 (99%)	218 (87%)	22 (9%)	10 (4%)	3	21
39	l2	250/253 (99%)	209 (84%)	26 (10%)	15 (6%)	1	12
40	L3	384/386 (100%)	333 (87%)	34 (9%)	17 (4%)	2	19
40	l3	384/386 (100%)	339 (88%)	32 (8%)	13 (3%)	3	24
41	L4	359/361 (99%)	302 (84%)	40 (11%)	17 (5%)	2	17
41	l4	359/361 (99%)	293 (82%)	40 (11%)	26 (7%)	1	7
42	L5	294/296 (99%)	239 (81%)	34 (12%)	21 (7%)	1	8
42	l5	292/296 (99%)	252 (86%)	32 (11%)	8 (3%)	5	30
43	L6	152/175 (87%)	134 (88%)	16 (10%)	2 (1%)	12	47
43	l6	153/175 (87%)	127 (83%)	23 (15%)	3 (2%)	7	38
44	L7	220/243 (90%)	195 (89%)	19 (9%)	6 (3%)	5	30
44	l7	221/243 (91%)	193 (87%)	23 (10%)	5 (2%)	6	34
45	L8	231/255 (91%)	188 (81%)	36 (16%)	7 (3%)	4	28
45	l8	229/255 (90%)	181 (79%)	31 (14%)	17 (7%)	1	7
46	L9	189/191 (99%)	156 (82%)	25 (13%)	8 (4%)	3	20
46	l9	189/191 (99%)	162 (86%)	23 (12%)	4 (2%)	7	37
47	M0	207/220 (94%)	172 (83%)	21 (10%)	14 (7%)	1	9
47	m0	209/220 (95%)	165 (79%)	30 (14%)	14 (7%)	1	9
48	M1	167/173 (96%)	127 (76%)	24 (14%)	16 (10%)	0	3
48	m1	167/173 (96%)	142 (85%)	10 (6%)	15 (9%)	1	4
49	M3	191/198 (96%)	156 (82%)	23 (12%)	12 (6%)	1	10
49	m3	192/198 (97%)	149 (78%)	25 (13%)	18 (9%)	0	3
50	M4	134/137 (98%)	115 (86%)	12 (9%)	7 (5%)	2	15
50	m4	135/137 (98%)	120 (89%)	13 (10%)	2 (2%)	10	44
51	M5	201/203 (99%)	179 (89%)	17 (8%)	5 (2%)	5	32
51	m5	201/203 (99%)	175 (87%)	17 (8%)	9 (4%)	2	18
52	M6	195/198 (98%)	176 (90%)	14 (7%)	5 (3%)	5	31

Continued on next page...

Continued from previous page...

Mol	Chain	Analysed	Favoured	Allowed	Outliers	Percentiles	
52	m6	195/198 (98%)	170 (87%)	18 (9%)	7 (4%)	3	23
53	M7	181/183 (99%)	150 (83%)	22 (12%)	9 (5%)	2	16
53	m7	153/183 (84%)	136 (89%)	12 (8%)	5 (3%)	4	25
54	M8	183/185 (99%)	157 (86%)	20 (11%)	6 (3%)	4	25
54	m8	183/185 (99%)	158 (86%)	23 (13%)	2 (1%)	14	51
55	M9	186/188 (99%)	158 (85%)	23 (12%)	5 (3%)	5	30
55	m9	186/188 (99%)	165 (89%)	20 (11%)	1 (0%)	29	67
56	N0	170/172 (99%)	150 (88%)	17 (10%)	3 (2%)	8	41
56	n0	170/172 (99%)	154 (91%)	15 (9%)	1 (1%)	25	64
57	N1	157/159 (99%)	132 (84%)	19 (12%)	6 (4%)	3	22
57	n1	157/159 (99%)	143 (91%)	13 (8%)	1 (1%)	25	64
58	N2	98/120 (82%)	77 (79%)	17 (17%)	4 (4%)	3	21
58	n2	96/120 (80%)	76 (79%)	14 (15%)	6 (6%)	1	10
59	N3	134/136 (98%)	120 (90%)	12 (9%)	2 (2%)	10	44
59	n3	134/136 (98%)	122 (91%)	9 (7%)	3 (2%)	6	35
60	N4	96/155 (62%)	69 (72%)	17 (18%)	10 (10%)	0	3
60	n4	133/155 (86%)	106 (80%)	17 (13%)	10 (8%)	1	7
61	N5	119/141 (84%)	103 (87%)	10 (8%)	6 (5%)	2	16
61	n5	118/141 (84%)	94 (80%)	15 (13%)	9 (8%)	1	7
62	N6	124/126 (98%)	110 (89%)	11 (9%)	3 (2%)	6	34
62	n6	124/126 (98%)	112 (90%)	7 (6%)	5 (4%)	3	21
63	N7	133/135 (98%)	108 (81%)	12 (9%)	13 (10%)	0	3
63	n7	133/135 (98%)	101 (76%)	21 (16%)	11 (8%)	1	5
64	N8	146/148 (99%)	120 (82%)	19 (13%)	7 (5%)	2	17
64	n8	146/148 (99%)	117 (80%)	21 (14%)	8 (6%)	2	14
65	N9	56/58 (97%)	47 (84%)	5 (9%)	4 (7%)	1	8
65	n9	56/58 (97%)	37 (66%)	13 (23%)	6 (11%)	0	2
66	O0	95/104 (91%)	86 (90%)	8 (8%)	1 (1%)	14	51
66	o0	98/104 (94%)	88 (90%)	9 (9%)	1 (1%)	15	54
67	O1	107/112 (96%)	96 (90%)	5 (5%)	6 (6%)	2	14
67	o1	107/112 (96%)	84 (78%)	15 (14%)	8 (8%)	1	7

Continued on next page...

Continued from previous page...

Mol	Chain	Analysed	Favoured	Allowed	Outliers	Percentiles	
68	O2	125/129 (97%)	106 (85%)	14 (11%)	5 (4%)	3	21
68	o2	125/129 (97%)	105 (84%)	15 (12%)	5 (4%)	3	21
69	O3	104/106 (98%)	94 (90%)	6 (6%)	4 (4%)	3	22
69	o3	104/106 (98%)	94 (90%)	7 (7%)	3 (3%)	4	28
70	O4	110/120 (92%)	90 (82%)	19 (17%)	1 (1%)	17	56
70	o4	110/120 (92%)	97 (88%)	10 (9%)	3 (3%)	5	30
71	O5	117/119 (98%)	104 (89%)	10 (8%)	3 (3%)	5	31
71	o5	117/119 (98%)	100 (86%)	14 (12%)	3 (3%)	5	31
72	O6	97/99 (98%)	72 (74%)	17 (18%)	8 (8%)	1	5
72	o6	97/99 (98%)	81 (84%)	11 (11%)	5 (5%)	2	15
73	O7	85/87 (98%)	72 (85%)	12 (14%)	1 (1%)	13	49
73	o7	85/87 (98%)	68 (80%)	12 (14%)	5 (6%)	1	12
74	O8	75/77 (97%)	61 (81%)	12 (16%)	2 (3%)	5	30
74	o8	75/77 (97%)	64 (85%)	8 (11%)	3 (4%)	3	21
75	O9	48/50 (96%)	42 (88%)	5 (10%)	1 (2%)	7	37
75	o9	48/50 (96%)	40 (83%)	8 (17%)	0	100	100
76	Q0	50/52 (96%)	44 (88%)	4 (8%)	2 (4%)	3	21
76	q0	50/52 (96%)	49 (98%)	0	1 (2%)	7	38
77	Q1	23/25 (92%)	22 (96%)	1 (4%)	0	100	100
77	q1	23/25 (92%)	20 (87%)	2 (9%)	1 (4%)	2	20
78	Q2	103/105 (98%)	76 (74%)	19 (18%)	8 (8%)	1	6
78	q2	103/105 (98%)	86 (84%)	14 (14%)	3 (3%)	4	28
79	Q3	89/91 (98%)	76 (85%)	10 (11%)	3 (3%)	3	24
79	q3	89/91 (98%)	81 (91%)	7 (8%)	1 (1%)	14	51
80	e0	60/62 (97%)	44 (73%)	8 (13%)	8 (13%)	0	1
81	p0	139/311 (45%)	110 (79%)	21 (15%)	8 (6%)	1	13
All	All	22333/24143 (92%)	18176 (81%)	2788 (12%)	1369 (6%)	1	12

5 of 1369 Ramachandran outliers are listed below:

Mol	Chain	Res	Type
2	S0	4	PRO
2	S0	39	ASN

Continued on next page...

Continued from previous page...

Mol	Chain	Res	Type
2	S0	66	ALA
2	S0	139	VAL
2	S0	158	VAL

5.3.2 Protein sidechains ⓘ

In the following table, the Percentiles column shows the percent sidechain outliers of the chain as a percentile score with respect to all X-ray entries followed by that with respect to entries of similar resolution.

The Analysed column shows the number of residues for which the sidechain conformation was analysed, and the total number of residues.

Mol	Chain	Analysed	Rotameric	Outliers	Percentiles	
2	S0	164/209 (78%)	135 (82%)	29 (18%)	2	9
2	s0	165/209 (79%)	134 (81%)	31 (19%)	1	8
3	S1	191/223 (86%)	154 (81%)	37 (19%)	1	7
3	s1	192/223 (86%)	155 (81%)	37 (19%)	1	8
4	S2	176/204 (86%)	138 (78%)	38 (22%)	1	5
4	s2	176/204 (86%)	131 (74%)	45 (26%)	0	2
5	S3	182/194 (94%)	145 (80%)	37 (20%)	1	6
5	s3	182/194 (94%)	141 (78%)	41 (22%)	1	4
6	S4	221/221 (100%)	170 (77%)	51 (23%)	1	3
6	s4	221/221 (100%)	183 (83%)	38 (17%)	2	10
7	S5	173/190 (91%)	137 (79%)	36 (21%)	1	6
7	s5	173/190 (91%)	141 (82%)	32 (18%)	1	8
8	S6	188/201 (94%)	154 (82%)	34 (18%)	1	8
8	s6	187/201 (93%)	153 (82%)	34 (18%)	1	8
9	S7	165/169 (98%)	136 (82%)	29 (18%)	2	9
9	s7	165/169 (98%)	142 (86%)	23 (14%)	3	16
10	S8	150/161 (93%)	129 (86%)	21 (14%)	3	16
10	s8	150/161 (93%)	124 (83%)	26 (17%)	2	10
11	S9	158/165 (96%)	121 (77%)	37 (23%)	1	3
11	s9	158/165 (96%)	128 (81%)	30 (19%)	1	8
12	C0	77/98 (79%)	66 (86%)	11 (14%)	3	15

Continued on next page...

Continued from previous page...

Mol	Chain	Analysed	Rotameric	Outliers	Percentiles	
12	c0	73/98 (74%)	58 (80%)	15 (20%)	1	6
13	C1	129/136 (95%)	111 (86%)	18 (14%)	3	16
13	c1	129/136 (95%)	99 (77%)	30 (23%)	1	3
14	C2	88/118 (75%)	69 (78%)	19 (22%)	1	5
14	c2	88/118 (75%)	62 (70%)	26 (30%)	0	1
15	C3	127/127 (100%)	101 (80%)	26 (20%)	1	6
15	c3	127/127 (100%)	102 (80%)	25 (20%)	1	7
16	C4	81/104 (78%)	58 (72%)	23 (28%)	0	1
16	c4	97/104 (93%)	77 (79%)	20 (21%)	1	6
17	C5	101/117 (86%)	87 (86%)	14 (14%)	3	16
17	c5	103/117 (88%)	85 (82%)	18 (18%)	2	9
18	C6	117/118 (99%)	92 (79%)	25 (21%)	1	5
18	c6	118/118 (100%)	95 (80%)	23 (20%)	1	7
19	C7	94/124 (76%)	73 (78%)	21 (22%)	1	4
19	c7	92/124 (74%)	73 (79%)	19 (21%)	1	6
20	C8	128/128 (100%)	97 (76%)	31 (24%)	0	2
20	c8	128/128 (100%)	98 (77%)	30 (23%)	1	3
21	C9	115/115 (100%)	87 (76%)	28 (24%)	0	2
21	c9	115/115 (100%)	97 (84%)	18 (16%)	2	12
22	D0	100/113 (88%)	80 (80%)	20 (20%)	1	6
22	d0	103/113 (91%)	77 (75%)	26 (25%)	0	2
23	D1	74/74 (100%)	58 (78%)	16 (22%)	1	5
23	d1	74/74 (100%)	55 (74%)	19 (26%)	0	2
24	D2	110/110 (100%)	89 (81%)	21 (19%)	1	8
24	d2	110/110 (100%)	95 (86%)	15 (14%)	3	17
25	D3	119/119 (100%)	95 (80%)	24 (20%)	1	6
25	d3	119/119 (100%)	97 (82%)	22 (18%)	1	8
26	D4	112/112 (100%)	95 (85%)	17 (15%)	3	13
26	d4	112/112 (100%)	94 (84%)	18 (16%)	2	11
27	D5	61/88 (69%)	49 (80%)	12 (20%)	1	7
27	d5	61/88 (69%)	51 (84%)	10 (16%)	2	11

Continued on next page...

Continued from previous page...

Mol	Chain	Analysed	Rotameric	Outliers	Percentiles	
28	D6	83/83 (100%)	65 (78%)	18 (22%)	1	5
28	d6	83/83 (100%)	73 (88%)	10 (12%)	5	22
29	D7	70/70 (100%)	59 (84%)	11 (16%)	2	12
29	d7	70/70 (100%)	60 (86%)	10 (14%)	3	15
30	D8	56/59 (95%)	41 (73%)	15 (27%)	0	2
30	d8	56/59 (95%)	42 (75%)	14 (25%)	0	2
31	D9	47/48 (98%)	38 (81%)	9 (19%)	1	8
31	d9	47/48 (98%)	36 (77%)	11 (23%)	1	3
32	E0	51/51 (100%)	43 (84%)	8 (16%)	2	12
33	E1	62/66 (94%)	47 (76%)	15 (24%)	0	2
33	e1	66/66 (100%)	47 (71%)	19 (29%)	0	1
34	SR	260/261 (100%)	213 (82%)	47 (18%)	1	8
34	sR	260/261 (100%)	232 (89%)	28 (11%)	6	27
35	SM	97/228 (42%)	69 (71%)	28 (29%)	0	1
35	sM	54/228 (24%)	40 (74%)	14 (26%)	0	2
39	L2	193/195 (99%)	153 (79%)	40 (21%)	1	6
39	l2	192/195 (98%)	149 (78%)	43 (22%)	1	4
40	L3	320/322 (99%)	251 (78%)	69 (22%)	1	5
40	l3	320/322 (99%)	258 (81%)	62 (19%)	1	7
41	L4	288/288 (100%)	225 (78%)	63 (22%)	1	5
41	l4	288/288 (100%)	230 (80%)	58 (20%)	1	6
42	L5	244/244 (100%)	197 (81%)	47 (19%)	1	8
42	l5	243/244 (100%)	191 (79%)	52 (21%)	1	5
43	L6	134/152 (88%)	118 (88%)	16 (12%)	5	22
43	l6	135/152 (89%)	112 (83%)	23 (17%)	2	10
44	L7	186/204 (91%)	165 (89%)	21 (11%)	6	25
44	l7	187/204 (92%)	158 (84%)	29 (16%)	2	12
45	L8	187/207 (90%)	151 (81%)	36 (19%)	1	8
45	l8	177/207 (86%)	141 (80%)	36 (20%)	1	6
46	L9	171/171 (100%)	137 (80%)	34 (20%)	1	6
46	l9	171/171 (100%)	123 (72%)	48 (28%)	0	1

Continued on next page...

Continued from previous page...

Mol	Chain	Analysed	Rotameric	Outliers	Percentiles	
47	M0	177/186 (95%)	139 (78%)	38 (22%)	1	5
47	m0	179/186 (96%)	145 (81%)	34 (19%)	1	8
48	M1	147/150 (98%)	123 (84%)	24 (16%)	2	11
48	m1	147/150 (98%)	115 (78%)	32 (22%)	1	5
49	M3	154/158 (98%)	123 (80%)	31 (20%)	1	6
49	m3	154/158 (98%)	124 (80%)	30 (20%)	1	7
50	M4	107/108 (99%)	87 (81%)	20 (19%)	1	8
50	m4	108/108 (100%)	81 (75%)	27 (25%)	0	2
51	M5	175/175 (100%)	143 (82%)	32 (18%)	1	8
51	m5	175/175 (100%)	142 (81%)	33 (19%)	1	8
52	M6	160/161 (99%)	141 (88%)	19 (12%)	5	22
52	m6	160/161 (99%)	130 (81%)	30 (19%)	1	8
53	M7	140/145 (97%)	107 (76%)	33 (24%)	1	3
53	m7	125/145 (86%)	100 (80%)	25 (20%)	1	6
54	M8	150/150 (100%)	126 (84%)	24 (16%)	2	11
54	m8	150/150 (100%)	122 (81%)	28 (19%)	1	8
55	M9	153/153 (100%)	121 (79%)	32 (21%)	1	6
55	m9	153/153 (100%)	123 (80%)	30 (20%)	1	7
56	N0	156/156 (100%)	127 (81%)	29 (19%)	1	8
56	n0	156/156 (100%)	122 (78%)	34 (22%)	1	5
57	N1	136/136 (100%)	111 (82%)	25 (18%)	1	8
57	n1	136/136 (100%)	108 (79%)	28 (21%)	1	6
58	N2	87/106 (82%)	70 (80%)	17 (20%)	1	7
58	n2	85/106 (80%)	70 (82%)	15 (18%)	2	9
59	N3	104/104 (100%)	87 (84%)	17 (16%)	2	11
59	n3	104/104 (100%)	89 (86%)	15 (14%)	3	15
60	N4	57/129 (44%)	51 (90%)	6 (10%)	7	28
60	n4	100/129 (78%)	82 (82%)	18 (18%)	1	9
61	N5	104/117 (89%)	84 (81%)	20 (19%)	1	8
61	n5	104/117 (89%)	82 (79%)	22 (21%)	1	5
62	N6	109/109 (100%)	85 (78%)	24 (22%)	1	5

Continued on next page...

Continued from previous page...

Mol	Chain	Analysed	Rotameric	Outliers	Percentiles	
62	n6	109/109 (100%)	86 (79%)	23 (21%)	1	6
63	N7	115/115 (100%)	93 (81%)	22 (19%)	1	8
63	n7	115/115 (100%)	89 (77%)	26 (23%)	1	4
64	N8	118/118 (100%)	95 (80%)	23 (20%)	1	7
64	n8	118/118 (100%)	99 (84%)	19 (16%)	2	11
65	N9	46/46 (100%)	33 (72%)	13 (28%)	0	1
65	n9	46/46 (100%)	32 (70%)	14 (30%)	0	0
66	O0	81/87 (93%)	64 (79%)	17 (21%)	1	6
66	o0	84/87 (97%)	67 (80%)	17 (20%)	1	6
67	O1	92/96 (96%)	74 (80%)	18 (20%)	1	7
67	o1	94/96 (98%)	68 (72%)	26 (28%)	0	1
68	O2	109/110 (99%)	88 (81%)	21 (19%)	1	8
68	o2	109/110 (99%)	81 (74%)	28 (26%)	0	2
69	O3	90/90 (100%)	75 (83%)	15 (17%)	2	10
69	o3	90/90 (100%)	75 (83%)	15 (17%)	2	10
70	O4	95/102 (93%)	74 (78%)	21 (22%)	1	4
70	o4	95/102 (93%)	77 (81%)	18 (19%)	1	8
71	O5	104/104 (100%)	81 (78%)	23 (22%)	1	4
71	o5	103/104 (99%)	78 (76%)	25 (24%)	0	2
72	O6	81/81 (100%)	59 (73%)	22 (27%)	0	1
72	o6	80/81 (99%)	51 (64%)	29 (36%)	0	0
73	O7	70/70 (100%)	52 (74%)	18 (26%)	0	2
73	o7	70/70 (100%)	57 (81%)	13 (19%)	1	8
74	O8	68/68 (100%)	52 (76%)	16 (24%)	1	3
74	o8	67/68 (98%)	51 (76%)	16 (24%)	0	3
75	O9	45/45 (100%)	38 (84%)	7 (16%)	2	12
75	o9	45/45 (100%)	37 (82%)	8 (18%)	2	9
76	Q0	47/47 (100%)	36 (77%)	11 (23%)	1	3
76	q0	47/47 (100%)	35 (74%)	12 (26%)	0	2
77	Q1	23/23 (100%)	18 (78%)	5 (22%)	1	5
77	q1	23/23 (100%)	16 (70%)	7 (30%)	0	0

Continued on next page...

Continued from previous page...

Mol	Chain	Analysed	Rotameric	Outliers	Percentiles	
78	Q2	90/90 (100%)	69 (77%)	21 (23%)	1	3
78	q2	90/90 (100%)	74 (82%)	16 (18%)	2	9
79	Q3	71/71 (100%)	55 (78%)	16 (22%)	1	4
79	q3	71/71 (100%)	55 (78%)	16 (22%)	1	4
80	e0	53/53 (100%)	40 (76%)	13 (24%)	0	2
81	p0	105/253 (42%)	85 (81%)	20 (19%)	1	8
All	All	18728/20241 (92%)	15006 (80%)	3722 (20%)	1	6

5 of 3722 residues with a non-rotameric sidechain are listed below:

Mol	Chain	Res	Type
70	O4	71	THR
8	s6	175	ILE
64	n8	135	GLU
72	O6	81	THR
3	s1	185	THR

Some sidechains can be flipped to improve hydrogen bonding and reduce clashes. 5 of 45 such sidechains are listed below:

Mol	Chain	Res	Type
53	M7	179	GLN
70	O4	3	GLN
62	n6	4	GLN
62	N6	120	GLN
75	O9	50	ASN

5.3.3 RNA ⓘ

Mol	Chain	Analysed	Backbone Outliers	Pucker Outliers
1	2	1747/1800 (97%)	509 (29%)	56 (3%)
1	6	1793/1800 (99%)	472 (26%)	48 (2%)
36	1	3145/3396 (92%)	704 (22%)	78 (2%)
36	5	3145/3396 (92%)	688 (21%)	76 (2%)
37	3	120/121 (99%)	17 (14%)	2 (1%)
37	7	120/121 (99%)	24 (20%)	2 (1%)
38	4	157/158 (99%)	36 (22%)	5 (3%)
38	8	157/158 (99%)	38 (24%)	2 (1%)
All	All	10384/10950 (94%)	2488 (23%)	269 (2%)

5 of 2488 RNA backbone outliers are listed below:

Mol	Chain	Res	Type
1	2	2	A
1	2	4	C
1	2	25	C
1	2	26	A
1	2	27	U

5 of 269 RNA pucker outliers are listed below:

Mol	Chain	Res	Type
36	1	3056	U
1	6	217	A
36	5	2772	C
36	1	3218	A
38	4	59	A

5.4 Non-standard residues in protein, DNA, RNA chains [i](#)

There are no non-standard protein/DNA/RNA residues in this entry.

5.5 Carbohydrates [i](#)

There are no monosaccharides in this entry.

5.6 Ligand geometry [i](#)

Of 2559 ligands modelled in this entry, 1426 are monoatomic - leaving 1133 for Mogul analysis.

In the following table, the Counts columns list the number of bonds (or angles) for which Mogul statistics could be retrieved, the number of bonds (or angles) that are observed in the model and the number of bonds (or angles) that are defined in the Chemical Component Dictionary. The Link column lists molecule types, if any, to which the group is linked. The Z score for a bond length (or angle) is the number of standard deviations the observed value is removed from the expected value. A bond length (or angle) with $|Z| > 2$ is considered an outlier worth inspection. RMSZ is the root-mean-square of all Z scores of the bond lengths (or angles).

Mol	Type	Chain	Res	Link	Bond lengths			Bond angles		
					Counts	RMSZ	$\# Z > 2$	Counts	RMSZ	$\# Z > 2$
86	OHX	2	2059	-	0,6,6	0.00	-	-		
86	OHX	1	4190	-	0,6,6	0.00	-	-		
86	OHX	1	4106	-	0,6,6	0.00	-	-		

Mol	Type	Chain	Res	Link	Bond lengths			Bond angles		
					Counts	RMSZ	# Z > 2	Counts	RMSZ	# Z > 2
86	OHX	6	2134	-	0,6,6	0.00	-	-		
86	OHX	1	4208	-	0,6,6	0.00	-	-		
86	OHX	6	2102	-	0,6,6	0.00	-	-		
86	OHX	1	3985	-	0,6,6	0.00	-	-		
86	OHX	1	4145	-	0,6,6	0.00	-	-		
86	OHX	5	4068	-	0,6,6	0.00	-	-		
86	OHX	1	4192	-	0,6,6	0.00	-	-		
86	OHX	5	3963	-	0,6,6	0.00	-	-		
86	OHX	6	2058	-	0,6,6	0.00	-	-		
86	OHX	1	4117	-	0,6,6	0.00	-	-		
87	3K8	6	2205	-	32,32,32	0.55	0	44,47,47	0.87	3 (6%)
86	OHX	1	4002	-	0,6,6	0.00	-	-		
86	OHX	5	4199	-	0,6,6	0.00	-	-		
86	OHX	7	217	-	0,6,6	0.00	-	-		
86	OHX	2	2116	-	0,6,6	0.00	-	-		
86	OHX	6	2115	-	0,6,6	0.00	-	-		
86	OHX	1	3878	-	0,6,6	0.00	-	-		
86	OHX	5	3960	-	0,6,6	0.00	-	-		
86	OHX	1	4029	-	0,6,6	0.00	-	-		
86	OHX	2	2049	-	0,6,6	0.00	-	-		
86	OHX	6	2094	-	0,6,6	0.00	-	-		
86	OHX	1	4004	-	0,6,6	0.00	-	-		
86	OHX	5	4203	-	0,6,6	0.00	-	-		
86	OHX	1	4165	-	0,6,6	0.00	-	-		
86	OHX	m1	202	-	0,6,6	0.00	-	-		
86	OHX	5	4235	-	0,6,6	0.00	-	-		
86	OHX	1	3911	-	0,6,6	0.00	-	-		
86	OHX	5	4015	-	0,6,6	0.00	-	-		
86	OHX	3	217	-	0,6,6	0.00	-	-		
86	OHX	2	2138	-	0,6,6	0.00	-	-		
86	OHX	1	4187	-	0,6,6	0.00	-	-		
86	OHX	5	3952	-	0,6,6	0.00	-	-		
86	OHX	1	4195	-	0,6,6	0.00	-	-		
86	OHX	5	4182	-	0,6,6	0.00	-	-		
86	OHX	1	4062	-	0,6,6	0.00	-	-		
86	OHX	1	4056	-	0,6,6	0.00	-	-		
86	OHX	5	4201	-	0,6,6	0.00	-	-		
86	OHX	1	4053	-	0,6,6	0.00	-	-		
86	OHX	m8	201	-	0,6,6	0.00	-	-		
86	OHX	5	4124	-	0,6,6	0.00	-	-		
86	OHX	5	3945	-	0,6,6	0.00	-	-		
86	OHX	1	4059	-	0,6,6	0.00	-	-		
86	OHX	2	2174	-	0,6,6	0.00	-	-		

Mol	Type	Chain	Res	Link	Bond lengths			Bond angles		
					Counts	RMSZ	# Z > 2	Counts	RMSZ	# Z > 2
86	OHX	1	3906	-	0,6,6	0.00	-	-		
86	OHX	5	3918	-	0,6,6	0.00	-	-		
86	OHX	2	2070	-	0,6,6	0.00	-	-		
86	OHX	M0	304	-	0,6,6	0.00	-	-		
86	OHX	5	4018	-	0,6,6	0.00	-	-		
86	OHX	1	4112	-	0,6,6	0.00	-	-		
86	OHX	1	3896	-	0,6,6	0.00	-	-		
86	OHX	6	2114	-	0,6,6	0.00	-	-		
86	OHX	O1	201	-	0,6,6	0.00	-	-		
86	OHX	1	3998	-	0,6,6	0.00	-	-		
86	OHX	6	2108	-	0,6,6	0.00	-	-		
86	OHX	1	3904	-	0,6,6	0.00	-	-		
86	OHX	5	4162	-	0,6,6	0.00	-	-		
86	OHX	1	4037	-	0,6,6	0.00	-	-		
86	OHX	2	2150	-	0,6,6	0.00	-	-		
86	OHX	m7	206	-	0,6,6	0.00	-	-		
86	OHX	6	2070	-	0,6,6	0.00	-	-		
86	OHX	1	3935	-	0,6,6	0.00	-	-		
86	OHX	1	4197	-	0,6,6	0.00	-	-		
86	OHX	1	4204	-	0,6,6	0.00	-	-		
86	OHX	5	3907	-	0,6,6	0.00	-	-		
86	OHX	5	4034	-	0,6,6	0.00	-	-		
86	OHX	2	2131	-	0,6,6	0.00	-	-		
86	OHX	6	2175	-	0,6,6	0.00	-	-		
86	OHX	6	2152	-	0,6,6	0.00	-	-		
86	OHX	1	4126	-	0,6,6	0.00	-	-		
86	OHX	6	2053	-	0,6,6	0.00	-	-		
86	OHX	6	2162	-	0,6,6	0.00	-	-		
86	OHX	1	4174	-	0,6,6	0.00	-	-		
86	OHX	6	2164	-	0,6,6	0.00	-	-		
86	OHX	5	4215	-	0,6,6	0.00	-	-		
86	OHX	5	4078	-	0,6,6	0.00	-	-		
86	OHX	5	4043	-	0,6,6	0.00	-	-		
86	OHX	5	3931	-	0,6,6	0.00	-	-		
86	OHX	l3	404	-	0,6,6	0.00	-	-		
86	OHX	1	3910	-	0,6,6	0.00	-	-		
86	OHX	6	2163	-	0,6,6	0.00	-	-		
86	OHX	1	4091	-	0,6,6	0.00	-	-		
86	OHX	1	4133	-	0,6,6	0.00	-	-		
86	OHX	5	3920	-	0,6,6	0.00	-	-		
86	OHX	5	4214	-	0,6,6	0.00	-	-		
86	OHX	5	3955	-	0,6,6	0.00	-	-		
86	OHX	5	4253	-	0,6,6	0.00	-	-		

Mol	Type	Chain	Res	Link	Bond lengths			Bond angles		
					Counts	RMSZ	# Z > 2	Counts	RMSZ	# Z > 2
86	OHX	6	2088	-	0,6,6	0.00	-	-		
86	OHX	O9	101	-	0,6,6	0.00	-	-		
86	OHX	5	4020	-	0,6,6	0.00	-	-		
86	OHX	n9	102	-	0,6,6	0.00	-	-		
86	OHX	O2	202	-	0,6,6	0.00	-	-		
86	OHX	8	228	-	0,6,6	0.00	-	-		
86	OHX	5	4057	-	0,6,6	0.00	-	-		
86	OHX	2	2069	-	0,6,6	0.00	-	-		
86	OHX	2	2045	-	0,6,6	0.00	-	-		
86	OHX	8	227	-	0,6,6	0.00	-	-		
86	OHX	14	402	-	0,6,6	0.00	-	-		
86	OHX	2	2124	-	0,6,6	0.00	-	-		
86	OHX	5	4229	-	0,6,6	0.00	-	-		
86	OHX	5	4046	-	0,6,6	0.00	-	-		
86	OHX	5	4133	-	0,6,6	0.00	-	-		
86	OHX	1	3988	-	0,6,6	0.00	-	-		
86	OHX	5	4136	-	0,6,6	0.00	-	-		
86	OHX	1	3978	-	0,6,6	0.00	-	-		
86	OHX	5	3979	-	0,6,6	0.00	-	-		
86	OHX	5	3977	-	0,6,6	0.00	-	-		
86	OHX	1	4139	-	0,6,6	0.00	-	-		
86	OHX	6	2072	-	0,6,6	0.00	-	-		
86	OHX	2	2082	-	0,6,6	0.00	-	-		
86	OHX	5	3904	-	0,6,6	0.00	-	-		
86	OHX	8	215	-	0,6,6	0.00	-	-		
86	OHX	5	4058	-	0,6,6	0.00	-	-		
86	OHX	5	4054	-	0,6,6	0.00	-	-		
86	OHX	5	4051	-	0,6,6	0.00	-	-		
86	OHX	5	3943	-	0,6,6	0.00	-	-		
86	OHX	2	2117	-	0,6,6	0.00	-	-		
86	OHX	1	3976	-	0,6,6	0.00	-	-		
86	OHX	5	4039	-	0,6,6	0.00	-	-		
86	OHX	5	4131	-	0,6,6	0.00	-	-		
86	OHX	6	2194	-	0,6,6	0.00	-	-		
86	OHX	5	4148	-	0,6,6	0.00	-	-		
86	OHX	2	2033	-	0,6,6	0.00	-	-		
86	OHX	2	2039	-	0,6,6	0.00	-	-		
86	OHX	6	2195	-	0,6,6	0.00	-	-		
86	OHX	5	4249	-	0,6,6	0.00	-	-		
86	OHX	5	4141	-	0,6,6	0.00	-	-		
86	OHX	1	3934	-	0,6,6	0.00	-	-		
86	OHX	5	3921	-	0,6,6	0.00	-	-		
86	OHX	1	4178	-	0,6,6	0.00	-	-		

Mol	Type	Chain	Res	Link	Bond lengths			Bond angles		
					Counts	RMSZ	# Z > 2	Counts	RMSZ	# Z > 2
86	OHX	1	3992	-	0,6,6	0.00	-	-		
86	OHX	5	4113	-	0,6,6	0.00	-	-		
86	OHX	5	4169	-	0,6,6	0.00	-	-		
86	OHX	5	4069	-	0,6,6	0.00	-	-		
86	OHX	5	4206	-	0,6,6	0.00	-	-		
86	OHX	1	4107	-	0,6,6	0.00	-	-		
86	OHX	2	2107	-	0,6,6	0.00	-	-		
86	OHX	6	2169	-	0,6,6	0.00	-	-		
86	OHX	6	2061	-	0,6,6	0.00	-	-		
86	OHX	3	221	-	0,6,6	0.00	-	-		
86	OHX	5	3957	-	0,6,6	0.00	-	-		
86	OHX	8	231	-	0,6,6	0.00	-	-		
86	OHX	1	4010	-	0,6,6	0.00	-	-		
86	OHX	2	2167	-	0,6,6	0.00	-	-		
86	OHX	6	2185	-	0,6,6	0.00	-	-		
86	OHX	1	4168	-	0,6,6	0.00	-	-		
86	OHX	6	2107	-	0,6,6	0.00	-	-		
86	OHX	2	2078	-	0,6,6	0.00	-	-		
86	OHX	1	4083	-	0,6,6	0.00	-	-		
86	OHX	1	3980	-	0,6,6	0.00	-	-		
86	OHX	8	230	-	0,6,6	0.00	-	-		
86	OHX	5	4163	-	0,6,6	0.00	-	-		
86	OHX	5	4135	-	0,6,6	0.00	-	-		
86	OHX	1	4104	-	0,6,6	0.00	-	-		
86	OHX	c8	202	-	0,6,6	0.00	-	-		
86	OHX	5	3958	-	0,6,6	0.00	-	-		
86	OHX	1	4171	-	0,6,6	0.00	-	-		
86	OHX	5	4084	-	0,6,6	0.00	-	-		
86	OHX	1	3950	-	0,6,6	0.00	-	-		
86	OHX	1	3967	-	0,6,6	0.00	-	-		
86	OHX	n3	203	-	0,6,6	0.00	-	-		
86	OHX	8	224	-	0,6,6	0.00	-	-		
86	OHX	2	2103	-	0,6,6	0.00	-	-		
86	OHX	2	2072	-	0,6,6	0.00	-	-		
86	OHX	6	2176	-	0,6,6	0.00	-	-		
86	OHX	5	4005	-	0,6,6	0.00	-	-		
86	OHX	1	3989	-	0,6,6	0.00	-	-		
86	OHX	5	4222	-	0,6,6	0.00	-	-		
86	OHX	1	4130	-	0,6,6	0.00	-	-		
86	OHX	5	3909	-	0,6,6	0.00	-	-		
86	OHX	5	4177	-	0,6,6	0.00	-	-		
86	OHX	2	2031	-	0,6,6	0.00	-	-		
86	OHX	5	4191	-	0,6,6	0.00	-	-		

Mol	Type	Chain	Res	Link	Bond lengths			Bond angles		
					Counts	RMSZ	# Z > 2	Counts	RMSZ	# Z > 2
86	OHX	d9	102	-	0,6,6	0.00	-	-		
86	OHX	S8	302	-	0,6,6	0.00	-	-		
86	OHX	1	4042	-	0,6,6	0.00	-	-		
86	OHX	6	2136	-	0,6,6	0.00	-	-		
86	OHX	M5	302	-	0,6,6	0.00	-	-		
86	OHX	6	2158	-	0,6,6	0.00	-	-		
86	OHX	5	4183	-	0,6,6	0.00	-	-		
86	OHX	5	4225	-	0,6,6	0.00	-	-		
86	OHX	1	3948	-	0,6,6	0.00	-	-		
86	OHX	5	4041	-	0,6,6	0.00	-	-		
86	OHX	5	4110	-	0,6,6	0.00	-	-		
86	OHX	2	2113	-	0,6,6	0.00	-	-		
86	OHX	6	2127	-	0,6,6	0.00	-	-		
86	OHX	1	4034	-	0,6,6	0.00	-	-		
86	OHX	5	3925	-	0,6,6	0.00	-	-		
86	OHX	1	3968	-	0,6,6	0.00	-	-		
86	OHX	5	4053	-	0,6,6	0.00	-	-		
86	OHX	8	225	-	0,6,6	0.00	-	-		
86	OHX	5	4251	-	0,6,6	0.00	-	-		
86	OHX	6	2166	-	0,6,6	0.00	-	-		
86	OHX	6	2121	-	0,6,6	0.00	-	-		
86	OHX	5	4123	-	0,6,6	0.00	-	-		
86	OHX	1	4032	-	0,6,6	0.00	-	-		
86	OHX	5	4002	-	0,6,6	0.00	-	-		
86	OHX	5	3985	-	0,6,6	0.00	-	-		
86	OHX	3	216	-	0,6,6	0.00	-	-		
86	OHX	1	4138	-	0,6,6	0.00	-	-		
86	OHX	4	223	-	0,6,6	0.00	-	-		
86	OHX	2	2133	-	0,6,6	0.00	-	-		
86	OHX	5	4093	-	0,6,6	0.00	-	-		
86	OHX	6	2101	-	0,6,6	0.00	-	-		
86	OHX	1	4122	-	0,6,6	0.00	-	-		
86	OHX	5	4200	-	0,6,6	0.00	-	-		
86	OHX	1	3874	-	0,6,6	0.00	-	-		
86	OHX	5	4064	-	0,6,6	0.00	-	-		
86	OHX	5	3947	-	0,6,6	0.00	-	-		
86	OHX	1	4101	-	0,6,6	0.00	-	-		
86	OHX	1	4100	-	0,6,6	0.00	-	-		
86	OHX	5	3950	-	0,6,6	0.00	-	-		
86	OHX	5	3919	-	0,6,6	0.00	-	-		
86	OHX	5	4209	-	0,6,6	0.00	-	-		
86	OHX	1	4069	-	0,6,6	0.00	-	-		
86	OHX	6	2187	-	0,6,6	0.00	-	-		

Mol	Type	Chain	Res	Link	Bond lengths			Bond angles		
					Counts	RMSZ	# Z > 2	Counts	RMSZ	# Z > 2
86	OHX	5	4118	-	0,6,6	0.00	-	-		
86	OHX	2	2053	-	0,6,6	0.00	-	-		
86	OHX	5	3967	-	0,6,6	0.00	-	-		
86	OHX	2	2025	-	0,6,6	0.00	-	-		
86	OHX	1	3969	-	0,6,6	0.00	-	-		
86	OHX	2	2177	-	0,6,6	0.00	-	-		
86	OHX	O7	105	-	0,6,6	0.00	-	-		
86	OHX	5	4092	-	0,6,6	0.00	-	-		
86	OHX	1	3981	-	0,6,6	0.00	-	-		
86	OHX	5	4211	-	0,6,6	0.00	-	-		
86	OHX	1	3936	-	0,6,6	0.00	-	-		
86	OHX	s1	302	-	0,6,6	0.00	-	-		
86	OHX	5	4104	-	0,6,6	0.00	-	-		
86	OHX	5	4076	-	0,6,6	0.00	-	-		
86	OHX	5	4101	-	0,6,6	0.00	-	-		
86	OHX	2	2084	-	0,6,6	0.00	-	-		
86	OHX	2	2120	-	0,6,6	0.00	-	-		
86	OHX	5	4238	-	0,6,6	0.00	-	-		
86	OHX	1	3865	-	0,6,6	0.00	-	-		
86	OHX	2	2153	-	0,6,6	0.00	-	-		
86	OHX	1	4005	-	0,6,6	0.00	-	-		
86	OHX	6	2150	-	0,6,6	0.00	-	-		
86	OHX	1	4008	-	0,6,6	0.00	-	-		
86	OHX	6	2172	-	0,6,6	0.00	-	-		
86	OHX	1	3963	-	0,6,6	0.00	-	-		
86	OHX	5	4189	-	0,6,6	0.00	-	-		
86	OHX	1	3907	-	0,6,6	0.00	-	-		
86	OHX	1	4012	-	0,6,6	0.00	-	-		
86	OHX	1	3925	-	0,6,6	0.00	-	-		
86	OHX	5	3978	-	0,6,6	0.00	-	-		
86	OHX	1	3920	-	0,6,6	0.00	-	-		
86	OHX	1	3961	-	0,6,6	0.00	-	-		
86	OHX	5	4245	-	0,6,6	0.00	-	-		
86	OHX	1	4132	-	0,6,6	0.00	-	-		
86	OHX	5	4106	-	0,6,6	0.00	-	-		
86	OHX	1	4202	-	0,6,6	0.00	-	-		
86	OHX	5	4244	-	0,6,6	0.00	-	-		
86	OHX	6	2089	-	0,6,6	0.00	-	-		
86	OHX	5	4074	-	0,6,6	0.00	-	-		
86	OHX	6	2091	-	0,6,6	0.00	-	-		
86	OHX	5	3994	-	0,6,6	0.00	-	-		
86	OHX	2	2155	-	0,6,6	0.00	-	-		
86	OHX	5	3983	-	0,6,6	0.00	-	-		

Mol	Type	Chain	Res	Link	Bond lengths			Bond angles		
					Counts	RMSZ	# Z > 2	Counts	RMSZ	# Z > 2
86	OHX	5	4126	-	0,6,6	0.00	-	-		
86	OHX	1	4050	-	0,6,6	0.00	-	-		
86	OHX	5	4088	-	0,6,6	0.00	-	-		
86	OHX	1	3897	-	0,6,6	0.00	-	-		
86	OHX	5	4248	-	0,6,6	0.00	-	-		
86	OHX	2	2121	-	0,6,6	0.00	-	-		
86	OHX	6	2104	-	0,6,6	0.00	-	-		
86	OHX	5	4116	-	0,6,6	0.00	-	-		
86	OHX	1	4096	-	0,6,6	0.00	-	-		
86	OHX	2	2073	-	0,6,6	0.00	-	-		
86	OHX	1	3955	-	0,6,6	0.00	-	-		
86	OHX	2	2054	-	0,6,6	0.00	-	-		
86	OHX	1	4206	-	0,6,6	0.00	-	-		
86	OHX	5	3926	-	0,6,6	0.00	-	-		
86	OHX	1	3990	-	0,6,6	0.00	-	-		
86	OHX	5	4030	-	0,6,6	0.00	-	-		
86	OHX	6	2168	-	0,6,6	0.00	-	-		
86	OHX	1	4090	-	0,6,6	0.00	-	-		
86	OHX	1	3957	-	0,6,6	0.00	-	-		
86	OHX	5	3962	-	0,6,6	0.00	-	-		
86	OHX	5	3906	-	0,6,6	0.00	-	-		
86	OHX	2	2178	-	0,6,6	0.00	-	-		
86	OHX	2	2034	-	0,6,6	0.00	-	-		
86	OHX	5	4157	-	0,6,6	0.00	-	-		
86	OHX	M9	202	-	0,6,6	0.00	-	-		
86	OHX	1	4084	-	0,6,6	0.00	-	-		
86	OHX	6	2189	-	0,6,6	0.00	-	-		
86	OHX	1	4164	-	0,6,6	0.00	-	-		
86	OHX	5	4017	-	0,6,6	0.00	-	-		
86	OHX	2	2044	-	0,6,6	0.00	-	-		
86	OHX	5	3914	-	0,6,6	0.00	-	-		
86	OHX	6	2156	-	0,6,6	0.00	-	-		
86	OHX	5	4142	-	0,6,6	0.00	-	-		
86	OHX	6	2116	-	0,6,6	0.00	-	-		
86	OHX	1	4158	-	0,6,6	0.00	-	-		
86	OHX	1	4166	-	0,6,6	0.00	-	-		
86	OHX	5	4153	-	0,6,6	0.00	-	-		
86	OHX	1	3928	-	0,6,6	0.00	-	-		
86	OHX	2	2060	-	0,6,6	0.00	-	-		
86	OHX	2	2030	-	0,6,6	0.00	-	-		
86	OHX	5	4197	-	0,6,6	0.00	-	-		
86	OHX	6	2068	-	0,6,6	0.00	-	-		
86	OHX	6	2138	-	0,6,6	0.00	-	-		

Mol	Type	Chain	Res	Link	Bond lengths			Bond angles		
					Counts	RMSZ	# Z > 2	Counts	RMSZ	# Z > 2
86	OHX	6	2111	-	0,6,6	0.00	-	-		
86	OHX	6	2154	-	0,6,6	0.00	-	-		
86	OHX	5	3944	-	0,6,6	0.00	-	-		
86	OHX	1	4074	-	0,6,6	0.00	-	-		
86	OHX	1	3894	-	0,6,6	0.00	-	-		
86	OHX	5	3996	-	0,6,6	0.00	-	-		
86	OHX	1	4146	-	0,6,6	0.00	-	-		
86	OHX	6	2103	-	0,6,6	0.00	-	-		
86	OHX	5	3929	-	0,6,6	0.00	-	-		
86	OHX	5	3923	-	0,6,6	0.00	-	-		
86	OHX	1	3993	-	0,6,6	0.00	-	-		
86	OHX	2	2101	-	0,6,6	0.00	-	-		
86	OHX	5	4219	-	0,6,6	0.00	-	-		
86	OHX	2	2125	-	0,6,6	0.00	-	-		
86	OHX	6	2199	-	0,6,6	0.00	-	-		
86	OHX	2	2139	-	0,6,6	0.00	-	-		
86	OHX	1	3870	-	0,6,6	0.00	-	-		
86	OHX	2	2088	-	0,6,6	0.00	-	-		
86	OHX	1	3952	-	0,6,6	0.00	-	-		
86	OHX	1	3982	-	0,6,6	0.00	-	-		
86	OHX	5	4083	-	0,6,6	0.00	-	-		
86	OHX	5	4175	-	0,6,6	0.00	-	-		
86	OHX	5	3924	-	0,6,6	0.00	-	-		
86	OHX	5	4035	-	0,6,6	0.00	-	-		
86	OHX	1	3970	-	0,6,6	0.00	-	-		
86	OHX	5	4150	-	0,6,6	0.00	-	-		
86	OHX	5	4120	-	0,6,6	0.00	-	-		
86	OHX	1	3861	-	0,6,6	0.00	-	-		
86	OHX	2	2023	-	0,6,6	0.00	-	-		
86	OHX	2	2102	-	0,6,6	0.00	-	-		
86	OHX	5	3912	-	0,6,6	0.00	-	-		
86	OHX	1	3977	-	0,6,6	0.00	-	-		
86	OHX	4	226	-	0,6,6	0.00	-	-		
86	OHX	6	2062	-	0,6,6	0.00	-	-		
86	OHX	1	4000	-	0,6,6	0.00	-	-		
86	OHX	7	220	-	0,6,6	0.00	-	-		
86	OHX	5	4132	-	0,6,6	0.00	-	-		
86	OHX	2	2056	-	0,6,6	0.00	-	-		
86	OHX	1	3915	-	0,6,6	0.00	-	-		
86	OHX	5	4241	-	0,6,6	0.00	-	-		
86	OHX	2	2100	-	0,6,6	0.00	-	-		
86	OHX	5	3989	-	0,6,6	0.00	-	-		
86	OHX	1	4154	-	0,6,6	0.00	-	-		

Mol	Type	Chain	Res	Link	Bond lengths			Bond angles		
					Counts	RMSZ	# Z > 2	Counts	RMSZ	# Z > 2
86	OHX	4	227	-	0,6,6	0.00	-	-		
86	OHX	5	4190	-	0,6,6	0.00	-	-		
86	OHX	6	2109	-	0,6,6	0.00	-	-		
86	OHX	2	2079	-	0,6,6	0.00	-	-		
86	OHX	6	2110	-	0,6,6	0.00	-	-		
86	OHX	5	3901	-	0,6,6	0.00	-	-		
86	OHX	7	226	-	0,6,6	0.00	-	-		
86	OHX	1	4081	-	0,6,6	0.00	-	-		
86	OHX	2	2169	-	0,6,6	0.00	-	-		
86	OHX	2	2134	-	0,6,6	0.00	-	-		
86	OHX	2	2163	-	0,6,6	0.00	-	-		
86	OHX	1	4061	-	0,6,6	0.00	-	-		
86	OHX	1	4088	-	0,6,6	0.00	-	-		
86	OHX	1	4118	-	0,6,6	0.00	-	-		
86	OHX	5	3953	-	0,6,6	0.00	-	-		
86	OHX	5	4108	-	0,6,6	0.00	-	-		
86	OHX	1	4167	-	0,6,6	0.00	-	-		
86	OHX	6	2075	-	0,6,6	0.00	-	-		
86	OHX	5	4129	-	0,6,6	0.00	-	-		
86	OHX	6	2179	-	0,6,6	0.00	-	-		
86	OHX	2	2048	-	0,6,6	0.00	-	-		
86	OHX	1	3997	-	0,6,6	0.00	-	-		
86	OHX	5	4077	-	0,6,6	0.00	-	-		
86	OHX	SR	401	-	0,6,6	0.00	-	-		
86	OHX	6	2123	-	0,6,6	0.00	-	-		
86	OHX	1	4033	-	0,6,6	0.00	-	-		
86	OHX	6	2085	-	0,6,6	0.00	-	-		
86	OHX	1	4150	-	0,6,6	0.00	-	-		
86	OHX	5	4080	-	0,6,6	0.00	-	-		
86	OHX	1	4170	-	0,6,6	0.00	-	-		
86	OHX	5	4185	-	0,6,6	0.00	-	-		
86	OHX	5	3937	-	0,6,6	0.00	-	-		
86	OHX	2	2041	-	0,6,6	0.00	-	-		
86	OHX	2	2152	-	0,6,6	0.00	-	-		
86	OHX	5	3932	-	0,6,6	0.00	-	-		
86	OHX	5	3959	-	0,6,6	0.00	-	-		
86	OHX	1	4072	-	0,6,6	0.00	-	-		
86	OHX	1	4035	-	0,6,6	0.00	-	-		
86	OHX	5	3946	-	0,6,6	0.00	-	-		
86	OHX	5	4021	-	0,6,6	0.00	-	-		
86	OHX	5	4049	-	0,6,6	0.00	-	-		
86	OHX	1	3924	-	0,6,6	0.00	-	-		
86	OHX	m0	302	-	0,6,6	0.00	-	-		

Mol	Type	Chain	Res	Link	Bond lengths			Bond angles		
					Counts	RMSZ	# Z > 2	Counts	RMSZ	# Z > 2
86	OHX	5	4237	-	0,6,6	0.00	-	-		
86	OHX	1	3909	-	0,6,6	0.00	-	-		
86	OHX	1	3916	-	0,6,6	0.00	-	-		
86	OHX	6	2067	-	0,6,6	0.00	-	-		
86	OHX	5	3969	-	0,6,6	0.00	-	-		
86	OHX	1	4155	-	0,6,6	0.00	-	-		
86	OHX	6	2065	-	0,6,6	0.00	-	-		
86	OHX	2	2046	-	0,6,6	0.00	-	-		
86	OHX	1	3872	-	0,6,6	0.00	-	-		
86	OHX	1	3954	-	0,6,6	0.00	-	-		
86	OHX	1	4188	-	0,6,6	0.00	-	-		
86	OHX	2	2126	-	0,6,6	0.00	-	-		
86	OHX	1	4115	-	0,6,6	0.00	-	-		
86	OHX	6	2153	-	0,6,6	0.00	-	-		
86	OHX	7	219	-	0,6,6	0.00	-	-		
86	OHX	5	4019	-	0,6,6	0.00	-	-		
86	OHX	1	4021	-	0,6,6	0.00	-	-		
86	OHX	5	4149	-	0,6,6	0.00	-	-		
86	OHX	1	4016	-	0,6,6	0.00	-	-		
86	OHX	5	4230	-	0,6,6	0.00	-	-		
86	OHX	1	4057	-	0,6,6	0.00	-	-		
86	OHX	1	3895	-	0,6,6	0.00	-	-		
86	OHX	O7	106	-	0,6,6	0.00	-	-		
86	OHX	5	4174	-	0,6,6	0.00	-	-		
86	OHX	5	4065	-	0,6,6	0.00	-	-		
86	OHX	5	4192	-	0,6,6	0.00	-	-		
86	OHX	5	4226	-	0,6,6	0.00	-	-		
86	OHX	5	4047	-	0,6,6	0.00	-	-		
86	OHX	5	4145	-	0,6,6	0.00	-	-		
86	OHX	1	4191	-	0,6,6	0.00	-	-		
86	OHX	8	217	-	0,6,6	0.00	-	-		
86	OHX	6	2148	-	0,6,6	0.00	-	-		
86	OHX	5	3968	-	0,6,6	0.00	-	-		
86	OHX	2	2112	-	0,6,6	0.00	-	-		
86	OHX	6	2080	-	0,6,6	0.00	-	-		
86	OHX	6	2180	-	0,6,6	0.00	-	-		
86	OHX	5	3993	-	0,6,6	0.00	-	-		
86	OHX	6	2093	-	0,6,6	0.00	-	-		
86	OHX	7	227	-	0,6,6	0.00	-	-		
86	OHX	5	4025	-	0,6,6	0.00	-	-		
86	OHX	6	2171	-	0,6,6	0.00	-	-		
86	OHX	5	4144	-	0,6,6	0.00	-	-		
86	OHX	1	3964	-	0,6,6	0.00	-	-		

Mol	Type	Chain	Res	Link	Bond lengths			Bond angles		
					Counts	RMSZ	# Z > 2	Counts	RMSZ	# Z > 2
86	OHX	1	4201	-	0,6,6	0.00	-	-		
86	OHX	6	2200	-	0,6,6	0.00	-	-		
86	OHX	5	4052	-	0,6,6	0.00	-	-		
86	OHX	2	2029	-	0,6,6	0.00	-	-		
86	OHX	2	2143	-	0,6,6	0.00	-	-		
86	OHX	2	2085	-	0,6,6	0.00	-	-		
86	OHX	M8	201	-	0,6,6	0.00	-	-		
86	OHX	1	4200	-	0,6,6	0.00	-	-		
86	OHX	1	4128	-	0,6,6	0.00	-	-		
86	OHX	8	226	-	0,6,6	0.00	-	-		
86	OHX	6	2191	-	0,6,6	0.00	-	-		
86	OHX	5	4216	-	0,6,6	0.00	-	-		
86	OHX	1	4065	-	0,6,6	0.00	-	-		
86	OHX	5	4011	-	0,6,6	0.00	-	-		
86	OHX	1	4198	-	0,6,6	0.00	-	-		
86	OHX	1	4186	-	0,6,6	0.00	-	-		
86	OHX	5	4056	-	0,6,6	0.00	-	-		
86	OHX	1	4025	-	0,6,6	0.00	-	-		
86	OHX	1	3893	-	0,6,6	0.00	-	-		
86	OHX	5	4033	-	0,6,6	0.00	-	-		
86	OHX	2	2114	-	0,6,6	0.00	-	-		
86	OHX	5	4095	-	0,6,6	0.00	-	-		
86	OHX	1	4140	-	0,6,6	0.00	-	-		
86	OHX	5	3999	-	0,6,6	0.00	-	-		
86	OHX	5	3913	-	0,6,6	0.00	-	-		
86	OHX	5	3927	-	0,6,6	0.00	-	-		
86	OHX	2	2098	-	0,6,6	0.00	-	-		
86	OHX	5	3922	-	0,6,6	0.00	-	-		
86	OHX	6	2178	-	0,6,6	0.00	-	-		
86	OHX	6	2177	-	0,6,6	0.00	-	-		
86	OHX	5	4242	-	0,6,6	0.00	-	-		
86	OHX	1	4131	-	0,6,6	0.00	-	-		
86	OHX	6	2201	-	0,6,6	0.00	-	-		
86	OHX	1	4185	-	0,6,6	0.00	-	-		
86	OHX	5	4071	-	0,6,6	0.00	-	-		
86	OHX	2	2128	-	0,6,6	0.00	-	-		
86	OHX	4	229	-	0,6,6	0.00	-	-		
86	OHX	n1	201	-	0,6,6	0.00	-	-		
86	OHX	1	3890	-	0,6,6	0.00	-	-		
86	OHX	2	2074	-	0,6,6	0.00	-	-		
86	OHX	1	4052	-	0,6,6	0.00	-	-		
86	OHX	5	4187	-	0,6,6	0.00	-	-		
86	OHX	2	2144	-	0,6,6	0.00	-	-		

Mol	Type	Chain	Res	Link	Bond lengths			Bond angles		
					Counts	RMSZ	# Z > 2	Counts	RMSZ	# Z > 2
86	OHX	6	2137	-	0,6,6	0.00	-	-		
86	OHX	2	2127	-	0,6,6	0.00	-	-		
86	OHX	8	223	-	0,6,6	0.00	-	-		
86	OHX	7	221	-	0,6,6	0.00	-	-		
86	OHX	2	2172	-	0,6,6	0.00	-	-		
86	OHX	1	3879	-	0,6,6	0.00	-	-		
86	OHX	2	2159	-	0,6,6	0.00	-	-		
86	OHX	6	2190	-	0,6,6	0.00	-	-		
86	OHX	6	2049	-	0,6,6	0.00	-	-		
86	OHX	1	4018	-	0,6,6	0.00	-	-		
86	OHX	5	4048	-	0,6,6	0.00	-	-		
86	OHX	1	3882	-	0,6,6	0.00	-	-		
86	OHX	1	4055	-	0,6,6	0.00	-	-		
86	OHX	5	4055	-	0,6,6	0.00	-	-		
86	OHX	2	2055	-	0,6,6	0.00	-	-		
86	OHX	1	3975	-	0,6,6	0.00	-	-		
86	OHX	2	2161	-	0,6,6	0.00	-	-		
86	OHX	3	218	-	0,6,6	0.00	-	-		
86	OHX	2	2061	-	0,6,6	0.00	-	-		
86	OHX	5	4119	-	0,6,6	0.00	-	-		
86	OHX	15	303	-	0,6,6	0.00	-	-		
86	OHX	6	2141	-	0,6,6	0.00	-	-		
86	OHX	1	3995	-	0,6,6	0.00	-	-		
86	OHX	5	4160	-	0,6,6	0.00	-	-		
86	OHX	6	2126	-	0,6,6	0.00	-	-		
86	OHX	6	2155	-	0,6,6	0.00	-	-		
86	OHX	1	3959	-	0,6,6	0.00	-	-		
86	OHX	1	4076	-	0,6,6	0.00	-	-		
86	OHX	5	3972	-	0,6,6	0.00	-	-		
86	OHX	5	4195	-	0,6,6	0.00	-	-		
86	OHX	5	3916	-	0,6,6	0.00	-	-		
86	OHX	1	4147	-	0,6,6	0.00	-	-		
86	OHX	5	4036	-	0,6,6	0.00	-	-		
86	OHX	6	2092	-	0,6,6	0.00	-	-		
86	OHX	5	3951	-	0,6,6	0.00	-	-		
86	OHX	2	2092	-	0,6,6	0.00	-	-		
86	OHX	5	4122	-	0,6,6	0.00	-	-		
86	OHX	5	4107	-	0,6,6	0.00	-	-		
86	OHX	1	4093	-	0,6,6	0.00	-	-		
86	OHX	5	4171	-	0,6,6	0.00	-	-		
86	OHX	1	3871	-	0,6,6	0.00	-	-		
86	OHX	6	2186	-	0,6,6	0.00	-	-		
86	OHX	2	2122	-	0,6,6	0.00	-	-		

Mol	Type	Chain	Res	Link	Bond lengths			Bond angles		
					Counts	RMSZ	# Z > 2	Counts	RMSZ	# Z > 2
86	OHX	5	3995	-	0,6,6	0.00	-	-		
86	OHX	6	2129	-	0,6,6	0.00	-	-		
86	OHX	1	4067	-	0,6,6	0.00	-	-		
86	OHX	6	2170	-	0,6,6	0.00	-	-		
86	OHX	5	4022	-	0,6,6	0.00	-	-		
86	OHX	5	4158	-	0,6,6	0.00	-	-		
86	OHX	5	4165	-	0,6,6	0.00	-	-		
86	OHX	1	3947	-	0,6,6	0.00	-	-		
86	OHX	1	3942	-	0,6,6	0.00	-	-		
86	OHX	6	2140	-	0,6,6	0.00	-	-		
86	OHX	2	2077	-	0,6,6	0.00	-	-		
86	OHX	6	2145	-	0,6,6	0.00	-	-		
86	OHX	1	4039	-	0,6,6	0.00	-	-		
86	OHX	2	2089	-	0,6,6	0.00	-	-		
86	OHX	5	3948	-	0,6,6	0.00	-	-		
86	OHX	2	2094	-	0,6,6	0.00	-	-		
86	OHX	5	4072	-	0,6,6	0.00	-	-		
86	OHX	6	2071	-	0,6,6	0.00	-	-		
86	OHX	C8	201	-	0,6,6	0.00	-	-		
86	OHX	5	3975	-	0,6,6	0.00	-	-		
86	OHX	8	216	-	0,6,6	0.00	-	-		
86	OHX	5	3915	-	0,6,6	0.00	-	-		
86	OHX	6	2051	-	0,6,6	0.00	-	-		
86	OHX	5	4240	-	0,6,6	0.00	-	-		
86	OHX	6	2050	-	0,6,6	0.00	-	-		
86	OHX	3	220	-	0,6,6	0.00	-	-		
86	OHX	1	3945	-	0,6,6	0.00	-	-		
86	OHX	1	3918	-	0,6,6	0.00	-	-		
86	OHX	2	2075	-	0,6,6	0.00	-	-		
86	OHX	6	2063	-	0,6,6	0.00	-	-		
86	OHX	1	3886	-	0,6,6	0.00	-	-		
86	OHX	m9	201	-	0,6,6	0.00	-	-		
86	OHX	1	3943	-	0,6,6	0.00	-	-		
86	OHX	2	2156	-	0,6,6	0.00	-	-		
86	OHX	5	4146	-	0,6,6	0.00	-	-		
86	OHX	1	3912	-	0,6,6	0.00	-	-		
86	OHX	1	4099	-	0,6,6	0.00	-	-		
86	OHX	5	3998	-	0,6,6	0.00	-	-		
86	OHX	5	4221	-	0,6,6	0.00	-	-		
86	OHX	5	4156	-	0,6,6	0.00	-	-		
86	OHX	1	4152	-	0,6,6	0.00	-	-		
86	OHX	6	2084	-	0,6,6	0.00	-	-		
86	OHX	5	4172	-	0,6,6	0.00	-	-		

Mol	Type	Chain	Res	Link	Bond lengths			Bond angles		
					Counts	RMSZ	# Z > 2	Counts	RMSZ	# Z > 2
86	OHX	1	4163	-	0,6,6	0.00	-	-		
86	OHX	1	3974	-	0,6,6	0.00	-	-		
86	OHX	5	4231	-	0,6,6	0.00	-	-		
86	OHX	1	3914	-	0,6,6	0.00	-	-		
86	OHX	1	4144	-	0,6,6	0.00	-	-		
86	OHX	5	4186	-	0,6,6	0.00	-	-		
86	OHX	5	4082	-	0,6,6	0.00	-	-		
86	OHX	5	3966	-	0,6,6	0.00	-	-		
86	OHX	2	2043	-	0,6,6	0.00	-	-		
86	OHX	1	4038	-	0,6,6	0.00	-	-		
86	OHX	6	2083	-	0,6,6	0.00	-	-		
86	OHX	1	3926	-	0,6,6	0.00	-	-		
86	OHX	1	4193	-	0,6,6	0.00	-	-		
86	OHX	3	222	-	0,6,6	0.00	-	-		
86	OHX	1	3923	-	0,6,6	0.00	-	-		
86	OHX	N9	101	-	0,6,6	0.00	-	-		
86	OHX	1	3900	-	0,6,6	0.00	-	-		
86	OHX	1	4023	-	0,6,6	0.00	-	-		
86	OHX	1	3862	-	0,6,6	0.00	-	-		
86	OHX	2	2151	-	0,6,6	0.00	-	-		
86	OHX	5	4090	-	0,6,6	0.00	-	-		
86	OHX	5	4188	-	0,6,6	0.00	-	-		
86	OHX	6	2113	-	0,6,6	0.00	-	-		
86	OHX	1	3927	-	0,6,6	0.00	-	-		
86	OHX	1	4102	-	0,6,6	0.00	-	-		
86	OHX	8	220	-	0,6,6	0.00	-	-		
86	OHX	2	2158	-	0,6,6	0.00	-	-		
86	OHX	1	3913	-	0,6,6	0.00	-	-		
86	OHX	5	4198	-	0,6,6	0.00	-	-		
86	OHX	2	2146	-	0,6,6	0.00	-	-		
86	OHX	5	4170	-	0,6,6	0.00	-	-		
86	OHX	1	4075	-	0,6,6	0.00	-	-		
86	OHX	1	4087	-	0,6,6	0.00	-	-		
86	OHX	6	2167	-	0,6,6	0.00	-	-		
86	OHX	6	2157	-	0,6,6	0.00	-	-		
86	OHX	2	2071	-	0,6,6	0.00	-	-		
86	OHX	5	4246	-	0,6,6	0.00	-	-		
86	OHX	1	4014	-	0,6,6	0.00	-	-		
86	OHX	2	2038	-	0,6,6	0.00	-	-		
86	OHX	1	4157	-	0,6,6	0.00	-	-		
86	OHX	C1	201	-	0,6,6	0.00	-	-		
86	OHX	5	4115	-	0,6,6	0.00	-	-		
86	OHX	2	2027	-	0,6,6	0.00	-	-		

Mol	Type	Chain	Res	Link	Bond lengths			Bond angles		
					Counts	RMSZ	# Z > 2	Counts	RMSZ	# Z > 2
86	OHX	5	3928	-	0,6,6	0.00	-	-		
86	OHX	1	3888	-	0,6,6	0.00	-	-		
86	OHX	5	4037	-	0,6,6	0.00	-	-		
86	OHX	2	2037	-	0,6,6	0.00	-	-		
86	OHX	1	3864	-	0,6,6	0.00	-	-		
86	OHX	6	2095	-	0,6,6	0.00	-	-		
86	OHX	5	3935	-	0,6,6	0.00	-	-		
86	OHX	M7	207	-	0,6,6	0.00	-	-		
86	OHX	5	3940	-	0,6,6	0.00	-	-		
86	OHX	15	304	-	0,6,6	0.00	-	-		
86	OHX	5	4139	-	0,6,6	0.00	-	-		
86	OHX	1	4019	-	0,6,6	0.00	-	-		
86	OHX	5	4014	-	0,6,6	0.00	-	-		
86	OHX	1	3971	-	0,6,6	0.00	-	-		
86	OHX	5	4212	-	0,6,6	0.00	-	-		
86	OHX	5	4125	-	0,6,6	0.00	-	-		
86	OHX	6	2099	-	0,6,6	0.00	-	-		
86	OHX	1	4210	-	0,6,6	0.00	-	-		
86	OHX	2	2097	-	0,6,6	0.00	-	-		
86	OHX	3	223	-	0,6,6	0.00	-	-		
86	OHX	5	3984	-	0,6,6	0.00	-	-		
86	OHX	5	4089	-	0,6,6	0.00	-	-		
86	OHX	1	4024	-	0,6,6	0.00	-	-		
86	OHX	5	4096	-	0,6,6	0.00	-	-		
86	OHX	m0	303	-	0,6,6	0.00	-	-		
86	OHX	5	4232	-	0,6,6	0.00	-	-		
86	OHX	6	2142	-	0,6,6	0.00	-	-		
86	OHX	1	4001	-	0,6,6	0.00	-	-		
86	OHX	1	3931	-	0,6,6	0.00	-	-		
86	OHX	3	219	-	0,6,6	0.00	-	-		
86	OHX	6	2055	-	0,6,6	0.00	-	-		
86	OHX	1	4026	-	0,6,6	0.00	-	-		
86	OHX	1	4027	-	0,6,6	0.00	-	-		
86	OHX	5	4168	-	0,6,6	0.00	-	-		
86	OHX	5	4098	-	0,6,6	0.00	-	-		
86	OHX	6	2188	-	0,6,6	0.00	-	-		
86	OHX	4	228	-	0,6,6	0.00	-	-		
86	OHX	1	4151	-	0,6,6	0.00	-	-		
86	OHX	5	3992	-	0,6,6	0.00	-	-		
86	OHX	2	2057	-	0,6,6	0.00	-	-		
86	OHX	6	2076	-	0,6,6	0.00	-	-		
86	OHX	5	4066	-	0,6,6	0.00	-	-		
86	OHX	1	3905	-	0,6,6	0.00	-	-		

Mol	Type	Chain	Res	Link	Bond lengths			Bond angles		
					Counts	RMSZ	# Z > 2	Counts	RMSZ	# Z > 2
86	OHX	5	3964	-	0,6,6	0.00	-	-		
86	OHX	c5	201	-	0,6,6	0.00	-	-		
86	OHX	1	4180	-	0,6,6	0.00	-	-		
86	OHX	s4	301	-	0,6,6	0.00	-	-		
86	OHX	5	4196	-	0,6,6	0.00	-	-		
86	OHX	1	4060	-	0,6,6	0.00	-	-		
86	OHX	s1	303	-	0,6,6	0.00	-	-		
86	OHX	7	223	-	0,6,6	0.00	-	-		
86	OHX	5	4085	-	0,6,6	0.00	-	-		
86	OHX	1	4085	-	0,6,6	0.00	-	-		
86	OHX	6	2135	-	0,6,6	0.00	-	-		
86	OHX	5	3961	-	0,6,6	0.00	-	-		
86	OHX	1	3899	-	0,6,6	0.00	-	-		
86	OHX	1	3946	-	0,6,6	0.00	-	-		
86	OHX	1	4111	-	0,6,6	0.00	-	-		
86	OHX	6	2193	-	0,6,6	0.00	-	-		
86	OHX	1	4049	-	0,6,6	0.00	-	-		
86	OHX	1	4044	-	0,6,6	0.00	-	-		
86	OHX	1	4114	-	0,6,6	0.00	-	-		
86	OHX	5	4024	-	0,6,6	0.00	-	-		
86	OHX	6	2196	-	0,6,6	0.00	-	-		
86	OHX	1	4066	-	0,6,6	0.00	-	-		
86	OHX	6	2131	-	0,6,6	0.00	-	-		
86	OHX	5	4184	-	0,6,6	0.00	-	-		
86	OHX	1	4125	-	0,6,6	0.00	-	-		
86	OHX	8	229	-	0,6,6	0.00	-	-		
86	OHX	5	4130	-	0,6,6	0.00	-	-		
86	OHX	1	4003	-	0,6,6	0.00	-	-		
86	OHX	1	4064	-	0,6,6	0.00	-	-		
86	OHX	1	3880	-	0,6,6	0.00	-	-		
86	OHX	1	4077	-	0,6,6	0.00	-	-		
86	OHX	5	4173	-	0,6,6	0.00	-	-		
86	OHX	2	2145	-	0,6,6	0.00	-	-		
86	OHX	5	3942	-	0,6,6	0.00	-	-		
86	OHX	sR	401	-	0,6,6	0.00	-	-		
86	OHX	2	2130	-	0,6,6	0.00	-	-		
86	OHX	2	2118	-	0,6,6	0.00	-	-		
86	OHX	5	4003	-	0,6,6	0.00	-	-		
86	OHX	1	3994	-	0,6,6	0.00	-	-		
86	OHX	1	4119	-	0,6,6	0.00	-	-		
86	OHX	5	4008	-	0,6,6	0.00	-	-		
86	OHX	1	4113	-	0,6,6	0.00	-	-		
86	OHX	2	2119	-	0,6,6	0.00	-	-		

Mol	Type	Chain	Res	Link	Bond lengths			Bond angles		
					Counts	RMSZ	# Z > 2	Counts	RMSZ	# Z > 2
86	OHX	5	3903	-	0,6,6	0.00	-	-		
86	OHX	6	2182	-	0,6,6	0.00	-	-		
86	OHX	5	4166	-	0,6,6	0.00	-	-		
86	OHX	m5	303	-	0,6,6	0.00	-	-		
86	OHX	1	3887	-	0,6,6	0.00	-	-		
86	OHX	5	4137	-	0,6,6	0.00	-	-		
86	OHX	6	2047	-	0,6,6	0.00	-	-		
86	OHX	1	3937	-	0,6,6	0.00	-	-		
86	OHX	6	2100	-	0,6,6	0.00	-	-		
86	OHX	1	3867	-	0,6,6	0.00	-	-		
86	OHX	2	2110	-	0,6,6	0.00	-	-		
86	OHX	C5	201	-	0,6,6	0.00	-	-		
86	OHX	O3	201	-	0,6,6	0.00	-	-		
86	OHX	2	2164	-	0,6,6	0.00	-	-		
86	OHX	6	2183	-	0,6,6	0.00	-	-		
86	OHX	5	3938	-	0,6,6	0.00	-	-		
86	OHX	L3	406	-	0,6,6	0.00	-	-		
86	OHX	6	2081	-	0,6,6	0.00	-	-		
86	OHX	5	4138	-	0,6,6	0.00	-	-		
86	OHX	1	3958	-	0,6,6	0.00	-	-		
86	OHX	5	3956	-	0,6,6	0.00	-	-		
86	OHX	6	2173	-	0,6,6	0.00	-	-		
86	OHX	5	4128	-	0,6,6	0.00	-	-		
86	OHX	2	2105	-	0,6,6	0.00	-	-		
86	OHX	1	4207	-	0,6,6	0.00	-	-		
86	OHX	1	3883	-	0,6,6	0.00	-	-		
86	OHX	2	2162	-	0,6,6	0.00	-	-		
86	OHX	1	4041	-	0,6,6	0.00	-	-		
86	OHX	1	4121	-	0,6,6	0.00	-	-		
86	OHX	1	4169	-	0,6,6	0.00	-	-		
86	OHX	1	4070	-	0,6,6	0.00	-	-		
86	OHX	6	2159	-	0,6,6	0.00	-	-		
86	OHX	2	2106	-	0,6,6	0.00	-	-		
86	OHX	1	4209	-	0,6,6	0.00	-	-		
86	OHX	5	3971	-	0,6,6	0.00	-	-		
86	OHX	1	4047	-	0,6,6	0.00	-	-		
86	OHX	6	2143	-	0,6,6	0.00	-	-		
86	OHX	l3	403	-	0,6,6	0.00	-	-		
86	OHX	8	219	-	0,6,6	0.00	-	-		
86	OHX	4	225	-	0,6,6	0.00	-	-		
86	OHX	5	3949	-	0,6,6	0.00	-	-		
86	OHX	s9	201	-	0,6,6	0.00	-	-		
86	OHX	2	2108	-	0,6,6	0.00	-	-		

Mol	Type	Chain	Res	Link	Bond lengths			Bond angles		
					Counts	RMSZ	# Z > 2	Counts	RMSZ	# Z > 2
86	OHX	1	4063	-	0,6,6	0.00	-	-		
86	OHX	5	4117	-	0,6,6	0.00	-	-		
86	OHX	1	4183	-	0,6,6	0.00	-	-		
86	OHX	1	3979	-	0,6,6	0.00	-	-		
86	OHX	1	4036	-	0,6,6	0.00	-	-		
86	OHX	2	2175	-	0,6,6	0.00	-	-		
86	OHX	5	4250	-	0,6,6	0.00	-	-		
86	OHX	5	4029	-	0,6,6	0.00	-	-		
86	OHX	5	4097	-	0,6,6	0.00	-	-		
86	OHX	1	4153	-	0,6,6	0.00	-	-		
86	OHX	5	4208	-	0,6,6	0.00	-	-		
86	OHX	2	2129	-	0,6,6	0.00	-	-		
86	OHX	1	4156	-	0,6,6	0.00	-	-		
86	OHX	5	4155	-	0,6,6	0.00	-	-		
86	OHX	6	2056	-	0,6,6	0.00	-	-		
86	OHX	5	4243	-	0,6,6	0.00	-	-		
86	OHX	1	3991	-	0,6,6	0.00	-	-		
86	OHX	1	4116	-	0,6,6	0.00	-	-		
86	OHX	6	2133	-	0,6,6	0.00	-	-		
86	OHX	5	4143	-	0,6,6	0.00	-	-		
86	OHX	1	4109	-	0,6,6	0.00	-	-		
86	OHX	6	2060	-	0,6,6	0.00	-	-		
86	OHX	6	2144	-	0,6,6	0.00	-	-		
86	OHX	1	4123	-	0,6,6	0.00	-	-		
86	OHX	5	3990	-	0,6,6	0.00	-	-		
86	OHX	5	4159	-	0,6,6	0.00	-	-		
86	OHX	8	218	-	0,6,6	0.00	-	-		
86	OHX	1	4097	-	0,6,6	0.00	-	-		
86	OHX	2	2173	-	0,6,6	0.00	-	-		
86	OHX	4	232	-	0,6,6	0.00	-	-		
86	OHX	5	4127	-	0,6,6	0.00	-	-		
86	OHX	2	2168	-	0,6,6	0.00	-	-		
86	OHX	1	4173	-	0,6,6	0.00	-	-		
86	OHX	5	4181	-	0,6,6	0.00	-	-		
86	OHX	5	4038	-	0,6,6	0.00	-	-		
86	OHX	1	4182	-	0,6,6	0.00	-	-		
86	OHX	s8	303	-	0,6,6	0.00	-	-		
86	OHX	6	2160	-	0,6,6	0.00	-	-		
86	OHX	1	3932	-	0,6,6	0.00	-	-		
86	OHX	1	4092	-	0,6,6	0.00	-	-		
86	OHX	5	4009	-	0,6,6	0.00	-	-		
86	OHX	2	2050	-	0,6,6	0.00	-	-		
86	OHX	7	218	-	0,6,6	0.00	-	-		

Mol	Type	Chain	Res	Link	Bond lengths			Bond angles		
					Counts	RMSZ	# Z > 2	Counts	RMSZ	# Z > 2
86	OHX	d4	202	-	0,6,6	0.00	-	-		
86	OHX	2	2140	-	0,6,6	0.00	-	-		
86	OHX	5	3941	-	0,6,6	0.00	-	-		
86	OHX	1	4103	-	0,6,6	0.00	-	-		
86	OHX	5	4167	-	0,6,6	0.00	-	-		
86	OHX	m6	202	-	0,6,6	0.00	-	-		
86	OHX	5	4006	-	0,6,6	0.00	-	-		
86	OHX	q2	502	-	0,6,6	0.00	-	-		
86	OHX	6	2181	-	0,6,6	0.00	-	-		
86	OHX	2	2063	-	0,6,6	0.00	-	-		
86	OHX	3	215	-	0,6,6	0.00	-	-		
86	OHX	1	4051	-	0,6,6	0.00	-	-		
86	OHX	2	2067	-	0,6,6	0.00	-	-		
86	OHX	1	4148	-	0,6,6	0.00	-	-		
86	OHX	1	3972	-	0,6,6	0.00	-	-		
86	OHX	5	4194	-	0,6,6	0.00	-	-		
86	OHX	5	4202	-	0,6,6	0.00	-	-		
86	OHX	1	3917	-	0,6,6	0.00	-	-		
86	OHX	1	3949	-	0,6,6	0.00	-	-		
86	OHX	2	2160	-	0,6,6	0.00	-	-		
86	OHX	1	4205	-	0,6,6	0.00	-	-		
86	OHX	5	3910	-	0,6,6	0.00	-	-		
86	OHX	1	3940	-	0,6,6	0.00	-	-		
86	OHX	5	3986	-	0,6,6	0.00	-	-		
86	OHX	1	4043	-	0,6,6	0.00	-	-		
86	OHX	1	4141	-	0,6,6	0.00	-	-		
86	OHX	4	222	-	0,6,6	0.00	-	-		
86	OHX	1	3889	-	0,6,6	0.00	-	-		
86	OHX	5	4228	-	0,6,6	0.00	-	-		
86	OHX	6	2082	-	0,6,6	0.00	-	-		
86	OHX	1	4071	-	0,6,6	0.00	-	-		
86	OHX	2	2165	-	0,6,6	0.00	-	-		
86	OHX	6	2161	-	0,6,6	0.00	-	-		
86	OHX	6	2096	-	0,6,6	0.00	-	-		
86	OHX	6	2098	-	0,6,6	0.00	-	-		
86	OHX	2	2095	-	0,6,6	0.00	-	-		
86	OHX	5	4060	-	0,6,6	0.00	-	-		
86	OHX	1	3884	-	0,6,6	0.00	-	-		
86	OHX	2	2123	-	0,6,6	0.00	-	-		
86	OHX	1	4079	-	0,6,6	0.00	-	-		
86	OHX	5	4204	-	0,6,6	0.00	-	-		
86	OHX	5	4075	-	0,6,6	0.00	-	-		
86	OHX	6	2192	-	0,6,6	0.00	-	-		

Mol	Type	Chain	Res	Link	Bond lengths			Bond angles		
					Counts	RMSZ	# Z > 2	Counts	RMSZ	# Z > 2
86	OHX	6	2125	-	0,6,6	0.00	-	-		
86	OHX	1	4031	-	0,6,6	0.00	-	-		
86	OHX	5	3974	-	0,6,6	0.00	-	-		
86	OHX	5	4091	-	0,6,6	0.00	-	-		
86	OHX	6	2149	-	0,6,6	0.00	-	-		
86	OHX	5	3905	-	0,6,6	0.00	-	-		
86	OHX	6	2054	-	0,6,6	0.00	-	-		
86	OHX	1	3877	-	0,6,6	0.00	-	-		
86	OHX	2	2026	-	0,6,6	0.00	-	-		
86	OHX	1	3902	-	0,6,6	0.00	-	-		
86	OHX	1	3875	-	0,6,6	0.00	-	-		
86	OHX	6	2106	-	0,6,6	0.00	-	-		
86	OHX	2	2154	-	0,6,6	0.00	-	-		
86	OHX	2	2132	-	0,6,6	0.00	-	-		
86	OHX	5	4067	-	0,6,6	0.00	-	-		
86	OHX	5	4044	-	0,6,6	0.00	-	-		
86	OHX	6	2090	-	0,6,6	0.00	-	-		
86	OHX	1	4177	-	0,6,6	0.00	-	-		
86	OHX	2	2135	-	0,6,6	0.00	-	-		
86	OHX	6	2146	-	0,6,6	0.00	-	-		
86	OHX	6	2052	-	0,6,6	0.00	-	-		
86	OHX	5	3902	-	0,6,6	0.00	-	-		
86	OHX	2	2137	-	0,6,6	0.00	-	-		
86	OHX	1	4142	-	0,6,6	0.00	-	-		
86	OHX	2	2080	-	0,6,6	0.00	-	-		
86	OHX	c3	201	-	0,6,6	0.00	-	-		
86	OHX	6	2174	-	0,6,6	0.00	-	-		
86	OHX	1	4089	-	0,6,6	0.00	-	-		
86	OHX	2	2064	-	0,6,6	0.00	-	-		
86	OHX	5	4180	-	0,6,6	0.00	-	-		
86	OHX	4	231	-	0,6,6	0.00	-	-		
86	OHX	1	4045	-	0,6,6	0.00	-	-		
86	OHX	1	4082	-	0,6,6	0.00	-	-		
86	OHX	5	4254	-	0,6,6	0.00	-	-		
86	OHX	1	3919	-	0,6,6	0.00	-	-		
86	OHX	5	4164	-	0,6,6	0.00	-	-		
86	OHX	5	4217	-	0,6,6	0.00	-	-		
86	OHX	5	4161	-	0,6,6	0.00	-	-		
86	OHX	6	2132	-	0,6,6	0.00	-	-		
86	OHX	1	3987	-	0,6,6	0.00	-	-		
86	OHX	15	305	-	0,6,6	0.00	-	-		
86	OHX	1	4124	-	0,6,6	0.00	-	-		
86	OHX	2	2111	-	0,6,6	0.00	-	-		

Mol	Type	Chain	Res	Link	Bond lengths			Bond angles		
					Counts	RMSZ	# Z > 2	Counts	RMSZ	# Z > 2
86	OHX	1	4162	-	0,6,6	0.00	-	-		
86	OHX	5	3933	-	0,6,6	0.00	-	-		
86	OHX	6	2064	-	0,6,6	0.00	-	-		
86	OHX	m4	201	-	0,6,6	0.00	-	-		
86	OHX	6	2120	-	0,6,6	0.00	-	-		
86	OHX	5	4102	-	0,6,6	0.00	-	-		
86	OHX	5	4109	-	0,6,6	0.00	-	-		
86	OHX	1	3956	-	0,6,6	0.00	-	-		
86	OHX	l3	402	-	0,6,6	0.00	-	-		
86	OHX	1	4098	-	0,6,6	0.00	-	-		
86	OHX	5	4040	-	0,6,6	0.00	-	-		
86	OHX	2	2065	-	0,6,6	0.00	-	-		
86	OHX	5	3987	-	0,6,6	0.00	-	-		
86	OHX	19	202	-	0,6,6	0.00	-	-		
86	OHX	7	225	-	0,6,6	0.00	-	-		
86	OHX	2	2093	-	0,6,6	0.00	-	-		
86	OHX	6	2139	-	0,6,6	0.00	-	-		
86	OHX	1	3966	-	0,6,6	0.00	-	-		
86	OHX	1	4095	-	0,6,6	0.00	-	-		
86	OHX	5	4010	-	0,6,6	0.00	-	-		
86	OHX	6	2048	-	0,6,6	0.00	-	-		
86	OHX	6	2086	-	0,6,6	0.00	-	-		
86	OHX	1	3996	-	0,6,6	0.00	-	-		
86	OHX	5	4114	-	0,6,6	0.00	-	-		
86	OHX	6	2079	-	0,6,6	0.00	-	-		
86	OHX	5	3980	-	0,6,6	0.00	-	-		
86	OHX	1	4134	-	0,6,6	0.00	-	-		
86	OHX	2	2091	-	0,6,6	0.00	-	-		
86	OHX	5	4100	-	0,6,6	0.00	-	-		
86	OHX	5	4050	-	0,6,6	0.00	-	-		
86	OHX	2	2051	-	0,6,6	0.00	-	-		
86	OHX	1	3903	-	0,6,6	0.00	-	-		
86	OHX	5	4013	-	0,6,6	0.00	-	-		
86	OHX	1	3869	-	0,6,6	0.00	-	-		
86	OHX	1	3863	-	0,6,6	0.00	-	-		
86	OHX	1	4161	-	0,6,6	0.00	-	-		
86	OHX	4	234	-	0,6,6	0.00	-	-		
86	OHX	6	2184	-	0,6,6	0.00	-	-		
86	OHX	1	4015	-	0,6,6	0.00	-	-		
86	OHX	6	2122	-	0,6,6	0.00	-	-		
86	OHX	5	4012	-	0,6,6	0.00	-	-		
86	OHX	1	3973	-	0,6,6	0.00	-	-		
86	OHX	1	4080	-	0,6,6	0.00	-	-		

Mol	Type	Chain	Res	Link	Bond lengths			Bond angles		
					Counts	RMSZ	# Z > 2	Counts	RMSZ	# Z > 2
86	OHX	5	4239	-	0,6,6	0.00	-	-		
86	OHX	2	2036	-	0,6,6	0.00	-	-		
86	OHX	1	4054	-	0,6,6	0.00	-	-		
86	OHX	2	2052	-	0,6,6	0.00	-	-		
86	OHX	6	2059	-	0,6,6	0.00	-	-		
86	OHX	1	4017	-	0,6,6	0.00	-	-		
86	OHX	4	233	-	0,6,6	0.00	-	-		
86	OHX	1	3929	-	0,6,6	0.00	-	-		
86	OHX	5	4045	-	0,6,6	0.00	-	-		
86	OHX	5	4220	-	0,6,6	0.00	-	-		
86	OHX	5	4207	-	0,6,6	0.00	-	-		
86	OHX	5	3973	-	0,6,6	0.00	-	-		
86	OHX	5	3965	-	0,6,6	0.00	-	-		
86	OHX	2	2081	-	0,6,6	0.00	-	-		
86	OHX	6	2202	-	0,6,6	0.00	-	-		
86	OHX	1	3892	-	0,6,6	0.00	-	-		
86	OHX	2	2058	-	0,6,6	0.00	-	-		
86	OHX	1	3885	-	0,6,6	0.00	-	-		
86	OHX	5	4070	-	0,6,6	0.00	-	-		
86	OHX	5	4234	-	0,6,6	0.00	-	-		
86	OHX	6	2117	-	0,6,6	0.00	-	-		
86	OHX	1	4211	-	0,6,6	0.00	-	-		
86	OHX	1	3999	-	0,6,6	0.00	-	-		
86	OHX	1	4159	-	0,6,6	0.00	-	-		
86	OHX	2	2148	-	0,6,6	0.00	-	-		
86	OHX	6	2119	-	0,6,6	0.00	-	-		
86	OHX	1	4094	-	0,6,6	0.00	-	-		
86	OHX	5	4086	-	0,6,6	0.00	-	-		
86	OHX	2	2141	-	0,6,6	0.00	-	-		
86	OHX	5	4252	-	0,6,6	0.00	-	-		
86	OHX	5	4213	-	0,6,6	0.00	-	-		
86	OHX	6	2197	-	0,6,6	0.00	-	-		
86	OHX	5	4099	-	0,6,6	0.00	-	-		
86	OHX	5	3934	-	0,6,6	0.00	-	-		
86	OHX	1	3930	-	0,6,6	0.00	-	-		
86	OHX	3	225	-	0,6,6	0.00	-	-		
86	OHX	2	2147	-	0,6,6	0.00	-	-		
86	OHX	1	4007	-	0,6,6	0.00	-	-		
86	OHX	M7	206	-	0,6,6	0.00	-	-		
86	OHX	2	2115	-	0,6,6	0.00	-	-		
86	OHX	2	2032	-	0,6,6	0.00	-	-		
86	OHX	1	4160	-	0,6,6	0.00	-	-		
86	OHX	5	4111	-	0,6,6	0.00	-	-		

Mol	Type	Chain	Res	Link	Bond lengths			Bond angles		
					Counts	RMSZ	# Z > 2	Counts	RMSZ	# Z > 2
86	OHX	1	3873	-	0,6,6	0.00	-	-		
86	OHX	5	4105	-	0,6,6	0.00	-	-		
86	OHX	5	4023	-	0,6,6	0.00	-	-		
86	OHX	6	2124	-	0,6,6	0.00	-	-		
86	OHX	2	2042	-	0,6,6	0.00	-	-		
86	OHX	5	4026	-	0,6,6	0.00	-	-		
86	OHX	1	3901	-	0,6,6	0.00	-	-		
86	OHX	2	2047	-	0,6,6	0.00	-	-		
86	OHX	1	3876	-	0,6,6	0.00	-	-		
86	OHX	5	3939	-	0,6,6	0.00	-	-		
86	OHX	2	2171	-	0,6,6	0.00	-	-		
86	OHX	2	2083	-	0,6,6	0.00	-	-		
86	OHX	1	3983	-	0,6,6	0.00	-	-		
86	OHX	1	4011	-	0,6,6	0.00	-	-		
86	OHX	6	2112	-	0,6,6	0.00	-	-		
86	OHX	1	3881	-	0,6,6	0.00	-	-		
86	OHX	6	2130	-	0,6,6	0.00	-	-		
86	OHX	1	4006	-	0,6,6	0.00	-	-		
86	OHX	1	3908	-	0,6,6	0.00	-	-		
86	OHX	6	2097	-	0,6,6	0.00	-	-		
86	OHX	5	4004	-	0,6,6	0.00	-	-		
86	OHX	5	4061	-	0,6,6	0.00	-	-		
86	OHX	4	224	-	0,6,6	0.00	-	-		
86	OHX	5	4032	-	0,6,6	0.00	-	-		
86	OHX	1	4078	-	0,6,6	0.00	-	-		
86	OHX	5	4224	-	0,6,6	0.00	-	-		
86	OHX	6	2077	-	0,6,6	0.00	-	-		
86	OHX	C3	201	-	0,6,6	0.00	-	-		
86	OHX	1	4108	-	0,6,6	0.00	-	-		
86	OHX	1	4073	-	0,6,6	0.00	-	-		
86	OHX	6	2165	-	0,6,6	0.00	-	-		
86	OHX	2	2040	-	0,6,6	0.00	-	-		
86	OHX	1	3898	-	0,6,6	0.00	-	-		
86	OHX	1	4189	-	0,6,6	0.00	-	-		
86	OHX	2	2076	-	0,6,6	0.00	-	-		
86	OHX	1	3939	-	0,6,6	0.00	-	-		
86	OHX	5	4087	-	0,6,6	0.00	-	-		
86	OHX	3	224	-	0,6,6	0.00	-	-		
86	OHX	1	4028	-	0,6,6	0.00	-	-		
86	OHX	6	2078	-	0,6,6	0.00	-	-		
86	OHX	1	4176	-	0,6,6	0.00	-	-		
86	OHX	5	4112	-	0,6,6	0.00	-	-		
86	OHX	1	4086	-	0,6,6	0.00	-	-		

Mol	Type	Chain	Res	Link	Bond lengths			Bond angles		
					Counts	RMSZ	# Z > 2	Counts	RMSZ	# Z > 2
86	OHX	5	4193	-	0,6,6	0.00	-	-		
86	OHX	5	4063	-	0,6,6	0.00	-	-		
86	OHX	1	3951	-	0,6,6	0.00	-	-		
86	OHX	2	2096	-	0,6,6	0.00	-	-		
86	OHX	5	4147	-	0,6,6	0.00	-	-		
86	OHX	2	2028	-	0,6,6	0.00	-	-		
86	OHX	6	2147	-	0,6,6	0.00	-	-		
86	OHX	1	3984	-	0,6,6	0.00	-	-		
86	OHX	1	4009	-	0,6,6	0.00	-	-		
86	OHX	2	2149	-	0,6,6	0.00	-	-		
86	OHX	1	3866	-	0,6,6	0.00	-	-		
86	OHX	1	4040	-	0,6,6	0.00	-	-		
86	OHX	2	2104	-	0,6,6	0.00	-	-		
86	OHX	5	4218	-	0,6,6	0.00	-	-		
86	OHX	1	3933	-	0,6,6	0.00	-	-		
86	OHX	L4	402	-	0,6,6	0.00	-	-		
86	OHX	5	4042	-	0,6,6	0.00	-	-		
86	OHX	1	4149	-	0,6,6	0.00	-	-		
86	OHX	2	2166	-	0,6,6	0.00	-	-		
86	OHX	1	4172	-	0,6,6	0.00	-	-		
86	OHX	5	3936	-	0,6,6	0.00	-	-		
86	OHX	1	4013	-	0,6,6	0.00	-	-		
86	OHX	6	2073	-	0,6,6	0.00	-	-		
86	OHX	5	4247	-	0,6,6	0.00	-	-		
86	OHX	L3	405	-	0,6,6	0.00	-	-		
86	OHX	1	4020	-	0,6,6	0.00	-	-		
86	OHX	5	4179	-	0,6,6	0.00	-	-		
86	OHX	2	2066	-	0,6,6	0.00	-	-		
86	OHX	1	4181	-	0,6,6	0.00	-	-		
86	OHX	1	3941	-	0,6,6	0.00	-	-		
86	OHX	1	4048	-	0,6,6	0.00	-	-		
86	OHX	1	4046	-	0,6,6	0.00	-	-		
86	OHX	2	2136	-	0,6,6	0.00	-	-		
86	OHX	8	221	-	0,6,6	0.00	-	-		
86	OHX	1	3962	-	0,6,6	0.00	-	-		
86	OHX	1	4127	-	0,6,6	0.00	-	-		
86	OHX	5	3981	-	0,6,6	0.00	-	-		
86	OHX	6	2198	-	0,6,6	0.00	-	-		
86	OHX	5	3997	-	0,6,6	0.00	-	-		
86	OHX	5	4223	-	0,6,6	0.00	-	-		
86	OHX	4	230	-	0,6,6	0.00	-	-		
86	OHX	6	2087	-	0,6,6	0.00	-	-		
86	OHX	4	235	-	0,6,6	0.00	-	-		

Mol	Type	Chain	Res	Link	Bond lengths			Bond angles		
					Counts	RMSZ	# Z > 2	Counts	RMSZ	# Z > 2
86	OHX	5	4027	-	0,6,6	0.00	-	-		
86	OHX	5	4028	-	0,6,6	0.00	-	-		
86	OHX	1	3921	-	0,6,6	0.00	-	-		
86	OHX	5	3908	-	0,6,6	0.00	-	-		
86	OHX	6	2057	-	0,6,6	0.00	-	-		
86	OHX	L3	404	-	0,6,6	0.00	-	-		
86	OHX	8	222	-	0,6,6	0.00	-	-		
86	OHX	5	3954	-	0,6,6	0.00	-	-		
86	OHX	6	2128	-	0,6,6	0.00	-	-		
86	OHX	1	4058	-	0,6,6	0.00	-	-		
86	OHX	N1	201	-	0,6,6	0.00	-	-		
86	OHX	1	4135	-	0,6,6	0.00	-	-		
86	OHX	1	3965	-	0,6,6	0.00	-	-		
86	OHX	5	4178	-	0,6,6	0.00	-	-		
86	OHX	1	4203	-	0,6,6	0.00	-	-		
86	OHX	1	4184	-	0,6,6	0.00	-	-		
86	OHX	5	4079	-	0,6,6	0.00	-	-		
86	OHX	5	3930	-	0,6,6	0.00	-	-		
86	OHX	5	3970	-	0,6,6	0.00	-	-		
86	OHX	5	3991	-	0,6,6	0.00	-	-		
86	OHX	1	4175	-	0,6,6	0.00	-	-		
86	OHX	5	4140	-	0,6,6	0.00	-	-		
86	OHX	5	4062	-	0,6,6	0.00	-	-		
86	OHX	5	4236	-	0,6,6	0.00	-	-		
86	OHX	5	4059	-	0,6,6	0.00	-	-		
86	OHX	1	3938	-	0,6,6	0.00	-	-		
86	OHX	5	4000	-	0,6,6	0.00	-	-		
86	OHX	5	3976	-	0,6,6	0.00	-	-		
86	OHX	1	3891	-	0,6,6	0.00	-	-		
86	OHX	5	4121	-	0,6,6	0.00	-	-		
86	OHX	1	4120	-	0,6,6	0.00	-	-		
86	OHX	1	4179	-	0,6,6	0.00	-	-		
86	OHX	5	4233	-	0,6,6	0.00	-	-		
86	OHX	2	2176	-	0,6,6	0.00	-	-		
86	OHX	5	4210	-	0,6,6	0.00	-	-		
86	OHX	5	3917	-	0,6,6	0.00	-	-		
86	OHX	6	2204	-	0,6,6	0.00	-	-		
86	OHX	6	2069	-	0,6,6	0.00	-	-		
86	OHX	2	2090	-	0,6,6	0.00	-	-		
86	OHX	1	4199	-	0,6,6	0.00	-	-		
86	OHX	5	3988	-	0,6,6	0.00	-	-		
86	OHX	6	2066	-	0,6,6	0.00	-	-		
86	OHX	2	2062	-	0,6,6	0.00	-	-		

Mol	Type	Chain	Res	Link	Bond lengths			Bond angles		
					Counts	RMSZ	# Z > 2	Counts	RMSZ	# Z > 2
86	OHX	2	2142	-	0,6,6	0.00	-	-		
86	OHX	1	4105	-	0,6,6	0.00	-	-		
86	OHX	2	2157	-	0,6,6	0.00	-	-		
86	OHX	2	2035	-	0,6,6	0.00	-	-		
86	OHX	14	403	-	0,6,6	0.00	-	-		
86	OHX	2	2099	-	0,6,6	0.00	-	-		
86	OHX	1	4194	-	0,6,6	0.00	-	-		
86	OHX	1	3953	-	0,6,6	0.00	-	-		
86	OHX	2	2024	-	0,6,6	0.00	-	-		
86	OHX	5	4152	-	0,6,6	0.00	-	-		
86	OHX	1	4022	-	0,6,6	0.00	-	-		
86	OHX	5	4094	-	0,6,6	0.00	-	-		
87	3K8	2	2179	-	32,32,32	0.79	1 (3%)	44,47,47	0.91	2 (4%)
86	OHX	5	4016	-	0,6,6	0.00	-	-		
86	OHX	5	4073	-	0,6,6	0.00	-	-		
86	OHX	5	3911	-	0,6,6	0.00	-	-		
86	OHX	5	4007	-	0,6,6	0.00	-	-		
86	OHX	6	2074	-	0,6,6	0.00	-	-		
86	OHX	1	4068	-	0,6,6	0.00	-	-		
86	OHX	6	2203	-	0,6,6	0.00	-	-		
86	OHX	1	3960	-	0,6,6	0.00	-	-		
86	OHX	D9	102	-	0,6,6	0.00	-	-		
86	OHX	7	224	-	0,6,6	0.00	-	-		
86	OHX	5	4205	-	0,6,6	0.00	-	-		
86	OHX	6	2118	-	0,6,6	0.00	-	-		
86	OHX	1	4129	-	0,6,6	0.00	-	-		
86	OHX	5	4103	-	0,6,6	0.00	-	-		
86	OHX	5	4227	-	0,6,6	0.00	-	-		
86	OHX	2	2170	-	0,6,6	0.00	-	-		
86	OHX	6	2151	-	0,6,6	0.00	-	-		
86	OHX	1	3868	-	0,6,6	0.00	-	-		
86	OHX	1	4143	-	0,6,6	0.00	-	-		
86	OHX	5	4151	-	0,6,6	0.00	-	-		
86	OHX	1	3944	-	0,6,6	0.00	-	-		
86	OHX	5	4154	-	0,6,6	0.00	-	-		
86	OHX	5	4134	-	0,6,6	0.00	-	-		
86	OHX	1	4030	-	0,6,6	0.00	-	-		
86	OHX	1	3986	-	0,6,6	0.00	-	-		
86	OHX	1	4137	-	0,6,6	0.00	-	-		
86	OHX	5	4081	-	0,6,6	0.00	-	-		
86	OHX	5	4001	-	0,6,6	0.00	-	-		
86	OHX	o3	202	-	0,6,6	0.00	-	-		
86	OHX	2	2109	-	0,6,6	0.00	-	-		

Mol	Type	Chain	Res	Link	Bond lengths			Bond angles		
					Counts	RMSZ	# Z > 2	Counts	RMSZ	# Z > 2
86	OHX	5	4176	-	0,6,6	0.00	-	-		
86	OHX	5	3982	-	0,6,6	0.00	-	-		
86	OHX	1	3922	-	0,6,6	0.00	-	-		
86	OHX	1	4110	-	0,6,6	0.00	-	-		
86	OHX	7	222	-	0,6,6	0.00	-	-		
86	OHX	2	2068	-	0,6,6	0.00	-	-		
86	OHX	1	4136	-	0,6,6	0.00	-	-		
86	OHX	1	4196	-	0,6,6	0.00	-	-		
86	OHX	5	4031	-	0,6,6	0.00	-	-		
86	OHX	2	2086	-	0,6,6	0.00	-	-		
86	OHX	6	2105	-	0,6,6	0.00	-	-		
86	OHX	2	2087	-	0,6,6	0.00	-	-		

In the following table, the Chirals column lists the number of chiral outliers, the number of chiral centers analysed, the number of these observed in the model and the number defined in the Chemical Component Dictionary. Similar counts are reported in the Torsion and Rings columns. '-' means no outliers of that kind were identified.

Mol	Type	Chain	Res	Link	Chirals	Torsions	Rings
87	3K8	2	2179	-	-	0/6/25/25	0/5/5/5
87	3K8	6	2205	-	-	0/6/25/25	0/5/5/5

All (1) bond length outliers are listed below:

Mol	Chain	Res	Type	Atoms	Z	Observed(Å)	Ideal(Å)
87	2	2179	3K8	C7-C8	3.62	1.42	1.37

All (5) bond angle outliers are listed below:

Mol	Chain	Res	Type	Atoms	Z	Observed(°)	Ideal(°)
87	2	2179	3K8	C15-C7-C4	-3.24	116.14	120.34
87	6	2205	3K8	C11-C10-N	3.05	118.55	110.59
87	2	2179	3K8	C11-C10-N	3.02	118.48	110.59
87	6	2205	3K8	C20-C19-C18	-2.13	117.97	120.07
87	6	2205	3K8	C17-C18-C19	2.03	122.08	120.07

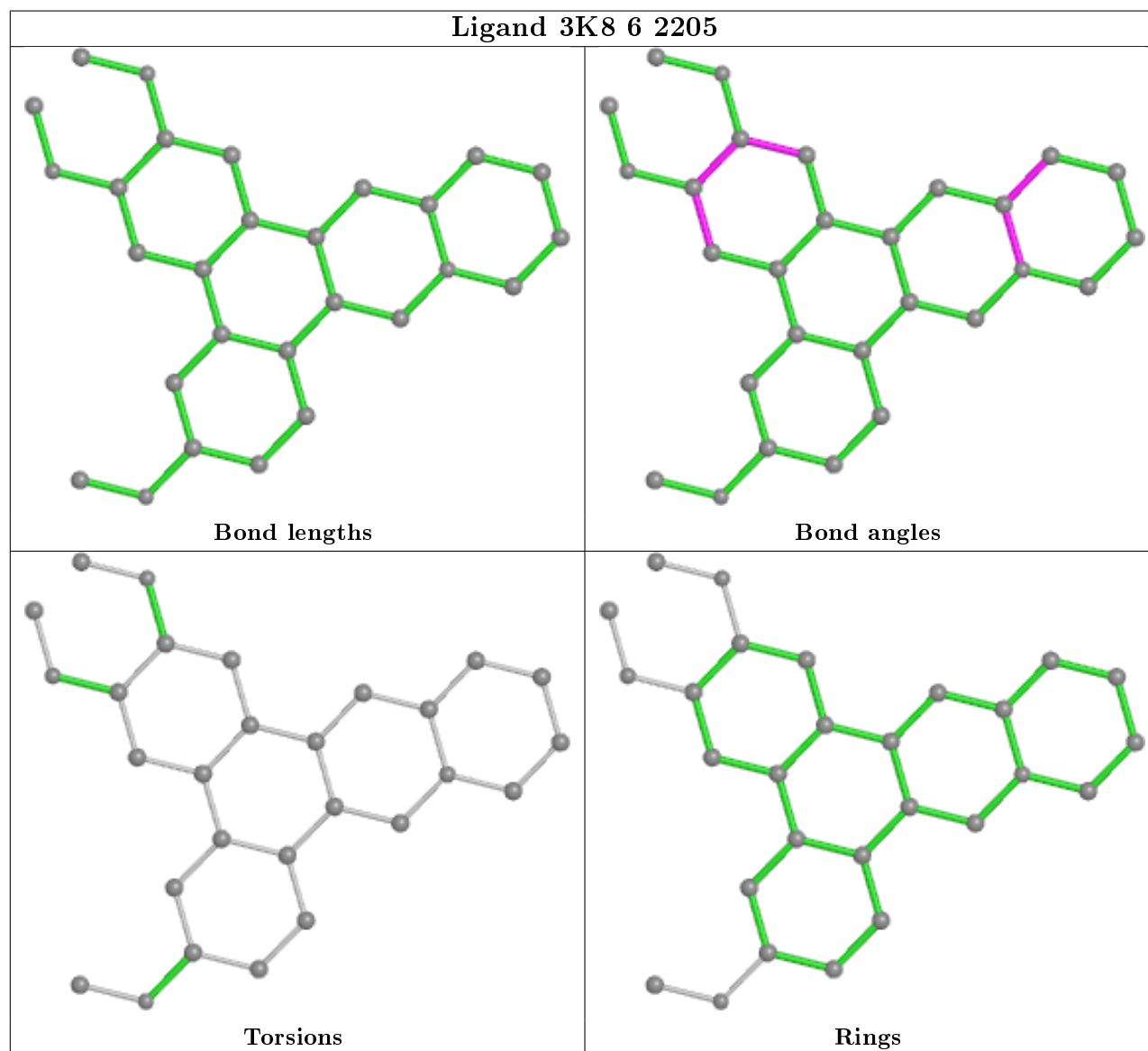
There are no chirality outliers.

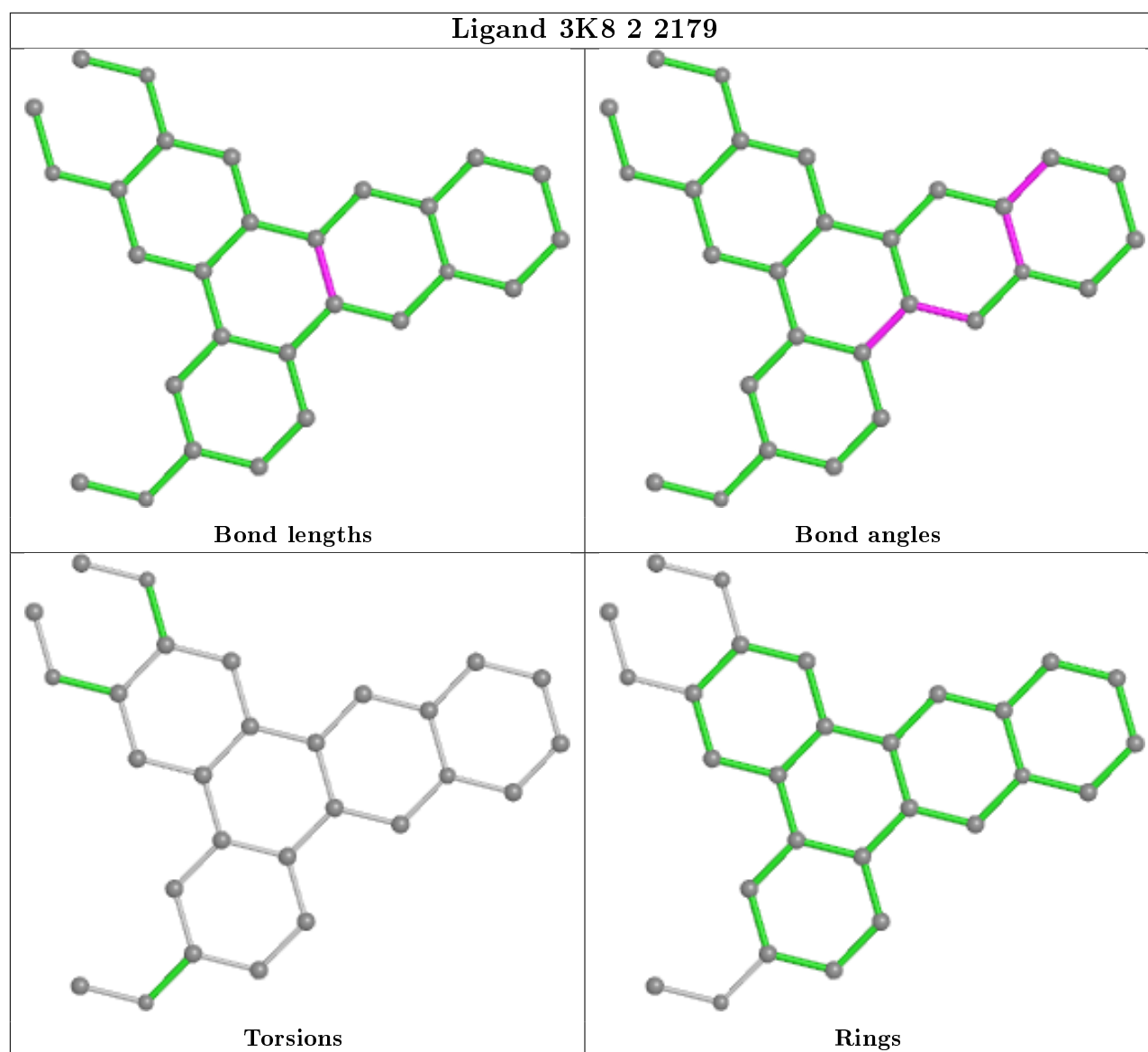
There are no torsion outliers.

There are no ring outliers.

No monomer is involved in short contacts.

The following is a two-dimensional graphical depiction of Mogul quality analysis of bond lengths, bond angles, torsion angles, and ring geometry for all instances of the Ligand of Interest. In addition, ligands with molecular weight > 250 and outliers as shown on the validation Tables will also be included. For torsion angles, if less than 5% of the Mogul distribution of torsion angles is within 10 degrees of the torsion angle in question, then that torsion angle is considered an outlier. Any bond that is central to one or more torsion angles identified as an outlier by Mogul will be highlighted in the graph. For rings, the root-mean-square deviation (RMSD) between the ring in question and similar rings identified by Mogul is calculated over all ring torsion angles. If the average RMSD is greater than 60 degrees and the minimal RMSD between the ring in question and any Mogul-identified rings is also greater than 60 degrees, then that ring is considered an outlier. The outliers are highlighted in purple. The color gray indicates Mogul did not find sufficient equivalents in the CSD to analyse the geometry.





5.7 Other polymers [i](#)

There are no such residues in this entry.

5.8 Polymer linkage issues [i](#)

There are no chain breaks in this entry.

6 Fit of model and data ⓘ

6.1 Protein, DNA and RNA chains ⓘ

EDS failed to run properly - this section is therefore empty.

6.2 Non-standard residues in protein, DNA, RNA chains ⓘ

EDS failed to run properly - this section is therefore empty.

6.3 Carbohydrates ⓘ

EDS failed to run properly - this section is therefore empty.

6.4 Ligands ⓘ

EDS failed to run properly - this section is therefore empty.

6.5 Other polymers ⓘ

EDS failed to run properly - this section is therefore empty.