



Full wwPDB EM Validation Report ⓘ

Nov 13, 2022 – 07:19 AM EST

PDB ID : 6U9O
EMDB ID : EMD-20701
Title : Human IMPDH2 treated with ATP, IMP, NAD⁺, and 2 mM GTP. Fully compressed filament segment reconstruction.
Authors : Johnson, M.C.; Kollman, J.M.
Deposited on : 2019-09-09
Resolution : 3.36 Å(reported)

This is a Full wwPDB EM Validation Report for a publicly released PDB entry.

We welcome your comments at validation@mail.wwpdb.org

A user guide is available at

<https://www.wwpdb.org/validation/2017/EMValidationReportHelp>
with specific help available everywhere you see the ⓘ symbol.

The types of validation reports are described at

<http://www.wwpdb.org/validation/2017/FAQs#types>.

The following versions of software and data (see [references ⓘ](#)) were used in the production of this report:

EMDB validation analysis : 0.0.1.dev43
Mogul : 1.8.5 (274361), CSD as541be (2020)
MolProbity : 4.02b-467
buster-report : 1.1.7 (2018)
Percentile statistics : 20191225.v01 (using entries in the PDB archive December 25th 2019)
MapQ : 1.9.9
Ideal geometry (proteins) : Engh & Huber (2001)
Ideal geometry (DNA, RNA) : Parkinson et al. (1996)
Validation Pipeline (wwPDB-VP) : 2.31.2

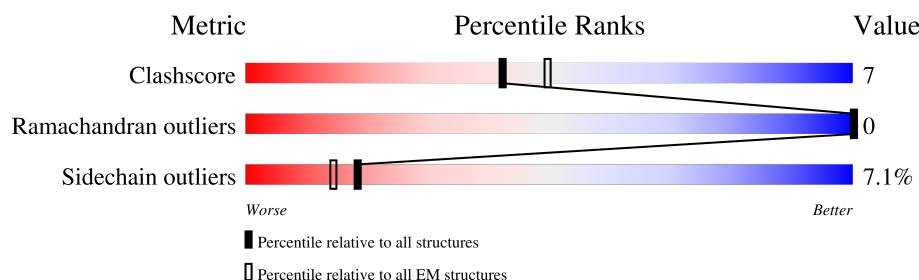
1 Overall quality at a glance

The following experimental techniques were used to determine the structure:

ELECTRON MICROSCOPY

The reported resolution of this entry is 3.36 Å.

Percentile scores (ranging between 0-100) for global validation metrics of the entry are shown in the following graphic. The table shows the number of entries on which the scores are based.



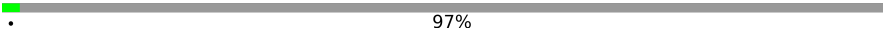

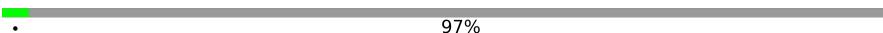


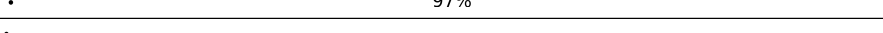
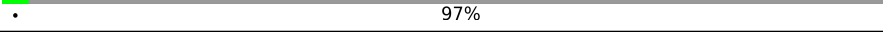
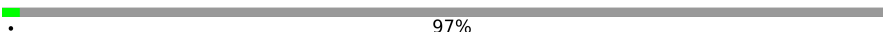
Metric	Whole archive (#Entries)	EM structures (#Entries)
Clashscore	158937	4297
Ramachandran outliers	154571	4023
Sidechain outliers	154315	3826

The table below summarises the geometric issues observed across the polymeric chains and their fit to the map. The red, orange, yellow and green segments of the bar indicate the fraction of residues that contain outliers for ≥ 3 , 2, 1 and 0 types of geometric quality criteria respectively. A grey segment represents the fraction of residues that are not modelled. The numeric value for each fraction is indicated below the corresponding segment, with a dot representing fractions $\leq 5\%$. The upper red bar (where present) indicates the fraction of residues that have poor fit to the EM map (all-atom inclusion $< 40\%$). The numeric value is given above the bar.

Mol	Chain	Length	Quality of chain
1	A	519	<div> <div>9%</div> <div>72%</div> <div>19%</div> <div>6%</div> </div>
1	B	519	<div> <div>9%</div> <div>72%</div> <div>19%</div> <div>6%</div> </div>
1	C	519	<div> <div>10%</div> <div>72%</div> <div>19%</div> <div>6%</div> </div>
1	D	519	<div> <div>8%</div> <div>73%</div> <div>18%</div> <div>6%</div> </div>
1	E	519	<div> <div>10%</div> <div>72%</div> <div>19%</div> <div>6%</div> </div>
1	F	519	<div> <div>9%</div> <div>72%</div> <div>19%</div> <div>6%</div> </div>
1	G	519	<div> <div>10%</div> <div>72%</div> <div>19%</div> <div>6%</div> </div>
1	H	519	<div> <div>8%</div> <div>73%</div> <div>18%</div> <div>6%</div> </div>

Continued on next page...

Continued from previous page...

Mol	Chain	Length	Quality of chain
1	I	519	 97%
1	J	519	 97%
1	K	519	 97%
1	L	519	 97%
1	M	519	 97%
1	N	519	 97%
1	O	519	 97%
1	P	519	 97%

2 Entry composition [i](#)

There are 5 unique types of molecules in this entry. The entry contains 31792 atoms, of which 0 are hydrogens and 0 are deuteriums.

In the tables below, the AltConf column contains the number of residues with at least one atom in alternate conformation and the Trace column contains the number of residues modelled with at most 2 atoms.

- Molecule 1 is a protein called Inosine-5'-monophosphate dehydrogenase 2.

Mol	Chain	Residues	Atoms					AltConf	Trace
1	A	488	Total	C	N	O	S	0	0
			3710	2340	640	709	21		
1	I	14	Total	C	N	O	S	0	0
			102	66	14	21	1		
1	B	488	Total	C	N	O	S	0	0
			3710	2340	640	709	21		
1	J	14	Total	C	N	O	S	0	0
			102	66	14	21	1		
1	C	488	Total	C	N	O	S	0	0
			3710	2340	640	709	21		
1	K	14	Total	C	N	O	S	0	0
			102	66	14	21	1		
1	D	488	Total	C	N	O	S	0	0
			3710	2340	640	709	21		
1	L	14	Total	C	N	O	S	0	0
			102	66	14	21	1		
1	E	488	Total	C	N	O	S	0	0
			3710	2340	640	709	21		
1	M	14	Total	C	N	O	S	0	0
			102	66	14	21	1		
1	F	488	Total	C	N	O	S	0	0
			3710	2340	640	709	21		
1	N	14	Total	C	N	O	S	0	0
			102	66	14	21	1		
1	G	488	Total	C	N	O	S	0	0
			3710	2340	640	709	21		
1	O	14	Total	C	N	O	S	0	0
			102	66	14	21	1		
1	H	488	Total	C	N	O	S	0	0
			3710	2340	640	709	21		
1	P	14	Total	C	N	O	S	0	0
			102	66	14	21	1		

There are 80 discrepancies between the modelled and reference sequences:

Chain	Residue	Modelled	Actual	Comment	Reference
A	-4	SER	-	expression tag	UNP P12268
A	-3	GLU	-	expression tag	UNP P12268
A	-2	PHE	-	expression tag	UNP P12268
A	-1	GLU	-	expression tag	UNP P12268
A	0	LEU	-	expression tag	UNP P12268
I	-4	SER	-	expression tag	UNP P12268
I	-3	GLU	-	expression tag	UNP P12268
I	-2	PHE	-	expression tag	UNP P12268
I	-1	GLU	-	expression tag	UNP P12268
I	0	LEU	-	expression tag	UNP P12268
B	-4	SER	-	expression tag	UNP P12268
B	-3	GLU	-	expression tag	UNP P12268
B	-2	PHE	-	expression tag	UNP P12268
B	-1	GLU	-	expression tag	UNP P12268
B	0	LEU	-	expression tag	UNP P12268
J	-4	SER	-	expression tag	UNP P12268
J	-3	GLU	-	expression tag	UNP P12268
J	-2	PHE	-	expression tag	UNP P12268
J	-1	GLU	-	expression tag	UNP P12268
J	0	LEU	-	expression tag	UNP P12268
C	-4	SER	-	expression tag	UNP P12268
C	-3	GLU	-	expression tag	UNP P12268
C	-2	PHE	-	expression tag	UNP P12268
C	-1	GLU	-	expression tag	UNP P12268
C	0	LEU	-	expression tag	UNP P12268
K	-4	SER	-	expression tag	UNP P12268
K	-3	GLU	-	expression tag	UNP P12268
K	-2	PHE	-	expression tag	UNP P12268
K	-1	GLU	-	expression tag	UNP P12268
K	0	LEU	-	expression tag	UNP P12268
D	-4	SER	-	expression tag	UNP P12268
D	-3	GLU	-	expression tag	UNP P12268
D	-2	PHE	-	expression tag	UNP P12268
D	-1	GLU	-	expression tag	UNP P12268
D	0	LEU	-	expression tag	UNP P12268
L	-4	SER	-	expression tag	UNP P12268
L	-3	GLU	-	expression tag	UNP P12268
L	-2	PHE	-	expression tag	UNP P12268
L	-1	GLU	-	expression tag	UNP P12268
L	0	LEU	-	expression tag	UNP P12268
E	-4	SER	-	expression tag	UNP P12268
E	-3	GLU	-	expression tag	UNP P12268
E	-2	PHE	-	expression tag	UNP P12268

Continued on next page...

Continued from previous page...

Chain	Residue	Modelled	Actual	Comment	Reference
E	-1	GLU	-	expression tag	UNP P12268
E	0	LEU	-	expression tag	UNP P12268
M	-4	SER	-	expression tag	UNP P12268
M	-3	GLU	-	expression tag	UNP P12268
M	-2	PHE	-	expression tag	UNP P12268
M	-1	GLU	-	expression tag	UNP P12268
M	0	LEU	-	expression tag	UNP P12268
F	-4	SER	-	expression tag	UNP P12268
F	-3	GLU	-	expression tag	UNP P12268
F	-2	PHE	-	expression tag	UNP P12268
F	-1	GLU	-	expression tag	UNP P12268
F	0	LEU	-	expression tag	UNP P12268
N	-4	SER	-	expression tag	UNP P12268
N	-3	GLU	-	expression tag	UNP P12268
N	-2	PHE	-	expression tag	UNP P12268
N	-1	GLU	-	expression tag	UNP P12268
N	0	LEU	-	expression tag	UNP P12268
G	-4	SER	-	expression tag	UNP P12268
G	-3	GLU	-	expression tag	UNP P12268
G	-2	PHE	-	expression tag	UNP P12268
G	-1	GLU	-	expression tag	UNP P12268
G	0	LEU	-	expression tag	UNP P12268
O	-4	SER	-	expression tag	UNP P12268
O	-3	GLU	-	expression tag	UNP P12268
O	-2	PHE	-	expression tag	UNP P12268
O	-1	GLU	-	expression tag	UNP P12268
O	0	LEU	-	expression tag	UNP P12268
H	-4	SER	-	expression tag	UNP P12268
H	-3	GLU	-	expression tag	UNP P12268
H	-2	PHE	-	expression tag	UNP P12268
H	-1	GLU	-	expression tag	UNP P12268
H	0	LEU	-	expression tag	UNP P12268
P	-4	SER	-	expression tag	UNP P12268
P	-3	GLU	-	expression tag	UNP P12268
P	-2	PHE	-	expression tag	UNP P12268
P	-1	GLU	-	expression tag	UNP P12268
P	0	LEU	-	expression tag	UNP P12268

- Molecule 2 is GUANOSINE-5'-TRIPHOSPHATE (three-letter code: GTP) (formula: $C_{10}H_{16}N_5O_{14}P_3$) (labeled as "Ligand of Interest" by depositor).



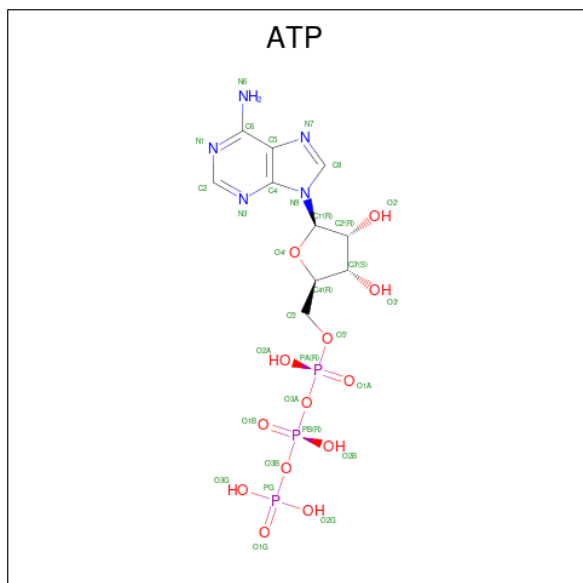
Mol	Chain	Residues	Atoms					AltConf
2	A	1	Total	C	N	O	P	0
			64	20	10	28	6	
2	A	1	Total	C	N	O	P	0
			64	20	10	28	6	
2	B	1	Total	C	N	O	P	0
			64	20	10	28	6	
2	B	1	Total	C	N	O	P	0
			64	20	10	28	6	
2	C	1	Total	C	N	O	P	0
			64	20	10	28	6	
2	C	1	Total	C	N	O	P	0
			64	20	10	28	6	
2	D	1	Total	C	N	O	P	0
			64	20	10	28	6	
2	D	1	Total	C	N	O	P	0
			64	20	10	28	6	
2	E	1	Total	C	N	O	P	0
			64	20	10	28	6	
2	E	1	Total	C	N	O	P	0
			64	20	10	28	6	
2	F	1	Total	C	N	O	P	0
			64	20	10	28	6	
2	F	1	Total	C	N	O	P	0
			64	20	10	28	6	
2	G	1	Total	C	N	O	P	0
			64	20	10	28	6	
2	G	1	Total	C	N	O	P	0
			64	20	10	28	6	

Continued on next page...

Continued from previous page...

Mol	Chain	Residues	Atoms					AltConf
2	H	1	Total	C	N	O	P	0
			64	20	10	28	6	
2	H	1	Total	C	N	O	P	0
			64	20	10	28	6	

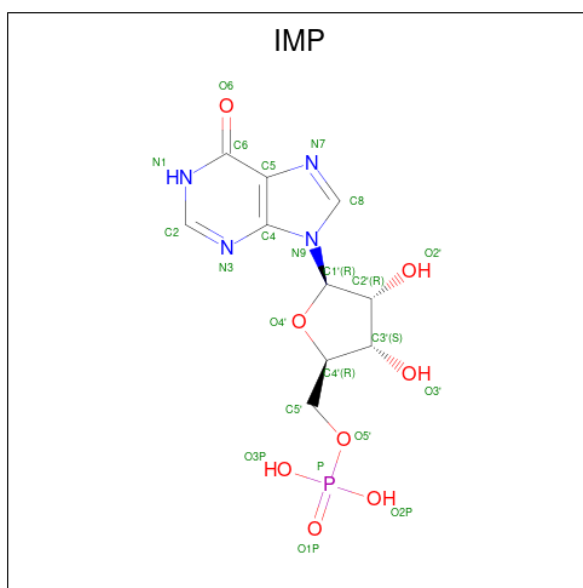
- Molecule 3 is ADENOSINE-5'-TRIPHOSPHATE (three-letter code: ATP) (formula: $C_{10}H_{16}N_5O_{13}P_3$) (labeled as "Ligand of Interest" by depositor).



Mol	Chain	Residues	Atoms					AltConf
3	A	1	Total	C	N	O	P	0
			31	10	5	13	3	
3	B	1	Total	C	N	O	P	0
			31	10	5	13	3	
3	C	1	Total	C	N	O	P	0
			31	10	5	13	3	
3	D	1	Total	C	N	O	P	0
			31	10	5	13	3	
3	E	1	Total	C	N	O	P	0
			31	10	5	13	3	
3	F	1	Total	C	N	O	P	0
			31	10	5	13	3	
3	G	1	Total	C	N	O	P	0
			31	10	5	13	3	
3	H	1	Total	C	N	O	P	0
			31	10	5	13	3	

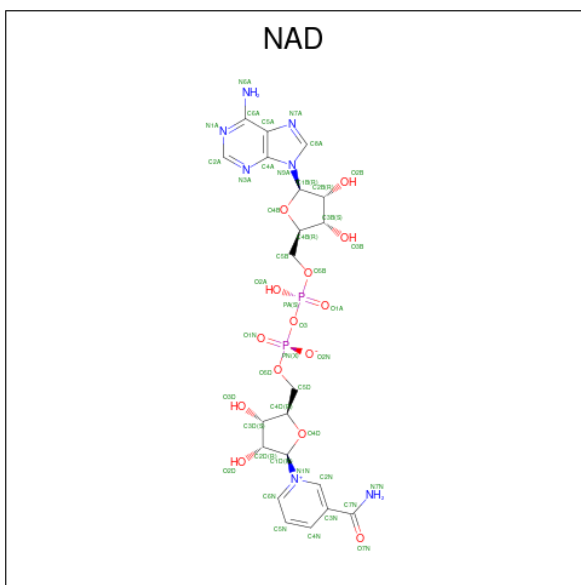
- Molecule 4 is INOSINIC ACID (three-letter code: IMP) (formula: $C_{10}H_{13}N_4O_8P$) (labeled

as "Ligand of Interest" by depositor).



Mol	Chain	Residues	Atoms					AltConf
4	A	1	Total	C	N	O	P	0
			23	10	4	8	1	
4	B	1	Total	C	N	O	P	0
			23	10	4	8	1	
4	C	1	Total	C	N	O	P	0
			23	10	4	8	1	
4	D	1	Total	C	N	O	P	0
			23	10	4	8	1	
4	E	1	Total	C	N	O	P	0
			23	10	4	8	1	
4	F	1	Total	C	N	O	P	0
			23	10	4	8	1	
4	G	1	Total	C	N	O	P	0
			23	10	4	8	1	
4	H	1	Total	C	N	O	P	0
			23	10	4	8	1	

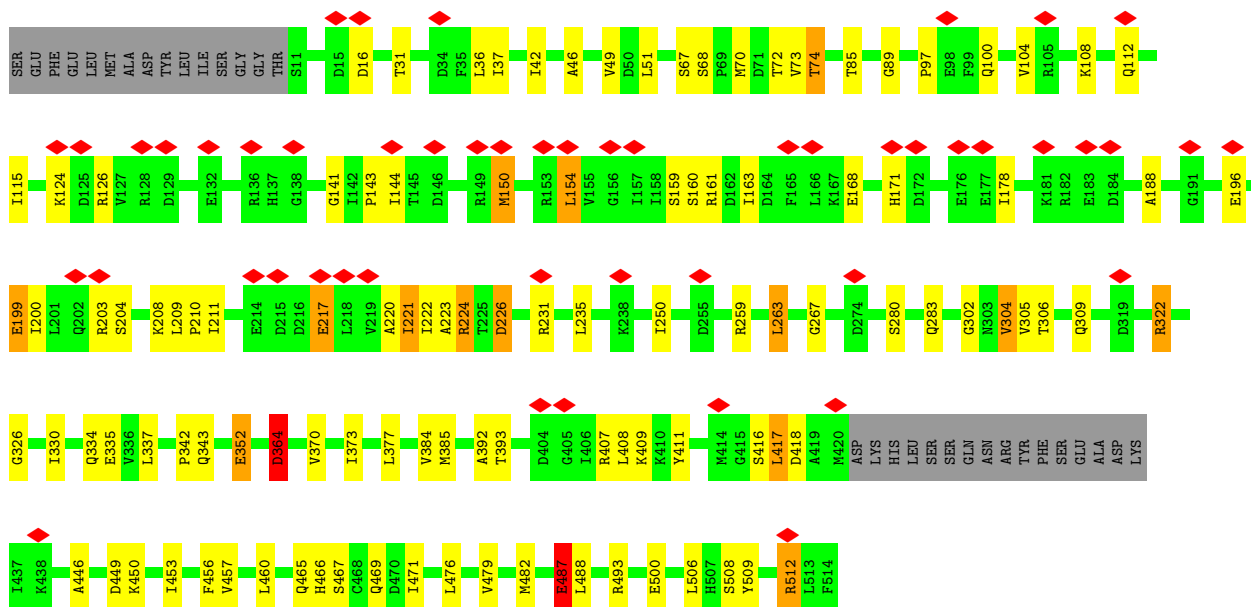
- Molecule 5 is NICOTINAMIDE-ADENINE-DINUCLEOTIDE (three-letter code: NAD) (formula: $C_{21}H_{27}N_7O_{14}P_2$) (labeled as "Ligand of Interest" by depositor).




Mol	Chain	Residues	Atoms					AltConf
5	A	1	Total 44	C 21	N 7	O 14	P 2	0
5	B	1	Total 44	C 21	N 7	O 14	P 2	0
5	C	1	Total 44	C 21	N 7	O 14	P 2	0
5	D	1	Total 44	C 21	N 7	O 14	P 2	0
5	E	1	Total 44	C 21	N 7	O 14	P 2	0
5	F	1	Total 44	C 21	N 7	O 14	P 2	0
5	G	1	Total 44	C 21	N 7	O 14	P 2	0
5	H	1	Total 44	C 21	N 7	O 14	P 2	0

[illegible]

- Molecule 1: Inosine-5'-monophosphate dehydrogenase 2

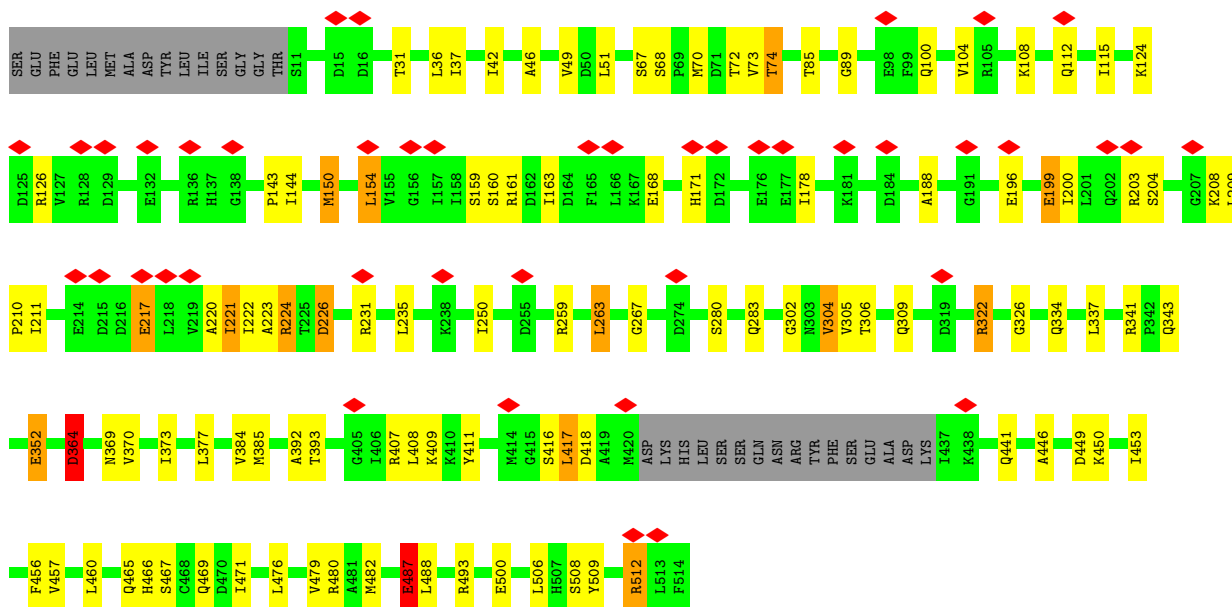


- Molecule 1: Inosine-5'-monophosphate dehydrogenase 2





[illegible]

- Molecule 1: Inosine-5'-monophosphate dehydrogenase 2

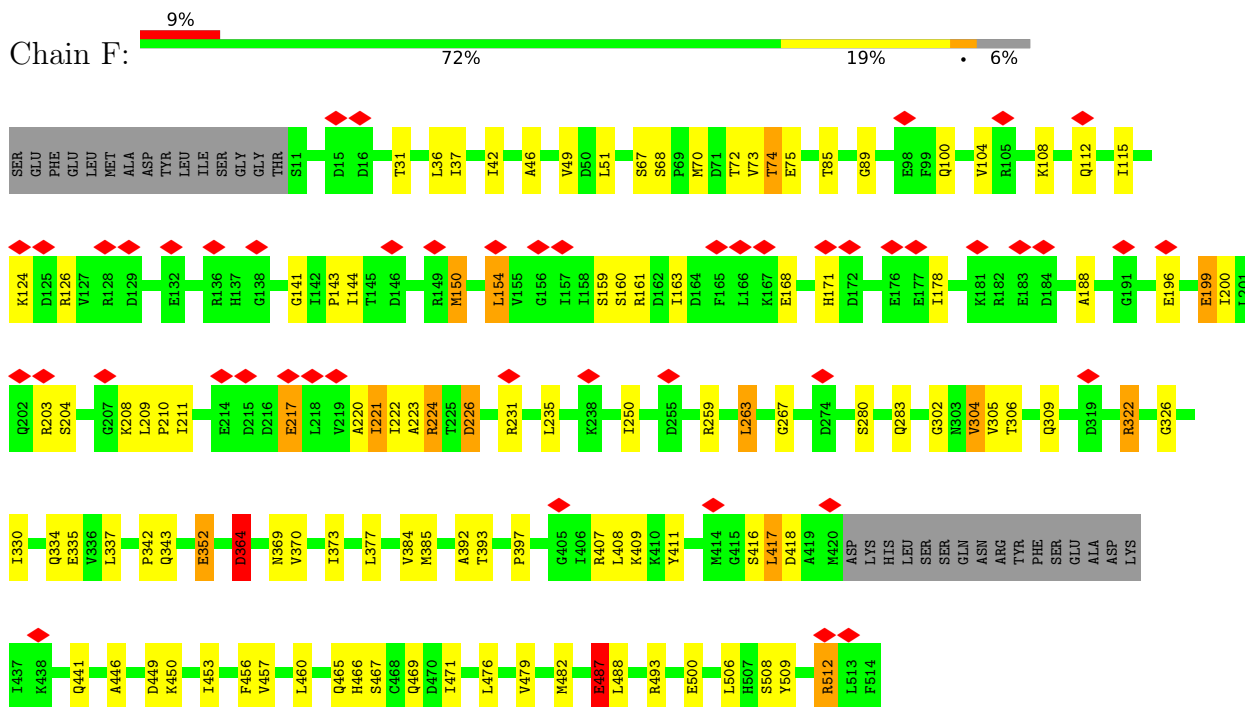


- Molecule 1: Inosine-5'-monophosphate dehydrogenase 2






- Molecule 1: Inosine-5'-monophosphate dehydrogenase 2



- Molecule 1: Inosine-5'-monophosphate dehydrogenase 2





[illegible]

4 Experimental information

Property	Value	Source
EM reconstruction method	SINGLE PARTICLE	Depositor
Imposed symmetry	POINT, D4	Depositor
Number of particles used	31792	Depositor
Resolution determination method	FSC 0.143 CUT-OFF	Depositor
CTF correction method	PHASE FLIPPING AND AMPLITUDE CORRECTION	Depositor
Microscope	FEI TITAN KRIOS	Depositor
Voltage (kV)	300	Depositor
Electron dose ($e^-/\text{\AA}^2$)	100	Depositor
Minimum defocus (nm)	Not provided	
Maximum defocus (nm)	Not provided	
Magnification	Not provided	
Image detector	GATAN K2 SUMMIT (4k x 4k)	Depositor
Maximum map value	87.992	Depositor
Minimum map value	-54.646	Depositor
Average map value	0.068	Depositor
Map value standard deviation	2.635	Depositor
Recommended contour level	17.0	Depositor
Map size (Å)	336.0, 336.0, 336.0	wwPDB
Map dimensions	320, 320, 320	wwPDB
Map angles (°)	90.0, 90.0, 90.0	wwPDB
Pixel spacing (Å)	1.05, 1.05, 1.05	Depositor

5 Model quality

5.1 Standard geometry

Bond lengths and bond angles in the following residue types are not validated in this section: ATP, GTP, NAD, IMP

The Z score for a bond length (or angle) is the number of standard deviations the observed value is removed from the expected value. A bond length (or angle) with $|Z| > 5$ is considered an outlier worth inspection. RMSZ is the root-mean-square of all Z scores of the bond lengths (or angles).

Mol	Chain	Bond lengths		Bond angles	
		RMSZ	# Z >5	RMSZ	# Z >5
1	A	0.40	0/3766	0.73	9/5078 (0.2%)
1	B	0.40	0/3766	0.73	11/5078 (0.2%)
1	C	0.40	0/3766	0.73	10/5078 (0.2%)
1	D	0.40	0/3766	0.73	10/5078 (0.2%)
1	E	0.40	0/3766	0.73	10/5078 (0.2%)
1	F	0.40	0/3766	0.73	10/5078 (0.2%)
1	G	0.40	0/3766	0.73	11/5078 (0.2%)
1	H	0.40	0/3766	0.73	10/5078 (0.2%)
1	I	0.31	0/104	0.62	0/141
1	J	0.31	0/104	0.62	0/141
1	K	0.31	0/104	0.62	0/141
1	L	0.31	0/104	0.62	0/141
1	M	0.31	0/104	0.63	0/141
1	N	0.31	0/104	0.62	0/141
1	O	0.31	0/104	0.62	0/141
1	P	0.31	0/104	0.62	0/141
All	All	0.40	0/30960	0.72	81/41752 (0.2%)

Chiral center outliers are detected by calculating the chiral volume of a chiral center and verifying if the center is modelled as a planar moiety or with the opposite hand. A planarity outlier is detected by checking planarity of atoms in a peptide group, atoms in a mainchain group or atoms of a sidechain that are expected to be planar.

Mol	Chain	#Chirality outliers	#Planarity outliers
1	A	0	1
1	B	0	1
1	C	0	1
1	D	0	1
1	E	0	1
1	F	0	1
1	G	0	1

Continued on next page...

Continued from previous page...

Mol	Chain	#Chirality outliers	#Planarity outliers
1	H	0	1
All	All	0	8

There are no bond length outliers.

All (81) bond angle outliers are listed below:

Mol	Chain	Res	Type	Atoms	Z	Observed(°)	Ideal(°)
1	A	154	LEU	CA-CB-CG	9.02	136.06	115.30
1	C	154	LEU	CA-CB-CG	9.02	136.05	115.30
1	D	154	LEU	CA-CB-CG	9.02	136.05	115.30
1	G	154	LEU	CA-CB-CG	9.02	136.04	115.30
1	H	154	LEU	CA-CB-CG	9.01	136.03	115.30
1	B	154	LEU	CA-CB-CG	9.01	136.01	115.30
1	E	154	LEU	CA-CB-CG	9.01	136.01	115.30
1	F	154	LEU	CA-CB-CG	9.00	136.01	115.30
1	H	150	MET	CA-CB-CG	7.74	126.46	113.30
1	F	150	MET	CA-CB-CG	7.74	126.45	113.30
1	G	150	MET	CA-CB-CG	7.74	126.45	113.30
1	D	150	MET	CA-CB-CG	7.73	126.44	113.30
1	A	150	MET	CA-CB-CG	7.72	126.42	113.30
1	B	150	MET	CA-CB-CG	7.72	126.42	113.30
1	C	150	MET	CA-CB-CG	7.72	126.42	113.30
1	E	150	MET	CA-CB-CG	7.70	126.39	113.30
1	E	231	ARG	NE-CZ-NH2	7.47	124.04	120.30
1	D	231	ARG	NE-CZ-NH2	7.47	124.04	120.30
1	B	231	ARG	NE-CZ-NH2	7.47	124.03	120.30
1	C	231	ARG	NE-CZ-NH2	7.42	124.01	120.30
1	H	231	ARG	NE-CZ-NH2	7.41	124.00	120.30
1	F	231	ARG	NE-CZ-NH2	7.41	124.00	120.30
1	G	231	ARG	NE-CZ-NH2	7.41	124.00	120.30
1	A	231	ARG	NE-CZ-NH2	7.35	123.98	120.30
1	E	150	MET	CB-CG-SD	6.78	132.75	112.40
1	G	150	MET	CB-CG-SD	6.78	132.73	112.40
1	C	150	MET	CB-CG-SD	6.78	132.73	112.40
1	B	150	MET	CB-CG-SD	6.77	132.72	112.40
1	A	150	MET	CB-CG-SD	6.77	132.70	112.40
1	D	150	MET	CB-CG-SD	6.76	132.69	112.40
1	F	150	MET	CB-CG-SD	6.76	132.68	112.40
1	H	150	MET	CB-CG-SD	6.76	132.67	112.40
1	B	209	LEU	CA-CB-CG	6.39	129.99	115.30
1	D	209	LEU	CA-CB-CG	6.39	129.99	115.30
1	G	209	LEU	CA-CB-CG	6.38	129.97	115.30

Continued on next page...

Continued from previous page...

Mol	Chain	Res	Type	Atoms	Z	Observed(°)	Ideal(°)
1	H	209	LEU	CA-CB-CG	6.38	129.97	115.30
1	A	209	LEU	CA-CB-CG	6.37	129.95	115.30
1	C	209	LEU	CA-CB-CG	6.37	129.95	115.30
1	E	209	LEU	CA-CB-CG	6.37	129.95	115.30
1	F	209	LEU	CA-CB-CG	6.37	129.95	115.30
1	E	487	GLU	CA-CB-CG	6.35	127.37	113.40
1	F	487	GLU	CA-CB-CG	6.34	127.35	113.40
1	H	487	GLU	CA-CB-CG	6.34	127.35	113.40
1	B	487	GLU	CA-CB-CG	6.34	127.34	113.40
1	G	487	GLU	CA-CB-CG	6.32	127.31	113.40
1	C	487	GLU	CA-CB-CG	6.32	127.30	113.40
1	A	487	GLU	CA-CB-CG	6.31	127.29	113.40
1	D	487	GLU	CA-CB-CG	6.31	127.29	113.40
1	B	364	ASP	CB-CG-OD1	5.77	123.49	118.30
1	F	364	ASP	CB-CG-OD1	5.77	123.49	118.30
1	A	364	ASP	CB-CG-OD1	5.77	123.49	118.30
1	E	364	ASP	CB-CG-OD1	5.76	123.48	118.30
1	G	364	ASP	CB-CG-OD1	5.74	123.47	118.30
1	H	364	ASP	CB-CG-OD1	5.74	123.46	118.30
1	C	364	ASP	CB-CG-OD1	5.73	123.46	118.30
1	D	364	ASP	CB-CG-OD1	5.70	123.43	118.30
1	H	352	GLU	CA-CB-CG	5.55	125.60	113.40
1	C	352	GLU	CA-CB-CG	5.54	125.58	113.40
1	D	352	GLU	CA-CB-CG	5.54	125.58	113.40
1	A	352	GLU	CA-CB-CG	5.54	125.58	113.40
1	G	352	GLU	CA-CB-CG	5.54	125.58	113.40
1	F	352	GLU	CA-CB-CG	5.53	125.56	113.40
1	B	352	GLU	CA-CB-CG	5.51	125.53	113.40
1	E	352	GLU	CA-CB-CG	5.51	125.52	113.40
1	D	217	GLU	CA-CB-CG	5.50	125.49	113.40
1	C	217	GLU	CA-CB-CG	5.49	125.48	113.40
1	A	217	GLU	CA-CB-CG	5.49	125.47	113.40
1	G	217	GLU	CA-CB-CG	5.49	125.47	113.40
1	E	217	GLU	CA-CB-CG	5.48	125.46	113.40
1	B	217	GLU	CA-CB-CG	5.47	125.44	113.40
1	H	217	GLU	CA-CB-CG	5.47	125.44	113.40
1	F	217	GLU	CA-CB-CG	5.47	125.43	113.40
1	H	231	ARG	NE-CZ-NH1	-5.25	117.68	120.30
1	B	231	ARG	NE-CZ-NH1	-5.20	117.70	120.30
1	C	231	ARG	NE-CZ-NH1	-5.16	117.72	120.30
1	F	231	ARG	NE-CZ-NH1	-5.14	117.73	120.30
1	E	231	ARG	NE-CZ-NH1	-5.12	117.74	120.30

Continued on next page...

Continued from previous page...

Mol	Chain	Res	Type	Atoms	Z	Observed(°)	Ideal(°)
1	G	231	ARG	NE-CZ-NH1	-5.11	117.75	120.30
1	D	231	ARG	NE-CZ-NH1	-5.10	117.75	120.30
1	G	117	ASP	CB-CG-OD1	5.03	122.82	118.30
1	B	117	ASP	CB-CG-OD1	5.02	122.82	118.30

There are no chirality outliers.

All (8) planarity outliers are listed below:

Mol	Chain	Res	Type	Group
1	A	74	THR	Peptide
1	B	74	THR	Peptide
1	C	74	THR	Peptide
1	D	74	THR	Peptide
1	E	74	THR	Peptide
1	F	74	THR	Peptide
1	G	74	THR	Peptide
1	H	74	THR	Peptide

5.2 Too-close contacts ⓘ

In the following table, the Non-H and H(model) columns list the number of non-hydrogen atoms and hydrogen atoms in the chain respectively. The H(added) column lists the number of hydrogen atoms added and optimized by MolProbity. The Clashes column lists the number of clashes within the asymmetric unit, whereas Symm-Clashes lists symmetry-related clashes.

Mol	Chain	Non-H	H(model)	H(added)	Clashes	Symm-Clashes
1	A	3710	0	3765	66	0
1	B	3710	0	3765	65	0
1	C	3710	0	3765	65	0
1	D	3710	0	3765	64	0
1	E	3710	0	3765	67	0
1	F	3710	0	3765	67	0
1	G	3710	0	3765	66	0
1	H	3710	0	3765	63	0
1	I	102	0	99	1	0
1	J	102	0	99	1	0
1	K	102	0	99	0	0
1	L	102	0	99	1	0
1	M	102	0	99	1	0
1	N	102	0	99	0	0
1	O	102	0	99	1	0

Continued on next page...

Continued from previous page...

Mol	Chain	Non-H	H(model)	H(added)	Clashes	Symm-Clashes
1	P	102	0	99	0	0
2	A	64	0	22	0	0
2	B	64	0	23	0	0
2	C	64	0	23	0	0
2	D	64	0	22	0	0
2	E	64	0	23	0	0
2	F	64	0	22	0	0
2	G	64	0	22	0	0
2	H	64	0	22	0	0
3	A	31	0	12	0	0
3	B	31	0	12	0	0
3	C	31	0	12	0	0
3	D	31	0	12	0	0
3	E	31	0	12	0	0
3	F	31	0	12	0	0
3	G	31	0	12	0	0
3	H	31	0	12	0	0
4	A	23	0	10	1	0
4	B	23	0	10	2	0
4	C	23	0	10	1	0
4	D	23	0	10	2	0
4	E	23	0	10	1	0
4	F	23	0	10	2	0
4	G	23	0	10	1	0
4	H	23	0	10	2	0
5	A	44	0	24	0	0
5	B	44	0	24	0	0
5	C	44	0	24	0	0
5	D	44	0	24	0	0
5	E	44	0	24	0	0
5	F	44	0	24	0	0
5	G	44	0	24	0	0
5	H	44	0	24	0	0
All	All	31792	0	31459	455	0

The all-atom clashscore is defined as the number of clashes found per 1000 atoms (including hydrogen atoms). The all-atom clashscore for this structure is 7.

All (455) close contacts within the same asymmetric unit are listed below, sorted by their clash magnitude.

Atom-1	Atom-2	Interatomic distance (Å)	Clash overlap (Å)
1:A:392:ALA:HA	1:A:409:LYS:HD2	1.78	0.65
1:E:392:ALA:HA	1:E:409:LYS:HD2	1.78	0.65
1:D:304:VAL:HG12	1:D:309:GLN:HG3	1.79	0.65
1:F:392:ALA:HA	1:F:409:LYS:HD2	1.78	0.65
1:H:304:VAL:HG12	1:H:309:GLN:HG3	1.79	0.65
1:B:392:ALA:HA	1:B:409:LYS:HD2	1.78	0.65
1:A:304:VAL:HG12	1:A:309:GLN:HG3	1.79	0.65
1:E:304:VAL:HG12	1:E:309:GLN:HG3	1.79	0.65
1:C:304:VAL:HG12	1:C:309:GLN:HG3	1.79	0.64
1:D:392:ALA:HA	1:D:409:LYS:HD2	1.78	0.64
1:G:304:VAL:HG12	1:G:309:GLN:HG3	1.79	0.64
1:H:392:ALA:HA	1:H:409:LYS:HD2	1.78	0.64
1:B:304:VAL:HG12	1:B:309:GLN:HG3	1.79	0.63
1:C:392:ALA:HA	1:C:409:LYS:HD2	1.78	0.63
1:G:392:ALA:HA	1:G:409:LYS:HD2	1.78	0.63
1:F:304:VAL:HG12	1:F:309:GLN:HG3	1.79	0.63
1:H:322:ARG:NH2	1:H:385:MET:SD	2.72	0.63
1:B:322:ARG:NH2	1:B:385:MET:SD	2.72	0.63
1:D:322:ARG:NH2	1:D:385:MET:SD	2.72	0.63
1:F:322:ARG:NH2	1:F:385:MET:SD	2.72	0.63
1:E:322:ARG:NH2	1:E:385:MET:SD	2.72	0.63
1:G:322:ARG:NH2	1:G:385:MET:SD	2.72	0.63
1:A:322:ARG:NH2	1:A:385:MET:SD	2.72	0.62
1:C:322:ARG:NH2	1:C:385:MET:SD	2.72	0.62
1:B:112:GLN:HB3	1:B:115:ILE:HG12	1.81	0.62
1:F:112:GLN:HB3	1:F:115:ILE:HG12	1.81	0.62
1:C:112:GLN:HB3	1:C:115:ILE:HG12	1.81	0.62
1:G:112:GLN:HB3	1:G:115:ILE:HG12	1.81	0.62
1:D:343:GLN:NE2	1:D:364:ASP:O	2.34	0.61
1:H:343:GLN:NE2	1:H:364:ASP:O	2.34	0.61
1:A:112:GLN:HB3	1:A:115:ILE:HG12	1.81	0.61
1:E:112:GLN:HB3	1:E:115:ILE:HG12	1.81	0.61
1:H:112:GLN:HB3	1:H:115:ILE:HG12	1.81	0.61
1:A:343:GLN:NE2	1:A:364:ASP:O	2.34	0.61
1:D:112:GLN:HB3	1:D:115:ILE:HG12	1.81	0.61
1:E:343:GLN:NE2	1:E:364:ASP:O	2.34	0.61
1:C:343:GLN:NE2	1:C:364:ASP:O	2.34	0.61
1:B:500:GLU:OE1	1:C:31:THR:OG1	2.18	0.61
1:G:343:GLN:NE2	1:G:364:ASP:O	2.34	0.61
1:F:343:GLN:NE2	1:F:364:ASP:O	2.34	0.60
1:G:482:MET:HB2	1:G:487:GLU:HG3	1.83	0.60
1:C:482:MET:HB2	1:C:487:GLU:HG3	1.83	0.60

Continued on next page...

Continued from previous page...

Atom-1	Atom-2	Interatomic distance (Å)	Clash overlap (Å)
1:D:482:MET:HB2	1:D:487:GLU:HG3	1.83	0.60
1:H:482:MET:HB2	1:H:487:GLU:HG3	1.83	0.60
1:B:343:GLN:NE2	1:B:364:ASP:O	2.34	0.60
1:A:31:THR:OG1	1:D:500:GLU:OE1	2.19	0.60
1:A:482:MET:HB2	1:A:487:GLU:HG3	1.83	0.59
1:E:482:MET:HB2	1:E:487:GLU:HG3	1.83	0.59
1:B:364:ASP:HB2	1:B:385:MET:HB3	1.84	0.59
1:F:364:ASP:HB2	1:F:385:MET:HB3	1.84	0.59
1:B:482:MET:HB2	1:B:487:GLU:HG3	1.83	0.59
1:F:482:MET:HB2	1:F:487:GLU:HG3	1.83	0.59
1:E:31:THR:OG1	1:H:500:GLU:OE1	2.21	0.59
1:B:188:ALA:HB3	1:B:211:ILE:HG22	1.85	0.59
1:F:188:ALA:HB3	1:F:211:ILE:HG22	1.85	0.59
1:C:188:ALA:HB3	1:C:211:ILE:HG22	1.85	0.58
1:G:188:ALA:HB3	1:G:211:ILE:HG22	1.85	0.58
1:A:188:ALA:HB3	1:A:211:ILE:HG22	1.85	0.58
1:E:188:ALA:HB3	1:E:211:ILE:HG22	1.85	0.58
1:C:283:GLN:HE22	1:C:302:GLY:H	1.50	0.58
1:G:283:GLN:HE22	1:G:302:GLY:H	1.50	0.58
1:G:364:ASP:HB2	1:G:385:MET:HB3	1.85	0.58
1:C:364:ASP:HB2	1:C:385:MET:HB3	1.84	0.58
1:D:364:ASP:HB2	1:D:385:MET:HB3	1.84	0.58
1:H:364:ASP:HB2	1:H:385:MET:HB3	1.84	0.58
1:H:283:GLN:HE22	1:H:302:GLY:H	1.50	0.58
1:D:283:GLN:HE22	1:D:302:GLY:H	1.50	0.58
1:A:283:GLN:HE22	1:A:302:GLY:H	1.50	0.57
1:A:512:ARG:NH1	1:B:418:ASP:OD1	2.37	0.57
1:D:188:ALA:HB3	1:D:211:ILE:HG22	1.85	0.57
1:E:283:GLN:HE22	1:E:302:GLY:H	1.50	0.57
1:H:188:ALA:HB3	1:H:211:ILE:HG22	1.85	0.57
1:F:500:GLU:OE1	1:G:31:THR:OG1	2.21	0.57
1:A:364:ASP:HB2	1:A:385:MET:HB3	1.84	0.57
1:E:364:ASP:HB2	1:E:385:MET:HB3	1.84	0.57
1:F:283:GLN:HE22	1:F:302:GLY:H	1.50	0.57
1:A:408:LEU:HD13	1:A:446:ALA:HB1	1.87	0.56
1:B:283:GLN:HE22	1:B:302:GLY:H	1.50	0.56
1:E:408:LEU:HD13	1:E:446:ALA:HB1	1.87	0.56
1:B:407:ARG:NH2	1:E:449:ASP:OD2	2.38	0.56
1:D:408:LEU:HD13	1:D:446:ALA:HB1	1.87	0.56
1:D:449:ASP:OD2	1:G:407:ARG:NH2	2.38	0.56
1:E:500:GLU:OE1	1:F:31:THR:OG1	2.22	0.56

Continued on next page...

Continued from previous page...

Atom-1	Atom-2	Interatomic distance (Å)	Clash overlap (Å)
1:H:408:LEU:HD13	1:H:446:ALA:HB1	1.87	0.56
1:C:68:SER:OG	1:C:70:MET:SD	2.63	0.56
1:B:449:ASP:OD2	1:E:407:ARG:NH2	2.39	0.56
1:G:68:SER:OG	1:G:70:MET:SD	2.63	0.56
1:D:407:ARG:NH2	1:G:449:ASP:OD2	2.38	0.55
1:A:418:ASP:OD1	1:D:512:ARG:NH1	2.37	0.55
1:B:408:LEU:HD13	1:B:446:ALA:HB1	1.87	0.55
1:C:408:LEU:HD13	1:C:446:ALA:HB1	1.87	0.55
1:F:408:LEU:HD13	1:F:446:ALA:HB1	1.87	0.55
1:C:407:ARG:NH2	1:H:449:ASP:OD2	2.39	0.55
1:C:449:ASP:OD2	1:H:407:ARG:NH2	2.38	0.55
1:G:408:LEU:HD13	1:G:446:ALA:HB1	1.87	0.55
1:C:143:PRO:HG3	1:C:221:ILE:HG21	1.89	0.55
1:E:100:GLN:OE1	1:E:259:ARG:NH2	2.38	0.55
1:E:480:ARG:NH2	1:M:5:LEU:O	2.36	0.55
1:G:143:PRO:HG3	1:G:221:ILE:HG21	1.89	0.55
1:A:100:GLN:OE1	1:A:259:ARG:NH2	2.38	0.55
1:D:143:PRO:HG3	1:D:221:ILE:HG21	1.89	0.55
1:F:73:VAL:HG12	1:F:74:THR:HG23	1.88	0.55
1:B:73:VAL:HG12	1:B:74:THR:HG23	1.88	0.55
1:E:68:SER:OG	1:E:70:MET:SD	2.63	0.55
1:H:143:PRO:HG3	1:H:221:ILE:HG21	1.89	0.55
1:E:512:ARG:NH1	1:F:418:ASP:OD1	2.40	0.55
1:A:500:GLU:OE1	1:B:31:THR:OG1	2.24	0.54
1:A:143:PRO:HG3	1:A:221:ILE:HG21	1.89	0.54
1:E:143:PRO:HG3	1:E:221:ILE:HG21	1.89	0.54
1:A:68:SER:OG	1:A:70:MET:SD	2.63	0.54
1:E:73:VAL:HG12	1:E:74:THR:HG23	1.88	0.54
1:G:73:VAL:HG12	1:G:74:THR:HG23	1.88	0.54
1:G:500:GLU:OE1	1:H:31:THR:OG1	2.24	0.54
1:B:143:PRO:HG3	1:B:221:ILE:HG21	1.89	0.54
1:A:73:VAL:HG12	1:A:74:THR:HG23	1.88	0.54
1:C:73:VAL:HG12	1:C:74:THR:HG23	1.88	0.54
1:F:143:PRO:HG3	1:F:221:ILE:HG21	1.89	0.54
1:D:73:VAL:HG12	1:D:74:THR:HG23	1.88	0.54
1:E:418:ASP:OD1	1:H:512:ARG:NH1	2.40	0.54
1:H:73:VAL:HG12	1:H:74:THR:HG23	1.89	0.54
1:F:68:SER:OG	1:F:70:MET:SD	2.63	0.54
1:B:68:SER:OG	1:B:70:MET:SD	2.63	0.54
1:A:46:ALA:HA	1:A:469:GLN:HG3	1.90	0.54
1:E:46:ALA:HA	1:E:469:GLN:HG3	1.90	0.54

Continued on next page...

Continued from previous page...

Atom-1	Atom-2	Interatomic distance (Å)	Clash overlap (Å)
1:A:407:ARG:NH2	1:F:449:ASP:OD2	2.41	0.53
1:D:46:ALA:HA	1:D:469:GLN:HG3	1.90	0.53
1:D:480:ARG:NH2	1:L:5:LEU:O	2.36	0.53
1:A:449:ASP:OD2	1:F:407:ARG:NH2	2.41	0.53
1:F:512:ARG:NH1	1:G:418:ASP:OD1	2.39	0.53
1:B:512:ARG:NH1	1:C:418:ASP:OD1	2.38	0.53
1:D:68:SER:OG	1:D:70:MET:SD	2.63	0.53
1:H:46:ALA:HA	1:H:469:GLN:HG3	1.90	0.53
1:B:42:ILE:HB	1:C:280:SER:HA	1.90	0.53
1:A:200:ILE:O	1:A:204:SER:HB3	2.09	0.53
1:B:46:ALA:HA	1:B:469:GLN:HG3	1.90	0.53
1:C:500:GLU:OE1	1:D:31:THR:OG1	2.26	0.53
1:F:46:ALA:HA	1:F:469:GLN:HG3	1.90	0.53
1:G:46:ALA:HA	1:G:469:GLN:HG3	1.90	0.53
1:B:200:ILE:O	1:B:204:SER:HB3	2.09	0.53
1:E:200:ILE:O	1:E:204:SER:HB3	2.09	0.53
1:C:46:ALA:HA	1:C:469:GLN:HG3	1.90	0.52
1:C:200:ILE:O	1:C:204:SER:HB3	2.09	0.52
1:H:68:SER:OG	1:H:70:MET:SD	2.63	0.52
1:F:200:ILE:O	1:F:204:SER:HB3	2.10	0.52
1:G:200:ILE:O	1:G:204:SER:HB3	2.09	0.52
1:G:512:ARG:NH1	1:H:418:ASP:OD1	2.40	0.52
1:C:512:ARG:NH1	1:D:418:ASP:OD1	2.40	0.52
1:D:200:ILE:O	1:D:204:SER:HB3	2.09	0.52
1:A:377:LEU:HD13	1:A:476:LEU:HD21	1.92	0.52
1:H:377:LEU:HD13	1:H:476:LEU:HD21	1.92	0.52
1:E:377:LEU:HD13	1:E:476:LEU:HD21	1.92	0.52
1:H:200:ILE:O	1:H:204:SER:HB3	2.10	0.52
1:D:377:LEU:HD13	1:D:476:LEU:HD21	1.92	0.52
1:C:377:LEU:HD13	1:C:476:LEU:HD21	1.92	0.52
1:G:377:LEU:HD13	1:G:476:LEU:HD21	1.92	0.52
1:F:100:GLN:OE1	1:F:259:ARG:NH2	2.38	0.51
1:G:480:ARG:NH2	1:O:5:LEU:O	2.37	0.51
1:B:100:GLN:OE1	1:B:259:ARG:NH2	2.38	0.51
1:F:377:LEU:HD13	1:F:476:LEU:HD21	1.92	0.51
1:B:377:LEU:HD13	1:B:476:LEU:HD21	1.92	0.51
1:E:280:SER:HA	1:H:42:ILE:HB	1.92	0.51
1:A:42:ILE:HB	1:B:280:SER:HA	1.92	0.50
1:D:199:GLU:OE1	1:D:203:ARG:NH2	2.45	0.50
1:H:199:GLU:OE1	1:H:203:ARG:NH2	2.45	0.50
1:F:42:ILE:HB	1:G:280:SER:HA	1.93	0.50

Continued on next page...

Continued from previous page...

Atom-1	Atom-2	Interatomic distance (Å)	Clash overlap (Å)
1:A:104:VAL:HG11	1:A:263:LEU:HD23	1.94	0.50
1:C:199:GLU:OE1	1:C:203:ARG:NH2	2.45	0.50
1:E:104:VAL:HG11	1:E:263:LEU:HD23	1.94	0.50
1:G:100:GLN:OE1	1:G:259:ARG:NH2	2.38	0.50
1:B:199:GLU:OE1	1:B:203:ARG:NH2	2.45	0.50
1:G:199:GLU:OE1	1:G:203:ARG:NH2	2.45	0.50
1:C:42:ILE:HB	1:D:280:SER:HA	1.94	0.49
1:C:104:VAL:HG11	1:C:263:LEU:HD23	1.94	0.49
1:F:199:GLU:OE1	1:F:203:ARG:NH2	2.45	0.49
1:B:211:ILE:HD11	1:B:220:ALA:HB3	1.94	0.49
1:B:480:ARG:NH2	1:J:5:LEU:O	2.45	0.49
1:C:100:GLN:OE1	1:C:259:ARG:NH2	2.38	0.49
1:F:211:ILE:HD11	1:F:220:ALA:HB3	1.94	0.49
1:A:67:SER:HB2	1:A:89:GLY:HA2	1.95	0.49
1:E:67:SER:HB2	1:E:89:GLY:HA2	1.95	0.49
1:G:104:VAL:HG11	1:G:263:LEU:HD23	1.94	0.49
1:H:104:VAL:HG11	1:H:263:LEU:HD23	1.94	0.49
1:G:211:ILE:HD11	1:G:220:ALA:HB3	1.94	0.49
1:C:211:ILE:HD11	1:C:220:ALA:HB3	1.94	0.49
1:D:67:SER:HB2	1:D:89:GLY:HA2	1.95	0.49
1:D:104:VAL:HG11	1:D:263:LEU:HD23	1.94	0.49
1:B:67:SER:HB2	1:B:89:GLY:HA2	1.95	0.49
1:H:67:SER:HB2	1:H:89:GLY:HA2	1.95	0.49
1:A:161:ARG:HG2	1:F:224:ARG:HH21	1.78	0.49
1:A:199:GLU:OE1	1:A:203:ARG:NH2	2.45	0.49
1:F:67:SER:HB2	1:F:89:GLY:HA2	1.95	0.49
1:E:199:GLU:OE1	1:E:203:ARG:NH2	2.45	0.49
1:A:224:ARG:HH21	1:F:161:ARG:HG2	1.78	0.48
1:B:161:ARG:HG2	1:E:224:ARG:HH21	1.78	0.48
1:F:104:VAL:HG11	1:F:263:LEU:HD23	1.94	0.48
1:H:100:GLN:OE1	1:H:259:ARG:NH2	2.38	0.48
1:B:104:VAL:HG11	1:B:263:LEU:HD23	1.94	0.48
1:D:100:GLN:OE1	1:D:259:ARG:NH2	2.38	0.48
1:D:211:ILE:HD11	1:D:220:ALA:HB3	1.94	0.48
1:C:67:SER:HB2	1:C:89:GLY:HA2	1.95	0.48
1:E:42:ILE:HB	1:F:280:SER:HA	1.95	0.48
1:A:337:LEU:HD21	1:D:466:HIS:HB3	1.95	0.48
1:H:211:ILE:HD11	1:H:220:ALA:HB3	1.94	0.48
1:G:67:SER:HB2	1:G:89:GLY:HA2	1.95	0.48
1:A:280:SER:HA	1:D:42:ILE:HB	1.95	0.48
1:E:211:ILE:HD11	1:E:220:ALA:HB3	1.94	0.48

Continued on next page...

Continued from previous page...

Atom-1	Atom-2	Interatomic distance (Å)	Clash overlap (Å)
1:A:211:ILE:HD11	1:A:220:ALA:HB3	1.94	0.48
1:A:49:VAL:HG13	1:A:465:GLN:HB2	1.96	0.48
1:E:49:VAL:HG13	1:E:465:GLN:HB2	1.96	0.48
1:B:493:ARG:HG3	1:C:342:PRO:HG3	1.95	0.48
1:E:373:ILE:HD13	1:E:384:VAL:HG11	1.96	0.48
1:A:373:ILE:HD13	1:A:384:VAL:HG11	1.96	0.47
1:C:306:THR:H	1:C:309:GLN:HE21	1.63	0.47
1:C:373:ILE:HD13	1:C:384:VAL:HG11	1.96	0.47
1:G:306:THR:H	1:G:309:GLN:HE21	1.63	0.47
1:C:466:HIS:HB3	1:D:337:LEU:HD21	1.96	0.47
1:G:373:ILE:HD13	1:G:384:VAL:HG11	1.96	0.47
1:B:85:THR:HG21	1:B:457:VAL:HG21	1.97	0.47
1:B:224:ARG:HH21	1:E:161:ARG:HG2	1.79	0.47
1:B:466:HIS:HB3	1:C:337:LEU:HD21	1.95	0.47
1:D:49:VAL:HG13	1:D:465:GLN:HB2	1.96	0.47
1:H:49:VAL:HG13	1:H:465:GLN:HB2	1.96	0.47
1:H:85:THR:HG21	1:H:457:VAL:HG21	1.97	0.47
1:A:85:THR:HG21	1:A:457:VAL:HG21	1.97	0.47
1:A:466:HIS:HB3	1:B:337:LEU:HD21	1.96	0.47
1:D:85:THR:HG21	1:D:457:VAL:HG21	1.97	0.47
1:D:373:ILE:HD13	1:D:384:VAL:HG11	1.96	0.47
1:F:85:THR:HG21	1:F:457:VAL:HG21	1.97	0.47
1:H:373:ILE:HD13	1:H:384:VAL:HG11	1.96	0.47
1:D:306:THR:H	1:D:309:GLN:HE21	1.63	0.47
1:E:85:THR:HG21	1:E:457:VAL:HG21	1.97	0.47
1:F:49:VAL:HG13	1:F:465:GLN:HB2	1.96	0.47
1:G:42:ILE:HB	1:H:280:SER:HA	1.96	0.47
1:H:306:THR:H	1:H:309:GLN:HE21	1.63	0.47
1:B:49:VAL:HG13	1:B:465:GLN:HB2	1.96	0.47
1:H:453:ILE:HA	1:H:456:PHE:HB3	1.96	0.47
1:C:85:THR:HG21	1:C:457:VAL:HG21	1.97	0.47
1:G:85:THR:HG21	1:G:457:VAL:HG21	1.97	0.47
1:A:306:THR:H	1:A:309:GLN:HE21	1.62	0.47
1:D:224:ARG:HH21	1:G:161:ARG:HG2	1.79	0.47
1:B:306:THR:H	1:B:309:GLN:HE21	1.63	0.47
1:D:453:ILE:HA	1:D:456:PHE:HB3	1.97	0.47
1:E:306:THR:H	1:E:309:GLN:HE21	1.63	0.47
1:E:335:GLU:O	1:H:369:ASN:ND2	2.47	0.47
1:F:306:THR:H	1:F:309:GLN:HE21	1.63	0.47
1:G:49:VAL:HG13	1:G:465:GLN:HB2	1.96	0.46
1:A:482:MET:HG3	1:A:488:LEU:HB2	1.97	0.46

Continued on next page...

Continued from previous page...

Atom-1	Atom-2	Interatomic distance (Å)	Clash overlap (Å)
1:C:49:VAL:HG13	1:C:465:GLN:HB2	1.96	0.46
1:E:482:MET:HG3	1:E:488:LEU:HB2	1.97	0.46
1:A:453:ILE:HA	1:A:456:PHE:HB3	1.96	0.46
1:E:417:LEU:HD21	1:H:512:ARG:HB3	1.97	0.46
1:E:453:ILE:HA	1:E:456:PHE:HB3	1.96	0.46
1:F:373:ILE:HD13	1:F:384:VAL:HG11	1.96	0.46
1:B:373:ILE:HD13	1:B:384:VAL:HG11	1.96	0.46
1:D:482:MET:HG3	1:D:488:LEU:HB2	1.97	0.46
1:F:453:ILE:HA	1:F:456:PHE:HB3	1.96	0.46
1:G:453:ILE:HA	1:G:456:PHE:HB3	1.96	0.46
1:B:453:ILE:HA	1:B:456:PHE:HB3	1.96	0.46
1:G:482:MET:HG3	1:G:488:LEU:HB2	1.97	0.46
1:H:482:MET:HG3	1:H:488:LEU:HB2	1.97	0.46
1:C:453:ILE:HA	1:C:456:PHE:HB3	1.96	0.46
1:C:482:MET:HG3	1:C:488:LEU:HB2	1.97	0.46
1:D:161:ARG:HG2	1:G:224:ARG:HH21	1.80	0.46
1:F:441:GLN:O	4:F:604:IMP:N1	2.35	0.46
1:F:36:LEU:HD22	1:F:493:ARG:HD3	1.99	0.45
1:G:36:LEU:HD22	1:G:493:ARG:HD3	1.98	0.45
1:B:36:LEU:HD22	1:B:493:ARG:HD3	1.99	0.45
1:B:482:MET:HG3	1:B:488:LEU:HB2	1.97	0.45
1:C:36:LEU:HD22	1:C:493:ARG:HD3	1.99	0.45
1:B:441:GLN:O	4:B:604:IMP:N1	2.35	0.45
1:E:342:PRO:HG3	1:H:493:ARG:HG3	1.97	0.45
1:E:466:HIS:HB3	1:F:337:LEU:HD21	1.98	0.45
1:F:305:VAL:H	1:F:309:GLN:NE2	2.14	0.45
1:B:305:VAL:H	1:B:309:GLN:NE2	2.14	0.45
1:F:482:MET:HG3	1:F:488:LEU:HB2	1.97	0.45
1:E:305:VAL:H	1:E:309:GLN:NE2	2.14	0.45
1:A:305:VAL:H	1:A:309:GLN:NE2	2.14	0.45
1:F:466:HIS:HB3	1:G:337:LEU:HD21	1.98	0.45
1:B:369:ASN:ND2	1:C:335:GLU:O	2.50	0.45
1:C:224:ARG:HH21	1:H:161:ARG:HG2	1.81	0.45
1:C:305:VAL:H	1:C:309:GLN:NE2	2.14	0.45
1:G:305:VAL:H	1:G:309:GLN:NE2	2.14	0.45
1:B:512:ARG:HB3	1:C:417:LEU:HD21	1.99	0.45
1:G:37:ILE:HG21	1:G:471:ILE:HG12	1.99	0.45
1:G:226:ASP:OD1	1:G:226:ASP:N	2.50	0.45
1:A:36:LEU:HD22	1:A:493:ARG:HD3	1.98	0.44
1:C:226:ASP:N	1:C:226:ASP:OD1	2.50	0.44
1:F:226:ASP:N	1:F:226:ASP:OD1	2.50	0.44

Continued on next page...

Continued from previous page...

Atom-1	Atom-2	Interatomic distance (Å)	Clash overlap (Å)
1:B:226:ASP:OD1	1:B:226:ASP:N	2.50	0.44
1:C:37:ILE:HG21	1:C:471:ILE:HG12	1.99	0.44
1:C:393:THR:HG22	1:C:450:LYS:HB2	2.00	0.44
1:D:305:VAL:H	1:D:309:GLN:NE2	2.14	0.44
1:E:36:LEU:HD22	1:E:493:ARG:HD3	1.99	0.44
1:H:305:VAL:H	1:H:309:GLN:NE2	2.14	0.44
1:A:37:ILE:HG21	1:A:471:ILE:HG12	1.99	0.44
1:A:54:ALA:HB2	1:I:5:LEU:HD12	2.00	0.44
1:A:506:LEU:HD11	1:A:509:TYR:HB3	2.00	0.44
1:B:393:THR:HG22	1:B:450:LYS:HB2	2.00	0.44
1:D:506:LEU:HD11	1:D:509:TYR:HB3	2.00	0.44
1:E:72:THR:HG21	1:E:411:TYR:HA	2.00	0.44
1:F:393:THR:HG22	1:F:450:LYS:HB2	2.00	0.44
1:H:37:ILE:HG21	1:H:471:ILE:HG12	1.98	0.44
1:H:506:LEU:HD11	1:H:509:TYR:HB3	2.00	0.44
1:A:72:THR:HG21	1:A:411:TYR:HA	2.00	0.44
1:D:36:LEU:HD22	1:D:493:ARG:HD3	1.98	0.44
1:E:37:ILE:HG21	1:E:471:ILE:HG12	1.99	0.44
1:E:506:LEU:HD11	1:E:509:TYR:HB3	2.00	0.44
1:F:369:ASN:ND2	1:G:335:GLU:O	2.51	0.44
1:G:393:THR:HG22	1:G:450:LYS:HB2	2.00	0.44
1:E:512:ARG:HB3	1:F:417:LEU:HD21	2.00	0.44
1:F:37:ILE:HG21	1:F:471:ILE:HG12	1.99	0.44
1:H:36:LEU:HD22	1:H:493:ARG:HD3	1.99	0.44
1:H:72:THR:HG21	1:H:411:TYR:HA	2.00	0.44
1:F:512:ARG:HB3	1:G:417:LEU:HD21	2.00	0.44
1:B:506:LEU:HD11	1:B:509:TYR:HB3	2.00	0.44
1:D:37:ILE:HG21	1:D:471:ILE:HG12	1.99	0.44
1:D:72:THR:HG21	1:D:411:TYR:HA	2.00	0.44
1:D:263:LEU:O	1:D:267:GLY:N	2.51	0.44
1:G:466:HIS:HB3	1:H:337:LEU:HD21	1.99	0.44
1:H:393:THR:HG22	1:H:450:LYS:HB2	2.00	0.44
1:A:168:GLU:HA	1:A:171:HIS:CE1	2.53	0.43
1:B:37:ILE:HG21	1:B:471:ILE:HG12	1.99	0.43
1:D:226:ASP:OD1	1:D:226:ASP:N	2.50	0.43
1:D:393:THR:HG22	1:D:450:LYS:HB2	2.00	0.43
1:F:506:LEU:HD11	1:F:509:TYR:HB3	2.00	0.43
1:H:263:LEU:O	1:H:267:GLY:N	2.51	0.43
1:A:476:LEU:HA	1:A:479:VAL:HG12	2.01	0.43
1:B:370:VAL:HG12	1:B:460:LEU:HG	2.01	0.43
1:C:161:ARG:HG2	1:H:224:ARG:HH21	1.82	0.43

Continued on next page...

Continued from previous page...

Atom-1	Atom-2	Interatomic distance (Å)	Clash overlap (Å)
1:C:370:VAL:HG12	1:C:460:LEU:HG	2.01	0.43
1:E:168:GLU:HA	1:E:171:HIS:CE1	2.53	0.43
1:E:263:LEU:O	1:E:267:GLY:N	2.51	0.43
1:E:476:LEU:HA	1:E:479:VAL:HG12	2.01	0.43
1:F:370:VAL:HG12	1:F:460:LEU:HG	2.01	0.43
1:H:226:ASP:OD1	1:H:226:ASP:N	2.50	0.43
1:A:263:LEU:O	1:A:267:GLY:N	2.51	0.43
1:B:72:THR:HG21	1:B:411:TYR:HA	2.00	0.43
1:F:72:THR:HG21	1:F:411:TYR:HA	2.00	0.43
1:G:370:VAL:HG12	1:G:460:LEU:HG	2.01	0.43
1:H:476:LEU:HA	1:H:479:VAL:HG12	2.00	0.43
1:B:168:GLU:HA	1:B:171:HIS:CE1	2.53	0.43
1:C:168:GLU:HA	1:C:171:HIS:CE1	2.53	0.43
1:D:370:VAL:HG12	1:D:460:LEU:HG	2.01	0.43
1:G:168:GLU:HA	1:G:171:HIS:CE1	2.53	0.43
1:G:506:LEU:HD11	1:G:509:TYR:HB3	2.00	0.43
1:C:506:LEU:HD11	1:C:509:TYR:HB3	2.00	0.43
1:D:476:LEU:HA	1:D:479:VAL:HG12	2.01	0.43
1:F:493:ARG:HG3	1:G:342:PRO:HG3	2.00	0.43
1:H:370:VAL:HG12	1:H:460:LEU:HG	2.01	0.43
1:A:342:PRO:HG3	1:D:493:ARG:HG3	1.99	0.43
1:A:370:VAL:HG12	1:A:460:LEU:HG	2.01	0.43
1:E:370:VAL:HG12	1:E:460:LEU:HG	2.00	0.43
1:F:168:GLU:HA	1:F:171:HIS:CE1	2.53	0.43
1:C:263:LEU:O	1:C:267:GLY:N	2.51	0.43
1:G:263:LEU:O	1:G:267:GLY:N	2.51	0.43
1:C:476:LEU:HA	1:C:479:VAL:HG12	2.00	0.43
1:E:208:LYS:HG2	1:E:223:ALA:HA	2.01	0.43
1:E:337:LEU:HD21	1:H:466:HIS:HB3	2.01	0.43
1:F:476:LEU:HA	1:F:479:VAL:HG12	2.00	0.43
1:A:208:LYS:HG2	1:A:223:ALA:HA	2.01	0.43
1:B:476:LEU:HA	1:B:479:VAL:HG12	2.01	0.43
1:C:72:THR:HG21	1:C:411:TYR:HA	2.00	0.43
1:A:393:THR:HG22	1:A:450:LYS:HB2	2.00	0.43
1:E:369:ASN:ND2	1:F:335:GLU:O	2.52	0.43
1:E:393:THR:HG22	1:E:450:LYS:HB2	2.00	0.43
1:G:305:VAL:H	1:G:309:GLN:HE21	1.67	0.43
1:G:476:LEU:HA	1:G:479:VAL:HG12	2.01	0.43
1:B:208:LYS:HG2	1:B:223:ALA:HA	2.01	0.42
1:C:305:VAL:H	1:C:309:GLN:HE21	1.67	0.42
1:D:305:VAL:H	1:D:309:GLN:HE21	1.67	0.42

Continued on next page...

Continued from previous page...

Atom-1	Atom-2	Interatomic distance (Å)	Clash overlap (Å)
1:F:208:LYS:HG2	1:F:223:ALA:HA	2.01	0.42
1:G:72:THR:HG21	1:G:411:TYR:HA	2.00	0.42
1:H:168:GLU:HA	1:H:171:HIS:CE1	2.53	0.42
1:D:168:GLU:HA	1:D:171:HIS:CE1	2.53	0.42
1:H:70:MET:SD	4:H:604:IMP:H8	2.59	0.42
1:H:305:VAL:H	1:H:309:GLN:HE21	1.67	0.42
1:D:70:MET:SD	4:D:604:IMP:H8	2.59	0.42
1:E:493:ARG:HG3	1:F:342:PRO:HG3	2.01	0.42
1:C:196:GLU:HA	1:C:199:GLU:HG3	2.02	0.42
1:A:305:VAL:H	1:A:309:GLN:HE21	1.67	0.42
1:B:326:GLY:HA3	1:B:334:GLN:HG3	2.01	0.42
1:E:305:VAL:H	1:E:309:GLN:HE21	1.67	0.42
1:F:326:GLY:HA3	1:F:334:GLN:HG3	2.01	0.42
1:G:196:GLU:HA	1:G:199:GLU:HG3	2.02	0.42
1:B:305:VAL:H	1:B:309:GLN:HE21	1.67	0.42
1:C:70:MET:SD	4:C:604:IMP:H8	2.59	0.42
1:D:326:GLY:HA3	1:D:334:GLN:HG3	2.01	0.42
1:G:70:MET:SD	4:G:604:IMP:H8	2.59	0.42
1:H:326:GLY:HA3	1:H:334:GLN:HG3	2.01	0.42
1:A:70:MET:SD	4:A:604:IMP:H8	2.59	0.42
1:F:305:VAL:H	1:F:309:GLN:HE21	1.67	0.42
1:A:326:GLY:HA3	1:A:334:GLN:HG3	2.01	0.42
1:C:141:GLY:HA2	1:C:159:SER:HA	2.02	0.42
1:E:70:MET:SD	4:E:604:IMP:H8	2.59	0.42
1:F:70:MET:SD	4:F:604:IMP:H8	2.59	0.42
1:G:512:ARG:HB3	1:H:417:LEU:HD21	2.02	0.42
1:A:141:GLY:HA2	1:A:159:SER:HA	2.02	0.42
1:B:70:MET:SD	4:B:604:IMP:H8	2.59	0.42
1:B:159:SER:OG	1:B:160:SER:N	2.53	0.42
1:C:326:GLY:HA3	1:C:334:GLN:HG3	2.01	0.42
1:D:208:LYS:HG2	1:D:223:ALA:HA	2.01	0.42
1:D:441:GLN:O	4:D:604:IMP:N1	2.35	0.42
1:E:141:GLY:HA2	1:E:159:SER:HA	2.02	0.42
1:E:326:GLY:HA3	1:E:334:GLN:HG3	2.01	0.42
1:G:326:GLY:HA3	1:G:334:GLN:HG3	2.01	0.42
1:F:159:SER:OG	1:F:160:SER:N	2.53	0.42
1:F:263:LEU:O	1:F:267:GLY:N	2.51	0.42
1:G:141:GLY:HA2	1:G:159:SER:HA	2.02	0.42
1:H:208:LYS:HG2	1:H:223:ALA:HA	2.01	0.42
1:H:441:GLN:O	4:H:604:IMP:N1	2.35	0.42
1:B:263:LEU:O	1:B:267:GLY:N	2.51	0.41

Continued on next page...

Continued from previous page...

Atom-1	Atom-2	Interatomic distance (Å)	Clash overlap (Å)
1:C:208:LYS:HG2	1:C:223:ALA:HA	2.01	0.41
1:G:208:LYS:HG2	1:G:223:ALA:HA	2.01	0.41
1:A:417:LEU:HD21	1:D:512:ARG:HB3	2.02	0.41
1:E:330:ILE:H	1:E:330:ILE:HG13	1.65	0.41
1:G:330:ILE:H	1:G:330:ILE:HG13	1.65	0.41
1:C:330:ILE:H	1:C:330:ILE:HG13	1.65	0.41
1:A:226:ASP:N	1:A:226:ASP:OD1	2.50	0.41
1:A:330:ILE:H	1:A:330:ILE:HG13	1.65	0.41
1:A:369:ASN:ND2	1:B:335:GLU:O	2.53	0.41
1:D:196:GLU:HA	1:D:199:GLU:HG3	2.02	0.41
1:G:369:ASN:ND2	1:H:335:GLU:O	2.53	0.41
1:A:88:ILE:HD12	1:A:88:ILE:HA	1.85	0.41
1:A:335:GLU:O	1:D:369:ASN:ND2	2.53	0.41
1:C:159:SER:OG	1:C:160:SER:N	2.53	0.41
1:H:196:GLU:HA	1:H:199:GLU:HG3	2.02	0.41
1:A:159:SER:OG	1:A:160:SER:N	2.53	0.41
1:E:159:SER:OG	1:E:160:SER:N	2.53	0.41
1:G:159:SER:OG	1:G:160:SER:N	2.53	0.41
1:B:196:GLU:HA	1:B:199:GLU:HG3	2.02	0.41
1:E:226:ASP:OD1	1:E:226:ASP:N	2.50	0.41
1:A:75:GLU:OE1	1:A:397:PRO:HB3	2.21	0.41
1:A:196:GLU:HA	1:A:199:GLU:HG3	2.02	0.41
1:B:75:GLU:OE1	1:B:397:PRO:HB3	2.21	0.41
1:B:210:PRO:HA	1:B:221:ILE:HA	2.03	0.41
1:C:97:PRO:HG3	1:C:259:ARG:HG2	2.03	0.41
1:D:159:SER:OG	1:D:160:SER:N	2.53	0.41
1:E:75:GLU:OE1	1:E:397:PRO:HB3	2.21	0.41
1:E:88:ILE:HD12	1:E:88:ILE:HA	1.85	0.41
1:E:196:GLU:HA	1:E:199:GLU:HG3	2.02	0.41
1:F:75:GLU:OE1	1:F:397:PRO:HB3	2.21	0.41
1:F:196:GLU:HA	1:F:199:GLU:HG3	2.02	0.41
1:H:159:SER:OG	1:H:160:SER:N	2.53	0.41
1:C:210:PRO:HA	1:C:221:ILE:HA	2.03	0.41
1:C:512:ARG:HB3	1:D:417:LEU:HD21	2.03	0.41
1:F:210:PRO:HA	1:F:221:ILE:HA	2.03	0.41
1:G:97:PRO:HG3	1:G:259:ARG:HG2	2.03	0.41
1:G:210:PRO:HA	1:G:221:ILE:HA	2.03	0.41
1:B:141:GLY:HA2	1:B:159:SER:HA	2.02	0.40
1:F:141:GLY:HA2	1:F:159:SER:HA	2.02	0.40
1:C:16:ASP:CG	1:D:341:ARG:HH12	2.24	0.40
1:D:210:PRO:HA	1:D:221:ILE:HA	2.03	0.40

Continued on next page...

Continued from previous page...

Atom-1	Atom-2	Interatomic distance (Å)	Clash overlap (Å)
1:F:330:ILE:H	1:F:330:ILE:HG13	1.66	0.40
1:H:210:PRO:HA	1:H:221:ILE:HA	2.03	0.40
1:A:210:PRO:HA	1:A:221:ILE:HA	2.03	0.40

There are no symmetry-related clashes.

5.3 Torsion angles [i](#)

5.3.1 Protein backbone [i](#)

In the following table, the Percentiles column shows the percent Ramachandran outliers of the chain as a percentile score with respect to all PDB entries followed by that with respect to all EM entries.

The Analysed column shows the number of residues for which the backbone conformation was analysed, and the total number of residues.

Mol	Chain	Analysed	Favoured	Allowed	Outliers	Percentiles	
1	A	484/519 (93%)	454 (94%)	30 (6%)	0	100	100
1	B	484/519 (93%)	454 (94%)	30 (6%)	0	100	100
1	C	484/519 (93%)	454 (94%)	30 (6%)	0	100	100
1	D	484/519 (93%)	454 (94%)	30 (6%)	0	100	100
1	E	484/519 (93%)	454 (94%)	30 (6%)	0	100	100
1	F	484/519 (93%)	454 (94%)	30 (6%)	0	100	100
1	G	484/519 (93%)	454 (94%)	30 (6%)	0	100	100
1	H	484/519 (93%)	454 (94%)	30 (6%)	0	100	100
1	I	12/519 (2%)	6 (50%)	6 (50%)	0	100	100
1	J	12/519 (2%)	6 (50%)	6 (50%)	0	100	100
1	K	12/519 (2%)	6 (50%)	6 (50%)	0	100	100
1	L	12/519 (2%)	6 (50%)	6 (50%)	0	100	100
1	M	12/519 (2%)	6 (50%)	6 (50%)	0	100	100
1	N	12/519 (2%)	6 (50%)	6 (50%)	0	100	100
1	O	12/519 (2%)	6 (50%)	6 (50%)	0	100	100
1	P	12/519 (2%)	6 (50%)	6 (50%)	0	100	100
All	All	3968/8304 (48%)	3680 (93%)	288 (7%)	0	100	100

There are no Ramachandran outliers to report.

5.3.2 Protein sidechains ⓘ

In the following table, the Percentiles column shows the percent sidechain outliers of the chain as a percentile score with respect to all PDB entries followed by that with respect to all EM entries.

The Analysed column shows the number of residues for which the sidechain conformation was analysed, and the total number of residues.

Mol	Chain	Analysed	Rotameric	Outliers	Percentiles	
1	A	398/425 (94%)	370 (93%)	28 (7%)	15	45
1	B	398/425 (94%)	370 (93%)	28 (7%)	15	45
1	C	398/425 (94%)	370 (93%)	28 (7%)	15	45
1	D	398/425 (94%)	370 (93%)	28 (7%)	15	45
1	E	398/425 (94%)	370 (93%)	28 (7%)	15	45
1	F	398/425 (94%)	370 (93%)	28 (7%)	15	45
1	G	398/425 (94%)	370 (93%)	28 (7%)	15	45
1	H	398/425 (94%)	370 (93%)	28 (7%)	15	45
1	I	11/425 (3%)	10 (91%)	1 (9%)	9	33
1	J	11/425 (3%)	10 (91%)	1 (9%)	9	33
1	K	11/425 (3%)	10 (91%)	1 (9%)	9	33
1	L	11/425 (3%)	10 (91%)	1 (9%)	9	33
1	M	11/425 (3%)	10 (91%)	1 (9%)	9	33
1	N	11/425 (3%)	10 (91%)	1 (9%)	9	33
1	O	11/425 (3%)	10 (91%)	1 (9%)	9	33
1	P	11/425 (3%)	10 (91%)	1 (9%)	9	33
All	All	3272/6800 (48%)	3040 (93%)	232 (7%)	18	45

All (232) residues with a non-rotameric sidechain are listed below:

Mol	Chain	Res	Type
1	A	51	LEU
1	A	108	LYS
1	A	124	LYS
1	A	126	ARG
1	A	144	ILE
1	A	150	MET

Continued on next page...

Continued from previous page...

Mol	Chain	Res	Type
1	A	154	LEU
1	A	163	ILE
1	A	178	ILE
1	A	199	GLU
1	A	217	GLU
1	A	221	ILE
1	A	222	ILE
1	A	224	ARG
1	A	226	ASP
1	A	235	LEU
1	A	250	ILE
1	A	263	LEU
1	A	304	VAL
1	A	322	ARG
1	A	352	GLU
1	A	364	ASP
1	A	416	SER
1	A	417	LEU
1	A	467	SER
1	A	487	GLU
1	A	508	SER
1	A	512	ARG
1	I	1	MET
1	B	51	LEU
1	B	108	LYS
1	B	124	LYS
1	B	126	ARG
1	B	144	ILE
1	B	150	MET
1	B	154	LEU
1	B	163	ILE
1	B	178	ILE
1	B	199	GLU
1	B	217	GLU
1	B	221	ILE
1	B	222	ILE
1	B	224	ARG
1	B	226	ASP
1	B	235	LEU
1	B	250	ILE
1	B	263	LEU
1	B	304	VAL

Continued on next page...

Continued from previous page...

Mol	Chain	Res	Type
1	B	322	ARG
1	B	352	GLU
1	B	364	ASP
1	B	416	SER
1	B	417	LEU
1	B	467	SER
1	B	487	GLU
1	B	508	SER
1	B	512	ARG
1	J	1	MET
1	C	51	LEU
1	C	108	LYS
1	C	124	LYS
1	C	126	ARG
1	C	144	ILE
1	C	150	MET
1	C	154	LEU
1	C	163	ILE
1	C	178	ILE
1	C	199	GLU
1	C	217	GLU
1	C	221	ILE
1	C	222	ILE
1	C	224	ARG
1	C	226	ASP
1	C	235	LEU
1	C	250	ILE
1	C	263	LEU
1	C	304	VAL
1	C	322	ARG
1	C	352	GLU
1	C	364	ASP
1	C	416	SER
1	C	417	LEU
1	C	467	SER
1	C	487	GLU
1	C	508	SER
1	C	512	ARG
1	K	1	MET
1	D	51	LEU
1	D	108	LYS
1	D	124	LYS

Continued on next page...

Continued from previous page...

Mol	Chain	Res	Type
1	D	126	ARG
1	D	144	ILE
1	D	150	MET
1	D	154	LEU
1	D	163	ILE
1	D	178	ILE
1	D	199	GLU
1	D	217	GLU
1	D	221	ILE
1	D	222	ILE
1	D	224	ARG
1	D	226	ASP
1	D	235	LEU
1	D	250	ILE
1	D	263	LEU
1	D	304	VAL
1	D	322	ARG
1	D	352	GLU
1	D	364	ASP
1	D	416	SER
1	D	417	LEU
1	D	467	SER
1	D	487	GLU
1	D	508	SER
1	D	512	ARG
1	L	1	MET
1	E	51	LEU
1	E	108	LYS
1	E	124	LYS
1	E	126	ARG
1	E	144	ILE
1	E	150	MET
1	E	154	LEU
1	E	163	ILE
1	E	178	ILE
1	E	199	GLU
1	E	217	GLU
1	E	221	ILE
1	E	222	ILE
1	E	224	ARG
1	E	226	ASP
1	E	235	LEU

Continued on next page...

Continued from previous page...

Mol	Chain	Res	Type
1	E	250	ILE
1	E	263	LEU
1	E	304	VAL
1	E	322	ARG
1	E	352	GLU
1	E	364	ASP
1	E	416	SER
1	E	417	LEU
1	E	467	SER
1	E	487	GLU
1	E	508	SER
1	E	512	ARG
1	M	1	MET
1	F	51	LEU
1	F	108	LYS
1	F	124	LYS
1	F	126	ARG
1	F	144	ILE
1	F	150	MET
1	F	154	LEU
1	F	163	ILE
1	F	178	ILE
1	F	199	GLU
1	F	217	GLU
1	F	221	ILE
1	F	222	ILE
1	F	224	ARG
1	F	226	ASP
1	F	235	LEU
1	F	250	ILE
1	F	263	LEU
1	F	304	VAL
1	F	322	ARG
1	F	352	GLU
1	F	364	ASP
1	F	416	SER
1	F	417	LEU
1	F	467	SER
1	F	487	GLU
1	F	508	SER
1	F	512	ARG
1	N	1	MET

Continued on next page...

Continued from previous page...

Mol	Chain	Res	Type
1	G	51	LEU
1	G	108	LYS
1	G	124	LYS
1	G	126	ARG
1	G	144	ILE
1	G	150	MET
1	G	154	LEU
1	G	163	ILE
1	G	178	ILE
1	G	199	GLU
1	G	217	GLU
1	G	221	ILE
1	G	222	ILE
1	G	224	ARG
1	G	226	ASP
1	G	235	LEU
1	G	250	ILE
1	G	263	LEU
1	G	304	VAL
1	G	322	ARG
1	G	352	GLU
1	G	364	ASP
1	G	416	SER
1	G	417	LEU
1	G	467	SER
1	G	487	GLU
1	G	508	SER
1	G	512	ARG
1	O	1	MET
1	H	51	LEU
1	H	108	LYS
1	H	124	LYS
1	H	126	ARG
1	H	144	ILE
1	H	150	MET
1	H	154	LEU
1	H	163	ILE
1	H	178	ILE
1	H	199	GLU
1	H	217	GLU
1	H	221	ILE
1	H	222	ILE

Continued on next page...

Continued from previous page...

Mol	Chain	Res	Type
1	H	224	ARG
1	H	226	ASP
1	H	235	LEU
1	H	250	ILE
1	H	263	LEU
1	H	304	VAL
1	H	322	ARG
1	H	352	GLU
1	H	364	ASP
1	H	416	SER
1	H	417	LEU
1	H	467	SER
1	H	487	GLU
1	H	508	SER
1	H	512	ARG
1	P	1	MET

Sometimes sidechains can be flipped to improve hydrogen bonding and reduce clashes. All (9) such sidechains are listed below:

Mol	Chain	Res	Type
1	A	303	ASN
1	B	303	ASN
1	C	303	ASN
1	D	303	ASN
1	D	309	GLN
1	E	303	ASN
1	F	303	ASN
1	G	303	ASN
1	H	303	ASN

5.3.3 RNA ⓘ

There are no RNA molecules in this entry.

5.4 Non-standard residues in protein, DNA, RNA chains ⓘ

There are no non-standard protein/DNA/RNA residues in this entry.

5.5 Carbohydrates ⓘ

There are no monosaccharides in this entry.

5.6 Ligand geometry ⓘ

40 ligands are modelled in this entry.

In the following table, the Counts columns list the number of bonds (or angles) for which Mogul statistics could be retrieved, the number of bonds (or angles) that are observed in the model and the number of bonds (or angles) that are defined in the Chemical Component Dictionary. The Link column lists molecule types, if any, to which the group is linked. The Z score for a bond length (or angle) is the number of standard deviations the observed value is removed from the expected value. A bond length (or angle) with $|Z| > 2$ is considered an outlier worth inspection. RMSZ is the root-mean-square of all Z scores of the bond lengths (or angles).

Mol	Type	Chain	Res	Link	Bond lengths			Bond angles		
					Counts	RMSZ	# Z > 2	Counts	RMSZ	# Z > 2
2	GTP	A	602	-	26,34,34	3.90	15 (57%)	32,54,54	1.62	8 (25%)
2	GTP	B	601	-	26,34,34	3.89	15 (57%)	32,54,54	1.67	8 (25%)
2	GTP	C	601	-	26,34,34	3.88	15 (57%)	32,54,54	1.67	8 (25%)
2	GTP	B	602	-	26,34,34	3.90	15 (57%)	32,54,54	1.62	8 (25%)
2	GTP	H	601	-	26,34,34	3.89	15 (57%)	32,54,54	1.67	8 (25%)
3	ATP	F	603	-	26,33,33	3.34	12 (46%)	31,52,52	3.99	7 (22%)
2	GTP	D	601	-	26,34,34	3.89	15 (57%)	32,54,54	1.67	8 (25%)
3	ATP	A	603	-	26,33,33	3.34	12 (46%)	31,52,52	3.99	7 (22%)
3	ATP	E	603	-	26,33,33	3.35	12 (46%)	31,52,52	3.99	7 (22%)
5	NAD	E	605	-	42,48,48	3.48	16 (38%)	50,73,73	2.65	9 (18%)
2	GTP	E	601	-	26,34,34	3.88	15 (57%)	32,54,54	1.67	8 (25%)
5	NAD	D	605	-	42,48,48	3.48	15 (35%)	50,73,73	2.65	9 (18%)
2	GTP	A	601	-	26,34,34	3.88	15 (57%)	32,54,54	1.67	8 (25%)
4	IMP	G	604	-	21,25,25	2.51	7 (33%)	24,38,38	1.25	5 (20%)
5	NAD	F	605	-	42,48,48	3.48	15 (35%)	50,73,73	2.65	9 (18%)
3	ATP	B	603	-	26,33,33	3.34	12 (46%)	31,52,52	3.99	7 (22%)
4	IMP	H	604	-	21,25,25	2.52	7 (33%)	24,38,38	1.25	5 (20%)
4	IMP	C	604	-	21,25,25	2.51	7 (33%)	24,38,38	1.33	5 (20%)
4	IMP	D	604	-	21,25,25	2.51	7 (33%)	24,38,38	1.33	5 (20%)
3	ATP	H	603	-	26,33,33	3.35	12 (46%)	31,52,52	3.99	7 (22%)
5	NAD	H	605	-	42,48,48	3.49	16 (38%)	50,73,73	2.66	9 (18%)
4	IMP	B	604	-	21,25,25	2.51	7 (33%)	24,38,38	1.33	5 (20%)

Mol	Type	Chain	Res	Link	Bond lengths			Bond angles		
					Counts	RMSZ	# Z > 2	Counts	RMSZ	# Z > 2
3	ATP	C	603	-	26,33,33	3.34	12 (46%)	31,52,52	4.00	7 (22%)
5	NAD	A	605	-	42,48,48	3.48	15 (35%)	50,73,73	2.66	9 (18%)
3	ATP	D	603	-	26,33,33	3.34	12 (46%)	31,52,52	3.99	7 (22%)
5	NAD	B	605	-	42,48,48	3.49	16 (38%)	50,73,73	2.66	9 (18%)
2	GTP	H	602	-	26,34,34	3.90	15 (57%)	32,54,54	1.63	8 (25%)
4	IMP	F	604	-	21,25,25	2.51	7 (33%)	24,38,38	1.26	4 (16%)
2	GTP	D	602	-	26,34,34	3.91	15 (57%)	32,54,54	1.62	8 (25%)
4	IMP	A	604	-	21,25,25	2.51	7 (33%)	24,38,38	1.34	5 (20%)
5	NAD	C	605	-	42,48,48	3.49	15 (35%)	50,73,73	2.66	9 (18%)
2	GTP	F	601	-	26,34,34	3.89	15 (57%)	32,54,54	1.67	8 (25%)
5	NAD	G	605	-	42,48,48	3.48	15 (35%)	50,73,73	2.66	9 (18%)
4	IMP	E	604	-	21,25,25	2.51	7 (33%)	24,38,38	1.26	4 (16%)
2	GTP	C	602	-	26,34,34	3.90	15 (57%)	32,54,54	1.62	8 (25%)
2	GTP	F	602	-	26,34,34	3.90	15 (57%)	32,54,54	1.62	8 (25%)
3	ATP	G	603	-	26,33,33	3.34	12 (46%)	31,52,52	3.98	7 (22%)
2	GTP	E	602	-	26,34,34	3.90	15 (57%)	32,54,54	1.62	8 (25%)
2	GTP	G	601	-	26,34,34	3.88	15 (57%)	32,54,54	1.67	8 (25%)
2	GTP	G	602	-	26,34,34	3.90	15 (57%)	32,54,54	1.62	8 (25%)

In the following table, the Chirals column lists the number of chiral outliers, the number of chiral centers analysed, the number of these observed in the model and the number defined in the Chemical Component Dictionary. Similar counts are reported in the Torsion and Rings columns. '-' means no outliers of that kind were identified.

Mol	Type	Chain	Res	Link	Chirals	Torsions	Rings
2	GTP	A	602	-	-	4/18/38/38	0/3/3/3
2	GTP	B	601	-	-	4/18/38/38	0/3/3/3
2	GTP	C	601	-	-	4/18/38/38	0/3/3/3
2	GTP	B	602	-	-	4/18/38/38	0/3/3/3
2	GTP	H	601	-	-	4/18/38/38	0/3/3/3
3	ATP	F	603	-	-	5/18/38/38	0/3/3/3
2	GTP	D	601	-	-	4/18/38/38	0/3/3/3
3	ATP	A	603	-	-	5/18/38/38	0/3/3/3
3	ATP	E	603	-	-	5/18/38/38	0/3/3/3
5	NAD	E	605	-	-	5/26/62/62	0/5/5/5
2	GTP	E	601	-	-	4/18/38/38	0/3/3/3

Continued on next page...

Continued from previous page...

Mol	Type	Chain	Res	Link	Chirals	Torsions	Rings
5	NAD	D	605	-	-	5/26/62/62	0/5/5/5
2	GTP	A	601	-	-	4/18/38/38	0/3/3/3
4	IMP	G	604	-	-	5/6/26/26	0/3/3/3
5	NAD	F	605	-	-	5/26/62/62	0/5/5/5
3	ATP	B	603	-	-	5/18/38/38	0/3/3/3
4	IMP	H	604	-	-	5/6/26/26	0/3/3/3
4	IMP	C	604	-	-	4/6/26/26	0/3/3/3
4	IMP	D	604	-	-	4/6/26/26	0/3/3/3
3	ATP	H	603	-	-	5/18/38/38	0/3/3/3
5	NAD	H	605	-	-	5/26/62/62	0/5/5/5
4	IMP	B	604	-	-	4/6/26/26	0/3/3/3
3	ATP	C	603	-	-	5/18/38/38	0/3/3/3
5	NAD	A	605	-	-	5/26/62/62	0/5/5/5
3	ATP	D	603	-	-	5/18/38/38	0/3/3/3
5	NAD	B	605	-	-	5/26/62/62	0/5/5/5
2	GTP	H	602	-	-	4/18/38/38	0/3/3/3
4	IMP	F	604	-	-	5/6/26/26	0/3/3/3
2	GTP	D	602	-	-	4/18/38/38	0/3/3/3
4	IMP	A	604	-	-	4/6/26/26	0/3/3/3
5	NAD	C	605	-	-	5/26/62/62	0/5/5/5
2	GTP	F	601	-	-	4/18/38/38	0/3/3/3
5	NAD	G	605	-	-	5/26/62/62	0/5/5/5
4	IMP	E	604	-	-	5/6/26/26	0/3/3/3
2	GTP	C	602	-	-	4/18/38/38	0/3/3/3
2	GTP	F	602	-	-	4/18/38/38	0/3/3/3
3	ATP	G	603	-	-	5/18/38/38	0/3/3/3
2	GTP	E	602	-	-	4/18/38/38	0/3/3/3
2	GTP	G	601	-	-	4/18/38/38	0/3/3/3
2	GTP	G	602	-	-	4/18/38/38	0/3/3/3

All (515) bond length outliers are listed below:

Mol	Chain	Res	Type	Atoms	Z	Observed(Å)	Ideal(Å)
2	A	602	GTP	C2'-C3'	-10.67	1.24	1.53
2	F	602	GTP	C2'-C3'	-10.66	1.24	1.53
2	H	602	GTP	C2'-C3'	-10.65	1.24	1.53

Continued on next page...

Continued from previous page...

Mol	Chain	Res	Type	Atoms	Z	Observed(Å)	Ideal(Å)
2	C	602	GTP	C2'-C3'	-10.63	1.24	1.53
2	B	602	GTP	C2'-C3'	-10.63	1.24	1.53
2	D	602	GTP	C2'-C3'	-10.63	1.24	1.53
2	E	602	GTP	C2'-C3'	-10.63	1.24	1.53
2	G	602	GTP	C2'-C3'	-10.63	1.24	1.53
2	D	601	GTP	C2'-C3'	-10.46	1.24	1.53
2	G	601	GTP	C2'-C3'	-10.46	1.24	1.53
2	H	601	GTP	C2'-C3'	-10.46	1.24	1.53
2	A	601	GTP	C2'-C3'	-10.45	1.24	1.53
2	C	601	GTP	C2'-C3'	-10.44	1.24	1.53
2	E	601	GTP	C2'-C3'	-10.44	1.24	1.53
2	B	601	GTP	C2'-C3'	-10.41	1.24	1.53
2	F	601	GTP	C2'-C3'	-10.41	1.24	1.53
3	H	603	ATP	C2'-C3'	-10.32	1.25	1.53
3	E	603	ATP	C2'-C3'	-10.31	1.25	1.53
3	A	603	ATP	C2'-C3'	-10.30	1.25	1.53
3	B	603	ATP	C2'-C3'	-10.30	1.25	1.53
3	D	603	ATP	C2'-C3'	-10.28	1.25	1.53
3	F	603	ATP	C2'-C3'	-10.28	1.25	1.53
3	G	603	ATP	C2'-C3'	-10.28	1.25	1.53
3	C	603	ATP	C2'-C3'	-10.27	1.25	1.53
5	C	605	NAD	C3B-C4B	-8.78	1.30	1.53
5	D	605	NAD	C3B-C4B	-8.78	1.30	1.53
5	G	605	NAD	C3B-C4B	-8.78	1.30	1.53
5	H	605	NAD	C3B-C4B	-8.78	1.30	1.53
5	A	605	NAD	C3B-C4B	-8.78	1.30	1.53
5	E	605	NAD	C3B-C4B	-8.78	1.30	1.53
5	B	605	NAD	C3B-C4B	-8.76	1.30	1.53
5	F	605	NAD	C3B-C4B	-8.76	1.30	1.53
5	C	605	NAD	C3D-C4D	-8.63	1.30	1.53
5	B	605	NAD	C3D-C4D	-8.62	1.31	1.53
5	G	605	NAD	C3D-C4D	-8.62	1.31	1.53
5	A	605	NAD	C3D-C4D	-8.62	1.31	1.53
5	H	605	NAD	C3D-C4D	-8.62	1.31	1.53
5	D	605	NAD	C3D-C4D	-8.61	1.31	1.53
5	E	605	NAD	C3D-C4D	-8.61	1.31	1.53
5	F	605	NAD	C3D-C4D	-8.61	1.31	1.53
4	A	604	IMP	C2-N3	8.33	1.44	1.29
4	D	604	IMP	C2-N3	8.32	1.44	1.29
4	E	604	IMP	C2-N3	8.32	1.44	1.29
4	B	604	IMP	C2-N3	8.32	1.44	1.29
4	H	604	IMP	C2-N3	8.32	1.44	1.29

Continued on next page...

Continued from previous page...

Mol	Chain	Res	Type	Atoms	Z	Observed(Å)	Ideal(Å)
4	F	604	IMP	C2-N3	8.31	1.44	1.29
4	G	604	IMP	C2-N3	8.31	1.44	1.29
4	C	604	IMP	C2-N3	8.28	1.44	1.29
3	E	603	ATP	C2'-C1'	7.81	1.65	1.53
3	B	603	ATP	C2'-C1'	7.78	1.65	1.53
3	A	603	ATP	C2'-C1'	7.78	1.65	1.53
3	D	603	ATP	C2'-C1'	7.75	1.65	1.53
3	C	603	ATP	C2'-C1'	7.75	1.65	1.53
3	F	603	ATP	C2'-C1'	7.73	1.65	1.53
3	G	603	ATP	C2'-C1'	7.73	1.65	1.53
3	H	603	ATP	C2'-C1'	7.73	1.65	1.53
5	C	605	NAD	O4B-C4B	7.57	1.61	1.45
5	D	605	NAD	O4B-C4B	7.57	1.61	1.45
5	E	605	NAD	O4B-C4B	7.57	1.61	1.45
5	G	605	NAD	O4B-C4B	7.57	1.61	1.45
5	H	605	NAD	O4B-C4B	7.57	1.61	1.45
5	H	605	NAD	O4D-C1D	-7.57	1.30	1.41
5	F	605	NAD	O4B-C4B	7.56	1.61	1.45
5	A	605	NAD	O4B-C4B	7.56	1.61	1.45
5	B	605	NAD	O4B-C4B	7.54	1.61	1.45
5	A	605	NAD	O4D-C1D	-7.53	1.30	1.41
5	B	605	NAD	O4D-C1D	-7.53	1.30	1.41
5	F	605	NAD	O4D-C1D	-7.53	1.30	1.41
5	G	605	NAD	O4D-C1D	-7.53	1.30	1.41
5	G	605	NAD	O4D-C4D	7.51	1.61	1.45
5	C	605	NAD	O4D-C4D	7.51	1.61	1.45
5	F	605	NAD	O4D-C4D	7.50	1.61	1.45
5	H	605	NAD	O4D-C4D	7.50	1.61	1.45
5	B	605	NAD	O4D-C4D	7.50	1.61	1.45
5	D	605	NAD	O4D-C4D	7.50	1.61	1.45
5	E	605	NAD	O4D-C4D	7.50	1.61	1.45
5	C	605	NAD	O4D-C1D	-7.49	1.30	1.41
5	D	605	NAD	O4D-C1D	-7.49	1.30	1.41
5	A	605	NAD	O4D-C4D	7.48	1.61	1.45
5	E	605	NAD	O4D-C1D	-7.46	1.30	1.41
5	B	605	NAD	O4B-C1B	-7.46	1.30	1.41
5	C	605	NAD	O4B-C1B	-7.43	1.30	1.41
5	F	605	NAD	O4B-C1B	-7.36	1.30	1.41
5	G	605	NAD	O4B-C1B	-7.36	1.30	1.41
5	H	605	NAD	O4B-C1B	-7.36	1.30	1.41
5	E	605	NAD	O4B-C1B	-7.36	1.30	1.41
5	A	605	NAD	O4B-C1B	-7.36	1.30	1.41

Continued on next page...

Continued from previous page...

Mol	Chain	Res	Type	Atoms	Z	Observed(Å)	Ideal(Å)
5	D	605	NAD	O4B-C1B	-7.30	1.30	1.41
5	C	605	NAD	C7N-N7N	6.77	1.45	1.33
5	B	605	NAD	C7N-N7N	6.76	1.45	1.33
5	H	605	NAD	C7N-N7N	6.76	1.45	1.33
5	D	605	NAD	C7N-N7N	6.75	1.45	1.33
5	E	605	NAD	C7N-N7N	6.75	1.45	1.33
5	G	605	NAD	C7N-N7N	6.75	1.45	1.33
2	D	601	GTP	O4'-C4'	-6.74	1.29	1.45
2	F	601	GTP	O4'-C4'	-6.74	1.29	1.45
5	A	605	NAD	C7N-N7N	6.74	1.45	1.33
2	E	601	GTP	O4'-C4'	-6.74	1.29	1.45
2	H	601	GTP	O4'-C4'	-6.74	1.29	1.45
2	C	601	GTP	O4'-C4'	-6.71	1.30	1.45
2	A	601	GTP	O4'-C4'	-6.71	1.30	1.45
2	B	601	GTP	O4'-C4'	-6.71	1.30	1.45
2	G	601	GTP	O4'-C4'	-6.71	1.30	1.45
2	H	602	GTP	O4'-C1'	6.71	1.50	1.41
5	F	605	NAD	C7N-N7N	6.70	1.45	1.33
2	B	602	GTP	O4'-C1'	6.70	1.50	1.41
2	D	602	GTP	O4'-C1'	6.70	1.50	1.41
2	E	602	GTP	O4'-C1'	6.70	1.50	1.41
2	G	602	GTP	O4'-C1'	6.70	1.50	1.41
2	C	602	GTP	O4'-C1'	6.68	1.50	1.41
2	A	602	GTP	O4'-C1'	6.67	1.50	1.41
2	D	601	GTP	O4'-C1'	6.64	1.50	1.41
2	F	602	GTP	O4'-C1'	6.62	1.50	1.41
2	H	601	GTP	O4'-C1'	6.60	1.50	1.41
2	C	601	GTP	O4'-C1'	6.59	1.50	1.41
2	B	601	GTP	O4'-C1'	6.57	1.50	1.41
2	G	601	GTP	O4'-C1'	6.57	1.50	1.41
2	E	601	GTP	O4'-C1'	6.57	1.50	1.41
2	F	601	GTP	O4'-C1'	6.57	1.50	1.41
2	A	601	GTP	O4'-C1'	6.53	1.50	1.41
2	C	602	GTP	O4'-C4'	-6.48	1.30	1.45
2	F	602	GTP	O4'-C4'	-6.46	1.30	1.45
2	D	602	GTP	O4'-C4'	-6.45	1.30	1.45
2	B	602	GTP	O4'-C4'	-6.44	1.30	1.45
2	E	602	GTP	O4'-C4'	-6.44	1.30	1.45
2	H	602	GTP	O4'-C4'	-6.44	1.30	1.45
2	A	602	GTP	O4'-C4'	-6.44	1.30	1.45
2	G	602	GTP	O4'-C4'	-6.43	1.30	1.45
3	A	603	ATP	O4'-C1'	-6.38	1.32	1.41

Continued on next page...

Continued from previous page...

Mol	Chain	Res	Type	Atoms	Z	Observed(Å)	Ideal(Å)
3	H	603	ATP	O4'-C1'	-6.38	1.32	1.41
3	F	603	ATP	O4'-C1'	-6.36	1.32	1.41
3	G	603	ATP	O4'-C1'	-6.35	1.32	1.41
3	B	603	ATP	O4'-C1'	-6.33	1.32	1.41
3	D	603	ATP	O4'-C1'	-6.33	1.32	1.41
3	E	603	ATP	O4'-C1'	-6.33	1.32	1.41
3	C	603	ATP	O4'-C1'	-6.32	1.32	1.41
2	C	602	GTP	C3'-C4'	5.58	1.67	1.53
2	D	602	GTP	C3'-C4'	5.58	1.67	1.53
2	F	602	GTP	C3'-C4'	5.58	1.67	1.53
2	H	601	GTP	C2-N3	5.57	1.46	1.33
2	G	601	GTP	C2-N3	5.57	1.46	1.33
2	B	601	GTP	C2-N3	5.56	1.46	1.33
2	D	601	GTP	C2-N3	5.56	1.46	1.33
2	F	601	GTP	C2-N3	5.56	1.46	1.33
2	A	602	GTP	C3'-C4'	5.56	1.67	1.53
2	E	602	GTP	C3'-C4'	5.56	1.67	1.53
2	E	601	GTP	C2-N3	5.55	1.46	1.33
2	A	601	GTP	C2-N3	5.55	1.46	1.33
2	C	601	GTP	C2-N3	5.55	1.46	1.33
2	B	602	GTP	C3'-C4'	5.55	1.67	1.53
2	G	602	GTP	C3'-C4'	5.55	1.67	1.53
2	H	602	GTP	C3'-C4'	5.55	1.67	1.53
2	E	602	GTP	C2-N3	5.52	1.46	1.33
2	A	602	GTP	C2-N3	5.51	1.46	1.33
2	D	602	GTP	C2-N3	5.50	1.46	1.33
2	F	602	GTP	C2-N3	5.50	1.46	1.33
2	H	602	GTP	C2-N3	5.50	1.46	1.33
2	B	602	GTP	C2-N3	5.50	1.46	1.33
2	C	602	GTP	C2-N3	5.50	1.46	1.33
2	G	602	GTP	C2-N3	5.49	1.46	1.33
2	H	601	GTP	C3'-C4'	5.46	1.66	1.53
2	B	601	GTP	C3'-C4'	5.44	1.66	1.53
2	F	601	GTP	C3'-C4'	5.44	1.66	1.53
2	D	601	GTP	C3'-C4'	5.44	1.66	1.53
2	E	601	GTP	C3'-C4'	5.44	1.66	1.53
2	G	601	GTP	C3'-C4'	5.44	1.66	1.53
2	C	601	GTP	C3'-C4'	5.44	1.66	1.53
2	A	601	GTP	C3'-C4'	5.43	1.66	1.53
2	D	602	GTP	C2-N2	5.07	1.46	1.34
2	E	602	GTP	C2-N2	5.07	1.46	1.34
2	B	602	GTP	C2-N2	5.06	1.46	1.34

Continued on next page...

Continued from previous page...

Mol	Chain	Res	Type	Atoms	Z	Observed(Å)	Ideal(Å)
2	G	602	GTP	C2-N2	5.06	1.46	1.34
2	H	602	GTP	C2-N2	5.06	1.46	1.34
2	A	602	GTP	C2-N2	5.05	1.46	1.34
2	C	602	GTP	C2-N2	5.05	1.46	1.34
2	F	602	GTP	C2-N2	5.04	1.46	1.34
2	B	601	GTP	C2-N2	5.04	1.46	1.34
2	A	601	GTP	C2-N2	5.03	1.46	1.34
2	G	601	GTP	C2-N2	5.02	1.46	1.34
2	E	601	GTP	C2-N2	5.01	1.46	1.34
2	F	601	GTP	C2-N2	5.01	1.46	1.34
2	B	602	GTP	C4-N3	5.01	1.49	1.37
2	F	602	GTP	C4-N3	5.01	1.49	1.37
2	C	601	GTP	C2-N2	5.01	1.46	1.34
2	D	601	GTP	C2-N2	5.00	1.46	1.34
2	A	602	GTP	C4-N3	5.00	1.49	1.37
2	B	601	GTP	C4-N3	5.00	1.49	1.37
2	F	601	GTP	C4-N3	5.00	1.49	1.37
2	E	601	GTP	C4-N3	4.99	1.49	1.37
2	D	602	GTP	C4-N3	4.99	1.49	1.37
2	H	601	GTP	C2-N2	4.99	1.46	1.34
2	A	601	GTP	C4-N3	4.98	1.49	1.37
2	G	602	GTP	C4-N3	4.98	1.49	1.37
2	H	602	GTP	C4-N3	4.98	1.49	1.37
2	D	601	GTP	C4-N3	4.98	1.49	1.37
2	G	601	GTP	C4-N3	4.98	1.49	1.37
2	C	602	GTP	C4-N3	4.97	1.49	1.37
2	C	601	GTP	C4-N3	4.97	1.49	1.37
2	H	601	GTP	C4-N3	4.96	1.49	1.37
2	E	602	GTP	C4-N3	4.94	1.49	1.37
4	A	604	IMP	C2-N1	4.60	1.43	1.35
4	C	604	IMP	C2-N1	4.60	1.43	1.35
4	H	604	IMP	C2-N1	4.59	1.43	1.35
4	B	604	IMP	C2-N1	4.57	1.43	1.35
4	E	604	IMP	C2-N1	4.57	1.43	1.35
4	G	604	IMP	C2-N1	4.57	1.43	1.35
4	D	604	IMP	C2-N1	4.55	1.43	1.35
4	F	604	IMP	C2-N1	4.54	1.43	1.35
2	E	601	GTP	C2'-C1'	4.49	1.60	1.53
2	B	601	GTP	C2'-C1'	4.48	1.60	1.53
2	F	601	GTP	C2'-C1'	4.48	1.60	1.53
2	A	601	GTP	C2'-C1'	4.47	1.60	1.53
2	H	601	GTP	C2'-C1'	4.46	1.60	1.53

Continued on next page...

Continued from previous page...

Mol	Chain	Res	Type	Atoms	Z	Observed(Å)	Ideal(Å)
2	C	601	GTP	C2'-C1'	4.44	1.60	1.53
2	D	602	GTP	C2'-C1'	4.42	1.60	1.53
2	G	602	GTP	C2'-C1'	4.42	1.60	1.53
2	D	601	GTP	C2'-C1'	4.41	1.60	1.53
2	G	601	GTP	C2'-C1'	4.41	1.60	1.53
2	C	602	GTP	C2'-C1'	4.41	1.60	1.53
2	H	602	GTP	C2'-C1'	4.39	1.60	1.53
2	E	602	GTP	C2'-C1'	4.39	1.60	1.53
2	F	602	GTP	C2'-C1'	4.39	1.60	1.53
2	A	602	GTP	C2'-C1'	4.37	1.60	1.53
2	B	602	GTP	C2'-C1'	4.36	1.60	1.53
2	F	602	GTP	C6-N1	3.66	1.43	1.37
2	B	602	GTP	C6-N1	3.64	1.43	1.37
2	A	602	GTP	C6-N1	3.64	1.43	1.37
2	D	602	GTP	C6-N1	3.62	1.43	1.37
2	G	602	GTP	C6-N1	3.61	1.43	1.37
2	C	602	GTP	C6-N1	3.60	1.43	1.37
2	H	602	GTP	C6-N1	3.59	1.43	1.37
3	E	603	ATP	C5'-C4'	-3.55	1.40	1.51
2	B	601	GTP	C6-N1	3.55	1.43	1.37
3	F	603	ATP	C5'-C4'	-3.55	1.40	1.51
3	H	603	ATP	C5'-C4'	-3.55	1.40	1.51
2	E	602	GTP	C6-N1	3.55	1.43	1.37
2	B	601	GTP	O2'-C2'	3.55	1.51	1.43
3	C	603	ATP	C5'-C4'	-3.53	1.40	1.51
2	F	601	GTP	C6-N1	3.53	1.43	1.37
3	B	603	ATP	C5'-C4'	-3.53	1.40	1.51
3	D	603	ATP	C5'-C4'	-3.53	1.40	1.51
3	G	603	ATP	C5'-C4'	-3.53	1.40	1.51
2	D	601	GTP	O2'-C2'	3.53	1.51	1.43
2	G	601	GTP	O2'-C2'	3.53	1.51	1.43
3	A	603	ATP	C5'-C4'	-3.53	1.40	1.51
2	H	601	GTP	O2'-C2'	3.52	1.51	1.43
2	C	601	GTP	O2'-C2'	3.52	1.51	1.43
2	A	601	GTP	O2'-C2'	3.51	1.51	1.43
2	G	601	GTP	C6-N1	3.51	1.43	1.37
2	E	601	GTP	O2'-C2'	3.50	1.51	1.43
2	F	601	GTP	O2'-C2'	3.50	1.51	1.43
2	D	601	GTP	C6-N1	3.50	1.43	1.37
2	E	601	GTP	C6-N1	3.50	1.43	1.37
2	F	602	GTP	O2'-C2'	3.49	1.51	1.43
2	H	602	GTP	O2'-C2'	3.49	1.51	1.43

Continued on next page...

Continued from previous page...

Mol	Chain	Res	Type	Atoms	Z	Observed(Å)	Ideal(Å)
2	C	601	GTP	C6-N1	3.49	1.43	1.37
2	D	602	GTP	O2'-C2'	3.48	1.51	1.43
2	H	601	GTP	C6-N1	3.48	1.43	1.37
2	A	601	GTP	C6-N1	3.48	1.43	1.37
2	A	602	GTP	O2'-C2'	3.47	1.51	1.43
2	C	602	GTP	O2'-C2'	3.47	1.51	1.43
2	E	602	GTP	O2'-C2'	3.47	1.51	1.43
2	B	602	GTP	O2'-C2'	3.46	1.51	1.43
2	G	602	GTP	O2'-C2'	3.46	1.51	1.43
4	C	604	IMP	C4-N3	3.28	1.47	1.37
4	A	604	IMP	C4-N3	3.28	1.47	1.37
4	D	604	IMP	C4-N3	3.28	1.47	1.37
4	E	604	IMP	C4-N3	3.28	1.47	1.37
4	H	604	IMP	C4-N3	3.28	1.47	1.37
4	F	604	IMP	C4-N3	3.26	1.47	1.37
4	G	604	IMP	C4-N3	3.26	1.47	1.37
3	B	603	ATP	O3'-C3'	3.25	1.50	1.43
3	G	603	ATP	O3'-C3'	3.25	1.50	1.43
3	D	603	ATP	O3'-C3'	3.25	1.50	1.43
3	F	603	ATP	O3'-C3'	3.25	1.50	1.43
3	H	603	ATP	O3'-C3'	3.24	1.50	1.43
4	B	604	IMP	C4-N3	3.24	1.47	1.37
3	C	603	ATP	O3'-C3'	3.22	1.50	1.43
3	A	603	ATP	O3'-C3'	3.22	1.50	1.43
3	E	603	ATP	O3'-C3'	3.21	1.50	1.43
4	H	604	IMP	C5-C4	-3.21	1.34	1.43
4	D	604	IMP	C5-C4	-3.20	1.34	1.43
4	F	604	IMP	C5-C4	-3.20	1.34	1.43
4	G	604	IMP	C5-C4	-3.20	1.34	1.43
4	C	604	IMP	C5-C4	-3.18	1.35	1.43
4	B	604	IMP	C5-C4	-3.17	1.35	1.43
4	E	604	IMP	C5-C4	-3.17	1.35	1.43
4	A	604	IMP	C5-C4	-3.15	1.35	1.43
5	E	605	NAD	C6A-N6A	3.03	1.45	1.34
5	H	605	NAD	C6A-N6A	3.03	1.45	1.34
5	B	605	NAD	C6A-N6A	3.02	1.45	1.34
5	C	605	NAD	C6A-N6A	3.01	1.45	1.34
5	D	605	NAD	C6A-N6A	3.01	1.45	1.34
5	F	605	NAD	C6A-N6A	3.00	1.45	1.34
5	G	605	NAD	C6A-N6A	3.00	1.45	1.34
5	D	605	NAD	O2B-C2B	-3.00	1.35	1.43
5	A	605	NAD	C6A-N6A	2.99	1.45	1.34

Continued on next page...

Continued from previous page...

Mol	Chain	Res	Type	Atoms	Z	Observed(Å)	Ideal(Å)
5	B	605	NAD	O2D-C2D	-2.99	1.35	1.43
5	B	605	NAD	O2B-C2B	-2.99	1.35	1.43
5	A	605	NAD	O2B-C2B	-2.98	1.36	1.43
3	A	603	ATP	C3'-C4'	2.97	1.60	1.53
2	H	602	GTP	C5-C6	2.97	1.53	1.47
3	G	603	ATP	C3'-C4'	2.97	1.60	1.53
5	E	605	NAD	O2B-C2B	-2.97	1.36	1.43
3	B	603	ATP	C3'-C4'	2.97	1.60	1.53
3	D	603	ATP	C3'-C4'	2.97	1.60	1.53
3	E	603	ATP	C3'-C4'	2.97	1.60	1.53
3	F	603	ATP	C3'-C4'	2.97	1.60	1.53
3	H	603	ATP	C3'-C4'	2.97	1.60	1.53
5	F	605	NAD	O2B-C2B	-2.97	1.36	1.43
5	C	605	NAD	O7N-C7N	-2.96	1.18	1.24
5	H	605	NAD	O2B-C2B	-2.96	1.36	1.43
5	C	605	NAD	O2B-C2B	-2.96	1.36	1.43
2	E	602	GTP	C5-C6	2.96	1.53	1.47
5	E	605	NAD	O2D-C2D	-2.95	1.36	1.43
5	G	605	NAD	O2D-C2D	-2.95	1.36	1.43
5	H	605	NAD	O2D-C2D	-2.95	1.36	1.43
5	D	605	NAD	O2D-C2D	-2.95	1.36	1.43
5	F	605	NAD	O2D-C2D	-2.95	1.36	1.43
3	C	603	ATP	C3'-C4'	2.95	1.60	1.53
5	E	605	NAD	O7N-C7N	-2.95	1.18	1.24
5	G	605	NAD	O2B-C2B	-2.95	1.36	1.43
2	B	602	GTP	C5-C6	2.94	1.53	1.47
2	D	602	GTP	C5-C6	2.94	1.53	1.47
2	F	602	GTP	C5-C6	2.94	1.53	1.47
2	G	602	GTP	C5-C6	2.94	1.53	1.47
2	A	602	GTP	C5-C6	2.94	1.53	1.47
2	G	601	GTP	C5-C6	2.93	1.53	1.47
5	A	605	NAD	O2D-C2D	-2.93	1.36	1.43
5	A	605	NAD	O7N-C7N	-2.93	1.18	1.24
5	C	605	NAD	O2D-C2D	-2.93	1.36	1.43
2	D	601	GTP	C5-C6	2.93	1.53	1.47
2	F	601	GTP	C5-C6	2.93	1.53	1.47
2	A	601	GTP	C5-C6	2.92	1.53	1.47
5	D	605	NAD	O7N-C7N	-2.92	1.18	1.24
5	F	605	NAD	O7N-C7N	-2.92	1.18	1.24
5	A	605	NAD	O3D-C3D	2.92	1.49	1.43
3	A	603	ATP	C5-C4	-2.92	1.33	1.40
2	E	601	GTP	C5-C6	2.92	1.53	1.47

Continued on next page...

Continued from previous page...

Mol	Chain	Res	Type	Atoms	Z	Observed(Å)	Ideal(Å)
2	C	602	GTP	C5-C6	2.91	1.53	1.47
5	B	605	NAD	O3D-C3D	2.91	1.49	1.43
3	G	603	ATP	C5-C4	-2.91	1.33	1.40
3	H	603	ATP	C5-C4	-2.91	1.33	1.40
2	C	601	GTP	C5-C6	2.91	1.53	1.47
5	B	605	NAD	O7N-C7N	-2.90	1.18	1.24
5	G	605	NAD	O7N-C7N	-2.90	1.18	1.24
3	B	603	ATP	C5-C4	-2.90	1.33	1.40
3	D	603	ATP	C5-C4	-2.90	1.33	1.40
3	E	603	ATP	C5-C4	-2.90	1.33	1.40
5	H	605	NAD	O3B-C3B	2.90	1.49	1.43
2	H	601	GTP	C5-C6	2.89	1.53	1.47
3	F	603	ATP	C5-C4	-2.89	1.33	1.40
3	C	603	ATP	C5-C4	-2.89	1.33	1.40
5	F	605	NAD	O3D-C3D	2.89	1.49	1.43
5	H	605	NAD	O3D-C3D	2.89	1.49	1.43
5	C	605	NAD	O3D-C3D	2.89	1.49	1.43
5	A	605	NAD	O3B-C3B	2.89	1.49	1.43
5	D	605	NAD	O3D-C3D	2.89	1.49	1.43
5	E	605	NAD	O3D-C3D	2.89	1.49	1.43
5	H	605	NAD	O7N-C7N	-2.88	1.18	1.24
2	B	601	GTP	C5-C6	2.88	1.53	1.47
5	G	605	NAD	O3D-C3D	2.87	1.49	1.43
3	H	603	ATP	PA-O5'	2.87	1.70	1.59
5	C	605	NAD	O3B-C3B	2.86	1.49	1.43
3	C	603	ATP	PA-O5'	2.86	1.70	1.59
5	B	605	NAD	O3B-C3B	2.86	1.49	1.43
5	D	605	NAD	O3B-C3B	2.86	1.49	1.43
5	E	605	NAD	O3B-C3B	2.86	1.49	1.43
5	F	605	NAD	O3B-C3B	2.86	1.49	1.43
5	G	605	NAD	O3B-C3B	2.86	1.49	1.43
3	E	603	ATP	PA-O5'	2.85	1.70	1.59
3	F	603	ATP	PA-O5'	2.85	1.70	1.59
3	B	603	ATP	PA-O5'	2.84	1.70	1.59
3	A	603	ATP	PA-O5'	2.84	1.70	1.59
3	D	603	ATP	PA-O5'	2.84	1.70	1.59
3	G	603	ATP	PA-O5'	2.83	1.70	1.59
4	B	604	IMP	O6-C6	-2.75	1.17	1.23
4	H	604	IMP	O6-C6	-2.75	1.17	1.23
4	A	604	IMP	O6-C6	-2.75	1.17	1.23
4	D	604	IMP	O6-C6	-2.75	1.17	1.23
4	E	604	IMP	O6-C6	-2.75	1.17	1.23

Continued on next page...

Continued from previous page...

Mol	Chain	Res	Type	Atoms	Z	Observed(Å)	Ideal(Å)
4	C	604	IMP	O6-C6	-2.74	1.17	1.23
5	B	605	NAD	C5A-C4A	-2.73	1.33	1.40
5	G	605	NAD	C5A-C4A	-2.73	1.33	1.40
5	D	605	NAD	C5A-C4A	-2.73	1.33	1.40
5	E	605	NAD	C5A-C4A	-2.73	1.33	1.40
5	F	605	NAD	C5A-C4A	-2.73	1.33	1.40
5	C	605	NAD	C5A-C4A	-2.73	1.33	1.40
4	F	604	IMP	O6-C6	-2.73	1.17	1.23
4	G	604	IMP	O6-C6	-2.71	1.17	1.23
5	H	605	NAD	C5A-C4A	-2.71	1.33	1.40
2	H	601	GTP	C2-N1	2.71	1.44	1.37
2	B	601	GTP	C2-N1	2.70	1.44	1.37
2	C	601	GTP	C2-N1	2.70	1.44	1.37
2	D	601	GTP	C2-N1	2.70	1.44	1.37
2	F	601	GTP	C2-N1	2.70	1.44	1.37
5	A	605	NAD	C5A-C4A	-2.70	1.33	1.40
2	A	602	GTP	C2-N1	2.70	1.44	1.37
2	E	602	GTP	C2-N1	2.70	1.44	1.37
2	G	602	GTP	C2-N1	2.70	1.44	1.37
2	C	602	GTP	C2-N1	2.70	1.44	1.37
2	H	602	GTP	C2-N1	2.69	1.44	1.37
2	B	602	GTP	C2-N1	2.68	1.44	1.37
2	D	602	GTP	C2-N1	2.68	1.44	1.37
2	A	601	GTP	C2-N1	2.68	1.44	1.37
2	E	601	GTP	C2-N1	2.68	1.44	1.37
2	F	602	GTP	C2-N1	2.68	1.44	1.37
3	G	603	ATP	C6-N6	2.67	1.43	1.34
3	H	603	ATP	C6-N6	2.67	1.43	1.34
2	G	601	GTP	C2-N1	2.67	1.44	1.37
3	D	603	ATP	C6-N6	2.66	1.43	1.34
3	F	603	ATP	C6-N6	2.66	1.43	1.34
3	C	603	ATP	C6-N6	2.65	1.43	1.34
3	A	603	ATP	C6-N6	2.65	1.43	1.34
2	B	602	GTP	C5-C4	-2.64	1.36	1.43
2	F	602	GTP	C5-C4	-2.64	1.36	1.43
2	G	602	GTP	C5-C4	-2.64	1.36	1.43
2	C	602	GTP	C5-C4	-2.64	1.36	1.43
3	E	603	ATP	C6-N6	2.64	1.43	1.34
2	A	602	GTP	C5-C4	-2.63	1.36	1.43
2	D	602	GTP	C5-C4	-2.63	1.36	1.43
3	B	603	ATP	C6-N6	2.63	1.43	1.34
2	H	602	GTP	C5-C4	-2.62	1.36	1.43

Continued on next page...

Continued from previous page...

Mol	Chain	Res	Type	Atoms	Z	Observed(Å)	Ideal(Å)
2	E	602	GTP	C5-C4	-2.62	1.36	1.43
3	H	603	ATP	O4'-C4'	2.58	1.50	1.45
3	F	603	ATP	O4'-C4'	2.58	1.50	1.45
2	C	601	GTP	C5-C4	-2.57	1.36	1.43
3	C	603	ATP	O4'-C4'	2.57	1.50	1.45
2	A	601	GTP	C5-C4	-2.57	1.36	1.43
3	E	603	ATP	O4'-C4'	2.55	1.50	1.45
2	B	601	GTP	C5-C4	-2.54	1.36	1.43
2	D	601	GTP	C5-C4	-2.54	1.36	1.43
2	E	601	GTP	C5-C4	-2.54	1.36	1.43
2	F	601	GTP	C5-C4	-2.54	1.36	1.43
2	G	601	GTP	C5-C4	-2.54	1.36	1.43
3	A	603	ATP	O4'-C4'	2.54	1.50	1.45
3	D	603	ATP	O4'-C4'	2.53	1.50	1.45
2	H	601	GTP	C5-C4	-2.51	1.36	1.43
3	B	603	ATP	O4'-C4'	2.51	1.50	1.45
3	G	603	ATP	O4'-C4'	2.51	1.50	1.45
3	F	603	ATP	O2'-C2'	2.45	1.48	1.43
3	C	603	ATP	O2'-C2'	2.43	1.48	1.43
3	E	603	ATP	O2'-C2'	2.43	1.48	1.43
3	H	603	ATP	O2'-C2'	2.43	1.48	1.43
2	A	601	GTP	O3'-C3'	2.42	1.48	1.43
3	A	603	ATP	O2'-C2'	2.42	1.48	1.43
2	H	601	GTP	O3'-C3'	2.42	1.48	1.43
3	D	603	ATP	O2'-C2'	2.40	1.48	1.43
2	B	601	GTP	O3'-C3'	2.39	1.48	1.43
2	D	601	GTP	O3'-C3'	2.39	1.48	1.43
2	E	601	GTP	O3'-C3'	2.39	1.48	1.43
2	F	601	GTP	O3'-C3'	2.39	1.48	1.43
2	G	601	GTP	O3'-C3'	2.39	1.48	1.43
2	C	601	GTP	O3'-C3'	2.39	1.48	1.43
3	B	603	ATP	O2'-C2'	2.39	1.48	1.43
3	G	603	ATP	O2'-C2'	2.39	1.48	1.43
2	C	602	GTP	O3'-C3'	2.36	1.48	1.43
2	B	602	GTP	O3'-C3'	2.35	1.48	1.43
2	H	602	GTP	O3'-C3'	2.35	1.48	1.43
2	D	602	GTP	O3'-C3'	2.34	1.48	1.43
2	E	602	GTP	O3'-C3'	2.34	1.48	1.43
2	F	602	GTP	O3'-C3'	2.34	1.48	1.43
2	G	602	GTP	O3'-C3'	2.34	1.48	1.43
2	A	602	GTP	O3'-C3'	2.32	1.48	1.43
2	B	602	GTP	O6-C6	-2.27	1.18	1.23

Continued on next page...

Continued from previous page...

Mol	Chain	Res	Type	Atoms	Z	Observed(Å)	Ideal(Å)
2	A	602	GTP	O6-C6	-2.26	1.18	1.23
2	D	602	GTP	O6-C6	-2.26	1.18	1.23
2	F	602	GTP	O6-C6	-2.26	1.18	1.23
2	G	602	GTP	O6-C6	-2.26	1.18	1.23
2	H	602	GTP	O6-C6	-2.24	1.18	1.23
4	C	604	IMP	C5-C6	2.23	1.51	1.47
4	D	604	IMP	C5-C6	2.23	1.51	1.47
4	E	604	IMP	C5-C6	2.22	1.51	1.47
4	F	604	IMP	C5-C6	2.22	1.51	1.47
4	H	604	IMP	C5-C6	2.22	1.51	1.47
4	G	604	IMP	C5-C6	2.22	1.51	1.47
2	C	601	GTP	O6-C6	-2.21	1.18	1.23
2	F	601	GTP	O6-C6	-2.21	1.18	1.23
4	B	604	IMP	C5-C6	2.20	1.51	1.47
2	C	602	GTP	O6-C6	-2.20	1.18	1.23
4	A	604	IMP	C6-N1	2.20	1.42	1.38
4	B	604	IMP	C6-N1	2.20	1.42	1.38
4	D	604	IMP	C6-N1	2.20	1.42	1.38
4	F	604	IMP	C6-N1	2.20	1.42	1.38
2	E	602	GTP	O6-C6	-2.19	1.18	1.23
4	A	604	IMP	C5-C6	2.19	1.51	1.47
5	F	605	NAD	C4N-C3N	-2.18	1.35	1.39
2	B	601	GTP	O6-C6	-2.18	1.18	1.23
4	C	604	IMP	C6-N1	2.18	1.42	1.38
2	D	601	GTP	O6-C6	-2.17	1.18	1.23
2	E	601	GTP	O6-C6	-2.17	1.18	1.23
2	G	601	GTP	O6-C6	-2.17	1.18	1.23
2	H	601	GTP	O6-C6	-2.17	1.18	1.23
4	E	604	IMP	C6-N1	2.17	1.42	1.38
4	G	604	IMP	C6-N1	2.17	1.42	1.38
4	H	604	IMP	C6-N1	2.17	1.42	1.38
2	A	601	GTP	O6-C6	-2.16	1.18	1.23
5	A	605	NAD	C4N-C3N	-2.15	1.35	1.39
5	D	605	NAD	C4N-C3N	-2.14	1.35	1.39
5	E	605	NAD	C4N-C3N	-2.14	1.35	1.39
5	G	605	NAD	C4N-C3N	-2.14	1.35	1.39
5	B	605	NAD	C4N-C3N	-2.13	1.35	1.39
3	H	603	ATP	C2-N3	2.13	1.35	1.32
3	D	603	ATP	C2-N3	2.13	1.35	1.32
3	F	603	ATP	C2-N3	2.13	1.35	1.32
3	C	603	ATP	C2-N3	2.12	1.35	1.32
5	H	605	NAD	C4N-C3N	-2.11	1.35	1.39

Continued on next page...

Continued from previous page...

Mol	Chain	Res	Type	Atoms	Z	Observed(Å)	Ideal(Å)
3	A	603	ATP	C2-N3	2.10	1.35	1.32
3	E	603	ATP	C2-N3	2.10	1.35	1.32
5	C	605	NAD	C4N-C3N	-2.09	1.35	1.39
3	G	603	ATP	C2-N3	2.09	1.35	1.32
3	B	603	ATP	C2-N3	2.06	1.35	1.32
5	B	605	NAD	C2A-N3A	2.01	1.35	1.32
5	E	605	NAD	C2A-N3A	2.01	1.35	1.32
5	H	605	NAD	C2A-N3A	2.00	1.35	1.32

All (294) bond angle outliers are listed below:

Mol	Chain	Res	Type	Atoms	Z	Observed(°)	Ideal(°)
3	C	603	ATP	C5-C6-N6	14.55	142.46	120.35
3	B	603	ATP	C5-C6-N6	14.55	142.46	120.35
3	F	603	ATP	C5-C6-N6	14.52	142.42	120.35
3	E	603	ATP	C5-C6-N6	14.52	142.42	120.35
3	H	603	ATP	C5-C6-N6	14.52	142.41	120.35
3	A	603	ATP	C5-C6-N6	14.51	142.41	120.35
3	D	603	ATP	C5-C6-N6	14.50	142.39	120.35
3	G	603	ATP	C5-C6-N6	14.50	142.38	120.35
5	B	605	NAD	C5A-C6A-N6A	10.87	136.86	120.35
5	C	605	NAD	C5A-C6A-N6A	10.86	136.85	120.35
5	G	605	NAD	C5A-C6A-N6A	10.84	136.82	120.35
5	A	605	NAD	C5A-C6A-N6A	10.82	136.80	120.35
5	E	605	NAD	C5A-C6A-N6A	10.81	136.79	120.35
5	H	605	NAD	C5A-C6A-N6A	10.81	136.79	120.35
5	D	605	NAD	C5A-C6A-N6A	10.80	136.77	120.35
5	F	605	NAD	C5A-C6A-N6A	10.80	136.77	120.35
3	H	603	ATP	N6-C6-N1	-10.12	97.56	118.57
3	D	603	ATP	N6-C6-N1	-10.12	97.58	118.57
3	C	603	ATP	N6-C6-N1	-10.11	97.58	118.57
3	F	603	ATP	N6-C6-N1	-10.11	97.58	118.57
3	G	603	ATP	N6-C6-N1	-10.11	97.60	118.57
3	B	603	ATP	N6-C6-N1	-10.10	97.60	118.57
3	A	603	ATP	N6-C6-N1	-10.10	97.61	118.57
3	E	603	ATP	N6-C6-N1	-10.10	97.61	118.57
3	C	603	ATP	C1'-N9-C4	-9.97	109.12	126.64
3	E	603	ATP	C1'-N9-C4	-9.96	109.14	126.64
3	B	603	ATP	C1'-N9-C4	-9.94	109.17	126.64
3	F	603	ATP	C1'-N9-C4	-9.94	109.17	126.64
3	A	603	ATP	C1'-N9-C4	-9.94	109.18	126.64
3	D	603	ATP	C1'-N9-C4	-9.93	109.19	126.64

Continued on next page...

Continued from previous page...

Mol	Chain	Res	Type	Atoms	Z	Observed(°)	Ideal(°)
3	H	603	ATP	C1'-N9-C4	-9.93	109.19	126.64
3	G	603	ATP	C1'-N9-C4	-9.91	109.23	126.64
5	A	605	NAD	C1B-N9A-C4A	-8.48	111.74	126.64
5	H	605	NAD	C1B-N9A-C4A	-8.48	111.75	126.64
5	G	605	NAD	C1B-N9A-C4A	-8.47	111.76	126.64
5	F	605	NAD	C1B-N9A-C4A	-8.46	111.78	126.64
5	B	605	NAD	C1B-N9A-C4A	-8.45	111.79	126.64
5	D	605	NAD	C1B-N9A-C4A	-8.45	111.79	126.64
5	C	605	NAD	C1B-N9A-C4A	-8.44	111.80	126.64
5	E	605	NAD	C1B-N9A-C4A	-8.44	111.82	126.64
5	B	605	NAD	N6A-C6A-N1A	-7.54	102.92	118.57
5	C	605	NAD	N6A-C6A-N1A	-7.54	102.93	118.57
5	A	605	NAD	N6A-C6A-N1A	-7.53	102.94	118.57
5	E	605	NAD	N6A-C6A-N1A	-7.53	102.95	118.57
5	H	605	NAD	N6A-C6A-N1A	-7.53	102.95	118.57
5	F	605	NAD	N6A-C6A-N1A	-7.52	102.96	118.57
5	D	605	NAD	N6A-C6A-N1A	-7.52	102.96	118.57
5	G	605	NAD	N6A-C6A-N1A	-7.52	102.97	118.57
3	A	603	ATP	N3-C2-N1	-5.80	119.61	128.68
3	G	603	ATP	N3-C2-N1	-5.80	119.62	128.68
3	D	603	ATP	N3-C2-N1	-5.80	119.62	128.68
3	H	603	ATP	N3-C2-N1	-5.79	119.62	128.68
3	C	603	ATP	N3-C2-N1	-5.79	119.63	128.68
3	F	603	ATP	N3-C2-N1	-5.78	119.64	128.68
3	E	603	ATP	N3-C2-N1	-5.78	119.65	128.68
5	B	605	NAD	N3A-C2A-N1A	-5.77	119.65	128.68
3	B	603	ATP	N3-C2-N1	-5.77	119.65	128.68
5	A	605	NAD	N3A-C2A-N1A	-5.76	119.68	128.68
5	E	605	NAD	N3A-C2A-N1A	-5.76	119.68	128.68
5	D	605	NAD	N3A-C2A-N1A	-5.75	119.69	128.68
5	F	605	NAD	N3A-C2A-N1A	-5.75	119.69	128.68
5	G	605	NAD	N3A-C2A-N1A	-5.75	119.69	128.68
5	C	605	NAD	N3A-C2A-N1A	-5.74	119.70	128.68
5	H	605	NAD	N3A-C2A-N1A	-5.74	119.71	128.68
5	E	605	NAD	C3B-C2B-C1B	3.93	106.90	100.98
5	G	605	NAD	C3B-C2B-C1B	3.93	106.90	100.98
5	C	605	NAD	C3B-C2B-C1B	3.93	106.89	100.98
5	F	605	NAD	C3B-C2B-C1B	3.92	106.89	100.98
5	H	605	NAD	C3B-C2B-C1B	3.92	106.88	100.98
5	A	605	NAD	C3B-C2B-C1B	3.92	106.87	100.98
5	B	605	NAD	C3B-C2B-C1B	3.91	106.86	100.98
5	D	605	NAD	C3B-C2B-C1B	3.90	106.86	100.98

Continued on next page...

Continued from previous page...

Mol	Chain	Res	Type	Atoms	Z	Observed(°)	Ideal(°)
2	A	601	GTP	PB-O3B-PG	-3.84	119.66	132.83
2	F	601	GTP	PB-O3B-PG	-3.84	119.67	132.83
2	G	601	GTP	PB-O3B-PG	-3.84	119.67	132.83
2	C	601	GTP	PB-O3B-PG	-3.83	119.67	132.83
2	B	601	GTP	PB-O3B-PG	-3.83	119.69	132.83
2	E	601	GTP	PB-O3B-PG	-3.83	119.70	132.83
2	D	601	GTP	PB-O3B-PG	-3.82	119.71	132.83
2	H	601	GTP	PB-O3B-PG	-3.82	119.72	132.83
2	H	602	GTP	O4'-C1'-C2'	-3.81	101.35	106.93
2	F	602	GTP	O4'-C1'-C2'	-3.80	101.37	106.93
2	B	602	GTP	O4'-C1'-C2'	-3.80	101.37	106.93
2	E	602	GTP	O4'-C1'-C2'	-3.80	101.37	106.93
2	D	602	GTP	O4'-C1'-C2'	-3.80	101.37	106.93
2	G	602	GTP	O4'-C1'-C2'	-3.80	101.37	106.93
2	C	602	GTP	O4'-C1'-C2'	-3.80	101.38	106.93
2	A	602	GTP	O4'-C1'-C2'	-3.79	101.39	106.93
2	E	602	GTP	C5-C6-N1	3.52	120.17	113.95
2	B	602	GTP	C5-C6-N1	3.52	120.16	113.95
2	C	602	GTP	C5-C6-N1	3.51	120.15	113.95
3	E	603	ATP	C3'-C2'-C1'	3.51	106.26	100.98
2	H	602	GTP	C5-C6-N1	3.50	120.14	113.95
3	H	603	ATP	C3'-C2'-C1'	3.50	106.25	100.98
3	A	603	ATP	C3'-C2'-C1'	3.50	106.25	100.98
2	G	602	GTP	C5-C6-N1	3.50	120.13	113.95
2	F	602	GTP	C5-C6-N1	3.50	120.13	113.95
3	F	603	ATP	C3'-C2'-C1'	3.50	106.24	100.98
3	G	603	ATP	C3'-C2'-C1'	3.50	106.24	100.98
3	C	603	ATP	C3'-C2'-C1'	3.49	106.24	100.98
2	A	602	GTP	C5-C6-N1	3.49	120.12	113.95
3	D	603	ATP	C3'-C2'-C1'	3.49	106.23	100.98
2	D	602	GTP	C5-C6-N1	3.49	120.11	113.95
3	B	603	ATP	C3'-C2'-C1'	3.48	106.22	100.98
3	E	603	ATP	PA-O3A-PB	-3.45	120.99	132.83
3	D	603	ATP	PA-O3A-PB	-3.45	121.00	132.83
3	H	603	ATP	PA-O3A-PB	-3.45	121.00	132.83
3	A	603	ATP	PA-O3A-PB	-3.45	121.00	132.83
3	F	603	ATP	PA-O3A-PB	-3.44	121.02	132.83
3	B	603	ATP	PA-O3A-PB	-3.44	121.03	132.83
3	G	603	ATP	PA-O3A-PB	-3.43	121.04	132.83
3	C	603	ATP	PA-O3A-PB	-3.43	121.04	132.83
2	H	601	GTP	C3'-C2'-C1'	3.42	106.12	100.98
4	E	604	IMP	C5-C6-N1	3.42	119.99	113.95

Continued on next page...

Continued from previous page...

Mol	Chain	Res	Type	Atoms	Z	Observed(°)	Ideal(°)
2	D	601	GTP	C3'-C2'-C1'	3.41	106.12	100.98
2	G	601	GTP	C3'-C2'-C1'	3.41	106.12	100.98
4	A	604	IMP	C5-C6-N1	3.41	119.98	113.95
4	B	604	IMP	C5-C6-N1	3.41	119.97	113.95
4	F	604	IMP	C5-C6-N1	3.40	119.96	113.95
4	G	604	IMP	C5-C6-N1	3.40	119.96	113.95
4	C	604	IMP	C5-C6-N1	3.40	119.96	113.95
4	H	604	IMP	C5-C6-N1	3.39	119.93	113.95
2	B	601	GTP	C3'-C2'-C1'	3.38	106.07	100.98
2	C	601	GTP	C3'-C2'-C1'	3.38	106.07	100.98
2	F	601	GTP	C3'-C2'-C1'	3.38	106.07	100.98
3	A	603	ATP	PB-O3B-PG	-3.38	121.23	132.83
4	D	604	IMP	C5-C6-N1	3.37	119.91	113.95
3	C	603	ATP	PB-O3B-PG	-3.37	121.25	132.83
2	E	601	GTP	C3'-C2'-C1'	3.37	106.06	100.98
3	B	603	ATP	PB-O3B-PG	-3.37	121.26	132.83
2	A	601	GTP	C3'-C2'-C1'	3.37	106.05	100.98
3	E	603	ATP	PB-O3B-PG	-3.37	121.27	132.83
3	H	603	ATP	PB-O3B-PG	-3.36	121.28	132.83
3	F	603	ATP	PB-O3B-PG	-3.36	121.30	132.83
3	D	603	ATP	PB-O3B-PG	-3.36	121.31	132.83
3	G	603	ATP	PB-O3B-PG	-3.36	121.31	132.83
2	B	601	GTP	C5-C6-N1	3.35	119.87	113.95
2	H	601	GTP	C5-C6-N1	3.35	119.87	113.95
2	A	601	GTP	C5-C6-N1	3.34	119.84	113.95
2	D	601	GTP	C5-C6-N1	3.33	119.83	113.95
2	F	601	GTP	C5-C6-N1	3.33	119.83	113.95
2	G	601	GTP	C5-C6-N1	3.33	119.83	113.95
2	C	601	GTP	C5-C6-N1	3.32	119.82	113.95
2	E	601	GTP	C5-C6-N1	3.32	119.81	113.95
2	B	601	GTP	C2-N1-C6	-3.09	119.41	125.10
2	A	601	GTP	C2-N1-C6	-3.08	119.43	125.10
2	D	601	GTP	C2-N1-C6	-3.07	119.45	125.10
2	F	601	GTP	C2-N1-C6	-3.07	119.45	125.10
2	C	601	GTP	C2-N1-C6	-3.06	119.46	125.10
2	E	601	GTP	C2-N1-C6	-3.05	119.48	125.10
2	H	601	GTP	C2-N1-C6	-3.05	119.48	125.10
2	G	601	GTP	C2-N1-C6	-3.04	119.50	125.10
2	B	602	GTP	C2-N1-C6	-3.04	119.51	125.10
4	D	604	IMP	O3P-P-O2P	3.02	119.19	107.64
4	A	604	IMP	O3P-P-O2P	3.02	119.18	107.64
4	B	604	IMP	O3P-P-O2P	3.02	119.17	107.64

Continued on next page...

Continued from previous page...

Mol	Chain	Res	Type	Atoms	Z	Observed(°)	Ideal(°)
2	E	602	GTP	C2-N1-C6	-3.01	119.55	125.10
2	C	602	GTP	C2-N1-C6	-3.01	119.56	125.10
2	D	602	GTP	C2-N1-C6	-3.01	119.56	125.10
2	G	602	GTP	C2-N1-C6	-3.01	119.56	125.10
2	A	602	GTP	C2-N1-C6	-3.00	119.56	125.10
4	C	604	IMP	O3P-P-O2P	3.00	119.11	107.64
2	F	602	GTP	C2-N1-C6	-3.00	119.57	125.10
2	H	602	GTP	C2-N1-C6	-2.99	119.59	125.10
2	A	601	GTP	PA-O3A-PB	-2.92	122.79	132.83
2	B	601	GTP	PA-O3A-PB	-2.92	122.80	132.83
2	D	601	GTP	PA-O3A-PB	-2.92	122.81	132.83
2	H	601	GTP	PA-O3A-PB	-2.91	122.83	132.83
2	G	601	GTP	PA-O3A-PB	-2.91	122.83	132.83
2	F	601	GTP	PA-O3A-PB	-2.91	122.84	132.83
2	E	601	GTP	PA-O3A-PB	-2.91	122.86	132.83
2	C	601	GTP	PA-O3A-PB	-2.90	122.87	132.83
2	A	601	GTP	C2'-C3'-C4'	2.79	108.07	102.64
2	C	601	GTP	C2'-C3'-C4'	2.79	108.06	102.64
2	E	601	GTP	C2'-C3'-C4'	2.78	108.05	102.64
2	D	601	GTP	C2'-C3'-C4'	2.77	108.03	102.64
2	G	601	GTP	C2'-C3'-C4'	2.77	108.03	102.64
2	B	601	GTP	C2'-C3'-C4'	2.77	108.02	102.64
2	F	601	GTP	C2'-C3'-C4'	2.77	108.02	102.64
2	H	601	GTP	C2'-C3'-C4'	2.76	108.01	102.64
5	H	605	NAD	PN-O3-PA	-2.70	123.55	132.83
5	B	605	NAD	PN-O3-PA	-2.70	123.55	132.83
5	E	605	NAD	PN-O3-PA	-2.70	123.56	132.83
5	F	605	NAD	PN-O3-PA	-2.70	123.56	132.83
5	D	605	NAD	PN-O3-PA	-2.70	123.57	132.83
5	D	605	NAD	C3D-C2D-C1D	2.69	105.03	100.98
5	C	605	NAD	C3D-C2D-C1D	2.69	105.03	100.98
5	G	605	NAD	PN-O3-PA	-2.69	123.60	132.83
5	A	605	NAD	PN-O3-PA	-2.69	123.60	132.83
5	C	605	NAD	PN-O3-PA	-2.69	123.61	132.83
5	H	605	NAD	C3D-C2D-C1D	2.68	105.02	100.98
4	E	604	IMP	O6-C6-C5	-2.68	119.13	124.37
5	B	605	NAD	C3D-C2D-C1D	2.68	105.02	100.98
5	E	605	NAD	C3D-C2D-C1D	2.68	105.01	100.98
5	A	605	NAD	C3D-C2D-C1D	2.67	105.00	100.98
5	G	605	NAD	C3D-C2D-C1D	2.67	105.00	100.98
4	C	604	IMP	O6-C6-C5	-2.66	119.17	124.37
5	F	605	NAD	C3D-C2D-C1D	2.66	104.99	100.98

Continued on next page...

Continued from previous page...

Mol	Chain	Res	Type	Atoms	Z	Observed(°)	Ideal(°)
4	F	604	IMP	O6-C6-C5	-2.66	119.17	124.37
4	A	604	IMP	O6-C6-C5	-2.66	119.17	124.37
4	D	604	IMP	O6-C6-C5	-2.66	119.18	124.37
4	B	604	IMP	O6-C6-C5	-2.65	119.19	124.37
2	H	602	GTP	C8-N7-C5	2.65	108.04	102.99
4	H	604	IMP	O6-C6-C5	-2.65	119.20	124.37
2	B	602	GTP	C8-N7-C5	2.65	108.04	102.99
2	A	602	GTP	C8-N7-C5	2.65	108.03	102.99
2	D	602	GTP	C8-N7-C5	2.65	108.03	102.99
4	G	604	IMP	O6-C6-C5	-2.64	119.21	124.37
2	G	602	GTP	C8-N7-C5	2.63	108.00	102.99
2	E	602	GTP	C8-N7-C5	2.63	107.99	102.99
2	F	602	GTP	C8-N7-C5	2.62	107.98	102.99
2	C	602	GTP	C8-N7-C5	2.60	107.94	102.99
2	B	601	GTP	C8-N7-C5	2.58	107.90	102.99
2	G	601	GTP	C8-N7-C5	2.58	107.90	102.99
2	C	601	GTP	C8-N7-C5	2.57	107.89	102.99
2	H	601	GTP	C8-N7-C5	2.57	107.89	102.99
2	D	601	GTP	C8-N7-C5	2.57	107.88	102.99
2	C	602	GTP	PA-O3A-PB	-2.56	124.05	132.83
2	B	602	GTP	PA-O3A-PB	-2.55	124.06	132.83
2	H	602	GTP	PA-O3A-PB	-2.55	124.06	132.83
2	E	602	GTP	PA-O3A-PB	-2.55	124.07	132.83
2	A	601	GTP	C8-N7-C5	2.55	107.85	102.99
2	D	602	GTP	PA-O3A-PB	-2.55	124.08	132.83
2	E	601	GTP	C8-N7-C5	2.55	107.84	102.99
2	F	601	GTP	C8-N7-C5	2.55	107.84	102.99
2	A	602	GTP	PA-O3A-PB	-2.55	124.09	132.83
2	F	602	GTP	PA-O3A-PB	-2.54	124.11	132.83
2	G	602	GTP	PA-O3A-PB	-2.53	124.14	132.83
5	D	605	NAD	C2B-C3B-C4B	2.45	107.41	102.64
2	G	601	GTP	O6-C6-C5	-2.45	119.59	124.37
5	A	605	NAD	C2B-C3B-C4B	2.45	107.40	102.64
2	A	601	GTP	O6-C6-C5	-2.45	119.60	124.37
5	B	605	NAD	C2B-C3B-C4B	2.44	107.39	102.64
5	C	605	NAD	C2B-C3B-C4B	2.44	107.39	102.64
5	H	605	NAD	C2B-C3B-C4B	2.44	107.39	102.64
2	H	601	GTP	O6-C6-C5	-2.44	119.61	124.37
5	G	605	NAD	C2B-C3B-C4B	2.43	107.37	102.64
2	D	601	GTP	O6-C6-C5	-2.43	119.63	124.37
5	F	605	NAD	C2B-C3B-C4B	2.42	107.35	102.64
2	E	601	GTP	O6-C6-C5	-2.42	119.64	124.37

Continued on next page...

Continued from previous page...

Mol	Chain	Res	Type	Atoms	Z	Observed(°)	Ideal(°)
2	C	601	GTP	O6-C6-C5	-2.42	119.65	124.37
2	F	601	GTP	O6-C6-C5	-2.42	119.65	124.37
2	E	602	GTP	O6-C6-C5	-2.41	119.67	124.37
5	E	605	NAD	C2B-C3B-C4B	2.41	107.32	102.64
2	H	602	GTP	O6-C6-C5	-2.40	119.67	124.37
2	B	602	GTP	O6-C6-C5	-2.40	119.68	124.37
2	B	601	GTP	O6-C6-C5	-2.40	119.68	124.37
2	C	602	GTP	O6-C6-C5	-2.39	119.70	124.37
4	E	604	IMP	C8-N7-C5	2.39	107.53	102.99
2	D	602	GTP	O6-C6-C5	-2.38	119.72	124.37
2	F	602	GTP	O6-C6-C5	-2.38	119.72	124.37
2	G	602	GTP	O6-C6-C5	-2.38	119.72	124.37
4	A	604	IMP	C8-N7-C5	2.38	107.52	102.99
2	A	602	GTP	O6-C6-C5	-2.37	119.74	124.37
4	C	604	IMP	C8-N7-C5	2.35	107.47	102.99
4	F	604	IMP	C8-N7-C5	2.34	107.45	102.99
4	G	604	IMP	C8-N7-C5	2.34	107.45	102.99
4	H	604	IMP	C8-N7-C5	2.34	107.45	102.99
4	B	604	IMP	C8-N7-C5	2.33	107.44	102.99
4	D	604	IMP	C8-N7-C5	2.32	107.41	102.99
2	H	602	GTP	PB-O3B-PG	-2.28	125.01	132.83
2	D	602	GTP	PB-O3B-PG	-2.27	125.03	132.83
2	G	602	GTP	PB-O3B-PG	-2.27	125.03	132.83
2	E	602	GTP	PB-O3B-PG	-2.27	125.04	132.83
2	C	602	GTP	PB-O3B-PG	-2.27	125.05	132.83
2	A	602	GTP	PB-O3B-PG	-2.27	125.05	132.83
2	F	602	GTP	PB-O3B-PG	-2.26	125.07	132.83
2	B	602	GTP	PB-O3B-PG	-2.26	125.09	132.83
2	H	602	GTP	C2'-C3'-C4'	2.19	106.90	102.64
2	A	602	GTP	C2'-C3'-C4'	2.18	106.89	102.64
2	B	602	GTP	C2'-C3'-C4'	2.18	106.88	102.64
2	G	602	GTP	C2'-C3'-C4'	2.18	106.88	102.64
2	D	602	GTP	C2'-C3'-C4'	2.18	106.87	102.64
4	G	604	IMP	O2P-P-O1P	2.18	119.20	110.68
4	F	604	IMP	O2P-P-O1P	2.17	119.19	110.68
2	F	602	GTP	C2'-C3'-C4'	2.17	106.86	102.64
4	H	604	IMP	O2P-P-O1P	2.17	119.17	110.68
2	E	602	GTP	C2'-C3'-C4'	2.17	106.85	102.64
4	E	604	IMP	O2P-P-O1P	2.16	119.15	110.68
2	C	602	GTP	C2'-C3'-C4'	2.16	106.84	102.64
5	D	605	NAD	C2D-C3D-C4D	2.16	106.83	102.64
5	F	605	NAD	C2D-C3D-C4D	2.15	106.82	102.64

Continued on next page...

Continued from previous page...

Mol	Chain	Res	Type	Atoms	Z	Observed(°)	Ideal(°)
5	A	605	NAD	C2D-C3D-C4D	2.14	106.80	102.64
5	B	605	NAD	C2D-C3D-C4D	2.14	106.80	102.64
5	E	605	NAD	C2D-C3D-C4D	2.13	106.79	102.64
5	H	605	NAD	C2D-C3D-C4D	2.13	106.77	102.64
5	G	605	NAD	C2D-C3D-C4D	2.13	106.77	102.64
5	C	605	NAD	C2D-C3D-C4D	2.12	106.76	102.64
4	A	604	IMP	N1-C2-N3	-2.03	120.58	125.87
4	B	604	IMP	N1-C2-N3	-2.02	120.61	125.87
4	G	604	IMP	N1-C2-N3	-2.01	120.61	125.87
4	H	604	IMP	N1-C2-N3	-2.01	120.62	125.87
4	C	604	IMP	N1-C2-N3	-2.01	120.63	125.87
4	D	604	IMP	N1-C2-N3	-2.01	120.63	125.87

There are no chirality outliers.

All (180) torsion outliers are listed below:

Mol	Chain	Res	Type	Atoms
2	A	601	GTP	C5'-O5'-PA-O1A
2	A	602	GTP	O4'-C4'-C5'-O5'
2	A	602	GTP	C3'-C4'-C5'-O5'
2	B	601	GTP	C5'-O5'-PA-O1A
2	B	602	GTP	PB-O3A-PA-O5'
2	B	602	GTP	O4'-C4'-C5'-O5'
2	B	602	GTP	C3'-C4'-C5'-O5'
2	C	601	GTP	C5'-O5'-PA-O1A
2	C	602	GTP	PB-O3A-PA-O5'
2	C	602	GTP	O4'-C4'-C5'-O5'
2	C	602	GTP	C3'-C4'-C5'-O5'
2	D	601	GTP	C5'-O5'-PA-O1A
2	D	602	GTP	PB-O3A-PA-O5'
2	D	602	GTP	O4'-C4'-C5'-O5'
2	D	602	GTP	C3'-C4'-C5'-O5'
2	E	601	GTP	C5'-O5'-PA-O1A
2	E	602	GTP	PB-O3A-PA-O5'
2	E	602	GTP	O4'-C4'-C5'-O5'
2	E	602	GTP	C3'-C4'-C5'-O5'
2	F	601	GTP	C5'-O5'-PA-O1A
2	F	602	GTP	PB-O3A-PA-O5'
2	F	602	GTP	O4'-C4'-C5'-O5'
2	F	602	GTP	C3'-C4'-C5'-O5'
2	G	601	GTP	C5'-O5'-PA-O1A
2	G	602	GTP	PB-O3A-PA-O5'

Continued on next page...

Continued from previous page...

Mol	Chain	Res	Type	Atoms
2	G	602	GTP	O4'-C4'-C5'-O5'
2	G	602	GTP	C3'-C4'-C5'-O5'
2	H	601	GTP	C5'-O5'-PA-O1A
2	H	602	GTP	O4'-C4'-C5'-O5'
2	H	602	GTP	C3'-C4'-C5'-O5'
3	A	603	ATP	C5'-O5'-PA-O1A
3	A	603	ATP	C5'-O5'-PA-O2A
3	B	603	ATP	C5'-O5'-PA-O1A
3	B	603	ATP	C5'-O5'-PA-O2A
3	C	603	ATP	C5'-O5'-PA-O1A
3	C	603	ATP	C5'-O5'-PA-O2A
3	D	603	ATP	C5'-O5'-PA-O1A
3	D	603	ATP	C5'-O5'-PA-O2A
3	E	603	ATP	C5'-O5'-PA-O1A
3	E	603	ATP	C5'-O5'-PA-O2A
3	F	603	ATP	C5'-O5'-PA-O1A
3	F	603	ATP	C5'-O5'-PA-O2A
3	G	603	ATP	C5'-O5'-PA-O1A
3	G	603	ATP	C5'-O5'-PA-O2A
3	H	603	ATP	C5'-O5'-PA-O1A
3	H	603	ATP	C5'-O5'-PA-O2A
4	A	604	IMP	C5'-O5'-P-O2P
4	A	604	IMP	O4'-C4'-C5'-O5'
4	A	604	IMP	C3'-C4'-C5'-O5'
4	B	604	IMP	C5'-O5'-P-O2P
4	B	604	IMP	O4'-C4'-C5'-O5'
4	B	604	IMP	C3'-C4'-C5'-O5'
4	C	604	IMP	C5'-O5'-P-O2P
4	C	604	IMP	O4'-C4'-C5'-O5'
4	C	604	IMP	C3'-C4'-C5'-O5'
4	D	604	IMP	C5'-O5'-P-O2P
4	D	604	IMP	O4'-C4'-C5'-O5'
4	D	604	IMP	C3'-C4'-C5'-O5'
4	E	604	IMP	C5'-O5'-P-O1P
4	E	604	IMP	C5'-O5'-P-O2P
4	E	604	IMP	O4'-C4'-C5'-O5'
4	E	604	IMP	C3'-C4'-C5'-O5'
4	F	604	IMP	C5'-O5'-P-O1P
4	F	604	IMP	C5'-O5'-P-O2P
4	F	604	IMP	O4'-C4'-C5'-O5'
4	F	604	IMP	C3'-C4'-C5'-O5'
4	G	604	IMP	C5'-O5'-P-O1P

Continued on next page...

Continued from previous page...

Mol	Chain	Res	Type	Atoms
4	G	604	IMP	C5'-O5'-P-O2P
4	G	604	IMP	O4'-C4'-C5'-O5'
4	G	604	IMP	C3'-C4'-C5'-O5'
4	H	604	IMP	C5'-O5'-P-O1P
4	H	604	IMP	C5'-O5'-P-O2P
4	H	604	IMP	O4'-C4'-C5'-O5'
4	H	604	IMP	C3'-C4'-C5'-O5'
5	A	605	NAD	C5D-O5D-PN-O3
5	A	605	NAD	C5D-O5D-PN-O1N
5	A	605	NAD	C5D-O5D-PN-O2N
5	A	605	NAD	C2D-C1D-N1N-C2N
5	A	605	NAD	C2D-C1D-N1N-C6N
5	B	605	NAD	C5D-O5D-PN-O3
5	B	605	NAD	C5D-O5D-PN-O1N
5	B	605	NAD	C5D-O5D-PN-O2N
5	B	605	NAD	C2D-C1D-N1N-C2N
5	B	605	NAD	C2D-C1D-N1N-C6N
5	C	605	NAD	C5D-O5D-PN-O3
5	C	605	NAD	C5D-O5D-PN-O1N
5	C	605	NAD	C5D-O5D-PN-O2N
5	C	605	NAD	C2D-C1D-N1N-C2N
5	C	605	NAD	C2D-C1D-N1N-C6N
5	D	605	NAD	C5D-O5D-PN-O3
5	D	605	NAD	C5D-O5D-PN-O1N
5	D	605	NAD	C5D-O5D-PN-O2N
5	D	605	NAD	C2D-C1D-N1N-C2N
5	D	605	NAD	C2D-C1D-N1N-C6N
5	E	605	NAD	C5D-O5D-PN-O3
5	E	605	NAD	C5D-O5D-PN-O1N
5	E	605	NAD	C5D-O5D-PN-O2N
5	E	605	NAD	C2D-C1D-N1N-C2N
5	E	605	NAD	C2D-C1D-N1N-C6N
5	F	605	NAD	C5D-O5D-PN-O3
5	F	605	NAD	C5D-O5D-PN-O1N
5	F	605	NAD	C5D-O5D-PN-O2N
5	F	605	NAD	C2D-C1D-N1N-C2N
5	F	605	NAD	C2D-C1D-N1N-C6N
5	G	605	NAD	C5D-O5D-PN-O3
5	G	605	NAD	C5D-O5D-PN-O1N
5	G	605	NAD	C5D-O5D-PN-O2N
5	G	605	NAD	C2D-C1D-N1N-C2N
5	G	605	NAD	C2D-C1D-N1N-C6N

Continued on next page...

Continued from previous page...

Mol	Chain	Res	Type	Atoms
5	H	605	NAD	C5D-O5D-PN-O3
5	H	605	NAD	C5D-O5D-PN-O1N
5	H	605	NAD	C5D-O5D-PN-O2N
5	H	605	NAD	C2D-C1D-N1N-C2N
5	H	605	NAD	C2D-C1D-N1N-C6N
2	A	601	GTP	O4'-C4'-C5'-O5'
2	B	601	GTP	O4'-C4'-C5'-O5'
2	C	601	GTP	O4'-C4'-C5'-O5'
2	D	601	GTP	O4'-C4'-C5'-O5'
2	E	601	GTP	O4'-C4'-C5'-O5'
2	F	601	GTP	O4'-C4'-C5'-O5'
2	G	601	GTP	O4'-C4'-C5'-O5'
2	H	601	GTP	O4'-C4'-C5'-O5'
2	A	602	GTP	PB-O3A-PA-O5'
2	H	602	GTP	PB-O3A-PA-O5'
4	A	604	IMP	C5'-O5'-P-O3P
4	B	604	IMP	C5'-O5'-P-O3P
4	C	604	IMP	C5'-O5'-P-O3P
4	E	604	IMP	C5'-O5'-P-O3P
4	F	604	IMP	C5'-O5'-P-O3P
4	G	604	IMP	C5'-O5'-P-O3P
4	H	604	IMP	C5'-O5'-P-O3P
3	A	603	ATP	C5'-O5'-PA-O3A
3	B	603	ATP	C5'-O5'-PA-O3A
3	C	603	ATP	C5'-O5'-PA-O3A
3	D	603	ATP	C5'-O5'-PA-O3A
3	E	603	ATP	C5'-O5'-PA-O3A
3	F	603	ATP	C5'-O5'-PA-O3A
3	G	603	ATP	C5'-O5'-PA-O3A
3	H	603	ATP	C5'-O5'-PA-O3A
2	A	601	GTP	C5'-O5'-PA-O2A
2	B	601	GTP	C5'-O5'-PA-O2A
2	C	601	GTP	C5'-O5'-PA-O2A
2	D	601	GTP	C5'-O5'-PA-O2A
2	E	601	GTP	C5'-O5'-PA-O2A
2	F	601	GTP	C5'-O5'-PA-O2A
2	G	601	GTP	C5'-O5'-PA-O2A
2	H	601	GTP	C5'-O5'-PA-O2A
3	A	603	ATP	C3'-C4'-C5'-O5'
3	B	603	ATP	C3'-C4'-C5'-O5'
3	C	603	ATP	C3'-C4'-C5'-O5'
3	D	603	ATP	C3'-C4'-C5'-O5'

Continued on next page...

Continued from previous page...

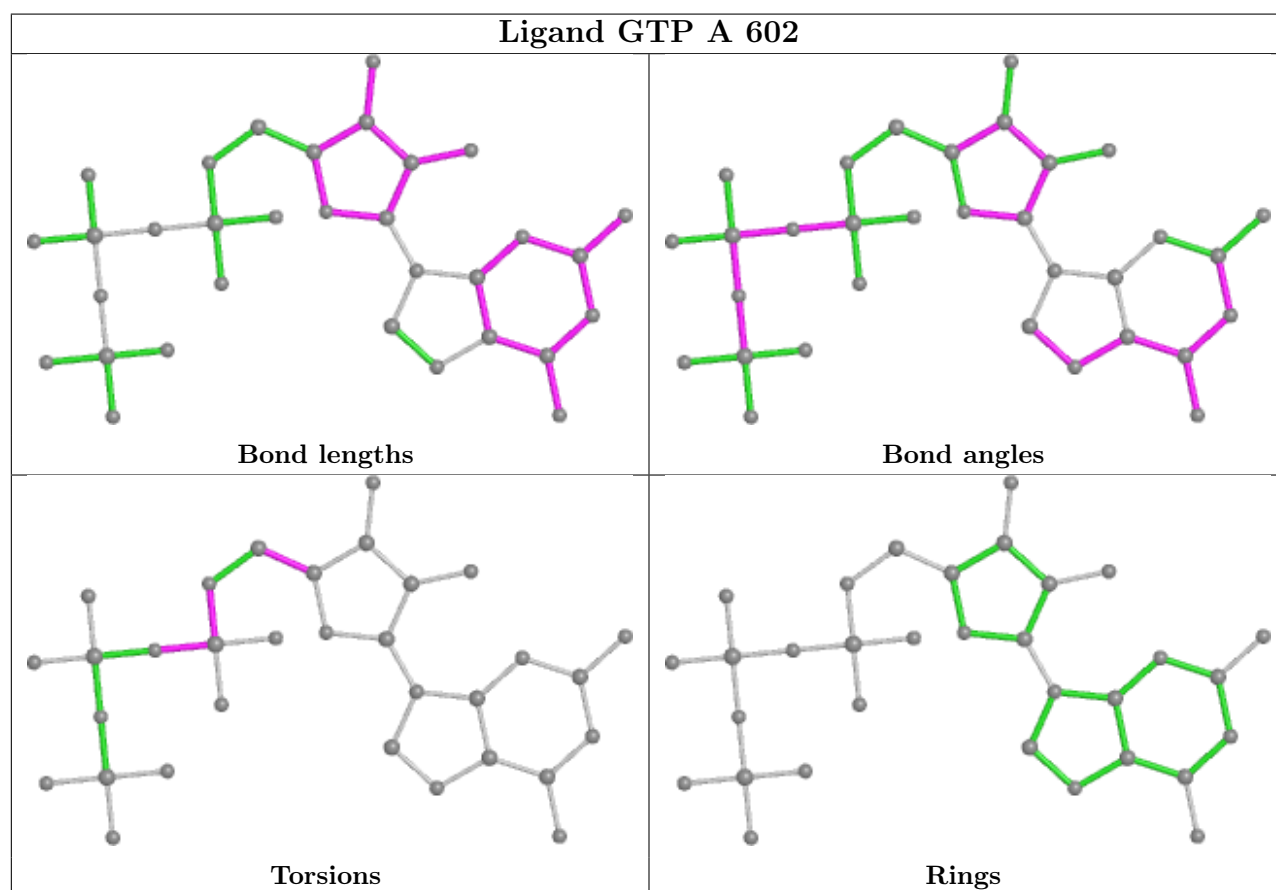
Mol	Chain	Res	Type	Atoms
3	E	603	ATP	C3'-C4'-C5'-O5'
3	F	603	ATP	C3'-C4'-C5'-O5'
3	G	603	ATP	C3'-C4'-C5'-O5'
3	H	603	ATP	C3'-C4'-C5'-O5'
4	D	604	IMP	C5'-O5'-P-O3P
2	A	601	GTP	C5'-O5'-PA-O3A
2	B	601	GTP	C5'-O5'-PA-O3A
2	C	601	GTP	C5'-O5'-PA-O3A
2	D	601	GTP	C5'-O5'-PA-O3A
2	E	601	GTP	C5'-O5'-PA-O3A
2	F	601	GTP	C5'-O5'-PA-O3A
2	G	601	GTP	C5'-O5'-PA-O3A
2	H	601	GTP	C5'-O5'-PA-O3A
3	A	603	ATP	C4'-C5'-O5'-PA
3	B	603	ATP	C4'-C5'-O5'-PA
3	C	603	ATP	C4'-C5'-O5'-PA
3	D	603	ATP	C4'-C5'-O5'-PA
3	E	603	ATP	C4'-C5'-O5'-PA
3	F	603	ATP	C4'-C5'-O5'-PA
3	G	603	ATP	C4'-C5'-O5'-PA
3	H	603	ATP	C4'-C5'-O5'-PA
2	A	602	GTP	C5'-O5'-PA-O2A
2	B	602	GTP	C5'-O5'-PA-O2A
2	C	602	GTP	C5'-O5'-PA-O2A
2	D	602	GTP	C5'-O5'-PA-O2A
2	E	602	GTP	C5'-O5'-PA-O2A
2	F	602	GTP	C5'-O5'-PA-O2A
2	G	602	GTP	C5'-O5'-PA-O2A
2	H	602	GTP	C5'-O5'-PA-O2A

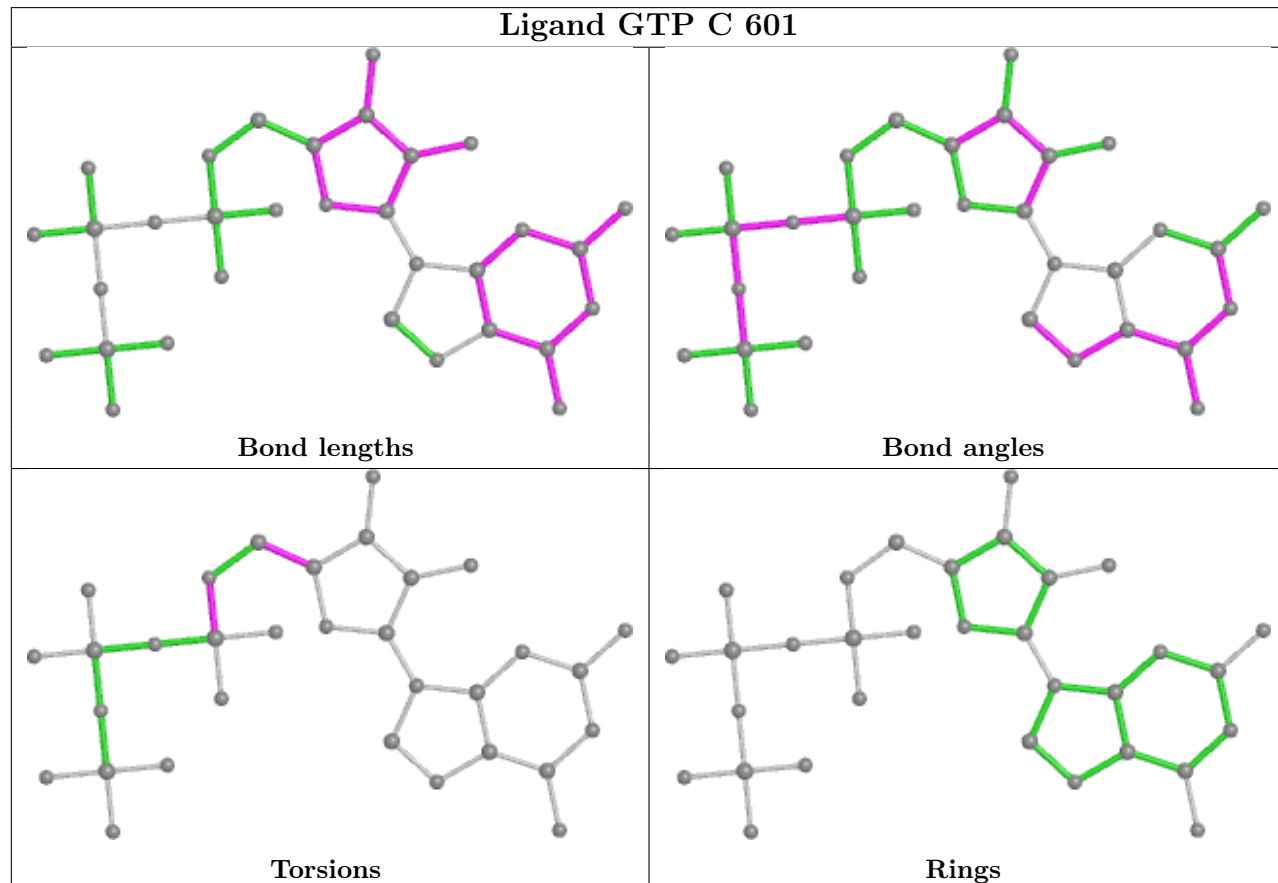
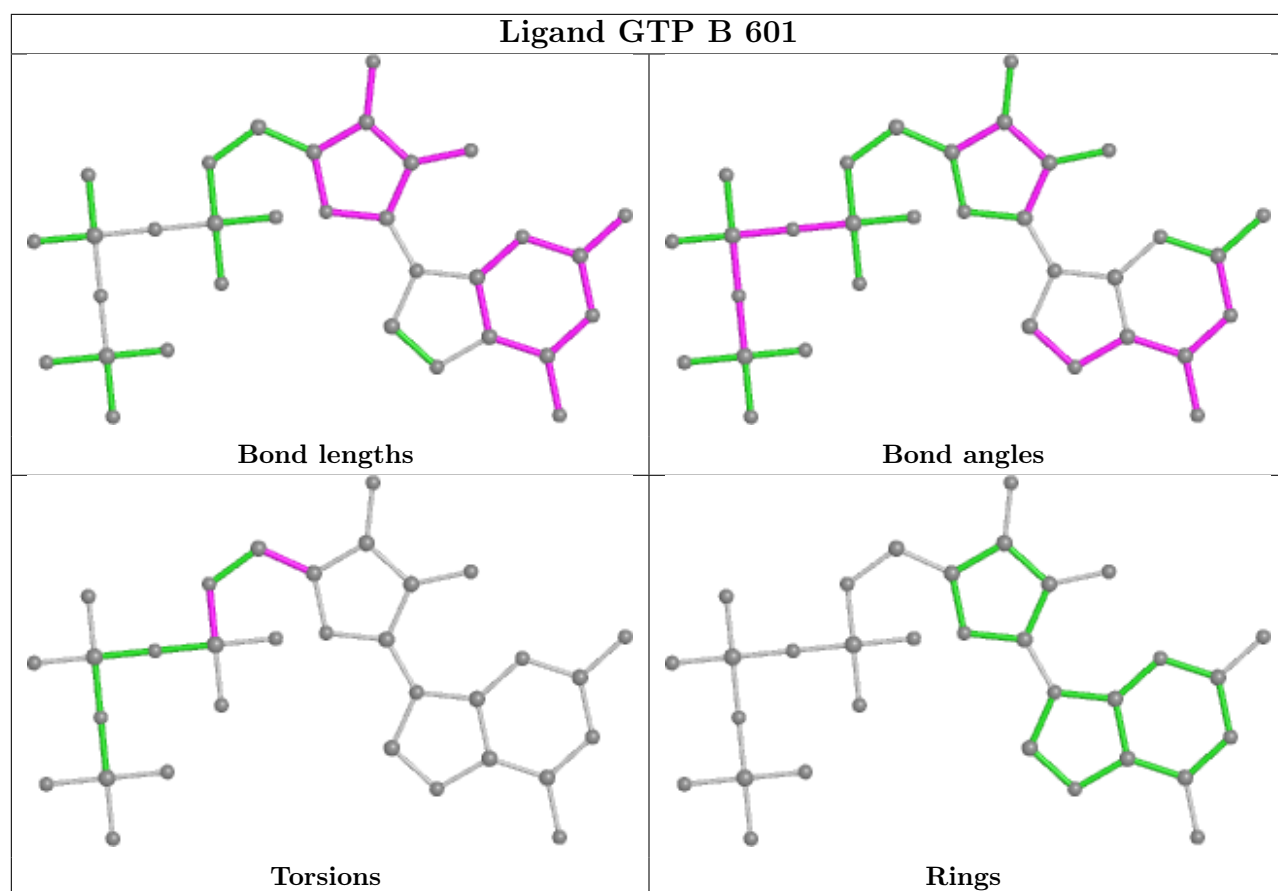
There are no ring outliers.

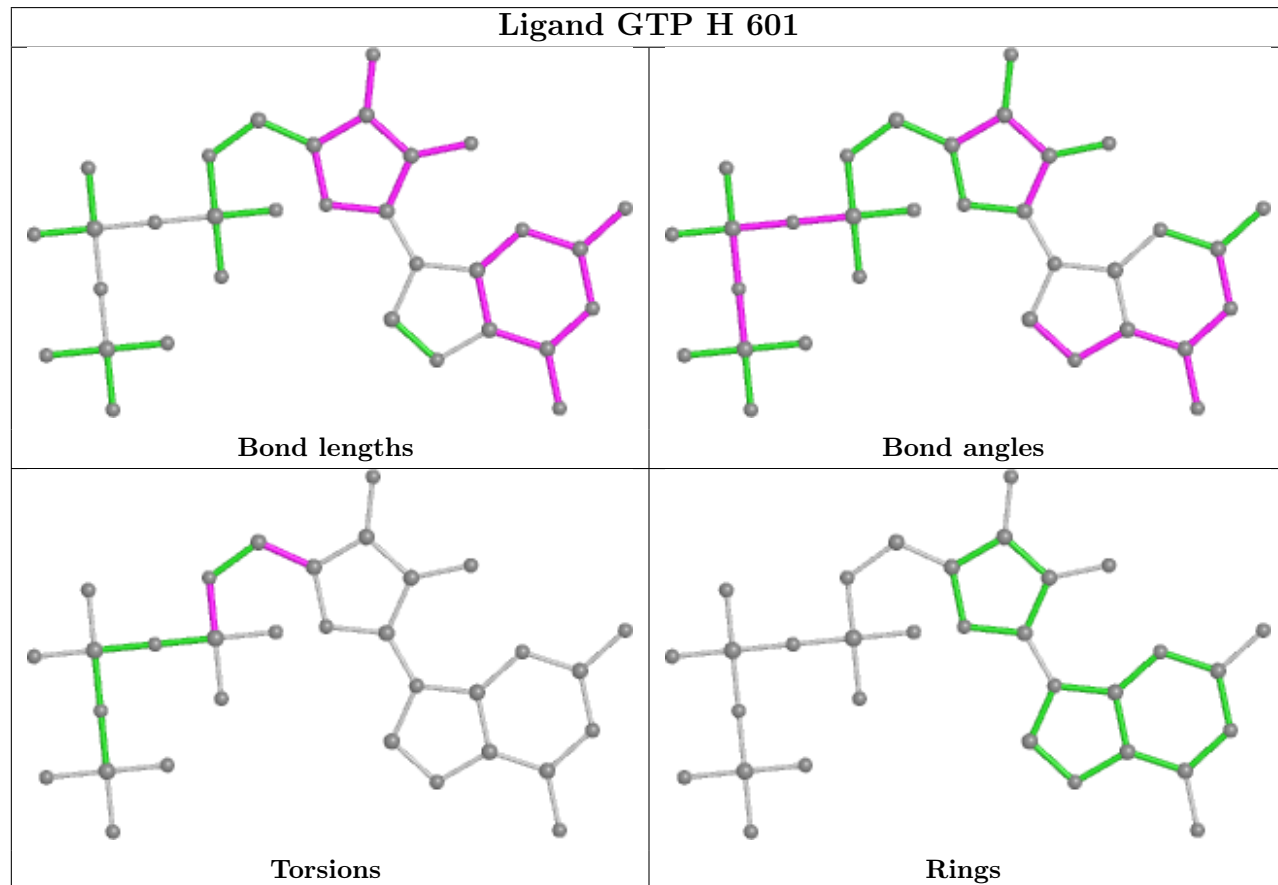
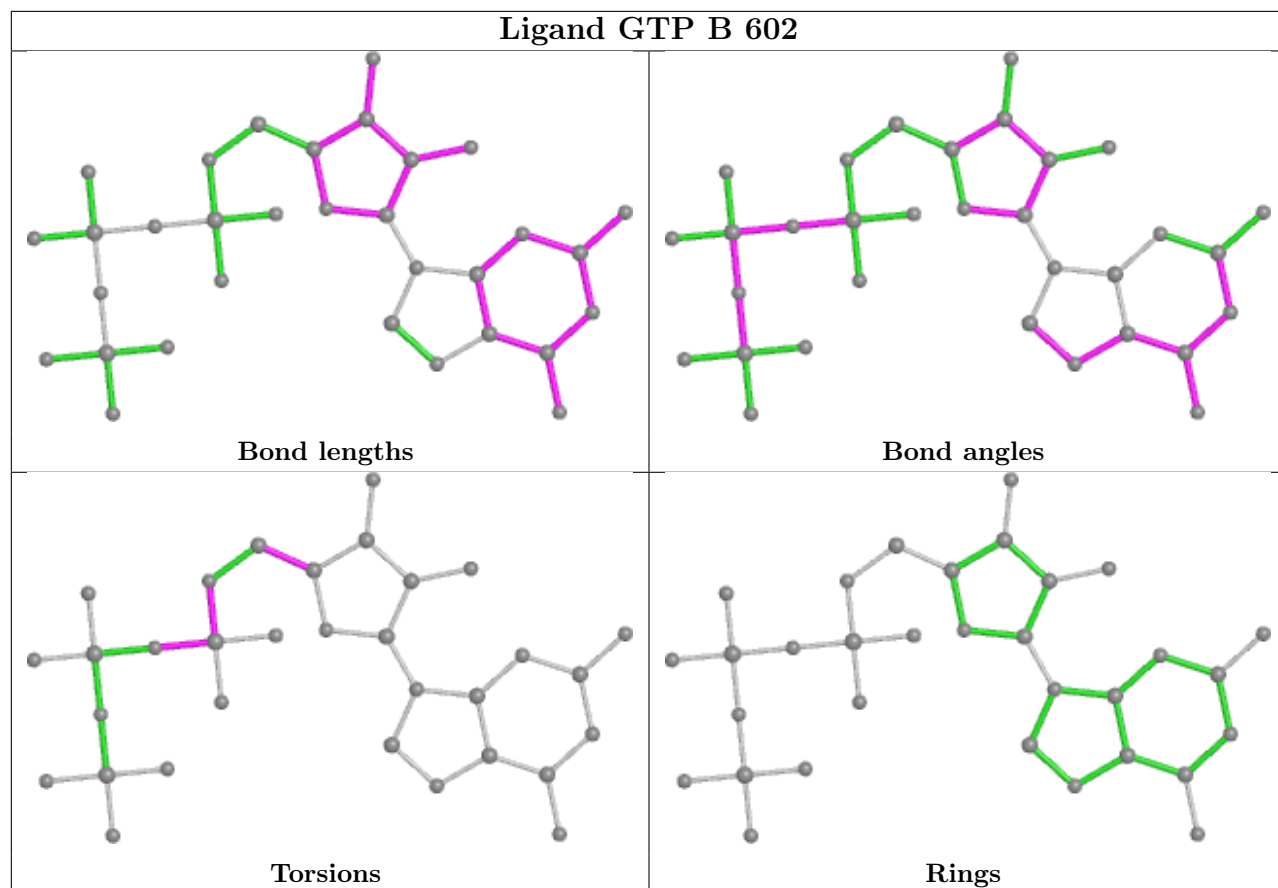
8 monomers are involved in 12 short contacts:

Mol	Chain	Res	Type	Clashes	Symm-Clashes
4	G	604	IMP	1	0
4	H	604	IMP	2	0
4	C	604	IMP	1	0
4	D	604	IMP	2	0
4	B	604	IMP	2	0
4	F	604	IMP	2	0
4	A	604	IMP	1	0
4	E	604	IMP	1	0

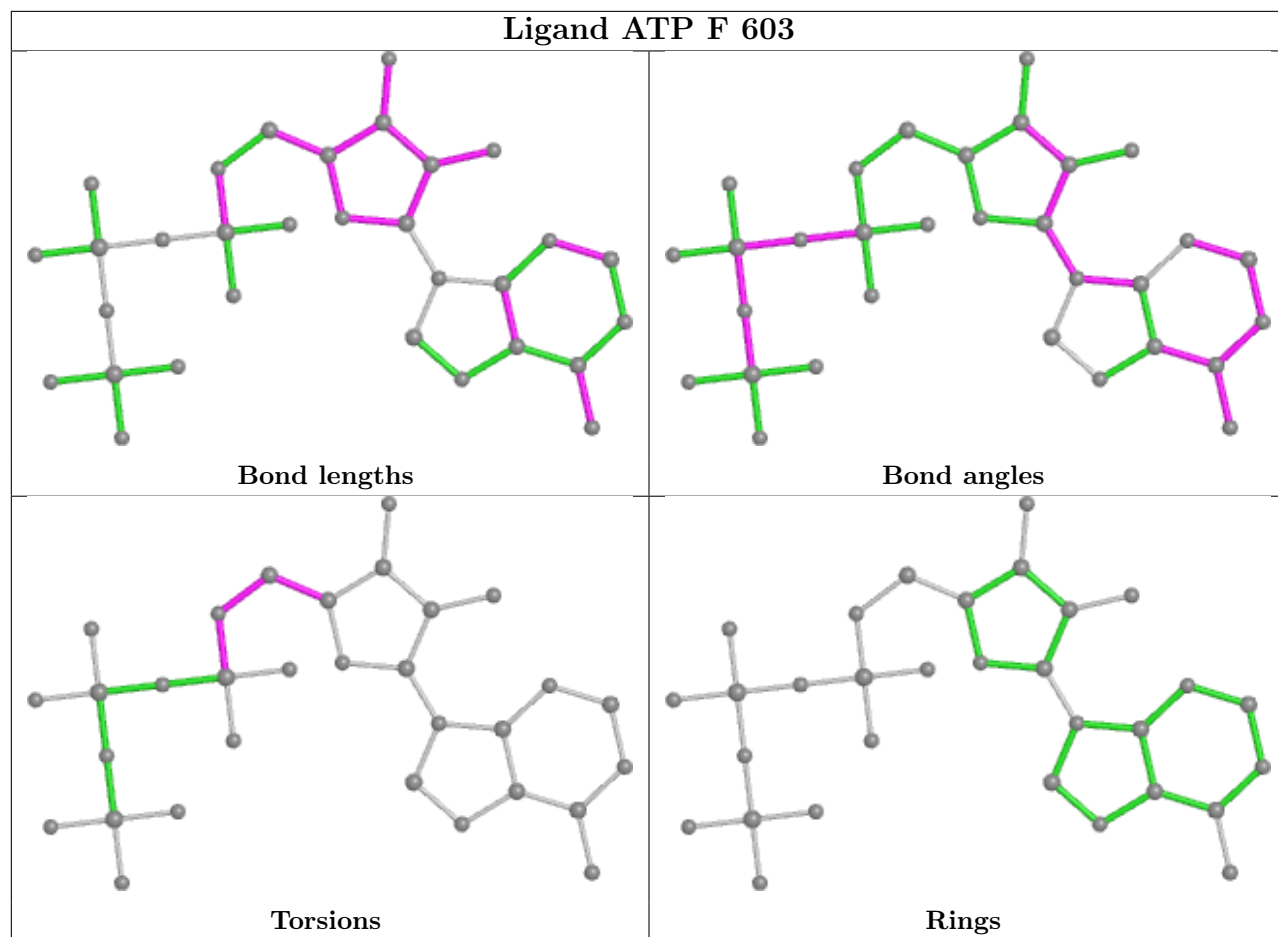
The following is a two-dimensional graphical depiction of Mogul quality analysis of bond lengths, bond angles, torsion angles, and ring geometry for all instances of the Ligand of Interest. In addition, ligands with molecular weight > 250 and outliers as shown on the validation Tables will also be included. For torsion angles, if less than 5% of the Mogul distribution of torsion angles is within 10 degrees of the torsion angle in question, then that torsion angle is considered an outlier. Any bond that is central to one or more torsion angles identified as an outlier by Mogul will be highlighted in the graph. For rings, the root-mean-square deviation (RMSD) between the ring in question and similar rings identified by Mogul is calculated over all ring torsion angles. If the average RMSD is greater than 60 degrees and the minimal RMSD between the ring in question and any Mogul-identified rings is also greater than 60 degrees, then that ring is considered an outlier. The outliers are highlighted in purple. The color gray indicates Mogul did not find sufficient equivalents in the CSD to analyse the geometry.

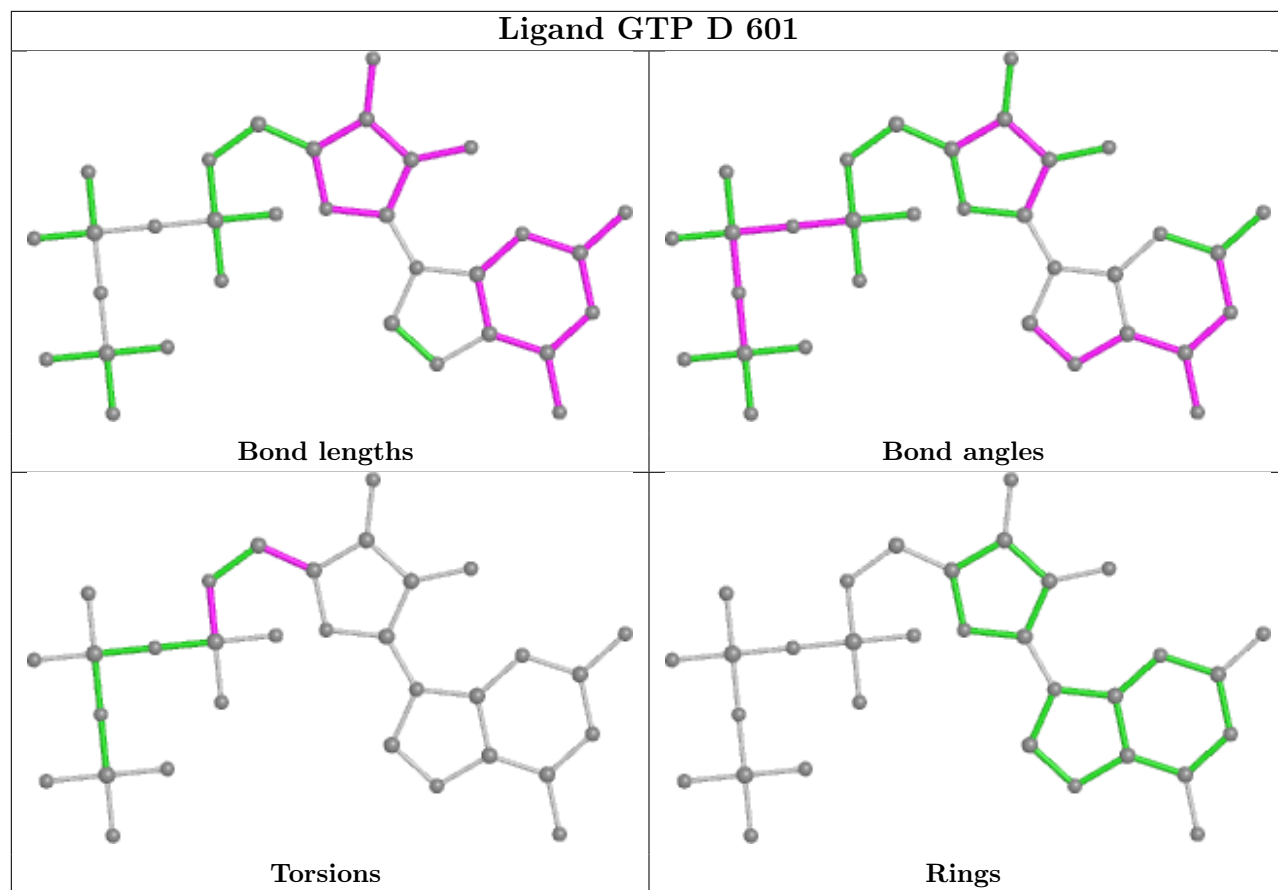


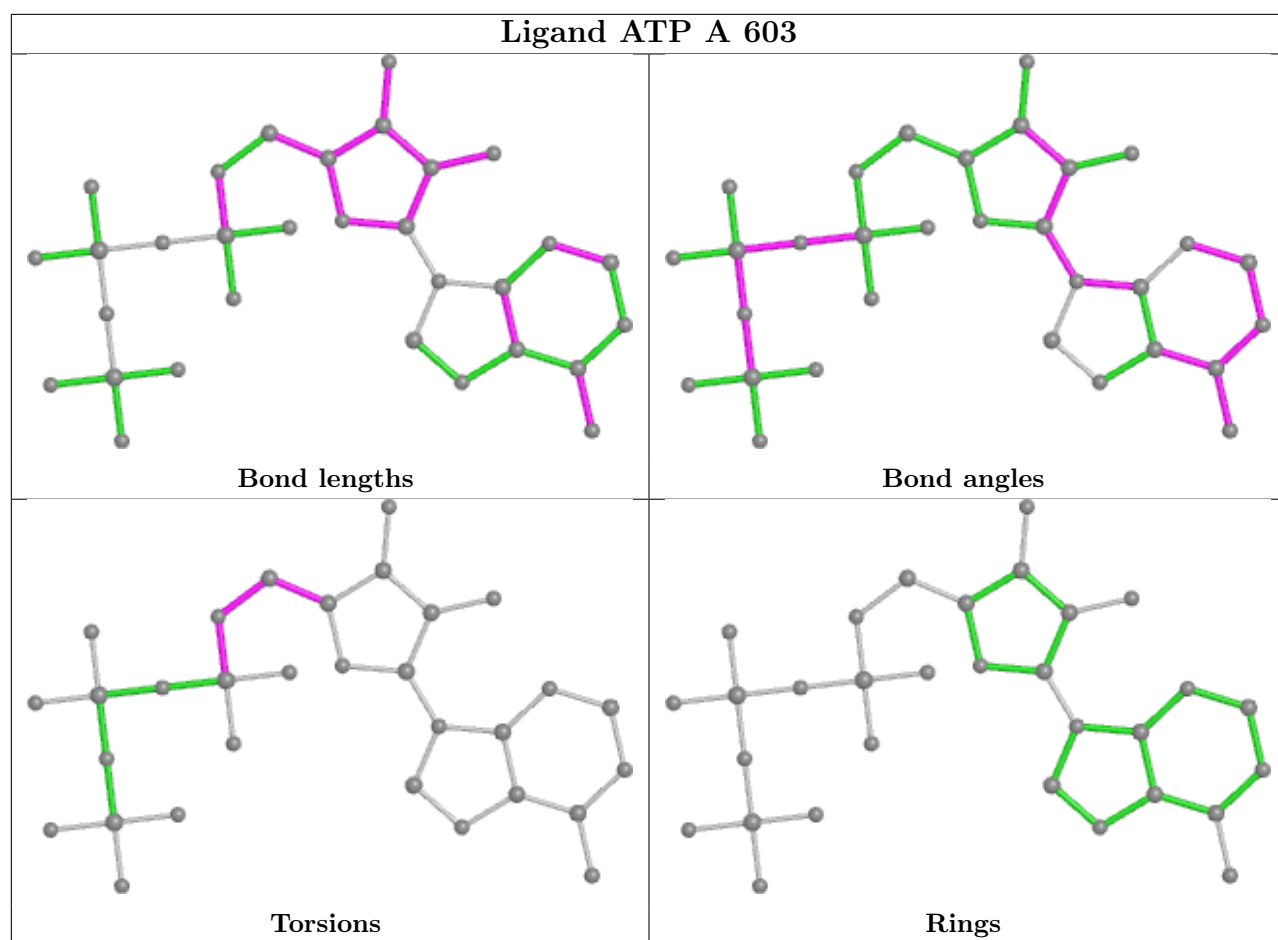


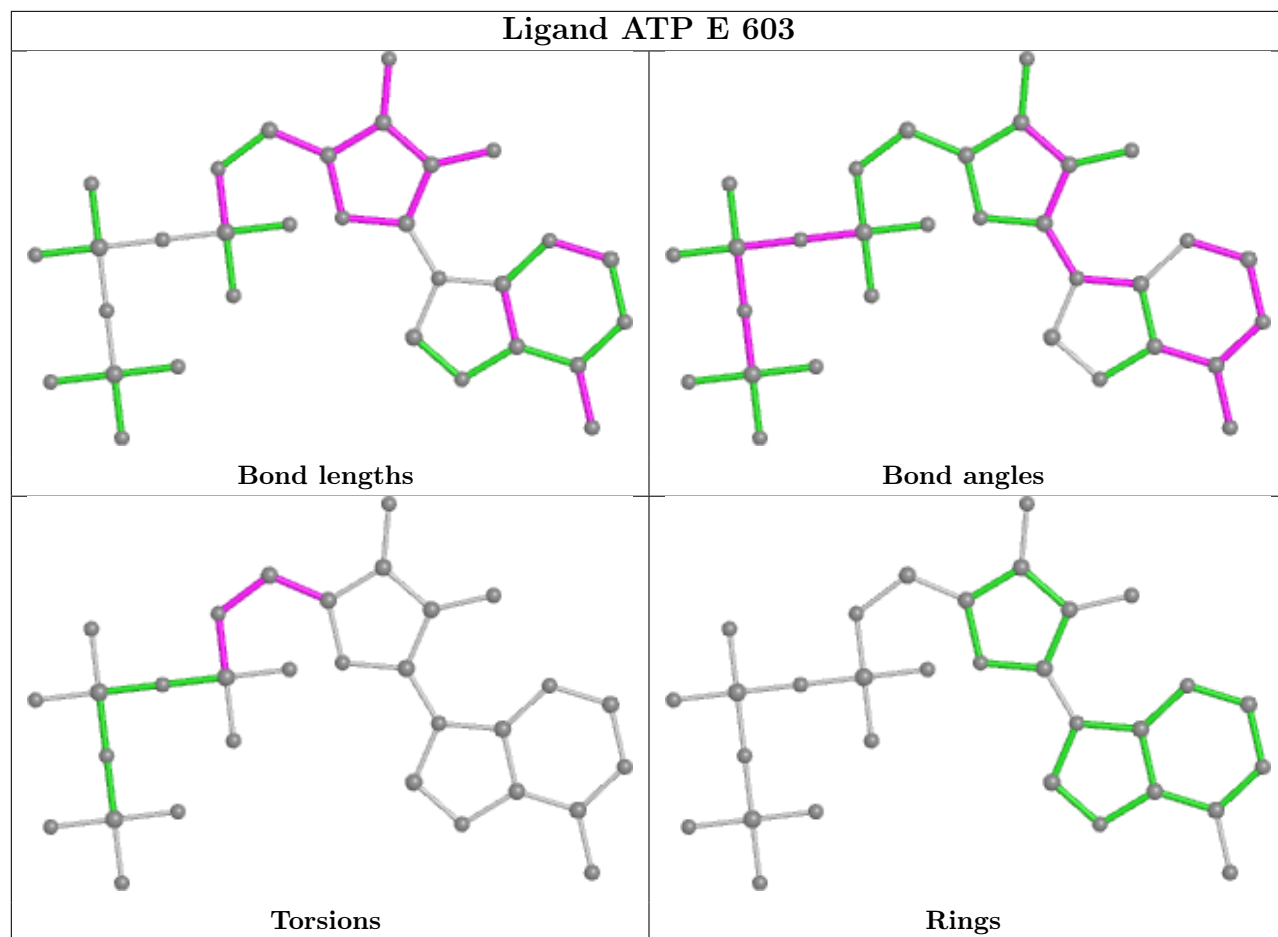


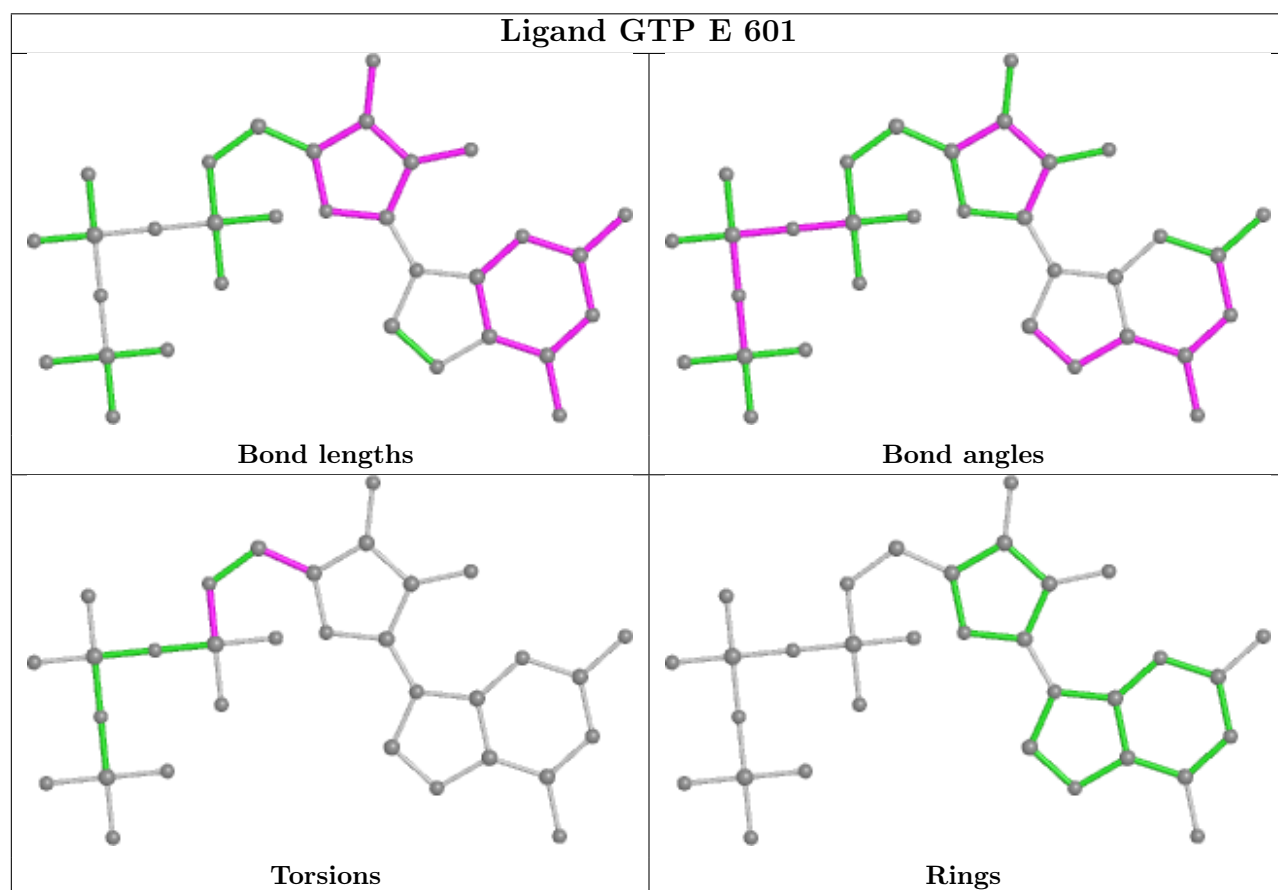
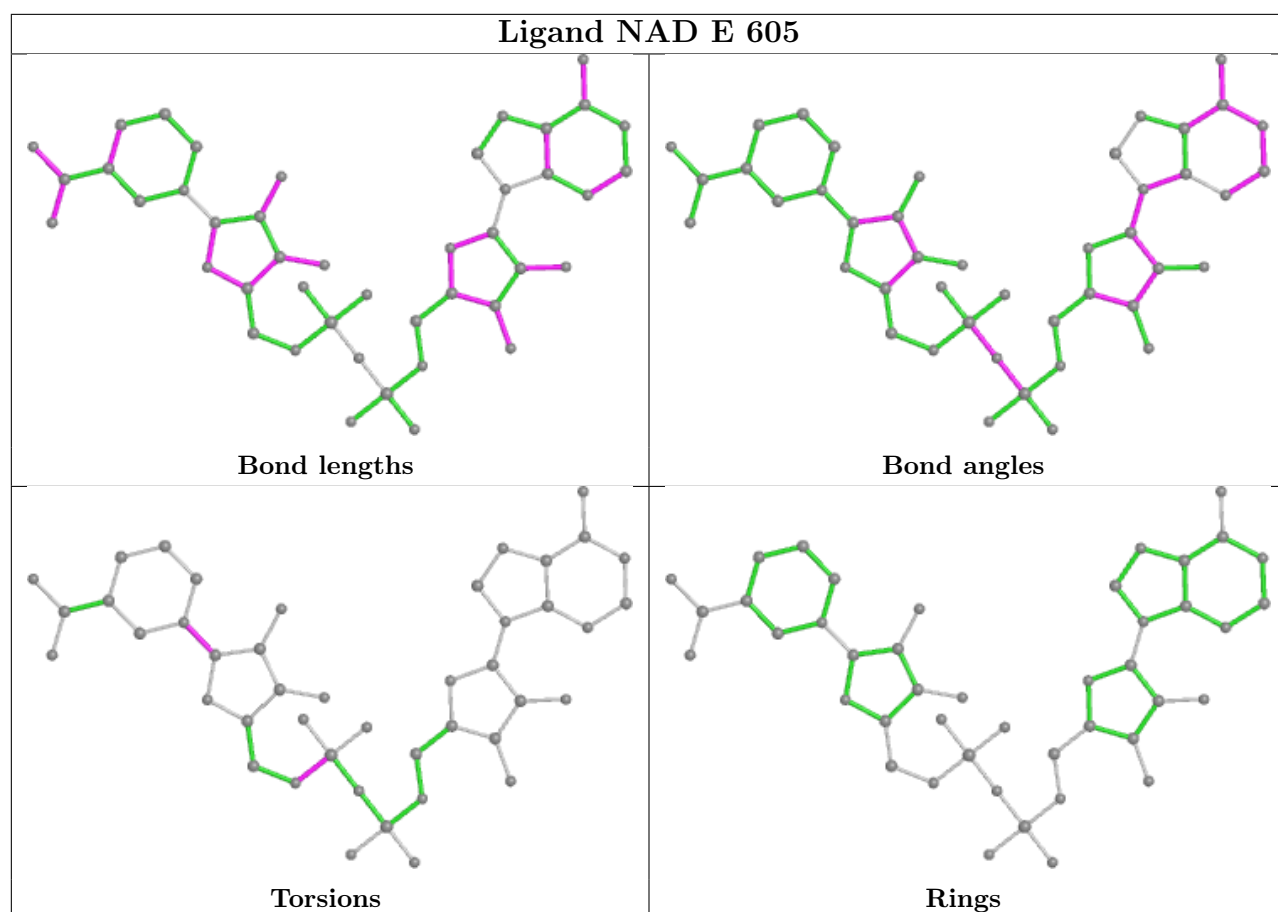
Ligand ATP F 603

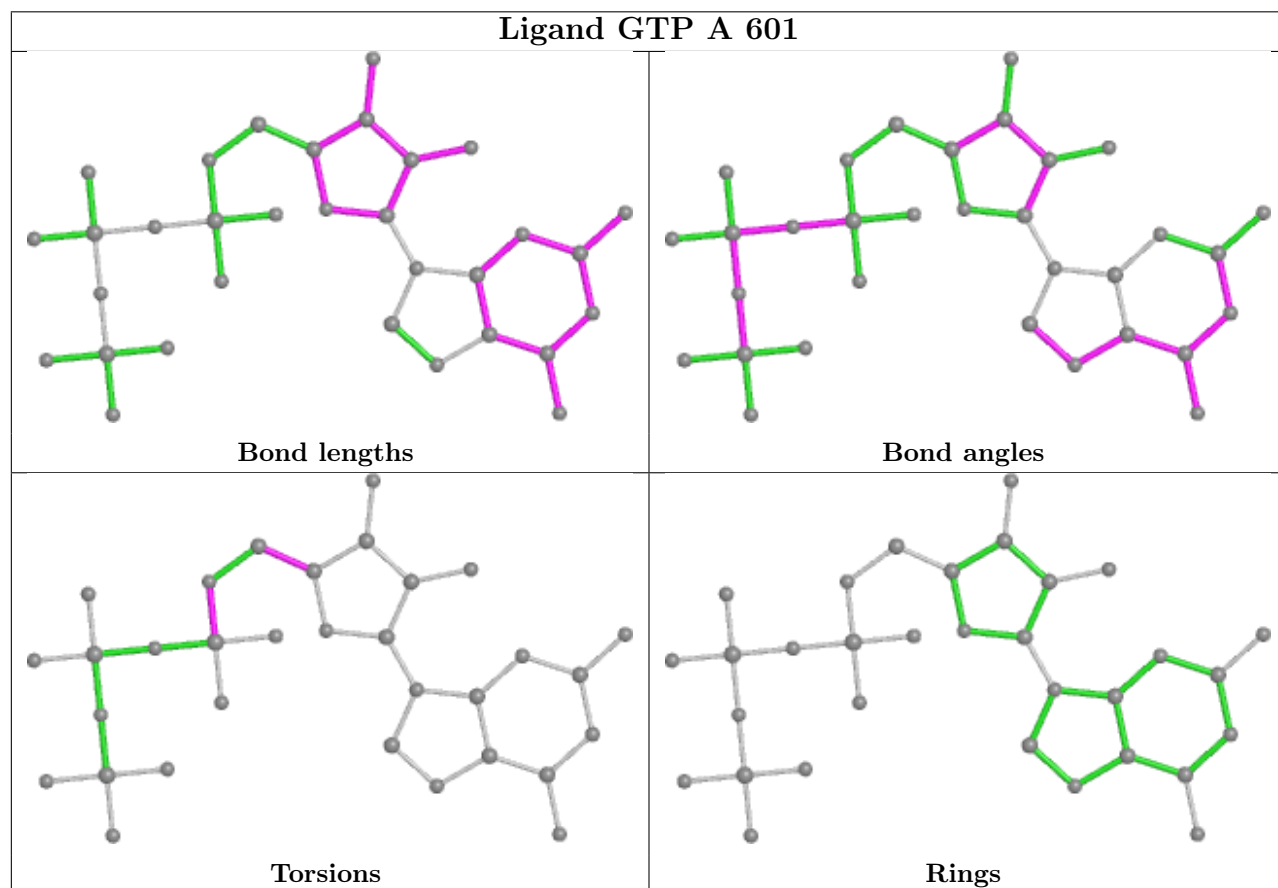
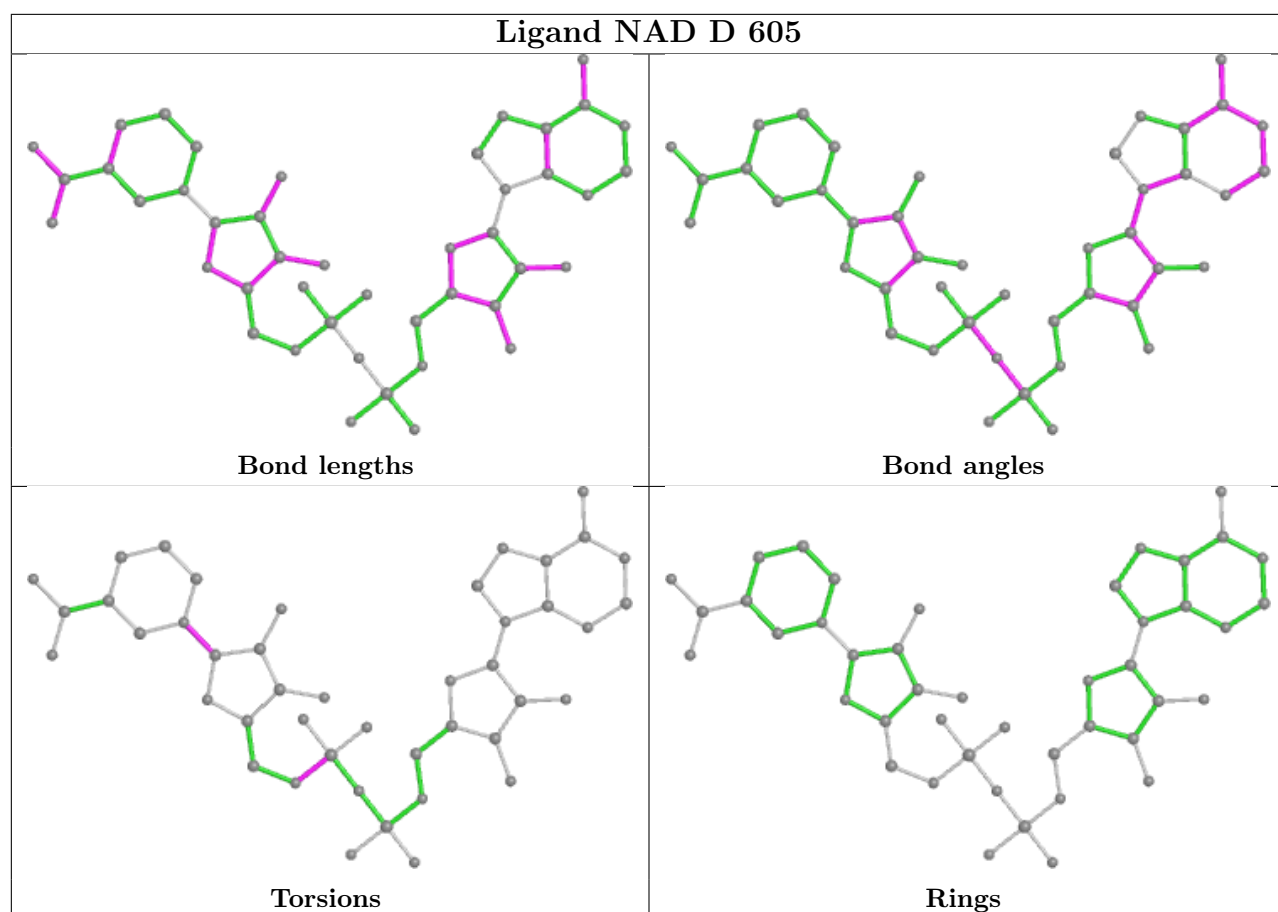




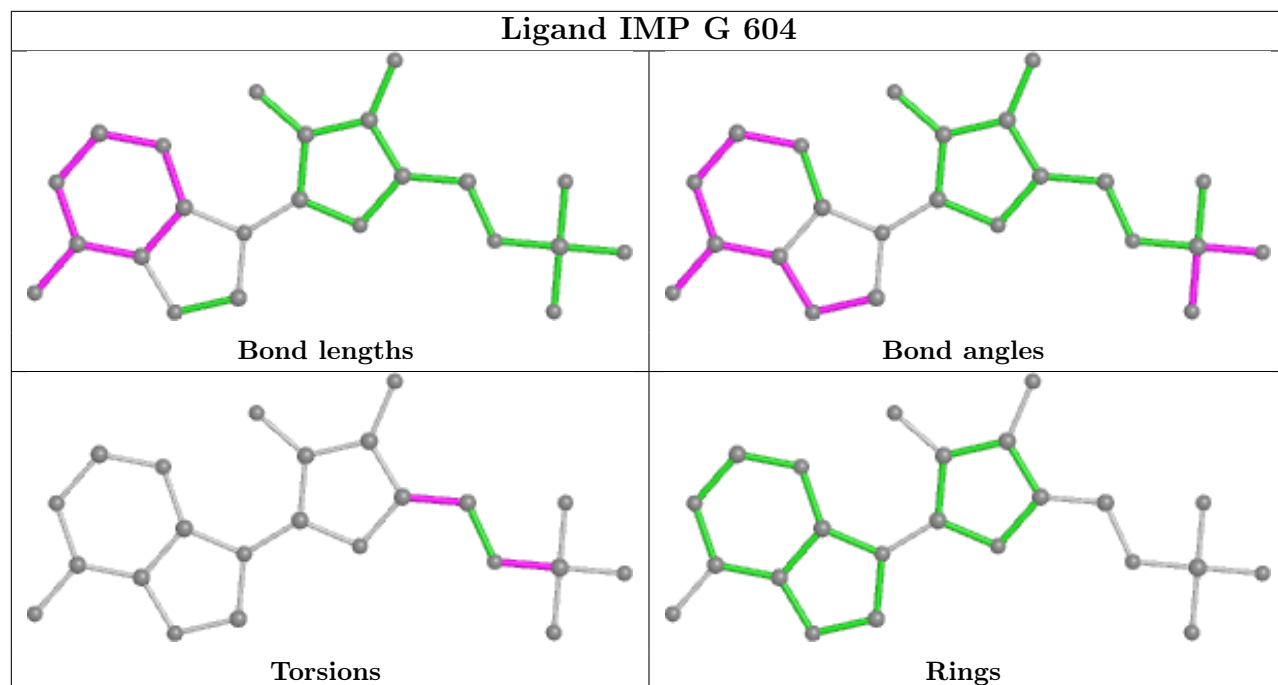




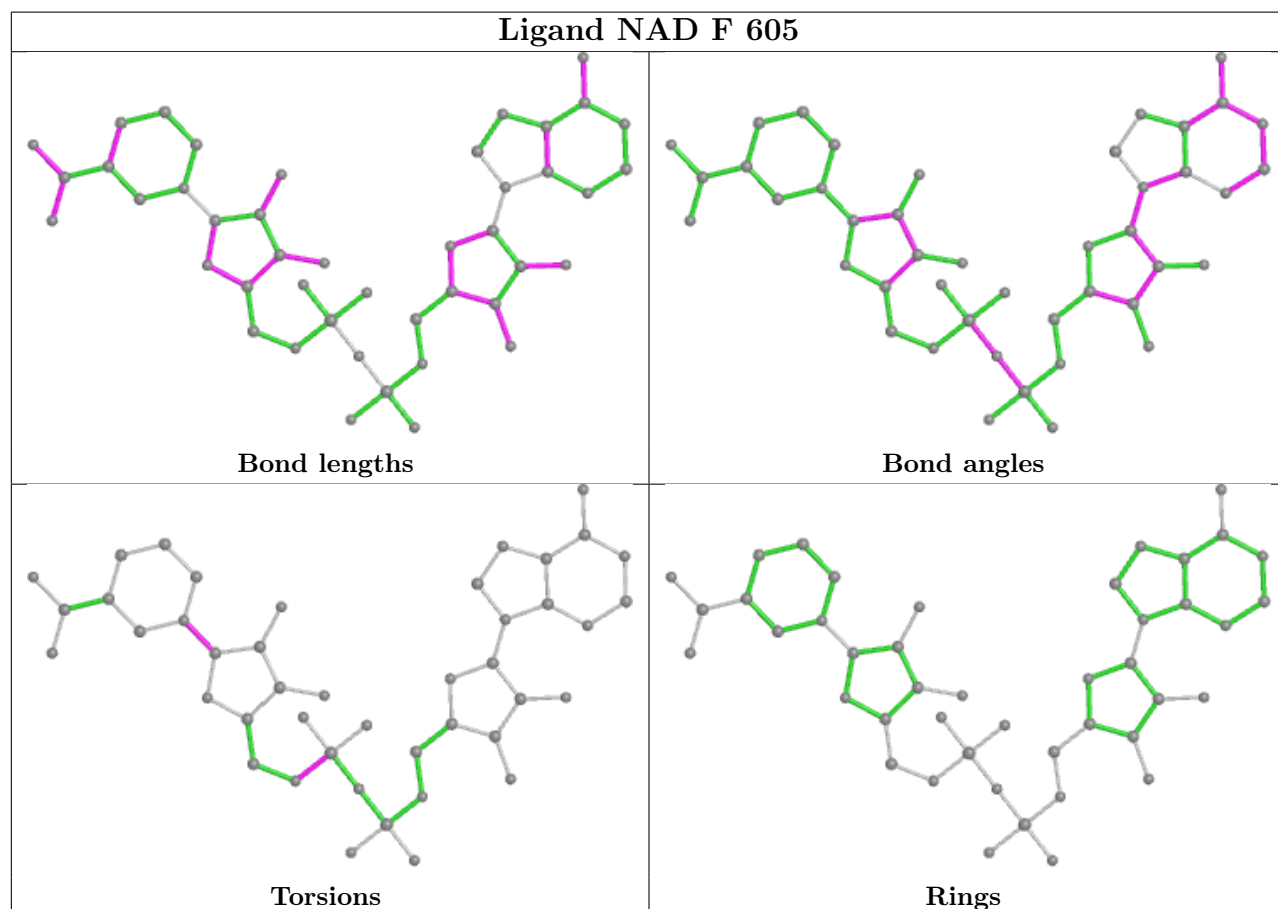




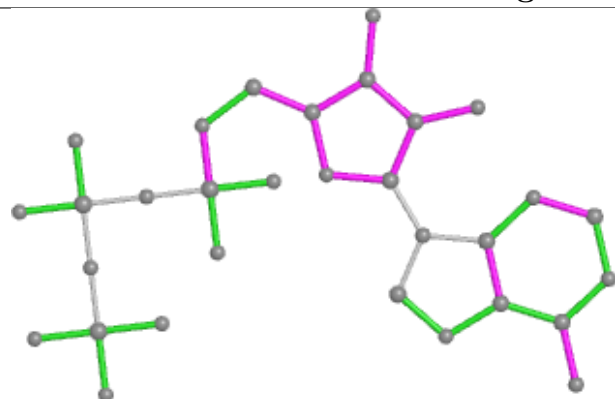
Ligand IMP G 604



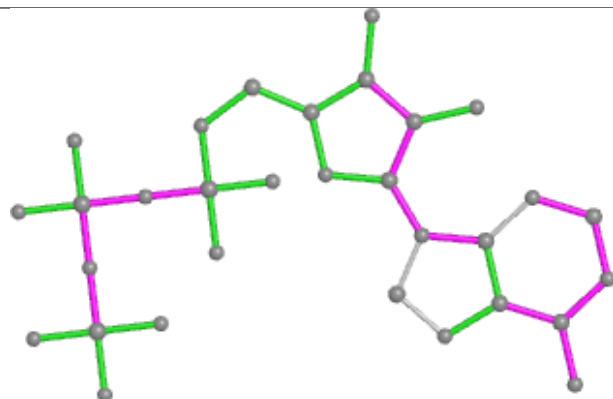
Ligand NAD F 605



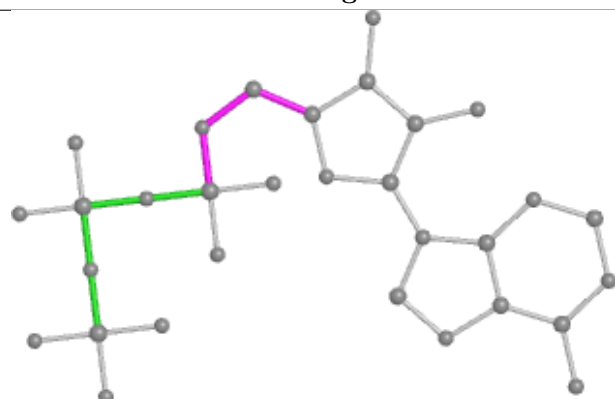
Ligand ATP B 603



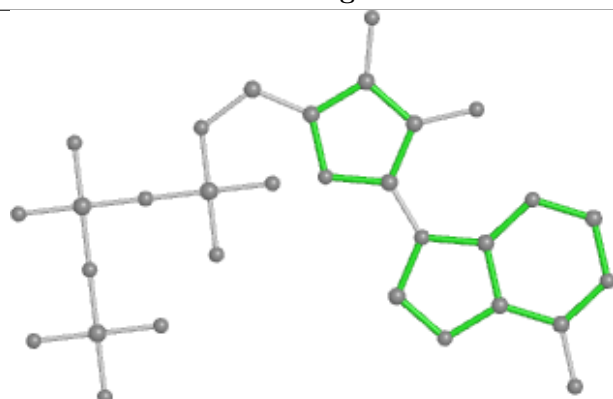
Bond lengths



Bond angles

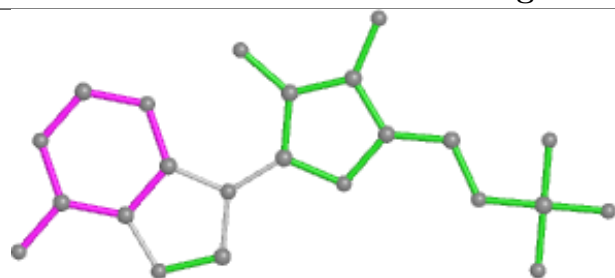


Torsions

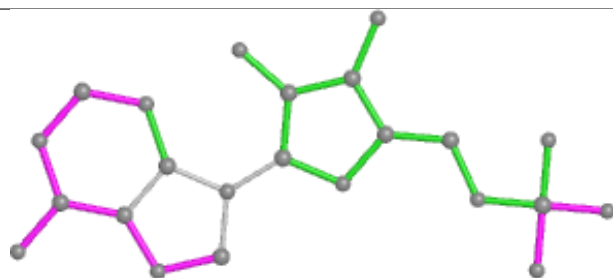


Rings

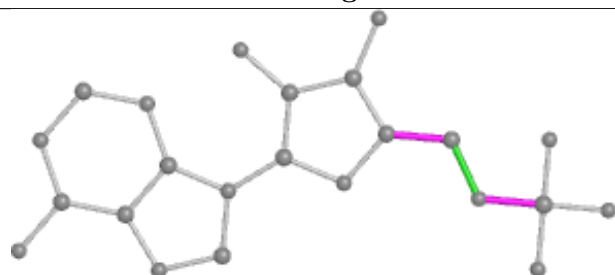
Ligand IMP H 604



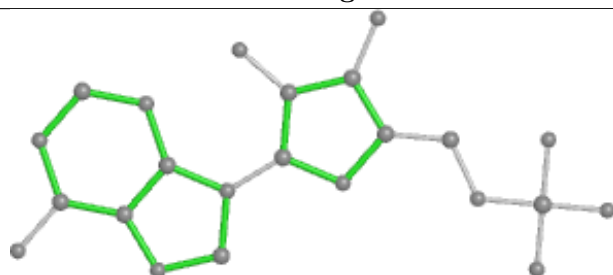
Bond lengths



Bond angles

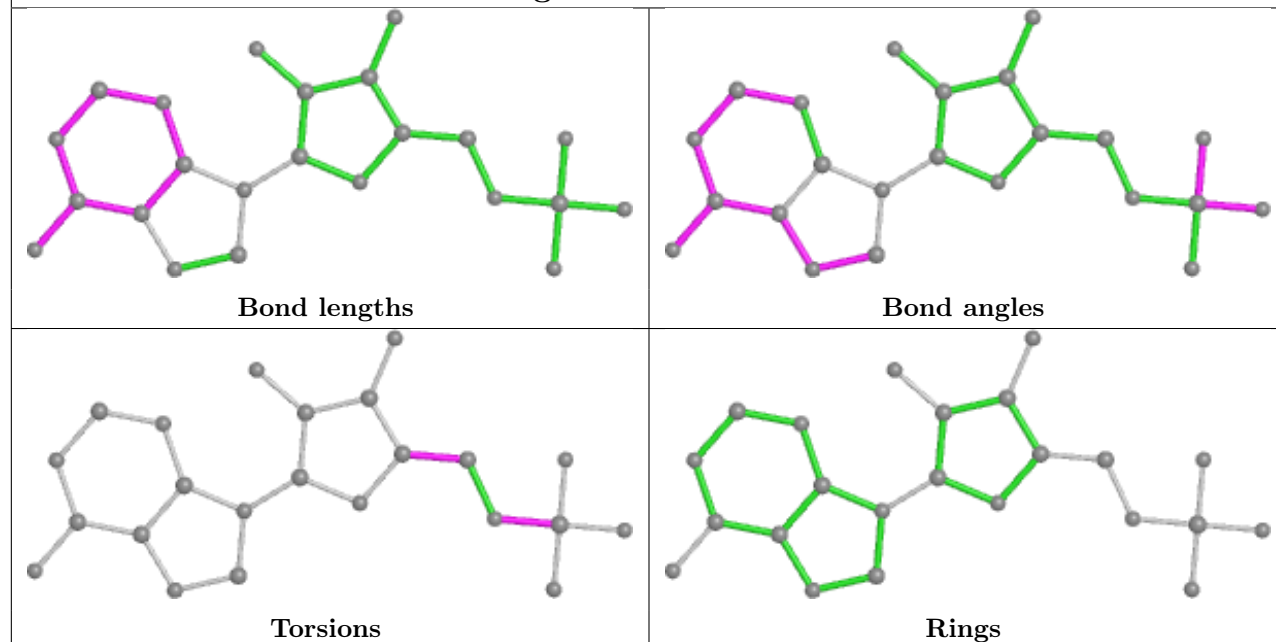


Torsions

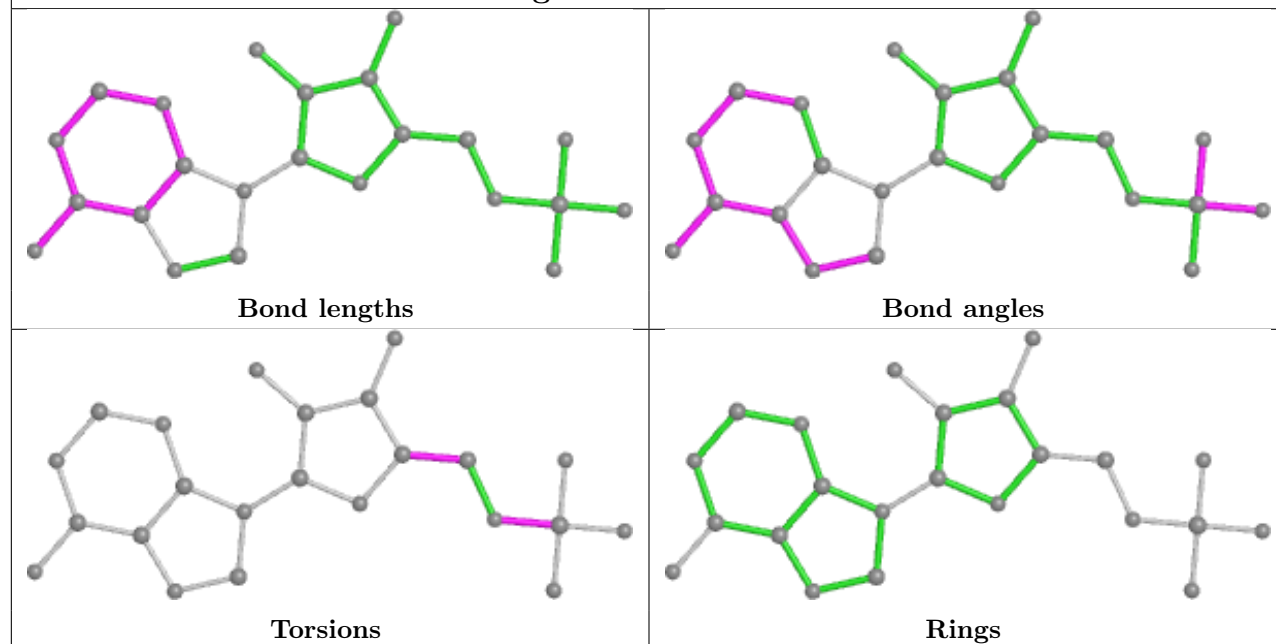


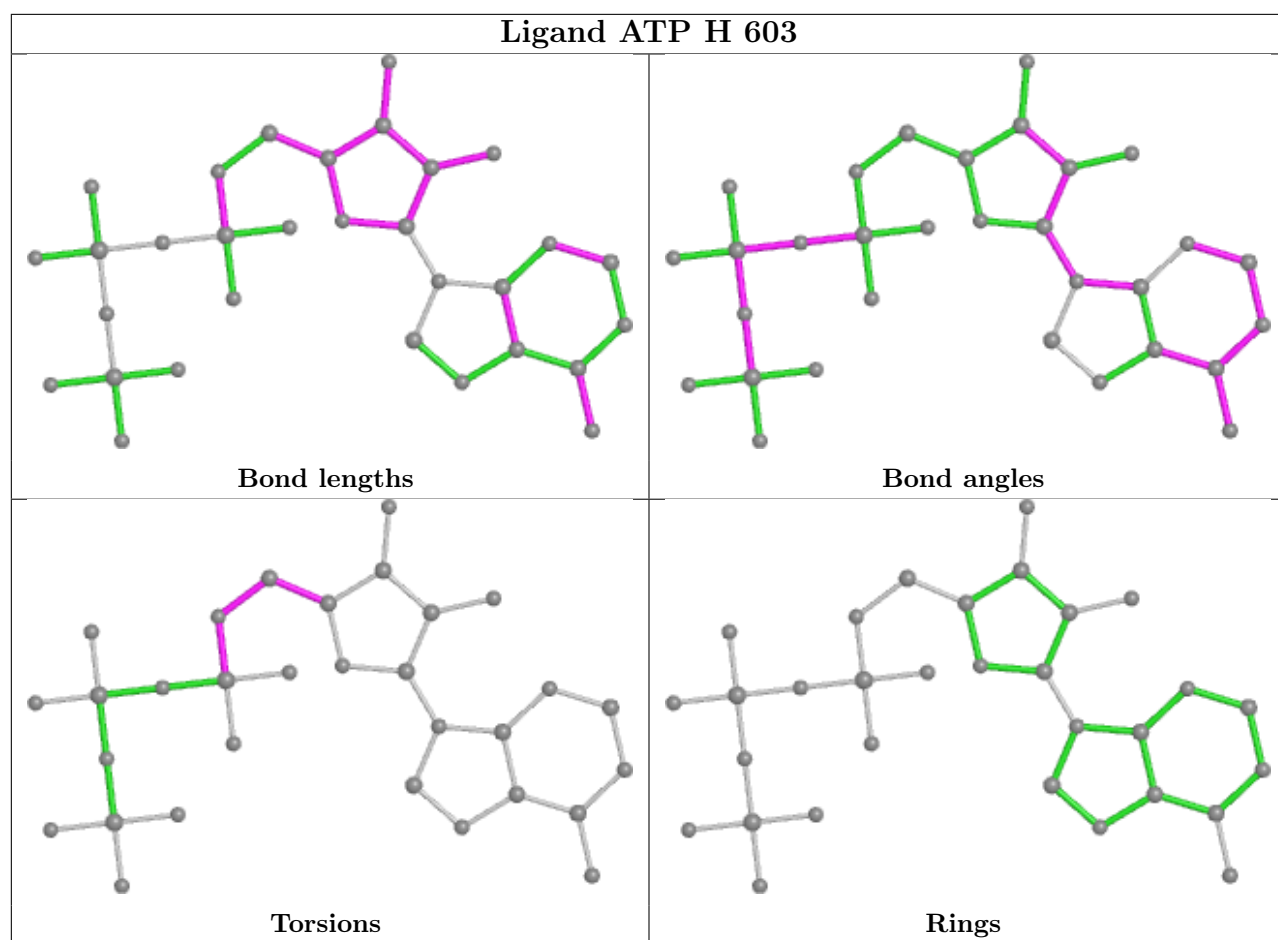
Rings

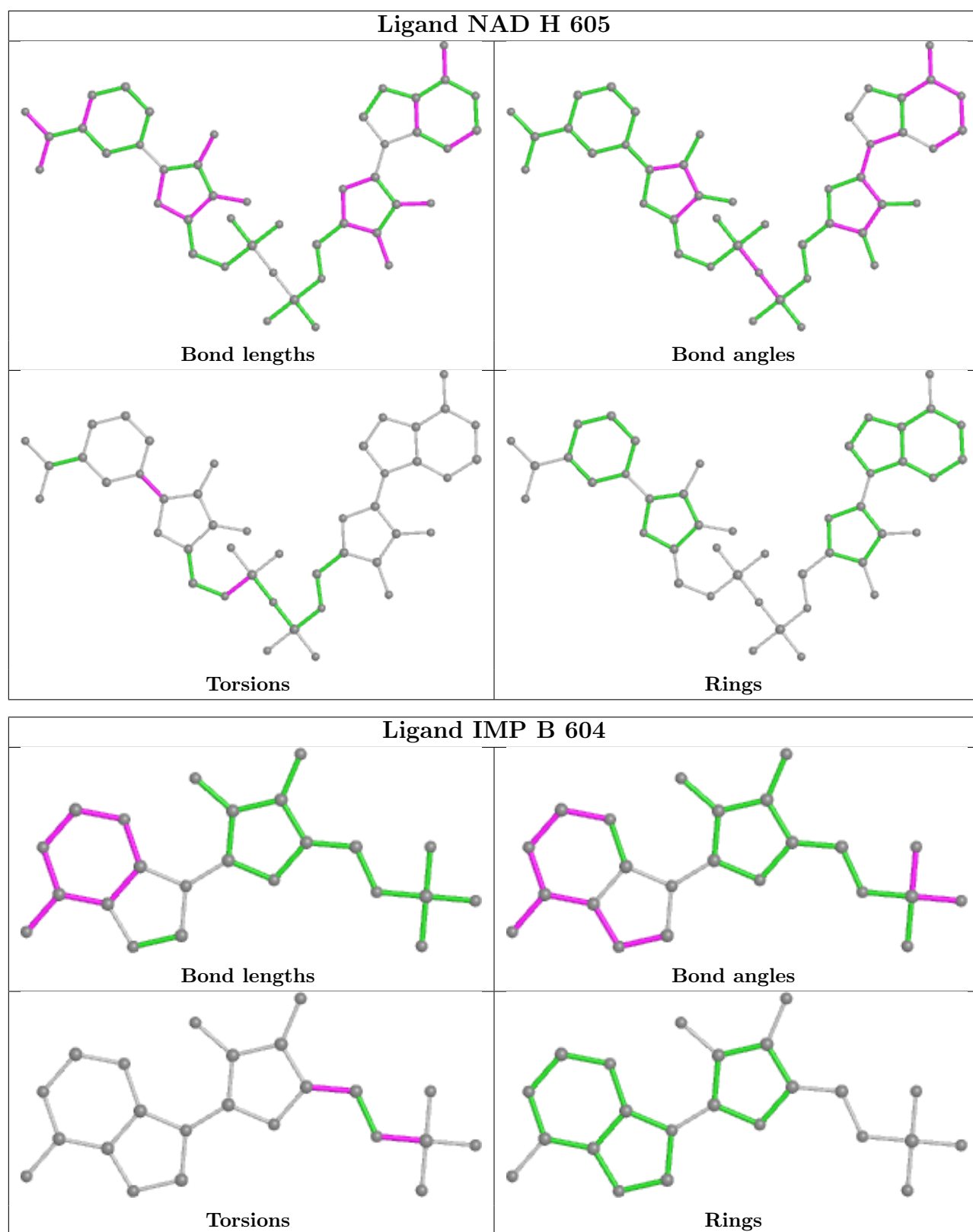
Ligand IMP C 604

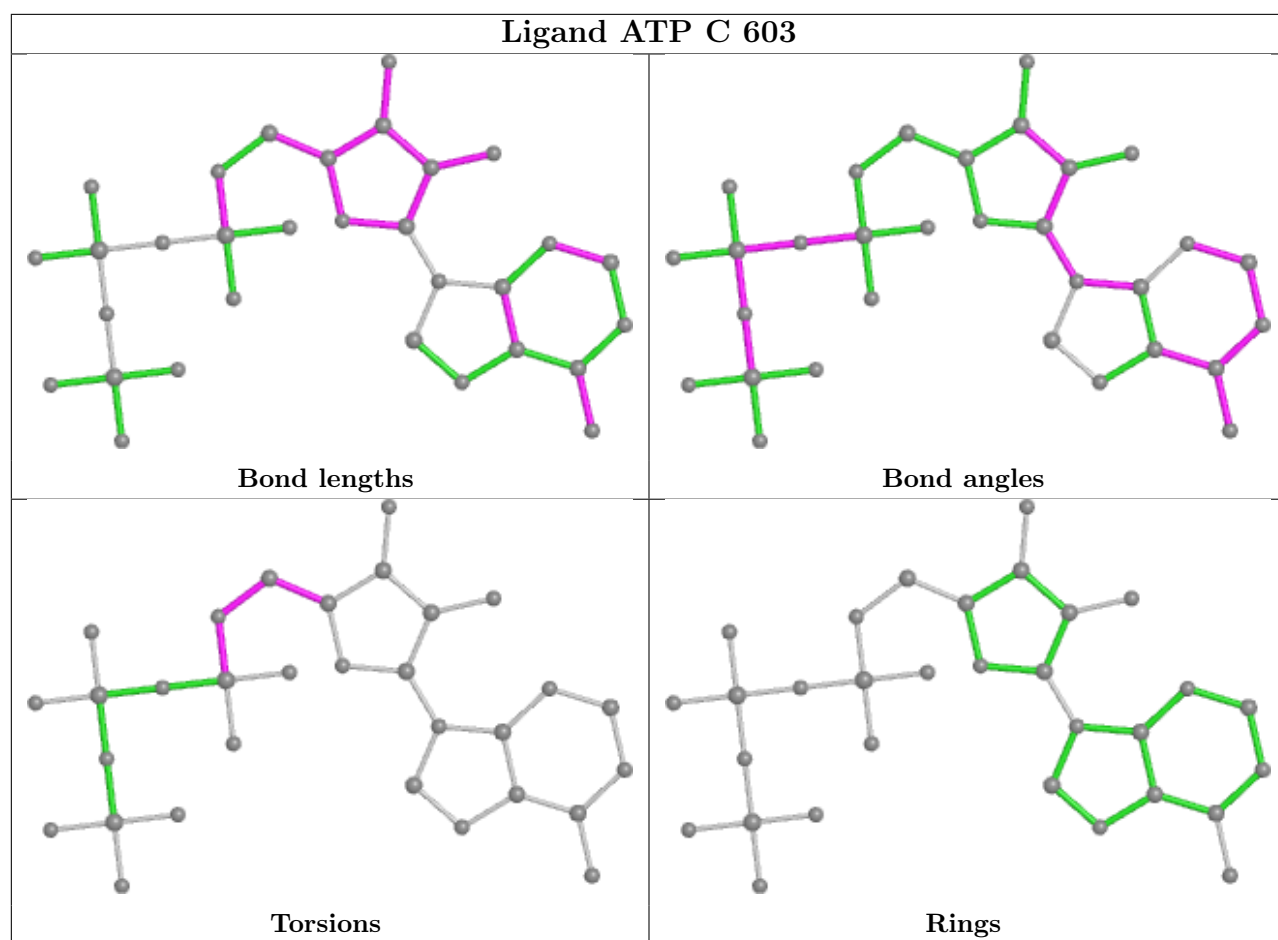


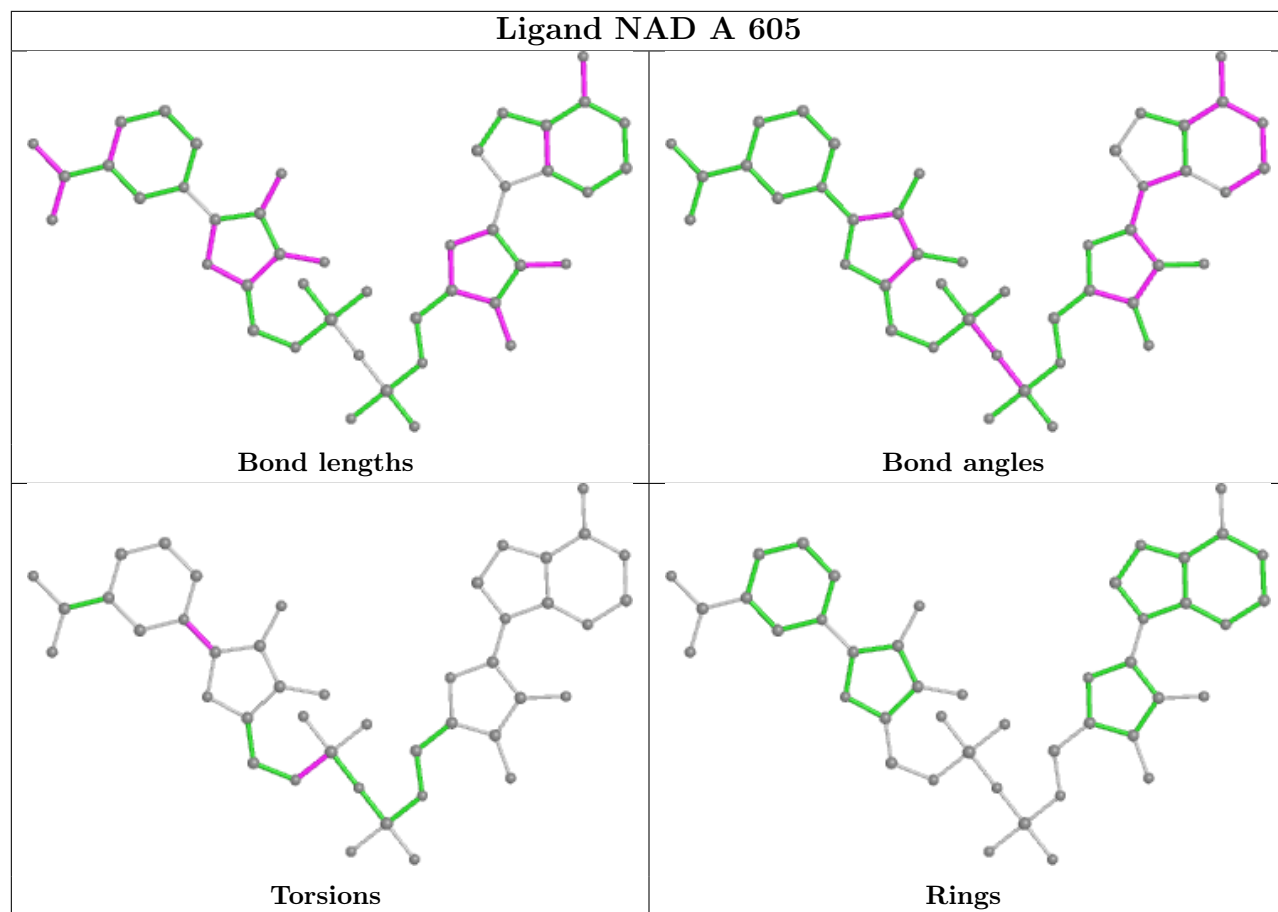
Ligand IMP D 604

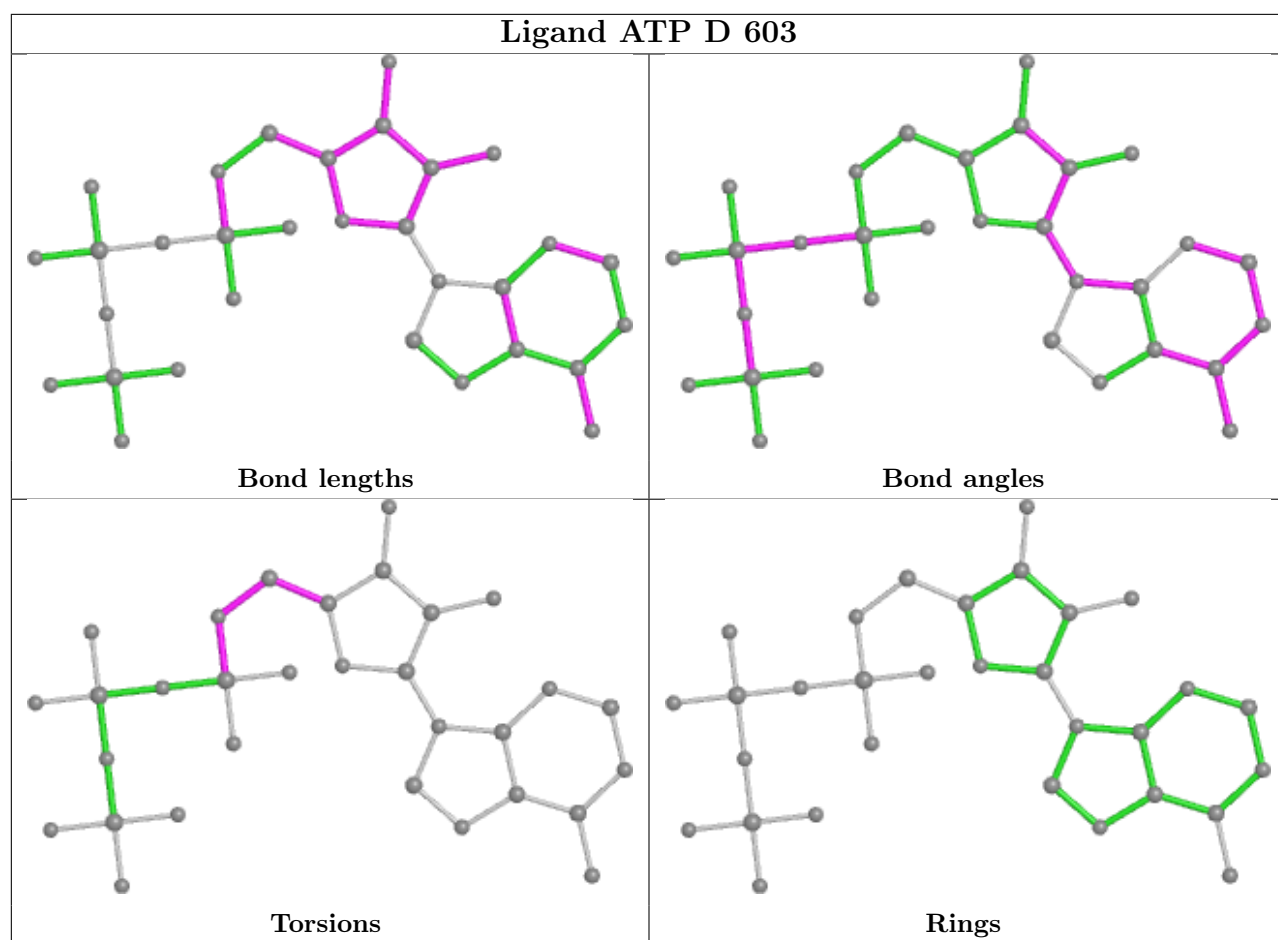


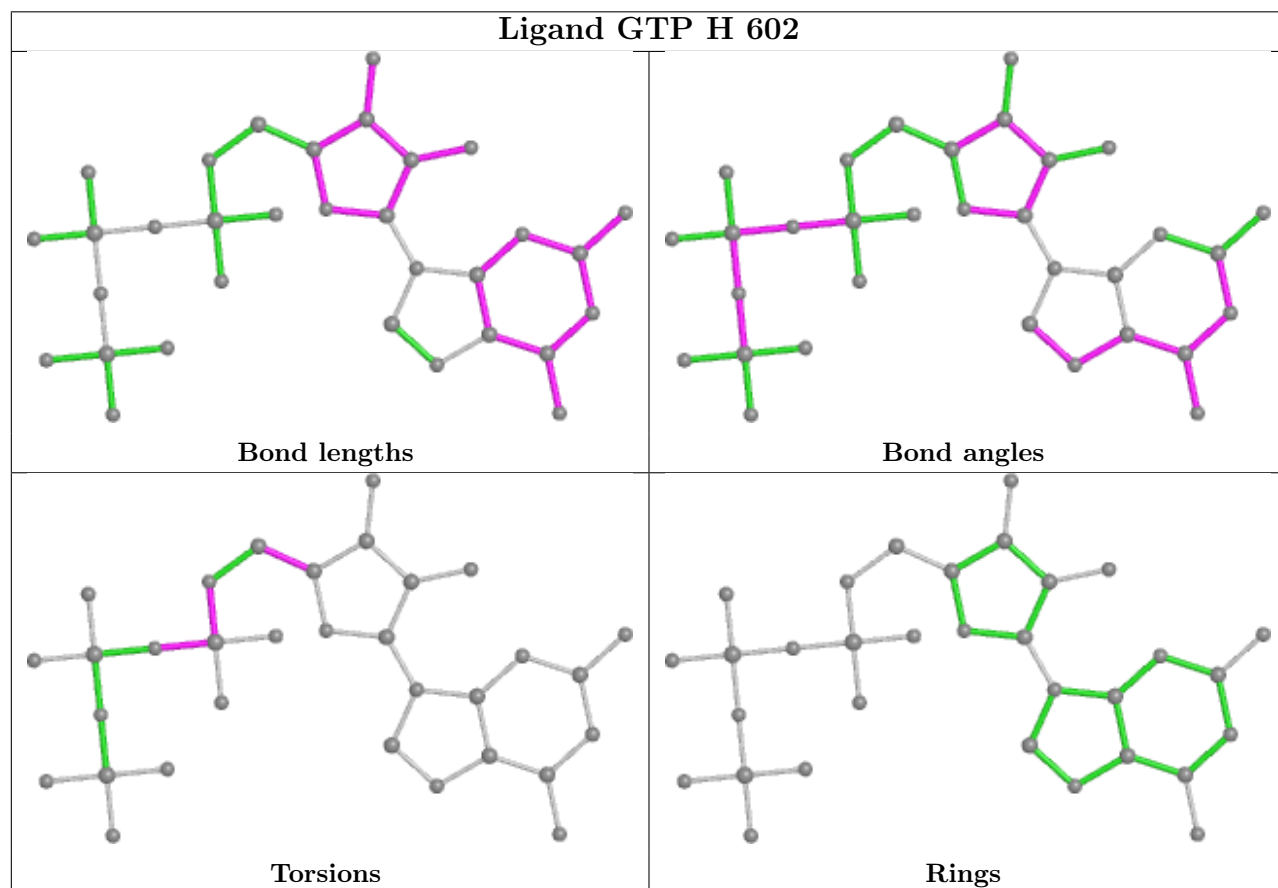
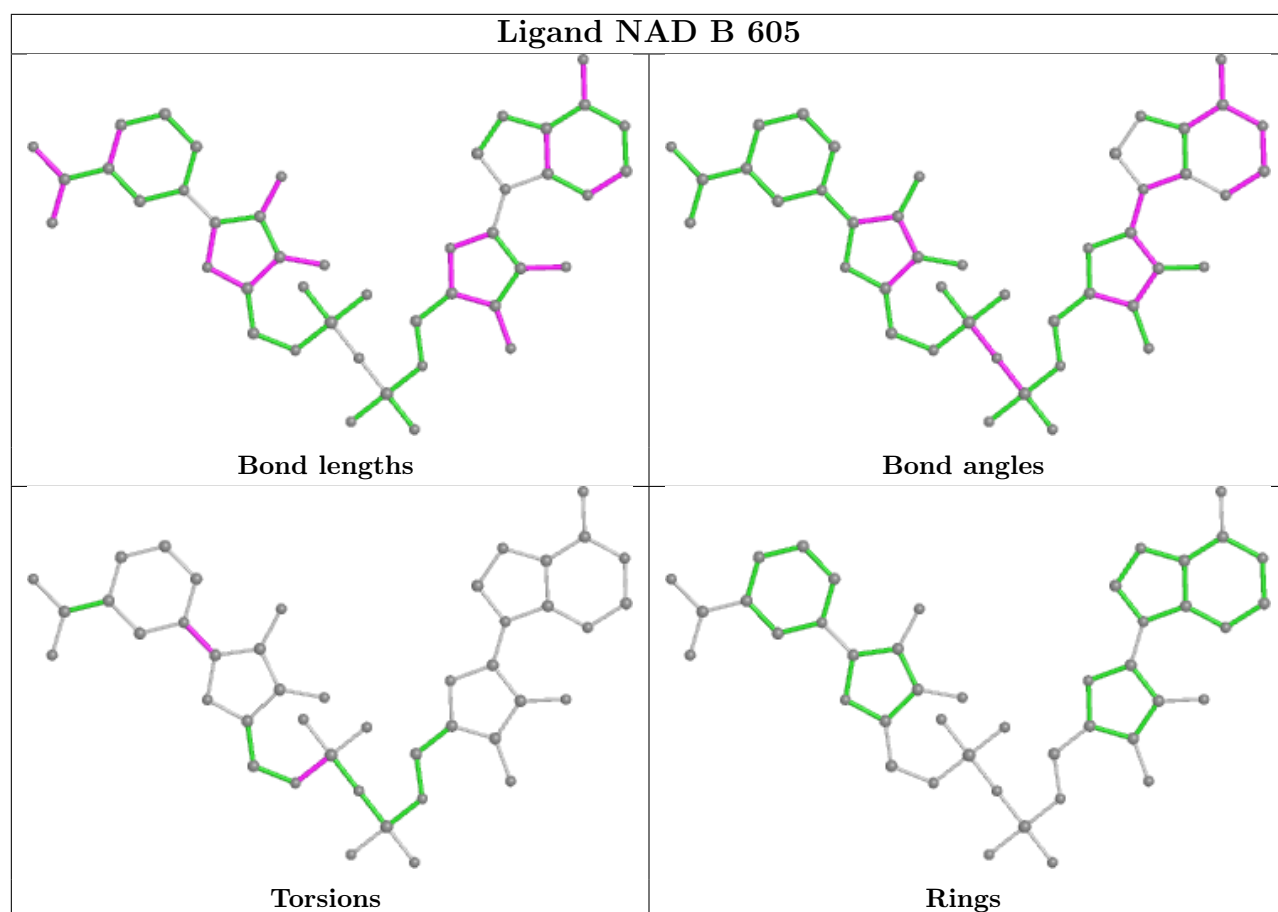




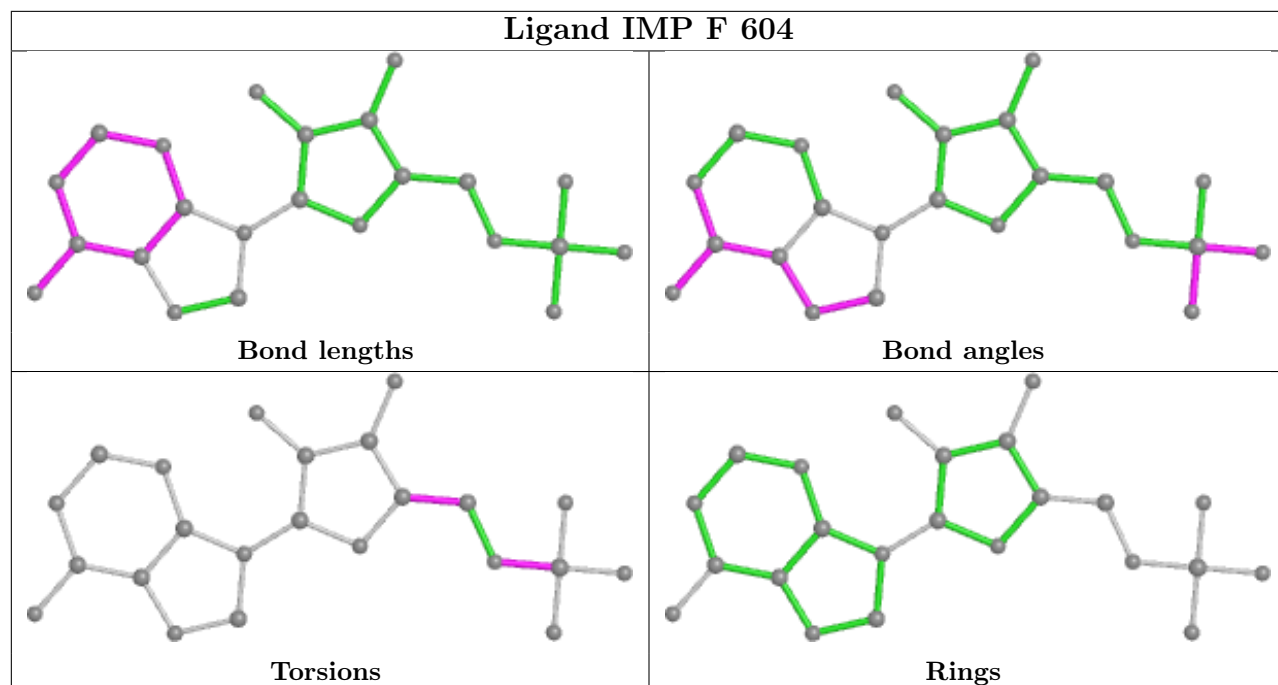




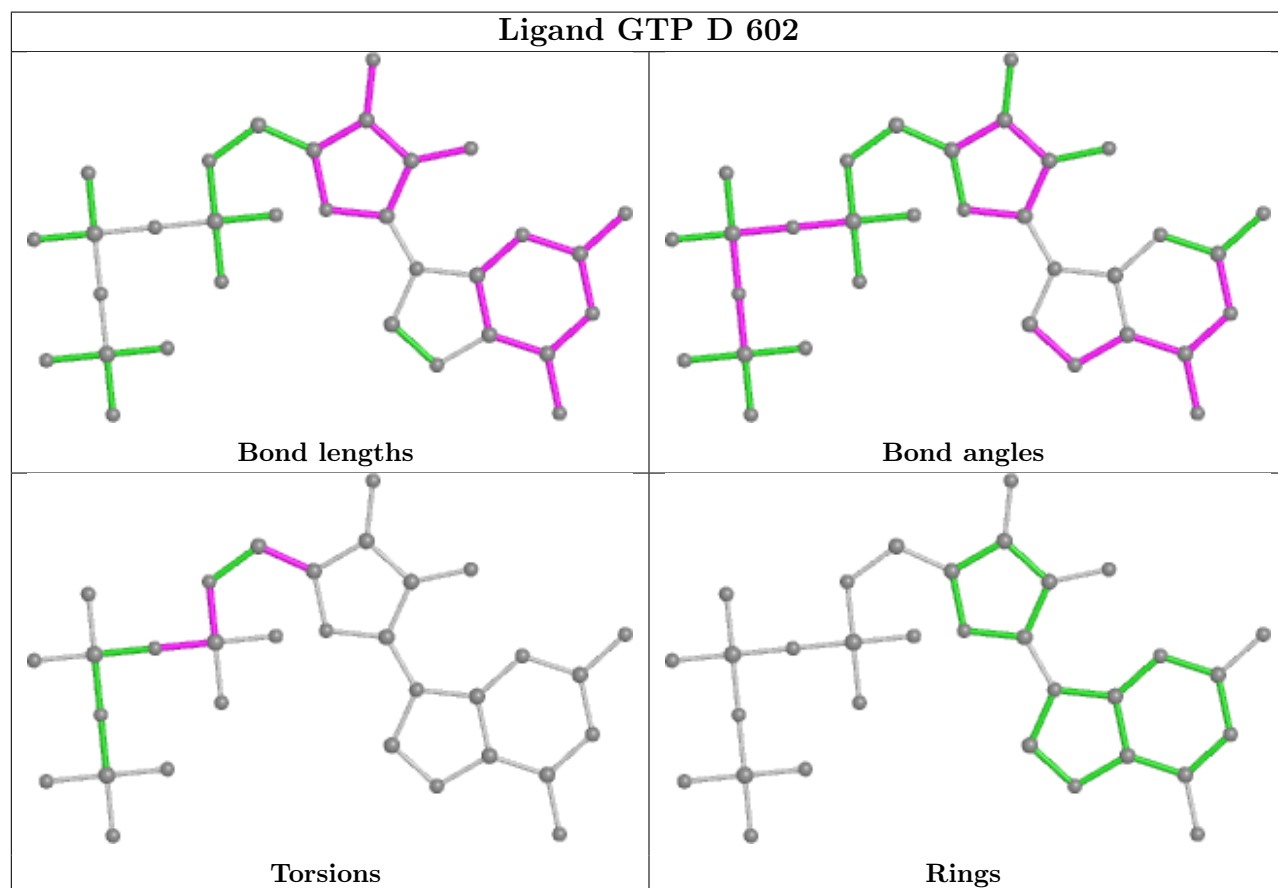




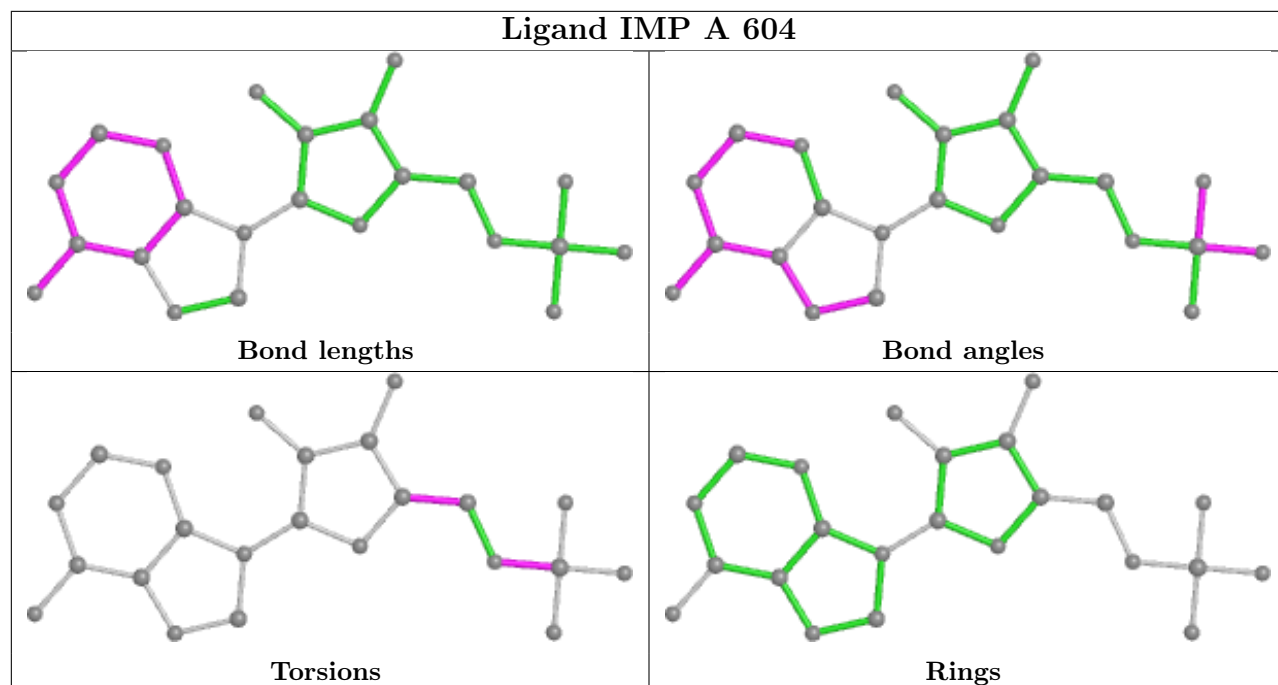
Ligand IMP F 604



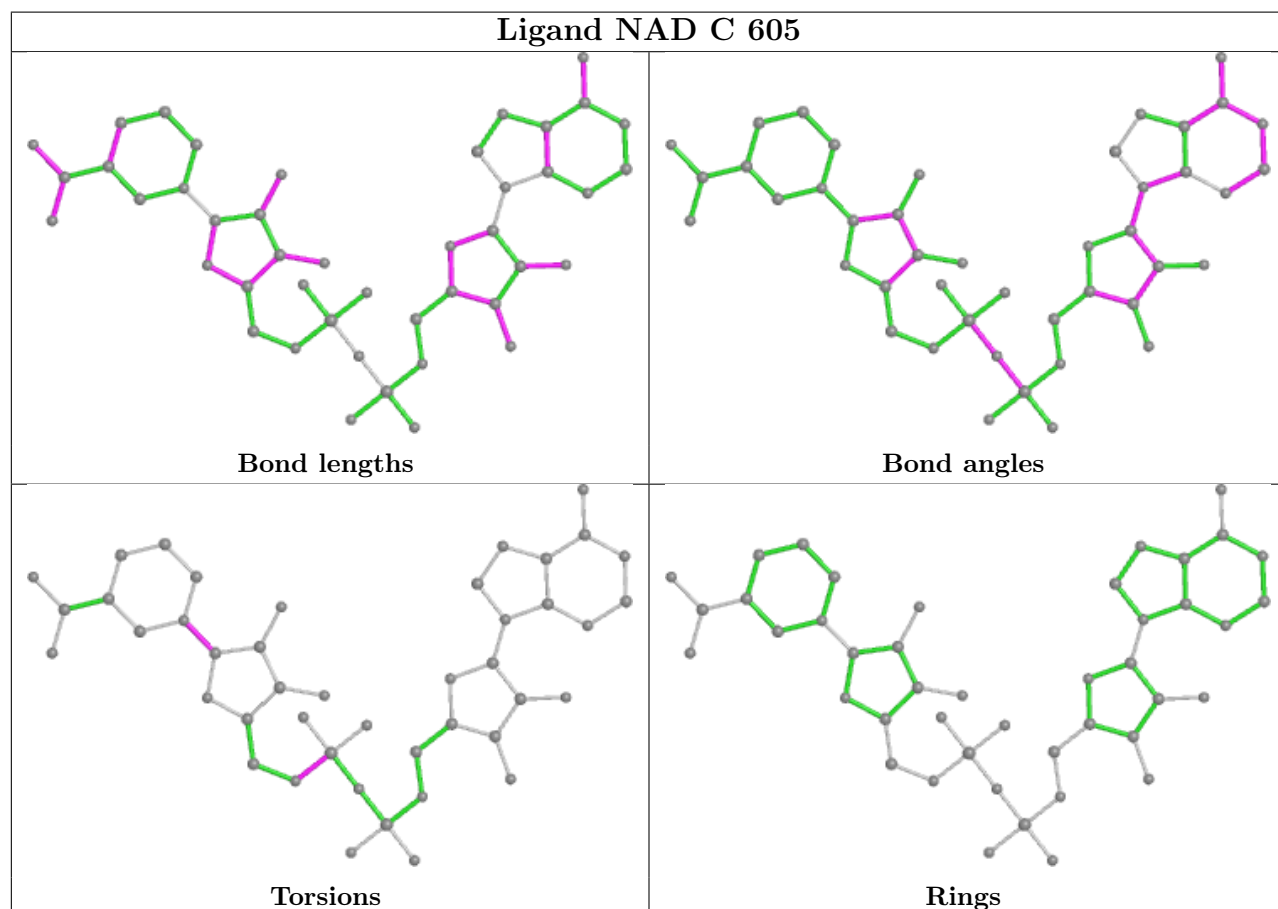
Ligand GTP D 602



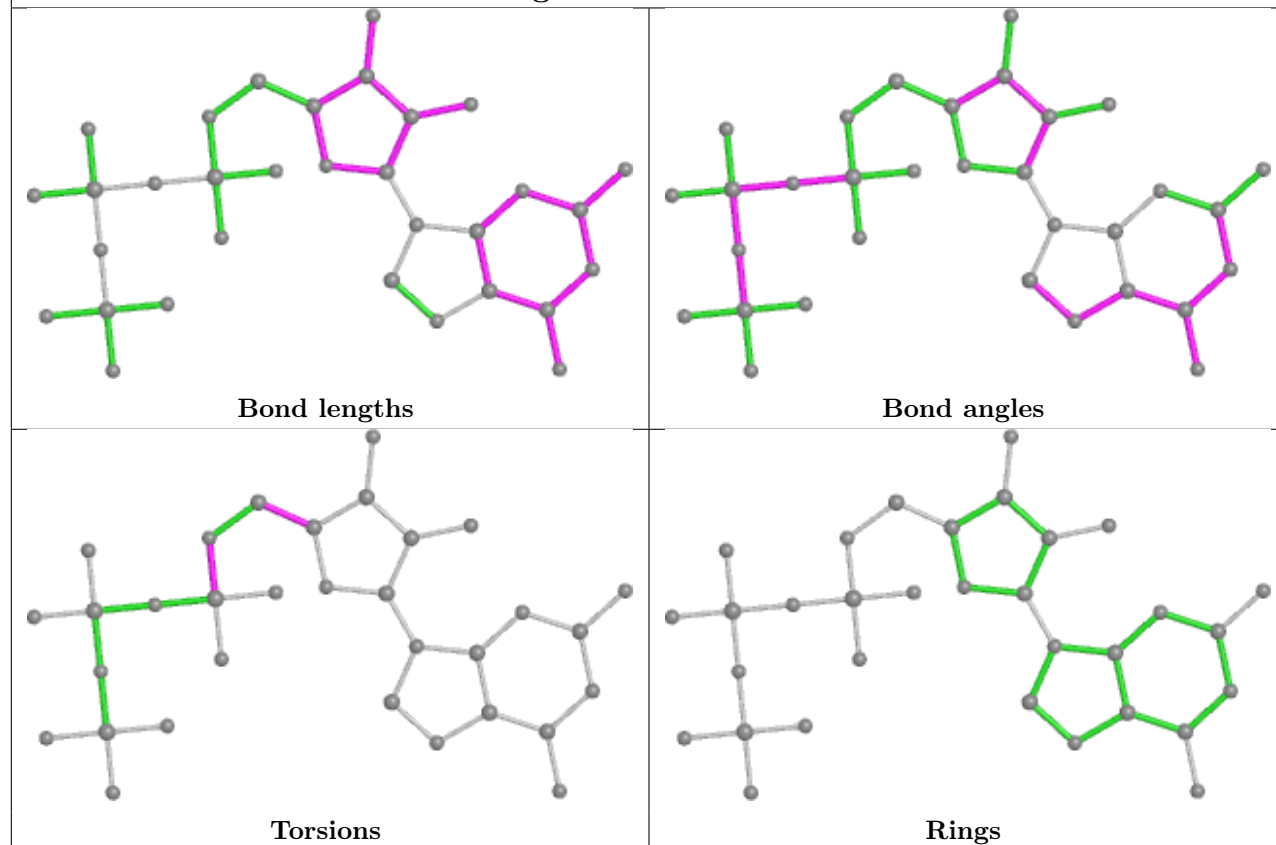
Ligand IMP A 604



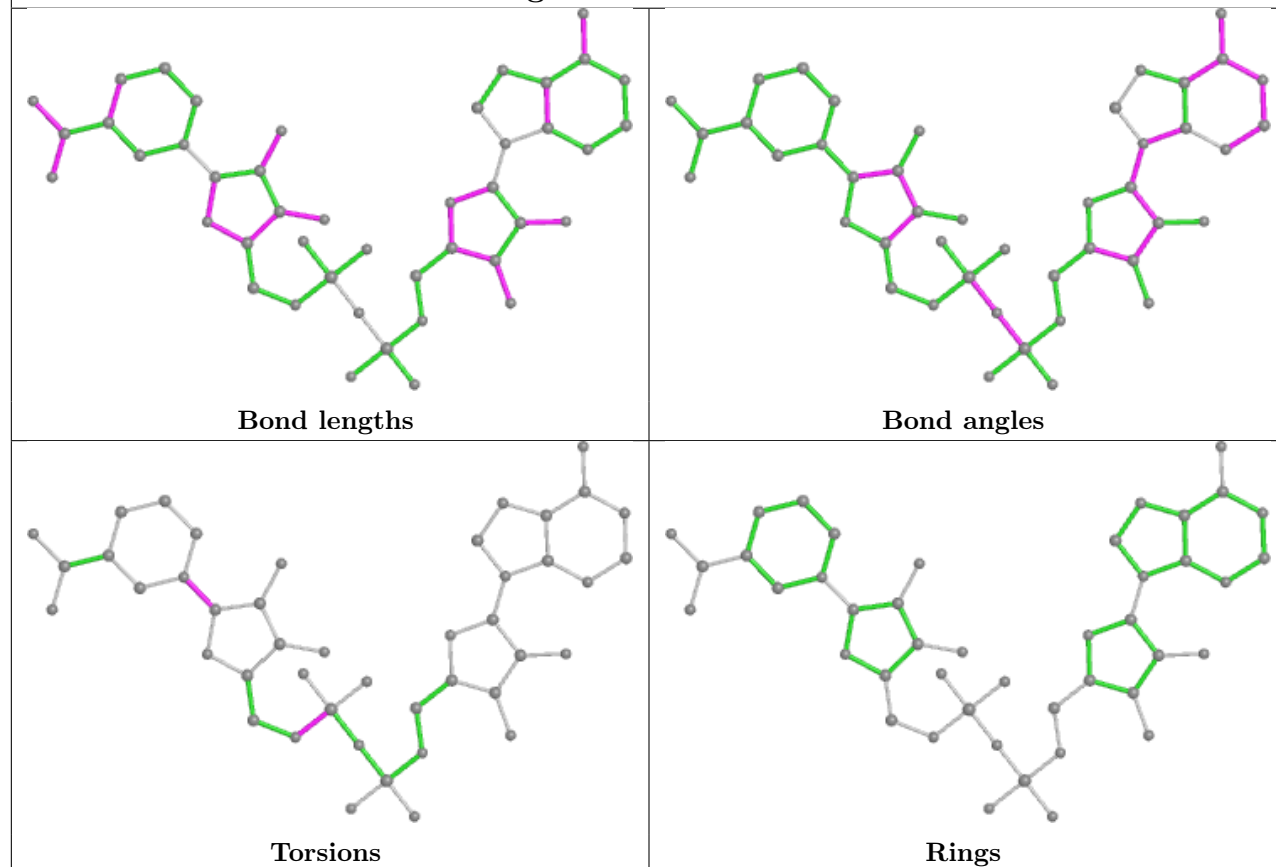
Ligand NAD C 605



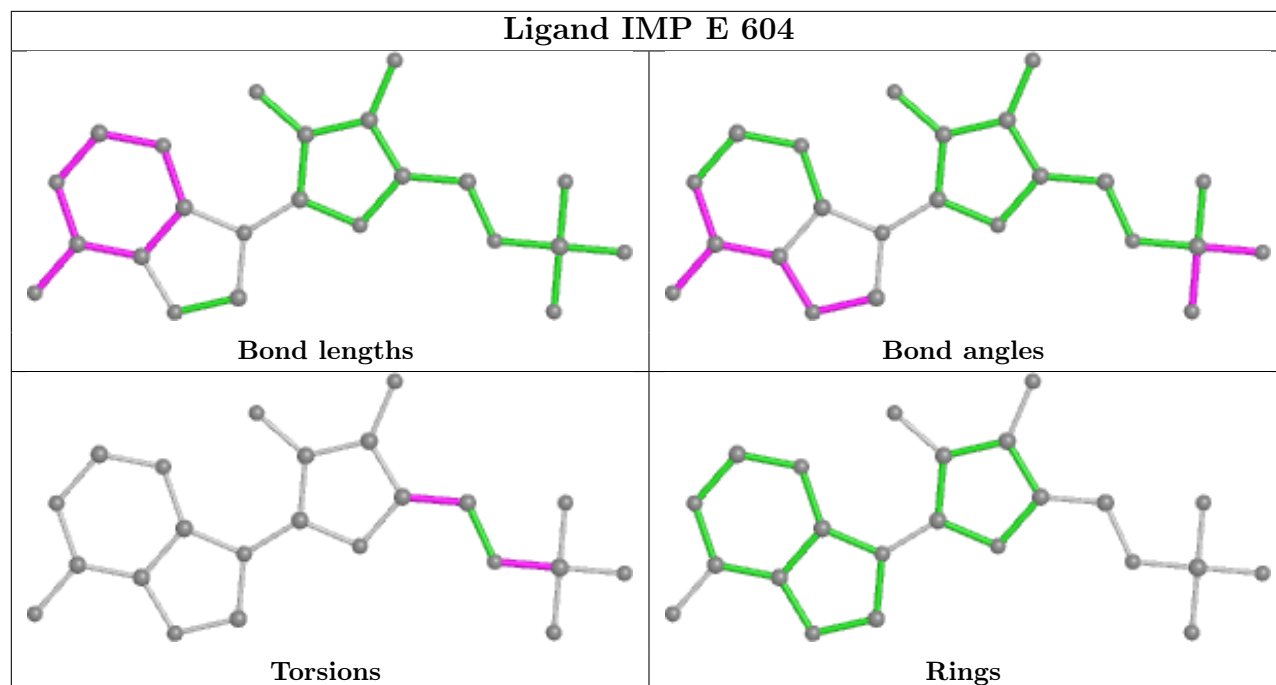
Ligand GTP F 601



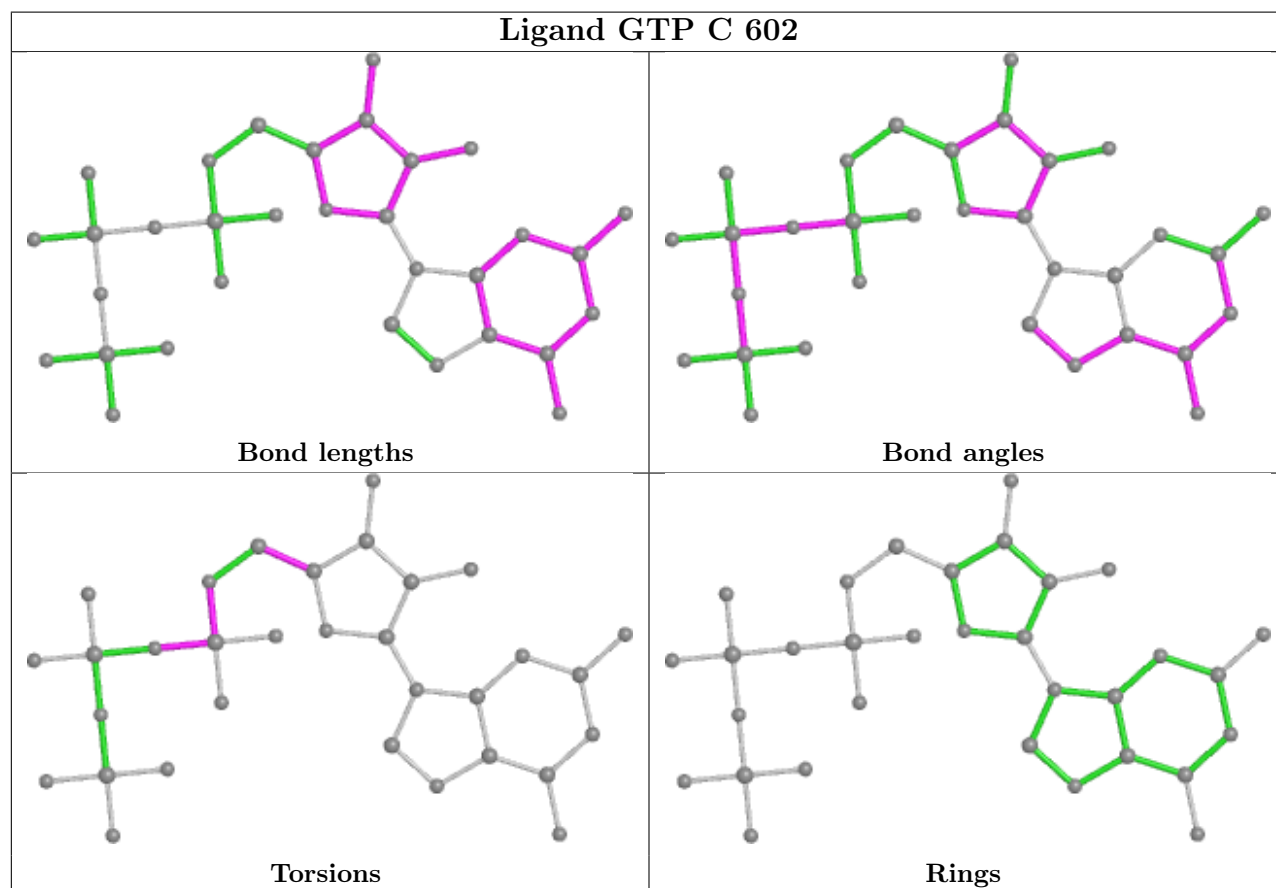
Ligand NAD G 605

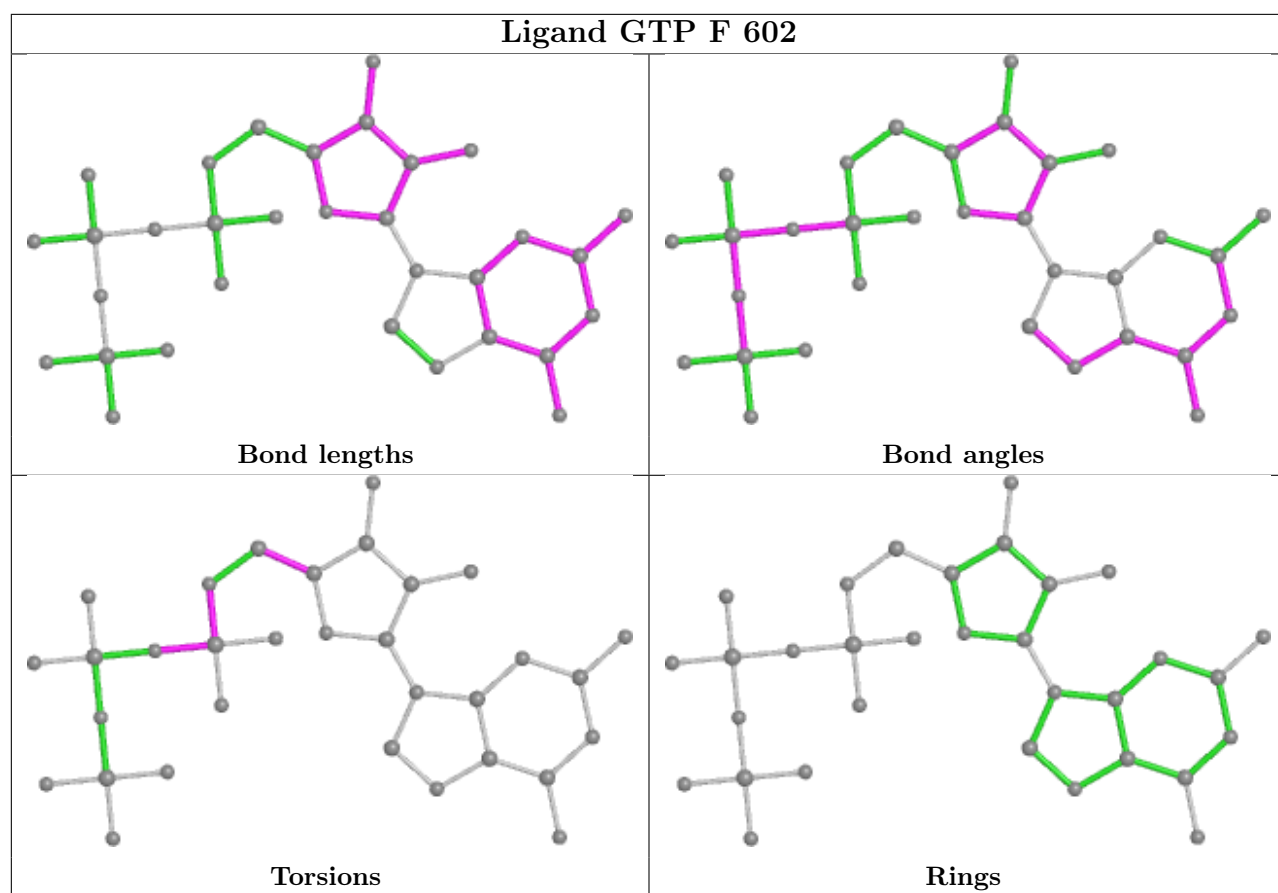


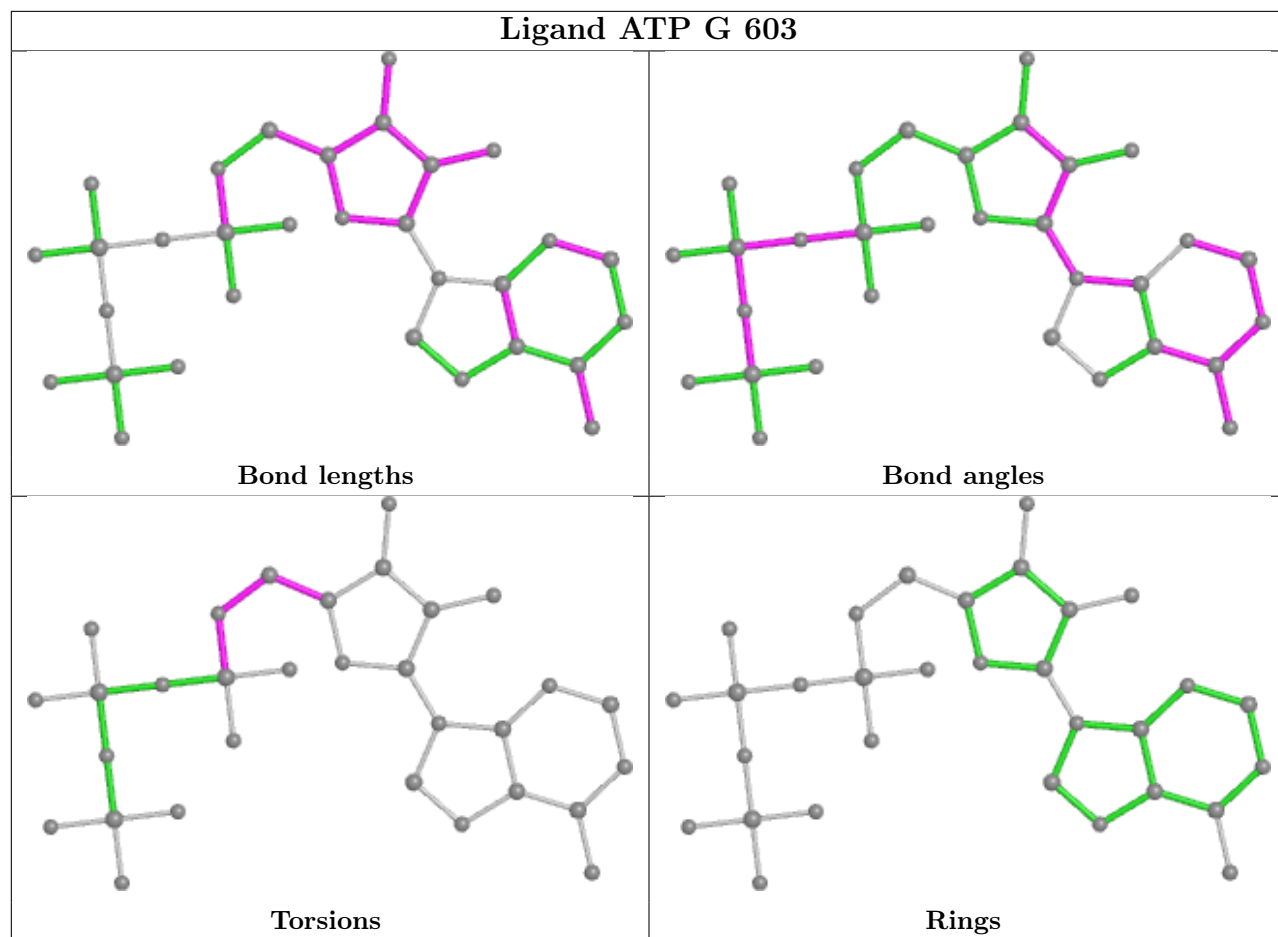
Ligand IMP E 604



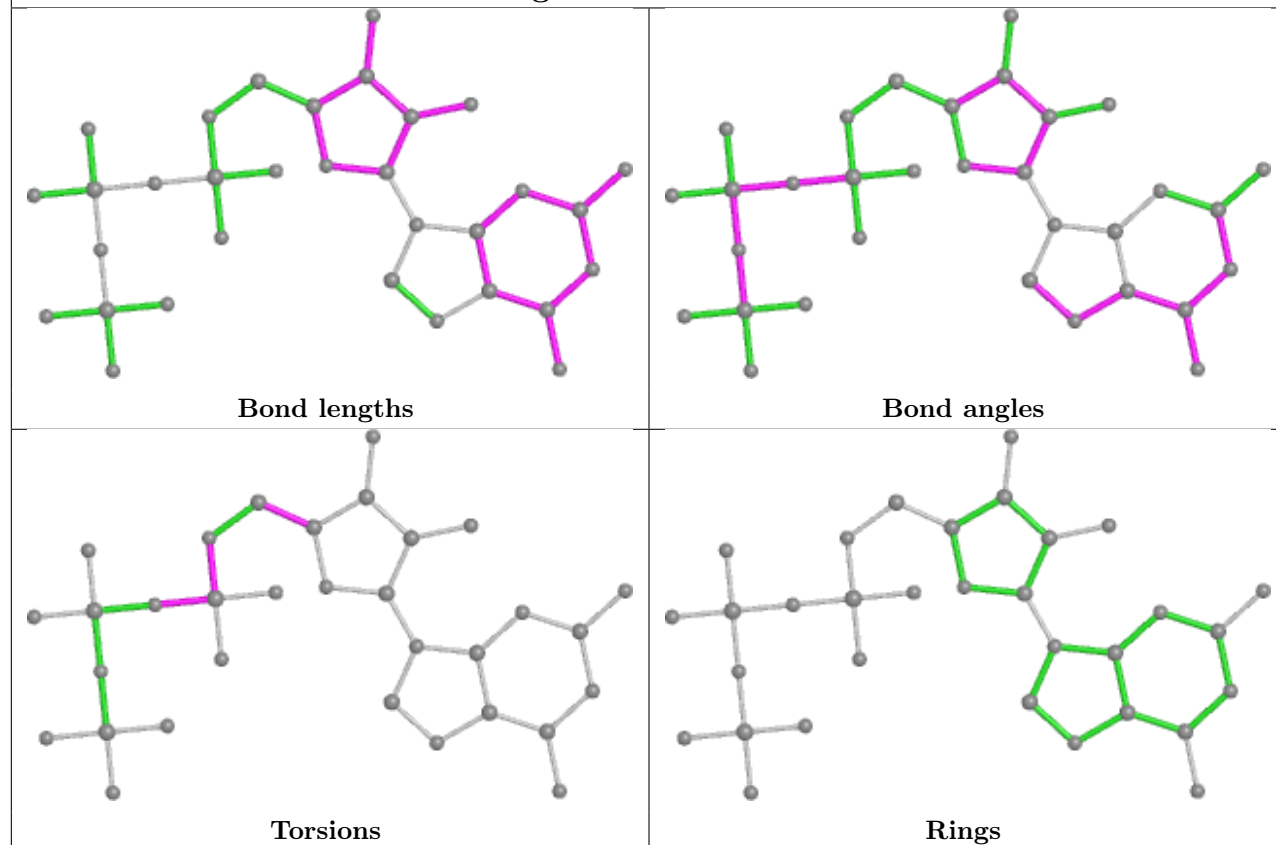
Ligand GTP C 602



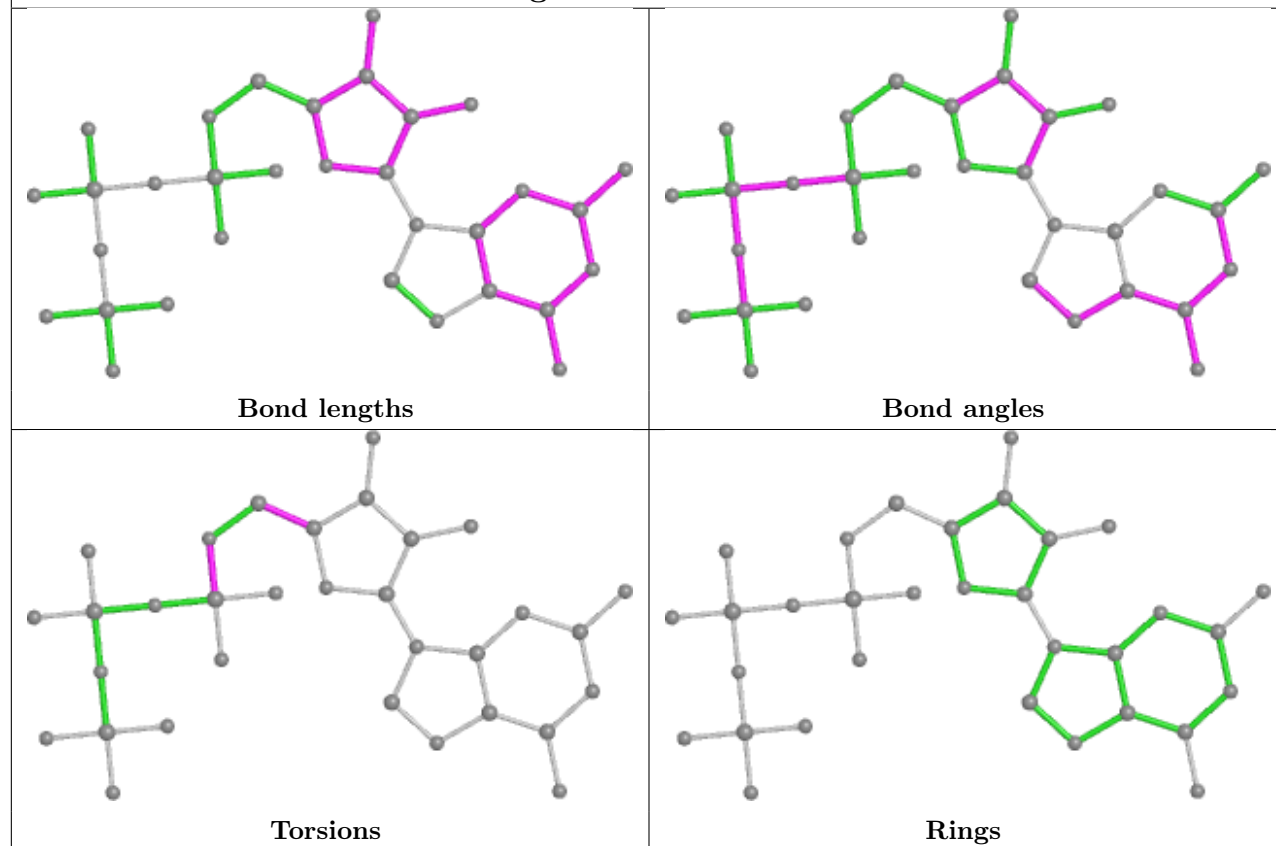


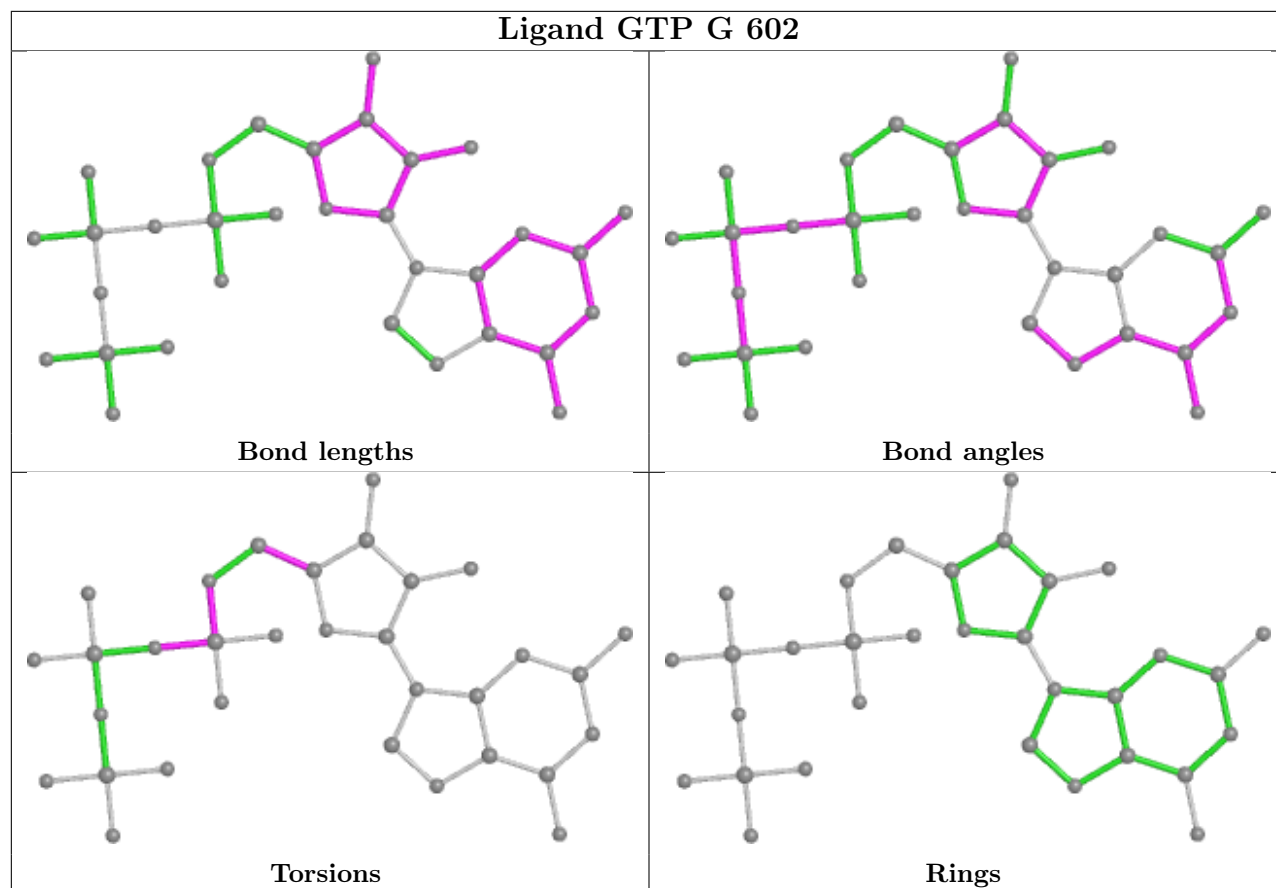


Ligand GTP E 602



Ligand GTP G 601





5.7 Other polymers [i](#)

There are no such residues in this entry.

5.8 Polymer linkage issues [i](#)

There are no chain breaks in this entry.


6 Map visualisation [i](#)

This section contains visualisations of the EMDB entry EMD-20701. These allow visual inspection of the internal detail of the map and identification of artifacts.


Images derived from a raw map, generated by summing the deposited half-maps, are presented below the corresponding image components of the primary map to allow further visual inspection and comparison with those of the primary map.

6.1 Orthogonal projections [i](#)


6.1.1 Primary map



X

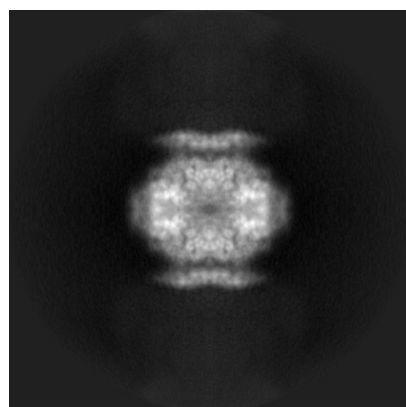


Y

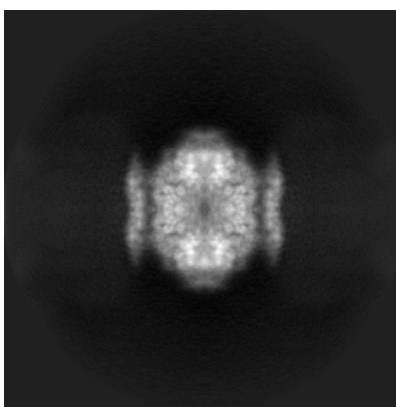


Z

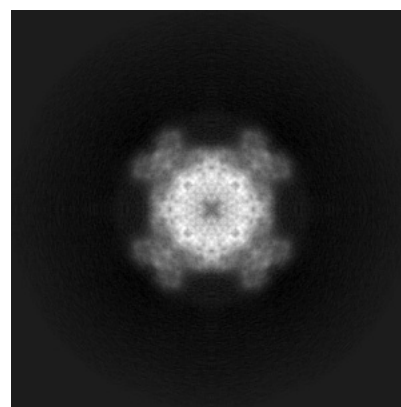
6.1.2 Raw map



X



Y




Z


The images above show the map projected in three orthogonal directions.

6.2 Central slices [i](#)

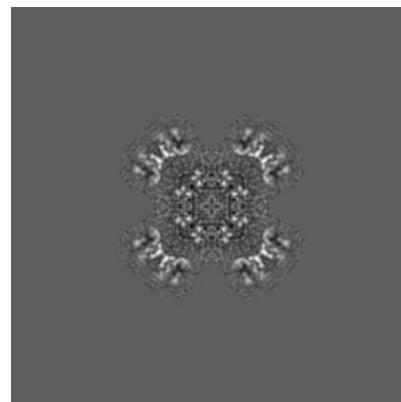
6.2.1 Primary map



X Index: 160




Y Index: 160




Z Index: 160

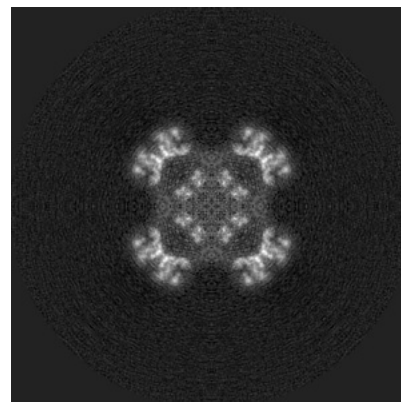
6.2.2 Raw map



X Index: 160



Y Index: 160

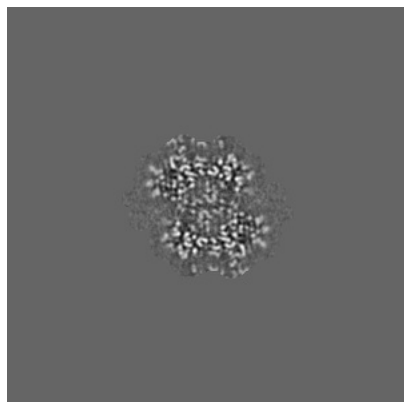


Z Index: 160


The images above show central slices of the map in three orthogonal directions.

6.3 Largest variance slices [i](#)

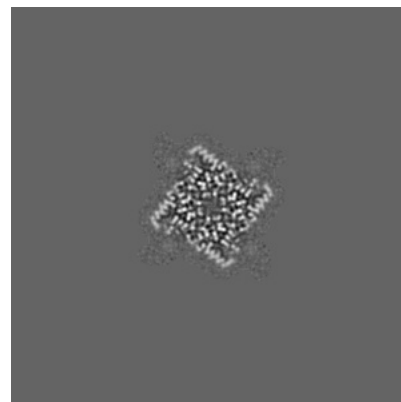
6.3.1 Primary map



X Index: 175

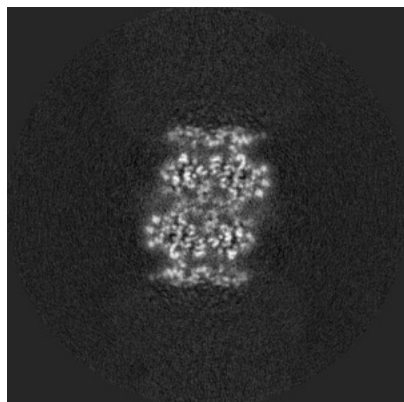


Y Index: 175

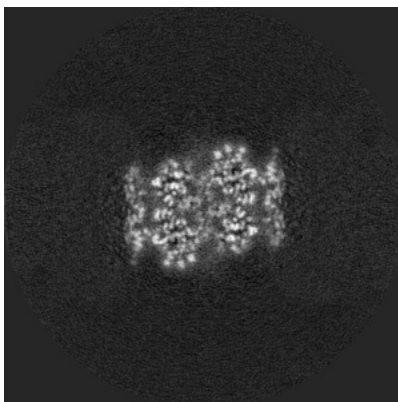


Z Index: 190

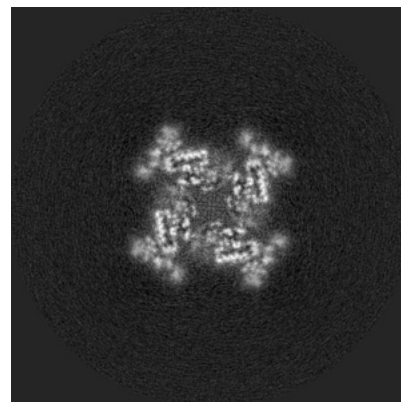
6.3.2 Raw map



X Index: 146



Y Index: 174

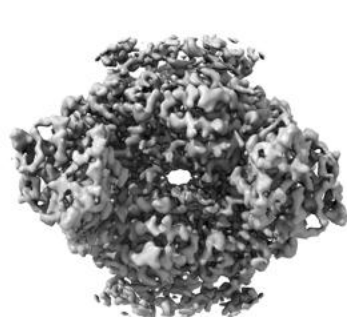


Z Index: 172

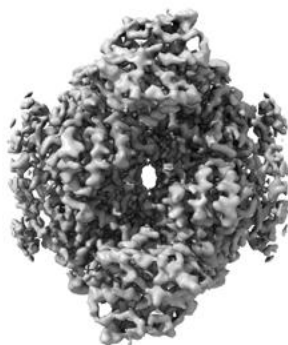
The images above show the largest variance slices of the map in three orthogonal directions.

6.4 Orthogonal surface views [i](#)

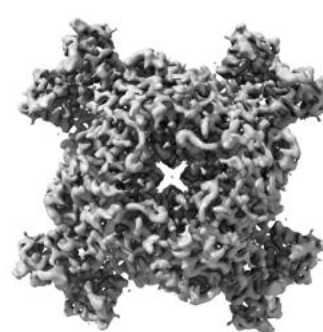
6.4.1 Primary map



X



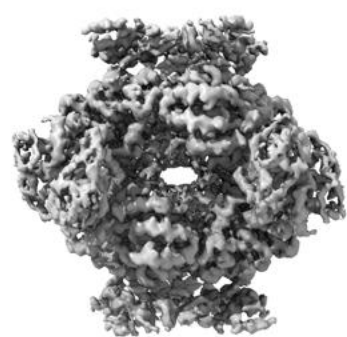
Y



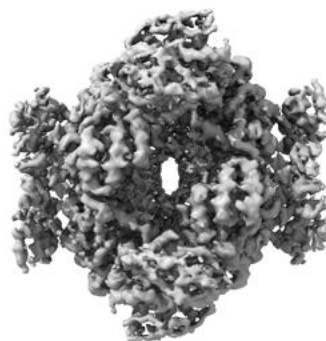
Z

The images above show the 3D surface view of the map at the recommended contour level 17.0. These images, in conjunction with the slice images, may facilitate assessment of whether an appropriate contour level has been provided.

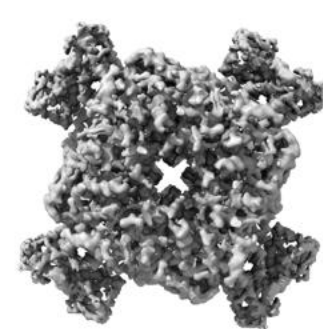
6.4.2 Raw map



X



Y



Z

These images show the 3D surface of the raw map. The raw map's contour level was selected so that its surface encloses the same volume as the primary map does at its recommended contour level.


6.5 Mask visualisation [i](#)

This section shows the 3D surface view of the primary map at 50% transparency overlaid with the specified mask at 0% transparency


A mask typically either:

- Encompasses the whole structure
- Separates out a domain, a functional unit, a monomer or an area of interest from a larger structure


6.5.1 emd_20701_msk_1.map [i](#)



X



Y

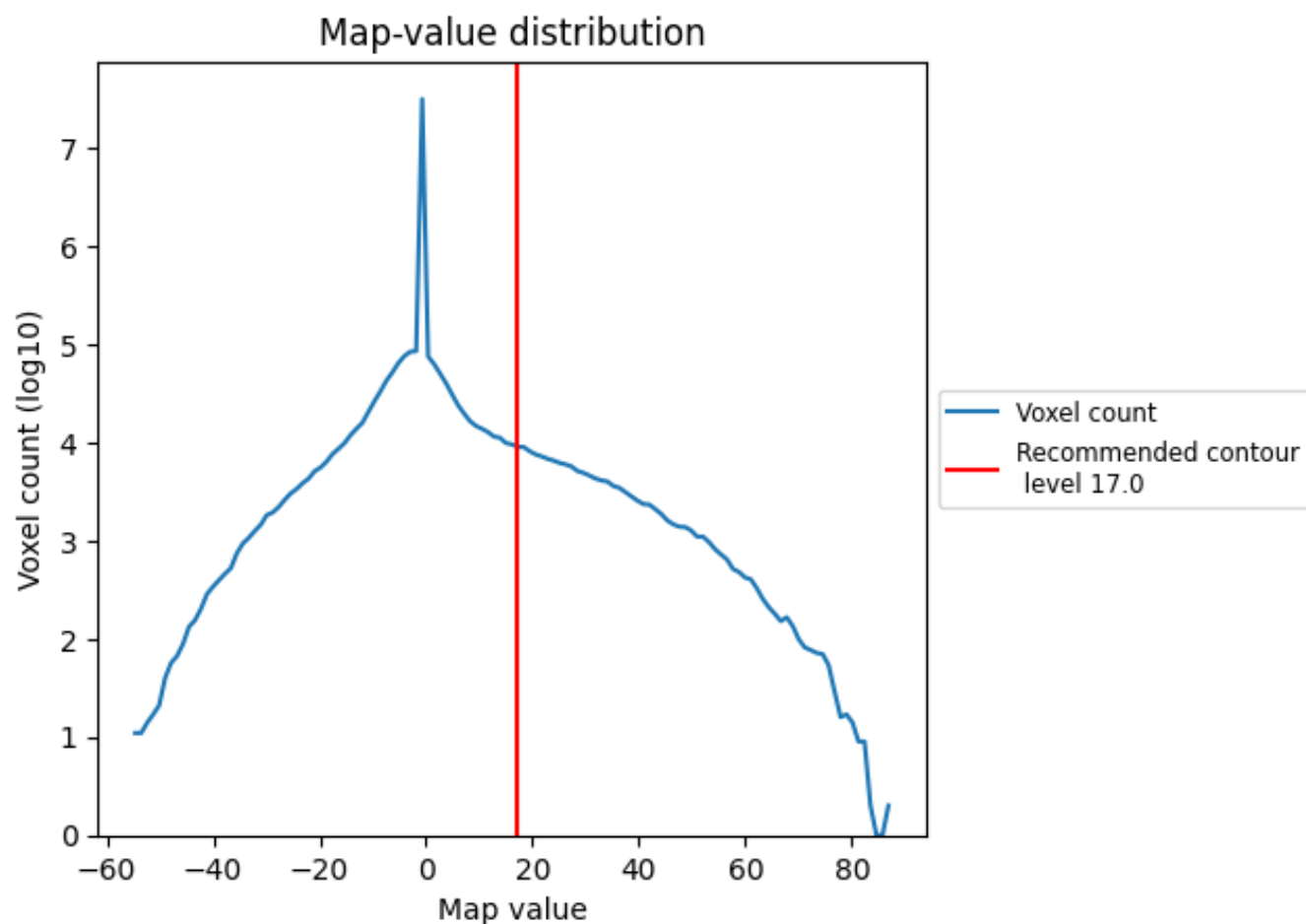


Z

7 Map analysis [i](#)

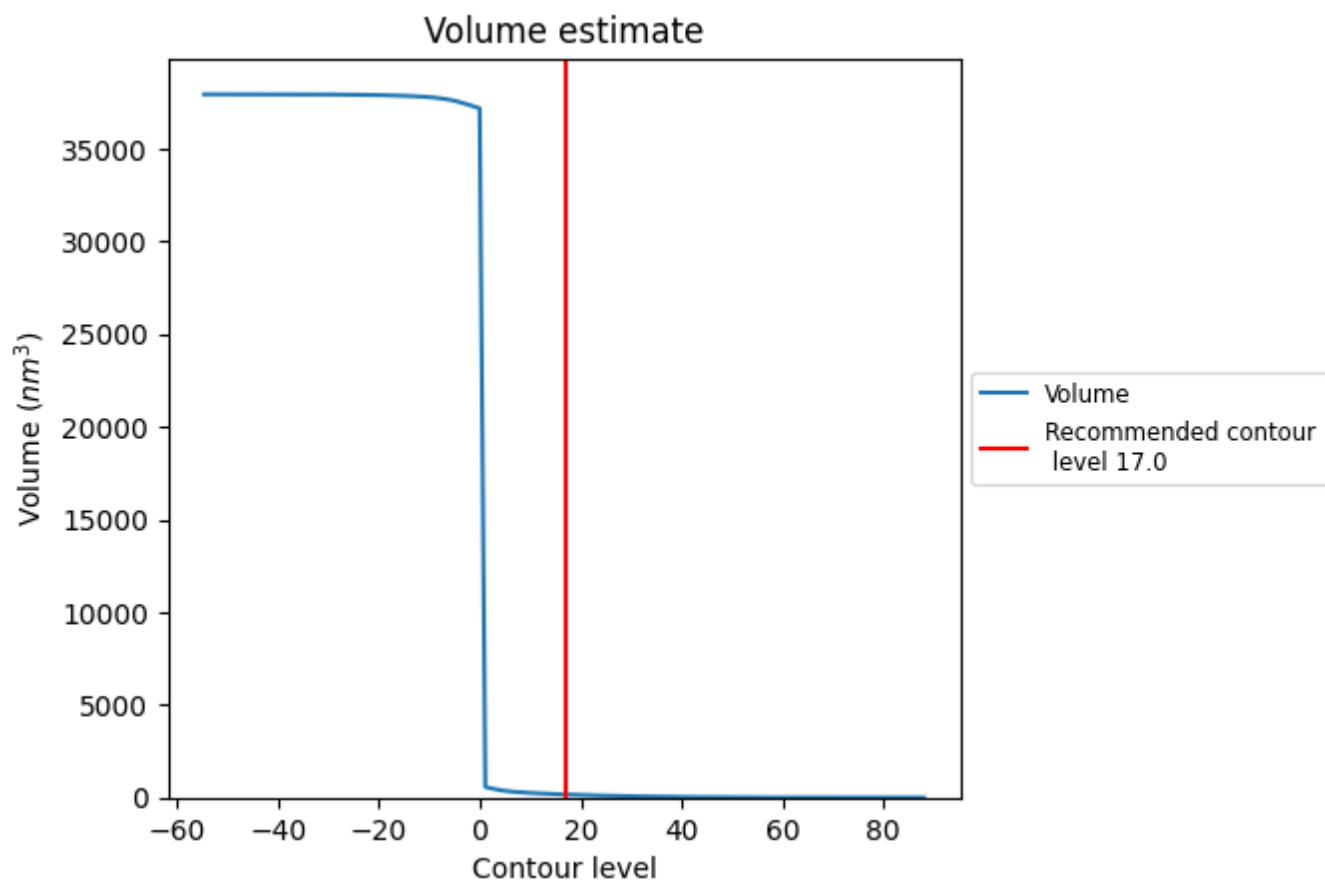
This section contains the results of statistical analysis of the map.

7.1 Map-value distribution [i](#)



The map-value distribution is plotted in 128 intervals along the x-axis. The y-axis is logarithmic. A spike in this graph at zero usually indicates that the volume has been masked.

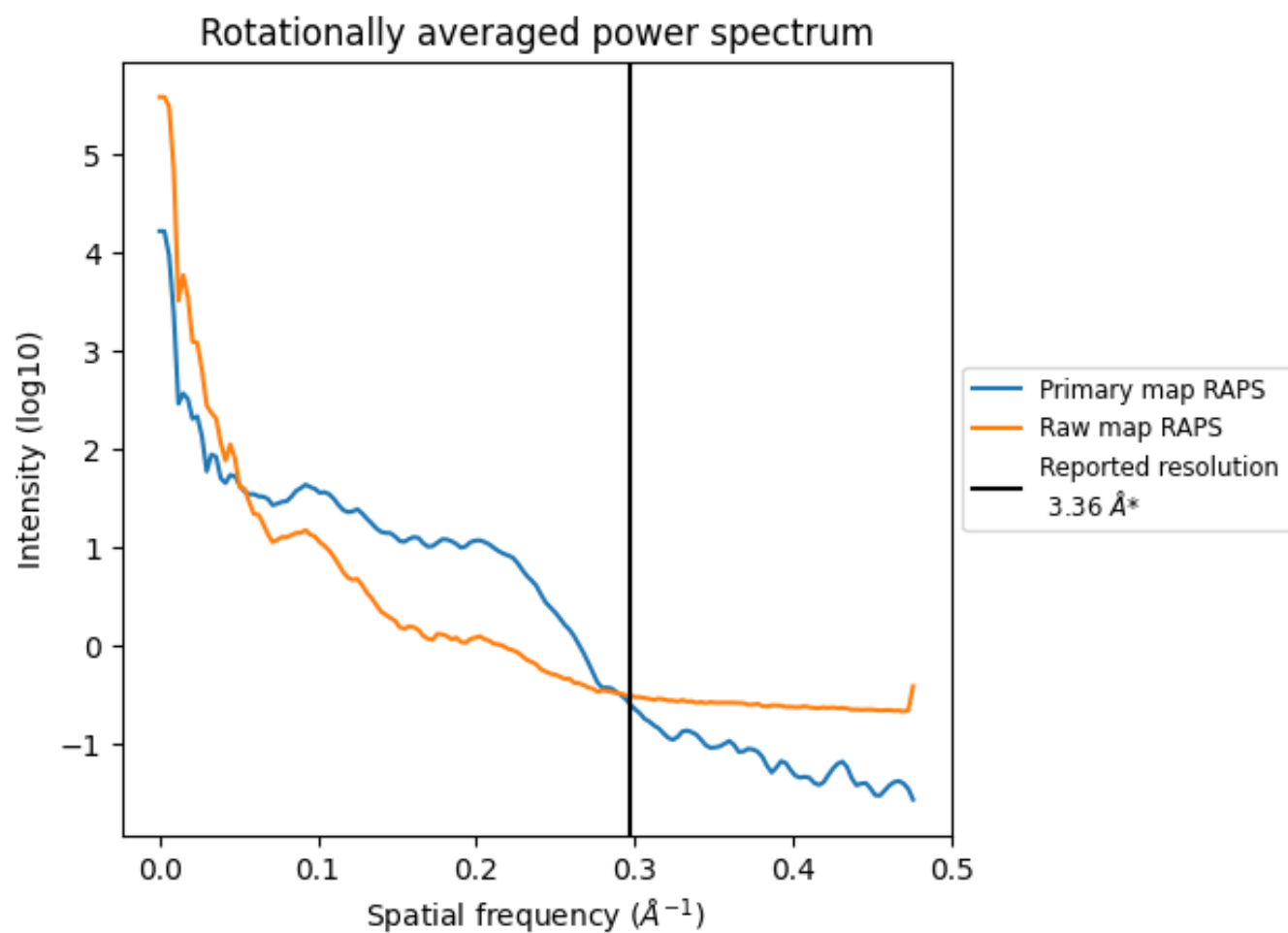
7.2 Volume estimate [i](#)



The volume at the recommended contour level is 164 nm^3 ; this corresponds to an approximate mass of 149 kDa.

The volume estimate graph shows how the enclosed volume varies with the contour level. The recommended contour level is shown as a vertical line and the intersection between the line and the curve gives the volume of the enclosed surface at the given level.

7.3 Rotationally averaged power spectrum ⓘ

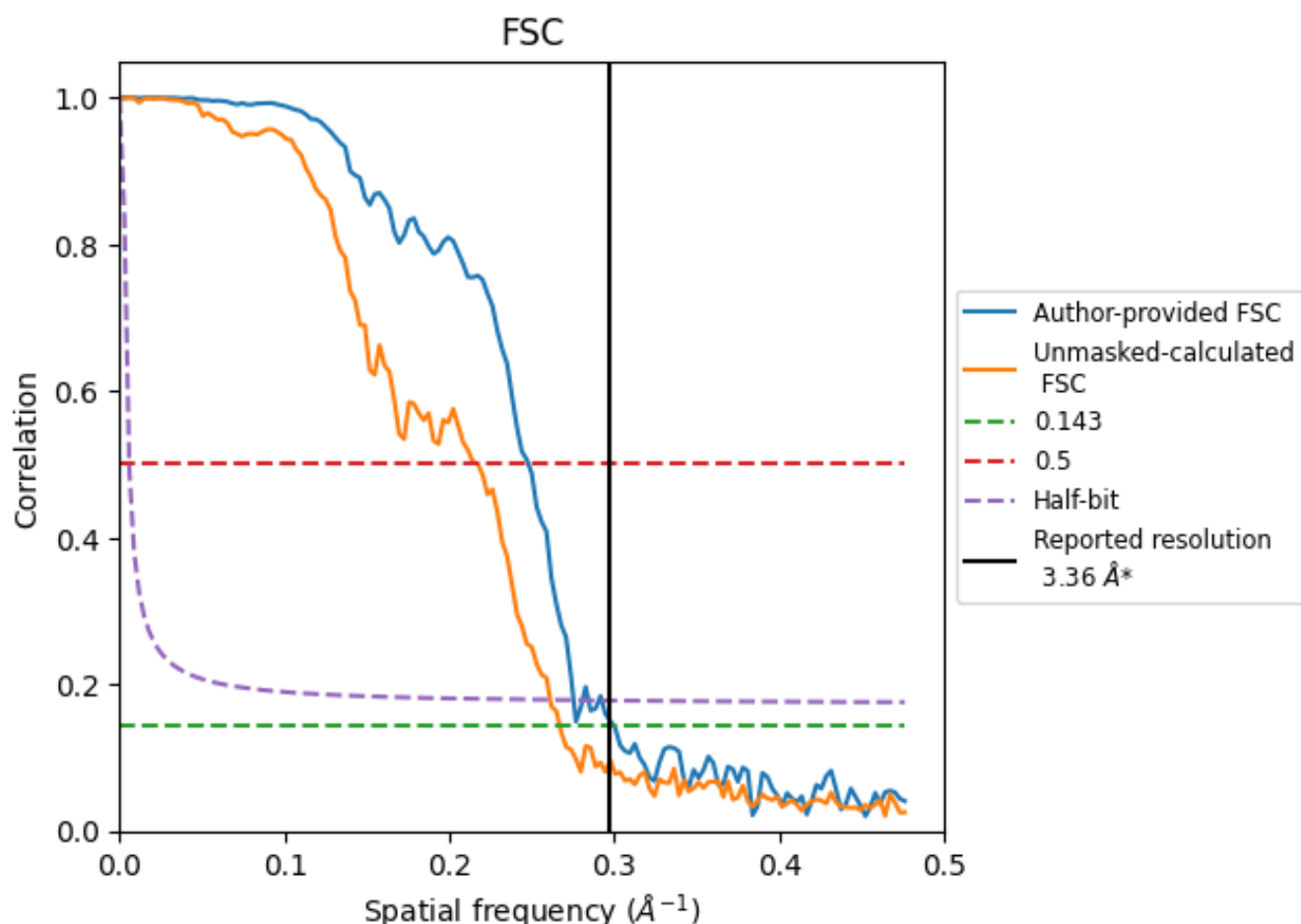


*Reported resolution corresponds to spatial frequency of 0.298 Å⁻¹

8 Fourier-Shell correlation [i](#)

Fourier-Shell Correlation (FSC) is the most commonly used method to estimate the resolution of single-particle and subtomogram-averaged maps. The shape of the curve depends on the imposed symmetry, mask and whether or not the two 3D reconstructions used were processed from a common reference. The reported resolution is shown as a black line. A curve is displayed for the half-bit criterion in addition to lines showing the 0.143 gold standard cut-off and 0.5 cut-off.

8.1 FSC [i](#)



*Reported resolution corresponds to spatial frequency of 0.298 \AA^{-1}

8.2 Resolution estimates [i](#)

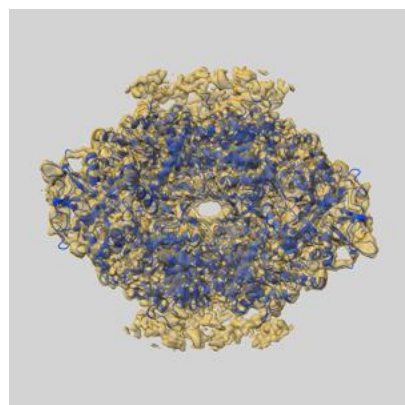
Resolution estimate (Å)	Estimation criterion (FSC cut-off)		
	0.143	0.5	Half-bit
Reported by author	3.36	-	-
Author-provided FSC curve	3.34	4.03	3.63
Unmasked-calculated*	3.75	4.60	3.83

*Resolution estimate based on FSC curve calculated by comparison of deposited half-maps. The value from deposited half-maps intersecting FSC 0.143 CUT-OFF 3.75 differs from the reported value 3.36 by more than 10 %

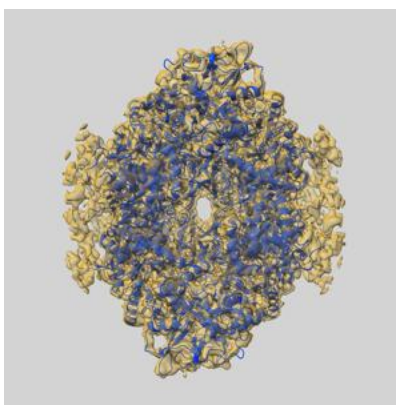
9 Map-model fit [i](#)

This section contains information regarding the fit between EMDB map EMD-20701 and PDB model 6U9O. Per-residue inclusion information can be found in section 3 on page 11.

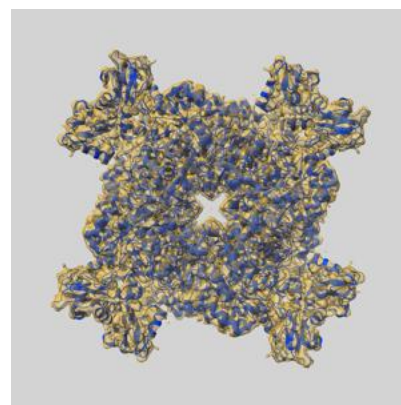
9.1 Map-model overlay [i](#)



X



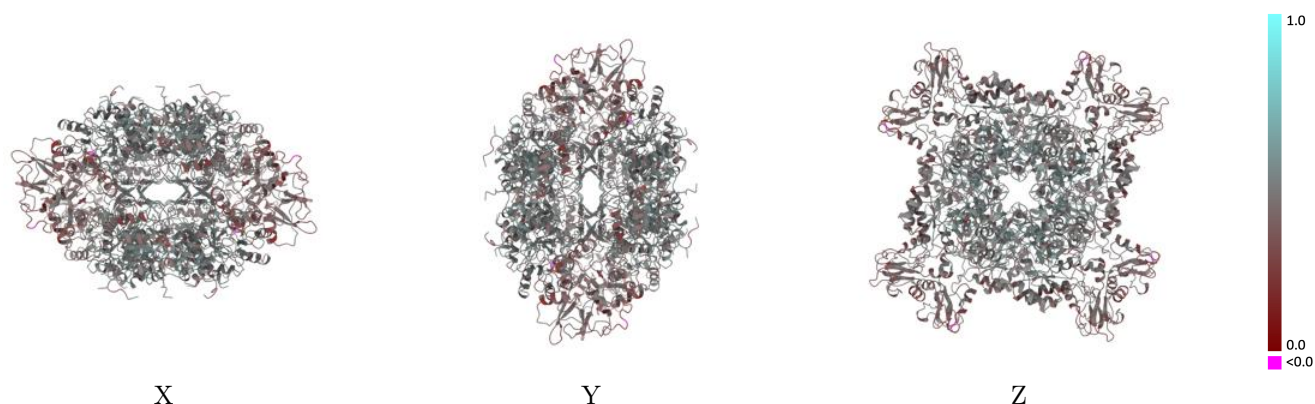
Y



Z

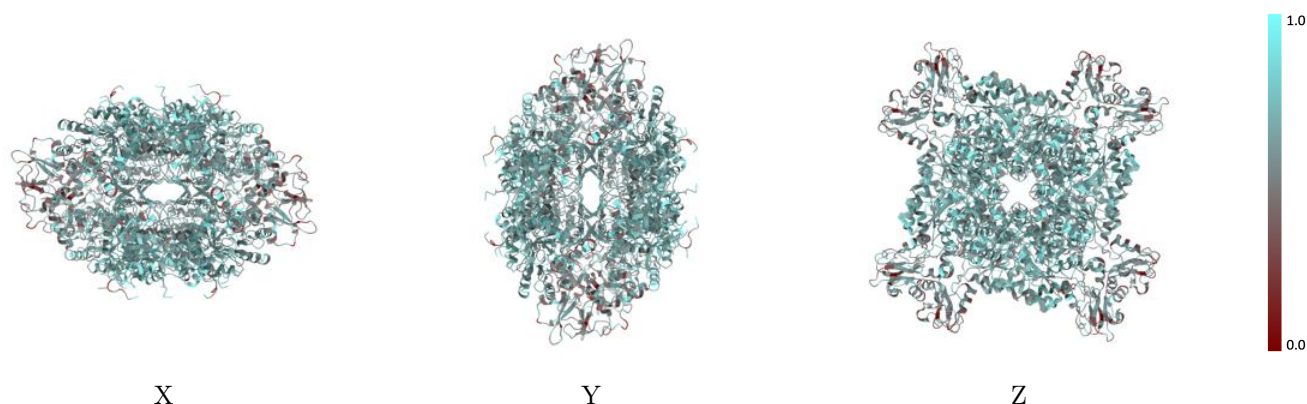
The images above show the 3D surface view of the map at the recommended contour level 17.0 at 50% transparency in yellow overlaid with a ribbon representation of the model coloured in blue. These images allow for the visual assessment of the quality of fit between the atomic model and the map.

9.2 Q-score mapped to coordinate model [i](#)



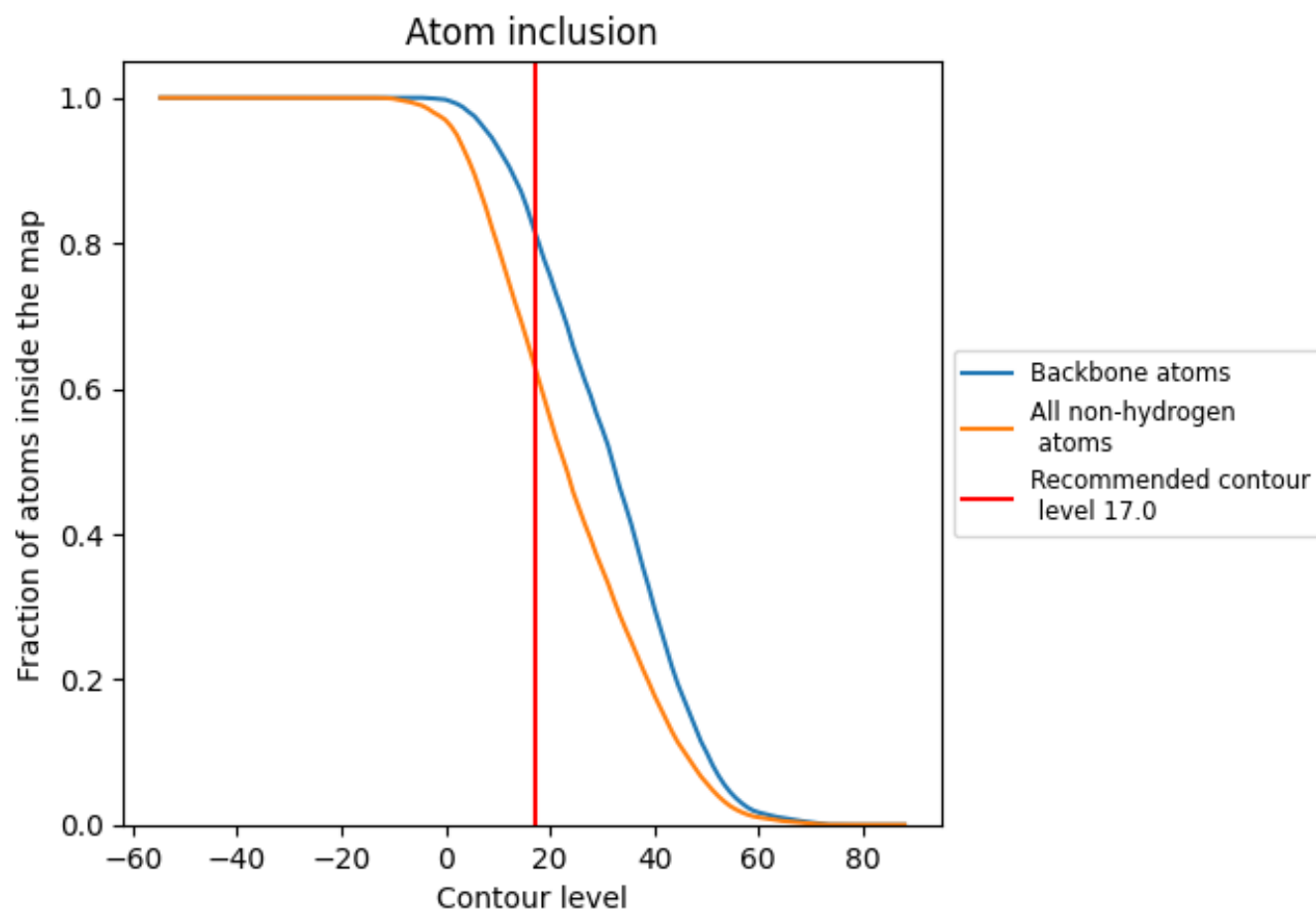
The images above show the model with each residue coloured according to its Q-score. This shows their resolvability in the map with higher Q-score values reflecting better resolvability. Please note: Q-score is calculating the resolvability of atoms, and thus high values are only expected at resolutions at which atoms can be resolved. Low Q-score values may therefore be expected for many entries.

9.3 Atom inclusion mapped to coordinate model [i](#)



The images above show the model with each residue coloured according to its atom inclusion. This shows to what extent they are inside the map at the recommended contour level (17.0).

9.4 Atom inclusion [i](#)



At the recommended contour level, 82% of all backbone atoms, 63% of all non-hydrogen atoms, are inside the map.

9.5 Map-model fit summary ⓘ

The table lists the average atom inclusion at the recommended contour level (17.0) and Q-score for the entire model and for each chain.

Chain	Atom inclusion	Q-score
All	<div><div></div></div> 0.6326	<div><div></div></div> 0.4470
A	<div><div></div></div> 0.6325	<div><div></div></div> 0.4480
B	<div><div></div></div> 0.6380	<div><div></div></div> 0.4480
C	<div><div></div></div> 0.6341	<div><div></div></div> 0.4470
D	<div><div></div></div> 0.6391	<div><div></div></div> 0.4480
E	<div><div></div></div> 0.6328	<div><div></div></div> 0.4490
F	<div><div></div></div> 0.6354	<div><div></div></div> 0.4490
G	<div><div></div></div> 0.6312	<div><div></div></div> 0.4470
H	<div><div></div></div> 0.6388	<div><div></div></div> 0.4480
I	<div><div></div></div> 0.5500	<div><div></div></div> 0.4180
J	<div><div></div></div> 0.5100	<div><div></div></div> 0.4220
K	<div><div></div></div> 0.5400	<div><div></div></div> 0.4220
L	<div><div></div></div> 0.5200	<div><div></div></div> 0.4140
M	<div><div></div></div> 0.5200	<div><div></div></div> 0.4240
N	<div><div></div></div> 0.5200	<div><div></div></div> 0.4210
O	<div><div></div></div> 0.5400	<div><div></div></div> 0.4170
P	<div><div></div></div> 0.5600	<div><div></div></div> 0.4100

1.0

0.0

<0.0