



Full wwPDB X-ray Structure Validation Report ⓘ

May 15, 2020 – 01:31 pm BST

PDB ID : 3UQ7
Title : X-ray structure of a pentameric ligand gated ion channel from *Erwinia chrysanthemi* (ELIC) mutant L240S F247L (L9S F16L) in presence of 10 mM cysteamine
Authors : Gonzalez-Gutierrez, G.; Lukk, T.; Agarwal, V.; Papke, D.; Nair, S.K.; Grosman, C.
Deposited on : 2011-11-19
Resolution : 3.80 Å(reported)

This is a Full wwPDB X-ray Structure Validation Report for a publicly released PDB entry.

We welcome your comments at validation@mail.wwpdb.org

A user guide is available at

<https://www.wwpdb.org/validation/2017/XrayValidationReportHelp>

with specific help available everywhere you see the ⓘ symbol.

The following versions of software and data (see [references ⓘ](#)) were used in the production of this report:

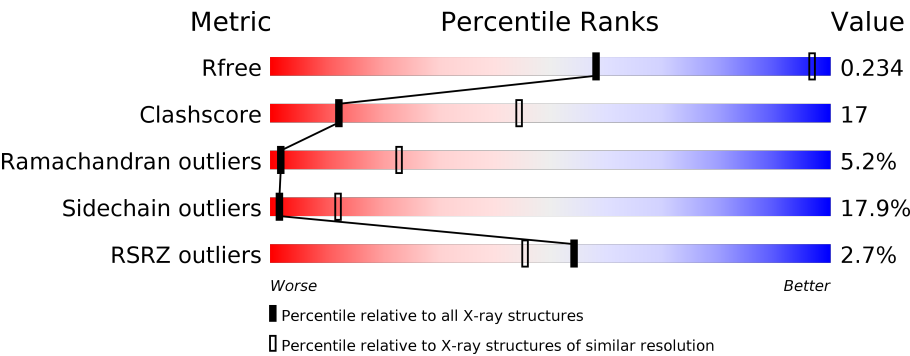
MolProbity	:	4.02b-467
Xtriage (Phenix)	:	1.13
EDS	:	2.11
Percentile statistics	:	20191225.v01 (using entries in the PDB archive December 25th 2019)
Refmac	:	5.8.0158
CCP4	:	7.0.044 (Gargrove)
Ideal geometry (proteins)	:	Engh & Huber (2001)
Ideal geometry (DNA, RNA)	:	Parkinson et al. (1996)
Validation Pipeline (wwPDB-VP)	:	2.11

1 Overall quality at a glance i

The following experimental techniques were used to determine the structure:
X-RAY DIFFRACTION

The reported resolution of this entry is 3.80 Å.

Percentile scores (ranging between 0-100) for global validation metrics of the entry are shown in the following graphic. The table shows the number of entries on which the scores are based.



Metric	Whole archive (#Entries)	Similar resolution (#Entries, resolution range(Å))
R_{free}	130704	1212 (4.00-3.60)
Clashscore	141614	1288 (4.00-3.60)
Ramachandran outliers	138981	1243 (4.00-3.60)
Sidechain outliers	138945	1237 (4.00-3.60)
RSRZ outliers	127900	1121 (4.00-3.60)

The table below summarises the geometric issues observed across the polymeric chains and their fit to the electron density. The red, orange, yellow and green segments on the lower bar indicate the fraction of residues that contain outliers for ≥ 3 , 2, 1 and 0 types of geometric quality criteria respectively. A grey segment represents the fraction of residues that are not modelled. The numeric value for each fraction is indicated below the corresponding segment, with a dot representing fractions $\leq 5\%$. The upper red bar (where present) indicates the fraction of residues that have poor fit to the electron density. The numeric value is given above the bar.

Mol	Chain	Length	Quality of chain
1	A	324	<div><div>0%</div><div><div>53%</div><div>34%</div><div>7%</div><div>5%</div></div></div>
1	B	324	<div><div>2%</div><div><div>53%</div><div>31%</div><div>10%</div><div>5%</div></div></div>
1	C	324	<div><div>3%</div><div><div>56%</div><div>28%</div><div>10%</div><div>5%</div></div></div>
1	D	324	<div><div>2%</div><div><div>53%</div><div>32%</div><div>9%</div><div>5%</div></div></div>
1	E	324	<div><div>4%</div><div><div>55%</div><div>30%</div><div>9%</div><div>5%</div></div></div>
1	F	324	<div><div>2%</div><div><div>52%</div><div>32%</div><div>10%</div><div>5%</div></div></div>

Continued on next page...

Continued from previous page...

Mol	Chain	Length	Quality of chain
1	G	324	<div><div></div><div>4%</div><div>52%</div><div>31%</div><div>11%</div><div>5%</div></div>
1	H	324	<div><div></div><div>2%</div><div>55%</div><div>29%</div><div>10%</div><div>• 5%</div></div>
1	I	324	<div><div></div><div>3%</div><div>52%</div><div>32%</div><div>10%</div><div>• 5%</div></div>
1	J	324	<div><div></div><div>3%</div><div>52%</div><div>32%</div><div>10%</div><div>• 5%</div></div>

2 Entry composition

There is only 1 type of molecule in this entry. The entry contains 25000 atoms, of which 0 are hydrogens and 0 are deuteriums.

In the tables below, the ZeroOcc column contains the number of atoms modelled with zero occupancy, the AltConf column contains the number of residues with at least one atom in alternate conformation and the Trace column contains the number of residues modelled with at most 2 atoms.

- Molecule 1 is a protein called Gamma-aminobutyric-acid receptor subunit beta-1.

Mol	Chain	Residues	Atoms					ZeroOcc	AltConf	Trace
1	A	307	Total	C	N	O	S	0	0	0
			2500	1627	416	451	6			
1	B	307	Total	C	N	O	S	0	0	0
			2500	1627	416	451	6			
1	C	307	Total	C	N	O	S	0	0	0
			2500	1627	416	451	6			
1	D	307	Total	C	N	O	S	0	0	0
			2500	1627	416	451	6			
1	E	307	Total	C	N	O	S	0	0	0
			2500	1627	416	451	6			
1	F	307	Total	C	N	O	S	0	0	0
			2500	1627	416	451	6			
1	G	307	Total	C	N	O	S	0	0	0
			2500	1627	416	451	6			
1	H	307	Total	C	N	O	S	0	0	0
			2500	1627	416	451	6			
1	I	307	Total	C	N	O	S	0	0	0
			2500	1627	416	451	6			
1	J	307	Total	C	N	O	S	0	0	0
			2500	1627	416	451	6			

There are 40 discrepancies between the modelled and reference sequences:

Chain	Residue	Modelled	Actual	Comment	Reference
A	-1	GLY	-	EXPRESSION TAG	UNP E0SJQ4
A	0	SER	-	EXPRESSION TAG	UNP E0SJQ4
A	240	SER	LEU	ENGINEERED MUTATION	UNP E0SJQ4
A	247	LEU	PHE	ENGINEERED MUTATION	UNP E0SJQ4
B	-1	GLY	-	EXPRESSION TAG	UNP E0SJQ4
B	0	SER	-	EXPRESSION TAG	UNP E0SJQ4
B	240	SER	LEU	ENGINEERED MUTATION	UNP E0SJQ4
B	247	LEU	PHE	ENGINEERED MUTATION	UNP E0SJQ4
C	-1	GLY	-	EXPRESSION TAG	UNP E0SJQ4

Continued on next page...

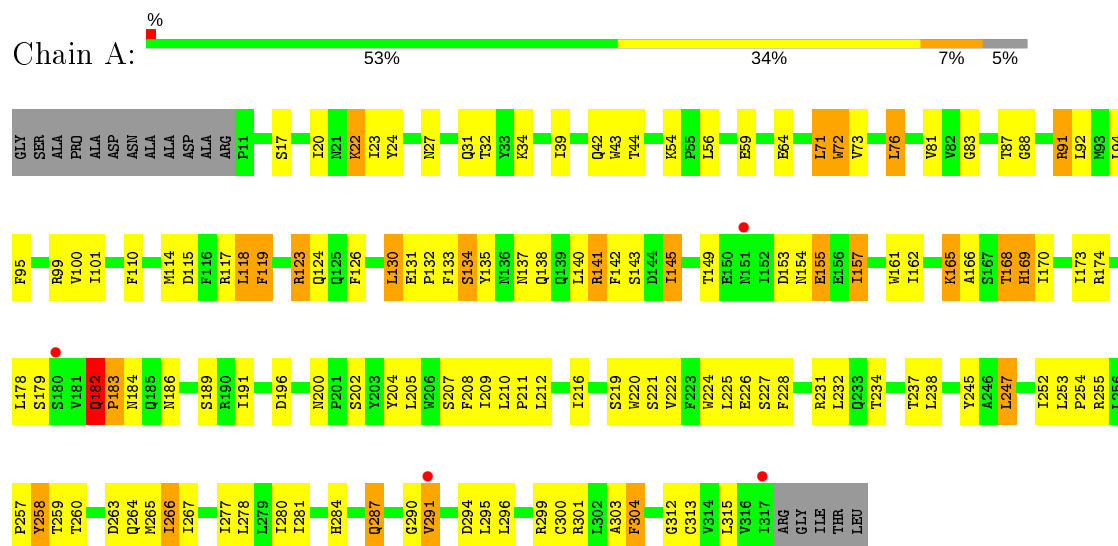
Continued from previous page...

Chain	Residue	Modelled	Actual	Comment	Reference
C	0	SER	-	EXPRESSION TAG	UNP E0SJQ4
C	240	SER	LEU	ENGINEERED MUTATION	UNP E0SJQ4
C	247	LEU	PHE	ENGINEERED MUTATION	UNP E0SJQ4
D	-1	GLY	-	EXPRESSION TAG	UNP E0SJQ4
D	0	SER	-	EXPRESSION TAG	UNP E0SJQ4
D	240	SER	LEU	ENGINEERED MUTATION	UNP E0SJQ4
D	247	LEU	PHE	ENGINEERED MUTATION	UNP E0SJQ4
E	-1	GLY	-	EXPRESSION TAG	UNP E0SJQ4
E	0	SER	-	EXPRESSION TAG	UNP E0SJQ4
E	240	SER	LEU	ENGINEERED MUTATION	UNP E0SJQ4
E	247	LEU	PHE	ENGINEERED MUTATION	UNP E0SJQ4
F	-1	GLY	-	EXPRESSION TAG	UNP E0SJQ4
F	0	SER	-	EXPRESSION TAG	UNP E0SJQ4
F	240	SER	LEU	ENGINEERED MUTATION	UNP E0SJQ4
F	247	LEU	PHE	ENGINEERED MUTATION	UNP E0SJQ4
G	-1	GLY	-	EXPRESSION TAG	UNP E0SJQ4
G	0	SER	-	EXPRESSION TAG	UNP E0SJQ4
G	240	SER	LEU	ENGINEERED MUTATION	UNP E0SJQ4
G	247	LEU	PHE	ENGINEERED MUTATION	UNP E0SJQ4
H	-1	GLY	-	EXPRESSION TAG	UNP E0SJQ4
H	0	SER	-	EXPRESSION TAG	UNP E0SJQ4
H	240	SER	LEU	ENGINEERED MUTATION	UNP E0SJQ4
H	247	LEU	PHE	ENGINEERED MUTATION	UNP E0SJQ4
I	-1	GLY	-	EXPRESSION TAG	UNP E0SJQ4
I	0	SER	-	EXPRESSION TAG	UNP E0SJQ4
I	240	SER	LEU	ENGINEERED MUTATION	UNP E0SJQ4
I	247	LEU	PHE	ENGINEERED MUTATION	UNP E0SJQ4
J	-1	GLY	-	EXPRESSION TAG	UNP E0SJQ4
J	0	SER	-	EXPRESSION TAG	UNP E0SJQ4
J	240	SER	LEU	ENGINEERED MUTATION	UNP E0SJQ4
J	247	LEU	PHE	ENGINEERED MUTATION	UNP E0SJQ4

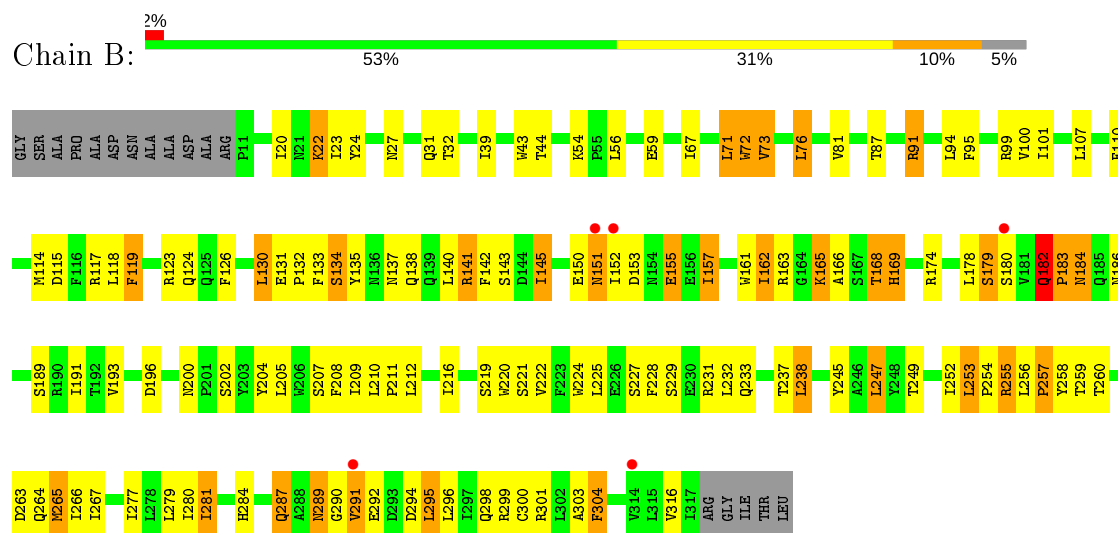
3 Residue-property plots [i](#)

These plots are drawn for all protein, RNA and DNA chains in the entry. The first graphic for a chain summarises the proportions of the various outlier classes displayed in the second graphic. The second graphic shows the sequence view annotated by issues in geometry and electron density. Residues are color-coded according to the number of geometric quality criteria for which they contain at least one outlier: green = 0, yellow = 1, orange = 2 and red = 3 or more. A red dot above a residue indicates a poor fit to the electron density ($RSRZ > 2$). Stretches of 2 or more consecutive residues without any outlier are shown as a green connector. Residues present in the sample, but not in the model, are shown in grey.

• Molecule 1: Gamma-aminobutyric-acid receptor subunit beta-1

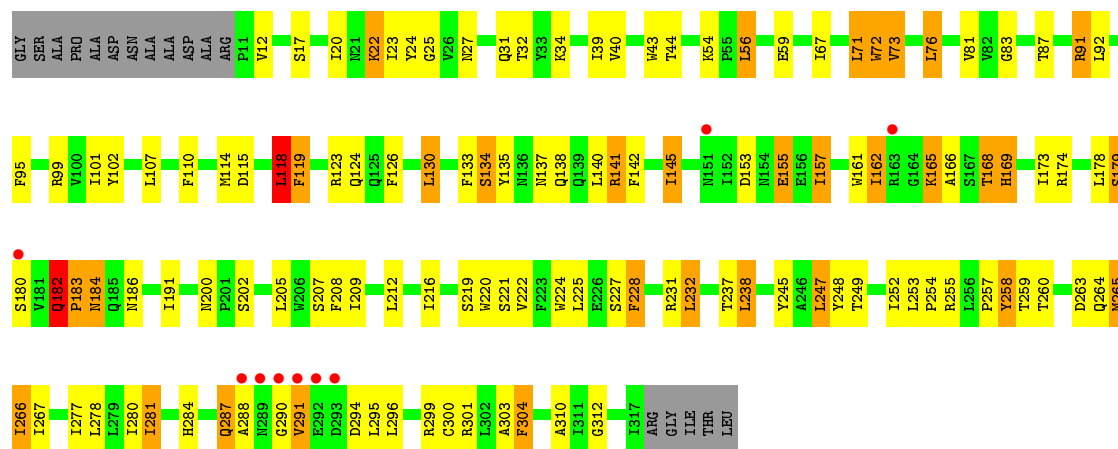


• Molecule 1: Gamma-aminobutyric-acid receptor subunit beta-1

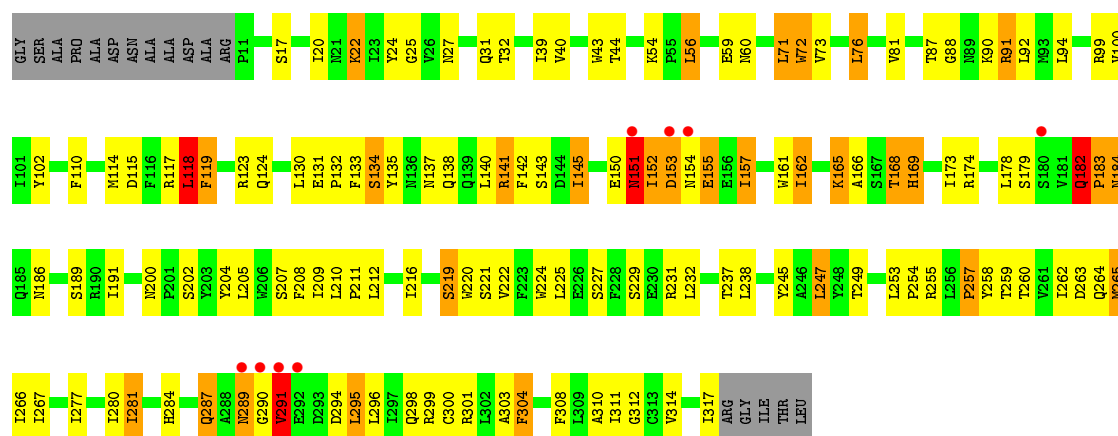


• Molecule 1: Gamma-aminobutyric-acid receptor subunit beta-1

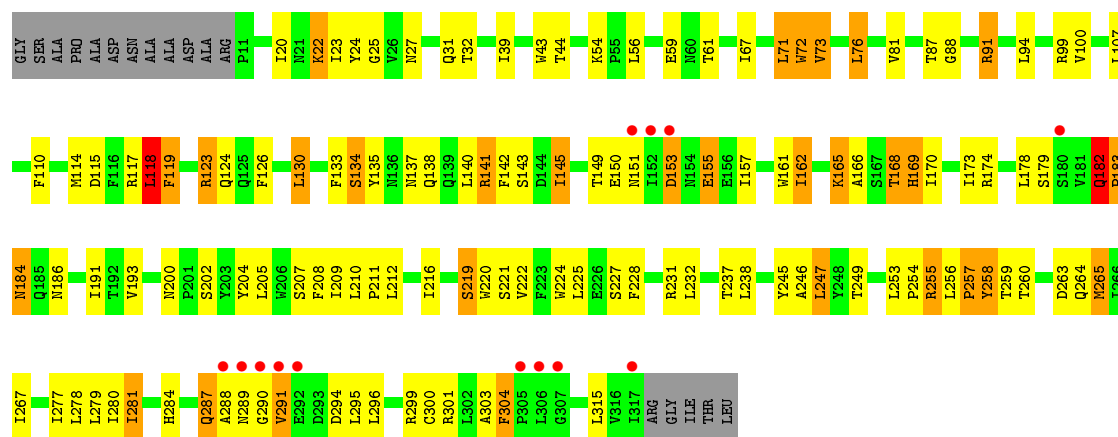




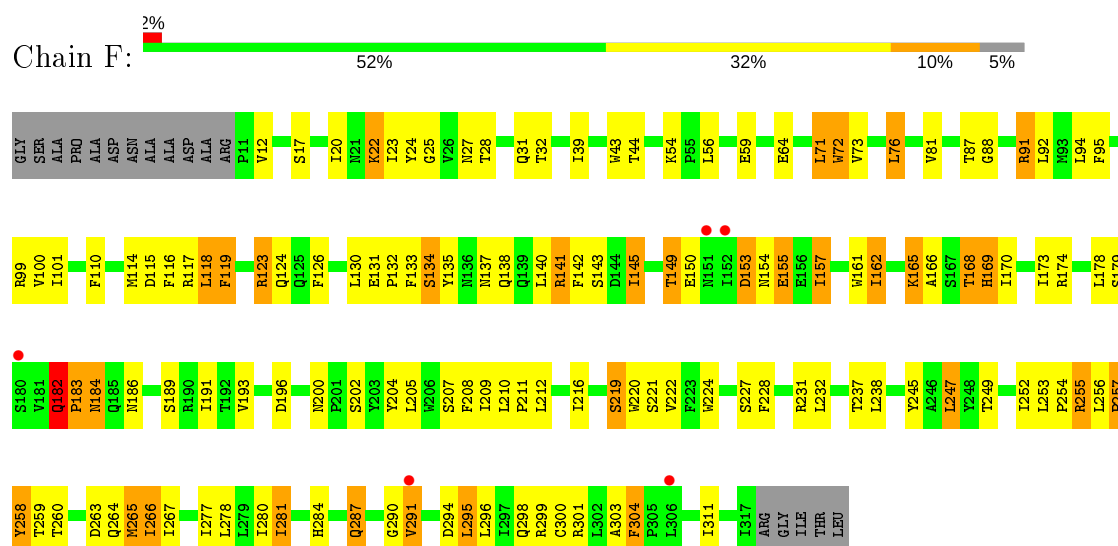
• Molecule 1: Gamma-aminobutyric-acid receptor subunit beta-1



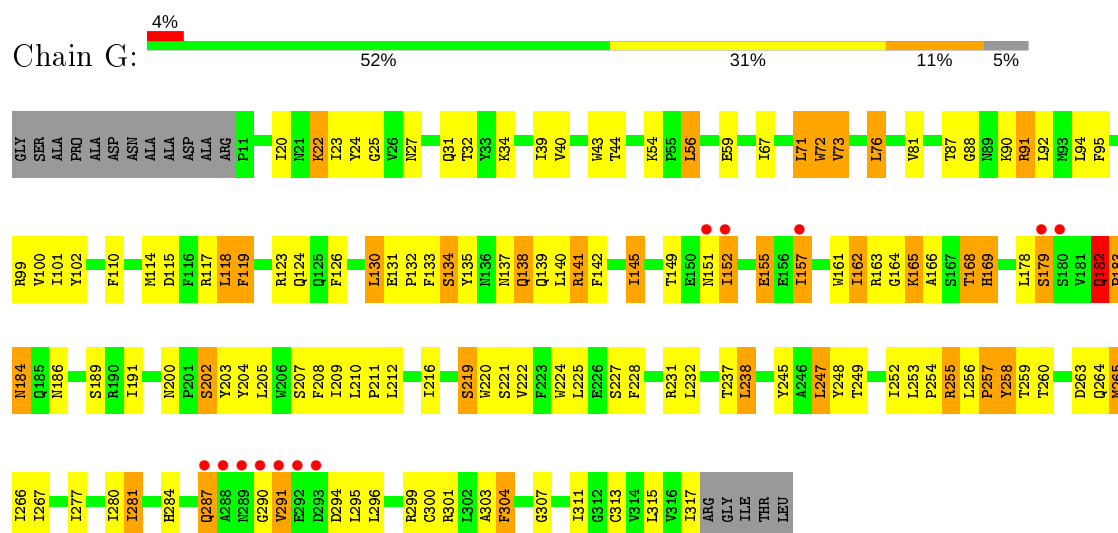
• Molecule 1: Gamma-aminobutyric-acid receptor subunit beta-1



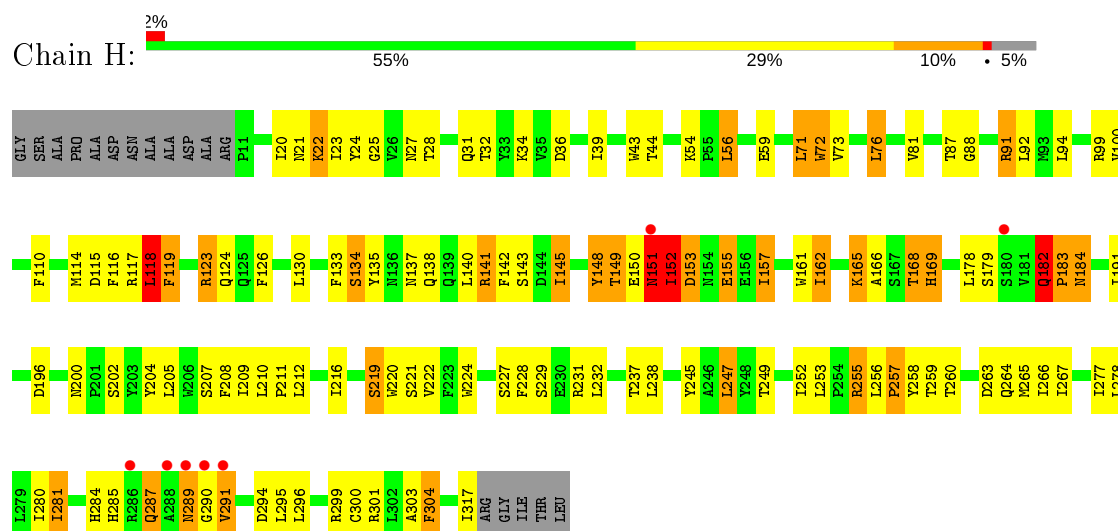
• Molecule 1: Gamma-aminobutyric-acid receptor subunit beta-1



• Molecule 1: Gamma-aminobutyric-acid receptor subunit beta-1

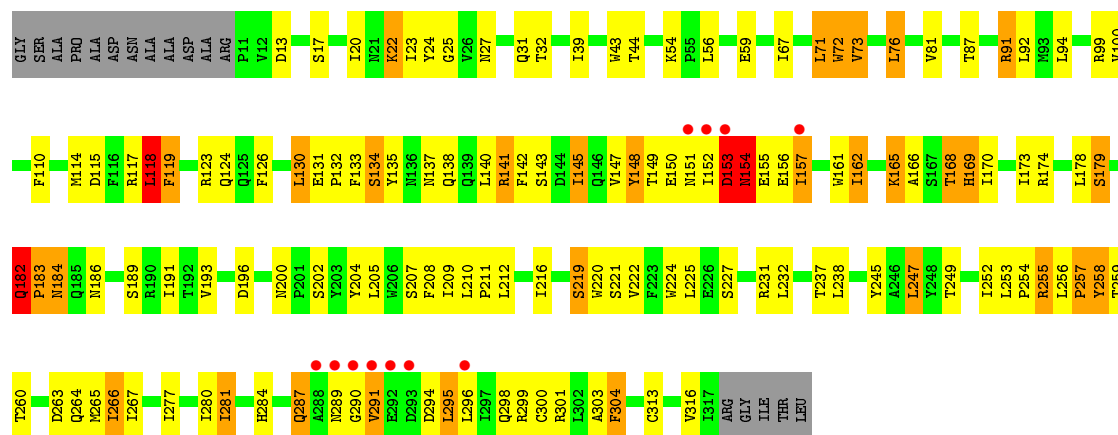


• Molecule 1: Gamma-aminobutyric-acid receptor subunit beta-1



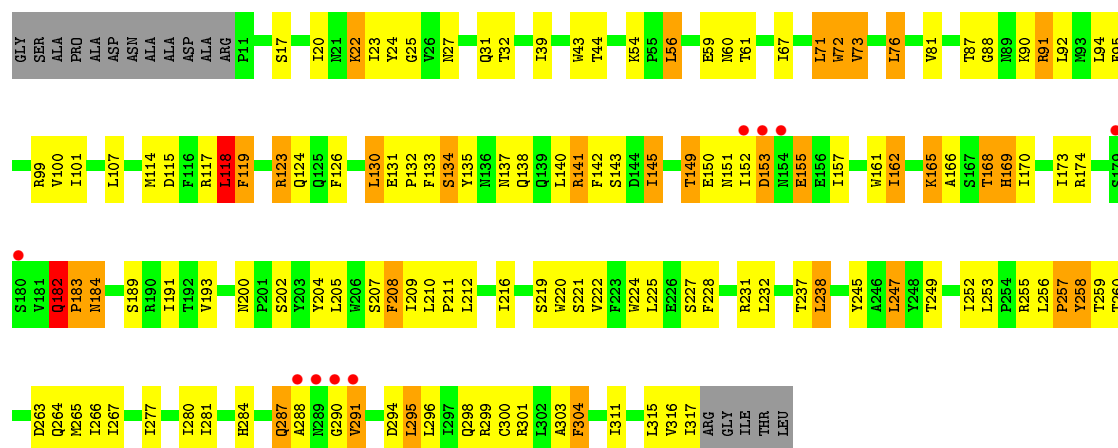
• Molecule 1: Gamma-aminobutyric-acid receptor subunit beta-1

Chain I: 



• Molecule 1: Gamma-aminobutyric-acid receptor subunit beta-1

Chain J: 



4 Data and refinement statistics

Property	Value	Source
Space group	P 1 21 1	Depositor
Cell constants a, b, c, α , β , γ	105.38Å 266.45Å 110.91Å 90.00° 109.47° 90.00°	Depositor
Resolution (Å)	19.97 – 3.80 19.97 – 3.80	Depositor EDS
% Data completeness (in resolution range)	99.9 (19.97-3.80) 99.9 (19.97-3.80)	Depositor EDS
R_{merge}	0.14	Depositor
R_{sym}	(Not available)	Depositor
$\langle I/\sigma(I) \rangle$ ¹	3.29 (at 3.82Å)	Xtriage
Refinement program	PHENIX dev_897, REFMAC	Depositor
R, R_{free}	0.215 , 0.244 0.204 , 0.234	Depositor DCC
R_{free} test set	2810 reflections (5.00%)	wwPDB-VP
Wilson B-factor (Å ²)	110.2	Xtriage
Anisotropy	0.019	Xtriage
Bulk solvent k_{sol} (e/Å ³), B_{sol} (Å ²)	0.26 , 65.9	EDS
L-test for twinning ²	$\langle L \rangle = 0.46$, $\langle L^2 \rangle = 0.29$	Xtriage
Estimated twinning fraction	No twinning to report.	Xtriage
F_o, F_c correlation	0.92	EDS
Total number of atoms	25000	wwPDB-VP
Average B, all atoms (Å ²)	127.0	wwPDB-VP

Xtriage's analysis on translational NCS is as follows: *The largest off-origin peak in the Patterson function is 3.03% of the height of the origin peak. No significant pseudotranslation is detected.*

¹Intensities estimated from amplitudes.

²Theoretical values of $\langle |L| \rangle$, $\langle L^2 \rangle$ for acentric reflections are 0.5, 0.333 respectively for untwinned datasets, and 0.375, 0.2 for perfectly twinned datasets.

5 Model quality

5.1 Standard geometry

The Z score for a bond length (or angle) is the number of standard deviations the observed value is removed from the expected value. A bond length (or angle) with $|Z| > 5$ is considered an outlier worth inspection. RMSZ is the root-mean-square of all Z scores of the bond lengths (or angles).

Mol	Chain	Bond lengths		Bond angles	
		RMSZ	# Z >5	RMSZ	# Z >5
1	A	0.58	0/2567	0.74	0/3499
1	B	0.60	0/2567	0.77	0/3499
1	C	0.60	0/2567	0.77	0/3499
1	D	0.63	1/2567 (0.0%)	0.77	0/3499
1	E	0.60	0/2567	0.75	0/3499
1	F	0.58	0/2567	0.73	0/3499
1	G	0.63	0/2567	0.79	1/3499 (0.0%)
1	H	0.69	4/2567 (0.2%)	0.83	6/3499 (0.2%)
1	I	0.62	0/2567	0.82	2/3499 (0.1%)
1	J	0.60	0/2567	0.75	1/3499 (0.0%)
All	All	0.62	5/25670 (0.0%)	0.77	10/34990 (0.0%)

Chiral center outliers are detected by calculating the chiral volume of a chiral center and verifying if the center is modelled as a planar moiety or with the opposite hand. A planarity outlier is detected by checking planarity of atoms in a peptide group, atoms in a mainchain group or atoms of a sidechain that are expected to be planar.

Mol	Chain	#Chirality outliers	#Planarity outliers
1	A	0	2
1	B	0	2
1	C	0	2
1	D	0	3
1	E	0	2
1	F	0	1
1	G	0	2
1	H	0	3
1	I	0	3
1	J	0	3
All	All	0	23

All (5) bond length outliers are listed below:

Mol	Chain	Res	Type	Atoms	Z	Observed(Å)	Ideal(Å)
1	H	152	ILE	CA-C	6.79	1.70	1.52
1	H	152	ILE	N-CA	6.50	1.59	1.46
1	H	151	ASN	CA-C	5.71	1.67	1.52
1	H	151	ASN	N-CA	5.37	1.57	1.46
1	D	291	VAL	CB-CG2	-5.01	1.42	1.52

All (10) bond angle outliers are listed below:

Mol	Chain	Res	Type	Atoms	Z	Observed(°)	Ideal(°)
1	I	154	ASN	N-CA-C	-12.04	78.50	111.00
1	I	153	ASP	CB-CA-C	11.31	133.02	110.40
1	H	148	TYR	C-N-CA	-7.20	103.69	121.70
1	H	153	ASP	CB-CG-OD2	-7.11	111.90	118.30
1	H	153	ASP	CB-CG-OD1	7.05	124.64	118.30
1	G	315	LEU	CA-CB-CG	6.55	130.38	115.30
1	H	148	TYR	O-C-N	-6.24	112.71	122.70
1	H	152	ILE	N-CA-C	5.76	126.55	111.00
1	H	148	TYR	CA-C-N	5.69	129.72	117.20
1	J	315	LEU	CA-CB-CG	5.51	127.98	115.30

There are no chirality outliers.

All (23) planarity outliers are listed below:

Mol	Chain	Res	Type	Group
1	A	118	LEU	Peptide
1	A	137	ASN	Peptide
1	B	137	ASN	Peptide
1	B	152	ILE	Peptide
1	C	118	LEU	Peptide
1	C	137	ASN	Peptide
1	D	118	LEU	Peptide
1	D	137	ASN	Peptide
1	D	152	ILE	Peptide
1	E	118	LEU	Peptide
1	E	137	ASN	Peptide
1	F	137	ASN	Peptide
1	G	137	ASN	Peptide
1	G	152	ILE	Peptide
1	H	118	LEU	Peptide
1	H	137	ASN	Peptide
1	H	149	THR	Peptide
1	I	118	LEU	Peptide

Continued on next page...

Continued from previous page...

Mol	Chain	Res	Type	Group
1	I	137	ASN	Peptide
1	I	148	TYR	Peptide
1	J	118	LEU	Peptide
1	J	137	ASN	Peptide
1	J	152	ILE	Peptide

5.2 Too-close contacts ⓘ

In the following table, the Non-H and H(model) columns list the number of non-hydrogen atoms and hydrogen atoms in the chain respectively. The H(added) column lists the number of hydrogen atoms added and optimized by MolProbity. The Clashes column lists the number of clashes within the asymmetric unit, whereas Symm-Clashes lists symmetry related clashes.

Mol	Chain	Non-H	H(model)	H(added)	Clashes	Symm-Clashes
1	A	2500	0	2474	85	0
1	B	2500	0	2474	104	0
1	C	2500	0	2474	89	0
1	D	2500	0	2474	95	0
1	E	2500	0	2474	87	0
1	F	2500	0	2474	89	0
1	G	2500	0	2474	96	0
1	H	2500	0	2474	94	0
1	I	2500	0	2474	115	0
1	J	2500	0	2474	79	0
All	All	25000	0	24740	844	0

The all-atom clashscore is defined as the number of clashes found per 1000 atoms (including hydrogen atoms). The all-atom clashscore for this structure is 17.

All (844) close contacts within the same asymmetric unit are listed below, sorted by their clash magnitude.

Atom-1	Atom-2	Interatomic distance (Å)	Clash overlap (Å)
1:B:289:ASN:ND2	1:B:292:GLU:OE2	1.86	1.07
1:I:154:ASN:HD22	1:I:155:GLU:N	1.52	1.06
1:I:154:ASN:HD22	1:I:155:GLU:H	1.08	1.00
1:H:151:ASN:N	1:H:153:ASP:OD2	1.94	0.99
1:H:152:ILE:N	1:H:153:ASP:OD1	1.99	0.95
1:B:169:HIS:ND1	1:I:168:THR:HB	1.82	0.94
1:I:154:ASN:ND2	1:I:155:GLU:H	1.68	0.92
1:I:151:ASN:H	1:I:153:ASP:HB2	1.36	0.89

Continued on next page...

Continued from previous page...

Atom-1	Atom-2	Interatomic distance (Å)	Clash overlap (Å)
1:B:140:LEU:HD13	1:B:191:ILE:HG13	1.56	0.87
1:H:140:LEU:HD13	1:H:191:ILE:HG13	1.57	0.86
1:B:224:TRP:HE1	1:B:301:ARG:HB3	1.39	0.86
1:F:140:LEU:HD13	1:F:191:ILE:HG13	1.58	0.85
1:J:224:TRP:HE1	1:J:301:ARG:HB3	1.39	0.85
1:B:91:ARG:HD2	1:C:134:SER:HB3	1.56	0.85
1:H:224:TRP:HE1	1:H:301:ARG:HB3	1.40	0.85
1:E:224:TRP:HE1	1:E:301:ARG:HB3	1.41	0.84
1:F:224:TRP:HE1	1:F:301:ARG:HB3	1.41	0.84
1:G:140:LEU:HD13	1:G:191:ILE:HG13	1.58	0.83
1:H:91:ARG:HD2	1:I:134:SER:HB3	1.61	0.82
1:D:205:LEU:HD23	1:D:209:ILE:HG13	1.61	0.82
1:C:91:ARG:HD2	1:D:134:SER:HB3	1.59	0.82
1:I:140:LEU:HD13	1:I:191:ILE:HG13	1.62	0.82
1:G:91:ARG:HD2	1:H:134:SER:HB3	1.62	0.81
1:D:224:TRP:HE1	1:D:301:ARG:HB3	1.44	0.81
1:C:140:LEU:HD13	1:C:191:ILE:HG13	1.63	0.80
1:A:134:SER:HB3	1:E:91:ARG:HD2	1.63	0.80
1:G:224:TRP:HE1	1:G:301:ARG:HB3	1.46	0.80
1:I:224:TRP:HE1	1:I:301:ARG:HB3	1.46	0.80
1:C:224:TRP:HE1	1:C:301:ARG:HB3	1.45	0.79
1:D:91:ARG:HD2	1:E:134:SER:HB3	1.64	0.79
1:I:91:ARG:HD2	1:J:134:SER:HB3	1.63	0.79
1:F:205:LEU:HD23	1:F:209:ILE:HG13	1.64	0.78
1:C:205:LEU:HD23	1:C:209:ILE:HG13	1.64	0.78
1:F:91:ARG:HD2	1:G:134:SER:HB3	1.64	0.78
1:A:224:TRP:HE1	1:A:301:ARG:HB3	1.48	0.78
1:H:150:GLU:C	1:H:153:ASP:OD2	2.22	0.78
1:A:91:ARG:HD2	1:B:134:SER:HB3	1.66	0.78
1:I:154:ASN:ND2	1:I:155:GLU:N	2.30	0.77
1:I:155:GLU:HB3	1:I:161:TRP:CD1	2.20	0.77
1:D:284:HIS:HE1	1:D:291:VAL:HG12	1.50	0.77
1:I:147:VAL:O	1:I:149:THR:N	2.18	0.76
1:A:140:LEU:HD13	1:A:191:ILE:HG13	1.68	0.76
1:E:284:HIS:HE1	1:E:291:VAL:HG12	1.49	0.76
1:J:284:HIS:HE1	1:J:291:VAL:HG12	1.51	0.75
1:I:151:ASN:O	1:I:155:GLU:CD	2.24	0.75
1:D:140:LEU:HD13	1:D:191:ILE:HG13	1.69	0.74
1:C:284:HIS:HE1	1:C:291:VAL:HG12	1.51	0.74
1:E:140:LEU:HD13	1:E:191:ILE:HG13	1.68	0.73
1:J:140:LEU:HD13	1:J:191:ILE:HG13	1.69	0.73

Continued on next page...

Continued from previous page...

Atom-1	Atom-2	Interatomic distance (Å)	Clash overlap (Å)
1:H:224:TRP:NE1	1:H:301:ARG:HB3	2.03	0.73
1:B:224:TRP:NE1	1:B:301:ARG:HB3	2.04	0.73
1:F:224:TRP:NE1	1:F:301:ARG:HB3	2.02	0.73
1:A:284:HIS:HE1	1:A:291:VAL:HG12	1.54	0.73
1:A:27:ASN:HB3	1:A:32:THR:HB	1.71	0.73
1:B:205:LEU:HD23	1:B:209:ILE:HG13	1.69	0.73
1:I:284:HIS:HE1	1:I:291:VAL:HG12	1.53	0.72
1:J:224:TRP:NE1	1:J:301:ARG:HB3	2.05	0.72
1:E:224:TRP:NE1	1:E:301:ARG:HB3	2.04	0.72
1:F:284:HIS:HE1	1:F:291:VAL:HG12	1.53	0.72
1:A:205:LEU:HD23	1:A:209:ILE:HG13	1.72	0.71
1:B:284:HIS:HE1	1:B:291:VAL:HG12	1.54	0.71
1:H:205:LEU:HD23	1:H:209:ILE:HG13	1.71	0.71
1:E:205:LEU:HD23	1:E:209:ILE:HG13	1.72	0.70
1:F:134:SER:HB3	1:J:91:ARG:HD2	1.71	0.70
1:G:284:HIS:HE1	1:G:291:VAL:HG12	1.56	0.70
1:I:205:LEU:HD23	1:I:209:ILE:HG13	1.73	0.70
1:D:224:TRP:NE1	1:D:301:ARG:HB3	2.06	0.70
1:B:31:GLN:HG2	1:B:114:MET:HB2	1.74	0.69
1:G:224:TRP:NE1	1:G:301:ARG:HB3	2.07	0.69
1:C:224:TRP:NE1	1:C:301:ARG:HB3	2.06	0.69
1:A:224:TRP:NE1	1:A:301:ARG:HB3	2.08	0.69
1:D:27:ASN:HB3	1:D:32:THR:HB	1.74	0.69
1:D:165:LYS:HD3	1:D:166:ALA:H	1.58	0.69
1:G:205:LEU:HD23	1:G:209:ILE:HG13	1.75	0.69
1:B:119:PHE:HB2	1:B:260:THR:HB	1.76	0.68
1:J:205:LEU:HD23	1:J:209:ILE:HG13	1.76	0.68
1:F:27:ASN:HB3	1:F:32:THR:HB	1.76	0.68
1:J:119:PHE:HB2	1:J:260:THR:HB	1.75	0.68
1:E:44:THR:HA	1:E:99:ARG:HA	1.75	0.68
1:I:224:TRP:NE1	1:I:301:ARG:HB3	2.08	0.67
1:A:44:THR:HA	1:A:99:ARG:HA	1.76	0.67
1:B:44:THR:HA	1:B:99:ARG:HA	1.77	0.67
1:B:165:LYS:HD3	1:B:166:ALA:H	1.57	0.67
1:H:44:THR:HA	1:H:99:ARG:HA	1.77	0.67
1:G:27:ASN:HB3	1:G:32:THR:HB	1.76	0.66
1:D:284:HIS:CE1	1:D:291:VAL:HG12	2.31	0.66
1:D:44:THR:HA	1:D:99:ARG:HA	1.78	0.66
1:I:165:LYS:HD3	1:I:166:ALA:H	1.60	0.66
1:C:44:THR:HA	1:C:99:ARG:HA	1.77	0.66
1:I:151:ASN:N	1:I:153:ASP:HB2	2.10	0.66

Continued on next page...

Continued from previous page...

Atom-1	Atom-2	Interatomic distance (Å)	Clash overlap (Å)
1:G:44:THR:HA	1:G:99:ARG:HA	1.78	0.65
1:C:27:ASN:HB3	1:C:32:THR:HB	1.77	0.65
1:I:27:ASN:HB3	1:I:32:THR:HB	1.77	0.65
1:A:165:LYS:HD3	1:A:166:ALA:H	1.61	0.65
1:B:27:ASN:HB3	1:B:32:THR:HB	1.78	0.65
1:G:114:MET:HG2	1:G:124:GLN:HE21	1.62	0.65
1:J:27:ASN:HB3	1:J:32:THR:HB	1.77	0.65
1:G:165:LYS:HD3	1:G:166:ALA:H	1.62	0.65
1:G:224:TRP:CE3	1:H:281:ILE:HG12	2.31	0.65
1:E:165:LYS:HD3	1:E:166:ALA:H	1.61	0.65
1:G:224:TRP:HE3	1:H:281:ILE:HG12	1.62	0.65
1:J:165:LYS:HD3	1:J:166:ALA:H	1.62	0.65
1:F:44:THR:HA	1:F:99:ARG:HA	1.77	0.65
1:J:31:GLN:HG2	1:J:114:MET:HB2	1.79	0.65
1:I:44:THR:HA	1:I:99:ARG:HA	1.77	0.65
1:E:27:ASN:HB3	1:E:32:THR:HB	1.79	0.64
1:J:44:THR:HA	1:J:99:ARG:HA	1.79	0.64
1:H:27:ASN:HB3	1:H:32:THR:HB	1.79	0.64
1:E:31:GLN:HG2	1:E:114:MET:HB2	1.77	0.64
1:I:59:GLU:OE2	1:J:134:SER:OG	2.15	0.64
1:E:260:THR:O	1:E:264:GLN:HG3	1.98	0.64
1:H:249:THR:HG23	1:H:253:LEU:HD22	1.80	0.64
1:E:114:MET:HG2	1:E:124:GLN:HE21	1.62	0.64
1:D:114:MET:HG2	1:D:124:GLN:HE21	1.63	0.63
1:I:141:ARG:HG2	1:I:142:PHE:HD2	1.63	0.63
1:G:141:ARG:HG2	1:G:142:PHE:HD2	1.64	0.63
1:I:91:ARG:HB3	1:J:133:PHE:HE2	1.64	0.63
1:E:182:GLN:H	1:E:183:PRO:HD2	1.64	0.62
1:A:31:GLN:HG2	1:A:114:MET:HB2	1.80	0.62
1:B:289:ASN:CG	1:B:292:GLU:HB3	2.19	0.62
1:H:165:LYS:HD3	1:H:166:ALA:H	1.63	0.62
1:I:31:GLN:HG2	1:I:114:MET:HB2	1.82	0.62
1:C:31:GLN:HG2	1:C:114:MET:HB2	1.81	0.62
1:J:182:GLN:H	1:J:183:PRO:HD2	1.63	0.62
1:F:155:GLU:HB2	1:F:161:TRP:CD1	2.35	0.62
1:F:247:LEU:HD11	1:J:247:LEU:HB3	1.82	0.62
1:C:182:GLN:H	1:C:183:PRO:HD2	1.65	0.61
1:H:155:GLU:HB2	1:H:161:TRP:CD1	2.35	0.61
1:H:182:GLN:H	1:H:183:PRO:HD2	1.65	0.61
1:C:212:LEU:HD23	1:C:245:TYR:CD2	2.35	0.61
1:J:141:ARG:HG2	1:J:142:PHE:HD2	1.65	0.61

Continued on next page...

Continued from previous page...

Atom-1	Atom-2	Interatomic distance (Å)	Clash overlap (Å)
1:F:119:PHE:HB2	1:F:260:THR:HB	1.82	0.61
1:A:300:CYS:HB2	1:A:303:ALA:HB3	1.82	0.61
1:E:155:GLU:HB2	1:E:161:TRP:CD1	2.35	0.61
1:B:141:ARG:HG2	1:B:142:PHE:HD2	1.64	0.61
1:B:155:GLU:HB2	1:B:161:TRP:CD1	2.35	0.61
1:J:155:GLU:HB2	1:J:161:TRP:CD1	2.35	0.61
1:B:140:LEU:HD22	1:B:191:ILE:HD11	1.82	0.61
1:I:71:LEU:HD22	1:I:72:TRP:O	2.01	0.61
1:F:149:THR:HG22	1:F:153:ASP:OD2	2.01	0.60
1:B:289:ASN:ND2	1:B:292:GLU:HB3	2.15	0.60
1:C:141:ARG:HG2	1:C:142:PHE:HD2	1.65	0.60
1:F:165:LYS:HD3	1:F:166:ALA:H	1.65	0.60
1:E:150:GLU:HB2	1:E:153:ASP:OD2	2.00	0.60
1:G:168:THR:O	1:G:169:HIS:HB2	2.00	0.60
1:I:119:PHE:HB2	1:I:260:THR:HB	1.83	0.60
1:G:182:GLN:H	1:G:183:PRO:HD2	1.67	0.60
1:A:182:GLN:H	1:A:183:PRO:HD2	1.65	0.60
1:F:31:GLN:HG2	1:F:114:MET:HB2	1.84	0.60
1:F:260:THR:O	1:F:264:GLN:HG3	2.02	0.60
1:G:155:GLU:HB2	1:G:161:TRP:CD1	2.37	0.60
1:H:182:GLN:O	1:H:184:ASN:N	2.33	0.60
1:I:154:ASN:O	1:I:155:GLU:HB2	2.01	0.60
1:J:231:ARG:HB3	1:J:280:ILE:HD13	1.84	0.60
1:E:141:ARG:HG2	1:E:142:PHE:HD2	1.67	0.59
1:F:182:GLN:H	1:F:183:PRO:HD2	1.67	0.59
1:F:182:GLN:O	1:F:184:ASN:N	2.34	0.59
1:A:260:THR:O	1:A:264:GLN:HG3	2.01	0.59
1:G:140:LEU:HD13	1:G:191:ILE:CG1	2.32	0.59
1:A:141:ARG:HG2	1:A:142:PHE:HD2	1.68	0.59
1:A:155:GLU:HB2	1:A:161:TRP:CD1	2.38	0.59
1:I:154:ASN:O	1:I:155:GLU:CB	2.51	0.59
1:B:289:ASN:OD1	1:B:292:GLU:HB3	2.02	0.59
1:C:300:CYS:HB2	1:C:303:ALA:HB3	1.85	0.59
1:H:31:GLN:HG2	1:H:114:MET:HB2	1.85	0.59
1:I:182:GLN:H	1:I:183:PRO:HD2	1.68	0.59
1:D:182:GLN:H	1:D:183:PRO:HD2	1.68	0.59
1:D:119:PHE:HB2	1:D:260:THR:HB	1.85	0.59
1:F:76:LEU:H	1:F:76:LEU:HD12	1.68	0.59
1:A:134:SER:OG	1:E:59:GLU:OE2	2.21	0.59
1:E:119:PHE:HB2	1:E:260:THR:HB	1.84	0.58
1:C:155:GLU:HB2	1:C:161:TRP:CD1	2.39	0.58

Continued on next page...

Continued from previous page...

Atom-1	Atom-2	Interatomic distance (Å)	Clash overlap (Å)
1:I:260:THR:O	1:I:264:GLN:HG3	2.03	0.58
1:H:59:GLU:OE2	1:I:134:SER:OG	2.21	0.58
1:A:64:GLU:HG2	1:E:61:THR:HG21	1.86	0.58
1:D:31:GLN:HG2	1:D:114:MET:HB2	1.86	0.58
1:H:119:PHE:HB2	1:H:260:THR:HB	1.86	0.58
1:I:300:CYS:HB2	1:I:303:ALA:HB3	1.86	0.58
1:C:165:LYS:HD3	1:C:166:ALA:H	1.68	0.57
1:B:247:LEU:HB3	1:C:247:LEU:HD11	1.86	0.57
1:H:150:GLU:HB3	1:H:153:ASP:OD2	2.04	0.57
1:J:227:SER:O	1:J:231:ARG:HD3	2.04	0.57
1:B:168:THR:O	1:B:169:HIS:HB2	2.03	0.57
1:I:151:ASN:HB3	1:I:153:ASP:H	1.68	0.57
1:F:115:ASP:OD2	1:F:117:ARG:NH2	2.30	0.57
1:C:119:PHE:HB2	1:C:260:THR:HB	1.85	0.57
1:H:152:ILE:N	1:H:153:ASP:CG	2.58	0.57
1:I:115:ASP:OD2	1:I:117:ARG:NH2	2.24	0.57
1:I:227:SER:O	1:I:231:ARG:HD3	2.04	0.57
1:A:182:GLN:O	1:A:184:ASN:N	2.35	0.57
1:C:91:ARG:CD	1:D:134:SER:HB3	2.32	0.57
1:H:141:ARG:HG2	1:H:142:PHE:HD2	1.70	0.57
1:I:151:ASN:O	1:I:155:GLU:OE2	2.22	0.57
1:D:155:GLU:HB2	1:D:161:TRP:CD1	2.40	0.57
1:H:114:MET:HG2	1:H:124:GLN:HE21	1.70	0.57
1:J:182:GLN:O	1:J:184:ASN:N	2.33	0.57
1:E:71:LEU:HD22	1:E:72:TRP:O	2.05	0.56
1:C:182:GLN:O	1:C:184:ASN:N	2.35	0.56
1:B:169:HIS:HE1	1:I:170:ILE:HD12	1.70	0.56
1:D:141:ARG:HG2	1:D:142:PHE:HD2	1.70	0.56
1:H:247:LEU:HB3	1:I:247:LEU:HD11	1.87	0.56
1:D:308:PHE:HA	1:D:311:ILE:HG12	1.86	0.56
1:F:249:THR:HG23	1:F:253:LEU:HD22	1.87	0.56
1:F:134:SER:OG	1:J:59:GLU:OE2	2.22	0.56
1:B:300:CYS:HB2	1:B:303:ALA:HB3	1.87	0.56
1:F:133:PHE:HE2	1:J:91:ARG:HB3	1.70	0.56
1:G:260:THR:O	1:G:264:GLN:HG3	2.06	0.56
1:B:182:GLN:H	1:B:183:PRO:HD2	1.69	0.56
1:B:263:ASP:O	1:B:267:ILE:HG13	2.06	0.56
1:G:300:CYS:HB2	1:G:303:ALA:HB3	1.87	0.56
1:A:119:PHE:HB2	1:A:260:THR:HB	1.88	0.56
1:C:260:THR:O	1:C:264:GLN:HG3	2.06	0.56
1:C:284:HIS:CE1	1:C:291:VAL:HG12	2.38	0.56

Continued on next page...

Continued from previous page...

Atom-1	Atom-2	Interatomic distance (Å)	Clash overlap (Å)
1:B:72:TRP:HZ3	1:B:135:TYR:CZ	2.24	0.55
1:G:91:ARG:CD	1:H:134:SER:HB3	2.35	0.55
1:E:284:HIS:CE1	1:E:291:VAL:HG12	2.38	0.55
1:A:263:ASP:O	1:A:267:ILE:HG13	2.06	0.55
1:C:72:TRP:HZ3	1:C:135:TYR:CZ	2.25	0.55
1:E:182:GLN:O	1:E:184:ASN:N	2.36	0.55
1:C:157:ILE:HD11	1:D:115:ASP:HB2	1.89	0.55
1:E:182:GLN:H	1:E:183:PRO:CD	2.20	0.55
1:I:145:ILE:HD13	1:I:166:ALA:HB3	1.87	0.55
1:J:182:GLN:H	1:J:183:PRO:CD	2.19	0.55
1:A:231:ARG:HB3	1:A:280:ILE:HD13	1.89	0.55
1:B:32:THR:HA	1:B:110:PHE:O	2.07	0.55
1:G:227:SER:O	1:G:231:ARG:HD3	2.06	0.55
1:H:76:LEU:HD12	1:H:76:LEU:H	1.71	0.55
1:I:72:TRP:HZ3	1:I:135:TYR:CZ	2.25	0.55
1:F:300:CYS:HB2	1:F:303:ALA:HB3	1.89	0.55
1:H:182:GLN:H	1:H:183:PRO:CD	2.20	0.55
1:C:231:ARG:HB3	1:C:280:ILE:HD13	1.88	0.54
1:F:114:MET:HG2	1:F:124:GLN:HE21	1.71	0.54
1:G:157:ILE:HD11	1:H:115:ASP:HB2	1.89	0.54
1:I:182:GLN:O	1:I:184:ASN:N	2.38	0.54
1:J:114:MET:HG2	1:J:124:GLN:HE21	1.72	0.54
1:J:300:CYS:HB2	1:J:303:ALA:HB3	1.88	0.54
1:G:249:THR:HG23	1:G:253:LEU:HD22	1.89	0.54
1:A:247:LEU:HB3	1:B:247:LEU:HD11	1.89	0.54
1:C:253:LEU:HG	1:C:254:PRO:HD2	1.89	0.54
1:F:141:ARG:HG2	1:F:142:PHE:HD2	1.72	0.54
1:H:150:GLU:HB3	1:H:153:ASP:CG	2.27	0.54
1:H:227:SER:O	1:H:231:ARG:HD3	2.07	0.54
1:B:71:LEU:HD22	1:B:72:TRP:O	2.08	0.54
1:E:263:ASP:O	1:E:267:ILE:HG13	2.08	0.54
1:F:72:TRP:HZ3	1:F:135:TYR:CZ	2.26	0.54
1:F:59:GLU:OE2	1:G:134:SER:OG	2.24	0.54
1:I:299:ARG:HA	1:I:301:ARG:HG3	1.90	0.54
1:J:22:LYS:HE3	1:J:24:TYR:CD1	2.43	0.54
1:C:114:MET:HG2	1:C:124:GLN:HE21	1.73	0.54
1:H:212:LEU:O	1:H:216:ILE:HG12	2.07	0.54
1:H:224:TRP:HE3	1:I:281:ILE:HG12	1.72	0.54
1:J:173:ILE:HD12	1:J:174:ARG:H	1.73	0.54
1:D:182:GLN:O	1:D:184:ASN:N	2.38	0.54
1:G:247:LEU:HB3	1:H:247:LEU:HD11	1.89	0.54

Continued on next page...

Continued from previous page...

Atom-1	Atom-2	Interatomic distance (Å)	Clash overlap (Å)
1:G:119:PHE:HB2	1:G:260:THR:HB	1.89	0.53
1:D:152:ILE:HA	1:D:155:GLU:CD	2.28	0.53
1:B:76:LEU:H	1:B:76:LEU:HD12	1.73	0.53
1:E:300:CYS:HB2	1:E:303:ALA:HB3	1.90	0.53
1:A:133:PHE:HE2	1:E:91:ARG:HB3	1.72	0.53
1:D:182:GLN:H	1:D:183:PRO:CD	2.21	0.53
1:G:263:ASP:O	1:G:267:ILE:HG13	2.08	0.53
1:D:263:ASP:O	1:D:267:ILE:HG13	2.09	0.53
1:I:147:VAL:HG12	1:I:149:THR:H	1.74	0.53
1:C:182:GLN:H	1:C:183:PRO:CD	2.20	0.53
1:I:94:LEU:HD23	1:I:100:VAL:HG22	1.89	0.53
1:B:260:THR:O	1:B:264:GLN:HG3	2.08	0.53
1:C:212:LEU:HD23	1:C:245:TYR:CE2	2.44	0.53
1:G:284:HIS:CE1	1:G:291:VAL:HG12	2.41	0.53
1:H:168:THR:HG22	1:H:169:HIS:H	1.73	0.53
1:B:231:ARG:HB3	1:B:280:ILE:HD13	1.91	0.53
1:D:257:PRO:HG2	1:D:258:TYR:CD2	2.44	0.53
1:E:72:TRP:HZ3	1:E:135:TYR:CZ	2.26	0.53
1:F:227:SER:O	1:F:231:ARG:HD3	2.09	0.53
1:I:114:MET:HG2	1:I:124:GLN:HE21	1.74	0.53
1:J:263:ASP:O	1:J:267:ILE:HG13	2.08	0.53
1:B:249:THR:HG23	1:B:253:LEU:HD22	1.91	0.53
1:D:260:THR:O	1:D:264:GLN:HG3	2.08	0.53
1:G:231:ARG:HB3	1:G:280:ILE:HD13	1.91	0.53
1:H:231:ARG:HB3	1:H:280:ILE:HD13	1.91	0.53
1:J:150:GLU:HB3	1:J:153:ASP:OD2	2.09	0.53
1:F:247:LEU:HB3	1:G:247:LEU:HD11	1.91	0.53
1:G:31:GLN:HG2	1:G:114:MET:HB2	1.90	0.53
1:H:263:ASP:O	1:H:267:ILE:HG13	2.09	0.53
1:D:165:LYS:HD3	1:D:166:ALA:N	2.24	0.52
1:D:289:ASN:ND2	1:D:289:ASN:O	2.39	0.52
1:D:300:CYS:HB2	1:D:303:ALA:HB3	1.91	0.52
1:F:257:PRO:HG2	1:F:258:TYR:CD2	2.44	0.52
1:G:225:LEU:HB2	1:G:231:ARG:HG3	1.90	0.52
1:A:182:GLN:H	1:A:183:PRO:CD	2.21	0.52
1:B:114:MET:HG2	1:B:124:GLN:HE21	1.74	0.52
1:J:260:THR:O	1:J:264:GLN:HG3	2.09	0.52
1:B:287:GLN:HB2	1:B:289:ASN:ND2	2.25	0.52
1:E:168:THR:HG22	1:E:169:HIS:H	1.73	0.52
1:I:284:HIS:CE1	1:I:291:VAL:HG12	2.39	0.52
1:A:76:LEU:HD12	1:A:76:LEU:H	1.74	0.52

Continued on next page...

Continued from previous page...

Atom-1	Atom-2	Interatomic distance (Å)	Clash overlap (Å)
1:D:94:LEU:HD23	1:D:100:VAL:HG22	1.91	0.52
1:D:140:LEU:HD12	1:D:189:SER:O	2.10	0.52
1:D:231:ARG:HB3	1:D:280:ILE:HD13	1.91	0.52
1:H:115:ASP:OD1	1:H:117:ARG:HB2	2.08	0.52
1:H:91:ARG:CD	1:I:134:SER:HB3	2.37	0.52
1:I:182:GLN:H	1:I:183:PRO:CD	2.23	0.52
1:E:227:SER:O	1:E:231:ARG:HD3	2.09	0.52
1:E:212:LEU:HD23	1:E:245:TYR:CD2	2.45	0.52
1:F:212:LEU:HD12	1:F:265:MET:SD	2.50	0.52
1:F:263:ASP:O	1:F:267:ILE:HG13	2.09	0.52
1:H:22:LYS:HE3	1:H:24:TYR:CD1	2.45	0.52
1:F:168:THR:HG22	1:F:169:HIS:H	1.74	0.52
1:A:312:GLY:HA2	1:A:315:LEU:HD12	1.91	0.52
1:B:182:GLN:O	1:B:184:ASN:N	2.41	0.52
1:C:224:TRP:HE3	1:D:281:ILE:HG12	1.74	0.52
1:C:71:LEU:HD22	1:C:72:TRP:O	2.10	0.52
1:D:212:LEU:HD23	1:D:245:TYR:CD2	2.45	0.52
1:A:224:TRP:HB2	1:B:281:ILE:HD11	1.91	0.52
1:D:71:LEU:HD22	1:D:72:TRP:O	2.09	0.52
1:B:140:LEU:HD13	1:B:191:ILE:CG1	2.33	0.52
1:I:154:ASN:N	1:I:154:ASN:ND2	2.55	0.52
1:J:257:PRO:HG2	1:J:258:TYR:CD2	2.44	0.52
1:G:257:PRO:HG2	1:G:258:TYR:CD2	2.45	0.51
1:J:168:THR:HG22	1:J:169:HIS:H	1.75	0.51
1:A:212:LEU:HD23	1:A:245:TYR:CD2	2.45	0.51
1:F:32:THR:HA	1:F:110:PHE:O	2.10	0.51
1:D:140:LEU:HD22	1:D:191:ILE:HD11	1.92	0.51
1:H:91:ARG:HB3	1:I:133:PHE:HE2	1.75	0.51
1:I:151:ASN:CG	1:I:152:ILE:H	2.13	0.51
1:E:212:LEU:HD12	1:E:265:MET:SD	2.51	0.51
1:J:94:LEU:HD23	1:J:100:VAL:HG22	1.92	0.51
1:A:247:LEU:HD11	1:E:247:LEU:HB3	1.91	0.51
1:H:140:LEU:HD13	1:H:191:ILE:CG1	2.35	0.51
1:I:245:TYR:HD2	1:I:266:ILE:HD11	1.75	0.51
1:D:227:SER:O	1:D:231:ARG:HD3	2.11	0.51
1:G:72:TRP:HZ3	1:G:135:TYR:CZ	2.28	0.51
1:J:76:LEU:H	1:J:76:LEU:HD12	1.75	0.51
1:D:72:TRP:HZ3	1:D:135:TYR:CZ	2.29	0.51
1:A:72:TRP:HZ3	1:A:135:TYR:CZ	2.28	0.51
1:B:94:LEU:HD23	1:B:100:VAL:HG22	1.93	0.51
1:B:174:ARG:NH1	1:I:13:ASP:OD2	2.43	0.51

Continued on next page...

Continued from previous page...

Atom-1	Atom-2	Interatomic distance (Å)	Clash overlap (Å)
1:B:140:LEU:HD12	1:B:189:SER:O	2.10	0.51
1:B:287:GLN:NE2	1:B:290:GLY:O	2.43	0.51
1:B:76:LEU:N	1:B:76:LEU:HD12	2.26	0.51
1:G:212:LEU:O	1:G:216:ILE:HG12	2.10	0.51
1:H:72:TRP:HZ3	1:H:135:TYR:CZ	2.29	0.51
1:B:212:LEU:O	1:B:216:ILE:HG12	2.11	0.51
1:C:224:TRP:CE3	1:D:281:ILE:HG12	2.46	0.51
1:A:71:LEU:HD22	1:A:72:TRP:O	2.11	0.50
1:C:227:SER:O	1:C:231:ARG:HD3	2.11	0.50
1:C:59:GLU:OE2	1:D:134:SER:OG	2.29	0.50
1:H:115:ASP:OD2	1:H:117:ARG:NH2	2.30	0.50
1:J:316:VAL:HG23	1:J:317:ILE:H	1.76	0.50
1:A:212:LEU:O	1:A:216:ILE:HG12	2.11	0.50
1:E:289:ASN:OD1	1:E:290:GLY:N	2.44	0.50
1:I:210:LEU:HB3	1:I:211:PRO:HD3	1.93	0.50
1:F:182:GLN:H	1:F:183:PRO:CD	2.23	0.50
1:I:257:PRO:HG2	1:I:258:TYR:CD2	2.46	0.50
1:G:91:ARG:HB3	1:H:133:PHE:HE2	1.77	0.50
1:H:212:LEU:HD23	1:H:245:TYR:CD2	2.47	0.50
1:H:300:CYS:HB2	1:H:303:ALA:HB3	1.92	0.50
1:F:64:GLU:HG2	1:J:61:THR:HG21	1.94	0.50
1:B:284:HIS:CE1	1:B:291:VAL:HG12	2.42	0.50
1:C:76:LEU:HD12	1:C:76:LEU:H	1.77	0.50
1:G:182:GLN:H	1:G:183:PRO:CD	2.23	0.50
1:J:72:TRP:HZ3	1:J:135:TYR:CZ	2.30	0.50
1:A:94:LEU:HD23	1:A:100:VAL:HG22	1.94	0.50
1:B:182:GLN:H	1:B:183:PRO:CD	2.24	0.50
1:G:299:ARG:HA	1:G:301:ARG:HG3	1.93	0.50
1:J:284:HIS:CE1	1:J:291:VAL:HG12	2.39	0.50
1:A:115:ASP:OD1	1:A:117:ARG:HB2	2.12	0.50
1:F:212:LEU:O	1:F:216:ILE:HG12	2.12	0.50
1:F:231:ARG:HB3	1:F:280:ILE:HD13	1.92	0.50
1:G:71:LEU:HD22	1:G:72:TRP:O	2.12	0.50
1:I:140:LEU:HD13	1:I:191:ILE:CG1	2.38	0.50
1:D:91:ARG:HB3	1:E:133:PHE:HE2	1.76	0.50
1:F:140:LEU:HD13	1:F:191:ILE:CG1	2.35	0.50
1:G:22:LYS:HE3	1:G:24:TYR:CD1	2.47	0.50
1:H:245:TYR:HD2	1:H:266:ILE:HD11	1.77	0.50
1:A:220:TRP:C	1:A:222:VAL:H	2.16	0.49
1:C:168:THR:O	1:C:169:HIS:HB2	2.12	0.49
1:F:157:ILE:HD11	1:G:115:ASP:HB2	1.93	0.49

Continued on next page...

Continued from previous page...

Atom-1	Atom-2	Interatomic distance (Å)	Clash overlap (Å)
1:H:216:ILE:O	1:H:219:SER:HB3	2.12	0.49
1:I:115:ASP:OD1	1:I:117:ARG:HB2	2.12	0.49
1:D:210:LEU:HB3	1:D:211:PRO:HD3	1.95	0.49
1:G:23:ILE:HG21	1:G:126:PHE:CD1	2.48	0.49
1:G:32:THR:HA	1:G:110:PHE:O	2.12	0.49
1:I:212:LEU:O	1:I:216:ILE:HG12	2.11	0.49
1:J:71:LEU:HD22	1:J:72:TRP:O	2.12	0.49
1:C:287:GLN:NE2	1:C:290:GLY:O	2.45	0.49
1:F:168:THR:O	1:F:169:HIS:HB2	2.11	0.49
1:F:224:TRP:HE3	1:G:281:ILE:HG12	1.77	0.49
1:G:245:TYR:HD2	1:G:266:ILE:HD11	1.78	0.49
1:I:76:LEU:HD12	1:I:76:LEU:H	1.76	0.49
1:C:263:ASP:O	1:C:267:ILE:HG13	2.13	0.49
1:D:115:ASP:OD2	1:D:117:ARG:NH2	2.33	0.49
1:E:115:ASP:OD1	1:E:117:ARG:HB2	2.11	0.49
1:G:115:ASP:OD1	1:G:117:ARG:HB2	2.12	0.49
1:J:212:LEU:O	1:J:216:ILE:HG12	2.12	0.49
1:D:245:TYR:HD2	1:D:266:ILE:HD11	1.78	0.49
1:H:289:ASN:OD1	1:H:290:GLY:N	2.45	0.49
1:J:249:THR:HG23	1:J:253:LEU:HD22	1.94	0.49
1:D:299:ARG:HA	1:D:301:ARG:HG3	1.93	0.49
1:G:140:LEU:HD22	1:G:191:ILE:HD11	1.95	0.49
1:G:212:LEU:HD12	1:G:265:MET:SD	2.52	0.49
1:A:114:MET:HG2	1:A:124:GLN:HE21	1.78	0.49
1:A:178:LEU:HD23	1:A:186:ASN:HD22	1.77	0.49
1:D:247:LEU:HB3	1:E:247:LEU:HD11	1.93	0.49
1:F:212:LEU:HD23	1:F:245:TYR:CD2	2.47	0.49
1:I:32:THR:HA	1:I:110:PHE:O	2.13	0.49
1:A:204:TYR:O	1:A:209:ILE:HG12	2.13	0.49
1:F:71:LEU:HD22	1:F:72:TRP:O	2.13	0.49
1:H:224:TRP:CE3	1:I:281:ILE:HG12	2.47	0.49
1:H:260:THR:O	1:H:264:GLN:HG3	2.13	0.49
1:I:263:ASP:O	1:I:267:ILE:HG13	2.13	0.49
1:J:23:ILE:HG21	1:J:126:PHE:CD1	2.48	0.49
1:G:168:THR:HG22	1:G:169:HIS:H	1.77	0.49
1:G:204:TYR:O	1:G:209:ILE:HG12	2.13	0.49
1:H:204:TYR:O	1:H:209:ILE:HG12	2.13	0.49
1:H:71:LEU:HD22	1:H:72:TRP:O	2.13	0.49
1:I:150:GLU:OE1	1:I:154:ASN:ND2	2.46	0.49
1:I:249:THR:HG23	1:I:253:LEU:HD22	1.93	0.49
1:B:155:GLU:H	1:B:155:GLU:HG3	1.42	0.49

Continued on next page...

Continued from previous page...

Atom-1	Atom-2	Interatomic distance (Å)	Clash overlap (Å)
1:B:22:LYS:HE3	1:B:24:TYR:CD1	2.48	0.49
1:I:313:CYS:O	1:I:316:VAL:HG22	2.13	0.49
1:J:168:THR:O	1:J:169:HIS:HB2	2.12	0.49
1:C:249:THR:HG23	1:C:253:LEU:HD22	1.94	0.48
1:E:168:THR:O	1:E:169:HIS:HB2	2.13	0.48
1:E:225:LEU:HB2	1:E:231:ARG:HG3	1.95	0.48
1:E:231:ARG:HB3	1:E:280:ILE:HD13	1.95	0.48
1:A:287:GLN:NE2	1:A:290:GLY:O	2.46	0.48
1:B:224:TRP:HE3	1:C:281:ILE:HG12	1.77	0.48
1:F:224:TRP:CE3	1:G:281:ILE:HG12	2.48	0.48
1:A:22:LYS:HE3	1:A:24:TYR:CD1	2.48	0.48
1:B:91:ARG:HB3	1:C:133:PHE:HE2	1.79	0.48
1:E:249:THR:HG23	1:E:253:LEU:HD22	1.96	0.48
1:H:76:LEU:HD12	1:H:76:LEU:N	2.28	0.48
1:B:257:PRO:HG2	1:B:258:TYR:CD2	2.48	0.48
1:D:212:LEU:O	1:D:216:ILE:HG12	2.14	0.48
1:E:212:LEU:O	1:E:216:ILE:HG12	2.13	0.48
1:F:284:HIS:CE1	1:F:291:VAL:HG12	2.41	0.48
1:I:287:GLN:NE2	1:I:290:GLY:O	2.47	0.48
1:C:155:GLU:H	1:C:155:GLU:HG3	1.43	0.48
1:E:162:ILE:HG12	1:E:162:ILE:H	1.42	0.48
1:A:210:LEU:HB3	1:A:211:PRO:HD3	1.95	0.48
1:C:247:LEU:HB3	1:D:247:LEU:HD11	1.95	0.48
1:H:32:THR:HA	1:H:110:PHE:O	2.14	0.48
1:I:216:ILE:O	1:I:219:SER:HB3	2.14	0.48
1:J:220:TRP:C	1:J:222:VAL:H	2.17	0.48
1:F:76:LEU:N	1:F:76:LEU:HD12	2.28	0.48
1:A:157:ILE:HD11	1:B:115:ASP:HB2	1.94	0.47
1:B:227:SER:O	1:B:231:ARG:HD3	2.12	0.47
1:H:168:THR:O	1:H:169:HIS:HB2	2.14	0.47
1:H:284:HIS:CE1	1:H:291:VAL:HG12	2.49	0.47
1:C:72:TRP:CZ3	1:C:135:TYR:CZ	3.02	0.47
1:D:162:ILE:HG12	1:D:162:ILE:H	1.37	0.47
1:B:204:TYR:O	1:B:209:ILE:HG12	2.14	0.47
1:C:67:ILE:HG12	1:C:73:VAL:HG23	1.95	0.47
1:D:287:GLN:NE2	1:D:290:GLY:O	2.47	0.47
1:D:59:GLU:OE2	1:E:134:SER:OG	2.31	0.47
1:I:165:LYS:HD3	1:I:166:ALA:N	2.27	0.47
1:C:245:TYR:HD2	1:C:266:ILE:HD11	1.79	0.47
1:C:257:PRO:HG2	1:C:258:TYR:CD2	2.49	0.47
1:C:56:LEU:HA	1:C:56:LEU:HD22	1.73	0.47

Continued on next page...

Continued from previous page...

Atom-1	Atom-2	Interatomic distance (Å)	Clash overlap (Å)
1:E:210:LEU:HB3	1:E:211:PRO:HD3	1.97	0.47
1:E:22:LYS:HE3	1:E:24:TYR:CD1	2.50	0.47
1:E:257:PRO:HG2	1:E:258:TYR:CD2	2.48	0.47
1:E:299:ARG:HA	1:E:301:ARG:HG3	1.97	0.47
1:J:119:PHE:CB	1:J:260:THR:HB	2.44	0.47
1:C:32:THR:HA	1:C:110:PHE:O	2.15	0.47
1:F:162:ILE:HG12	1:F:162:ILE:H	1.40	0.47
1:A:168:THR:O	1:A:169:HIS:HB2	2.15	0.47
1:B:165:LYS:HD3	1:B:166:ALA:N	2.26	0.47
1:B:168:THR:HG22	1:B:169:HIS:H	1.80	0.47
1:F:22:LYS:HE3	1:F:24:TYR:CD1	2.50	0.47
1:F:253:LEU:HG	1:F:254:PRO:HD2	1.95	0.47
1:G:224:TRP:HB2	1:H:281:ILE:HD11	1.97	0.47
1:H:220:TRP:C	1:H:222:VAL:H	2.18	0.47
1:B:145:ILE:HG21	1:B:193:VAL:HG11	1.95	0.47
1:B:224:TRP:CE3	1:C:281:ILE:HG12	2.50	0.47
1:B:295:LEU:HA	1:B:298:GLN:NE2	2.30	0.47
1:G:76:LEU:H	1:G:76:LEU:HD12	1.78	0.47
1:I:168:THR:O	1:I:169:HIS:HB2	2.15	0.47
1:B:107:LEU:HB3	1:C:83:GLY:HA2	1.96	0.47
1:I:22:LYS:HE3	1:I:24:TYR:CD1	2.50	0.47
1:A:253:LEU:HG	1:A:254:PRO:HD2	1.96	0.47
1:B:220:TRP:C	1:B:222:VAL:H	2.17	0.47
1:H:92:LEU:HA	1:H:92:LEU:HD23	1.61	0.47
1:I:92:LEU:HA	1:I:92:LEU:HD23	1.67	0.47
1:J:130:LEU:HA	1:J:130:LEU:HD23	1.76	0.47
1:J:67:ILE:HG12	1:J:73:VAL:HG23	1.96	0.47
1:A:92:LEU:HA	1:A:92:LEU:HD23	1.57	0.47
1:D:204:TYR:O	1:D:209:ILE:HG12	2.14	0.47
1:E:23:ILE:HG21	1:E:126:PHE:CD1	2.50	0.47
1:A:134:SER:HB3	1:E:91:ARG:CD	2.41	0.47
1:B:72:TRP:CZ3	1:B:135:TYR:CZ	3.03	0.47
1:D:91:ARG:CD	1:E:134:SER:HB3	2.41	0.47
1:B:299:ARG:HA	1:B:301:ARG:HG3	1.97	0.46
1:C:310:ALA:C	1:C:312:GLY:H	2.16	0.46
1:F:115:ASP:OD1	1:F:117:ARG:HB2	2.15	0.46
1:G:94:LEU:HD23	1:G:100:VAL:HG22	1.95	0.46
1:G:59:GLU:OE2	1:H:134:SER:OG	2.32	0.46
1:I:154:ASN:C	1:I:156:GLU:H	2.18	0.46
1:A:299:ARG:HA	1:A:301:ARG:HG3	1.97	0.46
1:F:295:LEU:HA	1:F:298:GLN:NE2	2.30	0.46

Continued on next page...

Continued from previous page...

Atom-1	Atom-2	Interatomic distance (Å)	Clash overlap (Å)
1:F:299:ARG:HA	1:F:301:ARG:HG3	1.97	0.46
1:F:91:ARG:CD	1:G:134:SER:HB3	2.40	0.46
1:J:210:LEU:HB3	1:J:211:PRO:HD3	1.98	0.46
1:B:224:TRP:HB2	1:C:281:ILE:HD11	1.96	0.46
1:C:299:ARG:HA	1:C:301:ARG:HG3	1.98	0.46
1:I:72:TRP:CZ3	1:I:135:TYR:CZ	3.04	0.46
1:D:22:LYS:HE3	1:D:24:TYR:CD1	2.49	0.46
1:D:224:TRP:HB2	1:E:281:ILE:HD11	1.98	0.46
1:F:155:GLU:H	1:F:155:GLU:HG3	1.44	0.46
1:H:287:GLN:NE2	1:H:290:GLY:O	2.48	0.46
1:H:21:ASN:HB2	1:H:36:ASP:O	2.15	0.46
1:J:299:ARG:HA	1:J:301:ARG:HG3	1.96	0.46
1:B:157:ILE:HD11	1:C:115:ASP:HB2	1.96	0.46
1:D:212:LEU:HD12	1:D:265:MET:SD	2.55	0.46
1:D:76:LEU:HD12	1:D:76:LEU:H	1.81	0.46
1:H:257:PRO:HG2	1:H:258:TYR:CD2	2.50	0.46
1:I:255:ARG:O	1:I:256:LEU:HD23	2.16	0.46
1:J:212:LEU:HD23	1:J:245:TYR:CD2	2.51	0.46
1:A:24:TYR:CE2	1:A:34:LYS:HD2	2.51	0.46
1:D:115:ASP:OD1	1:D:117:ARG:HB2	2.16	0.46
1:E:287:GLN:NE2	1:E:290:GLY:O	2.48	0.46
1:G:155:GLU:H	1:G:155:GLU:HG3	1.42	0.46
1:G:252:ILE:HD13	1:G:252:ILE:HA	1.78	0.46
1:J:115:ASP:OD2	1:J:117:ARG:NH2	2.37	0.46
1:J:145:ILE:HG21	1:J:193:VAL:HG11	1.98	0.46
1:A:173:ILE:HD12	1:A:174:ARG:H	1.81	0.46
1:D:178:LEU:HD23	1:D:186:ASN:HD22	1.80	0.46
1:G:307:GLY:O	1:G:311:ILE:HD12	2.15	0.46
1:J:204:TYR:O	1:J:209:ILE:HG12	2.15	0.46
1:A:91:ARG:CD	1:B:134:SER:HB3	2.42	0.46
1:F:204:TYR:O	1:F:209:ILE:HG12	2.15	0.46
1:B:162:ILE:H	1:B:162:ILE:HG12	1.43	0.46
1:E:140:LEU:HD13	1:E:191:ILE:CG1	2.42	0.46
1:G:260:THR:H	1:G:263:ASP:HB2	1.81	0.46
1:H:157:ILE:HD11	1:I:115:ASP:HB2	1.97	0.46
1:A:59:GLU:OE2	1:B:134:SER:OG	2.33	0.45
1:B:225:LEU:HB2	1:B:231:ARG:HG3	1.98	0.45
1:B:91:ARG:CD	1:C:134:SER:HB3	2.36	0.45
1:D:32:THR:HA	1:D:110:PHE:O	2.16	0.45
1:E:204:TYR:O	1:E:209:ILE:HG12	2.15	0.45
1:F:220:TRP:C	1:F:222:VAL:H	2.19	0.45

Continued on next page...

Continued from previous page...

Atom-1	Atom-2	Interatomic distance (Å)	Clash overlap (Å)
1:H:151:ASN:CA	1:H:153:ASP:OD2	2.63	0.45
1:H:205:LEU:HD23	1:H:205:LEU:HA	1.76	0.45
1:A:23:ILE:HG21	1:A:126:PHE:CD1	2.52	0.45
1:A:257:PRO:HG2	1:A:258:TYR:CD2	2.51	0.45
1:C:130:LEU:HD23	1:C:130:LEU:HA	1.85	0.45
1:C:22:LYS:HE3	1:C:24:TYR:CD1	2.51	0.45
1:I:225:LEU:HB2	1:I:231:ARG:HG3	1.98	0.45
1:B:151:ASN:O	1:B:155:GLU:HG2	2.17	0.45
1:E:143:SER:HB3	1:E:168:THR:HG21	1.99	0.45
1:F:255:ARG:O	1:F:256:LEU:HD23	2.17	0.45
1:G:131:GLU:HA	1:G:132:PRO:HD2	1.64	0.45
1:C:212:LEU:O	1:C:216:ILE:HG12	2.16	0.45
1:G:92:LEU:HD23	1:G:92:LEU:HA	1.68	0.45
1:H:210:LEU:HB3	1:H:211:PRO:HD3	1.97	0.45
1:I:145:ILE:HG21	1:I:193:VAL:HG11	1.99	0.45
1:A:226:GLU:OE2	1:B:284:HIS:NE2	2.30	0.45
1:A:91:ARG:HB3	1:B:133:PHE:HE2	1.81	0.45
1:B:210:LEU:HB3	1:B:211:PRO:HD3	1.99	0.45
1:H:140:LEU:HD22	1:H:191:ILE:HD11	1.98	0.45
1:I:178:LEU:HD23	1:I:186:ASN:HD22	1.81	0.45
1:D:118:LEU:HG	1:D:118:LEU:H	1.46	0.45
1:A:83:GLY:HA2	1:E:107:LEU:HB3	1.99	0.45
1:D:247:LEU:HD22	1:E:247:LEU:HD11	1.98	0.45
1:A:168:THR:HG22	1:A:169:HIS:H	1.81	0.45
1:A:95:PHE:HE1	1:A:101:ILE:HD12	1.81	0.45
1:B:252:ILE:HA	1:B:252:ILE:HD13	1.81	0.45
1:D:260:THR:H	1:D:263:ASP:HB2	1.82	0.45
1:F:281:ILE:HG12	1:J:224:TRP:HE3	1.81	0.45
1:G:67:ILE:HG12	1:G:73:VAL:HG23	1.99	0.45
1:I:147:VAL:C	1:I:149:THR:N	2.70	0.45
1:A:224:TRP:CE3	1:B:281:ILE:HG12	2.51	0.45
1:B:212:LEU:HD12	1:B:265:MET:SD	2.57	0.45
1:D:216:ILE:O	1:D:219:SER:HB3	2.17	0.45
1:E:264:GLN:O	1:E:267:ILE:N	2.48	0.45
1:H:123:ARG:HB3	1:H:123:ARG:HE	1.51	0.45
1:I:118:LEU:H	1:I:118:LEU:HG	1.46	0.45
1:C:95:PHE:HE1	1:C:101:ILE:HD12	1.82	0.45
1:E:246:ALA:O	1:E:249:THR:HB	2.17	0.45
1:F:178:LEU:HD23	1:F:186:ASN:HD22	1.82	0.45
1:G:182:GLN:O	1:G:184:ASN:N	2.41	0.45
1:H:260:THR:H	1:H:263:ASP:HB2	1.81	0.45

Continued on next page...

Continued from previous page...

Atom-1	Atom-2	Interatomic distance (Å)	Clash overlap (Å)
1:A:130:LEU:HA	1:A:130:LEU:HD23	1.81	0.45
1:D:56:LEU:HA	1:D:56:LEU:HD22	1.70	0.45
1:G:140:LEU:HD13	1:G:191:ILE:CD1	2.47	0.45
1:B:163:ARG:NH1	1:I:151:ASN:CG	2.69	0.45
1:C:76:LEU:N	1:C:76:LEU:HD12	2.32	0.44
1:J:131:GLU:HA	1:J:132:PRO:HD2	1.63	0.44
1:C:72:TRP:C	1:C:72:TRP:CD1	2.90	0.44
1:E:165:LYS:HD3	1:E:166:ALA:N	2.31	0.44
1:F:153:ASP:HB3	1:F:154:ASN:H	1.51	0.44
1:F:173:ILE:HD12	1:F:174:ARG:H	1.82	0.44
1:F:212:LEU:HD23	1:F:245:TYR:CE2	2.52	0.44
1:I:130:LEU:HA	1:I:130:LEU:HD23	1.80	0.44
1:I:231:ARG:HB3	1:I:280:ILE:HD13	1.98	0.44
1:J:115:ASP:OD1	1:J:117:ARG:HB2	2.18	0.44
1:D:72:TRP:CZ3	1:D:135:TYR:CZ	3.06	0.44
1:F:95:PHE:HE1	1:F:101:ILE:HD12	1.82	0.44
1:G:202:SER:OG	1:G:203:TYR:N	2.49	0.44
1:C:162:ILE:H	1:C:162:ILE:HG12	1.38	0.44
1:G:165:LYS:HD3	1:G:166:ALA:N	2.30	0.44
1:G:216:ILE:O	1:G:219:SER:HB3	2.18	0.44
1:H:256:LEU:HD13	1:H:258:TYR:CE1	2.53	0.44
1:B:264:GLN:O	1:B:267:ILE:N	2.49	0.44
1:C:168:THR:HG22	1:C:169:HIS:H	1.82	0.44
1:D:153:ASP:HB3	1:D:154:ASN:H	1.49	0.44
1:F:92:LEU:HA	1:F:92:LEU:HD23	1.69	0.44
1:J:118:LEU:H	1:J:118:LEU:HG	1.48	0.44
1:D:131:GLU:HA	1:D:132:PRO:HD2	1.61	0.44
1:G:255:ARG:O	1:G:256:LEU:HD23	2.17	0.44
1:H:24:TYR:CE2	1:H:34:LYS:HD2	2.53	0.44
1:H:284:HIS:HE1	1:H:291:VAL:HG12	1.81	0.44
1:I:152:ILE:O	1:I:154:ASN:N	2.50	0.44
1:A:131:GLU:HA	1:A:132:PRO:HD2	1.66	0.44
1:A:227:SER:O	1:A:231:ARG:HD3	2.18	0.44
1:A:284:HIS:CE1	1:A:291:VAL:HG12	2.42	0.44
1:D:212:LEU:HD23	1:D:245:TYR:CE2	2.53	0.44
1:G:205:LEU:HD23	1:G:205:LEU:HA	1.76	0.44
1:J:140:LEU:HD12	1:J:189:SER:O	2.17	0.44
1:D:165:LYS:CD	1:D:166:ALA:H	2.27	0.44
1:I:140:LEU:HD12	1:I:189:SER:O	2.18	0.44
1:I:143:SER:N	1:I:170:ILE:HD11	2.33	0.44
1:I:212:LEU:HD23	1:I:245:TYR:CD2	2.52	0.44

Continued on next page...

Continued from previous page...

Atom-1	Atom-2	Interatomic distance (Å)	Clash overlap (Å)
1:I:220:TRP:C	1:I:222:VAL:H	2.21	0.44
1:A:123:ARG:HE	1:A:123:ARG:HB3	1.54	0.44
1:A:245:TYR:HD2	1:A:266:ILE:HD11	1.83	0.44
1:B:178:LEU:HD23	1:B:186:ASN:HD22	1.83	0.44
1:C:72:TRP:O	1:C:72:TRP:CD1	2.71	0.44
1:E:72:TRP:CZ3	1:E:135:TYR:CZ	3.06	0.44
1:G:178:LEU:HD23	1:G:186:ASN:HD22	1.83	0.44
1:H:255:ARG:O	1:H:256:LEU:HD23	2.18	0.44
1:J:76:LEU:N	1:J:76:LEU:HD12	2.33	0.44
1:A:165:LYS:HD3	1:A:166:ALA:N	2.32	0.43
1:C:287:GLN:HB2	1:C:288:ALA:H	1.53	0.43
1:E:32:THR:HA	1:E:110:PHE:O	2.18	0.43
1:A:42:GLN:HA	1:A:100:VAL:O	2.18	0.43
1:B:115:ASP:OD1	1:B:117:ARG:HB2	2.17	0.43
1:C:220:TRP:C	1:C:222:VAL:H	2.22	0.43
1:D:249:THR:HG23	1:D:253:LEU:HD22	2.00	0.43
1:E:220:TRP:C	1:E:222:VAL:H	2.22	0.43
1:G:72:TRP:CZ3	1:G:135:TYR:CZ	3.06	0.43
1:I:173:ILE:HA	1:I:173:ILE:HD12	1.86	0.43
1:J:95:PHE:HE1	1:J:101:ILE:HD12	1.83	0.43
1:B:131:GLU:HA	1:B:132:PRO:HD2	1.68	0.43
1:B:163:ARG:HH11	1:I:151:ASN:CG	2.22	0.43
1:F:72:TRP:CZ3	1:F:135:TYR:CZ	3.06	0.43
1:G:212:LEU:HD23	1:G:245:TYR:CD2	2.53	0.43
1:H:94:LEU:HD23	1:H:100:VAL:HG22	2.00	0.43
1:I:143:SER:HB3	1:I:168:THR:HG21	2.00	0.43
1:J:252:ILE:HA	1:J:252:ILE:HD13	1.82	0.43
1:J:295:LEU:HA	1:J:298:GLN:NE2	2.34	0.43
1:D:72:TRP:CD1	1:D:72:TRP:C	2.92	0.43
1:G:140:LEU:HD12	1:G:189:SER:O	2.18	0.43
1:F:224:TRP:HB2	1:G:281:ILE:HD11	2.01	0.43
1:H:299:ARG:HA	1:H:301:ARG:HG3	2.00	0.43
1:I:174:ARG:HA	1:I:186:ASN:O	2.19	0.43
1:A:212:LEU:HD23	1:A:245:TYR:CE2	2.54	0.43
1:F:281:ILE:HG12	1:J:224:TRP:CE3	2.53	0.43
1:B:119:PHE:CB	1:B:260:THR:HB	2.45	0.43
1:C:228:PHE:CZ	1:C:232:LEU:HD12	2.53	0.43
1:E:130:LEU:HD23	1:E:130:LEU:HA	1.83	0.43
1:F:210:LEU:HB3	1:F:211:PRO:HD3	2.01	0.43
1:I:205:LEU:HD23	1:I:205:LEU:HA	1.76	0.43
1:D:119:PHE:CB	1:D:260:THR:HB	2.47	0.43

Continued on next page...

Continued from previous page...

Atom-1	Atom-2	Interatomic distance (Å)	Clash overlap (Å)
1:D:145:ILE:HD13	1:D:166:ALA:HB3	2.00	0.43
1:D:253:LEU:HG	1:D:254:PRO:HD2	2.00	0.43
1:E:119:PHE:CB	1:E:260:THR:HB	2.48	0.43
1:F:91:ARG:HB3	1:G:133:PHE:HE2	1.84	0.43
1:H:284:HIS:HD2	1:H:285:HIS:NE2	2.17	0.43
1:J:56:LEU:HA	1:J:56:LEU:HD22	1.64	0.43
1:C:91:ARG:HB3	1:D:133:PHE:HE2	1.83	0.43
1:F:145:ILE:HG21	1:F:193:VAL:HG11	1.99	0.43
1:F:94:LEU:HD23	1:F:100:VAL:HG22	2.01	0.43
1:G:56:LEU:HD22	1:G:56:LEU:HA	1.67	0.43
1:H:155:GLU:H	1:H:155:GLU:HG3	1.42	0.43
1:I:204:TYR:O	1:I:209:ILE:HG12	2.18	0.43
1:J:225:LEU:HB2	1:J:231:ARG:HG3	2.00	0.43
1:F:23:ILE:HG21	1:F:126:PHE:CD1	2.54	0.43
1:A:143:SER:N	1:A:170:ILE:HD11	2.34	0.42
1:A:224:TRP:HE3	1:B:281:ILE:HG12	1.83	0.42
1:B:253:LEU:HG	1:B:254:PRO:HD2	2.00	0.42
1:C:24:TYR:CE2	1:C:34:LYS:HD2	2.54	0.42
1:D:168:THR:HG22	1:D:169:HIS:H	1.83	0.42
1:E:173:ILE:HD12	1:E:174:ARG:H	1.83	0.42
1:J:264:GLN:O	1:J:267:ILE:N	2.51	0.42
1:B:115:ASP:OD2	1:B:117:ARG:NH2	2.35	0.42
1:B:245:TYR:HD2	1:B:266:ILE:HD11	1.84	0.42
1:H:143:SER:HB3	1:H:168:THR:HG21	2.01	0.42
1:H:162:ILE:H	1:H:162:ILE:HG12	1.40	0.42
1:I:245:TYR:CD2	1:I:266:ILE:HD11	2.54	0.42
1:C:40:VAL:HA	1:C:102:TYR:O	2.19	0.42
1:C:140:LEU:HD13	1:C:191:ILE:CG1	2.40	0.42
1:E:205:LEU:HA	1:E:205:LEU:HD23	1.78	0.42
1:F:118:LEU:H	1:F:118:LEU:HG	1.46	0.42
1:G:287:GLN:NE2	1:G:290:GLY:O	2.52	0.42
1:H:118:LEU:H	1:H:118:LEU:HG	1.44	0.42
1:H:252:ILE:HD13	1:H:252:ILE:HA	1.72	0.42
1:I:140:LEU:HD22	1:I:191:ILE:HD11	2.01	0.42
1:A:132:PRO:HD2	1:A:189:SER:O	2.20	0.42
1:A:145:ILE:H	1:A:145:ILE:HD12	1.84	0.42
1:A:264:GLN:O	1:A:267:ILE:N	2.52	0.42
1:A:72:TRP:CZ3	1:A:135:TYR:CZ	3.07	0.42
1:C:178:LEU:HD23	1:C:186:ASN:HD22	1.84	0.42
1:C:225:LEU:HB2	1:C:231:ARG:HG3	2.02	0.42
1:E:173:ILE:HD12	1:E:173:ILE:HA	1.86	0.42

Continued on next page...

Continued from previous page...

Atom-1	Atom-2	Interatomic distance (Å)	Clash overlap (Å)
1:G:130:LEU:HA	1:G:130:LEU:HD23	1.74	0.42
1:G:253:LEU:HG	1:G:254:PRO:HD2	2.01	0.42
1:I:152:ILE:O	1:I:153:ASP:C	2.57	0.42
1:I:76:LEU:HD12	1:I:76:LEU:N	2.34	0.42
1:J:92:LEU:HA	1:J:92:LEU:HD23	1.68	0.42
1:A:225:LEU:HB2	1:A:231:ARG:HG3	2.01	0.42
1:A:76:LEU:HD12	1:A:76:LEU:N	2.34	0.42
1:D:165:LYS:HD3	1:D:165:LYS:HA	1.77	0.42
1:F:119:PHE:CB	1:F:260:THR:HB	2.49	0.42
1:G:24:TYR:CE2	1:G:34:LYS:HD2	2.54	0.42
1:G:264:GLN:O	1:G:267:ILE:N	2.50	0.42
1:H:278:LEU:HA	1:H:278:LEU:HD23	1.87	0.42
1:H:72:TRP:CZ3	1:H:135:TYR:CZ	3.07	0.42
1:J:205:LEU:HD23	1:J:205:LEU:HA	1.79	0.42
1:C:118:LEU:H	1:C:118:LEU:HG	1.47	0.42
1:D:151:ASN:O	1:D:155:GLU:HG2	2.20	0.42
1:D:92:LEU:HD23	1:D:92:LEU:HA	1.69	0.42
1:E:212:LEU:HD23	1:E:245:TYR:CE2	2.55	0.42
1:H:178:LEU:HB2	1:H:179:SER:H	1.74	0.42
1:H:23:ILE:HG21	1:H:126:PHE:CD1	2.55	0.42
1:I:131:GLU:HA	1:I:132:PRO:HD2	1.66	0.42
1:I:165:LYS:CD	1:I:166:ALA:H	2.29	0.42
1:J:245:TYR:HD2	1:J:266:ILE:HD11	1.84	0.42
1:C:224:TRP:HB2	1:D:281:ILE:HD11	2.01	0.42
1:F:131:GLU:HA	1:F:132:PRO:HD2	1.66	0.42
1:I:253:LEU:HG	1:I:254:PRO:HD2	2.01	0.42
1:D:295:LEU:HA	1:D:298:GLN:NE2	2.34	0.42
1:E:115:ASP:OD2	1:E:117:ARG:NH2	2.37	0.42
1:E:178:LEU:HD23	1:E:186:ASN:HD22	1.83	0.42
1:F:216:ILE:O	1:F:219:SER:HB3	2.19	0.42
1:A:205:LEU:HA	1:A:205:LEU:HD23	1.77	0.42
1:C:92:LEU:HD23	1:C:92:LEU:HA	1.64	0.42
1:D:168:THR:O	1:D:169:HIS:HB2	2.19	0.42
1:G:178:LEU:HB2	1:G:179:SER:H	1.75	0.42
1:G:76:LEU:HD12	1:G:76:LEU:N	2.35	0.42
1:B:169:HIS:CE1	1:I:168:THR:HB	2.53	0.42
1:B:179:SER:HB3	1:B:180:SER:H	1.67	0.42
1:D:225:LEU:HB2	1:D:231:ARG:HG3	2.02	0.42
1:E:94:LEU:HD23	1:E:100:VAL:HG22	2.01	0.42
1:E:143:SER:N	1:E:170:ILE:HD11	2.35	0.42
1:F:143:SER:N	1:F:170:ILE:HD11	2.35	0.42

Continued on next page...

Continued from previous page...

Atom-1	Atom-2	Interatomic distance (Å)	Clash overlap (Å)
1:F:278:LEU:HD23	1:F:278:LEU:HA	1.88	0.42
1:G:163:ARG:N	1:G:164:GLY:HA3	2.35	0.42
1:F:245:TYR:HD2	1:F:266:ILE:HD11	1.85	0.41
1:G:220:TRP:C	1:G:222:VAL:H	2.22	0.41
1:I:168:THR:HG22	1:I:169:HIS:H	1.84	0.41
1:I:23:ILE:HG21	1:I:126:PHE:CD1	2.54	0.41
1:I:295:LEU:HA	1:I:298:GLN:NE2	2.35	0.41
1:A:252:ILE:HD13	1:A:252:ILE:HA	1.82	0.41
1:C:173:ILE:HD12	1:C:174:ARG:H	1.84	0.41
1:E:145:ILE:HD13	1:E:166:ALA:HB3	2.02	0.41
1:E:76:LEU:HD12	1:E:76:LEU:H	1.85	0.41
1:J:238:LEU:HD12	1:J:238:LEU:HA	1.83	0.41
1:B:23:ILE:HG21	1:B:126:PHE:CD1	2.56	0.41
1:C:23:ILE:HG21	1:C:126:PHE:CD1	2.55	0.41
1:D:173:ILE:HD12	1:D:174:ARG:H	1.86	0.41
1:G:256:LEU:HD23	1:G:256:LEU:HA	1.82	0.41
1:I:157:ILE:HD11	1:J:115:ASP:HB2	2.02	0.41
1:J:123:ARG:HB3	1:J:123:ARG:HE	1.51	0.41
1:C:278:LEU:HD23	1:C:278:LEU:HA	1.87	0.41
1:D:310:ALA:O	1:D:314:VAL:HG23	2.20	0.41
1:E:253:LEU:HG	1:E:254:PRO:HD2	2.02	0.41
1:E:255:ARG:O	1:E:256:LEU:HD23	2.21	0.41
1:G:40:VAL:HA	1:G:102:TYR:O	2.20	0.41
1:I:150:GLU:HG3	1:I:151:ASN:H	1.85	0.41
1:B:165:LYS:HA	1:B:165:LYS:HD3	1.81	0.41
1:B:67:ILE:HG12	1:B:73:VAL:HG23	2.01	0.41
1:D:216:ILE:HD13	1:D:216:ILE:HA	1.83	0.41
1:E:216:ILE:O	1:E:219:SER:HB3	2.20	0.41
1:I:252:ILE:HD13	1:I:252:ILE:HA	1.80	0.41
1:J:143:SER:N	1:J:170:ILE:HD11	2.35	0.41
1:A:153:ASP:HB3	1:A:154:ASN:H	1.52	0.41
1:B:59:GLU:OE2	1:C:134:SER:OG	2.39	0.41
1:E:278:LEU:HA	1:E:278:LEU:HD23	1.93	0.41
1:H:28:THR:HA	1:H:116:PHE:CE1	2.56	0.41
1:H:119:PHE:CB	1:H:260:THR:HB	2.49	0.41
1:I:72:TRP:CD1	1:I:72:TRP:C	2.94	0.41
1:D:40:VAL:HA	1:D:102:TYR:O	2.20	0.41
1:F:252:ILE:HA	1:F:252:ILE:HD13	1.84	0.41
1:G:162:ILE:H	1:G:162:ILE:HG12	1.41	0.41
1:A:32:THR:HA	1:A:110:PHE:O	2.20	0.41
1:C:145:ILE:H	1:C:145:ILE:HD12	1.86	0.41

Continued on next page...

Continued from previous page...

Atom-1	Atom-2	Interatomic distance (Å)	Clash overlap (Å)
1:G:210:LEU:HB3	1:G:211:PRO:HD3	2.02	0.41
1:H:224:TRP:HB2	1:I:281:ILE:HD11	2.02	0.41
1:J:287:GLN:NE2	1:J:290:GLY:O	2.53	0.41
1:A:234:THR:OG1	1:B:233:GLN:HG2	2.21	0.41
1:B:238:LEU:HA	1:B:238:LEU:HD12	1.78	0.41
1:E:118:LEU:HG	1:E:118:LEU:H	1.44	0.41
1:E:123:ARG:HE	1:E:123:ARG:HB3	1.58	0.41
1:J:208:PHE:HE1	1:J:252:ILE:HG21	1.86	0.41
1:A:140:LEU:HD12	1:A:189:SER:O	2.20	0.41
1:B:143:SER:HB3	1:B:168:THR:HG21	2.02	0.41
1:C:174:ARG:HA	1:C:186:ASN:O	2.21	0.41
1:C:212:LEU:HD12	1:C:265:MET:SD	2.61	0.41
1:D:220:TRP:C	1:D:222:VAL:H	2.24	0.41
1:D:245:TYR:CD2	1:D:266:ILE:HD11	2.56	0.41
1:E:145:ILE:HG21	1:E:193:VAL:HG11	2.03	0.41
1:D:247:LEU:CD2	1:E:247:LEU:HD11	2.50	0.41
1:F:287:GLN:NE2	1:F:290:GLY:O	2.54	0.41
1:G:145:ILE:HD13	1:G:166:ALA:HB3	2.02	0.41
1:I:143:SER:H	1:I:170:ILE:HD11	1.86	0.41
1:J:256:LEU:HD13	1:J:258:TYR:CE1	2.55	0.41
1:B:130:LEU:HA	1:B:130:LEU:HD23	1.81	0.41
1:B:145:ILE:HD12	1:B:145:ILE:H	1.86	0.41
1:B:212:LEU:HD23	1:B:245:TYR:CD2	2.56	0.41
1:E:72:TRP:CZ3	1:E:135:TYR:CE1	3.09	0.41
1:F:123:ARG:HB3	1:F:123:ARG:HE	1.48	0.41
1:F:174:ARG:HA	1:F:186:ASN:O	2.21	0.41
1:J:72:TRP:CZ3	1:J:135:TYR:CZ	3.09	0.41
1:J:162:ILE:HG12	1:J:162:ILE:H	1.43	0.41
1:A:115:ASP:OD2	1:A:117:ARG:NH2	2.38	0.40
1:D:143:SER:HB3	1:D:168:THR:HG21	2.02	0.40
1:D:205:LEU:HA	1:D:205:LEU:HD23	1.78	0.40
1:F:28:THR:HA	1:F:116:PHE:CE1	2.57	0.40
1:F:140:LEU:HD12	1:F:189:SER:O	2.21	0.40
1:G:118:LEU:HG	1:G:118:LEU:H	1.42	0.40
1:G:138:GLN:HG2	1:G:139:GLN:N	2.36	0.40
1:B:255:ARG:O	1:B:256:LEU:HD23	2.21	0.40
1:D:308:PHE:O	1:D:312:GLY:N	2.54	0.40
1:E:67:ILE:HG12	1:E:73:VAL:HG23	2.02	0.40
1:G:238:LEU:HD12	1:G:238:LEU:HA	1.74	0.40
1:G:95:PHE:HE1	1:G:101:ILE:HD12	1.85	0.40
1:H:56:LEU:HA	1:H:56:LEU:HD22	1.69	0.40

Continued on next page...

Continued from previous page...

Atom-1	Atom-2	Interatomic distance (Å)	Clash overlap (Å)
1:B:95:PHE:HE1	1:B:101:ILE:HD12	1.86	0.40
1:C:238:LEU:HA	1:C:238:LEU:HD12	1.80	0.40
1:C:252:ILE:HD13	1:C:252:ILE:HA	1.81	0.40
1:C:119:PHE:CB	1:C:260:THR:HB	2.50	0.40
1:D:154:ASN:HD22	1:D:157:ILE:HD12	1.87	0.40
1:F:173:ILE:HD12	1:F:173:ILE:HA	1.86	0.40
1:I:162:ILE:HG12	1:I:162:ILE:H	1.42	0.40
1:I:178:LEU:HB2	1:I:179:SER:H	1.75	0.40
1:C:173:ILE:HA	1:C:173:ILE:HD12	1.85	0.40
1:E:174:ARG:HA	1:E:186:ASN:O	2.21	0.40
1:F:145:ILE:H	1:F:145:ILE:HD12	1.87	0.40
1:I:67:ILE:HG12	1:I:73:VAL:HG23	2.03	0.40
1:A:278:LEU:HD23	1:A:278:LEU:HA	1.84	0.40
1:B:178:LEU:HB2	1:B:179:SER:H	1.74	0.40
1:C:179:SER:HB3	1:C:180:SER:H	1.68	0.40
1:H:145:ILE:HD13	1:H:166:ALA:HB3	2.04	0.40

There are no symmetry-related clashes.

5.3 Torsion angles [i](#)

5.3.1 Protein backbone [i](#)

In the following table, the Percentiles column shows the percent Ramachandran outliers of the chain as a percentile score with respect to all X-ray entries followed by that with respect to entries of similar resolution.

The Analysed column shows the number of residues for which the backbone conformation was analysed, and the total number of residues.

Mol	Chain	Analysed	Favoured	Allowed	Outliers	Percentiles	
1	A	305/324 (94%)	252 (83%)	41 (13%)	12 (4%)	3	28
1	B	305/324 (94%)	249 (82%)	40 (13%)	16 (5%)	2	23
1	C	305/324 (94%)	247 (81%)	45 (15%)	13 (4%)	2	26
1	D	305/324 (94%)	254 (83%)	34 (11%)	17 (6%)	2	21
1	E	305/324 (94%)	249 (82%)	39 (13%)	17 (6%)	2	21
1	F	305/324 (94%)	253 (83%)	37 (12%)	15 (5%)	2	24
1	G	305/324 (94%)	250 (82%)	40 (13%)	15 (5%)	2	24

Continued on next page...

Continued from previous page...

Mol	Chain	Analysed	Favoured	Allowed	Outliers	Percentiles	
1	H	305/324 (94%)	253 (83%)	33 (11%)	19 (6%)	1	20
1	I	305/324 (94%)	254 (83%)	34 (11%)	17 (6%)	2	21
1	J	305/324 (94%)	247 (81%)	39 (13%)	19 (6%)	1	20
All	All	3050/3240 (94%)	2508 (82%)	382 (12%)	160 (5%)	2	23

All (160) Ramachandran outliers are listed below:

Mol	Chain	Res	Type
1	A	119	PHE
1	A	169	HIS
1	A	182	GLN
1	A	202	SER
1	B	119	PHE
1	B	151	ASN
1	B	153	ASP
1	B	169	HIS
1	B	182	GLN
1	B	202	SER
1	C	119	PHE
1	C	169	HIS
1	C	182	GLN
1	C	202	SER
1	D	119	PHE
1	D	169	HIS
1	D	182	GLN
1	D	200	ASN
1	D	202	SER
1	E	119	PHE
1	E	151	ASN
1	E	169	HIS
1	E	182	GLN
1	E	202	SER
1	F	119	PHE
1	F	169	HIS
1	F	182	GLN
1	F	202	SER
1	G	119	PHE
1	G	169	HIS
1	G	182	GLN
1	G	202	SER
1	H	119	PHE

Continued on next page...

Continued from previous page...

Mol	Chain	Res	Type
1	H	141	ARG
1	H	148	TYR
1	H	151	ASN
1	H	152	ILE
1	H	169	HIS
1	H	182	GLN
1	H	202	SER
1	H	289	ASN
1	I	119	PHE
1	I	148	TYR
1	I	153	ASP
1	I	169	HIS
1	I	182	GLN
1	I	200	ASN
1	I	202	SER
1	J	119	PHE
1	J	169	HIS
1	J	182	GLN
1	J	200	ASN
1	J	202	SER
1	A	141	ARG
1	A	294	ASP
1	B	141	ARG
1	B	289	ASN
1	B	294	ASP
1	B	295	LEU
1	C	141	ARG
1	C	294	ASP
1	D	294	ASP
1	E	141	ARG
1	E	288	ALA
1	E	294	ASP
1	F	294	ASP
1	F	295	LEU
1	G	141	ARG
1	G	294	ASP
1	H	294	ASP
1	I	141	ARG
1	I	294	ASP
1	J	141	ARG
1	J	149	THR
1	J	294	ASP

Continued on next page...

Continued from previous page...

Mol	Chain	Res	Type
1	A	183	PRO
1	A	295	LEU
1	B	200	ASN
1	C	200	ASN
1	C	221	SER
1	C	295	LEU
1	D	141	ARG
1	D	151	ASN
1	D	295	LEU
1	E	200	ASN
1	E	221	SER
1	E	295	LEU
1	F	141	ARG
1	F	200	ASN
1	G	295	LEU
1	H	200	ASN
1	H	221	SER
1	H	295	LEU
1	I	295	LEU
1	J	151	ASN
1	J	221	SER
1	J	288	ALA
1	J	295	LEU
1	A	200	ASN
1	A	221	SER
1	B	184	ASN
1	B	221	SER
1	C	183	PRO
1	C	184	ASN
1	D	183	PRO
1	D	184	ASN
1	E	183	PRO
1	E	184	ASN
1	F	183	PRO
1	F	184	ASN
1	F	221	SER
1	G	88	GLY
1	G	183	PRO
1	G	184	ASN
1	G	221	SER
1	H	183	PRO
1	H	184	ASN

Continued on next page...

Continued from previous page...

Mol	Chain	Res	Type
1	I	154	ASN
1	I	183	PRO
1	I	184	ASN
1	J	60	ASN
1	J	183	PRO
1	J	184	ASN
1	B	183	PRO
1	C	25	GLY
1	D	221	SER
1	G	25	GLY
1	G	200	ASN
1	I	221	SER
1	B	257	PRO
1	D	25	GLY
1	D	60	ASN
1	E	257	PRO
1	F	25	GLY
1	H	25	GLY
1	J	25	GLY
1	J	88	GLY
1	A	304	PHE
1	B	304	PHE
1	C	304	PHE
1	D	304	PHE
1	H	304	PHE
1	J	304	PHE
1	D	88	GLY
1	E	304	PHE
1	F	88	GLY
1	F	304	PHE
1	G	257	PRO
1	G	304	PHE
1	I	257	PRO
1	I	304	PHE
1	A	88	GLY
1	I	25	GLY
1	D	257	PRO
1	E	88	GLY
1	H	88	GLY
1	H	257	PRO
1	J	257	PRO
1	E	25	GLY

Continued on next page...

Continued from previous page...

Mol	Chain	Res	Type
1	F	257	PRO

5.3.2 Protein sidechains ⓘ

In the following table, the Percentiles column shows the percent sidechain outliers of the chain as a percentile score with respect to all X-ray entries followed by that with respect to entries of similar resolution.

The Analysed column shows the number of residues for which the sidechain conformation was analysed, and the total number of residues.

Mol	Chain	Analysed	Rotameric	Outliers	Percentiles	
1	A	275/285 (96%)	226 (82%)	49 (18%)	2	12
1	B	275/285 (96%)	226 (82%)	49 (18%)	2	12
1	C	275/285 (96%)	225 (82%)	50 (18%)	1	11
1	D	275/285 (96%)	224 (82%)	51 (18%)	1	11
1	E	275/285 (96%)	227 (82%)	48 (18%)	2	13
1	F	275/285 (96%)	223 (81%)	52 (19%)	1	10
1	G	275/285 (96%)	224 (82%)	51 (18%)	1	11
1	H	275/285 (96%)	229 (83%)	46 (17%)	2	15
1	I	275/285 (96%)	228 (83%)	47 (17%)	2	14
1	J	275/285 (96%)	226 (82%)	49 (18%)	2	12
All	All	2750/2850 (96%)	2258 (82%)	492 (18%)	2	12

All (492) residues with a non-rotameric sidechain are listed below:

Mol	Chain	Res	Type
1	A	17	SER
1	A	20	ILE
1	A	22	LYS
1	A	39	ILE
1	A	43	TRP
1	A	54	LYS
1	A	56	LEU
1	A	71	LEU
1	A	72	TRP
1	A	73	VAL
1	A	76	LEU
1	A	81	VAL

Continued on next page...

Continued from previous page...

Mol	Chain	Res	Type
1	A	87	THR
1	A	91	ARG
1	A	118	LEU
1	A	123	ARG
1	A	130	LEU
1	A	134	SER
1	A	138	GLN
1	A	145	ILE
1	A	149	THR
1	A	155	GLU
1	A	157	ILE
1	A	162	ILE
1	A	165	LYS
1	A	168	THR
1	A	179	SER
1	A	182	GLN
1	A	196	ASP
1	A	207	SER
1	A	208	PHE
1	A	219	SER
1	A	228	PHE
1	A	232	LEU
1	A	237	THR
1	A	238	LEU
1	A	247	LEU
1	A	255	ARG
1	A	258	TYR
1	A	259	THR
1	A	265	MET
1	A	266	ILE
1	A	277	ILE
1	A	281	ILE
1	A	287	GLN
1	A	291	VAL
1	A	296	LEU
1	A	304	PHE
1	A	313	CYS
1	B	20	ILE
1	B	22	LYS
1	B	39	ILE
1	B	43	TRP
1	B	54	LYS

Continued on next page...

Continued from previous page...

Mol	Chain	Res	Type
1	B	56	LEU
1	B	71	LEU
1	B	72	TRP
1	B	73	VAL
1	B	76	LEU
1	B	81	VAL
1	B	87	THR
1	B	91	ARG
1	B	118	LEU
1	B	123	ARG
1	B	130	LEU
1	B	134	SER
1	B	138	GLN
1	B	145	ILE
1	B	150	GLU
1	B	155	GLU
1	B	157	ILE
1	B	162	ILE
1	B	165	LYS
1	B	168	THR
1	B	179	SER
1	B	182	GLN
1	B	196	ASP
1	B	207	SER
1	B	208	PHE
1	B	219	SER
1	B	228	PHE
1	B	229	SER
1	B	232	LEU
1	B	237	THR
1	B	238	LEU
1	B	247	LEU
1	B	253	LEU
1	B	255	ARG
1	B	259	THR
1	B	265	MET
1	B	277	ILE
1	B	279	LEU
1	B	281	ILE
1	B	287	GLN
1	B	291	VAL
1	B	296	LEU

Continued on next page...

Continued from previous page...

Mol	Chain	Res	Type
1	B	304	PHE
1	B	316	VAL
1	C	12	VAL
1	C	17	SER
1	C	20	ILE
1	C	22	LYS
1	C	39	ILE
1	C	43	TRP
1	C	54	LYS
1	C	56	LEU
1	C	71	LEU
1	C	72	TRP
1	C	73	VAL
1	C	76	LEU
1	C	81	VAL
1	C	87	THR
1	C	91	ARG
1	C	107	LEU
1	C	118	LEU
1	C	123	ARG
1	C	130	LEU
1	C	134	SER
1	C	138	GLN
1	C	145	ILE
1	C	153	ASP
1	C	155	GLU
1	C	157	ILE
1	C	162	ILE
1	C	165	LYS
1	C	168	THR
1	C	179	SER
1	C	182	GLN
1	C	207	SER
1	C	208	PHE
1	C	219	SER
1	C	228	PHE
1	C	232	LEU
1	C	237	THR
1	C	238	LEU
1	C	247	LEU
1	C	248	TYR
1	C	255	ARG

Continued on next page...

Continued from previous page...

Mol	Chain	Res	Type
1	C	258	TYR
1	C	259	THR
1	C	265	MET
1	C	266	ILE
1	C	277	ILE
1	C	281	ILE
1	C	287	GLN
1	C	291	VAL
1	C	296	LEU
1	C	304	PHE
1	D	17	SER
1	D	20	ILE
1	D	22	LYS
1	D	39	ILE
1	D	43	TRP
1	D	54	LYS
1	D	56	LEU
1	D	71	LEU
1	D	72	TRP
1	D	73	VAL
1	D	76	LEU
1	D	81	VAL
1	D	87	THR
1	D	90	LYS
1	D	91	ARG
1	D	118	LEU
1	D	123	ARG
1	D	130	LEU
1	D	134	SER
1	D	138	GLN
1	D	145	ILE
1	D	150	GLU
1	D	151	ASN
1	D	153	ASP
1	D	155	GLU
1	D	157	ILE
1	D	162	ILE
1	D	165	LYS
1	D	168	THR
1	D	179	SER
1	D	182	GLN
1	D	207	SER

Continued on next page...

Continued from previous page...

Mol	Chain	Res	Type
1	D	208	PHE
1	D	219	SER
1	D	229	SER
1	D	232	LEU
1	D	237	THR
1	D	238	LEU
1	D	247	LEU
1	D	255	ARG
1	D	259	THR
1	D	262	ILE
1	D	265	MET
1	D	277	ILE
1	D	281	ILE
1	D	287	GLN
1	D	289	ASN
1	D	291	VAL
1	D	296	LEU
1	D	304	PHE
1	D	317	ILE
1	E	20	ILE
1	E	22	LYS
1	E	39	ILE
1	E	43	TRP
1	E	54	LYS
1	E	56	LEU
1	E	71	LEU
1	E	72	TRP
1	E	73	VAL
1	E	76	LEU
1	E	81	VAL
1	E	87	THR
1	E	91	ARG
1	E	118	LEU
1	E	123	ARG
1	E	130	LEU
1	E	134	SER
1	E	138	GLN
1	E	145	ILE
1	E	149	THR
1	E	153	ASP
1	E	155	GLU
1	E	157	ILE

Continued on next page...

Continued from previous page...

Mol	Chain	Res	Type
1	E	162	ILE
1	E	165	LYS
1	E	168	THR
1	E	179	SER
1	E	182	GLN
1	E	207	SER
1	E	208	PHE
1	E	219	SER
1	E	228	PHE
1	E	232	LEU
1	E	237	THR
1	E	238	LEU
1	E	247	LEU
1	E	255	ARG
1	E	258	TYR
1	E	259	THR
1	E	265	MET
1	E	277	ILE
1	E	279	LEU
1	E	281	ILE
1	E	287	GLN
1	E	291	VAL
1	E	296	LEU
1	E	304	PHE
1	E	315	LEU
1	F	12	VAL
1	F	17	SER
1	F	20	ILE
1	F	22	LYS
1	F	39	ILE
1	F	43	TRP
1	F	54	LYS
1	F	56	LEU
1	F	71	LEU
1	F	72	TRP
1	F	73	VAL
1	F	76	LEU
1	F	81	VAL
1	F	87	THR
1	F	91	ARG
1	F	118	LEU
1	F	123	ARG

Continued on next page...

Continued from previous page...

Mol	Chain	Res	Type
1	F	130	LEU
1	F	134	SER
1	F	138	GLN
1	F	145	ILE
1	F	149	THR
1	F	150	GLU
1	F	153	ASP
1	F	155	GLU
1	F	157	ILE
1	F	162	ILE
1	F	165	LYS
1	F	168	THR
1	F	179	SER
1	F	182	GLN
1	F	196	ASP
1	F	207	SER
1	F	208	PHE
1	F	219	SER
1	F	228	PHE
1	F	232	LEU
1	F	237	THR
1	F	238	LEU
1	F	247	LEU
1	F	255	ARG
1	F	258	TYR
1	F	259	THR
1	F	265	MET
1	F	266	ILE
1	F	277	ILE
1	F	281	ILE
1	F	287	GLN
1	F	291	VAL
1	F	296	LEU
1	F	304	PHE
1	F	311	ILE
1	G	20	ILE
1	G	22	LYS
1	G	39	ILE
1	G	43	TRP
1	G	54	LYS
1	G	56	LEU
1	G	71	LEU

Continued on next page...

Continued from previous page...

Mol	Chain	Res	Type
1	G	72	TRP
1	G	73	VAL
1	G	76	LEU
1	G	81	VAL
1	G	87	THR
1	G	90	LYS
1	G	91	ARG
1	G	118	LEU
1	G	123	ARG
1	G	130	LEU
1	G	134	SER
1	G	138	GLN
1	G	145	ILE
1	G	149	THR
1	G	151	ASN
1	G	152	ILE
1	G	155	GLU
1	G	157	ILE
1	G	162	ILE
1	G	165	LYS
1	G	168	THR
1	G	179	SER
1	G	182	GLN
1	G	207	SER
1	G	208	PHE
1	G	219	SER
1	G	228	PHE
1	G	232	LEU
1	G	237	THR
1	G	238	LEU
1	G	247	LEU
1	G	248	TYR
1	G	255	ARG
1	G	258	TYR
1	G	259	THR
1	G	265	MET
1	G	277	ILE
1	G	281	ILE
1	G	287	GLN
1	G	291	VAL
1	G	296	LEU
1	G	304	PHE

Continued on next page...

Continued from previous page...

Mol	Chain	Res	Type
1	G	313	CYS
1	G	317	ILE
1	H	20	ILE
1	H	22	LYS
1	H	39	ILE
1	H	43	TRP
1	H	54	LYS
1	H	56	LEU
1	H	71	LEU
1	H	72	TRP
1	H	73	VAL
1	H	76	LEU
1	H	81	VAL
1	H	87	THR
1	H	91	ARG
1	H	118	LEU
1	H	123	ARG
1	H	130	LEU
1	H	134	SER
1	H	138	GLN
1	H	145	ILE
1	H	149	THR
1	H	155	GLU
1	H	157	ILE
1	H	162	ILE
1	H	165	LYS
1	H	168	THR
1	H	182	GLN
1	H	196	ASP
1	H	207	SER
1	H	208	PHE
1	H	219	SER
1	H	228	PHE
1	H	229	SER
1	H	232	LEU
1	H	237	THR
1	H	238	LEU
1	H	247	LEU
1	H	255	ARG
1	H	259	THR
1	H	265	MET
1	H	277	ILE

Continued on next page...

Continued from previous page...

Mol	Chain	Res	Type
1	H	281	ILE
1	H	287	GLN
1	H	291	VAL
1	H	296	LEU
1	H	304	PHE
1	H	317	ILE
1	I	17	SER
1	I	20	ILE
1	I	22	LYS
1	I	39	ILE
1	I	43	TRP
1	I	54	LYS
1	I	56	LEU
1	I	71	LEU
1	I	72	TRP
1	I	73	VAL
1	I	76	LEU
1	I	81	VAL
1	I	87	THR
1	I	91	ARG
1	I	118	LEU
1	I	123	ARG
1	I	130	LEU
1	I	134	SER
1	I	138	GLN
1	I	145	ILE
1	I	154	ASN
1	I	157	ILE
1	I	162	ILE
1	I	165	LYS
1	I	168	THR
1	I	179	SER
1	I	182	GLN
1	I	196	ASP
1	I	207	SER
1	I	208	PHE
1	I	219	SER
1	I	232	LEU
1	I	237	THR
1	I	238	LEU
1	I	247	LEU
1	I	255	ARG

Continued on next page...

Continued from previous page...

Mol	Chain	Res	Type
1	I	258	TYR
1	I	259	THR
1	I	265	MET
1	I	266	ILE
1	I	277	ILE
1	I	281	ILE
1	I	287	GLN
1	I	289	ASN
1	I	291	VAL
1	I	296	LEU
1	I	304	PHE
1	J	17	SER
1	J	20	ILE
1	J	22	LYS
1	J	39	ILE
1	J	43	TRP
1	J	54	LYS
1	J	56	LEU
1	J	71	LEU
1	J	72	TRP
1	J	73	VAL
1	J	76	LEU
1	J	81	VAL
1	J	87	THR
1	J	90	LYS
1	J	91	ARG
1	J	107	LEU
1	J	118	LEU
1	J	123	ARG
1	J	130	LEU
1	J	134	SER
1	J	138	GLN
1	J	145	ILE
1	J	149	THR
1	J	153	ASP
1	J	155	GLU
1	J	157	ILE
1	J	162	ILE
1	J	165	LYS
1	J	168	THR
1	J	182	GLN
1	J	207	SER

Continued on next page...

Continued from previous page...

Mol	Chain	Res	Type
1	J	208	PHE
1	J	219	SER
1	J	228	PHE
1	J	232	LEU
1	J	237	THR
1	J	238	LEU
1	J	247	LEU
1	J	255	ARG
1	J	258	TYR
1	J	259	THR
1	J	265	MET
1	J	277	ILE
1	J	281	ILE
1	J	287	GLN
1	J	291	VAL
1	J	296	LEU
1	J	304	PHE
1	J	311	ILE

Some sidechains can be flipped to improve hydrogen bonding and reduce clashes. All (12) such sidechains are listed below:

Mol	Chain	Res	Type
1	A	124	GLN
1	B	124	GLN
1	C	124	GLN
1	D	124	GLN
1	E	124	GLN
1	F	124	GLN
1	G	124	GLN
1	H	124	GLN
1	H	284	HIS
1	I	124	GLN
1	I	154	ASN
1	J	124	GLN

5.3.3 RNA ⓘ

There are no RNA molecules in this entry.

5.4 Non-standard residues in protein, DNA, RNA chains [i](#)

There are no non-standard protein/DNA/RNA residues in this entry.

5.5 Carbohydrates [i](#)

There are no carbohydrates in this entry.

5.6 Ligand geometry [i](#)

There are no ligands in this entry.

5.7 Other polymers [i](#)

There are no such residues in this entry.

5.8 Polymer linkage issues [i](#)

There are no chain breaks in this entry.

6 Fit of model and data ⓘ

6.1 Protein, DNA and RNA chains ⓘ

In the following table, the column labelled ‘#RSRZ > 2’ contains the number (and percentage) of RSRZ outliers, followed by percent RSRZ outliers for the chain as percentile scores relative to all X-ray entries and entries of similar resolution. The OWAB column contains the minimum, median, 95th percentile and maximum values of the occupancy-weighted average B-factor per residue. The column labelled ‘Q < 0.9’ lists the number of (and percentage) of residues with an average occupancy less than 0.9.

Mol	Chain	Analysed	<RSRZ>	#RSRZ > 2	OWAB(Å ²)	Q < 0.9
1	A	307/324 (94%)	-0.45	4 (1%) 77 70	79, 119, 201, 239	0
1	B	307/324 (94%)	-0.42	5 (1%) 72 64	80, 117, 208, 254	0
1	C	307/324 (94%)	-0.33	9 (2%) 51 42	77, 118, 206, 237	0
1	D	307/324 (94%)	-0.41	8 (2%) 56 47	77, 116, 200, 260	0
1	E	307/324 (94%)	-0.40	13 (4%) 36 30	78, 119, 212, 260	0
1	F	307/324 (94%)	-0.48	5 (1%) 72 64	78, 119, 199, 236	0
1	G	307/324 (94%)	-0.40	12 (3%) 39 32	76, 116, 195, 238	0
1	H	307/324 (94%)	-0.47	7 (2%) 60 52	80, 118, 208, 239	0
1	I	307/324 (94%)	-0.38	11 (3%) 42 35	78, 118, 206, 255	0
1	J	307/324 (94%)	-0.42	9 (2%) 51 42	77, 119, 199, 238	0
All	All	3070/3240 (94%)	-0.42	83 (2%) 54 45	76, 118, 207, 260	0

All (83) RSRZ outliers are listed below:

Mol	Chain	Res	Type	RSRZ
1	G	289	ASN	7.8
1	C	289	ASN	7.5
1	C	180	SER	7.0
1	J	289	ASN	6.9
1	I	291	VAL	6.6
1	B	151	ASN	6.6
1	G	290	GLY	6.5
1	J	180	SER	5.8
1	H	291	VAL	5.6
1	G	291	VAL	5.4
1	E	152	ILE	4.8
1	C	293	ASP	4.8
1	C	292	GLU	4.8

Continued on next page...

Continued from previous page...

Mol	Chain	Res	Type	RSRZ
1	H	289	ASN	4.7
1	I	290	GLY	4.7
1	C	290	GLY	4.7
1	A	291	VAL	4.6
1	E	289	ASN	4.6
1	E	180	SER	4.6
1	D	291	VAL	4.5
1	J	291	VAL	4.5
1	I	292	GLU	4.4
1	A	151	ASN	4.3
1	J	290	GLY	4.2
1	C	291	VAL	4.1
1	I	153	ASP	4.0
1	G	180	SER	3.9
1	G	293	ASP	3.8
1	G	292	GLU	3.7
1	H	288	ALA	3.6
1	D	289	ASN	3.6
1	I	289	ASN	3.5
1	B	152	ILE	3.5
1	A	317	ILE	3.5
1	D	154	ASN	3.4
1	C	151	ASN	3.4
1	E	306	LEU	3.4
1	H	151	ASN	3.4
1	H	290	GLY	3.4
1	F	291	VAL	3.3
1	E	151	ASN	3.3
1	G	179	SER	3.3
1	B	314	VAL	3.2
1	D	180	SER	3.2
1	C	288	ALA	3.2
1	F	151	ASN	3.1
1	E	153	ASP	3.0
1	F	152	ILE	3.0
1	G	288	ALA	3.0
1	E	305	PRO	3.0
1	B	180	SER	2.9
1	I	157	ILE	2.9
1	B	291	VAL	2.9
1	E	291	VAL	2.8
1	J	179	SER	2.7

Continued on next page...

Continued from previous page...

Mol	Chain	Res	Type	RSRZ
1	E	288	ALA	2.7
1	E	292	GLU	2.7
1	I	288	ALA	2.7
1	C	163	ARG	2.6
1	E	317	ILE	2.6
1	I	293	ASP	2.6
1	H	286	ARG	2.5
1	I	296	LEU	2.5
1	H	180	SER	2.5
1	J	153	ASP	2.5
1	D	290	GLY	2.5
1	G	152	ILE	2.5
1	I	151	ASN	2.5
1	J	152	ILE	2.4
1	D	153	ASP	2.4
1	A	180	SER	2.4
1	E	307	GLY	2.4
1	G	151	ASN	2.4
1	F	180	SER	2.3
1	I	152	ILE	2.3
1	F	306	LEU	2.3
1	E	290	GLY	2.3
1	G	287	GLN	2.2
1	D	151	ASN	2.1
1	D	292	GLU	2.1
1	J	288	ALA	2.1
1	J	154	ASN	2.1
1	G	157	ILE	2.0

6.2 Non-standard residues in protein, DNA, RNA chains [i](#)

There are no non-standard protein/DNA/RNA residues in this entry.

6.3 Carbohydrates [i](#)

There are no carbohydrates in this entry.

6.4 Ligands [i](#)

There are no ligands in this entry.

6.5 Other polymers [i](#)

There are no such residues in this entry.