



Full wwPDB EM Validation Report ⓘ

Nov 3, 2022 – 02:34 AM EDT

PDB ID : 5UU5
EMDB ID : EMD-8606
Title : Bacteriophage P22 mature virion capsid protein
Authors : Hryc, C.F.; Chen, D.-H.; Afonine, P.V.; Jakana, J.; Wang, Z.; Haase-Pettingell, C.; Jiang, W.; Adams, P.D.; King, J.A.; Schmid, M.F.; Chiu, W.
Deposited on : 2017-02-16
Resolution : 3.30 Å(reported)

This is a Full wwPDB EM Validation Report for a publicly released PDB entry.

We welcome your comments at validation@mail.wwpdb.org

A user guide is available at

<https://www.wwpdb.org/validation/2017/EMValidationReportHelp>
with specific help available everywhere you see the ⓘ symbol.

The types of validation reports are described at

<http://www.wwpdb.org/validation/2017/FAQs#types>.

The following versions of software and data (see [references ⓘ](#)) were used in the production of this report:

EMDB validation analysis : 0.0.1.dev43
MolProbity : 4.02b-467
Percentile statistics : 20191225.v01 (using entries in the PDB archive December 25th 2019)
MapQ : **FAILED**
Ideal geometry (proteins) : Engh & Huber (2001)
Ideal geometry (DNA, RNA) : Parkinson et al. (1996)
Validation Pipeline (wwPDB-VP) : 2.31.2

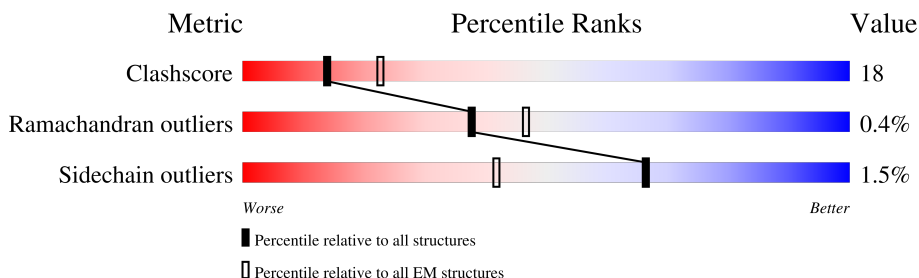
1 Overall quality at a glance

The following experimental techniques were used to determine the structure:

ELECTRON MICROSCOPY

The reported resolution of this entry is 3.30 Å.

Percentile scores (ranging between 0-100) for global validation metrics of the entry are shown in the following graphic. The table shows the number of entries on which the scores are based.



Metric	Whole archive (#Entries)	EM structures (#Entries)
Clashscore	158937	4297
Ramachandran outliers	154571	4023
Sidechain outliers	154315	3826

The table below summarises the geometric issues observed across the polymeric chains and their fit to the map. The red, orange, yellow and green segments of the bar indicate the fraction of residues that contain outliers for ≥ 3 , 2, 1 and 0 types of geometric quality criteria respectively. A grey segment represents the fraction of residues that are not modelled. The numeric value for each fraction is indicated below the corresponding segment, with a dot representing fractions $\leq 5\%$.

Mol	Chain	Length	Quality of chain
1	A	430	72% 27% .
1	B	430	70% 28% .
1	C	430	74% 25% .
1	D	430	70% 30%
1	E	430	69% 30% .
1	F	430	70% 28% .
1	G	430	73% 27%

2 Entry composition

There is only 1 type of molecule in this entry. The entry contains 22995 atoms, of which 0 are hydrogens and 0 are deuteriums.

In the tables below, the AltConf column contains the number of residues with at least one atom in alternate conformation and the Trace column contains the number of residues modelled with at most 2 atoms.

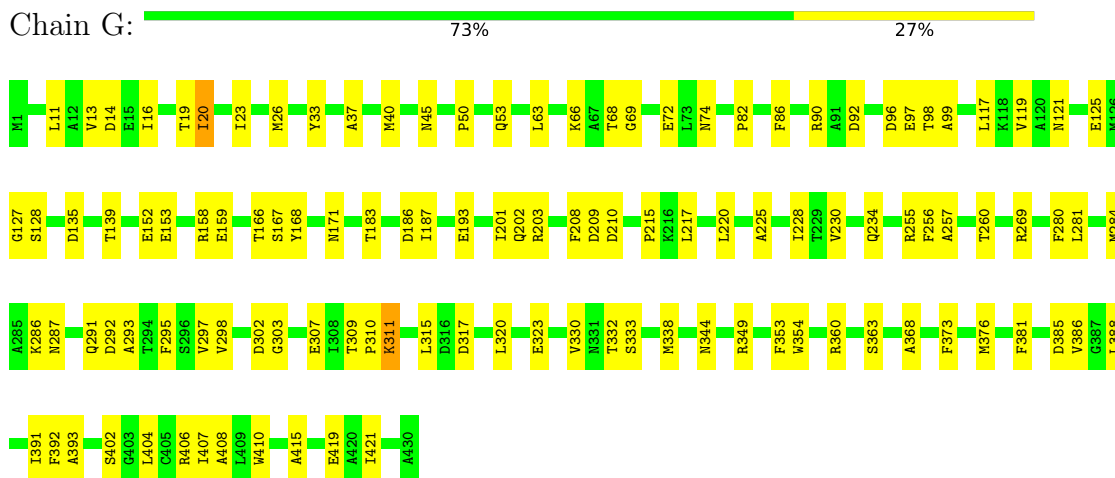
- Molecule 1 is a protein called Major capsid protein.

Mol	Chain	Residues	Atoms					AltConf	Trace
1	G	430	Total 3285	C 2058	N 569	O 644	S 14	0	0
1	A	430	Total 3285	C 2058	N 569	O 644	S 14	0	0
1	C	430	Total 3285	C 2058	N 569	O 644	S 14	0	0
1	E	430	Total 3285	C 2058	N 569	O 644	S 14	0	0
1	F	430	Total 3285	C 2058	N 569	O 644	S 14	0	0
1	B	430	Total 3285	C 2058	N 569	O 644	S 14	0	0
1	D	430	Total 3285	C 2058	N 569	O 644	S 14	0	0

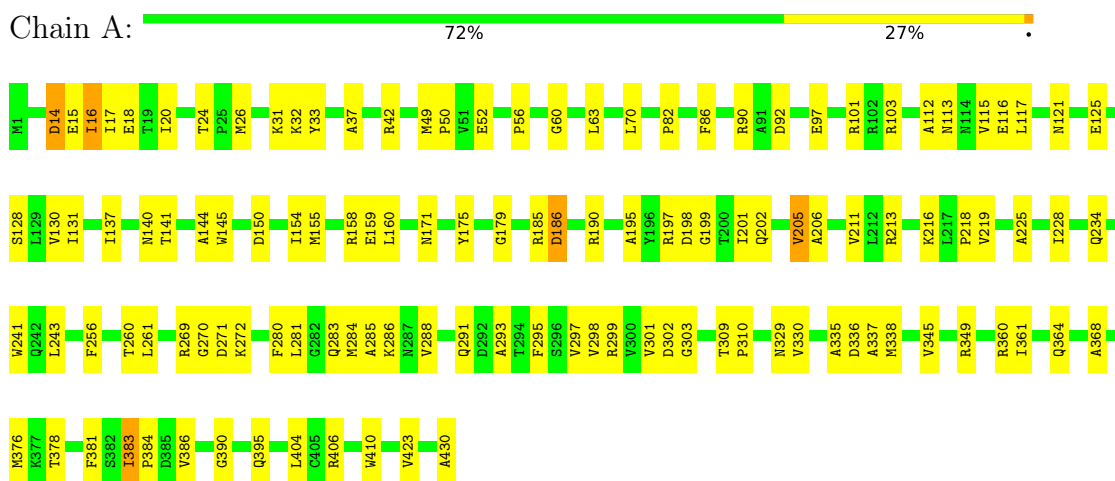
3 Residue-property plots

These plots are drawn for all protein, RNA, DNA and oligosaccharide chains in the entry. The first graphic for a chain summarises the proportions of the various outlier classes displayed in the second graphic. The second graphic shows the sequence view annotated by issues in geometry. Residues are color-coded according to the number of geometric quality criteria for which they contain at least one outlier: green = 0, yellow = 1, orange = 2 and red = 3 or more. Stretches of 2 or more consecutive residues without any outlier are shown as a green connector. Residues present in the sample, but not in the model, are shown in grey.

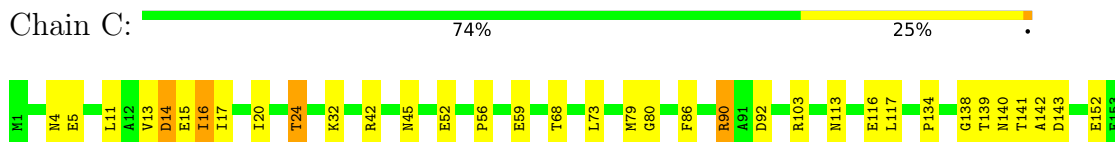
- Molecule 1: Major capsid protein

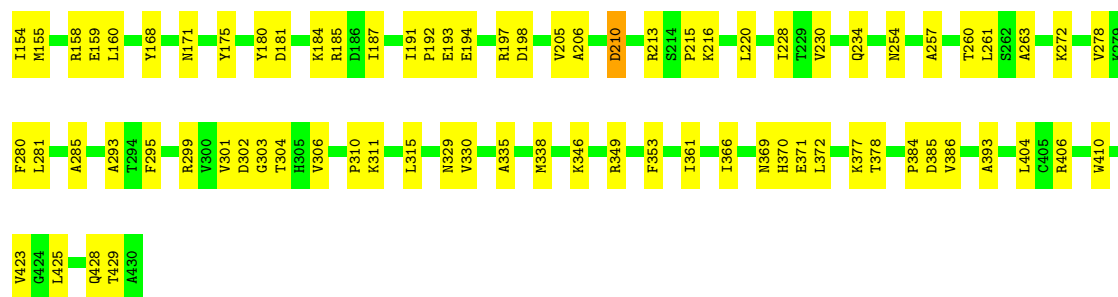


- Molecule 1: Major capsid protein



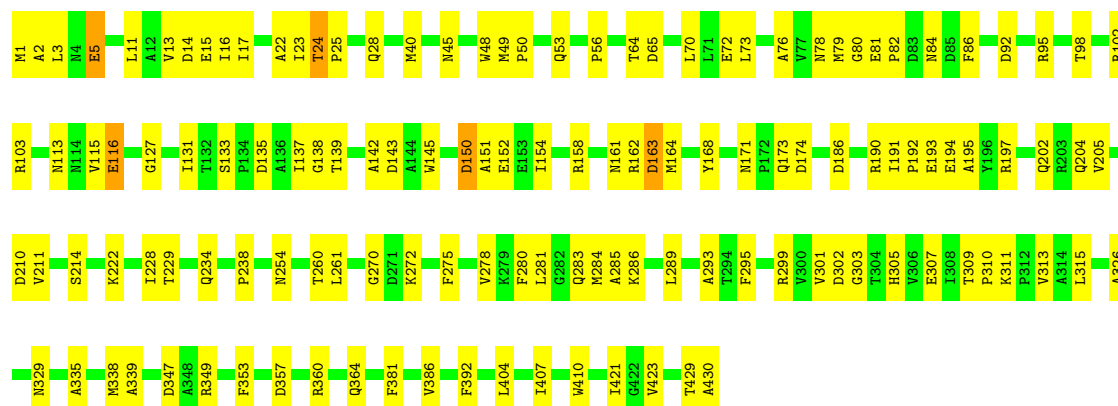
- Molecule 1: Major capsid protein





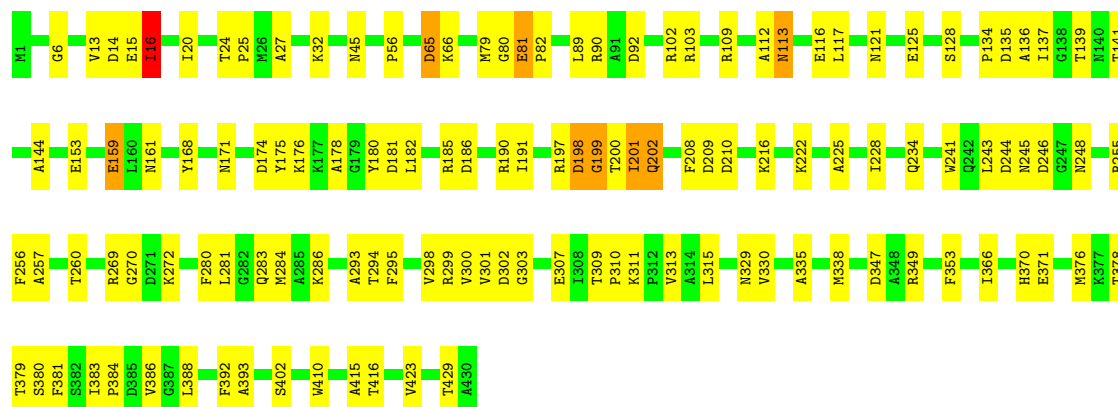
• Molecule 1: Major capsid protein

Chain E: 69% 30%



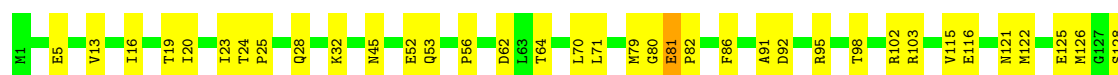
• Molecule 1: Major capsid protein

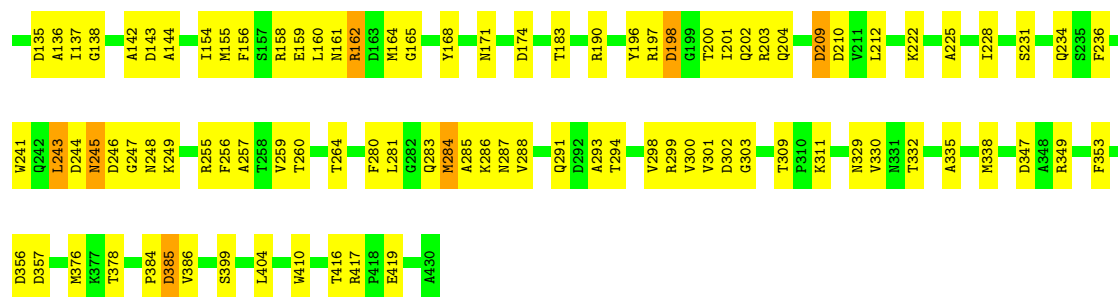
Chain F: 70% 28%



• Molecule 1: Major capsid protein

Chain B: 70% 28%





• Molecule 1: Major capsid protein

Chain D: 70% 30%



4 Experimental information

Property	Value	Source
EM reconstruction method	SINGLE PARTICLE	Depositor
Imposed symmetry	POINT, I	Depositor
Number of particles used	45150	Depositor
Resolution determination method	FSC 0.143 CUT-OFF	Depositor
CTF correction method	PHASE FLIPPING AND AMPLITUDE CORRECTION; Per frame or incoherent sum of particle images, using CTFfind3	Depositor
Microscope	JEOL 3200FSC	Depositor
Voltage (kV)	300	Depositor
Electron dose ($e^-/\text{\AA}^2$)	37.5	Depositor
Minimum defocus (nm)	1500	Depositor
Maximum defocus (nm)	3500	Depositor
Magnification	50000	Depositor
Image detector	DIRECT ELECTRON DE-20 (5k x 3k)	Depositor

5 Model quality

5.1 Standard geometry

The Z score for a bond length (or angle) is the number of standard deviations the observed value is removed from the expected value. A bond length (or angle) with $|Z| > 5$ is considered an outlier worth inspection. RMSZ is the root-mean-square of all Z scores of the bond lengths (or angles).

Mol	Chain	Bond lengths		Bond angles	
		RMSZ	$\# Z > 5$	RMSZ	$\# Z > 5$
1	A	0.34	0/3343	0.53	1/4545 (0.0%)
1	B	0.36	0/3343	0.53	0/4545
1	C	0.37	1/3343 (0.0%)	0.52	0/4545
1	D	0.32	0/3343	0.50	0/4545
1	E	0.39	1/3343 (0.0%)	0.54	0/4545
1	F	0.35	1/3343 (0.0%)	0.52	1/4545 (0.0%)
1	G	0.36	1/3343 (0.0%)	0.54	0/4545
All	All	0.36	4/23401 (0.0%)	0.52	2/31815 (0.0%)

Chiral center outliers are detected by calculating the chiral volume of a chiral center and verifying if the center is modelled as a planar moiety or with the opposite hand. A planarity outlier is detected by checking planarity of atoms in a peptide group, atoms in a mainchain group or atoms of a sidechain that are expected to be planar.

Mol	Chain	#Chirality outliers	#Planarity outliers
1	C	0	1
1	D	0	1
All	All	0	2

All (4) bond length outliers are listed below:

Mol	Chain	Res	Type	Atoms	Z	Observed(Å)	Ideal(Å)
1	C	366	ILE	C-N	-7.87	1.19	1.34
1	G	311	LYS	C-N	-7.50	1.20	1.34
1	F	366	ILE	C-N	-6.95	1.21	1.34
1	E	311	LYS	C-N	-5.71	1.23	1.34

All (2) bond angle outliers are listed below:

Mol	Chain	Res	Type	Atoms	Z	Observed(°)	Ideal(°)
1	F	16	ILE	N-CA-C	5.92	126.99	111.00
1	A	383	ILE	C-N-CD	5.47	139.89	128.40

There are no chirality outliers.

All (2) planarity outliers are listed below:

Mol	Chain	Res	Type	Group
1	C	140	ASN	Peptide
1	D	126	MET	Peptide

5.2 Too-close contacts

In the following table, the Non-H and H(model) columns list the number of non-hydrogen atoms and hydrogen atoms in the chain respectively. The H(added) column lists the number of hydrogen atoms added and optimized by MolProbity. The Clashes column lists the number of clashes within the asymmetric unit, whereas Symm-Clashes lists symmetry-related clashes.

Mol	Chain	Non-H	H(model)	H(added)	Clashes	Symm-Clashes
1	A	3285	0	3259	133	0
1	B	3285	0	3259	147	0
1	C	3285	0	3259	126	0
1	D	3285	0	3259	118	0
1	E	3285	0	3256	131	0
1	F	3285	0	3257	144	0
1	G	3285	0	3257	116	0
All	All	22995	0	22806	807	0

The all-atom clashscore is defined as the number of clashes found per 1000 atoms (including hydrogen atoms). The all-atom clashscore for this structure is 18.

All (807) close contacts within the same asymmetric unit are listed below, sorted by their clash magnitude.

Atom-1	Atom-2	Interatomic distance (Å)	Clash overlap (Å)
1:C:24:THR:HG23	1:C:116:GLU:CG	1.32	1.56
1:E:190:ARG:NH2	1:F:197:ARG:NH2	1.64	1.46
1:B:122:MET:CE	1:B:126:MET:HE1	1.45	1.44
1:C:24:THR:CG2	1:C:116:GLU:CG	1.91	1.43
1:C:24:THR:CG2	1:C:116:GLU:CD	1.88	1.41
1:E:40:MET:HG2	1:E:364:GLN:NE2	1.26	1.41
1:C:24:THR:CG2	1:C:116:GLU:OE2	1.75	1.34
1:C:197:ARG:NH1	1:B:190:ARG:NH1	1.76	1.32
1:A:190:ARG:NH2	1:B:197:ARG:HH22	1.26	1.31
1:B:122:MET:HE3	1:B:126:MET:CE	1.59	1.31
1:C:24:THR:HG23	1:C:116:GLU:CD	0.93	1.31
1:E:24:THR:CA	1:E:116:GLU:OE2	1.79	1.30

Continued on next page...

Continued from previous page...

Atom-1	Atom-2	Interatomic distance (Å)	Clash overlap (Å)
1:C:24:THR:CG2	1:C:116:GLU:HG2	1.49	1.29
1:G:26:MET:CE	1:G:354:TRP:HH2	1.48	1.25
1:E:24:THR:HA	1:E:116:GLU:OE2	1.33	1.24
1:C:24:THR:HG23	1:C:116:GLU:OE2	1.32	1.21
1:C:24:THR:CB	1:C:116:GLU:OE2	1.88	1.21
1:E:161:ASN:CG	1:E:163:ASP:OD1	1.77	1.21
1:E:161:ASN:OD1	1:E:163:ASP:OD1	1.53	1.21
1:B:28:GLN:NE2	1:B:385:ASP:O	1.74	1.20
1:G:19:THR:HG22	1:G:20:ILE:CD1	1.72	1.19
1:G:19:THR:CG2	1:G:20:ILE:HD13	1.77	1.14
1:E:16:ILE:CD1	1:E:102:ARG:HH22	1.58	1.14
1:D:24:THR:HG23	1:D:116:GLU:OE2	1.47	1.14
1:G:256:PHE:HB3	1:G:307:GLU:OE2	1.48	1.13
1:C:24:THR:OG1	1:C:116:GLU:OE2	1.64	1.13
1:G:125:GLU:HG2	1:G:269:ARG:NH1	1.65	1.12
1:B:165:GLY:O	1:B:356:ASP:OD2	1.68	1.11
1:G:19:THR:HG22	1:G:20:ILE:HD13	1.19	1.11
1:A:190:ARG:NH2	1:B:197:ARG:NH2	1.97	1.10
1:B:122:MET:CE	1:B:126:MET:CE	2.21	1.07
1:G:26:MET:CE	1:G:354:TRP:CH2	2.38	1.07
1:A:190:ARG:HH22	1:B:197:ARG:NH2	1.52	1.06
1:C:191:ILE:HG23	1:C:192:PRO:HD3	1.09	1.06
1:D:299:ARG:HD3	1:D:301:VAL:HG12	1.27	1.06
1:D:24:THR:HA	1:D:116:GLU:OE2	1.55	1.05
1:G:13:VAL:HG22	1:G:14:ASP:HA	1.38	1.05
1:A:112:ALA:HB2	1:A:383:ILE:CG2	1.87	1.04
1:G:26:MET:HE1	1:G:354:TRP:CH2	1.90	1.04
1:G:135:ASP:OD2	1:G:139:THR:OG1	1.74	1.04
1:B:203:ARG:NH1	1:B:210:ASP:OD1	1.88	1.04
1:A:112:ALA:O	1:A:115:VAL:HG12	1.53	1.04
1:C:42:ARG:NE	1:D:5:GLU:OE2	1.91	1.04
1:D:299:ARG:HD3	1:D:301:VAL:CG1	1.86	1.04
1:C:24:THR:HG22	1:C:116:GLU:HG2	1.35	1.03
1:E:40:MET:CG	1:E:364:GLN:NE2	2.22	1.02
1:G:26:MET:HE3	1:G:354:TRP:HH2	1.20	1.00
1:C:42:ARG:CZ	1:D:5:GLU:OE1	2.10	1.00
1:E:40:MET:HG2	1:E:364:GLN:HE22	1.21	1.00
1:F:24:THR:HA	1:F:116:GLU:OE1	1.61	0.99
1:E:16:ILE:HD13	1:E:102:ARG:HH22	1.27	0.98
1:E:24:THR:C	1:E:116:GLU:OE2	2.00	0.98
1:G:125:GLU:CG	1:G:269:ARG:NH1	2.26	0.98

Continued on next page...

Continued from previous page...

Atom-1	Atom-2	Interatomic distance (Å)	Clash overlap (Å)
1:G:13:VAL:CG2	1:G:14:ASP:HA	1.92	0.98
1:F:299:ARG:CZ	1:F:301:VAL:HG12	1.94	0.97
1:F:378:THR:HG22	1:F:393:ALA:HB2	1.43	0.96
1:D:24:THR:CG2	1:D:116:GLU:OE2	2.12	0.96
1:C:197:ARG:HH12	1:B:190:ARG:NH1	1.50	0.94
1:D:299:ARG:CD	1:D:301:VAL:HG12	1.96	0.94
1:C:113:ASN:HD22	1:B:284:MET:CG	1.82	0.93
1:E:16:ILE:HD11	1:E:102:ARG:HH22	1.32	0.93
1:C:191:ILE:CG2	1:C:192:PRO:HD3	1.98	0.93
1:B:284:MET:HA	1:B:284:MET:CE	1.98	0.93
1:C:90:ARG:NH2	1:C:92:ASP:OD1	2.01	0.93
1:B:165:GLY:C	1:B:356:ASP:OD2	2.07	0.92
1:C:197:ARG:NH1	1:B:190:ARG:HH12	1.51	0.92
1:A:190:ARG:HH21	1:B:197:ARG:HH22	1.17	0.90
1:A:112:ALA:O	1:A:115:VAL:CG1	2.18	0.90
1:A:195:ALA:O	1:A:198:ASP:O	1.90	0.90
1:B:190:ARG:HH22	1:B:202:GLN:HE22	1.19	0.89
1:B:241:TRP:HZ3	1:B:243:LEU:HD13	1.37	0.89
1:E:234:GLN:HE22	1:E:260:THR:H	1.16	0.89
1:C:42:ARG:NE	1:D:5:GLU:CD	2.26	0.89
1:D:24:THR:HG23	1:D:116:GLU:CD	1.93	0.89
1:C:90:ARG:HH21	1:C:90:ARG:HB3	1.38	0.89
1:E:24:THR:HA	1:E:116:GLU:CD	1.93	0.89
1:A:16:ILE:HG22	1:A:17:ILE:N	1.85	0.89
1:E:173:GLN:NE2	1:D:153:GLU:OE2	2.05	0.88
1:A:20:ILE:HD11	1:F:283:GLN:HG2	1.56	0.88
1:G:69:GLY:O	1:G:323:GLU:OE1	1.89	0.88
1:C:197:ARG:NH1	1:B:190:ARG:HH11	1.66	0.88
1:F:197:ARG:HH11	1:F:197:ARG:HG3	1.39	0.88
1:G:269:ARG:HG3	1:G:298:VAL:O	1.74	0.88
1:B:32:LYS:HE2	1:B:386:VAL:O	1.74	0.87
1:F:135:ASP:OD2	1:F:139:THR:HG21	1.75	0.87
1:F:185:ARG:HG3	1:F:185:ARG:HH11	1.39	0.86
1:D:24:THR:CA	1:D:116:GLU:OE2	2.22	0.86
1:G:90:ARG:NE	1:G:92:ASP:OD1	2.07	0.86
1:F:208:PHE:O	1:F:209:ASP:HB2	1.74	0.86
1:B:121:ASN:O	1:B:125:GLU:HG2	1.75	0.86
1:E:40:MET:HG2	1:E:364:GLN:HE21	1.04	0.85
1:E:50:PRO:HG2	1:F:16:ILE:HD13	1.59	0.84
1:E:161:ASN:ND2	1:E:163:ASP:OD1	2.10	0.83
1:F:241:TRP:HZ3	1:F:243:LEU:CD1	1.90	0.83

Continued on next page...

Continued from previous page...

Atom-1	Atom-2	Interatomic distance (Å)	Clash overlap (Å)
1:G:96:ASP:OD1	1:G:97:GLU:N	2.10	0.83
1:F:198:ASP:O	1:F:200:THR:N	2.11	0.83
1:F:299:ARG:NE	1:F:301:VAL:HG12	1.93	0.83
1:D:205:VAL:HG12	1:D:211:VAL:HG21	1.60	0.83
1:F:378:THR:HG22	1:F:393:ALA:CB	2.07	0.83
1:C:16:ILE:O	1:C:17:ILE:HD13	1.79	0.83
1:F:24:THR:HG23	1:F:116:GLU:OE1	1.79	0.83
1:G:26:MET:HE3	1:G:354:TRP:CH2	2.08	0.83
1:C:24:THR:HG21	1:C:116:GLU:CG	2.06	0.82
1:G:125:GLU:CG	1:G:269:ARG:HH11	1.91	0.82
1:G:256:PHE:CB	1:G:307:GLU:OE2	2.27	0.82
1:G:125:GLU:HG2	1:G:269:ARG:HH12	1.44	0.82
1:B:384:PRO:HG2	1:B:385:ASP:OD1	1.78	0.82
1:C:191:ILE:HG23	1:C:192:PRO:CD	2.03	0.81
1:E:194:GLU:OE1	1:E:202:GLN:NE2	2.13	0.81
1:D:45:ASN:HB3	1:D:79:MET:HB3	1.61	0.81
1:D:299:ARG:CD	1:D:301:VAL:CG1	2.56	0.81
1:E:40:MET:CG	1:E:364:GLN:HE21	1.90	0.81
1:F:383:ILE:HD11	1:F:388:LEU:HB2	1.62	0.80
1:A:16:ILE:CG2	1:A:17:ILE:N	2.43	0.79
1:E:79:MET:CE	1:E:364:GLN:HG2	2.12	0.79
1:G:19:THR:CG2	1:G:20:ILE:CD1	2.47	0.79
1:A:112:ALA:HB2	1:A:383:ILE:HG22	1.62	0.79
1:F:299:ARG:NH2	1:F:301:VAL:HG12	1.96	0.79
1:C:90:ARG:HH21	1:C:90:ARG:CB	1.96	0.79
1:C:197:ARG:CZ	1:B:190:ARG:NH1	2.46	0.78
1:F:32:LYS:HE2	1:F:386:VAL:HG12	1.65	0.78
1:D:62:ASP:OD1	1:D:64:THR:OG1	2.02	0.78
1:E:150:ASP:OD1	1:F:176:LYS:HE2	1.84	0.78
1:F:175:TYR:CZ	1:F:201:ILE:HG22	2.19	0.78
1:C:113:ASN:HD22	1:B:284:MET:HG2	1.47	0.78
1:C:113:ASN:ND2	1:B:284:MET:CG	2.46	0.77
1:G:98:THR:HG23	1:G:99:ALA:H	1.48	0.77
1:A:42:ARG:NH2	1:B:5:GLU:OE1	2.18	0.76
1:F:112:ALA:HB2	1:F:384:PRO:HD2	1.65	0.76
1:A:16:ILE:O	1:A:17:ILE:HD13	1.86	0.76
1:E:79:MET:HE3	1:E:364:GLN:HG2	1.68	0.76
1:G:256:PHE:CD1	1:G:307:GLU:OE2	2.39	0.76
1:A:16:ILE:CG2	1:A:17:ILE:H	1.99	0.75
1:E:16:ILE:CD1	1:E:102:ARG:NH2	2.44	0.75
1:C:42:ARG:NH2	1:D:5:GLU:OE1	2.19	0.75

Continued on next page...

Continued from previous page...

Atom-1	Atom-2	Interatomic distance (Å)	Clash overlap (Å)
1:B:284:MET:HA	1:B:284:MET:HE2	1.65	0.75
1:G:53:GLN:HE21	1:G:72:GLU:HB3	1.51	0.74
1:C:113:ASN:ND2	1:B:284:MET:HG2	2.01	0.74
1:B:16:ILE:HD12	1:B:102:ARG:HE	1.53	0.74
1:C:15:GLU:O	1:C:16:ILE:HG22	1.88	0.74
1:C:197:ARG:CZ	1:B:190:ARG:HH11	2.01	0.74
1:F:197:ARG:HG3	1:F:197:ARG:NH1	2.01	0.74
1:B:190:ARG:HH22	1:B:202:GLN:NE2	1.86	0.74
1:F:272:LYS:HE2	1:F:423:VAL:HG11	1.69	0.74
1:D:97:GLU:O	1:D:97:GLU:HG3	1.87	0.74
1:C:193:GLU:OE2	1:C:197:ARG:NH2	2.20	0.73
1:E:131:ILE:HD11	1:E:151:ALA:HA	1.71	0.73
1:C:113:ASN:HD22	1:B:284:MET:HG3	1.49	0.73
1:F:135:ASP:OD2	1:F:139:THR:CG2	2.35	0.73
1:F:299:ARG:CZ	1:F:301:VAL:CG1	2.66	0.73
1:G:23:ILE:O	1:G:23:ILE:HD12	1.89	0.72
1:B:241:TRP:CZ3	1:B:243:LEU:HD13	2.23	0.72
1:E:16:ILE:HD11	1:E:102:ARG:NH2	2.04	0.72
1:F:81:GLU:OE1	1:F:81:GLU:HA	1.90	0.72
1:F:25:PRO:HD2	1:F:116:GLU:OE2	1.89	0.72
1:F:65:ASP:OD2	1:F:65:ASP:N	2.21	0.71
1:B:284:MET:HA	1:B:284:MET:HE3	1.72	0.71
1:G:298:VAL:HB	1:G:307:GLU:HG2	1.72	0.71
1:F:309:THR:HG23	1:F:310:PRO:HD3	1.72	0.71
1:G:257:ALA:HB2	1:G:311:LYS:HG2	1.73	0.71
1:E:16:ILE:HD13	1:E:102:ARG:NH2	2.05	0.71
1:B:244:ASP:O	1:B:247:GLY:N	2.16	0.71
1:C:210:ASP:OD1	1:C:210:ASP:N	2.21	0.70
1:B:162:ARG:HH21	1:B:162:ARG:HB2	1.56	0.70
1:F:198:ASP:OD1	1:F:198:ASP:N	2.24	0.70
1:G:209:ASP:OD1	1:G:210:ASP:N	2.25	0.70
1:C:335:ALA:HB3	1:C:338:MET:HB2	1.74	0.70
1:G:98:THR:HG23	1:G:99:ALA:N	2.06	0.70
1:D:171:ASN:HD22	1:D:349:ARG:HD2	1.56	0.70
1:C:42:ARG:NE	1:D:5:GLU:OE1	2.25	0.69
1:C:90:ARG:HH21	1:C:90:ARG:CG	2.05	0.69
1:F:269:ARG:HG3	1:F:298:VAL:O	1.91	0.69
1:C:215:PRO:O	1:C:349:ARG:NH1	2.24	0.69
1:B:122:MET:SD	1:B:126:MET:CE	2.80	0.69
1:C:80:GLY:O	1:C:410:TRP:NE1	2.23	0.69
1:B:23:ILE:HG22	1:B:25:PRO:HD3	1.75	0.69

Continued on next page...

Continued from previous page...

Atom-1	Atom-2	Interatomic distance (Å)	Clash overlap (Å)
1:B:45:ASN:HB3	1:B:79:MET:HB3	1.72	0.69
1:F:136:ALA:O	1:F:139:THR:HG22	1.92	0.69
1:G:234:GLN:HE22	1:G:260:THR:H	1.40	0.68
1:F:175:TYR:CE1	1:F:201:ILE:CG2	2.77	0.68
1:G:26:MET:HE1	1:G:354:TRP:CZ3	2.29	0.68
1:G:90:ARG:NH1	1:G:92:ASP:OD1	2.27	0.68
1:C:281:LEU:HD21	1:C:315:LEU:HD22	1.76	0.68
1:A:197:ARG:NH1	1:F:190:ARG:NH1	2.41	0.68
1:C:113:ASN:ND2	1:B:284:MET:HG3	2.07	0.67
1:E:301:VAL:HG23	1:E:302:ASP:H	1.58	0.67
1:A:171:ASN:HD22	1:A:349:ARG:HD2	1.59	0.67
1:B:82:PRO:HB3	1:B:410:TRP:HB2	1.76	0.67
1:E:3:LEU:CD1	1:E:5:GLU:HG2	2.24	0.67
1:A:14:ASP:OD1	1:A:14:ASP:N	2.25	0.67
1:G:309:THR:OG1	1:G:310:PRO:HD3	1.95	0.67
1:E:151:ALA:O	1:E:154:ILE:HG22	1.95	0.67
1:G:19:THR:CG2	1:G:20:ILE:N	2.58	0.67
1:A:16:ILE:HG22	1:A:18:GLU:N	2.10	0.67
1:A:97:GLU:CD	1:A:101:ARG:NH2	2.48	0.67
1:E:5:GLU:OE1	1:D:42:ARG:NE	2.28	0.67
1:C:42:ARG:CZ	1:D:5:GLU:CD	2.63	0.66
1:B:200:THR:OG1	1:B:201:ILE:O	2.10	0.66
1:G:125:GLU:HG3	1:G:269:ARG:NH1	2.09	0.66
1:E:5:GLU:OE1	1:D:42:ARG:CD	2.43	0.66
1:G:385:ASP:OD1	1:G:386:VAL:N	2.29	0.66
1:A:381:PHE:O	1:A:390:GLY:O	2.13	0.66
1:D:281:LEU:HD21	1:D:315:LEU:HD22	1.78	0.66
1:C:42:ARG:CD	1:D:5:GLU:CD	2.64	0.66
1:F:24:THR:CA	1:F:116:GLU:OE1	2.41	0.66
1:F:257:ALA:HB2	1:F:311:LYS:HG2	1.77	0.66
1:B:19:THR:HG23	1:B:20:ILE:HG23	1.77	0.66
1:A:15:GLU:O	1:A:16:ILE:HB	1.96	0.65
1:A:185:ARG:NH1	1:B:183:THR:O	2.30	0.65
1:C:141:THR:HG23	1:C:142:ALA:H	1.61	0.65
1:G:117:LEU:O	1:G:121:ASN:ND2	2.30	0.65
1:F:198:ASP:C	1:F:200:THR:H	1.96	0.65
1:B:154:ILE:CD1	1:B:291:GLN:NE2	2.59	0.65
1:A:272:LYS:HE2	1:A:423:VAL:HG11	1.78	0.65
1:F:14:ASP:OD1	1:F:15:GLU:N	2.28	0.65
1:E:5:GLU:OE1	1:D:42:ARG:HD3	1.96	0.65
1:B:385:ASP:OD1	1:B:385:ASP:N	2.24	0.65

Continued on next page...

Continued from previous page...

Atom-1	Atom-2	Interatomic distance (Å)	Clash overlap (Å)
1:E:285:ALA:HB1	1:F:117:LEU:HD11	1.77	0.65
1:G:19:THR:HG23	1:G:20:ILE:HD13	1.78	0.65
1:E:3:LEU:HD13	1:E:5:GLU:HG2	1.78	0.65
1:D:121:ASN:O	1:D:125:GLU:HG2	1.95	0.65
1:G:201:ILE:HG22	1:G:202:GLN:HG3	1.79	0.65
1:C:384:PRO:O	1:C:385:ASP:HB2	1.95	0.64
1:B:13:VAL:CG2	1:B:98:THR:HG21	2.27	0.64
1:C:52:GLU:HG2	1:D:19:THR:HG22	1.80	0.64
1:B:122:MET:SD	1:B:126:MET:HE2	2.37	0.64
1:B:234:GLN:HE22	1:B:260:THR:H	1.46	0.64
1:A:117:LEU:HD13	1:A:216:LYS:HD2	1.80	0.64
1:F:185:ARG:HG3	1:F:185:ARG:NH1	2.11	0.64
1:E:81:GLU:OE2	1:E:82:PRO:HD2	1.97	0.64
1:G:125:GLU:CG	1:G:269:ARG:HH12	2.03	0.64
1:F:222:LYS:N	1:F:347:ASP:OD1	2.31	0.64
1:B:329:ASN:OD1	1:B:330:VAL:N	2.30	0.64
1:G:90:ARG:CZ	1:G:92:ASP:OD1	2.46	0.63
1:G:23:ILE:HD12	1:G:23:ILE:C	2.19	0.63
1:A:112:ALA:CB	1:A:383:ILE:CG2	2.73	0.63
1:A:284:MET:HE1	1:B:20:ILE:HD12	1.81	0.63
1:C:11:LEU:HD23	1:C:11:LEU:C	2.19	0.62
1:B:244:ASP:O	1:B:246:ASP:N	2.32	0.62
1:G:19:THR:CG2	1:G:20:ILE:H	2.12	0.62
1:G:128:SER:HB3	1:G:419:GLU:HA	1.81	0.62
1:C:59:GLU:HA	1:D:83:ASP:HA	1.81	0.62
1:E:40:MET:CG	1:E:364:GLN:HE22	2.01	0.62
1:A:186:ASP:N	1:A:186:ASP:OD1	2.25	0.62
1:F:208:PHE:O	1:F:209:ASP:CB	2.45	0.62
1:E:335:ALA:HB3	1:E:338:MET:HG3	1.80	0.62
1:A:60:GLY:HA2	1:B:81:GLU:HG2	1.82	0.62
1:A:284:MET:CE	1:B:20:ILE:HD12	2.30	0.62
1:A:20:ILE:HD11	1:F:283:GLN:CG	2.29	0.62
1:A:24:THR:HG23	1:A:116:GLU:HB2	1.82	0.62
1:E:205:VAL:HG22	1:E:211:VAL:HG21	1.80	0.61
1:A:154:ILE:HD13	1:A:291:GLN:HG3	1.82	0.61
1:B:335:ALA:HB3	1:B:338:MET:HG3	1.82	0.61
1:A:234:GLN:HE22	1:A:260:THR:HB	1.65	0.61
1:C:168:TYR:CD1	1:C:353:PHE:HB3	2.35	0.61
1:F:81:GLU:HG3	1:F:82:PRO:HD2	1.82	0.61
1:A:137:ILE:HD11	1:A:144:ALA:HA	1.82	0.61
1:C:234:GLN:HE22	1:C:260:THR:HB	1.66	0.61

Continued on next page...

Continued from previous page...

Atom-1	Atom-2	Interatomic distance (Å)	Clash overlap (Å)
1:B:241:TRP:HZ3	1:B:243:LEU:CD1	2.12	0.61
1:C:117:LEU:HD11	1:B:285:ALA:HB1	1.82	0.61
1:D:78:ASN:OD1	1:D:79:MET:N	2.33	0.61
1:D:96:ASP:O	1:D:97:GLU:HB3	2.00	0.61
1:E:171:ASN:HD22	1:E:349:ARG:HD2	1.65	0.61
1:F:178:ALA:HB1	1:F:201:ILE:HD12	1.82	0.61
1:G:19:THR:HG22	1:G:20:ILE:N	2.16	0.60
1:E:193:GLU:HG3	1:D:191:ILE:CD1	2.31	0.60
1:F:182:LEU:HD21	1:F:191:ILE:HG22	1.83	0.60
1:F:234:GLN:HE22	1:F:260:THR:HB	1.66	0.60
1:A:283:GLN:HA	1:A:283:GLN:OE1	2.01	0.60
1:D:108:ALA:HB1	1:D:384:PRO:HD3	1.83	0.60
1:F:283:GLN:O	1:F:286:LYS:NZ	2.34	0.60
1:F:302:ASP:OD1	1:F:303:GLY:N	2.35	0.60
1:B:24:THR:HG23	1:B:116:GLU:HB2	1.84	0.60
1:D:238:PRO:HG3	1:D:313:VAL:HG21	1.83	0.60
1:E:161:ASN:OD1	1:E:163:ASP:CG	2.39	0.60
1:D:299:ARG:HD3	1:D:301:VAL:HG13	1.79	0.60
1:G:20:ILE:HD13	1:G:20:ILE:N	2.17	0.60
1:C:90:ARG:NH2	1:C:92:ASP:CG	2.53	0.60
1:A:329:ASN:OD1	1:A:330:VAL:N	2.33	0.60
1:B:80:GLY:O	1:B:410:TRP:CD1	2.55	0.60
1:D:299:ARG:HG2	1:D:300:VAL:N	2.15	0.60
1:E:3:LEU:HD11	1:E:5:GLU:OE2	2.00	0.60
1:C:285:ALA:HA	1:D:113:ASN:HD21	1.67	0.59
1:A:158:ARG:HH12	1:A:329:ASN:HB2	1.66	0.59
1:E:24:THR:O	1:E:28:GLN:HG3	2.03	0.59
1:F:137:ILE:HD11	1:F:144:ALA:HA	1.83	0.59
1:B:161:ASN:H	1:B:417:ARG:HH12	1.49	0.59
1:G:256:PHE:CG	1:G:307:GLU:OE2	2.54	0.59
1:D:24:THR:CB	1:D:116:GLU:OE2	2.49	0.59
1:A:270:GLY:O	1:A:272:LYS:NZ	2.33	0.59
1:D:125:GLU:OE2	1:D:125:GLU:HA	2.02	0.59
1:A:205:VAL:HG22	1:A:211:VAL:HG21	1.84	0.59
1:E:113:ASN:ND2	1:D:284:MET:O	2.35	0.59
1:E:161:ASN:ND2	1:E:163:ASP:CG	2.55	0.59
1:B:203:ARG:HH22	1:B:212:LEU:CD2	2.16	0.59
1:G:19:THR:HG22	1:G:20:ILE:CG1	2.32	0.59
1:F:90:ARG:NH2	1:F:92:ASP:OD2	2.36	0.59
1:B:122:MET:HE3	1:B:126:MET:HE1	0.64	0.59
1:D:272:LYS:HE2	1:D:423:VAL:HG11	1.85	0.59

Continued on next page...

Continued from previous page...

Atom-1	Atom-2	Interatomic distance (Å)	Clash overlap (Å)
1:E:64:THR:O	1:E:65:ASP:HB2	2.03	0.59
1:F:201:ILE:O	1:F:202:GLN:O	2.21	0.59
1:B:171:ASN:HD22	1:B:349:ARG:HD2	1.68	0.59
1:A:159:GLU:HG2	1:A:284:MET:H	1.68	0.59
1:E:24:THR:CB	1:E:116:GLU:OE2	2.44	0.58
1:D:137:ILE:HD11	1:D:144:ALA:HA	1.85	0.58
1:B:164:MET:HB2	1:B:357:ASP:OD1	2.03	0.58
1:C:257:ALA:HB2	1:C:311:LYS:HG3	1.83	0.58
1:C:272:LYS:HE2	1:C:423:VAL:HG11	1.84	0.58
1:D:133:SER:OG	1:D:134:PRO:HD2	2.04	0.58
1:D:321:SER:OG	1:D:323:GLU:OE1	2.17	0.58
1:E:103:ARG:HH22	1:D:56:PRO:HD2	1.67	0.58
1:E:161:ASN:HD21	1:E:163:ASP:CG	2.07	0.58
1:F:13:VAL:HG12	1:F:102:ARG:NH1	2.18	0.58
1:G:86:PHE:CE1	1:G:404:LEU:HD21	2.39	0.58
1:C:171:ASN:HD22	1:C:349:ARG:HB3	1.68	0.58
1:D:234:GLN:HE22	1:D:260:THR:HB	1.68	0.58
1:A:241:TRP:HZ3	1:A:243:LEU:HD12	1.67	0.58
1:D:19:THR:HG23	1:D:20:ILE:HG12	1.84	0.58
1:D:302:ASP:OD1	1:D:303:GLY:N	2.36	0.58
1:C:42:ARG:CZ	1:D:5:GLU:OE2	2.51	0.57
1:C:90:ARG:HH22	1:C:92:ASP:CG	2.07	0.57
1:F:159:GLU:HA	1:F:159:GLU:OE1	2.03	0.57
1:E:193:GLU:HG3	1:D:191:ILE:HD12	1.85	0.57
1:F:24:THR:CG2	1:F:116:GLU:OE1	2.51	0.57
1:A:16:ILE:HG22	1:A:18:GLU:H	1.69	0.57
1:A:219:VAL:HA	1:A:349:ARG:HA	1.86	0.57
1:A:179:GLY:HA2	1:A:201:ILE:HD11	1.87	0.57
1:E:429:THR:O	1:E:430:ALA:HB2	2.05	0.57
1:F:90:ARG:HA	1:F:402:SER:HA	1.87	0.57
1:G:153:GLU:OE1	1:G:291:GLN:NE2	2.38	0.57
1:A:299:ARG:HE	1:A:301:VAL:HG12	1.70	0.57
1:C:329:ASN:OD1	1:C:330:VAL:N	2.33	0.57
1:F:113:ASN:OD1	1:F:216:LYS:HE2	2.05	0.57
1:F:309:THR:CG2	1:F:310:PRO:HD3	2.35	0.57
1:B:255:ARG:O	1:B:309:THR:HG23	2.05	0.56
1:E:78:ASN:OD1	1:E:79:MET:N	2.37	0.56
1:F:141:THR:O	1:F:181:ASP:OD1	2.23	0.56
1:F:335:ALA:HB3	1:F:338:MET:HG3	1.86	0.56
1:D:158:ARG:HH12	1:D:329:ASN:HB2	1.70	0.56
1:G:166:THR:OG1	1:G:208:PHE:O	2.22	0.56

Continued on next page...

Continued from previous page...

Atom-1	Atom-2	Interatomic distance (Å)	Clash overlap (Å)
1:A:116:GLU:OE1	1:A:116:GLU:HA	2.05	0.56
1:A:202:GLN:NE2	1:B:197:ARG:HH21	2.04	0.56
1:A:302:ASP:OD1	1:A:303:GLY:N	2.37	0.56
1:G:13:VAL:HG23	1:G:14:ASP:HA	1.86	0.56
1:G:50:PRO:HA	1:G:74:ASN:HD22	1.69	0.56
1:B:80:GLY:O	1:B:410:TRP:NE1	2.38	0.56
1:C:24:THR:HG21	1:C:116:GLU:HG2	1.71	0.56
1:F:298:VAL:CG1	1:F:309:THR:HB	2.36	0.56
1:D:257:ALA:HB2	1:D:311:LYS:HG3	1.88	0.56
1:E:190:ARG:CZ	1:F:197:ARG:NH2	2.61	0.56
1:E:191:ILE:HD12	1:E:202:GLN:HG3	1.88	0.56
1:G:152:GLU:HA	1:G:152:GLU:OE1	2.05	0.56
1:A:16:ILE:CG2	1:A:18:GLU:H	2.18	0.56
1:A:381:PHE:N	1:A:390:GLY:O	2.36	0.56
1:C:168:TYR:HD1	1:C:353:PHE:HB3	1.69	0.56
1:B:159:GLU:OE1	1:B:283:GLN:O	2.24	0.56
1:A:97:GLU:OE1	1:A:101:ARG:NH2	2.38	0.56
1:F:171:ASN:HD22	1:F:349:ARG:HB3	1.71	0.56
1:F:281:LEU:HD21	1:F:315:LEU:HD22	1.88	0.56
1:D:49:MET:SD	1:D:360:ARG:NH2	2.79	0.56
1:C:90:ARG:NH2	1:C:90:ARG:HB3	2.16	0.55
1:E:49:MET:SD	1:E:360:ARG:NH2	2.79	0.55
1:A:97:GLU:OE2	1:A:101:ARG:NH2	2.39	0.55
1:E:158:ARG:HH12	1:E:329:ASN:HB2	1.72	0.55
1:E:302:ASP:HB3	1:E:305:HIS:H	1.71	0.55
1:C:216:LYS:HA	1:B:287:ASN:ND2	2.22	0.55
1:B:241:TRP:CZ3	1:B:243:LEU:CD1	2.88	0.55
1:A:42:ARG:CZ	1:B:5:GLU:OE1	2.54	0.55
1:C:103:ARG:HH12	1:B:56:PRO:HD2	1.71	0.55
1:G:26:MET:HE2	1:G:119:VAL:HG12	1.88	0.55
1:B:138:GLY:N	1:B:143:ASP:OD2	2.35	0.55
1:A:195:ALA:C	1:A:198:ASP:O	2.46	0.55
1:E:164:MET:HG3	1:E:357:ASP:HB3	1.89	0.55
1:E:22:ALA:HA	1:D:159:GLU:OE2	2.07	0.54
1:E:302:ASP:OD1	1:E:303:GLY:N	2.40	0.54
1:D:295:PHE:CD1	1:D:310:PRO:HG2	2.42	0.54
1:F:175:TYR:CZ	1:F:201:ILE:CG2	2.90	0.54
1:D:159:GLU:HB3	1:D:283:GLN:HB2	1.88	0.54
1:G:82:PRO:HB3	1:G:410:TRP:HB2	1.88	0.54
1:G:86:PHE:CZ	1:G:404:LEU:HD21	2.42	0.54
1:F:13:VAL:HG12	1:F:102:ARG:HH12	1.70	0.54

Continued on next page...

Continued from previous page...

Atom-1	Atom-2	Interatomic distance (Å)	Clash overlap (Å)
1:B:125:GLU:HA	1:B:125:GLU:OE1	2.08	0.54
1:G:13:VAL:HG22	1:G:14:ASP:CA	2.25	0.54
1:A:198:ASP:OD1	1:A:199:GLY:N	2.41	0.54
1:C:180:TYR:CE1	1:B:142:ALA:HB3	2.42	0.54
1:F:171:ASN:HB2	1:F:349:ARG:HD2	1.89	0.54
1:D:237:LYS:HG3	1:D:320:LEU:HD23	1.89	0.54
1:A:112:ALA:HB2	1:A:383:ILE:HG23	1.82	0.54
1:C:113:ASN:OD1	1:C:216:LYS:HE2	2.07	0.54
1:G:330:VAL:HG12	1:G:332:THR:H	1.72	0.54
1:E:289:LEU:HA	1:F:349:ARG:HH11	1.70	0.54
1:B:135:ASP:OD1	1:B:136:ALA:N	2.40	0.54
1:A:225:ALA:HB1	1:A:228:ILE:HD11	1.89	0.54
1:A:345:VAL:HG11	1:A:430:ALA:HA	1.90	0.54
1:E:161:ASN:ND2	1:E:163:ASP:OD2	2.39	0.54
1:F:225:ALA:HB1	1:F:228:ILE:HD12	1.90	0.54
1:B:128:SER:HB2	1:B:419:GLU:HA	1.89	0.54
1:F:298:VAL:HG22	1:F:307:GLU:O	2.07	0.54
1:D:131:ILE:HD11	1:D:151:ALA:HA	1.90	0.53
1:C:215:PRO:HG3	1:B:156:PHE:CE2	2.43	0.53
1:G:255:ARG:NH1	1:G:415:ALA:O	2.41	0.53
1:A:145:TRP:NE1	1:A:206:ALA:HB2	2.23	0.53
1:C:187:ILE:HG22	1:D:186:ASP:HB3	1.91	0.53
1:B:203:ARG:HH22	1:B:212:LEU:HD21	1.73	0.53
1:E:289:LEU:HG	1:F:349:ARG:HH12	1.72	0.53
1:F:244:ASP:OD1	1:F:248:ASN:O	2.26	0.53
1:A:285:ALA:O	1:A:286:LYS:HB2	2.09	0.53
1:E:272:LYS:HE2	1:E:423:VAL:HG11	1.91	0.53
1:A:103:ARG:HH12	1:F:56:PRO:HD2	1.74	0.53
1:A:376:MET:HB3	1:A:395:GLN:HG3	1.90	0.53
1:E:23:ILE:HG12	1:E:25:PRO:HD3	1.89	0.53
1:E:228:ILE:HG21	1:E:261:LEU:HD13	1.90	0.53
1:G:215:PRO:O	1:G:349:ARG:NH1	2.41	0.53
1:E:186:ASP:OD1	1:F:186:ASP:OD2	2.27	0.53
1:D:126:MET:HG2	1:D:298:VAL:HG12	1.90	0.53
1:F:299:ARG:NH2	1:F:301:VAL:CG1	2.68	0.53
1:F:27:ALA:O	1:F:32:LYS:NZ	2.32	0.52
1:C:371:GLU:HG3	1:C:372:LEU:N	2.23	0.52
1:F:134:PRO:O	1:F:429:THR:HB	2.08	0.52
1:D:140:ASN:OD1	1:D:141:THR:N	2.42	0.52
1:G:19:THR:HG23	1:G:20:ILE:H	1.74	0.52
1:G:168:TYR:HB2	1:G:208:PHE:CE2	2.44	0.52

Continued on next page...

Continued from previous page...

Atom-1	Atom-2	Interatomic distance (Å)	Clash overlap (Å)
1:A:197:ARG:NH1	1:F:190:ARG:HH12	2.06	0.52
1:C:56:PRO:HD2	1:D:103:ARG:HH12	1.74	0.52
1:B:171:ASN:OD1	1:B:174:ASP:HB2	2.09	0.52
1:G:168:TYR:CD1	1:G:353:PHE:HB3	2.44	0.52
1:C:370:HIS:CD2	1:C:371:GLU:H	2.27	0.52
1:E:79:MET:SD	1:E:364:GLN:CG	2.97	0.52
1:G:363:SER:HB2	1:G:388:LEU:HD22	1.92	0.52
1:A:256:PHE:CD1	1:A:298:VAL:HG21	2.44	0.52
1:C:90:ARG:HH21	1:C:90:ARG:HG2	1.75	0.52
1:E:1:MET:O	1:E:2:ALA:HB3	2.09	0.52
1:E:56:PRO:HD2	1:F:103:ARG:HH12	1.74	0.52
1:D:368:ALA:HB3	1:D:378:THR:HG21	1.91	0.52
1:E:80:GLY:O	1:E:410:TRP:NE1	2.43	0.51
1:F:234:GLN:NE2	1:F:260:THR:HB	2.25	0.51
1:G:127:GLY:HA2	1:G:421:ILE:HB	1.91	0.51
1:G:159:GLU:OE2	1:G:284:MET:N	2.42	0.51
1:F:244:ASP:OD1	1:F:248:ASN:HB2	2.10	0.51
1:C:158:ARG:O	1:C:159:GLU:HB2	2.10	0.51
1:B:128:SER:O	1:B:294:THR:OG1	2.18	0.51
1:G:158:ARG:HD2	1:G:280:PHE:HB3	1.92	0.51
1:B:137:ILE:HD11	1:B:144:ALA:HA	1.91	0.51
1:C:17:ILE:HD12	1:B:416:THR:HG21	1.93	0.51
1:E:381:PHE:HB2	1:E:392:PHE:HB2	1.92	0.51
1:B:121:ASN:C	1:B:125:GLU:HG2	2.29	0.51
1:B:244:ASP:O	1:B:245:ASN:C	2.49	0.51
1:A:280:PHE:CE2	1:A:293:ALA:HA	2.45	0.51
1:C:42:ARG:CD	1:D:5:GLU:OE1	2.59	0.51
1:E:70:LEU:HD13	1:F:89:LEU:HD11	1.92	0.51
1:D:11:LEU:HD23	1:D:13:VAL:HG12	1.93	0.51
1:E:299:ARG:NE	1:E:307:GLU:OE1	2.43	0.51
1:B:257:ALA:HB2	1:B:311:LYS:HG3	1.93	0.51
1:F:198:ASP:C	1:F:200:THR:N	2.56	0.51
1:D:205:VAL:HG13	1:D:206:ALA:H	1.75	0.51
1:G:40:MET:HG3	1:G:45:ASN:HD22	1.76	0.50
1:D:168:TYR:CD1	1:D:353:PHE:HB3	2.46	0.50
1:A:17:ILE:HD12	1:F:416:THR:HG21	1.93	0.50
1:B:115:VAL:HG11	1:B:386:VAL:HG11	1.92	0.50
1:G:37:ALA:HB1	1:B:95:ARG:HD2	1.92	0.50
1:A:20:ILE:HD12	1:F:283:GLN:HB3	1.94	0.50
1:E:84:ASN:ND2	1:D:60:GLY:O	2.45	0.50
1:B:158:ARG:HH12	1:B:329:ASN:HB2	1.76	0.50

Continued on next page...

Continued from previous page...

Atom-1	Atom-2	Interatomic distance (Å)	Clash overlap (Å)
1:G:171:ASN:ND2	1:G:349:ARG:HD3	2.26	0.50
1:A:197:ARG:HH12	1:F:190:ARG:HH12	1.59	0.50
1:F:185:ARG:HH11	1:F:185:ARG:CG	2.14	0.50
1:E:133:SER:OG	1:E:135:ASP:OD1	2.29	0.50
1:F:378:THR:HA	1:F:392:PHE:O	2.11	0.50
1:B:168:TYR:CD1	1:B:353:PHE:HB3	2.47	0.50
1:F:185:ARG:NH1	1:F:185:ARG:CG	2.73	0.50
1:D:335:ALA:HB3	1:D:338:MET:HG3	1.92	0.50
1:E:82:PRO:HB3	1:E:410:TRP:HB2	1.93	0.50
1:F:24:THR:CB	1:F:116:GLU:OE1	2.60	0.50
1:B:376:MET:HG3	1:B:378:THR:HG23	1.93	0.50
1:B:209:ASP:OD1	1:B:209:ASP:N	2.45	0.49
1:C:234:GLN:NE2	1:C:260:THR:HB	2.26	0.49
1:F:125:GLU:HG3	1:F:269:ARG:NH1	2.27	0.49
1:A:86:PHE:HD1	1:A:406:ARG:HB2	1.77	0.49
1:E:229:THR:HG22	1:E:339:ALA:HA	1.93	0.49
1:G:98:THR:CG2	1:G:99:ALA:H	2.20	0.49
1:C:260:THR:HG23	1:C:304:THR:HG22	1.93	0.49
1:F:135:ASP:CG	1:F:139:THR:HG21	2.32	0.49
1:C:152:GLU:OE1	1:C:206:ALA:O	2.30	0.49
1:E:45:ASN:HB3	1:E:79:MET:HB3	1.94	0.49
1:A:52:GLU:OE2	1:B:20:ILE:HG12	2.12	0.49
1:D:17:ILE:N	1:D:17:ILE:CD1	2.76	0.49
1:A:31:LYS:CE	1:A:360:ARG:HE	2.26	0.49
1:A:141:THR:O	1:A:185:ARG:NH2	2.44	0.49
1:F:24:THR:HG23	1:F:116:GLU:HB2	1.95	0.49
1:B:81:GLU:HG3	1:B:82:PRO:HD2	1.95	0.49
1:C:220:LEU:HD12	1:C:425:LEU:HD21	1.93	0.49
1:E:86:PHE:CZ	1:E:404:LEU:HD23	2.48	0.49
1:F:241:TRP:CZ3	1:F:243:LEU:CD1	2.82	0.49
1:D:229:THR:HG22	1:D:339:ALA:HA	1.94	0.49
1:A:140:ASN:OD1	1:A:141:THR:N	2.37	0.49
1:A:202:GLN:HE21	1:B:197:ARG:HH21	1.61	0.49
1:E:3:LEU:CD1	1:E:5:GLU:OE2	2.59	0.49
1:F:379:THR:HG22	1:F:380:SER:N	2.26	0.49
1:G:98:THR:CG2	1:G:99:ALA:N	2.75	0.49
1:F:81:GLU:CG	1:F:82:PRO:HD2	2.43	0.49
1:F:429:THR:HG23	1:F:429:THR:O	2.13	0.48
1:C:4:ASN:C	1:C:5:GLU:HG3	2.33	0.48
1:C:181:ASP:O	1:C:185:ARG:NH1	2.46	0.48
1:G:391:ILE:HG22	1:G:408:ALA:HB3	1.95	0.48

Continued on next page...

Continued from previous page...

Atom-1	Atom-2	Interatomic distance (Å)	Clash overlap (Å)
1:C:117:LEU:CD1	1:B:285:ALA:HB1	2.43	0.48
1:C:197:ARG:NH2	1:B:190:ARG:HH11	2.11	0.48
1:D:299:ARG:CD	1:D:301:VAL:HG13	2.39	0.48
1:E:295:PHE:CD1	1:E:310:PRO:HG2	2.48	0.48
1:B:256:PHE:HE1	1:B:298:VAL:HG11	1.79	0.48
1:D:205:VAL:HG13	1:D:206:ALA:N	2.27	0.48
1:D:223:SER:OG	1:D:342:ILE:HG21	2.13	0.48
1:A:205:VAL:HG12	1:B:196:TYR:CE2	2.49	0.48
1:C:302:ASP:OD1	1:C:303:GLY:N	2.40	0.48
1:E:197:ARG:HH11	1:D:202:GLN:HE21	1.62	0.48
1:E:429:THR:O	1:E:429:THR:HG23	2.14	0.48
1:C:261:LEU:HD12	1:C:306:VAL:HG21	1.95	0.48
1:A:56:PRO:HD2	1:B:103:ARG:HH12	1.78	0.48
1:F:329:ASN:OD1	1:F:330:VAL:HG23	2.14	0.48
1:G:68:THR:HB	1:G:323:GLU:CG	2.44	0.48
1:G:234:GLN:HE22	1:G:260:THR:N	2.11	0.48
1:A:205:VAL:CG2	1:A:211:VAL:HG21	2.44	0.48
1:E:281:LEU:HD11	1:E:315:LEU:HB2	1.96	0.48
1:B:86:PHE:CZ	1:B:404:LEU:HD23	2.48	0.48
1:G:256:PHE:HD1	1:G:307:GLU:OE2	1.95	0.48
1:A:234:GLN:NE2	1:A:260:THR:HB	2.28	0.48
1:E:81:GLU:OE2	1:E:81:GLU:HA	2.13	0.48
1:F:109:ARG:O	1:F:113:ASN:HB2	2.13	0.48
1:B:283:GLN:O	1:B:284:MET:HB3	2.13	0.48
1:E:283:GLN:HG3	1:F:20:ILE:HD11	1.96	0.47
1:B:13:VAL:HG21	1:B:98:THR:HG21	1.94	0.47
1:G:376:MET:HE2	1:G:393:ALA:HB1	1.96	0.47
1:A:256:PHE:HD1	1:A:298:VAL:HG21	1.79	0.47
1:E:280:PHE:CE2	1:E:293:ALA:HA	2.49	0.47
1:F:370:HIS:CD2	1:F:371:GLU:H	2.32	0.47
1:G:125:GLU:HG2	1:G:269:ARG:HH11	1.49	0.47
1:G:302:ASP:OD1	1:G:303:GLY:N	2.43	0.47
1:A:26:MET:HB2	1:A:116:GLU:OE2	2.14	0.47
1:C:346:LYS:HD2	1:C:429:THR:HG22	1.96	0.47
1:F:299:ARG:NE	1:F:301:VAL:CG1	2.71	0.47
1:B:98:THR:HG22	1:B:102:ARG:NH2	2.29	0.47
1:B:222:LYS:N	1:B:347:ASP:OD1	2.34	0.47
1:C:86:PHE:CZ	1:C:404:LEU:HD23	2.50	0.47
1:G:220:LEU:HD21	1:G:344:ASN:ND2	2.29	0.47
1:C:154:ILE:O	1:C:158:ARG:N	2.45	0.47
1:E:53:GLN:HE21	1:E:72:GLU:HB2	1.80	0.47

Continued on next page...

Continued from previous page...

Atom-1	Atom-2	Interatomic distance (Å)	Clash overlap (Å)
1:F:245:ASN:O	1:F:246:ASP:HB3	2.14	0.47
1:F:295:PHE:HD1	1:F:310:PRO:HD2	1.80	0.47
1:G:406:ARG:NH2	1:B:399:SER:O	2.48	0.47
1:A:31:LYS:CE	1:A:360:ARG:NE	2.78	0.47
1:F:121:ASN:O	1:F:125:GLU:HG2	2.15	0.47
1:A:281:LEU:HD23	1:A:288:VAL:HA	1.97	0.47
1:C:230:VAL:HG12	1:C:338:MET:O	2.15	0.47
1:F:255:ARG:NH1	1:F:415:ALA:O	2.48	0.47
1:F:298:VAL:HG23	1:F:299:ARG:N	2.30	0.47
1:D:169:PHE:HE1	1:D:212:LEU:HD12	1.80	0.46
1:D:234:GLN:NE2	1:D:260:THR:HB	2.30	0.46
1:A:309:THR:HG22	1:A:310:PRO:HD3	1.96	0.46
1:D:295:PHE:HD1	1:D:310:PRO:HG2	1.80	0.46
1:A:175:TYR:CD2	1:A:213:ARG:HD3	2.50	0.46
1:E:270:GLY:O	1:E:272:LYS:NZ	2.43	0.46
1:A:336:ASP:OD1	1:A:337:ALA:N	2.48	0.46
1:E:11:LEU:HD12	1:D:48:TRP:HB2	1.97	0.46
1:B:264:THR:HG21	1:B:300:VAL:HG13	1.97	0.46
1:G:281:LEU:HD21	1:G:286:LYS:HD2	1.97	0.46
1:A:63:LEU:HD12	1:A:63:LEU:O	2.16	0.46
1:E:25:PRO:HG3	1:E:214:SER:HB3	1.97	0.46
1:A:197:ARG:HH12	1:F:190:ARG:NH1	2.09	0.46
1:C:68:THR:H	1:D:87:PHE:HA	1.81	0.46
1:E:234:GLN:HE22	1:E:260:THR:N	1.98	0.46
1:F:234:GLN:HE22	1:F:260:THR:H	1.63	0.46
1:G:50:PRO:HA	1:G:74:ASN:ND2	2.30	0.46
1:A:16:ILE:O	1:A:17:ILE:CD1	2.61	0.46
1:C:205:VAL:O	1:C:206:ALA:HB3	2.15	0.46
1:E:25:PRO:N	1:E:116:GLU:OE2	2.48	0.46
1:E:238:PRO:HG3	1:E:313:VAL:HG21	1.97	0.46
1:D:73:LEU:HD13	1:D:254:ASN:ND2	2.31	0.46
1:A:125:GLU:OE1	1:A:270:GLY:HA3	2.15	0.46
1:C:295:PHE:CD1	1:C:310:PRO:HG2	2.50	0.46
1:F:255:ARG:O	1:F:311:LYS:HG3	2.16	0.46
1:A:37:ALA:HA	1:A:364:GLN:NE2	2.31	0.46
1:C:45:ASN:HB3	1:C:79:MET:HB3	1.98	0.46
1:B:244:ASP:N	1:B:248:ASN:O	2.48	0.46
1:B:330:VAL:HG12	1:B:332:THR:H	1.80	0.45
1:D:237:LYS:HG3	1:D:320:LEU:CD2	2.46	0.45
1:G:167:SER:C	1:G:208:PHE:HE2	2.20	0.45
1:C:86:PHE:HD1	1:C:406:ARG:HB2	1.80	0.45

Continued on next page...

Continued from previous page...

Atom-1	Atom-2	Interatomic distance (Å)	Clash overlap (Å)
1:G:203:ARG:NH2	1:G:210:ASP:OD1	2.50	0.45
1:G:373:PHE:HZ	1:B:91:ALA:HA	1.81	0.45
1:A:16:ILE:HG23	1:A:17:ILE:H	1.77	0.45
1:A:309:THR:CG2	1:A:310:PRO:HD3	2.46	0.45
1:C:138:GLY:H	1:C:143:ASP:CB	2.29	0.45
1:E:127:GLY:HA2	1:E:421:ILE:HB	1.99	0.45
1:D:222:LYS:N	1:D:347:ASP:OD1	2.48	0.45
1:G:281:LEU:HD11	1:G:315:LEU:HD22	1.98	0.45
1:A:60:GLY:HA2	1:B:81:GLU:CG	2.47	0.45
1:D:392:PHE:HD1	1:D:407:ILE:HG12	1.81	0.45
1:C:278:VAL:HB	1:C:330:VAL:HG13	1.97	0.45
1:E:98:THR:O	1:E:102:ARG:HG3	2.16	0.45
1:F:112:ALA:CB	1:F:384:PRO:HD2	2.42	0.45
1:B:241:TRP:CH2	1:B:249:LYS:HE2	2.52	0.45
1:D:32:LYS:HE2	1:D:386:VAL:HG12	1.98	0.45
1:A:33:TYR:CE2	1:A:360:ARG:HD3	2.50	0.45
1:A:37:ALA:HA	1:A:364:GLN:HE22	1.82	0.45
1:C:20:ILE:N	1:B:52:GLU:OE2	2.36	0.45
1:D:116:GLU:HA	1:D:119:VAL:HG22	1.98	0.45
1:D:189:GLY:O	1:D:193:GLU:HG2	2.16	0.45
1:F:381:PHE:HB2	1:F:392:PHE:HB2	1.98	0.45
1:B:200:THR:HG23	1:B:200:THR:O	2.16	0.45
1:D:17:ILE:N	1:D:17:ILE:HD12	2.30	0.45
1:D:383:ILE:HD11	1:D:388:LEU:HB2	1.99	0.45
1:G:292:ASP:OD1	1:G:293:ALA:N	2.50	0.45
1:G:315:LEU:N	1:G:330:VAL:O	2.50	0.45
1:A:128:SER:O	1:A:130:VAL:HG23	2.17	0.45
1:F:281:LEU:HD23	1:F:286:LYS:HG3	1.98	0.45
1:F:376:MET:HG3	1:F:378:THR:HG23	1.99	0.45
1:D:175:TYR:CD2	1:D:213:ARG:HD3	2.52	0.45
1:A:20:ILE:CD1	1:F:283:GLN:HB3	2.47	0.44
1:A:82:PRO:CA	1:A:410:TRP:HD1	2.29	0.44
1:C:73:LEU:HD13	1:C:254:ASN:ND2	2.31	0.44
1:C:228:ILE:HD12	1:C:263:ALA:O	2.17	0.44
1:G:40:MET:SD	1:G:45:ASN:HA	2.57	0.44
1:A:288:VAL:O	1:B:349:ARG:NH1	2.44	0.44
1:C:32:LYS:HG2	1:C:361:ILE:HB	1.99	0.44
1:C:369:ASN:OD1	1:C:378:THR:OG1	2.32	0.44
1:E:309:THR:CG2	1:E:310:PRO:HD3	2.47	0.44
1:G:90:ARG:HA	1:G:402:SER:HA	1.99	0.44
1:A:70:LEU:HG	1:B:103:ARG:HD2	1.99	0.44

Continued on next page...

Continued from previous page...

Atom-1	Atom-2	Interatomic distance (Å)	Clash overlap (Å)
1:G:368:ALA:HA	1:G:373:PHE:CD2	2.52	0.44
1:A:33:TYR:HE2	1:A:360:ARG:HD3	1.82	0.44
1:C:138:GLY:H	1:C:143:ASP:HB2	1.82	0.44
1:E:150:ASP:OD1	1:F:176:LYS:CE	2.60	0.44
1:B:203:ARG:NH2	1:B:212:LEU:CD2	2.80	0.44
1:B:298:VAL:HG23	1:B:299:ARG:HG2	2.00	0.44
1:E:168:TYR:CD1	1:E:353:PHE:HB3	2.53	0.44
1:A:18:GLU:HG2	1:F:161:ASN:ND2	2.33	0.44
1:B:243:LEU:HD12	1:B:243:LEU:HA	1.82	0.44
1:B:281:LEU:HD23	1:B:288:VAL:HA	2.00	0.44
1:B:302:ASP:OD1	1:B:303:GLY:N	2.47	0.44
1:G:63:LEU:HA	1:G:66:LYS:HE2	1.99	0.44
1:C:180:TYR:CE2	1:C:184:LYS:HE3	2.53	0.44
1:B:86:PHE:HZ	1:B:404:LEU:HD23	1.82	0.44
1:D:86:PHE:CZ	1:D:404:LEU:HD23	2.52	0.44
1:D:158:ARG:HH22	1:D:329:ASN:HB2	1.83	0.44
1:D:419:GLU:CG	1:D:420:ALA:N	2.80	0.44
1:C:377:LYS:O	1:C:393:ALA:HA	2.18	0.44
1:B:168:TYR:HD1	1:B:353:PHE:HB3	1.83	0.44
1:D:151:ALA:O	1:D:154:ILE:HG22	2.18	0.44
1:A:368:ALA:CB	1:A:378:THR:HG21	2.48	0.44
1:F:280:PHE:CE2	1:F:293:ALA:HA	2.52	0.44
1:A:125:GLU:HG3	1:A:269:ARG:HH12	1.83	0.43
1:C:42:ARG:HD2	1:D:5:GLU:OE1	2.17	0.43
1:E:64:THR:O	1:E:64:THR:HG23	2.18	0.43
1:E:286:LYS:NZ	1:E:326:ALA:O	2.45	0.43
1:A:121:ASN:O	1:A:125:GLU:HG2	2.18	0.43
1:C:103:ARG:HD2	1:B:70:LEU:HG	1.99	0.43
1:E:135:ASP:HB2	1:E:139:THR:HG21	2.01	0.43
1:F:24:THR:HA	1:F:116:GLU:CD	2.33	0.43
1:B:256:PHE:CE1	1:B:298:VAL:HG11	2.53	0.43
1:D:191:ILE:HB	1:D:192:PRO:HD3	2.00	0.43
1:A:295:PHE:CD1	1:A:310:PRO:HG2	2.52	0.43
1:C:73:LEU:HD13	1:C:254:ASN:HD22	1.83	0.43
1:B:155:MET:HG2	1:B:160:LEU:HD12	1.99	0.43
1:B:244:ASP:OD1	1:B:245:ASN:N	2.52	0.43
1:D:223:SER:O	1:D:224:THR:OG1	2.28	0.43
1:G:376:MET:CE	1:G:393:ALA:HB1	2.49	0.43
1:E:79:MET:SD	1:E:364:GLN:HG3	2.58	0.43
1:B:244:ASP:HB3	1:B:248:ASN:HB2	2.00	0.43
1:A:90:ARG:NH1	1:A:92:ASP:OD2	2.51	0.43

Continued on next page...

Continued from previous page...

Atom-1	Atom-2	Interatomic distance (Å)	Clash overlap (Å)
1:C:386:VAL:HG12	1:C:386:VAL:O	2.17	0.43
1:F:168:TYR:CD1	1:F:353:PHE:HB3	2.53	0.43
1:D:100:TYR:O	1:D:104:ILE:HG12	2.18	0.43
1:E:15:GLU:O	1:D:50:PRO:HD2	2.18	0.43
1:F:198:ASP:O	1:F:199:GLY:C	2.56	0.43
1:F:383:ILE:HB	1:F:384:PRO:CD	2.49	0.43
1:B:32:LYS:CE	1:B:386:VAL:O	2.57	0.43
1:B:198:ASP:HB3	1:B:200:THR:HG22	2.00	0.43
1:D:168:TYR:HB3	1:D:211:VAL:HG22	1.99	0.43
1:D:241:TRP:HZ3	1:D:243:LEU:HG	1.83	0.43
1:G:234:GLN:O	1:G:333:SER:OG	2.36	0.43
1:G:295:PHE:CD1	1:G:310:PRO:HG2	2.54	0.43
1:E:11:LEU:HD12	1:D:48:TRP:CB	2.48	0.43
1:E:48:TRP:CE3	1:E:76:ALA:HB2	2.54	0.43
1:B:16:ILE:CD1	1:B:102:ARG:HE	2.28	0.43
1:G:168:TYR:HD1	1:G:353:PHE:HB3	1.82	0.43
1:A:31:LYS:HE3	1:A:360:ARG:HG2	2.00	0.43
1:A:131:ILE:HD13	1:A:150:ASP:HB3	2.01	0.43
1:E:50:PRO:HG2	1:F:16:ILE:CD1	2.39	0.43
1:A:368:ALA:HB1	1:A:378:THR:HG21	2.00	0.43
1:C:299:ARG:NH1	1:C:301:VAL:HG12	2.34	0.43
1:E:145:TRP:HZ3	1:F:180:TYR:HB2	1.83	0.43
1:F:80:GLY:O	1:F:410:TRP:NE1	2.46	0.43
1:F:125:GLU:OE1	1:F:270:GLY:HA3	2.18	0.43
1:B:92:ASP:HB2	1:B:95:ARG:HH22	1.84	0.43
1:B:281:LEU:HD22	1:B:286:LYS:O	2.19	0.43
1:A:284:MET:HE2	1:B:20:ILE:HD12	2.01	0.43
1:E:115:VAL:HG11	1:E:386:VAL:HG11	2.01	0.43
1:F:45:ASN:HB3	1:F:79:MET:HB3	2.01	0.43
1:D:53:GLN:HE21	1:D:53:GLN:HB3	1.65	0.43
1:A:16:ILE:HG22	1:A:17:ILE:H	1.62	0.42
1:E:92:ASP:O	1:E:95:ARG:NH2	2.52	0.42
1:E:138:GLY:N	1:E:143:ASP:OD2	2.52	0.42
1:E:222:LYS:N	1:E:347:ASP:OD1	2.36	0.42
1:G:295:PHE:HD1	1:G:310:PRO:HD2	1.84	0.42
1:A:86:PHE:CZ	1:A:404:LEU:HD23	2.54	0.42
1:C:280:PHE:CE2	1:C:293:ALA:HA	2.53	0.42
1:C:295:PHE:HD1	1:C:310:PRO:HG2	1.84	0.42
1:G:186:ASP:OD1	1:G:187:ILE:N	2.52	0.42
1:G:381:PHE:HB2	1:G:392:PHE:HB2	2.02	0.42
1:G:317:ASP:HB2	1:G:320:LEU:HD13	1.99	0.42

Continued on next page...

Continued from previous page...

Atom-1	Atom-2	Interatomic distance (Å)	Clash overlap (Å)
1:A:335:ALA:N	1:A:338:MET:SD	2.93	0.42
1:E:81:GLU:OE2	1:D:61:TRP:NE1	2.52	0.42
1:E:137:ILE:HG21	1:E:174:ASP:OD1	2.19	0.42
1:B:280:PHE:CE2	1:B:293:ALA:HA	2.54	0.42
1:D:198:ASP:OD1	1:D:199:GLY:N	2.52	0.42
1:C:194:GLU:O	1:C:198:ASP:OD1	2.37	0.42
1:F:128:SER:O	1:F:294:THR:OG1	2.35	0.42
1:D:13:VAL:HG23	1:D:14:ASP:N	2.33	0.42
1:A:49:MET:HA	1:A:50:PRO:HD3	1.87	0.42
1:A:117:LEU:HA	1:A:117:LEU:HD12	1.83	0.42
1:C:158:ARG:HB3	1:C:160:LEU:HG	2.01	0.42
1:C:171:ASN:ND2	1:C:349:ARG:HB3	2.32	0.42
1:E:13:VAL:HG13	1:E:14:ASP:N	2.33	0.42
1:G:183:THR:HA	1:G:202:GLN:HE22	1.84	0.42
1:G:392:PHE:HD1	1:G:407:ILE:HG12	1.84	0.42
1:A:113:ASN:HD22	1:F:284:MET:HG2	1.85	0.42
1:E:3:LEU:HD12	1:E:5:GLU:HG2	2.01	0.42
1:F:13:VAL:O	1:F:102:ARG:NH1	2.52	0.42
1:B:203:ARG:NH2	1:B:212:LEU:HD21	2.33	0.42
1:G:269:ARG:HA	1:G:297:VAL:HG13	2.00	0.42
1:D:101:ARG:HA	1:D:101:ARG:HD3	1.92	0.42
1:B:62:ASP:OD1	1:B:64:THR:HG23	2.20	0.42
1:D:171:ASN:OD1	1:D:174:ASP:HB2	2.19	0.42
1:G:225:ALA:HB1	1:G:228:ILE:HD12	2.01	0.42
1:C:90:ARG:NH2	1:C:90:ARG:HG2	2.33	0.42
1:C:378:THR:HG22	1:C:393:ALA:HB2	2.02	0.41
1:E:284:MET:SD	1:F:20:ILE:HG21	2.59	0.41
1:E:309:THR:HG22	1:E:310:PRO:HD3	2.01	0.41
1:B:53:GLN:NE2	1:B:71:LEU:O	2.49	0.41
1:D:368:ALA:CB	1:D:378:THR:HG21	2.49	0.41
1:G:230:VAL:HG12	1:G:338:MET:HB3	2.02	0.41
1:A:121:ASN:HD22	1:A:218:PRO:HG3	1.86	0.41
1:C:139:THR:N	1:C:143:ASP:OD2	2.53	0.41
1:E:289:LEU:HG	1:F:349:ARG:NH1	2.35	0.41
1:E:392:PHE:HD1	1:E:407:ILE:HG12	1.84	0.41
1:A:32:LYS:HG2	1:A:361:ILE:HB	2.03	0.41
1:A:115:VAL:HG11	1:A:386:VAL:HG11	2.02	0.41
1:B:154:ILE:CD1	1:B:291:GLN:HE22	2.33	0.41
1:D:221:THR:HB	1:D:268:LYS:HE3	2.02	0.41
1:G:158:ARG:HD2	1:G:280:PHE:CG	2.55	0.41
1:E:193:GLU:HG3	1:D:191:ILE:HD11	1.99	0.41

Continued on next page...

Continued from previous page...

Atom-1	Atom-2	Interatomic distance (Å)	Clash overlap (Å)
1:G:217:LEU:O	1:G:349:ARG:NE	2.52	0.41
1:C:155:MET:HA	1:C:158:ARG:CB	2.50	0.41
1:E:73:LEU:HD13	1:E:254:ASN:ND2	2.35	0.41
1:F:383:ILE:HB	1:F:384:PRO:HD2	2.02	0.41
1:G:33:TYR:HB2	1:G:360:ARG:HH11	1.85	0.41
1:G:208:PHE:HZ	1:G:353:PHE:HB2	1.85	0.41
1:A:155:MET:HB2	1:A:160:LEU:HD22	2.02	0.41
1:E:142:ALA:O	1:F:180:TYR:HE1	2.04	0.41
1:F:125:GLU:HG3	1:F:269:ARG:HH12	1.85	0.41
1:A:112:ALA:C	1:A:115:VAL:HG12	2.33	0.41
1:A:228:ILE:HG21	1:A:261:LEU:HD13	2.03	0.41
1:C:134:PRO:HA	1:C:428:GLN:O	2.21	0.41
1:G:19:THR:CG2	1:G:20:ILE:HD11	2.45	0.41
1:A:86:PHE:HZ	1:A:404:LEU:HD23	1.85	0.41
1:C:175:TYR:CD2	1:C:213:ARG:HD3	2.56	0.41
1:E:17:ILE:HD12	1:D:416:THR:HG21	2.03	0.41
1:E:275:PHE:O	1:E:278:VAL:HG22	2.21	0.41
1:F:13:VAL:CG1	1:F:102:ARG:HH12	2.32	0.41
1:B:225:ALA:HB1	1:B:228:ILE:HD11	2.02	0.41
1:A:82:PRO:HB3	1:A:410:TRP:CD1	2.56	0.41
1:A:205:VAL:HG23	1:A:205:VAL:O	2.21	0.41
1:E:197:ARG:HH12	1:D:190:ARG:NH2	2.19	0.41
1:F:201:ILE:O	1:F:202:GLN:C	2.58	0.41
1:F:241:TRP:HZ3	1:F:243:LEU:HD12	1.80	0.41
1:F:298:VAL:HG13	1:F:309:THR:HB	2.02	0.41
1:B:122:MET:HE2	1:B:126:MET:CE	2.35	0.41
1:B:128:SER:CB	1:B:419:GLU:HA	2.51	0.41
1:B:299:ARG:NH1	1:B:301:VAL:HG12	2.36	0.41
1:G:209:ASP:CG	1:G:210:ASP:H	2.24	0.41
1:A:271:ASP:OD1	1:A:272:LYS:N	2.53	0.41
1:E:84:ASN:O	1:D:57:THR:HG23	2.21	0.41
1:B:159:GLU:OE1	1:B:284:MET:HB3	2.21	0.41
1:A:179:GLY:CA	1:A:201:ILE:HD11	2.50	0.40
1:F:171:ASN:OD1	1:F:174:ASP:HB2	2.20	0.40
1:D:228:ILE:HG21	1:D:261:LEU:HD23	2.03	0.40
1:D:329:ASN:OD1	1:D:330:VAL:HG23	2.20	0.40
1:G:171:ASN:HD21	1:G:349:ARG:HD3	1.86	0.40
1:G:281:LEU:HA	1:G:287:ASN:O	2.20	0.40
1:A:82:PRO:N	1:A:410:TRP:HD1	2.20	0.40
1:C:158:ARG:O	1:C:159:GLU:CB	2.69	0.40
1:F:256:PHE:HE1	1:F:298:VAL:HG11	1.86	0.40

Continued on next page...

Continued from previous page...

Atom-1	Atom-2	Interatomic distance (Å)	Clash overlap (Å)
1:A:15:GLU:H	1:A:15:GLU:HG2	1.68	0.40
1:C:90:ARG:NH2	1:C:92:ASP:OD2	2.54	0.40
1:E:79:MET:SD	1:E:364:GLN:HG2	2.61	0.40
1:F:112:ALA:HB2	1:F:384:PRO:CD	2.44	0.40
1:B:236:PHE:HZ	1:B:259:VAL:HG22	1.86	0.40
1:D:88:GLN:HB3	1:D:404:LEU:HG	2.03	0.40
1:A:270:GLY:N	1:A:297:VAL:O	2.43	0.40
1:C:13:VAL:O	1:C:14:ASP:CB	2.70	0.40
1:E:192:PRO:HA	1:E:195:ALA:HB3	2.03	0.40
1:B:231:SER:HB2	1:B:260:THR:HG22	2.02	0.40
1:B:241:TRP:CZ2	1:B:249:LYS:HE2	2.55	0.40
1:A:97:GLU:OE2	1:A:101:ARG:CZ	2.69	0.40
1:C:11:LEU:HD23	1:C:11:LEU:O	2.21	0.40
1:F:198:ASP:O	1:F:200:THR:HG22	2.21	0.40
1:F:299:ARG:HG2	1:F:300:VAL:N	2.36	0.40
1:D:29:LYS:HB2	1:D:29:LYS:HE2	1.90	0.40

There are no symmetry-related clashes.

5.3 Torsion angles [i](#)

5.3.1 Protein backbone [i](#)

In the following table, the Percentiles column shows the percent Ramachandran outliers of the chain as a percentile score with respect to all PDB entries followed by that with respect to all EM entries.

The Analysed column shows the number of residues for which the backbone conformation was analysed, and the total number of residues.

Mol	Chain	Analysed	Favoured	Allowed	Outliers	Percentiles	
1	A	428/430 (100%)	409 (96%)	16 (4%)	3 (1%)	22	54
1	B	428/430 (100%)	420 (98%)	7 (2%)	1 (0%)	47	77
1	C	428/430 (100%)	413 (96%)	14 (3%)	1 (0%)	47	77
1	D	428/430 (100%)	414 (97%)	14 (3%)	0	100	100
1	E	428/430 (100%)	414 (97%)	14 (3%)	0	100	100
1	F	428/430 (100%)	409 (96%)	14 (3%)	5 (1%)	13	42
1	G	428/430 (100%)	412 (96%)	15 (4%)	1 (0%)	47	77
All	All	2996/3010 (100%)	2891 (96%)	94 (3%)	11 (0%)	38	66

All (11) Ramachandran outliers are listed below:

Mol	Chain	Res	Type
1	G	20	ILE
1	A	16	ILE
1	C	16	ILE
1	F	16	ILE
1	F	199	GLY
1	F	202	GLN
1	B	245	ASN
1	A	205	VAL
1	A	384	PRO
1	F	6	GLY
1	F	313	VAL

5.3.2 Protein sidechains ⓘ

In the following table, the Percentiles column shows the percent sidechain outliers of the chain as a percentile score with respect to all PDB entries followed by that with respect to all EM entries.

The Analysed column shows the number of residues for which the sidechain conformation was analysed, and the total number of residues.

Mol	Chain	Analysed	Rotameric	Outliers	Percentiles	
1	A	352/352 (100%)	350 (99%)	2 (1%)	86	91
1	B	352/352 (100%)	344 (98%)	8 (2%)	50	73
1	C	352/352 (100%)	348 (99%)	4 (1%)	73	85
1	D	352/352 (100%)	351 (100%)	1 (0%)	92	96
1	E	352/352 (100%)	343 (97%)	9 (3%)	46	71
1	F	352/352 (100%)	343 (97%)	9 (3%)	46	71
1	G	352/352 (100%)	349 (99%)	3 (1%)	78	87
All	All	2464/2464 (100%)	2428 (98%)	36 (2%)	66	81

All (36) residues with a non-rotameric sidechain are listed below:

Mol	Chain	Res	Type
1	G	11	LEU
1	G	16	ILE
1	G	193	GLU
1	A	14	ASP
1	A	186	ASP

Continued on next page...

Continued from previous page...

Mol	Chain	Res	Type
1	C	14	ASP
1	C	24	THR
1	C	90	ARG
1	C	210	ASP
1	E	5	GLU
1	E	24	THR
1	E	116	GLU
1	E	150	ASP
1	E	152	GLU
1	E	162	ARG
1	E	163	ASP
1	E	204	GLN
1	E	210	ASP
1	F	65	ASP
1	F	66	LYS
1	F	81	GLU
1	F	113	ASN
1	F	153	GLU
1	F	159	GLU
1	F	198	ASP
1	F	201	ILE
1	F	210	ASP
1	B	81	GLU
1	B	162	ARG
1	B	198	ASP
1	B	204	GLN
1	B	209	ASP
1	B	243	LEU
1	B	284	MET
1	B	385	ASP
1	D	299	ARG

Sometimes sidechains can be flipped to improve hydrogen bonding and reduce clashes. All (37) such sidechains are listed below:

Mol	Chain	Res	Type
1	G	4	ASN
1	G	45	ASN
1	G	53	GLN
1	G	74	ASN
1	G	234	GLN
1	A	121	ASN
1	A	202	GLN

Continued on next page...

Continued from previous page...

Mol	Chain	Res	Type
1	A	234	GLN
1	A	305	HIS
1	C	7	GLN
1	C	113	ASN
1	C	121	ASN
1	C	202	GLN
1	C	283	GLN
1	C	305	HIS
1	C	370	HIS
1	E	234	GLN
1	E	251	ASN
1	E	305	HIS
1	F	121	ASN
1	F	173	GLN
1	F	234	GLN
1	F	245	ASN
1	F	370	HIS
1	F	414	ASN
1	B	121	ASN
1	B	140	ASN
1	B	202	GLN
1	B	234	GLN
1	B	254	ASN
1	B	291	GLN
1	D	53	GLN
1	D	113	ASN
1	D	121	ASN
1	D	202	GLN
1	D	234	GLN
1	D	370	HIS

5.3.3 RNA ⓘ

There are no RNA molecules in this entry.

5.4 Non-standard residues in protein, DNA, RNA chains ⓘ

There are no non-standard protein/DNA/RNA residues in this entry.

5.5 Carbohydrates [i](#)

There are no monosaccharides in this entry.

5.6 Ligand geometry [i](#)

There are no ligands in this entry.

5.7 Other polymers [i](#)

There are no such residues in this entry.

5.8 Polymer linkage issues [i](#)

The following chains have linkage breaks:

Mol	Chain	Number of breaks
1	G	1
1	C	1

All chain breaks are listed below:

Model	Chain	Residue-1	Atom-1	Residue-2	Atom-2	Distance (Å)
1	G	311:LYS	C	312:PRO	N	1.20
1	C	366:ILE	C	367:PRO	N	1.19

6 Map visualisation

This section contains visualisations of the EMDB entry EMD-8606. These allow visual inspection of the internal detail of the map and identification of artifacts.

Images derived from a raw map, generated by summing the deposited half-maps, are presented below the corresponding image components of the primary map to allow further visual inspection and comparison with those of the primary map.

6.1 Orthogonal projections

This section was not generated.

6.2 Central slices

This section was not generated.

6.3 Largest variance slices

This section was not generated.

6.4 Orthogonal surface views

This section was not generated.

6.5 Mask visualisation

This section was not generated. No masks/segmentation were deposited.

7 Map analysis ⓘ

This section contains the results of statistical analysis of the map.

7.1 Map-value distribution ⓘ

This section was not generated.

7.2 Volume estimate versus contour level ⓘ

This section was not generated.

7.3 Rotationally averaged power spectrum ⓘ

This section was not generated. The rotationally averaged power spectrum had issues being displayed.

8 Fourier-Shell correlation

This section was not generated. No FSC curve or half-maps provided.

9 Map-model fit ⓘ

This section was not generated.