



Full wwPDB X-ray Structure Validation Report ⓘ

May 29, 2020 – 07:21 am BST

PDB ID : 4V40
Title : BETA-GALACTOSIDASE
Authors : Jacobson, R.H.; Zhang, X.; Dubose, R.F.; Matthews, B.W.
Deposited on : 1994-07-18
Resolution : 2.50 Å(reported)

This is a Full wwPDB X-ray Structure Validation Report for a publicly released PDB entry.

We welcome your comments at validation@mail.wwpdb.org

A user guide is available at

<https://www.wwpdb.org/validation/2017/XrayValidationReportHelp>

with specific help available everywhere you see the ⓘ symbol.

The following versions of software and data (see [references ⓘ](#)) were used in the production of this report:

MolProbity	:	4.02b-467
Xtriage (Phenix)	:	1.13
EDS	:	2.11
Percentile statistics	:	20191225.v01 (using entries in the PDB archive December 25th 2019)
Refmac	:	5.8.0158
CCP4	:	7.0.044 (Gargrove)
Ideal geometry (proteins)	:	Engh & Huber (2001)
Ideal geometry (DNA, RNA)	:	Parkinson et al. (1996)
Validation Pipeline (wwPDB-VP)	:	2.11

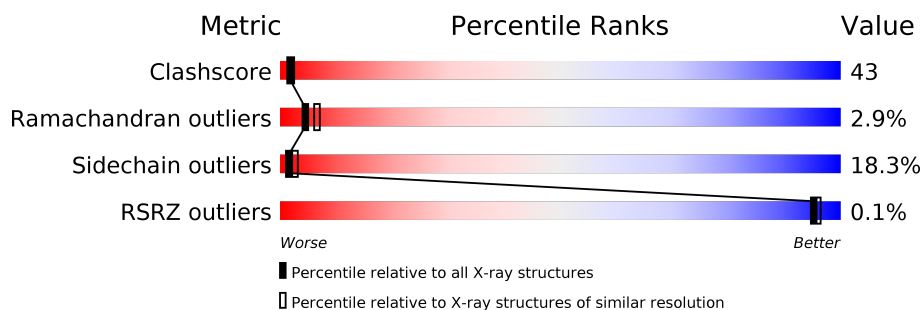
1 Overall quality at a glance

The following experimental techniques were used to determine the structure:

X-RAY DIFFRACTION

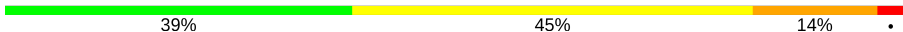
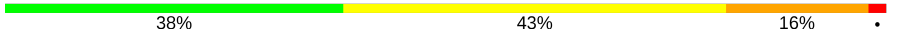
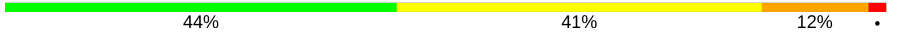
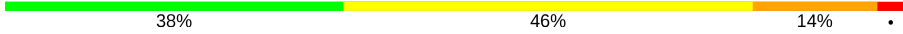
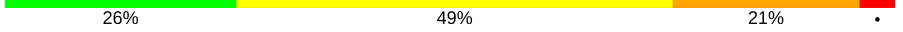


The reported resolution of this entry is 2.50 Å.

Percentile scores (ranging between 0-100) for global validation metrics of the entry are shown in the following graphic. The table shows the number of entries on which the scores are based.



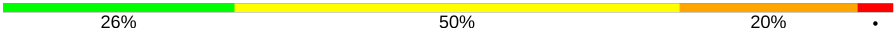

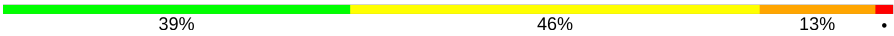
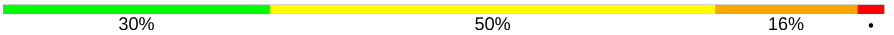
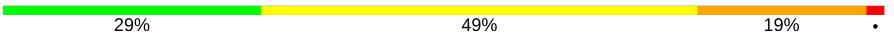

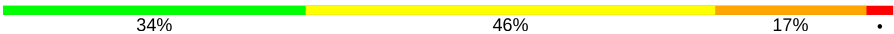
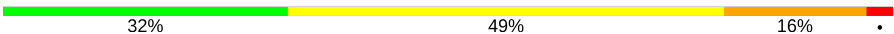
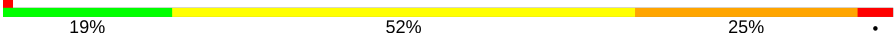
Metric	Whole archive (#Entries)	Similar resolution (#Entries, resolution range(Å))
Clashscore	141614	5346 (2.50-2.50)
Ramachandran outliers	138981	5231 (2.50-2.50)
Sidechain outliers	138945	5233 (2.50-2.50)
RSRZ outliers	127900	4559 (2.50-2.50)

The table below summarises the geometric issues observed across the polymeric chains and their fit to the electron density. The red, orange, yellow and green segments on the lower bar indicate the fraction of residues that contain outliers for ≥ 3 , 2, 1 and 0 types of geometric quality criteria respectively. A grey segment represents the fraction of residues that are not modelled. The numeric value for each fraction is indicated below the corresponding segment, with a dot representing fractions $\leq 5\%$. The upper red bar (where present) indicates the fraction of residues that have poor fit to the electron density. The numeric value is given above the bar.

Mol	Chain	Length	Quality of chain
1	A	1023	 39% 45% 14% .
1	B	1023	 38% 43% 16% .
1	C	1023	 44% 41% 12% .
1	D	1023	 38% 46% 14% .
1	E	1023	 26% 49% 21% .
1	F	1023	 37% 46% 13% .
1	G	1023	 35% 44% 18% .

Continued on next page...

Continued from previous page...

Mol	Chain	Length	Quality of chain
1	H	1023	
1	I	1023	
1	J	1023	
1	K	1023	
1	L	1023	
1	M	1023	
1	N	1023	
1	O	1023	
1	P	1023	

2 Entry composition

There are 3 unique types of molecules in this entry. The entry contains 132654 atoms, of which 0 are hydrogens and 0 are deuteriums.

In the tables below, the ZeroOcc column contains the number of atoms modelled with zero occupancy, the AltConf column contains the number of residues with at least one atom in alternate conformation and the Trace column contains the number of residues modelled with at most 2 atoms.

- Molecule 1 is a protein called BETA-GALACTOSIDASE.

Mol	Chain	Residues	Atoms					ZeroOcc	AltConf	Trace
1	A	1021	Total	C	N	O	S	0	0	0
			8198	5185	1451	1524	38			
1	B	1021	Total	C	N	O	S	0	0	0
			8198	5185	1451	1524	38			
1	C	1021	Total	C	N	O	S	0	0	0
			8198	5185	1451	1524	38			
1	D	1021	Total	C	N	O	S	0	0	0
			8198	5185	1451	1524	38			
1	E	1021	Total	C	N	O	S	0	0	0
			8198	5185	1451	1524	38			
1	F	1021	Total	C	N	O	S	0	0	0
			8198	5185	1451	1524	38			
1	G	1021	Total	C	N	O	S	0	0	0
			8198	5185	1451	1524	38			
1	H	1021	Total	C	N	O	S	0	0	0
			8198	5185	1451	1524	38			
1	I	1021	Total	C	N	O	S	0	0	0
			8198	5185	1451	1524	38			
1	J	1021	Total	C	N	O	S	0	0	0
			8198	5185	1451	1524	38			
1	K	1021	Total	C	N	O	S	0	0	0
			8198	5185	1451	1524	38			
1	L	1021	Total	C	N	O	S	0	0	0
			8198	5185	1451	1524	38			
1	M	1021	Total	C	N	O	S	0	0	0
			8198	5185	1451	1524	38			
1	N	1021	Total	C	N	O	S	0	0	0
			8198	5185	1451	1524	38			
1	O	1021	Total	C	N	O	S	0	0	0
			8198	5185	1451	1524	38			
1	P	1021	Total	C	N	O	S	0	0	0
			8198	5185	1451	1524	38			

- Molecule 2 is MAGNESIUM ION (three-letter code: MG) (formula: Mg).

Mol	Chain	Residues	Atoms		ZeroOcc	AltConf
2	P	2	Total 2	Mg 2	0	0
2	G	2	Total 2	Mg 2	0	0
2	J	2	Total 2	Mg 2	0	0
2	D	2	Total 2	Mg 2	0	0
2	K	2	Total 2	Mg 2	0	0
2	E	2	Total 2	Mg 2	0	0
2	H	2	Total 2	Mg 2	0	0
2	B	2	Total 2	Mg 2	0	0
2	I	2	Total 2	Mg 2	0	0
2	C	2	Total 2	Mg 2	0	0
2	A	2	Total 2	Mg 2	0	0
2	N	2	Total 2	Mg 2	0	0
2	O	2	Total 2	Mg 2	0	0
2	L	2	Total 2	Mg 2	0	0
2	F	2	Total 2	Mg 2	0	0
2	M	1	Total 1	Mg 1	0	0

- Molecule 3 is water.

Mol	Chain	Residues	Atoms		ZeroOcc	AltConf
3	A	88	Total 88	O 88	0	0
3	B	96	Total 96	O 96	0	0
3	C	91	Total 91	O 91	0	0

Continued on next page...

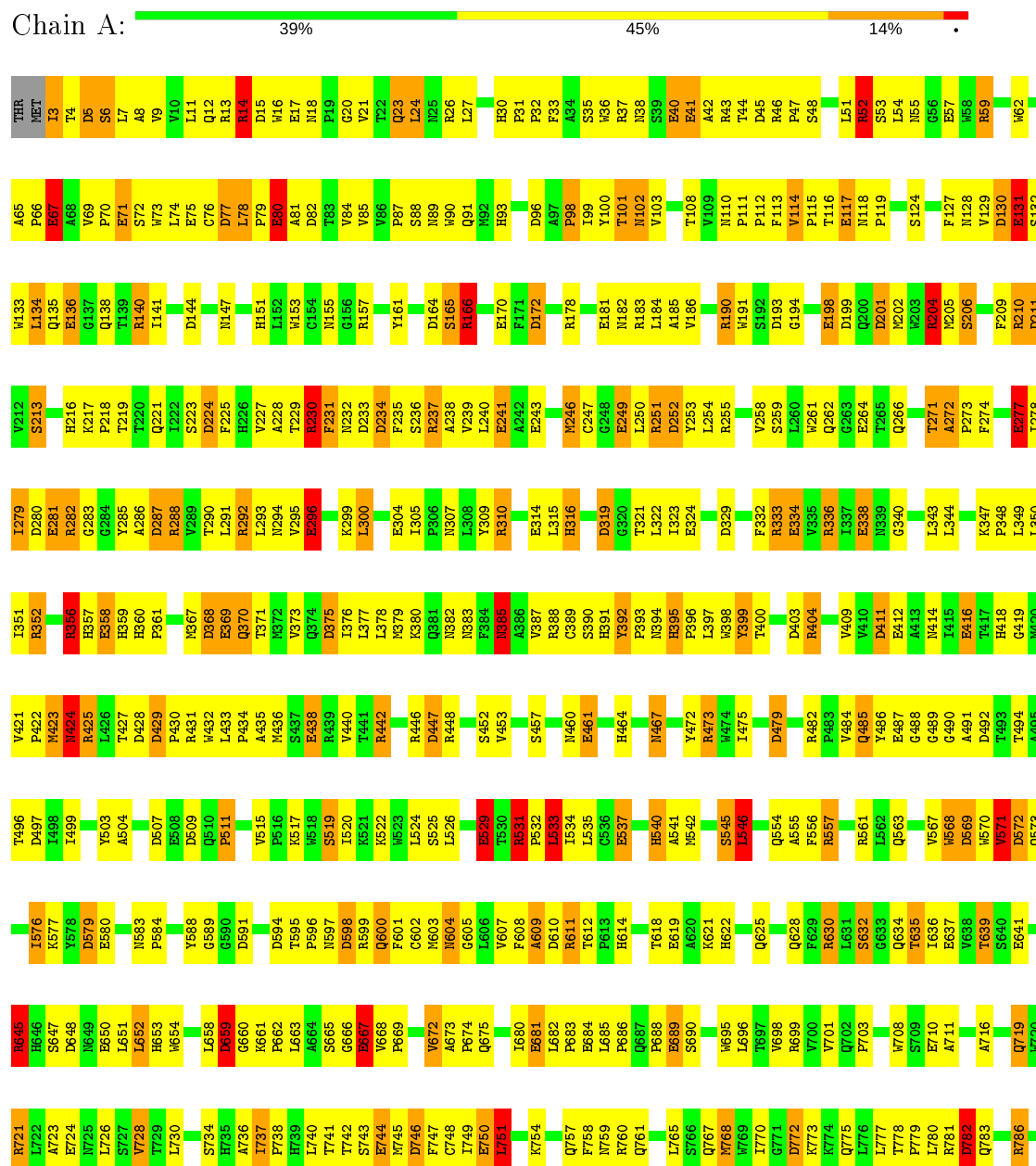
Continued from previous page...

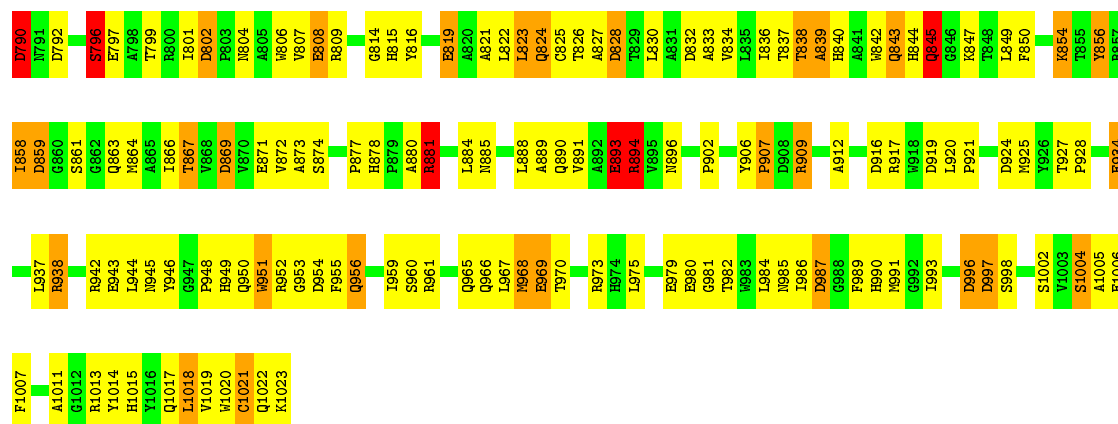
Mol	Chain	Residues	Atoms		ZeroOcc	AltConf
3	D	97	Total	O	0	0
			97	97		
3	E	94	Total	O	0	0
			94	94		
3	F	91	Total	O	0	0
			91	91		
3	G	95	Total	O	0	0
			95	95		
3	H	92	Total	O	0	0
			92	92		
3	I	90	Total	O	0	0
			90	90		
3	J	97	Total	O	0	0
			97	97		
3	K	87	Total	O	0	0
			87	87		
3	L	84	Total	O	0	0
			84	84		
3	M	79	Total	O	0	0
			79	79		
3	N	94	Total	O	0	0
			94	94		
3	O	95	Total	O	0	0
			95	95		
3	P	85	Total	O	0	0
			85	85		

3 Residue-property plots

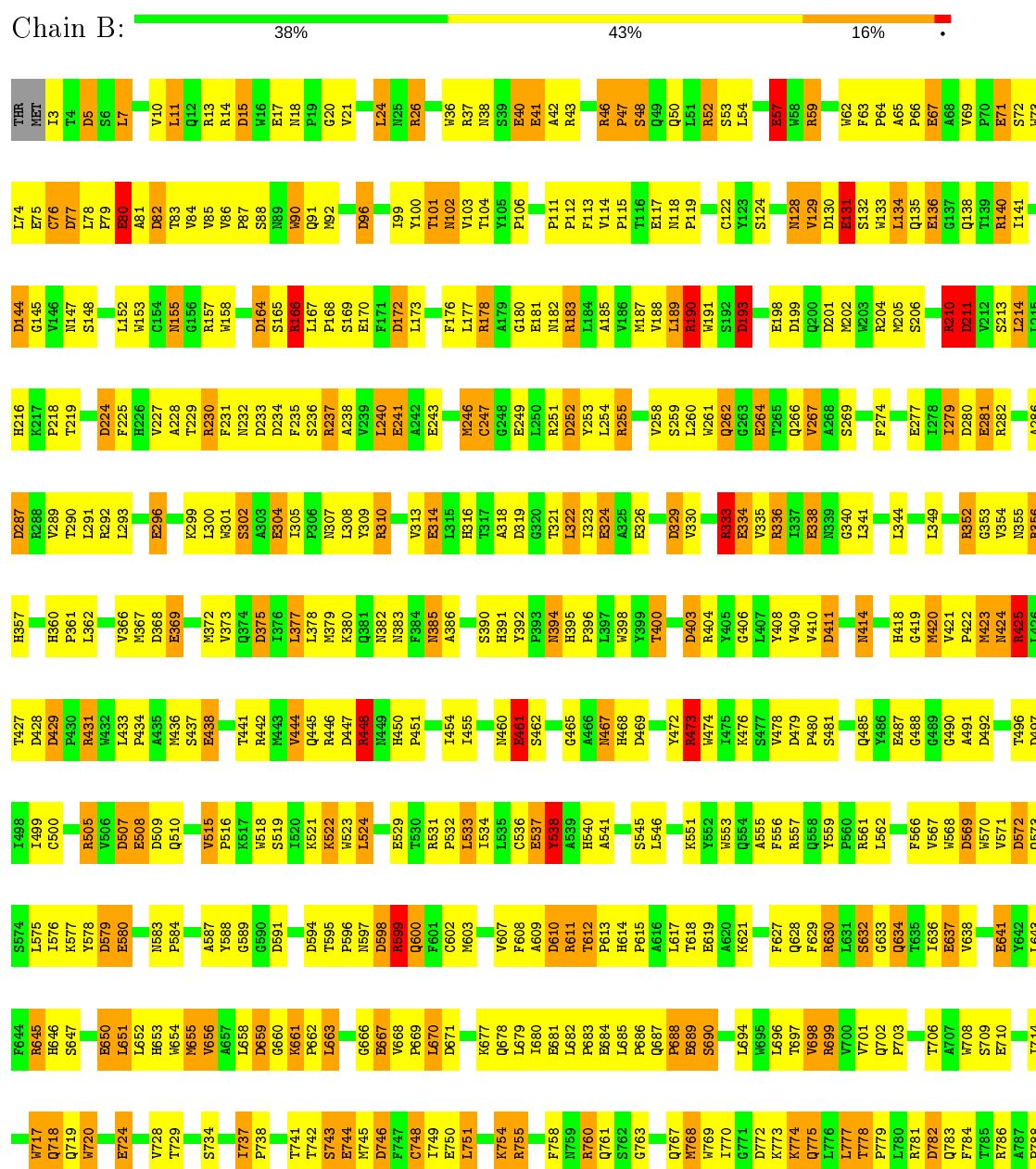
These plots are drawn for all protein, RNA and DNA chains in the entry. The first graphic for a chain summarises the proportions of the various outlier classes displayed in the second graphic. The second graphic shows the sequence view annotated by issues in geometry and electron density. Residues are color-coded according to the number of geometric quality criteria for which they contain at least one outlier: green = 0, yellow = 1, orange = 2 and red = 3 or more. A red dot above a residue indicates a poor fit to the electron density ($RSRZ > 2$). Stretches of 2 or more consecutive residues without any outlier are shown as a green connector. Residues present in the sample, but not in the model, are shown in grey.

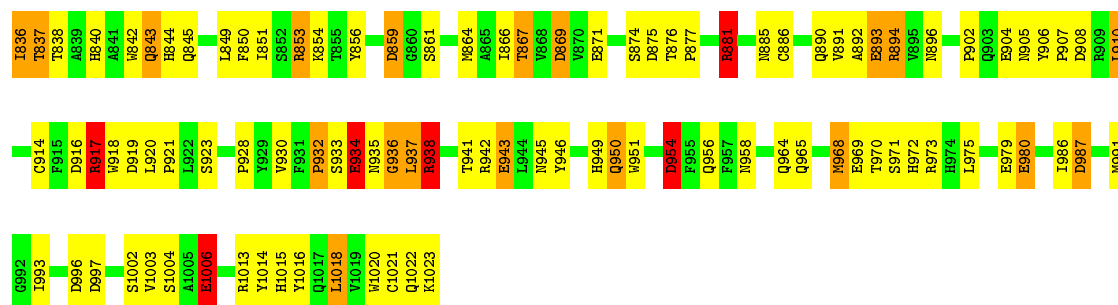
• Molecule 1: BETA-GALACTOSIDASE





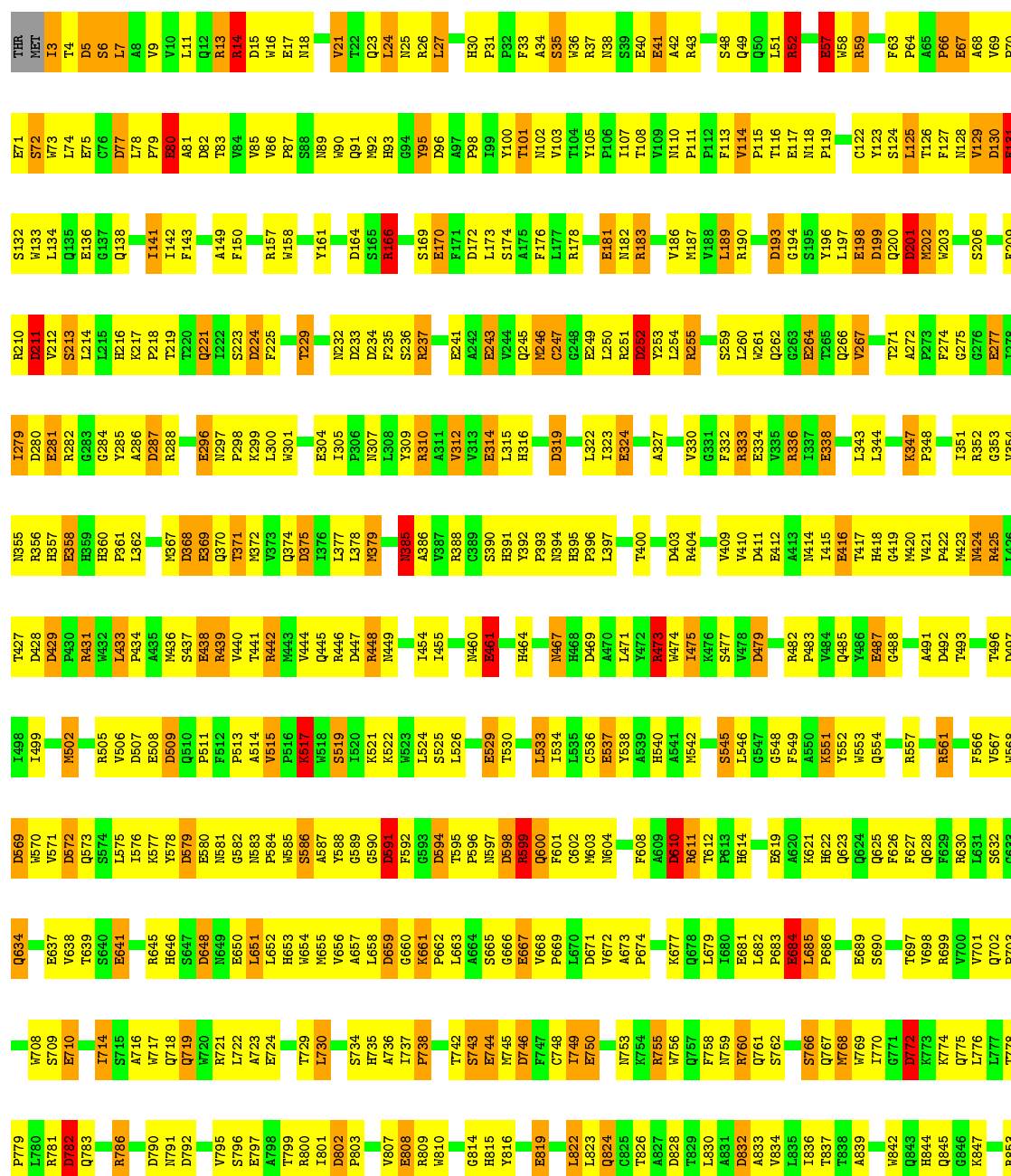
• Molecule 1: BETA-GALACTOSIDASE

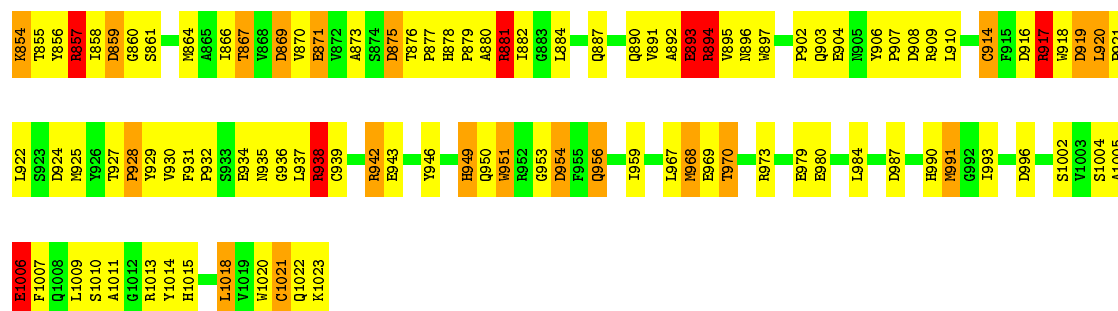




• Molecule 1: BETA-GALACTOSIDASE

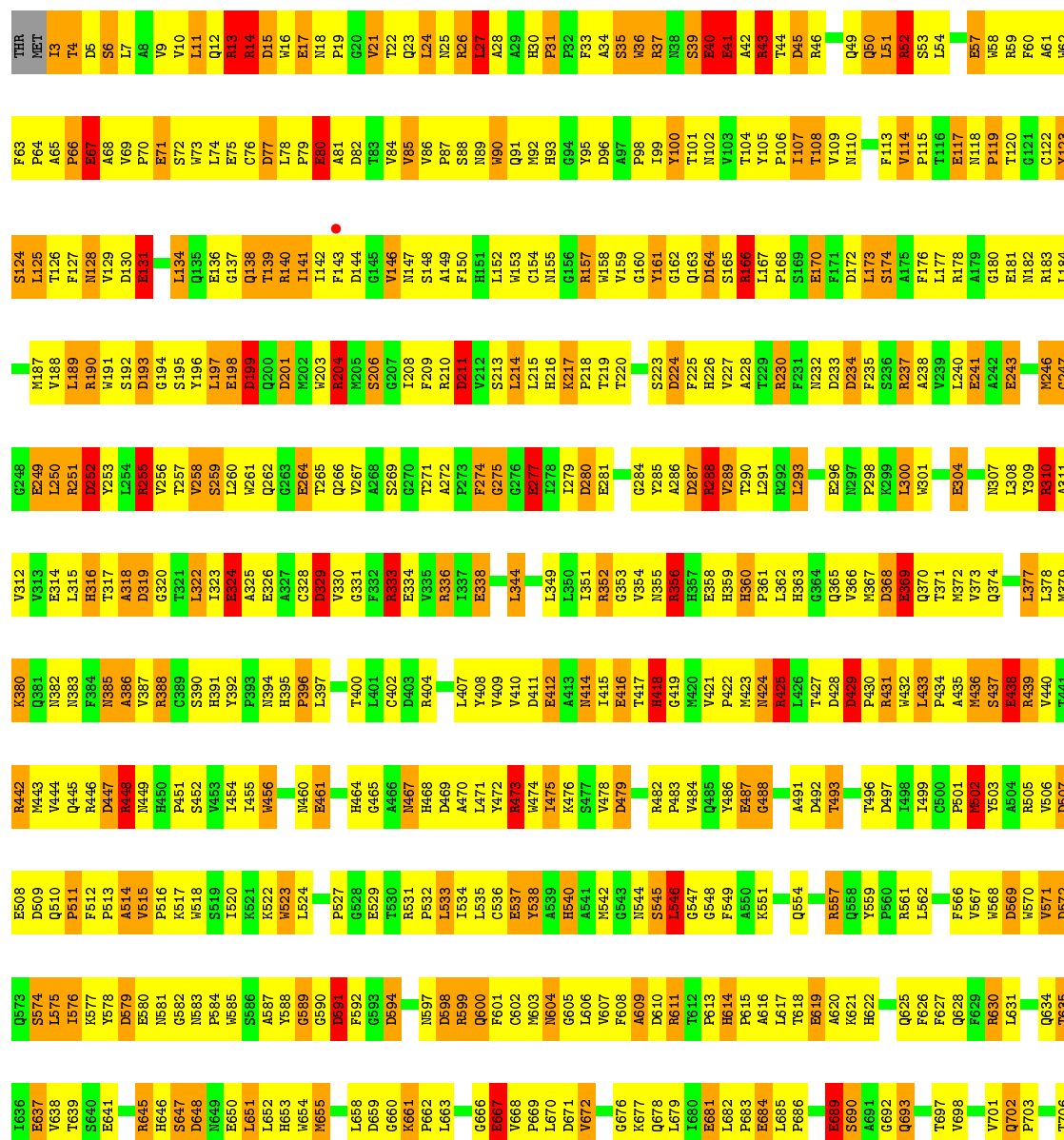
Chain D: 38% 46% 14%



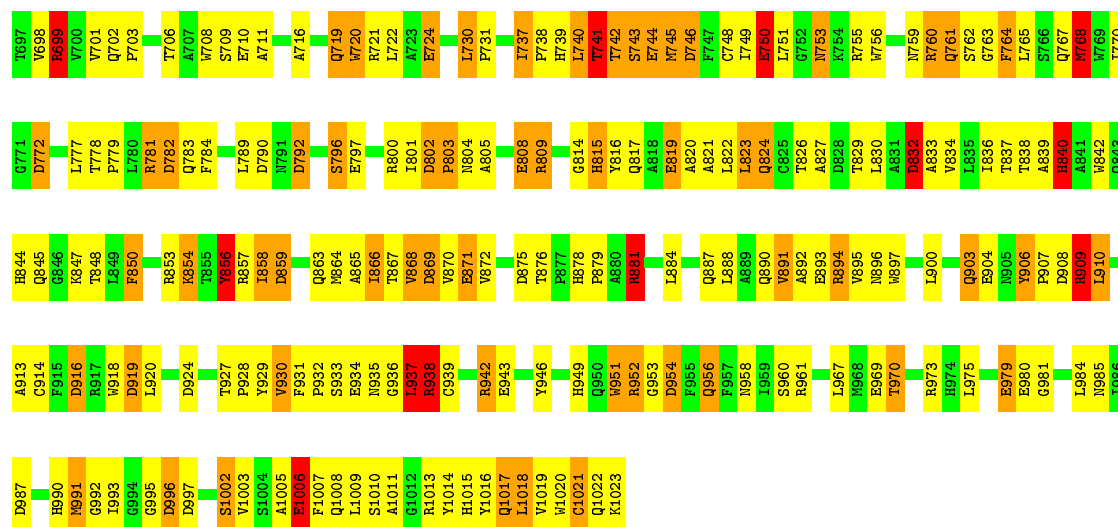


• Molecule 1: BETA-GALACTOSIDASE

Chain E: 26% 49% 21%

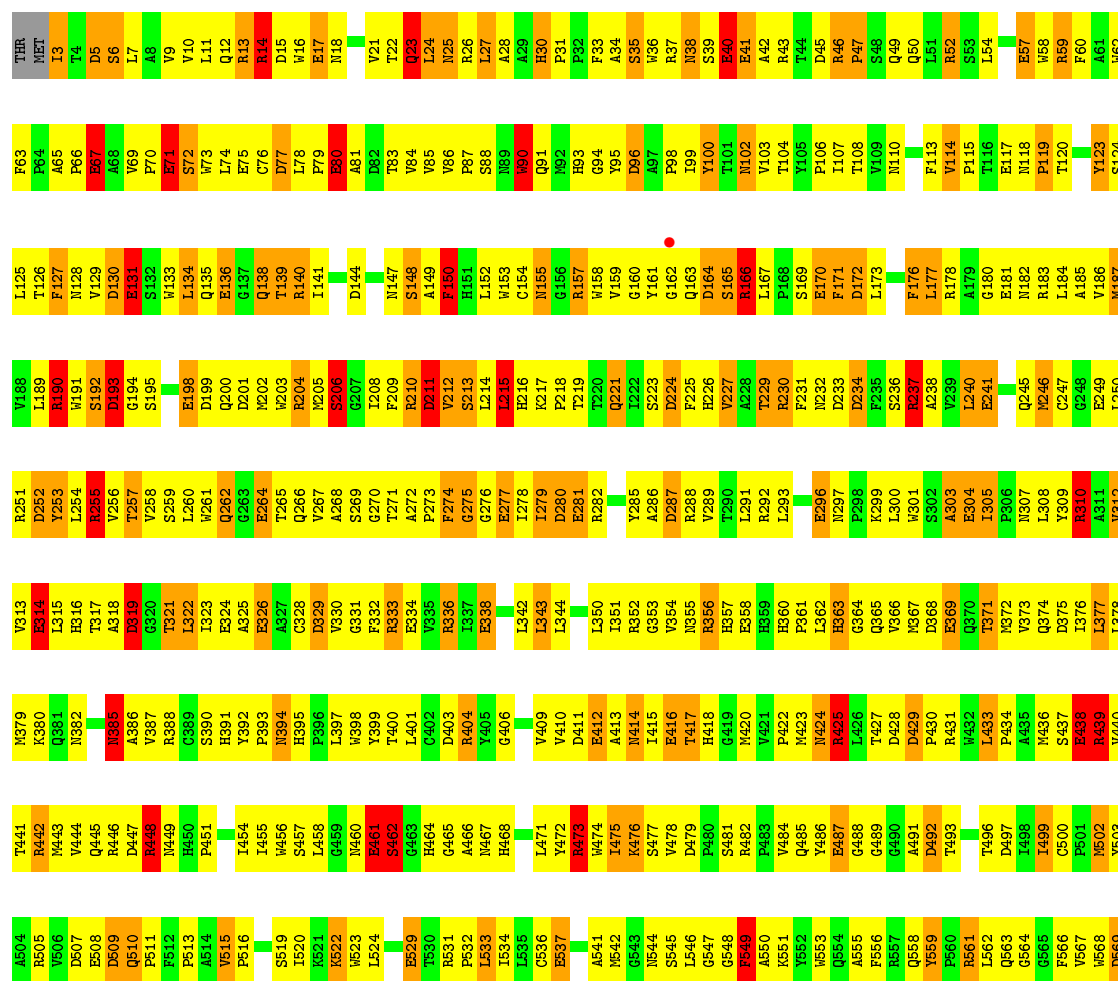


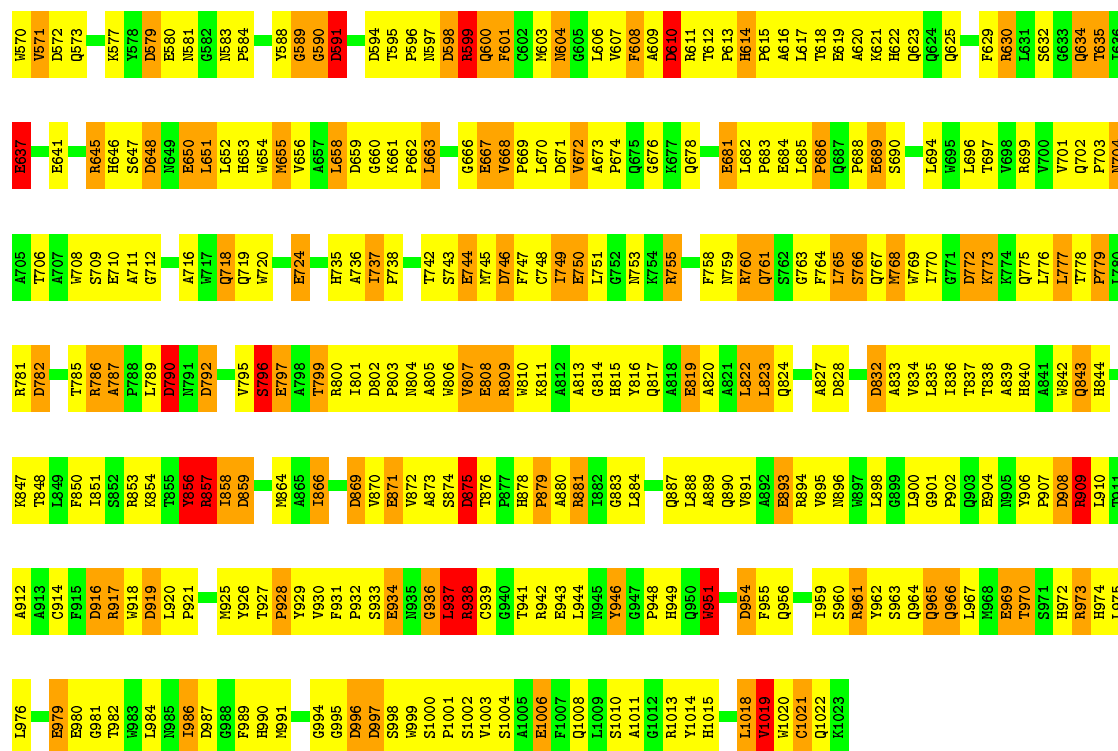




• Molecule 1: BETA-GALACTOSIDASE

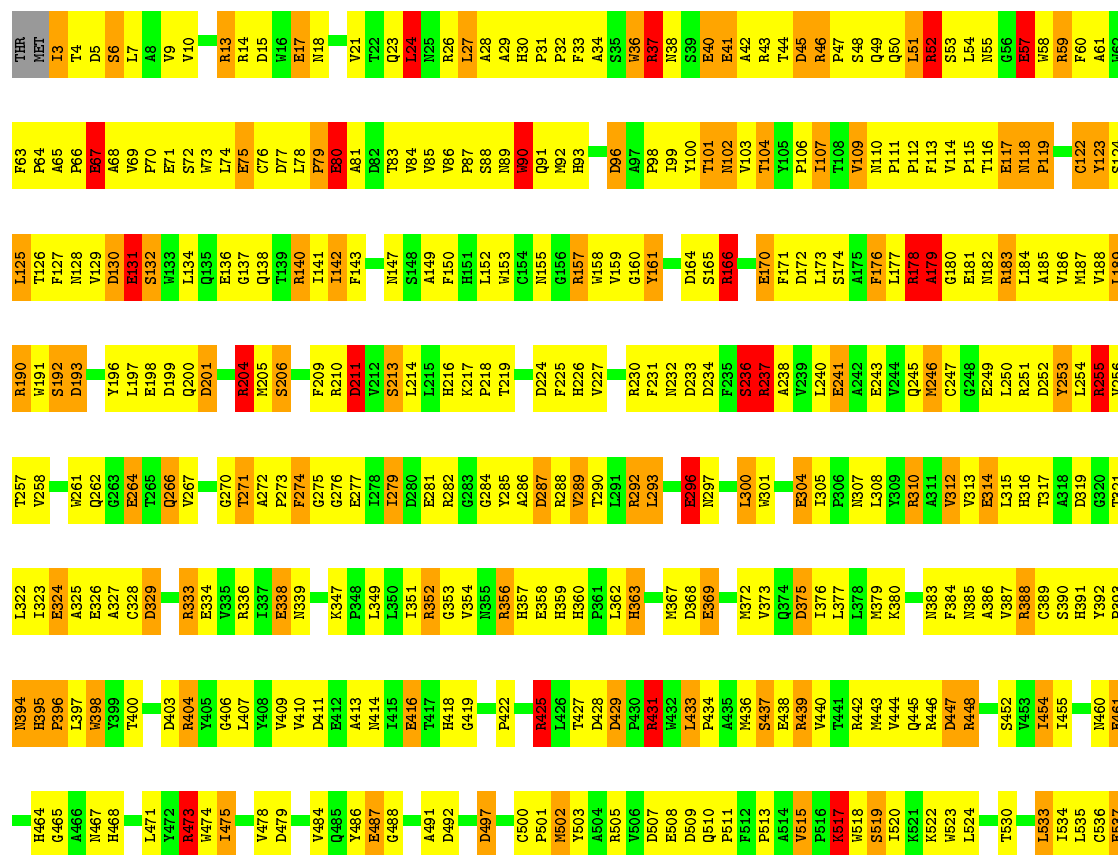
Chain H: 26% 50% 20% •

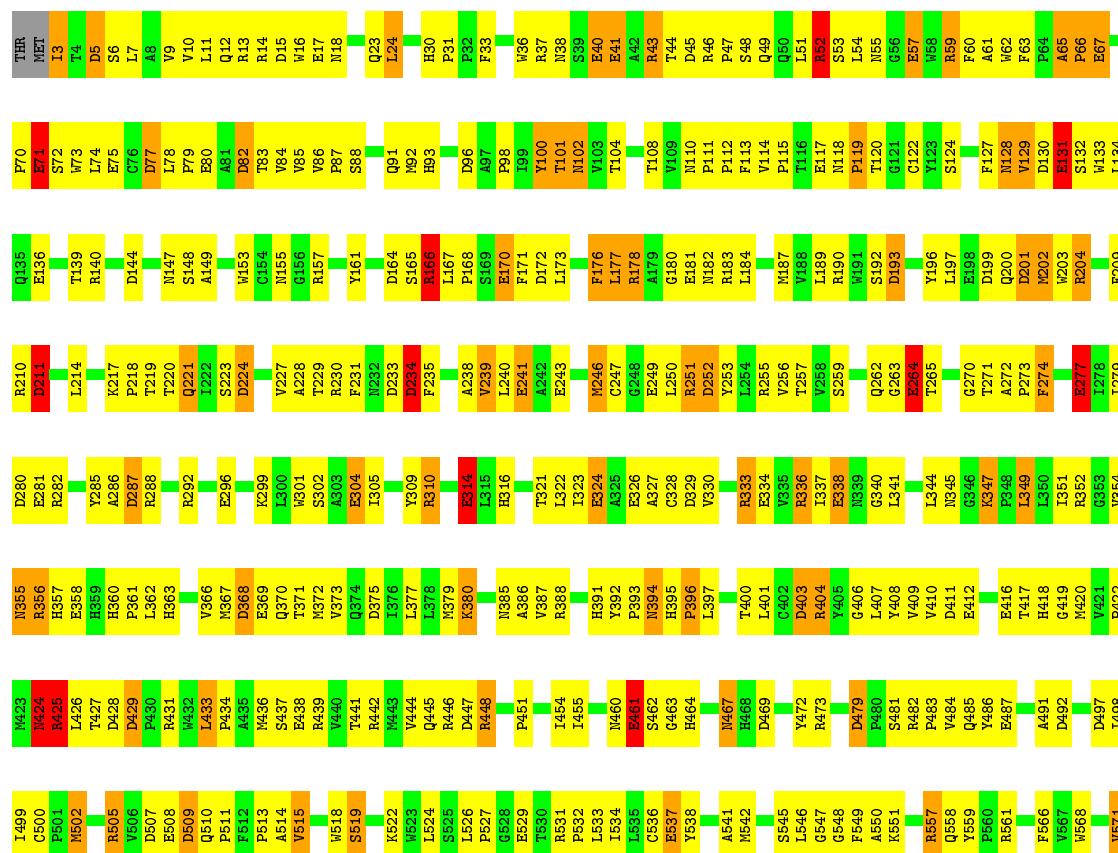




• Molecule 1: BETA-GALACTOSIDASE

Chain I: 33% 49% 15%

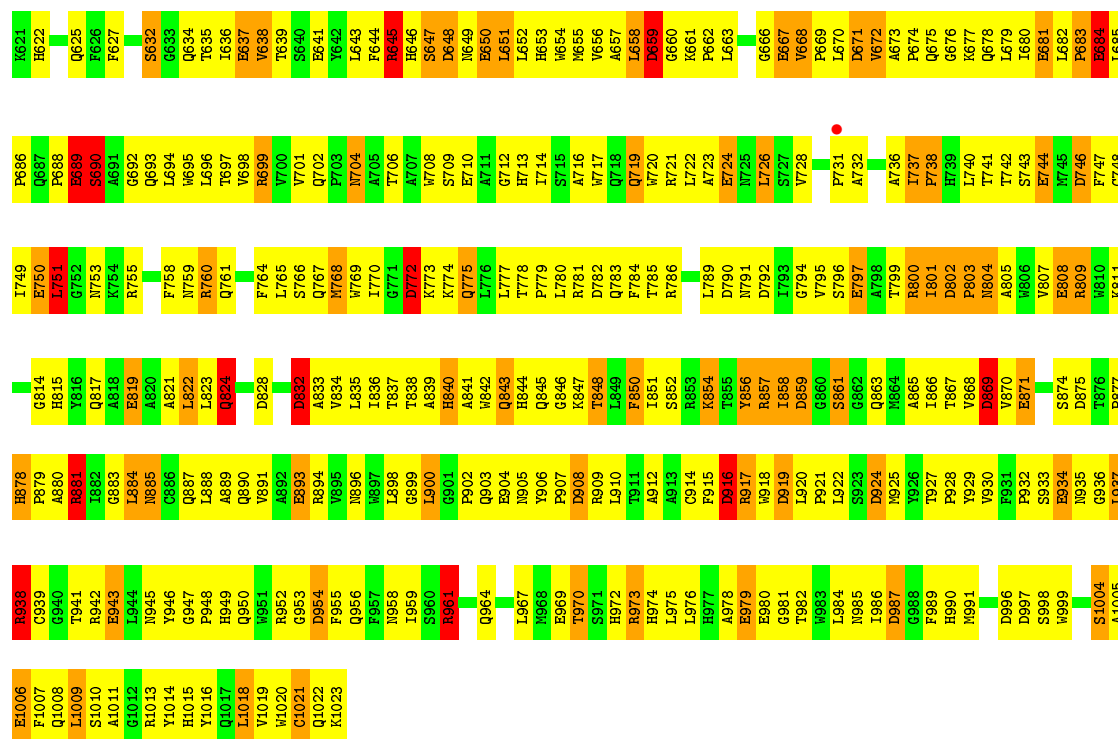






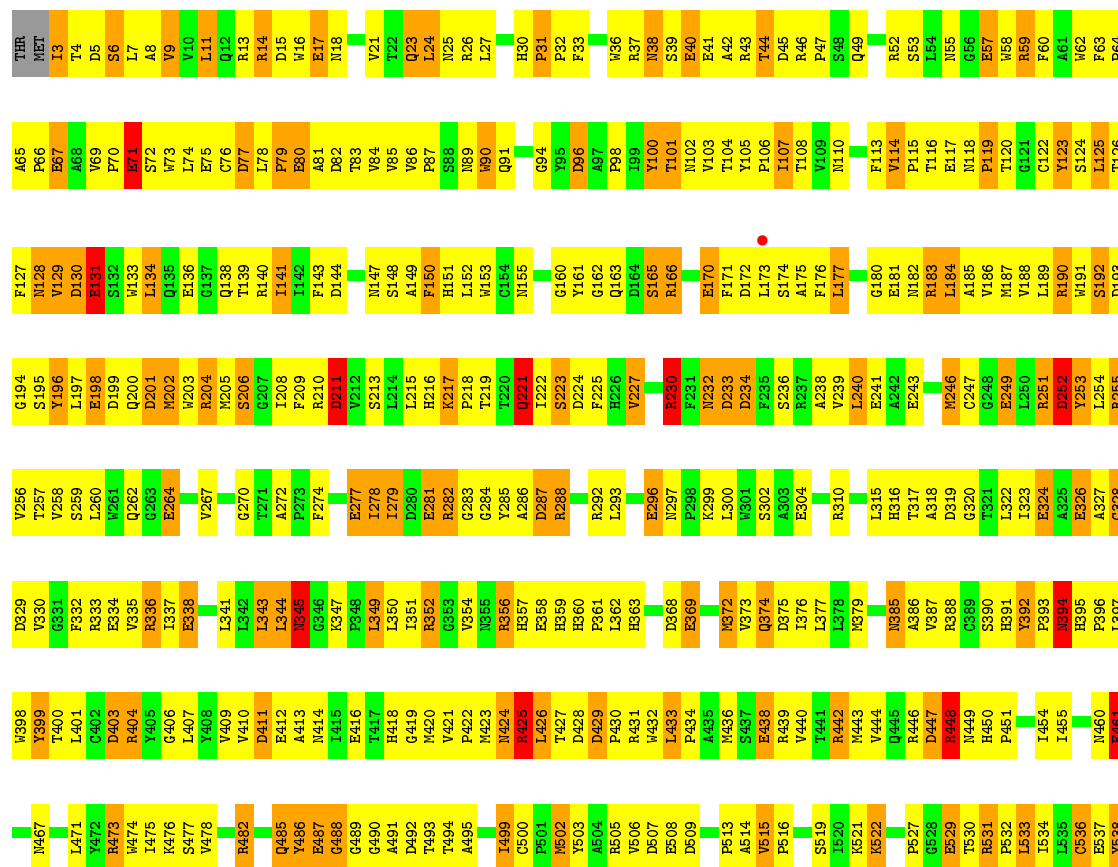
Frequency	Percentage
Often	30%
Sometimes	50%
Rarely	16%
Never	4%



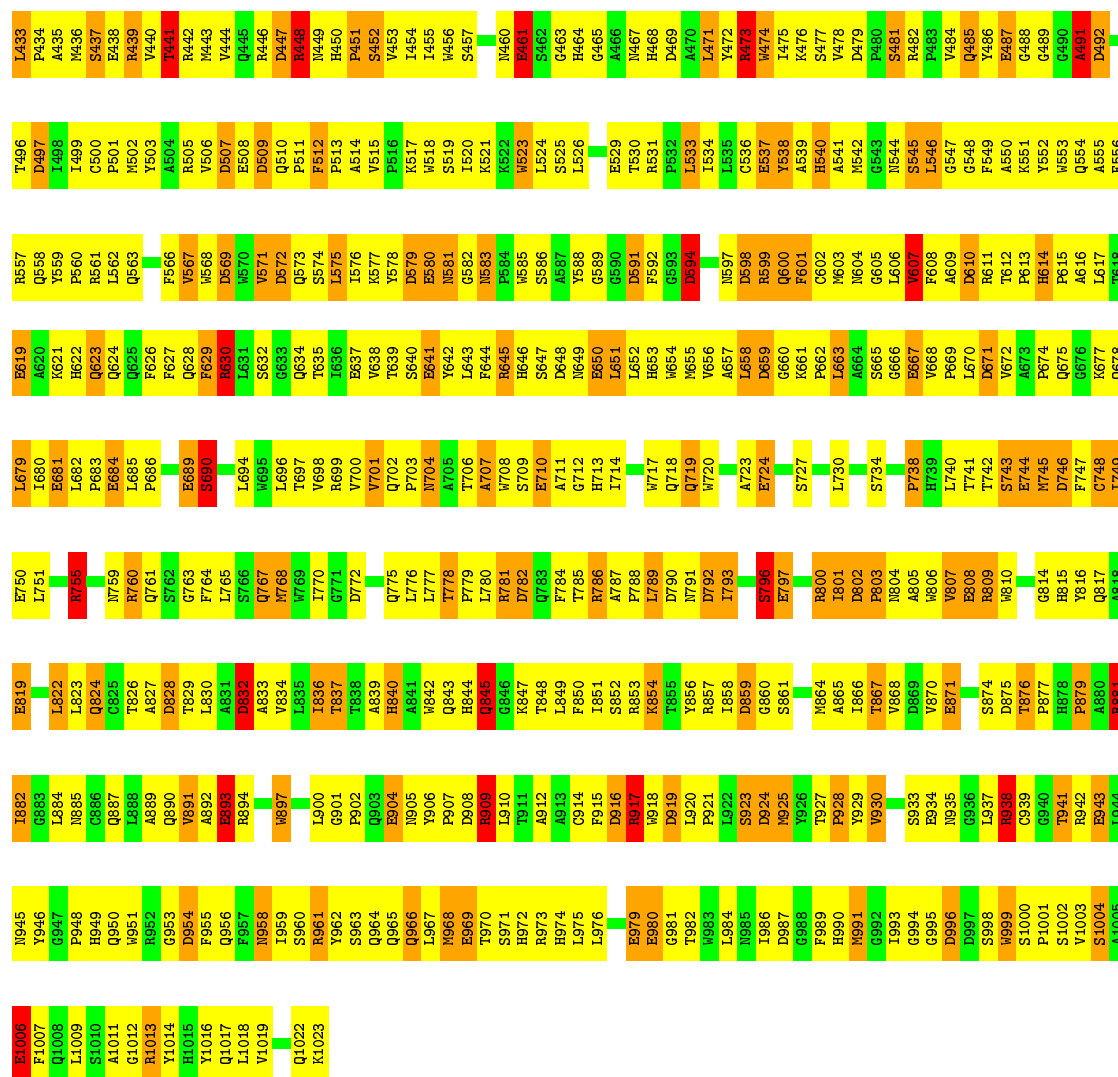


• Molecule 1: BETA-GALACTOSIDASE

Chain L: 29% 49% 19% 1%

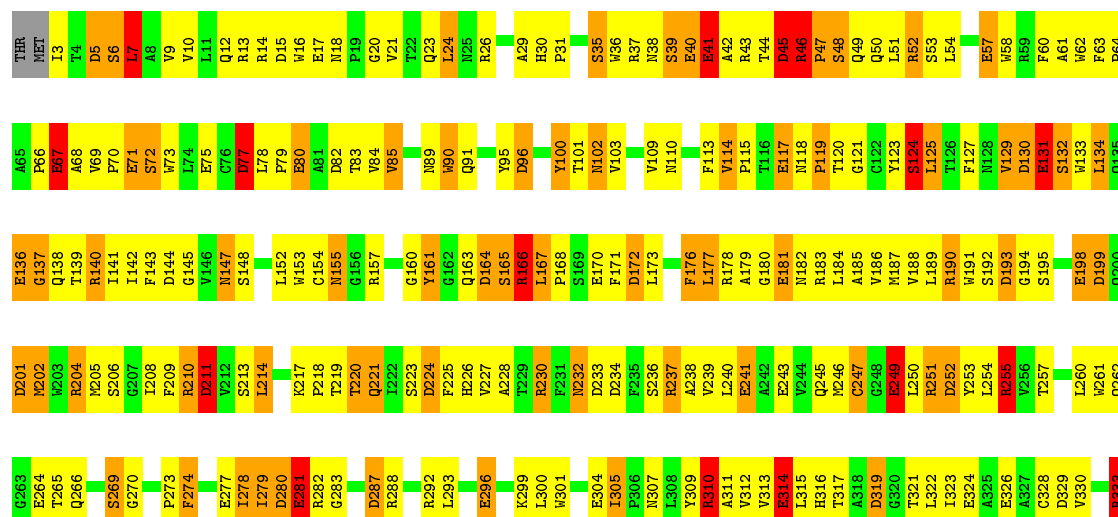


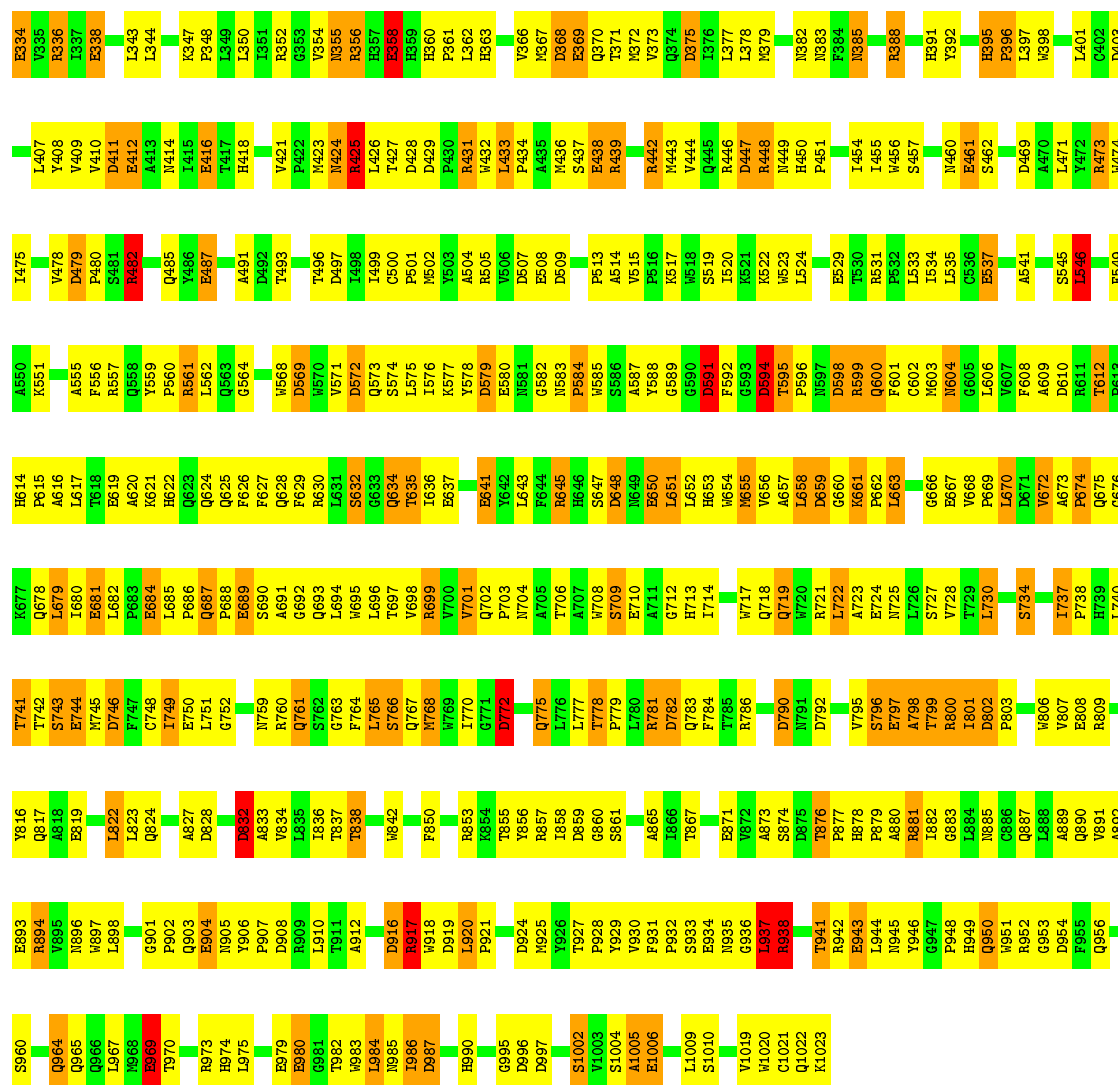




• Molecule 1: BETA-GALACTOSIDASE

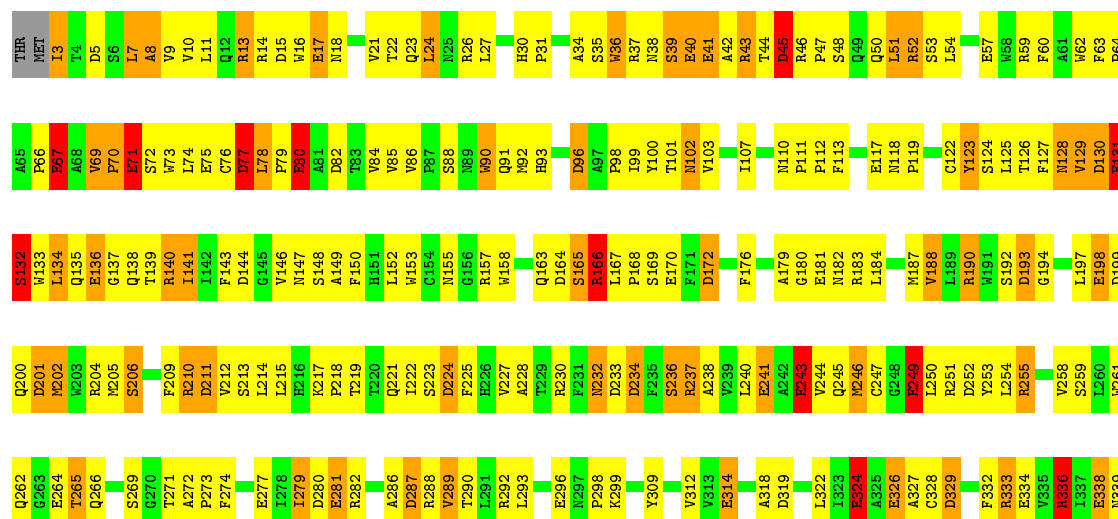
Chain N: 34% 46% 17%

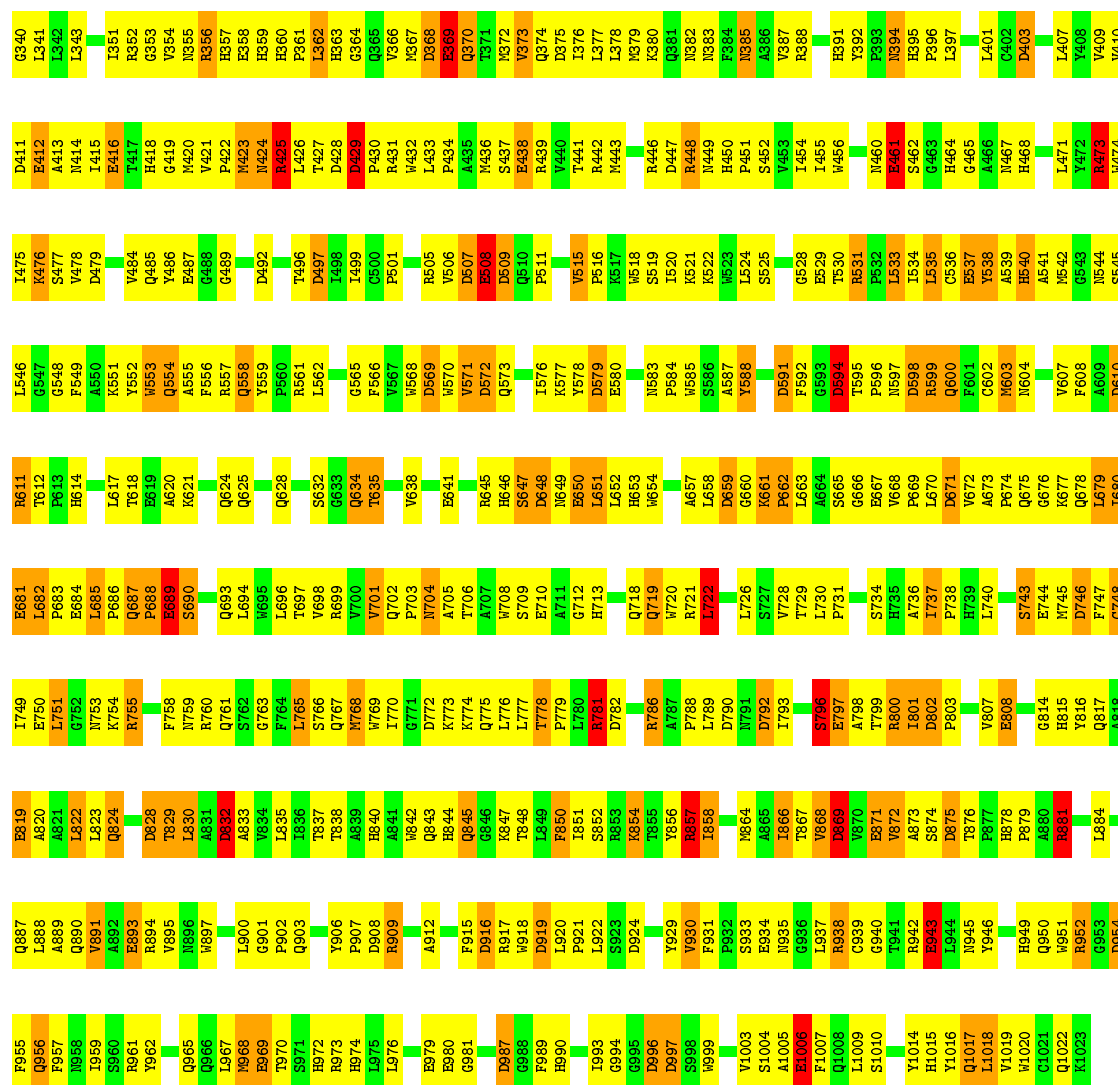




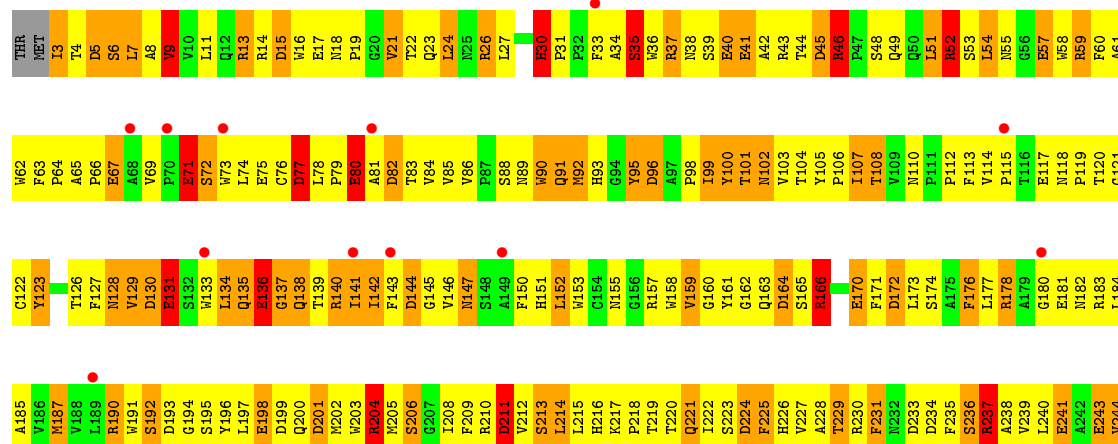
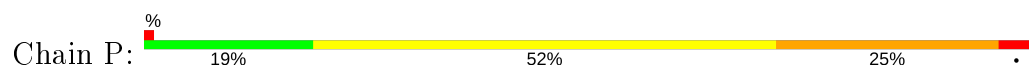
• Molecule 1: BETA-GALACTOSIDASE

Chain O: 32% 49% 16% •





• Molecule 1: BETA-GALACTOSIDASE



F1007	Q245	N307	D368	P430	G490	Y559	Q623	L685	N753	H815	B881	R942
Q1008	M246	L308	E369	R431	A491	P560	Q624	P686	K754	Y816	L884	E943
L1009	C248	Y309	Q370	W432	D492	R561	Q625	Q687	R755	Q817	L885	E944
S1010	G248	R310		L433	T493	L562	F626	P688		A818	R886	R945
	E249	A311		P434	T494	Q563		S689	F758	E819	Q887	Y946
R1013	L250	V312		A435	A495	F566	F629	S690	N759	L822	Q887	Y947
Y1014	R251	V313		W436	T496	F567	R630	L694	R760	L823	L888	P948
H1015	D252	E314		S437	D497	F568	L631	W695	Q761	Q824	A889	P949
L1016	Y253	L315		E438	T498	W568	S632	L696			Q890	Q950
Q1017	R254	L316		R439	T499	W569	Q633	L697	F764	D828	W891	R951
W1018	R255	R317		W440	C500	D569	Q634	L698	S766	T829	A892	R952
V1019	V256	T317		R439	P501	W571	T635	W698	Q767	R329	R933	G953
W1020	T257	A318		T441	W502	D572	T636	R689	Q768	L830	R934	R954
C1021	T257	D319		R442	W503	Q573	L636	W700	M768	A831	W895	F955
Q1022	V258	G320		W443	A504	S574	E637	V701	W769	D832	N896	Q956
K1023	S259	T321		Q444	W505	L575	R638	W702	W770	A833	W897	Q957
	L260	L322		Q445	W506	S576	T639	P703	I770	W834	L898	R958
	W261	L323		R446	V506	L576	S840	P704	G771	L835	G999	Y959
	W262	E324		D447	D507	K577	E641	W705	D772	L836	L900	S960
	G263	R324		R448	E508	W578	W642	A705	K773	T837	L901	R961
	E264	A325		W449	D509	D579	L643	T706	K774	T838	P902	Y962
	T265	E326		W450	V515	E580	F644	A707	Q775	A839	Q903	
	A272	A327		P451	W518	N583	R645	W708	L776	H840	E904	Q965
	Q266	C328		S452	W519	P584	H646	S709	L777	H840	N905	Q966
	V267	W330		W453	W520	S647	S647	W710	T778	A841	Y906	L967
	A268	G331		T454	W521	W585	D648	A711	P779	W842	P907	R968
	S269	P332		L455	W522	S586	R649	G712	L780	Q843	R908	E969
	G270	R333		W456	K521	A587	E650	H713	R781	H844	D909	T970
	T271	E334		S457	W523	L651	L651	I714	D782	Q845	R915	Y976
	A272	W335		L458	W524	E590	L652	S715	Q783	G846	D916	E980
	P273	R336		C459	L524	D591	H653	A716	F784	K847	W918	G981
	T274	W337		W460	S525	F592	W654	W717	T785	T848	D919	T982
	G275	L337		W461	L526	G593	W655	W717	R786	L849	L920	
	G276	E338		R461	P527	D594	W656	L722	A787	F850	P921	R985
	E277			S462	W528	T595	A657	A723	R788	R853	L922	P987
	L278	L341		Q463	W529	P596	L658	E724	L789	K854	L923	
	L279	L342		C465	T530	N597	D659	W725	D790	T855	L924	
	D280	L343		W466	W531	D598	Q660	S727	D791	W856	D919	
	E281	L344		W467	P532	R599	T661	S727	D792	R857	P921	
	R282	W345		W468	L533	Q600	P662	W728	I793	L858	L922	
	G283	G346		W469	W534	F601	L663	W729	G794	D859	S923	
	G284	R347		D469	L535	C602	A664	L730	W795	G860	S924	
	Y285	P348		A470	C536	N603	S665	L730	S796	T867	D924	
	A286	L349		L471	W472	N604	Q666	H735	E797	W861	W925	
	D287	L350		Y472	E537	G605	Q667	A736	A798	Q862	N926	
	R288	W351		R473	W538	L606	E667	I737	T799	Q863	Y926	
	V289	R352		W474	A539	L606	W668	P738	R800	W864	T927	
		G353		L415	H540	F607	W669	W738	I801	A865	P928	
	L293	W354		R476	A541	F608	L670	H739	D802	L866	Y929	
	N294	N355		S477	W542	A609	D671	L740	P803	T867	W930	
	W295	R356		W478	G543	D610	W672	T741	R804	W868	F931	
	E296	H357		D479	N544	R611	A673	T742	N804	D869	P932	
	I297	E358		W480	S545	T612	P674	S743	A805	W870	P933	
	P298	R359		P481	L546	P613		E744	W806	E871	S933	
	K299	H360		R482	G547		Q677	W745	W807	S874	E934	
	L300	P361		W483	G548	A616	Q678	D746	E908	S875	N935	
	W301	L362		V484	Q549	L617	L679	F747	R809	R876	G936	
	S302	H363		R425	A550	T618	L680	G748	W810	T876	L937	
	A303	G364		Y486	K551	E619	E681	I749	K811	R877	R938	
	E304	Q365		E487	W552	A620	L682	E750	A812	R877	C939	
	I305	W366		G488	W553	R621	P683	L751	A813	H878	S1000	
	P306	N367		G489		H622	E684	G752	G814		P1001	
											S1002	
											W1003	
											S1004	
											G940	
											E1006	

4 Data and refinement statistics

Property	Value	Source
Space group	P 1 21 1	Depositor
Cell constants a, b, c, α , β , γ	107.90Å 207.50Å 509.90Å 90.00° 94.70° 90.00°	Depositor
Resolution (Å)	8.00 – 2.50 92.62 – 2.00	Depositor EDS
% Data completeness (in resolution range)	(Not available) (8.00-2.50) 39.3 (92.62-2.00)	Depositor EDS
R_{merge}	0.07	Depositor
R_{sym}	(Not available)	Depositor
$\langle I/\sigma(I) \rangle$ ¹	2.07 (at 2.00Å)	Xtriage
Refinement program	TNT 5D, TNT V. 5-D	Depositor
R, R_{free}	0.174 , (Not available) 0.169 , (Not available)	Depositor DCC
R_{free} test set	No test flags present.	wwPDB-VP
Wilson B-factor (Å ²)	27.6	Xtriage
Anisotropy	0.197	Xtriage
Bulk solvent k_{sol} (e/Å ³), B_{sol} (Å ²)	0.28 , 89.5	EDS
L-test for twinning ²	$\langle L \rangle = 0.48$, $\langle L^2 \rangle = 0.30$	Xtriage
Estimated twinning fraction	0.009 for h,-k,-h-l	Xtriage
F_o, F_c correlation	0.94	EDS
Total number of atoms	132654	wwPDB-VP
Average B, all atoms (Å ²)	32.0	wwPDB-VP

Xtriage's analysis on translational NCS is as follows: *The largest off-origin peak in the Patterson function is 7.98% of the height of the origin peak. No significant pseudotranslation is detected.*

¹Intensities estimated from amplitudes.

²Theoretical values of $\langle |L| \rangle$, $\langle L^2 \rangle$ for acentric reflections are 0.5, 0.333 respectively for untwinned datasets, and 0.375, 0.2 for perfectly twinned datasets.

5 Model quality ⓘ

5.1 Standard geometry ⓘ

Bond lengths and bond angles in the following residue types are not validated in this section: MG

The Z score for a bond length (or angle) is the number of standard deviations the observed value is removed from the expected value. A bond length (or angle) with $|Z| > 5$ is considered an outlier worth inspection. RMSZ is the root-mean-square of all Z scores of the bond lengths (or angles).

Mol	Chain	Bond lengths		Bond angles	
		RMSZ	$\# Z > 5$	RMSZ	$\# Z > 5$
1	A	1.16	51/8440 (0.6%)	1.52	139/11516 (1.2%)
1	B	1.17	54/8440 (0.6%)	1.51	130/11516 (1.1%)
1	C	1.18	56/8440 (0.7%)	1.50	132/11516 (1.1%)
1	D	1.16	55/8440 (0.7%)	1.52	148/11516 (1.3%)
1	E	1.16	55/8440 (0.7%)	1.56	145/11516 (1.3%)
1	F	1.18	45/8440 (0.5%)	1.53	144/11516 (1.3%)
1	G	1.16	58/8440 (0.7%)	1.51	151/11516 (1.3%)
1	H	1.16	56/8440 (0.7%)	1.57	150/11516 (1.3%)
1	I	1.13	53/8440 (0.6%)	1.52	140/11516 (1.2%)
1	J	1.12	48/8440 (0.6%)	1.48	134/11516 (1.2%)
1	K	1.09	53/8440 (0.6%)	1.45	115/11516 (1.0%)
1	L	1.13	53/8440 (0.6%)	1.54	134/11516 (1.2%)
1	M	1.16	55/8440 (0.7%)	1.58	142/11516 (1.2%)
1	N	1.14	51/8440 (0.6%)	1.49	127/11516 (1.1%)
1	O	1.11	54/8440 (0.6%)	1.49	141/11516 (1.2%)
1	P	1.17	57/8440 (0.7%)	1.60	151/11516 (1.3%)
All	All	1.15	854/135040 (0.6%)	1.52	2223/184256 (1.2%)

Chiral center outliers are detected by calculating the chiral volume of a chiral center and verifying if the center is modelled as a planar moiety or with the opposite hand. A planarity outlier is detected by checking planarity of atoms in a peptide group, atoms in a mainchain group or atoms of a sidechain that are expected to be planar.

Mol	Chain	#Chirality outliers	#Planarity outliers
1	A	1	0
1	B	1	0
1	D	2	1
1	E	1	0
1	F	2	0
1	G	2	0
1	H	1	0

Continued on next page...

Continued from previous page...

Mol	Chain	#Chirality outliers	#Planarity outliers
1	I	1	0
1	J	1	0
1	L	1	0
1	M	2	0
1	P	2	0
All	All	17	1

All (854) bond length outliers are listed below:

Mol	Chain	Res	Type	Atoms	Z	Observed(Å)	Ideal(Å)
1	P	358	GLU	CD-OE2	11.52	1.38	1.25
1	F	75	GLU	CD-OE1	10.30	1.36	1.25
1	K	358	GLU	CD-OE2	9.34	1.35	1.25
1	B	650	GLU	CD-OE1	9.31	1.35	1.25
1	F	326	GLU	CD-OE2	9.01	1.35	1.25
1	L	650	GLU	CD-OE1	8.98	1.35	1.25
1	C	819	GLU	CD-OE1	8.96	1.35	1.25
1	J	80	GLU	CD-OE2	8.73	1.35	1.25
1	G	650	GLU	CD-OE1	8.71	1.35	1.25
1	N	438	GLU	CD-OE2	8.72	1.35	1.25
1	B	181	GLU	CD-OE1	8.71	1.35	1.25
1	P	650	GLU	CD-OE1	8.71	1.35	1.25
1	H	650	GLU	CD-OE1	8.64	1.35	1.25
1	A	529	GLU	CD-OE2	8.49	1.34	1.25
1	P	416	GLU	CD-OE1	8.45	1.34	1.25
1	I	744	GLU	CD-OE2	8.43	1.34	1.25
1	F	131	GLU	CD-OE2	8.39	1.34	1.25
1	L	249	GLU	CD-OE1	8.36	1.34	1.25
1	N	943	GLU	CD-OE1	8.36	1.34	1.25
1	P	980	GLU	CD-OE2	8.35	1.34	1.25
1	E	358	GLU	CD-OE2	8.32	1.34	1.25
1	B	979	GLU	CD-OE2	8.28	1.34	1.25
1	C	241	GLU	CD-OE1	8.27	1.34	1.25
1	F	684	GLU	CD-OE2	8.21	1.34	1.25
1	L	281	GLU	CD-OE2	8.21	1.34	1.25
1	H	249	GLU	CD-OE2	8.18	1.34	1.25
1	C	979	GLU	CD-OE2	8.17	1.34	1.25
1	L	619	GLU	CD-OE1	8.14	1.34	1.25
1	M	619	GLU	CD-OE1	8.13	1.34	1.25
1	A	277	GLU	CD-OE2	8.12	1.34	1.25
1	J	744	GLU	CD-OE2	8.12	1.34	1.25
1	D	131	GLU	CD-OE2	8.08	1.34	1.25

Continued on next page...

Continued from previous page...

Mol	Chain	Res	Type	Atoms	Z	Observed(Å)	Ideal(Å)
1	G	181	GLU	CD-OE1	8.07	1.34	1.25
1	E	744	GLU	CD-OE2	8.05	1.34	1.25
1	N	334	GLU	CD-OE2	8.04	1.34	1.25
1	F	580	GLU	CD-OE2	8.03	1.34	1.25
1	L	724	GLU	CD-OE2	8.02	1.34	1.25
1	B	249	GLU	CD-OE2	7.98	1.34	1.25
1	D	744	GLU	CD-OE2	7.98	1.34	1.25
1	N	136	GLU	CD-OE2	7.97	1.34	1.25
1	L	326	GLU	CD-OE2	7.95	1.34	1.25
1	P	637	GLU	CD-OE1	7.95	1.34	1.25
1	C	744	GLU	CD-OE2	7.94	1.34	1.25
1	A	358	GLU	CD-OE1	7.93	1.34	1.25
1	D	136	GLU	CD-OE2	7.93	1.34	1.25
1	K	249	GLU	CD-OE2	7.92	1.34	1.25
1	L	181	GLU	CD-OE1	7.88	1.34	1.25
1	P	508	GLU	CD-OE1	7.86	1.34	1.25
1	E	487	GLU	CD-OE2	7.84	1.34	1.25
1	M	17	GLU	CD-OE1	7.83	1.34	1.25
1	D	198	GLU	CD-OE2	7.83	1.34	1.25
1	L	744	GLU	CD-OE2	7.81	1.34	1.25
1	E	619	GLU	CD-OE1	7.80	1.34	1.25
1	P	326	GLU	CD-OE2	7.79	1.34	1.25
1	F	181	GLU	CD-OE2	7.78	1.34	1.25
1	B	637	GLU	CD-OE1	7.77	1.34	1.25
1	O	75	GLU	CD-OE1	7.77	1.34	1.25
1	C	684	GLU	CD-OE2	7.75	1.34	1.25
1	B	136	GLU	CD-OE2	7.74	1.34	1.25
1	G	281	GLU	CD-OE2	7.72	1.34	1.25
1	H	508	GLU	CD-OE1	7.71	1.34	1.25
1	O	136	GLU	CD-OE2	7.70	1.34	1.25
1	H	637	GLU	CD-OE1	7.68	1.34	1.25
1	B	744	GLU	CD-OE2	7.67	1.34	1.25
1	D	40	GLU	CD-OE1	7.67	1.34	1.25
1	H	893	GLU	CD-OE2	7.67	1.34	1.25
1	A	797	GLU	CD-OE2	7.67	1.34	1.25
1	P	131	GLU	CD-OE1	7.66	1.34	1.25
1	M	744	GLU	CD-OE2	7.65	1.34	1.25
1	K	650	GLU	CD-OE1	7.65	1.34	1.25
1	N	416	GLU	CD-OE1	7.63	1.34	1.25
1	G	249	GLU	CD-OE2	7.61	1.34	1.25
1	C	17	GLU	CD-OE2	7.60	1.34	1.25
1	J	808	GLU	CD-OE2	7.59	1.34	1.25

Continued on next page...

Continued from previous page...

Mol	Chain	Res	Type	Atoms	Z	Observed(Å)	Ideal(Å)
1	L	689	GLU	CD-OE1	7.57	1.33	1.25
1	G	580	GLU	CD-OE2	7.57	1.33	1.25
1	G	508	GLU	CD-OE1	7.55	1.33	1.25
1	H	750	GLU	CD-OE1	7.54	1.33	1.25
1	A	637	GLU	CD-OE2	7.53	1.33	1.25
1	M	979	GLU	CD-OE1	7.53	1.33	1.25
1	N	904	GLU	CD-OE1	7.51	1.33	1.25
1	C	67	GLU	CD-OE2	7.51	1.33	1.25
1	A	681	GLU	CD-OE2	7.49	1.33	1.25
1	G	689	GLU	CD-OE1	7.48	1.33	1.25
1	A	808	GLU	CD-OE2	7.48	1.33	1.25
1	I	689	GLU	CD-OE1	7.48	1.33	1.25
1	K	580	GLU	CD-OE2	7.46	1.33	1.25
1	E	136	GLU	CD-OE2	7.46	1.33	1.25
1	C	580	GLU	CD-OE2	7.45	1.33	1.25
1	E	57	GLU	CD-OE2	7.45	1.33	1.25
1	J	580	GLU	CD-OE2	7.45	1.33	1.25
1	G	684	GLU	CD-OE2	7.43	1.33	1.25
1	J	326	GLU	CD-OE2	7.43	1.33	1.25
1	H	314	GLU	CD-OE2	7.43	1.33	1.25
1	D	277	GLU	CD-OE2	7.41	1.33	1.25
1	I	249	GLU	CD-OE2	7.40	1.33	1.25
1	H	580	GLU	CD-OE2	7.40	1.33	1.25
1	P	136	GLU	CD-OE1	7.40	1.33	1.25
1	L	684	GLU	CD-OE2	7.39	1.33	1.25
1	E	893	GLU	CD-OE2	7.38	1.33	1.25
1	J	724	GLU	CD-OE1	7.36	1.33	1.25
1	B	131	GLU	CD-OE2	7.35	1.33	1.25
1	A	580	GLU	CD-OE2	7.35	1.33	1.25
1	E	438	GLU	CD-OE1	7.35	1.33	1.25
1	K	710	GLU	CD-OE2	7.34	1.33	1.25
1	O	1006	GLU	CD-OE2	7.32	1.33	1.25
1	H	744	GLU	CD-OE2	7.32	1.33	1.25
1	L	117	GLU	CD-OE2	7.32	1.33	1.25
1	B	277	GLU	CD-OE2	7.31	1.33	1.25
1	D	241	GLU	CD-OE1	7.31	1.33	1.25
1	I	980	GLU	CD-OE2	7.30	1.33	1.25
1	C	934	GLU	CD-OE2	7.30	1.33	1.25
1	L	75	GLU	CD-OE2	7.30	1.33	1.25
1	M	358	GLU	CD-OE2	7.29	1.33	1.25
1	G	40	GLU	CD-OE1	7.28	1.33	1.25
1	E	724	GLU	CD-OE2	7.27	1.33	1.25

Continued on next page...

Continued from previous page...

Mol	Chain	Res	Type	Atoms	Z	Observed(Å)	Ideal(Å)
1	M	980	GLU	CD-OE2	7.26	1.33	1.25
1	K	71	GLU	CD-OE2	7.26	1.33	1.25
1	D	338	GLU	CD-OE2	7.26	1.33	1.25
1	O	249	GLU	CD-OE2	7.25	1.33	1.25
1	J	750	GLU	CD-OE2	7.25	1.33	1.25
1	F	304	GLU	CD-OE2	7.25	1.33	1.25
1	B	117	GLU	CD-OE2	7.24	1.33	1.25
1	N	324	GLU	CD-OE1	7.23	1.33	1.25
1	O	871	GLU	CD-OE2	7.23	1.33	1.25
1	J	264	GLU	CD-OE2	7.21	1.33	1.25
1	C	808	GLU	CD-OE2	7.20	1.33	1.25
1	N	338	GLU	CD-OE2	7.19	1.33	1.25
1	H	487	GLU	CD-OE2	7.19	1.33	1.25
1	L	819	GLU	CD-OE1	7.18	1.33	1.25
1	C	249	GLU	CD-OE2	7.17	1.33	1.25
1	E	416	GLU	CD-OE1	7.17	1.33	1.25
1	G	131	GLU	CD-OE2	7.17	1.33	1.25
1	H	724	GLU	CD-OE1	7.17	1.33	1.25
1	N	980	GLU	CD-OE2	7.17	1.33	1.25
1	O	681	GLU	CD-OE2	7.15	1.33	1.25
1	M	684	GLU	CD-OE2	7.14	1.33	1.25
1	P	57	GLU	CD-OE1	7.14	1.33	1.25
1	K	40	GLU	CD-OE1	7.14	1.33	1.25
1	C	136	GLU	CD-OE2	7.14	1.33	1.25
1	F	80	GLU	CD-OE2	7.13	1.33	1.25
1	M	689	GLU	CD-OE2	7.13	1.33	1.25
1	D	750	GLU	CD-OE2	7.12	1.33	1.25
1	L	131	GLU	CD-OE2	7.12	1.33	1.25
1	H	529	GLU	CD-OE1	7.12	1.33	1.25
1	A	281	GLU	CD-OE2	7.12	1.33	1.25
1	C	797	GLU	CD-OE2	7.11	1.33	1.25
1	J	324	GLU	CD-OE1	7.11	1.33	1.25
1	D	57	GLU	CD-OE2	7.11	1.33	1.25
1	N	181	GLU	CD-OE1	7.11	1.33	1.25
1	D	412	GLU	CD-OE2	7.11	1.33	1.25
1	H	131	GLU	CD-OE2	7.10	1.33	1.25
1	G	893	GLU	CD-OE2	7.09	1.33	1.25
1	F	170	GLU	CD-OE2	7.08	1.33	1.25
1	I	198	GLU	CD-OE2	7.08	1.33	1.25
1	O	980	GLU	CD-OE2	7.08	1.33	1.25
1	J	277	GLU	CD-OE2	7.08	1.33	1.25
1	B	943	GLU	CD-OE1	7.07	1.33	1.25

Continued on next page...

Continued from previous page...

Mol	Chain	Res	Type	Atoms	Z	Observed(Å)	Ideal(Å)
1	L	277	GLU	CD-OE2	7.06	1.33	1.25
1	I	277	GLU	CD-OE1	7.05	1.33	1.25
1	E	277	GLU	CD-OE2	7.05	1.33	1.25
1	F	314	GLU	CD-OE2	7.05	1.33	1.25
1	N	296	GLU	CD-OE2	7.05	1.33	1.25
1	M	797	GLU	CD-OE2	7.05	1.33	1.25
1	E	324	GLU	CD-OE1	7.04	1.33	1.25
1	E	412	GLU	CD-OE1	7.04	1.33	1.25
1	B	819	GLU	CD-OE1	7.04	1.33	1.25
1	I	969	GLU	CD-OE2	7.04	1.33	1.25
1	M	681	GLU	CD-OE2	7.04	1.33	1.25
1	E	980	GLU	CD-OE2	7.03	1.33	1.25
1	O	710	GLU	CD-OE2	7.03	1.33	1.25
1	M	241	GLU	CD-OE1	7.02	1.33	1.25
1	D	17	GLU	CD-OE2	7.02	1.33	1.25
1	J	689	GLU	CD-OE2	7.02	1.33	1.25
1	P	277	GLU	CD-OE2	7.02	1.33	1.25
1	N	75	GLU	CD-OE1	7.01	1.33	1.25
1	G	358	GLU	CD-OE2	7.01	1.33	1.25
1	L	198	GLU	CD-OE2	7.00	1.33	1.25
1	G	136	GLU	CD-OE2	7.00	1.33	1.25
1	N	249	GLU	CD-OE2	6.99	1.33	1.25
1	C	131	GLU	CD-OE2	6.99	1.33	1.25
1	I	136	GLU	CD-OE2	6.98	1.33	1.25
1	B	750	GLU	CD-OE2	6.98	1.33	1.25
1	J	893	GLU	CD-OE2	6.98	1.33	1.25
1	F	461	GLU	CD-OE2	6.98	1.33	1.25
1	F	744	GLU	CD-OE2	6.97	1.33	1.25
1	O	508	GLU	CD-OE1	6.97	1.33	1.25
1	P	684	GLU	CD-OE2	6.97	1.33	1.25
1	K	241	GLU	CD-OE2	6.96	1.33	1.25
1	B	797	GLU	CD-OE2	6.96	1.33	1.25
1	C	650	GLU	CD-OE1	6.96	1.33	1.25
1	P	750	GLU	CD-OE2	6.96	1.33	1.25
1	H	41	GLU	CD-OE2	6.96	1.33	1.25
1	J	75	GLU	CD-OE1	6.96	1.33	1.25
1	D	641	GLU	CD-OE1	-6.95	1.18	1.25
1	K	243	GLU	CD-OE1	6.95	1.33	1.25
1	N	461	GLU	CD-OE2	6.95	1.33	1.25
1	K	681	GLU	CD-OE2	6.95	1.33	1.25
1	H	136	GLU	CD-OE2	6.94	1.33	1.25
1	P	296	GLU	CD-OE2	6.94	1.33	1.25

Continued on next page...

Continued from previous page...

Mol	Chain	Res	Type	Atoms	Z	Observed(Å)	Ideal(Å)
1	M	181	GLU	CD-OE1	6.93	1.33	1.25
1	E	40	GLU	CD-OE1	6.93	1.33	1.25
1	C	264	GLU	CD-OE2	6.92	1.33	1.25
1	J	969	GLU	CD-OE2	6.92	1.33	1.25
1	G	314	GLU	CD-OE2	6.92	1.33	1.25
1	D	808	GLU	CD-OE2	6.91	1.33	1.25
1	H	75	GLU	CD-OE1	6.90	1.33	1.25
1	D	75	GLU	CD-OE1	6.90	1.33	1.25
1	J	249	GLU	CD-OE2	6.90	1.33	1.25
1	H	369	GLU	CD-OE1	6.89	1.33	1.25
1	N	508	GLU	CD-OE1	6.89	1.33	1.25
1	I	281	GLU	CD-OE2	6.89	1.33	1.25
1	I	358	GLU	CD-OE2	6.89	1.33	1.25
1	P	744	GLU	CD-OE2	6.88	1.33	1.25
1	H	277	GLU	CD-OE2	6.88	1.33	1.25
1	M	249	GLU	CD-OE2	6.88	1.33	1.25
1	M	304	GLU	CD-OE2	6.88	1.33	1.25
1	P	580	GLU	CD-OE2	6.87	1.33	1.25
1	A	893	GLU	CD-OE2	6.87	1.33	1.25
1	F	136	GLU	CD-OE2	6.87	1.33	1.25
1	L	241	GLU	CD-OE2	6.85	1.33	1.25
1	L	358	GLU	CD-OE2	6.85	1.33	1.25
1	J	537	GLU	CD-OE2	6.84	1.33	1.25
1	O	181	GLU	CD-OE1	6.84	1.33	1.25
1	E	681	GLU	CD-OE2	6.84	1.33	1.25
1	E	689	GLU	CD-OE2	6.84	1.33	1.25
1	C	40	GLU	CD-OE1	6.84	1.33	1.25
1	H	412	GLU	CD-OE2	6.84	1.33	1.25
1	E	241	GLU	CD-OE1	6.84	1.33	1.25
1	G	980	GLU	CD-OE2	6.84	1.33	1.25
1	E	131	GLU	CD-OE2	6.83	1.33	1.25
1	N	689	GLU	CD-OE1	6.83	1.33	1.25
1	I	117	GLU	CD-OE2	6.83	1.33	1.25
1	K	296	GLU	CD-OE2	6.83	1.33	1.25
1	N	537	GLU	CD-OE2	6.83	1.33	1.25
1	K	980	GLU	CD-OE2	6.83	1.33	1.25
1	K	508	GLU	CD-OE1	6.81	1.33	1.25
1	M	580	GLU	CD-OE2	6.81	1.33	1.25
1	N	969	GLU	CD-OE2	6.81	1.33	1.25
1	F	508	GLU	CD-OE1	6.80	1.33	1.25
1	D	689	GLU	CD-OE2	6.80	1.33	1.25
1	K	181	GLU	CD-OE1	6.80	1.33	1.25

Continued on next page...

Continued from previous page...

Mol	Chain	Res	Type	Atoms	Z	Observed(Å)	Ideal(Å)
1	N	277	GLU	CD-OE2	6.80	1.33	1.25
1	C	980	GLU	CD-OE2	6.80	1.33	1.25
1	G	710	GLU	CD-OE2	6.79	1.33	1.25
1	E	580	GLU	CD-OE2	6.78	1.33	1.25
1	N	41	GLU	CD-OE2	6.78	1.33	1.25
1	L	80	GLU	CD-OE2	6.78	1.33	1.25
1	O	338	GLU	CD-OE2	6.78	1.33	1.25
1	C	710	GLU	CD-OE2	6.78	1.33	1.25
1	I	75	GLU	CD-OE1	6.77	1.33	1.25
1	B	893	GLU	CD-OE2	6.77	1.33	1.25
1	L	264	GLU	CD-OE2	6.77	1.33	1.25
1	M	264	GLU	CD-OE2	6.77	1.33	1.25
1	F	40	GLU	CD-OE1	6.77	1.33	1.25
1	C	681	GLU	CD-OE2	6.77	1.33	1.25
1	M	117	GLU	CD-OE2	6.77	1.33	1.25
1	O	40	GLU	CD-OE1	6.76	1.33	1.25
1	I	667	GLU	CD-OE2	6.76	1.33	1.25
1	K	80	GLU	CD-OE2	6.76	1.33	1.25
1	O	358	GLU	CD-OE2	6.75	1.33	1.25
1	O	689	GLU	CD-OE2	6.74	1.33	1.25
1	H	181	GLU	CD-OE1	6.74	1.33	1.25
1	A	338	GLU	CD-OE2	6.73	1.33	1.25
1	B	67	GLU	CD-OE2	6.73	1.33	1.25
1	F	637	GLU	CD-OE1	6.73	1.33	1.25
1	O	934	GLU	CD-OE2	6.73	1.33	1.25
1	C	326	GLU	CD-OE2	6.73	1.33	1.25
1	N	40	GLU	CD-OE2	6.72	1.33	1.25
1	F	243	GLU	CD-OE1	6.72	1.33	1.25
1	H	681	GLU	CD-OE2	6.71	1.33	1.25
1	B	40	GLU	CD-OE2	6.71	1.33	1.25
1	A	304	GLU	CD-OE2	6.70	1.33	1.25
1	F	681	GLU	CD-OE1	6.70	1.33	1.25
1	B	198	GLU	CD-OE2	6.70	1.33	1.25
1	M	75	GLU	CD-OE2	6.70	1.33	1.25
1	C	893	GLU	CD-OE2	6.69	1.33	1.25
1	B	487	GLU	CD-OE2	6.69	1.33	1.25
1	D	358	GLU	CD-OE2	6.68	1.32	1.25
1	F	797	GLU	CD-OE2	6.68	1.33	1.25
1	N	744	GLU	CD-OE2	6.68	1.33	1.25
1	G	681	GLU	CD-OE1	6.68	1.32	1.25
1	H	198	GLU	CD-OE2	6.68	1.32	1.25
1	P	710	GLU	CD-OE2	6.68	1.32	1.25

Continued on next page...

Continued from previous page...

Mol	Chain	Res	Type	Atoms	Z	Observed(Å)	Ideal(Å)
1	E	75	GLU	CD-OE1	6.67	1.32	1.25
1	H	17	GLU	CD-OE1	6.67	1.32	1.25
1	D	969	GLU	CD-OE2	6.67	1.32	1.25
1	K	75	GLU	CD-OE2	6.67	1.32	1.25
1	K	136	GLU	CD-OE2	6.66	1.32	1.25
1	K	369	GLU	CD-OE1	6.66	1.32	1.25
1	B	808	GLU	CD-OE2	6.66	1.32	1.25
1	H	969	GLU	CD-OE2	6.66	1.32	1.25
1	I	681	GLU	CD-OE2	6.65	1.32	1.25
1	L	580	GLU	CD-OE1	6.65	1.32	1.25
1	H	80	GLU	CD-OE2	6.65	1.32	1.25
1	O	438	GLU	CD-OE2	6.65	1.32	1.25
1	M	529	GLU	CD-OE2	6.64	1.32	1.25
1	D	819	GLU	CD-OE2	6.63	1.32	1.25
1	O	684	GLU	CD-OE2	6.62	1.32	1.25
1	N	358	GLU	CD-OE1	6.62	1.32	1.25
1	O	580	GLU	CD-OE2	6.62	1.32	1.25
1	D	314	GLU	CD-OE2	6.62	1.32	1.25
1	H	338	GLU	CD-OE2	6.62	1.32	1.25
1	J	71	GLU	CD-OE2	6.61	1.32	1.25
1	G	819	GLU	CD-OE1	6.61	1.32	1.25
1	J	136	GLU	CD-OE2	6.61	1.32	1.25
1	P	689	GLU	CD-OE2	6.61	1.32	1.25
1	I	893	GLU	CD-OE2	6.60	1.32	1.25
1	J	681	GLU	CD-OE2	6.60	1.32	1.25
1	P	871	GLU	CD-OE1	6.59	1.32	1.25
1	B	264	GLU	CD-OE2	6.59	1.32	1.25
1	G	277	GLU	CD-OE2	6.59	1.32	1.25
1	K	641	GLU	CD-OE2	6.58	1.32	1.25
1	K	338	GLU	CD-OE1	6.58	1.32	1.25
1	G	338	GLU	CD-OE1	6.58	1.32	1.25
1	K	819	GLU	CD-OE1	6.57	1.32	1.25
1	H	40	GLU	CD-OE2	6.57	1.32	1.25
1	M	369	GLU	CD-OE2	6.57	1.32	1.25
1	M	40	GLU	CD-OE2	6.57	1.32	1.25
1	M	943	GLU	CD-OE1	6.57	1.32	1.25
1	B	969	GLU	CD-OE2	6.57	1.32	1.25
1	A	934	GLU	CD-OE2	6.56	1.32	1.25
1	J	117	GLU	CD-OE2	6.56	1.32	1.25
1	N	684	GLU	CD-OE2	6.56	1.32	1.25
1	A	334	GLU	CD-OE2	6.56	1.32	1.25
1	B	75	GLU	CD-OE1	6.55	1.32	1.25

Continued on next page...

Continued from previous page...

Mol	Chain	Res	Type	Atoms	Z	Observed(Å)	Ideal(Å)
1	C	277	GLU	CD-OE2	6.55	1.32	1.25
1	I	537	GLU	CD-OE2	6.55	1.32	1.25
1	J	980	GLU	CD-OE2	6.55	1.32	1.25
1	P	181	GLU	CD-OE1	6.55	1.32	1.25
1	H	710	GLU	CD-OE2	6.55	1.32	1.25
1	G	797	GLU	CD-OE2	6.54	1.32	1.25
1	A	136	GLU	CD-OE2	6.54	1.32	1.25
1	O	131	GLU	CD-OE1	6.54	1.32	1.25
1	F	277	GLU	CD-OE2	6.54	1.32	1.25
1	H	819	GLU	CD-OE1	6.53	1.32	1.25
1	H	304	GLU	CD-OE2	6.53	1.32	1.25
1	H	296	GLU	CD-OE2	6.53	1.32	1.25
1	O	80	GLU	CD-OE2	6.52	1.32	1.25
1	P	117	GLU	CD-OE2	6.52	1.32	1.25
1	E	684	GLU	CD-OE2	6.52	1.32	1.25
1	G	75	GLU	CD-OE1	6.52	1.32	1.25
1	J	131	GLU	CD-OE2	6.52	1.32	1.25
1	E	710	GLU	CD-OE2	6.51	1.32	1.25
1	F	750	GLU	CD-OE1	6.51	1.32	1.25
1	G	170	GLU	CD-OE2	6.51	1.32	1.25
1	I	243	GLU	CD-OE1	6.51	1.32	1.25
1	P	369	GLU	CD-OE1	6.51	1.32	1.25
1	C	117	GLU	CD-OE2	6.51	1.32	1.25
1	F	819	GLU	CD-OE1	6.51	1.32	1.25
1	N	131	GLU	CD-OE2	6.51	1.32	1.25
1	M	508	GLU	CD-OE1	6.50	1.32	1.25
1	D	871	GLU	CD-OE1	6.50	1.32	1.25
1	D	724	GLU	CD-OE2	6.50	1.32	1.25
1	I	508	GLU	CD-OE1	6.50	1.32	1.25
1	L	980	GLU	CD-OE2	6.49	1.32	1.25
1	N	797	GLU	CD-OE2	6.49	1.32	1.25
1	A	689	GLU	CD-OE2	6.48	1.32	1.25
1	F	724	GLU	CD-OE2	6.48	1.32	1.25
1	I	241	GLU	CD-OE1	6.48	1.32	1.25
1	G	744	GLU	CD-OE2	6.47	1.32	1.25
1	O	750	GLU	CD-OE2	6.47	1.32	1.25
1	B	710	GLU	CD-OE2	6.47	1.32	1.25
1	J	170	GLU	CD-OE2	6.46	1.32	1.25
1	M	808	GLU	CD-OE2	6.46	1.32	1.25
1	O	117	GLU	CD-OE2	6.46	1.32	1.25
1	P	249	GLU	CD-OE1	6.46	1.32	1.25
1	I	131	GLU	CD-OE1	6.45	1.32	1.25

Continued on next page...

Continued from previous page...

Mol	Chain	Res	Type	Atoms	Z	Observed(Å)	Ideal(Å)
1	P	41	GLU	CD-OE2	6.45	1.32	1.25
1	A	181	GLU	CD-OE1	6.45	1.32	1.25
1	I	338	GLU	CD-OE2	6.45	1.32	1.25
1	F	296	GLU	CD-OE2	6.44	1.32	1.25
1	I	80	GLU	CD-OE2	6.44	1.32	1.25
1	H	934	GLU	CD-OE2	6.43	1.32	1.25
1	J	943	GLU	CD-OE1	6.43	1.32	1.25
1	O	281	GLU	CD-OE2	6.43	1.32	1.25
1	O	797	GLU	CD-OE2	6.43	1.32	1.25
1	B	689	GLU	CD-OE2	6.43	1.32	1.25
1	E	281	GLU	CD-OE2	6.42	1.32	1.25
1	E	296	GLU	CD-OE2	6.42	1.32	1.25
1	H	797	GLU	CD-OE2	6.42	1.32	1.25
1	M	487	GLU	CD-OE2	6.42	1.32	1.25
1	N	580	GLU	CD-OE2	6.42	1.32	1.25
1	O	243	GLU	CD-OE1	6.42	1.32	1.25
1	D	80	GLU	CD-OE2	6.42	1.32	1.25
1	I	750	GLU	CD-OE2	6.42	1.32	1.25
1	D	684	GLU	CD-OE2	6.41	1.32	1.25
1	G	296	GLU	CD-OE2	6.41	1.32	1.25
1	P	40	GLU	CD-OE1	6.41	1.32	1.25
1	E	819	GLU	CD-OE1	6.41	1.32	1.25
1	I	580	GLU	CD-OE2	6.41	1.32	1.25
1	M	136	GLU	CD-OE2	6.41	1.32	1.25
1	P	241	GLU	CD-OE1	6.41	1.32	1.25
1	C	314	GLU	CD-OE2	6.40	1.32	1.25
1	M	650	GLU	CD-OE1	6.40	1.32	1.25
1	P	304	GLU	CD-OE2	6.39	1.32	1.25
1	C	637	GLU	CD-OE2	6.39	1.32	1.25
1	D	296	GLU	CD-OE2	6.38	1.32	1.25
1	B	537	GLU	CD-OE1	-6.38	1.18	1.25
1	A	40	GLU	CD-OE1	6.37	1.32	1.25
1	P	724	GLU	CD-OE2	6.37	1.32	1.25
1	K	314	GLU	CD-OE2	6.36	1.32	1.25
1	C	943	GLU	CD-OE1	6.36	1.32	1.25
1	C	281	GLU	CD-OE2	6.36	1.32	1.25
1	F	689	GLU	CD-OE2	6.36	1.32	1.25
1	K	750	GLU	CD-OE2	6.36	1.32	1.25
1	A	438	GLU	CD-OE2	6.35	1.32	1.25
1	B	314	GLU	CD-OE1	6.35	1.32	1.25
1	B	580	GLU	CD-OE2	6.35	1.32	1.25
1	M	296	GLU	CD-OE2	6.35	1.32	1.25

Continued on next page...

Continued from previous page...

Mol	Chain	Res	Type	Atoms	Z	Observed(Å)	Ideal(Å)
1	N	198	GLU	CD-OE2	6.35	1.32	1.25
1	P	75	GLU	CD-OE1	6.34	1.32	1.25
1	B	461	GLU	CD-OE2	6.34	1.32	1.25
1	O	170	GLU	CD-OE2	6.34	1.32	1.25
1	A	249	GLU	CD-OE2	6.33	1.32	1.25
1	M	819	GLU	CD-OE1	6.33	1.32	1.25
1	L	508	GLU	CD-OE1	6.33	1.32	1.25
1	C	170	GLU	CD-OE2	6.33	1.32	1.25
1	C	969	GLU	CD-OE2	6.32	1.32	1.25
1	M	750	GLU	CD-OE2	6.32	1.32	1.25
1	K	326	GLU	CD-OE2	6.31	1.32	1.25
1	A	724	GLU	CD-OE2	6.31	1.32	1.25
1	A	744	GLU	CD-OE2	6.31	1.32	1.25
1	K	264	GLU	CD-OE2	6.31	1.32	1.25
1	B	324	GLU	CD-OE1	6.31	1.32	1.25
1	G	117	GLU	CD-OE2	6.30	1.32	1.25
1	P	170	GLU	CD-OE2	6.30	1.32	1.25
1	P	198	GLU	CD-OE2	6.30	1.32	1.25
1	G	641	GLU	CD-OE2	6.30	1.32	1.25
1	E	80	GLU	CD-OE2	6.30	1.32	1.25
1	G	198	GLU	CD-OE2	6.29	1.32	1.25
1	N	281	GLU	CD-OE2	6.29	1.32	1.25
1	I	684	GLU	CD-OE2	6.28	1.32	1.25
1	O	296	GLU	CD-OE2	6.28	1.32	1.25
1	D	181	GLU	CD-OE1	6.28	1.32	1.25
1	M	67	GLU	CD-OE2	6.28	1.32	1.25
1	E	249	GLU	CD-OE2	6.28	1.32	1.25
1	H	689	GLU	CD-OE1	6.28	1.32	1.25
1	A	819	GLU	CD-OE1	6.28	1.32	1.25
1	K	744	GLU	CD-OE2	6.28	1.32	1.25
1	H	667	GLU	CD-OE2	6.27	1.32	1.25
1	D	537	GLU	CD-OE1	-6.27	1.18	1.25
1	O	41	GLU	CD-OE2	6.27	1.32	1.25
1	G	324	GLU	CD-OE1	6.27	1.32	1.25
1	A	75	GLU	CD-OE1	6.27	1.32	1.25
1	G	438	GLU	CD-OE1	-6.26	1.18	1.25
1	G	525	SER	CB-OG	6.26	1.50	1.42
1	I	181	GLU	CD-OE2	6.26	1.32	1.25
1	G	17	GLU	CD-OE2	6.26	1.32	1.25
1	N	57	GLU	CD-OE1	6.26	1.32	1.25
1	A	17	GLU	CD-OE2	6.25	1.32	1.25
1	O	943	GLU	CD-OE1	6.24	1.32	1.25

Continued on next page...

Continued from previous page...

Mol	Chain	Res	Type	Atoms	Z	Observed(Å)	Ideal(Å)
1	D	710	GLU	CD-OE2	6.23	1.32	1.25
1	A	969	GLU	CD-OE2	6.23	1.32	1.25
1	B	338	GLU	CD-OE1	6.23	1.32	1.25
1	B	684	GLU	CD-OE2	6.23	1.32	1.25
1	B	438	GLU	CD-OE2	6.22	1.32	1.25
1	D	461	GLU	CD-OE2	6.22	1.32	1.25
1	J	1006	GLU	CD-OE2	6.22	1.32	1.25
1	N	819	GLU	CD-OE1	6.22	1.32	1.25
1	B	681	GLU	CD-OE2	6.22	1.32	1.25
1	O	57	GLU	CD-OE1	6.22	1.32	1.25
1	M	131	GLU	CD-OE2	6.22	1.32	1.25
1	F	893	GLU	CD-OE2	6.21	1.32	1.25
1	K	529	GLU	CD-OE1	6.21	1.32	1.25
1	P	681	GLU	CD-OE2	6.21	1.32	1.25
1	J	314	GLU	CD-OE2	6.21	1.32	1.25
1	D	681	GLU	CD-OE2	6.20	1.32	1.25
1	E	641	GLU	CD-OE2	6.20	1.32	1.25
1	J	338	GLU	CD-OE1	6.20	1.32	1.25
1	B	41	GLU	CD-OE2	6.20	1.32	1.25
1	M	416	GLU	CD-OE1	6.19	1.32	1.25
1	D	369	GLU	CD-OE1	6.19	1.32	1.25
1	K	1006	GLU	CD-OE2	6.19	1.32	1.25
1	O	71	GLU	CD-OE2	6.19	1.32	1.25
1	D	508	GLU	CD-OE1	6.19	1.32	1.25
1	E	243	GLU	CD-OE1	6.18	1.32	1.25
1	J	819	GLU	CD-OE1	6.18	1.32	1.25
1	N	264	GLU	CD-OE2	6.18	1.32	1.25
1	G	461	GLU	CD-OE2	6.16	1.32	1.25
1	J	508	GLU	CD-OE1	6.16	1.32	1.25
1	A	296	GLU	CD-OE2	6.16	1.32	1.25
1	C	689	GLU	CD-OE2	6.16	1.32	1.25
1	K	131	GLU	CD-OE2	6.16	1.32	1.25
1	C	75	GLU	CD-OE2	6.16	1.32	1.25
1	I	41	GLU	CD-OE2	6.15	1.32	1.25
1	L	893	GLU	CD-OE2	6.15	1.32	1.25
1	P	537	GLU	CD-OE2	6.15	1.32	1.25
1	L	797	GLU	CD-OE2	6.15	1.32	1.25
1	M	871	GLU	CD-OE1	6.15	1.32	1.25
1	O	819	GLU	CD-OE1	6.15	1.32	1.25
1	B	296	GLU	CD-OE2	6.14	1.32	1.25
1	E	117	GLU	CD-OE2	6.14	1.32	1.25
1	P	438	GLU	CD-OE2	6.14	1.32	1.25

Continued on next page...

Continued from previous page...

Mol	Chain	Res	Type	Atoms	Z	Observed(Å)	Ideal(Å)
1	B	304	GLU	CD-OE2	6.14	1.32	1.25
1	G	808	GLU	CD-OE2	6.14	1.32	1.25
1	A	710	GLU	CD-OE2	6.13	1.32	1.25
1	D	67	GLU	CD-OE2	6.13	1.32	1.25
1	O	198	GLU	CD-OE2	6.13	1.32	1.25
1	A	241	GLU	CD-OE1	6.13	1.32	1.25
1	H	264	GLU	CD-OE2	6.13	1.32	1.25
1	J	797	GLU	CD-OE2	6.12	1.32	1.25
1	C	529	GLU	CD-OE2	6.12	1.32	1.25
1	A	684	GLU	CD-OE2	6.11	1.32	1.25
1	L	969	GLU	CD-OE2	6.11	1.32	1.25
1	O	264	GLU	CD-OE2	6.11	1.32	1.25
1	M	57	GLU	CD-OE1	6.10	1.32	1.25
1	L	40	GLU	CD-OE2	6.10	1.32	1.25
1	E	969	GLU	CD-OE2	6.10	1.32	1.25
1	F	249	GLU	CD-OE2	6.10	1.32	1.25
1	E	304	GLU	CD-OE2	6.10	1.32	1.25
1	M	904	GLU	CD-OE1	6.10	1.32	1.25
1	C	338	GLU	CD-OE1	6.09	1.32	1.25
1	F	264	GLU	CD-OE2	6.09	1.32	1.25
1	I	57	GLU	CD-OE1	6.09	1.32	1.25
1	D	893	GLU	CD-OE2	6.09	1.32	1.25
1	B	80	GLU	CD-OE2	6.08	1.32	1.25
1	E	934	GLU	CD-OE2	6.08	1.32	1.25
1	F	416	GLU	CD-OE1	6.08	1.32	1.25
1	E	369	GLU	CD-OE1	6.08	1.32	1.25
1	I	819	GLU	CD-OE1	6.08	1.32	1.25
1	G	57	GLU	CD-OE1	6.07	1.32	1.25
1	O	650	GLU	CD-OE1	6.07	1.32	1.25
1	M	438	GLU	CD-OE2	6.07	1.32	1.25
1	P	334	GLU	CD-OE2	6.07	1.32	1.25
1	L	681	GLU	CD-OE2	6.06	1.32	1.25
1	G	334	GLU	CD-OE2	6.05	1.32	1.25
1	K	797	GLU	CD-OE2	6.05	1.32	1.25
1	A	80	GLU	CD-OE2	6.05	1.32	1.25
1	D	979	GLU	CD-OE2	6.05	1.32	1.25
1	E	808	GLU	CD-OE2	6.05	1.32	1.25
1	M	277	GLU	CD-OE2	6.05	1.32	1.25
1	D	416	GLU	CD-OE1	6.04	1.32	1.25
1	N	710	GLU	CD-OE2	6.04	1.32	1.25
1	O	744	GLU	CD-OE2	6.04	1.32	1.25
1	K	619	GLU	CD-OE1	6.04	1.32	1.25

Continued on next page...

Continued from previous page...

Mol	Chain	Res	Type	Atoms	Z	Observed(Å)	Ideal(Å)
1	L	808	GLU	CD-OE2	6.04	1.32	1.25
1	I	710	GLU	CD-OE2	6.03	1.32	1.25
1	M	243	GLU	CD-OE1	6.03	1.32	1.25
1	P	324	GLU	CD-OE2	6.03	1.32	1.25
1	M	198	GLU	CD-OE2	6.03	1.32	1.25
1	K	170	GLU	CD-OE2	6.02	1.32	1.25
1	O	326	GLU	CD-OE2	6.02	1.32	1.25
1	J	438	GLU	CD-OE2	6.02	1.32	1.25
1	D	243	GLU	CD-OE1	6.02	1.32	1.25
1	O	979	GLU	CD-OE2	6.02	1.32	1.25
1	I	1006	GLU	CD-OE2	6.01	1.32	1.25
1	P	487	GLU	CD-OE2	6.01	1.32	1.25
1	I	324	GLU	CD-OE2	6.01	1.32	1.25
1	F	980	GLU	CD-OE2	6.01	1.32	1.25
1	P	797	GLU	CD-OE2	6.00	1.32	1.25
1	C	724	GLU	CD-OE2	6.00	1.32	1.25
1	F	117	GLU	CD-OE2	6.00	1.32	1.25
1	G	637	GLU	CD-OE1	6.00	1.32	1.25
1	K	198	GLU	CD-OE2	6.00	1.32	1.25
1	B	667	GLU	CD-OE2	6.00	1.32	1.25
1	G	67	GLU	CD-OE2	5.99	1.32	1.25
1	J	41	GLU	CD-OE2	5.99	1.32	1.25
1	D	324	GLU	CD-OE2	5.98	1.32	1.25
1	D	650	GLU	CD-OE1	5.98	1.32	1.25
1	O	537	GLU	CD-OE2	5.98	1.32	1.25
1	H	871	GLU	CD-OE2	5.98	1.32	1.25
1	K	808	GLU	CD-OE2	5.98	1.32	1.25
1	K	684	GLU	CD-OE2	5.98	1.32	1.25
1	K	893	GLU	CD-OE2	5.97	1.32	1.25
1	O	461	GLU	CD-OE1	5.97	1.32	1.25
1	A	243	GLU	CD-OE1	5.97	1.32	1.25
1	H	979	GLU	CD-OE2	5.97	1.32	1.25
1	D	580	GLU	CD-OE2	5.97	1.32	1.25
1	A	980	GLU	CD-OE2	5.97	1.32	1.25
1	J	461	GLU	CD-OE2	5.97	1.32	1.25
1	H	438	GLU	CD-OE2	5.97	1.32	1.25
1	M	969	GLU	CD-OE2	5.96	1.32	1.25
1	M	314	GLU	CD-OE2	5.96	1.32	1.25
1	D	980	GLU	CD-OE2	5.96	1.32	1.25
1	I	17	GLU	CD-OE2	5.96	1.32	1.25
1	B	724	GLU	CD-OE2	5.95	1.32	1.25
1	G	438	GLU	CD-OE2	5.95	1.32	1.25

Continued on next page...

Continued from previous page...

Mol	Chain	Res	Type	Atoms	Z	Observed(Å)	Ideal(Å)
1	P	641	GLU	CD-OE2	5.95	1.32	1.25
1	P	412	GLU	CD-OE1	5.95	1.32	1.25
1	I	943	GLU	CD-OE1	5.95	1.32	1.25
1	J	57	GLU	CD-OE1	5.94	1.32	1.25
1	L	71	GLU	CD-OE2	5.94	1.32	1.25
1	M	170	GLU	CD-OE2	5.94	1.32	1.25
1	P	819	GLU	CD-OE1	5.94	1.32	1.25
1	O	487	GLU	CD-OE2	5.93	1.32	1.25
1	K	969	GLU	CD-OE2	5.93	1.32	1.25
1	A	41	GLU	CD-OE2	5.93	1.32	1.25
1	C	304	GLU	CD-OE2	5.93	1.32	1.25
1	N	681	GLU	CD-OE2	5.92	1.32	1.25
1	E	181	GLU	CD-OE1	5.92	1.32	1.25
1	K	871	GLU	CD-OE1	5.92	1.32	1.25
1	P	667	GLU	CD-OE1	5.92	1.32	1.25
1	L	979	GLU	CD-OE2	5.92	1.32	1.25
1	I	40	GLU	CD-OE1	5.91	1.32	1.25
1	B	508	GLU	CD-OE1	5.91	1.32	1.25
1	O	67	GLU	CD-OE2	5.91	1.32	1.25
1	E	198	GLU	CD-OE2	5.90	1.32	1.25
1	E	314	GLU	CD-OE2	5.90	1.32	1.25
1	E	338	GLU	CD-OE2	5.90	1.32	1.25
1	O	416	GLU	CD-OE1	5.90	1.32	1.25
1	G	241	GLU	CD-OE1	5.89	1.32	1.25
1	J	241	GLU	CD-OE2	5.88	1.32	1.25
1	G	80	GLU	CD-OE2	5.88	1.32	1.25
1	L	667	GLU	CD-OE2	5.88	1.32	1.25
1	P	243	GLU	CD-OE1	5.88	1.32	1.25
1	J	684	GLU	CD-OE2	5.88	1.32	1.25
1	I	304	GLU	CD-OE2	5.87	1.32	1.25
1	C	80	GLU	CD-OE2	5.87	1.32	1.25
1	F	537	GLU	CD-OE2	5.87	1.32	1.25
1	L	750	GLU	CD-OE2	5.87	1.32	1.25
1	C	904	GLU	CD-OE1	5.86	1.32	1.25
1	F	710	GLU	CD-OE2	5.85	1.32	1.25
1	P	461	GLU	CD-OE1	5.84	1.32	1.25
1	N	871	GLU	CD-OE1	5.84	1.32	1.25
1	P	943	GLU	CD-OE1	5.83	1.32	1.25
1	B	281	GLU	CD-OE1	-5.82	1.19	1.25
1	J	529	GLU	CD-OE1	5.82	1.32	1.25
1	A	131	GLU	CD-OE2	5.82	1.32	1.25
1	C	243	GLU	CD-OE1	5.82	1.32	1.25

Continued on next page...

Continued from previous page...

Mol	Chain	Res	Type	Atoms	Z	Observed(Å)	Ideal(Å)
1	K	57	GLU	CD-OE2	5.82	1.32	1.25
1	G	667	GLU	CD-OE2	5.82	1.32	1.25
1	N	893	GLU	CD-OE2	5.81	1.32	1.25
1	C	296	GLU	CD-OE2	5.81	1.32	1.25
1	P	67	GLU	CD-OE2	5.81	1.32	1.25
1	J	40	GLU	CD-OE1	5.81	1.32	1.25
1	A	117	GLU	CD-OE2	5.80	1.32	1.25
1	B	334	GLU	CD-OE2	5.80	1.32	1.25
1	A	416	GLU	CD-OE1	5.80	1.32	1.25
1	I	264	GLU	CD-OE2	5.80	1.32	1.25
1	G	326	GLU	CD-OE2	5.80	1.32	1.25
1	G	724	GLU	CD-OE2	5.79	1.32	1.25
1	B	57	GLU	CD-OE2	5.79	1.32	1.25
1	G	369	GLU	CD-OE1	5.79	1.32	1.25
1	E	334	GLU	CD-OE1	5.78	1.32	1.25
1	C	41	GLU	CD-OE2	5.78	1.32	1.25
1	O	893	GLU	CD-OE1	5.78	1.32	1.25
1	H	684	GLU	CD-OE2	5.77	1.32	1.25
1	D	438	GLU	CD-OE2	5.77	1.31	1.25
1	L	637	GLU	CD-OE1	5.77	1.31	1.25
1	C	438	GLU	CD-OE2	5.76	1.31	1.25
1	G	750	GLU	CD-OE2	5.76	1.31	1.25
1	H	57	GLU	CD-OE2	5.76	1.31	1.25
1	L	304	GLU	CD-OE2	5.76	1.31	1.25
1	M	641	GLU	CD-OE2	5.76	1.31	1.25
1	A	264	GLU	CD-OE2	5.76	1.31	1.25
1	P	338	GLU	CD-OE2	5.75	1.31	1.25
1	P	893	GLU	CD-OE2	5.75	1.31	1.25
1	B	904	GLU	CD-OE1	5.75	1.31	1.25
1	M	334	GLU	CD-OE1	5.75	1.31	1.25
1	K	689	GLU	CD-OE2	5.74	1.31	1.25
1	I	904	GLU	CD-OE1	5.74	1.31	1.25
1	J	296	GLU	CD-OE2	5.74	1.31	1.25
1	L	438	GLU	CD-OE2	5.74	1.31	1.25
1	I	67	GLU	CD-OE2	5.74	1.31	1.25
1	G	304	GLU	CD-OE2	5.74	1.31	1.25
1	E	264	GLU	CD-OE2	5.73	1.31	1.25
1	D	637	GLU	CD-OE2	5.72	1.31	1.25
1	H	943	GLU	CD-OE1	5.72	1.31	1.25
1	K	667	GLU	CD-OE2	5.72	1.31	1.25
1	O	17	GLU	CD-OE1	5.72	1.31	1.25
1	N	67	GLU	CD-OE2	5.71	1.31	1.25

Continued on next page...

Continued from previous page...

Mol	Chain	Res	Type	Atoms	Z	Observed(Å)	Ideal(Å)
1	O	314	GLU	CD-OE2	5.71	1.31	1.25
1	K	724	GLU	CD-OE2	5.71	1.31	1.25
1	N	650	GLU	CD-OE1	5.71	1.31	1.25
1	O	241	GLU	CD-OE2	5.71	1.31	1.25
1	G	969	GLU	CD-OE2	5.70	1.31	1.25
1	D	487	GLU	CD-OE2	5.70	1.31	1.25
1	G	264	GLU	CD-OE2	5.70	1.31	1.25
1	A	667	GLU	CD-OE2	5.69	1.31	1.25
1	M	893	GLU	CD-OE2	5.69	1.31	1.25
1	O	277	GLU	CD-OE2	5.69	1.31	1.25
1	F	338	GLU	CD-OE2	5.69	1.31	1.25
1	P	808	GLU	CD-OE2	5.69	1.31	1.25
1	M	41	GLU	CD-OE2	5.68	1.31	1.25
1	P	969	GLU	CD-OE2	5.68	1.31	1.25
1	F	650	GLU	CD-OE1	5.68	1.31	1.25
1	J	710	GLU	CD-OE1	5.67	1.31	1.25
1	P	80	GLU	CD-OE2	5.67	1.31	1.25
1	O	969	GLU	CD-OE2	5.67	1.31	1.25
1	G	943	GLU	CD-OE1	5.66	1.31	1.25
1	M	1006	GLU	CD-OE2	5.66	1.31	1.25
1	H	241	GLU	CD-OE1	5.66	1.31	1.25
1	I	619	GLU	CD-OE2	-5.65	1.19	1.25
1	C	416	GLU	CD-OE1	5.65	1.31	1.25
1	D	117	GLU	CD-OE2	5.65	1.31	1.25
1	C	667	GLU	CD-OE2	5.65	1.31	1.25
1	L	710	GLU	CD-OE2	5.65	1.31	1.25
1	M	338	GLU	CD-OE2	5.64	1.31	1.25
1	B	241	GLU	CD-OE2	5.63	1.31	1.25
1	K	334	GLU	CD-OE2	5.62	1.31	1.25
1	K	117	GLU	CD-OE2	5.62	1.31	1.25
1	C	537	GLU	CD-OE1	-5.62	1.19	1.25
1	F	969	GLU	CD-OE2	5.62	1.31	1.25
1	N	241	GLU	CD-OE1	5.61	1.31	1.25
1	J	243	GLU	CD-OE1	5.61	1.31	1.25
1	N	17	GLU	CD-OE2	5.61	1.31	1.25
1	C	181	GLU	CD-OE1	5.61	1.31	1.25
1	D	334	GLU	CD-OE2	5.59	1.31	1.25
1	H	416	GLU	CD-OE1	5.59	1.31	1.25
1	I	334	GLU	CD-OE2	5.59	1.31	1.25
1	E	871	GLU	CD-OE1	5.58	1.31	1.25
1	C	461	GLU	CD-OE2	5.57	1.31	1.25
1	H	537	GLU	CD-OE2	5.57	1.31	1.25

Continued on next page...

Continued from previous page...

Mol	Chain	Res	Type	Atoms	Z	Observed(Å)	Ideal(Å)
1	E	41	GLU	CD-OE2	5.56	1.31	1.25
1	K	277	GLU	CD-OE2	5.56	1.31	1.25
1	N	369	GLU	CD-OE2	5.56	1.31	1.25
1	A	369	GLU	CD-OE1	5.56	1.31	1.25
1	A	641	GLU	CD-OE2	5.55	1.31	1.25
1	F	943	GLU	CD-OE1	5.55	1.31	1.25
1	A	750	GLU	CD-OE2	5.55	1.31	1.25
1	J	181	GLU	CD-OE1	5.55	1.31	1.25
1	K	637	GLU	CD-OE1	5.55	1.31	1.25
1	I	369	GLU	CD-OE1	5.55	1.31	1.25
1	E	67	GLU	CD-OE2	5.54	1.31	1.25
1	B	934	GLU	CD-OE2	5.54	1.31	1.25
1	G	243	GLU	CD-OE1	5.53	1.31	1.25
1	A	979	GLU	CD-OE2	5.53	1.31	1.25
1	I	170	GLU	CD-OE2	5.52	1.31	1.25
1	F	1006	GLU	CD-OE2	5.52	1.31	1.25
1	L	296	GLU	CD-OE2	5.52	1.31	1.25
1	O	808	GLU	CD-OE2	5.52	1.31	1.25
1	E	750	GLU	CD-OE2	5.51	1.31	1.25
1	B	281	GLU	CD-OE2	5.51	1.31	1.25
1	H	980	GLU	CD-OE2	5.51	1.31	1.25
1	N	117	GLU	CD-OE2	5.50	1.31	1.25
1	I	438	GLU	CD-OE2	5.50	1.31	1.25
1	L	243	GLU	CD-OE1	5.50	1.31	1.25
1	I	487	GLU	CD-OE2	5.49	1.31	1.25
1	B	243	GLU	CD-OE1	5.49	1.31	1.25
1	G	41	GLU	CD-OE2	5.49	1.31	1.25
1	M	710	GLU	CD-OE2	5.49	1.31	1.25
1	O	324	GLU	CD-OE1	5.48	1.31	1.25
1	P	934	GLU	CD-OE2	5.48	1.31	1.25
1	F	667	GLU	CD-OE2	5.48	1.31	1.25
1	M	667	GLU	CD-OE2	5.46	1.31	1.25
1	D	249	GLU	CD-OE2	5.46	1.31	1.25
1	L	324	GLU	CD-OE2	5.46	1.31	1.25
1	E	461	GLU	CD-OE1	5.45	1.31	1.25
1	N	412	GLU	CD-OE2	-5.45	1.19	1.25
1	H	170	GLU	CD-OE2	5.45	1.31	1.25
1	F	324	GLU	CD-OE2	-5.44	1.19	1.25
1	K	304	GLU	CD-OE2	5.44	1.31	1.25
1	A	57	GLU	CD-OE2	5.44	1.31	1.25
1	E	508	GLU	CD-OE1	5.44	1.31	1.25
1	L	369	GLU	CD-OE2	5.44	1.31	1.25

Continued on next page...

Continued from previous page...

Mol	Chain	Res	Type	Atoms	Z	Observed(Å)	Ideal(Å)
1	L	1006	GLU	CD-OE2	5.44	1.31	1.25
1	D	667	GLU	CD-OE2	5.43	1.31	1.25
1	A	170	GLU	CD-OE2	5.42	1.31	1.25
1	L	871	GLU	CD-OE1	5.42	1.31	1.25
1	J	334	GLU	CD-OE1	5.42	1.31	1.25
1	E	71	GLU	CD-OE2	5.42	1.31	1.25
1	J	304	GLU	CD-OE2	5.42	1.31	1.25
1	C	1006	GLU	CD-OE2	5.42	1.31	1.25
1	F	904	GLU	CD-OE1	5.42	1.31	1.25
1	L	904	GLU	CD-OE1	5.41	1.31	1.25
1	D	281	GLU	CD-OE2	5.41	1.31	1.25
1	D	797	GLU	CD-OE2	5.41	1.31	1.25
1	A	198	GLU	CD-OE1	-5.40	1.19	1.25
1	A	67	GLU	CD-OE2	5.40	1.31	1.25
1	C	619	GLU	CD-OE1	5.40	1.31	1.25
1	C	57	GLU	CD-OE2	5.39	1.31	1.25
1	L	461	GLU	CD-OE2	5.39	1.31	1.25
1	I	326	GLU	CD-OE2	5.39	1.31	1.25
1	I	296	GLU	CD-OE2	5.38	1.31	1.25
1	I	797	GLU	CD-OE2	5.38	1.31	1.25
1	L	17	GLU	CD-OE1	5.38	1.31	1.25
1	A	641	GLU	CD-OE1	-5.38	1.19	1.25
1	D	304	GLU	CD-OE2	5.38	1.31	1.25
1	H	281	GLU	CD-OE2	5.38	1.31	1.25
1	D	537	GLU	CD-OE2	5.37	1.31	1.25
1	F	871	GLU	CD-OE1	5.37	1.31	1.25
1	D	41	GLU	CD-OE2	5.37	1.31	1.25
1	C	871	GLU	CD-OE2	5.37	1.31	1.25
1	C	71	GLU	CD-OE2	5.36	1.31	1.25
1	E	637	GLU	CD-OE1	5.36	1.31	1.25
1	E	17	GLU	CD-OE1	5.35	1.31	1.25
1	K	461	GLU	CD-OE2	5.34	1.31	1.25
1	H	326	GLU	CD-OE2	5.34	1.31	1.25
1	C	537	GLU	CD-OE2	5.34	1.31	1.25
1	G	619	GLU	CD-OE1	5.34	1.31	1.25
1	J	979	GLU	CD-OE2	5.33	1.31	1.25
1	M	537	GLU	CD-OE2	5.33	1.31	1.25
1	K	438	GLU	CD-OE2	5.32	1.31	1.25
1	O	412	GLU	CD-OE1	5.32	1.31	1.25
1	K	67	GLU	CD-OE2	5.32	1.31	1.25
1	N	650	GLU	CD-OE2	-5.31	1.19	1.25
1	B	980	GLU	CD-OE2	5.31	1.31	1.25

Continued on next page...

Continued from previous page...

Mol	Chain	Res	Type	Atoms	Z	Observed(Å)	Ideal(Å)
1	C	369	GLU	CD-OE1	5.30	1.31	1.25
1	L	57	GLU	CD-OE2	5.30	1.31	1.25
1	H	67	GLU	CD-OE2	5.30	1.31	1.25
1	B	369	GLU	CD-OE1	5.29	1.31	1.25
1	H	71	GLU	CD-OE2	5.29	1.31	1.25
1	E	537	GLU	CD-OE2	5.29	1.31	1.25
1	L	170	GLU	CD-OE2	5.29	1.31	1.25
1	F	17	GLU	CD-OE1	5.28	1.31	1.25
1	N	80	GLU	CD-OE2	5.26	1.31	1.25
1	K	943	GLU	CD-OE1	5.25	1.31	1.25
1	H	808	GLU	CD-OE2	5.24	1.31	1.25
1	I	314	GLU	CD-OE2	5.23	1.31	1.25
1	I	641	GLU	CD-OE2	5.23	1.31	1.25
1	J	67	GLU	CD-OE2	5.23	1.31	1.25
1	F	529	GLU	CD-OE2	5.22	1.31	1.25
1	J	871	GLU	CD-OE1	5.22	1.31	1.25
1	F	324	GLU	CD-OE1	5.21	1.31	1.25
1	E	943	GLU	CD-OE1	5.21	1.31	1.25
1	C	750	GLU	CD-OE2	5.21	1.31	1.25
1	C	334	GLU	CD-OE2	5.20	1.31	1.25
1	N	314	GLU	CD-OE2	5.20	1.31	1.25
1	P	71	GLU	CD-OE2	5.19	1.31	1.25
1	P	281	GLU	CD-OE2	5.18	1.31	1.25
1	A	314	GLU	CD-OE2	5.17	1.31	1.25
1	G	529	GLU	CD-OE2	5.16	1.31	1.25
1	M	724	GLU	CD-OE2	5.16	1.31	1.25
1	O	641	GLU	CD-OE2	5.16	1.31	1.25
1	J	17	GLU	CD-OE1	5.15	1.31	1.25
1	L	412	GLU	CD-OE1	5.14	1.31	1.25
1	M	80	GLU	CD-OE2	5.14	1.31	1.25
1	P	264	GLU	CD-OE2	5.14	1.31	1.25
1	P	936	GLY	C-O	5.12	1.31	1.23
1	M	461	GLU	CD-OE2	5.12	1.31	1.25
1	I	416	GLU	CD-OE1	5.12	1.31	1.25
1	N	724	GLU	CD-OE2	5.12	1.31	1.25
1	I	943	GLU	CD-OE2	-5.11	1.20	1.25
1	L	934	GLU	CD-OE2	5.11	1.31	1.25
1	G	724	GLU	CD-OE1	-5.10	1.20	1.25
1	H	117	GLU	CD-OE2	5.10	1.31	1.25
1	D	170	GLU	CD-OE2	5.09	1.31	1.25
1	D	264	GLU	CD-OE2	5.09	1.31	1.25
1	L	487	GLU	CD-OE2	5.08	1.31	1.25

Continued on next page...

Continued from previous page...

Mol	Chain	Res	Type	Atoms	Z	Observed(Å)	Ideal(Å)
1	O	369	GLU	CD-OE2	5.08	1.31	1.25
1	N	641	GLU	CD-OE2	5.07	1.31	1.25
1	A	871	GLU	CD-OE2	5.07	1.31	1.25
1	B	871	GLU	CD-OE2	5.07	1.31	1.25
1	P	790	ASP	CG-OD2	5.07	1.37	1.25
1	H	641	GLU	CD-OE2	5.06	1.31	1.25
1	G	1006	GLU	CD-OE1	5.06	1.31	1.25
1	G	871	GLU	CD-OE2	5.06	1.31	1.25
1	N	637	GLU	CD-OE1	5.05	1.31	1.25
1	E	979	GLU	CD-OE2	5.04	1.31	1.25
1	K	41	GLU	CD-OE2	5.04	1.31	1.25
1	G	979	GLU	CD-OE2	5.04	1.31	1.25
1	L	338	GLU	CD-OE2	5.04	1.31	1.25
1	I	871	GLU	CD-OE2	5.04	1.31	1.25
1	B	641	GLU	CD-OE2	5.03	1.31	1.25
1	N	487	GLU	CD-OE2	5.03	1.31	1.25
1	E	170	GLU	CD-OE2	5.02	1.31	1.25
1	B	170	GLU	CD-OE2	5.02	1.31	1.25
1	K	934	GLU	CD-OE1	-5.02	1.20	1.25
1	N	750	GLU	CD-OE2	5.01	1.31	1.25
1	A	537	GLU	CD-OE2	5.01	1.31	1.25
1	H	334	GLU	CD-OE2	5.01	1.31	1.25
1	H	358	GLU	CD-OE2	5.01	1.31	1.25
1	L	943	GLU	CD-OE1	5.00	1.31	1.25

All (2223) bond angle outliers are listed below:

Mol	Chain	Res	Type	Atoms	Z	Observed(°)	Ideal(°)
1	A	881	ARG	NE-CZ-NH2	-14.45	113.08	120.30
1	B	166	ARG	NE-CZ-NH2	-14.23	113.19	120.30
1	N	561	ARG	NE-CZ-NH2	-14.06	113.27	120.30
1	L	425	ARG	NE-CZ-NH2	13.74	127.17	120.30
1	L	997	ASP	CB-CG-OD2	-13.64	106.02	118.30
1	O	166	ARG	NE-CZ-NH1	12.92	126.76	120.30
1	G	881	ARG	NE-CZ-NH2	-12.72	113.94	120.30
1	H	166	ARG	NE-CZ-NH2	-12.65	113.98	120.30
1	D	388	ARG	NE-CZ-NH1	12.24	126.42	120.30
1	B	973	ARG	NE-CZ-NH1	12.19	126.40	120.30
1	B	881	ARG	NE-CZ-NH2	-12.04	114.28	120.30
1	F	687	GLN	C-N-CD	-11.51	95.28	120.60
1	L	557	ARG	NE-CZ-NH1	11.44	126.02	120.30
1	N	561	ARG	NE-CZ-NH1	11.43	126.02	120.30

Continued on next page...

Continued from previous page...

Mol	Chain	Res	Type	Atoms	Z	Observed(°)	Ideal(°)
1	D	611	ARG	NE-CZ-NH1	11.40	126.00	120.30
1	L	938	ARG	NE-CZ-NH2	-11.34	114.63	120.30
1	C	282	ARG	NE-CZ-NH1	11.30	125.95	120.30
1	N	996	ASP	CB-CG-OD1	11.18	128.36	118.30
1	O	531	ARG	NE-CZ-NH1	11.02	125.81	120.30
1	E	161	TYR	CB-CG-CD2	-10.90	114.46	121.00
1	H	569	ASP	CB-CG-OD1	-10.76	108.62	118.30
1	E	425	ARG	NE-CZ-NH1	10.69	125.65	120.30
1	E	611	ARG	NE-CZ-NH1	10.67	125.63	120.30
1	O	166	ARG	NE-CZ-NH2	-10.65	114.98	120.30
1	G	52	ARG	NE-CZ-NH1	10.62	125.61	120.30
1	C	572	ASP	CB-CG-OD2	-10.52	108.83	118.30
1	H	938	ARG	NE-CZ-NH2	-10.52	115.04	120.30
1	H	204	ARG	NE-CZ-NH1	10.51	125.55	120.30
1	N	572	ASP	CB-CG-OD2	-10.49	108.86	118.30
1	P	938	ARG	NE-CZ-NH2	-10.45	115.08	120.30
1	A	333	ARG	NE-CZ-NH1	10.43	125.51	120.30
1	I	329	ASP	CB-CG-OD2	-10.36	108.97	118.30
1	A	329	ASP	CB-CG-OD2	-10.30	109.03	118.30
1	G	385	ASN	CB-CA-C	-10.27	89.87	110.40
1	H	591	ASP	CB-CG-OD2	-10.21	109.11	118.30
1	P	368	ASP	CB-CG-OD2	-10.16	109.16	118.30
1	J	809	ARG	NE-CZ-NH2	-10.12	115.24	120.30
1	O	210	ARG	NE-CZ-NH1	10.06	125.33	120.30
1	D	875	ASP	CB-CG-OD1	-10.03	109.27	118.30
1	I	166	ARG	NE-CZ-NH2	-9.98	115.31	120.30
1	J	594	ASP	CB-CG-OD2	-9.95	109.35	118.30
1	E	721	ARG	NE-CZ-NH2	-9.86	115.37	120.30
1	I	157	ARG	NE-CZ-NH1	9.85	125.22	120.30
1	J	507	ASP	CB-CG-OD2	-9.77	109.51	118.30
1	E	166	ARG	NE-CZ-NH2	-9.74	115.43	120.30
1	D	425	ARG	NE-CZ-NH1	9.72	125.16	120.30
1	C	446	ARG	NE-CZ-NH2	-9.66	115.47	120.30
1	E	161	TYR	CB-CG-CD1	9.64	126.79	121.00
1	F	183	ARG	NE-CZ-NH1	9.63	125.12	120.30
1	L	572	ASP	CB-CG-OD2	-9.60	109.66	118.30
1	C	746	ASP	CB-CG-OD2	-9.60	109.66	118.30
1	F	204	ARG	NE-CZ-NH1	9.59	125.10	120.30
1	P	352	ARG	NE-CZ-NH1	9.58	125.09	120.30
1	A	356	ARG	NE-CZ-NH1	9.58	125.09	120.30
1	H	255	ARG	NE-CZ-NH1	9.56	125.08	120.30
1	D	497	ASP	CB-CG-OD2	-9.55	109.70	118.30

Continued on next page...

Continued from previous page...

Mol	Chain	Res	Type	Atoms	Z	Observed(°)	Ideal(°)
1	D	375	ASP	CB-CG-OD2	-9.54	109.71	118.30
1	I	859	ASP	CB-CG-OD1	9.47	126.83	118.30
1	G	368	ASP	CB-CG-OD2	-9.39	109.84	118.30
1	L	790	ASP	CB-CG-OD2	-9.38	109.86	118.30
1	M	509	ASP	CB-CG-OD2	-9.35	109.88	118.30
1	C	190	ARG	NE-CZ-NH1	9.35	124.98	120.30
1	E	37	ARG	NE-CZ-NH1	9.35	124.97	120.30
1	B	473	ARG	NE-CZ-NH1	9.33	124.97	120.30
1	F	15	ASP	CB-CG-OD2	-9.32	109.91	118.30
1	I	429	ASP	CB-CG-OD2	-9.31	109.92	118.30
1	I	287	ASP	CB-CG-OD1	9.24	126.62	118.30
1	I	497	ASP	CB-CG-OD2	-9.19	110.03	118.30
1	O	509	ASP	CB-CG-OD2	-9.18	110.04	118.30
1	A	924	ASP	CB-CG-OD2	-9.17	110.05	118.30
1	D	755	ARG	NE-CZ-NH2	-9.16	115.72	120.30
1	H	881	ARG	NE-CZ-NH2	-9.16	115.72	120.30
1	J	166	ARG	NE-CZ-NH2	-9.14	115.73	120.30
1	M	630	ARG	NE-CZ-NH1	9.13	124.86	120.30
1	F	881	ARG	NE-CZ-NH2	-9.12	115.74	120.30
1	G	938	ARG	NE-CZ-NH1	9.12	124.86	120.30
1	J	201	ASP	CB-CG-OD2	-9.11	110.10	118.30
1	L	859	ASP	CB-CG-OD1	9.08	126.47	118.30
1	C	507	ASP	CB-CG-OD2	-9.07	110.13	118.30
1	P	164	ASP	CB-CG-OD2	-9.06	110.14	118.30
1	B	59	ARG	NE-CZ-NH2	-9.01	115.79	120.30
1	B	166	ARG	NE-CZ-NH1	8.99	124.80	120.30
1	F	193	ASP	CB-CG-OD2	-8.99	110.21	118.30
1	B	15	ASP	CB-CG-OD2	-8.97	110.23	118.30
1	B	594	ASP	CB-CG-OD2	-8.95	110.25	118.30
1	N	996	ASP	CB-CG-OD2	-8.94	110.25	118.30
1	A	428	ASP	CB-CG-OD2	-8.94	110.25	118.30
1	P	164	ASP	CB-CG-OD1	8.92	126.33	118.30
1	F	193	ASP	CB-CG-OD1	8.90	126.31	118.30
1	F	569	ASP	CB-CG-OD1	-8.88	110.31	118.30
1	G	881	ARG	NE-CZ-NH1	8.87	124.73	120.30
1	L	411	ASP	CB-CG-OD2	-8.87	110.32	118.30
1	D	201	ASP	CB-CG-OD2	-8.87	110.32	118.30
1	J	166	ARG	NE-CZ-NH1	8.86	124.73	120.30
1	C	224	ASP	CB-CG-OD1	-8.85	110.34	118.30
1	F	442	ARG	NE-CZ-NH1	8.82	124.71	120.30
1	A	352	ARG	NE-CZ-NH1	8.80	124.70	120.30
1	M	746	ASP	CB-CG-OD2	-8.79	110.39	118.30

Continued on next page...

Continued from previous page...

Mol	Chain	Res	Type	Atoms	Z	Observed(°)	Ideal(°)
1	O	424	ASN	CB-CA-C	-8.79	92.81	110.40
1	B	659	ASP	CB-CG-OD2	-8.77	110.41	118.30
1	J	987	ASP	CB-CG-OD1	8.76	126.18	118.30
1	G	594	ASP	CB-CG-OD2	-8.74	110.43	118.30
1	N	403	ASP	CB-CG-OD2	-8.74	110.43	118.30
1	F	859	ASP	CB-CG-OD1	8.71	126.14	118.30
1	K	859	ASP	CB-CG-OD1	8.69	126.12	118.30
1	C	507	ASP	CB-CG-OD1	8.69	126.12	118.30
1	O	996	ASP	CB-CG-OD2	-8.68	110.49	118.30
1	F	447	ASP	CB-CG-OD2	-8.67	110.50	118.30
1	G	403	ASP	CB-CG-OD2	-8.66	110.50	118.30
1	L	997	ASP	CB-CG-OD1	8.66	126.10	118.30
1	F	319	ASP	CB-CG-OD2	8.65	126.08	118.30
1	J	15	ASP	CB-CG-OD2	-8.64	110.53	118.30
1	M	166	ARG	NE-CZ-NH1	8.64	124.62	120.30
1	M	164	ASP	CB-CG-OD2	8.63	126.07	118.30
1	E	509	ASP	CB-CG-OD2	-8.62	110.54	118.30
1	H	951	TRP	N-CA-CB	8.62	126.11	110.60
1	A	909	ARG	NE-CZ-NH1	8.61	124.61	120.30
1	I	164	ASP	CB-CG-OD2	-8.58	110.58	118.30
1	F	598	ASP	CB-CG-OD2	8.57	126.02	118.30
1	C	954	ASP	CB-CG-OD1	-8.57	110.58	118.30
1	F	130	ASP	CB-CG-OD2	-8.56	110.59	118.30
1	L	561	ARG	NE-CZ-NH1	8.56	124.58	120.30
1	A	924	ASP	CB-CG-OD1	8.55	126.00	118.30
1	D	385	ASN	CB-CA-C	-8.55	93.31	110.40
1	L	561	ARG	NE-CZ-NH2	-8.54	116.03	120.30
1	B	130	ASP	CB-CG-OD1	8.54	125.99	118.30
1	I	507	ASP	CB-CG-OD2	-8.54	110.62	118.30
1	H	164	ASP	CB-CG-OD1	8.53	125.98	118.30
1	N	572	ASP	CB-CG-OD1	8.53	125.97	118.30
1	N	924	ASP	CB-CG-OD2	-8.52	110.63	118.30
1	J	973	ARG	NE-CZ-NH1	8.51	124.56	120.30
1	D	755	ARG	NE-CZ-NH1	8.51	124.55	120.30
1	M	909	ARG	NE-CZ-NH1	8.50	124.55	120.30
1	F	319	ASP	CB-CG-OD1	-8.50	110.65	118.30
1	F	479	ASP	CB-CG-OD1	8.50	125.95	118.30
1	J	828	ASP	CB-CG-OD1	-8.49	110.66	118.30
1	E	746	ASP	CB-CG-OD2	-8.49	110.66	118.30
1	L	204	ARG	NE-CZ-NH2	-8.47	116.06	120.30
1	F	746	ASP	CB-CG-OD2	-8.47	110.68	118.30
1	O	425	ARG	NE-CZ-NH1	8.46	124.53	120.30

Continued on next page...

Continued from previous page...

Mol	Chain	Res	Type	Atoms	Z	Observed(°)	Ideal(°)
1	E	166	ARG	NE-CZ-NH1	8.46	124.53	120.30
1	G	157	ARG	NE-CZ-NH2	-8.44	116.08	120.30
1	I	859	ASP	CB-CG-OD2	-8.44	110.70	118.30
1	J	509	ASP	CB-CG-OD1	8.44	125.90	118.30
1	L	954	ASP	CB-CG-OD2	-8.43	110.71	118.30
1	H	233	ASP	CB-CG-OD1	8.43	125.89	118.30
1	K	473	ARG	NE-CZ-NH1	8.43	124.51	120.30
1	H	329	ASP	CB-CG-OD2	-8.42	110.72	118.30
1	D	659	ASP	CB-CG-OD2	-8.42	110.72	118.30
1	C	5	ASP	CB-CG-OD2	-8.41	110.73	118.30
1	D	917	ARG	NE-CZ-NH1	8.39	124.49	120.30
1	H	796	SER	N-CA-CB	8.39	123.08	110.50
1	I	746	ASP	CB-CG-OD2	-8.38	110.75	118.30
1	B	368	ASP	CB-CG-OD1	-8.37	110.76	118.30
1	B	252	ASP	CB-CG-OD1	8.37	125.83	118.30
1	B	599	ARG	NE-CZ-NH1	8.37	124.48	120.30
1	H	385	ASN	CB-CA-C	-8.36	93.67	110.40
1	K	579	ASP	CB-CG-OD2	-8.36	110.78	118.30
1	M	497	ASP	CB-CG-OD2	-8.36	110.78	118.30
1	N	166	ARG	NE-CZ-NH2	-8.36	116.12	120.30
1	G	938	ARG	NE-CZ-NH2	-8.35	116.13	120.30
1	J	954	ASP	CB-CG-OD2	-8.34	110.79	118.30
1	I	447	ASP	CB-CG-OD2	-8.34	110.79	118.30
1	H	428	ASP	CB-CG-OD2	-8.32	110.81	118.30
1	I	329	ASP	CB-CG-OD1	8.32	125.78	118.30
1	K	96	ASP	CB-CG-OD2	-8.30	110.83	118.30
1	A	802	ASP	CB-CG-OD2	-8.28	110.85	118.30
1	B	569	ASP	CB-CG-OD1	-8.28	110.85	118.30
1	B	909	ARG	NE-CZ-NH1	8.28	124.44	120.30
1	I	492	ASP	CB-CG-OD2	-8.28	110.85	118.30
1	I	569	ASP	CB-CG-OD1	-8.27	110.85	118.30
1	L	509	ASP	CB-CG-OD2	-8.27	110.86	118.30
1	D	333	ARG	NE-CZ-NH1	8.27	124.43	120.30
1	K	917	ARG	NE-CZ-NH2	-8.26	116.17	120.30
1	A	802	ASP	CB-CG-OD1	8.26	125.74	118.30
1	G	832	ASP	CB-CG-OD2	-8.24	110.88	118.30
1	C	329	ASP	CB-CG-OD2	-8.23	110.89	118.30
1	E	429	ASP	CB-CG-OD2	-8.23	110.89	118.30
1	M	786	ARG	NE-CZ-NH1	8.20	124.40	120.30
1	F	859	ASP	CB-CG-OD2	-8.20	110.92	118.30
1	A	881	ARG	NE-CZ-NH1	8.19	124.39	120.30
1	K	954	ASP	CB-CG-OD2	-8.19	110.93	118.30

Continued on next page...

Continued from previous page...

Mol	Chain	Res	Type	Atoms	Z	Observed(°)	Ideal(°)
1	D	130	ASP	CB-CG-OD1	8.18	125.67	118.30
1	E	875	ASP	CB-CG-OD1	-8.18	110.94	118.30
1	N	859	ASP	CB-CG-OD2	-8.18	110.94	118.30
1	A	403	ASP	CB-CG-OD2	-8.17	110.94	118.30
1	E	368	ASP	CB-CG-OD2	-8.17	110.95	118.30
1	H	507	ASP	CB-CG-OD2	-8.15	110.96	118.30
1	H	211	ASP	CB-CG-OD1	8.15	125.64	118.30
1	H	746	ASP	CB-CG-OD2	-8.14	110.97	118.30
1	F	598	ASP	CB-CG-OD1	-8.14	110.97	118.30
1	M	411	ASP	CB-CG-OD1	8.13	125.62	118.30
1	D	857	ARG	NE-CZ-NH1	8.13	124.36	120.30
1	I	166	ARG	NE-CZ-NH1	8.13	124.36	120.30
1	D	954	ASP	CB-CG-OD2	-8.12	110.99	118.30
1	L	15	ASP	CB-CG-OD2	-8.12	111.00	118.30
1	G	201	ASP	CB-CG-OD2	-8.11	111.00	118.30
1	J	591	ASP	CB-CG-OD1	8.10	125.59	118.30
1	I	938	ARG	NE-CZ-NH2	-8.10	116.25	120.30
1	O	924	ASP	CB-CG-OD2	-8.10	111.01	118.30
1	H	505	ARG	NE-CZ-NH2	-8.10	116.25	120.30
1	F	507	ASP	CB-CG-OD2	-8.09	111.02	118.30
1	O	388	ARG	NE-CZ-NH1	8.09	124.34	120.30
1	O	594	ASP	CB-CG-OD2	-8.09	111.02	118.30
1	I	96	ASP	CB-CG-OD1	8.09	125.58	118.30
1	L	211	ASP	CB-CG-OD2	-8.09	111.02	118.30
1	A	531	ARG	NE-CZ-NH1	-8.08	116.26	120.30
1	N	287	ASP	CB-CG-OD1	8.07	125.56	118.30
1	O	43	ARG	NE-CZ-NH2	-8.06	116.27	120.30
1	H	610	ASP	CB-CG-OD1	-8.06	111.05	118.30
1	A	210	ARG	NE-CZ-NH1	8.05	124.33	120.30
1	L	648	ASP	CB-CG-OD1	8.05	125.54	118.30
1	M	909	ARG	NE-CZ-NH2	-8.05	116.28	120.30
1	G	954	ASP	CB-CG-OD1	8.03	125.53	118.30
1	H	561	ARG	NE-CZ-NH1	8.02	124.31	120.30
1	I	509	ASP	CB-CG-OD2	-8.01	111.09	118.30
1	A	571	VAL	CB-CA-C	-7.99	96.21	111.40
1	H	140	ARG	NE-CZ-NH2	-7.99	116.30	120.30
1	J	509	ASP	CB-CG-OD2	-7.98	111.12	118.30
1	O	875	ASP	CB-CG-OD1	-7.98	111.12	118.30
1	I	333	ARG	NE-CZ-NH1	7.97	124.28	120.30
1	G	15	ASP	CB-CG-OD2	-7.97	111.13	118.30
1	E	13	ARG	NE-CZ-NH1	7.96	124.28	120.30
1	K	746	ASP	CB-CG-OD2	-7.96	111.13	118.30

Continued on next page...

Continued from previous page...

Mol	Chain	Res	Type	Atoms	Z	Observed(°)	Ideal(°)
1	A	987	ASP	CB-CG-OD1	7.96	125.46	118.30
1	G	792	ASP	CB-CG-OD2	-7.95	111.15	118.30
1	K	193	ASP	CB-CG-OD1	7.95	125.45	118.30
1	M	224	ASP	CB-CG-OD1	-7.94	111.15	118.30
1	E	671	ASP	CB-CG-OD2	-7.94	111.16	118.30
1	O	329	ASP	CB-CG-OD2	-7.94	111.16	118.30
1	D	509	ASP	CB-CG-OD2	-7.93	111.16	118.30
1	J	368	ASP	CB-CG-OD2	-7.93	111.16	118.30
1	H	439	ARG	NE-CZ-NH1	7.92	124.26	120.30
1	P	15	ASP	CB-CG-OD2	-7.92	111.17	118.30
1	N	507	ASP	CB-CG-OD2	-7.92	111.18	118.30
1	C	411	ASP	CB-CG-OD2	-7.91	111.18	118.30
1	H	938	ARG	N-CA-CB	7.91	124.83	110.60
1	O	403	ASP	CB-CG-OD2	-7.90	111.19	118.30
1	O	790	ASP	CB-CG-OD2	-7.90	111.19	118.30
1	D	996	ASP	CB-CG-OD2	-7.90	111.19	118.30
1	B	509	ASP	CB-CG-OD2	-7.90	111.19	118.30
1	O	497	ASP	CB-CG-OD2	-7.89	111.20	118.30
1	A	792	ASP	CB-CG-OD2	-7.89	111.20	118.30
1	G	329	ASP	CB-CG-OD2	-7.88	111.21	118.30
1	F	329	ASP	CB-CG-OD2	-7.87	111.22	118.30
1	P	594	ASP	CB-CG-OD1	-7.87	111.22	118.30
1	J	572	ASP	CB-CG-OD2	-7.87	111.22	118.30
1	I	164	ASP	CB-CG-OD1	7.86	125.38	118.30
1	F	368	ASP	CB-CG-OD2	-7.86	111.23	118.30
1	A	786	ARG	NE-CZ-NH1	7.86	124.23	120.30
1	F	479	ASP	CB-CG-OD2	-7.86	111.23	118.30
1	O	356	ARG	NE-CZ-NH1	7.86	124.23	120.30
1	H	497	ASP	CB-CG-OD2	-7.85	111.23	118.30
1	H	919	ASP	CB-CG-OD2	-7.85	111.23	118.30
1	C	375	ASP	CB-CG-OD1	7.85	125.36	118.30
1	D	659	ASP	CB-CG-OD1	7.85	125.36	118.30
1	L	859	ASP	CB-CG-OD2	-7.85	111.23	118.30
1	D	561	ARG	NE-CZ-NH1	7.84	124.22	120.30
1	G	319	ASP	CB-CG-OD2	-7.84	111.25	118.30
1	M	15	ASP	CB-CG-OD2	-7.84	111.25	118.30
1	G	130	ASP	CB-CG-OD1	7.83	125.35	118.30
1	M	172	ASP	CB-CG-OD2	-7.83	111.26	118.30
1	A	287	ASP	CB-CG-OD2	-7.82	111.26	118.30
1	I	252	ASP	CB-CG-OD2	-7.82	111.26	118.30
1	L	5	ASP	CB-CG-OD2	-7.81	111.27	118.30
1	D	211	ASP	CB-CG-OD2	-7.81	111.27	118.30

Continued on next page...

Continued from previous page...

Mol	Chain	Res	Type	Atoms	Z	Observed(°)	Ideal(°)
1	O	385	ASN	CB-CA-C	-7.81	94.78	110.40
1	E	832	ASP	CB-CG-OD2	-7.81	111.27	118.30
1	L	251	ARG	NE-CZ-NH1	7.81	124.20	120.30
1	L	442	ARG	NE-CZ-NH1	7.80	124.20	120.30
1	N	411	ASP	CB-CG-OD1	7.80	125.32	118.30
1	M	399	TYR	CB-CG-CD1	7.80	125.68	121.00
1	G	403	ASP	CB-CG-OD1	7.79	125.31	118.30
1	L	881	ARG	NE-CZ-NH2	-7.79	116.40	120.30
1	O	368	ASP	CB-CG-OD2	-7.79	111.29	118.30
1	N	224	ASP	CB-CG-OD1	-7.79	111.29	118.30
1	A	746	ASP	CB-CG-OD2	-7.79	111.29	118.30
1	C	282	ARG	NE-CZ-NH2	-7.78	116.41	120.30
1	E	14	ARG	NE-CZ-NH1	7.78	124.19	120.30
1	J	746	ASP	CB-CG-OD2	-7.78	111.30	118.30
1	O	96	ASP	CB-CG-OD1	7.78	125.30	118.30
1	N	45	ASP	CB-CG-OD1	7.77	125.30	118.30
1	A	579	ASP	CB-CG-OD2	-7.76	111.31	118.30
1	P	172	ASP	CB-CG-OD2	-7.76	111.31	118.30
1	P	439	ARG	NE-CZ-NH1	7.76	124.18	120.30
1	A	429	ASP	CB-CG-OD2	-7.76	111.32	118.30
1	P	368	ASP	CB-CG-OD1	7.76	125.28	118.30
1	M	591	ASP	CB-CG-OD1	7.75	125.28	118.30
1	P	746	ASP	CB-CG-OD2	-7.75	111.32	118.30
1	E	251	ARG	NE-CZ-NH2	-7.75	116.42	120.30
1	I	909	ARG	NE-CZ-NH2	-7.75	116.42	120.30
1	J	292	ARG	NE-CZ-NH1	7.75	124.17	120.30
1	L	403	ASP	CB-CG-OD2	-7.75	111.33	118.30
1	E	199	ASP	CB-CG-OD2	-7.74	111.33	118.30
1	P	507	ASP	CB-CG-OD2	-7.74	111.33	118.30
1	B	356	ARG	NE-CZ-NH1	7.73	124.16	120.30
1	D	280	ASP	CB-CG-OD1	-7.72	111.35	118.30
1	K	786	ARG	NE-CZ-NH1	7.72	124.16	120.30
1	O	909	ARG	NE-CZ-NH1	7.71	124.16	120.30
1	D	859	ASP	CB-CG-OD1	7.71	125.24	118.30
1	G	594	ASP	CB-CG-OD1	7.71	125.24	118.30
1	H	869	ASP	CB-CG-OD1	-7.71	111.36	118.30
1	D	507	ASP	CB-CG-OD2	-7.71	111.36	118.30
1	N	287	ASP	CB-CG-OD2	-7.71	111.37	118.30
1	O	954	ASP	CB-CG-OD2	-7.70	111.37	118.30
1	I	572	ASP	CB-CG-OD2	-7.70	111.37	118.30
1	H	859	ASP	CB-CG-OD2	-7.70	111.37	118.30
1	C	429	ASP	CB-CG-OD1	7.70	125.22	118.30

Continued on next page...

Continued from previous page...

Mol	Chain	Res	Type	Atoms	Z	Observed(°)	Ideal(°)
1	D	509	ASP	CB-CG-OD1	7.69	125.22	118.30
1	A	336	ARG	NE-CZ-NH1	7.69	124.15	120.30
1	G	579	ASP	CB-CG-OD1	7.69	125.22	118.30
1	C	166	ARG	NE-CZ-NH2	-7.69	116.45	120.30
1	E	579	ASP	CB-CG-OD2	-7.69	111.38	118.30
1	D	193	ASP	CB-CG-OD1	7.68	125.22	118.30
1	F	594	ASP	CB-CG-OD2	-7.68	111.38	118.30
1	J	201	ASP	CB-CG-OD1	7.68	125.21	118.30
1	K	648	ASP	CB-CG-OD2	-7.68	111.39	118.30
1	O	772	ASP	CB-CG-OD2	-7.67	111.39	118.30
1	M	954	ASP	CB-CG-OD2	-7.67	111.40	118.30
1	A	375	ASP	CB-CG-OD2	-7.67	111.40	118.30
1	E	938	ARG	NE-CZ-NH1	7.67	124.13	120.30
1	E	251	ARG	NE-CZ-NH1	7.66	124.13	120.30
1	H	193	ASP	CB-CG-OD2	7.65	125.19	118.30
1	B	329	ASP	CB-CG-OD2	-7.65	111.42	118.30
1	D	166	ARG	NE-CZ-NH1	7.64	124.12	120.30
1	P	996	ASP	CB-CG-OD1	7.64	125.18	118.30
1	O	802	ASP	CB-CG-OD2	-7.64	111.43	118.30
1	J	919	ASP	CB-CG-OD1	7.64	125.17	118.30
1	F	443	MET	CG-SD-CE	7.61	112.38	100.20
1	M	368	ASP	CB-CG-OD2	-7.61	111.45	118.30
1	P	45	ASP	CB-CG-OD1	7.61	125.14	118.30
1	H	447	ASP	CB-CG-OD2	-7.60	111.46	118.30
1	G	166	ARG	NE-CZ-NH2	-7.60	116.50	120.30
1	C	790	ASP	CB-CG-OD1	7.59	125.13	118.30
1	E	569	ASP	CB-CG-OD1	-7.59	111.47	118.30
1	E	954	ASP	CB-CG-OD2	-7.59	111.47	118.30
1	E	428	ASP	CB-CG-OD2	-7.58	111.47	118.30
1	E	507	ASP	CB-CG-OD1	7.58	125.12	118.30
1	J	96	ASP	CB-CG-OD1	7.58	125.12	118.30
1	A	569	ASP	CB-CG-OD1	-7.58	111.48	118.30
1	E	572	ASP	CB-CG-OD2	-7.57	111.49	118.30
1	N	746	ASP	CB-CG-OD2	-7.57	111.49	118.30
1	D	572	ASP	CB-CG-OD2	-7.56	111.49	118.30
1	E	591	ASP	CB-CG-OD2	-7.56	111.50	118.30
1	I	425	ARG	NE-CZ-NH1	7.55	124.08	120.30
1	F	531	ARG	NE-CZ-NH2	-7.55	116.53	120.30
1	K	448	ARG	NE-CZ-NH1	7.55	124.07	120.30
1	L	329	ASP	CB-CG-OD2	-7.55	111.51	118.30
1	P	237	ARG	NE-CZ-NH1	7.55	124.07	120.30
1	K	193	ASP	CB-CG-OD2	-7.54	111.51	118.30

Continued on next page...

Continued from previous page...

Mol	Chain	Res	Type	Atoms	Z	Observed(°)	Ideal(°)
1	C	832	ASP	CB-CG-OD2	-7.54	111.52	118.30
1	O	201	ASP	CB-CG-OD1	7.54	125.08	118.30
1	P	909	ARG	NE-CZ-NH2	-7.53	116.53	120.30
1	D	429	ASP	CB-CG-OD2	-7.53	111.52	118.30
1	N	598	ASP	CB-CG-OD1	-7.52	111.53	118.30
1	E	429	ASP	CB-CG-OD1	7.52	125.07	118.30
1	E	329	ASP	CB-CG-OD1	-7.52	111.54	118.30
1	C	809	ARG	NE-CZ-NH2	-7.51	116.54	120.30
1	M	579	ASP	CB-CG-OD2	-7.50	111.55	118.30
1	J	538	TYR	CB-CG-CD1	7.50	125.50	121.00
1	D	859	ASP	CB-CG-OD2	-7.50	111.55	118.30
1	L	579	ASP	CB-CG-OD1	7.50	125.05	118.30
1	P	140	ARG	NE-CZ-NH1	7.50	124.05	120.30
1	L	130	ASP	CB-CG-OD2	-7.48	111.56	118.30
1	J	447	ASP	CB-CG-OD2	-7.48	111.57	118.30
1	J	908	ASP	CB-CG-OD2	-7.48	111.57	118.30
1	L	96	ASP	CB-CG-OD1	7.48	125.03	118.30
1	B	319	ASP	CB-CG-OD2	-7.48	111.57	118.30
1	F	572	ASP	CB-CG-OD2	-7.47	111.58	118.30
1	P	144	ASP	CB-CG-OD1	-7.47	111.58	118.30
1	G	282	ARG	NE-CZ-NH1	7.47	124.03	120.30
1	H	363	HIS	CA-CB-CG	-7.46	100.91	113.60
1	F	828	ASP	CB-CG-OD1	-7.46	111.59	118.30
1	G	772	ASP	CB-CG-OD1	7.46	125.01	118.30
1	B	718	GLN	N-CA-CB	7.45	124.01	110.60
1	L	746	ASP	CB-CG-OD2	-7.45	111.59	118.30
1	H	954	ASP	CB-CG-OD2	-7.45	111.59	118.30
1	I	183	ARG	NE-CZ-NH1	7.44	124.02	120.30
1	I	497	ASP	CB-CG-OD1	7.44	125.00	118.30
1	C	144	ASP	CB-CG-OD1	7.44	124.99	118.30
1	P	809	ARG	NE-CZ-NH1	7.43	124.02	120.30
1	A	572	ASP	CB-CG-OD2	-7.43	111.61	118.30
1	G	782	ASP	CB-CG-OD1	7.43	124.98	118.30
1	J	924	ASP	CB-CG-OD2	-7.42	111.62	118.30
1	J	954	ASP	CB-CG-OD1	7.42	124.98	118.30
1	E	164	ASP	CB-CG-OD2	-7.42	111.62	118.30
1	E	199	ASP	CB-CG-OD1	7.41	124.97	118.30
1	B	924	ASP	CB-CG-OD2	-7.41	111.63	118.30
1	D	594	ASP	CB-CG-OD2	-7.41	111.63	118.30
1	M	598	ASP	CB-CG-OD2	7.39	124.95	118.30
1	A	77	ASP	CB-CG-OD1	7.38	124.95	118.30
1	G	746	ASP	CB-CG-OD2	-7.38	111.65	118.30

Continued on next page...

Continued from previous page...

Mol	Chain	Res	Type	Atoms	Z	Observed(°)	Ideal(°)
1	A	954	ASP	CB-CG-OD1	7.38	124.94	118.30
1	O	96	ASP	CB-CG-OD2	-7.38	111.66	118.30
1	B	497	ASP	CB-CG-OD2	-7.38	111.66	118.30
1	A	828	ASP	CB-CG-OD2	7.37	124.94	118.30
1	G	255	ARG	NE-CZ-NH1	7.37	123.99	120.30
1	J	492	ASP	CB-CG-OD2	-7.37	111.67	118.30
1	H	130	ASP	CB-CG-OD2	-7.36	111.67	118.30
1	O	611	ARG	NE-CZ-NH1	7.36	123.98	120.30
1	E	916	ASP	CB-CG-OD1	-7.35	111.68	118.30
1	I	157	ARG	NE-CZ-NH2	-7.35	116.62	120.30
1	D	908	ASP	CB-CG-OD2	-7.35	111.69	118.30
1	H	130	ASP	CB-CG-OD1	7.35	124.91	118.30
1	N	894	ARG	NE-CZ-NH1	7.35	123.97	120.30
1	E	507	ASP	CB-CG-OD2	-7.35	111.69	118.30
1	K	938	ARG	NE-CZ-NH1	7.34	123.97	120.30
1	P	859	ASP	CB-CG-OD1	7.34	124.90	118.30
1	D	782	ASP	CB-CG-OD2	-7.32	111.71	118.30
1	J	96	ASP	CB-CG-OD2	-7.32	111.72	118.30
1	N	610	ASP	CB-CG-OD1	-7.32	111.71	118.30
1	G	610	ASP	CB-CG-OD1	-7.32	111.72	118.30
1	O	598	ASP	CB-CG-OD1	-7.31	111.72	118.30
1	J	442	ARG	NE-CZ-NH1	7.31	123.95	120.30
1	G	790	ASP	CB-CG-OD2	-7.31	111.72	118.30
1	A	429	ASP	CB-CG-OD1	7.30	124.87	118.30
1	I	185	ALA	N-CA-CB	7.30	120.32	110.10
1	P	938	ARG	NE-CZ-NH1	7.30	123.95	120.30
1	I	386	ALA	N-CA-CB	-7.30	99.88	110.10
1	C	224	ASP	CB-CG-OD2	7.29	124.87	118.30
1	G	233	ASP	CB-CG-OD2	-7.29	111.73	118.30
1	I	193	ASP	CB-CG-OD1	7.29	124.87	118.30
1	G	411	ASP	CB-CG-OD2	-7.29	111.74	118.30
1	H	792	ASP	CB-CG-OD1	7.29	124.86	118.30
1	M	772	ASP	CB-CG-OD1	7.29	124.86	118.30
1	O	997	ASP	CB-CG-OD1	-7.29	111.74	118.30
1	C	385	ASN	CB-CA-C	-7.28	95.84	110.40
1	C	211	ASP	CB-CG-OD2	-7.28	111.75	118.30
1	E	14	ARG	NE-CZ-NH2	-7.28	116.66	120.30
1	F	429	ASP	CB-CG-OD2	-7.28	111.75	118.30
1	P	954	ASP	CB-CG-OD2	-7.27	111.75	118.30
1	G	5	ASP	CB-CG-OD2	-7.27	111.76	118.30
1	L	594	ASP	CB-CG-OD1	-7.27	111.76	118.30
1	M	648	ASP	CB-CG-OD2	-7.27	111.76	118.30

Continued on next page...

Continued from previous page...

Mol	Chain	Res	Type	Atoms	Z	Observed(°)	Ideal(°)
1	J	65	ALA	C-N-CD	-7.26	104.62	120.60
1	J	987	ASP	CB-CG-OD2	-7.26	111.77	118.30
1	N	193	ASP	CB-CG-OD2	-7.26	111.77	118.30
1	P	329	ASP	CB-CG-OD2	-7.26	111.77	118.30
1	N	431	ARG	NE-CZ-NH1	7.25	123.93	120.30
1	J	230	ARG	NE-CZ-NH1	7.25	123.92	120.30
1	M	772	ASP	CB-CG-OD2	-7.25	111.78	118.30
1	M	961	ARG	NE-CZ-NH2	-7.25	116.68	120.30
1	D	368	ASP	CB-CG-OD2	-7.25	111.78	118.30
1	E	996	ASP	CB-CG-OD2	-7.24	111.78	118.30
1	B	671	ASP	CB-CG-OD2	-7.24	111.78	118.30
1	C	828	ASP	CB-CG-OD1	7.24	124.82	118.30
1	I	429	ASP	CB-CG-OD1	7.24	124.81	118.30
1	B	375	ASP	CB-CG-OD1	7.24	124.81	118.30
1	C	130	ASP	CB-CG-OD2	-7.24	111.79	118.30
1	A	594	ASP	CB-CG-OD2	-7.23	111.79	118.30
1	A	375	ASP	CB-CG-OD1	7.22	124.80	118.30
1	C	648	ASP	CB-CG-OD1	7.22	124.80	118.30
1	J	579	ASP	CB-CG-OD1	7.22	124.79	118.30
1	P	45	ASP	CB-CG-OD2	-7.22	111.81	118.30
1	M	329	ASP	CB-CG-OD2	-7.21	111.81	118.30
1	N	356	ARG	NE-CZ-NH2	-7.21	116.69	120.30
1	O	233	ASP	CB-CG-OD1	7.21	124.79	118.30
1	O	996	ASP	CB-CG-OD1	7.21	124.79	118.30
1	P	280	ASP	CB-CG-OD2	7.21	124.79	118.30
1	A	272	ALA	C-N-CD	-7.20	104.75	120.60
1	N	659	ASP	CB-CG-OD2	-7.19	111.83	118.30
1	J	591	ASP	CB-CG-OD2	-7.19	111.83	118.30
1	J	916	ASP	CB-CG-OD1	7.19	124.77	118.30
1	P	509	ASP	CB-CG-OD2	-7.19	111.83	118.30
1	B	193	ASP	CB-CG-OD1	7.19	124.77	118.30
1	H	782	ASP	CB-CG-OD2	-7.19	111.83	118.30
1	L	659	ASP	CB-CG-OD2	-7.19	111.83	118.30
1	O	411	ASP	CB-CG-OD1	7.19	124.77	118.30
1	E	497	ASP	CB-CG-OD2	-7.18	111.83	118.30
1	M	919	ASP	CB-CG-OD2	-7.18	111.84	118.30
1	E	193	ASP	CB-CG-OD1	7.18	124.76	118.30
1	E	447	ASP	CB-CG-OD2	-7.18	111.84	118.30
1	M	15	ASP	CB-CG-OD1	7.18	124.76	118.30
1	J	859	ASP	CB-CG-OD2	-7.18	111.84	118.30
1	D	386	ALA	N-CA-CB	-7.17	100.06	110.10
1	O	130	ASP	CB-CG-OD2	-7.17	111.84	118.30

Continued on next page...

Continued from previous page...

Mol	Chain	Res	Type	Atoms	Z	Observed(°)	Ideal(°)
1	B	938	ARG	NE-CZ-NH2	-7.17	116.71	120.30
1	C	233	ASP	CB-CG-OD2	-7.17	111.85	118.30
1	J	875	ASP	CB-CG-OD1	-7.17	111.84	118.30
1	I	211	ASP	CB-CG-OD2	-7.17	111.85	118.30
1	O	671	ASP	CB-CG-OD2	-7.17	111.85	118.30
1	F	166	ARG	NE-CZ-NH2	-7.16	116.72	120.30
1	G	954	ASP	CB-CG-OD2	-7.16	111.86	118.30
1	M	166	ARG	NE-CZ-NH2	-7.16	116.72	120.30
1	F	333	ARG	NE-CZ-NH1	7.15	123.88	120.30
1	L	172	ASP	CB-CG-OD2	-7.15	111.86	118.30
1	E	594	ASP	CB-CG-OD1	7.15	124.73	118.30
1	D	497	ASP	CB-CG-OD1	7.14	124.73	118.30
1	E	996	ASP	CB-CG-OD1	7.14	124.72	118.30
1	P	5	ASP	CB-CG-OD2	-7.14	111.88	118.30
1	G	368	ASP	CB-CG-OD1	7.13	124.72	118.30
1	L	914	CYS	N-CA-CB	7.13	123.44	110.60
1	N	15	ASP	CB-CG-OD2	-7.13	111.88	118.30
1	N	164	ASP	CB-CG-OD2	-7.13	111.88	118.30
1	D	908	ASP	CB-CG-OD1	7.13	124.71	118.30
1	B	671	ASP	CB-CG-OD1	7.12	124.71	118.30
1	O	15	ASP	CB-CG-OD2	-7.12	111.89	118.30
1	E	15	ASP	CB-CG-OD1	-7.12	111.89	118.30
1	E	537	GLU	OE1-CD-OE2	7.12	131.84	123.30
1	O	802	ASP	CB-CG-OD1	7.12	124.71	118.30
1	N	509	ASP	CB-CG-OD2	-7.12	111.89	118.30
1	H	287	ASP	CB-CG-OD2	-7.12	111.89	118.30
1	I	255	ARG	NE-CZ-NH1	7.12	123.86	120.30
1	J	828	ASP	CB-CG-OD2	7.11	124.70	118.30
1	E	659	ASP	CB-CG-OD2	-7.10	111.91	118.30
1	F	385	ASN	CB-CA-C	-7.09	96.21	110.40
1	F	338	GLU	N-CA-CB	-7.09	97.83	110.60
1	F	199	ASP	CB-CG-OD2	-7.09	111.92	118.30
1	A	251	ARG	NE-CZ-NH1	7.08	123.84	120.30
1	A	782	ASP	CB-CG-OD2	-7.08	111.93	118.30
1	I	828	ASP	CB-CG-OD2	7.08	124.67	118.30
1	D	411	ASP	CB-CG-OD2	-7.07	111.93	118.30
1	J	193	ASP	CB-CG-OD2	-7.07	111.93	118.30
1	K	429	ASP	CB-CG-OD2	-7.07	111.93	118.30
1	L	45	ASP	CB-CG-OD1	7.07	124.66	118.30
1	D	598	ASP	CB-CG-OD1	-7.07	111.94	118.30
1	D	648	ASP	CB-CG-OD2	-7.07	111.94	118.30
1	H	368	ASP	CB-CG-OD1	-7.07	111.94	118.30

Continued on next page...

Continued from previous page...

Mol	Chain	Res	Type	Atoms	Z	Observed(°)	Ideal(°)
1	G	916	ASP	CB-CG-OD2	-7.05	111.95	118.30
1	E	591	ASP	CB-CG-OD1	7.05	124.65	118.30
1	G	157	ARG	NE-CZ-NH1	7.05	123.83	120.30
1	I	492	ASP	CB-CG-OD1	7.05	124.65	118.30
1	C	428	ASP	CB-CG-OD2	-7.05	111.95	118.30
1	I	178	ARG	NE-CZ-NH1	7.05	123.82	120.30
1	M	512	PHE	CB-CG-CD1	-7.05	115.86	120.80
1	H	442	ARG	NE-CZ-NH1	7.05	123.82	120.30
1	H	809	ARG	NE-CZ-NH2	-7.05	116.78	120.30
1	H	425	ARG	NE-CZ-NH1	7.05	123.82	120.30
1	O	82	ASP	CB-CG-OD2	-7.04	111.96	118.30
1	F	569	ASP	CB-CG-OD2	7.04	124.64	118.30
1	B	954	ASP	CB-CG-OD2	-7.04	111.97	118.30
1	I	832	ASP	CB-CG-OD2	-7.04	111.97	118.30
1	P	894	ARG	NE-CZ-NH1	7.04	123.82	120.30
1	A	645	ARG	NE-CZ-NH1	7.04	123.82	120.30
1	B	15	ASP	CB-CG-OD1	7.03	124.63	118.30
1	B	881	ARG	NE-CZ-NH1	7.03	123.82	120.30
1	E	594	ASP	CB-CG-OD2	-7.03	111.97	118.30
1	N	579	ASP	CB-CG-OD2	-7.03	111.97	118.30
1	J	579	ASP	CB-CG-OD2	-7.03	111.98	118.30
1	B	287	ASP	CB-CG-OD2	-7.03	111.98	118.30
1	F	46	ARG	NE-CZ-NH2	-7.02	116.79	120.30
1	B	96	ASP	CB-CG-OD2	-7.02	111.98	118.30
1	B	717	TRP	C-N-CA	7.02	139.25	121.70
1	H	946	TYR	CB-CG-CD2	-7.02	116.79	121.00
1	K	973	ARG	NE-CZ-NH1	7.02	123.81	120.30
1	M	579	ASP	CB-CG-OD1	7.02	124.62	118.30
1	F	329	ASP	CB-CG-OD1	7.01	124.61	118.30
1	H	869	ASP	CB-CG-OD2	7.01	124.61	118.30
1	A	916	ASP	CB-CG-OD1	7.01	124.61	118.30
1	D	875	ASP	CB-CG-OD2	7.01	124.61	118.30
1	G	233	ASP	CB-CG-OD1	7.01	124.61	118.30
1	H	859	ASP	CB-CG-OD1	7.01	124.61	118.30
1	O	211	ASP	CB-CG-OD2	-7.01	111.99	118.30
1	P	428	ASP	CB-CG-OD2	-7.01	111.99	118.30
1	F	201	ASP	CB-CG-OD2	-7.00	112.00	118.30
1	L	45	ASP	CB-CG-OD2	-7.00	112.00	118.30
1	N	916	ASP	CB-CG-OD2	-7.00	112.00	118.30
1	K	659	ASP	CB-CG-OD2	-7.00	112.00	118.30
1	I	786	ARG	NE-CZ-NH1	6.99	123.80	120.30
1	D	96	ASP	CB-CG-OD1	6.99	124.59	118.30

Continued on next page...

Continued from previous page...

Mol	Chain	Res	Type	Atoms	Z	Observed(°)	Ideal(°)
1	K	832	ASP	CB-CG-OD1	6.99	124.59	118.30
1	K	859	ASP	CB-CG-OD2	-6.99	112.01	118.30
1	H	255	ARG	NE-CZ-NH2	-6.99	116.81	120.30
1	F	916	ASP	CB-CG-OD2	-6.98	112.02	118.30
1	J	251	ARG	NE-CZ-NH1	6.98	123.79	120.30
1	L	38	ASN	N-CA-CB	6.98	123.17	110.60
1	P	538	TYR	CB-CG-CD2	-6.98	116.81	121.00
1	M	591	ASP	CB-CG-OD2	-6.98	112.02	118.30
1	L	802	ASP	CB-CG-OD2	-6.98	112.02	118.30
1	G	210	ARG	N-CA-CB	6.97	123.16	110.60
1	O	403	ASP	CB-CG-OD1	6.97	124.58	118.30
1	I	909	ARG	NE-CZ-NH1	6.97	123.78	120.30
1	E	130	ASP	CB-CG-OD2	-6.97	112.03	118.30
1	H	802	ASP	CB-CG-OD2	-6.97	112.03	118.30
1	C	659	ASP	CB-CG-OD2	-6.96	112.03	118.30
1	M	659	ASP	CB-CG-OD2	-6.96	112.03	118.30
1	D	746	ASP	CB-CG-OD2	-6.96	112.04	118.30
1	C	233	ASP	CB-CG-OD1	6.96	124.56	118.30
1	K	130	ASP	CB-CG-OD2	-6.95	112.05	118.30
1	O	77	ASP	CB-CG-OD2	-6.95	112.05	118.30
1	I	96	ASP	CB-CG-OD2	-6.95	112.05	118.30
1	O	919	ASP	CB-CG-OD1	6.95	124.55	118.30
1	K	280	ASP	CB-CG-OD1	-6.95	112.05	118.30
1	E	479	ASP	CB-CG-OD2	-6.94	112.05	118.30
1	M	224	ASP	CB-CG-OD2	6.94	124.54	118.30
1	J	594	ASP	CB-CG-OD1	6.93	124.54	118.30
1	M	319	ASP	CB-CG-OD2	-6.93	112.06	118.30
1	D	368	ASP	CB-CG-OD1	6.93	124.54	118.30
1	L	938	ARG	NE-CZ-NH1	6.93	123.77	120.30
1	F	531	ARG	NE-CZ-NH1	6.93	123.76	120.30
1	H	901	GLY	C-N-CD	-6.93	105.36	120.60
1	I	447	ASP	CB-CG-OD1	6.93	124.53	118.30
1	H	718	GLN	CB-CA-C	6.92	124.25	110.40
1	P	832	ASP	CB-CG-OD1	6.92	124.53	118.30
1	F	45	ASP	CB-CG-OD2	-6.92	112.07	118.30
1	G	428	ASP	CB-CG-OD1	6.92	124.53	118.30
1	P	287	ASP	CB-CG-OD1	6.92	124.53	118.30
1	M	648	ASP	CB-CG-OD1	6.92	124.53	118.30
1	N	368	ASP	CB-CG-OD2	-6.92	112.08	118.30
1	O	201	ASP	CB-CG-OD2	-6.91	112.08	118.30
1	F	211	ASP	CB-CG-OD2	-6.91	112.08	118.30
1	C	5	ASP	CB-CG-OD1	6.90	124.51	118.30

Continued on next page...

Continued from previous page...

Mol	Chain	Res	Type	Atoms	Z	Observed(°)	Ideal(°)
1	H	199	ASP	CB-CG-OD2	-6.90	112.09	118.30
1	C	45	ASP	CB-CG-OD1	6.89	124.50	118.30
1	G	193	ASP	CB-CG-OD1	6.89	124.50	118.30
1	N	659	ASP	CB-CG-OD1	6.89	124.50	118.30
1	A	233	ASP	CB-CG-OD2	-6.89	112.10	118.30
1	N	233	ASP	CB-CG-OD1	6.88	124.49	118.30
1	M	447	ASP	CB-CG-OD2	-6.88	112.11	118.30
1	B	598	ASP	CB-CG-OD2	6.88	124.49	118.30
1	N	792	ASP	CB-CG-OD2	-6.88	112.11	118.30
1	P	859	ASP	CB-CG-OD2	-6.88	112.11	118.30
1	K	561	ARG	NE-CZ-NH1	6.87	123.74	120.30
1	L	336	ARG	NE-CZ-NH1	6.87	123.74	120.30
1	C	286	ALA	CB-CA-C	-6.87	99.79	110.10
1	F	15	ASP	CB-CG-OD1	6.87	124.48	118.30
1	N	45	ASP	CB-CG-OD2	-6.87	112.12	118.30
1	J	82	ASP	CB-CG-OD2	-6.87	112.12	118.30
1	L	429	ASP	CB-CG-OD2	-6.87	112.12	118.30
1	L	869	ASP	CB-CG-OD1	-6.87	112.12	118.30
1	J	429	ASP	CB-CG-OD2	-6.86	112.12	118.30
1	M	875	ASP	CB-CG-OD1	-6.86	112.12	118.30
1	A	271	THR	CA-CB-CG2	-6.86	102.80	112.40
1	C	319	ASP	CB-CG-OD1	-6.86	112.13	118.30
1	C	252	ASP	CB-CG-OD2	-6.85	112.13	118.30
1	G	598	ASP	CB-CG-OD2	6.85	124.47	118.30
1	F	914	CYS	CB-CA-C	6.85	124.10	110.40
1	F	196	TYR	CB-CG-CD2	-6.85	116.89	121.00
1	H	973	ARG	NE-CZ-NH1	6.84	123.72	120.30
1	B	199	ASP	CB-CG-OD2	-6.84	112.14	118.30
1	J	832	ASP	CB-CG-OD2	-6.83	112.15	118.30
1	L	482	ARG	NE-CZ-NH1	6.83	123.72	120.30
1	C	363	HIS	CA-CB-CG	-6.83	101.98	113.60
1	E	611	ARG	CD-NE-CZ	6.83	133.16	123.60
1	F	429	ASP	CB-CG-OD1	6.83	124.45	118.30
1	N	251	ARG	NE-CZ-NH1	6.83	123.72	120.30
1	H	509	ASP	CB-CG-OD1	6.83	124.45	118.30
1	M	172	ASP	CB-CG-OD1	6.83	124.45	118.30
1	F	792	ASP	CB-CG-OD1	6.83	124.44	118.30
1	C	790	ASP	CB-CG-OD2	-6.82	112.16	118.30
1	O	287	ASP	CB-CG-OD2	-6.82	112.16	118.30
1	K	659	ASP	CB-CG-OD1	6.81	124.43	118.30
1	A	130	ASP	CB-CG-OD2	-6.81	112.17	118.30
1	A	411	ASP	CB-CG-OD1	6.81	124.43	118.30

Continued on next page...

Continued from previous page...

Mol	Chain	Res	Type	Atoms	Z	Observed(°)	Ideal(°)
1	K	579	ASP	CB-CG-OD1	6.81	124.43	118.30
1	P	610	ASP	CB-CG-OD2	-6.81	112.17	118.30
1	C	52	ARG	NE-CZ-NH1	6.81	123.70	120.30
1	A	233	ASP	CB-CG-OD1	6.81	124.43	118.30
1	C	130	ASP	CB-CG-OD1	6.81	124.43	118.30
1	M	140	ARG	NE-CZ-NH1	6.80	123.70	120.30
1	N	224	ASP	CB-CG-OD2	6.80	124.42	118.30
1	C	252	ASP	CB-CG-OD1	6.79	124.42	118.30
1	J	853	ARG	NE-CZ-NH2	-6.79	116.90	120.30
1	M	796	SER	N-CA-CB	6.79	120.69	110.50
1	M	792	ASP	CB-CG-OD2	-6.79	112.19	118.30
1	C	96	ASP	CB-CG-OD1	6.79	124.41	118.30
1	D	52	ARG	NE-CZ-NH2	-6.78	116.91	120.30
1	E	859	ASP	CB-CG-OD1	6.78	124.41	118.30
1	B	611	ARG	NE-CZ-NH1	6.78	123.69	120.30
1	O	439	ARG	NE-CZ-NH2	-6.77	116.91	120.30
1	K	802	ASP	CB-CG-OD2	-6.77	112.21	118.30
1	A	659	ASP	CB-CG-OD1	6.76	124.39	118.30
1	N	497	ASP	CB-CG-OD2	-6.76	112.21	118.30
1	N	130	ASP	CB-CG-OD1	6.76	124.39	118.30
1	F	790	ASP	CB-CG-OD1	6.76	124.38	118.30
1	L	591	ASP	CB-CG-OD2	-6.76	112.22	118.30
1	B	403	ASP	CB-CG-OD1	6.76	124.38	118.30
1	C	599	ARG	NE-CZ-NH2	6.76	123.68	120.30
1	F	447	ASP	CB-CG-OD1	6.75	124.38	118.30
1	K	446	ARG	NE-CZ-NH2	-6.75	116.92	120.30
1	H	648	ASP	CB-CG-OD2	-6.75	112.23	118.30
1	O	252	ASP	CB-CG-OD2	-6.75	112.23	118.30
1	D	881	ARG	NE-CZ-NH2	-6.74	116.93	120.30
1	P	875	ASP	CB-CG-OD1	-6.74	112.23	118.30
1	F	45	ASP	CB-CG-OD1	6.74	124.37	118.30
1	E	310	ARG	N-CA-CB	6.73	122.72	110.60
1	B	336	ARG	NE-CZ-NH1	6.73	123.67	120.30
1	B	772	ASP	CB-CG-OD2	-6.73	112.24	118.30
1	H	598	ASP	CB-CG-OD2	6.73	124.36	118.30
1	L	447	ASP	CB-CG-OD2	-6.73	112.25	118.30
1	P	15	ASP	CB-CG-OD1	6.72	124.35	118.30
1	L	557	ARG	NE-CZ-NH2	-6.72	116.94	120.30
1	B	598	ASP	CB-CG-OD1	-6.72	112.26	118.30
1	A	15	ASP	CB-CG-OD2	-6.71	112.26	118.30
1	B	403	ASP	CB-CG-OD2	-6.71	112.26	118.30
1	M	790	ASP	CB-CG-OD2	-6.71	112.26	118.30

Continued on next page...

Continued from previous page...

Mol	Chain	Res	Type	Atoms	Z	Observed(°)	Ideal(°)
1	G	800	ARG	NE-CZ-NH1	6.71	123.66	120.30
1	H	782	ASP	CB-CG-OD1	6.71	124.34	118.30
1	B	172	ASP	CB-CG-OD1	6.71	124.34	118.30
1	C	144	ASP	CB-CG-OD2	-6.71	112.26	118.30
1	D	15	ASP	CB-CG-OD2	-6.71	112.26	118.30
1	P	224	ASP	CB-CG-OD1	-6.71	112.26	118.30
1	A	403	ASP	CB-CG-OD1	6.71	124.34	118.30
1	O	429	ASP	CB-CG-OD1	6.71	124.34	118.30
1	H	996	ASP	CB-CG-OD2	-6.70	112.27	118.30
1	M	610	ASP	CB-CG-OD2	-6.70	112.27	118.30
1	F	338	GLU	O-C-N	-6.70	111.98	122.70
1	L	82	ASP	CB-CG-OD2	-6.70	112.27	118.30
1	P	204	ARG	NE-CZ-NH1	6.70	123.65	120.30
1	G	329	ASP	N-CA-CB	6.70	122.66	110.60
1	G	648	ASP	CB-CG-OD2	-6.70	112.28	118.30
1	L	206	SER	N-CA-CB	6.70	120.54	110.50
1	I	772	ASP	CB-CG-OD1	6.69	124.32	118.30
1	G	772	ASP	CB-CG-OD2	-6.69	112.28	118.30
1	J	130	ASP	CB-CG-OD1	6.69	124.32	118.30
1	N	594	ASP	CB-CG-OD2	-6.69	112.28	118.30
1	G	201	ASP	CB-CG-OD1	6.68	124.32	118.30
1	K	832	ASP	CB-CG-OD2	-6.68	112.28	118.30
1	L	368	ASP	CB-CG-OD2	-6.68	112.28	118.30
1	C	938	ARG	NE-CZ-NH2	-6.68	116.96	120.30
1	I	828	ASP	CB-CG-OD1	-6.68	112.29	118.30
1	I	15	ASP	CB-CG-OD2	-6.68	112.29	118.30
1	H	386	ALA	CB-CA-C	-6.67	100.09	110.10
1	C	201	ASP	CB-CG-OD2	-6.67	112.30	118.30
1	I	130	ASP	CB-CG-OD1	6.67	124.30	118.30
1	H	594	ASP	CB-CG-OD2	-6.67	112.30	118.30
1	O	781	ARG	NE-CZ-NH2	-6.66	116.97	120.30
1	P	269	SER	N-CA-CB	6.66	120.49	110.50
1	D	233	ASP	CB-CG-OD2	-6.66	112.31	118.30
1	H	946	TYR	CB-CG-CD1	6.66	125.00	121.00
1	K	598	ASP	CB-CG-OD2	6.66	124.29	118.30
1	B	183	ARG	NE-CZ-NH1	6.66	123.63	120.30
1	B	802	ASP	CB-CG-OD2	-6.66	112.31	118.30
1	D	82	ASP	CB-CG-OD2	-6.66	112.31	118.30
1	D	772	ASP	CB-CG-OD2	-6.66	112.31	118.30
1	N	333	ARG	NE-CZ-NH2	-6.66	116.97	120.30
1	I	368	ASP	CB-CG-OD2	-6.65	112.31	118.30
1	I	118	ASN	CB-CA-C	6.65	123.70	110.40

Continued on next page...

Continued from previous page...

Mol	Chain	Res	Type	Atoms	Z	Observed(°)	Ideal(°)
1	I	853	ARG	NE-CZ-NH2	-6.65	116.97	120.30
1	M	234	ASP	CB-CG-OD2	-6.65	112.32	118.30
1	E	838	THR	CA-CB-CG2	-6.65	103.09	112.40
1	F	147	ASN	N-CA-CB	-6.64	98.64	110.60
1	A	828	ASP	CB-CG-OD1	-6.64	112.32	118.30
1	J	45	ASP	CB-CG-OD1	6.64	124.28	118.30
1	E	224	ASP	CB-CG-OD1	-6.64	112.33	118.30
1	G	859	ASP	CB-CG-OD2	-6.64	112.33	118.30
1	H	448	ARG	NE-CZ-NH2	-6.64	116.98	120.30
1	L	509	ASP	CB-CG-OD1	6.64	124.27	118.30
1	P	497	ASP	CB-CG-OD2	-6.63	112.33	118.30
1	P	166	ARG	NE-CZ-NH2	-6.63	116.98	120.30
1	I	772	ASP	CB-CG-OD2	-6.63	112.33	118.30
1	I	509	ASP	CB-CG-OD1	6.63	124.27	118.30
1	K	881	ARG	NE-CZ-NH1	6.63	123.61	120.30
1	F	424	ASN	CB-CA-C	-6.63	97.14	110.40
1	L	579	ASP	CB-CG-OD2	-6.62	112.34	118.30
1	O	760	ARG	NE-CZ-NH1	6.62	123.61	120.30
1	G	938	ARG	N-CA-CB	6.62	122.52	110.60
1	J	802	ASP	CB-CG-OD2	-6.62	112.34	118.30
1	F	579	ASP	CB-CG-OD2	-6.62	112.34	118.30
1	B	924	ASP	CB-CG-OD1	6.62	124.26	118.30
1	M	853	ARG	NE-CZ-NH2	-6.62	116.99	120.30
1	B	916	ASP	CB-CG-OD1	6.62	124.25	118.30
1	L	428	ASP	CB-CG-OD2	-6.61	112.35	118.30
1	J	59	ARG	NE-CZ-NH1	6.61	123.61	120.30
1	D	591	ASP	CB-CG-OD1	6.61	124.25	118.30
1	G	579	ASP	CB-CG-OD2	-6.61	112.35	118.30
1	H	509	ASP	CB-CG-OD2	-6.61	112.35	118.30
1	N	954	ASP	CB-CG-OD2	-6.61	112.36	118.30
1	A	166	ARG	NE-CZ-NH2	-6.60	117.00	120.30
1	C	140	ARG	NE-CZ-NH1	6.60	123.60	120.30
1	E	671	ASP	CB-CG-OD1	6.60	124.24	118.30
1	L	411	ASP	CB-CG-OD1	6.60	124.24	118.30
1	B	919	ASP	CB-CG-OD2	-6.60	112.36	118.30
1	J	782	ASP	CB-CG-OD2	6.60	124.24	118.30
1	G	193	ASP	CB-CG-OD2	-6.59	112.37	118.30
1	N	356	ARG	NE-CZ-NH1	6.59	123.60	120.30
1	A	859	ASP	CB-CG-OD1	6.59	124.23	118.30
1	P	569	ASP	CB-CG-OD2	6.59	124.23	118.30
1	H	598	ASP	CB-CG-OD1	-6.59	112.37	118.30
1	D	473	ARG	NE-CZ-NH2	-6.59	117.01	120.30

Continued on next page...

Continued from previous page...

Mol	Chain	Res	Type	Atoms	Z	Observed(°)	Ideal(°)
1	J	598	ASP	CB-CG-OD1	-6.59	112.37	118.30
1	A	786	ARG	NE-CZ-NH2	-6.58	117.01	120.30
1	C	201	ASP	CB-CG-OD1	6.58	124.22	118.30
1	N	144	ASP	CB-CG-OD2	-6.58	112.38	118.30
1	P	908	ASP	CB-CG-OD2	-6.58	112.38	118.30
1	F	924	ASP	CB-CG-OD1	6.58	124.22	118.30
1	B	469	ASP	CB-CG-OD1	6.58	124.22	118.30
1	H	908	ASP	CB-CG-OD2	-6.58	112.38	118.30
1	K	492	ASP	CB-CG-OD2	-6.58	112.38	118.30
1	K	572	ASP	CB-CG-OD2	-6.58	112.38	118.30
1	C	787	ALA	C-N-CD	-6.57	106.14	120.60
1	I	193	ASP	CB-CG-OD2	-6.57	112.38	118.30
1	C	786	ARG	NE-CZ-NH1	6.57	123.59	120.30
1	P	40	GLU	N-CA-CB	6.57	122.42	110.60
1	M	429	ASP	CB-CG-OD2	-6.56	112.39	118.30
1	P	52	ARG	NE-CZ-NH1	6.56	123.58	120.30
1	J	282	ARG	NE-CZ-NH1	6.56	123.58	120.30
1	A	211	ASP	CB-CG-OD2	-6.56	112.40	118.30
1	L	336	ARG	NE-CZ-NH2	-6.55	117.02	120.30
1	M	45	ASP	CB-CG-OD2	-6.55	112.40	118.30
1	M	411	ASP	CB-CG-OD2	-6.55	112.40	118.30
1	L	356	ARG	NE-CZ-NH1	6.55	123.58	120.30
1	E	234	ASP	CB-CG-OD2	-6.55	112.41	118.30
1	F	599	ARG	NE-CZ-NH1	6.55	123.58	120.30
1	H	319	ASP	CB-CG-OD1	-6.55	112.41	118.30
1	B	224	ASP	CB-CG-OD2	6.55	124.19	118.30
1	H	140	ARG	NE-CZ-NH1	6.55	123.57	120.30
1	M	31	PRO	C-N-CD	-6.55	106.20	120.60
1	N	645	ARG	NE-CZ-NH1	6.55	123.57	120.30
1	F	375	ASP	CB-CG-OD2	-6.54	112.41	118.30
1	D	442	ARG	NE-CZ-NH1	6.54	123.57	120.30
1	H	45	ASP	CB-CG-OD2	-6.54	112.42	118.30
1	D	634	GLN	N-CA-CB	6.54	122.36	110.60
1	F	431	ARG	NE-CZ-NH1	6.54	123.57	120.30
1	O	792	ASP	CB-CG-OD2	-6.54	112.42	118.30
1	B	755	ARG	NE-CZ-NH2	-6.53	117.03	120.30
1	G	840	HIS	N-CA-CB	6.53	122.36	110.60
1	A	201	ASP	CB-CG-OD2	6.53	124.18	118.30
1	D	356	ARG	NE-CZ-NH1	6.53	123.56	120.30
1	I	411	ASP	CB-CG-OD2	-6.53	112.43	118.30
1	K	671	ASP	CB-CG-OD2	-6.52	112.43	118.30
1	O	987	ASP	CB-CG-OD1	6.52	124.17	118.30

Continued on next page...

Continued from previous page...

Mol	Chain	Res	Type	Atoms	Z	Observed(°)	Ideal(°)
1	L	287	ASP	CB-CG-OD2	-6.52	112.43	118.30
1	K	375	ASP	CB-CG-OD2	-6.52	112.43	118.30
1	J	375	ASP	CB-CG-OD2	-6.52	112.44	118.30
1	L	425	ARG	NH1-CZ-NH2	-6.52	112.23	119.40
1	I	572	ASP	CB-CG-OD1	6.52	124.17	118.30
1	B	77	ASP	CB-CG-OD2	-6.51	112.44	118.30
1	O	954	ASP	CB-CG-OD1	6.51	124.16	118.30
1	H	997	ASP	CB-CG-OD1	-6.51	112.44	118.30
1	L	598	ASP	CB-CG-OD1	-6.51	112.44	118.30
1	A	996	ASP	CB-CG-OD1	6.51	124.16	118.30
1	A	45	ASP	CB-CG-OD2	-6.51	112.44	118.30
1	D	424	ASN	N-CA-CB	-6.50	98.89	110.60
1	A	385	ASN	N-CA-CB	-6.50	98.90	110.60
1	B	792	ASP	CB-CG-OD2	-6.50	112.45	118.30
1	F	997	ASP	CB-CG-OD1	-6.50	112.45	118.30
1	I	782	ASP	CB-CG-OD2	-6.50	112.45	118.30
1	M	594	ASP	CB-CG-OD1	6.50	124.15	118.30
1	D	5	ASP	CB-CG-OD2	-6.50	112.45	118.30
1	M	828	ASP	CB-CG-OD1	-6.50	112.45	118.30
1	C	375	ASP	CB-CG-OD2	-6.49	112.46	118.30
1	I	375	ASP	CB-CG-OD1	6.49	124.14	118.30
1	N	130	ASP	CB-CG-OD2	-6.49	112.46	118.30
1	O	755	ARG	NE-CZ-NH2	-6.49	117.05	120.30
1	K	919	ASP	CB-CG-OD2	-6.49	112.46	118.30
1	E	360	HIS	C-N-CD	-6.49	106.33	120.60
1	I	45	ASP	CB-CG-OD2	-6.48	112.47	118.30
1	C	786	ARG	NE-CZ-NH2	-6.48	117.06	120.30
1	H	252	ASP	CB-CG-OD2	-6.48	112.47	118.30
1	C	15	ASP	CB-CG-OD2	-6.48	112.47	118.30
1	H	178	ARG	NE-CZ-NH1	6.48	123.54	120.30
1	I	161	TYR	CB-CG-CD2	-6.48	117.11	121.00
1	I	172	ASP	CB-CG-OD2	-6.48	112.47	118.30
1	C	571	VAL	CB-CA-C	-6.48	99.09	111.40
1	E	574	SER	CA-CB-OG	-6.48	93.71	111.20
1	F	237	ARG	NE-CZ-NH1	6.48	123.54	120.30
1	M	368	ASP	CB-CG-OD1	6.48	124.13	118.30
1	O	428	ASP	CB-CG-OD1	6.48	124.13	118.30
1	G	375	ASP	CB-CG-OD1	6.47	124.12	118.30
1	H	356	ARG	NE-CZ-NH1	6.47	123.53	120.30
1	C	429	ASP	CB-CG-OD2	-6.46	112.48	118.30
1	K	96	ASP	CB-CG-OD1	6.46	124.12	118.30
1	P	123	TYR	CB-CA-C	-6.46	97.47	110.40

Continued on next page...

Continued from previous page...

Mol	Chain	Res	Type	Atoms	Z	Observed(°)	Ideal(°)
1	H	561	ARG	NE-CZ-NH2	-6.46	117.07	120.30
1	K	52	ARG	NE-CZ-NH1	6.46	123.53	120.30
1	N	802	ASP	CB-CG-OD1	6.46	124.11	118.30
1	H	608	PHE	N-CA-CB	6.46	122.22	110.60
1	L	319	ASP	CB-CG-OD1	-6.46	112.49	118.30
1	P	916	ASP	CB-CG-OD2	-6.46	112.49	118.30
1	A	772	ASP	CB-CG-OD2	-6.45	112.49	118.30
1	E	875	ASP	CB-CG-OD2	6.45	124.11	118.30
1	D	280	ASP	CB-CG-OD2	6.45	124.10	118.30
1	D	403	ASP	CB-CG-OD1	6.45	124.10	118.30
1	K	211	ASP	CB-CG-OD2	-6.45	112.50	118.30
1	E	802	ASP	CB-CG-OD2	-6.45	112.50	118.30
1	B	569	ASP	CB-CG-OD2	6.44	124.10	118.30
1	C	569	ASP	CB-CG-OD2	6.44	124.10	118.30
1	A	45	ASP	CB-CG-OD1	6.44	124.10	118.30
1	K	211	ASP	CB-CG-OD1	6.44	124.10	118.30
1	E	447	ASP	CB-CG-OD1	6.44	124.09	118.30
1	A	287	ASP	CB-CG-OD1	6.43	124.09	118.30
1	M	802	ASP	CB-CG-OD2	-6.43	112.51	118.30
1	L	96	ASP	CB-CG-OD2	-6.43	112.51	118.30
1	A	782	ASP	CB-CG-OD1	6.43	124.09	118.30
1	J	385	ASN	CB-CA-C	-6.43	97.54	110.40
1	P	288	ARG	NE-CZ-NH2	-6.43	117.08	120.30
1	N	403	ASP	CB-CG-OD1	6.43	124.09	118.30
1	I	792	ASP	CB-CG-OD2	-6.43	112.52	118.30
1	P	869	ASP	CB-CG-OD1	-6.42	112.52	118.30
1	O	509	ASP	CB-CG-OD1	6.42	124.08	118.30
1	A	598	ASP	CB-CG-OD1	-6.42	112.52	118.30
1	B	5	ASP	CB-CG-OD2	-6.42	112.52	118.30
1	C	368	ASP	CB-CG-OD2	-6.42	112.53	118.30
1	G	610	ASP	CB-CG-OD2	6.41	124.07	118.30
1	B	82	ASP	CB-CG-OD2	-6.41	112.54	118.30
1	N	916	ASP	CB-CG-OD1	6.41	124.07	118.30
1	H	875	ASP	CB-CG-OD1	-6.40	112.54	118.30
1	J	492	ASP	CB-CG-OD1	6.40	124.06	118.30
1	O	45	ASP	CB-CG-OD2	-6.40	112.54	118.30
1	M	924	ASP	CB-CG-OD2	-6.40	112.54	118.30
1	E	356	ARG	NE-CZ-NH1	6.40	123.50	120.30
1	H	492	ASP	CB-CG-OD2	-6.40	112.54	118.30
1	A	309	TYR	CB-CG-CD1	6.39	124.84	121.00
1	B	541	ALA	CB-CA-C	6.39	119.69	110.10
1	N	987	ASP	CB-CG-OD1	6.39	124.05	118.30

Continued on next page...

Continued from previous page...

Mol	Chain	Res	Type	Atoms	Z	Observed(°)	Ideal(°)
1	K	199	ASP	CB-CG-OD2	-6.39	112.55	118.30
1	O	832	ASP	CB-CG-OD2	-6.39	112.55	118.30
1	J	13	ARG	NE-CZ-NH2	-6.39	117.11	120.30
1	M	598	ASP	CB-CG-OD1	-6.39	112.55	118.30
1	E	439	ARG	NE-CZ-NH1	6.39	123.49	120.30
1	O	69	VAL	C-N-CD	-6.39	106.55	120.60
1	O	428	ASP	CB-CG-OD2	-6.39	112.55	118.30
1	F	473	ARG	NE-CZ-NH1	6.38	123.49	120.30
1	N	411	ASP	CB-CG-OD2	-6.38	112.55	118.30
1	J	15	ASP	CB-CG-OD1	6.38	124.04	118.30
1	K	157	ARG	NE-CZ-NH1	6.38	123.49	120.30
1	D	429	ASP	CB-CG-OD1	6.38	124.04	118.30
1	D	183	ARG	NE-CZ-NH1	-6.38	117.11	120.30
1	H	659	ASP	CB-CG-OD2	-6.38	112.56	118.30
1	I	287	ASP	CB-CG-OD2	-6.38	112.56	118.30
1	C	746	ASP	CB-CG-OD1	6.38	124.04	118.30
1	A	954	ASP	CB-CG-OD2	-6.38	112.56	118.30
1	E	82	ASP	CB-CG-OD1	-6.38	112.56	118.30
1	L	828	ASP	CB-CG-OD1	-6.38	112.56	118.30
1	F	201	ASP	CB-CG-OD1	6.37	124.03	118.30
1	H	96	ASP	N-CA-CB	6.37	122.07	110.60
1	M	429	ASP	CB-CG-OD1	6.37	124.03	118.30
1	M	828	ASP	CB-CG-OD2	6.37	124.03	118.30
1	C	594	ASP	CB-CG-OD2	-6.37	112.57	118.30
1	F	973	ARG	NE-CZ-NH2	-6.37	117.11	120.30
1	O	193	ASP	CB-CG-OD1	6.37	124.03	118.30
1	G	509	ASP	CB-CG-OD2	-6.37	112.57	118.30
1	P	550	ALA	N-CA-CB	6.37	119.01	110.10
1	F	772	ASP	CB-CG-OD2	-6.36	112.57	118.30
1	H	280	ASP	CB-CG-OD1	-6.36	112.57	118.30
1	A	579	ASP	CB-CG-OD1	6.36	124.03	118.30
1	B	428	ASP	CB-CG-OD2	-6.36	112.58	118.30
1	G	507	ASP	CB-CG-OD2	-6.36	112.58	118.30
1	M	916	ASP	CB-CG-OD1	6.36	124.02	118.30
1	L	875	ASP	CB-CG-OD1	-6.36	112.58	118.30
1	A	447	ASP	CB-CG-OD2	-6.36	112.58	118.30
1	B	572	ASP	CB-CG-OD2	-6.35	112.58	118.30
1	D	403	ASP	CB-CG-OD2	-6.35	112.58	118.30
1	F	790	ASP	CB-CG-OD2	-6.35	112.58	118.30
1	H	204	ARG	NE-CZ-NH2	-6.35	117.12	120.30
1	L	572	ASP	CB-CG-OD1	6.35	124.02	118.30
1	E	37	ARG	N-CA-CB	6.35	122.03	110.60

Continued on next page...

Continued from previous page...

Mol	Chain	Res	Type	Atoms	Z	Observed(°)	Ideal(°)
1	F	375	ASP	CB-CG-OD1	6.35	124.01	118.30
1	A	147	ASN	N-CA-CB	-6.34	99.18	110.60
1	I	161	TYR	N-CA-CB	-6.34	99.18	110.60
1	D	869	ASP	CB-CG-OD1	-6.34	112.59	118.30
1	K	721	ARG	NE-CZ-NH2	-6.34	117.13	120.30
1	O	224	ASP	CB-CG-OD1	-6.34	112.59	118.30
1	J	403	ASP	CB-CG-OD1	6.34	124.01	118.30
1	A	329	ASP	CB-CG-OD1	6.34	124.00	118.30
1	H	790	ASP	CB-CG-OD2	-6.34	112.60	118.30
1	I	996	ASP	CB-CG-OD2	-6.34	112.60	118.30
1	K	648	ASP	CB-CG-OD1	6.34	124.00	118.30
1	B	333	ARG	NE-CZ-NH1	6.33	123.47	120.30
1	M	390	SER	N-CA-CB	6.33	120.00	110.50
1	K	598	ASP	CB-CG-OD1	-6.33	112.60	118.30
1	A	96	ASP	CB-CG-OD1	6.33	124.00	118.30
1	F	572	ASP	CB-CG-OD1	6.33	124.00	118.30
1	G	172	ASP	CB-CG-OD2	-6.33	112.60	118.30
1	C	997	ASP	CB-CG-OD1	-6.33	112.61	118.30
1	N	211	ASP	CB-CG-OD2	-6.33	112.61	118.30
1	C	310	ARG	NE-CZ-NH1	6.32	123.46	120.30
1	E	985	ASN	N-CA-CB	6.32	121.98	110.60
1	L	403	ASP	CB-CG-OD1	6.32	123.99	118.30
1	K	319	ASP	CB-CG-OD2	-6.32	112.61	118.30
1	K	375	ASP	CB-CG-OD1	6.32	123.99	118.30
1	B	938	ARG	N-CA-CB	6.32	121.97	110.60
1	H	786	ARG	NE-CZ-NH1	6.32	123.46	120.30
1	G	130	ASP	CB-CG-OD2	-6.31	112.62	118.30
1	M	164	ASP	CB-CG-OD1	-6.31	112.62	118.30
1	P	659	ASP	CB-CG-OD2	-6.31	112.62	118.30
1	D	52	ARG	NE-CZ-NH1	6.31	123.46	120.30
1	G	15	ASP	CB-CG-OD1	6.31	123.98	118.30
1	C	572	ASP	CB-CG-OD1	6.31	123.98	118.30
1	D	772	ASP	CB-CG-OD1	6.31	123.98	118.30
1	G	648	ASP	CB-CG-OD1	6.31	123.98	118.30
1	C	772	ASP	CB-CG-OD2	-6.31	112.62	118.30
1	L	840	HIS	N-CA-CB	6.31	121.95	110.60
1	C	802	ASP	CB-CG-OD2	-6.30	112.62	118.30
1	C	954	ASP	CB-CG-OD2	6.30	123.97	118.30
1	E	611	ARG	NE-CZ-NH2	-6.30	117.15	120.30
1	G	40	GLU	N-CA-CB	6.30	121.95	110.60
1	P	987	ASP	CB-CG-OD1	6.30	123.97	118.30
1	F	282	ARG	NE-CZ-NH1	6.30	123.45	120.30

Continued on next page...

Continued from previous page...

Mol	Chain	Res	Type	Atoms	Z	Observed(°)	Ideal(°)
1	O	210	ARG	N-CA-CB	6.30	121.94	110.60
1	G	14	ARG	NE-CZ-NH1	6.30	123.45	120.30
1	I	996	ASP	CB-CG-OD1	6.30	123.97	118.30
1	P	594	ASP	CB-CG-OD2	6.30	123.97	118.30
1	H	792	ASP	CB-CG-OD2	-6.30	112.63	118.30
1	H	569	ASP	CB-CG-OD2	6.30	123.97	118.30
1	P	130	ASP	CB-CG-OD1	6.30	123.97	118.30
1	P	329	ASP	CB-CG-OD1	6.30	123.97	118.30
1	O	881	ARG	NE-CZ-NH2	-6.29	117.15	120.30
1	P	233	ASP	CB-CG-OD2	-6.29	112.64	118.30
1	C	996	ASP	CB-CG-OD2	-6.29	112.64	118.30
1	F	671	ASP	CB-CG-OD2	-6.29	112.64	118.30
1	I	479	ASP	CB-CG-OD2	-6.29	112.64	118.30
1	C	1014	TYR	CB-CG-CD2	-6.29	117.23	121.00
1	J	832	ASP	CB-CG-OD1	6.29	123.96	118.30
1	N	375	ASP	CB-CG-OD2	-6.29	112.64	118.30
1	O	429	ASP	CB-CG-OD2	-6.29	112.64	118.30
1	C	859	ASP	CB-CG-OD2	-6.29	112.64	118.30
1	A	368	ASP	CB-CG-OD1	-6.28	112.64	118.30
1	K	594	ASP	CB-CG-OD2	-6.28	112.64	118.30
1	N	96	ASP	CB-CG-OD2	-6.28	112.64	118.30
1	J	919	ASP	CB-CG-OD2	-6.28	112.65	118.30
1	K	428	ASP	CB-CG-OD1	6.28	123.95	118.30
1	G	428	ASP	CB-CG-OD2	-6.28	112.65	118.30
1	J	802	ASP	CB-CG-OD1	6.28	123.95	118.30
1	M	497	ASP	CB-CG-OD1	6.28	123.95	118.30
1	I	428	ASP	CB-CG-OD2	-6.28	112.65	118.30
1	A	130	ASP	CB-CG-OD1	6.28	123.95	118.30
1	H	856	TYR	CG-CD2-CE2	6.28	126.32	121.30
1	L	310	ARG	NE-CZ-NH1	6.28	123.44	120.30
1	L	881	ARG	NE-CZ-NH1	6.28	123.44	120.30
1	K	82	ASP	CB-CG-OD2	-6.27	112.66	118.30
1	B	718	GLN	CB-CA-C	6.27	122.94	110.40
1	F	533	LEU	N-CA-CB	6.27	122.94	110.40
1	E	45	ASP	CB-CG-OD2	-6.27	112.66	118.30
1	P	919	ASP	CB-CG-OD2	-6.27	112.66	118.30
1	A	591	ASP	CB-CG-OD2	-6.27	112.66	118.30
1	I	199	ASP	CB-CG-OD2	-6.27	112.66	118.30
1	F	938	ARG	N-CA-CB	6.26	121.87	110.60
1	B	659	ASP	CB-CG-OD1	6.26	123.94	118.30
1	L	919	ASP	CB-CG-OD2	-6.26	112.67	118.30
1	M	492	ASP	CB-CG-OD2	-6.26	112.66	118.30

Continued on next page...

Continued from previous page...

Mol	Chain	Res	Type	Atoms	Z	Observed(°)	Ideal(°)
1	A	648	ASP	CB-CG-OD2	-6.26	112.67	118.30
1	H	172	ASP	CB-CG-OD2	-6.26	112.67	118.30
1	L	201	ASP	CB-CG-OD2	6.26	123.93	118.30
1	E	319	ASP	CB-CG-OD1	6.25	123.93	118.30
1	F	772	ASP	CB-CG-OD1	6.25	123.92	118.30
1	G	802	ASP	CB-CG-OD2	-6.25	112.68	118.30
1	H	368	ASP	CB-CG-OD2	6.25	123.92	118.30
1	O	479	ASP	CB-CG-OD1	6.25	123.92	118.30
1	H	579	ASP	CB-CG-OD1	6.24	123.92	118.30
1	A	594	ASP	CB-CG-OD1	6.24	123.92	118.30
1	O	919	ASP	CB-CG-OD2	-6.24	112.68	118.30
1	C	193	ASP	CB-CG-OD2	6.24	123.92	118.30
1	F	233	ASP	CB-CG-OD2	-6.24	112.69	118.30
1	H	59	ARG	NE-CZ-NH1	6.24	123.42	120.30
1	P	375	ASP	CB-CG-OD2	-6.24	112.69	118.30
1	E	598	ASP	CB-CG-OD2	6.23	123.91	118.30
1	I	356	ARG	NE-CZ-NH1	6.23	123.42	120.30
1	E	193	ASP	CB-CG-OD2	-6.23	112.69	118.30
1	M	403	ASP	CB-CG-OD2	-6.23	112.69	118.30
1	J	996	ASP	CB-CG-OD2	-6.23	112.69	118.30
1	M	164	ASP	N-CA-CB	6.23	121.81	110.60
1	O	329	ASP	CB-CG-OD1	6.23	123.91	118.30
1	B	411	ASP	CB-CG-OD1	6.23	123.90	118.30
1	F	130	ASP	CB-CG-OD1	6.22	123.90	118.30
1	G	639	THR	CA-CB-CG2	-6.22	103.69	112.40
1	I	746	ASP	CB-CG-OD1	6.22	123.90	118.30
1	O	479	ASP	CB-CG-OD2	-6.22	112.70	118.30
1	D	199	ASP	CB-CG-OD2	-6.22	112.70	118.30
1	I	292	ARG	NE-CZ-NH1	6.22	123.41	120.30
1	B	26	ARG	NE-CZ-NH1	6.22	123.41	120.30
1	J	916	ASP	CB-CG-OD2	-6.22	112.70	118.30
1	D	894	ARG	NE-CZ-NH1	6.22	123.41	120.30
1	H	211	ASP	CB-CG-OD2	-6.21	112.71	118.30
1	I	732	ALA	CB-CA-C	6.21	119.42	110.10
1	C	193	ASP	CB-CG-OD1	-6.21	112.71	118.30
1	J	428	ASP	CB-CG-OD2	-6.21	112.71	118.30
1	L	442	ARG	NE-CZ-NH2	-6.21	117.19	120.30
1	L	424	ASN	CB-CA-C	-6.21	97.98	110.40
1	J	329	ASP	CB-CG-OD2	-6.21	112.71	118.30
1	P	507	ASP	CB-CG-OD1	6.21	123.89	118.30
1	D	881	ARG	NE-CZ-NH1	6.20	123.40	120.30
1	L	772	ASP	CB-CG-OD1	6.20	123.88	118.30

Continued on next page...

Continued from previous page...

Mol	Chain	Res	Type	Atoms	Z	Observed(°)	Ideal(°)
1	A	411	ASP	CB-CG-OD2	-6.20	112.72	118.30
1	M	46	ARG	NE-CZ-NH1	6.20	123.40	120.30
1	P	561	ARG	NE-CZ-NH1	6.20	123.40	120.30
1	K	164	ASP	CB-CG-OD1	6.19	123.88	118.30
1	N	255	ARG	NE-CZ-NH1	6.19	123.40	120.30
1	A	96	ASP	CB-CG-OD2	-6.19	112.73	118.30
1	G	471	LEU	CA-CB-CG	-6.19	101.07	115.30
1	H	234	ASP	CB-CG-OD1	6.19	123.87	118.30
1	B	193	ASP	CB-CG-OD2	-6.19	112.73	118.30
1	F	648	ASP	CB-CG-OD2	-6.19	112.73	118.30
1	I	997	ASP	CB-CG-OD1	-6.19	112.73	118.30
1	A	869	ASP	CB-CG-OD2	-6.18	112.73	118.30
1	A	14	ARG	NE-CZ-NH1	6.18	123.39	120.30
1	G	96	ASP	CB-CG-OD1	6.18	123.86	118.30
1	D	942	ARG	NE-CZ-NH1	6.18	123.39	120.30
1	E	786	ARG	NE-CZ-NH1	6.17	123.39	120.30
1	G	424	ASN	CB-CA-C	-6.17	98.05	110.40
1	A	997	ASP	CB-CG-OD1	-6.17	112.75	118.30
1	D	469	ASP	CB-CG-OD1	6.17	123.86	118.30
1	H	164	ASP	CB-CG-OD2	-6.17	112.75	118.30
1	O	211	ASP	CB-CG-OD1	6.17	123.85	118.30
1	F	881	ARG	NE-CZ-NH1	6.16	123.38	120.30
1	L	144	ASP	CB-CG-OD2	-6.16	112.75	118.30
1	J	424	ASN	CB-CA-C	-6.16	98.08	110.40
1	P	509	ASP	CB-CG-OD1	6.16	123.84	118.30
1	J	505	ARG	NE-CZ-NH1	6.16	123.38	120.30
1	M	140	ARG	NE-CZ-NH2	-6.16	117.22	120.30
1	N	428	ASP	CB-CG-OD1	6.16	123.84	118.30
1	I	255	ARG	NE-CZ-NH2	-6.15	117.22	120.30
1	K	13	ARG	NE-CZ-NH2	-6.15	117.22	120.30
1	K	368	ASP	CB-CG-OD2	-6.15	112.76	118.30
1	O	786	ARG	NE-CZ-NH1	6.15	123.38	120.30
1	M	610	ASP	CB-CG-OD1	6.15	123.83	118.30
1	B	919	ASP	CB-CG-OD1	6.15	123.83	118.30
1	B	172	ASP	CB-CG-OD2	-6.15	112.77	118.30
1	A	639	THR	CA-CB-CG2	-6.14	103.80	112.40
1	F	211	ASP	CB-CG-OD1	6.14	123.83	118.30
1	M	607	VAL	N-CA-CB	6.14	125.02	111.50
1	G	255	ARG	NE-CZ-NH2	-6.14	117.23	120.30
1	A	77	ASP	CB-CG-OD2	-6.14	112.77	118.30
1	A	252	ASP	CB-CG-OD2	-6.13	112.78	118.30
1	G	492	ASP	CB-CG-OD2	-6.13	112.78	118.30

Continued on next page...

Continued from previous page...

Mol	Chain	Res	Type	Atoms	Z	Observed(°)	Ideal(°)
1	I	385	ASN	CB-CA-C	-6.13	98.13	110.40
1	J	659	ASP	CB-CG-OD2	-6.13	112.78	118.30
1	O	572	ASP	CB-CG-OD2	-6.13	112.78	118.30
1	I	875	ASP	CB-CG-OD1	-6.13	112.78	118.30
1	P	828	ASP	CB-CG-OD2	6.13	123.82	118.30
1	F	423	MET	CB-CA-C	6.13	122.66	110.40
1	K	130	ASP	CB-CG-OD1	6.13	123.81	118.30
1	B	429	ASP	CB-CG-OD1	6.13	123.81	118.30
1	M	924	ASP	CB-CG-OD1	6.13	123.81	118.30
1	D	130	ASP	CB-CG-OD2	-6.12	112.79	118.30
1	N	610	ASP	CB-CG-OD2	6.12	123.81	118.30
1	J	13	ARG	NE-CZ-NH1	6.12	123.36	120.30
1	K	319	ASP	CB-CG-OD1	6.12	123.81	118.30
1	O	233	ASP	CB-CG-OD2	-6.12	112.79	118.30
1	F	800	ARG	NE-CZ-NH2	-6.12	117.24	120.30
1	A	447	ASP	CB-CG-OD1	6.12	123.81	118.30
1	B	509	ASP	CB-CG-OD1	6.12	123.81	118.30
1	I	252	ASP	CB-CG-OD1	6.12	123.81	118.30
1	N	802	ASP	CB-CG-OD2	-6.12	112.79	118.30
1	L	252	ASP	CB-CG-OD2	-6.12	112.80	118.30
1	E	206	SER	N-CA-CB	6.11	119.67	110.50
1	L	15	ASP	CB-CG-OD1	6.11	123.80	118.30
1	P	251	ARG	NE-CZ-NH1	6.11	123.36	120.30
1	A	78	LEU	C-N-CD	-6.11	107.17	120.60
1	B	492	ASP	CB-CG-OD2	-6.11	112.80	118.30
1	L	645	ARG	NE-CZ-NH2	-6.11	117.25	120.30
1	L	760	ARG	NE-CZ-NH1	6.11	123.35	120.30
1	N	917	ARG	NE-CZ-NH2	-6.10	117.25	120.30
1	P	130	ASP	CB-CG-OD2	-6.10	112.81	118.30
1	P	802	ASP	CB-CG-OD2	-6.10	112.81	118.30
1	E	987	ASP	CB-CG-OD1	6.10	123.79	118.30
1	G	96	ASP	CB-CG-OD2	-6.10	112.81	118.30
1	I	319	ASP	CB-CG-OD2	-6.10	112.81	118.30
1	O	497	ASP	CB-CG-OD1	6.10	123.79	118.30
1	D	919	ASP	CB-CG-OD2	-6.10	112.81	118.30
1	F	996	ASP	CB-CG-OD2	-6.10	112.81	118.30
1	G	501	PRO	N-CA-CB	6.10	110.62	103.30
1	P	363	HIS	CA-CB-CG	-6.10	103.23	113.60
1	D	916	ASP	CB-CG-OD1	6.10	123.79	118.30
1	L	648	ASP	CB-CG-OD2	-6.10	112.81	118.30
1	C	497	ASP	CB-CG-OD2	-6.10	112.81	118.30
1	H	233	ASP	CB-CG-OD2	-6.10	112.81	118.30

Continued on next page...

Continued from previous page...

Mol	Chain	Res	Type	Atoms	Z	Observed(°)	Ideal(°)
1	B	224	ASP	CB-CG-OD1	-6.09	112.82	118.30
1	J	375	ASP	CB-CG-OD1	6.09	123.78	118.30
1	C	15	ASP	CB-CG-OD1	6.09	123.78	118.30
1	D	14	ARG	NE-CZ-NH1	6.09	123.34	120.30
1	E	505	ARG	NE-CZ-NH2	-6.09	117.26	120.30
1	C	828	ASP	CB-CG-OD2	-6.08	112.82	118.30
1	G	809	ARG	NE-CZ-NH1	6.08	123.34	120.30
1	J	610	ASP	CB-CG-OD1	-6.08	112.82	118.30
1	E	233	ASP	CB-CG-OD2	-6.08	112.83	118.30
1	E	919	ASP	CB-CG-OD2	-6.08	112.83	118.30
1	P	96	ASP	N-CA-CB	6.08	121.55	110.60
1	H	996	ASP	CB-CG-OD1	6.08	123.77	118.30
1	F	828	ASP	CB-CG-OD2	6.07	123.77	118.30
1	O	800	ARG	NE-CZ-NH2	-6.07	117.26	120.30
1	D	914	CYS	N-CA-CB	6.07	121.53	110.60
1	C	251	ARG	NE-CZ-NH2	-6.07	117.27	120.30
1	E	287	ASP	CB-CG-OD2	-6.07	112.84	118.30
1	M	876	THR	N-CA-CB	6.07	121.83	110.30
1	O	591	ASP	CB-CG-OD2	-6.07	112.84	118.30
1	O	199	ASP	CB-CG-OD2	-6.06	112.84	118.30
1	E	224	ASP	CB-CG-OD2	6.06	123.76	118.30
1	L	772	ASP	CB-CG-OD2	-6.06	112.84	118.30
1	D	287	ASP	CB-CG-OD2	-6.06	112.85	118.30
1	F	144	ASP	CB-CG-OD2	-6.06	112.85	118.30
1	H	15	ASP	CB-CG-OD2	-6.06	112.85	118.30
1	N	569	ASP	CB-CG-OD2	-6.06	112.85	118.30
1	C	782	ASP	CB-CG-OD1	6.06	123.75	118.30
1	D	375	ASP	CB-CG-OD1	6.06	123.75	118.30
1	P	310	ARG	N-CA-CB	6.06	121.50	110.60
1	D	639	THR	CA-CB-CG2	-6.05	103.92	112.40
1	M	786	ARG	NE-CZ-NH2	-6.05	117.27	120.30
1	M	473	ARG	NE-CZ-NH1	6.05	123.33	120.30
1	A	230	ARG	NE-CZ-NH2	-6.05	117.27	120.30
1	I	130	ASP	CB-CG-OD2	-6.05	112.86	118.30
1	O	140	ARG	NE-CZ-NH1	6.05	123.33	120.30
1	J	356	ARG	NE-CZ-NH1	6.05	123.32	120.30
1	K	46	ARG	NE-CZ-NH1	6.05	123.32	120.30
1	M	252	ASP	CB-CG-OD2	-6.05	112.86	118.30
1	J	429	ASP	CB-CG-OD1	6.04	123.74	118.30
1	B	908	ASP	CB-CG-OD2	-6.04	112.86	118.30
1	B	809	ARG	NE-CZ-NH2	-6.04	117.28	120.30
1	M	917	ARG	NE-CZ-NH2	-6.04	117.28	120.30

Continued on next page...

Continued from previous page...

Mol	Chain	Res	Type	Atoms	Z	Observed(°)	Ideal(°)
1	P	172	ASP	CB-CG-OD1	6.04	123.74	118.30
1	F	280	ASP	CB-CG-OD1	-6.04	112.87	118.30
1	O	77	ASP	CB-CG-OD1	6.04	123.73	118.30
1	E	645	ARG	NE-CZ-NH2	-6.04	117.28	120.30
1	J	144	ASP	CB-CG-OD2	-6.04	112.87	118.30
1	O	909	ARG	NE-CZ-NH2	-6.04	117.28	120.30
1	P	569	ASP	CB-CG-OD1	-6.04	112.87	118.30
1	D	760	ARG	NE-CZ-NH2	-6.03	117.28	120.30
1	M	782	ASP	CB-CG-OD2	6.03	123.73	118.30
1	M	881	ARG	NE-CZ-NH1	6.03	123.31	120.30
1	N	375	ASP	CB-CG-OD1	6.03	123.73	118.30
1	B	760	ARG	NE-CZ-NH1	6.03	123.31	120.30
1	L	916	ASP	CB-CG-OD1	6.03	123.73	118.30
1	A	336	ARG	CB-CA-C	-6.03	98.35	110.40
1	D	385	ASN	N-CA-CB	-6.03	99.75	110.60
1	H	100	TYR	N-CA-CB	6.03	121.45	110.60
1	P	190	ARG	NE-CZ-NH1	6.02	123.31	120.30
1	A	144	ASP	CB-CG-OD1	6.02	123.72	118.30
1	G	492	ASP	CB-CG-OD1	6.02	123.72	118.30
1	N	591	ASP	CB-CG-OD2	-6.02	112.88	118.30
1	D	319	ASP	CB-CG-OD1	-6.01	112.89	118.30
1	I	178	ARG	NE-CZ-NH2	-6.01	117.29	120.30
1	O	869	ASP	CB-CG-OD2	6.01	123.71	118.30
1	H	193	ASP	CB-CG-OD1	-6.01	112.89	118.30
1	P	572	ASP	CB-CG-OD2	-6.01	112.89	118.30
1	B	411	ASP	CB-CG-OD2	-6.01	112.89	118.30
1	B	144	ASP	CB-CG-OD2	-6.01	112.89	118.30
1	K	802	ASP	CB-CG-OD1	6.00	123.70	118.30
1	C	630	ARG	NE-CZ-NH1	6.00	123.30	120.30
1	I	236	SER	N-CA-CB	6.00	119.50	110.50
1	N	172	ASP	CB-CG-OD2	-6.00	112.90	118.30
1	E	938	ARG	NE-CZ-NH2	-6.00	117.30	120.30
1	F	425	ARG	NE-CZ-NH1	6.00	123.30	120.30
1	N	385	ASN	CB-CA-C	-6.00	98.40	110.40
1	K	5	ASP	CB-CG-OD2	-6.00	112.90	118.30
1	E	916	ASP	CB-CG-OD2	6.00	123.70	118.30
1	P	598	ASP	CB-CG-OD1	-6.00	112.90	118.30
1	B	630	ARG	NE-CZ-NH1	5.99	123.30	120.30
1	F	287	ASP	CB-CG-OD2	-5.99	112.91	118.30
1	J	280	ASP	CB-CG-OD2	5.99	123.69	118.30
1	L	919	ASP	CB-CG-OD1	5.99	123.69	118.30
1	M	916	ASP	CB-CG-OD2	-5.99	112.91	118.30

Continued on next page...

Continued from previous page...

Mol	Chain	Res	Type	Atoms	Z	Observed(°)	Ideal(°)
1	E	280	ASP	CB-CG-OD2	5.99	123.69	118.30
1	P	946	TYR	CB-CG-CD2	-5.99	117.41	121.00
1	H	190	ARG	NE-CZ-NH1	5.99	123.30	120.30
1	D	685	LEU	C-N-CD	-5.99	107.43	120.60
1	P	591	ASP	CB-CG-OD2	-5.98	112.92	118.30
1	F	792	ASP	CB-CG-OD2	-5.98	112.92	118.30
1	G	659	ASP	CB-CG-OD1	5.98	123.68	118.30
1	F	648	ASP	CB-CG-OD1	5.97	123.68	118.30
1	N	924	ASP	CB-CG-OD1	5.97	123.68	118.30
1	A	790	ASP	CB-CG-OD2	-5.97	112.93	118.30
1	M	569	ASP	CB-CG-OD2	5.97	123.67	118.30
1	G	908	ASP	CB-CG-OD1	5.97	123.67	118.30
1	H	90	TRP	CB-CA-C	5.97	122.33	110.40
1	A	569	ASP	CB-CG-OD2	5.96	123.67	118.30
1	F	233	ASP	CB-CG-OD1	5.96	123.67	118.30
1	A	193	ASP	CB-CG-OD2	-5.96	112.93	118.30
1	D	914	CYS	CB-CA-C	5.96	122.32	110.40
1	D	954	ASP	CB-CG-OD1	5.96	123.67	118.30
1	D	479	ASP	CB-CG-OD1	5.96	123.66	118.30
1	M	938	ARG	NE-CZ-NH2	-5.96	117.32	120.30
1	K	569	ASP	CB-CG-OD1	-5.96	112.94	118.30
1	O	924	ASP	CB-CG-OD1	5.96	123.66	118.30
1	J	252	ASP	CB-CG-OD2	-5.95	112.94	118.30
1	H	77	ASP	CB-CG-OD2	-5.95	112.94	118.30
1	A	792	ASP	CB-CG-OD1	5.95	123.66	118.30
1	E	411	ASP	CB-CG-OD2	-5.95	112.95	118.30
1	N	901	GLY	C-N-CD	-5.95	107.51	120.60
1	P	996	ASP	CB-CG-OD2	-5.95	112.95	118.30
1	J	894	ARG	NE-CZ-NH1	5.95	123.27	120.30
1	K	479	ASP	CB-CG-OD2	-5.95	112.95	118.30
1	M	1004	SER	N-CA-CB	5.95	119.42	110.50
1	A	144	ASP	CB-CG-OD2	-5.94	112.95	118.30
1	J	772	ASP	CB-CG-OD1	5.94	123.65	118.30
1	C	189	LEU	N-CA-CB	5.94	122.28	110.40
1	M	14	ARG	NE-CZ-NH2	-5.94	117.33	120.30
1	A	193	ASP	CB-CG-OD1	5.94	123.65	118.30
1	I	908	ASP	CB-CG-OD2	-5.94	112.95	118.30
1	M	875	ASP	CB-CG-OD2	5.94	123.65	118.30
1	L	448	ARG	NE-CZ-NH2	-5.94	117.33	120.30
1	J	869	ASP	CB-CG-OD2	5.94	123.64	118.30
1	P	190	ARG	NE-CZ-NH2	-5.94	117.33	120.30
1	P	772	ASP	CB-CG-OD1	5.94	123.64	118.30

Continued on next page...

Continued from previous page...

Mol	Chain	Res	Type	Atoms	Z	Observed(°)	Ideal(°)
1	I	671	ASP	CB-CG-OD1	5.94	123.64	118.30
1	C	237	ARG	NE-CZ-NH1	5.93	123.27	120.30
1	E	908	ASP	CB-CG-OD2	-5.93	112.96	118.30
1	E	746	ASP	CB-CG-OD1	5.93	123.64	118.30
1	O	144	ASP	CB-CG-OD2	-5.93	112.96	118.30
1	G	45	ASP	CB-CG-OD1	5.93	123.64	118.30
1	G	147	ASN	N-CA-CB	-5.93	99.93	110.60
1	N	772	ASP	CB-CG-OD2	-5.93	112.97	118.30
1	N	894	ARG	NE-CZ-NH2	-5.93	117.34	120.30
1	O	908	ASP	CB-CG-OD2	-5.93	112.97	118.30
1	P	497	ASP	CB-CG-OD1	5.93	123.63	118.30
1	B	96	ASP	CB-CG-OD1	5.92	123.63	118.30
1	H	164	ASP	N-CA-CB	5.92	121.26	110.60
1	L	251	ARG	NE-CZ-NH2	-5.92	117.34	120.30
1	A	292	ARG	NE-CZ-NH1	5.92	123.26	120.30
1	I	610	ASP	CB-CG-OD1	-5.92	112.97	118.30
1	A	659	ASP	CB-CG-OD2	-5.92	112.97	118.30
1	B	130	ASP	CB-CG-OD2	-5.92	112.98	118.30
1	D	579	ASP	CB-CG-OD2	-5.92	112.97	118.30
1	E	667	GLU	N-CA-CB	5.92	121.25	110.60
1	J	172	ASP	CB-CG-OD2	-5.92	112.97	118.30
1	O	255	ARG	NE-CZ-NH2	-5.92	117.34	120.30
1	G	442	ARG	NE-CZ-NH1	5.91	123.26	120.30
1	J	100	TYR	N-CA-CB	5.91	121.24	110.60
1	F	339	ASN	N-CA-CB	-5.91	99.96	110.60
1	O	193	ASP	CB-CG-OD2	-5.91	112.98	118.30
1	F	251	ARG	NE-CZ-NH2	-5.91	117.34	120.30
1	I	403	ASP	CB-CG-OD1	5.91	123.62	118.30
1	O	5	ASP	CB-CG-OD1	5.91	123.62	118.30
1	P	786	ARG	NE-CZ-NH2	-5.91	117.35	120.30
1	L	288	ARG	NE-CZ-NH2	-5.91	117.35	120.30
1	L	792	ASP	CB-CG-OD1	-5.91	112.98	118.30
1	A	428	ASP	CB-CG-OD1	5.90	123.61	118.30
1	M	280	ASP	CB-CG-OD1	-5.90	112.99	118.30
1	F	838	THR	CA-CB-CG2	-5.90	104.14	112.40
1	H	497	ASP	CB-CG-OD1	5.90	123.61	118.30
1	L	253	TYR	CB-CG-CD1	-5.90	117.46	121.00
1	N	952	ARG	NE-CZ-NH1	5.90	123.25	120.30
1	P	59	ARG	NE-CZ-NH1	5.90	123.25	120.30
1	J	204	ARG	NE-CZ-NH2	-5.90	117.35	120.30
1	D	855	THR	N-CA-CB	5.90	121.51	110.30
1	A	598	ASP	CB-CG-OD2	5.90	123.61	118.30

Continued on next page...

Continued from previous page...

Mol	Chain	Res	Type	Atoms	Z	Observed(°)	Ideal(°)
1	F	914	CYS	N-CA-CB	5.89	121.21	110.60
1	J	538	TYR	CB-CG-CD2	-5.89	117.46	121.00
1	B	230	ARG	NE-CZ-NH2	-5.89	117.35	120.30
1	C	671	ASP	CB-CG-OD2	-5.89	113.00	118.30
1	C	824	GLN	N-CA-CB	-5.89	99.99	110.60
1	G	411	ASP	CB-CG-OD1	5.89	123.60	118.30
1	K	329	ASP	CB-CG-OD2	-5.89	113.00	118.30
1	F	52	ARG	NE-CZ-NH1	5.89	123.25	120.30
1	J	43	ARG	NE-CZ-NH2	-5.89	117.36	120.30
1	N	497	ASP	CB-CG-OD1	5.89	123.60	118.30
1	N	853	ARG	NE-CZ-NH1	5.89	123.24	120.30
1	C	77	ASP	CB-CG-OD2	-5.89	113.00	118.30
1	H	954	ASP	CB-CG-OD1	5.89	123.60	118.30
1	E	15	ASP	CB-CG-OD2	5.88	123.59	118.30
1	H	96	ASP	CB-CG-OD2	-5.88	113.00	118.30
1	F	832	ASP	CB-CG-OD2	-5.88	113.00	118.30
1	G	569	ASP	CB-CG-OD1	-5.88	113.00	118.30
1	I	579	ASP	CB-CG-OD2	-5.88	113.01	118.30
1	O	224	ASP	CB-CG-OD2	5.88	123.59	118.30
1	A	916	ASP	CB-CG-OD2	-5.87	113.01	118.30
1	F	336	ARG	NE-CZ-NH1	5.87	123.24	120.30
1	D	77	ASP	CB-CG-OD2	-5.87	113.02	118.30
1	F	126	THR	CA-CB-CG2	-5.87	104.18	112.40
1	L	737	ILE	N-CA-CB	5.87	124.30	110.80
1	I	782	ASP	CB-CG-OD1	5.87	123.58	118.30
1	N	234	ASP	CB-CG-OD2	-5.87	113.02	118.30
1	B	869	ASP	CB-CG-OD1	-5.87	113.02	118.30
1	F	497	ASP	CB-CG-OD2	-5.87	113.02	118.30
1	G	59	ARG	NE-CZ-NH1	5.87	123.23	120.30
1	H	553	TRP	CA-CB-CG	-5.87	102.55	113.70
1	B	497	ASP	CB-CG-OD1	5.87	123.58	118.30
1	J	447	ASP	CB-CG-OD1	5.86	123.58	118.30
1	O	610	ASP	CB-CG-OD1	-5.86	113.03	118.30
1	H	403	ASP	CB-CG-OD2	-5.86	113.03	118.30
1	P	917	ARG	NE-CZ-NH2	-5.86	117.37	120.30
1	D	579	ASP	CB-CG-OD1	5.86	123.57	118.30
1	P	439	ARG	NE-CZ-NH2	-5.86	117.37	120.30
1	B	190	ARG	NE-CZ-NH1	5.85	123.23	120.30
1	D	987	ASP	CB-CG-OD2	-5.85	113.03	118.30
1	A	224	ASP	CB-CG-OD2	5.85	123.56	118.30
1	B	832	ASP	CB-CG-OD2	-5.85	113.03	118.30
1	K	987	ASP	CB-CG-OD2	-5.85	113.03	118.30

Continued on next page...

Continued from previous page...

Mol	Chain	Res	Type	Atoms	Z	Observed(°)	Ideal(°)
1	G	760	ARG	NE-CZ-NH1	5.85	123.22	120.30
1	F	428	ASP	CB-CG-OD2	-5.85	113.04	118.30
1	L	82	ASP	CB-CG-OD1	5.85	123.56	118.30
1	P	178	ARG	NE-CZ-NH1	5.85	123.22	120.30
1	G	92	MET	CG-SD-CE	-5.84	90.85	100.20
1	G	333	ARG	NE-CZ-NH1	5.84	123.22	120.30
1	J	368	ASP	CB-CG-OD1	5.84	123.56	118.30
1	M	233	ASP	CB-CG-OD1	5.84	123.56	118.30
1	F	746	ASP	CB-CG-OD1	5.84	123.56	118.30
1	N	987	ASP	CB-CG-OD2	-5.84	113.04	118.30
1	O	388	ARG	NE-CZ-NH2	-5.84	117.38	120.30
1	L	183	ARG	NE-CZ-NH1	5.84	123.22	120.30
1	J	287	ASP	CB-CG-OD1	5.84	123.55	118.30
1	B	772	ASP	CB-CG-OD1	5.84	123.55	118.30
1	D	792	ASP	CB-CG-OD1	5.84	123.55	118.30
1	M	996	ASP	CB-CG-OD2	-5.84	113.05	118.30
1	N	792	ASP	CB-CG-OD1	5.83	123.55	118.30
1	A	611	ARG	NE-CZ-NH1	5.83	123.22	120.30
1	C	1014	TYR	CA-CB-CG	-5.83	102.32	113.40
1	H	448	ARG	NE-CZ-NH1	5.83	123.22	120.30
1	B	59	ARG	NE-CZ-NH1	5.83	123.21	120.30
1	C	908	ASP	CB-CG-OD1	5.83	123.55	118.30
1	J	5	ASP	CB-CG-OD1	5.83	123.55	118.30
1	K	429	ASP	CB-CG-OD1	5.83	123.55	118.30
1	K	916	ASP	CB-CG-OD1	-5.83	113.06	118.30
1	L	875	ASP	CB-CG-OD2	5.83	123.54	118.30
1	N	997	ASP	CB-CG-OD1	-5.83	113.06	118.30
1	K	172	ASP	CB-CG-OD2	-5.82	113.06	118.30
1	M	395	HIS	C-N-CD	-5.82	107.79	120.60
1	O	368	ASP	CB-CG-OD1	5.82	123.54	118.30
1	N	569	ASP	CB-CG-OD1	5.82	123.54	118.30
1	J	130	ASP	CB-CG-OD2	-5.82	113.06	118.30
1	N	147	ASN	N-CA-CB	-5.82	100.12	110.60
1	K	594	ASP	CB-CG-OD1	5.82	123.54	118.30
1	I	473	ARG	NE-CZ-NH2	-5.82	117.39	120.30
1	K	875	ASP	CB-CG-OD1	-5.82	113.06	118.30
1	L	429	ASP	CB-CG-OD1	5.82	123.54	118.30
1	A	838	THR	CA-CB-CG2	-5.82	104.26	112.40
1	B	973	ARG	NE-CZ-NH2	-5.82	117.39	120.30
1	M	43	ARG	NE-CZ-NH2	-5.82	117.39	120.30
1	J	234	ASP	CB-CG-OD2	-5.81	113.07	118.30
1	F	659	ASP	CB-CG-OD1	5.81	123.53	118.30

Continued on next page...

Continued from previous page...

Mol	Chain	Res	Type	Atoms	Z	Observed(°)	Ideal(°)
1	K	172	ASP	CB-CG-OD1	5.81	123.53	118.30
1	F	237	ARG	NE-CZ-NH2	-5.80	117.40	120.30
1	J	961	ARG	NE-CZ-NH2	-5.80	117.40	120.30
1	N	1010	SER	N-CA-CB	-5.80	101.79	110.50
1	A	52	ARG	NE-CZ-NH2	-5.80	117.40	120.30
1	K	908	ASP	CB-CG-OD1	5.80	123.52	118.30
1	A	479	ASP	CB-CG-OD2	-5.80	113.08	118.30
1	E	492	ASP	CB-CG-OD2	-5.79	113.08	118.30
1	F	505	ARG	NE-CZ-NH1	5.79	123.20	120.30
1	K	961	ARG	NE-CZ-NH2	-5.79	117.40	120.30
1	B	92	MET	CG-SD-CE	-5.79	90.93	100.20
1	D	919	ASP	CB-CG-OD1	5.79	123.51	118.30
1	F	553	TRP	CA-CB-CG	-5.79	102.69	113.70
1	M	428	ASP	CB-CG-OD2	-5.79	113.09	118.30
1	N	15	ASP	CB-CG-OD1	5.79	123.51	118.30
1	F	14	ARG	NE-CZ-NH2	-5.79	117.41	120.30
1	E	598	ASP	CB-CG-OD1	-5.79	113.09	118.30
1	P	280	ASP	CB-CG-OD1	-5.79	113.09	118.30
1	A	224	ASP	CB-CG-OD1	-5.79	113.09	118.30
1	F	164	ASP	CB-CG-OD1	5.79	123.51	118.30
1	F	199	ASP	CB-CG-OD1	5.79	123.51	118.30
1	G	938	ARG	CD-NE-CZ	5.78	131.70	123.60
1	H	857	ARG	NE-CZ-NH2	-5.78	117.41	120.30
1	B	800	ARG	NE-CZ-NH2	-5.78	117.41	120.30
1	M	859	ASP	CB-CG-OD2	-5.78	113.10	118.30
1	G	591	ASP	CB-CG-OD1	5.78	123.50	118.30
1	D	519	SER	N-CA-CB	-5.78	101.83	110.50
1	H	579	ASP	CB-CG-OD2	-5.78	113.10	118.30
1	B	424	ASN	CB-CA-C	-5.78	98.85	110.40
1	H	916	ASP	CB-CG-OD1	-5.77	113.10	118.30
1	H	505	ARG	NE-CZ-NH1	5.77	123.19	120.30
1	J	792	ASP	CB-CG-OD1	5.77	123.50	118.30
1	M	388	ARG	NE-CZ-NH1	5.77	123.19	120.30
1	O	447	ASP	CB-CG-OD2	-5.77	113.11	118.30
1	A	648	ASP	CB-CG-OD1	5.77	123.49	118.30
1	M	594	ASP	CB-CG-OD2	-5.77	113.11	118.30
1	F	809	ARG	NE-CZ-NH2	-5.77	117.42	120.30
1	J	230	ARG	NE-CZ-NH2	-5.77	117.42	120.30
1	O	598	ASP	CB-CG-OD2	5.76	123.49	118.30
1	A	5	ASP	CB-CG-OD2	-5.76	113.11	118.30
1	C	591	ASP	CB-CG-OD2	-5.76	113.11	118.30
1	E	859	ASP	CB-CG-OD2	-5.76	113.11	118.30

Continued on next page...

Continued from previous page...

Mol	Chain	Res	Type	Atoms	Z	Observed(°)	Ideal(°)
1	N	199	ASP	CB-CG-OD2	-5.76	113.11	118.30
1	O	832	ASP	CB-CG-OD1	5.76	123.48	118.30
1	F	280	ASP	CB-CG-OD2	5.76	123.48	118.30
1	P	46	ARG	NE-CZ-NH1	5.75	123.18	120.30
1	F	509	ASP	CB-CG-OD1	5.75	123.47	118.30
1	G	856	TYR	N-CA-CB	5.75	120.95	110.60
1	K	919	ASP	CB-CG-OD1	5.75	123.47	118.30
1	G	591	ASP	CB-CG-OD2	-5.75	113.13	118.30
1	G	827	ALA	CB-CA-C	5.75	118.72	110.10
1	I	384	PHE	CB-CG-CD2	-5.75	116.78	120.80
1	J	479	ASP	CB-CG-OD1	5.75	123.47	118.30
1	N	579	ASP	CB-CG-OD1	5.75	123.47	118.30
1	O	507	ASP	CB-CG-OD2	-5.75	113.13	118.30
1	N	43	ARG	NE-CZ-NH1	5.75	123.17	120.30
1	P	26	ARG	NE-CZ-NH1	5.75	123.17	120.30
1	A	533	LEU	CB-CA-C	5.74	121.11	110.20
1	H	755	ARG	NE-CZ-NH2	-5.74	117.43	120.30
1	E	802	ASP	CB-CG-OD1	5.74	123.47	118.30
1	K	140	ARG	NE-CZ-NH2	-5.74	117.43	120.30
1	L	399	TYR	CB-CG-CD2	5.74	124.44	121.00
1	P	809	ARG	NE-CZ-NH2	-5.74	117.43	120.30
1	E	368	ASP	CB-CG-OD1	5.74	123.46	118.30
1	B	210	ARG	N-CA-CB	5.73	120.92	110.60
1	D	610	ASP	CB-CG-OD1	-5.73	113.14	118.30
1	J	924	ASP	CB-CG-OD1	5.73	123.46	118.30
1	K	233	ASP	CB-CG-OD1	5.73	123.46	118.30
1	P	67	GLU	N-CA-CB	-5.73	100.28	110.60
1	B	90	TRP	CB-CA-C	5.73	121.85	110.40
1	A	507	ASP	CB-CG-OD2	-5.72	113.15	118.30
1	B	252	ASP	CB-CG-OD2	-5.72	113.15	118.30
1	I	45	ASP	CB-CG-OD1	5.72	123.45	118.30
1	C	648	ASP	CB-CG-OD2	-5.72	113.15	118.30
1	E	479	ASP	CB-CG-OD1	5.72	123.45	118.30
1	F	17	GLU	N-CA-CB	5.72	120.90	110.60
1	K	772	ASP	CB-CG-OD1	5.72	123.45	118.30
1	P	1004	SER	N-CA-CB	5.72	119.08	110.50
1	P	828	ASP	CB-CG-OD1	-5.72	113.15	118.30
1	I	59	ARG	NE-CZ-NH1	5.72	123.16	120.30
1	L	531	ARG	CD-NE-CZ	-5.72	115.59	123.60
1	L	319	ASP	CB-CG-OD2	5.72	123.44	118.30
1	C	671	ASP	CB-CG-OD1	5.71	123.44	118.30
1	M	391	HIS	N-CA-C	5.71	126.43	111.00

Continued on next page...

Continued from previous page...

Mol	Chain	Res	Type	Atoms	Z	Observed(°)	Ideal(°)
1	C	45	ASP	CB-CG-OD2	-5.71	113.16	118.30
1	B	5	ASP	CB-CG-OD1	5.71	123.44	118.30
1	F	787	ALA	C-N-CD	-5.71	108.04	120.60
1	P	252	ASP	CB-CG-OD2	-5.71	113.16	118.30
1	N	85	VAL	CA-CB-CG2	-5.71	102.34	110.90
1	N	329	ASP	CB-CG-OD2	-5.71	113.16	118.30
1	E	172	ASP	CB-CG-OD2	-5.71	113.17	118.30
1	E	574	SER	CB-CA-C	-5.70	99.26	110.10
1	E	43	ARG	NE-CZ-NH2	-5.70	117.45	120.30
1	H	199	ASP	CB-CG-OD1	5.70	123.43	118.30
1	I	388	ARG	NE-CZ-NH2	5.70	123.15	120.30
1	L	130	ASP	CB-CG-OD1	5.70	123.43	118.30
1	N	368	ASP	CB-CG-OD1	5.70	123.43	118.30
1	J	786	ARG	NE-CZ-NH1	5.70	123.15	120.30
1	O	792	ASP	CB-CG-OD1	5.70	123.43	118.30
1	K	809	ARG	NE-CZ-NH2	-5.69	117.45	120.30
1	H	23	GLN	N-CA-CB	5.69	120.84	110.60
1	J	671	ASP	CB-CG-OD2	-5.69	113.18	118.30
1	M	333	ARG	NE-CZ-NH1	5.69	123.14	120.30
1	M	390	SER	O-C-N	5.69	131.80	122.70
1	G	859	ASP	CB-CG-OD1	5.69	123.42	118.30
1	M	59	ARG	NE-CZ-NH1	5.68	123.14	120.30
1	E	442	ARG	NE-CZ-NH1	5.68	123.14	120.30
1	K	303	ALA	CB-CA-C	5.68	118.62	110.10
1	M	281	GLU	CG-CD-OE2	5.68	129.66	118.30
1	L	100	TYR	N-CA-CB	5.68	120.82	110.60
1	N	5	ASP	CB-CG-OD2	-5.68	113.19	118.30
1	H	215	LEU	CB-CA-C	5.68	120.98	110.20
1	A	352	ARG	C-N-CA	-5.67	110.38	122.30
1	G	916	ASP	CB-CG-OD1	5.67	123.41	118.30
1	H	38	ASN	N-CA-CB	5.67	120.81	110.60
1	L	802	ASP	CB-CG-OD1	5.67	123.41	118.30
1	P	424	ASN	CA-CB-CG	-5.67	100.91	113.40
1	H	648	ASP	CB-CG-OD1	5.67	123.41	118.30
1	G	172	ASP	CB-CG-OD1	5.67	123.41	118.30
1	I	442	ARG	NE-CZ-NH2	-5.67	117.47	120.30
1	K	45	ASP	CB-CG-OD2	-5.67	113.20	118.30
1	D	924	ASP	CB-CG-OD1	5.67	123.40	118.30
1	J	287	ASP	CB-CG-OD2	-5.67	113.20	118.30
1	P	645	ARG	NE-CZ-NH1	5.67	123.13	120.30
1	G	699	ARG	NE-CZ-NH1	5.66	123.13	120.30
1	H	429	ASP	CB-CG-OD2	-5.66	113.20	118.30

Continued on next page...

Continued from previous page...

Mol	Chain	Res	Type	Atoms	Z	Observed(°)	Ideal(°)
1	E	356	ARG	NE-CZ-NH2	-5.66	117.47	120.30
1	F	659	ASP	CB-CG-OD2	-5.66	113.21	118.30
1	P	319	ASP	CB-CG-OD1	5.66	123.39	118.30
1	C	569	ASP	CB-CG-OD1	-5.66	113.21	118.30
1	D	594	ASP	CB-CG-OD1	5.66	123.39	118.30
1	M	509	ASP	CB-CG-OD1	5.66	123.39	118.30
1	M	792	ASP	CB-CG-OD1	5.66	123.39	118.30
1	O	987	ASP	CB-CG-OD2	-5.66	113.21	118.30
1	P	237	ARG	NE-CZ-NH2	-5.65	117.47	120.30
1	B	233	ASP	CB-CG-OD1	5.65	123.39	118.30
1	G	497	ASP	CB-CG-OD2	-5.65	113.21	118.30
1	M	572	ASP	CB-CG-OD1	-5.65	113.21	118.30
1	C	987	ASP	CB-CG-OD1	5.65	123.39	118.30
1	G	561	ARG	NE-CZ-NH1	5.65	123.12	120.30
1	N	482	ARG	NE-CZ-NH2	-5.65	117.47	120.30
1	P	100	TYR	N-CA-CB	5.65	120.77	110.60
1	P	403	ASP	CB-CG-OD1	5.65	123.39	118.30
1	D	800	ARG	NE-CZ-NH2	-5.65	117.47	120.30
1	H	828	ASP	CB-CG-OD2	5.65	123.38	118.30
1	G	768	MET	CB-CA-C	5.65	121.69	110.40
1	D	224	ASP	CB-CG-OD1	-5.64	113.22	118.30
1	D	792	ASP	CB-CG-OD2	-5.64	113.22	118.30
1	K	385	ASN	CB-CA-C	-5.64	99.11	110.40
1	N	802	ASP	N-CA-CB	5.64	120.76	110.60
1	B	916	ASP	CB-CG-OD2	-5.64	113.22	118.30
1	O	140	ARG	NE-CZ-NH2	-5.64	117.48	120.30
1	H	172	ASP	CB-CG-OD1	5.63	123.37	118.30
1	L	394	ASN	CB-CA-C	-5.63	99.13	110.40
1	O	569	ASP	CB-CG-OD2	5.63	123.37	118.30
1	N	233	ASP	CB-CG-OD2	-5.63	113.23	118.30
1	O	531	ARG	NH1-CZ-NH2	-5.63	113.21	119.40
1	P	282	ARG	NE-CZ-NH1	5.63	123.11	120.30
1	B	234	ASP	CB-CG-OD2	-5.63	113.23	118.30
1	B	782	ASP	CB-CG-OD2	5.63	123.36	118.30
1	F	5	ASP	CB-CG-OD2	-5.63	113.24	118.30
1	G	5	ASP	CB-CG-OD1	5.63	123.36	118.30
1	C	163	GLN	N-CA-CB	5.62	120.72	110.60
1	L	404	ARG	NE-CZ-NH2	-5.62	117.49	120.30
1	M	909	ARG	N-CA-CB	5.62	120.72	110.60
1	N	199	ASP	CB-CG-OD1	5.62	123.36	118.30
1	N	252	ASP	CB-CG-OD2	-5.62	113.24	118.30
1	D	428	ASP	CB-CG-OD2	-5.62	113.24	118.30

Continued on next page...

Continued from previous page...

Mol	Chain	Res	Type	Atoms	Z	Observed(°)	Ideal(°)
1	C	881	ARG	NE-CZ-NH1	5.62	123.11	120.30
1	A	723	ALA	CB-CA-C	-5.62	101.68	110.10
1	P	987	ASP	CB-CG-OD2	-5.62	113.25	118.30
1	I	439	ARG	NE-CZ-NH1	5.61	123.11	120.30
1	N	329	ASP	CB-CG-OD1	5.61	123.35	118.30
1	N	388	ARG	NE-CZ-NH2	5.61	123.11	120.30
1	P	954	ASP	CB-CG-OD1	5.61	123.35	118.30
1	G	282	ARG	NE-CZ-NH2	-5.61	117.49	120.30
1	C	561	ARG	NE-CZ-NH1	5.61	123.11	120.30
1	C	869	ASP	CB-CG-OD2	5.61	123.35	118.30
1	D	942	ARG	NE-CZ-NH2	-5.61	117.50	120.30
1	J	568	TRP	C-N-CA	5.61	135.72	121.70
1	H	310	ARG	N-CA-CB	5.61	120.69	110.60
1	O	130	ASP	CB-CG-OD1	5.61	123.35	118.30
1	O	411	ASP	CB-CG-OD2	-5.61	113.25	118.30
1	D	101	THR	N-CA-CB	5.61	120.95	110.30
1	D	809	ARG	NE-CZ-NH2	-5.61	117.50	120.30
1	F	857	ARG	NE-CZ-NH2	-5.61	117.50	120.30
1	A	172	ASP	CB-CG-OD1	5.60	123.34	118.30
1	E	130	ASP	CB-CG-OD1	5.60	123.34	118.30
1	G	402	CYS	N-CA-CB	5.60	120.68	110.60
1	D	252	ASP	CB-CG-OD2	-5.60	113.26	118.30
1	A	15	ASP	CB-CG-OD1	5.60	123.34	118.30
1	A	442	ARG	NE-CZ-NH1	5.60	123.10	120.30
1	E	233	ASP	CB-CG-OD1	5.60	123.34	118.30
1	D	96	ASP	CB-CG-OD2	-5.59	113.27	118.30
1	L	352	ARG	C-N-CA	-5.59	110.55	122.30
1	G	429	ASP	CB-CG-OD2	-5.59	113.27	118.30
1	G	875	ASP	CB-CG-OD1	-5.59	113.27	118.30
1	F	802	ASP	CB-CG-OD2	-5.59	113.27	118.30
1	G	909	ARG	NE-CZ-NH1	5.59	123.09	120.30
1	J	282	ARG	NE-CZ-NH2	-5.59	117.51	120.30
1	K	482	ARG	NE-CZ-NH2	-5.59	117.51	120.30
1	D	59	ARG	NE-CZ-NH1	5.58	123.09	120.30
1	G	538	TYR	CB-CG-CD1	5.58	124.35	121.00
1	G	894	ARG	NE-CZ-NH2	-5.58	117.51	120.30
1	H	772	ASP	CB-CG-OD2	-5.58	113.28	118.30
1	O	473	ARG	NE-CZ-NH1	5.58	123.09	120.30
1	C	431	ARG	NE-CZ-NH1	5.57	123.09	120.30
1	H	659	ASP	CB-CG-OD1	5.57	123.31	118.30
1	J	82	ASP	CB-CG-OD1	5.57	123.31	118.30
1	L	439	ARG	NE-CZ-NH1	5.57	123.08	120.30

Continued on next page...

Continued from previous page...

Mol	Chain	Res	Type	Atoms	Z	Observed(°)	Ideal(°)
1	N	838	THR	CA-CB-CG2	-5.57	104.61	112.40
1	L	448	ARG	NE-CZ-NH1	5.57	123.08	120.30
1	N	46	ARG	C-N-CD	-5.57	108.36	120.60
1	B	538	TYR	N-CA-CB	5.56	120.61	110.60
1	D	949	HIS	CB-CA-C	-5.56	99.28	110.40
1	K	403	ASP	CB-CG-OD2	-5.56	113.29	118.30
1	O	45	ASP	CB-CG-OD1	5.56	123.31	118.30
1	M	199	ASP	CB-CG-OD2	-5.56	113.30	118.30
1	P	447	ASP	CB-CG-OD2	-5.56	113.30	118.30
1	A	221	GLN	N-CA-CB	-5.56	100.60	110.60
1	P	336	ARG	NE-CZ-NH1	5.56	123.08	120.30
1	E	43	ARG	NE-CZ-NH1	5.56	123.08	120.30
1	P	164	ASP	N-CA-CB	5.56	120.60	110.60
1	E	502	MET	CG-SD-CE	5.55	109.09	100.20
1	J	204	ARG	NE-CZ-NH1	5.55	123.08	120.30
1	H	881	ARG	NE-CZ-NH1	5.55	123.08	120.30
1	D	648	ASP	CB-CG-OD1	5.55	123.30	118.30
1	G	280	ASP	CB-CG-OD1	-5.55	113.31	118.30
1	G	839	ALA	CB-CA-C	-5.55	101.78	110.10
1	O	916	ASP	CB-CG-OD2	-5.55	113.31	118.30
1	A	101	THR	N-CA-CB	5.55	120.84	110.30
1	A	869	ASP	CB-CG-OD1	5.55	123.29	118.30
1	N	211	ASP	CB-CG-OD1	5.55	123.29	118.30
1	A	204	ARG	NE-CZ-NH1	5.54	123.07	120.30
1	L	920	LEU	C-N-CD	-5.54	108.40	120.60
1	I	648	ASP	CB-CG-OD2	-5.54	113.31	118.30
1	M	425	ARG	NE-CZ-NH2	5.54	123.07	120.30
1	N	100	TYR	N-CA-CB	5.54	120.57	110.60
1	O	611	ARG	NE-CZ-NH2	-5.54	117.53	120.30
1	P	272	ALA	C-N-CD	-5.54	108.42	120.60
1	P	895	VAL	CA-CB-CG1	-5.54	102.59	110.90
1	E	557	ARG	NE-CZ-NH2	5.54	123.07	120.30
1	L	569	ASP	CB-CG-OD1	5.53	123.28	118.30
1	O	164	ASP	CB-CG-OD2	-5.53	113.32	118.30
1	P	909	ARG	NE-CZ-NH1	5.53	123.06	120.30
1	J	1004	SER	N-CA-CB	5.53	118.79	110.50
1	P	967	LEU	CA-CB-CG	-5.53	102.58	115.30
1	H	411	ASP	CB-CG-OD2	-5.53	113.33	118.30
1	I	199	ASP	CB-CG-OD1	5.53	123.27	118.30
1	J	881	ARG	CD-NE-CZ	-5.53	115.86	123.60
1	I	659	ASP	CB-CG-OD2	-5.52	113.33	118.30
1	O	210	ARG	NE-CZ-NH2	-5.52	117.54	120.30

Continued on next page...

Continued from previous page...

Mol	Chain	Res	Type	Atoms	Z	Observed(°)	Ideal(°)
1	F	234	ASP	CB-CG-OD2	-5.52	113.33	118.30
1	N	859	ASP	CB-CG-OD1	5.52	123.27	118.30
1	E	1013	ARG	NE-CZ-NH2	-5.52	117.54	120.30
1	K	721	ARG	NE-CZ-NH1	5.52	123.06	120.30
1	J	52	ARG	NE-CZ-NH1	5.52	123.06	120.30
1	K	356	ARG	NE-CZ-NH1	5.52	123.06	120.30
1	E	946	TYR	CB-CG-CD2	-5.52	117.69	121.00
1	A	319	ASP	CB-CG-OD2	-5.51	113.34	118.30
1	B	572	ASP	CB-CG-OD1	5.51	123.26	118.30
1	E	792	ASP	CB-CG-OD2	-5.51	113.34	118.30
1	K	45	ASP	CB-CG-OD1	5.51	123.26	118.30
1	M	130	ASP	CB-CG-OD1	5.51	123.26	118.30
1	H	96	ASP	CB-CG-OD1	5.51	123.26	118.30
1	K	402	CYS	N-CA-CB	5.51	120.52	110.60
1	O	857	ARG	NE-CZ-NH2	-5.51	117.54	120.30
1	J	239	VAL	CA-CB-CG2	-5.51	102.64	110.90
1	M	292	ARG	NE-CZ-NH1	5.51	123.05	120.30
1	K	699	ARG	NE-CZ-NH2	-5.51	117.55	120.30
1	P	649	ASN	CB-CA-C	5.51	121.41	110.40
1	I	333	ARG	NE-CZ-NH2	-5.50	117.55	120.30
1	H	336	ARG	NE-CZ-NH1	5.50	123.05	120.30
1	I	507	ASP	CB-CG-OD1	5.50	123.25	118.30
1	I	594	ASP	CB-CG-OD1	-5.50	113.35	118.30
1	D	786	ARG	NE-CZ-NH1	5.50	123.05	120.30
1	G	190	ARG	NE-CZ-NH1	5.50	123.05	120.30
1	D	479	ASP	CB-CG-OD2	-5.50	113.35	118.30
1	E	388	ARG	NE-CZ-NH1	5.50	123.05	120.30
1	G	329	ASP	CB-CG-OD1	5.50	123.25	118.30
1	A	333	ARG	NE-CZ-NH2	-5.49	117.55	120.30
1	M	832	ASP	CB-CG-OD2	-5.49	113.36	118.30
1	G	1013	ARG	NE-CZ-NH1	5.49	123.05	120.30
1	F	770	ILE	N-CA-CB	5.49	123.43	110.80
1	J	557	ARG	NE-CZ-NH1	5.49	123.05	120.30
1	K	924	ASP	CB-CG-OD2	-5.49	113.36	118.30
1	C	610	ASP	CB-CG-OD1	-5.49	113.36	118.30
1	K	954	ASP	CB-CG-OD1	5.49	123.24	118.30
1	C	82	ASP	CB-CG-OD1	5.49	123.24	118.30
1	C	114	VAL	CA-CB-CG1	5.48	119.13	110.90
1	C	446	ARG	NE-CZ-NH1	5.48	123.04	120.30
1	C	280	ASP	CB-CG-OD1	-5.48	113.36	118.30
1	D	916	ASP	CB-CG-OD2	-5.48	113.37	118.30
1	G	40	GLU	CB-CA-C	5.48	121.36	110.40

Continued on next page...

Continued from previous page...

Mol	Chain	Res	Type	Atoms	Z	Observed(°)	Ideal(°)
1	K	645	ARG	NE-CZ-NH1	5.48	123.04	120.30
1	P	982	THR	CA-CB-CG2	-5.48	104.72	112.40
1	L	961	ARG	NE-CZ-NH1	5.48	123.04	120.30
1	B	875	ASP	CB-CG-OD1	-5.48	113.37	118.30
1	M	917	ARG	NE-CZ-NH1	5.48	123.04	120.30
1	E	164	ASP	CB-CG-OD1	5.47	123.23	118.30
1	N	77	ASP	CB-CG-OD2	-5.47	113.37	118.30
1	K	368	ASP	CB-CG-OD1	5.47	123.23	118.30
1	D	502	MET	CG-SD-CE	5.47	108.95	100.20
1	P	82	ASP	CB-CG-OD1	5.47	123.22	118.30
1	E	201	ASP	CB-CG-OD2	-5.47	113.38	118.30
1	G	429	ASP	CB-CG-OD1	5.47	123.22	118.30
1	I	179	ALA	N-CA-CB	5.47	117.76	110.10
1	L	399	TYR	CB-CG-CD1	-5.47	117.72	121.00
1	O	828	ASP	CB-CG-OD1	-5.47	113.38	118.30
1	F	82	ASP	CB-CG-OD1	5.47	123.22	118.30
1	N	648	ASP	CB-CG-OD2	-5.47	113.38	118.30
1	F	333	ARG	NE-CZ-NH2	-5.47	117.57	120.30
1	G	742	THR	CA-CB-CG2	-5.47	104.75	112.40
1	M	671	ASP	CB-CG-OD2	-5.47	113.38	118.30
1	O	52	ARG	NE-CZ-NH1	5.47	123.03	120.30
1	A	796	SER	N-CA-CB	5.46	118.70	110.50
1	F	875	ASP	CB-CG-OD1	-5.46	113.38	118.30
1	L	5	ASP	CB-CG-OD1	5.46	123.22	118.30
1	N	193	ASP	CB-CG-OD1	5.46	123.22	118.30
1	P	77	ASP	CB-CG-OD2	-5.46	113.38	118.30
1	B	77	ASP	CB-CG-OD1	5.46	123.22	118.30
1	O	942	ARG	NE-CZ-NH1	5.46	123.03	120.30
1	P	479	ASP	CB-CG-OD1	5.46	123.22	118.30
1	G	832	ASP	CB-CG-OD1	5.46	123.21	118.30
1	J	224	ASP	CB-CG-OD1	-5.46	113.39	118.30
1	N	832	ASP	CB-CG-OD2	-5.46	113.39	118.30
1	P	356	ARG	NE-CZ-NH2	-5.46	117.57	120.30
1	L	598	ASP	CB-CG-OD2	5.46	123.21	118.30
1	C	251	ARG	NE-CZ-NH1	5.46	123.03	120.30
1	G	431	ARG	NE-CZ-NH2	-5.45	117.57	120.30
1	H	303	ALA	N-CA-CB	5.45	117.73	110.10
1	O	796	SER	N-CA-CB	5.45	118.68	110.50
1	B	229	THR	CA-CB-CG2	-5.45	104.77	112.40
1	F	403	ASP	CB-CG-OD1	5.45	123.20	118.30
1	J	648	ASP	CB-CG-OD2	-5.45	113.39	118.30
1	K	760	ARG	NE-CZ-NH2	-5.45	117.58	120.30

Continued on next page...

Continued from previous page...

Mol	Chain	Res	Type	Atoms	Z	Observed(°)	Ideal(°)
1	P	425	ARG	NE-CZ-NH1	5.45	123.03	120.30
1	C	800	ARG	NE-CZ-NH1	5.45	123.03	120.30
1	A	98	PRO	N-CA-CB	5.45	109.83	103.30
1	C	598	ASP	CB-CG-OD1	-5.44	113.40	118.30
1	M	800	ARG	NE-CZ-NH2	-5.44	117.58	120.30
1	P	204	ARG	NE-CZ-NH2	-5.44	117.58	120.30
1	B	746	ASP	CB-CG-OD2	-5.44	113.40	118.30
1	D	439	ARG	NE-CZ-NH1	5.44	123.02	120.30
1	I	52	ARG	NE-CZ-NH2	-5.44	117.58	120.30
1	O	594	ASP	CB-CG-OD1	5.44	123.20	118.30
1	C	486	TYR	CB-CG-CD1	5.44	124.26	121.00
1	H	210	ARG	NE-CZ-NH1	5.44	123.02	120.30
1	B	612	THR	N-CA-CB	5.44	120.63	110.30
1	H	280	ASP	CB-CG-OD2	5.44	123.19	118.30
1	P	211	ASP	CB-CG-OD2	-5.44	113.41	118.30
1	D	938	ARG	CD-NE-CZ	5.44	131.21	123.60
1	L	746	ASP	CB-CG-OD1	5.43	123.19	118.30
1	E	857	ARG	NE-CZ-NH1	5.43	123.02	120.30
1	N	310	ARG	N-CA-CB	5.43	120.38	110.60
1	O	336	ARG	NE-CZ-NH1	5.43	123.02	120.30
1	A	336	ARG	N-CA-CB	-5.43	100.83	110.60
1	H	671	ASP	CB-CG-OD2	-5.43	113.41	118.30
1	D	938	ARG	N-CA-CB	5.42	120.36	110.60
1	L	507	ASP	CB-CG-OD2	-5.42	113.42	118.30
1	B	234	ASP	CB-CG-OD1	5.42	123.18	118.30
1	C	917	ARG	NE-CZ-NH1	5.42	123.01	120.30
1	I	721	ARG	NE-CZ-NH2	-5.42	117.59	120.30
1	C	90	TRP	CB-CA-C	5.42	121.23	110.40
1	I	916	ASP	CB-CG-OD2	-5.42	113.42	118.30
1	A	919	ASP	CB-CG-OD2	-5.42	113.43	118.30
1	K	1004	SER	N-CA-CB	5.42	118.62	110.50
1	L	570	TRP	CB-CA-C	-5.42	99.57	110.40
1	I	431	ARG	NE-CZ-NH1	5.41	123.01	120.30
1	L	770	ILE	N-CA-C	-5.41	96.38	111.00
1	A	319	ASP	CB-CG-OD1	5.41	123.17	118.30
1	L	924	ASP	CB-CG-OD2	-5.41	113.43	118.30
1	J	659	ASP	CB-CG-OD1	5.41	123.17	118.30
1	L	77	ASP	CB-CG-OD2	-5.41	113.43	118.30
1	O	760	ARG	NE-CZ-NH2	-5.41	117.60	120.30
1	M	222	ILE	CB-CA-C	-5.41	100.79	111.60
1	N	43	ARG	NE-CZ-NH2	-5.41	117.60	120.30
1	H	832	ASP	CB-CG-OD2	-5.40	113.44	118.30

Continued on next page...

Continued from previous page...

Mol	Chain	Res	Type	Atoms	Z	Observed(°)	Ideal(°)
1	K	422	PRO	N-CA-CB	5.40	109.78	103.30
1	L	230	ARG	NE-CZ-NH2	-5.40	117.60	120.30
1	P	352	ARG	NE-CZ-NH2	-5.40	117.60	120.30
1	P	746	ASP	CB-CG-OD1	5.40	123.16	118.30
1	H	237	ARG	NE-CZ-NH1	5.40	123.00	120.30
1	L	101	THR	N-CA-CB	5.40	120.57	110.30
1	L	610	ASP	CB-CG-OD1	-5.40	113.44	118.30
1	L	828	ASP	CB-CG-OD2	5.40	123.16	118.30
1	O	179	ALA	N-CA-CB	5.40	117.66	110.10
1	D	832	ASP	CB-CG-OD1	5.40	123.16	118.30
1	G	265	THR	CA-CB-CG2	-5.40	104.84	112.40
1	P	699	ARG	N-CA-CB	5.40	120.32	110.60
1	I	561	ARG	NE-CZ-NH1	5.40	123.00	120.30
1	H	224	ASP	CB-CG-OD2	5.39	123.16	118.30
1	M	252	ASP	CB-CG-OD1	5.39	123.16	118.30
1	B	791	ASN	N-CA-CB	5.39	120.31	110.60
1	A	251	ARG	NE-CZ-NH2	-5.39	117.61	120.30
1	D	183	ARG	CD-NE-CZ	-5.39	116.06	123.60
1	J	224	ASP	CB-CG-OD2	5.39	123.15	118.30
1	M	101	THR	N-CA-CB	5.39	120.53	110.30
1	E	237	ARG	N-CA-CB	5.38	120.29	110.60
1	N	876	THR	N-CA-CB	5.38	120.53	110.30
1	O	659	ASP	CB-CG-OD2	-5.38	113.45	118.30
1	E	464	HIS	N-CA-CB	5.38	120.29	110.60
1	E	790	ASP	CB-CG-OD2	-5.38	113.46	118.30
1	C	869	ASP	CB-CG-OD1	-5.38	113.46	118.30
1	G	952	ARG	NE-CZ-NH1	5.38	122.99	120.30
1	B	869	ASP	CB-CG-OD2	5.38	123.14	118.30
1	G	446	ARG	NE-CZ-NH2	-5.38	117.61	120.30
1	L	233	ASP	CB-CG-OD2	-5.38	113.46	118.30
1	M	447	ASP	CB-CG-OD1	5.38	123.14	118.30
1	B	492	ASP	CB-CG-OD1	5.38	123.14	118.30
1	F	941	THR	CA-CB-CG2	-5.38	104.87	112.40
1	K	746	ASP	CB-CG-OD1	5.38	123.14	118.30
1	C	497	ASP	CB-CG-OD1	5.38	123.14	118.30
1	O	252	ASP	CB-CG-OD1	5.38	123.14	118.30
1	J	280	ASP	CB-CG-OD1	-5.37	113.46	118.30
1	P	369	GLU	N-CA-CB	5.37	120.27	110.60
1	I	352	ARG	NE-CZ-NH1	5.37	122.98	120.30
1	O	579	ASP	CB-CG-OD2	-5.37	113.47	118.30
1	G	158	TRP	CA-CB-CG	-5.37	103.50	113.70
1	G	507	ASP	CB-CG-OD1	5.37	123.13	118.30

Continued on next page...

Continued from previous page...

Mol	Chain	Res	Type	Atoms	Z	Observed(°)	Ideal(°)
1	N	395	HIS	C-N-CD	-5.37	108.79	120.60
1	P	411	ASP	CB-CG-OD2	-5.37	113.47	118.30
1	G	356	ARG	NE-CZ-NH2	-5.37	117.62	120.30
1	L	954	ASP	CB-CG-OD1	5.37	123.13	118.30
1	P	538	TYR	CB-CG-CD1	5.37	124.22	121.00
1	F	809	ARG	NE-CZ-NH1	5.36	122.98	120.30
1	M	233	ASP	CB-CG-OD2	-5.36	113.47	118.30
1	C	77	ASP	CB-CG-OD1	5.36	123.13	118.30
1	D	721	ARG	NE-CZ-NH2	-5.36	117.62	120.30
1	E	252	ASP	CB-CG-OD2	-5.36	113.47	118.30
1	M	441	THR	CA-CB-OG1	-5.36	97.74	109.00
1	E	255	ARG	NE-CZ-NH2	-5.36	117.62	120.30
1	E	772	ASP	CB-CG-OD2	-5.36	113.48	118.30
1	M	319	ASP	CB-CG-OD1	5.36	123.12	118.30
1	N	428	ASP	CB-CG-OD2	-5.36	113.48	118.30
1	C	164	ASP	CB-CG-OD2	-5.36	113.48	118.30
1	I	1013	ARG	NE-CZ-NH2	-5.35	117.62	120.30
1	O	319	ASP	CB-CG-OD2	-5.35	113.48	118.30
1	J	764	PHE	CB-CG-CD1	-5.35	117.06	120.80
1	D	557	ARG	NE-CZ-NH1	5.35	122.97	120.30
1	B	404	ARG	NE-CZ-NH2	-5.34	117.63	120.30
1	D	760	ARG	NE-CZ-NH1	5.34	122.97	120.30
1	I	5	ASP	CB-CG-OD2	-5.34	113.49	118.30
1	M	292	ARG	NE-CZ-NH2	-5.34	117.63	120.30
1	M	491	ALA	CB-CA-C	5.34	118.11	110.10
1	P	792	ASP	CB-CG-OD2	-5.34	113.49	118.30
1	B	140	ARG	NE-CZ-NH2	-5.34	117.63	120.30
1	E	569	ASP	CB-CG-OD2	5.34	123.11	118.30
1	F	507	ASP	CB-CG-OD1	5.34	123.11	118.30
1	I	181	GLU	N-CA-C	5.34	125.41	111.00
1	J	796	SER	N-CA-CB	5.34	118.51	110.50
1	A	424	ASN	CB-CA-C	-5.34	99.73	110.40
1	D	571	VAL	CB-CA-C	-5.34	101.26	111.40
1	F	954	ASP	CB-CG-OD1	5.33	123.10	118.30
1	P	482	ARG	NE-CZ-NH2	-5.33	117.63	120.30
1	G	768	MET	N-CA-CB	5.33	120.20	110.60
1	C	639	THR	CA-CB-CG2	-5.33	104.94	112.40
1	K	790	ASP	CB-CG-OD2	-5.33	113.50	118.30
1	M	760	ARG	NE-CZ-NH1	-5.33	117.64	120.30
1	D	201	ASP	CB-CG-OD1	5.33	123.09	118.30
1	I	188	VAL	CA-CB-CG1	-5.33	102.91	110.90
1	P	649	ASN	N-CA-CB	5.33	120.19	110.60

Continued on next page...

Continued from previous page...

Mol	Chain	Res	Type	Atoms	Z	Observed(°)	Ideal(°)
1	D	746	ASP	CB-CG-OD1	5.33	123.09	118.30
1	K	188	VAL	CA-CB-CG1	-5.33	102.91	110.90
1	L	1021	CYS	N-CA-CB	5.33	120.19	110.60
1	G	269	SER	N-CA-CB	5.32	118.49	110.50
1	F	242	ALA	CB-CA-C	-5.32	102.12	110.10
1	B	579	ASP	CB-CG-OD1	5.32	123.09	118.30
1	H	938	ARG	NE-CZ-NH1	5.32	122.96	120.30
1	O	287	ASP	CB-CG-OD1	5.32	123.09	118.30
1	D	557	ARG	NE-CZ-NH2	-5.32	117.64	120.30
1	E	997	ASP	CB-CG-OD1	-5.32	113.51	118.30
1	H	856	TYR	CB-CG-CD1	5.32	124.19	121.00
1	I	997	ASP	CB-CG-OD2	5.32	123.08	118.30
1	D	178	ARG	NE-CZ-NH1	5.31	122.96	120.30
1	D	714	ILE	CB-CA-C	-5.31	100.97	111.60
1	M	211	ASP	CB-CG-OD2	-5.31	113.52	118.30
1	L	388	ARG	NE-CZ-NH1	5.31	122.95	120.30
1	G	569	ASP	CB-CG-OD2	5.31	123.08	118.30
1	K	210	ARG	N-CA-CB	5.31	120.15	110.60
1	N	96	ASP	CB-CG-OD1	5.31	123.08	118.30
1	O	648	ASP	CB-CG-OD2	-5.31	113.53	118.30
1	M	130	ASP	CB-CG-OD2	-5.30	113.53	118.30
1	H	157	ARG	NE-CZ-NH2	-5.30	117.65	120.30
1	L	908	ASP	CB-CG-OD2	-5.30	113.53	118.30
1	O	164	ASP	CB-CG-OD1	5.30	123.07	118.30
1	G	154	CYS	CA-CB-SG	-5.30	104.46	114.00
1	E	448	ARG	NE-CZ-NH2	-5.30	117.65	120.30
1	B	610	ASP	CB-CG-OD1	-5.30	113.53	118.30
1	G	404	ARG	NE-CZ-NH2	-5.30	117.65	120.30
1	J	497	ASP	CB-CG-OD1	5.30	123.07	118.30
1	H	909	ARG	NE-CZ-NH1	5.29	122.95	120.30
1	B	356	ARG	NE-CZ-NH2	-5.29	117.65	120.30
1	P	475	ILE	O-C-N	5.29	131.17	122.70
1	A	399	TYR	CB-CG-CD1	5.29	124.17	121.00
1	I	1013	ARG	NE-CZ-NH1	5.29	122.94	120.30
1	P	997	ASP	CB-CG-OD1	-5.29	113.54	118.30
1	D	800	ARG	NE-CZ-NH1	5.28	122.94	120.30
1	M	448	ARG	NE-CZ-NH1	5.28	122.94	120.30
1	D	423	MET	C-N-CA	5.28	134.91	121.70
1	K	236	SER	N-CA-CB	5.28	118.42	110.50
1	D	319	ASP	CB-CG-OD2	5.28	123.05	118.30
1	J	411	ASP	CB-CG-OD2	-5.28	113.55	118.30
1	A	557	ARG	NE-CZ-NH1	5.28	122.94	120.30

Continued on next page...

Continued from previous page...

Mol	Chain	Res	Type	Atoms	Z	Observed(°)	Ideal(°)
1	D	569	ASP	CB-CG-OD1	-5.28	113.55	118.30
1	I	792	ASP	CB-CG-OD1	5.28	123.05	118.30
1	D	252	ASP	CB-CG-OD1	5.27	123.05	118.30
1	C	782	ASP	CB-CG-OD2	-5.27	113.55	118.30
1	H	262	GLN	N-CA-CB	5.27	120.09	110.60
1	N	938	ARG	NE-CZ-NH1	5.27	122.94	120.30
1	O	648	ASP	CB-CG-OD1	5.27	123.04	118.30
1	L	569	ASP	CB-CG-OD2	-5.27	113.56	118.30
1	C	110	ASN	C-N-CD	-5.27	109.01	120.60
1	I	1018	LEU	N-CA-CB	-5.27	99.86	110.40
1	E	648	ASP	CB-CG-OD1	5.26	123.04	118.30
1	I	140	ARG	NE-CZ-NH2	-5.26	117.67	120.30
1	K	428	ASP	CB-CG-OD2	-5.26	113.56	118.30
1	G	505	ARG	NE-CZ-NH1	5.26	122.93	120.30
1	F	916	ASP	CB-CG-OD1	5.26	123.03	118.30
1	B	287	ASP	CB-CG-OD1	5.26	123.03	118.30
1	K	164	ASP	CB-CG-OD2	-5.26	113.57	118.30
1	P	13	ARG	NE-CZ-NH1	5.26	122.93	120.30
1	I	711	ALA	CB-CA-C	5.26	117.99	110.10
1	L	221	GLN	N-CA-CB	-5.26	101.14	110.60
1	B	211	ASP	CB-CG-OD2	-5.25	113.57	118.30
1	C	730	LEU	CA-CB-CG	-5.25	103.23	115.30
1	D	431	ARG	NE-CZ-NH2	-5.25	117.68	120.30
1	J	403	ASP	CB-CG-OD2	-5.25	113.58	118.30
1	M	859	ASP	CB-CG-OD1	5.25	123.02	118.30
1	B	286	ALA	CB-CA-C	-5.24	102.23	110.10
1	K	37	ARG	NE-CZ-NH1	5.24	122.92	120.30
1	N	772	ASP	CB-CG-OD1	5.24	123.02	118.30
1	F	422	PRO	N-CA-CB	5.24	109.59	103.30
1	F	431	ARG	NE-CZ-NH2	-5.24	117.68	120.30
1	G	746	ASP	CB-CG-OD1	5.24	123.02	118.30
1	A	772	ASP	CB-CG-OD1	5.24	123.01	118.30
1	A	996	ASP	CB-CG-OD2	-5.24	113.59	118.30
1	J	164	ASP	CB-CG-OD2	-5.24	113.59	118.30
1	A	568	TRP	CA-CB-CG	-5.24	103.75	113.70
1	C	853	ARG	NE-CZ-NH2	-5.23	117.68	120.30
1	J	1013	ARG	NE-CZ-NH1	5.23	122.92	120.30
1	D	82	ASP	CB-CG-OD1	5.23	123.01	118.30
1	G	659	ASP	CB-CG-OD2	-5.23	113.59	118.30
1	J	45	ASP	CB-CG-OD2	-5.23	113.59	118.30
1	O	222	ILE	CB-CA-C	-5.23	101.14	111.60
1	N	172	ASP	CB-CG-OD1	5.23	123.00	118.30

Continued on next page...

Continued from previous page...

Mol	Chain	Res	Type	Atoms	Z	Observed(°)	Ideal(°)
1	C	557	ARG	NE-CZ-NH1	5.22	122.91	120.30
1	F	166	ARG	NE-CZ-NH1	5.22	122.91	120.30
1	M	659	ASP	CB-CG-OD1	5.22	123.00	118.30
1	C	319	ASP	CB-CG-OD2	5.22	123.00	118.30
1	B	856	TYR	CB-CG-CD1	-5.22	117.87	121.00
1	L	386	ALA	N-CA-CB	-5.22	102.79	110.10
1	A	172	ASP	CB-CG-OD2	-5.22	113.61	118.30
1	E	172	ASP	CB-CG-OD1	5.22	122.99	118.30
1	E	333	ARG	NE-CZ-NH1	5.21	122.91	120.30
1	M	100	TYR	CB-CA-C	5.21	120.83	110.40
1	C	579	ASP	CB-CG-OD2	-5.21	113.61	118.30
1	J	515	VAL	CA-CB-CG2	-5.21	103.08	110.90
1	D	95	TYR	N-CA-CB	5.21	119.98	110.60
1	D	126	THR	CA-CB-CG2	-5.21	105.11	112.40
1	E	924	ASP	CB-CG-OD2	-5.21	113.61	118.30
1	K	857	ARG	NE-CZ-NH1	5.21	122.91	120.30
1	M	447	ASP	CB-CA-C	5.21	120.83	110.40
1	E	869	ASP	CB-CG-OD2	5.21	122.99	118.30
1	I	919	ASP	CB-CG-OD2	-5.21	113.61	118.30
1	K	126	THR	CA-CB-CG2	-5.21	105.11	112.40
1	F	96	ASP	CB-CG-OD1	5.21	122.99	118.30
1	G	176	PHE	N-CA-CB	5.21	119.97	110.60
1	K	442	ARG	NE-CZ-NH2	-5.21	117.70	120.30
1	K	509	ASP	CB-CG-OD2	-5.21	113.61	118.30
1	M	711	ALA	N-CA-CB	5.21	117.39	110.10
1	P	187	MET	CB-CA-C	5.21	120.81	110.40
1	C	448	ARG	NE-CZ-NH1	5.21	122.90	120.30
1	O	282	ARG	NE-CZ-NH1	5.20	122.90	120.30
1	P	772	ASP	CB-CG-OD2	-5.20	113.62	118.30
1	B	319	ASP	CB-CG-OD1	5.20	122.98	118.30
1	I	233	ASP	CB-CG-OD2	-5.20	113.62	118.30
1	N	416	GLU	N-CA-CB	5.20	119.96	110.60
1	N	679	LEU	CA-CB-CG	-5.20	103.34	115.30
1	O	486	TYR	CB-CG-CD1	-5.20	117.88	121.00
1	E	52	ARG	NE-CZ-NH1	5.20	122.90	120.30
1	G	417	THR	CA-CB-CG2	-5.20	105.12	112.40
1	C	553	TRP	CA-CB-CG	-5.20	103.83	113.70
1	E	161	TYR	N-CA-CB	-5.20	101.25	110.60
1	E	352	ARG	NE-CZ-NH1	5.20	122.90	120.30
1	J	336	ARG	NE-CZ-NH1	5.20	122.90	120.30
1	A	730	LEU	CA-CB-CG	-5.19	103.36	115.30
1	I	233	ASP	CB-CG-OD1	5.19	122.97	118.30

Continued on next page...

Continued from previous page...

Mol	Chain	Res	Type	Atoms	Z	Observed(°)	Ideal(°)
1	J	946	TYR	CB-CG-CD2	-5.19	117.88	121.00
1	O	172	ASP	CB-CG-OD2	-5.19	113.63	118.30
1	A	497	ASP	CB-CG-OD2	-5.19	113.63	118.30
1	H	610	ASP	CB-CG-OD2	5.19	122.97	118.30
1	K	869	ASP	CB-CG-OD1	5.19	122.97	118.30
1	K	958	ASN	N-CA-CB	5.19	119.94	110.60
1	M	411	ASP	N-CA-CB	5.19	119.94	110.60
1	P	201	ASP	CB-CG-OD2	-5.19	113.63	118.30
1	C	210	ARG	N-CA-CB	5.19	119.94	110.60
1	L	659	ASP	CB-CG-OD1	5.19	122.97	118.30
1	M	46	ARG	NE-CZ-NH2	-5.19	117.71	120.30
1	E	572	ASP	CB-CG-OD1	5.19	122.97	118.30
1	J	853	ARG	NE-CZ-NH1	5.18	122.89	120.30
1	M	585	TRP	N-CA-C	5.18	125.00	111.00
1	A	423	MET	CG-SD-CE	-5.18	91.91	100.20
1	P	699	ARG	NE-CZ-NH1	5.18	122.89	120.30
1	G	36	TRP	CB-CA-C	-5.18	100.04	110.40
1	I	356	ARG	NE-CZ-NH2	-5.18	117.71	120.30
1	K	996	ASP	CB-CG-OD2	-5.18	113.64	118.30
1	P	952	ARG	NE-CZ-NH2	-5.18	117.71	120.30
1	M	385	ASN	CB-CA-C	-5.18	100.05	110.40
1	P	282	ARG	NE-CZ-NH2	-5.18	117.71	120.30
1	D	987	ASP	CB-CG-OD1	5.18	122.96	118.30
1	F	469	ASP	CB-CG-OD2	-5.18	113.64	118.30
1	H	234	ASP	CB-CG-OD2	-5.18	113.64	118.30
1	H	447	ASP	CB-CG-OD1	5.18	122.96	118.30
1	N	423	MET	C-N-CA	5.18	134.64	121.70
1	P	252	ASP	CB-CG-OD1	5.18	122.96	118.30
1	P	648	ASP	CB-CG-OD2	-5.18	113.64	118.30
1	J	425	ARG	NE-CZ-NH1	5.17	122.89	120.30
1	M	782	ASP	CB-CG-OD1	-5.17	113.64	118.30
1	F	100	TYR	CA-CB-CG	-5.17	103.57	113.40
1	D	356	ARG	NE-CZ-NH2	-5.17	117.71	120.30
1	H	746	ASP	CB-CG-OD1	5.17	122.95	118.30
1	I	384	PHE	CB-CG-CD1	5.17	124.42	120.80
1	B	47	PRO	N-CA-CB	5.17	109.50	103.30
1	H	760	ARG	NE-CZ-NH1	5.17	122.89	120.30
1	I	237	ARG	NE-CZ-NH1	5.17	122.89	120.30
1	O	746	ASP	CB-CG-OD1	5.17	122.95	118.30
1	B	507	ASP	CB-CG-OD2	-5.17	113.65	118.30
1	J	781	ARG	NE-CZ-NH1	5.17	122.89	120.30
1	A	210	ARG	N-CA-CB	5.17	119.90	110.60

Continued on next page...

Continued from previous page...

Mol	Chain	Res	Type	Atoms	Z	Observed(°)	Ideal(°)
1	E	1013	ARG	NE-CZ-NH1	5.17	122.88	120.30
1	K	144	ASP	CB-CG-OD2	-5.16	113.65	118.30
1	F	529	GLU	CG-CD-OE2	-5.16	107.98	118.30
1	E	467	ASN	CB-CA-C	5.16	120.72	110.40
1	G	924	ASP	CB-CG-OD2	-5.16	113.66	118.30
1	H	144	ASP	CB-CG-OD2	-5.16	113.66	118.30
1	D	524	LEU	CB-CA-C	-5.16	100.40	110.20
1	F	917	ARG	NE-CZ-NH2	-5.16	117.72	120.30
1	K	638	VAL	CB-CA-C	-5.16	101.60	111.40
1	C	802	ASP	CB-CG-OD1	5.16	122.94	118.30
1	D	517	LYS	N-CA-CB	5.16	119.88	110.60
1	K	790	ASP	CB-CG-OD1	5.16	122.94	118.30
1	O	82	ASP	CB-CG-OD1	5.16	122.94	118.30
1	C	908	ASP	CB-CG-OD2	-5.15	113.66	118.30
1	C	1016	TYR	N-CA-CB	5.15	119.88	110.60
1	G	224	ASP	CB-CG-OD1	-5.15	113.66	118.30
1	D	610	ASP	CB-CG-OD2	5.15	122.94	118.30
1	H	599	ARG	CG-CD-NE	5.15	122.62	111.80
1	M	507	ASP	CB-CG-OD1	5.15	122.94	118.30
1	P	553	TRP	CA-CB-CG	-5.15	103.91	113.70
1	I	204	ARG	NE-CZ-NH1	5.15	122.88	120.30
1	M	82	ASP	CB-CG-OD1	-5.15	113.66	118.30
1	P	782	ASP	CB-CG-OD1	-5.15	113.67	118.30
1	C	166	ARG	NE-CZ-NH1	5.15	122.87	120.30
1	E	782	ASP	CB-CG-OD2	-5.15	113.67	118.30
1	N	828	ASP	CB-CG-OD1	5.15	122.93	118.30
1	N	319	ASP	CB-CG-OD1	5.15	122.93	118.30
1	B	429	ASP	CB-CG-OD2	-5.14	113.67	118.30
1	C	561	ARG	NE-CZ-NH2	-5.14	117.73	120.30
1	H	45	ASP	CB-CG-OD1	5.14	122.93	118.30
1	N	255	ARG	NE-CZ-NH2	-5.14	117.73	120.30
1	H	1019	VAL	CA-CB-CG2	-5.14	103.19	110.90
1	P	591	ASP	CB-CG-OD1	5.14	122.93	118.30
1	K	569	ASP	CB-CG-OD2	5.14	122.92	118.30
1	G	572	ASP	CB-CG-OD2	-5.14	113.68	118.30
1	G	781	ARG	NE-CZ-NH1	5.14	122.87	120.30
1	B	698	VAL	CG1-CB-CG2	-5.13	102.68	110.90
1	E	764	PHE	CB-CA-C	-5.13	100.13	110.40
1	P	529	GLU	CG-CD-OE2	-5.13	108.03	118.30
1	D	211	ASP	CB-CG-OD1	5.13	122.92	118.30
1	H	356	ARG	NE-CZ-NH2	-5.13	117.73	120.30
1	B	507	ASP	CB-CG-OD1	5.13	122.92	118.30

Continued on next page...

Continued from previous page...

Mol	Chain	Res	Type	Atoms	Z	Observed(°)	Ideal(°)
1	F	221	GLN	CB-CA-C	-5.13	100.14	110.40
1	G	996	ASP	CB-CG-OD2	-5.13	113.68	118.30
1	K	233	ASP	CB-CG-OD2	-5.13	113.68	118.30
1	G	741	THR	N-CA-CB	5.13	120.05	110.30
1	M	187	MET	CA-CB-CG	-5.13	104.58	113.30
1	M	755	ARG	NE-CZ-NH2	-5.13	117.73	120.30
1	B	760	ARG	NE-CZ-NH2	-5.13	117.74	120.30
1	D	612	THR	N-CA-CB	5.13	120.04	110.30
1	K	201	ASP	CB-CG-OD1	5.13	122.91	118.30
1	N	280	ASP	CB-CG-OD2	5.13	122.91	118.30
1	G	14	ARG	NE-CZ-NH2	-5.12	117.74	120.30
1	M	96	ASP	CB-CG-OD1	5.12	122.91	118.30
1	J	610	ASP	CB-CG-OD2	5.12	122.91	118.30
1	A	907	PRO	N-CA-CB	5.12	109.44	103.30
1	H	671	ASP	CB-CG-OD1	5.12	122.91	118.30
1	K	869	ASP	CB-CG-OD2	-5.12	113.69	118.30
1	H	462	SER	N-CA-CB	5.12	118.18	110.50
1	I	90	TRP	CB-CA-C	5.12	120.64	110.40
1	O	772	ASP	CB-CG-OD1	5.12	122.91	118.30
1	E	456	TRP	N-CA-CB	5.12	119.81	110.60
1	C	164	ASP	CB-CG-OD1	5.12	122.91	118.30
1	M	809	ARG	NE-CZ-NH1	5.12	122.86	120.30
1	A	894	ARG	NE-CZ-NH1	5.11	122.86	120.30
1	G	234	ASP	CB-CG-OD2	-5.11	113.70	118.30
1	P	255	ARG	NE-CZ-NH1	5.11	122.86	120.30
1	L	961	ARG	NE-CZ-NH2	-5.11	117.74	120.30
1	J	790	ASP	CB-CG-OD2	-5.11	113.70	118.30
1	M	52	ARG	NE-CZ-NH1	5.11	122.86	120.30
1	O	952	ARG	N-CA-CB	5.11	119.80	110.60
1	P	101	THR	N-CA-CB	5.11	120.01	110.30
1	D	917	ARG	NE-CZ-NH2	-5.11	117.75	120.30
1	J	211	ASP	CB-CG-OD1	5.11	122.89	118.30
1	N	941	THR	CA-CB-CG2	-5.11	105.25	112.40
1	N	479	ASP	CB-CG-OD2	-5.10	113.71	118.30
1	D	802	ASP	CB-CG-OD2	-5.10	113.71	118.30
1	P	853	ARG	NE-CZ-NH1	5.10	122.85	120.30
1	H	206	SER	N-CA-CB	5.10	118.15	110.50
1	C	96	ASP	CB-CG-OD2	-5.10	113.71	118.30
1	G	919	ASP	CB-CG-OD1	5.10	122.89	118.30
1	M	1013	ARG	NE-CZ-NH2	-5.10	117.75	120.30
1	O	579	ASP	CB-CG-OD1	5.10	122.89	118.30
1	E	230	ARG	NE-CZ-NH1	5.10	122.85	120.30

Continued on next page...

Continued from previous page...

Mol	Chain	Res	Type	Atoms	Z	Observed(°)	Ideal(°)
1	J	442	ARG	NE-CZ-NH2	-5.10	117.75	120.30
1	F	975	LEU	CA-CB-CG	-5.09	103.58	115.30
1	K	671	ASP	CB-CG-OD1	5.09	122.89	118.30
1	L	144	ASP	CB-CG-OD1	5.09	122.88	118.30
1	K	610	ASP	CB-CG-OD2	5.09	122.88	118.30
1	P	287	ASP	CB-CG-OD2	-5.09	113.72	118.30
1	D	178	ARG	NE-CZ-NH2	-5.09	117.76	120.30
1	I	599	ARG	NE-CZ-NH1	5.09	122.84	120.30
1	N	431	ARG	NE-CZ-NH2	-5.09	117.76	120.30
1	N	855	THR	N-CA-CB	5.09	119.96	110.30
1	O	997	ASP	CB-CG-OD2	5.08	122.88	118.30
1	O	5	ASP	CB-CG-OD2	-5.08	113.72	118.30
1	C	714	ILE	CB-CA-C	-5.08	101.44	111.60
1	E	386	ALA	N-CA-CB	-5.08	102.99	110.10
1	F	987	ASP	CB-CG-OD1	5.08	122.87	118.30
1	L	9	VAL	CA-CB-CG1	5.08	118.52	110.90
1	O	952	ARG	NE-CZ-NH1	5.08	122.84	120.30
1	E	473	ARG	NE-CZ-NH1	5.08	122.84	120.30
1	N	161	TYR	CB-CG-CD2	-5.08	117.95	121.00
1	I	594	ASP	CB-CG-OD2	5.08	122.87	118.30
1	B	444	VAL	CA-CB-CG1	-5.08	103.29	110.90
1	H	828	ASP	CB-CG-OD1	-5.08	113.73	118.30
1	L	345	ASN	N-CA-CB	5.08	119.74	110.60
1	N	479	ASP	CB-CG-OD1	5.08	122.87	118.30
1	H	473	ARG	NE-CZ-NH1	5.07	122.84	120.30
1	E	31	PRO	N-CA-CB	5.07	109.38	103.30
1	I	908	ASP	CB-CG-OD1	5.07	122.86	118.30
1	B	280	ASP	CB-CG-OD2	5.07	122.86	118.30
1	B	699	ARG	NE-CZ-NH2	-5.07	117.77	120.30
1	E	512	PHE	CB-CG-CD1	-5.07	117.25	120.80
1	L	996	ASP	CB-CG-OD2	-5.07	113.74	118.30
1	G	59	ARG	NE-CZ-NH2	-5.06	117.77	120.30
1	M	829	THR	N-CA-CB	5.06	119.92	110.30
1	I	339	ASN	N-CA-CB	5.06	119.71	110.60
1	P	5	ASP	CB-CG-OD1	5.06	122.86	118.30
1	L	439	ARG	NE-CZ-NH2	-5.06	117.77	120.30
1	I	938	ARG	N-CA-CB	5.06	119.71	110.60
1	P	166	ARG	NE-CZ-NH1	5.06	122.83	120.30
1	K	828	ASP	CB-CG-OD2	5.06	122.85	118.30
1	A	234	ASP	CB-CG-OD2	-5.05	113.75	118.30
1	I	201	ASP	CB-CG-OD2	-5.05	113.75	118.30
1	J	772	ASP	CB-CG-OD2	-5.05	113.75	118.30

Continued on next page...

Continued from previous page...

Mol	Chain	Res	Type	Atoms	Z	Observed(°)	Ideal(°)
1	B	76	CYS	CA-CB-SG	5.05	123.10	114.00
1	N	507	ASP	CB-CG-OD1	5.05	122.85	118.30
1	E	237	ARG	NE-CZ-NH2	-5.05	117.78	120.30
1	G	251	ARG	NE-CZ-NH1	5.05	122.83	120.30
1	I	610	ASP	CB-CG-OD2	5.05	122.84	118.30
1	I	448	ARG	NE-CZ-NH1	5.05	122.82	120.30
1	C	325	ALA	CB-CA-C	5.05	117.67	110.10
1	A	1004	SER	N-CA-CB	5.04	118.06	110.50
1	E	505	ARG	NE-CZ-NH1	5.04	122.82	120.30
1	F	8	ALA	N-CA-CB	-5.04	103.04	110.10
1	G	164	ASP	CB-CG-OD1	5.04	122.84	118.30
1	J	485	GLN	N-CA-CB	5.04	119.68	110.60
1	M	399	TYR	CB-CG-CD2	-5.04	117.97	121.00
1	N	319	ASP	CB-CG-OD2	-5.04	113.76	118.30
1	P	766	SER	N-CA-CB	5.04	118.06	110.50
1	D	212	VAL	CA-CB-CG1	-5.04	103.34	110.90
1	E	425	ARG	NE-CZ-NH2	-5.04	117.78	120.30
1	K	987	ASP	CB-CG-OD1	5.04	122.84	118.30
1	F	857	ARG	NE-CZ-NH1	5.04	122.82	120.30
1	O	280	ASP	CB-CG-OD2	5.04	122.83	118.30
1	E	288	ARG	NE-CZ-NH1	-5.04	117.78	120.30
1	F	802	ASP	CB-CG-OD1	5.04	122.83	118.30
1	I	517	LYS	N-CA-CB	5.03	119.66	110.60
1	C	90	TRP	N-CA-CB	5.03	119.66	110.60
1	I	479	ASP	CB-CG-OD1	5.03	122.83	118.30
1	O	628	GLN	N-CA-CB	5.03	119.66	110.60
1	C	938	ARG	NE-CZ-NH1	5.03	122.81	120.30
1	E	869	ASP	CB-CG-OD1	-5.03	113.77	118.30
1	G	252	ASP	CB-CG-OD1	5.03	122.83	118.30
1	J	782	ASP	CB-CG-OD1	-5.03	113.77	118.30
1	N	648	ASP	CB-CG-OD1	5.03	122.83	118.30
1	I	831	ALA	CB-CA-C	-5.03	102.56	110.10
1	L	571	VAL	CB-CA-C	-5.03	101.85	111.40
1	M	193	ASP	CB-CG-OD1	5.03	122.82	118.30
1	O	234	ASP	CB-CG-OD2	-5.03	113.78	118.30
1	A	82	ASP	CB-CG-OD2	-5.03	113.78	118.30
1	E	82	ASP	CB-CG-OD2	5.03	122.82	118.30
1	G	546	LEU	N-CA-CB	5.03	120.45	110.40
1	L	234	ASP	CB-CG-OD2	-5.03	113.78	118.30
1	O	447	ASP	CB-CG-OD1	5.03	122.82	118.30
1	P	30	HIS	CA-CB-CG	-5.02	105.06	113.60
1	G	764	PHE	CB-CA-C	-5.02	100.36	110.40

Continued on next page...

Continued from previous page...

Mol	Chain	Res	Type	Atoms	Z	Observed(°)	Ideal(°)
1	C	385	ASN	N-CA-CB	-5.02	101.57	110.60
1	G	781	ARG	NE-CZ-NH2	-5.02	117.79	120.30
1	M	356	ARG	NE-CZ-NH2	-5.02	117.79	120.30
1	D	15	ASP	CB-CG-OD1	5.02	122.81	118.30
1	D	431	ARG	NE-CZ-NH1	5.02	122.81	120.30
1	F	924	ASP	CB-CG-OD2	-5.02	113.79	118.30
1	P	735	HIS	CA-CB-CG	-5.02	105.07	113.60
1	F	938	ARG	NE-CZ-NH1	5.01	122.81	120.30
1	G	809	ARG	NE-CZ-NH2	-5.01	117.79	120.30
1	I	37	ARG	N-CA-CB	5.01	119.63	110.60
1	I	363	HIS	CA-CB-CG	-5.01	105.08	113.60
1	I	671	ASP	CB-CG-OD2	-5.01	113.79	118.30
1	I	201	ASP	CB-CG-OD1	5.01	122.81	118.30
1	G	671	ASP	CB-CG-OD2	-5.01	113.79	118.30
1	O	507	ASP	CB-CG-OD1	5.01	122.81	118.30
1	G	790	ASP	CB-CG-OD1	5.01	122.81	118.30
1	P	524	LEU	CB-CA-C	-5.01	100.69	110.20
1	I	579	ASP	CB-CG-OD1	5.00	122.80	118.30
1	E	100	TYR	CB-CG-CD1	-5.00	118.00	121.00
1	F	987	ASP	CB-CG-OD2	-5.00	113.80	118.30
1	G	980	GLU	C-N-CA	-5.00	111.79	122.30
1	B	178	ARG	NE-CZ-NH1	5.00	122.80	120.30
1	C	932	PRO	O-C-N	5.00	130.70	122.70
1	L	485	GLN	N-CA-CB	5.00	119.60	110.60
1	N	482	ARG	NE-CZ-NH1	5.00	122.80	120.30

All (17) chirality outliers are listed below:

Mol	Chain	Res	Type	Atom
1	A	90	TRP	CA
1	B	718	GLN	CA
1	D	95	TYR	CA
1	D	914	CYS	CA
1	E	118	ASN	CA
1	F	533	LEU	CA
1	F	914	CYS	CA
1	G	40	GLU	CA
1	G	768	MET	CA
1	H	215	LEU	CA
1	I	684	GLU	CA
1	J	655	MET	CA
1	L	914	CYS	CA

Continued on next page...

Continued from previous page...

Mol	Chain	Res	Type	Atom
1	M	100	TYR	CA
1	M	447	ASP	CA
1	P	40	GLU	CA
1	P	737	ILE	CA

All (1) planarity outliers are listed below:

Mol	Chain	Res	Type	Group
1	D	473	ARG	Sidechain

5.2 Too-close contacts

In the following table, the Non-H and H(model) columns list the number of non-hydrogen atoms and hydrogen atoms in the chain respectively. The H(added) column lists the number of hydrogen atoms added and optimized by MolProbity. The Clashes column lists the number of clashes within the asymmetric unit, whereas Symm-Clashes lists symmetry related clashes.

Mol	Chain	Non-H	H(model)	H(added)	Clashes	Symm-Clashes
1	A	8198	0	7796	540	0
1	B	8198	0	7796	546	0
1	C	8198	0	7796	446	0
1	D	8198	0	7796	551	0
1	E	8198	0	7795	892	0
1	F	8198	0	7796	579	0
1	G	8198	0	7796	641	0
1	H	8198	0	7796	882	0
1	I	8198	0	7796	618	0
1	J	8198	0	7795	507	0
1	K	8198	0	7796	781	0
1	L	8198	0	7796	792	0
1	M	8198	0	7796	1078	0
1	N	8198	0	7795	630	0
1	O	8198	0	7796	659	0
1	P	8198	0	7796	1151	0
2	A	2	0	0	0	0
2	B	2	0	0	0	0
2	C	2	0	0	0	0
2	D	2	0	0	0	0
2	E	2	0	0	0	0
2	F	2	0	0	0	0
2	G	2	0	0	0	0

Continued on next page...

Continued from previous page...

Mol	Chain	Non-H	H(model)	H(added)	Clashes	Symm-Clashes
2	H	2	0	0	0	0
2	I	2	0	0	0	0
2	J	2	0	0	0	0
2	K	2	0	0	0	0
2	L	2	0	0	0	0
2	M	1	0	0	0	0
2	N	2	0	0	0	0
2	O	2	0	0	0	0
2	P	2	0	0	0	0
3	A	88	0	0	7	0
3	B	96	0	0	14	0
3	C	91	0	0	9	0
3	D	97	0	0	13	0
3	E	94	0	0	20	0
3	F	91	0	0	9	0
3	G	95	0	0	13	0
3	H	92	0	0	18	0
3	I	90	0	0	15	0
3	J	97	0	0	9	0
3	K	87	0	0	9	0
3	L	84	0	0	12	0
3	M	79	0	0	17	0
3	N	94	0	0	19	0
3	O	95	0	0	12	0
3	P	85	0	0	21	0
All	All	132654	0	124733	11096	0

The all-atom clashscore is defined as the number of clashes found per 1000 atoms (including hydrogen atoms). The all-atom clashscore for this structure is 43.

All (11096) close contacts within the same asymmetric unit are listed below, sorted by their clash magnitude.

Atom-1	Atom-2	Interatomic distance (Å)	Clash overlap (Å)
1:E:7:LEU:HD13	1:E:74:LEU:HD11	1.23	1.17
1:C:427:THR:HA	1:C:436:MET:HE1	1.21	1.16
1:D:572:ASP:HB3	1:D:603:MET:HG2	1.25	1.16
1:A:770:ILE:HD11	1:A:1022:GLN:HG2	1.18	1.15
1:I:316:HIS:HA	1:I:323:ILE:HD13	1.24	1.13
1:J:129:VAL:HG21	1:J:177:LEU:HD13	1.23	1.12
1:M:70:PRO:HG2	1:M:78:LEU:HD11	1.31	1.12
1:F:777:LEU:HD12	1:F:889:ALA:HA	1.32	1.11

Continued on next page...

Continued from previous page...

Atom-1	Atom-2	Interatomic distance (Å)	Clash overlap (Å)
1:F:7:LEU:HD13	1:F:74:LEU:HD11	1.28	1.11
1:M:141:ILE:HD12	1:M:214:LEU:HD21	1.32	1.10
1:P:777:LEU:HD11	1:P:889:ALA:HA	1.34	1.10
1:I:746:ASP:HA	1:I:760:ARG:HG3	1.31	1.10
1:L:493:THR:HG22	1:L:495:ALA:H	0.97	1.10
1:M:54:LEU:HB2	1:M:212:VAL:HG12	1.33	1.09
1:K:559:TYR:HB2	1:K:562:LEU:HD12	1.33	1.09
1:D:427:THR:HA	1:D:436:MET:HE1	1.35	1.09
1:I:427:THR:HA	1:I:436:MET:HE1	1.33	1.09
1:H:746:ASP:HA	1:H:760:ARG:HG3	1.28	1.08
1:M:7:LEU:HD12	1:M:74:LEU:HD11	1.30	1.08
1:P:656:VAL:HB	1:P:664:ALA:HB3	1.14	1.08
1:E:197:LEU:HD12	1:E:439:ARG:HE	1.16	1.08
1:M:581:ASN:HB2	1:M:583:ASN:HD21	1.13	1.08
1:F:856:TYR:HB3	1:F:864:MET:HE2	1.36	1.08
1:E:23:GLN:HB3	1:E:26:ARG:HH21	1.09	1.07
1:A:352:ARG:HB2	1:A:385:ASN:HB2	1.32	1.06
1:B:166:ARG:HG2	1:B:392:TYR:HB2	1.36	1.06
1:K:38:ASN:HD22	1:K:41:GLU:HG3	1.14	1.06
1:P:316:HIS:HA	1:P:323:ILE:HD13	1.33	1.06
1:P:352:ARG:HB2	1:P:385:ASN:HB2	1.35	1.06
1:I:134:LEU:HD12	1:I:179:ALA:HB2	1.32	1.05
1:A:166:ARG:HG2	1:A:392:TYR:HB2	1.32	1.05
1:L:777:LEU:HD12	1:L:889:ALA:HA	1.31	1.05
1:L:546:LEU:HD22	1:L:616:ALA:HB1	1.33	1.05
1:M:487:GLU:HG2	1:M:491:ALA:HB2	1.38	1.05
1:M:777:LEU:HD11	1:M:889:ALA:HA	1.31	1.04
1:E:166:ARG:HG2	1:E:392:TYR:HB2	1.39	1.04
1:M:38:ASN:HD22	1:M:41:GLU:HG3	1.19	1.04
1:G:770:ILE:HD11	1:G:1022:GLN:HG2	1.39	1.04
1:M:10:VAL:HG21	1:M:153:TRP:HZ2	1.20	1.04
1:H:427:THR:HA	1:H:436:MET:HE1	1.39	1.03
1:B:746:ASP:HA	1:B:760:ARG:HG3	1.41	1.03
1:J:349:LEU:HD13	1:J:351:ILE:HD11	1.39	1.02
1:E:43:ARG:HH21	1:E:264:GLU:HG2	1.20	1.02
1:H:719:GLN:HE22	1:H:914:CYS:HB3	1.21	1.02
1:J:316:HIS:HA	1:J:323:ILE:HD12	1.42	1.01
1:N:369:GLU:HG2	1:N:397:LEU:HD21	1.39	1.01
1:M:205:MET:HE3	1:M:365:GLN:HG3	1.41	1.01
1:P:909:ARG:HD3	1:P:993:ILE:HD11	1.41	1.01
1:O:778:THR:HG22	1:O:779:PRO:HD2	1.42	1.01

Continued on next page...

Continued from previous page...

Atom-1	Atom-2	Interatomic distance (Å)	Clash overlap (Å)
1:D:746:ASP:HA	1:D:760:ARG:HG3	1.43	1.00
1:G:166:ARG:HB2	1:G:414:ASN:HD22	1.19	1.00
1:K:316:HIS:HA	1:K:323:ILE:HD12	1.42	1.00
1:P:696:LEU:HB2	1:P:722:LEU:HD11	1.42	1.00
1:P:656:VAL:HG11	1:P:686:PRO:HG2	1.43	1.00
1:M:197:LEU:HD12	1:M:439:ARG:HE	1.25	1.00
1:O:152:LEU:HD12	1:O:153:TRP:H	1.22	0.99
1:I:51:LEU:HD12	1:I:52:ARG:H	1.28	0.99
1:M:502:MET:HB2	1:M:537:GLU:HB2	1.43	0.99
1:K:843:GLN:HG2	1:K:848:THR:HG23	1.43	0.99
1:M:227:VAL:HG13	1:M:240:LEU:HD11	1.44	0.99
1:P:225:PHE:HB3	1:P:244:VAL:HG13	1.45	0.99
1:M:23:GLN:HB3	1:M:26:ARG:HH21	1.23	0.99
1:A:166:ARG:HB2	1:A:414:ASN:HD22	1.25	0.98
1:O:730:LEU:HD12	1:O:731:PRO:HD2	1.41	0.98
1:J:635:THR:HG23	1:J:681:GLU:HG3	1.43	0.98
1:K:581:ASN:HD22	1:K:581:ASN:H	1.10	0.98
1:A:356:ARG:HG2	1:A:356:ARG:HH11	1.28	0.98
1:L:278:ILE:HD12	1:L:278:ILE:H	1.29	0.97
1:H:50:GLN:HG3	1:H:216:HIS:HB3	1.46	0.97
1:E:227:VAL:HG13	1:E:240:LEU:HD11	1.45	0.97
1:K:427:THR:HA	1:K:436:MET:HE1	1.44	0.97
1:O:930:VAL:HA	1:O:973:ARG:HD3	1.44	0.97
1:G:402:CYS:HB3	1:G:407:LEU:HB2	1.45	0.97
1:A:114:VAL:HG13	1:A:115:PRO:HD2	1.42	0.97
1:L:750:GLU:HG3	1:L:755:ARG:HG2	1.46	0.97
1:E:745:MET:HG2	1:E:761:GLN:HE22	1.24	0.97
1:K:746:ASP:HA	1:K:760:ARG:HG3	1.46	0.97
1:P:259:SER:HA	1:P:269:SER:HB2	1.44	0.97
1:I:369:GLU:HG3	1:I:397:LEU:HD21	1.47	0.97
1:A:894:ARG:HH22	1:A:921:PRO:HD3	1.31	0.96
1:H:316:HIS:HA	1:H:323:ILE:HD13	1.48	0.96
1:C:362:LEU:HD21	1:C:576:ILE:HD12	1.46	0.96
1:F:822:LEU:HD12	1:F:823:LEU:H	1.28	0.96
1:P:899:GLY:HA3	1:P:941:THR:HG23	1.46	0.96
1:C:949:HIS:HD2	1:C:1020:TRP:HE1	1.14	0.96
1:O:10:VAL:HG12	1:O:11:LEU:HD23	1.45	0.96
1:D:14:ARG:HG2	1:D:14:ARG:HH11	1.29	0.95
1:H:668:VAL:HG12	1:H:669:PRO:HD2	1.45	0.95
1:N:232:ASN:HD21	1:N:236:SER:HB2	1.30	0.95
1:P:742:THR:HG22	1:P:743:SER:H	1.31	0.95

Continued on next page...

Continued from previous page...

Atom-1	Atom-2	Interatomic distance (Å)	Clash overlap (Å)
1:E:637:GLU:HG3	1:E:679:LEU:HD21	1.48	0.95
1:A:427:THR:HA	1:A:436:MET:HE1	1.46	0.95
1:F:38:ASN:HD22	1:F:41:GLU:HG3	1.32	0.95
1:I:360:HIS:HE1	1:I:362:LEU:HB2	1.30	0.95
1:L:90:TRP:HE3	1:L:123:TYR:HH	1.09	0.94
1:I:227:VAL:HG13	1:I:240:LEU:HD11	1.48	0.94
1:C:746:ASP:HA	1:C:760:ARG:HG3	1.49	0.94
1:F:377:LEU:HD22	1:F:708:TRP:HA	1.49	0.94
1:H:634:GLN:NE2	1:H:634:GLN:H	1.64	0.94
1:O:166:ARG:HG2	1:O:392:TYR:HB2	1.48	0.94
1:P:668:VAL:HG13	1:P:669:PRO:HD2	1.50	0.94
1:E:99:ILE:HD11	1:E:190:ARG:HH12	1.31	0.94
1:G:360:HIS:CE1	1:G:362:LEU:HB2	2.03	0.94
1:H:873:ALA:HB3	1:H:876:THR:HG22	1.48	0.94
1:L:86:VAL:HG13	1:L:87:PRO:HA	1.47	0.94
1:I:789:LEU:HD13	1:I:993:ILE:HG22	1.50	0.94
1:K:66:PRO:HG2	1:K:67:GLU:HG2	1.47	0.94
1:J:355:ASN:H	1:J:355:ASN:HD22	1.14	0.93
1:L:166:ARG:HB2	1:L:414:ASN:ND2	1.83	0.93
1:P:166:ARG:HE	1:P:210:ARG:HH21	1.17	0.93
1:H:114:VAL:HG13	1:H:115:PRO:HD2	1.47	0.93
1:G:37:ARG:NH2	1:G:218:PRO:HD3	1.83	0.93
1:L:141:ILE:HD13	1:L:143:PHE:CE1	2.04	0.93
1:M:10:VAL:HG21	1:M:153:TRP:CZ2	2.03	0.93
1:M:152:LEU:HD12	1:M:153:TRP:H	1.32	0.93
1:M:767:GLN:NE2	1:M:768:MET:H	1.66	0.93
1:J:377:LEU:HD22	1:J:708:TRP:HA	1.49	0.93
1:M:128:ASN:ND2	1:M:180:GLY:HA2	1.83	0.93
1:O:262:GLN:HE22	1:O:299:LYS:HD2	1.35	0.92
1:M:571:VAL:HG11	1:M:611:ARG:NH1	1.84	0.92
1:I:86:VAL:HG13	1:I:87:PRO:HA	1.51	0.92
1:L:493:THR:HG22	1:L:495:ALA:N	1.83	0.92
1:M:360:HIS:CE1	1:M:362:LEU:HB2	2.05	0.92
1:J:822:LEU:HD12	1:J:823:LEU:H	1.32	0.92
1:P:822:LEU:HD12	1:P:823:LEU:H	1.33	0.92
1:H:949:HIS:HD2	1:H:1020:TRP:HE1	1.11	0.92
1:P:141:ILE:HD12	1:P:143:PHE:CE1	2.04	0.92
1:L:427:THR:HA	1:L:436:MET:CE	2.00	0.92
1:P:559:TYR:HB2	1:P:562:LEU:HD12	1.48	0.92
1:H:572:ASP:HB3	1:H:603:MET:HB3	1.52	0.92
1:E:100:TYR:CE1	1:E:602:CYS:HB3	2.05	0.92

Continued on next page...

Continued from previous page...

Atom-1	Atom-2	Interatomic distance (Å)	Clash overlap (Å)
1:H:894:ARG:NH2	1:H:921:PRO:HD3	1.85	0.92
1:L:377:LEU:HD22	1:L:708:TRP:HA	1.48	0.92
1:M:651:LEU:HD12	1:M:652:LEU:H	1.35	0.92
1:E:152:LEU:HD12	1:E:153:TRP:H	1.35	0.91
1:K:7:LEU:HD13	1:K:74:LEU:HD11	1.51	0.91
1:P:312:VAL:HG13	1:P:327:ALA:HB2	1.51	0.91
1:F:653:HIS:CD2	1:F:667:GLU:HG2	2.04	0.91
1:J:427:THR:HA	1:J:436:MET:CE	1.99	0.91
1:L:427:THR:HA	1:L:436:MET:HE1	1.50	0.91
1:N:360:HIS:CE1	1:N:362:LEU:HB2	2.06	0.91
1:H:79:PRO:HD2	1:H:80:GLU:HG3	1.49	0.91
1:O:460:ASN:ND2	1:O:461:GLU:HG3	1.86	0.91
1:C:460:ASN:ND2	1:C:461:GLU:HG3	1.84	0.91
1:D:312:VAL:HG13	1:D:327:ALA:HB2	1.48	0.91
1:P:258:VAL:HG12	1:P:293:LEU:HD11	1.53	0.91
1:G:892:ALA:HB3	1:G:946:TYR:CE1	2.05	0.91
1:H:43:ARG:NH2	1:H:264:GLU:HG2	1.85	0.91
1:M:422:PRO:HG3	1:P:284:GLY:HA2	1.53	0.91
1:I:18:ASN:ND2	1:I:21:VAL:HG23	1.86	0.91
1:L:102:ASN:HD22	1:L:201:ASP:HB2	1.35	0.91
1:P:696:LEU:HD12	1:P:697:THR:N	1.84	0.91
1:L:959:ILE:HG13	1:L:984:LEU:HD12	1.50	0.90
1:H:630:ARG:HB2	1:H:637:GLU:HG2	1.52	0.90
1:P:118:ASN:ND2	1:P:191:TRP:HB2	1.86	0.90
1:H:427:THR:HA	1:H:436:MET:CE	2.01	0.90
1:I:360:HIS:CE1	1:I:362:LEU:HB2	2.05	0.90
1:D:653:HIS:CD2	1:D:667:GLU:HG2	2.07	0.90
1:M:559:TYR:HB2	1:M:562:LEU:HD12	1.50	0.90
1:B:261:TRP:CZ3	1:B:266:GLN:HB2	2.07	0.90
1:H:719:GLN:NE2	1:H:914:CYS:HB3	1.86	0.90
1:B:651:LEU:HD13	1:B:669:PRO:HA	1.54	0.90
1:H:742:THR:HG22	1:H:743:SER:H	1.32	0.90
1:O:685:LEU:HB3	1:O:686:PRO:HD2	1.54	0.90
1:D:822:LEU:HD12	1:D:823:LEU:N	1.87	0.89
1:K:152:LEU:HD12	1:K:153:TRP:H	1.37	0.89
1:P:251:ARG:HB3	1:P:253:TYR:CE1	2.06	0.89
1:D:767:GLN:NE2	1:D:774:LYS:HB3	1.87	0.89
1:H:65:ALA:HB1	1:H:66:PRO:HD2	1.53	0.89
1:H:989:PHE:CE2	1:H:1014:TYR:HB3	2.08	0.89
1:J:708:TRP:CE3	1:J:709:SER:HB3	2.06	0.89
1:D:599:ARG:HB2	1:D:600:GLN:HG3	1.54	0.89

Continued on next page...

Continued from previous page...

Atom-1	Atom-2	Interatomic distance (Å)	Clash overlap (Å)
1:J:691:ALA:HA	1:J:725:ASN:HB2	1.51	0.89
1:N:436:MET:HA	1:N:439:ARG:HG3	1.52	0.89
1:H:696:LEU:HD12	1:H:697:THR:N	1.87	0.89
1:B:427:THR:HA	1:B:436:MET:CE	2.03	0.89
1:B:778:THR:HG22	1:B:779:PRO:HD2	1.54	0.89
1:C:750:GLU:HG2	1:C:755:ARG:HG2	1.53	0.89
1:E:960:SER:HA	3:E:1281:HOH:O	1.73	0.89
1:K:581:ASN:ND2	1:K:581:ASN:H	1.67	0.89
1:E:43:ARG:NH2	1:E:264:GLU:HG2	1.88	0.89
1:F:360:HIS:HE1	1:F:362:LEU:HB2	1.38	0.89
1:H:246:MET:HG2	1:H:274:PHE:CE2	2.08	0.89
1:H:70:PRO:HG2	1:H:78:LEU:HD11	1.55	0.89
1:C:653:HIS:CD2	1:C:667:GLU:HG2	2.08	0.89
1:K:37:ARG:NH2	1:K:218:PRO:HD3	1.87	0.89
1:L:166:ARG:HB2	1:L:414:ASN:HD22	1.34	0.89
1:O:568:TRP:HE1	1:O:604:ASN:HD22	1.18	0.89
1:D:857:ARG:HG2	1:D:857:ARG:HH11	1.37	0.89
1:K:740:LEU:HD12	1:K:741:THR:H	1.38	0.89
1:I:607:VAL:HG12	1:I:613:PRO:HA	1.52	0.89
1:L:651:LEU:HD12	1:L:669:PRO:HA	1.53	0.89
1:M:34:ALA:HB3	1:M:36:TRP:CZ3	2.08	0.89
1:F:822:LEU:HD12	1:F:823:LEU:N	1.87	0.88
1:M:23:GLN:HB3	1:M:26:ARG:NH2	1.87	0.88
1:A:572:ASP:HB3	1:A:603:MET:HG2	1.54	0.88
1:O:533:LEU:HD12	1:O:534:ILE:N	1.88	0.88
1:P:635:THR:HG23	1:P:681:GLU:HG2	1.54	0.88
1:E:128:ASN:ND2	1:E:180:GLY:HA2	1.88	0.88
1:L:433:LEU:HB3	1:L:434:PRO:HD3	1.53	0.88
1:L:948:PRO:HG2	1:L:949:HIS:CE1	2.08	0.88
1:P:474:TRP:CZ2	1:P:478:VAL:HG21	2.08	0.88
1:I:51:LEU:HD12	1:I:52:ARG:N	1.86	0.88
1:P:394:ASN:O	1:P:395:HIS:C	2.11	0.88
1:E:356:ARG:HH11	1:E:356:ARG:HG2	1.36	0.88
1:P:902:PRO:HD3	1:P:918:TRP:CH2	2.09	0.88
1:A:770:ILE:CD1	1:A:1022:GLN:HG2	2.04	0.88
1:E:427:THR:HA	1:E:436:MET:CE	2.04	0.88
1:F:427:THR:HA	1:F:436:MET:HE1	1.53	0.88
1:F:949:HIS:HD2	1:F:1020:TRP:HE1	1.22	0.88
1:I:434:PRO:HB3	1:L:434:PRO:HB3	1.55	0.88
1:I:684:GLU:HG2	1:I:685:LEU:H	1.38	0.88
1:B:427:THR:HA	1:B:436:MET:HE2	1.54	0.88

Continued on next page...

Continued from previous page...

Atom-1	Atom-2	Interatomic distance (Å)	Clash overlap (Å)
1:D:142:ILE:HG23	1:D:170:GLU:HG2	1.55	0.88
1:E:114:VAL:HG13	1:E:115:PRO:HD2	1.55	0.88
1:L:360:HIS:ND1	1:L:361:PRO:HD2	1.89	0.88
1:C:237:ARG:HH11	1:C:237:ARG:HG3	1.39	0.87
1:P:261:TRP:CH2	1:P:266:GLN:HB2	2.08	0.87
1:E:894:ARG:NH2	1:E:921:PRO:HD3	1.89	0.87
1:K:261:TRP:HA	1:K:267:VAL:HG23	1.53	0.87
1:G:599:ARG:HB2	1:G:600:GLN:HG3	1.54	0.87
1:M:708:TRP:CE3	1:M:709:SER:HB3	2.08	0.87
1:P:383:ASN:HD22	1:P:625:GLN:HA	1.39	0.87
1:H:777:LEU:HD12	1:H:889:ALA:HA	1.55	0.87
1:M:66:PRO:HB3	1:M:187:MET:HE3	1.55	0.87
1:M:651:LEU:HD12	1:M:652:LEU:N	1.89	0.87
1:M:822:LEU:HD12	1:M:824:GLN:H	1.40	0.87
1:M:894:ARG:NH2	1:M:921:PRO:HD3	1.88	0.87
1:C:166:ARG:HG2	1:C:392:TYR:HB2	1.54	0.87
1:E:16:TRP:CD1	1:E:17:GLU:HG3	2.09	0.87
1:G:79:PRO:HG2	1:G:80:GLU:HG3	1.56	0.87
1:L:892:ALA:HB3	1:L:946:TYR:CE1	2.09	0.87
1:M:166:ARG:HB2	1:M:414:ASN:HD22	1.40	0.87
1:P:685:LEU:HB3	1:P:686:PRO:HD2	1.56	0.87
1:J:635:THR:CG2	1:J:681:GLU:HG3	2.04	0.87
1:L:778:THR:HG23	1:L:779:PRO:HD2	1.56	0.87
1:M:114:VAL:HG13	1:M:115:PRO:HD2	1.56	0.87
1:M:173:LEU:HB3	1:M:177:LEU:HD21	1.57	0.87
1:P:152:LEU:HD12	1:P:153:TRP:N	1.88	0.87
1:L:36:TRP:CE2	1:L:42:ALA:HA	2.09	0.87
1:M:240:LEU:HD12	1:M:241:GLU:N	1.89	0.87
1:O:850:PHE:HD2	1:O:872:VAL:HG13	1.39	0.87
1:P:701:VAL:HG22	1:P:714:ILE:CD1	2.04	0.87
1:D:894:ARG:NH2	1:D:921:PRO:HD3	1.89	0.86
1:E:227:VAL:HG13	1:E:240:LEU:CD1	2.05	0.86
1:P:822:LEU:HD12	1:P:823:LEU:N	1.89	0.86
1:L:360:HIS:CE1	1:L:362:LEU:HB2	2.09	0.86
1:H:946:TYR:CE2	1:H:982:THR:HG21	2.11	0.86
1:K:601:PHE:CE2	1:K:795:VAL:HG12	2.11	0.86
1:G:789:LEU:HD11	1:G:993:ILE:HG22	1.57	0.86
1:H:23:GLN:HB3	1:H:26:ARG:NH2	1.90	0.86
1:K:292:ARG:HG3	1:K:292:ARG:HH11	1.39	0.86
1:M:930:VAL:HA	1:M:973:ARG:HD3	1.58	0.86
1:O:377:LEU:HD22	1:O:708:TRP:HA	1.58	0.86

Continued on next page...

Continued from previous page...

Atom-1	Atom-2	Interatomic distance (Å)	Clash overlap (Å)
1:M:427:THR:HA	1:M:436:MET:CE	2.05	0.86
1:P:204:ARG:HG3	1:P:204:ARG:HH11	1.39	0.86
1:E:27:LEU:HD12	1:E:140:ARG:NH1	1.90	0.86
1:J:691:ALA:HA	1:J:725:ASN:CB	2.05	0.86
1:D:625:GLN:NE2	1:D:716:ALA:HB1	1.89	0.86
1:H:873:ALA:HB3	1:H:876:THR:CG2	2.06	0.86
1:I:73:TRP:HH2	1:I:187:MET:HB2	1.40	0.86
1:O:383:ASN:ND2	1:O:625:GLN:HA	1.90	0.86
1:P:377:LEU:HD23	1:P:708:TRP:HA	1.58	0.86
1:D:822:LEU:HD12	1:D:823:LEU:H	1.39	0.86
1:J:460:ASN:ND2	1:J:461:GLU:HG3	1.88	0.86
1:J:770:ILE:HD12	1:J:775:GLN:NE2	1.90	0.86
1:M:422:PRO:HG3	1:P:284:GLY:CA	2.06	0.86
1:N:740:LEU:HD12	1:N:741:THR:N	1.90	0.86
1:N:822:LEU:HD12	1:N:823:LEU:N	1.91	0.86
1:L:100:TYR:CE2	1:L:602:CYS:HB3	2.10	0.86
1:M:685:LEU:HB3	1:M:686:PRO:HD2	1.58	0.86
1:P:970:THR:HG21	1:P:976:LEU:HD23	1.55	0.86
1:F:857:ARG:HG2	1:F:857:ARG:HH11	1.40	0.86
1:I:114:VAL:HG13	1:I:115:PRO:HD2	1.57	0.86
1:A:949:HIS:HD2	1:A:1020:TRP:HE1	1.17	0.85
1:B:38:ASN:HD22	1:B:41:GLU:HG3	1.40	0.85
1:M:54:LEU:HB2	1:M:212:VAL:CG1	2.05	0.85
1:P:100:TYR:CE2	1:P:598:ASP:HB2	2.11	0.85
1:A:38:ASN:HD22	1:A:41:GLU:H	1.24	0.85
1:K:360:HIS:CE1	1:K:362:LEU:HB2	2.11	0.85
1:P:894:ARG:NH1	1:P:920:LEU:HA	1.90	0.85
1:G:240:LEU:HD23	1:G:293:LEU:HD12	1.58	0.85
1:K:78:LEU:HB3	1:K:79:PRO:HD2	1.58	0.85
1:K:768:MET:HG3	1:K:769:TRP:N	1.91	0.85
1:E:637:GLU:HG3	1:E:679:LEU:CD2	2.07	0.85
1:I:251:ARG:HB3	1:I:253:TYR:HE1	1.41	0.85
1:C:227:VAL:HG13	1:C:240:LEU:HD11	1.59	0.85
1:L:152:LEU:HD12	1:L:153:TRP:N	1.92	0.85
1:F:685:LEU:HB3	1:F:686:PRO:HD2	1.58	0.85
1:H:878:HIS:CD2	1:H:1010:SER:HB3	2.12	0.85
1:J:653:HIS:CD2	1:J:667:GLU:HG2	2.12	0.85
1:G:833:ALA:HB2	1:G:859:ASP:HA	1.57	0.85
1:M:1011:ALA:HB3	1:M:1014:TYR:CZ	2.11	0.85
1:P:377:LEU:CD2	1:P:708:TRP:HA	2.06	0.85
1:G:241:GLU:HG3	1:G:292:ARG:HG2	1.59	0.85

Continued on next page...

Continued from previous page...

Atom-1	Atom-2	Interatomic distance (Å)	Clash overlap (Å)
1:H:125:LEU:HD12	1:H:126:THR:H	1.42	0.85
1:M:696:LEU:HD12	1:M:697:THR:N	1.91	0.85
1:K:768:MET:HG2	1:K:775:GLN:CG	2.07	0.85
1:E:23:GLN:HB3	1:E:26:ARG:NH2	1.92	0.84
1:E:635:THR:HG23	1:E:681:GLU:HG3	1.59	0.84
1:K:843:GLN:CG	1:K:848:THR:HG23	2.05	0.84
1:L:777:LEU:CD1	1:L:889:ALA:HA	2.06	0.84
1:G:78:LEU:HB3	1:G:79:PRO:HD2	1.58	0.84
1:O:694:LEU:HB3	1:O:722:LEU:HB2	1.58	0.84
1:G:114:VAL:HG13	1:G:115:PRO:HD2	1.59	0.84
1:H:570:TRP:CD1	1:H:571:VAL:HG22	2.12	0.84
1:K:23:GLN:HB3	1:K:26:ARG:HH21	1.43	0.84
1:M:127:PHE:HE1	1:M:184:LEU:HG	1.42	0.84
1:M:356:ARG:HH11	1:M:356:ARG:HG2	1.42	0.84
1:B:892:ALA:HB3	1:B:946:TYR:CE1	2.12	0.84
1:H:454:ILE:HD12	1:H:455:ILE:HG13	1.59	0.84
1:I:251:ARG:HB3	1:I:253:TYR:CE1	2.13	0.84
1:L:440:VAL:HG21	1:L:471:LEU:HD13	1.60	0.84
1:M:539:ALA:HB3	1:M:567:VAL:HG13	1.59	0.84
1:M:946:TYR:CE2	1:M:982:THR:HG21	2.12	0.84
1:P:166:ARG:HG2	1:P:392:TYR:HB2	1.57	0.84
1:K:533:LEU:HD12	1:K:534:ILE:N	1.93	0.84
1:K:658:LEU:HD12	1:K:659:ASP:N	1.93	0.84
1:C:427:THR:HA	1:C:436:MET:CE	2.07	0.84
1:N:245:GLN:HG2	1:N:288:ARG:HG2	1.60	0.84
1:H:166:ARG:HG3	1:H:392:TYR:HB2	1.59	0.83
1:M:572:ASP:HB3	1:M:603:MET:HB3	1.57	0.83
1:N:360:HIS:HE1	1:N:362:LEU:HB2	1.41	0.83
1:P:36:TRP:CE2	1:P:42:ALA:HA	2.11	0.83
1:A:251:ARG:HB3	1:A:253:TYR:CE1	2.12	0.83
1:D:73:TRP:CZ2	1:D:122:CYS:HB3	2.13	0.83
1:E:69:VAL:HG13	1:E:70:PRO:HD2	1.58	0.83
1:L:894:ARG:HH21	1:L:921:PRO:HD3	1.42	0.83
1:P:767:GLN:NE2	1:P:774:LYS:HB3	1.93	0.83
1:D:685:LEU:HB3	1:D:686:PRO:HD2	1.60	0.83
1:E:147:ASN:HB2	1:E:209:PHE:HE2	1.42	0.83
1:G:59:ARG:CZ	1:G:81:ALA:HB3	2.08	0.83
1:H:57:GLU:HG2	1:H:83:THR:CG2	2.07	0.83
1:K:658:LEU:HD11	1:K:692:GLY:HA3	1.61	0.83
1:M:623:GLN:HE21	1:M:623:GLN:HA	1.42	0.83
1:F:777:LEU:CD1	1:F:889:ALA:HA	2.07	0.83

Continued on next page...

Continued from previous page...

Atom-1	Atom-2	Interatomic distance (Å)	Clash overlap (Å)
1:J:129:VAL:HG21	1:J:177:LEU:CD1	2.07	0.83
1:P:650:GLU:HB3	1:P:670:LEU:HB2	1.59	0.83
1:E:360:HIS:CG	1:E:361:PRO:HD2	2.11	0.83
1:H:86:VAL:HG13	1:H:87:PRO:HA	1.58	0.83
1:J:597:ASN:ND2	1:J:599:ARG:H	1.76	0.83
1:O:570:TRP:CD1	1:O:571:VAL:HG22	2.14	0.83
1:P:210:ARG:NH1	1:P:395:HIS:H	1.76	0.83
1:E:668:VAL:HG13	1:E:669:PRO:HD2	1.59	0.83
1:H:746:ASP:CA	1:H:760:ARG:HG3	2.09	0.83
1:H:833:ALA:HB1	1:H:858:ILE:O	1.79	0.83
1:P:780:LEU:HD12	1:P:886:CYS:HB3	1.59	0.83
1:E:890:GLN:HG3	1:E:891:VAL:H	1.43	0.83
1:K:232:ASN:HD21	1:K:237:ARG:H	1.27	0.83
1:P:129:VAL:HG23	1:P:182:ASN:HD22	1.43	0.83
1:P:166:ARG:HE	1:P:210:ARG:NH2	1.75	0.83
1:A:894:ARG:NH2	1:A:921:PRO:HD3	1.92	0.83
1:E:261:TRP:CH2	1:E:266:GLN:HB2	2.13	0.83
1:G:939:CYS:HA	1:G:956:GLN:HB3	1.59	0.83
1:H:251:ARG:HB3	1:H:253:TYR:CE1	2.13	0.83
1:N:160:GLY:HA3	1:N:171:PHE:CE2	2.13	0.83
1:N:355:ASN:HD22	1:N:355:ASN:H	1.25	0.83
1:F:927:THR:HG21	1:F:929:TYR:CZ	2.13	0.82
1:I:770:ILE:HD11	1:I:1022:GLN:HG2	1.61	0.82
1:M:102:ASN:HD22	1:M:201:ASP:HB2	1.42	0.82
1:M:127:PHE:CE1	1:M:184:LEU:HG	2.13	0.82
1:M:146:VAL:HG11	1:M:150:PHE:CD1	2.14	0.82
1:H:718:GLN:HG3	1:H:719:GLN:H	1.43	0.82
1:J:427:THR:HA	1:J:436:MET:HE2	1.61	0.82
1:M:79:PRO:HG2	1:M:80:GLU:HG3	1.61	0.82
1:O:7:LEU:HD13	1:O:74:LEU:HD11	1.61	0.82
1:A:131:GLU:HB2	1:A:135:GLN:HE22	1.42	0.82
1:A:427:THR:HA	1:A:436:MET:CE	2.08	0.82
1:B:128:ASN:HD21	1:B:180:GLY:HA2	1.43	0.82
1:B:7:LEU:HD13	1:B:74:LEU:HD11	1.61	0.82
1:G:166:ARG:HB2	1:G:414:ASN:ND2	1.94	0.82
1:L:583:ASN:HD22	1:L:583:ASN:N	1.77	0.82
1:P:100:TYR:HB2	1:P:203:TRP:CE3	2.14	0.82
1:P:937:LEU:HD23	1:P:938:ARG:N	1.94	0.82
1:D:251:ARG:HB3	1:D:253:TYR:CE1	2.15	0.82
1:E:36:TRP:CD2	1:E:42:ALA:HB2	2.15	0.82
1:G:86:VAL:HG13	1:G:87:PRO:HA	1.59	0.82

Continued on next page...

Continued from previous page...

Atom-1	Atom-2	Interatomic distance (Å)	Clash overlap (Å)
1:P:118:ASN:HD21	1:P:191:TRP:HB2	1.42	0.82
1:E:377:LEU:HD23	1:E:708:TRP:HA	1.62	0.82
1:F:7:LEU:CD1	1:F:74:LEU:HD11	2.08	0.82
1:K:262:GLN:HE22	1:K:299:LYS:HD2	1.45	0.82
1:L:258:VAL:HG12	1:L:293:LEU:HD11	1.61	0.82
1:P:23:GLN:HB3	1:P:26:ARG:NH2	1.95	0.82
1:F:780:LEU:HD12	1:F:886:CYS:HB3	1.61	0.82
1:I:949:HIS:HD2	1:I:1020:TRP:HE1	1.26	0.82
1:L:583:ASN:H	1:L:583:ASN:ND2	1.76	0.82
1:M:141:ILE:CD1	1:M:214:LEU:HD21	2.10	0.82
1:P:906:TYR:HB3	1:P:907:PRO:HD2	1.59	0.82
1:P:946:TYR:CE2	1:P:982:THR:HG21	2.15	0.82
1:I:102:ASN:ND2	1:I:201:ASP:HB2	1.94	0.82
1:K:937:LEU:HG	1:K:938:ARG:H	1.42	0.82
1:M:251:ARG:HB3	1:M:253:TYR:CE1	2.14	0.82
1:P:166:ARG:NE	1:P:210:ARG:HH21	1.78	0.82
1:P:777:LEU:CD1	1:P:889:ALA:HA	2.09	0.82
1:G:822:LEU:HD12	1:G:823:LEU:N	1.95	0.82
1:H:833:ALA:CB	1:H:859:ASP:HA	2.10	0.82
1:M:30:HIS:HB2	1:M:31:PRO:HD2	1.61	0.82
1:B:166:ARG:HG2	1:B:392:TYR:CB	2.10	0.82
1:E:70:PRO:HG2	1:E:78:LEU:HD11	1.59	0.82
1:G:635:THR:HG23	1:G:681:GLU:HA	1.62	0.82
1:H:653:HIS:CD2	1:H:667:GLU:HG2	2.14	0.82
1:L:546:LEU:CD2	1:L:616:ALA:HB1	2.09	0.82
1:M:18:ASN:ND2	1:M:21:VAL:HG23	1.95	0.82
1:E:197:LEU:HD12	1:E:439:ARG:NE	1.95	0.82
1:M:623:GLN:NE2	1:M:623:GLN:HA	1.94	0.82
1:D:210:ARG:NH1	1:D:395:HIS:N	2.28	0.81
1:K:949:HIS:HD2	1:K:1020:TRP:HE1	1.24	0.81
1:N:595:THR:HG22	1:N:596:PRO:HA	1.61	0.81
1:P:210:ARG:HH12	1:P:395:HIS:H	1.26	0.81
1:D:572:ASP:HB3	1:D:603:MET:CG	2.07	0.81
1:H:102:ASN:HD22	1:H:201:ASP:HB2	1.45	0.81
1:I:253:TYR:H	1:I:253:TYR:HD1	1.27	0.81
1:I:279:ILE:HD11	1:L:422:PRO:HG2	1.61	0.81
1:C:542:MET:HE3	1:C:601:PHE:HA	1.60	0.81
1:F:427:THR:HA	1:F:436:MET:CE	2.09	0.81
1:J:102:ASN:ND2	1:J:201:ASP:HB2	1.95	0.81
1:P:682:LEU:HD22	1:P:683:PRO:HD2	1.61	0.81
1:I:73:TRP:CH2	1:I:187:MET:HB2	2.16	0.81

Continued on next page...

Continued from previous page...

Atom-1	Atom-2	Interatomic distance (Å)	Clash overlap (Å)
1:J:100:TYR:CE2	1:J:602:CYS:HB3	2.16	0.81
1:J:542:MET:HE3	1:J:601:PHE:HA	1.62	0.81
1:K:568:TRP:CD2	1:K:569:ASP:HB3	2.15	0.81
1:D:43:ARG:NH2	1:D:264:GLU:HG2	1.96	0.81
1:J:65:ALA:HB1	1:J:66:PRO:HD2	1.61	0.81
1:K:599:ARG:HB2	1:K:600:GLN:HG3	1.60	0.81
1:M:696:LEU:HD12	1:M:697:THR:H	1.42	0.81
1:N:166:ARG:HG2	1:N:392:TYR:HB2	1.60	0.81
1:E:974:HIS:CE1	1:E:975:LEU:HG	2.15	0.81
1:J:227:VAL:CG1	1:J:240:LEU:HD11	2.11	0.81
1:K:746:ASP:CA	1:K:760:ARG:HG3	2.09	0.81
1:N:281:GLU:HG3	1:O:515:VAL:HG21	1.63	0.81
1:O:822:LEU:HD12	1:O:823:LEU:N	1.95	0.81
1:P:656:VAL:CB	1:P:664:ALA:HB3	2.04	0.81
1:H:393:PRO:HD2	1:H:414:ASN:HB2	1.61	0.81
1:E:14:ARG:HG2	1:E:14:ARG:HH11	1.44	0.81
1:G:210:ARG:NH1	1:G:395:HIS:N	2.29	0.81
1:H:890:GLN:HG3	1:H:891:VAL:N	1.94	0.81
1:N:114:VAL:HG22	1:N:115:PRO:HD2	1.60	0.81
1:N:227:VAL:HG13	1:N:240:LEU:HD11	1.63	0.81
1:H:1018:LEU:HD22	1:H:1019:VAL:N	1.96	0.81
1:J:84:VAL:HG12	1:J:85:VAL:H	1.46	0.81
1:K:768:MET:HG2	1:K:775:GLN:HG2	1.61	0.81
1:M:741:THR:HG22	1:M:742:THR:H	1.46	0.81
1:M:78:LEU:HB3	1:M:79:PRO:HD2	1.63	0.81
1:O:568:TRP:HE1	1:O:604:ASN:ND2	1.77	0.81
1:B:782:ASP:HA	1:B:884:LEU:HD23	1.63	0.81
1:F:36:TRP:CG	1:F:42:ALA:HB2	2.16	0.81
1:H:590:GLY:N	1:H:597:ASN:ND2	2.29	0.81
1:P:460:ASN:ND2	1:P:461:GLU:HG3	1.96	0.81
1:C:316:HIS:HA	1:C:323:ILE:HD12	1.61	0.81
1:E:360:HIS:CE1	1:E:362:LEU:HB2	2.16	0.81
1:O:356:ARG:HH22	1:O:367:MET:HE1	1.45	0.81
1:D:79:PRO:HG2	1:D:80:GLU:CG	2.10	0.80
1:J:100:TYR:CZ	1:J:602:CYS:HB3	2.15	0.80
1:L:129:VAL:HG21	1:L:177:LEU:HD13	1.61	0.80
1:L:581:ASN:HB3	1:L:583:ASN:HD21	1.46	0.80
1:L:79:PRO:HG2	1:L:80:GLU:HG2	1.61	0.80
1:M:360:HIS:HE1	1:M:362:LEU:HB2	1.44	0.80
1:M:890:GLN:HG3	1:M:891:VAL:H	1.46	0.80
1:I:949:HIS:CD2	1:I:1020:TRP:HE1	1.98	0.80

Continued on next page...

Continued from previous page...

Atom-1	Atom-2	Interatomic distance (Å)	Clash overlap (Å)
1:L:906:TYR:HB3	1:L:907:PRO:HD2	1.64	0.80
1:M:823:LEU:HB2	1:M:839:ALA:O	1.81	0.80
1:B:599:ARG:HB2	1:B:600:GLN:HG3	1.61	0.80
1:E:152:LEU:HD12	1:E:153:TRP:N	1.96	0.80
1:G:210:ARG:HH12	1:G:395:HIS:N	1.78	0.80
1:G:237:ARG:CD	1:G:296:GLU:HG2	2.11	0.80
1:H:634:GLN:N	1:H:634:GLN:NE2	2.29	0.80
1:J:786:ARG:HH11	1:J:990:HIS:HE1	1.28	0.80
1:K:427:THR:HA	1:K:436:MET:CE	2.11	0.80
1:M:114:VAL:HG22	1:M:191:TRP:HB3	1.61	0.80
1:M:355:ASN:N	1:M:355:ASN:HD22	1.75	0.80
1:P:91:GLN:HB3	1:P:98:PRO:HD3	1.62	0.80
1:E:66:PRO:HD2	1:E:67:GLU:HG2	1.62	0.80
1:I:100:TYR:CE1	1:I:602:CYS:HB3	2.17	0.80
1:J:251:ARG:HB3	1:J:253:TYR:CE1	2.15	0.80
1:K:857:ARG:HG2	1:K:857:ARG:HH11	1.46	0.80
1:M:801:ILE:HG23	1:M:808:GLU:HG3	1.63	0.80
1:E:949:HIS:HD2	1:E:1020:TRP:HE1	1.26	0.80
1:M:777:LEU:HD11	1:M:889:ALA:CA	2.11	0.80
1:N:635:THR:HG23	1:N:681:GLU:HG3	1.63	0.80
1:A:928:PRO:HB2	1:A:973:ARG:HH11	1.45	0.80
1:E:251:ARG:HB3	1:E:253:TYR:CE1	2.17	0.80
1:F:701:VAL:O	1:F:703:PRO:HD3	1.82	0.80
1:H:1018:LEU:HD22	1:H:1019:VAL:H	1.44	0.80
1:K:51:LEU:HD12	1:K:52:ARG:N	1.96	0.80
1:P:140:ARG:HG2	1:P:215:LEU:HB3	1.64	0.80
1:B:894:ARG:NH2	1:B:921:PRO:HD3	1.97	0.80
1:D:197:LEU:HD12	1:D:439:ARG:HE	1.43	0.80
1:I:400:THR:O	1:I:404:ARG:HG3	1.82	0.80
1:K:382:ASN:ND2	1:K:617:LEU:HD21	1.96	0.80
1:O:822:LEU:HD12	1:O:824:GLN:H	1.47	0.80
1:P:128:ASN:ND2	1:P:180:GLY:HA2	1.96	0.80
1:L:949:HIS:HD2	1:L:1020:TRP:HE1	1.27	0.80
1:P:166:ARG:HB2	1:P:414:ASN:HD22	1.47	0.80
1:A:890:GLN:HG3	1:A:891:VAL:N	1.96	0.80
1:H:474:TRP:CZ2	1:H:478:VAL:HG21	2.17	0.80
1:K:14:ARG:HH11	1:K:14:ARG:HG2	1.44	0.80
1:L:1018:LEU:HD23	1:L:1019:VAL:H	1.46	0.80
1:L:128:ASN:HD21	1:L:180:GLY:HA2	1.47	0.80
1:P:890:GLN:HG3	1:P:891:VAL:N	1.97	0.80
1:G:822:LEU:HD12	1:G:823:LEU:H	1.46	0.80

Continued on next page...

Continued from previous page...

Atom-1	Atom-2	Interatomic distance (Å)	Clash overlap (Å)
1:K:232:ASN:ND2	1:K:237:ARG:H	1.79	0.80
1:L:400:THR:HG22	1:L:404:ARG:HD2	1.63	0.80
1:L:890:GLN:HG3	1:L:891:VAL:N	1.97	0.80
1:M:391:HIS:N	1:M:391:HIS:ND1	2.29	0.80
1:A:909:ARG:HD3	1:A:993:ILE:HD11	1.64	0.79
1:K:559:TYR:CB	1:K:562:LEU:HD12	2.12	0.79
1:M:355:ASN:ND2	1:M:566:PHE:HB3	1.97	0.79
1:F:654:TRP:NE1	1:F:666:GLY:HA3	1.97	0.79
1:H:718:GLN:HG2	1:H:720:TRP:CZ2	2.16	0.79
1:M:569:ASP:O	1:M:605:GLY:HA2	1.82	0.79
1:B:37:ARG:NH2	1:B:218:PRO:HD3	1.96	0.79
1:M:66:PRO:HB3	1:M:187:MET:CE	2.12	0.79
1:N:305:ILE:HD11	1:N:645:ARG:HB3	1.62	0.79
1:B:778:THR:CG2	1:B:779:PRO:HD2	2.13	0.79
1:C:7:LEU:HD13	1:C:74:LEU:HD11	1.64	0.79
1:D:597:ASN:HD22	1:D:599:ARG:H	1.30	0.79
1:E:246:MET:HB3	1:E:274:PHE:CZ	2.17	0.79
1:J:822:LEU:HD12	1:J:823:LEU:N	1.97	0.79
1:K:152:LEU:HD12	1:K:153:TRP:N	1.97	0.79
1:N:654:TRP:NE1	1:N:666:GLY:HA3	1.98	0.79
1:P:27:LEU:HD12	1:P:140:ARG:NH1	1.97	0.79
1:C:258:VAL:HG12	1:C:293:LEU:HD11	1.64	0.79
1:E:34:ALA:HB3	1:E:36:TRP:CE3	2.17	0.79
1:G:701:VAL:O	1:G:703:PRO:HD3	1.82	0.79
1:G:740:LEU:HG	1:G:741:THR:H	1.46	0.79
1:H:778:THR:HG22	1:H:779:PRO:HD2	1.63	0.79
1:M:268:ALA:CB	1:M:293:LEU:HD13	2.12	0.79
1:M:970:THR:HG23	1:M:975:LEU:HB2	1.63	0.79
1:O:152:LEU:HD12	1:O:153:TRP:N	1.95	0.79
1:O:730:LEU:HD12	1:O:731:PRO:CD	2.10	0.79
1:P:274:PHE:HB3	1:P:286:ALA:O	1.82	0.79
1:P:796:SER:CB	1:P:802:ASP:H	1.95	0.79
1:H:205:MET:HE3	1:H:365:GLN:HG3	1.65	0.79
1:L:777:LEU:HD12	1:L:889:ALA:CA	2.12	0.79
1:P:77:ASP:O	1:P:78:LEU:HD23	1.82	0.79
1:P:894:ARG:CZ	1:P:921:PRO:HD3	2.12	0.79
1:E:26:ARG:NH1	1:E:442:ARG:NH1	2.30	0.79
1:F:356:ARG:HD2	1:F:379:MET:CE	2.12	0.79
1:G:833:ALA:CB	1:G:859:ASP:HA	2.12	0.79
1:I:429:ASP:OD1	1:I:431:ARG:HD3	1.83	0.79
1:L:227:VAL:HG12	1:L:240:LEU:HD11	1.62	0.79

Continued on next page...

Continued from previous page...

Atom-1	Atom-2	Interatomic distance (Å)	Clash overlap (Å)
1:L:23:GLN:HB3	1:L:26:ARG:NH2	1.98	0.79
1:L:103:VAL:HG22	1:L:418:HIS:CE1	2.18	0.79
1:P:801:ILE:O	1:P:803:PRO:HD3	1.83	0.79
1:E:7:LEU:CD1	1:E:74:LEU:HD21	2.13	0.79
1:M:467:ASN:O	1:M:471:LEU:HD12	1.83	0.79
1:O:454:ILE:HG13	1:O:455:ILE:HG13	1.64	0.79
1:P:259:SER:CA	1:P:269:SER:HB2	2.13	0.79
1:C:654:TRP:CE2	1:C:666:GLY:HA3	2.17	0.79
1:E:778:THR:HB	1:E:887:GLN:HB3	1.64	0.79
1:F:38:ASN:ND2	1:F:41:GLU:H	1.81	0.79
1:I:227:VAL:CG1	1:I:240:LEU:HD11	2.11	0.79
1:J:672:VAL:HG13	1:J:678:GLN:HB2	1.64	0.79
1:K:360:HIS:HE1	1:K:362:LEU:HB2	1.47	0.79
1:L:372:MET:HG2	1:L:401:LEU:HD12	1.64	0.79
1:E:890:GLN:HG3	1:E:891:VAL:N	1.96	0.79
1:H:166:ARG:HG2	1:H:414:ASN:ND2	1.96	0.79
1:K:777:LEU:HD11	1:K:889:ALA:HA	1.65	0.79
1:M:129:VAL:HG23	1:M:182:ASN:HD22	1.47	0.79
1:B:441:THR:HG22	1:B:474:TRP:CH2	2.18	0.78
1:I:433:LEU:HB3	1:I:434:PRO:HD3	1.65	0.78
1:I:63:PHE:HB3	1:I:64:PRO:HD2	1.65	0.78
1:M:307:ASN:O	1:M:308:LEU:HD23	1.83	0.78
1:M:777:LEU:HD12	1:M:887:GLN:O	1.82	0.78
1:N:282:ARG:NH1	1:O:419:GLY:HA2	1.98	0.78
1:P:213:SER:O	1:P:214:LEU:HD23	1.82	0.78
1:G:597:ASN:HD22	1:G:599:ARG:H	1.28	0.78
1:G:789:LEU:CD1	1:G:993:ILE:HG22	2.12	0.78
1:J:906:TYR:HB3	1:J:907:PRO:HD2	1.65	0.78
1:K:232:ASN:HD21	1:K:237:ARG:N	1.80	0.78
1:L:440:VAL:CG2	1:L:471:LEU:HD13	2.12	0.78
1:M:369:GLU:O	1:M:373:VAL:HG23	1.83	0.78
1:N:282:ARG:HG3	1:O:423:MET:HG3	1.65	0.78
1:P:316:HIS:HA	1:P:323:ILE:CD1	2.13	0.78
1:D:78:LEU:HB3	1:D:79:PRO:HD2	1.65	0.78
1:L:801:ILE:O	1:L:803:PRO:HD3	1.84	0.78
1:P:36:TRP:CD1	1:P:41:GLU:HB3	2.18	0.78
1:H:23:GLN:HB3	1:H:26:ARG:HH21	1.47	0.78
1:L:217:LYS:HG2	1:L:324:GLU:OE2	1.83	0.78
1:M:279:ILE:HD11	1:P:424:ASN:HB2	1.63	0.78
1:D:906:TYR:HB3	1:D:907:PRO:HD2	1.66	0.78
1:E:701:VAL:HG22	1:E:714:ILE:CD1	2.14	0.78

Continued on next page...

Continued from previous page...

Atom-1	Atom-2	Interatomic distance (Å)	Clash overlap (Å)
1:H:125:LEU:HD12	1:H:126:THR:N	1.97	0.78
1:M:131:GLU:HB2	1:M:135:GLN:NE2	1.97	0.78
1:P:387:VAL:CG1	1:P:407:LEU:HD13	2.14	0.78
1:P:464:HIS:HB2	1:P:489:GLY:HA3	1.66	0.78
1:G:436:MET:HE3	1:G:467:ASN:HD22	1.49	0.78
1:H:570:TRP:HD1	1:H:571:VAL:HG22	1.49	0.78
1:H:928:PRO:HB2	1:H:973:ARG:HH11	1.49	0.78
1:N:746:ASP:HA	1:N:760:ARG:HG3	1.65	0.78
1:O:128:ASN:ND2	1:O:180:GLY:HA2	1.99	0.78
1:P:210:ARG:HH12	1:P:395:HIS:N	1.80	0.78
1:E:571:VAL:HG12	1:E:607:VAL:HG23	1.65	0.78
1:I:43:ARG:HH21	1:I:264:GLU:HG2	1.49	0.78
1:K:197:LEU:HD22	1:K:415:ILE:HG23	1.64	0.78
1:E:578:TYR:CE1	1:E:584:PRO:HB3	2.19	0.78
1:F:129:VAL:HG11	1:F:177:LEU:HD13	1.65	0.78
1:G:18:ASN:ND2	1:G:21:VAL:HG23	1.98	0.78
1:H:147:ASN:HB2	1:H:209:PHE:HE1	1.47	0.78
1:I:684:GLU:HG2	1:I:685:LEU:N	1.99	0.78
1:L:583:ASN:ND2	1:L:583:ASN:N	2.31	0.78
1:B:423:MET:HG3	1:C:282:ARG:HG3	1.64	0.78
1:B:377:LEU:HD23	1:B:708:TRP:HA	1.66	0.78
1:E:427:THR:HA	1:E:436:MET:HE3	1.65	0.78
1:L:928:PRO:HB2	1:L:973:ARG:NH1	1.98	0.78
1:M:260:LEU:HD12	1:M:261:TRP:H	1.47	0.78
1:P:114:VAL:HB	1:P:115:PRO:HD2	1.66	0.78
1:F:307:ASN:O	1:F:308:LEU:HD23	1.83	0.77
1:H:164:ASP:OD2	1:H:167:LEU:HD12	1.84	0.77
1:H:609:ALA:N	3:H:1289:HOH:O	2.16	0.77
1:I:653:HIS:CD2	1:I:667:GLU:HG2	2.19	0.77
1:P:926:TYR:O	1:P:928:PRO:HD3	1.84	0.77
1:A:685:LEU:HB3	1:A:686:PRO:HD2	1.66	0.77
1:F:438:GLU:O	1:F:442:ARG:HG3	1.83	0.77
1:F:595:THR:HG23	1:F:596:PRO:HA	1.67	0.77
1:H:36:TRP:O	1:H:37:ARG:HD3	1.84	0.77
1:I:440:VAL:O	1:I:444:VAL:HG23	1.84	0.77
1:I:678:GLN:C	1:I:679:LEU:HD23	2.04	0.77
1:J:441:THR:O	1:J:445:GLN:HG3	1.84	0.77
1:L:890:GLN:HG3	1:L:891:VAL:H	1.49	0.77
1:M:131:GLU:HB2	1:M:135:GLN:HE22	1.49	0.77
1:M:268:ALA:HB1	1:M:293:LEU:HD13	1.65	0.77
1:P:894:ARG:NH2	1:P:921:PRO:HD3	2.00	0.77

Continued on next page...

Continued from previous page...

Atom-1	Atom-2	Interatomic distance (Å)	Clash overlap (Å)
1:D:375:ASP:O	1:D:379:MET:HG3	1.84	0.77
1:G:254:LEU:O	1:G:255:ARG:HD3	1.84	0.77
1:H:696:LEU:HD12	1:H:697:THR:H	1.46	0.77
1:M:512:PHE:CE2	1:M:517:LYS:HG3	2.20	0.77
1:N:668:VAL:HG11	1:N:680:ILE:CD1	2.15	0.77
1:O:53:SER:O	1:O:54:LEU:HD23	1.85	0.77
1:P:36:TRP:HD1	1:P:41:GLU:HB3	1.50	0.77
1:B:262:GLN:HE22	1:B:299:LYS:HD2	1.50	0.77
1:F:66:PRO:HB3	1:F:187:MET:CE	2.15	0.77
1:F:38:ASN:ND2	1:F:41:GLU:HG3	1.98	0.77
1:G:685:LEU:HB3	1:G:686:PRO:HD2	1.65	0.77
1:J:111:PRO:HG3	1:J:196:TYR:CE1	2.20	0.77
1:M:440:VAL:O	1:M:444:VAL:HG23	1.84	0.77
1:N:701:VAL:O	1:N:703:PRO:HD3	1.85	0.77
1:F:835:LEU:C	1:F:836:ILE:HD13	2.04	0.77
1:G:906:TYR:HB3	1:G:907:PRO:HD2	1.65	0.77
1:L:166:ARG:HG2	1:L:392:TYR:HB2	1.66	0.77
1:L:654:TRP:NE1	1:L:666:GLY:HA3	1.99	0.77
1:O:597:ASN:ND2	1:O:599:ARG:H	1.81	0.77
1:P:23:GLN:O	1:P:24:LEU:HD13	1.84	0.77
1:E:123:TYR:CG	1:E:208:ILE:HD12	2.19	0.77
1:F:6:SER:OG	1:F:9:VAL:HG23	1.85	0.77
1:J:355:ASN:N	1:J:355:ASN:HD22	1.80	0.77
1:L:833:ALA:HB1	1:L:858:ILE:O	1.84	0.77
1:M:231:PHE:CD2	1:M:238:ALA:HB2	2.19	0.77
1:M:251:ARG:HD2	1:M:253:TYR:OH	1.85	0.77
1:O:202:MET:HE3	1:O:357:HIS:CD2	2.18	0.77
1:P:360:HIS:CG	1:P:361:PRO:HD2	2.19	0.77
1:B:888:LEU:O	1:B:981:GLY:HA3	1.85	0.77
1:C:37:ARG:HG3	1:C:37:ARG:HH11	1.50	0.77
1:E:35:SER:O	1:E:50:GLN:HG2	1.85	0.77
1:E:77:ASP:C	1:E:78:LEU:HD23	2.04	0.77
1:H:240:LEU:HD12	1:H:241:GLU:N	1.98	0.77
1:I:487:GLU:HG2	1:I:491:ALA:HB2	1.67	0.77
1:I:59:ARG:NH2	1:I:81:ALA:HB3	1.99	0.77
1:K:890:GLN:HG3	1:K:891:VAL:N	2.00	0.77
1:P:145:GLY:HA3	1:P:210:ARG:HG3	1.66	0.77
1:A:937:LEU:O	1:A:938:ARG:HG2	1.85	0.77
1:F:40:GLU:HG2	1:F:43:ARG:NH1	1.99	0.77
1:H:440:VAL:O	1:H:444:VAL:HG23	1.84	0.77
1:K:878:HIS:CD2	1:K:1010:SER:HB3	2.19	0.77

Continued on next page...

Continued from previous page...

Atom-1	Atom-2	Interatomic distance (Å)	Clash overlap (Å)
1:O:100:TYR:CE1	1:O:598:ASP:HB2	2.19	0.77
1:B:570:TRP:CD1	1:B:571:VAL:HG13	2.19	0.77
1:E:59:ARG:NH2	1:E:81:ALA:HB3	2.00	0.77
1:F:599:ARG:HD2	1:F:600:GLN:OE1	1.83	0.77
1:G:360:HIS:HE1	1:G:362:LEU:HB2	1.47	0.77
1:I:651:LEU:HD12	1:I:652:LEU:N	2.00	0.77
1:J:356:ARG:HH11	1:J:356:ARG:HG2	1.50	0.77
1:L:974:HIS:C	1:L:975:LEU:HD23	2.05	0.77
1:N:188:VAL:C	1:N:189:LEU:HD23	2.05	0.77
1:N:822:LEU:HD12	1:N:824:GLN:H	1.49	0.77
1:E:79:PRO:HG2	1:E:80:GLU:HG3	1.67	0.77
1:E:4:THR:HG21	1:H:12:GLN:HG2	1.65	0.77
1:I:427:THR:HA	1:I:436:MET:CE	2.14	0.77
1:L:125:LEU:HD12	1:L:126:THR:N	1.99	0.77
1:M:240:LEU:HD12	1:M:241:GLU:H	1.49	0.77
1:A:473:ARG:O	1:A:473:ARG:HD3	1.85	0.76
1:C:38:ASN:ND2	1:C:41:GLU:HG3	2.00	0.76
1:C:654:TRP:NE1	1:C:666:GLY:HA3	1.99	0.76
1:E:930:VAL:HA	1:E:973:ARG:HD3	1.67	0.76
1:F:894:ARG:NH2	1:F:921:PRO:HD3	2.00	0.76
1:G:23:GLN:O	1:G:24:LEU:HD13	1.85	0.76
1:J:881:ARG:HD3	1:J:987:ASP:OD1	1.85	0.76
1:K:420:MET:HE3	1:K:420:MET:HA	1.64	0.76
1:M:123:TYR:CD2	1:M:208:ILE:HD12	2.20	0.76
1:M:3:ILE:O	1:M:6:SER:HB3	1.85	0.76
1:P:650:GLU:HB3	1:P:670:LEU:CB	2.14	0.76
1:C:36:TRP:O	1:C:37:ARG:HD3	1.84	0.76
1:D:930:VAL:HA	1:D:973:ARG:HD3	1.66	0.76
1:I:965:GLN:O	1:I:969:GLU:HG3	1.86	0.76
1:J:786:ARG:HH11	1:J:990:HIS:CE1	2.03	0.76
1:L:227:VAL:HG12	1:L:240:LEU:CD1	2.15	0.76
1:M:237:ARG:HH11	1:M:237:ARG:HG3	1.49	0.76
1:M:909:ARG:HG2	1:M:993:ILE:HD11	1.66	0.76
1:O:682:LEU:HB3	1:O:683:PRO:HD2	1.65	0.76
1:P:696:LEU:HD12	1:P:697:THR:H	1.47	0.76
1:D:105:TYR:CE1	1:D:199:ASP:HB2	2.19	0.76
1:F:338:GLU:O	1:F:339:ASN:C	2.17	0.76
1:L:682:LEU:HB3	1:L:683:PRO:HD2	1.68	0.76
1:M:395:HIS:CG	1:M:396:PRO:HD2	2.20	0.76
1:M:678:GLN:O	1:M:679:LEU:HD23	1.85	0.76
1:N:744:GLU:O	1:N:760:ARG:HD3	1.86	0.76

Continued on next page...

Continued from previous page...

Atom-1	Atom-2	Interatomic distance (Å)	Clash overlap (Å)
1:L:59:ARG:NH2	1:L:81:ALA:HB3	2.01	0.76
1:E:246:MET:HG2	1:E:274:PHE:CE2	2.20	0.76
1:F:14:ARG:HG2	1:F:16:TRP:CZ2	2.20	0.76
1:H:66:PRO:HB3	1:H:187:MET:CE	2.15	0.76
1:H:500:CYS:HA	1:H:534:ILE:O	1.86	0.76
1:J:102:ASN:HD22	1:J:201:ASP:HB2	1.50	0.76
1:J:454:ILE:HG13	1:J:455:ILE:HG13	1.67	0.76
1:N:515:VAL:HG21	1:O:281:GLU:CD	2.06	0.76
1:P:253:TYR:HA	1:P:255:ARG:NH1	1.99	0.76
1:C:655:MET:HG2	1:C:656:VAL:N	1.98	0.76
1:D:427:THR:HA	1:D:436:MET:CE	2.12	0.76
1:J:6:SER:OG	1:J:9:VAL:HG23	1.86	0.76
1:K:188:VAL:C	1:K:189:LEU:HD23	2.05	0.76
1:A:568:TRP:HE1	1:A:604:ASN:HD22	1.34	0.76
1:E:433:LEU:O	1:E:437:SER:HB3	1.86	0.76
1:G:833:ALA:HB1	1:G:858:ILE:O	1.84	0.76
1:I:275:GLY:HA2	1:I:286:ALA:HA	1.67	0.76
1:I:413:ALA:HB2	1:I:443:MET:CE	2.16	0.76
1:K:369:GLU:O	1:K:373:VAL:HG23	1.85	0.76
1:M:256:VAL:HG23	1:M:274:PHE:CE1	2.21	0.76
1:P:114:VAL:HB	1:P:115:PRO:CD	2.16	0.76
1:P:729:THR:C	1:P:730:LEU:HD23	2.06	0.76
1:H:36:TRP:CE2	1:H:42:ALA:HA	2.20	0.76
1:K:167:LEU:HB3	1:K:168:PRO:HD2	1.66	0.76
1:M:412:GLU:HG3	1:M:457:SER:HB3	1.68	0.76
1:M:599:ARG:HD2	1:M:600:GLN:OE1	1.86	0.76
1:O:789:LEU:HD11	1:O:993:ILE:HG22	1.67	0.76
1:E:52:ARG:HB3	1:E:214:LEU:HB2	1.68	0.76
1:F:152:LEU:HD12	1:F:153:TRP:H	1.51	0.76
1:F:420:MET:HE2	1:F:425:ARG:HB3	1.68	0.76
1:I:622:HIS:O	1:I:625:GLN:HG2	1.86	0.76
1:J:770:ILE:HD12	1:J:775:GLN:CD	2.05	0.76
1:K:125:LEU:HD12	1:K:126:THR:H	1.50	0.76
1:K:225:PHE:HE2	1:K:328:CYS:HG	1.34	0.76
1:O:920:LEU:HB3	1:O:921:PRO:HD2	1.66	0.76
1:P:210:ARG:NH1	1:P:395:HIS:N	2.33	0.76
1:C:102:ASN:HD22	1:C:201:ASP:HB2	1.50	0.76
1:G:579:ASP:OD2	1:G:583:ASN:HB2	1.85	0.76
1:H:833:ALA:HB2	1:H:859:ASP:HA	1.68	0.76
1:I:34:ALA:HB3	1:I:36:TRP:CZ3	2.21	0.76
1:I:682:LEU:HB3	1:I:683:PRO:HD2	1.68	0.76

Continued on next page...

Continued from previous page...

Atom-1	Atom-2	Interatomic distance (Å)	Clash overlap (Å)
1:I:778:THR:HB	1:I:887:GLN:H	1.51	0.76
1:K:750:GLU:CG	1:K:755:ARG:HG2	2.16	0.76
1:K:974:HIS:O	1:K:975:LEU:HD23	1.85	0.76
1:L:637:GLU:HA	1:L:679:LEU:HD23	1.67	0.76
1:M:856:TYR:HD2	1:M:864:MET:HE2	1.50	0.76
1:F:102:ASN:HD22	1:F:201:ASP:HB2	1.51	0.75
1:H:486:TYR:CE2	1:H:488:GLY:HA3	2.21	0.75
1:H:685:LEU:HB3	1:H:686:PRO:HD2	1.66	0.75
1:H:7:LEU:HD13	1:H:74:LEU:HD11	1.66	0.75
1:K:635:THR:OG1	1:K:681:GLU:HG2	1.86	0.75
1:L:654:TRP:CE2	1:L:666:GLY:HA3	2.22	0.75
1:P:790:ASP:HA	1:P:793:ILE:HD12	1.68	0.75
1:B:896:ASN:HB2	1:B:919:ASP:OD1	1.85	0.75
1:C:658:LEU:O	1:C:661:LYS:HD3	1.86	0.75
1:E:395:HIS:CG	1:E:396:PRO:HD2	2.21	0.75
1:H:274:PHE:HB3	1:H:286:ALA:O	1.84	0.75
1:K:26:ARG:NH1	1:K:442:ARG:HH12	1.82	0.75
1:L:78:LEU:HB3	1:L:79:PRO:HD2	1.67	0.75
1:M:471:LEU:O	1:M:475:ILE:HG13	1.87	0.75
1:M:789:LEU:O	1:M:793:ILE:HG13	1.86	0.75
1:N:241:GLU:HG3	1:N:292:ARG:HG2	1.69	0.75
1:N:292:ARG:C	1:N:293:LEU:HD23	2.06	0.75
1:P:14:ARG:HG2	1:P:14:ARG:HH11	1.51	0.75
1:A:433:LEU:HD13	1:A:467:ASN:HB3	1.67	0.75
1:D:719:GLN:NE2	1:D:914:CYS:HB2	2.01	0.75
1:E:167:LEU:HD23	1:E:446:ARG:NH1	2.00	0.75
1:G:260:LEU:O	1:G:267:VAL:HG23	1.85	0.75
1:J:436:MET:HE3	1:J:467:ASN:HD22	1.52	0.75
1:L:66:PRO:HB3	1:L:187:MET:CE	2.16	0.75
1:M:285:TYR:HB3	1:M:288:ARG:HG3	1.69	0.75
1:N:392:TYR:HB3	1:N:414:ASN:HB2	1.67	0.75
1:P:24:LEU:HB2	1:P:161:TYR:HB3	1.68	0.75
1:A:965:GLN:O	1:A:969:GLU:HG3	1.87	0.75
1:G:7:LEU:HD12	1:G:74:LEU:HD11	1.69	0.75
1:I:587:ALA:HB1	1:I:591:ASP:HB2	1.67	0.75
1:K:531:ARG:HB3	1:K:532:PRO:HD2	1.69	0.75
1:K:697:THR:OG1	1:K:719:GLN:HB2	1.87	0.75
1:I:419:GLY:HA2	1:L:282:ARG:NH1	2.01	0.75
1:M:996:ASP:HB2	1:M:1002:SER:HB2	1.67	0.75
1:N:937:LEU:C	1:N:938:ARG:HG2	2.07	0.75
1:O:789:LEU:CD1	1:O:993:ILE:HG22	2.16	0.75

Continued on next page...

Continued from previous page...

Atom-1	Atom-2	Interatomic distance (Å)	Clash overlap (Å)
1:P:740:LEU:HD12	1:P:741:THR:N	2.00	0.75
1:C:190:ARG:HD3	1:C:191:TRP:CZ2	2.22	0.75
1:E:330:VAL:HA	3:E:1266:HOH:O	1.85	0.75
1:H:100:TYR:HB2	1:H:203:TRP:CE3	2.21	0.75
1:H:590:GLY:N	1:H:597:ASN:HD22	1.84	0.75
1:J:197:LEU:HD12	1:J:439:ARG:HE	1.50	0.75
1:M:205:MET:CE	1:M:365:GLN:HG3	2.15	0.75
1:N:352:ARG:HB2	1:N:385:ASN:HB2	1.68	0.75
1:O:227:VAL:HG13	1:O:240:LEU:HD11	1.69	0.75
1:O:654:TRP:CE2	1:O:666:GLY:HA3	2.22	0.75
1:A:529:GLU:OE1	1:A:531:ARG:HG3	1.86	0.75
1:A:668:VAL:HG13	1:A:669:PRO:HD2	1.69	0.75
1:B:856:TYR:CD2	1:B:866:ILE:HD13	2.21	0.75
1:K:770:ILE:HD12	1:K:775:GLN:OE1	1.86	0.75
1:N:658:LEU:HD12	1:N:659:ASP:N	2.02	0.75
1:O:227:VAL:CG1	1:O:240:LEU:HD11	2.17	0.75
1:O:856:TYR:HB3	1:O:864:MET:HE2	1.68	0.75
1:P:16:TRP:CD1	1:P:17:GLU:HG3	2.21	0.75
1:P:218:PRO:O	1:P:221:GLN:HB3	1.87	0.75
1:D:581:ASN:HB2	1:D:583:ASN:HD22	1.51	0.75
1:E:360:HIS:ND1	1:E:361:PRO:HD2	2.01	0.75
1:F:559:TYR:HB2	1:F:562:LEU:HD12	1.68	0.75
1:J:114:VAL:HB	1:J:115:PRO:HD2	1.68	0.75
1:K:833:ALA:HB1	1:K:858:ILE:O	1.87	0.75
1:M:310:ARG:HG3	1:M:328:CYS:O	1.86	0.75
1:N:896:ASN:HB2	1:N:919:ASP:OD1	1.86	0.75
1:O:579:ASP:OD2	1:O:583:ASN:HB2	1.87	0.75
1:B:305:ILE:HD11	1:B:645:ARG:HB3	1.66	0.75
1:H:50:GLN:CG	1:H:216:HIS:HB3	2.15	0.75
1:K:738:PRO:HB2	1:K:834:VAL:HG23	1.68	0.75
1:M:1000:SER:HB2	1:M:1001:PRO:HD2	1.67	0.75
1:M:166:ARG:HG3	1:M:392:TYR:HB2	1.68	0.75
1:M:747:PHE:CE1	1:M:760:ARG:HD2	2.21	0.75
1:D:57:GLU:HG2	1:D:83:THR:CG2	2.17	0.75
1:D:79:PRO:HG2	1:D:80:GLU:HG3	1.69	0.75
1:E:685:LEU:HB3	1:E:686:PRO:HD2	1.67	0.75
1:M:668:VAL:HG13	1:M:669:PRO:HD2	1.67	0.75
1:O:63:PHE:HB3	1:O:64:PRO:HD2	1.68	0.75
1:B:340:GLY:C	1:B:341:LEU:HD23	2.07	0.74
1:E:822:LEU:HD12	1:E:823:LEU:N	2.00	0.74
1:L:128:ASN:ND2	1:L:180:GLY:HA2	2.01	0.74

Continued on next page...

Continued from previous page...

Atom-1	Atom-2	Interatomic distance (Å)	Clash overlap (Å)
1:M:334:GLU:O	1:M:344:LEU:HA	1.87	0.74
1:M:439:ARG:HH11	1:M:439:ARG:HG3	1.50	0.74
1:P:572:ASP:HB3	1:P:603:MET:HG3	1.69	0.74
1:C:577:LYS:O	1:C:584:PRO:HA	1.87	0.74
1:E:894:ARG:HH22	1:E:921:PRO:HD3	1.51	0.74
1:G:188:VAL:O	1:G:189:LEU:HD23	1.88	0.74
1:G:369:GLU:O	1:G:373:VAL:HG23	1.87	0.74
1:I:134:LEU:HD12	1:I:179:ALA:CB	2.15	0.74
1:J:579:ASP:OD2	1:J:583:ASN:HB2	1.87	0.74
1:M:7:LEU:HD12	1:M:74:LEU:CD1	2.13	0.74
1:P:996:ASP:HB2	1:P:1002:SER:HB2	1.69	0.74
1:P:796:SER:HB2	1:P:802:ASP:H	1.52	0.74
1:E:439:ARG:HG2	1:E:439:ARG:HH11	1.52	0.74
1:J:340:GLY:O	1:J:341:LEU:HD23	1.86	0.74
1:J:427:THR:HA	1:J:436:MET:HE1	1.67	0.74
1:M:197:LEU:HD12	1:M:439:ARG:NE	2.00	0.74
1:M:300:LEU:O	1:M:307:ASN:HB2	1.86	0.74
1:M:970:THR:CG2	1:M:975:LEU:HB2	2.16	0.74
1:N:210:ARG:HH11	1:N:395:HIS:HB2	1.52	0.74
1:P:706:THR:HG21	1:P:708:TRP:CZ2	2.22	0.74
1:P:814:GLY:O	1:P:815:HIS:C	2.22	0.74
1:E:801:ILE:O	1:E:803:PRO:HD3	1.87	0.74
1:G:258:VAL:HG12	1:G:293:LEU:HD11	1.68	0.74
1:O:166:ARG:HG2	1:O:392:TYR:CB	2.18	0.74
1:P:398:TRP:CE3	1:P:398:TRP:HA	2.21	0.74
1:P:898:LEU:HD23	1:P:898:LEU:O	1.87	0.74
1:D:1004:SER:HB2	1:D:1006:GLU:OE2	1.88	0.74
1:I:474:TRP:O	1:I:478:VAL:HG23	1.87	0.74
1:M:963:SER:O	1:M:964:GLN:C	2.26	0.74
1:P:166:ARG:CG	1:P:392:TYR:HB2	2.17	0.74
1:C:701:VAL:O	1:C:703:PRO:HD3	1.88	0.74
1:E:622:HIS:O	1:E:625:GLN:HG2	1.87	0.74
1:K:254:LEU:O	1:K:255:ARG:HD3	1.88	0.74
1:L:210:ARG:NH1	1:L:395:HIS:N	2.35	0.74
1:L:581:ASN:HB3	1:L:583:ASN:ND2	2.02	0.74
1:N:395:HIS:CG	1:N:396:PRO:HD2	2.23	0.74
1:N:433:LEU:HB3	1:N:434:PRO:HD3	1.70	0.74
1:O:10:VAL:HG12	1:O:11:LEU:CD2	2.16	0.74
1:O:210:ARG:NH1	1:O:395:HIS:N	2.35	0.74
1:H:801:ILE:O	1:H:803:PRO:HD3	1.87	0.74
1:M:213:SER:O	1:M:214:LEU:HD23	1.86	0.74

Continued on next page...

Continued from previous page...

Atom-1	Atom-2	Interatomic distance (Å)	Clash overlap (Å)
1:M:708:TRP:CZ3	1:M:709:SER:HB3	2.22	0.74
1:N:559:TYR:HB2	1:N:562:LEU:HD12	1.69	0.74
1:P:89:ASN:ND2	1:P:205:MET:HB3	2.03	0.74
1:P:205:MET:HE1	1:P:365:GLN:HG3	1.68	0.74
1:B:746:ASP:CA	1:B:760:ARG:HG3	2.17	0.74
1:C:237:ARG:NH1	1:C:237:ARG:HG3	2.01	0.74
1:E:965:GLN:O	1:E:969:GLU:HG3	1.87	0.74
1:G:907:PRO:HA	1:G:910:LEU:HD21	1.70	0.74
1:H:66:PRO:HB3	1:H:187:MET:HE1	1.70	0.74
1:J:920:LEU:HB3	1:J:921:PRO:HD2	1.69	0.74
1:M:456:TRP:HZ2	1:M:482:ARG:HH11	1.34	0.74
1:N:240:LEU:HD12	1:N:241:GLU:H	1.53	0.74
1:O:528:GLY:O	1:O:530:THR:HG23	1.88	0.74
1:C:43:ARG:O	1:C:310:ARG:HD3	1.88	0.74
1:D:746:ASP:O	1:D:760:ARG:HD2	1.87	0.74
1:H:205:MET:CE	1:H:365:GLN:HG3	2.17	0.74
1:H:660:GLY:O	1:H:662:PRO:HD3	1.87	0.74
1:I:91:GLN:HB3	1:I:98:PRO:HD3	1.68	0.74
1:J:166:ARG:HG2	1:J:392:TYR:HB2	1.69	0.74
1:J:701:VAL:O	1:J:703:PRO:HD3	1.88	0.74
1:K:824:GLN:O	1:K:838:THR:HA	1.88	0.74
1:K:777:LEU:CD1	1:K:889:ALA:HA	2.18	0.74
1:L:486:TYR:CE2	1:L:488:GLY:HA3	2.22	0.74
1:O:770:ILE:HD11	1:O:1022:GLN:HG2	1.69	0.74
1:P:440:VAL:CG1	1:P:475:ILE:HD11	2.16	0.74
1:E:7:LEU:HD11	1:E:74:LEU:HD21	1.69	0.74
1:N:740:LEU:HD12	1:N:741:THR:H	1.50	0.74
1:P:469:ASP:O	1:P:472:TYR:HB3	1.87	0.74
1:C:920:LEU:HB3	1:C:921:PRO:HD2	1.69	0.73
1:E:454:ILE:HG13	1:E:455:ILE:HG13	1.69	0.73
1:H:472:TYR:O	1:H:476:LYS:HG2	1.88	0.73
1:J:43:ARG:NH2	1:J:264:GLU:HG3	2.03	0.73
1:J:759:ASN:HB2	1:J:766:SER:OG	1.88	0.73
1:M:36:TRP:CE2	1:M:42:ALA:HA	2.23	0.73
1:N:102:ASN:HA	1:N:201:ASP:OD1	1.88	0.73
1:P:360:HIS:CE1	1:P:362:LEU:HB2	2.22	0.73
1:P:3:ILE:O	1:P:6:SER:HB3	1.88	0.73
1:P:658:LEU:HB2	1:P:663:LEU:HD11	1.69	0.73
1:A:85:VAL:O	1:A:88:SER:HB3	1.88	0.73
1:F:40:GLU:HG2	1:F:43:ARG:HH12	1.51	0.73
1:F:571:VAL:HG13	1:F:607:VAL:HG23	1.70	0.73

Continued on next page...

Continued from previous page...

Atom-1	Atom-2	Interatomic distance (Å)	Clash overlap (Å)
1:F:654:TRP:CE2	1:F:666:GLY:HA3	2.22	0.73
1:G:237:ARG:HD3	1:G:296:GLU:HG2	1.69	0.73
1:H:23:GLN:O	1:H:24:LEU:HD13	1.88	0.73
1:H:572:ASP:CB	1:H:603:MET:HB3	2.18	0.73
1:M:682:LEU:HB3	1:M:683:PRO:HD2	1.68	0.73
1:M:778:THR:HG22	1:M:779:PRO:HD2	1.69	0.73
1:P:102:ASN:ND2	1:P:201:ASP:HB2	2.02	0.73
1:P:701:VAL:HG22	1:P:714:ILE:HD13	1.69	0.73
1:B:510:GLN:HG3	3:B:1207:HOH:O	1.88	0.73
1:B:777:LEU:CD1	1:B:889:ALA:HA	2.17	0.73
1:J:377:LEU:HD22	1:J:708:TRP:CA	2.18	0.73
1:L:100:TYR:HB2	1:L:203:TRP:CE3	2.23	0.73
1:N:14:ARG:HH11	1:N:14:ARG:HG2	1.53	0.73
1:B:292:ARG:C	1:B:293:LEU:HD23	2.08	0.73
1:C:829:THR:C	1:C:830:LEU:HD12	2.09	0.73
1:E:789:LEU:HD13	1:E:993:ILE:HG22	1.70	0.73
1:I:312:VAL:HG13	1:I:327:ALA:HB2	1.70	0.73
1:J:890:GLN:HG3	1:J:891:VAL:N	2.02	0.73
1:K:558:GLN:O	1:L:522:LYS:HE3	1.89	0.73
1:L:114:VAL:HG22	1:L:191:TRP:HB3	1.70	0.73
1:L:894:ARG:HH21	1:L:921:PRO:CD	2.01	0.73
1:M:102:ASN:HD22	1:M:201:ASP:CB	2.01	0.73
1:A:279:ILE:HD11	1:D:422:PRO:HG2	1.70	0.73
1:D:830:LEU:HB2	1:D:833:ALA:O	1.88	0.73
1:G:26:ARG:HD2	1:G:442:ARG:NH2	2.04	0.73
1:L:959:ILE:CG1	1:L:984:LEU:HD12	2.19	0.73
1:N:942:ARG:HA	1:N:953:GLY:O	1.89	0.73
1:P:343:LEU:N	1:P:343:LEU:HD23	2.04	0.73
1:C:246:MET:HE2	1:C:287:ASP:HB2	1.70	0.73
1:G:559:TYR:HB2	1:G:562:LEU:HD12	1.69	0.73
1:L:1004:SER:HB2	1:L:1006:GLU:OE2	1.87	0.73
1:L:555:ALA:O	1:L:556:PHE:C	2.26	0.73
1:N:651:LEU:HD13	1:N:669:PRO:HA	1.71	0.73
1:P:316:HIS:CA	1:P:323:ILE:HD13	2.15	0.73
1:P:355:ASN:ND2	1:P:566:PHE:HB3	2.03	0.73
1:A:369:GLU:HG3	1:A:397:LEU:HD21	1.70	0.73
1:A:622:HIS:O	1:A:625:GLN:HG2	1.89	0.73
1:C:377:LEU:CD2	1:C:708:TRP:HA	2.18	0.73
1:D:251:ARG:HD2	1:D:253:TYR:OH	1.88	0.73
1:D:360:HIS:CG	1:D:361:PRO:HD2	2.24	0.73
1:E:78:LEU:HB3	1:E:79:PRO:HD2	1.71	0.73

Continued on next page...

Continued from previous page...

Atom-1	Atom-2	Interatomic distance (Å)	Clash overlap (Å)
1:H:367:MET:CE	1:H:372:MET:HG3	2.18	0.73
1:H:78:LEU:HD23	1:H:78:LEU:N	2.04	0.73
1:J:433:LEU:HB3	1:J:434:PRO:HD3	1.68	0.73
1:J:60:PHE:HB3	1:J:84:VAL:HG21	1.70	0.73
1:O:262:GLN:NE2	1:O:299:LYS:HD2	2.03	0.73
1:P:209:PHE:HE1	1:P:210:ARG:HE	1.37	0.73
1:E:745:MET:HG2	1:E:761:GLN:NE2	2.03	0.73
1:K:128:ASN:HA	1:K:180:GLY:O	1.88	0.73
1:K:102:ASN:HD22	1:K:201:ASP:HB2	1.52	0.73
1:K:581:ASN:ND2	1:K:581:ASN:N	2.36	0.73
1:K:661:LYS:HG2	1:K:663:LEU:HD21	1.69	0.73
1:K:678:GLN:O	1:K:679:LEU:HD23	1.88	0.73
1:A:949:HIS:CD2	1:A:1020:TRP:HE1	2.04	0.73
1:L:352:ARG:HB2	1:L:385:ASN:HB2	1.70	0.73
1:M:114:VAL:HG13	1:M:115:PRO:CD	2.18	0.73
1:M:427:THR:HA	1:M:436:MET:HE1	1.69	0.73
1:O:782:ASP:HA	1:O:884:LEU:HD23	1.71	0.73
1:P:360:HIS:ND1	1:P:361:PRO:HD2	2.04	0.73
1:P:919:ASP:O	1:P:920:LEU:HD23	1.89	0.73
1:A:7:LEU:CD1	1:A:74:LEU:HD11	2.18	0.73
1:B:708:TRP:CE3	1:B:709:SER:HB3	2.24	0.73
1:E:14:ARG:NH1	1:E:16:TRP:HZ2	1.87	0.73
1:H:316:HIS:CA	1:H:323:ILE:HD13	2.19	0.73
1:K:38:ASN:ND2	1:K:41:GLU:HG3	1.99	0.73
1:M:386:ALA:HB1	1:M:408:TYR:O	1.88	0.73
1:M:38:ASN:ND2	1:M:41:GLU:HG3	2.01	0.73
1:M:59:ARG:NH2	1:M:81:ALA:HB3	2.03	0.73
1:N:66:PRO:HB3	1:N:187:MET:HE3	1.71	0.73
1:A:742:THR:HG22	1:A:743:SER:H	1.54	0.72
1:C:362:LEU:CD2	1:C:576:ILE:HD12	2.19	0.72
1:E:533:LEU:HD12	1:E:534:ILE:N	2.04	0.72
1:K:316:HIS:CA	1:K:323:ILE:HD12	2.18	0.72
1:L:127:PHE:HE1	1:L:184:LEU:HG	1.52	0.72
1:M:660:GLY:O	1:M:662:PRO:HD3	1.89	0.72
1:N:377:LEU:CD2	1:N:708:TRP:HA	2.18	0.72
1:N:777:LEU:HG	1:N:889:ALA:HB2	1.69	0.72
1:O:128:ASN:HD21	1:O:180:GLY:HA2	1.54	0.72
1:P:308:LEU:HD13	1:P:329:ASP:HB3	1.69	0.72
1:A:18:ASN:ND2	1:A:21:VAL:HG23	2.03	0.72
1:A:786:ARG:HD3	1:A:880:ALA:HB1	1.69	0.72
1:H:682:LEU:HB3	1:H:683:PRO:HD2	1.71	0.72

Continued on next page...

Continued from previous page...

Atom-1	Atom-2	Interatomic distance (Å)	Clash overlap (Å)
1:P:141:ILE:HG12	1:P:214:LEU:HD21	1.72	0.72
1:P:317:THR:HG23	1:P:323:ILE:HD11	1.70	0.72
1:P:362:LEU:CD2	1:P:576:ILE:HD12	2.18	0.72
1:F:66:PRO:HB3	1:F:187:MET:HE1	1.71	0.72
1:H:822:LEU:HD12	1:H:823:LEU:H	1.54	0.72
1:K:572:ASP:HB3	1:K:603:MET:HG2	1.70	0.72
1:L:873:ALA:O	1:L:876:THR:HG22	1.90	0.72
1:M:102:ASN:OD1	1:M:103:VAL:HG23	1.89	0.72
1:M:974:HIS:CE1	1:M:975:LEU:HD21	2.25	0.72
1:N:24:LEU:HB2	1:N:161:TYR:HB3	1.69	0.72
1:P:141:ILE:HD13	1:P:142:ILE:N	2.04	0.72
1:P:705:ALA:HA	3:P:1254:HOH:O	1.87	0.72
1:A:989:PHE:CE2	1:A:1014:TYR:HB3	2.25	0.72
1:B:316:HIS:HA	1:B:323:ILE:HD13	1.72	0.72
1:D:622:HIS:O	1:D:625:GLN:HG2	1.89	0.72
1:F:878:HIS:CD2	1:F:1010:SER:HB3	2.24	0.72
1:G:395:HIS:CG	1:G:396:PRO:HD2	2.24	0.72
1:M:281:GLU:HG3	1:P:515:VAL:HG21	1.71	0.72
1:M:38:ASN:ND2	1:M:41:GLU:H	1.86	0.72
1:O:432:TRP:O	1:O:436:MET:HG3	1.88	0.72
1:O:91:GLN:HB3	1:O:98:PRO:HD3	1.72	0.72
1:P:203:TRP:CE2	1:P:575:LEU:HD11	2.24	0.72
1:E:37:ARG:NH2	1:E:218:PRO:HD3	2.03	0.72
1:K:36:TRP:CE2	1:K:42:ALA:HA	2.24	0.72
1:K:51:LEU:HD12	1:K:52:ARG:H	1.52	0.72
1:N:360:HIS:ND1	1:N:363:HIS:N	2.33	0.72
1:O:653:HIS:CD2	1:O:667:GLU:HG2	2.24	0.72
1:B:701:VAL:HG22	1:B:714:ILE:HD13	1.71	0.72
1:C:474:TRP:O	1:C:478:VAL:HG23	1.88	0.72
1:D:529:GLU:HG2	3:D:1274:HOH:O	1.87	0.72
1:D:708:TRP:CE3	1:D:709:SER:HB3	2.25	0.72
1:H:608:PHE:HA	3:H:1289:HOH:O	1.87	0.72
1:I:159:VAL:HG22	1:I:176:PHE:CE2	2.25	0.72
1:J:166:ARG:CG	1:J:392:TYR:HB2	2.20	0.72
1:L:251:ARG:HB3	1:L:253:TYR:CE1	2.23	0.72
1:M:291:LEU:HD12	1:M:291:LEU:N	2.04	0.72
1:P:635:THR:CG2	1:P:681:GLU:HG2	2.20	0.72
1:P:796:SER:OG	1:P:801:ILE:HA	1.89	0.72
1:E:126:THR:HA	1:E:182:ASN:O	1.89	0.72
1:E:190:ARG:HD3	1:E:191:TRP:CH2	2.25	0.72
1:E:577:LYS:O	1:E:584:PRO:HA	1.90	0.72

Continued on next page...

Continued from previous page...

Atom-1	Atom-2	Interatomic distance (Å)	Clash overlap (Å)
1:G:995:GLY:H	1:G:1002:SER:HB2	1.53	0.72
1:K:217:LYS:HG2	1:K:324:GLU:OE2	1.90	0.72
1:O:663:LEU:HD23	1:O:663:LEU:N	2.04	0.72
1:P:18:ASN:CG	1:P:21:VAL:HG23	2.09	0.72
1:P:777:LEU:HG	1:P:889:ALA:HB2	1.72	0.72
1:D:433:LEU:O	1:D:433:LEU:HD12	1.90	0.72
1:H:18:ASN:ND2	1:H:21:VAL:HG23	2.05	0.72
1:E:279:ILE:HD11	1:H:424:ASN:HB2	1.72	0.72
1:H:718:GLN:HG3	1:H:719:GLN:N	2.04	0.72
1:L:529:GLU:HG2	3:L:1266:HOH:O	1.89	0.72
1:M:780:LEU:HB3	3:M:1255:HOH:O	1.90	0.72
1:N:383:ASN:ND2	1:N:625:GLN:HA	2.04	0.72
1:O:356:ARG:NH2	1:O:367:MET:HE1	2.05	0.72
1:O:509:ASP:O	1:O:511:PRO:HD3	1.90	0.72
1:P:400:THR:HG22	1:P:404:ARG:CD	2.19	0.72
1:B:377:LEU:CD2	1:B:708:TRP:HA	2.20	0.72
1:F:86:VAL:HG13	1:F:87:PRO:HA	1.72	0.72
1:G:23:GLN:HB3	1:G:26:ARG:NH2	2.05	0.72
1:G:570:TRP:CD1	1:G:571:VAL:HG22	2.24	0.72
1:H:217:LYS:HE2	1:H:324:GLU:OE2	1.90	0.72
1:I:66:PRO:HB3	1:I:187:MET:CE	2.20	0.72
1:I:217:LYS:HG2	1:I:324:GLU:OE2	1.90	0.72
1:L:7:LEU:CD1	1:L:74:LEU:HD11	2.18	0.72
1:L:928:PRO:HB2	1:L:973:ARG:HH11	1.54	0.72
1:M:38:ASN:ND2	1:M:41:GLU:N	2.37	0.72
1:M:474:TRP:O	1:M:478:VAL:HG23	1.89	0.72
1:O:943:GLU:HB2	1:O:952:ARG:HG2	1.71	0.72
1:P:103:VAL:O	1:P:104:THR:C	2.26	0.72
1:P:354:VAL:HG22	1:P:355:ASN:O	1.90	0.72
1:H:822:LEU:HD12	1:H:824:GLN:H	1.53	0.72
1:I:433:LEU:HD22	1:I:467:ASN:CG	2.10	0.72
1:K:685:LEU:HB3	1:K:686:PRO:HD2	1.71	0.72
1:K:7:LEU:CD1	1:K:74:LEU:HD21	2.19	0.72
1:L:782:ASP:HA	1:L:884:LEU:HD23	1.70	0.72
1:M:352:ARG:H	1:M:385:ASN:HB2	1.55	0.72
1:M:78:LEU:N	1:M:78:LEU:HD23	2.03	0.72
1:N:368:ASP:OD1	1:N:370:GLN:HB2	1.90	0.72
1:O:353:GLY:O	1:O:566:PHE:HA	1.88	0.72
1:P:658:LEU:O	1:P:661:LYS:HD3	1.89	0.72
1:A:316:HIS:HA	1:A:323:ILE:HD12	1.70	0.71
1:E:949:HIS:CD2	1:E:1020:TRP:HE1	2.08	0.71

Continued on next page...

Continued from previous page...

Atom-1	Atom-2	Interatomic distance (Å)	Clash overlap (Å)
1:F:658:LEU:HD12	1:F:659:ASP:N	2.05	0.71
1:G:1022:GLN:O	1:G:1023:LYS:HG3	1.90	0.71
1:G:24:LEU:HB2	1:G:161:TYR:HB3	1.71	0.71
1:I:210:ARG:HH11	1:I:395:HIS:HB2	1.55	0.71
1:J:662:PRO:O	1:J:663:LEU:HD23	1.90	0.71
1:K:844:HIS:CE1	1:K:845:GLN:HG3	2.25	0.71
1:M:91:GLN:HG3	1:M:96:ASP:OD1	1.89	0.71
1:N:145:GLY:HA3	1:N:210:ARG:HB2	1.72	0.71
1:O:377:LEU:HD22	1:O:708:TRP:CA	2.19	0.71
1:O:60:PHE:HB3	1:O:84:VAL:HG21	1.72	0.71
1:P:354:VAL:HG21	1:P:570:TRP:HB2	1.70	0.71
1:P:395:HIS:CE1	1:P:397:LEU:HB2	2.25	0.71
1:A:360:HIS:ND1	1:A:361:PRO:HD2	2.05	0.71
1:B:114:VAL:HG13	1:B:191:TRP:HB2	1.70	0.71
1:B:555:ALA:O	1:B:556:PHE:C	2.29	0.71
1:E:1022:GLN:O	1:E:1023:LYS:HG2	1.90	0.71
1:I:427:THR:HG22	1:I:436:MET:HE2	1.71	0.71
1:L:23:GLN:O	1:L:24:LEU:HD13	1.90	0.71
1:M:38:ASN:HD22	1:M:41:GLU:CG	2.00	0.71
1:N:77:ASP:O	1:N:78:LEU:HD23	1.89	0.71
1:P:400:THR:O	1:P:404:ARG:HD2	1.90	0.71
1:P:57:GLU:HA	1:P:84:VAL:O	1.90	0.71
1:A:928:PRO:HB2	1:A:973:ARG:NH1	2.06	0.71
1:B:114:VAL:HG13	1:B:115:PRO:HD2	1.71	0.71
1:B:768:MET:HG2	1:B:775:GLN:HB2	1.73	0.71
1:F:660:GLY:O	1:F:662:PRO:HD3	1.89	0.71
1:J:128:ASN:HA	1:J:180:GLY:O	1.90	0.71
1:K:946:TYR:O	1:K:949:HIS:HB2	1.90	0.71
1:O:360:HIS:CE1	1:O:362:LEU:HB2	2.26	0.71
1:O:573:GLN:HB2	1:O:602:CYS:O	1.88	0.71
1:P:115:PRO:HG2	1:P:191:TRP:CD1	2.25	0.71
1:B:597:ASN:HD22	1:B:599:ARG:H	1.38	0.71
1:E:10:VAL:HG21	1:E:153:TRP:HZ2	1.53	0.71
1:E:261:TRP:CZ3	1:E:266:GLN:HB2	2.26	0.71
1:E:88:SER:HA	1:E:366:VAL:HG21	1.73	0.71
1:J:662:PRO:C	1:J:663:LEU:HD23	2.11	0.71
1:L:46:ARG:HB3	1:L:47:PRO:HD2	1.72	0.71
1:L:592:PHE:HB2	1:L:594:ASP:OD2	1.90	0.71
1:M:125:LEU:HD12	1:M:126:THR:N	2.06	0.71
1:N:595:THR:CG2	1:N:596:PRO:HA	2.20	0.71
1:N:668:VAL:HG11	1:N:680:ILE:HD12	1.73	0.71

Continued on next page...

Continued from previous page...

Atom-1	Atom-2	Interatomic distance (Å)	Clash overlap (Å)
1:O:261:TRP:CZ3	1:O:266:GLN:HB2	2.26	0.71
1:O:382:ASN:OD1	1:O:617:LEU:HG	1.91	0.71
1:O:78:LEU:HD22	1:O:79:PRO:HD3	1.72	0.71
1:P:38:ASN:HD22	1:P:41:GLU:HG3	1.55	0.71
1:P:456:TRP:CE2	1:P:482:ARG:HD2	2.24	0.71
1:P:7:LEU:HD13	1:P:74:LEU:HD11	1.71	0.71
1:A:597:ASN:HD22	1:A:599:ARG:H	1.35	0.71
1:C:66:PRO:O	1:C:69:VAL:HG23	1.89	0.71
1:H:114:VAL:HG13	1:H:115:PRO:CD	2.20	0.71
1:J:919:ASP:C	1:J:920:LEU:HD23	2.10	0.71
1:K:1011:ALA:HB3	1:K:1014:TYR:CZ	2.25	0.71
1:K:246:MET:HG2	1:K:274:PHE:CE2	2.26	0.71
1:K:823:LEU:HB2	1:K:839:ALA:O	1.90	0.71
1:L:315:LEU:O	1:L:323:ILE:HB	1.90	0.71
1:L:734:SER:OG	1:L:860:GLY:HA3	1.91	0.71
1:P:878:HIS:CD2	1:P:1010:SER:HB3	2.25	0.71
1:M:284:GLY:CA	1:P:422:PRO:HG3	2.20	0.71
1:P:454:ILE:O	1:P:455:ILE:HG12	1.89	0.71
1:P:788:PRO:HB3	1:P:807:VAL:HG23	1.71	0.71
1:P:906:TYR:O	1:P:910:LEU:HD23	1.90	0.71
1:C:102:ASN:ND2	1:C:201:ASP:HB2	2.05	0.71
1:H:7:LEU:CD1	1:H:74:LEU:HD11	2.21	0.71
1:J:599:ARG:HD2	1:J:600:GLN:OE1	1.91	0.71
1:J:691:ALA:HB1	1:J:725:ASN:O	1.89	0.71
1:J:86:VAL:HG13	1:J:87:PRO:HA	1.71	0.71
1:K:142:ILE:HG12	1:K:170:GLU:HG2	1.72	0.71
1:K:291:LEU:HD12	1:K:291:LEU:N	2.06	0.71
1:L:395:HIS:CG	1:L:396:PRO:HD2	2.25	0.71
1:L:595:THR:CG2	1:L:596:PRO:HA	2.21	0.71
1:P:970:THR:HG21	1:P:976:LEU:CD2	2.21	0.71
1:D:92:MET:HE3	1:D:362:LEU:O	1.91	0.71
1:E:99:ILE:HD12	1:E:99:ILE:N	2.06	0.71
1:I:654:TRP:CE2	1:I:666:GLY:HA3	2.26	0.71
1:I:68:ALA:O	1:I:70:PRO:HD3	1.89	0.71
1:K:43:ARG:O	1:K:310:ARG:HD3	1.90	0.71
1:M:734:SER:CB	1:M:860:GLY:HA3	2.21	0.71
1:N:857:ARG:HH11	1:N:857:ARG:HG2	1.55	0.71
1:O:651:LEU:HD13	1:O:669:PRO:HA	1.71	0.71
1:O:890:GLN:HG3	1:O:891:VAL:N	2.06	0.71
1:P:34:ALA:O	1:P:215:LEU:HD11	1.91	0.71
1:A:652:LEU:HD22	1:A:680:ILE:CD1	2.21	0.71

Continued on next page...

Continued from previous page...

Atom-1	Atom-2	Interatomic distance (Å)	Clash overlap (Å)
1:B:822:LEU:HD12	1:B:823:LEU:N	2.06	0.71
1:B:824:GLN:O	1:B:838:THR:HA	1.91	0.71
1:C:949:HIS:CD2	1:C:1020:TRP:HE1	2.04	0.71
1:F:417:THR:OG1	1:F:462:SER:HB3	1.90	0.71
1:F:542:MET:HE3	1:F:601:PHE:HA	1.72	0.71
1:G:130:ASP:O	1:G:133:TRP:HB2	1.91	0.71
1:G:656:VAL:HG21	1:G:685:LEU:HD22	1.73	0.71
1:J:622:HIS:O	1:J:625:GLN:HG2	1.90	0.71
1:K:949:HIS:HD2	1:K:1020:TRP:NE1	1.88	0.71
1:M:324:GLU:HG2	1:M:325:ALA:H	1.56	0.71
1:O:668:VAL:HG11	1:O:680:ILE:CG2	2.21	0.71
1:P:18:ASN:ND2	1:P:21:VAL:HG23	2.05	0.71
1:P:360:HIS:ND1	1:P:362:LEU:HB2	2.05	0.71
1:C:375:ASP:O	1:C:379:MET:HG3	1.91	0.71
1:E:164:ASP:HA	1:E:439:ARG:HH12	1.55	0.71
1:F:595:THR:CG2	1:F:596:PRO:HA	2.21	0.71
1:J:499:ILE:HB	1:J:533:LEU:HD22	1.73	0.71
1:M:440:VAL:HG11	1:M:475:ILE:HD11	1.73	0.71
1:M:487:GLU:HG2	1:M:491:ALA:CB	2.20	0.71
1:M:902:PRO:HD3	1:M:918:TRP:CZ3	2.26	0.71
1:N:14:ARG:NH1	1:N:14:ARG:HG2	2.05	0.71
1:O:100:TYR:HE1	1:O:598:ASP:HB2	1.55	0.71
1:B:128:ASN:ND2	1:B:180:GLY:HA2	2.04	0.71
1:C:467:ASN:O	1:C:471:LEU:HD12	1.91	0.71
1:G:573:GLN:HB2	1:G:602:CYS:O	1.91	0.71
1:H:492:ASP:HB3	1:H:499:ILE:HG23	1.73	0.71
1:M:173:LEU:HB3	1:M:177:LEU:CD2	2.21	0.71
1:M:397:LEU:HD12	1:M:397:LEU:O	1.90	0.71
1:O:141:ILE:HG12	1:O:143:PHE:CE1	2.25	0.71
1:B:653:HIS:CD2	1:B:667:GLU:HG2	2.24	0.70
1:E:592:PHE:HB2	1:E:594:ASP:OD1	1.90	0.70
1:E:758:PHE:O	1:E:759:ASN:C	2.24	0.70
1:G:316:HIS:HA	1:G:323:ILE:CD1	2.21	0.70
1:H:653:HIS:NE2	1:H:667:GLU:OE2	2.24	0.70
1:H:902:PRO:HD3	1:H:918:TRP:CH2	2.26	0.70
1:J:196:TYR:O	1:J:417:THR:HG22	1.91	0.70
1:J:78:LEU:N	1:J:78:LEU:HD23	2.05	0.70
1:J:801:ILE:O	1:J:803:PRO:HD3	1.91	0.70
1:L:949:HIS:HD2	1:L:1020:TRP:NE1	1.89	0.70
1:N:822:LEU:HD12	1:N:823:LEU:H	1.56	0.70
1:P:100:TYR:HB2	1:P:203:TRP:CZ3	2.25	0.70

Continued on next page...

Continued from previous page...

Atom-1	Atom-2	Interatomic distance (Å)	Clash overlap (Å)
1:P:253:TYR:HA	1:P:255:ARG:HH12	1.56	0.70
1:P:896:ASN:O	1:P:944:LEU:HD12	1.91	0.70
1:A:27:LEU:HD12	1:A:140:ARG:NH1	2.06	0.70
1:B:441:THR:HG22	1:B:474:TRP:CZ2	2.26	0.70
1:C:3:ILE:HG13	1:C:3:ILE:O	1.90	0.70
1:C:597:ASN:HD22	1:C:599:ARG:H	1.37	0.70
1:D:114:VAL:HG13	1:D:115:PRO:HD2	1.71	0.70
1:D:360:HIS:ND1	1:D:361:PRO:HD2	2.04	0.70
1:D:579:ASP:OD2	1:D:583:ASN:HB2	1.89	0.70
1:F:786:ARG:HH11	1:F:990:HIS:CE1	2.09	0.70
1:H:315:LEU:O	1:H:323:ILE:HB	1.90	0.70
1:J:73:TRP:CE2	1:J:122:CYS:HB3	2.26	0.70
1:K:353:GLY:O	1:K:566:PHE:HA	1.90	0.70
1:K:662:PRO:C	1:K:663:LEU:HD23	2.11	0.70
1:N:194:GLY:O	1:N:198:GLU:HG3	1.91	0.70
1:H:258:VAL:O	1:H:269:SER:HA	1.92	0.70
1:K:125:LEU:HD12	1:K:126:THR:N	2.06	0.70
1:L:14:ARG:NH1	1:L:16:TRP:HZ2	1.88	0.70
1:L:254:LEU:O	1:L:255:ARG:HD3	1.91	0.70
1:M:544:ASN:HB2	1:M:929:TYR:CE2	2.25	0.70
1:M:650:GLU:HB3	1:M:670:LEU:HD12	1.73	0.70
1:M:906:TYR:HB3	1:M:907:PRO:HD2	1.71	0.70
1:N:266:GLN:NE2	1:N:269:SER:HB2	2.06	0.70
1:N:392:TYR:CB	1:N:414:ASN:HB2	2.21	0.70
1:P:260:LEU:O	1:P:267:VAL:HG23	1.90	0.70
1:P:369:GLU:O	1:P:373:VAL:HG23	1.91	0.70
1:P:778:THR:CG2	1:P:779:PRO:HD2	2.21	0.70
1:A:1018:LEU:HD22	1:A:1019:VAL:N	2.06	0.70
1:A:291:LEU:HD12	1:A:291:LEU:N	2.06	0.70
1:A:610:ASP:OD1	1:A:612:THR:HG23	1.92	0.70
1:A:833:ALA:HB1	1:A:858:ILE:O	1.91	0.70
1:A:894:ARG:HH12	1:A:920:LEU:HA	1.57	0.70
1:F:360:HIS:CE1	1:F:362:LEU:HB2	2.23	0.70
1:H:949:HIS:HD2	1:H:1020:TRP:NE1	1.87	0.70
1:K:746:ASP:HA	1:K:760:ARG:CG	2.19	0.70
1:L:638:VAL:O	1:L:677:LYS:HA	1.91	0.70
1:L:759:ASN:OD1	1:L:761:GLN:N	2.25	0.70
1:L:949:HIS:CD2	1:L:1020:TRP:HE1	2.08	0.70
1:O:653:HIS:HD2	1:O:667:GLU:HG2	1.54	0.70
1:P:37:ARG:NH2	1:P:218:PRO:HD3	2.07	0.70
1:D:14:ARG:HG2	1:D:14:ARG:NH1	2.03	0.70

Continued on next page...

Continued from previous page...

Atom-1	Atom-2	Interatomic distance (Å)	Clash overlap (Å)
1:D:920:LEU:HB3	1:D:921:PRO:HD2	1.73	0.70
1:E:23:GLN:CB	1:E:26:ARG:HH21	1.99	0.70
1:E:570:TRP:O	1:E:607:VAL:HG22	1.91	0.70
1:G:746:ASP:O	1:G:760:ARG:HD2	1.92	0.70
1:H:433:LEU:HD12	1:H:433:LEU:O	1.92	0.70
1:L:322:LEU:HD23	1:L:323:ILE:N	2.06	0.70
1:L:36:TRP:CD2	1:L:42:ALA:HA	2.25	0.70
1:L:881:ARG:HD3	1:L:987:ASP:OD2	1.91	0.70
1:M:69:VAL:HG13	1:M:70:PRO:HD2	1.73	0.70
1:N:189:LEU:HD23	1:N:189:LEU:N	2.06	0.70
1:N:416:GLU:HG3	1:N:460:ASN:O	1.91	0.70
1:P:653:HIS:CD2	1:P:667:GLU:HG3	2.26	0.70
1:B:850:PHE:HD1	1:B:872:VAL:HG13	1.56	0.70
1:E:599:ARG:HD2	1:E:600:GLN:OE1	1.92	0.70
1:E:66:PRO:HD2	1:E:67:GLU:CG	2.21	0.70
1:N:599:ARG:HD2	1:N:600:GLN:OE1	1.90	0.70
1:O:166:ARG:HB2	1:O:414:ASN:HD22	1.57	0.70
1:P:625:GLN:NE2	1:P:716:ALA:HB1	2.06	0.70
1:C:685:LEU:HD22	1:C:686:PRO:HD2	1.74	0.70
1:G:386:ALA:HB2	1:G:408:TYR:HB2	1.74	0.70
1:H:949:HIS:CD2	1:H:1020:TRP:HE1	2.03	0.70
1:H:316:HIS:HA	1:H:323:ILE:CD1	2.21	0.70
1:J:942:ARG:HA	1:J:953:GLY:O	1.92	0.70
1:K:937:LEU:HG	1:K:938:ARG:N	2.07	0.70
1:L:906:TYR:O	1:L:910:LEU:HD23	1.91	0.70
1:N:438:GLU:O	1:N:442:ARG:HG3	1.92	0.70
1:O:474:TRP:CZ2	1:O:478:VAL:HG21	2.27	0.70
1:P:128:ASN:HA	1:P:180:GLY:O	1.91	0.70
1:P:423:MET:CE	1:P:461:GLU:HB3	2.20	0.70
1:P:822:LEU:CD1	1:P:824:GLN:H	2.05	0.70
1:A:166:ARG:HB2	1:A:414:ASN:ND2	2.05	0.70
1:B:685:LEU:HB3	1:B:686:PRO:HD2	1.74	0.70
1:D:197:LEU:CD1	1:D:439:ARG:HE	2.05	0.70
1:F:583:ASN:OD1	1:F:584:PRO:HD2	1.92	0.70
1:I:102:ASN:HD22	1:I:201:ASP:HB2	1.54	0.70
1:I:587:ALA:HB1	1:I:591:ASP:CB	2.21	0.70
1:K:14:ARG:HG2	1:K:14:ARG:NH1	2.03	0.70
1:L:870:VAL:HG12	1:L:871:GLU:H	1.56	0.70
1:M:128:ASN:HD21	1:M:180:GLY:HA2	1.53	0.70
1:M:971:SER:HG	1:M:972:HIS:HD1	1.39	0.70
1:N:355:ASN:HD22	1:N:355:ASN:N	1.90	0.70

Continued on next page...

Continued from previous page...

Atom-1	Atom-2	Interatomic distance (Å)	Clash overlap (Å)
1:O:663:LEU:CD1	1:O:688:PRO:HG3	2.20	0.70
1:P:102:ASN:HD22	1:P:201:ASP:HB2	1.55	0.70
1:P:444:VAL:O	1:P:448:ARG:HG2	1.90	0.70
1:B:777:LEU:HD11	1:B:889:ALA:HA	1.72	0.70
1:H:546:LEU:HD22	1:H:616:ALA:HB1	1.72	0.70
1:H:651:LEU:HD13	1:H:669:PRO:HA	1.74	0.70
1:H:805:ALA:O	1:H:809:ARG:HG3	1.92	0.70
1:K:651:LEU:HD12	1:K:652:LEU:H	1.55	0.70
1:N:23:GLN:O	1:N:24:LEU:HD13	1.92	0.70
1:N:944:LEU:HD12	1:N:945:ASN:H	1.57	0.70
1:O:100:TYR:O	1:O:597:ASN:HA	1.90	0.70
1:A:134:LEU:N	1:A:134:LEU:HD23	2.05	0.70
1:F:587:ALA:HB1	1:F:591:ASP:CB	2.22	0.70
1:H:66:PRO:HG2	1:H:67:GLU:OE2	1.91	0.70
1:L:894:ARG:NH2	1:L:921:PRO:HD3	2.07	0.70
1:L:948:PRO:HG2	1:L:949:HIS:ND1	2.07	0.70
1:M:400:THR:HG23	1:M:404:ARG:HD2	1.72	0.70
1:N:654:TRP:CE2	1:N:666:GLY:HA3	2.27	0.70
1:P:544:ASN:HB3	1:P:789:LEU:HD22	1.72	0.70
1:P:932:PRO:HG2	1:P:970:THR:O	1.92	0.70
1:A:433:LEU:HB3	1:A:434:PRO:HD3	1.73	0.69
1:B:595:THR:HG23	1:B:596:PRO:HA	1.72	0.69
1:C:436:MET:CE	1:C:467:ASN:HD22	2.04	0.69
1:F:789:LEU:O	1:F:793:ILE:HG13	1.92	0.69
1:G:100:TYR:CE1	1:G:602:CYS:HB3	2.26	0.69
1:L:970:THR:HG21	1:L:976:LEU:HD23	1.73	0.69
1:L:986:ILE:HG21	1:L:1018:LEU:HD11	1.74	0.69
1:M:152:LEU:HD12	1:M:153:TRP:N	2.05	0.69
1:M:5:ASP:OD2	1:M:157:ARG:HA	1.92	0.69
1:M:698:VAL:CG2	1:M:718:GLN:HB3	2.21	0.69
1:M:718:GLN:HG2	1:M:720:TRP:CZ2	2.27	0.69
1:P:102:ASN:HA	1:P:201:ASP:OD1	1.92	0.69
1:A:11:LEU:N	1:A:11:LEU:HD23	2.06	0.69
1:D:18:ASN:ND2	1:D:21:VAL:HG23	2.08	0.69
1:E:158:TRP:CZ2	1:E:160:GLY:HA2	2.25	0.69
1:F:189:LEU:N	1:F:189:LEU:HD23	2.07	0.69
1:H:559:TYR:HB2	1:H:562:LEU:HD12	1.72	0.69
1:J:573:GLN:HB2	1:J:602:CYS:O	1.92	0.69
1:K:308:LEU:HD13	1:K:329:ASP:HB3	1.73	0.69
1:M:173:LEU:O	1:M:177:LEU:HG	1.91	0.69
1:M:487:GLU:CG	1:M:491:ALA:HB2	2.20	0.69

Continued on next page...

Continued from previous page...

Atom-1	Atom-2	Interatomic distance (Å)	Clash overlap (Å)
1:M:614:HIS:HB3	1:M:615:PRO:HD2	1.72	0.69
1:N:636:ILE:HB	1:N:680:ILE:HB	1.74	0.69
1:B:210:ARG:HH12	1:B:394:ASN:C	1.96	0.69
1:C:377:LEU:HD22	1:C:708:TRP:HA	1.73	0.69
1:D:134:LEU:N	1:D:134:LEU:HD23	2.07	0.69
1:D:746:ASP:CA	1:D:760:ARG:HG3	2.21	0.69
1:G:635:THR:HG23	1:G:681:GLU:HG3	1.73	0.69
1:G:856:TYR:HD2	1:G:864:MET:HE2	1.57	0.69
1:K:322:LEU:HD23	1:K:323:ILE:N	2.07	0.69
1:L:102:ASN:ND2	1:L:201:ASP:HB2	2.07	0.69
1:M:572:ASP:HB3	1:M:603:MET:CB	2.22	0.69
1:P:79:PRO:HG2	1:P:80:GLU:HG3	1.73	0.69
1:B:232:ASN:HD21	1:B:237:ARG:N	1.89	0.69
1:B:367:MET:HB3	1:B:372:MET:HE3	1.73	0.69
1:E:1004:SER:N	3:E:1273:HOH:O	2.14	0.69
1:H:796:SER:OG	1:H:801:ILE:HA	1.92	0.69
1:K:65:ALA:HB1	1:K:67:GLU:HG3	1.75	0.69
1:L:531:ARG:HB3	1:L:532:PRO:HD2	1.73	0.69
1:M:654:TRP:NE1	1:M:666:GLY:HA3	2.07	0.69
1:N:529:GLU:OE1	1:N:531:ARG:HB2	1.92	0.69
1:P:324:GLU:HG2	1:P:325:ALA:H	1.58	0.69
1:P:400:THR:O	1:P:403:ASP:HB2	1.92	0.69
1:P:777:LEU:HD12	1:P:887:GLN:HG2	1.73	0.69
1:B:279:ILE:HD11	1:C:424:ASN:HB2	1.75	0.69
1:D:200:GLN:HG3	1:D:416:GLU:HB3	1.74	0.69
1:D:572:ASP:CB	1:D:603:MET:HG2	2.15	0.69
1:E:63:PHE:HB3	1:E:64:PRO:HD2	1.74	0.69
1:E:949:HIS:HD2	1:E:1020:TRP:NE1	1.89	0.69
1:E:948:PRO:HG2	1:E:949:HIS:ND1	2.07	0.69
1:G:686:PRO:C	1:G:688:PRO:HD3	2.12	0.69
1:G:693:GLN:HG2	1:G:721:ARG:HD2	1.75	0.69
1:I:66:PRO:HB3	1:I:187:MET:HE3	1.74	0.69
1:I:43:ARG:O	1:I:310:ARG:HD3	1.93	0.69
1:I:419:GLY:HA2	1:L:282:ARG:HH11	1.58	0.69
1:K:166:ARG:CG	1:K:392:TYR:HB2	2.22	0.69
1:K:625:GLN:CD	1:K:716:ALA:HB1	2.13	0.69
1:K:749:ILE:HD11	1:K:834:VAL:HG11	1.74	0.69
1:N:902:PRO:HD3	1:N:918:TRP:CH2	2.27	0.69
1:O:147:ASN:HB3	1:O:206:SER:HA	1.75	0.69
1:O:579:ASP:CG	1:O:583:ASN:HB2	2.13	0.69
1:P:141:ILE:HG12	1:P:214:LEU:CD2	2.23	0.69

Continued on next page...

Continued from previous page...

Atom-1	Atom-2	Interatomic distance (Å)	Clash overlap (Å)
1:P:577:LYS:O	1:P:584:PRO:HA	1.92	0.69
1:P:63:PHE:HB3	1:P:64:PRO:HD2	1.74	0.69
1:B:438:GLU:O	1:B:442:ARG:HG3	1.92	0.69
1:B:833:ALA:HB1	1:B:858:ILE:O	1.92	0.69
1:E:427:THR:HG21	1:E:468:HIS:CE1	2.27	0.69
1:G:129:VAL:HG23	1:G:182:ASN:ND2	2.07	0.69
1:K:210:ARG:HH12	1:K:394:ASN:C	1.96	0.69
1:K:433:LEU:HD12	1:K:433:LEU:O	1.91	0.69
1:M:382:ASN:N	1:M:382:ASN:HD22	1.90	0.69
1:M:902:PRO:HD3	1:M:918:TRP:CH2	2.27	0.69
1:N:53:SER:O	1:N:54:LEU:HD23	1.93	0.69
1:O:293:LEU:HD23	1:O:293:LEU:N	2.08	0.69
1:P:949:HIS:CD2	1:P:1020:TRP:HE1	2.10	0.69
1:P:14:ARG:NH1	1:P:16:TRP:HZ2	1.91	0.69
1:C:254:LEU:O	1:C:255:ARG:HD3	1.93	0.69
1:C:932:PRO:HG2	1:C:970:THR:O	1.92	0.69
1:F:587:ALA:HB1	1:F:591:ASP:HB2	1.75	0.69
1:G:227:VAL:CG1	1:G:240:LEU:HD11	2.22	0.69
1:G:505:ARG:HG2	1:G:996:ASP:OD2	1.93	0.69
1:H:129:VAL:HG21	1:H:177:LEU:CD1	2.23	0.69
1:H:261:TRP:CH2	1:H:266:GLN:HB2	2.27	0.69
1:H:777:LEU:CD1	1:H:889:ALA:HA	2.22	0.69
1:K:102:ASN:HB2	1:K:201:ASP:OD1	1.92	0.69
1:K:66:PRO:CG	1:K:67:GLU:HG2	2.22	0.69
1:K:738:PRO:HA	1:K:751:LEU:HD12	1.75	0.69
1:L:316:HIS:ND1	1:L:316:HIS:N	2.40	0.69
1:M:65:ALA:HB1	1:M:67:GLU:HG3	1.74	0.69
1:M:822:LEU:HD12	1:M:823:LEU:N	2.08	0.69
1:P:166:ARG:HG2	1:P:392:TYR:CB	2.22	0.69
1:P:542:MET:HG3	1:P:603:MET:O	1.92	0.69
1:C:100:TYR:CE2	1:C:602:CYS:HB3	2.28	0.69
1:E:78:LEU:HD23	1:E:78:LEU:N	2.08	0.69
1:F:36:TRP:CD2	1:F:42:ALA:HB2	2.27	0.69
1:G:627:PHE:CZ	1:G:650:GLU:HG2	2.27	0.69
1:H:668:VAL:CG1	1:H:669:PRO:HD2	2.22	0.69
1:I:942:ARG:HH21	1:I:954:ASP:HB2	1.58	0.69
1:M:210:ARG:HH11	1:M:395:HIS:HB2	1.56	0.69
1:P:222:ILE:CD1	1:P:313:VAL:HG12	2.22	0.69
1:P:368:ASP:OD1	1:P:370:GLN:HB2	1.93	0.69
1:P:765:LEU:HD12	1:P:766:SER:N	2.08	0.69
1:B:373:VAL:O	1:B:377:LEU:HD12	1.92	0.69

Continued on next page...

Continued from previous page...

Atom-1	Atom-2	Interatomic distance (Å)	Clash overlap (Å)
1:C:189:LEU:HD23	1:C:189:LEU:N	2.07	0.69
1:E:10:VAL:O	1:E:13:ARG:HG3	1.93	0.69
1:E:438:GLU:OE1	1:E:442:ARG:HD2	1.93	0.69
1:H:672:VAL:HG13	1:H:678:GLN:HB2	1.73	0.69
1:L:141:ILE:HD13	1:L:143:PHE:HE1	1.55	0.69
1:M:801:ILE:O	1:M:803:PRO:HD3	1.93	0.69
1:P:307:ASN:O	1:P:308:LEU:HD23	1.93	0.69
1:P:410:VAL:HG22	1:P:455:ILE:HB	1.74	0.69
1:P:770:ILE:HD11	1:P:1022:GLN:HG2	1.74	0.69
1:B:353:GLY:O	1:B:566:PHE:HA	1.93	0.69
1:B:822:LEU:HD12	1:B:823:LEU:H	1.57	0.69
1:E:258:VAL:HG12	1:E:293:LEU:HD11	1.75	0.69
1:F:14:ARG:NH1	1:F:16:TRP:HZ2	1.90	0.69
1:F:857:ARG:NH1	1:F:857:ARG:HG2	2.08	0.69
1:K:7:LEU:HD11	1:K:74:LEU:HD21	1.73	0.69
1:M:359:HIS:ND1	1:M:573:GLN:HG2	2.07	0.69
1:O:166:ARG:CG	1:O:392:TYR:HB2	2.23	0.69
1:P:994:GLY:CA	1:P:1003:VAL:HG22	2.23	0.69
1:A:53:SER:OG	1:A:55:ASN:HB2	1.92	0.69
1:B:102:ASN:ND2	1:B:201:ASP:HB2	2.08	0.69
1:B:260:LEU:O	1:B:267:VAL:HG23	1.93	0.69
1:B:540:HIS:CE1	1:B:999:TRP:HZ3	2.12	0.69
1:E:34:ALA:HB3	1:E:36:TRP:CZ3	2.28	0.69
1:F:400:THR:CG2	1:F:404:ARG:HD2	2.23	0.69
1:F:65:ALA:HB1	1:F:66:PRO:HD2	1.75	0.69
1:G:533:LEU:HD12	1:G:534:ILE:N	2.08	0.69
1:I:99:ILE:HG23	1:I:594:ASP:HB2	1.75	0.69
1:M:572:ASP:HB2	3:M:1276:HOH:O	1.92	0.69
1:N:499:ILE:HG22	1:N:501:PRO:HD3	1.75	0.69
1:O:929:TYR:O	1:O:930:VAL:C	2.32	0.69
1:O:965:GLN:O	1:O:969:GLU:HG3	1.92	0.69
1:P:1013:ARG:HG3	1:P:1013:ARG:HH11	1.57	0.69
1:P:473:ARG:O	1:P:476:LYS:HB2	1.93	0.69
1:E:194:GLY:HA3	3:E:1239:HOH:O	1.93	0.68
1:F:78:LEU:HB3	1:F:80:GLU:HG3	1.74	0.68
1:F:3:ILE:O	1:F:9:VAL:HG21	1.93	0.68
1:J:742:THR:HG23	1:J:747:PHE:CD1	2.27	0.68
1:L:878:HIS:CD2	1:L:1010:SER:HB3	2.28	0.68
1:M:741:THR:HG22	1:M:742:THR:N	2.07	0.68
1:N:29:ALA:HB2	1:N:442:ARG:HB3	1.75	0.68
1:O:595:THR:HG23	1:O:596:PRO:HA	1.75	0.68

Continued on next page...

Continued from previous page...

Atom-1	Atom-2	Interatomic distance (Å)	Clash overlap (Å)
1:P:362:LEU:HD21	1:P:576:ILE:HD12	1.74	0.68
1:B:291:LEU:N	1:B:291:LEU:HD12	2.08	0.68
1:B:390:SER:HB2	1:B:391:HIS:CE1	2.28	0.68
1:C:227:VAL:CG1	1:C:240:LEU:HD11	2.23	0.68
1:D:73:TRP:CE2	1:D:122:CYS:HB3	2.27	0.68
1:E:571:VAL:CG1	1:E:607:VAL:HG23	2.22	0.68
1:E:660:GLY:O	1:E:662:PRO:HD3	1.93	0.68
1:E:701:VAL:O	1:E:703:PRO:HD3	1.93	0.68
1:G:578:TYR:HA	1:G:583:ASN:O	1.92	0.68
1:G:651:LEU:HD13	1:G:669:PRO:HA	1.75	0.68
1:H:129:VAL:HG23	1:H:182:ASN:ND2	2.09	0.68
1:H:73:TRP:CZ2	1:H:185:ALA:HB1	2.29	0.68
1:L:102:ASN:HD22	1:L:201:ASP:CB	2.07	0.68
1:M:518:TRP:O	1:M:519:SER:C	2.28	0.68
1:N:138:GLN:HG3	1:N:172:ASP:OD2	1.94	0.68
1:N:578:TYR:HA	1:N:583:ASN:O	1.93	0.68
1:O:730:LEU:CD1	1:O:731:PRO:HD2	2.18	0.68
1:P:103:VAL:HG22	1:P:418:HIS:CG	2.27	0.68
1:P:736:ALA:O	1:P:737:ILE:HG22	1.94	0.68
1:A:653:HIS:CD2	1:A:667:GLU:HB3	2.28	0.68
1:B:663:LEU:N	1:B:663:LEU:HD23	2.09	0.68
1:B:696:LEU:HD12	1:B:697:THR:H	1.58	0.68
1:G:134:LEU:N	1:G:134:LEU:HD23	2.08	0.68
1:G:128:ASN:ND2	1:G:180:GLY:HA2	2.08	0.68
1:J:778:THR:HG23	1:J:779:PRO:HD2	1.74	0.68
1:K:622:HIS:O	1:K:625:GLN:HG2	1.93	0.68
1:M:444:VAL:HG21	1:M:474:TRP:HZ3	1.57	0.68
1:N:316:HIS:HA	1:N:323:ILE:CD1	2.24	0.68
1:O:360:HIS:HE1	1:O:362:LEU:HB2	1.57	0.68
1:P:1000:SER:HB2	1:P:1001:PRO:HD2	1.75	0.68
1:P:7:LEU:HD13	1:P:74:LEU:CD1	2.22	0.68
1:D:904:GLU:HG3	1:D:906:TYR:HE1	1.58	0.68
1:E:438:GLU:O	1:E:442:ARG:HG3	1.93	0.68
1:E:353:GLY:O	1:E:566:PHE:HA	1.93	0.68
1:F:131:GLU:O	1:F:132:SER:C	2.29	0.68
1:F:36:TRP:CD1	1:F:41:GLU:HB3	2.27	0.68
1:H:456:TRP:NE1	1:H:482:ARG:HD2	2.08	0.68
1:H:786:ARG:HG2	1:H:880:ALA:HB1	1.75	0.68
1:H:881:ARG:HD3	1:H:987:ASP:OD2	1.93	0.68
1:I:904:GLU:HG2	1:I:909:ARG:HH22	1.58	0.68
1:K:635:THR:HG23	1:K:680:ILE:O	1.93	0.68

Continued on next page...

Continued from previous page...

Atom-1	Atom-2	Interatomic distance (Å)	Clash overlap (Å)
1:K:906:TYR:O	1:K:910:LEU:HD23	1.93	0.68
1:M:948:PRO:CD	1:M:949:HIS:H	2.05	0.68
1:N:237:ARG:HG3	1:N:237:ARG:HH11	1.59	0.68
1:N:316:HIS:HA	1:N:323:ILE:HD13	1.74	0.68
1:P:822:LEU:HD12	1:P:824:GLN:H	1.57	0.68
1:P:902:PRO:HD3	1:P:918:TRP:CZ3	2.26	0.68
1:C:766:SER:HA	1:C:779:PRO:HB3	1.76	0.68
1:F:152:LEU:HD12	1:F:153:TRP:N	2.08	0.68
1:I:90:TRP:HE3	1:I:123:TYR:HH	1.39	0.68
1:I:961:ARG:HB3	1:I:978:ALA:HB1	1.75	0.68
1:I:786:ARG:HH11	1:I:990:HIS:HE1	1.40	0.68
1:J:7:LEU:O	1:J:11:LEU:HG	1.94	0.68
1:K:592:PHE:HB2	1:K:594:ASP:OD1	1.94	0.68
1:K:749:ILE:CD1	1:K:834:VAL:HG11	2.23	0.68
1:M:965:GLN:O	1:M:969:GLU:HG3	1.94	0.68
1:N:66:PRO:HB3	1:N:187:MET:CE	2.24	0.68
1:N:568:TRP:HE1	1:N:604:ASN:HD22	1.41	0.68
1:O:146:VAL:O	1:O:165:SER:HB3	1.93	0.68
1:A:960:SER:HA	3:A:1276:HOH:O	1.92	0.68
1:B:975:LEU:HD23	1:B:975:LEU:N	2.08	0.68
1:C:617:LEU:O	1:C:620:ALA:HB3	1.94	0.68
1:D:377:LEU:CD2	1:D:708:TRP:HA	2.24	0.68
1:D:774:LYS:C	1:D:775:GLN:HE21	1.97	0.68
1:E:427:THR:HA	1:E:436:MET:HE1	1.75	0.68
1:G:3:ILE:O	1:G:3:ILE:HG13	1.91	0.68
1:H:542:MET:HE3	1:H:601:PHE:HA	1.76	0.68
1:H:645:ARG:NH1	1:H:646:HIS:O	2.27	0.68
1:J:202:MET:HE3	1:J:357:HIS:CD2	2.29	0.68
1:J:469:ASP:HB3	1:K:473:ARG:HD2	1.76	0.68
1:K:747:PHE:CZ	1:K:760:ARG:HD3	2.27	0.68
1:L:372:MET:HG2	1:L:401:LEU:CD1	2.22	0.68
1:M:796:SER:OG	1:M:801:ILE:HA	1.93	0.68
1:N:44:THR:O	1:N:46:ARG:HG2	1.94	0.68
1:P:315:LEU:HG	1:P:323:ILE:HB	1.76	0.68
1:P:357:HIS:HE1	1:P:568:TRP:CH2	2.11	0.68
1:A:579:ASP:OD2	1:A:583:ASN:HB2	1.93	0.68
1:B:372:MET:HG2	1:B:398:TRP:HE3	1.59	0.68
1:C:377:LEU:O	1:C:381:GLN:HG3	1.94	0.68
1:F:338:GLU:O	3:F:1262:HOH:O	2.11	0.68
1:H:625:GLN:HB2	1:H:716:ALA:HB2	1.75	0.68
1:L:27:LEU:HD12	1:L:140:ARG:NH1	2.07	0.68

Continued on next page...

Continued from previous page...

Atom-1	Atom-2	Interatomic distance (Å)	Clash overlap (Å)
1:I:287:ASP:OD2	1:L:425:ARG:NH2	2.27	0.68
1:L:579:ASP:OD1	1:L:583:ASN:ND2	2.27	0.68
1:M:237:ARG:NH1	1:M:237:ARG:HG3	2.07	0.68
1:M:579:ASP:OD1	1:M:583:ASN:ND2	2.27	0.68
1:N:930:VAL:HA	1:N:973:ARG:HD3	1.74	0.68
1:P:427:THR:HG21	1:P:468:HIS:CE1	2.28	0.68
1:A:217:LYS:HG2	1:A:324:GLU:OE2	1.94	0.68
1:B:746:ASP:O	1:B:760:ARG:HD2	1.93	0.68
1:C:651:LEU:HD13	1:C:669:PRO:HA	1.76	0.68
1:D:4:THR:HA	1:D:9:VAL:HG11	1.76	0.68
1:E:251:ARG:O	1:E:253:TYR:N	2.27	0.68
1:E:27:LEU:HD12	1:E:140:ARG:HH11	1.56	0.68
1:H:317:THR:HG23	1:H:323:ILE:HD11	1.74	0.68
1:H:894:ARG:HH12	1:H:919:ASP:C	1.96	0.68
1:H:925:MET:HB3	3:H:1275:HOH:O	1.94	0.68
1:H:91:GLN:HG3	1:H:96:ASP:OD1	1.94	0.68
1:J:742:THR:HG22	1:J:743:SER:H	1.57	0.68
1:M:441:THR:HG22	1:M:474:TRP:CZ2	2.29	0.68
1:M:598:ASP:O	1:M:601:PHE:HB2	1.94	0.68
1:N:370:GLN:O	1:N:371:THR:C	2.32	0.68
1:P:570:TRP:HD1	1:P:571:VAL:HG23	1.57	0.68
1:P:668:VAL:HG13	1:P:669:PRO:CD	2.23	0.68
1:B:246:MET:HE3	1:B:247:CYS:C	2.14	0.68
1:C:651:LEU:CD1	1:C:669:PRO:HA	2.24	0.68
1:D:336:ARG:HH21	1:D:338:GLU:CD	1.97	0.68
1:E:300:LEU:N	1:E:300:LEU:HD23	2.08	0.68
1:F:836:ILE:N	1:F:836:ILE:HD13	2.07	0.68
1:G:100:TYR:CZ	1:G:602:CYS:HB3	2.29	0.68
1:G:1011:ALA:HB3	1:G:1014:TYR:CZ	2.29	0.68
1:I:43:ARG:NH2	1:I:264:GLU:HG2	2.08	0.68
1:I:746:ASP:HA	1:I:760:ARG:CG	2.17	0.68
1:K:651:LEU:CD1	1:K:669:PRO:HA	2.24	0.68
1:L:413:ALA:HB2	1:L:443:MET:CE	2.24	0.68
1:L:4:THR:HA	1:L:9:VAL:HG11	1.76	0.68
1:M:358:GLU:HB3	1:M:367:MET:HG2	1.76	0.68
1:N:279:ILE:HD11	1:O:422:PRO:CB	2.23	0.68
1:O:18:ASN:HB3	1:O:21:VAL:HG23	1.75	0.68
1:O:362:LEU:HG	1:O:576:ILE:HD12	1.76	0.68
1:O:678:GLN:C	1:O:679:LEU:HD23	2.14	0.68
1:P:131:GLU:O	1:P:134:LEU:N	2.27	0.68
1:P:204:ARG:HD3	1:P:204:ARG:N	2.08	0.68

Continued on next page...

Continued from previous page...

Atom-1	Atom-2	Interatomic distance (Å)	Clash overlap (Å)
1:P:222:ILE:HD13	1:P:313:VAL:HG12	1.75	0.68
1:P:606:LEU:HD13	1:P:617:LEU:HD12	1.76	0.68
1:B:354:VAL:HG22	1:B:355:ASN:O	1.94	0.68
1:D:362:LEU:CD2	1:D:576:ILE:HD12	2.24	0.68
1:D:893:GLU:OE1	1:D:893:GLU:HA	1.94	0.68
1:H:147:ASN:HA	1:H:165:SER:HB3	1.75	0.68
1:H:634:GLN:N	1:H:634:GLN:HE21	1.92	0.68
1:I:460:ASN:ND2	1:I:461:GLU:HG3	2.09	0.68
1:K:292:ARG:NH1	1:K:292:ARG:HG3	2.09	0.68
1:L:251:ARG:O	1:L:253:TYR:N	2.27	0.68
1:N:257:THR:HA	1:N:270:GLY:O	1.94	0.68
1:N:300:LEU:O	1:N:307:ASN:HB2	1.94	0.68
1:O:949:HIS:HD2	1:O:1022:GLN:HE21	1.41	0.68
1:O:650:GLU:HB3	1:O:670:LEU:HB2	1.76	0.68
1:P:262:GLN:HE22	1:P:299:LYS:HD3	1.58	0.68
1:P:416:GLU:OE2	1:P:418:HIS:HB2	1.94	0.68
1:P:433:LEU:HD13	1:P:467:ASN:HB3	1.74	0.68
1:P:571:VAL:HG11	1:P:611:ARG:NH1	2.09	0.68
1:E:822:LEU:HD12	1:E:823:LEU:H	1.56	0.67
1:F:836:ILE:HG22	1:F:837:THR:N	2.09	0.67
1:G:668:VAL:HG13	1:G:669:PRO:HD2	1.75	0.67
1:I:282:ARG:NH1	1:L:419:GLY:HA2	2.09	0.67
1:K:778:THR:HB	1:K:887:GLN:H	1.58	0.67
1:L:1020:TRP:HD1	1:L:1021:CYS:N	1.92	0.67
1:L:599:ARG:HD2	1:L:600:GLN:OE1	1.93	0.67
1:L:6:SER:O	1:L:7:LEU:C	2.31	0.67
1:M:354:VAL:HG22	1:M:355:ASN:O	1.94	0.67
1:M:607:VAL:HG12	1:M:613:PRO:HA	1.75	0.67
1:O:635:THR:HG23	1:O:681:GLU:HA	1.74	0.67
1:P:542:MET:HE3	1:P:601:PHE:HA	1.76	0.67
1:P:804:ASN:N	1:P:804:ASN:ND2	2.42	0.67
1:P:881:ARG:HD3	1:P:987:ASP:OD1	1.94	0.67
1:A:281:GLU:OE1	1:A:281:GLU:N	2.27	0.67
1:A:300:LEU:N	1:A:300:LEU:HD23	2.09	0.67
1:A:3:ILE:HG13	1:A:3:ILE:O	1.94	0.67
1:A:7:LEU:HD13	1:A:74:LEU:HD11	1.76	0.67
1:B:114:VAL:CG1	1:B:191:TRP:HB2	2.23	0.67
1:B:652:LEU:HD12	1:B:699:ARG:O	1.95	0.67
1:B:850:PHE:CD1	1:B:872:VAL:HG13	2.29	0.67
1:D:362:LEU:HD21	1:D:576:ILE:HD12	1.76	0.67
1:D:750:GLU:HG3	1:D:755:ARG:HG2	1.76	0.67

Continued on next page...

Continued from previous page...

Atom-1	Atom-2	Interatomic distance (Å)	Clash overlap (Å)
1:E:189:LEU:HD23	1:E:189:LEU:N	2.09	0.67
1:E:249:GLU:HB3	1:E:251:ARG:NH1	2.10	0.67
1:F:78:LEU:HB3	1:F:79:PRO:HD2	1.76	0.67
1:G:251:ARG:O	1:G:253:TYR:N	2.27	0.67
1:G:275:GLY:HA2	1:G:285:TYR:O	1.93	0.67
1:G:651:LEU:HD12	1:G:652:LEU:N	2.10	0.67
1:H:57:GLU:HG2	1:H:83:THR:HG23	1.75	0.67
1:I:316:HIS:CA	1:I:323:ILE:HD13	2.15	0.67
1:K:486:TYR:CE1	1:K:488:GLY:HA3	2.28	0.67
1:L:148:SER:OG	1:L:192:SER:HB3	1.93	0.67
1:M:114:VAL:CG2	1:M:191:TRP:HB3	2.24	0.67
1:M:469:ASP:HB3	1:P:473:ARG:HD2	1.76	0.67
1:N:894:ARG:NH2	1:N:921:PRO:HD3	2.09	0.67
1:B:152:LEU:HD12	1:B:153:TRP:N	2.10	0.67
1:E:892:ALA:HB3	1:E:946:TYR:CE1	2.29	0.67
1:F:487:GLU:HB3	3:F:1220:HOH:O	1.94	0.67
1:G:66:PRO:HB3	1:G:187:MET:HE3	1.75	0.67
1:I:157:ARG:O	1:I:159:VAL:HG23	1.94	0.67
1:M:139:THR:OG1	1:M:216:HIS:ND1	2.27	0.67
1:M:260:LEU:HD12	1:M:261:TRP:N	2.09	0.67
1:M:324:GLU:HG2	1:M:325:ALA:N	2.08	0.67
1:O:634:GLN:O	1:O:682:LEU:HD12	1.93	0.67
1:P:246:MET:HG2	1:P:274:PHE:CZ	2.29	0.67
1:P:27:LEU:N	1:P:27:LEU:HD23	2.10	0.67
1:P:570:TRP:CD1	1:P:571:VAL:HG23	2.29	0.67
1:A:960:SER:N	3:A:1253:HOH:O	2.28	0.67
1:E:474:TRP:CE2	1:E:478:VAL:HG21	2.29	0.67
1:E:906:TYR:O	1:E:910:LEU:HD23	1.94	0.67
1:F:18:ASN:ND2	1:F:21:VAL:HG23	2.09	0.67
1:F:570:TRP:O	1:F:607:VAL:HG22	1.95	0.67
1:F:827:ALA:HA	1:F:836:ILE:HD12	1.77	0.67
1:H:577:LYS:O	1:H:584:PRO:HA	1.94	0.67
1:H:69:VAL:HG13	1:H:70:PRO:HD2	1.76	0.67
1:H:822:LEU:HD12	1:H:823:LEU:N	2.09	0.67
1:C:581:ASN:HA	1:J:581:ASN:OD1	1.94	0.67
1:M:7:LEU:HB2	1:M:71:GLU:OE2	1.94	0.67
1:M:816:TYR:HB2	3:M:1206:HOH:O	1.94	0.67
1:N:225:PHE:HA	1:N:243:GLU:O	1.94	0.67
1:O:718:GLN:HG3	1:O:719:GLN:N	2.09	0.67
1:M:422:PRO:HD3	1:P:284:GLY:O	1.94	0.67
1:P:383:ASN:ND2	1:P:625:GLN:HA	2.10	0.67

Continued on next page...

Continued from previous page...

Atom-1	Atom-2	Interatomic distance (Å)	Clash overlap (Å)
1:A:246:MET:HG2	1:A:274:PHE:CE1	2.29	0.67
1:A:440:VAL:CG1	1:A:475:ILE:HD11	2.25	0.67
1:B:651:LEU:CD1	1:B:669:PRO:HA	2.25	0.67
1:D:246:MET:HE3	1:D:247:CYS:C	2.15	0.67
1:G:202:MET:HE3	1:G:357:HIS:CD2	2.29	0.67
1:H:424:ASN:HD21	1:H:464:HIS:C	1.96	0.67
1:J:902:PRO:O	1:J:938:ARG:NH1	2.28	0.67
1:L:33:PHE:HB3	1:L:326:GLU:OE2	1.95	0.67
1:M:172:ASP:OD1	1:M:174:SER:HB2	1.93	0.67
1:P:240:LEU:HD12	1:P:241:GLU:H	1.60	0.67
1:P:398:TRP:HA	1:P:398:TRP:HE3	1.58	0.67
1:C:134:LEU:N	1:C:134:LEU:HD23	2.10	0.67
1:D:251:ARG:O	1:D:253:TYR:N	2.27	0.67
1:D:27:LEU:N	1:D:27:LEU:HD23	2.09	0.67
1:D:63:PHE:HB3	1:D:64:PRO:HD2	1.75	0.67
1:E:434:PRO:HB3	1:H:434:PRO:HB3	1.76	0.67
1:E:959:ILE:O	3:E:1281:HOH:O	2.12	0.67
1:E:99:ILE:HD11	1:E:190:ARG:NH1	2.07	0.67
1:I:276:GLY:N	1:I:285:TYR:O	2.26	0.67
1:L:400:THR:HG22	1:L:404:ARG:CD	2.24	0.67
1:M:224:ASP:OD1	1:M:225:PHE:N	2.27	0.67
1:N:217:LYS:NZ	1:N:326:GLU:OE2	2.28	0.67
1:O:17:GLU:OE1	1:O:113:PHE:HA	1.94	0.67
1:P:789:LEU:HD12	1:P:792:ASP:OD2	1.95	0.67
1:A:430:PRO:HG2	1:D:445:GLN:HE22	1.58	0.67
1:A:949:HIS:HD2	1:A:1020:TRP:NE1	1.92	0.67
1:D:718:GLN:HG3	1:D:719:GLN:N	2.09	0.67
1:E:291:LEU:HD12	1:E:291:LEU:N	2.09	0.67
1:H:251:ARG:O	1:H:253:TYR:N	2.28	0.67
1:I:849:LEU:N	1:I:849:LEU:HD23	2.09	0.67
1:K:5:ASP:OD2	1:K:157:ARG:HA	1.94	0.67
1:M:1003:VAL:HA	3:M:1262:HOH:O	1.94	0.67
1:N:579:ASP:OD2	1:N:583:ASN:HB2	1.93	0.67
1:O:125:LEU:HG	1:O:126:THR:N	2.10	0.67
1:O:66:PRO:HB3	1:O:187:MET:CE	2.25	0.67
1:O:678:GLN:O	1:O:679:LEU:HD23	1.95	0.67
1:B:78:LEU:N	1:B:78:LEU:HD23	2.08	0.67
1:D:701:VAL:HG22	1:D:714:ILE:HD13	1.76	0.67
1:E:300:LEU:O	1:E:307:ASN:HB2	1.94	0.67
1:E:369:GLU:O	1:E:373:VAL:HG23	1.94	0.67
1:E:894:ARG:HH12	1:E:920:LEU:HA	1.59	0.67

Continued on next page...

Continued from previous page...

Atom-1	Atom-2	Interatomic distance (Å)	Clash overlap (Å)
1:J:70:PRO:HG2	1:J:78:LEU:HD11	1.76	0.67
1:K:740:LEU:HD12	1:K:741:THR:N	2.07	0.67
1:L:102:ASN:ND2	1:L:201:ASP:OD2	2.28	0.67
1:L:705:ALA:HA	3:L:1255:HOH:O	1.94	0.67
1:M:189:LEU:N	1:M:189:LEU:HD23	2.10	0.67
1:M:651:LEU:HD13	1:M:669:PRO:HA	1.75	0.67
1:M:849:LEU:N	1:M:849:LEU:HD23	2.10	0.67
1:N:822:LEU:HD11	1:N:824:GLN:O	1.94	0.67
1:N:786:ARG:HH11	1:N:990:HIS:HE1	1.43	0.67
1:O:789:LEU:O	1:O:793:ILE:HG13	1.95	0.67
1:O:906:TYR:HB3	1:O:907:PRO:HD2	1.76	0.67
1:P:1022:GLN:O	1:P:1023:LYS:HG3	1.95	0.67
1:P:536:CYS:O	1:P:566:PHE:HB2	1.94	0.67
1:E:210:ARG:NH1	1:E:395:HIS:N	2.43	0.67
1:E:894:ARG:HH12	1:E:920:LEU:CA	2.08	0.67
1:F:293:LEU:N	1:F:293:LEU:HD23	2.08	0.67
1:G:167:LEU:HB3	1:G:168:PRO:HD2	1.77	0.67
1:H:14:ARG:HH11	1:H:14:ARG:HG2	1.59	0.67
1:H:878:HIS:NE2	1:H:1010:SER:HB3	2.08	0.67
1:K:663:LEU:N	1:K:663:LEU:HD23	2.08	0.67
1:K:750:GLU:HG3	1:K:755:ARG:HG2	1.76	0.67
1:K:858:ILE:HA	1:K:863:GLN:O	1.94	0.67
1:L:656:VAL:HG12	1:L:694:LEU:HD11	1.76	0.67
1:N:383:ASN:HD22	1:N:625:GLN:HA	1.60	0.67
1:P:842:TRP:HB2	1:P:850:PHE:HD2	1.59	0.67
1:A:894:ARG:HH11	1:A:894:ARG:HB3	1.60	0.67
1:D:354:VAL:HG22	1:D:355:ASN:O	1.94	0.67
1:D:749:ILE:CD1	1:D:834:VAL:HG11	2.25	0.67
1:E:844:HIS:CE1	1:E:845:GLN:HG3	2.30	0.67
1:E:91:GLN:HG3	1:E:96:ASP:OD1	1.95	0.67
1:H:417:THR:HG23	1:H:462:SER:HB3	1.76	0.67
1:I:224:ASP:OD1	1:I:225:PHE:N	2.28	0.67
1:J:531:ARG:O	1:J:561:ARG:NH1	2.27	0.67
1:K:467:ASN:O	1:K:471:LEU:HD12	1.94	0.67
1:M:577:LYS:NZ	1:M:591:ASP:O	2.28	0.67
1:M:599:ARG:HH21	1:M:797:GLU:HG3	1.60	0.67
1:N:279:ILE:HD11	1:O:422:PRO:HB2	1.77	0.67
1:O:23:GLN:O	1:O:24:LEU:HD13	1.95	0.67
1:P:824:GLN:O	1:P:838:THR:HA	1.95	0.67
1:A:1004:SER:O	1:A:1005:ALA:C	2.34	0.66
1:B:390:SER:HA	1:B:391:HIS:ND1	2.10	0.66

Continued on next page...

Continued from previous page...

Atom-1	Atom-2	Interatomic distance (Å)	Clash overlap (Å)
1:B:7:LEU:N	1:B:71:GLU:OE2	2.28	0.66
1:C:869:ASP:OD1	1:C:1015:HIS:ND1	2.28	0.66
1:D:454:ILE:HG13	1:D:455:ILE:HG13	1.77	0.66
1:D:890:GLN:HE21	1:D:891:VAL:H	1.43	0.66
1:D:902:PRO:HD3	1:D:918:TRP:CH2	2.30	0.66
1:E:275:GLY:HA2	1:E:285:TYR:O	1.96	0.66
1:E:948:PRO:HG2	1:E:949:HIS:CE1	2.30	0.66
1:G:237:ARG:HD2	1:G:296:GLU:HG2	1.77	0.66
1:G:778:THR:OG1	1:G:887:GLN:HB3	1.95	0.66
1:G:91:GLN:HB3	1:G:98:PRO:HD3	1.76	0.66
1:G:894:ARG:HH12	1:G:920:LEU:HA	1.61	0.66
1:H:6:SER:OG	1:H:9:VAL:HG23	1.95	0.66
1:J:753:ASN:OD1	1:J:754:LYS:HG3	1.96	0.66
1:K:307:ASN:O	1:K:308:LEU:HD23	1.94	0.66
1:L:36:TRP:CD1	1:L:41:GLU:HB2	2.30	0.66
1:M:220:THR:HA	1:M:247:CYS:O	1.95	0.66
1:M:436:MET:O	1:M:439:ARG:HB2	1.96	0.66
1:M:448:ARG:HH22	1:M:478:VAL:HG12	1.60	0.66
1:O:614:HIS:ND1	3:O:1287:HOH:O	2.28	0.66
1:P:631:LEU:HD11	1:P:633:GLY:O	1.95	0.66
1:P:62:TRP:CH2	1:P:64:PRO:HA	2.30	0.66
1:P:810:TRP:O	1:P:811:LYS:C	2.33	0.66
1:P:878:HIS:HB3	1:P:1009:LEU:O	1.95	0.66
1:A:129:VAL:HG23	1:A:182:ASN:HD22	1.60	0.66
1:A:204:ARG:N	1:A:204:ARG:HD3	2.09	0.66
1:A:816:TYR:HB2	3:A:1207:HOH:O	1.93	0.66
1:B:1011:ALA:HB3	1:B:1014:TYR:CZ	2.30	0.66
1:E:129:VAL:HG23	1:E:182:ASN:HD22	1.58	0.66
1:E:27:LEU:N	1:E:27:LEU:HD23	2.10	0.66
1:E:796:SER:OG	1:E:801:ILE:HA	1.94	0.66
1:G:126:THR:OG1	1:G:183:ARG:HG3	1.95	0.66
1:G:436:MET:CE	1:G:467:ASN:HD22	2.07	0.66
1:G:540:HIS:HD2	1:G:568:TRP:HD1	1.40	0.66
1:H:14:ARG:NH1	1:H:16:TRP:HZ2	1.93	0.66
1:H:360:HIS:ND1	1:H:361:PRO:HD2	2.10	0.66
1:I:37:ARG:NH2	1:I:218:PRO:HD3	2.10	0.66
1:J:742:THR:HG23	1:J:747:PHE:CE1	2.30	0.66
1:J:84:VAL:HG12	1:J:85:VAL:N	2.10	0.66
1:K:148:SER:HB3	1:K:190:ARG:O	1.95	0.66
1:L:202:MET:HE3	1:L:357:HIS:CD2	2.30	0.66
1:L:764:PHE:O	1:L:766:SER:N	2.29	0.66

Continued on next page...

Continued from previous page...

Atom-1	Atom-2	Interatomic distance (Å)	Clash overlap (Å)
1:M:31:PRO:HG2	1:M:225:PHE:CE1	2.30	0.66
1:N:142:ILE:HG12	1:N:170:GLU:HG2	1.76	0.66
1:P:26:ARG:HD2	1:P:442:ARG:NH2	2.10	0.66
1:P:246:MET:HB3	1:P:274:PHE:CZ	2.30	0.66
1:A:131:GLU:HB2	1:A:135:GLN:NE2	2.11	0.66
1:B:77:ASP:C	1:B:78:LEU:HD23	2.16	0.66
1:C:433:LEU:HB3	1:C:434:PRO:HD3	1.75	0.66
1:E:559:TYR:HB2	1:E:562:LEU:HD12	1.76	0.66
1:I:360:HIS:ND1	1:I:363:HIS:N	2.35	0.66
1:I:856:TYR:HD2	1:I:864:MET:HE2	1.61	0.66
1:J:5:ASP:OD2	1:J:157:ARG:HA	1.95	0.66
1:J:708:TRP:CZ3	1:J:709:SER:HB3	2.30	0.66
1:K:441:THR:HG22	1:K:474:TRP:CH2	2.31	0.66
1:K:747:PHE:CE2	1:K:760:ARG:HD3	2.30	0.66
1:L:262:GLN:HE22	1:L:299:LYS:HD2	1.58	0.66
1:L:660:GLY:O	1:L:662:PRO:HD3	1.94	0.66
1:M:148:SER:HB3	1:M:190:ARG:O	1.95	0.66
1:M:355:ASN:H	1:M:355:ASN:HD22	1.44	0.66
1:M:505:ARG:HG2	1:M:996:ASP:OD2	1.94	0.66
1:O:46:ARG:HB3	1:O:47:PRO:HD2	1.77	0.66
1:O:850:PHE:CD2	1:O:872:VAL:HG13	2.25	0.66
1:O:505:ARG:HG2	1:O:996:ASP:OD2	1.95	0.66
1:P:14:ARG:HG2	1:P:14:ARG:NH1	2.10	0.66
1:A:429:ASP:OD1	1:A:431:ARG:N	2.29	0.66
1:E:69:VAL:HG21	1:E:122:CYS:SG	2.35	0.66
1:E:467:ASN:O	1:E:471:LEU:HD12	1.95	0.66
1:E:100:TYR:O	1:E:597:ASN:HA	1.94	0.66
1:G:738:PRO:HA	1:G:751:LEU:HD13	1.76	0.66
1:I:285:TYR:HB3	1:I:288:ARG:HB2	1.78	0.66
1:I:679:LEU:N	1:I:679:LEU:HD23	2.04	0.66
1:J:975:LEU:N	1:J:975:LEU:HD23	2.08	0.66
1:M:131:GLU:O	1:M:134:LEU:N	2.28	0.66
1:M:147:ASN:HB2	1:M:209:PHE:HE2	1.59	0.66
1:N:702:GLN:O	1:N:712:GLY:N	2.28	0.66
1:P:89:ASN:HD22	1:P:206:SER:H	1.43	0.66
1:P:300:LEU:O	1:P:307:ASN:HB2	1.94	0.66
1:A:224:ASP:OD1	1:A:225:PHE:N	2.29	0.66
1:A:531:ARG:O	1:A:561:ARG:NH1	2.28	0.66
1:A:78:LEU:HD23	1:A:78:LEU:N	2.08	0.66
1:C:100:TYR:HB2	1:C:203:TRP:CE3	2.31	0.66
1:E:11:LEU:N	1:E:11:LEU:HD23	2.10	0.66

Continued on next page...

Continued from previous page...

Atom-1	Atom-2	Interatomic distance (Å)	Clash overlap (Å)
1:G:869:ASP:OD1	1:G:1015:HIS:ND1	2.29	0.66
1:H:579:ASP:OD1	1:H:583:ASN:N	2.28	0.66
1:H:824:GLN:O	1:H:838:THR:HA	1.95	0.66
1:H:833:ALA:HB1	1:H:859:ASP:HA	1.77	0.66
1:J:579:ASP:CG	1:J:583:ASN:HB2	2.15	0.66
1:K:502:MET:O	1:K:517:LYS:NZ	2.29	0.66
1:K:907:PRO:HA	1:K:910:LEU:CD2	2.25	0.66
1:L:224:ASP:OD1	1:L:225:PHE:N	2.28	0.66
1:L:210:ARG:HH11	1:L:395:HIS:HA	1.60	0.66
1:L:86:VAL:CG1	1:L:87:PRO:HA	2.23	0.66
1:M:54:LEU:HD23	1:M:54:LEU:N	2.10	0.66
1:N:237:ARG:NH1	1:N:237:ARG:HG3	2.08	0.66
1:O:131:GLU:O	1:O:134:LEU:N	2.29	0.66
1:O:722:LEU:N	1:O:722:LEU:HD23	2.08	0.66
1:P:740:LEU:HD12	1:P:741:THR:H	1.58	0.66
1:P:881:ARG:NH1	1:P:987:ASP:OD2	2.26	0.66
1:B:597:ASN:ND2	1:B:599:ARG:H	1.93	0.66
1:D:427:THR:HG22	1:D:436:MET:HE2	1.78	0.66
1:E:34:ALA:HA	1:E:51:LEU:HD22	1.77	0.66
1:G:307:ASN:O	1:G:308:LEU:HD23	1.95	0.66
1:H:737:ILE:O	1:H:737:ILE:HG13	1.94	0.66
1:I:240:LEU:HD12	1:I:241:GLU:N	2.11	0.66
1:I:292:ARG:C	1:I:293:LEU:HD23	2.15	0.66
1:I:413:ALA:HB2	1:I:443:MET:HE2	1.77	0.66
1:I:86:VAL:CG1	1:I:87:PRO:HA	2.23	0.66
1:J:672:VAL:CG1	1:J:678:GLN:HB2	2.24	0.66
1:K:658:LEU:O	1:K:661:LYS:N	2.29	0.66
1:K:854:LYS:NZ	3:K:1214:HOH:O	2.29	0.66
1:L:559:TYR:HB2	1:L:562:LEU:HD12	1.77	0.66
1:L:650:GLU:HB3	1:L:670:LEU:HB2	1.77	0.66
1:M:581:ASN:HB2	1:M:583:ASN:ND2	1.98	0.66
1:N:579:ASP:OD1	1:N:582:GLY:N	2.29	0.66
1:N:425:ARG:NH2	1:O:287:ASP:OD2	2.29	0.66
1:P:42:ALA:O	1:P:310:ARG:NH1	2.28	0.66
1:B:152:LEU:HD12	1:B:153:TRP:H	1.60	0.66
1:B:422:PRO:CB	1:C:279:ILE:HD11	2.26	0.66
1:C:166:ARG:HG2	1:C:392:TYR:CB	2.26	0.66
1:F:600:GLN:NE2	1:F:790:ASP:OD1	2.29	0.66
1:G:224:ASP:OD1	1:G:225:PHE:N	2.29	0.66
1:G:42:ALA:O	1:G:310:ARG:NH1	2.29	0.66
1:G:7:LEU:N	1:G:71:GLU:OE2	2.28	0.66

Continued on next page...

Continued from previous page...

Atom-1	Atom-2	Interatomic distance (Å)	Clash overlap (Å)
1:G:743:SER:O	1:G:760:ARG:NH1	2.29	0.66
1:E:287:ASP:OD2	1:H:425:ARG:NH2	2.28	0.66
1:H:965:GLN:O	1:H:969:GLU:HG3	1.96	0.66
1:K:750:GLU:HG2	1:K:755:ARG:HG2	1.78	0.66
1:M:424:ASN:HB3	1:P:285:TYR:OH	1.96	0.66
1:M:767:GLN:NE2	1:M:768:MET:N	2.44	0.66
1:O:60:PHE:HB3	1:O:84:VAL:CG2	2.26	0.66
1:P:256:VAL:C	1:P:271:THR:HG23	2.15	0.66
1:P:261:TRP:CZ3	1:P:266:GLN:HB2	2.30	0.66
1:P:656:VAL:HB	1:P:664:ALA:CB	2.09	0.66
1:P:660:GLY:O	1:P:662:PRO:HD3	1.96	0.66
1:B:237:ARG:HD3	1:B:296:GLU:HG2	1.78	0.66
1:C:167:LEU:HB3	1:C:168:PRO:HD2	1.77	0.66
1:D:587:ALA:HB1	1:D:591:ASP:HB2	1.77	0.66
1:E:906:TYR:HB3	1:E:907:PRO:HD2	1.76	0.66
1:H:896:ASN:HB2	1:H:919:ASP:OD1	1.95	0.66
1:I:427:THR:HG22	1:I:436:MET:CE	2.24	0.66
1:K:312:VAL:HG13	1:K:327:ALA:HB2	1.77	0.66
1:K:460:ASN:O	1:K:461:GLU:C	2.32	0.66
1:K:570:TRP:HD1	1:K:571:VAL:HG22	1.61	0.66
1:K:778:THR:HG23	1:K:779:PRO:HD2	1.76	0.66
1:N:224:ASP:OD1	1:N:225:PHE:N	2.29	0.66
1:P:651:LEU:HD12	1:P:652:LEU:H	1.59	0.66
1:P:881:ARG:HB2	1:P:987:ASP:OD1	1.96	0.66
1:C:881:ARG:NH1	1:C:987:ASP:OD2	2.29	0.66
1:E:574:SER:CB	3:E:1289:HOH:O	2.43	0.66
1:F:544:ASN:HB3	1:F:789:LEU:HD22	1.77	0.66
1:G:933:SER:O	1:G:935:ASN:ND2	2.29	0.66
1:I:353:GLY:O	1:I:566:PHE:HA	1.96	0.66
1:I:577:LYS:O	1:I:584:PRO:HA	1.96	0.66
1:J:604:ASN:ND2	3:J:1260:HOH:O	2.29	0.66
1:J:793:ILE:HA	1:J:807:VAL:HG12	1.78	0.66
1:K:645:ARG:NH1	1:K:646:HIS:O	2.28	0.66
1:K:801:ILE:O	1:K:803:PRO:HD3	1.95	0.66
1:K:954:ASP:OD2	1:L:1013:ARG:NH1	2.29	0.66
1:L:984:LEU:HD21	1:L:986:ILE:HD11	1.78	0.66
1:M:309:TYR:O	1:M:330:VAL:N	2.27	0.66
1:N:57:GLU:HB3	1:N:83:THR:HG23	1.77	0.66
1:P:878:HIS:HD2	1:P:1010:SER:HB3	1.60	0.66
1:P:833:ALA:HB1	1:P:858:ILE:O	1.96	0.66
1:C:228:ALA:O	1:C:240:LEU:HD12	1.96	0.66

Continued on next page...

Continued from previous page...

Atom-1	Atom-2	Interatomic distance (Å)	Clash overlap (Å)
1:C:249:GLU:HB3	1:C:251:ARG:NH1	2.11	0.66
1:C:78:LEU:HD22	1:C:80:GLU:OE2	1.95	0.66
1:D:166:ARG:HG3	1:D:392:TYR:HB2	1.77	0.66
1:D:439:ARG:HH11	1:D:439:ARG:HG2	1.60	0.66
1:E:1011:ALA:HB3	1:E:1014:TYR:CZ	2.30	0.66
1:E:293:LEU:HD23	1:E:293:LEU:N	2.10	0.66
1:E:37:ARG:NH2	1:E:216:HIS:O	2.29	0.66
1:E:653:HIS:CD2	1:E:667:GLU:HB3	2.31	0.66
1:E:706:THR:O	1:E:708:TRP:N	2.29	0.66
1:H:718:GLN:HA	3:H:1248:HOH:O	1.96	0.66
1:K:211:ASP:N	1:K:211:ASP:OD1	2.29	0.66
1:L:351:ILE:N	1:L:563:GLN:O	2.27	0.66
1:M:102:ASN:ND2	1:M:201:ASP:HB2	2.11	0.66
1:M:110:ASN:O	1:M:113:PHE:N	2.29	0.66
1:M:427:THR:HA	1:M:436:MET:HE2	1.78	0.66
1:M:579:ASP:O	1:M:582:GLY:N	2.29	0.66
1:M:59:ARG:NH2	1:M:81:ALA:O	2.29	0.66
1:M:893:GLU:HA	1:M:893:GLU:OE1	1.95	0.66
1:N:449:ASN:HB2	3:N:1290:HOH:O	1.96	0.66
1:P:386:ALA:HA	1:P:407:LEU:HD22	1.77	0.66
1:P:650:GLU:O	1:P:670:LEU:HB2	1.94	0.66
1:P:920:LEU:HB3	1:P:921:PRO:HD2	1.78	0.66
1:B:869:ASP:OD1	1:B:1015:HIS:ND1	2.30	0.65
1:C:210:ARG:NH1	1:C:395:HIS:N	2.44	0.65
1:C:59:ARG:NH2	1:C:81:ALA:O	2.30	0.65
1:H:975:LEU:HD23	1:H:975:LEU:N	2.10	0.65
1:I:856:TYR:CD2	1:I:864:MET:HE2	2.31	0.65
1:J:197:LEU:HD12	1:J:439:ARG:NE	2.11	0.65
1:J:314:GLU:HB3	1:J:322:LEU:CD1	2.25	0.65
1:J:572:ASP:HB3	1:J:603:MET:HG2	1.78	0.65
1:L:360:HIS:HE1	1:L:362:LEU:HB2	1.61	0.65
1:L:36:TRP:CG	1:L:42:ALA:HB2	2.30	0.65
1:L:622:HIS:HB2	1:L:717:TRP:CZ2	2.31	0.65
1:M:140:ARG:HD2	1:M:215:LEU:HD23	1.78	0.65
1:M:34:ALA:HB3	1:M:36:TRP:CE3	2.30	0.65
1:M:503:TYR:N	1:M:537:GLU:O	2.28	0.65
1:O:333:ARG:NH1	1:O:451:PRO:O	2.28	0.65
1:P:251:ARG:O	1:P:253:TYR:N	2.28	0.65
1:P:333:ARG:NH1	1:P:451:PRO:O	2.29	0.65
1:P:485:GLN:NE2	3:P:1252:HOH:O	2.28	0.65
1:P:708:TRP:CE3	1:P:709:SER:HB3	2.32	0.65

Continued on next page...

Continued from previous page...

Atom-1	Atom-2	Interatomic distance (Å)	Clash overlap (Å)
1:A:360:HIS:CG	1:A:361:PRO:HD2	2.30	0.65
1:B:770:ILE:HD12	1:B:775:GLN:OE1	1.96	0.65
1:C:949:HIS:HD2	1:C:1020:TRP:NE1	1.91	0.65
1:E:118:ASN:O	1:E:120:THR:N	2.29	0.65
1:F:166:ARG:HG3	1:F:392:TYR:HB2	1.78	0.65
1:G:436:MET:HE1	1:G:467:ASN:HB2	1.77	0.65
1:H:570:TRP:O	1:H:607:VAL:HG22	1.96	0.65
1:H:377:LEU:CD2	1:H:708:TRP:HA	2.26	0.65
1:I:23:GLN:O	1:I:24:LEU:HD13	1.96	0.65
1:I:293:LEU:N	1:I:293:LEU:HD23	2.10	0.65
1:I:697:THR:OG1	1:I:719:GLN:NE2	2.29	0.65
1:K:293:LEU:N	1:K:293:LEU:HD23	2.12	0.65
1:L:658:LEU:N	1:L:661:LYS:O	2.29	0.65
1:M:200:GLN:O	1:M:204:ARG:NH2	2.29	0.65
1:M:52:ARG:O	1:M:214:LEU:N	2.29	0.65
1:M:31:PRO:HG2	1:M:225:PHE:CD1	2.31	0.65
1:M:388:ARG:NH2	1:M:460:ASN:OD1	2.28	0.65
1:M:400:THR:CG2	1:M:404:ARG:HD2	2.26	0.65
1:O:847:LYS:NZ	1:O:875:ASP:OD1	2.29	0.65
1:P:706:THR:HG21	1:P:708:TRP:CE2	2.32	0.65
1:B:138:GLN:NE2	1:B:172:ASP:OD2	2.30	0.65
1:D:646:HIS:NE2	1:D:671:ASP:OD1	2.29	0.65
1:E:322:LEU:HD23	1:E:324:GLU:N	2.11	0.65
1:H:390:SER:HA	1:H:391:HIS:ND1	2.10	0.65
1:I:279:ILE:CD1	1:L:422:PRO:HG2	2.26	0.65
1:I:672:VAL:CG1	1:I:678:GLN:HB2	2.26	0.65
1:I:894:ARG:NH1	1:I:919:ASP:OD2	2.29	0.65
1:J:655:MET:HG2	1:J:656:VAL:N	2.09	0.65
1:K:579:ASP:O	1:K:580:GLU:C	2.33	0.65
1:M:158:TRP:CH2	1:M:160:GLY:HA2	2.31	0.65
1:M:260:LEU:N	1:M:268:ALA:O	2.29	0.65
1:M:840:HIS:ND1	1:M:840:HIS:N	2.42	0.65
1:N:18:ASN:N	1:N:193:ASP:OD2	2.29	0.65
1:P:539:ALA:O	1:P:541:ALA:N	2.29	0.65
1:P:796:SER:HB2	1:P:802:ASP:HB3	1.76	0.65
1:A:814:GLY:O	1:A:815:HIS:C	2.31	0.65
1:D:390:SER:HB2	1:D:391:HIS:CE1	2.31	0.65
1:D:395:HIS:CG	1:D:396:PRO:HD2	2.32	0.65
1:D:701:VAL:CG2	1:D:714:ILE:HD13	2.26	0.65
1:E:759:ASN:OD1	1:E:761:GLN:N	2.29	0.65
1:F:747:PHE:HE2	1:F:825:CYS:HG	1.42	0.65

Continued on next page...

Continued from previous page...

Atom-1	Atom-2	Interatomic distance (Å)	Clash overlap (Å)
1:I:1005:ALA:HA	1:I:1008:GLN:HG3	1.77	0.65
1:I:502:MET:HB2	1:I:537:GLU:HB2	1.78	0.65
1:K:102:ASN:HD22	1:K:201:ASP:CB	2.10	0.65
1:K:274:PHE:CD2	1:K:289:VAL:HG12	2.32	0.65
1:K:937:LEU:C	1:K:938:ARG:HG2	2.15	0.65
1:L:114:VAL:HG22	1:L:191:TRP:CB	2.27	0.65
1:L:359:HIS:ND1	1:L:573:GLN:HG2	2.10	0.65
1:L:577:LYS:O	1:L:584:PRO:HA	1.96	0.65
1:L:778:THR:CG2	1:L:779:PRO:HD2	2.24	0.65
1:L:91:GLN:HB3	1:L:98:PRO:HD3	1.77	0.65
1:M:246:MET:HB3	1:M:274:PHE:CE2	2.31	0.65
1:M:581:ASN:H	1:M:581:ASN:ND2	1.94	0.65
1:N:73:TRP:CZ2	1:N:185:ALA:HB1	2.30	0.65
1:N:434:PRO:HB3	1:O:434:PRO:HB3	1.79	0.65
1:O:1015:HIS:NE2	1:O:1017:GLN:OE1	2.30	0.65
1:O:7:LEU:O	1:O:10:VAL:N	2.29	0.65
1:A:390:SER:HB2	1:A:391:HIS:CE1	2.32	0.65
1:E:7:LEU:HD13	1:E:74:LEU:CD1	2.13	0.65
1:F:202:MET:HE1	1:F:392:TYR:HE2	1.62	0.65
1:F:44:THR:O	1:F:46:ARG:N	2.29	0.65
1:H:30:HIS:ND1	1:H:31:PRO:O	2.29	0.65
1:H:36:TRP:CD1	1:H:41:GLU:HB3	2.31	0.65
1:I:117:GLU:OE1	1:I:117:GLU:N	2.30	0.65
1:K:807:VAL:O	1:K:811:LYS:HG3	1.97	0.65
1:L:875:ASP:OD1	1:L:875:ASP:N	2.29	0.65
1:M:249:GLU:OE1	1:M:251:ARG:NH2	2.30	0.65
1:M:433:LEU:HD12	1:M:433:LEU:O	1.94	0.65
1:N:398:TRP:O	1:N:401:LEU:HB2	1.97	0.65
1:N:685:LEU:O	1:N:687:GLN:NE2	2.30	0.65
1:P:258:VAL:O	1:P:269:SER:HA	1.96	0.65
1:P:309:TYR:O	1:P:330:VAL:N	2.27	0.65
1:P:388:ARG:NH1	1:P:537:GLU:OE2	2.30	0.65
1:A:194:GLY:O	1:A:198:GLU:HG3	1.95	0.65
1:A:568:TRP:HE1	1:A:604:ASN:ND2	1.93	0.65
1:B:232:ASN:ND2	1:B:237:ARG:N	2.43	0.65
1:B:42:ALA:O	1:B:310:ARG:NH1	2.30	0.65
1:B:706:THR:OG1	1:B:709:SER:N	2.30	0.65
1:C:333:ARG:NH1	1:C:451:PRO:O	2.29	0.65
1:D:7:LEU:N	1:D:71:GLU:OE2	2.29	0.65
1:E:14:ARG:NH1	1:E:14:ARG:HG2	2.12	0.65
1:F:949:HIS:CD2	1:F:1020:TRP:HE1	2.11	0.65

Continued on next page...

Continued from previous page...

Atom-1	Atom-2	Interatomic distance (Å)	Clash overlap (Å)
1:F:167:LEU:HB3	1:F:168:PRO:HD2	1.76	0.65
1:F:902:PRO:O	1:F:938:ARG:NH1	2.29	0.65
1:F:425:ARG:NH2	1:G:287:ASP:OD2	2.30	0.65
1:G:66:PRO:HB3	1:G:187:MET:CE	2.27	0.65
1:I:29:ALA:HB3	1:I:445:GLN:NE2	2.12	0.65
1:K:649:ASN:O	1:K:702:GLN:HG2	1.96	0.65
1:K:789:LEU:N	1:K:792:ASP:OD2	2.28	0.65
1:K:902:PRO:O	1:K:938:ARG:NH1	2.30	0.65
1:L:581:ASN:CB	1:L:583:ASN:HD21	2.08	0.65
1:M:282:ARG:O	1:P:421:VAL:HG13	1.97	0.65
1:M:638:VAL:O	1:M:677:LYS:HA	1.97	0.65
1:M:806:TRP:O	1:M:809:ARG:HB2	1.95	0.65
1:M:963:SER:N	1:M:979:GLU:OE1	2.29	0.65
1:N:145:GLY:CA	1:N:210:ARG:HB2	2.27	0.65
1:P:6:SER:OG	1:P:9:VAL:HG23	1.97	0.65
1:A:742:THR:HG22	1:A:743:SER:N	2.12	0.65
1:D:377:LEU:HD22	1:D:708:TRP:HA	1.79	0.65
1:F:129:VAL:HG23	1:F:182:ASN:ND2	2.12	0.65
1:F:869:ASP:OD1	1:F:1015:HIS:ND1	2.30	0.65
1:E:445:GLN:HE22	1:H:430:PRO:HG2	1.61	0.65
1:H:615:PRO:HG2	1:H:904:GLU:OE2	1.96	0.65
1:J:380:LYS:HE3	1:J:406:GLY:O	1.96	0.65
1:K:357:HIS:HE1	1:K:568:TRP:HH2	1.43	0.65
1:M:451:PRO:O	1:M:453:VAL:N	2.30	0.65
1:O:471:LEU:O	1:O:475:ILE:HG13	1.96	0.65
1:P:224:ASP:OD1	1:P:225:PHE:N	2.28	0.65
1:A:894:ARG:HH12	1:A:920:LEU:CA	2.10	0.65
1:B:334:GLU:OE1	1:B:336:ARG:NH1	2.30	0.65
1:C:249:GLU:CD	1:C:251:ARG:HH22	2.00	0.65
1:C:917:ARG:NH2	1:C:943:GLU:OE2	2.29	0.65
1:E:66:PRO:HB3	1:E:187:MET:CE	2.27	0.65
1:E:333:ARG:NH1	1:E:451:PRO:O	2.30	0.65
1:F:202:MET:HE1	1:F:392:TYR:CE2	2.31	0.65
1:F:356:ARG:HD2	1:F:379:MET:HE1	1.78	0.65
1:G:531:ARG:O	1:G:561:ARG:NH1	2.29	0.65
1:H:224:ASP:OD1	1:H:225:PHE:N	2.30	0.65
1:H:275:GLY:HA2	1:H:285:TYR:O	1.96	0.65
1:H:205:MET:HE3	1:H:365:GLN:N	2.11	0.65
1:I:651:LEU:HD12	1:I:652:LEU:H	1.59	0.65
1:L:608:PHE:O	1:L:611:ARG:N	2.27	0.65
1:L:646:HIS:NE2	1:L:671:ASP:OD1	2.29	0.65

Continued on next page...

Continued from previous page...

Atom-1	Atom-2	Interatomic distance (Å)	Clash overlap (Å)
1:M:381:GLN:NE2	1:M:708:TRP:O	2.29	0.65
1:M:822:LEU:HD12	1:M:824:GLN:N	2.11	0.65
1:P:324:GLU:HG2	1:P:325:ALA:N	2.11	0.65
1:A:600:GLN:NE2	1:A:790:ASP:OD1	2.30	0.65
1:B:421:VAL:O	1:B:425:ARG:NH1	2.29	0.65
1:B:441:THR:O	1:B:445:GLN:HG3	1.97	0.65
1:B:333:ARG:NH1	1:B:451:PRO:O	2.30	0.65
1:B:658:LEU:O	1:B:661:LYS:HD3	1.96	0.65
1:B:696:LEU:HD12	1:B:697:THR:N	2.11	0.65
1:E:486:TYR:CE2	1:E:488:GLY:HA3	2.31	0.65
1:F:531:ARG:O	1:F:561:ARG:NH1	2.28	0.65
1:F:893:GLU:HA	1:F:893:GLU:OE1	1.97	0.65
1:G:322:LEU:HD21	1:G:324:GLU:O	1.97	0.65
1:L:1008:GLN:O	1:L:1010:SER:N	2.30	0.65
1:L:806:TRP:O	1:L:809:ARG:N	2.29	0.65
1:L:830:LEU:HB2	1:L:833:ALA:O	1.96	0.65
1:N:152:LEU:HD12	1:N:153:TRP:H	1.62	0.65
1:N:202:MET:HB2	1:N:573:GLN:OE1	1.97	0.65
1:P:400:THR:HG22	1:P:404:ARG:HD3	1.76	0.65
1:A:1020:TRP:HD1	1:A:1021:CYS:N	1.95	0.65
1:E:579:ASP:OD2	1:E:583:ASN:HB2	1.97	0.65
1:F:568:TRP:HE1	1:F:604:ASN:HD22	1.45	0.65
1:H:1020:TRP:HD1	1:H:1021:CYS:N	1.95	0.65
1:H:400:THR:O	1:H:404:ARG:HD2	1.97	0.65
1:H:413:ALA:O	1:H:415:ILE:N	2.29	0.65
1:K:319:ASP:OD1	1:K:320:GLY:N	2.29	0.65
1:K:954:ASP:HB3	1:L:1013:ARG:NH2	2.12	0.65
1:M:778:THR:CG2	1:M:779:PRO:HD2	2.27	0.65
1:O:646:HIS:O	1:O:648:ASP:N	2.30	0.65
1:P:634:GLN:O	1:P:682:LEU:HB2	1.96	0.65
1:A:166:ARG:HG2	1:A:392:TYR:CB	2.18	0.64
1:A:619:GLU:HA	1:A:912:ALA:HB2	1.78	0.64
1:B:429:ASP:OD2	1:B:431:ARG:NH1	2.30	0.64
1:D:78:LEU:N	1:D:78:LEU:HD23	2.11	0.64
1:E:260:LEU:HD12	1:E:310:ARG:O	1.96	0.64
1:E:876:THR:O	1:E:877:PRO:C	2.31	0.64
1:F:7:LEU:N	1:F:71:GLU:OE2	2.29	0.64
1:F:892:ALA:HB3	1:F:946:TYR:CE1	2.31	0.64
1:G:128:ASN:HA	1:G:180:GLY:O	1.97	0.64
1:G:932:PRO:HG2	1:G:970:THR:O	1.97	0.64
1:G:724:GLU:HB2	1:H:874:SER:OG	1.97	0.64

Continued on next page...

Continued from previous page...

Atom-1	Atom-2	Interatomic distance (Å)	Clash overlap (Å)
1:I:59:ARG:CZ	1:I:81:ALA:HB3	2.27	0.64
1:J:287:ASP:OD2	1:K:425:ARG:NH2	2.30	0.64
1:K:654:TRP:CE2	1:K:666:GLY:HA3	2.32	0.64
1:K:898:LEU:HD13	1:K:917:ARG:NH1	2.12	0.64
1:L:100:TYR:CZ	1:L:602:CYS:HB3	2.31	0.64
1:I:425:ARG:NH2	1:L:287:ASP:OD2	2.30	0.64
1:L:600:GLN:NE2	1:L:790:ASP:OD1	2.30	0.64
1:L:856:TYR:HD2	1:L:864:MET:HE2	1.62	0.64
1:M:66:PRO:CB	1:M:187:MET:HE3	2.25	0.64
1:M:608:PHE:O	1:M:611:ARG:N	2.29	0.64
1:N:696:LEU:HD12	1:N:697:THR:N	2.12	0.64
1:O:243:GLU:OE2	1:O:245:GLN:NE2	2.31	0.64
1:O:950:GLN:OE1	1:O:952:ARG:NE	2.30	0.64
1:P:616:ALA:O	1:P:618:THR:N	2.30	0.64
1:P:703:PRO:O	1:P:711:ALA:HB1	1.97	0.64
1:P:970:THR:CG2	1:P:976:LEU:HD23	2.27	0.64
1:D:397:LEU:O	1:D:397:LEU:HD12	1.96	0.64
1:D:579:ASP:CG	1:D:583:ASN:HB2	2.18	0.64
1:E:274:PHE:HB3	1:E:286:ALA:O	1.97	0.64
1:H:118:ASN:ND2	1:H:191:TRP:O	2.30	0.64
1:H:371:THR:O	1:H:374:GLN:N	2.29	0.64
1:H:42:ALA:O	1:H:310:ARG:NH1	2.30	0.64
1:H:413:ALA:HB3	1:H:458:LEU:O	1.96	0.64
1:H:759:ASN:OD1	1:H:761:GLN:N	2.29	0.64
1:I:600:GLN:O	1:I:603:MET:N	2.29	0.64
1:K:658:LEU:O	1:K:660:GLY:N	2.30	0.64
1:L:123:TYR:CD2	1:L:208:ILE:HD12	2.33	0.64
1:L:701:VAL:O	1:L:703:PRO:HD3	1.98	0.64
1:L:975:LEU:HD23	1:L:975:LEU:N	2.07	0.64
1:M:502:MET:CB	1:M:537:GLU:HB2	2.25	0.64
1:N:446:ARG:NE	1:N:447:ASP:OD1	2.30	0.64
1:N:592:PHE:HB2	1:N:594:ASP:OD1	1.96	0.64
1:O:167:LEU:HB3	1:O:168:PRO:HD2	1.78	0.64
1:P:71:GLU:O	1:P:74:LEU:HB2	1.97	0.64
1:C:147:ASN:HB3	1:C:206:SER:HA	1.78	0.64
1:D:102:ASN:OD1	1:D:103:VAL:HG23	1.97	0.64
1:D:130:ASP:OD1	1:D:131:GLU:N	2.30	0.64
1:E:354:VAL:HG11	1:E:379:MET:HE2	1.80	0.64
1:E:474:TRP:CZ2	1:E:478:VAL:HG21	2.31	0.64
1:F:579:ASP:OD1	1:F:583:ASN:N	2.29	0.64
1:F:856:TYR:HB3	1:F:864:MET:CE	2.20	0.64

Continued on next page...

Continued from previous page...

Atom-1	Atom-2	Interatomic distance (Å)	Clash overlap (Å)
1:G:53:SER:O	1:G:54:LEU:HD23	1.98	0.64
1:I:434:PRO:O	1:I:437:SER:HB3	1.97	0.64
1:K:608:PHE:O	1:K:611:ARG:N	2.30	0.64
1:L:599:ARG:NH1	1:L:600:GLN:OE1	2.28	0.64
1:M:333:ARG:NH1	1:M:451:PRO:O	2.30	0.64
1:M:658:LEU:O	1:M:659:ASP:C	2.35	0.64
1:O:100:TYR:CE2	1:O:602:CYS:HB3	2.32	0.64
1:O:194:GLY:O	1:O:198:GLU:HG3	1.97	0.64
1:O:85:VAL:O	1:O:88:SER:HB3	1.98	0.64
1:P:447:ASP:O	1:P:449:ASN:N	2.29	0.64
1:P:571:VAL:HG12	1:P:572:ASP:N	2.11	0.64
1:P:541:ALA:HB1	1:P:606:LEU:HD23	1.79	0.64
1:P:823:LEU:HD11	1:P:841:ALA:HB2	1.78	0.64
1:P:86:VAL:CG2	1:P:123:TYR:HE2	2.11	0.64
1:P:935:ASN:O	1:P:937:LEU:N	2.29	0.64
1:A:251:ARG:O	1:A:253:TYR:N	2.30	0.64
1:C:902:PRO:O	1:C:938:ARG:NH1	2.31	0.64
1:E:155:ASN:ND2	1:E:182:ASN:OD1	2.29	0.64
1:E:365:GLN:OE1	3:E:1243:HOH:O	2.15	0.64
1:E:36:TRP:CE3	1:E:42:ALA:HB2	2.31	0.64
1:E:53:SER:C	1:E:54:LEU:HD23	2.18	0.64
1:E:738:PRO:HG2	1:E:834:VAL:HG23	1.79	0.64
1:F:347:LYS:HB3	1:F:348:PRO:HD2	1.79	0.64
1:G:540:HIS:CD2	1:G:568:TRP:HD1	2.16	0.64
1:H:474:TRP:CE2	1:H:478:VAL:HG21	2.33	0.64
1:H:703:PRO:O	1:H:711:ALA:HB1	1.98	0.64
1:I:147:ASN:HB2	1:I:209:PHE:HE2	1.63	0.64
1:I:658:LEU:O	1:I:661:LYS:HB2	1.98	0.64
1:J:743:SER:OG	1:J:744:GLU:N	2.31	0.64
1:J:820:ALA:HB2	1:J:842:TRP:CE2	2.32	0.64
1:K:544:ASN:HB3	1:K:789:LEU:HD22	1.79	0.64
1:K:933:SER:O	1:K:935:ASN:ND2	2.29	0.64
1:L:7:LEU:HD13	1:L:74:LEU:HD11	1.79	0.64
1:M:350:LEU:O	1:M:385:ASN:ND2	2.30	0.64
1:M:403:ASP:OD2	1:M:450:HIS:ND1	2.30	0.64
1:M:441:THR:HG22	1:M:474:TRP:CH2	2.32	0.64
1:M:616:ALA:O	1:M:617:LEU:C	2.33	0.64
1:M:646:HIS:NE2	1:M:671:ASP:OD1	2.29	0.64
1:N:243:GLU:OE2	1:N:245:GLN:NE2	2.30	0.64
1:N:949:HIS:CD2	1:N:1020:TRP:HE1	2.14	0.64
1:O:878:HIS:CD2	1:O:1010:SER:HB3	2.31	0.64

Continued on next page...

Continued from previous page...

Atom-1	Atom-2	Interatomic distance (Å)	Clash overlap (Å)
1:P:682:LEU:CD2	1:P:683:PRO:HD2	2.28	0.64
1:B:902:PRO:O	1:B:938:ARG:NH1	2.27	0.64
1:D:796:SER:OG	1:D:801:ILE:HA	1.97	0.64
1:E:985:ASN:HB3	3:E:1282:HOH:O	1.97	0.64
1:F:217:LYS:NZ	1:F:222:ILE:O	2.31	0.64
1:H:138:GLN:HG3	1:H:172:ASP:OD2	1.97	0.64
1:H:353:GLY:O	1:H:566:PHE:HA	1.97	0.64
1:I:211:ASP:OD1	1:I:211:ASP:N	2.28	0.64
1:I:413:ALA:HB2	1:I:443:MET:HE1	1.79	0.64
1:I:78:LEU:HB3	1:I:79:PRO:HD2	1.79	0.64
1:I:928:PRO:HB2	1:I:973:ARG:HH11	1.61	0.64
1:L:180:GLY:O	1:L:182:ASN:ND2	2.30	0.64
1:L:350:LEU:HD12	1:L:563:GLN:O	1.97	0.64
1:A:102:ASN:ND2	1:A:201:ASP:OD2	2.31	0.64
1:A:117:GLU:OE1	1:A:117:GLU:N	2.30	0.64
1:A:509:ASP:OD1	1:A:519:SER:N	2.29	0.64
1:B:531:ARG:O	1:B:561:ARG:NH1	2.31	0.64
1:C:50:GLN:H	1:C:50:GLN:NE2	1.96	0.64
1:E:39:SER:OG	1:E:40:GLU:N	2.30	0.64
1:F:802:ASP:O	1:F:804:ASN:N	2.30	0.64
1:F:747:PHE:HE2	1:F:825:CYS:SG	2.21	0.64
1:G:27:LEU:HD12	1:G:140:ARG:HD3	1.78	0.64
1:H:1013:ARG:HG3	1:H:1013:ARG:HH11	1.63	0.64
1:E:425:ARG:NH2	1:H:287:ASP:OD2	2.30	0.64
1:H:300:LEU:O	1:H:307:ASN:HB2	1.96	0.64
1:H:429:ASP:OD1	1:H:431:ARG:N	2.29	0.64
1:I:197:LEU:HD12	1:I:439:ARG:HE	1.63	0.64
1:K:390:SER:HA	1:K:391:HIS:ND1	2.13	0.64
1:K:601:PHE:HE2	1:K:795:VAL:HG12	1.62	0.64
1:L:73:TRP:CZ2	1:L:185:ALA:HB1	2.32	0.64
1:N:627:PHE:O	1:N:628:GLN:NE2	2.30	0.64
1:O:937:LEU:C	1:O:938:ARG:HG2	2.17	0.64
1:P:218:PRO:O	1:P:221:GLN:NE2	2.29	0.64
1:P:810:TRP:O	1:P:813:ALA:N	2.29	0.64
1:P:894:ARG:NH1	1:P:921:PRO:HD3	2.12	0.64
1:A:499:ILE:HB	1:A:533:LEU:HB2	1.80	0.64
1:E:578:TYR:HA	1:E:583:ASN:O	1.98	0.64
1:G:236:SER:C	1:G:237:ARG:HG2	2.16	0.64
1:H:27:LEU:HD12	1:H:140:ARG:NH1	2.12	0.64
1:H:413:ALA:HA	1:H:443:MET:HE2	1.78	0.64
1:J:36:TRP:O	1:J:37:ARG:HD3	1.97	0.64

Continued on next page...

Continued from previous page...

Atom-1	Atom-2	Interatomic distance (Å)	Clash overlap (Å)
1:K:50:GLN:NE2	1:K:50:GLN:H	1.96	0.64
1:K:658:LEU:N	1:K:661:LYS:O	2.29	0.64
1:K:885:ASN:HB2	1:K:984:LEU:O	1.98	0.64
1:L:595:THR:HG23	1:L:596:PRO:HA	1.78	0.64
1:L:961:ARG:NH2	1:L:979:GLU:O	2.29	0.64
1:M:161:TYR:OH	1:M:163:GLN:NE2	2.30	0.64
1:M:881:ARG:HD3	1:M:987:ASP:OD1	1.98	0.64
1:N:770:ILE:HD11	1:N:1022:GLN:HG2	1.78	0.64
1:N:287:ASP:OD2	1:O:425:ARG:NH2	2.31	0.64
1:N:38:ASN:O	1:N:39:SER:C	2.34	0.64
1:O:7:LEU:O	1:O:9:VAL:N	2.31	0.64
1:P:150:PHE:HB2	1:P:187:MET:O	1.98	0.64
1:P:423:MET:HE2	1:P:461:GLU:HB3	1.80	0.64
1:P:579:ASP:O	1:P:580:GLU:HG2	1.98	0.64
1:P:571:VAL:HG21	1:P:611:ARG:NH1	2.13	0.64
1:A:902:PRO:O	1:A:938:ARG:NH1	2.30	0.64
1:B:293:LEU:HD23	1:B:293:LEU:N	2.12	0.64
1:D:1020:TRP:HD1	1:D:1021:CYS:N	1.96	0.64
1:D:854:LYS:HA	1:D:867:THR:O	1.98	0.64
1:G:66:PRO:O	1:G:69:VAL:HG23	1.97	0.64
1:H:608:PHE:O	1:H:611:ARG:N	2.27	0.64
1:J:78:LEU:HB3	1:J:79:PRO:HD2	1.80	0.64
1:L:40:GLU:O	1:L:44:THR:HG23	1.98	0.64
1:L:749:ILE:O	1:L:755:ARG:HA	1.98	0.64
1:M:100:TYR:CE2	1:M:602:CYS:HB3	2.33	0.64
1:M:347:LYS:HG3	1:M:644:PHE:HE1	1.62	0.64
1:P:738:PRO:HA	1:P:751:LEU:HD12	1.80	0.64
1:A:237:ARG:NH1	1:A:237:ARG:HG3	2.12	0.64
1:D:79:PRO:HG2	1:D:80:GLU:HG2	1.79	0.64
1:E:986:ILE:HG21	1:E:1018:LEU:HD11	1.79	0.64
1:E:22:THR:O	1:E:26:ARG:NH2	2.30	0.64
1:F:619:GLU:HA	1:F:912:ALA:HB2	1.80	0.64
1:G:693:GLN:HG3	1:G:724:GLU:HG3	1.79	0.64
1:I:939:CYS:HA	1:I:956:GLN:HB3	1.79	0.64
1:J:436:MET:CE	1:J:467:ASN:HD22	2.11	0.64
1:J:894:ARG:NH1	1:J:919:ASP:OD2	2.30	0.64
1:K:774:LYS:C	1:K:775:GLN:HE21	2.01	0.64
1:L:473:ARG:NH1	1:L:477:SER:OG	2.30	0.64
1:M:148:SER:OG	1:M:149:ALA:N	2.30	0.64
1:M:221:GLN:O	1:M:247:CYS:N	2.29	0.64
1:M:336:ARG:HH21	1:M:338:GLU:CD	2.01	0.64

Continued on next page...

Continued from previous page...

Atom-1	Atom-2	Interatomic distance (Å)	Clash overlap (Å)
1:M:743:SER:OG	1:M:744:GLU:N	2.30	0.64
1:O:73:TRP:O	1:O:183:ARG:NH1	2.31	0.64
1:P:898:LEU:HD23	1:P:942:ARG:HB2	1.79	0.64
1:B:177:LEU:HD23	1:B:177:LEU:N	2.13	0.64
1:E:18:ASN:N	1:E:193:ASP:OD2	2.31	0.64
1:E:217:LYS:NZ	1:E:324:GLU:OE2	2.29	0.64
1:F:649:ASN:O	1:F:702:GLN:HA	1.98	0.64
1:G:1020:TRP:HD1	1:G:1021:CYS:N	1.96	0.64
1:G:1022:GLN:N	1:G:1022:GLN:OE1	2.31	0.64
1:G:686:PRO:O	1:G:688:PRO:HD3	1.98	0.64
1:G:7:LEU:H	1:G:7:LEU:HD12	1.63	0.64
1:H:376:ILE:HD11	1:H:398:TRP:CZ3	2.33	0.64
1:I:308:LEU:HD13	1:I:329:ASP:HB3	1.79	0.64
1:I:316:HIS:ND1	1:I:316:HIS:N	2.46	0.64
1:I:474:TRP:CE2	1:I:478:VAL:HG21	2.33	0.64
1:J:73:TRP:CZ2	1:J:122:CYS:HB3	2.33	0.64
1:J:355:ASN:ND2	1:J:355:ASN:N	2.46	0.64
1:M:285:TYR:CB	1:M:288:ARG:HG3	2.27	0.64
1:M:429:ASP:O	1:M:432:TRP:N	2.29	0.64
1:M:887:GLN:OE1	1:M:981:GLY:N	2.30	0.64
1:N:262:GLN:HB2	1:N:309:TYR:CE1	2.33	0.64
1:O:967:LEU:HD23	1:O:967:LEU:N	2.10	0.64
1:P:260:LEU:O	1:P:267:VAL:N	2.27	0.64
1:P:34:ALA:HB3	1:P:36:TRP:CE3	2.33	0.64
1:B:775:GLN:NE2	1:B:775:GLN:HA	2.13	0.63
1:C:638:VAL:O	1:C:677:LYS:HA	1.98	0.63
1:E:275:GLY:N	1:E:286:ALA:O	2.28	0.63
1:E:331:GLY:HA2	3:E:1211:HOH:O	1.98	0.63
1:F:130:ASP:OD1	1:F:132:SER:HB3	1.98	0.63
1:F:254:LEU:O	1:F:255:ARG:HD3	1.97	0.63
1:F:261:TRP:CE2	1:F:266:GLN:HG3	2.34	0.63
1:F:961:ARG:NH2	1:F:979:GLU:O	2.29	0.63
1:I:383:ASN:ND2	1:I:625:GLN:HA	2.13	0.63
1:I:653:HIS:NE2	1:I:667:GLU:HG2	2.13	0.63
1:I:897:TRP:CZ3	1:I:918:TRP:HB2	2.32	0.63
1:K:6:SER:OG	1:K:8:ALA:HB3	1.97	0.63
1:L:72:SER:O	1:L:76:CYS:N	2.30	0.63
1:M:251:ARG:O	1:M:253:TYR:N	2.30	0.63
1:M:942:ARG:NH2	1:M:954:ASP:OD2	2.31	0.63
1:N:293:LEU:HD23	1:N:293:LEU:N	2.11	0.63
1:P:13:ARG:HB2	1:P:15:ASP:OD2	1.98	0.63

Continued on next page...

Continued from previous page...

Atom-1	Atom-2	Interatomic distance (Å)	Clash overlap (Å)
1:P:221:GLN:O	1:P:221:GLN:HG2	1.98	0.63
1:P:84:VAL:HG12	1:P:85:VAL:N	2.13	0.63
1:B:930:VAL:HA	1:B:973:ARG:HD3	1.79	0.63
1:E:166:ARG:HG2	1:E:392:TYR:CB	2.24	0.63
1:F:786:ARG:HH11	1:F:990:HIS:HE1	1.46	0.63
1:G:128:ASN:HD21	1:G:180:GLY:HA2	1.63	0.63
1:H:127:PHE:O	1:H:182:ASN:N	2.29	0.63
1:H:52:ARG:O	1:H:214:LEU:N	2.28	0.63
1:I:822:LEU:HD12	1:I:824:GLN:H	1.63	0.63
1:J:127:PHE:CE1	1:J:184:LEU:HG	2.34	0.63
1:K:660:GLY:O	1:K:662:PRO:HD3	1.97	0.63
1:L:738:PRO:HA	1:L:751:LEU:HD12	1.80	0.63
1:M:39:SER:OG	1:M:40:GLU:N	2.30	0.63
1:N:165:SER:O	1:N:166:ARG:HD2	1.97	0.63
1:N:300:LEU:N	1:N:300:LEU:HD23	2.13	0.63
1:P:163:GLN:HE22	1:P:193:ASP:CG	2.01	0.63
1:M:418:HIS:O	1:P:282:ARG:HD3	1.98	0.63
1:P:465:GLY:O	1:P:468:HIS:HB2	1.97	0.63
1:P:361:PRO:O	1:P:575:LEU:HB3	1.97	0.63
1:P:902:PRO:HG3	1:P:918:TRP:CZ3	2.33	0.63
1:B:145:GLY:HA3	1:B:210:ARG:HG3	1.79	0.63
1:B:536:CYS:O	1:B:566:PHE:HB2	1.98	0.63
1:D:902:PRO:O	1:D:938:ARG:NH1	2.31	0.63
1:E:447:ASP:O	1:E:449:ASN:N	2.31	0.63
1:F:246:MET:HG2	1:F:274:PHE:CZ	2.33	0.63
1:F:615:PRO:HD2	3:F:1286:HOH:O	1.98	0.63
1:F:627:PHE:C	1:F:628:GLN:HG2	2.18	0.63
1:G:317:THR:HG23	1:G:323:ILE:HD11	1.80	0.63
1:G:347:LYS:HG3	1:G:644:PHE:CE1	2.33	0.63
1:H:110:ASN:ND2	1:H:113:PHE:HD2	1.96	0.63
1:H:165:SER:C	1:H:166:ARG:HD2	2.19	0.63
1:H:357:HIS:HE1	1:H:568:TRP:CH2	2.16	0.63
1:J:281:GLU:N	1:J:281:GLU:OE1	2.29	0.63
1:J:654:TRP:NE1	1:J:666:GLY:HA3	2.14	0.63
1:K:580:GLU:HB2	1:K:581:ASN:ND2	2.13	0.63
1:K:907:PRO:HA	1:K:910:LEU:HD23	1.80	0.63
1:L:736:ALA:O	1:L:737:ILE:HG22	1.97	0.63
1:O:66:PRO:HB3	1:O:187:MET:HE1	1.79	0.63
1:A:114:VAL:HG13	1:A:115:PRO:CD	2.25	0.63
1:B:236:SER:C	1:B:237:ARG:HG2	2.17	0.63
1:E:531:ARG:O	1:E:561:ARG:NH1	2.31	0.63

Continued on next page...

Continued from previous page...

Atom-1	Atom-2	Interatomic distance (Å)	Clash overlap (Å)
1:I:118:ASN:O	1:I:119:PRO:C	2.35	0.63
1:K:232:ASN:OD1	1:K:232:ASN:N	2.30	0.63
1:K:844:HIS:O	1:K:845:GLN:C	2.35	0.63
1:M:43:ARG:HG2	1:M:44:THR:HG23	1.81	0.63
1:M:894:ARG:HD3	1:M:919:ASP:OD1	1.99	0.63
1:N:571:VAL:CG2	1:N:609:ALA:HA	2.28	0.63
1:N:624:GLN:NE2	3:N:1217:HOH:O	2.31	0.63
1:P:127:PHE:O	1:P:182:ASN:N	2.31	0.63
1:M:422:PRO:HG2	1:P:279:ILE:CD1	2.29	0.63
1:P:597:ASN:HD22	1:P:599:ARG:H	1.46	0.63
1:P:72:SER:O	1:P:76:CYS:N	2.30	0.63
1:B:823:LEU:HB2	1:B:839:ALA:O	1.98	0.63
1:C:797:GLU:O	1:C:801:ILE:HG13	1.98	0.63
1:D:505:ARG:NE	3:D:1256:HOH:O	2.31	0.63
1:D:579:ASP:O	1:D:582:GLY:N	2.29	0.63
1:E:3:ILE:O	1:E:3:ILE:HG13	1.94	0.63
1:H:568:TRP:CD2	1:H:569:ASP:HB3	2.33	0.63
1:H:73:TRP:O	1:H:183:ARG:NH1	2.28	0.63
1:I:916:ASP:OD1	1:I:917:ARG:N	2.28	0.63
1:I:937:LEU:C	1:I:938:ARG:HG2	2.19	0.63
1:I:961:ARG:CB	1:I:978:ALA:HB1	2.27	0.63
1:K:217:LYS:HG2	1:K:218:PRO:HD2	1.81	0.63
1:K:359:HIS:ND1	1:K:573:GLN:HG2	2.14	0.63
1:K:412:GLU:HG3	1:K:457:SER:OG	1.98	0.63
1:M:301:TRP:CD1	1:M:306:PRO:HA	2.34	0.63
1:M:472:TYR:CE1	1:M:476:LYS:HD3	2.34	0.63
1:M:668:VAL:CG1	1:M:669:PRO:HD2	2.27	0.63
1:N:881:ARG:NH2	1:N:964:GLN:OE1	2.30	0.63
1:P:413:ALA:O	1:P:415:ILE:N	2.30	0.63
1:P:701:VAL:HG22	1:P:714:ILE:HD11	1.76	0.63
1:P:950:GLN:OE1	1:P:952:ARG:NH2	2.31	0.63
1:A:202:MET:HE3	1:A:357:HIS:HD2	1.63	0.63
1:B:608:PHE:O	1:B:611:ARG:N	2.31	0.63
1:A:425:ARG:NH2	1:D:287:ASP:OD2	2.32	0.63
1:E:138:GLN:N	1:E:217:LYS:O	2.29	0.63
1:E:639:THR:HA	1:E:676:GLY:O	1.99	0.63
1:G:249:GLU:HG2	1:G:251:ARG:HE	1.62	0.63
1:H:147:ASN:HB2	1:H:209:PHE:CE1	2.33	0.63
1:H:856:TYR:HD2	1:H:864:MET:CE	2.11	0.63
1:I:925:MET:HB3	3:I:1271:HOH:O	1.98	0.63
1:I:789:LEU:CD1	1:I:993:ILE:HG22	2.27	0.63

Continued on next page...

Continued from previous page...

Atom-1	Atom-2	Interatomic distance (Å)	Clash overlap (Å)
1:K:925:MET:HB3	3:K:1268:HOH:O	1.99	0.63
1:L:658:LEU:O	1:L:661:LYS:N	2.31	0.63
1:L:782:ASP:HB2	1:L:842:TRP:CZ2	2.33	0.63
1:L:876:THR:O	1:L:877:PRO:C	2.34	0.63
1:L:965:GLN:O	1:L:966:GLN:C	2.37	0.63
1:M:194:GLY:O	1:M:198:GLU:HG3	1.98	0.63
1:M:870:VAL:HG12	1:M:871:GLU:N	2.12	0.63
1:N:650:GLU:HB3	1:N:670:LEU:HB2	1.81	0.63
1:O:356:ARG:HH22	1:O:367:MET:CE	2.10	0.63
1:O:485:GLN:HA	1:O:496:THR:OG1	1.98	0.63
1:O:524:LEU:HD11	1:O:562:LEU:CD2	2.28	0.63
1:O:59:ARG:NH1	1:O:78:LEU:O	2.29	0.63
1:O:668:VAL:HG11	1:O:680:ILE:HG23	1.81	0.63
1:P:138:GLN:HG3	1:P:172:ASP:OD2	1.97	0.63
1:C:581:ASN:N	1:C:581:ASN:OD1	2.29	0.63
1:D:336:ARG:NH2	1:D:338:GLU:OE2	2.31	0.63
1:E:402:CYS:HB3	1:E:407:LEU:HB2	1.81	0.63
1:E:487:GLU:HG2	1:E:491:ALA:HB2	1.81	0.63
1:F:400:THR:HG23	1:F:404:ARG:HD2	1.78	0.63
1:H:736:ALA:O	1:H:737:ILE:HG22	1.99	0.63
1:J:127:PHE:HE1	1:J:184:LEU:HG	1.64	0.63
1:M:59:ARG:CZ	1:M:81:ALA:HB3	2.29	0.63
1:M:645:ARG:NH1	1:M:646:HIS:O	2.30	0.63
1:P:356:ARG:CG	1:P:356:ARG:HH11	2.12	0.63
1:M:279:ILE:CD1	1:P:424:ASN:HB2	2.28	0.63
1:E:66:PRO:HB3	1:E:187:MET:HE1	1.81	0.63
1:F:604:ASN:ND2	3:F:1260:HOH:O	2.29	0.63
1:F:719:GLN:NE2	1:F:914:CYS:HB2	2.14	0.63
1:F:856:TYR:CB	1:F:864:MET:HE2	2.23	0.63
1:F:916:ASP:OD1	1:F:917:ARG:N	2.29	0.63
1:G:427:THR:HA	1:G:436:MET:CE	2.28	0.63
1:G:991:MET:HG3	1:G:992:GLY:N	2.12	0.63
1:H:129:VAL:HG21	1:H:177:LEU:HD12	1.80	0.63
1:H:36:TRP:CD2	1:H:42:ALA:HB2	2.34	0.63
1:H:888:LEU:O	1:H:981:GLY:HA3	1.98	0.63
1:I:578:TYR:HA	1:I:583:ASN:O	1.99	0.63
1:K:10:VAL:HG21	1:K:153:TRP:HZ2	1.63	0.63
1:K:412:GLU:HG3	1:K:457:SER:HB3	1.81	0.63
1:K:599:ARG:HD2	1:K:600:GLN:OE1	1.98	0.63
1:N:155:ASN:HB3	1:N:178:ARG:NH2	2.13	0.63
1:N:62:TRP:CZ2	1:N:119:PRO:HB3	2.33	0.63

Continued on next page...

Continued from previous page...

Atom-1	Atom-2	Interatomic distance (Å)	Clash overlap (Å)
1:O:429:ASP:OD1	1:O:431:ARG:HD3	1.98	0.63
1:P:44:THR:OG1	1:P:46:ARG:HG2	1.98	0.63
1:P:485:GLN:HA	1:P:496:THR:OG1	1.99	0.63
1:P:670:LEU:HD22	1:P:678:GLN:OE1	1.97	0.63
1:B:211:ASP:OD1	1:B:211:ASP:N	2.29	0.63
1:D:37:ARG:NH2	1:D:218:PRO:HD3	2.14	0.63
1:E:18:ASN:HB3	1:E:21:VAL:HG23	1.81	0.63
1:E:5:ASP:N	1:E:5:ASP:OD1	2.30	0.63
1:E:906:TYR:HB3	1:E:907:PRO:CD	2.27	0.63
1:H:357:HIS:HE1	1:H:568:TRP:HH2	1.46	0.63
1:J:738:PRO:HG2	1:J:834:VAL:HG23	1.80	0.63
1:K:485:GLN:NE2	3:K:1250:HOH:O	2.30	0.63
1:K:499:ILE:O	1:K:533:LEU:HD13	1.98	0.63
1:L:622:HIS:O	1:L:625:GLN:HG2	1.97	0.63
1:L:84:VAL:HG12	1:L:85:VAL:N	2.14	0.63
1:M:367:MET:HB3	1:M:372:MET:HE3	1.80	0.63
1:N:471:LEU:O	1:N:475:ILE:HG13	1.99	0.63
1:N:696:LEU:HD12	1:N:697:THR:H	1.62	0.63
1:O:190:ARG:NH2	1:O:204:ARG:O	2.30	0.63
1:O:438:GLU:O	1:O:442:ARG:HG3	1.98	0.63
1:P:86:VAL:HG21	1:P:123:TYR:HE2	1.64	0.63
1:P:503:TYR:N	1:P:537:GLU:O	2.30	0.63
1:P:898:LEU:O	1:P:941:THR:HG22	1.99	0.63
1:A:557:ARG:NH2	1:A:628:GLN:NE2	2.47	0.62
1:A:824:GLN:O	1:A:838:THR:HA	1.99	0.62
1:B:920:LEU:HB3	1:B:921:PRO:HD2	1.80	0.62
1:D:237:ARG:HD3	1:D:296:GLU:HG2	1.80	0.62
1:D:660:GLY:O	1:D:662:PRO:HD3	1.98	0.62
1:C:830:LEU:HB3	1:D:828:ASP:OD2	1.99	0.62
1:E:129:VAL:CG2	1:E:182:ASN:HD22	2.12	0.62
1:E:893:GLU:OE1	1:E:893:GLU:HA	1.98	0.62
1:G:778:THR:HB	1:G:887:GLN:H	1.64	0.62
1:G:897:TRP:CH2	1:G:918:TRP:HB2	2.34	0.62
1:H:24:LEU:HB2	1:H:161:TYR:HB3	1.79	0.62
1:J:776:LEU:N	1:J:776:LEU:HD23	2.14	0.62
1:L:14:ARG:HG2	1:L:16:TRP:CZ2	2.33	0.62
1:L:252:ASP:O	1:L:255:ARG:NH1	2.29	0.62
1:L:287:ASP:N	1:L:287:ASP:OD1	2.29	0.62
1:M:63:PHE:HB3	1:M:64:PRO:HD2	1.81	0.62
1:M:786:ARG:HA	1:M:964:GLN:OE1	1.99	0.62
1:M:960:SER:N	3:M:1250:HOH:O	2.32	0.62

Continued on next page...

Continued from previous page...

Atom-1	Atom-2	Interatomic distance (Å)	Clash overlap (Å)
1:M:975:LEU:HD23	1:M:975:LEU:N	2.14	0.62
1:O:377:LEU:CD2	1:O:708:TRP:HA	2.27	0.62
1:P:849:LEU:HD23	1:P:849:LEU:N	2.13	0.62
1:B:210:ARG:NH1	1:B:395:HIS:HA	2.14	0.62
1:B:40:GLU:HG3	1:B:43:ARG:NH1	2.14	0.62
1:B:719:GLN:N	3:B:1248:HOH:O	2.32	0.62
1:B:974:HIS:C	1:B:975:LEU:HD23	2.19	0.62
1:E:195:SER:O	1:E:198:GLU:N	2.31	0.62
1:E:601:PHE:CZ	1:E:795:VAL:HG12	2.34	0.62
1:F:210:ARG:HH12	1:F:394:ASN:C	2.02	0.62
1:F:255:ARG:N	1:F:316:HIS:O	2.30	0.62
1:H:251:ARG:HB3	1:H:253:TYR:HE1	1.59	0.62
1:K:412:GLU:HG3	1:K:457:SER:CB	2.28	0.62
1:L:753:ASN:N	1:L:753:ASN:OD1	2.29	0.62
1:M:653:HIS:CD2	1:M:667:GLU:HB3	2.34	0.62
1:M:971:SER:OG	1:M:972:HIS:ND1	2.29	0.62
1:N:57:GLU:HB3	1:N:83:THR:CG2	2.28	0.62
1:O:218:PRO:O	1:O:221:GLN:NE2	2.30	0.62
1:O:274:PHE:HB3	1:O:286:ALA:O	1.98	0.62
1:O:654:TRP:NE1	1:O:666:GLY:HA3	2.13	0.62
1:B:382:ASN:ND2	1:B:617:LEU:HD21	2.14	0.62
1:C:91:GLN:NE2	1:C:96:ASP:OD1	2.32	0.62
1:D:237:ARG:CD	1:D:296:GLU:HG2	2.29	0.62
1:E:542:MET:HE3	1:E:601:PHE:HA	1.82	0.62
1:F:282:ARG:HG3	1:G:423:MET:HG3	1.81	0.62
1:F:653:HIS:O	1:F:698:VAL:HA	1.99	0.62
1:F:894:ARG:NH1	1:F:919:ASP:O	2.32	0.62
1:G:753:ASN:OD1	1:G:753:ASN:N	2.28	0.62
1:H:79:PRO:CD	1:H:80:GLU:H	2.13	0.62
1:H:902:PRO:HD3	1:H:918:TRP:CZ2	2.34	0.62
1:I:746:ASP:CA	1:I:760:ARG:HG3	2.21	0.62
1:J:23:GLN:O	1:J:24:LEU:HD13	1.99	0.62
1:J:505:ARG:HG3	1:J:510:GLN:NE2	2.14	0.62
1:M:856:TYR:CD2	1:M:864:MET:HE2	2.33	0.62
1:M:928:PRO:O	1:M:929:TYR:C	2.35	0.62
1:A:948:PRO:HG2	1:A:949:HIS:CE1	2.35	0.62
1:D:429:ASP:OD1	1:D:431:ARG:N	2.30	0.62
1:E:52:ARG:O	1:E:214:LEU:N	2.32	0.62
1:F:1020:TRP:HD1	1:F:1021:CYS:N	1.97	0.62
1:F:422:PRO:HG3	1:G:284:GLY:HA2	1.81	0.62
1:G:383:ASN:HD22	1:G:625:GLN:HA	1.63	0.62

Continued on next page...

Continued from previous page...

Atom-1	Atom-2	Interatomic distance (Å)	Clash overlap (Å)
1:H:139:THR:O	1:H:173:LEU:N	2.29	0.62
1:J:30:HIS:ND1	1:J:31:PRO:O	2.29	0.62
1:L:147:ASN:HA	1:L:165:SER:HB3	1.82	0.62
1:L:814:GLY:O	1:L:815:HIS:C	2.37	0.62
1:M:386:ALA:CB	1:M:408:TYR:HB2	2.29	0.62
1:M:890:GLN:O	1:M:891:VAL:HG23	1.99	0.62
1:N:134:LEU:N	1:N:134:LEU:HD23	2.13	0.62
1:N:334:GLU:OE1	1:N:336:ARG:NH1	2.32	0.62
1:N:429:ASP:OD2	1:N:431:ARG:NH2	2.32	0.62
1:O:14:ARG:NH1	1:O:16:TRP:HZ2	1.96	0.62
1:P:778:THR:HG23	1:P:779:PRO:HD2	1.81	0.62
1:P:57:GLU:OE1	1:P:83:THR:HG21	1.99	0.62
1:P:870:VAL:HG12	1:P:871:GLU:N	2.15	0.62
1:A:73:TRP:O	1:A:183:ARG:NH1	2.30	0.62
1:C:905:ASN:HB2	1:C:910:LEU:HB3	1.80	0.62
1:D:783:GLN:NE2	3:D:1287:HOH:O	2.29	0.62
1:E:139:THR:HG21	1:E:177:LEU:CD1	2.29	0.62
1:E:601:PHE:CE2	1:E:795:VAL:HG12	2.34	0.62
1:F:651:LEU:HD12	1:F:668:VAL:O	2.00	0.62
1:G:658:LEU:O	1:G:659:ASP:C	2.38	0.62
1:H:708:TRP:CE3	1:H:709:SER:HB3	2.35	0.62
1:I:189:LEU:HD23	1:I:189:LEU:N	2.14	0.62
1:J:333:ARG:NH1	1:J:451:PRO:O	2.32	0.62
1:M:102:ASN:HD22	1:M:201:ASP:CG	2.03	0.62
1:M:108:THR:HG22	1:M:109:VAL:N	2.14	0.62
1:N:881:ARG:NH1	1:N:987:ASP:OD2	2.28	0.62
1:N:784:PHE:HA	1:N:881:ARG:O	1.98	0.62
1:N:917:ARG:NH2	1:N:943:GLU:OE2	2.31	0.62
1:P:923:SER:O	1:P:925:MET:N	2.33	0.62
1:B:133:TRP:C	1:B:134:LEU:HD23	2.20	0.62
1:C:334:GLU:OE1	1:C:336:ARG:NH1	2.31	0.62
1:E:789:LEU:CD1	1:E:993:ILE:HG22	2.29	0.62
1:F:38:ASN:HD21	1:F:41:GLU:H	1.48	0.62
1:F:759:ASN:OD1	1:F:761:GLN:N	2.32	0.62
1:G:229:THR:C	1:G:230:ARG:HG3	2.20	0.62
1:H:187:MET:HE2	1:H:189:LEU:HD21	1.81	0.62
1:E:424:ASN:HB2	1:H:279:ILE:HD11	1.82	0.62
1:J:367:MET:HB3	1:J:372:MET:HE2	1.82	0.62
1:K:959:ILE:HD12	1:K:984:LEU:CD1	2.29	0.62
1:K:946:TYR:CE2	1:K:982:THR:HG21	2.34	0.62
1:M:10:VAL:HB	1:M:11:LEU:HD23	1.81	0.62

Continued on next page...

Continued from previous page...

Atom-1	Atom-2	Interatomic distance (Å)	Clash overlap (Å)
1:M:353:GLY:O	1:M:566:PHE:HA	1.98	0.62
1:N:36:TRP:CG	1:N:42:ALA:HB2	2.34	0.62
1:P:310:ARG:HG3	1:P:328:CYS:O	1.99	0.62
1:P:645:ARG:NH1	1:P:646:HIS:O	2.32	0.62
1:A:262:GLN:HE22	1:A:299:LYS:HD2	1.64	0.62
1:A:759:ASN:OD1	1:A:761:GLN:N	2.28	0.62
1:C:881:ARG:HD3	1:C:987:ASP:OD1	2.00	0.62
1:D:427:THR:CA	1:D:436:MET:HE1	2.23	0.62
1:D:561:ARG:HB2	3:D:1212:HOH:O	1.99	0.62
1:E:833:ALA:HB1	1:E:858:ILE:O	2.00	0.62
1:F:130:ASP:OD1	1:F:132:SER:N	2.32	0.62
1:G:6:SER:O	1:G:7:LEU:C	2.37	0.62
1:G:698:VAL:HG22	1:G:720:TRP:CZ3	2.35	0.62
1:H:246:MET:HG2	1:H:274:PHE:CZ	2.34	0.62
1:K:259:SER:HA	1:K:268:ALA:O	2.00	0.62
1:K:272:ALA:HB1	1:K:273:PRO:HD2	1.81	0.62
1:L:129:VAL:HG21	1:L:177:LEU:CD1	2.30	0.62
1:P:658:LEU:O	1:P:661:LYS:N	2.30	0.62
1:A:100:TYR:CE1	1:A:602:CYS:HB3	2.35	0.62
1:B:134:LEU:HD23	1:B:134:LEU:N	2.14	0.62
1:B:892:ALA:HB3	1:B:946:TYR:CD1	2.35	0.62
1:B:893:GLU:HA	1:B:893:GLU:OE1	2.00	0.62
1:C:438:GLU:O	1:C:442:ARG:HG3	2.00	0.62
1:D:368:ASP:OD1	1:D:370:GLN:HB2	1.99	0.62
1:D:427:THR:HG22	1:D:436:MET:CE	2.30	0.62
1:D:440:VAL:O	1:D:444:VAL:HG23	2.00	0.62
1:E:627:PHE:C	1:E:628:GLN:HG2	2.20	0.62
1:E:63:PHE:CB	1:E:64:PRO:HD2	2.26	0.62
1:E:672:VAL:HG13	1:E:678:GLN:HB2	1.81	0.62
1:G:133:TRP:C	1:G:134:LEU:HD23	2.20	0.62
1:G:200:GLN:HG2	1:G:391:HIS:HB2	1.81	0.62
1:G:249:GLU:OE1	1:G:251:ARG:NH2	2.33	0.62
1:G:656:VAL:HB	1:G:664:ALA:HB3	1.82	0.62
1:H:59:ARG:CZ	1:H:81:ALA:HB3	2.30	0.62
1:H:60:PHE:HB3	1:H:84:VAL:CG2	2.30	0.62
1:I:285:TYR:CG	1:I:288:ARG:HD2	2.35	0.62
1:I:395:HIS:CE1	1:I:397:LEU:HB3	2.35	0.62
1:J:595:THR:HG23	1:J:596:PRO:HA	1.82	0.62
1:J:59:ARG:HA	1:J:82:ASP:O	1.99	0.62
1:K:441:THR:HG22	1:K:474:TRP:CZ2	2.34	0.62
1:L:192:SER:O	1:L:195:SER:HB2	1.99	0.62

Continued on next page...

Continued from previous page...

Atom-1	Atom-2	Interatomic distance (Å)	Clash overlap (Å)
1:L:347:LYS:HB2	1:L:643:LEU:HD13	1.82	0.62
1:M:334:GLU:OE2	1:M:336:ARG:HD3	2.00	0.62
1:M:451:PRO:O	1:M:452:SER:C	2.37	0.62
1:M:550:ALA:HA	1:M:623:GLN:OE1	1.99	0.62
1:M:627:PHE:O	1:M:628:GLN:NE2	2.33	0.62
1:N:147:ASN:HA	1:N:165:SER:HB3	1.82	0.62
1:N:180:GLY:O	1:N:182:ASN:ND2	2.32	0.62
1:N:600:GLN:NE2	1:N:790:ASP:OD1	2.32	0.62
1:N:767:GLN:OE1	1:N:768:MET:N	2.30	0.62
1:O:792:ASP:O	1:O:807:VAL:HG12	2.00	0.62
1:P:572:ASP:HB3	1:P:603:MET:CG	2.30	0.62
1:A:388:ARG:O	1:A:390:SER:N	2.33	0.62
1:B:460:ASN:ND2	1:B:461:GLU:HG2	2.14	0.62
1:B:629:PHE:CD1	1:B:718:GLN:HB2	2.35	0.62
1:B:655:MET:HG3	1:B:656:VAL:N	2.13	0.62
1:C:934:GLU:HG3	1:C:935:ASN:N	2.12	0.62
1:D:859:ASP:OD1	1:D:861:SER:HB2	2.00	0.62
1:F:300:LEU:O	1:F:307:ASN:HB2	2.00	0.62
1:G:73:TRP:O	1:G:183:ARG:NH1	2.30	0.62
1:H:210:ARG:HH11	1:H:395:HIS:N	1.97	0.62
1:H:719:GLN:N	3:H:1248:HOH:O	2.31	0.62
1:I:388:ARG:NH2	1:I:460:ASN:OD1	2.33	0.62
1:J:246:MET:HG2	1:J:274:PHE:CE2	2.35	0.62
1:J:424:ASN:ND2	1:J:464:HIS:O	2.30	0.62
1:K:202:MET:CE	1:K:357:HIS:HD2	2.13	0.62
1:L:287:ASP:CG	1:L:425:ARG:HH22	2.03	0.62
1:L:694:LEU:HD12	1:L:695:TRP:N	2.15	0.62
1:L:836:ILE:HG22	1:L:837:THR:N	2.15	0.62
1:M:630:ARG:HB2	1:M:637:GLU:HB3	1.82	0.62
1:M:749:ILE:CD1	1:M:834:VAL:HG11	2.30	0.62
1:M:974:HIS:C	1:M:975:LEU:HD23	2.19	0.62
1:M:422:PRO:HB3	1:P:280:ASP:OD1	1.99	0.62
1:P:285:TYR:HB3	1:P:288:ARG:HB2	1.82	0.62
1:P:35:SER:O	1:P:36:TRP:C	2.38	0.62
1:P:742:THR:CG2	1:P:743:SER:H	2.09	0.62
1:A:118:ASN:O	1:A:119:PRO:C	2.36	0.62
1:A:300:LEU:O	1:A:307:ASN:HB2	2.00	0.62
1:B:173:LEU:O	1:B:176:PHE:N	2.30	0.62
1:B:373:VAL:HG12	1:B:377:LEU:CD1	2.30	0.62
1:C:166:ARG:CG	1:C:392:TYR:HB2	2.30	0.62
1:E:154:CYS:N	1:E:157:ARG:O	2.30	0.62

Continued on next page...

Continued from previous page...

Atom-1	Atom-2	Interatomic distance (Å)	Clash overlap (Å)
1:G:147:ASN:HB2	1:G:209:PHE:HE1	1.65	0.62
1:H:37:ARG:HH11	1:H:37:ARG:HG3	1.64	0.62
1:H:467:ASN:O	1:H:471:LEU:HD12	1.99	0.62
1:H:60:PHE:HB3	1:H:84:VAL:HG21	1.81	0.62
1:I:231:PHE:CD2	1:I:238:ALA:HB2	2.35	0.62
1:J:578:TYR:HA	1:J:583:ASN:O	1.99	0.62
1:J:919:ASP:O	1:J:920:LEU:HD23	1.99	0.62
1:K:141:ILE:HD13	1:K:143:PHE:CE1	2.35	0.62
1:K:166:ARG:HG3	1:K:392:TYR:HB2	1.82	0.62
1:K:896:ASN:ND2	1:K:919:ASP:HB2	2.15	0.62
1:N:504:ALA:HB3	1:N:535:LEU:HD21	1.82	0.62
1:N:598:ASP:O	1:N:601:PHE:HB2	1.99	0.62
1:O:202:MET:HE3	1:O:357:HIS:HD2	1.63	0.62
1:O:822:LEU:HD12	1:O:824:GLN:N	2.15	0.62
1:P:257:THR:HA	1:P:270:GLY:O	2.00	0.62
1:M:12:GLN:HG2	1:P:4:THR:HG21	1.82	0.62
1:P:544:ASN:HB3	1:P:789:LEU:CD2	2.30	0.62
1:A:937:LEU:C	1:A:938:ARG:HG2	2.20	0.61
1:B:934:GLU:HG3	1:B:935:ASN:N	2.12	0.61
1:C:708:TRP:CE3	1:C:709:SER:HB3	2.34	0.61
1:E:100:TYR:CZ	1:E:602:CYS:HB3	2.34	0.61
1:G:145:GLY:HA3	1:G:210:ARG:HG3	1.82	0.61
1:H:210:ARG:NH1	1:H:395:HIS:N	2.48	0.61
1:I:474:TRP:CZ2	1:I:478:VAL:HG21	2.35	0.61
1:K:778:THR:CG2	1:K:779:PRO:HD2	2.30	0.61
1:K:861:SER:HB3	1:K:863:GLN:HG3	1.81	0.61
1:L:115:PRO:HG2	1:L:191:TRP:HD1	1.65	0.61
1:I:418:HIS:O	1:L:282:ARG:HD3	1.99	0.61
1:L:814:GLY:HA3	1:L:844:HIS:CD2	2.35	0.61
1:M:653:HIS:HD2	1:M:667:GLU:HB3	1.65	0.61
1:N:130:ASP:OD1	1:N:132:SER:N	2.29	0.61
1:P:129:VAL:HG23	1:P:182:ASN:ND2	2.14	0.61
1:P:276:GLY:N	1:P:285:TYR:O	2.30	0.61
1:A:251:ARG:HB3	1:A:253:TYR:HE1	1.63	0.61
1:B:241:GLU:HG3	1:B:292:ARG:HG2	1.80	0.61
1:B:73:TRP:O	1:B:183:ARG:NH1	2.32	0.61
1:B:774:LYS:C	1:B:775:GLN:HE21	2.03	0.61
1:E:356:ARG:CG	1:E:356:ARG:HH11	2.13	0.61
1:E:54:LEU:O	1:E:58:TRP:NE1	2.29	0.61
1:E:703:PRO:O	1:E:711:ALA:HB1	1.99	0.61
1:F:737:ILE:HD13	1:F:831:ALA:O	1.99	0.61

Continued on next page...

Continued from previous page...

Atom-1	Atom-2	Interatomic distance (Å)	Clash overlap (Å)
1:G:27:LEU:CD1	1:G:140:ARG:HD3	2.30	0.61
1:I:213:SER:O	1:I:214:LEU:HD23	2.00	0.61
1:I:315:LEU:O	1:I:323:ILE:HB	2.00	0.61
1:I:654:TRP:NE1	1:I:666:GLY:HA3	2.15	0.61
1:J:742:THR:HG22	1:J:743:SER:N	2.15	0.61
1:K:251:ARG:HB3	1:K:253:TYR:CE1	2.35	0.61
1:L:427:THR:HA	1:L:436:MET:HE2	1.80	0.61
1:N:14:ARG:NH1	1:N:16:TRP:HZ2	1.98	0.61
1:N:782:ASP:N	1:N:782:ASP:OD1	2.30	0.61
1:O:441:THR:HG22	1:O:474:TRP:CZ3	2.35	0.61
1:O:796:SER:OG	1:O:802:ASP:N	2.29	0.61
1:P:103:VAL:HG12	1:P:104:THR:N	2.15	0.61
1:P:438:GLU:O	1:P:442:ARG:HG3	2.01	0.61
1:A:440:VAL:HG11	1:A:475:ILE:HD11	1.82	0.61
1:A:625:GLN:CD	1:A:716:ALA:HB1	2.21	0.61
1:A:78:LEU:HB3	1:A:79:PRO:HD2	1.81	0.61
1:B:7:LEU:HB2	1:B:71:GLU:OE2	2.00	0.61
1:E:114:VAL:HG13	1:E:115:PRO:CD	2.28	0.61
1:E:41:GLU:O	1:E:42:ALA:C	2.38	0.61
1:E:870:VAL:HG12	1:E:871:GLU:N	2.14	0.61
1:F:102:ASN:ND2	1:F:201:ASP:HB2	2.14	0.61
1:F:251:ARG:HB3	1:F:253:TYR:CE1	2.35	0.61
1:F:768:MET:HG3	1:F:769:TRP:N	2.15	0.61
1:F:883:GLY:HA3	1:F:987:ASP:HA	1.82	0.61
1:I:307:ASN:O	1:I:308:LEU:HD23	2.00	0.61
1:J:360:HIS:CE1	1:J:362:LEU:HB2	2.35	0.61
1:K:50:GLN:NE2	1:K:50:GLN:N	2.48	0.61
1:L:103:VAL:HG12	1:L:104:THR:N	2.15	0.61
1:L:867:THR:HG22	3:L:1216:HOH:O	2.00	0.61
1:M:409:VAL:HG12	1:M:410:VAL:O	2.00	0.61
1:M:433:LEU:HB3	1:M:434:PRO:HD3	1.81	0.61
1:M:894:ARG:HH21	1:M:921:PRO:HD3	1.64	0.61
1:N:78:LEU:HB3	1:N:79:PRO:HD2	1.82	0.61
1:O:340:GLY:O	1:O:341:LEU:HD23	2.01	0.61
1:O:84:VAL:HG12	1:O:85:VAL:N	2.15	0.61
1:P:173:LEU:HA	1:P:176:PHE:CD1	2.35	0.61
1:P:648:ASP:OD1	1:P:648:ASP:N	2.33	0.61
1:A:5:ASP:OD2	1:A:157:ARG:HG2	2.01	0.61
1:A:703:PRO:O	1:A:711:ALA:HB1	2.01	0.61
1:B:372:MET:HG2	1:B:398:TRP:CE3	2.35	0.61
1:B:895:VAL:O	1:B:919:ASP:HA	2.00	0.61

Continued on next page...

Continued from previous page...

Atom-1	Atom-2	Interatomic distance (Å)	Clash overlap (Å)
1:C:279:ILE:HD13	1:C:283:GLY:O	2.00	0.61
1:D:578:TYR:HA	1:D:583:ASN:O	1.99	0.61
1:E:920:LEU:HB3	1:E:921:PRO:HD2	1.82	0.61
1:F:645:ARG:HH12	1:F:648:ASP:H	1.49	0.61
1:F:975:LEU:HD23	1:F:975:LEU:N	2.12	0.61
1:G:595:THR:HG23	1:G:596:PRO:HA	1.82	0.61
1:H:360:HIS:HB3	1:H:363:HIS:HB2	1.82	0.61
1:K:139:THR:O	1:K:173:LEU:N	2.30	0.61
1:K:658:LEU:HD12	1:K:659:ASP:H	1.64	0.61
1:L:653:HIS:NE2	1:L:667:GLU:OE2	2.29	0.61
1:M:246:MET:HG2	1:M:274:PHE:CE2	2.35	0.61
1:M:358:GLU:HB3	1:M:367:MET:CG	2.30	0.61
1:M:6:SER:OG	1:M:9:VAL:N	2.29	0.61
1:N:906:TYR:OH	1:N:935:ASN:HA	2.00	0.61
1:O:424:ASN:O	1:O:427:THR:N	2.32	0.61
1:P:3:ILE:HG12	1:P:4:THR:N	2.14	0.61
1:A:232:ASN:OD1	1:A:232:ASN:N	2.32	0.61
1:A:571:VAL:HG12	1:A:609:ALA:HA	1.82	0.61
1:D:189:LEU:HD23	1:D:189:LEU:N	2.15	0.61
1:D:928:PRO:HB2	1:D:973:ARG:HH11	1.65	0.61
1:E:615:PRO:HA	1:E:903:GLN:OE1	2.01	0.61
1:E:631:LEU:HD12	1:E:635:THR:O	2.01	0.61
1:E:778:THR:CG2	1:E:887:GLN:H	2.13	0.61
1:J:210:ARG:HH12	1:J:394:ASN:C	2.04	0.61
1:J:763:GLY:O	1:J:838:THR:HG21	2.00	0.61
1:L:115:PRO:HG2	1:L:191:TRP:CD1	2.35	0.61
1:L:578:TYR:HA	1:L:583:ASN:O	2.00	0.61
1:M:775:GLN:O	1:M:776:LEU:HD23	2.00	0.61
1:M:844:HIS:O	1:M:845:GLN:C	2.38	0.61
1:O:822:LEU:CD1	1:O:824:GLN:H	2.11	0.61
1:P:23:GLN:HB3	1:P:26:ARG:CZ	2.31	0.61
1:P:893:GLU:HA	1:P:893:GLU:OE1	2.00	0.61
1:A:653:HIS:NE2	1:A:667:GLU:OE2	2.31	0.61
1:A:946:TYR:CE2	1:A:982:THR:HG21	2.35	0.61
1:B:210:ARG:HH11	1:B:395:HIS:HA	1.65	0.61
1:B:352:ARG:NH2	1:B:641:GLU:OE1	2.33	0.61
1:C:409:VAL:HG12	1:C:410:VAL:N	2.15	0.61
1:F:1004:SER:HB2	1:F:1006:GLU:OE2	2.01	0.61
1:F:763:GLY:HA3	1:F:822:LEU:HD22	1.82	0.61
1:H:287:ASP:N	1:H:287:ASP:OD1	2.29	0.61
1:H:205:MET:HE1	1:H:364:GLY:CA	2.30	0.61

Continued on next page...

Continued from previous page...

Atom-1	Atom-2	Interatomic distance (Å)	Clash overlap (Å)
1:H:608:PHE:N	1:H:612:THR:O	2.25	0.61
1:J:913:ALA:O	3:J:1252:HOH:O	2.16	0.61
1:J:917:ARG:NH2	1:J:943:GLU:OE2	2.33	0.61
1:K:1020:TRP:HD1	1:K:1021:CYS:N	1.98	0.61
1:K:651:LEU:HD12	1:K:668:VAL:O	2.00	0.61
1:K:65:ALA:HB1	1:K:66:PRO:HD2	1.81	0.61
1:L:429:ASP:OD1	1:L:431:ARG:N	2.33	0.61
1:L:59:ARG:HH21	1:L:81:ALA:C	2.03	0.61
1:M:166:ARG:CB	1:M:414:ASN:HD22	2.13	0.61
1:M:524:LEU:HD13	1:M:561:ARG:HB2	1.82	0.61
1:M:740:LEU:HD12	1:M:748:CYS:O	2.00	0.61
1:M:968:MET:O	1:M:968:MET:HG3	2.00	0.61
1:N:316:HIS:HB2	1:N:321:THR:O	2.01	0.61
1:O:241:GLU:HG3	1:O:292:ARG:HG2	1.82	0.61
1:A:682:LEU:HB3	1:A:683:PRO:HD2	1.83	0.61
1:B:382:ASN:OD1	1:B:617:LEU:HG	2.01	0.61
1:B:627:PHE:O	1:B:628:GLN:NE2	2.33	0.61
1:D:460:ASN:ND2	1:D:461:GLU:HG3	2.15	0.61
1:E:123:TYR:CD1	1:E:208:ILE:HD12	2.35	0.61
1:E:3:ILE:O	1:E:9:VAL:HG21	2.01	0.61
1:E:415:ILE:HD13	1:E:436:MET:HB3	1.82	0.61
1:E:693:GLN:HG2	1:E:721:ARG:CD	2.31	0.61
1:F:989:PHE:CE2	1:F:1014:TYR:HB3	2.35	0.61
1:G:204:ARG:HD3	1:G:204:ARG:N	2.15	0.61
1:J:110:ASN:N	1:J:111:PRO:HD3	2.15	0.61
1:J:542:MET:CE	1:J:601:PHE:HA	2.29	0.61
1:K:382:ASN:CB	1:K:617:LEU:HD11	2.31	0.61
1:K:701:VAL:HA	1:K:713:HIS:O	2.00	0.61
1:L:281:GLU:OE1	1:L:281:GLU:N	2.34	0.61
1:L:870:VAL:HG12	1:L:871:GLU:N	2.14	0.61
1:M:227:VAL:HG13	1:M:240:LEU:CD1	2.27	0.61
1:M:262:GLN:HB2	1:M:309:TYR:CE1	2.35	0.61
1:M:473:ARG:O	1:M:476:LYS:HB2	2.00	0.61
1:N:673:ALA:HB1	1:N:674:PRO:HD2	1.82	0.61
1:P:106:PRO:HB2	1:P:191:TRP:CH2	2.36	0.61
1:P:946:TYR:HE2	1:P:982:THR:HG21	1.66	0.61
1:A:573:GLN:HB2	1:A:602:CYS:O	2.01	0.61
1:C:7:LEU:N	1:C:71:GLU:OE2	2.34	0.61
1:C:844:HIS:CE1	1:C:845:GLN:HG3	2.36	0.61
1:D:515:VAL:HB	3:D:1275:HOH:O	1.99	0.61
1:E:84:VAL:HG12	1:E:85:VAL:N	2.15	0.61

Continued on next page...

Continued from previous page...

Atom-1	Atom-2	Interatomic distance (Å)	Clash overlap (Å)
1:F:571:VAL:HG13	1:F:607:VAL:CG2	2.30	0.61
1:H:30:HIS:HB2	1:H:31:PRO:HD2	1.83	0.61
1:I:246:MET:HB3	1:I:274:PHE:CZ	2.35	0.61
1:I:652:LEU:O	1:I:668:VAL:N	2.29	0.61
1:J:429:ASP:OD2	1:J:431:ARG:NH1	2.34	0.61
1:J:930:VAL:HA	1:J:973:ARG:HD3	1.81	0.61
1:L:123:TYR:HD1	1:L:123:TYR:H	1.48	0.61
1:L:249:GLU:OE2	1:L:251:ARG:NH2	2.34	0.61
1:L:400:THR:O	1:L:404:ARG:HD2	1.99	0.61
1:L:73:TRP:O	1:L:183:ARG:NH2	2.29	0.61
1:M:11:LEU:N	1:M:11:LEU:HD23	2.16	0.61
1:M:46:ARG:HB3	1:M:47:PRO:HD2	1.83	0.61
1:M:706:THR:N	1:M:709:SER:O	2.33	0.61
1:O:27:LEU:HD12	1:O:140:ARG:NH1	2.15	0.61
1:O:138:GLN:N	1:O:217:LYS:O	2.29	0.61
1:O:531:ARG:O	1:O:561:ARG:NH1	2.28	0.61
1:O:579:ASP:OD1	1:O:583:ASN:N	2.29	0.61
1:P:129:VAL:CG2	1:P:182:ASN:HD22	2.14	0.61
1:B:474:TRP:HZ2	1:C:430:PRO:HG3	1.66	0.61
1:D:433:LEU:O	1:D:437:SER:HB3	2.00	0.61
1:E:115:PRO:HG2	1:E:191:TRP:CD1	2.36	0.61
1:E:289:VAL:HG22	1:E:291:LEU:CD1	2.31	0.61
1:E:41:GLU:O	1:E:44:THR:N	2.33	0.61
1:F:1009:LEU:HD23	1:F:1009:LEU:N	2.16	0.61
1:G:53:SER:C	1:G:54:LEU:HD23	2.20	0.61
1:H:625:GLN:CD	1:H:716:ALA:HB1	2.21	0.61
1:H:654:TRP:NE1	1:H:666:GLY:HA3	2.16	0.61
1:I:129:VAL:HG23	1:I:182:ASN:HD22	1.66	0.61
1:I:232:ASN:ND2	1:I:234:ASP:OD1	2.33	0.61
1:I:44:THR:O	1:I:46:ARG:N	2.34	0.61
1:J:388:ARG:NH1	1:J:536:CYS:HB2	2.15	0.61
1:K:572:ASP:OD1	1:K:603:MET:HB3	2.01	0.61
1:K:696:LEU:HD12	1:K:697:THR:H	1.66	0.61
1:L:492:ASP:HB3	1:L:499:ILE:HG23	1.82	0.61
1:L:656:VAL:N	1:L:664:ALA:O	2.29	0.61
1:M:622:HIS:HB2	1:M:717:TRP:CZ2	2.35	0.61
1:N:708:TRP:CE3	1:N:709:SER:HB3	2.35	0.61
1:O:484:VAL:O	1:O:497:ASP:N	2.27	0.61
1:O:698:VAL:CG2	1:O:718:GLN:HB3	2.30	0.61
1:P:30:HIS:HB2	1:P:31:PRO:HD2	1.82	0.61
1:P:748:CYS:C	1:P:749:ILE:HD13	2.21	0.61

Continued on next page...

Continued from previous page...

Atom-1	Atom-2	Interatomic distance (Å)	Clash overlap (Å)
1:C:210:ARG:HH12	1:C:395:HIS:N	1.98	0.61
1:D:638:VAL:O	1:D:677:LYS:HA	2.01	0.61
1:E:789:LEU:O	1:E:792:ASP:HB2	2.01	0.61
1:E:796:SER:HB2	1:E:802:ASP:H	1.66	0.61
1:F:571:VAL:CG1	1:F:607:VAL:HG23	2.31	0.61
1:G:227:VAL:HG12	1:G:228:ALA:N	2.15	0.61
1:G:322:LEU:HD23	1:G:324:GLU:N	2.16	0.61
1:G:427:THR:HA	1:G:436:MET:HE2	1.83	0.61
1:G:850:PHE:CD1	1:G:872:VAL:HG13	2.36	0.61
1:G:907:PRO:HA	1:G:910:LEU:CD2	2.31	0.61
1:H:750:GLU:HG3	1:H:755:ARG:HG2	1.82	0.61
1:I:836:ILE:N	1:I:836:ILE:HD13	2.16	0.61
1:K:579:ASP:OD1	1:K:583:ASN:N	2.31	0.61
1:K:896:ASN:HD22	1:K:919:ASP:HB2	1.65	0.61
1:L:420:MET:CE	1:L:426:LEU:HD11	2.31	0.61
1:M:129:VAL:HG12	1:M:130:ASP:N	2.16	0.61
1:N:178:ARG:NH1	1:N:181:GLU:O	2.29	0.61
1:N:474:TRP:CE2	1:N:478:VAL:HG21	2.36	0.61
1:O:465:GLY:O	1:O:468:HIS:HB2	2.00	0.61
1:O:654:TRP:CZ2	1:O:666:GLY:HA3	2.36	0.61
1:P:105:TYR:CE1	1:P:199:ASP:HB2	2.35	0.61
1:P:636:ILE:N	1:P:680:ILE:O	2.31	0.61
1:P:746:ASP:HA	1:P:760:ARG:HG3	1.82	0.61
1:C:645:ARG:NH2	1:C:650:GLU:OE2	2.34	0.60
1:D:43:ARG:HH22	1:D:264:GLU:HG2	1.66	0.60
1:D:928:PRO:HB2	1:D:973:ARG:NH1	2.15	0.60
1:E:73:TRP:O	1:E:183:ARG:NH1	2.30	0.60
1:E:378:LEU:HB3	1:E:570:TRP:CH2	2.36	0.60
1:E:638:VAL:O	1:E:678:GLN:N	2.32	0.60
1:F:753:ASN:OD1	1:F:753:ASN:N	2.29	0.60
1:H:310:ARG:HG3	1:H:328:CYS:O	2.01	0.60
1:H:438:GLU:O	1:H:442:ARG:HG3	2.00	0.60
1:H:749:ILE:CD1	1:H:834:VAL:HG11	2.31	0.60
1:I:77:ASP:C	1:I:78:LEU:HD23	2.21	0.60
1:J:38:ASN:HB3	1:J:41:GLU:OE1	2.00	0.60
1:K:761:GLN:O	1:K:822:LEU:HD23	2.01	0.60
1:L:500:CYS:HB2	1:L:536:CYS:HB3	1.84	0.60
1:M:454:ILE:HG13	1:M:455:ILE:HG13	1.82	0.60
1:M:759:ASN:OD1	1:M:761:GLN:HB2	2.01	0.60
1:N:937:LEU:O	1:N:938:ARG:HG2	2.01	0.60
1:P:36:TRP:CD2	1:P:42:ALA:HB2	2.36	0.60

Continued on next page...

Continued from previous page...

Atom-1	Atom-2	Interatomic distance (Å)	Clash overlap (Å)
1:P:742:THR:HG22	1:P:743:SER:N	2.10	0.60
1:A:893:GLU:HA	1:A:893:GLU:OE1	2.01	0.60
1:C:668:VAL:HG11	1:C:680:ILE:HD13	1.83	0.60
1:E:34:ALA:HA	1:E:51:LEU:CD2	2.31	0.60
1:E:581:ASN:HB2	1:E:583:ASN:ND2	2.16	0.60
1:E:668:VAL:CG1	1:E:669:PRO:HD2	2.29	0.60
1:H:360:HIS:CG	1:H:361:PRO:HD2	2.35	0.60
1:H:672:VAL:CG1	1:H:678:GLN:HB2	2.31	0.60
1:I:553:TRP:O	1:I:557:ARG:HG3	2.00	0.60
1:K:218:PRO:CG	1:K:324:GLU:HG3	2.31	0.60
1:L:440:VAL:HG11	1:L:475:ILE:HD11	1.83	0.60
1:L:701:VAL:HG22	1:L:714:ILE:HD13	1.83	0.60
1:M:258:VAL:HA	1:M:312:VAL:O	2.01	0.60
1:M:499:ILE:HG22	1:M:501:PRO:HD3	1.83	0.60
1:M:702:GLN:O	1:M:712:GLY:N	2.34	0.60
1:N:777:LEU:CD2	1:N:889:ALA:HB2	2.32	0.60
1:O:851:ILE:HD11	1:P:728:VAL:HG12	1.83	0.60
1:P:579:ASP:OD1	1:P:583:ASN:HB2	2.01	0.60
1:A:599:ARG:HD2	1:A:600:GLN:OE1	2.01	0.60
1:E:217:LYS:HD3	1:E:324:GLU:OE1	2.02	0.60
1:E:371:THR:O	1:E:374:GLN:HB3	2.01	0.60
1:F:30:HIS:HB2	1:F:31:PRO:HD2	1.84	0.60
1:F:788:PRO:HD2	1:F:968:MET:HB2	1.81	0.60
1:H:102:ASN:OD1	1:H:103:VAL:HG23	2.01	0.60
1:H:91:GLN:HG2	1:H:190:ARG:HH21	1.66	0.60
1:H:3:ILE:O	1:H:9:VAL:HG21	2.01	0.60
1:I:131:GLU:O	1:I:134:LEU:N	2.28	0.60
1:I:142:ILE:HG23	1:I:170:GLU:HG2	1.83	0.60
1:I:927:THR:HG21	1:I:929:TYR:CZ	2.35	0.60
1:J:66:PRO:HB3	1:J:187:MET:HE3	1.83	0.60
1:M:416:GLU:OE2	1:M:418:HIS:HB2	2.02	0.60
1:N:685:LEU:HB3	1:N:686:PRO:HD2	1.82	0.60
1:N:759:ASN:OD1	1:N:761:GLN:N	2.33	0.60
1:N:763:GLY:HA3	1:N:822:LEU:HD22	1.83	0.60
1:N:801:ILE:O	1:N:803:PRO:HD3	2.01	0.60
1:O:132:SER:OG	1:O:133:TRP:N	2.31	0.60
1:P:332:PHE:N	3:P:1212:HOH:O	2.29	0.60
1:P:376:ILE:HA	1:P:379:MET:HG3	1.83	0.60
1:P:548:GLY:O	1:P:549:PHE:C	2.40	0.60
1:P:960:SER:OG	1:P:961:ARG:N	2.34	0.60
1:A:632:SER:O	1:A:635:THR:HB	2.00	0.60

Continued on next page...

Continued from previous page...

Atom-1	Atom-2	Interatomic distance (Å)	Clash overlap (Å)
1:B:653:HIS:HD2	1:B:667:GLU:HG2	1.67	0.60
1:B:697:THR:OG1	1:B:719:GLN:NE2	2.33	0.60
1:C:37:ARG:NH2	1:C:218:PRO:HD3	2.17	0.60
1:C:930:VAL:HA	1:C:973:ARG:HD3	1.83	0.60
1:D:542:MET:HE3	1:D:601:PHE:HA	1.82	0.60
1:E:166:ARG:HB2	1:E:414:ASN:ND2	2.16	0.60
1:E:142:ILE:HG23	1:E:170:GLU:HG2	1.84	0.60
1:E:114:VAL:HG22	1:E:191:TRP:HB3	1.83	0.60
1:E:920:LEU:HD12	1:E:925:MET:SD	2.41	0.60
1:F:422:PRO:HG3	1:G:284:GLY:CA	2.30	0.60
1:G:188:VAL:C	1:G:189:LEU:HD23	2.22	0.60
1:H:14:ARG:NH1	1:H:14:ARG:HG2	2.16	0.60
1:H:257:THR:HA	1:H:270:GLY:O	2.01	0.60
1:H:336:ARG:NH2	1:H:338:GLU:OE1	2.30	0.60
1:J:166:ARG:HG2	1:J:392:TYR:CB	2.31	0.60
1:J:60:PHE:HB3	1:J:84:VAL:CG2	2.31	0.60
1:L:130:ASP:O	1:L:133:TRP:HB2	2.01	0.60
1:L:876:THR:OG1	1:L:877:PRO:HD2	2.01	0.60
1:M:995:GLY:N	1:M:1002:SER:OG	2.31	0.60
1:M:439:ARG:HH11	1:M:439:ARG:CG	2.15	0.60
1:N:137:GLY:HA2	1:N:219:THR:HG23	1.84	0.60
1:P:17:GLU:OE1	1:P:113:PHE:HA	2.01	0.60
1:A:768:MET:HG3	1:A:768:MET:O	1.98	0.60
1:C:52:ARG:NH2	1:C:128:ASN:O	2.32	0.60
1:C:748:CYS:C	1:C:749:ILE:HD13	2.21	0.60
1:D:254:LEU:O	1:D:255:ARG:HD3	2.01	0.60
1:D:354:VAL:HG11	1:D:379:MET:HE2	1.83	0.60
1:E:224:ASP:OD1	1:E:225:PHE:N	2.34	0.60
1:E:599:ARG:NE	1:E:797:GLU:OE2	2.30	0.60
1:E:930:VAL:O	1:E:932:PRO:HD3	2.01	0.60
1:G:897:TRP:CZ3	1:G:918:TRP:HB2	2.36	0.60
1:H:240:LEU:HD12	1:H:241:GLU:H	1.64	0.60
1:H:456:TRP:HE1	1:H:482:ARG:HD2	1.65	0.60
1:H:84:VAL:HG12	1:H:85:VAL:N	2.16	0.60
1:I:549:PHE:CE2	1:I:620:ALA:HA	2.37	0.60
1:K:360:HIS:ND1	1:K:362:LEU:N	2.45	0.60
1:K:706:THR:OG1	1:K:709:SER:N	2.29	0.60
1:L:910:LEU:HD12	1:L:910:LEU:O	2.01	0.60
1:M:456:TRP:HZ2	1:M:482:ARG:NH1	1.98	0.60
1:M:917:ARG:NH2	1:M:943:GLU:OE2	2.34	0.60
1:N:262:GLN:HE22	1:N:299:LYS:HD3	1.65	0.60

Continued on next page...

Continued from previous page...

Atom-1	Atom-2	Interatomic distance (Å)	Clash overlap (Å)
1:N:777:LEU:CG	1:N:889:ALA:HB2	2.31	0.60
1:O:271:THR:HG22	1:O:272:ALA:N	2.16	0.60
1:P:639:THR:OG1	1:P:677:LYS:HE2	2.01	0.60
1:P:78:LEU:HB3	1:P:79:PRO:HD2	1.82	0.60
1:A:533:LEU:HD12	1:A:533:LEU:C	2.22	0.60
1:A:695:TRP:CE2	1:A:721:ARG:HG3	2.36	0.60
1:C:389:CYS:HB3	1:C:394:ASN:ND2	2.17	0.60
1:D:100:TYR:O	1:D:597:ASN:HA	2.01	0.60
1:D:52:ARG:NH2	1:D:128:ASN:O	2.30	0.60
1:D:14:ARG:NH1	1:D:16:TRP:HZ2	1.99	0.60
1:D:141:ILE:HG12	1:D:213:SER:O	2.02	0.60
1:D:319:ASP:OD1	1:D:319:ASP:N	2.29	0.60
1:D:730:LEU:HD23	1:D:730:LEU:N	2.14	0.60
1:D:749:ILE:HD12	1:D:834:VAL:HG11	1.84	0.60
1:E:770:ILE:HD12	1:E:775:GLN:CD	2.22	0.60
1:F:589:GLY:HA3	1:F:599:ARG:HA	1.84	0.60
1:H:152:LEU:HG	1:H:153:TRP:N	2.16	0.60
1:H:34:ALA:HB3	1:H:36:TRP:CE3	2.37	0.60
1:H:673:ALA:HB1	1:H:674:PRO:HD2	1.84	0.60
1:H:851:ILE:O	1:H:870:VAL:HA	2.01	0.60
1:I:439:ARG:HG2	1:I:439:ARG:HH11	1.67	0.60
1:I:678:GLN:O	1:I:679:LEU:HD23	2.02	0.60
1:J:797:GLU:N	1:J:800:ARG:O	2.33	0.60
1:K:200:GLN:HG2	1:K:391:HIS:HB2	1.83	0.60
1:K:437:SER:HA	1:K:471:LEU:HD21	1.84	0.60
1:K:749:ILE:HD13	1:K:834:VAL:HG21	1.84	0.60
1:L:544:ASN:OD1	1:L:909:ARG:NH1	2.34	0.60
1:L:897:TRP:HD1	1:L:941:THR:CG2	2.15	0.60
1:M:502:MET:HB2	1:M:537:GLU:CB	2.25	0.60
1:M:540:HIS:CE1	1:M:999:TRP:HZ3	2.19	0.60
1:O:847:LYS:HG3	1:O:848:THR:N	2.15	0.60
1:P:260:LEU:N	1:P:268:ALA:O	2.33	0.60
1:P:708:TRP:CZ3	1:P:709:SER:HB3	2.36	0.60
1:P:59:ARG:NH2	1:P:81:ALA:O	2.35	0.60
1:D:1011:ALA:HB3	1:D:1014:TYR:CZ	2.37	0.60
1:D:949:HIS:CD2	1:D:1020:TRP:HE1	2.19	0.60
1:E:127:PHE:O	1:E:182:ASN:N	2.30	0.60
1:E:767:GLN:HG3	1:E:768:MET:N	2.15	0.60
1:E:869:ASP:OD1	1:E:1015:HIS:ND1	2.35	0.60
1:F:40:GLU:CG	1:F:43:ARG:HH12	2.14	0.60
1:K:949:HIS:CD2	1:K:1020:TRP:HE1	2.12	0.60

Continued on next page...

Continued from previous page...

Atom-1	Atom-2	Interatomic distance (Å)	Clash overlap (Å)
1:K:110:ASN:O	1:K:113:PHE:HB2	2.01	0.60
1:K:736:ALA:O	1:K:737:ILE:HG22	2.02	0.60
1:M:149:ALA:O	1:M:150:PHE:HB3	2.02	0.60
1:M:559:TYR:CB	1:M:562:LEU:HD12	2.29	0.60
1:N:232:ASN:ND2	1:N:236:SER:HB2	2.08	0.60
1:P:138:GLN:N	1:P:217:LYS:O	2.29	0.60
1:P:446:ARG:O	1:P:446:ARG:HG2	2.02	0.60
1:P:601:PHE:CE2	1:P:795:VAL:HG12	2.37	0.60
1:A:37:ARG:NH2	1:A:218:PRO:HD3	2.16	0.60
1:B:784:PHE:HA	1:B:881:ARG:O	2.02	0.60
1:C:658:LEU:O	1:C:659:ASP:C	2.39	0.60
1:D:141:ILE:HG13	1:D:214:LEU:CD2	2.32	0.60
1:D:316:HIS:HA	1:D:323:ILE:HD12	1.83	0.60
1:D:906:TYR:HB3	1:D:907:PRO:CD	2.32	0.60
1:E:502:MET:HB2	1:E:537:GLU:HB2	1.83	0.60
1:E:304:GLU:HB3	1:E:645:ARG:HG2	1.84	0.60
1:F:232:ASN:ND2	1:F:236:SER:OG	2.35	0.60
1:G:970:THR:CG2	1:G:975:LEU:HB2	2.32	0.60
1:E:418:HIS:O	1:H:282:ARG:HD3	2.02	0.60
1:K:894:ARG:NH2	1:K:921:PRO:HD3	2.17	0.60
1:N:890:GLN:HG3	1:N:891:VAL:N	2.17	0.60
1:O:230:ARG:O	1:O:238:ALA:HA	2.02	0.60
1:P:173:LEU:HA	1:P:176:PHE:HD1	1.67	0.60
1:P:261:TRP:CE3	1:P:266:GLN:HA	2.37	0.60
1:P:701:VAL:HG12	1:P:712:GLY:HA2	1.82	0.60
1:B:7:LEU:O	1:B:11:LEU:HG	2.02	0.60
1:B:86:VAL:HG13	1:B:87:PRO:HA	1.83	0.60
1:C:749:ILE:HD13	1:C:749:ILE:N	2.17	0.60
1:F:308:LEU:HD13	1:F:329:ASP:HB3	1.84	0.60
1:F:843:GLN:HG2	1:F:848:THR:HA	1.84	0.60
1:G:433:LEU:HB3	1:G:434:PRO:HD3	1.82	0.60
1:G:597:ASN:ND2	1:G:599:ARG:H	1.99	0.60
1:H:588:TYR:O	1:H:589:GLY:C	2.39	0.60
1:H:658:LEU:HB2	1:H:663:LEU:HD11	1.81	0.60
1:I:37:ARG:HH21	1:I:218:PRO:HD3	1.66	0.60
1:I:870:VAL:HG12	1:I:871:GLU:N	2.17	0.60
1:J:698:VAL:HG22	1:J:720:TRP:HZ3	1.65	0.60
1:K:18:ASN:CG	1:K:21:VAL:HG23	2.22	0.60
1:L:444:VAL:O	1:L:448:ARG:HB3	2.01	0.60
1:O:35:SER:N	1:O:326:GLU:OE2	2.34	0.60
1:O:900:LEU:HD23	1:O:915:PHE:HA	1.82	0.60

Continued on next page...

Continued from previous page...

Atom-1	Atom-2	Interatomic distance (Å)	Clash overlap (Å)
1:P:456:TRP:CZ2	1:P:482:ARG:HD2	2.36	0.60
1:P:353:GLY:O	1:P:566:PHE:HA	2.01	0.60
1:B:868:VAL:HB	1:B:1016:TYR:CE1	2.37	0.60
1:E:460:ASN:ND2	1:E:461:GLU:HG3	2.17	0.60
1:F:167:LEU:CB	1:F:168:PRO:HD2	2.30	0.60
1:F:333:ARG:NH1	1:F:451:PRO:O	2.35	0.60
1:F:928:PRO:HB2	1:F:973:ARG:HH11	1.67	0.60
1:G:740:LEU:CG	1:G:741:THR:H	2.15	0.60
1:G:853:ARG:NH1	1:G:871:GLU:OE2	2.33	0.60
1:H:34:ALA:HB3	1:H:36:TRP:CZ3	2.36	0.60
1:H:770:ILE:HD12	1:H:775:GLN:CD	2.23	0.60
1:I:902:PRO:O	1:I:938:ARG:NH1	2.35	0.60
1:K:7:LEU:CD1	1:K:74:LEU:HD11	2.28	0.60
1:K:942:ARG:HA	1:K:953:GLY:O	2.00	0.60
1:L:786:ARG:N	3:L:1251:HOH:O	2.28	0.60
1:M:333:ARG:HH11	1:M:451:PRO:HA	1.66	0.60
1:N:160:GLY:HA3	1:N:171:PHE:HE2	1.67	0.60
1:N:5:ASP:OD2	1:N:157:ARG:HA	2.02	0.60
1:P:342:LEU:HD12	1:P:343:LEU:N	2.17	0.60
1:A:796:SER:OG	1:A:801:ILE:HA	2.01	0.59
1:B:524:LEU:O	1:B:561:ARG:NH2	2.29	0.59
1:C:65:ALA:HB1	1:C:66:PRO:HD2	1.84	0.59
1:D:211:ASP:N	1:D:211:ASP:OD1	2.31	0.59
1:D:250:LEU:O	1:D:251:ARG:HG2	2.02	0.59
1:D:814:GLY:O	1:D:815:HIS:C	2.38	0.59
1:F:730:LEU:HD23	1:F:730:LEU:N	2.17	0.59
1:G:131:GLU:O	1:G:134:LEU:N	2.29	0.59
1:G:427:THR:HG22	1:G:436:MET:SD	2.42	0.59
1:G:54:LEU:O	1:G:58:TRP:NE1	2.29	0.59
1:G:730:LEU:HB3	1:G:731:PRO:HD2	1.84	0.59
1:J:127:PHE:O	1:J:182:ASN:N	2.32	0.59
1:J:211:ASP:OD1	1:J:211:ASP:N	2.29	0.59
1:K:395:HIS:CE1	1:K:397:LEU:HB2	2.37	0.59
1:K:615:PRO:HB2	1:K:909:ARG:NH2	2.15	0.59
1:K:777:LEU:CG	1:K:889:ALA:HA	2.32	0.59
1:L:460:ASN:O	1:L:461:GLU:C	2.40	0.59
1:L:625:GLN:CD	1:L:716:ALA:HB1	2.22	0.59
1:M:261:TRP:CE2	1:M:266:GLN:HG3	2.37	0.59
1:M:484:VAL:O	1:M:497:ASP:HB2	2.02	0.59
1:O:375:ASP:O	1:O:379:MET:HG3	2.02	0.59
1:O:638:VAL:O	1:O:677:LYS:HA	2.01	0.59

Continued on next page...

Continued from previous page...

Atom-1	Atom-2	Interatomic distance (Å)	Clash overlap (Å)
1:O:697:THR:OG1	1:O:719:GLN:HB2	2.01	0.59
1:P:323:ILE:N	1:P:323:ILE:HD12	2.16	0.59
1:P:355:ASN:HD22	1:P:566:PHE:HB3	1.65	0.59
1:P:746:ASP:O	1:P:760:ARG:HD2	2.02	0.59
1:A:388:ARG:NH2	1:A:460:ASN:OD1	2.36	0.59
1:B:577:LYS:O	1:B:584:PRO:HA	2.02	0.59
1:C:100:TYR:O	1:C:597:ASN:HA	2.02	0.59
1:C:317:THR:HG23	1:C:323:ILE:HD11	1.83	0.59
1:C:50:GLN:NE2	1:C:50:GLN:N	2.49	0.59
1:D:742:THR:HG22	1:D:743:SER:N	2.16	0.59
1:E:289:VAL:HG22	1:E:291:LEU:HD11	1.85	0.59
1:E:77:ASP:O	1:E:78:LEU:HD23	2.02	0.59
1:F:637:GLU:HG3	1:F:679:LEU:HD21	1.83	0.59
1:F:949:HIS:HD2	1:F:1020:TRP:NE1	1.96	0.59
1:G:738:PRO:HA	1:G:751:LEU:CD1	2.32	0.59
1:J:304:GLU:O	1:J:305:ILE:HG12	2.02	0.59
1:K:14:ARG:NH1	1:K:16:TRP:HZ2	1.99	0.59
1:K:257:THR:HA	1:K:270:GLY:O	2.02	0.59
1:K:303:ALA:HB1	1:K:406:GLY:O	2.03	0.59
1:M:6:SER:OG	1:M:9:VAL:HG23	2.02	0.59
1:O:391:HIS:HA	1:O:412:GLU:OE2	2.02	0.59
1:O:69:VAL:HG12	1:O:70:PRO:N	2.17	0.59
1:P:53:SER:C	1:P:54:LEU:HD23	2.23	0.59
1:A:7:LEU:N	1:A:71:GLU:OE2	2.35	0.59
1:E:138:GLN:HG2	1:E:139:THR:N	2.15	0.59
1:E:3:ILE:O	1:E:6:SER:HB3	2.02	0.59
1:E:745:MET:CG	1:E:761:GLN:HE22	2.05	0.59
1:H:7:LEU:HB2	1:H:71:GLU:OE2	2.01	0.59
1:J:762:SER:OG	1:J:763:GLY:N	2.35	0.59
1:K:317:THR:OG1	1:K:321:THR:HB	2.03	0.59
1:K:536:CYS:O	1:K:566:PHE:HB2	2.02	0.59
1:L:7:LEU:HB2	1:L:71:GLU:OE2	2.03	0.59
1:L:6:SER:O	1:L:9:VAL:N	2.35	0.59
1:M:412:GLU:CG	1:M:457:SER:HB3	2.32	0.59
1:N:131:GLU:O	1:N:134:LEU:N	2.35	0.59
1:N:797:GLU:N	1:N:800:ARG:O	2.30	0.59
1:N:944:LEU:HD12	1:N:945:ASN:N	2.17	0.59
1:O:245:GLN:HG2	1:O:288:ARG:HG2	1.83	0.59
1:O:767:GLN:HG3	1:O:768:MET:N	2.17	0.59
1:P:312:VAL:CG1	1:P:327:ALA:HB2	2.29	0.59
1:P:592:PHE:HB2	1:P:594:ASP:OD2	2.02	0.59

Continued on next page...

Continued from previous page...

Atom-1	Atom-2	Interatomic distance (Å)	Clash overlap (Å)
1:P:870:VAL:HG12	1:P:871:GLU:H	1.68	0.59
1:A:237:ARG:HH11	1:A:237:ARG:HG3	1.67	0.59
1:B:654:TRP:CE2	1:B:666:GLY:HA3	2.38	0.59
1:C:249:GLU:HG2	1:C:251:ARG:NH2	2.17	0.59
1:C:783:GLN:NE2	3:C:1280:HOH:O	2.30	0.59
1:G:745:MET:HB3	1:G:761:GLN:HE21	1.66	0.59
1:G:928:PRO:HB2	1:G:973:ARG:NH1	2.17	0.59
1:H:777:LEU:HD12	1:H:889:ALA:CA	2.32	0.59
1:J:636:ILE:HD12	1:J:680:ILE:HB	1.85	0.59
1:K:244:VAL:HG12	1:K:245:GLN:N	2.18	0.59
1:K:541:ALA:HB3	1:K:604:ASN:O	2.02	0.59
1:M:442:ARG:NH2	3:M:1237:HOH:O	2.35	0.59
1:P:259:SER:HA	1:P:269:SER:CB	2.27	0.59
1:P:706:THR:OG1	1:P:708:TRP:N	2.34	0.59
1:B:748:CYS:C	1:B:749:ILE:HD12	2.23	0.59
1:E:141:ILE:HG12	1:E:213:SER:O	2.00	0.59
1:E:30:HIS:ND1	1:E:31:PRO:O	2.35	0.59
1:E:63:PHE:CE2	1:E:70:PRO:HD3	2.38	0.59
1:I:130:ASP:OD1	1:I:131:GLU:N	2.35	0.59
1:I:91:GLN:HG3	1:I:96:ASP:OD1	2.03	0.59
1:K:225:PHE:HE2	1:K:328:CYS:SG	2.25	0.59
1:L:694:LEU:HD12	1:L:695:TRP:H	1.66	0.59
1:L:936:GLY:O	1:L:938:ARG:NE	2.27	0.59
1:L:897:TRP:HD1	1:L:941:THR:HG23	1.66	0.59
1:M:210:ARG:NH1	1:M:395:HIS:N	2.50	0.59
1:N:125:LEU:O	1:N:125:LEU:HG	2.00	0.59
1:N:367:MET:N	3:N:1279:HOH:O	2.29	0.59
1:N:960:SER:HA	3:N:1282:HOH:O	2.01	0.59
1:O:23:GLN:HB3	1:O:26:ARG:NH2	2.17	0.59
1:O:796:SER:OG	1:O:801:ILE:HA	2.02	0.59
1:P:203:TRP:NE1	1:P:575:LEU:HD11	2.17	0.59
1:P:275:GLY:HA2	1:P:285:TYR:O	2.02	0.59
1:P:253:TYR:O	1:P:318:ALA:N	2.35	0.59
1:P:331:GLY:HA3	1:P:451:PRO:CG	2.31	0.59
1:A:6:SER:O	1:A:7:LEU:C	2.40	0.59
1:B:155:ASN:OD1	1:B:182:ASN:HA	2.03	0.59
1:B:323:ILE:N	1:B:323:ILE:HD12	2.17	0.59
1:B:427:THR:HA	1:B:436:MET:HE1	1.81	0.59
1:B:571:VAL:HG12	1:B:607:VAL:CG2	2.32	0.59
1:C:391:HIS:HA	1:C:412:GLU:OE1	2.03	0.59
1:C:682:LEU:HD23	1:C:683:PRO:HD2	1.84	0.59

Continued on next page...

Continued from previous page...

Atom-1	Atom-2	Interatomic distance (Å)	Clash overlap (Å)
1:D:246:MET:HE3	1:D:247:CYS:CA	2.33	0.59
1:H:5:ASP:OD1	1:H:158:TRP:N	2.22	0.59
1:J:349:LEU:HD13	1:J:351:ILE:CD1	2.26	0.59
1:K:360:HIS:CG	1:K:361:PRO:HD2	2.37	0.59
1:L:152:LEU:HD12	1:L:153:TRP:H	1.65	0.59
1:L:246:MET:HG2	1:L:274:PHE:CE2	2.38	0.59
1:L:627:PHE:C	1:L:628:GLN:HG2	2.22	0.59
1:N:138:GLN:N	1:N:217:LYS:O	2.29	0.59
1:N:469:ASP:HB3	1:O:473:ARG:HD2	1.85	0.59
1:N:62:TRP:CD1	1:N:95:TYR:HB3	2.38	0.59
1:N:822:LEU:HD12	1:N:824:GLN:N	2.18	0.59
1:O:701:VAL:O	1:O:703:PRO:HD3	2.02	0.59
1:A:942:ARG:HA	1:A:953:GLY:O	2.01	0.59
1:B:251:ARG:O	1:B:253:TYR:N	2.35	0.59
1:B:894:ARG:NH1	1:B:919:ASP:OD2	2.35	0.59
1:C:279:ILE:H	1:C:279:ILE:HD13	1.68	0.59
1:E:279:ILE:HD11	1:H:422:PRO:HB2	1.85	0.59
1:E:390:SER:HB2	1:E:391:HIS:CE1	2.36	0.59
1:E:689:GLU:O	1:E:690:SER:C	2.41	0.59
1:E:701:VAL:HG22	1:E:714:ILE:HD12	1.83	0.59
1:G:652:LEU:HD12	1:G:699:ARG:O	2.03	0.59
1:H:123:TYR:CD2	1:H:208:ILE:HD12	2.38	0.59
1:H:601:PHE:CE2	1:H:795:VAL:HG12	2.38	0.59
1:I:422:PRO:HD3	1:L:284:GLY:O	2.03	0.59
1:J:330:VAL:HA	3:J:1266:HOH:O	2.02	0.59
1:K:102:ASN:HD22	1:K:201:ASP:CG	2.05	0.59
1:J:473:ARG:HB2	1:K:473:ARG:HG3	1.83	0.59
1:K:696:LEU:HD12	1:K:697:THR:N	2.17	0.59
1:M:1000:SER:CB	1:M:1001:PRO:HD2	2.33	0.59
1:M:88:SER:HA	1:M:366:VAL:HG21	1.83	0.59
1:M:961:ARG:O	1:M:979:GLU:N	2.34	0.59
1:M:962:TYR:CD2	1:M:976:LEU:HB3	2.38	0.59
1:N:227:VAL:CG1	1:N:240:LEU:HD11	2.33	0.59
1:N:743:SER:OG	1:N:744:GLU:N	2.36	0.59
1:O:592:PHE:HB2	1:O:594:ASP:OD1	2.03	0.59
1:O:778:THR:HG22	1:O:779:PRO:CD	2.23	0.59
1:P:275:GLY:N	1:P:286:ALA:O	2.36	0.59
1:P:395:HIS:HE1	1:P:397:LEU:HB2	1.66	0.59
1:P:600:GLN:O	1:P:602:CYS:N	2.36	0.59
1:P:753:ASN:N	1:P:753:ASN:OD1	2.30	0.59
1:C:372:MET:HG2	1:C:398:TRP:HE3	1.66	0.59

Continued on next page...

Continued from previous page...

Atom-1	Atom-2	Interatomic distance (Å)	Clash overlap (Å)
1:D:876:THR:OG1	1:D:877:PRO:HD2	2.03	0.59
1:D:936:GLY:O	1:D:937:LEU:C	2.39	0.59
1:E:279:ILE:HG13	1:E:280:ASP:N	2.17	0.59
1:E:325:ALA:O	1:E:326:GLU:HG2	2.03	0.59
1:E:336:ARG:HH21	1:E:338:GLU:CD	2.06	0.59
1:E:6:SER:OG	1:E:9:VAL:HG23	2.03	0.59
1:F:301:TRP:CD1	1:F:308:LEU:HD21	2.38	0.59
1:F:653:HIS:HD2	1:F:667:GLU:HG2	1.62	0.59
1:G:995:GLY:H	1:G:1002:SER:CB	2.15	0.59
1:H:79:PRO:CD	1:H:80:GLU:HG3	2.26	0.59
1:I:393:PRO:HD2	1:I:414:ASN:HB2	1.84	0.59
1:I:503:TYR:N	1:I:537:GLU:O	2.33	0.59
1:I:797:GLU:O	1:I:801:ILE:HD12	2.02	0.59
1:J:869:ASP:OD1	1:J:1015:HIS:ND1	2.35	0.59
1:K:339:ASN:O	1:K:341:LEU:N	2.35	0.59
1:K:701:VAL:HG13	1:K:712:GLY:O	2.02	0.59
1:L:682:LEU:HB3	1:L:683:PRO:CD	2.33	0.59
1:L:849:LEU:HD23	1:L:849:LEU:N	2.18	0.59
1:M:211:ASP:OD1	1:M:211:ASP:N	2.29	0.59
1:M:510:GLN:HB3	1:M:512:PHE:CZ	2.37	0.59
1:O:949:HIS:CD2	1:O:1022:GLN:HE21	2.20	0.59
1:O:43:ARG:O	1:O:43:ARG:HG2	2.02	0.59
1:O:533:LEU:HD12	1:O:534:ILE:H	1.67	0.59
1:P:127:PHE:N	1:P:182:ASN:O	2.31	0.59
1:P:90:TRP:NE1	1:P:96:ASP:OD1	2.34	0.59
1:E:307:ASN:O	1:E:308:LEU:HD23	2.03	0.59
1:G:229:THR:O	1:G:230:ARG:HG3	2.03	0.59
1:G:353:GLY:O	1:G:566:PHE:HA	2.01	0.59
1:G:844:HIS:CE1	1:G:845:GLN:HG3	2.37	0.59
1:G:850:PHE:HD1	1:G:872:VAL:HG13	1.68	0.59
1:I:125:LEU:O	1:I:183:ARG:HA	2.03	0.59
1:I:743:SER:OG	1:I:744:GLU:N	2.36	0.59
1:J:210:ARG:HH12	1:J:395:HIS:N	2.01	0.59
1:J:228:ALA:HB3	1:J:241:GLU:HB2	1.84	0.59
1:J:608:PHE:O	1:J:611:ARG:N	2.32	0.59
1:K:36:TRP:CD2	1:K:42:ALA:HA	2.37	0.59
1:K:945:ASN:OD1	1:K:950:GLN:NE2	2.32	0.59
1:L:173:LEU:O	1:L:176:PHE:HD1	1.86	0.59
1:M:187:MET:HE2	1:M:189:LEU:CD2	2.33	0.59
1:M:349:LEU:HB3	1:M:351:ILE:HD13	1.84	0.59
1:M:66:PRO:HA	1:M:120:THR:HG21	1.85	0.59

Continued on next page...

Continued from previous page...

Atom-1	Atom-2	Interatomic distance (Å)	Clash overlap (Å)
1:P:322:LEU:HD21	1:P:324:GLU:CA	2.33	0.59
1:P:373:VAL:O	1:P:377:LEU:HD12	2.03	0.59
1:P:949:HIS:HD2	1:P:1020:TRP:NE1	2.01	0.59
1:F:262:GLN:HE22	1:F:299:LYS:HD2	1.68	0.59
1:F:360:HIS:CG	1:F:361:PRO:HD2	2.38	0.59
1:F:5:ASP:OD2	1:F:157:ARG:HA	2.03	0.59
1:F:573:GLN:HB2	1:F:602:CYS:O	2.02	0.59
1:H:54:LEU:HB2	1:H:212:VAL:HG12	1.85	0.59
1:H:7:LEU:HD13	1:H:74:LEU:CD1	2.31	0.59
1:H:59:ARG:NH2	1:H:81:ALA:O	2.30	0.59
1:I:73:TRP:CZ2	1:I:122:CYS:HB3	2.38	0.59
1:J:472:TYR:HD1	1:J:484:VAL:HG11	1.66	0.59
1:K:805:ALA:O	1:K:809:ARG:HG3	2.01	0.59
1:L:656:VAL:HG12	1:L:657:ALA:N	2.18	0.59
1:M:1022:GLN:N	1:M:1022:GLN:OE1	2.36	0.59
1:N:37:ARG:NH2	1:N:218:PRO:HD3	2.17	0.59
1:P:297:ASN:N	1:P:297:ASN:ND2	2.50	0.59
1:A:728:VAL:HG12	1:B:823:LEU:HD11	1.86	0.58
1:A:827:ALA:HA	1:A:836:ILE:HD13	1.83	0.58
1:D:141:ILE:HB	1:D:173:LEU:HD12	1.85	0.58
1:D:743:SER:OG	1:D:744:GLU:N	2.34	0.58
1:E:906:TYR:OH	1:E:935:ASN:HA	2.03	0.58
1:F:755:ARG:HB2	1:F:769:TRP:HB2	1.85	0.58
1:G:251:ARG:HB3	1:G:253:TYR:CE1	2.37	0.58
1:H:654:TRP:CE2	1:H:666:GLY:HA3	2.38	0.58
1:H:961:ARG:NH2	1:H:979:GLU:O	2.29	0.58
1:J:595:THR:HA	1:J:596:PRO:C	2.23	0.58
1:J:778:THR:CG2	1:J:779:PRO:HD2	2.33	0.58
1:K:1004:SER:O	1:K:1005:ALA:C	2.39	0.58
1:K:38:ASN:ND2	1:K:41:GLU:H	2.00	0.58
1:M:1003:VAL:N	3:M:1233:HOH:O	2.31	0.58
1:M:356:ARG:NH1	1:M:356:ARG:HG2	2.16	0.58
1:M:796:SER:OG	1:M:802:ASP:N	2.29	0.58
1:N:218:PRO:O	1:N:221:GLN:NE2	2.33	0.58
1:P:152:LEU:HD12	1:P:153:TRP:H	1.67	0.58
1:P:43:ARG:HH21	1:P:264:GLU:HA	1.68	0.58
1:P:730:LEU:N	1:P:730:LEU:HD23	2.17	0.58
1:P:748:CYS:O	1:P:749:ILE:HD13	2.04	0.58
1:P:893:GLU:O	1:P:922:LEU:HB2	2.03	0.58
1:C:1004:SER:HB2	1:C:1006:GLU:OE2	2.04	0.58
1:C:942:ARG:NE	1:C:954:ASP:OD1	2.37	0.58

Continued on next page...

Continued from previous page...

Atom-1	Atom-2	Interatomic distance (Å)	Clash overlap (Å)
1:D:499:ILE:CG2	1:D:533:LEU:HD22	2.32	0.58
1:E:10:VAL:HG21	1:E:153:TRP:CZ2	2.36	0.58
1:E:701:VAL:HG22	1:E:714:ILE:HD11	1.83	0.58
1:F:338:GLU:C	3:F:1262:HOH:O	2.42	0.58
1:G:322:LEU:HD23	1:G:323:ILE:N	2.17	0.58
1:H:202:MET:CE	1:H:357:HIS:HD2	2.16	0.58
1:H:43:ARG:HH22	1:H:264:GLU:HG2	1.64	0.58
1:H:835:LEU:C	1:H:836:ILE:HD13	2.24	0.58
1:H:920:LEU:HB3	1:H:921:PRO:HD2	1.85	0.58
1:I:141:ILE:O	1:I:170:GLU:HA	2.03	0.58
1:I:57:GLU:OE1	1:I:83:THR:HG21	2.03	0.58
1:I:662:PRO:O	1:I:663:LEU:HD23	2.03	0.58
1:I:814:GLY:O	1:I:816:TYR:N	2.35	0.58
1:K:139:THR:HG21	1:K:177:LEU:HD12	1.84	0.58
1:L:18:ASN:ND2	1:L:21:VAL:HG23	2.18	0.58
1:M:777:LEU:HG	1:M:889:ALA:HB2	1.84	0.58
1:P:256:VAL:O	1:P:271:THR:HG23	2.02	0.58
1:P:312:VAL:HG12	1:P:326:GLU:O	2.03	0.58
1:P:994:GLY:HA3	1:P:1003:VAL:HG22	1.85	0.58
1:D:11:LEU:HD23	1:D:11:LEU:N	2.17	0.58
1:D:742:THR:HG22	1:D:743:SER:O	2.03	0.58
1:E:139:THR:HG21	1:E:177:LEU:HD12	1.85	0.58
1:E:43:ARG:HG3	1:E:43:ARG:O	2.04	0.58
1:E:7:LEU:CD1	1:E:74:LEU:HD11	2.14	0.58
1:F:691:ALA:HA	1:F:725:ASN:HB3	1.84	0.58
1:G:756:TRP:HE1	1:G:768:MET:HE1	1.68	0.58
1:H:472:TYR:CE1	1:H:476:LYS:HD3	2.38	0.58
1:I:502:MET:O	1:I:517:LYS:NZ	2.30	0.58
1:I:814:GLY:O	1:I:817:GLN:N	2.35	0.58
1:K:167:LEU:HB3	1:K:168:PRO:CD	2.33	0.58
1:K:531:ARG:HB3	1:K:532:PRO:CD	2.32	0.58
1:K:782:ASP:HA	1:K:884:LEU:HD23	1.85	0.58
1:L:616:ALA:O	1:L:619:GLU:N	2.35	0.58
1:M:502:MET:O	1:M:517:LYS:NZ	2.35	0.58
1:N:606:LEU:HD13	1:N:617:LEU:HD12	1.85	0.58
1:N:920:LEU:HB3	1:N:921:PRO:HD2	1.85	0.58
1:O:467:ASN:N	1:O:467:ASN:OD1	2.35	0.58
1:P:410:VAL:HG12	1:P:410:VAL:O	2.03	0.58
1:P:577:LYS:HE3	1:P:591:ASP:O	2.03	0.58
1:P:7:LEU:O	1:P:8:ALA:C	2.40	0.58
1:A:239:VAL:HG22	1:A:294:ASN:OD1	2.02	0.58

Continued on next page...

Continued from previous page...

Atom-1	Atom-2	Interatomic distance (Å)	Clash overlap (Å)
1:A:519:SER:O	1:A:520:ILE:C	2.39	0.58
1:A:579:ASP:OD1	1:A:583:ASN:N	2.28	0.58
1:B:262:GLN:HB2	1:B:309:TYR:CD2	2.37	0.58
1:B:441:THR:HG22	1:B:474:TRP:CZ3	2.38	0.58
1:D:129:VAL:CG2	1:D:182:ASN:HD22	2.16	0.58
1:E:548:GLY:O	1:E:551:LYS:HB2	2.02	0.58
1:E:933:SER:HA	3:E:1245:HOH:O	2.02	0.58
1:G:334:GLU:OE1	1:G:336:ARG:NH1	2.36	0.58
1:J:696:LEU:HD12	1:J:697:THR:N	2.18	0.58
1:J:691:ALA:HA	1:J:725:ASN:HB3	1.83	0.58
1:J:768:MET:HG3	1:J:769:TRP:N	2.18	0.58
1:J:833:ALA:HB1	1:J:858:ILE:O	2.03	0.58
1:K:10:VAL:HG21	1:K:153:TRP:CZ2	2.38	0.58
1:L:70:PRO:HG2	1:L:78:LEU:HD11	1.84	0.58
1:L:3:ILE:O	1:L:9:VAL:HG21	2.03	0.58
1:P:100:TYR:HE2	1:P:598:ASP:HB2	1.65	0.58
1:P:649:ASN:HB2	1:P:704:ASN:OD1	2.03	0.58
1:P:772:ASP:N	1:P:772:ASP:OD1	2.28	0.58
1:P:937:LEU:O	1:P:938:ARG:HD2	2.03	0.58
1:A:695:TRP:HE3	1:A:719:GLN:HG3	1.69	0.58
1:B:444:VAL:O	1:B:448:ARG:HG2	2.03	0.58
1:B:698:VAL:N	1:B:718:GLN:O	2.26	0.58
1:C:161:TYR:OH	1:C:163:GLN:NE2	2.29	0.58
1:D:1005:ALA:O	1:D:1007:PHE:N	2.36	0.58
1:E:796:SER:CB	1:E:802:ASP:H	2.16	0.58
1:F:237:ARG:HG3	1:F:237:ARG:NH1	2.17	0.58
1:F:272:ALA:HB1	1:F:273:PRO:HD2	1.84	0.58
1:F:375:ASP:O	1:F:379:MET:HG3	2.03	0.58
1:G:749:ILE:O	1:G:755:ARG:HA	2.03	0.58
1:K:333:ARG:NH1	1:K:451:PRO:O	2.34	0.58
1:L:360:HIS:CE1	1:L:361:PRO:HD2	2.38	0.58
1:L:7:LEU:N	1:L:71:GLU:OE2	2.37	0.58
1:L:946:TYR:CE2	1:L:982:THR:HG21	2.37	0.58
1:M:11:LEU:H	1:M:11:LEU:HD23	1.67	0.58
1:M:509:ASP:O	1:M:511:PRO:HD3	2.04	0.58
1:N:166:ARG:HG2	1:N:392:TYR:CB	2.31	0.58
1:O:210:ARG:HH11	1:O:395:HIS:CA	2.16	0.58
1:P:619:GLU:OE2	3:P:1236:HOH:O	2.17	0.58
1:B:658:LEU:O	1:B:661:LYS:N	2.31	0.58
1:A:287:ASP:OD2	1:D:425:ARG:NH2	2.36	0.58
1:H:355:ASN:ND2	1:H:566:PHE:HB3	2.19	0.58

Continued on next page...

Continued from previous page...

Atom-1	Atom-2	Interatomic distance (Å)	Clash overlap (Å)
1:H:100:TYR:O	1:H:597:ASN:HA	2.02	0.58
1:I:638:VAL:O	1:I:677:LYS:HA	2.03	0.58
1:J:360:HIS:CG	1:J:361:PRO:HD2	2.38	0.58
1:J:467:ASN:N	1:J:467:ASN:OD1	2.34	0.58
1:K:232:ASN:ND2	1:K:237:ARG:N	2.47	0.58
1:K:210:ARG:HH12	1:K:395:HIS:N	2.02	0.58
1:L:937:LEU:HA	1:L:957:PHE:O	2.03	0.58
1:M:178:ARG:HB2	1:M:182:ASN:OD1	2.04	0.58
1:M:759:ASN:OD1	1:M:761:GLN:N	2.36	0.58
1:M:79:PRO:CG	1:M:80:GLU:HG3	2.32	0.58
1:O:658:LEU:O	1:O:661:LYS:N	2.28	0.58
1:P:1015:HIS:NE2	1:P:1017:GLN:OE1	2.29	0.58
1:P:287:ASP:OD1	1:P:287:ASP:N	2.30	0.58
1:A:279:ILE:CD1	1:D:422:PRO:HG2	2.33	0.58
1:A:202:MET:HE3	1:A:392:TYR:HE2	1.67	0.58
1:A:38:ASN:ND2	1:A:40:GLU:N	2.52	0.58
1:A:673:ALA:HB1	1:A:674:PRO:HD2	1.85	0.58
1:C:673:ALA:O	1:C:674:PRO:C	2.41	0.58
1:D:925:MET:HB3	3:D:1280:HOH:O	2.03	0.58
1:G:343:LEU:HD23	1:G:348:PRO:N	2.18	0.58
1:H:155:ASN:ND2	1:H:182:ASN:OD1	2.29	0.58
1:H:360:HIS:CE1	1:H:362:LEU:HB2	2.39	0.58
1:H:382:ASN:ND2	1:H:617:LEU:HD21	2.18	0.58
1:H:835:LEU:O	1:H:836:ILE:HD13	2.03	0.58
1:I:141:ILE:HG13	1:I:213:SER:O	2.03	0.58
1:J:98:PRO:HB2	1:J:203:TRP:CE3	2.38	0.58
1:K:202:MET:HE1	1:K:357:HIS:HD2	1.67	0.58
1:K:486:TYR:CZ	1:K:488:GLY:HA3	2.39	0.58
1:K:570:TRP:CD1	1:K:571:VAL:HG22	2.38	0.58
1:K:645:ARG:NH2	1:K:650:GLU:OE1	2.37	0.58
1:K:651:LEU:HD13	1:K:669:PRO:HA	1.85	0.58
1:K:78:LEU:N	1:K:78:LEU:HD23	2.18	0.58
1:K:833:ALA:HB2	1:K:859:ASP:HA	1.86	0.58
1:L:260:LEU:O	1:L:267:VAL:N	2.36	0.58
1:L:3:ILE:HG13	1:L:3:ILE:O	2.03	0.58
1:L:897:TRP:CH2	1:L:918:TRP:HB3	2.38	0.58
1:M:770:ILE:HD11	1:M:1022:GLN:HG2	1.86	0.58
1:M:906:TYR:OH	1:M:935:ASN:HA	2.03	0.58
1:N:30:HIS:ND1	1:N:31:PRO:O	2.35	0.58
1:O:869:ASP:OD2	1:O:1015:HIS:ND1	2.36	0.58
1:O:570:TRP:HD1	1:O:571:VAL:HG22	1.68	0.58

Continued on next page...

Continued from previous page...

Atom-1	Atom-2	Interatomic distance (Å)	Clash overlap (Å)
1:P:907:PRO:HG3	1:P:990:HIS:O	2.03	0.58
1:P:891:VAL:HG22	1:P:982:THR:OG1	2.04	0.58
1:A:1015:HIS:NE2	1:A:1017:GLN:OE1	2.30	0.58
1:A:783:GLN:NE2	1:A:985:ASN:OD1	2.28	0.58
1:B:718:GLN:HB3	1:B:720:TRP:CH2	2.38	0.58
1:E:164:ASP:HB2	1:E:439:ARG:NH1	2.19	0.58
1:E:549:PHE:CE2	1:E:620:ALA:HA	2.38	0.58
1:E:963:SER:O	1:E:964:GLN:C	2.39	0.58
1:F:759:ASN:OD1	1:F:762:SER:N	2.31	0.58
1:F:7:LEU:HD13	1:F:74:LEU:CD1	2.18	0.58
1:G:23:GLN:HB3	1:G:26:ARG:HH21	1.68	0.58
1:G:568:TRP:CD2	1:G:569:ASP:HB3	2.39	0.58
1:G:796:SER:OG	1:G:802:ASP:N	2.31	0.58
1:H:16:TRP:CE3	1:H:189:LEU:HD11	2.39	0.58
1:H:148:SER:OG	1:H:192:SER:HB3	2.03	0.58
1:H:708:TRP:CZ3	1:H:709:SER:HB3	2.37	0.58
1:H:91:GLN:HG2	1:H:190:ARG:NH2	2.18	0.58
1:I:961:ARG:NH2	1:I:979:GLU:O	2.33	0.58
1:J:70:PRO:O	1:J:72:SER:N	2.37	0.58
1:K:612:THR:HG23	1:K:613:PRO:HD2	1.85	0.58
1:N:427:THR:HG21	1:N:462:SER:HB3	1.85	0.58
1:O:73:TRP:HZ2	1:O:123:TYR:O	1.87	0.58
1:O:651:LEU:HD23	1:O:703:PRO:HG3	1.84	0.58
1:P:200:GLN:O	1:P:204:ARG:NH2	2.37	0.58
1:P:137:GLY:HA2	1:P:219:THR:HG23	1.85	0.58
1:P:409:VAL:HG12	1:P:410:VAL:N	2.17	0.58
1:P:616:ALA:O	1:P:619:GLU:N	2.32	0.58
1:P:797:GLU:N	1:P:800:ARG:O	2.29	0.58
1:A:358:GLU:HB3	1:A:367:MET:SD	2.43	0.58
1:A:660:GLY:O	1:A:662:PRO:HD3	2.03	0.58
1:D:729:THR:C	1:D:730:LEU:HD23	2.24	0.58
1:E:353:GLY:O	1:E:567:VAL:N	2.33	0.58
1:E:917:ARG:HH22	1:E:943:GLU:CD	2.07	0.58
1:G:152:LEU:HG	1:G:153:TRP:N	2.15	0.58
1:G:667:GLU:O	1:G:668:VAL:HG23	2.04	0.58
1:H:60:PHE:CB	1:H:84:VAL:HG21	2.33	0.58
1:I:271:THR:HG22	1:I:272:ALA:N	2.19	0.58
1:I:336:ARG:HH21	1:I:338:GLU:CD	2.05	0.58
1:J:368:ASP:O	1:J:372:MET:HG3	2.02	0.58
1:L:131:GLU:O	1:L:134:LEU:N	2.31	0.58
1:L:227:VAL:CG1	1:L:240:LEU:HD11	2.34	0.58

Continued on next page...

Continued from previous page...

Atom-1	Atom-2	Interatomic distance (Å)	Clash overlap (Å)
1:L:544:ASN:HB3	1:L:789:LEU:HD22	1.84	0.58
1:L:895:VAL:HG12	1:L:896:ASN:N	2.17	0.58
1:M:355:ASN:HD21	1:M:566:PHE:HB3	1.65	0.58
1:M:830:LEU:HB2	1:M:833:ALA:O	2.04	0.58
1:M:832:ASP:OD1	1:M:832:ASP:N	2.37	0.58
1:O:608:PHE:O	1:O:611:ARG:N	2.34	0.58
1:P:1018:LEU:HD22	1:P:1019:VAL:H	1.69	0.58
1:P:949:HIS:HD2	1:P:1020:TRP:HE1	1.50	0.58
1:P:115:PRO:HD2	1:P:191:TRP:HB3	1.85	0.58
1:P:378:LEU:O	1:P:381:GLN:N	2.36	0.58
1:P:902:PRO:O	1:P:938:ARG:NH2	2.37	0.58
1:A:743:SER:O	1:A:760:ARG:NH1	2.35	0.58
1:B:258:VAL:HG22	1:B:313:VAL:HG22	1.85	0.58
1:C:106:PRO:HG3	1:C:204:ARG:HG3	1.86	0.58
1:C:622:HIS:O	1:C:625:GLN:HG2	2.03	0.58
1:C:759:ASN:OD1	1:C:761:GLN:N	2.35	0.58
1:C:830:LEU:N	1:C:830:LEU:HD12	2.18	0.58
1:E:161:TYR:OH	1:E:163:GLN:NE2	2.37	0.58
1:F:338:GLU:O	1:F:340:GLY:N	2.35	0.58
1:F:79:PRO:CD	1:F:80:GLU:H	2.17	0.58
1:F:836:ILE:HG22	1:F:837:THR:H	1.68	0.58
1:G:14:ARG:NH1	1:G:16:TRP:HZ2	2.02	0.58
1:G:155:ASN:ND2	1:G:182:ASN:OD1	2.31	0.58
1:G:933:SER:O	1:G:934:GLU:C	2.39	0.58
1:H:515:VAL:N	1:H:516:PRO:HD3	2.19	0.58
1:H:789:LEU:N	1:H:792:ASP:OD2	2.29	0.58
1:J:14:ARG:HG2	1:J:14:ARG:HH11	1.69	0.58
1:J:400:THR:O	1:J:404:ARG:HG3	2.04	0.58
1:J:806:TRP:CZ3	1:J:809:ARG:NH2	2.72	0.58
1:L:78:LEU:N	1:L:78:LEU:HD23	2.17	0.58
1:M:440:VAL:CG1	1:M:475:ILE:HD11	2.34	0.58
1:M:663:LEU:N	1:M:663:LEU:HD23	2.19	0.58
1:M:876:THR:O	1:M:877:PRO:C	2.39	0.58
1:N:254:LEU:O	1:N:255:ARG:HD3	2.04	0.58
1:N:730:LEU:HD12	1:N:730:LEU:N	2.19	0.58
1:P:930:VAL:HG23	1:P:973:ARG:NH1	2.18	0.58
1:A:14:ARG:NH1	1:A:16:TRP:HZ2	2.02	0.57
1:A:42:ALA:O	1:A:310:ARG:NH1	2.36	0.57
1:B:743:SER:O	1:B:760:ARG:NH1	2.37	0.57
1:C:746:ASP:CA	1:C:760:ARG:HG3	2.28	0.57
1:D:114:VAL:HG13	1:D:115:PRO:CD	2.34	0.57

Continued on next page...

Continued from previous page...

Atom-1	Atom-2	Interatomic distance (Å)	Clash overlap (Å)
1:E:1012:GLY:C	1:E:1013:ARG:HG3	2.25	0.57
1:E:255:ARG:CZ	1:E:318:ALA:HB2	2.34	0.57
1:E:53:SER:O	1:E:54:LEU:HD23	2.03	0.57
1:F:861:SER:HB2	1:F:863:GLN:HG3	1.85	0.57
1:G:59:ARG:NH2	1:G:81:ALA:HB3	2.18	0.57
1:G:856:TYR:CD2	1:G:864:MET:HE2	2.37	0.57
1:H:436:MET:CE	1:H:467:ASN:HD22	2.16	0.57
1:I:152:LEU:HD12	1:I:153:TRP:H	1.69	0.57
1:I:289:VAL:HG23	1:I:290:THR:N	2.19	0.57
1:J:88:SER:HA	1:J:366:VAL:HG21	1.86	0.57
1:K:672:VAL:HG13	1:K:678:GLN:HB2	1.86	0.57
1:K:794:GLY:HA2	1:K:998:SER:O	2.04	0.57
1:L:440:VAL:CG1	1:L:475:ILE:HD11	2.33	0.57
1:L:783:GLN:HE22	1:L:985:ASN:HB3	1.69	0.57
1:L:937:LEU:C	1:L:938:ARG:HG2	2.24	0.57
1:M:651:LEU:N	1:M:701:VAL:O	2.31	0.57
1:N:1020:TRP:HD1	1:N:1021:CYS:N	2.02	0.57
1:O:395:HIS:CG	1:O:396:PRO:HD2	2.39	0.57
1:O:686:PRO:HB2	1:O:688:PRO:HD3	1.86	0.57
1:P:30:HIS:ND1	1:P:31:PRO:O	2.33	0.57
1:P:738:PRO:HG2	1:P:834:VAL:HG23	1.86	0.57
1:P:881:ARG:NH2	1:P:934:GLU:OE1	2.37	0.57
1:A:695:TRP:CZ2	1:A:721:ARG:HG3	2.39	0.57
1:B:668:VAL:CG1	1:B:669:PRO:HD2	2.34	0.57
1:E:223:SER:HB3	1:E:247:CYS:HB2	1.86	0.57
1:E:743:SER:O	1:E:760:ARG:NH1	2.37	0.57
1:H:255:ARG:HB3	1:H:316:HIS:NE2	2.18	0.57
1:H:36:TRP:C	1:H:37:ARG:HD3	2.24	0.57
1:H:100:TYR:CE2	1:H:598:ASP:HB2	2.39	0.57
1:H:742:THR:HG22	1:H:743:SER:N	2.11	0.57
1:I:205:MET:O	1:I:206:SER:HB3	2.04	0.57
1:J:210:ARG:HH11	1:J:395:HIS:HB2	1.69	0.57
1:J:3:ILE:HG13	1:J:3:ILE:O	1.91	0.57
1:K:612:THR:CG2	1:K:613:PRO:HD2	2.34	0.57
1:K:796:SER:OG	1:K:801:ILE:HA	2.04	0.57
1:L:409:VAL:HG12	1:L:410:VAL:N	2.18	0.57
1:L:505:ARG:HG2	1:L:996:ASP:OD2	2.04	0.57
1:M:173:LEU:HB3	1:M:177:LEU:CG	2.35	0.57
1:M:272:ALA:HB1	1:M:273:PRO:HD2	1.85	0.57
1:M:284:GLY:O	1:P:422:PRO:HD3	2.05	0.57
1:M:573:GLN:HB2	1:M:602:CYS:O	2.03	0.57

Continued on next page...

Continued from previous page...

Atom-1	Atom-2	Interatomic distance (Å)	Clash overlap (Å)
1:O:854:LYS:HA	1:O:867:THR:O	2.03	0.57
1:P:141:ILE:HA	1:P:214:LEU:CD2	2.34	0.57
1:P:19:PRO:HD3	1:P:112:PRO:HB3	1.86	0.57
1:P:342:LEU:C	1:P:343:LEU:HD23	2.25	0.57
1:P:542:MET:HA	1:P:604:ASN:HA	1.85	0.57
1:P:854:LYS:HA	1:P:867:THR:O	2.04	0.57
1:P:898:LEU:CD2	1:P:942:ARG:HB2	2.33	0.57
1:A:282:ARG:HD3	1:D:418:HIS:O	2.03	0.57
1:B:17:GLU:OE1	1:B:113:PHE:HD1	1.86	0.57
1:B:436:MET:HE3	1:B:467:ASN:HD22	1.69	0.57
1:E:164:ASP:CA	1:E:439:ARG:HH12	2.17	0.57
1:E:249:GLU:HB3	1:E:251:ARG:CZ	2.33	0.57
1:F:66:PRO:HB3	1:F:187:MET:HE3	1.86	0.57
1:F:34:ALA:HB3	1:F:36:TRP:CZ3	2.38	0.57
1:H:133:TRP:C	1:H:134:LEU:HD23	2.23	0.57
1:H:91:GLN:HB3	1:H:98:PRO:HD3	1.87	0.57
1:I:275:GLY:N	1:I:286:ALA:O	2.36	0.57
1:L:114:VAL:HG13	1:L:115:PRO:N	2.18	0.57
1:L:246:MET:HE2	1:L:287:ASP:HB2	1.85	0.57
1:L:531:ARG:HB3	1:L:532:PRO:CD	2.33	0.57
1:L:748:CYS:O	1:L:749:ILE:HG12	2.03	0.57
1:M:128:ASN:HA	1:M:180:GLY:O	2.03	0.57
1:M:697:THR:OG1	1:M:719:GLN:HB2	2.04	0.57
1:O:134:LEU:N	1:O:134:LEU:HD23	2.16	0.57
1:O:210:ARG:HH12	1:O:395:HIS:N	2.01	0.57
1:O:683:PRO:O	1:O:685:LEU:HG	2.04	0.57
1:P:99:ILE:O	1:P:203:TRP:HE3	1.87	0.57
1:B:485:GLN:HA	1:B:496:THR:OG1	2.05	0.57
1:B:57:GLU:HG2	1:B:83:THR:CG2	2.35	0.57
1:C:906:TYR:HB3	1:C:907:PRO:HD2	1.86	0.57
1:D:654:TRP:CE2	1:D:666:GLY:HA3	2.40	0.57
1:E:131:GLU:O	1:E:134:LEU:N	2.29	0.57
1:E:360:HIS:HE1	1:E:362:LEU:HB2	1.62	0.57
1:F:906:TYR:HB3	1:F:907:PRO:HD2	1.86	0.57
1:H:472:TYR:HD1	1:H:484:VAL:HG11	1.69	0.57
1:H:894:ARG:HH12	1:H:920:LEU:N	2.02	0.57
1:H:997:ASP:OD1	1:H:998:SER:N	2.37	0.57
1:I:128:ASN:HA	1:I:180:GLY:O	2.04	0.57
1:K:251:ARG:O	1:K:253:TYR:N	2.38	0.57
1:K:421:VAL:O	1:K:425:ARG:NH1	2.29	0.57
1:K:930:VAL:O	1:K:932:PRO:HD3	2.04	0.57

Continued on next page...

Continued from previous page...

Atom-1	Atom-2	Interatomic distance (Å)	Clash overlap (Å)
1:L:540:HIS:HD2	1:L:568:TRP:HD1	1.52	0.57
1:L:577:LYS:N	1:L:585:TRP:O	2.36	0.57
1:L:655:MET:HA	1:L:664:ALA:O	2.04	0.57
1:O:906:TYR:OH	1:O:935:ASN:HA	2.03	0.57
1:P:403:ASP:OD1	1:P:451:PRO:HD2	2.04	0.57
1:P:849:LEU:HB2	1:P:850:PHE:CD2	2.39	0.57
1:P:894:ARG:HH12	1:P:920:LEU:HA	1.66	0.57
1:P:91:GLN:HE21	1:P:91:GLN:H	1.53	0.57
1:P:899:GLY:CA	1:P:941:THR:HG23	2.30	0.57
1:A:492:ASP:O	1:A:531:ARG:NH2	2.31	0.57
1:A:778:THR:CG2	1:A:779:PRO:HD2	2.34	0.57
1:E:390:SER:HA	1:E:391:HIS:ND1	2.19	0.57
1:G:698:VAL:HG21	1:G:720:TRP:CH2	2.39	0.57
1:H:416:GLU:OE2	1:H:418:HIS:HB2	2.04	0.57
1:H:548:GLY:O	1:H:549:PHE:C	2.43	0.57
1:I:7:LEU:CD1	1:I:74:LEU:HD11	2.34	0.57
1:J:271:THR:HG22	1:J:272:ALA:N	2.19	0.57
1:J:937:LEU:C	1:J:938:ARG:HG2	2.23	0.57
1:K:227:VAL:CG1	1:K:240:LEU:HD11	2.35	0.57
1:K:572:ASP:HB2	3:K:1282:HOH:O	2.04	0.57
1:K:652:LEU:O	1:K:667:GLU:HA	2.05	0.57
1:K:673:ALA:O	1:K:674:PRO:C	2.43	0.57
1:K:937:LEU:O	1:K:938:ARG:HG2	2.05	0.57
1:L:7:LEU:HD12	1:L:74:LEU:HD11	1.84	0.57
1:M:158:TRP:CZ2	1:M:160:GLY:HA2	2.38	0.57
1:M:630:ARG:HB3	1:M:630:ARG:CZ	2.34	0.57
1:N:129:VAL:HG23	1:N:182:ASN:ND2	2.20	0.57
1:P:456:TRP:NE1	1:P:482:ARG:HD2	2.19	0.57
1:P:620:ALA:O	1:P:621:LYS:C	2.40	0.57
1:P:856:TYR:HD2	1:P:864:MET:CE	2.17	0.57
1:P:899:GLY:HA2	1:P:915:PHE:CE1	2.39	0.57
1:B:775:GLN:HE21	1:B:775:GLN:HA	1.69	0.57
1:B:833:ALA:HB2	1:B:859:ASP:HA	1.87	0.57
1:B:894:ARG:HH21	1:B:921:PRO:HD3	1.70	0.57
1:D:575:LEU:O	1:D:586:SER:HA	2.05	0.57
1:E:763:GLY:HA3	1:E:822:LEU:HD22	1.86	0.57
1:E:810:TRP:HH2	1:E:991:MET:HE2	1.69	0.57
1:F:316:HIS:ND1	1:F:316:HIS:N	2.52	0.57
1:H:23:GLN:OE1	1:H:26:ARG:N	2.29	0.57
1:H:768:MET:O	1:H:775:GLN:HG2	2.04	0.57
1:I:1005:ALA:O	1:I:1006:GLU:C	2.42	0.57

Continued on next page...

Continued from previous page...

Atom-1	Atom-2	Interatomic distance (Å)	Clash overlap (Å)
1:K:1009:LEU:HA	3:K:1284:HOH:O	2.04	0.57
1:K:52:ARG:O	1:K:213:SER:HB3	2.05	0.57
1:K:256:VAL:O	1:K:271:THR:HA	2.05	0.57
1:K:651:LEU:HD12	1:K:652:LEU:N	2.20	0.57
1:K:878:HIS:N	1:K:878:HIS:ND1	2.52	0.57
1:L:102:ASN:HB3	3:L:1218:HOH:O	2.04	0.57
1:L:210:ARG:HH12	1:L:395:HIS:N	2.01	0.57
1:L:227:VAL:HG23	1:L:449:ASN:OD1	2.04	0.57
1:L:810:TRP:CH2	1:L:991:MET:HE2	2.39	0.57
1:M:166:ARG:CG	1:M:392:TYR:HB2	2.34	0.57
1:N:673:ALA:O	1:N:674:PRO:C	2.42	0.57
1:O:11:LEU:HD23	1:O:11:LEU:N	2.18	0.57
1:A:114:VAL:CG1	1:A:115:PRO:HD2	2.27	0.57
1:A:77:ASP:C	1:A:78:LEU:HD23	2.25	0.57
1:C:436:MET:HE1	1:C:467:ASN:HD22	1.70	0.57
1:D:487:GLU:HG2	1:D:491:ALA:HB2	1.86	0.57
1:F:433:LEU:O	1:F:433:LEU:HD12	2.04	0.57
1:F:770:ILE:O	1:F:773:LYS:HB2	2.04	0.57
1:F:832:ASP:OD1	1:F:832:ASP:N	2.38	0.57
1:G:538:TYR:O	1:G:567:VAL:HA	2.05	0.57
1:H:129:VAL:HG23	1:H:182:ASN:HD22	1.70	0.57
1:H:701:VAL:O	1:H:703:PRO:HD3	2.04	0.57
1:H:959:ILE:HD12	1:H:984:LEU:CD1	2.34	0.57
1:I:200:GLN:OE1	1:I:200:GLN:N	2.38	0.57
1:J:689:GLU:O	1:J:690:SER:C	2.42	0.57
1:J:974:HIS:C	1:J:975:LEU:HD23	2.25	0.57
1:K:1018:LEU:HD22	1:K:1019:VAL:H	1.69	0.57
1:K:292:ARG:C	1:K:293:LEU:HD23	2.25	0.57
1:L:971:SER:OG	1:L:972:HIS:ND1	2.35	0.57
1:M:548:GLY:O	1:M:551:LYS:N	2.36	0.57
1:M:606:LEU:HB3	1:M:617:LEU:CD1	2.35	0.57
1:M:937:LEU:HD21	1:M:939:CYS:SG	2.45	0.57
1:N:645:ARG:NH2	1:N:648:ASP:OD1	2.29	0.57
1:O:729:THR:O	1:O:731:PRO:HD3	2.03	0.57
1:P:689:GLU:OE1	1:P:689:GLU:N	2.37	0.57
1:P:863:GLN:HG2	1:P:1021:CYS:HB2	1.86	0.57
1:A:133:TRP:C	1:A:134:LEU:HD23	2.24	0.57
1:B:262:GLN:HB2	1:B:309:TYR:CE2	2.39	0.57
1:D:778:THR:HB	1:D:887:GLN:H	1.68	0.57
1:F:262:GLN:HE22	1:F:299:LYS:CD	2.18	0.57
1:F:369:GLU:O	1:F:373:VAL:HG23	2.04	0.57

Continued on next page...

Continued from previous page...

Atom-1	Atom-2	Interatomic distance (Å)	Clash overlap (Å)
1:F:502:MET:HB2	1:F:537:GLU:HB2	1.87	0.57
1:F:645:ARG:NH1	1:F:646:HIS:O	2.38	0.57
1:H:325:ALA:O	1:H:326:GLU:HG2	2.05	0.57
1:E:445:GLN:NE2	1:H:430:PRO:HG2	2.18	0.57
1:H:746:ASP:O	1:H:760:ARG:HD2	2.05	0.57
1:H:946:TYR:HE2	1:H:982:THR:HG21	1.68	0.57
1:I:78:LEU:N	1:I:78:LEU:HD23	2.13	0.57
1:I:619:GLU:HA	1:I:912:ALA:HB2	1.87	0.57
1:J:52:ARG:NH2	1:J:128:ASN:O	2.30	0.57
1:J:883:GLY:HA3	1:J:987:ASP:HA	1.86	0.57
1:K:229:THR:HA	1:K:239:VAL:O	2.05	0.57
1:L:177:LEU:N	1:L:177:LEU:HD23	2.19	0.57
1:M:28:ALA:O	1:M:30:HIS:HD2	1.88	0.57
1:M:444:VAL:O	1:M:448:ARG:HB3	2.05	0.57
1:N:833:ALA:HB1	1:N:858:ILE:O	2.05	0.57
1:O:141:ILE:HG12	1:O:143:PHE:HE1	1.65	0.57
1:O:832:ASP:OD1	1:O:832:ASP:N	2.37	0.57
1:P:387:VAL:HG11	1:P:407:LEU:HD13	1.84	0.57
1:P:622:HIS:HA	1:P:625:GLN:OE1	2.04	0.57
1:P:73:TRP:O	1:P:183:ARG:NH2	2.35	0.57
1:A:421:VAL:O	1:A:425:ARG:NH1	2.38	0.57
1:A:7:LEU:HD12	1:A:74:LEU:HD11	1.86	0.57
1:A:859:ASP:OD1	1:A:861:SER:OG	2.23	0.57
1:C:730:LEU:HB3	1:C:731:PRO:HD2	1.87	0.57
1:D:589:GLY:HA3	1:D:599:ARG:HA	1.85	0.57
1:E:26:ARG:HH11	1:E:442:ARG:NH1	2.03	0.57
1:E:246:MET:HB3	1:E:274:PHE:HZ	1.66	0.57
1:E:917:ARG:NH2	1:E:943:GLU:OE2	2.38	0.57
1:F:582:GLY:O	1:F:584:PRO:HD3	2.05	0.57
1:G:1020:TRP:HD1	1:G:1021:CYS:H	1.53	0.57
1:G:474:TRP:CZ2	1:G:478:VAL:HG21	2.40	0.57
1:G:782:ASP:HB2	1:G:842:TRP:CZ2	2.40	0.57
1:H:460:ASN:O	1:H:461:GLU:C	2.42	0.57
1:H:377:LEU:HD23	1:H:708:TRP:HA	1.87	0.57
1:I:101:THR:HG21	1:I:104:THR:HG22	1.86	0.57
1:L:18:ASN:HD22	1:L:21:VAL:HG23	1.68	0.57
1:L:656:VAL:CG1	1:L:694:LEU:HD11	2.35	0.57
1:L:769:TRP:HA	1:L:773:LYS:O	2.05	0.57
1:M:130:ASP:O	1:M:131:GLU:C	2.41	0.57
1:M:352:ARG:N	1:M:385:ASN:HB2	2.19	0.57
1:M:694:LEU:HB3	1:M:723:ALA:H	1.70	0.57

Continued on next page...

Continued from previous page...

Atom-1	Atom-2	Interatomic distance (Å)	Clash overlap (Å)
1:N:130:ASP:OD1	1:N:132:SER:HB3	2.04	0.57
1:N:634:GLN:O	1:N:682:LEU:HB2	2.05	0.57
1:O:833:ALA:HB1	1:O:858:ILE:O	2.05	0.57
1:P:198:GLU:HG2	1:P:414:ASN:OD1	2.05	0.57
1:P:962:TYR:HD2	1:P:966:GLN:NE2	2.03	0.57
1:C:200:GLN:HG2	1:C:391:HIS:HB2	1.87	0.57
1:C:380:LYS:HE3	1:C:406:GLY:O	2.05	0.57
1:D:755:ARG:HB2	1:D:769:TRP:HB2	1.86	0.57
1:D:890:GLN:HG3	1:D:891:VAL:N	2.19	0.57
1:E:213:SER:O	1:E:214:LEU:HD23	2.04	0.57
1:E:255:ARG:HG3	1:E:271:THR:HG22	1.86	0.57
1:E:522:LYS:O	1:E:523:TRP:C	2.43	0.57
1:F:26:ARG:HH12	1:F:163:GLN:H	1.52	0.57
1:E:830:LEU:HB3	1:F:828:ASP:OD2	2.05	0.57
1:G:246:MET:HG2	1:G:274:PHE:CZ	2.40	0.57
1:G:730:LEU:CB	1:G:731:PRO:HD2	2.35	0.57
1:G:88:SER:HA	1:G:366:VAL:HG21	1.86	0.57
1:H:100:TYR:HB2	1:H:203:TRP:CZ3	2.40	0.57
1:H:200:GLN:HG2	1:H:391:HIS:HB2	1.87	0.57
1:H:775:GLN:C	1:H:776:LEU:HD23	2.25	0.57
1:H:890:GLN:HG3	1:H:891:VAL:H	1.70	0.57
1:H:547:GLY:N	1:H:994:GLY:O	2.38	0.57
1:J:60:PHE:CB	1:J:84:VAL:HG21	2.34	0.57
1:J:920:LEU:HB3	1:J:921:PRO:CD	2.33	0.57
1:K:139:THR:HG21	1:K:177:LEU:CD1	2.35	0.57
1:K:770:ILE:HD11	1:K:1022:GLN:HG2	1.86	0.57
1:M:125:LEU:HD12	1:M:126:THR:H	1.68	0.57
1:M:354:VAL:HG23	1:M:567:VAL:O	2.04	0.57
1:N:347:LYS:HB3	1:N:643:LEU:HD13	1.87	0.57
1:N:42:ALA:O	1:N:310:ARG:NH1	2.38	0.57
1:N:73:TRP:O	1:N:183:ARG:NH1	2.30	0.57
1:P:141:ILE:CG1	1:P:214:LEU:HD21	2.35	0.57
1:P:316:HIS:HB3	1:P:322:LEU:HA	1.87	0.57
1:P:26:ARG:HD2	1:P:442:ARG:HH22	1.67	0.57
1:A:130:ASP:OD1	1:A:131:GLU:N	2.37	0.56
1:A:758:PHE:HZ	1:A:864:MET:CE	2.18	0.56
1:B:662:PRO:C	1:B:663:LEU:HD23	2.24	0.56
1:C:133:TRP:C	1:C:134:LEU:HD23	2.25	0.56
1:C:358:GLU:HB3	1:C:367:MET:SD	2.45	0.56
1:D:949:HIS:HD2	1:D:1020:TRP:HE1	1.53	0.56
1:E:99:ILE:CD1	1:E:190:ARG:HH12	2.12	0.56

Continued on next page...

Continued from previous page...

Atom-1	Atom-2	Interatomic distance (Å)	Clash overlap (Å)
1:E:646:HIS:O	1:E:648:ASP:N	2.37	0.56
1:E:708:TRP:CE3	1:E:709:SER:HB3	2.39	0.56
1:H:619:GLU:HA	1:H:912:ALA:HB2	1.87	0.56
1:K:544:ASN:HB2	1:K:929:TYR:CE2	2.40	0.56
1:K:654:TRP:NE1	1:K:666:GLY:HA3	2.20	0.56
1:K:742:THR:HG22	1:K:743:SER:N	2.19	0.56
1:O:251:ARG:HB3	1:O:253:TYR:CE1	2.40	0.56
1:O:3:ILE:O	1:O:9:VAL:HG21	2.05	0.56
1:O:558:GLN:HB3	1:O:559:TYR:HD1	1.70	0.56
1:O:587:ALA:HB1	1:O:591:ASP:CB	2.35	0.56
1:O:738:PRO:CA	1:O:751:LEU:HD12	2.34	0.56
1:P:390:SER:HA	1:P:391:HIS:ND1	2.18	0.56
1:P:432:TRP:O	1:P:435:ALA:HB3	2.04	0.56
1:P:886:CYS:SG	1:P:888:LEU:HD21	2.44	0.56
1:A:1011:ALA:HB3	1:A:1014:TYR:CZ	2.40	0.56
1:A:777:LEU:HD11	1:A:889:ALA:HA	1.87	0.56
1:B:5:ASP:OD2	1:B:157:ARG:HA	2.04	0.56
1:B:40:GLU:CD	1:B:43:ARG:HH12	2.09	0.56
1:B:599:ARG:HH21	1:B:797:GLU:HG3	1.69	0.56
1:C:542:MET:HG3	1:C:603:MET:O	2.06	0.56
1:E:164:ASP:CB	1:E:439:ARG:HH12	2.18	0.56
1:E:258:VAL:CG1	1:E:293:LEU:HD11	2.35	0.56
1:F:145:GLY:HA3	1:F:210:ARG:HG3	1.87	0.56
1:F:738:PRO:HB2	1:F:834:VAL:HG21	1.86	0.56
1:G:629:PHE:CD2	1:G:638:VAL:HG22	2.40	0.56
1:H:154:CYS:O	1:H:157:ARG:N	2.29	0.56
1:H:291:LEU:O	1:H:292:ARG:HG2	2.04	0.56
1:H:894:ARG:HH12	1:H:920:LEU:CA	2.17	0.56
1:I:204:ARG:N	1:I:204:ARG:HD3	2.20	0.56
1:I:57:GLU:HA	1:I:84:VAL:O	2.04	0.56
1:I:708:TRP:CE3	1:I:709:SER:HB3	2.40	0.56
1:L:341:LEU:HD23	1:L:561:ARG:HG2	1.87	0.56
1:L:952:ARG:O	1:L:1018:LEU:HD23	2.05	0.56
1:M:304:GLU:C	1:M:305:ILE:HG12	2.24	0.56
1:M:412:GLU:HA	1:M:457:SER:HB3	1.87	0.56
1:P:73:TRP:HZ2	1:P:123:TYR:O	1.87	0.56
1:P:927:THR:HG21	1:P:929:TYR:CZ	2.40	0.56
1:A:202:MET:CE	1:A:392:TYR:HE2	2.18	0.56
1:B:356:ARG:HD2	1:B:379:MET:CE	2.35	0.56
1:D:87:PRO:HB2	1:D:209:PHE:HA	1.87	0.56
1:D:895:VAL:HG12	1:D:896:ASN:N	2.20	0.56

Continued on next page...

Continued from previous page...

Atom-1	Atom-2	Interatomic distance (Å)	Clash overlap (Å)
1:E:79:PRO:CG	1:E:80:GLU:HG3	2.35	0.56
1:F:160:GLY:HA3	1:F:171:PHE:CE2	2.40	0.56
1:G:304:GLU:OE1	1:G:644:PHE:N	2.30	0.56
1:H:237:ARG:HH11	1:H:237:ARG:HG3	1.70	0.56
1:I:672:VAL:HG13	1:I:678:GLN:HB2	1.87	0.56
1:I:718:GLN:HG2	1:I:720:TRP:CZ2	2.40	0.56
1:J:167:LEU:HB3	1:J:168:PRO:HD2	1.86	0.56
1:J:637:GLU:HB2	1:J:679:LEU:CD2	2.35	0.56
1:K:542:MET:HA	1:K:604:ASN:HA	1.85	0.56
1:K:617:LEU:O	1:K:620:ALA:HB3	2.05	0.56
1:M:186:VAL:HG12	1:M:187:MET:N	2.20	0.56
1:M:237:ARG:CG	1:M:237:ARG:HH11	2.18	0.56
1:M:854:LYS:HB3	1:M:867:THR:O	2.05	0.56
1:N:770:ILE:HD11	1:N:1022:GLN:CG	2.34	0.56
1:N:708:TRP:CZ3	1:N:709:SER:HB3	2.40	0.56
1:O:224:ASP:OD1	1:O:225:PHE:N	2.39	0.56
1:P:456:TRP:CD1	1:P:482:ARG:HG3	2.41	0.56
1:P:654:TRP:CE2	1:P:666:GLY:HA3	2.40	0.56
1:P:932:PRO:HB2	1:P:967:LEU:O	2.05	0.56
1:B:352:ARG:HG2	1:B:553:TRP:CH2	2.40	0.56
1:B:658:LEU:O	1:B:660:GLY:N	2.39	0.56
1:B:906:TYR:HB3	1:B:907:PRO:CD	2.35	0.56
1:C:224:ASP:OD1	1:C:225:PHE:N	2.38	0.56
1:C:352:ARG:HB2	1:C:385:ASN:HB2	1.86	0.56
1:C:359:HIS:CD2	1:C:573:GLN:HA	2.40	0.56
1:D:737:ILE:HB	1:D:738:PRO:HD2	1.87	0.56
1:D:870:VAL:HG12	1:D:871:GLU:N	2.20	0.56
1:E:188:VAL:C	1:E:189:LEU:HD23	2.26	0.56
1:E:261:TRP:N	1:E:310:ARG:O	2.30	0.56
1:E:443:MET:CE	1:E:456:TRP:HE3	2.19	0.56
1:E:647:SER:HB3	1:E:672:VAL:HG23	1.88	0.56
1:E:652:LEU:N	1:E:668:VAL:O	2.33	0.56
1:F:79:PRO:HG2	1:F:80:GLU:HG2	1.86	0.56
1:F:927:THR:HG21	1:F:929:TYR:CE2	2.39	0.56
1:H:149:ALA:O	1:H:150:PHE:HB3	2.06	0.56
1:H:704:ASN:N	1:H:704:ASN:OD1	2.39	0.56
1:J:427:THR:HG21	1:J:462:SER:HB3	1.87	0.56
1:L:651:LEU:CD1	1:L:669:PRO:HA	2.33	0.56
1:M:187:MET:CE	1:M:189:LEU:HD21	2.35	0.56
1:M:890:GLN:CG	1:M:891:VAL:H	2.17	0.56
1:N:742:THR:HG22	1:N:743:SER:N	2.19	0.56

Continued on next page...

Continued from previous page...

Atom-1	Atom-2	Interatomic distance (Å)	Clash overlap (Å)
1:N:965:GLN:O	1:N:969:GLU:HG3	2.04	0.56
1:O:102:ASN:HA	1:O:201:ASP:OD1	2.05	0.56
1:P:259:SER:HA	1:P:268:ALA:O	2.06	0.56
1:P:735:HIS:N	1:P:735:HIS:ND1	2.53	0.56
1:P:92:MET:CE	1:P:575:LEU:HD22	2.36	0.56
1:A:570:TRP:O	1:A:607:VAL:HG22	2.06	0.56
1:A:577:LYS:O	1:A:584:PRO:HA	2.06	0.56
1:B:409:VAL:HG12	1:B:410:VAL:N	2.21	0.56
1:B:418:HIS:ND1	1:B:461:GLU:OE2	2.39	0.56
1:B:422:PRO:CG	1:C:279:ILE:HD11	2.35	0.56
1:D:100:TYR:HB2	1:D:203:TRP:CE3	2.40	0.56
1:E:764:PHE:O	1:E:765:LEU:C	2.43	0.56
1:F:53:SER:O	1:F:54:LEU:HD23	2.06	0.56
1:F:636:ILE:HB	1:F:680:ILE:HB	1.88	0.56
1:F:79:PRO:HD2	1:F:80:GLU:CG	2.34	0.56
1:F:942:ARG:HA	1:F:953:GLY:O	2.06	0.56
1:G:147:ASN:HB2	1:G:209:PHE:CE1	2.40	0.56
1:G:316:HIS:HA	1:G:323:ILE:HD12	1.86	0.56
1:H:5:ASP:OD1	1:H:157:ARG:HA	2.05	0.56
1:H:187:MET:CE	1:H:189:LEU:HD21	2.34	0.56
1:H:360:HIS:CB	1:H:363:HIS:HB2	2.35	0.56
1:H:653:HIS:HE2	1:H:667:GLU:CD	2.09	0.56
1:I:100:TYR:CD1	1:I:602:CYS:HB3	2.40	0.56
1:I:125:LEU:HG	1:I:126:THR:N	2.20	0.56
1:I:28:ALA:O	1:I:30:HIS:HD2	1.89	0.56
1:I:662:PRO:C	1:I:663:LEU:HD23	2.26	0.56
1:I:764:PHE:O	1:I:766:SER:N	2.39	0.56
1:I:890:GLN:HG3	1:I:891:VAL:N	2.19	0.56
1:J:204:ARG:N	1:J:204:ARG:HD3	2.21	0.56
1:L:17:GLU:OE1	1:L:113:PHE:HA	2.06	0.56
1:M:3:ILE:HG23	1:M:4:THR:H	1.70	0.56
1:M:412:GLU:CB	1:M:457:SER:HB3	2.35	0.56
1:M:946:TYR:CD2	1:M:959:ILE:HD11	2.40	0.56
1:O:44:THR:O	1:O:45:ASP:C	2.43	0.56
1:A:368:ASP:OD2	1:A:370:GLN:HB2	2.06	0.56
1:A:414:ASN:HB3	3:A:1262:HOH:O	2.04	0.56
1:A:416:GLU:OE2	1:A:418:HIS:HB2	2.06	0.56
1:A:479:ASP:OD2	1:A:482:ARG:NH1	2.36	0.56
1:B:302:SER:HB2	1:B:304:GLU:H	1.71	0.56
1:B:375:ASP:O	1:B:379:MET:HG3	2.05	0.56
1:D:433:LEU:HD12	1:D:433:LEU:C	2.26	0.56

Continued on next page...

Continued from previous page...

Atom-1	Atom-2	Interatomic distance (Å)	Clash overlap (Å)
1:E:5:ASP:OD2	1:E:157:ARG:HA	2.05	0.56
1:E:128:ASN:HA	1:E:180:GLY:O	2.06	0.56
1:E:590:GLY:N	1:E:597:ASN:ND2	2.54	0.56
1:F:737:ILE:HB	1:F:738:PRO:CD	2.36	0.56
1:G:421:VAL:O	1:G:425:ARG:NH1	2.38	0.56
1:G:782:ASP:HA	1:G:884:LEU:HD23	1.86	0.56
1:H:236:SER:C	1:H:237:ARG:HG2	2.25	0.56
1:H:606:LEU:HD13	1:H:617:LEU:HD12	1.88	0.56
1:H:814:GLY:O	1:H:815:HIS:C	2.42	0.56
1:N:447:ASP:HA	3:N:1206:HOH:O	2.05	0.56
1:O:200:GLN:HA	1:O:416:GLU:OE1	2.05	0.56
1:O:103:VAL:HG22	1:O:418:HIS:CE1	2.41	0.56
1:O:473:ARG:HD3	1:O:473:ARG:O	2.05	0.56
1:P:145:GLY:N	1:P:210:ARG:HB2	2.21	0.56
1:P:376:ILE:HD11	1:P:398:TRP:CZ3	2.41	0.56
1:P:608:PHE:O	1:P:611:ARG:N	2.27	0.56
1:P:382:ASN:OD1	1:P:617:LEU:HG	2.05	0.56
1:P:909:ARG:HD3	1:P:993:ILE:CD1	2.27	0.56
1:A:254:LEU:O	1:A:255:ARG:HD3	2.05	0.56
1:A:464:HIS:HB2	1:A:489:GLY:HA3	1.88	0.56
1:A:567:VAL:HG12	1:A:568:TRP:N	2.20	0.56
1:B:977:HIS:HD2	1:B:978:ALA:O	1.89	0.56
1:D:237:ARG:NH1	1:D:237:ARG:HG3	2.20	0.56
1:D:424:ASN:ND2	1:D:464:HIS:O	2.38	0.56
1:E:284:GLY:O	1:H:422:PRO:HD3	2.05	0.56
1:F:110:ASN:O	1:F:113:PHE:HB2	2.05	0.56
1:G:703:PRO:O	1:G:711:ALA:HB1	2.06	0.56
1:E:4:THR:CG2	1:H:12:GLN:HG2	2.34	0.56
1:H:166:ARG:HG2	1:H:414:ASN:CG	2.24	0.56
1:H:351:ILE:N	1:H:563:GLN:O	2.35	0.56
1:J:231:PHE:CD2	1:J:238:ALA:HB2	2.41	0.56
1:K:188:VAL:O	1:K:189:LEU:HD23	2.05	0.56
1:K:260:LEU:O	1:K:267:VAL:HG23	2.06	0.56
1:L:796:SER:OG	1:L:802:ASP:N	2.27	0.56
1:M:147:ASN:HB2	1:M:209:PHE:CE2	2.40	0.56
1:M:574:SER:HB3	1:M:603:MET:SD	2.46	0.56
1:N:663:LEU:HD23	1:N:663:LEU:N	2.20	0.56
1:P:141:ILE:HD11	1:P:212:VAL:CG1	2.35	0.56
1:A:202:MET:HE3	1:A:357:HIS:CD2	2.39	0.56
1:B:287:ASP:OD1	1:B:287:ASP:N	2.29	0.56
1:B:553:TRP:O	1:B:557:ARG:HG3	2.06	0.56

Continued on next page...

Continued from previous page...

Atom-1	Atom-2	Interatomic distance (Å)	Clash overlap (Å)
1:B:650:GLU:HB3	1:B:670:LEU:HB2	1.87	0.56
1:C:258:VAL:CG1	1:C:293:LEU:HD11	2.34	0.56
1:C:91:GLN:HG2	1:C:98:PRO:HA	1.86	0.56
1:E:65:ALA:HB1	1:E:66:PRO:CD	2.35	0.56
1:F:237:ARG:HG3	1:F:237:ARG:HH11	1.70	0.56
1:G:73:TRP:CZ2	1:G:185:ALA:HB1	2.41	0.56
1:H:192:SER:O	1:H:195:SER:HB2	2.06	0.56
1:H:493:THR:HG23	3:H:1206:HOH:O	2.05	0.56
1:H:894:ARG:HH22	1:H:921:PRO:HD3	1.67	0.56
1:I:869:ASP:OD1	1:I:1015:HIS:ND1	2.35	0.56
1:J:487:GLU:O	1:J:491:ALA:N	2.34	0.56
1:K:261:TRP:CZ3	1:K:266:GLN:HB2	2.40	0.56
1:K:262:GLN:NE2	1:K:299:LYS:HD2	2.17	0.56
1:K:738:PRO:HB2	1:K:834:VAL:CG2	2.36	0.56
1:L:429:ASP:OD1	1:L:430:PRO:HD2	2.05	0.56
1:M:111:PRO:HG3	1:M:196:TYR:CE2	2.41	0.56
1:M:512:PHE:HE2	1:M:517:LYS:HG3	1.70	0.56
1:M:657:ALA:HA	1:M:661:LYS:O	2.04	0.56
1:M:65:ALA:CB	1:M:67:GLU:HG3	2.36	0.56
1:N:330:VAL:HA	3:N:1267:HOH:O	2.05	0.56
1:N:347:LYS:CB	1:N:643:LEU:HD13	2.36	0.56
1:N:90:TRP:HE1	1:N:96:ASP:CG	2.08	0.56
1:P:155:ASN:ND2	1:P:182:ASN:OD1	2.38	0.56
1:P:382:ASN:HA	1:P:621:LYS:HD2	1.88	0.56
1:A:241:GLU:HG3	1:A:292:ARG:HG2	1.86	0.56
1:B:403:ASP:OD2	1:B:450:HIS:ND1	2.32	0.56
1:C:893:GLU:HA	1:C:893:GLU:OE1	2.06	0.56
1:D:626:PHE:O	1:D:641:GLU:HB2	2.06	0.56
1:D:759:ASN:OD1	1:D:761:GLN:N	2.29	0.56
1:E:259:SER:O	1:E:311:ALA:HA	2.06	0.56
1:E:658:LEU:O	1:E:661:LYS:HB2	2.04	0.56
1:F:132:SER:OG	1:F:133:TRP:N	2.39	0.56
1:F:890:GLN:OE1	1:F:948:PRO:HD3	2.05	0.56
1:G:316:HIS:HB2	1:G:321:THR:O	2.04	0.56
1:G:750:GLU:CG	1:G:755:ARG:HG2	2.36	0.56
1:H:7:LEU:N	1:H:71:GLU:OE2	2.39	0.56
1:H:942:ARG:NE	1:H:954:ASP:OD2	2.38	0.56
1:I:38:ASN:ND2	1:I:41:GLU:H	2.02	0.56
1:J:14:ARG:HG2	1:J:14:ARG:NH1	2.21	0.56
1:J:23:GLN:HA	1:J:161:TYR:O	2.05	0.56
1:K:274:PHE:HA	1:K:289:VAL:HB	1.87	0.56

Continued on next page...

Continued from previous page...

Atom-1	Atom-2	Interatomic distance (Å)	Clash overlap (Å)
1:L:230:ARG:O	1:L:238:ALA:HA	2.06	0.56
1:L:292:ARG:HH11	1:L:292:ARG:HG3	1.71	0.56
1:L:53:SER:OG	1:L:55:ASN:HB2	2.06	0.56
1:L:84:VAL:HG12	1:L:85:VAL:H	1.71	0.56
1:M:127:PHE:O	1:M:182:ASN:N	2.30	0.56
1:M:614:HIS:HB3	1:M:615:PRO:CD	2.36	0.56
1:P:274:PHE:HD2	1:P:288:ARG:N	2.03	0.56
1:P:788:PRO:HB3	1:P:807:VAL:CG2	2.35	0.56
1:P:932:PRO:O	1:P:933:SER:HB3	2.06	0.56
1:P:942:ARG:NH2	1:P:954:ASP:OD2	2.34	0.56
1:C:73:TRP:CZ2	1:C:122:CYS:HB3	2.41	0.56
1:D:619:GLU:HG2	1:D:909:ARG:HG3	1.88	0.56
1:E:415:ILE:HG12	1:E:439:ARG:HD3	1.88	0.56
1:E:377:LEU:CD2	1:E:708:TRP:HA	2.35	0.56
1:F:210:ARG:HH11	1:F:395:HIS:HA	1.70	0.56
1:F:708:TRP:CE3	1:F:709:SER:HB3	2.41	0.56
1:G:360:HIS:ND1	1:G:363:HIS:N	2.42	0.56
1:G:706:THR:OG1	1:G:709:SER:N	2.39	0.56
1:H:141:ILE:HA	1:H:214:LEU:HD23	1.87	0.56
1:H:367:MET:HE2	1:H:372:MET:HG3	1.87	0.56
1:J:227:VAL:HG12	1:J:240:LEU:HD11	1.85	0.56
1:J:285:TYR:HB3	1:J:288:ARG:HG3	1.88	0.56
1:J:351:ILE:HD13	1:J:351:ILE:N	2.19	0.56
1:J:796:SER:OG	1:J:802:ASP:N	2.29	0.56
1:K:14:ARG:CG	1:K:14:ARG:HH11	2.17	0.56
1:K:637:GLU:HG2	1:K:637:GLU:O	2.06	0.56
1:K:70:PRO:O	1:K:73:TRP:N	2.35	0.56
1:K:701:VAL:HG22	1:K:714:ILE:HD13	1.88	0.56
1:K:943:GLU:OE2	1:K:945:ASN:ND2	2.32	0.56
1:L:317:THR:HG23	1:L:323:ILE:HD11	1.88	0.56
1:M:447:ASP:O	1:M:449:ASN:N	2.39	0.56
1:M:651:LEU:O	1:M:701:VAL:N	2.28	0.56
1:N:377:LEU:HD23	1:N:708:TRP:HA	1.88	0.56
1:N:932:PRO:HG2	1:N:970:THR:O	2.05	0.56
1:O:671:ASP:N	1:O:678:GLN:OE1	2.31	0.56
1:P:550:ALA:HB2	1:P:623:GLN:CD	2.26	0.56
1:B:737:ILE:HG13	1:B:737:ILE:O	1.97	0.56
1:C:285:TYR:HB3	1:C:288:ARG:HG3	1.86	0.56
1:C:624:GLN:NE2	3:C:1215:HOH:O	2.39	0.56
1:D:133:TRP:C	1:D:134:LEU:HD23	2.27	0.56
1:D:816:TYR:HB2	3:D:1213:HOH:O	2.05	0.56

Continued on next page...

Continued from previous page...

Atom-1	Atom-2	Interatomic distance (Å)	Clash overlap (Å)
1:D:881:ARG:O	1:D:882:ILE:HG13	2.06	0.56
1:E:706:THR:O	1:E:707:ALA:C	2.43	0.56
1:F:66:PRO:CB	1:F:187:MET:HE1	2.35	0.56
1:F:18:ASN:N	1:F:193:ASP:OD2	2.39	0.56
1:F:499:ILE:HB	1:F:533:LEU:HB2	1.88	0.56
1:F:658:LEU:O	1:F:659:ASP:C	2.43	0.56
1:G:906:TYR:HB3	1:G:907:PRO:CD	2.33	0.56
1:H:148:SER:HB3	1:H:190:ARG:O	2.06	0.56
1:H:262:GLN:HE22	1:H:299:LYS:HD3	1.71	0.56
1:H:72:SER:O	1:H:76:CYS:N	2.28	0.56
1:H:745:MET:HE2	1:H:761:GLN:HE21	1.70	0.56
1:H:789:LEU:HG	1:H:792:ASP:OD2	2.06	0.56
1:K:622:HIS:HB2	1:K:717:TRP:CZ2	2.41	0.56
1:L:461:GLU:HA	3:L:1240:HOH:O	2.05	0.56
1:M:433:LEU:HA	1:M:467:ASN:HD22	1.70	0.56
1:N:255:ARG:HD2	1:N:273:PRO:CA	2.36	0.56
1:N:369:GLU:O	1:N:373:VAL:HG23	2.06	0.56
1:N:454:ILE:HG13	1:N:455:ILE:HG13	1.87	0.56
1:O:200:GLN:HG2	1:O:391:HIS:HB2	1.87	0.56
1:O:375:ASP:OD2	1:O:611:ARG:NH2	2.32	0.56
1:P:994:GLY:HA3	1:P:1003:VAL:CG2	2.35	0.56
1:A:568:TRP:CD2	1:A:569:ASP:HB3	2.41	0.55
1:A:597:ASN:ND2	1:A:599:ARG:H	2.04	0.55
1:C:316:HIS:HD2	1:C:320:GLY:HA2	1.71	0.55
1:C:653:HIS:NE2	1:C:667:GLU:HG2	2.20	0.55
1:D:579:ASP:OD1	1:D:583:ASN:N	2.32	0.55
1:C:728:VAL:HG12	1:D:823:LEU:HD11	1.88	0.55
1:D:917:ARG:HH22	1:D:943:GLU:CD	2.10	0.55
1:E:36:TRP:CG	1:E:42:ALA:HB2	2.41	0.55
1:E:524:LEU:HD11	1:E:562:LEU:HG	1.88	0.55
1:E:542:MET:CE	1:E:601:PHE:HA	2.36	0.55
1:E:814:GLY:O	1:E:815:HIS:C	2.43	0.55
1:G:390:SER:HA	1:G:391:HIS:ND1	2.21	0.55
1:G:814:GLY:O	1:G:815:HIS:C	2.42	0.55
1:H:785:THR:HB	3:H:1254:HOH:O	2.06	0.55
1:I:18:ASN:HD22	1:I:21:VAL:HG23	1.68	0.55
1:I:210:ARG:NH1	1:I:395:HIS:N	2.55	0.55
1:I:646:HIS:NE2	1:I:671:ASP:OD1	2.38	0.55
1:I:882:ILE:HD12	1:I:1009:LEU:HD13	1.89	0.55
1:J:499:ILE:HB	1:J:533:LEU:CD2	2.36	0.55
1:J:541:ALA:HB3	1:J:604:ASN:O	2.06	0.55

Continued on next page...

Continued from previous page...

Atom-1	Atom-2	Interatomic distance (Å)	Clash overlap (Å)
1:K:189:LEU:N	1:K:189:LEU:HD23	2.20	0.55
1:K:868:VAL:HG11	1:K:1016:TYR:CE1	2.41	0.55
1:L:118:ASN:O	1:L:120:THR:N	2.40	0.55
1:L:246:MET:HG2	1:L:274:PHE:CZ	2.41	0.55
1:L:637:GLU:HB2	1:L:679:LEU:HD21	1.88	0.55
1:L:937:LEU:HD13	1:L:990:HIS:CD2	2.40	0.55
1:M:317:THR:HG23	1:M:323:ILE:HD11	1.86	0.55
1:M:327:ALA:O	1:M:328:CYS:HB3	2.06	0.55
1:M:485:GLN:HA	1:M:496:THR:OG1	2.06	0.55
1:N:695:TRP:CE2	1:N:721:ARG:HG3	2.40	0.55
1:O:929:TYR:O	1:O:931:PHE:N	2.39	0.55
1:P:107:ILE:HG12	1:P:108:THR:N	2.21	0.55
1:P:160:GLY:HA3	1:P:171:PHE:CE2	2.41	0.55
1:A:6:SER:OG	1:A:9:VAL:HG23	2.04	0.55
1:B:654:TRP:NE1	1:B:666:GLY:HA3	2.21	0.55
1:B:856:TYR:CD2	1:B:864:MET:HE2	2.42	0.55
1:D:202:MET:HE3	1:D:357:HIS:CD2	2.41	0.55
1:D:822:LEU:HD12	1:D:824:GLN:H	1.71	0.55
1:E:493:THR:HG23	3:E:1204:HOH:O	2.06	0.55
1:F:391:HIS:HA	1:F:412:GLU:OE1	2.06	0.55
1:G:493:THR:HG23	3:G:1205:HOH:O	2.06	0.55
1:G:730:LEU:N	1:G:730:LEU:HD23	2.22	0.55
1:H:26:ARG:HD2	3:H:1225:HOH:O	2.06	0.55
1:H:205:MET:HE3	1:H:365:GLN:CG	2.35	0.55
1:J:131:GLU:O	1:J:132:SER:C	2.44	0.55
1:J:748:CYS:C	1:J:749:ILE:HG12	2.26	0.55
1:J:7:LEU:HD13	1:J:74:LEU:HD11	1.88	0.55
1:K:227:VAL:HG13	1:K:240:LEU:HD11	1.88	0.55
1:L:223:SER:O	1:L:224:ASP:HB2	2.06	0.55
1:L:473:ARG:O	1:L:474:TRP:C	2.45	0.55
1:L:772:ASP:N	1:L:772:ASP:OD1	2.29	0.55
1:L:928:PRO:O	1:L:973:ARG:NH1	2.38	0.55
1:M:881:ARG:NH1	1:M:987:ASP:OD2	2.38	0.55
1:N:178:ARG:HG2	1:N:179:ALA:N	2.21	0.55
1:N:479:ASP:OD2	1:N:482:ARG:NH1	2.38	0.55
1:O:647:SER:HA	1:O:650:GLU:OE1	2.06	0.55
1:O:651:LEU:CD1	1:O:669:PRO:HA	2.36	0.55
1:P:433:LEU:HB3	1:P:434:PRO:HD3	1.89	0.55
1:A:38:ASN:ND2	1:A:41:GLU:H	1.99	0.55
1:B:1004:SER:HB2	1:B:1006:GLU:OE2	2.06	0.55
1:B:316:HIS:HB2	1:B:321:THR:O	2.05	0.55

Continued on next page...

Continued from previous page...

Atom-1	Atom-2	Interatomic distance (Å)	Clash overlap (Å)
1:B:341:LEU:CD2	1:B:561:ARG:HG2	2.37	0.55
1:D:869:ASP:OD1	1:D:1015:HIS:ND1	2.39	0.55
1:E:250:LEU:O	1:E:251:ARG:HG2	2.07	0.55
1:E:274:PHE:HD2	1:E:288:ARG:N	2.04	0.55
1:E:400:THR:O	1:E:404:ARG:HD2	2.07	0.55
1:E:79:PRO:HG2	1:E:80:GLU:CG	2.36	0.55
1:E:854:LYS:HA	1:E:867:THR:O	2.06	0.55
1:F:653:HIS:NE2	1:F:667:GLU:HG2	2.21	0.55
1:G:36:TRP:CE2	1:G:42:ALA:HA	2.42	0.55
1:G:531:ARG:HB3	1:G:532:PRO:HD2	1.88	0.55
1:G:696:LEU:O	1:G:719:GLN:HB2	2.06	0.55
1:G:937:LEU:HG	1:G:938:ARG:H	1.72	0.55
1:I:166:ARG:HB2	1:I:414:ASN:HD22	1.71	0.55
1:K:608:PHE:HB2	1:K:612:THR:HB	1.89	0.55
1:L:471:LEU:O	1:L:475:ILE:HG13	2.07	0.55
1:M:30:HIS:HB2	1:M:31:PRO:CD	2.34	0.55
1:M:545:SER:O	1:M:909:ARG:HD3	2.05	0.55
1:N:287:ASP:CG	1:O:425:ARG:HH22	2.10	0.55
1:N:41:GLU:O	1:N:42:ALA:C	2.45	0.55
1:N:44:THR:O	1:N:46:ARG:N	2.39	0.55
1:N:673:ALA:O	1:N:676:GLY:N	2.35	0.55
1:O:102:ASN:ND2	1:O:201:ASP:HB2	2.21	0.55
1:O:409:VAL:HG12	1:O:410:VAL:N	2.21	0.55
1:M:419:GLY:HA2	1:P:282:ARG:NH1	2.21	0.55
1:P:414:ASN:O	1:P:439:ARG:NH1	2.32	0.55
1:P:651:LEU:N	1:P:701:VAL:O	2.32	0.55
1:P:781:ARG:O	1:P:885:ASN:N	2.35	0.55
1:A:316:HIS:N	1:A:316:HIS:ND1	2.53	0.55
1:A:217:LYS:NZ	1:A:324:GLU:OE2	2.30	0.55
1:C:275:GLY:HA2	1:C:285:TYR:O	2.06	0.55
1:C:485:GLN:HA	1:C:496:THR:OG1	2.07	0.55
1:D:5:ASP:OD2	1:D:157:ARG:HA	2.07	0.55
1:D:236:SER:C	1:D:237:ARG:HG2	2.26	0.55
1:D:471:LEU:O	1:D:475:ILE:HG13	2.05	0.55
1:E:869:ASP:OD1	1:E:1015:HIS:HB2	2.05	0.55
1:F:43:ARG:O	1:F:310:ARG:HD3	2.07	0.55
1:F:418:HIS:ND1	1:F:461:GLU:OE2	2.39	0.55
1:G:246:MET:HG2	1:G:274:PHE:CE2	2.41	0.55
1:G:305:ILE:O	1:G:307:ASN:N	2.39	0.55
1:G:888:LEU:O	1:G:981:GLY:HA3	2.07	0.55
1:G:970:THR:HG22	1:G:975:LEU:HB2	1.89	0.55

Continued on next page...

Continued from previous page...

Atom-1	Atom-2	Interatomic distance (Å)	Clash overlap (Å)
1:H:454:ILE:HD12	1:H:455:ILE:CG1	2.34	0.55
1:I:836:ILE:HG22	1:I:837:THR:N	2.22	0.55
1:K:1018:LEU:CD2	1:K:1019:VAL:H	2.19	0.55
1:K:18:ASN:N	1:K:193:ASP:OD2	2.38	0.55
1:K:31:PRO:CB	1:K:32:PRO:HD2	2.36	0.55
1:K:743:SER:OG	1:K:744:GLU:N	2.39	0.55
1:L:127:PHE:O	1:L:182:ASN:N	2.39	0.55
1:L:14:ARG:NH1	1:L:14:ARG:HG2	2.21	0.55
1:L:583:ASN:HD22	1:L:583:ASN:H	1.39	0.55
1:L:703:PRO:O	1:L:711:ALA:HB1	2.06	0.55
1:M:698:VAL:O	1:M:717:TRP:HA	2.07	0.55
1:M:748:CYS:C	1:M:749:ILE:HG12	2.26	0.55
1:M:781:ARG:O	1:M:884:LEU:HA	2.06	0.55
1:N:695:TRP:CZ2	1:N:721:ARG:HD3	2.40	0.55
1:N:772:ASP:N	1:N:772:ASP:OD1	2.29	0.55
1:P:239:VAL:HG22	1:P:294:ASN:OD1	2.07	0.55
1:P:251:ARG:HD2	1:P:253:TYR:OH	2.06	0.55
1:P:285:TYR:CB	1:P:288:ARG:HB2	2.36	0.55
1:P:382:ASN:HD22	1:P:382:ASN:N	2.04	0.55
1:A:651:LEU:CD1	1:A:669:PRO:HA	2.36	0.55
1:C:40:GLU:HG3	1:C:43:ARG:NH1	2.21	0.55
1:C:835:LEU:HD12	1:C:856:TYR:O	2.05	0.55
1:C:970:THR:CG2	1:C:975:LEU:HB2	2.37	0.55
1:D:360:HIS:CE1	1:D:361:PRO:HD2	2.41	0.55
1:D:38:ASN:ND2	1:D:41:GLU:H	2.04	0.55
1:E:105:TYR:CD2	1:E:109:VAL:HG21	2.42	0.55
1:E:204:ARG:N	1:E:204:ARG:HD3	2.21	0.55
1:E:210:ARG:HH11	1:E:395:HIS:CA	2.19	0.55
1:E:520:ILE:HD12	1:E:562:LEU:HD22	1.87	0.55
1:F:347:LYS:HB2	1:F:643:LEU:HD13	1.87	0.55
1:F:974:HIS:C	1:F:975:LEU:HD23	2.26	0.55
1:G:258:VAL:CG1	1:G:293:LEU:HD11	2.36	0.55
1:G:942:ARG:HA	1:G:953:GLY:O	2.06	0.55
1:H:269:SER:OG	1:H:270:GLY:N	2.40	0.55
1:H:409:VAL:HG12	1:H:410:VAL:N	2.21	0.55
1:H:62:TRP:CD1	1:H:95:TYR:HB3	2.41	0.55
1:I:400:THR:HG22	1:I:404:ARG:HD2	1.88	0.55
1:J:6:SER:O	1:J:10:VAL:HG23	2.07	0.55
1:J:624:GLN:NE2	3:J:1216:HOH:O	2.39	0.55
1:K:959:ILE:HD12	1:K:984:LEU:HD13	1.88	0.55
1:M:571:VAL:HG11	1:M:611:ARG:CZ	2.36	0.55

Continued on next page...

Continued from previous page...

Atom-1	Atom-2	Interatomic distance (Å)	Clash overlap (Å)
1:M:66:PRO:C	1:M:68:ALA:H	2.09	0.55
1:M:906:TYR:HB3	1:M:907:PRO:CD	2.35	0.55
1:N:573:GLN:NE2	3:N:1257:HOH:O	2.40	0.55
1:N:579:ASP:OD1	1:N:583:ASN:N	2.29	0.55
1:N:653:HIS:CD2	1:N:667:GLU:HG2	2.41	0.55
1:N:699:ARG:NH1	1:N:714:ILE:HD11	2.22	0.55
1:O:868:VAL:HB	1:O:1016:TYR:CE1	2.42	0.55
1:P:100:TYR:HD2	1:P:598:ASP:H	1.55	0.55
1:P:205:MET:HE1	1:P:364:GLY:C	2.27	0.55
1:P:378:LEU:O	1:P:381:GLN:HB2	2.07	0.55
1:P:955:PHE:CD2	1:P:986:ILE:HG23	2.42	0.55
1:G:140:ARG:HB2	1:G:171:PHE:O	2.06	0.55
1:G:518:TRP:O	1:G:519:SER:C	2.39	0.55
1:G:832:ASP:OD1	1:G:832:ASP:N	2.40	0.55
1:G:86:VAL:HG13	1:G:87:PRO:CA	2.34	0.55
1:H:475:ILE:O	1:H:479:ASP:N	2.30	0.55
1:H:486:TYR:CZ	1:H:488:GLY:HA3	2.41	0.55
1:H:776:LEU:N	1:H:776:LEU:HD23	2.21	0.55
1:I:255:ARG:HB3	1:I:316:HIS:CE1	2.40	0.55
1:I:465:GLY:O	1:I:468:HIS:N	2.39	0.55
1:J:701:VAL:HG22	1:J:714:ILE:HD12	1.89	0.55
1:K:159:VAL:HG22	1:K:176:PHE:CE2	2.41	0.55
1:K:899:GLY:O	1:K:918:TRP:NE1	2.39	0.55
1:M:195:SER:O	1:M:198:GLU:N	2.32	0.55
1:M:374:GLN:O	1:M:377:LEU:N	2.39	0.55
1:M:540:HIS:O	1:M:542:MET:N	2.31	0.55
1:M:844:HIS:O	1:M:847:LYS:N	2.36	0.55
1:N:577:LYS:NZ	1:N:591:ASP:O	2.28	0.55
1:O:272:ALA:HB1	1:O:273:PRO:HD2	1.88	0.55
1:O:533:LEU:HD12	1:O:533:LEU:C	2.27	0.55
1:P:27:LEU:HB2	1:P:170:GLU:HB2	1.89	0.55
1:P:616:ALA:O	1:P:617:LEU:C	2.42	0.55
1:A:7:LEU:HB2	1:A:71:GLU:OE2	2.06	0.55
1:A:59:ARG:HH21	1:A:81:ALA:HB3	1.72	0.55
1:C:968:MET:HG3	1:C:968:MET:O	2.05	0.55
1:D:102:ASN:HD22	1:D:201:ASP:HB2	1.72	0.55
1:D:415:ILE:HG13	1:D:439:ARG:HD3	1.89	0.55
1:F:658:LEU:HD12	1:F:659:ASP:H	1.70	0.55
1:G:738:PRO:CA	1:G:751:LEU:HD13	2.36	0.55
1:G:767:GLN:CD	1:G:768:MET:H	2.09	0.55
1:H:13:ARG:O	1:H:14:ARG:HB2	2.07	0.55

Continued on next page...

Continued from previous page...

Atom-1	Atom-2	Interatomic distance (Å)	Clash overlap (Å)
1:H:66:PRO:CB	1:H:187:MET:HE1	2.37	0.55
1:H:658:LEU:HD22	1:H:688:PRO:HG2	1.89	0.55
1:I:579:ASP:N	1:I:583:ASN:O	2.40	0.55
1:I:660:GLY:O	1:I:662:PRO:HD3	2.07	0.55
1:K:73:TRP:HZ2	1:K:123:TYR:O	1.89	0.55
1:K:893:GLU:HA	1:K:893:GLU:OE1	2.06	0.55
1:L:166:ARG:HG2	1:L:392:TYR:CB	2.34	0.55
1:K:726:LEU:HD13	1:L:851:ILE:HD12	1.89	0.55
1:M:274:PHE:HB3	1:M:286:ALA:O	2.07	0.55
1:M:746:ASP:HA	1:M:760:ARG:HG3	1.88	0.55
1:N:316:HIS:ND1	1:N:316:HIS:N	2.54	0.55
1:N:816:TYR:HB2	3:N:1211:HOH:O	2.07	0.55
1:O:618:THR:HG22	1:O:912:ALA:CB	2.36	0.55
1:P:356:ARG:HG2	1:P:356:ARG:HH11	1.72	0.55
1:P:54:LEU:O	1:P:58:TRP:NE1	2.28	0.55
1:P:538:TYR:O	1:P:567:VAL:HG13	2.06	0.55
1:P:770:ILE:O	1:P:773:LYS:HG3	2.07	0.55
1:P:854:LYS:HD2	1:P:856:TYR:OH	2.06	0.55
1:A:433:LEU:N	1:A:434:PRO:HD2	2.21	0.55
1:B:202:MET:HE3	1:B:357:HIS:CD2	2.42	0.55
1:B:232:ASN:OD1	1:B:235:PHE:N	2.40	0.55
1:D:767:GLN:CD	1:D:774:LYS:HB3	2.27	0.55
1:E:465:GLY:O	1:E:468:HIS:HB2	2.06	0.55
1:E:487:GLU:HA	1:E:491:ALA:HA	1.87	0.55
1:E:87:PRO:HB2	1:E:209:PHE:HA	1.87	0.55
1:F:155:ASN:ND2	1:F:182:ASN:OD1	2.29	0.55
1:F:668:VAL:HG12	1:F:669:PRO:N	2.20	0.55
1:F:808:GLU:OE1	1:F:808:GLU:HA	2.07	0.55
1:G:388:ARG:O	1:G:390:SER:N	2.39	0.55
1:G:555:ALA:O	1:G:556:PHE:C	2.39	0.55
1:G:910:LEU:HA	3:G:1289:HOH:O	2.06	0.55
1:I:759:ASN:OD1	1:I:761:GLN:N	2.38	0.55
1:J:347:LYS:HB3	1:J:643:LEU:HD22	1.88	0.55
1:K:1013:ARG:HG3	1:K:1013:ARG:HH11	1.72	0.55
1:K:777:LEU:HG	1:K:889:ALA:HA	1.88	0.55
1:K:877:PRO:O	1:K:878:HIS:C	2.43	0.55
1:K:921:PRO:O	1:K:922:LEU:C	2.44	0.55
1:K:972:HIS:CB	1:K:974:HIS:HD2	2.19	0.55
1:L:200:GLN:HG3	1:L:416:GLU:OE1	2.06	0.55
1:L:36:TRP:HD1	1:L:41:GLU:HB2	1.72	0.55
1:L:41:GLU:O	1:L:42:ALA:C	2.43	0.55

Continued on next page...

Continued from previous page...

Atom-1	Atom-2	Interatomic distance (Å)	Clash overlap (Å)
1:L:934:GLU:HG3	1:L:935:ASN:N	2.16	0.55
1:M:200:GLN:NE2	1:M:392:TYR:HD2	2.03	0.55
1:M:885:ASN:HB2	1:M:984:LEU:O	2.06	0.55
1:M:90:TRP:NE1	1:M:91:GLN:NE2	2.54	0.55
1:N:620:ALA:O	1:N:621:LYS:C	2.44	0.55
1:O:10:VAL:C	1:O:11:LEU:HD23	2.26	0.55
1:O:262:GLN:HE22	1:O:299:LYS:CD	2.15	0.55
1:O:409:VAL:HG23	1:O:452:SER:HB2	1.88	0.55
1:O:7:LEU:N	1:O:71:GLU:OE2	2.33	0.55
1:O:857:ARG:CG	1:O:857:ARG:HH11	2.20	0.55
1:O:989:PHE:CE2	1:O:1014:TYR:HB3	2.42	0.55
1:P:906:TYR:HB3	1:P:907:PRO:CD	2.34	0.55
1:B:227:VAL:CG1	1:B:240:LEU:HD11	2.37	0.55
1:B:572:ASP:OD1	1:B:603:MET:HB3	2.06	0.55
1:B:832:ASP:O	1:B:833:ALA:HB2	2.07	0.55
1:C:583:ASN:OD1	1:C:583:ASN:N	2.28	0.55
1:C:696:LEU:HB2	1:C:722:LEU:HD11	1.89	0.55
1:C:890:GLN:HG3	1:C:891:VAL:H	1.72	0.55
1:D:315:LEU:O	1:D:323:ILE:HB	2.07	0.55
1:E:907:PRO:HG2	1:E:990:HIS:O	2.07	0.55
1:H:127:PHE:CE1	1:H:184:LEU:HD12	2.41	0.55
1:H:23:GLN:HG2	1:H:26:ARG:HE	1.72	0.55
1:H:280:ASP:OD1	1:H:280:ASP:N	2.37	0.55
1:H:853:ARG:NH1	1:H:871:GLU:OE2	2.39	0.55
1:H:937:LEU:HG	1:H:938:ARG:H	1.72	0.55
1:I:502:MET:CB	1:I:537:GLU:HB2	2.36	0.55
1:I:625:GLN:NE2	1:I:716:ALA:HB1	2.22	0.55
1:J:870:VAL:HG12	1:J:871:GLU:N	2.22	0.55
1:L:114:VAL:HG21	1:L:191:TRP:C	2.27	0.55
1:L:351:ILE:O	1:L:564:GLY:HA3	2.06	0.55
1:L:696:LEU:HB2	1:L:722:LEU:HD11	1.88	0.55
1:M:200:GLN:HE21	1:M:391:HIS:HB2	1.71	0.55
1:M:282:ARG:HG3	1:P:423:MET:HG2	1.89	0.55
1:N:133:TRP:C	1:N:134:LEU:HD23	2.28	0.55
1:N:51:LEU:HD12	1:N:52:ARG:N	2.22	0.55
1:O:249:GLU:OE1	1:O:251:ARG:NH2	2.40	0.55
1:O:91:GLN:HG3	1:O:96:ASP:OD1	2.07	0.55
1:M:419:GLY:HA2	1:P:282:ARG:HH11	1.72	0.55
1:A:322:LEU:HD23	1:A:323:ILE:N	2.21	0.55
1:B:500:CYS:HA	1:B:534:ILE:O	2.07	0.55
1:B:59:ARG:NH2	1:B:81:ALA:O	2.40	0.55

Continued on next page...

Continued from previous page...

Atom-1	Atom-2	Interatomic distance (Å)	Clash overlap (Å)
1:C:767:GLN:OE1	1:C:768:MET:N	2.30	0.55
1:D:881:ARG:C	1:D:882:ILE:HG13	2.27	0.55
1:E:503:TYR:N	1:E:537:GLU:O	2.31	0.55
1:E:806:TRP:O	1:E:809:ARG:HB2	2.06	0.55
1:G:542:MET:HG3	1:G:603:MET:O	2.06	0.55
1:G:814:GLY:O	1:G:816:TYR:N	2.39	0.55
1:G:906:TYR:O	1:G:910:LEU:HD23	2.06	0.55
1:I:109:VAL:HG22	1:I:196:TYR:HE2	1.72	0.55
1:J:53:SER:C	1:J:54:LEU:HD23	2.28	0.55
1:K:333:ARG:HD3	1:K:451:PRO:O	2.07	0.55
1:K:842:TRP:C	1:K:843:GLN:HG3	2.26	0.55
1:L:493:THR:HB	3:L:1206:HOH:O	2.07	0.55
1:L:500:CYS:HA	1:L:534:ILE:O	2.07	0.55
1:M:387:VAL:CG1	1:M:407:LEU:HD12	2.37	0.55
1:M:100:TYR:CE1	1:M:598:ASP:HB2	2.42	0.55
1:M:6:SER:O	1:M:9:VAL:HB	2.07	0.55
1:M:91:GLN:HB3	1:M:98:PRO:HD3	1.89	0.55
1:N:891:VAL:O	1:N:891:VAL:HG12	2.06	0.55
1:P:100:TYR:O	1:P:597:ASN:HA	2.07	0.55
1:P:941:THR:O	1:P:954:ASP:HA	2.07	0.55
1:A:390:SER:HB2	1:A:391:HIS:ND1	2.22	0.54
1:C:152:LEU:HG	1:C:153:TRP:N	2.21	0.54
1:C:579:ASP:CG	1:C:580:GLU:H	2.10	0.54
1:C:622:HIS:HB2	1:C:717:TRP:CZ2	2.42	0.54
1:C:764:PHE:O	1:C:766:SER:N	2.40	0.54
1:D:786:ARG:HH11	1:D:990:HIS:HE1	1.53	0.54
1:E:1015:HIS:NE2	1:E:1017:GLN:OE1	2.38	0.54
1:E:117:GLU:N	1:E:117:GLU:OE1	2.36	0.54
1:F:38:ASN:HD22	1:F:41:GLU:CG	2.12	0.54
1:G:125:LEU:HG	1:G:126:THR:N	2.22	0.54
1:G:500:CYS:HA	1:G:534:ILE:O	2.06	0.54
1:G:577:LYS:O	1:G:584:PRO:HA	2.06	0.54
1:G:900:LEU:HB3	1:G:913:ALA:HB1	1.87	0.54
1:H:126:THR:OG1	1:H:183:ARG:HG3	2.07	0.54
1:I:573:GLN:HB2	1:I:602:CYS:O	2.06	0.54
1:J:66:PRO:HB3	1:J:187:MET:CE	2.37	0.54
1:J:287:ASP:N	1:J:287:ASP:OD1	2.33	0.54
1:K:595:THR:HG23	1:K:596:PRO:HA	1.89	0.54
1:K:881:ARG:HD3	1:K:987:ASP:OD1	2.06	0.54
1:L:218:PRO:O	1:L:221:GLN:NE2	2.36	0.54
1:M:409:VAL:HG12	1:M:410:VAL:N	2.22	0.54

Continued on next page...

Continued from previous page...

Atom-1	Atom-2	Interatomic distance (Å)	Clash overlap (Å)
1:N:7:LEU:HD21	1:N:69:VAL:HB	1.89	0.54
1:O:100:TYR:HE1	1:O:598:ASP:CB	2.21	0.54
1:O:759:ASN:OD1	1:O:761:GLN:N	2.30	0.54
1:P:553:TRP:HZ2	3:P:1215:HOH:O	1.90	0.54
1:P:651:LEU:HD12	1:P:652:LEU:N	2.22	0.54
1:P:813:ALA:HB3	1:P:815:HIS:CD2	2.41	0.54
1:A:409:VAL:HG23	1:A:452:SER:HB2	1.89	0.54
1:B:237:ARG:HG3	1:B:237:ARG:NH1	2.21	0.54
1:D:138:GLN:HG3	1:D:172:ASP:OD2	2.06	0.54
1:D:194:GLY:O	1:D:198:GLU:HG3	2.07	0.54
1:D:218:PRO:HD2	1:D:324:GLU:OE2	2.06	0.54
1:D:545:SER:OG	1:D:791:ASN:ND2	2.35	0.54
1:E:42:ALA:O	1:E:310:ARG:NH1	2.40	0.54
1:E:352:ARG:HB2	1:E:385:ASN:HB2	1.89	0.54
1:E:439:ARG:CG	1:E:439:ARG:HH11	2.17	0.54
1:E:443:MET:HE3	1:E:456:TRP:HE3	1.72	0.54
1:E:832:ASP:N	1:E:832:ASP:OD1	2.39	0.54
1:H:350:LEU:HA	1:H:563:GLN:O	2.08	0.54
1:H:778:THR:OG1	1:H:887:GLN:HB3	2.07	0.54
1:H:906:TYR:HB3	1:H:907:PRO:HD2	1.90	0.54
1:J:340:GLY:C	1:J:341:LEU:HD23	2.27	0.54
1:K:337:ILE:HA	1:K:341:LEU:O	2.07	0.54
1:K:210:ARG:HH11	1:K:395:HIS:HA	1.73	0.54
1:K:568:TRP:CE2	1:K:569:ASP:HB3	2.42	0.54
1:L:27:LEU:HD23	1:L:27:LEU:N	2.21	0.54
1:L:322:LEU:HD23	1:L:322:LEU:C	2.27	0.54
1:M:427:THR:HG22	1:M:436:MET:CE	2.37	0.54
1:P:500:CYS:HA	1:P:534:ILE:O	2.06	0.54
1:A:202:MET:CE	1:A:357:HIS:HD2	2.20	0.54
1:B:69:VAL:HG21	1:B:122:CYS:SG	2.47	0.54
1:C:836:ILE:HG22	1:C:837:THR:N	2.21	0.54
1:D:26:ARG:HD2	1:D:442:ARG:NH2	2.22	0.54
1:E:114:VAL:HG21	1:E:192:SER:N	2.22	0.54
1:E:386:ALA:HB1	1:E:408:TYR:O	2.07	0.54
1:E:60:PHE:HB3	1:E:84:VAL:HG21	1.89	0.54
1:F:647:SER:OG	1:F:672:VAL:HG23	2.07	0.54
1:G:257:THR:OG1	1:G:271:THR:HG23	2.07	0.54
1:H:936:GLY:HA2	1:H:938:ARG:HH21	1.73	0.54
1:K:400:THR:O	1:K:404:ARG:HD2	2.08	0.54
1:K:974:HIS:CE1	1:K:975:LEU:HD21	2.42	0.54
1:L:195:SER:O	1:L:197:LEU:N	2.39	0.54

Continued on next page...

Continued from previous page...

Atom-1	Atom-2	Interatomic distance (Å)	Clash overlap (Å)
1:L:46:ARG:HB3	1:L:47:PRO:CD	2.37	0.54
1:L:701:VAL:HG22	1:L:714:ILE:CD1	2.37	0.54
1:L:769:TRP:NE1	1:L:774:LYS:HG3	2.22	0.54
1:M:217:LYS:HG2	1:M:324:GLU:OE2	2.07	0.54
1:M:23:GLN:HE21	1:M:26:ARG:HB3	1.73	0.54
1:M:397:LEU:HD12	1:M:397:LEU:C	2.27	0.54
1:M:465:GLY:N	1:M:468:HIS:ND1	2.47	0.54
1:M:801:ILE:HD13	1:M:808:GLU:CD	2.27	0.54
1:M:99:ILE:HG13	1:M:594:ASP:HB3	1.90	0.54
1:N:37:ARG:HH21	1:N:218:PRO:HD3	1.71	0.54
1:N:382:ASN:OD1	1:N:621:LYS:HB2	2.07	0.54
1:O:132:SER:HA	1:O:135:GLN:NE2	2.22	0.54
1:O:26:ARG:HD2	1:O:442:ARG:HH22	1.72	0.54
1:O:906:TYR:HB3	1:O:907:PRO:CD	2.37	0.54
1:P:796:SER:HB2	1:P:802:ASP:CB	2.37	0.54
1:A:261:TRP:CH2	1:A:266:GLN:HB2	2.43	0.54
1:A:305:ILE:HD11	1:A:645:ARG:HB3	1.90	0.54
1:B:754:LYS:HA	1:B:769:TRP:O	2.07	0.54
1:B:835:LEU:HD12	1:B:857:ARG:HB2	1.88	0.54
1:F:102:ASN:HD22	1:F:201:ASP:CB	2.18	0.54
1:F:502:MET:O	1:F:502:MET:HG3	2.07	0.54
1:F:937:LEU:HD12	1:F:957:PHE:O	2.08	0.54
1:G:487:GLU:O	1:G:491:ALA:N	2.38	0.54
1:H:110:ASN:O	1:H:113:PHE:N	2.40	0.54
1:I:347:LYS:HB3	1:I:643:LEU:HD22	1.88	0.54
1:I:823:LEU:HD11	1:J:728:VAL:HG12	1.89	0.54
1:K:906:TYR:HB3	1:K:907:PRO:HD2	1.89	0.54
1:L:23:GLN:HA	1:L:162:GLY:HA2	1.89	0.54
1:L:30:HIS:ND1	1:L:33:PHE:CE2	2.75	0.54
1:M:413:ALA:HA	1:M:443:MET:HE2	1.88	0.54
1:N:984:LEU:HD21	1:N:986:ILE:HG13	1.89	0.54
1:O:34:ALA:O	1:O:35:SER:HB3	2.06	0.54
1:O:43:ARG:HD2	1:O:261:TRP:CD2	2.43	0.54
1:O:597:ASN:HD22	1:O:599:ARG:H	1.53	0.54
1:O:857:ARG:HG2	1:O:857:ARG:HH11	1.71	0.54
1:P:269:SER:OG	1:P:270:GLY:N	2.40	0.54
1:P:275:GLY:HA2	1:P:286:ALA:HA	1.88	0.54
1:P:392:TYR:HB2	1:P:393:PRO:HD2	1.90	0.54
1:P:652:LEU:HD12	1:P:699:ARG:O	2.07	0.54
1:A:579:ASP:CG	1:A:583:ASN:HB2	2.27	0.54
1:B:13:ARG:HD2	1:B:15:ASP:OD2	2.07	0.54

Continued on next page...

Continued from previous page...

Atom-1	Atom-2	Interatomic distance (Å)	Clash overlap (Å)
1:B:232:ASN:ND2	1:B:237:ARG:H	2.06	0.54
1:C:573:GLN:HB2	1:C:602:CYS:O	2.06	0.54
1:E:26:ARG:NH1	1:E:442:ARG:HH12	2.06	0.54
1:E:807:VAL:HG13	1:E:808:GLU:N	2.22	0.54
1:F:234:ASP:OD1	1:F:236:SER:OG	2.26	0.54
1:F:85:VAL:O	1:F:88:SER:HB3	2.08	0.54
1:G:36:TRP:CD2	1:G:42:ALA:HB2	2.43	0.54
1:G:636:ILE:HD13	1:G:698:VAL:HG11	1.90	0.54
1:H:18:ASN:CG	1:H:21:VAL:HG23	2.28	0.54
1:H:367:MET:HB3	1:H:372:MET:HE3	1.88	0.54
1:H:465:GLY:O	1:H:468:HIS:HB2	2.07	0.54
1:H:651:LEU:CD1	1:H:669:PRO:HA	2.38	0.54
1:H:651:LEU:HD12	1:H:668:VAL:O	2.06	0.54
1:J:30:HIS:HB2	1:J:31:PRO:HD2	1.90	0.54
1:J:337:ILE:HA	1:J:341:LEU:O	2.08	0.54
1:K:835:LEU:HD12	1:K:856:TYR:O	2.07	0.54
1:K:955:PHE:HB2	1:K:987:ASP:O	2.07	0.54
1:L:743:SER:OG	1:L:744:GLU:N	2.41	0.54
1:M:523:TRP:HA	1:M:526:LEU:CD1	2.37	0.54
1:M:960:SER:HA	3:M:1269:HOH:O	2.07	0.54
1:N:282:ARG:HH11	1:O:419:GLY:HA2	1.70	0.54
1:B:360:HIS:HE1	1:B:362:LEU:HD12	1.73	0.54
1:B:701:VAL:HG22	1:B:714:ILE:CD1	2.38	0.54
1:B:897:TRP:CZ2	1:B:918:TRP:HB2	2.43	0.54
1:D:38:ASN:HD22	1:D:41:GLU:HG3	1.73	0.54
1:E:123:TYR:H	1:E:123:TYR:HD1	1.56	0.54
1:E:211:ASP:OD1	1:E:211:ASP:N	2.29	0.54
1:E:638:VAL:O	1:E:677:LYS:HA	2.08	0.54
1:G:533:LEU:O	1:G:534:ILE:HG12	2.08	0.54
1:H:658:LEU:HD22	1:H:688:PRO:CG	2.37	0.54
1:J:344:LEU:C	1:J:344:LEU:HD23	2.27	0.54
1:J:549:PHE:O	1:J:550:ALA:C	2.44	0.54
1:J:649:ASN:O	1:J:702:GLN:HA	2.07	0.54
1:J:777:LEU:HG	1:J:889:ALA:HA	1.88	0.54
1:K:129:VAL:HG23	1:K:182:ASN:ND2	2.23	0.54
1:K:555:ALA:O	1:K:556:PHE:C	2.46	0.54
1:K:598:ASP:O	1:K:599:ARG:HG3	2.07	0.54
1:K:66:PRO:O	1:K:69:VAL:HG23	2.06	0.54
1:K:899:GLY:HA2	1:K:915:PHE:CE1	2.43	0.54
1:L:163:GLN:NE2	1:L:193:ASP:OD2	2.39	0.54
1:M:375:ASP:O	1:M:379:MET:HG3	2.08	0.54

Continued on next page...

Continued from previous page...

Atom-1	Atom-2	Interatomic distance (Å)	Clash overlap (Å)
1:M:748:CYS:O	1:M:749:ILE:HG12	2.08	0.54
1:M:547:GLY:N	1:M:994:GLY:O	2.37	0.54
1:N:949:HIS:HD2	1:N:1020:TRP:HE1	1.54	0.54
1:N:139:THR:O	1:N:173:LEU:N	2.30	0.54
1:N:46:ARG:HB3	1:N:47:PRO:HD2	1.90	0.54
1:O:474:TRP:CE2	1:O:478:VAL:HG21	2.42	0.54
1:O:7:LEU:HB2	1:O:71:GLU:OE2	2.07	0.54
1:O:78:LEU:HB3	1:O:79:PRO:HD2	1.90	0.54
1:P:357:HIS:HE1	1:P:568:TRP:HH2	1.56	0.54
1:P:946:TYR:CE2	1:P:959:ILE:HD11	2.41	0.54
1:A:246:MET:HG2	1:A:274:PHE:CZ	2.42	0.54
1:A:658:LEU:O	1:A:659:ASP:C	2.44	0.54
1:C:188:VAL:C	1:C:189:LEU:HD23	2.27	0.54
1:D:232:ASN:ND2	1:D:234:ASP:OD1	2.41	0.54
1:D:844:HIS:CE1	1:D:845:GLN:HG3	2.42	0.54
1:D:857:ARG:NH1	1:D:857:ARG:HG2	2.13	0.54
1:E:378:LEU:HB3	1:E:570:TRP:HH2	1.73	0.54
1:F:190:ARG:HD3	1:F:191:TRP:CZ2	2.42	0.54
1:F:333:ARG:NH1	1:F:454:ILE:HG22	2.23	0.54
1:F:937:LEU:HG	1:F:938:ARG:N	2.22	0.54
1:G:1018:LEU:HD22	1:G:1019:VAL:H	1.73	0.54
1:G:108:THR:HG22	1:G:109:VAL:N	2.23	0.54
1:H:14:ARG:HH11	1:H:14:ARG:CG	2.20	0.54
1:I:552:TYR:O	1:I:555:ALA:HB3	2.08	0.54
1:I:814:GLY:O	1:I:815:HIS:C	2.45	0.54
1:K:533:LEU:HD12	1:K:533:LEU:C	2.28	0.54
1:K:824:GLN:O	1:K:824:GLN:HG2	2.07	0.54
1:M:958:ASN:HB2	3:M:1264:HOH:O	2.08	0.54
1:N:333:ARG:NH1	1:N:451:PRO:O	2.40	0.54
1:O:131:GLU:O	1:O:134:LEU:HB2	2.08	0.54
1:P:140:ARG:O	1:P:214:LEU:HD22	2.07	0.54
1:A:127:PHE:CE1	1:A:184:LEU:HG	2.43	0.54
1:A:524:LEU:O	1:A:561:ARG:NH2	2.40	0.54
1:A:695:TRP:CE3	1:A:719:GLN:HG3	2.43	0.54
1:B:997:ASP:HB2	1:B:999:TRP:CZ2	2.43	0.54
1:C:784:PHE:HA	1:C:881:ARG:O	2.08	0.54
1:D:904:GLU:HG3	1:D:906:TYR:CE1	2.43	0.54
1:E:15:ASP:HB2	1:E:161:TYR:CE2	2.43	0.54
1:E:891:VAL:O	1:E:891:VAL:HG12	2.08	0.54
1:F:114:VAL:HG21	1:F:192:SER:N	2.23	0.54
1:F:307:ASN:C	1:F:308:LEU:HD23	2.28	0.54

Continued on next page...

Continued from previous page...

Atom-1	Atom-2	Interatomic distance (Å)	Clash overlap (Å)
1:H:499:ILE:HG13	1:H:532:PRO:O	2.07	0.54
1:H:673:ALA:O	1:H:676:GLY:N	2.37	0.54
1:J:66:PRO:N	1:J:120:THR:OG1	2.41	0.54
1:K:427:THR:HG21	1:K:462:SER:HB3	1.90	0.54
1:K:907:PRO:CA	1:K:910:LEU:HD23	2.37	0.54
1:L:149:ALA:O	1:L:150:PHE:HB3	2.06	0.54
1:L:438:GLU:O	1:L:442:ARG:HB2	2.07	0.54
1:L:653:HIS:HD2	1:L:667:GLU:HG3	1.71	0.54
1:M:127:PHE:N	1:M:182:ASN:O	2.30	0.54
1:M:360:HIS:O	1:M:364:GLY:N	2.37	0.54
1:M:568:TRP:HE1	1:M:604:ASN:HD22	1.55	0.54
1:N:176:PHE:O	1:N:177:LEU:C	2.43	0.54
1:N:616:ALA:O	1:N:619:GLU:N	2.41	0.54
1:N:652:LEU:HD12	1:N:699:ARG:O	2.08	0.54
1:N:943:GLU:HA	1:N:951:TRP:O	2.08	0.54
1:O:36:TRP:O	1:O:37:ARG:HD3	2.07	0.54
1:O:658:LEU:HD23	1:O:661:LYS:NZ	2.22	0.54
1:O:743:SER:HB3	1:O:746:ASP:OD1	2.08	0.54
1:O:748:CYS:O	1:O:749:ILE:HD12	2.08	0.54
1:P:423:MET:HE1	1:P:461:GLU:HB3	1.89	0.54
1:P:102:ASN:N	1:P:598:ASP:OD2	2.41	0.54
1:P:706:THR:OG1	1:P:709:SER:N	2.40	0.54
1:B:118:ASN:O	1:B:119:PRO:C	2.44	0.54
1:B:575:LEU:O	1:B:587:ALA:N	2.30	0.54
1:C:40:GLU:CG	1:C:43:ARG:HH12	2.21	0.54
1:E:545:SER:O	1:E:546:LEU:HB2	2.08	0.54
1:E:693:GLN:HG2	1:E:721:ARG:HD2	1.88	0.54
1:F:237:ARG:HH11	1:F:237:ARG:CG	2.21	0.54
1:G:750:GLU:HG3	1:G:755:ARG:HG2	1.89	0.54
1:H:835:LEU:HD12	1:H:856:TYR:O	2.07	0.54
1:I:608:PHE:O	1:I:611:ARG:N	2.30	0.54
1:I:703:PRO:O	1:I:711:ALA:HB1	2.08	0.54
1:I:881:ARG:NH2	1:I:964:GLN:OE1	2.41	0.54
1:J:246:MET:HG2	1:J:274:PHE:CZ	2.42	0.54
1:J:65:ALA:CB	1:J:66:PRO:HD2	2.30	0.54
1:K:878:HIS:HD2	1:K:1010:SER:HB3	1.72	0.54
1:K:485:GLN:HA	1:K:496:THR:OG1	2.07	0.54
1:K:645:ARG:HB2	1:K:645:ARG:HH11	1.73	0.54
1:K:6:SER:O	1:K:9:VAL:N	2.39	0.54
1:K:782:ASP:HB2	1:K:842:TRP:CZ2	2.43	0.54
1:L:127:PHE:CE1	1:L:184:LEU:HG	2.38	0.54

Continued on next page...

Continued from previous page...

Atom-1	Atom-2	Interatomic distance (Å)	Clash overlap (Å)
1:L:369:GLU:HG2	1:L:397:LEU:HD21	1.90	0.54
1:M:689:GLU:O	1:M:690:SER:C	2.46	0.54
1:M:905:ASN:OD1	1:M:939:CYS:HB2	2.07	0.54
1:N:36:TRP:CD2	1:N:42:ALA:HB2	2.43	0.54
1:O:140:ARG:HG2	1:O:215:LEU:HB3	1.89	0.54
1:O:446:ARG:O	1:O:446:ARG:HG2	2.07	0.54
1:P:17:GLU:OE1	1:P:113:PHE:HD1	1.90	0.54
1:P:73:TRP:CZ2	1:P:185:ALA:HB1	2.43	0.54
1:P:203:TRP:HE1	1:P:575:LEU:HG	1.72	0.54
1:P:140:ARG:CG	1:P:215:LEU:HB3	2.37	0.54
1:P:777:LEU:HD21	1:P:889:ALA:CB	2.38	0.54
1:B:373:VAL:HG12	1:B:377:LEU:HD11	1.90	0.54
1:D:199:ASP:OD2	1:D:419:GLY:N	2.38	0.54
1:F:655:MET:HG2	1:F:655:MET:O	2.07	0.54
1:G:740:LEU:HG	1:G:741:THR:N	2.21	0.54
1:H:696:LEU:O	1:H:719:GLN:HA	2.08	0.54
1:H:753:ASN:OD1	1:H:753:ASN:N	2.37	0.54
1:I:454:ILE:HG13	1:I:455:ILE:HG13	1.90	0.54
1:I:69:VAL:HG11	1:I:73:TRP:CE3	2.43	0.54
1:I:90:TRP:HE3	1:I:123:TYR:OH	1.91	0.54
1:J:349:LEU:CD1	1:J:351:ILE:HD11	2.27	0.54
1:M:14:ARG:CG	1:M:14:ARG:HH11	2.21	0.54
1:M:608:PHE:HB2	1:M:612:THR:O	2.08	0.54
1:M:616:ALA:O	1:M:619:GLU:N	2.40	0.54
1:M:928:PRO:O	1:M:973:ARG:HD2	2.08	0.54
1:N:240:LEU:HD12	1:N:241:GLU:N	2.21	0.54
1:N:822:LEU:CD1	1:N:824:GLN:H	2.21	0.54
1:O:376:ILE:HD13	1:O:401:LEU:HB3	1.90	0.54
1:N:279:ILE:HD11	1:O:422:PRO:CG	2.38	0.54
1:O:51:LEU:HD13	1:O:215:LEU:HD13	1.90	0.54
1:P:625:GLN:HB2	1:P:716:ALA:HB2	1.90	0.54
1:A:14:ARG:HH11	1:A:14:ARG:CG	2.21	0.53
1:A:23:GLN:O	1:A:24:LEU:HD13	2.08	0.53
1:B:341:LEU:N	1:B:341:LEU:HD23	2.20	0.53
1:B:600:GLN:NE2	1:B:790:ASP:OD1	2.40	0.53
1:C:802:ASP:O	1:C:804:ASN:N	2.41	0.53
1:E:577:LYS:HD3	1:E:585:TRP:CZ2	2.42	0.53
1:E:653:HIS:HD2	1:E:667:GLU:HB3	1.70	0.53
1:F:244:VAL:HG12	1:F:245:GLN:N	2.22	0.53
1:F:932:PRO:HG2	1:F:970:THR:O	2.07	0.53
1:G:259:SER:HB3	1:G:269:SER:HB2	1.89	0.53

Continued on next page...

Continued from previous page...

Atom-1	Atom-2	Interatomic distance (Å)	Clash overlap (Å)
1:G:647:SER:HG	1:G:672:VAL:H	1.51	0.53
1:H:223:SER:O	1:H:224:ASP:HB2	2.09	0.53
1:H:524:LEU:HD13	1:H:561:ARG:HB2	1.89	0.53
1:H:701:VAL:HG12	1:H:712:GLY:HA2	1.90	0.53
1:I:275:GLY:HA2	1:I:285:TYR:O	2.08	0.53
1:I:571:VAL:HG12	1:I:607:VAL:HG23	1.90	0.53
1:I:897:TRP:CH2	1:I:918:TRP:HB2	2.43	0.53
1:K:360:HIS:CE1	1:K:362:LEU:H	2.24	0.53
1:K:200:GLN:NE2	1:K:391:HIS:O	2.41	0.53
1:K:9:VAL:O	1:K:10:VAL:C	2.47	0.53
1:L:595:THR:HA	1:L:596:PRO:C	2.29	0.53
1:M:131:GLU:O	1:M:132:SER:C	2.46	0.53
1:M:260:LEU:O	1:M:267:VAL:N	2.28	0.53
1:N:493:THR:HG23	3:N:1207:HOH:O	2.08	0.53
1:O:26:ARG:HH12	1:O:163:GLN:H	1.55	0.53
1:O:232:ASN:ND2	1:O:237:ARG:HG2	2.23	0.53
1:O:600:GLN:HB3	1:O:603:MET:CE	2.38	0.53
1:P:107:ILE:HG13	1:P:115:PRO:HD3	1.89	0.53
1:P:138:GLN:HG2	1:P:139:THR:N	2.22	0.53
1:A:31:PRO:CB	1:A:32:PRO:HD2	2.38	0.53
1:A:356:ARG:HG2	1:A:356:ARG:NH1	2.04	0.53
1:A:757:GLN:O	1:A:765:LEU:HD12	2.07	0.53
1:D:3:ILE:C	1:D:5:ASP:H	2.12	0.53
1:E:599:ARG:HB2	1:E:600:GLN:OE1	2.08	0.53
1:F:125:LEU:HG	1:F:126:THR:N	2.22	0.53
1:F:533:LEU:HD12	1:F:533:LEU:C	2.27	0.53
1:F:79:PRO:HD2	1:F:80:GLU:HG2	1.90	0.53
1:G:571:VAL:HG12	1:G:609:ALA:HA	1.90	0.53
1:H:106:PRO:HG3	1:H:204:ARG:HG3	1.91	0.53
1:H:54:LEU:O	1:H:58:TRP:NE1	2.41	0.53
1:H:6:SER:O	1:H:9:VAL:HB	2.08	0.53
1:I:59:ARG:NH2	1:I:81:ALA:O	2.29	0.53
1:I:896:ASN:HA	1:I:918:TRP:O	2.08	0.53
1:I:960:SER:N	3:I:1254:HOH:O	2.41	0.53
1:L:930:VAL:O	1:L:932:PRO:HD3	2.08	0.53
1:L:974:HIS:CE1	1:L:975:LEU:HD21	2.44	0.53
1:M:114:VAL:HG13	1:M:115:PRO:N	2.23	0.53
1:M:597:ASN:HD22	1:M:599:ARG:H	1.56	0.53
1:M:856:TYR:HD2	1:M:864:MET:CE	2.20	0.53
1:N:58:TRP:CE2	1:N:125:LEU:HD22	2.43	0.53
1:N:395:HIS:O	1:N:396:PRO:C	2.46	0.53

Continued on next page...

Continued from previous page...

Atom-1	Atom-2	Interatomic distance (Å)	Clash overlap (Å)
1:N:797:GLU:O	1:N:799:THR:N	2.41	0.53
1:O:36:TRP:CE2	1:O:42:ALA:HA	2.44	0.53
1:O:955:PHE:HB2	1:O:987:ASP:O	2.07	0.53
1:P:297:ASN:N	1:P:297:ASN:HD22	2.04	0.53
1:P:365:GLN:O	1:P:366:VAL:C	2.47	0.53
1:P:629:PHE:CD2	1:P:638:VAL:HG22	2.43	0.53
1:A:742:THR:CG2	1:A:743:SER:H	2.21	0.53
1:C:205:MET:O	1:C:206:SER:HB3	2.09	0.53
1:E:59:ARG:CZ	1:E:81:ALA:HB3	2.39	0.53
1:F:501:PRO:HD2	1:F:533:LEU:HD13	1.91	0.53
1:G:316:HIS:HA	1:G:323:ILE:HD13	1.89	0.53
1:H:262:GLN:HB2	1:H:309:TYR:CE2	2.43	0.53
1:H:558:GLN:HB3	1:H:559:TYR:HD1	1.72	0.53
1:H:573:GLN:NE2	3:H:1255:HOH:O	2.41	0.53
1:H:941:THR:O	1:H:954:ASP:HA	2.09	0.53
1:K:647:SER:HA	1:K:650:GLU:OE1	2.08	0.53
1:K:738:PRO:CA	1:K:751:LEU:HD12	2.38	0.53
1:K:802:ASP:O	1:K:804:ASN:N	2.42	0.53
1:K:964:GLN:O	1:K:967:LEU:HB2	2.09	0.53
1:L:336:ARG:NH2	1:L:338:GLU:OE2	2.42	0.53
1:L:390:SER:HA	1:L:391:HIS:ND1	2.24	0.53
1:L:965:GLN:O	1:L:969:GLU:HG3	2.08	0.53
1:L:974:HIS:O	1:L:975:LEU:HD23	2.08	0.53
1:M:161:TYR:O	1:M:171:PHE:HZ	1.91	0.53
1:M:387:VAL:HG23	1:M:388:ARG:N	2.23	0.53
1:M:487:GLU:O	1:M:491:ALA:N	2.40	0.53
1:N:192:SER:O	1:N:195:SER:HB2	2.07	0.53
1:N:280:ASP:O	1:N:282:ARG:N	2.42	0.53
1:O:232:ASN:HD21	1:O:237:ARG:HG2	1.71	0.53
1:O:44:THR:O	1:O:46:ARG:N	2.41	0.53
1:P:205:MET:CE	1:P:365:GLN:HG3	2.38	0.53
1:P:518:TRP:O	1:P:519:SER:C	2.45	0.53
1:P:765:LEU:C	1:P:765:LEU:HD12	2.29	0.53
1:A:955:PHE:HB2	1:A:987:ASP:O	2.08	0.53
1:B:52:ARG:NH2	1:B:128:ASN:O	2.41	0.53
1:D:581:ASN:HB2	1:D:583:ASN:ND2	2.23	0.53
1:E:234:ASP:O	1:E:235:PHE:C	2.44	0.53
1:E:344:LEU:HD13	1:E:349:LEU:HD11	1.89	0.53
1:F:432:TRP:HA	3:F:1210:HOH:O	2.08	0.53
1:H:615:PRO:HD2	3:H:1287:HOH:O	2.08	0.53
1:H:653:HIS:HD2	1:H:667:GLU:HG2	1.68	0.53

Continued on next page...

Continued from previous page...

Atom-1	Atom-2	Interatomic distance (Å)	Clash overlap (Å)
1:I:246:MET:HG2	1:I:274:PHE:CE2	2.42	0.53
1:I:36:TRP:C	1:I:37:ARG:HG2	2.28	0.53
1:I:439:ARG:HG2	1:I:439:ARG:NH1	2.24	0.53
1:J:945:ASN:OD1	1:J:950:GLN:HB2	2.07	0.53
1:K:157:ARG:O	1:K:159:VAL:HG23	2.08	0.53
1:K:870:VAL:HG12	1:K:871:GLU:N	2.22	0.53
1:L:123:TYR:CD1	1:L:123:TYR:N	2.77	0.53
1:L:337:ILE:HA	1:L:341:LEU:O	2.08	0.53
1:L:587:ALA:HB1	1:L:591:ASP:HB2	1.89	0.53
1:L:868:VAL:HB	1:L:1016:TYR:CE1	2.43	0.53
1:L:968:MET:HG2	1:L:968:MET:O	2.09	0.53
1:M:14:ARG:HG2	1:M:14:ARG:HH11	1.73	0.53
1:M:355:ASN:ND2	1:M:355:ASN:N	2.48	0.53
1:M:479:ASP:OD1	1:M:481:SER:HB3	2.08	0.53
1:M:822:LEU:CD1	1:M:824:GLN:H	2.15	0.53
1:N:919:ASP:O	1:N:920:LEU:HD23	2.07	0.53
1:P:90:TRP:CZ3	1:P:121:GLY:HA3	2.43	0.53
1:P:902:PRO:HG3	1:P:918:TRP:CE3	2.43	0.53
1:P:937:LEU:HG	1:P:957:PHE:O	2.08	0.53
1:A:370:GLN:O	1:A:371:THR:C	2.46	0.53
1:A:38:ASN:ND2	1:A:40:GLU:H	2.07	0.53
1:C:246:MET:HG2	1:C:274:PHE:CZ	2.44	0.53
1:C:316:HIS:HA	1:C:323:ILE:CD1	2.33	0.53
1:C:757:GLN:OE1	1:C:769:TRP:HH2	1.91	0.53
1:C:851:ILE:HG21	1:C:853:ARG:NH1	2.24	0.53
1:C:856:TYR:HD2	1:C:864:MET:HE2	1.73	0.53
1:D:218:PRO:O	1:D:221:GLN:HB3	2.08	0.53
1:D:251:ARG:HD2	1:D:253:TYR:CZ	2.44	0.53
1:D:262:GLN:HB2	1:D:309:TYR:CE1	2.44	0.53
1:E:786:ARG:HH11	1:E:990:HIS:HE1	1.57	0.53
1:G:619:GLU:HG2	1:G:909:ARG:HG3	1.90	0.53
1:H:131:GLU:O	1:H:134:LEU:HB2	2.08	0.53
1:H:202:MET:HE3	1:H:392:TYR:HE2	1.74	0.53
1:H:902:PRO:HG3	1:H:918:TRP:CZ3	2.43	0.53
1:J:742:THR:CG2	1:J:743:SER:H	2.21	0.53
1:K:928:PRO:O	1:K:973:ARG:HD3	2.09	0.53
1:L:129:VAL:HG23	1:L:182:ASN:ND2	2.24	0.53
1:L:13:ARG:O	1:L:14:ARG:HB2	2.09	0.53
1:L:375:ASP:OD1	1:L:570:TRP:NE1	2.29	0.53
1:L:959:ILE:HG13	1:L:984:LEU:CD1	2.34	0.53
1:M:382:ASN:ND2	1:M:382:ASN:N	2.57	0.53

Continued on next page...

Continued from previous page...

Atom-1	Atom-2	Interatomic distance (Å)	Clash overlap (Å)
1:N:14:ARG:CG	1:N:14:ARG:HH11	2.22	0.53
1:N:974:HIS:O	1:N:975:LEU:HD23	2.09	0.53
1:O:572:ASP:HB3	1:O:603:MET:HG2	1.91	0.53
1:O:78:LEU:N	1:O:78:LEU:HD23	2.17	0.53
1:P:161:TYR:CG	1:P:162:GLY:N	2.76	0.53
1:P:317:THR:CG2	1:P:323:ILE:HD11	2.37	0.53
1:P:43:ARG:NH2	1:P:264:GLU:HG2	2.24	0.53
1:P:636:ILE:HG22	1:P:637:GLU:N	2.24	0.53
1:A:278:ILE:N	1:A:278:ILE:HD12	2.24	0.53
1:A:438:GLU:O	1:A:442:ARG:HG3	2.07	0.53
1:C:117:GLU:CD	1:C:117:GLU:H	2.11	0.53
1:C:24:LEU:HB2	1:C:161:TYR:HB3	1.91	0.53
1:C:393:PRO:HD3	1:C:412:GLU:O	2.07	0.53
1:C:499:ILE:HB	1:C:533:LEU:HD22	1.89	0.53
1:C:599:ARG:HB2	1:C:600:GLN:HG3	1.91	0.53
1:D:78:LEU:CB	1:D:79:PRO:HD2	2.30	0.53
1:D:79:PRO:CG	1:D:80:GLU:HG3	2.37	0.53
1:G:658:LEU:O	1:G:661:LYS:N	2.29	0.53
1:G:662:PRO:C	1:G:663:LEU:HD23	2.29	0.53
1:H:1011:ALA:HB3	1:H:1014:TYR:CZ	2.42	0.53
1:H:18:ASN:HB3	1:H:21:VAL:HG23	1.91	0.53
1:H:572:ASP:OD1	1:H:603:MET:HB3	2.09	0.53
1:H:682:LEU:HB3	1:H:683:PRO:CD	2.37	0.53
1:H:823:LEU:HB2	1:H:839:ALA:O	2.08	0.53
1:I:100:TYR:CZ	1:I:602:CYS:HB3	2.43	0.53
1:J:557:ARG:HE	1:J:641:GLU:CD	2.12	0.53
1:J:620:ALA:O	1:J:621:LYS:C	2.44	0.53
1:K:43:ARG:NH2	1:K:264:GLU:HG2	2.23	0.53
1:K:767:GLN:HG3	1:K:768:MET:N	2.24	0.53
1:L:110:ASN:O	1:L:113:PHE:N	2.39	0.53
1:L:14:ARG:HH11	1:L:14:ARG:HG2	1.74	0.53
1:I:282:ARG:HH11	1:L:419:GLY:HA2	1.72	0.53
1:L:718:GLN:HG3	1:L:719:GLN:N	2.23	0.53
1:L:856:TYR:HD2	1:L:864:MET:CE	2.22	0.53
1:N:501:PRO:HG3	1:N:523:TRP:CZ3	2.43	0.53
1:N:541:ALA:HB3	1:N:604:ASN:O	2.07	0.53
1:O:768:MET:HG2	1:O:769:TRP:N	2.24	0.53
1:P:293:LEU:HD23	1:P:293:LEU:N	2.24	0.53
1:P:444:VAL:HG21	1:P:475:ILE:HD13	1.90	0.53
1:P:455:ILE:CG2	1:P:485:GLN:HG2	2.39	0.53
1:P:804:ASN:N	1:P:804:ASN:HD22	2.06	0.53

Continued on next page...

Continued from previous page...

Atom-1	Atom-2	Interatomic distance (Å)	Clash overlap (Å)
1:P:90:TRP:HE1	1:P:96:ASP:CG	2.11	0.53
1:A:100:TYR:O	1:A:597:ASN:HA	2.09	0.53
1:A:473:ARG:C	1:A:473:ARG:HD3	2.25	0.53
1:B:341:LEU:HD21	1:B:561:ARG:HG2	1.91	0.53
1:B:618:THR:HG22	1:B:912:ALA:HB1	1.91	0.53
1:D:23:GLN:OE1	1:D:26:ARG:HB3	2.07	0.53
1:D:627:PHE:C	1:D:628:GLN:HG2	2.28	0.53
1:D:910:LEU:HD12	1:D:910:LEU:C	2.29	0.53
1:E:474:TRP:O	1:E:478:VAL:HG23	2.08	0.53
1:F:261:TRP:CZ2	1:F:266:GLN:HG3	2.43	0.53
1:G:499:ILE:O	1:G:533:LEU:HD13	2.08	0.53
1:G:542:MET:HA	1:G:604:ASN:HA	1.90	0.53
1:G:7:LEU:CD1	1:G:74:LEU:HD11	2.37	0.53
1:H:166:ARG:HG3	1:H:392:TYR:CB	2.37	0.53
1:H:237:ARG:NH1	1:H:237:ARG:HG3	2.24	0.53
1:H:398:TRP:O	1:H:401:LEU:HB2	2.08	0.53
1:I:367:MET:HB3	1:I:372:MET:HE2	1.90	0.53
1:J:881:ARG:HH11	1:J:987:ASP:CG	2.12	0.53
1:J:92:MET:HE3	1:J:362:LEU:O	2.08	0.53
1:L:155:ASN:ND2	1:L:176:PHE:O	2.37	0.53
1:L:377:LEU:HD22	1:L:708:TRP:CA	2.31	0.53
1:M:217:LYS:HD3	1:M:221:GLN:HB2	1.90	0.53
1:M:523:TRP:CD1	1:M:526:LEU:HD12	2.43	0.53
1:M:747:PHE:CD1	1:M:760:ARG:HD2	2.43	0.53
1:M:891:VAL:HG12	1:M:891:VAL:O	2.09	0.53
1:N:310:ARG:HG3	1:N:328:CYS:O	2.08	0.53
1:N:879:PRO:O	1:N:1009:LEU:HD12	2.08	0.53
1:O:130:ASP:OD2	1:O:132:SER:HB3	2.08	0.53
1:O:261:TRP:CH2	1:O:266:GLN:HB2	2.44	0.53
1:O:30:HIS:HB2	1:O:31:PRO:HD2	1.90	0.53
1:O:890:GLN:O	1:O:891:VAL:HG23	2.09	0.53
1:P:162:GLY:O	1:P:163:GLN:HG2	2.07	0.53
1:P:3:ILE:O	1:P:9:VAL:HG21	2.09	0.53
1:P:381:GLN:NE2	1:P:708:TRP:O	2.29	0.53
1:P:849:LEU:HB3	1:P:850:PHE:CZ	2.43	0.53
1:P:856:TYR:HD2	1:P:864:MET:HE2	1.72	0.53
1:B:88:SER:HA	1:B:366:VAL:HG21	1.90	0.53
1:B:869:ASP:OD1	1:B:1015:HIS:HB2	2.08	0.53
1:C:37:ARG:HH21	1:C:218:PRO:HD3	1.74	0.53
1:C:413:ALA:O	1:C:415:ILE:N	2.41	0.53
1:C:73:TRP:O	1:C:183:ARG:NH1	2.30	0.53

Continued on next page...

Continued from previous page...

Atom-1	Atom-2	Interatomic distance (Å)	Clash overlap (Å)
1:D:129:VAL:HG21	1:D:182:ASN:ND2	2.24	0.53
1:E:608:PHE:O	1:E:610:ASP:N	2.42	0.53
1:E:685:LEU:HB3	1:E:686:PRO:CD	2.38	0.53
1:F:610:ASP:OD1	1:F:612:THR:HG23	2.09	0.53
1:F:654:TRP:HA	1:F:697:THR:O	2.08	0.53
1:G:69:VAL:HG11	1:G:122:CYS:SG	2.49	0.53
1:G:166:ARG:CG	1:G:392:TYR:HB2	2.39	0.53
1:G:43:ARG:O	1:G:310:ARG:HD3	2.09	0.53
1:G:737:ILE:HG13	1:G:738:PRO:O	2.08	0.53
1:G:928:PRO:HB2	1:G:973:ARG:HH11	1.73	0.53
1:H:898:LEU:HD12	1:H:917:ARG:HA	1.91	0.53
1:J:10:VAL:HG21	1:J:153:TRP:HZ2	1.73	0.53
1:J:783:GLN:NE2	1:J:985:ASN:OD1	2.36	0.53
1:L:776:LEU:N	1:L:776:LEU:HD23	2.23	0.53
1:L:856:TYR:CD2	1:L:864:MET:HE2	2.44	0.53
1:M:309:TYR:O	1:M:329:ASP:HA	2.08	0.53
1:M:355:ASN:OD1	1:M:388:ARG:HD3	2.09	0.53
1:M:778:THR:HG22	1:M:779:PRO:CD	2.38	0.53
1:O:433:LEU:HB3	1:O:434:PRO:HD3	1.91	0.53
1:O:673:ALA:O	1:O:674:PRO:C	2.45	0.53
1:P:192:SER:O	1:P:195:SER:HB2	2.08	0.53
1:P:209:PHE:CD1	1:P:210:ARG:HG2	2.44	0.53
1:P:301:TRP:CH2	1:P:452:SER:HA	2.44	0.53
1:P:30:HIS:ND1	1:P:33:PHE:CE2	2.77	0.53
1:P:402:CYS:HB3	1:P:407:LEU:CB	2.38	0.53
1:P:547:GLY:HA2	1:P:908:ASP:O	2.09	0.53
1:P:531:ARG:O	1:P:561:ARG:HD2	2.08	0.53
1:P:624:GLN:O	1:P:625:GLN:C	2.46	0.53
1:P:71:GLU:HG3	1:P:74:LEU:HD12	1.91	0.53
1:P:777:LEU:HD21	1:P:889:ALA:HB1	1.91	0.53
1:A:1018:LEU:HD22	1:A:1019:VAL:H	1.72	0.53
1:B:927:THR:HG21	1:B:929:TYR:CZ	2.44	0.53
1:C:601:PHE:CZ	1:C:795:VAL:HG12	2.43	0.53
1:D:102:ASN:HA	1:D:201:ASP:OD1	2.09	0.53
1:D:441:THR:HG22	1:D:474:TRP:CZ2	2.44	0.53
1:D:590:GLY:O	1:D:592:PHE:N	2.42	0.53
1:D:774:LYS:O	1:D:775:GLN:NE2	2.41	0.53
1:E:30:HIS:ND1	1:E:33:PHE:CE2	2.76	0.53
1:F:117:GLU:OE1	1:F:117:GLU:N	2.41	0.53
1:F:336:ARG:NH2	1:F:338:GLU:OE1	2.38	0.53
1:F:640:SER:OG	1:F:641:GLU:N	2.41	0.53

Continued on next page...

Continued from previous page...

Atom-1	Atom-2	Interatomic distance (Å)	Clash overlap (Å)
1:G:577:LYS:HB2	1:G:585:TRP:CE2	2.44	0.53
1:G:653:HIS:CD2	1:G:667:GLU:HG2	2.44	0.53
1:G:894:ARG:HD3	1:G:919:ASP:OD2	2.08	0.53
1:H:706:THR:OG1	1:H:709:SER:N	2.41	0.53
1:H:822:LEU:C	1:H:823:LEU:HD23	2.29	0.53
1:I:225:PHE:O	1:I:226:HIS:HD2	1.92	0.53
1:I:542:MET:HA	3:I:1233:HOH:O	2.09	0.53
1:K:145:GLY:HA3	1:K:210:ARG:HG3	1.90	0.53
1:K:309:TYR:O	1:K:330:VAL:N	2.40	0.53
1:K:655:MET:HG2	1:K:656:VAL:N	2.24	0.53
1:L:66:PRO:O	1:L:69:VAL:HG23	2.08	0.53
1:M:261:TRP:CH2	1:M:266:GLN:HB2	2.44	0.53
1:M:548:GLY:HA3	3:M:1222:HOH:O	2.09	0.53
1:N:237:ARG:CG	1:N:237:ARG:HH11	2.21	0.53
1:O:1005:ALA:O	1:O:1007:PHE:N	2.42	0.53
1:P:454:ILE:HG13	1:P:455:ILE:HG12	1.90	0.53
1:A:287:ASP:OD1	1:A:287:ASP:N	2.33	0.53
1:A:917:ARG:NH2	1:A:943:GLU:OE2	2.42	0.53
1:B:326:GLU:OE1	1:B:326:GLU:HA	2.07	0.53
1:B:340:GLY:O	1:B:341:LEU:HD23	2.09	0.53
1:C:719:GLN:NE2	1:C:914:CYS:HB3	2.23	0.53
1:D:141:ILE:HG13	1:D:214:LEU:HD21	1.91	0.53
1:E:309:TYR:O	1:E:329:ASP:HA	2.09	0.53
1:E:614:HIS:HB3	3:E:1287:HOH:O	2.09	0.53
1:F:347:LYS:NZ	1:F:643:LEU:O	2.41	0.53
1:G:147:ASN:HA	1:G:165:SER:HB3	1.90	0.53
1:G:630:ARG:NH1	1:G:637:GLU:OE2	2.41	0.53
1:G:649:ASN:OD1	1:G:703:PRO:HD2	2.09	0.53
1:G:789:LEU:O	1:G:792:ASP:N	2.42	0.53
1:H:701:VAL:CG1	1:H:712:GLY:HA2	2.39	0.53
1:H:966:GLN:O	1:H:969:GLU:N	2.30	0.53
1:I:161:TYR:O	1:I:171:PHE:HZ	1.91	0.53
1:I:256:VAL:O	1:I:256:VAL:HG12	2.09	0.53
1:I:369:GLU:HG3	1:I:397:LEU:CD2	2.29	0.53
1:I:627:PHE:C	1:I:628:GLN:HG2	2.29	0.53
1:J:139:THR:O	1:J:173:LEU:N	2.38	0.53
1:J:436:MET:HE1	1:J:467:ASN:HB2	1.91	0.53
1:K:210:ARG:NH1	1:K:395:HIS:HA	2.24	0.53
1:K:856:TYR:N	1:K:856:TYR:CD1	2.77	0.53
1:L:140:ARG:HB2	1:L:171:PHE:O	2.09	0.53
1:L:796:SER:OG	1:L:801:ILE:HA	2.09	0.53

Continued on next page...

Continued from previous page...

Atom-1	Atom-2	Interatomic distance (Å)	Clash overlap (Å)
1:K:723:ALA:HB1	1:L:875:ASP:OD2	2.09	0.53
1:M:14:ARG:HG2	1:M:14:ARG:NH1	2.24	0.53
1:M:333:ARG:HD3	1:M:451:PRO:HB3	1.90	0.53
1:M:651:LEU:O	1:M:700:VAL:HA	2.09	0.53
1:N:531:ARG:O	1:N:561:ARG:NH1	2.32	0.53
1:N:653:HIS:NE2	1:N:667:GLU:HG2	2.24	0.53
1:N:906:TYR:HB3	1:N:907:PRO:HD2	1.90	0.53
1:P:1018:LEU:HD22	1:P:1019:VAL:N	2.24	0.53
1:P:474:TRP:CE2	1:P:478:VAL:HG21	2.43	0.53
1:P:484:VAL:O	1:P:497:ASP:HB2	2.08	0.53
1:A:73:TRP:CZ2	1:A:185:ALA:HB1	2.44	0.52
1:B:167:LEU:HB3	1:B:168:PRO:HD2	1.90	0.52
1:B:18:ASN:OD1	1:B:20:GLY:N	2.36	0.52
1:D:246:MET:HG2	1:D:274:PHE:CE2	2.43	0.52
1:E:251:ARG:HB3	1:E:253:TYR:HE1	1.70	0.52
1:E:388:ARG:NH2	1:E:460:ASN:OD1	2.42	0.52
1:E:415:ILE:CD1	1:E:436:MET:HB3	2.39	0.52
1:H:240:LEU:O	1:H:293:LEU:N	2.37	0.52
1:H:749:ILE:HD11	1:H:834:VAL:HG11	1.91	0.52
1:H:745:MET:O	1:H:760:ARG:HG3	2.09	0.52
1:I:54:LEU:O	1:I:58:TRP:NE1	2.38	0.52
1:J:110:ASN:O	1:J:113:PHE:N	2.41	0.52
1:L:492:ASP:HB3	1:L:499:ILE:CG2	2.39	0.52
1:M:865:ALA:HA	1:M:1019:VAL:HG22	1.91	0.52
1:M:200:GLN:HG2	1:M:391:HIS:HB2	1.89	0.52
1:M:66:PRO:O	1:M:69:VAL:HG23	2.10	0.52
1:N:114:VAL:HG13	1:N:115:PRO:N	2.23	0.52
1:N:51:LEU:HD12	1:N:52:ARG:H	1.74	0.52
1:N:647:SER:HG	1:N:672:VAL:H	1.50	0.52
1:N:797:GLU:O	1:N:798:ALA:C	2.46	0.52
1:O:718:GLN:HG2	1:O:720:TRP:CZ2	2.44	0.52
1:O:79:PRO:HG2	1:O:80:GLU:HG3	1.90	0.52
1:P:69:VAL:HG21	1:P:122:CYS:SG	2.49	0.52
1:P:698:VAL:O	1:P:717:TRP:HA	2.09	0.52
1:A:504:ALA:HB3	1:A:535:LEU:HD21	1.89	0.52
1:A:595:THR:CG2	1:A:596:PRO:HA	2.39	0.52
1:B:419:GLY:HA2	1:C:282:ARG:NH1	2.24	0.52
1:C:411:ASP:OD2	1:C:447:ASP:OD2	2.27	0.52
1:E:220:THR:HA	1:E:247:CYS:O	2.09	0.52
1:E:830:LEU:N	1:E:830:LEU:HD13	2.24	0.52
1:E:844:HIS:O	1:E:847:LYS:N	2.41	0.52

Continued on next page...

Continued from previous page...

Atom-1	Atom-2	Interatomic distance (Å)	Clash overlap (Å)
1:E:778:THR:HG22	1:E:887:GLN:H	1.73	0.52
1:F:356:ARG:HD2	1:F:379:MET:HE3	1.90	0.52
1:F:881:ARG:HD3	1:F:987:ASP:OD1	2.10	0.52
1:G:830:LEU:HB2	1:G:833:ALA:O	2.09	0.52
1:H:315:LEU:O	1:H:315:LEU:HG	2.09	0.52
1:H:746:ASP:HA	1:H:760:ARG:CG	2.21	0.52
1:H:78:LEU:HB3	1:H:79:PRO:HD2	1.92	0.52
1:I:141:ILE:HA	1:I:214:LEU:HD23	1.91	0.52
1:J:360:HIS:HE1	1:J:362:LEU:HB2	1.74	0.52
1:K:246:MET:HE2	1:K:246:MET:O	2.10	0.52
1:K:634:GLN:O	1:K:682:LEU:HB2	2.09	0.52
1:K:724:GLU:HB2	1:L:874:SER:OG	2.09	0.52
1:L:140:ARG:HD2	1:L:170:GLU:OE1	2.09	0.52
1:L:461:GLU:HB3	3:L:1240:HOH:O	2.08	0.52
1:L:870:VAL:CG1	1:L:871:GLU:H	2.21	0.52
1:M:424:ASN:O	1:M:427:THR:N	2.42	0.52
1:M:859:ASP:OD1	1:M:861:SER:OG	2.26	0.52
1:N:572:ASP:OD1	1:N:603:MET:HB3	2.08	0.52
1:O:132:SER:O	1:O:135:GLN:N	2.42	0.52
1:O:658:LEU:O	1:O:659:ASP:C	2.47	0.52
1:O:90:TRP:HE1	1:O:96:ASP:CG	2.12	0.52
1:P:778:THR:HG22	1:P:779:PRO:HD2	1.91	0.52
1:P:811:LYS:O	1:P:813:ALA:N	2.42	0.52
1:P:84:VAL:CG1	1:P:85:VAL:N	2.72	0.52
1:A:542:MET:HE3	1:A:601:PHE:HA	1.92	0.52
1:B:26:ARG:HD2	1:B:169:SER:HA	1.92	0.52
1:B:261:TRP:CE3	1:B:266:GLN:HB2	2.44	0.52
1:B:282:ARG:NH1	1:C:419:GLY:HA2	2.24	0.52
1:B:534:ILE:HG22	3:B:1262:HOH:O	2.09	0.52
1:B:559:TYR:HB2	1:B:562:LEU:HB2	1.91	0.52
1:B:579:ASP:OD1	1:B:583:ASN:N	2.38	0.52
1:B:100:TYR:CE2	1:B:598:ASP:HB2	2.45	0.52
1:B:944:LEU:O	1:B:951:TRP:HE3	1.92	0.52
1:B:881:ARG:NH1	1:B:987:ASP:OD2	2.32	0.52
1:C:1003:VAL:N	3:C:1240:HOH:O	2.42	0.52
1:C:18:ASN:ND2	1:C:21:VAL:HG23	2.24	0.52
1:D:251:ARG:HD2	1:D:253:TYR:CE1	2.44	0.52
1:E:810:TRP:CH2	1:E:991:MET:HE2	2.44	0.52
1:E:872:VAL:HG12	1:E:873:ALA:N	2.24	0.52
1:F:658:LEU:O	1:F:661:LYS:HD3	2.09	0.52
1:F:910:LEU:HD12	1:F:910:LEU:C	2.29	0.52

Continued on next page...

Continued from previous page...

Atom-1	Atom-2	Interatomic distance (Å)	Clash overlap (Å)
1:F:950:GLN:OE1	1:F:952:ARG:NE	2.31	0.52
1:G:126:THR:HA	1:G:182:ASN:O	2.10	0.52
1:G:383:ASN:ND2	1:G:625:GLN:HA	2.25	0.52
1:G:534:ILE:HD11	1:G:563:GLN:HB2	1.91	0.52
1:G:738:PRO:HB2	1:G:834:VAL:HG23	1.91	0.52
1:H:608:PHE:HB2	1:H:612:THR:OG1	2.10	0.52
1:H:827:ALA:HA	1:H:836:ILE:HD12	1.90	0.52
1:J:502:MET:HE2	1:J:537:GLU:OE1	2.08	0.52
1:K:694:LEU:O	1:K:722:LEU:N	2.39	0.52
1:L:123:TYR:CG	1:L:208:ILE:HD12	2.44	0.52
1:L:210:ARG:HH11	1:L:395:HIS:CA	2.21	0.52
1:M:12:GLN:OE1	1:M:12:GLN:HA	2.09	0.52
1:M:242:ALA:O	1:M:291:LEU:N	2.37	0.52
1:M:627:PHE:C	1:M:628:GLN:HG2	2.29	0.52
1:M:70:PRO:HG2	1:M:78:LEU:CD1	2.21	0.52
1:M:964:GLN:O	1:M:967:LEU:HB2	2.09	0.52
1:N:36:TRP:CB	1:N:42:ALA:HB2	2.39	0.52
1:N:421:VAL:O	1:N:425:ARG:NH1	2.42	0.52
1:P:197:LEU:CD2	1:P:426:LEU:HD12	2.39	0.52
1:P:79:PRO:CG	1:P:80:GLU:HG3	2.38	0.52
1:P:814:GLY:O	1:P:816:TYR:N	2.41	0.52
1:A:250:LEU:O	1:A:251:ARG:HG3	2.10	0.52
1:A:778:THR:HG22	1:A:779:PRO:HD2	1.90	0.52
1:B:106:PRO:HG3	1:B:204:ARG:HG3	1.90	0.52
1:C:125:LEU:HG	1:C:126:THR:N	2.23	0.52
1:C:856:TYR:CD2	1:C:864:MET:HE2	2.45	0.52
1:C:890:GLN:HG3	1:C:891:VAL:N	2.24	0.52
1:C:896:ASN:HB2	1:C:919:ASP:OD1	2.09	0.52
1:F:271:THR:HG22	1:F:272:ALA:N	2.24	0.52
1:F:427:THR:O	1:F:465:GLY:HA3	2.10	0.52
1:G:131:GLU:HB2	1:G:135:GLN:NE2	2.23	0.52
1:G:322:LEU:HD23	1:G:324:GLU:H	1.74	0.52
1:G:418:HIS:ND1	1:G:461:GLU:OE2	2.43	0.52
1:G:473:ARG:NH1	1:G:477:SER:OG	2.42	0.52
1:G:559:TYR:CB	1:G:562:LEU:HD12	2.39	0.52
1:H:37:ARG:NH2	1:H:218:PRO:HD3	2.25	0.52
1:H:391:HIS:NE2	1:H:460:ASN:ND2	2.57	0.52
1:H:857:ARG:O	1:H:857:ARG:HG2	2.07	0.52
1:H:86:VAL:HG13	1:H:87:PRO:CA	2.35	0.52
1:H:936:GLY:CA	1:H:938:ARG:HH21	2.22	0.52
1:H:896:ASN:O	1:H:944:LEU:HD12	2.09	0.52

Continued on next page...

Continued from previous page...

Atom-1	Atom-2	Interatomic distance (Å)	Clash overlap (Å)
1:I:30:HIS:ND1	1:I:33:PHE:CE2	2.78	0.52
1:I:767:GLN:HG3	1:I:768:MET:N	2.23	0.52
1:J:5:ASP:OD2	1:J:157:ARG:HG2	2.10	0.52
1:J:73:TRP:O	1:J:183:ARG:NH1	2.29	0.52
1:K:114:VAL:HG13	1:K:115:PRO:HD2	1.92	0.52
1:K:322:LEU:HD23	1:K:322:LEU:C	2.30	0.52
1:K:843:GLN:HG2	1:K:848:THR:CG2	2.28	0.52
1:N:474:TRP:O	1:N:478:VAL:HG23	2.09	0.52
1:N:883:GLY:HA3	1:N:987:ASP:HA	1.90	0.52
1:O:131:GLU:HB2	1:O:135:GLN:HE21	1.73	0.52
1:O:499:ILE:O	1:O:533:LEU:HD13	2.10	0.52
1:P:60:PHE:CD2	1:P:61:ALA:N	2.78	0.52
1:P:546:LEU:O	1:P:909:ARG:HG3	2.09	0.52
1:A:40:GLU:HG3	1:A:43:ARG:NH1	2.24	0.52
1:A:579:ASP:N	1:A:583:ASN:O	2.32	0.52
1:A:595:THR:HG23	1:A:596:PRO:HA	1.90	0.52
1:B:414:ASN:HB3	3:B:1268:HOH:O	2.08	0.52
1:B:507:ASP:OD1	1:B:521:LYS:HE3	2.09	0.52
1:B:897:TRP:O	1:B:917:ARG:HA	2.10	0.52
1:B:946:TYR:CE2	1:B:982:THR:HG21	2.44	0.52
1:D:775:GLN:HA	1:D:775:GLN:NE2	2.23	0.52
1:E:386:ALA:HB2	1:E:408:TYR:HB2	1.92	0.52
1:E:432:TRP:O	1:E:435:ALA:HB3	2.09	0.52
1:E:86:VAL:HG13	1:E:87:PRO:HA	1.92	0.52
1:F:894:ARG:CZ	1:F:921:PRO:HD3	2.39	0.52
1:G:37:ARG:HH21	1:G:218:PRO:HD3	1.70	0.52
1:G:878:HIS:ND1	1:G:878:HIS:N	2.53	0.52
1:H:763:GLY:HA3	1:H:822:LEU:HD22	1.92	0.52
1:H:827:ALA:HA	1:H:836:ILE:CD1	2.39	0.52
1:I:138:GLN:N	1:I:217:LYS:O	2.39	0.52
1:I:251:ARG:CB	1:I:253:TYR:HE1	2.18	0.52
1:I:257:THR:OG1	1:I:271:THR:HG23	2.10	0.52
1:I:78:LEU:HB3	1:I:79:PRO:CD	2.40	0.52
1:I:893:GLU:HA	1:I:893:GLU:OE1	2.08	0.52
1:K:952:ARG:O	1:K:1018:LEU:HD23	2.10	0.52
1:K:7:LEU:HB2	1:K:71:GLU:OE2	2.09	0.52
1:L:454:ILE:O	1:L:455:ILE:HG12	2.09	0.52
1:L:806:TRP:O	1:L:809:ARG:HB2	2.09	0.52
1:L:807:VAL:HG13	1:L:808:GLU:N	2.25	0.52
1:M:108:THR:HG22	1:M:109:VAL:H	1.74	0.52
1:M:256:VAL:O	1:M:271:THR:HG23	2.09	0.52

Continued on next page...

Continued from previous page...

Atom-1	Atom-2	Interatomic distance (Å)	Clash overlap (Å)
1:M:347:LYS:HG3	1:M:644:PHE:CE1	2.43	0.52
1:N:749:ILE:HD12	1:N:834:VAL:HG11	1.91	0.52
1:O:650:GLU:CB	1:O:670:LEU:HB2	2.39	0.52
1:O:92:MET:HE1	1:O:364:GLY:N	2.24	0.52
1:P:114:VAL:HG21	1:P:191:TRP:O	2.08	0.52
1:P:246:MET:HG2	1:P:274:PHE:CE2	2.45	0.52
1:P:560:PRO:HD2	3:P:1208:HOH:O	2.08	0.52
1:P:60:PHE:CG	1:P:61:ALA:N	2.77	0.52
1:P:637:GLU:HA	1:P:678:GLN:O	2.09	0.52
1:A:830:LEU:HB2	1:A:833:ALA:O	2.09	0.52
1:B:460:ASN:O	1:B:461:GLU:C	2.47	0.52
1:C:356:ARG:HG2	1:C:356:ARG:HH11	1.75	0.52
1:D:891:VAL:HG12	1:D:891:VAL:O	2.10	0.52
1:E:110:ASN:O	1:E:113:PHE:HB2	2.09	0.52
1:E:125:LEU:HG	1:E:126:THR:N	2.19	0.52
1:E:188:VAL:HG21	1:E:208:ILE:HG13	1.92	0.52
1:E:18:ASN:ND2	1:E:21:VAL:HG23	2.25	0.52
1:E:257:THR:OG1	1:E:271:THR:HG23	2.09	0.52
1:E:356:ARG:O	1:E:356:ARG:HG2	2.10	0.52
1:F:102:ASN:OD1	1:F:103:VAL:HG23	2.09	0.52
1:F:210:ARG:NH1	1:F:395:HIS:N	2.56	0.52
1:F:890:GLN:HG3	1:F:891:VAL:H	1.73	0.52
1:G:102:ASN:HD22	1:G:102:ASN:C	2.13	0.52
1:G:55:ASN:HD21	1:G:211:ASP:HB3	1.75	0.52
1:H:309:TYR:O	1:H:330:VAL:N	2.34	0.52
1:I:66:PRO:HB3	1:I:187:MET:HE1	1.91	0.52
1:I:53:SER:OG	1:I:55:ASN:HB2	2.09	0.52
1:I:970:THR:HG21	1:I:976:LEU:HG	1.92	0.52
1:J:597:ASN:HD21	1:J:599:ARG:H	1.54	0.52
1:J:645:ARG:NH2	1:J:650:GLU:OE1	2.42	0.52
1:K:66:PRO:HB3	1:K:187:MET:HE3	1.92	0.52
1:K:391:HIS:NE2	1:K:460:ASN:ND2	2.57	0.52
1:K:416:GLU:OE2	1:K:418:HIS:HB2	2.09	0.52
1:L:173:LEU:O	1:L:175:ALA:N	2.43	0.52
1:L:336:ARG:HB2	1:L:343:LEU:HD12	1.92	0.52
1:L:796:SER:HG	1:L:802:ASP:H	1.54	0.52
1:L:91:GLN:HE21	1:L:190:ARG:NH2	2.08	0.52
1:M:166:ARG:HG2	1:M:414:ASN:ND2	2.24	0.52
1:M:30:HIS:CE1	1:M:33:PHE:CD2	2.98	0.52
1:M:920:LEU:O	1:M:921:PRO:C	2.41	0.52
1:O:571:VAL:HG13	1:O:607:VAL:HG23	1.92	0.52

Continued on next page...

Continued from previous page...

Atom-1	Atom-2	Interatomic distance (Å)	Clash overlap (Å)
1:P:236:SER:C	1:P:237:ARG:HG2	2.29	0.52
1:A:382:ASN:HA	1:A:621:LYS:HD2	1.91	0.52
1:B:100:TYR:CE1	1:B:602:CYS:HB3	2.45	0.52
1:B:410:VAL:HG12	1:B:410:VAL:O	2.10	0.52
1:B:621:LYS:NZ	1:B:714:ILE:O	2.29	0.52
1:C:362:LEU:HD21	1:C:576:ILE:CD1	2.29	0.52
1:E:16:TRP:HD1	1:E:17:GLU:HG3	1.69	0.52
1:E:18:ASN:CG	1:E:21:VAL:HG23	2.30	0.52
1:E:316:HIS:N	1:E:316:HIS:ND1	2.56	0.52
1:E:84:VAL:HG12	1:E:85:VAL:H	1.75	0.52
1:E:99:ILE:HG22	1:E:100:TYR:N	2.23	0.52
1:F:608:PHE:HB2	1:F:612:THR:O	2.10	0.52
1:F:747:PHE:CE1	1:F:760:ARG:HD2	2.44	0.52
1:F:780:LEU:CD1	1:F:886:CYS:HB3	2.37	0.52
1:G:949:HIS:CD2	1:G:1020:TRP:HE1	2.28	0.52
1:G:533:LEU:C	1:G:534:ILE:HG12	2.29	0.52
1:H:30:HIS:ND1	1:H:33:PHE:CE2	2.78	0.52
1:H:457:SER:HA	1:H:485:GLN:O	2.10	0.52
1:J:429:ASP:OD1	1:J:431:ARG:HB2	2.09	0.52
1:J:806:TRP:CH2	1:J:809:ARG:NH2	2.78	0.52
1:J:867:THR:O	1:J:867:THR:HG22	2.10	0.52
1:K:1013:ARG:NH2	1:L:954:ASP:OD2	2.42	0.52
1:K:524:LEU:HD11	1:K:562:LEU:HG	1.92	0.52
1:K:625:GLN:NE2	1:K:716:ALA:HB1	2.24	0.52
1:L:296:GLU:O	1:L:297:ASN:C	2.45	0.52
1:L:789:LEU:O	1:L:793:ILE:HD12	2.10	0.52
1:M:27:LEU:CD1	1:M:140:ARG:HH21	2.23	0.52
1:M:333:ARG:HH11	1:M:451:PRO:CA	2.23	0.52
1:M:382:ASN:OD1	1:M:617:LEU:HG	2.10	0.52
1:M:426:LEU:HD13	1:M:432:TRP:CD2	2.45	0.52
1:M:45:ASP:O	1:M:46:ARG:O	2.28	0.52
1:M:79:PRO:HD2	1:M:80:GLU:OE2	2.10	0.52
1:M:6:SER:HG	1:M:9:VAL:HG23	1.75	0.52
1:N:14:ARG:HH12	1:N:16:TRP:HZ2	1.56	0.52
1:N:691:ALA:HA	1:N:725:ASN:HB3	1.92	0.52
1:O:842:TRP:HZ3	1:O:852:SER:HB2	1.75	0.52
1:P:787:ALA:HB3	1:P:934:GLU:N	2.25	0.52
1:P:782:ASP:OD2	1:P:842:TRP:HH2	1.93	0.52
1:P:899:GLY:HA2	1:P:915:PHE:HE1	1.75	0.52
1:A:423:MET:HB2	1:D:282:ARG:HG3	1.92	0.52
1:A:951:TRP:HE3	1:A:951:TRP:H	1.56	0.52

Continued on next page...

Continued from previous page...

Atom-1	Atom-2	Interatomic distance (Å)	Clash overlap (Å)
1:B:210:ARG:HH12	1:B:395:HIS:N	2.08	0.52
1:B:540:HIS:ND1	1:B:999:TRP:HZ3	2.06	0.52
1:B:708:TRP:CZ3	1:B:709:SER:HB3	2.44	0.52
1:B:7:LEU:HD13	1:B:74:LEU:CD1	2.37	0.52
1:B:777:LEU:HD12	1:B:889:ALA:HA	1.91	0.52
1:C:610:ASP:O	1:C:611:ARG:HB2	2.10	0.52
1:C:772:ASP:OD1	1:C:772:ASP:N	2.30	0.52
1:C:964:GLN:NE2	3:C:1232:HOH:O	2.28	0.52
1:D:14:ARG:NH1	1:D:16:TRP:CZ2	2.78	0.52
1:D:449:ASN:HB2	3:D:1295:HOH:O	2.09	0.52
1:D:810:TRP:CZ2	1:D:991:MET:HE1	2.45	0.52
1:E:223:SER:O	1:E:224:ASP:HB2	2.10	0.52
1:E:610:ASP:O	1:E:611:ARG:HB2	2.09	0.52
1:F:118:ASN:O	1:F:119:PRO:C	2.46	0.52
1:G:360:HIS:O	1:G:364:GLY:N	2.40	0.52
1:H:308:LEU:HD13	1:H:329:ASP:HB3	1.92	0.52
1:H:314:GLU:HB3	1:H:322:LEU:HD11	1.91	0.52
1:H:446:ARG:HG2	1:H:446:ARG:O	2.09	0.52
1:J:797:GLU:O	1:J:801:ILE:HD12	2.09	0.52
1:M:138:GLN:N	1:M:217:LYS:O	2.36	0.52
1:M:473:ARG:C	1:M:473:ARG:HD3	2.30	0.52
1:N:18:ASN:OD1	1:N:20:GLY:N	2.35	0.52
1:N:210:ARG:HH11	1:N:395:HIS:CB	2.22	0.52
1:O:225:PHE:HA	1:O:243:GLU:O	2.10	0.52
1:O:946:TYR:O	1:O:949:HIS:HB2	2.10	0.52
1:P:487:GLU:HB3	3:P:1219:HOH:O	2.10	0.52
1:P:350:LEU:HD12	1:P:563:GLN:O	2.09	0.52
1:A:610:ASP:O	1:A:611:ARG:HB2	2.10	0.52
1:A:658:LEU:O	1:A:660:GLY:N	2.42	0.52
1:D:685:LEU:CB	1:D:686:PRO:HD2	2.27	0.52
1:E:18:ASN:CB	1:E:21:VAL:HG23	2.40	0.52
1:E:352:ARG:NE	1:E:626:PHE:CE1	2.78	0.52
1:F:891:VAL:O	1:F:891:VAL:HG12	2.10	0.52
1:I:927:THR:HG21	1:I:929:TYR:CE2	2.45	0.52
1:J:12:GLN:HG2	1:K:4:THR:HB	1.90	0.52
1:J:132:SER:O	1:J:134:LEU:N	2.43	0.52
1:K:390:SER:HB2	1:K:391:HIS:CE1	2.44	0.52
1:K:444:VAL:O	1:K:448:ARG:HG2	2.10	0.52
1:L:390:SER:HB2	1:L:391:HIS:CE1	2.45	0.52
1:L:663:LEU:HD13	1:L:688:PRO:HG3	1.92	0.52
1:M:654:TRP:CE2	1:M:666:GLY:HA3	2.44	0.52

Continued on next page...

Continued from previous page...

Atom-1	Atom-2	Interatomic distance (Å)	Clash overlap (Å)
1:M:91:GLN:H	1:M:91:GLN:CD	2.13	0.52
1:O:649:ASN:O	1:O:702:GLN:HA	2.10	0.52
1:O:837:THR:O	1:O:837:THR:HG22	2.09	0.52
1:O:949:HIS:HB3	1:O:951:TRP:CH2	2.45	0.52
1:P:130:ASP:O	1:P:133:TRP:HB2	2.10	0.52
1:P:200:GLN:HG2	1:P:391:HIS:HB2	1.92	0.52
1:P:897:TRP:CZ2	1:P:918:TRP:HB2	2.44	0.52
1:P:942:ARG:HH21	1:P:954:ASP:CG	2.13	0.52
1:B:189:LEU:HD23	1:B:189:LEU:N	2.25	0.52
1:B:467:ASN:N	1:B:467:ASN:OD1	2.42	0.52
1:B:847:LYS:HG3	1:B:848:THR:N	2.24	0.52
1:C:359:HIS:NE2	1:C:573:GLN:HA	2.25	0.52
1:C:936:GLY:O	1:C:937:LEU:C	2.48	0.52
1:D:58:TRP:CE2	1:D:125:LEU:HD22	2.45	0.52
1:D:857:ARG:CG	1:D:857:ARG:HH11	2.17	0.52
1:E:255:ARG:NH2	1:E:318:ALA:HB2	2.25	0.52
1:E:651:LEU:HD12	1:E:668:VAL:O	2.10	0.52
1:F:538:TYR:O	1:F:567:VAL:HA	2.10	0.52
1:G:217:LYS:HG2	1:G:218:PRO:HD2	1.91	0.52
1:G:579:ASP:CG	1:G:583:ASN:HB2	2.30	0.52
1:G:696:LEU:HB2	1:G:722:LEU:HD11	1.91	0.52
1:H:869:ASP:OD2	1:H:1015:HIS:ND1	2.42	0.52
1:H:107:ILE:HG13	1:H:107:ILE:O	2.04	0.52
1:H:464:HIS:HB2	1:H:489:GLY:HA3	1.91	0.52
1:I:178:ARG:O	1:I:179:ALA:C	2.49	0.52
1:I:543:GLY:N	3:I:1233:HOH:O	2.38	0.52
1:I:637:GLU:HG3	1:I:679:LEU:HD21	1.92	0.52
1:I:757:GLN:HG2	1:I:758:PHE:N	2.24	0.52
1:J:127:PHE:CD1	1:J:127:PHE:N	2.78	0.52
1:J:502:MET:O	1:J:502:MET:HG3	2.09	0.52
1:K:132:SER:O	1:K:135:GLN:HB2	2.09	0.52
1:K:310:ARG:HG3	1:K:311:ALA:H	1.75	0.52
1:K:448:ARG:HA	1:K:482:ARG:HH12	1.74	0.52
1:K:487:GLU:O	1:K:488:GLY:C	2.47	0.52
1:K:357:HIS:CE1	1:K:568:TRP:HH2	2.25	0.52
1:K:775:GLN:N	1:K:775:GLN:HE21	2.08	0.52
1:K:79:PRO:CG	1:K:80:GLU:H	2.23	0.52
1:K:891:VAL:HG12	1:K:891:VAL:O	2.10	0.52
1:L:58:TRP:CZ2	1:L:125:LEU:HD23	2.45	0.52
1:L:139:THR:O	1:L:173:LEU:N	2.33	0.52
1:L:232:ASN:ND2	1:L:236:SER:OG	2.40	0.52

Continued on next page...

Continued from previous page...

Atom-1	Atom-2	Interatomic distance (Å)	Clash overlap (Å)
1:L:613:PRO:HB3	1:L:617:LEU:HD23	1.92	0.52
1:M:284:GLY:C	1:P:422:PRO:HG3	2.29	0.52
1:M:387:VAL:HG12	1:M:407:LEU:CD1	2.40	0.52
1:M:513:PRO:O	1:M:514:ALA:HB3	2.10	0.52
1:M:588:TYR:N	1:M:591:ASP:OD2	2.29	0.52
1:N:240:LEU:CD1	1:N:241:GLU:H	2.21	0.52
1:N:266:GLN:HE22	1:N:269:SER:HB2	1.73	0.52
1:N:344:LEU:C	1:N:344:LEU:HD23	2.30	0.52
1:N:48:SER:OG	1:N:50:GLN:HB2	2.10	0.52
1:P:16:TRP:NE1	1:P:17:GLU:HG3	2.25	0.52
1:P:571:VAL:HG11	1:P:611:ARG:HH12	1.73	0.52
1:A:59:ARG:NH2	1:A:81:ALA:O	2.40	0.51
1:B:890:GLN:HG3	1:B:891:VAL:N	2.25	0.51
1:C:737:ILE:HB	1:C:738:PRO:HD2	1.92	0.51
1:D:568:TRP:CD2	1:D:569:ASP:HB3	2.45	0.51
1:E:164:ASP:OD1	1:E:167:LEU:N	2.32	0.51
1:E:867:THR:O	1:E:867:THR:HG22	2.10	0.51
1:G:127:PHE:N	1:G:127:PHE:CD1	2.78	0.51
1:G:30:HIS:ND1	1:G:31:PRO:O	2.43	0.51
1:G:3:ILE:C	1:G:5:ASP:H	2.13	0.51
1:H:275:GLY:N	1:H:286:ALA:O	2.43	0.51
1:H:622:HIS:O	1:H:625:GLN:HG2	2.10	0.51
1:H:951:TRP:N	1:H:951:TRP:CE3	2.79	0.51
1:I:452:SER:O	1:I:454:ILE:HG23	2.09	0.51
1:J:910:LEU:HD12	1:J:910:LEU:C	2.31	0.51
1:K:843:GLN:HB3	1:K:847:LYS:O	2.10	0.51
1:K:972:HIS:HB3	1:K:974:HIS:HD2	1.75	0.51
1:L:986:ILE:HG21	1:L:1018:LEU:CD1	2.38	0.51
1:L:24:LEU:HB2	1:L:161:TYR:HB3	1.92	0.51
1:L:718:GLN:HG2	1:L:720:TRP:CZ2	2.46	0.51
1:L:759:ASN:OD1	1:L:760:ARG:N	2.43	0.51
1:L:7:LEU:HD13	1:L:74:LEU:CD1	2.40	0.51
1:L:807:VAL:O	1:L:811:LYS:HG3	2.09	0.51
1:M:222:ILE:CD1	1:M:313:VAL:HG12	2.40	0.51
1:M:26:ARG:HD3	1:M:169:SER:OG	2.10	0.51
1:M:474:TRP:CZ2	1:M:478:VAL:HG21	2.45	0.51
1:M:100:TYR:O	1:M:597:ASN:HA	2.10	0.51
1:O:1005:ALA:O	1:O:1006:GLU:C	2.47	0.51
1:O:26:ARG:HD3	1:O:169:SER:OG	2.10	0.51
1:O:43:ARG:HD2	1:O:261:TRP:CG	2.45	0.51
1:O:835:LEU:HD12	1:O:857:ARG:HB2	1.92	0.51

Continued on next page...

Continued from previous page...

Atom-1	Atom-2	Interatomic distance (Å)	Clash overlap (Å)
1:O:897:TRP:CH2	1:O:918:TRP:HB2	2.45	0.51
1:P:146:VAL:HG22	1:P:208:ILE:HG12	1.90	0.51
1:P:261:TRP:CZ3	1:P:266:GLN:N	2.78	0.51
1:P:451:PRO:HD3	3:P:1263:HOH:O	2.09	0.51
1:P:412:GLU:HG2	1:P:459:GLY:HA2	1.92	0.51
1:P:968:MET:O	1:P:968:MET:HG3	2.10	0.51
1:B:131:GLU:O	1:B:132:SER:C	2.49	0.51
1:B:251:ARG:HB3	1:B:253:TYR:CE2	2.45	0.51
1:B:615:PRO:HA	1:B:903:GLN:OE1	2.10	0.51
1:B:987:ASP:OD2	1:B:990:HIS:HD2	1.92	0.51
1:C:258:VAL:HG12	1:C:258:VAL:O	2.10	0.51
1:D:30:HIS:HB2	1:D:31:PRO:HD2	1.93	0.51
1:D:651:LEU:HD13	1:D:669:PRO:HA	1.93	0.51
1:D:68:ALA:O	1:D:70:PRO:HD3	2.10	0.51
1:E:324:GLU:HG3	1:E:325:ALA:N	2.25	0.51
1:E:608:PHE:O	1:E:609:ALA:C	2.48	0.51
1:G:949:HIS:HD2	1:G:1020:TRP:HE1	1.56	0.51
1:G:125:LEU:O	1:G:183:ARG:HA	2.11	0.51
1:G:960:SER:HA	3:G:1282:HOH:O	2.10	0.51
1:H:218:PRO:O	1:H:221:GLN:NE2	2.43	0.51
1:H:881:ARG:NH1	1:H:987:ASP:OD2	2.29	0.51
1:I:234:ASP:OD1	1:I:236:SER:OG	2.29	0.51
1:I:23:GLN:HB3	1:I:26:ARG:CZ	2.40	0.51
1:I:90:TRP:O	1:I:93:HIS:HB2	2.10	0.51
1:I:930:VAL:HA	1:I:973:ARG:HD3	1.93	0.51
1:J:55:ASN:HD21	1:J:211:ASP:HB3	1.75	0.51
1:K:118:ASN:O	1:K:119:PRO:C	2.48	0.51
1:K:90:TRP:HZ2	1:K:119:PRO:HB2	1.76	0.51
1:K:769:TRP:HA	1:K:773:LYS:O	2.10	0.51
1:L:215:LEU:HD12	1:L:216:HIS:H	1.75	0.51
1:L:403:ASP:OD1	1:L:451:PRO:HD2	2.11	0.51
1:L:63:PHE:HB3	1:L:64:PRO:HD2	1.92	0.51
1:M:91:GLN:HG2	1:M:190:ARG:HH21	1.74	0.51
1:M:870:VAL:HG12	1:M:871:GLU:H	1.75	0.51
1:N:261:TRP:O	1:N:309:TYR:HD1	1.94	0.51
1:N:312:VAL:HG12	1:N:313:VAL:N	2.25	0.51
1:N:322:LEU:HD23	1:N:322:LEU:C	2.31	0.51
1:N:515:VAL:O	1:N:515:VAL:HG23	2.10	0.51
1:N:670:LEU:HD22	1:N:678:GLN:OE1	2.10	0.51
1:N:802:ASP:OD1	1:N:803:PRO:HD2	2.10	0.51
1:N:782:ASP:HB2	1:N:842:TRP:CH2	2.45	0.51

Continued on next page...

Continued from previous page...

Atom-1	Atom-2	Interatomic distance (Å)	Clash overlap (Å)
1:O:202:MET:CE	1:O:357:HIS:HD2	2.23	0.51
1:O:91:GLN:NE2	1:O:96:ASP:OD1	2.41	0.51
1:P:138:GLN:OE1	1:P:217:LYS:HB2	2.10	0.51
1:P:437:SER:O	1:P:441:THR:HG23	2.10	0.51
1:P:789:LEU:O	1:P:793:ILE:HG13	2.11	0.51
1:P:946:TYR:CD2	1:P:959:ILE:HD11	2.45	0.51
1:A:23:GLN:OE1	1:A:26:ARG:HB3	2.11	0.51
1:A:65:ALA:HB1	1:A:66:PRO:HD2	1.91	0.51
1:B:100:TYR:O	1:B:597:ASN:HA	2.11	0.51
1:B:224:ASP:O	1:B:225:PHE:HB3	2.10	0.51
1:B:352:ARG:HB2	1:B:385:ASN:HB2	1.91	0.51
1:C:767:GLN:HG3	1:C:768:MET:N	2.25	0.51
1:D:767:GLN:HE22	1:D:774:LYS:HB3	1.70	0.51
1:D:600:GLN:NE2	1:D:790:ASP:OD1	2.38	0.51
1:F:218:PRO:O	1:F:221:GLN:NE2	2.40	0.51
1:F:859:ASP:OD1	1:F:861:SER:HB2	2.10	0.51
1:F:960:SER:HA	3:F:1280:HOH:O	2.10	0.51
1:G:335:VAL:CG2	1:G:454:ILE:HG22	2.40	0.51
1:I:285:TYR:CB	1:I:288:ARG:HD2	2.40	0.51
1:I:894:ARG:HH11	1:I:919:ASP:CG	2.13	0.51
1:J:592:PHE:HB2	1:J:594:ASP:OD1	2.09	0.51
1:J:7:LEU:CD1	1:J:74:LEU:HD21	2.40	0.51
1:K:649:ASN:OD1	1:K:704:ASN:OD1	2.29	0.51
1:L:126:THR:HG22	1:L:126:THR:O	2.10	0.51
1:L:906:TYR:HB3	1:L:907:PRO:CD	2.36	0.51
1:M:357:HIS:HE1	1:M:568:TRP:CH2	2.28	0.51
1:M:361:PRO:HA	1:M:575:LEU:HD23	1.92	0.51
1:M:928:PRO:HB2	1:M:973:ARG:NH1	2.25	0.51
1:N:369:GLU:HG2	1:N:397:LEU:CD2	2.25	0.51
1:N:411:ASP:OD2	1:N:447:ASP:OD2	2.28	0.51
1:P:86:VAL:HG21	1:P:123:TYR:CE2	2.45	0.51
1:P:147:ASN:HB3	1:P:206:SER:HA	1.92	0.51
1:A:352:ARG:CB	1:A:385:ASN:HB2	2.22	0.51
1:B:473:ARG:O	1:B:476:LYS:HB2	2.11	0.51
1:B:579:ASP:N	1:B:583:ASN:O	2.38	0.51
1:B:65:ALA:HB1	1:B:66:PRO:HD2	1.92	0.51
1:D:229:THR:HG21	1:D:332:PHE:CD2	2.45	0.51
1:D:36:TRP:CG	1:D:42:ALA:HB2	2.45	0.51
1:D:371:THR:O	1:D:374:GLN:HB3	2.10	0.51
1:D:772:ASP:OD1	1:D:772:ASP:N	2.43	0.51
1:E:73:TRP:CZ2	1:E:122:CYS:HB3	2.46	0.51

Continued on next page...

Continued from previous page...

Atom-1	Atom-2	Interatomic distance (Å)	Clash overlap (Å)
1:E:41:GLU:O	1:E:43:ARG:N	2.43	0.51
1:G:240:LEU:HD22	1:G:260:LEU:HD13	1.91	0.51
1:H:456:TRP:HZ2	1:H:482:ARG:HH11	1.58	0.51
1:I:13:ARG:O	1:I:14:ARG:HB2	2.10	0.51
1:I:897:TRP:CE3	1:I:918:TRP:HB2	2.45	0.51
1:I:906:TYR:HB3	1:I:907:PRO:HD2	1.92	0.51
1:J:322:LEU:HG	1:J:323:ILE:N	2.25	0.51
1:K:661:LYS:HG2	1:K:663:LEU:CD2	2.38	0.51
1:K:767:GLN:OE1	1:K:768:MET:O	2.29	0.51
1:L:107:ILE:HG21	1:L:191:TRP:CD2	2.46	0.51
1:L:210:ARG:HH12	1:L:394:ASN:C	2.14	0.51
1:L:372:MET:SD	1:L:397:LEU:HD23	2.49	0.51
1:L:833:ALA:HB2	1:L:859:ASP:HA	1.92	0.51
1:M:157:ARG:O	1:M:159:VAL:HG23	2.10	0.51
1:M:115:PRO:HG2	1:M:191:TRP:CD1	2.46	0.51
1:M:210:ARG:HH11	1:M:395:HIS:CB	2.23	0.51
1:M:37:ARG:NH2	1:M:217:LYS:HA	2.26	0.51
1:M:30:HIS:ND1	1:M:33:PHE:CE2	2.78	0.51
1:M:340:GLY:HA3	3:M:1278:HOH:O	2.10	0.51
1:M:630:ARG:HH11	1:M:637:GLU:CD	2.13	0.51
1:M:920:LEU:O	1:M:921:PRO:O	2.29	0.51
1:N:317:THR:HG23	1:N:323:ILE:HD11	1.91	0.51
1:N:210:ARG:NH1	1:N:395:HIS:N	2.58	0.51
1:N:456:TRP:CZ2	1:N:482:ARG:NH1	2.79	0.51
1:N:505:ARG:N	3:N:1208:HOH:O	2.32	0.51
1:O:334:GLU:OE2	1:O:336:ARG:HD3	2.09	0.51
1:P:102:ASN:HD22	1:P:102:ASN:C	2.13	0.51
1:A:18:ASN:OD1	1:A:20:GLY:N	2.39	0.51
1:A:229:THR:C	1:A:230:ARG:HG3	2.30	0.51
1:A:66:PRO:HD2	1:A:67:GLU:OE2	2.10	0.51
1:B:330:VAL:HG22	3:B:1267:HOH:O	2.10	0.51
1:C:440:VAL:O	1:C:443:MET:HB3	2.11	0.51
1:C:572:ASP:HB3	1:C:603:MET:HG2	1.91	0.51
1:D:166:ARG:HG2	1:D:414:ASN:ND2	2.24	0.51
1:D:548:GLY:O	1:D:551:LYS:HB2	2.11	0.51
1:D:653:HIS:HD2	1:D:667:GLU:HG2	1.71	0.51
1:D:66:PRO:HB3	1:D:187:MET:CE	2.40	0.51
1:D:810:TRP:CH2	1:D:991:MET:HE2	2.46	0.51
1:D:906:TYR:OH	1:D:935:ASN:HA	2.10	0.51
1:E:123:TYR:N	1:E:123:TYR:CD1	2.79	0.51
1:E:158:TRP:CH2	1:E:160:GLY:HA2	2.45	0.51

Continued on next page...

Continued from previous page...

Atom-1	Atom-2	Interatomic distance (Å)	Clash overlap (Å)
1:E:786:ARG:CZ	1:E:789:LEU:HD11	2.40	0.51
1:E:902:PRO:O	1:E:938:ARG:NH1	2.43	0.51
1:F:970:THR:CG2	1:F:975:LEU:HB2	2.40	0.51
1:G:745:MET:O	1:G:746:ASP:HB3	2.11	0.51
1:H:16:TRP:CD1	1:H:17:GLU:HG2	2.45	0.51
1:H:86:VAL:HA	1:H:87:PRO:C	2.31	0.51
1:I:315:LEU:HG	1:I:315:LEU:O	2.10	0.51
1:I:336:ARG:NH2	1:I:338:GLU:OE1	2.29	0.51
1:I:486:TYR:CE2	1:I:488:GLY:HA3	2.45	0.51
1:I:689:GLU:O	1:I:690:SER:C	2.49	0.51
1:I:73:TRP:O	1:I:183:ARG:NH1	2.40	0.51
1:J:176:PHE:CD1	1:J:176:PHE:N	2.78	0.51
1:J:637:GLU:HB2	1:J:679:LEU:HD23	1.92	0.51
1:K:205:MET:HE3	1:K:365:GLN:N	2.26	0.51
1:L:1020:TRP:HD1	1:L:1021:CYS:H	1.59	0.51
1:L:30:HIS:CE1	1:L:33:PHE:CD2	2.99	0.51
1:L:406:GLY:O	1:L:407:LEU:HD23	2.11	0.51
1:M:352:ARG:H	1:M:385:ASN:HD22	1.58	0.51
1:M:359:HIS:CD2	1:M:360:HIS:N	2.79	0.51
1:N:137:GLY:HA3	1:N:217:LYS:O	2.10	0.51
1:N:282:ARG:HD3	1:O:418:HIS:O	2.10	0.51
1:N:751:LEU:O	1:N:752:GLY:C	2.48	0.51
1:N:779:PRO:HG2	1:N:781:ARG:NH2	2.26	0.51
1:N:964:GLN:NE2	3:N:1235:HOH:O	2.43	0.51
1:O:210:ARG:HH11	1:O:395:HIS:HA	1.75	0.51
1:O:36:TRP:CD2	1:O:42:ALA:HB2	2.45	0.51
1:P:176:PHE:N	1:P:176:PHE:CD1	2.77	0.51
1:P:43:ARG:HH21	1:P:264:GLU:HG2	1.76	0.51
1:P:502:MET:HG3	1:P:502:MET:O	2.11	0.51
1:P:569:ASP:N	1:P:569:ASP:OD1	2.44	0.51
1:P:89:ASN:ND2	1:P:206:SER:O	2.43	0.51
1:P:917:ARG:NH2	1:P:943:GLU:OE2	2.43	0.51
1:A:240:LEU:HB3	1:A:293:LEU:HB2	1.93	0.51
1:A:645:ARG:NH2	1:A:650:GLU:OE2	2.44	0.51
1:B:380:LYS:HE3	1:B:406:GLY:O	2.11	0.51
1:B:537:GLU:HA	1:B:566:PHE:O	2.10	0.51
1:B:937:LEU:HG	1:B:938:ARG:H	1.75	0.51
1:C:499:ILE:HG13	1:C:532:PRO:O	2.11	0.51
1:D:502:MET:O	1:D:517:LYS:NZ	2.44	0.51
1:D:837:THR:O	1:D:837:THR:HG22	2.11	0.51
1:E:698:VAL:HG22	1:E:718:GLN:O	2.11	0.51

Continued on next page...

Continued from previous page...

Atom-1	Atom-2	Interatomic distance (Å)	Clash overlap (Å)
1:F:1020:TRP:HD1	1:F:1021:CYS:H	1.59	0.51
1:F:287:ASP:OD1	1:F:287:ASP:N	2.29	0.51
1:G:205:MET:N	3:G:1244:HOH:O	2.43	0.51
1:H:127:PHE:CD1	1:H:127:PHE:N	2.78	0.51
1:H:296:GLU:O	1:H:297:ASN:HB2	2.10	0.51
1:H:474:TRP:O	1:H:478:VAL:HG23	2.10	0.51
1:H:577:LYS:NZ	1:H:591:ASP:O	2.29	0.51
1:I:176:PHE:CD1	1:I:176:PHE:N	2.78	0.51
1:I:484:VAL:O	1:I:497:ASP:HB2	2.11	0.51
1:I:797:GLU:N	1:I:800:ARG:O	2.38	0.51
1:I:815:HIS:HE1	1:I:877:PRO:O	1.93	0.51
1:K:29:ALA:HB3	1:K:445:GLN:OE1	2.10	0.51
1:L:352:ARG:NH2	1:L:641:GLU:OE1	2.42	0.51
1:M:433:LEU:N	1:M:434:PRO:HD2	2.25	0.51
1:M:900:LEU:HD23	1:M:915:PHE:HA	1.92	0.51
1:N:102:ASN:C	1:N:102:ASN:HD22	2.13	0.51
1:N:730:LEU:H	1:N:730:LEU:HD12	1.74	0.51
1:O:360:HIS:ND1	1:O:363:HIS:N	2.57	0.51
1:P:129:VAL:CG2	1:P:182:ASN:ND2	2.74	0.51
1:P:585:TRP:CE3	1:P:974:HIS:CE1	2.99	0.51
1:P:777:LEU:CG	1:P:889:ALA:HB2	2.39	0.51
1:P:811:LYS:O	1:P:814:GLY:N	2.44	0.51
1:B:875:ASP:OD1	1:B:875:ASP:N	2.44	0.51
1:C:859:ASP:OD1	1:C:861:SER:OG	2.29	0.51
1:D:577:LYS:O	1:D:585:TRP:N	2.44	0.51
1:E:99:ILE:CD1	1:E:190:ARG:NH1	2.73	0.51
1:E:23:GLN:HA	1:E:162:GLY:HA2	1.93	0.51
1:G:202:MET:HE3	1:G:357:HIS:HD2	1.76	0.51
1:G:745:MET:HB3	1:G:761:GLN:NE2	2.26	0.51
1:G:932:PRO:O	1:G:933:SER:HB3	2.11	0.51
1:H:27:LEU:HD12	1:H:140:ARG:HH11	1.74	0.51
1:H:542:MET:HA	1:H:604:ASN:HA	1.91	0.51
1:I:347:LYS:NZ	1:I:643:LEU:O	2.44	0.51
1:J:1004:SER:OG	1:J:1006:GLU:OE2	2.29	0.51
1:J:178:ARG:HB2	1:J:182:ASN:OD1	2.10	0.51
1:K:474:TRP:CZ2	1:K:478:VAL:HG21	2.46	0.51
1:K:382:ASN:HB3	1:K:617:LEU:HD11	1.92	0.51
1:K:638:VAL:HG21	1:K:670:LEU:HD21	1.91	0.51
1:K:656:VAL:CG1	1:K:694:LEU:HD11	2.41	0.51
1:K:906:TYR:N	1:K:906:TYR:CD1	2.79	0.51
1:K:972:HIS:HB2	1:K:974:HIS:CD2	2.46	0.51

Continued on next page...

Continued from previous page...

Atom-1	Atom-2	Interatomic distance (Å)	Clash overlap (Å)
1:M:531:ARG:O	1:M:561:ARG:NH1	2.41	0.51
1:N:127:PHE:CD1	1:N:127:PHE:N	2.78	0.51
1:N:223:SER:HB3	1:N:247:CYS:HB2	1.92	0.51
1:N:504:ALA:HB3	1:N:535:LEU:CD2	2.40	0.51
1:N:599:ARG:HH22	1:N:795:VAL:HA	1.76	0.51
1:O:261:TRP:CE3	1:O:266:GLN:HB2	2.46	0.51
1:N:282:ARG:HH12	1:O:419:GLY:HA2	1.73	0.51
1:O:909:ARG:HH11	1:O:993:ILE:CD1	2.24	0.51
1:P:89:ASN:ND2	1:P:206:SER:H	2.06	0.51
1:M:422:PRO:CG	1:P:284:GLY:HA2	2.35	0.51
1:P:486:TYR:CZ	1:P:488:GLY:HA3	2.46	0.51
1:P:842:TRP:HB2	1:P:850:PHE:CD2	2.45	0.51
1:P:897:TRP:CE2	1:P:918:TRP:HB2	2.45	0.51
1:P:948:PRO:HG2	1:P:949:HIS:ND1	2.25	0.51
1:P:955:PHE:CD1	1:P:955:PHE:N	2.79	0.51
1:P:985:ASN:ND2	3:P:1231:HOH:O	2.28	0.51
1:A:230:ARG:O	1:A:238:ALA:HA	2.11	0.51
1:C:1015:HIS:CE1	1:D:1015:HIS:CE1	2.99	0.51
1:C:217:LYS:NZ	1:C:324:GLU:OE2	2.42	0.51
1:C:578:TYR:HA	1:C:583:ASN:O	2.11	0.51
1:D:130:ASP:OD1	1:D:132:SER:N	2.36	0.51
1:D:14:ARG:CG	1:D:14:ARG:HH11	2.11	0.51
1:D:92:MET:O	1:D:93:HIS:HD2	1.94	0.51
1:E:388:ARG:NH1	1:E:536:CYS:HB2	2.26	0.51
1:E:933:SER:O	1:E:934:GLU:C	2.47	0.51
1:F:217:LYS:HB3	1:F:221:GLN:NE2	2.25	0.51
1:F:304:GLU:O	1:F:305:ILE:HG12	2.11	0.51
1:G:101:THR:HG22	1:G:598:ASP:OD2	2.11	0.51
1:G:559:TYR:CD1	1:G:559:TYR:N	2.78	0.51
1:G:759:ASN:OD1	1:G:761:GLN:N	2.43	0.51
1:H:18:ASN:CB	1:H:21:VAL:HG23	2.40	0.51
1:H:668:VAL:HG12	1:H:669:PRO:CD	2.30	0.51
1:H:772:ASP:N	1:H:772:ASP:OD1	2.35	0.51
1:H:91:GLN:C	1:H:93:HIS:H	2.14	0.51
1:I:530:THR:HB	3:I:1290:HOH:O	2.11	0.51
1:I:651:LEU:HD13	1:I:669:PRO:HA	1.92	0.51
1:K:1015:HIS:CE1	1:L:1015:HIS:CE1	2.99	0.51
1:K:142:ILE:CG1	1:K:170:GLU:HG2	2.39	0.51
1:L:105:TYR:CE1	1:L:199:ASP:HB2	2.46	0.51
1:L:352:ARG:NE	1:L:626:PHE:CE1	2.79	0.51
1:L:601:PHE:CZ	1:L:795:VAL:HG12	2.46	0.51

Continued on next page...

Continued from previous page...

Atom-1	Atom-2	Interatomic distance (Å)	Clash overlap (Å)
1:M:234:ASP:OD1	1:M:236:SER:OG	2.29	0.51
1:M:372:MET:O	1:M:373:VAL:C	2.45	0.51
1:M:510:GLN:O	1:M:517:LYS:N	2.41	0.51
1:M:519:SER:O	1:M:520:ILE:C	2.48	0.51
1:M:789:LEU:HD12	1:M:792:ASP:OD2	2.11	0.51
1:N:519:SER:O	1:N:520:ILE:C	2.49	0.51
1:N:68:ALA:O	1:N:70:PRO:HD3	2.11	0.51
1:N:763:GLY:HA3	1:N:822:LEU:CD2	2.40	0.51
1:O:238:ALA:CB	1:O:298:PRO:HG3	2.41	0.51
1:P:118:ASN:O	1:P:120:THR:N	2.44	0.51
1:P:215:LEU:HD12	1:P:216:HIS:H	1.76	0.51
1:P:231:PHE:N	1:P:231:PHE:CD1	2.79	0.51
1:P:30:HIS:CE1	1:P:33:PHE:CD2	2.99	0.51
1:P:835:LEU:C	1:P:836:ILE:HD13	2.31	0.51
1:A:100:TYR:CZ	1:A:602:CYS:HB3	2.45	0.51
1:A:390:SER:HA	1:A:391:HIS:ND1	2.26	0.51
1:A:653:HIS:HD2	1:A:667:GLU:HB3	1.75	0.51
1:B:360:HIS:CE1	1:B:362:LEU:HB2	2.46	0.51
1:C:785:THR:HA	3:C:1252:HOH:O	2.11	0.51
1:E:127:PHE:CD1	1:E:127:PHE:N	2.78	0.51
1:E:230:ARG:O	1:E:238:ALA:HA	2.11	0.51
1:E:166:ARG:HB2	1:E:414:ASN:HD22	1.76	0.51
1:E:44:THR:O	1:E:46:ARG:N	2.43	0.51
1:E:100:TYR:CE2	1:E:598:ASP:HB2	2.45	0.51
1:E:637:GLU:HB3	3:E:1276:HOH:O	2.10	0.51
1:F:100:TYR:CE1	1:F:602:CYS:HB3	2.46	0.51
1:F:319:ASP:N	1:F:319:ASP:OD1	2.40	0.51
1:F:36:TRP:CE2	1:F:42:ALA:HA	2.45	0.51
1:F:457:SER:HA	1:F:485:GLN:O	2.10	0.51
1:F:876:THR:O	1:F:877:PRO:C	2.45	0.51
1:G:168:PRO:O	1:G:442:ARG:NH2	2.41	0.51
1:G:411:ASP:OD2	1:G:447:ASP:OD2	2.29	0.51
1:G:616:ALA:O	1:G:619:GLU:N	2.44	0.51
1:H:134:LEU:N	1:H:134:LEU:HD23	2.25	0.51
1:H:57:GLU:HA	1:H:84:VAL:O	2.10	0.51
1:H:960:SER:HA	3:H:1281:HOH:O	2.11	0.51
1:I:26:ARG:O	1:I:27:LEU:O	2.28	0.51
1:I:34:ALA:HB3	1:I:36:TRP:CE3	2.45	0.51
1:I:446:ARG:NE	1:I:447:ASP:OD1	2.29	0.51
1:I:66:PRO:C	1:I:68:ALA:H	2.15	0.51
1:J:395:HIS:O	1:J:396:PRO:C	2.48	0.51

Continued on next page...

Continued from previous page...

Atom-1	Atom-2	Interatomic distance (Å)	Clash overlap (Å)
1:J:764:PHE:CE1	1:J:840:HIS:NE2	2.79	0.51
1:K:11:LEU:N	1:K:11:LEU:HD23	2.26	0.51
1:K:833:ALA:CB	1:K:859:ASP:HA	2.40	0.51
1:K:899:GLY:HA2	1:K:915:PHE:CD1	2.45	0.51
1:M:223:SER:HB3	1:M:247:CYS:HB2	1.93	0.51
1:M:955:PHE:N	1:M:955:PHE:CD1	2.79	0.51
1:N:166:ARG:HB2	1:N:414:ASN:HD22	1.76	0.51
1:N:262:GLN:HE22	1:N:299:LYS:CD	2.23	0.51
1:N:355:ASN:ND2	1:N:355:ASN:N	2.58	0.51
1:N:857:ARG:CG	1:N:857:ARG:HH11	2.23	0.51
1:N:946:TYR:HH	1:N:982:THR:HG1	1.51	0.51
1:O:542:MET:HA	1:O:604:ASN:HA	1.93	0.51
1:O:78:LEU:HD22	1:O:79:PRO:CD	2.40	0.51
1:O:895:VAL:CG2	1:O:922:LEU:HD12	2.41	0.51
1:P:36:TRP:CG	1:P:42:ALA:HB2	2.46	0.51
1:P:412:GLU:CG	1:P:459:GLY:HA2	2.41	0.51
1:P:702:GLN:HE22	1:P:708:TRP:HH2	1.58	0.51
1:A:1015:HIS:CE1	1:B:1015:HIS:CE1	2.99	0.51
1:A:987:ASP:OD2	1:A:990:HIS:HD2	1.92	0.51
1:B:411:ASP:OD2	1:B:447:ASP:OD2	2.29	0.51
1:B:638:VAL:O	1:B:677:LYS:HA	2.11	0.51
1:C:91:GLN:HG2	1:C:98:PRO:CA	2.41	0.51
1:D:873:ALA:O	1:D:876:THR:HG22	2.11	0.51
1:C:723:ALA:HB1	1:D:875:ASP:OD2	2.11	0.51
1:E:301:TRP:CH2	1:E:452:SER:HA	2.46	0.51
1:E:856:TYR:HD2	1:E:864:MET:CE	2.24	0.51
1:F:128:ASN:HA	1:F:180:GLY:O	2.11	0.51
1:G:176:PHE:CD1	1:G:176:PHE:N	2.79	0.51
1:G:581:ASN:N	1:G:581:ASN:ND2	2.58	0.51
1:G:881:ARG:HD3	1:G:987:ASP:OD2	2.11	0.51
1:H:176:PHE:N	1:H:176:PHE:CD1	2.78	0.51
1:I:917:ARG:HH22	1:I:943:GLU:CD	2.14	0.51
1:J:797:GLU:O	1:J:800:ARG:O	2.28	0.51
1:L:327:ALA:O	1:L:328:CYS:HB3	2.11	0.51
1:L:373:VAL:O	1:L:374:GLN:O	2.29	0.51
1:L:411:ASP:OD2	1:L:447:ASP:OD2	2.28	0.51
1:M:154:CYS:HB3	1:M:159:VAL:HG21	1.93	0.51
1:M:784:PHE:CD2	1:M:850:PHE:CD2	2.99	0.51
1:N:118:ASN:O	1:N:120:THR:N	2.44	0.51
1:N:143:PHE:O	1:N:168:PRO:HA	2.10	0.51
1:N:155:ASN:OD1	1:N:182:ASN:HA	2.11	0.51

Continued on next page...

Continued from previous page...

Atom-1	Atom-2	Interatomic distance (Å)	Clash overlap (Å)
1:N:588:TYR:O	1:N:589:GLY:C	2.46	0.51
1:N:660:GLY:O	1:N:662:PRO:HD3	2.10	0.51
1:N:764:PHE:O	1:N:766:SER:N	2.44	0.51
1:N:856:TYR:N	1:N:856:TYR:CD1	2.79	0.51
1:O:588:TYR:O	1:O:591:ASP:HB2	2.11	0.51
1:A:568:TRP:CE2	1:A:569:ASP:HB3	2.46	0.50
1:A:619:GLU:HA	1:A:619:GLU:OE1	2.11	0.50
1:B:253:TYR:O	1:B:318:ALA:N	2.42	0.50
1:B:433:LEU:HB3	1:B:434:PRO:HD3	1.92	0.50
1:B:515:VAL:N	1:B:516:PRO:HD3	2.25	0.50
1:C:542:MET:HA	1:C:604:ASN:HA	1.93	0.50
1:D:429:ASP:OD1	1:D:431:ARG:HD3	2.10	0.50
1:D:599:ARG:HD2	1:D:600:GLN:OE1	2.10	0.50
1:F:357:HIS:HE1	1:F:568:TRP:HH2	1.58	0.50
1:F:767:GLN:CD	1:F:768:MET:H	2.12	0.50
1:F:84:VAL:HG12	1:F:85:VAL:N	2.26	0.50
1:G:698:VAL:HG21	1:G:720:TRP:HH2	1.75	0.50
1:H:23:GLN:HB3	1:H:26:ARG:CZ	2.40	0.50
1:H:36:TRP:CG	1:H:42:ALA:HB2	2.46	0.50
1:H:46:ARG:HB3	1:H:47:PRO:HD2	1.92	0.50
1:H:963:SER:O	1:H:964:GLN:C	2.47	0.50
1:I:300:LEU:O	1:I:307:ASN:HB2	2.11	0.50
1:J:629:PHE:N	1:J:629:PHE:CD1	2.79	0.50
1:K:433:LEU:HD12	1:K:433:LEU:C	2.28	0.50
1:K:824:GLN:OE1	1:K:837:THR:HG22	2.11	0.50
1:L:413:ALA:HB2	1:L:443:MET:HE1	1.91	0.50
1:L:57:GLU:HA	1:L:84:VAL:O	2.11	0.50
1:L:814:GLY:O	1:L:816:TYR:N	2.44	0.50
1:L:856:TYR:N	1:L:856:TYR:CD1	2.78	0.50
1:L:879:PRO:O	1:L:1009:LEU:HD12	2.11	0.50
1:L:927:THR:N	1:L:935:ASN:OD1	2.35	0.50
1:M:100:TYR:O	1:M:598:ASP:N	2.43	0.50
1:M:246:MET:HG2	1:M:274:PHE:CD2	2.46	0.50
1:M:42:ALA:O	1:M:310:ARG:NH1	2.43	0.50
1:M:315:LEU:HG	1:M:315:LEU:O	2.12	0.50
1:M:367:MET:HB3	1:M:372:MET:CE	2.41	0.50
1:M:414:ASN:C	1:M:415:ILE:HG13	2.31	0.50
1:M:505:ARG:O	1:M:506:VAL:C	2.48	0.50
1:M:355:ASN:HD21	1:M:566:PHE:CB	2.25	0.50
1:N:140:ARG:O	1:N:140:ARG:HG2	2.07	0.50
1:N:343:LEU:HD23	1:N:348:PRO:HA	1.93	0.50

Continued on next page...

Continued from previous page...

Atom-1	Atom-2	Interatomic distance (Å)	Clash overlap (Å)
1:N:487:GLU:O	1:N:491:ALA:N	2.41	0.50
1:N:559:TYR:CB	1:N:562:LEU:HD12	2.40	0.50
1:N:655:MET:HG2	1:N:656:VAL:N	2.25	0.50
1:P:141:ILE:HD13	1:P:141:ILE:C	2.32	0.50
1:P:204:ARG:CG	1:P:204:ARG:HH11	2.17	0.50
1:P:331:GLY:N	1:P:451:PRO:HG3	2.26	0.50
1:P:568:TRP:HE1	1:P:604:ASN:ND2	2.09	0.50
1:P:541:ALA:CB	1:P:606:LEU:HD23	2.40	0.50
1:P:758:PHE:O	1:P:759:ASN:C	2.48	0.50
1:P:796:SER:HB2	1:P:802:ASP:N	2.24	0.50
1:P:847:LYS:HG3	1:P:848:THR:N	2.26	0.50
1:A:110:ASN:O	1:A:113:PHE:HB2	2.11	0.50
1:B:13:ARG:O	1:B:14:ARG:C	2.47	0.50
1:B:308:LEU:HD13	1:B:329:ASP:HB3	1.92	0.50
1:B:540:HIS:ND1	1:B:999:TRP:CZ3	2.80	0.50
1:B:73:TRP:CH2	1:B:185:ALA:HB1	2.45	0.50
1:C:446:ARG:NE	1:C:447:ASP:OD1	2.43	0.50
1:E:149:ALA:O	1:E:150:PHE:HB3	2.11	0.50
1:E:588:TYR:O	1:E:589:GLY:O	2.29	0.50
1:E:59:ARG:HH21	1:E:81:ALA:C	2.11	0.50
1:F:188:VAL:C	1:F:189:LEU:HD23	2.32	0.50
1:G:377:LEU:HD22	1:G:708:TRP:HA	1.92	0.50
1:G:635:THR:HG22	1:G:680:ILE:O	2.12	0.50
1:G:782:ASP:HB2	1:G:842:TRP:CH2	2.46	0.50
1:G:784:PHE:CD2	1:G:850:PHE:CD2	2.99	0.50
1:H:229:THR:HG21	1:H:332:PHE:CD1	2.46	0.50
1:H:28:ALA:O	1:H:30:HIS:HD2	1.94	0.50
1:H:472:TYR:HD1	1:H:484:VAL:CG1	2.24	0.50
1:J:1022:GLN:C	1:J:1023:LYS:HG3	2.30	0.50
1:J:14:ARG:NH1	1:J:16:TRP:HZ2	2.08	0.50
1:J:444:VAL:O	1:J:448:ARG:HG2	2.11	0.50
1:K:188:VAL:HG12	1:K:189:LEU:N	2.26	0.50
1:K:26:ARG:CZ	1:K:442:ARG:HH12	2.23	0.50
1:K:411:ASP:OD2	1:K:447:ASP:OD2	2.29	0.50
1:K:784:PHE:CD2	1:K:850:PHE:CD2	3.00	0.50
1:K:784:PHE:CD2	1:K:850:PHE:CE2	3.00	0.50
1:M:103:VAL:HG12	1:M:104:THR:N	2.25	0.50
1:M:130:ASP:O	1:M:133:TRP:N	2.45	0.50
1:M:140:ARG:HD3	1:M:142:ILE:HD11	1.91	0.50
1:M:187:MET:HE2	1:M:189:LEU:HD22	1.94	0.50
1:M:36:TRP:C	1:M:37:ARG:HG2	2.32	0.50

Continued on next page...

Continued from previous page...

Atom-1	Atom-2	Interatomic distance (Å)	Clash overlap (Å)
1:M:538:TYR:O	1:M:539:ALA:HB3	2.12	0.50
1:N:145:GLY:N	1:N:210:ARG:HB2	2.27	0.50
1:N:273:PRO:O	1:N:274:PHE:O	2.28	0.50
1:O:949:HIS:CD2	1:O:1020:TRP:HE1	2.29	0.50
1:O:118:ASN:O	1:O:119:PRO:C	2.47	0.50
1:O:73:TRP:CZ2	1:O:122:CYS:HB3	2.46	0.50
1:O:937:LEU:HD11	1:O:956:GLN:HB2	1.92	0.50
1:P:288:ARG:O	1:P:289:VAL:HG12	2.10	0.50
1:P:391:HIS:NE2	1:P:460:ASN:ND2	2.58	0.50
1:P:814:GLY:O	1:P:817:GLN:N	2.43	0.50
1:P:951:TRP:N	1:P:951:TRP:CE3	2.79	0.50
1:A:375:ASP:O	1:A:379:MET:HG3	2.10	0.50
1:B:227:VAL:HG12	1:B:228:ALA:N	2.27	0.50
1:B:937:LEU:HG	1:B:938:ARG:N	2.26	0.50
1:C:958:ASN:HA	3:C:1273:HOH:O	2.12	0.50
1:F:683:PRO:O	1:F:684:GLU:C	2.50	0.50
1:F:685:LEU:O	1:F:687:GLN:NE2	2.43	0.50
1:F:789:LEU:HB2	1:F:792:ASP:OD2	2.12	0.50
1:G:114:VAL:HG13	1:G:115:PRO:CD	2.37	0.50
1:H:253:TYR:HD1	1:H:253:TYR:H	1.56	0.50
1:H:509:ASP:C	1:H:511:PRO:HD3	2.30	0.50
1:H:5:ASP:OD2	1:H:157:ARG:HG2	2.11	0.50
1:J:881:ARG:NH1	1:J:987:ASP:OD2	2.43	0.50
1:K:176:PHE:N	1:K:176:PHE:CD1	2.79	0.50
1:K:708:TRP:N	1:K:708:TRP:CD1	2.79	0.50
1:K:916:ASP:HB3	1:K:918:TRP:CZ2	2.46	0.50
1:L:127:PHE:CD1	1:L:127:PHE:N	2.79	0.50
1:L:57:GLU:HB3	1:L:83:THR:CG2	2.41	0.50
1:M:354:VAL:HG22	1:M:355:ASN:N	2.27	0.50
1:M:391:HIS:CD2	1:M:460:ASN:ND2	2.79	0.50
1:M:395:HIS:HE1	1:M:397:LEU:HB2	1.75	0.50
1:M:387:VAL:HG12	1:M:407:LEU:HD12	1.93	0.50
1:M:63:PHE:CB	1:M:64:PRO:HD2	2.40	0.50
1:M:79:PRO:HG2	1:M:80:GLU:CG	2.38	0.50
1:O:449:ASN:HB2	3:O:1204:HOH:O	2.11	0.50
1:O:689:GLU:O	1:O:690:SER:C	2.46	0.50
1:P:229:THR:O	1:P:230:ARG:HG3	2.12	0.50
1:P:316:HIS:CB	1:P:322:LEU:HA	2.41	0.50
1:P:354:VAL:O	1:P:354:VAL:HG13	2.12	0.50
1:P:455:ILE:HG22	1:P:485:GLN:HG2	1.93	0.50
1:P:908:ASP:OD1	1:P:993:ILE:N	2.39	0.50

Continued on next page...

Continued from previous page...

Atom-1	Atom-2	Interatomic distance (Å)	Clash overlap (Å)
1:A:79:PRO:HG2	1:A:80:GLU:HG3	1.94	0.50
1:C:740:LEU:HA	1:C:749:ILE:HD12	1.92	0.50
1:D:200:GLN:O	1:D:202:MET:HG2	2.11	0.50
1:D:166:ARG:HG3	1:D:392:TYR:CB	2.41	0.50
1:D:467:ASN:O	1:D:471:LEU:HD12	2.11	0.50
1:E:106:PRO:HG3	1:E:204:ARG:NH1	2.27	0.50
1:E:62:TRP:CZ3	1:E:64:PRO:N	2.79	0.50
1:E:654:TRP:CE2	1:E:666:GLY:HA3	2.46	0.50
1:E:856:TYR:HD2	1:E:864:MET:HE3	1.76	0.50
1:E:951:TRP:CE3	1:E:951:TRP:N	2.80	0.50
1:F:486:TYR:CE2	1:F:488:GLY:HA3	2.46	0.50
1:F:695:TRP:NE1	1:F:915:PHE:CD2	2.79	0.50
1:H:102:ASN:CG	1:H:103:VAL:HG23	2.31	0.50
1:I:700:VAL:HG12	1:I:715:SER:OG	2.12	0.50
1:J:906:TYR:HB3	1:J:907:PRO:CD	2.39	0.50
1:K:226:HIS:N	1:K:226:HIS:CD2	2.79	0.50
1:K:437:SER:HA	1:K:471:LEU:CD2	2.42	0.50
1:K:582:GLY:O	1:K:584:PRO:HD3	2.12	0.50
1:L:1020:TRP:CD1	1:L:1021:CYS:N	2.78	0.50
1:L:23:GLN:HB3	1:L:26:ARG:HH21	1.75	0.50
1:L:506:VAL:HG23	1:L:552:TYR:CD1	2.47	0.50
1:L:897:TRP:CD2	1:L:918:TRP:HB2	2.47	0.50
1:M:35:SER:O	1:M:36:TRP:O	2.30	0.50
1:M:386:ALA:HB2	1:M:408:TYR:HB2	1.92	0.50
1:M:523:TRP:HD1	1:M:526:LEU:HD12	1.75	0.50
1:M:90:TRP:CD1	1:M:91:GLN:NE2	2.79	0.50
1:M:897:TRP:CZ3	1:M:918:TRP:HB2	2.47	0.50
1:N:226:HIS:CD2	1:N:226:HIS:N	2.80	0.50
1:N:560:PRO:HD2	3:N:1210:HOH:O	2.11	0.50
1:O:679:LEU:N	1:O:679:LEU:HD23	2.24	0.50
1:O:698:VAL:O	1:O:698:VAL:HG23	2.10	0.50
1:O:708:TRP:CD1	1:O:708:TRP:N	2.79	0.50
1:O:997:ASP:HB2	1:O:999:TRP:CZ2	2.47	0.50
1:P:223:SER:O	1:P:224:ASP:HB2	2.11	0.50
1:P:767:GLN:HE22	1:P:774:LYS:HB3	1.74	0.50
1:P:788:PRO:HD2	1:P:968:MET:HB2	1.91	0.50
1:P:7:LEU:CD1	1:P:74:LEU:HD11	2.41	0.50
1:P:859:ASP:OD1	1:P:861:SER:OG	2.27	0.50
1:P:959:ILE:O	1:P:959:ILE:HG23	2.11	0.50
1:A:30:HIS:CE1	1:A:33:PHE:CD2	2.99	0.50
1:A:102:ASN:HB3	1:A:598:ASP:OD2	2.12	0.50

Continued on next page...

Continued from previous page...

Atom-1	Atom-2	Interatomic distance (Å)	Clash overlap (Å)
1:B:73:TRP:CZ2	1:B:122:CYS:HB3	2.47	0.50
1:B:856:TYR:HD2	1:B:864:MET:HE2	1.76	0.50
1:B:287:ASP:OD2	1:C:425:ARG:NH2	2.44	0.50
1:C:789:LEU:HD11	1:C:993:ILE:HG22	1.92	0.50
1:D:102:ASN:ND2	1:D:201:ASP:HB2	2.26	0.50
1:E:154:CYS:O	1:E:155:ASN:C	2.50	0.50
1:E:262:GLN:HB2	1:E:309:TYR:CE1	2.45	0.50
1:E:386:ALA:CB	1:E:408:TYR:HB2	2.42	0.50
1:F:377:LEU:CD2	1:F:708:TRP:HA	2.32	0.50
1:F:622:HIS:HB2	1:F:717:TRP:CZ2	2.47	0.50
1:G:190:ARG:NH2	1:G:204:ARG:O	2.41	0.50
1:G:579:ASP:O	1:G:582:GLY:N	2.43	0.50
1:H:123:TYR:CG	1:H:208:ILE:HD12	2.46	0.50
1:H:126:THR:HA	1:H:182:ASN:O	2.11	0.50
1:H:356:ARG:HD2	1:H:379:MET:HE1	1.92	0.50
1:H:3:ILE:HG13	1:H:3:ILE:O	2.11	0.50
1:H:600:GLN:NE2	1:H:790:ASP:OD1	2.45	0.50
1:H:804:ASN:O	1:H:805:ALA:C	2.49	0.50
1:H:806:TRP:CH2	1:H:809:ARG:NH2	2.80	0.50
1:H:870:VAL:HG12	1:H:871:GLU:N	2.27	0.50
1:H:910:LEU:HD12	1:H:910:LEU:O	2.12	0.50
1:I:23:GLN:HB3	1:I:26:ARG:NH2	2.26	0.50
1:J:316:HIS:HB3	1:J:322:LEU:HA	1.94	0.50
1:J:782:ASP:HA	1:J:884:LEU:HD23	1.93	0.50
1:J:83:THR:O	1:J:83:THR:HG22	2.10	0.50
1:K:101:THR:HG21	1:K:104:THR:O	2.12	0.50
1:K:844:HIS:O	1:K:845:GLN:O	2.30	0.50
1:L:317:THR:CG2	1:L:323:ILE:HD11	2.41	0.50
1:L:300:LEU:HD13	1:L:345:ASN:ND2	2.27	0.50
1:L:360:HIS:ND1	1:L:362:LEU:HB2	2.26	0.50
1:L:515:VAL:N	1:L:516:PRO:HD3	2.26	0.50
1:L:59:ARG:CZ	1:L:81:ALA:HB3	2.42	0.50
1:L:767:GLN:OE1	1:L:768:MET:O	2.29	0.50
1:M:316:HIS:HB2	1:M:321:THR:O	2.12	0.50
1:M:46:ARG:HB3	1:M:47:PRO:CD	2.41	0.50
1:M:641:GLU:HB3	3:M:1274:HOH:O	2.12	0.50
1:M:653:HIS:HD2	1:M:667:GLU:CB	2.24	0.50
1:M:73:TRP:O	1:M:183:ARG:NH1	2.43	0.50
1:M:94:GLY:O	1:M:95:TYR:C	2.47	0.50
1:N:622:HIS:HB2	1:N:717:TRP:CZ2	2.47	0.50
1:O:127:PHE:N	1:O:127:PHE:CD1	2.80	0.50

Continued on next page...

Continued from previous page...

Atom-1	Atom-2	Interatomic distance (Å)	Clash overlap (Å)
1:O:383:ASN:HD22	1:O:625:GLN:HA	1.72	0.50
1:O:856:TYR:CD2	1:O:864:MET:HE1	2.47	0.50
1:P:322:LEU:HD23	1:P:322:LEU:C	2.32	0.50
1:P:402:CYS:HB3	1:P:407:LEU:HB3	1.93	0.50
1:P:45:ASP:C	1:P:46:ARG:O	2.48	0.50
1:P:45:ASP:O	1:P:46:ARG:O	2.29	0.50
1:P:867:THR:O	1:P:867:THR:HG22	2.10	0.50
1:A:237:ARG:HH11	1:A:237:ARG:CG	2.24	0.50
1:A:540:HIS:ND1	1:A:998:SER:OG	2.33	0.50
1:B:701:VAL:O	1:B:703:PRO:HD3	2.11	0.50
1:B:767:GLN:HG3	1:B:768:MET:N	2.27	0.50
1:C:856:TYR:HB3	1:C:864:MET:HE2	1.93	0.50
1:D:110:ASN:O	1:D:113:PHE:N	2.43	0.50
1:D:3:ILE:HG13	1:D:3:ILE:O	2.12	0.50
1:D:3:ILE:O	1:D:6:SER:HB3	2.12	0.50
1:D:767:GLN:OE1	1:D:768:MET:N	2.29	0.50
1:E:187:MET:HG2	1:E:187:MET:O	2.11	0.50
1:E:115:PRO:HG2	1:E:191:TRP:HD1	1.75	0.50
1:E:440:VAL:O	1:E:444:VAL:HG23	2.11	0.50
1:E:823:LEU:HB2	1:E:839:ALA:O	2.11	0.50
1:F:161:TYR:OH	1:F:163:GLN:NE2	2.36	0.50
1:F:868:VAL:O	1:F:869:ASP:OD1	2.29	0.50
1:G:165:SER:OG	1:G:198:GLU:OE1	2.30	0.50
1:G:824:GLN:O	1:G:838:THR:HA	2.12	0.50
1:G:83:THR:O	1:G:84:VAL:HG23	2.11	0.50
1:H:205:MET:O	1:H:206:SER:HB3	2.12	0.50
1:H:230:ARG:O	1:H:238:ALA:HA	2.11	0.50
1:H:439:ARG:HH11	1:H:439:ARG:HG2	1.75	0.50
1:H:758:PHE:CZ	1:H:765:LEU:HD13	2.47	0.50
1:H:764:PHE:O	1:H:766:SER:N	2.44	0.50
1:H:959:ILE:HD11	1:H:982:THR:HG21	1.93	0.50
1:I:1011:ALA:HB3	1:I:1014:TYR:CZ	2.46	0.50
1:I:822:LEU:HD11	1:I:824:GLN:O	2.11	0.50
1:J:400:THR:O	1:J:403:ASP:HB2	2.11	0.50
1:J:425:ARG:NH2	1:K:287:ASP:OD2	2.45	0.50
1:K:673:ALA:O	1:K:676:GLY:N	2.44	0.50
1:K:822:LEU:HD12	1:K:824:GLN:H	1.77	0.50
1:K:894:ARG:HH12	1:K:920:LEU:HA	1.77	0.50
1:K:920:LEU:HB3	1:K:921:PRO:HD2	1.93	0.50
1:L:110:ASN:O	1:L:113:PHE:HB2	2.12	0.50
1:L:433:LEU:HB3	1:L:434:PRO:CD	2.33	0.50

Continued on next page...

Continued from previous page...

Atom-1	Atom-2	Interatomic distance (Å)	Clash overlap (Å)
1:M:37:ARG:HH21	1:M:217:LYS:HA	1.77	0.50
1:M:796:SER:HG	1:M:801:ILE:HA	1.75	0.50
1:M:84:VAL:HG12	1:M:85:VAL:N	2.27	0.50
1:N:114:VAL:CG2	1:N:115:PRO:HD2	2.38	0.50
1:N:165:SER:O	1:N:209:PHE:HZ	1.95	0.50
1:N:103:VAL:O	1:N:199:ASP:OD2	2.29	0.50
1:N:354:VAL:HG22	1:N:355:ASN:O	2.12	0.50
1:N:444:VAL:O	1:N:448:ARG:HG2	2.11	0.50
1:N:627:PHE:CZ	1:N:650:GLU:HG2	2.46	0.50
1:N:920:LEU:CB	1:N:921:PRO:HD2	2.41	0.50
1:O:131:GLU:O	1:O:132:SER:C	2.50	0.50
1:O:99:ILE:HB	1:O:204:ARG:HB2	1.94	0.50
1:O:693:GLN:HG2	1:O:721:ARG:HD2	1.94	0.50
1:O:824:GLN:O	1:O:838:THR:HA	2.11	0.50
1:P:222:ILE:HD13	1:P:313:VAL:CG1	2.40	0.50
1:P:375:ASP:OD1	1:P:375:ASP:N	2.44	0.50
1:P:7:LEU:N	1:P:71:GLU:OE2	2.44	0.50
1:P:767:GLN:OE1	1:P:768:MET:O	2.29	0.50
1:B:646:HIS:CD2	1:B:647:SER:N	2.80	0.50
1:C:178:ARG:HB2	1:C:182:ASN:OD1	2.12	0.50
1:C:230:ARG:O	1:C:238:ALA:HA	2.12	0.50
1:D:877:PRO:O	1:D:878:HIS:C	2.48	0.50
1:D:959:ILE:HD12	1:D:984:LEU:HD13	1.94	0.50
1:E:100:TYR:HB2	1:E:203:TRP:CE3	2.47	0.50
1:E:810:TRP:CH2	1:E:880:ALA:HB2	2.47	0.50
1:G:382:ASN:ND2	1:G:617:LEU:HD21	2.27	0.50
1:H:25:ASN:ND2	1:H:158:TRP:CZ3	2.80	0.50
1:H:202:MET:HE2	1:H:357:HIS:HD2	1.75	0.50
1:H:253:TYR:N	1:H:253:TYR:CD1	2.79	0.50
1:H:43:ARG:HH21	1:H:264:GLU:HG2	1.69	0.50
1:H:555:ALA:O	1:H:556:PHE:C	2.46	0.50
1:H:588:TYR:O	1:H:589:GLY:O	2.29	0.50
1:H:875:ASP:N	1:H:875:ASP:OD1	2.29	0.50
1:H:955:PHE:HB2	1:H:987:ASP:O	2.11	0.50
1:I:65:ALA:HB1	1:I:66:PRO:HD2	1.94	0.50
1:I:755:ARG:HB2	1:I:769:TRP:HB2	1.94	0.50
1:J:46:ARG:HB3	1:J:47:PRO:HD2	1.93	0.50
1:K:499:ILE:HD11	1:K:529:GLU:CD	2.32	0.50
1:K:857:ARG:HG2	1:K:857:ARG:NH1	2.23	0.50
1:K:955:PHE:CD2	1:K:986:ILE:HG23	2.46	0.50
1:L:106:PRO:HG3	1:L:204:ARG:HG3	1.94	0.50

Continued on next page...

Continued from previous page...

Atom-1	Atom-2	Interatomic distance (Å)	Clash overlap (Å)
1:L:37:ARG:NH2	1:L:218:PRO:HD3	2.27	0.50
1:L:354:VAL:HG23	1:L:567:VAL:O	2.10	0.50
1:M:3:ILE:O	1:M:9:VAL:HG21	2.12	0.50
1:M:603:MET:CE	1:M:930:VAL:HG11	2.41	0.50
1:M:60:PHE:CG	1:M:61:ALA:N	2.80	0.50
1:M:718:GLN:HG3	1:M:719:GLN:N	2.27	0.50
1:M:792:ASP:O	1:M:805:ALA:HB1	2.11	0.50
1:M:797:GLU:N	1:M:800:ARG:O	2.42	0.50
1:M:837:THR:HG22	1:M:837:THR:O	2.11	0.50
1:N:136:GLU:O	1:N:137:GLY:O	2.29	0.50
1:N:208:ILE:O	1:N:208:ILE:HG22	2.10	0.50
1:N:555:ALA:O	1:N:556:PHE:C	2.48	0.50
1:O:519:SER:O	1:O:520:ILE:C	2.49	0.50
1:O:571:VAL:HG13	1:O:607:VAL:CG2	2.42	0.50
1:O:788:PRO:HD2	1:O:968:MET:HB2	1.93	0.50
1:M:425:ARG:HH22	1:P:287:ASP:CG	2.15	0.50
1:P:331:GLY:H	1:P:451:PRO:HG3	1.75	0.50
1:P:458:LEU:HD23	1:P:458:LEU:N	2.26	0.50
1:P:45:ASP:O	1:P:46:ARG:C	2.48	0.50
1:P:619:GLU:HA	1:P:912:ALA:HB2	1.93	0.50
1:B:949:HIS:CD2	1:B:1020:TRP:HE1	2.30	0.50
1:C:389:CYS:HB3	1:C:394:ASN:HD21	1.77	0.50
1:E:33:PHE:HB3	1:E:326:GLU:OE2	2.11	0.50
1:E:395:HIS:CE1	1:E:397:LEU:H	2.30	0.50
1:E:60:PHE:CD1	1:E:61:ALA:N	2.80	0.50
1:E:708:TRP:CZ3	1:E:709:SER:HB3	2.47	0.50
1:F:211:ASP:N	1:F:211:ASP:OD1	2.45	0.50
1:F:92:MET:O	1:F:93:HIS:HD2	1.94	0.50
1:G:107:ILE:O	1:G:107:ILE:HG12	2.11	0.50
1:G:40:GLU:CD	1:G:43:ARG:HH12	2.15	0.50
1:G:335:VAL:HG21	1:G:454:ILE:HG22	1.93	0.50
1:G:501:PRO:HD2	1:G:533:LEU:HD11	1.93	0.50
1:G:649:ASN:O	1:G:702:GLN:HA	2.12	0.50
1:G:821:ALA:O	1:G:840:HIS:HB3	2.12	0.50
1:H:548:GLY:O	1:H:549:PHE:O	2.29	0.50
1:H:797:GLU:O	1:H:800:ARG:O	2.30	0.50
1:H:974:HIS:C	1:H:975:LEU:HD23	2.32	0.50
1:H:881:ARG:HD3	1:H:987:ASP:CG	2.31	0.50
1:I:284:GLY:HA2	1:L:422:PRO:HG3	1.92	0.50
1:I:313:VAL:O	1:I:313:VAL:HG12	2.12	0.50
1:I:427:THR:CG2	1:I:436:MET:HE2	2.40	0.50

Continued on next page...

Continued from previous page...

Atom-1	Atom-2	Interatomic distance (Å)	Clash overlap (Å)
1:I:501:PRO:HG3	1:I:523:TRP:CZ3	2.47	0.50
1:I:959:ILE:O	1:I:959:ILE:HG23	2.12	0.50
1:K:1020:TRP:CD1	1:K:1021:CYS:N	2.79	0.50
1:K:599:ARG:HD2	1:K:600:GLN:CD	2.33	0.50
1:K:11:LEU:HD13	1:K:66:PRO:HB2	1.94	0.50
1:K:989:PHE:CE1	1:K:1014:TYR:HB3	2.47	0.50
1:L:399:TYR:CE2	1:L:446:ARG:NH2	2.80	0.50
1:M:91:GLN:HG2	1:M:190:ARG:NH2	2.27	0.50
1:M:429:ASP:O	1:M:430:PRO:C	2.48	0.50
1:O:369:GLU:O	1:O:372:MET:HB2	2.12	0.50
1:O:505:ARG:HD3	1:O:508:GLU:OE1	2.12	0.50
1:O:822:LEU:HD12	1:O:823:LEU:H	1.72	0.50
1:P:7:LEU:HD11	1:P:74:LEU:HG	1.93	0.50
1:A:399:TYR:CE1	1:A:446:ARG:NH2	2.80	0.50
1:A:736:ALA:O	1:A:737:ILE:HG22	2.12	0.50
1:A:7:LEU:HD13	1:A:74:LEU:CD1	2.40	0.50
1:A:832:ASP:O	1:A:833:ALA:HB2	2.11	0.50
1:A:896:ASN:HB3	1:A:945:ASN:HB2	1.93	0.50
1:B:282:ARG:HD2	1:C:418:HIS:O	2.12	0.50
1:C:308:LEU:HD13	1:C:329:ASP:HB3	1.93	0.50
1:C:917:ARG:HH22	1:C:943:GLU:CD	2.14	0.50
1:D:654:TRP:NE1	1:D:666:GLY:HA3	2.27	0.50
1:D:932:PRO:HG2	1:D:970:THR:O	2.12	0.50
1:E:1004:SER:OG	1:E:1006:GLU:OE2	2.29	0.50
1:E:6:SER:O	1:E:10:VAL:HG23	2.11	0.50
1:E:91:GLN:HG2	1:E:190:ARG:NH2	2.26	0.50
1:F:258:VAL:HG12	1:F:293:LEU:HD11	1.93	0.50
1:G:343:LEU:HD23	1:G:348:PRO:CA	2.42	0.50
1:H:245:GLN:HG2	1:H:288:ARG:HG2	1.92	0.50
1:H:559:TYR:HB2	1:H:562:LEU:CD1	2.41	0.50
1:H:608:PHE:CD1	1:H:614:HIS:HE1	2.30	0.50
1:H:797:GLU:O	1:H:800:ARG:C	2.50	0.50
1:I:1015:HIS:CE1	1:J:1015:HIS:CE1	2.99	0.50
1:I:282:ARG:HD2	1:L:418:HIS:O	2.11	0.50
1:I:301:TRP:HD1	1:I:307:ASN:O	1.94	0.50
1:I:317:THR:HG23	1:I:323:ILE:HD11	1.93	0.50
1:I:748:CYS:C	1:I:749:ILE:HD12	2.33	0.50
1:J:377:LEU:CD2	1:J:708:TRP:HA	2.34	0.50
1:K:168:PRO:O	1:K:442:ARG:NH2	2.45	0.50
1:K:60:PHE:CD1	1:K:61:ALA:N	2.79	0.50
1:K:1015:HIS:ND1	1:L:1015:HIS:CE1	2.80	0.50

Continued on next page...

Continued from previous page...

Atom-1	Atom-2	Interatomic distance (Å)	Clash overlap (Å)
1:L:151:HIS:CE1	1:L:161:TYR:CD1	2.99	0.50
1:M:110:ASN:N	1:M:111:PRO:HD3	2.27	0.50
1:M:429:ASP:OD1	1:M:431:ARG:HD3	2.11	0.50
1:M:649:ASN:OD1	1:M:704:ASN:OD1	2.30	0.50
1:N:100:TYR:CE1	1:N:602:CYS:HB3	2.47	0.50
1:O:1004:SER:HB2	1:O:1006:GLU:OE2	2.12	0.50
1:O:123:TYR:N	1:O:123:TYR:CD1	2.80	0.50
1:O:223:SER:O	1:O:224:ASP:HB2	2.11	0.50
1:O:895:VAL:HG21	1:O:922:LEU:HD12	1.94	0.50
1:P:440:VAL:HG11	1:P:475:ILE:HD11	1.91	0.50
1:P:902:PRO:HD3	1:P:918:TRP:CZ2	2.46	0.50
1:C:971:SER:OG	1:C:972:HIS:ND1	2.39	0.49
1:D:223:SER:O	1:D:224:ASP:HB2	2.11	0.49
1:D:592:PHE:HB2	1:D:594:ASP:OD1	2.12	0.49
1:D:867:THR:HG22	1:D:867:THR:O	2.12	0.49
1:E:118:ASN:HB2	1:E:119:PRO:HD2	1.94	0.49
1:E:261:TRP:CE3	1:E:266:GLN:HA	2.47	0.49
1:E:469:ASP:O	1:E:470:ALA:C	2.50	0.49
1:E:549:PHE:HE2	1:E:620:ALA:HA	1.75	0.49
1:F:689:GLU:O	1:F:690:SER:O	2.30	0.49
1:F:856:TYR:CD2	1:F:864:MET:HE2	2.47	0.49
1:G:210:ARG:HH12	1:G:394:ASN:C	2.15	0.49
1:G:854:LYS:HA	1:G:867:THR:O	2.12	0.49
1:H:161:TYR:O	1:H:171:PHE:HZ	1.95	0.49
1:H:768:MET:HE2	1:H:770:ILE:HD11	1.94	0.49
1:H:832:ASP:O	1:H:833:ALA:HB2	2.12	0.49
1:H:872:VAL:HG12	1:H:873:ALA:N	2.27	0.49
1:H:959:ILE:HG13	1:H:984:LEU:HD12	1.94	0.49
1:I:271:THR:HG22	1:I:272:ALA:H	1.77	0.49
1:I:856:TYR:CD1	1:I:856:TYR:N	2.79	0.49
1:J:498:ILE:HG22	1:J:499:ILE:N	2.25	0.49
1:J:801:ILE:C	1:J:803:PRO:HD3	2.33	0.49
1:J:814:GLY:HA2	3:J:1210:HOH:O	2.12	0.49
1:K:240:LEU:HB3	1:K:293:LEU:HB2	1.94	0.49
1:L:686:PRO:C	1:L:688:PRO:HD3	2.32	0.49
1:M:649:ASN:ND2	1:M:702:GLN:HG2	2.27	0.49
1:M:897:TRP:CE3	1:M:918:TRP:HB2	2.47	0.49
1:N:202:MET:O	1:N:204:ARG:HD3	2.11	0.49
1:N:237:ARG:HD2	1:N:296:GLU:HG2	1.93	0.49
1:O:149:ALA:O	1:O:150:PHE:HB3	2.11	0.49
1:O:652:LEU:O	1:O:667:GLU:HA	2.12	0.49

Continued on next page...

Continued from previous page...

Atom-1	Atom-2	Interatomic distance (Å)	Clash overlap (Å)
1:O:736:ALA:C	1:O:737:ILE:HG22	2.33	0.49
1:O:765:LEU:C	1:O:765:LEU:HD12	2.33	0.49
1:O:618:THR:HG22	1:O:912:ALA:HB1	1.93	0.49
1:O:943:GLU:OE2	1:O:945:ASN:ND2	2.35	0.49
1:P:559:TYR:CD1	1:P:559:TYR:N	2.79	0.49
1:P:553:TRP:HB2	1:P:623:GLN:OE1	2.12	0.49
1:P:646:HIS:CD2	1:P:647:SER:N	2.80	0.49
1:A:881:ARG:HD3	1:A:987:ASP:OD2	2.12	0.49
1:B:427:THR:HG21	1:B:462:SER:HB3	1.94	0.49
1:B:531:ARG:HB3	1:B:532:PRO:HD2	1.93	0.49
1:C:941:THR:HG22	1:C:942:ARG:N	2.28	0.49
1:D:237:ARG:HG3	1:D:237:ARG:HH11	1.76	0.49
1:D:262:GLN:HE22	1:D:299:LYS:HD2	1.76	0.49
1:D:573:GLN:HB2	1:D:602:CYS:HB2	1.95	0.49
1:D:91:GLN:HB3	1:D:98:PRO:HD3	1.94	0.49
1:F:655:MET:CE	1:F:662:PRO:HB3	2.41	0.49
1:H:102:ASN:HB2	1:H:201:ASP:OD2	2.12	0.49
1:H:218:PRO:HD2	1:H:324:GLU:OE2	2.12	0.49
1:I:359:HIS:CD2	1:I:360:HIS:N	2.80	0.49
1:J:356:ARG:HG2	1:J:356:ARG:NH1	2.18	0.49
1:K:1013:ARG:HG3	1:K:1013:ARG:NH1	2.27	0.49
1:K:797:GLU:O	1:K:800:ARG:C	2.50	0.49
1:K:814:GLY:O	1:K:815:HIS:C	2.51	0.49
1:L:391:HIS:CD2	1:L:460:ASN:ND2	2.79	0.49
1:L:433:LEU:HD12	1:L:433:LEU:O	2.11	0.49
1:L:948:PRO:HD2	1:L:949:HIS:ND1	2.27	0.49
1:M:129:VAL:HG23	1:M:182:ASN:ND2	2.22	0.49
1:O:542:MET:HG3	1:O:603:MET:O	2.12	0.49
1:O:577:LYS:O	1:O:584:PRO:HA	2.12	0.49
1:O:650:GLU:HB3	1:O:670:LEU:HD12	1.93	0.49
1:O:657:ALA:O	1:O:694:LEU:HD12	2.12	0.49
1:O:7:LEU:CD1	1:O:74:LEU:HD11	2.37	0.49
1:P:1018:LEU:CD2	1:P:1019:VAL:H	2.25	0.49
1:P:427:THR:O	1:P:467:ASN:ND2	2.45	0.49
1:P:929:TYR:O	1:P:930:VAL:C	2.50	0.49
1:P:958:ASN:HA	3:P:1272:HOH:O	2.12	0.49
1:A:379:MET:O	1:A:380:LYS:C	2.49	0.49
1:B:43:ARG:O	1:B:310:ARG:HD3	2.12	0.49
1:B:783:GLN:NE2	1:B:985:ASN:OD1	2.40	0.49
1:C:1013:ARG:NH1	1:D:954:ASP:OD2	2.45	0.49
1:C:719:GLN:HE22	1:C:914:CYS:HB3	1.78	0.49

Continued on next page...

Continued from previous page...

Atom-1	Atom-2	Interatomic distance (Å)	Clash overlap (Å)
1:D:7:LEU:O	1:D:11:LEU:HG	2.12	0.49
1:D:473:ARG:HD3	1:D:473:ARG:O	2.12	0.49
1:D:589:GLY:HA3	1:D:599:ARG:CA	2.43	0.49
1:D:71:GLU:O	1:D:72:SER:C	2.50	0.49
1:E:410:VAL:O	1:E:410:VAL:HG12	2.12	0.49
1:E:797:GLU:N	1:E:800:ARG:O	2.34	0.49
1:F:685:LEU:CB	1:F:686:PRO:HD2	2.30	0.49
1:F:689:GLU:O	1:F:690:SER:C	2.48	0.49
1:G:360:HIS:CE1	1:G:363:HIS:ND1	2.81	0.49
1:G:65:ALA:HB1	1:G:67:GLU:HG3	1.94	0.49
1:H:26:ARG:HG2	3:H:1225:HOH:O	2.11	0.49
1:H:519:SER:O	1:H:520:ILE:C	2.49	0.49
1:H:589:GLY:C	1:H:597:ASN:HD22	2.14	0.49
1:I:383:ASN:HD22	1:I:625:GLN:HA	1.75	0.49
1:J:272:ALA:HB1	1:J:273:PRO:HD2	1.95	0.49
1:J:817:GLN:HG2	3:J:1210:HOH:O	2.11	0.49
1:K:127:PHE:CD1	1:K:127:PHE:N	2.80	0.49
1:K:402:CYS:HB3	1:K:407:LEU:HB2	1.92	0.49
1:K:40:GLU:O	1:K:41:GLU:C	2.50	0.49
1:L:30:HIS:O	1:L:31:PRO:O	2.29	0.49
1:L:334:GLU:CD	1:L:336:ARG:HD3	2.33	0.49
1:L:359:HIS:CD2	1:L:360:HIS:N	2.80	0.49
1:L:361:PRO:CD	1:L:362:LEU:H	2.24	0.49
1:M:411:ASP:HB3	1:M:443:MET:SD	2.52	0.49
1:M:465:GLY:O	1:M:468:HIS:HB2	2.13	0.49
1:M:538:TYR:O	1:M:567:VAL:HG13	2.12	0.49
1:M:578:TYR:HA	1:M:583:ASN:O	2.11	0.49
1:M:640:SER:OG	1:M:642:TYR:HB2	2.12	0.49
1:M:69:VAL:HG12	1:M:70:PRO:N	2.27	0.49
1:M:972:HIS:HB2	1:M:975:LEU:HG	1.93	0.49
1:O:755:ARG:NH2	1:O:769:TRP:CD1	2.81	0.49
1:O:917:ARG:NH2	1:O:943:GLU:OE2	2.45	0.49
1:O:940:GLY:N	1:O:956:GLN:OE1	2.43	0.49
1:P:258:VAL:HG12	1:P:258:VAL:O	2.10	0.49
1:P:539:ALA:HB3	1:P:567:VAL:HG13	1.94	0.49
1:A:1004:SER:O	1:A:1007:PHE:N	2.26	0.49
1:A:654:TRP:CE2	1:A:666:GLY:HA3	2.47	0.49
1:A:822:LEU:C	1:A:823:LEU:HD23	2.32	0.49
1:A:946:TYR:HE2	1:A:982:THR:HG1	1.55	0.49
1:B:788:PRO:HD2	1:B:968:MET:HB2	1.93	0.49
1:C:737:ILE:HD13	1:C:831:ALA:O	2.11	0.49

Continued on next page...

Continued from previous page...

Atom-1	Atom-2	Interatomic distance (Å)	Clash overlap (Å)
1:C:837:THR:O	1:C:837:THR:HG22	2.11	0.49
1:D:301:TRP:HD1	1:D:307:ASN:O	1.96	0.49
1:D:197:LEU:HA	1:D:417:THR:HG22	1.94	0.49
1:E:163:GLN:OE1	1:E:193:ASP:OD1	2.31	0.49
1:E:240:LEU:HD12	1:E:241:GLU:H	1.76	0.49
1:E:499:ILE:HD11	1:E:529:GLU:HG2	1.94	0.49
1:E:619:GLU:OE2	1:E:911:THR:HG23	2.12	0.49
1:F:127:PHE:CD1	1:F:127:PHE:N	2.80	0.49
1:F:246:MET:HE2	1:F:287:ASP:HB2	1.95	0.49
1:F:452:SER:O	1:F:454:ILE:HG23	2.13	0.49
1:F:576:ILE:HG22	1:F:577:LYS:N	2.27	0.49
1:H:276:GLY:N	1:H:285:TYR:O	2.40	0.49
1:H:325:ALA:C	1:H:326:GLU:HG2	2.33	0.49
1:H:37:ARG:NH2	1:H:216:HIS:O	2.44	0.49
1:H:50:GLN:O	1:H:215:LEU:HA	2.12	0.49
1:H:742:THR:CG2	1:H:743:SER:H	2.10	0.49
1:I:261:TRP:CE3	1:I:266:GLN:HA	2.46	0.49
1:I:375:ASP:OD1	1:I:611:ARG:NE	2.38	0.49
1:I:786:ARG:HH11	1:I:990:HIS:CE1	2.27	0.49
1:J:199:ASP:OD2	1:J:419:GLY:N	2.45	0.49
1:J:549:PHE:O	1:J:551:LYS:N	2.45	0.49
1:K:114:VAL:HG13	1:K:191:TRP:HB2	1.95	0.49
1:K:579:ASP:O	1:K:582:GLY:N	2.30	0.49
1:L:147:ASN:HB2	1:L:209:PHE:HE1	1.78	0.49
1:L:161:TYR:CG	1:L:162:GLY:N	2.80	0.49
1:L:40:GLU:OE1	1:L:43:ARG:NH1	2.46	0.49
1:L:900:LEU:HB2	1:L:939:CYS:O	2.12	0.49
1:M:153:TRP:CD1	1:M:158:TRP:HA	2.48	0.49
1:M:454:ILE:HG13	1:M:455:ILE:CG1	2.42	0.49
1:M:592:PHE:HB2	1:M:594:ASP:OD1	2.12	0.49
1:M:91:GLN:C	1:M:93:HIS:H	2.16	0.49
1:N:865:ALA:HA	1:N:1019:VAL:HG22	1.95	0.49
1:N:668:VAL:HG12	1:N:668:VAL:O	2.11	0.49
1:N:694:LEU:HB3	1:N:723:ALA:H	1.77	0.49
1:O:568:TRP:CD2	1:O:569:ASP:HB3	2.47	0.49
1:O:577:LYS:O	1:O:585:TRP:N	2.45	0.49
1:O:897:TRP:CZ3	1:O:918:TRP:HB2	2.46	0.49
1:O:952:ARG:O	1:O:1018:LEU:HD23	2.12	0.49
1:P:257:THR:HG23	1:P:271:THR:OG1	2.13	0.49
1:P:360:HIS:CE1	1:P:361:PRO:HD2	2.47	0.49
1:P:331:GLY:HA3	1:P:451:PRO:HG3	1.94	0.49

Continued on next page...

Continued from previous page...

Atom-1	Atom-2	Interatomic distance (Å)	Clash overlap (Å)
1:P:647:SER:HA	1:P:650:GLU:OE1	2.12	0.49
1:A:1020:TRP:CD1	1:A:1021:CYS:N	2.79	0.49
1:A:772:ASP:OD1	1:A:772:ASP:N	2.29	0.49
1:D:610:ASP:O	1:D:611:ARG:HB2	2.11	0.49
1:D:810:TRP:HH2	1:D:991:MET:HE2	1.78	0.49
1:D:545:SER:HA	1:D:993:ILE:HD12	1.94	0.49
1:E:163:GLN:O	1:E:164:ASP:HB3	2.13	0.49
1:E:173:LEU:HD13	1:E:177:LEU:HD21	1.93	0.49
1:E:533:LEU:C	1:E:533:LEU:HD12	2.32	0.49
1:E:608:PHE:CD1	1:E:614:HIS:HE1	2.31	0.49
1:E:698:VAL:HG23	1:E:698:VAL:O	2.12	0.49
1:F:226:HIS:N	1:F:226:HIS:CD2	2.78	0.49
1:F:448:ARG:NH2	1:F:478:VAL:HG12	2.27	0.49
1:F:632:SER:O	1:F:633:GLY:C	2.48	0.49
1:F:422:PRO:HG2	1:G:279:ILE:HD13	1.92	0.49
1:G:651:LEU:HD12	1:G:651:LEU:C	2.31	0.49
1:G:649:ASN:O	1:G:702:GLN:HG2	2.13	0.49
1:G:768:MET:HE2	1:G:1022:GLN:NE2	2.28	0.49
1:G:770:ILE:HG22	1:G:770:ILE:O	2.11	0.49
1:G:870:VAL:HG12	1:G:871:GLU:N	2.27	0.49
1:G:906:TYR:OH	1:G:935:ASN:HA	2.12	0.49
1:H:123:TYR:N	1:H:123:TYR:CD1	2.79	0.49
1:H:166:ARG:N	1:H:166:ARG:HD2	2.27	0.49
1:H:46:ARG:HB3	1:H:47:PRO:CD	2.42	0.49
1:H:579:ASP:OD2	1:H:583:ASN:HB2	2.12	0.49
1:H:822:LEU:O	1:H:823:LEU:HD23	2.13	0.49
1:I:73:TRP:CE2	1:I:122:CYS:HB3	2.48	0.49
1:J:336:ARG:HH21	1:J:338:GLU:CD	2.16	0.49
1:K:823:LEU:HD11	1:K:841:ALA:HB2	1.95	0.49
1:L:166:ARG:CG	1:L:392:TYR:HB2	2.39	0.49
1:L:538:TYR:O	1:L:567:VAL:HA	2.13	0.49
1:L:742:THR:CG2	1:L:743:SER:N	2.76	0.49
1:M:176:PHE:N	1:M:176:PHE:CD1	2.80	0.49
1:M:232:ASN:HD21	1:M:236:SER:N	2.10	0.49
1:M:654:TRP:O	1:M:665:SER:HA	2.13	0.49
1:M:763:GLY:HA3	1:M:822:LEU:HD21	1.95	0.49
1:N:278:ILE:HD13	1:N:283:GLY:HA2	1.94	0.49
1:N:46:ARG:HB3	1:N:47:PRO:CD	2.42	0.49
1:O:801:ILE:HG12	1:O:808:GLU:OE1	2.13	0.49
1:P:653:HIS:O	1:P:698:VAL:HA	2.13	0.49
1:B:533:LEU:HD12	1:B:534:ILE:N	2.27	0.49

Continued on next page...

Continued from previous page...

Atom-1	Atom-2	Interatomic distance (Å)	Clash overlap (Å)
1:B:816:TYR:N	3:B:1209:HOH:O	2.35	0.49
1:C:568:TRP:HE1	1:C:604:ASN:HD22	1.59	0.49
1:D:34:ALA:HB3	1:D:36:TRP:CE3	2.47	0.49
1:E:240:LEU:HD12	1:E:241:GLU:N	2.28	0.49
1:E:310:ARG:HG3	1:E:328:CYS:O	2.11	0.49
1:E:66:PRO:O	1:E:69:VAL:N	2.38	0.49
1:F:350:LEU:O	1:F:385:ASN:OD1	2.29	0.49
1:F:579:ASP:OD1	1:F:583:ASN:HB2	2.12	0.49
1:F:906:TYR:HB3	1:F:907:PRO:CD	2.41	0.49
1:G:1008:GLN:O	1:G:1010:SER:N	2.46	0.49
1:G:801:ILE:HG23	1:G:808:GLU:CD	2.32	0.49
1:H:316:HIS:HD2	1:H:317:THR:O	1.94	0.49
1:H:579:ASP:N	1:H:583:ASN:O	2.39	0.49
1:H:815:HIS:HE2	1:H:876:THR:HG1	1.57	0.49
1:I:103:VAL:HB	3:I:1215:HOH:O	2.13	0.49
1:I:257:THR:HG22	1:I:258:VAL:N	2.27	0.49
1:I:36:TRP:O	1:I:37:ARG:HG2	2.12	0.49
1:I:7:LEU:HD13	1:I:74:LEU:HD11	1.94	0.49
1:J:111:PRO:HG3	1:J:196:TYR:CD1	2.47	0.49
1:J:822:LEU:CD1	1:J:824:GLN:H	2.25	0.49
1:K:16:TRP:O	1:K:193:ASP:N	2.45	0.49
1:K:775:GLN:HA	1:K:775:GLN:NE2	2.27	0.49
1:K:785:THR:HA	1:K:880:ALA:HB3	1.95	0.49
1:L:127:PHE:CE1	1:L:184:LEU:HD11	2.47	0.49
1:L:420:MET:HE1	1:L:426:LEU:HD11	1.93	0.49
1:M:34:ALA:HB1	1:M:48:SER:HB3	1.94	0.49
1:M:367:MET:O	1:M:368:ASP:HB3	2.13	0.49
1:M:765:LEU:HD22	1:M:864:MET:CE	2.43	0.49
1:N:14:ARG:NH1	1:N:16:TRP:CZ2	2.80	0.49
1:N:167:LEU:HD11	1:N:443:MET:HA	1.94	0.49
1:N:190:ARG:HD3	1:N:191:TRP:CZ2	2.47	0.49
1:O:740:LEU:CD1	1:O:749:ILE:HD11	2.43	0.49
1:O:758:PHE:HZ	1:O:864:MET:CE	2.25	0.49
1:P:136:GLU:O	1:P:137:GLY:O	2.30	0.49
1:P:467:ASN:O	1:P:471:LEU:HD12	2.13	0.49
1:P:501:PRO:HD2	1:P:533:LEU:CD1	2.43	0.49
1:P:568:TRP:CD2	1:P:569:ASP:HB3	2.48	0.49
1:P:810:TRP:O	1:P:811:LYS:O	2.30	0.49
1:P:823:LEU:HD11	1:P:841:ALA:CB	2.43	0.49
1:A:127:PHE:HE1	1:A:184:LEU:HG	1.78	0.49
1:B:636:ILE:HD11	1:B:682:LEU:HD11	1.95	0.49

Continued on next page...

Continued from previous page...

Atom-1	Atom-2	Interatomic distance (Å)	Clash overlap (Å)
1:B:921:PRO:O	1:B:922:LEU:C	2.49	0.49
1:D:23:GLN:O	1:D:24:LEU:HD13	2.12	0.49
1:D:25:ASN:ND2	1:D:158:TRP:CZ3	2.81	0.49
1:D:34:ALA:O	1:D:35:SER:HB3	2.13	0.49
1:D:599:ARG:HB2	1:D:600:GLN:CG	2.33	0.49
1:E:607:VAL:HG12	1:E:613:PRO:HA	1.95	0.49
1:F:1020:TRP:CD1	1:F:1021:CYS:N	2.80	0.49
1:F:163:GLN:OE1	1:F:193:ASP:OD1	2.31	0.49
1:G:739:HIS:O	1:G:740:LEU:O	2.30	0.49
1:G:783:GLN:HB3	3:G:1283:HOH:O	2.13	0.49
1:H:99:ILE:HD11	1:H:190:ARG:HH12	1.76	0.49
1:H:836:ILE:HG22	1:H:837:THR:N	2.26	0.49
1:H:937:LEU:HD23	1:H:939:CYS:SG	2.53	0.49
1:I:487:GLU:O	1:I:491:ALA:N	2.45	0.49
1:I:767:GLN:CG	1:I:768:MET:N	2.76	0.49
1:J:7:LEU:CD1	1:J:74:LEU:HD11	2.42	0.49
1:K:223:SER:O	1:K:224:ASP:HB2	2.13	0.49
1:K:339:ASN:C	1:K:341:LEU:H	2.16	0.49
1:L:951:TRP:HB3	1:L:1018:LEU:CD2	2.42	0.49
1:L:410:VAL:HG22	1:L:455:ILE:HB	1.95	0.49
1:L:502:MET:HB2	1:L:537:GLU:HB2	1.95	0.49
1:L:904:GLU:CG	1:L:906:TYR:HE1	2.26	0.49
1:M:140:ARG:NE	1:M:170:GLU:OE1	2.44	0.49
1:M:256:VAL:O	1:M:271:THR:HA	2.13	0.49
1:M:427:THR:HG22	1:M:436:MET:HE2	1.94	0.49
1:N:5:ASP:OD2	1:N:157:ARG:HG2	2.13	0.49
1:N:797:GLU:O	1:N:800:ARG:O	2.31	0.49
1:O:1019:VAL:O	1:O:1019:VAL:HG12	2.12	0.49
1:O:110:ASN:O	1:O:113:PHE:N	2.46	0.49
1:O:234:ASP:OD1	1:O:236:SER:OG	2.30	0.49
1:O:274:PHE:CD2	1:O:289:VAL:HG12	2.48	0.49
1:O:410:VAL:HG12	1:O:410:VAL:O	2.13	0.49
1:O:501:PRO:HD2	1:O:533:LEU:HD11	1.95	0.49
1:O:685:LEU:CB	1:O:686:PRO:HD2	2.26	0.49
1:P:145:GLY:O	1:P:146:VAL:HG23	2.11	0.49
1:P:629:PHE:N	1:P:629:PHE:CD1	2.80	0.49
1:P:92:MET:HE2	1:P:575:LEU:HD22	1.93	0.49
1:P:949:HIS:N	1:P:949:HIS:ND1	2.59	0.49
1:B:377:LEU:HD23	1:B:708:TRP:CA	2.39	0.49
1:C:580:GLU:HB2	1:C:581:ASN:OD1	2.13	0.49
1:C:84:VAL:HG12	1:C:85:VAL:N	2.28	0.49

Continued on next page...

Continued from previous page...

Atom-1	Atom-2	Interatomic distance (Å)	Clash overlap (Å)
1:D:390:SER:HB2	1:D:391:HIS:ND1	2.28	0.49
1:E:559:TYR:CB	1:E:562:LEU:HD12	2.40	0.49
1:E:630:ARG:NH1	1:E:637:GLU:OE2	2.46	0.49
1:F:147:ASN:HB2	1:F:209:PHE:CE1	2.47	0.49
1:F:236:SER:C	1:F:237:ARG:HG2	2.28	0.49
1:F:823:LEU:HB2	1:F:839:ALA:O	2.12	0.49
1:H:118:ASN:O	1:H:120:THR:N	2.45	0.49
1:H:159:VAL:HG12	1:H:160:GLY:N	2.27	0.49
1:H:572:ASP:CG	1:H:603:MET:HB3	2.33	0.49
1:H:645:ARG:NH2	1:H:650:GLU:OE1	2.46	0.49
1:I:100:TYR:O	1:I:597:ASN:HA	2.13	0.49
1:J:1005:ALA:O	1:J:1007:PHE:N	2.46	0.49
1:K:24:LEU:HB2	1:K:161:TYR:HB3	1.94	0.49
1:K:102:ASN:ND2	1:K:201:ASP:HB2	2.26	0.49
1:K:234:ASP:OD1	1:K:236:SER:OG	2.28	0.49
1:K:261:TRP:CE3	1:K:266:GLN:HB2	2.48	0.49
1:K:416:GLU:HG3	1:K:418:HIS:H	1.77	0.49
1:L:506:VAL:CG1	1:L:521:LYS:HE3	2.42	0.49
1:L:984:LEU:HD21	1:L:986:ILE:CD1	2.42	0.49
1:M:369:GLU:O	1:M:372:MET:HB2	2.13	0.49
1:M:413:ALA:HB2	1:M:443:MET:HE1	1.94	0.49
1:M:629:PHE:N	1:M:629:PHE:CD1	2.80	0.49
1:N:436:MET:CA	1:N:439:ARG:HG3	2.34	0.49
1:N:741:THR:O	1:N:741:THR:HG22	2.12	0.49
1:O:594:ASP:OD1	1:O:594:ASP:N	2.41	0.49
1:O:668:VAL:HG11	1:O:680:ILE:HG21	1.91	0.49
1:O:745:MET:O	1:O:746:ASP:HB3	2.13	0.49
1:P:217:LYS:NZ	1:P:324:GLU:OE2	2.46	0.49
1:P:394:ASN:O	1:P:395:HIS:O	2.30	0.49
1:A:393:PRO:HD2	1:A:414:ASN:HB2	1.93	0.49
1:B:356:ARG:HD2	1:B:379:MET:HE1	1.94	0.49
1:B:386:ALA:HB1	1:B:408:TYR:O	2.13	0.49
1:B:40:GLU:O	1:B:41:GLU:C	2.48	0.49
1:B:698:VAL:HG22	1:B:718:GLN:CA	2.43	0.49
1:C:127:PHE:CD1	1:C:127:PHE:N	2.79	0.49
1:A:287:ASP:CG	1:D:425:ARG:HH22	2.16	0.49
1:D:579:ASP:OD1	1:D:583:ASN:HB2	2.12	0.49
1:E:778:THR:HB	1:E:887:GLN:CB	2.41	0.49
1:F:945:ASN:OD1	1:F:950:GLN:NE2	2.46	0.49
1:G:603:MET:O	1:G:604:ASN:OD1	2.30	0.49
1:G:647:SER:OG	1:G:672:VAL:HG23	2.12	0.49

Continued on next page...

Continued from previous page...

Atom-1	Atom-2	Interatomic distance (Å)	Clash overlap (Å)
1:H:397:LEU:O	1:H:397:LEU:HD12	2.12	0.49
1:H:620:ALA:O	1:H:621:LYS:C	2.47	0.49
1:I:38:ASN:HB3	1:I:41:GLU:HB2	1.95	0.49
1:I:778:THR:CG2	1:I:779:PRO:HD2	2.42	0.49
1:J:301:TRP:CE3	1:J:302:SER:N	2.81	0.49
1:J:524:LEU:HD23	1:J:524:LEU:HA	1.45	0.49
1:J:608:PHE:O	1:J:610:ASP:N	2.46	0.49
1:K:190:ARG:HG2	1:K:206:SER:HB3	1.94	0.49
1:K:894:ARG:HH12	1:K:919:ASP:C	2.16	0.49
1:L:73:TRP:HZ2	1:L:123:TYR:O	1.95	0.49
1:L:14:ARG:CG	1:L:14:ARG:HH11	2.25	0.49
1:L:58:TRP:CE2	1:L:125:LEU:HD22	2.47	0.49
1:L:653:HIS:CD2	1:L:667:GLU:CG	2.96	0.49
1:L:89:ASN:O	1:L:90:TRP:C	2.51	0.49
1:M:307:ASN:C	1:M:308:LEU:HD23	2.33	0.49
1:M:326:GLU:HA	1:M:326:GLU:OE1	2.12	0.49
1:M:352:ARG:HG2	1:M:624:GLN:HB3	1.95	0.49
1:M:536:CYS:O	1:M:566:PHE:HB2	2.12	0.49
1:M:606:LEU:HB3	1:M:617:LEU:HD12	1.94	0.49
1:M:777:LEU:CG	1:M:889:ALA:HB2	2.42	0.49
1:N:190:ARG:NH2	1:N:204:ARG:O	2.41	0.49
1:N:517:LYS:HE2	3:N:1271:HOH:O	2.13	0.49
1:O:227:VAL:HG12	1:O:228:ALA:N	2.28	0.49
1:O:26:ARG:HD2	1:O:442:ARG:NH2	2.28	0.49
1:O:856:TYR:CE2	1:O:866:ILE:HD13	2.48	0.49
1:P:211:ASP:N	1:P:211:ASP:OD1	2.44	0.49
1:P:225:PHE:O	1:P:226:HIS:HD2	1.96	0.49
1:P:23:GLN:OE1	1:P:26:ARG:HB3	2.13	0.49
1:P:474:TRP:CH2	1:P:478:VAL:HG21	2.45	0.49
1:P:652:LEU:HD12	1:P:653:HIS:N	2.27	0.49
1:P:767:GLN:CD	1:P:774:LYS:HB3	2.33	0.49
1:A:322:LEU:HD21	1:A:324:GLU:C	2.32	0.49
1:A:411:ASP:HB2	1:A:453:VAL:HG13	1.94	0.49
1:A:487:GLU:HB3	3:A:1219:HOH:O	2.13	0.49
1:A:647:SER:OG	1:A:672:VAL:N	2.40	0.49
1:B:868:VAL:HG21	1:B:1016:TYR:CZ	2.48	0.49
1:B:1019:VAL:HG12	1:B:1019:VAL:O	2.12	0.49
1:C:236:SER:C	1:C:237:ARG:HG2	2.32	0.49
1:C:37:ARG:NH1	1:C:37:ARG:HG3	2.24	0.49
1:B:279:ILE:HD13	1:C:422:PRO:CG	2.43	0.49
1:C:579:ASP:OD1	1:C:583:ASN:OD1	2.31	0.49

Continued on next page...

Continued from previous page...

Atom-1	Atom-2	Interatomic distance (Å)	Clash overlap (Å)
1:C:867:THR:O	1:C:867:THR:HG22	2.11	0.49
1:D:30:HIS:CE1	1:D:33:PHE:CD2	3.01	0.49
1:D:479:ASP:OD2	1:D:482:ARG:HD2	2.12	0.49
1:D:756:TRP:CD2	1:D:858:ILE:HD13	2.48	0.49
1:D:903:GLN:O	1:D:904:GLU:C	2.50	0.49
1:E:1012:GLY:O	1:E:1013:ARG:HG3	2.13	0.49
1:E:645:ARG:NH1	1:E:648:ASP:OD1	2.45	0.49
1:E:827:ALA:O	1:E:828:ASP:OD1	2.30	0.49
1:E:837:THR:O	1:E:837:THR:HG22	2.12	0.49
1:F:304:GLU:C	1:F:305:ILE:HG12	2.32	0.49
1:F:45:ASP:O	1:F:46:ARG:O	2.31	0.49
1:G:225:PHE:C	1:G:226:HIS:HD2	2.17	0.49
1:G:256:VAL:O	1:G:256:VAL:HG12	2.12	0.49
1:G:322:LEU:HD21	1:G:324:GLU:C	2.32	0.49
1:G:354:VAL:HG22	1:G:355:ASN:O	2.12	0.49
1:G:635:THR:CG2	1:G:681:GLU:HG3	2.42	0.49
1:G:742:THR:HG22	1:G:743:SER:O	2.13	0.49
1:G:764:PHE:HD1	3:G:1264:HOH:O	1.94	0.49
1:H:670:LEU:HA	1:H:670:LEU:HD23	1.56	0.49
1:H:69:VAL:CG1	1:H:70:PRO:HD2	2.41	0.49
1:I:209:PHE:CD1	1:I:210:ARG:HG2	2.47	0.49
1:I:461:GLU:HA	3:I:1239:HOH:O	2.12	0.49
1:I:797:GLU:O	1:I:800:ARG:C	2.52	0.49
1:I:797:GLU:O	1:I:800:ARG:O	2.31	0.49
1:J:301:TRP:CE3	1:J:302:SER:HA	2.48	0.49
1:J:369:GLU:HG2	1:J:397:LEU:HD21	1.95	0.49
1:K:209:PHE:H	1:K:209:PHE:HD1	1.60	0.49
1:K:166:ARG:HG2	1:K:392:TYR:HB2	1.95	0.49
1:K:3:ILE:O	1:K:3:ILE:HG13	1.94	0.49
1:L:492:ASP:CB	1:L:499:ILE:HG23	2.43	0.49
1:L:636:ILE:O	1:L:680:ILE:N	2.43	0.49
1:M:388:ARG:NH1	1:M:536:CYS:HB2	2.27	0.49
1:M:433:LEU:O	1:M:437:SER:HB3	2.12	0.49
1:O:377:LEU:HD22	1:O:708:TRP:CB	2.43	0.49
1:O:740:LEU:HD13	1:O:749:ILE:HD11	1.93	0.49
1:O:758:PHE:HZ	1:O:864:MET:HE3	1.77	0.49
1:P:173:LEU:O	1:P:176:PHE:N	2.42	0.49
1:M:284:GLY:HA2	1:P:422:PRO:HG3	1.94	0.49
1:P:644:PHE:O	1:P:674:PRO:HG3	2.12	0.49
1:A:251:ARG:O	1:A:254:LEU:N	2.42	0.48
1:A:777:LEU:CD1	1:A:889:ALA:HA	2.43	0.48

Continued on next page...

Continued from previous page...

Atom-1	Atom-2	Interatomic distance (Å)	Clash overlap (Å)
1:B:10:VAL:O	1:B:13:ARG:HG3	2.12	0.48
1:B:687:GLN:O	1:B:688:PRO:O	2.30	0.48
1:B:937:LEU:HD23	1:B:939:CYS:SG	2.52	0.48
1:C:226:HIS:N	1:C:226:HIS:CD2	2.80	0.48
1:C:928:PRO:HB2	1:C:973:ARG:NH1	2.28	0.48
1:D:601:PHE:CE2	1:D:795:VAL:HG12	2.47	0.48
1:E:355:ASN:ND2	1:E:566:PHE:HB3	2.27	0.48
1:E:576:ILE:HG22	1:E:576:ILE:O	2.13	0.48
1:E:970:THR:HB	1:E:976:LEU:HD21	1.95	0.48
1:F:250:LEU:O	1:F:251:ARG:HG2	2.13	0.48
1:F:797:GLU:O	1:F:800:ARG:O	2.30	0.48
1:G:540:HIS:HD2	1:G:568:TRP:CD1	2.26	0.48
1:G:936:GLY:O	1:G:937:LEU:O	2.29	0.48
1:H:131:GLU:O	1:H:134:LEU:N	2.36	0.48
1:H:234:ASP:CG	1:H:236:SER:HG	2.16	0.48
1:E:425:ARG:NH2	1:H:285:TYR:HD1	2.11	0.48
1:H:79:PRO:HD2	1:H:80:GLU:H	1.76	0.48
1:H:997:ASP:OD1	1:H:999:TRP:N	2.36	0.48
1:I:131:GLU:O	1:I:132:SER:C	2.51	0.48
1:I:3:ILE:O	1:I:9:VAL:HG21	2.13	0.48
1:J:263:GLY:C	1:J:265:THR:H	2.17	0.48
1:J:850:PHE:HD2	1:J:872:VAL:HG13	1.77	0.48
1:K:66:PRO:HB3	1:K:187:MET:CE	2.43	0.48
1:K:257:THR:HB	1:K:314:GLU:HG3	1.95	0.48
1:K:597:ASN:HD22	1:K:599:ARG:H	1.61	0.48
1:K:608:PHE:CE2	1:K:614:HIS:CE1	3.01	0.48
1:K:780:LEU:O	1:K:780:LEU:HG	2.13	0.48
1:K:815:HIS:H	1:K:815:HIS:CD2	2.31	0.48
1:L:420:MET:HE3	1:L:426:LEU:HD11	1.94	0.48
1:L:890:GLN:O	1:L:891:VAL:HG23	2.13	0.48
1:L:909:ARG:O	1:L:909:ARG:HG2	2.13	0.48
1:M:187:MET:HG2	1:M:187:MET:O	2.13	0.48
1:M:230:ARG:O	1:M:238:ALA:HA	2.13	0.48
1:M:317:THR:O	1:M:320:GLY:N	2.38	0.48
1:M:448:ARG:HG3	1:M:449:ASN:N	2.25	0.48
1:M:512:PHE:CD2	1:M:517:LYS:HG3	2.47	0.48
1:M:546:LEU:HD22	1:M:616:ALA:HB1	1.95	0.48
1:M:560:PRO:HD3	1:N:522:LYS:HE3	1.95	0.48
1:M:764:PHE:CE1	1:M:840:HIS:NE2	2.80	0.48
1:M:906:TYR:O	1:M:910:LEU:HD23	2.13	0.48
1:N:73:TRP:HZ2	1:N:123:TYR:O	1.96	0.48

Continued on next page...

Continued from previous page...

Atom-1	Atom-2	Interatomic distance (Å)	Clash overlap (Å)
1:N:768:MET:HG2	1:N:775:GLN:HB2	1.95	0.48
1:N:873:ALA:O	1:N:876:THR:N	2.46	0.48
1:O:102:ASN:HD22	1:O:201:ASP:HB2	1.79	0.48
1:O:110:ASN:O	1:O:113:PHE:HB2	2.12	0.48
1:O:103:VAL:HG22	1:O:418:HIS:CG	2.48	0.48
1:P:139:THR:HG21	1:P:177:LEU:HD12	1.95	0.48
1:P:194:GLY:O	1:P:197:LEU:N	2.34	0.48
1:P:347:LYS:HB2	1:P:643:LEU:HD13	1.94	0.48
1:P:39:SER:O	1:P:40:GLU:C	2.48	0.48
1:P:540:HIS:HA	1:P:568:TRP:O	2.13	0.48
1:P:929:TYR:O	1:P:931:PHE:N	2.46	0.48
1:A:285:TYR:HB2	1:A:288:ARG:HB2	1.96	0.48
1:A:290:THR:O	1:A:290:THR:HG22	2.12	0.48
1:A:906:TYR:HB3	1:A:907:PRO:HD2	1.96	0.48
1:B:227:VAL:HG13	1:B:240:LEU:HD11	1.95	0.48
1:B:281:GLU:N	1:B:281:GLU:OE1	2.36	0.48
1:B:778:THR:HG22	1:B:779:PRO:CD	2.36	0.48
1:B:782:ASP:HB2	1:B:842:TRP:CZ2	2.47	0.48
1:C:685:LEU:CD2	1:C:686:PRO:HD2	2.42	0.48
1:C:767:GLN:HA	1:C:776:LEU:HD12	1.95	0.48
1:D:102:ASN:HD22	1:D:201:ASP:CG	2.16	0.48
1:D:102:ASN:CG	1:D:103:VAL:HG23	2.33	0.48
1:D:673:ALA:O	1:D:674:PRO:C	2.47	0.48
1:F:679:LEU:N	1:F:679:LEU:HD23	2.28	0.48
1:G:958:ASN:OD1	1:G:985:ASN:ND2	2.46	0.48
1:H:177:LEU:HD23	1:H:177:LEU:N	2.28	0.48
1:H:26:ARG:HD3	1:H:169:SER:OG	2.13	0.48
1:I:685:LEU:HA	1:I:685:LEU:HD23	1.57	0.48
1:J:800:ARG:C	1:J:801:ILE:HD12	2.33	0.48
1:J:837:THR:O	1:J:837:THR:HG22	2.13	0.48
1:K:271:THR:HG22	1:K:272:ALA:N	2.28	0.48
1:K:748:CYS:O	1:K:749:ILE:HG12	2.12	0.48
1:K:905:ASN:O	1:K:937:LEU:HD23	2.13	0.48
1:L:360:HIS:CG	1:L:361:PRO:HD2	2.48	0.48
1:L:610:ASP:O	1:L:611:ARG:HB2	2.12	0.48
1:L:653:HIS:CD2	1:L:667:GLU:HG3	2.47	0.48
1:M:451:PRO:O	1:M:453:VAL:O	2.30	0.48
1:M:524:LEU:O	1:M:561:ARG:NH2	2.45	0.48
1:M:555:ALA:O	1:M:556:PHE:C	2.49	0.48
1:N:304:GLU:OE2	1:N:643:LEU:N	2.28	0.48
1:N:382:ASN:HA	1:N:621:LYS:HD2	1.94	0.48

Continued on next page...

Continued from previous page...

Atom-1	Atom-2	Interatomic distance (Å)	Clash overlap (Å)
1:O:327:ALA:O	1:O:328:CYS:HB3	2.13	0.48
1:O:701:VAL:HG12	1:O:712:GLY:HA2	1.95	0.48
1:P:100:TYR:CE1	1:P:602:CYS:HB3	2.49	0.48
1:P:1019:VAL:O	1:P:1019:VAL:HG12	2.13	0.48
1:P:172:ASP:O	1:P:173:LEU:HD23	2.13	0.48
1:P:433:LEU:O	1:P:434:PRO:C	2.51	0.48
1:A:460:ASN:ND2	1:A:461:GLU:HG3	2.29	0.48
1:A:701:VAL:O	1:A:703:PRO:HD3	2.13	0.48
1:A:740:LEU:HD12	1:A:741:THR:N	2.27	0.48
1:A:856:TYR:HB3	1:A:864:MET:HE2	1.95	0.48
1:B:652:LEU:HD11	1:B:698:VAL:HB	1.94	0.48
1:C:141:ILE:HB	1:C:173:LEU:HD11	1.94	0.48
1:C:436:MET:HE3	1:C:467:ASN:HD22	1.76	0.48
1:C:742:THR:HG22	1:C:743:SER:N	2.28	0.48
1:E:16:TRP:CE3	1:E:189:LEU:HD11	2.48	0.48
1:E:102:ASN:ND2	1:E:201:ASP:OD1	2.46	0.48
1:E:955:PHE:CD1	1:E:955:PHE:N	2.80	0.48
1:F:767:GLN:CD	1:F:774:LYS:HG2	2.33	0.48
1:G:540:HIS:CD2	1:G:568:TRP:CD1	3.00	0.48
1:G:858:ILE:HA	1:G:863:GLN:O	2.13	0.48
1:H:102:ASN:ND2	1:H:201:ASP:HB2	2.23	0.48
1:H:210:ARG:O	1:H:211:ASP:O	2.30	0.48
1:H:429:ASP:OD1	1:H:431:ARG:HG3	2.13	0.48
1:H:758:PHE:O	1:H:759:ASN:C	2.49	0.48
1:H:764:PHE:CE1	1:H:840:HIS:NE2	2.81	0.48
1:H:878:HIS:N	1:H:878:HIS:ND1	2.59	0.48
1:I:36:TRP:CE2	1:I:42:ALA:HA	2.48	0.48
1:J:10:VAL:HG11	1:J:153:TRP:CZ2	2.49	0.48
1:J:950:GLN:OE1	1:J:952:ARG:NE	2.46	0.48
1:L:599:ARG:HB2	1:L:600:GLN:HG3	1.95	0.48
1:L:966:GLN:OE1	1:L:976:LEU:HA	2.13	0.48
1:M:353:GLY:HA3	1:M:386:ALA:O	2.13	0.48
1:M:412:GLU:HG3	1:M:457:SER:CB	2.40	0.48
1:M:868:VAL:HB	1:M:1016:TYR:CE1	2.47	0.48
1:N:176:PHE:N	1:N:176:PHE:CD1	2.81	0.48
1:O:265:THR:O	1:O:265:THR:HG22	2.13	0.48
1:P:252:ASP:O	1:P:255:ARG:NH1	2.45	0.48
1:M:423:MET:N	1:P:280:ASP:OD2	2.44	0.48
1:P:533:LEU:O	1:P:534:ILE:HG13	2.13	0.48
1:P:62:TRP:CZ3	1:P:64:PRO:N	2.81	0.48
1:P:689:GLU:O	1:P:690:SER:C	2.51	0.48

Continued on next page...

Continued from previous page...

Atom-1	Atom-2	Interatomic distance (Å)	Clash overlap (Å)
1:P:767:GLN:OE1	1:P:768:MET:N	2.35	0.48
1:P:823:LEU:O	1:P:824:GLN:HB2	2.12	0.48
1:P:952:ARG:O	1:P:1018:LEU:HD23	2.14	0.48
1:P:958:ASN:O	1:P:958:ASN:OD1	2.32	0.48
1:B:188:VAL:C	1:B:189:LEU:HD23	2.33	0.48
1:B:7:LEU:HD22	1:B:71:GLU:HA	1.95	0.48
1:B:897:TRP:CE2	1:B:918:TRP:HB2	2.47	0.48
1:C:415:ILE:HG12	1:C:439:ARG:HD2	1.94	0.48
1:C:920:LEU:HB3	1:C:921:PRO:CD	2.40	0.48
1:D:89:ASN:HD22	1:D:206:SER:H	1.61	0.48
1:D:939:CYS:HA	1:D:956:GLN:HB3	1.96	0.48
1:E:287:ASP:OD1	1:E:287:ASP:N	2.45	0.48
1:E:315:LEU:O	1:E:323:ILE:HB	2.14	0.48
1:E:421:VAL:O	1:E:425:ARG:HD2	2.13	0.48
1:E:789:LEU:HD12	1:E:792:ASP:OD2	2.14	0.48
1:E:965:GLN:O	1:E:966:GLN:C	2.49	0.48
1:F:146:VAL:HG22	1:F:208:ILE:HG12	1.95	0.48
1:F:134:LEU:HD12	1:F:179:ALA:HB2	1.94	0.48
1:F:533:LEU:HD12	1:F:534:ILE:N	2.28	0.48
1:F:622:HIS:O	1:F:625:GLN:HG2	2.14	0.48
1:F:726:LEU:HD23	1:F:726:LEU:N	2.25	0.48
1:F:837:THR:O	1:F:837:THR:HG22	2.12	0.48
1:F:99:ILE:HG22	1:F:100:TYR:N	2.28	0.48
1:G:1015:HIS:NE2	1:G:1017:GLN:OE1	2.46	0.48
1:G:801:ILE:O	1:G:803:PRO:HD3	2.14	0.48
1:G:836:ILE:HG22	1:G:837:THR:N	2.28	0.48
1:H:1004:SER:OG	1:H:1006:GLU:OE2	2.28	0.48
1:H:317:THR:OG1	1:H:319:ASP:OD2	2.30	0.48
1:H:655:MET:HG2	1:H:656:VAL:N	2.28	0.48
1:H:635:THR:HG23	1:H:681:GLU:CD	2.34	0.48
1:H:814:GLY:HA3	1:H:844:HIS:CD2	2.48	0.48
1:I:186:VAL:HG12	1:I:187:MET:N	2.28	0.48
1:I:141:ILE:HD12	1:I:214:LEU:HD21	1.95	0.48
1:I:324:GLU:HG2	1:I:325:ALA:N	2.27	0.48
1:I:701:VAL:O	1:I:703:PRO:HD3	2.13	0.48
1:I:822:LEU:HD12	1:I:822:LEU:C	2.33	0.48
1:I:933:SER:O	1:I:934:GLU:C	2.50	0.48
1:I:91:GLN:C	1:I:93:HIS:H	2.16	0.48
1:J:301:TRP:CD2	1:J:302:SER:N	2.80	0.48
1:J:479:ASP:O	1:J:481:SER:N	2.47	0.48
1:K:1019:VAL:HG12	1:K:1019:VAL:O	2.13	0.48

Continued on next page...

Continued from previous page...

Atom-1	Atom-2	Interatomic distance (Å)	Clash overlap (Å)
1:K:632:SER:N	1:K:635:THR:O	2.37	0.48
1:L:854:LYS:HA	1:L:867:THR:O	2.13	0.48
1:M:367:MET:HE3	1:M:371:THR:HB	1.94	0.48
1:M:197:LEU:CD1	1:M:439:ARG:HE	2.12	0.48
1:M:882:ILE:O	1:M:882:ILE:HG22	2.12	0.48
1:N:109:VAL:HG12	1:N:109:VAL:O	2.11	0.48
1:O:555:ALA:O	1:O:556:PHE:C	2.49	0.48
1:O:577:LYS:NZ	1:O:591:ASP:O	2.36	0.48
1:O:829:THR:C	1:O:830:LEU:HD13	2.34	0.48
1:M:422:PRO:HG2	1:P:279:ILE:HD13	1.94	0.48
1:P:313:VAL:O	1:P:313:VAL:HG12	2.12	0.48
1:P:311:ALA:O	1:P:327:ALA:HA	2.13	0.48
1:P:34:ALA:CB	1:P:36:TRP:CZ3	2.96	0.48
1:P:769:TRP:CE3	1:P:769:TRP:N	2.81	0.48
1:A:446:ARG:NE	1:A:447:ASP:OD1	2.33	0.48
1:A:951:TRP:CE3	1:A:951:TRP:N	2.82	0.48
1:B:36:TRP:C	1:B:37:ARG:HG2	2.33	0.48
1:B:420:MET:HA	1:B:420:MET:HE3	1.94	0.48
1:C:271:THR:HG22	1:C:272:ALA:N	2.28	0.48
1:C:40:GLU:O	1:C:41:GLU:C	2.49	0.48
1:C:708:TRP:CD1	1:C:708:TRP:N	2.81	0.48
1:D:57:GLU:HG2	1:D:83:THR:HG21	1.93	0.48
1:E:1013:ARG:HB2	1:E:1013:ARG:CZ	2.43	0.48
1:E:73:TRP:HZ2	1:E:123:TYR:O	1.95	0.48
1:E:123:TYR:CD2	1:E:208:ILE:HD12	2.49	0.48
1:E:444:VAL:O	1:E:448:ARG:HB3	2.13	0.48
1:F:210:ARG:HH12	1:F:395:HIS:N	2.12	0.48
1:F:425:ARG:HH22	1:G:287:ASP:CG	2.17	0.48
1:G:433:LEU:O	1:G:434:PRO:C	2.50	0.48
1:H:356:ARG:HD2	1:H:379:MET:CE	2.43	0.48
1:H:743:SER:OG	1:H:744:GLU:N	2.45	0.48
1:H:994:GLY:CA	1:H:1003:VAL:HG22	2.43	0.48
1:I:505:ARG:O	1:I:519:SER:HA	2.14	0.48
1:J:352:ARG:CZ	1:J:626:PHE:CE1	2.97	0.48
1:J:896:ASN:HA	1:J:918:TRP:O	2.13	0.48
1:K:600:GLN:O	1:K:602:CYS:N	2.47	0.48
1:K:896:ASN:HA	1:K:918:TRP:O	2.14	0.48
1:K:62:TRP:CD1	1:K:95:TYR:HB3	2.49	0.48
1:K:974:HIS:CD2	1:K:975:LEU:HG	2.47	0.48
1:L:254:LEU:C	1:L:255:ARG:HD3	2.34	0.48
1:L:6:SER:OG	1:L:6:SER:O	2.30	0.48

Continued on next page...

Continued from previous page...

Atom-1	Atom-2	Interatomic distance (Å)	Clash overlap (Å)
1:L:810:TRP:CZ2	1:L:991:MET:HE1	2.49	0.48
1:L:832:ASP:O	1:L:833:ALA:HB2	2.14	0.48
1:M:159:VAL:HG22	1:M:176:PHE:CE2	2.49	0.48
1:M:210:ARG:HH12	1:M:394:ASN:C	2.17	0.48
1:M:232:ASN:OD1	1:M:232:ASN:N	2.33	0.48
1:M:356:ARG:CG	1:M:356:ARG:HH11	2.21	0.48
1:M:802:ASP:C	1:M:804:ASN:H	2.17	0.48
1:M:910:LEU:HD12	1:M:910:LEU:C	2.34	0.48
1:M:967:LEU:HA	1:M:967:LEU:HD23	1.63	0.48
1:N:262:GLN:HB2	1:N:309:TYR:CD1	2.48	0.48
1:N:356:ARG:HD2	1:N:379:MET:HE1	1.95	0.48
1:O:748:CYS:C	1:O:749:ILE:HD12	2.33	0.48
1:O:835:LEU:HD12	1:O:856:TYR:O	2.12	0.48
1:P:227:VAL:HG13	1:P:240:LEU:HD11	1.94	0.48
1:P:297:ASN:O	1:P:298:PRO:O	2.31	0.48
1:P:388:ARG:NH1	1:P:536:CYS:HB2	2.28	0.48
1:P:501:PRO:HD2	1:P:533:LEU:HD13	1.95	0.48
1:P:891:VAL:O	1:P:891:VAL:HG12	2.13	0.48
1:P:927:THR:N	1:P:935:ASN:OD1	2.32	0.48
1:A:66:PRO:HD2	1:A:67:GLU:HG2	1.94	0.48
1:D:102:ASN:HD22	1:D:201:ASP:CB	2.25	0.48
1:D:655:MET:HG2	1:D:656:VAL:N	2.27	0.48
1:E:391:HIS:HA	1:E:412:GLU:OE2	2.13	0.48
1:E:608:PHE:CD1	1:E:614:HIS:CE1	3.02	0.48
1:E:750:GLU:HG3	1:E:755:ARG:HG2	1.96	0.48
1:E:57:GLU:HA	1:E:84:VAL:O	2.13	0.48
1:E:62:TRP:CD1	1:E:95:TYR:HB3	2.49	0.48
1:F:395:HIS:CG	1:F:396:PRO:HD2	2.48	0.48
1:F:708:TRP:N	1:F:708:TRP:CD1	2.81	0.48
1:F:777:LEU:HD12	1:F:889:ALA:CA	2.23	0.48
1:F:946:TYR:CE2	1:F:982:THR:HG21	2.49	0.48
1:G:662:PRO:O	1:G:663:LEU:HD23	2.13	0.48
1:H:18:ASN:O	1:H:21:VAL:O	2.32	0.48
1:H:579:ASP:CG	1:H:583:ASN:HB2	2.34	0.48
1:H:787:ALA:HB3	1:H:934:GLU:N	2.28	0.48
1:H:814:GLY:O	1:H:816:TYR:N	2.46	0.48
1:I:43:ARG:NH2	1:I:264:GLU:OE2	2.46	0.48
1:I:284:GLY:CA	1:L:422:PRO:HG3	2.44	0.48
1:I:640:SER:OG	1:I:642:TYR:HB2	2.14	0.48
1:I:682:LEU:HB3	1:I:683:PRO:CD	2.39	0.48
1:I:775:GLN:C	1:I:776:LEU:HD23	2.34	0.48

Continued on next page...

Continued from previous page...

Atom-1	Atom-2	Interatomic distance (Å)	Clash overlap (Å)
1:J:344:LEU:HD23	1:J:345:ASN:N	2.29	0.48
1:J:576:ILE:HG22	1:J:576:ILE:O	2.11	0.48
1:J:785:THR:HA	3:J:1254:HOH:O	2.13	0.48
1:K:657:ALA:HA	1:K:661:LYS:O	2.13	0.48
1:K:869:ASP:OD1	1:K:1015:HIS:ND1	2.46	0.48
1:L:410:VAL:HG12	1:L:410:VAL:O	2.12	0.48
1:L:546:LEU:HD22	1:L:616:ALA:CB	2.24	0.48
1:L:791:ASN:N	3:L:1233:HOH:O	2.37	0.48
1:M:13:ARG:O	1:M:14:ARG:HB2	2.12	0.48
1:M:456:TRP:HE1	1:M:482:ARG:HB2	1.78	0.48
1:M:506:VAL:HG21	1:M:551:LYS:HB3	1.95	0.48
1:M:645:ARG:HB2	1:M:645:ARG:HH11	1.79	0.48
1:M:69:VAL:CG1	1:M:70:PRO:HD2	2.41	0.48
1:M:814:GLY:O	1:M:815:HIS:C	2.51	0.48
1:M:962:TYR:HD2	1:M:966:GLN:HE22	1.60	0.48
1:N:447:ASP:HB3	1:N:450:HIS:HD2	1.78	0.48
1:N:84:VAL:HG12	1:N:85:VAL:N	2.28	0.48
1:O:148:SER:HB3	1:O:190:ARG:O	2.13	0.48
1:P:1004:SER:O	1:P:1007:PHE:N	2.37	0.48
1:P:38:ASN:OD1	1:P:39:SER:N	2.47	0.48
1:P:486:TYR:CE2	1:P:488:GLY:HA3	2.49	0.48
1:P:619:GLU:HA	1:P:619:GLU:OE1	2.13	0.48
1:P:767:GLN:CG	1:P:768:MET:N	2.76	0.48
1:P:858:ILE:CD1	1:P:864:MET:HG3	2.43	0.48
1:B:373:VAL:CG1	1:B:377:LEU:HD11	2.44	0.48
1:B:645:ARG:NH2	1:B:650:GLU:OE2	2.47	0.48
1:B:775:GLN:CA	1:B:775:GLN:HE21	2.26	0.48
1:C:73:TRP:CE2	1:C:122:CYS:HB3	2.49	0.48
1:C:821:ALA:O	1:C:840:HIS:HA	2.14	0.48
1:D:767:GLN:CG	1:D:768:MET:N	2.77	0.48
1:E:118:ASN:O	1:E:119:PRO:C	2.49	0.48
1:E:301:TRP:HD1	1:E:307:ASN:O	1.96	0.48
1:E:515:VAL:HG21	1:H:281:GLU:CD	2.33	0.48
1:E:91:GLN:OE1	1:E:91:GLN:N	2.30	0.48
1:F:429:ASP:OD1	1:F:430:PRO:HD2	2.14	0.48
1:F:441:THR:O	1:F:445:GLN:HG3	2.12	0.48
1:F:572:ASP:OD2	1:F:608:PHE:HA	2.14	0.48
1:G:360:HIS:CG	1:G:361:PRO:HD2	2.48	0.48
1:H:256:VAL:O	1:H:271:THR:HA	2.13	0.48
1:H:414:ASN:HB3	3:H:1267:HOH:O	2.14	0.48
1:H:529:GLU:OE2	1:H:531:ARG:HB2	2.13	0.48

Continued on next page...

Continued from previous page...

Atom-1	Atom-2	Interatomic distance (Å)	Clash overlap (Å)
1:H:536:CYS:O	1:H:566:PHE:HB2	2.14	0.48
1:H:786:ARG:HD2	1:H:934:GLU:HG2	1.95	0.48
1:H:738:PRO:HB2	1:H:834:VAL:HG23	1.94	0.48
1:I:155:ASN:ND2	1:I:182:ASN:OD1	2.33	0.48
1:I:780:LEU:HA	1:I:886:CYS:HB3	1.95	0.48
1:J:698:VAL:HG22	1:J:720:TRP:CZ3	2.47	0.48
1:J:878:HIS:HA	1:J:879:PRO:HD3	1.74	0.48
1:J:926:TYR:O	1:J:928:PRO:HD3	2.14	0.48
1:K:271:THR:O	1:K:272:ALA:HB2	2.14	0.48
1:L:322:LEU:CD2	1:L:324:GLU:N	2.77	0.48
1:L:79:PRO:CG	1:L:80:GLU:HG2	2.39	0.48
1:L:851:ILE:HG22	1:L:851:ILE:O	2.14	0.48
1:M:425:ARG:NH2	1:P:287:ASP:OD1	2.45	0.48
1:N:744:GLU:HA	1:N:760:ARG:NH1	2.29	0.48
1:O:127:PHE:CE1	1:O:184:LEU:HD12	2.49	0.48
1:O:372:MET:O	1:O:373:VAL:C	2.51	0.48
1:P:114:VAL:HG11	1:P:192:SER:N	2.29	0.48
1:P:338:GLU:HG2	3:P:1259:HOH:O	2.14	0.48
1:P:60:PHE:HE2	1:P:62:TRP:HB2	1.78	0.48
1:P:661:LYS:O	1:P:663:LEU:HG	2.14	0.48
1:P:785:THR:HB	3:P:1250:HOH:O	2.13	0.48
1:P:85:VAL:O	1:P:88:SER:HB3	2.13	0.48
1:B:778:THR:OG1	1:B:887:GLN:HB3	2.14	0.48
1:C:139:THR:O	1:C:139:THR:HG22	2.14	0.48
1:C:424:ASN:HD22	1:C:424:ASN:HA	1.31	0.48
1:E:1003:VAL:N	3:E:1240:HOH:O	2.36	0.48
1:E:387:VAL:HG22	1:E:388:ARG:N	2.29	0.48
1:E:486:TYR:CZ	1:E:488:GLY:HA3	2.48	0.48
1:E:742:THR:HG23	1:E:760:ARG:NH1	2.29	0.48
1:G:14:ARG:HG2	1:G:16:TRP:CZ2	2.49	0.48
1:G:154:CYS:O	1:G:156:GLY:N	2.47	0.48
1:G:308:LEU:HD13	1:G:329:ASP:HB2	1.95	0.48
1:H:558:GLN:HB3	1:H:559:TYR:CD1	2.49	0.48
1:H:694:LEU:HA	1:H:694:LEU:HD12	1.64	0.48
1:H:910:LEU:C	1:H:910:LEU:HD12	2.34	0.48
1:I:191:TRP:O	1:I:192:SER:HB3	2.12	0.48
1:I:285:TYR:CB	1:I:288:ARG:HB2	2.44	0.48
1:I:446:ARG:HE	1:I:447:ASP:CG	2.16	0.48
1:I:533:LEU:HD12	1:I:534:ILE:N	2.29	0.48
1:J:209:PHE:H	1:J:209:PHE:HD1	1.57	0.48
1:J:352:ARG:NE	1:J:626:PHE:CE1	2.81	0.48

Continued on next page...

Continued from previous page...

Atom-1	Atom-2	Interatomic distance (Å)	Clash overlap (Å)
1:J:7:LEU:N	1:J:71:GLU:OE2	2.47	0.48
1:L:89:ASN:ND2	1:L:205:MET:HB3	2.29	0.48
1:L:433:LEU:HD12	1:L:433:LEU:C	2.34	0.48
1:L:810:TRP:HH2	1:L:991:MET:HE2	1.78	0.48
1:L:856:TYR:HB3	1:L:864:MET:HE2	1.94	0.48
1:L:89:ASN:HD22	1:L:205:MET:HB3	1.78	0.48
1:M:100:TYR:HB2	1:M:203:TRP:CE3	2.49	0.48
1:M:23:GLN:CB	1:M:26:ARG:HH21	2.10	0.48
1:M:308:LEU:HD13	1:M:329:ASP:HB3	1.96	0.48
1:M:500:CYS:HA	1:M:534:ILE:O	2.14	0.48
1:M:78:LEU:HB3	1:M:79:PRO:CD	2.39	0.48
1:M:890:GLN:HG3	1:M:891:VAL:N	2.23	0.48
1:M:904:GLU:HG2	1:M:904:GLU:O	2.13	0.48
1:N:694:LEU:O	1:N:722:LEU:N	2.47	0.48
1:O:210:ARG:HH12	1:O:394:ASN:C	2.16	0.48
1:O:763:GLY:HA3	1:O:822:LEU:HD22	1.96	0.48
1:O:854:LYS:HG3	3:O:1216:HOH:O	2.14	0.48
1:P:161:TYR:O	1:P:171:PHE:HZ	1.95	0.48
1:P:127:PHE:O	1:P:182:ASN:HB2	2.13	0.48
1:P:225:PHE:CD2	1:P:313:VAL:HG21	2.48	0.48
1:P:354:VAL:CG2	1:P:570:TRP:HB2	2.41	0.48
1:P:738:PRO:CA	1:P:751:LEU:HD12	2.43	0.48
1:P:957:PHE:CD1	1:P:958:ASN:N	2.82	0.48
1:A:844:HIS:ND1	1:A:845:GLN:HG3	2.29	0.48
1:A:856:TYR:N	1:A:856:TYR:CD1	2.82	0.48
1:A:968:MET:O	1:A:968:MET:HG3	2.14	0.48
1:B:433:LEU:N	1:B:434:PRO:HD2	2.28	0.48
1:B:80:GLU:H	1:B:80:GLU:HG3	1.29	0.48
1:C:251:ARG:HB3	1:C:253:TYR:CE1	2.48	0.48
1:D:127:PHE:CD1	1:D:127:PHE:N	2.82	0.48
1:D:509:ASP:O	1:D:511:PRO:HD3	2.13	0.48
1:D:782:ASP:HB2	1:D:842:TRP:CH2	2.48	0.48
1:D:894:ARG:CZ	1:D:921:PRO:HD3	2.42	0.48
1:F:109:VAL:HG12	1:F:109:VAL:O	2.12	0.48
1:F:427:THR:HA	1:F:436:MET:HE2	1.93	0.48
1:G:357:HIS:HD2	1:G:392:TYR:OH	1.97	0.48
1:G:22:THR:OG1	1:G:438:GLU:OE1	2.30	0.48
1:G:655:MET:O	1:G:655:MET:HG2	2.12	0.48
1:G:83:THR:HG22	1:G:84:VAL:N	2.28	0.48
1:H:30:HIS:HB2	1:H:31:PRO:CD	2.43	0.48
1:H:786:ARG:HG2	1:H:880:ALA:CB	2.43	0.48

Continued on next page...

Continued from previous page...

Atom-1	Atom-2	Interatomic distance (Å)	Clash overlap (Å)
1:I:38:ASN:HD22	1:I:41:GLU:HG3	1.77	0.48
1:J:210:ARG:NH1	1:J:395:HIS:N	2.62	0.48
1:J:395:HIS:CG	1:J:396:PRO:HD2	2.49	0.48
1:K:656:VAL:HG21	1:K:685:LEU:HD23	1.95	0.48
1:K:601:PHE:CZ	1:K:795:VAL:HG12	2.47	0.48
1:L:743:SER:HB3	1:L:746:ASP:OD1	2.14	0.48
1:M:437:SER:O	1:M:441:THR:OG1	2.29	0.48
1:M:653:HIS:CD2	1:M:667:GLU:HG2	2.49	0.48
1:N:426:LEU:HD22	1:N:432:TRP:CE2	2.48	0.48
1:N:658:LEU:O	1:N:661:LYS:N	2.32	0.48
1:N:783:GLN:NE2	1:N:985:ASN:OD1	2.40	0.48
1:O:132:SER:HA	1:O:135:GLN:CD	2.34	0.48
1:O:738:PRO:CB	1:O:751:LEU:HD12	2.44	0.48
1:P:743:SER:O	1:P:760:ARG:NH1	2.44	0.48
1:B:155:ASN:ND2	1:B:182:ASN:OD1	2.37	0.48
1:B:205:MET:O	1:B:206:SER:HB3	2.14	0.48
1:B:84:VAL:CG1	1:B:85:VAL:N	2.77	0.48
1:C:326:GLU:HA	1:C:326:GLU:OE1	2.14	0.48
1:D:536:CYS:O	1:D:537:GLU:HG3	2.13	0.48
1:D:767:GLN:OE1	1:D:768:MET:O	2.32	0.48
1:E:844:HIS:O	1:E:845:GLN:C	2.52	0.48
1:F:100:TYR:O	1:F:597:ASN:HA	2.13	0.48
1:F:101:THR:HG22	1:F:598:ASP:OD2	2.14	0.48
1:F:835:LEU:O	1:F:836:ILE:HD13	2.13	0.48
1:F:934:GLU:HG3	1:F:935:ASN:N	2.27	0.48
1:G:360:HIS:ND1	1:G:362:LEU:HB2	2.27	0.48
1:G:822:LEU:HD12	1:G:824:GLN:H	1.79	0.48
1:H:18:ASN:HD22	1:H:21:VAL:HG23	1.79	0.48
1:H:321:THR:O	1:H:323:ILE:HD12	2.14	0.48
1:H:391:HIS:CD2	1:H:460:ASN:ND2	2.82	0.48
1:H:456:TRP:HZ2	1:H:482:ARG:NH1	2.11	0.48
1:I:92:MET:HE2	1:I:362:LEU:O	2.14	0.48
1:I:719:GLN:OE1	1:I:915:PHE:N	2.39	0.48
1:J:547:GLY:HA2	1:J:908:ASP:O	2.14	0.48
1:J:881:ARG:HD3	1:J:881:ARG:HH11	1.45	0.48
1:K:120:THR:HG23	1:K:189:LEU:CD2	2.44	0.48
1:L:188:VAL:HG12	1:L:189:LEU:N	2.29	0.48
1:L:18:ASN:O	1:L:21:VAL:O	2.32	0.48
1:L:278:ILE:CD1	1:L:278:ILE:H	2.04	0.48
1:L:278:ILE:HG23	1:L:283:GLY:HA2	1.96	0.48
1:L:810:TRP:O	1:L:813:ALA:HB3	2.14	0.48

Continued on next page...

Continued from previous page...

Atom-1	Atom-2	Interatomic distance (Å)	Clash overlap (Å)
1:M:173:LEU:HD23	1:M:173:LEU:HA	1.72	0.48
1:M:236:SER:HB2	1:M:237:ARG:HD3	1.94	0.48
1:M:343:LEU:HD23	1:M:348:PRO:HA	1.96	0.48
1:M:553:TRP:HB3	1:M:557:ARG:HH12	1.78	0.48
1:M:357:HIS:HE1	1:M:568:TRP:HH2	1.60	0.48
1:M:782:ASP:HB2	1:M:842:TRP:CZ2	2.48	0.48
1:N:118:ASN:O	1:N:119:PRO:C	2.50	0.48
1:N:457:SER:HA	1:N:485:GLN:O	2.14	0.48
1:N:564:GLY:N	3:N:1220:HOH:O	2.43	0.48
1:N:662:PRO:C	1:N:663:LEU:HD23	2.34	0.48
1:N:796:SER:OG	1:N:808:GLU:HG3	2.14	0.48
1:N:9:VAL:O	1:N:12:GLN:HB3	2.13	0.48
1:O:133:TRP:C	1:O:134:LEU:HD23	2.35	0.48
1:O:410:VAL:HG22	1:O:455:ILE:HB	1.96	0.48
1:O:544:ASN:HB2	1:O:929:TYR:CE2	2.49	0.48
1:O:653:HIS:ND1	1:O:701:VAL:HG21	2.29	0.48
1:P:93:HIS:HB3	1:P:95:TYR:HE1	1.78	0.48
1:A:432:TRP:O	1:A:435:ALA:HB3	2.14	0.47
1:A:738:PRO:N	1:A:751:LEU:HD12	2.28	0.47
1:A:937:LEU:HG	1:A:938:ARG:N	2.29	0.47
1:B:668:VAL:HG12	1:B:669:PRO:HD2	1.95	0.47
1:B:825:CYS:HA	1:B:837:THR:O	2.14	0.47
1:C:145:GLY:HA3	1:C:210:ARG:HG3	1.96	0.47
1:C:465:GLY:O	1:C:468:HIS:HB2	2.14	0.47
1:C:7:LEU:HB2	1:C:71:GLU:OE2	2.13	0.47
1:C:810:TRP:HH2	1:C:991:MET:CE	2.27	0.47
1:D:734:SER:CB	1:D:860:GLY:HA3	2.44	0.47
1:E:161:TYR:CG	1:E:162:GLY:N	2.82	0.47
1:E:361:PRO:HA	1:E:574:SER:O	2.13	0.47
1:E:527:PRO:HA	3:E:1256:HOH:O	2.13	0.47
1:E:651:LEU:HD12	1:E:652:LEU:H	1.79	0.47
1:F:218:PRO:HD2	1:F:324:GLU:OE1	2.14	0.47
1:F:402:CYS:HB3	1:F:407:LEU:HB2	1.95	0.47
1:G:814:GLY:O	1:G:817:GLN:N	2.32	0.47
1:G:820:ALA:HB2	1:G:842:TRP:NE1	2.29	0.47
1:H:110:ASN:ND2	1:H:113:PHE:CD2	2.80	0.47
1:H:52:ARG:N	1:H:214:LEU:O	2.43	0.47
1:H:267:VAL:O	1:H:268:ALA:HB2	2.14	0.47
1:H:331:GLY:HA2	3:H:1212:HOH:O	2.14	0.47
1:H:567:VAL:HG12	1:H:568:TRP:N	2.28	0.47
1:H:745:MET:CE	1:H:761:GLN:NE2	2.77	0.47

Continued on next page...

Continued from previous page...

Atom-1	Atom-2	Interatomic distance (Å)	Clash overlap (Å)
1:H:786:ARG:HD3	1:H:990:HIS:HE1	1.78	0.47
1:I:377:LEU:HD23	1:I:377:LEU:HA	1.51	0.47
1:I:425:ARG:HH22	1:L:287:ASP:CG	2.17	0.47
1:I:447:ASP:HA	3:I:1203:HOH:O	2.14	0.47
1:I:579:ASP:O	1:I:582:GLY:N	2.47	0.47
1:J:277:GLU:HG3	1:J:277:GLU:H	1.29	0.47
1:K:18:ASN:ND2	1:K:21:VAL:HG23	2.28	0.47
1:K:531:ARG:O	1:K:561:ARG:NH1	2.29	0.47
1:K:63:PHE:HB3	1:K:64:PRO:HD2	1.96	0.47
1:L:246:MET:HE2	1:L:287:ASP:CB	2.43	0.47
1:L:485:GLN:O	1:L:486:TYR:HB2	2.14	0.47
1:M:572:ASP:OD1	1:M:607:VAL:O	2.32	0.47
1:N:120:THR:HG22	1:N:121:GLY:N	2.29	0.47
1:N:877:PRO:O	1:N:878:HIS:C	2.49	0.47
1:N:892:ALA:HB3	1:N:946:TYR:CE1	2.49	0.47
1:O:403:ASP:OD2	1:O:450:HIS:ND1	2.39	0.47
1:O:578:TYR:HA	1:O:583:ASN:O	2.13	0.47
1:O:587:ALA:HB1	1:O:591:ASP:HB3	1.96	0.47
1:P:451:PRO:O	1:P:452:SER:C	2.53	0.47
1:P:547:GLY:N	1:P:994:GLY:O	2.46	0.47
1:A:696:LEU:O	1:A:719:GLN:HB2	2.13	0.47
1:B:433:LEU:HD13	1:B:467:ASN:HB3	1.97	0.47
1:B:48:SER:OG	1:B:50:GLN:HB2	2.14	0.47
1:B:805:ALA:O	1:B:806:TRP:C	2.50	0.47
1:B:906:TYR:HB3	1:B:907:PRO:HD2	1.96	0.47
1:C:227:VAL:HG12	1:C:228:ALA:N	2.29	0.47
1:D:36:TRP:CE2	1:D:42:ALA:HA	2.50	0.47
1:E:544:ASN:HB3	1:E:789:LEU:HD22	1.96	0.47
1:E:616:ALA:O	1:E:617:LEU:C	2.51	0.47
1:E:70:PRO:O	1:E:73:TRP:HB3	2.14	0.47
1:E:951:TRP:H	1:E:951:TRP:HE3	1.62	0.47
1:E:963:SER:N	1:E:979:GLU:OE2	2.28	0.47
1:G:954:ASP:OD2	1:H:1013:ARG:NH2	2.47	0.47
1:H:161:TYR:CG	1:H:162:GLY:N	2.82	0.47
1:H:352:ARG:HB2	1:H:385:ASN:HB2	1.96	0.47
1:H:393:PRO:CD	1:H:414:ASN:HB2	2.40	0.47
1:I:460:ASN:HD21	1:I:461:GLU:HG3	1.79	0.47
1:J:204:ARG:HD2	3:J:1259:HOH:O	2.14	0.47
1:J:358:GLU:HB3	1:J:367:MET:CG	2.44	0.47
1:J:54:LEU:HD23	1:J:54:LEU:N	2.28	0.47
1:K:317:THR:HG23	1:K:323:ILE:HD11	1.96	0.47

Continued on next page...

Continued from previous page...

Atom-1	Atom-2	Interatomic distance (Å)	Clash overlap (Å)
1:K:706:THR:N	1:K:709:SER:O	2.34	0.47
1:L:487:GLU:O	1:L:491:ALA:N	2.47	0.47
1:M:879:PRO:O	1:M:1009:LEU:HD12	2.14	0.47
1:M:499:ILE:O	1:M:533:LEU:HA	2.14	0.47
1:M:6:SER:O	1:M:9:VAL:N	2.48	0.47
1:N:807:VAL:HG13	1:N:808:GLU:N	2.28	0.47
1:P:1020:TRP:HD1	1:P:1021:CYS:N	2.12	0.47
1:P:220:THR:O	1:P:323:ILE:HG21	2.14	0.47
1:P:227:VAL:HG13	1:P:228:ALA:N	2.29	0.47
1:P:967:LEU:HD23	1:P:967:LEU:HA	1.28	0.47
1:C:599:ARG:HB2	1:C:600:GLN:H	1.45	0.47
1:D:297:ASN:N	1:D:298:PRO:HD3	2.29	0.47
1:D:708:TRP:CZ3	1:D:709:SER:HB3	2.48	0.47
1:D:767:GLN:CD	1:D:768:MET:H	2.14	0.47
1:E:30:HIS:HB2	1:E:31:PRO:HD2	1.94	0.47
1:E:35:SER:O	1:E:36:TRP:O	2.33	0.47
1:E:515:VAL:N	1:E:516:PRO:HD3	2.29	0.47
1:E:581:ASN:HB2	1:E:583:ASN:HD21	1.79	0.47
1:E:653:HIS:HD2	1:E:667:GLU:CB	2.28	0.47
1:E:670:LEU:HD23	1:E:670:LEU:HA	1.59	0.47
1:E:69:VAL:HG13	1:E:70:PRO:CD	2.37	0.47
1:F:423:MET:N	1:G:280:ASP:OD2	2.47	0.47
1:F:83:THR:C	1:F:84:VAL:HG23	2.34	0.47
1:G:866:ILE:N	1:G:1018:LEU:O	2.41	0.47
1:G:138:GLN:N	1:G:217:LYS:O	2.31	0.47
1:G:347:LYS:HG3	1:G:644:PHE:HE1	1.77	0.47
1:G:589:GLY:HA3	1:G:599:ARG:O	2.13	0.47
1:G:817:GLN:HG2	3:G:1208:HOH:O	2.14	0.47
1:H:478:VAL:HG12	1:H:478:VAL:O	2.14	0.47
1:H:928:PRO:HB2	1:H:973:ARG:NH1	2.25	0.47
1:H:932:PRO:HG2	1:H:970:THR:O	2.14	0.47
1:I:274:PHE:HB3	1:I:286:ALA:O	2.15	0.47
1:J:391:HIS:HA	1:J:412:GLU:OE2	2.14	0.47
1:J:437:SER:O	1:J:441:THR:HG23	2.14	0.47
1:J:658:LEU:O	1:J:661:LYS:HD3	2.13	0.47
1:J:651:LEU:N	1:J:701:VAL:O	2.41	0.47
1:J:772:ASP:OD1	1:J:772:ASP:N	2.36	0.47
1:J:822:LEU:HD12	1:J:824:GLN:H	1.78	0.47
1:K:10:VAL:O	1:K:12:GLN:N	2.47	0.47
1:L:959:ILE:HG23	1:L:959:ILE:O	2.13	0.47
1:M:102:ASN:HB2	1:M:201:ASP:OD1	2.14	0.47

Continued on next page...

Continued from previous page...

Atom-1	Atom-2	Interatomic distance (Å)	Clash overlap (Å)
1:M:456:TRP:CZ2	1:M:482:ARG:HD2	2.50	0.47
1:M:685:LEU:CB	1:M:686:PRO:HD2	2.35	0.47
1:N:123:TYR:O	1:N:124:SER:HB3	2.14	0.47
1:N:608:PHE:HB2	1:N:612:THR:OG1	2.14	0.47
1:N:622:HIS:O	1:N:625:GLN:HG2	2.14	0.47
1:N:696:LEU:HB2	1:N:722:LEU:HD11	1.96	0.47
1:N:882:ILE:O	1:N:882:ILE:HG22	2.13	0.47
1:O:745:MET:SD	1:O:761:GLN:NE2	2.87	0.47
1:P:377:LEU:HD23	1:P:708:TRP:CA	2.37	0.47
1:P:559:TYR:HB2	1:P:562:LEU:CD1	2.34	0.47
1:P:590:GLY:N	1:P:594:ASP:OD1	2.48	0.47
1:P:951:TRP:HE3	1:P:951:TRP:N	2.12	0.47
1:B:43:ARG:HD2	1:B:261:TRP:CD2	2.50	0.47
1:B:38:ASN:ND2	1:B:41:GLU:HG3	2.19	0.47
1:D:246:MET:HE3	1:D:247:CYS:N	2.29	0.47
1:D:444:VAL:O	1:D:448:ARG:HG2	2.14	0.47
1:D:493:THR:HG23	3:D:1209:HOH:O	2.13	0.47
1:E:253:TYR:H	1:E:253:TYR:HD1	1.59	0.47
1:E:929:TYR:O	1:E:930:VAL:C	2.52	0.47
1:F:651:LEU:HD12	1:F:652:LEU:H	1.80	0.47
1:G:337:ILE:HG21	1:G:337:ILE:HD13	1.56	0.47
1:G:433:LEU:N	1:G:434:PRO:HD2	2.30	0.47
1:H:140:ARG:HB2	1:H:171:PHE:O	2.15	0.47
1:H:210:ARG:HH11	1:H:395:HIS:CA	2.27	0.47
1:H:388:ARG:NH1	1:H:536:CYS:HB2	2.29	0.47
1:H:393:PRO:HD2	1:H:414:ASN:CB	2.39	0.47
1:H:427:THR:HG21	1:H:468:HIS:CE1	2.49	0.47
1:H:487:GLU:O	1:H:491:ALA:N	2.45	0.47
1:H:655:MET:HB3	1:H:655:MET:HE3	1.71	0.47
1:H:7:LEU:HB2	1:H:71:GLU:CD	2.35	0.47
1:H:768:MET:HG2	1:H:775:GLN:HB2	1.96	0.47
1:H:928:PRO:O	1:H:929:TYR:C	2.52	0.47
1:I:127:PHE:N	1:I:127:PHE:CD1	2.81	0.47
1:I:131:GLU:O	1:I:134:LEU:HB2	2.15	0.47
1:I:645:ARG:NH2	1:I:650:GLU:OE1	2.46	0.47
1:I:789:LEU:O	1:I:790:ASP:C	2.50	0.47
1:I:836:ILE:CD1	1:I:836:ILE:N	2.77	0.47
1:I:966:GLN:OE1	1:I:976:LEU:HA	2.14	0.47
1:J:433:LEU:HB3	1:J:434:PRO:CD	2.40	0.47
1:J:657:ALA:HA	1:J:661:LYS:O	2.13	0.47
1:K:501:PRO:HD2	1:K:533:LEU:HD11	1.95	0.47

Continued on next page...

Continued from previous page...

Atom-1	Atom-2	Interatomic distance (Å)	Clash overlap (Å)
1:K:653:HIS:HA	1:K:666:GLY:O	2.13	0.47
1:K:731:PRO:O	1:K:732:ALA:C	2.53	0.47
1:K:916:ASP:H	1:K:918:TRP:HE1	1.62	0.47
1:K:929:TYR:O	1:K:930:VAL:C	2.48	0.47
1:L:107:ILE:HG21	1:L:191:TRP:CE2	2.49	0.47
1:L:655:MET:HG3	1:L:665:SER:OG	2.15	0.47
1:L:896:ASN:HA	1:L:918:TRP:O	2.14	0.47
1:N:576:ILE:HG22	1:N:577:LYS:N	2.29	0.47
1:N:706:THR:HG23	1:N:709:SER:OG	2.14	0.47
1:O:816:TYR:HB2	3:O:1209:HOH:O	2.13	0.47
1:P:159:VAL:HG22	1:P:176:PHE:CE2	2.49	0.47
1:P:197:LEU:HD23	1:P:426:LEU:HD12	1.96	0.47
1:P:599:ARG:HB2	1:P:600:GLN:H	1.42	0.47
1:P:962:TYR:HD2	1:P:966:GLN:HE22	1.61	0.47
1:A:825:CYS:HA	1:A:837:THR:O	2.15	0.47
1:B:101:THR:HG21	1:B:104:THR:O	2.14	0.47
1:B:260:LEU:C	1:B:267:VAL:HG23	2.33	0.47
1:B:559:TYR:N	1:B:559:TYR:CD1	2.80	0.47
1:B:698:VAL:HG22	1:B:718:GLN:C	2.35	0.47
1:B:782:ASP:OD2	1:B:854:LYS:NZ	2.40	0.47
1:C:810:TRP:CH2	1:C:991:MET:CE	2.98	0.47
1:D:30:HIS:ND1	1:D:33:PHE:CE2	2.82	0.47
1:D:894:ARG:HH22	1:D:921:PRO:HD3	1.77	0.47
1:E:147:ASN:HA	1:E:148:SER:HA	1.67	0.47
1:E:569:ASP:O	1:E:605:GLY:HA2	2.15	0.47
1:F:399:TYR:CE2	1:F:446:ARG:NH2	2.82	0.47
1:F:856:TYR:CD2	1:F:864:MET:CE	2.98	0.47
1:F:921:PRO:O	1:F:923:SER:N	2.47	0.47
1:F:967:LEU:HA	1:F:967:LEU:HD23	1.58	0.47
1:G:322:LEU:C	1:G:322:LEU:HD23	2.34	0.47
1:G:616:ALA:O	1:G:617:LEU:C	2.52	0.47
1:G:663:LEU:CD1	1:G:688:PRO:HG3	2.44	0.47
1:G:66:PRO:HD2	1:G:67:GLU:HG2	1.95	0.47
1:H:764:PHE:CE1	1:H:840:HIS:CE1	3.03	0.47
1:I:246:MET:HG2	1:I:274:PHE:CZ	2.49	0.47
1:I:46:ARG:HB3	1:I:47:PRO:HD2	1.96	0.47
1:I:626:PHE:O	1:I:641:GLU:HB2	2.14	0.47
1:I:618:THR:HG22	1:I:912:ALA:HB1	1.96	0.47
1:J:742:THR:HG23	1:J:747:PHE:HD1	1.76	0.47
1:K:908:ASP:HB3	1:K:1007:PHE:CD2	2.50	0.47
1:K:388:ARG:NE	1:K:412:GLU:OE2	2.46	0.47

Continued on next page...

Continued from previous page...

Atom-1	Atom-2	Interatomic distance (Å)	Clash overlap (Å)
1:K:210:ARG:NH1	1:K:395:HIS:N	2.63	0.47
1:K:644:PHE:O	1:K:674:PRO:HG3	2.15	0.47
1:K:67:GLU:HG2	1:K:67:GLU:H	1.09	0.47
1:K:961:ARG:HB3	1:K:961:ARG:HE	1.38	0.47
1:L:782:ASP:OD1	1:L:842:TRP:HH2	1.98	0.47
1:M:205:MET:O	1:M:206:SER:HB3	2.15	0.47
1:M:218:PRO:HD2	1:M:324:GLU:OE2	2.14	0.47
1:M:568:TRP:NE1	1:M:569:ASP:OD2	2.48	0.47
1:M:797:GLU:O	1:M:800:ARG:O	2.32	0.47
1:N:367:MET:HE2	1:N:372:MET:CG	2.45	0.47
1:N:686:PRO:C	1:N:688:PRO:HD3	2.34	0.47
1:O:146:VAL:HG12	1:O:188:VAL:CG1	2.44	0.47
1:O:651:LEU:HA	1:O:651:LEU:HD13	1.59	0.47
1:P:51:LEU:HD12	1:P:52:ARG:N	2.30	0.47
1:P:79:PRO:HG2	1:P:80:GLU:CG	2.43	0.47
1:A:349:LEU:HD13	1:A:351:ILE:HD11	1.97	0.47
1:A:467:ASN:N	1:A:467:ASN:OD1	2.46	0.47
1:A:823:LEU:HB2	1:A:839:ALA:O	2.14	0.47
1:A:970:THR:CG2	1:A:975:LEU:HB2	2.45	0.47
1:B:856:TYR:CD2	1:B:864:MET:CE	2.97	0.47
1:C:147:ASN:HA	1:C:148:SER:HA	1.66	0.47
1:C:168:PRO:O	1:C:442:ARG:NH2	2.43	0.47
1:C:91:GLN:HE21	1:C:190:ARG:NH1	2.12	0.47
1:D:260:LEU:HB3	1:D:267:VAL:HG12	1.96	0.47
1:D:719:GLN:HE22	1:D:914:CYS:HB2	1.79	0.47
1:D:942:ARG:HA	1:D:953:GLY:O	2.14	0.47
1:E:66:PRO:CB	1:E:187:MET:HE1	2.45	0.47
1:E:608:PHE:O	1:E:611:ARG:N	2.28	0.47
1:E:91:GLN:HB3	1:E:98:PRO:HD3	1.95	0.47
1:F:797:GLU:N	1:F:800:ARG:O	2.40	0.47
1:F:972:HIS:O	1:F:973:ARG:C	2.52	0.47
1:G:1020:TRP:CD1	1:G:1021:CYS:N	2.79	0.47
1:G:173:LEU:O	1:G:176:PHE:N	2.46	0.47
1:G:625:GLN:HB2	1:G:716:ALA:HB2	1.95	0.47
1:G:743:SER:OG	1:G:744:GLU:N	2.46	0.47
1:H:570:TRP:HD1	1:H:571:VAL:CG2	2.24	0.47
1:H:90:TRP:O	1:H:93:HIS:HB2	2.14	0.47
1:I:502:MET:HE2	1:I:537:GLU:CD	2.35	0.47
1:I:870:VAL:CG1	1:I:871:GLU:N	2.78	0.47
1:J:473:ARG:HA	1:J:473:ARG:HD2	1.40	0.47
1:J:658:LEU:O	1:J:659:ASP:C	2.51	0.47

Continued on next page...

Continued from previous page...

Atom-1	Atom-2	Interatomic distance (Å)	Clash overlap (Å)
1:K:14:ARG:NH1	1:K:16:TRP:CZ2	2.81	0.47
1:K:436:MET:CE	1:K:467:ASN:HD22	2.27	0.47
1:K:608:PHE:CD2	1:K:614:HIS:CE1	3.02	0.47
1:L:36:TRP:CD2	1:L:42:ALA:CA	2.98	0.47
1:L:668:VAL:HG12	1:L:669:PRO:N	2.30	0.47
1:L:926:TYR:O	1:L:928:PRO:HD3	2.13	0.47
1:M:164:ASP:HA	1:M:439:ARG:HH12	1.80	0.47
1:M:65:ALA:HB1	1:M:66:PRO:HD2	1.96	0.47
1:M:689:GLU:O	1:M:690:SER:O	2.32	0.47
1:M:775:GLN:C	1:M:776:LEU:HD23	2.33	0.47
1:M:7:LEU:HA	1:M:10:VAL:HG23	1.95	0.47
1:N:473:ARG:HA	1:N:473:ARG:HD3	1.53	0.47
1:N:577:LYS:O	1:N:584:PRO:HA	2.14	0.47
1:O:13:ARG:HG3	1:O:13:ARG:H	1.37	0.47
1:O:972:HIS:HB3	1:O:974:HIS:ND1	2.29	0.47
1:P:315:LEU:O	1:P:323:ILE:HB	2.14	0.47
1:P:696:LEU:HD12	1:P:696:LEU:C	2.31	0.47
1:P:932:PRO:HG2	1:P:970:THR:HB	1.97	0.47
1:A:322:LEU:HD21	1:A:324:GLU:O	2.15	0.47
1:A:487:GLU:O	1:A:491:ALA:N	2.47	0.47
1:A:6:SER:O	1:A:9:VAL:N	2.48	0.47
1:A:745:MET:CE	1:A:761:GLN:HE22	2.28	0.47
1:B:129:VAL:HG23	1:B:182:ASN:ND2	2.30	0.47
1:B:857:ARG:O	1:B:857:ARG:HG2	2.14	0.47
1:D:866:ILE:N	1:D:1018:LEU:O	2.39	0.47
1:D:234:ASP:O	1:D:236:SER:N	2.47	0.47
1:E:225:PHE:C	1:E:226:HIS:HD2	2.17	0.47
1:E:274:PHE:CD2	1:E:288:ARG:N	2.83	0.47
1:E:383:ASN:ND2	1:E:625:GLN:HA	2.30	0.47
1:E:395:HIS:HA	1:E:396:PRO:HD3	1.75	0.47
1:E:91:GLN:HE21	1:E:190:ARG:HH21	1.63	0.47
1:E:944:LEU:O	1:E:951:TRP:HE3	1.97	0.47
1:F:167:LEU:CD2	1:F:168:PRO:HD2	2.45	0.47
1:F:747:PHE:CZ	1:F:760:ARG:NE	2.83	0.47
1:G:509:ASP:O	1:G:511:PRO:HD3	2.14	0.47
1:G:572:ASP:HB2	3:G:1290:HOH:O	2.15	0.47
1:G:658:LEU:O	1:G:660:GLY:N	2.48	0.47
1:G:668:VAL:HG12	1:G:669:PRO:O	2.14	0.47
1:H:989:PHE:CE1	1:H:1014:TYR:HD2	2.32	0.47
1:H:106:PRO:HD3	1:H:204:ARG:NH1	2.30	0.47
1:H:36:TRP:CE3	1:H:42:ALA:HB2	2.50	0.47

Continued on next page...

Continued from previous page...

Atom-1	Atom-2	Interatomic distance (Å)	Clash overlap (Å)
1:H:599:ARG:NH2	1:H:796:SER:O	2.47	0.47
1:I:316:HIS:HA	1:I:323:ILE:CD1	2.17	0.47
1:I:533:LEU:HD12	1:I:533:LEU:C	2.35	0.47
1:I:824:GLN:HG3	1:I:825:CYS:N	2.30	0.47
1:I:910:LEU:HD12	1:I:910:LEU:C	2.35	0.47
1:K:261:TRP:CA	1:K:267:VAL:HG23	2.35	0.47
1:K:433:LEU:O	1:K:437:SER:HB3	2.15	0.47
1:K:350:LEU:HD21	1:K:553:TRP:HZ3	1.77	0.47
1:K:870:VAL:CG1	1:K:871:GLU:N	2.78	0.47
1:K:941:THR:O	1:K:954:ASP:HA	2.13	0.47
1:L:208:ILE:HG22	1:L:208:ILE:O	2.13	0.47
1:L:227:VAL:HG23	1:L:449:ASN:CG	2.35	0.47
1:L:654:TRP:CE2	1:L:682:LEU:HD22	2.49	0.47
1:M:195:SER:O	1:M:197:LEU:N	2.47	0.47
1:M:232:ASN:OD1	1:M:237:ARG:O	2.33	0.47
1:M:456:TRP:CZ2	1:M:482:ARG:NH1	2.79	0.47
1:M:98:PRO:C	1:M:99:ILE:HD12	2.35	0.47
1:N:479:ASP:HA	1:N:480:PRO:HD2	1.70	0.47
1:N:67:GLU:HG2	1:N:67:GLU:H	1.34	0.47
1:O:146:VAL:HG12	1:O:188:VAL:HG13	1.97	0.47
1:O:24:LEU:HA	1:O:24:LEU:HD12	1.63	0.47
1:O:36:TRP:CG	1:O:42:ALA:HB2	2.49	0.47
1:O:413:ALA:O	1:O:415:ILE:N	2.46	0.47
1:O:767:GLN:CG	1:O:768:MET:N	2.78	0.47
1:O:844:HIS:O	1:O:845:GLN:C	2.52	0.47
1:P:139:THR:CG2	1:P:177:LEU:HD12	2.44	0.47
1:P:305:ILE:O	1:P:305:ILE:HG22	2.14	0.47
1:P:331:GLY:HA3	1:P:451:PRO:CB	2.45	0.47
1:P:606:LEU:HD13	1:P:617:LEU:CD1	2.43	0.47
1:A:322:LEU:CD2	1:A:324:GLU:N	2.78	0.47
1:A:833:ALA:HB2	1:A:859:ASP:HA	1.97	0.47
1:B:282:ARG:HD3	1:C:420:MET:O	2.14	0.47
1:B:856:TYR:CE2	1:B:866:ILE:HD13	2.50	0.47
1:B:856:TYR:HD2	1:B:866:ILE:HD13	1.75	0.47
1:C:66:PRO:HB3	1:C:187:MET:HE3	1.96	0.47
1:D:1018:LEU:HA	1:D:1018:LEU:HD23	1.67	0.47
1:D:13:ARG:O	1:D:14:ARG:HB2	2.15	0.47
1:D:142:ILE:HG23	1:D:170:GLU:CG	2.36	0.47
1:D:217:LYS:NZ	1:D:324:GLU:OE1	2.36	0.47
1:D:424:ASN:HB2	3:D:1232:HOH:O	2.14	0.47
1:E:102:ASN:ND2	1:E:201:ASP:HB2	2.29	0.47

Continued on next page...

Continued from previous page...

Atom-1	Atom-2	Interatomic distance (Å)	Clash overlap (Å)
1:E:141:ILE:HD12	1:E:143:PHE:CE1	2.49	0.47
1:E:588:TYR:O	1:E:589:GLY:C	2.50	0.47
1:E:598:ASP:O	1:E:601:PHE:HB2	2.15	0.47
1:E:856:TYR:CD2	1:E:864:MET:HE3	2.50	0.47
1:F:608:PHE:O	1:F:610:ASP:N	2.48	0.47
1:G:513:PRO:O	1:G:514:ALA:HB3	2.15	0.47
1:G:616:ALA:O	1:G:618:THR:N	2.48	0.47
1:G:668:VAL:HG13	1:G:669:PRO:CD	2.43	0.47
1:G:685:LEU:CB	1:G:686:PRO:HD2	2.37	0.47
1:H:510:GLN:HA	1:H:511:PRO:HD2	1.70	0.47
1:H:718:GLN:CG	1:H:719:GLN:H	2.20	0.47
1:K:111:PRO:HA	1:K:112:PRO:HA	1.63	0.47
1:K:655:MET:SD	1:K:662:PRO:HB3	2.55	0.47
1:L:134:LEU:HD11	1:L:177:LEU:HB2	1.96	0.47
1:L:74:LEU:HD22	1:L:153:TRP:CD1	2.49	0.47
1:L:317:THR:O	1:L:320:GLY:N	2.40	0.47
1:L:499:ILE:O	1:L:533:LEU:HA	2.15	0.47
1:L:902:PRO:HD3	1:L:918:TRP:CH2	2.50	0.47
1:M:166:ARG:HA	1:M:166:ARG:HD2	1.41	0.47
1:M:295:VAL:HG21	1:M:332:PHE:CZ	2.49	0.47
1:M:315:LEU:O	1:M:323:ILE:HB	2.13	0.47
1:M:548:GLY:O	1:M:549:PHE:C	2.51	0.47
1:M:61:ALA:HB3	1:M:122:CYS:HB2	1.96	0.47
1:M:662:PRO:C	1:M:663:LEU:HD23	2.35	0.47
1:M:734:SER:HB3	1:M:860:GLY:HA3	1.96	0.47
1:M:971:SER:HG	1:M:972:HIS:CE1	2.33	0.47
1:N:152:LEU:HG	1:N:153:TRP:N	2.30	0.47
1:N:255:ARG:HD2	1:N:273:PRO:HA	1.97	0.47
1:N:579:ASP:O	1:N:582:GLY:N	2.38	0.47
1:N:867:THR:HG22	1:N:867:THR:O	2.14	0.47
1:O:131:GLU:HB2	1:O:135:GLN:NE2	2.30	0.47
1:O:737:ILE:HG13	1:O:738:PRO:N	2.28	0.47
1:P:201:ASP:O	1:P:202:MET:HB3	2.14	0.47
1:P:34:ALA:CB	1:P:36:TRP:CE3	2.98	0.47
1:P:904:GLU:HG2	1:P:909:ARG:HH22	1.80	0.47
1:A:204:ARG:HH11	1:A:204:ARG:HG3	1.80	0.47
1:C:208:ILE:O	1:C:208:ILE:HG22	2.13	0.47
1:C:209:PHE:H	1:C:209:PHE:HD1	1.62	0.47
1:D:111:PRO:HG3	1:D:196:TYR:CE1	2.50	0.47
1:D:753:ASN:N	1:D:753:ASN:OD1	2.44	0.47
1:E:1005:ALA:O	1:E:1007:PHE:N	2.47	0.47

Continued on next page...

Continued from previous page...

Atom-1	Atom-2	Interatomic distance (Å)	Clash overlap (Å)
1:E:100:TYR:HB2	1:E:203:TRP:CZ3	2.49	0.47
1:E:92:MET:HE2	1:E:362:LEU:O	2.15	0.47
1:F:513:PRO:O	1:F:514:ALA:HB3	2.14	0.47
1:F:719:GLN:HE22	1:F:914:CYS:HB2	1.78	0.47
1:G:865:ALA:HA	1:G:1019:VAL:HG22	1.96	0.47
1:G:210:ARG:NH1	1:G:395:HIS:CA	2.78	0.47
1:H:227:VAL:HG23	1:H:449:ASN:OD1	2.15	0.47
1:H:375:ASP:O	1:H:376:ILE:C	2.50	0.47
1:H:433:LEU:HD12	1:H:433:LEU:C	2.33	0.47
1:H:895:VAL:HG12	1:H:896:ASN:N	2.29	0.47
1:I:832:ASP:O	1:I:833:ALA:HB2	2.15	0.47
1:J:100:TYR:HB2	1:J:203:TRP:CE3	2.50	0.47
1:J:764:PHE:CE1	1:J:840:HIS:CE1	3.02	0.47
1:K:138:GLN:N	1:K:217:LYS:O	2.31	0.47
1:K:289:VAL:HG22	1:K:291:LEU:HD11	1.96	0.47
1:K:867:THR:O	1:K:867:THR:HG22	2.14	0.47
1:L:476:LYS:HD2	1:L:476:LYS:HA	1.67	0.47
1:L:768:MET:HG3	1:L:769:TRP:N	2.28	0.47
1:M:433:LEU:C	1:M:433:LEU:HD12	2.35	0.47
1:M:630:ARG:HD3	1:M:637:GLU:OE2	2.15	0.47
1:M:706:THR:O	1:M:708:TRP:N	2.48	0.47
1:M:946:TYR:HE2	1:M:982:THR:HG21	1.72	0.47
1:N:1004:SER:N	3:N:1274:HOH:O	2.22	0.47
1:N:73:TRP:CH2	1:N:185:ALA:HB1	2.49	0.47
1:N:343:LEU:HD23	1:N:348:PRO:CA	2.44	0.47
1:N:367:MET:HE2	1:N:367:MET:HB3	1.75	0.47
1:N:594:ASP:OD1	1:N:594:ASP:N	2.44	0.47
1:N:658:LEU:C	1:N:658:LEU:HD12	2.31	0.47
1:N:719:GLN:N	3:N:1250:HOH:O	2.46	0.47
1:P:650:GLU:HB3	1:P:670:LEU:HB3	1.96	0.47
1:P:901:GLY:HA3	1:P:918:TRP:CD1	2.49	0.47
1:B:103:VAL:HG12	1:B:104:THR:N	2.27	0.47
1:B:304:GLU:C	1:B:305:ILE:HG13	2.35	0.47
1:C:420:MET:HE3	1:C:420:MET:HA	1.95	0.47
1:D:237:ARG:HH11	1:D:237:ARG:CG	2.27	0.47
1:D:210:ARG:HH12	1:D:395:HIS:N	2.10	0.47
1:D:416:GLU:OE2	1:D:418:HIS:HB2	2.15	0.47
1:D:164:ASP:HA	1:D:439:ARG:HH12	1.80	0.47
1:E:356:ARG:NH1	1:E:356:ARG:HG2	2.15	0.47
1:E:433:LEU:HD22	1:E:467:ASN:CG	2.35	0.47
1:E:442:ARG:HD3	3:E:1252:HOH:O	2.15	0.47

Continued on next page...

Continued from previous page...

Atom-1	Atom-2	Interatomic distance (Å)	Clash overlap (Å)
1:E:465:GLY:N	1:E:468:HIS:ND1	2.41	0.47
1:E:4:THR:HG21	1:H:12:GLN:CG	2.41	0.47
1:F:227:VAL:HG13	1:F:240:LEU:CD1	2.44	0.47
1:F:197:LEU:HD22	1:F:415:ILE:HG23	1.96	0.47
1:F:433:LEU:N	1:F:434:PRO:CD	2.78	0.47
1:G:102:ASN:HA	1:G:201:ASP:OD1	2.15	0.47
1:G:54:LEU:HB2	1:G:212:VAL:HG12	1.97	0.47
1:G:433:LEU:C	1:G:433:LEU:HD12	2.34	0.47
1:H:278:ILE:HD12	1:H:278:ILE:N	2.29	0.47
1:H:387:VAL:HG22	1:H:388:ARG:N	2.29	0.47
1:H:549:PHE:O	1:H:551:LYS:N	2.47	0.47
1:H:904:GLU:HG3	1:H:906:TYR:HE1	1.80	0.47
1:I:246:MET:CG	1:I:274:PHE:CE2	2.98	0.47
1:I:304:GLU:C	1:I:305:ILE:HG13	2.35	0.47
1:I:510:GLN:NE2	3:I:1247:HOH:O	2.47	0.47
1:I:910:LEU:O	1:I:913:ALA:HB3	2.15	0.47
1:J:187:MET:O	1:J:187:MET:HG2	2.14	0.47
1:J:892:ALA:HB3	1:J:946:TYR:CE1	2.50	0.47
1:K:232:ASN:CG	1:K:237:ARG:H	2.18	0.47
1:K:262:GLN:NE2	1:K:299:LYS:CD	2.78	0.47
1:K:492:ASP:HB3	1:K:499:ILE:HG23	1.96	0.47
1:K:767:GLN:CG	1:K:768:MET:N	2.78	0.47
1:K:900:LEU:HA	1:K:914:CYS:O	2.14	0.47
1:L:134:LEU:HD11	1:L:177:LEU:CB	2.44	0.47
1:L:103:VAL:O	1:L:199:ASP:OD2	2.32	0.47
1:L:440:VAL:O	1:L:444:VAL:HG23	2.15	0.47
1:L:352:ARG:CZ	1:L:626:PHE:CE1	2.97	0.47
1:L:814:GLY:CA	1:L:844:HIS:CD2	2.97	0.47
1:M:205:MET:HE3	1:M:365:GLN:CG	2.30	0.47
1:M:282:ARG:HG3	1:P:423:MET:CG	2.45	0.47
1:M:475:ILE:O	1:M:479:ASP:N	2.32	0.47
1:M:3:ILE:HG23	1:M:4:THR:N	2.30	0.47
1:M:678:GLN:C	1:M:679:LEU:HD23	2.36	0.47
1:M:906:TYR:OH	1:M:934:GLU:OE2	2.29	0.47
1:M:892:ALA:HB3	1:M:946:TYR:CE1	2.50	0.47
1:M:540:HIS:CE1	1:M:998:SER:HB2	2.50	0.47
1:N:287:ASP:O	1:N:288:ARG:HG3	2.14	0.47
1:O:1018:LEU:HA	1:O:1018:LEU:HD23	1.70	0.47
1:O:192:SER:O	1:O:193:ASP:C	2.50	0.47
1:O:740:LEU:HD11	1:O:747:PHE:HB3	1.97	0.47
1:P:159:VAL:HG11	1:P:173:LEU:HD21	1.96	0.47

Continued on next page...

Continued from previous page...

Atom-1	Atom-2	Interatomic distance (Å)	Clash overlap (Å)
1:P:37:ARG:HH21	1:P:218:PRO:HD3	1.79	0.47
1:P:308:LEU:HA	1:P:308:LEU:HD23	1.71	0.47
1:P:386:ALA:CA	1:P:407:LEU:HD22	2.42	0.47
1:P:908:ASP:O	1:P:909:ARG:HB2	2.14	0.47
1:P:99:ILE:HG22	1:P:100:TYR:N	2.30	0.47
1:P:6:SER:CB	1:P:9:VAL:HG23	2.44	0.47
1:A:14:ARG:NH1	1:A:16:TRP:CZ2	2.83	0.47
1:A:806:TRP:CZ3	1:A:809:ARG:NH2	2.83	0.47
1:B:360:HIS:CG	1:B:361:PRO:HD2	2.50	0.47
1:B:632:SER:O	1:B:634:GLN:N	2.48	0.47
1:B:743:SER:OG	1:B:744:GLU:N	2.47	0.47
1:B:927:THR:CG2	1:B:929:TYR:CE2	2.98	0.47
1:C:198:GLU:OE2	1:C:414:ASN:ND2	2.48	0.47
1:D:447:ASP:HA	3:D:1208:HOH:O	2.14	0.47
1:D:652:LEU:HD11	1:D:698:VAL:HB	1.97	0.47
1:D:951:TRP:H	1:D:951:TRP:HE3	1.61	0.47
1:E:114:VAL:CG2	1:E:191:TRP:HB3	2.44	0.47
1:E:258:VAL:O	1:E:269:SER:HA	2.14	0.47
1:E:289:VAL:CG2	1:E:290:THR:N	2.78	0.47
1:E:372:MET:HE1	1:E:395:HIS:HB3	1.97	0.47
1:E:164:ASP:CB	1:E:439:ARG:NH1	2.78	0.47
1:E:587:ALA:HB1	1:E:591:ASP:HB2	1.96	0.47
1:E:84:VAL:HG13	1:E:93:HIS:CE1	2.50	0.47
1:F:579:ASP:O	1:F:581:ASN:N	2.48	0.47
1:G:1018:LEU:HA	1:G:1018:LEU:HD23	1.18	0.47
1:G:250:LEU:C	1:G:251:ARG:HG2	2.34	0.47
1:G:579:ASP:O	1:G:581:ASN:N	2.47	0.47
1:G:597:ASN:HD22	1:G:599:ARG:N	2.07	0.47
1:H:173:LEU:HA	1:H:173:LEU:HD23	1.66	0.47
1:H:260:LEU:O	1:H:267:VAL:HB	2.15	0.47
1:H:301:TRP:HD1	1:H:307:ASN:O	1.98	0.47
1:H:33:PHE:HB3	1:H:326:GLU:OE2	2.15	0.47
1:H:479:ASP:OD1	1:H:481:SER:OG	2.26	0.47
1:I:109:VAL:HG22	1:I:196:TYR:CE2	2.50	0.47
1:I:240:LEU:HD12	1:I:241:GLU:H	1.79	0.47
1:I:321:THR:HG22	1:I:321:THR:O	2.14	0.47
1:I:876:THR:O	1:I:877:PRO:C	2.51	0.47
1:J:218:PRO:O	1:J:221:GLN:HB3	2.15	0.47
1:K:663:LEU:HD12	1:K:688:PRO:HG3	1.96	0.47
1:K:625:GLN:HB2	1:K:716:ALA:HB2	1.97	0.47
1:K:71:GLU:O	1:K:72:SER:C	2.53	0.47

Continued on next page...

Continued from previous page...

Atom-1	Atom-2	Interatomic distance (Å)	Clash overlap (Å)
1:K:821:ALA:O	1:K:840:HIS:HA	2.15	0.47
1:K:834:VAL:HG12	1:K:835:LEU:N	2.29	0.47
1:K:618:THR:HG22	1:K:912:ALA:HB1	1.96	0.47
1:K:935:ASN:O	1:K:937:LEU:N	2.48	0.47
1:L:60:PHE:HE1	1:L:123:TYR:CE1	2.33	0.47
1:L:390:SER:CB	1:L:391:HIS:CE1	2.97	0.47
1:L:36:TRP:CB	1:L:42:ALA:HB2	2.44	0.47
1:L:413:ALA:HA	1:L:443:MET:HE2	1.97	0.47
1:M:448:ARG:HA	1:M:482:ARG:HH12	1.80	0.47
1:M:84:VAL:CG1	1:M:85:VAL:N	2.78	0.47
1:M:902:PRO:O	1:M:938:ARG:NH1	2.48	0.47
1:N:377:LEU:HD23	1:N:708:TRP:CA	2.45	0.47
1:N:751:LEU:HD21	1:N:860:GLY:O	2.15	0.47
1:O:209:PHE:HD1	1:O:209:PHE:H	1.62	0.47
1:O:844:HIS:CE1	1:O:845:GLN:HG3	2.49	0.47
1:O:7:LEU:O	1:O:8:ALA:C	2.53	0.47
1:P:257:THR:OG1	1:P:316:HIS:HE1	1.98	0.47
1:P:376:ILE:CD1	1:P:398:TRP:CZ3	2.98	0.47
1:P:625:GLN:CB	1:P:716:ALA:HB2	2.45	0.47
1:P:786:ARG:HH11	1:P:990:HIS:HE1	1.62	0.47
1:A:131:GLU:O	1:A:132:SER:C	2.51	0.46
1:A:279:ILE:HD11	1:D:422:PRO:CG	2.44	0.46
1:A:525:SER:O	1:A:526:LEU:C	2.52	0.46
1:B:21:VAL:CG1	1:B:24:LEU:HD11	2.45	0.46
1:B:246:MET:HG2	1:B:274:PHE:CE1	2.50	0.46
1:C:369:GLU:O	1:C:370:GLN:C	2.53	0.46
1:C:43:ARG:HD2	1:C:261:TRP:CD2	2.50	0.46
1:C:740:LEU:HD12	1:C:749:ILE:CD1	2.45	0.46
1:D:473:ARG:HD3	1:D:473:ARG:C	2.36	0.46
1:D:506:VAL:HG23	3:D:1276:HOH:O	2.14	0.46
1:E:127:PHE:HE1	1:E:184:LEU:HG	1.79	0.46
1:F:147:ASN:HB2	1:F:209:PHE:HE1	1.80	0.46
1:F:166:ARG:HD2	1:F:166:ARG:HA	1.62	0.46
1:F:210:ARG:NH1	1:F:395:HIS:CA	2.78	0.46
1:F:767:GLN:NE2	1:F:774:LYS:HG2	2.30	0.46
1:F:91:GLN:NE2	1:F:190:ARG:CZ	2.78	0.46
1:G:433:LEU:O	1:G:433:LEU:HD12	2.15	0.46
1:H:163:GLN:OE1	1:H:193:ASP:OD2	2.33	0.46
1:E:422:PRO:HB3	1:H:279:ILE:HD13	1.96	0.46
1:I:158:TRP:CZ2	1:I:160:GLY:HA2	2.50	0.46
1:I:84:VAL:CG1	1:I:85:VAL:N	2.78	0.46

Continued on next page...

Continued from previous page...

Atom-1	Atom-2	Interatomic distance (Å)	Clash overlap (Å)
1:J:55:ASN:ND2	1:J:211:ASP:HB3	2.29	0.46
1:K:436:MET:O	1:K:439:ARG:N	2.48	0.46
1:K:391:HIS:CD2	1:K:460:ASN:HD22	2.32	0.46
1:L:217:LYS:NZ	1:L:324:GLU:OE2	2.43	0.46
1:L:36:TRP:CD1	1:L:42:ALA:N	2.83	0.46
1:L:955:PHE:HB2	1:L:987:ASP:O	2.15	0.46
1:M:333:ARG:NH1	1:M:453:VAL:O	2.47	0.46
1:M:80:GLU:HG3	1:M:80:GLU:H	1.28	0.46
1:M:603:MET:HE1	1:M:930:VAL:HG11	1.97	0.46
1:N:257:THR:HB	1:N:314:GLU:HG3	1.97	0.46
1:N:679:LEU:HD23	1:N:679:LEU:N	2.21	0.46
1:O:538:TYR:O	1:O:539:ALA:HB3	2.15	0.46
1:O:60:PHE:CB	1:O:84:VAL:HG21	2.42	0.46
1:P:260:LEU:HB2	1:P:268:ALA:HB3	1.96	0.46
1:P:567:VAL:O	1:P:569:ASP:HA	2.14	0.46
1:A:826:THR:O	1:A:836:ILE:HA	2.14	0.46
1:B:568:TRP:CD2	1:B:569:ASP:HB3	2.50	0.46
1:C:249:GLU:CG	1:C:251:ARG:HH22	2.28	0.46
1:C:685:LEU:HD22	1:C:686:PRO:CD	2.41	0.46
1:C:824:GLN:O	1:C:838:THR:HA	2.15	0.46
1:C:830:LEU:N	1:C:830:LEU:CD1	2.78	0.46
1:D:176:PHE:CD1	1:D:176:PHE:N	2.82	0.46
1:E:30:HIS:ND1	1:E:33:PHE:CD2	2.83	0.46
1:E:653:HIS:CD2	1:E:667:GLU:HG2	2.49	0.46
1:E:767:GLN:CG	1:E:768:MET:N	2.78	0.46
1:F:134:LEU:CD1	1:F:179:ALA:HA	2.46	0.46
1:F:344:LEU:C	1:F:344:LEU:HD23	2.36	0.46
1:F:737:ILE:HB	1:F:738:PRO:HD2	1.97	0.46
1:G:147:ASN:HA	1:G:148:SER:HA	1.46	0.46
1:G:167:LEU:HB3	1:G:168:PRO:CD	2.44	0.46
1:G:444:VAL:O	1:G:448:ARG:HG2	2.15	0.46
1:G:460:ASN:ND2	1:G:461:GLU:CG	2.79	0.46
1:G:382:ASN:OD1	1:G:617:LEU:HG	2.14	0.46
1:G:78:LEU:HB3	1:G:79:PRO:CD	2.36	0.46
1:G:879:PRO:O	1:G:1009:LEU:HD12	2.15	0.46
1:H:454:ILE:O	1:H:455:ILE:HG13	2.15	0.46
1:I:559:TYR:N	1:I:559:TYR:CD1	2.83	0.46
1:I:621:LYS:HE2	1:I:717:TRP:HZ3	1.80	0.46
1:I:753:ASN:OD1	1:I:753:ASN:N	2.32	0.46
1:I:80:GLU:H	1:I:80:GLU:HG3	1.07	0.46
1:J:18:ASN:N	1:J:193:ASP:OD2	2.42	0.46

Continued on next page...

Continued from previous page...

Atom-1	Atom-2	Interatomic distance (Å)	Clash overlap (Å)
1:J:735:HIS:O	1:J:736:ALA:HB2	2.16	0.46
1:M:165:SER:O	1:M:166:ARG:HD2	2.16	0.46
1:M:333:ARG:HD3	1:M:451:PRO:CB	2.46	0.46
1:M:413:ALA:O	1:M:415:ILE:N	2.48	0.46
1:M:426:LEU:HD23	1:M:426:LEU:N	2.29	0.46
1:M:456:TRP:NE1	1:M:482:ARG:HB2	2.30	0.46
1:M:7:LEU:N	1:M:71:GLU:OE2	2.49	0.46
1:M:730:LEU:HD21	1:N:823:LEU:HB3	1.97	0.46
1:N:1020:TRP:CD1	1:N:1021:CYS:N	2.82	0.46
1:N:210:ARG:HH12	1:N:395:HIS:N	2.14	0.46
1:N:678:GLN:C	1:N:679:LEU:HD23	2.36	0.46
1:O:258:VAL:HA	1:O:312:VAL:O	2.15	0.46
1:O:63:PHE:O	1:O:119:PRO:HA	2.15	0.46
1:O:788:PRO:O	1:O:933:SER:HB2	2.16	0.46
1:P:141:ILE:HD11	1:P:212:VAL:HG12	1.97	0.46
1:P:261:TRP:CZ3	1:P:266:GLN:CA	2.98	0.46
1:P:30:HIS:HB2	1:P:31:PRO:CD	2.44	0.46
1:M:282:ARG:HD3	1:P:418:HIS:O	2.15	0.46
1:P:430:PRO:O	1:P:434:PRO:HD3	2.15	0.46
1:P:568:TRP:HA	1:P:569:ASP:HA	1.60	0.46
1:P:569:ASP:HB2	3:P:1278:HOH:O	2.15	0.46
1:A:129:VAL:HG23	1:A:182:ASN:ND2	2.30	0.46
1:A:249:GLU:OE1	1:A:251:ARG:NH1	2.49	0.46
1:A:534:ILE:HD11	1:A:563:GLN:HB2	1.97	0.46
1:A:79:PRO:CD	1:A:80:GLU:H	2.28	0.46
1:B:11:LEU:HD22	1:B:187:MET:HE1	1.96	0.46
1:B:454:ILE:HG13	1:B:455:ILE:HG13	1.98	0.46
1:B:612:THR:HB	1:B:613:PRO:HD2	1.97	0.46
1:B:742:THR:CG2	1:B:743:SER:N	2.78	0.46
1:C:37:ARG:NH1	1:C:37:ARG:CG	2.78	0.46
1:C:767:GLN:CG	1:C:768:MET:N	2.79	0.46
1:D:928:PRO:O	1:D:929:TYR:C	2.52	0.46
1:E:768:MET:SD	1:E:1022:GLN:NE2	2.89	0.46
1:E:105:TYR:HA	1:E:106:PRO:HD3	1.80	0.46
1:E:147:ASN:HB2	1:E:209:PHE:CE2	2.34	0.46
1:E:501:PRO:HB3	1:E:523:TRP:CZ3	2.49	0.46
1:E:807:VAL:CG1	1:E:808:GLU:N	2.78	0.46
1:E:60:PHE:HB3	1:E:84:VAL:CG2	2.45	0.46
1:E:928:PRO:O	1:E:973:ARG:HD2	2.14	0.46
1:F:424:ASN:HB3	1:G:285:TYR:OH	2.15	0.46
1:G:762:SER:OG	1:G:763:GLY:N	2.48	0.46

Continued on next page...

Continued from previous page...

Atom-1	Atom-2	Interatomic distance (Å)	Clash overlap (Å)
1:G:906:TYR:CD1	1:G:906:TYR:N	2.82	0.46
1:G:987:ASP:OD2	1:G:990:HIS:HD2	1.99	0.46
1:H:141:ILE:HG13	1:H:213:SER:O	2.15	0.46
1:H:205:MET:HE1	1:H:364:GLY:HA2	1.97	0.46
1:H:610:ASP:O	1:H:611:ARG:HB2	2.16	0.46
1:H:769:TRP:HA	1:H:773:LYS:O	2.15	0.46
1:H:782:ASP:HB2	1:H:842:TRP:CZ2	2.50	0.46
1:J:579:ASP:OD1	1:J:583:ASN:N	2.47	0.46
1:K:894:ARG:HH22	1:K:921:PRO:HD3	1.79	0.46
1:L:533:LEU:HD12	1:L:533:LEU:C	2.36	0.46
1:L:810:TRP:CZ2	1:L:991:MET:CE	2.99	0.46
1:M:11:LEU:CD2	1:M:11:LEU:N	2.79	0.46
1:M:190:ARG:HG2	1:M:206:SER:HB3	1.97	0.46
1:M:456:TRP:HB2	1:M:484:VAL:HG22	1.97	0.46
1:M:464:HIS:HB2	1:M:489:GLY:HA3	1.97	0.46
1:M:352:ARG:CZ	1:M:626:PHE:CE1	2.98	0.46
1:M:908:ASP:O	1:M:909:ARG:HB3	2.16	0.46
1:N:310:ARG:CG	1:N:311:ALA:N	2.78	0.46
1:N:77:ASP:C	1:N:78:LEU:HD23	2.35	0.46
1:N:857:ARG:NH1	1:N:857:ARG:HG2	2.27	0.46
1:O:339:ASN:O	1:P:527:PRO:HB3	2.15	0.46
1:O:360:HIS:O	1:O:364:GLY:N	2.41	0.46
1:O:524:LEU:HD11	1:O:562:LEU:HD23	1.97	0.46
1:O:842:TRP:CZ3	1:O:852:SER:HB2	2.49	0.46
1:P:121:GLY:O	1:P:123:TYR:HD1	1.98	0.46
1:P:523:TRP:HB3	1:P:533:LEU:HD23	1.96	0.46
1:P:91:GLN:HB3	1:P:98:PRO:CD	2.39	0.46
1:A:996:ASP:HB2	1:A:1002:SER:HB2	1.97	0.46
1:A:202:MET:CE	1:A:357:HIS:CD2	2.98	0.46
1:A:682:LEU:HD23	1:A:682:LEU:HA	1.70	0.46
1:A:740:LEU:HD12	1:A:741:THR:H	1.80	0.46
1:A:746:ASP:HA	1:A:760:ARG:HG3	1.98	0.46
1:C:223:SER:O	1:C:224:ASP:HB2	2.14	0.46
1:C:473:ARG:HD3	1:C:473:ARG:HA	1.30	0.46
1:C:770:ILE:CD1	1:C:1022:GLN:HG2	2.45	0.46
1:C:892:ALA:HB3	1:C:946:TYR:CE1	2.51	0.46
1:D:750:GLU:HG3	1:D:755:ARG:CG	2.44	0.46
1:E:129:VAL:CG2	1:E:182:ASN:ND2	2.78	0.46
1:E:91:GLN:HE22	1:E:206:SER:N	2.13	0.46
1:E:69:VAL:CG1	1:E:70:PRO:HD2	2.38	0.46
1:E:90:TRP:HE1	1:E:96:ASP:CG	2.19	0.46

Continued on next page...

Continued from previous page...

Atom-1	Atom-2	Interatomic distance (Å)	Clash overlap (Å)
1:F:316:HIS:HB2	1:F:321:THR:O	2.15	0.46
1:F:433:LEU:N	1:F:434:PRO:HD2	2.31	0.46
1:G:668:VAL:CG1	1:G:669:PRO:HD2	2.45	0.46
1:G:868:VAL:HB	1:G:1016:TYR:CE1	2.51	0.46
1:G:961:ARG:NH2	1:G:979:GLU:O	2.42	0.46
1:H:767:GLN:HG3	1:H:768:MET:N	2.29	0.46
1:I:652:LEU:HD11	1:I:698:VAL:HB	1.97	0.46
1:I:757:GLN:O	1:I:765:LEU:HD12	2.15	0.46
1:I:86:VAL:HA	1:I:87:PRO:C	2.36	0.46
1:I:905:ASN:HB2	1:I:910:LEU:HB3	1.97	0.46
1:K:701:VAL:HG22	1:K:714:ILE:CD1	2.45	0.46
1:L:356:ARG:O	1:L:356:ARG:HG2	2.15	0.46
1:L:446:ARG:NE	1:L:447:ASP:OD1	2.40	0.46
1:L:503:TYR:CZ	1:L:537:GLU:HB3	2.50	0.46
1:L:670:LEU:HA	1:L:670:LEU:HD23	1.64	0.46
1:L:802:ASP:C	1:L:804:ASN:H	2.18	0.46
1:L:897:TRP:CE2	1:L:918:TRP:HB2	2.51	0.46
1:L:91:GLN:HG3	1:L:96:ASP:OD1	2.16	0.46
1:M:518:TRP:HD1	1:M:523:TRP:CE2	2.34	0.46
1:M:943:GLU:OE2	1:M:945:ASN:ND2	2.47	0.46
1:N:513:PRO:O	1:N:514:ALA:HB3	2.15	0.46
1:N:902:PRO:HD3	1:N:918:TRP:CZ2	2.49	0.46
1:O:254:LEU:O	1:O:255:ARG:HD2	2.16	0.46
1:O:610:ASP:OD1	1:O:612:THR:HG23	2.16	0.46
1:O:786:ARG:HA	1:O:881:ARG:HH21	1.79	0.46
1:P:382:ASN:ND2	1:P:382:ASN:N	2.63	0.46
1:P:684:GLU:HG2	1:P:685:LEU:N	2.29	0.46
1:A:377:LEU:HD22	1:A:708:TRP:HA	1.97	0.46
1:A:66:PRO:HG2	1:A:67:GLU:OE2	2.14	0.46
1:A:767:GLN:CG	1:A:768:MET:N	2.78	0.46
1:C:842:TRP:C	1:C:843:GLN:HG2	2.36	0.46
1:D:66:PRO:CB	1:D:187:MET:HE1	2.45	0.46
1:D:823:LEU:HB2	1:D:839:ALA:O	2.15	0.46
1:D:897:TRP:CE2	1:D:918:TRP:HB2	2.49	0.46
1:D:920:LEU:CB	1:D:921:PRO:HD2	2.43	0.46
1:E:23:GLN:O	1:E:24:LEU:HD13	2.16	0.46
1:E:315:LEU:O	1:E:315:LEU:HG	2.15	0.46
1:E:588:TYR:C	1:E:589:GLY:O	2.54	0.46
1:E:856:TYR:CD2	1:E:864:MET:CE	2.99	0.46
1:F:222:ILE:HD13	1:F:313:VAL:HG12	1.98	0.46
1:F:416:GLU:HA	1:F:460:ASN:O	2.16	0.46

Continued on next page...

Continued from previous page...

Atom-1	Atom-2	Interatomic distance (Å)	Clash overlap (Å)
1:F:766:SER:HA	1:F:779:PRO:HB3	1.96	0.46
1:F:7:LEU:CD1	1:F:74:LEU:HD21	2.45	0.46
1:G:202:MET:CE	1:G:357:HIS:CD2	2.97	0.46
1:G:36:TRP:CD1	1:G:41:GLU:HB3	2.51	0.46
1:G:847:LYS:HG3	1:G:848:THR:N	2.31	0.46
1:G:891:VAL:O	1:G:891:VAL:HG12	2.16	0.46
1:H:123:TYR:O	1:H:124:SER:HB3	2.16	0.46
1:H:154:CYS:N	1:H:157:ARG:O	2.31	0.46
1:H:614:HIS:HB3	3:H:1287:HOH:O	2.14	0.46
1:H:767:GLN:OE1	1:H:768:MET:O	2.34	0.46
1:H:881:ARG:HD3	1:H:987:ASP:OD1	2.15	0.46
1:I:210:ARG:HH12	1:I:394:ASN:C	2.18	0.46
1:I:271:THR:O	1:I:272:ALA:HB2	2.16	0.46
1:I:323:ILE:N	1:I:323:ILE:HD12	2.29	0.46
1:I:91:GLN:HE21	1:I:190:ARG:NH2	2.14	0.46
1:J:513:PRO:O	1:J:514:ALA:HB3	2.16	0.46
1:J:854:LYS:HA	1:J:867:THR:O	2.15	0.46
1:K:36:TRP:CG	1:K:42:ALA:HB2	2.51	0.46
1:K:909:ARG:O	1:K:909:ARG:HG2	2.15	0.46
1:L:1022:GLN:O	1:L:1023:LYS:HG3	2.16	0.46
1:L:598:ASP:O	1:L:599:ARG:C	2.54	0.46
1:L:611:ARG:HD2	1:L:611:ARG:N	2.30	0.46
1:L:668:VAL:CG1	1:L:669:PRO:N	2.79	0.46
1:L:818:ALA:HB1	1:L:843:GLN:O	2.16	0.46
1:L:784:PHE:CD2	1:L:850:PHE:CD2	3.04	0.46
1:M:1022:GLN:HB3	1:M:1023:LYS:H	1.46	0.46
1:M:395:HIS:CE1	1:M:397:LEU:HB2	2.50	0.46
1:M:492:ASP:O	1:M:531:ARG:NH2	2.40	0.46
1:M:553:TRP:HB3	1:M:557:ARG:NH1	2.30	0.46
1:M:815:HIS:HE1	1:M:877:PRO:O	1.98	0.46
1:M:937:LEU:HD11	1:M:956:GLN:HB2	1.97	0.46
1:N:1004:SER:O	1:N:1005:ALA:C	2.53	0.46
1:N:546:LEU:HD23	1:N:549:PHE:CG	2.51	0.46
1:N:54:LEU:O	1:N:58:TRP:NE1	2.38	0.46
1:O:359:HIS:CD2	1:O:573:GLN:HA	2.51	0.46
1:O:658:LEU:O	1:O:661:LYS:HD3	2.14	0.46
1:O:660:GLY:O	1:O:662:PRO:HD3	2.16	0.46
1:O:694:LEU:HA	1:O:694:LEU:HD12	1.16	0.46
1:O:854:LYS:NZ	3:O:1216:HOH:O	2.43	0.46
1:P:110:ASN:O	1:P:196:TYR:OH	2.33	0.46
1:P:229:THR:HG21	1:P:332:PHE:CD2	2.51	0.46

Continued on next page...

Continued from previous page...

Atom-1	Atom-2	Interatomic distance (Å)	Clash overlap (Å)
1:P:397:LEU:HA	1:P:397:LEU:HD13	1.58	0.46
1:P:476:LYS:HD2	1:P:476:LYS:HA	1.64	0.46
1:P:787:ALA:HB3	1:P:934:GLU:H	1.79	0.46
1:P:822:LEU:HD11	1:P:824:GLN:H	1.81	0.46
1:A:73:TRP:O	1:A:183:ARG:NH2	2.48	0.46
1:A:40:GLU:CG	1:A:43:ARG:NH1	2.79	0.46
1:A:103:VAL:HG13	1:A:418:HIS:CD2	2.51	0.46
1:A:433:LEU:N	1:A:434:PRO:CD	2.78	0.46
1:A:821:ALA:O	1:A:840:HIS:HA	2.15	0.46
1:A:844:HIS:O	1:A:845:GLN:C	2.53	0.46
1:A:856:TYR:CD2	1:A:864:MET:HE1	2.51	0.46
1:B:202:MET:CE	1:B:357:HIS:CD2	2.99	0.46
1:B:694:LEU:HD12	1:B:694:LEU:HA	1.63	0.46
1:C:5:ASP:OD2	1:C:157:ARG:HA	2.16	0.46
1:C:30:HIS:ND1	1:C:31:PRO:O	2.37	0.46
1:C:409:VAL:CG1	1:C:410:VAL:N	2.77	0.46
1:B:473:ARG:HD2	1:C:469:ASP:HB3	1.97	0.46
1:C:881:ARG:HH11	1:C:987:ASP:CG	2.18	0.46
1:A:283:GLY:O	1:D:422:PRO:HB3	2.16	0.46
1:D:951:TRP:CE3	1:D:951:TRP:N	2.84	0.46
1:E:995:GLY:N	1:E:1002:SER:OG	2.35	0.46
1:E:258:VAL:HG12	1:E:258:VAL:O	2.15	0.46
1:E:289:VAL:CG2	1:E:291:LEU:HD11	2.45	0.46
1:E:531:ARG:HB3	1:E:532:PRO:HD2	1.98	0.46
1:E:352:ARG:CZ	1:E:626:PHE:CE1	2.98	0.46
1:F:272:ALA:HB1	1:F:273:PRO:CD	2.45	0.46
1:F:352:ARG:H	1:F:385:ASN:HB2	1.81	0.46
1:F:377:LEU:HD22	1:F:708:TRP:CA	2.32	0.46
1:F:474:TRP:O	1:F:477:SER:HB2	2.16	0.46
1:F:843:GLN:HG2	1:F:848:THR:CA	2.45	0.46
1:F:99:ILE:CG2	1:F:100:TYR:N	2.79	0.46
1:G:1003:VAL:HA	3:G:1274:HOH:O	2.15	0.46
1:G:79:PRO:CG	1:G:80:GLU:H	2.28	0.46
1:H:900:LEU:HB2	1:H:939:CYS:O	2.16	0.46
1:I:149:ALA:O	1:I:150:PHE:HB3	2.16	0.46
1:I:217:LYS:HZ3	1:I:324:GLU:CD	2.18	0.46
1:I:352:ARG:NE	1:I:626:PHE:CE1	2.84	0.46
1:I:583:ASN:HA	1:I:584:PRO:HD3	1.89	0.46
1:I:571:VAL:HG11	1:I:611:ARG:CZ	2.45	0.46
1:I:571:VAL:HG11	1:I:611:ARG:NH1	2.31	0.46
1:I:807:VAL:CG1	1:I:808:GLU:N	2.78	0.46

Continued on next page...

Continued from previous page...

Atom-1	Atom-2	Interatomic distance (Å)	Clash overlap (Å)
1:I:968:MET:HG3	1:I:968:MET:O	2.16	0.46
1:J:594:ASP:O	1:J:597:ASN:HB3	2.16	0.46
1:K:368:ASP:OD1	1:K:370:GLN:HB2	2.15	0.46
1:K:390:SER:CA	1:K:391:HIS:ND1	2.78	0.46
1:L:654:TRP:O	1:L:655:MET:HB2	2.16	0.46
1:M:333:ARG:HH11	1:M:451:PRO:C	2.19	0.46
1:M:674:PRO:O	1:M:675:GLN:HB2	2.15	0.46
1:M:933:SER:O	1:M:935:ASN:ND2	2.46	0.46
1:N:253:TYR:CD1	1:N:317:THR:HG22	2.50	0.46
1:N:358:GLU:HB3	1:N:367:MET:SD	2.55	0.46
1:N:576:ILE:CG2	1:N:577:LYS:N	2.79	0.46
1:N:759:ASN:OD1	1:N:761:GLN:HG3	2.15	0.46
1:O:290:THR:HG22	1:O:290:THR:O	2.16	0.46
1:O:352:ARG:HG2	1:O:553:TRP:CH2	2.51	0.46
1:O:515:VAL:N	1:O:516:PRO:HD3	2.30	0.46
1:P:100:TYR:CB	1:P:203:TRP:CZ3	2.97	0.46
1:P:140:ARG:HA	1:P:171:PHE:O	2.16	0.46
1:P:39:SER:OG	1:P:40:GLU:N	2.48	0.46
1:P:490:GLY:O	1:P:491:ALA:HB3	2.15	0.46
1:A:509:ASP:C	1:A:511:PRO:HD3	2.36	0.46
1:B:316:HIS:HA	1:B:323:ILE:CD1	2.42	0.46
1:B:479:ASP:OD1	1:B:481:SER:OG	2.29	0.46
1:B:718:GLN:CG	1:B:720:TRP:CZ2	2.99	0.46
1:B:749:ILE:HD12	1:B:749:ILE:N	2.31	0.46
1:C:719:GLN:N	3:C:1247:HOH:O	2.44	0.46
1:C:916:ASP:OD1	1:C:917:ARG:N	2.40	0.46
1:C:945:ASN:OD1	1:C:950:GLN:NE2	2.46	0.46
1:D:23:GLN:HB3	1:D:26:ARG:NH2	2.31	0.46
1:D:353:GLY:O	1:D:566:PHE:HA	2.15	0.46
1:D:807:VAL:CG1	1:D:808:GLU:N	2.78	0.46
1:D:870:VAL:CG1	1:D:871:GLU:N	2.79	0.46
1:E:115:PRO:CG	1:E:191:TRP:CD1	2.98	0.46
1:E:24:LEU:HB2	1:E:161:TYR:HB3	1.98	0.46
1:E:390:SER:CA	1:E:391:HIS:ND1	2.79	0.46
1:E:434:PRO:HD2	3:E:1210:HOH:O	2.16	0.46
1:E:472:TYR:HD1	1:E:484:VAL:HG11	1.81	0.46
1:E:599:ARG:HH22	1:E:795:VAL:HA	1.80	0.46
1:E:572:ASP:HB3	1:E:603:MET:HG2	1.98	0.46
1:E:380:LYS:HB3	1:E:708:TRP:CE3	2.50	0.46
1:F:53:SER:C	1:F:54:LEU:HD23	2.35	0.46
1:F:786:ARG:NH2	1:F:991:MET:CE	2.79	0.46

Continued on next page...

Continued from previous page...

Atom-1	Atom-2	Interatomic distance (Å)	Clash overlap (Å)
1:F:906:TYR:CD1	1:F:906:TYR:N	2.81	0.46
1:G:152:LEU:HD23	1:G:159:VAL:HB	1.97	0.46
1:G:612:THR:HA	1:G:613:PRO:HD3	1.52	0.46
1:H:11:LEU:HD23	1:H:11:LEU:N	2.31	0.46
1:H:27:LEU:CD1	1:H:140:ARG:NH1	2.79	0.46
1:H:418:HIS:HD2	1:H:418:HIS:O	1.99	0.46
1:H:742:THR:HG22	1:H:743:SER:O	2.16	0.46
1:I:948:PRO:O	1:I:1023:LYS:HE3	2.15	0.46
1:I:147:ASN:HB2	1:I:209:PHE:CE2	2.47	0.46
1:I:433:LEU:O	1:I:433:LEU:HD12	2.15	0.46
1:I:897:TRP:CH2	1:I:918:TRP:CB	2.99	0.46
1:I:966:GLN:NE2	1:I:977:HIS:O	2.43	0.46
1:J:422:PRO:HG2	1:K:279:ILE:HD11	1.98	0.46
1:J:656:VAL:CG1	1:J:657:ALA:N	2.79	0.46
1:K:403:ASP:OD2	1:K:450:HIS:ND1	2.43	0.46
1:K:658:LEU:C	1:K:658:LEU:HD12	2.34	0.46
1:K:857:ARG:HH11	1:K:857:ARG:CG	2.19	0.46
1:L:127:PHE:CE1	1:L:184:LEU:CG	2.99	0.46
1:L:222:ILE:HD11	1:L:315:LEU:HB2	1.97	0.46
1:L:66:PRO:HA	1:L:120:THR:HG21	1.97	0.46
1:L:741:THR:HG22	1:L:741:THR:O	2.13	0.46
1:L:881:ARG:HD3	1:L:987:ASP:CG	2.36	0.46
1:M:1012:GLY:O	1:M:1013:ARG:HG3	2.15	0.46
1:M:126:THR:HA	1:M:183:ARG:HA	1.97	0.46
1:M:202:MET:CB	1:M:573:GLN:HE22	2.29	0.46
1:M:354:VAL:CG2	1:M:355:ASN:N	2.78	0.46
1:N:210:ARG:NH1	1:N:395:HIS:CA	2.79	0.46
1:N:249:GLU:HG2	1:N:251:ARG:HH21	1.79	0.46
1:N:315:LEU:O	1:N:323:ILE:HB	2.16	0.46
1:N:775:GLN:N	1:N:775:GLN:NE2	2.64	0.46
1:O:595:THR:HG23	1:O:596:PRO:CA	2.44	0.46
1:O:740:LEU:HD12	1:O:749:ILE:HD12	1.96	0.46
1:O:897:TRP:CZ2	1:O:918:TRP:HB2	2.51	0.46
1:O:959:ILE:O	1:O:959:ILE:HG23	2.15	0.46
1:P:1013:ARG:HH11	1:P:1013:ARG:CG	2.24	0.46
1:P:433:LEU:N	1:P:434:PRO:CD	2.78	0.46
1:P:203:TRP:CZ2	1:P:575:LEU:HD11	2.51	0.46
1:A:127:PHE:CD1	1:A:127:PHE:N	2.84	0.46
1:A:229:THR:HG21	1:A:332:PHE:CD1	2.51	0.46
1:A:433:LEU:HB3	1:A:434:PRO:CD	2.44	0.46
1:A:625:GLN:HB2	1:A:716:ALA:HB2	1.98	0.46

Continued on next page...

Continued from previous page...

Atom-1	Atom-2	Interatomic distance (Å)	Clash overlap (Å)
1:A:796:SER:OG	1:A:802:ASP:N	2.46	0.46
1:A:78:LEU:O	1:A:79:PRO:C	2.54	0.46
1:A:782:ASP:HA	1:A:884:LEU:HD23	1.98	0.46
1:A:888:LEU:O	1:A:981:GLY:HA3	2.15	0.46
1:B:237:ARG:CD	1:B:296:GLU:HG2	2.45	0.46
1:B:369:GLU:O	1:B:373:VAL:HG23	2.16	0.46
1:B:578:TYR:HA	1:B:583:ASN:O	2.14	0.46
1:B:935:ASN:HD22	1:B:935:ASN:N	2.13	0.46
1:C:210:ARG:NH1	1:C:395:HIS:CA	2.79	0.46
1:C:246:MET:HE2	1:C:287:ASP:CB	2.42	0.46
1:C:36:TRP:C	1:C:37:ARG:HD3	2.34	0.46
1:D:421:VAL:HA	1:D:422:PRO:HA	1.81	0.46
1:D:552:TYR:O	1:D:554:GLN:N	2.48	0.46
1:D:595:THR:HG23	1:D:596:PRO:HA	1.97	0.46
1:D:742:THR:CG2	1:D:743:SER:N	2.79	0.46
1:D:921:PRO:O	1:D:922:LEU:C	2.54	0.46
1:E:134:LEU:CD2	1:E:134:LEU:N	2.79	0.46
1:E:85:VAL:HG13	1:E:86:VAL:N	2.31	0.46
1:F:413:ALA:HB2	1:F:443:MET:CE	2.46	0.46
1:F:927:THR:CG2	1:F:929:TYR:CE2	2.98	0.46
1:F:930:VAL:HA	1:F:973:ARG:HD3	1.98	0.46
1:G:164:ASP:N	3:G:1240:HOH:O	2.28	0.46
1:G:246:MET:CG	1:G:274:PHE:CE2	2.99	0.46
1:G:658:LEU:HD12	1:G:659:ASP:N	2.31	0.46
1:G:741:THR:HG22	1:G:741:THR:O	2.14	0.46
1:G:856:TYR:CD2	1:G:864:MET:CE	2.99	0.46
1:H:645:ARG:HH12	1:H:648:ASP:H	1.62	0.46
1:H:930:VAL:HA	1:H:973:ARG:HD3	1.96	0.46
1:I:570:TRP:O	1:I:607:VAL:HG22	2.16	0.46
1:J:202:MET:O	1:J:204:ARG:HD3	2.16	0.46
1:J:24:LEU:HD21	1:K:13:ARG:NH1	2.31	0.46
1:J:642:TYR:O	1:J:674:PRO:HB3	2.16	0.46
1:J:768:MET:CG	1:J:769:TRP:N	2.78	0.46
1:J:830:LEU:O	1:J:831:ALA:C	2.53	0.46
1:K:883:GLY:HA3	1:K:987:ASP:HA	1.98	0.46
1:K:972:HIS:CB	1:K:974:HIS:CD2	2.98	0.46
1:L:285:TYR:HB3	1:L:288:ARG:HG3	1.97	0.46
1:L:322:LEU:HD23	1:L:324:GLU:N	2.31	0.46
1:L:390:SER:CB	1:L:391:HIS:ND1	2.79	0.46
1:L:878:HIS:CD2	1:L:1010:SER:CB	2.99	0.46
1:M:187:MET:HE2	1:M:189:LEU:HD21	1.97	0.46

Continued on next page...

Continued from previous page...

Atom-1	Atom-2	Interatomic distance (Å)	Clash overlap (Å)
1:M:189:LEU:N	1:M:189:LEU:CD2	2.79	0.46
1:M:143:PHE:CD2	1:M:212:VAL:CG2	2.98	0.46
1:M:223:SER:O	1:M:224:ASP:HB2	2.16	0.46
1:M:259:SER:HA	1:M:269:SER:HA	1.96	0.46
1:M:433:LEU:N	1:M:434:PRO:CD	2.78	0.46
1:M:608:PHE:HB2	1:M:612:THR:OG1	2.15	0.46
1:N:129:VAL:HG23	1:N:182:ASN:HD22	1.79	0.46
1:N:908:ASP:N	1:N:908:ASP:OD1	2.46	0.46
1:O:66:PRO:HB3	1:O:187:MET:HE3	1.96	0.46
1:P:994:GLY:N	1:P:1003:VAL:HG22	2.31	0.46
1:P:115:PRO:CG	1:P:191:TRP:CD1	2.98	0.46
1:P:322:LEU:CD2	1:P:324:GLU:N	2.79	0.46
1:P:347:LYS:NZ	1:P:643:LEU:O	2.44	0.46
1:P:658:LEU:HD22	1:P:688:PRO:HG2	1.97	0.46
1:P:764:PHE:O	1:P:765:LEU:C	2.51	0.46
1:P:849:LEU:CB	1:P:850:PHE:CE2	2.99	0.46
1:A:378:LEU:O	1:A:379:MET:C	2.54	0.46
1:A:340:GLY:O	1:A:532:PRO:HB3	2.16	0.46
1:A:686:PRO:C	1:A:688:PRO:HD3	2.36	0.46
1:A:867:THR:HG22	1:A:867:THR:O	2.15	0.46
1:A:928:PRO:O	1:A:973:ARG:NH1	2.49	0.46
1:B:210:ARG:NH1	1:B:395:HIS:CA	2.79	0.46
1:B:232:ASN:ND2	1:B:237:ARG:CG	2.79	0.46
1:B:43:ARG:HD2	1:B:261:TRP:CE2	2.51	0.46
1:B:738:PRO:N	1:B:751:LEU:CD1	2.79	0.46
1:C:433:LEU:N	1:C:434:PRO:CD	2.79	0.46
1:C:583:ASN:HA	1:C:584:PRO:HD3	1.76	0.46
1:D:183:ARG:HH11	1:D:183:ARG:HD3	1.43	0.46
1:D:745:MET:O	1:D:746:ASP:HB3	2.16	0.46
1:D:766:SER:HA	1:D:779:PRO:HB3	1.98	0.46
1:D:906:TYR:N	1:D:906:TYR:CD1	2.83	0.46
1:E:246:MET:HG2	1:E:274:PHE:CZ	2.51	0.46
1:E:23:GLN:HB2	1:E:26:ARG:HE	1.80	0.46
1:E:417:THR:O	1:E:418:HIS:C	2.54	0.46
1:E:433:LEU:N	1:E:434:PRO:CD	2.78	0.46
1:E:471:LEU:O	1:E:475:ILE:HG13	2.16	0.46
1:E:547:GLY:HA2	1:E:908:ASP:O	2.15	0.46
1:E:73:TRP:CE2	1:E:122:CYS:HB3	2.51	0.46
1:F:102:ASN:HB2	1:F:201:ASP:OD1	2.16	0.46
1:F:262:GLN:O	1:F:262:GLN:HG2	2.16	0.46
1:F:749:ILE:N	1:F:749:ILE:CD1	2.79	0.46

Continued on next page...

Continued from previous page...

Atom-1	Atom-2	Interatomic distance (Å)	Clash overlap (Å)
1:G:251:ARG:CB	1:G:253:TYR:CE1	2.99	0.46
1:G:308:LEU:HD13	1:G:329:ASP:CB	2.46	0.46
1:G:498:ILE:HG22	1:G:499:ILE:N	2.31	0.46
1:G:903:GLN:O	1:G:904:GLU:C	2.53	0.46
1:H:100:TYR:CB	1:H:203:TRP:CZ3	2.98	0.46
1:H:387:VAL:CG2	1:H:388:ARG:N	2.79	0.46
1:H:572:ASP:HB3	1:H:603:MET:CB	2.36	0.46
1:H:706:THR:HG23	1:H:709:SER:OG	2.16	0.46
1:H:820:ALA:HB2	1:H:842:TRP:NE1	2.31	0.46
1:I:354:VAL:HG23	1:I:567:VAL:HB	1.98	0.46
1:I:743:SER:O	1:I:760:ARG:NH1	2.49	0.46
1:J:40:GLU:CG	1:J:43:ARG:NH1	2.79	0.46
1:J:472:TYR:HD1	1:J:484:VAL:CG1	2.29	0.46
1:K:123:TYR:N	1:K:123:TYR:CD1	2.84	0.46
1:K:429:ASP:OD1	1:K:430:PRO:HD2	2.15	0.46
1:K:100:TYR:O	1:K:597:ASN:HA	2.15	0.46
1:K:79:PRO:CD	1:K:80:GLU:H	2.28	0.46
1:K:807:VAL:CG1	1:K:808:GLU:N	2.79	0.46
1:K:851:ILE:HG22	1:K:851:ILE:O	2.14	0.46
1:K:904:GLU:CG	1:K:906:TYR:HE1	2.29	0.46
1:L:218:PRO:HD2	1:L:324:GLU:OE2	2.16	0.46
1:L:335:VAL:HG22	1:L:344:LEU:HD12	1.97	0.46
1:L:493:THR:CG2	1:L:494:THR:N	2.79	0.46
1:L:806:TRP:CZ3	1:L:809:ARG:NH2	2.83	0.46
1:M:210:ARG:O	1:M:211:ASP:O	2.34	0.46
1:M:293:LEU:HA	1:M:293:LEU:HD23	1.30	0.46
1:M:333:ARG:NH1	1:M:451:PRO:HA	2.31	0.46
1:M:645:ARG:NH2	1:M:650:GLU:OE1	2.49	0.46
1:N:18:ASN:ND2	1:N:21:VAL:HG23	2.30	0.46
1:N:356:ARG:O	1:N:356:ARG:HG2	2.16	0.46
1:N:615:PRO:HD2	3:N:1287:HOH:O	2.16	0.46
1:N:698:VAL:HG22	1:N:718:GLN:O	2.16	0.46
1:N:775:GLN:CA	1:N:775:GLN:NE2	2.79	0.46
1:N:836:ILE:HG22	1:N:837:THR:N	2.31	0.46
1:O:427:THR:HG21	1:O:462:SER:HB3	1.98	0.46
1:O:548:GLY:O	1:O:549:PHE:C	2.55	0.46
1:O:620:ALA:O	1:O:624:GLN:HB2	2.16	0.46
1:O:651:LEU:CD2	1:O:703:PRO:HG3	2.46	0.46
1:P:134:LEU:HD11	1:P:178:ARG:O	2.16	0.46
1:P:278:ILE:CG2	1:P:279:ILE:N	2.79	0.46
1:P:323:ILE:CD1	1:P:323:ILE:N	2.79	0.46

Continued on next page...

Continued from previous page...

Atom-1	Atom-2	Interatomic distance (Å)	Clash overlap (Å)
1:P:600:GLN:O	1:P:601:PHE:C	2.54	0.46
1:P:906:TYR:N	1:P:906:TYR:CD1	2.83	0.46
1:P:937:LEU:HD23	1:P:938:ARG:C	2.35	0.46
1:P:997:ASP:HB2	1:P:999:TRP:CZ2	2.51	0.46
1:A:62:TRP:CZ2	1:A:119:PRO:HB3	2.50	0.46
1:A:767:GLN:HG3	1:A:768:MET:N	2.31	0.46
1:B:330:VAL:HA	3:B:1267:HOH:O	2.15	0.46
1:B:842:TRP:O	1:B:843:GLN:HG2	2.16	0.46
1:D:118:ASN:O	1:D:119:PRO:C	2.54	0.46
1:D:23:GLN:OE1	1:D:26:ARG:N	2.39	0.46
1:D:347:LYS:HB3	1:D:348:PRO:HD2	1.98	0.46
1:D:367:MET:HE2	1:D:372:MET:HG3	1.97	0.46
1:D:390:SER:HA	1:D:391:HIS:HA	1.59	0.46
1:D:857:ARG:CG	1:D:857:ARG:NH1	2.78	0.46
1:D:86:VAL:HG13	1:D:87:PRO:HA	1.98	0.46
1:E:285:TYR:HD1	1:H:425:ARG:NH2	2.14	0.46
1:E:368:ASP:OD1	1:E:370:GLN:HB2	2.15	0.46
1:E:486:TYR:H	1:E:496:THR:HB	1.81	0.46
1:E:627:PHE:O	1:E:628:GLN:HG2	2.16	0.46
1:E:920:LEU:CB	1:E:921:PRO:HD2	2.44	0.46
1:E:960:SER:O	1:E:983:TRP:N	2.47	0.46
1:F:434:PRO:HB3	1:G:434:PRO:HB3	1.98	0.46
1:F:984:LEU:HD21	1:F:986:ILE:HD11	1.97	0.46
1:G:439:ARG:HB3	3:G:1268:HOH:O	2.15	0.46
1:G:558:GLN:HB3	1:G:559:TYR:HD1	1.81	0.46
1:G:559:TYR:N	1:G:559:TYR:HD1	2.14	0.46
1:G:7:LEU:HD12	1:G:74:LEU:CD1	2.42	0.46
1:G:894:ARG:NH1	1:G:920:LEU:CA	2.79	0.46
1:H:261:TRP:CZ3	1:H:266:GLN:N	2.84	0.46
1:H:567:VAL:CG1	1:H:568:TRP:N	2.79	0.46
1:H:883:GLY:HA3	1:H:986:ILE:O	2.15	0.46
1:I:134:LEU:CD1	1:I:179:ALA:N	2.78	0.46
1:I:254:LEU:O	1:I:255:ARG:HD3	2.15	0.46
1:I:406:GLY:O	1:I:407:LEU:HD23	2.16	0.46
1:J:994:GLY:N	1:J:1003:VAL:HG22	2.31	0.46
1:J:327:ALA:O	1:J:328:CYS:HB3	2.16	0.46
1:K:253:TYR:N	1:K:253:TYR:CD1	2.80	0.46
1:K:26:ARG:CZ	1:K:442:ARG:NH1	2.79	0.46
1:K:1015:HIS:CE1	1:L:1015:HIS:ND1	2.84	0.46
1:L:951:TRP:HB3	1:L:1018:LEU:HD21	1.98	0.46
1:L:14:ARG:NH1	1:L:16:TRP:CZ2	2.78	0.46

Continued on next page...

Continued from previous page...

Atom-1	Atom-2	Interatomic distance (Å)	Clash overlap (Å)
1:L:246:MET:CG	1:L:274:PHE:CE2	2.99	0.46
1:L:766:SER:O	1:L:767:GLN:HB2	2.16	0.46
1:M:127:PHE:N	1:M:127:PHE:CD1	2.84	0.46
1:M:256:VAL:CG1	1:M:257:THR:N	2.79	0.46
1:M:413:ALA:HB2	1:M:443:MET:CE	2.46	0.46
1:M:463:GLY:O	1:M:486:TYR:OH	2.28	0.46
1:M:765:LEU:HD22	1:M:864:MET:HE3	1.97	0.46
1:N:905:ASN:HB2	1:N:910:LEU:HB3	1.97	0.46
1:N:91:GLN:NE2	1:N:190:ARG:CZ	2.79	0.46
1:O:127:PHE:CE1	1:O:184:LEU:CD1	2.99	0.46
1:O:441:THR:HG22	1:O:474:TRP:CE3	2.51	0.46
1:O:897:TRP:CH2	1:O:918:TRP:CB	2.99	0.46
1:P:115:PRO:HD2	1:P:191:TRP:CB	2.46	0.46
1:P:246:MET:HB3	1:P:274:PHE:HZ	1.81	0.46
1:P:390:SER:CA	1:P:391:HIS:ND1	2.79	0.46
1:P:454:ILE:C	1:P:455:ILE:HG12	2.36	0.46
1:P:456:TRP:NE1	1:P:482:ARG:CD	2.79	0.46
1:P:906:TYR:CB	1:P:993:ILE:HG23	2.46	0.46
1:A:652:LEU:HD22	1:A:680:ILE:HD12	1.97	0.45
1:A:782:ASP:OD1	1:A:842:TRP:HH2	1.99	0.45
1:B:465:GLY:O	1:B:468:HIS:HB2	2.15	0.45
1:B:579:ASP:OD1	1:B:583:ASN:HB2	2.16	0.45
1:B:917:ARG:NH2	1:B:943:GLU:OE2	2.48	0.45
1:C:1018:LEU:HD23	1:C:1018:LEU:HA	1.44	0.45
1:C:513:PRO:O	1:C:514:ALA:HB3	2.15	0.45
1:E:167:LEU:HD23	1:E:446:ARG:HH11	1.79	0.45
1:E:210:ARG:NH1	1:E:395:HIS:CA	2.79	0.45
1:E:23:GLN:OE1	1:E:26:ARG:HB3	2.16	0.45
1:E:246:MET:CG	1:E:274:PHE:CE2	2.97	0.45
1:E:996:ASP:O	1:E:997:ASP:HB3	2.17	0.45
1:G:100:TYR:O	1:G:597:ASN:HA	2.16	0.45
1:G:768:MET:CE	1:G:1022:GLN:NE2	2.79	0.45
1:G:306:PRO:O	1:G:307:ASN:C	2.53	0.45
1:G:210:ARG:HH11	1:G:395:HIS:CA	2.29	0.45
1:G:352:ARG:NE	1:G:626:PHE:CE1	2.84	0.45
1:H:211:ASP:OD1	1:H:211:ASP:N	2.29	0.45
1:H:304:GLU:O	1:H:305:ILE:HG12	2.16	0.45
1:G:558:GLN:O	1:H:522:LYS:HE3	2.16	0.45
1:H:920:LEU:HB3	1:H:921:PRO:CD	2.46	0.45
1:I:114:VAL:HG13	1:I:115:PRO:CD	2.37	0.45
1:I:906:TYR:HB3	1:I:907:PRO:CD	2.45	0.45

Continued on next page...

Continued from previous page...

Atom-1	Atom-2	Interatomic distance (Å)	Clash overlap (Å)
1:J:656:VAL:HG12	1:J:657:ALA:N	2.29	0.45
1:I:1013:ARG:HH11	1:J:954:ASP:HB2	1.80	0.45
1:K:1021:CYS:SG	1:K:1022:GLN:N	2.89	0.45
1:K:615:PRO:HB2	1:K:909:ARG:HH21	1.80	0.45
1:K:775:GLN:NE2	1:K:775:GLN:CA	2.79	0.45
1:L:107:ILE:CG2	1:L:191:TRP:CE2	2.99	0.45
1:L:767:GLN:CG	1:L:768:MET:N	2.78	0.45
1:M:866:ILE:N	1:M:1018:LEU:O	2.43	0.45
1:M:301:TRP:CD1	1:M:306:PRO:CA	2.99	0.45
1:M:429:ASP:HB3	1:M:432:TRP:HD1	1.81	0.45
1:M:439:ARG:CG	1:M:439:ARG:NH1	2.78	0.45
1:M:948:PRO:CD	1:M:949:HIS:N	2.78	0.45
1:N:352:ARG:CZ	1:N:626:PHE:CE1	2.99	0.45
1:N:643:LEU:HA	1:N:643:LEU:HD23	1.52	0.45
1:O:354:VAL:HG22	1:O:355:ASN:O	2.16	0.45
1:O:46:ARG:HB3	1:O:47:PRO:CD	2.46	0.45
1:O:730:LEU:HD12	1:O:731:PRO:N	2.29	0.45
1:P:126:THR:HA	1:P:182:ASN:O	2.17	0.45
1:P:22:THR:O	1:P:23:GLN:HB3	2.16	0.45
1:P:341:LEU:HD23	1:P:561:ARG:HG2	1.97	0.45
1:P:662:PRO:O	1:P:663:LEU:HD23	2.16	0.45
1:P:740:LEU:HD13	1:P:749:ILE:CD1	2.45	0.45
1:P:784:PHE:CD2	1:P:850:PHE:CD2	3.05	0.45
1:P:805:ALA:O	1:P:809:ARG:HG3	2.16	0.45
1:A:37:ARG:NH2	1:A:216:HIS:O	2.50	0.45
1:A:223:SER:O	1:A:224:ASP:HB2	2.16	0.45
1:A:334:GLU:OE1	1:A:336:ARG:HD3	2.17	0.45
1:A:434:PRO:HB3	1:D:434:PRO:HB3	1.98	0.45
1:A:79:PRO:CG	1:A:80:GLU:H	2.28	0.45
1:B:409:VAL:CG1	1:B:410:VAL:N	2.79	0.45
1:B:419:GLY:HA2	1:C:282:ARG:HH11	1.80	0.45
1:B:738:PRO:N	1:B:751:LEU:HD13	2.32	0.45
1:B:767:GLN:CG	1:B:768:MET:N	2.79	0.45
1:B:939:CYS:HA	1:B:956:GLN:HB3	1.97	0.45
1:C:357:HIS:HD2	1:C:392:TYR:OH	1.99	0.45
1:C:100:TYR:CZ	1:C:602:CYS:HB3	2.51	0.45
1:C:928:PRO:HB2	1:C:973:ARG:HH11	1.81	0.45
1:D:619:GLU:OE1	1:D:619:GLU:HA	2.16	0.45
1:D:668:VAL:HG13	1:D:669:PRO:CD	2.47	0.45
1:D:810:TRP:CZ2	1:D:991:MET:CE	3.00	0.45
1:E:107:ILE:HG12	1:E:108:THR:N	2.31	0.45

Continued on next page...

Continued from previous page...

Atom-1	Atom-2	Interatomic distance (Å)	Clash overlap (Å)
1:E:144:ASP:CB	1:E:210:ARG:HB3	2.45	0.45
1:E:354:VAL:HG11	1:E:379:MET:CE	2.45	0.45
1:E:683:PRO:O	1:E:684:GLU:C	2.54	0.45
1:G:227:VAL:HG13	1:G:240:LEU:HD11	1.95	0.45
1:G:240:LEU:CD2	1:G:260:LEU:HD13	2.47	0.45
1:G:320:GLY:O	1:G:321:THR:C	2.53	0.45
1:H:165:SER:OG	1:H:198:GLU:OE2	2.32	0.45
1:H:354:VAL:HG22	1:H:355:ASN:O	2.16	0.45
1:H:667:GLU:O	1:H:668:VAL:HG22	2.16	0.45
1:H:872:VAL:CG1	1:H:873:ALA:N	2.79	0.45
1:I:85:VAL:O	1:I:88:SER:HB3	2.15	0.45
1:J:387:VAL:CG2	1:J:388:ARG:N	2.79	0.45
1:J:52:ARG:HB3	1:J:214:LEU:HB2	1.96	0.45
1:J:767:GLN:OE1	1:J:768:MET:N	2.40	0.45
1:K:210:ARG:NH1	1:K:395:HIS:CA	2.80	0.45
1:K:927:THR:HG21	1:K:929:TYR:CZ	2.51	0.45
1:L:58:TRP:CE2	1:L:125:LEU:CD2	2.99	0.45
1:L:246:MET:HE1	1:L:287:ASP:HB3	1.98	0.45
1:L:258:VAL:CG1	1:L:293:LEU:HD11	2.38	0.45
1:L:499:ILE:H	1:L:499:ILE:HG13	1.50	0.45
1:M:232:ASN:ND2	1:M:236:SER:H	2.14	0.45
1:M:251:ARG:HB3	1:M:253:TYR:CZ	2.50	0.45
1:M:33:PHE:HD1	1:M:326:GLU:CD	2.19	0.45
1:M:51:LEU:HD12	1:M:52:ARG:N	2.31	0.45
1:M:842:TRP:CH2	1:M:852:SER:HB3	2.51	0.45
1:N:310:ARG:HG3	1:N:311:ALA:H	1.80	0.45
1:N:585:TRP:CE3	1:N:974:HIS:CE1	3.04	0.45
1:O:129:VAL:CG2	1:O:182:ASN:ND2	2.79	0.45
1:O:687:GLN:N	1:O:688:PRO:CD	2.79	0.45
1:O:822:LEU:HD12	1:O:822:LEU:C	2.36	0.45
1:P:110:ASN:O	1:P:113:PHE:HB2	2.15	0.45
1:P:246:MET:CB	1:P:274:PHE:CZ	2.98	0.45
1:P:378:LEU:O	1:P:379:MET:C	2.55	0.45
1:P:807:VAL:CG1	1:P:808:GLU:N	2.79	0.45
1:P:823:LEU:HD12	1:P:839:ALA:O	2.16	0.45
1:P:870:VAL:CG1	1:P:871:GLU:N	2.79	0.45
1:P:944:LEU:O	1:P:950:GLN:HA	2.16	0.45
1:A:100:TYR:CE2	1:A:598:ASP:HB2	2.51	0.45
1:A:14:ARG:NH1	1:A:14:ARG:CG	2.78	0.45
1:A:391:HIS:CD2	1:A:460:ASN:ND2	2.85	0.45
1:A:608:PHE:O	1:A:610:ASP:N	2.50	0.45

Continued on next page...

Continued from previous page...

Atom-1	Atom-2	Interatomic distance (Å)	Clash overlap (Å)
1:A:7:LEU:O	1:A:8:ALA:C	2.53	0.45
1:A:975:LEU:HA	1:A:975:LEU:HD23	1.55	0.45
1:B:59:ARG:HA	1:B:82:ASP:O	2.15	0.45
1:B:621:LYS:HE2	1:B:717:TRP:HZ3	1.80	0.45
1:B:775:GLN:CA	1:B:775:GLN:NE2	2.80	0.45
1:C:657:ALA:O	1:C:694:LEU:HD12	2.17	0.45
1:C:768:MET:HG3	1:C:769:TRP:N	2.28	0.45
1:D:189:LEU:CD2	1:D:189:LEU:N	2.80	0.45
1:A:419:GLY:HA2	1:D:282:ARG:NH1	2.31	0.45
1:D:682:LEU:HA	1:D:683:PRO:HD3	1.68	0.45
1:D:919:ASP:O	1:D:920:LEU:HD23	2.16	0.45
1:E:18:ASN:ND2	1:E:21:VAL:CG2	2.79	0.45
1:E:249:GLU:CB	1:E:251:ARG:NH1	2.79	0.45
1:E:395:HIS:CE1	1:E:397:LEU:HB3	2.50	0.45
1:E:210:ARG:HH11	1:E:395:HIS:HA	1.81	0.45
1:E:400:THR:HG22	1:E:404:ARG:HD3	1.98	0.45
1:E:50:GLN:O	1:E:215:LEU:HA	2.17	0.45
1:E:531:ARG:HB3	1:E:532:PRO:CD	2.46	0.45
1:E:661:LYS:O	1:E:663:LEU:HD23	2.16	0.45
1:E:810:TRP:CH2	1:E:991:MET:CE	2.99	0.45
1:E:894:ARG:NH1	1:E:920:LEU:CA	2.78	0.45
1:E:926:TYR:O	1:E:928:PRO:HD3	2.17	0.45
1:F:578:TYR:HA	1:F:583:ASN:O	2.16	0.45
1:G:510:GLN:HA	1:G:511:PRO:HD2	1.83	0.45
1:G:63:PHE:HB3	1:G:64:PRO:HD2	1.98	0.45
1:G:85:VAL:HG12	1:G:86:VAL:N	2.32	0.45
1:G:991:MET:CG	1:G:992:GLY:N	2.79	0.45
1:H:152:LEU:CG	1:H:153:TRP:N	2.80	0.45
1:H:492:ASP:HB3	1:H:499:ILE:CG2	2.45	0.45
1:H:599:ARG:HB2	1:H:600:GLN:H	1.36	0.45
1:H:951:TRP:HE3	1:H:951:TRP:N	2.14	0.45
1:H:970:THR:CG2	1:H:975:LEU:HB2	2.47	0.45
1:I:66:PRO:CB	1:I:187:MET:HE1	2.46	0.45
1:I:38:ASN:HD22	1:I:41:GLU:H	1.65	0.45
1:I:395:HIS:CG	1:I:396:PRO:HD2	2.51	0.45
1:J:202:MET:CE	1:J:357:HIS:CD2	2.99	0.45
1:J:62:TRP:CZ2	1:J:119:PRO:HB3	2.51	0.45
1:J:698:VAL:CG2	1:J:720:TRP:HZ3	2.30	0.45
1:K:126:THR:HG22	1:K:126:THR:O	2.15	0.45
1:K:240:LEU:CD2	1:K:260:LEU:HD13	2.46	0.45
1:K:354:VAL:CG2	1:K:355:ASN:N	2.79	0.45

Continued on next page...

Continued from previous page...

Atom-1	Atom-2	Interatomic distance (Å)	Clash overlap (Å)
1:K:545:SER:OG	1:K:791:ASN:ND2	2.46	0.45
1:L:870:VAL:N	1:L:1014:TYR:O	2.45	0.45
1:L:390:SER:CA	1:L:391:HIS:ND1	2.79	0.45
1:L:409:VAL:CG1	1:L:410:VAL:N	2.79	0.45
1:L:433:LEU:N	1:L:434:PRO:CD	2.80	0.45
1:L:654:TRP:HE3	1:L:655:MET:N	2.14	0.45
1:L:856:TYR:CD2	1:L:864:MET:CE	3.00	0.45
1:M:12:GLN:NE2	1:M:12:GLN:O	2.50	0.45
1:M:143:PHE:O	1:M:145:GLY:N	2.50	0.45
1:M:118:ASN:HB2	1:M:191:TRP:HD1	1.82	0.45
1:M:592:PHE:N	1:M:594:ASP:OD1	2.48	0.45
1:M:856:TYR:CD2	1:M:864:MET:CE	2.98	0.45
1:M:959:ILE:HB	1:M:984:LEU:HD11	1.98	0.45
1:N:188:VAL:HG12	1:N:189:LEU:N	2.32	0.45
1:N:24:LEU:HA	1:N:24:LEU:HD12	1.46	0.45
1:N:742:THR:CG2	1:N:743:SER:N	2.79	0.45
1:N:6:SER:O	1:N:9:VAL:HB	2.17	0.45
1:O:753:ASN:OD1	1:O:753:ASN:N	2.49	0.45
1:O:745:MET:CE	1:O:761:GLN:NE2	2.80	0.45
1:O:777:LEU:HG	1:O:889:ALA:HB2	1.97	0.45
1:O:92:MET:CE	1:O:364:GLY:N	2.79	0.45
1:P:137:GLY:HA3	1:P:217:LYS:O	2.16	0.45
1:P:173:LEU:O	1:P:177:LEU:N	2.42	0.45
1:P:127:PHE:CE1	1:P:184:LEU:CD1	2.99	0.45
1:O:558:GLN:NE2	1:P:509:ASP:OD2	2.49	0.45
1:P:694:LEU:HD12	1:P:694:LEU:HA	1.60	0.45
1:A:210:ARG:HH11	1:A:395:HIS:HB2	1.80	0.45
1:A:237:ARG:CG	1:A:237:ARG:NH1	2.80	0.45
1:A:424:ASN:OD1	1:D:279:ILE:HD11	2.17	0.45
1:A:46:ARG:HB3	1:A:47:PRO:HD2	1.99	0.45
1:B:251:ARG:CB	1:B:253:TYR:CE2	2.99	0.45
1:B:595:THR:CG2	1:B:596:PRO:HA	2.42	0.45
1:C:80:GLU:H	1:C:80:GLU:HG3	1.32	0.45
1:D:967:LEU:HA	1:D:967:LEU:HD23	1.70	0.45
1:E:194:GLY:O	1:E:198:GLU:HG3	2.16	0.45
1:E:693:GLN:CG	1:E:721:ARG:HD2	2.46	0.45
1:E:757:GLN:O	1:E:765:LEU:HD12	2.15	0.45
1:F:134:LEU:HD11	1:F:179:ALA:HA	1.98	0.45
1:E:830:LEU:HB3	1:F:828:ASP:CG	2.37	0.45
1:G:107:ILE:O	1:G:108:THR:C	2.53	0.45
1:G:579:ASP:OD1	1:G:583:ASN:N	2.48	0.45

Continued on next page...

Continued from previous page...

Atom-1	Atom-2	Interatomic distance (Å)	Clash overlap (Å)
1:G:929:TYR:O	1:G:930:VAL:C	2.55	0.45
1:H:1020:TRP:HD1	1:H:1021:CYS:H	1.64	0.45
1:H:16:TRP:CE3	1:H:189:LEU:CD1	3.00	0.45
1:H:231:PHE:HA	1:H:237:ARG:O	2.17	0.45
1:H:333:ARG:NH1	1:H:451:PRO:O	2.50	0.45
1:H:767:GLN:CG	1:H:768:MET:N	2.80	0.45
1:I:130:ASP:OD1	1:I:132:SER:N	2.45	0.45
1:I:131:GLU:H	1:I:131:GLU:HG2	1.52	0.45
1:I:524:LEU:HD13	1:I:561:ARG:HB2	1.98	0.45
1:J:65:ALA:HA	1:J:118:ASN:O	2.17	0.45
1:K:135:GLN:HB3	1:K:136:GLU:HG3	1.99	0.45
1:K:538:TYR:CE1	1:K:567:VAL:HG23	2.51	0.45
1:K:738:PRO:N	1:K:751:LEU:CD1	2.80	0.45
1:K:84:VAL:HG12	1:K:85:VAL:N	2.32	0.45
1:K:954:ASP:CB	1:L:1013:ARG:NH2	2.79	0.45
1:L:691:ALA:HA	1:L:725:ASN:HB3	1.99	0.45
1:L:78:LEU:CB	1:L:79:PRO:HD2	2.41	0.45
1:M:129:VAL:CG1	1:M:130:ASP:N	2.79	0.45
1:M:433:LEU:CA	1:M:467:ASN:ND2	2.79	0.45
1:M:474:TRP:CE2	1:M:478:VAL:HG21	2.52	0.45
1:M:517:LYS:HE2	3:M:1259:HOH:O	2.17	0.45
1:M:523:TRP:CD1	1:M:526:LEU:CD1	3.00	0.45
1:M:90:TRP:CZ3	1:M:121:GLY:HA3	2.52	0.45
1:N:227:VAL:HG12	1:N:228:ALA:N	2.31	0.45
1:N:382:ASN:O	1:N:621:LYS:HA	2.17	0.45
1:N:694:LEU:HA	1:N:694:LEU:HD12	1.75	0.45
1:O:100:TYR:CZ	1:O:602:CYS:HB3	2.52	0.45
1:O:770:ILE:CD1	1:O:1022:GLN:HG2	2.42	0.45
1:O:153:TRP:CD1	1:O:158:TRP:N	2.85	0.45
1:O:27:LEU:CD1	1:O:140:ARG:NH1	2.79	0.45
1:O:210:ARG:NH1	1:O:395:HIS:CA	2.79	0.45
1:O:670:LEU:HA	1:O:670:LEU:HD23	1.59	0.45
1:O:850:PHE:HA	1:O:871:GLU:O	2.17	0.45
1:O:778:THR:OG1	1:O:887:GLN:HB3	2.16	0.45
1:P:246:MET:CG	1:P:274:PHE:CZ	2.97	0.45
1:P:559:TYR:CB	1:P:562:LEU:HD12	2.34	0.45
1:P:203:TRP:CD1	1:P:575:LEU:HD21	2.51	0.45
1:P:670:LEU:HA	1:P:670:LEU:HD23	1.50	0.45
1:P:705:ALA:HB1	1:P:709:SER:O	2.16	0.45
1:B:870:VAL:O	1:B:1013:ARG:HA	2.17	0.45
1:B:133:TRP:HA	1:B:216:HIS:CE1	2.52	0.45

Continued on next page...

Continued from previous page...

Atom-1	Atom-2	Interatomic distance (Å)	Clash overlap (Å)
1:B:434:PRO:HB3	1:C:434:PRO:HB3	1.99	0.45
1:B:876:THR:HA	1:B:877:PRO:HD3	1.81	0.45
1:C:768:MET:CE	1:C:1022:GLN:NE2	2.80	0.45
1:B:282:ARG:HH11	1:C:419:GLY:HA2	1.82	0.45
1:C:749:ILE:CD1	1:C:749:ILE:N	2.80	0.45
1:C:807:VAL:CG1	1:C:808:GLU:N	2.79	0.45
1:D:237:ARG:HD2	1:D:296:GLU:HG2	1.99	0.45
1:D:368:ASP:O	1:D:369:GLU:C	2.55	0.45
1:D:655:MET:CG	1:D:656:VAL:N	2.79	0.45
1:D:651:LEU:CD1	1:D:669:PRO:HA	2.47	0.45
1:D:895:VAL:CG1	1:D:896:ASN:N	2.79	0.45
1:D:904:GLU:CG	1:D:906:TYR:HE1	2.26	0.45
1:E:105:TYR:CD2	1:E:109:VAL:CG2	2.99	0.45
1:E:26:ARG:O	1:E:27:LEU:O	2.34	0.45
1:E:309:TYR:O	1:E:330:VAL:N	2.39	0.45
1:E:395:HIS:CE1	1:E:397:LEU:CB	2.99	0.45
1:E:574:SER:C	1:E:575:LEU:HG	2.36	0.45
1:E:601:PHE:CZ	1:E:795:VAL:CG1	3.00	0.45
1:E:959:ILE:C	3:E:1281:HOH:O	2.53	0.45
1:F:189:LEU:N	1:F:189:LEU:CD2	2.79	0.45
1:F:258:VAL:HG22	1:F:313:VAL:HG22	1.99	0.45
1:F:576:ILE:CG2	1:F:577:LYS:N	2.80	0.45
1:F:11:LEU:HD13	1:F:66:PRO:HB2	1.99	0.45
1:F:682:LEU:CD2	1:F:683:PRO:HD2	2.47	0.45
1:F:722:LEU:HD23	1:F:722:LEU:HA	1.77	0.45
1:E:875:ASP:OD2	1:F:723:ALA:HB1	2.17	0.45
1:G:698:VAL:CG2	1:G:720:TRP:CH2	3.00	0.45
1:G:894:ARG:HH12	1:G:920:LEU:CA	2.28	0.45
1:G:91:GLN:HG3	1:G:96:ASP:OD1	2.16	0.45
1:H:768:MET:CE	1:H:1022:GLN:NE2	2.79	0.45
1:H:35:SER:OG	1:H:217:LYS:HG2	2.16	0.45
1:H:399:TYR:CE1	1:H:446:ARG:NH2	2.84	0.45
1:H:448:ARG:HA	1:H:482:ARG:HH12	1.82	0.45
1:H:590:GLY:CA	1:H:597:ASN:ND2	2.80	0.45
1:H:789:LEU:O	1:H:792:ASP:N	2.49	0.45
1:H:70:PRO:CG	1:H:78:LEU:HD11	2.36	0.45
1:I:210:ARG:HH12	1:I:395:HIS:N	2.14	0.45
1:I:471:LEU:O	1:I:475:ILE:HG13	2.16	0.45
1:I:576:ILE:CG2	1:I:577:LYS:N	2.78	0.45
1:I:85:VAL:CG1	1:I:86:VAL:N	2.80	0.45
1:I:89:ASN:O	1:I:90:TRP:C	2.53	0.45

Continued on next page...

Continued from previous page...

Atom-1	Atom-2	Interatomic distance (Å)	Clash overlap (Å)
1:I:970:THR:HG21	1:I:976:LEU:CD2	2.46	0.45
1:J:599:ARG:HB2	1:J:600:GLN:OE1	2.15	0.45
1:K:352:ARG:HB2	1:K:385:ASN:HB2	1.98	0.45
1:K:515:VAL:HG23	1:K:515:VAL:O	2.17	0.45
1:K:747:PHE:CZ	1:K:760:ARG:CD	2.99	0.45
1:K:796:SER:OG	1:K:802:ASP:N	2.37	0.45
1:K:894:ARG:NH1	1:K:920:LEU:CA	2.80	0.45
1:L:30:HIS:ND1	1:L:31:PRO:O	2.45	0.45
1:L:330:VAL:CG1	1:L:332:PHE:CE1	3.00	0.45
1:L:58:TRP:NE1	1:L:125:LEU:HD22	2.32	0.45
1:L:810:TRP:CH2	1:L:991:MET:CE	3.00	0.45
1:M:210:ARG:HH12	1:M:395:HIS:N	2.14	0.45
1:M:279:ILE:HG13	1:M:280:ASP:N	2.30	0.45
1:M:418:HIS:O	1:M:420:MET:N	2.49	0.45
1:M:63:PHE:HA	1:M:64:PRO:HD3	1.75	0.45
1:M:599:ARG:NH2	1:M:797:GLU:HG3	2.30	0.45
1:M:99:ILE:CG2	1:M:100:TYR:N	2.79	0.45
1:N:117:GLU:OE1	1:N:117:GLU:N	2.37	0.45
1:N:134:LEU:HA	1:N:134:LEU:HD22	1.65	0.45
1:N:232:ASN:HD21	1:N:236:SER:CB	2.15	0.45
1:N:658:LEU:HD12	1:N:659:ASP:H	1.76	0.45
1:N:678:GLN:O	1:N:679:LEU:HD23	2.17	0.45
1:N:708:TRP:CD1	1:N:708:TRP:N	2.84	0.45
1:N:84:VAL:CG1	1:N:85:VAL:N	2.79	0.45
1:O:238:ALA:HB2	1:O:298:PRO:HG3	1.99	0.45
1:O:103:VAL:CG2	1:O:418:HIS:CE1	3.00	0.45
1:O:704:ASN:N	1:O:704:ASN:OD1	2.49	0.45
1:O:782:ASP:CA	1:O:884:LEU:HD23	2.43	0.45
1:P:375:ASP:O	1:P:378:LEU:HB2	2.17	0.45
1:P:625:GLN:CD	1:P:716:ALA:HB1	2.36	0.45
1:P:352:ARG:CZ	1:P:626:PHE:CE1	3.00	0.45
1:P:643:LEU:HD23	1:P:643:LEU:HA	1.74	0.45
1:P:745:MET:O	1:P:746:ASP:HB3	2.16	0.45
1:P:738:PRO:N	1:P:751:LEU:CD1	2.80	0.45
1:P:786:ARG:CZ	1:P:789:LEU:HD11	2.47	0.45
1:P:815:HIS:HE1	1:P:877:PRO:O	1.99	0.45
1:P:84:VAL:HG12	1:P:85:VAL:H	1.82	0.45
1:A:217:LYS:HZ3	1:A:324:GLU:CD	2.18	0.45
1:A:555:ALA:O	1:A:556:PHE:C	2.54	0.45
1:B:134:LEU:CD2	1:B:134:LEU:N	2.79	0.45
1:B:390:SER:CA	1:B:391:HIS:ND1	2.79	0.45

Continued on next page...

Continued from previous page...

Atom-1	Atom-2	Interatomic distance (Å)	Clash overlap (Å)
1:B:891:VAL:HG12	1:B:891:VAL:O	2.16	0.45
1:C:490:GLY:O	1:C:491:ALA:HB3	2.16	0.45
1:C:789:LEU:O	1:C:792:ASP:HB2	2.17	0.45
1:C:836:ILE:CD1	1:C:836:ILE:N	2.80	0.45
1:C:876:THR:OG1	1:C:877:PRO:HD2	2.17	0.45
1:D:210:ARG:HH11	1:D:395:HIS:HB2	1.82	0.45
1:D:250:LEU:HD23	1:D:250:LEU:HA	1.64	0.45
1:D:621:LYS:HE2	1:D:717:TRP:HZ3	1.82	0.45
1:D:778:THR:HG23	1:D:779:PRO:HD2	1.99	0.45
1:D:856:TYR:HD2	1:D:864:MET:HE2	1.81	0.45
1:E:336:ARG:NH2	1:E:338:GLU:OE2	2.48	0.45
1:E:390:SER:CB	1:E:391:HIS:CE1	3.00	0.45
1:E:590:GLY:N	1:E:597:ASN:HD22	2.15	0.45
1:E:762:SER:O	1:E:822:LEU:HD22	2.16	0.45
1:E:797:GLU:HB2	1:E:800:ARG:H	1.81	0.45
1:E:824:GLN:HB3	1:E:839:ALA:HB3	1.99	0.45
1:F:360:HIS:CE1	1:F:362:LEU:H	2.34	0.45
1:F:651:LEU:N	1:F:701:VAL:O	2.42	0.45
1:F:78:LEU:HD23	1:F:78:LEU:N	2.31	0.45
1:G:490:GLY:O	1:G:491:ALA:HB3	2.17	0.45
1:H:1000:SER:HB2	1:H:1001:PRO:HD2	1.99	0.45
1:H:324:GLU:CG	1:H:325:ALA:N	2.79	0.45
1:H:891:VAL:HG12	1:H:891:VAL:O	2.16	0.45
1:I:77:ASP:O	1:I:78:LEU:HD23	2.16	0.45
1:I:856:TYR:HB3	1:I:864:MET:HE2	1.98	0.45
1:I:89:ASN:ND2	1:I:205:MET:HB3	2.32	0.45
1:J:672:VAL:HG13	1:J:678:GLN:CB	2.42	0.45
1:K:141:ILE:HG12	1:K:142:ILE:N	2.30	0.45
1:K:14:ARG:HH12	1:K:16:TRP:HZ2	1.63	0.45
1:K:308:LEU:HD23	1:K:308:LEU:HA	1.62	0.45
1:K:759:ASN:OD1	1:K:761:GLN:N	2.34	0.45
1:K:84:VAL:CG1	1:K:85:VAL:N	2.79	0.45
1:L:1022:GLN:C	1:L:1023:LYS:HG3	2.36	0.45
1:L:194:GLY:O	1:L:198:GLU:HG3	2.16	0.45
1:L:373:VAL:O	1:L:374:GLN:C	2.55	0.45
1:L:349:LEU:O	1:L:563:GLN:HB3	2.16	0.45
1:L:959:ILE:HB	1:L:984:LEU:HD12	1.98	0.45
1:M:27:LEU:CD1	1:M:140:ARG:NH2	2.80	0.45
1:M:50:GLN:NE2	1:M:50:GLN:H	2.15	0.45
1:N:474:TRP:CZ2	1:N:478:VAL:HG21	2.51	0.45
1:O:232:ASN:ND2	1:O:237:ARG:CG	2.80	0.45

Continued on next page...

Continued from previous page...

Atom-1	Atom-2	Interatomic distance (Å)	Clash overlap (Å)
1:O:374:GLN:O	1:O:378:LEU:HG	2.17	0.45
1:O:443:MET:HE3	1:O:456:TRP:HE3	1.82	0.45
1:O:505:ARG:NE	3:O:1250:HOH:O	2.29	0.45
1:O:506:VAL:HA	1:O:520:ILE:HG12	1.99	0.45
1:O:888:LEU:O	1:O:981:GLY:HA3	2.17	0.45
1:P:229:THR:HG21	1:P:332:PHE:CE2	2.51	0.45
1:P:568:TRP:HA	1:P:569:ASP:HB3	1.97	0.45
1:P:570:TRP:CD1	1:P:571:VAL:CG2	2.98	0.45
1:P:592:PHE:N	1:P:592:PHE:CD1	2.85	0.45
1:P:955:PHE:CD2	1:P:986:ILE:CG2	3.00	0.45
1:A:24:LEU:HA	1:A:24:LEU:HD12	1.89	0.45
1:A:280:ASP:HB2	1:A:281:GLU:H	1.63	0.45
1:A:369:GLU:O	1:A:373:VAL:HG23	2.17	0.45
1:A:393:PRO:HD3	1:A:412:GLU:O	2.17	0.45
1:C:476:LYS:HA	1:C:476:LYS:HD2	1.82	0.45
1:C:600:GLN:HE21	1:C:600:GLN:HB2	1.55	0.45
1:D:114:VAL:CG1	1:D:115:PRO:N	2.80	0.45
1:D:758:PHE:CE2	1:D:836:ILE:HG13	2.52	0.45
1:E:1000:SER:HB2	1:E:1001:PRO:HD2	1.99	0.45
1:E:249:GLU:CG	1:E:251:ARG:NH2	2.80	0.45
1:E:308:LEU:HA	1:E:308:LEU:HD23	1.52	0.45
1:E:742:THR:CG2	1:E:760:ARG:NH1	2.80	0.45
1:E:778:THR:HB	1:E:887:GLN:H	1.81	0.45
1:F:414:ASN:HB3	3:F:1267:HOH:O	2.17	0.45
1:F:419:GLY:HA2	1:G:282:ARG:HH11	1.82	0.45
1:G:427:THR:HA	1:G:436:MET:HE1	1.99	0.45
1:H:194:GLY:O	1:H:198:GLU:HG3	2.17	0.45
1:H:394:ASN:O	1:H:399:TYR:HE1	2.00	0.45
1:H:409:VAL:CG1	1:H:410:VAL:N	2.79	0.45
1:I:257:THR:HG23	1:I:270:GLY:O	2.17	0.45
1:I:425:ARG:NH1	1:L:285:TYR:CD1	2.84	0.45
1:I:427:THR:HG22	1:I:436:MET:SD	2.57	0.45
1:J:598:ASP:O	1:J:599:ARG:C	2.55	0.45
1:J:850:PHE:CD2	1:J:872:VAL:HG13	2.52	0.45
1:K:218:PRO:HG3	1:K:324:GLU:HG3	1.98	0.45
1:K:244:VAL:CG1	1:K:245:GLN:N	2.79	0.45
1:L:127:PHE:CE1	1:L:184:LEU:CD1	2.99	0.45
1:L:196:TYR:HD2	1:L:420:MET:CE	2.29	0.45
1:L:673:ALA:O	1:L:674:PRO:C	2.55	0.45
1:L:67:GLU:HG2	1:L:67:GLU:H	1.01	0.45
1:L:759:ASN:OD1	1:L:761:GLN:HG3	2.16	0.45

Continued on next page...

Continued from previous page...

Atom-1	Atom-2	Interatomic distance (Å)	Clash overlap (Å)
1:L:892:ALA:HB3	1:L:946:TYR:HE1	1.73	0.45
1:M:29:ALA:HB2	1:M:442:ARG:HD2	1.97	0.45
1:M:301:TRP:CD1	1:M:308:LEU:CD2	3.00	0.45
1:M:323:ILE:N	1:M:323:ILE:CD1	2.79	0.45
1:M:542:MET:HE2	1:M:600:GLN:NE2	2.32	0.45
1:M:581:ASN:CB	1:M:583:ASN:HD21	2.05	0.45
1:M:608:PHE:O	1:M:610:ASP:N	2.50	0.45
1:M:822:LEU:HD13	1:M:822:LEU:HA	1.59	0.45
1:N:948:PRO:O	1:N:1022:GLN:HA	2.17	0.45
1:N:176:PHE:O	1:N:177:LEU:O	2.34	0.45
1:N:786:ARG:HG2	1:N:880:ALA:HB1	1.98	0.45
1:O:14:ARG:NH1	1:O:16:TRP:CZ2	2.80	0.45
1:N:424:ASN:HB2	1:O:279:ILE:HD11	1.97	0.45
1:O:351:ILE:HG23	1:O:351:ILE:HD12	1.74	0.45
1:O:782:ASP:OD1	1:O:842:TRP:HH2	1.99	0.45
1:P:214:LEU:HA	1:P:214:LEU:HD23	1.56	0.45
1:P:374:GLN:O	1:P:375:ASP:C	2.54	0.45
1:P:571:VAL:CG1	1:P:572:ASP:N	2.79	0.45
1:P:702:GLN:O	1:P:712:GLY:N	2.49	0.45
1:P:813:ALA:CB	1:P:815:HIS:CD2	3.00	0.45
1:P:927:THR:CG2	1:P:929:TYR:CE2	3.00	0.45
1:P:946:TYR:HE2	1:P:982:THR:CG2	2.30	0.45
1:A:155:ASN:ND2	1:A:178:ARG:HG3	2.32	0.45
1:A:376:ILE:HG13	1:A:398:TRP:CZ3	2.52	0.45
1:A:59:ARG:NH2	1:A:81:ALA:HB3	2.32	0.45
1:B:372:MET:CE	1:B:395:HIS:HB3	2.47	0.45
1:B:518:TRP:CE3	1:B:522:LYS:HE2	2.52	0.45
1:C:395:HIS:CG	1:C:396:PRO:HD2	2.51	0.45
1:C:875:ASP:OD2	1:D:723:ALA:HB1	2.16	0.45
1:D:30:HIS:HB2	1:D:31:PRO:CD	2.45	0.45
1:D:390:SER:HA	1:D:391:HIS:ND1	2.32	0.45
1:D:390:SER:CB	1:D:391:HIS:ND1	2.79	0.45
1:D:499:ILE:HG22	1:D:533:LEU:HD22	1.96	0.45
1:D:572:ASP:HB3	1:D:603:MET:CB	2.47	0.45
1:D:892:ALA:HB3	1:D:946:TYR:CE1	2.51	0.45
1:E:106:PRO:CG	1:E:204:ARG:NH1	2.80	0.45
1:E:125:LEU:CG	1:E:126:THR:N	2.79	0.45
1:E:232:ASN:N	1:E:232:ASN:OD1	2.44	0.45
1:E:315:LEU:HD12	1:E:315:LEU:C	2.37	0.45
1:E:33:PHE:HD1	1:E:326:GLU:CD	2.19	0.45
1:E:574:SER:OG	3:E:1289:HOH:O	2.11	0.45

Continued on next page...

Continued from previous page...

Atom-1	Atom-2	Interatomic distance (Å)	Clash overlap (Å)
1:E:653:HIS:CD2	1:E:667:GLU:CG	3.00	0.45
1:F:446:ARG:NE	1:F:447:ASP:OD1	2.49	0.45
1:F:85:VAL:HG13	1:F:86:VAL:N	2.31	0.45
1:G:424:ASN:HD22	1:G:424:ASN:HA	1.45	0.45
1:G:499:ILE:HG22	1:G:501:PRO:HD3	1.98	0.45
1:G:767:GLN:CG	1:G:768:MET:N	2.79	0.45
1:G:824:GLN:HB2	1:G:824:GLN:HE21	1.36	0.45
1:H:130:ASP:OD1	1:H:131:GLU:N	2.50	0.45
1:H:36:TRP:HB2	1:H:325:ALA:HB3	1.98	0.45
1:H:413:ALA:N	1:H:443:MET:HE1	2.31	0.45
1:I:110:ASN:O	1:I:113:PHE:N	2.50	0.45
1:I:410:VAL:HG22	1:I:455:ILE:HB	1.99	0.45
1:I:515:VAL:HG21	1:L:281:GLU:OE1	2.17	0.45
1:I:599:ARG:HB2	1:I:600:GLN:H	1.27	0.45
1:I:927:THR:CG2	1:I:929:TYR:CE2	2.99	0.45
1:J:246:MET:HB3	1:J:274:PHE:CZ	2.52	0.45
1:J:433:LEU:CB	1:J:434:PRO:HD3	2.42	0.45
1:J:436:MET:CE	1:J:467:ASN:ND2	2.79	0.45
1:J:63:PHE:CE2	1:J:70:PRO:HD3	2.52	0.45
1:J:906:TYR:OH	1:J:935:ASN:HA	2.16	0.45
1:K:420:MET:HE2	1:K:420:MET:HB3	1.52	0.45
1:K:879:PRO:O	1:K:880:ALA:C	2.55	0.45
1:M:105:TYR:CE1	1:M:199:ASP:HB2	2.52	0.45
1:M:279:ILE:HD11	1:P:422:PRO:HB2	1.98	0.45
1:M:199:ASP:O	1:M:416:GLU:HG2	2.17	0.45
1:M:464:HIS:N	3:M:1221:HOH:O	2.39	0.45
1:M:474:TRP:HE3	1:M:475:ILE:HG12	1.82	0.45
1:M:576:ILE:CG2	1:M:577:LYS:N	2.79	0.45
1:M:653:HIS:CD2	1:M:667:GLU:CG	3.00	0.45
1:M:694:LEU:HD12	1:M:694:LEU:HA	1.68	0.45
1:N:557:ARG:HE	1:N:641:GLU:CD	2.20	0.45
1:N:654:TRP:CE2	1:N:666:GLY:CA	2.99	0.45
1:N:941:THR:HG22	1:N:943:GLU:H	1.81	0.45
1:O:357:HIS:HE1	1:O:568:TRP:HH2	1.65	0.45
1:O:518:TRP:CE3	1:O:522:LYS:HE2	2.51	0.45
1:O:786:ARG:N	3:O:1253:HOH:O	2.29	0.45
1:O:897:TRP:CE3	1:O:918:TRP:HB2	2.52	0.45
1:O:84:VAL:CG1	1:O:93:HIS:CE1	3.00	0.45
1:P:15:ASP:C	1:P:17:GLU:H	2.19	0.45
1:P:208:ILE:O	1:P:208:ILE:HG22	2.17	0.45
1:P:815:HIS:H	1:P:815:HIS:CD2	2.35	0.45

Continued on next page...

Continued from previous page...

Atom-1	Atom-2	Interatomic distance (Å)	Clash overlap (Å)
1:A:151:HIS:HB3	1:A:153:TRP:CZ3	2.52	0.45
1:A:138:GLN:HG3	1:A:172:ASP:OD2	2.16	0.45
1:A:234:ASP:O	1:A:235:PHE:HB2	2.17	0.45
1:A:429:ASP:HA	1:A:430:PRO:HD3	1.68	0.45
1:A:654:TRP:NE1	1:A:666:GLY:HA3	2.32	0.45
1:B:279:ILE:HD11	1:C:422:PRO:HB2	1.99	0.45
1:C:1020:TRP:HD1	1:C:1021:CYS:N	2.14	0.45
1:C:249:GLU:CG	1:C:251:ARG:NH2	2.80	0.45
1:C:316:HIS:HB3	1:C:322:LEU:HA	1.99	0.45
1:C:954:ASP:CB	1:D:1013:ARG:NH2	2.80	0.45
1:D:202:MET:CE	1:D:357:HIS:CD2	3.00	0.45
1:D:275:GLY:HA2	1:D:285:TYR:O	2.17	0.45
1:D:229:THR:CG2	1:D:332:PHE:CE2	3.00	0.45
1:E:562:LEU:HA	1:E:562:LEU:HD23	1.83	0.45
1:E:742:THR:CG2	1:E:743:SER:N	2.79	0.45
1:E:742:THR:HG22	1:E:743:SER:N	2.31	0.45
1:E:927:THR:HG21	1:E:929:TYR:CZ	2.52	0.45
1:F:152:LEU:HD13	1:F:186:VAL:HG22	1.98	0.45
1:F:326:GLU:HA	1:F:326:GLU:OE1	2.16	0.45
1:F:866:ILE:HG22	1:F:867:THR:N	2.32	0.45
1:G:129:VAL:CG2	1:G:182:ASN:ND2	2.78	0.45
1:H:433:LEU:N	1:H:434:PRO:CD	2.80	0.45
1:H:606:LEU:HD13	1:H:617:LEU:CD1	2.46	0.45
1:I:1006:GLU:HA	3:I:1275:HOH:O	2.16	0.45
1:I:861:SER:HB2	1:I:863:GLN:HG3	1.98	0.45
1:J:263:GLY:O	1:J:265:THR:N	2.50	0.45
1:J:409:VAL:CG1	1:J:410:VAL:N	2.79	0.45
1:J:722:LEU:HA	1:J:722:LEU:HD23	1.63	0.45
1:K:18:ASN:HB3	1:K:21:VAL:HG23	1.98	0.45
1:K:355:ASN:HB2	1:K:568:TRP:CE3	2.52	0.45
1:K:390:SER:CB	1:K:391:HIS:ND1	2.80	0.45
1:K:382:ASN:HD22	1:K:617:LEU:HD21	1.76	0.45
1:K:772:ASP:OD1	1:K:772:ASP:N	2.29	0.45
1:K:84:VAL:HG12	1:K:85:VAL:O	2.16	0.45
1:K:777:LEU:HG	1:K:889:ALA:CA	2.46	0.45
1:L:128:ASN:ND2	1:L:180:GLY:CA	2.78	0.45
1:L:131:GLU:H	1:L:131:GLU:HG3	1.32	0.45
1:L:129:VAL:CG2	1:L:182:ASN:ND2	2.80	0.45
1:L:202:MET:CE	1:L:357:HIS:CD2	2.98	0.45
1:L:55:ASN:HD21	1:L:211:ASP:HB3	1.81	0.45
1:L:260:LEU:HD12	1:L:260:LEU:HA	1.87	0.45

Continued on next page...

Continued from previous page...

Atom-1	Atom-2	Interatomic distance (Å)	Clash overlap (Å)
1:L:572:ASP:OD1	1:L:603:MET:HG2	2.17	0.45
1:L:836:ILE:CG2	1:L:837:THR:N	2.79	0.45
1:L:937:LEU:CD1	1:L:990:HIS:CD2	2.99	0.45
1:M:287:ASP:CG	1:P:425:ARG:HH22	2.19	0.45
1:M:301:TRP:HD1	1:M:307:ASN:O	2.00	0.45
1:M:390:SER:CB	1:M:391:HIS:CE1	2.99	0.45
1:N:155:ASN:ND2	1:N:182:ASN:OD1	2.50	0.45
1:N:53:SER:C	1:N:54:LEU:HD23	2.37	0.45
1:O:130:ASP:OD1	1:O:131:GLU:N	2.50	0.45
1:O:237:ARG:HG3	1:O:237:ARG:NH1	2.31	0.45
1:O:360:HIS:CG	1:O:361:PRO:HD2	2.51	0.45
1:O:69:VAL:HG13	1:O:70:PRO:HD2	1.99	0.45
1:O:91:GLN:HB3	1:O:98:PRO:CD	2.43	0.45
1:P:99:ILE:HG22	1:P:100:TYR:H	1.82	0.45
1:P:106:PRO:HG3	1:P:204:ARG:HG3	1.98	0.45
1:P:261:TRP:HZ3	1:P:264:GLU:O	2.00	0.45
1:P:433:LEU:O	1:P:437:SER:HB2	2.16	0.45
1:P:492:ASP:HB3	1:P:499:ILE:HG23	1.98	0.45
1:P:767:GLN:CD	1:P:768:MET:H	2.17	0.45
1:P:790:ASP:HB2	3:P:1234:HOH:O	2.16	0.45
1:P:84:VAL:CG1	1:P:85:VAL:H	2.29	0.45
1:P:886:CYS:SG	1:P:888:LEU:CD2	3.05	0.45
1:P:906:TYR:HB2	1:P:993:ILE:HD13	1.98	0.45
1:A:190:ARG:HD3	1:A:191:TRP:CZ2	2.51	0.45
1:A:390:SER:CA	1:A:391:HIS:ND1	2.80	0.45
1:B:40:GLU:CG	1:B:43:ARG:NH1	2.80	0.45
1:B:600:GLN:HG3	1:B:600:GLN:H	1.14	0.45
1:B:668:VAL:HG13	1:B:669:PRO:HD2	1.99	0.45
1:C:460:ASN:HD21	1:C:461:GLU:HG3	1.74	0.45
1:C:526:LEU:HA	1:C:526:LEU:HD23	1.80	0.45
1:C:856:TYR:CD2	1:C:864:MET:CE	2.99	0.45
1:D:502:MET:HB2	1:D:537:GLU:HB2	1.99	0.45
1:D:80:GLU:HG3	1:D:80:GLU:H	1.10	0.45
1:E:141:ILE:CD1	1:E:143:PHE:CE1	3.00	0.45
1:E:91:GLN:HG2	1:E:190:ARG:HH21	1.82	0.45
1:E:400:THR:O	1:E:404:ARG:HB2	2.18	0.45
1:E:60:PHE:CG	1:E:61:ALA:N	2.84	0.45
1:E:654:TRP:NE1	1:E:666:GLY:HA3	2.32	0.45
1:E:702:GLN:O	1:E:703:PRO:C	2.55	0.45
1:E:815:HIS:N	1:E:815:HIS:CD2	2.85	0.45
1:F:995:GLY:N	1:F:1002:SER:OG	2.29	0.45

Continued on next page...

Continued from previous page...

Atom-1	Atom-2	Interatomic distance (Å)	Clash overlap (Å)
1:F:271:THR:CG2	1:F:272:ALA:N	2.80	0.45
1:F:859:ASP:O	1:F:861:SER:N	2.50	0.45
1:F:933:SER:O	1:F:934:GLU:C	2.56	0.45
1:G:83:THR:CG2	1:G:84:VAL:N	2.79	0.45
1:H:17:GLU:OE1	1:H:113:PHE:HD1	1.99	0.45
1:H:153:TRP:CD1	1:H:158:TRP:HA	2.51	0.45
1:H:487:GLU:HA	1:H:500:CYS:SG	2.56	0.45
1:H:685:LEU:CB	1:H:686:PRO:HD2	2.36	0.45
1:H:683:PRO:HD2	1:H:685:LEU:HD21	1.99	0.45
1:H:737:ILE:O	1:H:738:PRO:C	2.55	0.45
1:H:84:VAL:CG1	1:H:85:VAL:N	2.79	0.45
1:H:904:GLU:HG2	1:H:909:ARG:HH22	1.81	0.45
1:H:904:GLU:OE2	1:H:929:TYR:OH	2.29	0.45
1:J:210:ARG:NH1	1:J:395:HIS:CA	2.80	0.45
1:J:767:GLN:CG	1:J:768:MET:N	2.79	0.45
1:K:961:ARG:NE	1:K:978:ALA:HB1	2.32	0.45
1:K:883:GLY:HA3	1:K:986:ILE:O	2.17	0.45
1:L:360:HIS:ND1	1:L:363:HIS:N	2.64	0.45
1:L:490:GLY:O	1:L:491:ALA:HB3	2.16	0.45
1:M:111:PRO:CG	1:M:196:TYR:CE2	2.99	0.45
1:M:23:GLN:O	1:M:24:LEU:HD23	2.17	0.45
1:M:302:SER:O	1:M:305:ILE:N	2.50	0.45
1:M:349:LEU:HB3	1:M:351:ILE:CD1	2.47	0.45
1:M:409:VAL:CG1	1:M:410:VAL:N	2.80	0.45
1:M:583:ASN:ND2	1:M:583:ASN:N	2.65	0.45
1:M:654:TRP:HZ3	1:M:656:VAL:HG23	1.82	0.45
1:M:785:THR:HB	3:M:1245:HOH:O	2.16	0.45
1:M:810:TRP:CZ2	1:M:991:MET:CE	3.00	0.45
1:N:36:TRP:CE3	1:N:42:ALA:CB	3.00	0.45
1:N:40:GLU:O	1:N:41:GLU:C	2.53	0.45
1:O:635:THR:HG21	1:O:681:GLU:HG3	1.99	0.45
1:O:69:VAL:CG1	1:O:70:PRO:N	2.80	0.45
1:O:900:LEU:HD23	1:O:900:LEU:HA	1.46	0.45
1:P:433:LEU:N	1:P:434:PRO:HD2	2.32	0.45
1:P:7:LEU:CD1	1:P:74:LEU:HG	2.46	0.45
1:A:43:ARG:HD2	1:A:261:TRP:CE2	2.52	0.44
1:A:369:GLU:HG3	1:A:397:LEU:CD2	2.42	0.44
1:A:400:THR:O	1:A:404:ARG:HG3	2.17	0.44
1:A:682:LEU:CB	1:A:683:PRO:HD2	2.46	0.44
1:B:505:ARG:NE	3:B:1251:HOH:O	2.30	0.44
1:B:877:PRO:O	1:B:878:HIS:C	2.55	0.44

Continued on next page...

Continued from previous page...

Atom-1	Atom-2	Interatomic distance (Å)	Clash overlap (Å)
1:C:941:THR:CG2	1:C:942:ARG:N	2.80	0.44
1:D:66:PRO:HB3	1:D:187:MET:HE1	1.99	0.44
1:E:387:VAL:CG2	1:E:388:ARG:N	2.79	0.44
1:E:590:GLY:CA	1:E:597:ASN:ND2	2.80	0.44
1:E:73:TRP:O	1:E:183:ARG:NH2	2.49	0.44
1:F:409:VAL:CG1	1:F:410:VAL:N	2.80	0.44
1:F:7:LEU:HD11	1:F:74:LEU:HD21	1.99	0.44
1:G:1005:ALA:O	1:G:1007:PHE:N	2.50	0.44
1:G:377:LEU:O	1:G:381:GLN:HB2	2.17	0.44
1:G:567:VAL:HG23	3:G:1214:HOH:O	2.17	0.44
1:G:588:TYR:N	1:G:591:ASP:OD2	2.42	0.44
1:H:106:PRO:CG	1:H:204:ARG:HH11	2.30	0.44
1:H:110:ASN:O	1:H:113:PHE:HB2	2.17	0.44
1:H:118:ASN:O	1:H:119:PRO:C	2.53	0.44
1:H:123:TYR:HD1	1:H:123:TYR:H	1.64	0.44
1:H:36:TRP:CD2	1:H:42:ALA:CB	2.99	0.44
1:H:36:TRP:CD1	1:H:41:GLU:CB	2.99	0.44
1:H:36:TRP:HD1	1:H:41:GLU:HB3	1.79	0.44
1:H:515:VAL:N	1:H:516:PRO:CD	2.80	0.44
1:H:622:HIS:HD2	1:H:625:GLN:OE1	2.00	0.44
1:H:647:SER:HB2	1:H:650:GLU:HB2	1.98	0.44
1:H:3:ILE:O	1:H:6:SER:HB3	2.17	0.44
1:I:616:ALA:O	1:I:617:LEU:C	2.53	0.44
1:I:856:TYR:CD2	1:I:864:MET:CE	2.99	0.44
1:J:129:VAL:HG23	1:J:182:ASN:ND2	2.33	0.44
1:J:132:SER:C	1:J:134:LEU:H	2.20	0.44
1:J:44:THR:OG1	1:J:46:ARG:HG3	2.17	0.44
1:J:559:TYR:CD1	1:J:559:TYR:N	2.85	0.44
1:J:775:GLN:C	1:J:776:LEU:HD23	2.38	0.44
1:K:18:ASN:ND2	1:K:21:VAL:CG2	2.80	0.44
1:K:839:ALA:HA	1:K:852:SER:O	2.17	0.44
1:L:36:TRP:CD1	1:L:41:GLU:CB	3.00	0.44
1:L:210:ARG:NH1	1:L:395:HIS:CA	2.79	0.44
1:L:514:ALA:C	1:L:515:VAL:HG22	2.37	0.44
1:L:807:VAL:CG1	1:L:808:GLU:N	2.79	0.44
1:L:830:LEU:O	1:L:831:ALA:C	2.55	0.44
1:L:934:GLU:O	1:L:935:ASN:HB3	2.17	0.44
1:L:934:GLU:CG	1:L:935:ASN:N	2.79	0.44
1:L:897:TRP:CD1	1:L:941:THR:CG2	2.99	0.44
1:M:989:PHE:CE2	1:M:1014:TYR:HB3	2.52	0.44
1:M:261:TRP:HZ3	1:M:264:GLU:O	2.00	0.44

Continued on next page...

Continued from previous page...

Atom-1	Atom-2	Interatomic distance (Å)	Clash overlap (Å)
1:M:395:HIS:HA	1:M:396:PRO:HD3	1.70	0.44
1:M:767:GLN:CD	1:M:768:MET:H	2.19	0.44
1:M:786:ARG:CZ	1:M:789:LEU:HD11	2.47	0.44
1:N:245:GLN:HG2	1:N:288:ARG:CG	2.37	0.44
1:N:36:TRP:CD2	1:N:42:ALA:CB	3.01	0.44
1:N:455:ILE:CG2	1:N:485:GLN:HG2	2.48	0.44
1:N:713:HIS:NE2	3:N:1259:HOH:O	2.36	0.44
1:N:807:VAL:CG1	1:N:808:GLU:N	2.79	0.44
1:O:536:CYS:O	1:O:537:GLU:HG3	2.17	0.44
1:O:937:LEU:HD12	1:O:957:PHE:O	2.18	0.44
1:P:331:GLY:HA2	3:P:1212:HOH:O	2.16	0.44
1:P:502:MET:HB2	1:P:537:GLU:HB2	1.98	0.44
1:P:612:THR:HA	1:P:613:PRO:HD3	1.79	0.44
1:P:787:ALA:O	1:P:933:SER:HB2	2.17	0.44
1:A:232:ASN:ND2	1:A:237:ARG:HG2	2.32	0.44
1:A:316:HIS:HB2	1:A:321:THR:O	2.17	0.44
1:A:412:GLU:HB2	1:A:457:SER:HB3	1.98	0.44
1:A:557:ARG:CZ	1:A:628:GLN:NE2	2.80	0.44
1:A:73:TRP:HA	1:A:76:CYS:O	2.17	0.44
1:B:419:GLY:C	1:C:282:ARG:HH11	2.19	0.44
1:B:425:ARG:HH11	1:B:425:ARG:HD2	1.59	0.44
1:B:685:LEU:CB	1:B:686:PRO:HD2	2.40	0.44
1:C:770:ILE:HD13	1:C:1022:GLN:HG2	1.99	0.44
1:C:123:TYR:N	1:C:123:TYR:CD1	2.84	0.44
1:B:422:PRO:HB3	1:C:279:ILE:HD11	1.99	0.44
1:C:40:GLU:CG	1:C:43:ARG:NH1	2.79	0.44
1:D:1020:TRP:CD1	1:D:1021:CYS:N	2.82	0.44
1:D:378:LEU:HD23	1:D:378:LEU:HA	1.79	0.44
1:D:42:ALA:O	1:D:310:ARG:NH1	2.51	0.44
1:D:595:THR:CG2	1:D:596:PRO:HA	2.48	0.44
1:D:722:LEU:HD23	1:D:722:LEU:HA	1.68	0.44
1:D:782:ASP:HB2	1:D:842:TRP:CZ2	2.52	0.44
1:E:225:PHE:HA	1:E:243:GLU:O	2.17	0.44
1:E:27:LEU:N	1:E:27:LEU:CD2	2.79	0.44
1:E:35:SER:O	1:E:36:TRP:C	2.55	0.44
1:E:514:ALA:C	1:E:516:PRO:HD3	2.37	0.44
1:E:353:GLY:C	1:E:566:PHE:HA	2.37	0.44
1:E:5:ASP:OD2	1:E:157:ARG:HB3	2.17	0.44
1:E:621:LYS:HE2	1:E:717:TRP:HZ3	1.83	0.44
1:E:84:VAL:CG1	1:E:85:VAL:N	2.79	0.44
1:E:958:ASN:OD1	1:E:958:ASN:O	2.35	0.44

Continued on next page...

Continued from previous page...

Atom-1	Atom-2	Interatomic distance (Å)	Clash overlap (Å)
1:F:673:ALA:O	1:F:674:PRO:C	2.55	0.44
1:F:79:PRO:HD2	1:F:80:GLU:HG3	1.98	0.44
1:F:84:VAL:CG1	1:F:85:VAL:N	2.80	0.44
1:F:861:SER:CB	1:F:863:GLN:HG3	2.47	0.44
1:F:86:VAL:HA	1:F:87:PRO:C	2.37	0.44
1:H:177:LEU:HA	1:H:177:LEU:HD22	1.71	0.44
1:H:393:PRO:HD3	1:H:412:GLU:O	2.16	0.44
1:H:807:VAL:CG1	1:H:808:GLU:N	2.80	0.44
1:H:85:VAL:CG1	1:H:86:VAL:N	2.79	0.44
1:J:14:ARG:NH1	1:J:16:TRP:CZ2	2.85	0.44
1:J:420:MET:HB3	1:J:420:MET:HE2	1.64	0.44
1:J:531:ARG:HB3	1:J:532:PRO:HD2	1.99	0.44
1:J:581:ASN:HB3	1:J:583:ASN:HD22	1.82	0.44
1:J:882:ILE:O	1:J:882:ILE:HG22	2.15	0.44
1:K:267:VAL:O	1:K:268:ALA:HB2	2.17	0.44
1:K:894:ARG:HH12	1:K:920:LEU:CA	2.30	0.44
1:K:900:LEU:HD12	1:K:939:CYS:HB2	1.99	0.44
1:L:161:TYR:CD2	1:L:162:GLY:N	2.86	0.44
1:L:317:THR:O	1:L:318:ALA:C	2.55	0.44
1:L:442:ARG:HD3	3:L:1250:HOH:O	2.17	0.44
1:M:158:TRP:CZ2	1:M:160:GLY:CA	3.00	0.44
1:M:904:GLU:HG3	1:M:906:TYR:HE1	1.82	0.44
1:M:927:THR:HG21	1:M:929:TYR:CZ	2.53	0.44
1:N:129:VAL:CG2	1:N:182:ASN:ND2	2.80	0.44
1:N:377:LEU:HD23	1:N:708:TRP:CB	2.48	0.44
1:N:35:SER:HB3	1:N:50:GLN:CB	2.47	0.44
1:N:936:GLY:O	1:N:937:LEU:C	2.55	0.44
1:O:287:ASP:N	1:O:287:ASP:OD1	2.37	0.44
1:P:127:PHE:CE1	1:P:184:LEU:HD12	2.53	0.44
1:M:423:MET:HG2	1:P:282:ARG:HG3	1.99	0.44
1:P:321:THR:O	1:P:323:ILE:HD12	2.16	0.44
1:P:409:VAL:CG1	1:P:410:VAL:N	2.79	0.44
1:P:456:TRP:NE1	1:P:482:ARG:CG	2.80	0.44
1:P:587:ALA:HB1	1:P:591:ASP:OD2	2.18	0.44
1:P:840:HIS:HE1	3:P:1232:HOH:O	1.98	0.44
1:A:630:ARG:HB3	1:A:630:ARG:HE	1.43	0.44
1:A:956:GLN:O	1:A:987:ASP:N	2.45	0.44
1:A:91:GLN:HB3	1:A:98:PRO:HD3	1.98	0.44
1:B:246:MET:HB3	1:B:274:PHE:CZ	2.52	0.44
1:B:651:LEU:HD12	1:B:668:VAL:O	2.17	0.44
1:B:655:MET:O	1:B:696:LEU:HD12	2.18	0.44

Continued on next page...

Continued from previous page...

Atom-1	Atom-2	Interatomic distance (Å)	Clash overlap (Å)
1:C:536:CYS:O	1:C:537:GLU:HG3	2.17	0.44
1:C:764:PHE:CE1	1:C:781:ARG:HB3	2.52	0.44
1:C:810:TRP:CH2	1:C:991:MET:HE1	2.51	0.44
1:C:906:TYR:OH	1:C:935:ASN:HA	2.17	0.44
1:C:964:GLN:O	1:C:965:GLN:C	2.54	0.44
1:D:1005:ALA:O	1:D:1006:GLU:C	2.55	0.44
1:D:18:ASN:CG	1:D:21:VAL:HG23	2.36	0.44
1:D:590:GLY:C	1:D:592:PHE:H	2.20	0.44
1:D:661:LYS:HA	1:D:662:PRO:HD2	1.75	0.44
1:E:260:LEU:HA	1:E:260:LEU:HD12	1.47	0.44
1:E:317:THR:O	1:E:319:ASP:N	2.51	0.44
1:E:323:ILE:N	1:E:323:ILE:HD12	2.31	0.44
1:E:870:VAL:CG1	1:E:871:GLU:N	2.80	0.44
1:E:91:GLN:HB3	1:E:96:ASP:O	2.18	0.44
1:F:24:LEU:CB	1:F:161:TYR:HB3	2.48	0.44
1:F:356:ARG:HG2	1:F:356:ARG:O	2.17	0.44
1:F:437:SER:O	1:F:441:THR:HG23	2.18	0.44
1:F:636:ILE:N	1:F:680:ILE:O	2.46	0.44
1:F:878:HIS:ND1	1:F:878:HIS:N	2.65	0.44
1:F:996:ASP:O	1:F:997:ASP:HB3	2.17	0.44
1:G:234:ASP:OD1	1:G:234:ASP:N	2.50	0.44
1:G:471:LEU:O	1:G:475:ILE:HG13	2.18	0.44
1:G:375:ASP:CG	1:G:570:TRP:HE1	2.21	0.44
1:H:400:THR:CG2	1:H:404:ARG:NH1	2.81	0.44
1:H:701:VAL:HG12	1:H:702:GLN:N	2.32	0.44
1:I:246:MET:HE3	1:I:287:ASP:HB2	1.98	0.44
1:I:352:ARG:CZ	1:I:626:PHE:CE1	2.99	0.44
1:I:837:THR:HG22	1:I:837:THR:O	2.17	0.44
1:I:894:ARG:HH12	1:I:919:ASP:C	2.20	0.44
1:J:167:LEU:HA	1:J:168:PRO:HD3	1.79	0.44
1:J:637:GLU:HG2	1:J:637:GLU:O	2.16	0.44
1:J:84:VAL:CG1	1:J:85:VAL:N	2.79	0.44
1:J:91:GLN:OE1	1:J:91:GLN:N	2.50	0.44
1:K:1020:TRP:HD1	1:K:1021:CYS:H	1.65	0.44
1:K:129:VAL:HG23	1:K:182:ASN:HD21	1.82	0.44
1:K:261:TRP:CH2	1:K:266:GLN:HB2	2.53	0.44
1:K:338:GLU:N	1:K:341:LEU:O	2.51	0.44
1:K:600:GLN:HB2	1:K:600:GLN:HE21	1.19	0.44
1:K:634:GLN:O	1:K:682:LEU:HD12	2.17	0.44
1:K:742:THR:CG2	1:K:743:SER:N	2.81	0.44
1:K:945:ASN:OD1	1:K:950:GLN:HB2	2.17	0.44

Continued on next page...

Continued from previous page...

Atom-1	Atom-2	Interatomic distance (Å)	Clash overlap (Å)
1:L:151:HIS:HB3	1:L:153:TRP:CZ3	2.53	0.44
1:L:594:ASP:O	1:L:597:ASN:HB3	2.18	0.44
1:M:152:LEU:CD1	1:M:153:TRP:N	2.79	0.44
1:M:45:ASP:O	1:M:46:ARG:C	2.54	0.44
1:M:607:VAL:HG12	1:M:613:PRO:CA	2.46	0.44
1:N:239:VAL:HG12	1:N:240:LEU:O	2.16	0.44
1:N:699:ARG:CZ	1:N:714:ILE:HD11	2.47	0.44
1:O:100:TYR:CE2	1:O:602:CYS:CB	3.00	0.44
1:O:524:LEU:HD11	1:O:562:LEU:HD21	1.99	0.44
1:O:657:ALA:HB2	1:O:662:PRO:HA	1.99	0.44
1:P:261:TRP:CZ3	1:P:266:GLN:CB	3.00	0.44
1:P:36:TRP:CD2	1:P:42:ALA:CB	3.00	0.44
1:A:165:SER:O	1:A:209:PHE:HZ	2.00	0.44
1:A:397:LEU:HD12	1:A:397:LEU:HA	1.75	0.44
1:A:872:VAL:O	1:A:873:ALA:C	2.54	0.44
1:B:18:ASN:N	1:B:193:ASP:OD2	2.42	0.44
1:B:490:GLY:O	1:B:491:ALA:HB3	2.17	0.44
1:C:473:ARG:O	1:C:473:ARG:HD2	2.17	0.44
1:D:287:ASP:N	1:D:287:ASP:OD1	2.32	0.44
1:D:400:THR:O	1:D:404:ARG:HD2	2.18	0.44
1:D:529:GLU:OE1	1:D:530:THR:N	2.51	0.44
1:E:12:GLN:HA	1:E:12:GLN:OE1	2.17	0.44
1:E:15:ASP:CB	1:E:161:TYR:CE2	3.00	0.44
1:E:188:VAL:CG2	1:E:208:ILE:HD11	2.47	0.44
1:E:69:VAL:CG1	1:E:70:PRO:N	2.80	0.44
1:E:778:THR:HG22	1:E:886:CYS:HA	1.98	0.44
1:E:949:HIS:N	1:E:949:HIS:ND1	2.66	0.44
1:F:13:ARG:H	1:F:13:ARG:HG3	1.65	0.44
1:F:223:SER:O	1:F:224:ASP:HB2	2.17	0.44
1:F:36:TRP:CB	1:F:42:ALA:HB2	2.48	0.44
1:F:673:ALA:O	1:F:676:GLY:N	2.50	0.44
1:F:767:GLN:CG	1:F:768:MET:N	2.79	0.44
1:F:86:VAL:CG1	1:F:87:PRO:HA	2.44	0.44
1:G:158:TRP:CD1	1:G:159:VAL:N	2.85	0.44
1:G:573:GLN:NE2	3:G:1255:HOH:O	2.49	0.44
1:G:658:LEU:HD12	1:G:659:ASP:H	1.82	0.44
1:G:870:VAL:CG1	1:G:871:GLU:N	2.81	0.44
1:H:336:ARG:HH21	1:H:338:GLU:CD	2.19	0.44
1:I:107:ILE:HD13	1:I:107:ILE:HG23	1.75	0.44
1:I:356:ARG:HG2	1:I:356:ARG:O	2.16	0.44
1:I:380:LYS:HE3	1:I:406:GLY:O	2.17	0.44

Continued on next page...

Continued from previous page...

Atom-1	Atom-2	Interatomic distance (Å)	Clash overlap (Å)
1:I:904:GLU:HG2	1:I:909:ARG:NH2	2.29	0.44
1:J:749:ILE:O	1:J:755:ARG:HA	2.18	0.44
1:K:125:LEU:CD1	1:K:126:THR:N	2.79	0.44
1:K:19:PRO:HA	3:K:1222:HOH:O	2.17	0.44
1:J:422:PRO:HG2	1:K:279:ILE:CD1	2.48	0.44
1:K:337:ILE:O	1:K:337:ILE:HG22	2.17	0.44
1:K:354:VAL:HG22	1:K:355:ASN:N	2.31	0.44
1:K:368:ASP:O	1:K:369:GLU:C	2.54	0.44
1:K:619:GLU:HA	1:K:619:GLU:OE1	2.17	0.44
1:K:706:THR:HG23	3:K:1251:HOH:O	2.18	0.44
1:K:961:ARG:HB3	1:K:978:ALA:HB1	1.99	0.44
1:K:932:PRO:HG2	1:K:970:THR:O	2.18	0.44
1:L:246:MET:CE	1:L:287:ASP:HB3	2.48	0.44
1:L:499:ILE:HG13	1:L:532:PRO:O	2.18	0.44
1:L:571:VAL:HG21	1:L:611:ARG:NH2	2.33	0.44
1:L:654:TRP:CE3	1:L:655:MET:N	2.86	0.44
1:L:767:GLN:CD	1:L:768:MET:H	2.15	0.44
1:L:813:ALA:CB	1:L:815:HIS:CD2	3.00	0.44
1:L:908:ASP:N	1:L:908:ASP:OD1	2.48	0.44
1:M:246:MET:CG	1:M:274:PHE:CE2	3.01	0.44
1:M:356:ARG:NH1	1:M:356:ARG:CG	2.80	0.44
1:M:303:ALA:HB1	1:M:406:GLY:O	2.18	0.44
1:M:652:LEU:HB3	1:M:668:VAL:O	2.17	0.44
1:M:635:THR:HG23	1:M:681:GLU:HG3	2.00	0.44
1:M:842:TRP:CZ3	1:M:852:SER:HB3	2.52	0.44
1:M:870:VAL:CG1	1:M:871:GLU:N	2.79	0.44
1:M:897:TRP:HD1	1:M:941:THR:HG23	1.82	0.44
1:N:902:PRO:HG3	1:N:918:TRP:CZ3	2.53	0.44
1:O:176:PHE:CD1	1:O:176:PHE:N	2.84	0.44
1:O:237:ARG:HH11	1:O:237:ARG:CG	2.31	0.44
1:O:370:GLN:O	1:O:373:VAL:HG23	2.17	0.44
1:O:878:HIS:NE2	1:O:1010:SER:CB	2.81	0.44
1:P:14:ARG:NH1	1:P:16:TRP:CZ2	2.78	0.44
1:P:159:VAL:HG11	1:P:173:LEU:CD2	2.47	0.44
1:P:227:VAL:CG1	1:P:228:ALA:N	2.79	0.44
1:P:55:ASN:HB3	1:P:86:VAL:O	2.17	0.44
1:P:895:VAL:HG12	1:P:896:ASN:N	2.30	0.44
1:A:285:TYR:CB	1:A:288:ARG:HB2	2.46	0.44
1:A:937:LEU:HG	1:A:938:ARG:H	1.82	0.44
1:A:944:LEU:O	1:A:950:GLN:HA	2.17	0.44
1:B:214:LEU:HA	1:B:214:LEU:HD22	1.88	0.44

Continued on next page...

Continued from previous page...

Atom-1	Atom-2	Interatomic distance (Å)	Clash overlap (Å)
1:B:360:HIS:HE1	1:B:362:LEU:HB2	1.82	0.44
1:B:40:GLU:O	1:B:43:ARG:N	2.51	0.44
1:B:941:THR:HG22	1:B:942:ARG:N	2.32	0.44
1:C:536:CYS:C	1:C:537:GLU:HG3	2.38	0.44
1:C:575:LEU:O	1:C:586:SER:HA	2.17	0.44
1:D:274:PHE:HB3	1:D:286:ALA:O	2.18	0.44
1:D:702:GLN:O	1:D:703:PRO:C	2.55	0.44
1:E:28:ALA:O	1:E:30:HIS:HD2	2.01	0.44
1:E:540:HIS:HD2	1:E:568:TRP:HD1	1.65	0.44
1:E:844:HIS:ND1	1:E:845:GLN:HG3	2.32	0.44
1:E:883:GLY:HA3	1:E:987:ASP:HA	1.98	0.44
1:F:166:ARG:HG3	1:F:392:TYR:CB	2.46	0.44
1:F:387:VAL:HG22	1:F:388:ARG:N	2.32	0.44
1:F:747:PHE:CZ	1:F:760:ARG:CD	3.01	0.44
1:G:118:ASN:O	1:G:119:PRO:C	2.56	0.44
1:G:301:TRP:CE3	1:G:333:ARG:HG2	2.53	0.44
1:G:324:GLU:HG3	1:G:325:ALA:N	2.32	0.44
1:H:114:VAL:CG1	1:H:115:PRO:N	2.80	0.44
1:H:427:THR:HA	1:H:436:MET:HE2	1.93	0.44
1:H:556:PHE:CD2	1:H:564:GLY:HA2	2.53	0.44
1:J:379:MET:O	1:J:380:LYS:C	2.55	0.44
1:J:394:ASN:HB3	1:J:395:HIS:H	1.62	0.44
1:J:577:LYS:O	1:J:585:TRP:N	2.48	0.44
1:J:651:LEU:HD12	1:J:652:LEU:N	2.33	0.44
1:K:129:VAL:CG2	1:K:182:ASN:ND2	2.81	0.44
1:K:378:LEU:HB2	1:K:570:TRP:CZ2	2.52	0.44
1:K:473:ARG:O	1:K:476:LYS:HB2	2.18	0.44
1:K:832:ASP:O	1:K:833:ALA:HB2	2.17	0.44
1:L:173:LEU:HA	1:L:173:LEU:HD23	1.61	0.44
1:L:84:VAL:CG1	1:L:85:VAL:N	2.79	0.44
1:L:950:GLN:HE21	1:L:950:GLN:HB2	1.56	0.44
1:M:1012:GLY:C	1:M:1013:ARG:HG3	2.38	0.44
1:M:147:ASN:HA	1:M:148:SER:HA	1.62	0.44
1:M:36:TRP:CZ2	1:M:42:ALA:HA	2.53	0.44
1:M:443:MET:O	1:M:447:ASP:N	2.37	0.44
1:M:683:PRO:O	1:M:684:GLU:C	2.54	0.44
1:M:69:VAL:HA	1:M:70:PRO:HD3	1.88	0.44
1:M:747:PHE:CD2	1:M:827:ALA:HB2	2.53	0.44
1:N:282:ARG:O	1:O:421:VAL:HG13	2.18	0.44
1:N:473:ARG:O	1:N:473:ARG:HD3	2.18	0.44
1:N:6:SER:O	1:N:9:VAL:N	2.49	0.44

Continued on next page...

Continued from previous page...

Atom-1	Atom-2	Interatomic distance (Å)	Clash overlap (Å)
1:O:18:ASN:N	1:O:193:ASP:OD2	2.50	0.44
1:O:635:THR:HG23	1:O:681:GLU:CA	2.45	0.44
1:O:696:LEU:O	1:O:719:GLN:HA	2.17	0.44
1:P:18:ASN:O	1:P:21:VAL:O	2.35	0.44
1:P:272:ALA:HA	1:P:273:PRO:HD3	1.64	0.44
1:P:361:PRO:HB3	1:P:609:ALA:HB1	1.99	0.44
1:P:383:ASN:ND2	3:P:1246:HOH:O	2.47	0.44
1:P:499:ILE:HG13	1:P:532:PRO:O	2.17	0.44
1:P:647:SER:HB2	1:P:650:GLU:HB2	1.99	0.44
1:P:767:GLN:HG3	1:P:768:MET:N	2.32	0.44
1:P:856:TYR:N	1:P:856:TYR:CD1	2.85	0.44
1:P:876:THR:O	1:P:877:PRO:C	2.55	0.44
1:A:653:HIS:CD2	1:A:667:GLU:CB	2.99	0.44
1:B:627:PHE:C	1:B:628:GLN:HE21	2.20	0.44
1:C:249:GLU:CB	1:C:251:ARG:NH1	2.79	0.44
1:B:418:HIS:O	1:C:282:ARG:HD2	2.17	0.44
1:C:102:ASN:N	1:C:598:ASP:OD2	2.51	0.44
1:C:835:LEU:C	1:C:836:ILE:HD12	2.38	0.44
1:E:140:ARG:HG2	1:E:141:ILE:N	2.33	0.44
1:E:366:VAL:HG12	1:E:367:MET:N	2.33	0.44
1:E:409:VAL:CG1	1:E:410:VAL:N	2.80	0.44
1:E:443:MET:CE	1:E:456:TRP:CE3	2.98	0.44
1:E:408:TYR:HB3	1:E:454:ILE:CD1	2.47	0.44
1:E:579:ASP:CG	1:E:583:ASN:H	2.18	0.44
1:E:747:PHE:HB2	1:E:758:PHE:HB2	2.00	0.44
1:E:934:GLU:O	1:E:935:ASN:HB3	2.17	0.44
1:F:352:ARG:O	1:F:385:ASN:HB2	2.18	0.44
1:F:850:PHE:HD1	1:F:872:VAL:HG13	1.83	0.44
1:F:89:ASN:ND2	1:F:205:MET:HB3	2.33	0.44
1:F:966:GLN:OE1	1:F:977:HIS:N	2.42	0.44
1:G:226:HIS:CD2	1:G:226:HIS:N	2.84	0.44
1:G:350:LEU:HD12	1:G:351:ILE:H	1.83	0.44
1:G:895:VAL:O	1:G:919:ASP:HA	2.18	0.44
1:H:303:ALA:HB1	1:H:406:GLY:O	2.18	0.44
1:H:460:ASN:ND2	1:H:461:GLU:HG3	2.33	0.44
1:H:806:TRP:CZ3	1:H:809:ARG:NH2	2.85	0.44
1:I:658:LEU:O	1:I:661:LYS:N	2.46	0.44
1:K:232:ASN:O	1:K:234:ASP:N	2.51	0.44
1:K:764:PHE:O	1:K:766:SER:N	2.51	0.44
1:L:11:LEU:HD23	1:L:11:LEU:N	2.33	0.44
1:L:454:ILE:HG13	1:L:455:ILE:HG13	1.99	0.44

Continued on next page...

Continued from previous page...

Atom-1	Atom-2	Interatomic distance (Å)	Clash overlap (Å)
1:L:726:LEU:HD23	1:L:726:LEU:HA	1.86	0.44
1:M:110:ASN:N	1:M:111:PRO:CD	2.80	0.44
1:M:173:LEU:C	1:M:177:LEU:HG	2.37	0.44
1:M:260:LEU:HA	1:M:260:LEU:HD12	1.49	0.44
1:M:551:LYS:O	1:M:552:TYR:C	2.53	0.44
1:M:653:HIS:CD2	1:M:667:GLU:CB	3.00	0.44
1:M:698:VAL:HG22	1:M:718:GLN:O	2.18	0.44
1:N:152:LEU:CG	1:N:153:TRP:N	2.80	0.44
1:N:336:ARG:HH21	1:N:338:GLU:CD	2.21	0.44
1:N:367:MET:HE2	1:N:372:MET:HG2	1.99	0.44
1:N:370:GLN:O	1:N:371:THR:O	2.34	0.44
1:O:214:LEU:HD23	1:O:214:LEU:HA	1.67	0.44
1:O:441:THR:HG22	1:O:474:TRP:CH2	2.52	0.44
1:O:873:ALA:O	1:O:876:THR:HG22	2.17	0.44
1:P:229:THR:CG2	1:P:332:PHE:CE2	3.01	0.44
1:P:345:ASN:N	1:P:345:ASN:OD1	2.50	0.44
1:P:475:ILE:O	1:P:479:ASP:O	2.36	0.44
1:P:531:ARG:O	1:P:561:ARG:NH1	2.30	0.44
1:A:99:ILE:HG22	1:A:100:TYR:N	2.33	0.44
1:A:14:ARG:HH11	1:A:14:ARG:HG3	1.81	0.44
1:A:237:ARG:HD2	1:A:296:GLU:HG2	1.99	0.44
1:A:349:LEU:HD13	1:A:351:ILE:CD1	2.48	0.44
1:A:376:ILE:HD13	1:A:376:ILE:HG21	1.75	0.44
1:B:868:VAL:HB	1:B:1016:TYR:CD1	2.52	0.44
1:B:612:THR:HA	1:B:613:PRO:HD3	1.83	0.44
1:C:429:ASP:HA	1:C:430:PRO:HD3	1.88	0.44
1:C:612:THR:HA	1:C:613:PRO:HD3	1.78	0.44
1:D:354:VAL:HG13	1:D:379:MET:HE1	1.99	0.44
1:D:409:VAL:CG1	1:D:410:VAL:N	2.80	0.44
1:D:499:ILE:HG21	1:D:533:LEU:HD22	1.98	0.44
1:E:114:VAL:HG22	1:E:191:TRP:CB	2.46	0.44
1:E:161:TYR:CD1	1:E:162:GLY:N	2.76	0.44
1:E:262:GLN:O	1:E:262:GLN:HG2	2.18	0.44
1:E:34:ALA:CB	1:E:36:TRP:CZ3	2.98	0.44
1:E:409:VAL:HG12	1:E:410:VAL:N	2.31	0.44
1:F:502:MET:CB	1:F:537:GLU:HB2	2.47	0.44
1:F:570:TRP:CD1	1:F:571:VAL:HG22	2.52	0.44
1:F:749:ILE:HG22	1:F:750:GLU:N	2.32	0.44
1:F:824:GLN:O	1:F:838:THR:HA	2.18	0.44
1:F:833:ALA:HB1	1:F:858:ILE:O	2.17	0.44
1:F:418:HIS:O	1:G:282:ARG:HD3	2.17	0.44

Continued on next page...

Continued from previous page...

Atom-1	Atom-2	Interatomic distance (Å)	Clash overlap (Å)
1:G:307:ASN:C	1:G:308:LEU:HD23	2.37	0.44
1:G:36:TRP:CE3	1:G:42:ALA:HB2	2.52	0.44
1:G:765:LEU:HG	1:G:765:LEU:O	2.17	0.44
1:G:92:MET:O	1:G:93:HIS:HD2	2.01	0.44
1:H:232:ASN:ND2	1:H:234:ASP:OD1	2.50	0.44
1:H:390:SER:CA	1:H:391:HIS:ND1	2.78	0.44
1:H:394:ASN:O	1:H:395:HIS:C	2.54	0.44
1:H:377:LEU:HD22	1:H:708:TRP:HA	1.98	0.44
1:I:129:VAL:CG2	1:I:182:ASN:HD22	2.29	0.44
1:I:500:CYS:HA	1:I:534:ILE:O	2.17	0.44
1:I:66:PRO:O	1:I:69:VAL:HG23	2.17	0.44
1:J:147:ASN:HA	1:J:148:SER:HA	1.57	0.44
1:K:377:LEU:CD2	1:K:708:TRP:HA	2.47	0.44
1:K:83:THR:C	1:K:84:VAL:HG23	2.38	0.44
1:L:211:ASP:N	1:L:211:ASP:OD1	2.45	0.44
1:L:232:ASN:ND2	1:L:234:ASP:OD1	2.50	0.44
1:L:292:ARG:HG3	1:L:292:ARG:NH1	2.32	0.44
1:L:315:LEU:HD12	1:L:315:LEU:C	2.37	0.44
1:L:685:LEU:HA	1:L:686:PRO:HD3	1.59	0.44
1:L:895:VAL:CG1	1:L:896:ASN:N	2.80	0.44
1:M:69:VAL:HG21	1:M:122:CYS:SG	2.57	0.44
1:M:73:TRP:HZ2	1:M:123:TYR:O	2.01	0.44
1:M:167:LEU:HB3	1:M:168:PRO:HD2	1.98	0.44
1:M:313:VAL:O	1:M:313:VAL:HG12	2.18	0.44
1:M:353:GLY:O	1:M:567:VAL:N	2.47	0.44
1:M:67:GLU:H	1:M:67:GLU:HG2	1.02	0.44
1:M:822:LEU:HD12	1:M:823:LEU:H	1.80	0.44
1:N:127:PHE:CE1	1:N:184:LEU:CD1	3.01	0.44
1:N:36:TRP:CD2	1:N:42:ALA:HA	2.53	0.44
1:N:571:VAL:HG22	1:N:609:ALA:HA	1.97	0.44
1:N:70:PRO:HB2	1:N:72:SER:OG	2.17	0.44
1:N:881:ARG:HD3	1:N:987:ASP:OD2	2.18	0.44
1:P:198:GLU:CG	1:P:439:ARG:HH12	2.30	0.44
1:P:423:MET:O	1:P:462:SER:O	2.35	0.44
1:P:529:GLU:HG2	3:P:1266:HOH:O	2.18	0.44
1:P:65:ALA:HB1	1:P:66:PRO:HD2	1.98	0.44
1:A:190:ARG:CD	1:A:191:TRP:CZ2	3.00	0.44
1:A:429:ASP:OD1	1:A:430:PRO:HD2	2.18	0.44
1:A:844:HIS:CE1	1:A:845:GLN:CG	3.01	0.44
1:A:84:VAL:CG1	1:A:85:VAL:N	2.81	0.44
1:A:959:ILE:O	1:A:959:ILE:HG23	2.17	0.44

Continued on next page...

Continued from previous page...

Atom-1	Atom-2	Interatomic distance (Å)	Clash overlap (Å)
1:B:255:ARG:HB3	1:B:316:HIS:CE1	2.53	0.44
1:B:372:MET:HE1	1:B:395:HIS:HB3	1.98	0.44
1:B:37:ARG:HG3	1:B:50:GLN:NE2	2.33	0.44
1:B:534:ILE:HG21	1:B:534:ILE:HD13	1.76	0.44
1:B:679:LEU:HD23	1:B:679:LEU:HA	1.55	0.44
1:B:78:LEU:HB3	1:B:79:PRO:HD2	2.00	0.44
1:C:740:LEU:CD1	1:C:749:ILE:HD11	2.47	0.44
1:C:780:LEU:HA	1:C:886:CYS:HB3	1.99	0.44
1:D:118:ASN:HA	1:D:119:PRO:HD2	1.78	0.44
1:D:100:TYR:CE2	1:D:598:ASP:HB2	2.52	0.44
1:D:627:PHE:O	1:D:628:GLN:HG2	2.18	0.44
1:E:367:MET:O	1:E:368:ASP:HB3	2.17	0.44
1:E:35:SER:HB3	1:E:50:GLN:HB2	2.00	0.44
1:E:843:GLN:HA	1:E:847:LYS:O	2.17	0.44
1:E:959:ILE:HG22	1:E:959:ILE:H	1.50	0.44
1:F:152:LEU:HA	1:F:152:LEU:HD12	1.59	0.44
1:F:657:ALA:HB2	1:F:662:PRO:HA	1.98	0.44
1:G:43:ARG:NH2	1:G:264:GLU:OE2	2.48	0.44
1:G:322:LEU:CD2	1:G:324:GLU:N	2.80	0.44
1:H:240:LEU:C	1:H:240:LEU:HD12	2.31	0.44
1:H:257:THR:CG2	1:H:258:VAL:N	2.80	0.44
1:H:360:HIS:CE1	1:H:361:PRO:HD2	2.52	0.44
1:H:36:TRP:CD2	1:H:42:ALA:HA	2.52	0.44
1:H:376:ILE:CD1	1:H:398:TRP:CZ3	3.01	0.44
1:H:959:ILE:CG1	1:H:984:LEU:HD12	2.48	0.44
1:H:99:ILE:HG22	1:H:100:TYR:N	2.32	0.44
1:I:518:TRP:CE3	1:I:522:LYS:HE2	2.53	0.44
1:I:63:PHE:CB	1:I:64:PRO:HD2	2.35	0.44
1:I:763:GLY:HA3	1:I:822:LEU:CD2	2.47	0.44
1:J:310:ARG:HH11	1:J:310:ARG:HD3	1.70	0.44
1:J:505:ARG:HG3	1:J:510:GLN:HE21	1.80	0.44
1:J:813:ALA:CB	1:J:815:HIS:CD2	3.01	0.44
1:K:372:MET:HG2	1:K:398:TRP:HE3	1.82	0.44
1:K:40:GLU:O	1:K:43:ARG:N	2.50	0.44
1:K:486:TYR:N	1:K:496:THR:OG1	2.45	0.44
1:K:546:LEU:HD21	1:K:549:PHE:CG	2.52	0.44
1:K:635:THR:CG2	1:K:636:ILE:N	2.81	0.44
1:K:978:ALA:O	1:K:979:GLU:O	2.36	0.44
1:L:1018:LEU:CD2	1:L:1019:VAL:H	2.22	0.44
1:L:393:PRO:HD2	1:L:414:ASN:HB2	1.99	0.44
1:L:646:HIS:CD2	1:L:647:SER:N	2.86	0.44

Continued on next page...

Continued from previous page...

Atom-1	Atom-2	Interatomic distance (Å)	Clash overlap (Å)
1:L:790:ASP:HA	1:L:793:ILE:HD12	1.98	0.44
1:M:91:GLN:CG	1:M:190:ARG:NH2	2.81	0.44
1:M:224:ASP:O	1:M:225:PHE:HB3	2.18	0.44
1:N:701:VAL:HG12	1:N:712:GLY:HA2	1.99	0.44
1:O:54:LEU:HB2	1:O:212:VAL:HG12	2.00	0.44
1:O:244:VAL:HG12	1:O:245:GLN:N	2.33	0.44
1:O:424:ASN:O	1:O:426:LEU:N	2.50	0.44
1:O:797:GLU:O	1:O:800:ARG:N	2.51	0.44
1:O:820:ALA:HB2	1:O:842:TRP:NE1	2.32	0.44
1:P:352:ARG:CD	1:P:626:PHE:CE1	3.00	0.44
1:P:387:VAL:CG2	1:P:388:ARG:N	2.80	0.44
1:P:658:LEU:HD12	1:P:659:ASP:N	2.32	0.44
1:A:390:SER:CB	1:A:391:HIS:ND1	2.80	0.44
1:A:595:THR:HA	1:A:596:PRO:C	2.37	0.44
1:A:758:PHE:CZ	1:A:864:MET:CE	3.00	0.44
1:B:454:ILE:O	1:B:455:ILE:HG12	2.18	0.44
1:B:579:ASP:CG	1:B:583:ASN:HB2	2.38	0.44
1:B:870:VAL:HG12	1:B:871:GLU:N	2.33	0.44
1:C:420:MET:HB3	1:C:420:MET:HE2	1.79	0.44
1:C:685:LEU:HA	1:C:686:PRO:HD3	1.81	0.44
1:C:741:THR:O	1:C:741:THR:HG22	2.18	0.44
1:D:513:PRO:O	1:D:514:ALA:HB3	2.18	0.44
1:E:256:VAL:O	1:E:271:THR:HG23	2.18	0.44
1:E:371:THR:HB	1:E:372:MET:H	1.66	0.44
1:E:473:ARG:HD2	1:E:473:ARG:O	2.18	0.44
1:E:382:ASN:CG	1:E:617:LEU:HD21	2.38	0.44
1:F:1018:LEU:HD23	1:F:1018:LEU:HA	1.67	0.44
1:F:208:ILE:HD13	1:F:208:ILE:HG21	1.83	0.44
1:F:651:LEU:O	1:F:701:VAL:N	2.41	0.44
1:F:66:PRO:O	1:F:68:ALA:N	2.51	0.44
1:F:881:ARG:NH1	1:F:987:ASP:OD2	2.44	0.44
1:G:520:ILE:HD13	1:G:520:ILE:HG21	1.61	0.44
1:G:651:LEU:HD13	1:G:651:LEU:HA	1.71	0.44
1:G:765:LEU:HD12	1:G:765:LEU:C	2.38	0.44
1:H:373:VAL:HG12	1:H:373:VAL:O	2.17	0.44
1:H:460:ASN:ND2	1:H:461:GLU:CG	2.81	0.44
1:I:50:GLN:HB3	1:I:216:HIS:O	2.18	0.44
1:I:656:VAL:HG12	1:I:694:LEU:HD11	1.99	0.44
1:I:847:LYS:HG2	1:I:849:LEU:CD2	2.48	0.44
1:J:354:VAL:O	1:J:387:VAL:HG23	2.18	0.44
1:K:614:HIS:HB3	1:K:615:PRO:HD2	2.00	0.44

Continued on next page...

Continued from previous page...

Atom-1	Atom-2	Interatomic distance (Å)	Clash overlap (Å)
1:K:79:PRO:HG2	1:K:80:GLU:H	1.83	0.44
1:K:916:ASP:CB	1:K:918:TRP:CZ2	3.01	0.44
1:L:152:LEU:C	1:L:152:LEU:HD12	2.38	0.44
1:L:391:HIS:CD2	1:L:460:ASN:HD22	2.35	0.44
1:L:651:LEU:N	1:L:701:VAL:O	2.51	0.44
1:L:843:GLN:HB3	1:L:847:LYS:O	2.18	0.44
1:M:114:VAL:HG23	1:M:192:SER:O	2.18	0.44
1:M:418:HIS:C	1:M:420:MET:H	2.22	0.44
1:M:413:ALA:N	1:M:443:MET:HE1	2.33	0.44
1:M:832:ASP:O	1:M:833:ALA:HB2	2.17	0.44
1:N:230:ARG:O	1:N:238:ALA:HB1	2.18	0.44
1:N:44:THR:OG1	1:N:46:ARG:HG3	2.18	0.44
1:N:627:PHE:C	1:N:628:GLN:HE21	2.21	0.44
1:N:7:LEU:HB2	1:N:71:GLU:OE2	2.17	0.44
1:O:654:TRP:NE1	1:O:666:GLY:CA	2.80	0.44
1:O:708:TRP:CE3	1:O:709:SER:HB3	2.53	0.44
1:O:755:ARG:NH2	1:O:769:TRP:CG	2.86	0.44
1:O:897:TRP:O	1:O:918:TRP:N	2.41	0.44
1:O:900:LEU:HB2	1:O:939:CYS:O	2.18	0.44
1:P:342:LEU:HD12	1:P:342:LEU:C	2.38	0.44
1:P:352:ARG:NE	1:P:626:PHE:CE1	2.86	0.44
1:P:804:ASN:H	1:P:804:ASN:HD22	1.66	0.44
1:P:934:GLU:O	1:P:935:ASN:HB3	2.18	0.44
1:P:937:LEU:CD1	1:P:990:HIS:CD2	3.01	0.44
1:A:227:VAL:CG1	1:A:228:ALA:N	2.80	0.43
1:B:322:LEU:HG	1:B:323:ILE:N	2.32	0.43
1:B:386:ALA:HB2	1:B:408:TYR:HB2	1.98	0.43
1:C:654:TRP:CZ2	1:C:666:GLY:HA3	2.53	0.43
1:D:245:GLN:HG2	1:D:288:ARG:HG2	2.00	0.43
1:E:309:TYR:N	1:E:330:VAL:O	2.51	0.43
1:E:354:VAL:HG22	1:E:355:ASN:O	2.18	0.43
1:E:197:LEU:HD21	1:E:432:TRP:CE3	2.53	0.43
1:E:486:TYR:H	1:E:496:THR:CB	2.31	0.43
1:E:518:TRP:HD1	1:E:523:TRP:CE2	2.35	0.43
1:E:786:ARG:HH11	1:E:990:HIS:CE1	2.35	0.43
1:E:801:ILE:HG23	1:E:808:GLU:HG3	1.99	0.43
1:E:877:PRO:O	1:E:878:HIS:C	2.55	0.43
1:E:989:PHE:HB3	1:E:1009:LEU:HD22	1.99	0.43
1:F:306:PRO:HG3	1:F:406:GLY:HA3	1.99	0.43
1:F:202:MET:HE1	1:F:357:HIS:HD2	1.83	0.43
1:F:210:ARG:NH1	1:F:395:HIS:HA	2.33	0.43

Continued on next page...

Continued from previous page...

Atom-1	Atom-2	Interatomic distance (Å)	Clash overlap (Å)
1:F:575:LEU:O	1:F:586:SER:HA	2.18	0.43
1:G:160:GLY:O	1:G:161:TYR:HB2	2.18	0.43
1:G:123:TYR:CE1	1:G:208:ILE:HG13	2.53	0.43
1:G:354:VAL:HB	1:G:384:PHE:CE1	2.53	0.43
1:G:557:ARG:NE	1:G:641:GLU:OE2	2.43	0.43
1:G:671:ASP:N	1:G:678:GLN:OE1	2.30	0.43
1:G:698:VAL:HG22	1:G:720:TRP:HZ3	1.83	0.43
1:G:85:VAL:CG1	1:G:86:VAL:N	2.80	0.43
1:G:904:GLU:HG3	1:G:906:TYR:HE1	1.82	0.43
1:H:10:VAL:HG22	1:H:13:ARG:HH21	1.82	0.43
1:H:129:VAL:HG21	1:H:177:LEU:HD13	1.98	0.43
1:H:342:LEU:HD12	1:H:343:LEU:N	2.32	0.43
1:H:612:THR:HA	1:H:613:PRO:HD3	1.74	0.43
1:H:65:ALA:HB1	1:H:66:PRO:CD	2.36	0.43
1:H:926:TYR:O	1:H:928:PRO:HD3	2.18	0.43
1:I:297:ASN:N	1:I:297:ASN:ND2	2.66	0.43
1:I:740:LEU:HG	1:I:740:LEU:O	2.18	0.43
1:I:91:GLN:HB3	1:I:98:PRO:CD	2.43	0.43
1:K:390:SER:CB	1:K:391:HIS:CE1	3.01	0.43
1:K:390:SER:HA	1:K:391:HIS:HA	1.76	0.43
1:K:42:ALA:O	1:K:310:ARG:NH1	2.51	0.43
1:K:92:MET:O	1:K:93:HIS:ND1	2.49	0.43
1:L:36:TRP:CD2	1:L:42:ALA:HB2	2.53	0.43
1:L:949:HIS:HD2	1:L:1020:TRP:CE2	2.35	0.43
1:M:568:TRP:CD2	1:M:569:ASP:HB3	2.53	0.43
1:M:578:TYR:CD1	1:M:578:TYR:N	2.86	0.43
1:M:745:MET:CE	1:M:761:GLN:HE22	2.31	0.43
1:N:1020:TRP:HD1	1:N:1021:CYS:H	1.62	0.43
1:N:456:TRP:HZ2	1:N:482:ARG:NH1	2.16	0.43
1:N:687:GLN:N	1:N:688:PRO:HD3	2.33	0.43
1:O:197:LEU:HD21	1:O:432:TRP:CE3	2.52	0.43
1:O:997:ASP:HB2	1:O:999:TRP:CE2	2.53	0.43
1:P:259:SER:CB	1:P:269:SER:HB2	2.48	0.43
1:P:429:ASP:HA	1:P:430:PRO:HD3	1.49	0.43
1:P:682:LEU:HD23	1:P:682:LEU:HA	1.77	0.43
1:A:966:GLN:O	1:A:967:LEU:C	2.57	0.43
1:B:254:LEU:O	1:B:255:ARG:HD3	2.19	0.43
1:B:420:MET:HE2	1:B:420:MET:HB3	1.73	0.43
1:B:472:TYR:O	1:B:476:LYS:HG2	2.18	0.43
1:B:698:VAL:CG2	1:B:718:GLN:CA	2.96	0.43
1:C:569:ASP:O	1:C:605:GLY:HA2	2.19	0.43

Continued on next page...

Continued from previous page...

Atom-1	Atom-2	Interatomic distance (Å)	Clash overlap (Å)
1:E:167:LEU:HB3	1:E:168:PRO:HD2	1.99	0.43
1:E:127:PHE:CE1	1:E:184:LEU:CD1	3.01	0.43
1:E:35:SER:C	1:E:36:TRP:O	2.55	0.43
1:E:533:LEU:CD1	1:E:534:ILE:N	2.79	0.43
1:F:814:GLY:O	1:F:815:HIS:C	2.56	0.43
1:G:14:ARG:NH1	1:G:16:TRP:CZ2	2.83	0.43
1:G:323:ILE:N	1:G:323:ILE:HD12	2.33	0.43
1:G:525:SER:O	1:G:526:LEU:C	2.53	0.43
1:G:534:ILE:CD1	1:G:563:GLN:HB2	2.48	0.43
1:G:608:PHE:O	1:G:611:ARG:N	2.45	0.43
1:G:698:VAL:CG2	1:G:720:TRP:CZ3	3.00	0.43
1:G:756:TRP:HE1	1:G:768:MET:CE	2.30	0.43
1:H:129:VAL:CG2	1:H:182:ASN:ND2	2.80	0.43
1:H:375:ASP:O	1:H:379:MET:HG3	2.18	0.43
1:H:429:ASP:OD1	1:H:430:PRO:HD2	2.18	0.43
1:H:629:PHE:N	1:H:629:PHE:CD1	2.86	0.43
1:H:650:GLU:HB3	1:H:670:LEU:HB2	2.00	0.43
1:H:787:ALA:O	1:H:933:SER:HB2	2.19	0.43
1:H:989:PHE:CZ	1:H:1014:TYR:HD2	2.35	0.43
1:I:288:ARG:C	1:I:289:VAL:HG12	2.38	0.43
1:I:390:SER:HA	1:I:391:HIS:HA	1.57	0.43
1:J:149:ALA:HB2	1:J:192:SER:CB	2.48	0.43
1:J:155:ASN:ND2	1:J:182:ASN:OD1	2.51	0.43
1:K:338:GLU:O	1:K:339:ASN:O	2.36	0.43
1:K:576:ILE:HG22	1:K:576:ILE:O	2.17	0.43
1:K:775:GLN:HE21	1:K:775:GLN:CA	2.31	0.43
1:K:86:VAL:HA	1:K:87:PRO:C	2.37	0.43
1:L:274:PHE:HB3	1:L:286:ALA:O	2.18	0.43
1:L:778:THR:HG22	1:L:779:PRO:O	2.18	0.43
1:M:305:ILE:O	1:M:307:ASN:N	2.49	0.43
1:M:352:ARG:NH2	1:M:641:GLU:OE1	2.52	0.43
1:M:542:MET:CE	1:M:600:GLN:NE2	2.81	0.43
1:M:702:GLN:HA	1:M:703:PRO:HD2	1.86	0.43
1:M:904:GLU:CG	1:M:906:TYR:HE1	2.31	0.43
1:N:647:SER:HB2	1:N:650:GLU:HB2	1.99	0.43
1:O:100:TYR:CD2	1:O:602:CYS:HB3	2.53	0.43
1:O:599:ARG:HD2	1:O:600:GLN:OE1	2.18	0.43
1:O:705:ALA:HA	3:O:1257:HOH:O	2.17	0.43
1:O:738:PRO:HA	1:O:751:LEU:HD12	1.99	0.43
1:O:954:ASP:OD2	1:P:1013:ARG:NH2	2.51	0.43
1:P:16:TRP:O	1:P:193:ASP:N	2.51	0.43

Continued on next page...

Continued from previous page...

Atom-1	Atom-2	Interatomic distance (Å)	Clash overlap (Å)
1:P:238:ALA:HB3	1:P:298:PRO:HG3	2.00	0.43
1:M:424:ASN:HB2	1:P:279:ILE:HD11	1.99	0.43
1:P:362:LEU:HD23	1:P:576:ILE:HD12	1.99	0.43
1:P:4:THR:C	1:P:6:SER:H	2.22	0.43
1:P:736:ALA:C	1:P:737:ILE:HG22	2.38	0.43
1:P:737:ILE:O	1:P:738:PRO:C	2.53	0.43
1:P:902:PRO:CD	1:P:918:TRP:CZ3	2.98	0.43
1:P:986:ILE:HD12	1:P:986:ILE:HG21	1.83	0.43
1:A:526:LEU:HA	1:A:526:LEU:HD23	1.73	0.43
1:A:567:VAL:CG1	1:A:568:TRP:N	2.82	0.43
1:A:576:ILE:CG2	1:A:577:LYS:N	2.79	0.43
1:A:608:PHE:N	1:A:612:THR:O	2.45	0.43
1:A:726:LEU:HD23	1:A:726:LEU:HA	1.81	0.43
1:A:738:PRO:HB2	1:A:834:VAL:HG23	2.00	0.43
1:A:894:ARG:NH1	1:A:894:ARG:HB3	2.31	0.43
1:A:967:LEU:HA	1:A:967:LEU:HD23	1.51	0.43
1:B:599:ARG:HB2	1:B:600:GLN:H	1.36	0.43
1:B:777:LEU:HD12	1:B:889:ALA:CA	2.49	0.43
1:C:890:GLN:CG	1:C:891:VAL:N	2.81	0.43
1:C:91:GLN:NE2	1:C:190:ARG:CZ	2.81	0.43
1:D:150:PHE:O	1:D:161:TYR:HA	2.17	0.43
1:D:14:ARG:HH12	1:D:16:TRP:HZ2	1.65	0.43
1:D:25:ASN:HD21	1:D:158:TRP:HZ3	1.66	0.43
1:D:271:THR:HG22	1:D:272:ALA:N	2.34	0.43
1:D:548:GLY:O	1:D:549:PHE:C	2.57	0.43
1:E:99:ILE:CG2	1:E:100:TYR:N	2.81	0.43
1:E:139:THR:HG21	1:E:177:LEU:HD11	1.97	0.43
1:E:360:HIS:CE1	1:E:361:PRO:HD2	2.53	0.43
1:F:261:TRP:HZ3	1:F:264:GLU:O	2.01	0.43
1:F:663:LEU:HD23	1:F:663:LEU:HA	1.81	0.43
1:F:836:ILE:CG2	1:F:837:THR:N	2.80	0.43
1:G:16:TRP:O	1:G:193:ASP:N	2.47	0.43
1:G:822:LEU:CD1	1:G:824:GLN:H	2.31	0.43
1:G:833:ALA:HB1	1:G:859:ASP:HA	1.95	0.43
1:H:107:ILE:HG13	1:H:108:THR:O	2.19	0.43
1:H:313:VAL:HG12	1:H:313:VAL:O	2.17	0.43
1:H:822:LEU:HD12	1:H:824:GLN:N	2.27	0.43
1:H:873:ALA:CB	1:H:876:THR:HG22	2.31	0.43
1:I:158:TRP:CH2	1:I:160:GLY:HA2	2.54	0.43
1:I:73:TRP:O	1:I:183:ARG:NH2	2.50	0.43
1:I:967:LEU:HD23	1:I:967:LEU:HA	1.77	0.43

Continued on next page...

Continued from previous page...

Atom-1	Atom-2	Interatomic distance (Å)	Clash overlap (Å)
1:J:100:TYR:HB2	1:J:203:TRP:CD2	2.53	0.43
1:J:228:ALA:O	1:J:240:LEU:HA	2.17	0.43
1:J:256:VAL:O	1:J:271:THR:HA	2.19	0.43
1:J:360:HIS:ND1	1:J:363:HIS:N	2.47	0.43
1:J:977:HIS:HD2	1:J:978:ALA:O	2.02	0.43
1:K:865:ALA:HB2	1:K:1019:VAL:HG22	2.01	0.43
1:K:545:SER:HB3	1:K:546:LEU:H	1.52	0.43
1:K:747:PHE:CE2	1:K:760:ARG:CD	3.00	0.43
1:K:749:ILE:HD13	1:K:834:VAL:HG11	1.97	0.43
1:K:83:THR:O	1:K:84:VAL:HG23	2.18	0.43
1:L:114:VAL:CG1	1:L:115:PRO:N	2.80	0.43
1:L:282:ARG:HB3	1:L:421:VAL:HG22	2.00	0.43
1:L:473:ARG:O	1:L:476:LYS:HB2	2.18	0.43
1:L:654:TRP:CE2	1:L:666:GLY:CA	2.97	0.43
1:L:636:ILE:HD11	1:L:682:LEU:HD11	2.00	0.43
1:M:177:LEU:HD23	1:M:177:LEU:N	2.34	0.43
1:M:482:ARG:HH11	1:M:482:ARG:HD2	1.63	0.43
1:M:523:TRP:HA	1:M:526:LEU:HD12	1.99	0.43
1:M:621:LYS:HE2	1:M:717:TRP:HZ3	1.83	0.43
1:N:378:LEU:HD23	1:N:378:LEU:HA	1.42	0.43
1:N:388:ARG:HA	1:N:410:VAL:HB	2.00	0.43
1:O:387:VAL:HG13	1:O:387:VAL:O	2.18	0.43
1:O:814:GLY:O	1:O:817:GLN:N	2.49	0.43
1:O:832:ASP:O	1:O:833:ALA:HB2	2.18	0.43
1:P:1022:GLN:C	1:P:1023:LYS:HG3	2.38	0.43
1:P:197:LEU:C	1:P:198:GLU:HG3	2.38	0.43
1:P:231:PHE:HA	1:P:237:ARG:O	2.18	0.43
1:P:344:LEU:C	1:P:344:LEU:HD23	2.38	0.43
1:P:34:ALA:O	1:P:35:SER:HB2	2.19	0.43
1:P:456:TRP:CE2	1:P:482:ARG:CD	2.98	0.43
1:P:503:TYR:N	1:P:503:TYR:CD1	2.81	0.43
1:P:668:VAL:CG1	1:P:669:PRO:N	2.81	0.43
1:P:902:PRO:CG	1:P:918:TRP:CE3	3.01	0.43
1:A:429:ASP:O	1:A:430:PRO:C	2.56	0.43
1:A:742:THR:CG2	1:A:743:SER:N	2.79	0.43
1:A:844:HIS:CE1	1:A:845:GLN:HG3	2.52	0.43
1:A:927:THR:HA	1:A:928:PRO:HD3	1.79	0.43
1:B:300:LEU:O	1:B:307:ASN:HB2	2.18	0.43
1:B:573:GLN:NE2	3:B:1255:HOH:O	2.49	0.43
1:B:767:GLN:CD	1:B:768:MET:H	2.22	0.43
1:B:854:LYS:NZ	3:B:1217:HOH:O	2.51	0.43

Continued on next page...

Continued from previous page...

Atom-1	Atom-2	Interatomic distance (Å)	Clash overlap (Å)
1:B:975:LEU:HA	1:B:975:LEU:HD22	1.78	0.43
1:C:673:ALA:O	1:C:674:PRO:O	2.36	0.43
1:C:649:ASN:ND2	1:C:704:ASN:O	2.50	0.43
1:C:856:TYR:HD2	1:C:864:MET:CE	2.31	0.43
1:C:933:SER:O	1:C:934:GLU:C	2.57	0.43
1:D:74:LEU:HD23	1:D:74:LEU:HA	1.85	0.43
1:D:767:GLN:HG3	1:D:768:MET:N	2.34	0.43
1:D:59:ARG:NH2	1:D:81:ALA:O	2.30	0.43
1:E:416:GLU:HA	1:E:460:ASN:O	2.18	0.43
1:E:937:LEU:HG	1:E:938:ARG:N	2.33	0.43
1:F:317:THR:OG1	1:F:319:ASP:OD1	2.29	0.43
1:F:36:TRP:CD2	1:F:42:ALA:CB	2.99	0.43
1:F:856:TYR:N	1:F:856:TYR:CD1	2.86	0.43
1:G:151:HIS:HD1	1:G:151:HIS:HA	1.78	0.43
1:G:350:LEU:HD12	1:G:351:ILE:N	2.33	0.43
1:G:552:TYR:O	1:G:553:TRP:C	2.56	0.43
1:H:864:MET:O	1:H:1019:VAL:HG22	2.18	0.43
1:H:1019:VAL:HG12	1:H:1019:VAL:O	2.17	0.43
1:H:1020:TRP:CD1	1:H:1021:CYS:N	2.80	0.43
1:H:114:VAL:HG13	1:H:191:TRP:HB2	1.99	0.43
1:H:88:SER:HA	1:H:366:VAL:HG21	2.00	0.43
1:H:382:ASN:ND2	1:H:617:LEU:CD2	2.82	0.43
1:H:778:THR:CG2	1:H:779:PRO:HD2	2.40	0.43
1:H:810:TRP:O	1:H:811:LYS:C	2.55	0.43
1:I:57:GLU:HB2	1:I:83:THR:CG2	2.49	0.43
1:J:406:GLY:O	1:J:407:LEU:HD23	2.19	0.43
1:J:558:GLN:HG2	1:J:559:TYR:CD1	2.54	0.43
1:K:256:VAL:N	1:K:272:ALA:O	2.45	0.43
1:K:597:ASN:ND2	1:K:599:ARG:H	2.15	0.43
1:K:904:GLU:OE2	1:K:929:TYR:OH	2.35	0.43
1:L:217:LYS:HZ2	1:L:324:GLU:CD	2.21	0.43
1:L:372:MET:HG3	1:L:398:TRP:HE3	1.83	0.43
1:M:768:MET:CE	1:M:1022:GLN:NE2	2.81	0.43
1:M:300:LEU:HG	1:M:300:LEU:H	1.75	0.43
1:M:397:LEU:HA	1:M:397:LEU:HD13	1.78	0.43
1:M:413:ALA:HA	1:M:443:MET:CE	2.48	0.43
1:M:53:SER:C	1:M:54:LEU:HD23	2.38	0.43
1:M:606:LEU:O	1:M:617:LEU:HD13	2.19	0.43
1:M:745:MET:HE1	1:M:761:GLN:HE22	1.83	0.43
1:M:747:PHE:CE1	1:M:760:ARG:CD	2.95	0.43
1:N:147:ASN:CA	1:N:165:SER:HB3	2.46	0.43

Continued on next page...

Continued from previous page...

Atom-1	Atom-2	Interatomic distance (Å)	Clash overlap (Å)
1:N:152:LEU:HD12	1:N:153:TRP:N	2.31	0.43
1:N:52:ARG:HB3	1:N:214:LEU:HB2	1.99	0.43
1:N:635:THR:CG2	1:N:681:GLU:HG3	2.40	0.43
1:N:717:TRP:HZ2	1:N:912:ALA:HB1	1.84	0.43
1:N:904:GLU:CG	1:N:906:TYR:HE1	2.31	0.43
1:O:138:GLN:NE2	1:O:172:ASP:OD2	2.34	0.43
1:O:369:GLU:HG3	1:O:397:LEU:HD21	2.00	0.43
1:O:534:ILE:HG22	3:O:1261:HOH:O	2.18	0.43
1:O:718:GLN:HG3	1:O:719:GLN:H	1.83	0.43
1:O:755:ARG:HB2	1:O:769:TRP:HB2	2.01	0.43
1:P:11:LEU:HD23	1:P:11:LEU:N	2.33	0.43
1:P:573:GLN:HB2	1:P:602:CYS:HB2	1.99	0.43
1:P:797:GLU:O	1:P:801:ILE:HG13	2.19	0.43
1:P:923:SER:C	1:P:925:MET:H	2.21	0.43
1:A:668:VAL:CG1	1:A:669:PRO:HD2	2.42	0.43
1:B:330:VAL:HG13	3:B:1267:HOH:O	2.18	0.43
1:B:645:ARG:NH2	1:B:650:GLU:OE1	2.48	0.43
1:C:429:ASP:OD1	1:C:431:ARG:HD3	2.18	0.43
1:C:678:GLN:O	1:C:679:LEU:HD23	2.17	0.43
1:D:114:VAL:HG13	1:D:115:PRO:N	2.33	0.43
1:D:577:LYS:O	1:D:584:PRO:HA	2.18	0.43
1:D:775:GLN:NE2	1:D:775:GLN:CA	2.81	0.43
1:E:114:VAL:CG1	1:E:191:TRP:HB2	2.48	0.43
1:E:323:ILE:N	1:E:323:ILE:CD1	2.82	0.43
1:E:575:LEU:O	1:E:587:ALA:N	2.45	0.43
1:E:78:LEU:HA	1:E:78:LEU:HD22	1.82	0.43
1:F:337:ILE:HA	1:F:341:LEU:O	2.18	0.43
1:F:357:HIS:CE1	1:F:568:TRP:HH2	2.34	0.43
1:G:237:ARG:HD2	1:G:296:GLU:CG	2.47	0.43
1:G:287:ASP:N	1:G:287:ASP:OD1	2.35	0.43
1:G:496:THR:O	1:G:496:THR:HG23	2.18	0.43
1:G:738:PRO:HB2	1:G:834:VAL:CG2	2.48	0.43
1:G:80:GLU:H	1:G:80:GLU:HG3	1.31	0.43
1:H:227:VAL:CG1	1:H:240:LEU:HD11	2.48	0.43
1:H:413:ALA:HA	1:H:443:MET:CE	2.44	0.43
1:H:94:GLY:O	1:H:95:TYR:C	2.52	0.43
1:I:114:VAL:CG1	1:I:115:PRO:HD2	2.39	0.43
1:I:26:ARG:C	1:I:27:LEU:O	2.57	0.43
1:I:768:MET:HG2	1:I:775:GLN:HB2	2.00	0.43
1:I:892:ALA:HB3	1:I:946:TYR:CE1	2.54	0.43
1:J:209:PHE:O	1:J:366:VAL:HG22	2.17	0.43

Continued on next page...

Continued from previous page...

Atom-1	Atom-2	Interatomic distance (Å)	Clash overlap (Å)
1:J:577:LYS:HD2	1:J:591:ASP:O	2.18	0.43
1:J:789:LEU:HA	1:J:933:SER:HB2	2.00	0.43
1:K:274:PHE:CD2	1:K:289:VAL:CG1	3.01	0.43
1:K:278:ILE:HD12	1:K:278:ILE:N	2.34	0.43
1:K:843:GLN:HG2	1:K:848:THR:HA	2.00	0.43
1:L:163:GLN:OE1	1:L:193:ASP:OD1	2.36	0.43
1:L:257:THR:HA	1:L:270:GLY:O	2.18	0.43
1:L:278:ILE:N	1:L:278:ILE:CD1	2.79	0.43
1:L:625:GLN:HB2	1:L:716:ALA:HB2	1.99	0.43
1:M:1004:SER:HB2	1:M:1006:GLU:OE2	2.18	0.43
1:N:10:VAL:HG23	1:N:10:VAL:H	1.57	0.43
1:N:292:ARG:O	1:N:293:LEU:HD23	2.19	0.43
1:N:35:SER:HB3	1:N:50:GLN:HB3	1.99	0.43
1:N:701:VAL:HG12	1:N:712:GLY:C	2.38	0.43
1:O:533:LEU:O	1:O:534:ILE:HG13	2.17	0.43
1:O:922:LEU:HD13	1:O:946:TYR:CE1	2.54	0.43
1:P:194:GLY:O	1:P:195:SER:C	2.55	0.43
1:P:234:ASP:OD1	1:P:236:SER:OG	2.31	0.43
1:P:387:VAL:HG23	1:P:388:ARG:N	2.33	0.43
1:P:505:ARG:HG2	1:P:996:ASP:OD2	2.17	0.43
1:P:927:THR:HB	1:P:935:ASN:HB2	1.99	0.43
1:P:935:ASN:C	1:P:937:LEU:H	2.21	0.43
1:A:224:ASP:O	1:A:225:PHE:HB3	2.19	0.43
1:A:271:THR:HG22	1:A:272:ALA:N	2.33	0.43
1:A:490:GLY:O	1:A:491:ALA:HB3	2.17	0.43
1:B:102:ASN:HB3	3:B:1219:HOH:O	2.18	0.43
1:B:53:SER:O	1:B:54:LEU:HD23	2.18	0.43
1:B:562:LEU:HD23	1:B:562:LEU:HA	1.85	0.43
1:B:758:PHE:HZ	1:B:864:MET:HE3	1.84	0.43
1:C:360:HIS:CG	1:C:361:PRO:HD2	2.54	0.43
1:C:836:ILE:CG2	1:C:837:THR:N	2.81	0.43
1:D:433:LEU:HB3	1:D:434:PRO:HD3	2.01	0.43
1:D:786:ARG:HH11	1:D:990:HIS:CE1	2.35	0.43
1:E:13:ARG:O	1:E:14:ARG:HB2	2.19	0.43
1:E:91:GLN:C	1:E:93:HIS:H	2.20	0.43
1:F:670:LEU:HA	1:F:670:LEU:HD23	1.91	0.43
1:G:194:GLY:O	1:G:198:GLU:HG3	2.19	0.43
1:H:25:ASN:ND2	1:H:158:TRP:CH2	2.87	0.43
1:H:34:ALA:CB	1:H:36:TRP:CZ3	3.00	0.43
1:H:420:MET:HB3	1:H:420:MET:HE2	1.67	0.43
1:H:5:ASP:CG	1:H:157:ARG:HA	2.38	0.43

Continued on next page...

Continued from previous page...

Atom-1	Atom-2	Interatomic distance (Å)	Clash overlap (Å)
1:I:1004:SER:HB2	1:I:1006:GLU:OE2	2.19	0.43
1:I:316:HIS:HB3	1:I:322:LEU:HA	2.01	0.43
1:I:572:ASP:HB3	1:I:603:MET:HG2	2.01	0.43
1:I:936:GLY:O	1:I:937:LEU:O	2.37	0.43
1:J:57:GLU:HA	1:J:84:VAL:O	2.18	0.43
1:J:895:VAL:CG2	1:J:922:LEU:HD12	2.49	0.43
1:K:1022:GLN:HB3	1:K:1023:LYS:H	1.56	0.43
1:K:160:GLY:HA3	1:K:171:PHE:CE2	2.54	0.43
1:K:726:LEU:HD23	1:K:726:LEU:HA	1.49	0.43
1:K:78:LEU:CB	1:K:79:PRO:HD2	2.34	0.43
1:L:147:ASN:HB2	1:L:209:PHE:CE1	2.53	0.43
1:L:115:PRO:CG	1:L:191:TRP:CD1	3.00	0.43
1:L:200:GLN:O	1:L:202:MET:HG2	2.19	0.43
1:L:651:LEU:HD12	1:L:651:LEU:HA	1.70	0.43
1:L:937:LEU:CD1	1:L:990:HIS:HD2	2.32	0.43
1:M:168:PRO:O	1:M:442:ARG:NH2	2.50	0.43
1:M:225:PHE:O	1:M:226:HIS:HD2	2.01	0.43
1:M:487:GLU:HB2	1:M:500:CYS:O	2.18	0.43
1:N:412:GLU:OE1	1:N:457:SER:OG	2.29	0.43
1:N:734:SER:CB	1:N:860:GLY:HA3	2.49	0.43
1:O:356:ARG:HG2	3:O:1277:HOH:O	2.17	0.43
1:O:375:ASP:CG	1:O:611:ARG:HH21	2.21	0.43
1:O:654:TRP:CE2	1:O:666:GLY:CA	2.97	0.43
1:O:726:LEU:HD23	1:O:726:LEU:HA	1.70	0.43
1:O:740:LEU:HD12	1:O:749:ILE:CD1	2.49	0.43
1:O:857:ARG:CG	1:O:857:ARG:NH1	2.79	0.43
1:P:141:ILE:CB	1:P:214:LEU:HD21	2.47	0.43
1:P:360:HIS:HB3	1:P:363:HIS:HB2	2.00	0.43
1:P:972:HIS:N	1:P:972:HIS:ND1	2.66	0.43
1:A:261:TRP:CE3	1:A:266:GLN:HA	2.53	0.43
1:A:395:HIS:CG	1:A:396:PRO:HD2	2.54	0.43
1:A:632:SER:O	1:A:635:THR:N	2.42	0.43
1:A:877:PRO:O	1:A:878:HIS:C	2.52	0.43
1:A:91:GLN:C	1:A:93:HIS:H	2.22	0.43
1:A:955:PHE:N	1:A:955:PHE:CD1	2.87	0.43
1:B:114:VAL:HG11	1:B:191:TRP:HB2	2.00	0.43
1:B:373:VAL:HG12	1:B:377:LEU:HD12	1.99	0.43
1:B:382:ASN:ND2	1:B:617:LEU:CD2	2.81	0.43
1:B:718:GLN:HG2	1:B:720:TRP:CZ2	2.53	0.43
1:B:73:TRP:CE2	1:B:122:CYS:HB3	2.54	0.43
1:B:767:GLN:OE1	1:B:768:MET:O	2.37	0.43

Continued on next page...

Continued from previous page...

Atom-1	Atom-2	Interatomic distance (Å)	Clash overlap (Å)
1:C:354:VAL:HG11	1:C:379:MET:HE2	2.01	0.43
1:E:146:VAL:HG11	1:E:150:PHE:CD1	2.53	0.43
1:E:178:ARG:HB2	1:E:182:ASN:OD1	2.19	0.43
1:E:349:LEU:HD13	1:E:351:ILE:HD11	2.00	0.43
1:E:390:SER:CB	1:E:391:HIS:ND1	2.82	0.43
1:E:536:CYS:O	1:E:566:PHE:HB2	2.19	0.43
1:E:575:LEU:O	1:E:587:ALA:HB3	2.18	0.43
1:E:738:PRO:HB2	1:E:749:ILE:HG23	2.01	0.43
1:E:91:GLN:H	1:E:91:GLN:CD	2.18	0.43
1:G:24:LEU:HD12	1:G:24:LEU:HA	1.56	0.43
1:G:634:GLN:O	1:G:682:LEU:HB2	2.19	0.43
1:G:86:VAL:CG1	1:G:87:PRO:HA	2.40	0.43
1:H:324:GLU:CG	1:H:325:ALA:H	2.32	0.43
1:I:788:PRO:HG3	1:I:807:VAL:CG2	2.49	0.43
1:I:902:PRO:HD3	1:I:918:TRP:CH2	2.53	0.43
1:I:959:ILE:HA	3:I:1254:HOH:O	2.18	0.43
1:I:979:GLU:OE1	1:I:983:TRP:NE1	2.51	0.43
1:J:250:LEU:HD11	1:J:286:ALA:O	2.18	0.43
1:K:18:ASN:CB	1:K:21:VAL:HG23	2.49	0.43
1:K:358:GLU:HB3	1:K:367:MET:HG3	2.01	0.43
1:K:635:THR:OG1	1:K:681:GLU:HA	2.19	0.43
1:L:440:VAL:HG23	1:L:471:LEU:HD13	1.96	0.43
1:L:942:ARG:HA	1:L:953:GLY:O	2.19	0.43
1:M:109:VAL:O	1:M:109:VAL:HG12	2.18	0.43
1:N:493:THR:O	1:N:496:THR:HG22	2.19	0.43
1:N:63:PHE:HB3	1:N:64:PRO:HD2	2.01	0.43
1:N:801:ILE:HA	1:N:801:ILE:HD12	1.62	0.43
1:N:91:GLN:NE2	1:N:96:ASP:OD1	2.51	0.43
1:O:271:THR:CG2	1:O:272:ALA:N	2.79	0.43
1:P:227:VAL:CG1	1:P:240:LEU:HD11	2.49	0.43
1:P:333:ARG:HB3	1:P:345:ASN:HD21	1.82	0.43
1:P:391:HIS:CD2	1:P:460:ASN:ND2	2.87	0.43
1:P:395:HIS:HA	1:P:396:PRO:HD3	1.89	0.43
1:P:806:TRP:O	1:P:807:VAL:C	2.57	0.43
1:P:927:THR:CG2	1:P:929:TYR:CZ	3.01	0.43
1:P:955:PHE:HB2	1:P:987:ASP:O	2.18	0.43
1:A:356:ARG:NH1	1:A:356:ARG:CG	2.79	0.43
1:A:52:ARG:O	1:A:213:SER:HA	2.19	0.43
1:A:949:HIS:N	1:A:949:HIS:ND1	2.67	0.43
1:C:13:ARG:HG3	1:C:13:ARG:H	1.37	0.43
1:C:525:SER:O	1:C:526:LEU:C	2.55	0.43

Continued on next page...

Continued from previous page...

Atom-1	Atom-2	Interatomic distance (Å)	Clash overlap (Å)
1:D:261:TRP:CZ3	1:D:266:GLN:HB2	2.54	0.43
1:D:351:ILE:HD12	1:D:351:ILE:HG23	1.64	0.43
1:D:352:ARG:O	1:D:385:ASN:HB2	2.19	0.43
1:E:210:ARG:HH12	1:E:395:HIS:N	2.14	0.43
1:E:277:GLU:HG3	1:E:277:GLU:H	1.63	0.43
1:E:289:VAL:HG22	1:E:291:LEU:HD12	2.00	0.43
1:E:654:TRP:CE3	1:E:655:MET:HA	2.53	0.43
1:E:764:PHE:O	1:E:766:SER:N	2.51	0.43
1:E:80:GLU:H	1:E:80:GLU:HG3	1.25	0.43
1:F:1011:ALA:HB3	1:F:1014:TYR:CZ	2.53	0.43
1:F:114:VAL:HG13	1:F:115:PRO:HD2	2.00	0.43
1:F:225:PHE:C	1:F:226:HIS:HD2	2.22	0.43
1:F:608:PHE:HD2	1:F:612:THR:O	2.01	0.43
1:G:152:LEU:CD2	1:G:159:VAL:HB	2.47	0.43
1:G:967:LEU:HA	1:G:967:LEU:HD23	1.91	0.43
1:H:486:TYR:CE2	1:H:488:GLY:CA	2.99	0.43
1:H:799:THR:C	1:H:800:ARG:HG3	2.39	0.43
1:H:797:GLU:N	1:H:800:ARG:O	2.39	0.43
1:H:618:THR:HG22	1:H:912:ALA:HB1	2.00	0.43
1:I:189:LEU:N	1:I:189:LEU:CD2	2.79	0.43
1:I:18:ASN:N	1:I:193:ASP:OD2	2.52	0.43
1:I:237:ARG:HD2	1:I:296:GLU:HG3	2.00	0.43
1:I:548:GLY:O	1:I:549:PHE:C	2.55	0.43
1:I:654:TRP:CZ2	1:I:666:GLY:HA3	2.53	0.43
1:K:139:THR:CG2	1:K:177:LEU:HD12	2.49	0.43
1:K:653:HIS:NE2	1:K:667:GLU:OE1	2.51	0.43
1:K:689:GLU:O	1:K:690:SER:C	2.57	0.43
1:K:758:PHE:O	1:K:759:ASN:C	2.54	0.43
1:K:974:HIS:C	1:K:975:LEU:HD23	2.39	0.43
1:K:975:LEU:HA	1:K:975:LEU:HD23	1.78	0.43
1:L:316:HIS:HB3	1:L:322:LEU:HA	1.99	0.43
1:L:474:TRP:CE2	1:L:478:VAL:HG21	2.54	0.43
1:L:90:TRP:HE1	1:L:96:ASP:CG	2.21	0.43
1:L:970:THR:HG22	1:L:975:LEU:HB2	2.00	0.43
1:M:125:LEU:O	1:M:184:LEU:N	2.43	0.43
1:M:257:THR:OG1	1:M:271:THR:HG23	2.19	0.43
1:M:315:LEU:HG	1:M:323:ILE:HB	2.01	0.43
1:M:316:HIS:HA	1:M:323:ILE:HD13	2.01	0.43
1:M:295:VAL:HG21	1:M:332:PHE:HZ	1.84	0.43
1:M:51:LEU:HD12	1:M:52:ARG:H	1.84	0.43
1:M:651:LEU:CD1	1:M:669:PRO:HA	2.47	0.43

Continued on next page...

Continued from previous page...

Atom-1	Atom-2	Interatomic distance (Å)	Clash overlap (Å)
1:N:350:LEU:HB3	1:N:352:ARG:HH12	1.84	0.43
1:N:502:MET:HB2	1:N:537:GLU:HB2	2.01	0.43
1:N:629:PHE:N	1:N:629:PHE:CD1	2.86	0.43
1:N:802:ASP:O	1:N:803:PRO:C	2.56	0.43
1:O:552:TYR:O	1:O:554:GLN:N	2.52	0.43
1:P:1013:ARG:HB2	1:P:1013:ARG:CZ	2.49	0.43
1:P:103:VAL:HG22	1:P:418:HIS:CD2	2.54	0.43
1:P:231:PHE:HB3	1:P:235:PHE:HA	2.01	0.43
1:P:322:LEU:HD11	1:P:325:ALA:HB2	2.00	0.43
1:P:578:TYR:HA	1:P:583:ASN:O	2.18	0.43
1:A:336:ARG:HH21	1:A:338:GLU:CD	2.22	0.43
1:A:360:HIS:HA	1:A:361:PRO:HD3	1.87	0.43
1:A:503:TYR:N	1:A:537:GLU:O	2.37	0.43
1:A:6:SER:HG	1:A:9:VAL:HG23	1.82	0.43
1:B:441:THR:HG21	1:C:430:PRO:HB3	2.00	0.43
1:B:959:ILE:O	1:B:959:ILE:HG23	2.19	0.43
1:C:685:LEU:HA	1:C:685:LEU:HD23	1.66	0.43
1:C:810:TRP:HH2	1:C:991:MET:HE1	1.84	0.43
1:D:475:ILE:HD12	1:D:475:ILE:HG21	1.77	0.43
1:D:485:GLN:HA	1:D:496:THR:OG1	2.19	0.43
1:E:322:LEU:CD2	1:E:324:GLU:N	2.80	0.43
1:E:439:ARG:CG	1:E:439:ARG:NH1	2.78	0.43
1:E:506:VAL:HG12	1:E:507:ASP:CG	2.39	0.43
1:F:141:ILE:O	1:F:170:GLU:HA	2.19	0.43
1:F:654:TRP:NE1	1:F:666:GLY:CA	2.76	0.43
1:G:651:LEU:HD12	1:G:668:VAL:O	2.18	0.43
1:G:678:GLN:O	1:G:679:LEU:HD23	2.19	0.43
1:G:679:LEU:HD23	1:G:679:LEU:HA	1.28	0.43
1:H:202:MET:CE	1:H:357:HIS:CD2	3.00	0.43
1:H:18:ASN:HD22	1:H:21:VAL:CG2	2.32	0.43
1:H:388:ARG:NH2	1:H:460:ASN:OD1	2.52	0.43
1:H:202:MET:CE	1:H:392:TYR:HE2	2.32	0.43
1:H:569:ASP:OD1	1:H:569:ASP:N	2.52	0.43
1:H:595:THR:HA	1:H:596:PRO:C	2.38	0.43
1:I:210:ARG:HH11	1:I:395:HIS:CB	2.30	0.43
1:I:40:GLU:O	1:I:41:GLU:C	2.55	0.43
1:I:961:ARG:NE	1:I:981:GLY:O	2.52	0.43
1:J:30:HIS:CE1	1:J:33:PHE:CD2	3.07	0.43
1:K:23:GLN:O	1:K:24:LEU:HD13	2.19	0.43
1:K:595:THR:CG2	1:K:596:PRO:HA	2.49	0.43
1:L:17:GLU:OE1	1:L:113:PHE:HD1	2.02	0.43

Continued on next page...

Continued from previous page...

Atom-1	Atom-2	Interatomic distance (Å)	Clash overlap (Å)
1:L:66:PRO:O	1:L:67:GLU:C	2.57	0.43
1:M:108:THR:CG2	1:M:109:VAL:N	2.80	0.43
1:M:390:SER:HB2	1:M:391:HIS:CE1	2.54	0.43
1:M:421:VAL:O	1:M:421:VAL:HG12	2.19	0.43
1:M:465:GLY:H	1:M:468:HIS:CE1	2.33	0.43
1:M:594:ASP:O	1:M:597:ASN:HB3	2.19	0.43
1:M:352:ARG:NE	1:M:626:PHE:CE1	2.87	0.43
1:O:134:LEU:HD22	1:O:134:LEU:HA	1.49	0.43
1:O:409:VAL:CG1	1:O:410:VAL:N	2.81	0.43
1:O:476:LYS:HD2	1:O:476:LYS:HA	1.73	0.43
1:O:506:VAL:HG12	1:O:506:VAL:O	2.19	0.43
1:O:706:THR:OG1	1:O:709:SER:N	2.41	0.43
1:P:151:HIS:CE1	1:P:161:TYR:CD1	3.07	0.43
1:P:378:LEU:HB3	1:P:570:TRP:HH2	1.83	0.43
1:A:382:ASN:O	1:A:383:ASN:HB2	2.17	0.43
1:A:472:TYR:HD1	1:A:484:VAL:HG11	1.83	0.43
1:A:66:PRO:O	1:A:69:VAL:HG23	2.18	0.43
1:A:843:GLN:HB3	1:A:847:LYS:O	2.19	0.43
1:A:874:SER:HB3	1:B:724:GLU:OE1	2.19	0.43
1:A:890:GLN:HG3	1:A:891:VAL:H	1.82	0.43
1:B:868:VAL:O	1:B:1015:HIS:HA	2.19	0.43
1:B:460:ASN:ND2	1:B:461:GLU:CG	2.81	0.43
1:B:653:HIS:CD2	1:B:667:GLU:CG	3.00	0.43
1:B:822:LEU:HD12	1:B:824:GLN:H	1.83	0.43
1:B:967:LEU:HD23	1:B:967:LEU:HA	1.67	0.43
1:C:698:VAL:O	1:C:717:TRP:HA	2.19	0.43
1:D:141:ILE:CG1	1:D:214:LEU:HD23	2.48	0.43
1:D:141:ILE:HG13	1:D:214:LEU:HD23	2.00	0.43
1:D:27:LEU:N	1:D:27:LEU:CD2	2.79	0.43
1:D:394:ASN:HD22	1:D:394:ASN:N	2.15	0.43
1:D:668:VAL:HG13	1:D:669:PRO:HD2	2.01	0.43
1:D:879:PRO:O	1:D:1009:LEU:HD12	2.18	0.43
1:E:52:ARG:CB	1:E:214:LEU:HB2	2.45	0.43
1:E:538:TYR:O	1:E:567:VAL:HA	2.19	0.43
1:E:7:LEU:N	1:E:71:GLU:OE2	2.50	0.43
1:E:963:SER:O	1:E:966:GLN:N	2.52	0.43
1:E:970:THR:HG21	1:E:976:LEU:HD23	2.01	0.43
1:E:995:GLY:C	1:E:997:ASP:H	2.21	0.43
1:F:100:TYR:HB2	1:F:203:TRP:CE3	2.54	0.43
1:G:127:PHE:O	1:G:182:ASN:N	2.47	0.43
1:G:139:THR:HG21	1:G:177:LEU:CD1	2.49	0.43

Continued on next page...

Continued from previous page...

Atom-1	Atom-2	Interatomic distance (Å)	Clash overlap (Å)
1:G:533:LEU:HD12	1:G:533:LEU:C	2.39	0.43
1:G:544:ASN:HB2	1:G:929:TYR:CE2	2.54	0.43
1:G:610:ASP:OD1	1:G:612:THR:HG23	2.19	0.43
1:G:721:ARG:HG2	1:G:721:ARG:O	2.19	0.43
1:G:79:PRO:CG	1:G:80:GLU:HG3	2.39	0.43
1:G:892:ALA:HB3	1:G:946:TYR:CD1	2.50	0.43
1:H:147:ASN:CB	1:H:209:PHE:HE1	2.24	0.43
1:H:225:PHE:O	1:H:226:HIS:HD2	2.02	0.43
1:H:278:ILE:H	1:H:278:ILE:HD12	1.83	0.43
1:H:166:ARG:CG	1:H:392:TYR:HB2	2.40	0.43
1:H:86:VAL:CG1	1:H:87:PRO:HA	2.40	0.43
1:I:102:ASN:C	1:I:102:ASN:HD22	2.21	0.43
1:I:123:TYR:N	1:I:123:TYR:CD1	2.87	0.43
1:I:134:LEU:HD23	1:I:134:LEU:HA	1.71	0.43
1:I:652:LEU:HD12	1:I:653:HIS:N	2.33	0.43
1:I:786:ARG:HB2	1:I:934:GLU:HB2	2.01	0.43
1:J:257:THR:HA	1:J:270:GLY:O	2.19	0.43
1:J:77:ASP:C	1:J:78:LEU:HD23	2.39	0.43
1:J:84:VAL:CG1	1:J:85:VAL:H	2.24	0.43
1:K:246:MET:HG2	1:K:274:PHE:CZ	2.54	0.43
1:K:577:LYS:O	1:K:584:PRO:HA	2.18	0.43
1:K:654:TRP:HB3	1:K:698:VAL:HG12	2.00	0.43
1:K:749:ILE:O	1:K:755:ARG:HA	2.19	0.43
1:K:843:GLN:HB2	1:K:843:GLN:HE21	1.67	0.43
1:K:904:GLU:HG3	1:K:906:TYR:HE1	1.84	0.43
1:L:147:ASN:HA	1:L:148:SER:HA	1.76	0.43
1:L:279:ILE:HD12	1:L:279:ILE:HG21	1.78	0.43
1:M:101:THR:HG22	1:M:102:ASN:H	1.84	0.43
1:M:186:VAL:CG1	1:M:187:MET:N	2.81	0.43
1:M:187:MET:HE1	1:M:189:LEU:HD21	2.00	0.43
1:M:381:GLN:HG2	1:M:713:HIS:NE2	2.33	0.43
1:M:443:MET:O	1:M:446:ARG:N	2.50	0.43
1:M:643:LEU:HD23	1:M:643:LEU:HA	1.85	0.43
1:M:890:GLN:CG	1:M:891:VAL:N	2.80	0.43
1:N:933:SER:O	1:N:934:GLU:C	2.55	0.43
1:O:34:ALA:HA	1:O:51:LEU:HD22	2.01	0.43
1:O:454:ILE:O	1:O:455:ILE:HG12	2.18	0.43
1:P:1018:LEU:CD2	1:P:1019:VAL:N	2.82	0.43
1:P:200:GLN:C	1:P:204:ARG:HH21	2.23	0.43
1:P:224:ASP:O	1:P:225:PHE:HB3	2.19	0.43
1:P:225:PHE:HB3	1:P:244:VAL:CG1	2.31	0.43

Continued on next page...

Continued from previous page...

Atom-1	Atom-2	Interatomic distance (Å)	Clash overlap (Å)
1:P:254:LEU:HD23	1:P:254:LEU:HA	1.71	0.43
1:P:256:VAL:O	1:P:271:THR:HA	2.19	0.43
1:P:331:GLY:CA	1:P:451:PRO:HG3	2.48	0.43
1:P:622:HIS:O	1:P:625:GLN:HG2	2.18	0.43
1:P:99:ILE:O	1:P:203:TRP:HA	2.18	0.43
1:A:199:ASP:HB3	1:A:416:GLU:HG2	2.01	0.42
1:A:608:PHE:O	1:A:611:ARG:N	2.35	0.42
1:A:738:PRO:HB2	1:A:834:VAL:CG2	2.48	0.42
1:B:768:MET:CE	1:B:1022:GLN:NE2	2.82	0.42
1:B:833:ALA:CB	1:B:859:ASP:HA	2.49	0.42
1:B:925:MET:HB3	3:B:1276:HOH:O	2.18	0.42
1:C:469:ASP:O	1:C:470:ALA:C	2.56	0.42
1:C:619:GLU:HA	1:C:619:GLU:OE1	2.18	0.42
1:D:57:GLU:HG2	1:D:83:THR:HG22	1.98	0.42
1:D:608:PHE:O	1:D:611:ARG:N	2.33	0.42
1:D:658:LEU:O	1:D:659:ASP:C	2.57	0.42
1:D:878:HIS:N	1:D:878:HIS:ND1	2.62	0.42
1:E:473:ARG:HA	1:E:473:ARG:HD3	1.67	0.42
1:E:475:ILE:O	1:E:479:ASP:N	2.34	0.42
1:E:73:TRP:CZ3	1:E:187:MET:HB2	2.54	0.42
1:E:78:LEU:CB	1:E:79:PRO:HD2	2.47	0.42
1:F:391:HIS:CE1	1:F:460:ASN:ND2	2.87	0.42
1:F:399:TYR:HE2	1:F:446:ARG:NH2	2.17	0.42
1:F:672:VAL:HG13	1:F:678:GLN:HB2	2.00	0.42
1:F:766:SER:O	1:F:767:GLN:HB2	2.19	0.42
1:F:937:LEU:HA	1:F:937:LEU:HD12	1.84	0.42
1:G:138:GLN:NE2	1:G:172:ASP:OD2	2.46	0.42
1:F:287:ASP:OD2	1:G:425:ARG:NH2	2.52	0.42
1:G:460:ASN:ND2	1:G:461:GLU:HG3	2.34	0.42
1:G:572:ASP:OD1	1:G:603:MET:HB3	2.19	0.42
1:G:84:VAL:CG1	1:G:85:VAL:N	2.79	0.42
1:H:164:ASP:OD1	1:H:414:ASN:ND2	2.48	0.42
1:H:210:ARG:O	1:H:211:ASP:C	2.56	0.42
1:H:251:ARG:CB	1:H:253:TYR:CE1	2.96	0.42
1:H:324:GLU:HG2	1:H:325:ALA:N	2.34	0.42
1:H:369:GLU:O	1:H:373:VAL:HG23	2.18	0.42
1:H:778:THR:HG22	1:H:779:PRO:CD	2.41	0.42
1:H:823:LEU:N	1:H:823:LEU:HD23	2.33	0.42
1:I:257:THR:HG23	1:I:271:THR:OG1	2.19	0.42
1:I:736:ALA:O	1:I:737:ILE:HG22	2.19	0.42
1:I:881:ARG:C	1:I:882:ILE:HG13	2.40	0.42

Continued on next page...

Continued from previous page...

Atom-1	Atom-2	Interatomic distance (Å)	Clash overlap (Å)
1:K:141:ILE:HB	1:K:173:LEU:HD12	2.01	0.42
1:K:194:GLY:O	1:K:198:GLU:HG3	2.19	0.42
1:K:23:GLN:HB3	1:K:26:ARG:NH2	2.23	0.42
1:K:693:GLN:HB3	1:K:695:TRP:NE1	2.34	0.42
1:K:768:MET:HG2	1:K:775:GLN:HG3	1.97	0.42
1:K:91:GLN:HG3	1:K:96:ASP:OD1	2.19	0.42
1:L:399:TYR:HB3	1:L:450:HIS:CD2	2.54	0.42
1:L:583:ASN:HA	1:L:584:PRO:HD3	1.92	0.42
1:L:634:GLN:HE21	1:L:634:GLN:HB3	1.56	0.42
1:L:663:LEU:HD11	1:L:688:PRO:HG2	2.01	0.42
1:M:35:SER:OG	1:M:217:LYS:HG2	2.19	0.42
1:M:256:VAL:HB	1:M:272:ALA:O	2.19	0.42
1:M:310:ARG:HD3	1:M:310:ARG:HH11	1.71	0.42
1:M:506:VAL:HG12	1:M:507:ASP:CG	2.38	0.42
1:M:567:VAL:HG12	1:M:568:TRP:N	2.33	0.42
1:M:59:ARG:NH2	1:M:81:ALA:CB	2.79	0.42
1:M:646:HIS:CD2	1:M:647:SER:N	2.87	0.42
1:M:85:VAL:O	1:M:88:SER:HB3	2.18	0.42
1:N:36:TRP:CE2	1:N:42:ALA:HA	2.54	0.42
1:N:928:PRO:O	1:N:973:ARG:NH1	2.44	0.42
1:O:209:PHE:HB2	1:O:366:VAL:HG22	2.01	0.42
1:O:391:HIS:ND1	1:O:412:GLU:OE2	2.51	0.42
1:O:443:MET:CE	1:O:456:TRP:CE3	3.02	0.42
1:P:316:HIS:HD2	1:P:317:THR:O	2.01	0.42
1:P:866:ILE:HG22	1:P:867:THR:H	1.84	0.42
1:P:870:VAL:CG1	1:P:871:GLU:H	2.30	0.42
1:A:11:LEU:O	1:A:12:GLN:C	2.56	0.42
1:A:350:LEU:HA	1:A:350:LEU:HD12	1.69	0.42
1:A:698:VAL:HG23	1:A:698:VAL:O	2.19	0.42
1:C:111:PRO:HA	1:C:112:PRO:HA	1.83	0.42
1:C:118:ASN:HA	1:C:119:PRO:HD2	1.79	0.42
1:C:137:GLY:HA3	1:C:217:LYS:O	2.19	0.42
1:C:372:MET:O	1:C:376:ILE:HG13	2.19	0.42
1:C:598:ASP:O	1:C:601:PHE:HB2	2.19	0.42
1:C:694:LEU:HA	1:C:694:LEU:HD12	1.52	0.42
1:C:906:TYR:HB3	1:C:907:PRO:CD	2.47	0.42
1:D:316:HIS:ND1	1:D:316:HIS:N	2.67	0.42
1:D:767:GLN:HA	1:D:776:LEU:HD12	2.02	0.42
1:D:927:THR:HA	1:D:928:PRO:HD2	1.68	0.42
1:E:385:ASN:HD22	1:E:385:ASN:HA	1.07	0.42
1:E:579:ASP:OD1	1:E:582:GLY:N	2.52	0.42

Continued on next page...

Continued from previous page...

Atom-1	Atom-2	Interatomic distance (Å)	Clash overlap (Å)
1:E:651:LEU:HD12	1:E:652:LEU:N	2.35	0.42
1:E:684:GLU:O	1:E:685:LEU:HD23	2.20	0.42
1:F:257:THR:HG22	1:F:258:VAL:N	2.33	0.42
1:F:588:TYR:O	1:F:589:GLY:C	2.57	0.42
1:F:948:PRO:CD	1:F:949:HIS:H	2.32	0.42
1:G:41:GLU:HA	1:G:46:ARG:HG3	2.01	0.42
1:G:750:GLU:HG2	1:G:755:ARG:HG2	2.02	0.42
1:H:231:PHE:N	1:H:231:PHE:CD1	2.87	0.42
1:H:254:LEU:O	1:H:255:ARG:HD3	2.19	0.42
1:H:380:LYS:HE3	1:H:406:GLY:O	2.19	0.42
1:H:959:ILE:O	1:H:959:ILE:HG23	2.19	0.42
1:H:99:ILE:N	1:H:99:ILE:HD12	2.34	0.42
1:I:74:LEU:O	1:I:183:ARG:NH1	2.51	0.42
1:I:369:GLU:O	1:I:373:VAL:N	2.46	0.42
1:I:3:ILE:HG13	1:I:3:ILE:O	2.16	0.42
1:I:513:PRO:C	1:I:515:VAL:H	2.22	0.42
1:I:6:SER:OG	1:I:9:VAL:N	2.46	0.42
1:I:817:GLN:HE21	1:I:817:GLN:HB2	1.44	0.42
1:J:420:MET:HE3	1:J:420:MET:HA	2.01	0.42
1:J:571:VAL:HG11	1:J:611:ARG:CZ	2.49	0.42
1:J:91:GLN:C	1:J:93:HIS:H	2.22	0.42
1:K:127:PHE:CE1	1:K:184:LEU:CD1	3.02	0.42
1:K:473:ARG:O	1:K:474:TRP:C	2.57	0.42
1:K:658:LEU:HD11	1:K:692:GLY:CA	2.40	0.42
1:K:651:LEU:N	1:K:701:VAL:O	2.46	0.42
1:L:1000:SER:O	1:L:1001:PRO:C	2.56	0.42
1:L:160:GLY:HA3	1:L:171:PHE:CE2	2.54	0.42
1:L:413:ALA:CA	1:L:443:MET:HE2	2.49	0.42
1:L:782:ASP:HB3	1:L:784:PHE:CZ	2.54	0.42
1:L:78:LEU:HB3	1:L:79:PRO:CD	2.42	0.42
1:L:845:GLN:HG2	1:L:845:GLN:O	2.19	0.42
1:L:944:LEU:O	1:L:950:GLN:HA	2.20	0.42
1:L:930:VAL:HA	1:L:973:ARG:HD3	1.99	0.42
1:M:143:PHE:CD2	1:M:212:VAL:HG22	2.54	0.42
1:M:473:ARG:HD2	1:P:469:ASP:HB3	2.01	0.42
1:M:738:PRO:N	1:M:751:LEU:HD13	2.34	0.42
1:M:764:PHE:CZ	1:M:840:HIS:CD2	3.07	0.42
1:M:789:LEU:N	1:M:792:ASP:OD2	2.34	0.42
1:M:9:VAL:O	1:M:12:GLN:N	2.46	0.42
1:N:252:ASP:OD1	1:N:252:ASP:N	2.47	0.42
1:N:166:ARG:HB2	1:N:414:ASN:ND2	2.35	0.42

Continued on next page...

Continued from previous page...

Atom-1	Atom-2	Interatomic distance (Å)	Clash overlap (Å)
1:N:806:TRP:O	1:N:807:VAL:C	2.57	0.42
1:N:837:THR:C	1:N:838:THR:HG23	2.40	0.42
1:N:906:TYR:HB3	1:N:907:PRO:CD	2.49	0.42
1:O:362:LEU:HG	1:O:576:ILE:CD1	2.47	0.42
1:O:443:MET:HE2	1:O:456:TRP:CE3	2.54	0.42
1:O:460:ASN:HD21	1:O:461:GLU:HG3	1.76	0.42
1:O:475:ILE:HG21	1:O:475:ILE:HD13	1.83	0.42
1:O:620:ALA:O	1:O:621:LYS:C	2.56	0.42
1:O:67:GLU:H	1:O:67:GLU:HG3	1.23	0.42
1:P:35:SER:OG	1:P:324:GLU:OE2	2.30	0.42
1:P:353:GLY:O	1:P:567:VAL:N	2.49	0.42
1:P:375:ASP:O	1:P:379:MET:HG2	2.17	0.42
1:P:391:HIS:HE2	1:P:460:ASN:ND2	2.15	0.42
1:P:36:TRP:CD2	1:P:42:ALA:HA	2.54	0.42
1:P:625:GLN:HE22	1:P:717:TRP:H	1.67	0.42
1:P:645:ARG:NH1	1:P:648:ASP:OD1	2.52	0.42
1:A:232:ASN:HD21	1:A:237:ARG:HG2	1.84	0.42
1:A:55:ASN:ND2	1:A:87:PRO:HD3	2.33	0.42
1:A:639:THR:O	1:A:639:THR:HG22	2.10	0.42
1:B:201:ASP:O	1:B:202:MET:HB3	2.17	0.42
1:B:230:ARG:O	1:B:238:ALA:HA	2.20	0.42
1:B:400:THR:O	1:B:403:ASP:HB2	2.18	0.42
1:B:436:MET:HE1	1:B:467:ASN:HB2	2.01	0.42
1:B:786:ARG:HD3	1:B:880:ALA:HB1	2.01	0.42
1:B:91:GLN:NE2	1:B:96:ASP:OD1	2.52	0.42
1:C:100:TYR:CE1	1:C:598:ASP:HB2	2.54	0.42
1:D:770:ILE:HD11	1:D:1022:GLN:HG2	2.01	0.42
1:D:393:PRO:HD2	1:D:414:ASN:HB2	2.00	0.42
1:D:487:GLU:O	1:D:491:ALA:N	2.49	0.42
1:D:352:ARG:CZ	1:D:626:PHE:CE1	3.02	0.42
1:E:36:TRP:CE2	1:E:42:ALA:HA	2.55	0.42
1:E:429:ASP:HA	1:E:430:PRO:HD3	1.57	0.42
1:E:487:GLU:O	1:E:491:ALA:N	2.45	0.42
1:E:513:PRO:O	1:E:515:VAL:N	2.42	0.42
1:E:599:ARG:HB2	1:E:600:GLN:H	1.33	0.42
1:E:99:ILE:H	1:E:99:ILE:HD12	1.83	0.42
1:F:616:ALA:O	1:F:617:LEU:C	2.57	0.42
1:F:890:GLN:CG	1:F:891:VAL:N	2.83	0.42
1:G:111:PRO:HA	1:G:112:PRO:HA	1.66	0.42
1:G:424:ASN:ND2	1:G:464:HIS:O	2.52	0.42
1:H:91:GLN:CG	1:H:190:ARG:HH21	2.30	0.42

Continued on next page...

Continued from previous page...

Atom-1	Atom-2	Interatomic distance (Å)	Clash overlap (Å)
1:H:363:HIS:N	1:H:363:HIS:CD2	2.81	0.42
1:I:308:LEU:HD23	1:I:308:LEU:HA	1.70	0.42
1:I:524:LEU:HD21	1:I:533:LEU:HB3	2.01	0.42
1:I:60:PHE:CG	1:I:61:ALA:N	2.88	0.42
1:J:101:THR:HG21	1:J:104:THR:HB	2.01	0.42
1:J:228:ALA:C	1:J:229:THR:HG23	2.40	0.42
1:J:386:ALA:HB2	1:J:408:TYR:HB2	2.00	0.42
1:J:498:ILE:CG2	1:J:499:ILE:N	2.80	0.42
1:J:701:VAL:HG22	1:J:714:ILE:CD1	2.49	0.42
1:J:777:LEU:HA	1:J:777:LEU:HD23	1.75	0.42
1:K:246:MET:HB3	1:K:274:PHE:CZ	2.54	0.42
1:K:37:ARG:HH22	1:K:217:LYS:HA	1.84	0.42
1:K:427:THR:O	1:K:465:GLY:HA3	2.19	0.42
1:K:454:ILE:HD12	1:K:455:ILE:HG12	2.00	0.42
1:K:518:TRP:CE3	1:K:522:LYS:HE2	2.54	0.42
1:K:742:THR:HG23	1:K:747:PHE:CD1	2.54	0.42
1:K:970:THR:HG21	1:K:976:LEU:HD23	2.01	0.42
1:L:6:SER:O	1:L:8:ALA:N	2.52	0.42
1:L:719:GLN:HG2	3:L:1249:HOH:O	2.18	0.42
1:M:589:GLY:HA3	1:M:599:ARG:HA	2.02	0.42
1:M:597:ASN:ND2	1:M:599:ARG:H	2.17	0.42
1:M:843:GLN:HA	1:M:847:LYS:O	2.19	0.42
1:M:923:SER:C	1:M:925:MET:H	2.22	0.42
1:N:262:GLN:HB2	1:N:309:TYR:HE1	1.84	0.42
1:N:585:TRP:CD1	1:N:585:TRP:N	2.87	0.42
1:N:775:GLN:N	1:N:775:GLN:HE21	2.17	0.42
1:O:14:ARG:HG2	1:O:14:ARG:HH11	1.83	0.42
1:O:653:HIS:CD2	1:O:667:GLU:CG	3.00	0.42
1:O:673:ALA:O	1:O:676:GLY:N	2.48	0.42
1:P:127:PHE:N	1:P:127:PHE:CD1	2.87	0.42
1:P:246:MET:CG	1:P:274:PHE:CE2	3.02	0.42
1:P:205:MET:HE1	1:P:365:GLN:N	2.35	0.42
1:P:501:PRO:O	1:P:535:LEU:HA	2.19	0.42
1:P:765:LEU:HD12	1:P:766:SER:H	1.84	0.42
1:P:793:ILE:H	1:P:793:ILE:HG13	1.62	0.42
1:A:30:HIS:ND1	1:A:31:PRO:O	2.47	0.42
1:A:545:SER:HB3	1:A:546:LEU:H	1.64	0.42
1:A:801:ILE:HG23	1:A:808:GLU:CD	2.39	0.42
1:B:869:ASP:CG	1:B:1015:HIS:HD1	2.23	0.42
1:B:128:ASN:HA	1:B:180:GLY:O	2.19	0.42
1:B:21:VAL:HG13	1:B:24:LEU:HD11	2.01	0.42

Continued on next page...

Continued from previous page...

Atom-1	Atom-2	Interatomic distance (Å)	Clash overlap (Å)
1:B:292:ARG:O	1:B:293:LEU:HD23	2.18	0.42
1:B:898:LEU:O	1:B:941:THR:HG23	2.19	0.42
1:C:338:GLU:HB3	1:C:343:LEU:HD11	2.01	0.42
1:C:474:TRP:CE2	1:C:478:VAL:HG21	2.55	0.42
1:C:673:ALA:O	1:C:676:GLY:N	2.53	0.42
1:C:66:PRO:HD2	1:C:67:GLU:HG2	2.01	0.42
1:C:894:ARG:HD3	1:C:919:ASP:OD2	2.18	0.42
1:D:542:MET:HA	1:D:604:ASN:HA	2.01	0.42
1:D:683:PRO:O	1:D:684:GLU:C	2.55	0.42
1:D:878:HIS:HB3	3:D:1217:HOH:O	2.19	0.42
1:E:127:PHE:CE1	1:E:184:LEU:HG	2.54	0.42
1:E:152:LEU:HG	1:E:159:VAL:HB	2.01	0.42
1:E:128:ASN:HD21	1:E:180:GLY:HA2	1.75	0.42
1:E:89:ASN:HB2	1:E:92:MET:HG2	2.02	0.42
1:F:16:TRP:CD1	1:F:17:GLU:HG2	2.54	0.42
1:F:153:TRP:HB2	1:F:185:ALA:HB3	2.02	0.42
1:F:252:ASP:O	1:F:255:ARG:NH1	2.50	0.42
1:F:30:HIS:HB2	1:F:31:PRO:CD	2.48	0.42
1:F:36:TRP:HD1	1:F:41:GLU:HB3	1.81	0.42
1:F:168:PRO:O	1:F:442:ARG:NH2	2.51	0.42
1:F:473:ARG:HD3	1:F:473:ARG:HA	1.56	0.42
1:F:352:ARG:NH2	1:F:641:GLU:OE1	2.51	0.42
1:F:83:THR:O	1:F:84:VAL:HG23	2.19	0.42
1:G:128:ASN:ND2	1:G:180:GLY:CA	2.81	0.42
1:G:36:TRP:CE3	1:G:42:ALA:CB	3.02	0.42
1:G:382:ASN:CG	1:G:617:LEU:HD21	2.39	0.42
1:G:719:GLN:OE1	1:G:914:CYS:HA	2.19	0.42
1:G:906:TYR:CE1	1:G:937:LEU:HB3	2.54	0.42
1:H:413:ALA:CA	1:H:443:MET:CE	2.98	0.42
1:E:284:GLY:CA	1:H:422:PRO:HG3	2.50	0.42
1:H:436:MET:HE3	1:H:467:ASN:HD22	1.84	0.42
1:H:764:PHE:HA	3:H:1263:HOH:O	2.20	0.42
1:I:134:LEU:CD1	1:I:179:ALA:H	2.32	0.42
1:I:367:MET:CB	1:I:372:MET:HE2	2.49	0.42
1:I:577:LYS:N	1:I:585:TRP:O	2.49	0.42
1:I:577:LYS:HE3	1:I:591:ASP:O	2.19	0.42
1:I:542:MET:HG3	1:I:603:MET:O	2.19	0.42
1:I:652:LEU:HD23	1:I:680:ILE:HD13	2.02	0.42
1:I:802:ASP:C	1:I:804:ASN:H	2.23	0.42
1:I:876:THR:OG1	1:I:877:PRO:HD2	2.19	0.42
1:I:955:PHE:HB2	1:I:987:ASP:O	2.19	0.42

Continued on next page...

Continued from previous page...

Atom-1	Atom-2	Interatomic distance (Å)	Clash overlap (Å)
1:J:655:MET:HB2	1:J:665:SER:HA	2.02	0.42
1:J:742:THR:CG2	1:J:747:PHE:HE1	2.31	0.42
1:J:87:PRO:O	1:J:88:SER:HB3	2.20	0.42
1:K:190:ARG:HG2	1:K:206:SER:CB	2.49	0.42
1:K:37:ARG:NH2	1:K:216:HIS:O	2.52	0.42
1:K:272:ALA:HB1	1:K:273:PRO:CD	2.46	0.42
1:K:36:TRP:NE1	1:K:46:ARG:O	2.50	0.42
1:K:807:VAL:HG13	1:K:808:GLU:N	2.35	0.42
1:L:361:PRO:HD2	1:L:362:LEU:H	1.84	0.42
1:L:738:PRO:N	1:L:751:LEU:CD1	2.83	0.42
1:L:768:MET:O	1:L:775:GLN:HG2	2.19	0.42
1:L:937:LEU:HG	1:L:938:ARG:H	1.83	0.42
1:M:639:THR:OG1	1:M:677:LYS:HG2	2.19	0.42
1:M:652:LEU:O	1:M:667:GLU:HA	2.19	0.42
1:M:910:LEU:O	1:M:910:LEU:HD12	2.19	0.42
1:N:57:GLU:HA	1:N:84:VAL:O	2.19	0.42
1:N:995:GLY:H	1:N:1002:SER:HB2	1.85	0.42
1:O:271:THR:O	1:O:272:ALA:HB2	2.19	0.42
1:O:881:ARG:HD3	1:O:987:ASP:OD1	2.20	0.42
1:P:331:GLY:HA3	1:P:451:PRO:HB3	2.00	0.42
1:P:490:GLY:HA2	3:P:1229:HOH:O	2.18	0.42
1:P:550:ALA:HA	1:P:623:GLN:OE1	2.19	0.42
1:P:542:MET:CA	1:P:604:ASN:HA	2.49	0.42
1:A:111:PRO:HA	1:A:112:PRO:HA	1.66	0.42
1:A:89:ASN:HD22	1:A:206:SER:H	1.68	0.42
1:A:295:VAL:HG12	1:A:296:GLU:N	2.34	0.42
1:A:40:GLU:HG3	1:A:43:ARG:HH11	1.83	0.42
1:A:576:ILE:HG23	1:A:577:LYS:N	2.34	0.42
1:A:636:ILE:HD13	1:A:636:ILE:HG21	1.70	0.42
1:A:651:LEU:HD12	1:A:669:PRO:HA	2.01	0.42
1:B:102:ASN:C	1:B:102:ASN:HD22	2.22	0.42
1:B:190:ARG:HG3	1:B:206:SER:OG	2.20	0.42
1:B:395:HIS:CG	1:B:396:PRO:HD2	2.54	0.42
1:C:257:THR:HG22	1:C:258:VAL:N	2.34	0.42
1:C:429:ASP:OD1	1:C:430:PRO:HD2	2.20	0.42
1:C:559:TYR:CD1	1:C:559:TYR:N	2.87	0.42
1:A:418:HIS:O	1:D:282:ARG:HD3	2.19	0.42
1:D:433:LEU:N	1:D:434:PRO:CD	2.82	0.42
1:D:762:SER:O	1:D:822:LEU:HD22	2.19	0.42
1:D:85:VAL:CG1	1:D:86:VAL:N	2.80	0.42
1:D:968:MET:HG3	1:D:968:MET:O	2.18	0.42

Continued on next page...

Continued from previous page...

Atom-1	Atom-2	Interatomic distance (Å)	Clash overlap (Å)
1:E:139:THR:N	1:E:174:SER:OG	2.30	0.42
1:E:42:ALA:O	1:E:43:ARG:C	2.56	0.42
1:E:708:TRP:N	1:E:708:TRP:CD1	2.87	0.42
1:F:859:ASP:CG	1:F:861:SER:H	2.23	0.42
1:G:433:LEU:N	1:G:434:PRO:CD	2.83	0.42
1:G:474:TRP:CE2	1:G:478:VAL:HG21	2.54	0.42
1:G:763:GLY:O	1:G:838:THR:HG21	2.19	0.42
1:H:513:PRO:O	1:H:515:VAL:N	2.51	0.42
1:H:74:LEU:HA	1:H:74:LEU:HD23	1.80	0.42
1:H:870:VAL:CG1	1:H:871:GLU:N	2.83	0.42
1:H:966:GLN:O	1:H:967:LEU:C	2.57	0.42
1:I:323:ILE:N	1:I:323:ILE:CD1	2.82	0.42
1:I:377:LEU:HD22	1:I:708:TRP:HB2	2.00	0.42
1:I:580:GLU:C	1:I:582:GLY:H	2.22	0.42
1:I:695:TRP:NE1	1:I:915:PHE:CD2	2.87	0.42
1:I:777:LEU:HA	1:I:777:LEU:HD23	1.77	0.42
1:J:272:ALA:HA	1:J:273:PRO:HD3	1.90	0.42
1:J:767:GLN:HG3	1:J:768:MET:N	2.34	0.42
1:J:851:ILE:HB	1:J:871:GLU:HB2	2.01	0.42
1:K:1018:LEU:HD22	1:K:1019:VAL:N	2.34	0.42
1:K:166:ARG:HD2	1:K:166:ARG:HA	1.68	0.42
1:K:462:SER:HB2	3:K:1267:HOH:O	2.19	0.42
1:K:486:TYR:CE1	1:K:488:GLY:CA	3.00	0.42
1:K:747:PHE:CE1	1:K:760:ARG:HD3	2.55	0.42
1:K:967:LEU:HA	1:K:967:LEU:HD23	1.72	0.42
1:L:948:PRO:O	1:L:1022:GLN:HA	2.20	0.42
1:L:31:PRO:HB3	1:L:32:PRO:HD2	2.01	0.42
1:L:385:ASN:HD22	1:L:385:ASN:HA	1.23	0.42
1:L:529:GLU:OE1	1:L:530:THR:N	2.46	0.42
1:L:59:ARG:NH2	1:L:81:ALA:CB	2.79	0.42
1:M:114:VAL:CG1	1:M:115:PRO:N	2.82	0.42
1:M:165:SER:OG	1:M:198:GLU:OE1	2.35	0.42
1:M:507:ASP:OD1	1:M:521:LYS:HE3	2.20	0.42
1:M:763:GLY:HA3	1:M:822:LEU:CD2	2.50	0.42
1:M:942:ARG:HA	1:M:953:GLY:O	2.19	0.42
1:N:679:LEU:HA	1:N:679:LEU:HD23	1.29	0.42
1:N:658:LEU:HD11	1:N:692:GLY:HA3	2.01	0.42
1:O:132:SER:OG	1:O:133:TRP:HD1	2.02	0.42
1:O:281:GLU:OE1	1:O:281:GLU:N	2.45	0.42
1:P:160:GLY:HA3	1:P:171:PHE:HE2	1.84	0.42
1:P:316:HIS:C	1:P:323:ILE:HD13	2.40	0.42

Continued on next page...

Continued from previous page...

Atom-1	Atom-2	Interatomic distance (Å)	Clash overlap (Å)
1:P:391:HIS:CD2	1:P:460:ASN:CB	3.03	0.42
1:P:916:ASP:H	1:P:918:TRP:HE1	1.67	0.42
1:P:949:HIS:HD2	1:P:1020:TRP:CE2	2.37	0.42
1:P:985:ASN:N	1:P:985:ASN:ND2	2.67	0.42
1:A:360:HIS:CE1	1:A:361:PRO:HD2	2.53	0.42
1:A:411:ASP:OD2	1:A:447:ASP:OD2	2.37	0.42
1:A:653:HIS:O	1:A:698:VAL:HA	2.19	0.42
1:B:349:LEU:HD23	1:B:349:LEU:HA	1.71	0.42
1:B:763:GLY:CA	1:B:822:LEU:HD21	2.49	0.42
1:C:456:TRP:NE1	1:C:482:ARG:HD2	2.34	0.42
1:C:49:GLN:HG2	1:C:49:GLN:H	1.53	0.42
1:C:787:ALA:HA	1:C:788:PRO:HD3	1.87	0.42
1:C:916:ASP:HB3	1:C:918:TRP:CZ2	2.55	0.42
1:D:224:ASP:OD1	1:D:225:PHE:N	2.52	0.42
1:D:482:ARG:HA	1:D:483:PRO:HD3	1.88	0.42
1:D:584:PRO:O	1:D:585:TRP:HB3	2.18	0.42
1:D:623:GLN:HA	1:D:623:GLN:OE1	2.19	0.42
1:D:625:GLN:HE22	1:D:717:TRP:H	1.67	0.42
1:D:701:VAL:O	1:D:703:PRO:HD3	2.20	0.42
1:D:735:HIS:O	1:D:736:ALA:HB2	2.18	0.42
1:E:451:PRO:O	1:E:452:SER:C	2.56	0.42
1:F:210:ARG:HH11	1:F:395:HIS:CA	2.31	0.42
1:F:749:ILE:HD13	1:F:749:ILE:N	2.35	0.42
1:F:767:GLN:HG3	1:F:768:MET:N	2.34	0.42
1:F:825:CYS:O	1:F:826:THR:HG22	2.19	0.42
1:G:269:SER:OG	1:G:270:GLY:N	2.53	0.42
1:G:595:THR:CG2	1:G:596:PRO:HA	2.48	0.42
1:H:424:ASN:HA	1:H:424:ASN:HD22	1.34	0.42
1:H:834:VAL:O	1:H:857:ARG:HA	2.20	0.42
1:I:173:LEU:O	1:I:174:SER:C	2.58	0.42
1:I:27:LEU:HA	1:I:27:LEU:HD23	1.77	0.42
1:I:315:LEU:C	1:I:315:LEU:HD12	2.40	0.42
1:I:338:GLU:HG2	1:I:338:GLU:O	2.20	0.42
1:I:395:HIS:HE1	1:I:397:LEU:HB3	1.82	0.42
1:I:487:GLU:HB3	3:I:1217:HOH:O	2.19	0.42
1:I:510:GLN:N	1:I:511:PRO:HD3	2.35	0.42
1:I:764:PHE:O	1:I:765:LEU:C	2.57	0.42
1:I:927:THR:HA	1:I:928:PRO:HD2	1.89	0.42
1:K:126:THR:HG23	1:K:127:PHE:N	2.34	0.42
1:K:165:SER:C	1:K:166:ARG:HD2	2.40	0.42
1:K:173:LEU:HD23	1:K:173:LEU:HA	1.87	0.42

Continued on next page...

Continued from previous page...

Atom-1	Atom-2	Interatomic distance (Å)	Clash overlap (Å)
1:K:376:ILE:HD13	1:K:376:ILE:HG21	1.68	0.42
1:K:959:ILE:O	1:K:959:ILE:HG23	2.20	0.42
1:L:27:LEU:HD12	1:L:140:ARG:HH11	1.83	0.42
1:L:949:HIS:CD2	1:L:1020:TRP:CZ2	3.07	0.42
1:M:120:THR:HG23	1:M:187:MET:HE2	2.01	0.42
1:M:376:ILE:HG21	1:M:405:TYR:CD2	2.54	0.42
1:M:413:ALA:CA	1:M:443:MET:HE1	2.50	0.42
1:N:114:VAL:HG22	1:N:115:PRO:CD	2.40	0.42
1:N:261:TRP:HE3	1:N:265:THR:O	2.02	0.42
1:N:906:TYR:N	1:N:906:TYR:CD1	2.86	0.42
1:O:132:SER:N	1:O:135:GLN:NE2	2.67	0.42
1:O:424:ASN:O	1:O:425:ARG:C	2.58	0.42
1:O:507:ASP:OD1	1:O:521:LYS:HE3	2.19	0.42
1:O:881:ARG:HB3	1:O:990:HIS:CD2	2.54	0.42
1:P:139:THR:HA	1:P:215:LEU:O	2.18	0.42
1:P:204:ARG:HG3	1:P:204:ARG:NH1	2.17	0.42
1:P:900:LEU:HA	1:P:914:CYS:O	2.19	0.42
1:A:202:MET:CE	1:A:392:TYR:CE2	3.02	0.42
1:A:807:VAL:CG1	1:A:808:GLU:N	2.80	0.42
1:A:950:GLN:OE1	1:A:952:ARG:NH2	2.52	0.42
1:B:390:SER:CB	1:B:391:HIS:CE1	3.00	0.42
1:B:5:ASP:CG	1:B:158:TRP:H	2.23	0.42
1:B:701:VAL:HG12	1:B:702:GLN:N	2.34	0.42
1:C:473:ARG:NH1	1:C:477:SER:OG	2.52	0.42
1:C:697:THR:OG1	1:C:719:GLN:HB2	2.20	0.42
1:D:149:ALA:O	1:D:150:PHE:HB3	2.19	0.42
1:D:237:ARG:NH1	1:D:237:ARG:CG	2.83	0.42
1:D:282:ARG:HD3	1:D:282:ARG:HH11	1.65	0.42
1:D:210:ARG:HH12	1:D:394:ASN:HA	1.85	0.42
1:D:51:LEU:HD12	1:D:51:LEU:HA	1.60	0.42
1:D:526:LEU:HD23	1:D:526:LEU:HA	1.88	0.42
1:E:131:GLU:O	1:E:134:LEU:HB2	2.19	0.42
1:E:210:ARG:O	1:E:211:ASP:O	2.38	0.42
1:E:227:VAL:CG1	1:E:228:ALA:N	2.82	0.42
1:E:410:VAL:HG22	1:E:455:ILE:HB	2.02	0.42
1:E:810:TRP:CZ2	1:E:991:MET:HE1	2.54	0.42
1:G:227:VAL:HG12	1:G:228:ALA:H	1.83	0.42
1:G:44:THR:OG1	1:G:46:ARG:HG2	2.20	0.42
1:G:476:LYS:HA	1:G:476:LYS:HD2	1.82	0.42
1:G:570:TRP:CD1	1:G:571:VAL:CG2	3.00	0.42
1:G:740:LEU:CG	1:G:741:THR:N	2.82	0.42

Continued on next page...

Continued from previous page...

Atom-1	Atom-2	Interatomic distance (Å)	Clash overlap (Å)
1:H:165:SER:O	1:H:166:ARG:HD2	2.18	0.42
1:H:433:LEU:N	1:H:434:PRO:HD2	2.34	0.42
1:I:10:VAL:O	1:I:13:ARG:HG3	2.19	0.42
1:I:245:GLN:HG2	1:I:288:ARG:CG	2.49	0.42
1:I:300:LEU:HG	1:I:300:LEU:H	1.74	0.42
1:I:66:PRO:HD2	1:I:67:GLU:OE2	2.20	0.42
1:I:90:TRP:NE1	1:I:96:ASP:OD1	2.52	0.42
1:I:910:LEU:HA	3:I:1283:HOH:O	2.20	0.42
1:J:187:MET:HG2	1:J:189:LEU:HD21	2.02	0.42
1:J:238:ALA:C	1:J:239:VAL:HG23	2.40	0.42
1:J:271:THR:O	1:J:272:ALA:HB2	2.20	0.42
1:J:424:ASN:O	1:J:426:LEU:N	2.53	0.42
1:J:518:TRP:O	1:J:519:SER:C	2.57	0.42
1:J:51:LEU:HD12	1:J:51:LEU:HA	1.81	0.42
1:J:526:LEU:O	1:J:527:PRO:C	2.57	0.42
1:J:597:ASN:ND2	1:J:599:ARG:N	2.57	0.42
1:J:690:SER:O	1:J:691:ALA:C	2.54	0.42
1:K:310:ARG:HG3	1:K:311:ALA:N	2.34	0.42
1:K:857:ARG:NH1	1:K:857:ARG:CG	2.80	0.42
1:L:262:GLN:NE2	1:L:299:LYS:HD2	2.30	0.42
1:L:540:HIS:HD2	1:L:568:TRP:CD1	2.35	0.42
1:L:557:ARG:NE	1:L:641:GLU:OE2	2.44	0.42
1:L:745:MET:CE	1:L:761:GLN:NE2	2.83	0.42
1:M:227:VAL:CG1	1:M:240:LEU:HD11	2.32	0.42
1:M:244:VAL:CG1	1:M:245:GLN:N	2.82	0.42
1:M:351:ILE:HA	1:M:385:ASN:HD22	1.85	0.42
1:M:354:VAL:HA	1:M:567:VAL:H	1.84	0.42
1:M:540:HIS:ND1	1:M:998:SER:CB	2.83	0.42
1:M:822:LEU:CD1	1:M:823:LEU:N	2.80	0.42
1:M:950:GLN:HG2	1:M:951:TRP:N	2.32	0.42
1:M:962:TYR:CE2	1:M:976:LEU:HB3	2.54	0.42
1:N:225:PHE:C	1:N:226:HIS:HD2	2.23	0.42
1:N:366:VAL:HA	3:N:1279:HOH:O	2.20	0.42
1:N:657:ALA:HA	1:N:661:LYS:O	2.19	0.42
1:N:674:PRO:O	1:N:675:GLN:HB2	2.20	0.42
1:N:902:PRO:HD3	1:N:918:TRP:CZ3	2.54	0.42
1:O:251:ARG:CB	1:O:253:TYR:CE1	3.02	0.42
1:O:36:TRP:CD1	1:O:41:GLU:HB3	2.54	0.42
1:O:701:VAL:HG12	1:O:702:GLN:N	2.35	0.42
1:O:901:GLY:HA3	1:O:902:PRO:HA	1.89	0.42
1:P:205:MET:HB3	1:P:206:SER:H	1.68	0.42

Continued on next page...

Continued from previous page...

Atom-1	Atom-2	Interatomic distance (Å)	Clash overlap (Å)
1:P:18:ASN:CB	1:P:21:VAL:HG23	2.49	0.42
1:P:240:LEU:HD12	1:P:241:GLU:N	2.32	0.42
1:P:656:VAL:HG21	1:P:685:LEU:HD22	2.01	0.42
1:P:844:HIS:O	1:P:845:GLN:C	2.58	0.42
1:P:778:THR:HB	1:P:887:GLN:H	1.83	0.42
1:A:359:HIS:CD2	1:A:360:HIS:N	2.88	0.42
1:A:368:ASP:O	1:A:369:GLU:C	2.57	0.42
1:A:768:MET:HG2	1:A:775:GLN:HB2	2.02	0.42
1:A:854:LYS:HA	1:A:867:THR:O	2.19	0.42
1:A:917:ARG:HH22	1:A:943:GLU:CD	2.23	0.42
1:B:231:PHE:CD1	1:B:231:PHE:N	2.87	0.42
1:B:378:LEU:HA	1:B:378:LEU:HD23	1.84	0.42
1:B:728:VAL:H	1:B:728:VAL:HG22	1.49	0.42
1:B:830:LEU:HB2	1:B:833:ALA:O	2.20	0.42
1:C:820:ALA:HB2	1:C:842:TRP:NE1	2.35	0.42
1:D:209:PHE:CD1	1:D:209:PHE:N	2.87	0.42
1:D:30:HIS:ND1	1:D:31:PRO:O	2.44	0.42
1:D:572:ASP:OD1	1:D:603:MET:HB3	2.20	0.42
1:E:123:TYR:O	1:E:124:SER:HB3	2.20	0.42
1:E:249:GLU:HG2	1:E:251:ARG:NH2	2.34	0.42
1:E:590:GLY:C	1:E:592:PHE:H	2.23	0.42
1:E:734:SER:CB	1:E:860:GLY:HA3	2.49	0.42
1:E:768:MET:HG3	1:E:769:TRP:N	2.34	0.42
1:F:28:ALA:O	1:F:30:HIS:HD2	2.03	0.42
1:F:347:LYS:CB	1:F:348:PRO:HD2	2.41	0.42
1:F:440:VAL:CG1	1:F:475:ILE:HD11	2.49	0.42
1:F:499:ILE:O	1:F:533:LEU:HB2	2.20	0.42
1:F:608:PHE:C	1:F:610:ASP:H	2.23	0.42
1:F:682:LEU:HD23	1:F:683:PRO:HD3	2.02	0.42
1:F:802:ASP:HA	1:F:803:PRO:HD2	1.68	0.42
1:F:866:ILE:HG22	1:F:867:THR:H	1.85	0.42
1:G:866:ILE:HG13	1:G:1018:LEU:HB3	2.02	0.42
1:G:316:HIS:CA	1:G:323:ILE:HD13	2.50	0.42
1:G:354:VAL:HG13	1:G:354:VAL:O	2.20	0.42
1:G:804:ASN:O	1:G:805:ALA:C	2.55	0.42
1:G:815:HIS:H	1:G:815:HIS:CD2	2.38	0.42
1:G:878:HIS:HB3	1:G:1009:LEU:O	2.20	0.42
1:H:14:ARG:NH1	1:H:16:TRP:CZ2	2.80	0.42
1:H:159:VAL:HG22	1:H:176:PHE:CZ	2.54	0.42
1:H:373:VAL:HG12	1:H:377:LEU:HD11	2.01	0.42
1:H:466:ALA:O	1:H:467:ASN:C	2.57	0.42

Continued on next page...

Continued from previous page...

Atom-1	Atom-2	Interatomic distance (Å)	Clash overlap (Å)
1:H:7:LEU:HD12	1:H:74:LEU:HD11	2.01	0.42
1:H:902:PRO:HG3	1:H:918:TRP:CE3	2.55	0.42
1:I:4:THR:HA	1:I:9:VAL:HG11	2.02	0.42
1:I:502:MET:HB3	1:I:536:CYS:SG	2.60	0.42
1:I:608:PHE:O	1:I:610:ASP:N	2.52	0.42
1:J:425:ARG:HH22	1:K:287:ASP:CG	2.23	0.42
1:J:448:ARG:HD3	1:J:448:ARG:HH11	1.65	0.42
1:J:744:GLU:HA	1:J:760:ARG:NH1	2.35	0.42
1:K:635:THR:HG1	1:K:681:GLU:HG2	1.81	0.42
1:K:696:LEU:HB2	1:K:722:LEU:HD11	2.02	0.42
1:K:815:HIS:H	1:K:815:HIS:HD2	1.68	0.42
1:K:837:THR:HG22	1:K:837:THR:O	2.19	0.42
1:L:656:VAL:CG1	1:L:657:ALA:N	2.83	0.42
1:M:11:LEU:O	1:M:12:GLN:C	2.57	0.42
1:M:15:ASP:O	1:M:161:TYR:OH	2.38	0.42
1:M:210:ARG:HH11	1:M:395:HIS:CA	2.32	0.42
1:M:27:LEU:HB3	1:M:28:ALA:H	1.47	0.42
1:M:600:GLN:HE21	1:M:600:GLN:HB2	1.71	0.42
1:M:603:MET:CE	1:M:930:VAL:CG1	2.98	0.42
1:M:682:LEU:CB	1:M:683:PRO:HD2	2.42	0.42
1:M:807:VAL:CG1	1:M:808:GLU:N	2.81	0.42
1:N:232:ASN:OD1	1:N:237:ARG:O	2.38	0.42
1:N:632:SER:O	1:N:635:THR:N	2.38	0.42
1:N:777:LEU:HG	1:N:889:ALA:CB	2.46	0.42
1:N:802:ASP:HA	1:N:803:PRO:HD2	1.56	0.42
1:N:778:THR:HB	1:N:887:GLN:HB3	2.01	0.42
1:O:701:VAL:HG12	1:O:702:GLN:H	1.85	0.42
1:O:78:LEU:HD22	1:O:78:LEU:HA	1.59	0.42
1:O:822:LEU:HA	1:O:822:LEU:HD13	1.81	0.42
1:P:54:LEU:HD23	1:P:54:LEU:N	2.35	0.42
1:P:655:MET:HG3	1:P:664:ALA:O	2.19	0.42
1:P:697:THR:CG2	1:P:698:VAL:N	2.82	0.42
1:P:836:ILE:N	1:P:836:ILE:HD13	2.35	0.42
1:A:131:GLU:CB	1:A:135:GLN:NE2	2.82	0.42
1:A:231:PHE:N	1:A:231:PHE:CD1	2.87	0.42
1:A:43:ARG:O	1:A:310:ARG:HD3	2.19	0.42
1:A:745:MET:HE2	1:A:761:GLN:HE22	1.85	0.42
1:A:894:ARG:CZ	1:A:921:PRO:HD3	2.49	0.42
1:B:1018:LEU:HA	1:B:1018:LEU:HD23	1.66	0.42
1:B:231:PHE:CD2	1:B:238:ALA:HB2	2.54	0.42
1:C:352:ARG:O	1:C:385:ASN:HB2	2.20	0.42

Continued on next page...

Continued from previous page...

Atom-1	Atom-2	Interatomic distance (Å)	Clash overlap (Å)
1:C:397:LEU:O	1:C:398:TRP:C	2.58	0.42
1:C:614:HIS:HB3	1:C:615:PRO:HD2	2.00	0.42
1:D:786:ARG:HD3	1:D:880:ALA:HB1	2.01	0.42
1:E:482:ARG:HA	1:E:483:PRO:HD3	1.80	0.42
1:E:668:VAL:HA	1:E:669:PRO:HD3	1.82	0.42
1:E:66:PRO:CD	1:E:67:GLU:H	2.33	0.42
1:E:66:PRO:CD	1:E:67:GLU:HG2	2.42	0.42
1:E:875:ASP:N	1:E:875:ASP:OD1	2.50	0.42
1:E:91:GLN:CG	1:E:190:ARG:HH21	2.33	0.42
1:F:227:VAL:CG1	1:F:228:ALA:N	2.82	0.42
1:F:308:LEU:HD23	1:F:308:LEU:HA	1.58	0.42
1:F:448:ARG:HH22	1:F:478:VAL:HG12	1.85	0.42
1:G:211:ASP:N	1:G:211:ASP:OD1	2.53	0.42
1:G:271:THR:HG22	1:G:272:ALA:N	2.35	0.42
1:G:438:GLU:O	1:G:442:ARG:HG3	2.20	0.42
1:G:652:LEU:HD11	1:G:698:VAL:HB	2.02	0.42
1:H:221:GLN:HE21	1:H:221:GLN:HB3	1.58	0.42
1:H:258:VAL:HA	1:H:312:VAL:O	2.20	0.42
1:H:354:VAL:HA	1:H:567:VAL:H	1.84	0.42
1:H:378:LEU:HA	1:H:378:LEU:HD23	1.82	0.42
1:H:836:ILE:CG2	1:H:837:THR:N	2.82	0.42
1:H:929:TYR:O	1:H:930:VAL:C	2.59	0.42
1:I:354:VAL:CG1	1:I:379:MET:HE1	2.50	0.42
1:I:568:TRP:HA	1:I:569:ASP:HA	1.78	0.42
1:I:577:LYS:O	1:I:585:TRP:N	2.52	0.42
1:J:202:MET:CE	1:J:357:HIS:HD2	2.33	0.42
1:J:548:GLY:O	1:J:551:LYS:HB2	2.20	0.42
1:J:653:HIS:NE2	1:J:667:GLU:OE2	2.49	0.42
1:K:652:LEU:O	1:K:668:VAL:N	2.42	0.42
1:K:3:ILE:O	1:K:6:SER:HB3	2.19	0.42
1:K:377:LEU:HD23	1:K:708:TRP:HA	2.01	0.42
1:K:753:ASN:N	1:K:753:ASN:OD1	2.49	0.42
1:L:205:MET:HB3	1:L:206:SER:H	1.50	0.42
1:L:284:GLY:O	1:L:422:PRO:HD3	2.20	0.42
1:L:432:TRP:HZ3	3:L:1224:HOH:O	2.01	0.42
1:L:515:VAL:N	1:L:516:PRO:CD	2.79	0.42
1:L:738:PRO:HA	1:L:751:LEU:CD1	2.49	0.42
1:M:14:ARG:CG	1:M:14:ARG:NH1	2.82	0.42
1:M:304:GLU:O	1:M:305:ILE:HG12	2.19	0.42
1:M:349:LEU:HD13	1:M:351:ILE:HD11	2.02	0.42
1:M:352:ARG:H	1:M:385:ASN:CB	2.28	0.42

Continued on next page...

Continued from previous page...

Atom-1	Atom-2	Interatomic distance (Å)	Clash overlap (Å)
1:M:432:TRP:C	1:M:434:PRO:HD2	2.40	0.42
1:M:65:ALA:HB1	1:M:67:GLU:CG	2.46	0.42
1:M:810:TRP:HZ2	1:M:991:MET:CE	2.32	0.42
1:N:487:GLU:HG2	1:N:491:ALA:HB2	2.02	0.42
1:N:718:GLN:OE1	1:N:718:GLN:HA	2.19	0.42
1:O:205:MET:O	1:O:206:SER:HB3	2.20	0.42
1:O:338:GLU:O	1:O:341:LEU:HB2	2.19	0.42
1:O:894:ARG:NH2	1:O:921:PRO:HD3	2.34	0.42
1:P:141:ILE:HG12	1:P:214:LEU:HD23	1.99	0.42
1:M:422:PRO:HG2	1:P:279:ILE:HD11	2.00	0.42
1:P:63:PHE:HB2	1:P:120:THR:HB	2.00	0.42
1:P:900:LEU:HB2	1:P:939:CYS:O	2.20	0.42
1:P:952:ARG:O	1:P:1019:VAL:N	2.53	0.42
1:A:422:PRO:HD3	1:D:284:GLY:O	2.20	0.42
1:A:472:TYR:HD1	1:A:484:VAL:CG1	2.33	0.42
1:A:738:PRO:HA	1:A:751:LEU:HD12	2.02	0.42
1:B:382:ASN:O	1:B:383:ASN:HB2	2.20	0.42
1:B:782:ASP:OD2	1:B:842:TRP:HH2	2.02	0.42
1:C:149:ALA:O	1:C:150:PHE:HB3	2.19	0.42
1:D:305:ILE:HD11	1:D:645:ARG:HB3	2.00	0.42
1:E:225:PHE:N	1:E:225:PHE:CD1	2.88	0.42
1:E:378:LEU:HD23	1:E:378:LEU:HA	1.85	0.42
1:F:1005:ALA:O	1:F:1007:PHE:N	2.53	0.42
1:F:224:ASP:OD1	1:F:225:PHE:N	2.53	0.42
1:F:787:ALA:HA	1:F:788:PRO:HD3	1.80	0.42
1:G:118:ASN:HA	1:G:119:PRO:HD2	1.91	0.42
1:G:257:THR:OG1	1:G:316:HIS:HE1	2.02	0.42
1:G:324:GLU:CG	1:G:325:ALA:N	2.82	0.42
1:G:42:ALA:O	1:G:43:ARG:C	2.54	0.42
1:G:533:LEU:CD1	1:G:534:ILE:N	2.81	0.42
1:G:654:TRP:CZ3	1:G:664:ALA:HB1	2.54	0.42
1:G:685:LEU:HB3	1:G:686:PRO:CD	2.44	0.42
1:G:796:SER:OG	1:G:801:ILE:HA	2.20	0.42
1:G:897:TRP:CH2	1:G:918:TRP:CB	3.01	0.42
1:G:909:ARG:HG2	1:G:909:ARG:O	2.20	0.42
1:H:128:ASN:ND2	1:H:180:GLY:HA2	2.35	0.42
1:H:908:ASP:OD1	1:H:908:ASP:N	2.50	0.42
1:I:416:GLU:OE2	1:I:418:HIS:HB2	2.20	0.42
1:I:694:LEU:HA	1:I:694:LEU:HD12	1.83	0.42
1:I:84:VAL:HG12	1:I:85:VAL:N	2.34	0.42
1:J:416:GLU:OE2	1:J:418:HIS:HB2	2.20	0.42

Continued on next page...

Continued from previous page...

Atom-1	Atom-2	Interatomic distance (Å)	Clash overlap (Å)
1:J:651:LEU:HD12	1:J:652:LEU:H	1.85	0.42
1:K:262:GLN:HE22	1:K:299:LYS:CD	2.22	0.42
1:K:291:LEU:N	1:K:291:LEU:CD1	2.80	0.42
1:K:292:ARG:NH1	1:K:292:ARG:CG	2.81	0.42
1:I:419:GLY:CA	1:L:282:ARG:NH1	2.78	0.42
1:L:344:LEU:O	1:L:345:ASN:C	2.56	0.42
1:L:540:HIS:CD2	1:L:568:TRP:HD1	2.34	0.42
1:L:847:LYS:HG3	1:L:848:THR:N	2.34	0.42
1:M:111:PRO:HD3	1:M:196:TYR:CE2	2.54	0.42
1:M:164:ASP:OD1	1:M:167:LEU:N	2.51	0.42
1:M:83:THR:HG22	1:M:83:THR:O	2.19	0.42
1:M:901:GLY:HA3	1:M:902:PRO:HA	1.89	0.42
1:M:948:PRO:HD2	1:M:949:HIS:H	1.81	0.42
1:N:7:LEU:N	1:N:71:GLU:OE2	2.52	0.42
1:N:979:GLU:OE1	1:N:983:TRP:NE1	2.45	0.42
1:O:103:VAL:HG22	1:O:418:HIS:CD2	2.55	0.42
1:O:77:ASP:C	1:O:78:LEU:HD23	2.40	0.42
1:O:842:TRP:HZ3	1:O:852:SER:CB	2.31	0.42
1:P:163:GLN:NE2	1:P:193:ASP:OD1	2.50	0.42
1:P:347:LYS:HB3	1:P:348:PRO:HD2	2.01	0.42
1:P:553:TRP:CD1	1:P:553:TRP:N	2.87	0.42
1:P:652:LEU:HD13	1:P:700:VAL:CG2	2.50	0.42
1:P:847:LYS:NZ	1:P:875:ASP:OD1	2.53	0.42
1:A:89:ASN:ND2	1:A:205:MET:HB3	2.34	0.41
1:B:166:ARG:HG2	1:B:392:TYR:CG	2.53	0.41
1:B:608:PHE:O	1:B:610:ASP:N	2.53	0.41
1:B:683:PRO:O	1:B:685:LEU:HD23	2.20	0.41
1:B:782:ASP:CB	1:B:842:TRP:CH2	3.03	0.41
1:C:581:ASN:O	1:C:582:GLY:C	2.57	0.41
1:D:894:ARG:NH1	1:D:919:ASP:OD2	2.47	0.41
1:E:253:TYR:CD1	1:E:253:TYR:N	2.80	0.41
1:E:487:GLU:O	1:E:488:GLY:C	2.57	0.41
1:E:501:PRO:O	1:E:535:LEU:HA	2.19	0.41
1:E:653:HIS:CD2	1:E:667:GLU:CB	3.00	0.41
1:F:357:HIS:HE1	1:F:568:TRP:CH2	2.37	0.41
1:F:579:ASP:O	1:F:582:GLY:N	2.40	0.41
1:F:843:GLN:HA	1:F:847:LYS:O	2.20	0.41
1:F:936:GLY:O	1:F:937:LEU:C	2.57	0.41
1:G:498:ILE:HG12	1:G:532:PRO:HG2	2.01	0.41
1:G:524:LEU:HD23	1:G:524:LEU:HA	1.68	0.41
1:H:272:ALA:HB1	1:H:273:PRO:HD2	2.02	0.41

Continued on next page...

Continued from previous page...

Atom-1	Atom-2	Interatomic distance (Å)	Clash overlap (Å)
1:E:422:PRO:CB	1:H:279:ILE:HD13	2.50	0.41
1:H:292:ARG:HG3	1:H:292:ARG:HH11	1.85	0.41
1:H:502:MET:HB2	1:H:502:MET:HE2	1.69	0.41
1:H:770:ILE:HD12	1:H:775:GLN:CG	2.49	0.41
1:H:840:HIS:HE1	3:H:1234:HOH:O	2.03	0.41
1:H:927:THR:HA	1:H:928:PRO:HD2	1.71	0.41
1:I:433:LEU:N	1:I:434:PRO:CD	2.82	0.41
1:I:74:LEU:H	1:I:74:LEU:HG	1.66	0.41
1:J:742:THR:CG2	1:J:747:PHE:CE1	3.00	0.41
1:J:813:ALA:CB	1:J:815:HIS:HD2	2.33	0.41
1:J:933:SER:O	1:J:934:GLU:C	2.57	0.41
1:K:254:LEU:HA	1:K:254:LEU:HD23	1.58	0.41
1:K:796:SER:HA	1:K:800:ARG:O	2.21	0.41
1:K:928:PRO:HB2	1:K:973:ARG:HH11	1.85	0.41
1:L:37:ARG:NH2	1:L:216:HIS:O	2.51	0.41
1:L:413:ALA:N	1:L:443:MET:HE1	2.34	0.41
1:L:513:PRO:O	1:L:515:VAL:N	2.53	0.41
1:L:350:LEU:HD12	1:L:563:GLN:C	2.39	0.41
1:M:323:ILE:N	1:M:323:ILE:HD13	2.35	0.41
1:M:503:TYR:CZ	1:M:537:GLU:HB3	2.54	0.41
1:M:354:VAL:HA	1:M:567:VAL:N	2.35	0.41
1:M:612:THR:HA	1:M:613:PRO:HD3	1.69	0.41
1:M:619:GLU:HA	1:M:912:ALA:HB2	2.01	0.41
1:N:178:ARG:HG2	1:N:179:ALA:H	1.85	0.41
1:N:599:ARG:HB2	1:N:600:GLN:H	1.67	0.41
1:N:573:GLN:HB2	1:N:602:CYS:O	2.20	0.41
1:N:606:LEU:HB3	1:N:617:LEU:HD13	2.02	0.41
1:O:129:VAL:HG23	1:O:182:ASN:ND2	2.34	0.41
1:O:454:ILE:HG13	1:O:455:ILE:CG1	2.42	0.41
1:O:485:GLN:NE2	3:O:1255:HOH:O	2.36	0.41
1:O:535:LEU:O	1:O:565:GLY:HA2	2.20	0.41
1:O:916:ASP:HB3	1:O:918:TRP:CZ2	2.55	0.41
1:P:253:TYR:CA	1:P:255:ARG:NH1	2.79	0.41
1:P:377:LEU:O	1:P:380:LYS:HB2	2.20	0.41
1:P:77:ASP:C	1:P:78:LEU:HD23	2.38	0.41
1:P:601:PHE:CZ	1:P:795:VAL:CG1	3.02	0.41
1:A:234:ASP:OD1	1:A:234:ASP:N	2.52	0.41
1:A:427:THR:HG22	1:A:436:MET:HE2	2.03	0.41
1:A:485:GLN:NE2	3:A:1256:HOH:O	2.53	0.41
1:A:533:LEU:O	1:A:534:ILE:HG13	2.21	0.41
1:A:786:ARG:HH11	1:A:990:HIS:CE1	2.38	0.41

Continued on next page...

Continued from previous page...

Atom-1	Atom-2	Interatomic distance (Å)	Clash overlap (Å)
1:B:323:ILE:CD1	1:B:323:ILE:N	2.84	0.41
1:B:745:MET:O	1:B:746:ASP:HB3	2.20	0.41
1:B:814:GLY:O	1:B:815:HIS:C	2.55	0.41
1:B:897:TRP:CH2	1:B:918:TRP:HB2	2.55	0.41
1:B:927:THR:HG21	1:B:929:TYR:CE2	2.55	0.41
1:C:363:HIS:N	1:C:363:HIS:CD2	2.84	0.41
1:C:657:ALA:HA	1:C:661:LYS:O	2.20	0.41
1:C:950:GLN:HG3	1:C:951:TRP:N	2.35	0.41
1:D:210:ARG:NH1	1:D:358:GLU:OE1	2.52	0.41
1:D:492:ASP:OD1	1:D:492:ASP:N	2.47	0.41
1:D:934:GLU:OE2	1:D:935:ASN:N	2.53	0.41
1:E:1005:ALA:O	1:E:1006:GLU:C	2.58	0.41
1:E:100:TYR:HB2	1:E:203:TRP:CD2	2.55	0.41
1:E:146:VAL:HG22	1:E:208:ILE:HG12	2.03	0.41
1:E:114:VAL:HG13	1:E:191:TRP:HB2	2.02	0.41
1:E:199:ASP:OD2	1:E:419:GLY:N	2.52	0.41
1:E:265:THR:HG22	1:E:267:VAL:HG23	2.02	0.41
1:E:783:GLN:NE2	3:E:1282:HOH:O	2.40	0.41
1:E:59:ARG:NH2	1:E:78:LEU:O	2.53	0.41
1:F:147:ASN:HA	1:F:148:SER:HA	1.52	0.41
1:F:74:LEU:HD22	1:F:153:TRP:CE2	2.55	0.41
1:F:878:HIS:HA	1:F:879:PRO:HD3	1.94	0.41
1:F:91:GLN:C	1:F:93:HIS:H	2.22	0.41
1:F:422:PRO:HB3	1:G:280:ASP:OD1	2.19	0.41
1:H:866:ILE:N	1:H:1018:LEU:O	2.49	0.41
1:H:285:TYR:HB2	1:H:288:ARG:HB2	2.01	0.41
1:H:218:PRO:HG2	1:H:324:GLU:HB2	2.01	0.41
1:H:388:ARG:HD3	1:H:388:ARG:HH11	1.70	0.41
1:H:502:MET:HE2	1:H:537:GLU:OE1	2.19	0.41
1:H:742:THR:HG23	1:H:747:PHE:CE1	2.55	0.41
1:H:936:GLY:C	1:H:938:ARG:HH21	2.22	0.41
1:I:296:GLU:O	1:I:297:ASN:C	2.58	0.41
1:I:520:ILE:H	1:I:520:ILE:HG23	1.46	0.41
1:I:903:GLN:O	1:I:904:GLU:C	2.58	0.41
1:K:307:ASN:C	1:K:308:LEU:HD23	2.40	0.41
1:K:533:LEU:HD12	1:K:534:ILE:H	1.81	0.41
1:K:608:PHE:O	1:K:609:ALA:C	2.58	0.41
1:K:639:THR:OG1	1:K:677:LYS:HG2	2.20	0.41
1:K:955:PHE:CD1	1:K:955:PHE:N	2.88	0.41
1:K:997:ASP:HB2	1:K:999:TRP:CZ2	2.55	0.41
1:L:418:HIS:HA	1:L:423:MET:HG3	2.02	0.41

Continued on next page...

Continued from previous page...

Atom-1	Atom-2	Interatomic distance (Å)	Clash overlap (Å)
1:L:403:ASP:CG	1:L:451:PRO:HD2	2.41	0.41
1:L:894:ARG:HE	1:L:921:PRO:HD3	1.85	0.41
1:L:899:GLY:HA2	1:L:915:PHE:CE2	2.55	0.41
1:L:948:PRO:CG	1:L:949:HIS:ND1	2.80	0.41
1:M:310:ARG:HA	1:M:328:CYS:O	2.19	0.41
1:M:36:TRP:CD2	1:M:42:ALA:HB2	2.55	0.41
1:M:367:MET:CE	1:M:371:THR:HB	2.50	0.41
1:M:472:TYR:O	1:M:476:LYS:HG2	2.21	0.41
1:M:73:TRP:O	1:M:183:ARG:NH2	2.51	0.41
1:M:615:PRO:HG2	1:M:929:TYR:OH	2.20	0.41
1:N:120:THR:CG2	1:N:121:GLY:N	2.82	0.41
1:N:319:ASP:OD1	1:N:321:THR:N	2.51	0.41
1:N:557:ARG:NE	1:N:641:GLU:OE2	2.51	0.41
1:N:650:GLU:HB3	1:N:670:LEU:CB	2.48	0.41
1:N:967:LEU:HD23	1:N:967:LEU:HA	1.79	0.41
1:O:1016:TYR:N	1:O:1016:TYR:CD1	2.88	0.41
1:O:658:LEU:N	1:O:661:LYS:O	2.45	0.41
1:O:69:VAL:HA	1:O:70:PRO:HD3	1.72	0.41
1:O:736:ALA:O	1:O:737:ILE:HG22	2.21	0.41
1:P:1004:SER:O	1:P:1005:ALA:C	2.58	0.41
1:P:157:ARG:O	1:P:159:VAL:HG23	2.20	0.41
1:P:258:VAL:HA	1:P:312:VAL:O	2.20	0.41
1:P:271:THR:HG22	1:P:272:ALA:N	2.35	0.41
1:P:301:TRP:HB2	1:P:307:ASN:O	2.20	0.41
1:P:546:LEU:HD12	1:P:546:LEU:HA	1.78	0.41
1:P:749:ILE:HD13	1:P:749:ILE:N	2.32	0.41
1:P:843:GLN:HB2	1:P:843:GLN:HE21	1.70	0.41
1:A:24:LEU:HB2	1:A:161:TYR:HB3	2.02	0.41
1:A:347:LYS:HA	1:A:348:PRO:HD3	1.84	0.41
1:A:708:TRP:CD1	1:A:708:TRP:N	2.87	0.41
1:A:837:THR:O	1:A:837:THR:HG22	2.20	0.41
1:B:619:GLU:HG2	1:B:909:ARG:HG3	2.01	0.41
1:B:637:GLU:HA	1:B:679:LEU:HD23	2.01	0.41
1:C:347:LYS:HA	1:C:348:PRO:HD3	1.90	0.41
1:C:358:GLU:HB3	1:C:367:MET:CG	2.51	0.41
1:C:60:PHE:CG	1:C:61:ALA:N	2.88	0.41
1:C:647:SER:N	3:C:1277:HOH:O	2.52	0.41
1:C:740:LEU:HD12	1:C:741:THR:N	2.34	0.41
1:D:129:VAL:CG2	1:D:182:ASN:ND2	2.80	0.41
1:D:18:ASN:ND2	1:D:21:VAL:CG2	2.81	0.41
1:D:309:TYR:O	1:D:330:VAL:N	2.44	0.41

Continued on next page...

Continued from previous page...

Atom-1	Atom-2	Interatomic distance (Å)	Clash overlap (Å)
1:D:354:VAL:HG11	1:D:379:MET:CE	2.49	0.41
1:D:433:LEU:N	1:D:434:PRO:HD2	2.35	0.41
1:D:736:ALA:O	1:D:737:ILE:HG22	2.19	0.41
1:E:146:VAL:HG11	1:E:150:PHE:CG	2.55	0.41
1:E:866:ILE:HG22	1:E:867:THR:H	1.85	0.41
1:E:878:HIS:HA	1:E:879:PRO:HD3	1.92	0.41
1:E:910:LEU:HD12	1:E:910:LEU:C	2.41	0.41
1:E:881:ARG:HD3	1:E:987:ASP:OD1	2.20	0.41
1:F:369:GLU:O	1:F:372:MET:HB2	2.19	0.41
1:F:612:THR:HA	1:F:613:PRO:HD3	1.81	0.41
1:F:921:PRO:O	1:F:922:LEU:C	2.58	0.41
1:G:166:ARG:HA	1:G:166:ARG:HD2	1.75	0.41
1:G:373:VAL:O	1:G:377:LEU:HG	2.20	0.41
1:G:465:GLY:O	1:G:468:HIS:HB2	2.21	0.41
1:G:572:ASP:HB3	1:G:603:MET:HG2	2.03	0.41
1:G:97:ALA:HA	1:G:98:PRO:HD3	1.94	0.41
1:G:996:ASP:H	1:G:1002:SER:HB3	1.86	0.41
1:H:110:ASN:HD22	1:H:113:PHE:HB2	1.85	0.41
1:H:473:ARG:O	1:H:474:TRP:C	2.58	0.41
1:I:132:SER:O	1:I:134:LEU:N	2.53	0.41
1:I:258:VAL:HG12	1:I:293:LEU:HD11	2.02	0.41
1:I:349:LEU:HD13	1:I:351:ILE:HD11	2.03	0.41
1:I:437:SER:HA	1:I:471:LEU:HD21	2.02	0.41
1:I:67:GLU:H	1:I:67:GLU:HG2	1.51	0.41
1:I:377:LEU:HD22	1:I:708:TRP:CB	2.51	0.41
1:I:920:LEU:HB3	1:I:921:PRO:HD2	2.01	0.41
1:J:309:TYR:O	1:J:330:VAL:N	2.41	0.41
1:J:500:CYS:HA	1:J:534:ILE:O	2.20	0.41
1:J:533:LEU:HD13	1:J:534:ILE:N	2.34	0.41
1:K:37:ARG:NH2	1:K:217:LYS:HA	2.35	0.41
1:K:51:LEU:C	1:K:51:LEU:HD12	2.32	0.41
1:K:66:PRO:CG	1:K:67:GLU:H	2.32	0.41
1:K:759:ASN:OD1	1:K:760:ARG:N	2.53	0.41
1:L:300:LEU:CD1	1:L:345:ASN:HD22	2.33	0.41
1:L:559:TYR:CD1	1:L:559:TYR:N	2.88	0.41
1:L:65:ALA:HB1	1:L:66:PRO:HD2	2.02	0.41
1:L:957:PHE:CD1	1:L:958:ASN:N	2.89	0.41
1:L:984:LEU:CD2	1:L:986:ILE:HG13	2.50	0.41
1:M:100:TYR:HB2	1:M:203:TRP:CZ3	2.55	0.41
1:M:114:VAL:HG21	1:M:192:SER:N	2.36	0.41
1:M:164:ASP:HA	3:M:1232:HOH:O	2.20	0.41

Continued on next page...

Continued from previous page...

Atom-1	Atom-2	Interatomic distance (Å)	Clash overlap (Å)
1:M:301:TRP:HD1	1:M:308:LEU:HD23	1.84	0.41
1:M:406:GLY:O	1:M:407:LEU:HD23	2.21	0.41
1:M:755:ARG:HD2	1:M:755:ARG:HH11	1.67	0.41
1:M:974:HIS:CE1	1:M:975:LEU:CD2	3.00	0.41
1:N:575:LEU:O	1:N:587:ALA:N	2.38	0.41
1:N:606:LEU:HD23	1:N:606:LEU:HA	1.79	0.41
1:N:60:PHE:O	1:N:61:ALA:HB2	2.21	0.41
1:N:832:ASP:OD1	1:N:832:ASP:N	2.53	0.41
1:O:147:ASN:HA	1:O:165:SER:HB3	2.03	0.41
1:O:501:PRO:HA	3:O:1242:HOH:O	2.20	0.41
1:P:102:ASN:ND2	1:P:201:ASP:CB	2.80	0.41
1:P:485:GLN:O	1:P:486:TYR:HB2	2.21	0.41
1:P:502:MET:O	1:P:503:TYR:HB2	2.21	0.41
1:P:998:SER:N	1:P:999:TRP:CE3	2.85	0.41
1:A:202:MET:HE3	1:A:392:TYR:CE2	2.51	0.41
1:A:322:LEU:HD23	1:A:324:GLU:N	2.34	0.41
1:A:600:GLN:H	1:A:600:GLN:HG3	1.49	0.41
1:A:747:PHE:CZ	1:A:760:ARG:NE	2.88	0.41
1:A:84:VAL:HG12	1:A:85:VAL:N	2.35	0.41
1:B:237:ARG:HH11	1:B:237:ARG:CG	2.33	0.41
1:B:301:TRP:HD1	1:B:307:ASN:O	2.03	0.41
1:B:651:LEU:HA	1:B:651:LEU:HD13	1.43	0.41
1:C:234:ASP:N	1:C:234:ASP:OD1	2.53	0.41
1:C:580:GLU:HB2	1:C:581:ASN:H	1.69	0.41
1:D:73:TRP:HZ2	1:D:123:TYR:O	2.03	0.41
1:D:141:ILE:HG23	1:D:143:PHE:CE1	2.56	0.41
1:D:538:TYR:O	1:D:567:VAL:HA	2.20	0.41
1:D:875:ASP:N	1:D:875:ASP:OD1	2.53	0.41
1:D:920:LEU:CB	1:D:921:PRO:CD	2.98	0.41
1:E:271:THR:O	1:E:272:ALA:HB2	2.21	0.41
1:E:515:VAL:N	1:E:516:PRO:CD	2.83	0.41
1:E:69:VAL:CG1	1:E:70:PRO:CD	2.98	0.41
1:F:187:MET:O	1:F:187:MET:HG2	2.20	0.41
1:F:292:ARG:C	1:F:293:LEU:HD23	2.41	0.41
1:G:254:LEU:HA	1:G:254:LEU:HD23	1.75	0.41
1:G:890:GLN:O	1:G:891:VAL:HG23	2.20	0.41
1:H:1013:ARG:HG3	1:H:1013:ARG:NH1	2.34	0.41
1:H:71:GLU:HG3	1:H:74:LEU:HD12	2.02	0.41
1:H:936:GLY:HA2	1:H:938:ARG:NH2	2.35	0.41
1:H:995:GLY:O	1:H:996:ASP:C	2.58	0.41
1:I:272:ALA:HB1	1:I:273:PRO:HD2	2.03	0.41

Continued on next page...

Continued from previous page...

Atom-1	Atom-2	Interatomic distance (Å)	Clash overlap (Å)
1:I:279:ILE:HD11	1:L:422:PRO:CG	2.40	0.41
1:I:788:PRO:HG3	1:I:807:VAL:HG23	2.01	0.41
1:J:1011:ALA:HB3	1:J:1014:TYR:CZ	2.56	0.41
1:J:227:VAL:HG11	1:J:240:LEU:HD11	2.00	0.41
1:J:370:GLN:O	1:J:371:THR:C	2.58	0.41
1:J:698:VAL:CG2	1:J:720:TRP:CZ3	3.03	0.41
1:J:943:GLU:HA	1:J:951:TRP:O	2.20	0.41
1:K:17:GLU:OE1	1:K:113:PHE:HD1	2.04	0.41
1:K:197:LEU:HD22	1:K:415:ILE:CG2	2.44	0.41
1:K:524:LEU:HD23	1:K:524:LEU:HA	1.78	0.41
1:K:600:GLN:H	1:K:600:GLN:HG3	0.97	0.41
1:K:683:PRO:O	1:K:684:GLU:C	2.59	0.41
1:K:693:GLN:HB3	1:K:695:TRP:HE1	1.85	0.41
1:L:1011:ALA:HB3	1:L:1014:TYR:CZ	2.55	0.41
1:L:316:HIS:HA	1:L:323:ILE:HD12	2.02	0.41
1:M:31:PRO:CG	1:M:225:PHE:CE1	3.02	0.41
1:M:256:VAL:CG2	1:M:274:PHE:CE1	2.99	0.41
1:M:315:LEU:HD12	1:M:315:LEU:C	2.40	0.41
1:M:433:LEU:CA	1:M:467:ASN:HD22	2.33	0.41
1:M:523:TRP:O	1:M:524:LEU:C	2.58	0.41
1:M:577:LYS:HD2	1:M:592:PHE:CZ	2.56	0.41
1:M:706:THR:O	1:M:707:ALA:C	2.58	0.41
1:M:746:ASP:CA	1:M:760:ARG:HG3	2.49	0.41
1:M:778:THR:OG1	1:M:887:GLN:HB3	2.19	0.41
1:M:881:ARG:NH2	1:M:934:GLU:OE1	2.51	0.41
1:N:407:LEU:HA	1:N:407:LEU:HD23	1.73	0.41
1:N:950:GLN:HE21	1:N:1023:LYS:HE3	1.84	0.41
1:O:155:ASN:C	1:O:157:ARG:H	2.23	0.41
1:O:702:GLN:O	1:O:712:GLY:N	2.52	0.41
1:P:225:PHE:CB	1:P:244:VAL:HG13	2.32	0.41
1:P:253:TYR:N	1:P:253:TYR:CD1	2.87	0.41
1:P:652:LEU:HD12	1:P:653:HIS:H	1.85	0.41
1:P:685:LEU:CB	1:P:686:PRO:CD	2.99	0.41
1:P:782:ASP:HB2	1:P:842:TRP:CZ2	2.55	0.41
1:A:569:ASP:O	1:A:605:GLY:HA2	2.20	0.41
1:A:608:PHE:O	1:A:609:ALA:C	2.58	0.41
1:B:1003:VAL:HA	3:B:1274:HOH:O	2.20	0.41
1:B:141:ILE:HG13	1:B:214:LEU:HD23	2.03	0.41
1:C:372:MET:CE	1:C:395:HIS:HB3	2.50	0.41
1:D:217:LYS:HD3	1:D:221:GLN:HB2	2.01	0.41
1:D:441:THR:HG22	1:D:474:TRP:CH2	2.56	0.41

Continued on next page...

Continued from previous page...

Atom-1	Atom-2	Interatomic distance (Å)	Clash overlap (Å)
1:D:78:LEU:HA	1:D:79:PRO:HD3	1.90	0.41
1:D:876:THR:O	1:D:877:PRO:C	2.56	0.41
1:E:18:ASN:OD1	1:E:19:PRO:HD2	2.20	0.41
1:E:661:LYS:O	1:E:662:PRO:C	2.59	0.41
1:F:881:ARG:HD3	1:F:987:ASP:CG	2.41	0.41
1:G:285:TYR:HB2	1:G:288:ARG:HB2	2.01	0.41
1:G:425:ARG:HD2	1:G:425:ARG:HH11	1.69	0.41
1:G:927:THR:HA	1:G:928:PRO:HD3	1.66	0.41
1:H:18:ASN:ND2	1:H:21:VAL:CG2	2.79	0.41
1:H:568:TRP:HA	1:H:569:ASP:HA	1.80	0.41
1:H:806:TRP:O	1:H:809:ARG:N	2.52	0.41
1:H:962:TYR:CE2	1:H:976:LEU:HB3	2.56	0.41
1:I:111:PRO:HA	1:I:112:PRO:HA	1.64	0.41
1:I:256:VAL:HG23	1:I:274:PHE:CE1	2.55	0.41
1:I:433:LEU:CB	1:I:434:PRO:HD3	2.44	0.41
1:I:440:VAL:CG1	1:I:475:ILE:HD11	2.51	0.41
1:I:610:ASP:O	1:I:611:ARG:HB2	2.21	0.41
1:I:714:ILE:N	1:I:714:ILE:HD13	2.33	0.41
1:J:397:LEU:O	1:J:397:LEU:HD12	2.20	0.41
1:J:60:PHE:CG	1:J:61:ALA:N	2.88	0.41
1:K:643:LEU:HA	1:K:643:LEU:HD23	1.74	0.41
1:L:240:LEU:HD23	1:L:293:LEU:HD12	2.01	0.41
1:L:745:MET:CE	1:L:761:GLN:HE22	2.33	0.41
1:L:789:LEU:N	1:L:792:ASP:OD1	2.52	0.41
1:L:930:VAL:HA	1:L:973:ARG:HB3	2.03	0.41
1:M:908:ASP:HB3	1:M:1007:PHE:CG	2.56	0.41
1:M:141:ILE:HG12	1:M:143:PHE:CE1	2.54	0.41
1:M:279:ILE:HD11	1:P:424:ASN:CB	2.44	0.41
1:M:542:MET:HE2	1:M:600:GLN:HE21	1.85	0.41
1:M:984:LEU:HD12	1:M:984:LEU:HA	1.39	0.41
1:N:205:MET:O	1:N:206:SER:HB3	2.21	0.41
1:N:524:LEU:HA	1:N:524:LEU:HD23	1.64	0.41
1:N:500:CYS:HA	1:N:534:ILE:O	2.20	0.41
1:N:827:ALA:HB2	1:N:836:ILE:CD1	2.50	0.41
1:O:123:TYR:H	1:O:123:TYR:HD1	1.68	0.41
1:O:464:HIS:HB2	1:O:489:GLY:HA3	2.01	0.41
1:O:524:LEU:HD23	1:O:524:LEU:HA	1.85	0.41
1:O:84:VAL:CG1	1:O:85:VAL:N	2.83	0.41
1:O:920:LEU:CB	1:O:921:PRO:CD	2.99	0.41
1:P:18:ASN:ND2	1:P:21:VAL:CG2	2.79	0.41
1:M:423:MET:CG	1:P:282:ARG:HG3	2.49	0.41

Continued on next page...

Continued from previous page...

Atom-1	Atom-2	Interatomic distance (Å)	Clash overlap (Å)
1:P:392:TYR:HB2	1:P:393:PRO:CD	2.51	0.41
1:P:503:TYR:CZ	1:P:537:GLU:HB3	2.55	0.41
1:P:526:LEU:HD23	1:P:526:LEU:HA	1.81	0.41
1:P:548:GLY:HA3	3:P:1228:HOH:O	2.21	0.41
1:P:559:TYR:HD1	1:P:559:TYR:N	2.18	0.41
1:P:698:VAL:O	1:P:698:VAL:HG23	2.19	0.41
1:P:837:THR:O	1:P:837:THR:HG22	2.20	0.41
1:A:1022:GLN:N	1:A:1022:GLN:OE1	2.53	0.41
1:A:258:VAL:HG23	1:A:291:LEU:HD22	2.02	0.41
1:A:69:VAL:HA	1:A:70:PRO:HD3	1.83	0.41
1:A:780:LEU:HD12	1:A:780:LEU:HA	1.78	0.41
1:A:869:ASP:OD1	1:A:1015:HIS:ND1	2.53	0.41
1:B:279:ILE:CD1	1:C:422:PRO:HG2	2.51	0.41
1:B:670:LEU:HA	1:B:670:LEU:HD23	1.22	0.41
1:C:139:THR:HG21	1:C:177:LEU:HD11	2.03	0.41
1:C:211:ASP:OD1	1:C:211:ASP:N	2.52	0.41
1:C:653:HIS:O	1:C:698:VAL:HA	2.21	0.41
1:C:646:HIS:NE2	1:C:671:ASP:OD1	2.48	0.41
1:C:6:SER:O	1:C:9:VAL:N	2.53	0.41
1:C:807:VAL:O	1:C:811:LYS:HG3	2.20	0.41
1:D:657:ALA:HA	1:D:661:LYS:O	2.20	0.41
1:D:822:LEU:HD13	1:D:822:LEU:HA	1.72	0.41
1:E:7:LEU:HB2	1:E:71:GLU:OE2	2.20	0.41
1:F:235:PHE:N	1:F:235:PHE:CD1	2.88	0.41
1:F:372:MET:O	1:F:376:ILE:HG13	2.20	0.41
1:F:499:ILE:HG22	1:F:501:PRO:HD3	2.03	0.41
1:F:579:ASP:OD2	1:F:583:ASN:HB2	2.20	0.41
1:F:663:LEU:HD12	1:F:694:LEU:HD11	2.01	0.41
1:F:695:TRP:NE1	1:F:915:PHE:CE2	2.88	0.41
1:F:742:THR:CG2	1:F:743:SER:N	2.80	0.41
1:G:509:ASP:C	1:G:511:PRO:HD3	2.41	0.41
1:G:526:LEU:HD23	1:G:526:LEU:HA	1.94	0.41
1:G:645:ARG:NH2	1:G:650:GLU:OE1	2.53	0.41
1:G:86:VAL:CG1	1:G:87:PRO:N	2.80	0.41
1:H:209:PHE:N	1:H:209:PHE:CD1	2.89	0.41
1:H:485:GLN:HA	1:H:496:THR:OG1	2.21	0.41
1:H:932:PRO:O	1:H:933:SER:HB3	2.21	0.41
1:H:936:GLY:O	1:H:938:ARG:NE	2.48	0.41
1:H:91:GLN:HB3	1:H:96:ASP:O	2.20	0.41
1:I:524:LEU:HD13	1:I:561:ARG:CB	2.50	0.41
1:J:1004:SER:HG	1:J:1006:GLU:CD	2.24	0.41

Continued on next page...

Continued from previous page...

Atom-1	Atom-2	Interatomic distance (Å)	Clash overlap (Å)
1:J:863:GLN:HG2	1:J:1021:CYS:HB3	2.02	0.41
1:J:173:LEU:HA	1:J:173:LEU:HD23	1.78	0.41
1:J:355:ASN:ND2	1:J:566:PHE:HB3	2.35	0.41
1:J:619:GLU:OE1	1:J:619:GLU:HA	2.20	0.41
1:J:742:THR:CG2	1:J:743:SER:N	2.79	0.41
1:J:925:MET:HB3	3:J:1274:HOH:O	2.20	0.41
1:K:141:ILE:HA	1:K:213:SER:O	2.20	0.41
1:K:559:TYR:CG	1:K:562:LEU:HD12	2.55	0.41
1:K:581:ASN:HB2	1:K:583:ASN:ND2	2.36	0.41
1:K:808:GLU:HA	1:K:808:GLU:OE1	2.20	0.41
1:L:100:TYR:CD2	1:L:602:CYS:HB3	2.54	0.41
1:L:773:LYS:H	1:L:773:LYS:HG3	1.60	0.41
1:M:27:LEU:HD13	1:M:140:ARG:NH2	2.36	0.41
1:M:409:VAL:HG12	1:M:410:VAL:C	2.41	0.41
1:M:36:TRP:CD1	1:M:41:GLU:HB3	2.55	0.41
1:M:430:PRO:O	1:M:433:LEU:N	2.53	0.41
1:M:377:LEU:CD2	1:M:708:TRP:CB	2.99	0.41
1:M:866:ILE:HG22	1:M:867:THR:N	2.36	0.41
1:M:908:ASP:OD1	1:M:993:ILE:HG12	2.21	0.41
1:N:426:LEU:HA	1:N:426:LEU:HD23	1.92	0.41
1:N:501:PRO:HB2	1:N:504:ALA:HB2	2.02	0.41
1:N:806:TRP:CH2	1:N:809:ARG:NH2	2.89	0.41
1:O:879:PRO:O	1:O:1009:LEU:HD12	2.21	0.41
1:O:309:TYR:CD2	1:O:332:PHE:HE1	2.39	0.41
1:O:30:HIS:HB2	1:O:31:PRO:CD	2.51	0.41
1:O:368:ASP:O	1:O:369:GLU:C	2.59	0.41
1:O:721:ARG:HD3	1:O:721:ARG:HH11	1.66	0.41
1:O:740:LEU:CD1	1:O:749:ILE:CD1	2.99	0.41
1:O:763:GLY:HA3	1:O:822:LEU:CD2	2.51	0.41
1:O:786:ARG:NH2	1:O:792:ASP:OD1	2.53	0.41
1:O:781:ARG:O	1:O:884:LEU:HA	2.21	0.41
1:O:920:LEU:HB3	1:O:921:PRO:CD	2.43	0.41
1:P:1013:ARG:CG	1:P:1013:ARG:NH1	2.80	0.41
1:P:16:TRP:CD1	1:P:17:GLU:CG	2.98	0.41
1:P:401:LEU:HA	1:P:401:LEU:HD23	1.89	0.41
1:P:843:GLN:O	1:P:844:HIS:HB2	2.21	0.41
1:P:897:TRP:CZ2	1:P:918:TRP:CB	3.04	0.41
1:P:927:THR:HG22	1:P:929:TYR:CE2	2.54	0.41
1:A:391:HIS:NE2	1:A:460:ASN:ND2	2.69	0.41
1:A:44:THR:OG1	1:A:46:ARG:HG3	2.21	0.41
1:A:658:LEU:HA	1:A:658:LEU:HD12	1.74	0.41

Continued on next page...

Continued from previous page...

Atom-1	Atom-2	Interatomic distance (Å)	Clash overlap (Å)
1:B:128:ASN:ND2	1:B:180:GLY:CA	2.80	0.41
1:B:237:ARG:CD	1:B:296:GLU:CG	2.99	0.41
1:B:472:TYR:CZ	1:B:476:LYS:HE2	2.55	0.41
1:B:100:TYR:CD1	1:B:602:CYS:HB3	2.55	0.41
1:B:806:TRP:O	1:B:807:VAL:C	2.58	0.41
1:C:200:GLN:HB2	1:C:202:MET:SD	2.61	0.41
1:C:856:TYR:N	1:C:856:TYR:CD1	2.89	0.41
1:C:928:PRO:O	1:C:973:ARG:NH1	2.47	0.41
1:A:419:GLY:O	1:D:282:ARG:NH1	2.54	0.41
1:D:534:ILE:HG21	1:D:534:ILE:HD13	1.64	0.41
1:D:570:TRP:HA	1:D:570:TRP:CE3	2.56	0.41
1:D:69:VAL:HA	1:D:70:PRO:HD3	1.68	0.41
1:E:36:TRP:CD2	1:E:42:ALA:CB	2.98	0.41
1:E:36:TRP:CE3	1:E:42:ALA:CB	3.02	0.41
1:E:400:THR:HG22	1:E:404:ARG:CD	2.51	0.41
1:E:502:MET:O	1:E:517:LYS:NZ	2.30	0.41
1:E:510:GLN:HA	1:E:511:PRO:HD2	1.66	0.41
1:E:542:MET:HA	1:E:604:ASN:HA	2.03	0.41
1:E:658:LEU:HD11	1:E:692:GLY:HA3	2.03	0.41
1:E:830:LEU:N	1:E:830:LEU:CD1	2.84	0.41
1:E:927:THR:CG2	1:E:929:TYR:CE2	3.03	0.41
1:E:946:TYR:CE2	1:E:982:THR:HG21	2.56	0.41
1:F:420:MET:C	1:F:421:VAL:HG23	2.40	0.41
1:F:45:ASP:H	1:F:310:ARG:NH1	2.19	0.41
1:F:650:GLU:HB3	1:F:670:LEU:HB2	2.03	0.41
1:G:403:ASP:OD1	1:G:451:PRO:HD2	2.21	0.41
1:G:403:ASP:OD2	1:G:450:HIS:ND1	2.43	0.41
1:G:409:VAL:HG23	1:G:452:SER:HB2	2.03	0.41
1:G:410:VAL:O	1:G:410:VAL:HG12	2.20	0.41
1:G:937:LEU:C	1:G:938:ARG:HG2	2.40	0.41
1:H:308:LEU:HA	1:H:308:LEU:HD23	1.88	0.41
1:H:253:TYR:O	1:H:318:ALA:N	2.52	0.41
1:H:441:THR:O	1:H:445:GLN:HB2	2.21	0.41
1:H:718:GLN:CG	1:H:720:TRP:CZ2	2.98	0.41
1:H:79:PRO:CD	1:H:80:GLU:N	2.82	0.41
1:H:937:LEU:HG	1:H:938:ARG:N	2.35	0.41
1:I:869:ASP:CG	1:I:1015:HIS:HD1	2.22	0.41
1:I:214:LEU:HA	1:I:214:LEU:HD23	1.89	0.41
1:I:388:ARG:O	1:I:390:SER:N	2.54	0.41
1:I:51:LEU:HA	1:I:51:LEU:HD13	1.73	0.41
1:I:668:VAL:HG12	1:I:669:PRO:HD2	2.02	0.41

Continued on next page...

Continued from previous page...

Atom-1	Atom-2	Interatomic distance (Å)	Clash overlap (Å)
1:I:955:PHE:N	1:I:955:PHE:CD2	2.88	0.41
1:J:166:ARG:HD2	1:J:166:ARG:HA	1.74	0.41
1:J:223:SER:O	1:J:224:ASP:HB2	2.21	0.41
1:J:377:LEU:HD22	1:J:708:TRP:CB	2.51	0.41
1:J:579:ASP:OD1	1:J:583:ASN:HB2	2.21	0.41
1:J:588:TYR:CD2	1:J:603:MET:HE1	2.56	0.41
1:J:963:SER:O	1:J:964:GLN:C	2.58	0.41
1:K:1008:GLN:O	1:K:1010:SER:N	2.54	0.41
1:K:36:TRP:C	1:K:37:ARG:HG2	2.39	0.41
1:K:644:PHE:C	1:K:674:PRO:HG3	2.41	0.41
1:K:783:GLN:HG2	1:K:785:THR:H	1.85	0.41
1:K:924:ASP:N	1:K:924:ASP:OD1	2.52	0.41
1:K:985:ASN:HB3	3:K:1275:HOH:O	2.21	0.41
1:L:738:PRO:CA	1:L:751:LEU:CD1	2.99	0.41
1:M:627:PHE:O	1:M:628:GLN:HG2	2.20	0.41
1:M:70:PRO:CG	1:M:78:LEU:HD11	2.23	0.41
1:N:1004:SER:OG	1:N:1006:GLU:OE2	2.30	0.41
1:N:391:HIS:CE1	1:N:460:ASN:ND2	2.89	0.41
1:N:744:GLU:HA	1:N:760:ARG:HH11	1.85	0.41
1:N:917:ARG:HH22	1:N:943:GLU:CD	2.23	0.41
1:O:38:ASN:OD1	1:O:39:SER:N	2.54	0.41
1:O:520:ILE:HG21	1:O:535:LEU:HD21	2.03	0.41
1:O:553:TRP:O	1:O:557:ARG:HD2	2.21	0.41
1:P:200:GLN:O	1:P:204:ARG:NE	2.51	0.41
1:P:271:THR:HG22	1:P:272:ALA:H	1.85	0.41
1:P:930:VAL:HG23	1:P:973:ARG:HH11	1.86	0.41
1:P:937:LEU:HD23	1:P:937:LEU:C	2.41	0.41
1:P:951:TRP:HE3	1:P:951:TRP:H	1.67	0.41
1:P:965:GLN:O	1:P:966:GLN:C	2.59	0.41
1:A:1018:LEU:CD2	1:A:1019:VAL:N	2.81	0.41
1:A:274:PHE:HB3	1:A:286:ALA:O	2.20	0.41
1:A:486:TYR:H	1:A:496:THR:HB	1.86	0.41
1:A:515:VAL:HG21	1:D:281:GLU:HG3	2.03	0.41
1:A:946:TYR:HH	1:A:982:THR:HG1	1.65	0.41
1:B:164:ASP:OD2	1:B:167:LEU:HD12	2.21	0.41
1:B:588:TYR:O	1:B:589:GLY:C	2.56	0.41
1:B:775:GLN:HE21	1:B:775:GLN:N	2.18	0.41
1:B:896:ASN:HA	1:B:918:TRP:O	2.20	0.41
1:C:189:LEU:CD2	1:C:189:LEU:N	2.80	0.41
1:C:407:LEU:HD23	1:C:407:LEU:HA	1.82	0.41
1:C:662:PRO:C	1:C:663:LEU:HD23	2.41	0.41

Continued on next page...

Continued from previous page...

Atom-1	Atom-2	Interatomic distance (Å)	Clash overlap (Å)
1:C:84:VAL:CG1	1:C:85:VAL:N	2.84	0.41
1:D:37:ARG:NH2	1:D:216:HIS:O	2.54	0.41
1:D:166:ARG:CG	1:D:392:TYR:HB2	2.49	0.41
1:D:446:ARG:HG2	1:D:446:ARG:O	2.20	0.41
1:E:154:CYS:O	1:E:157:ARG:N	2.29	0.41
1:E:158:TRP:CZ2	1:E:160:GLY:CA	2.99	0.41
1:E:362:LEU:CD2	1:E:576:ILE:HD12	2.51	0.41
1:E:650:GLU:HB3	1:E:670:LEU:HB2	2.03	0.41
1:E:970:THR:HG21	1:E:975:LEU:O	2.21	0.41
1:F:127:PHE:O	1:F:181:GLU:HA	2.21	0.41
1:F:378:LEU:HA	1:F:378:LEU:HD23	1.83	0.41
1:F:166:ARG:CG	1:F:392:TYR:HB2	2.50	0.41
1:F:67:GLU:HG2	1:F:67:GLU:H	1.24	0.41
1:F:867:THR:O	1:F:867:THR:HG22	2.19	0.41
1:G:250:LEU:HA	1:G:250:LEU:HD23	1.61	0.41
1:G:750:GLU:OE2	1:G:755:ARG:HD3	2.20	0.41
1:G:894:ARG:NH1	1:G:920:LEU:HA	2.33	0.41
1:H:437:SER:O	1:H:441:THR:OG1	2.32	0.41
1:H:537:GLU:HA	1:H:566:PHE:O	2.21	0.41
1:H:650:GLU:O	1:H:670:LEU:HB2	2.21	0.41
1:H:658:LEU:CD2	1:H:688:PRO:CG	2.99	0.41
1:I:17:GLU:O	1:I:112:PRO:HG2	2.21	0.41
1:I:218:PRO:HD2	1:I:324:GLU:OE2	2.21	0.41
1:I:275:GLY:HA2	1:I:286:ALA:CA	2.44	0.41
1:I:357:HIS:HD2	1:I:392:TYR:OH	2.03	0.41
1:I:948:PRO:HG2	1:I:949:HIS:CE1	2.56	0.41
1:J:140:ARG:HB2	1:J:171:PHE:O	2.20	0.41
1:J:217:LYS:CB	1:J:218:PRO:HD2	2.51	0.41
1:J:372:MET:HE1	1:J:395:HIS:HB3	2.03	0.41
1:J:397:LEU:O	1:J:401:LEU:HG	2.20	0.41
1:J:463:GLY:O	1:J:486:TYR:OH	2.28	0.41
1:J:696:LEU:HD12	1:J:697:THR:H	1.84	0.41
1:K:214:LEU:HA	1:K:214:LEU:HD23	1.88	0.41
1:K:888:LEU:O	1:K:981:GLY:HA3	2.20	0.41
1:L:1018:LEU:C	1:L:1019:VAL:HG23	2.40	0.41
1:L:372:MET:HG3	1:L:398:TRP:CE3	2.56	0.41
1:L:63:PHE:CE2	1:L:70:PRO:HD3	2.55	0.41
1:L:59:ARG:NH2	1:L:81:ALA:O	2.38	0.41
1:L:925:MET:HE3	1:L:925:MET:HB3	1.77	0.41
1:M:35:SER:HG	1:M:217:LYS:HG2	1.84	0.41
1:M:36:TRP:CD1	1:M:41:GLU:CB	3.03	0.41

Continued on next page...

Continued from previous page...

Atom-1	Atom-2	Interatomic distance (Å)	Clash overlap (Å)
1:M:423:MET:SD	1:M:461:GLU:O	2.79	0.41
1:M:69:VAL:CG1	1:M:70:PRO:N	2.82	0.41
1:N:163:GLN:O	1:N:164:ASP:HB3	2.19	0.41
1:N:347:LYS:HB2	1:N:643:LEU:HD13	2.03	0.41
1:N:693:GLN:HG2	1:N:721:ARG:HD2	2.02	0.41
1:N:738:PRO:HG2	1:N:834:VAL:HG23	2.02	0.41
1:O:146:VAL:CG1	1:O:188:VAL:HG13	2.51	0.41
1:O:407:LEU:HD23	1:O:407:LEU:HA	1.93	0.41
1:O:60:PHE:CE2	1:O:62:TRP:HB2	2.56	0.41
1:O:686:PRO:C	1:O:688:PRO:HD3	2.41	0.41
1:O:84:VAL:HG13	1:O:93:HIS:CE1	2.55	0.41
1:O:868:VAL:HG21	1:O:1016:TYR:CZ	2.55	0.41
1:P:261:TRP:CE3	1:P:266:GLN:CA	3.02	0.41
1:P:442:ARG:HD3	3:P:1249:HOH:O	2.21	0.41
1:P:460:ASN:O	1:P:461:GLU:C	2.59	0.41
1:A:662:PRO:C	1:A:663:LEU:HD23	2.41	0.41
1:A:856:TYR:CB	1:A:864:MET:HE2	2.51	0.41
1:B:111:PRO:HA	1:B:112:PRO:HA	1.67	0.41
1:B:559:TYR:N	1:B:559:TYR:HD1	2.18	0.41
1:B:749:ILE:CD1	1:B:749:ILE:N	2.83	0.41
1:B:920:LEU:HB3	1:B:921:PRO:CD	2.48	0.41
1:C:40:GLU:HG3	1:C:43:ARG:HH12	1.82	0.41
1:C:423:MET:SD	1:C:461:GLU:O	2.79	0.41
1:C:708:TRP:CZ3	1:C:709:SER:HB3	2.56	0.41
1:D:131:GLU:O	1:D:134:LEU:N	2.50	0.41
1:D:34:ALA:HB3	1:D:36:TRP:CZ3	2.56	0.41
1:D:540:HIS:CD2	1:D:568:TRP:HD1	2.39	0.41
1:D:595:THR:HA	1:D:596:PRO:HA	1.80	0.41
1:E:226:HIS:N	1:E:226:HIS:CD2	2.85	0.41
1:E:260:LEU:CD1	1:E:311:ALA:HB2	2.51	0.41
1:E:261:TRP:CZ3	1:E:266:GLN:CB	2.99	0.41
1:E:271:THR:HG22	1:E:272:ALA:N	2.35	0.41
1:E:280:ASP:OD2	1:H:423:MET:HB3	2.20	0.41
1:E:319:ASP:OD1	1:E:320:GLY:N	2.54	0.41
1:E:369:GLU:HG3	1:E:397:LEU:CD2	2.51	0.41
1:E:166:ARG:CG	1:E:392:TYR:HB2	2.29	0.41
1:E:431:ARG:H	1:E:431:ARG:HG3	1.33	0.41
1:F:172:ASP:OD1	1:F:174:SER:HB2	2.21	0.41
1:F:129:VAL:CG2	1:F:182:ASN:ND2	2.82	0.41
1:F:413:ALA:HB2	1:F:443:MET:HE2	2.03	0.41
1:F:524:LEU:HD13	1:F:561:ARG:HB2	2.02	0.41

Continued on next page...

Continued from previous page...

Atom-1	Atom-2	Interatomic distance (Å)	Clash overlap (Å)
1:E:851:ILE:HD11	1:F:728:VAL:CG1	2.51	0.41
1:G:231:PHE:CD1	1:G:231:PHE:N	2.89	0.41
1:G:301:TRP:HE3	1:G:333:ARG:HG2	1.85	0.41
1:G:570:TRP:HD1	1:G:571:VAL:HG22	1.83	0.41
1:H:894:ARG:NH1	1:H:920:LEU:CA	2.83	0.41
1:H:994:GLY:HA3	1:H:1003:VAL:HG23	2.03	0.41
1:I:166:ARG:HD2	1:I:166:ARG:HA	1.64	0.41
1:I:604:ASN:ND2	3:I:1256:HOH:O	2.41	0.41
1:I:661:LYS:HA	1:I:662:PRO:HD2	1.72	0.41
1:I:778:THR:HG23	1:I:779:PRO:HD2	2.02	0.41
1:I:942:ARG:NH2	1:I:954:ASP:HB2	2.33	0.41
1:J:316:HIS:ND1	1:J:316:HIS:N	2.68	0.41
1:J:590:GLY:C	1:J:592:PHE:H	2.23	0.41
1:K:409:VAL:HG12	1:K:410:VAL:N	2.36	0.41
1:K:608:PHE:HD2	1:K:612:THR:O	2.04	0.41
1:K:625:GLN:OE1	1:K:716:ALA:HB1	2.21	0.41
1:L:102:ASN:HD22	1:L:201:ASP:CG	2.24	0.41
1:L:376:ILE:HD12	1:L:401:LEU:HB3	2.02	0.41
1:L:36:TRP:CD2	1:L:42:ALA:CB	3.03	0.41
1:L:653:HIS:HD2	1:L:667:GLU:CG	2.31	0.41
1:L:899:GLY:O	1:L:918:TRP:NE1	2.53	0.41
1:M:12:GLN:HG2	1:P:4:THR:CG2	2.51	0.41
1:M:24:LEU:HA	1:M:24:LEU:HD23	1.79	0.41
1:M:558:GLN:HG2	1:M:558:GLN:O	2.19	0.41
1:N:177:LEU:HD23	1:N:177:LEU:N	2.34	0.41
1:N:147:ASN:HB2	1:N:209:PHE:CE1	2.55	0.41
1:N:635:THR:HG23	1:N:681:GLU:HA	2.02	0.41
1:N:777:LEU:HD21	1:N:889:ALA:CB	2.51	0.41
1:O:989:PHE:HE2	1:O:1014:TYR:HB3	1.86	0.41
1:O:246:MET:HG2	1:O:274:PHE:CE2	2.56	0.41
1:O:797:GLU:O	1:O:798:ALA:C	2.59	0.41
1:P:14:ARG:CZ	1:P:16:TRP:HZ2	2.32	0.41
1:P:360:HIS:CB	1:P:363:HIS:HB2	2.51	0.41
1:P:365:GLN:O	1:P:367:MET:HG2	2.21	0.41
1:P:651:LEU:HD12	1:P:668:VAL:O	2.20	0.41
1:P:544:ASN:CB	1:P:789:LEU:CD2	2.99	0.41
1:P:902:PRO:CG	1:P:918:TRP:CZ3	3.02	0.41
1:A:249:GLU:HG2	1:A:251:ARG:NH2	2.36	0.41
1:A:433:LEU:HD13	1:A:467:ASN:CB	2.44	0.41
1:B:474:TRP:CZ2	1:B:478:VAL:HG21	2.56	0.41
1:B:576:ILE:CG2	1:B:577:LYS:N	2.80	0.41

Continued on next page...

Continued from previous page...

Atom-1	Atom-2	Interatomic distance (Å)	Clash overlap (Å)
1:D:255:ARG:HD3	1:D:255:ARG:HH11	1.70	0.41
1:D:274:PHE:HD2	1:D:288:ARG:N	2.19	0.41
1:D:853:ARG:NH1	1:D:871:GLU:OE1	2.46	0.41
1:D:902:PRO:HD3	1:D:918:TRP:CZ2	2.56	0.41
1:E:190:ARG:HD3	1:E:191:TRP:CZ2	2.54	0.41
1:E:476:LYS:HD2	1:E:476:LYS:HA	1.90	0.41
1:E:66:PRO:HD2	1:E:67:GLU:H	1.86	0.41
1:E:67:GLU:HG2	1:E:67:GLU:H	1.07	0.41
1:E:88:SER:HA	1:E:366:VAL:CG2	2.47	0.41
1:F:583:ASN:HA	1:F:584:PRO:HD2	1.76	0.41
1:F:658:LEU:HD11	1:F:692:GLY:HA3	2.03	0.41
1:F:742:THR:HG22	1:F:743:SER:N	2.32	0.41
1:G:777:LEU:HD12	1:G:888:LEU:O	2.21	0.41
1:G:615:PRO:HB2	1:G:909:ARG:NH2	2.36	0.41
1:H:274:PHE:HD2	1:H:288:ARG:N	2.19	0.41
1:H:315:LEU:O	1:H:323:ILE:HD13	2.20	0.41
1:H:354:VAL:HG13	1:H:354:VAL:O	2.21	0.41
1:H:503:TYR:N	1:H:537:GLU:O	2.47	0.41
1:H:843:GLN:HB3	1:H:847:LYS:O	2.21	0.41
1:I:359:HIS:CG	1:I:360:HIS:N	2.88	0.41
1:I:763:GLY:HA3	1:I:822:LEU:HD22	2.03	0.41
1:I:942:ARG:HH22	1:J:1013:ARG:HD3	1.85	0.41
1:J:11:LEU:HD23	1:J:11:LEU:N	2.36	0.41
1:J:240:LEU:HG	1:J:241:GLU:N	2.36	0.41
1:J:262:GLN:HE22	1:J:299:LYS:HD3	1.85	0.41
1:J:355:ASN:ND2	1:J:355:ASN:H	1.93	0.41
1:J:581:ASN:HB3	1:J:583:ASN:ND2	2.36	0.41
1:J:663:LEU:HD23	1:J:663:LEU:N	2.28	0.41
1:J:813:ALA:HB1	1:J:815:HIS:HD2	1.86	0.41
1:K:205:MET:HE3	1:K:365:GLN:H	1.85	0.41
1:K:949:HIS:CD2	1:K:1020:TRP:CZ2	3.09	0.41
1:L:100:TYR:CB	1:L:203:TRP:CZ3	3.04	0.41
1:L:107:ILE:HG21	1:L:107:ILE:HD12	1.86	0.41
1:L:400:THR:CG2	1:L:404:ARG:HD2	2.43	0.41
1:L:740:LEU:HD12	1:L:741:THR:N	2.36	0.41
1:L:797:GLU:O	1:L:800:ARG:N	2.54	0.41
1:L:813:ALA:HB3	1:L:815:HIS:CD2	2.56	0.41
1:L:878:HIS:N	1:L:878:HIS:ND1	2.67	0.41
1:M:257:THR:C	1:M:258:VAL:HG23	2.41	0.41
1:M:202:MET:HB3	1:M:573:GLN:HE22	1.85	0.41
1:N:46:ARG:CB	1:N:47:PRO:CD	2.98	0.41

Continued on next page...

Continued from previous page...

Atom-1	Atom-2	Interatomic distance (Å)	Clash overlap (Å)
1:N:658:LEU:O	1:N:661:LYS:HD3	2.20	0.41
1:O:492:ASP:N	1:O:492:ASP:OD1	2.52	0.41
1:P:113:PHE:O	1:P:196:TYR:OH	2.29	0.41
1:P:150:PHE:O	1:P:162:GLY:N	2.54	0.41
1:P:23:GLN:CB	1:P:26:ARG:CZ	2.98	0.41
1:P:436:MET:O	1:P:439:ARG:HB2	2.21	0.41
1:P:505:ARG:O	1:P:519:SER:HA	2.21	0.41
1:P:521:LYS:H	1:P:521:LYS:HG3	1.73	0.41
1:P:92:MET:HE1	1:P:575:LEU:HD22	2.03	0.41
1:P:789:LEU:O	1:P:790:ASP:C	2.58	0.41
1:P:894:ARG:NH1	1:P:919:ASP:O	2.54	0.41
1:A:588:TYR:O	1:A:589:GLY:C	2.60	0.41
1:B:410:VAL:HG22	1:B:455:ILE:HB	2.01	0.41
1:B:538:TYR:O	1:B:567:VAL:HA	2.21	0.41
1:B:870:VAL:CG1	1:B:871:GLU:N	2.83	0.41
1:C:368:ASP:O	1:C:369:GLU:C	2.59	0.41
1:C:579:ASP:OD1	1:C:580:GLU:N	2.46	0.41
1:C:66:PRO:HB3	1:C:187:MET:CE	2.50	0.41
1:C:705:ALA:HA	3:C:1255:HOH:O	2.21	0.41
1:D:878:HIS:CD2	1:D:1010:SER:HB3	2.56	0.41
1:D:679:LEU:HD23	1:D:679:LEU:N	2.34	0.41
1:E:195:SER:O	1:E:196:TYR:C	2.57	0.41
1:E:291:LEU:N	1:E:291:LEU:CD1	2.79	0.41
1:E:356:ARG:NH1	1:E:356:ARG:CG	2.78	0.41
1:E:606:LEU:O	1:E:607:VAL:HG13	2.20	0.41
1:F:1013:ARG:HG3	1:F:1013:ARG:HH11	1.85	0.41
1:F:131:GLU:O	1:F:134:LEU:N	2.42	0.41
1:F:164:ASP:HB3	3:F:1245:HOH:O	2.20	0.41
1:F:694:LEU:HB3	1:F:723:ALA:H	1.85	0.41
1:F:729:THR:C	1:F:730:LEU:HD23	2.41	0.41
1:F:768:MET:HG2	1:F:775:GLN:HB2	2.03	0.41
1:F:806:TRP:CH2	1:F:809:ARG:NH2	2.89	0.41
1:G:349:LEU:HD23	1:G:349:LEU:HA	1.80	0.41
1:H:217:LYS:HA	1:H:218:PRO:HD3	1.83	0.41
1:H:367:MET:HE2	1:H:372:MET:CG	2.49	0.41
1:H:369:GLU:O	1:H:372:MET:HB2	2.21	0.41
1:H:544:ASN:HB2	1:H:929:TYR:CE2	2.56	0.41
1:H:907:PRO:HA	1:H:910:LEU:HD23	2.03	0.41
1:H:948:PRO:HG2	1:H:949:HIS:ND1	2.36	0.41
1:I:106:PRO:HG2	1:I:191:TRP:CZ3	2.55	0.41
1:I:210:ARG:NH1	1:I:395:HIS:CA	2.84	0.41

Continued on next page...

Continued from previous page...

Atom-1	Atom-2	Interatomic distance (Å)	Clash overlap (Å)
1:I:455:ILE:HG21	1:I:455:ILE:HD13	1.80	0.41
1:I:473:ARG:HA	1:I:473:ARG:HD3	1.81	0.41
1:I:783:GLN:NE2	1:I:985:ASN:OD1	2.39	0.41
1:J:304:GLU:C	1:J:305:ILE:HG12	2.42	0.41
1:J:509:ASP:C	1:J:511:PRO:HD3	2.41	0.41
1:J:613:PRO:HB3	1:J:617:LEU:HD23	2.03	0.41
1:J:377:LEU:CD2	1:J:708:TRP:CB	2.99	0.41
1:K:167:LEU:CB	1:K:168:PRO:CD	2.98	0.41
1:K:202:MET:HE3	1:K:357:HIS:HD2	1.86	0.41
1:K:521:LYS:HD3	1:K:559:TYR:CZ	2.55	0.41
1:K:500:CYS:HA	1:K:534:ILE:O	2.21	0.41
1:K:822:LEU:HD12	1:K:823:LEU:N	2.36	0.41
1:L:354:VAL:CG1	1:L:379:MET:CE	2.99	0.41
1:L:718:GLN:HG2	1:L:720:TRP:CH2	2.55	0.41
1:L:984:LEU:CD2	1:L:986:ILE:CD1	2.99	0.41
1:M:43:ARG:O	1:M:310:ARG:HD3	2.21	0.41
1:M:352:ARG:HD3	1:M:626:PHE:CZ	2.56	0.41
1:M:572:ASP:CB	1:M:603:MET:HB3	2.41	0.41
1:M:826:THR:O	1:M:836:ILE:HG23	2.20	0.41
1:M:810:TRP:CZ2	1:M:991:MET:HE1	2.55	0.41
1:N:279:ILE:HG12	1:N:280:ASP:N	2.35	0.41
1:O:14:ARG:HG2	1:O:16:TRP:CZ2	2.56	0.41
1:O:429:ASP:HA	1:O:430:PRO:HD3	1.86	0.41
1:O:515:VAL:N	1:O:516:PRO:CD	2.84	0.41
1:O:835:LEU:CD1	1:O:857:ARG:HB2	2.51	0.41
1:P:1018:LEU:HD23	1:P:1018:LEU:HA	1.41	0.41
1:P:378:LEU:HD23	1:P:378:LEU:HA	1.95	0.41
1:P:210:ARG:NH1	1:P:395:HIS:CA	2.83	0.41
1:P:544:ASN:HD22	1:P:789:LEU:HD21	1.86	0.41
1:P:652:LEU:HD13	1:P:700:VAL:HG23	2.03	0.41
1:P:887:GLN:O	1:P:888:LEU:C	2.58	0.41
1:P:890:GLN:NE2	1:P:948:PRO:HD3	2.36	0.41
1:P:950:GLN:OE1	1:P:952:ARG:NE	2.53	0.41
1:C:308:LEU:HA	1:C:308:LEU:HD23	1.81	0.40
1:C:85:VAL:O	1:C:88:SER:HB3	2.22	0.40
1:D:253:TYR:HA	1:D:255:ARG:HH12	1.85	0.40
1:D:396:PRO:O	1:D:397:LEU:C	2.59	0.40
1:E:1003:VAL:O	1:E:1008:GLN:NE2	2.53	0.40
1:E:105:TYR:HD2	1:E:109:VAL:HG21	1.85	0.40
1:E:115:PRO:HD2	1:E:191:TRP:CD1	2.56	0.40
1:E:360:HIS:ND1	1:E:363:HIS:N	2.54	0.40

Continued on next page...

Continued from previous page...

Atom-1	Atom-2	Interatomic distance (Å)	Clash overlap (Å)
1:E:62:TRP:CH2	1:E:64:PRO:HA	2.56	0.40
1:E:743:SER:OG	1:E:744:GLU:N	2.55	0.40
1:F:695:TRP:CE2	1:F:721:ARG:HG3	2.56	0.40
1:G:69:VAL:CG1	1:G:122:CYS:SG	3.09	0.40
1:G:372:MET:O	1:G:373:VAL:C	2.58	0.40
1:G:668:VAL:CG1	1:G:669:PRO:CD	2.99	0.40
1:G:73:TRP:O	1:G:183:ARG:NH2	2.53	0.40
1:G:79:PRO:CD	1:G:80:GLU:H	2.33	0.40
1:G:79:PRO:HG2	1:G:80:GLU:H	1.85	0.40
1:G:936:GLY:O	1:G:937:LEU:C	2.60	0.40
1:H:153:TRP:HE3	1:H:185:ALA:O	2.02	0.40
1:H:23:GLN:CB	1:H:26:ARG:NE	2.84	0.40
1:H:413:ALA:HB2	1:H:443:MET:HE1	2.03	0.40
1:H:813:ALA:HB3	1:H:815:HIS:CD2	2.55	0.40
1:H:856:TYR:N	1:H:856:TYR:CD1	2.88	0.40
1:H:894:ARG:NH1	1:H:919:ASP:OD2	2.54	0.40
1:I:125:LEU:O	1:I:184:LEU:N	2.44	0.40
1:I:376:ILE:HG13	1:I:398:TRP:CZ3	2.56	0.40
1:J:200:GLN:HG2	1:J:391:HIS:HB2	2.03	0.40
1:J:627:PHE:C	1:J:628:GLN:HG2	2.41	0.40
1:J:654:TRP:O	1:J:665:SER:HA	2.20	0.40
1:J:651:LEU:HD12	1:J:668:VAL:O	2.21	0.40
1:K:1018:LEU:HD23	1:K:1018:LEU:HA	1.69	0.40
1:K:132:SER:HA	1:K:135:GLN:OE1	2.21	0.40
1:K:627:PHE:CZ	1:K:650:GLU:HG2	2.56	0.40
1:K:646:HIS:NE2	1:K:671:ASP:OD1	2.48	0.40
1:K:68:ALA:O	1:K:70:PRO:HD3	2.21	0.40
1:K:782:ASP:HB2	1:K:842:TRP:CH2	2.55	0.40
1:L:177:LEU:HA	1:L:177:LEU:HD22	1.89	0.40
1:L:192:SER:O	1:L:193:ASP:C	2.57	0.40
1:L:513:PRO:C	1:L:515:VAL:H	2.24	0.40
1:L:687:GLN:N	1:L:688:PRO:HD3	2.35	0.40
1:L:961:ARG:NE	1:L:981:GLY:O	2.54	0.40
1:M:108:THR:CG2	1:M:109:VAL:H	2.34	0.40
1:M:227:VAL:HG12	1:M:228:ALA:N	2.36	0.40
1:M:356:ARG:O	1:M:356:ARG:HG2	2.21	0.40
1:N:210:ARG:HH11	1:N:395:HIS:CA	2.33	0.40
1:N:220:THR:O	1:N:220:THR:HG22	2.21	0.40
1:N:836:ILE:CG2	1:N:837:THR:N	2.84	0.40
1:N:897:TRP:CE2	1:N:918:TRP:HB2	2.55	0.40
1:N:927:THR:HG21	1:N:929:TYR:CZ	2.56	0.40

Continued on next page...

Continued from previous page...

Atom-1	Atom-2	Interatomic distance (Å)	Clash overlap (Å)
1:O:878:HIS:NE2	1:O:1010:SER:HB2	2.36	0.40
1:O:420:MET:HE2	1:O:425:ARG:HB3	2.04	0.40
1:O:645:ARG:O	1:O:674:PRO:HG3	2.21	0.40
1:O:768:MET:O	1:O:775:GLN:N	2.52	0.40
1:O:78:LEU:CB	1:O:79:PRO:HD2	2.51	0.40
1:P:354:VAL:HA	1:P:567:VAL:H	1.86	0.40
1:P:466:ALA:O	1:P:467:ASN:C	2.59	0.40
1:P:538:TYR:O	1:P:567:VAL:HA	2.21	0.40
1:P:91:GLN:HG3	1:P:96:ASP:OD1	2.21	0.40
1:A:141:ILE:HG13	1:A:213:SER:O	2.21	0.40
1:A:315:LEU:O	1:A:323:ILE:N	2.47	0.40
1:A:786:ARG:HH11	1:A:990:HIS:HE1	1.69	0.40
1:B:289:VAL:HG22	1:B:290:THR:N	2.35	0.40
1:B:77:ASP:O	1:B:78:LEU:HD23	2.20	0.40
1:B:935:ASN:N	1:B:935:ASN:ND2	2.68	0.40
1:C:35:SER:HB2	1:C:217:LYS:HE2	2.02	0.40
1:C:243:GLU:HG2	1:C:243:GLU:O	2.20	0.40
1:C:53:SER:OG	1:C:55:ASN:HB2	2.21	0.40
1:C:549:PHE:O	1:C:550:ALA:C	2.57	0.40
1:D:1020:TRP:HD1	1:D:1021:CYS:H	1.69	0.40
1:D:438:GLU:O	1:D:442:ARG:HG3	2.21	0.40
1:D:802:ASP:HA	1:D:803:PRO:HD2	1.81	0.40
1:E:68:ALA:O	1:E:69:VAL:C	2.58	0.40
1:E:897:TRP:CZ2	1:E:918:TRP:HB2	2.56	0.40
1:E:967:LEU:O	1:E:969:GLU:N	2.54	0.40
1:F:553:TRP:CD1	1:F:553:TRP:N	2.90	0.40
1:F:843:GLN:CG	1:F:848:THR:HA	2.51	0.40
1:G:375:ASP:O	1:G:379:MET:HG3	2.21	0.40
1:H:1004:SER:O	1:H:1008:GLN:HG3	2.20	0.40
1:E:279:ILE:CD1	1:H:424:ASN:HB2	2.44	0.40
1:H:456:TRP:NE1	1:H:482:ARG:CD	2.81	0.40
1:I:354:VAL:CG1	1:I:379:MET:CE	2.99	0.40
1:I:409:VAL:HG12	1:I:410:VAL:N	2.37	0.40
1:I:464:HIS:N	3:I:1223:HOH:O	2.28	0.40
1:J:234:ASP:O	1:J:235:PHE:HB2	2.21	0.40
1:J:369:GLU:O	1:J:372:MET:HB2	2.20	0.40
1:J:454:ILE:HG21	1:J:454:ILE:HD13	1.81	0.40
1:J:820:ALA:HB2	1:J:842:TRP:NE1	2.37	0.40
1:J:825:CYS:SG	1:J:825:CYS:O	2.79	0.40
1:K:202:MET:CE	1:K:357:HIS:CD2	2.99	0.40
1:K:395:HIS:HA	1:K:396:PRO:HD3	1.97	0.40

Continued on next page...

Continued from previous page...

Atom-1	Atom-2	Interatomic distance (Å)	Clash overlap (Å)
1:K:656:VAL:HG21	1:K:685:LEU:CD2	2.51	0.40
1:K:850:PHE:O	1:K:851:ILE:HG13	2.21	0.40
1:L:256:VAL:N	1:L:272:ALA:O	2.54	0.40
1:L:30:HIS:CG	1:L:33:PHE:CE2	3.10	0.40
1:L:505:ARG:O	1:L:519:SER:HA	2.21	0.40
1:L:691:ALA:HA	1:L:725:ASN:CB	2.52	0.40
1:M:132:SER:O	1:M:133:TRP:C	2.59	0.40
1:M:429:ASP:OD1	1:M:431:ARG:N	2.55	0.40
1:M:46:ARG:CB	1:M:47:PRO:CD	2.99	0.40
1:M:523:TRP:HA	1:M:526:LEU:HD11	2.04	0.40
1:M:745:MET:O	1:M:746:ASP:HB3	2.21	0.40
1:M:764:PHE:O	1:M:765:LEU:C	2.59	0.40
1:M:881:ARG:HB3	1:M:990:HIS:CD2	2.55	0.40
1:N:173:LEU:HA	1:N:173:LEU:HD23	1.57	0.40
1:N:408:TYR:HB3	1:N:454:ILE:HD13	2.02	0.40
1:N:409:VAL:HG12	1:N:410:VAL:N	2.36	0.40
1:N:781:ARG:HD2	1:N:781:ARG:HH11	1.70	0.40
1:N:13:ARG:HD3	1:O:13:ARG:NH1	2.36	0.40
1:O:421:VAL:HA	1:O:422:PRO:HA	1.87	0.40
1:O:650:GLU:HA	1:O:701:VAL:O	2.20	0.40
1:O:962:TYR:CE2	1:O:976:LEU:HB3	2.56	0.40
1:O:994:GLY:HA3	1:O:1003:VAL:HG22	2.03	0.40
1:P:453:VAL:HG12	1:P:454:ILE:N	2.36	0.40
1:P:471:LEU:O	1:P:475:ILE:HG12	2.22	0.40
1:A:358:GLU:HB3	1:A:367:MET:CG	2.52	0.40
1:A:486:TYR:H	1:A:496:THR:CB	2.34	0.40
1:A:517:LYS:NZ	3:A:1238:HOH:O	2.39	0.40
1:A:743:SER:O	1:A:744:GLU:C	2.56	0.40
1:A:806:TRP:CH2	1:A:809:ARG:NH2	2.89	0.40
1:B:147:ASN:HA	1:B:148:SER:HA	1.53	0.40
1:B:619:GLU:HA	1:B:912:ALA:HB2	2.04	0.40
1:B:658:LEU:HD21	1:B:690:SER:HB2	2.03	0.40
1:D:354:VAL:CG1	1:D:379:MET:CE	3.00	0.40
1:D:990:HIS:HD1	1:D:991:MET:N	2.19	0.40
1:E:249:GLU:CD	1:E:251:ARG:HH22	2.24	0.40
1:E:382:ASN:ND2	1:E:617:LEU:HD21	2.36	0.40
1:E:697:THR:OG1	1:E:719:GLN:NE2	2.54	0.40
1:E:947:GLY:HA3	1:E:948:PRO:HD2	1.87	0.40
1:E:9:VAL:O	1:E:12:GLN:HB3	2.22	0.40
1:F:36:TRP:CD1	1:F:41:GLU:CB	3.01	0.40
1:F:475:ILE:O	1:F:476:LYS:C	2.57	0.40

Continued on next page...

Continued from previous page...

Atom-1	Atom-2	Interatomic distance (Å)	Clash overlap (Å)
1:F:579:ASP:CG	1:F:583:ASN:HB2	2.42	0.40
1:G:289:VAL:HG22	1:G:290:THR:N	2.36	0.40
1:G:606:LEU:HA	1:G:606:LEU:HD23	1.89	0.40
1:H:250:LEU:HA	1:H:250:LEU:HD23	1.88	0.40
1:H:350:LEU:HD12	1:H:563:GLN:O	2.22	0.40
1:H:38:ASN:OD1	1:H:40:GLU:N	2.54	0.40
1:H:608:PHE:CE1	1:H:614:HIS:CE1	3.09	0.40
1:H:59:ARG:NH2	1:H:81:ALA:HB3	2.37	0.40
1:I:245:GLN:HG2	1:I:288:ARG:HG2	2.04	0.40
1:I:395:HIS:CE1	1:I:397:LEU:CB	3.04	0.40
1:I:631:LEU:HD22	1:I:696:LEU:HD23	2.04	0.40
1:J:111:PRO:CB	1:J:112:PRO:HA	2.50	0.40
1:J:801:ILE:HD12	1:J:801:ILE:N	2.36	0.40
1:K:555:ALA:O	1:K:558:GLN:N	2.51	0.40
1:K:83:THR:CG2	1:K:84:VAL:N	2.83	0.40
1:K:927:THR:HA	1:K:928:PRO:HD2	1.83	0.40
1:K:987:ASP:OD2	1:K:990:HIS:HD2	2.05	0.40
1:L:31:PRO:CB	1:L:32:PRO:CD	2.99	0.40
1:L:701:VAL:CG2	1:L:714:ILE:CD1	2.99	0.40
1:L:906:TYR:N	1:L:906:TYR:CD1	2.89	0.40
1:L:966:GLN:OE1	1:L:977:HIS:N	2.45	0.40
1:L:959:ILE:CB	1:L:984:LEU:HD12	2.51	0.40
1:M:136:GLU:O	1:M:137:GLY:O	2.39	0.40
1:M:232:ASN:HD21	1:M:236:SER:CA	2.34	0.40
1:M:301:TRP:CD1	1:M:308:LEU:HD21	2.56	0.40
1:M:331:GLY:HA3	1:M:451:PRO:HG3	2.03	0.40
1:M:413:ALA:CA	1:M:443:MET:CE	3.00	0.40
1:M:557:ARG:HH11	1:M:557:ARG:HG3	1.87	0.40
1:M:723:ALA:HB1	1:M:724:GLU:H	1.66	0.40
1:M:851:ILE:HG22	1:M:851:ILE:O	2.20	0.40
1:M:920:LEU:C	1:M:921:PRO:O	2.58	0.40
1:M:959:ILE:O	1:M:959:ILE:HG23	2.20	0.40
1:N:141:ILE:O	1:N:170:GLU:HA	2.22	0.40
1:N:240:LEU:HD22	1:N:260:LEU:HD13	2.03	0.40
1:N:279:ILE:HD12	1:N:279:ILE:HG21	1.71	0.40
1:N:743:SER:O	1:N:760:ARG:NH1	2.51	0.40
1:N:920:LEU:CB	1:N:921:PRO:CD	2.99	0.40
1:O:111:PRO:HA	1:O:112:PRO:HA	1.66	0.40
1:O:27:LEU:HD12	1:O:140:ARG:HH11	1.86	0.40
1:N:279:ILE:CD1	1:O:422:PRO:CG	2.99	0.40
1:O:540:HIS:CE1	1:O:999:TRP:HZ3	2.39	0.40

Continued on next page...

Continued from previous page...

Atom-1	Atom-2	Interatomic distance (Å)	Clash overlap (Å)
1:O:894:ARG:HH11	1:O:919:ASP:CG	2.24	0.40
1:P:150:PHE:O	1:P:161:TYR:HA	2.22	0.40
1:P:394:ASN:O	1:P:399:TYR:HE1	2.04	0.40
1:P:423:MET:SD	1:P:461:GLU:O	2.79	0.40
1:P:608:PHE:O	1:P:610:ASP:N	2.55	0.40
1:P:781:ARG:O	1:P:884:LEU:HA	2.22	0.40
1:A:291:LEU:N	1:A:291:LEU:CD1	2.79	0.40
1:A:35:SER:O	1:A:36:TRP:C	2.58	0.40
1:B:868:VAL:CB	1:B:1016:TYR:CE1	3.04	0.40
1:B:986:ILE:HG21	1:B:1018:LEU:HD11	2.04	0.40
1:B:577:LYS:NZ	1:B:591:ASP:O	2.30	0.40
1:B:898:LEU:HA	1:B:898:LEU:HD12	1.66	0.40
1:C:217:LYS:HZ3	1:C:324:GLU:CD	2.24	0.40
1:C:412:GLU:HG3	1:C:457:SER:OG	2.21	0.40
1:C:600:GLN:HG3	1:C:600:GLN:H	1.27	0.40
1:C:95:TYR:N	1:C:95:TYR:CD1	2.90	0.40
1:E:834:VAL:HG12	1:E:835:LEU:N	2.37	0.40
1:E:894:ARG:HH12	1:E:920:LEU:N	2.19	0.40
1:E:901:GLY:HA3	1:E:902:PRO:HA	1.81	0.40
1:F:43:ARG:HH21	1:F:264:GLU:HG2	1.86	0.40
1:F:301:TRP:CD1	1:F:308:LEU:CD2	3.04	0.40
1:F:657:ALA:HA	1:F:661:LYS:O	2.22	0.40
1:F:689:GLU:C	1:F:690:SER:O	2.59	0.40
1:G:73:TRP:HZ2	1:G:123:TYR:O	2.04	0.40
1:G:13:ARG:HG3	1:G:13:ARG:H	1.71	0.40
1:G:352:ARG:HD3	1:G:383:ASN:O	2.20	0.40
1:G:608:PHE:HB2	1:G:612:THR:O	2.21	0.40
1:G:821:ALA:C	1:G:840:HIS:HB3	2.42	0.40
1:G:90:TRP:HE1	1:G:96:ASP:CG	2.25	0.40
1:G:951:TRP:O	1:G:952:ARG:HG3	2.21	0.40
1:H:161:TYR:CD2	1:H:162:GLY:N	2.89	0.40
1:H:474:TRP:CH2	1:H:478:VAL:HG21	2.53	0.40
1:H:533:LEU:C	1:H:533:LEU:HD12	2.41	0.40
1:H:878:HIS:HA	1:H:879:PRO:HD3	1.69	0.40
1:I:141:ILE:HG21	1:I:143:PHE:HE1	1.86	0.40
1:I:937:LEU:O	1:I:938:ARG:HG2	2.19	0.40
1:I:961:ARG:CB	1:I:978:ALA:CB	2.99	0.40
1:J:257:THR:HG23	1:J:270:GLY:O	2.21	0.40
1:J:801:ILE:HG22	1:J:803:PRO:HD3	2.04	0.40
1:K:134:LEU:HD23	1:K:134:LEU:HA	1.77	0.40
1:K:155:ASN:OD1	1:K:182:ASN:HA	2.20	0.40

Continued on next page...

Continued from previous page...

Atom-1	Atom-2	Interatomic distance (Å)	Clash overlap (Å)
1:K:903:GLN:O	1:K:904:GLU:C	2.58	0.40
1:L:165:SER:OG	1:L:198:GLU:OE1	2.38	0.40
1:L:36:TRP:CZ2	1:L:42:ALA:HA	2.54	0.40
1:L:627:PHE:O	1:L:628:GLN:HG2	2.21	0.40
1:L:679:LEU:HD23	1:L:679:LEU:HA	1.55	0.40
1:L:90:TRP:NE1	1:L:96:ASP:OD1	2.54	0.40
1:M:563:GLN:N	3:M:1211:HOH:O	2.53	0.40
1:M:682:LEU:HB3	1:M:683:PRO:CD	2.46	0.40
1:M:689:GLU:C	1:M:690:SER:O	2.59	0.40
1:M:69:VAL:CG1	1:M:70:PRO:CD	2.99	0.40
1:M:377:LEU:HD21	1:M:708:TRP:CB	2.51	0.40
1:M:719:GLN:NE2	1:M:914:CYS:HB3	2.36	0.40
1:M:937:LEU:CD2	1:M:939:CYS:SG	3.08	0.40
1:N:154:CYS:O	1:N:155:ASN:C	2.59	0.40
1:N:361:PRO:HG3	1:N:609:ALA:O	2.21	0.40
1:N:375:ASP:O	1:N:379:MET:HB2	2.21	0.40
1:N:382:ASN:O	1:N:383:ASN:HB2	2.21	0.40
1:N:654:TRP:NE1	1:N:666:GLY:CA	2.79	0.40
1:N:737:ILE:HB	1:N:738:PRO:HD2	2.03	0.40
1:N:777:LEU:CD2	1:N:889:ALA:CB	2.99	0.40
1:O:237:ARG:CG	1:O:237:ARG:NH1	2.85	0.40
1:O:380:LYS:HB3	1:O:380:LYS:HE2	1.95	0.40
1:O:40:GLU:O	1:O:41:GLU:C	2.58	0.40
1:O:701:VAL:HA	1:O:713:HIS:O	2.21	0.40
1:P:106:PRO:HD3	1:P:204:ARG:HH12	1.86	0.40
1:P:379:MET:O	1:P:380:LYS:C	2.59	0.40
1:P:832:ASP:O	1:P:833:ALA:HB2	2.22	0.40
1:P:777:LEU:CD2	1:P:889:ALA:CB	2.99	0.40
1:P:777:LEU:CD2	1:P:889:ALA:HB2	2.50	0.40
1:P:948:PRO:HG2	1:P:949:HIS:CE1	2.56	0.40
1:A:132:SER:O	1:A:133:TRP:C	2.60	0.40
1:A:210:ARG:NH1	1:A:395:HIS:N	2.70	0.40
1:A:682:LEU:CB	1:A:683:PRO:CD	2.99	0.40
1:A:78:LEU:CB	1:A:79:PRO:HD2	2.44	0.40
1:A:881:ARG:HD3	1:A:987:ASP:CG	2.42	0.40
1:B:237:ARG:HH11	1:B:237:ARG:HG3	1.85	0.40
1:B:63:PHE:HB3	1:B:64:PRO:HD2	2.03	0.40
1:B:782:ASP:HA	1:B:884:LEU:CD2	2.43	0.40
1:B:802:ASP:O	1:B:808:GLU:HG3	2.22	0.40
1:C:66:PRO:O	1:C:68:ALA:N	2.55	0.40
1:C:802:ASP:C	1:C:804:ASN:H	2.24	0.40

Continued on next page...

Continued from previous page...

Atom-1	Atom-2	Interatomic distance (Å)	Clash overlap (Å)
1:D:367:MET:HE3	1:D:367:MET:HA	2.03	0.40
1:D:577:LYS:HD3	1:D:585:TRP:CZ2	2.56	0.40
1:D:894:ARG:NH1	1:D:920:LEU:HA	2.37	0.40
1:E:129:VAL:HG21	1:E:182:ASN:ND2	2.37	0.40
1:E:105:TYR:CE1	1:E:199:ASP:HB2	2.57	0.40
1:E:429:ASP:OD1	1:E:432:TRP:HD1	2.04	0.40
1:E:682:LEU:HD23	1:E:682:LEU:HA	1.64	0.40
1:E:961:ARG:O	1:E:979:GLU:HG3	2.21	0.40
1:E:972:HIS:HB2	1:E:974:HIS:CE1	2.56	0.40
1:F:125:LEU:O	1:F:183:ARG:HA	2.22	0.40
1:F:232:ASN:N	1:F:232:ASN:OD1	2.55	0.40
1:F:46:ARG:HB3	1:F:47:PRO:HD2	2.04	0.40
1:F:599:ARG:HB2	1:F:600:GLN:H	1.59	0.40
1:F:807:VAL:CG1	1:F:808:GLU:N	2.81	0.40
1:G:147:ASN:CA	1:G:165:SER:HB3	2.52	0.40
1:G:368:ASP:O	1:G:372:MET:HG3	2.22	0.40
1:G:606:LEU:O	1:G:614:HIS:HB2	2.22	0.40
1:H:102:ASN:HB3	3:H:1219:HOH:O	2.21	0.40
1:H:214:LEU:HA	1:H:214:LEU:HD23	1.90	0.40
1:H:330:VAL:HG12	1:H:331:GLY:N	2.36	0.40
1:H:62:TRP:C	1:H:63:PHE:CD1	2.94	0.40
1:I:31:PRO:CB	1:I:32:PRO:HD2	2.51	0.40
1:J:227:VAL:HG12	1:J:240:LEU:CD1	2.52	0.40
1:J:392:TYR:HB2	1:J:393:PRO:HD2	2.03	0.40
1:J:166:ARG:HB3	1:J:393:PRO:HG2	2.04	0.40
1:J:482:ARG:HA	1:J:483:PRO:HD3	1.91	0.40
1:J:612:THR:HA	1:J:613:PRO:HD3	1.78	0.40
1:K:30:HIS:ND1	1:K:31:PRO:O	2.29	0.40
1:K:387:VAL:HG21	1:K:398:TRP:HZ2	1.87	0.40
1:K:471:LEU:O	1:K:475:ILE:HG13	2.22	0.40
1:K:507:ASP:OD1	1:K:521:LYS:HE3	2.21	0.40
1:K:559:TYR:CD1	1:K:559:TYR:N	2.90	0.40
1:K:645:ARG:HH22	1:K:648:ASP:H	1.68	0.40
1:K:868:VAL:CG1	1:K:869:ASP:N	2.79	0.40
1:K:947:GLY:HA3	1:K:948:PRO:HD2	1.82	0.40
1:L:118:ASN:HA	1:L:119:PRO:HD2	1.82	0.40
1:L:27:LEU:HD12	1:L:140:ARG:HD3	2.04	0.40
1:L:533:LEU:HD12	1:L:534:ILE:N	2.36	0.40
1:L:802:ASP:O	1:L:804:ASN:N	2.55	0.40
1:L:833:ALA:CB	1:L:859:ASP:HA	2.51	0.40
1:M:166:ARG:HG3	1:M:392:TYR:CB	2.43	0.40

Continued on next page...

Continued from previous page...

Atom-1	Atom-2	Interatomic distance (Å)	Clash overlap (Å)
1:M:190:ARG:HG2	1:M:206:SER:CB	2.51	0.40
1:M:50:GLN:O	1:M:215:LEU:HA	2.21	0.40
1:M:231:PHE:N	1:M:231:PHE:CD1	2.89	0.40
1:M:38:ASN:HD21	1:M:41:GLU:N	2.15	0.40
1:M:432:TRP:O	1:M:435:ALA:HB3	2.20	0.40
1:M:540:HIS:ND1	1:M:999:TRP:CZ3	2.90	0.40
1:N:110:ASN:O	1:N:113:PHE:N	2.55	0.40
1:N:350:LEU:HA	1:N:350:LEU:HD12	1.85	0.40
1:N:44:THR:O	1:N:45:ASP:C	2.60	0.40
1:O:166:ARG:HA	1:O:166:ARG:HD2	1.84	0.40
1:O:227:VAL:CG1	1:O:228:ALA:N	2.84	0.40
1:P:166:ARG:HB2	1:P:414:ASN:ND2	2.26	0.40
1:P:327:ALA:O	1:P:328:CYS:HB3	2.21	0.40
1:P:386:ALA:C	1:P:387:VAL:HG12	2.41	0.40
1:P:740:LEU:HD13	1:P:749:ILE:HD11	2.04	0.40
1:P:788:PRO:CB	1:P:807:VAL:CG2	3.00	0.40
1:P:59:ARG:HA	1:P:82:ASP:O	2.22	0.40
1:P:906:TYR:N	1:P:906:TYR:HD1	2.20	0.40

There are no symmetry-related clashes.

5.3 Torsion angles [i](#)

5.3.1 Protein backbone [i](#)

In the following table, the Percentiles column shows the percent Ramachandran outliers of the chain as a percentile score with respect to all X-ray entries followed by that with respect to entries of similar resolution.

The Analysed column shows the number of residues for which the backbone conformation was analysed, and the total number of residues.

Mol	Chain	Analysed	Favoured	Allowed	Outliers	Percentiles	
1	A	1019/1023 (100%)	909 (89%)	92 (9%)	18 (2%)	8	14
1	B	1019/1023 (100%)	914 (90%)	85 (8%)	20 (2%)	7	12
1	C	1019/1023 (100%)	919 (90%)	81 (8%)	19 (2%)	8	13
1	D	1019/1023 (100%)	910 (89%)	98 (10%)	11 (1%)	14	26
1	E	1019/1023 (100%)	842 (83%)	135 (13%)	42 (4%)	3	3
1	F	1019/1023 (100%)	892 (88%)	101 (10%)	26 (3%)	5	8

Continued on next page...

Continued from previous page...

Mol	Chain	Analysed	Favoured	Allowed	Outliers	Percentiles	
1	G	1019/1023 (100%)	893 (88%)	101 (10%)	25 (2%)	5	8
1	H	1019/1023 (100%)	845 (83%)	140 (14%)	34 (3%)	4	5
1	I	1019/1023 (100%)	884 (87%)	111 (11%)	24 (2%)	6	9
1	J	1019/1023 (100%)	887 (87%)	118 (12%)	14 (1%)	11	20
1	K	1019/1023 (100%)	855 (84%)	131 (13%)	33 (3%)	4	5
1	L	1019/1023 (100%)	838 (82%)	146 (14%)	35 (3%)	3	5
1	M	1019/1023 (100%)	836 (82%)	127 (12%)	56 (6%)	2	2
1	N	1019/1023 (100%)	875 (86%)	117 (12%)	27 (3%)	5	8
1	O	1019/1023 (100%)	889 (87%)	102 (10%)	28 (3%)	5	7
1	P	1019/1023 (100%)	797 (78%)	164 (16%)	58 (6%)	1	1
All	All	16304/16368 (100%)	13985 (86%)	1849 (11%)	470 (3%)	4	6

All (470) Ramachandran outliers are listed below:

Mol	Chain	Res	Type
1	A	252	ASP
1	A	277	GLU
1	A	389	CYS
1	A	541	ALA
1	A	659	ASP
1	B	252	ASP
1	B	425	ARG
1	B	659	ASP
1	B	688	PRO
1	C	137	GLY
1	C	425	ARG
1	D	252	ASP
1	E	27	LEU
1	E	119	PRO
1	E	204	ARG
1	E	211	ASP
1	E	252	ASP
1	E	274	PHE
1	E	425	ARG
1	E	448	ARG
1	E	647	SER
1	F	45	ASP
1	F	339	ASN

Continued on next page...

Continued from previous page...

Mol	Chain	Res	Type
1	F	425	ARG
1	G	155	ASN
1	G	252	ASP
1	G	389	CYS
1	G	540	HIS
1	G	740	LEU
1	G	741	THR
1	G	937	LEU
1	H	27	LEU
1	H	155	ASN
1	H	211	ASP
1	H	252	ASP
1	H	550	ALA
1	H	765	LEU
1	I	27	LEU
1	I	45	ASP
1	I	274	PHE
1	I	540	HIS
1	I	937	LEU
1	J	425	ARG
1	K	135	GLN
1	K	252	ASP
1	K	659	ASP
1	K	979	GLU
1	L	150	PHE
1	L	174	SER
1	L	252	ASP
1	L	374	GLN
1	L	425	ARG
1	L	448	ARG
1	L	488	GLY
1	L	541	ALA
1	L	581	ASN
1	L	1009	LEU
1	M	27	LEU
1	M	36	TRP
1	M	67	GLU
1	M	137	GLY
1	M	164	ASP
1	M	211	ASP
1	M	252	ASP
1	M	277	GLU

Continued on next page...

Continued from previous page...

Mol	Chain	Res	Type
1	M	414	ASN
1	M	425	ARG
1	M	448	ARG
1	M	491	ALA
1	M	540	HIS
1	M	541	ALA
1	N	45	ASP
1	N	137	GLY
1	N	201	ASP
1	N	274	PHE
1	N	396	PRO
1	N	425	ARG
1	N	591	ASP
1	N	722	LEU
1	N	937	LEU
1	O	8	ALA
1	O	137	GLY
1	O	425	ARG
1	O	647	SER
1	P	35	SER
1	P	136	GLU
1	P	137	GLY
1	P	159	VAL
1	P	252	ASP
1	P	289	VAL
1	P	414	ASN
1	P	448	ARG
1	P	461	GLU
1	P	540	HIS
1	P	541	ALA
1	P	649	ASN
1	P	909	ARG
1	P	924	ASP
1	P	936	GLY
1	A	540	HIS
1	A	609	ALA
1	B	46	ARG
1	B	609	ALA
1	B	831	ALA
1	C	67	GLU
1	C	579	ASP
1	D	35	SER

Continued on next page...

Continued from previous page...

Mol	Chain	Res	Type
1	D	235	PHE
1	D	591	ASP
1	E	41	GLU
1	E	45	ASP
1	E	137	GLY
1	E	199	ASP
1	E	275	GLY
1	E	514	ALA
1	E	546	LEU
1	E	589	GLY
1	E	707	ALA
1	E	891	VAL
1	F	67	GLU
1	F	647	SER
1	F	688	PRO
1	F	690	SER
1	F	803	PRO
1	G	274	PHE
1	G	461	GLU
1	G	541	ALA
1	G	580	GLU
1	G	659	ASP
1	G	815	HIS
1	H	14	ARG
1	H	275	GLY
1	H	414	ASN
1	H	448	ARG
1	H	549	PHE
1	H	590	GLY
1	H	601	PHE
1	H	936	GLY
1	I	425	ARG
1	I	541	ALA
1	I	815	HIS
1	J	71	GLU
1	J	274	PHE
1	J	609	ALA
1	K	174	SER
1	K	233	ASP
1	K	339	ASN
1	K	340	GLY
1	K	448	ARG

Continued on next page...

Continued from previous page...

Mol	Chain	Res	Type
1	K	461	GLU
1	K	601	PHE
1	K	846	GLY
1	K	936	GLY
1	L	31	PRO
1	L	196	TYR
1	L	461	GLU
1	L	489	GLY
1	L	540	HIS
1	L	609	ALA
1	L	765	LEU
1	L	936	GLY
1	M	14	ARG
1	M	82	ASP
1	M	90	TRP
1	M	92	MET
1	M	144	ASP
1	M	196	TYR
1	M	372	MET
1	M	390	SER
1	M	452	SER
1	M	891	VAL
1	N	211	ASP
1	N	281	GLU
1	N	874	SER
1	O	7	LEU
1	O	45	ASP
1	O	461	GLU
1	O	930	VAL
1	P	158	TRP
1	P	164	ASP
1	P	275	GLY
1	P	298	PRO
1	P	480	PRO
1	P	481	SER
1	P	546	LEU
1	P	601	PHE
1	P	609	ALA
1	P	617	LEU
1	P	812	ALA
1	A	164	ASP
1	A	273	PRO

Continued on next page...

Continued from previous page...

Mol	Chain	Res	Type
1	B	155	ASN
1	B	448	ARG
1	B	461	GLU
1	B	980	GLU
1	C	414	ASN
1	C	540	HIS
1	C	674	PRO
1	C	803	PRO
1	D	599	ARG
1	D	1006	GLU
1	E	36	TRP
1	E	40	GLU
1	E	104	THR
1	E	124	SER
1	E	174	SER
1	E	396	PRO
1	E	418	HIS
1	E	511	PRO
1	E	540	HIS
1	E	591	ASP
1	E	609	ALA
1	E	928	PRO
1	F	27	LEU
1	F	252	ASP
1	F	580	GLU
1	F	609	ALA
1	F	788	PRO
1	G	35	SER
1	G	591	ASP
1	G	1006	GLU
1	H	30	HIS
1	H	46	ARG
1	H	67	GLU
1	H	425	ARG
1	H	461	GLU
1	I	179	ALA
1	I	206	SER
1	I	398	TRP
1	I	609	ALA
1	J	133	TRP
1	J	252	ASP
1	J	923	SER

Continued on next page...

Continued from previous page...

Mol	Chain	Res	Type
1	K	164	ASP
1	K	201	ASP
1	K	580	GLU
1	K	751	LEU
1	K	765	LEU
1	K	824	GLN
1	K	1009	LEU
1	L	119	PRO
1	L	580	GLU
1	L	877	PRO
1	L	937	LEU
1	M	31	PRO
1	M	419	GLY
1	M	461	GLU
1	M	580	GLU
1	M	586	SER
1	M	601	PHE
1	M	609	ALA
1	M	1006	GLU
1	N	41	GLU
1	N	46	ARG
1	N	47	PRO
1	N	765	LEU
1	O	318	ALA
1	O	324	GLU
1	O	369	GLU
1	O	540	HIS
1	O	541	ALA
1	O	553	TRP
1	O	722	LEU
1	O	845	GLN
1	P	5	ASP
1	P	119	PRO
1	P	144	ASP
1	P	274	PHE
1	P	306	PRO
1	P	549	PHE
1	P	550	ALA
1	P	591	ASP
1	P	690	SER
1	P	746	ASP
1	P	770	ILE

Continued on next page...

Continued from previous page...

Mol	Chain	Res	Type
1	P	811	LYS
1	P	997	ASP
1	A	425	ARG
1	A	675	GLN
1	A	751	LEU
1	B	414	ASN
1	C	164	ASP
1	C	609	ALA
1	C	765	LEU
1	C	787	ALA
1	D	488	GLY
1	D	553	TRP
1	E	66	PRO
1	E	968	MET
1	E	997	ASP
1	F	174	SER
1	F	177	LEU
1	G	119	PRO
1	G	273	PRO
1	H	150	PHE
1	H	274	PHE
1	H	591	ASP
1	H	937	LEU
1	I	24	LEU
1	I	79	PRO
1	I	119	PRO
1	I	389	CYS
1	I	396	PRO
1	I	765	LEU
1	K	604	ASN
1	K	647	SER
1	K	690	SER
1	K	738	PRO
1	K	803	PRO
1	K	937	LEU
1	L	617	LEU
1	L	875	ASP
1	M	10	VAL
1	M	46	ARG
1	M	150	PHE
1	M	396	PRO
1	M	488	GLY

Continued on next page...

Continued from previous page...

Mol	Chain	Res	Type
1	M	599	ARG
1	M	707	ALA
1	M	738	PRO
1	N	35	SER
1	N	124	SER
1	N	546	LEU
1	O	70	PRO
1	O	370	GLN
1	O	1006	GLU
1	P	389	CYS
1	P	418	HIS
1	P	824	GLN
1	P	949	HIS
1	P	950	GLN
1	A	370	GLN
1	A	511	PRO
1	A	546	LEU
1	A	839	ALA
1	A	845	GLN
1	B	524	LEU
1	B	937	LEU
1	C	591	ASP
1	C	937	LEU
1	D	928	PRO
1	E	67	GLU
1	E	318	ALA
1	E	414	ASN
1	E	904	GLU
1	F	281	GLU
1	F	461	GLU
1	F	684	GLU
1	F	765	LEU
1	F	922	LEU
1	G	31	PRO
1	G	275	GLY
1	G	909	ARG
1	H	135	GLN
1	H	909	ARG
1	H	928	PRO
1	I	36	TRP
1	I	137	GLY
1	I	192	SER

Continued on next page...

Continued from previous page...

Mol	Chain	Res	Type
1	I	822	LEU
1	I	961	ARG
1	J	119	PRO
1	J	233	ASP
1	J	264	GLU
1	J	928	PRO
1	K	11	LEU
1	K	418	HIS
1	K	541	ALA
1	L	233	ASP
1	L	486	TYR
1	L	788	PRO
1	L	803	PRO
1	L	891	VAL
1	M	119	PRO
1	M	328	CYS
1	M	690	SER
1	M	788	PRO
1	M	845	GLN
1	M	909	ARG
1	N	7	LEU
1	N	39	SER
1	N	177	LEU
1	N	798	ALA
1	N	1005	ALA
1	O	132	SER
1	O	136	GLU
1	O	448	ARG
1	O	688	PRO
1	O	815	HIS
1	P	9	VAL
1	P	135	GLN
1	P	370	GLN
1	P	374	GLN
1	P	743	SER
1	P	930	VAL
1	P	934	GLU
1	A	488	GLY
1	B	47	PRO
1	B	164	ASP
1	B	633	GLY
1	C	396	PRO

Continued on next page...

Continued from previous page...

Mol	Chain	Res	Type
1	D	201	ASP
1	E	788	PRO
1	F	1006	GLU
1	G	589	GLY
1	H	119	PRO
1	H	289	VAL
1	H	371	THR
1	H	541	ALA
1	H	589	GLY
1	H	879	PRO
1	J	1006	GLU
1	K	10	VAL
1	K	92	MET
1	K	539	ALA
1	K	683	PRO
1	L	527	PRO
1	L	599	ARG
1	L	601	PHE
1	M	474	TRP
1	M	882	ILE
1	M	924	ASP
1	N	155	ASN
1	O	206	SER
1	P	30	HIS
1	P	46	ARG
1	C	273	PRO
1	C	936	GLY
1	F	46	ARG
1	I	454	ILE
1	L	94	GLY
1	M	32	PRO
1	M	928	PRO
1	N	674	PRO
1	O	891	VAL
1	P	396	PRO
1	P	490	GLY
1	C	119	PRO
1	E	146	VAL
1	G	930	VAL
1	H	787	ALA
1	J	66	PRO
1	J	396	PRO

Continued on next page...

Continued from previous page...

Mol	Chain	Res	Type
1	L	79	PRO
1	L	787	ALA
1	M	9	VAL
1	M	803	PRO
1	N	119	PRO
1	P	395	HIS
1	P	489	GLY
1	B	488	GLY
1	F	590	GLY
1	F	891	VAL
1	F	1001	PRO
1	G	891	VAL
1	H	47	PRO
1	M	451	PRO
1	O	662	PRO
1	O	803	PRO
1	B	936	GLY
1	D	738	PRO
1	F	928	PRO
1	G	803	PRO
1	M	879	PRO
1	P	483	PRO
1	B	480	PRO
1	C	788	PRO
1	E	298	PRO
1	E	488	GLY
1	M	787	ALA

5.3.2 Protein sidechains ⓘ

In the following table, the Percentiles column shows the percent sidechain outliers of the chain as a percentile score with respect to all X-ray entries followed by that with respect to entries of similar resolution.

The Analysed column shows the number of residues for which the sidechain conformation was analysed, and the total number of residues.

Mol	Chain	Analysed	Rotameric	Outliers	Percentiles	
1	A	873/875 (100%)	723 (83%)	150 (17%)	2	3
1	B	873/875 (100%)	709 (81%)	164 (19%)	1	2
1	C	873/875 (100%)	754 (86%)	119 (14%)	3	7

Continued on next page...

Continued from previous page...

Mol	Chain	Analysed	Rotameric	Outliers	Percentiles	
1	D	873/875 (100%)	729 (84%)	144 (16%)	2	4
1	E	873/875 (100%)	686 (79%)	187 (21%)	1	2
1	F	873/875 (100%)	735 (84%)	138 (16%)	2	4
1	G	873/875 (100%)	717 (82%)	156 (18%)	2	3
1	H	873/875 (100%)	693 (79%)	180 (21%)	1	2
1	I	873/875 (100%)	716 (82%)	157 (18%)	1	3
1	J	873/875 (100%)	755 (86%)	118 (14%)	4	7
1	K	873/875 (100%)	722 (83%)	151 (17%)	2	3
1	L	873/875 (100%)	704 (81%)	169 (19%)	1	2
1	M	873/875 (100%)	677 (78%)	196 (22%)	1	1
1	N	873/875 (100%)	717 (82%)	156 (18%)	2	3
1	O	873/875 (100%)	715 (82%)	158 (18%)	1	3
1	P	873/875 (100%)	665 (76%)	208 (24%)	0	1
All	All	13968/14000 (100%)	11417 (82%)	2551 (18%)	1	3

All (2551) residues with a non-rotameric sidechain are listed below:

Mol	Chain	Res	Type
1	A	3	ILE
1	A	4	THR
1	A	6	SER
1	A	13	ARG
1	A	14	ARG
1	A	23	GLN
1	A	24	LEU
1	A	48	SER
1	A	51	LEU
1	A	52	ARG
1	A	54	LEU
1	A	59	ARG
1	A	67	GLU
1	A	71	GLU
1	A	72	SER
1	A	80	GLU
1	A	90	TRP
1	A	101	THR
1	A	102	ASN

Continued on next page...

Continued from previous page...

Mol	Chain	Res	Type
1	A	108	THR
1	A	114	VAL
1	A	116	THR
1	A	124	SER
1	A	128	ASN
1	A	131	GLU
1	A	134	LEU
1	A	136	GLU
1	A	140	ARG
1	A	165	SER
1	A	166	ARG
1	A	186	VAL
1	A	190	ARG
1	A	204	ARG
1	A	206	SER
1	A	211	ASP
1	A	213	SER
1	A	219	THR
1	A	230	ARG
1	A	231	PHE
1	A	236	SER
1	A	237	ARG
1	A	246	MET
1	A	247	CYS
1	A	259	SER
1	A	277	GLU
1	A	279	ILE
1	A	282	ARG
1	A	288	ARG
1	A	296	GLU
1	A	300	LEU
1	A	310	ARG
1	A	316	HIS
1	A	319	ASP
1	A	333	ARG
1	A	343	LEU
1	A	344	LEU
1	A	356	ARG
1	A	385	ASN
1	A	387	VAL
1	A	392	TYR
1	A	394	ASN

Continued on next page...

Continued from previous page...

Mol	Chain	Res	Type
1	A	395	HIS
1	A	404	ARG
1	A	424	ASN
1	A	448	ARG
1	A	461	GLU
1	A	467	ASN
1	A	473	ARG
1	A	485	GLN
1	A	494	THR
1	A	519	SER
1	A	522	LYS
1	A	529	GLU
1	A	531	ARG
1	A	533	LEU
1	A	545	SER
1	A	546	LEU
1	A	554	GLN
1	A	571	VAL
1	A	576	ILE
1	A	600	GLN
1	A	604	ASN
1	A	614	HIS
1	A	618	THR
1	A	630	ARG
1	A	632	SER
1	A	634	GLN
1	A	635	THR
1	A	645	ARG
1	A	652	LEU
1	A	661	LYS
1	A	665	SER
1	A	667	GLU
1	A	672	VAL
1	A	681	GLU
1	A	689	GLU
1	A	690	SER
1	A	699	ARG
1	A	719	GLN
1	A	721	ARG
1	A	728	VAL
1	A	734	SER
1	A	737	ILE

Continued on next page...

Continued from previous page...

Mol	Chain	Res	Type
1	A	748	CYS
1	A	749	ILE
1	A	750	GLU
1	A	751	LEU
1	A	754	LYS
1	A	768	MET
1	A	773	LYS
1	A	781	ARG
1	A	782	ASP
1	A	790	ASP
1	A	796	SER
1	A	799	THR
1	A	804	ASN
1	A	819	GLU
1	A	823	LEU
1	A	824	GLN
1	A	828	ASP
1	A	843	GLN
1	A	845	GLN
1	A	849	LEU
1	A	850	PHE
1	A	854	LYS
1	A	856	TYR
1	A	858	ILE
1	A	863	GLN
1	A	866	ILE
1	A	867	THR
1	A	881	ARG
1	A	885	ASN
1	A	893	GLU
1	A	894	ARG
1	A	925	MET
1	A	934	GLU
1	A	938	ARG
1	A	951	TRP
1	A	956	GLN
1	A	961	ARG
1	A	968	MET
1	A	984	LEU
1	A	986	ILE
1	A	991	MET
1	A	997	ASP

Continued on next page...

Continued from previous page...

Mol	Chain	Res	Type
1	A	1006	GLU
1	A	1013	ARG
1	A	1018	LEU
1	A	1021	CYS
1	A	1023	LYS
1	B	3	ILE
1	B	7	LEU
1	B	11	LEU
1	B	24	LEU
1	B	46	ARG
1	B	48	SER
1	B	52	ARG
1	B	57	GLU
1	B	62	TRP
1	B	67	GLU
1	B	71	GLU
1	B	72	SER
1	B	76	CYS
1	B	80	GLU
1	B	90	TRP
1	B	99	ILE
1	B	101	THR
1	B	102	ASN
1	B	124	SER
1	B	128	ASN
1	B	129	VAL
1	B	131	GLU
1	B	134	LEU
1	B	135	GLN
1	B	136	GLU
1	B	140	ARG
1	B	144	ASP
1	B	165	SER
1	B	166	ARG
1	B	178	ARG
1	B	189	LEU
1	B	190	ARG
1	B	193	ASP
1	B	210	ARG
1	B	211	ASP
1	B	213	SER
1	B	214	LEU

Continued on next page...

Continued from previous page...

Mol	Chain	Res	Type
1	B	219	THR
1	B	237	ARG
1	B	240	LEU
1	B	246	MET
1	B	247	CYS
1	B	255	ARG
1	B	259	SER
1	B	262	GLN
1	B	264	GLU
1	B	267	VAL
1	B	269	SER
1	B	279	ILE
1	B	302	SER
1	B	310	ARG
1	B	314	GLU
1	B	322	LEU
1	B	324	GLU
1	B	333	ARG
1	B	335	VAL
1	B	338	GLU
1	B	344	LEU
1	B	352	ARG
1	B	377	LEU
1	B	385	ASN
1	B	394	ASN
1	B	400	THR
1	B	420	MET
1	B	423	MET
1	B	424	ASN
1	B	425	ARG
1	B	431	ARG
1	B	437	SER
1	B	446	ARG
1	B	448	ARG
1	B	461	GLU
1	B	467	ASN
1	B	473	ARG
1	B	499	ILE
1	B	505	ARG
1	B	508	GLU
1	B	515	VAL
1	B	519	SER

Continued on next page...

Continued from previous page...

Mol	Chain	Res	Type
1	B	522	LYS
1	B	523	TRP
1	B	529	GLU
1	B	533	LEU
1	B	538	TYR
1	B	545	SER
1	B	546	LEU
1	B	551	LYS
1	B	580	GLU
1	B	599	ARG
1	B	600	GLN
1	B	614	HIS
1	B	630	ARG
1	B	632	SER
1	B	634	GLN
1	B	643	LEU
1	B	645	ARG
1	B	651	LEU
1	B	655	MET
1	B	656	VAL
1	B	661	LYS
1	B	663	LEU
1	B	670	LEU
1	B	678	GLN
1	B	680	ILE
1	B	689	GLU
1	B	690	SER
1	B	720	TRP
1	B	729	THR
1	B	734	SER
1	B	737	ILE
1	B	741	THR
1	B	743	SER
1	B	748	CYS
1	B	751	LEU
1	B	754	LYS
1	B	755	ARG
1	B	761	GLN
1	B	768	MET
1	B	773	LYS
1	B	774	LYS
1	B	775	GLN

Continued on next page...

Continued from previous page...

Mol	Chain	Res	Type
1	B	777	LEU
1	B	778	THR
1	B	781	ARG
1	B	789	LEU
1	B	796	SER
1	B	799	THR
1	B	817	GLN
1	B	819	GLU
1	B	822	LEU
1	B	829	THR
1	B	832	ASP
1	B	836	ILE
1	B	850	PHE
1	B	854	LYS
1	B	857	ARG
1	B	858	ILE
1	B	866	ILE
1	B	867	THR
1	B	868	VAL
1	B	876	THR
1	B	881	ARG
1	B	885	ASN
1	B	890	GLN
1	B	893	GLU
1	B	910	LEU
1	B	923	SER
1	B	934	GLU
1	B	935	ASN
1	B	937	LEU
1	B	938	ARG
1	B	942	ARG
1	B	950	GLN
1	B	951	TRP
1	B	956	GLN
1	B	968	MET
1	B	986	ILE
1	B	993	ILE
1	B	997	ASP
1	B	1002	SER
1	B	1006	GLU
1	B	1016	TYR
1	B	1019	VAL

Continued on next page...

Continued from previous page...

Mol	Chain	Res	Type
1	B	1021	CYS
1	C	3	ILE
1	C	13	ARG
1	C	24	LEU
1	C	37	ARG
1	C	38	ASN
1	C	48	SER
1	C	49	GLN
1	C	52	ARG
1	C	67	GLU
1	C	77	ASP
1	C	80	GLU
1	C	90	TRP
1	C	101	THR
1	C	102	ASN
1	C	114	VAL
1	C	123	TYR
1	C	125	LEU
1	C	131	GLU
1	C	132	SER
1	C	134	LEU
1	C	138	GLN
1	C	165	SER
1	C	166	ARG
1	C	187	MET
1	C	189	LEU
1	C	190	ARG
1	C	202	MET
1	C	211	ASP
1	C	213	SER
1	C	219	THR
1	C	237	ARG
1	C	246	MET
1	C	247	CYS
1	C	250	LEU
1	C	255	ARG
1	C	259	SER
1	C	262	GLN
1	C	279	ILE
1	C	310	ARG
1	C	314	GLU
1	C	333	ARG

Continued on next page...

Continued from previous page...

Mol	Chain	Res	Type
1	C	336	ARG
1	C	372	MET
1	C	385	ASN
1	C	397	LEU
1	C	411	ASP
1	C	424	ASN
1	C	425	ARG
1	C	437	SER
1	C	439	ARG
1	C	448	ARG
1	C	471	LEU
1	C	473	ARG
1	C	499	ILE
1	C	516	PRO
1	C	519	SER
1	C	529	GLU
1	C	533	LEU
1	C	545	SER
1	C	546	LEU
1	C	551	LYS
1	C	554	GLN
1	C	571	VAL
1	C	581	ASN
1	C	599	ARG
1	C	600	GLN
1	C	645	ARG
1	C	651	LEU
1	C	656	VAL
1	C	661	LYS
1	C	680	ILE
1	C	689	GLU
1	C	690	SER
1	C	714	ILE
1	C	719	GLN
1	C	727	SER
1	C	728	VAL
1	C	741	THR
1	C	743	SER
1	C	748	CYS
1	C	749	ILE
1	C	751	LEU
1	C	766	SER

Continued on next page...

Continued from previous page...

Mol	Chain	Res	Type
1	C	768	MET
1	C	776	LEU
1	C	781	ARG
1	C	799	THR
1	C	807	VAL
1	C	817	GLN
1	C	824	GLN
1	C	826	THR
1	C	832	ASP
1	C	836	ILE
1	C	837	THR
1	C	843	GLN
1	C	849	LEU
1	C	850	PHE
1	C	854	LYS
1	C	866	ILE
1	C	867	THR
1	C	874	SER
1	C	881	ARG
1	C	885	ASN
1	C	894	ARG
1	C	910	LEU
1	C	917	ARG
1	C	923	SER
1	C	934	GLU
1	C	938	ARG
1	C	950	GLN
1	C	954	ASP
1	C	956	GLN
1	C	968	MET
1	C	980	GLU
1	C	986	ILE
1	C	1002	SER
1	C	1006	GLU
1	C	1018	LEU
1	C	1023	LYS
1	D	3	ILE
1	D	6	SER
1	D	7	LEU
1	D	13	ARG
1	D	14	ARG
1	D	21	VAL

Continued on next page...

Continued from previous page...

Mol	Chain	Res	Type
1	D	24	LEU
1	D	27	LEU
1	D	48	SER
1	D	49	GLN
1	D	52	ARG
1	D	57	GLU
1	D	66	PRO
1	D	67	GLU
1	D	72	SER
1	D	77	ASP
1	D	80	GLU
1	D	90	TRP
1	D	95	TYR
1	D	101	THR
1	D	107	ILE
1	D	108	THR
1	D	114	VAL
1	D	116	THR
1	D	124	SER
1	D	125	LEU
1	D	129	VAL
1	D	131	GLU
1	D	141	ILE
1	D	166	ARG
1	D	169	SER
1	D	174	SER
1	D	181	GLU
1	D	186	VAL
1	D	189	LEU
1	D	190	ARG
1	D	193	ASP
1	D	202	MET
1	D	211	ASP
1	D	213	SER
1	D	219	THR
1	D	221	GLN
1	D	229	THR
1	D	237	ARG
1	D	243	GLU
1	D	246	MET
1	D	247	CYS
1	D	252	ASP

Continued on next page...

Continued from previous page...

Mol	Chain	Res	Type
1	D	255	ARG
1	D	259	SER
1	D	267	VAL
1	D	277	GLU
1	D	279	ILE
1	D	300	LEU
1	D	310	ARG
1	D	312	VAL
1	D	314	GLU
1	D	322	LEU
1	D	333	ARG
1	D	336	ARG
1	D	343	LEU
1	D	344	LEU
1	D	347	LYS
1	D	371	THR
1	D	379	MET
1	D	385	ASN
1	D	420	MET
1	D	433	LEU
1	D	448	ARG
1	D	461	GLU
1	D	467	ASN
1	D	473	ARG
1	D	475	ILE
1	D	477	SER
1	D	515	VAL
1	D	517	LYS
1	D	519	SER
1	D	521	LYS
1	D	522	LYS
1	D	525	SER
1	D	529	GLU
1	D	533	LEU
1	D	545	SER
1	D	546	LEU
1	D	551	LYS
1	D	586	SER
1	D	588	TYR
1	D	599	ARG
1	D	600	GLN
1	D	610	ASP

Continued on next page...

Continued from previous page...

Mol	Chain	Res	Type
1	D	614	HIS
1	D	630	ARG
1	D	632	SER
1	D	634	GLN
1	D	648	ASP
1	D	651	LEU
1	D	661	LYS
1	D	663	LEU
1	D	665	SER
1	D	672	VAL
1	D	684	GLU
1	D	690	SER
1	D	697	THR
1	D	699	ARG
1	D	710	GLU
1	D	719	GLN
1	D	730	LEU
1	D	743	SER
1	D	748	CYS
1	D	749	ILE
1	D	766	SER
1	D	768	MET
1	D	772	ASP
1	D	781	ARG
1	D	782	ASP
1	D	799	THR
1	D	819	GLU
1	D	822	LEU
1	D	824	GLN
1	D	826	THR
1	D	832	ASP
1	D	847	LYS
1	D	854	LYS
1	D	857	ARG
1	D	867	THR
1	D	881	ARG
1	D	884	LEU
1	D	893	GLU
1	D	894	ARG
1	D	917	ARG
1	D	920	LEU
1	D	931	PHE

Continued on next page...

Continued from previous page...

Mol	Chain	Res	Type
1	D	938	ARG
1	D	950	GLN
1	D	951	TRP
1	D	956	GLN
1	D	968	MET
1	D	970	THR
1	D	991	MET
1	D	1002	SER
1	D	1006	GLU
1	D	1018	LEU
1	D	1021	CYS
1	D	1023	LYS
1	E	3	ILE
1	E	4	THR
1	E	6	SER
1	E	11	LEU
1	E	13	ARG
1	E	14	ARG
1	E	21	VAL
1	E	24	LEU
1	E	25	ASN
1	E	26	ARG
1	E	27	LEU
1	E	35	SER
1	E	39	SER
1	E	43	ARG
1	E	49	GLN
1	E	50	GLN
1	E	51	LEU
1	E	52	ARG
1	E	67	GLU
1	E	72	SER
1	E	76	CYS
1	E	77	ASP
1	E	80	GLU
1	E	85	VAL
1	E	90	TRP
1	E	101	THR
1	E	107	ILE
1	E	108	THR
1	E	114	VAL
1	E	123	TYR

Continued on next page...

Continued from previous page...

Mol	Chain	Res	Type
1	E	125	LEU
1	E	128	ASN
1	E	131	GLU
1	E	134	LEU
1	E	138	GLN
1	E	139	THR
1	E	140	ARG
1	E	141	ILE
1	E	157	ARG
1	E	165	SER
1	E	166	ARG
1	E	173	LEU
1	E	176	PHE
1	E	189	LEU
1	E	190	ARG
1	E	197	LEU
1	E	204	ARG
1	E	211	ASP
1	E	214	LEU
1	E	217	LYS
1	E	219	THR
1	E	237	ARG
1	E	246	MET
1	E	247	CYS
1	E	250	LEU
1	E	252	ASP
1	E	255	ARG
1	E	258	VAL
1	E	259	SER
1	E	277	GLU
1	E	288	ARG
1	E	289	VAL
1	E	293	LEU
1	E	300	LEU
1	E	310	ARG
1	E	312	VAL
1	E	316	HIS
1	E	322	LEU
1	E	324	GLU
1	E	329	ASP
1	E	333	ARG
1	E	336	ARG

Continued on next page...

Continued from previous page...

Mol	Chain	Res	Type
1	E	344	LEU
1	E	356	ARG
1	E	359	HIS
1	E	369	GLU
1	E	377	LEU
1	E	380	LYS
1	E	385	ASN
1	E	394	ASN
1	E	418	HIS
1	E	423	MET
1	E	424	ASN
1	E	425	ARG
1	E	429	ASP
1	E	431	ARG
1	E	433	LEU
1	E	436	MET
1	E	437	SER
1	E	438	GLU
1	E	448	ARG
1	E	473	ARG
1	E	475	ILE
1	E	493	THR
1	E	502	MET
1	E	515	VAL
1	E	523	TRP
1	E	533	LEU
1	E	538	TYR
1	E	545	SER
1	E	546	LEU
1	E	554	GLN
1	E	557	ARG
1	E	571	VAL
1	E	575	LEU
1	E	576	ILE
1	E	599	ARG
1	E	600	GLN
1	E	604	ASN
1	E	614	HIS
1	E	618	THR
1	E	630	ARG
1	E	634	GLN
1	E	635	THR

Continued on next page...

Continued from previous page...

Mol	Chain	Res	Type
1	E	651	LEU
1	E	655	MET
1	E	661	LYS
1	E	667	GLU
1	E	672	VAL
1	E	689	GLU
1	E	690	SER
1	E	693	GLN
1	E	702	GLN
1	E	710	GLU
1	E	719	GLN
1	E	727	SER
1	E	728	VAL
1	E	730	LEU
1	E	748	CYS
1	E	754	LYS
1	E	768	MET
1	E	772	ASP
1	E	776	LEU
1	E	778	THR
1	E	780	LEU
1	E	781	ARG
1	E	782	ASP
1	E	789	LEU
1	E	790	ASP
1	E	797	GLU
1	E	799	THR
1	E	817	GLN
1	E	819	GLU
1	E	826	THR
1	E	828	ASP
1	E	830	LEU
1	E	832	ASP
1	E	835	LEU
1	E	843	GLN
1	E	848	THR
1	E	850	PHE
1	E	854	LYS
1	E	858	ILE
1	E	861	SER
1	E	866	ILE
1	E	867	THR

Continued on next page...

Continued from previous page...

Mol	Chain	Res	Type
1	E	874	SER
1	E	875	ASP
1	E	876	THR
1	E	881	ARG
1	E	884	LEU
1	E	893	GLU
1	E	894	ARG
1	E	898	LEU
1	E	902	PRO
1	E	903	GLN
1	E	916	ASP
1	E	917	ARG
1	E	920	LEU
1	E	931	PHE
1	E	932	PRO
1	E	938	ARG
1	E	941	THR
1	E	942	ARG
1	E	950	GLN
1	E	951	TRP
1	E	956	GLN
1	E	960	SER
1	E	961	ARG
1	E	962	TYR
1	E	970	THR
1	E	974	HIS
1	E	985	ASN
1	E	991	MET
1	E	1006	GLU
1	E	1013	ARG
1	E	1017	GLN
1	F	3	ILE
1	F	6	SER
1	F	13	ARG
1	F	38	ASN
1	F	40	GLU
1	F	43	ARG
1	F	45	ASP
1	F	52	ARG
1	F	67	GLU
1	F	72	SER
1	F	77	ASP

Continued on next page...

Continued from previous page...

Mol	Chain	Res	Type
1	F	80	GLU
1	F	85	VAL
1	F	90	TRP
1	F	101	THR
1	F	107	ILE
1	F	114	VAL
1	F	124	SER
1	F	126	THR
1	F	127	PHE
1	F	129	VAL
1	F	132	SER
1	F	136	GLU
1	F	166	ARG
1	F	170	GLU
1	F	173	LEU
1	F	182	ASN
1	F	184	LEU
1	F	189	LEU
1	F	193	ASP
1	F	198	GLU
1	F	202	MET
1	F	211	ASP
1	F	213	SER
1	F	219	THR
1	F	220	THR
1	F	230	ARG
1	F	231	PHE
1	F	232	ASN
1	F	236	SER
1	F	237	ARG
1	F	240	LEU
1	F	246	MET
1	F	247	CYS
1	F	251	ARG
1	F	255	ARG
1	F	262	GLN
1	F	265	THR
1	F	279	ILE
1	F	293	LEU
1	F	305	ILE
1	F	310	ARG
1	F	314	GLU

Continued on next page...

Continued from previous page...

Mol	Chain	Res	Type
1	F	324	GLU
1	F	333	ARG
1	F	336	ARG
1	F	376	ILE
1	F	385	ASN
1	F	394	ASN
1	F	402	CYS
1	F	424	ASN
1	F	425	ARG
1	F	442	ARG
1	F	443	MET
1	F	448	ARG
1	F	461	GLU
1	F	462	SER
1	F	473	ARG
1	F	477	SER
1	F	481	SER
1	F	515	VAL
1	F	519	SER
1	F	523	TRP
1	F	529	GLU
1	F	533	LEU
1	F	538	TYR
1	F	545	SER
1	F	546	LEU
1	F	551	LYS
1	F	571	VAL
1	F	600	GLN
1	F	614	HIS
1	F	630	ARG
1	F	634	GLN
1	F	651	LEU
1	F	655	MET
1	F	658	LEU
1	F	661	LYS
1	F	665	SER
1	F	672	VAL
1	F	674	PRO
1	F	689	GLU
1	F	690	SER
1	F	719	GLN
1	F	721	ARG

Continued on next page...

Continued from previous page...

Mol	Chain	Res	Type
1	F	726	LEU
1	F	727	SER
1	F	730	LEU
1	F	743	SER
1	F	745	MET
1	F	748	CYS
1	F	749	ILE
1	F	751	LEU
1	F	768	MET
1	F	770	ILE
1	F	772	ASP
1	F	774	LYS
1	F	777	LEU
1	F	778	THR
1	F	781	ARG
1	F	782	ASP
1	F	790	ASP
1	F	796	SER
1	F	807	VAL
1	F	817	GLN
1	F	822	LEU
1	F	824	GLN
1	F	826	THR
1	F	828	ASP
1	F	832	ASP
1	F	850	PHE
1	F	858	ILE
1	F	859	ASP
1	F	866	ILE
1	F	867	THR
1	F	874	SER
1	F	876	THR
1	F	881	ARG
1	F	893	GLU
1	F	894	ARG
1	F	920	LEU
1	F	923	SER
1	F	938	ARG
1	F	956	GLN
1	F	968	MET
1	F	980	GLU
1	F	1006	GLU

Continued on next page...

Continued from previous page...

Mol	Chain	Res	Type
1	F	1021	CYS
1	G	3	ILE
1	G	13	ARG
1	G	14	ARG
1	G	22	THR
1	G	24	LEU
1	G	39	SER
1	G	43	ARG
1	G	49	GLN
1	G	52	ARG
1	G	53	SER
1	G	54	LEU
1	G	67	GLU
1	G	71	GLU
1	G	72	SER
1	G	77	ASP
1	G	80	GLU
1	G	90	TRP
1	G	101	THR
1	G	102	ASN
1	G	107	ILE
1	G	124	SER
1	G	128	ASN
1	G	129	VAL
1	G	131	GLU
1	G	134	LEU
1	G	136	GLU
1	G	138	GLN
1	G	148	SER
1	G	152	LEU
1	G	165	SER
1	G	166	ARG
1	G	176	PHE
1	G	187	MET
1	G	190	ARG
1	G	204	ARG
1	G	211	ASP
1	G	213	SER
1	G	219	THR
1	G	230	ARG
1	G	236	SER
1	G	237	ARG

Continued on next page...

Continued from previous page...

Mol	Chain	Res	Type
1	G	243	GLU
1	G	246	MET
1	G	247	CYS
1	G	249	GLU
1	G	255	ARG
1	G	256	VAL
1	G	262	GLN
1	G	265	THR
1	G	267	VAL
1	G	277	GLU
1	G	279	ILE
1	G	297	ASN
1	G	308	LEU
1	G	310	ARG
1	G	314	GLU
1	G	324	GLU
1	G	329	ASP
1	G	333	ARG
1	G	336	ARG
1	G	365	GLN
1	G	373	VAL
1	G	402	CYS
1	G	423	MET
1	G	424	ASN
1	G	433	LEU
1	G	437	SER
1	G	448	ARG
1	G	458	LEU
1	G	461	GLU
1	G	473	ARG
1	G	475	ILE
1	G	515	VAL
1	G	519	SER
1	G	522	LYS
1	G	533	LEU
1	G	534	ILE
1	G	538	TYR
1	G	545	SER
1	G	546	LEU
1	G	551	LYS
1	G	554	GLN
1	G	571	VAL

Continued on next page...

Continued from previous page...

Mol	Chain	Res	Type
1	G	576	ILE
1	G	588	TYR
1	G	599	ARG
1	G	600	GLN
1	G	614	HIS
1	G	630	ARG
1	G	632	SER
1	G	634	GLN
1	G	635	THR
1	G	647	SER
1	G	651	LEU
1	G	658	LEU
1	G	661	LYS
1	G	665	SER
1	G	672	VAL
1	G	680	ILE
1	G	687	GLN
1	G	689	GLU
1	G	690	SER
1	G	699	ARG
1	G	719	GLN
1	G	720	TRP
1	G	730	LEU
1	G	737	ILE
1	G	743	SER
1	G	745	MET
1	G	748	CYS
1	G	750	GLU
1	G	753	ASN
1	G	761	GLN
1	G	768	MET
1	G	772	ASP
1	G	779	PRO
1	G	781	ARG
1	G	796	SER
1	G	809	ARG
1	G	819	GLU
1	G	823	LEU
1	G	824	GLN
1	G	826	THR
1	G	829	THR
1	G	832	ASP

Continued on next page...

Continued from previous page...

Mol	Chain	Res	Type
1	G	840	HIS
1	G	850	PHE
1	G	854	LYS
1	G	856	TYR
1	G	857	ARG
1	G	858	ILE
1	G	866	ILE
1	G	868	VAL
1	G	869	ASP
1	G	876	THR
1	G	881	ARG
1	G	896	ASN
1	G	903	GLN
1	G	906	TYR
1	G	910	LEU
1	G	916	ASP
1	G	931	PHE
1	G	937	LEU
1	G	938	ARG
1	G	942	ARG
1	G	951	TRP
1	G	956	GLN
1	G	970	THR
1	G	984	LEU
1	G	991	MET
1	G	997	ASP
1	G	1002	SER
1	G	1006	GLU
1	G	1017	GLN
1	G	1018	LEU
1	G	1021	CYS
1	H	3	ILE
1	H	5	ASP
1	H	6	SER
1	H	13	ARG
1	H	14	ARG
1	H	22	THR
1	H	23	GLN
1	H	24	LEU
1	H	25	ASN
1	H	35	SER
1	H	39	SER

Continued on next page...

Continued from previous page...

Mol	Chain	Res	Type
1	H	40	GLU
1	H	49	GLN
1	H	52	ARG
1	H	67	GLU
1	H	71	GLU
1	H	72	SER
1	H	77	ASP
1	H	80	GLU
1	H	90	TRP
1	H	102	ASN
1	H	104	THR
1	H	114	VAL
1	H	123	TYR
1	H	127	PHE
1	H	131	GLU
1	H	134	LEU
1	H	136	GLU
1	H	138	GLN
1	H	139	THR
1	H	148	SER
1	H	150	PHE
1	H	165	SER
1	H	166	ARG
1	H	170	GLU
1	H	171	PHE
1	H	176	PHE
1	H	177	LEU
1	H	186	VAL
1	H	187	MET
1	H	190	ARG
1	H	192	SER
1	H	193	ASP
1	H	206	SER
1	H	211	ASP
1	H	212	VAL
1	H	213	SER
1	H	215	LEU
1	H	219	THR
1	H	221	GLN
1	H	227	VAL
1	H	229	THR
1	H	230	ARG

Continued on next page...

Continued from previous page...

Mol	Chain	Res	Type
1	H	237	ARG
1	H	240	LEU
1	H	246	MET
1	H	247	CYS
1	H	253	TYR
1	H	255	ARG
1	H	257	THR
1	H	259	SER
1	H	265	THR
1	H	277	GLU
1	H	279	ILE
1	H	305	ILE
1	H	310	ARG
1	H	312	VAL
1	H	314	GLU
1	H	319	ASP
1	H	321	THR
1	H	322	LEU
1	H	333	ARG
1	H	343	LEU
1	H	344	LEU
1	H	377	LEU
1	H	385	ASN
1	H	394	ASN
1	H	404	ARG
1	H	417	THR
1	H	424	ASN
1	H	425	ARG
1	H	433	LEU
1	H	438	GLU
1	H	439	ARG
1	H	448	ARG
1	H	461	GLU
1	H	462	SER
1	H	473	ARG
1	H	475	ILE
1	H	476	LYS
1	H	477	SER
1	H	499	ILE
1	H	502	MET
1	H	510	GLN
1	H	515	VAL

Continued on next page...

Continued from previous page...

Mol	Chain	Res	Type
1	H	522	LYS
1	H	523	TRP
1	H	533	LEU
1	H	545	SER
1	H	549	PHE
1	H	559	TYR
1	H	571	VAL
1	H	581	ASN
1	H	591	ASP
1	H	599	ARG
1	H	600	GLN
1	H	604	ASN
1	H	610	ASP
1	H	614	HIS
1	H	623	GLN
1	H	630	ARG
1	H	632	SER
1	H	634	GLN
1	H	635	THR
1	H	637	GLU
1	H	645	ARG
1	H	651	LEU
1	H	652	LEU
1	H	655	MET
1	H	658	LEU
1	H	661	LYS
1	H	663	LEU
1	H	668	VAL
1	H	672	VAL
1	H	686	PRO
1	H	689	GLU
1	H	690	SER
1	H	699	ARG
1	H	704	ASN
1	H	724	GLU
1	H	735	HIS
1	H	737	ILE
1	H	748	CYS
1	H	749	ILE
1	H	751	LEU
1	H	761	GLN
1	H	766	SER

Continued on next page...

Continued from previous page...

Mol	Chain	Res	Type
1	H	768	MET
1	H	773	LYS
1	H	777	LEU
1	H	779	PRO
1	H	781	ARG
1	H	790	ASP
1	H	796	SER
1	H	799	THR
1	H	807	VAL
1	H	817	GLN
1	H	819	GLU
1	H	822	LEU
1	H	823	LEU
1	H	843	GLN
1	H	848	THR
1	H	850	PHE
1	H	854	LYS
1	H	856	TYR
1	H	857	ARG
1	H	858	ILE
1	H	866	ILE
1	H	875	ASP
1	H	884	LEU
1	H	893	GLU
1	H	916	ASP
1	H	917	ARG
1	H	931	PHE
1	H	937	LEU
1	H	938	ARG
1	H	951	TRP
1	H	956	GLN
1	H	961	ARG
1	H	965	GLN
1	H	966	GLN
1	H	970	THR
1	H	972	HIS
1	H	986	ILE
1	H	991	MET
1	H	1002	SER
1	H	1006	GLU
1	H	1018	LEU
1	H	1019	VAL

Continued on next page...

Continued from previous page...

Mol	Chain	Res	Type
1	H	1021	CYS
1	I	3	ILE
1	I	6	SER
1	I	13	ARG
1	I	24	LEU
1	I	37	ARG
1	I	46	ARG
1	I	48	SER
1	I	49	GLN
1	I	51	LEU
1	I	52	ARG
1	I	57	GLU
1	I	67	GLU
1	I	71	GLU
1	I	72	SER
1	I	75	GLU
1	I	76	CYS
1	I	80	GLU
1	I	90	TRP
1	I	101	THR
1	I	102	ASN
1	I	104	THR
1	I	107	ILE
1	I	109	VAL
1	I	116	THR
1	I	122	CYS
1	I	123	TYR
1	I	124	SER
1	I	125	LEU
1	I	131	GLU
1	I	132	SER
1	I	140	ARG
1	I	142	ILE
1	I	165	SER
1	I	166	ARG
1	I	176	PHE
1	I	177	LEU
1	I	178	ARG
1	I	189	LEU
1	I	190	ARG
1	I	204	ARG
1	I	211	ASP

Continued on next page...

Continued from previous page...

Mol	Chain	Res	Type
1	I	213	SER
1	I	219	THR
1	I	230	ARG
1	I	236	SER
1	I	237	ARG
1	I	246	MET
1	I	247	CYS
1	I	250	LEU
1	I	253	TYR
1	I	255	ARG
1	I	262	GLN
1	I	266	GLN
1	I	267	VAL
1	I	271	THR
1	I	279	ILE
1	I	289	VAL
1	I	293	LEU
1	I	296	GLU
1	I	300	LEU
1	I	310	ARG
1	I	312	VAL
1	I	314	GLU
1	I	328	CYS
1	I	333	ARG
1	I	387	VAL
1	I	394	ASN
1	I	395	HIS
1	I	404	ARG
1	I	425	ARG
1	I	431	ARG
1	I	433	LEU
1	I	437	SER
1	I	448	ARG
1	I	461	GLU
1	I	473	ARG
1	I	475	ILE
1	I	502	MET
1	I	515	VAL
1	I	517	LYS
1	I	519	SER
1	I	533	LEU
1	I	535	LEU

Continued on next page...

Continued from previous page...

Mol	Chain	Res	Type
1	I	538	TYR
1	I	545	SER
1	I	546	LEU
1	I	551	LYS
1	I	554	GLN
1	I	576	ILE
1	I	577	LYS
1	I	580	GLU
1	I	599	ARG
1	I	600	GLN
1	I	614	HIS
1	I	630	ARG
1	I	632	SER
1	I	634	GLN
1	I	636	ILE
1	I	651	LEU
1	I	661	LYS
1	I	665	SER
1	I	668	VAL
1	I	689	GLU
1	I	690	SER
1	I	699	ARG
1	I	710	GLU
1	I	714	ILE
1	I	719	GLN
1	I	737	ILE
1	I	740	LEU
1	I	745	MET
1	I	748	CYS
1	I	751	LEU
1	I	753	ASN
1	I	754	LYS
1	I	768	MET
1	I	772	ASP
1	I	776	LEU
1	I	781	ARG
1	I	796	SER
1	I	799	THR
1	I	807	VAL
1	I	822	LEU
1	I	824	GLN
1	I	832	ASP

Continued on next page...

Continued from previous page...

Mol	Chain	Res	Type
1	I	836	ILE
1	I	850	PHE
1	I	854	LYS
1	I	856	TYR
1	I	857	ARG
1	I	858	ILE
1	I	861	SER
1	I	866	ILE
1	I	869	ASP
1	I	874	SER
1	I	881	ARG
1	I	893	GLU
1	I	894	ARG
1	I	896	ASN
1	I	917	ARG
1	I	923	SER
1	I	938	ARG
1	I	945	ASN
1	I	950	GLN
1	I	956	GLN
1	I	962	TYR
1	I	966	GLN
1	I	968	MET
1	I	973	ARG
1	I	984	LEU
1	I	991	MET
1	I	993	ILE
1	I	1000	SER
1	I	1003	VAL
1	I	1006	GLU
1	I	1013	ARG
1	I	1021	CYS
1	J	3	ILE
1	J	24	LEU
1	J	48	SER
1	J	49	GLN
1	J	52	ARG
1	J	67	GLU
1	J	71	GLU
1	J	77	ASP
1	J	101	THR
1	J	102	ASN

Continued on next page...

Continued from previous page...

Mol	Chain	Res	Type
1	J	108	THR
1	J	124	SER
1	J	128	ASN
1	J	129	VAL
1	J	131	GLU
1	J	165	SER
1	J	166	ARG
1	J	170	GLU
1	J	176	PHE
1	J	177	LEU
1	J	178	ARG
1	J	190	ARG
1	J	202	MET
1	J	211	ASP
1	J	219	THR
1	J	220	THR
1	J	221	GLN
1	J	234	ASP
1	J	246	MET
1	J	247	CYS
1	J	255	ARG
1	J	259	SER
1	J	277	GLU
1	J	279	ILE
1	J	310	ARG
1	J	314	GLU
1	J	321	THR
1	J	324	GLU
1	J	333	ARG
1	J	347	LYS
1	J	349	LEU
1	J	355	ASN
1	J	373	VAL
1	J	380	LYS
1	J	394	ASN
1	J	404	ARG
1	J	424	ASN
1	J	425	ARG
1	J	433	LEU
1	J	446	ARG
1	J	448	ARG
1	J	461	GLU

Continued on next page...

Continued from previous page...

Mol	Chain	Res	Type
1	J	467	ASN
1	J	502	MET
1	J	515	VAL
1	J	519	SER
1	J	522	LYS
1	J	545	SER
1	J	546	LEU
1	J	571	VAL
1	J	576	ILE
1	J	580	GLU
1	J	599	ARG
1	J	600	GLN
1	J	614	HIS
1	J	629	PHE
1	J	635	THR
1	J	636	ILE
1	J	645	ARG
1	J	658	LEU
1	J	661	LYS
1	J	665	SER
1	J	670	LEU
1	J	672	VAL
1	J	680	ILE
1	J	689	GLU
1	J	690	SER
1	J	694	LEU
1	J	698	VAL
1	J	699	ARG
1	J	724	GLU
1	J	728	VAL
1	J	729	THR
1	J	745	MET
1	J	748	CYS
1	J	749	ILE
1	J	750	GLU
1	J	762	SER
1	J	772	ASP
1	J	776	LEU
1	J	781	ARG
1	J	796	SER
1	J	832	ASP
1	J	836	ILE

Continued on next page...

Continued from previous page...

Mol	Chain	Res	Type
1	J	837	THR
1	J	838	THR
1	J	850	PHE
1	J	854	LYS
1	J	855	THR
1	J	857	ARG
1	J	858	ILE
1	J	861	SER
1	J	872	VAL
1	J	881	ARG
1	J	885	ASN
1	J	925	MET
1	J	934	GLU
1	J	938	ARG
1	J	941	THR
1	J	950	GLN
1	J	951	TRP
1	J	956	GLN
1	J	961	ARG
1	J	986	ILE
1	J	991	MET
1	J	997	ASP
1	J	1006	GLU
1	J	1023	LYS
1	K	3	ILE
1	K	6	SER
1	K	13	ARG
1	K	14	ARG
1	K	21	VAL
1	K	24	LEU
1	K	26	ARG
1	K	37	ARG
1	K	39	SER
1	K	43	ARG
1	K	48	SER
1	K	49	GLN
1	K	53	SER
1	K	67	GLU
1	K	72	SER
1	K	77	ASP
1	K	80	GLU
1	K	90	TRP

Continued on next page...

Continued from previous page...

Mol	Chain	Res	Type
1	K	101	THR
1	K	102	ASN
1	K	104	THR
1	K	107	ILE
1	K	108	THR
1	K	123	TYR
1	K	124	SER
1	K	126	THR
1	K	129	VAL
1	K	131	GLU
1	K	135	GLN
1	K	136	GLU
1	K	138	GLN
1	K	141	ILE
1	K	148	SER
1	K	165	SER
1	K	166	ARG
1	K	176	PHE
1	K	187	MET
1	K	190	ARG
1	K	210	ARG
1	K	211	ASP
1	K	213	SER
1	K	232	ASN
1	K	236	SER
1	K	241	GLU
1	K	246	MET
1	K	247	CYS
1	K	250	LEU
1	K	252	ASP
1	K	255	ARG
1	K	259	SER
1	K	265	THR
1	K	267	VAL
1	K	269	SER
1	K	277	GLU
1	K	280	ASP
1	K	287	ASP
1	K	289	VAL
1	K	292	ARG
1	K	293	LEU
1	K	310	ARG

Continued on next page...

Continued from previous page...

Mol	Chain	Res	Type
1	K	312	VAL
1	K	314	GLU
1	K	324	GLU
1	K	333	ARG
1	K	336	ARG
1	K	343	LEU
1	K	373	VAL
1	K	387	VAL
1	K	397	LEU
1	K	418	HIS
1	K	424	ASN
1	K	433	LEU
1	K	448	ARG
1	K	455	ILE
1	K	461	GLU
1	K	473	ARG
1	K	475	ILE
1	K	481	SER
1	K	517	LYS
1	K	533	LEU
1	K	535	LEU
1	K	538	TYR
1	K	545	SER
1	K	546	LEU
1	K	551	LYS
1	K	554	GLN
1	K	571	VAL
1	K	576	ILE
1	K	581	ASN
1	K	588	TYR
1	K	594	ASP
1	K	600	GLN
1	K	604	ASN
1	K	632	SER
1	K	645	ARG
1	K	651	LEU
1	K	658	LEU
1	K	668	VAL
1	K	672	VAL
1	K	675	GLN
1	K	684	GLU
1	K	689	GLU

Continued on next page...

Continued from previous page...

Mol	Chain	Res	Type
1	K	690	SER
1	K	699	ARG
1	K	704	ASN
1	K	719	GLN
1	K	720	TRP
1	K	726	LEU
1	K	728	VAL
1	K	737	ILE
1	K	751	LEU
1	K	768	MET
1	K	772	ASP
1	K	775	GLN
1	K	781	ARG
1	K	799	THR
1	K	800	ARG
1	K	801	ILE
1	K	804	ASN
1	K	817	GLN
1	K	819	GLU
1	K	822	LEU
1	K	824	GLN
1	K	832	ASP
1	K	836	ILE
1	K	840	HIS
1	K	843	GLN
1	K	848	THR
1	K	850	PHE
1	K	854	LYS
1	K	856	TYR
1	K	858	ILE
1	K	861	SER
1	K	866	ILE
1	K	869	ASP
1	K	874	SER
1	K	878	HIS
1	K	881	ARG
1	K	884	LEU
1	K	885	ASN
1	K	900	LEU
1	K	916	ASP
1	K	934	GLU
1	K	938	ARG

Continued on next page...

Continued from previous page...

Mol	Chain	Res	Type
1	K	956	GLN
1	K	961	ARG
1	K	970	THR
1	K	991	MET
1	K	1006	GLU
1	K	1018	LEU
1	K	1021	CYS
1	L	3	ILE
1	L	6	SER
1	L	11	LEU
1	L	14	ARG
1	L	23	GLN
1	L	24	LEU
1	L	25	ASN
1	L	38	ASN
1	L	39	SER
1	L	44	THR
1	L	49	GLN
1	L	52	ARG
1	L	59	ARG
1	L	62	TRP
1	L	67	GLU
1	L	71	GLU
1	L	77	ASP
1	L	90	TRP
1	L	101	THR
1	L	107	ILE
1	L	108	THR
1	L	114	VAL
1	L	116	THR
1	L	122	CYS
1	L	123	TYR
1	L	124	SER
1	L	125	LEU
1	L	128	ASN
1	L	129	VAL
1	L	131	GLU
1	L	134	LEU
1	L	136	GLU
1	L	138	GLN
1	L	141	ILE
1	L	165	SER

Continued on next page...

Continued from previous page...

Mol	Chain	Res	Type
1	L	166	ARG
1	L	177	LEU
1	L	184	LEU
1	L	186	VAL
1	L	190	ARG
1	L	192	SER
1	L	202	MET
1	L	211	ASP
1	L	213	SER
1	L	217	LYS
1	L	219	THR
1	L	221	GLN
1	L	223	SER
1	L	227	VAL
1	L	230	ARG
1	L	232	ASN
1	L	239	VAL
1	L	240	LEU
1	L	246	MET
1	L	247	CYS
1	L	255	ARG
1	L	259	SER
1	L	264	GLU
1	L	277	GLU
1	L	278	ILE
1	L	279	ILE
1	L	282	ARG
1	L	302	SER
1	L	328	CYS
1	L	333	ARG
1	L	343	LEU
1	L	344	LEU
1	L	345	ASN
1	L	349	LEU
1	L	372	MET
1	L	385	ASN
1	L	387	VAL
1	L	392	TYR
1	L	394	ASN
1	L	424	ASN
1	L	426	LEU
1	L	433	LEU

Continued on next page...

Continued from previous page...

Mol	Chain	Res	Type
1	L	448	ARG
1	L	461	GLU
1	L	467	ASN
1	L	473	ARG
1	L	482	ARG
1	L	499	ILE
1	L	502	MET
1	L	515	VAL
1	L	522	LYS
1	L	529	GLU
1	L	533	LEU
1	L	536	CYS
1	L	538	TYR
1	L	542	MET
1	L	551	LYS
1	L	571	VAL
1	L	580	GLU
1	L	583	ASN
1	L	594	ASP
1	L	600	GLN
1	L	603	MET
1	L	604	ASN
1	L	611	ARG
1	L	629	PHE
1	L	630	ARG
1	L	632	SER
1	L	635	THR
1	L	636	ILE
1	L	658	LEU
1	L	661	LYS
1	L	672	VAL
1	L	689	GLU
1	L	699	ARG
1	L	710	GLU
1	L	719	GLN
1	L	730	LEU
1	L	737	ILE
1	L	743	SER
1	L	745	MET
1	L	751	LEU
1	L	760	ARG
1	L	768	MET

Continued on next page...

Continued from previous page...

Mol	Chain	Res	Type
1	L	772	ASP
1	L	774	LYS
1	L	777	LEU
1	L	780	LEU
1	L	781	ARG
1	L	789	LEU
1	L	796	SER
1	L	799	THR
1	L	801	ILE
1	L	808	GLU
1	L	817	GLN
1	L	819	GLU
1	L	823	LEU
1	L	824	GLN
1	L	829	THR
1	L	830	LEU
1	L	832	ASP
1	L	840	HIS
1	L	847	LYS
1	L	850	PHE
1	L	854	LYS
1	L	856	TYR
1	L	858	ILE
1	L	866	ILE
1	L	881	ARG
1	L	896	ASN
1	L	921	PRO
1	L	923	SER
1	L	925	MET
1	L	927	THR
1	L	931	PHE
1	L	934	GLU
1	L	937	LEU
1	L	938	ARG
1	L	941	THR
1	L	950	GLN
1	L	951	TRP
1	L	956	GLN
1	L	959	ILE
1	L	970	THR
1	L	973	ARG
1	L	974	HIS

Continued on next page...

Continued from previous page...

Mol	Chain	Res	Type
1	L	980	GLU
1	L	984	LEU
1	L	987	ASP
1	L	991	MET
1	L	997	ASP
1	L	1006	GLU
1	L	1016	TYR
1	L	1018	LEU
1	M	3	ILE
1	M	4	THR
1	M	5	ASP
1	M	6	SER
1	M	7	LEU
1	M	10	VAL
1	M	11	LEU
1	M	14	ARG
1	M	22	THR
1	M	23	GLN
1	M	25	ASN
1	M	26	ARG
1	M	39	SER
1	M	43	ARG
1	M	49	GLN
1	M	51	LEU
1	M	52	ARG
1	M	67	GLU
1	M	71	GLU
1	M	75	GLU
1	M	76	CYS
1	M	77	ASP
1	M	78	LEU
1	M	80	GLU
1	M	90	TRP
1	M	101	THR
1	M	102	ASN
1	M	104	THR
1	M	107	ILE
1	M	114	VAL
1	M	116	THR
1	M	124	SER
1	M	128	ASN
1	M	132	SER

Continued on next page...

Continued from previous page...

Mol	Chain	Res	Type
1	M	136	GLU
1	M	138	GLN
1	M	141	ILE
1	M	148	SER
1	M	165	SER
1	M	166	ARG
1	M	176	PHE
1	M	181	GLU
1	M	189	LEU
1	M	190	ARG
1	M	193	ASP
1	M	197	LEU
1	M	202	MET
1	M	211	ASP
1	M	212	VAL
1	M	213	SER
1	M	217	LYS
1	M	219	THR
1	M	221	GLN
1	M	230	ARG
1	M	232	ASN
1	M	236	SER
1	M	237	ARG
1	M	246	MET
1	M	247	CYS
1	M	252	ASP
1	M	255	ARG
1	M	259	SER
1	M	260	LEU
1	M	266	GLN
1	M	267	VAL
1	M	291	LEU
1	M	295	VAL
1	M	296	GLU
1	M	300	LEU
1	M	305	ILE
1	M	310	ARG
1	M	312	VAL
1	M	314	GLU
1	M	316	HIS
1	M	321	THR
1	M	322	LEU

Continued on next page...

Continued from previous page...

Mol	Chain	Res	Type
1	M	323	ILE
1	M	333	ARG
1	M	351	ILE
1	M	355	ASN
1	M	356	ARG
1	M	369	GLU
1	M	377	LEU
1	M	381	GLN
1	M	387	VAL
1	M	391	HIS
1	M	397	LEU
1	M	407	LEU
1	M	411	ASP
1	M	416	GLU
1	M	417	THR
1	M	424	ASN
1	M	425	ARG
1	M	426	LEU
1	M	428	ASP
1	M	430	PRO
1	M	433	LEU
1	M	437	SER
1	M	439	ARG
1	M	441	THR
1	M	448	ARG
1	M	461	GLU
1	M	471	LEU
1	M	473	ARG
1	M	477	SER
1	M	481	SER
1	M	485	GLN
1	M	515	VAL
1	M	523	TRP
1	M	525	SER
1	M	530	THR
1	M	533	LEU
1	M	538	TYR
1	M	545	SER
1	M	546	LEU
1	M	554	GLN
1	M	567	VAL
1	M	571	VAL

Continued on next page...

Continued from previous page...

Mol	Chain	Res	Type
1	M	575	LEU
1	M	581	ASN
1	M	583	ASN
1	M	594	ASP
1	M	600	GLN
1	M	607	VAL
1	M	614	HIS
1	M	623	GLN
1	M	629	PHE
1	M	630	ARG
1	M	632	SER
1	M	634	GLN
1	M	645	ARG
1	M	651	LEU
1	M	655	MET
1	M	658	LEU
1	M	663	LEU
1	M	672	VAL
1	M	679	LEU
1	M	680	ILE
1	M	690	SER
1	M	699	ARG
1	M	701	VAL
1	M	704	ASN
1	M	710	GLU
1	M	714	ILE
1	M	719	GLN
1	M	727	SER
1	M	743	SER
1	M	745	MET
1	M	748	CYS
1	M	749	ILE
1	M	755	ARG
1	M	767	GLN
1	M	768	MET
1	M	778	THR
1	M	781	ARG
1	M	789	LEU
1	M	791	ASN
1	M	793	ILE
1	M	796	SER
1	M	801	ILE

Continued on next page...

Continued from previous page...

Mol	Chain	Res	Type
1	M	807	VAL
1	M	817	GLN
1	M	819	GLU
1	M	822	LEU
1	M	824	GLN
1	M	828	ASP
1	M	832	ASP
1	M	836	ILE
1	M	837	THR
1	M	840	HIS
1	M	845	GLN
1	M	848	THR
1	M	854	LYS
1	M	857	ARG
1	M	858	ILE
1	M	867	THR
1	M	874	SER
1	M	881	ARG
1	M	893	GLU
1	M	897	TRP
1	M	916	ASP
1	M	917	ARG
1	M	923	SER
1	M	925	MET
1	M	930	VAL
1	M	938	ARG
1	M	941	THR
1	M	958	ASN
1	M	966	GLN
1	M	968	MET
1	M	980	GLU
1	M	986	ILE
1	M	991	MET
1	M	999	TRP
1	M	1006	GLU
1	M	1017	GLN
1	N	3	ILE
1	N	6	SER
1	N	7	LEU
1	N	24	LEU
1	N	26	ARG
1	N	48	SER

Continued on next page...

Continued from previous page...

Mol	Chain	Res	Type
1	N	49	GLN
1	N	52	ARG
1	N	67	GLU
1	N	71	GLU
1	N	72	SER
1	N	77	ASP
1	N	80	GLU
1	N	82	ASP
1	N	89	ASN
1	N	90	TRP
1	N	101	THR
1	N	102	ASN
1	N	114	VAL
1	N	124	SER
1	N	125	LEU
1	N	129	VAL
1	N	131	GLU
1	N	132	SER
1	N	134	LEU
1	N	140	ARG
1	N	148	SER
1	N	165	SER
1	N	166	ARG
1	N	167	LEU
1	N	176	PHE
1	N	186	VAL
1	N	190	ARG
1	N	202	MET
1	N	204	ARG
1	N	210	ARG
1	N	211	ASP
1	N	213	SER
1	N	214	LEU
1	N	220	THR
1	N	221	GLN
1	N	230	ARG
1	N	232	ASN
1	N	237	ARG
1	N	246	MET
1	N	247	CYS
1	N	249	GLU
1	N	250	LEU

Continued on next page...

Continued from previous page...

Mol	Chain	Res	Type
1	N	255	ARG
1	N	269	SER
1	N	278	ILE
1	N	279	ILE
1	N	301	TRP
1	N	305	ILE
1	N	310	ARG
1	N	314	GLU
1	N	333	ARG
1	N	336	ARG
1	N	355	ASN
1	N	358	GLU
1	N	418	HIS
1	N	424	ASN
1	N	425	ARG
1	N	433	LEU
1	N	437	SER
1	N	439	ARG
1	N	442	ARG
1	N	447	ASP
1	N	448	ARG
1	N	461	GLU
1	N	473	ARG
1	N	482	ARG
1	N	533	LEU
1	N	545	SER
1	N	546	LEU
1	N	551	LYS
1	N	569	ASP
1	N	574	SER
1	N	584	PRO
1	N	591	ASP
1	N	594	ASP
1	N	595	THR
1	N	599	ARG
1	N	600	GLN
1	N	604	ASN
1	N	612	THR
1	N	614	HIS
1	N	630	ARG
1	N	632	SER
1	N	634	GLN

Continued on next page...

Continued from previous page...

Mol	Chain	Res	Type
1	N	635	THR
1	N	651	LEU
1	N	655	MET
1	N	658	LEU
1	N	661	LYS
1	N	663	LEU
1	N	670	LEU
1	N	672	VAL
1	N	684	GLU
1	N	687	GLN
1	N	689	GLU
1	N	690	SER
1	N	699	ARG
1	N	701	VAL
1	N	704	ASN
1	N	709	SER
1	N	719	GLN
1	N	727	SER
1	N	728	VAL
1	N	730	LEU
1	N	734	SER
1	N	737	ILE
1	N	741	THR
1	N	743	SER
1	N	745	MET
1	N	748	CYS
1	N	749	ILE
1	N	761	GLN
1	N	765	LEU
1	N	766	SER
1	N	768	MET
1	N	772	ASP
1	N	775	GLN
1	N	778	THR
1	N	781	ARG
1	N	782	ASP
1	N	790	ASP
1	N	796	SER
1	N	799	THR
1	N	800	ARG
1	N	801	ILE
1	N	817	GLN

Continued on next page...

Continued from previous page...

Mol	Chain	Res	Type
1	N	822	LEU
1	N	832	ASP
1	N	850	PHE
1	N	861	SER
1	N	881	ARG
1	N	885	ASN
1	N	898	LEU
1	N	903	GLN
1	N	916	ASP
1	N	917	ARG
1	N	920	LEU
1	N	925	MET
1	N	931	PHE
1	N	937	LEU
1	N	938	ARG
1	N	950	GLN
1	N	956	GLN
1	N	964	GLN
1	N	969	GLU
1	N	980	GLU
1	N	984	LEU
1	N	986	ILE
1	N	1002	SER
1	N	1006	GLU
1	O	3	ILE
1	O	13	ARG
1	O	22	THR
1	O	24	LEU
1	O	36	TRP
1	O	39	SER
1	O	48	SER
1	O	50	GLN
1	O	51	LEU
1	O	52	ARG
1	O	67	GLU
1	O	71	GLU
1	O	72	SER
1	O	76	CYS
1	O	77	ASP
1	O	78	LEU
1	O	80	GLU
1	O	86	VAL

Continued on next page...

Continued from previous page...

Mol	Chain	Res	Type
1	O	90	TRP
1	O	101	THR
1	O	102	ASN
1	O	107	ILE
1	O	123	TYR
1	O	124	SER
1	O	128	ASN
1	O	129	VAL
1	O	131	GLU
1	O	132	SER
1	O	134	LEU
1	O	139	THR
1	O	141	ILE
1	O	165	SER
1	O	166	ARG
1	O	188	VAL
1	O	190	ARG
1	O	202	MET
1	O	211	ASP
1	O	213	SER
1	O	219	THR
1	O	232	ASN
1	O	236	SER
1	O	237	ARG
1	O	243	GLU
1	O	246	MET
1	O	247	CYS
1	O	249	GLU
1	O	250	LEU
1	O	259	SER
1	O	265	THR
1	O	269	SER
1	O	279	ILE
1	O	289	VAL
1	O	314	GLU
1	O	322	LEU
1	O	324	GLU
1	O	329	ASP
1	O	333	ARG
1	O	336	ARG
1	O	343	LEU
1	O	362	LEU

Continued on next page...

Continued from previous page...

Mol	Chain	Res	Type
1	O	369	GLU
1	O	373	VAL
1	O	385	ASN
1	O	394	ASN
1	O	423	MET
1	O	425	ARG
1	O	429	ASP
1	O	437	SER
1	O	448	ARG
1	O	473	ARG
1	O	476	LYS
1	O	477	SER
1	O	508	GLU
1	O	515	VAL
1	O	525	SER
1	O	529	GLU
1	O	533	LEU
1	O	535	LEU
1	O	538	TYR
1	O	545	SER
1	O	546	LEU
1	O	551	LYS
1	O	554	GLN
1	O	558	GLN
1	O	571	VAL
1	O	588	TYR
1	O	594	ASP
1	O	599	ARG
1	O	600	GLN
1	O	603	MET
1	O	632	SER
1	O	634	GLN
1	O	635	THR
1	O	651	LEU
1	O	661	LYS
1	O	665	SER
1	O	672	VAL
1	O	675	GLN
1	O	679	LEU
1	O	680	ILE
1	O	682	LEU
1	O	685	LEU

Continued on next page...

Continued from previous page...

Mol	Chain	Res	Type
1	O	687	GLN
1	O	689	GLU
1	O	690	SER
1	O	699	ARG
1	O	701	VAL
1	O	704	ASN
1	O	719	GLN
1	O	722	LEU
1	O	728	VAL
1	O	734	SER
1	O	737	ILE
1	O	743	SER
1	O	748	CYS
1	O	751	LEU
1	O	754	LYS
1	O	765	LEU
1	O	766	SER
1	O	768	MET
1	O	773	LYS
1	O	774	LYS
1	O	776	LEU
1	O	778	THR
1	O	781	ARG
1	O	796	SER
1	O	799	THR
1	O	801	ILE
1	O	819	GLU
1	O	822	LEU
1	O	824	GLN
1	O	828	ASP
1	O	829	THR
1	O	830	LEU
1	O	832	ASP
1	O	840	HIS
1	O	843	GLN
1	O	850	PHE
1	O	854	LYS
1	O	857	ARG
1	O	858	ILE
1	O	866	ILE
1	O	868	VAL
1	O	869	ASP

Continued on next page...

Continued from previous page...

Mol	Chain	Res	Type
1	O	872	VAL
1	O	874	SER
1	O	881	ARG
1	O	893	GLU
1	O	903	GLN
1	O	938	ARG
1	O	943	GLU
1	O	956	GLN
1	O	961	ARG
1	O	968	MET
1	O	970	THR
1	O	1006	GLU
1	O	1017	GLN
1	O	1018	LEU
1	P	3	ILE
1	P	6	SER
1	P	7	LEU
1	P	9	VAL
1	P	21	VAL
1	P	24	LEU
1	P	35	SER
1	P	37	ARG
1	P	48	SER
1	P	49	GLN
1	P	51	LEU
1	P	52	ARG
1	P	54	LEU
1	P	67	GLU
1	P	71	GLU
1	P	72	SER
1	P	77	ASP
1	P	80	GLU
1	P	90	TRP
1	P	91	GLN
1	P	92	MET
1	P	95	TYR
1	P	99	ILE
1	P	101	THR
1	P	102	ASN
1	P	107	ILE
1	P	108	THR
1	P	128	ASN

Continued on next page...

Continued from previous page...

Mol	Chain	Res	Type
1	P	129	VAL
1	P	131	GLU
1	P	134	LEU
1	P	135	GLN
1	P	138	GLN
1	P	141	ILE
1	P	142	ILE
1	P	147	ASN
1	P	152	LEU
1	P	165	SER
1	P	166	ARG
1	P	174	SER
1	P	176	PHE
1	P	190	ARG
1	P	192	SER
1	P	204	ARG
1	P	206	SER
1	P	211	ASP
1	P	213	SER
1	P	214	LEU
1	P	221	GLN
1	P	225	PHE
1	P	229	THR
1	P	231	PHE
1	P	236	SER
1	P	237	ARG
1	P	243	GLU
1	P	244	VAL
1	P	246	MET
1	P	247	CYS
1	P	250	LEU
1	P	255	ARG
1	P	262	GLN
1	P	265	THR
1	P	267	VAL
1	P	271	THR
1	P	281	GLU
1	P	282	ARG
1	P	287	ASP
1	P	293	LEU
1	P	297	ASN
1	P	302	SER

Continued on next page...

Continued from previous page...

Mol	Chain	Res	Type
1	P	310	ARG
1	P	312	VAL
1	P	319	ASP
1	P	330	VAL
1	P	333	ARG
1	P	343	LEU
1	P	347	LYS
1	P	356	ARG
1	P	374	GLN
1	P	379	MET
1	P	380	LYS
1	P	385	ASN
1	P	387	VAL
1	P	390	SER
1	P	397	LEU
1	P	399	TYR
1	P	407	LEU
1	P	418	HIS
1	P	420	MET
1	P	423	MET
1	P	427	THR
1	P	433	LEU
1	P	445	GLN
1	P	448	ARG
1	P	449	ASN
1	P	454	ILE
1	P	455	ILE
1	P	458	LEU
1	P	461	GLU
1	P	467	ASN
1	P	473	ARG
1	P	475	ILE
1	P	476	LYS
1	P	477	SER
1	P	494	THR
1	P	519	SER
1	P	521	LYS
1	P	523	TRP
1	P	525	SER
1	P	533	LEU
1	P	538	TYR
1	P	545	SER

Continued on next page...

Continued from previous page...

Mol	Chain	Res	Type
1	P	549	PHE
1	P	551	LYS
1	P	575	LEU
1	P	586	SER
1	P	594	ASP
1	P	600	GLN
1	P	603	MET
1	P	612	THR
1	P	618	THR
1	P	629	PHE
1	P	630	ARG
1	P	634	GLN
1	P	635	THR
1	P	639	THR
1	P	645	ARG
1	P	649	ASN
1	P	650	GLU
1	P	651	LEU
1	P	658	LEU
1	P	661	LYS
1	P	672	VAL
1	P	679	LEU
1	P	687	GLN
1	P	688	PRO
1	P	690	SER
1	P	696	LEU
1	P	699	ARG
1	P	704	ASN
1	P	713	HIS
1	P	726	LEU
1	P	727	SER
1	P	730	LEU
1	P	737	ILE
1	P	744	GLU
1	P	748	CYS
1	P	750	GLU
1	P	754	LYS
1	P	755	ARG
1	P	761	GLN
1	P	765	LEU
1	P	767	GLN
1	P	772	ASP

Continued on next page...

Continued from previous page...

Mol	Chain	Res	Type
1	P	773	LYS
1	P	776	LEU
1	P	781	ARG
1	P	799	THR
1	P	801	ILE
1	P	804	ASN
1	P	807	VAL
1	P	817	GLN
1	P	819	GLU
1	P	829	THR
1	P	830	LEU
1	P	835	LEU
1	P	838	THR
1	P	843	GLN
1	P	848	THR
1	P	849	LEU
1	P	850	PHE
1	P	854	LYS
1	P	856	TYR
1	P	858	ILE
1	P	866	ILE
1	P	868	VAL
1	P	869	ASP
1	P	874	SER
1	P	876	THR
1	P	878	HIS
1	P	881	ARG
1	P	890	GLN
1	P	893	GLU
1	P	903	GLN
1	P	905	ASN
1	P	910	LEU
1	P	911	THR
1	P	916	ASP
1	P	917	ARG
1	P	920	LEU
1	P	925	MET
1	P	931	PHE
1	P	935	ASN
1	P	941	THR
1	P	950	GLN
1	P	951	TRP

Continued on next page...

Continued from previous page...

Mol	Chain	Res	Type
1	P	956	GLN
1	P	966	GLN
1	P	968	MET
1	P	970	THR
1	P	973	ARG
1	P	985	ASN
1	P	986	ILE
1	P	991	MET
1	P	999	TRP
1	P	1006	GLU
1	P	1018	LEU
1	P	1021	CYS

Some sidechains can be flipped to improve hydrogen bonding and reduce clashes. All (370) such sidechains are listed below:

Mol	Chain	Res	Type
1	A	25	ASN
1	A	38	ASN
1	A	89	ASN
1	A	93	HIS
1	A	102	ASN
1	A	135	GLN
1	A	226	HIS
1	A	262	GLN
1	A	357	HIS
1	A	359	HIS
1	A	394	ASN
1	A	414	ASN
1	A	485	GLN
1	A	510	GLN
1	A	597	ASN
1	A	604	ASN
1	A	622	HIS
1	A	628	GLN
1	A	761	GLN
1	A	817	GLN
1	A	949	HIS
1	A	977	HIS
1	A	990	HIS
1	B	25	ASN
1	B	38	ASN
1	B	50	GLN

Continued on next page...

Continued from previous page...

Mol	Chain	Res	Type
1	B	93	HIS
1	B	102	ASN
1	B	128	ASN
1	B	216	HIS
1	B	262	GLN
1	B	316	HIS
1	B	357	HIS
1	B	385	ASN
1	B	424	ASN
1	B	510	GLN
1	B	597	ASN
1	B	600	GLN
1	B	622	HIS
1	B	628	GLN
1	B	739	HIS
1	B	775	GLN
1	B	949	HIS
1	B	977	HIS
1	B	990	HIS
1	B	1008	GLN
1	B	1017	GLN
1	C	50	GLN
1	C	93	HIS
1	C	102	ASN
1	C	163	GLN
1	C	316	HIS
1	C	357	HIS
1	C	363	HIS
1	C	394	ASN
1	C	424	ASN
1	C	467	ASN
1	C	510	GLN
1	C	597	ASN
1	C	600	GLN
1	C	622	HIS
1	C	628	GLN
1	C	824	GLN
1	C	844	HIS
1	C	887	GLN
1	C	949	HIS
1	C	977	HIS
1	C	990	HIS

Continued on next page...

Continued from previous page...

Mol	Chain	Res	Type
1	C	1017	GLN
1	D	38	ASN
1	D	50	GLN
1	D	55	ASN
1	D	89	ASN
1	D	93	HIS
1	D	102	ASN
1	D	128	ASN
1	D	163	GLN
1	D	226	HIS
1	D	262	GLN
1	D	316	HIS
1	D	357	HIS
1	D	394	ASN
1	D	445	GLN
1	D	583	ASN
1	D	597	ASN
1	D	604	ASN
1	D	622	HIS
1	D	653	HIS
1	D	775	GLN
1	D	824	GLN
1	D	844	HIS
1	D	890	GLN
1	D	949	HIS
1	D	977	HIS
1	E	93	HIS
1	E	102	ASN
1	E	128	ASN
1	E	226	HIS
1	E	357	HIS
1	E	381	GLN
1	E	383	ASN
1	E	385	ASN
1	E	394	ASN
1	E	414	ASN
1	E	424	ASN
1	E	445	GLN
1	E	583	ASN
1	E	597	ASN
1	E	614	HIS
1	E	622	HIS

Continued on next page...

Continued from previous page...

Mol	Chain	Res	Type
1	E	704	ASN
1	E	761	GLN
1	E	844	HIS
1	E	949	HIS
1	E	977	HIS
1	E	990	HIS
1	F	38	ASN
1	F	93	HIS
1	F	102	ASN
1	F	163	GLN
1	F	226	HIS
1	F	262	GLN
1	F	266	GLN
1	F	316	HIS
1	F	357	HIS
1	F	394	ASN
1	F	424	ASN
1	F	460	ASN
1	F	597	ASN
1	F	622	HIS
1	F	887	GLN
1	F	949	HIS
1	F	977	HIS
1	F	990	HIS
1	F	1017	GLN
1	F	1022	GLN
1	G	93	HIS
1	G	102	ASN
1	G	128	ASN
1	G	135	GLN
1	G	226	HIS
1	G	262	GLN
1	G	316	HIS
1	G	357	HIS
1	G	394	ASN
1	G	414	ASN
1	G	424	ASN
1	G	460	ASN
1	G	467	ASN
1	G	510	GLN
1	G	581	ASN
1	G	597	ASN

Continued on next page...

Continued from previous page...

Mol	Chain	Res	Type
1	G	624	GLN
1	G	628	GLN
1	G	739	HIS
1	G	949	HIS
1	G	977	HIS
1	G	990	HIS
1	H	50	GLN
1	H	93	HIS
1	H	102	ASN
1	H	110	ASN
1	H	128	ASN
1	H	135	GLN
1	H	163	GLN
1	H	221	GLN
1	H	226	HIS
1	H	262	GLN
1	H	357	HIS
1	H	394	ASN
1	H	418	HIS
1	H	424	ASN
1	H	460	ASN
1	H	467	ASN
1	H	554	GLN
1	H	597	ASN
1	H	614	HIS
1	H	622	HIS
1	H	628	GLN
1	H	634	GLN
1	H	761	GLN
1	H	775	GLN
1	H	783	GLN
1	H	949	HIS
1	H	985	ASN
1	H	1008	GLN
1	H	1022	GLN
1	I	38	ASN
1	I	89	ASN
1	I	93	HIS
1	I	102	ASN
1	I	163	GLN
1	I	226	HIS
1	I	262	GLN

Continued on next page...

Continued from previous page...

Mol	Chain	Res	Type
1	I	266	GLN
1	I	297	ASN
1	I	357	HIS
1	I	383	ASN
1	I	394	ASN
1	I	597	ASN
1	I	622	HIS
1	I	623	GLN
1	I	624	GLN
1	I	718	GLN
1	I	817	GLN
1	I	824	GLN
1	I	949	HIS
1	I	950	GLN
1	I	990	HIS
1	I	1017	GLN
1	J	93	HIS
1	J	102	ASN
1	J	226	HIS
1	J	262	GLN
1	J	355	ASN
1	J	357	HIS
1	J	394	ASN
1	J	467	ASN
1	J	510	GLN
1	J	583	ASN
1	J	597	ASN
1	J	624	GLN
1	J	977	HIS
1	J	990	HIS
1	J	1017	GLN
1	K	38	ASN
1	K	50	GLN
1	K	102	ASN
1	K	221	GLN
1	K	226	HIS
1	K	262	GLN
1	K	316	HIS
1	K	357	HIS
1	K	460	ASN
1	K	581	ASN
1	K	583	ASN

Continued on next page...

Continued from previous page...

Mol	Chain	Res	Type
1	K	597	ASN
1	K	600	GLN
1	K	604	ASN
1	K	614	HIS
1	K	775	GLN
1	K	843	GLN
1	K	885	ASN
1	K	949	HIS
1	K	974	HIS
1	K	977	HIS
1	K	990	HIS
1	L	89	ASN
1	L	102	ASN
1	L	128	ASN
1	L	226	HIS
1	L	262	GLN
1	L	357	HIS
1	L	363	HIS
1	L	385	ASN
1	L	394	ASN
1	L	414	ASN
1	L	424	ASN
1	L	467	ASN
1	L	583	ASN
1	L	624	GLN
1	L	704	ASN
1	L	761	GLN
1	L	783	GLN
1	L	815	HIS
1	L	949	HIS
1	L	977	HIS
1	L	990	HIS
1	L	1022	GLN
1	M	23	GLN
1	M	38	ASN
1	M	50	GLN
1	M	102	ASN
1	M	128	ASN
1	M	135	GLN
1	M	163	GLN
1	M	200	GLN
1	M	226	HIS

Continued on next page...

Continued from previous page...

Mol	Chain	Res	Type
1	M	262	GLN
1	M	355	ASN
1	M	357	HIS
1	M	385	ASN
1	M	394	ASN
1	M	414	ASN
1	M	424	ASN
1	M	467	ASN
1	M	485	GLN
1	M	573	GLN
1	M	581	ASN
1	M	583	ASN
1	M	597	ASN
1	M	604	ASN
1	M	614	HIS
1	M	622	HIS
1	M	653	HIS
1	M	702	GLN
1	M	704	ASN
1	M	761	GLN
1	M	791	ASN
1	M	815	HIS
1	M	949	HIS
1	M	977	HIS
1	M	990	HIS
1	N	93	HIS
1	N	102	ASN
1	N	262	GLN
1	N	266	GLN
1	N	355	ASN
1	N	357	HIS
1	N	363	HIS
1	N	383	ASN
1	N	394	ASN
1	N	424	ASN
1	N	604	ASN
1	N	614	HIS
1	N	624	GLN
1	N	628	GLN
1	N	775	GLN
1	N	824	GLN
1	N	843	GLN

Continued on next page...

Continued from previous page...

Mol	Chain	Res	Type
1	N	949	HIS
1	N	950	GLN
1	O	50	GLN
1	O	93	HIS
1	O	102	ASN
1	O	128	ASN
1	O	135	GLN
1	O	216	HIS
1	O	262	GLN
1	O	357	HIS
1	O	414	ASN
1	O	418	HIS
1	O	597	ASN
1	O	604	ASN
1	O	675	GLN
1	O	761	GLN
1	O	775	GLN
1	O	815	HIS
1	O	843	GLN
1	O	949	HIS
1	O	990	HIS
1	O	1008	GLN
1	P	89	ASN
1	P	93	HIS
1	P	102	ASN
1	P	128	ASN
1	P	221	GLN
1	P	226	HIS
1	P	262	GLN
1	P	297	ASN
1	P	316	HIS
1	P	357	HIS
1	P	359	HIS
1	P	383	ASN
1	P	385	ASN
1	P	394	ASN
1	P	467	ASN
1	P	510	GLN
1	P	597	ASN
1	P	604	ASN
1	P	622	HIS
1	P	775	GLN

Continued on next page...

Continued from previous page...

Mol	Chain	Res	Type
1	P	783	GLN
1	P	804	ASN
1	P	843	GLN
1	P	949	HIS
1	P	958	ASN
1	P	977	HIS
1	P	985	ASN
1	P	1022	GLN

5.3.3 RNA [i](#)

There are no RNA molecules in this entry.

5.4 Non-standard residues in protein, DNA, RNA chains [i](#)

There are no non-standard protein/DNA/RNA residues in this entry.

5.5 Carbohydrates [i](#)

There are no carbohydrates in this entry.

5.6 Ligand geometry [i](#)

Of 31 ligands modelled in this entry, 31 are monoatomic - leaving 0 for Mogul analysis.

There are no bond length outliers.

There are no bond angle outliers.

There are no chirality outliers.

There are no torsion outliers.

There are no ring outliers.

No monomer is involved in short contacts.

5.7 Other polymers [i](#)

There are no such residues in this entry.

5.8 Polymer linkage issues

There are no chain breaks in this entry.

6 Fit of model and data ⓘ

6.1 Protein, DNA and RNA chains ⓘ

In the following table, the column labelled ‘#RSRZ> 2’ contains the number (and percentage) of RSRZ outliers, followed by percent RSRZ outliers for the chain as percentile scores relative to all X-ray entries and entries of similar resolution. The OWAB column contains the minimum, median, 95th percentile and maximum values of the occupancy-weighted average B-factor per residue. The column labelled ‘Q< 0.9’ lists the number of (and percentage) of residues with an average occupancy less than 0.9.

Mol	Chain	Analysed	<RSRZ>	#RSRZ>2	OWAB(Å ²)	Q<0.9
1	A	1021/1023 (99%)	-1.08	0 100 100	2, 24, 54, 79	0
1	B	1021/1023 (99%)	-1.10	0 100 100	2, 23, 54, 81	0
1	C	1021/1023 (99%)	-1.06	0 100 100	4, 21, 52, 80	0
1	D	1021/1023 (99%)	-1.10	0 100 100	4, 25, 56, 81	0
1	E	1021/1023 (99%)	-0.94	1 (0%) 95 96	8, 34, 61, 86	0
1	F	1021/1023 (99%)	-1.03	0 100 100	2, 23, 55, 78	0
1	G	1021/1023 (99%)	-1.07	0 100 100	3, 27, 58, 82	0
1	H	1021/1023 (99%)	-0.92	1 (0%) 95 96	6, 33, 61, 89	0
1	I	1021/1023 (99%)	-1.02	0 100 100	4, 30, 59, 80	0
1	J	1021/1023 (99%)	-1.02	0 100 100	8, 28, 56, 85	0
1	K	1021/1023 (99%)	-0.89	1 (0%) 95 96	10, 35, 64, 92	0
1	L	1021/1023 (99%)	-0.86	1 (0%) 95 96	6, 35, 63, 84	0
1	M	1021/1023 (99%)	-0.80	2 (0%) 95 95	12, 39, 65, 80	0
1	N	1021/1023 (99%)	-0.97	0 100 100	9, 30, 59, 89	0
1	O	1021/1023 (99%)	-1.00	0 100 100	11, 31, 60, 81	0
1	P	1021/1023 (99%)	-0.47	15 (1%) 73 75	14, 43, 69, 89	0
All	All	16336/16368 (99%)	-0.96	21 (0%) 95 96	2, 30, 60, 92	0

All (21) RSRZ outliers are listed below:

Mol	Chain	Res	Type	RSRZ
1	P	81	ALA	4.1
1	P	313	VAL	3.4
1	P	143	PHE	3.3
1	P	70	PRO	3.1
1	P	141	ILE	3.0

Continued on next page...

Continued from previous page...

Mol	Chain	Res	Type	RSRZ
1	H	162	GLY	2.9
1	K	731	PRO	2.8
1	P	73	TRP	2.7
1	P	68	ALA	2.6
1	M	162	GLY	2.6
1	P	595	THR	2.3
1	P	149	ALA	2.2
1	P	180	GLY	2.2
1	L	173	LEU	2.2
1	P	133	TRP	2.1
1	E	143	PHE	2.1
1	P	189	LEU	2.1
1	P	33	PHE	2.1
1	P	115	PRO	2.1
1	M	10	VAL	2.1
1	P	799	THR	2.0

6.2 Non-standard residues in protein, DNA, RNA chains [i](#)

There are no non-standard protein/DNA/RNA residues in this entry.

6.3 Carbohydrates [i](#)

There are no carbohydrates in this entry.

6.4 Ligands [i](#)

In the following table, the Atoms column lists the number of modelled atoms in the group and the number defined in the chemical component dictionary. The B-factors column lists the minimum, median, 95th percentile and maximum values of B factors of atoms in the group. The column labelled 'Q< 0.9' lists the number of atoms with occupancy less than 0.9.

Mol	Type	Chain	Res	Atoms	RSCC	RSR	B-factors(\AA^2)	Q<0.9
2	MG	F	1101	1/1	0.78	0.19	35,35,35,35	0
2	MG	K	1101	1/1	0.89	0.08	34,34,34,34	0
2	MG	G	1101	1/1	0.91	0.17	32,32,32,32	0
2	MG	O	1101	1/1	0.92	0.12	40,40,40,40	0
2	MG	P	1101	1/1	0.93	0.12	49,49,49,49	0
2	MG	C	1102	1/1	0.93	0.08	28,28,28,28	0
2	MG	M	1101	1/1	0.94	0.14	56,56,56,56	0

Continued on next page...

Continued from previous page...

Mol	Type	Chain	Res	Atoms	RSCC	RSR	B-factors(\AA^2)	Q<0.9
2	MG	J	1101	1/1	0.94	0.14	34,34,34,34	0
2	MG	E	1102	1/1	0.95	0.08	32,32,32,32	0
2	MG	D	1102	1/1	0.95	0.13	42,42,42,42	0
2	MG	L	1102	1/1	0.95	0.04	28,28,28,28	0
2	MG	A	1102	1/1	0.95	0.08	37,37,37,37	0
2	MG	B	1101	1/1	0.96	0.15	25,25,25,25	0
2	MG	H	1101	1/1	0.96	0.15	27,27,27,27	0
2	MG	J	1102	1/1	0.96	0.05	29,29,29,29	0
2	MG	E	1101	1/1	0.96	0.15	39,39,39,39	0
2	MG	D	1101	1/1	0.97	0.12	28,28,28,28	0
2	MG	N	1101	1/1	0.97	0.14	32,32,32,32	0
2	MG	C	1101	1/1	0.97	0.18	23,23,23,23	0
2	MG	L	1101	1/1	0.98	0.14	31,31,31,31	0
2	MG	K	1102	1/1	0.98	0.05	25,25,25,25	0
2	MG	N	1102	1/1	0.98	0.11	26,26,26,26	0
2	MG	A	1101	1/1	0.98	0.15	37,37,37,37	0
2	MG	I	1102	1/1	0.98	0.08	33,33,33,33	0
2	MG	P	1102	1/1	0.99	0.05	26,26,26,26	0
2	MG	I	1101	1/1	0.99	0.13	33,33,33,33	0
2	MG	O	1102	1/1	0.99	0.09	15,15,15,15	0
2	MG	H	1102	1/1	0.99	0.06	22,22,22,22	0
2	MG	B	1102	1/1	0.99	0.05	23,23,23,23	0
2	MG	G	1102	1/1	0.99	0.03	18,18,18,18	0
2	MG	F	1102	1/1	0.99	0.07	26,26,26,26	0

6.5 Other polymers ⓘ

There are no such residues in this entry.