



Full wwPDB X-ray Structure Validation Report ⓘ

Aug 26, 2020 – 05:28 PM BST

PDB ID : 4V44
Title : E. COLI (lacZ) BETA-GALACTOSIDASE IN COMPLEX WITH 2-F-LACTOSE
Authors : Juers, D.H.; McCarter, J.D.; Withers, S.G.; Matthews, B.W.
Deposited on : 2001-09-13
Resolution : 2.70 Å(reported)

This is a Full wwPDB X-ray Structure Validation Report for a publicly released PDB entry.

We welcome your comments at validation@mail.wwpdb.org

A user guide is available at

<https://www.wwpdb.org/validation/2017/XrayValidationReportHelp>

with specific help available everywhere you see the ⓘ symbol.

The following versions of software and data (see [references ⓘ](#)) were used in the production of this report:

MolProbity : 4.02b-467
Mogul : 1.8.5 (274361), CSD as541be (2020)
Xtriage (Phenix) : 1.13
EDS : 2.13
Percentile statistics : 20191225.v01 (using entries in the PDB archive December 25th 2019)
Refmac : 5.8.0158
CCP4 : 7.0.044 (Gargrove)
Ideal geometry (proteins) : Engh & Huber (2001)
Ideal geometry (DNA, RNA) : Parkinson et al. (1996)
Validation Pipeline (wwPDB-VP) : 2.13

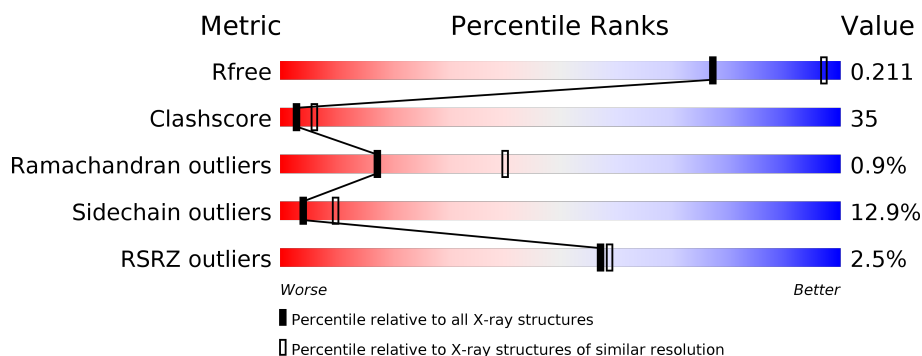
1 Overall quality at a glance ⓘ

The following experimental techniques were used to determine the structure:

X-RAY DIFFRACTION

The reported resolution of this entry is 2.70 Å.

Percentile scores (ranging between 0-100) for global validation metrics of the entry are shown in the following graphic. The table shows the number of entries on which the scores are based.



Metric	Whole archive (#Entries)	Similar resolution (#Entries, resolution range(Å))
R_{free}	130704	2808 (2.70-2.70)
Clashscore	141614	3122 (2.70-2.70)
Ramachandran outliers	138981	3069 (2.70-2.70)
Sidechain outliers	138945	3069 (2.70-2.70)
RSRZ outliers	127900	2737 (2.70-2.70)

The table below summarises the geometric issues observed across the polymeric chains and their fit to the electron density. The red, orange, yellow and green segments on the lower bar indicate the fraction of residues that contain outliers for ≥ 3 , 2, 1 and 0 types of geometric quality criteria respectively. A grey segment represents the fraction of residues that are not modelled. The numeric value for each fraction is indicated below the corresponding segment, with a dot representing fractions $\leq 5\%$. The upper red bar (where present) indicates the fraction of residues that have poor fit to the electron density. The numeric value is given above the bar.

Mol	Chain	Length	Quality of chain
1	A	1023	% 43% 42% 13% .
1	B	1023	% 43% 42% 13% .
1	C	1023	% 43% 41% 13% .
1	D	1023	% 43% 42% 13% .
1	E	1023	3% 43% 42% 13% .
1	F	1023	% 43% 42% 13% .


Continued on next page...

Continued from previous page...

Mol	Chain	Length	Quality of chain
1	G	1023	<div> <div>2%</div> <div>43%</div> <div>42%</div> <div>13%</div> <div>•</div> </div>
1	H	1023	<div> <div>2%</div> <div>43%</div> <div>41%</div> <div>13%</div> <div>•</div> </div>
1	I	1023	<div> <div>2%</div> <div>43%</div> <div>41%</div> <div>13%</div> <div>•</div> </div>
1	J	1023	<div> <div>%</div> <div>43%</div> <div>42%</div> <div>13%</div> <div>•</div> </div>
1	K	1023	<div> <div>3%</div> <div>44%</div> <div>41%</div> <div>13%</div> <div>•</div> </div>
1	L	1023	<div> <div>3%</div> <div>43%</div> <div>42%</div> <div>12%</div> <div>•</div> </div>
1	M	1023	<div> <div>6%</div> <div>43%</div> <div>42%</div> <div>13%</div> <div>•</div> </div>
1	N	1023	<div> <div>%</div> <div>43%</div> <div>42%</div> <div>13%</div> <div>•</div> </div>
1	O	1023	<div> <div>2%</div> <div>42%</div> <div>43%</div> <div>13%</div> <div>•</div> </div>
1	P	1023	<div> <div>11%</div> <div>43%</div> <div>42%</div> <div>13%</div> <div>•</div> </div>
2	Q	2	100%
2	R	2	100%
2	S	2	100%
2	T	2	100%
2	U	2	100%
2	V	2	100%
2	W	2	100%
2	X	2	100%
2	Y	2	100%
2	Z	2	100%
2	a	2	100%
2	b	2	100%
2	c	2	100%
2	d	2	100%
2	e	2	100%

Continued on next page...

Continued from previous page...

Mol	Chain	Length	Quality of chain
2	f	2	 100%

The following table lists non-polymeric compounds, carbohydrate monomers and non-standard residues in protein, DNA, RNA chains that are outliers for geometric or electron-density-fit criteria:

Mol	Type	Chain	Res	Chirality	Geometry	Clashes	Electron density
1	CME	A	1021	-	-	X	-
1	CME	B	1021	-	-	X	-
1	CME	C	1021	-	-	X	-
1	CME	D	1021	-	-	X	-
1	CME	E	1021	-	-	X	-
1	CME	F	1021	-	-	X	-
1	CME	G	1021	-	-	X	-
1	CME	H	1021	-	-	X	-
1	CME	I	1021	-	-	X	-
1	CME	J	1021	-	-	X	-
1	CME	K	1021	-	-	X	-
1	CME	L	1021	-	-	X	-
1	CME	M	1021	-	-	X	-
1	CME	N	1021	-	-	X	-
1	CME	O	1021	-	-	X	-
1	CME	P	1021	-	-	X	-

2 Entry composition

There are 5 unique types of molecules in this entry. The entry contains 134528 atoms, of which 0 are hydrogens and 0 are deuteriums.

In the tables below, the ZeroOcc column contains the number of atoms modelled with zero occupancy, the AltConf column contains the number of residues with at least one atom in alternate conformation and the Trace column contains the number of residues modelled with at most 2 atoms.

- Molecule 1 is a protein called Beta-Galactosidase.

Mol	Chain	Residues	Atoms					ZeroOcc	AltConf	Trace
1	A	1021	Total	C	N	O	S	0	2	0
			8219	5196	1454	1528	41			
1	B	1021	Total	C	N	O	S	0	2	0
			8219	5196	1454	1528	41			
1	C	1021	Total	C	N	O	S	0	2	0
			8219	5196	1454	1528	41			
1	D	1021	Total	C	N	O	S	0	2	0
			8219	5196	1454	1528	41			
1	E	1021	Total	C	N	O	S	0	2	0
			8219	5196	1454	1528	41			
1	F	1021	Total	C	N	O	S	0	2	0
			8219	5196	1454	1528	41			
1	G	1021	Total	C	N	O	S	0	2	0
			8219	5196	1454	1528	41			
1	H	1021	Total	C	N	O	S	0	2	0
			8219	5196	1454	1528	41			
1	I	1021	Total	C	N	O	S	0	2	0
			8219	5196	1454	1528	41			
1	J	1021	Total	C	N	O	S	0	2	0
			8219	5196	1454	1528	41			
1	K	1021	Total	C	N	O	S	0	2	0
			8219	5196	1454	1528	41			
1	L	1021	Total	C	N	O	S	0	2	0
			8219	5196	1454	1528	41			
1	M	1021	Total	C	N	O	S	0	2	0
			8219	5196	1454	1528	41			
1	N	1021	Total	C	N	O	S	0	2	0
			8219	5196	1454	1528	41			
1	O	1021	Total	C	N	O	S	0	2	0
			8219	5196	1454	1528	41			
1	P	1021	Total	C	N	O	S	0	2	0
			8219	5196	1454	1528	41			

There are 48 discrepancies between the modelled and reference sequences:

Chain	Residue	Modelled	Actual	Comment	Reference
A	748	CME	CYS	modified residue	UNP P00722
A	914	CME	CYS	modified residue	UNP P00722
A	1021	CME	CYS	modified residue	UNP P00722
B	748	CME	CYS	modified residue	UNP P00722
B	914	CME	CYS	modified residue	UNP P00722
B	1021	CME	CYS	modified residue	UNP P00722
C	748	CME	CYS	modified residue	UNP P00722
C	914	CME	CYS	modified residue	UNP P00722
C	1021	CME	CYS	modified residue	UNP P00722
D	748	CME	CYS	modified residue	UNP P00722
D	914	CME	CYS	modified residue	UNP P00722
D	1021	CME	CYS	modified residue	UNP P00722
E	748	CME	CYS	modified residue	UNP P00722
E	914	CME	CYS	modified residue	UNP P00722
E	1021	CME	CYS	modified residue	UNP P00722
F	748	CME	CYS	modified residue	UNP P00722
F	914	CME	CYS	modified residue	UNP P00722
F	1021	CME	CYS	modified residue	UNP P00722
G	748	CME	CYS	modified residue	UNP P00722
G	914	CME	CYS	modified residue	UNP P00722
G	1021	CME	CYS	modified residue	UNP P00722
H	748	CME	CYS	modified residue	UNP P00722
H	914	CME	CYS	modified residue	UNP P00722
H	1021	CME	CYS	modified residue	UNP P00722
I	748	CME	CYS	modified residue	UNP P00722
I	914	CME	CYS	modified residue	UNP P00722
I	1021	CME	CYS	modified residue	UNP P00722
J	748	CME	CYS	modified residue	UNP P00722
J	914	CME	CYS	modified residue	UNP P00722
J	1021	CME	CYS	modified residue	UNP P00722
K	748	CME	CYS	modified residue	UNP P00722
K	914	CME	CYS	modified residue	UNP P00722
K	1021	CME	CYS	modified residue	UNP P00722
L	748	CME	CYS	modified residue	UNP P00722
L	914	CME	CYS	modified residue	UNP P00722
L	1021	CME	CYS	modified residue	UNP P00722
M	748	CME	CYS	modified residue	UNP P00722
M	914	CME	CYS	modified residue	UNP P00722
M	1021	CME	CYS	modified residue	UNP P00722
N	748	CME	CYS	modified residue	UNP P00722
N	914	CME	CYS	modified residue	UNP P00722
N	1021	CME	CYS	modified residue	UNP P00722

Continued on next page...

Continued from previous page...

Chain	Residue	Modelled	Actual	Comment	Reference
O	748	CME	CYS	modified residue	UNP P00722
O	914	CME	CYS	modified residue	UNP P00722
O	1021	CME	CYS	modified residue	UNP P00722
P	748	CME	CYS	modified residue	UNP P00722
P	914	CME	CYS	modified residue	UNP P00722
P	1021	CME	CYS	modified residue	UNP P00722

- Molecule 2 is an oligosaccharide called 2-deoxy-2-fluoro-beta-D-galactopyranose-(1-4)-beta-D-glucopyranose.

Mol	Chain	Residues	Atoms				ZeroOcc	AltConf	Trace
2	Q	2	Total 23	C 12	F 1	O 10	0	0	0
2	R	2	Total 23	C 12	F 1	O 10	0	0	0
2	S	2	Total 23	C 12	F 1	O 10	0	0	0
2	T	2	Total 23	C 12	F 1	O 10	0	0	0
2	U	2	Total 23	C 12	F 1	O 10	0	0	0
2	V	2	Total 23	C 12	F 1	O 10	0	0	0
2	W	2	Total 23	C 12	F 1	O 10	0	0	0
2	X	2	Total 23	C 12	F 1	O 10	0	0	0
2	Y	2	Total 23	C 12	F 1	O 10	0	0	0
2	Z	2	Total 23	C 12	F 1	O 10	0	0	0
2	a	2	Total 23	C 12	F 1	O 10	0	0	0
2	b	2	Total 23	C 12	F 1	O 10	0	0	0
2	c	2	Total 23	C 12	F 1	O 10	0	0	0
2	d	2	Total 23	C 12	F 1	O 10	0	0	0
2	e	2	Total 23	C 12	F 1	O 10	0	0	0
2	f	2	Total 23	C 12	F 1	O 10	0	0	0

- Molecule 3 is MAGNESIUM ION (three-letter code: MG) (formula: Mg).

Mol	Chain	Residues	Atoms		ZeroOcc	AltConf
3	P	2	Total 2	Mg 2	0	0
3	G	2	Total 2	Mg 2	0	0
3	J	2	Total 2	Mg 2	0	0
3	D	2	Total 2	Mg 2	0	0
3	K	2	Total 2	Mg 2	0	0
3	E	2	Total 2	Mg 2	0	0
3	H	2	Total 2	Mg 2	0	0
3	B	2	Total 2	Mg 2	0	0
3	I	2	Total 2	Mg 2	0	0
3	C	2	Total 2	Mg 2	0	0
3	A	2	Total 2	Mg 2	0	0
3	N	2	Total 2	Mg 2	0	0
3	O	2	Total 2	Mg 2	0	0
3	L	2	Total 2	Mg 2	0	0
3	F	2	Total 2	Mg 2	0	0
3	M	2	Total 2	Mg 2	0	0

- Molecule 4 is SODIUM ION (three-letter code: NA) (formula: Na).

Mol	Chain	Residues	Atoms		ZeroOcc	AltConf
4	P	2	Total 2	Na 2	0	0
4	G	2	Total 2	Na 2	0	0
4	J	2	Total 2	Na 2	0	0

Continued on next page...

Continued from previous page...

Mol	Chain	Residues	Atoms		ZeroOcc	AltConf
4	D	2	Total 2	Na 2	0	0
4	K	2	Total 2	Na 2	0	0
4	E	2	Total 2	Na 2	0	0
4	H	2	Total 2	Na 2	0	0
4	B	2	Total 2	Na 2	0	0
4	I	2	Total 2	Na 2	0	0
4	C	2	Total 2	Na 2	0	0
4	A	2	Total 2	Na 2	0	0
4	N	2	Total 2	Na 2	0	0
4	O	2	Total 2	Na 2	0	0
4	L	2	Total 2	Na 2	0	0
4	F	2	Total 2	Na 2	0	0
4	M	2	Total 2	Na 2	0	0

- Molecule 5 is water.

Mol	Chain	Residues	Atoms		ZeroOcc	AltConf
5	A	160	Total 160	O 160	0	0
5	B	163	Total 163	O 163	0	0
5	C	162	Total 162	O 162	0	0
5	D	163	Total 163	O 163	0	0
5	E	162	Total 162	O 162	0	0
5	F	162	Total 162	O 162	0	0

Continued on next page...

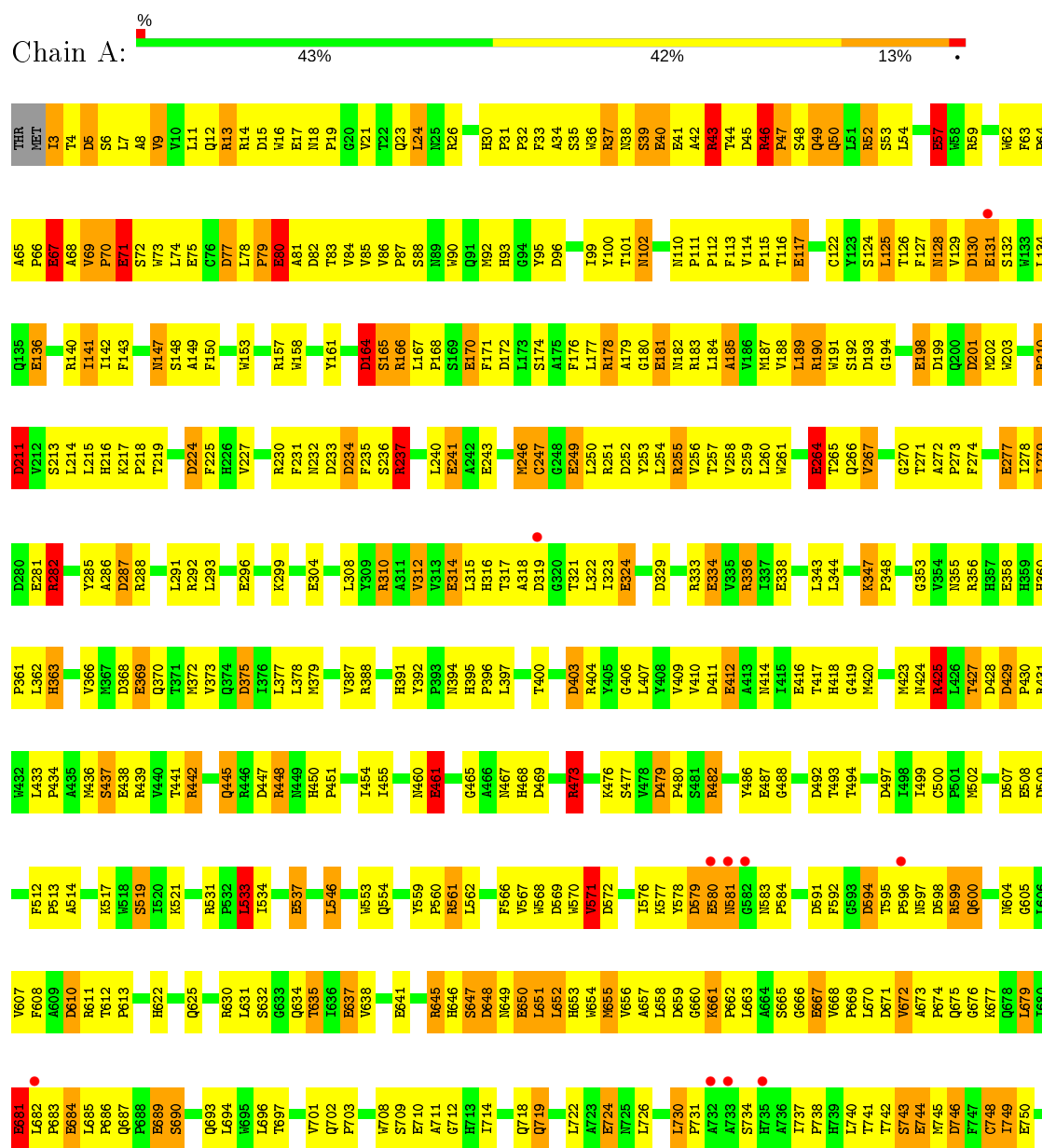
Continued from previous page...

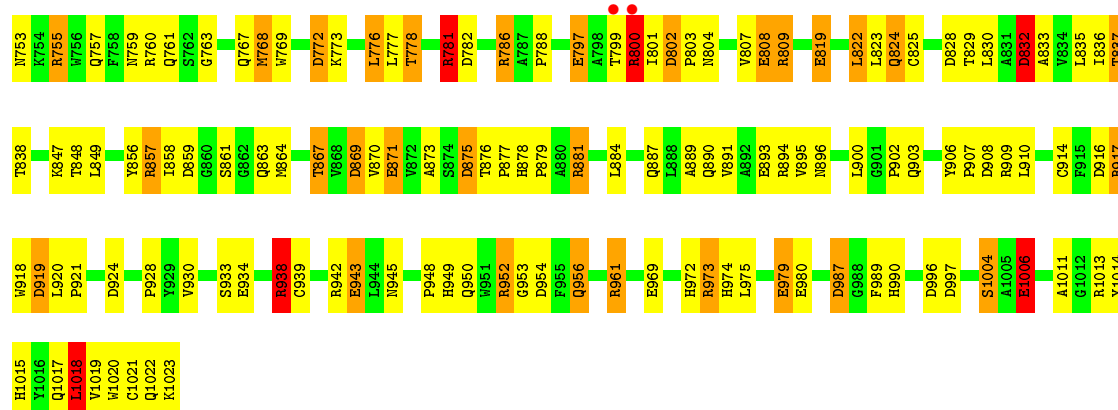
Mol	Chain	Residues	Atoms		ZeroOcc	AltConf
5	G	162	Total 162	O 162	0	0
5	H	162	Total 162	O 162	0	0
5	I	162	Total 162	O 162	0	0
5	J	162	Total 162	O 162	0	0
5	K	162	Total 162	O 162	0	0
5	L	162	Total 162	O 162	0	0
5	M	161	Total 161	O 161	0	0
5	N	163	Total 163	O 163	0	0
5	O	161	Total 161	O 161	0	0
5	P	163	Total 163	O 163	0	0

3 Residue-property plots

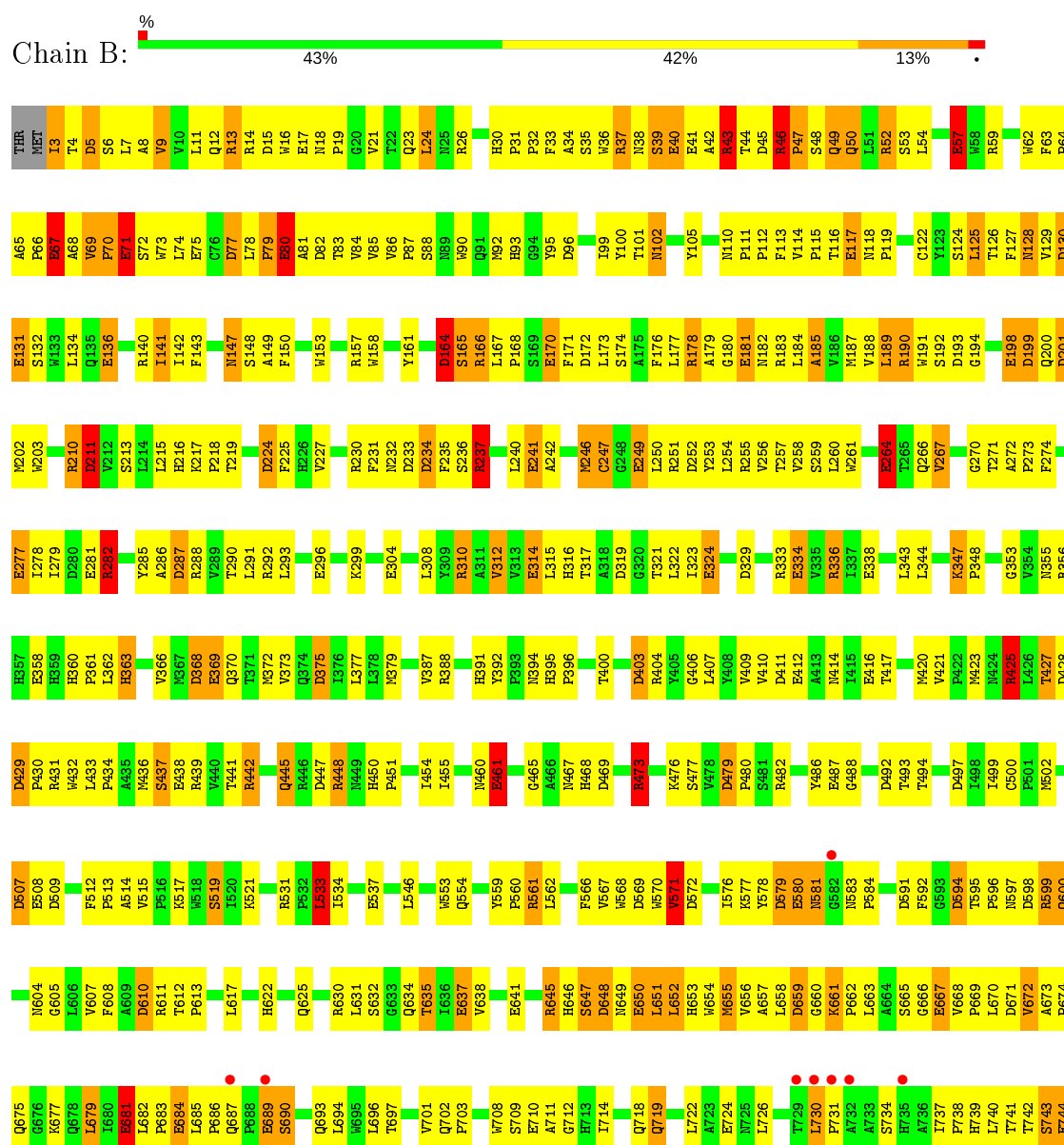
These plots are drawn for all protein, RNA, DNA and oligosaccharide chains in the entry. The first graphic for a chain summarises the proportions of the various outlier classes displayed in the second graphic. The second graphic shows the sequence view annotated by issues in geometry and electron density. Residues are color-coded according to the number of geometric quality criteria for which they contain at least one outlier: green = 0, yellow = 1, orange = 2 and red = 3 or more. A red dot above a residue indicates a poor fit to the electron density ($RSRZ > 2$). Stretches of 2 or more consecutive residues without any outlier are shown as a green connector. Residues present in the sample, but not in the model, are shown in grey.

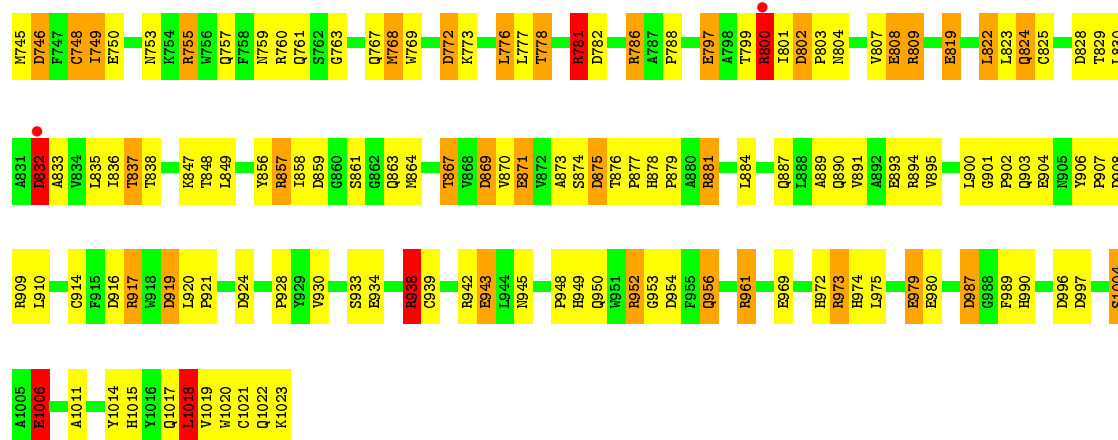
• Molecule 1: Beta-Galactosidase



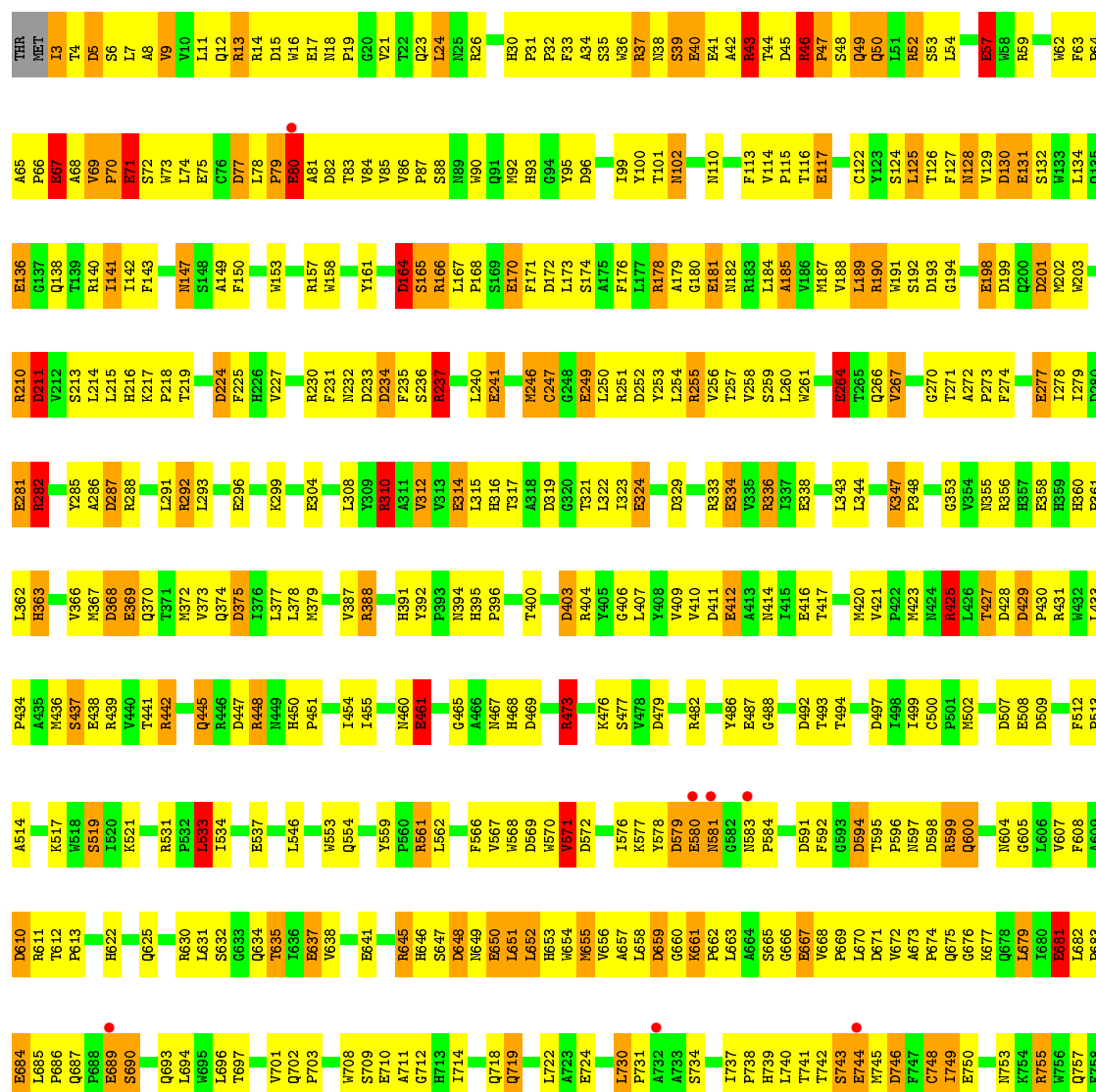
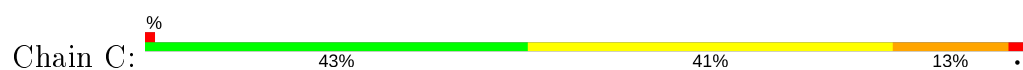


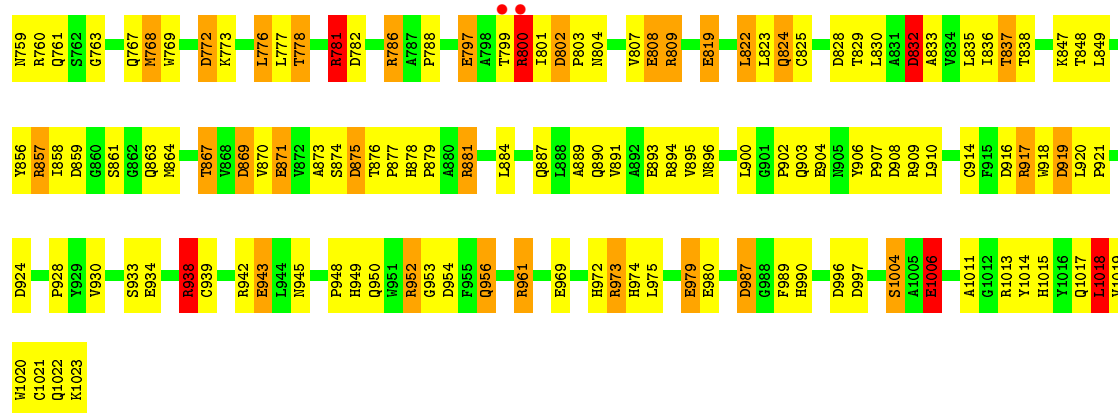
• Molecule 1: Beta-Galactosidase



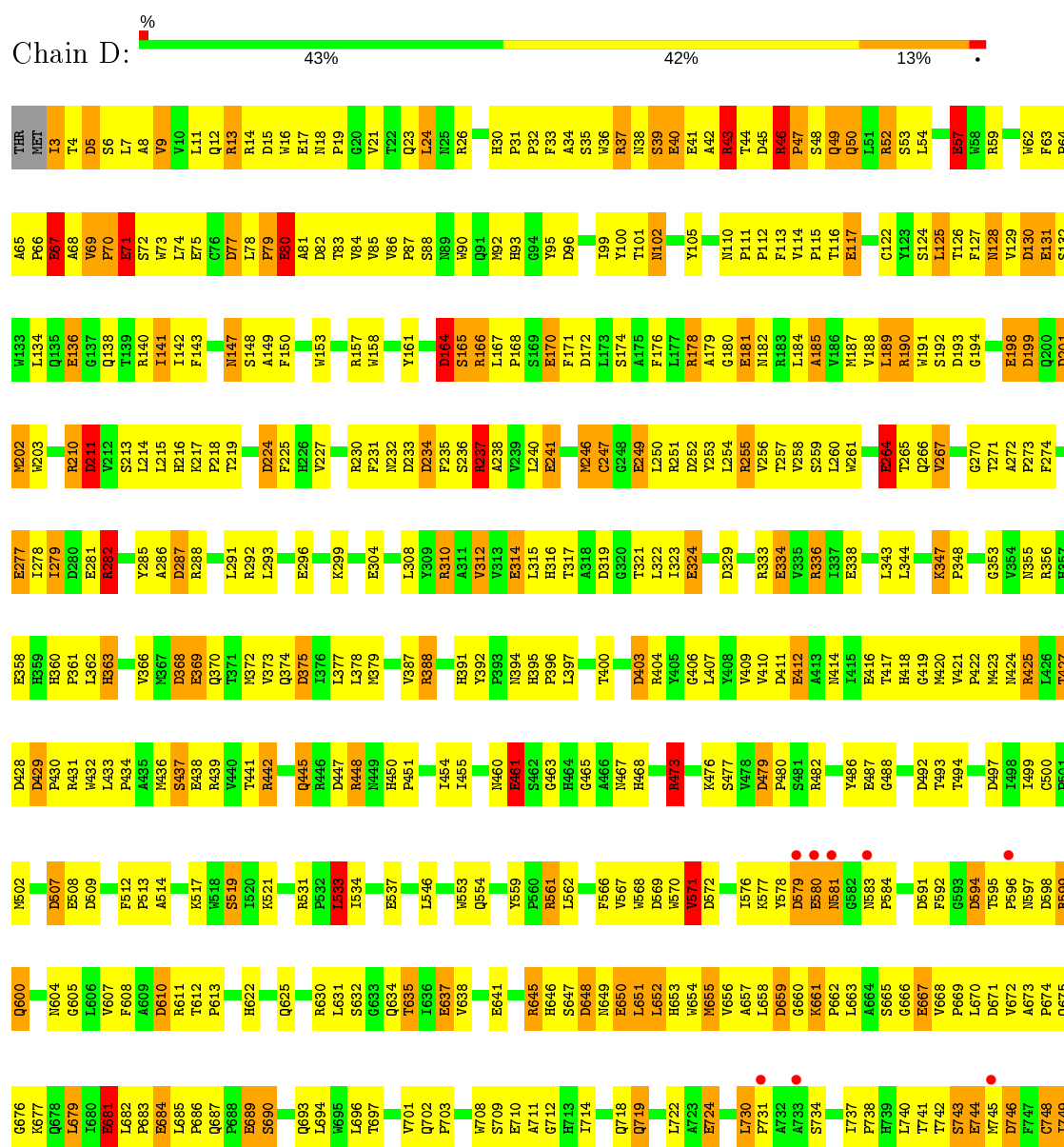


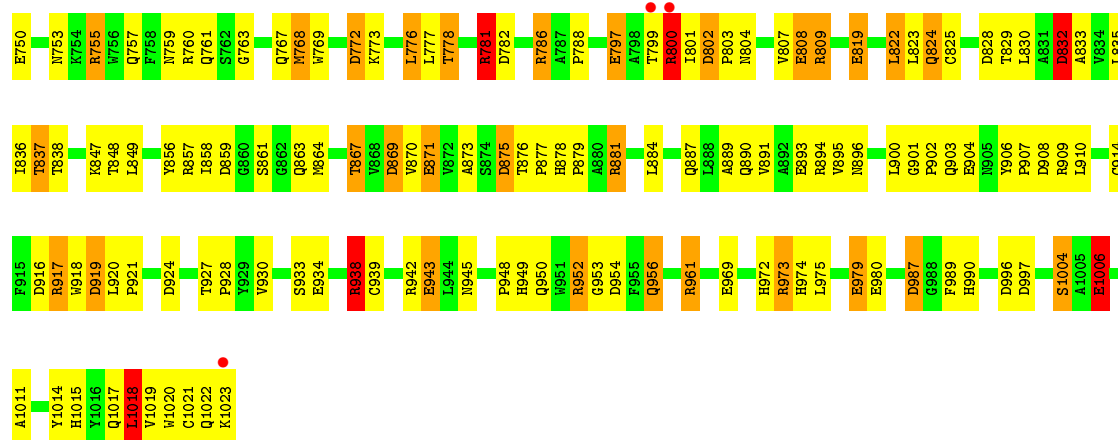
• Molecule 1: Beta-Galactosidase



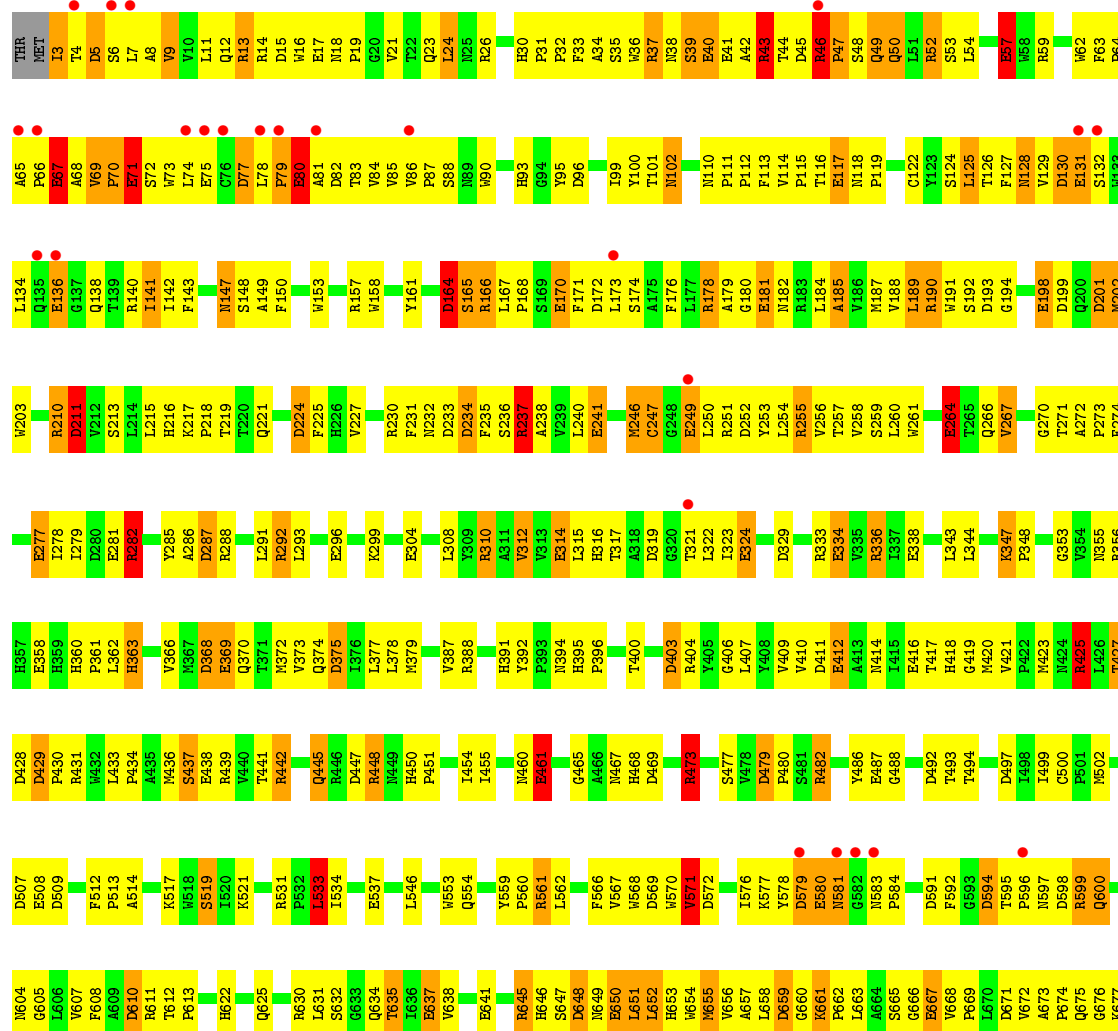
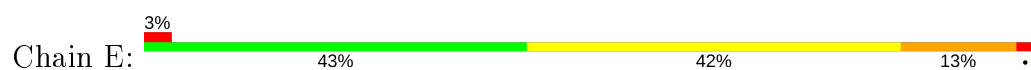


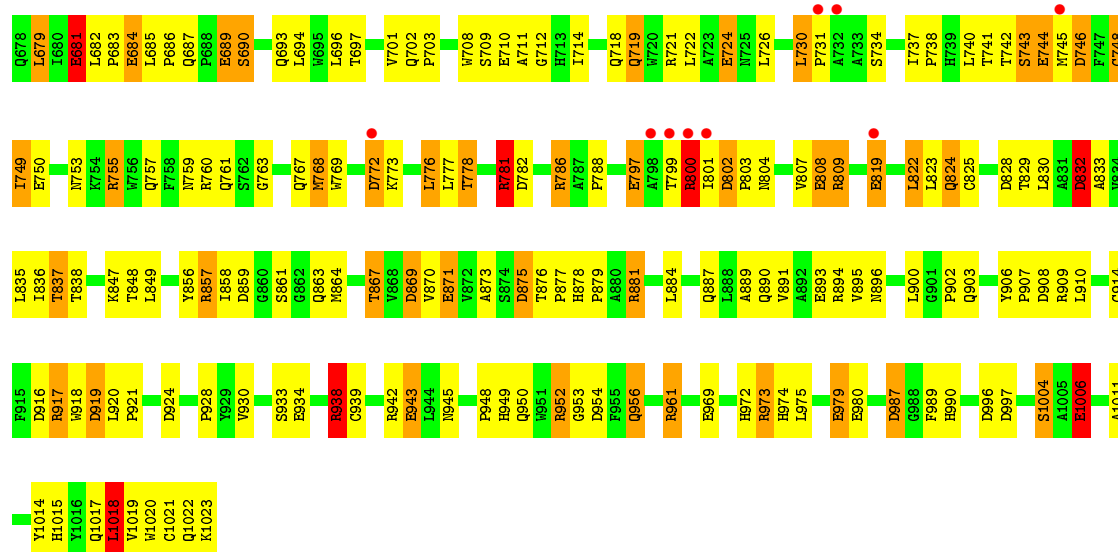
• Molecule 1: Beta-Galactosidase



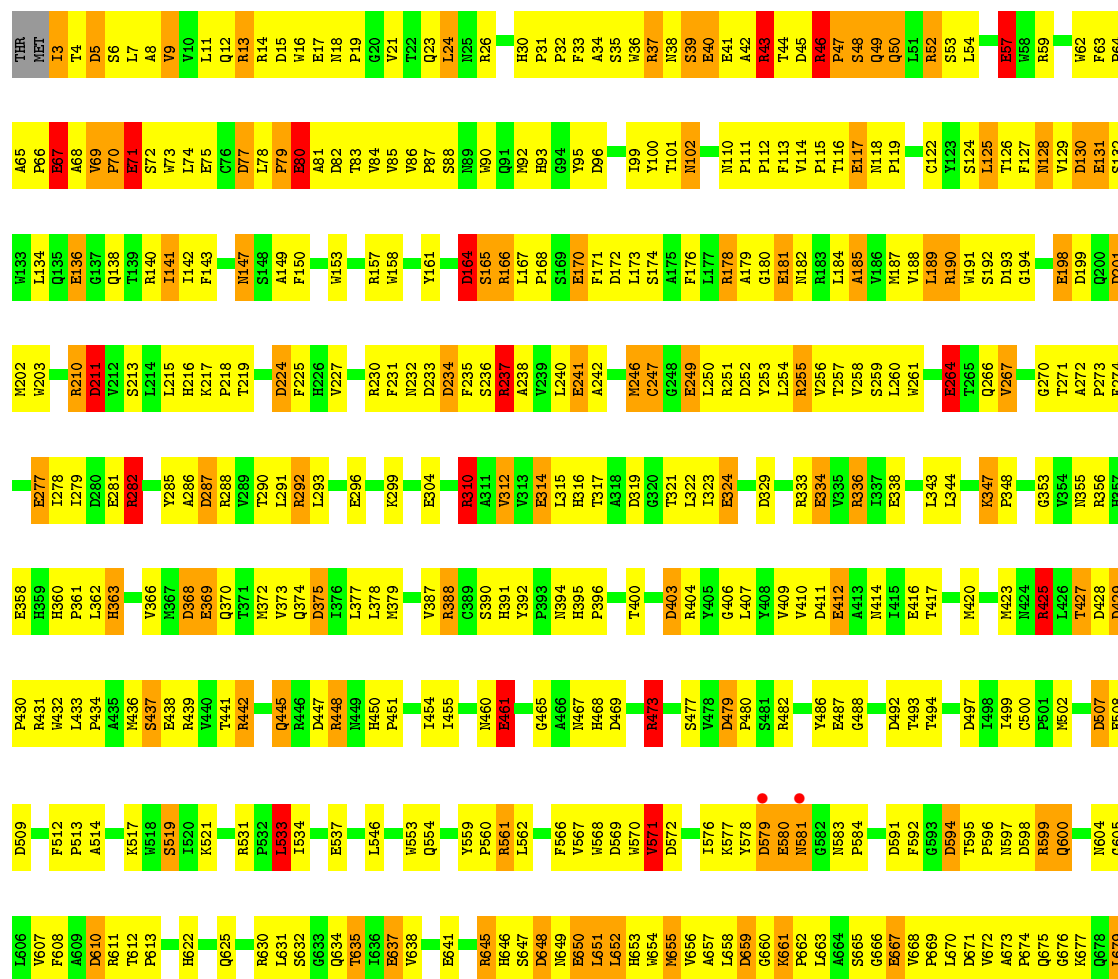
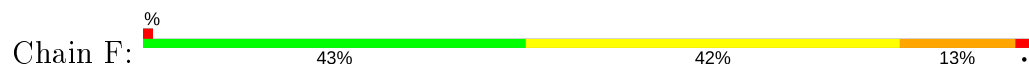


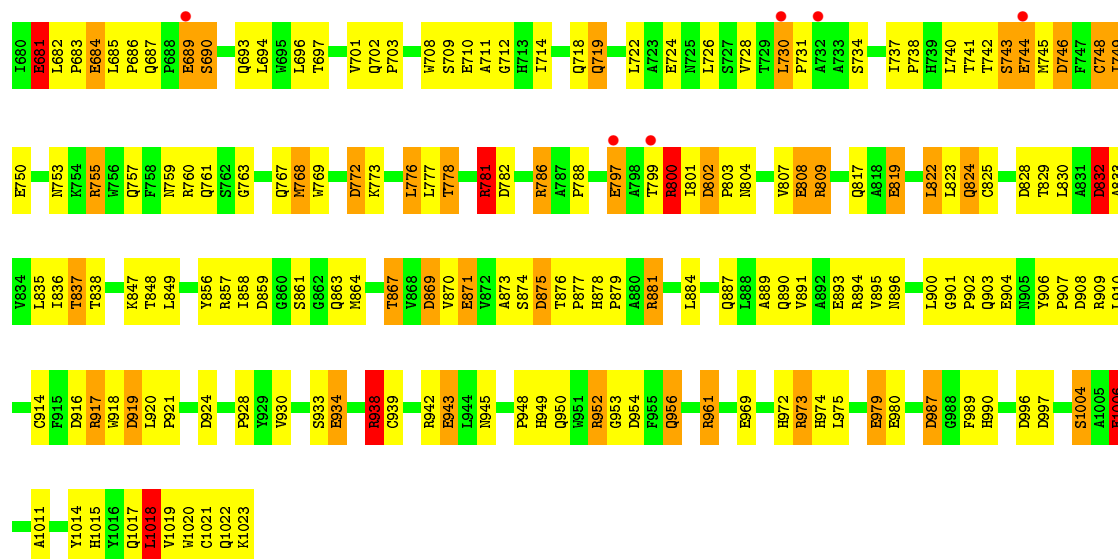
• Molecule 1: Beta-Galactosidase



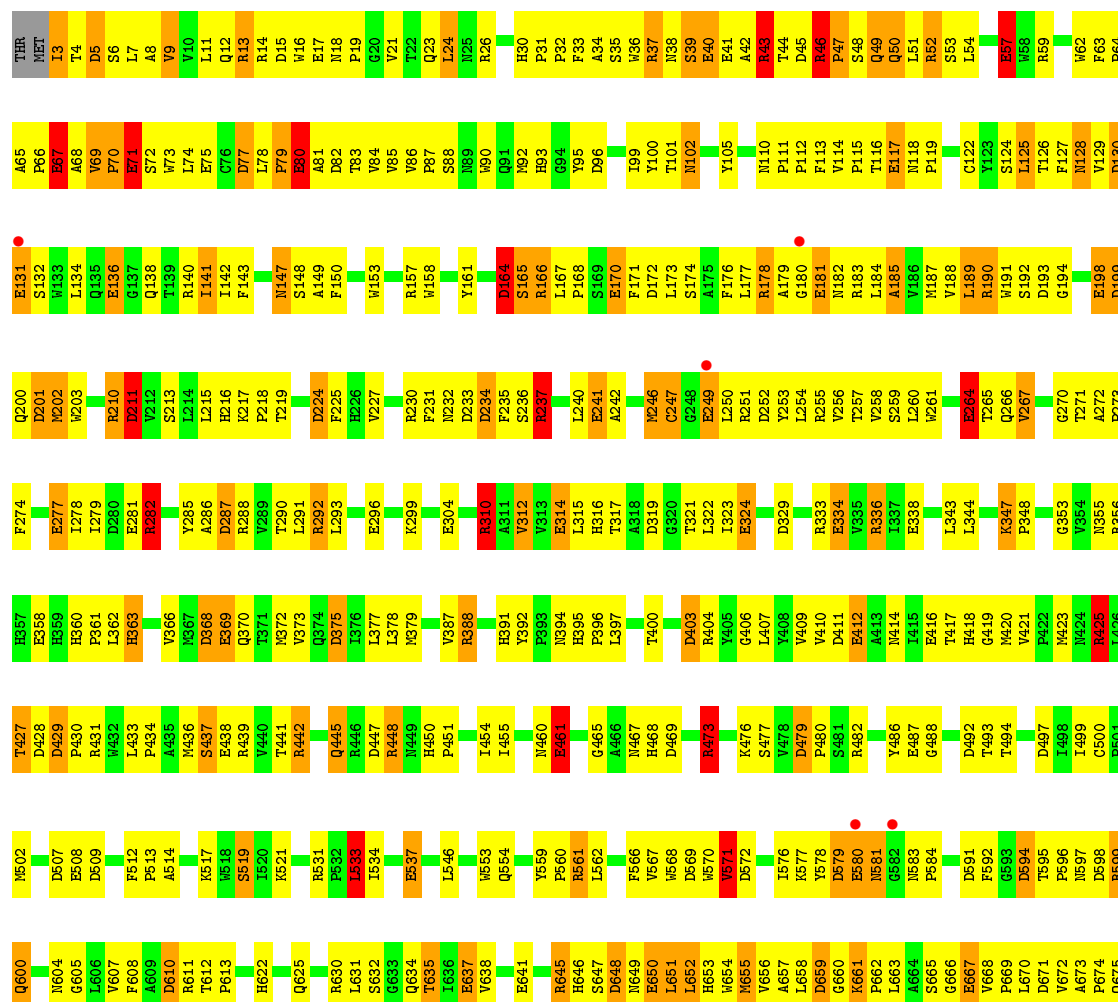


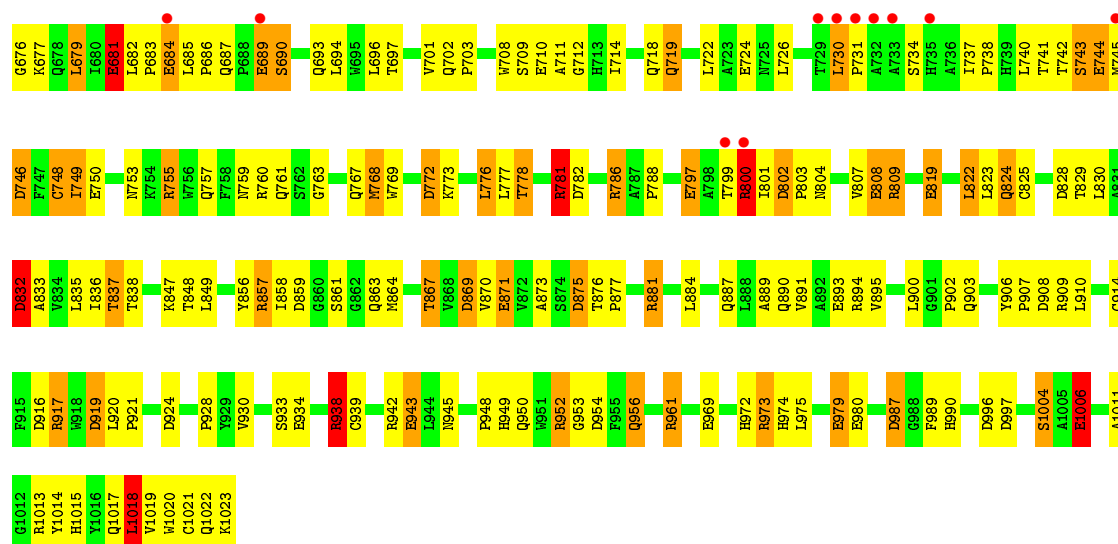
• Molecule 1: Beta-Galactosidase



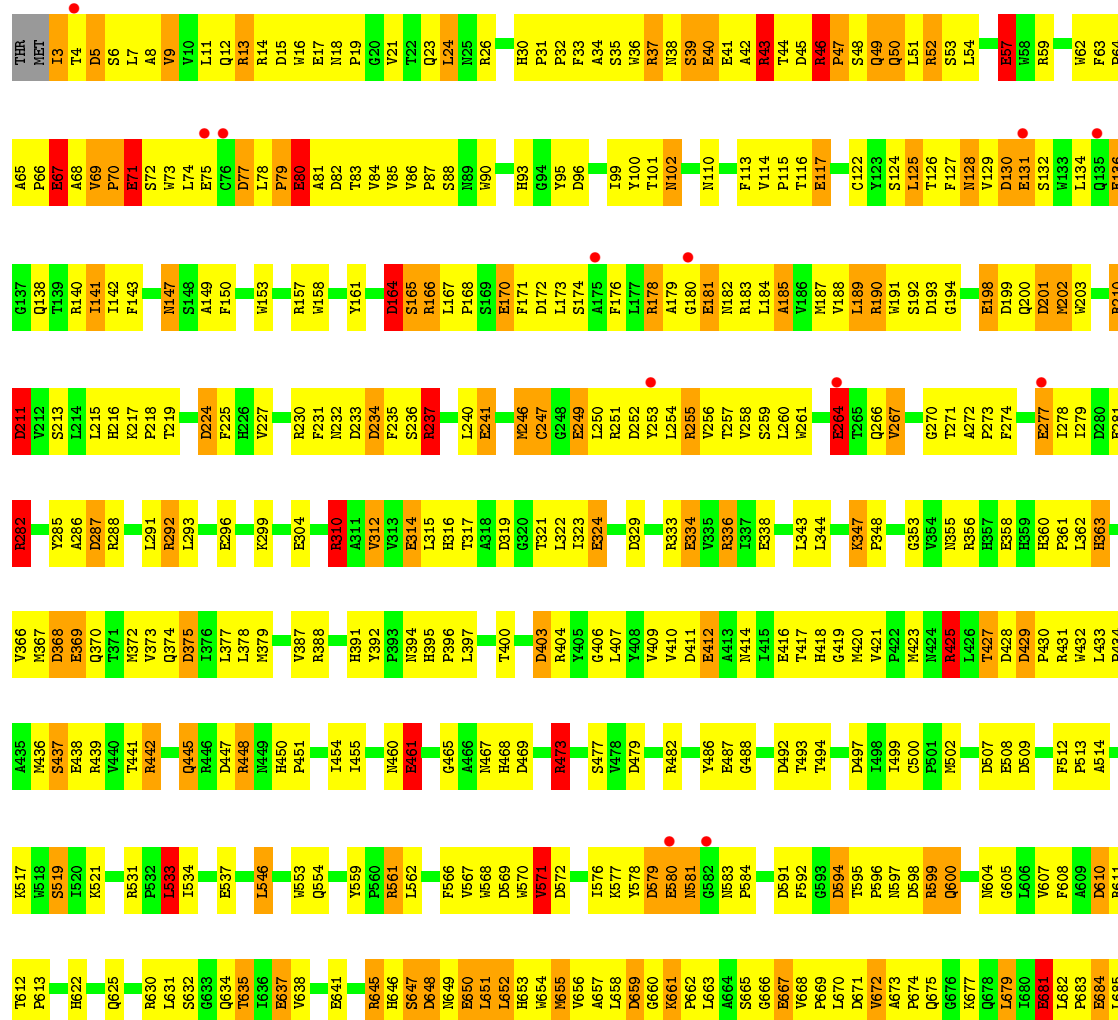
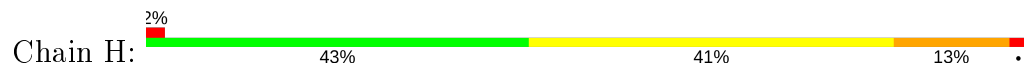


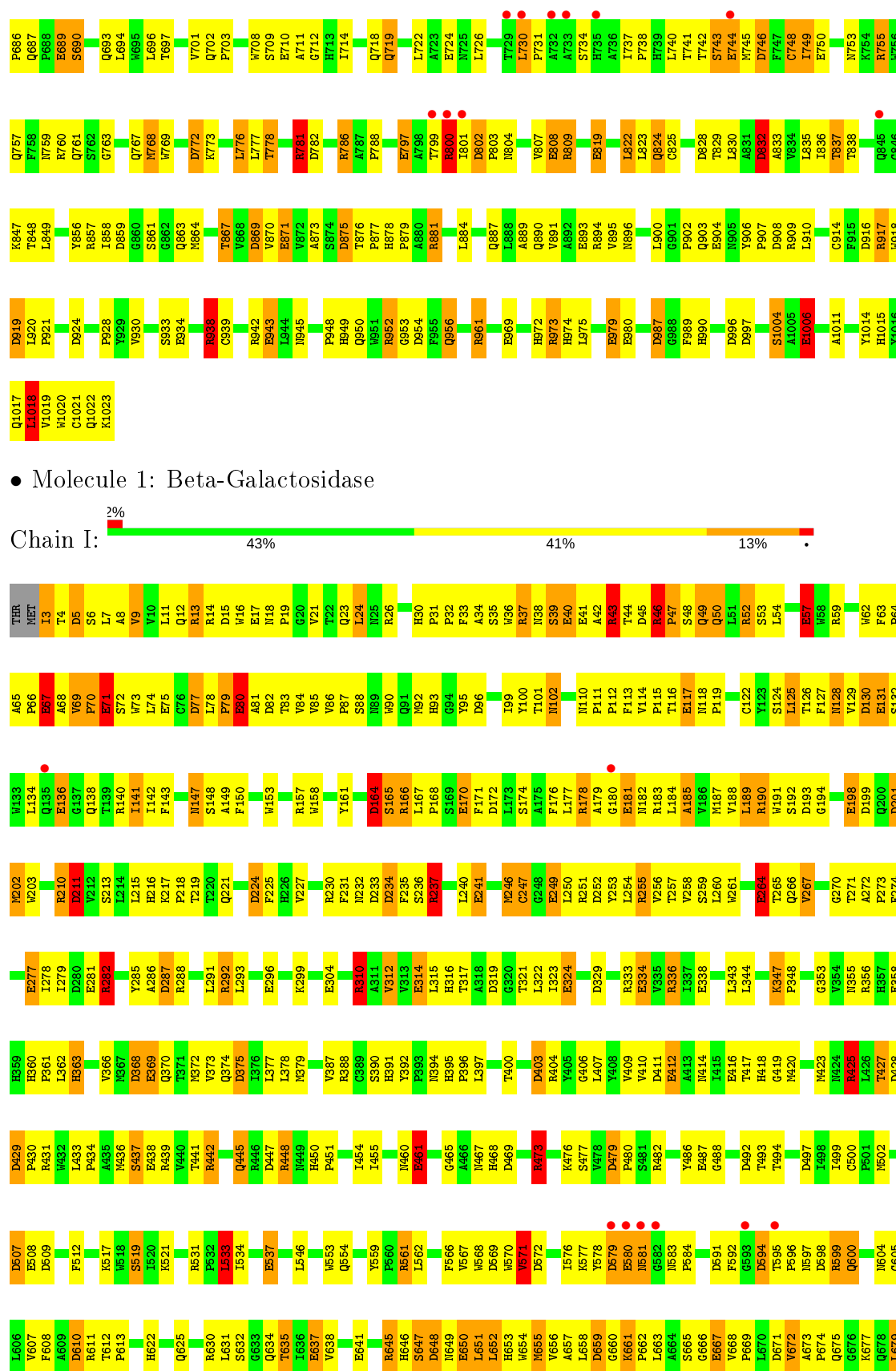
• Molecule 1: Beta-Galactosidase



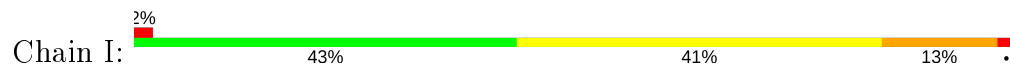


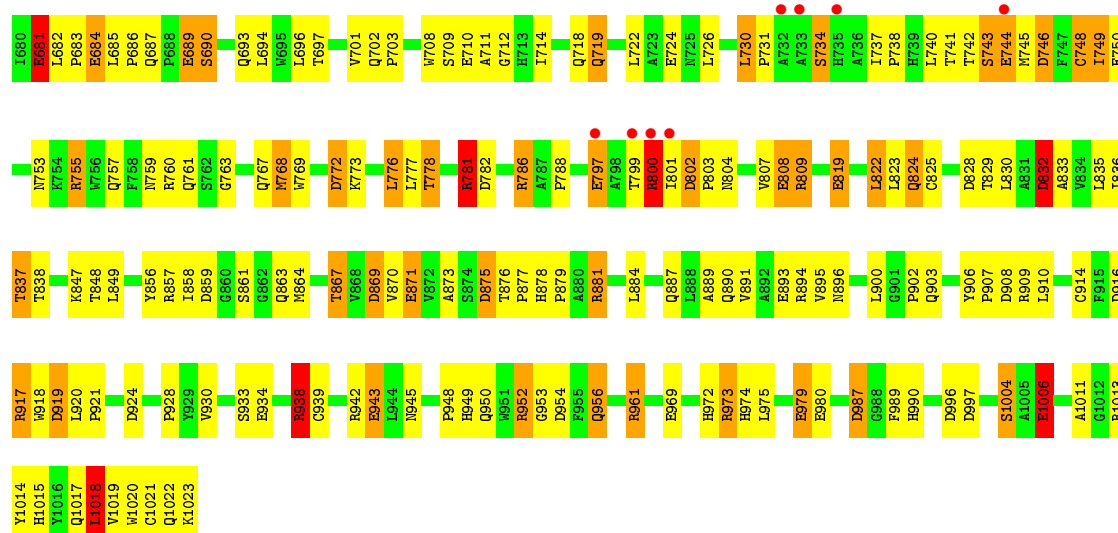
• Molecule 1: Beta-Galactosidase



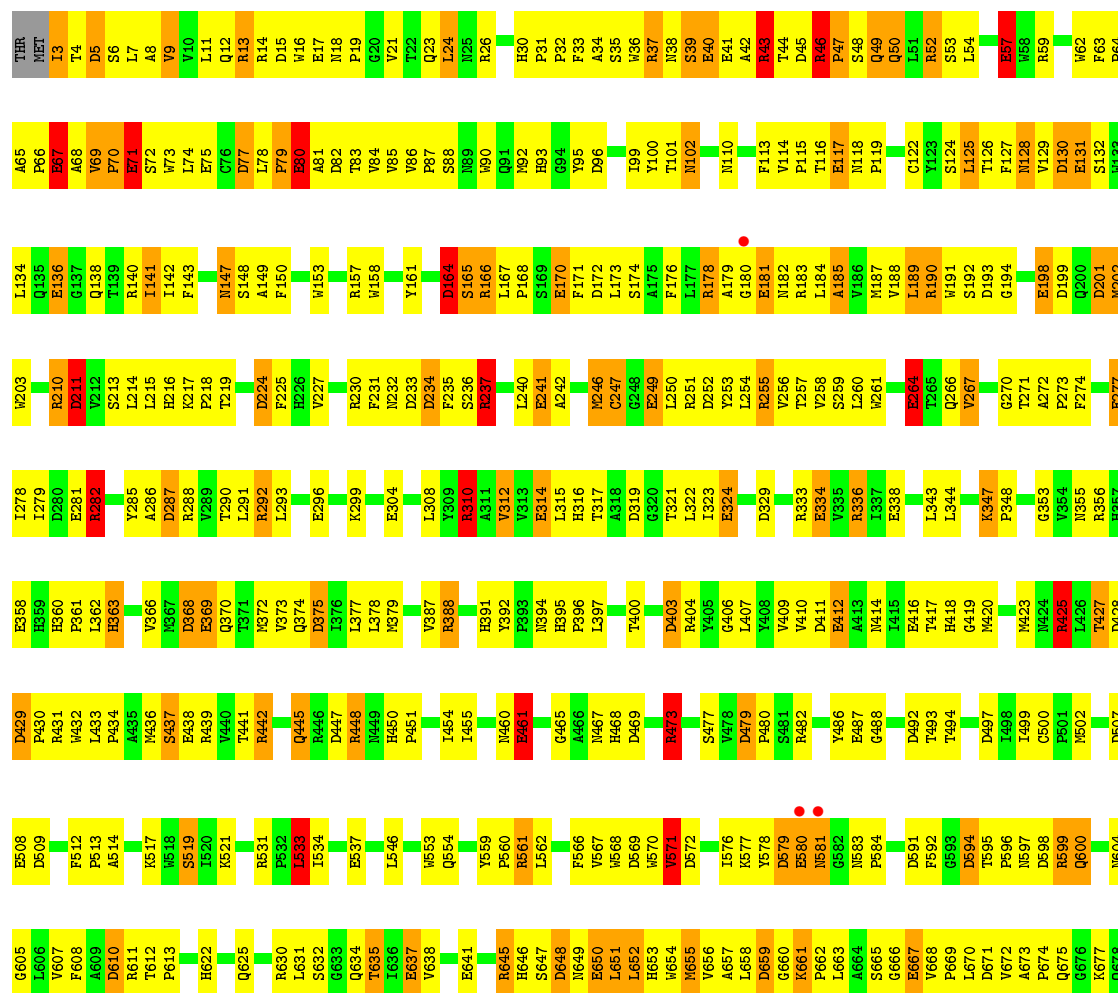
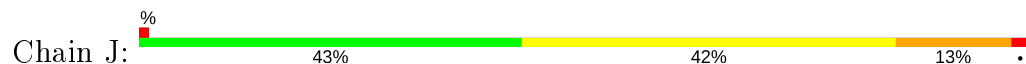


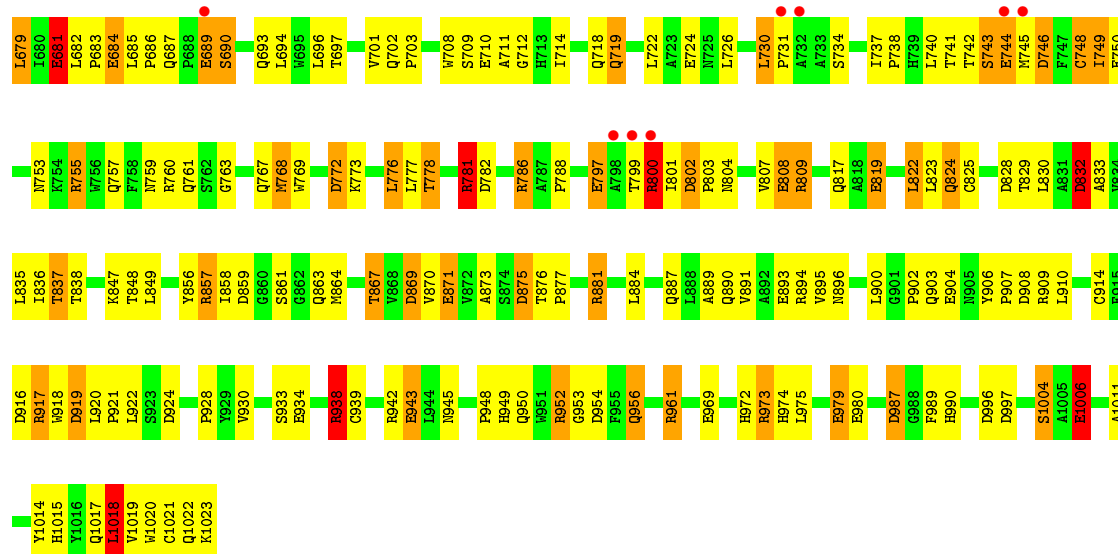
• Molecule 1: Beta-Galactosidase



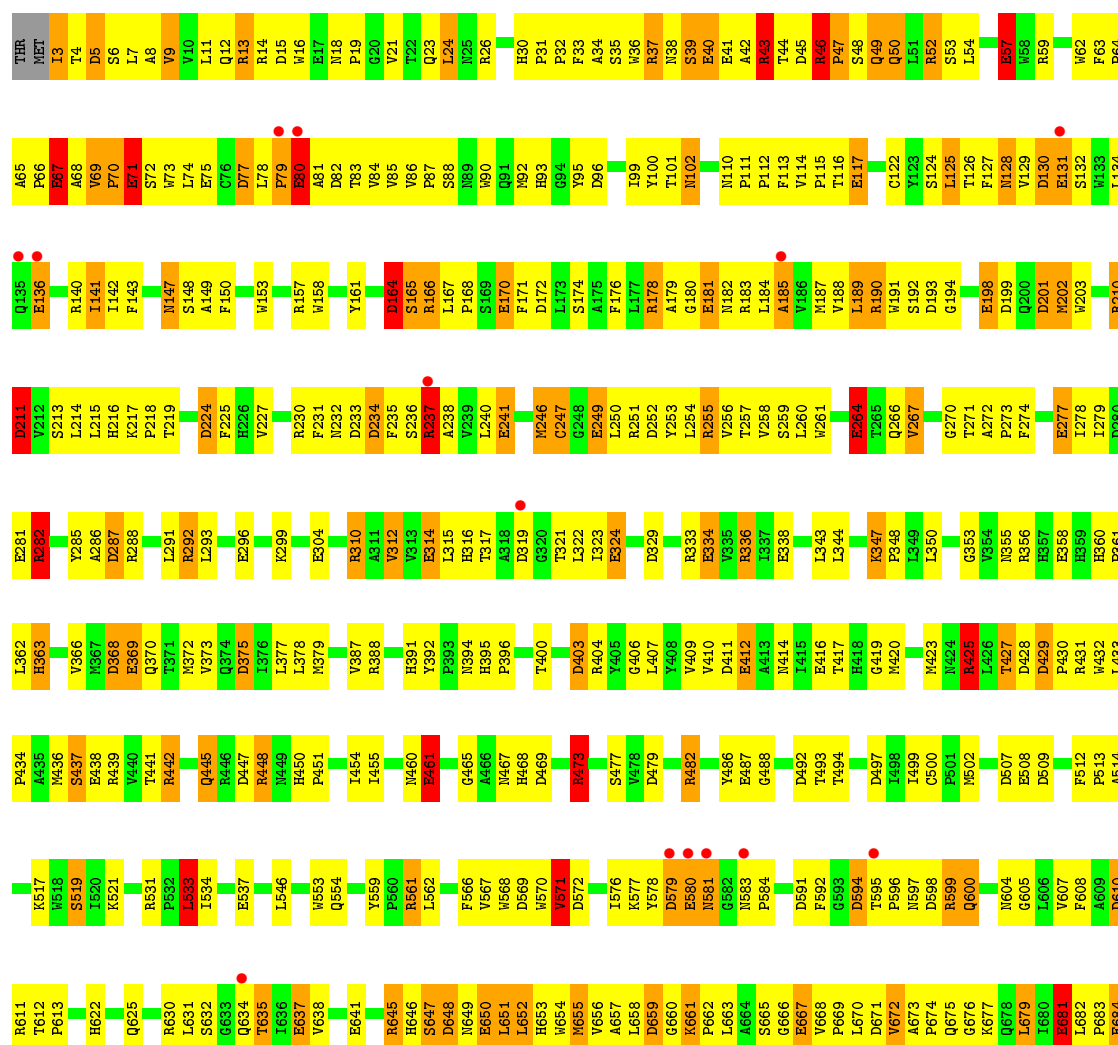


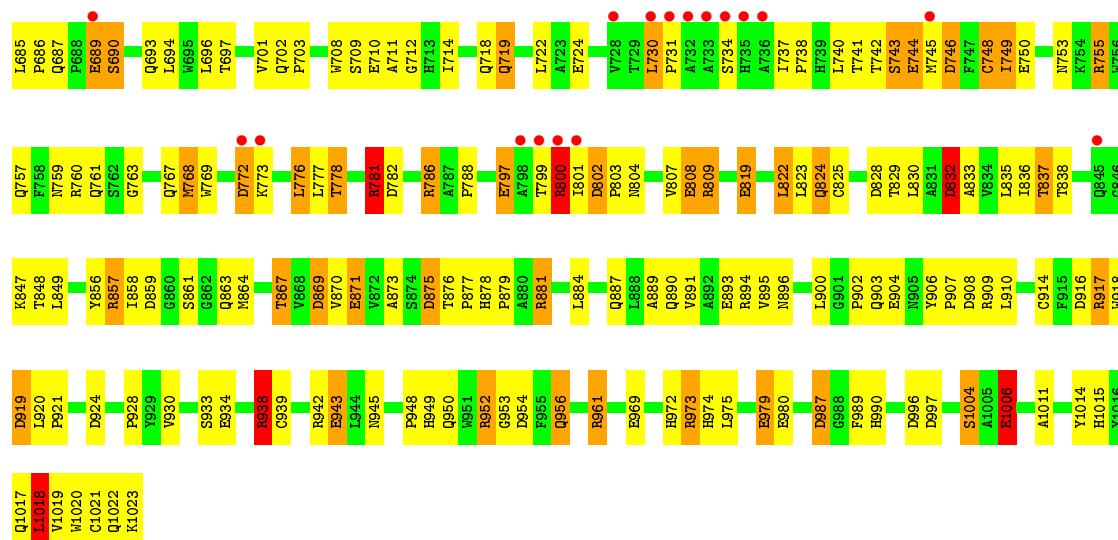
• Molecule 1: Beta-Galactosidase



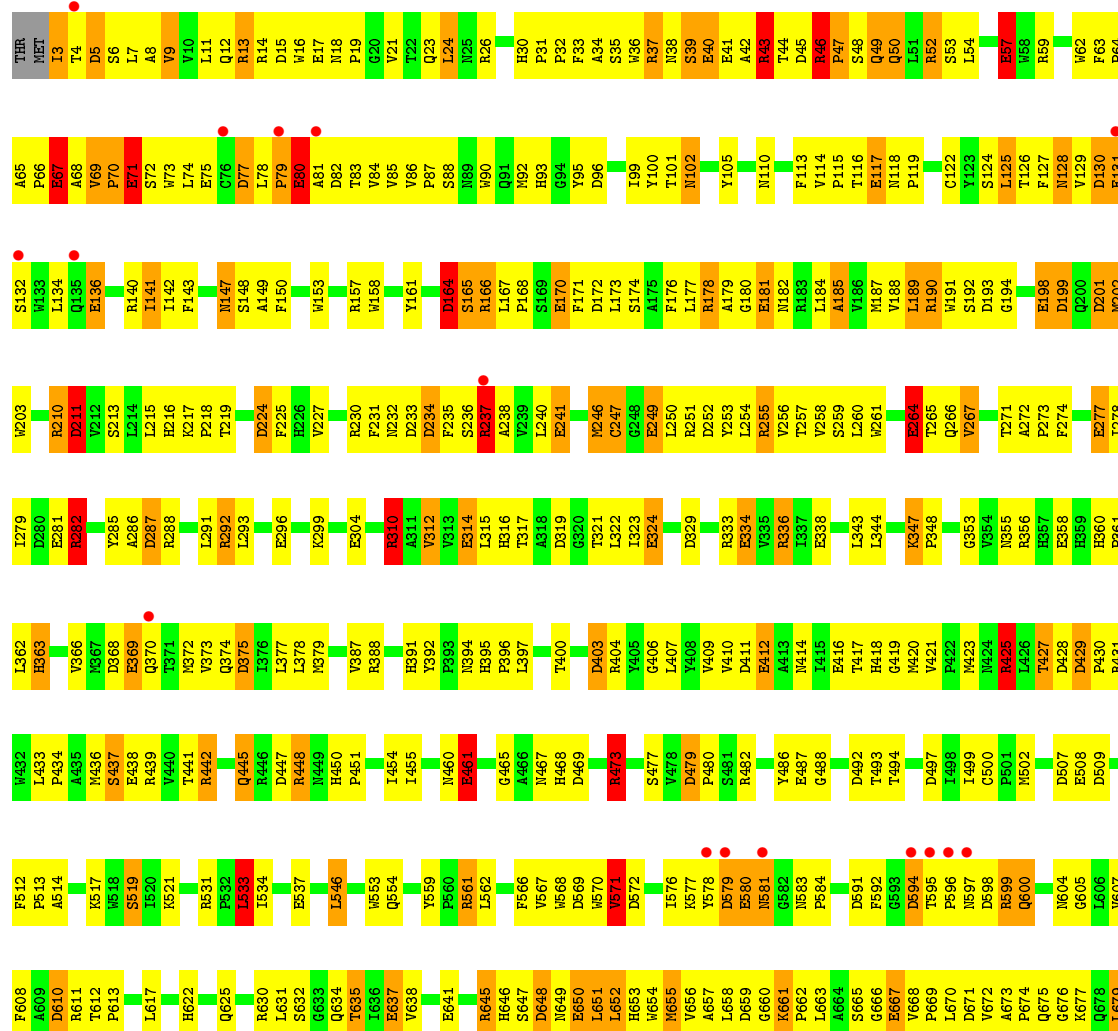
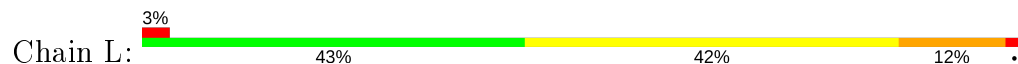


• Molecule 1: Beta-Galactosidase

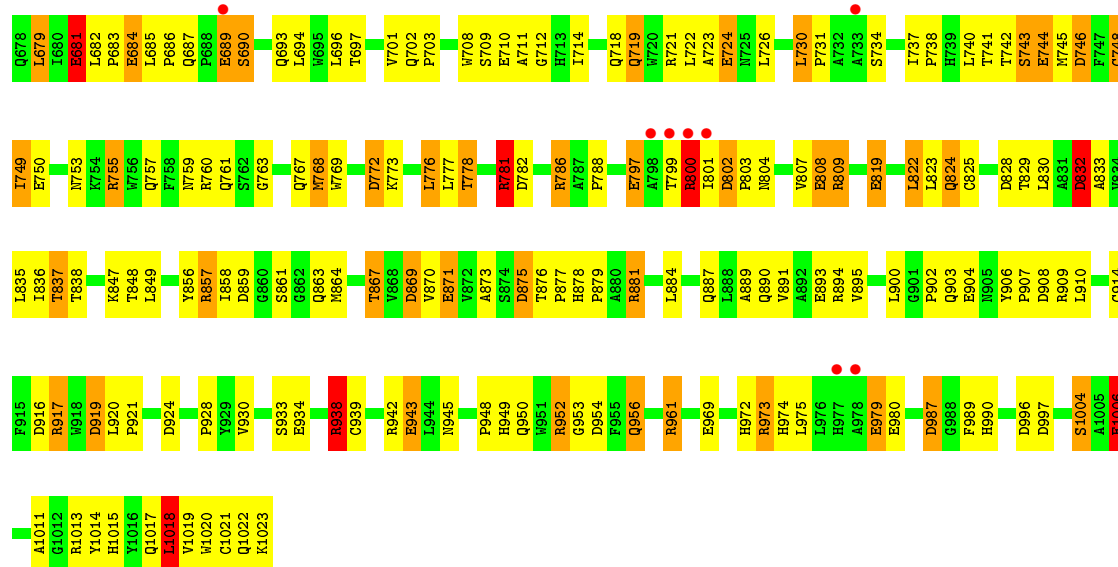




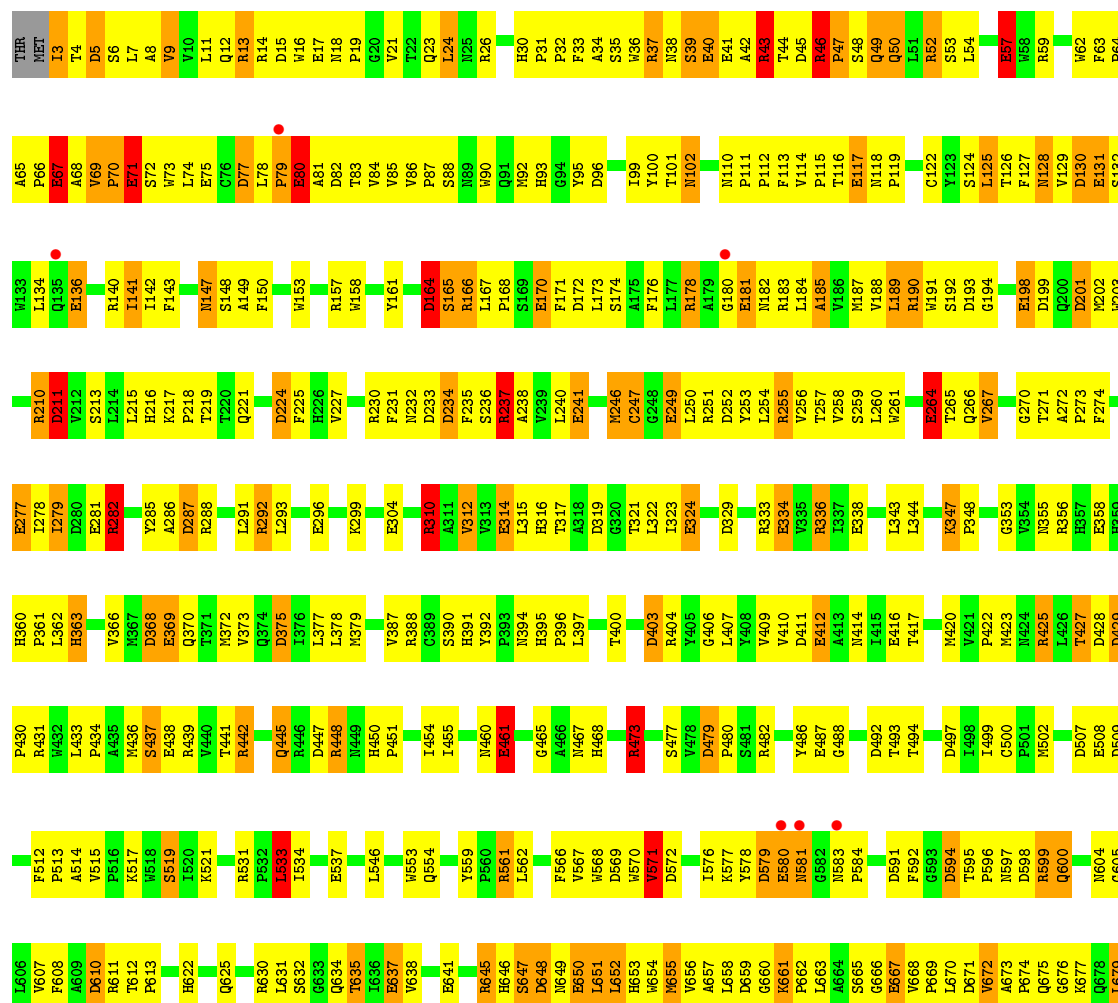
• Molecule 1: Beta-Galactosidase

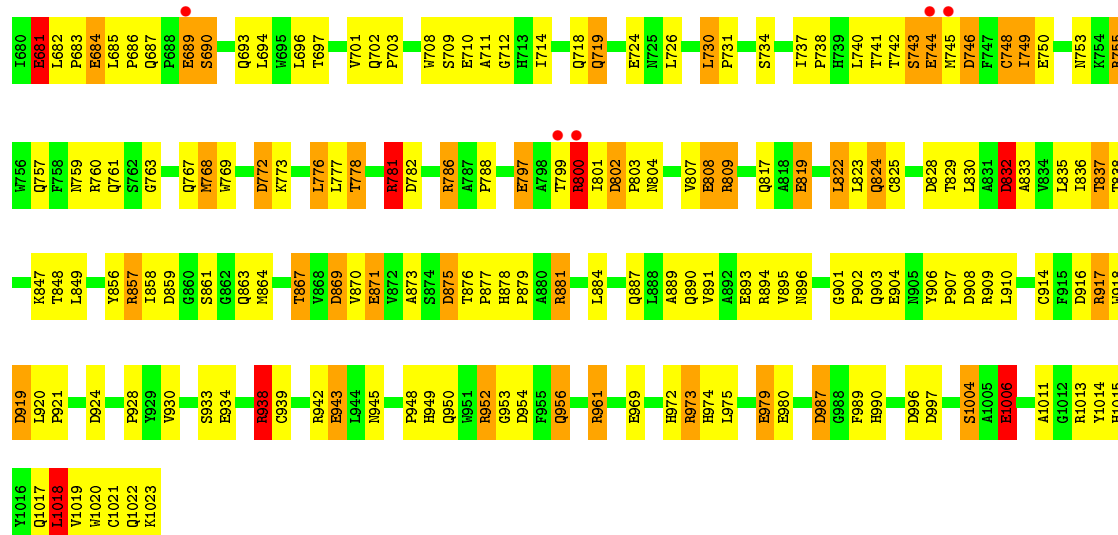




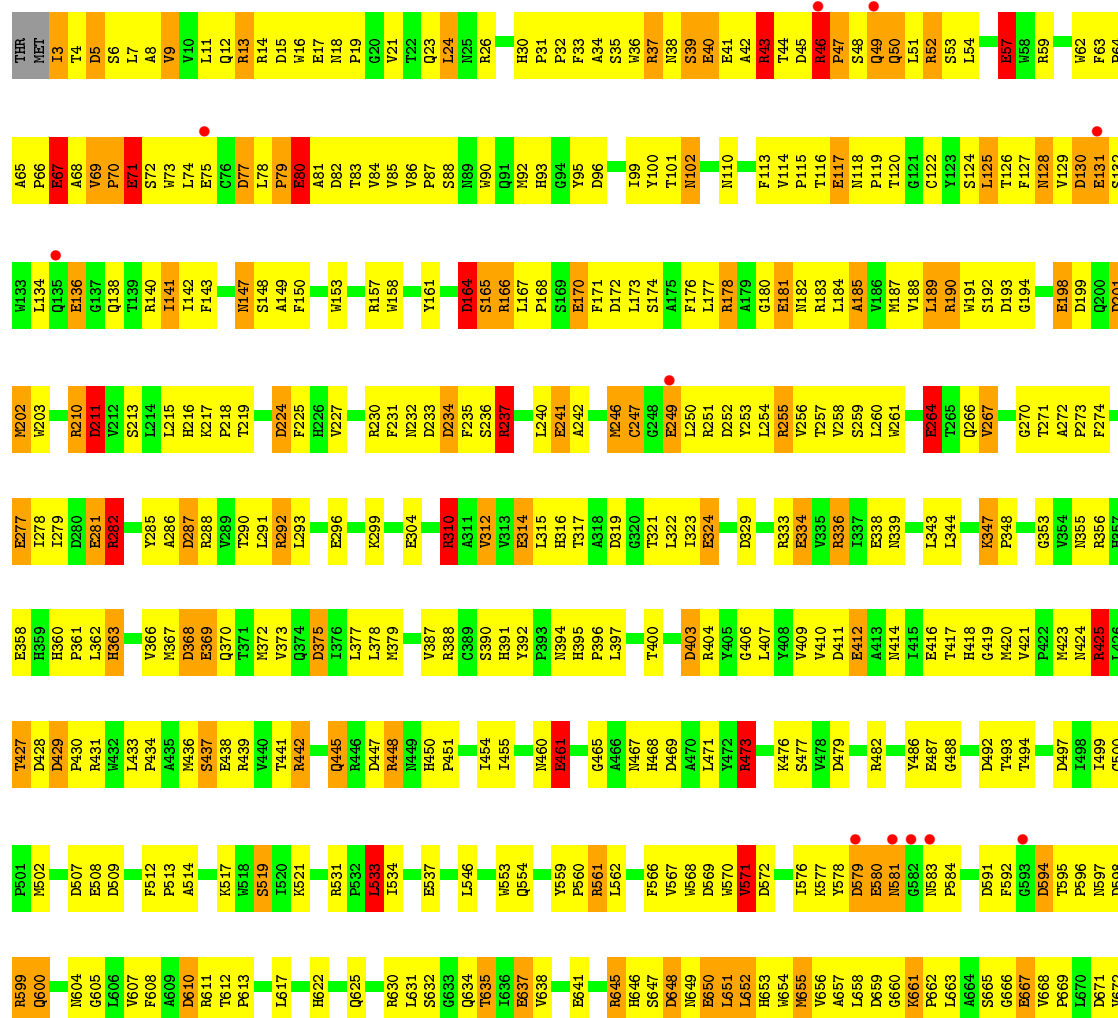
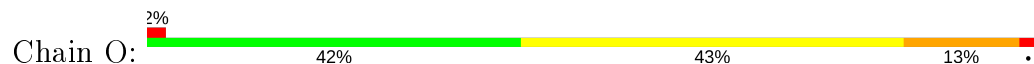


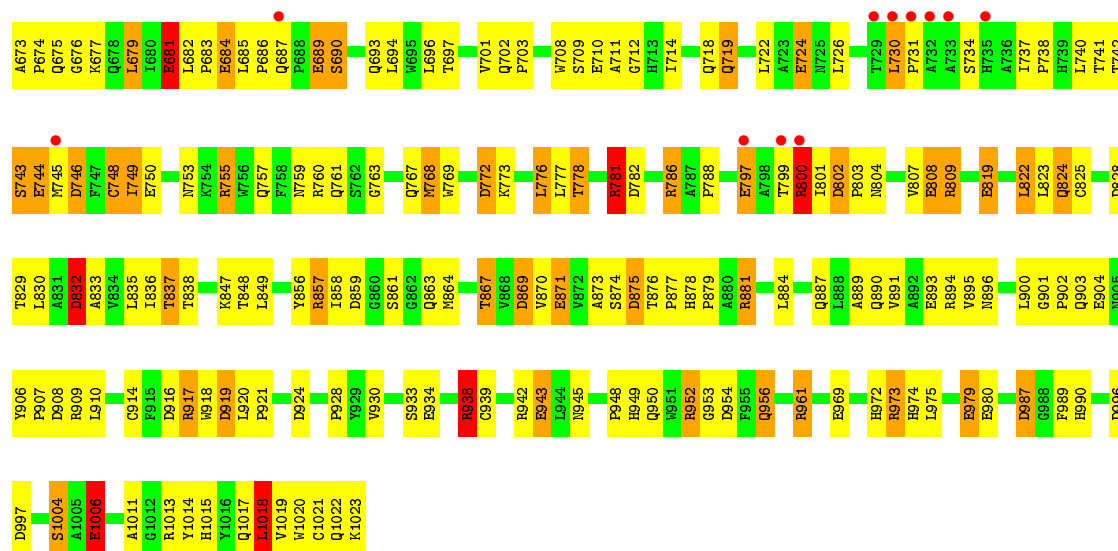
• Molecule 1: Beta-Galactosidase



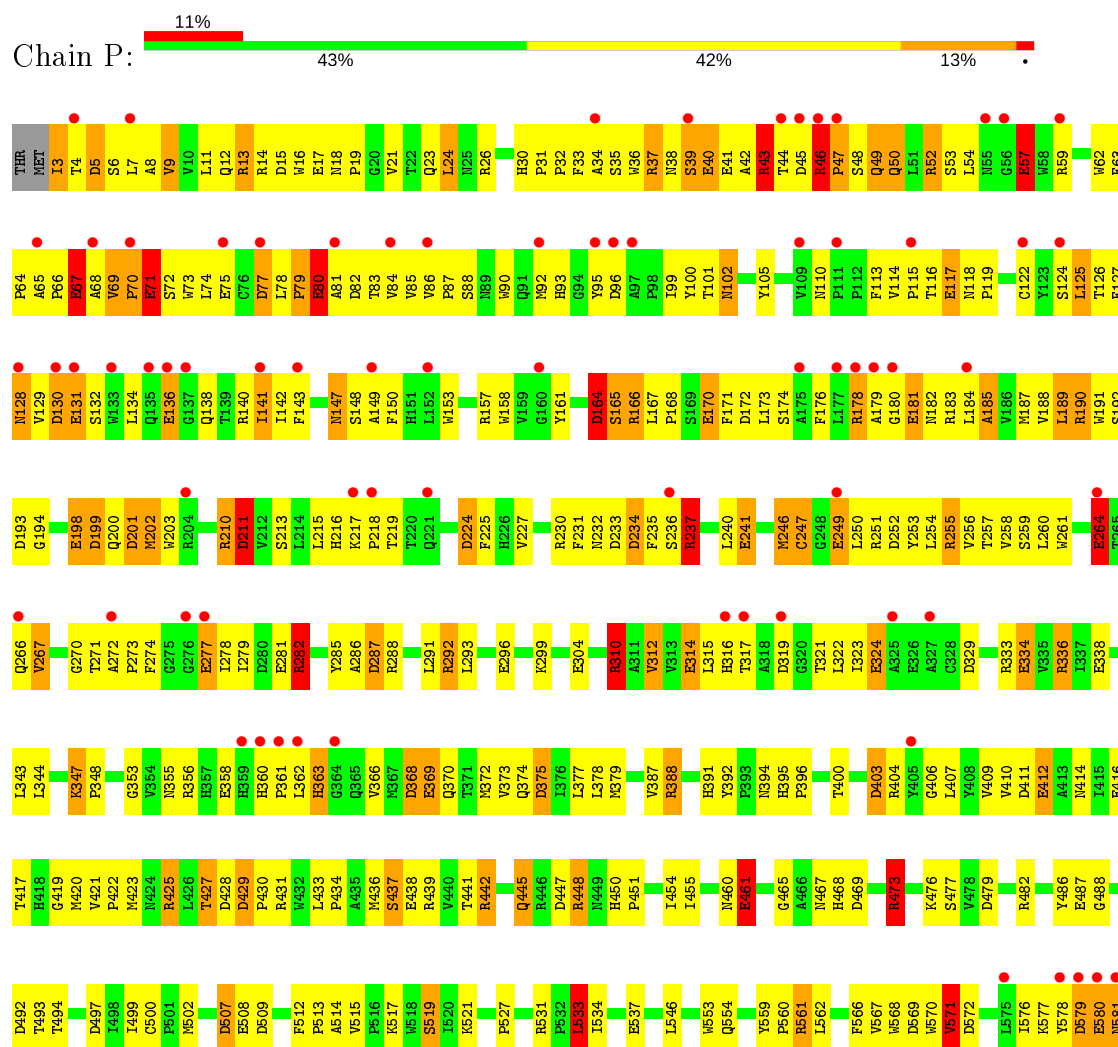


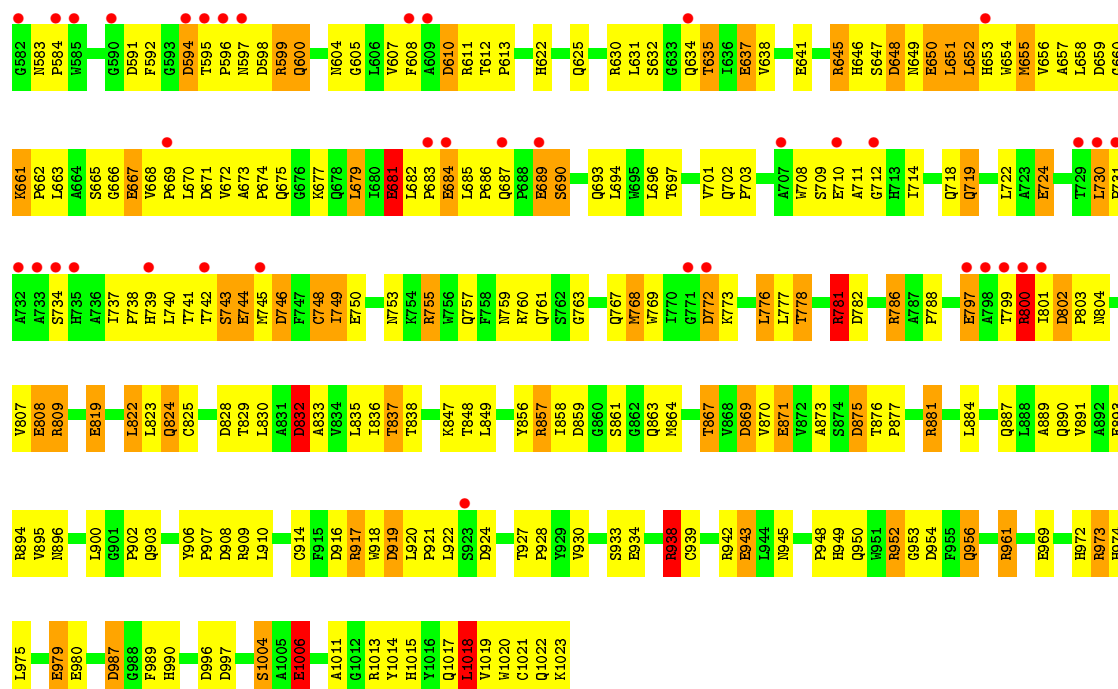
• Molecule 1: Beta-Galactosidase





• Molecule 1: Beta-Galactosidase





- Molecule 2: 2-deoxy-2-fluoro-beta-D-galactopyranose-(1-4)-beta-D-glucopyranose

Chain Q:  100%



- Molecule 2: 2-deoxy-2-fluoro-beta-D-galactopyranose-(1-4)-beta-D-glucopyranose

Chain R:  100%



- Molecule 2: 2-deoxy-2-fluoro-beta-D-galactopyranose-(1-4)-beta-D-glucopyranose

Chain S:  100%



- Molecule 2: 2-deoxy-2-fluoro-beta-D-galactopyranose-(1-4)-beta-D-glucopyranose

Chain T:  100%



- Molecule 2: 2-deoxy-2-fluoro-beta-D-galactopyranose-(1-4)-beta-D-glucopyranose

Chain U:  100%

B0C1
2FG2

- Molecule 2: 2-deoxy-2-fluoro-beta-D-galactopyranose-(1-4)-beta-D-glucopyranose

Chain V:  100%

B0C1
2FG2

- Molecule 2: 2-deoxy-2-fluoro-beta-D-galactopyranose-(1-4)-beta-D-glucopyranose

Chain W:  100%

B0C1
2FG2

- Molecule 2: 2-deoxy-2-fluoro-beta-D-galactopyranose-(1-4)-beta-D-glucopyranose

Chain X:  100%

B0C1
2FG2

- Molecule 2: 2-deoxy-2-fluoro-beta-D-galactopyranose-(1-4)-beta-D-glucopyranose

Chain Y:  100%

B0C1
2FG2

- Molecule 2: 2-deoxy-2-fluoro-beta-D-galactopyranose-(1-4)-beta-D-glucopyranose

Chain Z:  100%

B0C1
2FG2

- Molecule 2: 2-deoxy-2-fluoro-beta-D-galactopyranose-(1-4)-beta-D-glucopyranose

Chain a:  100%

B0C1
2FG2

- Molecule 2: 2-deoxy-2-fluoro-beta-D-galactopyranose-(1-4)-beta-D-glucopyranose

Chain b:  100%

B0C1
2FG2

- Molecule 2: 2-deoxy-2-fluoro-beta-D-galactopyranose-(1-4)-beta-D-glucopyranose

Chain c:  100%

B0C1
2FG2

- Molecule 2: 2-deoxy-2-fluoro-beta-D-galactopyranose-(1-4)-beta-D-glucopyranose

Chain d:  100%

B0C1
2FG2

- Molecule 2: 2-deoxy-2-fluoro-beta-D-galactopyranose-(1-4)-beta-D-glucopyranose

Chain e:  100%

B0C1
2FG2

- Molecule 2: 2-deoxy-2-fluoro-beta-D-galactopyranose-(1-4)-beta-D-glucopyranose

Chain f:  100%

B0C1
2FG2

4 Data and refinement statistics

Property	Value	Source
Space group	P 1 21 1	Depositor
Cell constants a, b, c, α , β , γ	107.60Å 207.30Å 510.30Å 90.00° 95.00° 90.00°	Depositor
Resolution (Å)	20.00 – 2.70 20.00 – 2.70	Depositor EDS
% Data completeness (in resolution range)	66.0 (20.00-2.70) 66.0 (20.00-2.70)	Depositor EDS
R_{merge}	0.09	Depositor
R_{sym}	(Not available)	Depositor
$\langle I/\sigma(I) \rangle$ ¹	2.59 (at 2.71Å)	Xtriage
Refinement program	TNT	Depositor
R, R_{free}	0.234 , (Not available) 0.211 , 0.211	Depositor DCC
R_{free} test set	1909 reflections (0.47%)	wwPDB-VP
Wilson B-factor (Å ²)	29.8	Xtriage
Anisotropy	0.258	Xtriage
Bulk solvent k_{sol} (e/Å ³), B_{sol} (Å ²)	0.25 , 79.2	EDS
L-test for twinning ²	$\langle L \rangle = 0.48$, $\langle L^2 \rangle = 0.31$	Xtriage
Estimated twinning fraction	0.017 for h,-k,-h-l	Xtriage
F_o, F_c correlation	0.91	EDS
Total number of atoms	134528	wwPDB-VP
Average B, all atoms (Å ²)	40.0	wwPDB-VP

Xtriage's analysis on translational NCS is as follows: *The largest off-origin peak in the Patterson function is 8.52% of the height of the origin peak. No significant pseudotranslation is detected.*

¹Intensities estimated from amplitudes.

²Theoretical values of $\langle |L| \rangle$, $\langle L^2 \rangle$ for acentric reflections are 0.5, 0.333 respectively for untwinned datasets, and 0.375, 0.2 for perfectly twinned datasets.

5 Model quality ⓘ

5.1 Standard geometry ⓘ

Bond lengths and bond angles in the following residue types are not validated in this section: NA, MG, BGC, 2FG, CME

The Z score for a bond length (or angle) is the number of standard deviations the observed value is removed from the expected value. A bond length (or angle) with $|Z| > 5$ is considered an outlier worth inspection. RMSZ is the root-mean-square of all Z scores of the bond lengths (or angles).

Mol	Chain	Bond lengths		Bond angles	
		RMSZ	$\# Z > 5$	RMSZ	$\# Z > 5$
1	A	1.11	57/8439 (0.7%)	1.47	139/11510 (1.2%)
1	B	1.11	55/8439 (0.7%)	1.47	137/11510 (1.2%)
1	C	1.11	56/8439 (0.7%)	1.47	142/11510 (1.2%)
1	D	1.11	56/8439 (0.7%)	1.47	140/11510 (1.2%)
1	E	1.11	55/8439 (0.7%)	1.47	138/11510 (1.2%)
1	F	1.11	56/8439 (0.7%)	1.47	142/11510 (1.2%)
1	G	1.11	56/8439 (0.7%)	1.47	139/11510 (1.2%)
1	H	1.11	56/8439 (0.7%)	1.47	139/11510 (1.2%)
1	I	1.11	56/8439 (0.7%)	1.47	141/11510 (1.2%)
1	J	1.11	56/8439 (0.7%)	1.47	139/11510 (1.2%)
1	K	1.11	55/8439 (0.7%)	1.47	139/11510 (1.2%)
1	L	1.11	56/8439 (0.7%)	1.47	139/11510 (1.2%)
1	M	1.11	56/8439 (0.7%)	1.47	141/11510 (1.2%)
1	N	1.11	56/8439 (0.7%)	1.47	141/11510 (1.2%)
1	O	1.11	56/8439 (0.7%)	1.47	140/11510 (1.2%)
1	P	1.11	55/8439 (0.7%)	1.47	143/11510 (1.2%)
All	All	1.11	893/135024 (0.7%)	1.47	2239/184160 (1.2%)

All (893) bond length outliers are listed below:

Mol	Chain	Res	Type	Atoms	Z	Observed(Å)	Ideal(Å)
1	L	710	GLU	CD-OE2	7.97	1.34	1.25
1	N	710	GLU	CD-OE2	7.97	1.34	1.25
1	A	710	GLU	CD-OE2	7.95	1.34	1.25
1	F	710	GLU	CD-OE2	7.95	1.34	1.25
1	P	710	GLU	CD-OE2	7.94	1.34	1.25
1	G	710	GLU	CD-OE2	7.93	1.34	1.25
1	K	710	GLU	CD-OE2	7.92	1.34	1.25
1	H	710	GLU	CD-OE2	7.91	1.34	1.25
1	O	819	GLU	CD-OE2	7.91	1.34	1.25
1	D	710	GLU	CD-OE2	7.90	1.34	1.25

Continued on next page...

Continued from previous page...

Mol	Chain	Res	Type	Atoms	Z	Observed(Å)	Ideal(Å)
1	E	710	GLU	CD-OE2	7.90	1.34	1.25
1	P	744	GLU	CD-OE2	7.88	1.34	1.25
1	B	710	GLU	CD-OE2	7.88	1.34	1.25
1	M	710	GLU	CD-OE2	7.88	1.34	1.25
1	N	819	GLU	CD-OE2	7.88	1.34	1.25
1	M	819	GLU	CD-OE2	7.87	1.34	1.25
1	C	710	GLU	CD-OE2	7.87	1.34	1.25
1	I	710	GLU	CD-OE2	7.87	1.34	1.25
1	A	744	GLU	CD-OE2	7.86	1.34	1.25
1	J	710	GLU	CD-OE2	7.86	1.34	1.25
1	A	819	GLU	CD-OE2	7.86	1.34	1.25
1	E	819	GLU	CD-OE2	7.86	1.34	1.25
1	K	744	GLU	CD-OE2	7.85	1.34	1.25
1	I	744	GLU	CD-OE2	7.84	1.34	1.25
1	M	744	GLU	CD-OE2	7.84	1.34	1.25
1	O	710	GLU	CD-OE2	7.84	1.34	1.25
1	C	819	GLU	CD-OE2	7.83	1.34	1.25
1	J	744	GLU	CD-OE2	7.83	1.34	1.25
1	D	744	GLU	CD-OE2	7.83	1.34	1.25
1	K	819	GLU	CD-OE2	7.82	1.34	1.25
1	I	819	GLU	CD-OE2	7.82	1.34	1.25
1	F	819	GLU	CD-OE2	7.82	1.34	1.25
1	G	819	GLU	CD-OE2	7.81	1.34	1.25
1	B	744	GLU	CD-OE2	7.80	1.34	1.25
1	D	819	GLU	CD-OE2	7.80	1.34	1.25
1	L	744	GLU	CD-OE2	7.80	1.34	1.25
1	P	819	GLU	CD-OE2	7.80	1.34	1.25
1	F	744	GLU	CD-OE2	7.79	1.34	1.25
1	J	819	GLU	CD-OE2	7.79	1.34	1.25
1	H	744	GLU	CD-OE2	7.79	1.34	1.25
1	L	819	GLU	CD-OE2	7.79	1.34	1.25
1	O	744	GLU	CD-OE2	7.77	1.34	1.25
1	H	819	GLU	CD-OE2	7.77	1.34	1.25
1	B	819	GLU	CD-OE2	7.76	1.34	1.25
1	E	744	GLU	CD-OE2	7.76	1.34	1.25
1	N	744	GLU	CD-OE2	7.75	1.34	1.25
1	C	744	GLU	CD-OE2	7.75	1.34	1.25
1	C	281	GLU	CD-OE2	7.72	1.34	1.25
1	G	744	GLU	CD-OE2	7.71	1.34	1.25
1	H	281	GLU	CD-OE2	7.70	1.34	1.25
1	I	281	GLU	CD-OE2	7.70	1.34	1.25
1	M	281	GLU	CD-OE2	7.70	1.34	1.25

Continued on next page...

Continued from previous page...

Mol	Chain	Res	Type	Atoms	Z	Observed(Å)	Ideal(Å)
1	B	281	GLU	CD-OE2	7.69	1.34	1.25
1	L	281	GLU	CD-OE2	7.69	1.34	1.25
1	N	281	GLU	CD-OE2	7.69	1.34	1.25
1	O	281	GLU	CD-OE2	7.69	1.34	1.25
1	K	281	GLU	CD-OE2	7.68	1.34	1.25
1	J	281	GLU	CD-OE2	7.67	1.34	1.25
1	P	281	GLU	CD-OE2	7.67	1.34	1.25
1	D	281	GLU	CD-OE2	7.67	1.34	1.25
1	F	281	GLU	CD-OE2	7.65	1.34	1.25
1	A	281	GLU	CD-OE2	7.65	1.34	1.25
1	E	281	GLU	CD-OE2	7.64	1.34	1.25
1	G	281	GLU	CD-OE2	7.61	1.34	1.25
1	G	689	GLU	CD-OE2	7.55	1.33	1.25
1	J	689	GLU	CD-OE2	7.55	1.33	1.25
1	E	689	GLU	CD-OE2	7.52	1.33	1.25
1	N	689	GLU	CD-OE2	7.52	1.33	1.25
1	O	689	GLU	CD-OE2	7.51	1.33	1.25
1	D	689	GLU	CD-OE2	7.50	1.33	1.25
1	H	689	GLU	CD-OE2	7.49	1.33	1.25
1	F	689	GLU	CD-OE2	7.48	1.33	1.25
1	B	689	GLU	CD-OE2	7.47	1.33	1.25
1	P	689	GLU	CD-OE2	7.47	1.33	1.25
1	A	689	GLU	CD-OE2	7.47	1.33	1.25
1	L	689	GLU	CD-OE2	7.47	1.33	1.25
1	K	689	GLU	CD-OE2	7.46	1.33	1.25
1	C	689	GLU	CD-OE2	7.45	1.33	1.25
1	M	689	GLU	CD-OE2	7.45	1.33	1.25
1	M	249	GLU	CD-OE2	7.44	1.33	1.25
1	L	249	GLU	CD-OE2	7.42	1.33	1.25
1	F	249	GLU	CD-OE2	7.41	1.33	1.25
1	A	249	GLU	CD-OE2	7.41	1.33	1.25
1	B	249	GLU	CD-OE2	7.41	1.33	1.25
1	G	249	GLU	CD-OE2	7.40	1.33	1.25
1	N	249	GLU	CD-OE2	7.40	1.33	1.25
1	O	249	GLU	CD-OE2	7.40	1.33	1.25
1	I	689	GLU	CD-OE2	7.39	1.33	1.25
1	C	249	GLU	CD-OE2	7.38	1.33	1.25
1	I	249	GLU	CD-OE2	7.38	1.33	1.25
1	E	249	GLU	CD-OE2	7.37	1.33	1.25
1	D	249	GLU	CD-OE2	7.37	1.33	1.25
1	H	249	GLU	CD-OE2	7.36	1.33	1.25
1	J	249	GLU	CD-OE2	7.36	1.33	1.25

Continued on next page...

Continued from previous page...

Mol	Chain	Res	Type	Atoms	Z	Observed(Å)	Ideal(Å)
1	K	249	GLU	CD-OE2	7.33	1.33	1.25
1	P	249	GLU	CD-OE2	7.33	1.33	1.25
1	K	131	GLU	CD-OE2	7.29	1.33	1.25
1	H	131	GLU	CD-OE2	7.28	1.33	1.25
1	I	131	GLU	CD-OE2	7.24	1.33	1.25
1	J	131	GLU	CD-OE2	7.24	1.33	1.25
1	O	131	GLU	CD-OE2	7.23	1.33	1.25
1	F	131	GLU	CD-OE2	7.23	1.33	1.25
1	G	131	GLU	CD-OE2	7.23	1.33	1.25
1	L	75	GLU	CD-OE2	7.23	1.33	1.25
1	E	75	GLU	CD-OE2	7.22	1.33	1.25
1	M	131	GLU	CD-OE2	7.22	1.33	1.25
1	C	131	GLU	CD-OE2	7.22	1.33	1.25
1	L	131	GLU	CD-OE2	7.21	1.33	1.25
1	A	131	GLU	CD-OE2	7.20	1.33	1.25
1	P	131	GLU	CD-OE2	7.20	1.33	1.25
1	E	131	GLU	CD-OE2	7.20	1.33	1.25
1	F	75	GLU	CD-OE2	7.20	1.33	1.25
1	B	131	GLU	CD-OE2	7.19	1.33	1.25
1	N	181	GLU	CD-OE2	7.19	1.33	1.25
1	D	131	GLU	CD-OE2	7.19	1.33	1.25
1	N	131	GLU	CD-OE2	7.18	1.33	1.25
1	H	75	GLU	CD-OE2	7.18	1.33	1.25
1	L	181	GLU	CD-OE2	7.17	1.33	1.25
1	C	75	GLU	CD-OE2	7.17	1.33	1.25
1	B	181	GLU	CD-OE2	7.15	1.33	1.25
1	A	75	GLU	CD-OE2	7.15	1.33	1.25
1	B	75	GLU	CD-OE2	7.15	1.33	1.25
1	I	75	GLU	CD-OE2	7.14	1.33	1.25
1	O	181	GLU	CD-OE2	7.14	1.33	1.25
1	D	75	GLU	CD-OE2	7.14	1.33	1.25
1	K	75	GLU	CD-OE2	7.14	1.33	1.25
1	D	181	GLU	CD-OE2	7.13	1.33	1.25
1	G	75	GLU	CD-OE2	7.13	1.33	1.25
1	O	75	GLU	CD-OE2	7.13	1.33	1.25
1	H	580	GLU	CD-OE2	7.12	1.33	1.25
1	C	181	GLU	CD-OE2	7.12	1.33	1.25
1	E	181	GLU	CD-OE2	7.12	1.33	1.25
1	A	181	GLU	CD-OE2	7.12	1.33	1.25
1	M	181	GLU	CD-OE2	7.12	1.33	1.25
1	E	580	GLU	CD-OE2	7.11	1.33	1.25
1	J	75	GLU	CD-OE2	7.11	1.33	1.25

Continued on next page...

Continued from previous page...

Mol	Chain	Res	Type	Atoms	Z	Observed(Å)	Ideal(Å)
1	K	580	GLU	CD-OE2	7.11	1.33	1.25
1	P	580	GLU	CD-OE2	7.11	1.33	1.25
1	C	580	GLU	CD-OE2	7.11	1.33	1.25
1	K	181	GLU	CD-OE2	7.10	1.33	1.25
1	M	75	GLU	CD-OE2	7.10	1.33	1.25
1	I	580	GLU	CD-OE2	7.10	1.33	1.25
1	G	580	GLU	CD-OE2	7.09	1.33	1.25
1	G	181	GLU	CD-OE2	7.09	1.33	1.25
1	P	181	GLU	CD-OE2	7.09	1.33	1.25
1	D	580	GLU	CD-OE2	7.08	1.33	1.25
1	J	181	GLU	CD-OE2	7.08	1.33	1.25
1	N	75	GLU	CD-OE2	7.08	1.33	1.25
1	A	580	GLU	CD-OE2	7.08	1.33	1.25
1	B	580	GLU	CD-OE2	7.08	1.33	1.25
1	M	580	GLU	CD-OE2	7.08	1.33	1.25
1	P	75	GLU	CD-OE2	7.07	1.33	1.25
1	L	580	GLU	CD-OE2	7.07	1.33	1.25
1	O	580	GLU	CD-OE2	7.07	1.33	1.25
1	H	181	GLU	CD-OE2	7.06	1.33	1.25
1	I	181	GLU	CD-OE2	7.05	1.33	1.25
1	N	580	GLU	CD-OE2	7.05	1.33	1.25
1	F	181	GLU	CD-OE2	7.04	1.33	1.25
1	J	580	GLU	CD-OE2	7.04	1.33	1.25
1	C	277	GLU	CD-OE2	7.03	1.33	1.25
1	F	580	GLU	CD-OE2	7.02	1.33	1.25
1	N	277	GLU	CD-OE2	7.02	1.33	1.25
1	O	277	GLU	CD-OE2	7.01	1.33	1.25
1	H	277	GLU	CD-OE2	6.99	1.33	1.25
1	P	277	GLU	CD-OE2	6.98	1.33	1.25
1	M	277	GLU	CD-OE2	6.98	1.33	1.25
1	F	277	GLU	CD-OE2	6.96	1.33	1.25
1	B	277	GLU	CD-OE2	6.96	1.33	1.25
1	A	277	GLU	CD-OE2	6.96	1.33	1.25
1	K	277	GLU	CD-OE2	6.95	1.33	1.25
1	J	277	GLU	CD-OE2	6.94	1.33	1.25
1	I	277	GLU	CD-OE2	6.94	1.33	1.25
1	L	277	GLU	CD-OE2	6.94	1.33	1.25
1	O	893	GLU	CD-OE2	6.94	1.33	1.25
1	F	893	GLU	CD-OE2	6.94	1.33	1.25
1	D	277	GLU	CD-OE2	6.93	1.33	1.25
1	E	893	GLU	CD-OE2	6.92	1.33	1.25
1	E	277	GLU	CD-OE2	6.92	1.33	1.25

Continued on next page...

Continued from previous page...

Mol	Chain	Res	Type	Atoms	Z	Observed(Å)	Ideal(Å)
1	A	893	GLU	CD-OE2	6.91	1.33	1.25
1	C	893	GLU	CD-OE2	6.91	1.33	1.25
1	M	893	GLU	CD-OE2	6.91	1.33	1.25
1	G	277	GLU	CD-OE2	6.91	1.33	1.25
1	D	893	GLU	CD-OE2	6.91	1.33	1.25
1	H	893	GLU	CD-OE2	6.91	1.33	1.25
1	K	893	GLU	CD-OE2	6.90	1.33	1.25
1	P	893	GLU	CD-OE2	6.89	1.33	1.25
1	L	893	GLU	CD-OE2	6.88	1.33	1.25
1	B	893	GLU	CD-OE2	6.88	1.33	1.25
1	G	893	GLU	CD-OE2	6.88	1.33	1.25
1	I	893	GLU	CD-OE2	6.88	1.33	1.25
1	N	893	GLU	CD-OE2	6.86	1.33	1.25
1	O	684	GLU	CD-OE2	6.85	1.33	1.25
1	P	684	GLU	CD-OE2	6.83	1.33	1.25
1	K	136	GLU	CD-OE2	6.83	1.33	1.25
1	I	136	GLU	CD-OE2	6.83	1.33	1.25
1	E	136	GLU	CD-OE2	6.83	1.33	1.25
1	M	684	GLU	CD-OE2	6.82	1.33	1.25
1	J	893	GLU	CD-OE2	6.82	1.33	1.25
1	P	136	GLU	CD-OE2	6.82	1.33	1.25
1	B	136	GLU	CD-OE2	6.82	1.33	1.25
1	D	684	GLU	CD-OE2	6.81	1.33	1.25
1	E	667	GLU	CD-OE2	6.81	1.33	1.25
1	A	684	GLU	CD-OE2	6.80	1.33	1.25
1	F	684	GLU	CD-OE2	6.80	1.33	1.25
1	F	136	GLU	CD-OE2	6.79	1.33	1.25
1	O	980	GLU	CD-OE2	6.79	1.33	1.25
1	A	681	GLU	CD-OE2	6.79	1.33	1.25
1	F	980	GLU	CD-OE2	6.79	1.33	1.25
1	G	136	GLU	CD-OE2	6.79	1.33	1.25
1	H	684	GLU	CD-OE2	6.79	1.33	1.25
1	N	980	GLU	CD-OE2	6.79	1.33	1.25
1	O	136	GLU	CD-OE2	6.79	1.33	1.25
1	D	980	GLU	CD-OE2	6.79	1.33	1.25
1	I	684	GLU	CD-OE2	6.79	1.33	1.25
1	C	136	GLU	CD-OE2	6.79	1.33	1.25
1	D	136	GLU	CD-OE2	6.79	1.33	1.25
1	B	681	GLU	CD-OE2	6.78	1.33	1.25
1	M	136	GLU	CD-OE2	6.78	1.33	1.25
1	J	684	GLU	CD-OE2	6.78	1.33	1.25
1	N	684	GLU	CD-OE2	6.78	1.33	1.25

Continued on next page...

Continued from previous page...

Mol	Chain	Res	Type	Atoms	Z	Observed(Å)	Ideal(Å)
1	C	980	GLU	CD-OE2	6.78	1.33	1.25
1	L	684	GLU	CD-OE2	6.78	1.33	1.25
1	K	684	GLU	CD-OE2	6.77	1.33	1.25
1	M	980	GLU	CD-OE2	6.77	1.33	1.25
1	E	681	GLU	CD-OE2	6.77	1.33	1.25
1	L	980	GLU	CD-OE2	6.77	1.33	1.25
1	L	136	GLU	CD-OE2	6.76	1.33	1.25
1	N	136	GLU	CD-OE2	6.76	1.33	1.25
1	A	808	GLU	CD-OE2	6.76	1.33	1.25
1	C	808	GLU	CD-OE2	6.76	1.33	1.25
1	J	136	GLU	CD-OE2	6.76	1.33	1.25
1	B	980	GLU	CD-OE2	6.76	1.33	1.25
1	H	980	GLU	CD-OE2	6.76	1.33	1.25
1	M	681	GLU	CD-OE2	6.76	1.33	1.25
1	H	136	GLU	CD-OE2	6.76	1.33	1.25
1	C	684	GLU	CD-OE2	6.76	1.33	1.25
1	G	980	GLU	CD-OE2	6.76	1.33	1.25
1	K	667	GLU	CD-OE2	6.76	1.33	1.25
1	J	681	GLU	CD-OE2	6.75	1.33	1.25
1	O	681	GLU	CD-OE2	6.75	1.33	1.25
1	F	681	GLU	CD-OE2	6.75	1.33	1.25
1	A	980	GLU	CD-OE2	6.75	1.33	1.25
1	E	684	GLU	CD-OE2	6.75	1.33	1.25
1	B	684	GLU	CD-OE2	6.74	1.33	1.25
1	G	684	GLU	CD-OE2	6.74	1.33	1.25
1	L	681	GLU	CD-OE2	6.74	1.33	1.25
1	N	667	GLU	CD-OE2	6.74	1.33	1.25
1	P	808	GLU	CD-OE2	6.74	1.33	1.25
1	J	667	GLU	CD-OE2	6.73	1.33	1.25
1	M	667	GLU	CD-OE2	6.73	1.33	1.25
1	M	808	GLU	CD-OE2	6.73	1.33	1.25
1	D	667	GLU	CD-OE2	6.73	1.33	1.25
1	H	667	GLU	CD-OE2	6.73	1.33	1.25
1	K	681	GLU	CD-OE2	6.73	1.33	1.25
1	D	264	GLU	CD-OE2	6.72	1.33	1.25
1	E	808	GLU	CD-OE2	6.72	1.33	1.25
1	F	667	GLU	CD-OE2	6.72	1.33	1.25
1	K	980	GLU	CD-OE2	6.72	1.33	1.25
1	L	667	GLU	CD-OE2	6.72	1.33	1.25
1	J	980	GLU	CD-OE2	6.72	1.33	1.25
1	P	980	GLU	CD-OE2	6.72	1.33	1.25
1	C	681	GLU	CD-OE2	6.71	1.33	1.25

Continued on next page...

Continued from previous page...

Mol	Chain	Res	Type	Atoms	Z	Observed(Å)	Ideal(Å)
1	P	667	GLU	CD-OE2	6.71	1.33	1.25
1	B	808	GLU	CD-OE2	6.71	1.33	1.25
1	K	264	GLU	CD-OE2	6.71	1.33	1.25
1	A	667	GLU	CD-OE2	6.71	1.33	1.25
1	N	264	GLU	CD-OE2	6.70	1.33	1.25
1	N	681	GLU	CD-OE2	6.70	1.33	1.25
1	I	980	GLU	CD-OE2	6.70	1.33	1.25
1	B	667	GLU	CD-OE2	6.70	1.33	1.25
1	F	264	GLU	CD-OE2	6.70	1.33	1.25
1	P	681	GLU	CD-OE2	6.70	1.33	1.25
1	I	681	GLU	CD-OE2	6.69	1.33	1.25
1	A	136	GLU	CD-OE2	6.69	1.33	1.25
1	O	667	GLU	CD-OE2	6.69	1.33	1.25
1	D	681	GLU	CD-OE2	6.69	1.33	1.25
1	E	980	GLU	CD-OE2	6.69	1.33	1.25
1	G	681	GLU	CD-OE2	6.69	1.33	1.25
1	H	264	GLU	CD-OE2	6.69	1.33	1.25
1	L	264	GLU	CD-OE2	6.69	1.33	1.25
1	O	808	GLU	CD-OE2	6.69	1.33	1.25
1	I	667	GLU	CD-OE2	6.68	1.33	1.25
1	J	264	GLU	CD-OE2	6.68	1.33	1.25
1	G	264	GLU	CD-OE2	6.68	1.32	1.25
1	H	681	GLU	CD-OE2	6.67	1.32	1.25
1	I	808	GLU	CD-OE2	6.67	1.32	1.25
1	G	667	GLU	CD-OE2	6.67	1.32	1.25
1	K	808	GLU	CD-OE2	6.67	1.32	1.25
1	L	808	GLU	CD-OE2	6.66	1.32	1.25
1	N	808	GLU	CD-OE2	6.66	1.32	1.25
1	D	808	GLU	CD-OE2	6.66	1.32	1.25
1	F	808	GLU	CD-OE2	6.65	1.32	1.25
1	C	667	GLU	CD-OE2	6.64	1.32	1.25
1	H	808	GLU	CD-OE2	6.64	1.32	1.25
1	O	264	GLU	CD-OE2	6.64	1.32	1.25
1	P	264	GLU	CD-OE2	6.64	1.32	1.25
1	C	264	GLU	CD-OE2	6.63	1.32	1.25
1	J	808	GLU	CD-OE2	6.63	1.32	1.25
1	B	264	GLU	CD-OE2	6.63	1.32	1.25
1	G	808	GLU	CD-OE2	6.63	1.32	1.25
1	I	264	GLU	CD-OE2	6.62	1.32	1.25
1	M	264	GLU	CD-OE2	6.62	1.32	1.25
1	I	57	GLU	CD-OE2	6.61	1.32	1.25
1	E	264	GLU	CD-OE2	6.61	1.32	1.25

Continued on next page...

Continued from previous page...

Mol	Chain	Res	Type	Atoms	Z	Observed(Å)	Ideal(Å)
1	A	264	GLU	CD-OE2	6.61	1.32	1.25
1	P	57	GLU	CD-OE2	6.60	1.32	1.25
1	N	57	GLU	CD-OE2	6.60	1.32	1.25
1	M	57	GLU	CD-OE2	6.60	1.32	1.25
1	B	57	GLU	CD-OE2	6.59	1.32	1.25
1	O	57	GLU	CD-OE2	6.58	1.32	1.25
1	E	57	GLU	CD-OE2	6.58	1.32	1.25
1	H	57	GLU	CD-OE2	6.57	1.32	1.25
1	F	57	GLU	CD-OE2	6.57	1.32	1.25
1	K	57	GLU	CD-OE2	6.57	1.32	1.25
1	K	117	GLU	CD-OE2	6.56	1.32	1.25
1	L	57	GLU	CD-OE2	6.56	1.32	1.25
1	A	57	GLU	CD-OE2	6.55	1.32	1.25
1	B	117	GLU	CD-OE2	6.55	1.32	1.25
1	D	57	GLU	CD-OE2	6.55	1.32	1.25
1	G	57	GLU	CD-OE2	6.54	1.32	1.25
1	C	117	GLU	CD-OE2	6.54	1.32	1.25
1	M	117	GLU	CD-OE2	6.54	1.32	1.25
1	J	57	GLU	CD-OE2	6.53	1.32	1.25
1	C	296	GLU	CD-OE2	6.53	1.32	1.25
1	F	117	GLU	CD-OE2	6.53	1.32	1.25
1	O	117	GLU	CD-OE2	6.53	1.32	1.25
1	C	57	GLU	CD-OE2	6.53	1.32	1.25
1	G	296	GLU	CD-OE2	6.52	1.32	1.25
1	P	117	GLU	CD-OE2	6.51	1.32	1.25
1	E	117	GLU	CD-OE2	6.51	1.32	1.25
1	H	296	GLU	CD-OE2	6.51	1.32	1.25
1	A	117	GLU	CD-OE2	6.51	1.32	1.25
1	D	117	GLU	CD-OE2	6.51	1.32	1.25
1	H	416	GLU	CD-OE2	6.51	1.32	1.25
1	J	416	GLU	CD-OE2	6.50	1.32	1.25
1	F	198	GLU	CD-OE2	6.50	1.32	1.25
1	K	416	GLU	CD-OE2	6.50	1.32	1.25
1	L	416	GLU	CD-OE2	6.50	1.32	1.25
1	G	117	GLU	CD-OE2	6.50	1.32	1.25
1	I	296	GLU	CD-OE2	6.50	1.32	1.25
1	O	416	GLU	CD-OE2	6.50	1.32	1.25
1	N	416	GLU	CD-OE2	6.50	1.32	1.25
1	H	198	GLU	CD-OE2	6.50	1.32	1.25
1	H	117	GLU	CD-OE2	6.49	1.32	1.25
1	A	416	GLU	CD-OE2	6.49	1.32	1.25
1	D	296	GLU	CD-OE2	6.49	1.32	1.25

Continued on next page...

Continued from previous page...

Mol	Chain	Res	Type	Atoms	Z	Observed(Å)	Ideal(Å)
1	N	296	GLU	CD-OE2	6.48	1.32	1.25
1	B	296	GLU	CD-OE2	6.48	1.32	1.25
1	E	296	GLU	CD-OE2	6.47	1.32	1.25
1	I	117	GLU	CD-OE2	6.47	1.32	1.25
1	G	416	GLU	CD-OE2	6.47	1.32	1.25
1	O	296	GLU	CD-OE2	6.47	1.32	1.25
1	J	117	GLU	CD-OE2	6.47	1.32	1.25
1	M	416	GLU	CD-OE2	6.47	1.32	1.25
1	L	198	GLU	CD-OE2	6.46	1.32	1.25
1	P	416	GLU	CD-OE2	6.46	1.32	1.25
1	P	979	GLU	CD-OE2	6.46	1.32	1.25
1	K	198	GLU	CD-OE2	6.46	1.32	1.25
1	P	296	GLU	CD-OE2	6.46	1.32	1.25
1	M	296	GLU	CD-OE2	6.46	1.32	1.25
1	N	117	GLU	CD-OE2	6.45	1.32	1.25
1	C	416	GLU	CD-OE2	6.45	1.32	1.25
1	D	416	GLU	CD-OE2	6.45	1.32	1.25
1	A	296	GLU	CD-OE2	6.45	1.32	1.25
1	C	979	GLU	CD-OE2	6.44	1.32	1.25
1	J	296	GLU	CD-OE2	6.44	1.32	1.25
1	G	198	GLU	CD-OE2	6.44	1.32	1.25
1	K	296	GLU	CD-OE2	6.44	1.32	1.25
1	M	198	GLU	CD-OE2	6.44	1.32	1.25
1	I	416	GLU	CD-OE2	6.44	1.32	1.25
1	L	117	GLU	CD-OE2	6.44	1.32	1.25
1	B	979	GLU	CD-OE2	6.43	1.32	1.25
1	E	198	GLU	CD-OE2	6.43	1.32	1.25
1	L	979	GLU	CD-OE2	6.43	1.32	1.25
1	H	979	GLU	CD-OE2	6.43	1.32	1.25
1	B	416	GLU	CD-OE2	6.43	1.32	1.25
1	F	296	GLU	CD-OE2	6.43	1.32	1.25
1	I	198	GLU	CD-OE2	6.43	1.32	1.25
1	N	979	GLU	CD-OE2	6.43	1.32	1.25
1	D	198	GLU	CD-OE2	6.42	1.32	1.25
1	A	979	GLU	CD-OE2	6.42	1.32	1.25
1	A	650	GLU	CD-OE2	6.42	1.32	1.25
1	E	416	GLU	CD-OE2	6.42	1.32	1.25
1	E	979	GLU	CD-OE2	6.42	1.32	1.25
1	F	979	GLU	CD-OE2	6.42	1.32	1.25
1	J	979	GLU	CD-OE2	6.41	1.32	1.25
1	P	198	GLU	CD-OE2	6.41	1.32	1.25
1	J	198	GLU	CD-OE2	6.41	1.32	1.25

Continued on next page...

Continued from previous page...

Mol	Chain	Res	Type	Atoms	Z	Observed(Å)	Ideal(Å)
1	L	296	GLU	CD-OE2	6.41	1.32	1.25
1	B	198	GLU	CD-OE2	6.41	1.32	1.25
1	G	979	GLU	CD-OE2	6.40	1.32	1.25
1	D	979	GLU	CD-OE2	6.38	1.32	1.25
1	I	650	GLU	CD-OE2	6.38	1.32	1.25
1	K	650	GLU	CD-OE2	6.38	1.32	1.25
1	O	979	GLU	CD-OE2	6.38	1.32	1.25
1	B	508	GLU	CD-OE2	6.38	1.32	1.25
1	F	416	GLU	CD-OE2	6.38	1.32	1.25
1	K	508	GLU	CD-OE2	6.37	1.32	1.25
1	A	198	GLU	CD-OE2	6.37	1.32	1.25
1	H	650	GLU	CD-OE2	6.37	1.32	1.25
1	M	979	GLU	CD-OE2	6.37	1.32	1.25
1	O	198	GLU	CD-OE2	6.37	1.32	1.25
1	H	67	GLU	CD-OE2	6.37	1.32	1.25
1	G	508	GLU	CD-OE2	6.36	1.32	1.25
1	C	198	GLU	CD-OE2	6.36	1.32	1.25
1	A	67	GLU	CD-OE2	6.36	1.32	1.25
1	D	650	GLU	CD-OE2	6.36	1.32	1.25
1	I	979	GLU	CD-OE2	6.36	1.32	1.25
1	L	650	GLU	CD-OE2	6.36	1.32	1.25
1	F	650	GLU	CD-OE2	6.36	1.32	1.25
1	N	198	GLU	CD-OE2	6.35	1.32	1.25
1	I	508	GLU	CD-OE2	6.35	1.32	1.25
1	C	67	GLU	CD-OE2	6.34	1.32	1.25
1	E	650	GLU	CD-OE2	6.34	1.32	1.25
1	K	979	GLU	CD-OE2	6.34	1.32	1.25
1	N	67	GLU	CD-OE2	6.34	1.32	1.25
1	A	508	GLU	CD-OE2	6.34	1.32	1.25
1	N	650	GLU	CD-OE2	6.34	1.32	1.25
1	B	650	GLU	CD-OE2	6.33	1.32	1.25
1	E	508	GLU	CD-OE2	6.33	1.32	1.25
1	P	650	GLU	CD-OE2	6.33	1.32	1.25
1	J	241	GLU	CD-OE2	6.33	1.32	1.25
1	G	67	GLU	CD-OE2	6.33	1.32	1.25
1	L	508	GLU	CD-OE2	6.33	1.32	1.25
1	O	241	GLU	CD-OE2	6.33	1.32	1.25
1	K	67	GLU	CD-OE2	6.32	1.32	1.25
1	M	650	GLU	CD-OE2	6.32	1.32	1.25
1	C	508	GLU	CD-OE2	6.32	1.32	1.25
1	H	508	GLU	CD-OE2	6.32	1.32	1.25
1	N	508	GLU	CD-OE2	6.32	1.32	1.25

Continued on next page...

Continued from previous page...

Mol	Chain	Res	Type	Atoms	Z	Observed(Å)	Ideal(Å)
1	F	508	GLU	CD-OE2	6.32	1.32	1.25
1	K	241	GLU	CD-OE2	6.31	1.32	1.25
1	L	67	GLU	CD-OE2	6.31	1.32	1.25
1	O	67	GLU	CD-OE2	6.31	1.32	1.25
1	O	508	GLU	CD-OE2	6.31	1.32	1.25
1	M	67	GLU	CD-OE2	6.31	1.32	1.25
1	M	508	GLU	CD-OE2	6.31	1.32	1.25
1	J	508	GLU	CD-OE2	6.31	1.32	1.25
1	I	241	GLU	CD-OE2	6.30	1.32	1.25
1	G	241	GLU	CD-OE2	6.30	1.32	1.25
1	B	67	GLU	CD-OE2	6.30	1.32	1.25
1	D	508	GLU	CD-OE2	6.30	1.32	1.25
1	P	508	GLU	CD-OE2	6.30	1.32	1.25
1	N	241	GLU	CD-OE2	6.29	1.32	1.25
1	O	650	GLU	CD-OE2	6.29	1.32	1.25
1	J	67	GLU	CD-OE2	6.29	1.32	1.25
1	D	241	GLU	CD-OE2	6.29	1.32	1.25
1	F	67	GLU	CD-OE2	6.29	1.32	1.25
1	A	1006	GLU	CD-OE2	6.29	1.32	1.25
1	I	969	GLU	CD-OE2	6.28	1.32	1.25
1	P	67	GLU	CD-OE2	6.28	1.32	1.25
1	D	67	GLU	CD-OE2	6.28	1.32	1.25
1	H	241	GLU	CD-OE2	6.28	1.32	1.25
1	P	241	GLU	CD-OE2	6.28	1.32	1.25
1	K	969	GLU	CD-OE2	6.28	1.32	1.25
1	A	241	GLU	CD-OE2	6.27	1.32	1.25
1	F	241	GLU	CD-OE2	6.27	1.32	1.25
1	I	67	GLU	CD-OE2	6.27	1.32	1.25
1	G	969	GLU	CD-OE2	6.26	1.32	1.25
1	P	969	GLU	CD-OE2	6.26	1.32	1.25
1	C	650	GLU	CD-OE2	6.26	1.32	1.25
1	G	650	GLU	CD-OE2	6.26	1.32	1.25
1	C	969	GLU	CD-OE2	6.25	1.32	1.25
1	L	241	GLU	CD-OE2	6.25	1.32	1.25
1	J	650	GLU	CD-OE2	6.25	1.32	1.25
1	O	969	GLU	CD-OE2	6.25	1.32	1.25
1	E	969	GLU	CD-OE2	6.25	1.32	1.25
1	J	1006	GLU	CD-OE2	6.25	1.32	1.25
1	P	1006	GLU	CD-OE2	6.25	1.32	1.25
1	E	67	GLU	CD-OE2	6.24	1.32	1.25
1	F	969	GLU	CD-OE2	6.24	1.32	1.25
1	E	241	GLU	CD-OE2	6.24	1.32	1.25

Continued on next page...

Continued from previous page...

Mol	Chain	Res	Type	Atoms	Z	Observed(Å)	Ideal(Å)
1	E	1006	GLU	CD-OE2	6.23	1.32	1.25
1	J	969	GLU	CD-OE2	6.23	1.32	1.25
1	H	1006	GLU	CD-OE2	6.23	1.32	1.25
1	B	969	GLU	CD-OE2	6.22	1.32	1.25
1	H	969	GLU	CD-OE2	6.22	1.32	1.25
1	C	241	GLU	CD-OE2	6.22	1.32	1.25
1	C	1006	GLU	CD-OE2	6.22	1.32	1.25
1	I	1006	GLU	CD-OE2	6.22	1.32	1.25
1	F	1006	GLU	CD-OE2	6.22	1.32	1.25
1	O	1006	GLU	CD-OE2	6.22	1.32	1.25
1	D	1006	GLU	CD-OE2	6.21	1.32	1.25
1	G	1006	GLU	CD-OE2	6.21	1.32	1.25
1	L	1006	GLU	CD-OE2	6.21	1.32	1.25
1	E	934	GLU	CD-OE2	6.20	1.32	1.25
1	A	969	GLU	CD-OE2	6.19	1.32	1.25
1	L	969	GLU	CD-OE2	6.19	1.32	1.25
1	M	241	GLU	CD-OE2	6.19	1.32	1.25
1	N	969	GLU	CD-OE2	6.19	1.32	1.25
1	B	241	GLU	CD-OE2	6.19	1.32	1.25
1	D	969	GLU	CD-OE2	6.18	1.32	1.25
1	O	934	GLU	CD-OE2	6.18	1.32	1.25
1	K	1006	GLU	CD-OE2	6.17	1.32	1.25
1	C	934	GLU	CD-OE2	6.17	1.32	1.25
1	G	934	GLU	CD-OE2	6.16	1.32	1.25
1	B	1006	GLU	CD-OE2	6.16	1.32	1.25
1	M	1006	GLU	CD-OE2	6.16	1.32	1.25
1	P	934	GLU	CD-OE2	6.16	1.32	1.25
1	N	1006	GLU	CD-OE2	6.16	1.32	1.25
1	I	934	GLU	CD-OE2	6.15	1.32	1.25
1	B	934	GLU	CD-OE2	6.15	1.32	1.25
1	J	934	GLU	CD-OE2	6.14	1.32	1.25
1	F	934	GLU	CD-OE2	6.14	1.32	1.25
1	M	969	GLU	CD-OE2	6.14	1.32	1.25
1	H	934	GLU	CD-OE2	6.14	1.32	1.25
1	L	934	GLU	CD-OE2	6.13	1.32	1.25
1	M	934	GLU	CD-OE2	6.13	1.32	1.25
1	K	934	GLU	CD-OE2	6.12	1.32	1.25
1	D	934	GLU	CD-OE2	6.10	1.32	1.25
1	D	637	GLU	CD-OE2	6.10	1.32	1.25
1	M	637	GLU	CD-OE2	6.09	1.32	1.25
1	O	637	GLU	CD-OE2	6.09	1.32	1.25
1	C	637	GLU	CD-OE2	6.09	1.32	1.25

Continued on next page...

Continued from previous page...

Mol	Chain	Res	Type	Atoms	Z	Observed(Å)	Ideal(Å)
1	N	637	GLU	CD-OE2	6.09	1.32	1.25
1	A	934	GLU	CD-OE2	6.08	1.32	1.25
1	B	637	GLU	CD-OE2	6.08	1.32	1.25
1	N	934	GLU	CD-OE2	6.08	1.32	1.25
1	G	797	GLU	CD-OE2	6.08	1.32	1.25
1	L	797	GLU	CD-OE2	6.07	1.32	1.25
1	K	797	GLU	CD-OE2	6.07	1.32	1.25
1	E	797	GLU	CD-OE2	6.07	1.32	1.25
1	F	637	GLU	CD-OE2	6.06	1.32	1.25
1	I	797	GLU	CD-OE2	6.06	1.32	1.25
1	E	637	GLU	CD-OE2	6.05	1.32	1.25
1	H	797	GLU	CD-OE2	6.05	1.32	1.25
1	N	797	GLU	CD-OE2	6.05	1.32	1.25
1	C	797	GLU	CD-OE2	6.04	1.32	1.25
1	H	637	GLU	CD-OE2	6.04	1.32	1.25
1	P	797	GLU	CD-OE2	6.04	1.32	1.25
1	J	797	GLU	CD-OE2	6.04	1.32	1.25
1	P	637	GLU	CD-OE2	6.04	1.32	1.25
1	A	637	GLU	CD-OE2	6.04	1.32	1.25
1	M	797	GLU	CD-OE2	6.03	1.32	1.25
1	L	637	GLU	CD-OE2	6.03	1.32	1.25
1	F	797	GLU	CD-OE2	6.03	1.32	1.25
1	K	637	GLU	CD-OE2	6.02	1.32	1.25
1	A	797	GLU	CD-OE2	6.01	1.32	1.25
1	I	637	GLU	CD-OE2	6.01	1.32	1.25
1	D	797	GLU	CD-OE2	6.01	1.32	1.25
1	J	637	GLU	CD-OE2	6.00	1.32	1.25
1	G	724	GLU	CD-OE2	6.00	1.32	1.25
1	O	797	GLU	CD-OE2	5.99	1.32	1.25
1	G	637	GLU	CD-OE2	5.99	1.32	1.25
1	O	358	GLU	CD-OE2	5.98	1.32	1.25
1	B	797	GLU	CD-OE2	5.96	1.32	1.25
1	E	724	GLU	CD-OE2	5.96	1.32	1.25
1	N	358	GLU	CD-OE2	5.96	1.32	1.25
1	N	724	GLU	CD-OE2	5.96	1.32	1.25
1	A	358	GLU	CD-OE2	5.96	1.32	1.25
1	B	358	GLU	CD-OE2	5.96	1.32	1.25
1	H	358	GLU	CD-OE2	5.96	1.32	1.25
1	H	724	GLU	CD-OE2	5.95	1.32	1.25
1	K	358	GLU	CD-OE2	5.95	1.32	1.25
1	L	724	GLU	CD-OE2	5.95	1.32	1.25
1	A	724	GLU	CD-OE2	5.94	1.32	1.25

Continued on next page...

Continued from previous page...

Mol	Chain	Res	Type	Atoms	Z	Observed(Å)	Ideal(Å)
1	K	724	GLU	CD-OE2	5.94	1.32	1.25
1	P	724	GLU	CD-OE2	5.94	1.32	1.25
1	O	724	GLU	CD-OE2	5.94	1.32	1.25
1	J	724	GLU	CD-OE2	5.93	1.32	1.25
1	D	724	GLU	CD-OE2	5.93	1.32	1.25
1	J	438	GLU	CD-OE2	5.93	1.32	1.25
1	M	358	GLU	CD-OE2	5.93	1.32	1.25
1	P	358	GLU	CD-OE2	5.93	1.32	1.25
1	D	358	GLU	CD-OE2	5.92	1.32	1.25
1	E	358	GLU	CD-OE2	5.92	1.32	1.25
1	G	358	GLU	CD-OE2	5.92	1.32	1.25
1	H	438	GLU	CD-OE2	5.92	1.32	1.25
1	M	724	GLU	CD-OE2	5.92	1.32	1.25
1	J	358	GLU	CD-OE2	5.91	1.32	1.25
1	C	358	GLU	CD-OE2	5.91	1.32	1.25
1	G	438	GLU	CD-OE2	5.90	1.32	1.25
1	O	438	GLU	CD-OE2	5.90	1.32	1.25
1	I	724	GLU	CD-OE2	5.90	1.32	1.25
1	P	438	GLU	CD-OE2	5.89	1.32	1.25
1	L	358	GLU	CD-OE2	5.89	1.32	1.25
1	C	724	GLU	CD-OE2	5.88	1.32	1.25
1	I	358	GLU	CD-OE2	5.88	1.32	1.25
1	B	724	GLU	CD-OE2	5.88	1.32	1.25
1	K	438	GLU	CD-OE2	5.87	1.32	1.25
1	E	438	GLU	CD-OE2	5.87	1.32	1.25
1	F	358	GLU	CD-OE2	5.86	1.32	1.25
1	C	438	GLU	CD-OE2	5.86	1.32	1.25
1	D	438	GLU	CD-OE2	5.85	1.32	1.25
1	F	724	GLU	CD-OE2	5.84	1.32	1.25
1	I	871	GLU	CD-OE2	5.83	1.32	1.25
1	I	438	GLU	CD-OE2	5.83	1.32	1.25
1	M	438	GLU	CD-OE2	5.83	1.32	1.25
1	B	750	GLU	CD-OE2	5.82	1.32	1.25
1	D	487	GLU	CD-OE2	5.82	1.32	1.25
1	A	438	GLU	CD-OE2	5.82	1.32	1.25
1	K	750	GLU	CD-OE2	5.82	1.32	1.25
1	N	438	GLU	CD-OE2	5.81	1.32	1.25
1	A	487	GLU	CD-OE2	5.81	1.32	1.25
1	B	438	GLU	CD-OE2	5.80	1.32	1.25
1	G	750	GLU	CD-OE2	5.80	1.32	1.25
1	C	487	GLU	CD-OE2	5.80	1.32	1.25
1	G	871	GLU	CD-OE2	5.80	1.32	1.25

Continued on next page...

Continued from previous page...

Mol	Chain	Res	Type	Atoms	Z	Observed(Å)	Ideal(Å)
1	H	871	GLU	CD-OE2	5.80	1.32	1.25
1	F	487	GLU	CD-OE2	5.80	1.32	1.25
1	L	487	GLU	CD-OE2	5.79	1.32	1.25
1	B	487	GLU	CD-OE2	5.79	1.32	1.25
1	L	871	GLU	CD-OE2	5.79	1.32	1.25
1	N	750	GLU	CD-OE2	5.79	1.32	1.25
1	G	71	GLU	CD-OE2	5.79	1.32	1.25
1	N	487	GLU	CD-OE2	5.78	1.32	1.25
1	L	438	GLU	CD-OE2	5.78	1.32	1.25
1	E	750	GLU	CD-OE2	5.78	1.32	1.25
1	D	871	GLU	CD-OE2	5.78	1.32	1.25
1	B	871	GLU	CD-OE2	5.78	1.32	1.25
1	E	871	GLU	CD-OE2	5.77	1.31	1.25
1	M	871	GLU	CD-OE2	5.77	1.31	1.25
1	O	871	GLU	CD-OE2	5.77	1.31	1.25
1	C	750	GLU	CD-OE2	5.76	1.31	1.25
1	A	750	GLU	CD-OE2	5.76	1.31	1.25
1	I	487	GLU	CD-OE2	5.76	1.31	1.25
1	I	750	GLU	CD-OE2	5.76	1.31	1.25
1	F	438	GLU	CD-OE2	5.75	1.31	1.25
1	J	750	GLU	CD-OE2	5.75	1.31	1.25
1	K	487	GLU	CD-OE2	5.75	1.31	1.25
1	M	750	GLU	CD-OE2	5.75	1.31	1.25
1	A	871	GLU	CD-OE2	5.75	1.31	1.25
1	G	487	GLU	CD-OE2	5.75	1.31	1.25
1	J	871	GLU	CD-OE2	5.75	1.31	1.25
1	C	871	GLU	CD-OE2	5.74	1.31	1.25
1	F	871	GLU	CD-OE2	5.74	1.31	1.25
1	O	71	GLU	CD-OE2	5.74	1.31	1.25
1	I	71	GLU	CD-OE2	5.73	1.31	1.25
1	H	71	GLU	CD-OE2	5.73	1.31	1.25
1	O	487	GLU	CD-OE2	5.73	1.31	1.25
1	C	71	GLU	CD-OE2	5.73	1.31	1.25
1	N	871	GLU	CD-OE2	5.73	1.31	1.25
1	F	750	GLU	CD-OE2	5.72	1.31	1.25
1	M	487	GLU	CD-OE2	5.72	1.31	1.25
1	D	71	GLU	CD-OE2	5.72	1.31	1.25
1	J	487	GLU	CD-OE2	5.72	1.31	1.25
1	L	750	GLU	CD-OE2	5.72	1.31	1.25
1	D	750	GLU	CD-OE2	5.72	1.31	1.25
1	H	487	GLU	CD-OE2	5.72	1.31	1.25
1	H	750	GLU	CD-OE2	5.72	1.31	1.25

Continued on next page...

Continued from previous page...

Mol	Chain	Res	Type	Atoms	Z	Observed(Å)	Ideal(Å)
1	J	71	GLU	CD-OE2	5.72	1.31	1.25
1	G	369	GLU	CD-OE2	5.72	1.31	1.25
1	P	750	GLU	CD-OE2	5.72	1.31	1.25
1	K	871	GLU	CD-OE2	5.71	1.31	1.25
1	E	369	GLU	CD-OE2	5.71	1.31	1.25
1	M	369	GLU	CD-OE2	5.71	1.31	1.25
1	B	369	GLU	CD-OE2	5.71	1.31	1.25
1	L	71	GLU	CD-OE2	5.71	1.31	1.25
1	O	750	GLU	CD-OE2	5.71	1.31	1.25
1	N	369	GLU	CD-OE2	5.71	1.31	1.25
1	P	871	GLU	CD-OE2	5.71	1.31	1.25
1	M	71	GLU	CD-OE2	5.70	1.31	1.25
1	B	71	GLU	CD-OE2	5.70	1.31	1.25
1	F	71	GLU	CD-OE2	5.70	1.31	1.25
1	A	369	GLU	CD-OE2	5.70	1.31	1.25
1	P	487	GLU	CD-OE2	5.69	1.31	1.25
1	K	71	GLU	CD-OE2	5.69	1.31	1.25
1	A	71	GLU	CD-OE2	5.68	1.31	1.25
1	D	369	GLU	CD-OE2	5.68	1.31	1.25
1	N	71	GLU	CD-OE2	5.68	1.31	1.25
1	O	369	GLU	CD-OE2	5.68	1.31	1.25
1	E	487	GLU	CD-OE2	5.68	1.31	1.25
1	C	338	GLU	CD-OE2	5.67	1.31	1.25
1	E	71	GLU	CD-OE2	5.67	1.31	1.25
1	P	71	GLU	CD-OE2	5.67	1.31	1.25
1	K	369	GLU	CD-OE2	5.66	1.31	1.25
1	H	369	GLU	CD-OE2	5.66	1.31	1.25
1	J	369	GLU	CD-OE2	5.65	1.31	1.25
1	M	304	GLU	CD-OE2	5.64	1.31	1.25
1	L	369	GLU	CD-OE2	5.64	1.31	1.25
1	B	338	GLU	CD-OE2	5.64	1.31	1.25
1	F	40	GLU	CD-OE2	5.64	1.31	1.25
1	H	338	GLU	CD-OE2	5.64	1.31	1.25
1	I	369	GLU	CD-OE2	5.64	1.31	1.25
1	J	304	GLU	CD-OE2	5.64	1.31	1.25
1	F	369	GLU	CD-OE2	5.63	1.31	1.25
1	J	40	GLU	CD-OE2	5.63	1.31	1.25
1	P	304	GLU	CD-OE2	5.63	1.31	1.25
1	C	369	GLU	CD-OE2	5.63	1.31	1.25
1	G	304	GLU	CD-OE2	5.62	1.31	1.25
1	P	369	GLU	CD-OE2	5.62	1.31	1.25
1	L	304	GLU	CD-OE2	5.62	1.31	1.25

Continued on next page...

Continued from previous page...

Mol	Chain	Res	Type	Atoms	Z	Observed(Å)	Ideal(Å)
1	N	304	GLU	CD-OE2	5.62	1.31	1.25
1	D	338	GLU	CD-OE2	5.61	1.31	1.25
1	H	334	GLU	CD-OE2	5.61	1.31	1.25
1	E	338	GLU	CD-OE2	5.61	1.31	1.25
1	N	314	GLU	CD-OE2	5.61	1.31	1.25
1	L	338	GLU	CD-OE2	5.60	1.31	1.25
1	B	40	GLU	CD-OE2	5.60	1.31	1.25
1	E	304	GLU	CD-OE2	5.60	1.31	1.25
1	K	304	GLU	CD-OE2	5.60	1.31	1.25
1	D	304	GLU	CD-OE2	5.60	1.31	1.25
1	H	40	GLU	CD-OE2	5.60	1.31	1.25
1	F	304	GLU	CD-OE2	5.59	1.31	1.25
1	K	40	GLU	CD-OE2	5.59	1.31	1.25
1	C	314	GLU	CD-OE2	5.59	1.31	1.25
1	K	338	GLU	CD-OE2	5.58	1.31	1.25
1	N	338	GLU	CD-OE2	5.58	1.31	1.25
1	O	338	GLU	CD-OE2	5.58	1.31	1.25
1	P	314	GLU	CD-OE2	5.58	1.31	1.25
1	B	304	GLU	CD-OE2	5.58	1.31	1.25
1	G	338	GLU	CD-OE2	5.58	1.31	1.25
1	H	304	GLU	CD-OE2	5.58	1.31	1.25
1	A	338	GLU	CD-OE2	5.58	1.31	1.25
1	M	40	GLU	CD-OE2	5.58	1.31	1.25
1	G	40	GLU	CD-OE2	5.57	1.31	1.25
1	I	304	GLU	CD-OE2	5.57	1.31	1.25
1	I	338	GLU	CD-OE2	5.57	1.31	1.25
1	N	334	GLU	CD-OE2	5.57	1.31	1.25
1	C	304	GLU	CD-OE2	5.57	1.31	1.25
1	O	40	GLU	CD-OE2	5.57	1.31	1.25
1	M	338	GLU	CD-OE2	5.57	1.31	1.25
1	O	334	GLU	CD-OE2	5.57	1.31	1.25
1	B	334	GLU	CD-OE2	5.57	1.31	1.25
1	F	338	GLU	CD-OE2	5.57	1.31	1.25
1	A	40	GLU	CD-OE2	5.56	1.31	1.25
1	B	314	GLU	CD-OE2	5.56	1.31	1.25
1	J	338	GLU	CD-OE2	5.56	1.31	1.25
1	P	338	GLU	CD-OE2	5.56	1.31	1.25
1	F	314	GLU	CD-OE2	5.55	1.31	1.25
1	I	40	GLU	CD-OE2	5.55	1.31	1.25
1	M	334	GLU	CD-OE2	5.55	1.31	1.25
1	C	40	GLU	CD-OE2	5.55	1.31	1.25
1	O	304	GLU	CD-OE2	5.55	1.31	1.25

Continued on next page...

Continued from previous page...

Mol	Chain	Res	Type	Atoms	Z	Observed(Å)	Ideal(Å)
1	A	304	GLU	CD-OE2	5.54	1.31	1.25
1	I	334	GLU	CD-OE2	5.54	1.31	1.25
1	L	40	GLU	CD-OE2	5.54	1.31	1.25
1	L	314	GLU	CD-OE2	5.54	1.31	1.25
1	A	314	GLU	CD-OE2	5.54	1.31	1.25
1	F	334	GLU	CD-OE2	5.54	1.31	1.25
1	K	314	GLU	CD-OE2	5.54	1.31	1.25
1	L	334	GLU	CD-OE2	5.54	1.31	1.25
1	P	40	GLU	CD-OE2	5.54	1.31	1.25
1	E	334	GLU	CD-OE2	5.53	1.31	1.25
1	G	334	GLU	CD-OE2	5.53	1.31	1.25
1	N	40	GLU	CD-OE2	5.53	1.31	1.25
1	K	334	GLU	CD-OE2	5.53	1.31	1.25
1	D	314	GLU	CD-OE2	5.52	1.31	1.25
1	I	314	GLU	CD-OE2	5.51	1.31	1.25
1	J	314	GLU	CD-OE2	5.51	1.31	1.25
1	E	314	GLU	CD-OE2	5.51	1.31	1.25
1	J	334	GLU	CD-OE2	5.51	1.31	1.25
1	G	314	GLU	CD-OE2	5.51	1.31	1.25
1	D	40	GLU	CD-OE2	5.51	1.31	1.25
1	E	40	GLU	CD-OE2	5.50	1.31	1.25
1	A	334	GLU	CD-OE2	5.49	1.31	1.25
1	O	170	GLU	CD-OE2	5.49	1.31	1.25
1	M	314	GLU	CD-OE2	5.49	1.31	1.25
1	E	80	GLU	CD-OE2	5.49	1.31	1.25
1	O	314	GLU	CD-OE2	5.49	1.31	1.25
1	C	334	GLU	CD-OE2	5.48	1.31	1.25
1	D	334	GLU	CD-OE2	5.48	1.31	1.25
1	I	170	GLU	CD-OE2	5.48	1.31	1.25
1	P	334	GLU	CD-OE2	5.47	1.31	1.25
1	O	80	GLU	CD-OE2	5.47	1.31	1.25
1	C	80	GLU	CD-OE2	5.46	1.31	1.25
1	H	314	GLU	CD-OE2	5.46	1.31	1.25
1	H	80	GLU	CD-OE2	5.46	1.31	1.25
1	I	80	GLU	CD-OE2	5.45	1.31	1.25
1	J	80	GLU	CD-OE2	5.44	1.31	1.25
1	K	170	GLU	CD-OE2	5.44	1.31	1.25
1	P	324	GLU	CD-OE2	5.44	1.31	1.25
1	J	170	GLU	CD-OE2	5.43	1.31	1.25
1	L	80	GLU	CD-OE2	5.43	1.31	1.25
1	M	80	GLU	CD-OE2	5.43	1.31	1.25
1	K	80	GLU	CD-OE2	5.43	1.31	1.25

Continued on next page...

Continued from previous page...

Mol	Chain	Res	Type	Atoms	Z	Observed(Å)	Ideal(Å)
1	M	170	GLU	CD-OE2	5.42	1.31	1.25
1	G	80	GLU	CD-OE2	5.42	1.31	1.25
1	B	324	GLU	CD-OE2	5.41	1.31	1.25
1	G	170	GLU	CD-OE2	5.41	1.31	1.25
1	P	80	GLU	CD-OE2	5.41	1.31	1.25
1	K	324	GLU	CD-OE2	5.40	1.31	1.25
1	F	80	GLU	CD-OE2	5.40	1.31	1.25
1	D	324	GLU	CD-OE2	5.40	1.31	1.25
1	F	324	GLU	CD-OE2	5.39	1.31	1.25
1	A	324	GLU	CD-OE2	5.39	1.31	1.25
1	D	80	GLU	CD-OE2	5.39	1.31	1.25
1	B	170	GLU	CD-OE2	5.39	1.31	1.25
1	O	324	GLU	CD-OE2	5.39	1.31	1.25
1	E	170	GLU	CD-OE2	5.38	1.31	1.25
1	A	80	GLU	CD-OE2	5.38	1.31	1.25
1	M	324	GLU	CD-OE2	5.37	1.31	1.25
1	A	170	GLU	CD-OE2	5.37	1.31	1.25
1	D	41	GLU	CD-OE2	5.37	1.31	1.25
1	L	170	GLU	CD-OE2	5.37	1.31	1.25
1	C	170	GLU	CD-OE2	5.37	1.31	1.25
1	J	943	GLU	CD-OE2	5.37	1.31	1.25
1	C	324	GLU	CD-OE2	5.37	1.31	1.25
1	D	170	GLU	CD-OE2	5.36	1.31	1.25
1	N	324	GLU	CD-OE2	5.36	1.31	1.25
1	H	170	GLU	CD-OE2	5.36	1.31	1.25
1	N	80	GLU	CD-OE2	5.36	1.31	1.25
1	J	41	GLU	CD-OE2	5.36	1.31	1.25
1	O	41	GLU	CD-OE2	5.36	1.31	1.25
1	P	170	GLU	CD-OE2	5.36	1.31	1.25
1	L	943	GLU	CD-OE2	5.36	1.31	1.25
1	C	943	GLU	CD-OE2	5.35	1.31	1.25
1	L	324	GLU	CD-OE2	5.35	1.31	1.25
1	P	41	GLU	CD-OE2	5.35	1.31	1.25
1	E	41	GLU	CD-OE2	5.35	1.31	1.25
1	H	324	GLU	CD-OE2	5.35	1.31	1.25
1	G	324	GLU	CD-OE2	5.35	1.31	1.25
1	N	170	GLU	CD-OE2	5.35	1.31	1.25
1	E	324	GLU	CD-OE2	5.34	1.31	1.25
1	K	943	GLU	CD-OE2	5.34	1.31	1.25
1	M	943	GLU	CD-OE2	5.34	1.31	1.25
1	P	943	GLU	CD-OE2	5.34	1.31	1.25
1	H	943	GLU	CD-OE2	5.34	1.31	1.25

Continued on next page...

Continued from previous page...

Mol	Chain	Res	Type	Atoms	Z	Observed(Å)	Ideal(Å)
1	D	943	GLU	CD-OE2	5.34	1.31	1.25
1	I	324	GLU	CD-OE2	5.34	1.31	1.25
1	G	41	GLU	CD-OE2	5.34	1.31	1.25
1	J	324	GLU	CD-OE2	5.34	1.31	1.25
1	B	80	GLU	CD-OE2	5.33	1.31	1.25
1	E	943	GLU	CD-OE2	5.33	1.31	1.25
1	F	170	GLU	CD-OE2	5.33	1.31	1.25
1	I	943	GLU	CD-OE2	5.33	1.31	1.25
1	F	41	GLU	CD-OE2	5.33	1.31	1.25
1	O	943	GLU	CD-OE2	5.32	1.31	1.25
1	B	41	GLU	CD-OE2	5.32	1.31	1.25
1	N	41	GLU	CD-OE2	5.31	1.31	1.25
1	I	41	GLU	CD-OE2	5.31	1.31	1.25
1	A	943	GLU	CD-OE2	5.30	1.31	1.25
1	G	943	GLU	CD-OE2	5.30	1.31	1.25
1	N	943	GLU	CD-OE2	5.30	1.31	1.25
1	K	41	GLU	CD-OE2	5.30	1.31	1.25
1	F	943	GLU	CD-OE2	5.30	1.31	1.25
1	L	41	GLU	CD-OE2	5.29	1.31	1.25
1	A	41	GLU	CD-OE2	5.29	1.31	1.25
1	B	943	GLU	CD-OE2	5.29	1.31	1.25
1	H	41	GLU	CD-OE2	5.27	1.31	1.25
1	C	41	GLU	CD-OE2	5.26	1.31	1.25
1	M	41	GLU	CD-OE2	5.26	1.31	1.25
1	H	641	GLU	CD-OE2	5.21	1.31	1.25
1	N	641	GLU	CD-OE2	5.21	1.31	1.25
1	G	641	GLU	CD-OE2	5.16	1.31	1.25
1	P	641	GLU	CD-OE2	5.16	1.31	1.25
1	C	641	GLU	CD-OE2	5.15	1.31	1.25
1	K	641	GLU	CD-OE2	5.15	1.31	1.25
1	M	641	GLU	CD-OE2	5.15	1.31	1.25
1	E	412	GLU	CD-OE2	5.14	1.31	1.25
1	I	412	GLU	CD-OE2	5.13	1.31	1.25
1	J	641	GLU	CD-OE2	5.13	1.31	1.25
1	E	641	GLU	CD-OE2	5.13	1.31	1.25
1	N	17	GLU	CD-OE2	5.13	1.31	1.25
1	D	641	GLU	CD-OE2	5.12	1.31	1.25
1	E	17	GLU	CD-OE2	5.11	1.31	1.25
1	F	641	GLU	CD-OE2	5.11	1.31	1.25
1	O	641	GLU	CD-OE2	5.11	1.31	1.25
1	A	641	GLU	CD-OE2	5.11	1.31	1.25
1	B	641	GLU	CD-OE2	5.10	1.31	1.25

Continued on next page...

Continued from previous page...

Mol	Chain	Res	Type	Atoms	Z	Observed(Å)	Ideal(Å)
1	M	412	GLU	CD-OE2	5.10	1.31	1.25
1	B	904	GLU	CD-OE2	5.10	1.31	1.25
1	H	17	GLU	CD-OE2	5.10	1.31	1.25
1	L	412	GLU	CD-OE2	5.10	1.31	1.25
1	P	412	GLU	CD-OE2	5.09	1.31	1.25
1	I	641	GLU	CD-OE2	5.09	1.31	1.25
1	N	412	GLU	CD-OE2	5.09	1.31	1.25
1	A	412	GLU	CD-OE2	5.09	1.31	1.25
1	F	17	GLU	CD-OE2	5.09	1.31	1.25
1	O	17	GLU	CD-OE2	5.09	1.31	1.25
1	I	17	GLU	CD-OE2	5.09	1.31	1.25
1	G	17	GLU	CD-OE2	5.09	1.31	1.25
1	L	641	GLU	CD-OE2	5.09	1.31	1.25
1	M	904	GLU	CD-OE2	5.08	1.31	1.25
1	C	904	GLU	CD-OE2	5.08	1.31	1.25
1	C	412	GLU	CD-OE2	5.07	1.31	1.25
1	L	17	GLU	CD-OE2	5.07	1.31	1.25
1	M	17	GLU	CD-OE2	5.06	1.31	1.25
1	J	412	GLU	CD-OE2	5.06	1.31	1.25
1	K	412	GLU	CD-OE2	5.06	1.31	1.25
1	L	904	GLU	CD-OE2	5.06	1.31	1.25
1	F	412	GLU	CD-OE2	5.05	1.31	1.25
1	P	17	GLU	CD-OE2	5.04	1.31	1.25
1	D	412	GLU	CD-OE2	5.04	1.31	1.25
1	N	904	GLU	CD-OE2	5.04	1.31	1.25
1	B	17	GLU	CD-OE2	5.04	1.31	1.25
1	F	904	GLU	CD-OE2	5.04	1.31	1.25
1	A	17	GLU	CD-OE2	5.04	1.31	1.25
1	G	537	GLU	CD-OE2	5.04	1.31	1.25
1	O	412	GLU	CD-OE2	5.04	1.31	1.25
1	G	412	GLU	CD-OE2	5.03	1.31	1.25
1	J	17	GLU	CD-OE2	5.02	1.31	1.25
1	A	537	GLU	CD-OE2	5.02	1.31	1.25
1	O	904	GLU	CD-OE2	5.02	1.31	1.25
1	C	17	GLU	CD-OE2	5.02	1.31	1.25
1	I	537	GLU	CD-OE2	5.02	1.31	1.25
1	K	904	GLU	CD-OE2	5.02	1.31	1.25
1	D	904	GLU	CD-OE2	5.02	1.31	1.25
1	D	17	GLU	CD-OE2	5.01	1.31	1.25
1	H	904	GLU	CD-OE2	5.01	1.31	1.25
1	A	243	GLU	CD-OE2	5.01	1.31	1.25
1	H	412	GLU	CD-OE2	5.01	1.31	1.25

Continued on next page...

Continued from previous page...

Mol	Chain	Res	Type	Atoms	Z	Observed(Å)	Ideal(Å)
1	J	904	GLU	CD-OE2	5.01	1.31	1.25

All (2239) bond angle outliers are listed below:

Mol	Chain	Res	Type	Atoms	Z	Observed(°)	Ideal(°)
1	J	561	ARG	NE-CZ-NH1	10.76	125.68	120.30
1	M	561	ARG	NE-CZ-NH1	10.72	125.66	120.30
1	I	561	ARG	NE-CZ-NH1	10.71	125.65	120.30
1	C	561	ARG	NE-CZ-NH1	10.71	125.65	120.30
1	D	561	ARG	NE-CZ-NH1	10.68	125.64	120.30
1	A	561	ARG	NE-CZ-NH1	10.65	125.62	120.30
1	N	561	ARG	NE-CZ-NH1	10.65	125.62	120.30
1	F	561	ARG	NE-CZ-NH1	10.63	125.61	120.30
1	K	561	ARG	NE-CZ-NH1	10.61	125.61	120.30
1	B	561	ARG	NE-CZ-NH1	10.61	125.61	120.30
1	O	561	ARG	NE-CZ-NH1	10.61	125.61	120.30
1	G	561	ARG	NE-CZ-NH1	10.59	125.59	120.30
1	H	561	ARG	NE-CZ-NH1	10.58	125.59	120.30
1	P	561	ARG	NE-CZ-NH1	10.58	125.59	120.30
1	L	561	ARG	NE-CZ-NH1	10.57	125.59	120.30
1	E	561	ARG	NE-CZ-NH1	10.55	125.58	120.30
1	K	429	ASP	CB-CG-OD2	-10.18	109.13	118.30
1	L	429	ASP	CB-CG-OD2	-10.17	109.14	118.30
1	F	429	ASP	CB-CG-OD2	-10.16	109.15	118.30
1	H	429	ASP	CB-CG-OD2	-10.16	109.16	118.30
1	A	429	ASP	CB-CG-OD2	-10.15	109.17	118.30
1	P	429	ASP	CB-CG-OD2	-10.14	109.17	118.30
1	C	429	ASP	CB-CG-OD2	-10.13	109.18	118.30
1	I	429	ASP	CB-CG-OD2	-10.13	109.18	118.30
1	O	429	ASP	CB-CG-OD2	-10.13	109.18	118.30
1	J	429	ASP	CB-CG-OD2	-10.13	109.18	118.30
1	M	429	ASP	CB-CG-OD2	-10.12	109.19	118.30
1	E	429	ASP	CB-CG-OD2	-10.12	109.19	118.30
1	G	429	ASP	CB-CG-OD2	-10.11	109.20	118.30
1	D	429	ASP	CB-CG-OD2	-10.10	109.21	118.30
1	N	429	ASP	CB-CG-OD2	-10.09	109.22	118.30
1	B	429	ASP	CB-CG-OD2	-10.08	109.23	118.30
1	J	46	ARG	C-N-CD	-9.74	99.18	120.60
1	M	46	ARG	C-N-CD	-9.74	99.18	120.60
1	G	46	ARG	C-N-CD	-9.73	99.19	120.60
1	I	46	ARG	C-N-CD	-9.73	99.19	120.60
1	N	46	ARG	C-N-CD	-9.73	99.19	120.60

Continued on next page...

Continued from previous page...

Mol	Chain	Res	Type	Atoms	Z	Observed(°)	Ideal(°)
1	E	46	ARG	C-N-CD	-9.73	99.20	120.60
1	O	46	ARG	C-N-CD	-9.73	99.20	120.60
1	D	46	ARG	C-N-CD	-9.72	99.20	120.60
1	A	46	ARG	C-N-CD	-9.72	99.21	120.60
1	H	46	ARG	C-N-CD	-9.72	99.21	120.60
1	P	46	ARG	C-N-CD	-9.72	99.22	120.60
1	B	46	ARG	C-N-CD	-9.72	99.22	120.60
1	L	46	ARG	C-N-CD	-9.72	99.22	120.60
1	K	46	ARG	C-N-CD	-9.71	99.23	120.60
1	F	46	ARG	C-N-CD	-9.71	99.25	120.60
1	C	46	ARG	C-N-CD	-9.70	99.26	120.60
1	I	809	ARG	NE-CZ-NH2	-9.06	115.77	120.30
1	P	69	VAL	C-N-CD	-9.06	100.67	120.60
1	M	69	VAL	C-N-CD	-9.06	100.68	120.60
1	N	69	VAL	C-N-CD	-9.05	100.68	120.60
1	A	69	VAL	C-N-CD	-9.05	100.69	120.60
1	I	69	VAL	C-N-CD	-9.05	100.69	120.60
1	K	69	VAL	C-N-CD	-9.05	100.69	120.60
1	C	69	VAL	C-N-CD	-9.05	100.69	120.60
1	C	809	ARG	NE-CZ-NH2	-9.05	115.78	120.30
1	H	69	VAL	C-N-CD	-9.04	100.70	120.60
1	B	69	VAL	C-N-CD	-9.04	100.71	120.60
1	L	69	VAL	C-N-CD	-9.04	100.71	120.60
1	O	809	ARG	NE-CZ-NH2	-9.04	115.78	120.30
1	J	69	VAL	C-N-CD	-9.04	100.72	120.60
1	E	69	VAL	C-N-CD	-9.04	100.72	120.60
1	G	69	VAL	C-N-CD	-9.04	100.72	120.60
1	D	69	VAL	C-N-CD	-9.03	100.73	120.60
1	O	69	VAL	C-N-CD	-9.03	100.74	120.60
1	F	69	VAL	C-N-CD	-9.02	100.76	120.60
1	H	809	ARG	NE-CZ-NH2	-9.02	115.79	120.30
1	M	809	ARG	NE-CZ-NH2	-9.02	115.79	120.30
1	G	809	ARG	NE-CZ-NH2	-9.00	115.80	120.30
1	A	809	ARG	NE-CZ-NH2	-9.00	115.80	120.30
1	J	809	ARG	NE-CZ-NH2	-8.99	115.81	120.30
1	K	809	ARG	NE-CZ-NH2	-8.99	115.81	120.30
1	F	809	ARG	NE-CZ-NH2	-8.98	115.81	120.30
1	L	809	ARG	NE-CZ-NH2	-8.96	115.82	120.30
1	E	809	ARG	NE-CZ-NH2	-8.92	115.84	120.30
1	D	809	ARG	NE-CZ-NH2	-8.91	115.84	120.30
1	P	809	ARG	NE-CZ-NH2	-8.90	115.85	120.30
1	N	809	ARG	NE-CZ-NH2	-8.89	115.85	120.30

Continued on next page...

Continued from previous page...

Mol	Chain	Res	Type	Atoms	Z	Observed(°)	Ideal(°)
1	B	809	ARG	NE-CZ-NH2	-8.86	115.87	120.30
1	L	429	ASP	CB-CG-OD1	8.69	126.12	118.30
1	I	429	ASP	CB-CG-OD1	8.66	126.10	118.30
1	C	429	ASP	CB-CG-OD1	8.66	126.09	118.30
1	A	429	ASP	CB-CG-OD1	8.66	126.09	118.30
1	K	429	ASP	CB-CG-OD1	8.66	126.09	118.30
1	G	429	ASP	CB-CG-OD1	8.65	126.09	118.30
1	O	429	ASP	CB-CG-OD1	8.65	126.08	118.30
1	J	429	ASP	CB-CG-OD1	8.65	126.08	118.30
1	E	429	ASP	CB-CG-OD1	8.63	126.07	118.30
1	H	429	ASP	CB-CG-OD1	8.62	126.06	118.30
1	B	429	ASP	CB-CG-OD1	8.61	126.05	118.30
1	P	429	ASP	CB-CG-OD1	8.61	126.05	118.30
1	F	429	ASP	CB-CG-OD1	8.60	126.04	118.30
1	N	429	ASP	CB-CG-OD1	8.60	126.04	118.30
1	D	429	ASP	CB-CG-OD1	8.58	126.03	118.30
1	M	429	ASP	CB-CG-OD1	8.58	126.02	118.30
1	J	356	ARG	NE-CZ-NH1	8.51	124.56	120.30
1	G	356	ARG	NE-CZ-NH1	8.49	124.55	120.30
1	K	356	ARG	NE-CZ-NH1	8.48	124.54	120.30
1	C	356	ARG	NE-CZ-NH1	8.47	124.53	120.30
1	E	356	ARG	NE-CZ-NH1	8.47	124.53	120.30
1	P	356	ARG	NE-CZ-NH1	8.46	124.53	120.30
1	O	356	ARG	NE-CZ-NH1	8.45	124.52	120.30
1	D	356	ARG	NE-CZ-NH1	8.44	124.52	120.30
1	E	130	ASP	CB-CG-OD1	8.43	125.89	118.30
1	N	356	ARG	NE-CZ-NH1	8.43	124.52	120.30
1	F	356	ARG	NE-CZ-NH1	8.41	124.51	120.30
1	M	130	ASP	CB-CG-OD1	8.41	125.87	118.30
1	N	130	ASP	CB-CG-OD1	8.41	125.87	118.30
1	N	329	ASP	CB-CG-OD2	-8.40	110.74	118.30
1	H	356	ARG	NE-CZ-NH1	8.40	124.50	120.30
1	K	130	ASP	CB-CG-OD1	8.40	125.86	118.30
1	C	130	ASP	CB-CG-OD1	8.40	125.86	118.30
1	I	356	ARG	NE-CZ-NH1	8.40	124.50	120.30
1	O	130	ASP	CB-CG-OD1	8.40	125.86	118.30
1	B	130	ASP	CB-CG-OD1	8.39	125.85	118.30
1	B	329	ASP	CB-CG-OD2	-8.39	110.75	118.30
1	B	356	ARG	NE-CZ-NH1	8.39	124.50	120.30
1	A	329	ASP	CB-CG-OD2	-8.39	110.75	118.30
1	L	130	ASP	CB-CG-OD1	8.39	125.85	118.30
1	L	329	ASP	CB-CG-OD2	-8.39	110.75	118.30

Continued on next page...

Continued from previous page...

Mol	Chain	Res	Type	Atoms	Z	Observed(°)	Ideal(°)
1	H	329	ASP	CB-CG-OD2	-8.38	110.75	118.30
1	J	329	ASP	CB-CG-OD2	-8.38	110.75	118.30
1	M	356	ARG	NE-CZ-NH1	8.38	124.49	120.30
1	A	130	ASP	CB-CG-OD1	8.38	125.84	118.30
1	A	356	ARG	NE-CZ-NH1	8.38	124.49	120.30
1	D	329	ASP	CB-CG-OD2	-8.38	110.76	118.30
1	L	356	ARG	NE-CZ-NH1	8.37	124.49	120.30
1	F	329	ASP	CB-CG-OD2	-8.37	110.77	118.30
1	H	130	ASP	CB-CG-OD1	8.37	125.83	118.30
1	F	130	ASP	CB-CG-OD1	8.37	125.83	118.30
1	O	329	ASP	CB-CG-OD2	-8.37	110.77	118.30
1	P	130	ASP	CB-CG-OD1	8.37	125.83	118.30
1	G	130	ASP	CB-CG-OD1	8.36	125.82	118.30
1	J	130	ASP	CB-CG-OD1	8.36	125.82	118.30
1	C	329	ASP	CB-CG-OD2	-8.36	110.78	118.30
1	G	329	ASP	CB-CG-OD2	-8.36	110.78	118.30
1	P	329	ASP	CB-CG-OD2	-8.36	110.78	118.30
1	D	130	ASP	CB-CG-OD1	8.35	125.82	118.30
1	I	329	ASP	CB-CG-OD2	-8.35	110.79	118.30
1	I	130	ASP	CB-CG-OD1	8.33	125.80	118.30
1	D	43	ARG	NE-CZ-NH1	8.33	124.47	120.30
1	E	329	ASP	CB-CG-OD2	-8.33	110.80	118.30
1	A	746	ASP	CB-CG-OD2	-8.32	110.81	118.30
1	K	329	ASP	CB-CG-OD2	-8.32	110.81	118.30
1	K	43	ARG	NE-CZ-NH1	8.31	124.46	120.30
1	A	43	ARG	NE-CZ-NH1	8.31	124.46	120.30
1	G	43	ARG	NE-CZ-NH1	8.31	124.45	120.30
1	M	329	ASP	CB-CG-OD2	-8.31	110.82	118.30
1	M	43	ARG	NE-CZ-NH1	8.30	124.45	120.30
1	L	43	ARG	NE-CZ-NH1	8.30	124.45	120.30
1	J	43	ARG	NE-CZ-NH1	8.30	124.45	120.30
1	N	746	ASP	CB-CG-OD2	-8.29	110.84	118.30
1	K	746	ASP	CB-CG-OD2	-8.29	110.84	118.30
1	N	43	ARG	NE-CZ-NH1	8.29	124.44	120.30
1	E	43	ARG	NE-CZ-NH1	8.28	124.44	120.30
1	F	43	ARG	NE-CZ-NH1	8.28	124.44	120.30
1	E	746	ASP	CB-CG-OD2	-8.27	110.86	118.30
1	F	746	ASP	CB-CG-OD2	-8.26	110.86	118.30
1	I	43	ARG	NE-CZ-NH1	8.26	124.43	120.30
1	M	746	ASP	CB-CG-OD2	-8.26	110.87	118.30
1	O	746	ASP	CB-CG-OD2	-8.25	110.87	118.30
1	G	746	ASP	CB-CG-OD2	-8.25	110.87	118.30

Continued on next page...

Continued from previous page...

Mol	Chain	Res	Type	Atoms	Z	Observed(°)	Ideal(°)
1	B	746	ASP	CB-CG-OD2	-8.25	110.88	118.30
1	J	746	ASP	CB-CG-OD2	-8.23	110.89	118.30
1	I	746	ASP	CB-CG-OD2	-8.23	110.89	118.30
1	O	43	ARG	NE-CZ-NH1	8.23	124.42	120.30
1	C	746	ASP	CB-CG-OD2	-8.23	110.90	118.30
1	H	746	ASP	CB-CG-OD2	-8.23	110.89	118.30
1	B	43	ARG	NE-CZ-NH1	8.22	124.41	120.30
1	P	746	ASP	CB-CG-OD2	-8.22	110.90	118.30
1	C	43	ARG	NE-CZ-NH1	8.22	124.41	120.30
1	D	746	ASP	CB-CG-OD2	-8.22	110.90	118.30
1	P	43	ARG	NE-CZ-NH1	8.21	124.41	120.30
1	L	746	ASP	CB-CG-OD2	-8.19	110.93	118.30
1	H	43	ARG	NE-CZ-NH1	8.16	124.38	120.30
1	F	368	ASP	CB-CG-OD2	-8.09	111.02	118.30
1	C	368	ASP	CB-CG-OD2	-8.08	111.03	118.30
1	I	368	ASP	CB-CG-OD2	-8.07	111.03	118.30
1	E	368	ASP	CB-CG-OD2	-8.07	111.04	118.30
1	O	368	ASP	CB-CG-OD2	-8.07	111.04	118.30
1	N	368	ASP	CB-CG-OD2	-8.06	111.04	118.30
1	A	368	ASP	CB-CG-OD2	-8.06	111.05	118.30
1	H	368	ASP	CB-CG-OD2	-8.06	111.05	118.30
1	L	368	ASP	CB-CG-OD2	-8.05	111.05	118.30
1	G	368	ASP	CB-CG-OD2	-8.04	111.06	118.30
1	D	368	ASP	CB-CG-OD2	-8.04	111.07	118.30
1	P	368	ASP	CB-CG-OD2	-8.04	111.07	118.30
1	K	368	ASP	CB-CG-OD2	-8.03	111.08	118.30
1	J	368	ASP	CB-CG-OD2	-8.03	111.08	118.30
1	B	368	ASP	CB-CG-OD2	-8.01	111.09	118.30
1	M	368	ASP	CB-CG-OD2	-7.98	111.12	118.30
1	F	881	ARG	NE-CZ-NH1	7.86	124.23	120.30
1	K	881	ARG	NE-CZ-NH1	7.84	124.22	120.30
1	O	881	ARG	NE-CZ-NH1	7.83	124.21	120.30
1	P	881	ARG	NE-CZ-NH1	7.83	124.21	120.30
1	I	881	ARG	NE-CZ-NH1	7.80	124.20	120.30
1	J	881	ARG	NE-CZ-NH1	7.79	124.20	120.30
1	H	881	ARG	NE-CZ-NH1	7.76	124.18	120.30
1	E	881	ARG	NE-CZ-NH1	7.76	124.18	120.30
1	L	881	ARG	NE-CZ-NH1	7.74	124.17	120.30
1	D	881	ARG	NE-CZ-NH1	7.74	124.17	120.30
1	N	881	ARG	NE-CZ-NH1	7.71	124.16	120.30
1	A	881	ARG	NE-CZ-NH1	7.71	124.16	120.30
1	G	881	ARG	NE-CZ-NH1	7.70	124.15	120.30

Continued on next page...

Continued from previous page...

Mol	Chain	Res	Type	Atoms	Z	Observed(°)	Ideal(°)
1	C	881	ARG	NE-CZ-NH1	7.69	124.14	120.30
1	B	881	ARG	NE-CZ-NH1	7.67	124.13	120.30
1	H	199	ASP	CB-CG-OD2	-7.66	111.40	118.30
1	E	199	ASP	CB-CG-OD2	-7.66	111.41	118.30
1	I	199	ASP	CB-CG-OD2	-7.65	111.42	118.30
1	F	199	ASP	CB-CG-OD2	-7.65	111.42	118.30
1	L	199	ASP	CB-CG-OD2	-7.65	111.42	118.30
1	K	199	ASP	CB-CG-OD2	-7.64	111.42	118.30
1	M	881	ARG	NE-CZ-NH1	7.64	124.12	120.30
1	D	199	ASP	CB-CG-OD2	-7.64	111.42	118.30
1	N	572	ASP	CB-CG-OD2	-7.64	111.42	118.30
1	C	199	ASP	CB-CG-OD2	-7.62	111.44	118.30
1	C	572	ASP	CB-CG-OD2	-7.62	111.44	118.30
1	M	199	ASP	CB-CG-OD2	-7.62	111.44	118.30
1	B	199	ASP	CB-CG-OD2	-7.62	111.45	118.30
1	D	572	ASP	CB-CG-OD2	-7.60	111.46	118.30
1	E	572	ASP	CB-CG-OD2	-7.60	111.46	118.30
1	I	572	ASP	CB-CG-OD2	-7.60	111.46	118.30
1	O	199	ASP	CB-CG-OD2	-7.60	111.46	118.30
1	O	572	ASP	CB-CG-OD2	-7.60	111.46	118.30
1	K	572	ASP	CB-CG-OD2	-7.60	111.46	118.30
1	P	199	ASP	CB-CG-OD2	-7.59	111.46	118.30
1	C	448	ARG	NE-CZ-NH2	-7.59	116.50	120.30
1	A	199	ASP	CB-CG-OD2	-7.58	111.47	118.30
1	G	199	ASP	CB-CG-OD2	-7.58	111.48	118.30
1	G	572	ASP	CB-CG-OD2	-7.58	111.48	118.30
1	H	572	ASP	CB-CG-OD2	-7.58	111.48	118.30
1	P	572	ASP	CB-CG-OD2	-7.58	111.48	118.30
1	F	572	ASP	CB-CG-OD2	-7.57	111.49	118.30
1	B	572	ASP	CB-CG-OD2	-7.57	111.49	118.30
1	D	448	ARG	NE-CZ-NH2	-7.57	116.52	120.30
1	J	572	ASP	CB-CG-OD2	-7.57	111.49	118.30
1	J	199	ASP	CB-CG-OD2	-7.56	111.50	118.30
1	E	130	ASP	CB-CG-OD2	-7.56	111.50	118.30
1	N	130	ASP	CB-CG-OD2	-7.56	111.50	118.30
1	L	572	ASP	CB-CG-OD2	-7.56	111.50	118.30
1	M	572	ASP	CB-CG-OD2	-7.56	111.50	118.30
1	O	448	ARG	NE-CZ-NH2	-7.56	116.52	120.30
1	F	130	ASP	CB-CG-OD2	-7.55	111.50	118.30
1	N	199	ASP	CB-CG-OD2	-7.55	111.50	118.30
1	P	448	ARG	NE-CZ-NH2	-7.55	116.53	120.30
1	P	130	ASP	CB-CG-OD2	-7.55	111.51	118.30

Continued on next page...

Continued from previous page...

Mol	Chain	Res	Type	Atoms	Z	Observed(°)	Ideal(°)
1	A	572	ASP	CB-CG-OD2	-7.54	111.51	118.30
1	E	448	ARG	NE-CZ-NH2	-7.54	116.53	120.30
1	K	130	ASP	CB-CG-OD2	-7.54	111.51	118.30
1	A	130	ASP	CB-CG-OD2	-7.54	111.51	118.30
1	O	130	ASP	CB-CG-OD2	-7.54	111.52	118.30
1	L	130	ASP	CB-CG-OD2	-7.53	111.53	118.30
1	C	130	ASP	CB-CG-OD2	-7.52	111.53	118.30
1	M	130	ASP	CB-CG-OD2	-7.52	111.53	118.30
1	B	448	ARG	NE-CZ-NH2	-7.52	116.54	120.30
1	H	130	ASP	CB-CG-OD2	-7.52	111.54	118.30
1	G	130	ASP	CB-CG-OD2	-7.51	111.54	118.30
1	J	130	ASP	CB-CG-OD2	-7.51	111.54	118.30
1	B	130	ASP	CB-CG-OD2	-7.51	111.54	118.30
1	I	130	ASP	CB-CG-OD2	-7.50	111.55	118.30
1	I	448	ARG	NE-CZ-NH2	-7.50	116.55	120.30
1	A	448	ARG	NE-CZ-NH2	-7.50	116.55	120.30
1	N	448	ARG	NE-CZ-NH2	-7.50	116.55	120.30
1	H	448	ARG	NE-CZ-NH2	-7.50	116.55	120.30
1	D	130	ASP	CB-CG-OD2	-7.49	111.56	118.30
1	L	448	ARG	NE-CZ-NH2	-7.49	116.56	120.30
1	G	448	ARG	NE-CZ-NH2	-7.48	116.56	120.30
1	F	448	ARG	NE-CZ-NH2	-7.47	116.56	120.30
1	J	448	ARG	NE-CZ-NH2	-7.45	116.58	120.30
1	K	448	ARG	NE-CZ-NH2	-7.45	116.58	120.30
1	M	448	ARG	NE-CZ-NH2	-7.41	116.59	120.30
1	D	509	ASP	CB-CG-OD2	-7.38	111.66	118.30
1	B	509	ASP	CB-CG-OD2	-7.37	111.66	118.30
1	C	509	ASP	CB-CG-OD2	-7.37	111.67	118.30
1	F	594	ASP	CB-CG-OD2	-7.37	111.67	118.30
1	M	509	ASP	CB-CG-OD2	-7.36	111.67	118.30
1	N	594	ASP	CB-CG-OD2	-7.36	111.68	118.30
1	O	594	ASP	CB-CG-OD2	-7.36	111.68	118.30
1	C	594	ASP	CB-CG-OD2	-7.35	111.68	118.30
1	J	594	ASP	CB-CG-OD2	-7.35	111.68	118.30
1	L	594	ASP	CB-CG-OD2	-7.35	111.68	118.30
1	B	594	ASP	CB-CG-OD2	-7.35	111.69	118.30
1	E	509	ASP	CB-CG-OD2	-7.35	111.69	118.30
1	F	428	ASP	CB-CG-OD2	-7.35	111.69	118.30
1	L	509	ASP	CB-CG-OD2	-7.35	111.69	118.30
1	J	509	ASP	CB-CG-OD2	-7.35	111.69	118.30
1	G	509	ASP	CB-CG-OD2	-7.35	111.69	118.30
1	H	428	ASP	CB-CG-OD2	-7.34	111.69	118.30

Continued on next page...

Continued from previous page...

Mol	Chain	Res	Type	Atoms	Z	Observed(°)	Ideal(°)
1	K	594	ASP	CB-CG-OD2	-7.34	111.69	118.30
1	A	594	ASP	CB-CG-OD2	-7.34	111.70	118.30
1	O	428	ASP	CB-CG-OD2	-7.34	111.70	118.30
1	F	509	ASP	CB-CG-OD2	-7.33	111.70	118.30
1	A	428	ASP	CB-CG-OD2	-7.33	111.70	118.30
1	A	509	ASP	CB-CG-OD2	-7.33	111.70	118.30
1	E	428	ASP	CB-CG-OD2	-7.33	111.70	118.30
1	G	594	ASP	CB-CG-OD2	-7.33	111.70	118.30
1	O	509	ASP	CB-CG-OD2	-7.33	111.70	118.30
1	H	509	ASP	CB-CG-OD2	-7.33	111.70	118.30
1	P	509	ASP	CB-CG-OD2	-7.33	111.70	118.30
1	I	428	ASP	CB-CG-OD2	-7.33	111.71	118.30
1	P	571	VAL	CB-CA-C	-7.32	97.49	111.40
1	D	571	VAL	CB-CA-C	-7.32	97.50	111.40
1	N	509	ASP	CB-CG-OD2	-7.31	111.72	118.30
1	C	571	VAL	CB-CA-C	-7.31	97.51	111.40
1	E	594	ASP	CB-CG-OD2	-7.31	111.72	118.30
1	I	509	ASP	CB-CG-OD2	-7.31	111.72	118.30
1	G	571	VAL	CB-CA-C	-7.31	97.52	111.40
1	I	594	ASP	CB-CG-OD2	-7.31	111.72	118.30
1	L	571	VAL	CB-CA-C	-7.30	97.52	111.40
1	H	594	ASP	CB-CG-OD2	-7.30	111.73	118.30
1	O	571	VAL	CB-CA-C	-7.30	97.53	111.40
1	P	428	ASP	CB-CG-OD2	-7.30	111.73	118.30
1	H	571	VAL	CB-CA-C	-7.30	97.53	111.40
1	K	571	VAL	CB-CA-C	-7.30	97.53	111.40
1	M	594	ASP	CB-CG-OD2	-7.30	111.73	118.30
1	N	571	VAL	CB-CA-C	-7.30	97.53	111.40
1	J	571	VAL	CB-CA-C	-7.30	97.54	111.40
1	K	509	ASP	CB-CG-OD2	-7.29	111.73	118.30
1	B	571	VAL	CB-CA-C	-7.29	97.54	111.40
1	F	571	VAL	CB-CA-C	-7.29	97.54	111.40
1	B	428	ASP	CB-CG-OD2	-7.29	111.74	118.30
1	I	571	VAL	CB-CA-C	-7.29	97.55	111.40
1	M	571	VAL	CB-CA-C	-7.29	97.55	111.40
1	M	428	ASP	CB-CG-OD2	-7.29	111.74	118.30
1	P	594	ASP	CB-CG-OD2	-7.28	111.75	118.30
1	A	571	VAL	CB-CA-C	-7.28	97.56	111.40
1	K	428	ASP	CB-CG-OD2	-7.28	111.75	118.30
1	D	594	ASP	CB-CG-OD2	-7.27	111.75	118.30
1	E	571	VAL	CB-CA-C	-7.27	97.58	111.40
1	N	428	ASP	CB-CG-OD2	-7.27	111.76	118.30

Continued on next page...

Continued from previous page...

Mol	Chain	Res	Type	Atoms	Z	Observed(°)	Ideal(°)
1	C	428	ASP	CB-CG-OD2	-7.27	111.76	118.30
1	D	428	ASP	CB-CG-OD2	-7.27	111.76	118.30
1	O	492	ASP	CB-CG-OD2	-7.26	111.76	118.30
1	C	492	ASP	CB-CG-OD2	-7.26	111.77	118.30
1	J	428	ASP	CB-CG-OD2	-7.26	111.77	118.30
1	L	428	ASP	CB-CG-OD2	-7.26	111.77	118.30
1	E	492	ASP	CB-CG-OD2	-7.26	111.77	118.30
1	B	645	ARG	NE-CZ-NH1	7.25	123.93	120.30
1	G	492	ASP	CB-CG-OD2	-7.25	111.77	118.30
1	J	492	ASP	CB-CG-OD2	-7.25	111.78	118.30
1	K	492	ASP	CB-CG-OD2	-7.25	111.78	118.30
1	D	492	ASP	CB-CG-OD2	-7.25	111.78	118.30
1	I	492	ASP	CB-CG-OD2	-7.24	111.79	118.30
1	M	492	ASP	CB-CG-OD2	-7.23	111.80	118.30
1	P	492	ASP	CB-CG-OD2	-7.23	111.80	118.30
1	A	492	ASP	CB-CG-OD2	-7.21	111.81	118.30
1	G	428	ASP	CB-CG-OD2	-7.21	111.81	118.30
1	H	492	ASP	CB-CG-OD2	-7.21	111.81	118.30
1	B	492	ASP	CB-CG-OD2	-7.20	111.82	118.30
1	F	492	ASP	CB-CG-OD2	-7.20	111.82	118.30
1	N	492	ASP	CB-CG-OD2	-7.20	111.82	118.30
1	L	492	ASP	CB-CG-OD2	-7.19	111.83	118.30
1	P	645	ARG	NE-CZ-NH1	7.18	123.89	120.30
1	C	645	ARG	NE-CZ-NH1	7.18	123.89	120.30
1	L	645	ARG	NE-CZ-NH1	7.17	123.88	120.30
1	M	645	ARG	NE-CZ-NH1	7.15	123.88	120.30
1	O	645	ARG	NE-CZ-NH1	7.15	123.88	120.30
1	E	645	ARG	NE-CZ-NH1	7.13	123.87	120.30
1	F	645	ARG	NE-CZ-NH1	7.13	123.86	120.30
1	I	645	ARG	NE-CZ-NH1	7.13	123.86	120.30
1	N	645	ARG	NE-CZ-NH1	7.12	123.86	120.30
1	G	645	ARG	NE-CZ-NH1	7.11	123.86	120.30
1	H	645	ARG	NE-CZ-NH1	7.11	123.85	120.30
1	E	859	ASP	CB-CG-OD1	7.10	124.69	118.30
1	M	687	GLN	C-N-CD	-7.10	104.98	120.60
1	F	859	ASP	CB-CG-OD1	7.09	124.68	118.30
1	K	687	GLN	C-N-CD	-7.09	105.00	120.60
1	C	859	ASP	CB-CG-OD1	7.09	124.68	118.30
1	N	687	GLN	C-N-CD	-7.09	105.01	120.60
1	G	687	GLN	C-N-CD	-7.08	105.01	120.60
1	C	687	GLN	C-N-CD	-7.08	105.02	120.60
1	D	687	GLN	C-N-CD	-7.08	105.02	120.60

Continued on next page...

Continued from previous page...

Mol	Chain	Res	Type	Atoms	Z	Observed(°)	Ideal(°)
1	K	645	ARG	NE-CZ-NH1	7.08	123.84	120.30
1	P	687	GLN	C-N-CD	-7.08	105.01	120.60
1	J	687	GLN	C-N-CD	-7.08	105.02	120.60
1	B	687	GLN	C-N-CD	-7.08	105.03	120.60
1	I	687	GLN	C-N-CD	-7.08	105.03	120.60
1	L	687	GLN	C-N-CD	-7.08	105.03	120.60
1	I	859	ASP	CB-CG-OD1	7.07	124.66	118.30
1	A	687	GLN	C-N-CD	-7.07	105.05	120.60
1	F	687	GLN	C-N-CD	-7.07	105.05	120.60
1	A	859	ASP	CB-CG-OD1	7.07	124.66	118.30
1	D	645	ARG	NE-CZ-NH1	7.07	123.83	120.30
1	E	687	GLN	C-N-CD	-7.07	105.05	120.60
1	O	687	GLN	C-N-CD	-7.06	105.06	120.60
1	H	687	GLN	C-N-CD	-7.06	105.07	120.60
1	L	859	ASP	CB-CG-OD1	7.06	124.65	118.30
1	P	859	ASP	CB-CG-OD1	7.06	124.65	118.30
1	G	859	ASP	CB-CG-OD1	7.05	124.65	118.30
1	A	473	ARG	NE-CZ-NH1	7.05	123.82	120.30
1	D	859	ASP	CB-CG-OD1	7.05	124.64	118.30
1	J	859	ASP	CB-CG-OD1	7.05	124.64	118.30
1	H	859	ASP	CB-CG-OD1	7.04	124.64	118.30
1	B	859	ASP	CB-CG-OD1	7.04	124.63	118.30
1	J	645	ARG	NE-CZ-NH1	7.04	123.82	120.30
1	L	473	ARG	NE-CZ-NH1	7.04	123.82	120.30
1	D	473	ARG	NE-CZ-NH1	7.04	123.82	120.30
1	C	473	ARG	NE-CZ-NH1	7.03	123.81	120.30
1	O	859	ASP	CB-CG-OD1	7.03	124.62	118.30
1	O	473	ARG	NE-CZ-NH1	7.02	123.81	120.30
1	K	859	ASP	CB-CG-OD1	7.02	124.62	118.30
1	M	859	ASP	CB-CG-OD1	7.01	124.61	118.30
1	A	645	ARG	NE-CZ-NH1	7.01	123.80	120.30
1	K	473	ARG	NE-CZ-NH1	7.01	123.80	120.30
1	N	473	ARG	NE-CZ-NH1	7.01	123.80	120.30
1	I	473	ARG	NE-CZ-NH1	7.00	123.80	120.30
1	N	859	ASP	CB-CG-OD1	6.99	124.59	118.30
1	P	473	ARG	NE-CZ-NH1	6.97	123.79	120.30
1	F	473	ARG	NE-CZ-NH1	6.97	123.78	120.30
1	B	473	ARG	NE-CZ-NH1	6.96	123.78	120.30
1	H	473	ARG	NE-CZ-NH1	6.94	123.77	120.30
1	M	473	ARG	NE-CZ-NH1	6.93	123.77	120.30
1	E	473	ARG	NE-CZ-NH1	6.93	123.76	120.30
1	G	473	ARG	NE-CZ-NH1	6.92	123.76	120.30

Continued on next page...

Continued from previous page...

Mol	Chain	Res	Type	Atoms	Z	Observed(°)	Ideal(°)
1	J	473	ARG	NE-CZ-NH1	6.89	123.74	120.30
1	J	859	ASP	CB-CG-OD2	-6.86	112.13	118.30
1	N	447	ASP	CB-CG-OD2	-6.86	112.13	118.30
1	L	859	ASP	CB-CG-OD2	-6.85	112.13	118.30
1	C	447	ASP	CB-CG-OD2	-6.85	112.14	118.30
1	K	492	ASP	CB-CG-OD1	6.85	124.46	118.30
1	N	659	ASP	CB-CG-OD2	-6.85	112.14	118.30
1	L	447	ASP	CB-CG-OD2	-6.84	112.14	118.30
1	A	859	ASP	CB-CG-OD2	-6.84	112.15	118.30
1	P	859	ASP	CB-CG-OD2	-6.83	112.15	118.30
1	O	287	ASP	CB-CG-OD2	-6.83	112.15	118.30
1	I	287	ASP	CB-CG-OD2	-6.83	112.15	118.30
1	O	447	ASP	CB-CG-OD2	-6.83	112.16	118.30
1	G	859	ASP	CB-CG-OD2	-6.83	112.16	118.30
1	A	659	ASP	CB-CG-OD2	-6.82	112.16	118.30
1	P	659	ASP	CB-CG-OD2	-6.82	112.16	118.30
1	A	492	ASP	CB-CG-OD1	6.82	124.44	118.30
1	B	447	ASP	CB-CG-OD2	-6.82	112.16	118.30
1	I	234	ASP	CB-CG-OD1	6.82	124.44	118.30
1	E	859	ASP	CB-CG-OD2	-6.82	112.17	118.30
1	M	859	ASP	CB-CG-OD2	-6.82	112.17	118.30
1	J	287	ASP	CB-CG-OD2	-6.81	112.17	118.30
1	B	403	ASP	CB-CG-OD1	6.81	124.43	118.30
1	F	659	ASP	CB-CG-OD2	-6.81	112.17	118.30
1	C	234	ASP	CB-CG-OD1	6.81	124.43	118.30
1	F	447	ASP	CB-CG-OD2	-6.81	112.17	118.30
1	M	659	ASP	CB-CG-OD2	-6.81	112.17	118.30
1	O	859	ASP	CB-CG-OD2	-6.81	112.17	118.30
1	C	492	ASP	CB-CG-OD1	6.81	124.43	118.30
1	L	1004	SER	N-CA-CB	6.81	120.71	110.50
1	A	447	ASP	CB-CG-OD2	-6.80	112.17	118.30
1	C	659	ASP	CB-CG-OD2	-6.80	112.18	118.30
1	A	287	ASP	CB-CG-OD2	-6.80	112.18	118.30
1	C	403	ASP	CB-CG-OD1	6.80	124.42	118.30
1	P	492	ASP	CB-CG-OD1	6.80	124.42	118.30
1	A	1004	SER	N-CA-CB	6.80	120.70	110.50
1	J	1004	SER	N-CA-CB	6.80	120.70	110.50
1	P	447	ASP	CB-CG-OD2	-6.80	112.18	118.30
1	E	492	ASP	CB-CG-OD1	6.80	124.42	118.30
1	G	447	ASP	CB-CG-OD2	-6.80	112.18	118.30
1	H	492	ASP	CB-CG-OD1	6.80	124.42	118.30
1	M	447	ASP	CB-CG-OD2	-6.80	112.18	118.30

Continued on next page...

Continued from previous page...

Mol	Chain	Res	Type	Atoms	Z	Observed(°)	Ideal(°)
1	J	447	ASP	CB-CG-OD2	-6.79	112.18	118.30
1	D	859	ASP	CB-CG-OD2	-6.79	112.19	118.30
1	F	859	ASP	CB-CG-OD2	-6.79	112.19	118.30
1	J	234	ASP	CB-CG-OD1	6.79	124.42	118.30
1	L	492	ASP	CB-CG-OD1	6.79	124.41	118.30
1	O	659	ASP	CB-CG-OD2	-6.79	112.19	118.30
1	C	287	ASP	CB-CG-OD2	-6.79	112.19	118.30
1	D	287	ASP	CB-CG-OD2	-6.79	112.19	118.30
1	M	492	ASP	CB-CG-OD1	6.79	124.41	118.30
1	B	859	ASP	CB-CG-OD2	-6.79	112.19	118.30
1	C	859	ASP	CB-CG-OD2	-6.79	112.19	118.30
1	H	447	ASP	CB-CG-OD2	-6.79	112.19	118.30
1	E	447	ASP	CB-CG-OD2	-6.79	112.19	118.30
1	N	859	ASP	CB-CG-OD2	-6.79	112.19	118.30
1	N	287	ASP	CB-CG-OD2	-6.79	112.19	118.30
1	K	447	ASP	CB-CG-OD2	-6.78	112.20	118.30
1	D	447	ASP	CB-CG-OD2	-6.78	112.20	118.30
1	J	492	ASP	CB-CG-OD1	6.78	124.40	118.30
1	K	1004	SER	N-CA-CB	6.78	120.67	110.50
1	M	234	ASP	CB-CG-OD1	6.78	124.40	118.30
1	O	492	ASP	CB-CG-OD1	6.78	124.40	118.30
1	A	234	ASP	CB-CG-OD1	6.78	124.40	118.30
1	A	403	ASP	CB-CG-OD1	6.78	124.40	118.30
1	B	659	ASP	CB-CG-OD2	-6.78	112.20	118.30
1	E	659	ASP	CB-CG-OD2	-6.78	112.20	118.30
1	I	659	ASP	CB-CG-OD2	-6.78	112.20	118.30
1	L	287	ASP	CB-CG-OD2	-6.78	112.20	118.30
1	P	287	ASP	CB-CG-OD2	-6.78	112.20	118.30
1	G	287	ASP	CB-CG-OD2	-6.78	112.20	118.30
1	I	859	ASP	CB-CG-OD2	-6.78	112.20	118.30
1	K	859	ASP	CB-CG-OD2	-6.78	112.20	118.30
1	D	659	ASP	CB-CG-OD2	-6.77	112.20	118.30
1	B	832	ASP	CB-CG-OD2	-6.77	112.21	118.30
1	B	287	ASP	CB-CG-OD2	-6.77	112.21	118.30
1	G	492	ASP	CB-CG-OD1	6.77	124.39	118.30
1	I	447	ASP	CB-CG-OD2	-6.77	112.21	118.30
1	H	859	ASP	CB-CG-OD2	-6.77	112.21	118.30
1	K	287	ASP	CB-CG-OD2	-6.77	112.21	118.30
1	C	101	THR	N-CA-CB	6.77	123.16	110.30
1	P	1004	SER	N-CA-CB	6.77	120.65	110.50
1	A	201	ASP	CB-CG-OD1	6.76	124.39	118.30
1	D	101	THR	N-CA-CB	6.76	123.15	110.30

Continued on next page...

Continued from previous page...

Mol	Chain	Res	Type	Atoms	Z	Observed(°)	Ideal(°)
1	D	1004	SER	N-CA-CB	6.76	120.65	110.50
1	G	1004	SER	N-CA-CB	6.76	120.65	110.50
1	N	832	ASP	CB-CG-OD2	-6.76	112.21	118.30
1	I	403	ASP	CB-CG-OD1	6.76	124.39	118.30
1	M	287	ASP	CB-CG-OD2	-6.76	112.21	118.30
1	D	492	ASP	CB-CG-OD1	6.76	124.39	118.30
1	E	1004	SER	N-CA-CB	6.76	120.64	110.50
1	H	201	ASP	CB-CG-OD1	6.76	124.39	118.30
1	L	403	ASP	CB-CG-OD1	6.76	124.39	118.30
1	N	201	ASP	CB-CG-OD1	6.76	124.39	118.30
1	O	403	ASP	CB-CG-OD1	6.76	124.39	118.30
1	H	287	ASP	CB-CG-OD2	-6.76	112.22	118.30
1	K	659	ASP	CB-CG-OD2	-6.76	112.22	118.30
1	I	1004	SER	N-CA-CB	6.76	120.64	110.50
1	L	659	ASP	CB-CG-OD2	-6.76	112.22	118.30
1	O	234	ASP	CB-CG-OD1	6.76	124.38	118.30
1	F	234	ASP	CB-CG-OD1	6.76	124.38	118.30
1	I	492	ASP	CB-CG-OD1	6.76	124.38	118.30
1	N	492	ASP	CB-CG-OD1	6.76	124.38	118.30
1	H	659	ASP	CB-CG-OD2	-6.75	112.22	118.30
1	M	403	ASP	CB-CG-OD1	6.75	124.38	118.30
1	J	101	THR	N-CA-CB	6.75	123.13	110.30
1	N	1004	SER	N-CA-CB	6.75	120.63	110.50
1	E	101	THR	N-CA-CB	6.75	123.13	110.30
1	F	492	ASP	CB-CG-OD1	6.75	124.38	118.30
1	L	101	THR	N-CA-CB	6.75	123.13	110.30
1	O	201	ASP	CB-CG-OD1	6.75	124.38	118.30
1	P	234	ASP	CB-CG-OD1	6.75	124.38	118.30
1	G	234	ASP	CB-CG-OD1	6.75	124.38	118.30
1	J	659	ASP	CB-CG-OD2	-6.75	112.22	118.30
1	K	234	ASP	CB-CG-OD1	6.75	124.38	118.30
1	N	101	THR	N-CA-CB	6.75	123.12	110.30
1	A	832	ASP	CB-CG-OD2	-6.75	112.23	118.30
1	D	234	ASP	CB-CG-OD1	6.75	124.37	118.30
1	E	287	ASP	CB-CG-OD2	-6.75	112.23	118.30
1	D	201	ASP	CB-CG-OD1	6.75	124.37	118.30
1	D	403	ASP	CB-CG-OD1	6.75	124.37	118.30
1	O	1004	SER	N-CA-CB	6.75	120.62	110.50
1	F	101	THR	N-CA-CB	6.74	123.11	110.30
1	F	403	ASP	CB-CG-OD1	6.74	124.37	118.30
1	K	101	THR	N-CA-CB	6.74	123.11	110.30
1	G	832	ASP	CB-CG-OD2	-6.74	112.23	118.30

Continued on next page...

Continued from previous page...

Mol	Chain	Res	Type	Atoms	Z	Observed(°)	Ideal(°)
1	L	234	ASP	CB-CG-OD1	6.74	124.37	118.30
1	E	403	ASP	CB-CG-OD1	6.74	124.37	118.30
1	B	1004	SER	N-CA-CB	6.74	120.61	110.50
1	H	101	THR	N-CA-CB	6.74	123.10	110.30
1	I	101	THR	N-CA-CB	6.74	123.11	110.30
1	M	832	ASP	CB-CG-OD2	-6.74	112.23	118.30
1	P	403	ASP	CB-CG-OD1	6.74	124.36	118.30
1	A	101	THR	N-CA-CB	6.74	123.10	110.30
1	B	101	THR	N-CA-CB	6.74	123.10	110.30
1	C	1004	SER	N-CA-CB	6.74	120.60	110.50
1	P	201	ASP	CB-CG-OD1	6.74	124.36	118.30
1	G	659	ASP	CB-CG-OD2	-6.73	112.24	118.30
1	H	1004	SER	N-CA-CB	6.73	120.60	110.50
1	N	403	ASP	CB-CG-OD1	6.73	124.36	118.30
1	F	1004	SER	N-CA-CB	6.73	120.60	110.50
1	F	287	ASP	CB-CG-OD2	-6.73	112.24	118.30
1	K	832	ASP	CB-CG-OD2	-6.73	112.24	118.30
1	M	101	THR	N-CA-CB	6.73	123.09	110.30
1	P	101	THR	N-CA-CB	6.73	123.09	110.30
1	B	492	ASP	CB-CG-OD1	6.73	124.36	118.30
1	F	832	ASP	CB-CG-OD2	-6.73	112.25	118.30
1	G	101	THR	N-CA-CB	6.73	123.08	110.30
1	H	832	ASP	CB-CG-OD2	-6.73	112.25	118.30
1	L	832	ASP	CB-CG-OD2	-6.73	112.25	118.30
1	M	1004	SER	N-CA-CB	6.73	120.59	110.50
1	H	403	ASP	CB-CG-OD1	6.72	124.35	118.30
1	O	101	THR	N-CA-CB	6.72	123.08	110.30
1	H	234	ASP	CB-CG-OD1	6.72	124.35	118.30
1	I	201	ASP	CB-CG-OD1	6.72	124.35	118.30
1	G	201	ASP	CB-CG-OD1	6.72	124.35	118.30
1	J	832	ASP	CB-CG-OD2	-6.72	112.25	118.30
1	N	234	ASP	CB-CG-OD1	6.72	124.35	118.30
1	J	201	ASP	CB-CG-OD1	6.72	124.35	118.30
1	E	234	ASP	CB-CG-OD1	6.72	124.34	118.30
1	B	234	ASP	CB-CG-OD1	6.71	124.34	118.30
1	E	832	ASP	CB-CG-OD2	-6.71	112.26	118.30
1	C	648	ASP	CB-CG-OD2	-6.71	112.27	118.30
1	E	201	ASP	CB-CG-OD1	6.70	124.33	118.30
1	G	403	ASP	CB-CG-OD1	6.70	124.33	118.30
1	P	832	ASP	CB-CG-OD2	-6.70	112.27	118.30
1	C	201	ASP	CB-CG-OD1	6.70	124.33	118.30
1	I	832	ASP	CB-CG-OD2	-6.70	112.27	118.30

Continued on next page...

Continued from previous page...

Mol	Chain	Res	Type	Atoms	Z	Observed(°)	Ideal(°)
1	K	403	ASP	CB-CG-OD1	6.70	124.33	118.30
1	P	648	ASP	CB-CG-OD2	-6.69	112.28	118.30
1	F	786	ARG	NE-CZ-NH1	6.69	123.65	120.30
1	B	201	ASP	CB-CG-OD1	6.69	124.32	118.30
1	J	403	ASP	CB-CG-OD1	6.69	124.32	118.30
1	F	201	ASP	CB-CG-OD1	6.68	124.32	118.30
1	K	201	ASP	CB-CG-OD1	6.68	124.31	118.30
1	C	809	ARG	NE-CZ-NH1	6.68	123.64	120.30
1	L	201	ASP	CB-CG-OD1	6.68	124.31	118.30
1	C	832	ASP	CB-CG-OD2	-6.68	112.29	118.30
1	O	832	ASP	CB-CG-OD2	-6.68	112.29	118.30
1	D	832	ASP	CB-CG-OD2	-6.67	112.30	118.30
1	I	648	ASP	CB-CG-OD2	-6.67	112.30	118.30
1	O	648	ASP	CB-CG-OD2	-6.67	112.30	118.30
1	G	648	ASP	CB-CG-OD2	-6.66	112.30	118.30
1	F	648	ASP	CB-CG-OD2	-6.66	112.31	118.30
1	G	809	ARG	NE-CZ-NH1	6.66	123.63	120.30
1	L	648	ASP	CB-CG-OD2	-6.66	112.31	118.30
1	P	786	ARG	NE-CZ-NH1	6.66	123.63	120.30
1	H	648	ASP	CB-CG-OD2	-6.66	112.31	118.30
1	M	201	ASP	CB-CG-OD1	6.65	124.28	118.30
1	B	648	ASP	CB-CG-OD2	-6.64	112.32	118.30
1	H	786	ARG	NE-CZ-NH1	6.64	123.62	120.30
1	J	786	ARG	NE-CZ-NH1	6.64	123.62	120.30
1	A	648	ASP	CB-CG-OD2	-6.64	112.33	118.30
1	D	648	ASP	CB-CG-OD2	-6.64	112.33	118.30
1	K	648	ASP	CB-CG-OD2	-6.64	112.33	118.30
1	M	166	ARG	NE-CZ-NH1	6.64	123.62	120.30
1	G	786	ARG	NE-CZ-NH1	6.63	123.62	120.30
1	M	648	ASP	CB-CG-OD2	-6.63	112.33	118.30
1	J	648	ASP	CB-CG-OD2	-6.63	112.33	118.30
1	C	166	ARG	NE-CZ-NH1	6.63	123.61	120.30
1	E	786	ARG	NE-CZ-NH1	6.63	123.61	120.30
1	E	648	ASP	CB-CG-OD2	-6.62	112.34	118.30
1	N	648	ASP	CB-CG-OD2	-6.62	112.34	118.30
1	B	786	ARG	NE-CZ-NH1	6.60	123.60	120.30
1	J	166	ARG	NE-CZ-NH1	6.60	123.60	120.30
1	J	234	ASP	CB-CG-OD2	-6.60	112.36	118.30
1	A	234	ASP	CB-CG-OD2	-6.59	112.37	118.30
1	I	199	ASP	CB-CG-OD1	6.59	124.23	118.30
1	I	809	ARG	NE-CZ-NH1	6.59	123.60	120.30
1	H	166	ARG	NE-CZ-NH1	6.59	123.59	120.30

Continued on next page...

Continued from previous page...

Mol	Chain	Res	Type	Atoms	Z	Observed(°)	Ideal(°)
1	K	786	ARG	NE-CZ-NH1	6.59	123.59	120.30
1	O	809	ARG	NE-CZ-NH1	6.58	123.59	120.30
1	M	234	ASP	CB-CG-OD2	-6.58	112.38	118.30
1	I	786	ARG	NE-CZ-NH1	6.58	123.59	120.30
1	K	199	ASP	CB-CG-OD1	6.58	124.22	118.30
1	P	234	ASP	CB-CG-OD2	-6.58	112.38	118.30
1	L	166	ARG	NE-CZ-NH1	6.58	123.59	120.30
1	C	234	ASP	CB-CG-OD2	-6.57	112.38	118.30
1	L	234	ASP	CB-CG-OD2	-6.57	112.39	118.30
1	D	234	ASP	CB-CG-OD2	-6.57	112.39	118.30
1	I	234	ASP	CB-CG-OD2	-6.57	112.39	118.30
1	M	809	ARG	NE-CZ-NH1	6.57	123.58	120.30
1	M	786	ARG	NE-CZ-NH1	6.57	123.58	120.30
1	A	809	ARG	NE-CZ-NH1	6.56	123.58	120.30
1	P	199	ASP	CB-CG-OD1	6.56	124.21	118.30
1	B	234	ASP	CB-CG-OD2	-6.56	112.39	118.30
1	A	166	ARG	NE-CZ-NH1	6.56	123.58	120.30
1	F	809	ARG	NE-CZ-NH1	6.56	123.58	120.30
1	B	809	ARG	NE-CZ-NH1	6.56	123.58	120.30
1	D	199	ASP	CB-CG-OD1	6.56	124.20	118.30
1	O	166	ARG	NE-CZ-NH1	6.56	123.58	120.30
1	E	234	ASP	CB-CG-OD2	-6.55	112.40	118.30
1	H	199	ASP	CB-CG-OD1	6.55	124.20	118.30
1	M	199	ASP	CB-CG-OD1	6.55	124.20	118.30
1	J	809	ARG	NE-CZ-NH1	6.55	123.58	120.30
1	N	786	ARG	NE-CZ-NH1	6.55	123.58	120.30
1	O	786	ARG	NE-CZ-NH1	6.55	123.57	120.30
1	A	786	ARG	NE-CZ-NH1	6.55	123.57	120.30
1	E	809	ARG	NE-CZ-NH1	6.54	123.57	120.30
1	F	234	ASP	CB-CG-OD2	-6.54	112.41	118.30
1	H	234	ASP	CB-CG-OD2	-6.54	112.41	118.30
1	C	199	ASP	CB-CG-OD1	6.54	124.18	118.30
1	H	809	ARG	NE-CZ-NH1	6.54	123.57	120.30
1	N	234	ASP	CB-CG-OD2	-6.54	112.42	118.30
1	K	809	ARG	NE-CZ-NH1	6.53	123.57	120.30
1	L	809	ARG	NE-CZ-NH1	6.53	123.57	120.30
1	O	199	ASP	CB-CG-OD1	6.53	124.18	118.30
1	K	234	ASP	CB-CG-OD2	-6.53	112.42	118.30
1	B	199	ASP	CB-CG-OD1	6.53	124.17	118.30
1	D	809	ARG	NE-CZ-NH1	6.52	123.56	120.30
1	L	786	ARG	NE-CZ-NH1	6.52	123.56	120.30
1	F	199	ASP	CB-CG-OD1	6.52	124.17	118.30

Continued on next page...

Continued from previous page...

Mol	Chain	Res	Type	Atoms	Z	Observed(°)	Ideal(°)
1	H	201	ASP	CB-CG-OD2	-6.52	112.43	118.30
1	O	234	ASP	CB-CG-OD2	-6.52	112.43	118.30
1	E	199	ASP	CB-CG-OD1	6.52	124.16	118.30
1	P	809	ARG	NE-CZ-NH1	6.52	123.56	120.30
1	D	786	ARG	NE-CZ-NH1	6.51	123.56	120.30
1	L	199	ASP	CB-CG-OD1	6.51	124.16	118.30
1	N	201	ASP	CB-CG-OD2	-6.51	112.44	118.30
1	C	786	ARG	NE-CZ-NH1	6.51	123.56	120.30
1	K	166	ARG	NE-CZ-NH1	6.51	123.56	120.30
1	J	199	ASP	CB-CG-OD1	6.51	124.16	118.30
1	N	166	ARG	NE-CZ-NH1	6.51	123.55	120.30
1	N	199	ASP	CB-CG-OD1	6.51	124.16	118.30
1	A	199	ASP	CB-CG-OD1	6.51	124.16	118.30
1	G	234	ASP	CB-CG-OD2	-6.50	112.44	118.30
1	N	809	ARG	NE-CZ-NH1	6.50	123.55	120.30
1	P	319	ASP	CB-CG-OD2	-6.50	112.45	118.30
1	G	166	ARG	NE-CZ-NH1	6.50	123.55	120.30
1	I	166	ARG	NE-CZ-NH1	6.50	123.55	120.30
1	B	166	ARG	NE-CZ-NH1	6.49	123.55	120.30
1	G	199	ASP	CB-CG-OD1	6.49	124.14	118.30
1	J	201	ASP	CB-CG-OD2	-6.49	112.46	118.30
1	D	201	ASP	CB-CG-OD2	-6.49	112.46	118.30
1	E	201	ASP	CB-CG-OD2	-6.49	112.46	118.30
1	M	201	ASP	CB-CG-OD2	-6.48	112.47	118.30
1	O	201	ASP	CB-CG-OD2	-6.48	112.47	118.30
1	G	201	ASP	CB-CG-OD2	-6.47	112.48	118.30
1	F	201	ASP	CB-CG-OD2	-6.46	112.48	118.30
1	E	166	ARG	NE-CZ-NH1	6.46	123.53	120.30
1	F	319	ASP	CB-CG-OD2	-6.46	112.48	118.30
1	C	769	TRP	CB-CA-C	-6.46	97.49	110.40
1	I	45	ASP	CB-CG-OD1	6.45	124.11	118.30
1	J	319	ASP	CB-CG-OD2	-6.45	112.49	118.30
1	C	201	ASP	CB-CG-OD2	-6.45	112.49	118.30
1	D	166	ARG	NE-CZ-NH1	6.45	123.53	120.30
1	K	201	ASP	CB-CG-OD2	-6.45	112.50	118.30
1	L	319	ASP	CB-CG-OD2	-6.45	112.50	118.30
1	B	201	ASP	CB-CG-OD2	-6.44	112.50	118.30
1	F	166	ARG	NE-CZ-NH1	6.44	123.52	120.30
1	I	201	ASP	CB-CG-OD2	-6.44	112.50	118.30
1	E	769	TRP	CB-CA-C	-6.44	97.52	110.40
1	F	769	TRP	CB-CA-C	-6.44	97.52	110.40
1	M	769	TRP	CB-CA-C	-6.44	97.52	110.40

Continued on next page...

Continued from previous page...

Mol	Chain	Res	Type	Atoms	Z	Observed(°)	Ideal(°)
1	P	201	ASP	CB-CG-OD2	-6.44	112.50	118.30
1	H	769	TRP	CB-CA-C	-6.44	97.52	110.40
1	J	769	TRP	CB-CA-C	-6.44	97.52	110.40
1	L	201	ASP	CB-CG-OD2	-6.44	112.51	118.30
1	G	769	TRP	CB-CA-C	-6.43	97.53	110.40
1	P	166	ARG	NE-CZ-NH1	6.43	123.52	120.30
1	A	319	ASP	CB-CG-OD2	-6.43	112.51	118.30
1	F	45	ASP	CB-CG-OD1	6.43	124.09	118.30
1	P	769	TRP	CB-CA-C	-6.43	97.54	110.40
1	A	201	ASP	CB-CG-OD2	-6.43	112.51	118.30
1	B	769	TRP	CB-CA-C	-6.43	97.54	110.40
1	L	769	TRP	CB-CA-C	-6.43	97.54	110.40
1	I	769	TRP	CB-CA-C	-6.43	97.55	110.40
1	E	319	ASP	CB-CG-OD2	-6.43	112.52	118.30
1	B	319	ASP	CB-CG-OD2	-6.42	112.52	118.30
1	K	769	TRP	CB-CA-C	-6.42	97.55	110.40
1	M	319	ASP	CB-CG-OD2	-6.42	112.52	118.30
1	P	252	ASP	CB-CG-OD2	-6.42	112.52	118.30
1	N	769	TRP	CB-CA-C	-6.42	97.55	110.40
1	D	769	TRP	CB-CA-C	-6.42	97.56	110.40
1	O	769	TRP	CB-CA-C	-6.42	97.56	110.40
1	A	769	TRP	CB-CA-C	-6.42	97.56	110.40
1	D	319	ASP	CB-CG-OD2	-6.42	112.52	118.30
1	G	319	ASP	CB-CG-OD2	-6.42	112.52	118.30
1	H	45	ASP	CB-CG-OD1	6.42	124.08	118.30
1	B	45	ASP	CB-CG-OD1	6.42	124.07	118.30
1	C	252	ASP	CB-CG-OD2	-6.42	112.53	118.30
1	P	45	ASP	CB-CG-OD1	6.41	124.07	118.30
1	C	45	ASP	CB-CG-OD1	6.41	124.07	118.30
1	J	252	ASP	CB-CG-OD2	-6.41	112.53	118.30
1	K	252	ASP	CB-CG-OD2	-6.41	112.53	118.30
1	D	45	ASP	CB-CG-OD1	6.41	124.07	118.30
1	F	579	ASP	CB-CG-OD1	6.41	124.06	118.30
1	K	319	ASP	CB-CG-OD2	-6.41	112.53	118.30
1	I	319	ASP	CB-CG-OD2	-6.40	112.54	118.30
1	J	45	ASP	CB-CG-OD1	6.40	124.06	118.30
1	D	579	ASP	CB-CG-OD1	6.40	124.06	118.30
1	G	579	ASP	CB-CG-OD1	6.40	124.06	118.30
1	N	319	ASP	CB-CG-OD2	-6.40	112.54	118.30
1	C	319	ASP	CB-CG-OD2	-6.40	112.54	118.30
1	O	96	ASP	CB-CG-OD2	-6.40	112.54	118.30
1	A	252	ASP	CB-CG-OD2	-6.39	112.54	118.30

Continued on next page...

Continued from previous page...

Mol	Chain	Res	Type	Atoms	Z	Observed(°)	Ideal(°)
1	N	252	ASP	CB-CG-OD2	-6.39	112.55	118.30
1	L	96	ASP	CB-CG-OD2	-6.39	112.55	118.30
1	H	319	ASP	CB-CG-OD2	-6.39	112.55	118.30
1	L	45	ASP	CB-CG-OD1	6.39	124.05	118.30
1	L	252	ASP	CB-CG-OD2	-6.39	112.55	118.30
1	B	579	ASP	CB-CG-OD1	6.38	124.05	118.30
1	K	579	ASP	CB-CG-OD1	6.38	124.05	118.30
1	A	172	ASP	CB-CG-OD2	-6.38	112.56	118.30
1	F	252	ASP	CB-CG-OD2	-6.38	112.56	118.30
1	I	252	ASP	CB-CG-OD2	-6.38	112.56	118.30
1	M	45	ASP	CB-CG-OD1	6.38	124.04	118.30
1	B	252	ASP	CB-CG-OD2	-6.38	112.56	118.30
1	M	252	ASP	CB-CG-OD2	-6.38	112.56	118.30
1	G	252	ASP	CB-CG-OD2	-6.38	112.56	118.30
1	I	172	ASP	CB-CG-OD2	-6.37	112.56	118.30
1	J	579	ASP	CB-CG-OD1	6.37	124.04	118.30
1	A	96	ASP	CB-CG-OD2	-6.37	112.56	118.30
1	N	5	ASP	CB-CG-OD2	-6.37	112.57	118.30
1	N	579	ASP	CB-CG-OD1	6.37	124.03	118.30
1	D	96	ASP	CB-CG-OD2	-6.37	112.57	118.30
1	K	45	ASP	CB-CG-OD1	6.37	124.03	118.30
1	D	252	ASP	CB-CG-OD2	-6.37	112.57	118.30
1	E	96	ASP	CB-CG-OD2	-6.37	112.57	118.30
1	H	579	ASP	CB-CG-OD1	6.37	124.03	118.30
1	P	5	ASP	CB-CG-OD2	-6.37	112.57	118.30
1	C	579	ASP	CB-CG-OD1	6.37	124.03	118.30
1	E	252	ASP	CB-CG-OD2	-6.37	112.57	118.30
1	P	579	ASP	CB-CG-OD1	6.37	124.03	118.30
1	B	96	ASP	CB-CG-OD2	-6.36	112.57	118.30
1	C	96	ASP	CB-CG-OD2	-6.36	112.57	118.30
1	O	45	ASP	CB-CG-OD1	6.36	124.03	118.30
1	O	252	ASP	CB-CG-OD2	-6.36	112.57	118.30
1	O	319	ASP	CB-CG-OD2	-6.36	112.57	118.30
1	G	5	ASP	CB-CG-OD2	-6.36	112.57	118.30
1	E	579	ASP	CB-CG-OD1	6.36	124.03	118.30
1	I	579	ASP	CB-CG-OD1	6.36	124.03	118.30
1	L	598	ASP	CB-CG-OD1	6.36	124.03	118.30
1	G	45	ASP	CB-CG-OD1	6.36	124.02	118.30
1	H	5	ASP	CB-CG-OD2	-6.36	112.58	118.30
1	O	5	ASP	CB-CG-OD2	-6.36	112.58	118.30
1	E	45	ASP	CB-CG-OD1	6.35	124.02	118.30
1	N	96	ASP	CB-CG-OD2	-6.35	112.58	118.30

Continued on next page...

Continued from previous page...

Mol	Chain	Res	Type	Atoms	Z	Observed(°)	Ideal(°)
1	O	598	ASP	CB-CG-OD1	6.35	124.02	118.30
1	A	598	ASP	CB-CG-OD1	6.35	124.02	118.30
1	G	96	ASP	CB-CG-OD2	-6.35	112.58	118.30
1	I	96	ASP	CB-CG-OD2	-6.35	112.58	118.30
1	M	5	ASP	CB-CG-OD2	-6.35	112.58	118.30
1	N	45	ASP	CB-CG-OD1	6.35	124.02	118.30
1	H	598	ASP	CB-CG-OD1	6.35	124.02	118.30
1	L	579	ASP	CB-CG-OD1	6.35	124.02	118.30
1	E	5	ASP	CB-CG-OD2	-6.35	112.58	118.30
1	P	96	ASP	CB-CG-OD2	-6.35	112.59	118.30
1	A	579	ASP	CB-CG-OD1	6.35	124.01	118.30
1	O	579	ASP	CB-CG-OD1	6.35	124.01	118.30
1	B	172	ASP	CB-CG-OD2	-6.35	112.59	118.30
1	G	598	ASP	CB-CG-OD1	6.35	124.01	118.30
1	D	875	ASP	CB-CG-OD2	-6.34	112.59	118.30
1	E	598	ASP	CB-CG-OD1	6.34	124.01	118.30
1	G	553	TRP	CA-CB-CG	-6.34	101.65	113.70
1	M	579	ASP	CB-CG-OD1	6.34	124.01	118.30
1	H	193	ASP	CB-CG-OD2	-6.34	112.59	118.30
1	H	210	ARG	NE-CZ-NH1	6.34	123.47	120.30
1	I	5	ASP	CB-CG-OD2	-6.34	112.59	118.30
1	I	553	TRP	CA-CB-CG	-6.34	101.66	113.70
1	O	172	ASP	CB-CG-OD2	-6.34	112.59	118.30
1	J	96	ASP	CB-CG-OD2	-6.34	112.60	118.30
1	J	553	TRP	CA-CB-CG	-6.34	101.66	113.70
1	M	553	TRP	CA-CB-CG	-6.34	101.66	113.70
1	C	172	ASP	CB-CG-OD2	-6.34	112.60	118.30
1	G	172	ASP	CB-CG-OD2	-6.34	112.60	118.30
1	K	553	TRP	CA-CB-CG	-6.34	101.66	113.70
1	L	553	TRP	CA-CB-CG	-6.34	101.66	113.70
1	M	96	ASP	CB-CG-OD2	-6.34	112.60	118.30
1	O	553	TRP	CA-CB-CG	-6.34	101.66	113.70
1	A	45	ASP	CB-CG-OD1	6.33	124.00	118.30
1	F	5	ASP	CB-CG-OD2	-6.33	112.60	118.30
1	J	598	ASP	CB-CG-OD1	6.33	124.00	118.30
1	D	598	ASP	CB-CG-OD1	6.33	124.00	118.30
1	H	553	TRP	CA-CB-CG	-6.33	101.67	113.70
1	K	193	ASP	CB-CG-OD2	-6.33	112.60	118.30
1	H	252	ASP	CB-CG-OD2	-6.33	112.60	118.30
1	K	96	ASP	CB-CG-OD2	-6.33	112.61	118.30
1	N	553	TRP	CA-CB-CG	-6.33	101.68	113.70
1	P	193	ASP	CB-CG-OD2	-6.33	112.60	118.30

Continued on next page...

Continued from previous page...

Mol	Chain	Res	Type	Atoms	Z	Observed(°)	Ideal(°)
1	C	553	TRP	CA-CB-CG	-6.33	101.68	113.70
1	F	553	TRP	CA-CB-CG	-6.33	101.68	113.70
1	P	598	ASP	CB-CG-OD1	6.33	123.99	118.30
1	D	553	TRP	CA-CB-CG	-6.32	101.69	113.70
1	E	172	ASP	CB-CG-OD2	-6.32	112.61	118.30
1	H	172	ASP	CB-CG-OD2	-6.32	112.61	118.30
1	N	193	ASP	CB-CG-OD2	-6.32	112.61	118.30
1	P	553	TRP	CA-CB-CG	-6.32	101.69	113.70
1	E	553	TRP	CA-CB-CG	-6.32	101.69	113.70
1	H	96	ASP	CB-CG-OD2	-6.32	112.61	118.30
1	F	96	ASP	CB-CG-OD2	-6.32	112.61	118.30
1	C	5	ASP	CB-CG-OD2	-6.32	112.61	118.30
1	K	598	ASP	CB-CG-OD1	6.32	123.98	118.30
1	L	46	ARG	NE-CZ-NH1	6.32	123.46	120.30
1	D	172	ASP	CB-CG-OD2	-6.32	112.62	118.30
1	F	172	ASP	CB-CG-OD2	-6.32	112.62	118.30
1	J	5	ASP	CB-CG-OD2	-6.32	112.62	118.30
1	L	5	ASP	CB-CG-OD2	-6.31	112.62	118.30
1	D	5	ASP	CB-CG-OD2	-6.31	112.62	118.30
1	J	875	ASP	CB-CG-OD2	-6.31	112.62	118.30
1	B	5	ASP	CB-CG-OD2	-6.31	112.62	118.30
1	B	553	TRP	CA-CB-CG	-6.31	101.71	113.70
1	C	193	ASP	CB-CG-OD2	-6.31	112.62	118.30
1	P	172	ASP	CB-CG-OD2	-6.31	112.62	118.30
1	K	172	ASP	CB-CG-OD2	-6.31	112.62	118.30
1	O	193	ASP	CB-CG-OD2	-6.31	112.62	118.30
1	A	553	TRP	CA-CB-CG	-6.31	101.72	113.70
1	G	193	ASP	CB-CG-OD2	-6.30	112.62	118.30
1	I	1018	LEU	N-CA-CB	-6.30	97.79	110.40
1	J	1018	LEU	N-CA-CB	-6.30	97.81	110.40
1	L	172	ASP	CB-CG-OD2	-6.30	112.63	118.30
1	L	193	ASP	CB-CG-OD2	-6.30	112.63	118.30
1	F	875	ASP	CB-CG-OD2	-6.29	112.63	118.30
1	A	1018	LEU	N-CA-CB	-6.29	97.81	110.40
1	B	598	ASP	CB-CG-OD1	6.29	123.96	118.30
1	F	598	ASP	CB-CG-OD1	6.29	123.96	118.30
1	I	598	ASP	CB-CG-OD1	6.29	123.96	118.30
1	C	598	ASP	CB-CG-OD1	6.29	123.96	118.30
1	F	193	ASP	CB-CG-OD2	-6.29	112.64	118.30
1	J	193	ASP	CB-CG-OD2	-6.29	112.64	118.30
1	A	193	ASP	CB-CG-OD2	-6.29	112.64	118.30
1	G	1018	LEU	N-CA-CB	-6.29	97.82	110.40

Continued on next page...

Continued from previous page...

Mol	Chain	Res	Type	Atoms	Z	Observed(°)	Ideal(°)
1	K	1018	LEU	N-CA-CB	-6.29	97.82	110.40
1	N	1018	LEU	N-CA-CB	-6.29	97.82	110.40
1	P	1018	LEU	N-CA-CB	-6.29	97.82	110.40
1	O	1018	LEU	N-CA-CB	-6.29	97.83	110.40
1	B	193	ASP	CB-CG-OD2	-6.29	112.64	118.30
1	C	1018	LEU	N-CA-CB	-6.29	97.83	110.40
1	D	1018	LEU	N-CA-CB	-6.29	97.83	110.40
1	F	1018	LEU	N-CA-CB	-6.29	97.83	110.40
1	A	875	ASP	CB-CG-OD2	-6.28	112.64	118.30
1	K	5	ASP	CB-CG-OD2	-6.28	112.64	118.30
1	M	1018	LEU	N-CA-CB	-6.28	97.83	110.40
1	L	1018	LEU	N-CA-CB	-6.28	97.84	110.40
1	M	598	ASP	CB-CG-OD1	6.28	123.95	118.30
1	I	875	ASP	CB-CG-OD2	-6.28	112.65	118.30
1	J	172	ASP	CB-CG-OD2	-6.28	112.65	118.30
1	G	46	ARG	NE-CZ-NH1	6.28	123.44	120.30
1	N	172	ASP	CB-CG-OD2	-6.28	112.65	118.30
1	O	875	ASP	CB-CG-OD2	-6.28	112.65	118.30
1	D	193	ASP	CB-CG-OD2	-6.28	112.65	118.30
1	N	598	ASP	CB-CG-OD1	6.28	123.95	118.30
1	C	875	ASP	CB-CG-OD2	-6.27	112.65	118.30
1	H	1018	LEU	N-CA-CB	-6.27	97.85	110.40
1	M	193	ASP	CB-CG-OD2	-6.27	112.66	118.30
1	P	909	ARG	NE-CZ-NH1	6.27	123.44	120.30
1	M	875	ASP	CB-CG-OD2	-6.27	112.66	118.30
1	E	1018	LEU	N-CA-CB	-6.27	97.86	110.40
1	K	46	ARG	NE-CZ-NH1	6.27	123.43	120.30
1	M	172	ASP	CB-CG-OD2	-6.27	112.66	118.30
1	O	909	ARG	NE-CZ-NH1	6.26	123.43	120.30
1	G	875	ASP	CB-CG-OD2	-6.26	112.67	118.30
1	N	46	ARG	NE-CZ-NH1	6.26	123.43	120.30
1	A	5	ASP	CB-CG-OD2	-6.26	112.67	118.30
1	I	193	ASP	CB-CG-OD2	-6.26	112.67	118.30
1	B	210	ARG	NE-CZ-NH1	6.26	123.43	120.30
1	I	46	ARG	NE-CZ-NH1	6.26	123.43	120.30
1	J	45	ASP	CB-CG-OD2	-6.26	112.67	118.30
1	L	875	ASP	CB-CG-OD2	-6.26	112.67	118.30
1	P	875	ASP	CB-CG-OD2	-6.26	112.67	118.30
1	K	875	ASP	CB-CG-OD2	-6.25	112.67	118.30
1	E	193	ASP	CB-CG-OD2	-6.25	112.67	118.30
1	I	45	ASP	CB-CG-OD2	-6.25	112.67	118.30
1	E	909	ARG	NE-CZ-NH1	6.25	123.43	120.30

Continued on next page...

Continued from previous page...

Mol	Chain	Res	Type	Atoms	Z	Observed(°)	Ideal(°)
1	E	875	ASP	CB-CG-OD2	-6.25	112.68	118.30
1	H	46	ARG	NE-CZ-NH1	6.25	123.42	120.30
1	K	909	ARG	NE-CZ-NH1	6.25	123.42	120.30
1	N	875	ASP	CB-CG-OD2	-6.25	112.68	118.30
1	B	1018	LEU	N-CA-CB	-6.24	97.91	110.40
1	F	46	ARG	NE-CZ-NH1	6.24	123.42	120.30
1	D	45	ASP	CB-CG-OD2	-6.24	112.68	118.30
1	H	875	ASP	CB-CG-OD2	-6.24	112.68	118.30
1	N	909	ARG	NE-CZ-NH1	6.24	123.42	120.30
1	D	210	ARG	NE-CZ-NH1	6.24	123.42	120.30
1	A	46	ARG	NE-CZ-NH1	6.23	123.42	120.30
1	F	45	ASP	CB-CG-OD2	-6.23	112.69	118.30
1	B	875	ASP	CB-CG-OD2	-6.23	112.69	118.30
1	H	45	ASP	CB-CG-OD2	-6.23	112.69	118.30
1	P	45	ASP	CB-CG-OD2	-6.23	112.69	118.30
1	P	46	ARG	NE-CZ-NH1	6.23	123.42	120.30
1	O	45	ASP	CB-CG-OD2	-6.23	112.69	118.30
1	E	45	ASP	CB-CG-OD2	-6.22	112.70	118.30
1	M	45	ASP	CB-CG-OD2	-6.22	112.70	118.30
1	M	909	ARG	NE-CZ-NH1	6.22	123.41	120.30
1	E	210	ARG	NE-CZ-NH1	6.21	123.41	120.30
1	L	45	ASP	CB-CG-OD2	-6.21	112.72	118.30
1	O	579	ASP	CB-CG-OD2	-6.21	112.72	118.30
1	B	45	ASP	CB-CG-OD2	-6.20	112.72	118.30
1	B	579	ASP	CB-CG-OD2	-6.20	112.72	118.30
1	D	909	ARG	NE-CZ-NH1	6.20	123.40	120.30
1	A	45	ASP	CB-CG-OD2	-6.20	112.72	118.30
1	O	46	ARG	NE-CZ-NH1	6.20	123.40	120.30
1	I	210	ARG	NE-CZ-NH1	6.19	123.40	120.30
1	C	45	ASP	CB-CG-OD2	-6.19	112.73	118.30
1	G	45	ASP	CB-CG-OD2	-6.19	112.73	118.30
1	E	579	ASP	CB-CG-OD2	-6.19	112.73	118.30
1	M	210	ARG	NE-CZ-NH1	6.19	123.39	120.30
1	N	210	ARG	NE-CZ-NH1	6.19	123.39	120.30
1	I	579	ASP	CB-CG-OD2	-6.18	112.73	118.30
1	C	210	ARG	NE-CZ-NH1	6.18	123.39	120.30
1	H	579	ASP	CB-CG-OD2	-6.18	112.74	118.30
1	B	46	ARG	NE-CZ-NH1	6.18	123.39	120.30
1	L	579	ASP	CB-CG-OD2	-6.18	112.74	118.30
1	L	909	ARG	NE-CZ-NH1	6.18	123.39	120.30
1	C	403	ASP	CB-CG-OD2	-6.18	112.74	118.30
1	F	579	ASP	CB-CG-OD2	-6.18	112.74	118.30

Continued on next page...

Continued from previous page...

Mol	Chain	Res	Type	Atoms	Z	Observed(°)	Ideal(°)
1	M	579	ASP	CB-CG-OD2	-6.18	112.74	118.30
1	N	45	ASP	CB-CG-OD2	-6.18	112.74	118.30
1	J	579	ASP	CB-CG-OD2	-6.18	112.74	118.30
1	D	46	ARG	NE-CZ-NH1	6.18	123.39	120.30
1	N	193	ASP	CB-CG-OD1	6.17	123.86	118.30
1	E	46	ARG	NE-CZ-NH1	6.17	123.38	120.30
1	K	579	ASP	CB-CG-OD2	-6.17	112.75	118.30
1	N	579	ASP	CB-CG-OD2	-6.17	112.75	118.30
1	G	579	ASP	CB-CG-OD2	-6.16	112.75	118.30
1	K	45	ASP	CB-CG-OD2	-6.16	112.75	118.30
1	M	46	ARG	NE-CZ-NH1	6.16	123.38	120.30
1	O	210	ARG	NE-CZ-NH1	6.16	123.38	120.30
1	K	52	ARG	NE-CZ-NH1	6.16	123.38	120.30
1	P	356	ARG	NE-CZ-NH2	-6.16	117.22	120.30
1	C	46	ARG	NE-CZ-NH1	6.16	123.38	120.30
1	D	579	ASP	CB-CG-OD2	-6.16	112.76	118.30
1	J	210	ARG	NE-CZ-NH1	6.16	123.38	120.30
1	A	579	ASP	CB-CG-OD2	-6.15	112.76	118.30
1	C	579	ASP	CB-CG-OD2	-6.15	112.76	118.30
1	F	403	ASP	CB-CG-OD2	-6.15	112.77	118.30
1	J	46	ARG	NE-CZ-NH1	6.14	123.37	120.30
1	A	403	ASP	CB-CG-OD2	-6.14	112.77	118.30
1	C	356	ARG	NE-CZ-NH2	-6.14	117.23	120.30
1	F	996	ASP	CB-CG-OD2	-6.14	112.77	118.30
1	L	210	ARG	NE-CZ-NH1	6.14	123.37	120.30
1	F	909	ARG	NE-CZ-NH1	6.14	123.37	120.30
1	A	210	ARG	NE-CZ-NH1	6.14	123.37	120.30
1	A	909	ARG	NE-CZ-NH1	6.14	123.37	120.30
1	C	909	ARG	NE-CZ-NH1	6.13	123.37	120.30
1	F	210	ARG	NE-CZ-NH1	6.13	123.37	120.30
1	P	579	ASP	CB-CG-OD2	-6.13	112.78	118.30
1	P	403	ASP	CB-CG-OD2	-6.13	112.78	118.30
1	B	193	ASP	CB-CG-OD1	6.13	123.82	118.30
1	D	403	ASP	CB-CG-OD2	-6.13	112.78	118.30
1	N	996	ASP	CB-CG-OD2	-6.13	112.78	118.30
1	A	193	ASP	CB-CG-OD1	6.13	123.81	118.30
1	I	909	ARG	NE-CZ-NH1	6.13	123.36	120.30
1	J	996	ASP	CB-CG-OD2	-6.13	112.78	118.30
1	O	997	ASP	CB-CG-OD2	-6.13	112.79	118.30
1	O	403	ASP	CB-CG-OD2	-6.12	112.79	118.30
1	A	996	ASP	CB-CG-OD2	-6.12	112.79	118.30
1	I	996	ASP	CB-CG-OD2	-6.12	112.79	118.30

Continued on next page...

Continued from previous page...

Mol	Chain	Res	Type	Atoms	Z	Observed(°)	Ideal(°)
1	K	356	ARG	NE-CZ-NH2	-6.12	117.24	120.30
1	P	193	ASP	CB-CG-OD1	6.12	123.81	118.30
1	G	210	ARG	NE-CZ-NH1	6.12	123.36	120.30
1	H	193	ASP	CB-CG-OD1	6.12	123.81	118.30
1	J	403	ASP	CB-CG-OD2	-6.12	112.79	118.30
1	N	403	ASP	CB-CG-OD2	-6.12	112.79	118.30
1	E	403	ASP	CB-CG-OD2	-6.12	112.79	118.30
1	B	403	ASP	CB-CG-OD2	-6.11	112.80	118.30
1	G	916	ASP	CB-CG-OD1	6.11	123.80	118.30
1	I	52	ARG	NE-CZ-NH1	6.11	123.36	120.30
1	P	996	ASP	CB-CG-OD2	-6.11	112.80	118.30
1	I	193	ASP	CB-CG-OD1	6.11	123.80	118.30
1	J	916	ASP	CB-CG-OD1	6.11	123.80	118.30
1	K	996	ASP	CB-CG-OD2	-6.11	112.80	118.30
1	O	193	ASP	CB-CG-OD1	6.11	123.80	118.30
1	J	193	ASP	CB-CG-OD1	6.10	123.79	118.30
1	A	52	ARG	NE-CZ-NH1	6.10	123.35	120.30
1	B	909	ARG	NE-CZ-NH1	6.10	123.35	120.30
1	M	996	ASP	CB-CG-OD2	-6.10	112.81	118.30
1	L	193	ASP	CB-CG-OD1	6.10	123.79	118.30
1	M	916	ASP	CB-CG-OD1	6.10	123.79	118.30
1	P	997	ASP	CB-CG-OD2	-6.10	112.81	118.30
1	B	52	ARG	NE-CZ-NH1	6.10	123.35	120.30
1	G	996	ASP	CB-CG-OD2	-6.10	112.81	118.30
1	H	997	ASP	CB-CG-OD2	-6.10	112.81	118.30
1	L	52	ARG	NE-CZ-NH1	6.10	123.35	120.30
1	P	210	ARG	NE-CZ-NH1	6.10	123.35	120.30
1	E	997	ASP	CB-CG-OD2	-6.10	112.81	118.30
1	H	233	ASP	CB-CG-OD1	6.10	123.79	118.30
1	H	996	ASP	CB-CG-OD2	-6.10	112.81	118.30
1	H	403	ASP	CB-CG-OD2	-6.09	112.81	118.30
1	I	403	ASP	CB-CG-OD2	-6.09	112.81	118.30
1	K	997	ASP	CB-CG-OD2	-6.09	112.81	118.30
1	M	403	ASP	CB-CG-OD2	-6.09	112.81	118.30
1	C	997	ASP	CB-CG-OD2	-6.09	112.82	118.30
1	G	193	ASP	CB-CG-OD1	6.09	123.78	118.30
1	G	403	ASP	CB-CG-OD2	-6.09	112.82	118.30
1	M	997	ASP	CB-CG-OD2	-6.09	112.82	118.30
1	O	52	ARG	NE-CZ-NH1	6.09	123.35	120.30
1	D	916	ASP	CB-CG-OD1	6.09	123.78	118.30
1	F	193	ASP	CB-CG-OD1	6.09	123.78	118.30
1	L	916	ASP	CB-CG-OD1	6.09	123.78	118.30

Continued on next page...

Continued from previous page...

Mol	Chain	Res	Type	Atoms	Z	Observed(°)	Ideal(°)
1	E	193	ASP	CB-CG-OD1	6.09	123.78	118.30
1	P	52	ARG	NE-CZ-NH1	6.09	123.34	120.30
1	J	909	ARG	NE-CZ-NH1	6.09	123.34	120.30
1	B	996	ASP	CB-CG-OD2	-6.09	112.82	118.30
1	C	193	ASP	CB-CG-OD1	6.09	123.78	118.30
1	H	909	ARG	NE-CZ-NH1	6.09	123.34	120.30
1	L	403	ASP	CB-CG-OD2	-6.09	112.82	118.30
1	H	916	ASP	CB-CG-OD1	6.08	123.77	118.30
1	O	916	ASP	CB-CG-OD1	6.08	123.78	118.30
1	L	997	ASP	CB-CG-OD2	-6.08	112.83	118.30
1	O	233	ASP	CB-CG-OD1	6.08	123.77	118.30
1	D	52	ARG	NE-CZ-NH1	6.08	123.34	120.30
1	G	909	ARG	NE-CZ-NH1	6.08	123.34	120.30
1	K	193	ASP	CB-CG-OD1	6.08	123.77	118.30
1	E	996	ASP	CB-CG-OD2	-6.08	112.83	118.30
1	J	997	ASP	CB-CG-OD2	-6.08	112.83	118.30
1	M	52	ARG	NE-CZ-NH1	6.08	123.34	120.30
1	N	916	ASP	CB-CG-OD1	6.08	123.77	118.30
1	O	356	ARG	NE-CZ-NH2	-6.08	117.26	120.30
1	P	916	ASP	CB-CG-OD1	6.08	123.77	118.30
1	H	52	ARG	NE-CZ-NH1	6.07	123.34	120.30
1	E	916	ASP	CB-CG-OD1	6.07	123.76	118.30
1	K	403	ASP	CB-CG-OD2	-6.07	112.83	118.30
1	F	916	ASP	CB-CG-OD1	6.07	123.76	118.30
1	C	996	ASP	CB-CG-OD2	-6.07	112.84	118.30
1	F	233	ASP	CB-CG-OD1	6.07	123.76	118.30
1	F	997	ASP	CB-CG-OD2	-6.07	112.84	118.30
1	I	645	ARG	NE-CZ-NH2	-6.07	117.27	120.30
1	P	645	ARG	NE-CZ-NH2	-6.06	117.27	120.30
1	D	996	ASP	CB-CG-OD2	-6.06	112.84	118.30
1	G	997	ASP	CB-CG-OD2	-6.06	112.84	118.30
1	L	996	ASP	CB-CG-OD2	-6.06	112.84	118.30
1	M	193	ASP	CB-CG-OD1	6.06	123.75	118.30
1	N	233	ASP	CB-CG-OD1	6.06	123.75	118.30
1	F	52	ARG	NE-CZ-NH1	6.06	123.33	120.30
1	F	356	ARG	NE-CZ-NH2	-6.06	117.27	120.30
1	L	233	ASP	CB-CG-OD1	6.06	123.75	118.30
1	N	997	ASP	CB-CG-OD2	-6.06	112.85	118.30
1	A	997	ASP	CB-CG-OD2	-6.06	112.85	118.30
1	D	193	ASP	CB-CG-OD1	6.06	123.75	118.30
1	K	210	ARG	NE-CZ-NH1	6.05	123.33	120.30
1	C	52	ARG	NE-CZ-NH1	6.05	123.33	120.30

Continued on next page...

Continued from previous page...

Mol	Chain	Res	Type	Atoms	Z	Observed(°)	Ideal(°)
1	J	52	ARG	NE-CZ-NH1	6.05	123.32	120.30
1	L	356	ARG	NE-CZ-NH2	-6.05	117.28	120.30
1	N	356	ARG	NE-CZ-NH2	-6.05	117.28	120.30
1	D	233	ASP	CB-CG-OD1	6.04	123.74	118.30
1	A	233	ASP	CB-CG-OD1	6.04	123.74	118.30
1	C	916	ASP	CB-CG-OD1	6.04	123.74	118.30
1	I	916	ASP	CB-CG-OD1	6.04	123.74	118.30
1	B	997	ASP	CB-CG-OD2	-6.04	112.86	118.30
1	H	645	ARG	NE-CZ-NH2	-6.04	117.28	120.30
1	K	363	HIS	CA-CB-CG	-6.04	103.33	113.60
1	O	996	ASP	CB-CG-OD2	-6.04	112.86	118.30
1	C	233	ASP	CB-CG-OD1	6.04	123.73	118.30
1	A	916	ASP	CB-CG-OD1	6.04	123.73	118.30
1	I	233	ASP	CB-CG-OD1	6.04	123.73	118.30
1	L	363	HIS	CA-CB-CG	-6.03	103.34	113.60
1	A	356	ARG	NE-CZ-NH2	-6.03	117.28	120.30
1	B	356	ARG	NE-CZ-NH2	-6.03	117.28	120.30
1	B	645	ARG	NE-CZ-NH2	-6.03	117.28	120.30
1	E	356	ARG	NE-CZ-NH2	-6.03	117.28	120.30
1	J	363	HIS	CA-CB-CG	-6.03	103.35	113.60
1	N	52	ARG	NE-CZ-NH1	6.03	123.31	120.30
1	O	363	HIS	CA-CB-CG	-6.03	103.35	113.60
1	B	916	ASP	CB-CG-OD1	6.03	123.72	118.30
1	H	356	ARG	NE-CZ-NH2	-6.03	117.29	120.30
1	D	997	ASP	CB-CG-OD2	-6.03	112.88	118.30
1	M	356	ARG	NE-CZ-NH2	-6.03	117.29	120.30
1	O	645	ARG	NE-CZ-NH2	-6.03	117.29	120.30
1	I	997	ASP	CB-CG-OD2	-6.02	112.88	118.30
1	J	233	ASP	CB-CG-OD1	6.02	123.72	118.30
1	L	598	ASP	CB-CG-OD2	-6.02	112.88	118.30
1	E	363	HIS	CA-CB-CG	-6.02	103.37	113.60
1	K	233	ASP	CB-CG-OD1	6.02	123.72	118.30
1	M	363	HIS	CA-CB-CG	-6.02	103.37	113.60
1	B	363	HIS	CA-CB-CG	-6.02	103.37	113.60
1	J	356	ARG	NE-CZ-NH2	-6.01	117.29	120.30
1	P	363	HIS	CA-CB-CG	-6.01	103.38	113.60
1	M	233	ASP	CB-CG-OD1	6.01	123.71	118.30
1	A	363	HIS	CA-CB-CG	-6.01	103.38	113.60
1	G	233	ASP	CB-CG-OD1	6.01	123.71	118.30
1	L	645	ARG	NE-CZ-NH2	-6.01	117.30	120.30
1	C	363	HIS	CA-CB-CG	-6.01	103.39	113.60
1	K	916	ASP	CB-CG-OD1	6.01	123.71	118.30

Continued on next page...

Continued from previous page...

Mol	Chain	Res	Type	Atoms	Z	Observed(°)	Ideal(°)
1	F	363	HIS	CA-CB-CG	-6.01	103.39	113.60
1	H	363	HIS	CA-CB-CG	-6.01	103.39	113.60
1	P	233	ASP	CB-CG-OD1	6.01	123.71	118.30
1	D	363	HIS	CA-CB-CG	-6.00	103.39	113.60
1	I	363	HIS	CA-CB-CG	-6.00	103.40	113.60
1	E	233	ASP	CB-CG-OD1	6.00	123.70	118.30
1	N	363	HIS	CA-CB-CG	-6.00	103.40	113.60
1	G	363	HIS	CA-CB-CG	-5.99	103.41	113.60
1	M	645	ARG	NE-CZ-NH2	-5.99	117.30	120.30
1	M	598	ASP	CB-CG-OD2	-5.99	112.91	118.30
1	G	356	ARG	NE-CZ-NH2	-5.99	117.31	120.30
1	G	645	ARG	NE-CZ-NH2	-5.99	117.31	120.30
1	N	645	ARG	NE-CZ-NH2	-5.98	117.31	120.30
1	O	594	ASP	CB-CG-OD1	5.98	123.68	118.30
1	L	375	ASP	CB-CG-OD2	-5.98	112.92	118.30
1	B	233	ASP	CB-CG-OD1	5.98	123.68	118.30
1	J	594	ASP	CB-CG-OD1	5.98	123.68	118.30
1	D	598	ASP	CB-CG-OD2	-5.97	112.92	118.30
1	D	645	ARG	NE-CZ-NH2	-5.97	117.31	120.30
1	C	645	ARG	NE-CZ-NH2	-5.97	117.31	120.30
1	G	52	ARG	NE-CZ-NH1	5.97	123.29	120.30
1	P	598	ASP	CB-CG-OD2	-5.97	112.93	118.30
1	C	594	ASP	CB-CG-OD1	5.97	123.67	118.30
1	E	52	ARG	NE-CZ-NH1	5.97	123.28	120.30
1	H	598	ASP	CB-CG-OD2	-5.97	112.93	118.30
1	I	375	ASP	CB-CG-OD2	-5.97	112.93	118.30
1	J	598	ASP	CB-CG-OD2	-5.97	112.93	118.30
1	A	645	ARG	NE-CZ-NH2	-5.97	117.32	120.30
1	I	356	ARG	NE-CZ-NH2	-5.96	117.32	120.30
1	N	594	ASP	CB-CG-OD1	5.96	123.67	118.30
1	C	375	ASP	CB-CG-OD2	-5.96	112.93	118.30
1	C	598	ASP	CB-CG-OD2	-5.96	112.93	118.30
1	L	594	ASP	CB-CG-OD1	5.96	123.67	118.30
1	I	598	ASP	CB-CG-OD2	-5.96	112.94	118.30
1	M	594	ASP	CB-CG-OD1	5.96	123.66	118.30
1	N	598	ASP	CB-CG-OD2	-5.96	112.94	118.30
1	F	375	ASP	CB-CG-OD2	-5.96	112.94	118.30
1	I	594	ASP	CB-CG-OD1	5.96	123.66	118.30
1	O	598	ASP	CB-CG-OD2	-5.96	112.94	118.30
1	F	594	ASP	CB-CG-OD1	5.95	123.66	118.30
1	H	375	ASP	CB-CG-OD2	-5.95	112.94	118.30
1	F	598	ASP	CB-CG-OD2	-5.95	112.94	118.30

Continued on next page...

Continued from previous page...

Mol	Chain	Res	Type	Atoms	Z	Observed(°)	Ideal(°)
1	A	598	ASP	CB-CG-OD2	-5.95	112.95	118.30
1	B	594	ASP	CB-CG-OD1	5.95	123.65	118.30
1	E	598	ASP	CB-CG-OD2	-5.95	112.95	118.30
1	G	598	ASP	CB-CG-OD2	-5.95	112.95	118.30
1	K	594	ASP	CB-CG-OD1	5.95	123.65	118.30
1	A	375	ASP	CB-CG-OD2	-5.95	112.95	118.30
1	E	645	ARG	NE-CZ-NH2	-5.95	117.33	120.30
1	G	594	ASP	CB-CG-OD1	5.95	123.65	118.30
1	H	233	ASP	CB-CG-OD2	-5.95	112.95	118.30
1	A	594	ASP	CB-CG-OD1	5.94	123.65	118.30
1	D	356	ARG	NE-CZ-NH2	-5.94	117.33	120.30
1	H	594	ASP	CB-CG-OD1	5.94	123.64	118.30
1	I	233	ASP	CB-CG-OD2	-5.94	112.96	118.30
1	K	645	ARG	NE-CZ-NH2	-5.93	117.33	120.30
1	P	375	ASP	CB-CG-OD2	-5.93	112.96	118.30
1	O	375	ASP	CB-CG-OD2	-5.93	112.96	118.30
1	K	598	ASP	CB-CG-OD2	-5.93	112.97	118.30
1	E	375	ASP	CB-CG-OD2	-5.92	112.97	118.30
1	G	375	ASP	CB-CG-OD2	-5.92	112.97	118.30
1	J	375	ASP	CB-CG-OD2	-5.92	112.97	118.30
1	D	594	ASP	CB-CG-OD1	5.92	123.63	118.30
1	D	802	ASP	CB-CG-OD2	-5.92	112.97	118.30
1	K	802	ASP	CB-CG-OD2	-5.92	112.97	118.30
1	E	908	ASP	CB-CG-OD2	-5.92	112.97	118.30
1	J	645	ARG	NE-CZ-NH2	-5.92	117.34	120.30
1	P	594	ASP	CB-CG-OD1	5.92	123.62	118.30
1	J	802	ASP	CB-CG-OD2	-5.91	112.98	118.30
1	M	375	ASP	CB-CG-OD2	-5.91	112.98	118.30
1	E	802	ASP	CB-CG-OD2	-5.91	112.98	118.30
1	B	802	ASP	CB-CG-OD2	-5.90	112.99	118.30
1	D	908	ASP	CB-CG-OD2	-5.90	112.99	118.30
1	E	594	ASP	CB-CG-OD1	5.90	123.61	118.30
1	L	908	ASP	CB-CG-OD2	-5.90	112.99	118.30
1	C	908	ASP	CB-CG-OD2	-5.89	113.00	118.30
1	N	375	ASP	CB-CG-OD2	-5.89	112.99	118.30
1	D	233	ASP	CB-CG-OD2	-5.89	113.00	118.30
1	B	598	ASP	CB-CG-OD2	-5.89	113.00	118.30
1	P	802	ASP	CB-CG-OD2	-5.89	113.00	118.30
1	B	375	ASP	CB-CG-OD2	-5.89	113.00	118.30
1	F	645	ARG	NE-CZ-NH2	-5.89	117.36	120.30
1	K	233	ASP	CB-CG-OD2	-5.89	113.00	118.30
1	O	802	ASP	CB-CG-OD2	-5.89	113.00	118.30

Continued on next page...

Continued from previous page...

Mol	Chain	Res	Type	Atoms	Z	Observed(°)	Ideal(°)
1	K	375	ASP	CB-CG-OD2	-5.89	113.00	118.30
1	L	233	ASP	CB-CG-OD2	-5.89	113.00	118.30
1	F	233	ASP	CB-CG-OD2	-5.88	113.00	118.30
1	N	233	ASP	CB-CG-OD2	-5.88	113.01	118.30
1	D	375	ASP	CB-CG-OD2	-5.88	113.01	118.30
1	O	233	ASP	CB-CG-OD2	-5.88	113.01	118.30
1	D	973	ARG	NE-CZ-NH1	5.88	123.24	120.30
1	B	908	ASP	CB-CG-OD2	-5.88	113.01	118.30
1	C	233	ASP	CB-CG-OD2	-5.87	113.02	118.30
1	G	802	ASP	CB-CG-OD2	-5.87	113.02	118.30
1	I	802	ASP	CB-CG-OD2	-5.87	113.02	118.30
1	P	233	ASP	CB-CG-OD2	-5.87	113.02	118.30
1	J	908	ASP	CB-CG-OD2	-5.87	113.02	118.30
1	G	908	ASP	CB-CG-OD2	-5.87	113.02	118.30
1	H	908	ASP	CB-CG-OD2	-5.87	113.02	118.30
1	A	233	ASP	CB-CG-OD2	-5.86	113.02	118.30
1	A	802	ASP	CB-CG-OD2	-5.86	113.02	118.30
1	L	802	ASP	CB-CG-OD2	-5.86	113.02	118.30
1	C	802	ASP	CB-CG-OD2	-5.86	113.03	118.30
1	O	908	ASP	CB-CG-OD2	-5.86	113.03	118.30
1	G	233	ASP	CB-CG-OD2	-5.86	113.03	118.30
1	H	802	ASP	CB-CG-OD2	-5.86	113.03	118.30
1	D	648	ASP	CB-CG-OD1	5.86	123.57	118.30
1	J	233	ASP	CB-CG-OD2	-5.85	113.03	118.30
1	M	802	ASP	CB-CG-OD2	-5.85	113.03	118.30
1	M	908	ASP	CB-CG-OD2	-5.85	113.03	118.30
1	P	908	ASP	CB-CG-OD2	-5.85	113.03	118.30
1	B	233	ASP	CB-CG-OD2	-5.85	113.03	118.30
1	F	802	ASP	CB-CG-OD2	-5.85	113.04	118.30
1	A	908	ASP	CB-CG-OD2	-5.84	113.04	118.30
1	K	908	ASP	CB-CG-OD2	-5.84	113.05	118.30
1	M	233	ASP	CB-CG-OD2	-5.84	113.05	118.30
1	C	828	ASP	CB-CG-OD2	-5.83	113.05	118.30
1	N	802	ASP	CB-CG-OD2	-5.83	113.05	118.30
1	I	648	ASP	CB-CG-OD1	5.83	123.54	118.30
1	E	648	ASP	CB-CG-OD1	5.82	123.54	118.30
1	C	648	ASP	CB-CG-OD1	5.82	123.54	118.30
1	N	908	ASP	CB-CG-OD2	-5.82	113.06	118.30
1	O	648	ASP	CB-CG-OD1	5.82	123.54	118.30
1	F	648	ASP	CB-CG-OD1	5.82	123.54	118.30
1	I	908	ASP	CB-CG-OD2	-5.82	113.06	118.30
1	P	648	ASP	CB-CG-OD1	5.82	123.53	118.30

Continued on next page...

Continued from previous page...

Mol	Chain	Res	Type	Atoms	Z	Observed(°)	Ideal(°)
1	F	828	ASP	CB-CG-OD2	-5.82	113.06	118.30
1	F	908	ASP	CB-CG-OD2	-5.82	113.07	118.30
1	A	781	ARG	NE-CZ-NH1	5.81	123.21	120.30
1	E	233	ASP	CB-CG-OD2	-5.81	113.07	118.30
1	A	869	ASP	CB-CG-OD2	-5.81	113.07	118.30
1	J	648	ASP	CB-CG-OD1	5.81	123.53	118.30
1	G	973	ARG	NE-CZ-NH1	5.80	123.20	120.30
1	J	869	ASP	CB-CG-OD2	-5.80	113.08	118.30
1	N	648	ASP	CB-CG-OD1	5.80	123.52	118.30
1	N	973	ARG	NE-CZ-NH1	5.80	123.20	120.30
1	H	781	ARG	NE-CZ-NH1	5.80	123.20	120.30
1	C	869	ASP	CB-CG-OD2	-5.80	113.08	118.30
1	A	648	ASP	CB-CG-OD1	5.80	123.52	118.30
1	M	648	ASP	CB-CG-OD1	5.79	123.52	118.30
1	A	828	ASP	CB-CG-OD2	-5.79	113.09	118.30
1	B	96	ASP	CB-CG-OD1	5.79	123.51	118.30
1	D	781	ARG	NE-CZ-NH1	5.79	123.20	120.30
1	M	869	ASP	CB-CG-OD2	-5.79	113.09	118.30
1	O	973	ARG	NE-CZ-NH1	5.79	123.20	120.30
1	G	648	ASP	CB-CG-OD1	5.79	123.51	118.30
1	L	828	ASP	CB-CG-OD2	-5.79	113.09	118.30
1	P	828	ASP	CB-CG-OD2	-5.79	113.09	118.30
1	G	869	ASP	CB-CG-OD2	-5.79	113.09	118.30
1	L	96	ASP	CB-CG-OD1	5.79	123.51	118.30
1	D	908	ASP	CB-CG-OD1	5.79	123.51	118.30
1	P	164	ASP	CB-CG-OD1	5.79	123.51	118.30
1	A	96	ASP	CB-CG-OD1	5.79	123.51	118.30
1	C	96	ASP	CB-CG-OD1	5.79	123.51	118.30
1	J	533	LEU	CB-CA-C	5.79	121.19	110.20
1	O	96	ASP	CB-CG-OD1	5.79	123.51	118.30
1	H	648	ASP	CB-CG-OD1	5.78	123.50	118.30
1	H	869	ASP	CB-CG-OD2	-5.78	113.09	118.30
1	L	164	ASP	CB-CG-OD1	5.78	123.51	118.30
1	M	781	ARG	NE-CZ-NH1	5.78	123.19	120.30
1	C	533	LEU	CB-CA-C	5.78	121.18	110.20
1	A	425	ARG	NE-CZ-NH1	5.78	123.19	120.30
1	K	164	ASP	CB-CG-OD1	5.78	123.50	118.30
1	J	610	ASP	CB-CG-OD2	-5.78	113.10	118.30
1	K	648	ASP	CB-CG-OD1	5.78	123.50	118.30
1	K	869	ASP	CB-CG-OD2	-5.78	113.10	118.30
1	F	533	LEU	CB-CA-C	5.77	121.17	110.20
1	A	973	ARG	NE-CZ-NH1	5.77	123.19	120.30

Continued on next page...

Continued from previous page...

Mol	Chain	Res	Type	Atoms	Z	Observed(°)	Ideal(°)
1	C	973	ARG	NE-CZ-NH1	5.77	123.19	120.30
1	D	164	ASP	CB-CG-OD1	5.77	123.50	118.30
1	H	164	ASP	CB-CG-OD1	5.77	123.50	118.30
1	I	781	ARG	NE-CZ-NH1	5.77	123.19	120.30
1	K	828	ASP	CB-CG-OD2	-5.77	113.10	118.30
1	L	648	ASP	CB-CG-OD1	5.77	123.50	118.30
1	O	533	LEU	CB-CA-C	5.77	121.17	110.20
1	F	425	ARG	NE-CZ-NH1	5.77	123.19	120.30
1	G	828	ASP	CB-CG-OD2	-5.77	113.11	118.30
1	A	533	LEU	CB-CA-C	5.77	121.16	110.20
1	H	533	LEU	CB-CA-C	5.77	121.16	110.20
1	I	533	LEU	CB-CA-C	5.77	121.16	110.20
1	K	533	LEU	CB-CA-C	5.77	121.16	110.20
1	M	908	ASP	CB-CG-OD1	5.77	123.49	118.30
1	A	610	ASP	CB-CG-OD2	-5.77	113.11	118.30
1	B	425	ARG	NE-CZ-NH1	5.77	123.18	120.30
1	F	96	ASP	CB-CG-OD1	5.77	123.49	118.30
1	M	533	LEU	CB-CA-C	5.77	121.16	110.20
1	M	610	ASP	CB-CG-OD2	-5.77	113.11	118.30
1	N	533	LEU	CB-CA-C	5.77	121.16	110.20
1	O	781	ARG	NE-CZ-NH1	5.77	123.18	120.30
1	I	828	ASP	CB-CG-OD2	-5.76	113.11	118.30
1	P	533	LEU	CB-CA-C	5.76	121.15	110.20
1	O	610	ASP	CB-CG-OD2	-5.76	113.11	118.30
1	F	610	ASP	CB-CG-OD2	-5.76	113.11	118.30
1	G	533	LEU	CB-CA-C	5.76	121.15	110.20
1	L	533	LEU	CB-CA-C	5.76	121.15	110.20
1	O	908	ASP	CB-CG-OD1	5.76	123.48	118.30
1	P	610	ASP	CB-CG-OD2	-5.76	113.11	118.30
1	P	869	ASP	CB-CG-OD2	-5.76	113.11	118.30
1	E	533	LEU	CB-CA-C	5.76	121.14	110.20
1	L	908	ASP	CB-CG-OD1	5.76	123.48	118.30
1	N	96	ASP	CB-CG-OD1	5.76	123.48	118.30
1	B	648	ASP	CB-CG-OD1	5.76	123.48	118.30
1	B	828	ASP	CB-CG-OD2	-5.76	113.12	118.30
1	F	869	ASP	CB-CG-OD2	-5.76	113.12	118.30
1	I	973	ARG	NE-CZ-NH1	5.76	123.18	120.30
1	K	781	ARG	NE-CZ-NH1	5.76	123.18	120.30
1	M	973	ARG	NE-CZ-NH1	5.76	123.18	120.30
1	O	659	ASP	CB-CG-OD1	5.76	123.48	118.30
1	L	869	ASP	CB-CG-OD2	-5.75	113.12	118.30
1	B	869	ASP	CB-CG-OD2	-5.75	113.12	118.30

Continued on next page...

Continued from previous page...

Mol	Chain	Res	Type	Atoms	Z	Observed(°)	Ideal(°)
1	C	781	ARG	NE-CZ-NH1	5.75	123.18	120.30
1	F	164	ASP	CB-CG-OD1	5.75	123.48	118.30
1	J	96	ASP	CB-CG-OD1	5.75	123.48	118.30
1	O	828	ASP	CB-CG-OD2	-5.75	113.12	118.30
1	P	425	ARG	NE-CZ-NH1	5.75	123.18	120.30
1	E	973	ARG	NE-CZ-NH1	5.75	123.18	120.30
1	M	164	ASP	CB-CG-OD1	5.75	123.47	118.30
1	N	869	ASP	CB-CG-OD2	-5.75	113.12	118.30
1	F	908	ASP	CB-CG-OD1	5.75	123.47	118.30
1	N	828	ASP	CB-CG-OD2	-5.75	113.12	118.30
1	B	973	ARG	NE-CZ-NH1	5.75	123.17	120.30
1	H	610	ASP	CB-CG-OD2	-5.75	113.13	118.30
1	P	287	ASP	CB-CG-OD1	5.75	123.47	118.30
1	E	164	ASP	CB-CG-OD1	5.75	123.47	118.30
1	B	533	LEU	CB-CA-C	5.74	121.11	110.20
1	D	425	ARG	NE-CZ-NH1	5.74	123.17	120.30
1	D	533	LEU	CB-CA-C	5.74	121.11	110.20
1	L	610	ASP	CB-CG-OD2	-5.74	113.13	118.30
1	O	287	ASP	CB-CG-OD1	5.74	123.47	118.30
1	B	781	ARG	NE-CZ-NH1	5.74	123.17	120.30
1	G	96	ASP	CB-CG-OD1	5.74	123.47	118.30
1	I	869	ASP	CB-CG-OD2	-5.74	113.13	118.30
1	K	610	ASP	CB-CG-OD2	-5.74	113.13	118.30
1	M	96	ASP	CB-CG-OD1	5.74	123.47	118.30
1	O	425	ARG	NE-CZ-NH1	5.74	123.17	120.30
1	A	164	ASP	CB-CG-OD1	5.74	123.46	118.30
1	A	908	ASP	CB-CG-OD1	5.74	123.46	118.30
1	C	908	ASP	CB-CG-OD1	5.74	123.47	118.30
1	D	96	ASP	CB-CG-OD1	5.74	123.46	118.30
1	E	96	ASP	CB-CG-OD1	5.74	123.47	118.30
1	G	610	ASP	CB-CG-OD2	-5.74	113.14	118.30
1	H	287	ASP	CB-CG-OD1	5.74	123.47	118.30
1	H	828	ASP	CB-CG-OD2	-5.74	113.14	118.30
1	J	287	ASP	CB-CG-OD1	5.74	123.47	118.30
1	K	908	ASP	CB-CG-OD1	5.74	123.46	118.30
1	M	828	ASP	CB-CG-OD2	-5.74	113.14	118.30
1	N	164	ASP	CB-CG-OD1	5.74	123.46	118.30
1	E	610	ASP	CB-CG-OD2	-5.74	113.14	118.30
1	J	828	ASP	CB-CG-OD2	-5.74	113.14	118.30
1	M	659	ASP	CB-CG-OD1	5.74	123.46	118.30
1	P	96	ASP	CB-CG-OD1	5.74	123.46	118.30
1	F	781	ARG	NE-CZ-NH1	5.73	123.17	120.30

Continued on next page...

Continued from previous page...

Mol	Chain	Res	Type	Atoms	Z	Observed(°)	Ideal(°)
1	I	287	ASP	CB-CG-OD1	5.73	123.46	118.30
1	K	96	ASP	CB-CG-OD1	5.73	123.46	118.30
1	E	828	ASP	CB-CG-OD2	-5.73	113.14	118.30
1	E	869	ASP	CB-CG-OD2	-5.73	113.14	118.30
1	M	425	ARG	NE-CZ-NH1	5.73	123.17	120.30
1	B	610	ASP	CB-CG-OD2	-5.73	113.14	118.30
1	J	425	ARG	NE-CZ-NH1	5.73	123.16	120.30
1	L	329	ASP	CB-CG-OD1	5.73	123.45	118.30
1	N	610	ASP	CB-CG-OD2	-5.73	113.14	118.30
1	N	671	ASP	CB-CG-OD2	-5.73	113.14	118.30
1	C	287	ASP	CB-CG-OD1	5.72	123.45	118.30
1	G	781	ARG	NE-CZ-NH1	5.72	123.16	120.30
1	J	164	ASP	CB-CG-OD1	5.72	123.45	118.30
1	J	973	ARG	NE-CZ-NH1	5.72	123.16	120.30
1	A	287	ASP	CB-CG-OD1	5.72	123.45	118.30
1	B	164	ASP	CB-CG-OD1	5.72	123.45	118.30
1	K	287	ASP	CB-CG-OD1	5.72	123.45	118.30
1	L	973	ARG	NE-CZ-NH1	5.72	123.16	120.30
1	O	671	ASP	CB-CG-OD2	-5.72	113.15	118.30
1	P	908	ASP	CB-CG-OD1	5.72	123.45	118.30
1	D	671	ASP	CB-CG-OD2	-5.72	113.15	118.30
1	H	425	ARG	NE-CZ-NH1	5.72	123.16	120.30
1	B	659	ASP	CB-CG-OD1	5.72	123.45	118.30
1	D	659	ASP	CB-CG-OD1	5.72	123.45	118.30
1	D	828	ASP	CB-CG-OD2	-5.72	113.16	118.30
1	N	425	ARG	NE-CZ-NH1	5.72	123.16	120.30
1	P	659	ASP	CB-CG-OD1	5.72	123.44	118.30
1	C	671	ASP	CB-CG-OD2	-5.71	113.16	118.30
1	D	869	ASP	CB-CG-OD2	-5.71	113.16	118.30
1	I	96	ASP	CB-CG-OD1	5.71	123.44	118.30
1	N	659	ASP	CB-CG-OD1	5.71	123.44	118.30
1	E	908	ASP	CB-CG-OD1	5.71	123.44	118.30
1	H	659	ASP	CB-CG-OD1	5.71	123.44	118.30
1	L	671	ASP	CB-CG-OD2	-5.71	113.16	118.30
1	O	164	ASP	CB-CG-OD1	5.71	123.44	118.30
1	H	973	ARG	NE-CZ-NH1	5.71	123.16	120.30
1	I	164	ASP	CB-CG-OD1	5.71	123.44	118.30
1	K	973	ARG	NE-CZ-NH1	5.71	123.16	120.30
1	O	869	ASP	CB-CG-OD2	-5.71	113.16	118.30
1	G	164	ASP	CB-CG-OD1	5.71	123.44	118.30
1	H	96	ASP	CB-CG-OD1	5.71	123.44	118.30
1	D	610	ASP	CB-CG-OD2	-5.71	113.16	118.30

Continued on next page...

Continued from previous page...

Mol	Chain	Res	Type	Atoms	Z	Observed(°)	Ideal(°)
1	I	659	ASP	CB-CG-OD1	5.71	123.44	118.30
1	C	610	ASP	CB-CG-OD2	-5.71	113.17	118.30
1	D	287	ASP	CB-CG-OD1	5.71	123.44	118.30
1	F	329	ASP	CB-CG-OD1	5.71	123.44	118.30
1	I	908	ASP	CB-CG-OD1	5.71	123.44	118.30
1	C	164	ASP	CB-CG-OD1	5.71	123.43	118.30
1	B	908	ASP	CB-CG-OD1	5.70	123.43	118.30
1	F	671	ASP	CB-CG-OD2	-5.70	113.17	118.30
1	K	671	ASP	CB-CG-OD2	-5.70	113.17	118.30
1	L	781	ARG	NE-CZ-NH1	5.70	123.15	120.30
1	L	425	ARG	NE-CZ-NH1	5.70	123.15	120.30
1	C	659	ASP	CB-CG-OD1	5.70	123.43	118.30
1	E	781	ARG	NE-CZ-NH1	5.70	123.15	120.30
1	I	610	ASP	CB-CG-OD2	-5.70	113.17	118.30
1	L	659	ASP	CB-CG-OD1	5.70	123.43	118.30
1	P	781	ARG	NE-CZ-NH1	5.70	123.15	120.30
1	E	659	ASP	CB-CG-OD1	5.70	123.43	118.30
1	A	659	ASP	CB-CG-OD1	5.70	123.43	118.30
1	B	287	ASP	CB-CG-OD1	5.70	123.43	118.30
1	M	287	ASP	CB-CG-OD1	5.70	123.42	118.30
1	E	287	ASP	CB-CG-OD1	5.69	123.42	118.30
1	H	908	ASP	CB-CG-OD1	5.69	123.42	118.30
1	J	781	ARG	NE-CZ-NH1	5.69	123.15	120.30
1	P	973	ARG	NE-CZ-NH1	5.69	123.15	120.30
1	N	287	ASP	CB-CG-OD1	5.69	123.42	118.30
1	L	287	ASP	CB-CG-OD1	5.69	123.42	118.30
1	M	671	ASP	CB-CG-OD2	-5.69	113.18	118.30
1	B	671	ASP	CB-CG-OD2	-5.68	113.18	118.30
1	G	908	ASP	CB-CG-OD1	5.68	123.42	118.30
1	J	659	ASP	CB-CG-OD1	5.68	123.42	118.30
1	K	425	ARG	NE-CZ-NH1	5.68	123.14	120.30
1	J	908	ASP	CB-CG-OD1	5.68	123.41	118.30
1	I	679	LEU	CA-CB-CG	-5.68	102.24	115.30
1	G	425	ARG	NE-CZ-NH1	5.68	123.14	120.30
1	E	679	LEU	CA-CB-CG	-5.67	102.25	115.30
1	P	679	LEU	CA-CB-CG	-5.67	102.25	115.30
1	I	425	ARG	NE-CZ-NH1	5.67	123.14	120.30
1	J	329	ASP	CB-CG-OD1	5.67	123.41	118.30
1	I	671	ASP	CB-CG-OD2	-5.67	113.19	118.30
1	L	679	LEU	CA-CB-CG	-5.67	102.25	115.30
1	N	908	ASP	CB-CG-OD1	5.67	123.41	118.30
1	G	671	ASP	CB-CG-OD2	-5.67	113.20	118.30

Continued on next page...

Continued from previous page...

Mol	Chain	Res	Type	Atoms	Z	Observed(°)	Ideal(°)
1	N	781	ARG	NE-CZ-NH1	5.67	123.14	120.30
1	E	671	ASP	CB-CG-OD2	-5.67	113.20	118.30
1	A	329	ASP	CB-CG-OD1	5.67	123.40	118.30
1	F	679	LEU	CA-CB-CG	-5.67	102.27	115.30
1	K	659	ASP	CB-CG-OD1	5.67	123.40	118.30
1	D	329	ASP	CB-CG-OD1	5.67	123.40	118.30
1	D	679	LEU	CA-CB-CG	-5.67	102.27	115.30
1	G	659	ASP	CB-CG-OD1	5.67	123.40	118.30
1	H	679	LEU	CA-CB-CG	-5.67	102.27	115.30
1	N	679	LEU	CA-CB-CG	-5.67	102.27	115.30
1	B	679	LEU	CA-CB-CG	-5.66	102.27	115.30
1	N	329	ASP	CB-CG-OD1	5.66	123.40	118.30
1	H	671	ASP	CB-CG-OD2	-5.66	113.20	118.30
1	G	287	ASP	CB-CG-OD1	5.66	123.39	118.30
1	P	671	ASP	CB-CG-OD2	-5.66	113.20	118.30
1	C	425	ARG	NE-CZ-NH1	5.66	123.13	120.30
1	O	679	LEU	CA-CB-CG	-5.66	102.29	115.30
1	J	679	LEU	CA-CB-CG	-5.66	102.29	115.30
1	K	679	LEU	CA-CB-CG	-5.66	102.29	115.30
1	M	679	LEU	CA-CB-CG	-5.66	102.29	115.30
1	P	329	ASP	CB-CG-OD1	5.66	123.39	118.30
1	G	679	LEU	CA-CB-CG	-5.65	102.30	115.30
1	P	954	ASP	CB-CG-OD2	-5.65	113.21	118.30
1	C	679	LEU	CA-CB-CG	-5.65	102.30	115.30
1	E	329	ASP	CB-CG-OD1	5.65	123.39	118.30
1	B	329	ASP	CB-CG-OD1	5.65	123.39	118.30
1	F	659	ASP	CB-CG-OD1	5.65	123.39	118.30
1	I	329	ASP	CB-CG-OD1	5.65	123.39	118.30
1	J	671	ASP	CB-CG-OD2	-5.65	113.22	118.30
1	F	973	ARG	NE-CZ-NH1	5.65	123.12	120.30
1	E	425	ARG	NE-CZ-NH1	5.65	123.12	120.30
1	A	671	ASP	CB-CG-OD2	-5.65	113.22	118.30
1	L	954	ASP	CB-CG-OD2	-5.64	113.22	118.30
1	O	329	ASP	CB-CG-OD1	5.64	123.38	118.30
1	A	679	LEU	CA-CB-CG	-5.64	102.33	115.30
1	C	329	ASP	CB-CG-OD1	5.64	123.38	118.30
1	F	287	ASP	CB-CG-OD1	5.64	123.38	118.30
1	G	329	ASP	CB-CG-OD1	5.64	123.37	118.30
1	H	329	ASP	CB-CG-OD1	5.64	123.37	118.30
1	D	211	ASP	CB-CG-OD2	-5.63	113.23	118.30
1	G	497	ASP	CB-CG-OD2	-5.63	113.23	118.30
1	M	211	ASP	CB-CG-OD2	-5.63	113.23	118.30

Continued on next page...

Continued from previous page...

Mol	Chain	Res	Type	Atoms	Z	Observed(°)	Ideal(°)
1	O	211	ASP	CB-CG-OD2	-5.63	113.23	118.30
1	J	497	ASP	CB-CG-OD2	-5.63	113.24	118.30
1	P	497	ASP	CB-CG-OD2	-5.63	113.24	118.30
1	M	329	ASP	CB-CG-OD1	5.62	123.36	118.30
1	F	954	ASP	CB-CG-OD2	-5.62	113.24	118.30
1	K	954	ASP	CB-CG-OD2	-5.62	113.24	118.30
1	H	954	ASP	CB-CG-OD2	-5.62	113.24	118.30
1	D	954	ASP	CB-CG-OD2	-5.61	113.25	118.30
1	A	954	ASP	CB-CG-OD2	-5.61	113.25	118.30
1	C	954	ASP	CB-CG-OD2	-5.61	113.25	118.30
1	E	954	ASP	CB-CG-OD2	-5.61	113.25	118.30
1	J	211	ASP	CB-CG-OD2	-5.61	113.25	118.30
1	A	497	ASP	CB-CG-OD2	-5.60	113.26	118.30
1	K	497	ASP	CB-CG-OD2	-5.60	113.26	118.30
1	K	828	ASP	CB-CG-OD1	5.60	123.34	118.30
1	O	954	ASP	CB-CG-OD2	-5.60	113.26	118.30
1	N	497	ASP	CB-CG-OD2	-5.60	113.26	118.30
1	L	211	ASP	CB-CG-OD2	-5.60	113.26	118.30
1	P	211	ASP	CB-CG-OD2	-5.60	113.26	118.30
1	D	497	ASP	CB-CG-OD2	-5.60	113.26	118.30
1	C	211	ASP	CB-CG-OD2	-5.59	113.27	118.30
1	F	43	ARG	NE-CZ-NH2	-5.59	117.50	120.30
1	H	497	ASP	CB-CG-OD2	-5.59	113.27	118.30
1	F	211	ASP	CB-CG-OD2	-5.59	113.27	118.30
1	B	954	ASP	CB-CG-OD2	-5.59	113.27	118.30
1	N	954	ASP	CB-CG-OD2	-5.59	113.27	118.30
1	D	800	ARG	NE-CZ-NH1	5.58	123.09	120.30
1	J	954	ASP	CB-CG-OD2	-5.58	113.28	118.30
1	N	211	ASP	CB-CG-OD2	-5.58	113.28	118.30
1	K	329	ASP	CB-CG-OD1	5.58	123.32	118.30
1	L	828	ASP	CB-CG-OD1	5.58	123.32	118.30
1	M	497	ASP	CB-CG-OD2	-5.58	113.28	118.30
1	G	211	ASP	CB-CG-OD2	-5.58	113.28	118.30
1	C	828	ASP	CB-CG-OD1	5.58	123.32	118.30
1	G	954	ASP	CB-CG-OD2	-5.58	113.28	118.30
1	I	954	ASP	CB-CG-OD2	-5.57	113.29	118.30
1	C	497	ASP	CB-CG-OD2	-5.57	113.29	118.30
1	I	211	ASP	CB-CG-OD2	-5.57	113.29	118.30
1	A	211	ASP	CB-CG-OD2	-5.57	113.29	118.30
1	L	375	ASP	CB-CG-OD1	5.57	123.31	118.30
1	O	800	ARG	NE-CZ-NH1	5.57	123.08	120.30
1	E	497	ASP	CB-CG-OD2	-5.56	113.29	118.30

Continued on next page...

Continued from previous page...

Mol	Chain	Res	Type	Atoms	Z	Observed(°)	Ideal(°)
1	K	211	ASP	CB-CG-OD2	-5.56	113.29	118.30
1	O	497	ASP	CB-CG-OD2	-5.56	113.29	118.30
1	B	211	ASP	CB-CG-OD2	-5.56	113.30	118.30
1	A	828	ASP	CB-CG-OD1	5.56	123.30	118.30
1	L	497	ASP	CB-CG-OD2	-5.56	113.30	118.30
1	I	828	ASP	CB-CG-OD1	5.55	123.30	118.30
1	K	43	ARG	NE-CZ-NH2	-5.55	117.52	120.30
1	E	211	ASP	CB-CG-OD2	-5.55	113.30	118.30
1	H	952	ARG	NE-CZ-NH2	-5.55	117.52	120.30
1	B	828	ASP	CB-CG-OD1	5.55	123.30	118.30
1	O	828	ASP	CB-CG-OD1	5.55	123.29	118.30
1	H	828	ASP	CB-CG-OD1	5.55	123.29	118.30
1	L	952	ARG	NE-CZ-NH2	-5.55	117.53	120.30
1	P	375	ASP	CB-CG-OD1	5.55	123.29	118.30
1	I	497	ASP	CB-CG-OD2	-5.54	113.31	118.30
1	F	497	ASP	CB-CG-OD2	-5.54	113.31	118.30
1	M	375	ASP	CB-CG-OD1	5.54	123.29	118.30
1	P	952	ARG	NE-CZ-NH2	-5.54	117.53	120.30
1	M	954	ASP	CB-CG-OD2	-5.54	113.32	118.30
1	A	800	ARG	NE-CZ-NH1	5.54	123.07	120.30
1	B	497	ASP	CB-CG-OD2	-5.54	113.32	118.30
1	E	375	ASP	CB-CG-OD1	5.54	123.28	118.30
1	H	211	ASP	CB-CG-OD2	-5.54	113.32	118.30
1	J	952	ARG	NE-CZ-NH2	-5.54	117.53	120.30
1	E	828	ASP	CB-CG-OD1	5.53	123.28	118.30
1	F	800	ARG	NE-CZ-NH1	5.53	123.07	120.30
1	M	952	ARG	NE-CZ-NH2	-5.53	117.53	120.30
1	C	375	ASP	CB-CG-OD1	5.53	123.28	118.30
1	G	828	ASP	CB-CG-OD1	5.53	123.28	118.30
1	N	375	ASP	CB-CG-OD1	5.53	123.28	118.30
1	F	828	ASP	CB-CG-OD1	5.53	123.28	118.30
1	G	800	ARG	NE-CZ-NH1	5.53	123.06	120.30
1	M	43	ARG	NE-CZ-NH2	-5.53	117.54	120.30
1	O	952	ARG	NE-CZ-NH2	-5.53	117.54	120.30
1	H	375	ASP	CB-CG-OD1	5.53	123.27	118.30
1	P	828	ASP	CB-CG-OD1	5.53	123.27	118.30
1	O	375	ASP	CB-CG-OD1	5.52	123.27	118.30
1	C	952	ARG	NE-CZ-NH2	-5.52	117.54	120.30
1	M	828	ASP	CB-CG-OD1	5.52	123.27	118.30
1	G	952	ARG	NE-CZ-NH2	-5.52	117.54	120.30
1	A	43	ARG	NE-CZ-NH2	-5.52	117.54	120.30
1	B	800	ARG	NE-CZ-NH1	5.51	123.06	120.30

Continued on next page...

Continued from previous page...

Mol	Chain	Res	Type	Atoms	Z	Observed(°)	Ideal(°)
1	F	952	ARG	NE-CZ-NH2	-5.51	117.54	120.30
1	J	828	ASP	CB-CG-OD1	5.51	123.26	118.30
1	D	375	ASP	CB-CG-OD1	5.51	123.26	118.30
1	G	282	ARG	NE-CZ-NH1	5.51	123.05	120.30
1	A	375	ASP	CB-CG-OD1	5.51	123.25	118.30
1	D	987	ASP	CB-CG-OD1	5.51	123.26	118.30
1	F	375	ASP	CB-CG-OD1	5.51	123.26	118.30
1	H	987	ASP	CB-CG-OD1	5.50	123.25	118.30
1	D	43	ARG	NE-CZ-NH2	-5.50	117.55	120.30
1	D	828	ASP	CB-CG-OD1	5.50	123.25	118.30
1	I	375	ASP	CB-CG-OD1	5.50	123.25	118.30
1	J	800	ARG	NE-CZ-NH1	5.50	123.05	120.30
1	K	800	ARG	NE-CZ-NH1	5.50	123.05	120.30
1	N	43	ARG	NE-CZ-NH2	-5.50	117.55	120.30
1	E	800	ARG	NE-CZ-NH1	5.50	123.05	120.30
1	M	987	ASP	CB-CG-OD1	5.50	123.25	118.30
1	N	828	ASP	CB-CG-OD1	5.50	123.25	118.30
1	I	43	ARG	NE-CZ-NH2	-5.50	117.55	120.30
1	A	987	ASP	CB-CG-OD1	5.49	123.25	118.30
1	P	800	ARG	NE-CZ-NH1	5.49	123.05	120.30
1	F	987	ASP	CB-CG-OD1	5.49	123.24	118.30
1	I	952	ARG	NE-CZ-NH2	-5.49	117.56	120.30
1	M	800	ARG	NE-CZ-NH1	5.49	123.05	120.30
1	B	987	ASP	CB-CG-OD1	5.49	123.24	118.30
1	G	43	ARG	NE-CZ-NH2	-5.49	117.56	120.30
1	J	375	ASP	CB-CG-OD1	5.49	123.24	118.30
1	G	375	ASP	CB-CG-OD1	5.48	123.23	118.30
1	I	987	ASP	CB-CG-OD1	5.48	123.23	118.30
1	P	987	ASP	CB-CG-OD1	5.48	123.23	118.30
1	J	43	ARG	NE-CZ-NH2	-5.48	117.56	120.30
1	G	987	ASP	CB-CG-OD1	5.48	123.23	118.30
1	K	375	ASP	CB-CG-OD1	5.47	123.23	118.30
1	K	952	ARG	NE-CZ-NH2	-5.47	117.56	120.30
1	C	800	ARG	NE-CZ-NH1	5.47	123.04	120.30
1	I	800	ARG	NE-CZ-NH1	5.47	123.03	120.30
1	L	282	ARG	NE-CZ-NH1	5.47	123.03	120.30
1	L	916	ASP	CB-CG-OD2	-5.46	113.38	118.30
1	O	591	ASP	CB-CG-OD2	-5.46	113.39	118.30
1	N	952	ARG	NE-CZ-NH2	-5.46	117.57	120.30
1	H	800	ARG	NE-CZ-NH1	5.46	123.03	120.30
1	A	427	THR	CA-CB-CG2	-5.46	104.76	112.40
1	P	916	ASP	CB-CG-OD2	-5.46	113.39	118.30

Continued on next page...

Continued from previous page...

Mol	Chain	Res	Type	Atoms	Z	Observed(°)	Ideal(°)
1	E	952	ARG	NE-CZ-NH2	-5.45	117.57	120.30
1	D	427	THR	CA-CB-CG2	-5.45	104.77	112.40
1	A	282	ARG	NE-CZ-NH1	5.45	123.03	120.30
1	A	916	ASP	CB-CG-OD2	-5.45	113.39	118.30
1	L	800	ARG	NE-CZ-NH1	5.45	123.03	120.30
1	C	43	ARG	NE-CZ-NH2	-5.45	117.58	120.30
1	P	43	ARG	NE-CZ-NH2	-5.45	117.58	120.30
1	A	952	ARG	NE-CZ-NH2	-5.45	117.58	120.30
1	H	427	THR	CA-CB-CG2	-5.45	104.77	112.40
1	L	43	ARG	NE-CZ-NH2	-5.45	117.58	120.30
1	O	43	ARG	NE-CZ-NH2	-5.45	117.58	120.30
1	E	987	ASP	CB-CG-OD1	5.45	123.20	118.30
1	F	916	ASP	CB-CG-OD2	-5.45	113.40	118.30
1	B	916	ASP	CB-CG-OD2	-5.44	113.40	118.30
1	E	43	ARG	NE-CZ-NH2	-5.44	117.58	120.30
1	L	427	THR	CA-CB-CG2	-5.44	104.78	112.40
1	M	916	ASP	CB-CG-OD2	-5.44	113.40	118.30
1	N	427	THR	CA-CB-CG2	-5.44	104.78	112.40
1	D	924	ASP	CB-CG-OD2	-5.44	113.40	118.30
1	L	82	ASP	CB-CG-OD2	-5.44	113.40	118.30
1	P	591	ASP	CB-CG-OD2	-5.44	113.40	118.30
1	G	82	ASP	CB-CG-OD2	-5.44	113.41	118.30
1	I	591	ASP	CB-CG-OD2	-5.44	113.41	118.30
1	N	800	ARG	NE-CZ-NH1	5.44	123.02	120.30
1	G	591	ASP	CB-CG-OD2	-5.44	113.41	118.30
1	B	375	ASP	CB-CG-OD1	5.43	123.19	118.30
1	J	427	THR	CA-CB-CG2	-5.43	104.79	112.40
1	O	82	ASP	CB-CG-OD2	-5.43	113.41	118.30
1	O	427	THR	CA-CB-CG2	-5.43	104.79	112.40
1	B	43	ARG	NE-CZ-NH2	-5.43	117.58	120.30
1	B	952	ARG	NE-CZ-NH2	-5.43	117.58	120.30
1	C	987	ASP	CB-CG-OD1	5.43	123.19	118.30
1	D	591	ASP	CB-CG-OD2	-5.43	113.41	118.30
1	L	591	ASP	CB-CG-OD2	-5.43	113.41	118.30
1	M	427	THR	CA-CB-CG2	-5.43	104.79	112.40
1	N	916	ASP	CB-CG-OD2	-5.43	113.41	118.30
1	F	427	THR	CA-CB-CG2	-5.43	104.80	112.40
1	B	427	THR	CA-CB-CG2	-5.43	104.80	112.40
1	D	82	ASP	CB-CG-OD2	-5.43	113.41	118.30
1	G	237	ARG	NE-CZ-NH1	5.43	123.02	120.30
1	L	987	ASP	CB-CG-OD1	5.43	123.19	118.30
1	O	411	ASP	CB-CG-OD2	-5.43	113.41	118.30

Continued on next page...

Continued from previous page...

Mol	Chain	Res	Type	Atoms	Z	Observed(°)	Ideal(°)
1	I	82	ASP	CB-CG-OD2	-5.43	113.42	118.30
1	I	427	THR	CA-CB-CG2	-5.43	104.80	112.40
1	A	591	ASP	CB-CG-OD2	-5.42	113.42	118.30
1	F	776	LEU	CB-CA-C	-5.42	99.89	110.20
1	J	924	ASP	CB-CG-OD2	-5.42	113.42	118.30
1	P	427	THR	CA-CB-CG2	-5.42	104.81	112.40
1	N	987	ASP	CB-CG-OD1	5.42	123.18	118.30
1	J	916	ASP	CB-CG-OD2	-5.42	113.42	118.30
1	K	987	ASP	CB-CG-OD1	5.42	123.18	118.30
1	B	591	ASP	CB-CG-OD2	-5.42	113.42	118.30
1	H	82	ASP	CB-CG-OD2	-5.42	113.42	118.30
1	J	82	ASP	CB-CG-OD2	-5.42	113.42	118.30
1	C	427	THR	CA-CB-CG2	-5.42	104.82	112.40
1	G	776	LEU	CB-CA-C	-5.42	99.91	110.20
1	O	987	ASP	CB-CG-OD1	5.42	123.17	118.30
1	N	282	ARG	NE-CZ-NH1	5.42	123.01	120.30
1	A	411	ASP	CB-CG-OD2	-5.41	113.43	118.30
1	D	916	ASP	CB-CG-OD2	-5.41	113.43	118.30
1	G	916	ASP	CB-CG-OD2	-5.41	113.43	118.30
1	H	776	LEU	CB-CA-C	-5.41	99.92	110.20
1	I	776	LEU	CB-CA-C	-5.41	99.92	110.20
1	K	427	THR	CA-CB-CG2	-5.41	104.82	112.40
1	K	591	ASP	CB-CG-OD2	-5.41	113.43	118.30
1	L	776	LEU	CB-CA-C	-5.41	99.91	110.20
1	B	776	LEU	CB-CA-C	-5.41	99.92	110.20
1	G	427	THR	CA-CB-CG2	-5.41	104.83	112.40
1	H	43	ARG	NE-CZ-NH2	-5.41	117.59	120.30
1	M	82	ASP	CB-CG-OD2	-5.41	113.43	118.30
1	P	776	LEU	CB-CA-C	-5.41	99.92	110.20
1	A	82	ASP	CB-CG-OD2	-5.41	113.43	118.30
1	C	776	LEU	CB-CA-C	-5.41	99.92	110.20
1	E	427	THR	CA-CB-CG2	-5.41	104.83	112.40
1	H	411	ASP	CB-CG-OD2	-5.41	113.43	118.30
1	N	591	ASP	CB-CG-OD2	-5.41	113.43	118.30
1	O	916	ASP	CB-CG-OD2	-5.41	113.43	118.30
1	D	952	ARG	NE-CZ-NH2	-5.41	117.60	120.30
1	F	924	ASP	CB-CG-OD2	-5.41	113.44	118.30
1	J	987	ASP	CB-CG-OD1	5.41	123.17	118.30
1	M	411	ASP	CB-CG-OD2	-5.41	113.44	118.30
1	N	82	ASP	CB-CG-OD2	-5.41	113.44	118.30
1	E	282	ARG	NE-CZ-NH1	5.40	123.00	120.30
1	J	591	ASP	CB-CG-OD2	-5.40	113.44	118.30

Continued on next page...

Continued from previous page...

Mol	Chain	Res	Type	Atoms	Z	Observed(°)	Ideal(°)
1	C	591	ASP	CB-CG-OD2	-5.40	113.44	118.30
1	F	591	ASP	CB-CG-OD2	-5.40	113.44	118.30
1	J	776	LEU	CB-CA-C	-5.40	99.93	110.20
1	M	924	ASP	CB-CG-OD2	-5.40	113.44	118.30
1	C	82	ASP	CB-CG-OD2	-5.40	113.44	118.30
1	G	411	ASP	CB-CG-OD2	-5.40	113.44	118.30
1	G	924	ASP	CB-CG-OD2	-5.40	113.44	118.30
1	H	916	ASP	CB-CG-OD2	-5.40	113.44	118.30
1	M	776	LEU	CB-CA-C	-5.40	99.94	110.20
1	N	237	ARG	NE-CZ-NH1	5.40	123.00	120.30
1	A	924	ASP	CB-CG-OD2	-5.40	113.44	118.30
1	E	591	ASP	CB-CG-OD2	-5.40	113.44	118.30
1	I	916	ASP	CB-CG-OD2	-5.40	113.44	118.30
1	O	776	LEU	CB-CA-C	-5.40	99.95	110.20
1	A	746	ASP	CB-CG-OD1	5.39	123.16	118.30
1	D	776	LEU	CB-CA-C	-5.39	99.95	110.20
1	E	776	LEU	CB-CA-C	-5.39	99.95	110.20
1	F	82	ASP	CB-CG-OD2	-5.39	113.44	118.30
1	K	282	ARG	NE-CZ-NH1	5.39	123.00	120.30
1	O	924	ASP	CB-CG-OD2	-5.39	113.44	118.30
1	A	776	LEU	CB-CA-C	-5.39	99.96	110.20
1	B	282	ARG	NE-CZ-NH1	5.39	123.00	120.30
1	E	916	ASP	CB-CG-OD2	-5.39	113.45	118.30
1	K	776	LEU	CB-CA-C	-5.39	99.96	110.20
1	L	411	ASP	CB-CG-OD2	-5.39	113.45	118.30
1	H	282	ARG	NE-CZ-NH1	5.39	122.99	120.30
1	D	411	ASP	CB-CG-OD2	-5.39	113.45	118.30
1	J	411	ASP	CB-CG-OD2	-5.39	113.45	118.30
1	N	776	LEU	CB-CA-C	-5.39	99.97	110.20
1	D	282	ARG	NE-CZ-NH1	5.38	122.99	120.30
1	I	411	ASP	CB-CG-OD2	-5.38	113.45	118.30
1	K	82	ASP	CB-CG-OD2	-5.38	113.45	118.30
1	C	924	ASP	CB-CG-OD2	-5.38	113.46	118.30
1	H	591	ASP	CB-CG-OD2	-5.38	113.46	118.30
1	C	916	ASP	CB-CG-OD2	-5.38	113.46	118.30
1	E	82	ASP	CB-CG-OD2	-5.38	113.46	118.30
1	E	411	ASP	CB-CG-OD2	-5.38	113.46	118.30
1	H	924	ASP	CB-CG-OD2	-5.38	113.46	118.30
1	I	924	ASP	CB-CG-OD2	-5.37	113.46	118.30
1	K	237	ARG	NE-CZ-NH1	5.37	122.99	120.30
1	K	916	ASP	CB-CG-OD2	-5.37	113.47	118.30
1	I	282	ARG	NE-CZ-NH1	5.37	122.98	120.30

Continued on next page...

Continued from previous page...

Mol	Chain	Res	Type	Atoms	Z	Observed(°)	Ideal(°)
1	L	924	ASP	CB-CG-OD2	-5.37	113.47	118.30
1	N	411	ASP	CB-CG-OD2	-5.37	113.47	118.30
1	O	237	ARG	NE-CZ-NH1	5.37	122.98	120.30
1	M	591	ASP	CB-CG-OD2	-5.36	113.47	118.30
1	P	411	ASP	CB-CG-OD2	-5.36	113.47	118.30
1	J	282	ARG	NE-CZ-NH1	5.36	122.98	120.30
1	L	237	ARG	NE-CZ-NH1	5.36	122.98	120.30
1	E	924	ASP	CB-CG-OD2	-5.36	113.48	118.30
1	B	411	ASP	CB-CG-OD2	-5.36	113.48	118.30
1	P	282	ARG	NE-CZ-NH1	5.36	122.98	120.30
1	K	411	ASP	CB-CG-OD2	-5.35	113.48	118.30
1	P	924	ASP	CB-CG-OD2	-5.35	113.48	118.30
1	B	82	ASP	CB-CG-OD2	-5.35	113.49	118.30
1	F	411	ASP	CB-CG-OD2	-5.35	113.49	118.30
1	N	924	ASP	CB-CG-OD2	-5.35	113.49	118.30
1	P	82	ASP	CB-CG-OD2	-5.35	113.49	118.30
1	C	938	ARG	N-CA-CB	5.35	120.22	110.60
1	K	924	ASP	CB-CG-OD2	-5.35	113.49	118.30
1	N	938	ARG	N-CA-CB	5.35	120.22	110.60
1	M	282	ARG	NE-CZ-NH1	5.34	122.97	120.30
1	B	938	ARG	N-CA-CB	5.34	120.21	110.60
1	I	237	ARG	NE-CZ-NH1	5.34	122.97	120.30
1	L	746	ASP	CB-CG-OD1	5.34	123.11	118.30
1	C	411	ASP	CB-CG-OD2	-5.34	113.50	118.30
1	I	938	ARG	N-CA-CB	5.34	120.21	110.60
1	P	938	ARG	N-CA-CB	5.34	120.21	110.60
1	E	746	ASP	CB-CG-OD1	5.34	123.10	118.30
1	F	938	ARG	N-CA-CB	5.34	120.21	110.60
1	K	938	ARG	N-CA-CB	5.34	120.21	110.60
1	M	164	ASP	CB-CG-OD2	-5.34	113.50	118.30
1	O	746	ASP	CB-CG-OD1	5.34	123.10	118.30
1	H	938	ARG	N-CA-CB	5.33	120.20	110.60
1	F	282	ARG	NE-CZ-NH1	5.33	122.97	120.30
1	G	938	ARG	N-CA-CB	5.33	120.20	110.60
1	M	237	ARG	NE-CZ-NH1	5.33	122.97	120.30
1	O	938	ARG	N-CA-CB	5.33	120.19	110.60
1	A	772	ASP	CB-CG-OD1	5.33	123.09	118.30
1	B	924	ASP	CB-CG-OD2	-5.33	113.51	118.30
1	M	938	ARG	N-CA-CB	5.33	120.18	110.60
1	B	237	ARG	NE-CZ-NH1	5.32	122.96	120.30
1	D	802	ASP	CB-CG-OD1	5.32	123.09	118.30
1	G	746	ASP	CB-CG-OD1	5.32	123.09	118.30

Continued on next page...

Continued from previous page...

Mol	Chain	Res	Type	Atoms	Z	Observed(°)	Ideal(°)
1	E	938	ARG	N-CA-CB	5.32	120.18	110.60
1	C	282	ARG	NE-CZ-NH1	5.32	122.96	120.30
1	L	938	ARG	N-CA-CB	5.32	120.17	110.60
1	D	772	ASP	CB-CG-OD1	5.32	123.09	118.30
1	O	442	ARG	NE-CZ-NH1	5.32	122.96	120.30
1	A	938	ARG	N-CA-CB	5.31	120.16	110.60
1	J	746	ASP	CB-CG-OD1	5.31	123.08	118.30
1	K	919	ASP	CB-CG-OD1	5.31	123.08	118.30
1	N	746	ASP	CB-CG-OD1	5.31	123.08	118.30
1	H	237	ARG	NE-CZ-NH1	5.31	122.95	120.30
1	P	772	ASP	CB-CG-OD1	5.31	123.08	118.30
1	A	237	ARG	NE-CZ-NH1	5.30	122.95	120.30
1	J	938	ARG	N-CA-CB	5.30	120.15	110.60
1	K	746	ASP	CB-CG-OD1	5.30	123.07	118.30
1	P	802	ASP	CB-CG-OD1	5.30	123.07	118.30
1	D	938	ARG	N-CA-CB	5.30	120.14	110.60
1	I	772	ASP	CB-CG-OD1	5.30	123.07	118.30
1	C	772	ASP	CB-CG-OD1	5.30	123.07	118.30
1	D	164	ASP	CB-CG-OD2	-5.30	113.53	118.30
1	O	802	ASP	CB-CG-OD1	5.30	123.07	118.30
1	D	237	ARG	NE-CZ-NH1	5.30	122.95	120.30
1	J	919	ASP	CB-CG-OD1	5.30	123.07	118.30
1	C	442	ARG	NE-CZ-NH1	5.30	122.95	120.30
1	F	561	ARG	NE-CZ-NH2	-5.30	117.65	120.30
1	B	746	ASP	CB-CG-OD1	5.30	123.07	118.30
1	D	746	ASP	CB-CG-OD1	5.30	123.07	118.30
1	E	919	ASP	CB-CG-OD1	5.30	123.07	118.30
1	F	772	ASP	CB-CG-OD1	5.29	123.06	118.30
1	M	746	ASP	CB-CG-OD1	5.29	123.06	118.30
1	M	772	ASP	CB-CG-OD1	5.29	123.06	118.30
1	M	802	ASP	CB-CG-OD1	5.29	123.06	118.30
1	I	746	ASP	CB-CG-OD1	5.29	123.06	118.30
1	L	919	ASP	CB-CG-OD1	5.29	123.06	118.30
1	P	746	ASP	CB-CG-OD1	5.29	123.06	118.30
1	A	919	ASP	CB-CG-OD1	5.29	123.06	118.30
1	H	746	ASP	CB-CG-OD1	5.29	123.06	118.30
1	J	442	ARG	NE-CZ-NH1	5.29	122.94	120.30
1	P	164	ASP	CB-CG-OD2	-5.29	113.54	118.30
1	A	802	ASP	CB-CG-OD1	5.28	123.06	118.30
1	L	164	ASP	CB-CG-OD2	-5.28	113.54	118.30
1	N	772	ASP	CB-CG-OD1	5.28	123.06	118.30
1	O	919	ASP	CB-CG-OD1	5.28	123.06	118.30

Continued on next page...

Continued from previous page...

Mol	Chain	Res	Type	Atoms	Z	Observed(°)	Ideal(°)
1	A	164	ASP	CB-CG-OD2	-5.28	113.55	118.30
1	E	772	ASP	CB-CG-OD1	5.28	123.05	118.30
1	P	919	ASP	CB-CG-OD1	5.28	123.05	118.30
1	E	237	ARG	NE-CZ-NH1	5.28	122.94	120.30
1	H	164	ASP	CB-CG-OD2	-5.28	113.55	118.30
1	F	919	ASP	CB-CG-OD1	5.28	123.05	118.30
1	J	509	ASP	CB-CG-OD1	5.28	123.05	118.30
1	M	561	ARG	NE-CZ-NH2	-5.28	117.66	120.30
1	D	509	ASP	CB-CG-OD1	5.28	123.05	118.30
1	F	164	ASP	CB-CG-OD2	-5.28	113.55	118.30
1	I	561	ARG	NE-CZ-NH2	-5.28	117.66	120.30
1	L	802	ASP	CB-CG-OD1	5.28	123.05	118.30
1	N	561	ARG	NE-CZ-NH2	-5.28	117.66	120.30
1	I	164	ASP	CB-CG-OD2	-5.27	113.55	118.30
1	B	164	ASP	CB-CG-OD2	-5.27	113.55	118.30
1	G	772	ASP	CB-CG-OD1	5.27	123.05	118.30
1	G	802	ASP	CB-CG-OD1	5.27	123.04	118.30
1	C	164	ASP	CB-CG-OD2	-5.27	113.56	118.30
1	C	802	ASP	CB-CG-OD1	5.27	123.04	118.30
1	C	919	ASP	CB-CG-OD1	5.27	123.04	118.30
1	D	919	ASP	CB-CG-OD1	5.27	123.04	118.30
1	L	772	ASP	CB-CG-OD1	5.27	123.04	118.30
1	M	919	ASP	CB-CG-OD1	5.27	123.04	118.30
1	N	164	ASP	CB-CG-OD2	-5.26	113.56	118.30
1	N	919	ASP	CB-CG-OD1	5.26	123.04	118.30
1	C	746	ASP	CB-CG-OD1	5.26	123.04	118.30
1	E	442	ARG	NE-CZ-NH1	5.26	122.93	120.30
1	B	802	ASP	CB-CG-OD1	5.26	123.03	118.30
1	F	237	ARG	NE-CZ-NH1	5.26	122.93	120.30
1	F	442	ARG	NE-CZ-NH1	5.26	122.93	120.30
1	E	561	ARG	NE-CZ-NH2	-5.26	117.67	120.30
1	J	772	ASP	CB-CG-OD1	5.26	123.03	118.30
1	P	509	ASP	CB-CG-OD1	5.26	123.03	118.30
1	H	802	ASP	CB-CG-OD1	5.26	123.03	118.30
1	K	772	ASP	CB-CG-OD1	5.26	123.03	118.30
1	I	919	ASP	CB-CG-OD1	5.26	123.03	118.30
1	L	509	ASP	CB-CG-OD1	5.26	123.03	118.30
1	O	282	ARG	NE-CZ-NH1	5.26	122.93	120.30
1	H	772	ASP	CB-CG-OD1	5.25	123.03	118.30
1	M	509	ASP	CB-CG-OD1	5.25	123.03	118.30
1	O	509	ASP	CB-CG-OD1	5.25	123.03	118.30
1	H	919	ASP	CB-CG-OD1	5.25	123.02	118.30

Continued on next page...

Continued from previous page...

Mol	Chain	Res	Type	Atoms	Z	Observed(°)	Ideal(°)
1	G	509	ASP	CB-CG-OD1	5.25	123.02	118.30
1	J	802	ASP	CB-CG-OD1	5.24	123.02	118.30
1	K	802	ASP	CB-CG-OD1	5.24	123.02	118.30
1	O	772	ASP	CB-CG-OD1	5.24	123.02	118.30
1	J	164	ASP	CB-CG-OD2	-5.24	113.58	118.30
1	B	561	ARG	NE-CZ-NH2	-5.24	117.68	120.30
1	B	919	ASP	CB-CG-OD1	5.24	123.02	118.30
1	N	442	ARG	NE-CZ-NH1	5.24	122.92	120.30
1	G	164	ASP	CB-CG-OD2	-5.24	113.58	118.30
1	O	164	ASP	CB-CG-OD2	-5.24	113.59	118.30
1	J	561	ARG	NE-CZ-NH2	-5.24	117.68	120.30
1	B	442	ARG	NE-CZ-NH1	5.24	122.92	120.30
1	B	772	ASP	CB-CG-OD1	5.24	123.01	118.30
1	C	237	ARG	NE-CZ-NH1	5.24	122.92	120.30
1	N	509	ASP	CB-CG-OD1	5.24	123.01	118.30
1	P	442	ARG	NE-CZ-NH1	5.24	122.92	120.30
1	D	561	ARG	NE-CZ-NH2	-5.23	117.68	120.30
1	P	561	ARG	NE-CZ-NH2	-5.23	117.68	120.30
1	A	442	ARG	NE-CZ-NH1	5.23	122.91	120.30
1	C	509	ASP	CB-CG-OD1	5.23	123.00	118.30
1	F	746	ASP	CB-CG-OD1	5.23	123.00	118.30
1	G	15	ASP	CB-CG-OD2	-5.23	113.59	118.30
1	K	164	ASP	CB-CG-OD2	-5.23	113.60	118.30
1	N	802	ASP	CB-CG-OD1	5.23	123.00	118.30
1	E	164	ASP	CB-CG-OD2	-5.23	113.60	118.30
1	L	15	ASP	CB-CG-OD2	-5.23	113.60	118.30
1	A	561	ARG	NE-CZ-NH2	-5.22	117.69	120.30
1	E	802	ASP	CB-CG-OD1	5.22	123.00	118.30
1	H	509	ASP	CB-CG-OD1	5.22	123.00	118.30
1	I	442	ARG	NE-CZ-NH1	5.22	122.91	120.30
1	I	509	ASP	CB-CG-OD1	5.22	123.00	118.30
1	I	802	ASP	CB-CG-OD1	5.22	123.00	118.30
1	J	996	ASP	CB-CG-OD1	5.22	123.00	118.30
1	K	561	ARG	NE-CZ-NH2	-5.22	117.69	120.30
1	N	15	ASP	CB-CG-OD2	-5.22	113.60	118.30
1	D	442	ARG	NE-CZ-NH1	5.22	122.91	120.30
1	G	919	ASP	CB-CG-OD1	5.22	123.00	118.30
1	I	15	ASP	CB-CG-OD2	-5.22	113.60	118.30
1	H	996	ASP	CB-CG-OD1	5.21	122.99	118.30
1	C	15	ASP	CB-CG-OD2	-5.21	113.61	118.30
1	D	772	ASP	CB-CG-OD2	-5.21	113.61	118.30
1	F	802	ASP	CB-CG-OD1	5.21	122.99	118.30

Continued on next page...

Continued from previous page...

Mol	Chain	Res	Type	Atoms	Z	Observed(°)	Ideal(°)
1	K	15	ASP	CB-CG-OD2	-5.21	113.61	118.30
1	M	996	ASP	CB-CG-OD1	5.21	122.99	118.30
1	B	509	ASP	CB-CG-OD1	5.21	122.99	118.30
1	F	509	ASP	CB-CG-OD1	5.21	122.99	118.30
1	H	561	ARG	NE-CZ-NH2	-5.21	117.70	120.30
1	I	996	ASP	CB-CG-OD1	5.21	122.99	118.30
1	P	439	ARG	NE-CZ-NH1	5.21	122.90	120.30
1	E	772	ASP	CB-CG-OD2	-5.21	113.61	118.30
1	F	224	ASP	CB-CG-OD2	-5.20	113.62	118.30
1	G	800	ARG	NE-CZ-NH2	-5.20	117.70	120.30
1	G	996	ASP	CB-CG-OD1	5.20	122.98	118.30
1	K	442	ARG	NE-CZ-NH1	5.20	122.90	120.30
1	E	255	ARG	NE-CZ-NH1	5.20	122.90	120.30
1	E	509	ASP	CB-CG-OD1	5.20	122.98	118.30
1	N	224	ASP	CB-CG-OD2	-5.20	113.62	118.30
1	P	15	ASP	CB-CG-OD2	-5.20	113.62	118.30
1	A	996	ASP	CB-CG-OD1	5.20	122.98	118.30
1	B	15	ASP	CB-CG-OD2	-5.20	113.62	118.30
1	K	919	ASP	CB-CG-OD2	-5.20	113.62	118.30
1	J	15	ASP	CB-CG-OD2	-5.20	113.62	118.30
1	A	509	ASP	CB-CG-OD1	5.20	122.97	118.30
1	D	919	ASP	CB-CG-OD2	-5.20	113.62	118.30
1	F	15	ASP	CB-CG-OD2	-5.20	113.62	118.30
1	H	772	ASP	CB-CG-OD2	-5.20	113.62	118.30
1	L	224	ASP	CB-CG-OD2	-5.20	113.62	118.30
1	L	919	ASP	CB-CG-OD2	-5.19	113.62	118.30
1	K	996	ASP	CB-CG-OD1	5.19	122.97	118.30
1	M	772	ASP	CB-CG-OD2	-5.19	113.63	118.30
1	P	772	ASP	CB-CG-OD2	-5.19	113.63	118.30
1	F	919	ASP	CB-CG-OD2	-5.19	113.63	118.30
1	J	237	ARG	NE-CZ-NH1	5.19	122.89	120.30
1	O	561	ARG	NE-CZ-NH2	-5.19	117.70	120.30
1	O	996	ASP	CB-CG-OD1	5.19	122.97	118.30
1	P	996	ASP	CB-CG-OD1	5.19	122.97	118.30
1	K	509	ASP	CB-CG-OD1	5.18	122.97	118.30
1	C	772	ASP	CB-CG-OD2	-5.18	113.64	118.30
1	G	442	ARG	NE-CZ-NH1	5.18	122.89	120.30
1	H	919	ASP	CB-CG-OD2	-5.18	113.64	118.30
1	J	919	ASP	CB-CG-OD2	-5.18	113.64	118.30
1	C	996	ASP	CB-CG-OD1	5.18	122.96	118.30
1	D	15	ASP	CB-CG-OD2	-5.18	113.64	118.30
1	M	15	ASP	CB-CG-OD2	-5.18	113.64	118.30

Continued on next page...

Continued from previous page...

Mol	Chain	Res	Type	Atoms	Z	Observed(°)	Ideal(°)
1	A	15	ASP	CB-CG-OD2	-5.17	113.64	118.30
1	C	224	ASP	CB-CG-OD2	-5.17	113.64	118.30
1	J	255	ARG	NE-CZ-NH1	5.17	122.89	120.30
1	M	442	ARG	NE-CZ-NH1	5.17	122.89	120.30
1	O	224	ASP	CB-CG-OD2	-5.17	113.64	118.30
1	P	237	ARG	NE-CZ-NH1	5.17	122.89	120.30
1	I	224	ASP	CB-CG-OD2	-5.17	113.64	118.30
1	D	996	ASP	CB-CG-OD1	5.17	122.95	118.30
1	G	561	ARG	NE-CZ-NH2	-5.17	117.72	120.30
1	C	561	ARG	NE-CZ-NH2	-5.17	117.72	120.30
1	J	772	ASP	CB-CG-OD2	-5.17	113.65	118.30
1	E	224	ASP	CB-CG-OD2	-5.17	113.65	118.30
1	E	919	ASP	CB-CG-OD2	-5.17	113.65	118.30
1	O	479	ASP	CB-CG-OD2	-5.17	113.65	118.30
1	L	772	ASP	CB-CG-OD2	-5.17	113.65	118.30
1	M	224	ASP	CB-CG-OD2	-5.17	113.65	118.30
1	B	772	ASP	CB-CG-OD2	-5.16	113.65	118.30
1	O	772	ASP	CB-CG-OD2	-5.16	113.65	118.30
1	D	439	ARG	NE-CZ-NH1	5.16	122.88	120.30
1	G	772	ASP	CB-CG-OD2	-5.16	113.66	118.30
1	I	439	ARG	NE-CZ-NH1	5.16	122.88	120.30
1	O	919	ASP	CB-CG-OD2	-5.16	113.66	118.30
1	L	996	ASP	CB-CG-OD1	5.16	122.94	118.30
1	A	772	ASP	CB-CG-OD2	-5.16	113.66	118.30
1	D	800	ARG	NE-CZ-NH2	-5.16	117.72	120.30
1	E	15	ASP	CB-CG-OD2	-5.16	113.66	118.30
1	F	800	ARG	NE-CZ-NH2	-5.16	117.72	120.30
1	H	15	ASP	CB-CG-OD2	-5.16	113.66	118.30
1	I	772	ASP	CB-CG-OD2	-5.16	113.66	118.30
1	D	224	ASP	CB-CG-OD2	-5.15	113.66	118.30
1	C	919	ASP	CB-CG-OD2	-5.15	113.66	118.30
1	N	255	ARG	NE-CZ-NH1	5.15	122.88	120.30
1	O	255	ARG	NE-CZ-NH1	5.15	122.88	120.30
1	N	996	ASP	CB-CG-OD1	5.15	122.94	118.30
1	F	479	ASP	CB-CG-OD2	-5.15	113.67	118.30
1	G	919	ASP	CB-CG-OD2	-5.15	113.67	118.30
1	P	881	ARG	NE-CZ-NH2	-5.15	117.73	120.30
1	B	224	ASP	CB-CG-OD2	-5.15	113.67	118.30
1	E	996	ASP	CB-CG-OD1	5.15	122.93	118.30
1	F	996	ASP	CB-CG-OD1	5.15	122.93	118.30
1	K	772	ASP	CB-CG-OD2	-5.15	113.67	118.30
1	K	800	ARG	NE-CZ-NH2	-5.15	117.73	120.30

Continued on next page...

Continued from previous page...

Mol	Chain	Res	Type	Atoms	Z	Observed(°)	Ideal(°)
1	M	919	ASP	CB-CG-OD2	-5.15	113.67	118.30
1	P	224	ASP	CB-CG-OD2	-5.15	113.67	118.30
1	J	800	ARG	NE-CZ-NH2	-5.14	117.73	120.30
1	M	479	ASP	CB-CG-OD2	-5.14	113.67	118.30
1	I	800	ARG	NE-CZ-NH2	-5.14	117.73	120.30
1	P	255	ARG	NE-CZ-NH1	5.14	122.87	120.30
1	A	224	ASP	CB-CG-OD2	-5.14	113.67	118.30
1	A	919	ASP	CB-CG-OD2	-5.14	113.67	118.30
1	B	800	ARG	NE-CZ-NH2	-5.14	117.73	120.30
1	J	479	ASP	CB-CG-OD2	-5.14	113.67	118.30
1	N	292	ARG	NE-CZ-NH1	5.14	122.87	120.30
1	P	919	ASP	CB-CG-OD2	-5.14	113.67	118.30
1	H	442	ARG	NE-CZ-NH1	5.14	122.87	120.30
1	J	224	ASP	CB-CG-OD2	-5.14	113.68	118.30
1	B	919	ASP	CB-CG-OD2	-5.14	113.68	118.30
1	C	479	ASP	CB-CG-OD2	-5.14	113.68	118.30
1	F	772	ASP	CB-CG-OD2	-5.14	113.68	118.30
1	G	224	ASP	CB-CG-OD2	-5.13	113.68	118.30
1	N	919	ASP	CB-CG-OD2	-5.13	113.68	118.30
1	O	15	ASP	CB-CG-OD2	-5.13	113.68	118.30
1	A	439	ARG	NE-CZ-NH1	5.13	122.87	120.30
1	E	439	ARG	NE-CZ-NH1	5.13	122.86	120.30
1	L	561	ARG	NE-CZ-NH2	-5.13	117.73	120.30
1	K	224	ASP	CB-CG-OD2	-5.13	113.69	118.30
1	N	772	ASP	CB-CG-OD2	-5.12	113.69	118.30
1	A	800	ARG	NE-CZ-NH2	-5.12	117.74	120.30
1	B	479	ASP	CB-CG-OD2	-5.12	113.69	118.30
1	C	987	ASP	CB-CG-OD2	-5.12	113.69	118.30
1	E	479	ASP	CB-CG-OD2	-5.12	113.69	118.30
1	E	800	ARG	NE-CZ-NH2	-5.12	117.74	120.30
1	F	255	ARG	NE-CZ-NH1	5.12	122.86	120.30
1	K	439	ARG	NE-CZ-NH1	5.12	122.86	120.30
1	N	479	ASP	CB-CG-OD2	-5.12	113.69	118.30
1	A	987	ASP	CB-CG-OD2	-5.12	113.69	118.30
1	K	479	ASP	CB-CG-OD2	-5.12	113.69	118.30
1	H	255	ARG	NE-CZ-NH1	5.12	122.86	120.30
1	B	439	ARG	NE-CZ-NH1	5.12	122.86	120.30
1	B	996	ASP	CB-CG-OD1	5.12	122.90	118.30
1	D	881	ARG	NE-CZ-NH2	-5.11	117.74	120.30
1	H	881	ARG	NE-CZ-NH2	-5.11	117.74	120.30
1	I	919	ASP	CB-CG-OD2	-5.11	113.70	118.30
1	M	255	ARG	NE-CZ-NH1	5.11	122.86	120.30

Continued on next page...

Continued from previous page...

Mol	Chain	Res	Type	Atoms	Z	Observed(°)	Ideal(°)
1	H	224	ASP	CB-CG-OD2	-5.11	113.70	118.30
1	D	479	ASP	CB-CG-OD2	-5.11	113.71	118.30
1	H	439	ARG	NE-CZ-NH1	5.11	122.85	120.30
1	I	987	ASP	CB-CG-OD2	-5.11	113.70	118.30
1	K	255	ARG	NE-CZ-NH1	5.10	122.85	120.30
1	C	439	ARG	NE-CZ-NH1	5.10	122.85	120.30
1	D	255	ARG	NE-CZ-NH1	5.10	122.85	120.30
1	E	292	ARG	NE-CZ-NH1	5.10	122.85	120.30
1	L	442	ARG	NE-CZ-NH1	5.10	122.85	120.30
1	N	185	ALA	N-CA-CB	5.10	117.24	110.10
1	G	479	ASP	CB-CG-OD2	-5.10	113.71	118.30
1	J	881	ARG	NE-CZ-NH2	-5.10	117.75	120.30
1	P	479	ASP	CB-CG-OD2	-5.10	113.71	118.30
1	L	185	ALA	N-CA-CB	5.10	117.24	110.10
1	C	255	ARG	NE-CZ-NH1	5.10	122.85	120.30
1	E	881	ARG	NE-CZ-NH2	-5.10	117.75	120.30
1	H	185	ALA	N-CA-CB	5.10	117.23	110.10
1	A	255	ARG	NE-CZ-NH1	5.09	122.85	120.30
1	H	447	ASP	CB-CG-OD1	5.09	122.89	118.30
1	I	255	ARG	NE-CZ-NH1	5.09	122.85	120.30
1	L	479	ASP	CB-CG-OD2	-5.09	113.71	118.30
1	O	800	ARG	NE-CZ-NH2	-5.09	117.75	120.30
1	B	147	ASN	N-CA-CB	-5.09	101.43	110.60
1	E	147	ASN	N-CA-CB	-5.09	101.43	110.60
1	F	881	ARG	NE-CZ-NH2	-5.09	117.75	120.30
1	G	987	ASP	CB-CG-OD2	-5.09	113.72	118.30
1	I	479	ASP	CB-CG-OD2	-5.09	113.72	118.30
1	A	479	ASP	CB-CG-OD2	-5.09	113.72	118.30
1	P	292	ARG	NE-CZ-NH1	5.09	122.85	120.30
1	D	417	THR	CA-CB-CG2	-5.09	105.28	112.40
1	B	185	ALA	N-CA-CB	5.09	117.22	110.10
1	J	439	ARG	NE-CZ-NH1	5.09	122.84	120.30
1	E	417	THR	CA-CB-CG2	-5.09	105.28	112.40
1	K	185	ALA	N-CA-CB	5.09	117.22	110.10
1	C	417	THR	CA-CB-CG2	-5.08	105.28	112.40
1	I	881	ARG	NE-CZ-NH2	-5.08	117.76	120.30
1	J	417	THR	CA-CB-CG2	-5.08	105.29	112.40
1	L	255	ARG	NE-CZ-NH1	5.08	122.84	120.30
1	N	439	ARG	NE-CZ-NH1	5.08	122.84	120.30
1	O	881	ARG	NE-CZ-NH2	-5.08	117.76	120.30
1	O	147	ASN	N-CA-CB	-5.08	101.46	110.60
1	F	417	THR	CA-CB-CG2	-5.08	105.29	112.40

Continued on next page...

Continued from previous page...

Mol	Chain	Res	Type	Atoms	Z	Observed(°)	Ideal(°)
1	J	147	ASN	N-CA-CB	-5.08	101.46	110.60
1	K	881	ARG	NE-CZ-NH2	-5.08	117.76	120.30
1	L	147	ASN	N-CA-CB	-5.08	101.46	110.60
1	O	439	ARG	NE-CZ-NH1	5.08	122.84	120.30
1	P	987	ASP	CB-CG-OD2	-5.08	113.73	118.30
1	G	417	THR	CA-CB-CG2	-5.08	105.29	112.40
1	H	987	ASP	CB-CG-OD2	-5.08	113.73	118.30
1	K	147	ASN	N-CA-CB	-5.08	101.46	110.60
1	P	147	ASN	N-CA-CB	-5.08	101.47	110.60
1	C	147	ASN	N-CA-CB	-5.07	101.47	110.60
1	H	800	ARG	NE-CZ-NH2	-5.07	117.76	120.30
1	M	147	ASN	N-CA-CB	-5.07	101.47	110.60
1	M	987	ASP	CB-CG-OD2	-5.07	113.73	118.30
1	O	185	ALA	N-CA-CB	5.07	117.20	110.10
1	G	439	ARG	NE-CZ-NH1	5.07	122.84	120.30
1	N	147	ASN	N-CA-CB	-5.07	101.47	110.60
1	A	147	ASN	N-CA-CB	-5.07	101.47	110.60
1	J	185	ALA	N-CA-CB	5.07	117.20	110.10
1	J	292	ARG	NE-CZ-NH1	5.07	122.83	120.30
1	P	185	ALA	N-CA-CB	5.07	117.20	110.10
1	P	417	THR	CA-CB-CG2	-5.07	105.30	112.40
1	D	147	ASN	N-CA-CB	-5.07	101.48	110.60
1	I	147	ASN	N-CA-CB	-5.07	101.48	110.60
1	A	185	ALA	N-CA-CB	5.07	117.19	110.10
1	E	185	ALA	N-CA-CB	5.07	117.19	110.10
1	C	881	ARG	NE-CZ-NH2	-5.06	117.77	120.30
1	D	987	ASP	CB-CG-OD2	-5.06	113.74	118.30
1	F	147	ASN	N-CA-CB	-5.06	101.49	110.60
1	F	388	ARG	NE-CZ-NH1	5.06	122.83	120.30
1	G	147	ASN	N-CA-CB	-5.06	101.49	110.60
1	L	800	ARG	NE-CZ-NH2	-5.06	117.77	120.30
1	E	441	THR	CA-CB-CG2	-5.06	105.31	112.40
1	F	252	ASP	CB-CG-OD1	5.06	122.86	118.30
1	H	479	ASP	CB-CG-OD2	-5.06	113.75	118.30
1	M	439	ARG	NE-CZ-NH1	5.06	122.83	120.30
1	N	417	THR	CA-CB-CG2	-5.06	105.31	112.40
1	C	1013	ARG	NE-CZ-NH1	5.06	122.83	120.30
1	H	147	ASN	N-CA-CB	-5.06	101.49	110.60
1	L	447	ASP	CB-CG-OD1	5.06	122.85	118.30
1	A	1013	ARG	NE-CZ-NH1	5.06	122.83	120.30
1	F	185	ALA	N-CA-CB	5.06	117.18	110.10
1	O	417	THR	CA-CB-CG2	-5.06	105.32	112.40

Continued on next page...

Continued from previous page...

Mol	Chain	Res	Type	Atoms	Z	Observed(°)	Ideal(°)
1	C	185	ALA	N-CA-CB	5.05	117.18	110.10
1	I	292	ARG	NE-CZ-NH1	5.05	122.83	120.30
1	I	417	THR	CA-CB-CG2	-5.05	105.33	112.40
1	I	441	THR	CA-CB-CG2	-5.05	105.32	112.40
1	L	417	THR	CA-CB-CG2	-5.05	105.33	112.40
1	L	987	ASP	CB-CG-OD2	-5.05	113.75	118.30
1	P	800	ARG	NE-CZ-NH2	-5.05	117.77	120.30
1	D	441	THR	CA-CB-CG2	-5.05	105.33	112.40
1	E	447	ASP	CB-CG-OD1	5.05	122.84	118.30
1	H	417	THR	CA-CB-CG2	-5.05	105.33	112.40
1	I	185	ALA	N-CA-CB	5.05	117.17	110.10
1	M	185	ALA	N-CA-CB	5.05	117.17	110.10
1	M	447	ASP	CB-CG-OD1	5.05	122.84	118.30
1	N	800	ARG	NE-CZ-NH2	-5.05	117.78	120.30
1	P	447	ASP	CB-CG-OD1	5.05	122.84	118.30
1	E	987	ASP	CB-CG-OD2	-5.05	113.76	118.30
1	F	987	ASP	CB-CG-OD2	-5.05	113.76	118.30
1	G	388	ARG	NE-CZ-NH1	5.05	122.82	120.30
1	I	447	ASP	CB-CG-OD1	5.05	122.84	118.30
1	M	417	THR	CA-CB-CG2	-5.05	105.33	112.40
1	D	447	ASP	CB-CG-OD1	5.04	122.84	118.30
1	F	439	ARG	NE-CZ-NH1	5.04	122.82	120.30
1	G	185	ALA	N-CA-CB	5.04	117.16	110.10
1	A	417	THR	CA-CB-CG2	-5.04	105.34	112.40
1	B	252	ASP	CB-CG-OD1	5.04	122.84	118.30
1	B	441	THR	CA-CB-CG2	-5.04	105.34	112.40
1	D	185	ALA	N-CA-CB	5.04	117.16	110.10
1	F	292	ARG	NE-CZ-NH1	5.04	122.82	120.30
1	F	507	ASP	CB-CG-OD2	-5.04	113.76	118.30
1	O	441	THR	CA-CB-CG2	-5.04	105.34	112.40
1	A	881	ARG	NE-CZ-NH2	-5.04	117.78	120.30
1	B	417	THR	CA-CB-CG2	-5.04	105.34	112.40
1	C	447	ASP	CB-CG-OD1	5.04	122.84	118.30
1	F	447	ASP	CB-CG-OD1	5.04	122.84	118.30
1	N	987	ASP	CB-CG-OD2	-5.04	113.76	118.30
1	B	507	ASP	CB-CG-OD2	-5.04	113.77	118.30
1	J	987	ASP	CB-CG-OD2	-5.04	113.77	118.30
1	K	987	ASP	CB-CG-OD2	-5.04	113.77	118.30
1	M	881	ARG	NE-CZ-NH2	-5.04	117.78	120.30
1	A	441	THR	CA-CB-CG2	-5.04	105.35	112.40
1	A	447	ASP	CB-CG-OD1	5.04	122.83	118.30
1	B	987	ASP	CB-CG-OD2	-5.04	113.77	118.30

Continued on next page...

Continued from previous page...

Mol	Chain	Res	Type	Atoms	Z	Observed(°)	Ideal(°)
1	L	292	ARG	NE-CZ-NH1	5.04	122.82	120.30
1	C	800	ARG	NE-CZ-NH2	-5.04	117.78	120.30
1	K	417	THR	CA-CB-CG2	-5.04	105.35	112.40
1	F	310	ARG	N-CA-CB	5.03	119.66	110.60
1	J	388	ARG	NE-CZ-NH1	5.03	122.82	120.30
1	L	439	ARG	NE-CZ-NH1	5.03	122.82	120.30
1	O	310	ARG	N-CA-CB	5.03	119.66	110.60
1	B	447	ASP	CB-CG-OD1	5.03	122.83	118.30
1	J	441	THR	CA-CB-CG2	-5.03	105.36	112.40
1	M	800	ARG	NE-CZ-NH2	-5.03	117.79	120.30
1	K	292	ARG	NE-CZ-NH1	5.03	122.81	120.30
1	O	252	ASP	CB-CG-OD1	5.03	122.83	118.30
1	P	441	THR	CA-CB-CG2	-5.03	105.36	112.40
1	D	252	ASP	CB-CG-OD1	5.03	122.82	118.30
1	D	507	ASP	CB-CG-OD2	-5.03	113.78	118.30
1	G	441	THR	CA-CB-CG2	-5.03	105.36	112.40
1	H	292	ARG	NE-CZ-NH1	5.03	122.81	120.30
1	N	881	ARG	NE-CZ-NH2	-5.03	117.79	120.30
1	P	388	ARG	NE-CZ-NH1	5.03	122.81	120.30
1	O	987	ASP	CB-CG-OD2	-5.02	113.78	118.30
1	L	310	ARG	N-CA-CB	5.02	119.64	110.60
1	H	441	THR	CA-CB-CG2	-5.02	105.37	112.40
1	I	310	ARG	N-CA-CB	5.02	119.64	110.60
1	D	388	ARG	NE-CZ-NH1	5.02	122.81	120.30
1	F	441	THR	CA-CB-CG2	-5.02	105.37	112.40
1	G	310	ARG	N-CA-CB	5.02	119.63	110.60
1	K	441	THR	CA-CB-CG2	-5.02	105.37	112.40
1	K	447	ASP	CB-CG-OD1	5.02	122.82	118.30
1	N	1013	ARG	NE-CZ-NH1	5.02	122.81	120.30
1	G	1013	ARG	NE-CZ-NH1	5.02	122.81	120.30
1	L	1013	ARG	NE-CZ-NH1	5.02	122.81	120.30
1	M	310	ARG	N-CA-CB	5.02	119.63	110.60
1	M	441	THR	CA-CB-CG2	-5.02	105.38	112.40
1	P	252	ASP	CB-CG-OD1	5.02	122.82	118.30
1	P	507	ASP	CB-CG-OD2	-5.02	113.78	118.30
1	C	441	THR	CA-CB-CG2	-5.02	105.38	112.40
1	N	310	ARG	N-CA-CB	5.02	119.63	110.60
1	C	252	ASP	CB-CG-OD1	5.01	122.81	118.30
1	G	252	ASP	CB-CG-OD1	5.01	122.81	118.30
1	G	292	ARG	NE-CZ-NH1	5.01	122.81	120.30
1	L	441	THR	CA-CB-CG2	-5.01	105.38	112.40
1	C	310	ARG	N-CA-CB	5.01	119.62	110.60

Continued on next page...

Continued from previous page...

Mol	Chain	Res	Type	Atoms	Z	Observed(°)	Ideal(°)
1	I	1013	ARG	NE-CZ-NH1	5.01	122.81	120.30
1	K	252	ASP	CB-CG-OD1	5.01	122.81	118.30
1	M	1013	ARG	NE-CZ-NH1	5.01	122.80	120.30
1	N	447	ASP	CB-CG-OD1	5.01	122.81	118.30
1	P	310	ARG	N-CA-CB	5.01	119.62	110.60
1	M	252	ASP	CB-CG-OD1	5.01	122.81	118.30
1	C	388	ARG	NE-CZ-NH1	5.01	122.80	120.30
1	I	507	ASP	CB-CG-OD2	-5.01	113.79	118.30
1	J	310	ARG	N-CA-CB	5.01	119.61	110.60
1	M	388	ARG	NE-CZ-NH1	5.00	122.80	120.30
1	O	1013	ARG	NE-CZ-NH1	5.00	122.80	120.30
1	P	1013	ARG	NE-CZ-NH1	5.00	122.80	120.30
1	A	252	ASP	CB-CG-OD1	5.00	122.80	118.30
1	H	310	ARG	N-CA-CB	5.00	119.61	110.60
1	N	441	THR	CA-CB-CG2	-5.00	105.39	112.40
1	C	292	ARG	NE-CZ-NH1	5.00	122.80	120.30
1	N	252	ASP	CB-CG-OD1	5.00	122.80	118.30
1	O	292	ARG	NE-CZ-NH1	5.00	122.80	120.30

There are no chirality outliers.

There are no planarity outliers.

5.2 Too-close contacts ⓘ

In the following table, the Non-H and H(model) columns list the number of non-hydrogen atoms and hydrogen atoms in the chain respectively. The H(added) column lists the number of hydrogen atoms added and optimized by MolProbity. The Clashes column lists the number of clashes within the asymmetric unit, whereas Symm-Clashes lists symmetry related clashes.

Mol	Chain	Non-H	H(model)	H(added)	Clashes	Symm-Clashes
1	A	8219	0	7811	586	3
1	B	8219	0	7811	563	5
1	C	8219	0	7811	548	1
1	D	8219	0	7811	584	0
1	E	8219	0	7811	568	0
1	F	8219	0	7811	557	1
1	G	8219	0	7811	571	1
1	H	8219	0	7811	564	0
1	I	8219	0	7811	573	1
1	J	8219	0	7811	566	0
1	K	8219	0	7811	561	0

Continued on next page...

Continued from previous page...

Mol	Chain	Non-H	H(model)	H(added)	Clashes	Symm-Clashes
1	L	8219	0	7811	574	1
1	M	8219	0	7811	566	0
1	N	8219	0	7811	566	0
1	O	8219	0	7811	575	0
1	P	8219	0	7811	576	2
2	Q	23	0	20	0	0
2	R	23	0	20	0	0
2	S	23	0	20	0	0
2	T	23	0	20	0	0
2	U	23	0	20	0	0
2	V	23	0	20	0	0
2	W	23	0	20	0	0
2	X	23	0	20	0	0
2	Y	23	0	20	0	0
2	Z	23	0	20	0	0
2	a	23	0	20	0	0
2	b	23	0	20	0	0
2	c	23	0	20	0	0
2	d	23	0	20	0	0
2	e	23	0	20	0	0
2	f	23	0	20	0	0
3	A	2	0	0	0	0
3	B	2	0	0	0	0
3	C	2	0	0	0	0
3	D	2	0	0	0	0
3	E	2	0	0	0	0
3	F	2	0	0	0	0
3	G	2	0	0	0	0
3	H	2	0	0	0	0
3	I	2	0	0	0	0
3	J	2	0	0	0	0
3	K	2	0	0	0	0
3	L	2	0	0	0	0
3	M	2	0	0	0	0
3	N	2	0	0	0	0
3	O	2	0	0	0	0
3	P	2	0	0	0	0
4	A	2	0	0	0	0
4	B	2	0	0	0	0
4	C	2	0	0	0	0
4	D	2	0	0	0	0
4	E	2	0	0	0	0

Continued on next page...

Continued from previous page...

Mol	Chain	Non-H	H(model)	H(added)	Clashes	Symm-Clashes
4	F	2	0	0	0	0
4	G	2	0	0	0	0
4	H	2	0	0	0	0
4	I	2	0	0	0	0
4	J	2	0	0	0	0
4	K	2	0	0	0	0
4	L	2	0	0	0	0
4	M	2	0	0	0	0
4	N	2	0	0	0	0
4	O	2	0	0	0	0
4	P	2	0	0	0	0
5	A	160	0	0	6	0
5	B	163	0	0	6	0
5	C	162	0	0	6	0
5	D	163	0	0	6	0
5	E	162	0	0	6	0
5	F	162	0	0	6	0
5	G	162	0	0	6	0
5	H	162	0	0	6	0
5	I	162	0	0	6	1
5	J	162	0	0	6	0
5	K	162	0	0	6	0
5	L	162	0	0	6	0
5	M	161	0	0	6	0
5	N	163	0	0	6	0
5	O	161	0	0	6	0
5	P	163	0	0	6	0
All	All	134528	0	125296	8965	8

The all-atom clashscore is defined as the number of clashes found per 1000 atoms (including hydrogen atoms). The all-atom clashscore for this structure is 35.

All (8965) close contacts within the same asymmetric unit are listed below, sorted by their clash magnitude.

Atom-1	Atom-2	Interatomic distance (Å)	Clash overlap (Å)
1:J:43:ARG:HH11	1:J:43:ARG:HG2	1.20	1.07
1:H:43:ARG:HG2	1:H:43:ARG:HH11	1.20	1.07
1:I:43:ARG:HH11	1:I:43:ARG:HG2	1.20	1.07
1:A:43:ARG:HH11	1:A:43:ARG:HG2	1.20	1.07
1:M:43:ARG:HH11	1:M:43:ARG:HG2	1.20	1.06
1:B:434:PRO:HB3	1:C:434:PRO:HB3	1.35	1.05

Continued on next page...

Continued from previous page...

Atom-1	Atom-2	Interatomic distance (Å)	Clash overlap (Å)
1:B:43:ARG:HG2	1:B:43:ARG:HH11	1.20	1.05
1:P:427:THR:HA	1:P:436:MET:HE1	1.39	1.04
1:C:43:ARG:HG2	1:C:43:ARG:HH11	1.20	1.03
1:E:43:ARG:HH11	1:E:43:ARG:HG2	1.20	1.02
1:P:43:ARG:HH11	1:P:43:ARG:HG2	1.20	1.02
1:O:43:ARG:HH11	1:O:43:ARG:HG2	1.20	1.02
1:F:43:ARG:HH11	1:F:43:ARG:HG2	1.20	1.02
1:G:43:ARG:HH11	1:G:43:ARG:HG2	1.20	1.02
1:L:43:ARG:HG2	1:L:43:ARG:HH11	1.20	1.02
1:N:43:ARG:HG2	1:N:43:ARG:HH11	1.20	1.02
1:K:43:ARG:HH11	1:K:43:ARG:HG2	1.20	1.01
1:M:777:LEU:HD11	1:M:889:ALA:HA	1.43	1.01
1:D:43:ARG:HH11	1:D:43:ARG:HG2	1.20	1.01
1:J:777:LEU:HD11	1:J:889:ALA:HA	1.43	1.01
1:E:777:LEU:HD11	1:E:889:ALA:HA	1.43	1.00
1:J:427:THR:HA	1:J:436:MET:HE1	1.43	1.00
1:K:777:LEU:HD11	1:K:889:ALA:HA	1.43	1.00
1:C:777:LEU:HD11	1:C:889:ALA:HA	1.43	1.00
1:F:427:THR:HA	1:F:436:MET:HE1	1.43	1.00
1:J:744:GLU:HB3	1:J:745:MET:HE3	1.44	1.00
1:A:777:LEU:HD11	1:A:889:ALA:HA	1.43	0.99
1:B:744:GLU:HB3	1:B:745:MET:HE3	1.44	0.99
1:G:777:LEU:HD11	1:G:889:ALA:HA	1.43	0.99
1:C:427:THR:HA	1:C:436:MET:HE1	1.43	0.99
1:O:777:LEU:HD11	1:O:889:ALA:HA	1.43	0.99
1:H:744:GLU:HB3	1:H:745:MET:HE3	1.45	0.99
1:H:777:LEU:HD11	1:H:889:ALA:HA	1.43	0.98
1:D:777:LEU:HD11	1:D:889:ALA:HA	1.43	0.98
1:I:744:GLU:HB3	1:I:745:MET:HE3	1.44	0.98
1:O:744:GLU:HB3	1:O:745:MET:HE3	1.44	0.98
1:K:740:LEU:HD12	1:K:741:THR:H	1.29	0.98
1:L:777:LEU:HD11	1:L:889:ALA:HA	1.43	0.98
1:B:427:THR:HA	1:B:436:MET:HE1	1.46	0.98
1:D:427:THR:HA	1:D:436:MET:HE1	1.42	0.98
1:P:777:LEU:HD11	1:P:889:ALA:HA	1.43	0.98
1:L:740:LEU:HD12	1:L:741:THR:H	1.29	0.98
1:N:740:LEU:HD12	1:N:741:THR:H	1.29	0.98
1:F:740:LEU:HD12	1:F:741:THR:H	1.29	0.97
1:G:740:LEU:HD12	1:G:741:THR:H	1.29	0.97
1:I:777:LEU:HD11	1:I:889:ALA:HA	1.43	0.97
1:B:777:LEU:HD11	1:B:889:ALA:HA	1.43	0.97

Continued on next page...

Continued from previous page...

Atom-1	Atom-2	Interatomic distance (Å)	Clash overlap (Å)
1:D:744:GLU:HB3	1:D:745:MET:HE3	1.44	0.97
1:K:744:GLU:HB3	1:K:745:MET:HE3	1.44	0.97
1:L:744:GLU:HB3	1:L:745:MET:HE3	1.46	0.97
1:J:740:LEU:HD12	1:J:741:THR:H	1.29	0.97
1:F:744:GLU:HB3	1:F:745:MET:HE3	1.44	0.97
1:N:777:LEU:HD11	1:N:889:ALA:HA	1.43	0.97
1:F:777:LEU:HD11	1:F:889:ALA:HA	1.43	0.97
1:G:427:THR:HA	1:G:436:MET:HE1	1.47	0.97
1:N:744:GLU:HB3	1:N:745:MET:HE3	1.44	0.97
1:H:740:LEU:HD12	1:H:741:THR:H	1.29	0.96
1:P:740:LEU:HD12	1:P:741:THR:H	1.29	0.96
1:I:427:THR:HA	1:I:436:MET:HE1	1.47	0.96
1:B:740:LEU:HD12	1:B:741:THR:H	1.29	0.96
1:E:744:GLU:HB3	1:E:745:MET:HE3	1.44	0.96
1:M:744:GLU:HB3	1:M:745:MET:HE3	1.44	0.96
1:O:740:LEU:HD12	1:O:741:THR:H	1.29	0.96
1:I:740:LEU:HD12	1:I:741:THR:H	1.29	0.96
1:D:740:LEU:HD12	1:D:741:THR:H	1.29	0.95
1:L:427:THR:HA	1:L:436:MET:HE1	1.46	0.95
1:G:744:GLU:HB3	1:G:745:MET:HE3	1.48	0.95
1:E:740:LEU:HD12	1:E:741:THR:H	1.29	0.95
1:M:740:LEU:HD12	1:M:741:THR:H	1.29	0.95
1:P:744:GLU:HB3	1:P:745:MET:HE3	1.47	0.95
1:C:740:LEU:HD12	1:C:741:THR:H	1.29	0.95
1:A:740:LEU:HD12	1:A:741:THR:H	1.29	0.94
1:A:744:GLU:HB3	1:A:745:MET:HE3	1.46	0.94
1:C:744:GLU:HB3	1:C:745:MET:HE3	1.45	0.94
1:O:427:THR:HA	1:O:436:MET:HE1	1.50	0.94
1:K:427:THR:HA	1:K:436:MET:CE	1.98	0.94
1:H:427:THR:HA	1:H:436:MET:HE1	1.49	0.93
1:J:427:THR:HA	1:J:436:MET:CE	1.98	0.93
1:L:427:THR:HA	1:L:436:MET:CE	1.98	0.93
1:P:436:MET:HE3	1:P:467:ASN:HD22	1.34	0.93
1:A:427:THR:HA	1:A:436:MET:CE	1.98	0.93
1:H:427:THR:HA	1:H:436:MET:CE	1.98	0.93
1:M:427:THR:HA	1:M:436:MET:CE	1.98	0.93
1:D:427:THR:HA	1:D:436:MET:CE	1.98	0.93
1:F:427:THR:HA	1:F:436:MET:CE	1.98	0.93
1:O:427:THR:HA	1:O:436:MET:CE	1.98	0.93
1:G:427:THR:HA	1:G:436:MET:CE	1.98	0.92
1:N:427:THR:HA	1:N:436:MET:CE	1.98	0.92

Continued on next page...

Continued from previous page...

Atom-1	Atom-2	Interatomic distance (Å)	Clash overlap (Å)
1:P:427:THR:HA	1:P:436:MET:CE	1.98	0.92
1:B:427:THR:HA	1:B:436:MET:CE	1.98	0.92
1:E:427:THR:HA	1:E:436:MET:CE	1.98	0.92
1:C:427:THR:HA	1:C:436:MET:CE	1.98	0.92
1:I:102:ASN:HD22	1:I:201:ASP:HB2	1.35	0.92
1:I:427:THR:HA	1:I:436:MET:CE	1.98	0.92
1:B:102:ASN:HD22	1:B:201:ASP:HB2	1.35	0.92
1:J:102:ASN:HD22	1:J:201:ASP:HB2	1.35	0.91
1:K:427:THR:HA	1:K:436:MET:HE1	1.51	0.91
1:M:427:THR:HA	1:M:436:MET:HE1	1.49	0.91
1:L:102:ASN:HD22	1:L:201:ASP:HB2	1.35	0.91
1:K:102:ASN:HD22	1:K:201:ASP:HB2	1.35	0.91
1:E:427:THR:HA	1:E:436:MET:HE1	1.49	0.91
1:H:102:ASN:HD22	1:H:201:ASP:HB2	1.35	0.91
1:C:46:ARG:HG3	1:C:46:ARG:HH11	1.36	0.90
1:F:46:ARG:HH11	1:F:46:ARG:HG3	1.37	0.90
1:A:46:ARG:HG3	1:A:46:ARG:HH11	1.36	0.90
1:M:425:ARG:NH2	1:P:287:ASP:OD2	2.03	0.90
1:M:102:ASN:HD22	1:M:201:ASP:HB2	1.35	0.90
1:K:46:ARG:HH11	1:K:46:ARG:HG3	1.37	0.90
1:M:46:ARG:HG3	1:M:46:ARG:HH11	1.36	0.90
1:D:102:ASN:HD22	1:D:201:ASP:HB2	1.35	0.90
1:D:436:MET:HE3	1:D:467:ASN:HD22	1.36	0.90
1:J:668:VAL:HG13	1:J:669:PRO:HD2	1.54	0.90
1:A:102:ASN:HD22	1:A:201:ASP:HB2	1.35	0.90
1:F:102:ASN:HD22	1:F:201:ASP:HB2	1.35	0.90
1:M:668:VAL:HG13	1:M:669:PRO:HD2	1.54	0.90
1:E:18:ASN:ND2	1:E:21:VAL:HG23	1.87	0.90
1:F:668:VAL:HG13	1:F:669:PRO:HD2	1.54	0.90
1:K:18:ASN:ND2	1:K:21:VAL:HG23	1.87	0.90
1:C:102:ASN:HD22	1:C:201:ASP:HB2	1.35	0.90
1:C:18:ASN:ND2	1:C:21:VAL:HG23	1.87	0.90
1:F:436:MET:HE3	1:F:467:ASN:HD22	1.37	0.90
1:J:18:ASN:ND2	1:J:21:VAL:HG23	1.87	0.90
1:L:316:HIS:HA	1:L:323:ILE:HD13	1.55	0.90
1:N:18:ASN:ND2	1:N:21:VAL:HG23	1.87	0.90
1:E:668:VAL:HG13	1:E:669:PRO:HD2	1.54	0.89
1:F:18:ASN:ND2	1:F:21:VAL:HG23	1.87	0.89
1:L:18:ASN:ND2	1:L:21:VAL:HG23	1.87	0.89
1:N:668:VAL:HG13	1:N:669:PRO:HD2	1.54	0.89
1:H:46:ARG:HG3	1:H:46:ARG:HH11	1.36	0.89

Continued on next page...

Continued from previous page...

Atom-1	Atom-2	Interatomic distance (Å)	Clash overlap (Å)
1:I:316:HIS:HA	1:I:323:ILE:HD13	1.55	0.89
1:M:18:ASN:ND2	1:M:21:VAL:HG23	1.87	0.89
1:G:102:ASN:HD22	1:G:201:ASP:HB2	1.35	0.89
1:J:46:ARG:HH11	1:J:46:ARG:HG3	1.36	0.89
1:O:18:ASN:ND2	1:O:21:VAL:HG23	1.87	0.89
1:G:18:ASN:ND2	1:G:21:VAL:HG23	1.87	0.89
1:H:18:ASN:ND2	1:H:21:VAL:HG23	1.87	0.89
1:K:668:VAL:HG13	1:K:669:PRO:HD2	1.54	0.89
1:O:102:ASN:HD22	1:O:201:ASP:HB2	1.35	0.89
1:P:316:HIS:HA	1:P:323:ILE:HD13	1.54	0.89
1:A:57:GLU:HG2	1:A:83:THR:CG2	2.03	0.89
1:B:46:ARG:HH11	1:B:46:ARG:HG3	1.37	0.89
1:A:18:ASN:ND2	1:A:21:VAL:HG23	1.87	0.89
1:D:316:HIS:HA	1:D:323:ILE:HD13	1.54	0.89
1:F:316:HIS:HA	1:F:323:ILE:HD13	1.55	0.89
1:H:57:GLU:HG2	1:H:83:THR:CG2	2.03	0.89
1:O:316:HIS:HA	1:O:323:ILE:HD13	1.54	0.89
1:D:18:ASN:ND2	1:D:21:VAL:HG23	1.87	0.89
1:I:668:VAL:HG13	1:I:669:PRO:HD2	1.54	0.89
1:J:436:MET:HE3	1:J:467:ASN:HD22	1.37	0.89
1:L:668:VAL:HG13	1:L:669:PRO:HD2	1.54	0.89
1:M:57:GLU:HG2	1:M:83:THR:CG2	2.03	0.89
1:B:18:ASN:ND2	1:B:21:VAL:HG23	1.87	0.89
1:I:57:GLU:HG2	1:I:83:THR:CG2	2.03	0.89
1:P:18:ASN:ND2	1:P:21:VAL:HG23	1.87	0.89
1:P:57:GLU:HG2	1:P:83:THR:CG2	2.03	0.89
1:E:46:ARG:HG3	1:E:46:ARG:HH11	1.37	0.89
1:G:316:HIS:HA	1:G:323:ILE:HD13	1.55	0.89
1:J:57:GLU:HG2	1:J:83:THR:CG2	2.03	0.89
1:N:316:HIS:HA	1:N:323:ILE:HD13	1.55	0.89
1:B:316:HIS:HA	1:B:323:ILE:HD13	1.55	0.88
1:E:57:GLU:HG2	1:E:83:THR:CG2	2.03	0.88
1:K:316:HIS:HA	1:K:323:ILE:HD13	1.55	0.88
1:K:57:GLU:HG2	1:K:83:THR:CG2	2.03	0.88
1:D:46:ARG:HG3	1:D:46:ARG:HH11	1.37	0.88
1:P:668:VAL:HG13	1:P:669:PRO:HD2	1.54	0.88
1:C:668:VAL:HG13	1:C:669:PRO:HD2	1.54	0.88
1:F:57:GLU:HG2	1:F:83:THR:CG2	2.03	0.88
1:H:316:HIS:HA	1:H:323:ILE:HD13	1.55	0.88
1:I:18:ASN:ND2	1:I:21:VAL:HG23	1.87	0.88
1:C:57:GLU:HG2	1:C:83:THR:CG2	2.03	0.88

Continued on next page...

Continued from previous page...

Atom-1	Atom-2	Interatomic distance (Å)	Clash overlap (Å)
1:D:668:VAL:HG13	1:D:669:PRO:HD2	1.54	0.88
1:F:434:PRO:HB3	1:G:434:PRO:HB3	1.53	0.88
1:G:46:ARG:HG3	1:G:46:ARG:HH11	1.37	0.88
1:G:57:GLU:HG2	1:G:83:THR:CG2	2.03	0.88
1:I:46:ARG:HH11	1:I:46:ARG:HG3	1.37	0.88
1:L:46:ARG:HG3	1:L:46:ARG:HH11	1.37	0.88
1:P:102:ASN:HD22	1:P:201:ASP:HB2	1.35	0.88
1:M:316:HIS:HA	1:M:323:ILE:HD13	1.54	0.88
1:N:57:GLU:HG2	1:N:83:THR:CG2	2.03	0.88
1:A:427:THR:HA	1:A:436:MET:HE1	1.51	0.88
1:E:102:ASN:HD22	1:E:201:ASP:HB2	1.35	0.88
1:H:668:VAL:HG13	1:H:669:PRO:HD2	1.54	0.88
1:N:102:ASN:HD22	1:N:201:ASP:HB2	1.35	0.88
1:A:668:VAL:HG13	1:A:669:PRO:HD2	1.54	0.88
1:L:57:GLU:HG2	1:L:83:THR:CG2	2.03	0.88
1:O:46:ARG:HG3	1:O:46:ARG:HH11	1.36	0.88
1:P:46:ARG:HG3	1:P:46:ARG:HH11	1.37	0.88
1:A:316:HIS:HA	1:A:323:ILE:HD13	1.55	0.87
1:B:360:HIS:CE1	1:B:362:LEU:HB2	2.10	0.87
1:B:57:GLU:HG2	1:B:83:THR:CG2	2.03	0.87
1:N:46:ARG:HH11	1:N:46:ARG:HG3	1.37	0.87
1:B:668:VAL:HG13	1:B:669:PRO:HD2	1.54	0.87
1:C:436:MET:HE3	1:C:467:ASN:HD22	1.37	0.87
1:H:360:HIS:CE1	1:H:362:LEU:HB2	2.10	0.87
1:J:7:LEU:HD13	1:J:74:LEU:HD11	1.57	0.87
1:O:7:LEU:HD13	1:O:74:LEU:HD11	1.57	0.87
1:P:360:HIS:CE1	1:P:362:LEU:HB2	2.10	0.87
1:B:437:SER:HB2	5:B:2263:HOH:O	1.72	0.87
1:D:57:GLU:HG2	1:D:83:THR:CG2	2.03	0.87
1:G:7:LEU:HD13	1:G:74:LEU:HD11	1.57	0.87
1:O:57:GLU:HG2	1:O:83:THR:CG2	2.03	0.87
1:B:7:LEU:HD13	1:B:74:LEU:HD11	1.57	0.87
1:E:316:HIS:HA	1:E:323:ILE:HD13	1.55	0.87
1:F:7:LEU:HD13	1:F:74:LEU:HD11	1.57	0.87
1:I:7:LEU:HD13	1:I:74:LEU:HD11	1.57	0.87
1:J:856:TYR:HD2	1:J:864:MET:HE2	1.37	0.87
1:K:360:HIS:CE1	1:K:362:LEU:HB2	2.10	0.87
1:L:360:HIS:CE1	1:L:362:LEU:HB2	2.10	0.87
1:N:7:LEU:HD13	1:N:74:LEU:HD11	1.57	0.87
1:M:360:HIS:CE1	1:M:362:LEU:HB2	2.10	0.87
1:N:427:THR:HA	1:N:436:MET:HE1	1.57	0.87

Continued on next page...

Continued from previous page...

Atom-1	Atom-2	Interatomic distance (Å)	Clash overlap (Å)
1:C:316:HIS:HA	1:C:323:ILE:HD13	1.55	0.87
1:C:7:LEU:HD13	1:C:74:LEU:HD11	1.57	0.87
1:I:360:HIS:CE1	1:I:362:LEU:HB2	2.10	0.87
1:J:316:HIS:HA	1:J:323:ILE:HD13	1.54	0.87
1:A:360:HIS:CE1	1:A:362:LEU:HB2	2.10	0.86
1:K:7:LEU:HD13	1:K:74:LEU:HD11	1.57	0.86
1:O:360:HIS:CE1	1:O:362:LEU:HB2	2.10	0.86
1:E:360:HIS:CE1	1:E:362:LEU:HB2	2.10	0.86
1:G:360:HIS:CE1	1:G:362:LEU:HB2	2.10	0.86
1:I:436:MET:HE3	1:I:467:ASN:HD22	1.40	0.86
1:J:360:HIS:CE1	1:J:362:LEU:HB2	2.10	0.86
1:D:360:HIS:CE1	1:D:362:LEU:HB2	2.10	0.86
1:D:781:ARG:HH11	1:D:781:ARG:HG3	1.41	0.86
1:N:360:HIS:CE1	1:N:362:LEU:HB2	2.10	0.86
1:B:781:ARG:HG3	1:B:781:ARG:HH11	1.41	0.86
1:L:436:MET:HE3	1:L:467:ASN:HD22	1.39	0.86
1:L:781:ARG:HG3	1:L:781:ARG:HH11	1.41	0.86
1:D:7:LEU:HD13	1:D:74:LEU:HD11	1.57	0.86
1:F:360:HIS:CE1	1:F:362:LEU:HB2	2.10	0.86
1:G:668:VAL:HG13	1:G:669:PRO:HD2	1.54	0.86
1:H:7:LEU:HD13	1:H:74:LEU:HD11	1.57	0.86
1:O:668:VAL:HG13	1:O:669:PRO:HD2	1.54	0.86
1:C:360:HIS:CE1	1:C:362:LEU:HB2	2.10	0.86
1:G:436:MET:HE3	1:G:467:ASN:HD22	1.40	0.86
1:J:781:ARG:HG3	1:J:781:ARG:HH11	1.41	0.86
1:P:7:LEU:HD13	1:P:74:LEU:HD11	1.57	0.86
1:B:436:MET:HE3	1:B:467:ASN:HD22	1.39	0.85
1:K:781:ARG:HH11	1:K:781:ARG:HG3	1.41	0.85
1:M:436:MET:HE3	1:M:467:ASN:HD22	1.41	0.85
1:A:781:ARG:HG3	1:A:781:ARG:HH11	1.41	0.85
1:E:436:MET:HE3	1:E:467:ASN:HD22	1.41	0.85
1:E:434:PRO:HB3	1:H:434:PRO:HB3	1.59	0.85
1:G:781:ARG:HG3	1:G:781:ARG:HH11	1.41	0.85
1:N:781:ARG:HH11	1:N:781:ARG:HG3	1.41	0.85
1:O:781:ARG:HG3	1:O:781:ARG:HH11	1.41	0.85
1:E:781:ARG:HG3	1:E:781:ARG:HH11	1.41	0.85
1:L:7:LEU:HD13	1:L:74:LEU:HD11	1.57	0.85
1:P:249:GLU:HG2	1:P:251:ARG:NH1	1.92	0.85
1:L:949:HIS:CD2	1:L:1020:TRP:HE1	1.95	0.85
1:N:949:HIS:CD2	1:N:1020:TRP:HE1	1.95	0.85
1:K:249:GLU:HG2	1:K:251:ARG:NH1	1.92	0.85

Continued on next page...

Continued from previous page...

Atom-1	Atom-2	Interatomic distance (Å)	Clash overlap (Å)
1:A:360:HIS:ND1	1:A:361:PRO:HD2	1.93	0.84
1:H:249:GLU:HG2	1:H:251:ARG:NH1	1.92	0.84
1:I:249:GLU:HG2	1:I:251:ARG:NH1	1.92	0.84
1:M:949:HIS:CD2	1:M:1020:TRP:HE1	1.95	0.84
1:C:781:ARG:HH11	1:C:781:ARG:HG3	1.41	0.84
1:I:949:HIS:CD2	1:I:1020:TRP:HE1	1.95	0.84
1:K:360:HIS:ND1	1:K:361:PRO:HD2	1.92	0.84
1:L:249:GLU:HG2	1:L:251:ARG:NH1	1.92	0.84
1:E:360:HIS:ND1	1:E:361:PRO:HD2	1.92	0.84
1:F:360:HIS:ND1	1:F:361:PRO:HD2	1.93	0.84
1:O:949:HIS:CD2	1:O:1020:TRP:HE1	1.95	0.84
1:G:360:HIS:ND1	1:G:361:PRO:HD2	1.93	0.84
1:H:360:HIS:ND1	1:H:361:PRO:HD2	1.93	0.84
1:A:249:GLU:HG2	1:A:251:ARG:NH1	1.92	0.84
1:A:7:LEU:HD13	1:A:74:LEU:HD11	1.57	0.84
1:B:949:HIS:CD2	1:B:1020:TRP:HE1	1.95	0.84
1:B:360:HIS:ND1	1:B:361:PRO:HD2	1.93	0.84
1:E:249:GLU:HG2	1:E:251:ARG:NH1	1.92	0.84
1:J:360:HIS:ND1	1:J:361:PRO:HD2	1.93	0.84
1:M:249:GLU:HG2	1:M:251:ARG:NH1	1.92	0.84
1:O:436:MET:HE3	1:O:467:ASN:HD22	1.43	0.84
1:A:419:GLY:HA2	1:D:282:ARG:NH1	1.92	0.84
1:D:894:ARG:NH2	1:D:921:PRO:HD3	1.93	0.84
1:K:894:ARG:NH2	1:K:921:PRO:HD3	1.93	0.84
1:M:360:HIS:ND1	1:M:361:PRO:HD2	1.92	0.84
1:E:7:LEU:HD13	1:E:74:LEU:HD11	1.57	0.84
1:F:949:HIS:CD2	1:F:1020:TRP:HE1	1.95	0.84
1:J:249:GLU:HG2	1:J:251:ARG:NH1	1.92	0.84
1:N:360:HIS:ND1	1:N:361:PRO:HD2	1.93	0.84
1:P:360:HIS:ND1	1:P:361:PRO:HD2	1.93	0.84
1:I:360:HIS:ND1	1:I:361:PRO:HD2	1.93	0.84
1:L:360:HIS:ND1	1:L:361:PRO:HD2	1.92	0.84
1:O:249:GLU:HG2	1:O:251:ARG:NH1	1.92	0.84
1:C:249:GLU:HG2	1:C:251:ARG:NH1	1.92	0.83
1:C:437:SER:HB2	5:C:2258:HOH:O	1.76	0.83
1:F:249:GLU:HG2	1:F:251:ARG:NH1	1.92	0.83
1:H:781:ARG:HH11	1:H:781:ARG:HG3	1.41	0.83
1:H:894:ARG:NH2	1:H:921:PRO:HD3	1.93	0.83
1:J:434:PRO:HB3	1:K:434:PRO:HB3	1.57	0.83
1:J:894:ARG:NH2	1:J:921:PRO:HD3	1.93	0.83
1:P:894:ARG:NH2	1:P:921:PRO:HD3	1.93	0.83

Continued on next page...

Continued from previous page...

Atom-1	Atom-2	Interatomic distance (Å)	Clash overlap (Å)
1:B:894:ARG:NH2	1:B:921:PRO:HD3	1.93	0.83
1:F:781:ARG:HG3	1:F:781:ARG:HH11	1.41	0.83
1:F:894:ARG:NH2	1:F:921:PRO:HD3	1.93	0.83
1:J:949:HIS:CD2	1:J:1020:TRP:HE1	1.95	0.83
1:M:7:LEU:HD13	1:M:74:LEU:HD11	1.57	0.83
1:A:894:ARG:NH2	1:A:921:PRO:HD3	1.93	0.83
1:E:949:HIS:CD2	1:E:1020:TRP:HE1	1.95	0.83
1:E:894:ARG:NH2	1:E:921:PRO:HD3	1.93	0.83
1:P:949:HIS:CD2	1:P:1020:TRP:HE1	1.95	0.83
1:D:949:HIS:CD2	1:D:1020:TRP:HE1	1.95	0.83
1:I:781:ARG:HH11	1:I:781:ARG:HG3	1.41	0.83
1:K:949:HIS:CD2	1:K:1020:TRP:HE1	1.95	0.83
1:M:781:ARG:HH11	1:M:781:ARG:HG3	1.41	0.83
1:C:360:HIS:ND1	1:C:361:PRO:HD2	1.93	0.83
1:D:249:GLU:HG2	1:D:251:ARG:NH1	1.92	0.83
1:G:949:HIS:CD2	1:G:1020:TRP:HE1	1.95	0.83
1:L:894:ARG:NH2	1:L:921:PRO:HD3	1.93	0.83
1:M:894:ARG:NH2	1:M:921:PRO:HD3	1.93	0.83
1:A:949:HIS:CD2	1:A:1020:TRP:HE1	1.95	0.83
1:D:360:HIS:ND1	1:D:361:PRO:HD2	1.93	0.83
1:C:949:HIS:CD2	1:C:1020:TRP:HE1	1.95	0.83
1:K:436:MET:HE3	1:K:467:ASN:HD22	1.44	0.83
1:A:746:ASP:HA	1:A:760:ARG:HG3	1.61	0.83
1:F:777:LEU:CD1	1:F:889:ALA:HA	2.09	0.83
1:H:436:MET:HE3	1:H:467:ASN:HD22	1.41	0.83
1:L:777:LEU:CD1	1:L:889:ALA:HA	2.09	0.83
1:N:777:LEU:CD1	1:N:889:ALA:HA	2.09	0.83
1:P:777:LEU:CD1	1:P:889:ALA:HA	2.09	0.83
1:G:890:GLN:HG3	1:G:891:VAL:N	1.94	0.83
1:I:890:GLN:HG3	1:I:891:VAL:N	1.94	0.83
1:L:949:HIS:HD2	1:L:1020:TRP:HE1	1.27	0.83
1:O:360:HIS:ND1	1:O:361:PRO:HD2	1.93	0.83
1:C:777:LEU:CD1	1:C:889:ALA:HA	2.09	0.82
1:A:890:GLN:HG3	1:A:891:VAL:N	1.94	0.82
1:D:777:LEU:CD1	1:D:889:ALA:HA	2.09	0.82
1:K:436:MET:CE	1:K:467:ASN:HD22	1.93	0.82
1:N:249:GLU:HG2	1:N:251:ARG:NH1	1.92	0.82
1:C:894:ARG:NH2	1:C:921:PRO:HD3	1.93	0.82
1:G:240:LEU:HD12	1:G:241:GLU:N	1.95	0.82
1:H:777:LEU:CD1	1:H:889:ALA:HA	2.09	0.82
1:N:894:ARG:NH2	1:N:921:PRO:HD3	1.93	0.82

Continued on next page...

Continued from previous page...

Atom-1	Atom-2	Interatomic distance (Å)	Clash overlap (Å)
1:L:746:ASP:HA	1:L:760:ARG:HG3	1.61	0.82
1:N:890:GLN:HG3	1:N:891:VAL:N	1.94	0.82
1:O:240:LEU:HD12	1:O:241:GLU:N	1.95	0.82
1:O:894:ARG:NH2	1:O:921:PRO:HD3	1.93	0.82
1:G:249:GLU:HG2	1:G:251:ARG:NH1	1.92	0.82
1:I:777:LEU:CD1	1:I:889:ALA:HA	2.09	0.82
1:H:949:HIS:CD2	1:H:1020:TRP:HE1	1.95	0.82
1:I:894:ARG:NH2	1:I:921:PRO:HD3	1.93	0.82
1:K:63:PHE:HB3	1:K:64:PRO:HD2	1.62	0.82
1:L:436:MET:CE	1:L:467:ASN:HD22	1.93	0.82
1:G:777:LEU:CD1	1:G:889:ALA:HA	2.09	0.82
1:N:240:LEU:HD12	1:N:241:GLU:N	1.95	0.82
1:P:781:ARG:HG3	1:P:781:ARG:HH11	1.41	0.82
1:A:777:LEU:CD1	1:A:889:ALA:HA	2.09	0.82
1:B:249:GLU:HG2	1:B:251:ARG:NH1	1.92	0.82
1:F:240:LEU:HD12	1:F:241:GLU:N	1.95	0.82
1:H:436:MET:CE	1:H:467:ASN:HD22	1.93	0.82
1:H:63:PHE:HB3	1:H:64:PRO:HD2	1.62	0.82
1:H:746:ASP:HA	1:H:760:ARG:HG3	1.61	0.82
1:M:240:LEU:HD12	1:M:241:GLU:N	1.95	0.82
1:O:777:LEU:CD1	1:O:889:ALA:HA	2.09	0.82
1:P:240:LEU:HD12	1:P:241:GLU:N	1.95	0.82
1:A:240:LEU:HD12	1:A:241:GLU:N	1.95	0.82
1:A:436:MET:CE	1:A:467:ASN:HD22	1.93	0.82
1:B:63:PHE:HB3	1:B:64:PRO:HD2	1.62	0.82
1:C:746:ASP:HA	1:C:760:ARG:HG3	1.61	0.82
1:F:890:GLN:HG3	1:F:891:VAL:N	1.94	0.82
1:G:949:HIS:HD2	1:G:1020:TRP:HE1	1.28	0.82
1:I:746:ASP:HA	1:I:760:ARG:HG3	1.61	0.82
1:J:316:HIS:HA	1:J:323:ILE:CD1	2.10	0.82
1:J:436:MET:CE	1:J:467:ASN:HD22	1.93	0.82
1:O:63:PHE:HB3	1:O:64:PRO:HD2	1.62	0.82
1:P:436:MET:CE	1:P:467:ASN:HD22	1.93	0.82
1:B:240:LEU:HD12	1:B:241:GLU:N	1.95	0.82
1:F:227:VAL:HG13	1:F:240:LEU:HD11	1.62	0.82
1:G:63:PHE:HB3	1:G:64:PRO:HD2	1.62	0.82
1:H:316:HIS:HA	1:H:323:ILE:CD1	2.10	0.82
1:J:890:GLN:HG3	1:J:891:VAL:N	1.94	0.82
1:N:227:VAL:HG13	1:N:240:LEU:HD11	1.62	0.82
1:P:316:HIS:HA	1:P:323:ILE:CD1	2.10	0.82
1:P:63:PHE:HB3	1:P:64:PRO:HD2	1.62	0.82

Continued on next page...

Continued from previous page...

Atom-1	Atom-2	Interatomic distance (Å)	Clash overlap (Å)
1:G:894:ARG:NH2	1:G:921:PRO:HD3	1.93	0.81
1:K:65:ALA:HB1	1:K:66:PRO:HD2	1.62	0.81
1:K:746:ASP:HA	1:K:760:ARG:HG3	1.61	0.81
1:L:227:VAL:HG13	1:L:240:LEU:HD11	1.62	0.81
1:M:316:HIS:HA	1:M:323:ILE:CD1	2.10	0.81
1:O:949:HIS:HD2	1:O:1020:TRP:HE1	1.28	0.81
1:P:746:ASP:HA	1:P:760:ARG:HG3	1.61	0.81
1:C:255:ARG:HG2	1:C:255:ARG:HH11	1.45	0.81
1:D:255:ARG:HG2	1:D:255:ARG:HH11	1.45	0.81
1:E:255:ARG:HG2	1:E:255:ARG:HH11	1.45	0.81
1:E:316:HIS:HA	1:E:323:ILE:CD1	2.10	0.81
1:G:746:ASP:HA	1:G:760:ARG:HG3	1.61	0.81
1:H:240:LEU:HD12	1:H:241:GLU:N	1.95	0.81
1:I:227:VAL:HG13	1:I:240:LEU:HD11	1.62	0.81
1:I:240:LEU:HD12	1:I:241:GLU:N	1.95	0.81
1:J:240:LEU:HD12	1:J:241:GLU:N	1.95	0.81
1:K:777:LEU:CD1	1:K:889:ALA:HA	2.09	0.81
1:L:255:ARG:HH11	1:L:255:ARG:HG2	1.45	0.81
1:N:436:MET:CE	1:N:467:ASN:HD22	1.93	0.81
1:C:63:PHE:HB3	1:C:64:PRO:HD2	1.62	0.81
1:E:777:LEU:CD1	1:E:889:ALA:HA	2.09	0.81
1:F:436:MET:CE	1:F:467:ASN:HD22	1.93	0.81
1:F:65:ALA:HB1	1:F:66:PRO:HD2	1.62	0.81
1:I:65:ALA:HB1	1:I:66:PRO:HD2	1.63	0.81
1:K:316:HIS:HA	1:K:323:ILE:CD1	2.10	0.81
1:L:240:LEU:HD12	1:L:241:GLU:N	1.95	0.81
1:O:746:ASP:HA	1:O:760:ARG:HG3	1.61	0.81
1:A:316:HIS:HA	1:A:323:ILE:CD1	2.10	0.81
1:A:63:PHE:HB3	1:A:64:PRO:HD2	1.62	0.81
1:K:240:LEU:HD12	1:K:241:GLU:N	1.95	0.81
1:M:777:LEU:CD1	1:M:889:ALA:HA	2.09	0.81
1:O:316:HIS:HA	1:O:323:ILE:CD1	2.10	0.81
1:B:227:VAL:HG13	1:B:240:LEU:HD11	1.62	0.81
1:B:777:LEU:CD1	1:B:889:ALA:HA	2.09	0.81
1:C:436:MET:CE	1:C:467:ASN:HD22	1.93	0.81
1:C:65:ALA:HB1	1:C:66:PRO:HD2	1.63	0.81
1:D:227:VAL:HG13	1:D:240:LEU:HD11	1.62	0.81
1:G:316:HIS:HA	1:G:323:ILE:CD1	2.10	0.81
1:H:890:GLN:HG3	1:H:891:VAL:N	1.94	0.81
1:J:777:LEU:CD1	1:J:889:ALA:HA	2.09	0.81
1:M:436:MET:CE	1:M:467:ASN:HD22	1.93	0.81

Continued on next page...

Continued from previous page...

Atom-1	Atom-2	Interatomic distance (Å)	Clash overlap (Å)
1:N:65:ALA:HB1	1:N:66:PRO:HD2	1.62	0.81
1:A:128:ASN:ND2	1:A:180:GLY:HA2	1.96	0.81
1:C:240:LEU:HD12	1:C:241:GLU:N	1.95	0.81
1:F:128:ASN:ND2	1:F:180:GLY:HA2	1.96	0.81
1:G:65:ALA:HB1	1:G:66:PRO:HD2	1.62	0.81
1:L:65:ALA:HB1	1:L:66:PRO:HD2	1.62	0.81
1:L:890:GLN:HG3	1:L:891:VAL:N	1.94	0.81
1:M:255:ARG:HG2	1:M:255:ARG:HH11	1.45	0.81
1:P:128:ASN:ND2	1:P:180:GLY:HA2	1.96	0.81
1:D:240:LEU:HD12	1:D:241:GLU:N	1.95	0.81
1:D:436:MET:CE	1:D:467:ASN:HD22	1.93	0.81
1:E:436:MET:CE	1:E:467:ASN:HD22	1.93	0.81
1:H:128:ASN:ND2	1:H:180:GLY:HA2	1.96	0.81
1:I:63:PHE:HB3	1:I:64:PRO:HD2	1.62	0.81
1:M:128:ASN:ND2	1:M:180:GLY:HA2	1.96	0.81
1:O:128:ASN:ND2	1:O:180:GLY:HA2	1.96	0.81
1:O:436:MET:CE	1:O:467:ASN:HD22	1.93	0.81
1:O:65:ALA:HB1	1:O:66:PRO:HD2	1.62	0.81
1:B:890:GLN:HG3	1:B:891:VAL:N	1.94	0.81
1:D:63:PHE:HB3	1:D:64:PRO:HD2	1.62	0.81
1:F:856:TYR:HD2	1:F:864:MET:HE2	1.45	0.81
1:G:436:MET:CE	1:G:467:ASN:HD22	1.93	0.81
1:N:128:ASN:ND2	1:N:180:GLY:HA2	1.96	0.81
1:A:436:MET:HE3	1:A:467:ASN:HD22	1.44	0.81
1:B:746:ASP:HA	1:B:760:ARG:HG3	1.61	0.81
1:G:128:ASN:ND2	1:G:180:GLY:HA2	1.96	0.81
1:C:227:VAL:HG13	1:C:240:LEU:HD11	1.62	0.81
1:D:316:HIS:HA	1:D:323:ILE:CD1	2.10	0.81
1:D:890:GLN:HG3	1:D:891:VAL:N	1.94	0.81
1:F:255:ARG:HH11	1:F:255:ARG:HG2	1.45	0.81
1:J:128:ASN:ND2	1:J:180:GLY:HA2	1.96	0.81
1:K:822:LEU:HD12	1:K:824:GLN:H	1.46	0.81
1:L:316:HIS:HA	1:L:323:ILE:CD1	2.10	0.81
1:L:822:LEU:HD12	1:L:824:GLN:H	1.46	0.81
1:N:316:HIS:HA	1:N:323:ILE:CD1	2.10	0.81
1:B:436:MET:CE	1:B:467:ASN:HD22	1.93	0.81
1:C:890:GLN:HG3	1:C:891:VAL:N	1.94	0.81
1:O:890:GLN:HG3	1:O:891:VAL:N	1.94	0.81
1:D:746:ASP:HA	1:D:760:ARG:HG3	1.61	0.80
1:J:822:LEU:HD12	1:J:824:GLN:H	1.46	0.80
1:M:65:ALA:HB1	1:M:66:PRO:HD2	1.62	0.80

Continued on next page...

Continued from previous page...

Atom-1	Atom-2	Interatomic distance (Å)	Clash overlap (Å)
1:M:746:ASP:HA	1:M:760:ARG:HG3	1.61	0.80
1:N:255:ARG:HG2	1:N:255:ARG:HH11	1.45	0.80
1:B:316:HIS:HA	1:B:323:ILE:CD1	2.10	0.80
1:C:949:HIS:HD2	1:C:1020:TRP:HE1	1.27	0.80
1:I:255:ARG:HH11	1:I:255:ARG:HG2	1.45	0.80
1:I:316:HIS:HA	1:I:323:ILE:CD1	2.10	0.80
1:I:436:MET:CE	1:I:467:ASN:HD22	1.93	0.80
1:M:890:GLN:HG3	1:M:891:VAL:N	1.94	0.80
1:E:63:PHE:HB3	1:E:64:PRO:HD2	1.62	0.80
1:F:746:ASP:HA	1:F:760:ARG:HG3	1.61	0.80
1:P:227:VAL:HG13	1:P:240:LEU:HD11	1.62	0.80
1:B:65:ALA:HB1	1:B:66:PRO:HD2	1.63	0.80
1:C:316:HIS:HA	1:C:323:ILE:CD1	2.10	0.80
1:E:65:ALA:HB1	1:E:66:PRO:HD2	1.62	0.80
1:E:746:ASP:HA	1:E:760:ARG:HG3	1.61	0.80
1:G:227:VAL:HG13	1:G:240:LEU:HD11	1.62	0.80
1:L:128:ASN:ND2	1:L:180:GLY:HA2	1.96	0.80
1:N:63:PHE:HB3	1:N:64:PRO:HD2	1.62	0.80
1:A:227:VAL:HG13	1:A:240:LEU:HD11	1.62	0.80
1:F:63:PHE:HB3	1:F:64:PRO:HD2	1.62	0.80
1:N:746:ASP:HA	1:N:760:ARG:HG3	1.61	0.80
1:B:255:ARG:HH11	1:B:255:ARG:HG2	1.45	0.80
1:D:7:LEU:CD1	1:D:74:LEU:HD11	2.12	0.80
1:D:822:LEU:HD12	1:D:824:GLN:H	1.46	0.80
1:E:240:LEU:HD12	1:E:241:GLU:N	1.95	0.80
1:E:7:LEU:CD1	1:E:74:LEU:HD11	2.12	0.80
1:H:255:ARG:HG2	1:H:255:ARG:HH11	1.45	0.80
1:G:822:LEU:HD12	1:G:824:GLN:H	1.46	0.80
1:H:949:HIS:HD2	1:H:1020:TRP:HE1	1.27	0.80
1:I:128:ASN:ND2	1:I:180:GLY:HA2	1.96	0.80
1:K:255:ARG:HH11	1:K:255:ARG:HG2	1.45	0.80
1:O:227:VAL:HG13	1:O:240:LEU:HD11	1.62	0.80
1:O:822:LEU:HD12	1:O:824:GLN:H	1.46	0.80
1:P:822:LEU:HD12	1:P:824:GLN:H	1.46	0.80
1:P:890:GLN:HG3	1:P:891:VAL:N	1.94	0.80
1:A:949:HIS:HD2	1:A:1020:TRP:HE1	1.27	0.80
1:B:128:ASN:ND2	1:B:180:GLY:HA2	1.96	0.80
1:C:114:VAL:HG13	1:C:191:TRP:HB2	1.64	0.80
1:H:227:VAL:HG13	1:H:240:LEU:HD11	1.62	0.80
1:H:822:LEU:HD12	1:H:824:GLN:H	1.46	0.80
1:J:7:LEU:CD1	1:J:74:LEU:HD11	2.12	0.80

Continued on next page...

Continued from previous page...

Atom-1	Atom-2	Interatomic distance (Å)	Clash overlap (Å)
1:K:227:VAL:HG13	1:K:240:LEU:HD11	1.62	0.80
1:K:7:LEU:CD1	1:K:74:LEU:HD11	2.12	0.80
1:K:890:GLN:HG3	1:K:891:VAL:N	1.94	0.80
1:C:822:LEU:HD12	1:C:824:GLN:H	1.46	0.80
1:H:65:ALA:HB1	1:H:66:PRO:HD2	1.62	0.80
1:K:128:ASN:ND2	1:K:180:GLY:HA2	1.96	0.80
1:L:63:PHE:HB3	1:L:64:PRO:HD2	1.62	0.80
1:M:7:LEU:CD1	1:M:74:LEU:HD11	2.12	0.80
1:P:255:ARG:HH11	1:P:255:ARG:HG2	1.45	0.80
1:A:7:LEU:CD1	1:A:74:LEU:HD11	2.12	0.80
1:P:65:ALA:HB1	1:P:66:PRO:HD2	1.62	0.80
1:A:255:ARG:HG2	1:A:255:ARG:HH11	1.45	0.79
1:E:166:ARG:HD3	5:E:2120:HOH:O	1.83	0.79
1:I:114:VAL:HG13	1:I:191:TRP:HB2	1.64	0.79
1:J:949:HIS:HD2	1:J:1020:TRP:HE1	1.27	0.79
1:M:63:PHE:HB3	1:M:64:PRO:HD2	1.62	0.79
1:O:255:ARG:HG2	1:O:255:ARG:HH11	1.45	0.79
1:B:949:HIS:HD2	1:B:1020:TRP:HE1	1.28	0.79
1:D:128:ASN:ND2	1:D:180:GLY:HA2	1.96	0.79
1:E:128:ASN:ND2	1:E:180:GLY:HA2	1.96	0.79
1:F:7:LEU:CD1	1:F:74:LEU:HD11	2.12	0.79
1:G:255:ARG:HG2	1:G:255:ARG:HH11	1.45	0.79
1:L:166:ARG:HD3	5:L:2120:HOH:O	1.83	0.79
1:M:227:VAL:HG13	1:M:240:LEU:HD11	1.62	0.79
1:N:114:VAL:HG13	1:N:191:TRP:HB2	1.64	0.79
1:D:949:HIS:HD2	1:D:1020:TRP:HE1	1.27	0.79
1:J:114:VAL:HG13	1:J:191:TRP:HB2	1.64	0.79
1:J:65:ALA:HB1	1:J:66:PRO:HD2	1.62	0.79
1:N:7:LEU:CD1	1:N:74:LEU:HD11	2.12	0.79
1:A:65:ALA:HB1	1:A:66:PRO:HD2	1.63	0.79
1:C:128:ASN:ND2	1:C:180:GLY:HA2	1.96	0.79
1:C:7:LEU:CD1	1:C:74:LEU:HD11	2.12	0.79
1:D:65:ALA:HB1	1:D:66:PRO:HD2	1.62	0.79
1:E:890:GLN:HG3	1:E:891:VAL:N	1.94	0.79
1:F:114:VAL:HG13	1:F:191:TRP:HB2	1.64	0.79
1:I:949:HIS:HD2	1:I:1020:TRP:HE1	1.27	0.79
1:J:227:VAL:HG13	1:J:240:LEU:HD11	1.62	0.79
1:N:166:ARG:HD3	5:N:2123:HOH:O	1.83	0.79
1:O:166:ARG:HD3	5:O:2120:HOH:O	1.83	0.79
1:P:114:VAL:HG13	1:P:191:TRP:HB2	1.64	0.79
1:I:655:MET:HE2	1:I:656:VAL:N	1.98	0.79

Continued on next page...

Continued from previous page...

Atom-1	Atom-2	Interatomic distance (Å)	Clash overlap (Å)
1:I:7:LEU:CD1	1:I:74:LEU:HD11	2.12	0.79
1:J:255:ARG:HH11	1:J:255:ARG:HG2	1.45	0.79
1:K:166:ARG:HD3	5:K:2120:HOH:O	1.83	0.79
1:M:822:LEU:HD12	1:M:824:GLN:H	1.46	0.79
1:A:114:VAL:HG13	1:A:191:TRP:HB2	1.64	0.79
1:C:166:ARG:HD3	5:C:2120:HOH:O	1.83	0.79
1:F:316:HIS:HA	1:F:323:ILE:CD1	2.10	0.79
1:H:655:MET:HE2	1:H:656:VAL:N	1.98	0.79
1:L:682:LEU:HD22	1:L:683:PRO:HD2	1.65	0.79
1:B:822:LEU:HD12	1:B:824:GLN:H	1.46	0.79
1:D:822:LEU:HD12	1:D:823:LEU:N	1.98	0.79
1:G:102:ASN:ND2	1:G:201:ASP:HB2	1.98	0.79
1:J:746:ASP:HA	1:J:760:ARG:HG3	1.61	0.79
1:O:655:MET:HE2	1:O:656:VAL:N	1.98	0.79
1:P:102:ASN:ND2	1:P:201:ASP:HB2	1.98	0.79
1:P:655:MET:HE2	1:P:656:VAL:N	1.98	0.79
1:A:655:MET:HE2	1:A:656:VAL:N	1.98	0.79
1:B:682:LEU:HD22	1:B:683:PRO:HD2	1.65	0.79
1:D:166:ARG:HD3	5:D:2126:HOH:O	1.83	0.79
1:E:227:VAL:HG13	1:E:240:LEU:HD11	1.62	0.79
1:E:822:LEU:HD12	1:E:824:GLN:H	1.46	0.79
1:F:166:ARG:HD3	5:F:2120:HOH:O	1.83	0.79
1:G:7:LEU:CD1	1:G:74:LEU:HD11	2.12	0.79
1:J:63:PHE:HB3	1:J:64:PRO:HD2	1.62	0.79
1:L:114:VAL:HG13	1:L:191:TRP:HB2	1.64	0.79
1:L:7:LEU:CD1	1:L:74:LEU:HD11	2.12	0.79
1:O:7:LEU:CD1	1:O:74:LEU:HD11	2.12	0.79
1:P:7:LEU:CD1	1:P:74:LEU:HD11	2.12	0.79
1:D:655:MET:HE2	1:D:656:VAL:N	1.98	0.79
1:E:822:LEU:HD12	1:E:823:LEU:N	1.98	0.79
1:F:682:LEU:HD22	1:F:683:PRO:HD2	1.65	0.79
1:H:7:LEU:CD1	1:H:74:LEU:HD11	2.12	0.79
1:I:682:LEU:HD22	1:I:683:PRO:HD2	1.65	0.79
1:J:655:MET:HE2	1:J:656:VAL:N	1.98	0.79
1:F:651:LEU:HD12	1:F:652:LEU:H	1.48	0.79
1:F:655:MET:HE2	1:F:656:VAL:N	1.98	0.79
1:K:655:MET:HE2	1:K:656:VAL:N	1.99	0.79
1:O:682:LEU:HD22	1:O:683:PRO:HD2	1.65	0.79
1:P:682:LEU:HD22	1:P:683:PRO:HD2	1.65	0.79
1:E:949:HIS:HD2	1:E:1020:TRP:HE1	1.27	0.78
1:H:114:VAL:HG13	1:H:191:TRP:HB2	1.64	0.78

Continued on next page...

Continued from previous page...

Atom-1	Atom-2	Interatomic distance (Å)	Clash overlap (Å)
1:J:102:ASN:ND2	1:J:201:ASP:HB2	1.98	0.78
1:J:651:LEU:HD12	1:J:652:LEU:H	1.48	0.78
1:N:102:ASN:ND2	1:N:201:ASP:HB2	1.98	0.78
1:N:655:MET:HE2	1:N:656:VAL:N	1.98	0.78
1:N:682:LEU:HD22	1:N:683:PRO:HD2	1.65	0.78
1:A:822:LEU:HD12	1:A:823:LEU:N	1.98	0.78
1:A:822:LEU:HD12	1:A:824:GLN:H	1.46	0.78
1:B:102:ASN:ND2	1:B:201:ASP:HB2	1.98	0.78
1:B:210:ARG:NH1	1:B:395:HIS:N	2.32	0.78
1:C:651:LEU:HD12	1:C:652:LEU:H	1.48	0.78
1:C:822:LEU:HD12	1:C:823:LEU:N	1.98	0.78
1:G:682:LEU:HD22	1:G:683:PRO:HD2	1.65	0.78
1:H:651:LEU:HD12	1:H:652:LEU:H	1.48	0.78
1:A:499:ILE:HB	1:A:533:LEU:HB2	1.66	0.78
1:B:114:VAL:HG13	1:B:191:TRP:HB2	1.64	0.78
1:A:418:HIS:O	1:D:282:ARG:HD3	1.82	0.78
1:F:437:SER:HB2	5:F:2258:HOH:O	1.82	0.78
1:G:166:ARG:HD3	5:G:2120:HOH:O	1.83	0.78
1:G:822:LEU:HD12	1:G:823:LEU:N	1.98	0.78
1:K:114:VAL:HG13	1:K:191:TRP:HB2	1.64	0.78
1:M:655:MET:HE2	1:M:656:VAL:N	1.98	0.78
1:M:682:LEU:HD22	1:M:683:PRO:HD2	1.65	0.78
1:O:822:LEU:HD12	1:O:823:LEU:N	1.98	0.78
1:C:499:ILE:HB	1:C:533:LEU:HB2	1.66	0.78
1:E:655:MET:HE2	1:E:656:VAL:N	1.98	0.78
1:F:822:LEU:HD12	1:F:824:GLN:H	1.46	0.78
1:H:822:LEU:HD12	1:H:823:LEU:N	1.98	0.78
1:J:166:ARG:HD3	5:J:2120:HOH:O	1.83	0.78
1:J:210:ARG:NH1	1:J:395:HIS:N	2.32	0.78
1:K:43:ARG:NH1	1:K:43:ARG:HG2	1.94	0.78
1:K:651:LEU:HD12	1:K:652:LEU:H	1.48	0.78
1:K:822:LEU:HD12	1:K:823:LEU:N	1.98	0.78
1:N:822:LEU:HD12	1:N:823:LEU:N	1.98	0.78
1:A:166:ARG:HD3	5:A:2120:HOH:O	1.83	0.78
1:B:166:ARG:HD3	5:B:2123:HOH:O	1.83	0.78
1:B:655:MET:HE2	1:B:656:VAL:N	1.98	0.78
1:B:7:LEU:CD1	1:B:74:LEU:HD11	2.12	0.78
1:F:210:ARG:NH1	1:F:395:HIS:N	2.32	0.78
1:G:655:MET:HE2	1:G:656:VAL:N	1.98	0.78
1:K:949:HIS:HD2	1:K:1020:TRP:HE1	1.27	0.78
1:O:651:LEU:HD12	1:O:652:LEU:H	1.48	0.78

Continued on next page...

Continued from previous page...

Atom-1	Atom-2	Interatomic distance (Å)	Clash overlap (Å)
1:D:682:LEU:HD22	1:D:683:PRO:HD2	1.65	0.78
1:F:822:LEU:HD12	1:F:823:LEU:N	1.98	0.78
1:G:651:LEU:HD12	1:G:652:LEU:H	1.48	0.78
1:H:499:ILE:HB	1:H:533:LEU:HB2	1.66	0.78
1:I:210:ARG:NH1	1:I:395:HIS:N	2.32	0.78
1:M:949:HIS:HD2	1:M:1020:TRP:HE1	1.28	0.78
1:M:114:VAL:HG13	1:M:191:TRP:HB2	1.64	0.78
1:M:499:ILE:HB	1:M:533:LEU:HB2	1.66	0.78
1:N:210:ARG:NH1	1:N:395:HIS:N	2.32	0.78
1:N:822:LEU:HD12	1:N:824:GLN:H	1.46	0.78
1:P:210:ARG:NH1	1:P:395:HIS:N	2.32	0.78
1:A:210:ARG:NH1	1:A:395:HIS:N	2.32	0.78
1:B:822:LEU:HD12	1:B:823:LEU:N	1.98	0.78
1:C:210:ARG:NH1	1:C:395:HIS:N	2.32	0.78
1:E:499:ILE:HB	1:E:533:LEU:HB2	1.66	0.78
1:G:210:ARG:NH1	1:G:395:HIS:N	2.32	0.78
1:H:210:ARG:NH1	1:H:395:HIS:N	2.32	0.78
1:I:166:ARG:HD3	5:I:2120:HOH:O	1.83	0.78
1:I:822:LEU:HD12	1:I:823:LEU:N	1.98	0.78
1:I:822:LEU:HD12	1:I:824:GLN:H	1.46	0.78
1:K:682:LEU:HD22	1:K:683:PRO:HD2	1.65	0.78
1:L:102:ASN:ND2	1:L:201:ASP:HB2	1.98	0.78
1:M:434:PRO:HB3	1:P:434:PRO:HB3	1.65	0.78
1:M:651:LEU:HD12	1:M:652:LEU:H	1.49	0.78
1:M:822:LEU:HD12	1:M:823:LEU:N	1.98	0.78
1:O:210:ARG:NH1	1:O:395:HIS:N	2.32	0.78
1:P:166:ARG:HD3	5:P:2125:HOH:O	1.83	0.78
1:P:499:ILE:HB	1:P:533:LEU:HB2	1.66	0.78
1:D:499:ILE:HB	1:D:533:LEU:HB2	1.66	0.78
1:E:651:LEU:HD12	1:E:652:LEU:H	1.48	0.78
1:H:53:SER:C	1:H:54:LEU:HD23	2.04	0.78
1:H:682:LEU:HD22	1:H:683:PRO:HD2	1.65	0.78
1:J:682:LEU:HD22	1:J:683:PRO:HD2	1.65	0.78
1:J:822:LEU:HD12	1:J:823:LEU:N	1.98	0.78
1:M:425:ARG:HH22	1:P:287:ASP:CG	1.87	0.78
1:D:53:SER:C	1:D:54:LEU:HD23	2.04	0.78
1:L:499:ILE:HB	1:L:533:LEU:HB2	1.66	0.78
1:L:655:MET:HE2	1:L:656:VAL:N	1.98	0.78
1:I:102:ASN:ND2	1:I:201:ASP:HB2	1.98	0.78
1:O:114:VAL:HG13	1:O:191:TRP:HB2	1.64	0.78
1:O:102:ASN:ND2	1:O:201:ASP:HB2	1.98	0.78

Continued on next page...

Continued from previous page...

Atom-1	Atom-2	Interatomic distance (Å)	Clash overlap (Å)
1:E:53:SER:C	1:E:54:LEU:HD23	2.05	0.77
1:E:682:LEU:HD22	1:E:683:PRO:HD2	1.65	0.77
1:H:166:ARG:HD3	5:H:2120:HOH:O	1.83	0.77
1:J:499:ILE:HB	1:J:533:LEU:HB2	1.66	0.77
1:K:499:ILE:HB	1:K:533:LEU:HB2	1.66	0.77
1:L:822:LEU:HD12	1:L:823:LEU:N	1.98	0.77
1:M:53:SER:C	1:M:54:LEU:HD23	2.04	0.77
1:N:949:HIS:HD2	1:N:1020:TRP:HE1	1.27	0.77
1:A:651:LEU:HD12	1:A:652:LEU:H	1.48	0.77
1:B:651:LEU:HD12	1:B:652:LEU:H	1.48	0.77
1:D:651:LEU:HD12	1:D:652:LEU:H	1.48	0.77
1:E:114:VAL:HG13	1:E:191:TRP:HB2	1.64	0.77
1:G:114:VAL:HG13	1:G:191:TRP:HB2	1.64	0.77
1:H:102:ASN:ND2	1:H:201:ASP:HB2	1.98	0.77
1:J:53:SER:C	1:J:54:LEU:HD23	2.04	0.77
1:K:360:HIS:CG	1:K:361:PRO:HD2	2.20	0.77
1:L:43:ARG:HG2	1:L:43:ARG:NH1	1.94	0.77
1:M:166:ARG:HD3	5:M:2120:HOH:O	1.82	0.77
1:P:360:HIS:CG	1:P:361:PRO:HD2	2.20	0.77
1:P:53:SER:C	1:P:54:LEU:HD23	2.04	0.77
1:B:53:SER:C	1:B:54:LEU:HD23	2.04	0.77
1:D:114:VAL:HG13	1:D:191:TRP:HB2	1.64	0.77
1:D:210:ARG:NH1	1:D:395:HIS:N	2.32	0.77
1:D:360:HIS:CG	1:D:361:PRO:HD2	2.20	0.77
1:F:53:SER:C	1:F:54:LEU:HD23	2.04	0.77
1:C:102:ASN:ND2	1:C:201:ASP:HB2	1.98	0.77
1:E:102:ASN:ND2	1:E:201:ASP:HB2	1.98	0.77
1:F:189:LEU:N	1:F:189:LEU:HD23	2.00	0.77
1:N:189:LEU:HD23	1:N:189:LEU:N	2.00	0.77
1:N:651:LEU:HD12	1:N:652:LEU:H	1.48	0.77
1:P:822:LEU:HD12	1:P:823:LEU:N	1.98	0.77
1:A:53:SER:C	1:A:54:LEU:HD23	2.04	0.77
1:B:189:LEU:HD23	1:B:189:LEU:N	2.00	0.77
1:C:53:SER:C	1:C:54:LEU:HD23	2.05	0.77
1:C:856:TYR:HD2	1:C:864:MET:HE2	1.50	0.77
1:D:189:LEU:HD23	1:D:189:LEU:N	2.00	0.77
1:F:949:HIS:HD2	1:F:1020:TRP:HE1	1.27	0.77
1:G:499:ILE:HB	1:G:533:LEU:HB2	1.66	0.77
1:K:53:SER:C	1:K:54:LEU:HD23	2.04	0.77
1:L:189:LEU:HD23	1:L:189:LEU:N	2.00	0.77
1:L:210:ARG:NH1	1:L:395:HIS:N	2.32	0.77

Continued on next page...

Continued from previous page...

Atom-1	Atom-2	Interatomic distance (Å)	Clash overlap (Å)
1:O:499:ILE:HB	1:O:533:LEU:HB2	1.66	0.77
1:C:395:HIS:CG	1:C:396:PRO:HD2	2.20	0.77
1:E:395:HIS:CG	1:E:396:PRO:HD2	2.20	0.77
1:I:53:SER:C	1:I:54:LEU:HD23	2.04	0.77
1:M:210:ARG:NH1	1:M:395:HIS:N	2.32	0.77
1:M:856:TYR:HD2	1:M:864:MET:HE2	1.48	0.77
1:N:436:MET:HE3	1:N:467:ASN:HD22	1.48	0.77
1:B:395:HIS:CG	1:B:396:PRO:HD2	2.20	0.77
1:C:189:LEU:HD23	1:C:189:LEU:N	2.00	0.77
1:D:102:ASN:ND2	1:D:201:ASP:HB2	1.98	0.77
1:F:360:HIS:CG	1:F:361:PRO:HD2	2.20	0.77
1:G:189:LEU:HD23	1:G:189:LEU:N	2.00	0.77
1:I:360:HIS:CG	1:I:361:PRO:HD2	2.20	0.77
1:K:260:LEU:O	1:K:267:VAL:HG23	1.85	0.77
1:L:53:SER:C	1:L:54:LEU:HD23	2.04	0.77
1:N:395:HIS:CG	1:N:396:PRO:HD2	2.20	0.77
1:N:53:SER:C	1:N:54:LEU:HD23	2.04	0.77
1:O:260:LEU:O	1:O:267:VAL:HG23	1.85	0.77
1:P:651:LEU:HD12	1:P:652:LEU:H	1.48	0.77
1:P:949:HIS:HD2	1:P:1020:TRP:HE1	1.28	0.77
1:C:655:MET:HE2	1:C:656:VAL:N	1.98	0.77
1:C:682:LEU:HD22	1:C:683:PRO:HD2	1.65	0.77
1:H:395:HIS:CG	1:H:396:PRO:HD2	2.20	0.77
1:I:260:LEU:O	1:I:267:VAL:HG23	1.85	0.77
1:J:189:LEU:N	1:J:189:LEU:HD23	2.00	0.77
1:J:360:HIS:CG	1:J:361:PRO:HD2	2.20	0.77
1:K:102:ASN:ND2	1:K:201:ASP:HB2	1.98	0.77
1:L:395:HIS:CG	1:L:396:PRO:HD2	2.20	0.77
1:P:189:LEU:HD23	1:P:189:LEU:N	2.00	0.77
1:A:102:ASN:ND2	1:A:201:ASP:HB2	1.98	0.77
1:B:360:HIS:CG	1:B:361:PRO:HD2	2.20	0.77
1:E:210:ARG:NH1	1:E:395:HIS:N	2.32	0.77
1:F:102:ASN:ND2	1:F:201:ASP:HB2	1.98	0.77
1:N:360:HIS:CG	1:N:361:PRO:HD2	2.20	0.77
1:P:260:LEU:O	1:P:267:VAL:HG23	1.85	0.77
1:B:260:LEU:O	1:B:267:VAL:HG23	1.85	0.77
1:B:654:TRP:CE2	1:B:666:GLY:HA3	2.20	0.77
1:I:395:HIS:CG	1:I:396:PRO:HD2	2.20	0.77
1:K:210:ARG:NH1	1:K:395:HIS:N	2.32	0.77
1:K:395:HIS:CG	1:K:396:PRO:HD2	2.20	0.77
1:L:360:HIS:CG	1:L:361:PRO:HD2	2.20	0.77

Continued on next page...

Continued from previous page...

Atom-1	Atom-2	Interatomic distance (Å)	Clash overlap (Å)
1:L:654:TRP:CE2	1:L:666:GLY:HA3	2.20	0.77
1:N:499:ILE:HB	1:N:533:LEU:HB2	1.66	0.77
1:C:260:LEU:O	1:C:267:VAL:HG23	1.85	0.76
1:C:360:HIS:CG	1:C:361:PRO:HD2	2.20	0.76
1:C:654:TRP:CE2	1:C:666:GLY:HA3	2.20	0.76
1:G:53:SER:C	1:G:54:LEU:HD23	2.04	0.76
1:M:423:MET:HB2	1:P:282:ARG:HG3	1.65	0.76
1:O:395:HIS:CG	1:O:396:PRO:HD2	2.20	0.76
1:O:53:SER:C	1:O:54:LEU:HD23	2.04	0.76
1:A:682:LEU:HD22	1:A:683:PRO:HD2	1.65	0.76
1:C:251:ARG:HB3	1:C:253:TYR:CE2	2.21	0.76
1:D:23:GLN:O	1:D:24:LEU:HD13	1.86	0.76
1:G:395:HIS:CG	1:G:396:PRO:HD2	2.20	0.76
1:H:189:LEU:N	1:H:189:LEU:HD23	2.00	0.76
1:J:260:LEU:O	1:J:267:VAL:HG23	1.85	0.76
1:K:654:TRP:CE2	1:K:666:GLY:HA3	2.20	0.76
1:M:189:LEU:N	1:M:189:LEU:HD23	2.00	0.76
1:C:23:GLN:O	1:C:24:LEU:HD13	1.86	0.76
1:D:395:HIS:CG	1:D:396:PRO:HD2	2.20	0.76
1:L:23:GLN:O	1:L:24:LEU:HD13	1.86	0.76
1:M:102:ASN:ND2	1:M:201:ASP:HB2	1.98	0.76
1:A:654:TRP:CE2	1:A:666:GLY:HA3	2.20	0.76
1:B:251:ARG:HB3	1:B:253:TYR:CE2	2.21	0.76
1:B:499:ILE:HB	1:B:533:LEU:HB2	1.66	0.76
1:D:251:ARG:HB3	1:D:253:TYR:CE2	2.21	0.76
1:E:360:HIS:CG	1:E:361:PRO:HD2	2.20	0.76
1:F:499:ILE:HB	1:F:533:LEU:HB2	1.66	0.76
1:A:360:HIS:CG	1:A:361:PRO:HD2	2.20	0.76
1:B:23:GLN:O	1:B:24:LEU:HD13	1.86	0.76
1:E:654:TRP:CE2	1:E:666:GLY:HA3	2.21	0.76
1:F:395:HIS:CG	1:F:396:PRO:HD2	2.20	0.76
1:F:654:TRP:CE2	1:F:666:GLY:HA3	2.20	0.76
1:I:189:LEU:HD23	1:I:189:LEU:N	2.00	0.76
1:L:651:LEU:HD12	1:L:652:LEU:H	1.48	0.76
1:N:251:ARG:HB3	1:N:253:TYR:CE2	2.21	0.76
1:A:395:HIS:CG	1:A:396:PRO:HD2	2.20	0.76
1:E:23:GLN:O	1:E:24:LEU:HD13	1.86	0.76
1:G:23:GLN:O	1:G:24:LEU:HD13	1.86	0.76
1:G:360:HIS:CG	1:G:361:PRO:HD2	2.20	0.76
1:I:651:LEU:HD12	1:I:652:LEU:H	1.48	0.76
1:J:23:GLN:O	1:J:24:LEU:HD13	1.86	0.76

Continued on next page...

Continued from previous page...

Atom-1	Atom-2	Interatomic distance (Å)	Clash overlap (Å)
1:J:654:TRP:CE2	1:J:666:GLY:HA3	2.20	0.76
1:L:260:LEU:O	1:L:267:VAL:HG23	1.85	0.76
1:M:654:TRP:CE2	1:M:666:GLY:HA3	2.20	0.76
1:O:654:TRP:CE2	1:O:666:GLY:HA3	2.21	0.76
1:E:251:ARG:HB3	1:E:253:TYR:CE2	2.21	0.76
1:F:251:ARG:HB3	1:F:253:TYR:CE2	2.21	0.76
1:J:395:HIS:CG	1:J:396:PRO:HD2	2.20	0.76
1:K:189:LEU:N	1:K:189:LEU:HD23	2.00	0.76
1:A:251:ARG:HB3	1:A:253:TYR:CE2	2.21	0.76
1:I:654:TRP:CE2	1:I:666:GLY:HA3	2.20	0.76
1:D:595:THR:HG23	1:D:596:PRO:HA	1.68	0.76
1:G:230:ARG:HG3	1:G:230:ARG:HH11	1.51	0.76
1:H:260:LEU:O	1:H:267:VAL:HG23	1.85	0.76
1:I:499:ILE:HB	1:I:533:LEU:HB2	1.66	0.76
1:I:595:THR:HG23	1:I:596:PRO:HA	1.68	0.76
1:M:360:HIS:CG	1:M:361:PRO:HD2	2.20	0.76
1:O:189:LEU:N	1:O:189:LEU:HD23	2.00	0.76
1:O:230:ARG:HH11	1:O:230:ARG:HG3	1.51	0.76
1:P:23:GLN:O	1:P:24:LEU:HD13	1.86	0.76
1:P:395:HIS:CG	1:P:396:PRO:HD2	2.20	0.76
1:A:189:LEU:HD23	1:A:189:LEU:N	2.00	0.76
1:G:595:THR:HG23	1:G:596:PRO:HA	1.68	0.76
1:H:360:HIS:CG	1:H:361:PRO:HD2	2.20	0.76
1:J:696:LEU:HD12	1:J:697:THR:N	2.01	0.76
1:J:856:TYR:CD2	1:J:864:MET:HE2	2.20	0.76
1:K:595:THR:HG23	1:K:596:PRO:HA	1.68	0.76
1:O:360:HIS:CG	1:O:361:PRO:HD2	2.20	0.76
1:O:595:THR:HG23	1:O:596:PRO:HA	1.68	0.76
1:P:230:ARG:HG3	1:P:230:ARG:HH11	1.51	0.76
1:P:251:ARG:HB3	1:P:253:TYR:CE2	2.21	0.76
1:C:696:LEU:HD12	1:C:697:THR:N	2.01	0.75
1:G:696:LEU:HD12	1:G:697:THR:N	2.01	0.75
1:J:595:THR:HG23	1:J:596:PRO:HA	1.68	0.75
1:L:230:ARG:HH11	1:L:230:ARG:HG3	1.51	0.75
1:M:23:GLN:O	1:M:24:LEU:HD13	1.86	0.75
1:M:251:ARG:HB3	1:M:253:TYR:CE2	2.21	0.75
1:N:654:TRP:CE2	1:N:666:GLY:HA3	2.21	0.75
1:O:696:LEU:HD12	1:O:697:THR:N	2.01	0.75
1:A:696:LEU:HD12	1:A:697:THR:H	1.51	0.75
1:D:696:LEU:HD12	1:D:697:THR:H	1.52	0.75
1:F:260:LEU:O	1:F:267:VAL:HG23	1.85	0.75

Continued on next page...

Continued from previous page...

Atom-1	Atom-2	Interatomic distance (Å)	Clash overlap (Å)
1:G:251:ARG:HB3	1:G:253:TYR:CE2	2.21	0.75
1:H:230:ARG:HH11	1:H:230:ARG:HG3	1.51	0.75
1:J:251:ARG:HB3	1:J:253:TYR:CE2	2.21	0.75
1:K:653[B]:HIS:CD2	1:K:667:GLU:HG3	2.22	0.75
1:L:595:THR:HG23	1:L:596:PRO:HA	1.68	0.75
1:L:696:LEU:HD12	1:L:697:THR:N	2.02	0.75
1:M:230:ARG:HG3	1:M:230:ARG:HH11	1.51	0.75
1:M:653[B]:HIS:CD2	1:M:667:GLU:HG3	2.22	0.75
1:N:260:LEU:O	1:N:267:VAL:HG23	1.85	0.75
1:B:696:LEU:HD12	1:B:697:THR:N	2.02	0.75
1:B:696:LEU:HD12	1:B:697:THR:H	1.51	0.75
1:G:654:TRP:CE2	1:G:666:GLY:HA3	2.20	0.75
1:G:696:LEU:HD12	1:G:697:THR:H	1.51	0.75
1:H:23:GLN:O	1:H:24:LEU:HD13	1.86	0.75
1:I:696:LEU:HD12	1:I:697:THR:H	1.51	0.75
1:M:696:LEU:HD12	1:M:697:THR:N	2.01	0.75
1:N:653[B]:HIS:CD2	1:N:667:GLU:HG3	2.22	0.75
1:O:696:LEU:HD12	1:O:697:THR:H	1.51	0.75
1:P:43:ARG:NH1	1:P:43:ARG:HG2	1.94	0.75
1:P:654:TRP:CE2	1:P:666:GLY:HA3	2.20	0.75
1:F:23:GLN:O	1:F:24:LEU:HD13	1.86	0.75
1:G:260:LEU:O	1:G:267:VAL:HG23	1.85	0.75
1:H:654:TRP:CE2	1:H:666:GLY:HA3	2.20	0.75
1:I:251:ARG:HB3	1:I:253:TYR:CE2	2.21	0.75
1:I:653[B]:HIS:CD2	1:I:667:GLU:HG3	2.22	0.75
1:J:230:ARG:HG3	1:J:230:ARG:HH11	1.51	0.75
1:L:251:ARG:HB3	1:L:253:TYR:CE2	2.21	0.75
1:M:395:HIS:CG	1:M:396:PRO:HD2	2.20	0.75
1:A:23:GLN:O	1:A:24:LEU:HD13	1.86	0.75
1:B:653[B]:HIS:CD2	1:B:667:GLU:HG3	2.22	0.75
1:C:230:ARG:HH11	1:C:230:ARG:HG3	1.51	0.75
1:C:696:LEU:HD12	1:C:697:THR:H	1.52	0.75
1:D:653[B]:HIS:CD2	1:D:667:GLU:HG3	2.22	0.75
1:E:189:LEU:HD23	1:E:189:LEU:N	2.00	0.75
1:I:434:PRO:HB3	1:L:434:PRO:HB3	1.66	0.75
1:C:595:THR:HG23	1:C:596:PRO:HA	1.68	0.75
1:E:260:LEU:O	1:E:267:VAL:HG23	1.85	0.75
1:H:696:LEU:HD12	1:H:697:THR:N	2.01	0.75
1:M:260:LEU:O	1:M:267:VAL:HG23	1.85	0.75
1:F:230:ARG:HG3	1:F:230:ARG:HH11	1.51	0.75
1:J:653[B]:HIS:CD2	1:J:667:GLU:HG3	2.22	0.75

Continued on next page...

Continued from previous page...

Atom-1	Atom-2	Interatomic distance (Å)	Clash overlap (Å)
1:K:696:LEU:HD12	1:K:697:THR:H	1.51	0.75
1:L:653[B]:HIS:CD2	1:L:667:GLU:HG3	2.22	0.75
1:O:653[B]:HIS:CD2	1:O:667:GLU:HG3	2.22	0.75
1:C:654:TRP:NE1	1:C:666:GLY:HA3	2.02	0.75
1:D:654:TRP:CE2	1:D:666:GLY:HA3	2.21	0.75
1:E:292:ARG:C	1:E:293:LEU:HD23	2.08	0.75
1:G:653[B]:HIS:CD2	1:G:667:GLU:HG3	2.22	0.75
1:I:696:LEU:HD12	1:I:697:THR:N	2.01	0.75
1:K:23:GLN:O	1:K:24:LEU:HD13	1.86	0.75
1:K:251:ARG:HB3	1:K:253:TYR:CE2	2.21	0.75
1:P:653[B]:HIS:CD2	1:P:667:GLU:HG3	2.22	0.75
1:P:696:LEU:HD12	1:P:697:THR:N	2.02	0.75
1:A:230:ARG:HH11	1:A:230:ARG:HG3	1.51	0.75
1:D:128:ASN:HD21	1:D:180:GLY:HA2	1.52	0.75
1:D:260:LEU:O	1:D:267:VAL:HG23	1.85	0.75
1:F:46:ARG:HG3	1:F:46:ARG:NH1	2.02	0.75
1:K:437:SER:HB2	5:K:2258:HOH:O	1.87	0.75
1:N:292:ARG:C	1:N:293:LEU:HD23	2.08	0.75
1:A:128:ASN:HD21	1:A:180:GLY:HA2	1.52	0.74
1:A:260:LEU:O	1:A:267:VAL:HG23	1.85	0.74
1:B:595:THR:HG23	1:B:596:PRO:HA	1.68	0.74
1:C:46:ARG:HG3	1:C:46:ARG:NH1	2.02	0.74
1:D:230:ARG:HG3	1:D:230:ARG:HH11	1.51	0.74
1:E:595:THR:HG23	1:E:596:PRO:HA	1.68	0.74
1:E:653[B]:HIS:CD2	1:E:667:GLU:HG3	2.22	0.74
1:E:696:LEU:HD12	1:E:697:THR:N	2.01	0.74
1:K:654:TRP:NE1	1:K:666:GLY:HA3	2.02	0.74
1:M:654:TRP:NE1	1:M:666:GLY:HA3	2.02	0.74
1:A:423:MET:HB2	1:D:282:ARG:HG3	1.68	0.74
1:D:654:TRP:NE1	1:D:666:GLY:HA3	2.02	0.74
1:E:654:TRP:NE1	1:E:666:GLY:HA3	2.02	0.74
1:H:653[B]:HIS:CD2	1:H:667:GLU:HG3	2.22	0.74
1:M:128:ASN:HD21	1:M:180:GLY:HA2	1.52	0.74
1:N:23:GLN:O	1:N:24:LEU:HD13	1.86	0.74
1:N:696:LEU:HD12	1:N:697:THR:N	2.01	0.74
1:P:128:ASN:HD21	1:P:180:GLY:HA2	1.52	0.74
1:A:696:LEU:HD12	1:A:697:THR:N	2.02	0.74
1:E:696:LEU:HD12	1:E:697:THR:H	1.52	0.74
1:F:653[B]:HIS:CD2	1:F:667:GLU:HG3	2.22	0.74
1:H:251:ARG:HB3	1:H:253:TYR:CE2	2.21	0.74
1:H:654:TRP:NE1	1:H:666:GLY:HA3	2.02	0.74

Continued on next page...

Continued from previous page...

Atom-1	Atom-2	Interatomic distance (Å)	Clash overlap (Å)
1:K:230:ARG:HH11	1:K:230:ARG:HG3	1.51	0.74
1:L:292:ARG:C	1:L:293:LEU:HD23	2.08	0.74
1:N:595:THR:HG23	1:N:596:PRO:HA	1.68	0.74
1:N:654:TRP:NE1	1:N:666:GLY:HA3	2.02	0.74
1:O:23:GLN:O	1:O:24:LEU:HD13	1.86	0.74
1:M:418:HIS:O	1:P:282:ARG:HD3	1.86	0.74
1:B:230:ARG:HG3	1:B:230:ARG:HH11	1.51	0.74
1:E:128:ASN:HD21	1:E:180:GLY:HA2	1.52	0.74
1:F:654:TRP:NE1	1:F:666:GLY:HA3	2.02	0.74
1:H:696:LEU:HD12	1:H:697:THR:H	1.51	0.74
1:I:654:TRP:NE1	1:I:666:GLY:HA3	2.02	0.74
1:J:654:TRP:NE1	1:J:666:GLY:HA3	2.02	0.74
1:J:696:LEU:HD12	1:J:697:THR:H	1.51	0.74
1:N:434:PRO:HB3	1:O:434:PRO:HB3	1.68	0.74
1:N:43:ARG:NH1	1:N:43:ARG:HG2	1.94	0.74
1:N:696:LEU:HD12	1:N:697:THR:H	1.51	0.74
1:P:595:THR:HG23	1:P:596:PRO:HA	1.68	0.74
1:A:653[B]:HIS:CD2	1:A:667:GLU:HG3	2.22	0.74
1:A:856:TYR:HD2	1:A:864:MET:HE2	1.51	0.74
1:C:653[B]:HIS:CD2	1:C:667:GLU:HG3	2.22	0.74
1:D:292:ARG:C	1:D:293:LEU:HD23	2.08	0.74
1:F:595:THR:HG23	1:F:596:PRO:HA	1.68	0.74
1:F:662:PRO:C	1:F:663:LEU:HD23	2.08	0.74
1:G:292:ARG:C	1:G:293:LEU:HD23	2.08	0.74
1:H:128:ASN:HD21	1:H:180:GLY:HA2	1.52	0.74
1:I:23:GLN:O	1:I:24:LEU:HD13	1.86	0.74
1:L:696:LEU:HD12	1:L:697:THR:H	1.51	0.74
1:N:427:THR:HA	1:N:436:MET:HE2	1.68	0.74
1:O:292:ARG:C	1:O:293:LEU:HD23	2.08	0.74
1:P:654:TRP:NE1	1:P:666:GLY:HA3	2.02	0.74
1:D:696:LEU:HD12	1:D:697:THR:N	2.01	0.74
1:E:230:ARG:HH11	1:E:230:ARG:HG3	1.51	0.74
1:I:336:ARG:HG2	1:I:336:ARG:HH11	1.52	0.74
1:M:336:ARG:HG2	1:M:336:ARG:HH11	1.52	0.74
1:N:662:PRO:C	1:N:663:LEU:HD23	2.08	0.74
1:P:822:LEU:HD12	1:P:824:GLN:N	2.03	0.74
1:A:595:THR:HG23	1:A:596:PRO:HA	1.68	0.74
1:A:701:VAL:O	1:A:703:PRO:HD3	1.88	0.74
1:F:696:LEU:HD12	1:F:697:THR:N	2.01	0.74
1:H:46:ARG:HG3	1:H:46:ARG:NH1	2.02	0.74
1:J:43:ARG:NH1	1:J:43:ARG:HG2	1.94	0.74

Continued on next page...

Continued from previous page...

Atom-1	Atom-2	Interatomic distance (Å)	Clash overlap (Å)
1:M:595:THR:HG23	1:M:596:PRO:HA	1.68	0.74
1:M:662:PRO:C	1:M:663:LEU:HD23	2.08	0.74
1:M:696:LEU:HD12	1:M:697:THR:H	1.51	0.74
1:P:292:ARG:C	1:P:293:LEU:HD23	2.08	0.74
1:B:662:PRO:C	1:B:663:LEU:HD23	2.08	0.74
1:D:822:LEU:HD12	1:D:824:GLN:N	2.03	0.74
1:H:595:THR:HG23	1:H:596:PRO:HA	1.68	0.74
1:H:822:LEU:HD12	1:H:824:GLN:N	2.03	0.74
1:L:662:PRO:C	1:L:663:LEU:HD23	2.08	0.74
1:N:230:ARG:HH11	1:N:230:ARG:HG3	1.51	0.74
1:O:251:ARG:HB3	1:O:253:TYR:CE2	2.21	0.74
1:O:662:PRO:C	1:O:663:LEU:HD23	2.08	0.74
1:C:701:VAL:O	1:C:703:PRO:HD3	1.88	0.74
1:D:336:ARG:HG2	1:D:336:ARG:HH11	1.52	0.74
1:D:701:VAL:O	1:D:703:PRO:HD3	1.88	0.74
1:E:46:ARG:HG3	1:E:46:ARG:NH1	2.02	0.74
1:G:662:PRO:C	1:G:663:LEU:HD23	2.08	0.74
1:H:662:PRO:C	1:H:663:LEU:HD23	2.08	0.74
1:I:292:ARG:C	1:I:293:LEU:HD23	2.08	0.74
1:J:128:ASN:HD21	1:J:180:GLY:HA2	1.52	0.74
1:J:292:ARG:C	1:J:293:LEU:HD23	2.08	0.74
1:K:696:LEU:HD12	1:K:697:THR:N	2.02	0.74
1:N:336:ARG:HH11	1:N:336:ARG:HG2	1.52	0.74
1:P:701:VAL:O	1:P:703:PRO:HD3	1.88	0.74
1:A:292:ARG:C	1:A:293:LEU:HD23	2.08	0.74
1:A:654:TRP:NE1	1:A:666:GLY:HA3	2.02	0.74
1:A:662:PRO:C	1:A:663:LEU:HD23	2.08	0.74
1:C:662:PRO:C	1:C:663:LEU:HD23	2.08	0.74
1:E:336:ARG:HG2	1:E:336:ARG:HH11	1.52	0.74
1:E:822:LEU:HD12	1:E:824:GLN:N	2.03	0.74
1:I:701:VAL:O	1:I:703:PRO:HD3	1.88	0.74
1:J:701:VAL:O	1:J:703:PRO:HD3	1.88	0.74
1:M:822:LEU:HD12	1:M:824:GLN:N	2.03	0.74
1:O:701:VAL:O	1:O:703:PRO:HD3	1.88	0.74
1:D:662:PRO:C	1:D:663:LEU:HD23	2.08	0.73
1:G:654:TRP:NE1	1:G:666:GLY:HA3	2.02	0.73
1:K:46:ARG:NH1	1:K:46:ARG:HG3	2.02	0.73
1:M:419:GLY:HA2	1:P:282:ARG:NH1	2.02	0.73
1:F:701:VAL:O	1:F:703:PRO:HD3	1.88	0.73
1:N:701:VAL:O	1:N:703:PRO:HD3	1.88	0.73
1:O:654:TRP:NE1	1:O:666:GLY:HA3	2.02	0.73

Continued on next page...

Continued from previous page...

Atom-1	Atom-2	Interatomic distance (Å)	Clash overlap (Å)
1:O:856:TYR:HD2	1:O:864:MET:HE2	1.53	0.73
1:A:336:ARG:HH11	1:A:336:ARG:HG2	1.52	0.73
1:B:701:VAL:O	1:B:703:PRO:HD3	1.88	0.73
1:C:292:ARG:C	1:C:293:LEU:HD23	2.08	0.73
1:E:662:PRO:C	1:E:663:LEU:HD23	2.08	0.73
1:B:292:ARG:C	1:B:293:LEU:HD23	2.08	0.73
1:B:654:TRP:NE1	1:B:666:GLY:HA3	2.02	0.73
1:F:128:ASN:HD21	1:F:180:GLY:HA2	1.52	0.73
1:I:230:ARG:HG3	1:I:230:ARG:HH11	1.51	0.73
1:I:423:MET:HB2	1:L:282:ARG:HG3	1.70	0.73
1:J:336:ARG:HH11	1:J:336:ARG:HG2	1.52	0.73
1:K:662:PRO:C	1:K:663:LEU:HD23	2.08	0.73
1:L:654:TRP:NE1	1:L:666:GLY:HA3	2.02	0.73
1:L:701:VAL:O	1:L:703:PRO:HD3	1.88	0.73
1:M:46:ARG:NH1	1:M:46:ARG:HG3	2.02	0.73
1:A:822:LEU:HD12	1:A:824:GLN:N	2.03	0.73
1:B:128:ASN:HD21	1:B:180:GLY:HA2	1.52	0.73
1:G:437:SER:HB2	5:G:2258:HOH:O	1.87	0.73
1:H:701:VAL:O	1:H:703:PRO:HD3	1.88	0.73
1:M:292:ARG:C	1:M:293:LEU:HD23	2.08	0.73
1:N:856:TYR:HD2	1:N:864:MET:HE2	1.52	0.73
1:O:128:ASN:HD21	1:O:180:GLY:HA2	1.52	0.73
1:A:43:ARG:NH1	1:A:43:ARG:HG2	1.94	0.73
1:E:701:VAL:O	1:E:703:PRO:HD3	1.88	0.73
1:F:292:ARG:C	1:F:293:LEU:HD23	2.08	0.73
1:I:822:LEU:HD12	1:I:824:GLN:N	2.03	0.73
1:J:662:PRO:C	1:J:663:LEU:HD23	2.08	0.73
1:K:701:VAL:O	1:K:703:PRO:HD3	1.88	0.73
1:K:822:LEU:HD12	1:K:824:GLN:N	2.03	0.73
1:N:437:SER:HB2	5:N:2263:HOH:O	1.88	0.73
1:P:662:PRO:C	1:P:663:LEU:HD23	2.08	0.73
1:E:748:CME:C	1:E:749:ILE:HD13	2.19	0.73
1:G:128:ASN:HD21	1:G:180:GLY:HA2	1.52	0.73
1:G:822:LEU:HD12	1:G:824:GLN:N	2.03	0.73
1:I:128:ASN:HD21	1:I:180:GLY:HA2	1.52	0.73
1:I:662:PRO:C	1:I:663:LEU:HD23	2.08	0.73
1:N:128:ASN:HD21	1:N:180:GLY:HA2	1.52	0.73
1:P:696:LEU:HD12	1:P:697:THR:H	1.52	0.73
1:B:336:ARG:HG2	1:B:336:ARG:HH11	1.52	0.73
1:C:128:ASN:HD21	1:C:180:GLY:HA2	1.52	0.73
1:G:336:ARG:HH11	1:G:336:ARG:HG2	1.52	0.73

Continued on next page...

Continued from previous page...

Atom-1	Atom-2	Interatomic distance (Å)	Clash overlap (Å)
1:H:292:ARG:C	1:H:293:LEU:HD23	2.08	0.73
1:H:748:CME:C	1:H:749:ILE:HD13	2.19	0.73
1:O:822:LEU:HD12	1:O:824:GLN:N	2.03	0.73
1:C:748:CME:C	1:C:749:ILE:HD13	2.19	0.73
1:D:748:CME:C	1:D:749:ILE:HD13	2.19	0.73
1:F:822:LEU:HD12	1:F:824:GLN:N	2.03	0.73
1:K:128:ASN:HD21	1:K:180:GLY:HA2	1.52	0.73
1:P:748:CME:C	1:P:749:ILE:HD13	2.19	0.73
1:B:49:GLN:H	1:B:49:GLN:NE2	1.87	0.73
1:B:651:LEU:HD12	1:B:652:LEU:N	2.04	0.73
1:B:822:LEU:HD12	1:B:824:GLN:N	2.03	0.73
1:G:701:VAL:O	1:G:703:PRO:HD3	1.88	0.73
1:N:822:LEU:HD12	1:N:824:GLN:N	2.03	0.73
1:O:46:ARG:HG3	1:O:46:ARG:NH1	2.02	0.73
1:C:336:ARG:HH11	1:C:336:ARG:HG2	1.52	0.72
1:E:49:GLN:H	1:E:49:GLN:NE2	1.87	0.72
1:F:696:LEU:HD12	1:F:697:THR:H	1.51	0.72
1:G:49:GLN:H	1:G:49:GLN:NE2	1.87	0.72
1:H:43:ARG:NH1	1:H:43:ARG:HG2	1.94	0.72
1:I:43:ARG:NH1	1:I:43:ARG:HG2	1.94	0.72
1:J:748:CME:C	1:J:749:ILE:HD13	2.19	0.72
1:K:49:GLN:NE2	1:K:49:GLN:H	1.87	0.72
1:L:128:ASN:HD21	1:L:180:GLY:HA2	1.52	0.72
1:I:651:LEU:HD12	1:I:652:LEU:N	2.04	0.72
1:K:292:ARG:C	1:K:293:LEU:HD23	2.08	0.72
1:M:748:CME:C	1:M:749:ILE:HD13	2.19	0.72
1:O:748:CME:C	1:O:749:ILE:HD13	2.19	0.72
1:C:49:GLN:NE2	1:C:49:GLN:H	1.87	0.72
1:A:748:CME:C	1:A:749:ILE:HD13	2.19	0.72
1:B:748:CME:C	1:B:749:ILE:HD13	2.19	0.72
1:C:822:LEU:HD12	1:C:824:GLN:N	2.03	0.72
1:D:856:TYR:HD2	1:D:864:MET:HE2	1.53	0.72
1:G:651:LEU:HD12	1:G:652:LEU:N	2.04	0.72
1:J:49:GLN:NE2	1:J:49:GLN:H	1.87	0.72
1:K:748:CME:C	1:K:749:ILE:HD13	2.19	0.72
1:L:336:ARG:HG2	1:L:336:ARG:HH11	1.52	0.72
1:O:49:GLN:NE2	1:O:49:GLN:H	1.87	0.72
1:B:43:ARG:HG2	1:B:43:ARG:NH1	1.94	0.72
1:M:49:GLN:H	1:M:49:GLN:NE2	1.87	0.72
1:M:651:LEU:HD12	1:M:652:LEU:N	2.05	0.72
1:A:419:GLY:HA2	1:D:282:ARG:HH11	1.52	0.72

Continued on next page...

Continued from previous page...

Atom-1	Atom-2	Interatomic distance (Å)	Clash overlap (Å)
1:A:49:GLN:NE2	1:A:49:GLN:H	1.87	0.72
1:F:49:GLN:H	1:F:49:GLN:NE2	1.87	0.72
1:J:822:LEU:HD12	1:J:824:GLN:N	2.03	0.72
1:L:748:CME:C	1:L:749:ILE:HD13	2.19	0.72
1:M:701:VAL:O	1:M:703:PRO:HD3	1.88	0.72
1:C:188:VAL:C	1:C:189:LEU:HD23	2.10	0.72
1:C:651:LEU:HD12	1:C:652:LEU:N	2.04	0.72
1:F:748:CME:C	1:F:749:ILE:HD13	2.19	0.72
1:M:11:LEU:N	1:M:11:LEU:HD23	2.05	0.72
1:M:188:VAL:C	1:M:189:LEU:HD23	2.10	0.72
1:N:748:CME:C	1:N:749:ILE:HD13	2.19	0.72
1:E:188:VAL:C	1:E:189:LEU:HD23	2.10	0.72
1:E:651:LEU:HD12	1:E:652:LEU:N	2.04	0.72
1:H:11:LEU:HD23	1:H:11:LEU:N	2.05	0.72
1:I:748:CME:C	1:I:749:ILE:HD13	2.19	0.72
1:L:651:LEU:HD12	1:L:652:LEU:N	2.04	0.72
1:L:822:LEU:HD12	1:L:824:GLN:N	2.03	0.72
1:O:651:LEU:HD12	1:O:652:LEU:N	2.04	0.72
1:P:188:VAL:C	1:P:189:LEU:HD23	2.10	0.72
1:A:11:LEU:N	1:A:11:LEU:HD23	2.05	0.72
1:N:49:GLN:NE2	1:N:49:GLN:H	1.87	0.72
1:P:49:GLN:H	1:P:49:GLN:NE2	1.87	0.72
1:B:681:GLU:HA	1:B:681:GLU:OE2	1.90	0.72
1:D:49:GLN:NE2	1:D:49:GLN:H	1.87	0.72
1:G:748:CME:C	1:G:749:ILE:HD13	2.19	0.72
1:J:651:LEU:HD12	1:J:652:LEU:N	2.04	0.72
1:K:188:VAL:C	1:K:189:LEU:HD23	2.10	0.72
1:K:651:LEU:HD12	1:K:652:LEU:N	2.04	0.72
1:N:11:LEU:N	1:N:11:LEU:HD23	2.05	0.72
1:F:336:ARG:HG2	1:F:336:ARG:HH11	1.52	0.71
1:I:188:VAL:C	1:I:189:LEU:HD23	2.10	0.71
1:K:11:LEU:N	1:K:11:LEU:HD23	2.05	0.71
1:L:49:GLN:H	1:L:49:GLN:NE2	1.87	0.71
1:J:188:VAL:C	1:J:189:LEU:HD23	2.10	0.71
1:D:188:VAL:C	1:D:189:LEU:HD23	2.10	0.71
1:D:681:GLU:HA	1:D:681:GLU:OE2	1.90	0.71
1:E:681:GLU:HA	1:E:681:GLU:OE2	1.90	0.71
1:H:240:LEU:HD12	1:H:241:GLU:H	1.56	0.71
1:H:336:ARG:HG2	1:H:336:ARG:HH11	1.52	0.71
1:H:49:GLN:NE2	1:H:49:GLN:H	1.87	0.71
1:J:240:LEU:HD12	1:J:241:GLU:H	1.56	0.71

Continued on next page...

Continued from previous page...

Atom-1	Atom-2	Interatomic distance (Å)	Clash overlap (Å)
1:K:336:ARG:HG2	1:K:336:ARG:HH11	1.52	0.71
1:L:856:TYR:HD2	1:L:864:MET:HE2	1.55	0.71
1:N:651:LEU:HD12	1:N:652:LEU:N	2.04	0.71
1:L:188:VAL:C	1:L:189:LEU:HD23	2.10	0.71
1:P:240:LEU:HD12	1:P:241:GLU:H	1.56	0.71
1:A:188:VAL:C	1:A:189:LEU:HD23	2.10	0.71
1:E:230:ARG:NH1	1:E:230:ARG:HG3	2.06	0.71
1:G:188:VAL:C	1:G:189:LEU:HD23	2.10	0.71
1:H:188:VAL:C	1:H:189:LEU:HD23	2.10	0.71
1:I:278:ILE:H	1:I:278:ILE:HD12	1.56	0.71
1:J:46:ARG:NH1	1:J:46:ARG:HG3	2.02	0.71
1:M:230:ARG:HG3	1:M:230:ARG:NH1	2.06	0.71
1:P:651:LEU:HD12	1:P:652:LEU:N	2.04	0.71
1:B:230:ARG:NH1	1:B:230:ARG:HG3	2.05	0.71
1:B:46:ARG:NH1	1:B:46:ARG:HG3	2.02	0.71
1:C:622:HIS:O	1:C:625:GLN:HG2	1.91	0.71
1:D:11:LEU:HD23	1:D:11:LEU:N	2.05	0.71
1:F:651:LEU:HD12	1:F:652:LEU:N	2.04	0.71
1:L:230:ARG:NH1	1:L:230:ARG:HG3	2.06	0.71
1:O:188:VAL:C	1:O:189:LEU:HD23	2.10	0.71
1:P:336:ARG:HH11	1:P:336:ARG:HG2	1.52	0.71
1:A:240:LEU:HD12	1:A:241:GLU:H	1.56	0.71
1:G:11:LEU:N	1:G:11:LEU:HD23	2.05	0.71
1:G:43:ARG:NH1	1:G:43:ARG:HG2	1.94	0.71
1:H:651:LEU:HD12	1:H:652:LEU:N	2.04	0.71
1:I:49:GLN:NE2	1:I:49:GLN:H	1.87	0.71
1:L:681:GLU:HA	1:L:681:GLU:OE2	1.90	0.71
1:N:282:ARG:NH1	1:O:419:GLY:HA2	2.05	0.71
1:D:622:HIS:O	1:D:625:GLN:HG2	1.91	0.71
1:H:437:SER:HB2	5:H:2258:HOH:O	1.89	0.71
1:O:43:ARG:HG2	1:O:43:ARG:NH1	1.94	0.71
1:B:11:LEU:HD23	1:B:11:LEU:N	2.05	0.71
1:E:622:HIS:O	1:E:625:GLN:HG2	1.91	0.71
1:F:622:HIS:O	1:F:625:GLN:HG2	1.91	0.71
1:I:46:ARG:HG3	1:I:46:ARG:NH1	2.02	0.71
1:K:278:ILE:HD12	1:K:278:ILE:H	1.56	0.71
1:K:681:GLU:OE2	1:K:681:GLU:HA	1.90	0.71
1:O:11:LEU:N	1:O:11:LEU:HD23	2.05	0.71
1:O:336:ARG:HG2	1:O:336:ARG:HH11	1.52	0.71
1:P:278:ILE:H	1:P:278:ILE:HD12	1.56	0.71
1:P:681:GLU:OE2	1:P:681:GLU:HA	1.90	0.71

Continued on next page...

Continued from previous page...

Atom-1	Atom-2	Interatomic distance (Å)	Clash overlap (Å)
1:D:240:LEU:HD12	1:D:241:GLU:H	1.56	0.71
1:H:681:GLU:OE2	1:H:681:GLU:HA	1.90	0.71
1:D:920:LEU:HB3	1:D:921:PRO:HD2	1.73	0.70
1:E:920:LEU:HB3	1:E:921:PRO:HD2	1.73	0.70
1:F:188:VAL:C	1:F:189:LEU:HD23	2.10	0.70
1:G:856:TYR:HD2	1:G:864:MET:HE2	1.56	0.70
1:I:11:LEU:N	1:I:11:LEU:HD23	2.05	0.70
1:J:437:SER:HB2	5:J:2258:HOH:O	1.90	0.70
1:N:188:VAL:C	1:N:189:LEU:HD23	2.10	0.70
1:P:230:ARG:HG3	1:P:230:ARG:NH1	2.05	0.70
1:A:651:LEU:HD12	1:A:652:LEU:N	2.04	0.70
1:F:11:LEU:HD23	1:F:11:LEU:N	2.05	0.70
1:G:46:ARG:HG3	1:G:46:ARG:NH1	2.02	0.70
1:I:856:TYR:HD2	1:I:864:MET:HE2	1.54	0.70
1:K:622:HIS:O	1:K:625:GLN:HG2	1.91	0.70
1:C:43:ARG:HG2	1:C:43:ARG:NH1	1.94	0.70
1:E:11:LEU:N	1:E:11:LEU:HD23	2.05	0.70
1:G:622:HIS:O	1:G:625:GLN:HG2	1.91	0.70
1:G:681:GLU:HA	1:G:681:GLU:OE2	1.91	0.70
1:H:622:HIS:O	1:H:625:GLN:HG2	1.91	0.70
1:L:920:LEU:HB3	1:L:921:PRO:HD2	1.73	0.70
1:M:681:GLU:OE2	1:M:681:GLU:HA	1.90	0.70
1:N:622:HIS:O	1:N:625:GLN:HG2	1.91	0.70
1:N:740:LEU:HD12	1:N:741:THR:N	2.06	0.70
1:O:278:ILE:H	1:O:278:ILE:HD12	1.56	0.70
1:O:920:LEU:HB3	1:O:921:PRO:HD2	1.73	0.70
1:A:278:ILE:H	1:A:278:ILE:HD12	1.56	0.70
1:B:188:VAL:C	1:B:189:LEU:HD23	2.11	0.70
1:B:278:ILE:H	1:B:278:ILE:HD12	1.56	0.70
1:E:240:LEU:HD12	1:E:241:GLU:H	1.56	0.70
1:F:740:LEU:HD12	1:F:741:THR:N	2.06	0.70
1:F:856:TYR:CD2	1:F:864:MET:HE2	2.26	0.70
1:G:920:LEU:HB3	1:G:921:PRO:HD2	1.73	0.70
1:I:740:LEU:HD12	1:I:741:THR:N	2.06	0.70
1:C:681:GLU:OE2	1:C:681:GLU:HA	1.90	0.70
1:D:740:LEU:HD12	1:D:741:THR:N	2.06	0.70
1:L:11:LEU:HD23	1:L:11:LEU:N	2.05	0.70
1:M:920:LEU:HB3	1:M:921:PRO:HD2	1.73	0.70
1:P:46:ARG:HG3	1:P:46:ARG:NH1	2.02	0.70
1:P:622:HIS:O	1:P:625:GLN:HG2	1.91	0.70
1:D:230:ARG:HG3	1:D:230:ARG:NH1	2.05	0.70

Continued on next page...

Continued from previous page...

Atom-1	Atom-2	Interatomic distance (Å)	Clash overlap (Å)
1:F:1017:GLN:HB3	5:F:2260:HOH:O	1.92	0.70
1:H:278:ILE:H	1:H:278:ILE:HD12	1.56	0.70
1:I:681:GLU:OE2	1:I:681:GLU:HA	1.90	0.70
1:J:11:LEU:HD23	1:J:11:LEU:N	2.05	0.70
1:P:11:LEU:N	1:P:11:LEU:HD23	2.05	0.70
1:A:920:LEU:HB3	1:A:921:PRO:HD2	1.73	0.70
1:I:240:LEU:HD12	1:I:241:GLU:H	1.56	0.70
1:J:278:ILE:HD12	1:J:278:ILE:H	1.56	0.70
1:K:1017:GLN:HB3	5:K:2260:HOH:O	1.92	0.70
1:K:240:LEU:HD12	1:K:241:GLU:H	1.56	0.70
1:M:622:HIS:O	1:M:625:GLN:HG2	1.91	0.70
1:N:278:ILE:HD12	1:N:278:ILE:H	1.56	0.70
1:O:622:HIS:O	1:O:625:GLN:HG2	1.91	0.70
1:P:1017:GLN:HB3	5:P:2261:HOH:O	1.92	0.70
1:A:681:GLU:HA	1:A:681:GLU:OE2	1.90	0.70
1:C:230:ARG:NH1	1:C:230:ARG:HG3	2.06	0.70
1:A:425:ARG:NH2	1:D:287:ASP:OD2	2.24	0.70
1:D:651:LEU:HD12	1:D:652:LEU:N	2.05	0.70
1:G:740:LEU:HD12	1:G:741:THR:N	2.06	0.70
1:H:230:ARG:NH1	1:H:230:ARG:HG3	2.05	0.70
1:L:278:ILE:HD12	1:L:278:ILE:H	1.56	0.70
1:N:230:ARG:NH1	1:N:230:ARG:HG3	2.06	0.70
1:O:230:ARG:NH1	1:O:230:ARG:HG3	2.05	0.70
1:B:240:LEU:HD12	1:B:241:GLU:H	1.56	0.70
1:B:577:LYS:O	1:B:584:PRO:HA	1.92	0.70
1:E:1017:GLN:HB3	5:E:2260:HOH:O	1.92	0.70
1:E:437:SER:HB2	5:E:2258:HOH:O	1.91	0.70
1:E:577:LYS:O	1:E:584:PRO:HA	1.92	0.70
1:F:278:ILE:H	1:F:278:ILE:HD12	1.56	0.70
1:G:230:ARG:HG3	1:G:230:ARG:NH1	2.06	0.70
1:G:278:ILE:H	1:G:278:ILE:HD12	1.56	0.70
1:I:577:LYS:O	1:I:584:PRO:HA	1.92	0.70
1:J:622:HIS:O	1:J:625:GLN:HG2	1.91	0.70
1:J:78:LEU:HB3	1:J:79:PRO:HD2	1.74	0.70
1:A:46:ARG:HG3	1:A:46:ARG:NH1	2.02	0.70
1:I:622:HIS:O	1:I:625:GLN:HG2	1.91	0.70
1:L:240:LEU:HD12	1:L:241:GLU:H	1.56	0.70
1:L:622:HIS:O	1:L:625:GLN:HG2	1.91	0.70
1:M:577:LYS:O	1:M:584:PRO:HA	1.92	0.70
1:O:681:GLU:HA	1:O:681:GLU:OE2	1.90	0.70
1:P:78:LEU:HB3	1:P:79:PRO:HD2	1.74	0.70

Continued on next page...

Continued from previous page...

Atom-1	Atom-2	Interatomic distance (Å)	Clash overlap (Å)
1:D:78:LEU:HB3	1:D:79:PRO:HD2	1.74	0.69
1:H:293:LEU:N	1:H:293:LEU:HD23	2.07	0.69
1:I:78:LEU:HB3	1:I:79:PRO:HD2	1.74	0.69
1:J:681:GLU:OE2	1:J:681:GLU:HA	1.90	0.69
1:M:278:ILE:HD12	1:M:278:ILE:H	1.56	0.69
1:N:681:GLU:HA	1:N:681:GLU:OE2	1.90	0.69
1:A:740:LEU:HD12	1:A:741:THR:N	2.06	0.69
1:C:11:LEU:N	1:C:11:LEU:HD23	2.05	0.69
1:I:1017:GLN:HB3	5:I:2260:HOH:O	1.92	0.69
1:K:293:LEU:N	1:K:293:LEU:HD23	2.07	0.69
1:L:1017:GLN:HB3	5:L:2260:HOH:O	1.92	0.69
1:M:1017:GLN:HB3	5:M:2259:HOH:O	1.92	0.69
1:P:920:LEU:HB3	1:P:921:PRO:HD2	1.73	0.69
1:A:577:LYS:O	1:A:584:PRO:HA	1.92	0.69
1:A:622:HIS:O	1:A:625:GLN:HG2	1.91	0.69
1:B:622:HIS:O	1:B:625:GLN:HG2	1.91	0.69
1:D:1017:GLN:HB3	5:D:2261:HOH:O	1.92	0.69
1:H:78:LEU:HB3	1:H:79:PRO:HD2	1.74	0.69
1:K:920:LEU:HB3	1:K:921:PRO:HD2	1.73	0.69
1:C:278:ILE:H	1:C:278:ILE:HD12	1.56	0.69
1:C:78:LEU:HB3	1:C:79:PRO:HD2	1.74	0.69
1:E:658:LEU:O	1:E:661:LYS:HD3	1.93	0.69
1:F:577:LYS:O	1:F:584:PRO:HA	1.92	0.69
1:F:681:GLU:OE2	1:F:681:GLU:HA	1.90	0.69
1:F:920:LEU:HB3	1:F:921:PRO:HD2	1.73	0.69
1:G:240:LEU:HD12	1:G:241:GLU:H	1.55	0.69
1:K:78:LEU:HB3	1:K:79:PRO:HD2	1.74	0.69
1:N:577:LYS:O	1:N:584:PRO:HA	1.92	0.69
1:N:920:LEU:HB3	1:N:921:PRO:HD2	1.73	0.69
1:P:293:LEU:HD23	1:P:293:LEU:N	2.07	0.69
1:B:920:LEU:HB3	1:B:921:PRO:HD2	1.73	0.69
1:D:278:ILE:HD12	1:D:278:ILE:H	1.56	0.69
1:D:577:LYS:O	1:D:584:PRO:HA	1.92	0.69
1:M:43:ARG:HG2	1:M:43:ARG:NH1	1.94	0.69
1:O:240:LEU:HD12	1:O:241:GLU:H	1.56	0.69
1:O:740:LEU:HD12	1:O:741:THR:N	2.06	0.69
1:P:856:TYR:HD2	1:P:864:MET:HE2	1.55	0.69
1:C:658:LEU:O	1:C:661:LYS:HD3	1.93	0.69
1:C:861:SER:OG	1:C:863:GLN:HG3	1.93	0.69
1:D:658:LEU:O	1:D:661:LYS:HD3	1.93	0.69
1:E:740:LEU:HD12	1:E:741:THR:N	2.06	0.69

Continued on next page...

Continued from previous page...

Atom-1	Atom-2	Interatomic distance (Å)	Clash overlap (Å)
1:F:240:LEU:HD12	1:F:241:GLU:H	1.56	0.69
1:H:577:LYS:O	1:H:584:PRO:HA	1.92	0.69
1:H:856:TYR:HD2	1:H:864:MET:HE2	1.56	0.69
1:M:658:LEU:O	1:M:661:LYS:HD3	1.93	0.69
1:C:577:LYS:O	1:C:584:PRO:HA	1.92	0.69
1:E:856:TYR:HD2	1:E:864:MET:HE2	1.56	0.69
1:E:861:SER:OG	1:E:863:GLN:HG3	1.93	0.69
1:G:78:LEU:HB3	1:G:79:PRO:HD2	1.74	0.69
1:I:861:SER:OG	1:I:863:GLN:HG3	1.93	0.69
1:M:293:LEU:N	1:M:293:LEU:HD23	2.07	0.69
1:M:861:SER:OG	1:M:863:GLN:HG3	1.93	0.69
1:P:577:LYS:O	1:P:584:PRO:HA	1.92	0.69
1:E:278:ILE:HD12	1:E:278:ILE:H	1.56	0.69
1:G:861:SER:OG	1:G:863:GLN:HG3	1.93	0.69
1:H:920:LEU:HB3	1:H:921:PRO:HD2	1.73	0.69
1:L:78:LEU:HB3	1:L:79:PRO:HD2	1.74	0.69
1:N:240:LEU:HD12	1:N:241:GLU:H	1.56	0.69
1:O:78:LEU:HB3	1:O:79:PRO:HD2	1.74	0.69
1:O:861:SER:OG	1:O:863:GLN:HG3	1.93	0.69
1:C:240:LEU:HD12	1:C:241:GLU:H	1.56	0.69
1:F:230:ARG:NH1	1:F:230:ARG:HG3	2.06	0.69
1:F:861:SER:OG	1:F:863:GLN:HG3	1.93	0.69
1:I:230:ARG:HG3	1:I:230:ARG:NH1	2.05	0.69
1:I:658:LEU:O	1:I:661:LYS:HD3	1.93	0.69
1:J:577:LYS:O	1:J:584:PRO:HA	1.92	0.69
1:K:658:LEU:O	1:K:661:LYS:HD3	1.93	0.69
1:B:129:VAL:HG23	1:B:182:ASN:ND2	2.08	0.69
1:B:861:SER:OG	1:B:863:GLN:HG3	1.93	0.69
1:D:673:ALA:HB1	1:D:674:PRO:HD2	1.75	0.69
1:E:282:ARG:HG3	1:H:423:MET:HB2	1.73	0.69
1:F:129:VAL:HG23	1:F:182:ASN:ND2	2.08	0.69
1:F:658:LEU:O	1:F:661:LYS:HD3	1.93	0.69
1:H:861:SER:OG	1:H:863:GLN:HG3	1.93	0.69
1:I:673:ALA:HB1	1:I:674:PRO:HD2	1.75	0.69
1:J:920:LEU:HB3	1:J:921:PRO:HD2	1.73	0.69
1:M:129:VAL:HG23	1:M:182:ASN:ND2	2.08	0.69
1:N:129:VAL:HG23	1:N:182:ASN:ND2	2.08	0.69
1:O:1017:GLN:HB3	5:O:2259:HOH:O	1.92	0.69
1:O:577:LYS:O	1:O:584:PRO:HA	1.92	0.69
1:A:129:VAL:HG23	1:A:182:ASN:ND2	2.08	0.69
1:C:1017:GLN:HB3	5:C:2260:HOH:O	1.92	0.69

Continued on next page...

Continued from previous page...

Atom-1	Atom-2	Interatomic distance (Å)	Clash overlap (Å)
1:C:920:LEU:HB3	1:C:921:PRO:HD2	1.73	0.69
1:E:78:LEU:HB3	1:E:79:PRO:HD2	1.74	0.69
1:G:577:LYS:O	1:G:584:PRO:HA	1.92	0.69
1:J:129:VAL:HG23	1:J:182:ASN:ND2	2.08	0.69
1:K:577:LYS:O	1:K:584:PRO:HA	1.92	0.69
1:N:658:LEU:O	1:N:661:LYS:HD3	1.93	0.69
1:N:861:SER:OG	1:N:863:GLN:HG3	1.93	0.69
1:P:861:SER:OG	1:P:863:GLN:HG3	1.93	0.69
1:D:322:LEU:HD11	1:D:324:GLU:O	1.94	0.68
1:J:861:SER:OG	1:J:863:GLN:HG3	1.93	0.68
1:M:240:LEU:HD12	1:M:241:GLU:H	1.55	0.68
1:M:322:LEU:HD11	1:M:324:GLU:O	1.94	0.68
1:M:78:LEU:HB3	1:M:79:PRO:HD2	1.74	0.68
1:O:658:LEU:O	1:O:661:LYS:HD3	1.93	0.68
1:C:129:VAL:HG23	1:C:182:ASN:ND2	2.08	0.68
1:C:740:LEU:HD12	1:C:741:THR:N	2.06	0.68
1:F:673:ALA:HB1	1:F:674:PRO:HD2	1.75	0.68
1:G:1017:GLN:HB3	5:G:2260:HOH:O	1.92	0.68
1:I:920:LEU:HB3	1:I:921:PRO:HD2	1.73	0.68
1:J:230:ARG:HG3	1:J:230:ARG:NH1	2.06	0.68
1:J:322:LEU:HD11	1:J:324:GLU:O	1.94	0.68
1:K:673:ALA:HB1	1:K:674:PRO:HD2	1.75	0.68
1:M:856:TYR:CD2	1:M:864:MET:HE2	2.28	0.68
1:N:1017:GLN:HB3	5:N:2259:HOH:O	1.92	0.68
1:N:423:MET:HB2	1:O:282:ARG:HG3	1.73	0.68
1:N:673:ALA:HB1	1:N:674:PRO:HD2	1.75	0.68
1:B:1017:GLN:HB3	5:B:2259:HOH:O	1.92	0.68
1:D:861:SER:OG	1:D:863:GLN:HG3	1.93	0.68
1:E:673:ALA:HB1	1:E:674:PRO:HD2	1.75	0.68
1:F:293:LEU:N	1:F:293:LEU:HD23	2.07	0.68
1:J:1017:GLN:HB3	5:J:2260:HOH:O	1.92	0.68
1:L:658:LEU:O	1:L:661:LYS:HD3	1.93	0.68
1:P:322:LEU:HD11	1:P:324:GLU:O	1.94	0.68
1:P:658:LEU:O	1:P:661:LYS:HD3	1.93	0.68
1:A:658:LEU:O	1:A:661:LYS:HD3	1.93	0.68
1:A:861:SER:OG	1:A:863:GLN:HG3	1.93	0.68
1:M:745:MET:HA	1:M:745:MET:HE2	1.76	0.68
1:A:673:ALA:HB1	1:A:674:PRO:HD2	1.75	0.68
1:B:322:LEU:HD11	1:B:324:GLU:O	1.94	0.68
1:B:78:LEU:HB3	1:B:79:PRO:HD2	1.74	0.68
1:E:293:LEU:HD23	1:E:293:LEU:N	2.07	0.68

Continued on next page...

Continued from previous page...

Atom-1	Atom-2	Interatomic distance (Å)	Clash overlap (Å)
1:G:129:VAL:HG23	1:G:182:ASN:ND2	2.08	0.68
1:H:1017:GLN:HB3	5:H:2260:HOH:O	1.92	0.68
1:H:740:LEU:HD12	1:H:741:THR:N	2.06	0.68
1:I:293:LEU:N	1:I:293:LEU:HD23	2.07	0.68
1:J:282:ARG:HG3	1:K:423:MET:HB2	1.74	0.68
1:L:673:ALA:HB1	1:L:674:PRO:HD2	1.75	0.68
1:N:293:LEU:HD23	1:N:293:LEU:N	2.07	0.68
1:O:129:VAL:HG23	1:O:182:ASN:ND2	2.08	0.68
1:A:282:ARG:HG3	1:D:423:MET:HB2	1.74	0.68
1:A:293:LEU:HD23	1:A:293:LEU:N	2.07	0.68
1:A:322:LEU:HD11	1:A:324:GLU:O	1.94	0.68
1:C:293:LEU:N	1:C:293:LEU:HD23	2.07	0.68
1:G:322:LEU:HD11	1:G:324:GLU:O	1.94	0.68
1:K:230:ARG:HG3	1:K:230:ARG:NH1	2.06	0.68
1:K:3:ILE:HG13	1:K:4:THR:N	2.09	0.68
1:K:861:SER:OG	1:K:863:GLN:HG3	1.93	0.68
1:L:577:LYS:O	1:L:584:PRO:HA	1.92	0.68
1:A:230:ARG:HG3	1:A:230:ARG:NH1	2.06	0.68
1:B:658:LEU:O	1:B:661:LYS:HD3	1.93	0.68
1:D:1021:CME:CZ	1:D:1021:CME:HB3	2.21	0.68
1:E:322:LEU:HD11	1:E:324:GLU:O	1.94	0.68
1:I:282:ARG:HG3	1:L:423:MET:HB2	1.75	0.68
1:J:673:ALA:HB1	1:J:674:PRO:HD2	1.75	0.68
1:O:322:LEU:HD11	1:O:324:GLU:O	1.94	0.68
1:A:1017:GLN:HB3	5:A:2258:HOH:O	1.92	0.68
1:B:293:LEU:HD23	1:B:293:LEU:N	2.07	0.68
1:B:673:ALA:HB1	1:B:674:PRO:HD2	1.75	0.68
1:J:293:LEU:HD23	1:J:293:LEU:N	2.07	0.68
1:K:322:LEU:HD11	1:K:324:GLU:O	1.94	0.68
1:L:293:LEU:HD23	1:L:293:LEU:N	2.07	0.68
1:N:46:ARG:HG3	1:N:46:ARG:NH1	2.02	0.68
1:E:423:MET:HB2	1:H:282:ARG:HG3	1.76	0.68
1:F:210:ARG:HH12	1:F:395:HIS:N	1.92	0.68
1:F:78:LEU:HB3	1:F:79:PRO:HD2	1.74	0.68
1:I:322:LEU:HD11	1:I:324:GLU:O	1.93	0.68
1:N:78:LEU:HB3	1:N:79:PRO:HD2	1.74	0.68
1:A:427:THR:HA	1:A:436:MET:HE2	1.74	0.68
1:F:322:LEU:HD11	1:F:324:GLU:O	1.94	0.68
1:G:658:LEU:O	1:G:661:LYS:HD3	1.93	0.68
1:H:658:LEU:O	1:H:661:LYS:HD3	1.93	0.68
1:M:673:ALA:HB1	1:M:674:PRO:HD2	1.75	0.68

Continued on next page...

Continued from previous page...

Atom-1	Atom-2	Interatomic distance (Å)	Clash overlap (Å)
1:N:210:ARG:HH12	1:N:395:HIS:N	1.92	0.68
1:P:210:ARG:HH12	1:P:395:HIS:N	1.92	0.68
1:A:217:LYS:HG2	1:A:218:PRO:HD2	1.76	0.67
1:A:78:LEU:HB3	1:A:79:PRO:HD2	1.74	0.67
1:B:278:ILE:N	1:B:278:ILE:HD12	2.10	0.67
1:E:129:VAL:HG23	1:E:182:ASN:ND2	2.08	0.67
1:N:322:LEU:HD11	1:N:324:GLU:O	1.94	0.67
1:P:740:LEU:HD12	1:P:741:THR:N	2.06	0.67
1:A:278:ILE:HD12	1:A:278:ILE:N	2.10	0.67
1:B:740:LEU:HD12	1:B:741:THR:N	2.06	0.67
1:C:278:ILE:N	1:C:278:ILE:HD12	2.10	0.67
1:C:336:ARG:NH1	1:C:336:ARG:HG2	2.09	0.67
1:F:278:ILE:HD12	1:F:278:ILE:N	2.10	0.67
1:H:129:VAL:HG23	1:H:182:ASN:ND2	2.08	0.67
1:H:217:LYS:HG2	1:H:218:PRO:HD2	1.76	0.67
1:K:129:VAL:HG23	1:K:182:ASN:ND2	2.08	0.67
1:K:427:THR:HA	1:K:436:MET:HE2	1.74	0.67
1:N:278:ILE:N	1:N:278:ILE:HD12	2.10	0.67
1:O:293:LEU:N	1:O:293:LEU:HD23	2.07	0.67
1:P:36:TRP:CE2	1:P:42:ALA:HA	2.30	0.67
1:E:217:LYS:HG2	1:E:218:PRO:HD2	1.76	0.67
1:E:336:ARG:NH1	1:E:336:ARG:HG2	2.09	0.67
1:G:278:ILE:N	1:G:278:ILE:HD12	2.10	0.67
1:J:336:ARG:HG2	1:J:336:ARG:NH1	2.09	0.67
1:K:740:LEU:HD12	1:K:741:THR:N	2.06	0.67
1:K:77:ASP:C	1:K:78:LEU:HD23	2.15	0.67
1:L:129:VAL:HG23	1:L:182:ASN:ND2	2.08	0.67
1:O:278:ILE:N	1:O:278:ILE:HD12	2.10	0.67
1:P:129:VAL:HG23	1:P:182:ASN:ND2	2.08	0.67
1:D:278:ILE:HD12	1:D:278:ILE:N	2.10	0.67
1:E:749:ILE:N	1:E:749:ILE:HD13	2.10	0.67
1:G:673:ALA:HB1	1:G:674:PRO:HD2	1.75	0.67
1:H:749:ILE:HD13	1:H:749:ILE:N	2.10	0.67
1:I:129:VAL:HG23	1:I:182:ASN:ND2	2.08	0.67
1:P:749:ILE:HD13	1:P:749:ILE:N	2.10	0.67
1:C:36:TRP:CE2	1:C:42:ALA:HA	2.30	0.67
1:O:673:ALA:HB1	1:O:674:PRO:HD2	1.75	0.67
1:P:217:LYS:HG2	1:P:218:PRO:HD2	1.77	0.67
1:P:437:SER:HB2	5:P:2102:HOH:O	1.94	0.67
1:D:749:ILE:N	1:D:749:ILE:HD13	2.10	0.67
1:H:77:ASP:C	1:H:78:LEU:HD23	2.15	0.67

Continued on next page...

Continued from previous page...

Atom-1	Atom-2	Interatomic distance (Å)	Clash overlap (Å)
1:I:1021:CME:HB3	1:I:1021:CME:CZ	2.21	0.67
1:I:36:TRP:CE2	1:I:42:ALA:HA	2.30	0.67
1:I:3:ILE:HG13	1:I:4:THR:N	2.09	0.67
1:J:278:ILE:HD12	1:J:278:ILE:N	2.10	0.67
1:J:740:LEU:HD12	1:J:741:THR:N	2.06	0.67
1:K:42:ALA:O	1:K:310:ARG:NH1	2.28	0.67
1:M:24:LEU:HB2	1:M:161:TYR:HB3	1.77	0.67
1:M:217:LYS:HG2	1:M:218:PRO:HD2	1.76	0.67
1:M:42:ALA:O	1:M:310:ARG:NH1	2.28	0.67
1:M:77:ASP:C	1:M:78:LEU:HD23	2.15	0.67
1:O:336:ARG:HG2	1:O:336:ARG:NH1	2.09	0.67
1:P:24:LEU:HB2	1:P:161:TYR:HB3	1.77	0.67
1:P:673:ALA:HB1	1:P:674:PRO:HD2	1.75	0.67
1:B:856:TYR:HD2	1:B:864:MET:HE2	1.58	0.67
1:D:129:VAL:HG23	1:D:182:ASN:ND2	2.08	0.67
1:D:36:TRP:CE2	1:D:42:ALA:HA	2.30	0.67
1:E:24:LEU:HB2	1:E:161:TYR:HB3	1.77	0.67
1:G:336:ARG:NH1	1:G:336:ARG:HG2	2.09	0.67
1:H:322:LEU:HD11	1:H:324:GLU:O	1.93	0.67
1:H:42:ALA:O	1:H:310:ARG:NH1	2.28	0.67
1:J:658:LEU:O	1:J:661:LYS:HD3	1.93	0.67
1:K:210:ARG:HH12	1:K:395:HIS:N	1.92	0.67
1:L:278:ILE:HD12	1:L:278:ILE:N	2.10	0.67
1:L:322:LEU:HD11	1:L:324:GLU:O	1.94	0.67
1:N:42:ALA:O	1:N:310:ARG:NH1	2.28	0.67
1:A:749:ILE:N	1:A:749:ILE:HD13	2.10	0.67
1:A:77:ASP:C	1:A:78:LEU:HD23	2.15	0.67
1:D:217:LYS:HG2	1:D:218:PRO:HD2	1.76	0.67
1:E:42:ALA:O	1:E:310:ARG:NH1	2.28	0.67
1:F:1021:CME:CZ	1:F:1021:CME:HB3	2.21	0.67
1:G:377:LEU:HD22	1:G:708:TRP:HA	1.77	0.67
1:G:77:ASP:C	1:G:78:LEU:HD23	2.15	0.67
1:H:24:LEU:HB2	1:H:161:TYR:HB3	1.77	0.67
1:L:42:ALA:O	1:L:310:ARG:NH1	2.28	0.67
1:L:77:ASP:C	1:L:78:LEU:HD23	2.15	0.67
1:M:36:TRP:CE2	1:M:42:ALA:HA	2.30	0.67
1:N:749:ILE:N	1:N:749:ILE:HD13	2.10	0.67
1:O:377:LEU:HD22	1:O:708:TRP:HA	1.77	0.67
1:O:427:THR:HA	1:O:436:MET:HE2	1.75	0.67
1:O:77:ASP:C	1:O:78:LEU:HD23	2.15	0.67
1:P:77:ASP:C	1:P:78:LEU:HD23	2.15	0.67

Continued on next page...

Continued from previous page...

Atom-1	Atom-2	Interatomic distance (Å)	Clash overlap (Å)
1:A:24:LEU:HB2	1:A:161:TYR:HB3	1.77	0.67
1:A:210:ARG:HH12	1:A:395:HIS:N	1.92	0.67
1:C:322:LEU:HD11	1:C:324:GLU:O	1.94	0.67
1:E:1021:CME:CZ	1:E:1021:CME:HB3	2.21	0.67
1:E:43:ARG:HG2	1:E:43:ARG:NH1	1.94	0.67
1:E:77:ASP:C	1:E:78:LEU:HD23	2.15	0.67
1:F:36:TRP:CE2	1:F:42:ALA:HA	2.30	0.67
1:F:77:ASP:C	1:F:78:LEU:HD23	2.15	0.67
1:I:278:ILE:N	1:I:278:ILE:HD12	2.10	0.67
1:I:77:ASP:C	1:I:78:LEU:HD23	2.15	0.67
1:K:856:TYR:HD2	1:K:864:MET:HE2	1.60	0.67
1:L:336:ARG:HG2	1:L:336:ARG:NH1	2.09	0.67
1:L:36:TRP:CE2	1:L:42:ALA:HA	2.30	0.67
1:M:210:ARG:HH12	1:M:395:HIS:N	1.92	0.67
1:N:36:TRP:CE2	1:N:42:ALA:HA	2.30	0.67
1:A:36:TRP:CE2	1:A:42:ALA:HA	2.30	0.67
1:B:210:ARG:HH12	1:B:395:HIS:N	1.92	0.67
1:B:36:TRP:CE2	1:B:42:ALA:HA	2.30	0.67
1:B:377:LEU:HD22	1:B:708:TRP:HA	1.77	0.67
1:C:77:ASP:C	1:C:78:LEU:HD23	2.15	0.67
1:D:433:LEU:HB3	1:D:434:PRO:HD3	1.77	0.67
1:E:36:TRP:CE2	1:E:42:ALA:HA	2.30	0.67
1:F:117:GLU:OE1	1:F:117:GLU:N	2.27	0.67
1:H:377:LEU:HD22	1:H:708:TRP:HA	1.77	0.67
1:I:24:LEU:HB2	1:I:161:TYR:HB3	1.77	0.67
1:I:217:LYS:HG2	1:I:218:PRO:HD2	1.76	0.67
1:I:59:ARG:NH2	1:I:81:ALA:O	2.28	0.67
1:K:749:ILE:N	1:K:749:ILE:HD13	2.10	0.67
1:L:740:LEU:HD12	1:L:741:THR:N	2.06	0.67
1:L:861:SER:OG	1:L:863:GLN:HG3	1.93	0.67
1:N:77:ASP:C	1:N:78:LEU:HD23	2.15	0.67
1:P:377:LEU:HD22	1:P:708:TRP:HA	1.77	0.67
1:B:77:ASP:C	1:B:78:LEU:HD23	2.15	0.66
1:B:287:ASP:OD2	1:C:425:ARG:NH2	2.28	0.66
1:C:673:ALA:HB1	1:C:674:PRO:HD2	1.75	0.66
1:C:749:ILE:HD13	1:C:749:ILE:N	2.10	0.66
1:E:278:ILE:HD12	1:E:278:ILE:N	2.10	0.66
1:F:42:ALA:O	1:F:310:ARG:NH1	2.28	0.66
1:F:43:ARG:NH1	1:F:43:ARG:HG2	1.94	0.66
1:H:433:LEU:HB3	1:H:434:PRO:HD3	1.77	0.66
1:J:24:LEU:HB2	1:J:161:TYR:HB3	1.77	0.66

Continued on next page...

Continued from previous page...

Atom-1	Atom-2	Interatomic distance (Å)	Clash overlap (Å)
1:K:278:ILE:HD12	1:K:278:ILE:N	2.10	0.66
1:L:24:LEU:HB2	1:L:161:TYR:HB3	1.77	0.66
1:M:427:THR:HA	1:M:436:MET:HE2	1.77	0.66
1:M:939:CYS:HA	1:M:956:GLN:HB3	1.78	0.66
1:A:42:ALA:O	1:A:310:ARG:NH1	2.28	0.66
1:A:59:ARG:NH2	1:A:81:ALA:O	2.28	0.66
1:D:24:LEU:HB2	1:D:161:TYR:HB3	1.77	0.66
1:F:682:LEU:CD2	1:F:683:PRO:HD2	2.26	0.66
1:G:36:TRP:CE2	1:G:42:ALA:HA	2.30	0.66
1:H:673:ALA:HB1	1:H:674:PRO:HD2	1.75	0.66
1:J:42:ALA:O	1:J:310:ARG:NH1	2.28	0.66
1:K:377:LEU:HD22	1:K:708:TRP:HA	1.77	0.66
1:L:217:LYS:HG2	1:L:218:PRO:HD2	1.76	0.66
1:N:682:LEU:CD2	1:N:683:PRO:HD2	2.26	0.66
1:O:36:TRP:CE2	1:O:42:ALA:HA	2.30	0.66
1:P:117:GLU:N	1:P:117:GLU:OE1	2.27	0.66
1:P:278:ILE:HD12	1:P:278:ILE:N	2.10	0.66
1:A:425:ARG:HH22	1:D:287:ASP:CG	1.99	0.66
1:C:939:CYS:HA	1:C:956:GLN:HB3	1.77	0.66
1:D:917:ARG:NH2	1:D:943:GLU:OE1	2.29	0.66
1:E:210:ARG:HH12	1:E:395:HIS:N	1.92	0.66
1:E:433:LEU:HB3	1:E:434:PRO:HD3	1.77	0.66
1:E:939:CYS:HA	1:E:956:GLN:HB3	1.78	0.66
1:F:377:LEU:HD22	1:F:708:TRP:HA	1.77	0.66
1:H:278:ILE:HD12	1:H:278:ILE:N	2.10	0.66
1:H:36:TRP:CE2	1:H:42:ALA:HA	2.30	0.66
1:J:36:TRP:CE2	1:J:42:ALA:HA	2.30	0.66
1:N:377:LEU:HD22	1:N:708:TRP:HA	1.77	0.66
1:N:282:ARG:HG3	1:O:423:MET:HB2	1.77	0.66
1:P:114:VAL:HG13	1:P:115:PRO:HD2	1.78	0.66
1:C:42:ALA:O	1:C:310:ARG:NH1	2.28	0.66
1:E:427:THR:HA	1:E:436:MET:HE2	1.77	0.66
1:H:59:ARG:NH2	1:H:81:ALA:O	2.28	0.66
1:J:433:LEU:HB3	1:J:434:PRO:HD3	1.77	0.66
1:J:77:ASP:C	1:J:78:LEU:HD23	2.15	0.66
1:K:30:HIS:HB2	1:K:31:PRO:HD2	1.78	0.66
1:K:454:ILE:HG13	1:K:455:ILE:HG13	1.78	0.66
1:M:30:HIS:HB2	1:M:31:PRO:HD2	1.78	0.66
1:M:377:LEU:HD22	1:M:708:TRP:HA	1.77	0.66
1:P:433:LEU:HB3	1:P:434:PRO:HD3	1.77	0.66
1:A:377:LEU:HD22	1:A:708:TRP:HA	1.77	0.66

Continued on next page...

Continued from previous page...

Atom-1	Atom-2	Interatomic distance (Å)	Clash overlap (Å)
1:A:682:LEU:CD2	1:A:683:PRO:HD2	2.26	0.66
1:B:217:LYS:HG2	1:B:218:PRO:HD2	1.76	0.66
1:C:114:VAL:HG13	1:C:115:PRO:HD2	1.78	0.66
1:E:30:HIS:HB2	1:E:31:PRO:HD2	1.78	0.66
1:G:749:ILE:HD13	1:G:749:ILE:N	2.10	0.66
1:H:114:VAL:HG13	1:H:115:PRO:HD2	1.78	0.66
1:I:454:ILE:HG13	1:I:455:ILE:HG13	1.78	0.66
1:J:377:LEU:HD22	1:J:708:TRP:HA	1.77	0.66
1:K:682:LEU:CD2	1:K:683:PRO:HD2	2.26	0.66
1:L:46:ARG:HG3	1:L:46:ARG:NH1	2.02	0.66
1:L:59:ARG:NH2	1:L:81:ALA:O	2.28	0.66
1:M:278:ILE:HD12	1:M:278:ILE:N	2.10	0.66
1:N:114:VAL:HG13	1:N:115:PRO:HD2	1.78	0.66
1:N:24:LEU:HB2	1:N:161:TYR:HB3	1.77	0.66
1:P:42:ALA:O	1:P:310:ARG:NH1	2.28	0.66
1:B:42:ALA:O	1:B:310:ARG:NH1	2.28	0.66
1:C:30:HIS:HB2	1:C:31:PRO:HD2	1.78	0.66
1:C:59:ARG:NH2	1:C:81:ALA:O	2.28	0.66
1:F:114:VAL:HG13	1:F:115:PRO:HD2	1.78	0.66
1:F:24:LEU:HB2	1:F:161:TYR:HB3	1.77	0.66
1:F:336:ARG:HG2	1:F:336:ARG:NH1	2.09	0.66
1:F:749:ILE:N	1:F:749:ILE:HD13	2.10	0.66
1:G:293:LEU:HD23	1:G:293:LEU:N	2.07	0.66
1:H:682:LEU:CD2	1:H:683:PRO:HD2	2.26	0.66
1:H:917:ARG:NH2	1:H:943:GLU:OE1	2.29	0.66
1:I:114:VAL:HG13	1:I:115:PRO:HD2	1.78	0.66
1:I:117:GLU:N	1:I:117:GLU:OE1	2.27	0.66
1:I:917:ARG:NH2	1:I:943:GLU:OE1	2.29	0.66
1:J:114:VAL:HG13	1:J:115:PRO:HD2	1.78	0.66
1:J:30:HIS:HB2	1:J:31:PRO:HD2	1.78	0.66
1:M:59:ARG:NH2	1:M:81:ALA:O	2.29	0.66
1:N:917:ARG:NH2	1:N:943:GLU:OE1	2.29	0.66
1:O:917:ARG:NH2	1:O:943:GLU:OE1	2.29	0.66
1:P:682:LEU:CD2	1:P:683:PRO:HD2	2.26	0.66
1:B:749:ILE:HD13	1:B:749:ILE:N	2.10	0.66
1:C:210:ARG:HH12	1:C:395:HIS:N	1.92	0.66
1:C:682:LEU:CD2	1:C:683:PRO:HD2	2.26	0.66
1:D:77:ASP:C	1:D:78:LEU:HD23	2.15	0.66
1:G:24:LEU:HB2	1:G:161:TYR:HB3	1.77	0.66
1:G:210:ARG:HH12	1:G:395:HIS:N	1.92	0.66
1:I:42:ALA:O	1:I:310:ARG:NH1	2.28	0.66

Continued on next page...

Continued from previous page...

Atom-1	Atom-2	Interatomic distance (Å)	Clash overlap (Å)
1:I:745:MET:HA	1:I:745:MET:HE2	1.78	0.66
1:J:3:ILE:HG13	1:J:4:THR:N	2.09	0.66
1:J:59:ARG:NH2	1:J:81:ALA:O	2.28	0.66
1:J:917:ARG:NH2	1:J:943:GLU:OE1	2.29	0.66
1:J:939:CYS:HA	1:J:956:GLN:HB3	1.77	0.66
1:K:114:VAL:HG13	1:K:115:PRO:HD2	1.78	0.66
1:L:30:HIS:HB2	1:L:31:PRO:HD2	1.78	0.66
1:M:433:LEU:HB3	1:M:434:PRO:HD3	1.77	0.66
1:N:282:ARG:HD3	1:O:418:HIS:O	1.96	0.66
1:N:360:HIS:HE1	1:N:362:LEU:HB2	1.61	0.66
1:P:917:ARG:NH2	1:P:943:GLU:OE1	2.29	0.66
1:B:336:ARG:NH1	1:B:336:ARG:HG2	2.09	0.66
1:B:454:ILE:HG13	1:B:455:ILE:HG13	1.78	0.66
1:C:917:ARG:NH2	1:C:943:GLU:OE1	2.29	0.66
1:D:59:ARG:NH2	1:D:81:ALA:O	2.28	0.66
1:E:377:LEU:HD22	1:E:708:TRP:HA	1.77	0.66
1:I:749:ILE:N	1:I:749:ILE:HD13	2.10	0.66
1:K:36:TRP:CE2	1:K:42:ALA:HA	2.30	0.66
1:K:59:ARG:NH2	1:K:81:ALA:O	2.28	0.66
1:L:454:ILE:HG13	1:L:455:ILE:HG13	1.78	0.66
1:M:336:ARG:NH1	1:M:336:ARG:HG2	2.09	0.66
1:M:454:ILE:HG13	1:M:455:ILE:HG13	1.78	0.66
1:O:24:LEU:HB2	1:O:161:TYR:HB3	1.77	0.66
1:P:59:ARG:NH2	1:P:81:ALA:O	2.29	0.66
1:A:856:TYR:CD2	1:A:864:MET:HE2	2.31	0.66
1:B:24:LEU:HB2	1:B:161:TYR:HB3	1.77	0.66
1:C:217:LYS:HG2	1:C:218:PRO:HD2	1.76	0.66
1:C:3:ILE:HG13	1:C:4:THR:N	2.09	0.66
1:D:42:ALA:O	1:D:310:ARG:NH1	2.28	0.66
1:F:59:ARG:NH2	1:F:81:ALA:O	2.28	0.66
1:J:114:VAL:CG1	1:J:191:TRP:HB2	2.26	0.66
1:K:433:LEU:HB3	1:K:434:PRO:HD3	1.77	0.66
1:L:210:ARG:HH12	1:L:395:HIS:N	1.92	0.66
1:L:749:ILE:HD13	1:L:749:ILE:N	2.10	0.66
1:M:1021:CME:HB3	1:M:1021:CME:CZ	2.21	0.66
1:M:749:ILE:N	1:M:749:ILE:HD13	2.10	0.66
1:O:360:HIS:HE1	1:O:362:LEU:HB2	1.61	0.66
1:O:682:LEU:CD2	1:O:683:PRO:HD2	2.26	0.66
1:A:433:LEU:HB3	1:A:434:PRO:HD3	1.77	0.66
1:B:682:LEU:CD2	1:B:683:PRO:HD2	2.26	0.66
1:D:682:LEU:CD2	1:D:683:PRO:HD2	2.26	0.66

Continued on next page...

Continued from previous page...

Atom-1	Atom-2	Interatomic distance (Å)	Clash overlap (Å)
1:E:246:MET:HG2	1:E:274:PHE:CE2	2.31	0.66
1:E:454:ILE:HG13	1:E:455:ILE:HG13	1.78	0.66
1:F:217:LYS:HG2	1:F:218:PRO:HD2	1.76	0.66
1:G:360:HIS:HE1	1:G:362:LEU:HB2	1.61	0.66
1:I:360:HIS:HE1	1:I:362:LEU:HB2	1.61	0.66
1:I:939:CYS:HA	1:I:956:GLN:HB3	1.78	0.66
1:J:1021:CME:HB3	1:J:1021:CME:CZ	2.21	0.66
1:J:423:MET:HB2	1:K:282:ARG:HG3	1.77	0.66
1:K:217:LYS:HG2	1:K:218:PRO:HD2	1.76	0.66
1:K:336:ARG:HG2	1:K:336:ARG:NH1	2.09	0.66
1:L:682:LEU:CD2	1:L:683:PRO:HD2	2.26	0.66
1:N:217:LYS:HG2	1:N:218:PRO:HD2	1.76	0.66
1:O:114:VAL:HG13	1:O:115:PRO:HD2	1.78	0.66
1:P:246:MET:HG2	1:P:274:PHE:CE2	2.31	0.66
1:B:433:LEU:HB3	1:B:434:PRO:HD3	1.77	0.65
1:E:59:ARG:NH2	1:E:81:ALA:O	2.29	0.65
1:G:114:VAL:HG13	1:G:115:PRO:HD2	1.78	0.65
1:G:246:MET:HG2	1:G:274:PHE:CE2	2.31	0.65
1:G:682:LEU:CD2	1:G:683:PRO:HD2	2.26	0.65
1:H:246:MET:HG2	1:H:274:PHE:CE2	2.31	0.65
1:I:246:MET:HG2	1:I:274:PHE:CE2	2.31	0.65
1:I:377:LEU:HD22	1:I:708:TRP:HA	1.77	0.65
1:M:753:ASN:OD1	1:M:753:ASN:N	2.30	0.65
1:N:246:MET:HG2	1:N:274:PHE:CE2	2.31	0.65
1:N:336:ARG:NH1	1:N:336:ARG:HG2	2.09	0.65
1:N:59:ARG:NH2	1:N:81:ALA:O	2.29	0.65
1:O:246:MET:HG2	1:O:274:PHE:CE2	2.31	0.65
1:O:745:MET:HE2	1:O:745:MET:HA	1.77	0.65
1:A:336:ARG:NH1	1:A:336:ARG:HG2	2.09	0.65
1:A:454:ILE:HG13	1:A:455:ILE:HG13	1.78	0.65
1:C:433:LEU:HB3	1:C:434:PRO:HD3	1.77	0.65
1:F:246:MET:HG2	1:F:274:PHE:CE2	2.31	0.65
1:H:117:GLU:OE1	1:H:117:GLU:N	2.27	0.65
1:H:210:ARG:HH12	1:H:395:HIS:N	1.92	0.65
1:I:433:LEU:HB3	1:I:434:PRO:HD3	1.77	0.65
1:J:217:LYS:HG2	1:J:218:PRO:HD2	1.76	0.65
1:K:1021:CME:CZ	1:K:1021:CME:HB3	2.21	0.65
1:L:114:VAL:CG1	1:L:191:TRP:HB2	2.26	0.65
1:L:917:ARG:NH2	1:L:943:GLU:OE1	2.29	0.65
1:L:939:CYS:HA	1:L:956:GLN:HB3	1.78	0.65
1:B:246:MET:HG2	1:B:274:PHE:CE2	2.31	0.65

Continued on next page...

Continued from previous page...

Atom-1	Atom-2	Interatomic distance (Å)	Clash overlap (Å)
1:B:703:PRO:O	1:B:711:ALA:HB1	1.97	0.65
1:D:114:VAL:CG1	1:D:191:TRP:HB2	2.26	0.65
1:G:59:ARG:NH2	1:G:81:ALA:O	2.29	0.65
1:G:917:ARG:NH2	1:G:943:GLU:OE1	2.29	0.65
1:H:114:VAL:CG1	1:H:191:TRP:HB2	2.26	0.65
1:H:703:PRO:O	1:H:711:ALA:HB1	1.97	0.65
1:K:24:LEU:HB2	1:K:161:TYR:HB3	1.77	0.65
1:P:114:VAL:CG1	1:P:191:TRP:HB2	2.26	0.65
1:A:753:ASN:OD1	1:A:753:ASN:N	2.30	0.65
1:C:232:ASN:ND2	1:C:234:ASP:OD1	2.30	0.65
1:D:117:GLU:N	1:D:117:GLU:OE1	2.27	0.65
1:D:336:ARG:NH1	1:D:336:ARG:HG2	2.09	0.65
1:D:703:PRO:O	1:D:711:ALA:HB1	1.97	0.65
1:E:237:ARG:CB	1:E:237:ARG:HH11	2.10	0.65
1:E:745:MET:HA	1:E:745:MET:HE2	1.78	0.65
1:F:454:ILE:HG13	1:F:455:ILE:HG13	1.78	0.65
1:F:917:ARG:NH2	1:F:943:GLU:OE1	2.29	0.65
1:G:427:THR:HA	1:G:436:MET:HE2	1.78	0.65
1:I:703:PRO:O	1:I:711:ALA:HB1	1.97	0.65
1:J:237:ARG:HH11	1:J:237:ARG:CB	2.10	0.65
1:K:246:MET:HG2	1:K:274:PHE:CE2	2.31	0.65
1:L:3:ILE:HG13	1:L:4:THR:N	2.09	0.65
1:N:232:ASN:ND2	1:N:234:ASP:OD1	2.30	0.65
1:N:703:PRO:O	1:N:711:ALA:HB1	1.97	0.65
1:N:745:MET:HA	1:N:745:MET:HE2	1.78	0.65
1:N:939:CYS:HA	1:N:956:GLN:HB3	1.78	0.65
1:O:42:ALA:O	1:O:310:ARG:NH1	2.28	0.65
1:O:59:ARG:NH2	1:O:81:ALA:O	2.29	0.65
1:A:114:VAL:CG1	1:A:191:TRP:HB2	2.26	0.65
1:B:114:VAL:HG13	1:B:115:PRO:HD2	1.78	0.65
1:C:454:ILE:HG13	1:C:455:ILE:HG13	1.78	0.65
1:C:856:TYR:CD2	1:C:864:MET:HE2	2.30	0.65
1:E:917:ARG:NH2	1:E:943:GLU:OE1	2.29	0.65
1:F:939:CYS:HA	1:F:956:GLN:HB3	1.77	0.65
1:G:433:LEU:HB3	1:G:434:PRO:HD3	1.77	0.65
1:M:917:ARG:NH2	1:M:943:GLU:OE1	2.29	0.65
1:N:454:ILE:HG13	1:N:455:ILE:HG13	1.78	0.65
1:O:217:LYS:HG2	1:O:218:PRO:HD2	1.76	0.65
1:O:433:LEU:HB3	1:O:434:PRO:HD3	1.77	0.65
1:P:30:HIS:HB2	1:P:31:PRO:HD2	1.78	0.65
1:P:360:HIS:HE1	1:P:362:LEU:HB2	1.61	0.65

Continued on next page...

Continued from previous page...

Atom-1	Atom-2	Interatomic distance (Å)	Clash overlap (Å)
1:A:800:ARG:NH1	1:A:800:ARG:HB3	2.12	0.65
1:B:800:ARG:HB3	1:B:800:ARG:NH1	2.12	0.65
1:B:917:ARG:NH2	1:B:943:GLU:OE1	2.29	0.65
1:C:114:VAL:CG1	1:C:191:TRP:HB2	2.26	0.65
1:C:237:ARG:CB	1:C:237:ARG:HH11	2.10	0.65
1:E:3:ILE:HG13	1:E:4:THR:N	2.09	0.65
1:E:682:LEU:CD2	1:E:683:PRO:HD2	2.26	0.65
1:F:282:ARG:HG3	1:G:423:MET:HB2	1.79	0.65
1:G:42:ALA:O	1:G:310:ARG:NH1	2.28	0.65
1:G:3:ILE:HG13	1:G:4:THR:N	2.09	0.65
1:J:749:ILE:N	1:J:749:ILE:HD13	2.10	0.65
1:K:939:CYS:HA	1:K:956:GLN:HB3	1.77	0.65
1:L:237:ARG:HH11	1:L:237:ARG:CB	2.10	0.65
1:N:30:HIS:HB2	1:N:31:PRO:HD2	1.78	0.65
1:N:800:ARG:HB3	1:N:800:ARG:NH1	2.12	0.65
1:P:347:LYS:HB3	1:P:348:PRO:HD2	1.79	0.65
1:A:114:VAL:HG13	1:A:115:PRO:HD2	1.78	0.65
1:B:59:ARG:NH2	1:B:81:ALA:O	2.29	0.65
1:B:939:CYS:HA	1:B:956:GLN:HB3	1.78	0.65
1:C:246:MET:HG2	1:C:274:PHE:CE2	2.31	0.65
1:D:237:ARG:HH11	1:D:237:ARG:CB	2.10	0.65
1:D:246:MET:HG2	1:D:274:PHE:CE2	2.31	0.65
1:D:293:LEU:HD23	1:D:293:LEU:N	2.07	0.65
1:D:30:HIS:HB2	1:D:31:PRO:HD2	1.78	0.65
1:D:454:ILE:HG13	1:D:455:ILE:HG13	1.78	0.65
1:G:114:VAL:CG1	1:G:191:TRP:HB2	2.26	0.65
1:G:217:LYS:HG2	1:G:218:PRO:HD2	1.77	0.65
1:G:800:ARG:NH1	1:G:800:ARG:HB3	2.12	0.65
1:H:347:LYS:HB3	1:H:348:PRO:HD2	1.79	0.65
1:H:454:ILE:HG13	1:H:455:ILE:HG13	1.78	0.65
1:I:114:VAL:CG1	1:I:191:TRP:HB2	2.26	0.65
1:J:210:ARG:HH12	1:J:395:HIS:N	1.92	0.65
1:J:682:LEU:CD2	1:J:683:PRO:HD2	2.26	0.65
1:M:360:HIS:HE1	1:M:362:LEU:HB2	1.61	0.65
1:M:682:LEU:CD2	1:M:683:PRO:HD2	2.26	0.65
1:N:856:TYR:CD2	1:N:864:MET:HE2	2.31	0.65
1:O:3:ILE:HG13	1:O:4:THR:N	2.09	0.65
1:A:246:MET:HG2	1:A:274:PHE:CE2	2.31	0.65
1:A:703:PRO:O	1:A:711:ALA:HB1	1.97	0.65
1:A:917:ARG:NH2	1:A:943:GLU:OE1	2.29	0.65
1:B:30:HIS:HB2	1:B:31:PRO:HD2	1.78	0.65

Continued on next page...

Continued from previous page...

Atom-1	Atom-2	Interatomic distance (Å)	Clash overlap (Å)
1:D:114:VAL:HG13	1:D:115:PRO:HD2	1.78	0.65
1:D:232:ASN:ND2	1:D:234:ASP:OD1	2.30	0.65
1:E:114:VAL:CG1	1:E:191:TRP:HB2	2.26	0.65
1:E:114:VAL:HG13	1:E:115:PRO:HD2	1.78	0.65
1:E:232:ASN:ND2	1:E:234:ASP:OD1	2.30	0.65
1:F:30:HIS:HB2	1:F:31:PRO:HD2	1.78	0.65
1:I:336:ARG:HG2	1:I:336:ARG:NH1	2.09	0.65
1:J:800:ARG:NH1	1:J:800:ARG:HB3	2.12	0.65
1:K:347:LYS:HB3	1:K:348:PRO:HD2	1.79	0.65
1:K:703:PRO:O	1:K:711:ALA:HB1	1.97	0.65
1:L:703:PRO:O	1:L:711:ALA:HB1	1.97	0.65
1:O:703:PRO:O	1:O:711:ALA:HB1	1.97	0.65
1:O:749:ILE:HD13	1:O:749:ILE:N	2.10	0.65
1:P:454:ILE:HG13	1:P:455:ILE:HG13	1.78	0.65
1:P:3:ILE:HG13	1:P:4:THR:N	2.09	0.65
1:A:237:ARG:HH11	1:A:237:ARG:CB	2.10	0.65
1:F:360:HIS:HE1	1:F:362:LEU:HB2	1.61	0.65
1:F:433:LEU:HB3	1:F:434:PRO:HD3	1.77	0.65
1:G:30:HIS:HB2	1:G:31:PRO:HD2	1.78	0.65
1:G:939:CYS:HA	1:G:956:GLN:HB3	1.77	0.65
1:H:232:ASN:ND2	1:H:234:ASP:OD1	2.30	0.65
1:H:30:HIS:HB2	1:H:31:PRO:HD2	1.78	0.65
1:H:427:THR:HA	1:H:436:MET:HE2	1.77	0.65
1:I:682:LEU:CD2	1:I:683:PRO:HD2	2.26	0.65
1:I:800:ARG:HB3	1:I:800:ARG:NH1	2.12	0.65
1:J:246:MET:HG2	1:J:274:PHE:CE2	2.31	0.65
1:K:237:ARG:CB	1:K:237:ARG:HH11	2.10	0.65
1:L:433:LEU:HB3	1:L:434:PRO:HD3	1.77	0.65
1:M:114:VAL:CG1	1:M:191:TRP:HB2	2.26	0.65
1:O:114:VAL:CG1	1:O:191:TRP:HB2	2.26	0.65
1:B:360:HIS:HE1	1:B:362:LEU:HB2	1.61	0.65
1:C:377:LEU:HD22	1:C:708:TRP:HA	1.77	0.65
1:F:800:ARG:HB3	1:F:800:ARG:NH1	2.12	0.65
1:G:703:PRO:O	1:G:711:ALA:HB1	1.97	0.65
1:H:360:HIS:HE1	1:H:362:LEU:HB2	1.61	0.65
1:I:30:HIS:HB2	1:I:31:PRO:HD2	1.78	0.65
1:I:210:ARG:HH12	1:I:395:HIS:N	1.92	0.65
1:J:217:LYS:HE3	1:J:324:GLU:OE1	1.98	0.65
1:J:454:ILE:HG13	1:J:455:ILE:HG13	1.78	0.65
1:J:703:PRO:O	1:J:711:ALA:HB1	1.97	0.65
1:L:246:MET:HG2	1:L:274:PHE:CE2	2.31	0.65

Continued on next page...

Continued from previous page...

Atom-1	Atom-2	Interatomic distance (Å)	Clash overlap (Å)
1:L:36:TRP:C	1:L:37:ARG:HD3	2.18	0.65
1:M:114:VAL:HG13	1:M:115:PRO:HD2	1.78	0.65
1:N:237:ARG:HH11	1:N:237:ARG:CB	2.10	0.65
1:O:210:ARG:HH12	1:O:395:HIS:N	1.92	0.65
1:O:30:HIS:HB2	1:O:31:PRO:HD2	1.78	0.65
1:O:939:CYS:HA	1:O:956:GLN:HB3	1.78	0.65
1:P:232:ASN:ND2	1:P:234:ASP:OD1	2.30	0.65
1:P:703:PRO:O	1:P:711:ALA:HB1	1.97	0.65
1:B:114:VAL:CG1	1:B:191:TRP:HB2	2.26	0.64
1:B:237:ARG:CB	1:B:237:ARG:HH11	2.10	0.64
1:C:24:LEU:HB2	1:C:161:TYR:HB3	1.77	0.64
1:C:753:ASN:N	1:C:753:ASN:OD1	2.30	0.64
1:D:217:LYS:HE3	1:D:324:GLU:OE1	1.98	0.64
1:D:939:CYS:HA	1:D:956:GLN:HB3	1.78	0.64
1:E:759:ASN:OD1	1:E:761:GLN:N	2.30	0.64
1:F:114:VAL:CG1	1:F:191:TRP:HB2	2.26	0.64
1:G:759:ASN:OD1	1:G:761:GLN:N	2.30	0.64
1:H:800:ARG:NH1	1:H:800:ARG:HB3	2.12	0.64
1:K:753:ASN:N	1:K:753:ASN:OD1	2.30	0.64
1:K:917:ARG:NH2	1:K:943:GLU:OE1	2.29	0.64
1:L:114:VAL:HG13	1:L:115:PRO:HD2	1.78	0.64
1:L:232:ASN:ND2	1:L:234:ASP:OD1	2.30	0.64
1:L:377:LEU:HD22	1:L:708:TRP:HA	1.77	0.64
1:L:759:ASN:OD1	1:L:761:GLN:N	2.30	0.64
1:M:759:ASN:OD1	1:M:761:GLN:N	2.30	0.64
1:N:114:VAL:CG1	1:N:191:TRP:HB2	2.26	0.64
1:P:939:CYS:HA	1:P:956:GLN:HB3	1.77	0.64
1:B:347:LYS:HB3	1:B:348:PRO:HD2	1.79	0.64
1:B:427:THR:HA	1:B:436:MET:HE2	1.80	0.64
1:B:745:MET:HE2	1:B:745:MET:HA	1.79	0.64
1:F:237:ARG:CB	1:F:237:ARG:HH11	2.10	0.64
1:F:753:ASN:OD1	1:F:753:ASN:N	2.30	0.64
1:K:114:VAL:CG1	1:K:191:TRP:HB2	2.26	0.64
1:K:36:TRP:C	1:K:37:ARG:HD3	2.18	0.64
1:M:3:ILE:HG13	1:M:4:THR:N	2.09	0.64
1:M:800:ARG:NH1	1:M:800:ARG:HB3	2.12	0.64
1:O:759:ASN:OD1	1:O:761:GLN:N	2.30	0.64
1:M:419:GLY:HA2	1:P:282:ARG:HH11	1.63	0.64
1:A:759:ASN:OD1	1:A:761:GLN:N	2.30	0.64
1:C:36:TRP:C	1:C:37:ARG:HD3	2.18	0.64
1:C:800:ARG:HB3	1:C:800:ARG:NH1	2.12	0.64

Continued on next page...

Continued from previous page...

Atom-1	Atom-2	Interatomic distance (Å)	Clash overlap (Å)
1:D:745:MET:HE2	1:D:745:MET:HA	1.78	0.64
1:D:800:ARG:NH1	1:D:800:ARG:HB3	2.12	0.64
1:F:759:ASN:OD1	1:F:761:GLN:N	2.30	0.64
1:I:347:LYS:HB3	1:I:348:PRO:HD2	1.79	0.64
1:K:800:ARG:HB3	1:K:800:ARG:NH1	2.12	0.64
1:N:1021:CME:HB3	1:N:1021:CME:CZ	2.21	0.64
1:N:433:LEU:HB3	1:N:434:PRO:HD3	1.78	0.64
1:O:800:ARG:NH1	1:O:800:ARG:HB3	2.12	0.64
1:P:800:ARG:NH1	1:P:800:ARG:HB3	2.12	0.64
1:B:3:ILE:HG13	1:B:4:THR:N	2.09	0.64
1:C:759:ASN:OD1	1:C:761:GLN:N	2.30	0.64
1:D:210:ARG:HH12	1:D:395:HIS:N	1.92	0.64
1:F:703:PRO:O	1:F:711:ALA:HB1	1.97	0.64
1:G:237:ARG:CB	1:G:237:ARG:HH11	2.10	0.64
1:G:454:ILE:HG13	1:G:455:ILE:HG13	1.78	0.64
1:I:237:ARG:CB	1:I:237:ARG:HH11	2.10	0.64
1:K:217:LYS:HE3	1:K:324:GLU:OE1	1.98	0.64
1:L:800:ARG:NH1	1:L:800:ARG:HB3	2.12	0.64
1:M:237:ARG:HH11	1:M:237:ARG:CB	2.10	0.64
1:M:246:MET:HG2	1:M:274:PHE:CE2	2.31	0.64
1:N:759:ASN:OD1	1:N:761:GLN:N	2.30	0.64
1:O:36:TRP:C	1:O:37:ARG:HD3	2.18	0.64
1:O:454:ILE:HG13	1:O:455:ILE:HG13	1.78	0.64
1:A:36:TRP:C	1:A:37:ARG:HD3	2.18	0.64
1:F:377:LEU:CD2	1:F:708:TRP:HA	2.28	0.64
1:H:237:ARG:CB	1:H:237:ARG:HH11	2.10	0.64
1:H:939:CYS:HA	1:H:956:GLN:HB3	1.78	0.64
1:J:232:ASN:ND2	1:J:234:ASP:OD1	2.30	0.64
1:M:437:SER:HB2	5:M:2257:HOH:O	1.98	0.64
1:N:117:GLU:OE1	1:N:117:GLU:N	2.27	0.64
1:N:377:LEU:CD2	1:N:708:TRP:HA	2.28	0.64
1:O:237:ARG:HH11	1:O:237:ARG:CB	2.10	0.64
1:N:282:ARG:HH11	1:O:419:GLY:HA2	1.61	0.64
1:O:753:ASN:OD1	1:O:753:ASN:N	2.30	0.64
1:B:217:LYS:HE3	1:B:324:GLU:OE1	1.98	0.64
1:D:856:TYR:CD2	1:D:864:MET:HE2	2.33	0.64
1:H:36:TRP:C	1:H:37:ARG:HD3	2.18	0.64
1:K:759:ASN:OD1	1:K:761:GLN:N	2.30	0.64
1:L:427:THR:HA	1:L:436:MET:HE2	1.80	0.64
1:M:217:LYS:HE3	1:M:324:GLU:OE1	1.98	0.64
1:N:894:ARG:HD3	1:N:919:ASP:OD2	1.98	0.64

Continued on next page...

Continued from previous page...

Atom-1	Atom-2	Interatomic distance (Å)	Clash overlap (Å)
1:O:217:LYS:HE3	1:O:324:GLU:OE1	1.98	0.64
1:A:232:ASN:ND2	1:A:234:ASP:OD1	2.30	0.64
1:A:347:LYS:HB3	1:A:348:PRO:HD2	1.79	0.64
1:G:377:LEU:CD2	1:G:708:TRP:HA	2.28	0.64
1:H:3:ILE:HG13	1:H:4:THR:N	2.09	0.64
1:I:232:ASN:ND2	1:I:234:ASP:OD1	2.30	0.64
1:I:437:SER:HB2	5:I:2258:HOH:O	1.97	0.64
1:K:377:LEU:CD2	1:K:708:TRP:HA	2.28	0.64
1:L:117:GLU:OE1	1:L:117:GLU:N	2.27	0.64
1:M:36:TRP:C	1:M:37:ARG:HD3	2.18	0.64
1:M:740:LEU:HD12	1:M:741:THR:N	2.06	0.64
1:P:36:TRP:C	1:P:37:ARG:HD3	2.18	0.64
1:A:360:HIS:HE1	1:A:362:LEU:HB2	1.61	0.64
1:B:377:LEU:CD2	1:B:708:TRP:HA	2.28	0.64
1:C:347:LYS:HB3	1:C:348:PRO:HD2	1.79	0.64
1:C:703:PRO:O	1:C:711:ALA:HB1	1.97	0.64
1:D:377:LEU:HD22	1:D:708:TRP:HA	1.77	0.64
1:E:217:LYS:HE3	1:E:324:GLU:OE1	1.98	0.64
1:E:701:VAL:HG12	1:E:702:GLN:N	2.13	0.64
1:E:377:LEU:CD2	1:E:708:TRP:HA	2.28	0.64
1:I:377:LEU:CD2	1:I:708:TRP:HA	2.28	0.64
1:J:347:LYS:HB3	1:J:348:PRO:HD2	1.79	0.64
1:J:36:TRP:C	1:J:37:ARG:HD3	2.18	0.64
1:L:377:LEU:CD2	1:L:708:TRP:HA	2.28	0.64
1:M:377:LEU:CD2	1:M:708:TRP:HA	2.28	0.64
1:O:377:LEU:CD2	1:O:708:TRP:HA	2.28	0.64
1:P:237:ARG:CB	1:P:237:ARG:HH11	2.10	0.64
1:A:894:ARG:HD3	1:A:919:ASP:OD2	1.98	0.64
1:B:117:GLU:OE1	1:B:117:GLU:N	2.27	0.64
1:B:894:ARG:HD3	1:B:919:ASP:OD2	1.98	0.64
1:C:701:VAL:HG12	1:C:702:GLN:N	2.13	0.64
1:D:36:TRP:C	1:D:37:ARG:HD3	2.18	0.64
1:D:894:ARG:HD3	1:D:919:ASP:OD2	1.98	0.64
1:E:800:ARG:HB3	1:E:800:ARG:NH1	2.12	0.64
1:G:117:GLU:N	1:G:117:GLU:OE1	2.27	0.64
1:I:753:ASN:OD1	1:I:753:ASN:N	2.30	0.64
1:J:701:VAL:HG12	1:J:702:GLN:N	2.13	0.64
1:M:701:VAL:HG12	1:M:702:GLN:N	2.13	0.64
1:P:377:LEU:CD2	1:P:708:TRP:HA	2.28	0.64
1:P:753:ASN:N	1:P:753:ASN:OD1	2.30	0.64
1:A:30:HIS:HB2	1:A:31:PRO:HD2	1.78	0.64

Continued on next page...

Continued from previous page...

Atom-1	Atom-2	Interatomic distance (Å)	Clash overlap (Å)
1:A:939:CYS:HA	1:A:956:GLN:HB3	1.77	0.64
1:C:217:LYS:HE3	1:C:324:GLU:OE1	1.98	0.64
1:E:703:PRO:O	1:E:711:ALA:HB1	1.97	0.64
1:G:217:LYS:HE3	1:G:324:GLU:OE1	1.98	0.64
1:I:36:TRP:C	1:I:37:ARG:HD3	2.18	0.64
1:J:894:ARG:HD3	1:J:919:ASP:OD2	1.98	0.64
1:K:701:VAL:HG12	1:K:702:GLN:N	2.13	0.64
1:O:117:GLU:OE1	1:O:117:GLU:N	2.27	0.64
1:P:128:ASN:HA	1:P:180:GLY:O	1.98	0.64
1:P:217:LYS:HE3	1:P:324:GLU:OE1	1.98	0.64
1:C:894:ARG:NH1	1:C:919:ASP:OD2	2.30	0.63
1:D:377:LEU:CD2	1:D:708:TRP:HA	2.28	0.63
1:F:36:TRP:C	1:F:37:ARG:HD3	2.18	0.63
1:H:377:LEU:CD2	1:H:708:TRP:HA	2.28	0.63
1:H:753:ASN:OD1	1:H:753:ASN:N	2.30	0.63
1:K:902:PRO:O	1:K:938:ARG:NH1	2.32	0.63
1:L:347:LYS:HB3	1:L:348:PRO:HD2	1.79	0.63
1:M:703:PRO:O	1:M:711:ALA:HB1	1.97	0.63
1:O:856:TYR:CD2	1:O:864:MET:HE2	2.32	0.63
1:P:336:ARG:NH1	1:P:336:ARG:HG2	2.09	0.63
1:A:701:VAL:HG12	1:A:702:GLN:N	2.13	0.63
1:D:43:ARG:HG2	1:D:43:ARG:NH1	1.94	0.63
1:D:701:VAL:HG12	1:D:702:GLN:N	2.13	0.63
1:F:217:LYS:HE3	1:F:324:GLU:OE1	1.98	0.63
1:F:568:TRP:HE1	1:F:604:ASN:HD22	1.47	0.63
1:G:347:LYS:HB3	1:G:348:PRO:HD2	1.79	0.63
1:H:217:LYS:HE3	1:H:324:GLU:OE1	1.98	0.63
1:J:377:LEU:CD2	1:J:708:TRP:HA	2.28	0.63
1:K:894:ARG:HD3	1:K:919:ASP:OD2	1.98	0.63
1:M:232:ASN:ND2	1:M:234:ASP:OD1	2.30	0.63
1:N:945:ASN:OD1	1:N:950:GLN:NE2	2.30	0.63
1:P:894:ARG:NH1	1:P:919:ASP:OD2	2.30	0.63
1:E:36:TRP:C	1:E:37:ARG:HD3	2.18	0.63
1:G:894:ARG:HD3	1:G:919:ASP:OD2	1.98	0.63
1:H:128:ASN:HA	1:H:180:GLY:O	1.98	0.63
1:H:894:ARG:HD3	1:H:919:ASP:OD2	1.98	0.63
1:I:759:ASN:OD1	1:I:761:GLN:N	2.30	0.63
1:K:232:ASN:ND2	1:K:234:ASP:OD1	2.30	0.63
1:M:347:LYS:HB3	1:M:348:PRO:HD2	1.79	0.63
1:N:128:ASN:HA	1:N:180:GLY:O	1.99	0.63
1:N:568:TRP:HE1	1:N:604:ASN:HD22	1.47	0.63

Continued on next page...

Continued from previous page...

Atom-1	Atom-2	Interatomic distance (Å)	Clash overlap (Å)
1:O:347:LYS:HB3	1:O:348:PRO:HD2	1.79	0.63
1:A:128:ASN:HA	1:A:180:GLY:O	1.98	0.63
1:B:36:TRP:C	1:B:37:ARG:HD3	2.18	0.63
1:F:745:MET:HA	1:F:745:MET:HE2	1.81	0.63
1:I:427:THR:HA	1:I:436:MET:HE2	1.78	0.63
1:M:902:PRO:O	1:M:938:ARG:NH1	2.31	0.63
1:N:36:TRP:C	1:N:37:ARG:HD3	2.18	0.63
1:N:902:PRO:O	1:N:938:ARG:NH1	2.31	0.63
1:O:917:ARG:HH22	1:O:943:GLU:CD	2.02	0.63
1:P:894:ARG:HD3	1:P:919:ASP:OD2	1.98	0.63
1:P:902:PRO:O	1:P:938:ARG:NH1	2.31	0.63
1:A:568:TRP:HE1	1:A:604:ASN:HD22	1.47	0.63
1:A:917:ARG:HH22	1:A:943:GLU:CD	2.02	0.63
1:B:282:ARG:HG3	1:C:423:MET:HB2	1.80	0.63
1:C:128:ASN:HA	1:C:180:GLY:O	1.98	0.63
1:D:902:PRO:O	1:D:938:ARG:NH1	2.32	0.63
1:F:423:MET:HB2	1:G:282:ARG:HG3	1.80	0.63
1:I:217:LYS:HE3	1:I:324:GLU:OE1	1.98	0.63
1:I:856:TYR:CD2	1:I:864:MET:HE2	2.33	0.63
1:K:128:ASN:HA	1:K:180:GLY:O	1.98	0.63
1:N:217:LYS:HE3	1:N:324:GLU:OE1	1.98	0.63
1:P:856:TYR:CD2	1:P:864:MET:HE2	2.33	0.63
1:A:579:ASP:CG	1:A:583:ASN:HB2	2.19	0.63
1:B:395:HIS:ND1	1:B:396:PRO:HD2	2.14	0.63
1:C:579:ASP:CG	1:C:583:ASN:HB2	2.19	0.63
1:E:128:ASN:HA	1:E:180:GLY:O	1.99	0.63
1:E:902:PRO:O	1:E:938:ARG:NH1	2.32	0.63
1:E:894:ARG:HD3	1:E:919:ASP:OD2	1.98	0.63
1:F:579:ASP:CG	1:F:583:ASN:HB2	2.19	0.63
1:I:701:VAL:HG12	1:I:702:GLN:N	2.13	0.63
1:I:894:ARG:HD3	1:I:919:ASP:OD2	1.98	0.63
1:J:37:ARG:HG3	1:J:37:ARG:HH11	1.64	0.63
1:J:579:ASP:CG	1:J:583:ASN:HB2	2.19	0.63
1:J:759:ASN:OD1	1:J:761:GLN:N	2.30	0.63
1:K:30:HIS:ND1	1:K:31:PRO:O	2.26	0.63
1:L:128:ASN:HA	1:L:180:GLY:O	1.98	0.63
1:L:917:ARG:HH22	1:L:943:GLU:CD	2.02	0.63
1:M:894:ARG:NH1	1:M:919:ASP:OD2	2.30	0.63
1:B:568:TRP:HE1	1:B:604:ASN:HD22	1.47	0.63
1:C:377:LEU:CD2	1:C:708:TRP:HA	2.28	0.63
1:D:395:HIS:ND1	1:D:396:PRO:HD2	2.14	0.63

Continued on next page...

Continued from previous page...

Atom-1	Atom-2	Interatomic distance (Å)	Clash overlap (Å)
1:F:255:ARG:NH1	1:F:255:ARG:HG2	2.14	0.63
1:G:128:ASN:HA	1:G:180:GLY:O	1.98	0.63
1:G:917:ARG:HH22	1:G:943:GLU:CD	2.02	0.63
1:H:902:PRO:O	1:H:938:ARG:NH1	2.32	0.63
1:I:128:ASN:HA	1:I:180:GLY:O	1.98	0.63
1:I:599:ARG:HB2	1:I:600:GLN:OE1	1.99	0.63
1:I:917:ARG:HH22	1:I:943:GLU:CD	2.02	0.63
1:J:18:ASN:HD22	1:J:21:VAL:HG23	1.64	0.63
1:J:395:HIS:ND1	1:J:396:PRO:HD2	2.14	0.63
1:K:117:GLU:OE1	1:K:117:GLU:N	2.27	0.63
1:K:395:HIS:ND1	1:K:396:PRO:HD2	2.14	0.63
1:K:599:ARG:HB2	1:K:600:GLN:OE1	1.99	0.63
1:L:945:ASN:OD1	1:L:950:GLN:NE2	2.30	0.63
1:N:579:ASP:CG	1:N:583:ASN:HB2	2.19	0.63
1:O:232:ASN:ND2	1:O:234:ASP:OD1	2.30	0.63
1:O:902:PRO:O	1:O:938:ARG:NH1	2.31	0.63
1:B:128:ASN:HA	1:B:180:GLY:O	1.98	0.63
1:C:894:ARG:HD3	1:C:919:ASP:OD2	1.98	0.63
1:E:395:HIS:ND1	1:E:396:PRO:HD2	2.14	0.63
1:F:232:ASN:ND2	1:F:234:ASP:OD1	2.30	0.63
1:F:395:HIS:ND1	1:F:396:PRO:HD2	2.14	0.63
1:G:232:ASN:ND2	1:G:234:ASP:OD1	2.30	0.63
1:G:395:HIS:ND1	1:G:396:PRO:HD2	2.14	0.63
1:H:599:ARG:HB2	1:H:600:GLN:OE1	1.99	0.63
1:J:255:ARG:NH1	1:J:255:ARG:HG2	2.14	0.63
1:J:902:PRO:O	1:J:938:ARG:NH1	2.32	0.63
1:K:917:ARG:HH22	1:K:943:GLU:CD	2.02	0.63
1:L:701:VAL:HG12	1:L:702:GLN:N	2.13	0.63
1:M:724:GLU:O	1:N:847:LYS:NZ	2.23	0.63
1:M:917:ARG:HH22	1:M:943:GLU:CD	2.02	0.63
1:O:128:ASN:HA	1:O:180:GLY:O	1.98	0.63
1:O:255:ARG:HG2	1:O:255:ARG:NH1	2.14	0.63
1:O:395:HIS:ND1	1:O:396:PRO:HD2	2.14	0.63
1:O:847:LYS:HG3	1:O:848:THR:N	2.14	0.63
1:A:395:HIS:ND1	1:A:396:PRO:HD2	2.14	0.63
1:A:902:PRO:O	1:A:938:ARG:NH1	2.31	0.63
1:B:579:ASP:CG	1:B:583:ASN:HB2	2.19	0.63
1:B:599:ARG:HB2	1:B:600:GLN:OE1	1.99	0.63
1:C:117:GLU:N	1:C:117:GLU:OE1	2.27	0.63
1:C:255:ARG:NH1	1:C:255:ARG:HG2	2.14	0.63
1:F:847:LYS:HG3	1:F:848:THR:N	2.14	0.63

Continued on next page...

Continued from previous page...

Atom-1	Atom-2	Interatomic distance (Å)	Clash overlap (Å)
1:G:36:TRP:C	1:G:37:ARG:HD3	2.18	0.63
1:J:117:GLU:OE1	1:J:117:GLU:N	2.27	0.63
1:J:128:ASN:HA	1:J:180:GLY:O	1.98	0.63
1:K:579:ASP:CG	1:K:583:ASN:HB2	2.19	0.63
1:L:217:LYS:HE3	1:L:324:GLU:OE1	1.98	0.63
1:M:599:ARG:HB2	1:M:600:GLN:OE1	1.99	0.63
1:M:847:LYS:HG3	1:M:848:THR:N	2.14	0.63
1:A:377:LEU:CD2	1:A:708:TRP:HA	2.28	0.62
1:D:753:ASN:OD1	1:D:753:ASN:N	2.30	0.62
1:D:759:ASN:OD1	1:D:761:GLN:N	2.30	0.62
1:E:894:ARG:NH1	1:E:919:ASP:OD2	2.30	0.62
1:F:347:LYS:HB3	1:F:348:PRO:HD2	1.79	0.62
1:F:37:ARG:HH11	1:F:37:ARG:HG3	1.64	0.62
1:G:599:ARG:HB2	1:G:600:GLN:OE1	1.99	0.62
1:H:917:ARG:HH22	1:H:943:GLU:CD	2.02	0.62
1:J:894:ARG:NH1	1:J:919:ASP:OD2	2.30	0.62
1:L:37:ARG:HH11	1:L:37:ARG:HG3	1.64	0.62
1:L:753:ASN:N	1:L:753:ASN:OD1	2.30	0.62
1:L:894:ARG:HD3	1:L:919:ASP:OD2	1.98	0.62
1:M:128:ASN:HA	1:M:180:GLY:O	1.98	0.62
1:M:395:HIS:ND1	1:M:396:PRO:HD2	2.14	0.62
1:M:894:ARG:HD3	1:M:919:ASP:OD2	1.98	0.62
1:N:347:LYS:HB3	1:N:348:PRO:HD2	1.79	0.62
1:N:847:LYS:HG3	1:N:848:THR:N	2.14	0.62
1:O:190:ARG:HD3	1:O:191:TRP:CZ2	2.34	0.62
1:P:701:VAL:HG12	1:P:702:GLN:N	2.13	0.62
1:P:759:ASN:OD1	1:P:761:GLN:N	2.30	0.62
1:A:217:LYS:HE3	1:A:324:GLU:OE1	1.98	0.62
1:B:255:ARG:HG2	1:B:255:ARG:NH1	2.14	0.62
1:C:37:ARG:HG3	1:C:37:ARG:HH11	1.64	0.62
1:C:847:LYS:HG3	1:C:848:THR:N	2.14	0.62
1:C:917:ARG:HH22	1:C:943:GLU:CD	2.02	0.62
1:E:917:ARG:HH22	1:E:943:GLU:CD	2.02	0.62
1:H:579:ASP:CG	1:H:583:ASN:HB2	2.19	0.62
1:L:894:ARG:NH1	1:L:919:ASP:OD2	2.30	0.62
1:M:37:ARG:HG3	1:M:37:ARG:HH11	1.64	0.62
1:O:894:ARG:HD3	1:O:919:ASP:OD2	1.98	0.62
1:A:117:GLU:OE1	1:A:117:GLU:N	2.27	0.62
1:B:190:ARG:HD3	1:B:191:TRP:CZ2	2.35	0.62
1:B:759:ASN:OD1	1:B:761:GLN:N	2.30	0.62
1:C:1021:CME:HB3	1:C:1021:CME:CZ	2.21	0.62

Continued on next page...

Continued from previous page...

Atom-1	Atom-2	Interatomic distance (Å)	Clash overlap (Å)
1:C:568:TRP:HE1	1:C:604:ASN:HD22	1.47	0.62
1:D:128:ASN:HA	1:D:180:GLY:O	1.99	0.62
1:D:347:LYS:HB3	1:D:348:PRO:HD2	1.79	0.62
1:D:579:ASP:CG	1:D:583:ASN:HB2	2.19	0.62
1:D:917:ARG:HH22	1:D:943:GLU:CD	2.02	0.62
1:E:347:LYS:HB3	1:E:348:PRO:HD2	1.79	0.62
1:F:902:PRO:O	1:F:938:ARG:NH1	2.31	0.62
1:G:190:ARG:HD3	1:G:191:TRP:CZ2	2.35	0.62
1:G:37:ARG:HH11	1:G:37:ARG:HG3	1.64	0.62
1:I:395:HIS:ND1	1:I:396:PRO:HD2	2.14	0.62
1:I:579:ASP:CG	1:I:583:ASN:HB2	2.19	0.62
1:K:37:ARG:HH11	1:K:37:ARG:HG3	1.64	0.62
1:K:742:THR:HG22	1:K:743:SER:N	2.14	0.62
1:L:742:THR:HG22	1:L:743:SER:N	2.14	0.62
1:M:190:ARG:HD3	1:M:191:TRP:CZ2	2.34	0.62
1:M:742:THR:HG22	1:M:743:SER:N	2.14	0.62
1:N:395:HIS:ND1	1:N:396:PRO:HD2	2.14	0.62
1:A:3:ILE:HG13	1:A:4:THR:N	2.09	0.62
1:B:701:VAL:HG12	1:B:702:GLN:N	2.13	0.62
1:B:847:LYS:HG3	1:B:848:THR:N	2.14	0.62
1:C:902:PRO:O	1:C:938:ARG:NH1	2.31	0.62
1:D:190:ARG:HD3	1:D:191:TRP:CZ2	2.35	0.62
1:D:46:ARG:HG3	1:D:46:ARG:NH1	2.02	0.62
1:D:742:THR:HG22	1:D:743:SER:N	2.14	0.62
1:E:856:TYR:CD2	1:E:864:MET:HE2	2.34	0.62
1:F:599:ARG:HB2	1:F:600:GLN:OE1	1.99	0.62
1:F:742:THR:HG22	1:F:743:SER:N	2.14	0.62
1:H:336:ARG:HG2	1:H:336:ARG:NH1	2.09	0.62
1:H:395:HIS:ND1	1:H:396:PRO:HD2	2.14	0.62
1:I:255:ARG:HG2	1:I:255:ARG:NH1	2.14	0.62
1:J:742:THR:HG22	1:J:743:SER:N	2.14	0.62
1:L:902:PRO:O	1:L:938:ARG:NH1	2.31	0.62
1:N:287:ASP:OD2	1:O:425:ARG:NH2	2.31	0.62
1:O:37:ARG:HH11	1:O:37:ARG:HG3	1.64	0.62
1:P:395:HIS:ND1	1:P:396:PRO:HD2	2.14	0.62
1:P:599:ARG:HB2	1:P:600:GLN:OE1	1.99	0.62
1:B:894:ARG:NH1	1:B:919:ASP:OD2	2.30	0.62
1:E:190:ARG:HD3	1:E:191:TRP:CZ2	2.35	0.62
1:F:894:ARG:HD3	1:F:919:ASP:OD2	1.98	0.62
1:F:894:ARG:NH1	1:F:919:ASP:OD2	2.30	0.62
1:G:701:VAL:HG12	1:G:702:GLN:N	2.13	0.62

Continued on next page...

Continued from previous page...

Atom-1	Atom-2	Interatomic distance (Å)	Clash overlap (Å)
1:H:127:PHE:HE2	1:H:184:LEU:HG	1.65	0.62
1:H:701:VAL:HG12	1:H:702:GLN:N	2.13	0.62
1:I:18:ASN:HD22	1:I:21:VAL:HG23	1.64	0.62
1:J:847:LYS:HG3	1:J:848:THR:N	2.14	0.62
1:L:360:HIS:HE1	1:L:362:LEU:HB2	1.61	0.62
1:L:568:TRP:HE1	1:L:604:ASN:HD22	1.47	0.62
1:N:3:ILE:HG13	1:N:4:THR:N	2.09	0.62
1:O:701:VAL:HG12	1:O:702:GLN:N	2.13	0.62
1:P:37:ARG:HG3	1:P:37:ARG:HH11	1.64	0.62
1:P:917:ARG:HH22	1:P:943:GLU:CD	2.02	0.62
1:A:599:ARG:HB2	1:A:600:GLN:OE1	1.99	0.62
1:B:917:ARG:HH22	1:B:943:GLU:CD	2.02	0.62
1:D:568:TRP:HE1	1:D:604:ASN:HD22	1.47	0.62
1:E:742:THR:HG22	1:E:743:SER:N	2.14	0.62
1:F:127:PHE:HE2	1:F:184:LEU:HG	1.65	0.62
1:H:568:TRP:HE1	1:H:604:ASN:HD22	1.47	0.62
1:H:759:ASN:OD1	1:H:761:GLN:N	2.30	0.62
1:H:856:TYR:CD2	1:H:864:MET:HE2	2.34	0.62
1:I:190:ARG:HD3	1:I:191:TRP:CZ2	2.35	0.62
1:I:568:TRP:HE1	1:I:604:ASN:HD22	1.47	0.62
1:I:742:THR:HG22	1:I:743:SER:N	2.14	0.62
1:J:190:ARG:HD3	1:J:191:TRP:CZ2	2.35	0.62
1:J:599:ARG:HB2	1:J:600:GLN:OE1	1.99	0.62
1:J:753:ASN:N	1:J:753:ASN:OD1	2.30	0.62
1:L:856:TYR:CD2	1:L:864:MET:HE2	2.33	0.62
1:M:919:ASP:O	1:M:920:LEU:HD23	2.00	0.62
1:N:701:VAL:HG12	1:N:702:GLN:N	2.13	0.62
1:A:742:THR:HG22	1:A:743:SER:N	2.14	0.62
1:B:902:PRO:O	1:B:938:ARG:NH1	2.31	0.62
1:C:742:THR:HG22	1:C:743:SER:N	2.14	0.62
1:E:847:LYS:HG3	1:E:848:THR:N	2.14	0.62
1:F:701:VAL:HG12	1:F:702:GLN:N	2.13	0.62
1:I:945:ASN:OD1	1:I:950:GLN:NE2	2.30	0.62
1:L:395:HIS:ND1	1:L:396:PRO:HD2	2.14	0.62
1:N:190:ARG:HD3	1:N:191:TRP:CZ2	2.35	0.62
1:N:599:ARG:HB2	1:N:600:GLN:OE1	1.99	0.62
1:N:742:THR:HG22	1:N:743:SER:N	2.14	0.62
1:P:190:ARG:HD3	1:P:191:TRP:CZ2	2.35	0.62
1:A:919:ASP:O	1:A:920:LEU:HD23	2.00	0.62
1:C:190:ARG:HD3	1:C:191:TRP:CZ2	2.35	0.62
1:C:599:ARG:HB2	1:C:600:GLN:OE1	1.99	0.62

Continued on next page...

Continued from previous page...

Atom-1	Atom-2	Interatomic distance (Å)	Clash overlap (Å)
1:D:3:ILE:HG13	1:D:4:THR:N	2.09	0.62
1:E:599:ARG:HB2	1:E:600:GLN:OE1	1.99	0.62
1:F:128:ASN:HA	1:F:180:GLY:O	1.98	0.62
1:G:579:ASP:CG	1:G:583:ASN:HB2	2.19	0.62
1:G:856:TYR:CD2	1:G:864:MET:HE2	2.34	0.62
1:H:37:ARG:HG3	1:H:37:ARG:HH11	1.64	0.62
1:J:917:ARG:HH22	1:J:943:GLU:CD	2.02	0.62
1:K:190:ARG:HD3	1:K:191:TRP:CZ2	2.35	0.62
1:K:255:ARG:HG2	1:K:255:ARG:NH1	2.14	0.62
1:L:190:ARG:HD3	1:L:191:TRP:CZ2	2.34	0.62
1:M:127:PHE:HE2	1:M:184:LEU:HG	1.65	0.62
1:O:579:ASP:CG	1:O:583:ASN:HB2	2.19	0.62
1:P:568:TRP:HE1	1:P:604:ASN:HD22	1.47	0.62
1:A:419:GLY:CA	1:D:282:ARG:HH11	2.11	0.62
1:B:742:THR:HG22	1:B:743:SER:N	2.14	0.62
1:C:127:PHE:HE2	1:C:184:LEU:HG	1.65	0.62
1:D:599:ARG:HB2	1:D:600:GLN:OE1	1.99	0.62
1:E:117:GLU:OE1	1:E:117:GLU:N	2.27	0.62
1:G:742:THR:HG22	1:G:743:SER:N	2.14	0.62
1:G:902:PRO:O	1:G:938:ARG:NH1	2.31	0.62
1:H:194:GLY:O	1:H:198:GLU:HG3	2.00	0.62
1:H:847:LYS:HG3	1:H:848:THR:N	2.14	0.62
1:K:919:ASP:O	1:K:920:LEU:HD23	2.00	0.62
1:L:579:ASP:CG	1:L:583:ASN:HB2	2.19	0.62
1:M:194:GLY:O	1:M:198:GLU:HG3	2.00	0.62
1:M:579:ASP:CG	1:M:583:ASN:HB2	2.19	0.62
1:N:917:ARG:HH22	1:N:943:GLU:CD	2.02	0.62
1:P:579:ASP:CG	1:P:583:ASN:HB2	2.19	0.62
1:P:578:TYR:HA	1:P:583:ASN:O	2.00	0.62
1:A:127:PHE:HE2	1:A:184:LEU:HG	1.65	0.62
1:A:847:LYS:HG3	1:A:848:THR:N	2.14	0.62
1:E:578:TYR:HA	1:E:583:ASN:O	2.00	0.62
1:F:3:ILE:HG13	1:F:4:THR:N	2.09	0.62
1:F:919:ASP:O	1:F:920:LEU:HD23	2.00	0.62
1:G:255:ARG:HG2	1:G:255:ARG:NH1	2.14	0.62
1:G:847:LYS:HG3	1:G:848:THR:N	2.14	0.62
1:H:1020:TRP:HD1	1:H:1021:CME:N	1.98	0.62
1:I:902:PRO:O	1:I:938:ARG:NH1	2.32	0.62
1:J:360:HIS:HE1	1:J:362:LEU:HB2	1.61	0.62
1:N:753:ASN:N	1:N:753:ASN:OD1	2.30	0.62
1:O:568:TRP:HE1	1:O:604:ASN:HD22	1.47	0.62

Continued on next page...

Continued from previous page...

Atom-1	Atom-2	Interatomic distance (Å)	Clash overlap (Å)
1:O:4:THR:HA	1:O:9:VAL:HG11	1.82	0.62
1:P:178:ARG:NH1	1:P:181:GLU:O	2.33	0.62
1:A:18:ASN:HD22	1:A:21:VAL:HG23	1.64	0.61
1:E:127:PHE:HE2	1:E:184:LEU:HG	1.65	0.61
1:F:18:ASN:HD22	1:F:21:VAL:HG23	1.64	0.61
1:G:568:TRP:HE1	1:G:604:ASN:HD22	1.47	0.61
1:G:4:THR:HA	1:G:9:VAL:HG11	1.82	0.61
1:N:18:ASN:HD22	1:N:21:VAL:HG23	1.64	0.61
1:O:599:ARG:HB2	1:O:600:GLN:OE1	1.99	0.61
1:P:742:THR:HG22	1:P:743:SER:N	2.14	0.61
1:P:4:THR:HA	1:P:9:VAL:HG11	1.82	0.61
1:B:194:GLY:O	1:B:198:GLU:HG3	2.00	0.61
1:C:578:TYR:HA	1:C:583:ASN:O	2.00	0.61
1:D:127:PHE:HE2	1:D:184:LEU:HG	1.65	0.61
1:D:323:ILE:N	1:D:323:ILE:HD12	2.16	0.61
1:D:578:TYR:HA	1:D:583:ASN:O	2.00	0.61
1:D:945:ASN:OD1	1:D:950:GLN:NE2	2.30	0.61
1:E:579:ASP:CG	1:E:583:ASN:HB2	2.19	0.61
1:F:190:ARG:HD3	1:F:191:TRP:CZ2	2.35	0.61
1:I:194:GLY:O	1:I:198:GLU:HG3	2.00	0.61
1:I:578:TYR:HA	1:I:583:ASN:O	2.00	0.61
1:K:651:LEU:HD13	1:K:669:PRO:HA	1.82	0.61
1:A:194:GLY:O	1:A:198:GLU:HG3	2.00	0.61
1:D:18:ASN:HD22	1:D:21:VAL:HG23	1.64	0.61
1:G:1020:TRP:HD1	1:G:1021:CME:N	1.98	0.61
1:G:127:PHE:HE2	1:G:184:LEU:HG	1.65	0.61
1:H:190:ARG:HD3	1:H:191:TRP:CZ2	2.35	0.61
1:H:919:ASP:O	1:H:920:LEU:HD23	2.00	0.61
1:I:1020:TRP:HD1	1:I:1021:CME:N	1.99	0.61
1:J:127:PHE:HE2	1:J:184:LEU:HG	1.65	0.61
1:J:568:TRP:HE1	1:J:604:ASN:HD22	1.47	0.61
1:J:745:MET:HA	1:J:745:MET:HE2	1.80	0.61
1:K:786:ARG:HH11	1:K:990:HIS:CE1	2.18	0.61
1:L:30:HIS:ND1	1:L:31:PRO:O	2.26	0.61
1:M:1020:TRP:HD1	1:M:1021:CME:N	1.99	0.61
1:M:786:ARG:HH11	1:M:990:HIS:CE1	2.18	0.61
1:N:578:TYR:HA	1:N:583:ASN:O	2.00	0.61
1:A:689:GLU:HA	1:A:689:GLU:OE2	2.01	0.61
1:B:1021:CME:HB3	1:B:1021:CME:CZ	2.21	0.61
1:B:37:ARG:HH11	1:B:37:ARG:HG3	1.64	0.61
1:C:427:THR:HA	1:C:436:MET:HE2	1.82	0.61

Continued on next page...

Continued from previous page...

Atom-1	Atom-2	Interatomic distance (Å)	Clash overlap (Å)
1:D:651:LEU:HD13	1:D:669:PRO:HA	1.82	0.61
1:D:689:GLU:HA	1:D:689:GLU:OE2	2.01	0.61
1:D:919:ASP:O	1:D:920:LEU:HD23	2.00	0.61
1:E:1020:TRP:HD1	1:E:1021:CME:N	1.99	0.61
1:E:224:ASP:OD2	1:E:225:PHE:N	2.34	0.61
1:E:323:ILE:N	1:E:323:ILE:HD12	2.16	0.61
1:G:782:ASP:HA	1:G:884:LEU:HD23	1.83	0.61
1:I:127:PHE:HE2	1:I:184:LEU:HG	1.65	0.61
1:J:651:LEU:HD13	1:J:669:PRO:HA	1.83	0.61
1:K:745:MET:HA	1:K:745:MET:HE2	1.82	0.61
1:K:847:LYS:HG3	1:K:848:THR:N	2.14	0.61
1:O:127:PHE:HE2	1:O:184:LEU:HG	1.65	0.61
1:O:742:THR:HG22	1:O:743:SER:N	2.14	0.61
1:O:782:ASP:HA	1:O:884:LEU:HD23	1.83	0.61
1:O:945:ASN:OD1	1:O:950:GLN:NE2	2.30	0.61
1:A:224:ASP:OD2	1:A:225:PHE:N	2.34	0.61
1:A:255:ARG:HG2	1:A:255:ARG:NH1	2.14	0.61
1:A:37:ARG:HG3	1:A:37:ARG:HH11	1.64	0.61
1:B:127:PHE:HE2	1:B:184:LEU:HG	1.65	0.61
1:B:232:ASN:ND2	1:B:234:ASP:OD1	2.30	0.61
1:B:782:ASP:HA	1:B:884:LEU:HD23	1.83	0.61
1:C:18:ASN:HD22	1:C:21:VAL:HG23	1.64	0.61
1:C:919:ASP:O	1:C:920:LEU:HD23	2.00	0.61
1:E:568:TRP:HE1	1:E:604:ASN:HD22	1.47	0.61
1:F:224:ASP:OD2	1:F:225:PHE:N	2.34	0.61
1:G:578:TYR:HA	1:G:583:ASN:O	2.00	0.61
1:H:4:THR:HA	1:H:9:VAL:HG11	1.82	0.61
1:K:568:TRP:HE1	1:K:604:ASN:HD22	1.47	0.61
1:N:919:ASP:O	1:N:920:LEU:HD23	2.00	0.61
1:O:360:HIS:CE1	1:O:361:PRO:HD2	2.36	0.61
1:O:437:SER:HB2	5:O:2257:HOH:O	2.01	0.61
1:O:578:TYR:HA	1:O:583:ASN:O	2.00	0.61
1:P:1020:TRP:HD1	1:P:1021:CME:N	1.99	0.61
1:A:1021:CME:HB3	1:A:1021:CME:CZ	2.21	0.61
1:B:1020:TRP:HD1	1:B:1021:CME:N	1.99	0.61
1:B:224:ASP:OD2	1:B:225:PHE:N	2.34	0.61
1:B:689:GLU:HA	1:B:689:GLU:OE2	2.01	0.61
1:C:360:HIS:CE1	1:C:361:PRO:HD2	2.36	0.61
1:C:395:HIS:ND1	1:C:396:PRO:HD2	2.14	0.61
1:C:651:LEU:HD13	1:C:669:PRO:HA	1.82	0.61
1:D:847:LYS:HG3	1:D:848:THR:N	2.14	0.61

Continued on next page...

Continued from previous page...

Atom-1	Atom-2	Interatomic distance (Å)	Clash overlap (Å)
1:F:194:GLY:O	1:F:198:GLU:HG3	2.00	0.61
1:F:689:GLU:HA	1:F:689:GLU:OE2	2.01	0.61
1:H:30:HIS:ND1	1:H:31:PRO:O	2.27	0.61
1:H:323:ILE:N	1:H:323:ILE:HD12	2.16	0.61
1:H:742:THR:HG22	1:H:743:SER:N	2.14	0.61
1:I:847:LYS:HG3	1:I:848:THR:N	2.14	0.61
1:I:919:ASP:O	1:I:920:LEU:HD23	2.00	0.61
1:J:919:ASP:O	1:J:920:LEU:HD23	2.00	0.61
1:L:323:ILE:HD12	1:L:323:ILE:N	2.16	0.61
1:L:578:TYR:HA	1:L:583:ASN:O	2.00	0.61
1:M:323:ILE:HD12	1:M:323:ILE:N	2.16	0.61
1:M:568:TRP:HE1	1:M:604:ASN:HD22	1.47	0.61
1:N:37:ARG:HH11	1:N:37:ARG:HG3	1.64	0.61
1:P:323:ILE:N	1:P:323:ILE:HD12	2.16	0.61
1:P:689:GLU:OE2	1:P:689:GLU:HA	2.01	0.61
1:A:190:ARG:HD3	1:A:191:TRP:CZ2	2.35	0.61
1:B:786:ARG:HH11	1:B:990:HIS:CE1	2.18	0.61
1:B:4:THR:HA	1:B:9:VAL:HG11	1.82	0.61
1:D:37:ARG:HG3	1:D:37:ARG:HH11	1.64	0.61
1:E:782:ASP:HA	1:E:884:LEU:HD23	1.83	0.61
1:E:786:ARG:HH11	1:E:990:HIS:CE1	2.18	0.61
1:G:1021:CME:HB3	1:G:1021:CME:CZ	2.21	0.61
1:G:689:GLU:OE2	1:G:689:GLU:HA	2.01	0.61
1:G:919:ASP:O	1:G:920:LEU:HD23	2.00	0.61
1:H:54:LEU:N	1:H:54:LEU:HD23	2.15	0.61
1:H:689:GLU:HA	1:H:689:GLU:OE2	2.01	0.61
1:K:578:TYR:HA	1:K:583:ASN:O	2.00	0.61
1:K:4:THR:HA	1:K:9:VAL:HG11	1.82	0.61
1:L:847:LYS:HG3	1:L:848:THR:N	2.14	0.61
1:N:224:ASP:OD2	1:N:225:PHE:N	2.34	0.61
1:N:323:ILE:HD12	1:N:323:ILE:N	2.16	0.61
1:P:30:HIS:ND1	1:P:31:PRO:O	2.26	0.61
1:P:847:LYS:HG3	1:P:848:THR:N	2.14	0.61
1:B:919:ASP:O	1:B:920:LEU:HD23	2.00	0.61
1:C:224:ASP:OD2	1:C:225:PHE:N	2.34	0.61
1:D:786:ARG:HH11	1:D:990:HIS:CE1	2.18	0.61
1:E:194:GLY:O	1:E:198:GLU:HG3	2.00	0.61
1:E:4:THR:HA	1:E:9:VAL:HG11	1.82	0.61
1:H:662:PRO:O	1:H:663:LEU:HD23	2.01	0.61
1:I:323:ILE:HD12	1:I:323:ILE:N	2.16	0.61
1:I:37:ARG:HG3	1:I:37:ARG:HH11	1.64	0.61

Continued on next page...

Continued from previous page...

Atom-1	Atom-2	Interatomic distance (Å)	Clash overlap (Å)
1:I:4:THR:HA	1:I:9:VAL:HG11	1.82	0.61
1:I:689:GLU:OE2	1:I:689:GLU:HA	2.01	0.61
1:J:1020:TRP:HD1	1:J:1021:CME:N	1.99	0.61
1:L:224:ASP:OD2	1:L:225:PHE:N	2.34	0.61
1:L:599:ARG:HB2	1:L:600:GLN:OE1	1.99	0.61
1:M:4:THR:HA	1:M:9:VAL:HG11	1.82	0.61
1:N:662:PRO:O	1:N:663:LEU:HD23	2.01	0.61
1:A:434:PRO:HB3	1:D:434:PRO:HB3	1.83	0.61
1:A:894:ARG:NH1	1:A:919:ASP:OD2	2.30	0.61
1:B:945:ASN:OD1	1:B:950:GLN:NE2	2.30	0.61
1:C:194:GLY:O	1:C:198:GLU:HG3	2.00	0.61
1:C:689:GLU:HA	1:C:689:GLU:OE2	2.01	0.61
1:D:224:ASP:OD2	1:D:225:PHE:N	2.34	0.61
1:D:287:ASP:OD1	1:D:287:ASP:N	2.29	0.61
1:E:37:ARG:HG3	1:E:37:ARG:HH11	1.64	0.61
1:E:54:LEU:N	1:E:54:LEU:HD23	2.15	0.61
1:E:651:LEU:HD13	1:E:669:PRO:HA	1.82	0.61
1:F:360:HIS:CE1	1:F:361:PRO:HD2	2.36	0.61
1:I:224:ASP:OD2	1:I:225:PHE:N	2.34	0.61
1:K:127:PHE:HE2	1:K:184:LEU:HG	1.65	0.61
1:K:194:GLY:O	1:K:198:GLU:HG3	2.00	0.61
1:K:323:ILE:N	1:K:323:ILE:HD12	2.16	0.61
1:M:117:GLU:OE1	1:M:117:GLU:N	2.27	0.61
1:M:651:LEU:HD13	1:M:669:PRO:HA	1.82	0.61
1:N:194:GLY:O	1:N:198:GLU:HG3	2.00	0.61
1:N:30:HIS:ND1	1:N:31:PRO:O	2.26	0.61
1:O:1020:TRP:HD1	1:O:1021:CME:N	1.98	0.61
1:P:18:ASN:HD22	1:P:21:VAL:HG23	1.64	0.61
1:P:786:ARG:HH11	1:P:990:HIS:CE1	2.18	0.61
1:A:651:LEU:HD13	1:A:669:PRO:HA	1.83	0.61
1:C:1020:TRP:HD1	1:C:1021:CME:N	1.99	0.61
1:F:323:ILE:HD12	1:F:323:ILE:N	2.16	0.61
1:F:786:ARG:HH11	1:F:990:HIS:CE1	2.18	0.61
1:F:917:ARG:HH22	1:F:943:GLU:CD	2.02	0.61
1:G:224:ASP:OD2	1:G:225:PHE:N	2.34	0.61
1:F:287:ASP:OD2	1:G:425:ARG:NH2	2.34	0.61
1:H:360:HIS:CE1	1:H:361:PRO:HD2	2.36	0.61
1:H:894:ARG:NH1	1:H:919:ASP:OD2	2.30	0.61
1:I:30:HIS:ND1	1:I:31:PRO:O	2.26	0.61
1:J:194:GLY:O	1:J:198:GLU:HG3	2.00	0.61
1:L:786:ARG:HH11	1:L:990:HIS:CE1	2.18	0.61

Continued on next page...

Continued from previous page...

Atom-1	Atom-2	Interatomic distance (Å)	Clash overlap (Å)
1:M:54:LEU:N	1:M:54:LEU:HD23	2.15	0.61
1:M:782:ASP:HA	1:M:884:LEU:HD23	1.83	0.61
1:N:125:LEU:HG	1:N:126:THR:N	2.16	0.61
1:O:894:ARG:NH1	1:O:919:ASP:OD2	2.30	0.61
1:O:919:ASP:O	1:O:920:LEU:HD23	2.00	0.61
1:P:127:PHE:HE2	1:P:184:LEU:HG	1.65	0.61
1:P:54:LEU:HD23	1:P:54:LEU:N	2.15	0.61
1:P:662:PRO:O	1:P:663:LEU:HD23	2.01	0.61
1:P:919:ASP:O	1:P:920:LEU:HD23	2.00	0.61
1:A:1020:TRP:HD1	1:A:1021:CME:N	1.99	0.60
1:A:782:ASP:HA	1:A:884:LEU:HD23	1.83	0.60
1:A:786:ARG:HH11	1:A:990:HIS:CE1	2.18	0.60
1:E:360:HIS:CE1	1:E:361:PRO:HD2	2.36	0.60
1:E:919:ASP:O	1:E:920:LEU:HD23	2.00	0.60
1:G:54:LEU:N	1:G:54:LEU:HD23	2.15	0.60
1:G:651:LEU:HD13	1:G:669:PRO:HA	1.83	0.60
1:G:786:ARG:HH11	1:G:990:HIS:CE1	2.18	0.60
1:H:1021:CME:HB3	1:H:1021:CME:CZ	2.21	0.60
1:H:782:ASP:HA	1:H:884:LEU:HD23	1.83	0.60
1:H:786:ARG:HH11	1:H:990:HIS:CE1	2.18	0.60
1:I:662:PRO:O	1:I:663:LEU:HD23	2.01	0.60
1:J:689:GLU:HA	1:J:689:GLU:OE2	2.01	0.60
1:J:945:ASN:OD1	1:J:950:GLN:NE2	2.30	0.60
1:L:178:ARG:NH1	1:L:181:GLU:O	2.33	0.60
1:L:18:ASN:HD22	1:L:21:VAL:HG23	1.64	0.60
1:L:919:ASP:O	1:L:920:LEU:HD23	2.00	0.60
1:O:1021:CME:HB3	1:O:1021:CME:CZ	2.21	0.60
1:O:224:ASP:OD2	1:O:225:PHE:N	2.34	0.60
1:O:786:ARG:HH11	1:O:990:HIS:CE1	2.18	0.60
1:C:323:ILE:N	1:C:323:ILE:HD12	2.16	0.60
1:C:4:THR:HA	1:C:9:VAL:HG11	1.82	0.60
1:D:782:ASP:HA	1:D:884:LEU:HD23	1.83	0.60
1:E:662:PRO:O	1:E:663:LEU:HD23	2.01	0.60
1:F:1020:TRP:HD1	1:F:1021:CME:N	1.99	0.60
1:F:782:ASP:HA	1:F:884:LEU:HD23	1.83	0.60
1:J:224:ASP:OD2	1:J:225:PHE:N	2.34	0.60
1:J:662:PRO:O	1:J:663:LEU:HD23	2.01	0.60
1:J:786:ARG:HH11	1:J:990:HIS:CE1	2.18	0.60
1:K:460:ASN:ND2	1:K:461:GLU:HG3	2.17	0.60
1:K:662:PRO:O	1:K:663:LEU:HD23	2.01	0.60
1:L:194:GLY:O	1:L:198:GLU:HG3	2.00	0.60

Continued on next page...

Continued from previous page...

Atom-1	Atom-2	Interatomic distance (Å)	Clash overlap (Å)
1:N:127:PHE:HE2	1:N:184:LEU:HG	1.65	0.60
1:N:782:ASP:HA	1:N:884:LEU:HD23	1.83	0.60
1:N:894:ARG:NH1	1:N:919:ASP:OD2	2.30	0.60
1:O:651:LEU:HD13	1:O:669:PRO:HA	1.83	0.60
1:P:249:GLU:HG2	1:P:251:ARG:HH12	1.67	0.60
1:P:360:HIS:CE1	1:P:361:PRO:HD2	2.36	0.60
1:A:178:ARG:NH1	1:A:181:GLU:O	2.33	0.60
1:A:323:ILE:N	1:A:323:ILE:HD12	2.16	0.60
1:A:662:PRO:O	1:A:663:LEU:HD23	2.01	0.60
1:C:786:ARG:HH11	1:C:990:HIS:CE1	2.18	0.60
1:E:689:GLU:HA	1:E:689:GLU:OE2	2.01	0.60
1:E:7:LEU:N	1:E:71:GLU:OE2	2.35	0.60
1:F:578:TYR:HA	1:F:583:ASN:O	2.00	0.60
1:G:894:ARG:NH1	1:G:919:ASP:OD2	2.30	0.60
1:J:323:ILE:HD12	1:J:323:ILE:N	2.16	0.60
1:K:689:GLU:HA	1:K:689:GLU:OE2	2.01	0.60
1:L:1021:CME:HZ3	1:L:1021:CME:HB3	1.84	0.60
1:L:127:PHE:HE2	1:L:184:LEU:HG	1.65	0.60
1:L:782:ASP:HA	1:L:884:LEU:HD23	1.83	0.60
1:N:651:LEU:HD13	1:N:669:PRO:HA	1.83	0.60
1:P:782:ASP:HA	1:P:884:LEU:HD23	1.83	0.60
1:A:4:THR:HA	1:A:9:VAL:HG11	1.82	0.60
1:A:945:ASN:OD1	1:A:950:GLN:NE2	2.30	0.60
1:F:427:THR:HA	1:F:436:MET:HE2	1.82	0.60
1:F:651:LEU:HD13	1:F:669:PRO:HA	1.82	0.60
1:G:1021:CME:HB3	1:G:1021:CME:HZ3	1.84	0.60
1:G:125:LEU:HG	1:G:126:THR:N	2.16	0.60
1:H:224:ASP:OD2	1:H:225:PHE:N	2.34	0.60
1:H:249:GLU:HG2	1:H:251:ARG:HH12	1.67	0.60
1:H:578:TYR:HA	1:H:583:ASN:O	2.00	0.60
1:I:786:ARG:HH11	1:I:990:HIS:CE1	2.18	0.60
1:J:130:ASP:OD1	1:J:132:SER:N	2.29	0.60
1:K:1011:ALA:HB3	1:K:1014:TYR:CZ	2.37	0.60
1:M:1021:CME:HZ3	1:M:1021:CME:HB3	1.84	0.60
1:P:194:GLY:O	1:P:198:GLU:HG3	2.00	0.60
1:A:578:TYR:HA	1:A:583:ASN:O	2.00	0.60
1:B:1011:ALA:HB3	1:B:1014:TYR:CZ	2.37	0.60
1:B:1021:CME:HB3	1:B:1021:CME:HZ3	1.84	0.60
1:B:18:ASN:HD22	1:B:21:VAL:HG23	1.64	0.60
1:C:782:ASP:HA	1:C:884:LEU:HD23	1.83	0.60
1:D:255:ARG:NH1	1:D:255:ARG:HG2	2.14	0.60

Continued on next page...

Continued from previous page...

Atom-1	Atom-2	Interatomic distance (Å)	Clash overlap (Å)
1:E:1021:CME:HZ3	1:E:1021:CME:HB3	1.84	0.60
1:E:360:HIS:HE1	1:E:362:LEU:HB2	1.61	0.60
1:I:249:GLU:HG2	1:I:251:ARG:HH12	1.67	0.60
1:I:360:HIS:CE1	1:I:361:PRO:HD2	2.36	0.60
1:J:1011:ALA:HB3	1:J:1014:TYR:CZ	2.37	0.60
1:J:578:TYR:HA	1:J:583:ASN:O	2.00	0.60
1:J:4:THR:HA	1:J:9:VAL:HG11	1.82	0.60
1:K:125:LEU:HG	1:K:126:THR:N	2.16	0.60
1:K:224:ASP:OD2	1:K:225:PHE:N	2.34	0.60
1:L:14:ARG:HA	1:L:16:TRP:CZ3	2.37	0.60
1:L:7:LEU:N	1:L:71:GLU:OE2	2.35	0.60
1:M:224:ASP:OD2	1:M:225:PHE:N	2.34	0.60
1:O:125:LEU:HG	1:O:126:THR:N	2.16	0.60
1:P:224:ASP:OD2	1:P:225:PHE:N	2.34	0.60
1:P:7:LEU:N	1:P:71:GLU:OE2	2.35	0.60
1:B:873:ALA:O	1:B:876:THR:HG22	2.02	0.60
1:C:1021:CME:HB3	1:C:1021:CME:HZ3	1.84	0.60
1:C:14:ARG:HA	1:C:16:TRP:CZ3	2.37	0.60
1:C:360:HIS:HE1	1:C:362:LEU:HB2	1.61	0.60
1:E:460:ASN:ND2	1:E:461:GLU:HG3	2.17	0.60
1:H:1021:CME:HB3	1:H:1021:CME:HZ3	1.84	0.60
1:I:1021:CME:HB3	1:I:1021:CME:HZ3	1.84	0.60
1:I:651:LEU:HD13	1:I:669:PRO:HA	1.82	0.60
1:J:360:HIS:CE1	1:J:361:PRO:HD2	2.36	0.60
1:L:1020:TRP:HD1	1:L:1021:CME:N	1.99	0.60
1:L:651:LEU:HD13	1:L:669:PRO:HA	1.83	0.60
1:M:125:LEU:HG	1:M:126:THR:N	2.16	0.60
1:N:689:GLU:OE2	1:N:689:GLU:HA	2.01	0.60
1:O:662:PRO:O	1:O:663:LEU:HD23	2.01	0.60
1:P:1011:ALA:HB3	1:P:1014:TYR:CZ	2.37	0.60
1:A:360:HIS:CE1	1:A:361:PRO:HD2	2.36	0.60
1:D:1020:TRP:HD1	1:D:1021:CME:N	1.99	0.60
1:D:533:LEU:C	1:D:533:LEU:HD12	2.22	0.60
1:F:4:THR:HA	1:F:9:VAL:HG11	1.82	0.60
1:F:7:LEU:N	1:F:71:GLU:OE2	2.35	0.60
1:G:360:HIS:CE1	1:G:361:PRO:HD2	2.36	0.60
1:G:7:LEU:N	1:G:71:GLU:OE2	2.35	0.60
1:H:7:LEU:N	1:H:71:GLU:OE2	2.35	0.60
1:H:745:MET:HE2	1:H:745:MET:HA	1.84	0.60
1:I:460:ASN:ND2	1:I:461:GLU:HG3	2.17	0.60
1:J:36:TRP:O	1:J:37:ARG:HD3	2.02	0.60

Continued on next page...

Continued from previous page...

Atom-1	Atom-2	Interatomic distance (Å)	Clash overlap (Å)
1:J:782:ASP:HA	1:J:884:LEU:HD23	1.83	0.60
1:K:1020:TRP:HD1	1:K:1021:CME:N	1.99	0.60
1:L:460:ASN:ND2	1:L:461:GLU:HG3	2.17	0.60
1:M:1011:ALA:HB3	1:M:1014:TYR:CZ	2.37	0.60
1:M:578:TYR:HA	1:M:583:ASN:O	2.00	0.60
1:M:662:PRO:O	1:M:663:LEU:HD23	2.01	0.60
1:M:689:GLU:OE2	1:M:689:GLU:HA	2.01	0.60
1:N:1021:CME:HB3	1:N:1021:CME:HZ3	1.84	0.60
1:N:533:LEU:C	1:N:533:LEU:HD12	2.22	0.60
1:O:249:GLU:HG2	1:O:251:ARG:HH12	1.67	0.60
1:P:1021:CME:HB3	1:P:1021:CME:HZ3	1.84	0.60
1:A:282:ARG:NH1	1:D:419:GLY:O	2.35	0.60
1:B:533:LEU:HD12	1:B:533:LEU:C	2.22	0.60
1:D:125:LEU:HG	1:D:126:THR:N	2.16	0.60
1:D:360:HIS:HE1	1:D:362:LEU:HB2	1.61	0.60
1:D:460:ASN:ND2	1:D:461:GLU:HG3	2.17	0.60
1:E:502:MET:HB2	1:E:537:GLU:HB2	1.84	0.60
1:F:14:ARG:HA	1:F:16:TRP:CZ3	2.37	0.60
1:F:502:MET:HB2	1:F:537:GLU:HB2	1.84	0.60
1:G:194:GLY:O	1:G:198:GLU:HG3	2.00	0.60
1:I:533:LEU:HD12	1:I:533:LEU:C	2.22	0.60
1:L:360:HIS:CE1	1:L:361:PRO:HD2	2.36	0.60
1:L:36:TRP:O	1:L:37:ARG:HD3	2.02	0.60
1:M:360:HIS:CE1	1:M:361:PRO:HD2	2.36	0.60
1:N:1020:TRP:HD1	1:N:1021:CME:N	1.99	0.60
1:N:4:THR:HA	1:N:9:VAL:HG11	1.82	0.60
1:N:7:LEU:N	1:N:71:GLU:OE2	2.35	0.60
1:N:786:ARG:HH11	1:N:990:HIS:CE1	2.18	0.60
1:O:194:GLY:O	1:O:198:GLU:HG3	2.00	0.60
1:O:323:ILE:N	1:O:323:ILE:HD12	2.16	0.60
1:O:460:ASN:ND2	1:O:461:GLU:HG3	2.17	0.60
1:P:651:LEU:HD13	1:P:669:PRO:HA	1.82	0.60
1:A:1011:ALA:HB3	1:A:1014:TYR:CZ	2.37	0.60
1:B:14:ARG:HA	1:B:16:TRP:CZ3	2.37	0.60
1:B:323:ILE:N	1:B:323:ILE:HD12	2.16	0.60
1:B:360:HIS:CE1	1:B:361:PRO:HD2	2.36	0.60
1:C:7:LEU:N	1:C:71:GLU:OE2	2.35	0.60
1:D:849:LEU:HD23	1:D:849:LEU:N	2.17	0.60
1:E:753:ASN:OD1	1:E:753:ASN:N	2.30	0.60
1:F:1021:CME:HZ3	1:F:1021:CME:HB3	1.84	0.60
1:F:533:LEU:HD12	1:F:533:LEU:C	2.22	0.60

Continued on next page...

Continued from previous page...

Atom-1	Atom-2	Interatomic distance (Å)	Clash overlap (Å)
1:F:54:LEU:N	1:F:54:LEU:HD23	2.15	0.60
1:G:533:LEU:HD12	1:G:533:LEU:C	2.22	0.60
1:H:125:LEU:HG	1:H:126:THR:N	2.16	0.60
1:H:178:ARG:NH1	1:H:181:GLU:O	2.33	0.60
1:H:460:ASN:ND2	1:H:461:GLU:HG3	2.17	0.60
1:J:7:LEU:N	1:J:71:GLU:OE2	2.35	0.60
1:K:178:ARG:NH1	1:K:181:GLU:O	2.33	0.60
1:K:360:HIS:CE1	1:K:361:PRO:HD2	2.36	0.60
1:L:533:LEU:HD12	1:L:533:LEU:C	2.22	0.60
1:L:662:PRO:O	1:L:663:LEU:HD23	2.01	0.60
1:M:36:TRP:O	1:M:37:ARG:HD3	2.02	0.60
1:M:502:MET:HB2	1:M:537:GLU:HB2	1.84	0.60
1:N:14:ARG:HA	1:N:16:TRP:CZ3	2.37	0.60
1:N:372:MET:HE1	1:N:395:HIS:HB3	1.84	0.60
1:N:502:MET:HB2	1:N:537:GLU:HB2	1.84	0.60
1:O:36:TRP:O	1:O:37:ARG:HD3	2.02	0.60
1:P:261:TRP:CH2	1:P:266:GLN:HB2	2.37	0.60
1:A:36:TRP:O	1:A:37:ARG:HD3	2.02	0.60
1:B:651:LEU:HD13	1:B:669:PRO:HA	1.82	0.60
1:B:753:ASN:OD1	1:B:753:ASN:N	2.30	0.60
1:C:460:ASN:ND2	1:C:461:GLU:HG3	2.17	0.60
1:C:54:LEU:N	1:C:54:LEU:HD23	2.15	0.60
1:D:1021:CME:HB3	1:D:1021:CME:HZ3	1.84	0.60
1:D:14:ARG:HA	1:D:16:TRP:CZ3	2.37	0.60
1:D:194:GLY:O	1:D:198:GLU:HG3	2.00	0.60
1:D:4:THR:HA	1:D:9:VAL:HG11	1.82	0.60
1:E:14:ARG:HA	1:E:16:TRP:CZ3	2.37	0.60
1:F:1011:ALA:HB3	1:F:1014:TYR:CZ	2.37	0.60
1:F:873:ALA:O	1:F:876:THR:HG22	2.02	0.60
1:H:772:ASP:OD1	1:H:772:ASP:N	2.30	0.60
1:I:261:TRP:CH2	1:I:266:GLN:HB2	2.37	0.60
1:I:782:ASP:HA	1:I:884:LEU:HD23	1.83	0.60
1:J:533:LEU:C	1:J:533:LEU:HD12	2.22	0.60
1:K:36:TRP:O	1:K:37:ARG:HD3	2.02	0.60
1:K:533:LEU:HD12	1:K:533:LEU:C	2.22	0.60
1:K:782:ASP:HA	1:K:884:LEU:HD23	1.83	0.60
1:L:37:ARG:NH2	1:L:218:PRO:HD3	2.17	0.60
1:L:689:GLU:OE2	1:L:689:GLU:HA	2.01	0.60
1:N:261:TRP:CH2	1:N:266:GLN:HB2	2.37	0.60
1:N:360:HIS:CE1	1:N:361:PRO:HD2	2.36	0.60
1:N:873:ALA:O	1:N:876:THR:HG22	2.02	0.60

Continued on next page...

Continued from previous page...

Atom-1	Atom-2	Interatomic distance (Å)	Clash overlap (Å)
1:P:1021:CME:CZ	1:P:1021:CME:HB3	2.21	0.60
1:P:14:ARG:HA	1:P:16:TRP:CZ3	2.37	0.60
1:P:945:ASN:OD1	1:P:950:GLN:NE2	2.30	0.60
1:A:1021:CME:HB3	1:A:1021:CME:HZ3	1.83	0.59
1:A:125:LEU:HG	1:A:126:THR:N	2.16	0.59
1:A:7:LEU:N	1:A:71:GLU:OE2	2.35	0.59
1:B:30:HIS:ND1	1:B:31:PRO:O	2.26	0.59
1:B:578:TYR:HA	1:B:583:ASN:O	2.00	0.59
1:C:23:GLN:OE1	1:C:26:ARG:HB3	2.02	0.59
1:D:261:TRP:CH2	1:D:266:GLN:HB2	2.37	0.59
1:D:662:PRO:O	1:D:663:LEU:HD23	2.01	0.59
1:E:1011:ALA:HB3	1:E:1014:TYR:CZ	2.37	0.59
1:E:261:TRP:CH2	1:E:266:GLN:HB2	2.37	0.59
1:F:662:PRO:O	1:F:663:LEU:HD23	2.01	0.59
1:G:37:ARG:NH2	1:G:218:PRO:HD3	2.17	0.59
1:H:533:LEU:C	1:H:533:LEU:HD12	2.22	0.59
1:I:125:LEU:HG	1:I:126:THR:N	2.16	0.59
1:I:502:MET:HB2	1:I:537:GLU:HB2	1.84	0.59
1:J:125:LEU:HG	1:J:126:THR:N	2.16	0.59
1:J:873:ALA:O	1:J:876:THR:HG22	2.02	0.59
1:K:579:ASP:OD1	1:K:583:ASN:HB2	2.03	0.59
1:M:460:ASN:ND2	1:M:461:GLU:HG3	2.17	0.59
1:M:579:ASP:OD1	1:M:583:ASN:HB2	2.02	0.59
1:O:18:ASN:HD22	1:O:21:VAL:HG23	1.64	0.59
1:O:37:ARG:NH2	1:O:218:PRO:HD3	2.17	0.59
1:P:533:LEU:C	1:P:533:LEU:HD12	2.22	0.59
1:B:125:LEU:HG	1:B:126:THR:N	2.16	0.59
1:C:36:TRP:O	1:C:37:ARG:HD3	2.02	0.59
1:C:533:LEU:HD12	1:C:533:LEU:C	2.22	0.59
1:D:30:HIS:ND1	1:D:31:PRO:O	2.27	0.59
1:D:360:HIS:CE1	1:D:361:PRO:HD2	2.36	0.59
1:E:18:ASN:HD22	1:E:21:VAL:HG23	1.64	0.59
1:F:178:ARG:NH1	1:F:181:GLU:O	2.33	0.59
1:F:261:TRP:CH2	1:F:266:GLN:HB2	2.37	0.59
1:F:460:ASN:ND2	1:F:461:GLU:HG3	2.17	0.59
1:F:849:LEU:N	1:F:849:LEU:HD23	2.17	0.59
1:G:873:ALA:O	1:G:876:THR:HG22	2.02	0.59
1:I:23:GLN:OE1	1:I:26:ARG:HB3	2.02	0.59
1:I:849:LEU:N	1:I:849:LEU:HD23	2.17	0.59
1:J:23:GLN:OE1	1:J:26:ARG:HB3	2.03	0.59
1:J:261:TRP:CH2	1:J:266:GLN:HB2	2.37	0.59

Continued on next page...

Continued from previous page...

Atom-1	Atom-2	Interatomic distance (Å)	Clash overlap (Å)
1:J:57:GLU:HG2	1:J:83:THR:HG23	1.85	0.59
1:K:873:ALA:O	1:K:876:THR:HG22	2.02	0.59
1:M:30:HIS:HB2	1:M:31:PRO:CD	2.33	0.59
1:M:7:LEU:N	1:M:71:GLU:OE2	2.35	0.59
1:O:1021:CME:HZ3	1:O:1021:CME:HB3	1.84	0.59
1:O:533:LEU:HD12	1:O:533:LEU:C	2.22	0.59
1:O:7:LEU:N	1:O:71:GLU:OE2	2.35	0.59
1:A:57:GLU:HG2	1:A:83:THR:HG23	1.85	0.59
1:B:23:GLN:OE1	1:B:26:ARG:HB3	2.02	0.59
1:B:30:HIS:HB2	1:B:31:PRO:CD	2.33	0.59
1:C:579:ASP:OD1	1:C:583:ASN:HB2	2.03	0.59
1:D:502:MET:HB2	1:D:537:GLU:HB2	1.84	0.59
1:E:125:LEU:HG	1:E:126:THR:N	2.16	0.59
1:E:36:TRP:O	1:E:37:ARG:HD3	2.02	0.59
1:E:873:ALA:O	1:E:876:THR:HG22	2.02	0.59
1:G:1021:CME:OH	1:G:1023:LYS:HG2	2.03	0.59
1:G:18:ASN:HD22	1:G:21:VAL:HG23	1.64	0.59
1:G:23:GLN:OE1	1:G:26:ARG:HB3	2.02	0.59
1:G:662:PRO:O	1:G:663:LEU:HD23	2.01	0.59
1:G:753:ASN:OD1	1:G:753:ASN:N	2.30	0.59
1:H:1011:ALA:HB3	1:H:1014:TYR:CZ	2.37	0.59
1:H:261:TRP:CH2	1:H:266:GLN:HB2	2.37	0.59
1:H:30:HIS:HB2	1:H:31:PRO:CD	2.32	0.59
1:H:502:MET:HB2	1:H:537:GLU:HB2	1.84	0.59
1:H:579:ASP:OD1	1:H:583:ASN:HB2	2.02	0.59
1:H:651:LEU:HD13	1:H:669:PRO:HA	1.82	0.59
1:I:1011:ALA:HB3	1:I:1014:TYR:CZ	2.37	0.59
1:I:1021:CME:OH	1:I:1023:LYS:HG2	2.03	0.59
1:J:14:ARG:HA	1:J:16:TRP:CZ3	2.37	0.59
1:J:460:ASN:ND2	1:J:461:GLU:HG3	2.17	0.59
1:J:502:MET:HB2	1:J:537:GLU:HB2	1.84	0.59
1:J:579:ASP:OD1	1:J:583:ASN:HB2	2.03	0.59
1:K:1021:CME:HZ3	1:K:1021:CME:HB3	1.84	0.59
1:K:261:TRP:CH2	1:K:266:GLN:HB2	2.37	0.59
1:L:822:LEU:CD1	1:L:824:GLN:H	2.16	0.59
1:M:1021:CME:OH	1:M:1023:LYS:HG2	2.03	0.59
1:M:14:ARG:HA	1:M:16:TRP:CZ3	2.37	0.59
1:M:23:GLN:OE1	1:M:26:ARG:HB3	2.02	0.59
1:M:822:LEU:CD1	1:M:824:GLN:H	2.16	0.59
1:O:57:GLU:HG2	1:O:83:THR:HG23	1.85	0.59
1:B:37:ARG:NH2	1:B:218:PRO:HD3	2.17	0.59

Continued on next page...

Continued from previous page...

Atom-1	Atom-2	Interatomic distance (Å)	Clash overlap (Å)
1:C:1011:ALA:HB3	1:C:1014:TYR:CZ	2.37	0.59
1:C:502:MET:HB2	1:C:537:GLU:HB2	1.84	0.59
1:D:30:HIS:HB2	1:D:31:PRO:CD	2.32	0.59
1:D:873:ALA:O	1:D:876:THR:HG22	2.02	0.59
1:D:894:ARG:NH1	1:D:919:ASP:OD2	2.30	0.59
1:G:323:ILE:HD12	1:G:323:ILE:N	2.16	0.59
1:G:460:ASN:ND2	1:G:461:GLU:HG3	2.17	0.59
1:G:579:ASP:OD1	1:G:583:ASN:HB2	2.03	0.59
1:I:14:ARG:HA	1:I:16:TRP:CZ3	2.37	0.59
1:J:1021:CME:OH	1:J:1023:LYS:HG2	2.03	0.59
1:L:1011:ALA:HB3	1:L:1014:TYR:CZ	2.37	0.59
1:M:18:ASN:HD22	1:M:21:VAL:HG23	1.64	0.59
1:N:460:ASN:ND2	1:N:461:GLU:HG3	2.17	0.59
1:O:178:ARG:NH1	1:O:181:GLU:O	2.33	0.59
1:O:23:GLN:OE1	1:O:26:ARG:HB3	2.02	0.59
1:O:689:GLU:OE2	1:O:689:GLU:HA	2.01	0.59
1:P:873:ALA:O	1:P:876:THR:HG22	2.02	0.59
1:A:249:GLU:HG2	1:A:251:ARG:HH12	1.67	0.59
1:B:822:LEU:CD1	1:B:824:GLN:H	2.16	0.59
1:D:272:ALA:HB1	1:D:273:PRO:HD2	1.85	0.59
1:D:37:ARG:NH2	1:D:218:PRO:HD3	2.17	0.59
1:E:579:ASP:OD1	1:E:583:ASN:HB2	2.03	0.59
1:G:36:TRP:O	1:G:37:ARG:HD3	2.02	0.59
1:H:1021:CME:OH	1:H:1023:LYS:HG2	2.03	0.59
1:K:856:TYR:CD2	1:K:864:MET:HE2	2.38	0.59
1:L:30:HIS:HB2	1:L:31:PRO:CD	2.33	0.59
1:M:178:ARG:NH1	1:M:181:GLU:O	2.33	0.59
1:M:57:GLU:HG2	1:M:83:THR:HG23	1.85	0.59
1:M:873:ALA:O	1:M:876:THR:HG22	2.02	0.59
1:N:849:LEU:N	1:N:849:LEU:HD23	2.17	0.59
1:O:14:ARG:HA	1:O:16:TRP:CZ3	2.37	0.59
1:A:30:HIS:HB2	1:A:31:PRO:CD	2.33	0.59
1:B:579:ASP:OD1	1:B:583:ASN:HB2	2.03	0.59
1:B:849:LEU:N	1:B:849:LEU:HD23	2.17	0.59
1:B:856:TYR:CD2	1:B:864:MET:HE2	2.36	0.59
1:F:822:LEU:CD1	1:F:824:GLN:H	2.16	0.59
1:G:14:ARG:HA	1:G:16:TRP:CZ3	2.37	0.59
1:H:57:GLU:HG2	1:H:83:THR:HG23	1.84	0.59
1:I:30:HIS:HB2	1:I:31:PRO:CD	2.32	0.59
1:K:14:ARG:HA	1:K:16:TRP:CZ3	2.37	0.59
1:K:30:HIS:HB2	1:K:31:PRO:CD	2.33	0.59

Continued on next page...

Continued from previous page...

Atom-1	Atom-2	Interatomic distance (Å)	Clash overlap (Å)
1:K:7:LEU:N	1:K:71:GLU:OE2	2.35	0.59
1:L:272:ALA:HB1	1:L:273:PRO:HD2	1.85	0.59
1:L:4:THR:HA	1:L:9:VAL:HG11	1.82	0.59
1:L:849:LEU:HD23	1:L:849:LEU:N	2.17	0.59
1:M:533:LEU:HD12	1:M:533:LEU:C	2.22	0.59
1:N:249:GLU:HG2	1:N:251:ARG:HH12	1.67	0.59
1:O:873:ALA:O	1:O:876:THR:HG22	2.02	0.59
1:A:261:TRP:CZ3	1:A:266:GLN:HB2	2.38	0.59
1:B:1021:CME:OH	1:B:1023:LYS:HG2	2.03	0.59
1:B:261:TRP:CH2	1:B:266:GLN:HB2	2.37	0.59
1:D:1021:CME:OH	1:D:1023:LYS:HG2	2.03	0.59
1:D:7:LEU:N	1:D:71:GLU:OE2	2.35	0.59
1:E:178:ARG:NH1	1:E:181:GLU:O	2.33	0.59
1:E:255:ARG:NH1	1:E:255:ARG:HG2	2.14	0.59
1:G:178:ARG:NH1	1:G:181:GLU:O	2.33	0.59
1:G:849:LEU:N	1:G:849:LEU:HD23	2.17	0.59
1:H:873:ALA:O	1:H:876:THR:HG22	2.02	0.59
1:I:178:ARG:NH1	1:I:181:GLU:O	2.33	0.59
1:I:493:THR:HG23	5:I:2113:HOH:O	2.03	0.59
1:I:7:LEU:N	1:I:71:GLU:OE2	2.35	0.59
1:I:873:ALA:O	1:I:876:THR:HG22	2.02	0.59
1:J:272:ALA:HB1	1:J:273:PRO:HD2	1.85	0.59
1:J:37:ARG:NH2	1:J:218:PRO:HD3	2.17	0.59
1:L:437:SER:HB2	5:L:2258:HOH:O	2.01	0.59
1:N:178:ARG:NH1	1:N:181:GLU:O	2.33	0.59
1:O:1011:ALA:HB3	1:O:1014:TYR:CZ	2.37	0.59
1:O:261:TRP:CH2	1:O:266:GLN:HB2	2.37	0.59
1:P:502:MET:HB2	1:P:537:GLU:HB2	1.84	0.59
1:A:460:ASN:ND2	1:A:461:GLU:HG3	2.17	0.59
1:A:502:MET:HB2	1:A:537:GLU:HB2	1.84	0.59
1:B:261:TRP:CZ3	1:B:266:GLN:HB2	2.38	0.59
1:B:36:TRP:O	1:B:37:ARG:HD3	2.02	0.59
1:C:745:MET:HE2	1:C:745:MET:HA	1.85	0.59
1:C:763:GLY:HA3	1:C:822:LEU:CD2	2.33	0.59
1:D:36:TRP:O	1:D:37:ARG:HD3	2.02	0.59
1:E:37:ARG:NH2	1:E:218:PRO:HD3	2.17	0.59
1:F:125:LEU:HG	1:F:126:THR:N	2.16	0.59
1:G:30:HIS:HB2	1:G:31:PRO:CD	2.33	0.59
1:H:730:LEU:HB3	1:H:731:PRO:HD2	1.85	0.59
1:I:54:LEU:N	1:I:54:LEU:HD23	2.15	0.59
1:I:763:GLY:HA3	1:I:822:LEU:CD2	2.33	0.59

Continued on next page...

Continued from previous page...

Atom-1	Atom-2	Interatomic distance (Å)	Clash overlap (Å)
1:J:30:HIS:HB2	1:J:31:PRO:CD	2.33	0.59
1:J:906:TYR:HB3	1:J:907:PRO:HD2	1.85	0.59
1:K:849:LEU:HD23	1:K:849:LEU:N	2.17	0.59
1:M:255:ARG:NH1	1:M:255:ARG:HG2	2.14	0.59
1:M:261:TRP:CH2	1:M:266:GLN:HB2	2.37	0.59
1:N:30:HIS:HB2	1:N:31:PRO:CD	2.33	0.59
1:N:763:GLY:HA3	1:N:822:LEU:CD2	2.33	0.59
1:O:261:TRP:CZ3	1:O:266:GLN:HB2	2.38	0.59
1:O:30:HIS:HB2	1:O:31:PRO:CD	2.33	0.59
1:O:849:LEU:HD23	1:O:849:LEU:N	2.17	0.59
1:P:1021:CME:OH	1:P:1023:LYS:HG2	2.03	0.59
1:P:125:LEU:HG	1:P:126:THR:N	2.16	0.59
1:P:261:TRP:CZ3	1:P:266:GLN:HB2	2.38	0.59
1:P:473:ARG:HD3	1:P:473:ARG:O	2.03	0.59
1:A:30:HIS:ND1	1:A:31:PRO:O	2.26	0.59
1:A:849:LEU:N	1:A:849:LEU:HD23	2.17	0.59
1:B:249:GLU:HG2	1:B:251:ARG:HH12	1.67	0.59
1:B:460:ASN:ND2	1:B:461:GLU:HG3	2.17	0.59
1:B:662:PRO:O	1:B:663:LEU:HD23	2.01	0.59
1:C:822:LEU:CD1	1:C:824:GLN:H	2.16	0.59
1:C:873:ALA:O	1:C:876:THR:HG22	2.02	0.59
1:D:493:THR:HG23	5:D:2119:HOH:O	2.03	0.59
1:E:23:GLN:OE1	1:E:26:ARG:HB3	2.02	0.59
1:E:772:ASP:OD1	1:E:772:ASP:N	2.30	0.59
1:F:30:HIS:HB2	1:F:31:PRO:CD	2.33	0.59
1:F:166:ARG:HG3	1:F:392:TYR:HB2	1.85	0.59
1:F:763:GLY:HA3	1:F:822:LEU:CD2	2.33	0.59
1:H:14:ARG:HA	1:H:16:TRP:CZ3	2.37	0.59
1:H:261:TRP:CZ3	1:H:266:GLN:HB2	2.38	0.59
1:J:427:THR:HA	1:J:436:MET:HE2	1.83	0.59
1:L:166:ARG:HG3	1:L:392:TYR:HB2	1.85	0.59
1:L:502:MET:HB2	1:L:537:GLU:HB2	1.84	0.59
1:M:473:ARG:O	1:M:473:ARG:HD3	2.03	0.59
1:M:493:THR:HG23	5:M:2113:HOH:O	2.03	0.59
1:N:166:ARG:HG3	1:N:392:TYR:HB2	1.85	0.59
1:N:473:ARG:HD3	1:N:473:ARG:O	2.03	0.59
1:O:473:ARG:HD3	1:O:473:ARG:O	2.03	0.59
1:O:54:LEU:HD23	1:O:54:LEU:N	2.15	0.59
1:P:493:THR:HG23	5:P:2118:HOH:O	2.03	0.59
1:P:730:LEU:HB3	1:P:731:PRO:HD2	1.85	0.59
1:P:906:TYR:HB3	1:P:907:PRO:HD2	1.85	0.59

Continued on next page...

Continued from previous page...

Atom-1	Atom-2	Interatomic distance (Å)	Clash overlap (Å)
1:A:493:THR:HG23	5:A:2113:HOH:O	2.03	0.59
1:A:778:THR:HB	1:A:887:GLN:HB3	1.85	0.59
1:C:1021:CME:OH	1:C:1023:LYS:HG2	2.03	0.59
1:C:178:ARG:NH1	1:C:181:GLU:O	2.33	0.59
1:C:261:TRP:CZ3	1:C:266:GLN:HB2	2.38	0.59
1:C:473:ARG:HD3	1:C:473:ARG:O	2.03	0.59
1:C:57:GLU:HG2	1:C:83:THR:HG23	1.85	0.59
1:D:249:GLU:HG2	1:D:251:ARG:HH12	1.67	0.59
1:D:54:LEU:N	1:D:54:LEU:HD23	2.15	0.59
1:E:291:LEU:HD12	1:E:291:LEU:N	2.18	0.59
1:F:272:ALA:HB1	1:F:273:PRO:HD2	1.85	0.59
1:F:493:THR:HG23	5:F:2113:HOH:O	2.03	0.59
1:G:1011:ALA:HB3	1:G:1014:TYR:CZ	2.37	0.59
1:G:57:GLU:HG2	1:G:83:THR:HG23	1.85	0.59
1:G:730:LEU:HB3	1:G:731:PRO:HD2	1.85	0.59
1:H:37:ARG:NH2	1:H:218:PRO:HD3	2.17	0.59
1:H:493:THR:HG23	5:H:2113:HOH:O	2.03	0.59
1:H:763:GLY:HA3	1:H:822:LEU:CD2	2.33	0.59
1:H:906:TYR:HB3	1:H:907:PRO:HD2	1.85	0.59
1:H:945:ASN:OD1	1:H:950:GLN:NE2	2.30	0.59
1:I:473:ARG:HD3	1:I:473:ARG:O	2.03	0.59
1:K:473:ARG:O	1:K:473:ARG:HD3	2.03	0.59
1:K:493:THR:HG23	5:K:2113:HOH:O	2.03	0.59
1:K:763:GLY:HA3	1:K:822:LEU:CD2	2.33	0.59
1:K:945:ASN:OD1	1:K:950:GLN:NE2	2.30	0.59
1:L:261:TRP:CH2	1:L:266:GLN:HB2	2.37	0.59
1:L:287:ASP:OD2	1:L:425:ARG:NH2	2.36	0.59
1:L:57:GLU:HG2	1:L:83:THR:HG23	1.84	0.59
1:L:873:ALA:O	1:L:876:THR:HG22	2.02	0.59
1:M:945:ASN:OD1	1:M:950:GLN:NE2	2.30	0.59
1:N:1011:ALA:HB3	1:N:1014:TYR:CZ	2.37	0.59
1:N:261:TRP:CZ3	1:N:266:GLN:HB2	2.38	0.59
1:N:272:ALA:HB1	1:N:273:PRO:HD2	1.85	0.59
1:N:36:TRP:O	1:N:37:ARG:HD3	2.02	0.59
1:O:730:LEU:HB3	1:O:731:PRO:HD2	1.85	0.59
1:P:763:GLY:HA3	1:P:822:LEU:CD2	2.33	0.59
1:A:533:LEU:HD12	1:A:533:LEU:C	2.22	0.58
1:B:54:LEU:N	1:B:54:LEU:HD23	2.15	0.58
1:B:7:LEU:N	1:B:71:GLU:OE2	2.35	0.58
1:C:125:LEU:HG	1:C:126:THR:N	2.16	0.58
1:C:261:TRP:CH2	1:C:266:GLN:HB2	2.37	0.58

Continued on next page...

Continued from previous page...

Atom-1	Atom-2	Interatomic distance (Å)	Clash overlap (Å)
1:D:1011:ALA:HB3	1:D:1014:TYR:CZ	2.37	0.58
1:D:23:GLN:OE1	1:D:26:ARG:HB3	2.02	0.58
1:E:763:GLY:HA3	1:E:822:LEU:CD2	2.33	0.58
1:F:1021:CME:OH	1:F:1023:LYS:HG2	2.02	0.58
1:F:23:GLN:OE1	1:F:26:ARG:HB3	2.02	0.58
1:F:429:ASP:OD1	1:F:430:PRO:HD2	2.03	0.58
1:H:36:TRP:O	1:H:37:ARG:HD3	2.02	0.58
1:H:473:ARG:O	1:H:473:ARG:HD3	2.03	0.58
1:K:261:TRP:CZ3	1:K:266:GLN:HB2	2.38	0.58
1:K:778:THR:HB	1:K:887:GLN:HB3	1.85	0.58
1:M:291:LEU:HD12	1:M:291:LEU:N	2.18	0.58
1:N:23:GLN:OE1	1:N:26:ARG:HB3	2.02	0.58
1:N:54:LEU:HD23	1:N:54:LEU:N	2.15	0.58
1:P:291:LEU:HD12	1:P:291:LEU:N	2.18	0.58
1:P:460:ASN:ND2	1:P:461:GLU:HG3	2.17	0.58
1:P:579:ASP:OD1	1:P:583:ASN:HB2	2.03	0.58
1:A:37:ARG:NH2	1:A:218:PRO:HD3	2.17	0.58
1:B:272:ALA:HB1	1:B:273:PRO:HD2	1.85	0.58
1:D:261:TRP:CZ3	1:D:266:GLN:HB2	2.38	0.58
1:D:763:GLY:HA3	1:D:822:LEU:CD2	2.33	0.58
1:E:1021:CME:OH	1:E:1023:LYS:HG2	2.03	0.58
1:E:730:LEU:HB3	1:E:731:PRO:HD2	1.85	0.58
1:E:849:LEU:HD23	1:E:849:LEU:N	2.17	0.58
1:F:37:ARG:NH2	1:F:218:PRO:HD3	2.17	0.58
1:F:473:ARG:HD3	1:F:473:ARG:O	2.03	0.58
1:F:945:ASN:OD1	1:F:950:GLN:NE2	2.30	0.58
1:G:166:ARG:HG3	1:G:392:TYR:HB2	1.85	0.58
1:G:502:MET:HB2	1:G:537:GLU:HB2	1.84	0.58
1:H:18:ASN:HD22	1:H:21:VAL:HG23	1.64	0.58
1:H:429:ASP:OD1	1:H:430:PRO:HD2	2.03	0.58
1:I:166:ARG:HG3	1:I:392:TYR:HB2	1.85	0.58
1:I:645:ARG:NH2	1:I:650:GLU:OE1	2.37	0.58
1:I:7:LEU:HD13	1:I:74:LEU:CD1	2.32	0.58
1:J:54:LEU:HD23	1:J:54:LEU:N	2.15	0.58
1:L:125:LEU:HG	1:L:126:THR:N	2.16	0.58
1:L:261:TRP:CZ3	1:L:266:GLN:HB2	2.38	0.58
1:L:778:THR:HB	1:L:887:GLN:HB3	1.85	0.58
1:M:772:ASP:N	1:M:772:ASP:OD1	2.30	0.58
1:N:493:THR:HG23	5:N:2116:HOH:O	2.03	0.58
1:N:579:ASP:OD1	1:N:583:ASN:HB2	2.03	0.58
1:O:166:ARG:HG3	1:O:392:TYR:HB2	1.85	0.58

Continued on next page...

Continued from previous page...

Atom-1	Atom-2	Interatomic distance (Å)	Clash overlap (Å)
1:O:502:MET:HB2	1:O:537:GLU:HB2	1.84	0.58
1:O:579:ASP:OD1	1:O:583:ASN:HB2	2.03	0.58
1:P:37:ARG:NH2	1:P:218:PRO:HD3	2.17	0.58
1:A:54:LEU:N	1:A:54:LEU:HD23	2.15	0.58
1:A:873:ALA:O	1:A:876:THR:HG22	2.02	0.58
1:B:166:ARG:HG3	1:B:392:TYR:HB2	1.85	0.58
1:B:291:LEU:N	1:B:291:LEU:HD12	2.18	0.58
1:B:493:THR:HG23	5:B:2116:HOH:O	2.03	0.58
1:C:30:HIS:HB2	1:C:31:PRO:CD	2.32	0.58
1:C:580:GLU:CD	1:C:580:GLU:H	2.07	0.58
1:C:730:LEU:HB3	1:C:731:PRO:HD2	1.85	0.58
1:D:427:THR:HA	1:D:436:MET:HE2	1.84	0.58
1:D:730:LEU:HB3	1:D:731:PRO:HD2	1.85	0.58
1:E:272:ALA:HB1	1:E:273:PRO:HD2	1.85	0.58
1:E:372:MET:HE1	1:E:395:HIS:HB3	1.84	0.58
1:E:473:ARG:HD3	1:E:473:ARG:O	2.03	0.58
1:E:533:LEU:C	1:E:533:LEU:HD12	2.22	0.58
1:E:645:ARG:NH2	1:E:650:GLU:OE1	2.37	0.58
1:F:291:LEU:N	1:F:291:LEU:HD12	2.18	0.58
1:G:822:LEU:CD1	1:G:824:GLN:H	2.16	0.58
1:H:291:LEU:N	1:H:291:LEU:HD12	2.18	0.58
1:I:36:TRP:O	1:I:37:ARG:HD3	2.02	0.58
1:J:493:THR:HG23	5:J:2113:HOH:O	2.03	0.58
1:J:763:GLY:HA3	1:J:822:LEU:CD2	2.33	0.58
1:K:18:ASN:HD22	1:K:21:VAL:HG23	1.64	0.58
1:K:37:ARG:NH2	1:K:218:PRO:HD3	2.17	0.58
1:K:54:LEU:HD23	1:K:54:LEU:N	2.15	0.58
1:K:7:LEU:HD13	1:K:74:LEU:CD1	2.32	0.58
1:K:906:TYR:HB3	1:K:907:PRO:HD2	1.85	0.58
1:L:473:ARG:HD3	1:L:473:ARG:O	2.03	0.58
1:M:37:ARG:NH2	1:M:218:PRO:HD3	2.17	0.58
1:M:429:ASP:OD1	1:M:430:PRO:HD2	2.03	0.58
1:M:730:LEU:HB3	1:M:731:PRO:HD2	1.85	0.58
1:N:37:ARG:NH2	1:N:218:PRO:HD3	2.17	0.58
1:N:291:LEU:HD12	1:N:291:LEU:N	2.18	0.58
1:O:291:LEU:N	1:O:291:LEU:HD12	2.18	0.58
1:P:30:HIS:HB2	1:P:31:PRO:CD	2.33	0.58
1:P:57:GLU:HG2	1:P:83:THR:HG23	1.85	0.58
1:A:1021:CME:OH	1:A:1023:LYS:HG2	2.03	0.58
1:A:291:LEU:HD12	1:A:291:LEU:N	2.18	0.58
1:A:579:ASP:OD1	1:A:583:ASN:HB2	2.03	0.58

Continued on next page...

Continued from previous page...

Atom-1	Atom-2	Interatomic distance (Å)	Clash overlap (Å)
1:A:906:TYR:HB3	1:A:907:PRO:HD2	1.85	0.58
1:B:502:MET:HB2	1:B:537:GLU:HB2	1.84	0.58
1:C:37:ARG:NH2	1:C:218:PRO:HD3	2.17	0.58
1:C:291:LEU:N	1:C:291:LEU:HD12	2.18	0.58
1:C:429:ASP:OD1	1:C:430:PRO:HD2	2.03	0.58
1:C:662:PRO:O	1:C:663:LEU:HD23	2.01	0.58
1:C:849:LEU:HD23	1:C:849:LEU:N	2.17	0.58
1:D:473:ARG:HD3	1:D:473:ARG:O	2.03	0.58
1:D:579:ASP:OD1	1:D:583:ASN:HB2	2.03	0.58
1:E:261:TRP:CZ3	1:E:266:GLN:HB2	2.38	0.58
1:E:493:THR:HG23	5:E:2113:HOH:O	2.03	0.58
1:F:36:TRP:O	1:F:37:ARG:HD3	2.02	0.58
1:F:906:TYR:HB3	1:F:907:PRO:HD2	1.85	0.58
1:G:261:TRP:CH2	1:G:266:GLN:HB2	2.37	0.58
1:G:473:ARG:HD3	1:G:473:ARG:O	2.03	0.58
1:I:282:ARG:NH1	1:L:419:GLY:HA2	2.18	0.58
1:K:894:ARG:NH1	1:K:919:ASP:OD2	2.30	0.58
1:L:291:LEU:HD12	1:L:291:LEU:N	2.18	0.58
1:L:763:GLY:HA3	1:L:822:LEU:CD2	2.33	0.58
1:M:261:TRP:CZ3	1:M:266:GLN:HB2	2.38	0.58
1:N:1021:CME:OH	1:N:1023:LYS:HG2	2.03	0.58
1:N:730:LEU:HB3	1:N:731:PRO:HD2	1.85	0.58
1:N:906:TYR:HB3	1:N:907:PRO:HD2	1.85	0.58
1:P:23:GLN:OE1	1:P:26:ARG:HB3	2.02	0.58
1:P:645:ARG:NH2	1:P:650:GLU:OE1	2.37	0.58
1:A:166:ARG:HG3	1:A:392:TYR:HB2	1.85	0.58
1:B:423:MET:HB2	1:C:282:ARG:HG3	1.85	0.58
1:C:945:ASN:OD1	1:C:950:GLN:NE2	2.30	0.58
1:D:429:ASP:OD1	1:D:430:PRO:HD2	2.03	0.58
1:D:645:ARG:NH2	1:D:650:GLU:OE1	2.37	0.58
1:D:668:VAL:CG1	1:D:669:PRO:HD2	2.31	0.58
1:D:778:THR:HB	1:D:887:GLN:HB3	1.85	0.58
1:F:579:ASP:OD1	1:F:583:ASN:HB2	2.02	0.58
1:F:580:GLU:CD	1:F:580:GLU:H	2.07	0.58
1:G:249:GLU:HG2	1:G:251:ARG:HH12	1.67	0.58
1:G:261:TRP:CZ3	1:G:266:GLN:HB2	2.38	0.58
1:G:291:LEU:N	1:G:291:LEU:HD12	2.18	0.58
1:G:429:ASP:OD1	1:G:430:PRO:HD2	2.03	0.58
1:I:291:LEU:N	1:I:291:LEU:HD12	2.18	0.58
1:K:730:LEU:HB3	1:K:731:PRO:HD2	1.85	0.58
1:M:130:ASP:OD1	1:M:132:SER:N	2.29	0.58

Continued on next page...

Continued from previous page...

Atom-1	Atom-2	Interatomic distance (Å)	Clash overlap (Å)
1:M:166:ARG:HG3	1:M:392:TYR:HB2	1.85	0.58
1:O:272:ALA:HB1	1:O:273:PRO:HD2	1.85	0.58
1:P:36:TRP:O	1:P:37:ARG:HD3	2.02	0.58
1:A:14:ARG:HA	1:A:16:TRP:CZ3	2.37	0.58
1:A:23:GLN:OE1	1:A:26:ARG:HB3	2.02	0.58
1:B:763:GLY:HA3	1:B:822:LEU:CD2	2.33	0.58
1:C:272:ALA:HB1	1:C:273:PRO:HD2	1.85	0.58
1:E:166:ARG:HG3	1:E:392:TYR:HB2	1.85	0.58
1:H:23:GLN:OE1	1:H:26:ARG:HB3	2.02	0.58
1:J:249:GLU:HG2	1:J:251:ARG:HH12	1.67	0.58
1:K:23:GLN:OE1	1:K:26:ARG:HB3	2.02	0.58
1:K:57:GLU:HG2	1:K:83:THR:HG23	1.84	0.58
1:L:23:GLN:OE1	1:L:26:ARG:HB3	2.02	0.58
1:M:849:LEU:N	1:M:849:LEU:HD23	2.17	0.58
1:N:645:ARG:NH2	1:N:650:GLU:OE1	2.37	0.58
1:O:822:LEU:CD1	1:O:824:GLN:H	2.15	0.58
1:P:849:LEU:HD23	1:P:849:LEU:N	2.17	0.58
1:D:580:GLU:CD	1:D:580:GLU:H	2.07	0.58
1:E:580:GLU:H	1:E:580:GLU:CD	2.07	0.58
1:E:906:TYR:HB3	1:E:907:PRO:HD2	1.85	0.58
1:F:645:ARG:NH2	1:F:650:GLU:OE1	2.37	0.58
1:G:272:ALA:HB1	1:G:273:PRO:HD2	1.85	0.58
1:G:763:GLY:HA3	1:G:822:LEU:CD2	2.33	0.58
1:I:272:ALA:HB1	1:I:273:PRO:HD2	1.85	0.58
1:J:1021:CME:HB3	1:J:1021:CME:HZ3	1.84	0.58
1:J:822:LEU:CD1	1:J:824:GLN:H	2.16	0.58
1:K:291:LEU:HD12	1:K:291:LEU:N	2.18	0.58
1:K:502:MET:HB2	1:K:537:GLU:HB2	1.84	0.58
1:K:580:GLU:HG2	1:K:581:ASN:OD1	2.04	0.58
1:L:54:LEU:HD23	1:L:54:LEU:N	2.15	0.58
1:L:579:ASP:OD1	1:L:583:ASN:HB2	2.03	0.58
1:M:272:ALA:HB1	1:M:273:PRO:HD2	1.85	0.58
1:N:580:GLU:H	1:N:580:GLU:CD	2.07	0.58
1:N:668:VAL:CG1	1:N:669:PRO:HD2	2.31	0.58
1:O:1021:CME:OH	1:O:1023:LYS:HG2	2.03	0.58
1:A:730:LEU:HB3	1:A:731:PRO:HD2	1.85	0.58
1:B:316:HIS:HD2	1:B:317:THR:O	1.87	0.58
1:C:778:THR:HB	1:C:887:GLN:HB3	1.85	0.58
1:C:7:LEU:HD13	1:C:74:LEU:CD1	2.32	0.58
1:E:429:ASP:OD1	1:E:430:PRO:HD2	2.03	0.58
1:F:730:LEU:HB3	1:F:731:PRO:HD2	1.85	0.58

Continued on next page...

Continued from previous page...

Atom-1	Atom-2	Interatomic distance (Å)	Clash overlap (Å)
1:H:778:THR:HB	1:H:887:GLN:HB3	1.85	0.58
1:I:261:TRP:CZ3	1:I:266:GLN:HB2	2.38	0.58
1:I:668:VAL:CG1	1:I:669:PRO:HD2	2.31	0.58
1:J:261:TRP:CZ3	1:J:266:GLN:HB2	2.38	0.58
1:J:291:LEU:N	1:J:291:LEU:HD12	2.18	0.58
1:J:372:MET:HE1	1:J:395:HIS:HB3	1.84	0.58
1:J:645:ARG:NH2	1:J:650:GLU:OE1	2.37	0.58
1:K:580:GLU:H	1:K:580:GLU:CD	2.07	0.58
1:K:645:ARG:NH2	1:K:650:GLU:OE1	2.37	0.58
1:L:1021:CME:OH	1:L:1023:LYS:HG2	2.03	0.58
1:L:645:ARG:NH2	1:L:650:GLU:OE1	2.37	0.58
1:M:645:ARG:NH2	1:M:650:GLU:OE1	2.37	0.58
1:N:57:GLU:HG2	1:N:83:THR:HG23	1.84	0.58
1:O:645:ARG:NH2	1:O:650:GLU:OE1	2.37	0.58
1:P:740:LEU:CD1	1:P:741:THR:H	2.12	0.58
1:A:153:TRP:CD1	1:A:158:TRP:HA	2.39	0.58
1:A:763:GLY:HA3	1:A:822:LEU:CD2	2.33	0.58
1:C:130:ASP:OD1	1:C:132:SER:N	2.29	0.58
1:C:906:TYR:HB3	1:C:907:PRO:HD2	1.85	0.58
1:E:316:HIS:HD2	1:E:317:THR:O	1.87	0.58
1:E:30:HIS:HB2	1:E:31:PRO:CD	2.33	0.58
1:E:945:ASN:OD1	1:E:950:GLN:NE2	2.30	0.58
1:H:153:TRP:CD1	1:H:158:TRP:HA	2.39	0.58
1:H:849:LEU:N	1:H:849:LEU:HD23	2.17	0.58
1:I:153:TRP:CD1	1:I:158:TRP:HA	2.39	0.58
1:I:429:ASP:OD1	1:I:430:PRO:HD2	2.03	0.58
1:K:153:TRP:CD1	1:K:158:TRP:HA	2.39	0.58
1:L:493:THR:HG23	5:L:2113:HOH:O	2.03	0.58
1:M:30:HIS:ND1	1:M:31:PRO:O	2.26	0.58
1:M:580:GLU:HG2	1:M:581:ASN:OD1	2.04	0.58
1:M:580:GLU:CD	1:M:580:GLU:H	2.07	0.58
1:N:778:THR:HB	1:N:887:GLN:HB3	1.85	0.58
1:A:261:TRP:CH2	1:A:266:GLN:HB2	2.37	0.58
1:A:429:ASP:OD1	1:A:430:PRO:HD2	2.03	0.58
1:A:473:ARG:O	1:A:473:ARG:HD3	2.03	0.58
1:B:355:ASN:OD1	1:B:388:ARG:HD3	2.04	0.58
1:B:473:ARG:HD3	1:B:473:ARG:O	2.03	0.58
1:B:645:ARG:NH2	1:B:650:GLU:OE1	2.37	0.58
1:D:166:ARG:HG3	1:D:392:TYR:HB2	1.85	0.58
1:D:906:TYR:HB3	1:D:907:PRO:HD2	1.85	0.58
1:F:261:TRP:CZ3	1:F:266:GLN:HB2	2.38	0.58

Continued on next page...

Continued from previous page...

Atom-1	Atom-2	Interatomic distance (Å)	Clash overlap (Å)
1:F:166:ARG:HG3	1:F:392:TYR:CB	2.34	0.58
1:F:7:LEU:HD13	1:F:74:LEU:CD1	2.32	0.58
1:G:316:HIS:HD2	1:G:317:THR:O	1.87	0.58
1:H:355:ASN:OD1	1:H:388:ARG:HD3	2.04	0.58
1:H:645:ARG:NH2	1:H:650:GLU:OE1	2.37	0.58
1:H:740:LEU:CD1	1:H:741:THR:H	2.12	0.58
1:I:166:ARG:HG3	1:I:392:TYR:CB	2.34	0.58
1:I:579:ASP:OD1	1:I:583:ASN:HB2	2.03	0.58
1:J:429:ASP:OD1	1:J:430:PRO:HD2	2.03	0.58
1:J:473:ARG:HD3	1:J:473:ARG:O	2.03	0.58
1:J:778:THR:HB	1:J:887:GLN:HB3	1.85	0.58
1:K:1021:CME:OH	1:K:1023:LYS:HG2	2.03	0.58
1:L:730:LEU:HB3	1:L:731:PRO:HD2	1.85	0.58
1:M:316:HIS:CA	1:M:323:ILE:HD13	2.32	0.58
1:N:580:GLU:HG2	1:N:581:ASN:OD1	2.04	0.58
1:N:7:LEU:HD13	1:N:74:LEU:CD1	2.32	0.58
1:A:645:ARG:NH2	1:A:650:GLU:OE1	2.37	0.57
1:B:166:ARG:HG3	1:B:392:TYR:CB	2.34	0.57
1:B:429:ASP:OD1	1:B:430:PRO:HD2	2.03	0.57
1:D:153:TRP:CD1	1:D:158:TRP:HA	2.39	0.57
1:E:30:HIS:ND1	1:E:31:PRO:O	2.27	0.57
1:E:778:THR:HB	1:E:887:GLN:HB3	1.85	0.57
1:G:372:MET:HE1	1:G:395:HIS:HB3	1.85	0.57
1:H:166:ARG:HG3	1:H:392:TYR:CB	2.34	0.57
1:I:580:GLU:HG2	1:I:581:ASN:OD1	2.04	0.57
1:L:153:TRP:CD1	1:L:158:TRP:HA	2.39	0.57
1:M:316:HIS:HD2	1:M:317:THR:O	1.87	0.57
1:N:355:ASN:OD1	1:N:388:ARG:HD3	2.04	0.57
1:N:166:ARG:HG3	1:N:392:TYR:CB	2.34	0.57
1:O:493:THR:HG23	5:O:2113:HOH:O	2.03	0.57
1:O:7:LEU:HD13	1:O:74:LEU:CD1	2.32	0.57
1:P:153:TRP:CD1	1:P:158:TRP:HA	2.39	0.57
1:P:429:ASP:OD1	1:P:430:PRO:HD2	2.03	0.57
1:A:130:ASP:OD1	1:A:132:SER:N	2.29	0.57
1:A:272:ALA:HB1	1:A:273:PRO:HD2	1.85	0.57
1:B:730:LEU:HB3	1:B:731:PRO:HD2	1.85	0.57
1:B:906:TYR:HB3	1:B:907:PRO:HD2	1.85	0.57
1:C:166:ARG:HG3	1:C:392:TYR:HB2	1.85	0.57
1:C:493:THR:HG23	5:C:2113:HOH:O	2.03	0.57
1:D:372:MET:HE1	1:D:395:HIS:HB3	1.86	0.57
1:D:166:ARG:HG3	1:D:392:TYR:CB	2.34	0.57

Continued on next page...

Continued from previous page...

Atom-1	Atom-2	Interatomic distance (Å)	Clash overlap (Å)
1:E:580:GLU:HG2	1:E:581:ASN:OD1	2.04	0.57
1:F:778:THR:HB	1:F:887:GLN:HB3	1.85	0.57
1:G:130:ASP:OD1	1:G:132:SER:N	2.29	0.57
1:G:66:PRO:HB3	1:G:187:MET:HE1	1.86	0.57
1:G:166:ARG:HG3	1:G:392:TYR:CB	2.34	0.57
1:G:645:ARG:NH2	1:G:650:GLU:OE1	2.37	0.57
1:H:316:HIS:HD2	1:H:317:THR:O	1.87	0.57
1:I:37:ARG:NH2	1:I:218:PRO:HD3	2.17	0.57
1:J:355:ASN:OD1	1:J:388:ARG:HD3	2.04	0.57
1:J:849:LEU:N	1:J:849:LEU:HD23	2.17	0.57
1:M:355:ASN:OD1	1:M:388:ARG:HD3	2.04	0.57
1:N:316:HIS:HD2	1:N:317:THR:O	1.87	0.57
1:O:130:ASP:OD1	1:O:132:SER:N	2.30	0.57
1:O:166:ARG:HG3	1:O:392:TYR:CB	2.34	0.57
1:A:316:HIS:HD2	1:A:317:THR:O	1.87	0.57
1:B:153:TRP:CD1	1:B:158:TRP:HA	2.39	0.57
1:C:355:ASN:OD1	1:C:388:ARG:HD3	2.04	0.57
1:C:645:ARG:NH2	1:C:650:GLU:OE1	2.37	0.57
1:D:291:LEU:HD12	1:D:291:LEU:N	2.18	0.57
1:D:316:HIS:HD2	1:D:317:THR:O	1.87	0.57
1:E:153:TRP:CD1	1:E:158:TRP:HA	2.39	0.57
1:F:701:VAL:HG22	1:F:714:ILE:HD12	1.87	0.57
1:G:668:VAL:CG1	1:G:669:PRO:HD2	2.31	0.57
1:G:84:VAL:HG12	1:G:85:VAL:N	2.20	0.57
1:G:778:THR:HB	1:G:887:GLN:HB3	1.85	0.57
1:J:166:ARG:HG3	1:J:392:TYR:CB	2.34	0.57
1:K:360:HIS:HE1	1:K:362:LEU:HB2	1.61	0.57
1:K:429:ASP:OD1	1:K:430:PRO:HD2	2.03	0.57
1:K:714:ILE:N	1:K:714:ILE:HD13	2.20	0.57
1:L:255:ARG:NH1	1:L:255:ARG:HG2	2.14	0.57
1:M:153:TRP:CD1	1:M:158:TRP:HA	2.39	0.57
1:M:668:VAL:CG1	1:M:669:PRO:HD2	2.31	0.57
1:M:906:TYR:HB3	1:M:907:PRO:HD2	1.85	0.57
1:N:429:ASP:OD1	1:N:430:PRO:HD2	2.03	0.57
1:N:701:VAL:HG22	1:N:714:ILE:HD12	1.87	0.57
1:O:429:ASP:OD1	1:O:430:PRO:HD2	2.03	0.57
1:P:7:LEU:HD13	1:P:74:LEU:CD1	2.32	0.57
1:A:3:ILE:HG23	1:A:4:THR:H	1.70	0.57
1:B:178:ARG:NH1	1:B:181:GLU:O	2.33	0.57
1:B:57:GLU:HG2	1:B:83:THR:HG23	1.85	0.57
1:B:580:GLU:CD	1:B:580:GLU:H	2.07	0.57

Continued on next page...

Continued from previous page...

Atom-1	Atom-2	Interatomic distance (Å)	Clash overlap (Å)
1:C:30:HIS:ND1	1:C:31:PRO:O	2.26	0.57
1:E:822:LEU:CD1	1:E:824:GLN:H	2.15	0.57
1:G:153:TRP:CD1	1:G:158:TRP:HA	2.39	0.57
1:H:822:LEU:CD1	1:H:824:GLN:H	2.16	0.57
1:I:906:TYR:HB3	1:I:907:PRO:HD2	1.85	0.57
1:J:153:TRP:CD1	1:J:158:TRP:HA	2.39	0.57
1:J:580:GLU:HG2	1:J:581:ASN:OD1	2.04	0.57
1:J:7:LEU:HD13	1:J:74:LEU:CD1	2.32	0.57
1:K:166:ARG:HG3	1:K:392:TYR:CB	2.34	0.57
1:L:355:ASN:OD1	1:L:388:ARG:HD3	2.04	0.57
1:L:580:GLU:HG2	1:L:581:ASN:OD1	2.04	0.57
1:O:316:HIS:CA	1:O:323:ILE:HD13	2.32	0.57
1:O:778:THR:HB	1:O:887:GLN:HB3	1.85	0.57
1:P:272:ALA:HB1	1:P:273:PRO:HD2	1.85	0.57
1:P:166:ARG:HG3	1:P:392:TYR:CB	2.34	0.57
1:P:580:GLU:CD	1:P:580:GLU:H	2.07	0.57
1:A:580:GLU:HG2	1:A:581:ASN:OD1	2.04	0.57
1:A:822:LEU:CD1	1:A:824:GLN:H	2.16	0.57
1:B:580:GLU:HG2	1:B:581:ASN:OD1	2.04	0.57
1:C:580:GLU:HG2	1:C:581:ASN:OD1	2.04	0.57
1:A:418:HIS:O	1:D:282:ARG:CD	2.53	0.57
1:E:249:GLU:HG2	1:E:251:ARG:HH12	1.67	0.57
1:E:835:LEU:C	1:E:836:ILE:HD13	2.25	0.57
1:E:57:GLU:HG2	1:E:83:THR:HG23	1.85	0.57
1:F:57:GLU:HG2	1:F:83:THR:HG23	1.85	0.57
1:F:772:ASP:OD1	1:F:772:ASP:N	2.30	0.57
1:G:3:ILE:HG23	1:G:4:THR:H	1.70	0.57
1:G:945:ASN:OD1	1:G:950:GLN:NE2	2.30	0.57
1:H:372:MET:HE1	1:H:395:HIS:HB3	1.86	0.57
1:H:403:ASP:OD1	1:H:451:PRO:HD2	2.05	0.57
1:H:7:LEU:HD13	1:H:74:LEU:CD1	2.32	0.57
1:I:316:HIS:HD2	1:I:317:THR:O	1.87	0.57
1:J:166:ARG:HG3	1:J:392:TYR:HB2	1.85	0.57
1:J:316:HIS:HD2	1:J:317:THR:O	1.87	0.57
1:J:580:GLU:CD	1:J:580:GLU:H	2.07	0.57
1:J:730:LEU:HB3	1:J:731:PRO:HD2	1.85	0.57
1:K:835:LEU:C	1:K:836:ILE:HD13	2.25	0.57
1:I:425:ARG:NH2	1:L:287:ASP:OD2	2.36	0.57
1:L:429:ASP:OD1	1:L:430:PRO:HD2	2.03	0.57
1:L:580:GLU:CD	1:L:580:GLU:H	2.07	0.57
1:L:701:VAL:HG22	1:L:714:ILE:HD12	1.87	0.57

Continued on next page...

Continued from previous page...

Atom-1	Atom-2	Interatomic distance (Å)	Clash overlap (Å)
1:L:714:ILE:N	1:L:714:ILE:HD13	2.20	0.57
1:M:403:ASP:OD1	1:M:451:PRO:HD2	2.05	0.57
1:O:153:TRP:CD1	1:O:158:TRP:HA	2.39	0.57
1:O:763:GLY:HA3	1:O:822:LEU:CD2	2.33	0.57
1:P:372:MET:HE1	1:P:395:HIS:HB3	1.86	0.57
1:P:166:ARG:HG3	1:P:392:TYR:HB2	1.85	0.57
1:P:403:ASP:OD1	1:P:451:PRO:HD2	2.05	0.57
1:P:778:THR:HB	1:P:887:GLN:HB3	1.85	0.57
1:A:355:ASN:OD1	1:A:388:ARG:HD3	2.04	0.57
1:B:316:HIS:CA	1:B:323:ILE:HD13	2.32	0.57
1:B:835:LEU:C	1:B:836:ILE:HD13	2.25	0.57
1:C:166:ARG:HG3	1:C:392:TYR:CB	2.34	0.57
1:C:835:LEU:C	1:C:836:ILE:HD13	2.25	0.57
1:D:714:ILE:N	1:D:714:ILE:HD13	2.20	0.57
1:D:84:VAL:HG12	1:D:85:VAL:N	2.20	0.57
1:E:740:LEU:CD1	1:E:741:THR:H	2.12	0.57
1:F:580:GLU:HG2	1:F:581:ASN:OD1	2.04	0.57
1:H:781:ARG:NH1	1:H:781:ARG:HG3	2.17	0.57
1:J:403:ASP:OD1	1:J:451:PRO:HD2	2.05	0.57
1:K:372:MET:HE1	1:K:395:HIS:HB3	1.85	0.57
1:K:403:ASP:OD1	1:K:451:PRO:HD2	2.05	0.57
1:L:166:ARG:HG3	1:L:392:TYR:CB	2.34	0.57
1:O:3:ILE:HG23	1:O:4:THR:H	1.69	0.57
1:B:403:ASP:OD1	1:B:451:PRO:HD2	2.05	0.57
1:D:781:ARG:HG3	1:D:781:ARG:NH1	2.17	0.57
1:D:835:LEU:C	1:D:836:ILE:HD13	2.25	0.57
1:F:316:HIS:CA	1:F:323:ILE:HD13	2.32	0.57
1:G:493:THR:HG23	5:G:2113:HOH:O	2.03	0.57
1:G:580:GLU:H	1:G:580:GLU:CD	2.07	0.57
1:H:580:GLU:CD	1:H:580:GLU:H	2.07	0.57
1:I:894:ARG:NH1	1:I:919:ASP:OD2	2.30	0.57
1:J:835:LEU:C	1:J:836:ILE:HD13	2.25	0.57
1:K:166:ARG:HG3	1:K:392:TYR:HB2	1.85	0.57
1:L:316:HIS:CA	1:L:323:ILE:HD13	2.32	0.57
1:M:166:ARG:HG3	1:M:392:TYR:CB	2.34	0.57
1:M:778:THR:HB	1:M:887:GLN:HB3	1.85	0.57
1:N:153:TRP:CD1	1:N:158:TRP:HA	2.39	0.57
1:O:316:HIS:HD2	1:O:317:THR:O	1.87	0.57
1:O:355:ASN:OD1	1:O:388:ARG:HD3	2.04	0.57
1:P:781:ARG:HG3	1:P:781:ARG:NH1	2.17	0.57
1:A:166:ARG:HG3	1:A:392:TYR:CB	2.34	0.57

Continued on next page...

Continued from previous page...

Atom-1	Atom-2	Interatomic distance (Å)	Clash overlap (Å)
1:B:84:VAL:HG12	1:B:85:VAL:N	2.20	0.57
1:C:153:TRP:CD1	1:C:158:TRP:HA	2.39	0.57
1:C:66:PRO:HB3	1:C:187:MET:CE	2.35	0.57
1:C:71:GLU:HB2	5:C:2262:HOH:O	2.05	0.57
1:D:580:GLU:HG2	1:D:581:ASN:OD1	2.04	0.57
1:E:355:ASN:OD1	1:E:388:ARG:HD3	2.04	0.57
1:E:701:VAL:HG22	1:E:714:ILE:HD12	1.87	0.57
1:F:153:TRP:CD1	1:F:158:TRP:HA	2.39	0.57
1:G:355:ASN:OD1	1:G:388:ARG:HD3	2.04	0.57
1:G:767:GLN:HG3	1:G:768:MET:N	2.20	0.57
1:H:166:ARG:HG3	1:H:392:TYR:HB2	1.85	0.57
1:I:3:ILE:HG23	1:I:4:THR:H	1.70	0.57
1:I:580:GLU:CD	1:I:580:GLU:H	2.07	0.57
1:I:778:THR:HB	1:I:887:GLN:HB3	1.85	0.57
1:K:355:ASN:OD1	1:K:388:ARG:HD3	2.04	0.57
1:L:1021:CME:CZ	1:L:1021:CME:HB3	2.21	0.57
1:M:763:GLY:HA3	1:M:822:LEU:CD2	2.33	0.57
1:O:580:GLU:H	1:O:580:GLU:CD	2.07	0.57
1:O:767:GLN:HG3	1:O:768:MET:N	2.20	0.57
1:O:906:TYR:HB3	1:O:907:PRO:HD2	1.85	0.57
1:A:403:ASP:OD1	1:A:451:PRO:HD2	2.05	0.57
1:A:580:GLU:H	1:A:580:GLU:CD	2.07	0.57
1:B:701:VAL:HG22	1:B:714:ILE:HD12	1.87	0.57
1:C:316:HIS:HD2	1:C:317:THR:O	1.87	0.57
1:C:701:VAL:HG22	1:C:714:ILE:HD12	1.87	0.57
1:D:3:ILE:HG23	1:D:4:THR:H	1.70	0.57
1:E:66:PRO:HB3	1:E:187:MET:CE	2.35	0.57
1:E:3:ILE:HG23	1:E:4:THR:H	1.70	0.57
1:G:580:GLU:HG2	1:G:581:ASN:OD1	2.04	0.57
1:G:906:TYR:HB3	1:G:907:PRO:HD2	1.85	0.57
1:H:272:ALA:HB1	1:H:273:PRO:HD2	1.85	0.57
1:I:835:LEU:C	1:I:836:ILE:HD13	2.25	0.57
1:J:66:PRO:HB3	1:J:187:MET:CE	2.35	0.57
1:J:3:ILE:HG23	1:J:4:THR:H	1.69	0.57
1:K:272:ALA:HB1	1:K:273:PRO:HD2	1.85	0.57
1:K:781:ARG:HG3	1:K:781:ARG:NH1	2.17	0.57
1:L:130:ASP:OD1	1:L:132:SER:N	2.29	0.57
1:L:249:GLU:HG2	1:L:251:ARG:HH12	1.67	0.57
1:M:3:ILE:HG23	1:M:4:THR:H	1.70	0.57
1:O:403:ASP:OD1	1:O:451:PRO:HD2	2.05	0.57
1:O:71:GLU:HB2	5:O:2261:HOH:O	2.05	0.57

Continued on next page...

Continued from previous page...

Atom-1	Atom-2	Interatomic distance (Å)	Clash overlap (Å)
1:P:66:PRO:HB3	1:P:187:MET:CE	2.35	0.57
1:P:316:HIS:HD2	1:P:317:THR:O	1.87	0.57
1:P:580:GLU:HG2	1:P:581:ASN:OD1	2.04	0.57
1:B:66:PRO:HB3	1:B:187:MET:CE	2.35	0.57
1:D:403:ASP:OD1	1:D:451:PRO:HD2	2.05	0.57
1:F:66:PRO:HB3	1:F:187:MET:CE	2.35	0.57
1:F:30:HIS:ND1	1:F:31:PRO:O	2.26	0.57
1:F:654:TRP:CE3	1:F:655:MET:HA	2.40	0.57
1:G:701:VAL:HG22	1:G:714:ILE:HD12	1.87	0.57
1:I:66:PRO:HB3	1:I:187:MET:CE	2.35	0.57
1:I:316:HIS:CA	1:I:323:ILE:HD13	2.32	0.57
1:K:66:PRO:HB3	1:K:187:MET:CE	2.35	0.57
1:M:701:VAL:HG22	1:M:714:ILE:HD12	1.87	0.57
1:M:84:VAL:HG12	1:M:85:VAL:N	2.20	0.57
1:N:66:PRO:HB3	1:N:187:MET:CE	2.35	0.57
1:N:287:ASP:N	1:N:287:ASP:OD1	2.29	0.57
1:N:316:HIS:CA	1:N:323:ILE:HD13	2.33	0.57
1:O:580:GLU:HG2	1:O:581:ASN:OD1	2.04	0.57
1:P:822:LEU:CD1	1:P:824:GLN:H	2.16	0.57
1:A:654:TRP:CE3	1:A:655:MET:HA	2.40	0.56
1:B:654:TRP:CE3	1:B:655:MET:HA	2.40	0.56
1:C:3:ILE:HG23	1:C:4:THR:H	1.70	0.56
1:C:654:TRP:CE3	1:C:655:MET:HA	2.40	0.56
1:C:714:ILE:HD13	1:C:714:ILE:N	2.20	0.56
1:C:84:VAL:HG12	1:C:85:VAL:N	2.20	0.56
1:D:767:GLN:HG3	1:D:768:MET:N	2.20	0.56
1:E:668:VAL:CG1	1:E:669:PRO:HD2	2.31	0.56
1:F:403:ASP:OD1	1:F:451:PRO:HD2	2.05	0.56
1:F:714:ILE:HD13	1:F:714:ILE:N	2.20	0.56
1:F:84:VAL:HG12	1:F:85:VAL:N	2.20	0.56
1:G:403:ASP:OD1	1:G:451:PRO:HD2	2.05	0.56
1:G:71:GLU:HB2	5:G:2262:HOH:O	2.05	0.56
1:H:66:PRO:HB3	1:H:187:MET:CE	2.35	0.56
1:J:30:HIS:ND1	1:J:31:PRO:O	2.26	0.56
1:J:767:GLN:HG3	1:J:768:MET:N	2.20	0.56
1:K:3:ILE:HG23	1:K:4:THR:H	1.70	0.56
1:K:84:VAL:HG12	1:K:85:VAL:N	2.20	0.56
1:L:654:TRP:CE3	1:L:655:MET:HA	2.40	0.56
1:O:66:PRO:HB3	1:O:187:MET:CE	2.35	0.56
1:O:701:VAL:HG22	1:O:714:ILE:HD12	1.87	0.56
1:P:355:ASN:OD1	1:P:388:ARG:HD3	2.04	0.56

Continued on next page...

Continued from previous page...

Atom-1	Atom-2	Interatomic distance (Å)	Clash overlap (Å)
1:A:71:GLU:HB2	5:A:2260:HOH:O	2.05	0.56
1:B:71:GLU:HB2	5:B:2261:HOH:O	2.05	0.56
1:C:372:MET:HE1	1:C:395:HIS:HB3	1.86	0.56
1:E:78:LEU:HD23	1:E:78:LEU:N	2.21	0.56
1:F:78:LEU:N	1:F:78:LEU:HD23	2.21	0.56
1:G:66:PRO:HB3	1:G:187:MET:CE	2.35	0.56
1:H:580:GLU:HG2	1:H:581:ASN:OD1	2.04	0.56
1:I:355:ASN:OD1	1:I:388:ARG:HD3	2.04	0.56
1:I:730:LEU:HB3	1:I:731:PRO:HD2	1.85	0.56
1:J:84:VAL:HG12	1:J:85:VAL:N	2.20	0.56
1:K:822:LEU:CD1	1:K:824:GLN:H	2.15	0.56
1:L:3:ILE:HG23	1:L:4:THR:H	1.69	0.56
1:N:654:TRP:CE3	1:N:655:MET:HA	2.40	0.56
1:P:714:ILE:N	1:P:714:ILE:HD13	2.20	0.56
1:A:140:ARG:HB2	1:A:171:PHE:O	2.06	0.56
1:A:767:GLN:HG3	1:A:768:MET:N	2.20	0.56
1:B:778:THR:HB	1:B:887:GLN:HB3	1.85	0.56
1:B:800:ARG:HB3	1:B:800:ARG:CZ	2.36	0.56
1:F:140:ARG:HB2	1:F:171:PHE:O	2.06	0.56
1:F:355:ASN:OD1	1:F:388:ARG:HD3	2.04	0.56
1:H:3:ILE:HG23	1:H:4:THR:H	1.69	0.56
1:H:654:TRP:CE3	1:H:655:MET:HA	2.40	0.56
1:L:84:VAL:HG12	1:L:85:VAL:N	2.20	0.56
1:M:249:GLU:HG2	1:M:251:ARG:HH12	1.67	0.56
1:N:140:ARG:HB2	1:N:171:PHE:O	2.06	0.56
1:O:287:ASP:N	1:O:287:ASP:OD1	2.29	0.56
1:O:767:GLN:HA	1:O:776:LEU:HD12	1.88	0.56
1:O:800:ARG:CZ	1:O:800:ARG:HB3	2.36	0.56
1:P:894:ARG:HH22	1:P:921:PRO:HD3	1.71	0.56
1:B:767:GLN:HG3	1:B:768:MET:N	2.20	0.56
1:D:355:ASN:OD1	1:D:388:ARG:HD3	2.04	0.56
1:E:166:ARG:HG3	1:E:392:TYR:CB	2.34	0.56
1:E:767:GLN:HA	1:E:776:LEU:HD12	1.88	0.56
1:F:372:MET:HE1	1:F:395:HIS:HB3	1.87	0.56
1:F:668:VAL:CG1	1:F:669:PRO:HD2	2.31	0.56
1:F:71:GLU:HB2	5:F:2262:HOH:O	2.05	0.56
1:F:894:ARG:HH22	1:F:921:PRO:HD3	1.71	0.56
1:G:767:GLN:HA	1:G:776:LEU:HD12	1.88	0.56
1:G:800:ARG:CZ	1:G:800:ARG:HB3	2.36	0.56
1:H:140:ARG:HB2	1:H:171:PHE:O	2.06	0.56
1:H:714:ILE:N	1:H:714:ILE:HD13	2.20	0.56

Continued on next page...

Continued from previous page...

Atom-1	Atom-2	Interatomic distance (Å)	Clash overlap (Å)
1:H:835:LEU:C	1:H:836:ILE:HD13	2.25	0.56
1:I:140:ARG:HB2	1:I:171:PHE:O	2.06	0.56
1:I:767:GLN:HG3	1:I:768:MET:N	2.20	0.56
1:J:654:TRP:CE3	1:J:655:MET:HA	2.40	0.56
1:K:740:LEU:CD1	1:K:741:THR:H	2.12	0.56
1:L:767:GLN:HG3	1:L:768:MET:N	2.20	0.56
1:L:906:TYR:HB3	1:L:907:PRO:HD2	1.85	0.56
1:M:767:GLN:HA	1:M:776:LEU:HD12	1.88	0.56
1:N:255:ARG:HG2	1:N:255:ARG:NH1	2.14	0.56
1:O:835:LEU:C	1:O:836:ILE:HD13	2.25	0.56
1:P:140:ARG:HB2	1:P:171:PHE:O	2.06	0.56
1:B:3:ILE:HG23	1:B:4:THR:H	1.70	0.56
1:C:403:ASP:OD1	1:C:451:PRO:HD2	2.05	0.56
1:D:140:ARG:HB2	1:D:171:PHE:O	2.06	0.56
1:D:178:ARG:NH1	1:D:181:GLU:O	2.33	0.56
1:D:701:VAL:HG22	1:D:714:ILE:HD12	1.87	0.56
1:D:800:ARG:CZ	1:D:800:ARG:HB3	2.36	0.56
1:E:71:GLU:HB2	5:E:2262:HOH:O	2.05	0.56
1:F:786:ARG:HH11	1:F:990:HIS:HE1	1.54	0.56
1:G:835:LEU:C	1:G:836:ILE:HD13	2.25	0.56
1:G:894:ARG:HH22	1:G:921:PRO:HD3	1.71	0.56
1:H:701:VAL:HG22	1:H:714:ILE:HD12	1.87	0.56
1:H:894:ARG:HH22	1:H:921:PRO:HD3	1.71	0.56
1:I:654:TRP:CE3	1:I:655:MET:HA	2.40	0.56
1:J:714:ILE:N	1:J:714:ILE:HD13	2.20	0.56
1:J:800:ARG:CZ	1:J:800:ARG:HB3	2.36	0.56
1:N:71:GLU:HB2	5:N:2261:HOH:O	2.05	0.56
1:N:786:ARG:HH11	1:N:990:HIS:HE1	1.54	0.56
1:O:724:GLU:O	1:P:847:LYS:NZ	2.27	0.56
1:P:668:VAL:CG1	1:P:669:PRO:HD2	2.31	0.56
1:P:835:LEU:C	1:P:836:ILE:HD13	2.25	0.56
1:A:334:GLU:OE1	1:A:336:ARG:NH1	2.39	0.56
1:B:130:ASP:OD1	1:B:132:SER:N	2.29	0.56
1:B:714:ILE:HD13	1:B:714:ILE:N	2.20	0.56
1:C:786:ARG:HH11	1:C:990:HIS:HE1	1.54	0.56
1:F:334:GLU:OE1	1:F:336:ARG:NH1	2.39	0.56
1:G:654:TRP:CE3	1:G:655:MET:HA	2.40	0.56
1:H:130:ASP:OD1	1:H:132:SER:N	2.29	0.56
1:I:372:MET:HE1	1:I:395:HIS:HB3	1.87	0.56
1:I:800:ARG:HB3	1:I:800:ARG:CZ	2.36	0.56
1:K:654:TRP:CE3	1:K:655:MET:HA	2.40	0.56

Continued on next page...

Continued from previous page...

Atom-1	Atom-2	Interatomic distance (Å)	Clash overlap (Å)
1:M:66:PRO:HB3	1:M:187:MET:CE	2.35	0.56
1:M:71:GLU:HB2	5:M:2261:HOH:O	2.05	0.56
1:M:740:LEU:CD1	1:M:741:THR:H	2.12	0.56
1:M:894:ARG:HH22	1:M:921:PRO:HD3	1.71	0.56
1:N:3:ILE:HG23	1:N:4:THR:H	1.69	0.56
1:O:654:TRP:CE3	1:O:655:MET:HA	2.40	0.56
1:O:84:VAL:HG12	1:O:85:VAL:N	2.20	0.56
1:O:894:ARG:HH22	1:O:921:PRO:HD3	1.71	0.56
1:O:786:ARG:HH11	1:O:990:HIS:HE1	1.54	0.56
1:P:701:VAL:HG22	1:P:714:ILE:HD12	1.87	0.56
1:A:66:PRO:HB3	1:A:187:MET:CE	2.35	0.56
1:A:701:VAL:HG22	1:A:714:ILE:HD12	1.87	0.56
1:B:334:GLU:OE1	1:B:336:ARG:NH1	2.39	0.56
1:D:78:LEU:N	1:D:78:LEU:HD23	2.21	0.56
1:D:7:LEU:HD13	1:D:74:LEU:CD1	2.32	0.56
1:E:334:GLU:OE1	1:E:336:ARG:NH1	2.39	0.56
1:E:84:VAL:HG12	1:E:85:VAL:N	2.20	0.56
1:G:786:ARG:HH11	1:G:990:HIS:HE1	1.54	0.56
1:I:334:GLU:OE1	1:I:336:ARG:NH1	2.39	0.56
1:J:334:GLU:OE1	1:J:336:ARG:NH1	2.39	0.56
1:K:71:GLU:HB2	5:K:2262:HOH:O	2.05	0.56
1:K:894:ARG:HH22	1:K:921:PRO:HD3	1.71	0.56
1:M:166:ARG:HG2	1:M:414:ASN:ND2	2.21	0.56
1:M:714:ILE:HD13	1:M:714:ILE:N	2.20	0.56
1:N:403:ASP:OD1	1:N:451:PRO:HD2	2.05	0.56
1:N:822:LEU:CD1	1:N:824:GLN:H	2.16	0.56
1:P:654:TRP:CE3	1:P:655:MET:HA	2.40	0.56
1:A:975:LEU:N	1:A:975:LEU:HD23	2.21	0.56
1:B:140:ARG:HB2	1:B:171:PHE:O	2.06	0.56
1:B:767:GLN:HA	1:B:776:LEU:HD12	1.88	0.56
1:C:66:PRO:HB3	1:C:187:MET:HE1	1.88	0.56
1:C:975:LEU:HD23	1:C:975:LEU:N	2.21	0.56
1:D:334:GLU:OE1	1:D:336:ARG:NH1	2.39	0.56
1:D:66:PRO:HB3	1:D:187:MET:CE	2.35	0.56
1:F:767:GLN:HA	1:F:776:LEU:HD12	1.88	0.56
1:F:835:LEU:C	1:F:836:ILE:HD13	2.25	0.56
1:H:71:GLU:HB2	5:H:2262:HOH:O	2.05	0.56
1:I:701:VAL:HG22	1:I:714:ILE:HD12	1.87	0.56
1:I:71:GLU:HB2	5:I:2262:HOH:O	2.05	0.56
1:I:786:ARG:HH11	1:I:990:HIS:HE1	1.54	0.56
1:J:767:GLN:HA	1:J:776:LEU:HD12	1.88	0.56

Continued on next page...

Continued from previous page...

Atom-1	Atom-2	Interatomic distance (Å)	Clash overlap (Å)
1:K:166:ARG:HG2	1:K:414:ASN:ND2	2.21	0.56
1:K:316:HIS:HD2	1:K:317:THR:O	1.87	0.56
1:L:316:HIS:HD2	1:L:317:THR:O	1.87	0.56
1:L:372:MET:HE1	1:L:395:HIS:HB3	1.88	0.56
1:M:334:GLU:OE1	1:M:336:ARG:NH1	2.39	0.56
1:M:654:TRP:CE3	1:M:655:MET:HA	2.40	0.56
1:N:767:GLN:HA	1:N:776:LEU:HD12	1.88	0.56
1:P:3:ILE:HG23	1:P:4:THR:H	1.69	0.56
1:P:427:THR:HA	1:P:436:MET:HE2	1.87	0.56
1:A:800:ARG:CZ	1:A:800:ARG:HB3	2.36	0.56
1:A:835:LEU:C	1:A:836:ILE:HD13	2.25	0.56
1:B:166:ARG:HG2	1:B:414:ASN:ND2	2.21	0.56
1:B:372:MET:HE1	1:B:395:HIS:HB3	1.86	0.56
1:F:316:HIS:HD2	1:F:317:THR:O	1.87	0.56
1:I:166:ARG:HG2	1:I:414:ASN:ND2	2.21	0.56
1:I:714:ILE:N	1:I:714:ILE:HD13	2.20	0.56
1:I:767:GLN:HA	1:I:776:LEU:HD12	1.88	0.56
1:J:166:ARG:HG2	1:J:414:ASN:ND2	2.21	0.56
1:J:781:ARG:NH1	1:J:781:ARG:HG3	2.17	0.56
1:K:140:ARG:HB2	1:K:171:PHE:O	2.06	0.56
1:M:869:ASP:OD2	1:M:1015:HIS:ND1	2.33	0.56
1:P:84:VAL:HG12	1:P:85:VAL:N	2.20	0.56
1:C:166:ARG:HG2	1:C:414:ASN:ND2	2.21	0.56
1:C:767:GLN:HG3	1:C:768:MET:N	2.20	0.56
1:A:419:GLY:CA	1:D:282:ARG:NH1	2.65	0.56
1:D:57:GLU:HG2	1:D:83:THR:HG23	1.85	0.56
1:D:740:LEU:CD1	1:D:741:THR:H	2.12	0.56
1:E:403:ASP:OD1	1:E:451:PRO:HD2	2.05	0.56
1:E:714:ILE:HD13	1:E:714:ILE:N	2.20	0.56
1:E:767:GLN:HG3	1:E:768:MET:N	2.20	0.56
1:H:334:GLU:OE1	1:H:336:ARG:NH1	2.39	0.56
1:I:403:ASP:OD1	1:I:451:PRO:HD2	2.05	0.56
1:J:975:LEU:N	1:J:975:LEU:HD23	2.21	0.56
1:K:334:GLU:OE1	1:K:336:ARG:NH1	2.39	0.56
1:L:767:GLN:HA	1:L:776:LEU:HD12	1.88	0.56
1:L:800:ARG:CZ	1:L:800:ARG:HB3	2.36	0.56
1:M:835:LEU:C	1:M:836:ILE:HD13	2.25	0.56
1:N:287:ASP:CG	1:O:425:ARG:HH22	2.09	0.56
1:N:800:ARG:CZ	1:N:800:ARG:HB3	2.36	0.56
1:P:71:GLU:HB2	5:P:2263:HOH:O	2.05	0.56
1:D:822:LEU:CD1	1:D:824:GLN:H	2.16	0.56

Continued on next page...

Continued from previous page...

Atom-1	Atom-2	Interatomic distance (Å)	Clash overlap (Å)
1:E:654:TRP:CE3	1:E:655:MET:HA	2.40	0.56
1:F:800:ARG:CZ	1:F:800:ARG:HB3	2.36	0.56
1:F:92:MET:HE3	1:F:362:LEU:O	2.06	0.56
1:G:140:ARG:HB2	1:G:171:PHE:O	2.06	0.56
1:J:701:VAL:HG22	1:J:714:ILE:HD12	1.87	0.56
1:J:869:ASP:OD2	1:J:1015:HIS:ND1	2.33	0.56
1:K:767:GLN:HG3	1:K:768:MET:N	2.20	0.56
1:K:767:GLN:HA	1:K:776:LEU:HD12	1.88	0.56
1:L:140:ARG:HB2	1:L:171:PHE:O	2.06	0.56
1:L:894:ARG:HH22	1:L:921:PRO:HD3	1.71	0.56
1:M:140:ARG:HB2	1:M:171:PHE:O	2.06	0.56
1:M:767:GLN:HG3	1:M:768:MET:N	2.20	0.56
1:M:786:ARG:HH11	1:M:990:HIS:HE1	1.54	0.56
1:O:334:GLU:OE1	1:O:336:ARG:NH1	2.39	0.56
1:A:84:VAL:HG12	1:A:85:VAL:N	2.20	0.55
1:D:166:ARG:HG2	1:D:414:ASN:ND2	2.21	0.55
1:D:767:GLN:HA	1:D:776:LEU:HD12	1.88	0.55
1:E:140:ARG:HB2	1:E:171:PHE:O	2.06	0.55
1:E:166:ARG:HG2	1:E:414:ASN:ND2	2.21	0.55
1:E:786:ARG:HH11	1:E:990:HIS:HE1	1.54	0.55
1:F:166:ARG:HG2	1:F:414:ASN:ND2	2.21	0.55
1:H:767:GLN:HA	1:H:776:LEU:HD12	1.88	0.55
1:I:84:VAL:HG12	1:I:85:VAL:N	2.20	0.55
1:K:800:ARG:CZ	1:K:800:ARG:HB3	2.36	0.55
1:L:166:ARG:HG2	1:L:414:ASN:ND2	2.21	0.55
1:L:334:GLU:OE1	1:L:336:ARG:NH1	2.39	0.55
1:M:800:ARG:CZ	1:M:800:ARG:HB3	2.36	0.55
1:N:84:VAL:HG12	1:N:85:VAL:N	2.20	0.55
1:N:989:PHE:CE1	1:N:1014:TYR:HB3	2.42	0.55
1:P:767:GLN:HA	1:P:776:LEU:HD12	1.88	0.55
1:A:714:ILE:HD13	1:A:714:ILE:N	2.20	0.55
1:C:334:GLU:OE1	1:C:336:ARG:NH1	2.39	0.55
1:D:989:PHE:CE1	1:D:1014:TYR:HB3	2.42	0.55
1:G:166:ARG:HG2	1:G:414:ASN:ND2	2.21	0.55
1:H:84:VAL:HG12	1:H:85:VAL:N	2.20	0.55
1:L:403:ASP:OD1	1:L:451:PRO:HD2	2.05	0.55
1:N:714:ILE:HD13	1:N:714:ILE:N	2.20	0.55
1:O:166:ARG:HG2	1:O:414:ASN:ND2	2.21	0.55
1:P:316:HIS:CA	1:P:323:ILE:HD13	2.32	0.55
1:E:5:ASP:OD2	1:E:157:ARG:HA	2.07	0.55
1:F:50:GLN:O	1:F:215:LEU:HA	2.07	0.55

Continued on next page...

Continued from previous page...

Atom-1	Atom-2	Interatomic distance (Å)	Clash overlap (Å)
1:F:975:LEU:HD23	1:F:975:LEU:N	2.21	0.55
1:G:30:HIS:ND1	1:G:31:PRO:O	2.26	0.55
1:H:767:GLN:HG3	1:H:768:MET:N	2.20	0.55
1:H:786:ARG:HH11	1:H:990:HIS:HE1	1.54	0.55
1:H:975:LEU:HD23	1:H:975:LEU:N	2.21	0.55
1:I:975:LEU:N	1:I:975:LEU:HD23	2.21	0.55
1:J:71:GLU:HB2	5:J:2262:HOH:O	2.05	0.55
1:K:249:GLU:HG2	1:K:251:ARG:HH12	1.67	0.55
1:K:701:VAL:HG22	1:K:714:ILE:HD12	1.87	0.55
1:K:989:PHE:CE1	1:K:1014:TYR:HB3	2.42	0.55
1:M:372:MET:HE1	1:M:395:HIS:HB3	1.87	0.55
1:M:78:LEU:HD23	1:M:78:LEU:N	2.21	0.55
1:N:334:GLU:OE1	1:N:336:ARG:NH1	2.39	0.55
1:O:714:ILE:N	1:O:714:ILE:HD13	2.20	0.55
1:P:767:GLN:HG3	1:P:768:MET:N	2.20	0.55
1:P:772:ASP:N	1:P:772:ASP:OD1	2.30	0.55
1:P:786:ARG:HH11	1:P:990:HIS:HE1	1.54	0.55
1:A:372:MET:HE1	1:A:395:HIS:HB3	1.88	0.55
1:A:668:VAL:CG1	1:A:669:PRO:HD2	2.31	0.55
1:B:78:LEU:N	1:B:78:LEU:HD23	2.21	0.55
1:C:894:ARG:HH22	1:C:921:PRO:HD3	1.71	0.55
1:D:71:GLU:HB2	5:D:2263:HOH:O	2.05	0.55
1:E:781:ARG:HG3	1:E:781:ARG:NH1	2.17	0.55
1:E:7:LEU:HD13	1:E:74:LEU:CD1	2.32	0.55
1:F:3:ILE:HG23	1:F:4:THR:H	1.70	0.55
1:G:334:GLU:OE1	1:G:336:ARG:NH1	2.39	0.55
1:L:66:PRO:HB3	1:L:187:MET:CE	2.35	0.55
1:L:71:GLU:HB2	5:L:2262:HOH:O	2.05	0.55
1:L:835:LEU:C	1:L:836:ILE:HD13	2.25	0.55
1:M:781:ARG:NH1	1:M:781:ARG:HG3	2.17	0.55
1:N:166:ARG:HG2	1:N:414:ASN:ND2	2.21	0.55
1:N:767:GLN:HG3	1:N:768:MET:N	2.20	0.55
1:O:372:MET:HE1	1:O:395:HIS:HB3	1.87	0.55
1:O:975:LEU:HD23	1:O:975:LEU:N	2.21	0.55
1:M:282:ARG:HB2	1:P:422:PRO:HA	1.87	0.55
1:B:786:ARG:HH11	1:B:990:HIS:HE1	1.54	0.55
1:D:50:GLN:O	1:D:215:LEU:HA	2.07	0.55
1:E:989:PHE:CE1	1:E:1014:TYR:HB3	2.42	0.55
1:H:50:GLN:O	1:H:215:LEU:HA	2.07	0.55
1:J:140:ARG:HB2	1:J:171:PHE:O	2.06	0.55
1:K:975:LEU:HD23	1:K:975:LEU:N	2.21	0.55

Continued on next page...

Continued from previous page...

Atom-1	Atom-2	Interatomic distance (Å)	Clash overlap (Å)
1:N:78:LEU:N	1:N:78:LEU:HD23	2.21	0.55
1:N:835:LEU:C	1:N:836:ILE:HD13	2.25	0.55
1:O:5:ASP:OD2	1:O:157:ARG:HA	2.07	0.55
1:P:258:VAL:HA	1:P:312:VAL:O	2.07	0.55
1:P:800:ARG:CZ	1:P:800:ARG:HB3	2.36	0.55
1:A:166:ARG:HG2	1:A:414:ASN:ND2	2.21	0.55
1:C:258:VAL:HA	1:C:312:VAL:O	2.07	0.55
1:C:800:ARG:HB3	1:C:800:ARG:CZ	2.36	0.55
1:D:5:ASP:OD2	1:D:157:ARG:HA	2.07	0.55
1:D:786:ARG:HH11	1:D:990:HIS:HE1	1.54	0.55
1:F:258:VAL:HA	1:F:312:VAL:O	2.07	0.55
1:G:5:ASP:OD2	1:G:157:ARG:HA	2.07	0.55
1:G:316:HIS:CA	1:G:323:ILE:HD13	2.32	0.55
1:G:714:ILE:N	1:G:714:ILE:HD13	2.20	0.55
1:H:258:VAL:HA	1:H:312:VAL:O	2.07	0.55
1:H:316:HIS:CA	1:H:323:ILE:HD13	2.32	0.55
1:H:668:VAL:CG1	1:H:669:PRO:HD2	2.31	0.55
1:H:800:ARG:CZ	1:H:800:ARG:HB3	2.36	0.55
1:I:282:ARG:HD3	1:L:418:HIS:O	2.06	0.55
1:I:57:GLU:HG2	1:I:83:THR:HG23	1.84	0.55
1:K:786:ARG:HH11	1:K:990:HIS:HE1	1.54	0.55
1:L:668:VAL:CG1	1:L:669:PRO:HD2	2.31	0.55
1:M:7:LEU:HD13	1:M:74:LEU:CD1	2.32	0.55
1:O:140:ARG:HB2	1:O:171:PHE:O	2.06	0.55
1:O:30:HIS:ND1	1:O:31:PRO:O	2.26	0.55
1:O:50:GLN:O	1:O:215:LEU:HA	2.07	0.55
1:P:334:GLU:OE1	1:P:336:ARG:NH1	2.39	0.55
1:A:50:GLN:O	1:A:215:LEU:HA	2.07	0.55
1:A:258:VAL:HA	1:A:312:VAL:O	2.07	0.55
1:A:786:ARG:HH11	1:A:990:HIS:HE1	1.54	0.55
1:B:975:LEU:HD23	1:B:975:LEU:N	2.21	0.55
1:C:140:ARG:HB2	1:C:171:PHE:O	2.06	0.55
1:E:800:ARG:CZ	1:E:800:ARG:HB3	2.36	0.55
1:G:989:PHE:CE1	1:G:1014:TYR:HB3	2.42	0.55
1:G:246:MET:HE3	1:G:247:CYS:C	2.27	0.55
1:G:50:GLN:O	1:G:215:LEU:HA	2.07	0.55
1:I:989:PHE:CE1	1:I:1014:TYR:HB3	2.42	0.55
1:J:5:ASP:OD2	1:J:157:ARG:HA	2.07	0.55
1:M:989:PHE:CE1	1:M:1014:TYR:HB3	2.42	0.55
1:M:5:ASP:OD2	1:M:157:ARG:HA	2.07	0.55
1:N:258:VAL:HA	1:N:312:VAL:O	2.07	0.55

Continued on next page...

Continued from previous page...

Atom-1	Atom-2	Interatomic distance (Å)	Clash overlap (Å)
1:O:258:VAL:HA	1:O:312:VAL:O	2.07	0.55
1:P:50:GLN:O	1:P:215:LEU:HA	2.07	0.55
1:A:989:PHE:CE1	1:A:1014:TYR:HB3	2.42	0.55
1:A:127:PHE:CE2	1:A:184:LEU:HG	2.42	0.55
1:A:7:LEU:HD13	1:A:74:LEU:CD1	2.32	0.55
1:C:767:GLN:HA	1:C:776:LEU:HD12	1.88	0.55
1:C:78:LEU:N	1:C:78:LEU:HD23	2.21	0.55
1:D:975:LEU:HD23	1:D:975:LEU:N	2.21	0.55
1:E:37:ARG:CG	1:E:37:ARG:HH11	2.20	0.55
1:G:258:VAL:HA	1:G:312:VAL:O	2.07	0.55
1:I:37:ARG:CG	1:I:37:ARG:HH11	2.20	0.55
1:J:989:PHE:CE1	1:J:1014:TYR:HB3	2.42	0.55
1:J:50:GLN:O	1:J:215:LEU:HA	2.07	0.55
1:M:246:MET:HE3	1:M:247:CYS:C	2.27	0.55
1:M:37:ARG:CG	1:M:37:ARG:HH11	2.20	0.55
1:M:975:LEU:HD23	1:M:975:LEU:N	2.21	0.55
1:N:436:MET:HE1	1:N:467:ASN:HD22	1.69	0.55
1:O:989:PHE:CE1	1:O:1014:TYR:HB3	2.42	0.55
1:A:767:GLN:HA	1:A:776:LEU:HD12	1.88	0.55
1:D:437:SER:HB2	5:D:2103:HOH:O	2.07	0.55
1:E:258:VAL:HA	1:E:312:VAL:O	2.07	0.55
1:E:975:LEU:N	1:E:975:LEU:HD23	2.21	0.55
1:F:39:SER:OG	1:F:40:GLU:N	2.40	0.55
1:F:5:ASP:OD2	1:F:157:ARG:HA	2.07	0.55
1:F:767:GLN:HG3	1:F:768:MET:N	2.20	0.55
1:F:989:PHE:CE1	1:F:1014:TYR:HB3	2.42	0.55
1:G:37:ARG:HH11	1:G:37:ARG:CG	2.20	0.55
1:J:178:ARG:NH1	1:J:181:GLU:O	2.33	0.55
1:K:130:ASP:OD1	1:K:132:SER:N	2.30	0.55
1:L:989:PHE:CE1	1:L:1014:TYR:HB3	2.42	0.55
1:L:50:GLN:O	1:L:215:LEU:HA	2.07	0.55
1:P:595:THR:HG23	1:P:596:PRO:CA	2.37	0.55
1:B:127:PHE:CE2	1:B:184:LEU:HG	2.42	0.55
1:B:634:GLN:O	1:B:682:LEU:HB2	2.07	0.55
1:D:258:VAL:HA	1:D:312:VAL:O	2.07	0.55
1:E:425:ARG:NH2	1:H:287:ASP:OD2	2.40	0.55
1:H:595:THR:HG23	1:H:596:PRO:CA	2.37	0.55
1:H:989:PHE:CE1	1:H:1014:TYR:HB3	2.42	0.55
1:I:258:VAL:HA	1:I:312:VAL:O	2.07	0.55
1:J:258:VAL:HA	1:J:312:VAL:O	2.07	0.55
1:L:37:ARG:HH11	1:L:37:ARG:CG	2.20	0.55

Continued on next page...

Continued from previous page...

Atom-1	Atom-2	Interatomic distance (Å)	Clash overlap (Å)
1:M:258:VAL:HA	1:M:312:VAL:O	2.07	0.55
1:M:92:MET:HE3	1:M:362:LEU:O	2.07	0.55
1:N:39:SER:OG	1:N:40:GLU:N	2.40	0.55
1:N:403:ASP:OD2	1:N:450:HIS:ND1	2.34	0.55
1:O:740:LEU:CD1	1:O:741:THR:H	2.12	0.55
1:P:5:ASP:OD2	1:P:157:ARG:HA	2.07	0.55
1:P:166:ARG:HG2	1:P:414:ASN:ND2	2.21	0.55
1:P:975:LEU:N	1:P:975:LEU:HD23	2.21	0.55
1:C:50:GLN:O	1:C:215:LEU:HA	2.07	0.54
1:C:668:VAL:CG1	1:C:669:PRO:HD2	2.31	0.54
1:E:634:GLN:O	1:E:682:LEU:HB2	2.07	0.54
1:G:127:PHE:CE2	1:G:184:LEU:HG	2.42	0.54
1:G:634:GLN:O	1:G:682:LEU:HB2	2.07	0.54
1:I:50:GLN:O	1:I:215:LEU:HA	2.07	0.54
1:J:37:ARG:CG	1:J:37:ARG:HH11	2.20	0.54
1:L:287:ASP:N	1:L:287:ASP:OD1	2.29	0.54
1:L:975:LEU:HD23	1:L:975:LEU:N	2.21	0.54
1:M:50:GLN:O	1:M:215:LEU:HA	2.07	0.54
1:N:5:ASP:OD2	1:N:157:ARG:HA	2.07	0.54
1:O:37:ARG:HH11	1:O:37:ARG:CG	2.20	0.54
1:P:39:SER:OG	1:P:40:GLU:N	2.40	0.54
1:P:78:LEU:HD23	1:P:78:LEU:N	2.21	0.54
1:B:37:ARG:CG	1:B:37:ARG:HH11	2.20	0.54
1:B:50:GLN:O	1:B:215:LEU:HA	2.07	0.54
1:B:742:THR:HG22	1:B:743:SER:H	1.73	0.54
1:D:39:SER:OG	1:D:40:GLU:N	2.40	0.54
1:D:634:GLN:O	1:D:682:LEU:HB2	2.07	0.54
1:F:130:ASP:OD1	1:F:132:SER:N	2.29	0.54
1:G:78:LEU:HD23	1:G:78:LEU:N	2.21	0.54
1:H:39:SER:OG	1:H:40:GLU:N	2.40	0.54
1:K:5:ASP:OD2	1:K:157:ARG:HA	2.07	0.54
1:L:78:LEU:N	1:L:78:LEU:HD23	2.21	0.54
1:M:282:ARG:HG3	1:P:423:MET:HB2	1.88	0.54
1:O:246:MET:HE3	1:O:247:CYS:C	2.27	0.54
1:O:78:LEU:N	1:O:78:LEU:HD23	2.21	0.54
1:P:37:ARG:HH11	1:P:37:ARG:CG	2.20	0.54
1:P:952:ARG:O	1:P:1018:LEU:HD23	2.08	0.54
1:A:92:MET:HE3	1:A:362:LEU:O	2.07	0.54
1:A:78:LEU:N	1:A:78:LEU:HD23	2.21	0.54
1:B:989:PHE:CE1	1:B:1014:TYR:HB3	2.42	0.54
1:B:595:THR:HG23	1:B:596:PRO:CA	2.38	0.54

Continued on next page...

Continued from previous page...

Atom-1	Atom-2	Interatomic distance (Å)	Clash overlap (Å)
1:C:5:ASP:OD2	1:C:157:ARG:HA	2.07	0.54
1:D:654:TRP:CE3	1:D:655:MET:HA	2.40	0.54
1:F:742:THR:HG22	1:F:743:SER:H	1.73	0.54
1:G:742:THR:HG22	1:G:743:SER:H	1.73	0.54
1:H:166:ARG:HG2	1:H:414:ASN:ND2	2.21	0.54
1:H:127:PHE:CE2	1:H:184:LEU:HG	2.42	0.54
1:H:78:LEU:HD23	1:H:78:LEU:N	2.21	0.54
1:I:869:ASP:OD2	1:I:1015:HIS:ND1	2.33	0.54
1:J:66:PRO:HB3	1:J:187:MET:HE1	1.90	0.54
1:K:50:GLN:O	1:K:215:LEU:HA	2.07	0.54
1:M:66:PRO:HB3	1:M:187:MET:HE1	1.90	0.54
1:N:130:ASP:OD1	1:N:132:SER:N	2.29	0.54
1:N:742:THR:HG22	1:N:743:SER:H	1.73	0.54
1:O:668:VAL:CG1	1:O:669:PRO:HD2	2.32	0.54
1:A:952:ARG:O	1:A:1018:LEU:HD23	2.08	0.54
1:A:745:MET:HE2	1:A:745:MET:HA	1.89	0.54
1:A:808:GLU:HA	1:A:808:GLU:OE1	2.08	0.54
1:C:952:ARG:O	1:C:1018:LEU:HD23	2.08	0.54
1:C:742:THR:HG22	1:C:743:SER:H	1.73	0.54
1:D:952:ARG:O	1:D:1018:LEU:HD23	2.08	0.54
1:E:952:ARG:O	1:E:1018:LEU:HD23	2.08	0.54
1:F:952:ARG:O	1:F:1018:LEU:HD23	2.08	0.54
1:I:127:PHE:CE2	1:I:184:LEU:HG	2.42	0.54
1:I:66:PRO:HB3	1:I:187:MET:HE1	1.89	0.54
1:I:822:LEU:CD1	1:I:824:GLN:H	2.16	0.54
1:J:668:VAL:CG1	1:J:669:PRO:HD2	2.31	0.54
1:K:634:GLN:O	1:K:682:LEU:HB2	2.07	0.54
1:L:5:ASP:OD2	1:L:157:ARG:HA	2.07	0.54
1:L:745:MET:HA	1:L:745:MET:HE2	1.89	0.54
1:P:989:PHE:CE1	1:P:1014:TYR:HB3	2.42	0.54
1:A:742:THR:HG22	1:A:743:SER:H	1.72	0.54
1:B:737:ILE:HB	1:B:738:PRO:HD2	1.90	0.54
1:D:66:PRO:HB3	1:D:187:MET:HE1	1.90	0.54
1:D:37:ARG:CG	1:D:37:ARG:HH11	2.20	0.54
1:E:50:GLN:O	1:E:215:LEU:HA	2.07	0.54
1:L:952:ARG:O	1:L:1018:LEU:HD23	2.08	0.54
1:P:127:PHE:CE2	1:P:184:LEU:HG	2.42	0.54
1:C:316:HIS:CA	1:C:323:ILE:HD13	2.33	0.54
1:C:989:PHE:CE1	1:C:1014:TYR:HB3	2.42	0.54
1:D:127:PHE:CE2	1:D:184:LEU:HG	2.42	0.54
1:G:876:THR:OG1	1:G:877:PRO:HD2	2.08	0.54

Continued on next page...

Continued from previous page...

Atom-1	Atom-2	Interatomic distance (Å)	Clash overlap (Å)
1:H:808:GLU:HA	1:H:808:GLU:OE1	2.08	0.54
1:I:5:ASP:OD2	1:I:157:ARG:HA	2.07	0.54
1:I:894:ARG:HH22	1:I:921:PRO:HD3	1.71	0.54
1:J:952:ARG:O	1:J:1018:LEU:HD23	2.08	0.54
1:K:920:LEU:HB3	1:K:921:PRO:CD	2.38	0.54
1:L:258:VAL:HA	1:L:312:VAL:O	2.07	0.54
1:M:634:GLN:O	1:M:682:LEU:HB2	2.07	0.54
1:M:876:THR:OG1	1:M:877:PRO:HD2	2.08	0.54
1:N:50:GLN:O	1:N:215:LEU:HA	2.07	0.54
1:N:894:ARG:HH22	1:N:921:PRO:HD3	1.71	0.54
1:N:515:VAL:HG21	1:O:281:GLU:HG3	1.90	0.54
1:O:876:THR:OG1	1:O:877:PRO:HD2	2.08	0.54
1:B:5:ASP:OD2	1:B:157:ARG:HA	2.07	0.54
1:B:258:VAL:HA	1:B:312:VAL:O	2.07	0.54
1:C:634:GLN:O	1:C:682:LEU:HB2	2.07	0.54
1:A:425:ARG:NH2	1:D:287:ASP:CG	2.60	0.54
1:D:433:LEU:HD12	1:D:433:LEU:C	2.28	0.54
1:E:876:THR:OG1	1:E:877:PRO:HD2	2.08	0.54
1:F:737:ILE:HB	1:F:738:PRO:HD2	1.90	0.54
1:G:595:THR:HG23	1:G:596:PRO:CA	2.38	0.54
1:G:952:ARG:O	1:G:1018:LEU:HD23	2.08	0.54
1:G:975:LEU:N	1:G:975:LEU:HD23	2.21	0.54
1:I:737:ILE:HB	1:I:738:PRO:HD2	1.90	0.54
1:K:869:ASP:OD2	1:K:1015:HIS:ND1	2.33	0.54
1:L:920:LEU:HB3	1:L:921:PRO:CD	2.38	0.54
1:N:737:ILE:HB	1:N:738:PRO:HD2	1.90	0.54
1:P:278:ILE:H	1:P:278:ILE:CD1	2.21	0.54
1:P:737:ILE:HB	1:P:738:PRO:HD2	1.90	0.54
1:B:433:LEU:HD12	1:B:433:LEU:C	2.28	0.54
1:C:37:ARG:CG	1:C:37:ARG:HH11	2.20	0.54
1:C:876:THR:OG1	1:C:877:PRO:HD2	2.08	0.54
1:F:634:GLN:O	1:F:682:LEU:HB2	2.07	0.54
1:F:781:ARG:HG3	1:F:781:ARG:NH1	2.17	0.54
1:I:876:THR:OG1	1:I:877:PRO:HD2	2.08	0.54
1:J:130:ASP:OD1	1:J:131:GLU:N	2.41	0.54
1:K:952:ARG:O	1:K:1018:LEU:HD23	2.08	0.54
1:K:433:LEU:HD12	1:K:433:LEU:C	2.28	0.54
1:L:786:ARG:HH11	1:L:990:HIS:HE1	1.54	0.54
1:N:127:PHE:CE2	1:N:184:LEU:HG	2.42	0.54
1:O:130:ASP:OD1	1:O:131:GLU:N	2.41	0.54
1:O:634:GLN:O	1:O:682:LEU:HB2	2.07	0.54

Continued on next page...

Continued from previous page...

Atom-1	Atom-2	Interatomic distance (Å)	Clash overlap (Å)
1:P:634:GLN:O	1:P:682:LEU:HB2	2.07	0.54
1:P:808:GLU:OE1	1:P:808:GLU:HA	2.08	0.54
1:A:634:GLN:O	1:A:682:LEU:HB2	2.08	0.54
1:B:39:SER:OG	1:B:40:GLU:N	2.40	0.54
1:B:920:LEU:HB3	1:B:921:PRO:CD	2.38	0.54
1:C:645:ARG:HH22	1:C:650:GLU:CD	2.12	0.54
1:G:39:SER:OG	1:G:40:GLU:N	2.40	0.54
1:J:433:LEU:HD12	1:J:433:LEU:C	2.28	0.54
1:J:786:ARG:HH11	1:J:990:HIS:HE1	1.54	0.54
1:K:37:ARG:CG	1:K:37:ARG:HH11	2.20	0.54
1:M:595:THR:HG23	1:M:596:PRO:CA	2.37	0.54
1:N:634:GLN:O	1:N:682:LEU:HB2	2.07	0.54
1:N:975:LEU:HD23	1:N:975:LEU:N	2.21	0.54
1:O:39:SER:OG	1:O:40:GLU:N	2.40	0.54
1:O:952:ARG:O	1:O:1018:LEU:HD23	2.08	0.54
1:P:130:ASP:OD1	1:P:131:GLU:N	2.41	0.54
1:A:595:THR:HG23	1:A:596:PRO:CA	2.37	0.54
1:B:645:ARG:HH22	1:B:650:GLU:CD	2.12	0.54
1:C:127:PHE:CE2	1:C:184:LEU:HG	2.42	0.54
1:E:130:ASP:OD1	1:E:132:SER:N	2.30	0.54
1:E:254:LEU:C	1:E:255:ARG:HG2	2.28	0.54
1:E:433:LEU:HD12	1:E:433:LEU:C	2.28	0.54
1:F:127:PHE:CE2	1:F:184:LEU:HG	2.42	0.54
1:F:254:LEU:C	1:F:255:ARG:HG2	2.28	0.54
1:H:255:ARG:HG2	1:H:255:ARG:NH1	2.14	0.54
1:I:254:LEU:C	1:I:255:ARG:HG2	2.28	0.54
1:I:742:THR:HG22	1:I:743:SER:H	1.73	0.54
1:J:39:SER:OG	1:J:40:GLU:N	2.40	0.54
1:K:258:VAL:HA	1:K:312:VAL:O	2.07	0.54
1:K:742:THR:HG22	1:K:743:SER:H	1.73	0.54
1:L:433:LEU:HD12	1:L:433:LEU:C	2.28	0.54
1:L:737:ILE:HB	1:L:738:PRO:HD2	1.90	0.54
1:M:737:ILE:HB	1:M:738:PRO:HD2	1.90	0.54
1:N:876:THR:OG1	1:N:877:PRO:HD2	2.08	0.54
1:O:254:LEU:C	1:O:255:ARG:HG2	2.28	0.54
1:O:737:ILE:HB	1:O:738:PRO:HD2	1.90	0.54
1:P:433:LEU:C	1:P:433:LEU:HD12	2.28	0.54
1:A:649:ASN:OD1	1:A:703:PRO:HD2	2.09	0.53
1:B:952:ARG:O	1:B:1018:LEU:HD23	2.08	0.53
1:D:876:THR:OG1	1:D:877:PRO:HD2	2.08	0.53
1:E:894:ARG:HH22	1:E:921:PRO:HD3	1.71	0.53

Continued on next page...

Continued from previous page...

Atom-1	Atom-2	Interatomic distance (Å)	Clash overlap (Å)
1:G:254:LEU:C	1:G:255:ARG:HG2	2.28	0.53
1:G:808:GLU:OE1	1:G:808:GLU:HA	2.08	0.53
1:H:737:ILE:HB	1:H:738:PRO:HD2	1.90	0.53
1:H:952:ARG:O	1:H:1018:LEU:HD23	2.08	0.53
1:K:14:ARG:HG2	1:K:16:TRP:CZ2	2.43	0.53
1:L:66:PRO:HB3	1:L:187:MET:HE1	1.90	0.53
1:L:254:LEU:C	1:L:255:ARG:HG2	2.28	0.53
1:L:631:LEU:HD12	1:L:632:SER:N	2.24	0.53
1:L:645:ARG:HH22	1:L:650:GLU:CD	2.12	0.53
1:M:130:ASP:OD1	1:M:131:GLU:N	2.41	0.53
1:P:254:LEU:C	1:P:255:ARG:HG2	2.28	0.53
1:A:433:LEU:HD12	1:A:433:LEU:C	2.28	0.53
1:B:7:LEU:HD13	1:B:74:LEU:CD1	2.32	0.53
1:C:141:ILE:HG12	1:C:142:ILE:N	2.24	0.53
1:C:249:GLU:HG2	1:C:251:ARG:HH12	1.67	0.53
1:C:808:GLU:OE1	1:C:808:GLU:HA	2.08	0.53
1:D:649:ASN:OD1	1:D:703:PRO:HD2	2.09	0.53
1:D:910:LEU:HD12	1:D:910:LEU:C	2.29	0.53
1:E:127:PHE:CE2	1:E:184:LEU:HG	2.42	0.53
1:E:66:PRO:HB3	1:E:187:MET:HE1	1.91	0.53
1:F:141:ILE:HG12	1:F:142:ILE:N	2.24	0.53
1:F:645:ARG:HH22	1:F:650:GLU:CD	2.12	0.53
1:G:737:ILE:HB	1:G:738:PRO:HD2	1.90	0.53
1:H:634:GLN:O	1:H:682:LEU:HB2	2.07	0.53
1:I:952:ARG:O	1:I:1018:LEU:HD23	2.08	0.53
1:J:631:LEU:HD12	1:J:632:SER:N	2.24	0.53
1:J:876:THR:OG1	1:J:877:PRO:HD2	2.08	0.53
1:K:127:PHE:CE2	1:K:184:LEU:HG	2.42	0.53
1:K:246:MET:HE3	1:K:247:CYS:C	2.29	0.53
1:K:645:ARG:HH22	1:K:650:GLU:CD	2.12	0.53
1:K:808:GLU:HA	1:K:808:GLU:OE1	2.08	0.53
1:K:876:THR:OG1	1:K:877:PRO:HD2	2.08	0.53
1:M:236:SER:OG	1:M:237:ARG:HD3	2.09	0.53
1:N:130:ASP:OD1	1:N:131:GLU:N	2.41	0.53
1:N:37:ARG:HH11	1:N:37:ARG:CG	2.20	0.53
1:O:141:ILE:HG12	1:O:142:ILE:N	2.24	0.53
1:O:645:ARG:HH22	1:O:650:GLU:CD	2.12	0.53
1:P:66:PRO:HB3	1:P:187:MET:HE1	1.89	0.53
1:P:246:MET:HE3	1:P:247:CYS:C	2.28	0.53
1:P:920:LEU:HB3	1:P:921:PRO:CD	2.38	0.53
1:A:130:ASP:OD1	1:A:131:GLU:N	2.41	0.53

Continued on next page...

Continued from previous page...

Atom-1	Atom-2	Interatomic distance (Å)	Clash overlap (Å)
1:A:39:SER:OG	1:A:40:GLU:N	2.40	0.53
1:B:631:LEU:HD12	1:B:632:SER:N	2.24	0.53
1:D:254:LEU:C	1:D:255:ARG:HG2	2.28	0.53
1:E:130:ASP:OD1	1:E:131:GLU:N	2.41	0.53
1:E:141:ILE:HG12	1:E:142:ILE:N	2.24	0.53
1:E:236:SER:OG	1:E:237:ARG:HD3	2.09	0.53
1:E:638:VAL:O	1:E:677:LYS:HA	2.09	0.53
1:E:910:LEU:HD12	1:E:910:LEU:C	2.29	0.53
1:F:433:LEU:HD12	1:F:433:LEU:C	2.28	0.53
1:F:808:GLU:OE1	1:F:808:GLU:HA	2.08	0.53
1:H:130:ASP:OD1	1:H:131:GLU:N	2.41	0.53
1:H:645:ARG:HH22	1:H:650:GLU:CD	2.12	0.53
1:I:14:ARG:HG2	1:I:16:TRP:CZ2	2.43	0.53
1:I:634:GLN:O	1:I:682:LEU:HB2	2.07	0.53
1:J:634:GLN:O	1:J:682:LEU:HB2	2.07	0.53
1:J:737:ILE:HB	1:J:738:PRO:HD2	1.90	0.53
1:J:742:THR:HG22	1:J:743:SER:H	1.73	0.53
1:K:737:ILE:HB	1:K:738:PRO:HD2	1.90	0.53
1:L:876:THR:OG1	1:L:877:PRO:HD2	2.08	0.53
1:M:952:ARG:O	1:M:1018:LEU:HD23	2.08	0.53
1:N:433:LEU:C	1:N:433:LEU:HD12	2.28	0.53
1:N:638:VAL:O	1:N:677:LYS:HA	2.09	0.53
1:O:910:LEU:HD12	1:O:910:LEU:C	2.29	0.53
1:A:246:MET:HE3	1:A:247:CYS:C	2.28	0.53
1:A:631:LEU:HD12	1:A:632:SER:N	2.24	0.53
1:B:254:LEU:C	1:B:255:ARG:HG2	2.28	0.53
1:B:638:VAL:O	1:B:677:LYS:HA	2.09	0.53
1:B:649:ASN:OD1	1:B:703:PRO:HD2	2.09	0.53
1:C:130:ASP:OD1	1:C:131:GLU:N	2.41	0.53
1:C:910:LEU:HD12	1:C:910:LEU:C	2.29	0.53
1:F:14:ARG:HG2	1:F:16:TRP:CZ2	2.44	0.53
1:F:631:LEU:HD12	1:F:632:SER:N	2.24	0.53
1:G:130:ASP:OD1	1:G:131:GLU:N	2.41	0.53
1:G:638:VAL:O	1:G:677:LYS:HA	2.09	0.53
1:G:645:ARG:HH22	1:G:650:GLU:CD	2.12	0.53
1:G:7:LEU:HD13	1:G:74:LEU:CD1	2.32	0.53
1:H:254:LEU:C	1:H:255:ARG:HG2	2.28	0.53
1:H:37:ARG:HH11	1:H:37:ARG:CG	2.20	0.53
1:E:287:ASP:OD2	1:H:425:ARG:NH2	2.42	0.53
1:H:631:LEU:HD12	1:H:632:SER:N	2.24	0.53
1:H:649:ASN:OD1	1:H:703:PRO:HD2	2.09	0.53

Continued on next page...

Continued from previous page...

Atom-1	Atom-2	Interatomic distance (Å)	Clash overlap (Å)
1:H:974:HIS:NE2	1:H:975:LEU:HD21	2.24	0.53
1:K:910:LEU:C	1:K:910:LEU:HD12	2.29	0.53
1:L:130:ASP:OD1	1:L:131:GLU:N	2.41	0.53
1:M:254:LEU:C	1:M:255:ARG:HG2	2.28	0.53
1:M:808:GLU:OE1	1:M:808:GLU:HA	2.08	0.53
1:N:14:ARG:HG2	1:N:16:TRP:CZ2	2.43	0.53
1:O:127:PHE:CE2	1:O:184:LEU:HG	2.42	0.53
1:P:130:ASP:OD1	1:P:132:SER:N	2.30	0.53
1:P:141:ILE:HG12	1:P:142:ILE:N	2.24	0.53
1:P:745:MET:HE2	1:P:745:MET:HA	1.91	0.53
1:A:5:ASP:OD2	1:A:157:ARG:HA	2.07	0.53
1:C:433:LEU:HD12	1:C:433:LEU:C	2.28	0.53
1:B:473:ARG:HD2	1:C:469:ASP:HB3	1.90	0.53
1:C:595:THR:HG23	1:C:596:PRO:CA	2.37	0.53
1:E:737:ILE:HB	1:E:738:PRO:HD2	1.90	0.53
1:F:236:SER:OG	1:F:237:ARG:HD3	2.09	0.53
1:H:5:ASP:OD2	1:H:157:ARG:HA	2.07	0.53
1:H:910:LEU:C	1:H:910:LEU:HD12	2.29	0.53
1:I:651:LEU:CD1	1:I:669:PRO:HA	2.39	0.53
1:J:127:PHE:CE2	1:J:184:LEU:HG	2.42	0.53
1:J:920:LEU:HB3	1:J:921:PRO:CD	2.38	0.53
1:L:14:ARG:HG2	1:L:16:TRP:CZ2	2.44	0.53
1:L:649:ASN:OD1	1:L:703:PRO:HD2	2.09	0.53
1:L:7:LEU:HD13	1:L:74:LEU:CD1	2.32	0.53
1:N:278:ILE:CD1	1:N:278:ILE:H	2.21	0.53
1:N:808:GLU:OE1	1:N:808:GLU:HA	2.08	0.53
1:O:236:SER:OG	1:O:237:ARG:HD3	2.09	0.53
1:P:236:SER:OG	1:P:237:ARG:HD3	2.09	0.53
1:M:282:ARG:HB3	1:P:421:VAL:HG22	1.91	0.53
1:P:910:LEU:HD12	1:P:910:LEU:C	2.29	0.53
1:A:638:VAL:O	1:A:677:LYS:HA	2.09	0.53
1:C:14:ARG:HG2	1:C:16:TRP:CZ2	2.43	0.53
1:G:631:LEU:HD12	1:G:632:SER:N	2.24	0.53
1:I:78:LEU:HD23	1:I:78:LEU:N	2.21	0.53
1:J:645:ARG:HH22	1:J:650:GLU:CD	2.12	0.53
1:J:910:LEU:HD12	1:J:910:LEU:C	2.29	0.53
1:K:316:HIS:CA	1:K:323:ILE:HD13	2.32	0.53
1:K:473:ARG:C	1:K:473:ARG:HD3	2.29	0.53
1:K:649:ASN:OD1	1:K:703:PRO:HD2	2.09	0.53
1:L:742:THR:HG22	1:L:743:SER:H	1.73	0.53
1:O:631:LEU:HD12	1:O:632:SER:N	2.24	0.53

Continued on next page...

Continued from previous page...

Atom-1	Atom-2	Interatomic distance (Å)	Clash overlap (Å)
1:P:649:ASN:OD1	1:P:703:PRO:HD2	2.09	0.53
1:P:974:HIS:NE2	1:P:975:LEU:HD21	2.24	0.53
1:B:876:THR:OG1	1:B:877:PRO:HD2	2.08	0.53
1:C:638:VAL:O	1:C:677:LYS:HA	2.09	0.53
1:C:634:GLN:HE22	1:C:685:LEU:H	1.57	0.53
1:D:631:LEU:HD12	1:D:632:SER:N	2.24	0.53
1:D:737:ILE:HB	1:D:738:PRO:HD2	1.90	0.53
1:D:920:LEU:HB3	1:D:921:PRO:CD	2.38	0.53
1:F:246:MET:HE3	1:F:247:CYS:C	2.29	0.53
1:F:249:GLU:HG2	1:F:251:ARG:HH12	1.67	0.53
1:F:876:THR:OG1	1:F:877:PRO:HD2	2.08	0.53
1:G:649:ASN:OD1	1:G:703:PRO:HD2	2.09	0.53
1:G:835:LEU:O	1:G:836:ILE:HD13	2.09	0.53
1:I:39:SER:OG	1:I:40:GLU:N	2.40	0.53
1:I:638:VAL:O	1:I:677:LYS:HA	2.09	0.53
1:I:974:HIS:NE2	1:I:975:LEU:HD21	2.24	0.53
1:J:316:HIS:CA	1:J:323:ILE:HD13	2.32	0.53
1:J:287:ASP:OD2	1:K:425:ARG:NH2	2.41	0.53
1:K:73:TRP:CE2	1:K:122:CYS:HB3	2.44	0.53
1:L:141:ILE:HG12	1:L:142:ILE:N	2.24	0.53
1:L:236:SER:OG	1:L:237:ARG:HD3	2.09	0.53
1:L:651:LEU:CD1	1:L:669:PRO:HA	2.39	0.53
1:L:634:GLN:O	1:L:682:LEU:HB2	2.07	0.53
1:M:14:ARG:HG2	1:M:16:TRP:CZ2	2.43	0.53
1:M:651:LEU:CD1	1:M:669:PRO:HA	2.39	0.53
1:M:73:TRP:CE2	1:M:122:CYS:HB3	2.44	0.53
1:N:631:LEU:HD12	1:N:632:SER:N	2.24	0.53
1:N:651:LEU:CD1	1:N:669:PRO:HA	2.39	0.53
1:N:649:ASN:OD1	1:N:703:PRO:HD2	2.09	0.53
1:O:433:LEU:C	1:O:433:LEU:HD12	2.28	0.53
1:A:634:GLN:HE22	1:A:685:LEU:H	1.57	0.53
1:A:737:ILE:HB	1:A:738:PRO:HD2	1.90	0.53
1:A:910:LEU:HD12	1:A:910:LEU:C	2.29	0.53
1:A:974:HIS:NE2	1:A:975:LEU:HD21	2.24	0.53
1:B:130:ASP:OD1	1:B:131:GLU:N	2.41	0.53
1:B:668:VAL:CG1	1:B:669:PRO:HD2	2.31	0.53
1:B:808:GLU:OE1	1:B:808:GLU:HA	2.08	0.53
1:C:254:LEU:C	1:C:255:ARG:HG2	2.28	0.53
1:D:974:HIS:NE2	1:D:975:LEU:HD21	2.24	0.53
1:E:631:LEU:HD12	1:E:632:SER:N	2.24	0.53
1:H:742:THR:HG22	1:H:743:SER:H	1.73	0.53

Continued on next page...

Continued from previous page...

Atom-1	Atom-2	Interatomic distance (Å)	Clash overlap (Å)
1:I:141:ILE:HG12	1:I:142:ILE:N	2.24	0.53
1:I:73:TRP:CE2	1:I:122:CYS:HB3	2.44	0.53
1:J:73:TRP:CE2	1:J:122:CYS:HB3	2.44	0.53
1:J:808:GLU:HA	1:J:808:GLU:OE1	2.08	0.53
1:J:835:LEU:O	1:J:836:ILE:HD13	2.09	0.53
1:J:974:HIS:NE2	1:J:975:LEU:HD21	2.24	0.53
1:K:130:ASP:OD1	1:K:131:GLU:N	2.41	0.53
1:K:287:ASP:N	1:K:287:ASP:OD1	2.29	0.53
1:L:403:ASP:OD2	1:L:450:HIS:ND1	2.34	0.53
1:L:974:HIS:NE2	1:L:975:LEU:HD21	2.24	0.53
1:M:127:PHE:CE2	1:M:184:LEU:HG	2.42	0.53
1:M:974:HIS:NE2	1:M:975:LEU:HD21	2.24	0.53
1:N:952:ARG:O	1:N:1018:LEU:HD23	2.08	0.53
1:N:645:ARG:HH22	1:N:650:GLU:CD	2.12	0.53
1:N:867:THR:HG22	1:N:867:THR:O	2.09	0.53
1:O:808:GLU:OE1	1:O:808:GLU:HA	2.08	0.53
1:P:255:ARG:HG2	1:P:255:ARG:NH1	2.14	0.53
1:B:974:HIS:NE2	1:B:975:LEU:HD21	2.24	0.53
1:C:236:SER:OG	1:C:237:ARG:HD3	2.09	0.53
1:C:737:ILE:HB	1:C:738:PRO:HD2	1.90	0.53
1:D:638:VAL:O	1:D:677:LYS:HA	2.09	0.53
1:E:246:MET:HE3	1:E:247:CYS:CA	2.39	0.53
1:E:649:ASN:OD1	1:E:703:PRO:HD2	2.09	0.53
1:E:835:LEU:O	1:E:836:ILE:HD13	2.09	0.53
1:G:403:ASP:OD2	1:G:450:HIS:ND1	2.34	0.53
1:H:651:LEU:CD1	1:H:669:PRO:HA	2.39	0.53
1:H:73:TRP:CE2	1:H:122:CYS:HB3	2.44	0.53
1:I:433:LEU:C	1:I:433:LEU:HD12	2.28	0.53
1:J:14:ARG:HG2	1:J:16:TRP:CZ2	2.43	0.53
1:J:236:SER:OG	1:J:237:ARG:HD3	2.09	0.53
1:J:78:LEU:N	1:J:78:LEU:HD23	2.21	0.53
1:K:651:LEU:CD1	1:K:669:PRO:HA	2.39	0.53
1:L:638:VAL:O	1:L:677:LYS:HA	2.09	0.53
1:L:740:LEU:CD1	1:L:741:THR:H	2.12	0.53
1:L:835:LEU:O	1:L:836:ILE:HD13	2.09	0.53
1:L:910:LEU:C	1:L:910:LEU:HD12	2.29	0.53
1:M:141:ILE:HG12	1:M:142:ILE:N	2.24	0.53
1:O:403:ASP:OD2	1:O:450:HIS:ND1	2.34	0.53
1:O:649:ASN:OD1	1:O:703:PRO:HD2	2.09	0.53
1:O:742:THR:HG22	1:O:743:SER:H	1.73	0.53
1:P:69:VAL:HG13	1:P:70:PRO:HD2	1.91	0.53

Continued on next page...

Continued from previous page...

Atom-1	Atom-2	Interatomic distance (Å)	Clash overlap (Å)
1:P:876:THR:OG1	1:P:877:PRO:HD2	2.08	0.53
1:A:254:LEU:C	1:A:255:ARG:HG2	2.28	0.53
1:A:645:ARG:HH22	1:A:650:GLU:CD	2.12	0.53
1:B:14:ARG:HG2	1:B:16:TRP:CZ2	2.43	0.53
1:B:651:LEU:CD1	1:B:669:PRO:HA	2.39	0.53
1:C:579:ASP:N	1:C:583:ASN:O	2.40	0.53
1:C:835:LEU:O	1:C:836:ILE:HD13	2.09	0.53
1:D:211:ASP:N	1:D:211:ASP:OD1	2.42	0.53
1:D:278:ILE:H	1:D:278:ILE:CD1	2.21	0.53
1:D:473:ARG:HD3	1:D:473:ARG:C	2.30	0.53
1:D:781:ARG:HH11	1:D:781:ARG:CG	2.19	0.53
1:E:73:TRP:CE2	1:E:122:CYS:HB3	2.44	0.53
1:E:808:GLU:OE1	1:E:808:GLU:HA	2.08	0.53
1:F:638:VAL:O	1:F:677:LYS:HA	2.09	0.53
1:F:73:TRP:CE2	1:F:122:CYS:HB3	2.44	0.53
1:G:141:ILE:HG12	1:G:142:ILE:N	2.24	0.53
1:G:236:SER:OG	1:G:237:ARG:HD3	2.09	0.53
1:G:73:TRP:CE2	1:G:122:CYS:HB3	2.44	0.53
1:G:920:LEU:HB3	1:G:921:PRO:CD	2.38	0.53
1:I:579:ASP:N	1:I:583:ASN:O	2.40	0.53
1:I:819:GLU:OE2	1:I:819:GLU:HA	2.09	0.53
1:J:473:ARG:HD3	1:J:473:ARG:C	2.29	0.53
1:K:254:LEU:C	1:K:255:ARG:HG2	2.28	0.53
1:K:39:SER:OG	1:K:40:GLU:N	2.40	0.53
1:K:631:LEU:HD12	1:K:632:SER:N	2.24	0.53
1:K:78:LEU:N	1:K:78:LEU:HD23	2.21	0.53
1:L:808:GLU:OE1	1:L:808:GLU:HA	2.08	0.53
1:M:278:ILE:CD1	1:M:278:ILE:H	2.21	0.53
1:M:631:LEU:HD12	1:M:632:SER:N	2.24	0.53
1:M:987:ASP:OD2	1:M:990:HIS:HD2	1.92	0.53
1:O:278:ILE:H	1:O:278:ILE:CD1	2.21	0.53
1:B:819:GLU:HA	1:B:819:GLU:OE2	2.09	0.52
1:C:740:LEU:CD1	1:C:741:THR:H	2.12	0.52
1:D:130:ASP:OD1	1:D:131:GLU:N	2.41	0.52
1:D:69:VAL:HG13	1:D:70:PRO:HD2	1.91	0.52
1:F:130:ASP:OD1	1:F:131:GLU:N	2.41	0.52
1:F:910:LEU:C	1:F:910:LEU:HD12	2.29	0.52
1:F:974:HIS:NE2	1:F:975:LEU:HD21	2.24	0.52
1:G:14:ARG:HG2	1:G:16:TRP:CZ2	2.44	0.52
1:G:910:LEU:C	1:G:910:LEU:HD12	2.29	0.52
1:H:638:VAL:O	1:H:677:LYS:HA	2.09	0.52

Continued on next page...

Continued from previous page...

Atom-1	Atom-2	Interatomic distance (Å)	Clash overlap (Å)
1:H:69:VAL:HG13	1:H:70:PRO:HD2	1.91	0.52
1:H:920:LEU:HB3	1:H:921:PRO:CD	2.38	0.52
1:I:130:ASP:OD1	1:I:131:GLU:N	2.41	0.52
1:I:236:SER:OG	1:I:237:ARG:HD3	2.09	0.52
1:I:808:GLU:OE1	1:I:808:GLU:HA	2.08	0.52
1:J:425:ARG:NH2	1:K:287:ASP:OD2	2.42	0.52
1:J:595:THR:HG23	1:J:596:PRO:CA	2.37	0.52
1:K:638:VAL:O	1:K:677:LYS:HA	2.09	0.52
1:K:69:VAL:HG13	1:K:70:PRO:HD2	1.91	0.52
1:L:597:ASN:HD22	1:L:599:ARG:H	1.57	0.52
1:L:987:ASP:OD2	1:L:990:HIS:HD2	1.92	0.52
1:M:645:ARG:HH22	1:M:650:GLU:CD	2.12	0.52
1:M:835:LEU:O	1:M:836:ILE:HD13	2.09	0.52
1:N:974:HIS:NE2	1:N:975:LEU:HD21	2.24	0.52
1:N:987:ASP:OD2	1:N:990:HIS:HD2	1.92	0.52
1:O:14:ARG:HG2	1:O:16:TRP:CZ2	2.43	0.52
1:O:595:THR:HG23	1:O:596:PRO:CA	2.38	0.52
1:P:651:LEU:CD1	1:P:669:PRO:HA	2.39	0.52
1:A:14:ARG:HG2	1:A:16:TRP:CZ2	2.44	0.52
1:A:597:ASN:HD22	1:A:599:ARG:H	1.57	0.52
1:A:867:THR:O	1:A:867:THR:HG22	2.09	0.52
1:C:403:ASP:OD2	1:C:450:HIS:ND1	2.34	0.52
1:C:73:TRP:CE2	1:C:122:CYS:HB3	2.44	0.52
1:D:742:THR:HG22	1:D:743:SER:H	1.73	0.52
1:G:433:LEU:HD12	1:G:433:LEU:C	2.28	0.52
1:H:433:LEU:HD12	1:H:433:LEU:C	2.28	0.52
1:I:631:LEU:HD12	1:I:632:SER:N	2.24	0.52
1:I:69:VAL:HG13	1:I:70:PRO:HD2	1.91	0.52
1:J:141:ILE:HG12	1:J:142:ILE:N	2.24	0.52
1:J:819:GLU:OE2	1:J:819:GLU:HA	2.09	0.52
1:K:634:GLN:HE22	1:K:685:LEU:H	1.57	0.52
1:I:282:ARG:HH11	1:L:419:GLY:HA2	1.74	0.52
1:L:819:GLU:OE2	1:L:819:GLU:HA	2.09	0.52
1:M:638:VAL:O	1:M:677:LYS:HA	2.09	0.52
1:M:910:LEU:HD12	1:M:910:LEU:C	2.29	0.52
1:N:910:LEU:HD12	1:N:910:LEU:C	2.29	0.52
1:O:68:ALA:O	1:O:70:PRO:HD3	2.10	0.52
1:M:423:MET:HE2	1:P:282:ARG:HG2	1.90	0.52
1:P:742:THR:HG22	1:P:743:SER:H	1.73	0.52
1:A:37:ARG:HH11	1:A:37:ARG:CG	2.20	0.52
1:A:653[A]:HIS:HD2	1:A:666:GLY:O	1.93	0.52

Continued on next page...

Continued from previous page...

Atom-1	Atom-2	Interatomic distance (Å)	Clash overlap (Å)
1:A:835:LEU:O	1:A:836:ILE:HD13	2.09	0.52
1:B:246:MET:HE3	1:B:247:CYS:CA	2.40	0.52
1:B:473:ARG:HD3	1:B:473:ARG:C	2.29	0.52
1:A:282:ARG:HH11	1:D:419:GLY:C	2.12	0.52
1:D:867:THR:HG22	1:D:867:THR:O	2.09	0.52
1:E:316:HIS:CA	1:E:323:ILE:HD13	2.32	0.52
1:E:39:SER:OG	1:E:40:GLU:N	2.40	0.52
1:E:473:ARG:HD3	1:E:473:ARG:C	2.29	0.52
1:E:974:HIS:NE2	1:E:975:LEU:HD21	2.24	0.52
1:F:649:ASN:OD1	1:F:703:PRO:HD2	2.09	0.52
1:F:987:ASP:OD2	1:F:990:HIS:HD2	1.93	0.52
1:G:651:LEU:CD1	1:G:669:PRO:HA	2.39	0.52
1:G:974:HIS:NE2	1:G:975:LEU:HD21	2.24	0.52
1:I:597:ASN:HD22	1:I:599:ARG:H	1.57	0.52
1:J:246:MET:HE3	1:J:247:CYS:C	2.30	0.52
1:J:894:ARG:HH22	1:J:921:PRO:HD3	1.71	0.52
1:L:39:SER:OG	1:L:40:GLU:N	2.40	0.52
1:L:68:ALA:O	1:L:70:PRO:HD3	2.10	0.52
1:M:742:THR:HG22	1:M:743:SER:H	1.73	0.52
1:M:867:THR:HG22	1:M:867:THR:O	2.09	0.52
1:N:73:TRP:CE2	1:N:122:CYS:HB3	2.44	0.52
1:O:638:VAL:O	1:O:677:LYS:HA	2.09	0.52
1:P:68:ALA:O	1:P:70:PRO:HD3	2.10	0.52
1:P:819:GLU:HA	1:P:819:GLU:OE2	2.09	0.52
1:A:278:ILE:H	1:A:278:ILE:CD1	2.21	0.52
1:A:987:ASP:OD2	1:A:990:HIS:HD2	1.92	0.52
1:B:236:SER:OG	1:B:237:ARG:HD3	2.09	0.52
1:C:246:MET:HE3	1:C:247:CYS:C	2.30	0.52
1:C:473:ARG:HD3	1:C:473:ARG:C	2.29	0.52
1:C:649:ASN:OD1	1:C:703:PRO:HD2	2.09	0.52
1:D:316:HIS:CA	1:D:323:ILE:HD13	2.32	0.52
1:D:894:ARG:HH22	1:D:921:PRO:HD3	1.71	0.52
1:E:645:ARG:HH22	1:E:650:GLU:CD	2.12	0.52
1:E:6:SER:O	1:E:9:VAL:HG12	2.10	0.52
1:F:597:ASN:HD22	1:F:599:ARG:H	1.57	0.52
1:F:69:VAL:HG13	1:F:70:PRO:HD2	1.91	0.52
1:F:740:LEU:CD1	1:F:741:THR:H	2.12	0.52
1:G:6:SER:O	1:G:9:VAL:HG12	2.10	0.52
1:H:14:ARG:HG2	1:H:16:TRP:CZ2	2.44	0.52
1:H:634:GLN:HE22	1:H:685:LEU:H	1.57	0.52
1:H:653[A]:HIS:HD2	1:H:666:GLY:O	1.93	0.52

Continued on next page...

Continued from previous page...

Atom-1	Atom-2	Interatomic distance (Å)	Clash overlap (Å)
1:I:473:ARG:HD3	1:I:473:ARG:C	2.29	0.52
1:I:910:LEU:C	1:I:910:LEU:HD12	2.29	0.52
1:J:638:VAL:O	1:J:677:LYS:HA	2.09	0.52
1:J:653[A]:HIS:HD2	1:J:666:GLY:O	1.93	0.52
1:K:653[A]:HIS:HD2	1:K:666:GLY:O	1.93	0.52
1:K:987:ASP:OD2	1:K:990:HIS:HD2	1.93	0.52
1:L:595:THR:HG23	1:L:596:PRO:CA	2.38	0.52
1:M:649:ASN:OD1	1:M:703:PRO:HD2	2.09	0.52
1:N:236:SER:OG	1:N:237:ARG:HD3	2.09	0.52
1:N:254:LEU:C	1:N:255:ARG:HG2	2.28	0.52
1:P:634:GLN:HE22	1:P:685:LEU:H	1.57	0.52
1:A:6:SER:O	1:A:9:VAL:HG12	2.10	0.52
1:A:894:ARG:HH22	1:A:921:PRO:HD3	1.71	0.52
1:C:974:HIS:NE2	1:C:975:LEU:HD21	2.24	0.52
1:D:236:SER:OG	1:D:237:ARG:HD3	2.09	0.52
1:D:835:LEU:O	1:D:836:ILE:HD13	2.09	0.52
1:E:651:LEU:CD1	1:E:669:PRO:HA	2.39	0.52
1:F:473:ARG:HD2	1:G:469:ASP:HB3	1.91	0.52
1:G:781:ARG:NH1	1:G:781:ARG:HG3	2.17	0.52
1:G:819:GLU:OE2	1:G:819:GLU:HA	2.09	0.52
1:H:876:THR:OG1	1:H:877:PRO:HD2	2.08	0.52
1:J:403:ASP:OD2	1:J:450:HIS:ND1	2.34	0.52
1:J:651:LEU:CD1	1:J:669:PRO:HA	2.39	0.52
1:K:663:LEU:N	1:K:663:LEU:HD23	2.24	0.52
1:L:127:PHE:CE2	1:L:184:LEU:HG	2.42	0.52
1:L:73:TRP:CE2	1:L:122:CYS:HB3	2.44	0.52
1:M:39:SER:OG	1:M:40:GLU:N	2.40	0.52
1:M:433:LEU:HD12	1:M:433:LEU:C	2.28	0.52
1:N:246:MET:HE3	1:N:247:CYS:CA	2.39	0.52
1:N:595:THR:HG23	1:N:596:PRO:CA	2.37	0.52
1:N:69:VAL:HG13	1:N:70:PRO:HD2	1.91	0.52
1:O:69:VAL:HG13	1:O:70:PRO:HD2	1.91	0.52
1:P:653[A]:HIS:HD2	1:P:666:GLY:O	1.93	0.52
1:P:73:TRP:CE2	1:P:122:CYS:HB3	2.44	0.52
1:P:987:ASP:OD2	1:P:990:HIS:HD2	1.93	0.52
1:A:236:SER:OG	1:A:237:ARG:HD3	2.09	0.52
1:A:876:THR:OG1	1:A:877:PRO:HD2	2.08	0.52
1:B:73:TRP:CE2	1:B:122:CYS:HB3	2.44	0.52
1:B:987:ASP:OD2	1:B:990:HIS:HD2	1.93	0.52
1:D:645:ARG:HH22	1:D:650:GLU:CD	2.12	0.52
1:D:772:ASP:N	1:D:772:ASP:OD1	2.30	0.52

Continued on next page...

Continued from previous page...

Atom-1	Atom-2	Interatomic distance (Å)	Clash overlap (Å)
1:E:9:VAL:O	1:E:12:GLN:HB3	2.10	0.52
1:E:14:ARG:HG2	1:E:16:TRP:CZ2	2.43	0.52
1:E:68:ALA:O	1:E:70:PRO:HD3	2.10	0.52
1:F:651:LEU:CD1	1:F:669:PRO:HA	2.39	0.52
1:F:6:SER:O	1:F:9:VAL:HG12	2.10	0.52
1:G:69:VAL:HG13	1:G:70:PRO:HD2	1.91	0.52
1:H:141:ILE:HG12	1:H:142:ILE:N	2.24	0.52
1:I:278:ILE:H	1:I:278:ILE:CD1	2.21	0.52
1:I:433:LEU:N	1:I:434:PRO:CD	2.73	0.52
1:I:634:GLN:HE22	1:I:685:LEU:H	1.57	0.52
1:J:433:LEU:N	1:J:434:PRO:CD	2.73	0.52
1:J:6:SER:O	1:J:9:VAL:HG12	2.10	0.52
1:K:433:LEU:N	1:K:434:PRO:CD	2.73	0.52
1:K:6:SER:O	1:K:9:VAL:HG12	2.10	0.52
1:L:69:VAL:HG13	1:L:70:PRO:HD2	1.91	0.52
1:M:634:GLN:HE22	1:M:685:LEU:H	1.57	0.52
1:M:653[A]:HIS:HD2	1:M:666:GLY:O	1.93	0.52
1:M:68:ALA:O	1:M:70:PRO:HD3	2.10	0.52
1:N:653[A]:HIS:HD2	1:N:666:GLY:O	1.93	0.52
1:N:819:GLU:HA	1:N:819:GLU:OE2	2.09	0.52
1:O:869:ASP:OD2	1:O:1015:HIS:ND1	2.33	0.52
1:A:282:ARG:NH1	1:D:419:GLY:HA2	2.25	0.52
1:B:53:SER:O	1:B:54:LEU:HD23	2.10	0.52
1:B:835:LEU:O	1:B:836:ILE:HD13	2.09	0.52
1:B:894:ARG:HH22	1:B:921:PRO:HD3	1.71	0.52
1:B:910:LEU:C	1:B:910:LEU:HD12	2.29	0.52
1:C:9:VAL:O	1:C:12:GLN:HB3	2.10	0.52
1:C:39:SER:OG	1:C:40:GLU:N	2.40	0.52
1:D:130:ASP:OD1	1:D:132:SER:N	2.29	0.52
1:E:742:THR:HG22	1:E:743:SER:H	1.73	0.52
1:G:597:ASN:HD22	1:G:599:ARG:H	1.57	0.52
1:G:745:MET:HE2	1:G:745:MET:HA	1.92	0.52
1:H:403:ASP:OD2	1:H:450:HIS:ND1	2.34	0.52
1:I:246:MET:HE3	1:I:247:CYS:C	2.30	0.52
1:I:645:ARG:HH22	1:I:650:GLU:CD	2.12	0.52
1:I:6:SER:O	1:I:9:VAL:HG12	2.10	0.52
1:J:254:LEU:C	1:J:255:ARG:HG2	2.28	0.52
1:J:512:PHE:HE1	1:J:517:LYS:HG3	1.75	0.52
1:J:68:ALA:O	1:J:70:PRO:HD3	2.10	0.52
1:K:9:VAL:O	1:K:12:GLN:HB3	2.10	0.52
1:K:30:HIS:CE1	1:K:33:PHE:CD1	2.98	0.52

Continued on next page...

Continued from previous page...

Atom-1	Atom-2	Interatomic distance (Å)	Clash overlap (Å)
1:K:595:THR:HG23	1:K:596:PRO:CA	2.37	0.52
1:K:974:HIS:NE2	1:K:975:LEU:HD21	2.24	0.52
1:L:610:ASP:O	1:L:611:ARG:HB2	2.10	0.52
1:L:6:SER:O	1:L:9:VAL:HG12	2.10	0.52
1:M:610:ASP:O	1:M:611:ARG:HB2	2.10	0.52
1:N:597:ASN:HD22	1:N:599:ARG:H	1.57	0.52
1:N:740:LEU:CD1	1:N:741:THR:H	2.12	0.52
1:N:835:LEU:O	1:N:836:ILE:HD13	2.09	0.52
1:N:9:VAL:O	1:N:12:GLN:HB3	2.10	0.52
1:O:974:HIS:NE2	1:O:975:LEU:HD21	2.24	0.52
1:P:9:VAL:O	1:P:12:GLN:HB3	2.10	0.52
1:P:14:ARG:HG2	1:P:16:TRP:CZ2	2.43	0.52
1:P:645:ARG:HH22	1:P:650:GLU:CD	2.12	0.52
1:P:638:VAL:O	1:P:677:LYS:HA	2.09	0.52
1:P:835:LEU:O	1:P:836:ILE:HD13	2.09	0.52
1:B:141:ILE:HG12	1:B:142:ILE:N	2.24	0.52
1:B:610:ASP:O	1:B:611:ARG:HB2	2.10	0.52
1:B:6:SER:O	1:B:9:VAL:HG12	2.10	0.52
1:C:610:ASP:O	1:C:611:ARG:HB2	2.10	0.52
1:C:631:LEU:HD12	1:C:632:SER:N	2.24	0.52
1:C:68:ALA:O	1:C:70:PRO:HD3	2.10	0.52
1:D:597:ASN:HD22	1:D:599:ARG:H	1.57	0.52
1:D:653[A]:HIS:HD2	1:D:666:GLY:O	1.93	0.52
1:D:651:LEU:CD1	1:D:669:PRO:HA	2.39	0.52
1:D:808:GLU:OE1	1:D:808:GLU:HA	2.08	0.52
1:D:819:GLU:HA	1:D:819:GLU:OE2	2.09	0.52
1:E:867:THR:HG22	1:E:867:THR:O	2.09	0.52
1:E:869:ASP:OD2	1:E:1015:HIS:ND1	2.33	0.52
1:E:987:ASP:OD2	1:E:990:HIS:HD2	1.93	0.52
1:F:211:ASP:N	1:F:211:ASP:OD1	2.42	0.52
1:F:595:THR:HG23	1:F:596:PRO:CA	2.38	0.52
1:F:835:LEU:O	1:F:836:ILE:HD13	2.09	0.52
1:F:867:THR:HG22	1:F:867:THR:O	2.09	0.52
1:G:68:ALA:O	1:G:70:PRO:HD3	2.10	0.52
1:G:869:ASP:OD2	1:G:1015:HIS:ND1	2.33	0.52
1:I:30:HIS:CE1	1:I:33:PHE:CD1	2.98	0.52
1:I:653[A]:HIS:HD2	1:I:666:GLY:O	1.93	0.52
1:I:65:ALA:HB1	1:I:66:PRO:CD	2.39	0.52
1:I:68:ALA:O	1:I:70:PRO:HD3	2.10	0.52
1:I:649:ASN:OD1	1:I:703:PRO:HD2	2.09	0.52
1:I:987:ASP:OD2	1:I:990:HIS:HD2	1.93	0.52

Continued on next page...

Continued from previous page...

Atom-1	Atom-2	Interatomic distance (Å)	Clash overlap (Å)
1:J:278:ILE:CD1	1:J:278:ILE:H	2.21	0.52
1:K:819:GLU:HA	1:K:819:GLU:OE2	2.09	0.52
1:L:278:ILE:CD1	1:L:278:ILE:H	2.21	0.52
1:L:433:LEU:N	1:L:434:PRO:CD	2.73	0.52
1:N:473:ARG:HD3	1:N:473:ARG:C	2.29	0.52
1:N:610:ASP:O	1:N:611:ARG:HB2	2.10	0.52
1:P:403:ASP:OD2	1:P:450:HIS:ND1	2.34	0.52
1:A:512:PHE:HE1	1:A:517:LYS:HG3	1.75	0.52
1:A:73:TRP:CE2	1:A:122:CYS:HB3	2.44	0.52
1:B:9:VAL:O	1:B:12:GLN:HB3	2.10	0.52
1:B:433:LEU:N	1:B:434:PRO:CD	2.73	0.52
1:C:278:ILE:H	1:C:278:ILE:CD1	2.21	0.52
1:C:920:LEU:HB3	1:C:921:PRO:CD	2.38	0.52
1:D:141:ILE:HG12	1:D:142:ILE:N	2.24	0.52
1:D:14:ARG:HG2	1:D:16:TRP:CZ2	2.43	0.52
1:D:6:SER:O	1:D:9:VAL:HG12	2.10	0.52
1:E:278:ILE:CD1	1:E:278:ILE:H	2.21	0.52
1:E:653[A]:HIS:HD2	1:E:666:GLY:O	1.93	0.52
1:E:69:VAL:HG13	1:E:70:PRO:HD2	1.91	0.52
1:F:66:PRO:HB3	1:F:187:MET:HE1	1.92	0.52
1:F:237:ARG:HH11	1:F:237:ARG:CG	2.23	0.52
1:F:37:ARG:HH11	1:F:37:ARG:CG	2.20	0.52
1:F:920:LEU:HB3	1:F:921:PRO:CD	2.38	0.52
1:G:9:VAL:O	1:G:12:GLN:HB3	2.10	0.52
1:G:278:ILE:H	1:G:278:ILE:CD1	2.21	0.52
1:G:740:LEU:CD1	1:G:741:THR:H	2.12	0.52
1:H:246:MET:HE3	1:H:247:CYS:CA	2.40	0.52
1:H:512:PHE:HE1	1:H:517:LYS:HG3	1.75	0.52
1:H:987:ASP:OD2	1:H:990:HIS:HD2	1.93	0.52
1:I:246:MET:HE3	1:I:247:CYS:CA	2.40	0.52
1:I:867:THR:O	1:I:867:THR:HG22	2.09	0.52
1:J:781:ARG:HH11	1:J:781:ARG:CG	2.19	0.52
1:K:597:ASN:HD22	1:K:599:ARG:H	1.57	0.52
1:L:832:ASP:OD1	1:L:832:ASP:N	2.43	0.52
1:M:819:GLU:OE2	1:M:819:GLU:HA	2.10	0.52
1:M:870:VAL:HG12	1:M:871:GLU:N	2.25	0.52
1:N:141:ILE:HG12	1:N:142:ILE:N	2.24	0.52
1:N:53:SER:O	1:N:54:LEU:HD23	2.10	0.52
1:N:6:SER:O	1:N:9:VAL:HG12	2.10	0.52
1:N:781:ARG:HG3	1:N:781:ARG:NH1	2.17	0.52
1:N:832:ASP:OD1	1:N:832:ASP:N	2.43	0.52

Continued on next page...

Continued from previous page...

Atom-1	Atom-2	Interatomic distance (Å)	Clash overlap (Å)
1:O:597:ASN:HD22	1:O:599:ARG:H	1.57	0.52
1:P:500:CYS:HA	1:P:534:ILE:O	2.10	0.52
1:P:631:LEU:HD12	1:P:632:SER:N	2.24	0.52
1:A:141:ILE:HG12	1:A:142:ILE:N	2.24	0.52
1:A:66:PRO:HB3	1:A:187:MET:HE1	1.92	0.52
1:A:433:LEU:N	1:A:434:PRO:CD	2.73	0.52
1:A:651:LEU:CD1	1:A:669:PRO:HA	2.39	0.52
1:A:68:ALA:O	1:A:70:PRO:HD3	2.10	0.52
1:B:287:ASP:OD1	1:B:287:ASP:N	2.29	0.52
1:B:500:CYS:HA	1:B:534:ILE:O	2.10	0.52
1:C:211:ASP:OD1	1:C:211:ASP:N	2.42	0.52
1:C:653[A]:HIS:HD2	1:C:666:GLY:O	1.93	0.52
1:D:246:MET:HE3	1:D:247:CYS:C	2.30	0.52
1:D:595:THR:HG23	1:D:596:PRO:CA	2.38	0.52
1:E:211:ASP:OD1	1:E:211:ASP:N	2.42	0.52
1:E:287:ASP:N	1:E:287:ASP:OD1	2.29	0.52
1:E:634:GLN:HE22	1:E:685:LEU:H	1.57	0.52
1:E:832:ASP:N	1:E:832:ASP:OD1	2.43	0.52
1:E:870:VAL:HG12	1:E:871:GLU:N	2.25	0.52
1:F:708:TRP:CE3	1:F:709:SER:HB3	2.45	0.52
1:F:68:ALA:O	1:F:70:PRO:HD3	2.10	0.52
1:F:832:ASP:N	1:F:832:ASP:OD1	2.43	0.52
1:G:832:ASP:OD1	1:G:832:ASP:N	2.43	0.52
1:H:236:SER:OG	1:H:237:ARG:HD3	2.09	0.52
1:H:30:HIS:CE1	1:H:33:PHE:CD1	2.98	0.52
1:H:473:ARG:C	1:H:473:ARG:HD3	2.29	0.52
1:H:835:LEU:O	1:H:836:ILE:HD13	2.09	0.52
1:I:53:SER:O	1:I:54:LEU:HD23	2.10	0.52
1:K:141:ILE:HG12	1:K:142:ILE:N	2.24	0.52
1:K:867:THR:O	1:K:867:THR:HG22	2.09	0.52
1:L:246:MET:HE3	1:L:247:CYS:CA	2.40	0.52
1:L:53:SER:O	1:L:54:LEU:HD23	2.10	0.52
1:M:473:ARG:C	1:M:473:ARG:HD3	2.29	0.52
1:O:9:VAL:O	1:O:12:GLN:HB3	2.10	0.52
1:O:651:LEU:CD1	1:O:669:PRO:HA	2.39	0.52
1:O:819:GLU:OE2	1:O:819:GLU:HA	2.09	0.52
1:O:835:LEU:O	1:O:836:ILE:HD13	2.09	0.52
1:P:512:PHE:HE1	1:P:517:LYS:HG3	1.75	0.52
1:A:30:HIS:CE1	1:A:33:PHE:CD1	2.98	0.51
1:A:500:CYS:HA	1:A:534:ILE:O	2.10	0.51
1:A:920:LEU:HB3	1:A:921:PRO:CD	2.38	0.51

Continued on next page...

Continued from previous page...

Atom-1	Atom-2	Interatomic distance (Å)	Clash overlap (Å)
1:B:246:MET:HE3	1:B:247:CYS:C	2.31	0.51
1:B:832:ASP:N	1:B:832:ASP:OD1	2.43	0.51
1:C:237:ARG:CG	1:C:237:ARG:HH11	2.23	0.51
1:C:708:TRP:CE3	1:C:709:SER:HB3	2.45	0.51
1:C:819:GLU:HA	1:C:819:GLU:OE2	2.09	0.51
1:D:237:ARG:HH11	1:D:237:ARG:CG	2.23	0.51
1:D:634:GLN:HE22	1:D:685:LEU:H	1.57	0.51
1:D:987:ASP:OD2	1:D:990:HIS:HD2	1.93	0.51
1:E:819:GLU:HA	1:E:819:GLU:OE2	2.10	0.51
1:F:30:HIS:CE1	1:F:33:PHE:CD1	2.98	0.51
1:F:512:PHE:HE1	1:F:517:LYS:HG3	1.75	0.51
1:F:819:GLU:OE2	1:F:819:GLU:HA	2.09	0.51
1:G:176:PHE:CD1	1:G:176:PHE:N	2.78	0.51
1:G:30:HIS:CE1	1:G:33:PHE:CD1	2.98	0.51
1:G:568:TRP:HE1	1:G:604:ASN:ND2	2.08	0.51
1:I:500:CYS:HA	1:I:534:ILE:O	2.11	0.51
1:I:835:LEU:O	1:I:836:ILE:HD13	2.09	0.51
1:I:9:VAL:O	1:I:12:GLN:HB3	2.10	0.51
1:J:237:ARG:CG	1:J:237:ARG:HH11	2.23	0.51
1:J:30:HIS:CE1	1:J:33:PHE:CD1	2.98	0.51
1:J:500:CYS:HA	1:J:534:ILE:O	2.11	0.51
1:K:512:PHE:HE1	1:K:517:LYS:HG3	1.75	0.51
1:K:668:VAL:CG1	1:K:669:PRO:HD2	2.31	0.51
1:K:708:TRP:CE3	1:K:709:SER:HB3	2.45	0.51
1:K:835:LEU:O	1:K:836:ILE:HD13	2.09	0.51
1:K:870:VAL:HG12	1:K:871:GLU:N	2.25	0.51
1:L:237:ARG:HH11	1:L:237:ARG:CG	2.24	0.51
1:N:176:PHE:CD1	1:N:176:PHE:N	2.78	0.51
1:N:237:ARG:CG	1:N:237:ARG:HH11	2.23	0.51
1:N:65:ALA:HB1	1:N:66:PRO:CD	2.39	0.51
1:N:634:GLN:HE22	1:N:685:LEU:H	1.57	0.51
1:N:708:TRP:CE3	1:N:709:SER:HB3	2.45	0.51
1:N:781:ARG:HH11	1:N:781:ARG:CG	2.19	0.51
1:P:30:HIS:CE1	1:P:33:PHE:CD1	2.98	0.51
1:P:473:ARG:HD3	1:P:473:ARG:C	2.29	0.51
1:P:870:VAL:HG12	1:P:871:GLU:N	2.25	0.51
1:A:579:ASP:N	1:A:583:ASN:O	2.40	0.51
1:B:278:ILE:H	1:B:278:ILE:CD1	2.21	0.51
1:C:176:PHE:CD1	1:C:176:PHE:N	2.79	0.51
1:C:651:LEU:CD1	1:C:669:PRO:HA	2.39	0.51
1:D:512:PHE:HE1	1:D:517:LYS:HG3	1.75	0.51

Continued on next page...

Continued from previous page...

Atom-1	Atom-2	Interatomic distance (Å)	Clash overlap (Å)
1:D:73:TRP:CE2	1:D:122:CYS:HB3	2.44	0.51
1:F:634:GLN:HE22	1:F:685:LEU:H	1.57	0.51
1:G:610:ASP:O	1:G:611:ARG:HB2	2.10	0.51
1:H:597:ASN:HD22	1:H:599:ARG:H	1.57	0.51
1:H:68:ALA:O	1:H:70:PRO:HD3	2.10	0.51
1:H:867:THR:O	1:H:867:THR:HG22	2.09	0.51
1:J:9:VAL:O	1:J:12:GLN:HB3	2.10	0.51
1:J:634:GLN:HE22	1:J:685:LEU:H	1.57	0.51
1:J:649:ASN:OD1	1:J:703:PRO:HD2	2.09	0.51
1:J:867:THR:O	1:J:867:THR:HG22	2.09	0.51
1:K:568:TRP:HE1	1:K:604:ASN:ND2	2.08	0.51
1:K:781:ARG:HH11	1:K:781:ARG:CG	2.19	0.51
1:L:287:ASP:CG	1:L:425:ARG:HH22	2.13	0.51
1:M:176:PHE:N	1:M:176:PHE:CD1	2.78	0.51
1:N:30:HIS:CE1	1:N:33:PHE:CD1	2.98	0.51
1:N:433:LEU:N	1:N:434:PRO:CD	2.73	0.51
1:N:500:CYS:HA	1:N:534:ILE:O	2.11	0.51
1:N:920:LEU:HB3	1:N:921:PRO:CD	2.38	0.51
1:O:30:HIS:CE1	1:O:33:PHE:CD1	2.98	0.51
1:O:568:TRP:HE1	1:O:604:ASN:ND2	2.09	0.51
1:O:73:TRP:CE2	1:O:122:CYS:HB3	2.44	0.51
1:O:832:ASP:OD1	1:O:832:ASP:N	2.43	0.51
1:A:176:PHE:CD1	1:A:176:PHE:N	2.79	0.51
1:A:237:ARG:HH11	1:A:237:ARG:CG	2.23	0.51
1:A:434:PRO:HA	1:A:437:SER:OG	2.11	0.51
1:A:819:GLU:OE2	1:A:819:GLU:HA	2.09	0.51
1:A:9:VAL:O	1:A:12:GLN:HB3	2.10	0.51
1:B:653[A]:HIS:HD2	1:B:666:GLY:O	1.93	0.51
1:B:663:LEU:N	1:B:663:LEU:HD23	2.24	0.51
1:C:69:VAL:HG13	1:C:70:PRO:HD2	1.91	0.51
1:C:867:THR:O	1:C:867:THR:HG22	2.09	0.51
1:D:568:TRP:HE1	1:D:604:ASN:ND2	2.08	0.51
1:E:176:PHE:CD1	1:E:176:PHE:N	2.79	0.51
1:E:610:ASP:O	1:E:611:ARG:HB2	2.10	0.51
1:G:433:LEU:N	1:G:434:PRO:CD	2.73	0.51
1:G:987:ASP:OD2	1:G:990:HIS:HD2	1.92	0.51
1:H:870:VAL:HG12	1:H:871:GLU:N	2.26	0.51
1:H:6:SER:O	1:H:9:VAL:HG12	2.10	0.51
1:I:663:LEU:HD23	1:I:663:LEU:N	2.24	0.51
1:J:597:ASN:HD22	1:J:599:ARG:H	1.57	0.51
1:K:236:SER:OG	1:K:237:ARG:HD3	2.09	0.51

Continued on next page...

Continued from previous page...

Atom-1	Atom-2	Interatomic distance (Å)	Clash overlap (Å)
1:L:500:CYS:HA	1:L:534:ILE:O	2.10	0.51
1:M:500:CYS:HA	1:M:534:ILE:O	2.10	0.51
1:M:69:VAL:HG13	1:M:70:PRO:HD2	1.91	0.51
1:M:920:LEU:HB3	1:M:921:PRO:CD	2.38	0.51
1:N:512:PHE:HE1	1:N:517:LYS:HG3	1.75	0.51
1:O:433:LEU:N	1:O:434:PRO:CD	2.73	0.51
1:O:473:ARG:HD3	1:O:473:ARG:C	2.29	0.51
1:O:867:THR:HG22	1:O:867:THR:O	2.09	0.51
1:O:987:ASP:OD2	1:O:990:HIS:HD2	1.93	0.51
1:P:53:SER:O	1:P:54:LEU:HD23	2.10	0.51
1:A:822:LEU:HD11	1:A:824:GLN:O	2.11	0.51
1:B:568:TRP:HE1	1:B:604:ASN:ND2	2.08	0.51
1:B:634:GLN:HE22	1:B:685:LEU:H	1.57	0.51
1:C:6:SER:O	1:C:9:VAL:HG12	2.10	0.51
1:D:30:HIS:CE1	1:D:33:PHE:CD1	2.98	0.51
1:D:663:LEU:N	1:D:663:LEU:HD23	2.24	0.51
1:D:9:VAL:O	1:D:12:GLN:HB3	2.10	0.51
1:E:237:ARG:HH11	1:E:237:ARG:CG	2.23	0.51
1:E:433:LEU:N	1:E:434:PRO:CD	2.73	0.51
1:F:433:LEU:N	1:F:434:PRO:CD	2.73	0.51
1:H:9:VAL:O	1:H:12:GLN:HB3	2.10	0.51
1:H:246:MET:HE3	1:H:247:CYS:C	2.30	0.51
1:H:500:CYS:HA	1:H:534:ILE:O	2.11	0.51
1:I:512:PHE:HE1	1:I:517:LYS:HG3	1.75	0.51
1:I:832:ASP:N	1:I:832:ASP:OD1	2.43	0.51
1:J:176:PHE:CD1	1:J:176:PHE:N	2.79	0.51
1:J:53:SER:O	1:J:54:LEU:HD23	2.10	0.51
1:K:68:ALA:O	1:K:70:PRO:HD3	2.10	0.51
1:L:211:ASP:N	1:L:211:ASP:OD1	2.42	0.51
1:M:822:LEU:HD11	1:M:824:GLN:O	2.11	0.51
1:O:237:ARG:HH11	1:O:237:ARG:CG	2.23	0.51
1:O:53:SER:O	1:O:54:LEU:HD23	2.10	0.51
1:O:781:ARG:HG3	1:O:781:ARG:NH1	2.17	0.51
1:P:6:SER:O	1:P:9:VAL:HG12	2.10	0.51
1:B:30:HIS:CE1	1:B:33:PHE:CD1	2.98	0.51
1:B:68:ALA:O	1:B:70:PRO:HD3	2.10	0.51
1:B:867:THR:HG22	1:B:867:THR:O	2.09	0.51
1:C:30:HIS:CE1	1:C:33:PHE:CD1	2.98	0.51
1:C:500:CYS:HA	1:C:534:ILE:O	2.10	0.51
1:C:869:ASP:OD2	1:C:1015:HIS:ND1	2.33	0.51
1:D:246:MET:HE3	1:D:247:CYS:CA	2.40	0.51

Continued on next page...

Continued from previous page...

Atom-1	Atom-2	Interatomic distance (Å)	Clash overlap (Å)
1:D:433:LEU:N	1:D:434:PRO:CD	2.73	0.51
1:E:579:ASP:N	1:E:583:ASN:O	2.40	0.51
1:E:708:TRP:CE3	1:E:709:SER:HB3	2.45	0.51
1:F:568:TRP:HE1	1:F:604:ASN:ND2	2.08	0.51
1:G:473:ARG:HD3	1:G:473:ARG:C	2.29	0.51
1:G:53:SER:O	1:G:54:LEU:HD23	2.10	0.51
1:G:708:TRP:CE3	1:G:709:SER:HB3	2.45	0.51
1:H:434:PRO:HA	1:H:437:SER:OG	2.11	0.51
1:I:708:TRP:CE3	1:I:709:SER:HB3	2.45	0.51
1:I:781:ARG:HH11	1:I:781:ARG:CG	2.19	0.51
1:J:987:ASP:OD2	1:J:990:HIS:HD2	1.92	0.51
1:K:822:LEU:HD11	1:K:824:GLN:O	2.11	0.51
1:L:419:GLY:HA2	1:L:282:ARG:NH1	2.25	0.51
1:L:92:MET:HE3	1:L:362:LEU:O	2.10	0.51
1:L:512:PHE:HE1	1:L:517:LYS:HG3	1.75	0.51
1:L:568:TRP:HE1	1:L:604:ASN:ND2	2.08	0.51
1:L:653[A]:HIS:HD2	1:L:666:GLY:O	1.93	0.51
1:L:867:THR:O	1:L:867:THR:HG22	2.09	0.51
1:O:653[A]:HIS:HD2	1:O:666:GLY:O	1.93	0.51
1:O:708:TRP:CE3	1:O:709:SER:HB3	2.45	0.51
1:O:822:LEU:HD11	1:O:824:GLN:O	2.11	0.51
1:A:287:ASP:OD1	1:A:287:ASP:N	2.29	0.51
1:B:176:PHE:N	1:B:176:PHE:CD1	2.78	0.51
1:B:69:VAL:HG13	1:B:70:PRO:HD2	1.91	0.51
1:C:246:MET:HE3	1:C:247:CYS:CA	2.40	0.51
1:C:433:LEU:N	1:C:434:PRO:CD	2.73	0.51
1:C:987:ASP:OD2	1:C:990:HIS:HD2	1.92	0.51
1:D:579:ASP:N	1:D:583:ASN:O	2.40	0.51
1:E:30:HIS:CE1	1:E:33:PHE:CD1	2.98	0.51
1:F:473:ARG:HD3	1:F:473:ARG:C	2.29	0.51
1:F:663:LEU:HD23	1:F:663:LEU:N	2.24	0.51
1:G:500:CYS:HA	1:G:534:ILE:O	2.10	0.51
1:G:867:THR:O	1:G:867:THR:HG22	2.09	0.51
1:H:819:GLU:HA	1:H:819:GLU:OE2	2.09	0.51
1:J:579:ASP:OD2	1:J:583:ASN:HB2	2.11	0.51
1:J:568:TRP:HE1	1:J:604:ASN:ND2	2.08	0.51
1:J:870:VAL:HG12	1:J:871:GLU:N	2.25	0.51
1:K:610:ASP:O	1:K:611:ARG:HB2	2.10	0.51
1:L:634:GLN:HE22	1:L:685:LEU:H	1.57	0.51
1:L:708:TRP:CE3	1:L:709:SER:HB3	2.45	0.51
1:L:822:LEU:HD11	1:L:824:GLN:O	2.11	0.51

Continued on next page...

Continued from previous page...

Atom-1	Atom-2	Interatomic distance (Å)	Clash overlap (Å)
1:M:127:PHE:N	1:M:127:PHE:CD2	2.79	0.51
1:M:211:ASP:N	1:M:211:ASP:OD1	2.42	0.51
1:N:579:ASP:OD2	1:N:583:ASN:HB2	2.11	0.51
1:O:500:CYS:HA	1:O:534:ILE:O	2.10	0.51
1:O:512:PHE:HE1	1:O:517:LYS:HG3	1.75	0.51
1:P:211:ASP:OD1	1:P:211:ASP:N	2.42	0.51
1:P:597:ASN:HD22	1:P:599:ARG:H	1.57	0.51
1:A:53:SER:O	1:A:54:LEU:HD23	2.10	0.51
1:A:69:VAL:HG13	1:A:70:PRO:HD2	1.91	0.51
1:A:869:ASP:OD2	1:A:1015:HIS:ND1	2.33	0.51
1:A:870:VAL:HG12	1:A:871:GLU:N	2.25	0.51
1:B:237:ARG:HH11	1:B:237:ARG:CG	2.24	0.51
1:E:512:PHE:HE1	1:E:517:LYS:HG3	1.75	0.51
1:E:595:THR:HG23	1:E:596:PRO:CA	2.37	0.51
1:E:822:LEU:HD11	1:E:824:GLN:O	2.11	0.51
1:F:434:PRO:HA	1:F:437:SER:OG	2.11	0.51
1:F:500:CYS:HA	1:F:534:ILE:O	2.10	0.51
1:F:870:VAL:HG12	1:F:871:GLU:N	2.25	0.51
1:G:663:LEU:HD23	1:G:663:LEU:N	2.24	0.51
1:G:653[A]:HIS:HD2	1:G:666:GLY:O	1.93	0.51
1:H:278:ILE:H	1:H:278:ILE:CD1	2.21	0.51
1:H:53:SER:O	1:H:54:LEU:HD23	2.10	0.51
1:H:822:LEU:HD11	1:H:824:GLN:O	2.11	0.51
1:H:832:ASP:OD1	1:H:832:ASP:N	2.43	0.51
1:I:176:PHE:N	1:I:176:PHE:CD1	2.79	0.51
1:J:127:PHE:CD2	1:J:127:PHE:N	2.79	0.51
1:J:610:ASP:O	1:J:611:ARG:HB2	2.10	0.51
1:K:176:PHE:N	1:K:176:PHE:CD1	2.78	0.51
1:K:246:MET:HE3	1:K:247:CYS:CA	2.41	0.51
1:M:568:TRP:HE1	1:M:604:ASN:ND2	2.09	0.51
1:M:708:TRP:CE3	1:M:709:SER:HB3	2.45	0.51
1:N:663:LEU:HD23	1:N:663:LEU:N	2.24	0.51
1:N:68:ALA:O	1:N:70:PRO:HD3	2.10	0.51
1:O:434:PRO:HA	1:O:437:SER:OG	2.11	0.51
1:P:433:LEU:N	1:P:434:PRO:CD	2.73	0.51
1:P:663:LEU:HD23	1:P:663:LEU:N	2.24	0.51
1:A:781:ARG:CG	1:A:781:ARG:HH11	2.19	0.51
1:C:597:ASN:HD22	1:C:599:ARG:H	1.57	0.51
1:D:832:ASP:N	1:D:832:ASP:OD1	2.43	0.51
1:E:833:ALA:HB1	1:E:858:ILE:O	2.11	0.51
1:E:920:LEU:HB3	1:E:921:PRO:CD	2.38	0.51

Continued on next page...

Continued from previous page...

Atom-1	Atom-2	Interatomic distance (Å)	Clash overlap (Å)
1:F:579:ASP:OD2	1:F:583:ASN:HB2	2.11	0.51
1:F:610:ASP:O	1:F:611:ARG:HB2	2.10	0.51
1:F:9:VAL:O	1:F:12:GLN:HB3	2.10	0.51
1:G:237:ARG:HH11	1:G:237:ARG:CG	2.23	0.51
1:G:512:PHE:HE1	1:G:517:LYS:HG3	1.75	0.51
1:H:66:PRO:HB3	1:H:187:MET:HE1	1.91	0.51
1:K:278:ILE:H	1:K:278:ILE:CD1	2.21	0.51
1:K:436:MET:HE1	1:K:467:ASN:HD22	1.74	0.51
1:K:53:SER:O	1:K:54:LEU:HD23	2.10	0.51
1:L:176:PHE:N	1:L:176:PHE:CD1	2.79	0.51
1:L:579:ASP:OD2	1:L:583:ASN:HB2	2.11	0.51
1:M:9:VAL:O	1:M:12:GLN:HB3	2.10	0.51
1:M:237:ARG:CG	1:M:237:ARG:HH11	2.23	0.51
1:M:512:PHE:HE1	1:M:517:LYS:HG3	1.75	0.51
1:M:6:SER:O	1:M:9:VAL:HG12	2.10	0.51
1:N:282:ARG:HH11	1:O:419:GLY:CA	2.23	0.51
1:N:870:VAL:HG12	1:N:871:GLU:N	2.25	0.51
1:P:246:MET:HE3	1:P:247:CYS:CA	2.41	0.51
1:A:473:ARG:C	1:A:473:ARG:HD3	2.29	0.51
1:B:592:PHE:CD1	1:B:592:PHE:N	2.79	0.51
1:E:178:ARG:HH11	1:E:178:ARG:HB2	1.76	0.51
1:F:653[A]:HIS:HD2	1:F:666:GLY:O	1.93	0.51
1:G:592:PHE:N	1:G:592:PHE:CD1	2.79	0.51
1:H:579:ASP:N	1:H:583:ASN:O	2.40	0.51
1:I:822:LEU:HD11	1:I:824:GLN:O	2.11	0.51
1:I:833:ALA:HB1	1:I:858:ILE:O	2.11	0.51
1:J:708:TRP:CE3	1:J:709:SER:HB3	2.45	0.51
1:L:473:ARG:HD3	1:L:473:ARG:C	2.29	0.51
1:M:30:HIS:CE1	1:M:33:PHE:CD1	2.98	0.51
1:M:433:LEU:N	1:M:434:PRO:CD	2.73	0.51
1:N:434:PRO:HA	1:N:437:SER:OG	2.11	0.51
1:O:176:PHE:CD1	1:O:176:PHE:N	2.78	0.51
1:O:6:SER:O	1:O:9:VAL:HG12	2.10	0.51
1:P:436:MET:HE3	1:P:467:ASN:ND2	2.15	0.51
1:P:579:ASP:OD2	1:P:583:ASN:HB2	2.11	0.51
1:P:832:ASP:OD1	1:P:832:ASP:N	2.43	0.51
1:P:961:ARG:NH2	1:P:979:GLU:O	2.37	0.51
1:B:708:TRP:CE3	1:B:709:SER:HB3	2.45	0.51
1:C:579:ASP:OD2	1:C:583:ASN:HB2	2.11	0.51
1:D:176:PHE:CD1	1:D:176:PHE:N	2.79	0.51
1:D:708:TRP:CE3	1:D:709:SER:HB3	2.46	0.51

Continued on next page...

Continued from previous page...

Atom-1	Atom-2	Interatomic distance (Å)	Clash overlap (Å)
1:D:68:ALA:O	1:D:70:PRO:HD3	2.10	0.51
1:E:579:ASP:OD2	1:E:583:ASN:HB2	2.11	0.51
1:E:568:TRP:HE1	1:E:604:ASN:ND2	2.09	0.51
1:F:127:PHE:CD2	1:F:127:PHE:N	2.79	0.51
1:F:246:MET:HE3	1:F:247:CYS:CA	2.41	0.51
1:G:433:LEU:N	1:G:434:PRO:HD2	2.26	0.51
1:H:433:LEU:N	1:H:434:PRO:CD	2.73	0.51
1:I:130:ASP:OD1	1:I:132:SER:N	2.30	0.51
1:J:822:LEU:HD11	1:J:824:GLN:O	2.11	0.51
1:K:178:ARG:HH11	1:K:178:ARG:HB2	1.76	0.51
1:K:73:TRP:CZ2	1:K:185:ALA:HB1	2.46	0.51
1:L:581:ASN:OD1	1:L:581:ASN:N	2.44	0.51
1:L:833:ALA:HB1	1:L:858:ILE:O	2.11	0.51
1:L:9:VAL:O	1:L:12:GLN:HB3	2.10	0.51
1:M:833:ALA:HB1	1:M:858:ILE:O	2.11	0.51
1:N:579:ASP:N	1:N:583:ASN:O	2.40	0.51
1:P:131:GLU:HG3	1:P:132:SER:N	2.26	0.51
1:P:822:LEU:HD11	1:P:824:GLN:O	2.11	0.51
1:A:833:ALA:HB1	1:A:858:ILE:O	2.11	0.50
1:B:434:PRO:HA	1:B:437:SER:OG	2.11	0.50
1:B:49:GLN:H	1:B:49:GLN:HE21	1.59	0.50
1:B:781:ARG:HG3	1:B:781:ARG:NH1	2.17	0.50
1:B:869:ASP:OD2	1:B:1015:HIS:ND1	2.33	0.50
1:C:434:PRO:HA	1:C:437:SER:OG	2.11	0.50
1:C:512:PHE:HE1	1:C:517:LYS:HG3	1.75	0.50
1:D:610:ASP:O	1:D:611:ARG:HB2	2.10	0.50
1:E:131:GLU:HG3	1:E:132:SER:N	2.26	0.50
1:F:73:TRP:CZ2	1:F:185:ALA:HB1	2.47	0.50
1:F:53:SER:O	1:F:54:LEU:HD23	2.10	0.50
1:G:434:PRO:HA	1:G:437:SER:OG	2.11	0.50
1:H:178:ARG:HB2	1:H:178:ARG:HH11	1.76	0.50
1:H:211:ASP:N	1:H:211:ASP:OD1	2.42	0.50
1:H:237:ARG:HB3	1:H:237:ARG:HH11	1.77	0.50
1:I:595:THR:HG23	1:I:596:PRO:CA	2.37	0.50
1:J:178:ARG:HH11	1:J:178:ARG:HB2	1.76	0.50
1:J:246:MET:HE3	1:J:247:CYS:CA	2.40	0.50
1:J:69:VAL:HG13	1:J:70:PRO:HD2	1.91	0.50
1:K:579:ASP:OD2	1:K:583:ASN:HB2	2.11	0.50
1:M:178:ARG:HB2	1:M:178:ARG:HH11	1.77	0.50
1:N:127:PHE:CD2	1:N:127:PHE:N	2.79	0.50
1:N:73:TRP:CZ2	1:N:185:ALA:HB1	2.47	0.50

Continued on next page...

Continued from previous page...

Atom-1	Atom-2	Interatomic distance (Å)	Clash overlap (Å)
1:P:708:TRP:CE3	1:P:709:SER:HB3	2.45	0.50
1:A:433:LEU:N	1:A:434:PRO:HD2	2.26	0.50
1:A:610:ASP:O	1:A:611:ARG:HB2	2.10	0.50
1:C:49:GLN:HE21	1:C:49:GLN:H	1.59	0.50
1:D:833:ALA:HB1	1:D:858:ILE:O	2.11	0.50
1:E:434:PRO:HA	1:E:437:SER:OG	2.11	0.50
1:E:500:CYS:HA	1:E:534:ILE:O	2.11	0.50
1:E:597:ASN:HD22	1:E:599:ARG:H	1.57	0.50
1:F:581:ASN:OD1	1:F:581:ASN:N	2.44	0.50
1:F:65:ALA:HB1	1:F:66:PRO:CD	2.39	0.50
1:G:23:GLN:HB3	1:G:26:ARG:NH2	2.27	0.50
1:H:579:ASP:OD2	1:H:583:ASN:HB2	2.11	0.50
1:H:708:TRP:CE3	1:H:709:SER:HB3	2.45	0.50
1:I:127:PHE:CD2	1:I:127:PHE:N	2.79	0.50
1:I:73:TRP:CZ2	1:I:185:ALA:HB1	2.47	0.50
1:I:92:MET:HE3	1:I:362:LEU:O	2.11	0.50
1:L:30:HIS:CE1	1:L:33:PHE:CD1	2.98	0.50
1:L:433:LEU:N	1:L:434:PRO:HD2	2.26	0.50
1:L:73:TRP:CZ2	1:L:185:ALA:HB1	2.47	0.50
1:L:870:VAL:HG12	1:L:871:GLU:N	2.25	0.50
1:M:436:MET:HE1	1:M:467:ASN:HD22	1.76	0.50
1:M:579:ASP:OD2	1:M:583:ASN:HB2	2.11	0.50
1:N:869:ASP:OD2	1:N:1015:HIS:ND1	2.33	0.50
1:O:178:ARG:HB2	1:O:178:ARG:HH11	1.76	0.50
1:O:49:GLN:HE21	1:O:49:GLN:H	1.59	0.50
1:O:610:ASP:O	1:O:611:ARG:HB2	2.10	0.50
1:P:592:PHE:N	1:P:592:PHE:CD1	2.79	0.50
1:P:867:THR:O	1:P:867:THR:HG22	2.09	0.50
1:A:237:ARG:HH11	1:A:237:ARG:HB3	1.77	0.50
1:A:592:PHE:CD1	1:A:592:PHE:N	2.79	0.50
1:B:403:ASP:OD2	1:B:450:HIS:ND1	2.34	0.50
1:B:433:LEU:N	1:B:434:PRO:HD2	2.26	0.50
1:B:512:PHE:HE1	1:B:517:LYS:HG3	1.75	0.50
1:C:822:LEU:HD11	1:C:824:GLN:O	2.11	0.50
1:H:176:PHE:N	1:H:176:PHE:CD1	2.79	0.50
1:H:433:LEU:N	1:H:434:PRO:HD2	2.26	0.50
1:H:568:TRP:HE1	1:H:604:ASN:ND2	2.08	0.50
1:I:433:LEU:N	1:I:434:PRO:HD2	2.26	0.50
1:I:568:TRP:HE1	1:I:604:ASN:ND2	2.09	0.50
1:I:660:GLY:O	1:I:662:PRO:HD3	2.12	0.50
1:J:581:ASN:N	1:J:581:ASN:OD1	2.44	0.50

Continued on next page...

Continued from previous page...

Atom-1	Atom-2	Interatomic distance (Å)	Clash overlap (Å)
1:K:36:TRP:CD2	1:K:42:ALA:HA	2.47	0.50
1:K:49:GLN:HE21	1:K:49:GLN:H	1.59	0.50
1:K:65:ALA:HB1	1:K:66:PRO:CD	2.38	0.50
1:M:36:TRP:CD2	1:M:42:ALA:HA	2.47	0.50
1:M:53:SER:O	1:M:54:LEU:HD23	2.10	0.50
1:P:434:PRO:HA	1:P:437:SER:OG	2.11	0.50
1:P:433:LEU:N	1:P:434:PRO:HD2	2.26	0.50
1:P:570:TRP:CD1	1:P:571:VAL:HG22	2.47	0.50
1:A:178:ARG:HH11	1:A:178:ARG:HB2	1.76	0.50
1:A:49:GLN:HE21	1:A:49:GLN:H	1.59	0.50
1:A:579:ASP:OD2	1:A:583:ASN:HB2	2.11	0.50
1:A:708:TRP:CE3	1:A:709:SER:HB3	2.45	0.50
1:B:211:ASP:OD1	1:B:211:ASP:N	2.42	0.50
1:B:36:TRP:CD2	1:B:42:ALA:HA	2.47	0.50
1:B:597:ASN:HD22	1:B:599:ARG:H	1.57	0.50
1:B:870:VAL:HG12	1:B:871:GLU:N	2.25	0.50
1:C:131:GLU:HG3	1:C:132:SER:N	2.26	0.50
1:C:433:LEU:N	1:C:434:PRO:HD2	2.26	0.50
1:D:127:PHE:CD2	1:D:127:PHE:N	2.79	0.50
1:D:434:PRO:HA	1:D:437:SER:OG	2.11	0.50
1:E:127:PHE:CD2	1:E:127:PHE:N	2.79	0.50
1:E:570:TRP:CD1	1:E:571:VAL:HG22	2.47	0.50
1:F:403:ASP:OD2	1:F:450:HIS:ND1	2.34	0.50
1:G:49:GLN:H	1:G:49:GLN:HE21	1.59	0.50
1:G:660:GLY:O	1:G:662:PRO:HD3	2.12	0.50
1:G:822:LEU:HD11	1:G:824:GLN:O	2.11	0.50
1:G:870:VAL:HG12	1:G:871:GLU:N	2.25	0.50
1:I:403:ASP:OD2	1:I:450:HIS:ND1	2.34	0.50
1:I:434:PRO:HA	1:I:437:SER:OG	2.11	0.50
1:I:579:ASP:OD2	1:I:583:ASN:HB2	2.11	0.50
1:I:920:LEU:HB3	1:I:921:PRO:CD	2.38	0.50
1:J:73:TRP:CZ2	1:J:185:ALA:HB1	2.46	0.50
1:K:127:PHE:N	1:K:127:PHE:CD2	2.79	0.50
1:K:131:GLU:HG3	1:K:132:SER:N	2.26	0.50
1:K:433:LEU:N	1:K:434:PRO:HD2	2.26	0.50
1:K:833:ALA:HB1	1:K:858:ILE:O	2.11	0.50
1:L:131:GLU:HG3	1:L:132:SER:N	2.26	0.50
1:N:131:GLU:HG3	1:N:132:SER:N	2.26	0.50
1:N:246:MET:HE3	1:N:247:CYS:C	2.31	0.50
1:N:36:TRP:CD2	1:N:42:ALA:HA	2.47	0.50
1:N:833:ALA:HB1	1:N:858:ILE:O	2.11	0.50

Continued on next page...

Continued from previous page...

Atom-1	Atom-2	Interatomic distance (Å)	Clash overlap (Å)
1:O:660:GLY:O	1:O:662:PRO:HD3	2.12	0.50
1:O:833:ALA:HB1	1:O:858:ILE:O	2.11	0.50
1:O:920:LEU:HB3	1:O:921:PRO:CD	2.38	0.50
1:P:237:ARG:CG	1:P:237:ARG:HH11	2.23	0.50
1:P:869:ASP:OD2	1:P:1015:HIS:ND1	2.33	0.50
1:A:211:ASP:OD1	1:A:211:ASP:N	2.42	0.50
1:A:403:ASP:OD2	1:A:450:HIS:ND1	2.34	0.50
1:A:581:ASN:N	1:A:581:ASN:OD1	2.44	0.50
1:B:127:PHE:N	1:B:127:PHE:CD2	2.79	0.50
1:B:73:TRP:CZ2	1:B:185:ALA:HB1	2.47	0.50
1:B:660:GLY:O	1:B:662:PRO:HD3	2.12	0.50
1:C:36:TRP:CD2	1:C:42:ALA:HA	2.47	0.50
1:C:832:ASP:OD1	1:C:832:ASP:N	2.43	0.50
1:D:178:ARG:HB2	1:D:178:ARG:HH11	1.76	0.50
1:D:73:TRP:CZ2	1:D:185:ALA:HB1	2.47	0.50
1:D:403:ASP:OD2	1:D:450:HIS:ND1	2.34	0.50
1:D:433:LEU:N	1:D:434:PRO:HD2	2.26	0.50
1:E:53:SER:O	1:E:54:LEU:HD23	2.10	0.50
1:E:660:GLY:O	1:E:662:PRO:HD3	2.12	0.50
1:F:131:GLU:HG3	1:F:132:SER:N	2.26	0.50
1:F:278:ILE:CD1	1:F:278:ILE:H	2.21	0.50
1:F:36:TRP:CD2	1:F:42:ALA:HA	2.47	0.50
1:F:570:TRP:CD1	1:F:571:VAL:HG22	2.47	0.50
1:F:822:LEU:HD11	1:F:824:GLN:O	2.11	0.50
1:F:833:ALA:HB1	1:F:858:ILE:O	2.11	0.50
1:G:420:MET:HE3	1:G:420:MET:HA	1.93	0.50
1:G:635:THR:HG23	1:G:681:GLU:OE2	2.12	0.50
1:G:833:ALA:HB1	1:G:858:ILE:O	2.11	0.50
1:H:559:TYR:HB2	1:H:562:LEU:HD12	1.94	0.50
1:H:592:PHE:N	1:H:592:PHE:CD1	2.79	0.50
1:H:660:GLY:O	1:H:662:PRO:HD3	2.12	0.50
1:H:833:ALA:HB1	1:H:858:ILE:O	2.11	0.50
1:H:869:ASP:OD2	1:H:1015:HIS:ND1	2.33	0.50
1:I:635:THR:HG23	1:I:681:GLU:OE2	2.12	0.50
1:J:36:TRP:CD2	1:J:42:ALA:HA	2.47	0.50
1:J:433:LEU:N	1:J:434:PRO:HD2	2.26	0.50
1:K:500:CYS:HA	1:K:534:ILE:O	2.11	0.50
1:K:592:PHE:CD1	1:K:592:PHE:N	2.79	0.50
1:K:660:GLY:O	1:K:662:PRO:HD3	2.12	0.50
1:L:23:GLN:HB3	1:L:26:ARG:NH2	2.27	0.50
1:L:434:PRO:HA	1:L:437:SER:OG	2.11	0.50

Continued on next page...

Continued from previous page...

Atom-1	Atom-2	Interatomic distance (Å)	Clash overlap (Å)
1:L:635:THR:HG23	1:L:681:GLU:OE2	2.12	0.50
1:L:767:GLN:CG	1:L:768:MET:N	2.75	0.50
1:M:433:LEU:N	1:M:434:PRO:HD2	2.26	0.50
1:M:570:TRP:CD1	1:M:571:VAL:HG22	2.47	0.50
1:M:767:GLN:CG	1:M:768:MET:N	2.75	0.50
1:N:570:TRP:CD1	1:N:571:VAL:HG22	2.47	0.50
1:O:23:GLN:HB3	1:O:26:ARG:NH2	2.27	0.50
1:O:579:ASP:OD2	1:O:583:ASN:HB2	2.11	0.50
1:O:870:VAL:HG12	1:O:871:GLU:N	2.25	0.50
1:P:568:TRP:HE1	1:P:604:ASN:ND2	2.08	0.50
1:P:660:GLY:O	1:P:662:PRO:HD3	2.12	0.50
1:A:568:TRP:HE1	1:A:604:ASN:ND2	2.08	0.50
1:A:832:ASP:OD1	1:A:832:ASP:N	2.43	0.50
1:B:767:GLN:CG	1:B:768:MET:N	2.75	0.50
1:D:23:GLN:HB3	1:D:26:ARG:NH2	2.27	0.50
1:D:570:TRP:CD1	1:D:571:VAL:HG22	2.47	0.50
1:D:579:ASP:OD2	1:D:583:ASN:HB2	2.11	0.50
1:E:36:TRP:CD2	1:E:42:ALA:HA	2.47	0.50
1:F:23:GLN:HB3	1:F:26:ARG:NH2	2.27	0.50
1:F:31:PRO:CB	1:F:32:PRO:HD2	2.42	0.50
1:G:73:TRP:CZ2	1:G:185:ALA:HB1	2.47	0.50
1:H:237:ARG:HH11	1:H:237:ARG:CG	2.23	0.50
1:I:870:VAL:HG12	1:I:871:GLU:N	2.25	0.50
1:J:434:PRO:HA	1:J:437:SER:OG	2.11	0.50
1:J:833:ALA:HB1	1:J:858:ILE:O	2.11	0.50
1:L:178:ARG:HH11	1:L:178:ARG:HB2	1.76	0.50
1:M:23:GLN:HB3	1:M:26:ARG:NH2	2.27	0.50
1:M:832:ASP:OD1	1:M:832:ASP:N	2.43	0.50
1:N:66:PRO:HB3	1:N:187:MET:HE1	1.93	0.50
1:N:660:GLY:O	1:N:662:PRO:HD3	2.12	0.50
1:O:36:TRP:CD2	1:O:42:ALA:HA	2.47	0.50
1:N:473:ARG:HD2	1:O:469:ASP:HB3	1.94	0.50
1:O:635:THR:HG23	1:O:681:GLU:OE2	2.12	0.50
1:A:316:HIS:CA	1:A:323:ILE:HD13	2.32	0.50
1:A:567:VAL:HG12	1:A:568:TRP:N	2.27	0.50
1:A:660:GLY:O	1:A:662:PRO:HD3	2.12	0.50
1:C:73:TRP:CZ2	1:C:185:ALA:HB1	2.47	0.50
1:C:592:PHE:CD1	1:C:592:PHE:N	2.79	0.50
1:C:870:VAL:HG12	1:C:871:GLU:N	2.25	0.50
1:E:433:LEU:N	1:E:434:PRO:HD2	2.26	0.50
1:E:635:THR:HG23	1:E:681:GLU:OE2	2.12	0.50

Continued on next page...

Continued from previous page...

Atom-1	Atom-2	Interatomic distance (Å)	Clash overlap (Å)
1:F:176:PHE:N	1:F:176:PHE:CD1	2.79	0.50
1:F:869:ASP:OD2	1:F:1015:HIS:ND1	2.33	0.50
1:G:36:TRP:CD2	1:G:42:ALA:HA	2.47	0.50
1:H:567:VAL:HG12	1:H:568:TRP:N	2.27	0.50
1:I:31:PRO:CB	1:I:32:PRO:HD2	2.42	0.50
1:J:832:ASP:N	1:J:832:ASP:OD1	2.43	0.50
1:K:237:ARG:CG	1:K:237:ARG:HH11	2.23	0.50
1:K:237:ARG:HB3	1:K:237:ARG:HH11	1.77	0.50
1:L:246:MET:HE3	1:L:247:CYS:C	2.31	0.50
1:L:31:PRO:CB	1:L:32:PRO:HD2	2.42	0.50
1:M:465:GLY:O	1:M:468:HIS:HB2	2.12	0.50
1:N:31:PRO:CB	1:N:32:PRO:HD2	2.42	0.50
1:O:127:PHE:CD2	1:O:127:PHE:N	2.79	0.50
1:O:73:TRP:CZ2	1:O:185:ALA:HB1	2.47	0.50
1:O:246:MET:HE3	1:O:247:CYS:CA	2.42	0.50
1:O:592:PHE:CD1	1:O:592:PHE:N	2.79	0.50
1:P:559:TYR:HB2	1:P:562:LEU:HD12	1.94	0.50
1:P:635:THR:HG23	1:P:681:GLU:OE2	2.12	0.50
1:A:465:GLY:O	1:A:468:HIS:HB2	2.12	0.50
1:B:559:TYR:HB2	1:B:562:LEU:HD12	1.94	0.50
1:B:579:ASP:OD2	1:B:583:ASN:HB2	2.11	0.50
1:B:635:THR:HG23	1:B:681:GLU:OE2	2.12	0.50
1:B:833:ALA:HB1	1:B:858:ILE:O	2.11	0.50
1:C:237:ARG:HB3	1:C:237:ARG:HH11	1.77	0.50
1:C:559:TYR:HB2	1:C:562:LEU:HD12	1.94	0.50
1:C:568:TRP:HE1	1:C:604:ASN:ND2	2.08	0.50
1:C:635:THR:HG23	1:C:681:GLU:OE2	2.12	0.50
1:D:500:CYS:HA	1:D:534:ILE:O	2.10	0.50
1:D:767:GLN:CG	1:D:768:MET:N	2.75	0.50
1:E:23:GLN:HB3	1:E:26:ARG:NH2	2.27	0.50
1:E:31:PRO:CB	1:E:32:PRO:HD2	2.42	0.50
1:E:465:GLY:O	1:E:468:HIS:HB2	2.12	0.50
1:F:420:MET:HE3	1:F:420:MET:HA	1.93	0.50
1:G:127:PHE:N	1:G:127:PHE:CD2	2.79	0.50
1:H:610:ASP:O	1:H:611:ARG:HB2	2.10	0.50
1:H:767:GLN:CG	1:H:768:MET:N	2.75	0.50
1:I:237:ARG:CG	1:I:237:ARG:HH11	2.23	0.50
1:I:23:GLN:HB3	1:I:26:ARG:NH2	2.27	0.50
1:J:559:TYR:HB2	1:J:562:LEU:HD12	1.94	0.50
1:K:66:PRO:HB3	1:K:187:MET:HE1	1.93	0.50
1:K:434:PRO:HA	1:K:437:SER:OG	2.11	0.50

Continued on next page...

Continued from previous page...

Atom-1	Atom-2	Interatomic distance (Å)	Clash overlap (Å)
1:K:465:GLY:O	1:K:468:HIS:HB2	2.12	0.50
1:K:832:ASP:N	1:K:832:ASP:OD1	2.43	0.50
1:L:36:TRP:CD2	1:L:42:ALA:HA	2.47	0.50
1:L:579:ASP:N	1:L:583:ASN:O	2.40	0.50
1:N:237:ARG:HH11	1:N:237:ARG:HB3	1.77	0.50
1:N:23:GLN:HB3	1:N:26:ARG:NH2	2.27	0.50
1:N:592:PHE:N	1:N:592:PHE:CD1	2.79	0.50
1:N:822:LEU:HD11	1:N:824:GLN:O	2.11	0.50
1:O:420:MET:HA	1:O:420:MET:HE3	1.93	0.50
1:O:433:LEU:N	1:O:434:PRO:HD2	2.26	0.50
1:O:634:GLN:HE22	1:O:685:LEU:H	1.57	0.50
1:P:767:GLN:CG	1:P:768:MET:N	2.75	0.50
1:A:437:SER:HB2	5:A:2256:HOH:O	2.12	0.50
1:B:23:GLN:HB3	1:B:26:ARG:NH2	2.27	0.50
1:B:31:PRO:CB	1:B:32:PRO:HD2	2.42	0.50
1:B:465:GLY:O	1:B:468:HIS:HB2	2.12	0.50
1:B:961:ARG:NH2	1:B:979:GLU:O	2.38	0.50
1:C:178:ARG:HH11	1:C:178:ARG:HB2	1.76	0.50
1:C:581:ASN:N	1:C:581:ASN:OD1	2.44	0.50
1:C:660:GLY:O	1:C:662:PRO:HD3	2.12	0.50
1:C:781:ARG:HG3	1:C:781:ARG:NH1	2.17	0.50
1:D:31:PRO:CB	1:D:32:PRO:HD2	2.42	0.50
1:D:592:PHE:CD1	1:D:592:PHE:N	2.79	0.50
1:D:822:LEU:HD11	1:D:824:GLN:O	2.11	0.50
1:D:870:VAL:HG12	1:D:871:GLU:N	2.25	0.50
1:G:634:GLN:HE22	1:G:685:LEU:H	1.57	0.50
1:H:1020:TRP:CD1	1:H:1021:CME:N	2.80	0.50
1:H:49:GLN:H	1:H:49:GLN:HE21	1.59	0.50
1:H:635:THR:HG23	1:H:681:GLU:OE2	2.12	0.50
1:I:610:ASP:O	1:I:611:ARG:HB2	2.10	0.50
1:J:663:LEU:HD23	1:J:663:LEU:N	2.24	0.50
1:K:570:TRP:CD1	1:K:571:VAL:HG22	2.47	0.50
1:K:579:ASP:N	1:K:583:ASN:O	2.40	0.50
1:N:465:GLY:O	1:N:468:HIS:HB2	2.12	0.50
1:P:73:TRP:CZ2	1:P:185:ALA:HB1	2.47	0.50
1:P:748:CME:SD	1:P:755:ARG:HG2	2.52	0.50
1:B:420:MET:HA	1:B:420:MET:HE3	1.94	0.49
1:B:570:TRP:CD1	1:B:571:VAL:HG22	2.47	0.49
1:C:53:SER:O	1:C:54:LEU:HD23	2.10	0.49
1:C:767:GLN:CG	1:C:768:MET:N	2.75	0.49
1:C:833:ALA:HB1	1:C:858:ILE:O	2.11	0.49

Continued on next page...

Continued from previous page...

Atom-1	Atom-2	Interatomic distance (Å)	Clash overlap (Å)
1:D:567:VAL:HG12	1:D:568:TRP:N	2.27	0.49
1:D:748:CME:SD	1:D:755:ARG:HG2	2.52	0.49
1:F:178:ARG:HB2	1:F:178:ARG:HH11	1.76	0.49
1:F:592:PHE:CD1	1:F:592:PHE:N	2.79	0.49
1:F:767:GLN:CG	1:F:768:MET:N	2.75	0.49
1:G:581:ASN:N	1:G:581:ASN:OD1	2.44	0.49
1:G:748:CME:SD	1:G:755:ARG:HG2	2.52	0.49
1:H:23:GLN:HB3	1:H:26:ARG:NH2	2.27	0.49
1:J:660:GLY:O	1:J:662:PRO:HD3	2.12	0.49
1:M:597:ASN:HD22	1:M:599:ARG:H	1.57	0.49
1:O:1020:TRP:CD1	1:O:1021:CME:N	2.80	0.49
1:O:767:GLN:CG	1:O:768:MET:N	2.75	0.49
1:O:961:ARG:NH2	1:O:979:GLU:O	2.37	0.49
1:P:420:MET:HE3	1:P:420:MET:HA	1.94	0.49
1:P:49:GLN:HE21	1:P:49:GLN:H	1.59	0.49
1:A:740:LEU:CD1	1:A:741:THR:H	2.12	0.49
1:B:287:ASP:CG	1:C:425:ARG:HH22	2.16	0.49
1:C:567:VAL:HG12	1:C:568:TRP:N	2.27	0.49
1:D:36:TRP:CD2	1:D:42:ALA:HA	2.47	0.49
1:D:53:SER:O	1:D:54:LEU:HD23	2.10	0.49
1:E:748:CME:SD	1:E:755:ARG:HG2	2.52	0.49
1:E:767:GLN:CG	1:E:768:MET:N	2.75	0.49
1:F:287:ASP:OD1	1:F:287:ASP:N	2.29	0.49
1:F:579:ASP:N	1:F:583:ASN:O	2.40	0.49
1:F:660:GLY:O	1:F:662:PRO:HD3	2.12	0.49
1:G:579:ASP:OD2	1:G:583:ASN:HB2	2.11	0.49
1:G:767:GLN:CG	1:G:768:MET:N	2.75	0.49
1:H:73:TRP:CZ2	1:H:185:ALA:HB1	2.47	0.49
1:H:420:MET:HE3	1:H:420:MET:HA	1.94	0.49
1:H:465:GLY:O	1:H:468:HIS:HB2	2.12	0.49
1:H:570:TRP:CD1	1:H:571:VAL:HG22	2.47	0.49
1:H:663:LEU:HD23	1:H:663:LEU:N	2.24	0.49
1:L:570:TRP:CD1	1:L:571:VAL:HG22	2.47	0.49
1:L:660:GLY:O	1:L:662:PRO:HD3	2.12	0.49
1:M:282:ARG:NH1	1:P:419:GLY:O	2.45	0.49
1:M:567:VAL:HG12	1:M:568:TRP:N	2.27	0.49
1:M:65:ALA:HB1	1:M:66:PRO:CD	2.38	0.49
1:P:23:GLN:HB3	1:P:26:ARG:NH2	2.27	0.49
1:A:246:MET:HE3	1:A:247:CYS:CA	2.42	0.49
1:A:36:TRP:CD2	1:A:42:ALA:HA	2.47	0.49
1:A:767:GLN:CG	1:A:768:MET:N	2.75	0.49

Continued on next page...

Continued from previous page...

Atom-1	Atom-2	Interatomic distance (Å)	Clash overlap (Å)
1:B:822:LEU:HD11	1:B:824:GLN:O	2.11	0.49
1:C:23:GLN:HB3	1:C:26:ARG:NH2	2.27	0.49
1:D:49:GLN:HE21	1:D:49:GLN:H	1.59	0.49
1:E:237:ARG:HB3	1:E:237:ARG:HH11	1.76	0.49
1:E:246:MET:HE3	1:E:247:CYS:C	2.32	0.49
1:F:748:CME:SD	1:F:755:ARG:HG2	2.52	0.49
1:H:131:GLU:HG3	1:H:132:SER:N	2.26	0.49
1:H:748:CME:SD	1:H:755:ARG:HG2	2.52	0.49
1:I:567:VAL:HG12	1:I:568:TRP:N	2.27	0.49
1:J:567:VAL:HG12	1:J:568:TRP:N	2.27	0.49
1:J:635:THR:HG23	1:J:681:GLU:OE2	2.12	0.49
1:M:237:ARG:HH11	1:M:237:ARG:HB3	1.77	0.49
1:N:178:ARG:HH11	1:N:178:ARG:HB2	1.76	0.49
1:N:567:VAL:HG12	1:N:568:TRP:N	2.27	0.49
1:N:581:ASN:OD1	1:N:581:ASN:N	2.44	0.49
1:N:767:GLN:CG	1:N:768:MET:N	2.75	0.49
1:P:833:ALA:HB1	1:P:858:ILE:O	2.11	0.49
1:A:570:TRP:CD1	1:A:571:VAL:HG22	2.47	0.49
1:A:73:TRP:CZ2	1:A:185:ALA:HB1	2.47	0.49
1:B:131:GLU:HG3	1:B:132:SER:N	2.26	0.49
1:B:66:PRO:HB3	1:B:187:MET:HE1	1.94	0.49
1:B:608:PHE:O	1:B:611:ARG:N	2.41	0.49
1:B:748:CME:SD	1:B:755:ARG:HG2	2.52	0.49
1:C:894:ARG:NH1	1:C:920:LEU:HA	2.28	0.49
1:D:237:ARG:HH11	1:D:237:ARG:HB3	1.77	0.49
1:D:465:GLY:O	1:D:468:HIS:HB2	2.12	0.49
1:F:433:LEU:N	1:F:434:PRO:HD2	2.26	0.49
1:G:246:MET:HE3	1:G:247:CYS:CA	2.43	0.49
1:G:559:TYR:HB2	1:G:562:LEU:HD12	1.94	0.49
1:I:36:TRP:CD2	1:I:42:ALA:HA	2.47	0.49
1:I:570:TRP:CD1	1:I:571:VAL:HG22	2.47	0.49
1:I:767:GLN:CG	1:I:768:MET:N	2.75	0.49
1:J:23:GLN:HB3	1:J:26:ARG:NH2	2.27	0.49
1:J:49:GLN:HE21	1:J:49:GLN:H	1.59	0.49
1:J:592:PHE:CD1	1:J:592:PHE:N	2.79	0.49
1:J:740:LEU:CD1	1:J:741:THR:H	2.12	0.49
1:M:131:GLU:HG3	1:M:132:SER:N	2.26	0.49
1:M:592:PHE:N	1:M:592:PHE:CD1	2.79	0.49
1:O:65:ALA:HB1	1:O:66:PRO:CD	2.38	0.49
1:P:178:ARG:HH11	1:P:178:ARG:HB2	1.76	0.49
1:P:610:ASP:O	1:P:611:ARG:HB2	2.10	0.49

Continued on next page...

Continued from previous page...

Atom-1	Atom-2	Interatomic distance (Å)	Clash overlap (Å)
1:A:23:GLN:HB3	1:A:26:ARG:NH2	2.27	0.49
1:A:559:TYR:HB2	1:A:562:LEU:HD12	1.94	0.49
1:A:635:THR:HG23	1:A:681:GLU:OE2	2.12	0.49
1:B:515:VAL:HG21	1:C:281:GLU:HG3	1.95	0.49
1:B:581:ASN:OD1	1:B:581:ASN:N	2.44	0.49
1:C:748:CME:SD	1:C:755:ARG:HG2	2.53	0.49
1:E:1020:TRP:CD1	1:E:1021:CME:N	2.80	0.49
1:E:73:TRP:CZ2	1:E:185:ALA:HB1	2.47	0.49
1:F:567:VAL:HG12	1:F:568:TRP:N	2.27	0.49
1:G:570:TRP:CD1	1:G:571:VAL:HG22	2.47	0.49
1:I:581:ASN:N	1:I:581:ASN:OD1	2.44	0.49
1:I:961:ARG:NH2	1:I:979:GLU:O	2.37	0.49
1:J:211:ASP:OD1	1:J:211:ASP:N	2.42	0.49
1:J:767:GLN:CG	1:J:768:MET:N	2.75	0.49
1:J:824:GLN:HG3	1:J:825:CYS:N	2.28	0.49
1:K:581:ASN:OD1	1:K:581:ASN:N	2.44	0.49
1:M:246:MET:HE3	1:M:247:CYS:CA	2.42	0.49
1:M:434:PRO:HA	1:M:437:SER:OG	2.11	0.49
1:N:559:TYR:HB2	1:N:562:LEU:HD12	1.94	0.49
1:N:635:THR:HG23	1:N:681:GLU:OE2	2.12	0.49
1:N:961:ARG:NH2	1:N:979:GLU:O	2.38	0.49
1:O:131:GLU:HG3	1:O:132:SER:N	2.26	0.49
1:O:559:TYR:HB2	1:O:562:LEU:HD12	1.94	0.49
1:O:581:ASN:N	1:O:581:ASN:OD1	2.44	0.49
1:P:127:PHE:CD2	1:P:127:PHE:N	2.79	0.49
1:B:567:VAL:HG12	1:B:568:TRP:N	2.27	0.49
1:D:635:THR:HG23	1:D:681:GLU:OE2	2.12	0.49
1:D:660:GLY:O	1:D:662:PRO:HD3	2.12	0.49
1:E:131:GLU:O	1:E:134:LEU:N	2.46	0.49
1:E:567:VAL:HG12	1:E:568:TRP:N	2.27	0.49
1:F:559:TYR:HB2	1:F:562:LEU:HD12	1.94	0.49
1:F:635:THR:HG23	1:F:681:GLU:OE2	2.12	0.49
1:F:894:ARG:NH1	1:F:920:LEU:HA	2.28	0.49
1:G:131:GLU:HG3	1:G:132:SER:N	2.26	0.49
1:G:211:ASP:OD1	1:G:211:ASP:N	2.42	0.49
1:G:65:ALA:HB1	1:G:66:PRO:CD	2.39	0.49
1:H:131:GLU:O	1:H:134:LEU:N	2.46	0.49
1:H:36:TRP:CD2	1:H:42:ALA:HA	2.47	0.49
1:H:581:ASN:OD1	1:H:581:ASN:N	2.44	0.49
1:I:131:GLU:HG3	1:I:132:SER:N	2.26	0.49
1:I:673:ALA:O	1:I:674:PRO:C	2.51	0.49

Continued on next page...

Continued from previous page...

Atom-1	Atom-2	Interatomic distance (Å)	Clash overlap (Å)
1:I:894:ARG:NH1	1:I:920:LEU:HA	2.28	0.49
1:J:317:THR:HG23	1:J:323:ILE:HD11	1.95	0.49
1:J:465:GLY:O	1:J:468:HIS:HB2	2.12	0.49
1:K:131:GLU:O	1:K:134:LEU:N	2.46	0.49
1:L:127:PHE:CD2	1:L:127:PHE:N	2.79	0.49
1:L:317:THR:HG23	1:L:323:ILE:HD11	1.95	0.49
1:L:961:ARG:NH2	1:L:979:GLU:O	2.37	0.49
1:M:748:CME:SD	1:M:755:ARG:HG2	2.52	0.49
1:N:894:ARG:NH1	1:N:920:LEU:HA	2.28	0.49
1:P:928:PRO:HB2	1:P:973:ARG:HH11	1.78	0.49
1:A:131:GLU:HG3	1:A:132:SER:N	2.26	0.49
1:C:570:TRP:CD1	1:C:571:VAL:HG22	2.47	0.49
1:G:894:ARG:NH1	1:G:920:LEU:HA	2.28	0.49
1:H:928:PRO:HB2	1:H:973:ARG:HH11	1.78	0.49
1:I:131:GLU:O	1:I:134:LEU:N	2.46	0.49
1:I:856:TYR:HD2	1:I:864:MET:CE	2.25	0.49
1:J:131:GLU:O	1:J:134:LEU:N	2.46	0.49
1:K:230:ARG:CG	1:K:230:ARG:HH11	2.24	0.49
1:K:23:GLN:HB3	1:K:26:ARG:NH2	2.27	0.49
1:K:31:PRO:CB	1:K:32:PRO:HD2	2.42	0.49
1:K:559:TYR:HB2	1:K:562:LEU:HD12	1.94	0.49
1:L:592:PHE:CD1	1:L:592:PHE:N	2.79	0.49
1:L:894:ARG:NH1	1:L:920:LEU:HA	2.28	0.49
1:M:317:THR:HG23	1:M:323:ILE:HD11	1.95	0.49
1:M:894:ARG:NH1	1:M:920:LEU:HA	2.28	0.49
1:O:211:ASP:N	1:O:211:ASP:OD1	2.42	0.49
1:O:570:TRP:CD1	1:O:571:VAL:HG22	2.47	0.49
1:O:894:ARG:NH1	1:O:920:LEU:HA	2.28	0.49
1:P:131:GLU:O	1:P:134:LEU:N	2.46	0.49
1:P:176:PHE:N	1:P:176:PHE:CD1	2.79	0.49
1:P:781:ARG:CG	1:P:781:ARG:HH11	2.19	0.49
1:A:1020:TRP:CD1	1:A:1021:CME:N	2.80	0.49
1:A:436:MET:HE1	1:A:467:ASN:HD22	1.74	0.49
1:C:131:GLU:O	1:C:134:LEU:N	2.46	0.49
1:C:420:MET:HE3	1:C:420:MET:HA	1.94	0.49
1:D:581:ASN:OD1	1:D:581:ASN:N	2.44	0.49
1:E:49:GLN:H	1:E:49:GLN:HE21	1.59	0.49
1:G:673:ALA:O	1:G:674:PRO:C	2.51	0.49
1:H:31:PRO:CB	1:H:32:PRO:HD2	2.42	0.49
1:J:230:ARG:CG	1:J:230:ARG:HH11	2.24	0.49
1:J:315:LEU:O	1:J:322:LEU:HD12	2.13	0.49

Continued on next page...

Continued from previous page...

Atom-1	Atom-2	Interatomic distance (Å)	Clash overlap (Å)
1:J:570:TRP:CD1	1:J:571:VAL:HG22	2.47	0.49
1:J:673:ALA:O	1:J:674:PRO:C	2.51	0.49
1:K:260:LEU:HA	1:K:260:LEU:HD12	1.61	0.49
1:K:748:CME:SD	1:K:755:ARG:HG2	2.52	0.49
1:K:894:ARG:NH1	1:K:920:LEU:HA	2.28	0.49
1:M:31:PRO:CB	1:M:32:PRO:HD2	2.42	0.49
1:M:635:THR:HG23	1:M:681:GLU:OE2	2.12	0.49
1:N:568:TRP:HE1	1:N:604:ASN:ND2	2.09	0.49
1:N:928:PRO:HB2	1:N:973:ARG:HH11	1.78	0.49
1:P:31:PRO:CB	1:P:32:PRO:HD2	2.42	0.49
1:P:465:GLY:O	1:P:468:HIS:HB2	2.12	0.49
1:P:581:ASN:OD1	1:P:581:ASN:N	2.44	0.49
1:P:65:ALA:HB1	1:P:66:PRO:CD	2.39	0.49
1:A:663:LEU:HD23	1:A:663:LEU:N	2.24	0.49
1:A:746:ASP:HA	1:A:760:ARG:CG	2.39	0.49
1:B:740:LEU:CD1	1:B:741:THR:H	2.12	0.49
1:B:79:PRO:HG2	1:B:80:GLU:OE2	2.13	0.49
1:D:131:GLU:HG3	1:D:132:SER:N	2.26	0.49
1:D:757:GLN:HG2	1:D:757:GLN:O	2.12	0.49
1:F:131:GLU:O	1:F:134:LEU:N	2.46	0.49
1:F:317:THR:HG23	1:F:323:ILE:HD11	1.95	0.49
1:G:742:THR:CG2	1:G:743:SER:N	2.76	0.49
1:H:79:PRO:HG2	1:H:80:GLU:OE2	2.13	0.49
1:I:344:LEU:C	1:I:344:LEU:HD23	2.33	0.49
1:J:631:LEU:HD12	1:J:632:SER:H	1.78	0.49
1:L:237:ARG:HH11	1:L:237:ARG:HB3	1.77	0.49
1:M:73:TRP:CZ2	1:M:185:ALA:HB1	2.47	0.49
1:M:579:ASP:N	1:M:583:ASN:O	2.40	0.49
1:N:1020:TRP:CD1	1:N:1021:CME:N	2.80	0.49
1:N:131:GLU:O	1:N:134:LEU:N	2.46	0.49
1:N:317:THR:HG23	1:N:323:ILE:HD11	1.95	0.49
1:N:824:GLN:HG3	1:N:825:CYS:N	2.28	0.49
1:O:673:ALA:O	1:O:674:PRO:C	2.51	0.49
1:O:92:MET:HE3	1:O:362:LEU:O	2.13	0.49
1:M:423:MET:HE2	1:P:282:ARG:CG	2.42	0.49
1:A:65:ALA:HB1	1:A:66:PRO:CD	2.39	0.49
1:B:131:GLU:O	1:B:134:LEU:N	2.46	0.49
1:B:469:ASP:HB3	1:C:473:ARG:HD2	1.93	0.49
1:C:127:PHE:N	1:C:127:PHE:CD2	2.79	0.49
1:C:433:LEU:HD12	1:C:433:LEU:O	2.13	0.49
1:D:131:GLU:O	1:D:134:LEU:N	2.46	0.49

Continued on next page...

Continued from previous page...

Atom-1	Atom-2	Interatomic distance (Å)	Clash overlap (Å)
1:D:315:LEU:O	1:D:322:LEU:HD12	2.13	0.49
1:E:317:THR:HG23	1:E:323:ILE:HD11	1.95	0.49
1:E:469:ASP:HB3	1:H:473:ARG:HD2	1.95	0.49
1:E:86:VAL:HG13	1:E:87:PRO:HA	1.95	0.49
1:G:178:ARG:HH11	1:G:178:ARG:HB2	1.76	0.49
1:G:824:GLN:HG3	1:G:825:CYS:N	2.28	0.49
1:H:433:LEU:HD12	1:H:433:LEU:O	2.13	0.49
1:I:748:CME:SD	1:I:755:ARG:HG2	2.52	0.49
1:J:1020:TRP:CD1	1:J:1021:CME:N	2.80	0.49
1:J:31:PRO:CB	1:J:32:PRO:HD2	2.42	0.49
1:J:928:PRO:HB2	1:J:973:ARG:HH11	1.78	0.49
1:K:317:THR:HG23	1:K:323:ILE:HD11	1.95	0.49
1:K:403:ASP:OD2	1:K:450:HIS:ND1	2.34	0.49
1:K:567:VAL:HG12	1:K:568:TRP:N	2.27	0.49
1:K:673:ALA:O	1:K:674:PRO:C	2.51	0.49
1:L:465:GLY:O	1:L:468:HIS:HB2	2.12	0.49
1:L:567:VAL:HG12	1:L:568:TRP:N	2.27	0.49
1:M:660:GLY:O	1:M:662:PRO:HD3	2.12	0.49
1:A:131:GLU:O	1:A:134:LEU:N	2.46	0.48
1:A:31:PRO:CB	1:A:32:PRO:HD2	2.42	0.48
1:A:748:CME:SD	1:A:755:ARG:HG2	2.52	0.48
1:A:802:ASP:OD1	1:A:803:PRO:HD2	2.13	0.48
1:B:856:TYR:HD2	1:B:864:MET:CE	2.25	0.48
1:C:1020:TRP:CD1	1:C:1021:CME:N	2.80	0.48
1:C:287:ASP:OD1	1:C:287:ASP:N	2.29	0.48
1:C:465:GLY:O	1:C:468:HIS:HB2	2.12	0.48
1:D:742:THR:CG2	1:D:743:SER:N	2.76	0.48
1:E:559:TYR:HB2	1:E:562:LEU:HD12	1.94	0.48
1:E:592:PHE:CD1	1:E:592:PHE:N	2.79	0.48
1:F:1020:TRP:CD1	1:F:1021:CME:N	2.80	0.48
1:F:465:GLY:O	1:F:468:HIS:HB2	2.12	0.48
1:F:57:GLU:HG2	1:F:83:THR:HG21	1.94	0.48
1:G:567:VAL:HG12	1:G:568:TRP:N	2.27	0.48
1:H:612:THR:HB	1:H:613:PRO:HD2	1.95	0.48
1:H:65:ALA:HB1	1:H:66:PRO:CD	2.39	0.48
1:I:167:LEU:HB3	1:I:168:PRO:HD2	1.95	0.48
1:I:178:ARG:HH11	1:I:178:ARG:HB2	1.76	0.48
1:I:465:GLY:O	1:I:468:HIS:HB2	2.12	0.48
1:J:131:GLU:HG3	1:J:132:SER:N	2.26	0.48
1:J:420:MET:HE3	1:J:420:MET:HA	1.95	0.48
1:J:748:CME:SD	1:J:755:ARG:HG2	2.52	0.48

Continued on next page...

Continued from previous page...

Atom-1	Atom-2	Interatomic distance (Å)	Clash overlap (Å)
1:J:961:ARG:NH2	1:J:979:GLU:O	2.37	0.48
1:K:631:LEU:HD12	1:K:632:SER:H	1.78	0.48
1:K:767:GLN:CG	1:K:768:MET:N	2.75	0.48
1:K:772:ASP:OD1	1:K:772:ASP:N	2.30	0.48
1:L:746:ASP:HA	1:L:760:ARG:CG	2.39	0.48
1:L:802:ASP:OD1	1:L:803:PRO:HD2	2.13	0.48
1:L:928:PRO:HB2	1:L:973:ARG:HH11	1.78	0.48
1:M:86:VAL:HG13	1:M:87:PRO:HA	1.95	0.48
1:N:1018:LEU:HD23	1:N:1018:LEU:HA	1.51	0.48
1:N:433:LEU:N	1:N:434:PRO:HD2	2.26	0.48
1:P:167:LEU:HB3	1:P:168:PRO:HD2	1.95	0.48
1:P:237:ARG:HB3	1:P:237:ARG:HH11	1.77	0.48
1:P:315:LEU:O	1:P:322:LEU:HD12	2.13	0.48
1:P:567:VAL:HG12	1:P:568:TRP:N	2.27	0.48
1:P:631:LEU:HD12	1:P:632:SER:H	1.78	0.48
1:A:419:GLY:C	1:D:282:ARG:HH11	2.17	0.48
1:A:420:MET:HE3	1:A:420:MET:HA	1.96	0.48
1:B:612:THR:HB	1:B:613:PRO:HD2	1.95	0.48
1:C:31:PRO:CB	1:C:32:PRO:HD2	2.42	0.48
1:C:824:GLN:O	1:C:838:THR:HA	2.14	0.48
1:D:802:ASP:OD1	1:D:803:PRO:HD2	2.14	0.48
1:D:824:GLN:O	1:D:838:THR:HA	2.14	0.48
1:D:928:PRO:HB2	1:D:973:ARG:HH11	1.78	0.48
1:E:167:LEU:HB3	1:E:168:PRO:HD2	1.95	0.48
1:F:631:LEU:HD12	1:F:632:SER:H	1.78	0.48
1:F:742:THR:CG2	1:F:743:SER:N	2.76	0.48
1:H:167:LEU:HB3	1:H:168:PRO:HD2	1.95	0.48
1:H:344:LEU:HD23	1:H:344:LEU:C	2.34	0.48
1:I:79:PRO:HG2	1:I:80:GLU:OE2	2.13	0.48
1:K:73:TRP:CH2	1:K:185:ALA:HB1	2.49	0.48
1:K:635:THR:HG23	1:K:681:GLU:OE2	2.12	0.48
1:I:418:HIS:O	1:L:282:ARG:HD3	2.12	0.48
1:L:748:CME:SD	1:L:755:ARG:HG2	2.52	0.48
1:L:824:GLN:O	1:L:838:THR:HA	2.14	0.48
1:L:86:VAL:HG13	1:L:87:PRO:HA	1.96	0.48
1:M:167:LEU:HB3	1:M:168:PRO:HD2	1.95	0.48
1:M:433:LEU:HD12	1:M:433:LEU:O	2.13	0.48
1:O:237:ARG:HB3	1:O:237:ARG:HH11	1.77	0.48
1:O:567:VAL:HG12	1:O:568:TRP:N	2.27	0.48
1:O:631:LEU:HD12	1:O:632:SER:H	1.78	0.48
1:O:748:CME:SD	1:O:755:ARG:HG2	2.53	0.48

Continued on next page...

Continued from previous page...

Atom-1	Atom-2	Interatomic distance (Å)	Clash overlap (Å)
1:P:344:LEU:C	1:P:344:LEU:HD23	2.34	0.48
1:P:36:TRP:CD2	1:P:42:ALA:HA	2.46	0.48
1:P:442:ARG:HA	1:P:445:GLN:HG3	1.95	0.48
1:P:742:THR:CG2	1:P:743:SER:N	2.76	0.48
1:P:824:GLN:HG3	1:P:825:CYS:N	2.28	0.48
1:A:344:LEU:HD23	1:A:344:LEU:C	2.34	0.48
1:A:433:LEU:O	1:A:433:LEU:HD12	2.13	0.48
1:A:824:GLN:O	1:A:838:THR:HA	2.13	0.48
1:A:928:PRO:HB2	1:A:973:ARG:HH11	1.78	0.48
1:B:57:GLU:HG2	1:B:83:THR:HG21	1.93	0.48
1:B:673:ALA:O	1:B:674:PRO:C	2.51	0.48
1:C:317:THR:HG23	1:C:323:ILE:HD11	1.95	0.48
1:C:928:PRO:HB2	1:C:973:ARG:HH11	1.78	0.48
1:D:79:PRO:HG2	1:D:80:GLU:OE2	2.13	0.48
1:E:344:LEU:HD23	1:E:344:LEU:C	2.33	0.48
1:E:928:PRO:HB2	1:E:973:ARG:HH11	1.78	0.48
1:G:237:ARG:HB3	1:G:237:ARG:HH11	1.77	0.48
1:G:433:LEU:HD12	1:G:433:LEU:O	2.13	0.48
1:H:127:PHE:N	1:H:127:PHE:CD2	2.79	0.48
1:H:824:GLN:O	1:H:838:THR:HA	2.14	0.48
1:I:442:ARG:HA	1:I:445:GLN:HG3	1.95	0.48
1:I:757:GLN:HG2	1:I:757:GLN:O	2.12	0.48
1:J:189:LEU:N	1:J:189:LEU:CD2	2.75	0.48
1:J:742:THR:CG2	1:J:743:SER:N	2.76	0.48
1:J:757:GLN:HG2	1:J:757:GLN:O	2.12	0.48
1:J:894:ARG:NH1	1:J:920:LEU:HA	2.28	0.48
1:K:211:ASP:N	1:K:211:ASP:OD1	2.42	0.48
1:L:131:GLU:O	1:L:134:LEU:N	2.46	0.48
1:L:559:TYR:HB2	1:L:562:LEU:HD12	1.94	0.48
1:M:131:GLU:O	1:M:134:LEU:N	2.46	0.48
1:M:559:TYR:HB2	1:M:562:LEU:HD12	1.94	0.48
1:M:673:ALA:O	1:M:674:PRO:C	2.51	0.48
1:M:802:ASP:OD1	1:M:803:PRO:HD2	2.13	0.48
1:M:928:PRO:HB2	1:M:973:ARG:HH11	1.78	0.48
1:N:748:CME:SD	1:N:755:ARG:HG2	2.52	0.48
1:N:79:PRO:HG2	1:N:80:GLU:OE2	2.13	0.48
1:A:127:PHE:CD2	1:A:127:PHE:N	2.79	0.48
1:A:652:LEU:HB3	1:A:668:VAL:O	2.14	0.48
1:B:742:THR:CG2	1:B:743:SER:N	2.76	0.48
1:B:746:ASP:HA	1:B:760:ARG:CG	2.39	0.48
1:C:253:TYR:CD2	1:C:253:TYR:N	2.82	0.48

Continued on next page...

Continued from previous page...

Atom-1	Atom-2	Interatomic distance (Å)	Clash overlap (Å)
1:C:631:LEU:HD12	1:C:632:SER:H	1.78	0.48
1:C:673:ALA:O	1:C:674:PRO:C	2.51	0.48
1:D:559:TYR:HB2	1:D:562:LEU:HD12	1.94	0.48
1:D:57:GLU:HG2	1:D:83:THR:HG21	1.93	0.48
1:D:73:TRP:CH2	1:D:185:ALA:HB1	2.49	0.48
1:D:742:THR:CG2	1:D:743:SER:H	2.27	0.48
1:E:652:LEU:HB3	1:E:668:VAL:O	2.14	0.48
1:F:167:LEU:HB3	1:F:168:PRO:HD2	1.95	0.48
1:F:237:ARG:HB3	1:F:237:ARG:HH11	1.77	0.48
1:F:344:LEU:HD23	1:F:344:LEU:C	2.33	0.48
1:F:442:ARG:HA	1:F:445:GLN:HG3	1.96	0.48
1:G:31:PRO:CB	1:G:32:PRO:HD2	2.42	0.48
1:G:612:THR:HB	1:G:613:PRO:HD2	1.96	0.48
1:G:631:LEU:HD12	1:G:632:SER:H	1.79	0.48
1:G:802:ASP:OD1	1:G:803:PRO:HD2	2.14	0.48
1:I:559:TYR:HB2	1:I:562:LEU:HD12	1.94	0.48
1:I:592:PHE:CD1	1:I:592:PHE:N	2.79	0.48
1:K:802:ASP:OD1	1:K:803:PRO:HD2	2.13	0.48
1:L:663:LEU:N	1:L:663:LEU:HD23	2.24	0.48
1:L:742:THR:CG2	1:L:743:SER:N	2.76	0.48
1:M:344:LEU:C	1:M:344:LEU:HD23	2.34	0.48
1:M:612:THR:HB	1:M:613:PRO:HD2	1.95	0.48
1:M:824:GLN:HG3	1:M:825:CYS:N	2.28	0.48
1:N:167:LEU:HB3	1:N:168:PRO:HD2	1.96	0.48
1:N:344:LEU:C	1:N:344:LEU:HD23	2.33	0.48
1:N:420:MET:HA	1:N:420:MET:HE3	1.95	0.48
1:N:433:LEU:O	1:N:433:LEU:HD12	2.13	0.48
1:N:442:ARG:HA	1:N:445:GLN:HG3	1.96	0.48
1:N:631:LEU:HD12	1:N:632:SER:H	1.79	0.48
1:O:433:LEU:HD12	1:O:433:LEU:O	2.13	0.48
1:O:465:GLY:O	1:O:468:HIS:HB2	2.12	0.48
1:O:612:THR:HB	1:O:613:PRO:HD2	1.96	0.48
1:O:685:LEU:HA	1:O:686:PRO:HD3	1.70	0.48
1:O:824:GLN:O	1:O:838:THR:HA	2.14	0.48
1:P:612:THR:HB	1:P:613:PRO:HD2	1.95	0.48
1:P:79:PRO:HG2	1:P:80:GLU:OE2	2.13	0.48
1:P:778:THR:HG22	1:P:887:GLN:H	1.79	0.48
1:B:802:ASP:OD1	1:B:803:PRO:HD2	2.13	0.48
1:B:928:PRO:HB2	1:B:973:ARG:HH11	1.78	0.48
1:D:347:LYS:CB	1:D:348:PRO:HD2	2.43	0.48
1:E:315:LEU:O	1:E:322:LEU:HD12	2.13	0.48

Continued on next page...

Continued from previous page...

Atom-1	Atom-2	Interatomic distance (Å)	Clash overlap (Å)
1:E:433:LEU:O	1:E:433:LEU:HD12	2.13	0.48
1:E:73:TRP:CH2	1:E:185:ALA:HB1	2.49	0.48
1:F:433:LEU:O	1:F:433:LEU:HD12	2.13	0.48
1:G:465:GLY:O	1:G:468:HIS:HB2	2.12	0.48
1:H:442:ARG:HA	1:H:445:GLN:HG3	1.95	0.48
1:H:894:ARG:NH1	1:H:920:LEU:HA	2.28	0.48
1:I:425:ARG:HH22	1:L:287:ASP:CG	2.15	0.48
1:I:745:MET:CE	1:I:745:MET:HA	2.43	0.48
1:I:781:ARG:HG3	1:I:781:ARG:NH1	2.17	0.48
1:I:928:PRO:HB2	1:I:973:ARG:HH11	1.78	0.48
1:J:237:ARG:HH11	1:J:237:ARG:HB3	1.77	0.48
1:J:433:LEU:O	1:J:433:LEU:HD12	2.13	0.48
1:K:928:PRO:HB2	1:K:973:ARG:HH11	1.78	0.48
1:L:442:ARG:HA	1:L:445:GLN:HG3	1.95	0.48
1:M:652:LEU:HB3	1:M:668:VAL:O	2.14	0.48
1:M:742:THR:CG2	1:M:743:SER:H	2.27	0.48
1:M:79:PRO:HG2	1:M:80:GLU:OE2	2.13	0.48
1:M:961:ARG:NH2	1:M:979:GLU:O	2.37	0.48
1:N:86:VAL:HG13	1:N:87:PRO:HA	1.95	0.48
1:O:31:PRO:CB	1:O:32:PRO:HD2	2.42	0.48
1:A:73:TRP:CH2	1:A:185:ALA:HB1	2.49	0.48
1:A:612:THR:HB	1:A:613:PRO:HD2	1.96	0.48
1:B:442:ARG:HA	1:B:445:GLN:HG3	1.95	0.48
1:B:65:ALA:HB1	1:B:66:PRO:CD	2.39	0.48
1:B:824:GLN:HG3	1:B:825:CYS:N	2.28	0.48
1:C:86:VAL:HG13	1:C:87:PRO:HA	1.96	0.48
1:D:147:ASN:HA	1:D:148:SER:HA	1.55	0.48
1:E:612:THR:HB	1:E:613:PRO:HD2	1.96	0.48
1:F:824:GLN:O	1:F:838:THR:HA	2.13	0.48
1:F:86:VAL:HG13	1:F:87:PRO:HA	1.95	0.48
1:G:287:ASP:N	1:G:287:ASP:OD1	2.29	0.48
1:G:317:THR:HG23	1:G:323:ILE:HD11	1.95	0.48
1:G:442:ARG:HA	1:G:445:GLN:HG3	1.96	0.48
1:G:778:THR:HG22	1:G:887:GLN:H	1.79	0.48
1:H:126:THR:HA	1:H:182:ASN:O	2.14	0.48
1:H:781:ARG:HH11	1:H:781:ARG:CG	2.19	0.48
1:I:73:TRP:CH2	1:I:185:ALA:HB1	2.49	0.48
1:I:317:THR:HG23	1:I:323:ILE:HD11	1.95	0.48
1:J:65:ALA:HB1	1:J:66:PRO:CD	2.38	0.48
1:J:702:GLN:O	1:J:712:GLY:N	2.45	0.48
1:J:802:ASP:OD1	1:J:803:PRO:HD2	2.13	0.48

Continued on next page...

Continued from previous page...

Atom-1	Atom-2	Interatomic distance (Å)	Clash overlap (Å)
1:K:442:ARG:HA	1:K:445:GLN:HG3	1.96	0.48
1:K:652:LEU:HB3	1:K:668:VAL:O	2.14	0.48
1:K:824:GLN:O	1:K:838:THR:HA	2.13	0.48
1:K:856:TYR:HD2	1:K:864:MET:CE	2.25	0.48
1:M:230:ARG:CG	1:M:230:ARG:HH11	2.24	0.48
1:M:778:THR:HG22	1:M:887:GLN:H	1.79	0.48
1:O:126:THR:HA	1:O:182:ASN:O	2.14	0.48
1:O:652:LEU:HB3	1:O:668:VAL:O	2.14	0.48
1:O:802:ASP:OD1	1:O:803:PRO:HD2	2.13	0.48
1:P:579:ASP:N	1:P:583:ASN:O	2.40	0.48
1:P:63:PHE:CB	1:P:64:PRO:HD2	2.32	0.48
1:P:824:GLN:O	1:P:838:THR:HA	2.14	0.48
1:A:167:LEU:HB3	1:A:168:PRO:HD2	1.96	0.48
1:B:178:ARG:HB2	1:B:178:ARG:HH11	1.77	0.48
1:B:344:LEU:C	1:B:344:LEU:HD23	2.33	0.48
1:C:679:LEU:HA	1:C:679:LEU:HD23	1.26	0.48
1:C:802:ASP:OD1	1:C:803:PRO:HD2	2.14	0.48
1:D:253:TYR:CD2	1:D:253:TYR:N	2.82	0.48
1:D:433:LEU:HD12	1:D:433:LEU:O	2.13	0.48
1:D:961:ARG:NH2	1:D:979:GLU:O	2.37	0.48
1:E:742:THR:CG2	1:E:743:SER:H	2.27	0.48
1:F:282:ARG:NH1	1:G:419:GLY:HA2	2.28	0.48
1:F:287:ASP:CG	1:G:425:ARG:HH22	2.17	0.48
1:F:745:MET:HA	1:F:745:MET:CE	2.44	0.48
1:F:79:PRO:HG2	1:F:80:GLU:OE2	2.13	0.48
1:G:253:TYR:CD2	1:G:253:TYR:N	2.82	0.48
1:G:344:LEU:C	1:G:344:LEU:HD23	2.34	0.48
1:G:928:PRO:HB2	1:G:973:ARG:HH11	1.78	0.48
1:H:652:LEU:HB3	1:H:668:VAL:O	2.14	0.48
1:I:211:ASP:OD1	1:I:211:ASP:N	2.42	0.48
1:J:344:LEU:HD23	1:J:344:LEU:C	2.34	0.48
1:J:745:MET:HA	1:J:745:MET:CE	2.44	0.48
1:J:79:PRO:HG2	1:J:80:GLU:OE2	2.13	0.48
1:K:1020:TRP:CD1	1:K:1021:CME:N	2.80	0.48
1:L:167:LEU:HB3	1:L:168:PRO:HD2	1.96	0.48
1:L:30:HIS:ND1	1:L:33:PHE:CE1	2.82	0.48
1:M:73:TRP:CH2	1:M:185:ALA:HB1	2.49	0.48
1:N:612:THR:HB	1:N:613:PRO:HD2	1.95	0.48
1:N:612:THR:HA	1:N:613:PRO:HD3	1.68	0.48
1:N:742:THR:CG2	1:N:743:SER:N	2.76	0.48
1:O:131:GLU:O	1:O:134:LEU:N	2.46	0.48

Continued on next page...

Continued from previous page...

Atom-1	Atom-2	Interatomic distance (Å)	Clash overlap (Å)
1:O:442:ARG:HA	1:O:445:GLN:HG3	1.96	0.48
1:O:742:THR:CG2	1:O:743:SER:N	2.76	0.48
1:P:73:TRP:CH2	1:P:185:ALA:HB1	2.49	0.48
1:P:673:ALA:O	1:P:674:PRO:C	2.51	0.48
1:A:126:THR:HA	1:A:182:ASN:O	2.14	0.48
1:A:315:LEU:O	1:A:322:LEU:HD12	2.13	0.48
1:A:742:THR:CG2	1:A:743:SER:H	2.27	0.48
1:A:745:MET:CE	1:A:745:MET:HA	2.44	0.48
1:B:778:THR:HG22	1:B:887:GLN:H	1.79	0.48
1:C:30:HIS:ND1	1:C:33:PHE:CE1	2.82	0.48
1:C:608:PHE:O	1:C:611:ARG:N	2.41	0.48
1:C:79:PRO:HG2	1:C:80:GLU:OE2	2.13	0.48
1:C:824:GLN:HG3	1:C:825:CYS:N	2.28	0.48
1:D:344:LEU:HD23	1:D:344:LEU:C	2.34	0.48
1:D:631:LEU:HD12	1:D:632:SER:H	1.78	0.48
1:D:875:ASP:N	1:D:875:ASP:OD2	2.47	0.48
1:D:86:VAL:HG13	1:D:87:PRO:HA	1.95	0.48
1:E:663:LEU:N	1:E:663:LEU:HD23	2.24	0.48
1:E:802:ASP:OD1	1:E:803:PRO:HD2	2.13	0.48
1:E:824:GLN:HG3	1:E:825:CYS:N	2.28	0.48
1:E:778:THR:HG22	1:E:887:GLN:H	1.79	0.48
1:E:894:ARG:NH1	1:E:920:LEU:HA	2.28	0.48
1:F:315:LEU:O	1:F:322:LEU:HD12	2.13	0.48
1:F:824:GLN:HG3	1:F:825:CYS:N	2.28	0.48
1:G:131:GLU:O	1:G:134:LEU:N	2.46	0.48
1:G:230:ARG:HH11	1:G:230:ARG:CG	2.24	0.48
1:H:315:LEU:O	1:H:322:LEU:HD12	2.13	0.48
1:H:66:PRO:HD2	1:H:67:GLU:OE2	2.14	0.48
1:I:237:ARG:HB3	1:I:237:ARG:HH11	1.77	0.48
1:I:631:LEU:HD12	1:I:632:SER:H	1.78	0.48
1:I:824:GLN:O	1:I:838:THR:HA	2.14	0.48
1:J:253:TYR:N	1:J:253:TYR:CD2	2.82	0.48
1:J:778:THR:HG22	1:J:887:GLN:H	1.79	0.48
1:K:79:PRO:HG2	1:K:80:GLU:OE2	2.13	0.48
1:L:271:THR:HG22	1:L:272:ALA:N	2.29	0.48
1:L:315:LEU:O	1:L:322:LEU:HD12	2.13	0.48
1:L:742:THR:CG2	1:L:743:SER:H	2.27	0.48
1:L:772:ASP:OD1	1:L:772:ASP:N	2.30	0.48
1:L:869:ASP:OD2	1:L:1015:HIS:ND1	2.33	0.48
1:M:824:GLN:O	1:M:838:THR:HA	2.14	0.48
1:N:73:TRP:CH2	1:N:185:ALA:HB1	2.48	0.48

Continued on next page...

Continued from previous page...

Atom-1	Atom-2	Interatomic distance (Å)	Clash overlap (Å)
1:N:66:PRO:HD2	1:N:67:GLU:OE2	2.14	0.48
1:N:824:GLN:O	1:N:838:THR:HA	2.14	0.48
1:O:73:TRP:CH2	1:O:185:ALA:HB1	2.49	0.48
1:O:742:THR:CG2	1:O:743:SER:H	2.27	0.48
1:O:928:PRO:HB2	1:O:973:ARG:HH11	1.78	0.48
1:P:599:ARG:HB2	1:P:600:GLN:H	1.40	0.48
1:P:894:ARG:NH1	1:P:920:LEU:HA	2.28	0.48
1:A:673:ALA:O	1:A:674:PRO:C	2.51	0.48
1:A:79:PRO:HG2	1:A:80:GLU:OE2	2.13	0.48
1:A:894:ARG:NH1	1:A:920:LEU:HA	2.28	0.48
1:B:271:THR:HG22	1:B:272:ALA:N	2.29	0.48
1:B:315:LEU:O	1:B:322:LEU:HD12	2.13	0.48
1:B:317:THR:HG23	1:B:323:ILE:HD11	1.95	0.48
1:C:73:TRP:CH2	1:C:185:ALA:HB1	2.49	0.48
1:C:344:LEU:HD23	1:C:344:LEU:C	2.34	0.48
1:C:442:ARG:HA	1:C:445:GLN:HG3	1.95	0.48
1:C:742:THR:CG2	1:C:743:SER:H	2.27	0.48
1:D:1018:LEU:HA	1:D:1018:LEU:HD23	1.51	0.48
1:D:612:THR:HB	1:D:613:PRO:HD2	1.95	0.48
1:E:126:THR:HA	1:E:182:ASN:O	2.14	0.48
1:E:30:HIS:ND1	1:E:33:PHE:CE1	2.82	0.48
1:E:608:PHE:O	1:E:611:ARG:N	2.41	0.48
1:E:742:THR:CG2	1:E:743:SER:N	2.76	0.48
1:F:73:TRP:CH2	1:F:185:ALA:HB1	2.49	0.48
1:G:79:PRO:HG2	1:G:80:GLU:OE2	2.13	0.48
1:G:856:TYR:CD2	1:G:864:MET:CE	2.97	0.48
1:H:129:VAL:CG2	1:H:182:ASN:ND2	2.77	0.48
1:H:531:ARG:O	1:H:561:ARG:NH1	2.46	0.48
1:H:742:THR:CG2	1:H:743:SER:N	2.76	0.48
1:H:824:GLN:HG3	1:H:825:CYS:N	2.28	0.48
1:I:315:LEU:O	1:I:322:LEU:HD12	2.13	0.48
1:I:742:THR:CG2	1:I:743:SER:N	2.76	0.48
1:I:778:THR:HG22	1:I:887:GLN:H	1.79	0.48
1:J:118:ASN:HA	1:J:119:PRO:HD2	1.60	0.48
1:J:167:LEU:HB3	1:J:168:PRO:HD2	1.95	0.48
1:J:73:TRP:CH2	1:J:185:ALA:HB1	2.49	0.48
1:K:66:PRO:HD2	1:K:67:GLU:OE2	2.14	0.48
1:M:1020:TRP:CD1	1:M:1021:CME:N	2.80	0.48
1:M:315:LEU:O	1:M:322:LEU:HD12	2.13	0.48
1:M:702:GLN:O	1:M:712:GLY:N	2.45	0.48
1:N:126:THR:HA	1:N:182:ASN:O	2.14	0.48

Continued on next page...

Continued from previous page...

Atom-1	Atom-2	Interatomic distance (Å)	Clash overlap (Å)
1:N:315:LEU:O	1:N:322:LEU:HD12	2.13	0.48
1:N:802:ASP:OD1	1:N:803:PRO:HD2	2.13	0.48
1:O:315:LEU:O	1:O:322:LEU:HD12	2.13	0.48
1:O:317:THR:HG23	1:O:323:ILE:HD11	1.95	0.48
1:O:344:LEU:C	1:O:344:LEU:HD23	2.34	0.48
1:O:436:MET:HE1	1:O:467:ASN:HD22	1.75	0.48
1:O:824:GLN:HG3	1:O:825:CYS:N	2.28	0.48
1:P:24:LEU:HD12	1:P:24:LEU:HA	1.62	0.48
1:P:433:LEU:O	1:P:433:LEU:HD12	2.13	0.48
1:P:86:VAL:HG13	1:P:87:PRO:HA	1.96	0.48
1:A:948:PRO:O	1:A:1022:GLN:HA	2.14	0.48
1:A:66:PRO:HD2	1:A:67:GLU:OE2	2.14	0.48
1:B:652:LEU:HB3	1:B:668:VAL:O	2.14	0.48
1:B:824:GLN:O	1:B:838:THR:HA	2.13	0.48
1:B:856:TYR:CD2	1:B:864:MET:CE	2.97	0.48
1:B:894:ARG:NH1	1:B:920:LEU:HA	2.28	0.48
1:D:436:MET:HE3	1:D:467:ASN:ND2	2.17	0.48
1:D:531:ARG:O	1:D:561:ARG:NH1	2.46	0.48
1:E:24:LEU:HA	1:E:24:LEU:HD12	1.62	0.48
1:E:824:GLN:O	1:E:838:THR:HA	2.13	0.48
1:E:856:TYR:CD2	1:E:864:MET:CE	2.97	0.48
1:F:129:VAL:CG2	1:F:182:ASN:ND2	2.77	0.48
1:F:66:PRO:HD2	1:F:67:GLU:OE2	2.14	0.48
1:G:948:PRO:O	1:G:1022:GLN:HA	2.14	0.48
1:G:11:LEU:N	1:G:11:LEU:CD2	2.76	0.48
1:G:315:LEU:O	1:G:322:LEU:HD12	2.13	0.48
1:G:579:ASP:N	1:G:583:ASN:O	2.40	0.48
1:H:63:PHE:CB	1:H:64:PRO:HD2	2.32	0.48
1:H:673:ALA:O	1:H:674:PRO:C	2.51	0.48
1:H:86:VAL:HG13	1:H:87:PRO:HA	1.95	0.48
1:I:126:THR:HA	1:I:182:ASN:O	2.14	0.48
1:J:612:THR:HB	1:J:613:PRO:HD2	1.96	0.48
1:J:631:LEU:HD12	1:J:635:THR:O	2.14	0.48
1:K:30:HIS:ND1	1:K:33:PHE:CE1	2.82	0.48
1:K:344:LEU:HD23	1:K:344:LEU:C	2.34	0.48
1:K:409:VAL:HG12	1:K:410:VAL:N	2.29	0.48
1:K:742:THR:CG2	1:K:743:SER:H	2.27	0.48
1:L:66:PRO:HD2	1:L:67:GLU:OE2	2.14	0.48
1:L:673:ALA:O	1:L:674:PRO:C	2.51	0.48
1:L:73:TRP:CH2	1:L:185:ALA:HB1	2.49	0.48
1:L:781:ARG:NH1	1:L:781:ARG:HG3	2.17	0.48

Continued on next page...

Continued from previous page...

Atom-1	Atom-2	Interatomic distance (Å)	Clash overlap (Å)
1:L:79:PRO:HG2	1:L:80:GLU:OE2	2.13	0.48
1:M:129:VAL:CG2	1:M:182:ASN:ND2	2.77	0.48
1:P:253:TYR:CD2	1:P:253:TYR:N	2.82	0.48
1:P:317:THR:HG23	1:P:323:ILE:HD11	1.95	0.48
1:A:271:THR:HG22	1:A:272:ALA:N	2.29	0.47
1:A:778:THR:HG22	1:A:887:GLN:H	1.79	0.47
1:B:167:LEU:HB3	1:B:168:PRO:HD2	1.96	0.47
1:C:78:LEU:CB	1:C:79:PRO:HD2	2.44	0.47
1:D:126:THR:HA	1:D:182:ASN:O	2.14	0.47
1:D:30:HIS:ND1	1:D:33:PHE:CE1	2.82	0.47
1:D:420:MET:HA	1:D:420:MET:HE3	1.96	0.47
1:D:631:LEU:HD12	1:D:635:THR:O	2.14	0.47
1:E:79:PRO:HG2	1:E:80:GLU:OE2	2.13	0.47
1:F:948:PRO:O	1:F:1022:GLN:HA	2.14	0.47
1:F:30:HIS:ND1	1:F:33:PHE:CE1	2.82	0.47
1:F:612:THR:HB	1:F:613:PRO:HD2	1.95	0.47
1:F:742:THR:CG2	1:F:743:SER:H	2.27	0.47
1:G:30:HIS:ND1	1:G:33:PHE:CE1	2.82	0.47
1:G:746:ASP:HA	1:G:760:ARG:CG	2.39	0.47
1:H:610:ASP:OD2	1:H:612:THR:HG23	2.14	0.47
1:H:856:TYR:CD2	1:H:864:MET:CE	2.97	0.47
1:H:84:VAL:CG1	1:H:85:VAL:N	2.77	0.47
1:H:93:HIS:HB3	1:H:95:TYR:CE1	2.49	0.47
1:I:948:PRO:O	1:I:1022:GLN:HA	2.14	0.47
1:I:253:TYR:CD2	1:I:253:TYR:N	2.82	0.47
1:I:802:ASP:OD1	1:I:803:PRO:HD2	2.13	0.47
1:I:84:VAL:CG1	1:I:85:VAL:N	2.77	0.47
1:J:409:VAL:HG12	1:J:410:VAL:N	2.29	0.47
1:K:742:THR:CG2	1:K:743:SER:N	2.76	0.47
1:L:126:THR:HA	1:L:182:ASN:O	2.14	0.47
1:L:652:LEU:HB3	1:L:668:VAL:O	2.14	0.47
1:M:742:THR:CG2	1:M:743:SER:N	2.76	0.47
1:M:878:HIS:HA	1:M:879:PRO:HD3	1.66	0.47
1:N:948:PRO:O	1:N:1022:GLN:HA	2.14	0.47
1:O:66:PRO:HB3	1:O:187:MET:HE1	1.96	0.47
1:O:856:TYR:CD2	1:O:864:MET:CE	2.97	0.47
1:P:652:LEU:HB3	1:P:668:VAL:O	2.14	0.47
1:A:66:PRO:CB	1:A:187:MET:HE1	2.45	0.47
1:A:631:LEU:HD12	1:A:635:THR:O	2.14	0.47
1:A:856:TYR:CD2	1:A:864:MET:CE	2.97	0.47
1:C:948:PRO:O	1:C:1022:GLN:HA	2.14	0.47

Continued on next page...

Continued from previous page...

Atom-1	Atom-2	Interatomic distance (Å)	Clash overlap (Å)
1:C:167:LEU:HB3	1:C:168:PRO:HD2	1.95	0.47
1:C:315:LEU:O	1:C:322:LEU:HD12	2.13	0.47
1:C:88:SER:HA	1:C:366:VAL:HG21	1.97	0.47
1:D:610:ASP:OD2	1:D:612:THR:HG23	2.15	0.47
1:D:673:ALA:O	1:D:674:PRO:C	2.51	0.47
1:D:894:ARG:NH1	1:D:920:LEU:HA	2.28	0.47
1:E:66:PRO:CB	1:E:187:MET:HE1	2.45	0.47
1:F:778:THR:HG22	1:F:887:GLN:H	1.79	0.47
1:F:802:ASP:OD1	1:F:803:PRO:HD2	2.13	0.47
1:F:856:TYR:CD2	1:F:864:MET:CE	2.97	0.47
1:F:928:PRO:HB2	1:F:973:ARG:HH11	1.78	0.47
1:G:652:LEU:HB3	1:G:668:VAL:O	2.14	0.47
1:I:652:LEU:HB3	1:I:668:VAL:O	2.14	0.47
1:J:652:LEU:HB3	1:J:668:VAL:O	2.14	0.47
1:J:824:GLN:O	1:J:838:THR:HA	2.14	0.47
1:K:315:LEU:O	1:K:322:LEU:HD12	2.13	0.47
1:K:433:LEU:HD12	1:K:433:LEU:O	2.13	0.47
1:K:824:GLN:HG3	1:K:825:CYS:N	2.28	0.47
1:L:24:LEU:HD12	1:L:24:LEU:HA	1.62	0.47
1:L:420:MET:HE3	1:L:420:MET:HA	1.96	0.47
1:L:824:GLN:HG3	1:L:825:CYS:N	2.28	0.47
1:N:253:TYR:CD2	1:N:253:TYR:N	2.82	0.47
1:N:30:HIS:ND1	1:N:33:PHE:CE1	2.82	0.47
1:N:742:THR:CG2	1:N:743:SER:H	2.27	0.47
1:N:745:MET:HA	1:N:745:MET:CE	2.44	0.47
1:N:84:VAL:CG1	1:N:85:VAL:N	2.78	0.47
1:O:948:PRO:O	1:O:1022:GLN:HA	2.14	0.47
1:O:11:LEU:N	1:O:11:LEU:CD2	2.76	0.47
1:O:30:HIS:ND1	1:O:33:PHE:CE1	2.82	0.47
1:O:395:HIS:HA	1:O:396:PRO:HD3	1.48	0.47
1:A:142:ILE:HG12	1:A:170:GLU:HG2	1.97	0.47
1:A:88:SER:HA	1:A:366:VAL:HG21	1.97	0.47
1:A:742:THR:CG2	1:A:743:SER:N	2.76	0.47
1:B:377:LEU:HD22	1:B:708:TRP:CA	2.44	0.47
1:B:63:PHE:CB	1:B:64:PRO:HD2	2.32	0.47
1:B:742:THR:CG2	1:B:743:SER:H	2.27	0.47
1:B:745:MET:HA	1:B:745:MET:CE	2.43	0.47
1:C:742:THR:CG2	1:C:743:SER:N	2.76	0.47
1:D:66:PRO:CB	1:D:187:MET:HE1	2.45	0.47
1:D:869:ASP:OD2	1:D:1015:HIS:ND1	2.33	0.47
1:E:1018:LEU:HA	1:E:1018:LEU:HD23	1.51	0.47

Continued on next page...

Continued from previous page...

Atom-1	Atom-2	Interatomic distance (Å)	Clash overlap (Å)
1:F:253:TYR:N	1:F:253:TYR:CD2	2.82	0.47
1:F:93:HIS:HB3	1:F:95:TYR:CE1	2.49	0.47
1:G:1020:TRP:CD1	1:G:1021:CME:N	2.80	0.47
1:G:73:TRP:CH2	1:G:185:ALA:HB1	2.49	0.47
1:G:744:GLU:C	1:G:745:MET:HE3	2.34	0.47
1:H:73:TRP:CH2	1:H:185:ALA:HB1	2.49	0.47
1:H:802:ASP:OD1	1:H:803:PRO:HD2	2.13	0.47
1:I:824:GLN:HG3	1:I:825:CYS:N	2.28	0.47
1:J:142:ILE:HG12	1:J:170:GLU:HG2	1.97	0.47
1:J:610:ASP:OD2	1:J:612:THR:HG23	2.15	0.47
1:K:253:TYR:N	1:K:253:TYR:CD2	2.82	0.47
1:K:631:LEU:HD12	1:K:635:THR:O	2.14	0.47
1:L:344:LEU:C	1:L:344:LEU:HD23	2.34	0.47
1:L:702:GLN:O	1:L:712:GLY:N	2.45	0.47
1:L:875:ASP:OD2	1:L:875:ASP:N	2.47	0.47
1:M:126:THR:HA	1:M:182:ASN:O	2.14	0.47
1:M:30:HIS:ND1	1:M:33:PHE:CE1	2.82	0.47
1:M:730:LEU:HA	1:M:731:PRO:HD3	1.74	0.47
1:M:856:TYR:CD2	1:M:864:MET:CE	2.97	0.47
1:N:856:TYR:CD2	1:N:864:MET:CE	2.97	0.47
1:N:778:THR:HG22	1:N:887:GLN:H	1.79	0.47
1:N:93:HIS:HB3	1:N:95:TYR:CE1	2.50	0.47
1:O:610:ASP:OD2	1:O:612:THR:HG23	2.15	0.47
1:P:66:PRO:HD2	1:P:67:GLU:OE2	2.14	0.47
1:A:610:ASP:OD2	1:A:612:THR:HG23	2.15	0.47
1:A:824:GLN:HG3	1:A:825:CYS:N	2.28	0.47
1:A:84:VAL:CG1	1:A:85:VAL:N	2.78	0.47
1:A:86:VAL:HG13	1:A:87:PRO:HA	1.95	0.47
1:B:237:ARG:HB3	1:B:237:ARG:HH11	1.77	0.47
1:B:274:PHE:HB3	1:B:286:ALA:O	2.15	0.47
1:B:409:VAL:HG12	1:B:410:VAL:N	2.29	0.47
1:B:433:LEU:HD12	1:B:433:LEU:O	2.13	0.47
1:B:93:HIS:HB3	1:B:95:TYR:CE1	2.50	0.47
1:C:142:ILE:HG12	1:C:170:GLU:HG2	1.97	0.47
1:C:745:MET:CE	1:C:745:MET:HA	2.44	0.47
1:C:746:ASP:HA	1:C:760:ARG:CG	2.39	0.47
1:D:142:ILE:HG12	1:D:170:GLU:HG2	1.97	0.47
1:D:271:THR:HG22	1:D:272:ALA:N	2.29	0.47
1:D:442:ARG:HA	1:D:445:GLN:HG3	1.96	0.47
1:D:652:LEU:HB3	1:D:668:VAL:O	2.14	0.47
1:E:73:TRP:CZ2	1:E:122:CYS:HB3	2.50	0.47

Continued on next page...

Continued from previous page...

Atom-1	Atom-2	Interatomic distance (Å)	Clash overlap (Å)
1:E:142:ILE:HG12	1:E:170:GLU:HG2	1.97	0.47
1:E:271:THR:HG22	1:E:272:ALA:N	2.29	0.47
1:F:579:ASP:OD1	1:F:583:ASN:N	2.43	0.47
1:F:740:LEU:HD13	1:F:749:ILE:CD1	2.45	0.47
1:H:1018:LEU:HD23	1:H:1018:LEU:HA	1.51	0.47
1:H:317:THR:HG23	1:H:323:ILE:HD11	1.95	0.47
1:H:631:LEU:HD12	1:H:632:SER:H	1.79	0.47
1:I:30:HIS:ND1	1:I:33:PHE:CE1	2.82	0.47
1:J:66:PRO:CB	1:J:187:MET:HE1	2.44	0.47
1:J:442:ARG:HA	1:J:445:GLN:HG3	1.96	0.47
1:J:88:SER:HA	1:J:366:VAL:HG21	1.97	0.47
1:K:167:LEU:HB3	1:K:168:PRO:HD2	1.95	0.47
1:K:66:PRO:CB	1:K:187:MET:HE1	2.45	0.47
1:K:661:LYS:HA	1:K:662:PRO:HD3	1.63	0.47
1:K:86:VAL:HG13	1:K:87:PRO:HA	1.95	0.47
1:L:253:TYR:N	1:L:253:TYR:CD2	2.82	0.47
1:L:347:LYS:CB	1:L:348:PRO:HD2	2.43	0.47
1:L:57:GLU:HG2	1:L:83:THR:HG21	1.93	0.47
1:L:612:THR:HB	1:L:613:PRO:HD2	1.96	0.47
1:M:66:PRO:CB	1:M:187:MET:HE1	2.45	0.47
1:O:631:LEU:HD12	1:O:635:THR:O	2.14	0.47
1:O:663:LEU:HD23	1:O:663:LEU:N	2.24	0.47
1:P:409:VAL:HG12	1:P:410:VAL:N	2.29	0.47
1:A:682:LEU:HD23	1:A:682:LEU:HA	1.66	0.47
1:A:73:TRP:CZ2	1:A:122:CYS:HB3	2.50	0.47
1:A:93:HIS:HB3	1:A:95:TYR:CE1	2.49	0.47
1:B:66:PRO:HD2	1:B:67:GLU:OE2	2.14	0.47
1:B:702:GLN:O	1:B:712:GLY:N	2.45	0.47
1:B:86:VAL:HG13	1:B:87:PRO:HA	1.96	0.47
1:C:73:TRP:CZ2	1:C:122:CYS:HB3	2.50	0.47
1:C:663:LEU:HD23	1:C:663:LEU:N	2.24	0.47
1:C:740:LEU:HD13	1:C:749:ILE:CD1	2.45	0.47
1:D:167:LEU:HB3	1:D:168:PRO:HD2	1.96	0.47
1:D:317:THR:HG23	1:D:323:ILE:HD11	1.95	0.47
1:A:282:ARG:HB3	1:D:421:VAL:HG22	1.95	0.47
1:D:73:TRP:CZ2	1:D:122:CYS:HB3	2.50	0.47
1:E:147:ASN:HA	1:E:148:SER:HA	1.54	0.47
1:F:469:ASP:HB3	1:G:473:ARG:HD2	1.97	0.47
1:G:651:LEU:HD13	1:G:651:LEU:HA	1.51	0.47
1:G:86:VAL:HG13	1:G:87:PRO:HA	1.95	0.47
1:H:142:ILE:HG12	1:H:170:GLU:HG2	1.96	0.47

Continued on next page...

Continued from previous page...

Atom-1	Atom-2	Interatomic distance (Å)	Clash overlap (Å)
1:H:138:GLN:N	1:H:217:LYS:O	2.36	0.47
1:I:142:ILE:HG12	1:I:170:GLU:HG2	1.97	0.47
1:I:631:LEU:HD12	1:I:635:THR:O	2.14	0.47
1:I:856:TYR:CD2	1:I:864:MET:CE	2.97	0.47
1:J:948:PRO:O	1:J:1022:GLN:HA	2.14	0.47
1:J:579:ASP:OD1	1:J:583:ASN:N	2.43	0.47
1:J:93:HIS:HB3	1:J:95:TYR:CE1	2.50	0.47
1:K:129:VAL:CG2	1:K:182:ASN:ND2	2.77	0.47
1:K:856:TYR:CD2	1:K:864:MET:CE	2.97	0.47
1:L:610:ASP:OD2	1:L:612:THR:HG23	2.15	0.47
1:L:745:MET:HA	1:L:745:MET:CE	2.44	0.47
1:L:757:GLN:O	1:L:757:GLN:HG2	2.12	0.47
1:M:73:TRP:CZ2	1:M:122:CYS:HB3	2.50	0.47
1:M:142:ILE:HG12	1:M:170:GLU:HG2	1.97	0.47
1:M:274:PHE:HB3	1:M:286:ALA:O	2.15	0.47
1:M:88:SER:HA	1:M:366:VAL:HG21	1.97	0.47
1:N:142:ILE:HG12	1:N:170:GLU:HG2	1.97	0.47
1:O:781:ARG:HH11	1:O:781:ARG:CG	2.19	0.47
1:A:24:LEU:HA	1:A:24:LEU:HD12	1.62	0.47
1:A:317:THR:HG23	1:A:323:ILE:HD11	1.95	0.47
1:A:631:LEU:HD12	1:A:632:SER:H	1.78	0.47
1:B:30:HIS:ND1	1:B:33:PHE:CE1	2.82	0.47
1:C:84:VAL:CG1	1:C:85:VAL:N	2.77	0.47
1:C:778:THR:HG22	1:C:887:GLN:H	1.79	0.47
1:D:66:PRO:HD2	1:D:67:GLU:OE2	2.14	0.47
1:E:260:LEU:HA	1:E:260:LEU:HD12	1.61	0.47
1:E:274:PHE:HB3	1:E:286:ALA:O	2.15	0.47
1:E:610:ASP:OD2	1:E:612:THR:HG23	2.15	0.47
1:E:682:LEU:HD23	1:E:682:LEU:HA	1.67	0.47
1:F:126:THR:HA	1:F:182:ASN:O	2.14	0.47
1:G:167:LEU:HB3	1:G:168:PRO:HD2	1.95	0.47
1:G:126:THR:HA	1:G:182:ASN:O	2.14	0.47
1:G:57:GLU:HG2	1:G:83:THR:HG21	1.94	0.47
1:G:745:MET:HA	1:G:745:MET:CE	2.44	0.47
1:H:948:PRO:O	1:H:1022:GLN:HA	2.14	0.47
1:H:271:THR:HG22	1:H:272:ALA:N	2.29	0.47
1:H:30:HIS:ND1	1:H:33:PHE:CE1	2.82	0.47
1:H:436:MET:HE1	1:H:467:ASN:HD22	1.76	0.47
1:H:746:ASP:HA	1:H:760:ARG:CG	2.39	0.47
1:I:274:PHE:HB3	1:I:286:ALA:O	2.15	0.47
1:I:377:LEU:HD22	1:I:708:TRP:CA	2.44	0.47

Continued on next page...

Continued from previous page...

Atom-1	Atom-2	Interatomic distance (Å)	Clash overlap (Å)
1:I:433:LEU:O	1:I:433:LEU:HD12	2.13	0.47
1:I:436:MET:HE1	1:I:467:ASN:HD22	1.77	0.47
1:I:694:LEU:HD12	1:I:694:LEU:HA	1.69	0.47
1:I:93:HIS:HB3	1:I:95:TYR:CE1	2.49	0.47
1:J:30:HIS:ND1	1:J:33:PHE:CE1	2.82	0.47
1:J:469:ASP:HB3	1:K:473:ARG:HD2	1.95	0.47
1:J:742:THR:CG2	1:J:743:SER:H	2.27	0.47
1:L:1020:TRP:CD1	1:L:1021:CME:N	2.80	0.47
1:M:948:PRO:O	1:M:1022:GLN:HA	2.14	0.47
1:O:167:LEU:HB3	1:O:168:PRO:HD2	1.95	0.47
1:O:253:TYR:CD2	1:O:253:TYR:N	2.82	0.47
1:O:745:MET:CE	1:O:745:MET:HA	2.44	0.47
1:O:88:SER:HA	1:O:366:VAL:HG21	1.96	0.47
1:P:142:ILE:HG12	1:P:170:GLU:HG2	1.97	0.47
1:P:531:ARG:O	1:P:561:ARG:NH1	2.46	0.47
1:P:802:ASP:OD1	1:P:803:PRO:HD2	2.14	0.47
1:P:856:TYR:CD2	1:P:864:MET:CE	2.97	0.47
1:A:651:LEU:HD13	1:A:651:LEU:HA	1.51	0.47
1:C:126:THR:HA	1:C:182:ASN:O	2.14	0.47
1:C:445:GLN:HE21	1:C:445:GLN:HB3	1.54	0.47
1:C:77:ASP:O	1:C:78:LEU:HD23	2.15	0.47
1:C:93:HIS:HB3	1:C:95:TYR:CE1	2.49	0.47
1:D:646:HIS:O	1:D:648:ASP:N	2.47	0.47
1:D:824:GLN:HG3	1:D:825:CYS:N	2.28	0.47
1:E:948:PRO:O	1:E:1022:GLN:HA	2.14	0.47
1:E:88:SER:HA	1:E:366:VAL:HG21	1.97	0.47
1:E:409:VAL:HG12	1:E:410:VAL:N	2.29	0.47
1:E:77:ASP:O	1:E:78:LEU:HD23	2.15	0.47
1:F:142:ILE:HG12	1:F:170:GLU:HG2	1.97	0.47
1:F:749:ILE:N	1:F:749:ILE:CD1	2.78	0.47
1:G:1021:CME:HB3	1:G:1021:CME:HE2	1.41	0.47
1:G:377:LEU:HD22	1:G:708:TRP:CA	2.44	0.47
1:G:610:ASP:OD2	1:G:612:THR:HG23	2.15	0.47
1:G:875:ASP:OD2	1:G:875:ASP:N	2.47	0.47
1:H:778:THR:HG22	1:H:887:GLN:H	1.79	0.47
1:I:271:THR:HG22	1:I:272:ALA:N	2.29	0.47
1:I:473:ARG:HD2	1:L:469:ASP:HB3	1.96	0.47
1:K:420:MET:HE3	1:K:420:MET:HA	1.97	0.47
1:L:740:LEU:HD13	1:L:749:ILE:CD1	2.45	0.47
1:M:409:VAL:HG12	1:M:410:VAL:N	2.29	0.47
1:M:420:MET:HE3	1:M:420:MET:HA	1.96	0.47

Continued on next page...

Continued from previous page...

Atom-1	Atom-2	Interatomic distance (Å)	Clash overlap (Å)
1:M:663:LEU:N	1:M:663:LEU:HD23	2.24	0.47
1:M:84:VAL:CG1	1:M:85:VAL:N	2.78	0.47
1:N:274:PHE:HB3	1:N:286:ALA:O	2.15	0.47
1:N:579:ASP:OD1	1:N:583:ASN:N	2.43	0.47
1:O:1021:CME:HE2	1:O:1021:CME:HB3	1.41	0.47
1:O:875:ASP:N	1:O:875:ASP:OD2	2.47	0.47
1:O:86:VAL:HG13	1:O:87:PRO:HA	1.96	0.47
1:P:230:ARG:HH11	1:P:230:ARG:CG	2.24	0.47
1:P:30:HIS:ND1	1:P:33:PHE:CE1	2.82	0.47
1:P:745:MET:CE	1:P:745:MET:HA	2.44	0.47
1:P:746:ASP:HA	1:P:760:ARG:CG	2.39	0.47
1:P:740:LEU:HD13	1:P:749:ILE:CD1	2.45	0.47
1:P:84:VAL:CG1	1:P:85:VAL:N	2.78	0.47
1:A:409:VAL:HG12	1:A:410:VAL:N	2.29	0.47
1:B:948:PRO:O	1:B:1022:GLN:HA	2.15	0.47
1:B:73:TRP:CZ2	1:B:122:CYS:HB3	2.50	0.47
1:B:126:THR:HA	1:B:182:ASN:O	2.14	0.47
1:B:610:ASP:OD2	1:B:612:THR:HG23	2.15	0.47
1:B:875:ASP:N	1:B:875:ASP:OD2	2.47	0.47
1:B:878:HIS:HA	1:B:879:PRO:HD3	1.66	0.47
1:B:930:VAL:HA	1:B:973:ARG:HD3	1.97	0.47
1:C:702:GLN:O	1:C:712:GLY:N	2.45	0.47
1:C:856:TYR:CD2	1:C:864:MET:CE	2.97	0.47
1:E:631:LEU:HD12	1:E:635:THR:O	2.14	0.47
1:G:260:LEU:HA	1:G:260:LEU:HD12	1.61	0.47
1:G:271:THR:HG22	1:G:272:ALA:N	2.29	0.47
1:G:66:PRO:HD2	1:G:67:GLU:OE2	2.14	0.47
1:G:73:TRP:CZ2	1:G:122:CYS:HB3	2.50	0.47
1:G:824:GLN:O	1:G:838:THR:HA	2.13	0.47
1:G:88:SER:HA	1:G:366:VAL:HG21	1.97	0.47
1:H:391:HIS:ND1	1:H:412:GLU:OE1	2.44	0.47
1:H:742:THR:CG2	1:H:743:SER:H	2.27	0.47
1:H:745:MET:HA	1:H:745:MET:CE	2.43	0.47
1:J:377:LEU:HD22	1:J:708:TRP:CA	2.44	0.47
1:J:86:VAL:HG13	1:J:87:PRO:HA	1.96	0.47
1:K:88:SER:HA	1:K:366:VAL:HG21	1.97	0.47
1:K:608:PHE:O	1:K:611:ARG:N	2.41	0.47
1:K:778:THR:HG22	1:K:887:GLN:H	1.79	0.47
1:L:631:LEU:HD12	1:L:632:SER:H	1.78	0.47
1:L:778:THR:HG22	1:L:887:GLN:H	1.79	0.47
1:L:84:VAL:CG1	1:L:85:VAL:N	2.77	0.47

Continued on next page...

Continued from previous page...

Atom-1	Atom-2	Interatomic distance (Å)	Clash overlap (Å)
1:M:646:HIS:O	1:M:648:ASP:N	2.47	0.47
1:M:77:ASP:O	1:M:78:LEU:HD23	2.15	0.47
1:N:395:HIS:HA	1:N:396:PRO:HD3	1.48	0.47
1:N:409:VAL:HG12	1:N:410:VAL:N	2.29	0.47
1:N:673:ALA:O	1:N:674:PRO:C	2.51	0.47
1:O:260:LEU:HD12	1:O:260:LEU:HA	1.61	0.47
1:O:377:LEU:HD22	1:O:708:TRP:CA	2.44	0.47
1:O:66:PRO:HD2	1:O:67:GLU:OE2	2.14	0.47
1:O:73:TRP:CZ2	1:O:122:CYS:HB3	2.50	0.47
1:O:778:THR:HG22	1:O:887:GLN:H	1.79	0.47
1:P:73:TRP:CZ2	1:P:122:CYS:HB3	2.50	0.47
1:P:147:ASN:HA	1:P:148:SER:HA	1.54	0.47
1:P:66:PRO:CB	1:P:187:MET:HE1	2.45	0.47
1:P:92:MET:HE3	1:P:362:LEU:O	2.15	0.47
1:P:93:HIS:HB3	1:P:95:TYR:CE1	2.50	0.47
1:B:1020:TRP:CD1	1:B:1021:CME:N	2.80	0.47
1:B:73:TRP:CH2	1:B:185:ALA:HB1	2.49	0.47
1:B:77:ASP:O	1:B:78:LEU:HD23	2.15	0.47
1:C:579:ASP:OD1	1:C:583:ASN:N	2.43	0.47
1:C:631:LEU:HD12	1:C:635:THR:O	2.14	0.47
1:C:930:VAL:HA	1:C:973:ARG:HD3	1.97	0.47
1:E:278:ILE:CD1	1:E:278:ILE:N	2.78	0.47
1:E:599:ARG:HB2	1:E:600:GLN:H	1.40	0.47
1:E:631:LEU:HD12	1:E:632:SER:H	1.78	0.47
1:E:646:HIS:O	1:E:648:ASP:N	2.48	0.47
1:E:749:ILE:N	1:E:749:ILE:CD1	2.78	0.47
1:E:93:HIS:HB3	1:E:95:TYR:CE1	2.49	0.47
1:F:409:VAL:HG12	1:F:410:VAL:N	2.29	0.47
1:F:610:ASP:OD2	1:F:612:THR:HG23	2.14	0.47
1:G:608:PHE:O	1:G:611:ARG:N	2.41	0.47
1:G:654:TRP:O	1:G:655:MET:HB3	2.15	0.47
1:H:73:TRP:CZ2	1:H:122:CYS:HB3	2.50	0.47
1:H:66:PRO:CB	1:H:187:MET:HE1	2.45	0.47
1:H:278:ILE:CD1	1:H:278:ILE:N	2.78	0.47
1:H:378:LEU:HA	1:H:378:LEU:HD23	1.53	0.47
1:I:66:PRO:CB	1:I:187:MET:HE1	2.45	0.47
1:I:347:LYS:CB	1:I:348:PRO:HD2	2.43	0.47
1:I:612:THR:HB	1:I:613:PRO:HD2	1.96	0.47
1:J:66:PRO:HD2	1:J:67:GLU:OE2	2.14	0.47
1:J:740:LEU:HD13	1:J:749:ILE:CD1	2.45	0.47
1:J:875:ASP:OD2	1:J:875:ASP:N	2.47	0.47

Continued on next page...

Continued from previous page...

Atom-1	Atom-2	Interatomic distance (Å)	Clash overlap (Å)
1:J:942:ARG:HA	1:J:953:GLY:O	2.15	0.47
1:K:948:PRO:O	1:K:1022:GLN:HA	2.14	0.47
1:K:142:ILE:HG12	1:K:170:GLU:HG2	1.97	0.47
1:K:271:THR:HG22	1:K:272:ALA:N	2.29	0.47
1:K:612:THR:HB	1:K:613:PRO:HD2	1.95	0.47
1:K:77:ASP:O	1:K:78:LEU:HD23	2.15	0.47
1:L:142:ILE:HG12	1:L:170:GLU:HG2	1.97	0.47
1:L:93:HIS:HB3	1:L:95:TYR:CE1	2.49	0.47
1:M:253:TYR:CD2	1:M:253:TYR:N	2.82	0.47
1:M:271:THR:HG22	1:M:272:ALA:N	2.29	0.47
1:M:631:LEU:HD12	1:M:635:THR:O	2.14	0.47
1:N:73:TRP:CZ2	1:N:122:CYS:HB3	2.50	0.47
1:N:129:VAL:CG2	1:N:182:ASN:ND2	2.77	0.47
1:N:66:PRO:CB	1:N:187:MET:HE1	2.45	0.47
1:N:740:LEU:HD13	1:N:749:ILE:CD1	2.45	0.47
1:O:271:THR:HG22	1:O:272:ALA:N	2.29	0.47
1:O:274:PHE:HB3	1:O:286:ALA:O	2.15	0.47
1:O:79:PRO:HG2	1:O:80:GLU:OE2	2.13	0.47
1:P:274:PHE:HB3	1:P:286:ALA:O	2.15	0.47
1:P:278:ILE:CD1	1:P:278:ILE:N	2.78	0.47
1:A:599:ARG:HB2	1:A:600:GLN:H	1.40	0.47
1:B:129:VAL:CG2	1:B:182:ASN:ND2	2.77	0.47
1:B:210:ARG:NH1	1:B:395:HIS:CA	2.78	0.47
1:B:631:LEU:HD12	1:B:632:SER:H	1.79	0.47
1:B:84:VAL:CG1	1:B:85:VAL:N	2.78	0.47
1:C:66:PRO:HD2	1:C:67:GLU:OE2	2.14	0.47
1:C:875:ASP:N	1:C:875:ASP:OD2	2.47	0.47
1:C:942:ARG:HA	1:C:953:GLY:O	2.15	0.47
1:D:948:PRO:O	1:D:1022:GLN:HA	2.15	0.47
1:D:274:PHE:HB3	1:D:286:ALA:O	2.15	0.47
1:D:377:LEU:HD22	1:D:708:TRP:CA	2.44	0.47
1:D:745:MET:HA	1:D:745:MET:CE	2.44	0.47
1:D:77:ASP:O	1:D:78:LEU:HD23	2.15	0.47
1:E:253:TYR:N	1:E:253:TYR:CD2	2.82	0.47
1:E:420:MET:HE3	1:E:420:MET:HA	1.97	0.47
1:E:942:ARG:HA	1:E:953:GLY:O	2.15	0.47
1:F:631:LEU:HD12	1:F:635:THR:O	2.14	0.47
1:F:673:ALA:O	1:F:674:PRO:C	2.51	0.47
1:F:73:TRP:CZ2	1:F:122:CYS:HB3	2.50	0.47
1:F:757:GLN:HG2	1:F:757:GLN:O	2.12	0.47
1:F:942:ARG:HA	1:F:953:GLY:O	2.15	0.47

Continued on next page...

Continued from previous page...

Atom-1	Atom-2	Interatomic distance (Å)	Clash overlap (Å)
1:G:274:PHE:HB3	1:G:286:ALA:O	2.15	0.47
1:G:93:HIS:HB3	1:G:95:TYR:CE1	2.49	0.47
1:G:942:ARG:HA	1:G:953:GLY:O	2.15	0.47
1:H:88:SER:HA	1:H:366:VAL:HG21	1.97	0.47
1:H:740:LEU:HD13	1:H:749:ILE:CD1	2.45	0.47
1:I:610:ASP:OD2	1:I:612:THR:HG23	2.15	0.47
1:I:66:PRO:HD2	1:I:67:GLU:OE2	2.14	0.47
1:I:740:LEU:HD13	1:I:749:ILE:CD1	2.45	0.47
1:I:78:LEU:CB	1:I:79:PRO:HD2	2.44	0.47
1:J:73:TRP:CZ2	1:J:122:CYS:HB3	2.50	0.47
1:J:126:THR:HA	1:J:182:ASN:O	2.14	0.47
1:J:531:ARG:O	1:J:561:ARG:NH1	2.46	0.47
1:K:210:ARG:NH1	1:K:395:HIS:CA	2.78	0.47
1:K:646:HIS:O	1:K:648:ASP:N	2.47	0.47
1:K:679:LEU:HA	1:K:679:LEU:HD23	1.26	0.47
1:K:930:VAL:HA	1:K:973:ARG:HD3	1.97	0.47
1:L:948:PRO:O	1:L:1022:GLN:HA	2.14	0.47
1:L:66:PRO:CB	1:L:187:MET:HE1	2.45	0.47
1:L:210:ARG:NH1	1:L:395:HIS:CA	2.78	0.47
1:L:433:LEU:HD12	1:L:433:LEU:O	2.13	0.47
1:L:73:TRP:CZ2	1:L:122:CYS:HB3	2.50	0.47
1:L:749:ILE:N	1:L:749:ILE:CD1	2.78	0.47
1:M:210:ARG:NH1	1:M:395:HIS:CA	2.78	0.47
1:M:740:LEU:HD13	1:M:749:ILE:CD1	2.45	0.47
1:M:942:ARG:HA	1:M:953:GLY:O	2.15	0.47
1:N:942:ARG:HA	1:N:953:GLY:O	2.15	0.47
1:O:579:ASP:N	1:O:583:ASN:O	2.40	0.47
1:O:654:TRP:O	1:O:655:MET:HB3	2.15	0.47
1:O:740:LEU:HD13	1:O:749:ILE:CD1	2.45	0.47
1:O:77:ASP:O	1:O:78:LEU:HD23	2.15	0.47
1:O:942:ARG:HA	1:O:953:GLY:O	2.15	0.47
1:P:631:LEU:HD12	1:P:635:THR:O	2.14	0.47
1:A:274:PHE:HB3	1:A:286:ALA:O	2.15	0.47
1:A:442:ARG:HA	1:A:445:GLN:HG3	1.95	0.47
1:B:253:TYR:N	1:B:253:TYR:CD2	2.82	0.47
1:B:278:ILE:N	1:B:278:ILE:CD1	2.78	0.47
1:B:654:TRP:O	1:B:655:MET:HB3	2.15	0.47
1:C:66:PRO:CB	1:C:187:MET:HE1	2.45	0.47
1:C:260:LEU:HD12	1:C:260:LEU:HA	1.61	0.47
1:D:569:ASP:O	1:D:605:GLY:HA2	2.16	0.47
1:D:740:LEU:HD13	1:D:749:ILE:CD1	2.45	0.47

Continued on next page...

Continued from previous page...

Atom-1	Atom-2	Interatomic distance (Å)	Clash overlap (Å)
1:E:138:GLN:N	1:E:217:LYS:O	2.36	0.47
1:E:403:ASP:OD2	1:E:450:HIS:ND1	2.34	0.47
1:E:673:ALA:O	1:E:674:PRO:C	2.51	0.47
1:E:730:LEU:HA	1:E:731:PRO:HD3	1.74	0.47
1:E:745:MET:CE	1:E:745:MET:HA	2.43	0.47
1:E:84:VAL:CG1	1:E:85:VAL:N	2.78	0.47
1:F:652:LEU:HB3	1:F:668:VAL:O	2.14	0.47
1:F:654:TRP:O	1:F:655:MET:HB3	2.15	0.47
1:F:84:VAL:CG1	1:F:85:VAL:N	2.78	0.47
1:G:66:PRO:CB	1:G:187:MET:HE1	2.45	0.47
1:G:742:THR:CG2	1:G:743:SER:H	2.27	0.47
1:H:274:PHE:HB3	1:H:286:ALA:O	2.15	0.47
1:H:409:VAL:HG12	1:H:410:VAL:N	2.29	0.47
1:I:118:ASN:HA	1:I:119:PRO:HD2	1.60	0.47
1:I:742:THR:CG2	1:I:743:SER:H	2.27	0.47
1:I:86:VAL:HG13	1:I:87:PRO:HA	1.95	0.47
1:J:57:GLU:HG2	1:J:83:THR:HG21	1.93	0.47
1:K:745:MET:HA	1:K:745:MET:CE	2.44	0.47
1:K:875:ASP:OD2	1:K:875:ASP:N	2.47	0.47
1:L:88:SER:HA	1:L:366:VAL:HG21	1.97	0.47
1:L:395:HIS:HA	1:L:396:PRO:HD3	1.48	0.47
1:L:65:ALA:HB1	1:L:66:PRO:CD	2.39	0.47
1:L:942:ARG:HA	1:L:953:GLY:O	2.15	0.47
1:L:930:VAL:HA	1:L:973:ARG:HD3	1.97	0.47
1:M:581:ASN:N	1:M:581:ASN:OD1	2.44	0.47
1:N:610:ASP:OD2	1:N:612:THR:HG23	2.15	0.47
1:N:930:VAL:HA	1:N:973:ARG:HD3	1.97	0.47
1:O:66:PRO:CB	1:O:187:MET:HE1	2.45	0.47
1:O:210:ARG:NH1	1:O:395:HIS:CA	2.78	0.47
1:O:93:HIS:HB3	1:O:95:TYR:CE1	2.50	0.47
1:A:30:HIS:ND1	1:A:33:PHE:CE1	2.82	0.46
1:B:142:ILE:HG12	1:B:170:GLU:HG2	1.97	0.46
1:C:316:HIS:HB2	1:C:321:THR:O	2.16	0.46
1:C:610:ASP:OD2	1:C:612:THR:HG23	2.15	0.46
1:E:66:PRO:HD2	1:E:67:GLU:OE2	2.14	0.46
1:E:740:LEU:HD13	1:E:749:ILE:CD1	2.45	0.46
1:F:63:PHE:CB	1:F:64:PRO:HD2	2.32	0.46
1:F:930:VAL:HA	1:F:973:ARG:HD3	1.97	0.46
1:G:702:GLN:O	1:G:712:GLY:N	2.45	0.46
1:G:830:LEU:CD1	1:G:830:LEU:N	2.78	0.46
1:H:210:ARG:NH1	1:H:395:HIS:CA	2.78	0.46

Continued on next page...

Continued from previous page...

Atom-1	Atom-2	Interatomic distance (Å)	Clash overlap (Å)
1:H:702:GLN:O	1:H:712:GLY:N	2.45	0.46
1:I:129:VAL:CG2	1:I:182:ASN:ND2	2.77	0.46
1:I:316:HIS:HB2	1:I:321:THR:O	2.15	0.46
1:I:409:VAL:HG12	1:I:410:VAL:N	2.29	0.46
1:I:702:GLN:O	1:I:712:GLY:N	2.45	0.46
1:J:274:PHE:HB3	1:J:286:ALA:O	2.15	0.46
1:J:210:ARG:NH1	1:J:395:HIS:CA	2.78	0.46
1:J:84:VAL:CG1	1:J:85:VAL:N	2.77	0.46
1:K:126:THR:HA	1:K:182:ASN:O	2.14	0.46
1:K:569:ASP:O	1:K:605:GLY:HA2	2.15	0.46
1:K:654:TRP:O	1:K:655:MET:HB3	2.15	0.46
1:K:740:LEU:HD13	1:K:749:ILE:CD1	2.45	0.46
1:K:93:HIS:HB3	1:K:95:TYR:CE1	2.50	0.46
1:L:646:HIS:O	1:L:648:ASP:N	2.47	0.46
1:L:654:TRP:O	1:L:655:MET:HB3	2.15	0.46
1:L:682:LEU:HD23	1:L:682:LEU:HA	1.67	0.46
1:L:740:LEU:HD13	1:L:749:ILE:HD12	1.97	0.46
1:M:442:ARG:HA	1:M:445:GLN:HG3	1.96	0.46
1:M:576:ILE:CG2	1:M:577:LYS:N	2.78	0.46
1:M:569:ASP:O	1:M:605:GLY:HA2	2.16	0.46
1:M:610:ASP:OD2	1:M:612:THR:HG23	2.15	0.46
1:M:654:TRP:O	1:M:655:MET:HB3	2.15	0.46
1:M:745:MET:CE	1:M:745:MET:HA	2.43	0.46
1:M:749:ILE:N	1:M:749:ILE:CD1	2.78	0.46
1:N:652:LEU:HB3	1:N:668:VAL:O	2.14	0.46
1:P:316:HIS:HB2	1:P:321:THR:O	2.15	0.46
1:P:610:ASP:OD2	1:P:612:THR:HG23	2.15	0.46
1:P:744:GLU:C	1:P:745:MET:HE3	2.35	0.46
1:P:942:ARG:HA	1:P:953:GLY:O	2.15	0.46
1:B:347:LYS:CB	1:B:348:PRO:HD2	2.43	0.46
1:B:740:LEU:HD13	1:B:749:ILE:CD1	2.45	0.46
1:C:409:VAL:HG12	1:C:410:VAL:N	2.29	0.46
1:C:652:LEU:HB3	1:C:668:VAL:O	2.14	0.46
1:D:93:HIS:HB3	1:D:95:TYR:CE1	2.49	0.46
1:E:581:ASN:OD1	1:E:581:ASN:N	2.44	0.46
1:F:274:PHE:HB3	1:F:286:ALA:O	2.15	0.46
1:F:88:SER:HA	1:F:366:VAL:HG21	1.97	0.46
1:F:569:ASP:O	1:F:605:GLY:HA2	2.15	0.46
1:F:599:ARG:HB2	1:F:600:GLN:H	1.40	0.46
1:G:316:HIS:HB2	1:G:321:THR:O	2.15	0.46
1:G:576:ILE:CG2	1:G:577:LYS:N	2.78	0.46

Continued on next page...

Continued from previous page...

Atom-1	Atom-2	Interatomic distance (Å)	Clash overlap (Å)
1:H:100:TYR:HB2	1:H:203:TRP:CE3	2.51	0.46
1:H:13:ARG:O	1:H:14:ARG:HB2	2.16	0.46
1:I:579:ASP:OD1	1:I:583:ASN:N	2.43	0.46
1:I:608:PHE:O	1:I:611:ARG:N	2.41	0.46
1:I:875:ASP:N	1:I:875:ASP:OD2	2.47	0.46
1:J:147:ASN:HA	1:J:148:SER:HA	1.54	0.46
1:J:569:ASP:O	1:J:605:GLY:HA2	2.15	0.46
1:J:740:LEU:HD13	1:J:749:ILE:HD12	1.97	0.46
1:J:830:LEU:CD1	1:J:830:LEU:N	2.78	0.46
1:K:73:TRP:CZ2	1:K:122:CYS:HB3	2.50	0.46
1:K:147:ASN:HA	1:K:148:SER:HA	1.55	0.46
1:K:702:GLN:O	1:K:712:GLY:N	2.45	0.46
1:K:878:HIS:HA	1:K:879:PRO:HD3	1.66	0.46
1:L:378:LEU:HD23	1:L:378:LEU:HA	1.53	0.46
1:L:486:TYR:CZ	1:L:488:GLY:HA3	2.51	0.46
1:L:569:ASP:O	1:L:605:GLY:HA2	2.15	0.46
1:L:631:LEU:HD12	1:L:635:THR:O	2.14	0.46
1:M:316:HIS:HB2	1:M:321:THR:O	2.15	0.46
1:M:93:HIS:HB3	1:M:95:TYR:CE1	2.50	0.46
1:N:271:THR:HG22	1:N:272:ALA:N	2.29	0.46
1:N:88:SER:HA	1:N:366:VAL:HG21	1.97	0.46
1:N:830:LEU:CD1	1:N:830:LEU:N	2.78	0.46
1:O:100:TYR:HB2	1:O:203:TRP:CE3	2.51	0.46
1:O:316:HIS:HB2	1:O:321:THR:O	2.16	0.46
1:O:445:GLN:HE21	1:O:445:GLN:HB3	1.54	0.46
1:O:63:PHE:CB	1:O:64:PRO:HD2	2.32	0.46
1:O:830:LEU:CD1	1:O:830:LEU:N	2.78	0.46
1:O:84:VAL:CG1	1:O:85:VAL:N	2.77	0.46
1:P:126:THR:HA	1:P:182:ASN:O	2.14	0.46
1:A:63:PHE:CB	1:A:64:PRO:HD2	2.32	0.46
1:A:740:LEU:HD13	1:A:749:ILE:CD1	2.45	0.46
1:B:316:HIS:HB2	1:B:321:THR:O	2.16	0.46
1:B:436:MET:HE1	1:B:467:ASN:HD22	1.79	0.46
1:C:654:TRP:O	1:C:655:MET:HB3	2.15	0.46
1:D:409:VAL:HG12	1:D:410:VAL:N	2.29	0.46
1:D:778:THR:HG22	1:D:887:GLN:H	1.79	0.46
1:D:942:ARG:HA	1:D:953:GLY:O	2.15	0.46
1:E:111:PRO:HA	1:E:112:PRO:HA	1.58	0.46
1:E:436:MET:HE1	1:E:467:ASN:HD22	1.76	0.46
1:F:100:TYR:HB2	1:F:203:TRP:CE3	2.51	0.46
1:F:66:PRO:CB	1:F:187:MET:HE1	2.45	0.46

Continued on next page...

Continued from previous page...

Atom-1	Atom-2	Interatomic distance (Å)	Clash overlap (Å)
1:F:210:ARG:NH1	1:F:395:HIS:CA	2.78	0.46
1:F:260:LEU:HA	1:F:260:LEU:HD12	1.61	0.46
1:F:830:LEU:CD1	1:F:830:LEU:N	2.78	0.46
1:G:142:ILE:HG12	1:G:170:GLU:HG2	1.97	0.46
1:G:278:ILE:N	1:G:278:ILE:CD1	2.78	0.46
1:G:37:ARG:CG	1:G:37:ARG:NH1	2.79	0.46
1:G:210:ARG:NH1	1:G:395:HIS:CA	2.78	0.46
1:G:409:VAL:HG12	1:G:410:VAL:N	2.29	0.46
1:G:63:PHE:CB	1:G:64:PRO:HD2	2.32	0.46
1:G:77:ASP:O	1:G:78:LEU:HD23	2.15	0.46
1:G:930:VAL:HA	1:G:973:ARG:HD3	1.97	0.46
1:H:253:TYR:CD2	1:H:253:TYR:N	2.82	0.46
1:H:316:HIS:HB2	1:H:321:THR:O	2.16	0.46
1:H:646:HIS:O	1:H:648:ASP:N	2.47	0.46
1:I:230:ARG:CG	1:I:230:ARG:HH11	2.24	0.46
1:I:746:ASP:HA	1:I:760:ARG:CG	2.39	0.46
1:I:930:VAL:HA	1:I:973:ARG:HD3	1.97	0.46
1:J:129:VAL:CG2	1:J:182:ASN:ND2	2.77	0.46
1:K:278:ILE:N	1:K:278:ILE:CD1	2.78	0.46
1:K:740:LEU:HD13	1:K:749:ILE:HD12	1.97	0.46
1:K:84:VAL:CG1	1:K:85:VAL:N	2.78	0.46
1:L:274:PHE:HB3	1:L:286:ALA:O	2.15	0.46
1:M:100:TYR:HB2	1:M:203:TRP:CE3	2.51	0.46
1:N:210:ARG:NH1	1:N:395:HIS:CA	2.78	0.46
1:N:631:LEU:HD12	1:N:635:THR:O	2.14	0.46
1:O:930:VAL:HA	1:O:973:ARG:HD3	1.97	0.46
1:P:13:ARG:O	1:P:14:ARG:HB2	2.16	0.46
1:A:13:ARG:O	1:A:14:ARG:HB2	2.16	0.46
1:A:646:HIS:O	1:A:648:ASP:N	2.47	0.46
1:A:942:ARG:HA	1:A:953:GLY:O	2.15	0.46
1:B:740:LEU:HD13	1:B:749:ILE:HD12	1.97	0.46
1:D:100:TYR:HB2	1:D:203:TRP:CE3	2.51	0.46
1:D:316:HIS:HB2	1:D:321:THR:O	2.16	0.46
1:E:378:LEU:HD23	1:E:378:LEU:HA	1.53	0.46
1:E:391:HIS:ND1	1:E:412:GLU:OE1	2.44	0.46
1:E:974:HIS:C	1:E:975:LEU:HD23	2.36	0.46
1:F:316:HIS:HB2	1:F:321:THR:O	2.15	0.46
1:H:631:LEU:HD12	1:H:635:THR:O	2.14	0.46
1:H:655:MET:HB2	1:H:655:MET:HE3	1.92	0.46
1:I:100:TYR:HB2	1:I:203:TRP:CE3	2.51	0.46
1:J:100:TYR:HB2	1:J:203:TRP:CE3	2.51	0.46

Continued on next page...

Continued from previous page...

Atom-1	Atom-2	Interatomic distance (Å)	Clash overlap (Å)
1:J:930:VAL:HA	1:J:973:ARG:HD3	1.97	0.46
1:K:316:HIS:HB2	1:K:321:THR:O	2.16	0.46
1:K:743:SER:O	1:K:760:ARG:NH1	2.49	0.46
1:L:856:TYR:HD2	1:L:864:MET:CE	2.25	0.46
1:M:631:LEU:HD12	1:M:632:SER:H	1.78	0.46
1:N:608:PHE:O	1:N:611:ARG:N	2.41	0.46
1:N:781:ARG:O	1:N:884:LEU:HA	2.16	0.46
1:O:147:ASN:HA	1:O:148:SER:HA	1.54	0.46
1:O:142:ILE:HG12	1:O:170:GLU:HG2	1.97	0.46
1:O:339:ASN:O	1:P:527:PRO:HB3	2.15	0.46
1:O:37:ARG:NH1	1:O:37:ARG:CG	2.79	0.46
1:O:409:VAL:HG12	1:O:410:VAL:N	2.29	0.46
1:O:429:ASP:HA	1:O:430:PRO:HD3	1.51	0.46
1:P:129:VAL:CG2	1:P:182:ASN:ND2	2.77	0.46
1:P:88:SER:HA	1:P:366:VAL:HG21	1.97	0.46
1:P:377:LEU:HD22	1:P:708:TRP:CA	2.44	0.46
1:P:391:HIS:ND1	1:P:412:GLU:OE1	2.44	0.46
1:P:740:LEU:HD13	1:P:749:ILE:HD12	1.97	0.46
1:B:942:ARG:HA	1:B:953:GLY:O	2.15	0.46
1:B:974:HIS:C	1:B:975:LEU:HD23	2.36	0.46
1:C:274:PHE:HB3	1:C:286:ALA:O	2.15	0.46
1:C:377:LEU:HD22	1:C:708:TRP:CA	2.44	0.46
1:D:579:ASP:OD1	1:D:583:ASN:N	2.43	0.46
1:D:67:GLU:HG2	1:D:67:GLU:H	1.30	0.46
1:D:856:TYR:HD2	1:D:864:MET:CE	2.25	0.46
1:E:100:TYR:HB2	1:E:203:TRP:CE3	2.51	0.46
1:E:781:ARG:O	1:E:884:LEU:HA	2.16	0.46
1:F:726:LEU:HD23	1:F:726:LEU:HA	1.65	0.46
1:G:740:LEU:HD13	1:G:749:ILE:CD1	2.45	0.46
1:G:974:HIS:C	1:G:975:LEU:HD23	2.36	0.46
1:H:599:ARG:HB2	1:H:600:GLN:H	1.41	0.46
1:H:781:ARG:O	1:H:884:LEU:HA	2.16	0.46
1:I:569:ASP:O	1:I:605:GLY:HA2	2.15	0.46
1:I:77:ASP:O	1:I:78:LEU:HD23	2.15	0.46
1:J:260:LEU:HD12	1:J:260:LEU:HA	1.61	0.46
1:J:512:PHE:CE1	1:J:517:LYS:HG3	2.51	0.46
1:J:670:LEU:HD23	1:J:670:LEU:HA	1.67	0.46
1:K:377:LEU:HD22	1:K:708:TRP:CA	2.44	0.46
1:K:395:HIS:HA	1:K:396:PRO:HD3	1.48	0.46
1:K:400:THR:O	1:K:404:ARG:HD2	2.16	0.46
1:K:486:TYR:CZ	1:K:488:GLY:HA3	2.51	0.46

Continued on next page...

Continued from previous page...

Atom-1	Atom-2	Interatomic distance (Å)	Clash overlap (Å)
1:K:99:ILE:HG23	1:K:594:ASP:HB2	1.98	0.46
1:L:400:THR:O	1:L:404:ARG:HD2	2.16	0.46
1:L:743:SER:O	1:L:760:ARG:NH1	2.49	0.46
1:M:900:LEU:HA	1:M:900:LEU:HD23	1.75	0.46
1:M:930:VAL:HA	1:M:973:ARG:HD3	1.97	0.46
1:N:316:HIS:HB2	1:N:321:THR:O	2.16	0.46
1:N:569:ASP:O	1:N:605:GLY:HA2	2.15	0.46
1:N:599:ARG:HB2	1:N:600:GLN:H	1.41	0.46
1:N:78:LEU:CB	1:N:79:PRO:HD2	2.44	0.46
1:N:856:TYR:HD2	1:N:864:MET:CE	2.25	0.46
1:O:13:ARG:O	1:O:14:ARG:HB2	2.15	0.46
1:O:576:ILE:CG2	1:O:577:LYS:N	2.78	0.46
1:P:37:ARG:NH1	1:P:37:ARG:CG	2.79	0.46
1:P:702:GLN:O	1:P:712:GLY:N	2.45	0.46
1:P:781:ARG:O	1:P:884:LEU:HA	2.16	0.46
1:P:930:VAL:HA	1:P:973:ARG:HD3	1.97	0.46
1:B:576:ILE:CG2	1:B:577:LYS:N	2.78	0.46
1:B:830:LEU:N	1:B:830:LEU:CD1	2.78	0.46
1:C:129:VAL:CG2	1:C:182:ASN:ND2	2.77	0.46
1:C:400:THR:O	1:C:404:ARG:HD2	2.16	0.46
1:C:486:TYR:CZ	1:C:488:GLY:HA3	2.51	0.46
1:C:743:SER:O	1:C:760:ARG:NH1	2.49	0.46
1:C:99:ILE:HG23	1:C:594:ASP:HB2	1.98	0.46
1:D:13:ARG:O	1:D:14:ARG:HB2	2.16	0.46
1:D:486:TYR:CZ	1:D:488:GLY:HA3	2.51	0.46
1:E:442:ARG:HA	1:E:445:GLN:HG3	1.95	0.46
1:E:702:GLN:HA	1:E:703:PRO:HD2	1.84	0.46
1:F:282:ARG:HD3	1:G:418:HIS:O	2.15	0.46
1:G:486:TYR:CZ	1:G:488:GLY:HA3	2.51	0.46
1:G:743:SER:O	1:G:760:ARG:NH1	2.49	0.46
1:E:419:GLY:HA2	1:H:282:ARG:NH1	2.30	0.46
1:H:37:ARG:NH1	1:H:37:ARG:CG	2.79	0.46
1:H:661:LYS:HA	1:H:662:PRO:HD3	1.63	0.46
1:H:740:LEU:HD13	1:H:749:ILE:HD12	1.97	0.46
1:H:930:VAL:HA	1:H:973:ARG:HD3	1.97	0.46
1:H:99:ILE:HG23	1:H:594:ASP:HB2	1.98	0.46
1:I:147:ASN:HA	1:I:148:SER:HA	1.55	0.46
1:I:420:MET:HE3	1:I:420:MET:HA	1.97	0.46
1:I:612:THR:HA	1:I:613:PRO:HD3	1.68	0.46
1:I:646:HIS:O	1:I:648:ASP:N	2.47	0.46
1:J:316:HIS:HB2	1:J:321:THR:O	2.16	0.46

Continued on next page...

Continued from previous page...

Atom-1	Atom-2	Interatomic distance (Å)	Clash overlap (Å)
1:J:400:THR:O	1:J:404:ARG:HD2	2.16	0.46
1:J:486:TYR:CZ	1:J:488:GLY:HA3	2.51	0.46
1:J:99:ILE:HG23	1:J:594:ASP:HB2	1.98	0.46
1:J:772:ASP:OD1	1:J:772:ASP:N	2.30	0.46
1:K:274:PHE:HB3	1:K:286:ALA:O	2.15	0.46
1:K:610:ASP:OD2	1:K:612:THR:HG23	2.15	0.46
1:K:781:ARG:O	1:K:884:LEU:HA	2.16	0.46
1:L:118:ASN:HA	1:L:119:PRO:HD2	1.60	0.46
1:L:37:ARG:NH1	1:L:37:ARG:CG	2.79	0.46
1:L:409:VAL:HG12	1:L:410:VAL:N	2.29	0.46
1:L:856:TYR:CD2	1:L:864:MET:CE	2.97	0.46
1:N:486:TYR:CZ	1:N:488:GLY:HA3	2.51	0.46
1:O:569:ASP:O	1:O:605:GLY:HA2	2.15	0.46
1:O:974:HIS:C	1:O:975:LEU:HD23	2.36	0.46
1:P:948:PRO:O	1:P:1022:GLN:HA	2.14	0.46
1:P:743:SER:O	1:P:760:ARG:NH1	2.49	0.46
1:A:1021:CME:HE2	1:A:1021:CME:HB3	1.41	0.46
1:A:129:VAL:CG2	1:A:182:ASN:ND2	2.77	0.46
1:A:99:ILE:HG23	1:A:594:ASP:HB2	1.98	0.46
1:A:856:TYR:HD2	1:A:864:MET:CE	2.25	0.46
1:B:66:PRO:CB	1:B:187:MET:HE1	2.45	0.46
1:B:254:LEU:HD23	1:B:254:LEU:HA	1.62	0.46
1:C:612:THR:HB	1:C:613:PRO:HD2	1.96	0.46
1:D:612:THR:HA	1:D:613:PRO:HD3	1.68	0.46
1:D:78:LEU:HB3	1:D:79:PRO:CD	2.45	0.46
1:D:856:TYR:CD2	1:D:864:MET:CE	2.97	0.46
1:E:347:LYS:CB	1:E:348:PRO:HD2	2.43	0.46
1:E:486:TYR:CZ	1:E:488:GLY:HA3	2.51	0.46
1:E:569:ASP:O	1:E:605:GLY:HA2	2.15	0.46
1:E:740:LEU:HD13	1:E:749:ILE:HD12	1.97	0.46
1:E:875:ASP:OD2	1:E:875:ASP:N	2.47	0.46
1:E:878:HIS:HA	1:E:879:PRO:HD3	1.66	0.46
1:F:486:TYR:CZ	1:F:488:GLY:HA3	2.51	0.46
1:F:49:GLN:H	1:F:49:GLN:HE21	1.59	0.46
1:F:77:ASP:O	1:F:78:LEU:HD23	2.15	0.46
1:G:445:GLN:HB3	1:G:445:GLN:HE21	1.55	0.46
1:G:99:ILE:HG23	1:G:594:ASP:HB2	1.98	0.46
1:H:24:LEU:HD12	1:H:24:LEU:HA	1.62	0.46
1:H:400:THR:O	1:H:404:ARG:HD2	2.16	0.46
1:I:1020:TRP:CD1	1:I:1021:CME:N	2.80	0.46
1:I:13:ARG:O	1:I:14:ARG:HB2	2.16	0.46

Continued on next page...

Continued from previous page...

Atom-1	Atom-2	Interatomic distance (Å)	Clash overlap (Å)
1:I:88:SER:HA	1:I:366:VAL:HG21	1.97	0.46
1:J:576:ILE:CG2	1:J:577:LYS:N	2.78	0.46
1:J:646:HIS:O	1:J:648:ASP:N	2.47	0.46
1:K:830:LEU:N	1:K:830:LEU:CD1	2.78	0.46
1:L:49:GLN:H	1:L:49:GLN:HE21	1.59	0.46
1:L:744:GLU:C	1:L:745:MET:HE3	2.36	0.46
1:L:830:LEU:CD1	1:L:830:LEU:N	2.78	0.46
1:M:260:LEU:HA	1:M:260:LEU:HD12	1.61	0.46
1:M:781:ARG:O	1:M:884:LEU:HA	2.16	0.46
1:N:211:ASP:N	1:N:211:ASP:OD1	2.42	0.46
1:N:230:ARG:CG	1:N:230:ARG:HH11	2.24	0.46
1:N:77:ASP:O	1:N:78:LEU:HD23	2.15	0.46
1:O:99:ILE:HG23	1:O:594:ASP:HB2	1.98	0.46
1:P:271:THR:HG22	1:P:272:ALA:N	2.29	0.46
1:P:512:PHE:CE1	1:P:517:LYS:HG3	2.51	0.46
1:P:742:THR:CG2	1:P:743:SER:H	2.27	0.46
1:P:99:ILE:HG23	1:P:594:ASP:HB2	1.98	0.46
1:A:100:TYR:HB2	1:A:203:TRP:CE3	2.51	0.46
1:A:253:TYR:CD2	1:A:253:TYR:N	2.82	0.46
1:A:344:LEU:N	1:A:347:LYS:O	2.36	0.46
1:A:37:ARG:CG	1:A:37:ARG:NH1	2.79	0.46
1:A:210:ARG:NH1	1:A:395:HIS:CA	2.78	0.46
1:A:400:THR:O	1:A:404:ARG:HD2	2.16	0.46
1:A:486:TYR:CE2	1:A:488:GLY:HA3	2.51	0.46
1:A:486:TYR:CZ	1:A:488:GLY:HA3	2.51	0.46
1:A:654:TRP:O	1:A:655:MET:HB3	2.15	0.46
1:B:400:THR:O	1:B:404:ARG:HD2	2.16	0.46
1:B:583:ASN:HA	1:B:584:PRO:HD3	1.80	0.46
1:D:708:TRP:CD1	1:D:708:TRP:N	2.84	0.46
1:D:84:VAL:CG1	1:D:85:VAL:N	2.78	0.46
1:E:409:VAL:CG1	1:E:410:VAL:N	2.79	0.46
1:E:746:ASP:HA	1:E:760:ARG:CG	2.39	0.46
1:E:894:ARG:HH12	1:E:920:LEU:HA	1.81	0.46
1:F:271:THR:HG22	1:F:272:ALA:N	2.29	0.46
1:F:400:THR:O	1:F:404:ARG:HD2	2.16	0.46
1:F:512:PHE:CE1	1:F:517:LYS:HG3	2.51	0.46
1:E:724:GLU:OE1	1:F:874:SER:HB3	2.16	0.46
1:G:13:ARG:O	1:G:14:ARG:HB2	2.16	0.46
1:G:210:ARG:HH12	1:G:394:ASN:C	2.20	0.46
1:G:631:LEU:HD12	1:G:635:THR:O	2.14	0.46
1:G:84:VAL:CG1	1:G:85:VAL:N	2.78	0.46

Continued on next page...

Continued from previous page...

Atom-1	Atom-2	Interatomic distance (Å)	Clash overlap (Å)
1:H:287:ASP:N	1:H:287:ASP:OD1	2.29	0.46
1:I:576:ILE:CG2	1:I:577:LYS:N	2.78	0.46
1:I:749:ILE:N	1:I:749:ILE:CD1	2.78	0.46
1:J:486:TYR:CE2	1:J:488:GLY:HA3	2.51	0.46
1:J:655:MET:HE3	1:J:655:MET:HB2	1.92	0.46
1:K:974:HIS:C	1:K:975:LEU:HD23	2.36	0.46
1:L:251:ARG:CB	1:L:253:TYR:CE2	2.98	0.46
1:L:409:VAL:CG1	1:L:410:VAL:N	2.79	0.46
1:L:486:TYR:CE2	1:L:488:GLY:HA3	2.51	0.46
1:L:583:ASN:HA	1:L:584:PRO:HD3	1.80	0.46
1:L:99:ILE:HG23	1:L:594:ASP:HB2	1.98	0.46
1:L:70:PRO:O	1:L:73:TRP:N	2.45	0.46
1:L:78:LEU:HB3	1:L:79:PRO:CD	2.45	0.46
1:M:403:ASP:OD2	1:M:450:HIS:ND1	2.34	0.46
1:M:486:TYR:CZ	1:M:488:GLY:HA3	2.51	0.46
1:M:66:PRO:HD2	1:M:67:GLU:OE2	2.14	0.46
1:N:100:TYR:HB2	1:N:203:TRP:CE3	2.51	0.46
1:N:400:THR:O	1:N:404:ARG:HD2	2.16	0.46
1:N:486:TYR:CE2	1:N:488:GLY:HA3	2.51	0.46
1:N:49:GLN:H	1:N:49:GLN:HE21	1.59	0.46
1:N:749:ILE:CD1	1:N:749:ILE:N	2.78	0.46
1:N:894:ARG:HH12	1:N:920:LEU:HA	1.81	0.46
1:O:272:ALA:HA	1:O:273:PRO:HD3	1.76	0.46
1:O:486:TYR:CZ	1:O:488:GLY:HA3	2.51	0.46
1:O:743:SER:O	1:O:760:ARG:NH1	2.49	0.46
1:P:486:TYR:CZ	1:P:488:GLY:HA3	2.51	0.46
1:P:708:TRP:N	1:P:708:TRP:CD1	2.84	0.46
1:P:830:LEU:N	1:P:830:LEU:CD1	2.78	0.46
1:A:569:ASP:O	1:A:605:GLY:HA2	2.16	0.46
1:A:744:GLU:C	1:A:745:MET:HE3	2.37	0.46
1:B:210:ARG:HH12	1:B:394:ASN:C	2.19	0.46
1:B:646:HIS:O	1:B:648:ASP:N	2.47	0.46
1:A:724:GLU:OE1	1:B:874:SER:HB3	2.16	0.46
1:C:210:ARG:NH1	1:C:395:HIS:CA	2.78	0.46
1:C:57:GLU:HG2	1:C:83:THR:HG21	1.93	0.46
1:C:682:LEU:HD23	1:C:682:LEU:HA	1.67	0.46
1:C:822:LEU:C	1:C:822:LEU:HD12	2.37	0.46
1:D:1020:TRP:CD1	1:D:1021:CME:N	2.80	0.46
1:A:279:ILE:HD11	1:D:424:ASN:OD1	2.16	0.46
1:D:730:LEU:HA	1:D:731:PRO:HD3	1.74	0.46
1:E:210:ARG:NH1	1:E:395:HIS:CA	2.78	0.46

Continued on next page...

Continued from previous page...

Atom-1	Atom-2	Interatomic distance (Å)	Clash overlap (Å)
1:E:255:ARG:NH1	1:E:255:ARG:CG	2.79	0.46
1:E:479:ASP:HA	1:E:480:PRO:HD2	1.61	0.46
1:E:856:TYR:HD2	1:E:864:MET:CE	2.25	0.46
1:E:930:VAL:HA	1:E:973:ARG:HD3	1.97	0.46
1:F:740:LEU:HD13	1:F:749:ILE:HD12	1.97	0.46
1:G:726:LEU:HA	1:G:726:LEU:HD23	1.65	0.46
1:H:512:PHE:CE1	1:H:517:LYS:HG3	2.51	0.46
1:H:856:TYR:HD2	1:H:864:MET:CE	2.25	0.46
1:I:210:ARG:HH11	1:I:395:HIS:HB2	1.81	0.46
1:J:743:SER:OG	1:J:744:GLU:N	2.49	0.46
1:K:254:LEU:HA	1:K:254:LEU:HD23	1.62	0.46
1:K:57:GLU:HG2	1:K:83:THR:HG21	1.93	0.46
1:K:67:GLU:HG2	1:K:67:GLU:H	1.30	0.46
1:K:743:SER:OG	1:K:744:GLU:N	2.49	0.46
1:L:576:ILE:CG2	1:L:577:LYS:N	2.78	0.46
1:M:486:TYR:CE2	1:M:488:GLY:HA3	2.51	0.46
1:M:708:TRP:CD1	1:M:708:TRP:N	2.84	0.46
1:M:830:LEU:N	1:M:830:LEU:CD1	2.78	0.46
1:N:11:LEU:N	1:N:11:LEU:CD2	2.76	0.46
1:N:512:PHE:CE1	1:N:517:LYS:HG3	2.51	0.46
1:O:278:ILE:N	1:O:278:ILE:CD1	2.78	0.46
1:O:512:PHE:CE1	1:O:517:LYS:HG3	2.51	0.46
1:P:646:HIS:O	1:P:648:ASP:N	2.47	0.46
1:P:78:LEU:CB	1:P:79:PRO:HD2	2.44	0.46
1:A:781:ARG:O	1:A:884:LEU:HA	2.16	0.46
1:A:930:VAL:HA	1:A:973:ARG:HD3	1.97	0.46
1:A:974:HIS:C	1:A:975:LEU:HD23	2.36	0.46
1:B:486:TYR:CE2	1:B:488:GLY:HA3	2.51	0.46
1:B:486:TYR:CZ	1:B:488:GLY:HA3	2.51	0.46
1:B:631:LEU:HD12	1:B:635:THR:O	2.14	0.46
1:B:708:TRP:CD1	1:B:708:TRP:N	2.84	0.46
1:B:79:PRO:HD2	1:B:80:GLU:OE2	2.17	0.46
1:C:210:ARG:HH11	1:C:395:HIS:HB2	1.81	0.46
1:C:612:THR:HA	1:C:613:PRO:HD3	1.68	0.46
1:C:646:HIS:O	1:C:648:ASP:N	2.48	0.46
1:C:830:LEU:CD1	1:C:830:LEU:N	2.78	0.46
1:D:88:SER:HA	1:D:366:VAL:HG21	1.97	0.46
1:D:654:TRP:O	1:D:655:MET:HB3	2.15	0.46
1:D:781:ARG:CG	1:D:781:ARG:NH1	2.79	0.46
1:E:37:ARG:CG	1:E:37:ARG:NH1	2.79	0.46
1:E:400:THR:O	1:E:404:ARG:HD2	2.16	0.46

Continued on next page...

Continued from previous page...

Atom-1	Atom-2	Interatomic distance (Å)	Clash overlap (Å)
1:E:807:VAL:CG1	1:E:808:GLU:N	2.79	0.46
1:F:210:ARG:HH12	1:F:394:ASN:C	2.20	0.46
1:F:479:ASP:HA	1:F:480:PRO:HD2	1.61	0.46
1:F:743:SER:OG	1:F:744:GLU:N	2.49	0.46
1:F:78:LEU:HB3	1:F:79:PRO:CD	2.45	0.46
1:G:100:TYR:HB2	1:G:203:TRP:CE3	2.51	0.46
1:G:894:ARG:HH12	1:G:920:LEU:HA	1.81	0.46
1:G:92:MET:HE3	1:G:362:LEU:O	2.15	0.46
1:H:77:ASP:O	1:H:78:LEU:HD23	2.15	0.46
1:I:654:TRP:O	1:I:655:MET:HB3	2.15	0.46
1:I:740:LEU:HD13	1:I:749:ILE:HD12	1.97	0.46
1:I:781:ARG:O	1:I:884:LEU:HA	2.16	0.46
1:J:254:LEU:HA	1:J:254:LEU:HD23	1.62	0.46
1:J:743:SER:O	1:J:760:ARG:NH1	2.49	0.46
1:J:900:LEU:HD23	1:J:900:LEU:HA	1.75	0.46
1:K:708:TRP:N	1:K:708:TRP:CD1	2.84	0.46
1:K:942:ARG:HA	1:K:953:GLY:O	2.15	0.46
1:L:436:MET:HE3	1:L:467:ASN:ND2	2.21	0.46
1:L:655:MET:HB2	1:L:655:MET:HE3	1.92	0.46
1:L:781:ARG:O	1:L:884:LEU:HA	2.16	0.46
1:M:111:PRO:HA	1:M:112:PRO:HA	1.57	0.46
1:M:473:ARG:HD2	1:P:469:ASP:HB3	1.96	0.46
1:N:210:ARG:HH12	1:N:394:ASN:C	2.20	0.46
1:N:255:ARG:NH1	1:N:255:ARG:CG	2.79	0.46
1:N:391:HIS:ND1	1:N:412:GLU:OE1	2.44	0.46
1:N:726:LEU:HA	1:N:726:LEU:HD23	1.65	0.46
1:N:743:SER:O	1:N:760:ARG:NH1	2.49	0.46
1:N:740:LEU:HD13	1:N:749:ILE:HD12	1.97	0.46
1:N:99:ILE:HG23	1:N:594:ASP:HB2	1.98	0.46
1:O:740:LEU:HD13	1:O:749:ILE:HD12	1.97	0.46
1:O:78:LEU:HB3	1:O:79:PRO:CD	2.45	0.46
1:O:894:ARG:HH12	1:O:920:LEU:HA	1.81	0.46
1:P:1020:TRP:CD1	1:P:1021:CME:N	2.80	0.46
1:A:282:ARG:NH1	1:D:419:GLY:C	2.69	0.45
1:A:419:GLY:C	1:D:282:ARG:NH1	2.69	0.45
1:A:740:LEU:HD13	1:A:749:ILE:HD12	1.97	0.45
1:B:78:LEU:HB3	1:B:79:PRO:CD	2.45	0.45
1:B:92:MET:HE3	1:B:362:LEU:O	2.16	0.45
1:C:894:ARG:HH12	1:C:920:LEU:HA	1.81	0.45
1:D:486:TYR:CE2	1:D:488:GLY:HA3	2.51	0.45
1:D:974:HIS:C	1:D:975:LEU:HD23	2.36	0.45

Continued on next page...

Continued from previous page...

Atom-1	Atom-2	Interatomic distance (Å)	Clash overlap (Å)
1:F:486:TYR:CE2	1:F:488:GLY:HA3	2.51	0.45
1:F:99:ILE:HG23	1:F:594:ASP:HB2	1.98	0.45
1:G:227:VAL:CG1	1:G:240:LEU:HD11	2.42	0.45
1:G:79:PRO:HD2	1:G:80:GLU:OE2	2.17	0.45
1:H:395:HIS:HA	1:H:396:PRO:HD3	1.48	0.45
1:I:37:ARG:CG	1:I:37:ARG:NH1	2.79	0.45
1:I:479:ASP:HA	1:I:480:PRO:HD2	1.61	0.45
1:I:486:TYR:CZ	1:I:488:GLY:HA3	2.51	0.45
1:I:73:TRP:CZ2	1:I:122:CYS:HB3	2.50	0.45
1:I:942:ARG:HA	1:I:953:GLY:O	2.15	0.45
1:I:974:HIS:C	1:I:975:LEU:HD23	2.36	0.45
1:J:822:LEU:C	1:J:822:LEU:HD12	2.37	0.45
1:K:70:PRO:O	1:K:73:TRP:N	2.45	0.45
1:K:746:ASP:HA	1:K:760:ARG:CG	2.39	0.45
1:M:445:GLN:HB3	1:M:445:GLN:HE21	1.54	0.45
1:M:740:LEU:HD13	1:M:749:ILE:HD12	1.97	0.45
1:M:743:SER:OG	1:M:744:GLU:N	2.49	0.45
1:M:974:HIS:C	1:M:975:LEU:HD23	2.36	0.45
1:N:654:TRP:O	1:N:655:MET:HB3	2.15	0.45
1:N:807:VAL:CG1	1:N:808:GLU:N	2.80	0.45
1:O:726:LEU:HD23	1:O:726:LEU:HA	1.65	0.45
1:O:822:LEU:HD12	1:O:822:LEU:C	2.36	0.45
1:P:100:TYR:HB2	1:P:203:TRP:CE3	2.51	0.45
1:P:400:THR:O	1:P:404:ARG:HD2	2.16	0.45
1:P:77:ASP:O	1:P:78:LEU:HD23	2.15	0.45
1:A:377:LEU:HD22	1:A:708:TRP:CA	2.44	0.45
1:B:13:ARG:O	1:B:14:ARG:HB2	2.16	0.45
1:B:88:SER:HA	1:B:366:VAL:HG21	1.97	0.45
1:B:445:GLN:HE21	1:B:445:GLN:HB3	1.54	0.45
1:B:807:VAL:CG1	1:B:808:GLU:N	2.80	0.45
1:C:743:SER:OG	1:C:744:GLU:N	2.49	0.45
1:C:974:HIS:C	1:C:975:LEU:HD23	2.36	0.45
1:D:743:SER:OG	1:D:744:GLU:N	2.49	0.45
1:D:746:ASP:HA	1:D:760:ARG:CG	2.39	0.45
1:D:894:ARG:HH12	1:D:920:LEU:HA	1.81	0.45
1:F:576:ILE:CG2	1:F:577:LYS:N	2.78	0.45
1:G:740:LEU:HD13	1:G:749:ILE:HD12	1.97	0.45
1:G:822:LEU:HD12	1:G:822:LEU:C	2.37	0.45
1:G:822:LEU:HD12	1:G:823:LEU:H	1.80	0.45
1:H:409:VAL:CG1	1:H:410:VAL:N	2.79	0.45
1:H:569:ASP:O	1:H:605:GLY:HA2	2.15	0.45

Continued on next page...

Continued from previous page...

Atom-1	Atom-2	Interatomic distance (Å)	Clash overlap (Å)
1:H:743:SER:OG	1:H:744:GLU:N	2.49	0.45
1:H:830:LEU:CD1	1:H:830:LEU:N	2.78	0.45
1:H:942:ARG:HA	1:H:953:GLY:O	2.15	0.45
1:I:210:ARG:NH1	1:I:395:HIS:CA	2.78	0.45
1:I:79:PRO:HD2	1:I:80:GLU:OE2	2.17	0.45
1:J:173:LEU:HA	1:J:173:LEU:HD23	1.69	0.45
1:J:271:THR:HG22	1:J:272:ALA:N	2.29	0.45
1:J:682:LEU:HD23	1:J:682:LEU:HA	1.67	0.45
1:J:749:ILE:N	1:J:749:ILE:CD1	2.78	0.45
1:J:856:TYR:CD2	1:J:864:MET:CE	2.97	0.45
1:J:781:ARG:O	1:J:884:LEU:HA	2.16	0.45
1:K:409:VAL:CG1	1:K:410:VAL:N	2.79	0.45
1:L:670:LEU:HA	1:L:670:LEU:HD23	1.67	0.45
1:L:894:ARG:HH12	1:L:920:LEU:HA	1.81	0.45
1:N:78:LEU:HB3	1:N:79:PRO:CD	2.45	0.45
1:N:875:ASP:OD2	1:N:875:ASP:N	2.47	0.45
1:O:391:HIS:ND1	1:O:412:GLU:OE1	2.44	0.45
1:O:486:TYR:CE2	1:O:488:GLY:HA3	2.51	0.45
1:P:210:ARG:NH1	1:P:395:HIS:CA	2.78	0.45
1:P:409:VAL:CG1	1:P:410:VAL:N	2.79	0.45
1:P:685:LEU:HA	1:P:686:PRO:HD3	1.70	0.45
1:P:894:ARG:HH12	1:P:920:LEU:HA	1.81	0.45
1:A:254:LEU:HD23	1:A:254:LEU:HA	1.62	0.45
1:A:282:ARG:HD3	1:D:418:HIS:O	2.15	0.45
1:A:409:VAL:CG1	1:A:410:VAL:N	2.79	0.45
1:A:429:ASP:HA	1:A:430:PRO:HD3	1.51	0.45
1:B:260:LEU:HA	1:B:260:LEU:HD12	1.61	0.45
1:B:743:SER:O	1:B:760:ARG:NH1	2.49	0.45
1:C:271:THR:HG22	1:C:272:ALA:N	2.29	0.45
1:D:37:ARG:NH1	1:D:37:ARG:CG	2.79	0.45
1:D:576:ILE:CG2	1:D:577:LYS:N	2.78	0.45
1:D:743:SER:O	1:D:760:ARG:NH1	2.49	0.45
1:D:830:LEU:N	1:D:830:LEU:CD1	2.78	0.45
1:D:900:LEU:HD23	1:D:900:LEU:HA	1.75	0.45
1:D:930:VAL:HA	1:D:973:ARG:HD3	1.97	0.45
1:E:254:LEU:HD23	1:E:254:LEU:HA	1.62	0.45
1:E:531:ARG:O	1:E:561:ARG:NH1	2.46	0.45
1:E:825:CYS:HA	1:E:837:THR:O	2.17	0.45
1:F:377:LEU:HD22	1:F:708:TRP:CA	2.44	0.45
1:F:743:SER:O	1:F:760:ARG:NH1	2.49	0.45
1:F:79:PRO:HD2	1:F:80:GLU:OE2	2.17	0.45

Continued on next page...

Continued from previous page...

Atom-1	Atom-2	Interatomic distance (Å)	Clash overlap (Å)
1:F:781:ARG:O	1:F:884:LEU:HA	2.16	0.45
1:F:974:HIS:C	1:F:975:LEU:HD23	2.36	0.45
1:G:436:MET:HE1	1:G:467:ASN:HD22	1.77	0.45
1:G:486:TYR:CE2	1:G:488:GLY:HA3	2.51	0.45
1:G:569:ASP:O	1:G:605:GLY:HA2	2.15	0.45
1:G:825:CYS:HA	1:G:837:THR:O	2.17	0.45
1:G:781:ARG:O	1:G:884:LEU:HA	2.16	0.45
1:H:344:LEU:N	1:H:347:LYS:O	2.36	0.45
1:I:210:ARG:HH12	1:I:394:ASN:C	2.19	0.45
1:I:63:PHE:CB	1:I:64:PRO:HD2	2.32	0.45
1:I:830:LEU:N	1:I:830:LEU:CD1	2.78	0.45
1:I:4:THR:CA	1:I:9:VAL:HG11	2.47	0.45
1:J:37:ARG:NH1	1:J:37:ARG:CG	2.79	0.45
1:J:579:ASP:N	1:J:583:ASN:O	2.40	0.45
1:J:599:ARG:HB2	1:J:600:GLN:H	1.41	0.45
1:K:512:PHE:CE1	1:K:517:LYS:HG3	2.51	0.45
1:K:807:VAL:CG1	1:K:808:GLU:N	2.80	0.45
1:K:894:ARG:HH12	1:K:920:LEU:HA	1.81	0.45
1:L:13:ARG:O	1:L:14:ARG:HB2	2.15	0.45
1:L:129:VAL:CG2	1:L:182:ASN:ND2	2.77	0.45
1:L:316:HIS:HB2	1:L:321:THR:O	2.16	0.45
1:L:363:HIS:CD2	1:L:363:HIS:N	2.81	0.45
1:L:77:ASP:O	1:L:78:LEU:HD23	2.15	0.45
1:M:746:ASP:HA	1:M:760:ARG:CG	2.39	0.45
1:M:825:CYS:HA	1:M:837:THR:O	2.17	0.45
1:N:347:LYS:HA	1:N:348:PRO:HD3	1.77	0.45
1:N:210:ARG:HH11	1:N:395:HIS:HB2	1.82	0.45
1:N:974:HIS:C	1:N:975:LEU:HD23	2.36	0.45
1:O:400:THR:O	1:O:404:ARG:HD2	2.16	0.45
1:O:781:ARG:O	1:O:884:LEU:HA	2.16	0.45
1:P:46:ARG:CG	1:P:46:ARG:NH1	2.78	0.45
1:P:608:PHE:O	1:P:611:ARG:N	2.41	0.45
1:P:825:CYS:HA	1:P:837:THR:O	2.17	0.45
1:A:12:GLN:OE1	1:A:12:GLN:HA	2.17	0.45
1:B:37:ARG:CG	1:B:37:ARG:NH1	2.79	0.45
1:B:579:ASP:N	1:B:583:ASN:O	2.40	0.45
1:C:569:ASP:O	1:C:605:GLY:HA2	2.15	0.45
1:C:79:PRO:HD2	1:C:80:GLU:OE2	2.16	0.45
1:C:781:ARG:O	1:C:884:LEU:HA	2.16	0.45
1:D:227:VAL:CG1	1:D:240:LEU:HD11	2.42	0.45
1:A:423:MET:HE2	1:D:282:ARG:HG2	1.98	0.45

Continued on next page...

Continued from previous page...

Atom-1	Atom-2	Interatomic distance (Å)	Clash overlap (Å)
1:D:210:ARG:NH1	1:D:395:HIS:CA	2.78	0.45
1:E:129:VAL:CG2	1:E:182:ASN:ND2	2.77	0.45
1:E:316:HIS:HB2	1:E:321:THR:O	2.15	0.45
1:E:486:TYR:CE2	1:E:488:GLY:HA3	2.51	0.45
1:E:654:TRP:O	1:E:655:MET:HB3	2.15	0.45
1:E:830:LEU:CD1	1:E:830:LEU:N	2.78	0.45
1:F:210:ARG:HH11	1:F:395:HIS:HB2	1.82	0.45
1:G:202:MET:HE3	1:G:202:MET:HB3	1.84	0.45
1:G:343:LEU:HD23	1:G:348:PRO:HA	1.99	0.45
1:G:702:GLN:HA	1:G:703:PRO:HD2	1.84	0.45
1:G:961:ARG:NH2	1:G:979:GLU:O	2.37	0.45
1:E:418:HIS:O	1:H:282:ARG:HD3	2.17	0.45
1:H:807:VAL:CG1	1:H:808:GLU:N	2.80	0.45
1:I:260:LEU:HD12	1:I:260:LEU:HA	1.61	0.45
1:I:46:ARG:CG	1:I:46:ARG:NH1	2.78	0.45
1:I:486:TYR:CE2	1:I:488:GLY:HA3	2.51	0.45
1:J:409:VAL:CG1	1:J:410:VAL:N	2.79	0.45
1:J:654:TRP:O	1:J:655:MET:HB3	2.15	0.45
1:K:100:TYR:HB2	1:K:203:TRP:CE3	2.51	0.45
1:K:210:ARG:HH11	1:K:395:HIS:HB2	1.81	0.45
1:L:230:ARG:HH11	1:L:230:ARG:CG	2.24	0.45
1:L:387:VAL:CG2	1:L:388:ARG:N	2.80	0.45
1:M:13:ARG:O	1:M:14:ARG:HB2	2.16	0.45
1:M:210:ARG:HH11	1:M:395:HIS:HB2	1.81	0.45
1:M:49:GLN:H	1:M:49:GLN:HE21	1.59	0.45
1:M:822:LEU:C	1:M:822:LEU:HD12	2.37	0.45
1:M:875:ASP:N	1:M:875:ASP:OD2	2.47	0.45
1:O:343:LEU:HD23	1:O:348:PRO:HA	1.99	0.45
1:O:702:GLN:HA	1:O:703:PRO:HD2	1.84	0.45
1:O:79:PRO:HD2	1:O:80:GLU:OE2	2.17	0.45
1:P:569:ASP:O	1:P:605:GLY:HA2	2.15	0.45
1:P:875:ASP:OD2	1:P:875:ASP:N	2.47	0.45
1:A:316:HIS:HB2	1:A:321:THR:O	2.16	0.45
1:A:512:PHE:CE1	1:A:517:LYS:HG3	2.51	0.45
1:A:825:CYS:HA	1:A:837:THR:O	2.17	0.45
1:A:830:LEU:CD1	1:A:830:LEU:N	2.78	0.45
1:B:569:ASP:O	1:B:605:GLY:HA2	2.15	0.45
1:B:637:GLU:HA	1:B:679:LEU:CD2	2.47	0.45
1:C:100:TYR:HB2	1:C:203:TRP:CE3	2.51	0.45
1:C:12:GLN:HA	1:C:12:GLN:OE1	2.17	0.45
1:C:13:ARG:O	1:C:14:ARG:HB2	2.16	0.45

Continued on next page...

Continued from previous page...

Atom-1	Atom-2	Interatomic distance (Å)	Clash overlap (Å)
1:C:210:ARG:HH12	1:C:394:ASN:C	2.20	0.45
1:C:409:VAL:CG1	1:C:410:VAL:N	2.79	0.45
1:C:486:TYR:CE2	1:C:488:GLY:HA3	2.51	0.45
1:D:409:VAL:CG1	1:D:410:VAL:N	2.79	0.45
1:D:781:ARG:O	1:D:884:LEU:HA	2.16	0.45
1:E:13:ARG:O	1:E:14:ARG:HB2	2.16	0.45
1:E:377:LEU:HD22	1:E:708:TRP:CA	2.44	0.45
1:E:743:SER:O	1:E:760:ARG:NH1	2.49	0.45
1:F:694:LEU:HA	1:F:694:LEU:HD12	1.69	0.45
1:G:210:ARG:HH11	1:G:395:HIS:HB2	1.82	0.45
1:G:400:THR:O	1:G:404:ARG:HD2	2.16	0.45
1:H:894:ARG:HH12	1:H:920:LEU:HA	1.81	0.45
1:H:974:HIS:C	1:H:975:LEU:HD23	2.36	0.45
1:H:4:THR:CA	1:H:9:VAL:HG11	2.47	0.45
1:I:400:THR:O	1:I:404:ARG:HD2	2.16	0.45
1:I:391:HIS:ND1	1:I:412:GLU:OE1	2.44	0.45
1:I:807:VAL:CG1	1:I:808:GLU:N	2.80	0.45
1:J:347:LYS:CB	1:J:348:PRO:HD2	2.43	0.45
1:J:651:LEU:HD13	1:J:651:LEU:HA	1.51	0.45
1:J:807:VAL:CG1	1:J:808:GLU:N	2.79	0.45
1:K:13:ARG:O	1:K:14:ARG:HB2	2.16	0.45
1:K:46:ARG:NH1	1:K:46:ARG:CG	2.78	0.45
1:L:377:LEU:HD22	1:L:708:TRP:CA	2.44	0.45
1:M:512:PHE:CE1	1:M:517:LYS:HG3	2.51	0.45
1:M:743:SER:O	1:M:760:ARG:NH1	2.49	0.45
1:M:79:PRO:HD2	1:M:80:GLU:OE2	2.16	0.45
1:N:436:MET:HE1	1:N:467:ASN:HB2	1.97	0.45
1:N:576:ILE:CG2	1:N:577:LYS:N	2.78	0.45
1:M:723:ALA:HB1	1:N:875:ASP:OD1	2.16	0.45
1:O:255:ARG:CG	1:O:255:ARG:NH1	2.79	0.45
1:O:210:ARG:HH11	1:O:395:HIS:HB2	1.82	0.45
1:P:807:VAL:CG1	1:P:808:GLU:N	2.80	0.45
1:A:387:VAL:CG2	1:A:388:ARG:N	2.80	0.45
1:B:100:TYR:HB2	1:B:203:TRP:CE3	2.51	0.45
1:B:251:ARG:CB	1:B:253:TYR:CE2	2.98	0.45
1:B:99:ILE:HG23	1:B:594:ASP:HB2	1.98	0.45
1:B:670:LEU:HD23	1:B:670:LEU:HA	1.67	0.45
1:B:825:CYS:HA	1:B:837:THR:O	2.17	0.45
1:B:7:LEU:O	1:B:8:ALA:C	2.55	0.45
1:B:425:ARG:NH2	1:C:287:ASP:OD2	2.50	0.45
1:C:807:VAL:CG1	1:C:808:GLU:N	2.79	0.45

Continued on next page...

Continued from previous page...

Atom-1	Atom-2	Interatomic distance (Å)	Clash overlap (Å)
1:D:807:VAL:CG1	1:D:808:GLU:N	2.79	0.45
1:E:11:LEU:N	1:E:11:LEU:CD2	2.76	0.45
1:E:210:ARG:HH12	1:E:394:ASN:C	2.19	0.45
1:E:661:LYS:HA	1:E:662:PRO:HD3	1.63	0.45
1:E:637:GLU:HA	1:E:679:LEU:CD2	2.47	0.45
1:F:825:CYS:HA	1:F:837:THR:O	2.17	0.45
1:G:255:ARG:CG	1:G:255:ARG:NH1	2.79	0.45
1:G:512:PHE:CE1	1:G:517:LYS:HG3	2.51	0.45
1:G:67:GLU:H	1:G:67:GLU:HG2	1.31	0.45
1:H:486:TYR:CZ	1:H:488:GLY:HA3	2.51	0.45
1:H:743:SER:O	1:H:760:ARG:NH1	2.49	0.45
1:H:78:LEU:HB3	1:H:79:PRO:CD	2.45	0.45
1:H:79:PRO:HD2	1:H:80:GLU:OE2	2.16	0.45
1:I:12:GLN:HA	1:I:12:GLN:OE1	2.17	0.45
1:I:409:VAL:CG1	1:I:410:VAL:N	2.79	0.45
1:I:743:SER:O	1:I:760:ARG:NH1	2.49	0.45
1:J:343:LEU:HD23	1:J:348:PRO:HA	1.99	0.45
1:J:708:TRP:CD1	1:J:708:TRP:N	2.84	0.45
1:K:757:GLN:O	1:K:757:GLN:HG2	2.12	0.45
1:K:825:CYS:HA	1:K:837:THR:O	2.17	0.45
1:L:210:ARG:HH11	1:L:395:HIS:HB2	1.81	0.45
1:L:343:LEU:HD23	1:L:348:PRO:HA	1.99	0.45
1:L:668:VAL:HG13	1:L:669:PRO:CD	2.38	0.45
1:L:637:GLU:HA	1:L:679:LEU:CD2	2.47	0.45
1:L:974:HIS:C	1:L:975:LEU:HD23	2.36	0.45
1:M:118:ASN:HA	1:M:119:PRO:HD2	1.60	0.45
1:M:210:ARG:HH12	1:M:394:ASN:C	2.19	0.45
1:M:400:THR:O	1:M:404:ARG:HD2	2.16	0.45
1:M:99:ILE:HG23	1:M:594:ASP:HB2	1.98	0.45
1:N:531:ARG:O	1:N:561:ARG:NH1	2.46	0.45
1:N:57:GLU:HG2	1:N:83:THR:HG21	1.93	0.45
1:N:7:LEU:O	1:N:8:ALA:C	2.55	0.45
1:P:363:HIS:CD2	1:P:363:HIS:N	2.81	0.45
1:A:77:ASP:O	1:A:78:LEU:HD23	2.15	0.45
1:C:708:TRP:CD1	1:C:708:TRP:N	2.84	0.45
1:C:730:LEU:HA	1:C:731:PRO:HD3	1.74	0.45
1:D:254:LEU:HD23	1:D:254:LEU:HA	1.62	0.45
1:D:825:CYS:HA	1:D:837:THR:O	2.17	0.45
1:D:927:THR:HA	1:D:928:PRO:HD3	1.62	0.45
1:E:343:LEU:HD23	1:E:348:PRO:HA	1.99	0.45
1:E:512:PHE:CE1	1:E:517:LYS:HG3	2.51	0.45

Continued on next page...

Continued from previous page...

Atom-1	Atom-2	Interatomic distance (Å)	Clash overlap (Å)
1:F:646:HIS:O	1:F:648:ASP:N	2.47	0.45
1:G:129:VAL:CG2	1:G:182:ASN:ND2	2.77	0.45
1:H:12:GLN:OE1	1:H:12:GLN:HA	2.17	0.45
1:H:429:ASP:HA	1:H:430:PRO:HD3	1.51	0.45
1:I:512:PHE:CE1	1:I:517:LYS:HG3	2.51	0.45
1:J:637:GLU:HA	1:J:679:LEU:CD2	2.47	0.45
1:J:974:HIS:C	1:J:975:LEU:HD23	2.36	0.45
1:L:12:GLN:HA	1:L:12:GLN:OE1	2.17	0.45
1:M:12:GLN:OE1	1:M:12:GLN:HA	2.17	0.45
1:M:377:LEU:HD22	1:M:708:TRP:CA	2.44	0.45
1:N:147:ASN:HA	1:N:148:SER:HA	1.55	0.45
1:N:13:ARG:O	1:N:14:ARG:HB2	2.16	0.45
1:N:377:LEU:HD22	1:N:708:TRP:CA	2.44	0.45
1:N:409:VAL:CG1	1:N:410:VAL:N	2.79	0.45
1:N:479:ASP:HA	1:N:480:PRO:HD2	1.61	0.45
1:O:637:GLU:HA	1:O:679:LEU:CD2	2.47	0.45
1:P:254:LEU:HD23	1:P:254:LEU:HA	1.62	0.45
1:P:743:SER:OG	1:P:744:GLU:N	2.49	0.45
1:A:363:HIS:CD2	1:A:363:HIS:N	2.81	0.45
1:A:655:MET:HB2	1:A:655:MET:HE3	1.93	0.45
1:B:387:VAL:CG2	1:B:388:ARG:N	2.80	0.45
1:B:210:ARG:HH11	1:B:395:HIS:HB2	1.81	0.45
1:B:67:GLU:H	1:B:67:GLU:HG2	1.30	0.45
1:C:387:VAL:CG2	1:C:388:ARG:N	2.80	0.45
1:C:740:LEU:HD13	1:C:749:ILE:HD12	1.97	0.45
1:D:343:LEU:HD23	1:D:348:PRO:HA	1.99	0.45
1:D:400:THR:O	1:D:404:ARG:HD2	2.16	0.45
1:D:99:ILE:HG23	1:D:594:ASP:HB2	1.98	0.45
1:D:65:ALA:HB1	1:D:66:PRO:CD	2.38	0.45
1:D:740:LEU:HD13	1:D:749:ILE:HD12	1.97	0.45
1:D:878:HIS:HA	1:D:879:PRO:HD3	1.66	0.45
1:G:1018:LEU:HA	1:G:1018:LEU:HD23	1.51	0.45
1:G:363:HIS:N	1:G:363:HIS:CD2	2.81	0.45
1:G:387:VAL:CG2	1:G:388:ARG:N	2.80	0.45
1:G:708:TRP:CD1	1:G:708:TRP:N	2.84	0.45
1:H:264:GLU:HA	1:H:264:GLU:OE2	2.17	0.45
1:H:486:TYR:CE2	1:H:488:GLY:HA3	2.51	0.45
1:H:654:TRP:O	1:H:655:MET:HB3	2.15	0.45
1:H:670:LEU:HA	1:H:670:LEU:HD23	1.67	0.45
1:H:708:TRP:N	1:H:708:TRP:CD1	2.84	0.45
1:H:875:ASP:N	1:H:875:ASP:OD2	2.47	0.45

Continued on next page...

Continued from previous page...

Atom-1	Atom-2	Interatomic distance (Å)	Clash overlap (Å)
1:I:24:LEU:HA	1:I:24:LEU:HD12	1.62	0.45
1:J:210:ARG:HH11	1:J:395:HIS:HB2	1.81	0.45
1:L:272:ALA:HB1	1:L:273:PRO:CD	2.47	0.45
1:L:67:GLU:HG2	1:L:67:GLU:H	1.31	0.45
1:M:173:LEU:HD23	1:M:173:LEU:HA	1.69	0.45
1:M:343:LEU:HD23	1:M:348:PRO:HA	1.99	0.45
1:M:637:GLU:HA	1:M:679:LEU:CD2	2.47	0.45
1:O:129:VAL:CG2	1:O:182:ASN:ND2	2.77	0.45
1:O:702:GLN:O	1:O:712:GLY:N	2.45	0.45
1:O:708:TRP:CD1	1:O:708:TRP:N	2.84	0.45
1:O:4:THR:CA	1:O:9:VAL:HG11	2.47	0.45
1:P:210:ARG:HH12	1:P:394:ASN:C	2.20	0.45
1:P:429:ASP:HA	1:P:430:PRO:HD3	1.51	0.45
1:P:702:GLN:HA	1:P:703:PRO:HD2	1.84	0.45
1:P:79:PRO:HD2	1:P:80:GLU:OE2	2.17	0.45
1:A:234:ASP:O	1:A:235:PHE:HB2	2.17	0.45
1:A:807:VAL:CG1	1:A:808:GLU:N	2.79	0.45
1:B:234:ASP:O	1:B:235:PHE:HB2	2.17	0.45
1:B:409:VAL:CG1	1:B:410:VAL:N	2.79	0.45
1:B:479:ASP:HA	1:B:480:PRO:HD2	1.61	0.45
1:B:70:PRO:O	1:B:73:TRP:N	2.45	0.45
1:B:4:THR:CA	1:B:9:VAL:HG11	2.47	0.45
1:C:343:LEU:HD23	1:C:348:PRO:HA	1.99	0.45
1:E:234:ASP:O	1:E:235:PHE:HB2	2.17	0.45
1:E:210:ARG:HH11	1:E:395:HIS:HB2	1.82	0.45
1:E:722:LEU:HD23	1:E:722:LEU:HA	1.75	0.45
1:E:743:SER:OG	1:E:744:GLU:N	2.49	0.45
1:E:99:ILE:HG23	1:E:594:ASP:HB2	1.98	0.45
1:F:878:HIS:HA	1:F:879:PRO:HD3	1.66	0.45
1:G:234:ASP:O	1:G:235:PHE:HB2	2.17	0.45
1:G:479:ASP:HA	1:G:480:PRO:HD2	1.61	0.45
1:G:637:GLU:HA	1:G:679:LEU:CD2	2.47	0.45
1:H:210:ARG:HH12	1:H:394:ASN:C	2.20	0.45
1:H:210:ARG:HH11	1:H:395:HIS:HB2	1.81	0.45
1:I:131:GLU:HA	1:I:134:LEU:HB2	1.99	0.45
1:I:395:HIS:HA	1:I:396:PRO:HD3	1.48	0.45
1:I:49:GLN:HE21	1:I:49:GLN:H	1.59	0.45
1:J:210:ARG:HH12	1:J:394:ASN:C	2.20	0.45
1:J:387:VAL:CG2	1:J:388:ARG:N	2.80	0.45
1:J:77:ASP:O	1:J:78:LEU:HD23	2.15	0.45
1:J:79:PRO:HD2	1:J:80:GLU:OE2	2.17	0.45

Continued on next page...

Continued from previous page...

Atom-1	Atom-2	Interatomic distance (Å)	Clash overlap (Å)
1:J:894:ARG:HH12	1:J:920:LEU:HA	1.81	0.45
1:J:92:MET:HE3	1:J:362:LEU:O	2.16	0.45
1:K:12:GLN:OE1	1:K:12:GLN:HA	2.17	0.45
1:K:272:ALA:HA	1:K:273:PRO:HD3	1.76	0.45
1:K:576:ILE:CG2	1:K:577:LYS:N	2.78	0.45
1:L:347:LYS:HA	1:L:348:PRO:HD3	1.77	0.45
1:L:79:PRO:HD2	1:L:80:GLU:OE2	2.17	0.45
1:L:825:CYS:HA	1:L:837:THR:O	2.17	0.45
1:L:878:HIS:HA	1:L:879:PRO:HD3	1.66	0.45
1:M:251:ARG:CB	1:M:253:TYR:CE2	2.98	0.45
1:M:599:ARG:HB2	1:M:600:GLN:H	1.41	0.45
1:M:807:VAL:CG1	1:M:808:GLU:N	2.80	0.45
1:N:646:HIS:O	1:N:648:ASP:N	2.47	0.45
1:N:79:PRO:HD2	1:N:80:GLU:OE2	2.17	0.45
1:O:210:ARG:HH12	1:O:394:ASN:C	2.19	0.45
1:O:272:ALA:HB1	1:O:273:PRO:CD	2.47	0.45
1:O:363:HIS:N	1:O:363:HIS:CD2	2.81	0.45
1:O:409:VAL:CG1	1:O:410:VAL:N	2.79	0.45
1:P:12:GLN:HA	1:P:12:GLN:OE1	2.17	0.45
1:P:974:HIS:C	1:P:975:LEU:HD23	2.36	0.45
1:A:251:ARG:CB	1:A:253:TYR:CE2	2.98	0.45
1:A:781:ARG:CG	1:A:781:ARG:NH1	2.79	0.45
1:A:4:THR:CA	1:A:9:VAL:HG11	2.47	0.45
1:B:512:PHE:CE1	1:B:517:LYS:HG3	2.51	0.45
1:B:743:SER:OG	1:B:744:GLU:N	2.49	0.45
1:C:272:ALA:HB1	1:C:273:PRO:CD	2.47	0.45
1:D:234:ASP:O	1:D:235:PHE:HB2	2.17	0.45
1:D:260:LEU:HA	1:D:260:LEU:HD12	1.61	0.45
1:D:272:ALA:HB1	1:D:273:PRO:CD	2.47	0.45
1:D:387:VAL:CG2	1:D:388:ARG:N	2.80	0.45
1:E:12:GLN:HA	1:E:12:GLN:OE1	2.17	0.45
1:E:65:ALA:HB1	1:E:66:PRO:CD	2.38	0.45
1:E:79:PRO:HD2	1:E:80:GLU:OE2	2.16	0.45
1:F:823:LEU:HA	1:F:823:LEU:HD23	1.73	0.45
1:G:645:ARG:NH2	1:G:650:GLU:OE2	2.48	0.45
1:H:234:ASP:O	1:H:235:PHE:HB2	2.17	0.45
1:I:531:ARG:O	1:I:561:ARG:NH1	2.46	0.45
1:I:637:GLU:HA	1:I:679:LEU:CD2	2.47	0.45
1:I:740:LEU:CD1	1:I:741:THR:H	2.12	0.45
1:I:878:HIS:HA	1:I:879:PRO:HD3	1.66	0.45
1:J:583:ASN:HA	1:J:584:PRO:HD3	1.79	0.45

Continued on next page...

Continued from previous page...

Atom-1	Atom-2	Interatomic distance (Å)	Clash overlap (Å)
1:K:37:ARG:CG	1:K:37:ARG:NH1	2.79	0.45
1:L:272:ALA:HA	1:L:273:PRO:HD3	1.77	0.45
1:M:409:VAL:CG1	1:M:410:VAL:N	2.79	0.45
1:N:234:ASP:O	1:N:235:PHE:HB2	2.17	0.45
1:N:272:ALA:HB1	1:N:273:PRO:CD	2.47	0.45
1:N:682:LEU:HD23	1:N:682:LEU:HA	1.67	0.45
1:N:702:GLN:O	1:N:712:GLY:N	2.45	0.45
1:P:234:ASP:O	1:P:235:PHE:HB2	2.17	0.45
1:P:227:VAL:CG1	1:P:240:LEU:HD11	2.42	0.45
1:P:654:TRP:O	1:P:655:MET:HB3	2.15	0.45
1:P:722:LEU:HD23	1:P:722:LEU:HA	1.75	0.45
1:P:822:LEU:HD12	1:P:823:LEU:H	1.81	0.45
1:P:900:LEU:HD23	1:P:900:LEU:HA	1.75	0.45
1:A:571:VAL:HG13	1:A:607:VAL:HG23	1.99	0.44
1:A:608:PHE:O	1:A:611:ARG:N	2.41	0.44
1:A:781:ARG:HG3	1:A:781:ARG:NH1	2.17	0.44
1:B:73:TRP:O	1:B:183:ARG:NH1	2.48	0.44
1:B:822:LEU:HD12	1:B:823:LEU:H	1.80	0.44
1:D:571:VAL:HG13	1:D:607:VAL:HG23	1.99	0.44
1:D:608:PHE:O	1:D:611:ARG:N	2.41	0.44
1:D:668:VAL:HG13	1:D:669:PRO:CD	2.38	0.44
1:D:637:GLU:HA	1:D:679:LEU:CD2	2.47	0.44
1:E:576:ILE:CG2	1:E:577:LYS:N	2.78	0.44
1:E:757:GLN:HG2	1:E:757:GLN:O	2.12	0.44
1:F:894:ARG:HH12	1:F:920:LEU:HA	1.81	0.44
1:G:409:VAL:CG1	1:G:410:VAL:N	2.79	0.44
1:G:807:VAL:CG1	1:G:808:GLU:N	2.80	0.44
1:H:254:LEU:HD23	1:H:254:LEU:HA	1.62	0.44
1:H:387:VAL:CG2	1:H:388:ARG:N	2.80	0.44
1:H:49:GLN:H	1:H:49:GLN:CD	2.20	0.44
1:H:571:VAL:HG13	1:H:607:VAL:HG23	1.99	0.44
1:H:722:LEU:HA	1:H:722:LEU:HD23	1.75	0.44
1:I:1018:LEU:HA	1:I:1018:LEU:HD23	1.51	0.44
1:I:1021:CME:HB3	1:I:1021:CME:HE2	1.41	0.44
1:J:12:GLN:HA	1:J:12:GLN:OE1	2.17	0.44
1:J:395:HIS:HA	1:J:396:PRO:HD3	1.48	0.44
1:J:4:THR:CA	1:J:9:VAL:HG11	2.47	0.44
1:K:343:LEU:HD23	1:K:348:PRO:HA	1.99	0.44
1:L:173:LEU:HD23	1:L:173:LEU:HA	1.69	0.44
1:L:202:MET:HB3	1:L:202:MET:HE3	1.84	0.44
1:L:210:ARG:HH12	1:L:394:ASN:C	2.20	0.44

Continued on next page...

Continued from previous page...

Atom-1	Atom-2	Interatomic distance (Å)	Clash overlap (Å)
1:L:708:TRP:CD1	1:L:708:TRP:N	2.84	0.44
1:M:234:ASP:O	1:M:235:PHE:HB2	2.17	0.44
1:M:78:LEU:HB3	1:M:79:PRO:CD	2.45	0.44
1:O:202:MET:HE3	1:O:202:MET:HB3	1.86	0.44
1:O:387:VAL:CG2	1:O:388:ARG:N	2.80	0.44
1:O:49:GLN:CD	1:O:49:GLN:H	2.20	0.44
1:O:645:ARG:NH2	1:O:650:GLU:OE2	2.48	0.44
1:P:264:GLU:OE2	1:P:264:GLU:HA	2.17	0.44
1:P:571:VAL:HG13	1:P:607:VAL:HG23	1.99	0.44
1:A:343:LEU:HD23	1:A:348:PRO:HA	1.99	0.44
1:A:685:LEU:HB3	1:A:686:PRO:HD2	1.99	0.44
1:A:708:TRP:CD1	1:A:708:TRP:N	2.84	0.44
1:A:78:LEU:HB3	1:A:79:PRO:CD	2.45	0.44
1:B:24:LEU:HA	1:B:24:LEU:HD12	1.62	0.44
1:B:343:LEU:HD23	1:B:348:PRO:HA	1.99	0.44
1:B:34:ALA:HB3	1:B:36:TRP:CZ3	2.53	0.44
1:B:647:SER:OG	1:B:672:VAL:N	2.35	0.44
1:B:685:LEU:HB3	1:B:686:PRO:HD2	1.99	0.44
1:B:722:LEU:HD23	1:B:722:LEU:HA	1.75	0.44
1:B:749:ILE:CD1	1:B:749:ILE:N	2.78	0.44
1:B:781:ARG:O	1:B:884:LEU:HA	2.16	0.44
1:C:512:PHE:CE1	1:C:517:LYS:HG3	2.51	0.44
1:C:92:MET:HE3	1:C:362:LEU:O	2.17	0.44
1:D:12:GLN:OE1	1:D:12:GLN:HA	2.17	0.44
1:D:131:GLU:HA	1:D:134:LEU:HB2	1.99	0.44
1:D:512:PHE:CE1	1:D:517:LYS:HG3	2.51	0.44
1:D:63:PHE:CB	1:D:64:PRO:HD2	2.32	0.44
1:E:251:ARG:CB	1:E:253:TYR:CE2	2.98	0.44
1:E:63:PHE:CB	1:E:64:PRO:HD2	2.32	0.44
1:F:344:LEU:N	1:F:347:LYS:O	2.36	0.44
1:F:343:LEU:HD23	1:F:348:PRO:HA	1.99	0.44
1:F:7:LEU:O	1:F:8:ALA:C	2.55	0.44
1:G:254:LEU:HD23	1:G:254:LEU:HA	1.62	0.44
1:G:679:LEU:HA	1:G:679:LEU:HD23	1.26	0.44
1:G:78:LEU:HB3	1:G:79:PRO:CD	2.45	0.44
1:I:287:ASP:N	1:I:287:ASP:OD1	2.29	0.44
1:I:99:ILE:HG23	1:I:594:ASP:HB2	1.98	0.44
1:I:743:SER:OG	1:I:744:GLU:N	2.49	0.44
1:J:13:ARG:O	1:J:14:ARG:HB2	2.16	0.44
1:J:685:LEU:HA	1:J:686:PRO:HD3	1.70	0.44
1:J:701:VAL:CG1	1:J:702:GLN:N	2.81	0.44

Continued on next page...

Continued from previous page...

Atom-1	Atom-2	Interatomic distance (Å)	Clash overlap (Å)
1:K:272:ALA:HB1	1:K:273:PRO:CD	2.47	0.44
1:K:387:VAL:CG2	1:K:388:ARG:N	2.80	0.44
1:K:571:VAL:HG13	1:K:607:VAL:HG23	1.99	0.44
1:K:701:VAL:HG12	1:K:702:GLN:H	1.83	0.44
1:K:79:PRO:HD2	1:K:80:GLU:OE2	2.17	0.44
1:L:100:TYR:HB2	1:L:203:TRP:CE3	2.51	0.44
1:L:1018:LEU:HA	1:L:1018:LEU:HD23	1.51	0.44
1:L:807:VAL:CG1	1:L:808:GLU:N	2.79	0.44
1:L:4:THR:CA	1:L:9:VAL:HG11	2.47	0.44
1:M:131:GLU:HA	1:M:134:LEU:HB2	2.00	0.44
1:M:254:LEU:HD23	1:M:254:LEU:HA	1.62	0.44
1:M:34:ALA:HB3	1:M:36:TRP:CZ3	2.53	0.44
1:M:479:ASP:HA	1:M:480:PRO:HD2	1.61	0.44
1:M:894:ARG:HH12	1:M:920:LEU:HA	1.81	0.44
1:N:118:ASN:HA	1:N:119:PRO:HD2	1.60	0.44
1:N:230:ARG:NH2	1:N:241:GLU:OE2	2.51	0.44
1:N:260:LEU:HD12	1:N:260:LEU:HA	1.61	0.44
1:N:343:LEU:HD23	1:N:348:PRO:HA	1.99	0.44
1:N:746:ASP:HA	1:N:760:ARG:CG	2.39	0.44
1:N:757:GLN:HG2	1:N:757:GLN:O	2.12	0.44
1:N:4:THR:CA	1:N:9:VAL:HG11	2.47	0.44
1:O:807:VAL:CG1	1:O:808:GLU:N	2.79	0.44
1:P:387:VAL:CG2	1:P:388:ARG:N	2.80	0.44
1:A:210:ARG:HH11	1:A:395:HIS:HB2	1.81	0.44
1:A:260:LEU:HD12	1:A:260:LEU:HA	1.61	0.44
1:A:73:TRP:O	1:A:183:ARG:NH1	2.48	0.44
1:A:743:SER:OG	1:A:744:GLU:N	2.49	0.44
1:A:894:ARG:HH12	1:A:920:LEU:HA	1.81	0.44
1:C:576:ILE:CG2	1:C:577:LYS:N	2.78	0.44
1:C:637:GLU:HA	1:C:679:LEU:CD2	2.47	0.44
1:D:202:MET:HE3	1:D:202:MET:HB3	1.83	0.44
1:D:702:GLN:O	1:D:712:GLY:N	2.45	0.44
1:D:79:PRO:HD2	1:D:80:GLU:OE2	2.17	0.44
1:E:131:GLU:HA	1:E:134:LEU:HB2	2.00	0.44
1:E:387:VAL:CG2	1:E:388:ARG:N	2.80	0.44
1:E:702:GLN:O	1:E:712:GLY:N	2.45	0.44
1:F:12:GLN:OE1	1:F:12:GLN:HA	2.17	0.44
1:F:255:ARG:NH1	1:F:255:ARG:CG	2.79	0.44
1:F:746:ASP:HA	1:F:760:ARG:CG	2.39	0.44
1:F:807:VAL:CG1	1:F:808:GLU:N	2.79	0.44
1:F:906:TYR:OH	1:F:934:GLU:OE2	2.30	0.44

Continued on next page...

Continued from previous page...

Atom-1	Atom-2	Interatomic distance (Å)	Clash overlap (Å)
1:G:12:GLN:OE1	1:G:12:GLN:HA	2.17	0.44
1:G:69:VAL:HA	1:G:70:PRO:HD2	1.77	0.44
1:G:4:THR:CA	1:G:9:VAL:HG11	2.47	0.44
1:H:34:ALA:HB3	1:H:36:TRP:CZ3	2.53	0.44
1:H:377:LEU:HD22	1:H:708:TRP:CA	2.44	0.44
1:H:3:ILE:O	1:H:6:SER:HB3	2.18	0.44
1:I:772:ASP:OD1	1:I:772:ASP:N	2.30	0.44
1:I:781:ARG:NH1	1:I:781:ARG:CG	2.79	0.44
1:J:230:ARG:NH2	1:J:241:GLU:OE2	2.51	0.44
1:K:378:LEU:HA	1:K:378:LEU:HD23	1.53	0.44
1:K:210:ARG:HH12	1:K:394:ASN:C	2.19	0.44
1:K:637:GLU:HA	1:K:679:LEU:CD2	2.47	0.44
1:K:682:LEU:HA	1:K:682:LEU:HD23	1.67	0.44
1:K:685:LEU:HB3	1:K:686:PRO:HD2	1.99	0.44
1:L:685:LEU:HB3	1:L:686:PRO:HD2	1.99	0.44
1:L:743:SER:OG	1:L:744:GLU:N	2.49	0.44
1:N:12:GLN:HA	1:N:12:GLN:OE1	2.17	0.44
1:N:670:LEU:HA	1:N:670:LEU:HD23	1.67	0.44
1:O:347:LYS:CB	1:O:348:PRO:HD2	2.43	0.44
1:N:287:ASP:CG	1:O:425:ARG:NH2	2.71	0.44
1:O:3:ILE:O	1:O:6:SER:HB3	2.18	0.44
1:O:825:CYS:HA	1:O:837:THR:O	2.17	0.44
1:P:486:TYR:CE2	1:P:488:GLY:HA3	2.51	0.44
1:P:645:ARG:NH2	1:P:650:GLU:OE2	2.48	0.44
1:P:730:LEU:HA	1:P:731:PRO:HD3	1.74	0.44
1:B:12:GLN:HA	1:B:12:GLN:OE1	2.17	0.44
1:E:164:ASP:OD2	1:E:167:LEU:HD12	2.18	0.44
1:E:173:LEU:HD23	1:E:173:LEU:HA	1.69	0.44
1:F:13:ARG:O	1:F:14:ARG:HB2	2.16	0.44
1:F:264:GLU:OE2	1:F:264:GLU:HA	2.17	0.44
1:F:701:VAL:CG1	1:F:702:GLN:N	2.81	0.44
1:G:164:ASP:OD2	1:G:167:LEU:HD12	2.18	0.44
1:G:24:LEU:HD12	1:G:24:LEU:HA	1.62	0.44
1:G:743:SER:OG	1:G:744:GLU:N	2.49	0.44
1:H:164:ASP:OD2	1:H:167:LEU:HD12	2.18	0.44
1:H:702:GLN:HA	1:H:703:PRO:HD2	1.84	0.44
1:I:571:VAL:HG13	1:I:607:VAL:HG23	1.99	0.44
1:I:658:LEU:HD12	1:I:693:GLN:O	2.18	0.44
1:I:701:VAL:HG12	1:I:702:GLN:H	1.83	0.44
1:I:78:LEU:HB3	1:I:79:PRO:CD	2.45	0.44
1:J:3:ILE:O	1:J:6:SER:HB3	2.18	0.44

Continued on next page...

Continued from previous page...

Atom-1	Atom-2	Interatomic distance (Å)	Clash overlap (Å)
1:K:131:GLU:HA	1:K:134:LEU:HB2	1.99	0.44
1:K:749:ILE:N	1:K:749:ILE:CD1	2.78	0.44
1:L:230:ARG:NH2	1:L:241:GLU:OE2	2.51	0.44
1:N:637:GLU:HA	1:N:679:LEU:CD2	2.47	0.44
1:N:743:SER:OG	1:N:744:GLU:N	2.49	0.44
1:N:825:CYS:HA	1:N:837:THR:O	2.17	0.44
1:N:878:HIS:HA	1:N:879:PRO:HD3	1.66	0.44
1:O:12:GLN:OE1	1:O:12:GLN:HA	2.17	0.44
1:O:788:PRO:O	1:O:933:SER:HB2	2.18	0.44
1:P:343:LEU:HD23	1:P:348:PRO:HA	1.99	0.44
1:P:378:LEU:HD23	1:P:378:LEU:HA	1.53	0.44
1:A:34:ALA:HB3	1:A:36:TRP:CZ3	2.53	0.44
1:A:658:LEU:HD12	1:A:693:GLN:O	2.18	0.44
1:A:743:SER:O	1:A:760:ARG:NH1	2.49	0.44
1:A:79:PRO:HD2	1:A:80:GLU:OE2	2.17	0.44
1:B:436:MET:HE3	1:B:467:ASN:ND2	2.21	0.44
1:B:894:ARG:HH12	1:B:920:LEU:HA	1.81	0.44
1:D:111:PRO:HA	1:D:112:PRO:HA	1.57	0.44
1:D:210:ARG:HH11	1:D:395:HIS:HB2	1.82	0.44
1:D:655:MET:HB2	1:D:655:MET:HE3	1.92	0.44
1:D:3:ILE:O	1:D:6:SER:HB3	2.18	0.44
1:E:189:LEU:CD2	1:E:189:LEU:N	2.75	0.44
1:F:111:PRO:HA	1:F:112:PRO:HA	1.57	0.44
1:F:34:ALA:HB3	1:F:36:TRP:CZ3	2.53	0.44
1:F:409:VAL:CG1	1:F:410:VAL:N	2.79	0.44
1:F:50:GLN:HB3	1:F:216:HIS:HB3	2.00	0.44
1:G:788:PRO:O	1:G:933:SER:HB2	2.18	0.44
1:E:425:ARG:HH22	1:H:287:ASP:CG	2.21	0.44
1:H:343:LEU:HD23	1:H:348:PRO:HA	1.99	0.44
1:H:43:ARG:NH1	1:H:44:THR:CG2	2.81	0.44
1:H:749:ILE:CD1	1:H:749:ILE:N	2.78	0.44
1:I:343:LEU:HD23	1:I:348:PRO:HA	1.99	0.44
1:I:49:GLN:CD	1:I:49:GLN:H	2.20	0.44
1:I:7:LEU:O	1:I:8:ALA:C	2.55	0.44
1:J:264:GLU:HA	1:J:264:GLU:OE2	2.17	0.44
1:K:230:ARG:NH2	1:K:241:GLU:OE2	2.51	0.44
1:J:419:GLY:HA2	1:K:282:ARG:NH1	2.33	0.44
1:K:486:TYR:CE2	1:K:488:GLY:HA3	2.51	0.44
1:L:344:LEU:N	1:L:347:LYS:O	2.36	0.44
1:L:34:ALA:HB3	1:L:36:TRP:CZ3	2.53	0.44
1:L:658:LEU:HD12	1:L:693:GLN:O	2.18	0.44

Continued on next page...

Continued from previous page...

Atom-1	Atom-2	Interatomic distance (Å)	Clash overlap (Å)
1:L:3:ILE:O	1:L:6:SER:HB3	2.18	0.44
1:M:3:ILE:O	1:M:6:SER:HB3	2.18	0.44
1:M:701:VAL:CG1	1:M:702:GLN:N	2.81	0.44
1:M:7:LEU:O	1:M:8:ALA:C	2.55	0.44
1:N:344:LEU:N	1:N:347:LYS:O	2.36	0.44
1:N:387:VAL:CG2	1:N:388:ARG:N	2.80	0.44
1:O:50:GLN:HB3	1:O:216:HIS:HB3	2.00	0.44
1:O:743:SER:OG	1:O:744:GLU:N	2.49	0.44
1:A:131:GLU:HA	1:A:134:LEU:HB2	2.00	0.44
1:A:210:ARG:HH12	1:A:394:ASN:C	2.19	0.44
1:A:647:SER:OG	1:A:672:VAL:N	2.35	0.44
1:B:655:MET:HB2	1:B:655:MET:HE3	1.89	0.44
1:C:673:ALA:O	1:C:676:GLY:N	2.47	0.44
1:C:757:GLN:HG2	1:C:757:GLN:O	2.12	0.44
1:C:825:CYS:HA	1:C:837:THR:O	2.17	0.44
1:E:70:PRO:O	1:E:73:TRP:N	2.45	0.44
1:F:234:ASP:O	1:F:235:PHE:HB2	2.17	0.44
1:F:637:GLU:HA	1:F:679:LEU:CD2	2.47	0.44
1:G:251:ARG:CB	1:G:253:TYR:CE2	2.98	0.44
1:G:50:GLN:HB3	1:G:216:HIS:HB3	2.00	0.44
1:G:73:TRP:O	1:G:183:ARG:NH1	2.48	0.44
1:H:272:ALA:HB1	1:H:273:PRO:CD	2.47	0.44
1:H:658:LEU:HD12	1:H:693:GLN:O	2.18	0.44
1:H:637:GLU:HA	1:H:679:LEU:CD2	2.47	0.44
1:H:682:LEU:HA	1:H:682:LEU:HD23	1.67	0.44
1:I:234:ASP:O	1:I:235:PHE:HB2	2.17	0.44
1:I:730:LEU:HA	1:I:731:PRO:HD3	1.74	0.44
1:J:234:ASP:O	1:J:235:PHE:HB2	2.17	0.44
1:J:825:CYS:HA	1:J:837:THR:O	2.17	0.44
1:J:894:ARG:NH1	1:J:920:LEU:CA	2.81	0.44
1:K:788:PRO:O	1:K:933:SER:HB2	2.18	0.44
1:L:43:ARG:NH1	1:L:44:THR:CG2	2.81	0.44
1:L:781:ARG:CG	1:L:781:ARG:NH1	2.79	0.44
1:L:894:ARG:NH1	1:L:920:LEU:CA	2.81	0.44
1:M:429:ASP:HA	1:M:430:PRO:HD3	1.51	0.44
1:M:658:LEU:HD12	1:M:693:GLN:O	2.18	0.44
1:M:4:THR:CA	1:M:9:VAL:HG11	2.47	0.44
1:N:164:ASP:OD2	1:N:167:LEU:HD12	2.18	0.44
1:N:264:GLU:HA	1:N:264:GLU:OE2	2.17	0.44
1:N:685:LEU:HA	1:N:686:PRO:HD3	1.70	0.44
1:O:251:ARG:CB	1:O:253:TYR:CE2	2.98	0.44

Continued on next page...

Continued from previous page...

Atom-1	Atom-2	Interatomic distance (Å)	Clash overlap (Å)
1:O:34:ALA:HB3	1:O:36:TRP:CZ3	2.53	0.44
1:O:856:TYR:HD2	1:O:864:MET:CE	2.25	0.44
1:P:164:ASP:OD2	1:P:167:LEU:HD12	2.18	0.44
1:P:272:ALA:HB1	1:P:273:PRO:CD	2.47	0.44
1:A:637:GLU:HA	1:A:679:LEU:CD2	2.47	0.44
1:A:749:ILE:N	1:A:749:ILE:CD1	2.78	0.44
1:A:972:HIS:HB3	5:A:2155:HOH:O	2.18	0.44
1:B:164:ASP:OD2	1:B:167:LEU:HD12	2.18	0.44
1:B:43:ARG:NH1	1:B:44:THR:CG2	2.81	0.44
1:C:533:LEU:HD12	1:C:534:ILE:N	2.33	0.44
1:C:645:ARG:NH2	1:C:650:GLU:OE2	2.48	0.44
1:C:749:ILE:CD1	1:C:749:ILE:N	2.78	0.44
1:C:7:LEU:O	1:C:8:ALA:C	2.55	0.44
1:C:961:ARG:NH2	1:C:979:GLU:O	2.38	0.44
1:D:701:VAL:CG1	1:D:702:GLN:N	2.81	0.44
1:C:874:SER:HB3	1:D:724:GLU:OE1	2.18	0.44
1:E:272:ALA:HB1	1:E:273:PRO:CD	2.47	0.44
1:E:3:ILE:O	1:E:6:SER:HB3	2.18	0.44
1:E:473:ARG:HD2	1:H:469:ASP:HB3	1.99	0.44
1:E:972:HIS:HB3	5:E:2155:HOH:O	2.18	0.44
1:F:360:HIS:HA	1:F:361:PRO:HD3	1.86	0.44
1:F:571:VAL:HG13	1:F:607:VAL:HG23	1.99	0.44
1:H:685:LEU:HB3	1:H:686:PRO:HD2	1.99	0.44
1:H:7:LEU:O	1:H:8:ALA:C	2.55	0.44
1:I:825:CYS:HA	1:I:837:THR:O	2.17	0.44
1:L:7:LEU:O	1:L:8:ALA:C	2.55	0.44
1:M:378:LEU:HA	1:M:378:LEU:HD23	1.53	0.44
1:M:43:ARG:NH1	1:M:44:THR:CG2	2.81	0.44
1:M:73:TRP:O	1:M:183:ARG:NH1	2.48	0.44
1:N:50:GLN:HB3	1:N:216:HIS:HB3	2.00	0.44
1:N:788:PRO:O	1:N:933:SER:HB2	2.18	0.44
1:O:234:ASP:O	1:O:235:PHE:HB2	2.17	0.44
1:O:254:LEU:HD23	1:O:254:LEU:HA	1.62	0.44
1:O:730:LEU:HA	1:O:731:PRO:HD3	1.74	0.44
1:M:419:GLY:CA	1:P:282:ARG:HH11	2.30	0.44
1:P:637:GLU:HA	1:P:679:LEU:CD2	2.47	0.44
1:P:7:LEU:O	1:P:8:ALA:C	2.55	0.44
1:A:164:ASP:OD2	1:A:167:LEU:HD12	2.18	0.44
1:A:429:ASP:OD1	1:A:431:ARG:HD3	2.18	0.44
1:A:559:TYR:HA	1:A:560:PRO:HD2	1.73	0.44
1:A:702:GLN:O	1:A:712:GLY:N	2.45	0.44

Continued on next page...

Continued from previous page...

Atom-1	Atom-2	Interatomic distance (Å)	Clash overlap (Å)
1:B:344:LEU:N	1:B:347:LYS:O	2.36	0.44
1:B:533:LEU:HD12	1:B:534:ILE:N	2.33	0.44
1:B:658:LEU:HD12	1:B:693:GLN:O	2.18	0.44
1:B:900:LEU:HD23	1:B:900:LEU:HA	1.75	0.44
1:B:788:PRO:O	1:B:933:SER:HB2	2.18	0.44
1:C:391:HIS:ND1	1:C:412:GLU:OE1	2.44	0.44
1:C:78:LEU:HB3	1:C:79:PRO:CD	2.45	0.44
1:D:164:ASP:OD2	1:D:167:LEU:HD12	2.18	0.44
1:D:129:VAL:CG2	1:D:182:ASN:ND2	2.77	0.44
1:E:57:GLU:HG2	1:E:83:THR:HG21	1.94	0.44
1:F:387:VAL:CG2	1:F:388:ARG:N	2.80	0.44
1:F:429:ASP:OD1	1:F:431:ARG:HD3	2.18	0.44
1:F:43:ARG:NH1	1:F:44:THR:CG2	2.81	0.44
1:F:507:ASP:C	1:F:519:SER:HB2	2.39	0.44
1:F:788:PRO:O	1:F:933:SER:HB2	2.18	0.44
1:G:43:ARG:NH1	1:G:44:THR:CG2	2.81	0.44
1:G:533:LEU:HD12	1:G:534:ILE:N	2.33	0.44
1:G:583:ASN:HA	1:G:584:PRO:HD3	1.79	0.44
1:H:227:VAL:CG1	1:H:240:LEU:HD11	2.42	0.44
1:H:576:ILE:CG2	1:H:577:LYS:N	2.78	0.44
1:H:825:CYS:HA	1:H:837:THR:O	2.17	0.44
1:I:111:PRO:HA	1:I:112:PRO:HA	1.57	0.44
1:I:822:LEU:HD12	1:I:822:LEU:C	2.37	0.44
1:I:894:ARG:HH12	1:I:920:LEU:HA	1.81	0.44
1:J:406:GLY:O	1:J:407:LEU:HD23	2.18	0.44
1:J:70:PRO:O	1:J:73:TRP:N	2.45	0.44
1:J:822:LEU:HD12	1:J:823:LEU:H	1.80	0.44
1:K:111:PRO:HA	1:K:112:PRO:HA	1.57	0.44
1:K:406:GLY:O	1:K:407:LEU:HD23	2.18	0.44
1:K:673:ALA:O	1:K:676:GLY:N	2.47	0.44
1:K:78:LEU:CB	1:K:79:PRO:HD2	2.44	0.44
1:K:894:ARG:NH1	1:K:920:LEU:CA	2.81	0.44
1:L:406:GLY:O	1:L:407:LEU:HD23	2.18	0.44
1:L:645:ARG:NH2	1:L:650:GLU:OE2	2.48	0.44
1:M:50:GLN:HB3	1:M:216:HIS:HB3	2.00	0.44
1:M:230:ARG:NH2	1:M:241:GLU:OE2	2.51	0.44
1:M:272:ALA:HB1	1:M:273:PRO:CD	2.47	0.44
1:M:387:VAL:CG2	1:M:388:ARG:N	2.80	0.44
1:N:34:ALA:HB3	1:N:36:TRP:CZ3	2.53	0.44
1:O:164:ASP:OD2	1:O:167:LEU:HD12	2.18	0.44
1:O:173:LEU:HD23	1:O:173:LEU:HA	1.69	0.44

Continued on next page...

Continued from previous page...

Atom-1	Atom-2	Interatomic distance (Å)	Clash overlap (Å)
1:O:406:GLY:O	1:O:407:LEU:HD23	2.18	0.44
1:O:429:ASP:OD1	1:O:431:ARG:HD3	2.18	0.44
1:O:43:ARG:NH1	1:O:44:THR:CG2	2.81	0.44
1:O:571:VAL:HG13	1:O:607:VAL:HG23	1.99	0.44
1:P:287:ASP:N	1:P:287:ASP:OD1	2.29	0.44
1:P:658:LEU:HD12	1:P:693:GLN:O	2.18	0.44
1:A:43:ARG:NH1	1:A:44:THR:CG2	2.81	0.44
1:A:533:LEU:HD12	1:A:534:ILE:N	2.33	0.44
1:A:701:VAL:CG1	1:A:702:GLN:N	2.81	0.44
1:A:878:HIS:HA	1:A:879:PRO:HD3	1.66	0.44
1:B:1021:CME:HB3	1:B:1021:CME:HE2	1.41	0.44
1:C:360:HIS:HA	1:C:361:PRO:HD3	1.86	0.44
1:C:43:ARG:NH1	1:C:44:THR:CG2	2.81	0.44
1:D:210:ARG:HH12	1:D:394:ASN:C	2.20	0.44
1:D:685:LEU:HB3	1:D:686:PRO:HD2	1.99	0.44
1:E:43:ARG:NH1	1:E:44:THR:CG2	2.81	0.44
1:E:788:PRO:O	1:E:933:SER:HB2	2.18	0.44
1:F:131:GLU:HA	1:F:134:LEU:HB2	2.00	0.44
1:F:533:LEU:HD12	1:F:534:ILE:N	2.33	0.44
1:F:63:PHE:N	1:F:63:PHE:CD1	2.86	0.44
1:G:571:VAL:HG13	1:G:607:VAL:HG23	2.00	0.44
1:G:972:HIS:HB3	5:G:2155:HOH:O	2.18	0.44
1:I:387:VAL:CG2	1:I:388:ARG:N	2.80	0.44
1:I:708:TRP:CD1	1:I:708:TRP:N	2.84	0.44
1:I:894:ARG:NH1	1:I:920:LEU:CA	2.81	0.44
1:J:24:LEU:HD12	1:J:24:LEU:HA	1.62	0.44
1:J:63:PHE:CB	1:J:64:PRO:HD2	2.32	0.44
1:J:781:ARG:NH1	1:J:781:ARG:CG	2.79	0.44
1:K:34:ALA:HB3	1:K:36:TRP:CZ3	2.53	0.44
1:K:658:LEU:HD12	1:K:693:GLN:O	2.18	0.44
1:K:870:VAL:CG1	1:K:871:GLU:N	2.81	0.44
1:L:234:ASP:O	1:L:235:PHE:HB2	2.17	0.44
1:L:507:ASP:C	1:L:519:SER:HB2	2.39	0.44
1:L:533:LEU:HD12	1:L:534:ILE:N	2.33	0.44
1:L:788:PRO:O	1:L:933:SER:HB2	2.18	0.44
1:M:35:SER:O	1:M:50:GLN:HG3	2.18	0.44
1:M:757:GLN:O	1:M:757:GLN:HG2	2.12	0.44
1:M:972:HIS:HB3	5:M:2155:HOH:O	2.18	0.44
1:N:131:GLU:HA	1:N:134:LEU:HB2	1.99	0.44
1:N:254:LEU:HD23	1:N:254:LEU:HA	1.62	0.44
1:N:35:SER:O	1:N:50:GLN:HG3	2.18	0.44

Continued on next page...

Continued from previous page...

Atom-1	Atom-2	Interatomic distance (Å)	Clash overlap (Å)
1:O:533:LEU:HD12	1:O:534:ILE:N	2.33	0.44
1:O:583:ASN:HA	1:O:584:PRO:HD3	1.79	0.44
1:O:67:GLU:H	1:O:67:GLU:HG2	1.30	0.44
1:O:701:VAL:CG1	1:O:702:GLN:N	2.81	0.44
1:O:894:ARG:NH1	1:O:920:LEU:CA	2.81	0.44
1:P:118:ASN:HA	1:P:119:PRO:HD2	1.60	0.44
1:P:272:ALA:HA	1:P:273:PRO:HD3	1.76	0.44
1:P:559:TYR:HA	1:P:560:PRO:HD2	1.73	0.44
1:P:870:VAL:CG1	1:P:871:GLU:N	2.81	0.44
1:P:894:ARG:NH1	1:P:920:LEU:CA	2.81	0.44
1:A:147:ASN:HA	1:A:148:SER:HA	1.55	0.43
1:A:507:ASP:C	1:A:519:SER:HB2	2.39	0.43
1:A:57:GLU:HG2	1:A:83:THR:HG21	1.93	0.43
1:A:3:ILE:O	1:A:6:SER:HB3	2.18	0.43
1:A:7:LEU:O	1:A:8:ALA:C	2.55	0.43
1:C:234:ASP:O	1:C:235:PHE:HB2	2.17	0.43
1:C:378:LEU:HA	1:C:378:LEU:HD23	1.53	0.43
1:C:571:VAL:HG13	1:C:607:VAL:HG23	2.00	0.43
1:C:894:ARG:NH1	1:C:920:LEU:CA	2.81	0.43
1:E:50:GLN:HB3	1:E:216:HIS:HB3	2.00	0.43
1:E:34:ALA:HB3	1:E:36:TRP:CZ3	2.53	0.43
1:E:406:GLY:O	1:E:407:LEU:HD23	2.18	0.43
1:E:63:PHE:N	1:E:63:PHE:CD1	2.86	0.43
1:F:164:ASP:OD2	1:F:167:LEU:HD12	2.18	0.43
1:F:670:LEU:HA	1:F:670:LEU:HD23	1.67	0.43
1:F:702:GLN:O	1:F:712:GLY:N	2.45	0.43
1:F:708:TRP:N	1:F:708:TRP:CD1	2.84	0.43
1:G:347:LYS:CB	1:G:348:PRO:HD2	2.43	0.43
1:G:34:ALA:HB3	1:G:36:TRP:CZ3	2.53	0.43
1:G:63:PHE:CD1	1:G:63:PHE:N	2.86	0.43
1:G:856:TYR:HD2	1:G:864:MET:CE	2.25	0.43
1:H:46:ARG:HB3	1:H:47:PRO:HD2	2.00	0.43
1:H:507:ASP:C	1:H:519:SER:HB2	2.39	0.43
1:H:73:TRP:O	1:H:183:ARG:NH1	2.48	0.43
1:I:685:LEU:HB3	1:I:686:PRO:HD2	1.99	0.43
1:J:34:ALA:HB3	1:J:36:TRP:CZ3	2.53	0.43
1:J:658:LEU:HD12	1:J:693:GLN:O	2.18	0.43
1:K:164:ASP:OD2	1:K:167:LEU:HD12	2.18	0.43
1:K:234:ASP:O	1:K:235:PHE:HB2	2.17	0.43
1:K:507:ASP:C	1:K:519:SER:HB2	2.39	0.43
1:K:3:ILE:O	1:K:6:SER:HB3	2.18	0.43

Continued on next page...

Continued from previous page...

Atom-1	Atom-2	Interatomic distance (Å)	Clash overlap (Å)
1:L:149:ALA:O	1:L:150:PHE:HB3	2.18	0.43
1:L:260:LEU:HD12	1:L:260:LEU:HA	1.61	0.43
1:L:50:GLN:HB3	1:L:216:HIS:HB3	2.00	0.43
1:L:661:LYS:HA	1:L:662:PRO:HD3	1.63	0.43
1:L:972:HIS:HB3	5:L:2155:HOH:O	2.18	0.43
1:M:670:LEU:HD23	1:M:670:LEU:HA	1.67	0.43
1:N:360:HIS:HA	1:N:361:PRO:HD3	1.86	0.43
1:N:571:VAL:HG13	1:N:607:VAL:HG23	2.00	0.43
1:N:3:ILE:O	1:N:6:SER:HB3	2.18	0.43
1:N:70:PRO:O	1:N:73:TRP:N	2.45	0.43
1:P:131:GLU:HA	1:P:134:LEU:HB2	2.00	0.43
1:P:200:GLN:N	1:P:200:GLN:OE1	2.44	0.43
1:P:260:LEU:HA	1:P:260:LEU:HD12	1.61	0.43
1:P:210:ARG:HH11	1:P:395:HIS:HB2	1.82	0.43
1:P:576:ILE:CG2	1:P:577:LYS:N	2.78	0.43
1:P:685:LEU:HB3	1:P:686:PRO:HD2	1.99	0.43
1:A:360:HIS:HA	1:A:361:PRO:HD3	1.86	0.43
1:A:436:MET:HE1	1:A:467:ASN:HB2	2.00	0.43
1:A:757:GLN:HG2	1:A:757:GLN:O	2.12	0.43
1:A:894:ARG:NH1	1:A:920:LEU:CA	2.81	0.43
1:A:788:PRO:O	1:A:933:SER:HB2	2.18	0.43
1:B:50:GLN:HB3	1:B:216:HIS:HB3	2.00	0.43
1:B:35:SER:O	1:B:50:GLN:HG3	2.18	0.43
1:B:571:VAL:HG13	1:B:607:VAL:HG23	1.99	0.43
1:C:685:LEU:HB3	1:C:686:PRO:HD2	1.99	0.43
1:C:4:THR:CA	1:C:9:VAL:HG11	2.47	0.43
1:D:406:GLY:O	1:D:407:LEU:HD23	2.18	0.43
1:D:429:ASP:OD1	1:D:431:ARG:HD3	2.18	0.43
1:D:533:LEU:HD12	1:D:534:ILE:N	2.33	0.43
1:D:894:ARG:NH1	1:D:920:LEU:CA	2.81	0.43
1:E:149:ALA:O	1:E:150:PHE:HB3	2.18	0.43
1:E:35:SER:O	1:E:50:GLN:HG3	2.18	0.43
1:E:658:LEU:HD12	1:E:693:GLN:O	2.18	0.43
1:E:894:ARG:NH1	1:E:920:LEU:CA	2.81	0.43
1:E:961:ARG:NH2	1:E:979:GLU:O	2.37	0.43
1:E:4:THR:CA	1:E:9:VAL:HG11	2.47	0.43
1:F:3:ILE:O	1:F:6:SER:HB3	2.18	0.43
1:F:718:GLN:HG3	1:F:719:GLN:N	2.34	0.43
1:F:961:ARG:NH2	1:F:979:GLU:O	2.37	0.43
1:G:230:ARG:NH2	1:G:241:GLU:OE2	2.50	0.43
1:H:35:SER:O	1:H:50:GLN:HG3	2.18	0.43

Continued on next page...

Continued from previous page...

Atom-1	Atom-2	Interatomic distance (Å)	Clash overlap (Å)
1:H:637:GLU:HA	1:H:679:LEU:HD23	2.01	0.43
1:H:647:SER:OG	1:H:672:VAL:N	2.35	0.43
1:H:894:ARG:NH1	1:H:920:LEU:CA	2.81	0.43
1:H:961:ARG:NH2	1:H:979:GLU:O	2.37	0.43
1:I:419:GLY:HA2	1:L:282:ARG:HH11	1.83	0.43
1:I:533:LEU:HD12	1:I:534:ILE:N	2.33	0.43
1:J:429:ASP:OD1	1:J:431:ARG:HD3	2.18	0.43
1:J:43:ARG:NH1	1:J:44:THR:CG2	2.81	0.43
1:J:46:ARG:HB3	1:J:47:PRO:HD2	2.01	0.43
1:J:870:VAL:CG1	1:J:871:GLU:N	2.81	0.43
1:K:237:ARG:NH1	1:K:237:ARG:CG	2.82	0.43
1:K:533:LEU:HD12	1:K:534:ILE:N	2.33	0.43
1:K:63:PHE:N	1:K:63:PHE:CD1	2.86	0.43
1:L:49:GLN:CD	1:L:49:GLN:H	2.20	0.43
1:L:512:PHE:CE1	1:L:517:LYS:HG3	2.51	0.43
1:L:63:PHE:N	1:L:63:PHE:CD1	2.86	0.43
1:M:149:ALA:O	1:M:150:PHE:HB3	2.18	0.43
1:M:645:ARG:NH2	1:M:650:GLU:OE2	2.48	0.43
1:M:894:ARG:NH1	1:M:920:LEU:CA	2.81	0.43
1:N:378:LEU:HD23	1:N:378:LEU:HA	1.53	0.43
1:N:533:LEU:HD12	1:N:534:ILE:N	2.33	0.43
1:N:63:PHE:CD1	1:N:63:PHE:N	2.86	0.43
1:N:658:LEU:HD12	1:N:693:GLN:O	2.18	0.43
1:O:73:TRP:O	1:O:183:ARG:NH1	2.48	0.43
1:P:347:LYS:CB	1:P:348:PRO:HD2	2.43	0.43
1:P:3:ILE:O	1:P:6:SER:HB3	2.18	0.43
1:P:406:GLY:O	1:P:407:LEU:HD23	2.18	0.43
1:P:46:ARG:HB3	1:P:47:PRO:HD2	2.00	0.43
1:P:507:ASP:C	1:P:519:SER:HB2	2.39	0.43
1:P:637:GLU:HA	1:P:679:LEU:HD23	2.01	0.43
1:P:63:PHE:CD1	1:P:63:PHE:N	2.86	0.43
1:A:583:ASN:HA	1:A:584:PRO:HD3	1.79	0.43
1:A:694:LEU:HA	1:A:694:LEU:HD12	1.69	0.43
1:B:131:GLU:HA	1:B:134:LEU:HB2	1.99	0.43
1:B:149:ALA:O	1:B:150:PHE:HB3	2.18	0.43
1:B:429:ASP:OD1	1:B:431:ARG:HD3	2.18	0.43
1:C:149:ALA:O	1:C:150:PHE:HB3	2.18	0.43
1:C:164:ASP:OD2	1:C:167:LEU:HD12	2.18	0.43
1:C:429:ASP:OD1	1:C:431:ARG:HD3	2.18	0.43
1:C:476:LYS:HD2	1:C:476:LYS:HA	1.81	0.43
1:C:778:THR:HB	1:C:887:GLN:CB	2.49	0.43

Continued on next page...

Continued from previous page...

Atom-1	Atom-2	Interatomic distance (Å)	Clash overlap (Å)
1:D:210:ARG:HH11	1:D:395:HIS:CA	2.32	0.43
1:D:70:PRO:O	1:D:73:TRP:N	2.45	0.43
1:D:972:HIS:HB3	5:D:2161:HOH:O	2.18	0.43
1:E:230:ARG:NH2	1:E:241:GLU:OE2	2.51	0.43
1:F:237:ARG:CG	1:F:237:ARG:NH1	2.82	0.43
1:F:230:ARG:NH2	1:F:241:GLU:OE2	2.51	0.43
1:F:778:THR:HB	1:F:887:GLN:CB	2.48	0.43
1:F:972:HIS:HB3	5:F:2155:HOH:O	2.18	0.43
1:F:4:THR:CA	1:F:9:VAL:HG11	2.47	0.43
1:G:406:GLY:O	1:G:407:LEU:HD23	2.18	0.43
1:G:722:LEU:HA	1:G:722:LEU:HD23	1.75	0.43
1:G:757:GLN:HG2	1:G:757:GLN:O	2.12	0.43
1:H:131:GLU:HA	1:H:134:LEU:HB2	2.00	0.43
1:H:375:ASP:O	1:H:379:MET:HG3	2.19	0.43
1:I:363:HIS:N	1:I:363:HIS:CD2	2.81	0.43
1:I:34:ALA:HB3	1:I:36:TRP:CZ3	2.53	0.43
1:I:50:GLN:HB3	1:I:216:HIS:HB3	2.00	0.43
1:I:3:ILE:O	1:I:6:SER:HB3	2.18	0.43
1:I:726:LEU:HA	1:I:726:LEU:HD23	1.66	0.43
1:J:507:ASP:C	1:J:519:SER:HB2	2.39	0.43
1:K:35:SER:O	1:K:50:GLN:HG3	2.18	0.43
1:K:668:VAL:HG13	1:K:669:PRO:CD	2.38	0.43
1:K:694:LEU:HA	1:K:694:LEU:HD12	1.69	0.43
1:K:763:GLY:HA3	1:K:822:LEU:HD22	2.01	0.43
1:K:778:THR:HB	1:K:887:GLN:CB	2.48	0.43
1:K:961:ARG:NH2	1:K:979:GLU:O	2.37	0.43
1:K:4:THR:CA	1:K:9:VAL:HG11	2.47	0.43
1:M:1018:LEU:HA	1:M:1018:LEU:HD23	1.51	0.43
1:M:189:LEU:N	1:M:189:LEU:CD2	2.75	0.43
1:M:63:PHE:CD1	1:M:63:PHE:N	2.86	0.43
1:M:685:LEU:HB3	1:M:686:PRO:HD2	1.99	0.43
1:N:237:ARG:NH1	1:N:237:ARG:CG	2.82	0.43
1:O:1021:CME:HZ3	1:O:1022:GLN:O	2.19	0.43
1:O:230:ARG:NH2	1:O:241:GLU:OE2	2.51	0.43
1:A:230:ARG:HH11	1:A:230:ARG:CG	2.24	0.43
1:A:230:ARG:NH2	1:A:241:GLU:OE2	2.50	0.43
1:A:272:ALA:HB1	1:A:273:PRO:CD	2.47	0.43
1:A:375:ASP:O	1:A:379:MET:HG3	2.19	0.43
1:A:210:ARG:HH11	1:A:395:HIS:CA	2.32	0.43
1:A:35:SER:O	1:A:50:GLN:HG3	2.18	0.43
1:A:70:PRO:O	1:A:73:TRP:N	2.45	0.43

Continued on next page...

Continued from previous page...

Atom-1	Atom-2	Interatomic distance (Å)	Clash overlap (Å)
1:B:189:LEU:CD2	1:B:189:LEU:N	2.75	0.43
1:B:507:ASP:C	1:B:519:SER:HB2	2.39	0.43
1:B:637:GLU:HA	1:B:679:LEU:HD23	2.01	0.43
1:B:972:HIS:HB3	5:B:2158:HOH:O	2.18	0.43
1:C:237:ARG:NH1	1:C:237:ARG:CG	2.81	0.43
1:C:34:ALA:HB3	1:C:36:TRP:CZ3	2.53	0.43
1:C:507:ASP:C	1:C:519:SER:HB2	2.39	0.43
1:C:63:PHE:N	1:C:63:PHE:CD1	2.86	0.43
1:C:658:LEU:HD12	1:C:693:GLN:O	2.18	0.43
1:C:722:LEU:HA	1:C:722:LEU:HD23	1.75	0.43
1:C:878:HIS:HA	1:C:879:PRO:HD3	1.66	0.43
1:C:788:PRO:O	1:C:933:SER:HB2	2.18	0.43
1:D:788:PRO:O	1:D:933:SER:HB2	2.18	0.43
1:E:49:GLN:H	1:E:49:GLN:CD	2.20	0.43
1:E:559:TYR:HA	1:E:560:PRO:HD2	1.73	0.43
1:E:571:VAL:HG13	1:E:607:VAL:HG23	1.99	0.43
1:E:685:LEU:HB3	1:E:686:PRO:HD2	1.99	0.43
1:E:708:TRP:N	1:E:708:TRP:CD1	2.84	0.43
1:E:778:THR:HB	1:E:887:GLN:CB	2.48	0.43
1:F:110:ASN:O	1:F:113:PHE:HB2	2.19	0.43
1:F:658:LEU:HD12	1:F:693:GLN:O	2.18	0.43
1:F:894:ARG:NH1	1:F:920:LEU:CA	2.81	0.43
1:G:149:ALA:O	1:G:150:PHE:HB3	2.18	0.43
1:G:507:ASP:C	1:G:519:SER:HB2	2.38	0.43
1:H:367:MET:HB3	1:H:367:MET:HE2	1.89	0.43
1:H:406:GLY:O	1:H:407:LEU:HD23	2.18	0.43
1:H:429:ASP:OD1	1:H:431:ARG:HD3	2.18	0.43
1:H:645:ARG:NH2	1:H:650:GLU:OE2	2.48	0.43
1:H:870:VAL:CG1	1:H:871:GLU:N	2.81	0.43
1:I:138:GLN:N	1:I:217:LYS:O	2.36	0.43
1:J:210:ARG:HH11	1:J:395:HIS:CA	2.32	0.43
1:J:637:GLU:HA	1:J:679:LEU:HD23	2.01	0.43
1:K:50:GLN:HB3	1:K:216:HIS:HB3	2.00	0.43
1:K:647:SER:OG	1:K:672:VAL:N	2.35	0.43
1:K:701:VAL:CG1	1:K:702:GLN:N	2.81	0.43
1:K:722:LEU:HA	1:K:722:LEU:HD23	1.75	0.43
1:M:164:ASP:OD2	1:M:167:LEU:HD12	2.18	0.43
1:M:347:LYS:CB	1:M:348:PRO:HD2	2.43	0.43
1:M:533:LEU:HD12	1:M:534:ILE:N	2.33	0.43
1:M:57:GLU:HG2	1:M:83:THR:HG21	1.93	0.43
1:M:870:VAL:CG1	1:M:871:GLU:N	2.81	0.43

Continued on next page...

Continued from previous page...

Atom-1	Atom-2	Interatomic distance (Å)	Clash overlap (Å)
1:N:1021:CME:HB3	1:N:1021:CME:HE2	1.41	0.43
1:N:149:ALA:O	1:N:150:PHE:HB3	2.18	0.43
1:N:37:ARG:NH1	1:N:37:ARG:CG	2.79	0.43
1:N:422:PRO:HA	1:O:282:ARG:HB2	1.99	0.43
1:N:43:ARG:NH1	1:N:44:THR:CG2	2.81	0.43
1:O:757:GLN:O	1:O:757:GLN:HG2	2.12	0.43
1:P:788:PRO:O	1:P:933:SER:HB2	2.18	0.43
1:B:111:PRO:HA	1:B:112:PRO:HA	1.57	0.43
1:B:272:ALA:HB1	1:B:273:PRO:CD	2.47	0.43
1:B:210:ARG:HH11	1:B:395:HIS:CA	2.32	0.43
1:B:3:ILE:O	1:B:6:SER:HB3	2.18	0.43
1:B:406:GLY:O	1:B:407:LEU:HD23	2.18	0.43
1:B:701:VAL:CG1	1:B:702:GLN:N	2.81	0.43
1:C:3:ILE:O	1:C:6:SER:HB3	2.18	0.43
1:D:378:LEU:HD23	1:D:378:LEU:HA	1.53	0.43
1:D:507:ASP:C	1:D:519:SER:HB2	2.39	0.43
1:D:658:LEU:HD12	1:D:693:GLN:O	2.18	0.43
1:E:1021:CME:HE2	1:E:1021:CME:HB3	1.41	0.43
1:E:655:MET:HE3	1:E:655:MET:HB2	1.92	0.43
1:E:807:VAL:HG13	1:E:808:GLU:N	2.34	0.43
1:F:378:LEU:HA	1:F:378:LEU:HD23	1.53	0.43
1:F:46:ARG:HB3	1:F:47:PRO:HD2	2.00	0.43
1:F:870:VAL:CG1	1:F:871:GLU:N	2.81	0.43
1:G:237:ARG:NH1	1:G:237:ARG:CG	2.82	0.43
1:G:637:GLU:HA	1:G:679:LEU:HD23	2.01	0.43
1:G:646:HIS:O	1:G:648:ASP:N	2.47	0.43
1:G:70:PRO:O	1:G:73:TRP:N	2.45	0.43
1:I:336:ARG:CG	1:I:336:ARG:HH11	2.26	0.43
1:I:429:ASP:HA	1:I:430:PRO:HD3	1.51	0.43
1:J:149:ALA:O	1:J:150:PHE:HB3	2.18	0.43
1:J:533:LEU:HD12	1:J:534:ILE:N	2.33	0.43
1:J:788:PRO:O	1:J:933:SER:HB2	2.18	0.43
1:L:870:VAL:CG1	1:L:871:GLU:N	2.81	0.43
1:M:287:ASP:N	1:M:287:ASP:OD1	2.29	0.43
1:N:173:LEU:HA	1:N:173:LEU:HD23	1.69	0.43
1:N:429:ASP:OD1	1:N:431:ARG:HD3	2.18	0.43
1:N:46:ARG:HB3	1:N:47:PRO:HD2	2.00	0.43
1:N:49:GLN:CD	1:N:49:GLN:H	2.20	0.43
1:N:701:VAL:HG12	1:N:702:GLN:H	1.83	0.43
1:O:149:ALA:O	1:O:150:PHE:HB3	2.18	0.43
1:O:637:GLU:HA	1:O:679:LEU:HD23	2.01	0.43

Continued on next page...

Continued from previous page...

Atom-1	Atom-2	Interatomic distance (Å)	Clash overlap (Å)
1:P:375:ASP:O	1:P:379:MET:HG3	2.19	0.43
1:A:673:ALA:O	1:A:676:GLY:N	2.47	0.43
1:B:347:LYS:HA	1:B:348:PRO:HD3	1.77	0.43
1:B:599:ARG:HB2	1:B:600:GLN:H	1.41	0.43
1:B:895:VAL:O	1:B:919:ASP:HA	2.19	0.43
1:C:375:ASP:O	1:C:379:MET:HG3	2.19	0.43
1:C:50:GLN:HB3	1:C:216:HIS:HB3	2.00	0.43
1:C:599:ARG:HB2	1:C:600:GLN:H	1.41	0.43
1:C:701:VAL:CG1	1:C:702:GLN:N	2.81	0.43
1:A:419:GLY:O	1:D:282:ARG:NH1	2.51	0.43
1:D:763:GLY:HA3	1:D:822:LEU:HD22	2.01	0.43
1:D:870:VAL:CG1	1:D:871:GLU:N	2.81	0.43
1:E:533:LEU:HD12	1:E:534:ILE:N	2.33	0.43
1:F:1021:CME:HZ3	1:F:1022:GLN:O	2.19	0.43
1:F:685:LEU:HA	1:F:686:PRO:HD3	1.70	0.43
1:F:701:VAL:HG12	1:F:702:GLN:H	1.83	0.43
1:F:702:GLN:HA	1:F:703:PRO:HD2	1.84	0.43
1:G:272:ALA:HB1	1:G:273:PRO:CD	2.47	0.43
1:G:658:LEU:HD12	1:G:693:GLN:O	2.18	0.43
1:H:251:ARG:CB	1:H:253:TYR:CE2	2.98	0.43
1:H:347:LYS:CB	1:H:348:PRO:HD2	2.43	0.43
1:I:507:ASP:C	1:I:519:SER:HB2	2.38	0.43
1:I:70:PRO:O	1:I:73:TRP:N	2.45	0.43
1:I:870:VAL:CG1	1:I:871:GLU:N	2.81	0.43
1:I:895:VAL:O	1:I:919:ASP:HA	2.19	0.43
1:J:164:ASP:OD2	1:J:167:LEU:HD12	2.18	0.43
1:J:375:ASP:O	1:J:379:MET:HG3	2.19	0.43
1:J:63:PHE:CD1	1:J:63:PHE:N	2.86	0.43
1:J:685:LEU:HB3	1:J:686:PRO:HD2	1.99	0.43
1:J:778:THR:HB	1:J:887:GLN:CB	2.48	0.43
1:J:823:LEU:HD23	1:J:823:LEU:HA	1.73	0.43
1:K:429:ASP:OD1	1:K:431:ARG:HD3	2.18	0.43
1:K:436:MET:HE1	1:K:467:ASN:HB2	2.00	0.43
1:K:46:ARG:HB3	1:K:47:PRO:HD2	2.00	0.43
1:L:673:ALA:O	1:L:676:GLY:N	2.47	0.43
1:L:823:LEU:HA	1:L:823:LEU:HD23	1.73	0.43
1:L:778:THR:HB	1:L:887:GLN:CB	2.49	0.43
1:M:406:GLY:O	1:M:407:LEU:HD23	2.18	0.43
1:M:571:VAL:HG13	1:M:607:VAL:HG23	1.99	0.43
1:M:637:GLU:HA	1:M:679:LEU:HD23	2.01	0.43
1:N:708:TRP:CD1	1:N:708:TRP:N	2.84	0.43

Continued on next page...

Continued from previous page...

Atom-1	Atom-2	Interatomic distance (Å)	Clash overlap (Å)
1:N:807:VAL:HG13	1:N:808:GLU:N	2.34	0.43
1:O:507:ASP:C	1:O:519:SER:HB2	2.39	0.43
1:O:559:TYR:HA	1:O:560:PRO:HD2	1.73	0.43
1:O:63:PHE:CD1	1:O:63:PHE:N	2.86	0.43
1:O:646:HIS:O	1:O:648:ASP:N	2.48	0.43
1:O:682:LEU:HA	1:O:682:LEU:HD23	1.67	0.43
1:A:1021:CME:HZ3	1:A:1022:GLN:O	2.19	0.43
1:A:285:TYR:HB3	1:A:288:ARG:HG3	2.01	0.43
1:A:645:ARG:NH2	1:A:650:GLU:OE2	2.48	0.43
1:A:895:VAL:O	1:A:919:ASP:HA	2.19	0.43
1:B:110:ASN:O	1:B:113:PHE:HB2	2.19	0.43
1:B:237:ARG:CG	1:B:237:ARG:NH1	2.82	0.43
1:B:395:HIS:HA	1:B:396:PRO:HD3	1.48	0.43
1:B:63:PHE:CD1	1:B:63:PHE:N	2.86	0.43
1:B:708:TRP:CZ3	1:B:709:SER:HB3	2.54	0.43
1:B:807:VAL:HG13	1:B:808:GLU:N	2.34	0.43
1:C:1021:CME:HZ3	1:C:1022:GLN:O	2.19	0.43
1:C:230:ARG:NH2	1:C:241:GLU:OE2	2.50	0.43
1:C:251:ARG:CB	1:C:253:TYR:CE2	2.98	0.43
1:C:406:GLY:O	1:C:407:LEU:HD23	2.18	0.43
1:C:870:VAL:CG1	1:C:871:GLU:N	2.81	0.43
1:D:1021:CME:HZ3	1:D:1022:GLN:O	2.19	0.43
1:D:363:HIS:N	1:D:363:HIS:CD2	2.81	0.43
1:D:373:VAL:O	1:D:374:GLN:C	2.56	0.43
1:D:479:ASP:HA	1:D:480:PRO:HD2	1.61	0.43
1:D:63:PHE:N	1:D:63:PHE:CD1	2.86	0.43
1:E:118:ASN:HA	1:E:119:PRO:HD2	1.60	0.43
1:E:637:GLU:HA	1:E:679:LEU:HD23	2.01	0.43
1:E:7:LEU:O	1:E:8:ALA:C	2.55	0.43
1:F:35:SER:O	1:F:50:GLN:HG3	2.18	0.43
1:G:110:ASN:O	1:G:113:PHE:HB2	2.19	0.43
1:G:599:ARG:HB2	1:G:600:GLN:H	1.41	0.43
1:G:701:VAL:CG1	1:G:702:GLN:N	2.81	0.43
1:G:718:GLN:HG3	1:G:719:GLN:N	2.34	0.43
1:G:745:MET:HE3	1:G:745:MET:N	2.33	0.43
1:H:63:PHE:CD1	1:H:63:PHE:N	2.86	0.43
1:H:651:LEU:HD12	1:H:668:VAL:O	2.19	0.43
1:H:822:LEU:HD12	1:H:823:LEU:H	1.80	0.43
1:I:63:PHE:CD1	1:I:63:PHE:N	2.86	0.43
1:J:110:ASN:O	1:J:113:PHE:HB2	2.19	0.43
1:J:308:LEU:HA	1:J:308:LEU:HD23	1.80	0.43

Continued on next page...

Continued from previous page...

Atom-1	Atom-2	Interatomic distance (Å)	Clash overlap (Å)
1:J:570:TRP:HD1	1:J:571:VAL:HG22	1.84	0.43
1:J:651:LEU:HD12	1:J:668:VAL:O	2.19	0.43
1:K:255:ARG:CG	1:K:255:ARG:NH1	2.79	0.43
1:K:43:ARG:NH1	1:K:44:THR:CG2	2.81	0.43
1:L:131:GLU:HA	1:L:134:LEU:HB2	2.00	0.43
1:L:210:ARG:HH11	1:L:395:HIS:CA	2.32	0.43
1:L:479:ASP:HA	1:L:480:PRO:HD2	1.61	0.43
1:L:895:VAL:O	1:L:919:ASP:HA	2.19	0.43
1:M:608:PHE:O	1:M:611:ARG:N	2.41	0.43
1:M:778:THR:HB	1:M:887:GLN:CB	2.48	0.43
1:N:651:LEU:HD12	1:N:668:VAL:O	2.19	0.43
1:N:778:THR:HB	1:N:887:GLN:CB	2.48	0.43
1:O:436:MET:HE1	1:O:467:ASN:HB2	2.01	0.43
1:O:658:LEU:HD12	1:O:693:GLN:O	2.18	0.43
1:O:694:LEU:O	1:O:722:LEU:N	2.51	0.43
1:P:210:ARG:HH11	1:P:395:HIS:CA	2.32	0.43
1:P:34:ALA:HB3	1:P:36:TRP:CZ3	2.53	0.43
1:P:43:ARG:NH1	1:P:44:THR:CG2	2.81	0.43
1:P:50:GLN:HB3	1:P:216:HIS:HB3	2.00	0.43
1:P:670:LEU:HD23	1:P:670:LEU:HA	1.67	0.43
1:P:679:LEU:HD23	1:P:679:LEU:HA	1.26	0.43
1:P:718:GLN:HG3	1:P:719:GLN:N	2.33	0.43
1:A:637:GLU:HA	1:A:679:LEU:HD23	2.01	0.43
1:A:763:GLY:HA3	1:A:822:LEU:HD22	2.01	0.43
1:A:822:LEU:HD12	1:A:823:LEU:H	1.80	0.43
1:B:651:LEU:HA	1:B:651:LEU:HD13	1.51	0.43
1:B:894:ARG:NH1	1:B:920:LEU:CA	2.81	0.43
1:D:138:GLN:N	1:D:217:LYS:O	2.36	0.43
1:D:237:ARG:NH1	1:D:237:ARG:CG	2.82	0.43
1:D:35:SER:O	1:D:50:GLN:HG3	2.18	0.43
1:D:673:ALA:O	1:D:676:GLY:N	2.47	0.43
1:D:718:GLN:HG3	1:D:719:GLN:N	2.34	0.43
1:D:4:THR:CA	1:D:9:VAL:HG11	2.47	0.43
1:E:210:ARG:HH11	1:E:395:HIS:CA	2.32	0.43
1:E:429:ASP:OD1	1:E:431:ARG:HD3	2.18	0.43
1:E:694:LEU:O	1:E:722:LEU:N	2.51	0.43
1:E:701:VAL:CG1	1:E:702:GLN:N	2.81	0.43
1:F:118:ASN:HA	1:F:119:PRO:HD2	1.60	0.43
1:F:369:GLU:O	1:F:373:VAL:HG23	2.19	0.43
1:F:406:GLY:O	1:F:407:LEU:HD23	2.18	0.43
1:F:673:ALA:O	1:F:676:GLY:N	2.47	0.43

Continued on next page...

Continued from previous page...

Atom-1	Atom-2	Interatomic distance (Å)	Clash overlap (Å)
1:F:637:GLU:HA	1:F:679:LEU:HD23	2.01	0.43
1:G:111:PRO:HA	1:G:112:PRO:HA	1.57	0.43
1:G:285:TYR:HB3	1:G:288:ARG:HG3	2.01	0.43
1:G:429:ASP:OD1	1:G:431:ARG:HD3	2.18	0.43
1:G:46:ARG:HB3	1:G:47:PRO:HD2	2.00	0.43
1:G:568:TRP:CD2	1:G:569:ASP:HB3	2.54	0.43
1:G:682:LEU:HA	1:G:682:LEU:HD23	1.67	0.43
1:G:3:ILE:O	1:G:6:SER:HB3	2.18	0.43
1:G:708:TRP:CZ3	1:G:709:SER:HB3	2.54	0.43
1:G:894:ARG:NH1	1:G:920:LEU:CA	2.81	0.43
1:H:210:ARG:HH11	1:H:395:HIS:CA	2.32	0.43
1:H:285:TYR:HB3	1:H:288:ARG:HG3	2.01	0.43
1:H:568:TRP:CD2	1:H:569:ASP:HB3	2.54	0.43
1:H:972:HIS:HB3	5:H:2155:HOH:O	2.18	0.43
1:I:708:TRP:CZ3	1:I:709:SER:HB3	2.54	0.43
1:I:718:GLN:HG3	1:I:719:GLN:N	2.34	0.43
1:I:778:THR:HB	1:I:887:GLN:CB	2.48	0.43
1:J:287:ASP:N	1:J:287:ASP:OD1	2.29	0.43
1:K:264:GLU:OE2	1:K:264:GLU:HA	2.17	0.43
1:K:260:LEU:HD12	1:K:310:ARG:O	2.19	0.43
1:K:375:ASP:O	1:K:379:MET:HG3	2.19	0.43
1:K:651:LEU:HD12	1:K:668:VAL:O	2.19	0.43
1:K:637:GLU:HA	1:K:679:LEU:HD23	2.01	0.43
1:K:93:HIS:HB3	1:K:95:TYR:HE1	1.84	0.43
1:L:436:MET:HE1	1:L:467:ASN:HD22	1.79	0.43
1:L:35:SER:O	1:L:50:GLN:HG3	2.18	0.43
1:L:579:ASP:OD1	1:L:583:ASN:N	2.43	0.43
1:M:110:ASN:O	1:M:113:PHE:HB2	2.19	0.43
1:M:260:LEU:HD12	1:M:310:ARG:O	2.19	0.43
1:M:507:ASP:C	1:M:519:SER:HB2	2.39	0.43
1:M:682:LEU:HA	1:M:682:LEU:HD23	1.67	0.43
1:M:694:LEU:HD12	1:M:694:LEU:HA	1.69	0.43
1:M:694:LEU:O	1:M:722:LEU:N	2.51	0.43
1:M:708:TRP:CZ3	1:M:709:SER:HB3	2.54	0.43
1:M:895:VAL:O	1:M:919:ASP:HA	2.19	0.43
1:N:375:ASP:O	1:N:379:MET:HG3	2.19	0.43
1:N:637:GLU:HA	1:N:679:LEU:HD23	2.01	0.43
1:N:92:MET:HE3	1:N:362:LEU:O	2.18	0.43
1:O:46:ARG:HB3	1:O:47:PRO:HD2	2.00	0.43
1:O:685:LEU:HB3	1:O:686:PRO:HD2	1.99	0.43
1:O:708:TRP:CZ3	1:O:709:SER:HB3	2.54	0.43

Continued on next page...

Continued from previous page...

Atom-1	Atom-2	Interatomic distance (Å)	Clash overlap (Å)
1:O:718:GLN:HG3	1:O:719:GLN:N	2.34	0.43
1:P:1018:LEU:HD23	1:P:1018:LEU:HA	1.51	0.43
1:P:1021:CME:HZ3	1:P:1022:GLN:O	2.19	0.43
1:P:568:TRP:CD2	1:P:569:ASP:HB3	2.54	0.43
1:P:682:LEU:HA	1:P:682:LEU:HD23	1.67	0.43
1:P:73:TRP:O	1:P:183:ARG:NH1	2.48	0.43
1:P:822:LEU:C	1:P:822:LEU:HD12	2.37	0.43
1:A:237:ARG:NH1	1:A:237:ARG:CG	2.82	0.43
1:A:347:LYS:CB	1:A:348:PRO:HD2	2.43	0.43
1:A:568:TRP:CD2	1:A:569:ASP:HB3	2.54	0.43
1:A:900:LEU:HA	1:A:900:LEU:HD23	1.75	0.43
1:B:260:LEU:HD12	1:B:310:ARG:O	2.19	0.43
1:B:285:TYR:HB3	1:B:288:ARG:HG3	2.01	0.43
1:B:476:LYS:HA	1:B:476:LYS:HD2	1.81	0.43
1:B:651:LEU:HD12	1:B:668:VAL:O	2.19	0.43
1:B:702:GLN:HA	1:B:703:PRO:HD2	1.84	0.43
1:C:131:GLU:HA	1:C:134:LEU:HB2	2.00	0.43
1:C:254:LEU:HD23	1:C:254:LEU:HA	1.62	0.43
1:C:972:HIS:HB3	5:C:2155:HOH:O	2.18	0.43
1:D:375:ASP:O	1:D:379:MET:HG3	2.19	0.43
1:D:391:HIS:ND1	1:D:412:GLU:OE1	2.44	0.43
1:D:694:LEU:HD12	1:D:694:LEU:HA	1.69	0.43
1:E:260:LEU:HD12	1:E:310:ARG:O	2.19	0.43
1:E:651:LEU:HD12	1:E:668:VAL:O	2.19	0.43
1:F:149:ALA:O	1:F:150:PHE:HB3	2.18	0.43
1:F:173:LEU:HD23	1:F:173:LEU:HA	1.69	0.43
1:F:657:ALA:HA	1:F:661:LYS:O	2.19	0.43
1:F:70:PRO:O	1:F:73:TRP:N	2.45	0.43
1:G:210:ARG:HH11	1:G:395:HIS:CA	2.32	0.43
1:G:781:ARG:NH1	1:G:781:ARG:CG	2.79	0.43
1:G:807:VAL:HG13	1:G:808:GLU:N	2.34	0.43
1:G:895:VAL:O	1:G:919:ASP:HA	2.19	0.43
1:G:93:HIS:HB3	1:G:95:TYR:HE1	1.84	0.43
1:H:50:GLN:HB3	1:H:216:HIS:HB3	2.00	0.43
1:H:694:LEU:O	1:H:722:LEU:N	2.51	0.43
1:I:251:ARG:CB	1:I:253:TYR:CE2	2.98	0.43
1:I:260:LEU:HD12	1:I:310:ARG:O	2.19	0.43
1:I:369:GLU:O	1:I:373:VAL:HG23	2.19	0.43
1:I:375:ASP:O	1:I:379:MET:HG3	2.19	0.43
1:I:93:HIS:HB3	1:I:95:TYR:HE1	1.84	0.43
1:J:568:TRP:CD2	1:J:569:ASP:HB3	2.54	0.43

Continued on next page...

Continued from previous page...

Atom-1	Atom-2	Interatomic distance (Å)	Clash overlap (Å)
1:J:920:LEU:CB	1:J:921:PRO:CD	2.97	0.43
1:J:972:HIS:HB3	5:J:2155:HOH:O	2.18	0.43
1:J:287:ASP:CG	1:K:425:ARG:HH22	2.22	0.43
1:K:568:TRP:CD2	1:K:569:ASP:HB3	2.54	0.43
1:K:612:THR:HA	1:K:613:PRO:HD3	1.68	0.43
1:L:237:ARG:CG	1:L:237:ARG:NH1	2.82	0.43
1:L:531:ARG:O	1:L:561:ARG:NH1	2.46	0.43
1:L:63:PHE:CB	1:L:64:PRO:HD2	2.32	0.43
1:M:264:GLU:OE2	1:M:264:GLU:HA	2.17	0.43
1:M:429:ASP:OD1	1:M:431:ARG:HD3	2.18	0.43
1:M:726:LEU:HA	1:M:726:LEU:HD23	1.66	0.43
1:N:406:GLY:O	1:N:407:LEU:HD23	2.18	0.43
1:N:708:TRP:CZ3	1:N:709:SER:HB3	2.54	0.43
1:N:778:THR:CG2	1:N:887:GLN:H	2.32	0.43
1:O:264:GLU:OE2	1:O:264:GLU:HA	2.17	0.43
1:O:285:TYR:HB3	1:O:288:ARG:HG3	2.01	0.43
1:O:210:ARG:HH11	1:O:395:HIS:CA	2.32	0.43
1:O:421:VAL:O	1:O:425:ARG:NH1	2.46	0.43
1:O:43:ARG:NH1	1:O:44:THR:HG23	2.34	0.43
1:O:781:ARG:NH1	1:O:781:ARG:CG	2.79	0.43
1:P:237:ARG:CG	1:P:237:ARG:NH1	2.82	0.43
1:P:285:TYR:HB3	1:P:288:ARG:HG3	2.01	0.43
1:P:445:GLN:HB3	1:P:445:GLN:HE21	1.54	0.43
1:A:260:LEU:HD12	1:A:310:ARG:O	2.19	0.43
1:A:46:ARG:HB3	1:A:47:PRO:HD2	2.00	0.43
1:A:579:ASP:OD1	1:A:583:ASN:N	2.43	0.43
1:A:708:TRP:CZ3	1:A:709:SER:HB3	2.54	0.43
1:B:323:ILE:CD1	1:B:323:ILE:N	2.82	0.43
1:B:657:ALA:HA	1:B:661:LYS:O	2.19	0.43
1:C:110:ASN:O	1:C:113:PHE:HB2	2.19	0.43
1:C:260:LEU:HD12	1:C:310:ARG:O	2.19	0.43
1:C:369:GLU:O	1:C:373:VAL:HG23	2.19	0.43
1:C:65:ALA:HB1	1:C:66:PRO:CD	2.39	0.43
1:D:184:LEU:HA	1:D:184:LEU:HD23	1.83	0.43
1:D:395:HIS:HA	1:D:396:PRO:HD3	1.48	0.43
1:D:778:THR:HB	1:D:887:GLN:CB	2.49	0.43
1:D:78:LEU:CB	1:D:79:PRO:HD2	2.44	0.43
1:E:507:ASP:C	1:E:519:SER:HB2	2.39	0.43
1:E:679:LEU:HD23	1:E:679:LEU:HA	1.26	0.43
1:F:655:MET:HE2	1:F:655:MET:C	2.40	0.43
1:F:708:TRP:CZ3	1:F:709:SER:HB3	2.54	0.43

Continued on next page...

Continued from previous page...

Atom-1	Atom-2	Interatomic distance (Å)	Clash overlap (Å)
1:G:421:VAL:O	1:G:425:ARG:NH1	2.46	0.43
1:G:43:ARG:NH1	1:G:44:THR:HG23	2.34	0.43
1:G:597:ASN:ND2	1:G:599:ARG:H	2.17	0.43
1:G:657:ALA:HA	1:G:661:LYS:O	2.19	0.43
1:G:685:LEU:HB3	1:G:686:PRO:HD2	2.00	0.43
1:H:373:VAL:O	1:H:374:GLN:C	2.57	0.43
1:H:533:LEU:HD12	1:H:534:ILE:N	2.33	0.43
1:H:546:LEU:HA	1:H:546:LEU:HD12	1.84	0.43
1:H:788:PRO:O	1:H:933:SER:HB2	2.18	0.43
1:I:568:TRP:CD2	1:I:569:ASP:HB3	2.54	0.43
1:I:701:VAL:CG1	1:I:702:GLN:N	2.81	0.43
1:I:788:PRO:O	1:I:933:SER:HB2	2.18	0.43
1:J:473:ARG:HD2	1:K:469:ASP:HB3	1.99	0.43
1:L:1021:CME:HZ3	1:L:1022:GLN:O	2.19	0.43
1:L:110:ASN:O	1:L:113:PHE:HB2	2.19	0.43
1:L:571:VAL:HG13	1:L:607:VAL:HG23	1.99	0.43
1:M:395:HIS:HA	1:M:396:PRO:HD3	1.48	0.43
1:M:647:SER:OG	1:M:672:VAL:N	2.35	0.43
1:M:778:THR:CG2	1:M:887:GLN:H	2.32	0.43
1:M:807:VAL:HG13	1:M:808:GLU:N	2.34	0.43
1:M:788:PRO:O	1:M:933:SER:HB2	2.18	0.43
1:N:1021:CME:HZ3	1:N:1022:GLN:O	2.19	0.43
1:N:260:LEU:HD12	1:N:310:ARG:O	2.19	0.43
1:N:210:ARG:HH11	1:N:395:HIS:CA	2.32	0.43
1:N:657:ALA:HA	1:N:661:LYS:O	2.19	0.43
1:N:894:ARG:NH1	1:N:920:LEU:CA	2.81	0.43
1:O:110:ASN:O	1:O:113:PHE:HB2	2.19	0.43
1:O:138:GLN:N	1:O:217:LYS:O	2.36	0.43
1:O:344:LEU:N	1:O:347:LYS:O	2.36	0.43
1:O:597:ASN:ND2	1:O:599:ARG:H	2.17	0.43
1:O:870:VAL:CG1	1:O:871:GLU:N	2.81	0.43
1:A:110:ASN:O	1:A:113:PHE:HB2	2.19	0.42
1:A:406:GLY:O	1:A:407:LEU:HD23	2.18	0.42
1:A:445:GLN:HB3	1:A:445:GLN:HE21	1.54	0.42
1:A:50:GLN:HB3	1:A:216:HIS:HB3	2.00	0.42
1:A:651:LEU:HD12	1:A:668:VAL:O	2.19	0.42
1:A:870:VAL:CG1	1:A:871:GLU:N	2.81	0.42
1:B:230:ARG:NH2	1:B:241:GLU:OE2	2.51	0.42
1:B:679:LEU:HD23	1:B:679:LEU:HA	1.26	0.42
1:B:870:VAL:CG1	1:B:871:GLU:N	2.81	0.42
1:C:264:GLU:OE2	1:C:264:GLU:HA	2.17	0.42

Continued on next page...

Continued from previous page...

Atom-1	Atom-2	Interatomic distance (Å)	Clash overlap (Å)
1:C:657:ALA:HA	1:C:661:LYS:O	2.19	0.42
1:C:93:HIS:HB3	1:C:95:TYR:HE1	1.84	0.42
1:D:149:ALA:O	1:D:150:PHE:HB3	2.18	0.42
1:D:260:LEU:HD12	1:D:310:ARG:O	2.19	0.42
1:D:34:ALA:HB3	1:D:36:TRP:CE3	2.55	0.42
1:D:651:LEU:HD12	1:D:668:VAL:O	2.19	0.42
1:E:694:LEU:HD12	1:E:694:LEU:HA	1.69	0.42
1:E:708:TRP:CZ3	1:E:709:SER:HB3	2.54	0.42
1:E:778:THR:CG2	1:E:887:GLN:H	2.32	0.42
1:F:260:LEU:HD12	1:F:310:ARG:O	2.19	0.42
1:F:373:VAL:O	1:F:374:GLN:C	2.57	0.42
1:F:375:ASP:O	1:F:379:MET:HG3	2.19	0.42
1:F:353:GLY:C	1:F:566:PHE:HA	2.40	0.42
1:F:778:THR:CG2	1:F:887:GLN:H	2.32	0.42
1:F:93:HIS:HB3	1:F:95:TYR:HE1	1.84	0.42
1:H:445:GLN:HE21	1:H:445:GLN:HB3	1.54	0.42
1:H:657:ALA:HA	1:H:661:LYS:O	2.19	0.42
1:I:1021:CME:HZ3	1:I:1022:GLN:O	2.19	0.42
1:I:164:ASP:OD2	1:I:167:LEU:HD12	2.18	0.42
1:I:237:ARG:CG	1:I:237:ARG:NH1	2.82	0.42
1:I:353:GLY:C	1:I:566:PHE:HA	2.40	0.42
1:I:429:ASP:OD1	1:I:431:ARG:HD3	2.18	0.42
1:I:43:ARG:NH1	1:I:44:THR:HG23	2.34	0.42
1:I:661:LYS:HA	1:I:662:PRO:HD3	1.63	0.42
1:I:807:VAL:HG13	1:I:808:GLU:N	2.34	0.42
1:J:272:ALA:HB1	1:J:273:PRO:CD	2.47	0.42
1:J:34:ALA:HB3	1:J:36:TRP:CE3	2.54	0.42
1:J:369:GLU:O	1:J:373:VAL:HG23	2.19	0.42
1:J:85:VAL:HG12	1:J:86:VAL:N	2.34	0.42
1:K:895:VAL:O	1:K:919:ASP:HA	2.19	0.42
1:K:972:HIS:HB3	5:K:2155:HOH:O	2.18	0.42
1:L:164:ASP:OD2	1:L:167:LEU:HD12	2.18	0.42
1:L:254:LEU:HD23	1:L:254:LEU:HA	1.62	0.42
1:L:353:GLY:C	1:L:566:PHE:HA	2.40	0.42
1:L:685:LEU:HA	1:L:686:PRO:HD3	1.70	0.42
1:L:900:LEU:HA	1:L:900:LEU:HD23	1.75	0.42
1:M:49:GLN:CD	1:M:49:GLN:H	2.20	0.42
1:M:651:LEU:HD12	1:M:668:VAL:O	2.19	0.42
1:N:110:ASN:O	1:N:113:PHE:HB2	2.19	0.42
1:N:369:GLU:O	1:N:373:VAL:HG23	2.19	0.42
1:O:230:ARG:HH11	1:O:230:ARG:CG	2.24	0.42

Continued on next page...

Continued from previous page...

Atom-1	Atom-2	Interatomic distance (Å)	Clash overlap (Å)
1:O:93:HIS:HB3	1:O:95:TYR:HE1	1.84	0.42
1:P:251:ARG:CB	1:P:253:TYR:CE2	2.98	0.42
1:P:369:GLU:O	1:P:373:VAL:HG23	2.19	0.42
1:P:533:LEU:HD12	1:P:534:ILE:N	2.33	0.42
1:A:369:GLU:O	1:A:373:VAL:HG23	2.19	0.42
1:A:576:ILE:CG2	1:A:577:LYS:N	2.78	0.42
1:A:800:ARG:CB	1:A:800:ARG:CZ	2.98	0.42
1:A:85:VAL:HG12	1:A:86:VAL:N	2.35	0.42
1:B:1004:SER:HB2	1:B:1006:GLU:OE2	2.20	0.42
1:B:34:ALA:HB3	1:B:36:TRP:CE3	2.54	0.42
1:B:375:ASP:O	1:B:379:MET:HG3	2.19	0.42
1:B:46:ARG:HB3	1:B:47:PRO:HD2	2.00	0.42
1:B:597:ASN:ND2	1:B:599:ARG:H	2.17	0.42
1:C:147:ASN:HB2	1:C:165:SER:HB3	2.02	0.42
1:C:34:ALA:HB3	1:C:36:TRP:CE3	2.54	0.42
1:D:353:GLY:C	1:D:566:PHE:HA	2.40	0.42
1:D:43:ARG:NH1	1:D:44:THR:CG2	2.81	0.42
1:D:49:GLN:CD	1:D:49:GLN:H	2.20	0.42
1:D:93:HIS:HB3	1:D:95:TYR:HE1	1.84	0.42
1:E:141:ILE:HD13	1:E:143:PHE:CE1	2.55	0.42
1:E:237:ARG:NH1	1:E:237:ARG:CG	2.81	0.42
1:E:264:GLU:HA	1:E:264:GLU:OE2	2.17	0.42
1:F:37:ARG:CG	1:F:37:ARG:NH1	2.79	0.42
1:F:445:GLN:HB3	1:F:445:GLN:HE21	1.55	0.42
1:F:685:LEU:HB3	1:F:686:PRO:HD2	1.99	0.42
1:G:1004:SER:HB2	1:G:1006:GLU:OE2	2.20	0.42
1:G:1018:LEU:HD22	1:G:1019:VAL:N	2.35	0.42
1:G:1021:CME:HZ3	1:G:1022:GLN:O	2.19	0.42
1:G:369:GLU:O	1:G:373:VAL:HG23	2.19	0.42
1:H:1021:CME:HZ3	1:H:1022:GLN:O	2.19	0.42
1:H:708:TRP:CZ3	1:H:709:SER:HB3	2.54	0.42
1:H:730:LEU:HA	1:H:731:PRO:HD3	1.74	0.42
1:H:822:LEU:HD12	1:H:822:LEU:C	2.37	0.42
1:H:85:VAL:HG12	1:H:86:VAL:N	2.34	0.42
1:I:264:GLU:HA	1:I:264:GLU:OE2	2.17	0.42
1:I:285:TYR:HB3	1:I:288:ARG:HG3	2.01	0.42
1:I:43:ARG:NH1	1:I:44:THR:CG2	2.81	0.42
1:I:85:VAL:HG12	1:I:86:VAL:N	2.34	0.42
1:J:114:VAL:HG21	1:J:192:SER:N	2.35	0.42
1:J:373:VAL:O	1:J:374:GLN:C	2.57	0.42
1:J:778:THR:CG2	1:J:887:GLN:H	2.32	0.42

Continued on next page...

Continued from previous page...

Atom-1	Atom-2	Interatomic distance (Å)	Clash overlap (Å)
1:K:645:ARG:NH2	1:K:650:GLU:OE2	2.48	0.42
1:K:73:TRP:O	1:K:183:ARG:NH1	2.48	0.42
1:L:114:VAL:HG21	1:L:192:SER:N	2.35	0.42
1:L:260:LEU:HD12	1:L:310:ARG:O	2.19	0.42
1:L:34:ALA:HB3	1:L:36:TRP:CE3	2.54	0.42
1:L:429:ASP:OD1	1:L:431:ARG:HD3	2.18	0.42
1:L:651:LEU:HD12	1:L:668:VAL:O	2.19	0.42
1:L:718:GLN:HG3	1:L:719:GLN:N	2.34	0.42
1:L:93:HIS:HB3	1:L:95:TYR:HE1	1.84	0.42
1:M:141:ILE:HD13	1:M:143:PHE:CE1	2.55	0.42
1:M:353:GLY:C	1:M:566:PHE:HA	2.40	0.42
1:N:240:LEU:HD12	1:N:240:LEU:C	2.36	0.42
1:N:685:LEU:HB3	1:N:686:PRO:HD2	1.99	0.42
1:O:1004:SER:HB2	1:O:1006:GLU:OE2	2.19	0.42
1:O:657:ALA:HA	1:O:661:LYS:O	2.19	0.42
1:O:746:ASP:HA	1:O:760:ARG:CG	2.39	0.42
1:O:778:THR:HB	1:O:887:GLN:CB	2.49	0.42
1:O:800:ARG:CZ	1:O:800:ARG:CB	2.98	0.42
1:P:260:LEU:HD12	1:P:310:ARG:O	2.19	0.42
1:P:395:HIS:HA	1:P:396:PRO:HD3	1.48	0.42
1:P:43:ARG:NH1	1:P:44:THR:HG23	2.34	0.42
1:P:927:THR:HA	1:P:928:PRO:HD3	1.62	0.42
1:P:972:HIS:HB3	5:P:2160:HOH:O	2.18	0.42
1:A:531:ARG:O	1:A:561:ARG:NH1	2.46	0.42
1:A:570:TRP:HD1	1:A:571:VAL:HG22	1.84	0.42
1:A:718:GLN:HG3	1:A:719:GLN:N	2.34	0.42
1:A:875:ASP:N	1:A:875:ASP:OD2	2.47	0.42
1:A:778:THR:HB	1:A:887:GLN:CB	2.48	0.42
1:B:147:ASN:HB2	1:B:165:SER:HB3	2.02	0.42
1:B:353:GLY:C	1:B:566:PHE:HA	2.40	0.42
1:B:43:ARG:NH1	1:B:44:THR:HG23	2.34	0.42
1:B:579:ASP:OD1	1:B:583:ASN:N	2.43	0.42
1:B:718:GLN:HG3	1:B:719:GLN:N	2.34	0.42
1:B:757:GLN:O	1:B:757:GLN:HG2	2.12	0.42
1:C:531:ARG:O	1:C:561:ARG:NH1	2.46	0.42
1:C:718:GLN:HG3	1:C:719:GLN:N	2.33	0.42
1:C:807:VAL:HG13	1:C:808:GLU:N	2.34	0.42
1:C:778:THR:CG2	1:C:887:GLN:H	2.32	0.42
1:D:257:THR:OG1	1:D:316:HIS:HE1	2.03	0.42
1:D:369:GLU:O	1:D:373:VAL:HG23	2.19	0.42
1:D:34:ALA:HB3	1:D:36:TRP:CZ3	2.53	0.42

Continued on next page...

Continued from previous page...

Atom-1	Atom-2	Interatomic distance (Å)	Clash overlap (Å)
1:D:708:TRP:CZ3	1:D:709:SER:HB3	2.54	0.42
1:D:807:VAL:HG13	1:D:808:GLU:N	2.34	0.42
1:E:1018:LEU:HD22	1:E:1019:VAL:N	2.35	0.42
1:E:110:ASN:O	1:E:113:PHE:HB2	2.19	0.42
1:E:353:GLY:C	1:E:566:PHE:HA	2.40	0.42
1:E:375:ASP:O	1:E:379:MET:HG3	2.19	0.42
1:E:46:ARG:HB3	1:E:47:PRO:HD2	2.00	0.42
1:E:657:ALA:HA	1:E:661:LYS:O	2.19	0.42
1:E:763:GLY:HA3	1:E:822:LEU:HD22	2.01	0.42
1:F:1018:LEU:HD22	1:F:1019:VAL:N	2.35	0.42
1:F:800:ARG:CZ	1:F:800:ARG:CB	2.98	0.42
1:F:895:VAL:O	1:F:919:ASP:HA	2.19	0.42
1:G:344:LEU:N	1:G:347:LYS:O	2.36	0.42
1:G:353:GLY:C	1:G:566:PHE:HA	2.40	0.42
1:G:7:LEU:O	1:G:8:ALA:C	2.55	0.42
1:H:347:LYS:HA	1:H:348:PRO:HD3	1.77	0.42
1:H:353:GLY:C	1:H:566:PHE:HA	2.40	0.42
1:H:369:GLU:O	1:H:373:VAL:HG23	2.19	0.42
1:H:43:ARG:NH1	1:H:44:THR:HG23	2.34	0.42
1:H:612:THR:HA	1:H:613:PRO:HD3	1.68	0.42
1:I:210:ARG:HH11	1:I:395:HIS:CA	2.32	0.42
1:I:406:GLY:O	1:I:407:LEU:HD23	2.18	0.42
1:I:637:GLU:HA	1:I:679:LEU:HD23	2.01	0.42
1:J:1021:CME:HB3	1:J:1021:CME:HE2	1.41	0.42
1:J:251:ARG:CB	1:J:253:TYR:CE2	2.98	0.42
1:J:272:ALA:HA	1:J:273:PRO:HD3	1.76	0.42
1:J:378:LEU:HD23	1:J:378:LEU:HA	1.53	0.42
1:J:43:ARG:NH1	1:J:44:THR:HG23	2.34	0.42
1:J:50:GLN:HB3	1:J:216:HIS:HB3	2.00	0.42
1:J:708:TRP:CZ3	1:J:709:SER:HB3	2.54	0.42
1:J:895:VAL:O	1:J:919:ASP:HA	2.19	0.42
1:K:141:ILE:HD13	1:K:143:PHE:CE1	2.55	0.42
1:K:836:ILE:HD13	1:K:836:ILE:N	2.34	0.42
1:K:7:LEU:O	1:K:8:ALA:C	2.55	0.42
1:M:1018:LEU:HD22	1:M:1019:VAL:N	2.35	0.42
1:M:43:ARG:NH1	1:M:44:THR:HG23	2.34	0.42
1:M:597:ASN:ND2	1:M:599:ARG:H	2.17	0.42
1:M:657:ALA:HA	1:M:661:LYS:O	2.19	0.42
1:N:1018:LEU:HD22	1:N:1019:VAL:N	2.35	0.42
1:N:507:ASP:C	1:N:519:SER:HB2	2.39	0.42
1:N:353:GLY:C	1:N:566:PHE:HA	2.40	0.42

Continued on next page...

Continued from previous page...

Atom-1	Atom-2	Interatomic distance (Å)	Clash overlap (Å)
1:O:367:MET:HB3	1:O:367:MET:HE2	1.88	0.42
1:O:7:LEU:O	1:O:8:ALA:C	2.55	0.42
1:O:972:HIS:HB3	5:O:2155:HOH:O	2.18	0.42
1:P:353:GLY:C	1:P:566:PHE:HA	2.40	0.42
1:P:778:THR:CG2	1:P:887:GLN:H	2.32	0.42
1:P:807:VAL:HG13	1:P:808:GLU:N	2.34	0.42
1:A:147:ASN:HB2	1:A:165:SER:HB3	2.02	0.42
1:B:1021:CME:HZ3	1:B:1022:GLN:O	2.19	0.42
1:B:173:LEU:HA	1:B:173:LEU:HD23	1.69	0.42
1:B:568:TRP:CD2	1:B:569:ASP:HB3	2.54	0.42
1:C:35:SER:O	1:C:50:GLN:HG3	2.18	0.42
1:C:46:ARG:HB3	1:C:47:PRO:HD2	2.00	0.42
1:C:570:TRP:HD1	1:C:571:VAL:HG22	1.84	0.42
1:C:763:GLY:HA3	1:C:822:LEU:HD22	2.01	0.42
1:C:800:ARG:CB	1:C:800:ARG:CZ	2.98	0.42
1:D:114:VAL:HG21	1:D:192:SER:N	2.35	0.42
1:D:347:LYS:HA	1:D:348:PRO:HD3	1.77	0.42
1:D:50:GLN:HB3	1:D:216:HIS:HB3	2.00	0.42
1:D:502:MET:HA	1:D:537:GLU:O	2.20	0.42
1:D:800:ARG:CB	1:D:800:ARG:CZ	2.98	0.42
1:E:34:ALA:HB3	1:E:36:TRP:CE3	2.54	0.42
1:E:579:ASP:OD1	1:E:583:ASN:N	2.43	0.42
1:F:1004:SER:HB2	1:F:1006:GLU:OE2	2.20	0.42
1:F:230:ARG:HH11	1:F:230:ARG:CG	2.24	0.42
1:F:43:ARG:NH1	1:F:44:THR:HG23	2.34	0.42
1:F:568:TRP:CD2	1:F:569:ASP:HB3	2.54	0.42
1:G:189:LEU:CD2	1:G:189:LEU:N	2.75	0.42
1:G:138:GLN:N	1:G:217:LYS:O	2.36	0.42
1:G:85:VAL:HG12	1:G:86:VAL:N	2.34	0.42
1:H:202:MET:HB3	1:H:202:MET:HE3	1.84	0.42
1:H:272:ALA:HA	1:H:273:PRO:HD3	1.76	0.42
1:H:763:GLY:HA3	1:H:822:LEU:HD22	2.01	0.42
1:I:230:ARG:NH2	1:I:241:GLU:OE2	2.51	0.42
1:I:35:SER:O	1:I:50:GLN:HG3	2.18	0.42
1:I:651:LEU:HD12	1:I:668:VAL:O	2.19	0.42
1:J:1004:SER:HB2	1:J:1006:GLU:OE2	2.19	0.42
1:J:141:ILE:HD13	1:J:143:PHE:CE1	2.55	0.42
1:J:571:VAL:HG13	1:J:607:VAL:HG23	1.99	0.42
1:J:657:ALA:HA	1:J:661:LYS:O	2.19	0.42
1:K:1021:CME:HZ3	1:K:1022:GLN:O	2.19	0.42
1:K:110:ASN:O	1:K:113:PHE:HB2	2.19	0.42

Continued on next page...

Continued from previous page...

Atom-1	Atom-2	Interatomic distance (Å)	Clash overlap (Å)
1:K:149:ALA:O	1:K:150:PHE:HB3	2.18	0.42
1:K:43:ARG:NH1	1:K:44:THR:HG23	2.34	0.42
1:K:78:LEU:HB3	1:K:79:PRO:CD	2.45	0.42
1:L:1004:SER:HB2	1:L:1006:GLU:OE2	2.20	0.42
1:L:184:LEU:HA	1:L:184:LEU:HD23	1.83	0.42
1:L:285:TYR:HB3	1:L:288:ARG:HG3	2.01	0.42
1:L:391:HIS:ND1	1:L:412:GLU:OE1	2.44	0.42
1:L:46:ARG:CG	1:L:46:ARG:NH1	2.78	0.42
1:L:46:ARG:HB3	1:L:47:PRO:HD2	2.00	0.42
1:L:568:TRP:CD2	1:L:569:ASP:HB3	2.54	0.42
1:L:708:TRP:CZ3	1:L:709:SER:HB3	2.54	0.42
1:M:210:ARG:HH11	1:M:395:HIS:CA	2.32	0.42
1:M:237:ARG:NH1	1:M:237:ARG:CG	2.82	0.42
1:M:46:ARG:HB3	1:M:47:PRO:HD2	2.00	0.42
1:M:679:LEU:HD23	1:M:679:LEU:HA	1.26	0.42
1:N:1004:SER:HB2	1:N:1006:GLU:OE2	2.20	0.42
1:N:718:GLN:HG3	1:N:719:GLN:N	2.34	0.42
1:O:375:ASP:O	1:O:379:MET:HG3	2.19	0.42
1:O:476:LYS:HD2	1:O:476:LYS:HA	1.81	0.42
1:O:807:VAL:HG13	1:O:808:GLU:N	2.34	0.42
1:O:895:VAL:O	1:O:919:ASP:HA	2.19	0.42
1:P:110:ASN:O	1:P:113:PHE:HB2	2.19	0.42
1:P:35:SER:O	1:P:50:GLN:HG3	2.18	0.42
1:P:429:ASP:OD1	1:P:431:ARG:HD3	2.18	0.42
1:P:657:ALA:HA	1:P:661:LYS:O	2.19	0.42
1:P:823:LEU:HD23	1:P:823:LEU:HA	1.73	0.42
1:A:1018:LEU:HD22	1:A:1019:VAL:N	2.35	0.42
1:A:141:ILE:HD13	1:A:143:PHE:CE1	2.55	0.42
1:A:257:THR:OG1	1:A:316:HIS:HE1	2.03	0.42
1:A:502:MET:HA	1:A:537:GLU:O	2.20	0.42
1:A:63:PHE:CD1	1:A:63:PHE:N	2.86	0.42
1:A:657:ALA:HA	1:A:661:LYS:O	2.19	0.42
1:B:141:ILE:HD13	1:B:143:PHE:CE1	2.55	0.42
1:B:559:TYR:HA	1:B:560:PRO:HD2	1.74	0.42
1:C:1004:SER:HB2	1:C:1006:GLU:OE2	2.20	0.42
1:C:368:ASP:O	1:C:369:GLU:C	2.58	0.42
1:C:210:ARG:HH11	1:C:395:HIS:CA	2.32	0.42
1:C:502:MET:HA	1:C:537:GLU:O	2.20	0.42
1:C:651:LEU:HD12	1:C:668:VAL:O	2.19	0.42
1:C:655:MET:HE2	1:C:655:MET:C	2.40	0.42
1:C:637:GLU:HA	1:C:679:LEU:HD23	2.01	0.42

Continued on next page...

Continued from previous page...

Atom-1	Atom-2	Interatomic distance (Å)	Clash overlap (Å)
1:C:85:VAL:HG12	1:C:86:VAL:N	2.35	0.42
1:D:18:ASN:OD1	1:D:19:PRO:HD2	2.20	0.42
1:D:43:ARG:NH1	1:D:44:THR:HG23	2.34	0.42
1:D:46:ARG:HB3	1:D:47:PRO:HD2	2.00	0.42
1:D:570:TRP:HD1	1:D:571:VAL:HG22	1.84	0.42
1:D:85:VAL:HG12	1:D:86:VAL:N	2.34	0.42
1:E:18:ASN:OD1	1:E:19:PRO:HD2	2.20	0.42
1:E:257:THR:OG1	1:E:316:HIS:HE1	2.03	0.42
1:E:421:VAL:O	1:E:425:ARG:NH1	2.46	0.42
1:E:43:ARG:NH1	1:E:44:THR:HG23	2.34	0.42
1:E:502:MET:HA	1:E:537:GLU:O	2.20	0.42
1:E:597:ASN:ND2	1:E:599:ARG:H	2.17	0.42
1:E:93:HIS:HB3	1:E:95:TYR:HE1	1.84	0.42
1:F:18:ASN:OD1	1:F:19:PRO:HD2	2.20	0.42
1:F:138:GLN:N	1:F:217:LYS:O	2.36	0.42
1:F:682:LEU:HD23	1:F:682:LEU:HA	1.67	0.42
1:F:730:LEU:HA	1:F:731:PRO:HD3	1.74	0.42
1:F:781:ARG:CG	1:F:781:ARG:NH1	2.79	0.42
1:G:131:GLU:HA	1:G:134:LEU:HB2	2.00	0.42
1:G:200:GLN:N	1:G:200:GLN:OE1	2.44	0.42
1:G:347:LYS:HA	1:G:348:PRO:HD3	1.77	0.42
1:G:375:ASP:O	1:G:379:MET:HG3	2.19	0.42
1:H:807:VAL:HG13	1:H:808:GLU:N	2.34	0.42
1:H:778:THR:CG2	1:H:887:GLN:H	2.32	0.42
1:H:895:VAL:O	1:H:919:ASP:HA	2.19	0.42
1:I:347:LYS:HA	1:I:348:PRO:HD3	1.77	0.42
1:I:69:VAL:HA	1:I:70:PRO:HD2	1.77	0.42
1:I:722:LEU:HD23	1:I:722:LEU:HA	1.75	0.42
1:I:73:TRP:O	1:I:183:ARG:NH1	2.48	0.42
1:J:1018:LEU:HD22	1:J:1019:VAL:N	2.35	0.42
1:J:257:THR:OG1	1:J:316:HIS:HE1	2.03	0.42
1:J:35:SER:O	1:J:50:GLN:HG3	2.18	0.42
1:K:1004:SER:HB2	1:K:1006:GLU:OE2	2.20	0.42
1:K:708:TRP:CZ3	1:K:709:SER:HB3	2.54	0.42
1:K:800:ARG:CB	1:K:800:ARG:CZ	2.98	0.42
1:K:778:THR:CG2	1:K:887:GLN:H	2.32	0.42
1:L:1018:LEU:HD22	1:L:1019:VAL:N	2.35	0.42
1:L:375:ASP:O	1:L:379:MET:HG3	2.19	0.42
1:L:597:ASN:ND2	1:L:599:ARG:H	2.17	0.42
1:L:612:THR:HA	1:L:613:PRO:HD3	1.68	0.42
1:L:694:LEU:HA	1:L:694:LEU:HD12	1.69	0.42

Continued on next page...

Continued from previous page...

Atom-1	Atom-2	Interatomic distance (Å)	Clash overlap (Å)
1:L:701:VAL:CG1	1:L:702:GLN:N	2.81	0.42
1:L:730:LEU:HA	1:L:731:PRO:HD3	1.74	0.42
1:M:469:ASP:HB3	1:P:473:ARG:HD2	2.02	0.42
1:N:701:VAL:CG1	1:N:702:GLN:N	2.81	0.42
1:N:781:ARG:CG	1:N:781:ARG:NH1	2.79	0.42
1:O:131:GLU:HA	1:O:134:LEU:HB2	1.99	0.42
1:O:257:THR:OG1	1:O:316:HIS:HE1	2.03	0.42
1:O:353:GLY:C	1:O:566:PHE:HA	2.40	0.42
1:P:1004:SER:HB2	1:P:1006:GLU:OE2	2.20	0.42
1:P:1018:LEU:HD22	1:P:1019:VAL:N	2.34	0.42
1:P:149:ALA:O	1:P:150:PHE:HB3	2.18	0.42
1:P:377:LEU:HD23	1:P:377:LEU:HA	1.91	0.42
1:P:57:GLU:HG2	1:P:83:THR:HG21	1.93	0.42
1:A:18:ASN:OD1	1:A:19:PRO:HD2	2.20	0.42
1:A:260:LEU:C	1:A:267:VAL:HG23	2.40	0.42
1:A:34:ALA:HB3	1:A:36:TRP:CE3	2.54	0.42
1:B:369:GLU:O	1:B:373:VAL:HG23	2.19	0.42
1:B:701:VAL:HG12	1:B:702:GLN:H	1.83	0.42
1:C:822:LEU:HD13	1:C:822:LEU:HA	1.88	0.42
1:D:214:LEU:HD23	1:D:214:LEU:HA	1.84	0.42
1:D:657:ALA:HA	1:D:661:LYS:O	2.19	0.42
1:D:694:LEU:O	1:D:722:LEU:N	2.51	0.42
1:D:778:THR:CG2	1:D:887:GLN:H	2.32	0.42
1:D:895:VAL:O	1:D:919:ASP:HA	2.19	0.42
1:E:1021:CME:HZ3	1:E:1022:GLN:O	2.19	0.42
1:E:570:TRP:HD1	1:E:571:VAL:HG22	1.84	0.42
1:E:800:ARG:CZ	1:E:800:ARG:CB	2.98	0.42
1:E:870:VAL:CG1	1:E:871:GLU:N	2.81	0.42
1:E:895:VAL:O	1:E:919:ASP:HA	2.19	0.42
1:F:141:ILE:HD13	1:F:143:PHE:CE1	2.55	0.42
1:F:272:ALA:HB1	1:F:273:PRO:CD	2.47	0.42
1:F:368:ASP:O	1:F:369:GLU:C	2.58	0.42
1:F:583:ASN:HA	1:F:584:PRO:HD3	1.79	0.42
1:F:763:GLY:HA3	1:F:822:LEU:HD22	2.01	0.42
1:G:35:SER:O	1:G:50:GLN:HG3	2.18	0.42
1:H:141:ILE:HD13	1:H:143:PHE:CE1	2.55	0.42
1:H:18:ASN:OD1	1:H:19:PRO:HD2	2.20	0.42
1:H:256:VAL:O	1:H:271:THR:HA	2.20	0.42
1:H:368:ASP:O	1:H:369:GLU:C	2.58	0.42
1:H:778:THR:HB	1:H:887:GLN:CB	2.48	0.42
1:I:141:ILE:HD13	1:I:143:PHE:CE1	2.55	0.42

Continued on next page...

Continued from previous page...

Atom-1	Atom-2	Interatomic distance (Å)	Clash overlap (Å)
1:I:272:ALA:HB1	1:I:273:PRO:CD	2.47	0.42
1:I:34:ALA:HB3	1:I:36:TRP:CE3	2.54	0.42
1:I:469:ASP:HB3	1:L:473:ARG:HD2	2.01	0.42
1:J:131:GLU:HA	1:J:134:LEU:HB2	2.00	0.42
1:J:746:ASP:HA	1:J:760:ARG:CG	2.39	0.42
1:K:285:TYR:HB3	1:K:288:ARG:HG3	2.01	0.42
1:K:210:ARG:HH11	1:K:395:HIS:CA	2.32	0.42
1:K:531:ARG:O	1:K:561:ARG:NH1	2.46	0.42
1:K:718:GLN:HG3	1:K:719:GLN:N	2.33	0.42
1:L:18:ASN:OD1	1:L:19:PRO:HD2	2.20	0.42
1:L:369:GLU:O	1:L:373:VAL:HG23	2.19	0.42
1:L:43:ARG:HH11	1:L:43:ARG:CG	2.10	0.42
1:L:445:GLN:HB3	1:L:445:GLN:HE21	1.54	0.42
1:M:18:ASN:OD1	1:M:19:PRO:HD2	2.20	0.42
1:M:568:TRP:CD2	1:M:569:ASP:HB3	2.54	0.42
1:M:823:LEU:HA	1:M:823:LEU:HD23	1.73	0.42
1:N:141:ILE:HD13	1:N:143:PHE:CE1	2.55	0.42
1:N:43:ARG:NH1	1:N:44:THR:HG23	2.34	0.42
1:N:568:TRP:CD2	1:N:569:ASP:HB3	2.54	0.42
1:O:1018:LEU:HD22	1:O:1019:VAL:N	2.35	0.42
1:O:568:TRP:CD2	1:O:569:ASP:HB3	2.54	0.42
1:O:85:VAL:HG12	1:O:86:VAL:N	2.35	0.42
1:P:230:ARG:NH2	1:P:241:GLU:OE2	2.50	0.42
1:P:373:VAL:O	1:P:374:GLN:C	2.57	0.42
1:P:651:LEU:HD12	1:P:668:VAL:O	2.19	0.42
1:A:149:ALA:O	1:A:150:PHE:HB3	2.18	0.42
1:A:256:VAL:O	1:A:271:THR:HA	2.20	0.42
1:B:264:GLU:HA	1:B:264:GLU:OE2	2.17	0.42
1:C:141:ILE:HD13	1:C:143:PHE:CE1	2.55	0.42
1:C:18:ASN:OD1	1:C:19:PRO:HD2	2.20	0.42
1:C:43:ARG:NH1	1:C:44:THR:HG23	2.34	0.42
1:C:895:VAL:O	1:C:919:ASP:HA	2.19	0.42
1:D:110:ASN:O	1:D:113:PHE:HB2	2.19	0.42
1:D:285:TYR:HB3	1:D:288:ARG:HG3	2.01	0.42
1:E:368:ASP:O	1:E:369:GLU:C	2.58	0.42
1:E:612:THR:HA	1:E:613:PRO:HD3	1.68	0.42
1:E:658:LEU:O	1:E:659:ASP:C	2.58	0.42
1:E:668:VAL:HG13	1:E:669:PRO:CD	2.38	0.42
1:F:102:ASN:ND2	1:F:201:ASP:CB	2.78	0.42
1:F:285:TYR:HB3	1:F:288:ARG:HG3	2.01	0.42
1:F:62:TRP:C	1:F:63:PHE:CD1	2.93	0.42

Continued on next page...

Continued from previous page...

Atom-1	Atom-2	Interatomic distance (Å)	Clash overlap (Å)
1:G:184:LEU:HA	1:G:184:LEU:HD23	1.83	0.42
1:F:425:ARG:NH2	1:G:287:ASP:OD2	2.52	0.42
1:G:34:ALA:HB3	1:G:36:TRP:CE3	2.54	0.42
1:G:391:HIS:ND1	1:G:412:GLU:OE1	2.44	0.42
1:G:694:LEU:HA	1:G:694:LEU:HD12	1.69	0.42
1:H:149:ALA:O	1:H:150:PHE:HB3	2.18	0.42
1:H:230:ARG:NH2	1:H:241:GLU:OE2	2.51	0.42
1:H:502:MET:HA	1:H:537:GLU:O	2.20	0.42
1:H:597:ASN:ND2	1:H:599:ARG:H	2.17	0.42
1:H:685:LEU:HA	1:H:686:PRO:HD3	1.70	0.42
1:I:149:ALA:O	1:I:150:PHE:HB3	2.18	0.42
1:I:221:GLN:H	1:I:221:GLN:HG2	1.70	0.42
1:I:344:LEU:N	1:I:347:LYS:O	2.36	0.42
1:I:476:LYS:HA	1:I:476:LYS:HD2	1.81	0.42
1:I:62:TRP:C	1:I:63:PHE:CD1	2.93	0.42
1:J:1021:CME:HZ3	1:J:1022:GLN:O	2.19	0.42
1:J:78:LEU:HB3	1:J:79:PRO:CD	2.45	0.42
1:J:78:LEU:CB	1:J:79:PRO:HD2	2.44	0.42
1:J:829:THR:C	1:J:830:LEU:HD12	2.40	0.42
1:K:147:ASN:HB2	1:K:165:SER:HB3	2.01	0.42
1:K:18:ASN:OD1	1:K:19:PRO:HD2	2.20	0.42
1:K:353:GLY:C	1:K:566:PHE:HA	2.40	0.42
1:K:369:GLU:O	1:K:373:VAL:HG23	2.19	0.42
1:K:62:TRP:C	1:K:63:PHE:CD1	2.93	0.42
1:K:807:VAL:HG13	1:K:808:GLU:N	2.34	0.42
1:L:608:PHE:O	1:L:611:ARG:N	2.41	0.42
1:M:257:THR:OG1	1:M:316:HIS:HE1	2.03	0.42
1:M:829:THR:C	1:M:830:LEU:HD12	2.40	0.42
1:M:93:HIS:HB3	1:M:95:TYR:HE1	1.84	0.42
1:N:114:VAL:HG21	1:N:192:SER:N	2.35	0.42
1:N:285:TYR:HB3	1:N:288:ARG:HG3	2.01	0.42
1:N:694:LEU:HD12	1:N:694:LEU:HA	1.69	0.42
1:N:870:VAL:CG1	1:N:871:GLU:N	2.81	0.42
1:O:189:LEU:N	1:O:189:LEU:CD2	2.75	0.42
1:O:34:ALA:HB3	1:O:36:TRP:CE3	2.54	0.42
1:O:35:SER:O	1:O:50:GLN:HG3	2.18	0.42
1:P:708:TRP:CZ3	1:P:709:SER:HB3	2.54	0.42
1:P:93:HIS:HB3	1:P:95:TYR:HE1	1.84	0.42
1:A:391:HIS:ND1	1:A:412:GLU:OE1	2.44	0.42
1:A:423:MET:HB2	1:D:282:ARG:CG	2.44	0.42
1:A:722:LEU:HA	1:A:722:LEU:HD23	1.75	0.42

Continued on next page...

Continued from previous page...

Atom-1	Atom-2	Interatomic distance (Å)	Clash overlap (Å)
1:B:18:ASN:OD1	1:B:19:PRO:HD2	2.20	0.42
1:B:645:ARG:NH2	1:B:650:GLU:OE2	2.48	0.42
1:B:658:LEU:O	1:B:659:ASP:C	2.58	0.42
1:C:285:TYR:HB3	1:C:288:ARG:HG3	2.01	0.42
1:C:670:LEU:HD23	1:C:670:LEU:HA	1.67	0.42
1:C:701:VAL:HG12	1:C:702:GLN:H	1.82	0.42
1:C:708:TRP:CZ3	1:C:709:SER:HB3	2.54	0.42
1:A:282:ARG:HH11	1:D:419:GLY:HA2	1.84	0.42
1:D:685:LEU:HA	1:D:686:PRO:HD3	1.70	0.42
1:E:1004:SER:HB2	1:E:1006:GLU:OE2	2.20	0.42
1:E:256:VAL:O	1:E:271:THR:HA	2.20	0.42
1:E:781:ARG:CG	1:E:781:ARG:HH11	2.19	0.42
1:F:147:ASN:HB2	1:F:165:SER:HB3	2.02	0.42
1:G:118:ASN:HA	1:G:119:PRO:HD2	1.60	0.42
1:G:256:VAL:O	1:G:271:THR:HA	2.20	0.42
1:G:260:LEU:HD12	1:G:310:ARG:O	2.19	0.42
1:G:257:THR:OG1	1:G:316:HIS:HE1	2.03	0.42
1:G:476:LYS:HA	1:G:476:LYS:HD2	1.81	0.42
1:G:579:ASP:OD1	1:G:583:ASN:N	2.43	0.42
1:G:829:THR:C	1:G:830:LEU:HD12	2.40	0.42
1:H:1004:SER:HB2	1:H:1006:GLU:OE2	2.20	0.42
1:H:110:ASN:O	1:H:113:PHE:HB2	2.19	0.42
1:H:230:ARG:HH11	1:H:230:ARG:CG	2.24	0.42
1:H:260:LEU:HA	1:H:260:LEU:HD12	1.61	0.42
1:H:701:VAL:CG1	1:H:702:GLN:N	2.81	0.42
1:H:800:ARG:CZ	1:H:800:ARG:CB	2.98	0.42
1:I:260:LEU:C	1:I:267:VAL:HG23	2.40	0.42
1:I:436:MET:HE3	1:I:467:ASN:ND2	2.22	0.42
1:I:46:ARG:HB3	1:I:47:PRO:HD2	2.00	0.42
1:I:57:GLU:HG2	1:I:83:THR:HG21	1.93	0.42
1:I:645:ARG:NH2	1:I:650:GLU:OE2	2.48	0.42
1:I:778:THR:HG22	1:I:778:THR:O	2.20	0.42
1:I:972:HIS:HB3	5:I:2155:HOH:O	2.18	0.42
1:J:178:ARG:HH11	1:J:178:ARG:CB	2.33	0.42
1:J:256:VAL:O	1:J:271:THR:HA	2.20	0.42
1:J:436:MET:HE3	1:J:467:ASN:ND2	2.18	0.42
1:J:62:TRP:C	1:J:63:PHE:CD1	2.93	0.42
1:J:763:GLY:HA3	1:J:822:LEU:HD22	2.01	0.42
1:J:800:ARG:CZ	1:J:800:ARG:CB	2.98	0.42
1:J:418:HIS:O	1:K:282:ARG:HD3	2.20	0.42
1:K:829:THR:C	1:K:830:LEU:HD12	2.40	0.42

Continued on next page...

Continued from previous page...

Atom-1	Atom-2	Interatomic distance (Å)	Clash overlap (Å)
1:L:637:GLU:HA	1:L:679:LEU:HD23	2.01	0.42
1:L:778:THR:O	1:L:778:THR:HG22	2.20	0.42
1:M:1004:SER:HB2	1:M:1006:GLU:OE2	2.20	0.42
1:M:281:GLU:HG3	1:P:515:VAL:HG21	2.02	0.42
1:M:375:ASP:O	1:M:379:MET:HG3	2.19	0.42
1:M:673:ALA:O	1:M:676:GLY:N	2.47	0.42
1:M:800:ARG:CZ	1:M:800:ARG:CB	2.98	0.42
1:N:111:PRO:HA	1:N:112:PRO:HA	1.57	0.42
1:N:221:GLN:HG2	1:N:221:GLN:H	1.70	0.42
1:N:583:ASN:HA	1:N:584:PRO:HD3	1.79	0.42
1:N:972:HIS:HB3	5:N:2158:HOH:O	2.18	0.42
1:O:118:ASN:HA	1:O:119:PRO:HD2	1.60	0.42
1:O:141:ILE:HD13	1:O:143:PHE:CE1	2.55	0.42
1:P:141:ILE:HD13	1:P:143:PHE:CE1	2.55	0.42
1:P:138:GLN:N	1:P:217:LYS:O	2.36	0.42
1:P:256:VAL:O	1:P:271:THR:HA	2.20	0.42
1:P:62:TRP:C	1:P:63:PHE:CD1	2.93	0.42
1:P:70:PRO:O	1:P:73:TRP:N	2.45	0.42
1:P:78:LEU:HB3	1:P:79:PRO:CD	2.45	0.42
1:A:114:VAL:HG21	1:A:192:SER:N	2.34	0.42
1:A:378:LEU:HA	1:A:378:LEU:HD23	1.53	0.42
1:A:546:LEU:HD12	1:A:546:LEU:HA	1.84	0.42
1:B:1018:LEU:HD22	1:B:1019:VAL:N	2.35	0.42
1:B:118:ASN:HA	1:B:119:PRO:HD2	1.60	0.42
1:B:178:ARG:HH11	1:B:178:ARG:CB	2.33	0.42
1:B:93:HIS:HB3	1:B:95:TYR:HE1	1.84	0.42
1:D:476:LYS:HD2	1:D:476:LYS:HA	1.81	0.42
1:E:282:ARG:NH1	1:H:419:GLY:HA2	2.34	0.42
1:E:436:MET:HE3	1:E:467:ASN:ND2	2.23	0.42
1:E:62:TRP:C	1:E:63:PHE:CD1	2.93	0.42
1:E:718:GLN:HG3	1:E:719:GLN:N	2.34	0.42
1:F:390:SER:HA	1:F:391:HIS:HA	1.91	0.42
1:G:316:HIS:HA	1:G:323:ILE:HD12	1.99	0.42
1:G:670:LEU:HD23	1:G:670:LEU:HA	1.67	0.42
1:H:114:VAL:HG21	1:H:192:SER:N	2.35	0.42
1:H:147:ASN:HB2	1:H:165:SER:HB3	2.02	0.42
1:H:200:GLN:OE1	1:H:200:GLN:N	2.44	0.42
1:H:237:ARG:NH1	1:H:237:ARG:CG	2.81	0.42
1:H:363:HIS:N	1:H:363:HIS:CD2	2.81	0.42
1:H:757:GLN:HG2	1:H:757:GLN:O	2.12	0.42
1:I:1004:SER:HB2	1:I:1006:GLU:OE2	2.20	0.42

Continued on next page...

Continued from previous page...

Atom-1	Atom-2	Interatomic distance (Å)	Clash overlap (Å)
1:I:114:VAL:HG21	1:I:192:SER:N	2.35	0.42
1:I:360:HIS:ND1	1:I:362:LEU:HB2	2.35	0.42
1:J:597:ASN:ND2	1:J:599:ARG:H	2.17	0.42
1:J:726:LEU:HA	1:J:726:LEU:HD23	1.65	0.42
1:K:214:LEU:HA	1:K:214:LEU:HD23	1.84	0.42
1:K:257:THR:OG1	1:K:316:HIS:HE1	2.03	0.42
1:L:264:GLU:OE2	1:L:264:GLU:HA	2.17	0.42
1:L:657:ALA:HA	1:L:661:LYS:O	2.19	0.42
1:L:807:VAL:HG13	1:L:808:GLU:N	2.34	0.42
1:M:256:VAL:O	1:M:271:THR:HA	2.20	0.42
1:M:718:GLN:HG3	1:M:719:GLN:N	2.34	0.42
1:M:781:ARG:HH11	1:M:781:ARG:CG	2.19	0.42
1:N:147:ASN:HB2	1:N:165:SER:HB3	2.02	0.42
1:N:234:ASP:OD1	1:N:236:SER:HB3	2.20	0.42
1:N:256:VAL:O	1:N:271:THR:HA	2.20	0.42
1:N:772:ASP:N	1:N:772:ASP:OD1	2.30	0.42
1:N:895:VAL:O	1:N:919:ASP:HA	2.19	0.42
1:O:184:LEU:HA	1:O:184:LEU:HD23	1.84	0.42
1:O:114:VAL:HG21	1:O:192:SER:N	2.34	0.42
1:O:234:ASP:OD1	1:O:236:SER:HB3	2.20	0.42
1:O:256:VAL:O	1:O:271:THR:HA	2.20	0.42
1:O:579:ASP:OD1	1:O:583:ASN:N	2.43	0.42
1:O:62:TRP:C	1:O:63:PHE:CD1	2.93	0.42
1:O:829:THR:C	1:O:830:LEU:HD12	2.40	0.42
1:P:147:ASN:HB2	1:P:165:SER:HB3	2.02	0.42
1:P:173:LEU:HD23	1:P:173:LEU:HA	1.69	0.42
1:A:612:THR:HA	1:A:613:PRO:HD3	1.68	0.42
1:A:69:VAL:HG12	1:A:70:PRO:N	2.35	0.42
1:A:807:VAL:HG13	1:A:808:GLU:N	2.34	0.42
1:A:961:ARG:NH2	1:A:979:GLU:O	2.37	0.42
1:B:531:ARG:O	1:B:561:ARG:NH1	2.46	0.42
1:C:114:VAL:HG21	1:C:192:SER:N	2.35	0.42
1:C:353:GLY:C	1:C:566:PHE:HA	2.40	0.42
1:D:141:ILE:HD13	1:D:143:PHE:CE1	2.55	0.42
1:D:178:ARG:CB	1:D:178:ARG:HH11	2.33	0.42
1:D:230:ARG:CG	1:D:230:ARG:HH11	2.24	0.42
1:D:513:PRO:O	1:D:514:ALA:HB3	2.20	0.42
1:D:658:LEU:O	1:D:659:ASP:C	2.58	0.42
1:E:114:VAL:HG21	1:E:192:SER:N	2.35	0.42
1:E:360:HIS:HA	1:E:361:PRO:HD3	1.86	0.42
1:E:78:LEU:HB3	1:E:79:PRO:CD	2.45	0.42

Continued on next page...

Continued from previous page...

Atom-1	Atom-2	Interatomic distance (Å)	Clash overlap (Å)
1:F:210:ARG:HH11	1:F:395:HIS:CA	2.32	0.42
1:F:822:LEU:HD12	1:F:822:LEU:C	2.37	0.42
1:G:178:ARG:HH11	1:G:178:ARG:CB	2.33	0.42
1:G:360:HIS:ND1	1:G:362:LEU:HB2	2.35	0.42
1:G:870:VAL:CG1	1:G:871:GLU:N	2.81	0.42
1:H:257:THR:OG1	1:H:316:HIS:HE1	2.03	0.42
1:H:260:LEU:HD12	1:H:310:ARG:O	2.19	0.42
1:H:829:THR:C	1:H:830:LEU:HD12	2.40	0.42
1:I:502:MET:HA	1:I:537:GLU:O	2.20	0.42
1:I:829:THR:C	1:I:830:LEU:HD12	2.40	0.42
1:J:285:TYR:HB3	1:J:288:ARG:HG3	2.01	0.42
1:J:513:PRO:O	1:J:514:ALA:HB3	2.20	0.42
1:J:93:HIS:HB3	1:J:95:TYR:HE1	1.84	0.42
1:K:256:VAL:O	1:K:271:THR:HA	2.20	0.42
1:K:657:ALA:HA	1:K:661:LYS:O	2.19	0.42
1:K:670:LEU:HD23	1:K:670:LEU:HA	1.67	0.42
1:L:141:ILE:HD13	1:L:143:PHE:CE1	2.55	0.42
1:L:257:THR:OG1	1:L:316:HIS:HE1	2.03	0.42
1:L:43:ARG:NH1	1:L:44:THR:HG23	2.34	0.42
1:L:46:ARG:HB3	1:L:47:PRO:CD	2.50	0.42
1:L:513:PRO:O	1:L:514:ALA:HB3	2.20	0.42
1:L:829:THR:C	1:L:830:LEU:HD12	2.40	0.42
1:L:778:THR:CG2	1:L:887:GLN:H	2.32	0.42
1:M:360:HIS:ND1	1:M:362:LEU:HB2	2.35	0.42
1:M:37:ARG:CG	1:M:37:ARG:NH1	2.79	0.42
1:N:69:VAL:HG12	1:N:70:PRO:N	2.35	0.42
1:N:763:GLY:HA3	1:N:822:LEU:HD22	2.01	0.42
1:N:906:TYR:HB3	1:N:907:PRO:CD	2.50	0.42
1:O:178:ARG:CB	1:O:178:ARG:HH11	2.33	0.42
1:O:120:THR:HG21	1:O:187:MET:HE3	2.01	0.42
1:O:18:ASN:OD1	1:O:19:PRO:HD2	2.20	0.42
1:O:260:LEU:HD12	1:O:310:ARG:O	2.19	0.42
1:O:360:HIS:ND1	1:O:362:LEU:HB2	2.35	0.42
1:P:476:LYS:HD2	1:P:476:LYS:HA	1.81	0.42
1:P:49:GLN:H	1:P:49:GLN:CD	2.20	0.42
1:P:597:ASN:ND2	1:P:599:ARG:H	2.17	0.42
1:P:829:THR:C	1:P:830:LEU:HD12	2.40	0.42
1:P:85:VAL:HG12	1:P:86:VAL:N	2.34	0.42
1:P:895:VAL:O	1:P:919:ASP:HA	2.19	0.42
1:P:4:THR:CA	1:P:9:VAL:HG11	2.47	0.42
1:A:282:ARG:HB2	1:D:422:PRO:HA	2.01	0.41

Continued on next page...

Continued from previous page...

Atom-1	Atom-2	Interatomic distance (Å)	Clash overlap (Å)
1:A:353:GLY:C	1:A:566:PHE:HA	2.40	0.41
1:A:43:ARG:NH1	1:A:44:THR:HG23	2.34	0.41
1:A:46:ARG:HB3	1:A:47:PRO:CD	2.50	0.41
1:A:513:PRO:O	1:A:514:ALA:HB3	2.20	0.41
1:A:778:THR:O	1:A:778:THR:HG22	2.20	0.41
1:A:93:HIS:HB3	1:A:95:TYR:HE1	1.84	0.41
1:B:200:GLN:N	1:B:200:GLN:OE1	2.44	0.41
1:B:256:VAL:O	1:B:271:THR:HA	2.20	0.41
1:B:257:THR:HA	1:B:270:GLY:O	2.20	0.41
1:B:570:TRP:HD1	1:B:571:VAL:HG22	1.84	0.41
1:B:778:THR:CG2	1:B:887:GLN:H	2.32	0.41
1:C:1018:LEU:HD22	1:C:1019:VAL:N	2.35	0.41
1:C:568:TRP:CD2	1:C:569:ASP:HB3	2.54	0.41
1:C:772:ASP:OD1	1:C:772:ASP:N	2.30	0.41
1:D:230:ARG:NH2	1:D:241:GLU:OE2	2.51	0.41
1:D:251:ARG:CB	1:D:253:TYR:CE2	2.98	0.41
1:D:92:MET:HE3	1:D:362:LEU:O	2.20	0.41
1:D:46:ARG:HB3	1:D:47:PRO:CD	2.50	0.41
1:D:568:TRP:CD2	1:D:569:ASP:HB3	2.54	0.41
1:E:285:TYR:HB3	1:E:288:ARG:HG3	2.01	0.41
1:E:369:GLU:O	1:E:373:VAL:HG23	2.19	0.41
1:E:46:ARG:HB3	1:E:47:PRO:CD	2.50	0.41
1:E:568:TRP:CD2	1:E:569:ASP:HB3	2.54	0.41
1:F:257:THR:HA	1:F:270:GLY:O	2.20	0.41
1:F:807:VAL:HG13	1:F:808:GLU:N	2.34	0.41
1:G:147:ASN:HA	1:G:148:SER:HA	1.54	0.41
1:G:18:ASN:OD1	1:G:19:PRO:HD2	2.20	0.41
1:G:378:LEU:HA	1:G:378:LEU:HD23	1.53	0.41
1:G:513:PRO:O	1:G:514:ALA:HB3	2.20	0.41
1:G:651:LEU:HD12	1:G:668:VAL:O	2.19	0.41
1:H:178:ARG:CB	1:H:178:ARG:HH11	2.33	0.41
1:H:43:ARG:CG	1:H:43:ARG:HH11	2.10	0.41
1:H:896:ASN:HA	1:H:918:TRP:O	2.20	0.41
1:I:110:ASN:O	1:I:113:PHE:HB2	2.19	0.41
1:I:178:ARG:HH11	1:I:178:ARG:CB	2.33	0.41
1:I:257:THR:HA	1:I:270:GLY:O	2.20	0.41
1:I:570:TRP:HD1	1:I:571:VAL:HG22	1.84	0.41
1:I:651:LEU:HA	1:I:651:LEU:HD13	1.51	0.41
1:J:214:LEU:HA	1:J:214:LEU:HD23	1.84	0.41
1:J:138:GLN:N	1:J:217:LYS:O	2.36	0.41
1:J:336:ARG:HH11	1:J:336:ARG:CG	2.26	0.41

Continued on next page...

Continued from previous page...

Atom-1	Atom-2	Interatomic distance (Å)	Clash overlap (Å)
1:J:502:MET:HA	1:J:537:GLU:O	2.20	0.41
1:J:645:ARG:NH2	1:J:650:GLU:OE2	2.48	0.41
1:J:718:GLN:HG3	1:J:719:GLN:N	2.34	0.41
1:K:202:MET:HE3	1:K:202:MET:HB3	1.85	0.41
1:K:24:LEU:HA	1:K:24:LEU:HD12	1.62	0.41
1:K:350:LEU:HA	1:K:350:LEU:HD12	1.78	0.41
1:K:502:MET:HA	1:K:537:GLU:O	2.20	0.41
1:K:579:ASP:OD1	1:K:583:ASN:N	2.43	0.41
1:L:800:ARG:CZ	1:L:800:ARG:CB	2.98	0.41
1:L:900:LEU:HB2	1:L:939:CYS:O	2.20	0.41
1:M:114:VAL:HG21	1:M:192:SER:N	2.34	0.41
1:M:200:GLN:OE1	1:M:200:GLN:N	2.44	0.41
1:M:231:PHE:N	1:M:231:PHE:CD1	2.88	0.41
1:M:502:MET:HA	1:M:537:GLU:O	2.20	0.41
1:N:34:ALA:HB3	1:N:36:TRP:CE3	2.54	0.41
1:N:73:TRP:O	1:N:183:ARG:NH1	2.48	0.41
1:O:378:LEU:HA	1:O:378:LEU:HD23	1.53	0.41
1:O:673:ALA:O	1:O:676:GLY:N	2.47	0.41
1:P:178:ARG:HH11	1:P:178:ARG:CB	2.33	0.41
1:P:114:VAL:HG21	1:P:192:SER:N	2.34	0.41
1:P:34:ALA:HB3	1:P:36:TRP:CE3	2.54	0.41
1:P:502:MET:HA	1:P:537:GLU:O	2.20	0.41
1:P:757:GLN:HG2	1:P:757:GLN:O	2.12	0.41
1:P:800:ARG:CB	1:P:800:ARG:CZ	2.98	0.41
1:A:906:TYR:HB3	1:A:907:PRO:CD	2.50	0.41
1:B:46:ARG:HB3	1:B:47:PRO:CD	2.50	0.41
1:B:778:THR:HB	1:B:887:GLN:CB	2.48	0.41
1:B:85:VAL:HG12	1:B:86:VAL:N	2.35	0.41
1:C:363:HIS:CD2	1:C:363:HIS:N	2.81	0.41
1:C:46:ARG:HB3	1:C:47:PRO:CD	2.50	0.41
1:C:597:ASN:ND2	1:C:599:ARG:H	2.17	0.41
1:C:781:ARG:CG	1:C:781:ARG:NH1	2.79	0.41
1:D:1018:LEU:HD22	1:D:1019:VAL:N	2.35	0.41
1:D:231:PHE:CD1	1:D:231:PHE:N	2.88	0.41
1:D:323:ILE:N	1:D:323:ILE:CD1	2.82	0.41
1:D:637:GLU:HA	1:D:679:LEU:HD23	2.01	0.41
1:D:829:THR:C	1:D:830:LEU:HD12	2.40	0.41
1:F:34:ALA:HB3	1:F:36:TRP:CE3	2.54	0.41
1:F:46:ARG:HB3	1:F:47:PRO:CD	2.50	0.41
1:F:49:GLN:H	1:F:49:GLN:CD	2.20	0.41
1:F:531:ARG:O	1:F:561:ARG:NH1	2.46	0.41

Continued on next page...

Continued from previous page...

Atom-1	Atom-2	Interatomic distance (Å)	Clash overlap (Å)
1:F:570:TRP:HD1	1:F:571:VAL:HG22	1.84	0.41
1:G:147:ASN:HB2	1:G:165:SER:HB3	2.02	0.41
1:G:46:ARG:HB3	1:G:47:PRO:CD	2.50	0.41
1:G:668:VAL:HG13	1:G:669:PRO:CD	2.38	0.41
1:G:778:THR:HB	1:G:887:GLN:CB	2.49	0.41
1:H:34:ALA:HB3	1:H:36:TRP:CE3	2.54	0.41
1:H:360:HIS:HA	1:H:361:PRO:HD3	1.86	0.41
1:H:658:LEU:O	1:H:659:ASP:C	2.58	0.41
1:I:1018:LEU:HD22	1:I:1019:VAL:N	2.35	0.41
1:I:69:VAL:HG12	1:I:70:PRO:N	2.35	0.41
1:I:800:ARG:CB	1:I:800:ARG:CZ	2.98	0.41
1:I:900:LEU:HD23	1:I:900:LEU:HA	1.75	0.41
1:J:237:ARG:CG	1:J:237:ARG:NH1	2.81	0.41
1:J:255:ARG:CG	1:J:255:ARG:NH1	2.79	0.41
1:J:260:LEU:HD12	1:J:310:ARG:O	2.19	0.41
1:J:260:LEU:C	1:J:267:VAL:HG23	2.40	0.41
1:J:363:HIS:N	1:J:363:HIS:CD2	2.81	0.41
1:J:368:ASP:O	1:J:369:GLU:C	2.58	0.41
1:J:425:ARG:HH22	1:K:287:ASP:CG	2.23	0.41
1:K:46:ARG:HB3	1:K:47:PRO:CD	2.50	0.41
1:K:685:LEU:HA	1:K:686:PRO:HD3	1.70	0.41
1:L:617:LEU:HA	1:L:617:LEU:HD12	1.88	0.41
1:M:234:ASP:OD1	1:M:236:SER:HB3	2.20	0.41
1:M:69:VAL:HA	1:M:70:PRO:HD2	1.77	0.41
1:M:778:THR:HG22	1:M:778:THR:O	2.20	0.41
1:N:390:SER:HA	1:N:391:HIS:HA	1.91	0.41
1:N:730:LEU:HA	1:N:731:PRO:HD3	1.74	0.41
1:O:147:ASN:HB2	1:O:165:SER:HB3	2.02	0.41
1:O:231:PHE:N	1:O:231:PHE:CD1	2.88	0.41
1:O:46:ARG:HB3	1:O:47:PRO:CD	2.50	0.41
1:P:67:GLU:H	1:P:67:GLU:HG2	1.31	0.41
1:P:896:ASN:HA	1:P:918:TRP:O	2.21	0.41
1:A:214:LEU:HA	1:A:214:LEU:HD23	1.84	0.41
1:A:822:LEU:C	1:A:822:LEU:HD12	2.37	0.41
1:A:829:THR:C	1:A:830:LEU:HD12	2.40	0.41
1:B:1018:LEU:HA	1:B:1018:LEU:HD23	1.51	0.41
1:B:363:HIS:CD2	1:B:363:HIS:N	2.81	0.41
1:B:617:LEU:HD12	1:B:617:LEU:HA	1.88	0.41
1:B:800:ARG:CZ	1:B:800:ARG:CB	2.98	0.41
1:B:829:THR:C	1:B:830:LEU:HD12	2.40	0.41
1:B:900:LEU:HB2	1:B:939:CYS:O	2.21	0.41

Continued on next page...

Continued from previous page...

Atom-1	Atom-2	Interatomic distance (Å)	Clash overlap (Å)
1:C:668:VAL:HG13	1:C:669:PRO:CD	2.38	0.41
1:D:257:THR:HA	1:D:270:GLY:O	2.20	0.41
1:D:264:GLU:OE2	1:D:264:GLU:HA	2.17	0.41
1:D:368:ASP:O	1:D:369:GLU:C	2.58	0.41
1:D:749:ILE:N	1:D:749:ILE:CD1	2.78	0.41
1:D:778:THR:O	1:D:778:THR:HG22	2.20	0.41
1:E:202:MET:HE3	1:E:202:MET:HB3	1.87	0.41
1:E:227:VAL:CG1	1:E:240:LEU:HD11	2.42	0.41
1:E:363:HIS:CD2	1:E:363:HIS:N	2.81	0.41
1:E:436:MET:HE1	1:E:467:ASN:HB2	2.02	0.41
1:E:726:LEU:HD23	1:E:726:LEU:HA	1.65	0.41
1:E:778:THR:HG22	1:E:778:THR:O	2.20	0.41
1:F:114:VAL:HG21	1:F:192:SER:N	2.35	0.41
1:F:282:ARG:HH11	1:G:419:GLY:HA2	1.83	0.41
1:F:347:LYS:CB	1:F:348:PRO:HD2	2.43	0.41
1:F:377:LEU:HD23	1:F:377:LEU:HA	1.91	0.41
1:F:597:ASN:ND2	1:F:599:ARG:H	2.17	0.41
1:F:658:LEU:O	1:F:659:ASP:C	2.58	0.41
1:F:651:LEU:HD12	1:F:668:VAL:O	2.19	0.41
1:G:141:ILE:HD13	1:G:143:PHE:CE1	2.55	0.41
1:G:260:LEU:C	1:G:267:VAL:HG23	2.40	0.41
1:G:49:GLN:N	1:G:49:GLN:NE2	2.64	0.41
1:G:800:ARG:CZ	1:G:800:ARG:CB	2.98	0.41
1:G:900:LEU:HA	1:G:900:LEU:HD23	1.75	0.41
1:H:257:THR:HA	1:H:270:GLY:O	2.20	0.41
1:H:69:VAL:HG12	1:H:70:PRO:N	2.35	0.41
1:H:778:THR:HG22	1:H:778:THR:O	2.20	0.41
1:I:257:THR:OG1	1:I:316:HIS:HE1	2.03	0.41
1:I:655:MET:HE2	1:I:655:MET:C	2.41	0.41
1:I:763:GLY:HA3	1:I:822:LEU:HD22	2.01	0.41
1:I:778:THR:CG2	1:I:887:GLN:H	2.32	0.41
1:I:896:ASN:HA	1:I:918:TRP:O	2.21	0.41
1:J:353:GLY:C	1:J:566:PHE:HA	2.40	0.41
1:K:257:THR:HA	1:K:270:GLY:O	2.20	0.41
1:K:323:ILE:CD1	1:K:323:ILE:N	2.82	0.41
1:K:597:ASN:ND2	1:K:599:ARG:H	2.17	0.41
1:K:694:LEU:O	1:K:722:LEU:N	2.51	0.41
1:K:85:VAL:HG12	1:K:86:VAL:N	2.34	0.41
1:L:234:ASP:OD1	1:L:236:SER:HB3	2.20	0.41
1:L:256:VAL:O	1:L:271:THR:HA	2.20	0.41
1:M:285:TYR:HB3	1:M:288:ARG:HG3	2.01	0.41

Continued on next page...

Continued from previous page...

Atom-1	Atom-2	Interatomic distance (Å)	Clash overlap (Å)
1:M:363:HIS:CD2	1:M:363:HIS:N	2.81	0.41
1:M:531:ARG:O	1:M:561:ARG:NH1	2.46	0.41
1:M:62:TRP:C	1:M:63:PHE:CD1	2.93	0.41
1:M:781:ARG:NH1	1:M:781:ARG:CG	2.79	0.41
1:N:368:ASP:O	1:N:369:GLU:C	2.58	0.41
1:O:237:ARG:CG	1:O:237:ARG:NH1	2.82	0.41
1:O:24:LEU:HA	1:O:24:LEU:HD12	1.62	0.41
1:O:369:GLU:O	1:O:373:VAL:HG23	2.19	0.41
1:O:570:TRP:HD1	1:O:571:VAL:HG22	1.84	0.41
1:O:617:LEU:HD12	1:O:617:LEU:HA	1.88	0.41
1:O:668:VAL:HG13	1:O:669:PRO:CD	2.38	0.41
1:O:822:LEU:HD12	1:O:823:LEU:H	1.80	0.41
1:O:901:GLY:HA3	1:O:902:PRO:HA	1.86	0.41
1:P:257:THR:HA	1:P:270:GLY:O	2.20	0.41
1:P:360:HIS:HA	1:P:361:PRO:HD3	1.86	0.41
1:P:778:THR:O	1:P:778:THR:HG22	2.20	0.41
1:P:900:LEU:HB2	1:P:939:CYS:O	2.21	0.41
1:A:1004:SER:HB2	1:A:1006:GLU:OE2	2.20	0.41
1:A:257:THR:HA	1:A:270:GLY:O	2.20	0.41
1:A:62:TRP:C	1:A:63:PHE:CD1	2.93	0.41
1:A:696:LEU:CD1	1:A:697:THR:N	2.80	0.41
1:B:184:LEU:HA	1:B:184:LEU:HD23	1.84	0.41
1:B:257:THR:OG1	1:B:316:HIS:HE1	2.03	0.41
1:B:421:VAL:O	1:B:425:ARG:NH1	2.46	0.41
1:B:781:ARG:CG	1:B:781:ARG:NH1	2.79	0.41
1:B:857:ARG:HH11	1:B:857:ARG:HG2	1.86	0.41
1:C:214:LEU:HA	1:C:214:LEU:HD23	1.84	0.41
1:C:138:GLN:N	1:C:217:LYS:O	2.36	0.41
1:C:257:THR:OG1	1:C:316:HIS:HE1	2.03	0.41
1:C:323:ILE:CD1	1:C:323:ILE:N	2.82	0.41
1:C:31:PRO:HA	1:C:32:PRO:HD3	1.88	0.41
1:C:595:THR:CG2	1:C:596:PRO:HA	2.46	0.41
1:C:62:TRP:C	1:C:63:PHE:CD1	2.93	0.41
1:D:267:VAL:HG23	1:D:267:VAL:H	1.51	0.41
1:D:69:VAL:HG12	1:D:70:PRO:N	2.35	0.41
1:D:901:GLY:HA3	1:D:902:PRO:HA	1.86	0.41
1:E:829:THR:C	1:E:830:LEU:HD12	2.40	0.41
1:F:69:VAL:HG12	1:F:70:PRO:N	2.35	0.41
1:G:114:VAL:HG21	1:G:192:SER:N	2.35	0.41
1:G:570:TRP:HD1	1:G:571:VAL:HG22	1.84	0.41
1:G:62:TRP:C	1:G:63:PHE:CD1	2.93	0.41

Continued on next page...

Continued from previous page...

Atom-1	Atom-2	Interatomic distance (Å)	Clash overlap (Å)
1:G:69:VAL:HG12	1:G:70:PRO:N	2.35	0.41
1:G:778:THR:CG2	1:G:887:GLN:H	2.32	0.41
1:G:900:LEU:HB2	1:G:939:CYS:O	2.21	0.41
1:H:1018:LEU:HD22	1:H:1019:VAL:N	2.35	0.41
1:H:513:PRO:O	1:H:514:ALA:HB3	2.20	0.41
1:H:62:TRP:C	1:H:63:PHE:CD1	2.93	0.41
1:I:583:ASN:HA	1:I:584:PRO:HD3	1.80	0.41
1:I:657:ALA:HA	1:I:661:LYS:O	2.19	0.41
1:I:658:LEU:O	1:I:659:ASP:C	2.58	0.41
1:J:323:ILE:CD1	1:J:323:ILE:N	2.82	0.41
1:J:391:HIS:ND1	1:J:412:GLU:OE1	2.44	0.41
1:K:114:VAL:HG21	1:K:192:SER:N	2.34	0.41
1:K:251:ARG:CB	1:K:253:TYR:CE2	2.98	0.41
1:K:368:ASP:O	1:K:369:GLU:C	2.58	0.41
1:K:429:ASP:O	1:K:432:TRP:N	2.44	0.41
1:K:513:PRO:O	1:K:514:ALA:HB3	2.20	0.41
1:L:62:TRP:C	1:L:63:PHE:CD1	2.93	0.41
1:L:69:VAL:HG12	1:L:70:PRO:N	2.35	0.41
1:L:85:VAL:HG12	1:L:86:VAL:N	2.34	0.41
1:M:1021:CME:HZ3	1:M:1022:GLN:O	2.19	0.41
1:M:368:ASP:O	1:M:369:GLU:C	2.58	0.41
1:M:391:HIS:ND1	1:M:412:GLU:OE1	2.44	0.41
1:M:421:VAL:O	1:M:425:ARG:NH1	2.46	0.41
1:M:85:VAL:HG12	1:M:86:VAL:N	2.34	0.41
1:N:46:ARG:HB3	1:N:47:PRO:CD	2.50	0.41
1:M:730:LEU:HD21	1:N:823:LEU:O	2.19	0.41
1:O:49:GLN:NE2	1:O:49:GLN:N	2.64	0.41
1:O:57:GLU:HG2	1:O:83:THR:HG21	1.94	0.41
1:O:651:LEU:HD12	1:O:668:VAL:O	2.19	0.41
1:O:763:GLY:HA3	1:O:822:LEU:HD22	2.01	0.41
1:O:78:LEU:HA	1:O:79:PRO:HD3	1.94	0.41
1:O:874:SER:HB3	1:P:724:GLU:OE1	2.20	0.41
1:O:900:LEU:HB2	1:O:939:CYS:O	2.21	0.41
1:P:18:ASN:OD1	1:P:19:PRO:HD2	2.20	0.41
1:P:694:LEU:O	1:P:722:LEU:N	2.51	0.41
1:A:134:LEU:CD1	1:A:179:ALA:HA	2.51	0.41
1:A:424:ASN:OD1	1:D:279:ILE:HD11	2.21	0.41
1:A:670:LEU:HA	1:A:670:LEU:HD23	1.67	0.41
1:A:900:LEU:HB2	1:A:939:CYS:O	2.21	0.41
1:B:114:VAL:HG21	1:B:192:SER:N	2.34	0.41
1:B:429:ASP:OD1	1:B:431:ARG:N	2.51	0.41

Continued on next page...

Continued from previous page...

Atom-1	Atom-2	Interatomic distance (Å)	Clash overlap (Å)
1:C:255:ARG:CG	1:C:255:ARG:NH1	2.79	0.41
1:B:515:VAL:HG21	1:C:281:GLU:CD	2.41	0.41
1:C:308:LEU:HD23	1:C:308:LEU:HA	1.79	0.41
1:C:344:LEU:N	1:C:347:LYS:O	2.36	0.41
1:C:778:THR:HG22	1:C:778:THR:O	2.20	0.41
1:C:822:LEU:HD12	1:C:823:LEU:H	1.80	0.41
1:C:829:THR:C	1:C:830:LEU:HD12	2.40	0.41
1:C:896:ASN:HA	1:C:918:TRP:O	2.21	0.41
1:D:1004:SER:HB2	1:D:1006:GLU:OE2	2.19	0.41
1:D:255:ARG:NH1	1:D:255:ARG:CG	2.79	0.41
1:D:260:LEU:C	1:D:267:VAL:HG23	2.40	0.41
1:D:62:TRP:C	1:D:63:PHE:CD1	2.93	0.41
1:E:231:PHE:CD1	1:E:231:PHE:N	2.88	0.41
1:E:673:ALA:O	1:E:676:GLY:N	2.47	0.41
1:E:69:VAL:HG12	1:E:70:PRO:N	2.35	0.41
1:E:85:VAL:HG12	1:E:86:VAL:N	2.34	0.41
1:E:896:ASN:HA	1:E:918:TRP:O	2.21	0.41
1:F:85:VAL:HG12	1:F:86:VAL:N	2.35	0.41
1:G:645:ARG:NH2	1:G:650:GLU:CD	2.74	0.41
1:G:658:LEU:O	1:G:659:ASP:C	2.58	0.41
1:H:173:LEU:HA	1:H:173:LEU:HD23	1.69	0.41
1:H:377:LEU:HA	1:H:377:LEU:HD23	1.90	0.41
1:H:429:ASP:O	1:H:432:TRP:N	2.44	0.41
1:H:718:GLN:HG3	1:H:719:GLN:N	2.33	0.41
1:H:740:LEU:CD1	1:H:741:THR:N	2.80	0.41
1:H:900:LEU:HB2	1:H:939:CYS:O	2.21	0.41
1:I:378:LEU:HA	1:I:378:LEU:HD23	1.53	0.41
1:I:679:LEU:HA	1:I:679:LEU:HD23	1.26	0.41
1:J:658:LEU:O	1:J:659:ASP:C	2.58	0.41
1:J:778:THR:O	1:J:778:THR:HG22	2.20	0.41
1:J:857:ARG:HG2	1:J:857:ARG:HH11	1.86	0.41
1:K:260:LEU:C	1:K:267:VAL:HG23	2.40	0.41
1:K:363:HIS:N	1:K:363:HIS:CD2	2.81	0.41
1:K:391:HIS:ND1	1:K:412:GLU:OE1	2.44	0.41
1:K:583:ASN:HA	1:K:584:PRO:HD3	1.79	0.41
1:K:696:LEU:CD1	1:K:697:THR:N	2.80	0.41
1:L:178:ARG:HH11	1:L:178:ARG:CB	2.33	0.41
1:L:260:LEU:C	1:L:267:VAL:HG23	2.40	0.41
1:L:49:GLN:N	1:L:49:GLN:NE2	2.64	0.41
1:L:78:LEU:CB	1:L:79:PRO:CD	2.99	0.41
1:M:369:GLU:O	1:M:373:VAL:HG23	2.19	0.41

Continued on next page...

Continued from previous page...

Atom-1	Atom-2	Interatomic distance (Å)	Clash overlap (Å)
1:N:597:ASN:ND2	1:N:599:ARG:H	2.17	0.41
1:N:822:LEU:HD12	1:N:822:LEU:C	2.37	0.41
1:O:608:PHE:O	1:O:611:ARG:N	2.41	0.41
1:O:645:ARG:NH2	1:O:650:GLU:CD	2.74	0.41
1:P:234:ASP:OD1	1:P:236:SER:HB3	2.20	0.41
1:P:361:PRO:HB2	1:P:576:ILE:HD12	2.03	0.41
1:P:645:ARG:NH2	1:P:650:GLU:CD	2.74	0.41
1:P:668:VAL:HG13	1:P:669:PRO:CD	2.38	0.41
1:P:69:VAL:HG12	1:P:70:PRO:N	2.35	0.41
1:P:922:LEU:HD12	1:P:922:LEU:HA	1.87	0.41
1:A:702:GLN:HA	1:A:703:PRO:HD2	1.84	0.41
1:A:778:THR:CG2	1:A:887:GLN:H	2.32	0.41
1:A:896:ASN:HA	1:A:918:TRP:O	2.21	0.41
1:B:234:ASP:OD1	1:B:236:SER:HB3	2.20	0.41
1:B:368:ASP:O	1:B:369:GLU:C	2.58	0.41
1:B:502:MET:HA	1:B:537:GLU:O	2.20	0.41
1:B:772:ASP:OD1	1:B:772:ASP:N	2.30	0.41
1:B:822:LEU:HD12	1:B:822:LEU:C	2.37	0.41
1:B:835:LEU:HD12	1:B:835:LEU:HA	1.88	0.41
1:B:901:GLY:HA3	1:B:902:PRO:HA	1.86	0.41
1:C:645:ARG:NH2	1:C:650:GLU:CD	2.74	0.41
1:D:429:ASP:O	1:D:432:TRP:N	2.44	0.41
1:D:900:LEU:HB2	1:D:939:CYS:O	2.21	0.41
1:D:896:ASN:HA	1:D:918:TRP:O	2.21	0.41
1:E:134:LEU:CD1	1:E:179:ALA:HA	2.51	0.41
1:E:308:LEU:HA	1:E:308:LEU:HD23	1.80	0.41
1:E:78:LEU:CB	1:E:79:PRO:CD	2.99	0.41
1:F:184:LEU:HD23	1:F:184:LEU:HA	1.83	0.41
1:F:231:PHE:N	1:F:231:PHE:CD1	2.88	0.41
1:F:728:VAL:HG22	1:F:728:VAL:H	1.62	0.41
1:G:257:THR:HA	1:G:270:GLY:O	2.20	0.41
1:G:361:PRO:HB2	1:G:576:ILE:HD12	2.03	0.41
1:G:436:MET:HE1	1:G:467:ASN:HB2	2.03	0.41
1:G:857:ARG:HH11	1:G:857:ARG:HG2	1.86	0.41
1:E:287:ASP:CG	1:H:425:ARG:HH22	2.23	0.41
1:H:361:PRO:HB2	1:H:576:ILE:HD12	2.03	0.41
1:I:231:PHE:CD1	1:I:231:PHE:N	2.88	0.41
1:I:323:ILE:N	1:I:323:ILE:CD1	2.82	0.41
1:I:361:PRO:HB2	1:I:576:ILE:HD12	2.03	0.41
1:I:597:ASN:ND2	1:I:599:ARG:H	2.17	0.41
1:I:740:LEU:CD1	1:I:741:THR:N	2.80	0.41

Continued on next page...

Continued from previous page...

Atom-1	Atom-2	Interatomic distance (Å)	Clash overlap (Å)
1:I:906:TYR:HB3	1:I:907:PRO:CD	2.50	0.41
1:J:69:VAL:HG12	1:J:70:PRO:N	2.35	0.41
1:J:740:LEU:CD1	1:J:741:THR:N	2.80	0.41
1:J:922:LEU:HA	1:J:922:LEU:HD12	1.87	0.41
1:L:134:LEU:CD1	1:L:179:ALA:HA	2.51	0.41
1:L:502:MET:HA	1:L:537:GLU:O	2.20	0.41
1:L:763:GLY:HA3	1:L:822:LEU:HD22	2.01	0.41
1:M:134:LEU:CD1	1:M:179:ALA:HA	2.51	0.41
1:M:24:LEU:HD12	1:M:24:LEU:HA	1.62	0.41
1:M:347:LYS:HA	1:M:348:PRO:HD3	1.77	0.41
1:M:34:ALA:HB3	1:M:36:TRP:CE3	2.54	0.41
1:M:436:MET:HE1	1:M:467:ASN:HB2	2.02	0.41
1:M:513:PRO:O	1:M:514:ALA:HB3	2.20	0.41
1:N:18:ASN:OD1	1:N:19:PRO:HD2	2.20	0.41
1:N:62:TRP:C	1:N:63:PHE:CD1	2.93	0.41
1:O:857:ARG:HG2	1:O:857:ARG:HH11	1.86	0.41
1:P:595:THR:CG2	1:P:596:PRO:HA	2.46	0.41
1:P:655:MET:C	1:P:655:MET:HE2	2.41	0.41
1:P:745:MET:HE3	1:P:745:MET:N	2.35	0.41
1:A:730:LEU:HA	1:A:731:PRO:HD3	1.74	0.41
1:B:134:LEU:CD1	1:B:179:ALA:HA	2.51	0.41
1:B:231:PHE:CD1	1:B:231:PHE:N	2.88	0.41
1:B:308:LEU:HA	1:B:308:LEU:HD23	1.79	0.41
1:B:513:PRO:O	1:B:514:ALA:HB3	2.20	0.41
1:B:361:PRO:HB2	1:B:576:ILE:HD12	2.03	0.41
1:B:62:TRP:C	1:B:63:PHE:CD1	2.93	0.41
1:B:685:LEU:HA	1:B:686:PRO:HD3	1.70	0.41
1:B:69:VAL:HG12	1:B:70:PRO:N	2.35	0.41
1:C:316:HIS:HA	1:C:323:ILE:HD12	1.99	0.41
1:C:436:MET:HE1	1:C:467:ASN:HD22	1.81	0.41
1:D:134:LEU:CD1	1:D:179:ALA:HA	2.51	0.41
1:D:670:LEU:HA	1:D:670:LEU:HD23	1.67	0.41
1:E:178:ARG:CB	1:E:178:ARG:HH11	2.33	0.41
1:E:373:VAL:O	1:E:374:GLN:C	2.57	0.41
1:E:513:PRO:O	1:E:514:ALA:HB3	2.20	0.41
1:E:857:ARG:HG2	1:E:857:ARG:HH11	1.86	0.41
1:F:178:ARG:CB	1:F:178:ARG:HH11	2.33	0.41
1:F:502:MET:HA	1:F:537:GLU:O	2.20	0.41
1:F:875:ASP:OD2	1:F:875:ASP:N	2.47	0.41
1:G:51:LEU:HA	1:G:51:LEU:HD12	1.85	0.41
1:G:502:MET:HA	1:G:537:GLU:O	2.20	0.41

Continued on next page...

Continued from previous page...

Atom-1	Atom-2	Interatomic distance (Å)	Clash overlap (Å)
1:G:655:MET:HE3	1:G:655:MET:HB2	1.89	0.41
1:G:772:ASP:OD1	1:G:772:ASP:N	2.30	0.41
1:H:234:ASP:OD1	1:H:236:SER:HB3	2.20	0.41
1:H:631:LEU:HD12	1:H:631:LEU:HA	1.80	0.41
1:H:696:LEU:CD1	1:H:697:THR:N	2.80	0.41
1:I:46:ARG:HB3	1:I:47:PRO:CD	2.50	0.41
1:I:822:LEU:HD12	1:I:823:LEU:H	1.80	0.41
1:I:900:LEU:HB2	1:I:939:CYS:O	2.20	0.41
1:J:559:TYR:HA	1:J:560:PRO:HD2	1.73	0.41
1:J:608:PHE:O	1:J:611:ARG:N	2.41	0.41
1:J:668:VAL:HG13	1:J:669:PRO:CD	2.38	0.41
1:J:807:VAL:HG13	1:J:808:GLU:N	2.34	0.41
1:K:49:GLN:NE2	1:K:49:GLN:N	2.64	0.41
1:K:658:LEU:O	1:K:659:ASP:C	2.58	0.41
1:L:147:ASN:HB2	1:L:165:SER:HB3	2.01	0.41
1:L:570:TRP:HD1	1:L:571:VAL:HG22	1.84	0.41
1:M:227:VAL:CG1	1:M:240:LEU:HD11	2.42	0.41
1:M:78:LEU:CB	1:M:79:PRO:CD	2.99	0.41
1:M:900:LEU:HB2	1:M:939:CYS:O	2.21	0.41
1:N:251:ARG:CB	1:N:253:TYR:CE2	2.98	0.41
1:N:347:LYS:CB	1:N:348:PRO:HD2	2.43	0.41
1:N:647:SER:OG	1:N:672:VAL:N	2.35	0.41
1:N:85:VAL:HG12	1:N:86:VAL:N	2.34	0.41
1:N:896:ASN:HA	1:N:918:TRP:O	2.21	0.41
1:N:93:HIS:HB3	1:N:95:TYR:HE1	1.84	0.41
1:O:361:PRO:HB2	1:O:576:ILE:HD12	2.03	0.41
1:O:51:LEU:HA	1:O:51:LEU:HD12	1.84	0.41
1:O:502:MET:HA	1:O:537:GLU:O	2.20	0.41
1:P:231:PHE:N	1:P:231:PHE:CD1	2.88	0.41
1:P:612:THR:HA	1:P:613:PRO:HD3	1.68	0.41
1:A:323:ILE:N	1:A:323:ILE:CD1	2.82	0.41
1:A:857:ARG:HG2	1:A:857:ARG:HH11	1.86	0.41
1:B:694:LEU:HD12	1:B:694:LEU:HA	1.69	0.41
1:C:178:ARG:HH11	1:C:178:ARG:CB	2.33	0.41
1:C:234:ASP:OD1	1:C:236:SER:HB3	2.20	0.41
1:C:360:HIS:ND1	1:C:362:LEU:HB2	2.35	0.41
1:D:463:GLY:O	1:D:486:TYR:OH	2.32	0.41
1:D:822:LEU:HD12	1:D:822:LEU:C	2.37	0.41
1:D:823:LEU:HA	1:D:823:LEU:HD23	1.73	0.41
1:D:906:TYR:HB3	1:D:907:PRO:CD	2.50	0.41
1:E:102:ASN:ND2	1:E:201:ASP:CB	2.78	0.41

Continued on next page...

Continued from previous page...

Atom-1	Atom-2	Interatomic distance (Å)	Clash overlap (Å)
1:E:407:LEU:HA	1:E:407:LEU:HD23	1.89	0.41
1:E:67:GLU:HG2	1:E:67:GLU:H	1.30	0.41
1:F:256:VAL:O	1:F:271:THR:HA	2.20	0.41
1:G:231:PHE:CD1	1:G:231:PHE:N	2.88	0.41
1:G:436:MET:HE3	1:G:467:ASN:ND2	2.22	0.41
1:G:673:ALA:O	1:G:676:GLY:N	2.47	0.41
1:H:134:LEU:CD1	1:H:179:ALA:HA	2.51	0.41
1:H:231:PHE:N	1:H:231:PHE:CD1	2.88	0.41
1:H:579:ASP:OD1	1:H:583:ASN:N	2.43	0.41
1:H:608:PHE:O	1:H:611:ARG:N	2.41	0.41
1:I:147:ASN:HB2	1:I:165:SER:HB3	2.02	0.41
1:I:256:VAL:O	1:I:271:THR:HA	2.20	0.41
1:I:368:ASP:O	1:I:369:GLU:C	2.58	0.41
1:J:147:ASN:HB2	1:J:165:SER:HB3	2.02	0.41
1:J:282:ARG:NH1	1:K:419:GLY:HA2	2.36	0.41
1:J:46:ARG:HB3	1:J:47:PRO:CD	2.50	0.41
1:K:344:LEU:N	1:K:347:LYS:O	2.36	0.41
1:K:429:ASP:OD2	1:K:431:ARG:NH1	2.54	0.41
1:K:65:ALA:CB	1:K:66:PRO:CD	2.99	0.41
1:L:227:VAL:CG1	1:L:240:LEU:HD11	2.42	0.41
1:L:373:VAL:O	1:L:374:GLN:C	2.57	0.41
1:M:31:PRO:HA	1:M:32:PRO:HD3	1.88	0.41
1:N:445:GLN:HE21	1:N:445:GLN:HB3	1.54	0.41
1:N:502:MET:HA	1:N:537:GLU:O	2.20	0.41
1:O:257:THR:HA	1:O:270:GLY:O	2.20	0.41
1:O:429:ASP:OD1	1:O:431:ARG:N	2.51	0.41
1:O:772:ASP:OD1	1:O:772:ASP:N	2.30	0.41
1:P:202:MET:HB3	1:P:202:MET:HE3	1.84	0.41
1:P:323:ILE:CD1	1:P:323:ILE:N	2.82	0.41
1:P:570:TRP:HD1	1:P:571:VAL:HG22	1.84	0.41
1:A:111:PRO:HA	1:A:112:PRO:HA	1.58	0.41
1:A:178:ARG:CB	1:A:178:ARG:HH11	2.33	0.41
1:A:479:ASP:HA	1:A:480:PRO:HD2	1.61	0.41
1:B:147:ASN:HA	1:B:148:SER:HA	1.54	0.41
1:B:763:GLY:HA3	1:B:822:LEU:HD22	2.01	0.41
1:C:173:LEU:HD23	1:C:173:LEU:HA	1.69	0.41
1:C:231:PHE:N	1:C:231:PHE:CD1	2.88	0.41
1:C:257:THR:HA	1:C:270:GLY:O	2.20	0.41
1:C:658:LEU:O	1:C:659:ASP:C	2.58	0.41
1:C:857:ARG:HH11	1:C:857:ARG:HG2	1.86	0.41
1:D:256:VAL:O	1:D:271:THR:HA	2.20	0.41

Continued on next page...

Continued from previous page...

Atom-1	Atom-2	Interatomic distance (Å)	Clash overlap (Å)
1:D:362:LEU:HD23	1:D:362:LEU:HA	1.88	0.41
1:D:745:MET:CA	1:D:745:MET:CE	2.99	0.41
1:E:234:ASP:OD1	1:E:236:SER:HB3	2.20	0.41
1:F:251:ARG:CB	1:F:253:TYR:CE2	2.98	0.41
1:F:407:LEU:HA	1:F:407:LEU:HD23	1.89	0.41
1:F:608:PHE:O	1:F:611:ARG:N	2.41	0.41
1:G:429:ASP:OD1	1:G:431:ARG:N	2.51	0.41
1:G:559:TYR:HA	1:G:560:PRO:HD2	1.74	0.41
1:H:323:ILE:N	1:H:323:ILE:CD1	2.82	0.41
1:H:403:ASP:CG	1:H:451:PRO:HD2	2.42	0.41
1:H:745:MET:CA	1:H:745:MET:CE	2.99	0.41
1:I:234:ASP:OD1	1:I:236:SER:HB3	2.20	0.41
1:I:823:LEU:HD23	1:I:823:LEU:HA	1.73	0.41
1:J:1018:LEU:HA	1:J:1018:LEU:HD23	1.51	0.41
1:J:141:ILE:HG12	1:J:142:ILE:H	1.86	0.41
1:J:7:LEU:O	1:J:8:ALA:C	2.55	0.41
1:J:906:TYR:HB3	1:J:907:PRO:CD	2.50	0.41
1:K:1018:LEU:HD22	1:K:1019:VAL:N	2.35	0.41
1:K:34:ALA:HB3	1:K:36:TRP:CE3	2.54	0.41
1:K:403:ASP:CG	1:K:451:PRO:HD2	2.41	0.41
1:K:857:ARG:HG2	1:K:857:ARG:HH11	1.86	0.41
1:L:231:PHE:N	1:L:231:PHE:CD1	2.88	0.41
1:L:546:LEU:HA	1:L:546:LEU:HD12	1.84	0.41
1:M:260:LEU:C	1:M:267:VAL:HG23	2.40	0.41
1:M:69:VAL:HG12	1:M:70:PRO:N	2.35	0.41
1:N:361:PRO:HB2	1:N:576:ILE:HD12	2.03	0.41
1:N:570:TRP:HD1	1:N:571:VAL:HG22	1.84	0.41
1:N:655:MET:HE2	1:N:655:MET:C	2.41	0.41
1:N:800:ARG:CZ	1:N:800:ARG:CB	2.98	0.41
1:N:829:THR:C	1:N:830:LEU:HD12	2.40	0.41
1:P:255:ARG:CG	1:P:255:ARG:NH1	2.79	0.41
1:P:257:THR:OG1	1:P:316:HIS:HE1	2.03	0.41
1:P:403:ASP:CG	1:P:451:PRO:HD2	2.41	0.41
1:A:597:ASN:ND2	1:A:599:ARG:H	2.17	0.41
1:A:78:LEU:CB	1:A:79:PRO:CD	2.99	0.41
1:B:745:MET:CA	1:B:745:MET:CE	2.99	0.41
1:C:256:VAL:O	1:C:271:THR:HA	2.20	0.41
1:C:421:VAL:O	1:C:425:ARG:NH1	2.46	0.41
1:C:70:PRO:O	1:C:73:TRP:N	2.45	0.41
1:C:858:ILE:HG12	1:C:864:MET:HG3	2.03	0.41
1:D:436:MET:HE1	1:D:467:ASN:HD22	1.82	0.41

Continued on next page...

Continued from previous page...

Atom-1	Atom-2	Interatomic distance (Å)	Clash overlap (Å)
1:D:682:LEU:HD23	1:D:682:LEU:HA	1.67	0.41
1:E:323:ILE:N	1:E:323:ILE:CD1	2.82	0.41
1:E:419:GLY:HA2	1:H:282:ARG:HH11	1.86	0.41
1:E:482:ARG:HD2	1:E:482:ARG:HH11	1.71	0.41
1:E:78:LEU:CB	1:E:79:PRO:HD2	2.44	0.41
1:E:823:LEU:HD23	1:E:823:LEU:HA	1.73	0.41
1:F:513:PRO:O	1:F:514:ALA:HB3	2.20	0.41
1:F:361:PRO:HB2	1:F:576:ILE:HD12	2.03	0.41
1:F:817:GLN:HE21	1:F:817:GLN:HB3	1.63	0.41
1:G:173:LEU:HD23	1:G:173:LEU:HA	1.69	0.41
1:G:234:ASP:OD1	1:G:236:SER:N	2.54	0.41
1:G:264:GLU:HA	1:G:264:GLU:OE2	2.17	0.41
1:G:745:MET:CA	1:G:745:MET:CE	2.99	0.41
1:H:93:HIS:HB3	1:H:95:TYR:HE1	1.84	0.41
1:I:265:THR:HG22	1:I:266:GLN:N	2.36	0.41
1:I:647:SER:OG	1:I:672:VAL:N	2.35	0.41
1:J:18:ASN:OD1	1:J:19:PRO:HD2	2.20	0.41
1:J:202:MET:HE3	1:J:202:MET:HB3	1.82	0.41
1:J:234:ASP:OD1	1:J:236:SER:HB3	2.20	0.41
1:J:257:THR:HA	1:J:270:GLY:O	2.20	0.41
1:J:361:PRO:HB2	1:J:576:ILE:HD12	2.03	0.41
1:J:445:GLN:HB3	1:J:445:GLN:HE21	1.54	0.41
1:J:655:MET:HG3	1:J:655:MET:O	2.21	0.41
1:K:141:ILE:HG12	1:K:142:ILE:H	1.86	0.41
1:L:429:ASP:OD1	1:L:431:ARG:N	2.51	0.41
1:L:645:ARG:NH2	1:L:650:GLU:CD	2.74	0.41
1:L:655:MET:C	1:L:655:MET:HE2	2.42	0.41
1:L:655:MET:O	1:L:655:MET:HG3	2.21	0.41
1:L:702:GLN:HA	1:L:703:PRO:HD2	1.84	0.41
1:L:896:ASN:HA	1:L:918:TRP:O	2.21	0.41
1:M:377:LEU:HA	1:M:377:LEU:HD23	1.90	0.41
1:M:668:VAL:HG13	1:M:669:PRO:CD	2.38	0.41
1:M:857:ARG:HG2	1:M:857:ARG:HH11	1.86	0.41
1:N:257:THR:HA	1:N:270:GLY:O	2.20	0.41
1:N:360:HIS:ND1	1:N:362:LEU:HB2	2.35	0.41
1:N:363:HIS:CD2	1:N:363:HIS:N	2.81	0.41
1:N:673:ALA:O	1:N:676:GLY:N	2.47	0.41
1:O:471:LEU:HA	1:O:471:LEU:HD23	1.85	0.41
1:O:745:MET:CA	1:O:745:MET:CE	2.99	0.41
1:O:778:THR:CG2	1:O:887:GLN:H	2.32	0.41
1:P:184:LEU:HD23	1:P:184:LEU:HA	1.84	0.41

Continued on next page...

Continued from previous page...

Atom-1	Atom-2	Interatomic distance (Å)	Clash overlap (Å)
1:A:264:GLU:OE2	1:A:264:GLU:HA	2.17	0.41
1:A:395:HIS:HA	1:A:396:PRO:HD3	1.48	0.41
1:A:469:ASP:HB3	1:D:473:ARG:HD2	2.02	0.41
1:A:772:ASP:OD1	1:A:772:ASP:N	2.30	0.41
1:B:403:ASP:CG	1:B:451:PRO:HD2	2.41	0.41
1:B:429:ASP:O	1:B:432:TRP:N	2.44	0.41
1:B:429:ASP:OD2	1:B:431:ARG:NH1	2.54	0.41
1:C:69:VAL:HG12	1:C:70:PRO:N	2.35	0.41
1:C:900:LEU:HB2	1:C:939:CYS:O	2.20	0.41
1:D:234:ASP:OD1	1:D:236:SER:HB3	2.20	0.41
1:D:265:THR:HG22	1:D:266:GLN:N	2.36	0.41
1:D:696:LEU:CD1	1:D:697:THR:N	2.80	0.41
1:D:7:LEU:O	1:D:8:ALA:C	2.55	0.41
1:D:858:ILE:HG12	1:D:864:MET:HG3	2.03	0.41
1:E:395:HIS:HA	1:E:396:PRO:HD3	1.48	0.41
1:E:429:ASP:OD2	1:E:431:ARG:NH1	2.54	0.41
1:E:583:ASN:HA	1:E:584:PRO:HD3	1.79	0.41
1:E:858:ILE:HG12	1:E:864:MET:HG3	2.03	0.41
1:F:260:LEU:C	1:F:267:VAL:HG23	2.40	0.41
1:F:363:HIS:N	1:F:363:HIS:CD2	2.81	0.41
1:F:645:ARG:NH2	1:F:650:GLU:OE2	2.48	0.41
1:F:829:THR:C	1:F:830:LEU:HD12	2.40	0.41
1:F:901:GLY:HA3	1:F:902:PRO:HA	1.86	0.41
1:G:234:ASP:OD1	1:G:236:SER:HB3	2.20	0.41
1:H:184:LEU:HD23	1:H:184:LEU:HA	1.84	0.41
1:H:51:LEU:HA	1:H:51:LEU:HD12	1.84	0.41
1:H:668:VAL:CG1	1:H:669:PRO:CD	2.99	0.41
1:I:745:MET:CA	1:I:745:MET:CE	2.99	0.41
1:J:403:ASP:CG	1:J:451:PRO:HD2	2.41	0.41
1:J:694:LEU:HD12	1:J:694:LEU:HA	1.69	0.41
1:K:66:PRO:CB	1:K:187:MET:CE	2.99	0.41
1:K:234:ASP:OD1	1:K:236:SER:HB3	2.20	0.41
1:K:230:ARG:O	1:K:238:ALA:HA	2.21	0.41
1:K:69:VAL:HG12	1:K:70:PRO:N	2.35	0.41
1:L:102:ASN:ND2	1:L:201:ASP:CB	2.78	0.41
1:L:105:TYR:CE2	1:L:199:ASP:HB2	2.56	0.41
1:L:265:THR:HG22	1:L:266:GLN:N	2.36	0.41
1:L:745:MET:CA	1:L:745:MET:CE	2.99	0.41
1:L:822:LEU:C	1:L:822:LEU:HD12	2.37	0.41
1:M:257:THR:HA	1:M:270:GLY:O	2.20	0.41
1:M:373:VAL:O	1:M:374:GLN:C	2.57	0.41

Continued on next page...

Continued from previous page...

Atom-1	Atom-2	Interatomic distance (Å)	Clash overlap (Å)
1:M:407:LEU:HA	1:M:407:LEU:HD23	1.89	0.41
1:N:257:THR:OG1	1:N:316:HIS:HE1	2.03	0.41
1:N:31:PRO:HA	1:N:32:PRO:HD3	1.88	0.41
1:N:429:ASP:OD2	1:N:431:ARG:NH1	2.54	0.41
1:O:234:ASP:OD1	1:O:236:SER:N	2.54	0.41
1:O:70:PRO:O	1:O:73:TRP:N	2.45	0.41
1:O:78:LEU:CB	1:O:79:PRO:CD	2.99	0.41
1:P:46:ARG:HB3	1:P:47:PRO:CD	2.50	0.41
1:P:513:PRO:O	1:P:514:ALA:HB3	2.20	0.41
1:P:658:LEU:HD12	1:P:658:LEU:HA	1.83	0.41
1:P:701:VAL:CG1	1:P:702:GLN:N	2.81	0.41
1:A:265:THR:HG22	1:A:266:GLN:N	2.36	0.40
1:A:745:MET:CA	1:A:745:MET:CE	2.99	0.40
1:B:134:LEU:HD21	1:B:177:LEU:HB2	2.04	0.40
1:C:429:ASP:OD2	1:C:431:ARG:NH1	2.54	0.40
1:C:694:LEU:O	1:C:722:LEU:N	2.51	0.40
1:C:744:GLU:C	1:C:745:MET:HE3	2.41	0.40
1:C:900:LEU:HD23	1:C:900:LEU:HA	1.75	0.40
1:D:230:ARG:O	1:D:238:ALA:HA	2.22	0.40
1:D:308:LEU:HD23	1:D:308:LEU:HA	1.80	0.40
1:D:395:HIS:CE1	1:D:397:LEU:HB3	2.57	0.40
1:A:282:ARG:HH11	1:D:419:GLY:CA	2.34	0.40
1:D:445:GLN:HB3	1:D:445:GLN:HE21	1.54	0.40
1:E:6:SER:OG	1:E:9:VAL:HB	2.22	0.40
1:F:822:LEU:HD12	1:F:823:LEU:H	1.80	0.40
1:G:105:TYR:CE2	1:G:199:ASP:HB2	2.57	0.40
1:G:242:ALA:O	1:G:290:THR:HA	2.22	0.40
1:G:403:ASP:CG	1:G:451:PRO:HD2	2.41	0.40
1:G:531:ARG:O	1:G:561:ARG:NH1	2.46	0.40
1:G:655:MET:O	1:G:655:MET:HG3	2.21	0.40
1:G:701:VAL:HG12	1:G:702:GLN:H	1.83	0.40
1:E:282:ARG:HD3	1:H:418:HIS:O	2.21	0.40
1:H:668:VAL:HG13	1:H:669:PRO:CD	2.38	0.40
1:I:134:LEU:HD21	1:I:177:LEU:HB2	2.03	0.40
1:I:18:ASN:OD1	1:I:19:PRO:HD2	2.20	0.40
1:I:403:ASP:CG	1:I:451:PRO:HD2	2.41	0.40
1:I:599:ARG:HB2	1:I:600:GLN:H	1.40	0.40
1:J:66:PRO:CB	1:J:187:MET:CE	2.99	0.40
1:J:395:HIS:CE1	1:J:397:LEU:HB3	2.57	0.40
1:J:900:LEU:HB2	1:J:939:CYS:O	2.21	0.40
1:K:178:ARG:HH11	1:K:178:ARG:CB	2.33	0.40

Continued on next page...

Continued from previous page...

Atom-1	Atom-2	Interatomic distance (Å)	Clash overlap (Å)
1:K:482:ARG:HH11	1:K:482:ARG:HD2	1.71	0.40
1:K:49:GLN:CD	1:K:49:GLN:H	2.20	0.40
1:L:147:ASN:HA	1:L:148:SER:HA	1.54	0.40
1:L:429:ASP:OD2	1:L:431:ARG:NH1	2.54	0.40
1:L:679:LEU:HD23	1:L:679:LEU:HA	1.26	0.40
1:M:230:ARG:O	1:M:238:ALA:HA	2.22	0.40
1:M:858:ILE:HG12	1:M:864:MET:HG3	2.03	0.40
1:N:279:ILE:HD11	1:O:424:ASN:OD1	2.21	0.40
1:N:316:HIS:HA	1:N:323:ILE:HD12	1.99	0.40
1:N:513:PRO:O	1:N:514:ALA:HB3	2.20	0.40
1:O:242:ALA:O	1:O:290:THR:HA	2.22	0.40
1:O:655:MET:O	1:O:655:MET:HG3	2.21	0.40
1:O:69:VAL:HG12	1:O:70:PRO:N	2.35	0.40
1:O:701:VAL:HG12	1:O:702:GLN:H	1.83	0.40
1:O:878:HIS:HA	1:O:879:PRO:HD3	1.66	0.40
1:P:360:HIS:ND1	1:P:362:LEU:HB2	2.35	0.40
1:P:745:MET:CE	1:P:745:MET:CA	2.99	0.40
1:P:856:TYR:HD2	1:P:864:MET:CE	2.25	0.40
1:P:857:ARG:HH11	1:P:857:ARG:HG2	1.86	0.40
1:A:134:LEU:HD21	1:A:177:LEU:HB2	2.03	0.40
1:A:347:LYS:HA	1:A:348:PRO:HD3	1.77	0.40
1:A:476:LYS:HA	1:A:476:LYS:HD2	1.81	0.40
1:A:645:ARG:NH2	1:A:650:GLU:CD	2.74	0.40
1:C:373:VAL:O	1:C:374:GLN:C	2.57	0.40
1:C:377:LEU:CD2	1:C:708:TRP:CA	2.99	0.40
1:C:403:ASP:CG	1:C:451:PRO:HD2	2.41	0.40
1:D:141:ILE:HG12	1:D:142:ILE:H	1.86	0.40
1:D:147:ASN:HB2	1:D:165:SER:HB3	2.02	0.40
1:D:403:ASP:CG	1:D:451:PRO:HD2	2.42	0.40
1:D:429:ASP:OD2	1:D:431:ARG:NH1	2.54	0.40
1:D:668:VAL:CG1	1:D:669:PRO:CD	2.99	0.40
1:D:65:ALA:CB	1:D:66:PRO:HD2	2.42	0.40
1:E:260:LEU:C	1:E:267:VAL:HG23	2.40	0.40
1:E:900:LEU:HB2	1:E:939:CYS:O	2.21	0.40
1:F:257:THR:OG1	1:F:316:HIS:HE1	2.03	0.40
1:F:31:PRO:HA	1:F:32:PRO:HD3	1.88	0.40
1:F:745:MET:CA	1:F:745:MET:CE	2.99	0.40
1:F:858:ILE:HG12	1:F:864:MET:HG3	2.03	0.40
1:F:896:ASN:HA	1:F:918:TRP:O	2.21	0.40
1:F:900:LEU:HB2	1:F:939:CYS:O	2.21	0.40
1:F:6:SER:OG	1:F:9:VAL:HB	2.22	0.40

Continued on next page...

Continued from previous page...

Atom-1	Atom-2	Interatomic distance (Å)	Clash overlap (Å)
1:G:395:HIS:CE1	1:G:397:LEU:HB3	2.56	0.40
1:H:436:MET:HE1	1:H:467:ASN:HB2	2.02	0.40
1:H:46:ARG:HB3	1:H:47:PRO:CD	2.50	0.40
1:H:70:PRO:O	1:H:73:TRP:N	2.45	0.40
1:H:726:LEU:HA	1:H:726:LEU:HD23	1.65	0.40
1:H:878:HIS:HA	1:H:879:PRO:HD3	1.66	0.40
1:I:134:LEU:CD1	1:I:179:ALA:HA	2.51	0.40
1:I:373:VAL:O	1:I:374:GLN:C	2.57	0.40
1:I:436:MET:HE1	1:I:467:ASN:HB2	2.03	0.40
1:I:655:MET:O	1:I:655:MET:HG3	2.21	0.40
1:J:134:LEU:CD1	1:J:179:ALA:HA	2.51	0.40
1:J:246:MET:HB3	1:J:274:PHE:CZ	2.57	0.40
1:J:479:ASP:HA	1:J:480:PRO:HD2	1.61	0.40
1:J:896:ASN:HA	1:J:918:TRP:O	2.21	0.40
1:K:246:MET:HB3	1:K:274:PHE:CZ	2.57	0.40
1:K:570:TRP:HD1	1:K:571:VAL:HG22	1.84	0.40
1:K:896:ASN:HA	1:K:918:TRP:O	2.21	0.40
1:L:134:LEU:HD21	1:L:177:LEU:HB2	2.04	0.40
1:L:234:ASP:OD1	1:L:236:SER:N	2.54	0.40
1:L:230:ARG:O	1:L:238:ALA:HA	2.21	0.40
1:L:360:HIS:ND1	1:L:362:LEU:HB2	2.35	0.40
1:L:395:HIS:CE1	1:L:397:LEU:HB3	2.56	0.40
1:M:272:ALA:HA	1:M:273:PRO:HD3	1.76	0.40
1:M:323:ILE:N	1:M:323:ILE:CD1	2.82	0.40
1:N:265:THR:HG22	1:N:266:GLN:N	2.36	0.40
1:N:407:LEU:HA	1:N:407:LEU:HD23	1.89	0.40
1:N:822:LEU:HD12	1:N:823:LEU:H	1.80	0.40
1:N:857:ARG:HG2	1:N:857:ARG:HH11	1.86	0.40
1:O:134:LEU:HD21	1:O:177:LEU:HB2	2.04	0.40
1:O:227:VAL:CG1	1:O:240:LEU:HD11	2.42	0.40
1:O:368:ASP:O	1:O:369:GLU:C	2.58	0.40
1:O:513:PRO:O	1:O:514:ALA:HB3	2.20	0.40
1:O:531:ARG:O	1:O:561:ARG:NH1	2.46	0.40
1:O:69:VAL:HA	1:O:70:PRO:HD2	1.77	0.40
1:O:906:TYR:HB3	1:O:907:PRO:CD	2.50	0.40
1:P:105:TYR:CE2	1:P:199:ASP:HB2	2.57	0.40
1:P:134:LEU:CD1	1:P:179:ALA:HA	2.51	0.40
1:P:429:ASP:OD2	1:P:431:ARG:NH1	2.54	0.40
1:P:631:LEU:HA	1:P:631:LEU:HD12	1.81	0.40
1:P:749:ILE:CD1	1:P:749:ILE:N	2.78	0.40
1:A:234:ASP:OD1	1:A:236:SER:HB3	2.20	0.40

Continued on next page...

Continued from previous page...

Atom-1	Atom-2	Interatomic distance (Å)	Clash overlap (Å)
1:A:246:MET:HB3	1:A:274:PHE:CZ	2.57	0.40
1:A:316:HIS:HA	1:A:323:ILE:HD12	1.99	0.40
1:A:361:PRO:HB2	1:A:576:ILE:HD12	2.03	0.40
1:A:726:LEU:HA	1:A:726:LEU:HD23	1.65	0.40
1:A:78:LEU:CB	1:A:79:PRO:HD2	2.44	0.40
1:B:141:ILE:HG12	1:B:142:ILE:H	1.86	0.40
1:B:260:LEU:C	1:B:267:VAL:HG23	2.40	0.40
1:B:246:MET:HB3	1:B:274:PHE:CZ	2.57	0.40
1:B:645:ARG:NH2	1:B:650:GLU:CD	2.74	0.40
1:B:682:LEU:HD23	1:B:682:LEU:HA	1.67	0.40
1:C:134:LEU:CD1	1:C:179:ALA:HA	2.51	0.40
1:C:141:ILE:HG12	1:C:142:ILE:H	1.86	0.40
1:C:367:MET:HB3	1:C:367:MET:HE2	1.83	0.40
1:D:105:TYR:CE2	1:D:199:ASP:HB2	2.57	0.40
1:D:37:ARG:N	1:D:37:ARG:HD3	2.36	0.40
1:D:6:SER:O	1:D:7:LEU:C	2.60	0.40
1:D:6:SER:OG	1:D:9:VAL:HB	2.22	0.40
1:E:147:ASN:HB2	1:E:165:SER:HB3	2.02	0.40
1:F:66:PRO:CB	1:F:187:MET:CE	2.99	0.40
1:F:234:ASP:OD1	1:F:236:SER:HB3	2.20	0.40
1:F:230:ARG:O	1:F:238:ALA:HA	2.21	0.40
1:F:391:HIS:ND1	1:F:412:GLU:OE1	2.44	0.40
1:F:48:SER:OG	1:F:50:GLN:HG2	2.22	0.40
1:F:645:ARG:NH2	1:F:650:GLU:CD	2.74	0.40
1:F:69:VAL:HA	1:F:70:PRO:HD2	1.77	0.40
1:G:134:LEU:HD21	1:G:177:LEU:HB2	2.04	0.40
1:G:134:LEU:CD1	1:G:179:ALA:HA	2.51	0.40
1:G:265:THR:HG22	1:G:266:GLN:N	2.36	0.40
1:G:906:TYR:HB3	1:G:907:PRO:CD	2.50	0.40
1:I:282:ARG:HH11	1:L:419:GLY:CA	2.34	0.40
1:I:395:HIS:CE1	1:I:397:LEU:HB3	2.56	0.40
1:I:67:GLU:H	1:I:67:GLU:HG2	1.31	0.40
1:I:702:GLN:HA	1:I:703:PRO:HD2	1.84	0.40
1:J:231:PHE:N	1:J:231:PHE:CD1	2.88	0.40
1:J:73:TRP:O	1:J:183:ARG:NH1	2.48	0.40
1:L:272:ALA:CB	1:L:273:PRO:CD	2.99	0.40
1:M:46:ARG:HB3	1:M:47:PRO:CD	2.50	0.40
1:M:361:PRO:HB2	1:M:576:ILE:HD12	2.03	0.40
1:M:655:MET:O	1:M:655:MET:HG3	2.21	0.40
1:M:745:MET:CA	1:M:745:MET:CE	2.99	0.40
1:N:178:ARG:HH11	1:N:178:ARG:CB	2.33	0.40

Continued on next page...

Continued from previous page...

Atom-1	Atom-2	Interatomic distance (Å)	Clash overlap (Å)
1:N:246:MET:HB3	1:N:274:PHE:CZ	2.57	0.40
1:N:395:HIS:CE1	1:N:397:LEU:HB3	2.56	0.40
1:N:679:LEU:HD23	1:N:679:LEU:HA	1.26	0.40
1:N:745:MET:CE	1:N:745:MET:CA	2.99	0.40
1:N:858:ILE:HG12	1:N:864:MET:HG3	2.03	0.40
1:O:390:SER:HA	1:O:391:HIS:HA	1.91	0.40
1:O:655:MET:C	1:O:655:MET:HE2	2.41	0.40
1:P:583:ASN:HA	1:P:584:PRO:HD3	1.79	0.40
1:P:655:MET:HB2	1:P:655:MET:HE3	1.94	0.40
1:P:6:SER:OG	1:P:9:VAL:HB	2.22	0.40
1:P:778:THR:HB	1:P:887:GLN:CB	2.48	0.40
1:A:234:ASP:OD1	1:A:236:SER:N	2.54	0.40
1:A:227:VAL:CG1	1:A:240:LEU:HD11	2.42	0.40
1:A:308:LEU:HA	1:A:308:LEU:HD23	1.79	0.40
1:A:395:HIS:CE1	1:A:397:LEU:HB3	2.57	0.40
1:A:482:ARG:HD2	1:A:482:ARG:HH11	1.71	0.40
1:A:745:MET:N	1:A:745:MET:HE3	2.36	0.40
1:B:242:ALA:O	1:B:290:THR:HA	2.22	0.40
1:C:513:PRO:O	1:C:514:ALA:HB3	2.20	0.40
1:E:361:PRO:HB2	1:E:576:ILE:HD12	2.03	0.40
1:E:721:ARG:HE	1:E:721:ARG:HB3	1.69	0.40
1:F:134:LEU:CD1	1:F:179:ALA:HA	2.51	0.40
1:F:242:ALA:O	1:F:290:THR:HA	2.22	0.40
1:F:559:TYR:HA	1:F:560:PRO:HD2	1.74	0.40
1:H:395:HIS:CE1	1:H:397:LEU:HB3	2.56	0.40
1:H:421:VAL:O	1:H:425:ARG:NH1	2.46	0.40
1:I:37:ARG:HD3	1:I:37:ARG:N	2.36	0.40
1:I:390:SER:HA	1:I:391:HIS:HA	1.91	0.40
1:I:685:LEU:HA	1:I:686:PRO:HD3	1.70	0.40
1:J:240:LEU:HD12	1:J:240:LEU:C	2.36	0.40
1:J:242:ALA:O	1:J:290:THR:HA	2.22	0.40
1:K:134:LEU:CD1	1:K:179:ALA:HA	2.51	0.40
1:K:231:PHE:CD1	1:K:231:PHE:N	2.88	0.40
1:K:254:LEU:O	1:K:255:ARG:NH1	2.54	0.40
1:K:360:HIS:HA	1:K:361:PRO:HD3	1.86	0.40
1:K:645:ARG:NH2	1:K:650:GLU:CD	2.74	0.40
1:K:740:LEU:CD1	1:K:741:THR:N	2.80	0.40
1:K:92:MET:HE3	1:K:362:LEU:O	2.21	0.40
1:L:421:VAL:O	1:L:425:ARG:NH1	2.46	0.40
1:L:728:VAL:HG22	1:L:728:VAL:H	1.62	0.40
1:L:817:GLN:HE21	1:L:817:GLN:HB3	1.63	0.40

Continued on next page...

Continued from previous page...

Atom-1	Atom-2	Interatomic distance (Å)	Clash overlap (Å)
1:M:282:ARG:HD3	1:P:420:MET:O	2.21	0.40
1:M:6:SER:OG	1:M:9:VAL:HB	2.22	0.40
1:M:763:GLY:HA3	1:M:822:LEU:HD22	2.01	0.40
1:N:102:ASN:ND2	1:N:201:ASP:CB	2.78	0.40
1:N:778:THR:HG22	1:N:778:THR:O	2.20	0.40
1:N:901:GLY:HA3	1:N:902:PRO:HA	1.86	0.40
1:N:6:SER:OG	1:N:9:VAL:HB	2.22	0.40
1:O:395:HIS:CE1	1:O:397:LEU:HB3	2.56	0.40
1:O:722:LEU:HA	1:O:722:LEU:HD23	1.75	0.40
1:O:896:ASN:HA	1:O:918:TRP:O	2.21	0.40
1:A:231:PHE:CD1	1:A:231:PHE:N	2.88	0.40
1:A:253:TYR:O	1:A:318:ALA:N	2.55	0.40
1:A:43:ARG:HH11	1:A:43:ARG:CG	2.10	0.40
1:A:403:ASP:CG	1:A:451:PRO:HD2	2.41	0.40
1:A:685:LEU:HA	1:A:686:PRO:HD3	1.70	0.40
1:B:105:TYR:CE2	1:B:199:ASP:HB2	2.57	0.40
1:B:391:HIS:ND1	1:B:412:GLU:OE1	2.44	0.40
1:B:726:LEU:HD23	1:B:726:LEU:HA	1.65	0.40
1:C:668:VAL:CG1	1:C:669:PRO:CD	2.99	0.40
1:C:856:TYR:HD2	1:C:864:MET:CE	2.25	0.40
1:E:221:GLN:HG2	1:E:221:GLN:H	1.70	0.40
1:E:230:ARG:O	1:E:238:ALA:HA	2.21	0.40
1:E:257:THR:HA	1:E:270:GLY:O	2.20	0.40
1:E:347:LYS:HA	1:E:348:PRO:HD3	1.77	0.40
1:E:377:LEU:CD2	1:E:708:TRP:CA	2.99	0.40
1:F:272:ALA:HA	1:F:273:PRO:HD3	1.76	0.40
1:F:429:ASP:O	1:F:432:TRP:N	2.44	0.40
1:F:694:LEU:O	1:F:722:LEU:N	2.51	0.40
1:G:246:MET:HB3	1:G:274:PHE:CZ	2.57	0.40
1:G:368:ASP:O	1:G:369:GLU:C	2.58	0.40
1:H:570:TRP:HD1	1:H:571:VAL:HG22	1.84	0.40
1:H:57:GLU:HG2	1:H:83:THR:HG21	1.93	0.40
1:H:645:ARG:NH2	1:H:650:GLU:CD	2.74	0.40
1:I:66:PRO:CB	1:I:187:MET:CE	2.99	0.40
1:I:202:MET:HB3	1:I:202:MET:HE3	1.85	0.40
1:I:254:LEU:O	1:I:255:ARG:NH1	2.54	0.40
1:J:102:ASN:ND2	1:J:201:ASP:CB	2.78	0.40
1:J:377:LEU:HA	1:J:377:LEU:HD23	1.90	0.40
1:J:429:ASP:O	1:J:432:TRP:N	2.44	0.40
1:J:429:ASP:OD2	1:J:431:ARG:NH1	2.54	0.40
1:J:722:LEU:HA	1:J:722:LEU:HD23	1.75	0.40

Continued on next page...

Continued from previous page...

Atom-1	Atom-2	Interatomic distance (Å)	Clash overlap (Å)
1:J:817:GLN:HE21	1:J:817:GLN:HB3	1.63	0.40
1:K:651:LEU:HA	1:K:651:LEU:HD13	1.51	0.40
1:K:745:MET:CA	1:K:745:MET:CE	2.99	0.40
1:K:822:LEU:HD12	1:K:822:LEU:C	2.37	0.40
1:K:822:LEU:HD12	1:K:823:LEU:H	1.80	0.40
1:K:900:LEU:HB2	1:K:939:CYS:O	2.21	0.40
1:L:66:PRO:CB	1:L:187:MET:CE	2.99	0.40
1:L:37:ARG:N	1:L:37:ARG:HD3	2.36	0.40
1:L:906:TYR:HB3	1:L:907:PRO:CD	2.50	0.40
1:M:147:ASN:HB2	1:M:165:SER:HB3	2.02	0.40
1:M:178:ARG:CB	1:M:178:ARG:HH11	2.33	0.40
1:M:242:ALA:O	1:M:290:THR:HA	2.22	0.40
1:M:246:MET:HB3	1:M:274:PHE:CZ	2.57	0.40
1:M:48:SER:OG	1:M:50:GLN:HG2	2.22	0.40
1:M:570:TRP:HD1	1:M:571:VAL:HG22	1.84	0.40
1:M:721:ARG:HB3	1:M:721:ARG:HE	1.69	0.40
1:N:231:PHE:N	1:N:231:PHE:CD1	2.88	0.40
1:N:230:ARG:O	1:N:238:ALA:HA	2.21	0.40
1:N:817:GLN:HB3	1:N:817:GLN:HE21	1.63	0.40
1:O:66:PRO:CB	1:O:187:MET:CE	2.99	0.40
1:P:368:ASP:O	1:P:369:GLU:C	2.58	0.40

All (8) symmetry-related close contacts are listed below. The label for Atom-2 includes the symmetry operator and encoded unit-cell translations to be applied.

Atom-1	Atom-2	Interatomic distance (Å)	Clash overlap (Å)
1:A:580:GLU:O	1:B:578:TYR:CG[2_555]	1.57	0.63
1:A:580:GLU:O	1:B:578:TYR:CB[2_555]	1.68	0.52
1:G:740:LEU:O	1:L:739:HIS:CD2[1_455]	1.94	0.26
1:A:580:GLU:O	1:B:578:TYR:CD1[2_555]	1.97	0.23
1:B:740:LEU:O	1:P:739:HIS:CD2[1_354]	2.09	0.11
1:F:80:GLU:OE2	5:I:2262:HOH:O[2_646]	2.10	0.10
1:B:739:HIS:NE2	1:P:738:PRO:O[1_354]	2.16	0.04
1:C:739:HIS:ND1	1:I:734:SER:O[1_655]	2.17	0.03

5.3 Torsion angles

5.3.1 Protein backbone

In the following table, the Percentiles column shows the percent Ramachandran outliers of the chain as a percentile score with respect to all X-ray entries followed by that with respect to entries of similar resolution.

The Analysed column shows the number of residues for which the backbone conformation was analysed, and the total number of residues.

Mol	Chain	Analysed	Favoured	Allowed	Outliers	Percentiles	
1	A	1018/1023 (100%)	956 (94%)	53 (5%)	9 (1%)	17	40
1	B	1018/1023 (100%)	956 (94%)	53 (5%)	9 (1%)	17	40
1	C	1018/1023 (100%)	956 (94%)	53 (5%)	9 (1%)	17	40
1	D	1018/1023 (100%)	956 (94%)	53 (5%)	9 (1%)	17	40
1	E	1018/1023 (100%)	956 (94%)	53 (5%)	9 (1%)	17	40
1	F	1018/1023 (100%)	956 (94%)	53 (5%)	9 (1%)	17	40
1	G	1018/1023 (100%)	956 (94%)	53 (5%)	9 (1%)	17	40
1	H	1018/1023 (100%)	956 (94%)	53 (5%)	9 (1%)	17	40
1	I	1018/1023 (100%)	956 (94%)	53 (5%)	9 (1%)	17	40
1	J	1018/1023 (100%)	956 (94%)	53 (5%)	9 (1%)	17	40
1	K	1018/1023 (100%)	956 (94%)	53 (5%)	9 (1%)	17	40
1	L	1018/1023 (100%)	956 (94%)	53 (5%)	9 (1%)	17	40
1	M	1018/1023 (100%)	956 (94%)	53 (5%)	9 (1%)	17	40
1	N	1018/1023 (100%)	956 (94%)	53 (5%)	9 (1%)	17	40
1	O	1018/1023 (100%)	956 (94%)	53 (5%)	9 (1%)	17	40
1	P	1018/1023 (100%)	956 (94%)	53 (5%)	9 (1%)	17	40
All	All	16288/16368 (100%)	15296 (94%)	848 (5%)	144 (1%)	17	40

All (144) Ramachandran outliers are listed below:

Mol	Chain	Res	Type
1	A	174	SER
1	B	174	SER
1	C	174	SER
1	D	174	SER
1	E	174	SER
1	F	174	SER

Continued on next page...

Continued from previous page...

Mol	Chain	Res	Type
1	G	174	SER
1	H	174	SER
1	I	174	SER
1	J	174	SER
1	K	174	SER
1	L	174	SER
1	M	174	SER
1	N	174	SER
1	O	174	SER
1	P	174	SER
1	A	46	ARG
1	A	164	ASP
1	A	461	GLU
1	B	46	ARG
1	B	164	ASP
1	B	461	GLU
1	C	46	ARG
1	C	164	ASP
1	C	461	GLU
1	D	46	ARG
1	D	164	ASP
1	D	461	GLU
1	E	46	ARG
1	E	164	ASP
1	E	461	GLU
1	F	46	ARG
1	F	164	ASP
1	F	461	GLU
1	G	46	ARG
1	G	164	ASP
1	G	461	GLU
1	H	46	ARG
1	H	164	ASP
1	H	461	GLU
1	I	46	ARG
1	I	164	ASP
1	I	461	GLU
1	J	46	ARG
1	J	164	ASP
1	J	461	GLU
1	K	46	ARG
1	K	164	ASP

Continued on next page...

Continued from previous page...

Mol	Chain	Res	Type
1	K	461	GLU
1	L	46	ARG
1	L	164	ASP
1	L	461	GLU
1	M	46	ARG
1	M	164	ASP
1	M	461	GLU
1	N	46	ARG
1	N	164	ASP
1	N	461	GLU
1	O	46	ARG
1	O	164	ASP
1	O	461	GLU
1	P	46	ARG
1	P	164	ASP
1	P	461	GLU
1	A	647	SER
1	B	647	SER
1	C	647	SER
1	D	647	SER
1	E	647	SER
1	E	690	SER
1	F	647	SER
1	G	647	SER
1	H	647	SER
1	H	690	SER
1	I	647	SER
1	J	647	SER
1	K	647	SER
1	L	647	SER
1	M	647	SER
1	M	690	SER
1	N	647	SER
1	O	647	SER
1	P	647	SER
1	A	47	PRO
1	A	70	PRO
1	A	690	SER
1	B	47	PRO
1	B	70	PRO
1	B	690	SER
1	C	47	PRO

Continued on next page...

Continued from previous page...

Mol	Chain	Res	Type
1	C	70	PRO
1	C	690	SER
1	D	47	PRO
1	D	70	PRO
1	D	690	SER
1	E	47	PRO
1	E	70	PRO
1	F	47	PRO
1	F	70	PRO
1	F	690	SER
1	G	47	PRO
1	G	70	PRO
1	G	690	SER
1	H	47	PRO
1	H	70	PRO
1	I	47	PRO
1	I	70	PRO
1	I	690	SER
1	J	47	PRO
1	J	70	PRO
1	J	690	SER
1	K	47	PRO
1	K	70	PRO
1	K	690	SER
1	L	47	PRO
1	L	70	PRO
1	L	690	SER
1	M	47	PRO
1	M	70	PRO
1	N	47	PRO
1	N	70	PRO
1	N	690	SER
1	O	47	PRO
1	O	70	PRO
1	O	690	SER
1	P	47	PRO
1	P	70	PRO
1	P	690	SER
1	A	79	PRO
1	B	79	PRO
1	C	79	PRO
1	D	79	PRO

Continued on next page...

Continued from previous page...

Mol	Chain	Res	Type
1	E	79	PRO
1	F	79	PRO
1	G	79	PRO
1	H	79	PRO
1	I	79	PRO
1	J	79	PRO
1	K	79	PRO
1	L	79	PRO
1	M	79	PRO
1	N	79	PRO
1	O	79	PRO
1	P	79	PRO

5.3.2 Protein sidechains ⓘ

In the following table, the Percentiles column shows the percent sidechain outliers of the chain as a percentile score with respect to all X-ray entries followed by that with respect to entries of similar resolution.

The Analysed column shows the number of residues for which the sidechain conformation was analysed, and the total number of residues.

Mol	Chain	Analysed	Rotameric	Outliers	Percentiles	
1	A	872/872 (100%)	759 (87%)	113 (13%)	4	10
1	B	872/872 (100%)	759 (87%)	113 (13%)	4	10
1	C	872/872 (100%)	759 (87%)	113 (13%)	4	10
1	D	872/872 (100%)	759 (87%)	113 (13%)	4	10
1	E	872/872 (100%)	759 (87%)	113 (13%)	4	10
1	F	872/872 (100%)	759 (87%)	113 (13%)	4	10
1	G	872/872 (100%)	759 (87%)	113 (13%)	4	10
1	H	872/872 (100%)	759 (87%)	113 (13%)	4	10
1	I	872/872 (100%)	759 (87%)	113 (13%)	4	10
1	J	872/872 (100%)	759 (87%)	113 (13%)	4	10
1	K	872/872 (100%)	759 (87%)	113 (13%)	4	10
1	L	872/872 (100%)	759 (87%)	113 (13%)	4	10
1	M	872/872 (100%)	759 (87%)	113 (13%)	4	10
1	N	872/872 (100%)	759 (87%)	113 (13%)	4	10

Continued on next page...

Continued from previous page...

Mol	Chain	Analysed	Rotameric	Outliers	Percentiles	
1	O	872/872 (100%)	759 (87%)	113 (13%)	4	10
1	P	872/872 (100%)	759 (87%)	113 (13%)	4	10
All	All	13952/13952 (100%)	12144 (87%)	1808 (13%)	4	10

All (1808) residues with a non-rotameric sidechain are listed below:

Mol	Chain	Res	Type
1	A	3	ILE
1	A	9	VAL
1	A	13	ARG
1	A	24	LEU
1	A	37	ARG
1	A	38	ASN
1	A	39	SER
1	A	43	ARG
1	A	48	SER
1	A	49	GLN
1	A	50	GLN
1	A	52	ARG
1	A	57	GLU
1	A	67	GLU
1	A	71	GLU
1	A	72	SER
1	A	77	ASP
1	A	80	GLU
1	A	90	TRP
1	A	102	ASN
1	A	116	THR
1	A	124	SER
1	A	125	LEU
1	A	128	ASN
1	A	136	GLU
1	A	141	ILE
1	A	165	SER
1	A	178	ARG
1	A	189	LEU
1	A	190	ARG
1	A	202	MET
1	A	211	ASP
1	A	213	SER
1	A	219	THR

Continued on next page...

Continued from previous page...

Mol	Chain	Res	Type
1	A	237	ARG
1	A	246	MET
1	A	247	CYS
1	A	250	LEU
1	A	259	SER
1	A	264	GLU
1	A	267	VAL
1	A	277	GLU
1	A	279	ILE
1	A	282	ARG
1	A	299	LYS
1	A	310	ARG
1	A	312	VAL
1	A	314	GLU
1	A	333	ARG
1	A	336	ARG
1	A	347	LYS
1	A	370	GLN
1	A	425	ARG
1	A	437	SER
1	A	445	GLN
1	A	448	ARG
1	A	461	GLU
1	A	473	ARG
1	A	477	SER
1	A	482	ARG
1	A	494	THR
1	A	519	SER
1	A	521	LYS
1	A	533	LEU
1	A	546	LEU
1	A	554	GLN
1	A	571	VAL
1	A	581	ASN
1	A	599	ARG
1	A	600	GLN
1	A	630	ARG
1	A	635	THR
1	A	651	LEU
1	A	652	LEU
1	A	655	MET
1	A	661	LYS

Continued on next page...

Continued from previous page...

Mol	Chain	Res	Type
1	A	665	SER
1	A	672	VAL
1	A	675	GLN
1	A	681	GLU
1	A	684	GLU
1	A	690	SER
1	A	719	GLN
1	A	730	LEU
1	A	734	SER
1	A	743	SER
1	A	749	ILE
1	A	755	ARG
1	A	768	MET
1	A	773	LYS
1	A	778	THR
1	A	781	ARG
1	A	797	GLU
1	A	799	THR
1	A	800	ARG
1	A	801	ILE
1	A	804	ASN
1	A	809	ARG
1	A	822	LEU
1	A	824	GLN
1	A	832	ASP
1	A	837	THR
1	A	857	ARG
1	A	867	THR
1	A	881	ARG
1	A	903[A]	GLN
1	A	903[B]	GLN
1	A	917	ARG
1	A	938	ARG
1	A	956	GLN
1	A	961	ARG
1	A	1006	GLU
1	A	1018	LEU
1	B	3	ILE
1	B	9	VAL
1	B	13	ARG
1	B	24	LEU
1	B	37	ARG

Continued on next page...

Continued from previous page...

Mol	Chain	Res	Type
1	B	38	ASN
1	B	39	SER
1	B	43	ARG
1	B	48	SER
1	B	49	GLN
1	B	50	GLN
1	B	52	ARG
1	B	57	GLU
1	B	67	GLU
1	B	71	GLU
1	B	72	SER
1	B	77	ASP
1	B	80	GLU
1	B	90	TRP
1	B	102	ASN
1	B	116	THR
1	B	124	SER
1	B	125	LEU
1	B	128	ASN
1	B	136	GLU
1	B	141	ILE
1	B	165	SER
1	B	178	ARG
1	B	189	LEU
1	B	190	ARG
1	B	202	MET
1	B	211	ASP
1	B	213	SER
1	B	219	THR
1	B	237	ARG
1	B	246	MET
1	B	247	CYS
1	B	250	LEU
1	B	259	SER
1	B	264	GLU
1	B	267	VAL
1	B	277	GLU
1	B	279	ILE
1	B	282	ARG
1	B	299	LYS
1	B	310	ARG
1	B	312	VAL

Continued on next page...

Continued from previous page...

Mol	Chain	Res	Type
1	B	314	GLU
1	B	333	ARG
1	B	336	ARG
1	B	347	LYS
1	B	370	GLN
1	B	425	ARG
1	B	437	SER
1	B	445	GLN
1	B	448	ARG
1	B	461	GLU
1	B	473	ARG
1	B	477	SER
1	B	482	ARG
1	B	494	THR
1	B	519	SER
1	B	521	LYS
1	B	533	LEU
1	B	546	LEU
1	B	554	GLN
1	B	571	VAL
1	B	581	ASN
1	B	599	ARG
1	B	600	GLN
1	B	630	ARG
1	B	635	THR
1	B	651	LEU
1	B	652	LEU
1	B	655	MET
1	B	661	LYS
1	B	665	SER
1	B	672	VAL
1	B	675	GLN
1	B	681	GLU
1	B	684	GLU
1	B	690	SER
1	B	719	GLN
1	B	730	LEU
1	B	734	SER
1	B	743	SER
1	B	749	ILE
1	B	755	ARG
1	B	768	MET

Continued on next page...

Continued from previous page...

Mol	Chain	Res	Type
1	B	773	LYS
1	B	778	THR
1	B	781	ARG
1	B	797	GLU
1	B	799	THR
1	B	800	ARG
1	B	801	ILE
1	B	804	ASN
1	B	809	ARG
1	B	822	LEU
1	B	824	GLN
1	B	832	ASP
1	B	837	THR
1	B	857	ARG
1	B	867	THR
1	B	881	ARG
1	B	903[A]	GLN
1	B	903[B]	GLN
1	B	917	ARG
1	B	938	ARG
1	B	956	GLN
1	B	961	ARG
1	B	1006	GLU
1	B	1018	LEU
1	C	3	ILE
1	C	9	VAL
1	C	13	ARG
1	C	24	LEU
1	C	37	ARG
1	C	38	ASN
1	C	39	SER
1	C	43	ARG
1	C	48	SER
1	C	49	GLN
1	C	50	GLN
1	C	52	ARG
1	C	57	GLU
1	C	67	GLU
1	C	71	GLU
1	C	72	SER
1	C	77	ASP
1	C	80	GLU

Continued on next page...

Continued from previous page...

Mol	Chain	Res	Type
1	C	90	TRP
1	C	102	ASN
1	C	116	THR
1	C	124	SER
1	C	125	LEU
1	C	128	ASN
1	C	136	GLU
1	C	141	ILE
1	C	165	SER
1	C	178	ARG
1	C	189	LEU
1	C	190	ARG
1	C	202	MET
1	C	211	ASP
1	C	213	SER
1	C	219	THR
1	C	237	ARG
1	C	246	MET
1	C	247	CYS
1	C	250	LEU
1	C	259	SER
1	C	264	GLU
1	C	267	VAL
1	C	277	GLU
1	C	279	ILE
1	C	282	ARG
1	C	299	LYS
1	C	310	ARG
1	C	312	VAL
1	C	314	GLU
1	C	333	ARG
1	C	336	ARG
1	C	347	LYS
1	C	370	GLN
1	C	425	ARG
1	C	437	SER
1	C	445	GLN
1	C	448	ARG
1	C	461	GLU
1	C	473	ARG
1	C	477	SER
1	C	482	ARG

Continued on next page...

Continued from previous page...

Mol	Chain	Res	Type
1	C	494	THR
1	C	519	SER
1	C	521	LYS
1	C	533	LEU
1	C	546	LEU
1	C	554	GLN
1	C	571	VAL
1	C	581	ASN
1	C	599	ARG
1	C	600	GLN
1	C	630	ARG
1	C	635	THR
1	C	651	LEU
1	C	652	LEU
1	C	655	MET
1	C	661	LYS
1	C	665	SER
1	C	672	VAL
1	C	675	GLN
1	C	681	GLU
1	C	684	GLU
1	C	690	SER
1	C	719	GLN
1	C	730	LEU
1	C	734	SER
1	C	743	SER
1	C	749	ILE
1	C	755	ARG
1	C	768	MET
1	C	773	LYS
1	C	778	THR
1	C	781	ARG
1	C	797	GLU
1	C	799	THR
1	C	800	ARG
1	C	801	ILE
1	C	804	ASN
1	C	809	ARG
1	C	822	LEU
1	C	824	GLN
1	C	832	ASP
1	C	837	THR

Continued on next page...

Continued from previous page...

Mol	Chain	Res	Type
1	C	857	ARG
1	C	867	THR
1	C	881	ARG
1	C	903[A]	GLN
1	C	903[B]	GLN
1	C	917	ARG
1	C	938	ARG
1	C	956	GLN
1	C	961	ARG
1	C	1006	GLU
1	C	1018	LEU
1	D	3	ILE
1	D	9	VAL
1	D	13	ARG
1	D	24	LEU
1	D	37	ARG
1	D	38	ASN
1	D	39	SER
1	D	43	ARG
1	D	48	SER
1	D	49	GLN
1	D	50	GLN
1	D	52	ARG
1	D	57	GLU
1	D	67	GLU
1	D	71	GLU
1	D	72	SER
1	D	77	ASP
1	D	80	GLU
1	D	90	TRP
1	D	102	ASN
1	D	116	THR
1	D	124	SER
1	D	125	LEU
1	D	128	ASN
1	D	136	GLU
1	D	141	ILE
1	D	165	SER
1	D	178	ARG
1	D	189	LEU
1	D	190	ARG
1	D	202	MET

Continued on next page...

Continued from previous page...

Mol	Chain	Res	Type
1	D	211	ASP
1	D	213	SER
1	D	219	THR
1	D	237	ARG
1	D	246	MET
1	D	247	CYS
1	D	250	LEU
1	D	259	SER
1	D	264	GLU
1	D	267	VAL
1	D	277	GLU
1	D	279	ILE
1	D	282	ARG
1	D	299	LYS
1	D	310	ARG
1	D	312	VAL
1	D	314	GLU
1	D	333	ARG
1	D	336	ARG
1	D	347	LYS
1	D	370	GLN
1	D	425	ARG
1	D	437	SER
1	D	445	GLN
1	D	448	ARG
1	D	461	GLU
1	D	473	ARG
1	D	477	SER
1	D	482	ARG
1	D	494	THR
1	D	519	SER
1	D	521	LYS
1	D	533	LEU
1	D	546	LEU
1	D	554	GLN
1	D	571	VAL
1	D	581	ASN
1	D	599	ARG
1	D	600	GLN
1	D	630	ARG
1	D	635	THR
1	D	651	LEU

Continued on next page...

Continued from previous page...

Mol	Chain	Res	Type
1	D	652	LEU
1	D	655	MET
1	D	661	LYS
1	D	665	SER
1	D	672	VAL
1	D	675	GLN
1	D	681	GLU
1	D	684	GLU
1	D	690	SER
1	D	719	GLN
1	D	730	LEU
1	D	734	SER
1	D	743	SER
1	D	749	ILE
1	D	755	ARG
1	D	768	MET
1	D	773	LYS
1	D	778	THR
1	D	781	ARG
1	D	797	GLU
1	D	799	THR
1	D	800	ARG
1	D	801	ILE
1	D	804	ASN
1	D	809	ARG
1	D	822	LEU
1	D	824	GLN
1	D	832	ASP
1	D	837	THR
1	D	857	ARG
1	D	867	THR
1	D	881	ARG
1	D	903[A]	GLN
1	D	903[B]	GLN
1	D	917	ARG
1	D	938	ARG
1	D	956	GLN
1	D	961	ARG
1	D	1006	GLU
1	D	1018	LEU
1	E	3	ILE
1	E	9	VAL

Continued on next page...

Continued from previous page...

Mol	Chain	Res	Type
1	E	13	ARG
1	E	24	LEU
1	E	37	ARG
1	E	38	ASN
1	E	39	SER
1	E	43	ARG
1	E	48	SER
1	E	49	GLN
1	E	50	GLN
1	E	52	ARG
1	E	57	GLU
1	E	67	GLU
1	E	71	GLU
1	E	72	SER
1	E	77	ASP
1	E	80	GLU
1	E	90	TRP
1	E	102	ASN
1	E	116	THR
1	E	124	SER
1	E	125	LEU
1	E	128	ASN
1	E	136	GLU
1	E	141	ILE
1	E	165	SER
1	E	178	ARG
1	E	189	LEU
1	E	190	ARG
1	E	202	MET
1	E	211	ASP
1	E	213	SER
1	E	219	THR
1	E	237	ARG
1	E	246	MET
1	E	247	CYS
1	E	250	LEU
1	E	259	SER
1	E	264	GLU
1	E	267	VAL
1	E	277	GLU
1	E	279	ILE
1	E	282	ARG

Continued on next page...

Continued from previous page...

Mol	Chain	Res	Type
1	E	299	LYS
1	E	310	ARG
1	E	312	VAL
1	E	314	GLU
1	E	333	ARG
1	E	336	ARG
1	E	347	LYS
1	E	370	GLN
1	E	425	ARG
1	E	437	SER
1	E	445	GLN
1	E	448	ARG
1	E	461	GLU
1	E	473	ARG
1	E	477	SER
1	E	482	ARG
1	E	494	THR
1	E	519	SER
1	E	521	LYS
1	E	533	LEU
1	E	546	LEU
1	E	554	GLN
1	E	571	VAL
1	E	581	ASN
1	E	599	ARG
1	E	600	GLN
1	E	630	ARG
1	E	635	THR
1	E	651	LEU
1	E	652	LEU
1	E	655	MET
1	E	661	LYS
1	E	665	SER
1	E	672	VAL
1	E	675	GLN
1	E	681	GLU
1	E	684	GLU
1	E	690	SER
1	E	719	GLN
1	E	730	LEU
1	E	734	SER
1	E	743	SER

Continued on next page...

Continued from previous page...

Mol	Chain	Res	Type
1	E	749	ILE
1	E	755	ARG
1	E	768	MET
1	E	773	LYS
1	E	778	THR
1	E	781	ARG
1	E	797	GLU
1	E	799	THR
1	E	800	ARG
1	E	801	ILE
1	E	804	ASN
1	E	809	ARG
1	E	822	LEU
1	E	824	GLN
1	E	832	ASP
1	E	837	THR
1	E	857	ARG
1	E	867	THR
1	E	881	ARG
1	E	903[A]	GLN
1	E	903[B]	GLN
1	E	917	ARG
1	E	938	ARG
1	E	956	GLN
1	E	961	ARG
1	E	1006	GLU
1	E	1018	LEU
1	F	3	ILE
1	F	9	VAL
1	F	13	ARG
1	F	24	LEU
1	F	37	ARG
1	F	38	ASN
1	F	39	SER
1	F	43	ARG
1	F	48	SER
1	F	49	GLN
1	F	50	GLN
1	F	52	ARG
1	F	57	GLU
1	F	67	GLU
1	F	71	GLU

Continued on next page...

Continued from previous page...

Mol	Chain	Res	Type
1	F	72	SER
1	F	77	ASP
1	F	80	GLU
1	F	90	TRP
1	F	102	ASN
1	F	116	THR
1	F	124	SER
1	F	125	LEU
1	F	128	ASN
1	F	136	GLU
1	F	141	ILE
1	F	165	SER
1	F	178	ARG
1	F	189	LEU
1	F	190	ARG
1	F	202	MET
1	F	211	ASP
1	F	213	SER
1	F	219	THR
1	F	237	ARG
1	F	246	MET
1	F	247	CYS
1	F	250	LEU
1	F	259	SER
1	F	264	GLU
1	F	267	VAL
1	F	277	GLU
1	F	279	ILE
1	F	282	ARG
1	F	299	LYS
1	F	310	ARG
1	F	312	VAL
1	F	314	GLU
1	F	333	ARG
1	F	336	ARG
1	F	347	LYS
1	F	370	GLN
1	F	425	ARG
1	F	437	SER
1	F	445	GLN
1	F	448	ARG
1	F	461	GLU

Continued on next page...

Continued from previous page...

Mol	Chain	Res	Type
1	F	473	ARG
1	F	477	SER
1	F	482	ARG
1	F	494	THR
1	F	519	SER
1	F	521	LYS
1	F	533	LEU
1	F	546	LEU
1	F	554	GLN
1	F	571	VAL
1	F	581	ASN
1	F	599	ARG
1	F	600	GLN
1	F	630	ARG
1	F	635	THR
1	F	651	LEU
1	F	652	LEU
1	F	655	MET
1	F	661	LYS
1	F	665	SER
1	F	672	VAL
1	F	675	GLN
1	F	681	GLU
1	F	684	GLU
1	F	690	SER
1	F	719	GLN
1	F	730	LEU
1	F	734	SER
1	F	743	SER
1	F	749	ILE
1	F	755	ARG
1	F	768	MET
1	F	773	LYS
1	F	778	THR
1	F	781	ARG
1	F	797	GLU
1	F	799	THR
1	F	800	ARG
1	F	801	ILE
1	F	804	ASN
1	F	809	ARG
1	F	822	LEU

Continued on next page...

Continued from previous page...

Mol	Chain	Res	Type
1	F	824	GLN
1	F	832	ASP
1	F	837	THR
1	F	857	ARG
1	F	867	THR
1	F	881	ARG
1	F	903[A]	GLN
1	F	903[B]	GLN
1	F	917	ARG
1	F	938	ARG
1	F	956	GLN
1	F	961	ARG
1	F	1006	GLU
1	F	1018	LEU
1	G	3	ILE
1	G	9	VAL
1	G	13	ARG
1	G	24	LEU
1	G	37	ARG
1	G	38	ASN
1	G	39	SER
1	G	43	ARG
1	G	48	SER
1	G	49	GLN
1	G	50	GLN
1	G	52	ARG
1	G	57	GLU
1	G	67	GLU
1	G	71	GLU
1	G	72	SER
1	G	77	ASP
1	G	80	GLU
1	G	90	TRP
1	G	102	ASN
1	G	116	THR
1	G	124	SER
1	G	125	LEU
1	G	128	ASN
1	G	136	GLU
1	G	141	ILE
1	G	165	SER
1	G	178	ARG

Continued on next page...

Continued from previous page...

Mol	Chain	Res	Type
1	G	189	LEU
1	G	190	ARG
1	G	202	MET
1	G	211	ASP
1	G	213	SER
1	G	219	THR
1	G	237	ARG
1	G	246	MET
1	G	247	CYS
1	G	250	LEU
1	G	259	SER
1	G	264	GLU
1	G	267	VAL
1	G	277	GLU
1	G	279	ILE
1	G	282	ARG
1	G	299	LYS
1	G	310	ARG
1	G	312	VAL
1	G	314	GLU
1	G	333	ARG
1	G	336	ARG
1	G	347	LYS
1	G	370	GLN
1	G	425	ARG
1	G	437	SER
1	G	445	GLN
1	G	448	ARG
1	G	461	GLU
1	G	473	ARG
1	G	477	SER
1	G	482	ARG
1	G	494	THR
1	G	519	SER
1	G	521	LYS
1	G	533	LEU
1	G	546	LEU
1	G	554	GLN
1	G	571	VAL
1	G	581	ASN
1	G	599	ARG
1	G	600	GLN

Continued on next page...

Continued from previous page...

Mol	Chain	Res	Type
1	G	630	ARG
1	G	635	THR
1	G	651	LEU
1	G	652	LEU
1	G	655	MET
1	G	661	LYS
1	G	665	SER
1	G	672	VAL
1	G	675	GLN
1	G	681	GLU
1	G	684	GLU
1	G	690	SER
1	G	719	GLN
1	G	730	LEU
1	G	734	SER
1	G	743	SER
1	G	749	ILE
1	G	755	ARG
1	G	768	MET
1	G	773	LYS
1	G	778	THR
1	G	781	ARG
1	G	797	GLU
1	G	799	THR
1	G	800	ARG
1	G	801	ILE
1	G	804	ASN
1	G	809	ARG
1	G	822	LEU
1	G	824	GLN
1	G	832	ASP
1	G	837	THR
1	G	857	ARG
1	G	867	THR
1	G	881	ARG
1	G	903[A]	GLN
1	G	903[B]	GLN
1	G	917	ARG
1	G	938	ARG
1	G	956	GLN
1	G	961	ARG
1	G	1006	GLU

Continued on next page...

Continued from previous page...

Mol	Chain	Res	Type
1	G	1018	LEU
1	H	3	ILE
1	H	9	VAL
1	H	13	ARG
1	H	24	LEU
1	H	37	ARG
1	H	38	ASN
1	H	39	SER
1	H	43	ARG
1	H	48	SER
1	H	49	GLN
1	H	50	GLN
1	H	52	ARG
1	H	57	GLU
1	H	67	GLU
1	H	71	GLU
1	H	72	SER
1	H	77	ASP
1	H	80	GLU
1	H	90	TRP
1	H	102	ASN
1	H	116	THR
1	H	124	SER
1	H	125	LEU
1	H	128	ASN
1	H	136	GLU
1	H	141	ILE
1	H	165	SER
1	H	178	ARG
1	H	189	LEU
1	H	190	ARG
1	H	202	MET
1	H	211	ASP
1	H	213	SER
1	H	219	THR
1	H	237	ARG
1	H	246	MET
1	H	247	CYS
1	H	250	LEU
1	H	259	SER
1	H	264	GLU
1	H	267	VAL

Continued on next page...

Continued from previous page...

Mol	Chain	Res	Type
1	H	277	GLU
1	H	279	ILE
1	H	282	ARG
1	H	299	LYS
1	H	310	ARG
1	H	312	VAL
1	H	314	GLU
1	H	333	ARG
1	H	336	ARG
1	H	347	LYS
1	H	370	GLN
1	H	425	ARG
1	H	437	SER
1	H	445	GLN
1	H	448	ARG
1	H	461	GLU
1	H	473	ARG
1	H	477	SER
1	H	482	ARG
1	H	494	THR
1	H	519	SER
1	H	521	LYS
1	H	533	LEU
1	H	546	LEU
1	H	554	GLN
1	H	571	VAL
1	H	581	ASN
1	H	599	ARG
1	H	600	GLN
1	H	630	ARG
1	H	635	THR
1	H	651	LEU
1	H	652	LEU
1	H	655	MET
1	H	661	LYS
1	H	665	SER
1	H	672	VAL
1	H	675	GLN
1	H	681	GLU
1	H	684	GLU
1	H	690	SER
1	H	719	GLN

Continued on next page...

Continued from previous page...

Mol	Chain	Res	Type
1	H	730	LEU
1	H	734	SER
1	H	743	SER
1	H	749	ILE
1	H	755	ARG
1	H	768	MET
1	H	773	LYS
1	H	778	THR
1	H	781	ARG
1	H	797	GLU
1	H	799	THR
1	H	800	ARG
1	H	801	ILE
1	H	804	ASN
1	H	809	ARG
1	H	822	LEU
1	H	824	GLN
1	H	832	ASP
1	H	837	THR
1	H	857	ARG
1	H	867	THR
1	H	881	ARG
1	H	903[A]	GLN
1	H	903[B]	GLN
1	H	917	ARG
1	H	938	ARG
1	H	956	GLN
1	H	961	ARG
1	H	1006	GLU
1	H	1018	LEU
1	I	3	ILE
1	I	9	VAL
1	I	13	ARG
1	I	24	LEU
1	I	37	ARG
1	I	38	ASN
1	I	39	SER
1	I	43	ARG
1	I	48	SER
1	I	49	GLN
1	I	50	GLN
1	I	52	ARG

Continued on next page...

Continued from previous page...

Mol	Chain	Res	Type
1	I	57	GLU
1	I	67	GLU
1	I	71	GLU
1	I	72	SER
1	I	77	ASP
1	I	80	GLU
1	I	90	TRP
1	I	102	ASN
1	I	116	THR
1	I	124	SER
1	I	125	LEU
1	I	128	ASN
1	I	136	GLU
1	I	141	ILE
1	I	165	SER
1	I	178	ARG
1	I	189	LEU
1	I	190	ARG
1	I	202	MET
1	I	211	ASP
1	I	213	SER
1	I	219	THR
1	I	237	ARG
1	I	246	MET
1	I	247	CYS
1	I	250	LEU
1	I	259	SER
1	I	264	GLU
1	I	267	VAL
1	I	277	GLU
1	I	279	ILE
1	I	282	ARG
1	I	299	LYS
1	I	310	ARG
1	I	312	VAL
1	I	314	GLU
1	I	333	ARG
1	I	336	ARG
1	I	347	LYS
1	I	370	GLN
1	I	425	ARG
1	I	437	SER

Continued on next page...

Continued from previous page...

Mol	Chain	Res	Type
1	I	445	GLN
1	I	448	ARG
1	I	461	GLU
1	I	473	ARG
1	I	477	SER
1	I	482	ARG
1	I	494	THR
1	I	519	SER
1	I	521	LYS
1	I	533	LEU
1	I	546	LEU
1	I	554	GLN
1	I	571	VAL
1	I	581	ASN
1	I	599	ARG
1	I	600	GLN
1	I	630	ARG
1	I	635	THR
1	I	651	LEU
1	I	652	LEU
1	I	655	MET
1	I	661	LYS
1	I	665	SER
1	I	672	VAL
1	I	675	GLN
1	I	681	GLU
1	I	684	GLU
1	I	690	SER
1	I	719	GLN
1	I	730	LEU
1	I	734	SER
1	I	743	SER
1	I	749	ILE
1	I	755	ARG
1	I	768	MET
1	I	773	LYS
1	I	778	THR
1	I	781	ARG
1	I	797	GLU
1	I	799	THR
1	I	800	ARG
1	I	801	ILE

Continued on next page...

Continued from previous page...

Mol	Chain	Res	Type
1	I	804	ASN
1	I	809	ARG
1	I	822	LEU
1	I	824	GLN
1	I	832	ASP
1	I	837	THR
1	I	857	ARG
1	I	867	THR
1	I	881	ARG
1	I	903[A]	GLN
1	I	903[B]	GLN
1	I	917	ARG
1	I	938	ARG
1	I	956	GLN
1	I	961	ARG
1	I	1006	GLU
1	I	1018	LEU
1	J	3	ILE
1	J	9	VAL
1	J	13	ARG
1	J	24	LEU
1	J	37	ARG
1	J	38	ASN
1	J	39	SER
1	J	43	ARG
1	J	48	SER
1	J	49	GLN
1	J	50	GLN
1	J	52	ARG
1	J	57	GLU
1	J	67	GLU
1	J	71	GLU
1	J	72	SER
1	J	77	ASP
1	J	80	GLU
1	J	90	TRP
1	J	102	ASN
1	J	116	THR
1	J	124	SER
1	J	125	LEU
1	J	128	ASN
1	J	136	GLU

Continued on next page...

Continued from previous page...

Mol	Chain	Res	Type
1	J	141	ILE
1	J	165	SER
1	J	178	ARG
1	J	189	LEU
1	J	190	ARG
1	J	202	MET
1	J	211	ASP
1	J	213	SER
1	J	219	THR
1	J	237	ARG
1	J	246	MET
1	J	247	CYS
1	J	250	LEU
1	J	259	SER
1	J	264	GLU
1	J	267	VAL
1	J	277	GLU
1	J	279	ILE
1	J	282	ARG
1	J	299	LYS
1	J	310	ARG
1	J	312	VAL
1	J	314	GLU
1	J	333	ARG
1	J	336	ARG
1	J	347	LYS
1	J	370	GLN
1	J	425	ARG
1	J	437	SER
1	J	445	GLN
1	J	448	ARG
1	J	461	GLU
1	J	473	ARG
1	J	477	SER
1	J	482	ARG
1	J	494	THR
1	J	519	SER
1	J	521	LYS
1	J	533	LEU
1	J	546	LEU
1	J	554	GLN
1	J	571	VAL

Continued on next page...

Continued from previous page...

Mol	Chain	Res	Type
1	J	581	ASN
1	J	599	ARG
1	J	600	GLN
1	J	630	ARG
1	J	635	THR
1	J	651	LEU
1	J	652	LEU
1	J	655	MET
1	J	661	LYS
1	J	665	SER
1	J	672	VAL
1	J	675	GLN
1	J	681	GLU
1	J	684	GLU
1	J	690	SER
1	J	719	GLN
1	J	730	LEU
1	J	734	SER
1	J	743	SER
1	J	749	ILE
1	J	755	ARG
1	J	768	MET
1	J	773	LYS
1	J	778	THR
1	J	781	ARG
1	J	797	GLU
1	J	799	THR
1	J	800	ARG
1	J	801	ILE
1	J	804	ASN
1	J	809	ARG
1	J	822	LEU
1	J	824	GLN
1	J	832	ASP
1	J	837	THR
1	J	857	ARG
1	J	867	THR
1	J	881	ARG
1	J	903[A]	GLN
1	J	903[B]	GLN
1	J	917	ARG
1	J	938	ARG

Continued on next page...

Continued from previous page...

Mol	Chain	Res	Type
1	J	956	GLN
1	J	961	ARG
1	J	1006	GLU
1	J	1018	LEU
1	K	3	ILE
1	K	9	VAL
1	K	13	ARG
1	K	24	LEU
1	K	37	ARG
1	K	38	ASN
1	K	39	SER
1	K	43	ARG
1	K	48	SER
1	K	49	GLN
1	K	50	GLN
1	K	52	ARG
1	K	57	GLU
1	K	67	GLU
1	K	71	GLU
1	K	72	SER
1	K	77	ASP
1	K	80	GLU
1	K	90	TRP
1	K	102	ASN
1	K	116	THR
1	K	124	SER
1	K	125	LEU
1	K	128	ASN
1	K	136	GLU
1	K	141	ILE
1	K	165	SER
1	K	178	ARG
1	K	189	LEU
1	K	190	ARG
1	K	202	MET
1	K	211	ASP
1	K	213	SER
1	K	219	THR
1	K	237	ARG
1	K	246	MET
1	K	247	CYS
1	K	250	LEU

Continued on next page...

Continued from previous page...

Mol	Chain	Res	Type
1	K	259	SER
1	K	264	GLU
1	K	267	VAL
1	K	277	GLU
1	K	279	ILE
1	K	282	ARG
1	K	299	LYS
1	K	310	ARG
1	K	312	VAL
1	K	314	GLU
1	K	333	ARG
1	K	336	ARG
1	K	347	LYS
1	K	370	GLN
1	K	425	ARG
1	K	437	SER
1	K	445	GLN
1	K	448	ARG
1	K	461	GLU
1	K	473	ARG
1	K	477	SER
1	K	482	ARG
1	K	494	THR
1	K	519	SER
1	K	521	LYS
1	K	533	LEU
1	K	546	LEU
1	K	554	GLN
1	K	571	VAL
1	K	581	ASN
1	K	599	ARG
1	K	600	GLN
1	K	630	ARG
1	K	635	THR
1	K	651	LEU
1	K	652	LEU
1	K	655	MET
1	K	661	LYS
1	K	665	SER
1	K	672	VAL
1	K	675	GLN
1	K	681	GLU

Continued on next page...

Continued from previous page...

Mol	Chain	Res	Type
1	K	684	GLU
1	K	690	SER
1	K	719	GLN
1	K	730	LEU
1	K	734	SER
1	K	743	SER
1	K	749	ILE
1	K	755	ARG
1	K	768	MET
1	K	773	LYS
1	K	778	THR
1	K	781	ARG
1	K	797	GLU
1	K	799	THR
1	K	800	ARG
1	K	801	ILE
1	K	804	ASN
1	K	809	ARG
1	K	822	LEU
1	K	824	GLN
1	K	832	ASP
1	K	837	THR
1	K	857	ARG
1	K	867	THR
1	K	881	ARG
1	K	903[A]	GLN
1	K	903[B]	GLN
1	K	917	ARG
1	K	938	ARG
1	K	956	GLN
1	K	961	ARG
1	K	1006	GLU
1	K	1018	LEU
1	L	3	ILE
1	L	9	VAL
1	L	13	ARG
1	L	24	LEU
1	L	37	ARG
1	L	38	ASN
1	L	39	SER
1	L	43	ARG
1	L	48	SER

Continued on next page...

Continued from previous page...

Mol	Chain	Res	Type
1	L	49	GLN
1	L	50	GLN
1	L	52	ARG
1	L	57	GLU
1	L	67	GLU
1	L	71	GLU
1	L	72	SER
1	L	77	ASP
1	L	80	GLU
1	L	90	TRP
1	L	102	ASN
1	L	116	THR
1	L	124	SER
1	L	125	LEU
1	L	128	ASN
1	L	136	GLU
1	L	141	ILE
1	L	165	SER
1	L	178	ARG
1	L	189	LEU
1	L	190	ARG
1	L	202	MET
1	L	211	ASP
1	L	213	SER
1	L	219	THR
1	L	237	ARG
1	L	246	MET
1	L	247	CYS
1	L	250	LEU
1	L	259	SER
1	L	264	GLU
1	L	267	VAL
1	L	277	GLU
1	L	279	ILE
1	L	282	ARG
1	L	299	LYS
1	L	310	ARG
1	L	312	VAL
1	L	314	GLU
1	L	333	ARG
1	L	336	ARG
1	L	347	LYS

Continued on next page...

Continued from previous page...

Mol	Chain	Res	Type
1	L	370	GLN
1	L	425	ARG
1	L	437	SER
1	L	445	GLN
1	L	448	ARG
1	L	461	GLU
1	L	473	ARG
1	L	477	SER
1	L	482	ARG
1	L	494	THR
1	L	519	SER
1	L	521	LYS
1	L	533	LEU
1	L	546	LEU
1	L	554	GLN
1	L	571	VAL
1	L	581	ASN
1	L	599	ARG
1	L	600	GLN
1	L	630	ARG
1	L	635	THR
1	L	651	LEU
1	L	652	LEU
1	L	655	MET
1	L	661	LYS
1	L	665	SER
1	L	672	VAL
1	L	675	GLN
1	L	681	GLU
1	L	684	GLU
1	L	690	SER
1	L	719	GLN
1	L	730	LEU
1	L	734	SER
1	L	743	SER
1	L	749	ILE
1	L	755	ARG
1	L	768	MET
1	L	773	LYS
1	L	778	THR
1	L	781	ARG
1	L	797	GLU

Continued on next page...

Continued from previous page...

Mol	Chain	Res	Type
1	L	799	THR
1	L	800	ARG
1	L	801	ILE
1	L	804	ASN
1	L	809	ARG
1	L	822	LEU
1	L	824	GLN
1	L	832	ASP
1	L	837	THR
1	L	857	ARG
1	L	867	THR
1	L	881	ARG
1	L	903[A]	GLN
1	L	903[B]	GLN
1	L	917	ARG
1	L	938	ARG
1	L	956	GLN
1	L	961	ARG
1	L	1006	GLU
1	L	1018	LEU
1	M	3	ILE
1	M	9	VAL
1	M	13	ARG
1	M	24	LEU
1	M	37	ARG
1	M	38	ASN
1	M	39	SER
1	M	43	ARG
1	M	48	SER
1	M	49	GLN
1	M	50	GLN
1	M	52	ARG
1	M	57	GLU
1	M	67	GLU
1	M	71	GLU
1	M	72	SER
1	M	77	ASP
1	M	80	GLU
1	M	90	TRP
1	M	102	ASN
1	M	116	THR
1	M	124	SER

Continued on next page...

Continued from previous page...

Mol	Chain	Res	Type
1	M	125	LEU
1	M	128	ASN
1	M	136	GLU
1	M	141	ILE
1	M	165	SER
1	M	178	ARG
1	M	189	LEU
1	M	190	ARG
1	M	202	MET
1	M	211	ASP
1	M	213	SER
1	M	219	THR
1	M	237	ARG
1	M	246	MET
1	M	247	CYS
1	M	250	LEU
1	M	259	SER
1	M	264	GLU
1	M	267	VAL
1	M	277	GLU
1	M	279	ILE
1	M	282	ARG
1	M	299	LYS
1	M	310	ARG
1	M	312	VAL
1	M	314	GLU
1	M	333	ARG
1	M	336	ARG
1	M	347	LYS
1	M	370	GLN
1	M	425	ARG
1	M	437	SER
1	M	445	GLN
1	M	448	ARG
1	M	461	GLU
1	M	473	ARG
1	M	477	SER
1	M	482	ARG
1	M	494	THR
1	M	519	SER
1	M	521	LYS
1	M	533	LEU

Continued on next page...

Continued from previous page...

Mol	Chain	Res	Type
1	M	546	LEU
1	M	554	GLN
1	M	571	VAL
1	M	581	ASN
1	M	599	ARG
1	M	600	GLN
1	M	630	ARG
1	M	635	THR
1	M	651	LEU
1	M	652	LEU
1	M	655	MET
1	M	661	LYS
1	M	665	SER
1	M	672	VAL
1	M	675	GLN
1	M	681	GLU
1	M	684	GLU
1	M	690	SER
1	M	719	GLN
1	M	730	LEU
1	M	734	SER
1	M	743	SER
1	M	749	ILE
1	M	755	ARG
1	M	768	MET
1	M	773	LYS
1	M	778	THR
1	M	781	ARG
1	M	797	GLU
1	M	799	THR
1	M	800	ARG
1	M	801	ILE
1	M	804	ASN
1	M	809	ARG
1	M	822	LEU
1	M	824	GLN
1	M	832	ASP
1	M	837	THR
1	M	857	ARG
1	M	867	THR
1	M	881	ARG
1	M	903[A]	GLN

Continued on next page...

Continued from previous page...

Mol	Chain	Res	Type
1	M	903[B]	GLN
1	M	917	ARG
1	M	938	ARG
1	M	956	GLN
1	M	961	ARG
1	M	1006	GLU
1	M	1018	LEU
1	N	3	ILE
1	N	9	VAL
1	N	13	ARG
1	N	24	LEU
1	N	37	ARG
1	N	38	ASN
1	N	39	SER
1	N	43	ARG
1	N	48	SER
1	N	49	GLN
1	N	50	GLN
1	N	52	ARG
1	N	57	GLU
1	N	67	GLU
1	N	71	GLU
1	N	72	SER
1	N	77	ASP
1	N	80	GLU
1	N	90	TRP
1	N	102	ASN
1	N	116	THR
1	N	124	SER
1	N	125	LEU
1	N	128	ASN
1	N	136	GLU
1	N	141	ILE
1	N	165	SER
1	N	178	ARG
1	N	189	LEU
1	N	190	ARG
1	N	202	MET
1	N	211	ASP
1	N	213	SER
1	N	219	THR
1	N	237	ARG

Continued on next page...

Continued from previous page...

Mol	Chain	Res	Type
1	N	246	MET
1	N	247	CYS
1	N	250	LEU
1	N	259	SER
1	N	264	GLU
1	N	267	VAL
1	N	277	GLU
1	N	279	ILE
1	N	282	ARG
1	N	299	LYS
1	N	310	ARG
1	N	312	VAL
1	N	314	GLU
1	N	333	ARG
1	N	336	ARG
1	N	347	LYS
1	N	370	GLN
1	N	425	ARG
1	N	437	SER
1	N	445	GLN
1	N	448	ARG
1	N	461	GLU
1	N	473	ARG
1	N	477	SER
1	N	482	ARG
1	N	494	THR
1	N	519	SER
1	N	521	LYS
1	N	533	LEU
1	N	546	LEU
1	N	554	GLN
1	N	571	VAL
1	N	581	ASN
1	N	599	ARG
1	N	600	GLN
1	N	630	ARG
1	N	635	THR
1	N	651	LEU
1	N	652	LEU
1	N	655	MET
1	N	661	LYS
1	N	665	SER

Continued on next page...

Continued from previous page...

Mol	Chain	Res	Type
1	N	672	VAL
1	N	675	GLN
1	N	681	GLU
1	N	684	GLU
1	N	690	SER
1	N	719	GLN
1	N	730	LEU
1	N	734	SER
1	N	743	SER
1	N	749	ILE
1	N	755	ARG
1	N	768	MET
1	N	773	LYS
1	N	778	THR
1	N	781	ARG
1	N	797	GLU
1	N	799	THR
1	N	800	ARG
1	N	801	ILE
1	N	804	ASN
1	N	809	ARG
1	N	822	LEU
1	N	824	GLN
1	N	832	ASP
1	N	837	THR
1	N	857	ARG
1	N	867	THR
1	N	881	ARG
1	N	903[A]	GLN
1	N	903[B]	GLN
1	N	917	ARG
1	N	938	ARG
1	N	956	GLN
1	N	961	ARG
1	N	1006	GLU
1	N	1018	LEU
1	O	3	ILE
1	O	9	VAL
1	O	13	ARG
1	O	24	LEU
1	O	37	ARG
1	O	38	ASN

Continued on next page...

Continued from previous page...

Mol	Chain	Res	Type
1	O	39	SER
1	O	43	ARG
1	O	48	SER
1	O	49	GLN
1	O	50	GLN
1	O	52	ARG
1	O	57	GLU
1	O	67	GLU
1	O	71	GLU
1	O	72	SER
1	O	77	ASP
1	O	80	GLU
1	O	90	TRP
1	O	102	ASN
1	O	116	THR
1	O	124	SER
1	O	125	LEU
1	O	128	ASN
1	O	136	GLU
1	O	141	ILE
1	O	165	SER
1	O	178	ARG
1	O	189	LEU
1	O	190	ARG
1	O	202	MET
1	O	211	ASP
1	O	213	SER
1	O	219	THR
1	O	237	ARG
1	O	246	MET
1	O	247	CYS
1	O	250	LEU
1	O	259	SER
1	O	264	GLU
1	O	267	VAL
1	O	277	GLU
1	O	279	ILE
1	O	282	ARG
1	O	299	LYS
1	O	310	ARG
1	O	312	VAL
1	O	314	GLU

Continued on next page...

Continued from previous page...

Mol	Chain	Res	Type
1	O	333	ARG
1	O	336	ARG
1	O	347	LYS
1	O	370	GLN
1	O	425	ARG
1	O	437	SER
1	O	445	GLN
1	O	448	ARG
1	O	461	GLU
1	O	473	ARG
1	O	477	SER
1	O	482	ARG
1	O	494	THR
1	O	519	SER
1	O	521	LYS
1	O	533	LEU
1	O	546	LEU
1	O	554	GLN
1	O	571	VAL
1	O	581	ASN
1	O	599	ARG
1	O	600	GLN
1	O	630	ARG
1	O	635	THR
1	O	651	LEU
1	O	652	LEU
1	O	655	MET
1	O	661	LYS
1	O	665	SER
1	O	672	VAL
1	O	675	GLN
1	O	681	GLU
1	O	684	GLU
1	O	690	SER
1	O	719	GLN
1	O	730	LEU
1	O	734	SER
1	O	743	SER
1	O	749	ILE
1	O	755	ARG
1	O	768	MET
1	O	773	LYS

Continued on next page...

Continued from previous page...

Mol	Chain	Res	Type
1	O	778	THR
1	O	781	ARG
1	O	797	GLU
1	O	799	THR
1	O	800	ARG
1	O	801	ILE
1	O	804	ASN
1	O	809	ARG
1	O	822	LEU
1	O	824	GLN
1	O	832	ASP
1	O	837	THR
1	O	857	ARG
1	O	867	THR
1	O	881	ARG
1	O	903[A]	GLN
1	O	903[B]	GLN
1	O	917	ARG
1	O	938	ARG
1	O	956	GLN
1	O	961	ARG
1	O	1006	GLU
1	O	1018	LEU
1	P	3	ILE
1	P	9	VAL
1	P	13	ARG
1	P	24	LEU
1	P	37	ARG
1	P	38	ASN
1	P	39	SER
1	P	43	ARG
1	P	48	SER
1	P	49	GLN
1	P	50	GLN
1	P	52	ARG
1	P	57	GLU
1	P	67	GLU
1	P	71	GLU
1	P	72	SER
1	P	77	ASP
1	P	80	GLU
1	P	90	TRP

Continued on next page...

Continued from previous page...

Mol	Chain	Res	Type
1	P	102	ASN
1	P	116	THR
1	P	124	SER
1	P	125	LEU
1	P	128	ASN
1	P	136	GLU
1	P	141	ILE
1	P	165	SER
1	P	178	ARG
1	P	189	LEU
1	P	190	ARG
1	P	202	MET
1	P	211	ASP
1	P	213	SER
1	P	219	THR
1	P	237	ARG
1	P	246	MET
1	P	247	CYS
1	P	250	LEU
1	P	259	SER
1	P	264	GLU
1	P	267	VAL
1	P	277	GLU
1	P	279	ILE
1	P	282	ARG
1	P	299	LYS
1	P	310	ARG
1	P	312	VAL
1	P	314	GLU
1	P	333	ARG
1	P	336	ARG
1	P	347	LYS
1	P	370	GLN
1	P	425	ARG
1	P	437	SER
1	P	445	GLN
1	P	448	ARG
1	P	461	GLU
1	P	473	ARG
1	P	477	SER
1	P	482	ARG
1	P	494	THR

Continued on next page...

Continued from previous page...

Mol	Chain	Res	Type
1	P	519	SER
1	P	521	LYS
1	P	533	LEU
1	P	546	LEU
1	P	554	GLN
1	P	571	VAL
1	P	581	ASN
1	P	599	ARG
1	P	600	GLN
1	P	630	ARG
1	P	635	THR
1	P	651	LEU
1	P	652	LEU
1	P	655	MET
1	P	661	LYS
1	P	665	SER
1	P	672	VAL
1	P	675	GLN
1	P	681	GLU
1	P	684	GLU
1	P	690	SER
1	P	719	GLN
1	P	730	LEU
1	P	734	SER
1	P	743	SER
1	P	749	ILE
1	P	755	ARG
1	P	768	MET
1	P	773	LYS
1	P	778	THR
1	P	781	ARG
1	P	797	GLU
1	P	799	THR
1	P	800	ARG
1	P	801	ILE
1	P	804	ASN
1	P	809	ARG
1	P	822	LEU
1	P	824	GLN
1	P	832	ASP
1	P	837	THR
1	P	857	ARG

Continued on next page...

Continued from previous page...

Mol	Chain	Res	Type
1	P	867	THR
1	P	881	ARG
1	P	903[A]	GLN
1	P	903[B]	GLN
1	P	917	ARG
1	P	938	ARG
1	P	956	GLN
1	P	961	ARG
1	P	1006	GLU
1	P	1018	LEU

Some sidechains can be flipped to improve hydrogen bonding and reduce clashes. All (317) such sidechains are listed below:

Mol	Chain	Res	Type
1	A	49	GLN
1	A	102	ASN
1	A	128	ASN
1	A	221	GLN
1	A	226	HIS
1	A	316	HIS
1	A	363	HIS
1	A	394	ASN
1	A	445	GLN
1	A	467	ASN
1	A	597	ASN
1	A	624	GLN
1	A	634	GLN
1	A	739	HIS
1	A	761	GLN
1	A	817	GLN
1	A	949	HIS
1	A	977	HIS
1	A	990	HIS
1	A	1017	GLN
1	B	49	GLN
1	B	102	ASN
1	B	128	ASN
1	B	221	GLN
1	B	226	HIS
1	B	316	HIS
1	B	363	HIS
1	B	394	ASN

Continued on next page...

Continued from previous page...

Mol	Chain	Res	Type
1	B	445	GLN
1	B	467	ASN
1	B	597	ASN
1	B	624	GLN
1	B	634	GLN
1	B	739	HIS
1	B	761	GLN
1	B	817	GLN
1	B	949	HIS
1	B	977	HIS
1	B	990	HIS
1	B	1017	GLN
1	C	49	GLN
1	C	102	ASN
1	C	128	ASN
1	C	221	GLN
1	C	226	HIS
1	C	316	HIS
1	C	363	HIS
1	C	394	ASN
1	C	445	GLN
1	C	467	ASN
1	C	597	ASN
1	C	624	GLN
1	C	634	GLN
1	C	739	HIS
1	C	761	GLN
1	C	817	GLN
1	C	949	HIS
1	C	977	HIS
1	C	990	HIS
1	C	1017	GLN
1	D	49	GLN
1	D	102	ASN
1	D	128	ASN
1	D	221	GLN
1	D	226	HIS
1	D	316	HIS
1	D	363	HIS
1	D	394	ASN
1	D	445	GLN
1	D	467	ASN

Continued on next page...

Continued from previous page...

Mol	Chain	Res	Type
1	D	597	ASN
1	D	624	GLN
1	D	634	GLN
1	D	739	HIS
1	D	761	GLN
1	D	817	GLN
1	D	949	HIS
1	D	977	HIS
1	D	990	HIS
1	D	1017	GLN
1	E	49	GLN
1	E	102	ASN
1	E	128	ASN
1	E	221	GLN
1	E	226	HIS
1	E	316	HIS
1	E	394	ASN
1	E	445	GLN
1	E	467	ASN
1	E	597	ASN
1	E	624	GLN
1	E	634	GLN
1	E	761	GLN
1	E	817	GLN
1	E	949	HIS
1	E	977	HIS
1	E	990	HIS
1	E	1017	GLN
1	F	49	GLN
1	F	102	ASN
1	F	128	ASN
1	F	221	GLN
1	F	226	HIS
1	F	316	HIS
1	F	363	HIS
1	F	394	ASN
1	F	445	GLN
1	F	467	ASN
1	F	597	ASN
1	F	624	GLN
1	F	634	GLN
1	F	739	HIS

Continued on next page...

Continued from previous page...

Mol	Chain	Res	Type
1	F	761	GLN
1	F	817	GLN
1	F	949	HIS
1	F	977	HIS
1	F	990	HIS
1	F	1017	GLN
1	G	49	GLN
1	G	102	ASN
1	G	128	ASN
1	G	221	GLN
1	G	226	HIS
1	G	316	HIS
1	G	363	HIS
1	G	394	ASN
1	G	445	GLN
1	G	467	ASN
1	G	597	ASN
1	G	624	GLN
1	G	634	GLN
1	G	739	HIS
1	G	761	GLN
1	G	817	GLN
1	G	949	HIS
1	G	977	HIS
1	G	990	HIS
1	G	1017	GLN
1	H	49	GLN
1	H	102	ASN
1	H	128	ASN
1	H	221	GLN
1	H	226	HIS
1	H	316	HIS
1	H	363	HIS
1	H	394	ASN
1	H	445	GLN
1	H	467	ASN
1	H	597	ASN
1	H	624	GLN
1	H	634	GLN
1	H	739	HIS
1	H	761	GLN
1	H	817	GLN

Continued on next page...

Continued from previous page...

Mol	Chain	Res	Type
1	H	949	HIS
1	H	977	HIS
1	H	990	HIS
1	H	1017	GLN
1	I	49	GLN
1	I	102	ASN
1	I	128	ASN
1	I	221	GLN
1	I	226	HIS
1	I	316	HIS
1	I	363	HIS
1	I	394	ASN
1	I	445	GLN
1	I	467	ASN
1	I	597	ASN
1	I	624	GLN
1	I	634	GLN
1	I	739	HIS
1	I	761	GLN
1	I	817	GLN
1	I	949	HIS
1	I	977	HIS
1	I	990	HIS
1	I	1017	GLN
1	J	49	GLN
1	J	102	ASN
1	J	128	ASN
1	J	221	GLN
1	J	226	HIS
1	J	316	HIS
1	J	363	HIS
1	J	394	ASN
1	J	445	GLN
1	J	467	ASN
1	J	597	ASN
1	J	624	GLN
1	J	634	GLN
1	J	739	HIS
1	J	761	GLN
1	J	817	GLN
1	J	949	HIS
1	J	977	HIS

Continued on next page...

Continued from previous page...

Mol	Chain	Res	Type
1	J	990	HIS
1	J	1017	GLN
1	K	49	GLN
1	K	102	ASN
1	K	128	ASN
1	K	221	GLN
1	K	226	HIS
1	K	316	HIS
1	K	363	HIS
1	K	394	ASN
1	K	445	GLN
1	K	467	ASN
1	K	597	ASN
1	K	624	GLN
1	K	634	GLN
1	K	739	HIS
1	K	761	GLN
1	K	817	GLN
1	K	949	HIS
1	K	977	HIS
1	K	990	HIS
1	K	1017	GLN
1	L	49	GLN
1	L	102	ASN
1	L	128	ASN
1	L	221	GLN
1	L	226	HIS
1	L	316	HIS
1	L	363	HIS
1	L	394	ASN
1	L	445	GLN
1	L	467	ASN
1	L	597	ASN
1	L	624	GLN
1	L	634	GLN
1	L	739	HIS
1	L	761	GLN
1	L	817	GLN
1	L	949	HIS
1	L	977	HIS
1	L	990	HIS
1	L	1017	GLN

Continued on next page...

Continued from previous page...

Mol	Chain	Res	Type
1	M	49	GLN
1	M	102	ASN
1	M	128	ASN
1	M	221	GLN
1	M	226	HIS
1	M	316	HIS
1	M	363	HIS
1	M	394	ASN
1	M	445	GLN
1	M	467	ASN
1	M	597	ASN
1	M	624	GLN
1	M	634	GLN
1	M	739	HIS
1	M	761	GLN
1	M	817	GLN
1	M	949	HIS
1	M	977	HIS
1	M	990	HIS
1	M	1017	GLN
1	N	49	GLN
1	N	102	ASN
1	N	128	ASN
1	N	221	GLN
1	N	226	HIS
1	N	316	HIS
1	N	363	HIS
1	N	394	ASN
1	N	445	GLN
1	N	467	ASN
1	N	597	ASN
1	N	624	GLN
1	N	634	GLN
1	N	739	HIS
1	N	761	GLN
1	N	817	GLN
1	N	949	HIS
1	N	977	HIS
1	N	990	HIS
1	N	1017	GLN
1	O	49	GLN
1	O	102	ASN

Continued on next page...

Continued from previous page...

Mol	Chain	Res	Type
1	O	128	ASN
1	O	221	GLN
1	O	226	HIS
1	O	316	HIS
1	O	363	HIS
1	O	394	ASN
1	O	445	GLN
1	O	467	ASN
1	O	597	ASN
1	O	624	GLN
1	O	634	GLN
1	O	739	HIS
1	O	761	GLN
1	O	817	GLN
1	O	949	HIS
1	O	977	HIS
1	O	990	HIS
1	O	1017	GLN
1	P	49	GLN
1	P	102	ASN
1	P	128	ASN
1	P	221	GLN
1	P	226	HIS
1	P	316	HIS
1	P	363	HIS
1	P	394	ASN
1	P	445	GLN
1	P	467	ASN
1	P	597	ASN
1	P	634	GLN
1	P	739	HIS
1	P	761	GLN
1	P	817	GLN
1	P	949	HIS
1	P	977	HIS
1	P	990	HIS
1	P	1017	GLN

5.3.3 RNA ⓘ

There are no RNA molecules in this entry.

5.4 Non-standard residues in protein, DNA, RNA chains ⓘ

48 non-standard protein/DNA/RNA residues are modelled in this entry.

In the following table, the Counts columns list the number of bonds (or angles) for which Mogul statistics could be retrieved, the number of bonds (or angles) that are observed in the model and the number of bonds (or angles) that are defined in the Chemical Component Dictionary. The Link column lists molecule types, if any, to which the group is linked. The Z score for a bond length (or angle) is the number of standard deviations the observed value is removed from the expected value. A bond length (or angle) with $|Z| > 2$ is considered an outlier worth inspection. RMSZ is the root-mean-square of all Z scores of the bond lengths (or angles).

Mol	Type	Chain	Res	Link	Bond lengths			Bond angles		
					Counts	RMSZ	# Z > 2	Counts	RMSZ	# Z > 2
1	CME	H	914	1	8,9,10	0.89	0	5,9,11	1.69	1 (20%)
1	CME	H	748	1	8,9,10	0.90	0	5,9,11	1.57	1 (20%)
1	CME	E	1021	1	8,9,10	0.67	0	5,9,11	1.20	0
1	CME	J	914	1	8,9,10	0.89	0	5,9,11	1.69	1 (20%)
1	CME	L	914	1	8,9,10	0.90	0	5,9,11	1.69	1 (20%)
1	CME	C	1021	1	8,9,10	0.66	0	5,9,11	1.20	0
1	CME	K	914	1	8,9,10	0.89	0	5,9,11	1.70	1 (20%)
1	CME	K	748	1	8,9,10	0.91	0	5,9,11	1.57	1 (20%)
1	CME	A	1021	1	8,9,10	0.66	0	5,9,11	1.20	0
1	CME	F	1021	1	8,9,10	0.68	0	5,9,11	1.20	0
1	CME	P	914	1	8,9,10	0.90	0	5,9,11	1.70	1 (20%)
1	CME	J	1021	1	8,9,10	0.67	0	5,9,11	1.20	0
1	CME	C	748	1	8,9,10	0.90	0	5,9,11	1.57	1 (20%)
1	CME	A	748	1	8,9,10	0.90	0	5,9,11	1.57	1 (20%)
1	CME	J	748	1	8,9,10	0.91	0	5,9,11	1.57	1 (20%)
1	CME	B	748	1	8,9,10	0.90	0	5,9,11	1.57	1 (20%)
1	CME	E	914	1	8,9,10	0.90	0	5,9,11	1.70	1 (20%)
1	CME	I	748	1	8,9,10	0.91	0	5,9,11	1.57	1 (20%)
1	CME	D	1021	1	8,9,10	0.68	0	5,9,11	1.19	0
1	CME	K	1021	1	8,9,10	0.67	0	5,9,11	1.20	0
1	CME	H	1021	1	8,9,10	0.67	0	5,9,11	1.20	0
1	CME	L	748	1	8,9,10	0.90	0	5,9,11	1.57	1 (20%)
1	CME	E	748	1	8,9,10	0.90	0	5,9,11	1.57	1 (20%)
1	CME	N	1021	1	8,9,10	0.67	0	5,9,11	1.20	0
1	CME	M	914	1	8,9,10	0.90	0	5,9,11	1.70	1 (20%)
1	CME	F	748	1	8,9,10	0.91	0	5,9,11	1.57	1 (20%)
1	CME	O	914	1	8,9,10	0.90	0	5,9,11	1.69	1 (20%)
1	CME	I	914	1	8,9,10	0.89	0	5,9,11	1.70	1 (20%)

Mol	Type	Chain	Res	Link	Bond lengths			Bond angles		
					Counts	RMSZ	# Z > 2	Counts	RMSZ	# Z > 2
1	CME	O	748	1	8,9,10	0.91	0	5,9,11	1.57	1 (20%)
1	CME	B	1021	1	8,9,10	0.66	0	5,9,11	1.20	0
1	CME	B	914	1	8,9,10	0.89	0	5,9,11	1.70	1 (20%)
1	CME	A	914	1	8,9,10	0.90	0	5,9,11	1.69	1 (20%)
1	CME	F	914	1	8,9,10	0.89	0	5,9,11	1.70	1 (20%)
1	CME	O	1021	1	8,9,10	0.67	0	5,9,11	1.20	0
1	CME	P	1021	1	8,9,10	0.67	0	5,9,11	1.20	0
1	CME	N	748	1	8,9,10	0.91	0	5,9,11	1.57	1 (20%)
1	CME	L	1021	1	8,9,10	0.67	0	5,9,11	1.20	0
1	CME	N	914	1	8,9,10	0.89	0	5,9,11	1.69	1 (20%)
1	CME	G	914	1	8,9,10	0.89	0	5,9,11	1.70	1 (20%)
1	CME	I	1021	1	8,9,10	0.67	0	5,9,11	1.20	0
1	CME	D	748	1	8,9,10	0.91	0	5,9,11	1.57	1 (20%)
1	CME	G	1021	1	8,9,10	0.67	0	5,9,11	1.20	0
1	CME	M	1021	1	8,9,10	0.67	0	5,9,11	1.20	0
1	CME	D	914	1	8,9,10	0.89	0	5,9,11	1.69	1 (20%)
1	CME	G	748	1	8,9,10	0.90	0	5,9,11	1.56	1 (20%)
1	CME	M	748	1	8,9,10	0.90	0	5,9,11	1.57	1 (20%)
1	CME	P	748	1	8,9,10	0.91	0	5,9,11	1.57	1 (20%)
1	CME	C	914	1	8,9,10	0.90	0	5,9,11	1.69	1 (20%)

In the following table, the Chirals column lists the number of chiral outliers, the number of chiral centers analysed, the number of these observed in the model and the number defined in the Chemical Component Dictionary. Similar counts are reported in the Torsion and Rings columns. '-' means no outliers of that kind were identified.

Mol	Type	Chain	Res	Link	Chirals	Torsions	Rings
1	CME	H	914	1	-	3/5/8/10	-
1	CME	H	748	1	-	4/5/8/10	-
1	CME	E	1021	1	-	4/5/8/10	-
1	CME	J	914	1	-	3/5/8/10	-
1	CME	L	914	1	-	2/5/8/10	-
1	CME	C	1021	1	-	4/5/8/10	-
1	CME	K	914	1	-	3/5/8/10	-
1	CME	K	748	1	-	4/5/8/10	-
1	CME	A	1021	1	-	4/5/8/10	-
1	CME	F	1021	1	-	4/5/8/10	-

Continued on next page...

Continued from previous page...

Mol	Type	Chain	Res	Link	Chirals	Torsions	Rings
1	CME	P	914	1	-	3/5/8/10	-
1	CME	J	1021	1	-	4/5/8/10	-
1	CME	C	748	1	-	4/5/8/10	-
1	CME	A	748	1	-	4/5/8/10	-
1	CME	J	748	1	-	4/5/8/10	-
1	CME	B	748	1	-	4/5/8/10	-
1	CME	E	914	1	-	2/5/8/10	-
1	CME	I	748	1	-	4/5/8/10	-
1	CME	D	1021	1	-	4/5/8/10	-
1	CME	K	1021	1	-	4/5/8/10	-
1	CME	H	1021	1	-	4/5/8/10	-
1	CME	L	748	1	-	4/5/8/10	-
1	CME	E	748	1	-	4/5/8/10	-
1	CME	N	1021	1	-	4/5/8/10	-
1	CME	M	914	1	-	3/5/8/10	-
1	CME	F	748	1	-	4/5/8/10	-
1	CME	O	914	1	-	3/5/8/10	-
1	CME	I	914	1	-	3/5/8/10	-
1	CME	O	748	1	-	4/5/8/10	-
1	CME	B	1021	1	-	4/5/8/10	-
1	CME	B	914	1	-	3/5/8/10	-
1	CME	A	914	1	-	3/5/8/10	-
1	CME	F	914	1	-	2/5/8/10	-
1	CME	O	1021	1	-	4/5/8/10	-
1	CME	P	1021	1	-	4/5/8/10	-
1	CME	N	748	1	-	4/5/8/10	-
1	CME	L	1021	1	-	4/5/8/10	-
1	CME	N	914	1	-	3/5/8/10	-
1	CME	G	914	1	-	3/5/8/10	-
1	CME	I	1021	1	-	4/5/8/10	-
1	CME	D	748	1	-	4/5/8/10	-
1	CME	G	1021	1	-	4/5/8/10	-
1	CME	M	1021	1	-	4/5/8/10	-
1	CME	D	914	1	-	3/5/8/10	-

Continued on next page...

Continued from previous page...

Mol	Type	Chain	Res	Link	Chirals	Torsions	Rings
1	CME	G	748	1	-	4/5/8/10	-
1	CME	M	748	1	-	4/5/8/10	-
1	CME	P	748	1	-	4/5/8/10	-
1	CME	C	914	1	-	3/5/8/10	-

There are no bond length outliers.

All (32) bond angle outliers are listed below:

Mol	Chain	Res	Type	Atoms	Z	Observed(°)	Ideal(°)
1	G	914	CME	CB-SG-SD	-3.43	94.94	103.82
1	I	914	CME	CB-SG-SD	-3.42	94.95	103.82
1	E	914	CME	CB-SG-SD	-3.42	94.95	103.82
1	K	914	CME	CB-SG-SD	-3.42	94.95	103.82
1	F	914	CME	CB-SG-SD	-3.42	94.95	103.82
1	B	914	CME	CB-SG-SD	-3.42	94.96	103.82
1	P	914	CME	CB-SG-SD	-3.42	94.96	103.82
1	M	914	CME	CB-SG-SD	-3.42	94.96	103.82
1	D	914	CME	CB-SG-SD	-3.42	94.97	103.82
1	A	914	CME	CB-SG-SD	-3.42	94.97	103.82
1	O	914	CME	CB-SG-SD	-3.42	94.97	103.82
1	L	914	CME	CB-SG-SD	-3.41	94.97	103.82
1	C	914	CME	CB-SG-SD	-3.41	94.97	103.82
1	H	914	CME	CB-SG-SD	-3.41	94.98	103.82
1	N	914	CME	CB-SG-SD	-3.41	94.98	103.82
1	J	914	CME	CB-SG-SD	-3.41	94.98	103.82
1	M	748	CME	CA-CB-SG	-2.28	104.79	114.55
1	P	748	CME	CA-CB-SG	-2.28	104.80	114.55
1	H	748	CME	CA-CB-SG	-2.28	104.81	114.55
1	B	748	CME	CA-CB-SG	-2.28	104.81	114.55
1	L	748	CME	CA-CB-SG	-2.28	104.82	114.55
1	C	748	CME	CA-CB-SG	-2.28	104.82	114.55
1	J	748	CME	CA-CB-SG	-2.27	104.83	114.55
1	G	748	CME	CA-CB-SG	-2.27	104.83	114.55
1	N	748	CME	CA-CB-SG	-2.27	104.83	114.55
1	D	748	CME	CA-CB-SG	-2.27	104.83	114.55
1	E	748	CME	CA-CB-SG	-2.27	104.84	114.55
1	O	748	CME	CA-CB-SG	-2.27	104.84	114.55
1	K	748	CME	CA-CB-SG	-2.27	104.84	114.55
1	I	748	CME	CA-CB-SG	-2.27	104.85	114.55
1	F	748	CME	CA-CB-SG	-2.27	104.85	114.55
1	A	748	CME	CA-CB-SG	-2.27	104.85	114.55

There are no chirality outliers.

All (173) torsion outliers are listed below:

Mol	Chain	Res	Type	Atoms
1	H	748	CME	SD-CE-CZ-OH
1	E	1021	CME	N-CA-CB-SG
1	E	1021	CME	SD-CE-CZ-OH
1	C	1021	CME	N-CA-CB-SG
1	C	1021	CME	SD-CE-CZ-OH
1	K	748	CME	SD-CE-CZ-OH
1	A	1021	CME	N-CA-CB-SG
1	A	1021	CME	SD-CE-CZ-OH
1	F	1021	CME	N-CA-CB-SG
1	F	1021	CME	SD-CE-CZ-OH
1	J	1021	CME	N-CA-CB-SG
1	J	1021	CME	SD-CE-CZ-OH
1	C	748	CME	SD-CE-CZ-OH
1	A	748	CME	SD-CE-CZ-OH
1	J	748	CME	SD-CE-CZ-OH
1	B	748	CME	SD-CE-CZ-OH
1	I	748	CME	SD-CE-CZ-OH
1	D	1021	CME	N-CA-CB-SG
1	D	1021	CME	SD-CE-CZ-OH
1	K	1021	CME	N-CA-CB-SG
1	K	1021	CME	SD-CE-CZ-OH
1	H	1021	CME	N-CA-CB-SG
1	H	1021	CME	SD-CE-CZ-OH
1	L	748	CME	SD-CE-CZ-OH
1	E	748	CME	SD-CE-CZ-OH
1	N	1021	CME	N-CA-CB-SG
1	N	1021	CME	SD-CE-CZ-OH
1	F	748	CME	SD-CE-CZ-OH
1	O	748	CME	SD-CE-CZ-OH
1	B	1021	CME	N-CA-CB-SG
1	B	1021	CME	SD-CE-CZ-OH
1	G	1021	CME	N-CA-CB-SG
1	G	1021	CME	SD-CE-CZ-OH
1	O	1021	CME	N-CA-CB-SG
1	O	1021	CME	SD-CE-CZ-OH
1	P	1021	CME	N-CA-CB-SG
1	P	1021	CME	SD-CE-CZ-OH
1	N	748	CME	SD-CE-CZ-OH
1	L	1021	CME	N-CA-CB-SG
1	L	1021	CME	SD-CE-CZ-OH

Continued on next page...

Continued from previous page...

Mol	Chain	Res	Type	Atoms
1	I	1021	CME	N-CA-CB-SG
1	I	1021	CME	SD-CE-CZ-OH
1	D	748	CME	SD-CE-CZ-OH
1	M	1021	CME	N-CA-CB-SG
1	M	1021	CME	SD-CE-CZ-OH
1	G	748	CME	SD-CE-CZ-OH
1	M	748	CME	SD-CE-CZ-OH
1	P	748	CME	SD-CE-CZ-OH
1	E	1021	CME	CE-SD-SG-CB
1	C	1021	CME	CE-SD-SG-CB
1	A	1021	CME	CE-SD-SG-CB
1	F	1021	CME	CE-SD-SG-CB
1	J	1021	CME	CE-SD-SG-CB
1	D	1021	CME	CE-SD-SG-CB
1	K	1021	CME	CE-SD-SG-CB
1	H	1021	CME	CE-SD-SG-CB
1	N	1021	CME	CE-SD-SG-CB
1	B	1021	CME	CE-SD-SG-CB
1	G	1021	CME	CE-SD-SG-CB
1	O	1021	CME	CE-SD-SG-CB
1	P	1021	CME	CE-SD-SG-CB
1	L	1021	CME	CE-SD-SG-CB
1	I	1021	CME	CE-SD-SG-CB
1	M	1021	CME	CE-SD-SG-CB
1	H	748	CME	CE-SD-SG-CB
1	K	748	CME	CE-SD-SG-CB
1	C	748	CME	CE-SD-SG-CB
1	A	748	CME	CE-SD-SG-CB
1	J	748	CME	CE-SD-SG-CB
1	B	748	CME	CE-SD-SG-CB
1	I	748	CME	CE-SD-SG-CB
1	L	748	CME	CE-SD-SG-CB
1	E	748	CME	CE-SD-SG-CB
1	F	748	CME	CE-SD-SG-CB
1	O	748	CME	CE-SD-SG-CB
1	N	748	CME	CE-SD-SG-CB
1	D	748	CME	CE-SD-SG-CB
1	G	748	CME	CE-SD-SG-CB
1	M	748	CME	CE-SD-SG-CB
1	P	748	CME	CE-SD-SG-CB
1	H	914	CME	CA-CB-SG-SD
1	J	914	CME	CA-CB-SG-SD

Continued on next page...

Continued from previous page...

Mol	Chain	Res	Type	Atoms
1	L	914	CME	CA-CB-SG-SD
1	P	914	CME	CA-CB-SG-SD
1	E	914	CME	CA-CB-SG-SD
1	D	914	CME	CA-CB-SG-SD
1	M	914	CME	CA-CB-SG-SD
1	O	914	CME	CA-CB-SG-SD
1	I	914	CME	CA-CB-SG-SD
1	A	914	CME	CA-CB-SG-SD
1	F	914	CME	CA-CB-SG-SD
1	N	914	CME	CA-CB-SG-SD
1	G	914	CME	CA-CB-SG-SD
1	K	914	CME	CA-CB-SG-SD
1	B	914	CME	CA-CB-SG-SD
1	C	914	CME	CA-CB-SG-SD
1	H	914	CME	SD-CE-CZ-OH
1	J	914	CME	SD-CE-CZ-OH
1	L	914	CME	SD-CE-CZ-OH
1	P	914	CME	SD-CE-CZ-OH
1	E	914	CME	SD-CE-CZ-OH
1	D	914	CME	SD-CE-CZ-OH
1	M	914	CME	SD-CE-CZ-OH
1	O	914	CME	SD-CE-CZ-OH
1	I	914	CME	SD-CE-CZ-OH
1	A	914	CME	SD-CE-CZ-OH
1	F	914	CME	SD-CE-CZ-OH
1	N	914	CME	SD-CE-CZ-OH
1	G	914	CME	SD-CE-CZ-OH
1	K	914	CME	SD-CE-CZ-OH
1	B	914	CME	SD-CE-CZ-OH
1	C	914	CME	SD-CE-CZ-OH
1	H	748	CME	N-CA-CB-SG
1	K	748	CME	N-CA-CB-SG
1	C	748	CME	N-CA-CB-SG
1	A	748	CME	N-CA-CB-SG
1	J	748	CME	N-CA-CB-SG
1	B	748	CME	N-CA-CB-SG
1	I	748	CME	N-CA-CB-SG
1	L	748	CME	N-CA-CB-SG
1	E	748	CME	N-CA-CB-SG
1	F	748	CME	N-CA-CB-SG
1	O	748	CME	N-CA-CB-SG
1	N	748	CME	N-CA-CB-SG

Continued on next page...

Continued from previous page...

Mol	Chain	Res	Type	Atoms
1	D	748	CME	N-CA-CB-SG
1	G	748	CME	N-CA-CB-SG
1	M	748	CME	N-CA-CB-SG
1	P	748	CME	N-CA-CB-SG
1	H	914	CME	CZ-CE-SD-SG
1	H	748	CME	CZ-CE-SD-SG
1	E	1021	CME	CZ-CE-SD-SG
1	J	914	CME	CZ-CE-SD-SG
1	C	1021	CME	CZ-CE-SD-SG
1	K	748	CME	CZ-CE-SD-SG
1	A	1021	CME	CZ-CE-SD-SG
1	F	1021	CME	CZ-CE-SD-SG
1	P	914	CME	CZ-CE-SD-SG
1	J	1021	CME	CZ-CE-SD-SG
1	C	748	CME	CZ-CE-SD-SG
1	A	748	CME	CZ-CE-SD-SG
1	J	748	CME	CZ-CE-SD-SG
1	B	748	CME	CZ-CE-SD-SG
1	I	748	CME	CZ-CE-SD-SG
1	D	1021	CME	CZ-CE-SD-SG
1	K	1021	CME	CZ-CE-SD-SG
1	H	1021	CME	CZ-CE-SD-SG
1	D	914	CME	CZ-CE-SD-SG
1	L	748	CME	CZ-CE-SD-SG
1	E	748	CME	CZ-CE-SD-SG
1	N	1021	CME	CZ-CE-SD-SG
1	M	914	CME	CZ-CE-SD-SG
1	F	748	CME	CZ-CE-SD-SG
1	O	914	CME	CZ-CE-SD-SG
1	I	914	CME	CZ-CE-SD-SG
1	O	748	CME	CZ-CE-SD-SG
1	B	1021	CME	CZ-CE-SD-SG
1	G	1021	CME	CZ-CE-SD-SG
1	A	914	CME	CZ-CE-SD-SG
1	O	1021	CME	CZ-CE-SD-SG
1	P	1021	CME	CZ-CE-SD-SG
1	N	748	CME	CZ-CE-SD-SG
1	L	1021	CME	CZ-CE-SD-SG
1	N	914	CME	CZ-CE-SD-SG
1	G	914	CME	CZ-CE-SD-SG
1	I	1021	CME	CZ-CE-SD-SG
1	D	748	CME	CZ-CE-SD-SG

Continued on next page...

Continued from previous page...

Mol	Chain	Res	Type	Atoms
1	K	914	CME	CZ-CE-SD-SG
1	M	1021	CME	CZ-CE-SD-SG
1	B	914	CME	CZ-CE-SD-SG
1	G	748	CME	CZ-CE-SD-SG
1	M	748	CME	CZ-CE-SD-SG
1	P	748	CME	CZ-CE-SD-SG
1	C	914	CME	CZ-CE-SD-SG

There are no ring outliers.

32 monomers are involved in 136 short contacts:

Mol	Chain	Res	Type	Clashes	Symm-Clashes
1	H	748	CME	2	0
1	E	1021	CME	7	0
1	C	1021	CME	6	0
1	K	748	CME	2	0
1	A	1021	CME	7	0
1	F	1021	CME	6	0
1	J	1021	CME	7	0
1	C	748	CME	2	0
1	A	748	CME	2	0
1	J	748	CME	2	0
1	B	748	CME	2	0
1	I	748	CME	2	0
1	D	1021	CME	6	0
1	K	1021	CME	6	0
1	H	1021	CME	6	0
1	L	748	CME	2	0
1	E	748	CME	2	0
1	N	1021	CME	7	0
1	F	748	CME	2	0
1	O	748	CME	2	0
1	B	1021	CME	7	0
1	O	1021	CME	7	0
1	P	1021	CME	6	0
1	N	748	CME	2	0
1	L	1021	CME	6	0
1	I	1021	CME	7	0
1	D	748	CME	2	0
1	G	1021	CME	7	0
1	M	1021	CME	6	0
1	G	748	CME	2	0

Continued on next page...

Continued from previous page...

Mol	Chain	Res	Type	Clashes	Symm-Clashes
1	M	748	CME	2	0
1	P	748	CME	2	0

5.5 Carbohydrates

32 monosaccharides are modelled in this entry.

In the following table, the Counts columns list the number of bonds (or angles) for which Mogul statistics could be retrieved, the number of bonds (or angles) that are observed in the model and the number of bonds (or angles) that are defined in the Chemical Component Dictionary. The Link column lists molecule types, if any, to which the group is linked. The Z score for a bond length (or angle) is the number of standard deviations the observed value is removed from the expected value. A bond length (or angle) with $|Z| > 2$ is considered an outlier worth inspection. RMSZ is the root-mean-square of all Z scores of the bond lengths (or angles).

Mol	Type	Chain	Res	Link	Bond lengths			Bond angles		
					Counts	RMSZ	$\# Z > 2$	Counts	RMSZ	$\# Z > 2$
2	BGC	Q	1	2	12,12,12	0.68	0	17,17,17	0.72	0
2	2FG	Q	2	2,4	11,11,12	0.90	0	10,15,17	0.80	0
2	BGC	R	1	2	12,12,12	0.67	0	17,17,17	0.72	0
2	2FG	R	2	2,4	11,11,12	0.90	0	10,15,17	0.80	0
2	BGC	S	1	2	12,12,12	0.68	0	17,17,17	0.72	0
2	2FG	S	2	2,4	11,11,12	0.90	0	10,15,17	0.80	0
2	BGC	T	1	2	12,12,12	0.68	0	17,17,17	0.73	0
2	2FG	T	2	2,4	11,11,12	0.89	0	10,15,17	0.79	0
2	BGC	U	1	2	12,12,12	0.69	0	17,17,17	0.73	0
2	2FG	U	2	2,4	11,11,12	0.90	0	10,15,17	0.79	0
2	BGC	V	1	2	12,12,12	0.69	0	17,17,17	0.73	0
2	2FG	V	2	2,4	11,11,12	0.91	0	10,15,17	0.79	0
2	BGC	W	1	2	12,12,12	0.69	0	17,17,17	0.73	0
2	2FG	W	2	2,4	11,11,12	0.92	0	10,15,17	0.78	0
2	BGC	X	1	2	12,12,12	0.68	0	17,17,17	0.73	0
2	2FG	X	2	2,4	11,11,12	0.90	0	10,15,17	0.79	0
2	BGC	Y	1	2	12,12,12	0.69	0	17,17,17	0.73	0
2	2FG	Y	2	2,4	11,11,12	0.89	0	10,15,17	0.79	0
2	BGC	Z	1	2	12,12,12	0.69	0	17,17,17	0.72	0
2	2FG	Z	2	2,4	11,11,12	0.91	0	10,15,17	0.79	0
2	BGC	a	1	2	12,12,12	0.68	0	17,17,17	0.72	0
2	2FG	a	2	2,4	11,11,12	0.89	0	10,15,17	0.79	0
2	BGC	b	1	2	12,12,12	0.69	0	17,17,17	0.73	0
2	2FG	b	2	2,4	11,11,12	0.90	0	10,15,17	0.78	0
2	BGC	c	1	2	12,12,12	0.68	0	17,17,17	0.73	0
2	2FG	c	2	2,4	11,11,12	0.90	0	10,15,17	0.80	0

Mol	Type	Chain	Res	Link	Bond lengths			Bond angles		
					Counts	RMSZ	# Z > 2	Counts	RMSZ	# Z > 2
2	BGC	d	1	2	12,12,12	0.68	0	17,17,17	0.73	0
2	2FG	d	2	2,4	11,11,12	0.90	0	10,15,17	0.78	0
2	BGC	e	1	2	12,12,12	0.68	0	17,17,17	0.72	0
2	2FG	e	2	2,4	11,11,12	0.89	0	10,15,17	0.79	0
2	BGC	f	1	2	12,12,12	0.69	0	17,17,17	0.73	0
2	2FG	f	2	2,4	11,11,12	0.90	0	10,15,17	0.79	0

In the following table, the Chirals column lists the number of chiral outliers, the number of chiral centers analysed, the number of these observed in the model and the number defined in the Chemical Component Dictionary. Similar counts are reported in the Torsion and Rings columns. '-' means no outliers of that kind were identified.

Mol	Type	Chain	Res	Link	Chirals	Torsions	Rings
2	BGC	Q	1	2	-	2/2/22/22	0/1/1/1
2	2FG	Q	2	2,4	-	1/2/19/22	0/1/1/1
2	BGC	R	1	2	-	2/2/22/22	0/1/1/1
2	2FG	R	2	2,4	-	1/2/19/22	0/1/1/1
2	BGC	S	1	2	-	2/2/22/22	0/1/1/1
2	2FG	S	2	2,4	-	1/2/19/22	0/1/1/1
2	BGC	T	1	2	-	2/2/22/22	0/1/1/1
2	2FG	T	2	2,4	-	1/2/19/22	0/1/1/1
2	BGC	U	1	2	-	2/2/22/22	0/1/1/1
2	2FG	U	2	2,4	-	1/2/19/22	0/1/1/1
2	BGC	V	1	2	-	2/2/22/22	0/1/1/1
2	2FG	V	2	2,4	-	1/2/19/22	0/1/1/1
2	BGC	W	1	2	-	2/2/22/22	0/1/1/1
2	2FG	W	2	2,4	-	1/2/19/22	0/1/1/1
2	BGC	X	1	2	-	2/2/22/22	0/1/1/1
2	2FG	X	2	2,4	-	1/2/19/22	0/1/1/1
2	BGC	Y	1	2	-	2/2/22/22	0/1/1/1
2	2FG	Y	2	2,4	-	1/2/19/22	0/1/1/1
2	BGC	Z	1	2	-	2/2/22/22	0/1/1/1
2	2FG	Z	2	2,4	-	1/2/19/22	0/1/1/1
2	BGC	a	1	2	-	2/2/22/22	0/1/1/1
2	2FG	a	2	2,4	-	1/2/19/22	0/1/1/1
2	BGC	b	1	2	-	2/2/22/22	0/1/1/1
2	2FG	b	2	2,4	-	1/2/19/22	0/1/1/1
2	BGC	c	1	2	-	2/2/22/22	0/1/1/1
2	2FG	c	2	2,4	-	1/2/19/22	0/1/1/1

Continued on next page...

Continued from previous page...

Mol	Type	Chain	Res	Link	Chirals	Torsions	Rings
2	BGC	d	1	2	-	2/2/22/22	0/1/1/1
2	2FG	d	2	2,4	-	1/2/19/22	0/1/1/1
2	BGC	e	1	2	-	2/2/22/22	0/1/1/1
2	2FG	e	2	2,4	-	1/2/19/22	0/1/1/1
2	BGC	f	1	2	-	2/2/22/22	0/1/1/1
2	2FG	f	2	2,4	-	1/2/19/22	0/1/1/1

There are no bond length outliers.

There are no bond angle outliers.

There are no chirality outliers.

All (48) torsion outliers are listed below:

Mol	Chain	Res	Type	Atoms
2	T	1	BGC	O5-C5-C6-O6
2	b	1	BGC	O5-C5-C6-O6
2	R	1	BGC	O5-C5-C6-O6
2	Q	1	BGC	O5-C5-C6-O6
2	f	1	BGC	O5-C5-C6-O6
2	c	1	BGC	O5-C5-C6-O6
2	e	1	BGC	O5-C5-C6-O6
2	d	1	BGC	O5-C5-C6-O6
2	X	1	BGC	O5-C5-C6-O6
2	V	1	BGC	O5-C5-C6-O6
2	S	1	BGC	O5-C5-C6-O6
2	W	1	BGC	O5-C5-C6-O6
2	Z	1	BGC	O5-C5-C6-O6
2	Y	1	BGC	O5-C5-C6-O6
2	U	1	BGC	O5-C5-C6-O6
2	a	1	BGC	O5-C5-C6-O6
2	d	1	BGC	C4-C5-C6-O6
2	T	1	BGC	C4-C5-C6-O6
2	V	1	BGC	C4-C5-C6-O6
2	S	1	BGC	C4-C5-C6-O6
2	b	1	BGC	C4-C5-C6-O6
2	W	1	BGC	C4-C5-C6-O6
2	R	1	BGC	C4-C5-C6-O6
2	Q	1	BGC	C4-C5-C6-O6
2	f	1	BGC	C4-C5-C6-O6
2	c	1	BGC	C4-C5-C6-O6
2	e	1	BGC	C4-C5-C6-O6

Continued on next page...

Continued from previous page...

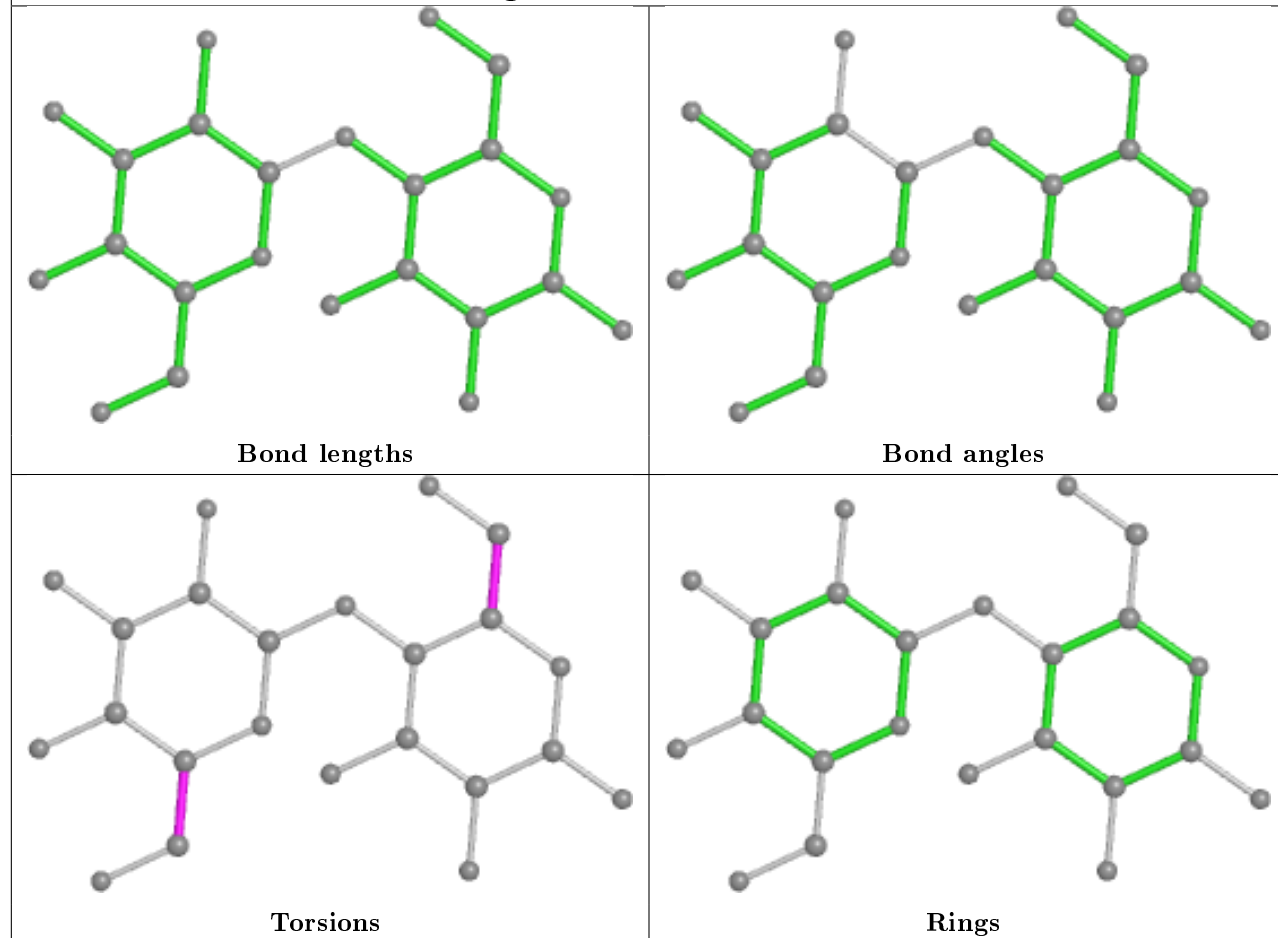
Mol	Chain	Res	Type	Atoms
2	Z	1	BGC	C4-C5-C6-O6
2	Y	1	BGC	C4-C5-C6-O6
2	U	1	BGC	C4-C5-C6-O6
2	a	1	BGC	C4-C5-C6-O6
2	X	1	BGC	C4-C5-C6-O6
2	e	2	2FG	O5-C5-C6-O6
2	b	2	2FG	O5-C5-C6-O6
2	Q	2	2FG	O5-C5-C6-O6
2	S	2	2FG	O5-C5-C6-O6
2	W	2	2FG	O5-C5-C6-O6
2	d	2	2FG	O5-C5-C6-O6
2	a	2	2FG	O5-C5-C6-O6
2	c	2	2FG	O5-C5-C6-O6
2	Y	2	2FG	O5-C5-C6-O6
2	U	2	2FG	O5-C5-C6-O6
2	T	2	2FG	O5-C5-C6-O6
2	X	2	2FG	O5-C5-C6-O6
2	Z	2	2FG	O5-C5-C6-O6
2	V	2	2FG	O5-C5-C6-O6
2	R	2	2FG	O5-C5-C6-O6
2	f	2	2FG	O5-C5-C6-O6

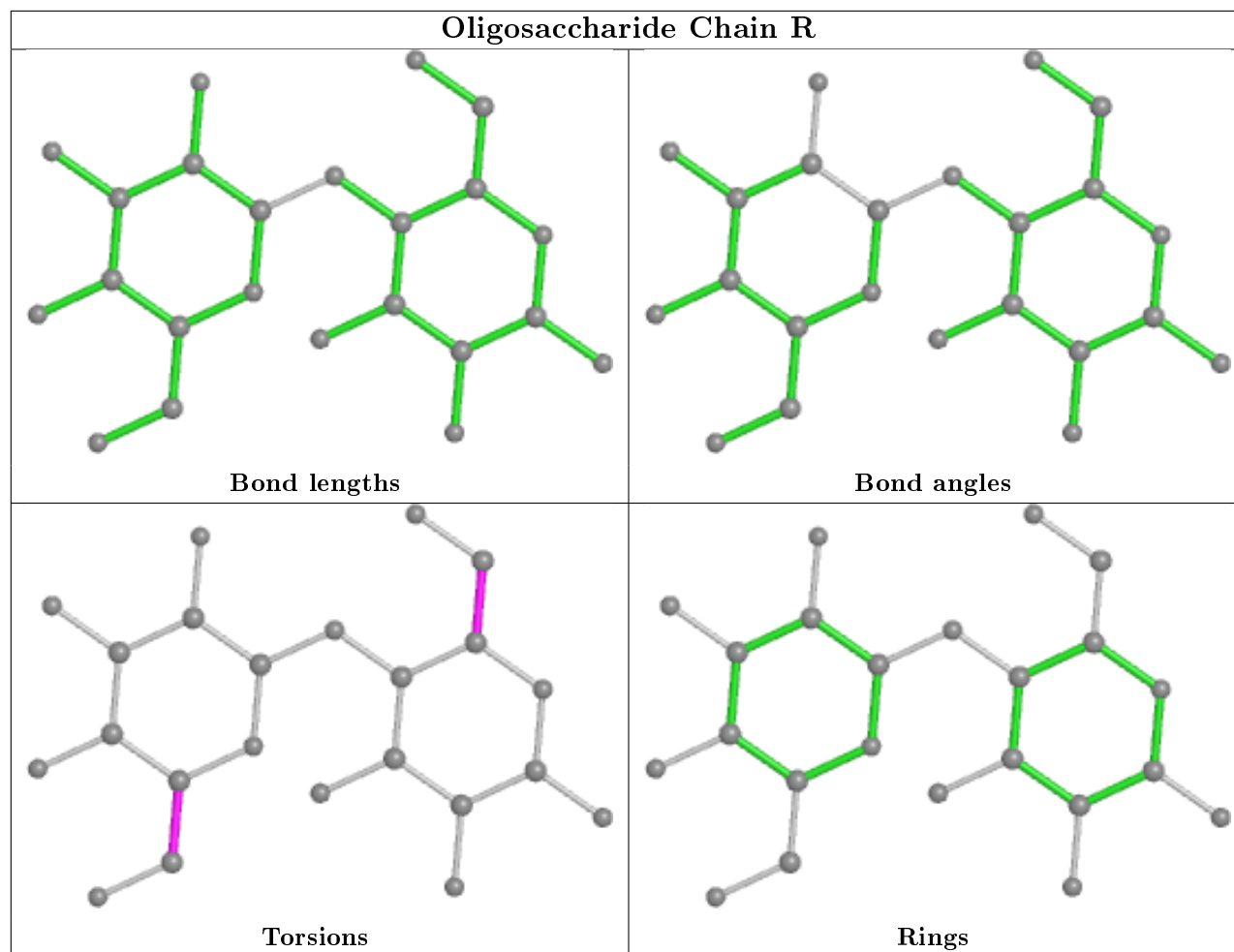
There are no ring outliers.

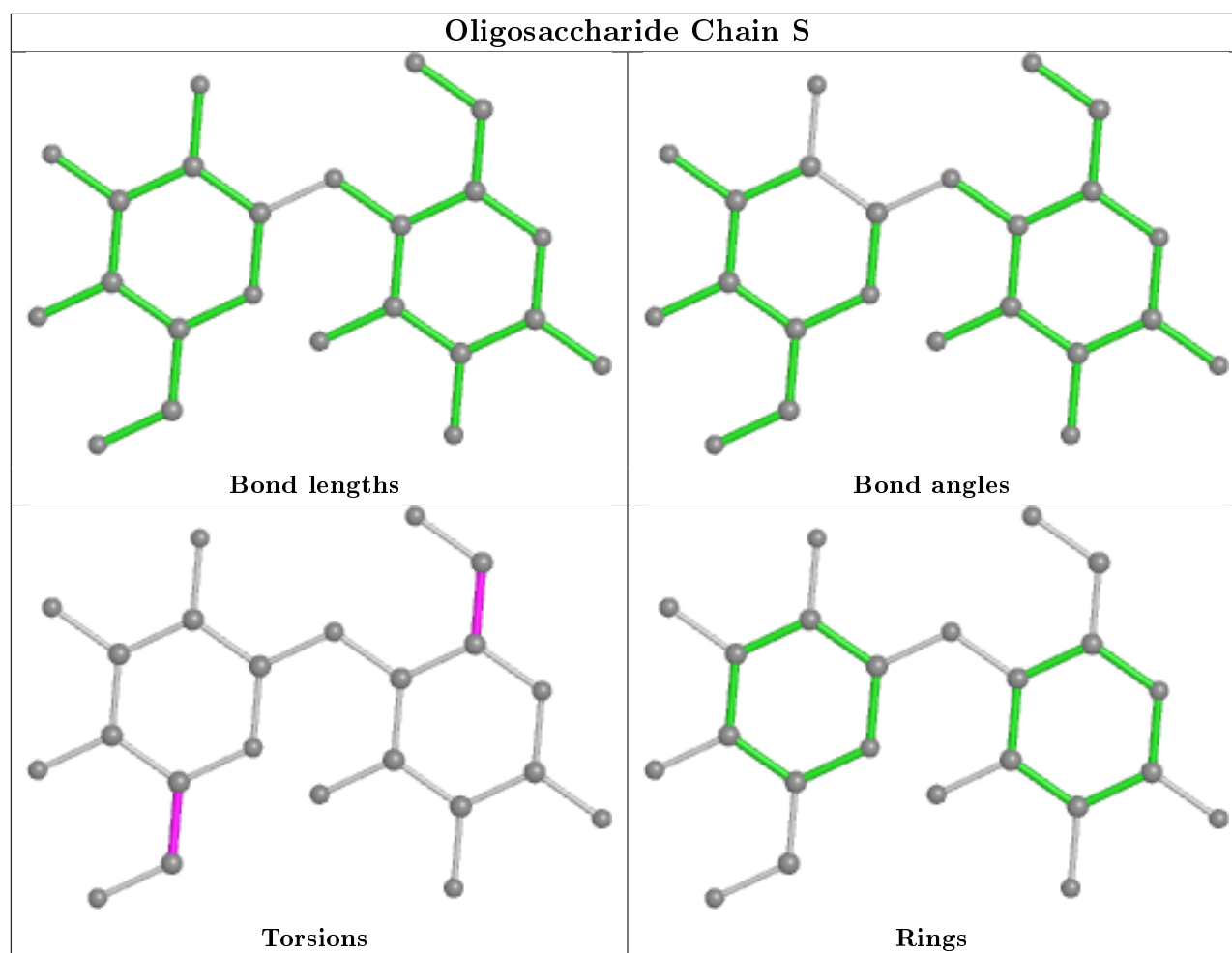
No monomer is involved in short contacts.

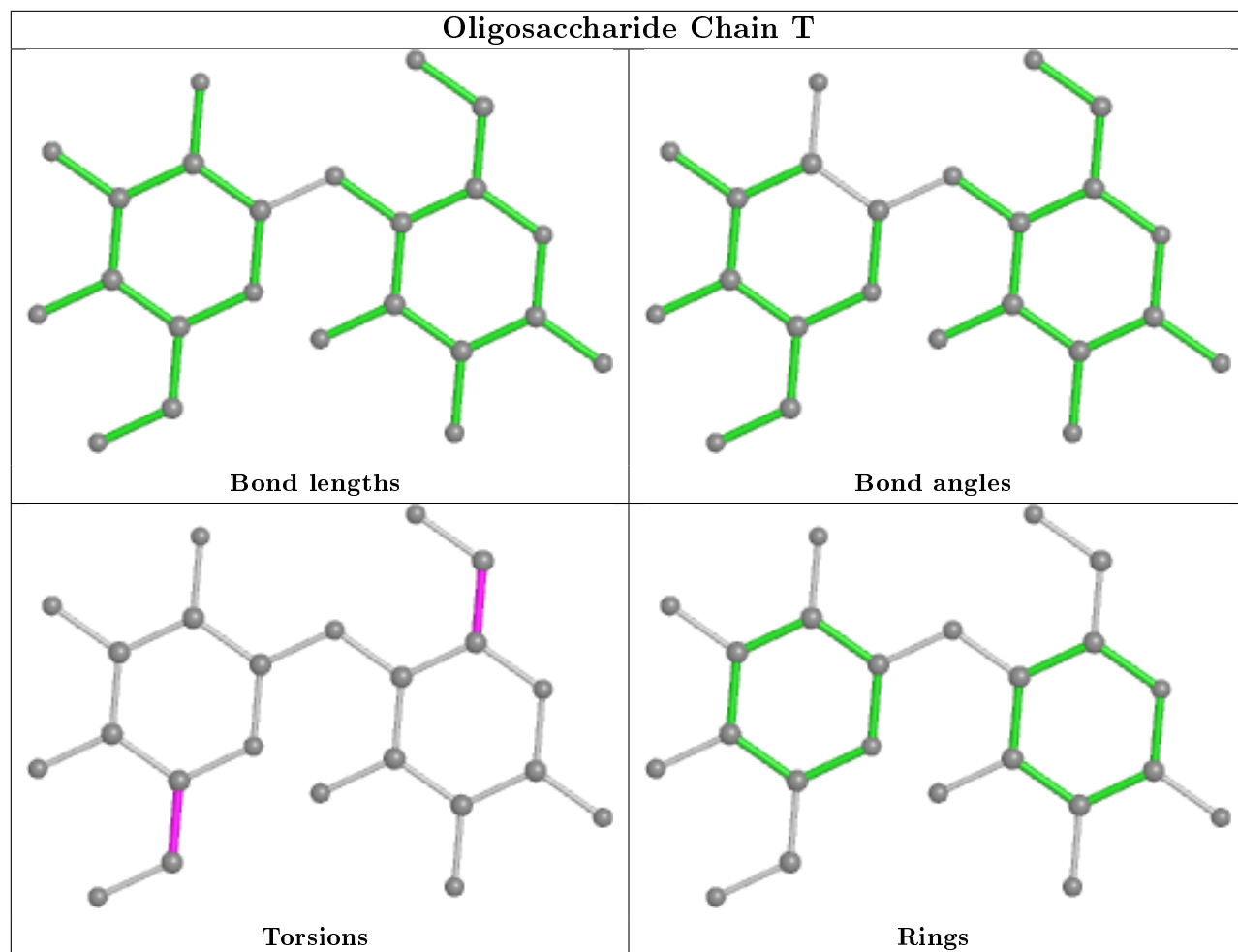
The following is a two-dimensional graphical depiction of Mogul quality analysis of bond lengths, bond angles, torsion angles, and ring geometry for oligosaccharide.

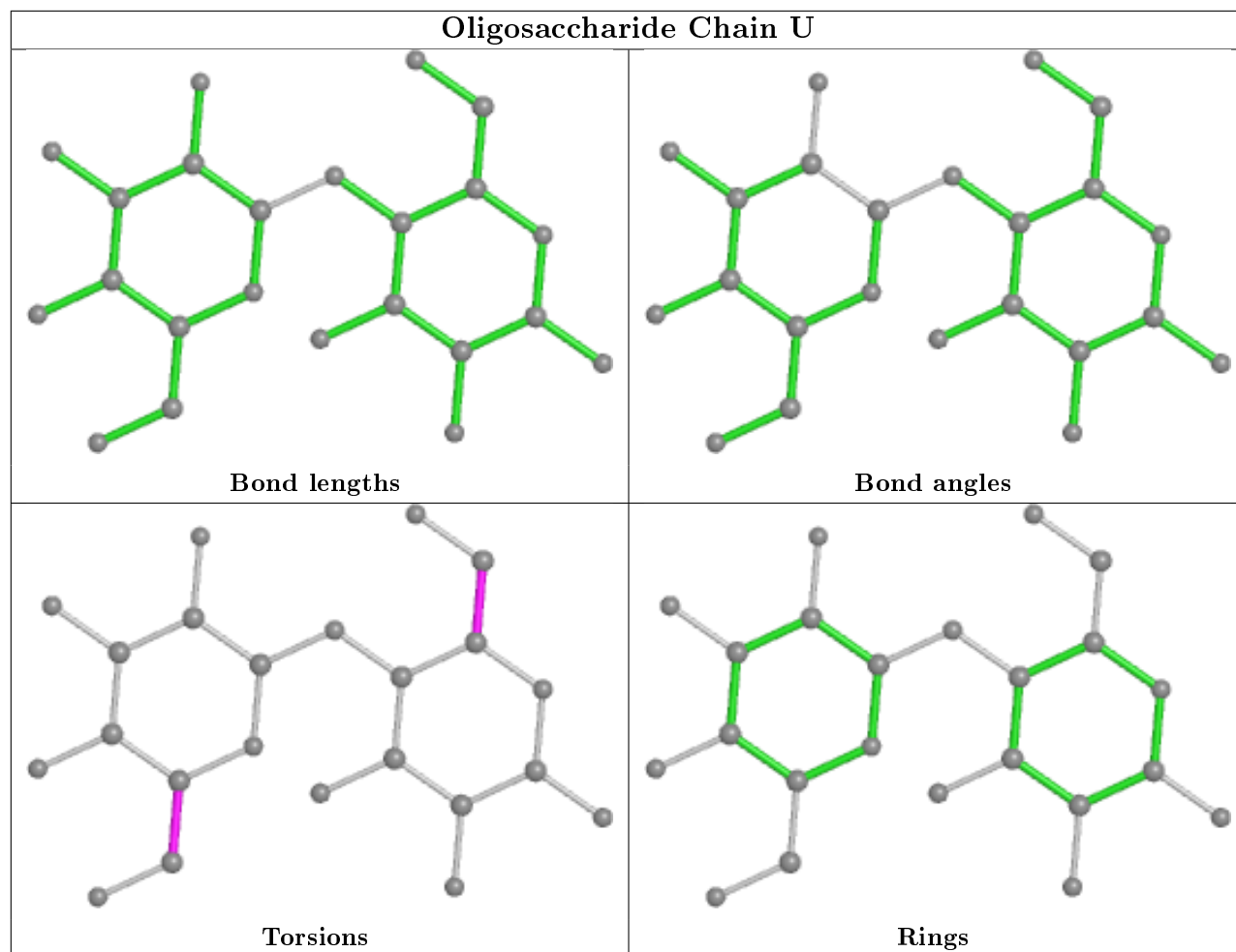
Oligosaccharide Chain Q

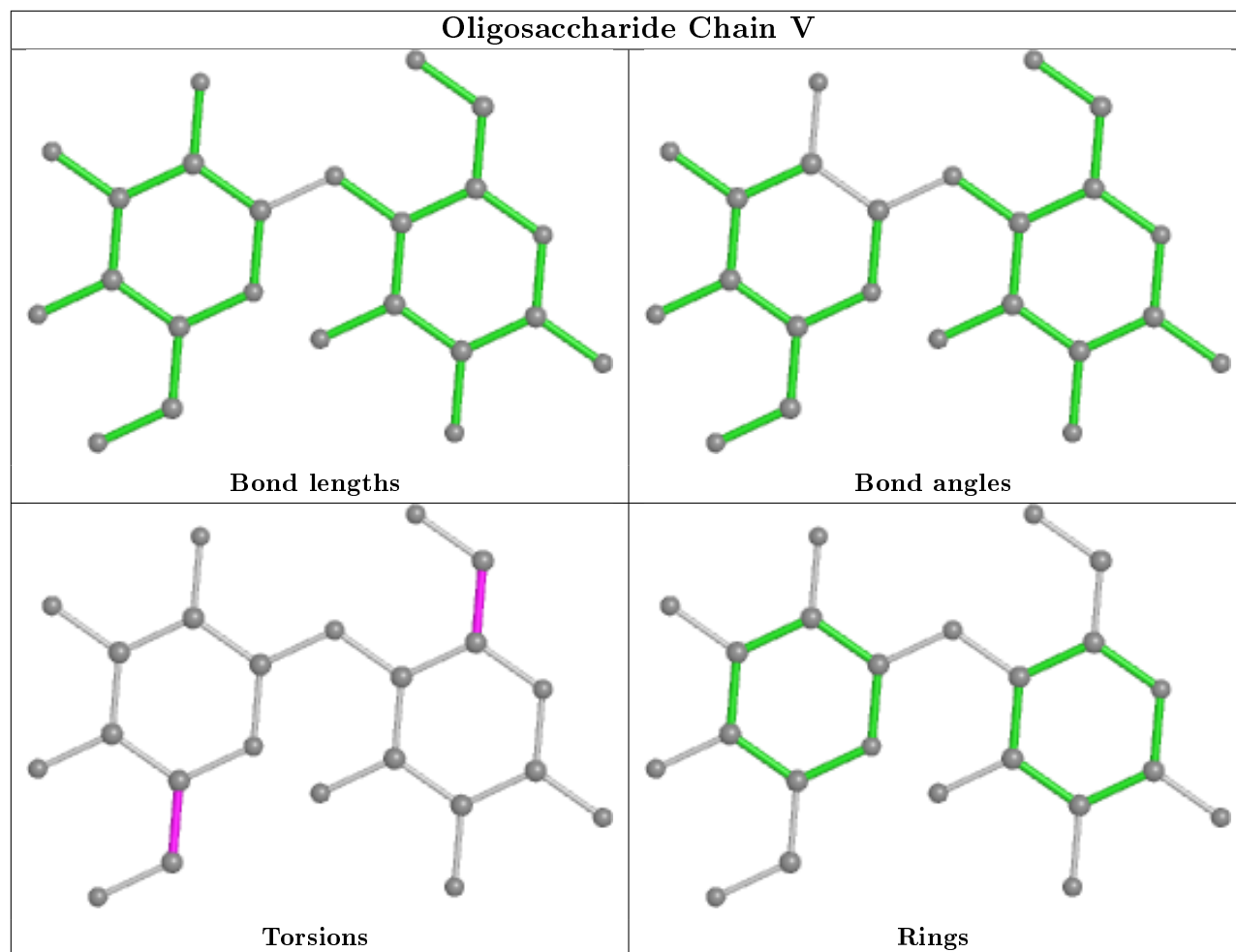


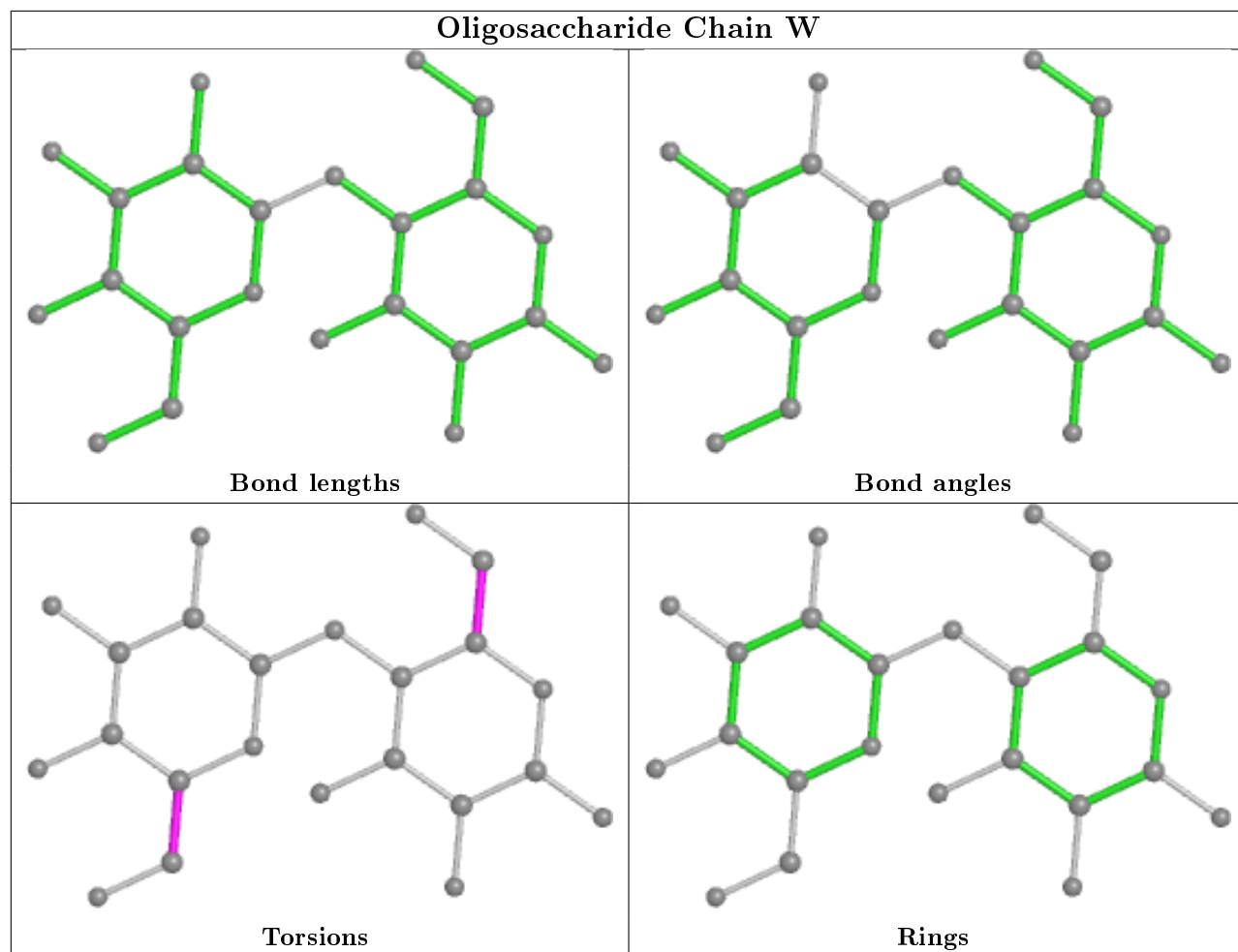


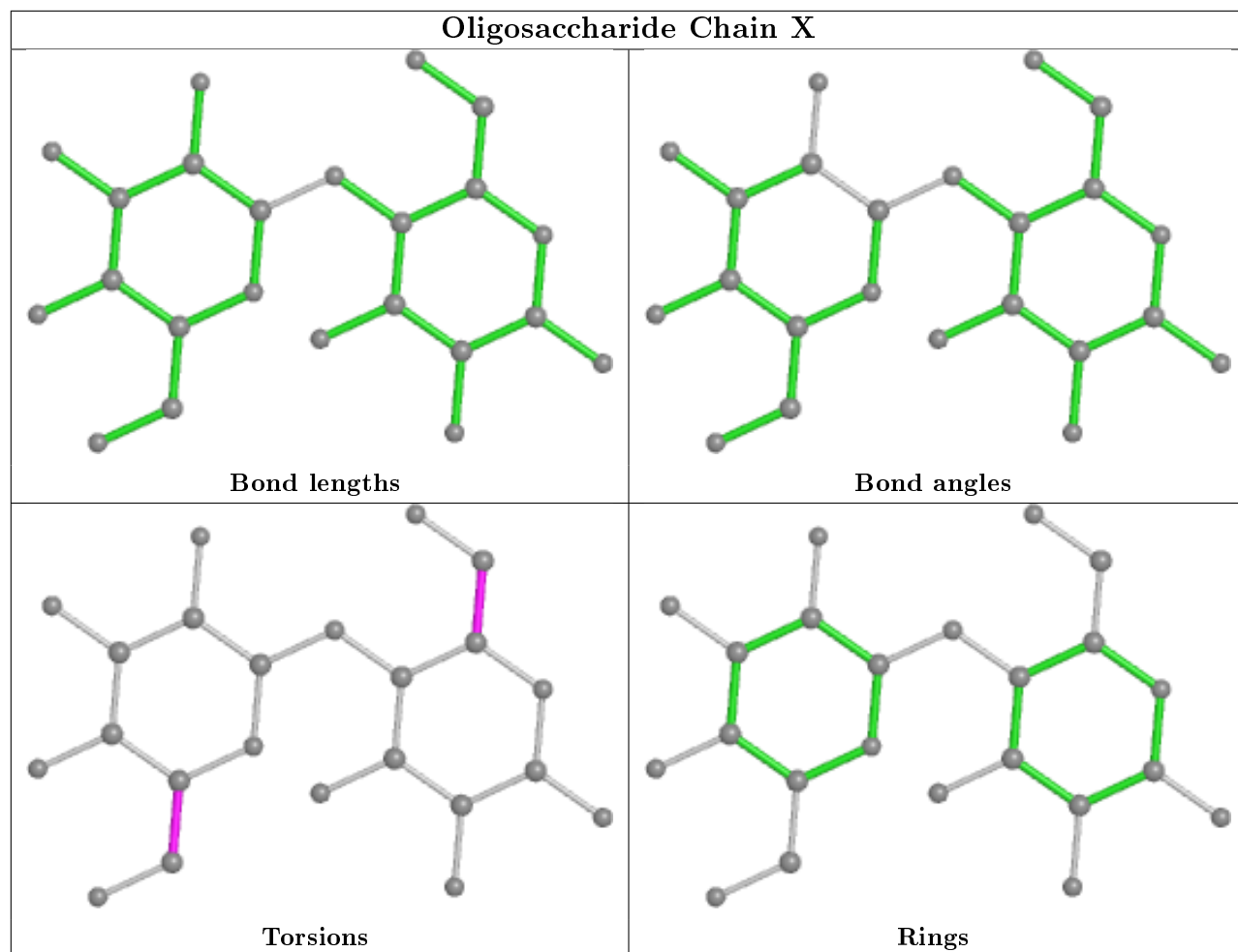


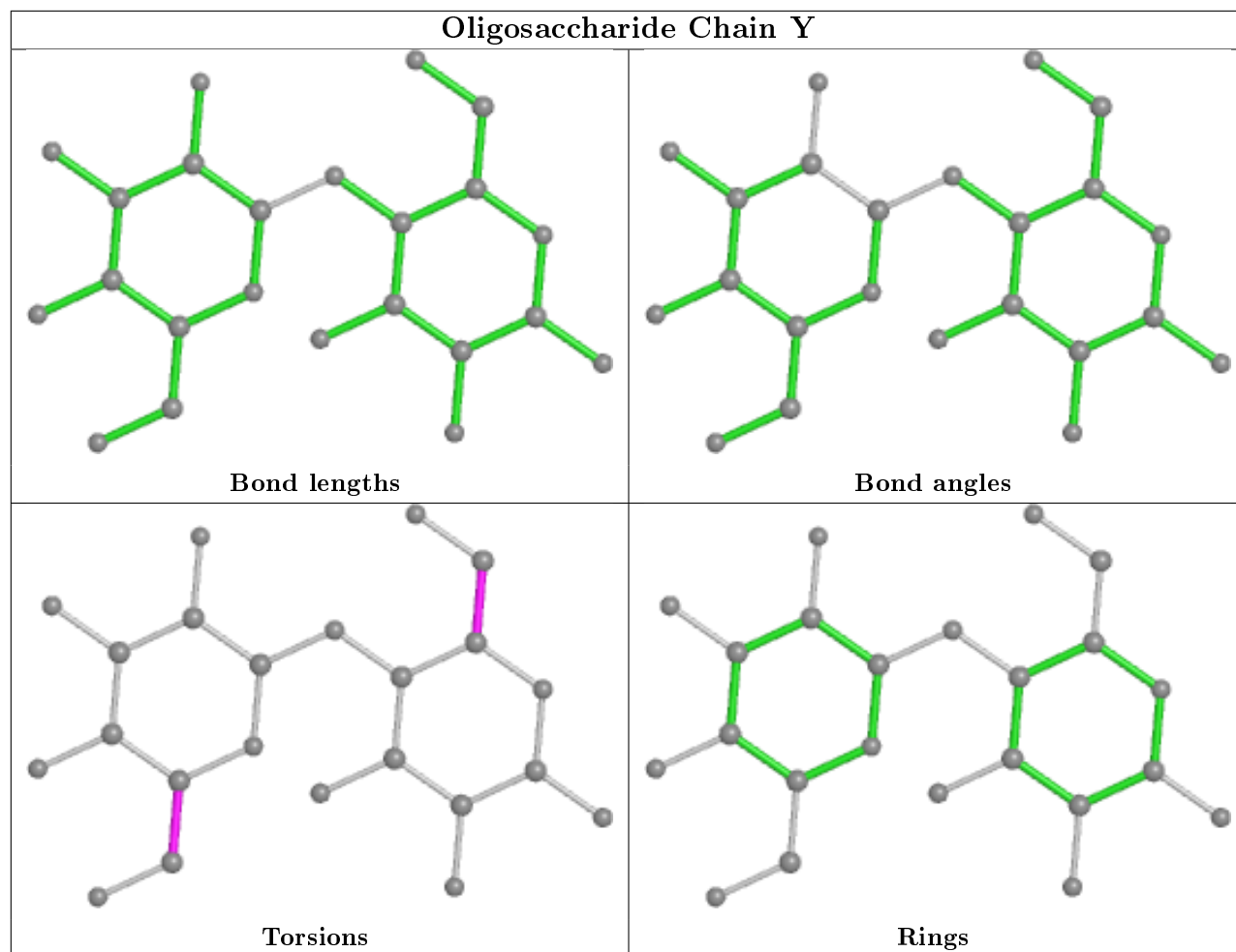


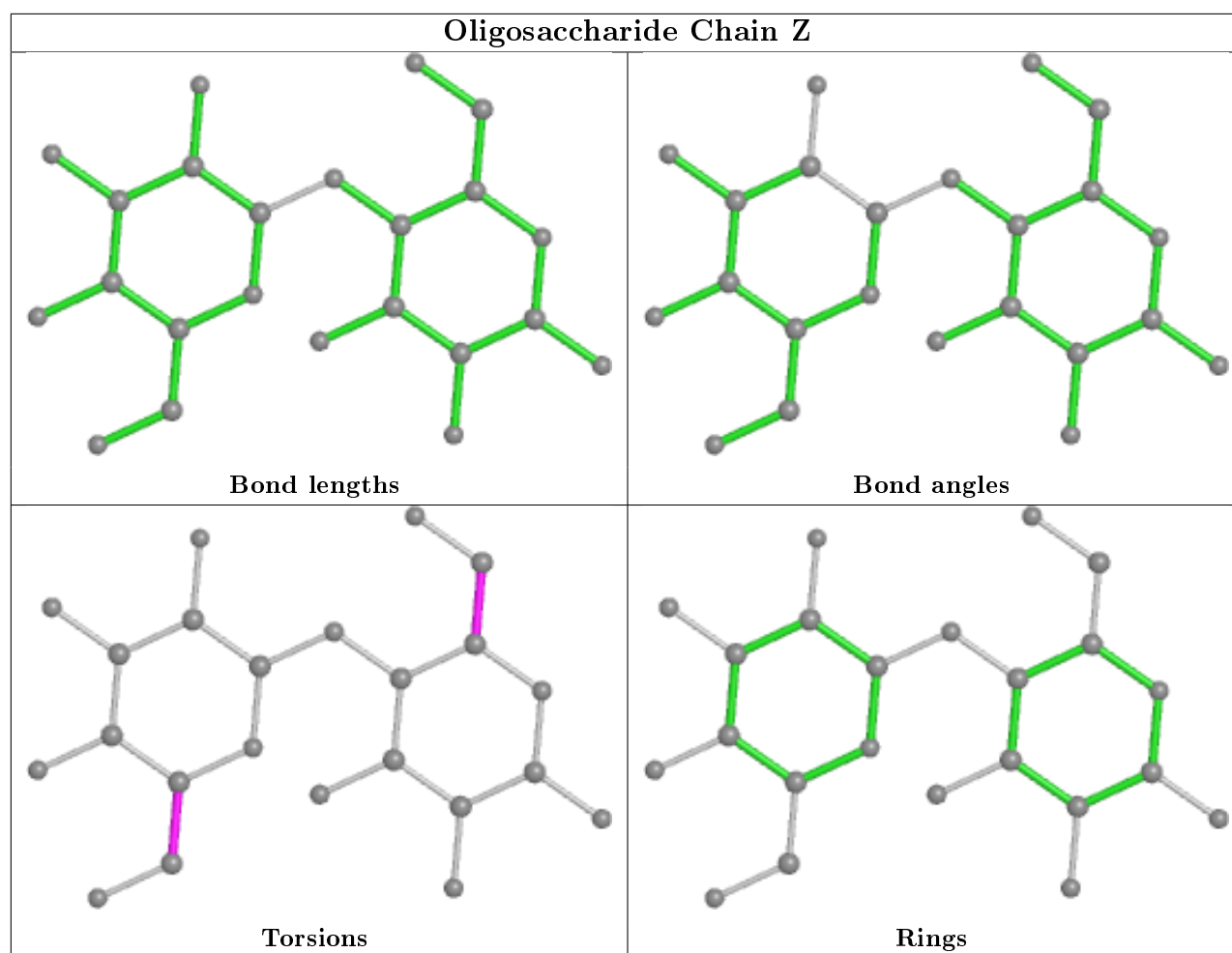












5.6 Ligand geometry [i](#)

Of 64 ligands modelled in this entry, 64 are monoatomic - leaving 0 for Mogul analysis.

There are no bond length outliers.

There are no bond angle outliers.

There are no chirality outliers.

There are no torsion outliers.

There are no ring outliers.

No monomer is involved in short contacts.

5.7 Other polymers [i](#)

There are no such residues in this entry.

5.8 Polymer linkage issues ⓘ

There are no chain breaks in this entry.

6 Fit of model and data ⓘ

6.1 Protein, DNA and RNA chains ⓘ

In the following table, the column labelled ‘#RSRZ> 2’ contains the number (and percentage) of RSRZ outliers, followed by percent RSRZ outliers for the chain as percentile scores relative to all X-ray entries and entries of similar resolution. The OWAB column contains the minimum, median, 95th percentile and maximum values of the occupancy-weighted average B-factor per residue. The column labelled ‘Q< 0.9’ lists the number of (and percentage) of residues with an average occupancy less than 0.9.

Mol	Chain	Analysed	<RSRZ>	#RSRZ>2	OWAB(Å ²)	Q<0.9
1	A	1018/1023 (99%)	-0.63	12 (1%) 79 80	2, 23, 63, 99	0
1	B	1018/1023 (99%)	-0.64	10 (0%) 82 83	1, 21, 61, 98	0
1	C	1018/1023 (99%)	-0.65	9 (0%) 84 85	1, 21, 61, 98	0
1	D	1018/1023 (99%)	-0.42	11 (1%) 80 82	10, 31, 69, 100	0
1	E	1018/1023 (99%)	0.10	34 (3%) 46 46	27, 48, 83, 100	0
1	F	1018/1023 (99%)	-0.55	8 (0%) 86 87	8, 28, 67, 100	0
1	G	1018/1023 (99%)	-0.49	16 (1%) 72 74	8, 28, 68, 100	0
1	H	1018/1023 (99%)	-0.17	22 (2%) 62 63	18, 38, 75, 100	0
1	I	1018/1023 (99%)	-0.38	16 (1%) 72 74	11, 32, 70, 100	0
1	J	1018/1023 (99%)	-0.53	11 (1%) 80 82	10, 30, 69, 100	0
1	K	1018/1023 (99%)	-0.15	31 (3%) 50 51	24, 45, 81, 100	0
1	L	1018/1023 (99%)	-0.11	30 (2%) 51 52	25, 45, 81, 100	0
1	M	1018/1023 (99%)	0.31	57 (5%) 24 23	27, 48, 83, 100	0
1	N	1018/1023 (99%)	-0.36	11 (1%) 80 82	16, 36, 74, 100	0
1	O	1018/1023 (99%)	-0.24	22 (2%) 62 63	21, 42, 78, 100	0
1	P	1018/1023 (99%)	0.76	111 (10%) 5 4	39, 60, 91, 100	0
All	All	16288/16368 (99%)	-0.26	411 (2%) 57 59	1, 37, 76, 100	0

All (411) RSRZ outliers are listed below:

Mol	Chain	Res	Type	RSRZ
1	G	735	HIS	6.3
1	P	799	THR	6.3
1	F	581	ASN	6.0
1	G	732	ALA	5.8
1	K	735	HIS	5.8

Continued on next page...

Continued from previous page...

Mol	Chain	Res	Type	RSRZ
1	L	735	HIS	5.5
1	O	735	HIS	5.4
1	M	596	PRO	5.3
1	K	731	PRO	5.2
1	M	79	PRO	5.2
1	H	735	HIS	5.2
1	K	732	ALA	5.2
1	M	581	ASN	5.2
1	P	595	THR	5.2
1	E	581	ASN	5.1
1	J	581	ASN	5.0
1	A	735	HIS	4.9
1	B	731	PRO	4.9
1	E	79	PRO	4.8
1	O	733	ALA	4.7
1	A	580	GLU	4.7
1	I	581	ASN	4.7
1	P	800	ARG	4.7
1	D	581	ASN	4.7
1	B	730	LEU	4.6
1	L	733	ALA	4.5
1	C	581	ASN	4.5
1	P	683	PRO	4.5
1	F	744	GLU	4.5
1	P	739	HIS	4.5
1	K	734	SER	4.4
1	K	733	ALA	4.4
1	P	798	ALA	4.4
1	B	735	HIS	4.4
1	P	596	PRO	4.4
1	P	575	LEU	4.4
1	E	798	ALA	4.3
1	L	581	ASN	4.3
1	L	732	ALA	4.3
1	N	800	ARG	4.3
1	E	596	PRO	4.3
1	P	362	LEU	4.2
1	P	732	ALA	4.2
1	P	131	GLU	4.2
1	P	684	GLU	4.2
1	O	732	ALA	4.2
1	E	799	THR	4.1

Continued on next page...

Continued from previous page...

Mol	Chain	Res	Type	RSRZ
1	P	797	GLU	4.1
1	K	730	LEU	4.1
1	K	800	ARG	4.1
1	M	76	CYS	4.1
1	E	583	ASN	4.1
1	P	735	HIS	4.0
1	G	799	THR	4.0
1	L	687	GLN	4.0
1	D	580	GLU	4.0
1	E	321	THR	4.0
1	P	580	GLU	4.0
1	D	731	PRO	3.9
1	I	580	GLU	3.9
1	P	360	HIS	3.9
1	P	317	THR	3.9
1	M	249	GLU	3.8
1	L	79	PRO	3.8
1	I	800	ARG	3.8
1	A	131	GLU	3.8
1	P	149	ALA	3.8
1	H	582	GLY	3.8
1	A	582	GLY	3.8
1	E	131	GLU	3.8
1	I	732	ALA	3.8
1	J	580	GLU	3.8
1	K	581	ASN	3.8
1	K	798	ALA	3.8
1	L	731	PRO	3.7
1	M	135	GLN	3.7
1	M	582	GLY	3.7
1	F	689	GLU	3.7
1	P	178	ARG	3.7
1	P	585	TRP	3.7
1	M	801	ILE	3.6
1	I	801	ILE	3.5
1	M	320	GLY	3.5
1	N	135	GLN	3.5
1	P	86	VAL	3.5
1	A	733	ALA	3.5
1	P	75	GLU	3.5
1	P	160	GLY	3.5
1	M	93	HIS	3.4

Continued on next page...

Continued from previous page...

Mol	Chain	Res	Type	RSRZ
1	P	55	ASN	3.4
1	M	800	ARG	3.4
1	E	76	CYS	3.4
1	L	745	MET	3.4
1	P	687	GLN	3.4
1	H	75	GLU	3.4
1	L	798	ALA	3.4
1	C	689	GLU	3.4
1	M	131	GLU	3.4
1	M	580	GLU	3.4
1	C	799	THR	3.3
1	N	744	GLU	3.3
1	L	800	ARG	3.3
1	C	580	GLU	3.3
1	P	731	PRO	3.3
1	P	133	TRP	3.3
1	B	582	GLY	3.3
1	O	593	GLY	3.3
1	P	364	GLY	3.3
1	K	745	MET	3.3
1	P	923	SER	3.2
1	M	180	GLY	3.2
1	P	801	ILE	3.2
1	E	582	GLY	3.2
1	P	143	PHE	3.2
1	G	731	PRO	3.2
1	O	581	ASN	3.2
1	P	68	ALA	3.2
1	M	246	MET	3.2
1	G	800	ARG	3.2
1	P	45	ASP	3.2
1	P	70	PRO	3.2
1	O	800	ARG	3.2
1	P	81	ALA	3.1
1	P	581	ASN	3.1
1	A	682	LEU	3.1
1	B	687	GLN	3.1
1	H	4	THR	3.1
1	K	799	THR	3.1
1	D	583	ASN	3.1
1	H	801	ILE	3.1
1	M	583	ASN	3.1

Continued on next page...

Continued from previous page...

Mol	Chain	Res	Type	RSRZ
1	N	581	ASN	3.1
1	I	595	THR	3.1
1	E	65	ALA	3.1
1	M	799	THR	3.1
1	B	689	GLU	3.1
1	B	800	ARG	3.1
1	P	584	PRO	3.0
1	K	772	ASP	3.0
1	P	733	ALA	3.0
1	P	689	GLU	3.0
1	P	361	PRO	3.0
1	P	135	GLN	3.0
1	P	579	ASP	3.0
1	P	97	ALA	3.0
1	H	800	ARG	3.0
1	N	583	ASN	3.0
1	P	729	THR	3.0
1	G	730	LEU	3.0
1	F	732	ALA	3.0
1	E	731	PRO	3.0
1	J	799	THR	2.9
1	K	136	GLU	2.9
1	P	264	GLU	2.9
1	L	76	CYS	2.9
1	H	732	ALA	2.9
1	J	689	GLU	2.9
1	L	597	ASN	2.9
1	J	800	ARG	2.9
1	O	46	ARG	2.9
1	H	580	GLU	2.9
1	K	736	ALA	2.9
1	K	595	THR	2.9
1	L	730	LEU	2.9
1	M	69	VAL	2.9
1	P	92	MET	2.9
1	D	733	ALA	2.9
1	L	761	GLN	2.9
1	I	582	GLY	2.9
1	M	10	VAL	2.9
1	M	114	VAL	2.9
1	I	180	GLY	2.8
1	P	590	GLY	2.8

Continued on next page...

Continued from previous page...

Mol	Chain	Res	Type	RSRZ
1	P	204	ARG	2.8
1	C	583	ASN	2.8
1	P	111	PRO	2.8
1	J	744	GLU	2.8
1	N	180	GLY	2.8
1	E	132	SER	2.8
1	L	596	PRO	2.8
1	L	803	PRO	2.8
1	P	137	GLY	2.8
1	P	325	ALA	2.8
1	H	799	THR	2.8
1	E	75	GLU	2.8
1	G	689	GLU	2.8
1	M	248	GLY	2.8
1	M	237	ARG	2.8
1	C	744	GLU	2.8
1	E	135	GLN	2.8
1	L	131	GLU	2.8
1	H	180	GLY	2.8
1	L	595	THR	2.8
1	H	733	ALA	2.7
1	M	175	ALA	2.7
1	D	1023	LYS	2.7
1	K	773	LYS	2.7
1	K	689	GLU	2.7
1	P	175	ALA	2.7
1	H	135	GLN	2.7
1	P	734	SER	2.7
1	M	116	THR	2.7
1	K	579	ASP	2.7
1	L	739	HIS	2.7
1	P	277	GLU	2.7
1	M	162	GLY	2.7
1	K	131	GLU	2.7
1	H	76	CYS	2.7
1	N	580	GLU	2.7
1	N	79	PRO	2.6
1	P	218	PRO	2.6
1	P	669	PRO	2.6
1	E	745	MET	2.6
1	H	744	GLU	2.6
1	E	249	GLU	2.6

Continued on next page...

Continued from previous page...

Mol	Chain	Res	Type	RSRZ
1	P	597	ASN	2.6
1	L	370	GLN	2.6
1	P	745	MET	2.6
1	P	180	GLY	2.6
1	M	136	GLU	2.6
1	E	772	ASP	2.6
1	K	237	ARG	2.6
1	K	580	GLU	2.6
1	P	276	GLY	2.6
1	P	115	PRO	2.5
1	M	594	ASP	2.5
1	D	800	ARG	2.5
1	F	579	ASP	2.5
1	P	742	THR	2.5
1	F	730	LEU	2.5
1	L	682	LEU	2.5
1	E	732	ALA	2.5
1	P	44	THR	2.5
1	P	316	HIS	2.5
1	L	135	GLN	2.5
1	P	608	PHE	2.5
1	K	583	ASN	2.5
1	A	799	THR	2.5
1	J	798	ALA	2.5
1	P	128	ASN	2.5
1	P	56	GLY	2.5
1	L	81	ALA	2.5
1	P	405	TYR	2.5
1	P	582	GLY	2.4
1	E	173	LEU	2.4
1	B	832	ASP	2.4
1	I	593	GLY	2.4
1	M	733	ALA	2.4
1	M	798	ALA	2.4
1	E	136	GLU	2.4
1	P	730	LEU	2.4
1	E	4	THR	2.4
1	E	800	ARG	2.4
1	L	4	THR	2.4
1	N	689	GLU	2.4
1	A	319	ASP	2.4
1	P	249	GLU	2.4

Continued on next page...

Continued from previous page...

Mol	Chain	Res	Type	RSRZ
1	A	581	ASN	2.4
1	M	73	TRP	2.4
1	P	95	TYR	2.4
1	O	131	GLU	2.4
1	A	732	ALA	2.4
1	B	732	ALA	2.4
1	I	799	THR	2.4
1	M	173	LEU	2.4
1	P	236	SER	2.4
1	A	596	PRO	2.4
1	O	687	GLN	2.4
1	N	799	THR	2.4
1	P	272	ALA	2.4
1	K	80	GLU	2.4
1	O	731	PRO	2.3
1	M	160	GLY	2.3
1	H	277	GLU	2.3
1	O	249	GLU	2.3
1	O	135	GLN	2.3
1	P	221	GLN	2.3
1	L	578	TYR	2.3
1	C	732	ALA	2.3
1	O	582	GLY	2.3
1	P	124	SER	2.3
1	E	801	ILE	2.3
1	P	84	VAL	2.3
1	P	109	VAL	2.3
1	L	579	ASP	2.3
1	M	253	TYR	2.3
1	P	653[A]	HIS	2.3
1	C	80	GLU	2.3
1	M	978	ALA	2.3
1	K	135	GLN	2.3
1	E	579	ASP	2.3
1	H	264	GLU	2.3
1	K	79	PRO	2.3
1	N	745	MET	2.3
1	P	771	GLY	2.3
1	J	732	ALA	2.3
1	P	327	ALA	2.3
1	K	728	VAL	2.3
1	P	77	ASP	2.3

Continued on next page...

Continued from previous page...

Mol	Chain	Res	Type	RSRZ
1	P	96	ASP	2.3
1	P	152	LEU	2.3
1	F	799	THR	2.3
1	H	730	LEU	2.3
1	J	745	MET	2.3
1	G	684	GLU	2.3
1	K	801	ILE	2.3
1	D	745	MET	2.2
1	M	7	LEU	2.2
1	O	75	GLU	2.2
1	M	247	CYS	2.2
1	O	579	ASP	2.2
1	P	130	ASP	2.2
1	P	594	ASP	2.2
1	P	712	GLY	2.2
1	D	596	PRO	2.2
1	M	75	GLU	2.2
1	M	977	HIS	2.2
1	P	184	LEU	2.2
1	P	34	ALA	2.2
1	D	579	ASP	2.2
1	G	580	GLU	2.2
1	H	729	THR	2.2
1	M	321	THR	2.2
1	P	4	THR	2.2
1	E	819	GLU	2.2
1	P	136	GLU	2.2
1	M	6	SER	2.2
1	I	735	HIS	2.2
1	P	359	HIS	2.2
1	P	65	ALA	2.2
1	O	729	THR	2.2
1	P	319	ASP	2.2
1	J	180	GLY	2.2
1	L	744	GLU	2.2
1	L	594	ASP	2.2
1	P	46	ARG	2.2
1	G	131	GLU	2.2
1	H	131	GLU	2.2
1	P	122	CYS	2.2
1	I	733	ALA	2.2
1	K	185	ALA	2.2

Continued on next page...

Continued from previous page...

Mol	Chain	Res	Type	RSRZ
1	P	59	ARG	2.2
1	O	730	LEU	2.2
1	P	179	ALA	2.2
1	D	799	THR	2.2
1	L	132	SER	2.1
1	P	578	TYR	2.1
1	P	634	GLN	2.1
1	G	180	GLY	2.1
1	P	710	GLU	2.1
1	M	579	ASP	2.1
1	H	175	ALA	2.1
1	B	729	THR	2.1
1	M	595	THR	2.1
1	M	370	GLN	2.1
1	O	49	GLN	2.1
1	K	319	ASP	2.1
1	M	152	LEU	2.1
1	L	237	ARG	2.1
1	O	745	MET	2.1
1	M	128	ASN	2.1
1	O	583	ASN	2.1
1	P	7	LEU	2.1
1	P	772	ASP	2.1
1	P	39	SER	2.1
1	A	800	ARG	2.1
1	I	579	ASP	2.1
1	E	78	LEU	2.1
1	E	86	VAL	2.1
1	I	744	GLU	2.1
1	M	80	GLU	2.1
1	M	689	GLU	2.1
1	I	135	GLN	2.1
1	G	582	GLY	2.1
1	M	593	GLY	2.1
1	P	177	LEU	2.1
1	E	66	PRO	2.1
1	M	361	PRO	2.1
1	K	634	GLN	2.1
1	E	81	ALA	2.1
1	E	46	ARG	2.1
1	M	219	THR	2.1
1	I	797	GLU	2.1

Continued on next page...

Continued from previous page...

Mol	Chain	Res	Type	RSRZ
1	P	707	ALA	2.1
1	C	800	ARG	2.1
1	E	6	SER	2.1
1	G	249	GLU	2.1
1	M	181	GLU	2.1
1	O	799	THR	2.1
1	E	74	LEU	2.0
1	K	845	GLN	2.0
1	J	731	PRO	2.0
1	H	253	TYR	2.0
1	M	578	TYR	2.0
1	O	797	GLU	2.0
1	H	845	GLN	2.0
1	P	266	GLN	2.0
1	G	733	ALA	2.0
1	G	729	THR	2.0
1	M	4	THR	2.0
1	M	319	ASP	2.0
1	E	7	LEU	2.0
1	F	797	GLU	2.0
1	M	66	PRO	2.0
1	M	599	ARG	2.0
1	P	47	PRO	2.0
1	P	141	ILE	2.0
1	M	179	ALA	2.0
1	P	609	ALA	2.0
1	G	745	MET	2.0
1	P	217	LYS	2.0

6.2 Non-standard residues in protein, DNA, RNA chains [i](#)

In the following table, the Atoms column lists the number of modelled atoms in the group and the number defined in the chemical component dictionary. The B-factors column lists the minimum, median, 95th percentile and maximum values of B factors of atoms in the group. The column labelled 'Q< 0.9' lists the number of atoms with occupancy less than 0.9.

Mol	Type	Chain	Res	Atoms	RSCC	RSR	B-factors(Å ²)	Q<0.9
1	CME	P	1021	10/11	0.81	0.32	72,87,100,100	0
1	CME	P	914	10/11	0.84	0.22	54,62,98,100	0
1	CME	P	748	10/11	0.84	0.25	68,80,100,100	0
1	CME	O	748	10/11	0.86	0.33	50,62,95,100	0
1	CME	J	1021	10/11	0.87	0.22	42,58,93,100	0

Continued on next page...

Continued from previous page...

Mol	Type	Chain	Res	Atoms	RSCC	RSR	B-factors(\AA^2)	Q<0.9
1	CME	B	1021	10/11	0.87	0.25	33,49,84,97	0
1	CME	H	1021	10/11	0.87	0.20	50,66,100,100	0
1	CME	L	1021	10/11	0.87	0.16	57,73,100,100	0
1	CME	N	1021	10/11	0.87	0.18	48,64,99,100	0
1	CME	E	1021	10/11	0.88	0.20	60,76,100,100	0
1	CME	F	1021	10/11	0.89	0.17	40,56,91,100	0
1	CME	M	748	10/11	0.89	0.26	56,68,100,100	0
1	CME	A	1021	10/11	0.89	0.19	35,50,85,99	0
1	CME	K	1021	10/11	0.90	0.21	57,73,100,100	0
1	CME	M	1021	10/11	0.90	0.17	60,75,100,100	0
1	CME	L	748	10/11	0.90	0.20	53,65,99,100	0
1	CME	N	748	10/11	0.90	0.24	44,56,90,100	0
1	CME	D	1021	10/11	0.91	0.19	43,58,93,100	0
1	CME	M	914	10/11	0.91	0.16	42,50,86,92	0
1	CME	C	1021	10/11	0.91	0.15	33,49,84,97	0
1	CME	G	748	10/11	0.91	0.18	37,48,82,93	0
1	CME	K	748	10/11	0.91	0.19	53,65,98,100	0
1	CME	H	748	10/11	0.91	0.21	46,58,92,100	0
1	CME	E	914	10/11	0.92	0.19	42,50,87,92	0
1	CME	I	748	10/11	0.92	0.17	40,52,85,97	0
1	CME	C	748	10/11	0.92	0.19	29,41,74,86	0
1	CME	D	748	10/11	0.92	0.20	39,51,84,95	0
1	CME	F	748	10/11	0.92	0.19	36,48,81,93	0
1	CME	J	748	10/11	0.92	0.16	38,50,84,95	0
1	CME	B	748	10/11	0.92	0.17	29,41,75,86	0
1	CME	O	1021	10/11	0.92	0.20	54,69,100,100	0
1	CME	L	914	10/11	0.93	0.15	40,47,84,89	0
1	CME	A	748	10/11	0.93	0.19	31,43,76,87	0
1	CME	G	1021	10/11	0.93	0.17	41,56,91,100	0
1	CME	E	748	10/11	0.93	0.25	56,68,100,100	0
1	CME	A	914	10/11	0.94	0.17	17,25,61,67	0
1	CME	K	914	10/11	0.94	0.12	40,47,84,89	0
1	CME	I	1021	10/11	0.94	0.15	44,60,94,100	0
1	CME	H	914	10/11	0.95	0.15	33,40,77,82	0
1	CME	O	914	10/11	0.95	0.13	36,44,80,86	0
1	CME	I	914	10/11	0.95	0.13	26,34,70,76	0
1	CME	G	914	10/11	0.96	0.10	23,31,67,73	0
1	CME	B	914	10/11	0.96	0.12	16,23,60,66	0
1	CME	J	914	10/11	0.96	0.14	25,32,69,75	0
1	CME	F	914	10/11	0.96	0.13	23,30,67,72	0
1	CME	D	914	10/11	0.96	0.14	25,33,69,75	0
1	CME	N	914	10/11	0.97	0.13	31,38,75,81	0

Continued on next page...

Continued from previous page...

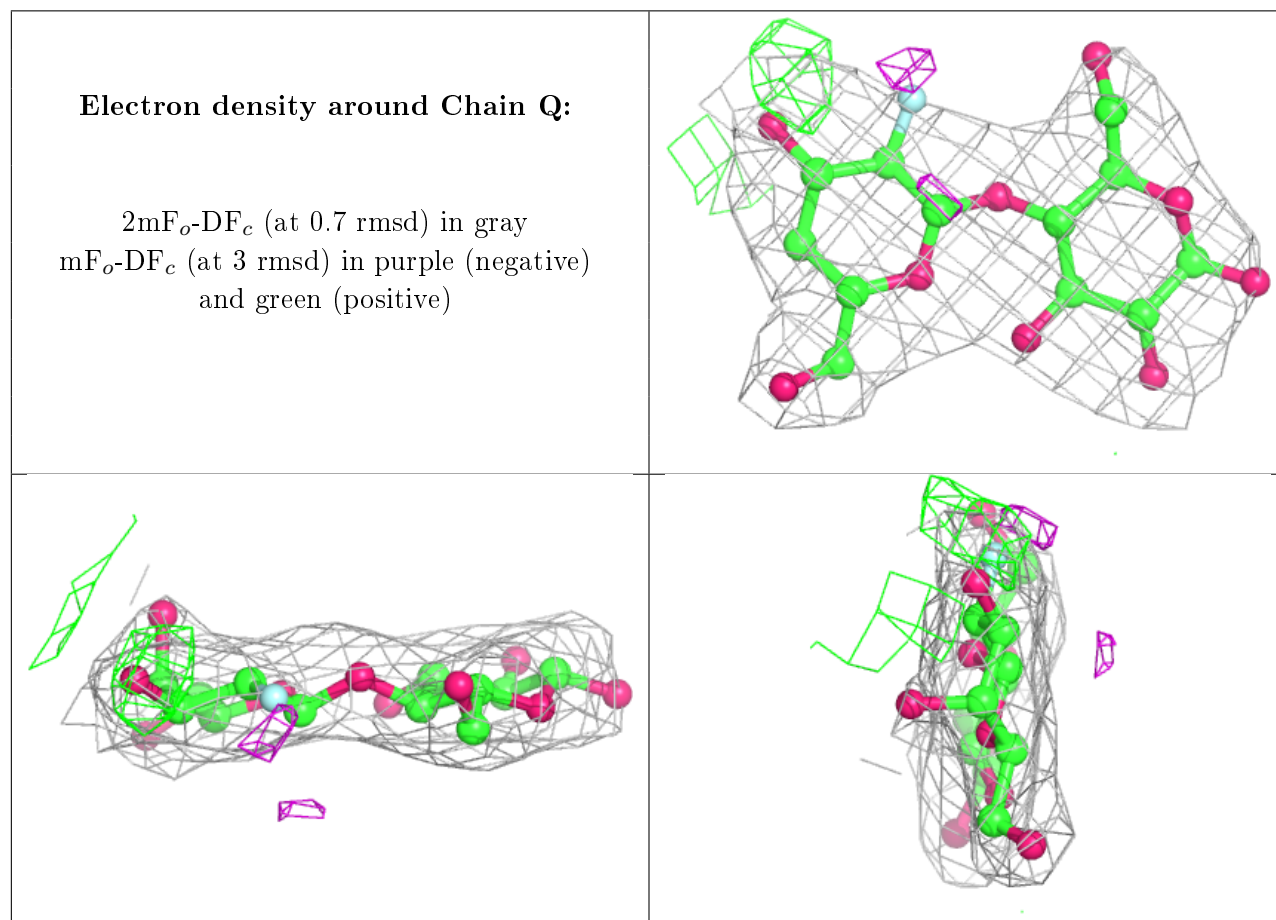
Mol	Type	Chain	Res	Atoms	RSCC	RSR	B-factors(\AA^2)	Q<0.9
1	CME	C	914	10/11	0.97	0.10	16,23,60,65	0

6.3 Carbohydrates

In the following table, the Atoms column lists the number of modelled atoms in the group and the number defined in the chemical component dictionary. The B-factors column lists the minimum, median, 95th percentile and maximum values of B factors of atoms in the group. The column labelled 'Q< 0.9' lists the number of atoms with occupancy less than 0.9.

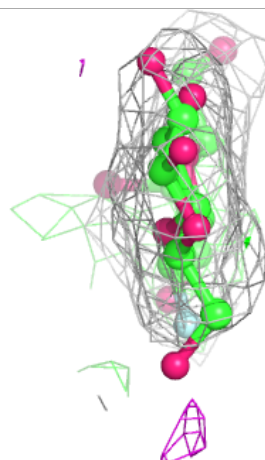
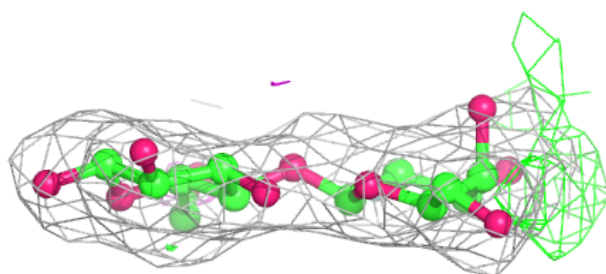
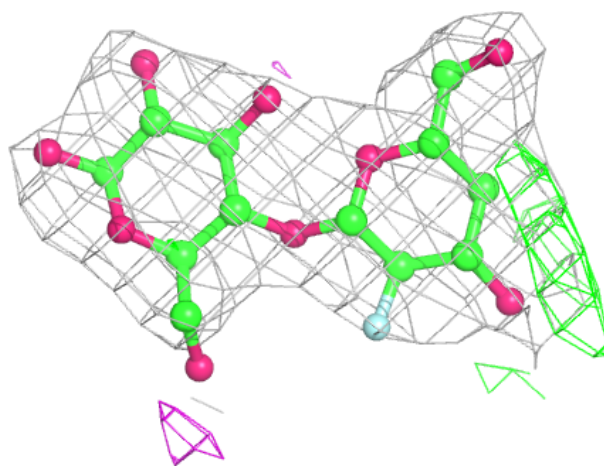
Mol	Type	Chain	Res	Atoms	RSCC	RSR	B-factors(\AA^2)	Q<0.9
2	2FG	X	2	11/12	0.79	0.34	56,61,72,78	0
2	BGC	a	1	12/12	0.83	0.28	65,80,97,100	0
2	2FG	b	2	11/12	0.84	0.30	63,68,79,85	0
2	BGC	b	1	12/12	0.85	0.28	65,80,97,100	0
2	2FG	f	2	11/12	0.85	0.28	77,83,94,100	0
2	2FG	e	2	11/12	0.86	0.23	59,65,76,82	0
2	BGC	f	1	12/12	0.86	0.21	79,94,100,100	0
2	BGC	Z	1	12/12	0.87	0.23	50,65,82,99	0
2	BGC	S	1	12/12	0.87	0.23	41,56,73,89	0
2	BGC	e	1	12/12	0.87	0.24	61,76,93,100	0
2	2FG	a	2	11/12	0.88	0.27	63,68,79,85	0
2	BGC	c	1	12/12	0.88	0.17	67,82,99,100	0
2	BGC	W	1	12/12	0.89	0.20	48,63,80,97	0
2	2FG	S	2	11/12	0.89	0.19	39,44,55,61	0
2	2FG	V	2	11/12	0.90	0.19	46,51,62,68	0
2	BGC	X	1	12/12	0.91	0.22	58,73,90,100	0
2	2FG	U	2	11/12	0.91	0.25	66,71,82,88	0
2	BGC	T	1	12/12	0.91	0.22	50,65,82,99	0
2	2FG	Q	2	11/12	0.91	0.18	40,46,57,63	0
2	BGC	V	1	12/12	0.91	0.18	48,63,80,96	0
2	2FG	c	2	11/12	0.91	0.21	65,71,82,88	0
2	BGC	U	1	12/12	0.92	0.17	67,83,100,100	0
2	2FG	Y	2	11/12	0.92	0.18	49,55,66,72	0
2	BGC	d	1	12/12	0.92	0.18	56,71,88,100	0
2	2FG	R	2	11/12	0.92	0.17	39,44,55,61	0
2	2FG	Z	2	11/12	0.92	0.18	48,53,64,70	0
2	2FG	d	2	11/12	0.93	0.15	54,59,70,76	0
2	BGC	R	1	12/12	0.93	0.15	41,56,73,90	0
2	BGC	Y	1	12/12	0.93	0.14	51,67,84,100	0
2	2FG	W	2	11/12	0.93	0.16	46,51,63,68	0
2	BGC	Q	1	12/12	0.94	0.13	42,57,74,91	0
2	2FG	T	2	11/12	0.96	0.18	48,54,65,71	0

The following is a graphical depiction of the model fit to experimental electron density for oligosaccharide. Each fit is shown from different orientation to approximate a three-dimensional view.



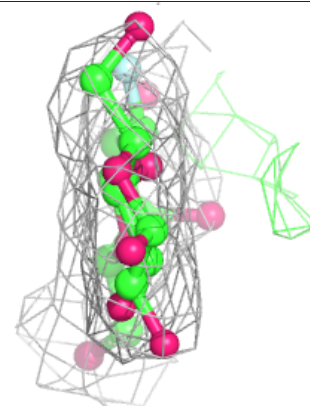
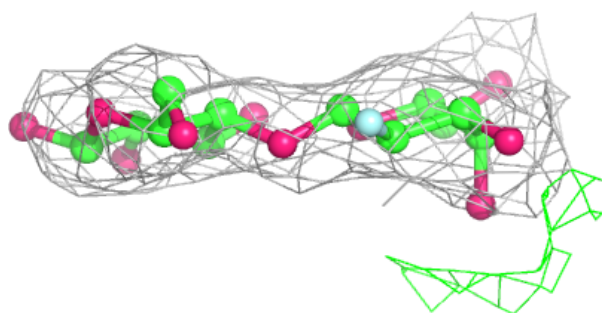
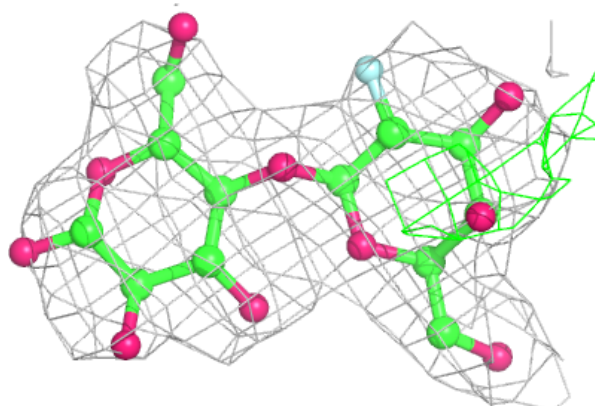
Electron density around Chain R:

$2mF_o-DF_c$ (at 0.7 rmsd) in gray
 mF_o-DF_c (at 3 rmsd) in purple (negative)
and green (positive)

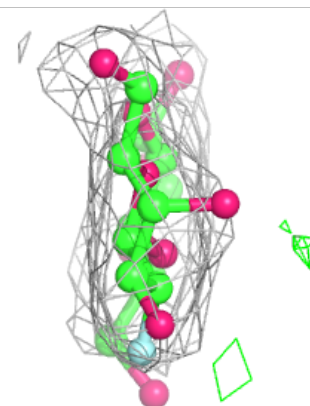
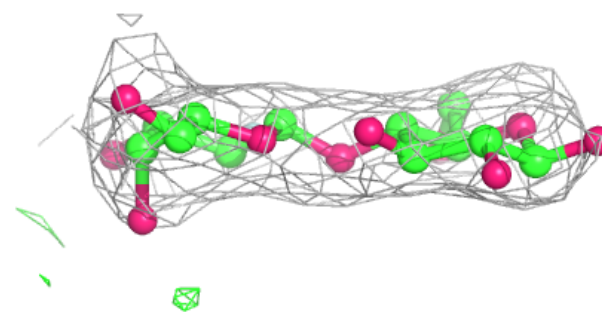
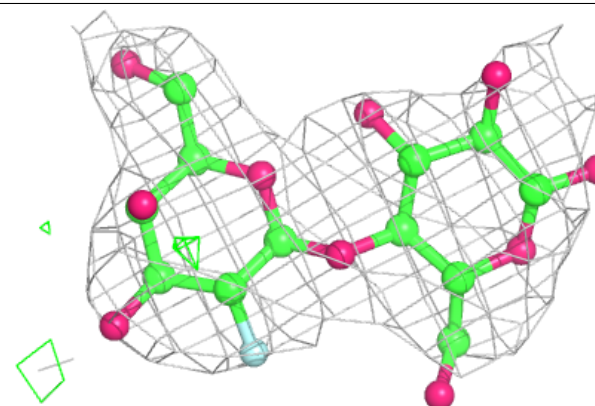


Electron density around Chain S:

$2mF_o-DF_c$ (at 0.7 rmsd) in gray
 mF_o-DF_c (at 3 rmsd) in purple (negative)
and green (positive)

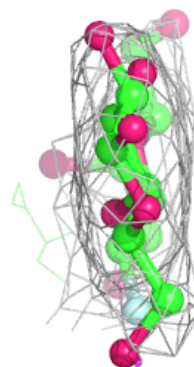
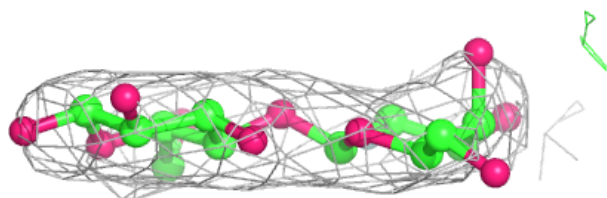
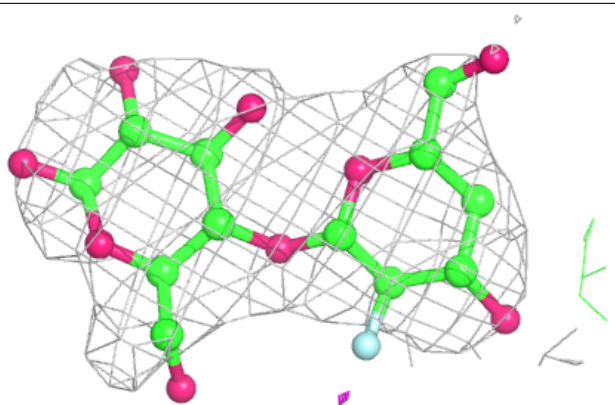
**Electron density around Chain T:**

$2mF_o-DF_c$ (at 0.7 rmsd) in gray
 mF_o-DF_c (at 3 rmsd) in purple (negative)
and green (positive)



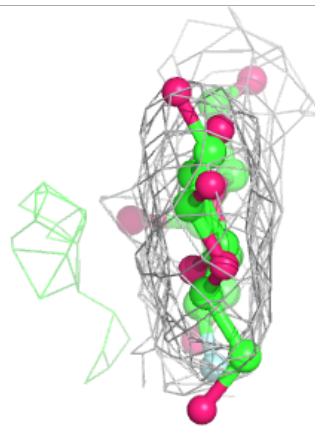
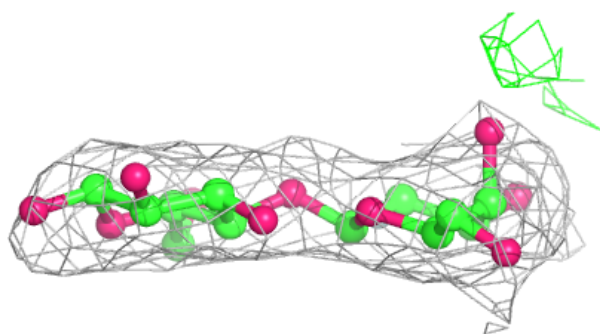
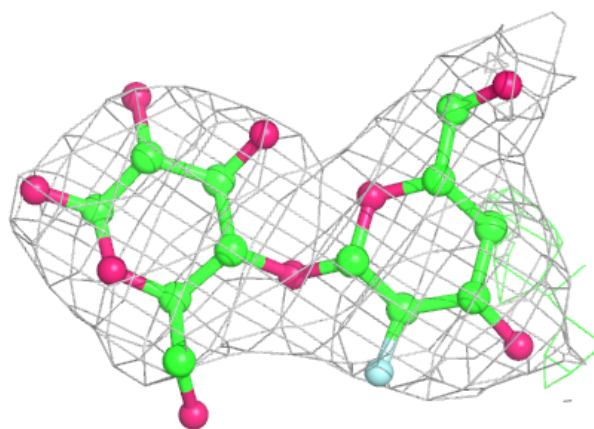
Electron density around Chain U:

$2mF_o - DF_c$ (at 0.7 rmsd) in gray
 $mF_o - DF_c$ (at 3 rmsd) in purple (negative)
and green (positive)



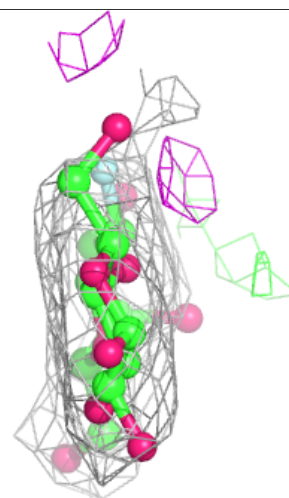
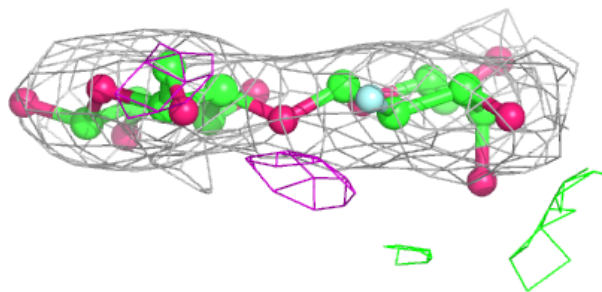
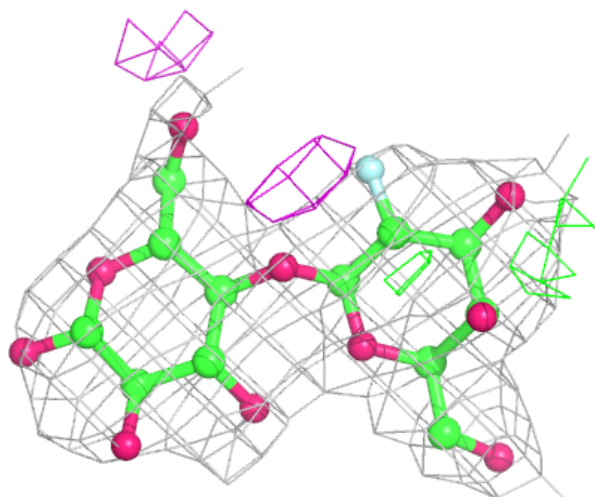
Electron density around Chain V:

$2mF_o-DF_c$ (at 0.7 rmsd) in gray
 mF_o-DF_c (at 3 rmsd) in purple (negative)
and green (positive)



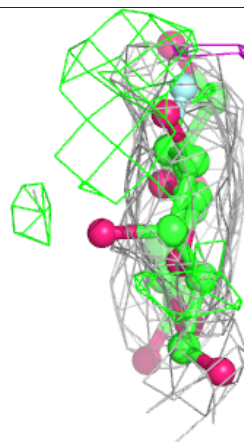
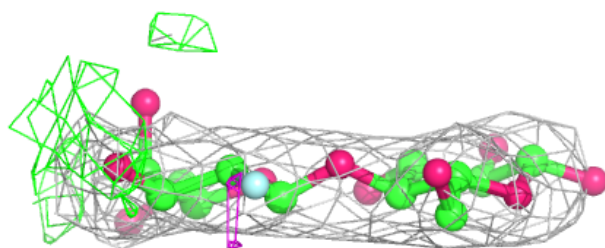
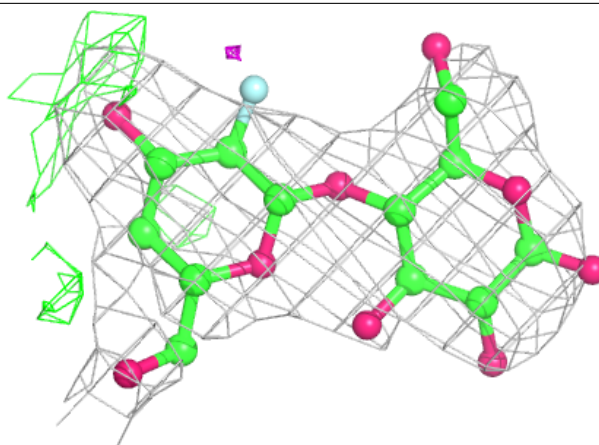
Electron density around Chain W:

$2mF_o-DF_c$ (at 0.7 rmsd) in gray
 mF_o-DF_c (at 3 rmsd) in purple (negative)
and green (positive)



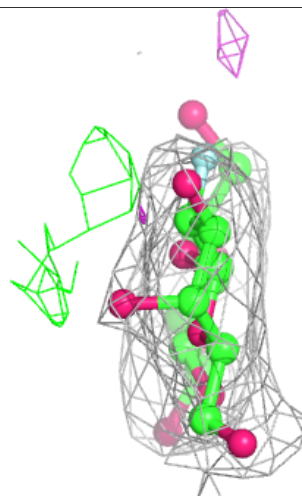
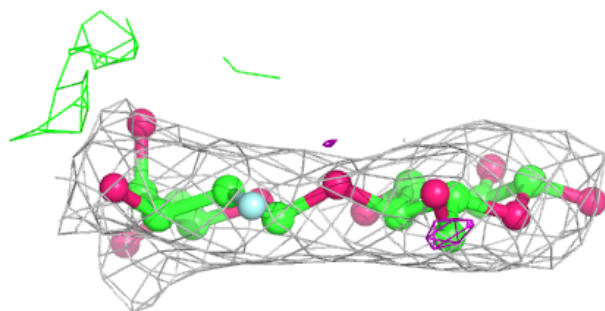
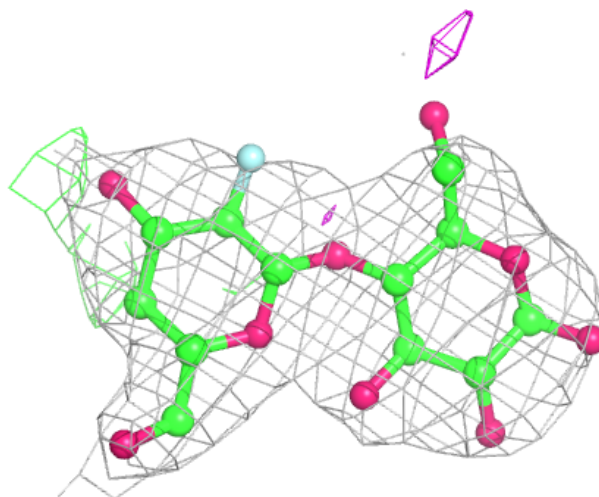
Electron density around Chain X:

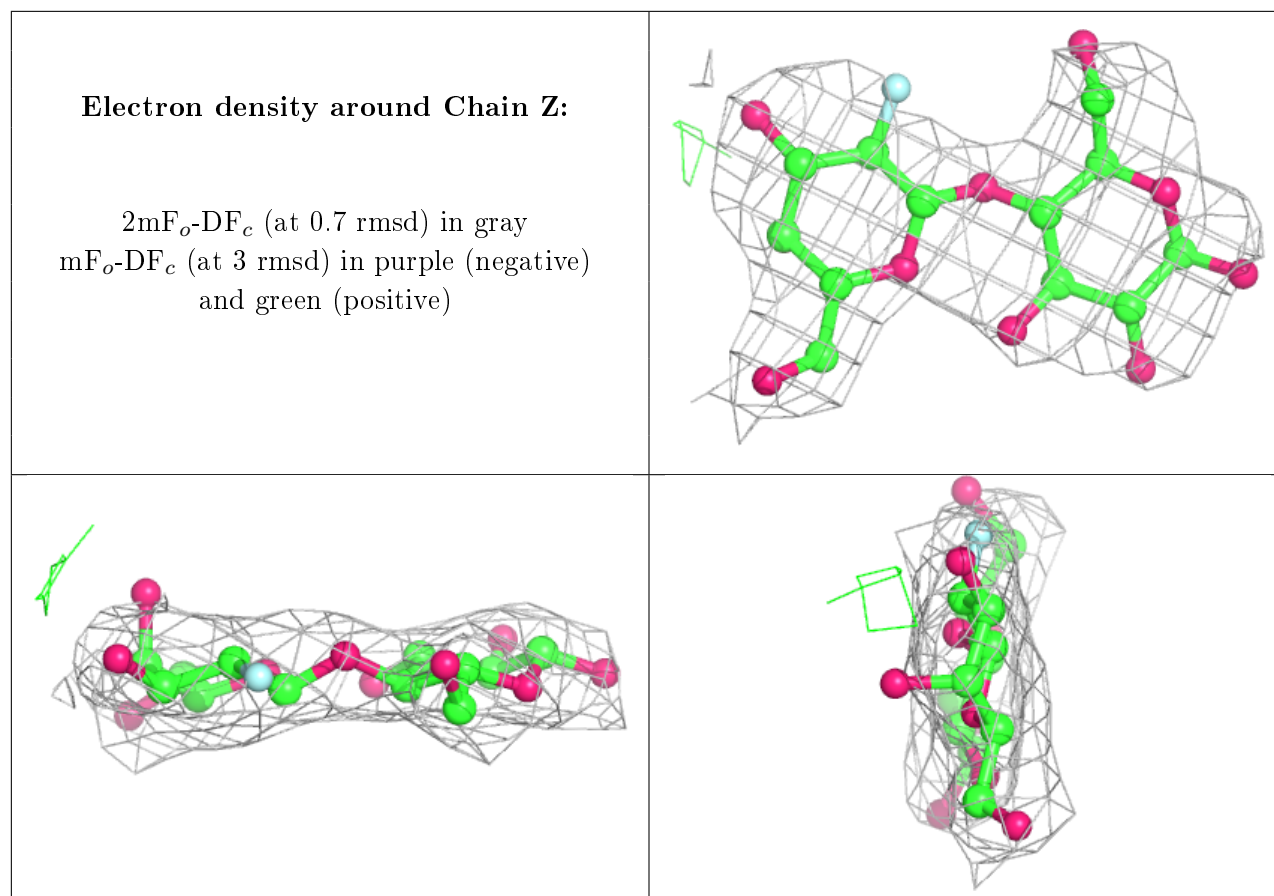
$2mF_o - DF_c$ (at 0.7 rmsd) in gray
 $mF_o - DF_c$ (at 3 rmsd) in purple (negative)
and green (positive)



Electron density around Chain Y:

$2mF_o-DF_c$ (at 0.7 rmsd) in gray
 mF_o-DF_c (at 3 rmsd) in purple (negative)
and green (positive)





6.4 Ligands ⓘ

In the following table, the Atoms column lists the number of modelled atoms in the group and the number defined in the chemical component dictionary. The B-factors column lists the minimum, median, 95th percentile and maximum values of B factors of atoms in the group. The column labelled 'Q< 0.9' lists the number of atoms with occupancy less than 0.9.

Mol	Type	Chain	Res	Atoms	RSCC	RSR	B-factors(\AA^2)	Q<0.9
4	NA	P	2004	1/1	0.42	0.35	67,67,67,67	0
3	MG	P	2003	1/1	0.72	0.14	53,53,53,53	0
4	NA	M	2004	1/1	0.73	0.32	55,55,55,55	0
3	MG	N	2003	1/1	0.80	0.09	30,30,30,30	0
4	NA	P	2005	1/1	0.81	0.16	55,55,55,55	0
4	NA	A	2005	1/1	0.81	0.09	18,18,18,18	0
4	NA	L	2004	1/1	0.83	0.25	53,53,53,53	0
4	NA	E	2004	1/1	0.83	0.36	55,55,55,55	0
4	NA	D	2005	1/1	0.85	0.13	26,26,26,26	0
4	NA	J	2004	1/1	0.85	0.20	38,38,38,38	0
4	NA	O	2005	1/1	0.86	0.16	37,37,37,37	0
3	MG	E	2003	1/1	0.87	0.14	42,42,42,42	0
3	MG	J	2003	1/1	0.88	0.14	24,24,24,24	0

Continued on next page...

Continued from previous page...

Mol	Type	Chain	Res	Atoms	RSCC	RSR	B-factors(\AA^2)	Q<0.9
3	MG	G	2003	1/1	0.88	0.11	22,22,22,22	0
4	NA	D	2004	1/1	0.88	0.14	38,38,38,38	0
4	NA	M	2005	1/1	0.88	0.11	43,43,43,43	0
3	MG	F	2003	1/1	0.89	0.11	22,22,22,22	0
4	NA	H	2004	1/1	0.89	0.18	46,46,46,46	0
4	NA	F	2005	1/1	0.89	0.13	23,23,23,23	0
4	NA	K	2004	1/1	0.90	0.21	53,53,53,53	0
3	MG	P	2002	1/1	0.91	0.24	60,60,60,60	0
4	NA	O	2004	1/1	0.91	0.17	49,49,49,49	0
4	NA	A	2004	1/1	0.92	0.10	30,30,30,30	0
4	NA	J	2005	1/1	0.92	0.17	25,25,25,25	0
4	NA	C	2005	1/1	0.92	0.08	16,16,16,16	0
3	MG	L	2003	1/1	0.93	0.11	39,39,39,39	0
3	MG	M	2002	1/1	0.93	0.15	48,48,48,48	0
4	NA	G	2005	1/1	0.93	0.11	24,24,24,24	0
4	NA	I	2005	1/1	0.93	0.13	27,27,27,27	0
3	MG	I	2003	1/1	0.94	0.14	26,26,26,26	0
3	MG	K	2003	1/1	0.94	0.13	39,39,39,39	0
3	MG	D	2003	1/1	0.94	0.07	24,24,24,24	0
4	NA	E	2005	1/1	0.94	0.18	43,43,43,43	0
4	NA	F	2004	1/1	0.94	0.12	36,36,36,36	0
3	MG	H	2003	1/1	0.94	0.09	32,32,32,32	0
3	MG	B	2003	1/1	0.94	0.09	15,15,15,15	0
3	MG	C	2003	1/1	0.94	0.09	15,15,15,15	0
3	MG	O	2003	1/1	0.94	0.14	35,35,35,35	0
4	NA	N	2004	1/1	0.94	0.13	44,44,44,44	0
4	NA	G	2004	1/1	0.95	0.13	36,36,36,36	0
4	NA	L	2005	1/1	0.95	0.16	40,40,40,40	0
4	NA	B	2005	1/1	0.95	0.12	16,16,16,16	0
3	MG	M	2003	1/1	0.95	0.22	41,41,41,41	0
3	MG	D	2002	1/1	0.95	0.18	31,31,31,31	0
3	MG	C	2002	1/1	0.95	0.22	22,22,22,22	0
3	MG	L	2002	1/1	0.95	0.20	46,46,46,46	0
3	MG	E	2002	1/1	0.96	0.20	48,48,48,48	0
4	NA	K	2005	1/1	0.96	0.08	40,40,40,40	0
3	MG	G	2002	1/1	0.96	0.27	29,29,29,29	0
4	NA	H	2005	1/1	0.96	0.13	33,33,33,33	0
4	NA	C	2004	1/1	0.97	0.14	29,29,29,29	0
4	NA	I	2004	1/1	0.97	0.09	39,39,39,39	0
3	MG	J	2002	1/1	0.97	0.10	31,31,31,31	0
3	MG	H	2002	1/1	0.97	0.26	39,39,39,39	0
3	MG	F	2002	1/1	0.98	0.22	29,29,29,29	0

Continued on next page...

Continued from previous page...

Mol	Type	Chain	Res	Atoms	RSCC	RSR	B-factors(\AA^2)	Q<0.9
3	MG	O	2002	1/1	0.98	0.25	42,42,42,42	0
3	MG	N	2002	1/1	0.98	0.19	37,37,37,37	0
3	MG	K	2002	1/1	0.98	0.17	45,45,45,45	0
4	NA	N	2005	1/1	0.98	0.17	31,31,31,31	0
3	MG	A	2002	1/1	0.98	0.09	23,23,23,23	0
4	NA	B	2004	1/1	0.98	0.08	29,29,29,29	0
3	MG	A	2003	1/1	0.98	0.16	16,16,16,16	0
3	MG	I	2002	1/1	0.98	0.22	32,32,32,32	0
3	MG	B	2002	1/1	0.99	0.23	22,22,22,22	0

6.5 Other polymers ⓘ

There are no such residues in this entry.