



Full wwPDB X-ray Structure Validation Report ⓘ

Aug 10, 2020 – 05:34 PM BST

PDB ID : 4V45
Title : E. COLI (lacZ) BETA-GALACTOSIDASE-TRAPPED 2-F-GALACTOSYL-
ENZYME INTERMEDIATE
Authors : Juers, D.H.; McCarter, J.D.; Withers, S.G.; Matthews, B.W.
Deposited on : 2001-09-13
Resolution : 2.60 Å(reported)

This is a Full wwPDB X-ray Structure Validation Report for a publicly released PDB entry.

We welcome your comments at validation@mail.wwpdb.org

A user guide is available at

<https://www.wwpdb.org/validation/2017/XrayValidationReportHelp>

with specific help available everywhere you see the ⓘ symbol.

The following versions of software and data (see [references ⓘ](#)) were used in the production of this report:

MolProbity : 4.02b-467
Mogul : 1.8.5 (274361), CSD as541be (2020)
Xtriage (Phenix) : 1.13
EDS : 2.13.1
Percentile statistics : 20191225.v01 (using entries in the PDB archive December 25th 2019)
Refmac : 5.8.0158
CCP4 : 7.0.044 (Gargrove)
Ideal geometry (proteins) : Engh & Huber (2001)
Ideal geometry (DNA, RNA) : Parkinson et al. (1996)
Validation Pipeline (wwPDB-VP) : 2.13.1

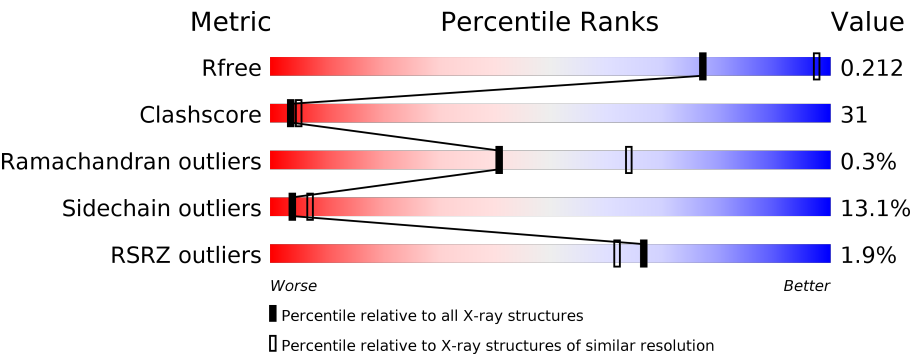
1 Overall quality at a glance i

The following experimental techniques were used to determine the structure:

X-RAY DIFFRACTION

The reported resolution of this entry is 2.60 Å.

Percentile scores (ranging between 0-100) for global validation metrics of the entry are shown in the following graphic. The table shows the number of entries on which the scores are based.













Metric	Whole archive (#Entries)	Similar resolution (#Entries, resolution range(Å))
R_{free}	130704	3163 (2.60-2.60)
Clashscore	141614	3518 (2.60-2.60)
Ramachandran outliers	138981	3455 (2.60-2.60)
Sidechain outliers	138945	3455 (2.60-2.60)
RSRZ outliers	127900	3104 (2.60-2.60)

The table below summarises the geometric issues observed across the polymeric chains and their fit to the electron density. The red, orange, yellow and green segments on the lower bar indicate the fraction of residues that contain outliers for ≥ 3 , 2, 1 and 0 types of geometric quality criteria respectively. A grey segment represents the fraction of residues that are not modelled. The numeric value for each fraction is indicated below the corresponding segment, with a dot representing fractions $\leq 5\%$. The upper red bar (where present) indicates the fraction of residues that have poor fit to the electron density. The numeric value is given above the bar.

Mol	Chain	Length	Quality of chain
1	A	1023	<div><div>%</div><div><div></div><div>43%</div><div>43%</div><div>11%</div><div>.</div></div></div>
1	B	1023	<div><div></div><div>44%</div><div>43%</div><div>11%</div><div>.</div></div>
1	C	1023	<div><div></div><div>44%</div><div>43%</div><div>11%</div><div>.</div></div>
1	D	1023	<div><div>%</div><div><div></div><div>44%</div><div>43%</div><div>11%</div><div>.</div></div></div>
1	E	1023	<div><div>3%</div><div><div></div><div>44%</div><div>43%</div><div>11%</div><div>.</div></div></div>
1	F	1023	<div><div></div><div>44%</div><div>43%</div><div>11%</div><div>.</div></div>

Continued on next page...

Continued from previous page...

Mol	Chain	Length	Quality of chain
1	G	1023	
1	H	1023	
1	I	1023	
1	J	1023	
1	K	1023	
1	L	1023	
1	M	1023	
1	N	1023	
1	O	1023	
1	P	1023	

The following table lists non-polymeric compounds, carbohydrate monomers and non-standard residues in protein, DNA, RNA chains that are outliers for geometric or electron-density-fit criteria:

Mol	Type	Chain	Res	Chirality	Geometry	Clashes	Electron density
1	CME	A	1021	-	-	X	-
1	CME	B	1021	-	-	X	-
1	CME	C	1021	-	-	X	-
1	CME	D	1021	-	-	X	-
1	CME	E	1021	-	-	X	-
1	CME	F	1021	-	-	X	-
1	CME	G	1021	-	-	X	-
1	CME	H	1021	-	-	X	-
1	CME	I	1021	-	-	X	-
1	CME	J	1021	-	-	X	-
1	CME	K	1021	-	-	X	-
1	CME	L	1021	-	-	X	-
1	CME	M	1021	-	-	X	-
1	CME	N	1021	-	-	X	-
1	CME	O	1021	-	-	X	-
1	CME	P	1021	-	-	X	-
2	2FG	A	2001	X	-	-	-
2	2FG	B	2001	X	-	-	-
2	2FG	C	2001	X	-	-	-
2	2FG	D	2001	X	-	-	-

Continued on next page...

Continued from previous page...

Mol	Type	Chain	Res	Chirality	Geometry	Clashes	Electron density
2	2FG	E	2001	X	-	-	-
2	2FG	F	2001	X	-	-	-
2	2FG	G	2001	X	-	-	-
2	2FG	H	2001	X	-	-	-
2	2FG	I	2001	X	-	-	-
2	2FG	J	2001	X	-	-	-
2	2FG	K	2001	X	-	-	-
2	2FG	L	2001	X	-	-	-
2	2FG	M	2001	X	-	-	-
2	2FG	N	2001	X	-	-	-
2	2FG	O	2001	X	-	-	-
2	2FG	P	2001	X	-	-	-

2 Entry composition

There are 5 unique types of molecules in this entry. The entry contains 133984 atoms, of which 0 are hydrogens and 0 are deuteriums.

In the tables below, the ZeroOcc column contains the number of atoms modelled with zero occupancy, the AltConf column contains the number of residues with at least one atom in alternate conformation and the Trace column contains the number of residues modelled with at most 2 atoms.

- Molecule 1 is a protein called Beta-Galactosidase.

Mol	Chain	Residues	Atoms					ZeroOcc	AltConf	Trace
1	A	1021	Total	C	N	O	S	0	2	0
			8219	5196	1454	1528	41			
1	B	1021	Total	C	N	O	S	0	2	0
			8219	5196	1454	1528	41			
1	C	1021	Total	C	N	O	S	0	2	0
			8219	5196	1454	1528	41			
1	D	1021	Total	C	N	O	S	0	2	0
			8219	5196	1454	1528	41			
1	E	1021	Total	C	N	O	S	0	2	0
			8219	5196	1454	1528	41			
1	F	1021	Total	C	N	O	S	0	2	0
			8219	5196	1454	1528	41			
1	G	1021	Total	C	N	O	S	0	2	0
			8219	5196	1454	1528	41			
1	H	1021	Total	C	N	O	S	0	2	0
			8219	5196	1454	1528	41			
1	I	1021	Total	C	N	O	S	0	2	0
			8219	5196	1454	1528	41			
1	J	1021	Total	C	N	O	S	0	2	0
			8219	5196	1454	1528	41			
1	K	1021	Total	C	N	O	S	0	2	0
			8219	5196	1454	1528	41			
1	L	1021	Total	C	N	O	S	0	2	0
			8219	5196	1454	1528	41			
1	M	1021	Total	C	N	O	S	0	2	0
			8219	5196	1454	1528	41			
1	N	1021	Total	C	N	O	S	0	2	0
			8219	5196	1454	1528	41			
1	O	1021	Total	C	N	O	S	0	2	0
			8219	5196	1454	1528	41			
1	P	1021	Total	C	N	O	S	0	2	0
			8219	5196	1454	1528	41			

There are 48 discrepancies between the modelled and reference sequences:

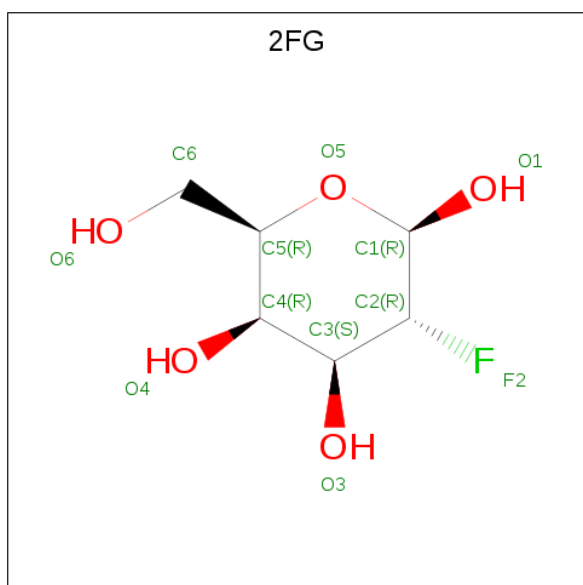
Chain	Residue	Modelled	Actual	Comment	Reference
A	748	CME	CYS	modified residue	UNP P00722
A	914	CME	CYS	modified residue	UNP P00722
A	1021	CME	CYS	modified residue	UNP P00722
B	748	CME	CYS	modified residue	UNP P00722
B	914	CME	CYS	modified residue	UNP P00722
B	1021	CME	CYS	modified residue	UNP P00722
C	748	CME	CYS	modified residue	UNP P00722
C	914	CME	CYS	modified residue	UNP P00722
C	1021	CME	CYS	modified residue	UNP P00722
D	748	CME	CYS	modified residue	UNP P00722
D	914	CME	CYS	modified residue	UNP P00722
D	1021	CME	CYS	modified residue	UNP P00722
E	748	CME	CYS	modified residue	UNP P00722
E	914	CME	CYS	modified residue	UNP P00722
E	1021	CME	CYS	modified residue	UNP P00722
F	748	CME	CYS	modified residue	UNP P00722
F	914	CME	CYS	modified residue	UNP P00722
F	1021	CME	CYS	modified residue	UNP P00722
G	748	CME	CYS	modified residue	UNP P00722
G	914	CME	CYS	modified residue	UNP P00722
G	1021	CME	CYS	modified residue	UNP P00722
H	748	CME	CYS	modified residue	UNP P00722
H	914	CME	CYS	modified residue	UNP P00722
H	1021	CME	CYS	modified residue	UNP P00722
I	748	CME	CYS	modified residue	UNP P00722
I	914	CME	CYS	modified residue	UNP P00722
I	1021	CME	CYS	modified residue	UNP P00722
J	748	CME	CYS	modified residue	UNP P00722
J	914	CME	CYS	modified residue	UNP P00722
J	1021	CME	CYS	modified residue	UNP P00722
K	748	CME	CYS	modified residue	UNP P00722
K	914	CME	CYS	modified residue	UNP P00722
K	1021	CME	CYS	modified residue	UNP P00722
L	748	CME	CYS	modified residue	UNP P00722
L	914	CME	CYS	modified residue	UNP P00722
L	1021	CME	CYS	modified residue	UNP P00722
M	748	CME	CYS	modified residue	UNP P00722
M	914	CME	CYS	modified residue	UNP P00722
M	1021	CME	CYS	modified residue	UNP P00722
N	748	CME	CYS	modified residue	UNP P00722
N	914	CME	CYS	modified residue	UNP P00722
N	1021	CME	CYS	modified residue	UNP P00722

Continued on next page...

Continued from previous page...

Chain	Residue	Modelled	Actual	Comment	Reference
O	748	CME	CYS	modified residue	UNP P00722
O	914	CME	CYS	modified residue	UNP P00722
O	1021	CME	CYS	modified residue	UNP P00722
P	748	CME	CYS	modified residue	UNP P00722
P	914	CME	CYS	modified residue	UNP P00722
P	1021	CME	CYS	modified residue	UNP P00722

- Molecule 2 is 2-deoxy-2-fluoro-beta-D-galactopyranose (three-letter code: 2FG) (formula: $C_6H_{11}FO_5$).



Mol	Chain	Residues	Atoms				ZeroOcc	AltConf
2	A	1	Total	C	F	O	0	0
			11	6	1	4		
2	B	1	Total	C	F	O	0	0
			11	6	1	4		
2	C	1	Total	C	F	O	0	0
			11	6	1	4		
2	D	1	Total	C	F	O	0	0
			11	6	1	4		
2	E	1	Total	C	F	O	0	0
			11	6	1	4		
2	F	1	Total	C	F	O	0	0
			11	6	1	4		
2	G	1	Total	C	F	O	0	0
			11	6	1	4		
2	H	1	Total	C	F	O	0	0
			11	6	1	4		

Continued on next page...

Continued from previous page...

Mol	Chain	Residues	Atoms				ZeroOcc	AltConf
2	I	1	Total	C	F	O	0	0
			11	6	1	4		
2	J	1	Total	C	F	O	0	0
			11	6	1	4		
2	K	1	Total	C	F	O	0	0
			11	6	1	4		
2	L	1	Total	C	F	O	0	0
			11	6	1	4		
2	M	1	Total	C	F	O	0	0
			11	6	1	4		
2	N	1	Total	C	F	O	0	0
			11	6	1	4		
2	O	1	Total	C	F	O	0	0
			11	6	1	4		
2	P	1	Total	C	F	O	0	0
			11	6	1	4		

- Molecule 3 is MAGNESIUM ION (three-letter code: MG) (formula: Mg).

Mol	Chain	Residues	Atoms		ZeroOcc	AltConf
3	P	2	Total	Mg	0	0
			2	2		
3	G	2	Total	Mg	0	0
			2	2		
3	J	2	Total	Mg	0	0
			2	2		
3	D	2	Total	Mg	0	0
			2	2		
3	K	2	Total	Mg	0	0
			2	2		
3	E	2	Total	Mg	0	0
			2	2		
3	H	2	Total	Mg	0	0
			2	2		
3	B	2	Total	Mg	0	0
			2	2		
3	I	2	Total	Mg	0	0
			2	2		
3	C	2	Total	Mg	0	0
			2	2		
3	A	2	Total	Mg	0	0
			2	2		

Continued on next page...

Continued from previous page...

Mol	Chain	Residues	Atoms		ZeroOcc	AltConf
3	N	2	Total 2	Mg 2	0	0
3	O	2	Total 2	Mg 2	0	0
3	L	2	Total 2	Mg 2	0	0
3	F	2	Total 2	Mg 2	0	0
3	M	2	Total 2	Mg 2	0	0

- Molecule 4 is SODIUM ION (three-letter code: NA) (formula: Na).

Mol	Chain	Residues	Atoms		ZeroOcc	AltConf
4	P	2	Total 2	Na 2	0	0
4	G	2	Total 2	Na 2	0	0
4	J	2	Total 2	Na 2	0	0
4	D	2	Total 2	Na 2	0	0
4	K	2	Total 2	Na 2	0	0
4	E	2	Total 2	Na 2	0	0
4	H	2	Total 2	Na 2	0	0
4	B	2	Total 2	Na 2	0	0
4	I	2	Total 2	Na 2	0	0
4	C	2	Total 2	Na 2	0	0
4	A	2	Total 2	Na 2	0	0
4	N	2	Total 2	Na 2	0	0
4	O	2	Total 2	Na 2	0	0
4	L	2	Total 2	Na 2	0	0

Continued on next page...

Continued from previous page...

Mol	Chain	Residues	Atoms		ZeroOcc	AltConf
4	F	2	Total 2	Na 2	0	0
4	M	2	Total 2	Na 2	0	0

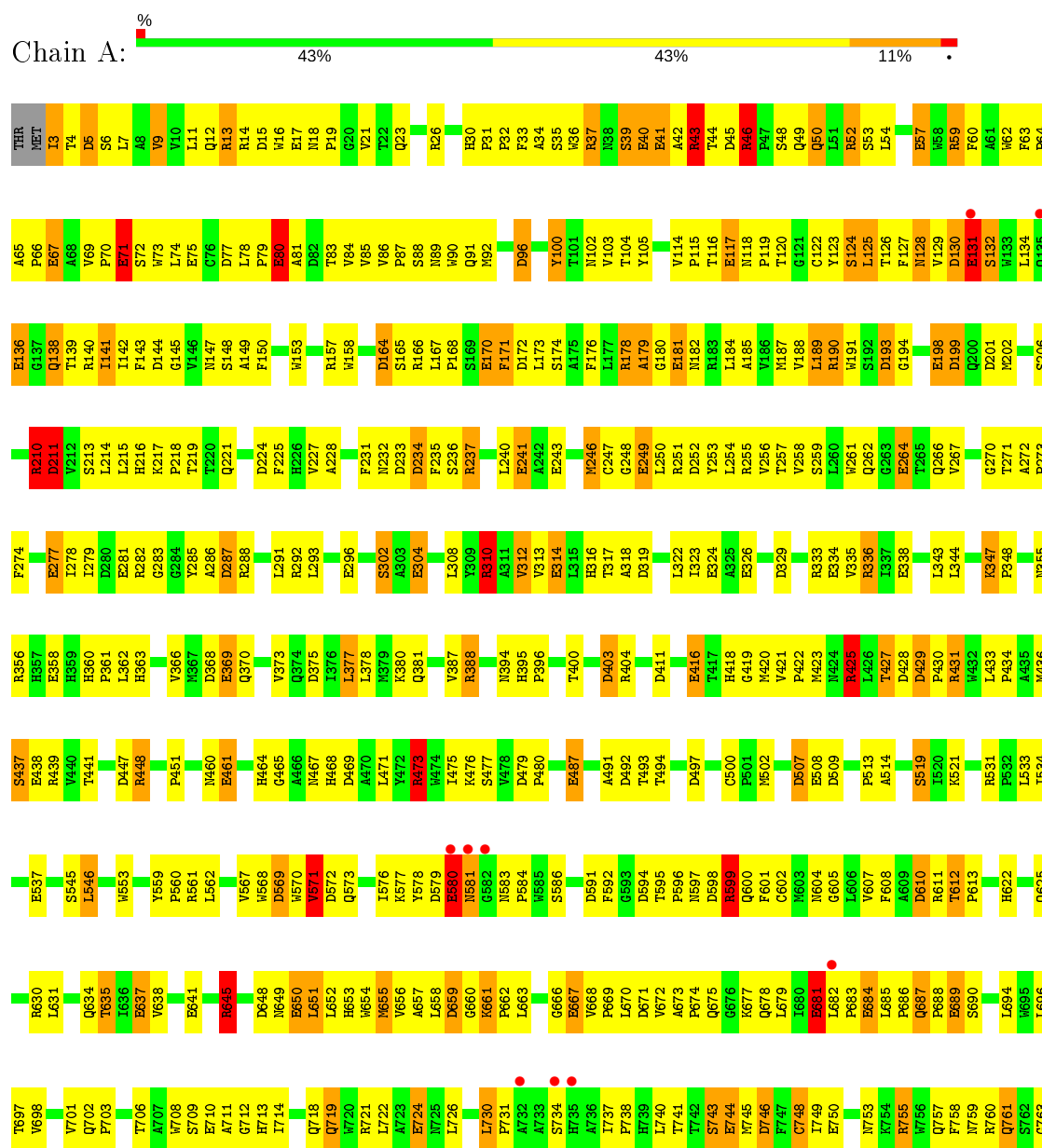
- Molecule 5 is water.


Mol	Chain	Residues	Atoms		ZeroOcc	AltConf
5	A	140	Total 140	O 140	0	0
5	B	140	Total 140	O 140	0	0
5	C	140	Total 140	O 140	0	0
5	D	140	Total 140	O 140	0	0
5	E	139	Total 139	O 139	0	0
5	F	140	Total 140	O 140	0	0
5	G	140	Total 140	O 140	0	0
5	H	141	Total 141	O 141	0	0
5	I	140	Total 140	O 140	0	0
5	J	140	Total 140	O 140	0	0
5	K	140	Total 140	O 140	0	0
5	L	140	Total 140	O 140	0	0
5	M	140	Total 140	O 140	0	0
5	N	140	Total 140	O 140	0	0
5	O	140	Total 140	O 140	0	0
5	P	140	Total 140	O 140	0	0

3 Residue-property plots

These plots are drawn for all protein, RNA, DNA and oligosaccharide chains in the entry. The first graphic for a chain summarises the proportions of the various outlier classes displayed in the second graphic. The second graphic shows the sequence view annotated by issues in geometry and electron density. Residues are color-coded according to the number of geometric quality criteria for which they contain at least one outlier: green = 0, yellow = 1, orange = 2 and red = 3 or more. A red dot above a residue indicates a poor fit to the electron density ($RSRZ > 2$). Stretches of 2 or more consecutive residues without any outlier are shown as a green connector. Residues present in the sample, but not in the model, are shown in grey.

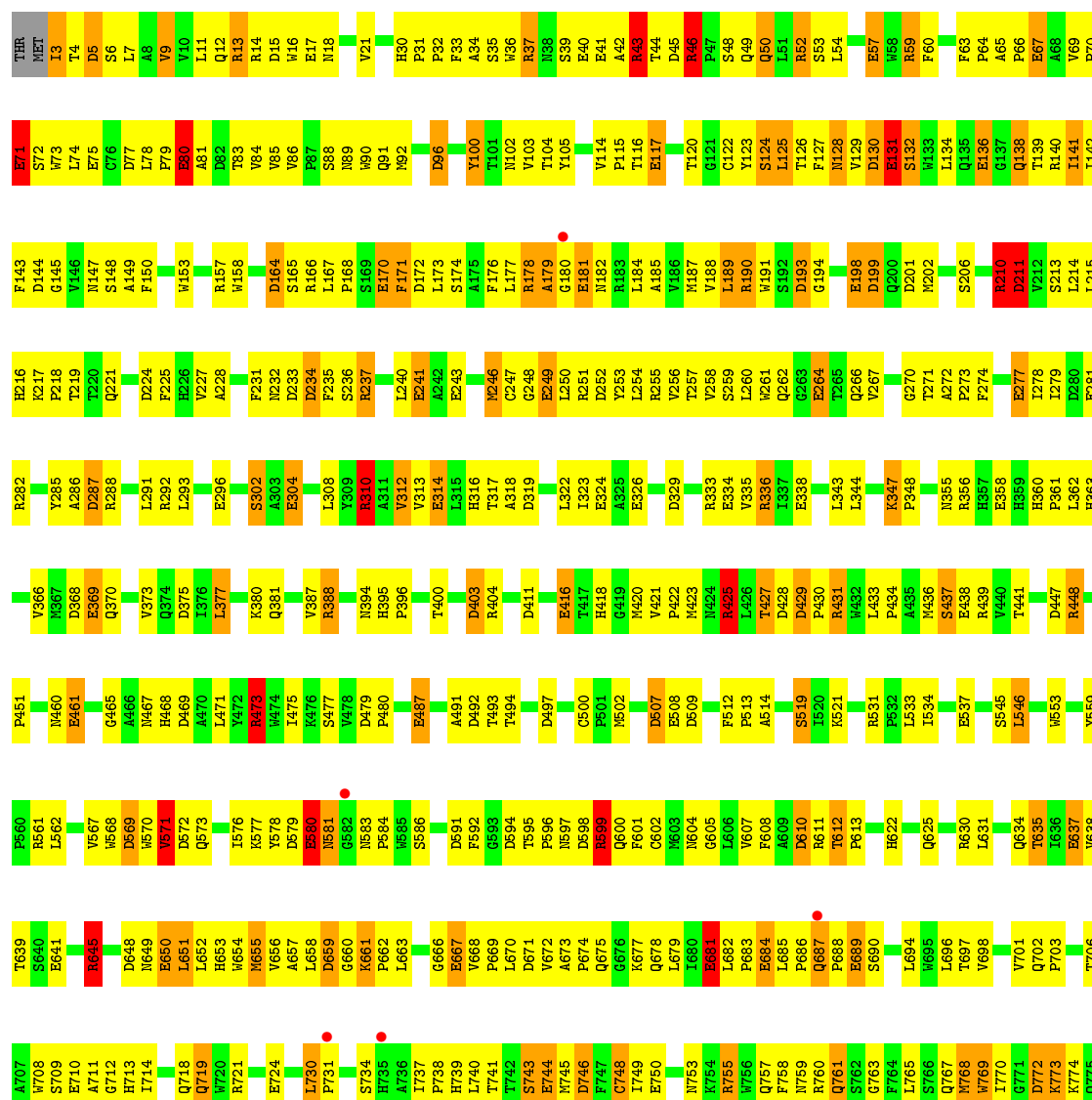
• Molecule 1: Beta-Galactosidase






• Molecule 1: Beta-Galactosidase

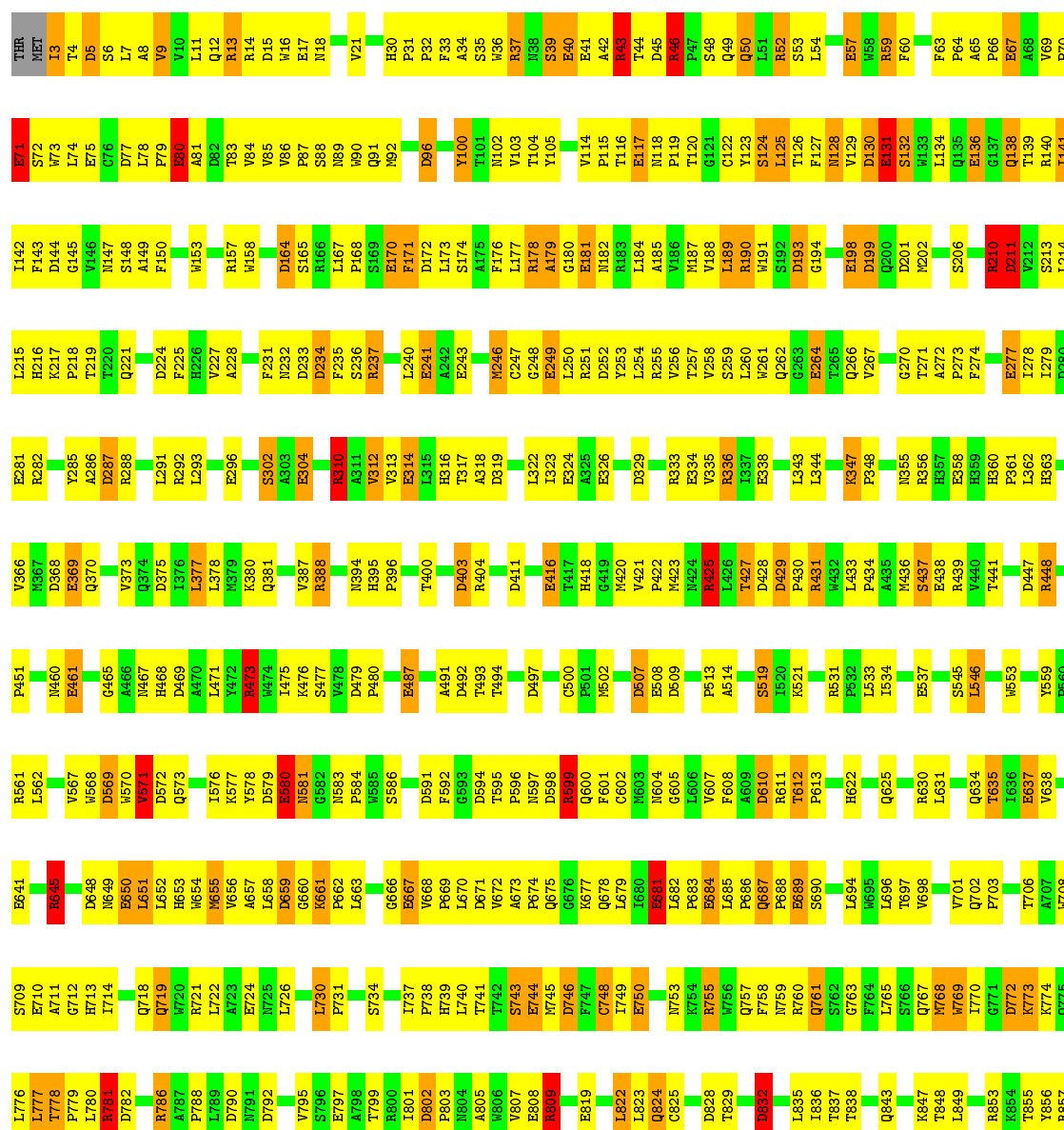
Chain B: 44% 43% 11% •

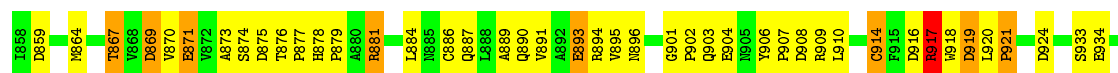





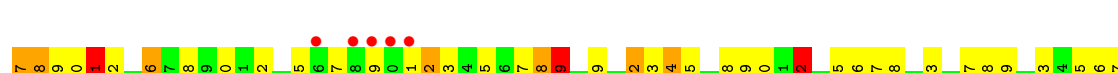
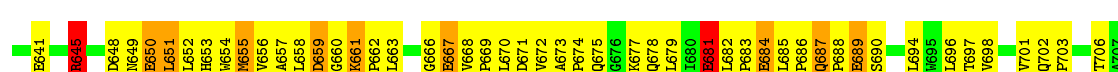
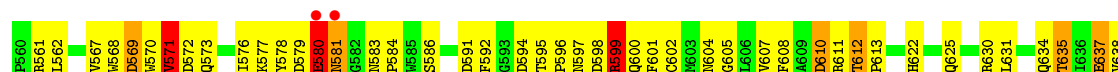
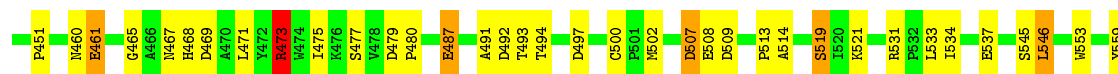
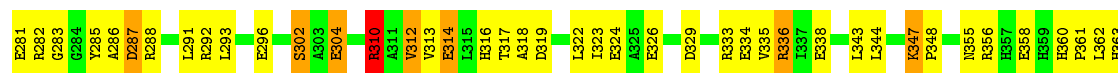

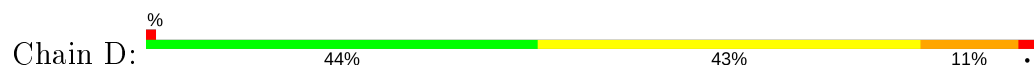
• Molecule 1: Beta-Galactosidase

Chain C: 44% 43% 11%



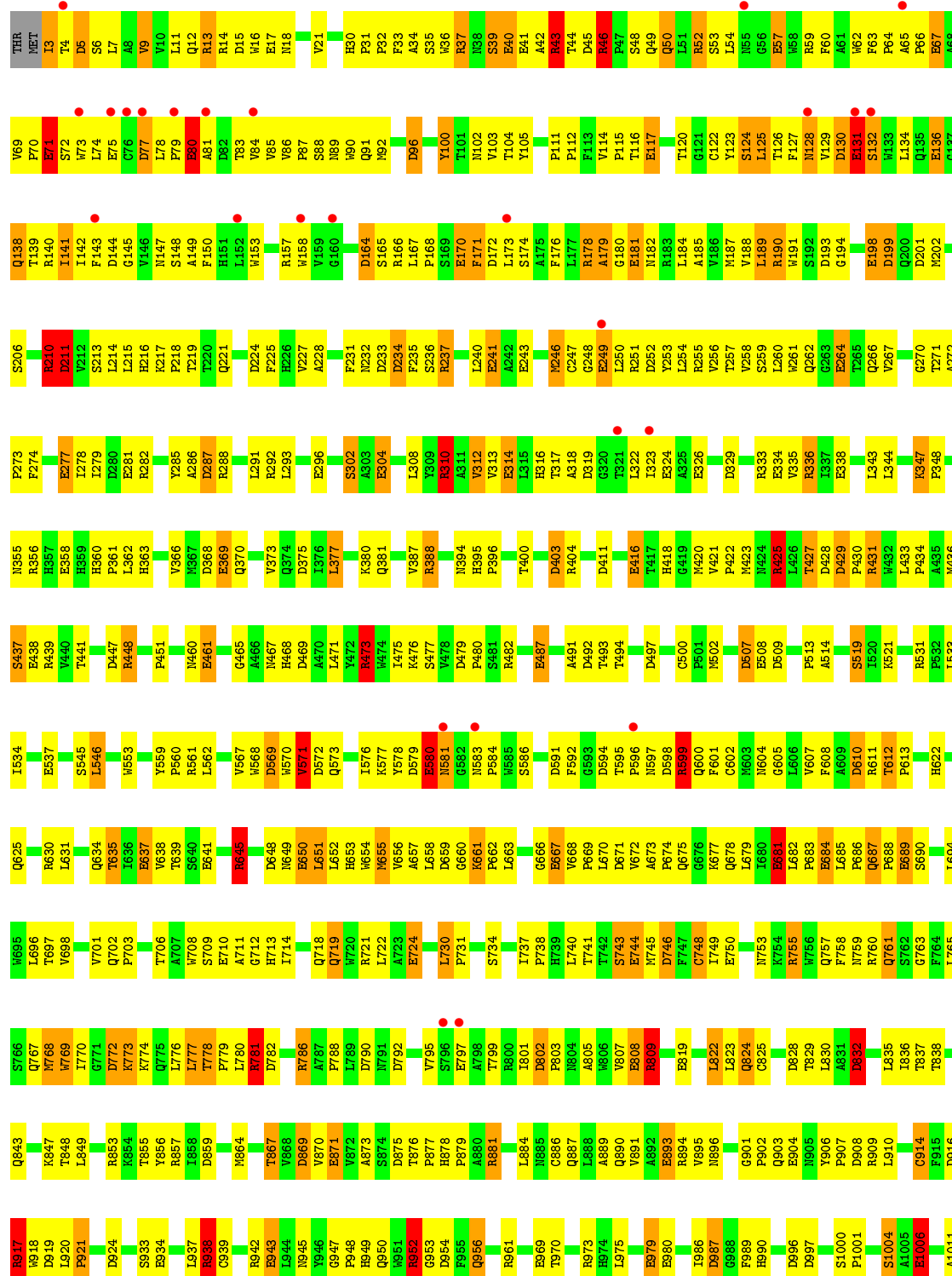
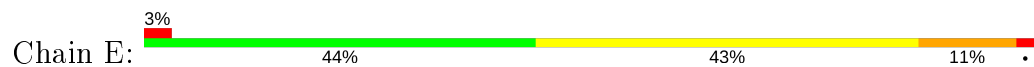


• Molecule 1: Beta-Galactosidase





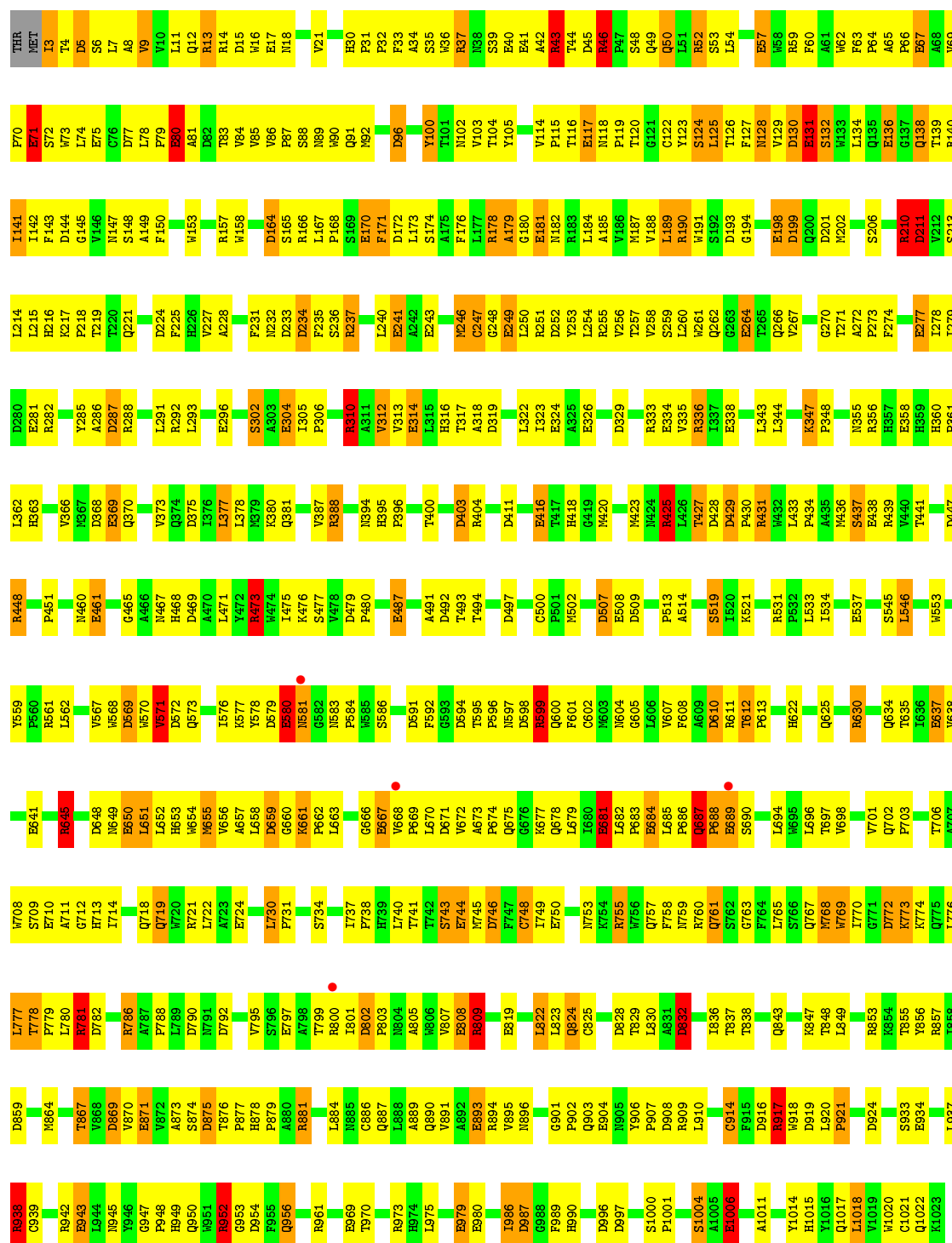
• Molecule 1: Beta-Galactosidase

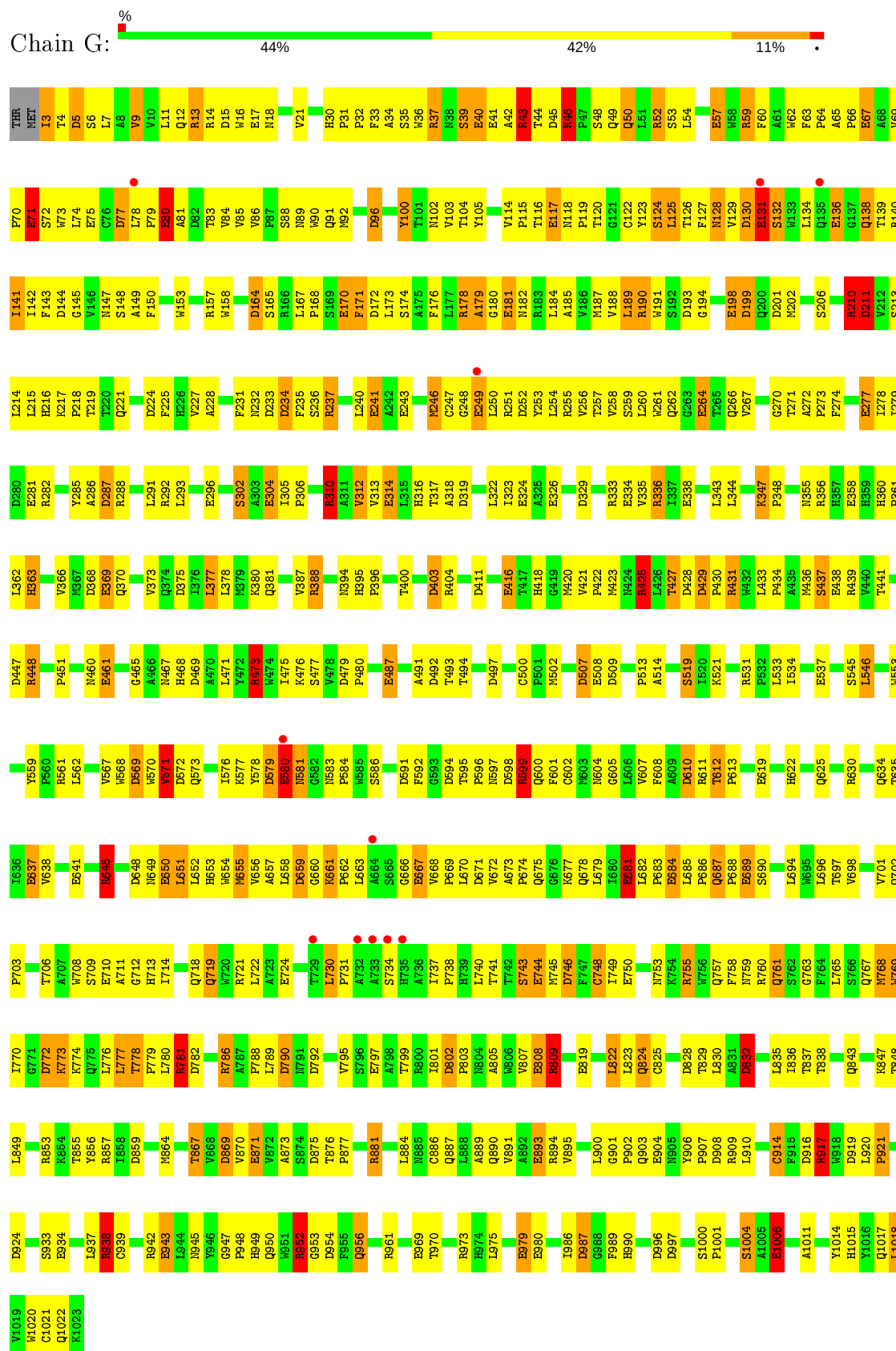




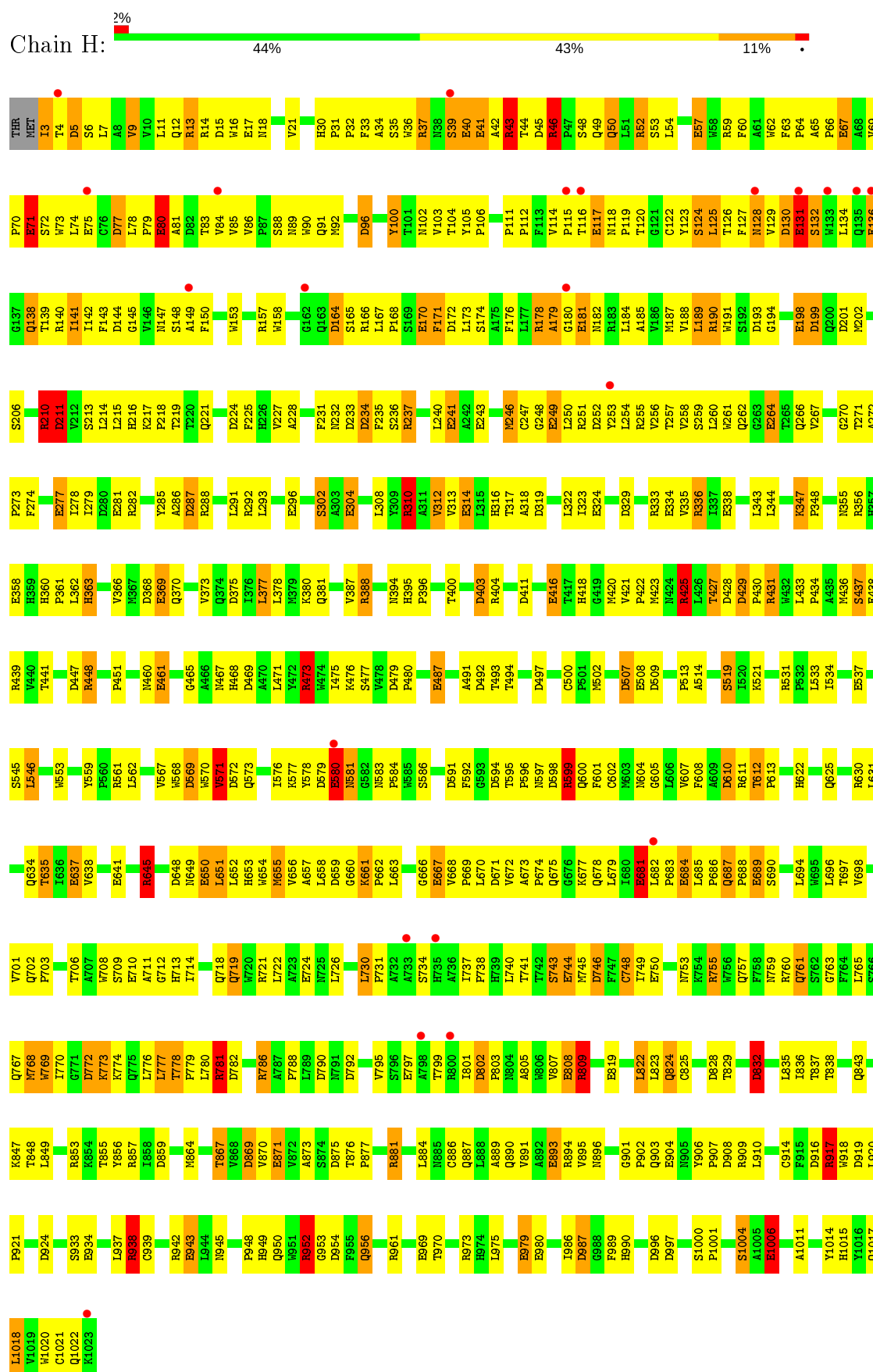
• Molecule 1: Beta-Galactosidase

Chain F: 44% 43% 11%

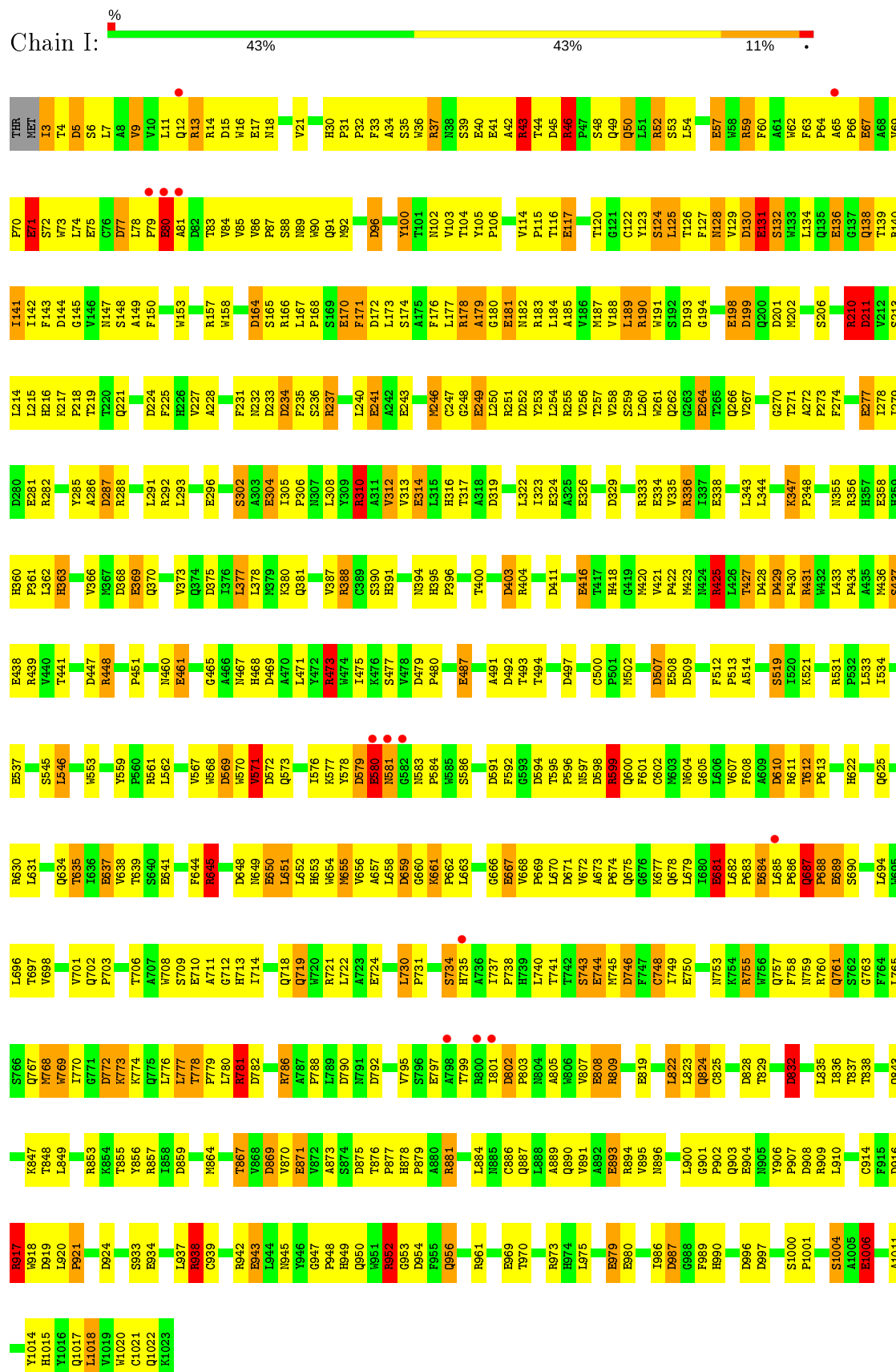




• Molecule 1: Beta-Galactosidase

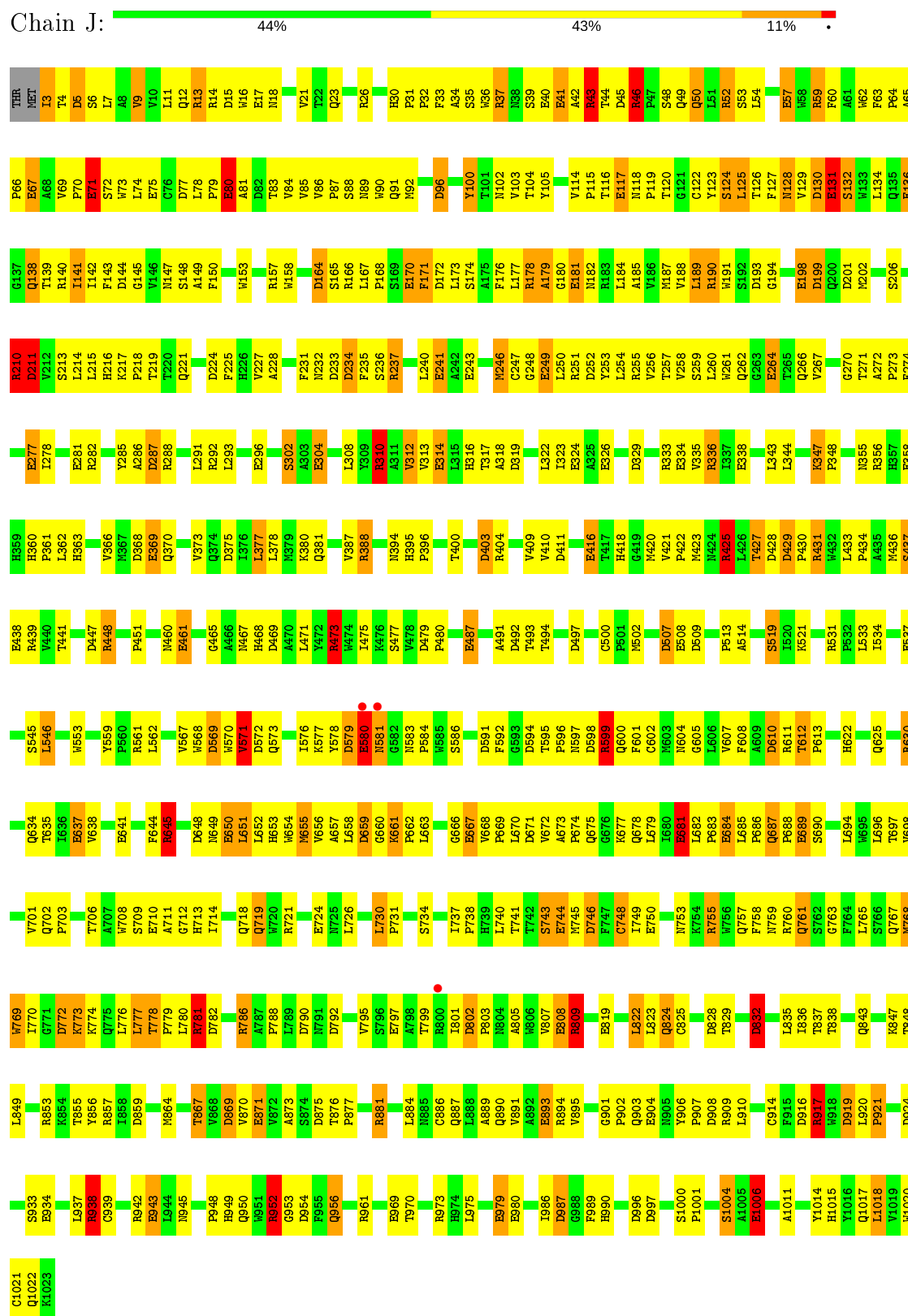


● Molecule 1: Beta-Galactosidase

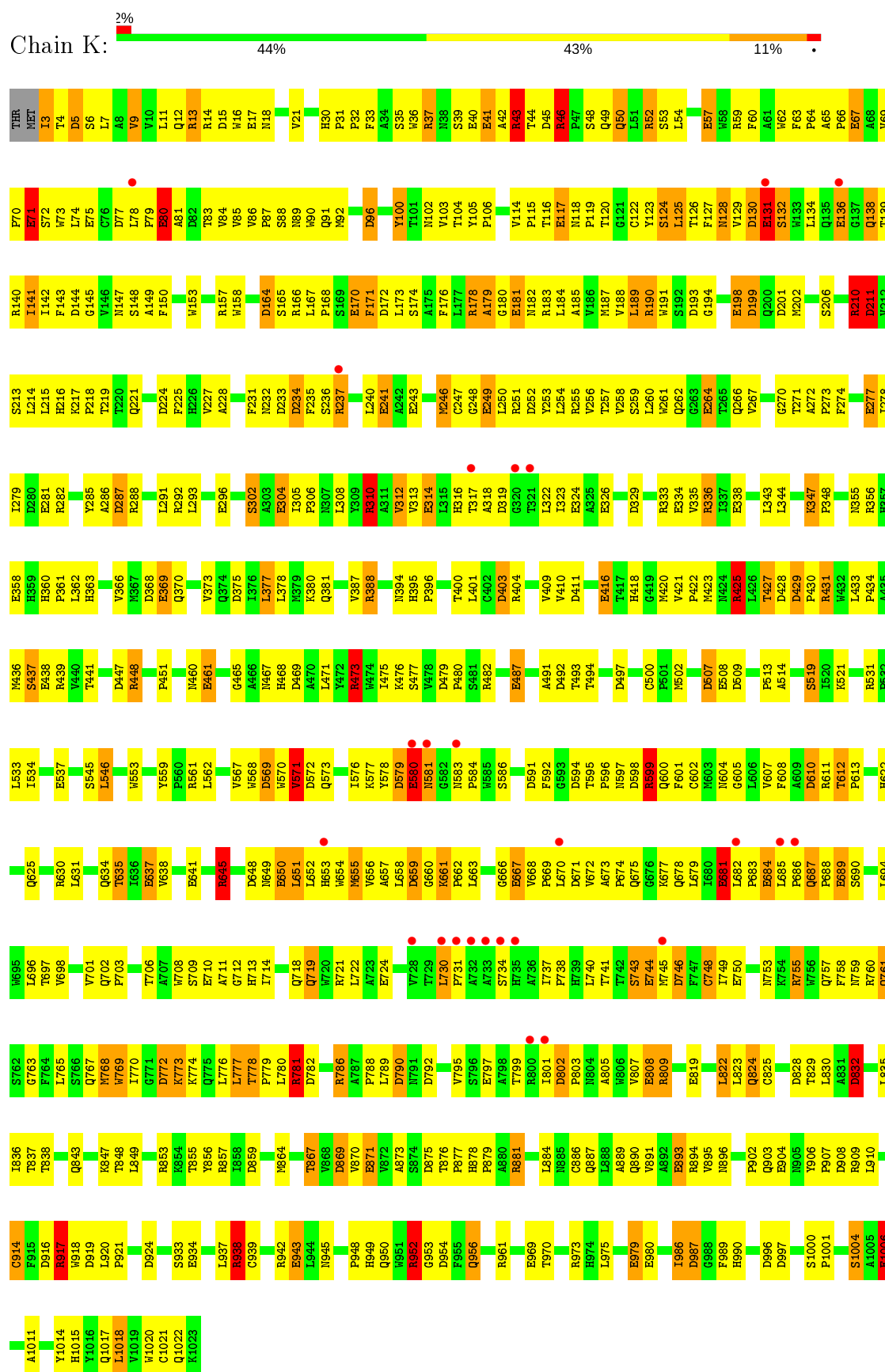


- Molecule 1: Beta-Galactosidase

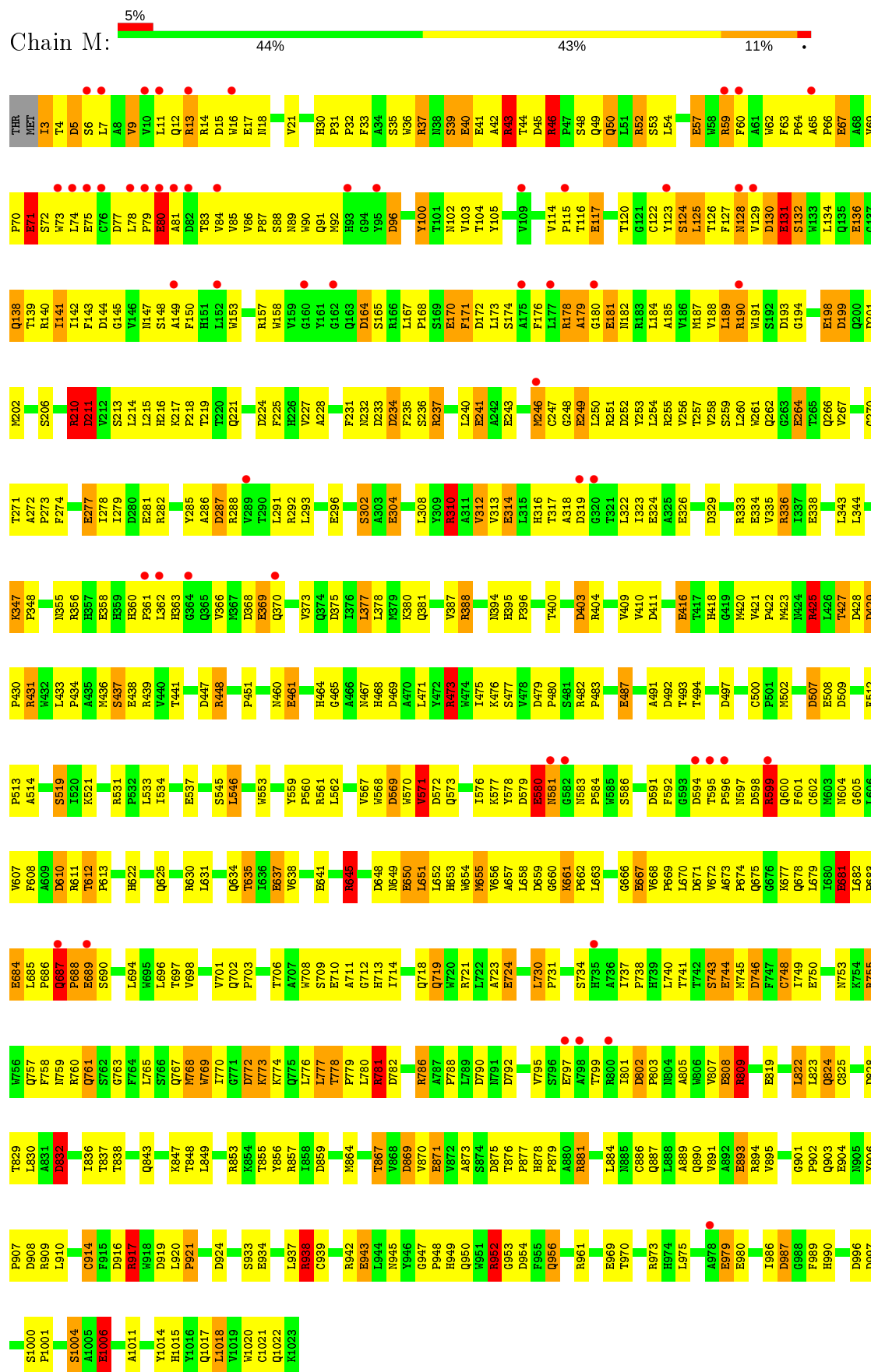
Chain J:



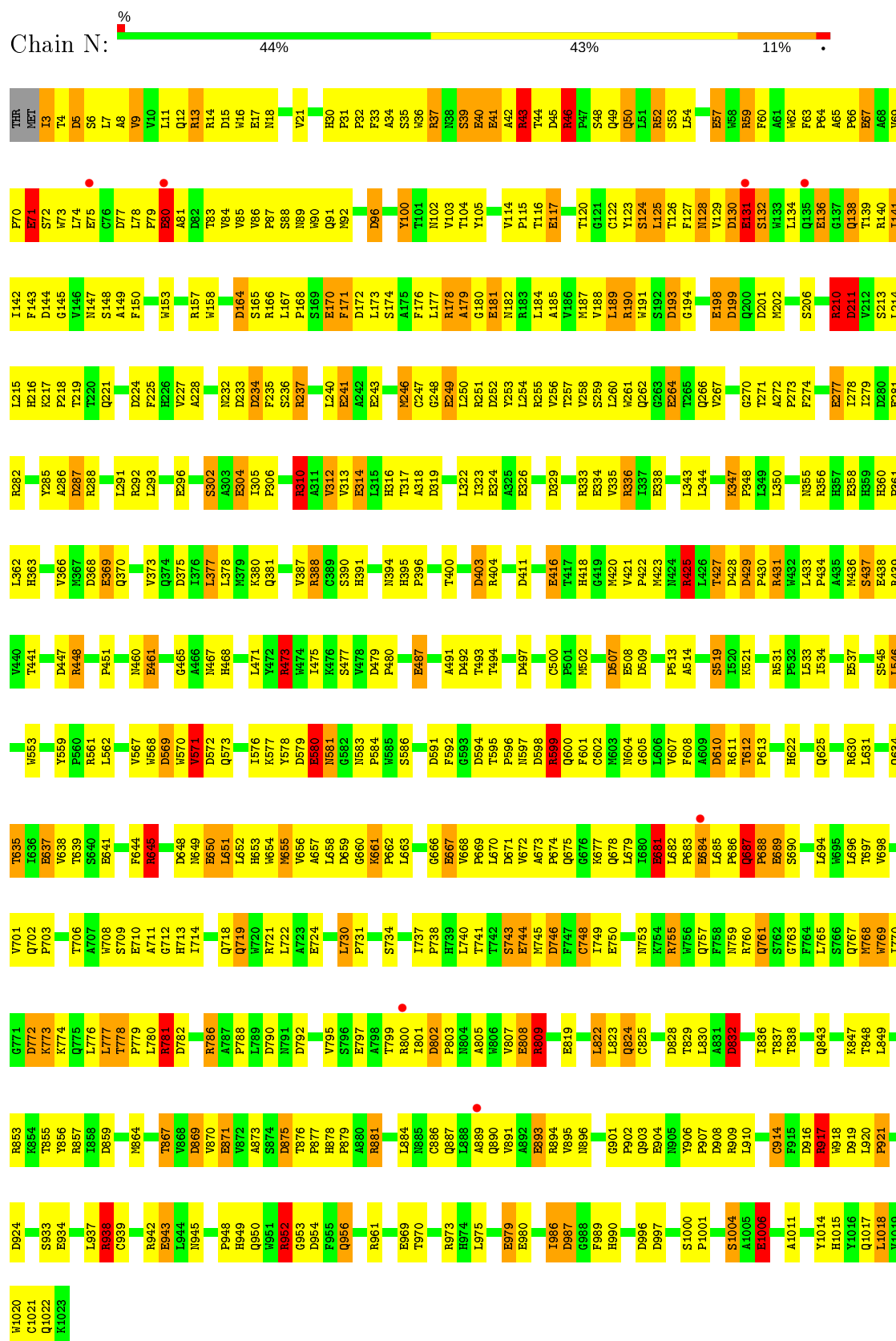
- Molecule 1: Beta-Galactosidase



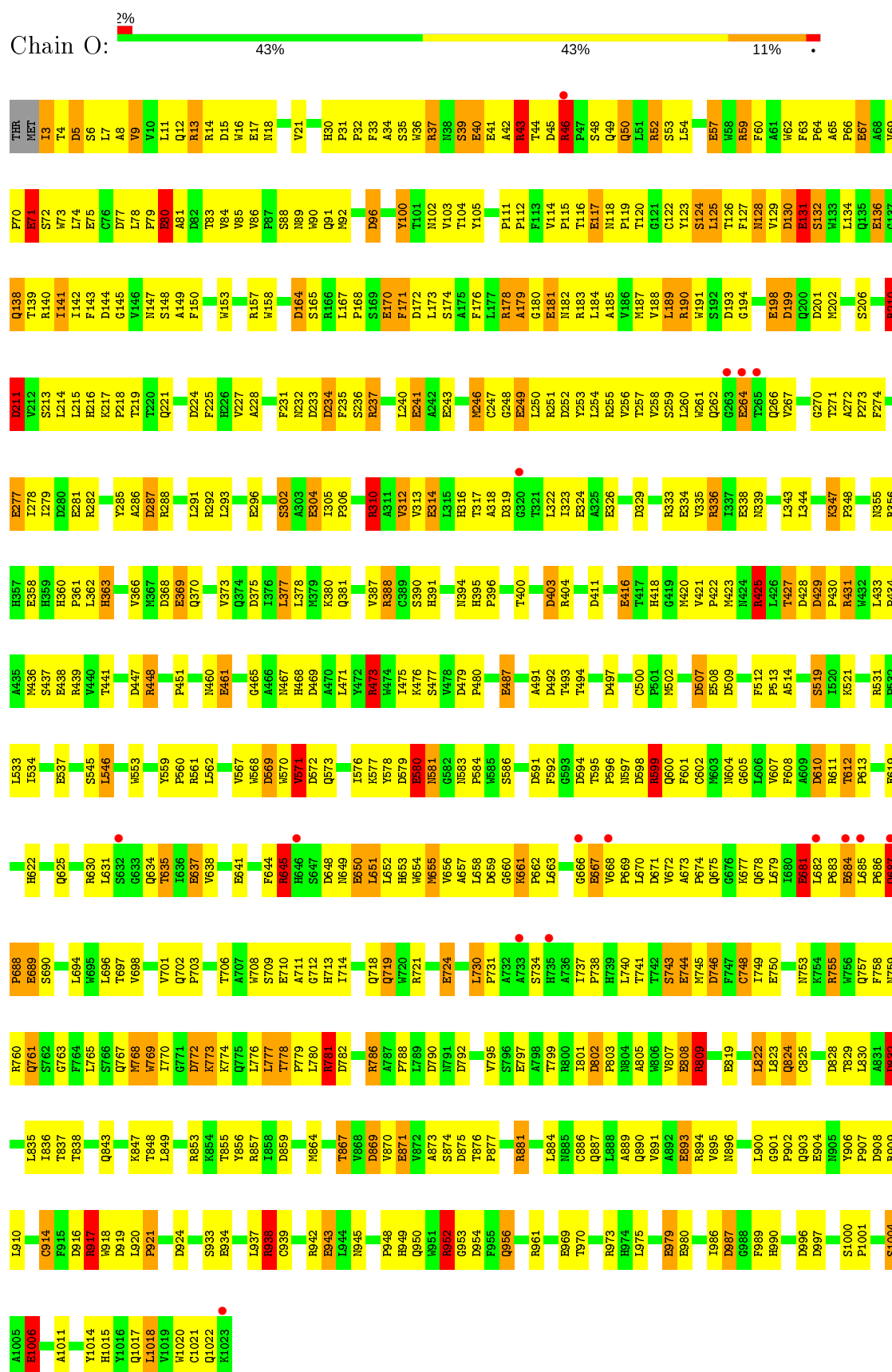


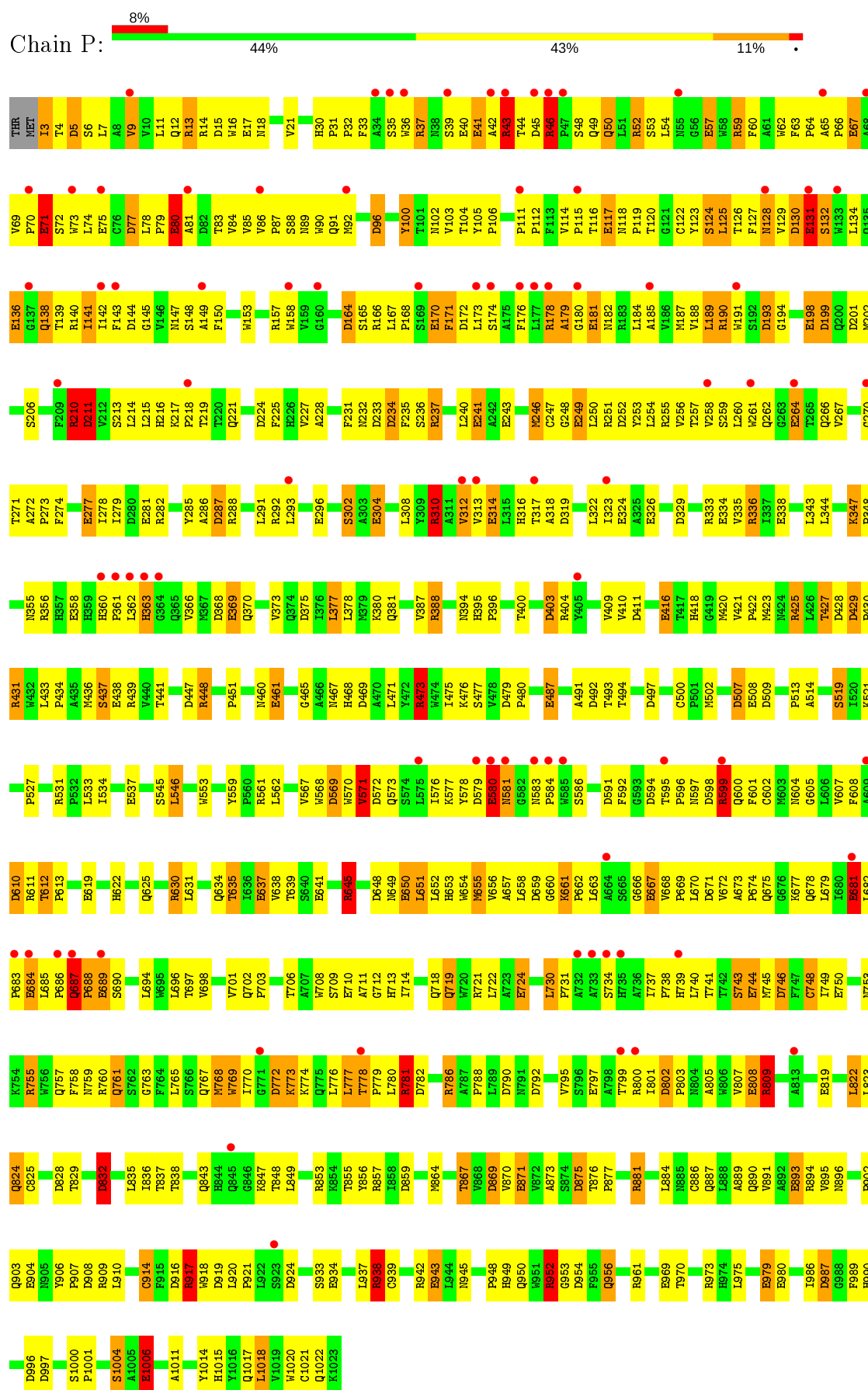


• Molecule 1: Beta-Galactosidase



• Molecule 1: Beta-Galactosidase





4 Data and refinement statistics

Property	Value	Source
Space group	P 1 21 1	Depositor
Cell constants a, b, c, α , β , γ	107.50Å 207.20Å 510.20Å 90.00° 95.00° 90.00°	Depositor
Resolution (Å)	68.50 – 2.60 68.52 – 2.50	Depositor EDS
% Data completeness (in resolution range)	70.0 (68.50-2.60) 66.9 (68.52-2.50)	Depositor EDS
R_{merge}	0.07	Depositor
R_{sym}	(Not available)	Depositor
$\langle I/\sigma(I) \rangle$ ¹	2.05 (at 2.51Å)	Xtriage
Refinement program	TNT	Depositor
R, R_{free}	0.230 , (Not available) 0.211 , 0.212	Depositor DCC
R_{free} test set	2386 reflections (0.46%)	wwPDB-VP
Wilson B-factor (Å ²)	28.9	Xtriage
Anisotropy	0.082	Xtriage
Bulk solvent k_{sol} (e/Å ³), B_{sol} (Å ²)	0.25 , 81.5	EDS
L-test for twinning ²	$\langle L \rangle = 0.49$, $\langle L^2 \rangle = 0.32$	Xtriage
Estimated twinning fraction	0.010 for h,-k,-h-l	Xtriage
F_o, F_c correlation	0.92	EDS
Total number of atoms	133984	wwPDB-VP
Average B, all atoms (Å ²)	45.0	wwPDB-VP

Xtriage's analysis on translational NCS is as follows: *The largest off-origin peak in the Patterson function is 8.32% of the height of the origin peak. No significant pseudotranslation is detected.*

¹Intensities estimated from amplitudes.

²Theoretical values of $\langle |L| \rangle$, $\langle L^2 \rangle$ for acentric reflections are 0.5, 0.333 respectively for untwinned datasets, and 0.375, 0.2 for perfectly twinned datasets.

5 Model quality ⓘ

5.1 Standard geometry ⓘ

Bond lengths and bond angles in the following residue types are not validated in this section: NA, CME, 2FG, MG

The Z score for a bond length (or angle) is the number of standard deviations the observed value is removed from the expected value. A bond length (or angle) with $|Z| > 5$ is considered an outlier worth inspection. RMSZ is the root-mean-square of all Z scores of the bond lengths (or angles).

Mol	Chain	Bond lengths		Bond angles	
		RMSZ	$\# Z > 5$	RMSZ	$\# Z > 5$
1	A	1.20	54/8439 (0.6%)	1.62	158/11510 (1.4%)
1	B	1.20	54/8439 (0.6%)	1.62	158/11510 (1.4%)
1	C	1.20	53/8439 (0.6%)	1.62	159/11510 (1.4%)
1	D	1.20	54/8439 (0.6%)	1.62	158/11510 (1.4%)
1	E	1.20	54/8439 (0.6%)	1.62	158/11510 (1.4%)
1	F	1.20	54/8439 (0.6%)	1.62	156/11510 (1.4%)
1	G	1.20	55/8439 (0.7%)	1.62	159/11510 (1.4%)
1	H	1.20	54/8439 (0.6%)	1.62	158/11510 (1.4%)
1	I	1.20	54/8439 (0.6%)	1.62	161/11510 (1.4%)
1	J	1.20	54/8439 (0.6%)	1.62	158/11510 (1.4%)
1	K	1.20	54/8439 (0.6%)	1.62	157/11510 (1.4%)
1	L	1.20	55/8439 (0.7%)	1.62	158/11510 (1.4%)
1	M	1.20	54/8439 (0.6%)	1.62	158/11510 (1.4%)
1	N	1.20	54/8439 (0.6%)	1.62	158/11510 (1.4%)
1	O	1.20	55/8439 (0.7%)	1.62	157/11510 (1.4%)
1	P	1.20	55/8439 (0.7%)	1.62	160/11510 (1.4%)
All	All	1.20	867/135024 (0.6%)	1.62	2531/184160 (1.4%)

All (867) bond length outliers are listed below:

Mol	Chain	Res	Type	Atoms	Z	Observed(Å)	Ideal(Å)
1	D	131	GLU	CD-OE2	9.75	1.36	1.25
1	H	131	GLU	CD-OE2	9.74	1.36	1.25
1	C	131	GLU	CD-OE2	9.73	1.36	1.25
1	J	131	GLU	CD-OE2	9.70	1.36	1.25
1	O	131	GLU	CD-OE2	9.69	1.36	1.25
1	A	131	GLU	CD-OE2	9.68	1.36	1.25
1	B	131	GLU	CD-OE2	9.68	1.36	1.25
1	L	131	GLU	CD-OE2	9.68	1.36	1.25
1	N	131	GLU	CD-OE2	9.67	1.36	1.25
1	P	131	GLU	CD-OE2	9.67	1.36	1.25

Continued on next page...

Continued from previous page...

Mol	Chain	Res	Type	Atoms	Z	Observed(Å)	Ideal(Å)
1	M	131	GLU	CD-OE2	9.67	1.36	1.25
1	I	131	GLU	CD-OE2	9.66	1.36	1.25
1	G	131	GLU	CD-OE2	9.66	1.36	1.25
1	E	131	GLU	CD-OE2	9.65	1.36	1.25
1	F	131	GLU	CD-OE2	9.65	1.36	1.25
1	K	131	GLU	CD-OE2	9.65	1.36	1.25
1	E	710	GLU	CD-OE2	9.22	1.35	1.25
1	B	710	GLU	CD-OE2	9.21	1.35	1.25
1	I	281	GLU	CD-OE2	9.21	1.35	1.25
1	F	281	GLU	CD-OE2	9.20	1.35	1.25
1	M	710	GLU	CD-OE2	9.19	1.35	1.25
1	C	281	GLU	CD-OE2	9.19	1.35	1.25
1	L	281	GLU	CD-OE2	9.19	1.35	1.25
1	N	710	GLU	CD-OE2	9.19	1.35	1.25
1	G	710	GLU	CD-OE2	9.18	1.35	1.25
1	B	281	GLU	CD-OE2	9.18	1.35	1.25
1	F	710	GLU	CD-OE2	9.18	1.35	1.25
1	J	281	GLU	CD-OE2	9.18	1.35	1.25
1	D	710	GLU	CD-OE2	9.17	1.35	1.25
1	H	710	GLU	CD-OE2	9.17	1.35	1.25
1	P	710	GLU	CD-OE2	9.17	1.35	1.25
1	E	281	GLU	CD-OE2	9.16	1.35	1.25
1	K	710	GLU	CD-OE2	9.16	1.35	1.25
1	N	281	GLU	CD-OE2	9.16	1.35	1.25
1	M	281	GLU	CD-OE2	9.16	1.35	1.25
1	J	710	GLU	CD-OE2	9.16	1.35	1.25
1	H	281	GLU	CD-OE2	9.15	1.35	1.25
1	L	710	GLU	CD-OE2	9.15	1.35	1.25
1	D	281	GLU	CD-OE2	9.15	1.35	1.25
1	G	281	GLU	CD-OE2	9.15	1.35	1.25
1	I	710	GLU	CD-OE2	9.15	1.35	1.25
1	C	710	GLU	CD-OE2	9.14	1.35	1.25
1	O	710	GLU	CD-OE2	9.14	1.35	1.25
1	P	281	GLU	CD-OE2	9.14	1.35	1.25
1	O	281	GLU	CD-OE2	9.12	1.35	1.25
1	A	281	GLU	CD-OE2	9.10	1.35	1.25
1	A	710	GLU	CD-OE2	9.10	1.35	1.25
1	K	684	GLU	CD-OE2	9.09	1.35	1.25
1	K	281	GLU	CD-OE2	9.07	1.35	1.25
1	I	684	GLU	CD-OE2	9.06	1.35	1.25
1	E	684	GLU	CD-OE2	9.05	1.35	1.25
1	F	684	GLU	CD-OE2	9.04	1.35	1.25

Continued on next page...

Continued from previous page...

Mol	Chain	Res	Type	Atoms	Z	Observed(Å)	Ideal(Å)
1	J	684	GLU	CD-OE2	9.03	1.35	1.25
1	M	684	GLU	CD-OE2	9.03	1.35	1.25
1	A	684	GLU	CD-OE2	9.01	1.35	1.25
1	B	684	GLU	CD-OE2	9.00	1.35	1.25
1	P	684	GLU	CD-OE2	9.00	1.35	1.25
1	H	684	GLU	CD-OE2	8.99	1.35	1.25
1	G	684	GLU	CD-OE2	8.98	1.35	1.25
1	C	684	GLU	CD-OE2	8.98	1.35	1.25
1	L	684	GLU	CD-OE2	8.98	1.35	1.25
1	D	684	GLU	CD-OE2	8.96	1.35	1.25
1	N	684	GLU	CD-OE2	8.96	1.35	1.25
1	G	689	GLU	CD-OE2	8.96	1.35	1.25
1	O	689	GLU	CD-OE2	8.95	1.35	1.25
1	D	689	GLU	CD-OE2	8.95	1.35	1.25
1	B	689	GLU	CD-OE2	8.94	1.35	1.25
1	E	689	GLU	CD-OE2	8.93	1.35	1.25
1	P	689	GLU	CD-OE2	8.93	1.35	1.25
1	O	684	GLU	CD-OE2	8.91	1.35	1.25
1	A	689	GLU	CD-OE2	8.90	1.35	1.25
1	H	689	GLU	CD-OE2	8.90	1.35	1.25
1	I	689	GLU	CD-OE2	8.89	1.35	1.25
1	K	689	GLU	CD-OE2	8.88	1.35	1.25
1	F	689	GLU	CD-OE2	8.88	1.35	1.25
1	J	689	GLU	CD-OE2	8.87	1.35	1.25
1	N	689	GLU	CD-OE2	8.87	1.35	1.25
1	L	744	GLU	CD-OE2	8.87	1.35	1.25
1	C	689	GLU	CD-OE2	8.86	1.35	1.25
1	M	689	GLU	CD-OE2	8.86	1.35	1.25
1	C	744	GLU	CD-OE2	8.86	1.35	1.25
1	J	744	GLU	CD-OE2	8.86	1.35	1.25
1	L	689	GLU	CD-OE2	8.85	1.35	1.25
1	F	744	GLU	CD-OE2	8.83	1.35	1.25
1	D	744	GLU	CD-OE2	8.82	1.35	1.25
1	A	744	GLU	CD-OE2	8.82	1.35	1.25
1	G	744	GLU	CD-OE2	8.82	1.35	1.25
1	H	744	GLU	CD-OE2	8.82	1.35	1.25
1	B	744	GLU	CD-OE2	8.82	1.35	1.25
1	K	744	GLU	CD-OE2	8.81	1.35	1.25
1	I	744	GLU	CD-OE2	8.80	1.35	1.25
1	N	744	GLU	CD-OE2	8.78	1.35	1.25
1	P	819	GLU	CD-OE2	8.78	1.35	1.25
1	O	744	GLU	CD-OE2	8.78	1.35	1.25

Continued on next page...

Continued from previous page...

Mol	Chain	Res	Type	Atoms	Z	Observed(Å)	Ideal(Å)
1	P	744	GLU	CD-OE2	8.77	1.35	1.25
1	K	75	GLU	CD-OE2	8.77	1.35	1.25
1	I	75	GLU	CD-OE2	8.76	1.35	1.25
1	H	75	GLU	CD-OE2	8.76	1.35	1.25
1	O	819	GLU	CD-OE2	8.76	1.35	1.25
1	N	75	GLU	CD-OE2	8.74	1.35	1.25
1	C	75	GLU	CD-OE2	8.74	1.35	1.25
1	M	744	GLU	CD-OE2	8.74	1.35	1.25
1	E	744	GLU	CD-OE2	8.73	1.35	1.25
1	B	75	GLU	CD-OE2	8.73	1.35	1.25
1	E	75	GLU	CD-OE2	8.73	1.35	1.25
1	A	75	GLU	CD-OE2	8.72	1.35	1.25
1	H	819	GLU	CD-OE2	8.72	1.35	1.25
1	L	819	GLU	CD-OE2	8.72	1.35	1.25
1	P	75	GLU	CD-OE2	8.72	1.35	1.25
1	G	75	GLU	CD-OE2	8.71	1.35	1.25
1	O	75	GLU	CD-OE2	8.71	1.35	1.25
1	L	75	GLU	CD-OE2	8.71	1.35	1.25
1	I	819	GLU	CD-OE2	8.71	1.35	1.25
1	A	819	GLU	CD-OE2	8.70	1.35	1.25
1	M	75	GLU	CD-OE2	8.70	1.35	1.25
1	M	819	GLU	CD-OE2	8.70	1.35	1.25
1	C	819	GLU	CD-OE2	8.69	1.35	1.25
1	F	75	GLU	CD-OE2	8.70	1.35	1.25
1	B	461	GLU	CD-OE2	8.69	1.35	1.25
1	B	819	GLU	CD-OE2	8.69	1.35	1.25
1	E	819	GLU	CD-OE2	8.69	1.35	1.25
1	K	819	GLU	CD-OE2	8.69	1.35	1.25
1	G	461	GLU	CD-OE2	8.68	1.35	1.25
1	J	461	GLU	CD-OE2	8.68	1.35	1.25
1	D	75	GLU	CD-OE2	8.67	1.35	1.25
1	D	819	GLU	CD-OE2	8.67	1.35	1.25
1	D	461	GLU	CD-OE2	8.67	1.35	1.25
1	N	461	GLU	CD-OE2	8.67	1.35	1.25
1	P	461	GLU	CD-OE2	8.66	1.35	1.25
1	F	461	GLU	CD-OE2	8.66	1.35	1.25
1	J	75	GLU	CD-OE2	8.66	1.35	1.25
1	J	819	GLU	CD-OE2	8.66	1.35	1.25
1	C	461	GLU	CD-OE2	8.65	1.35	1.25
1	F	819	GLU	CD-OE2	8.65	1.35	1.25
1	G	819	GLU	CD-OE2	8.63	1.35	1.25
1	E	461	GLU	CD-OE2	8.62	1.35	1.25

Continued on next page...

Continued from previous page...

Mol	Chain	Res	Type	Atoms	Z	Observed(Å)	Ideal(Å)
1	A	461	GLU	CD-OE2	8.62	1.35	1.25
1	I	461	GLU	CD-OE2	8.61	1.35	1.25
1	L	461	GLU	CD-OE2	8.61	1.35	1.25
1	N	819	GLU	CD-OE2	8.61	1.35	1.25
1	H	461	GLU	CD-OE2	8.59	1.35	1.25
1	M	461	GLU	CD-OE2	8.59	1.35	1.25
1	I	580	GLU	CD-OE2	8.59	1.35	1.25
1	G	580	GLU	CD-OE2	8.57	1.35	1.25
1	K	461	GLU	CD-OE2	8.57	1.35	1.25
1	M	580	GLU	CD-OE2	8.57	1.35	1.25
1	O	461	GLU	CD-OE2	8.57	1.35	1.25
1	E	580	GLU	CD-OE2	8.56	1.35	1.25
1	M	181	GLU	CD-OE2	8.56	1.35	1.25
1	N	181	GLU	CD-OE2	8.55	1.35	1.25
1	F	580	GLU	CD-OE2	8.55	1.35	1.25
1	L	181	GLU	CD-OE2	8.55	1.35	1.25
1	O	580	GLU	CD-OE2	8.54	1.35	1.25
1	A	580	GLU	CD-OE2	8.54	1.35	1.25
1	D	580	GLU	CD-OE2	8.54	1.35	1.25
1	O	181	GLU	CD-OE2	8.53	1.35	1.25
1	C	580	GLU	CD-OE2	8.52	1.35	1.25
1	G	181	GLU	CD-OE2	8.52	1.35	1.25
1	I	181	GLU	CD-OE2	8.52	1.35	1.25
1	K	580	GLU	CD-OE2	8.52	1.35	1.25
1	P	181	GLU	CD-OE2	8.52	1.35	1.25
1	J	181	GLU	CD-OE2	8.51	1.35	1.25
1	N	580	GLU	CD-OE2	8.51	1.35	1.25
1	F	181	GLU	CD-OE2	8.51	1.35	1.25
1	B	580	GLU	CD-OE2	8.50	1.35	1.25
1	A	181	GLU	CD-OE2	8.50	1.34	1.25
1	D	181	GLU	CD-OE2	8.49	1.34	1.25
1	L	580	GLU	CD-OE2	8.49	1.34	1.25
1	P	580	GLU	CD-OE2	8.49	1.34	1.25
1	K	181	GLU	CD-OE2	8.48	1.34	1.25
1	J	580	GLU	CD-OE2	8.48	1.34	1.25
1	H	580	GLU	CD-OE2	8.48	1.34	1.25
1	B	181	GLU	CD-OE2	8.46	1.34	1.25
1	I	893	GLU	CD-OE2	8.46	1.34	1.25
1	H	181	GLU	CD-OE2	8.44	1.34	1.25
1	E	181	GLU	CD-OE2	8.44	1.34	1.25
1	F	893	GLU	CD-OE2	8.43	1.34	1.25
1	L	893	GLU	CD-OE2	8.43	1.34	1.25

Continued on next page...

Continued from previous page...

Mol	Chain	Res	Type	Atoms	Z	Observed(Å)	Ideal(Å)
1	J	893	GLU	CD-OE2	8.42	1.34	1.25
1	C	893	GLU	CD-OE2	8.42	1.34	1.25
1	C	181	GLU	CD-OE2	8.42	1.34	1.25
1	D	893	GLU	CD-OE2	8.41	1.34	1.25
1	G	893	GLU	CD-OE2	8.41	1.34	1.25
1	A	893	GLU	CD-OE2	8.40	1.34	1.25
1	B	893	GLU	CD-OE2	8.39	1.34	1.25
1	K	893	GLU	CD-OE2	8.38	1.34	1.25
1	H	893	GLU	CD-OE2	8.38	1.34	1.25
1	E	893	GLU	CD-OE2	8.38	1.34	1.25
1	M	893	GLU	CD-OE2	8.38	1.34	1.25
1	O	893	GLU	CD-OE2	8.36	1.34	1.25
1	P	893	GLU	CD-OE2	8.35	1.34	1.25
1	N	893	GLU	CD-OE2	8.34	1.34	1.25
1	D	980	GLU	CD-OE2	8.26	1.34	1.25
1	P	136	GLU	CD-OE2	8.23	1.34	1.25
1	J	980	GLU	CD-OE2	8.22	1.34	1.25
1	E	136	GLU	CD-OE2	8.22	1.34	1.25
1	C	980	GLU	CD-OE2	8.21	1.34	1.25
1	K	136	GLU	CD-OE2	8.21	1.34	1.25
1	I	136	GLU	CD-OE2	8.20	1.34	1.25
1	B	136	GLU	CD-OE2	8.19	1.34	1.25
1	E	980	GLU	CD-OE2	8.19	1.34	1.25
1	J	136	GLU	CD-OE2	8.19	1.34	1.25
1	A	980	GLU	CD-OE2	8.19	1.34	1.25
1	G	980	GLU	CD-OE2	8.18	1.34	1.25
1	K	980	GLU	CD-OE2	8.18	1.34	1.25
1	H	980	GLU	CD-OE2	8.18	1.34	1.25
1	I	980	GLU	CD-OE2	8.18	1.34	1.25
1	P	980	GLU	CD-OE2	8.18	1.34	1.25
1	N	136	GLU	CD-OE2	8.18	1.34	1.25
1	A	136	GLU	CD-OE2	8.17	1.34	1.25
1	M	136	GLU	CD-OE2	8.17	1.34	1.25
1	O	980	GLU	CD-OE2	8.17	1.34	1.25
1	M	980	GLU	CD-OE2	8.17	1.34	1.25
1	F	136	GLU	CD-OE2	8.17	1.34	1.25
1	L	980	GLU	CD-OE2	8.17	1.34	1.25
1	G	136	GLU	CD-OE2	8.16	1.34	1.25
1	N	980	GLU	CD-OE2	8.16	1.34	1.25
1	D	136	GLU	CD-OE2	8.15	1.34	1.25
1	F	980	GLU	CD-OE2	8.14	1.34	1.25
1	H	136	GLU	CD-OE2	8.14	1.34	1.25

Continued on next page...

Continued from previous page...

Mol	Chain	Res	Type	Atoms	Z	Observed(Å)	Ideal(Å)
1	C	136	GLU	CD-OE2	8.13	1.34	1.25
1	O	136	GLU	CD-OE2	8.12	1.34	1.25
1	B	980	GLU	CD-OE2	8.12	1.34	1.25
1	L	136	GLU	CD-OE2	8.10	1.34	1.25
1	C	277	GLU	CD-OE2	8.00	1.34	1.25
1	P	277	GLU	CD-OE2	7.98	1.34	1.25
1	O	277	GLU	CD-OE2	7.97	1.34	1.25
1	A	277	GLU	CD-OE2	7.97	1.34	1.25
1	D	277	GLU	CD-OE2	7.96	1.34	1.25
1	E	277	GLU	CD-OE2	7.95	1.34	1.25
1	F	277	GLU	CD-OE2	7.95	1.34	1.25
1	M	277	GLU	CD-OE2	7.95	1.34	1.25
1	B	277	GLU	CD-OE2	7.95	1.34	1.25
1	J	277	GLU	CD-OE2	7.94	1.34	1.25
1	H	277	GLU	CD-OE2	7.94	1.34	1.25
1	L	277	GLU	CD-OE2	7.94	1.34	1.25
1	N	277	GLU	CD-OE2	7.93	1.34	1.25
1	I	277	GLU	CD-OE2	7.92	1.34	1.25
1	G	277	GLU	CD-OE2	7.92	1.34	1.25
1	K	277	GLU	CD-OE2	7.88	1.34	1.25
1	P	264	GLU	CD-OE2	7.51	1.33	1.25
1	C	264	GLU	CD-OE2	7.50	1.33	1.25
1	F	264	GLU	CD-OE2	7.49	1.33	1.25
1	L	264	GLU	CD-OE2	7.47	1.33	1.25
1	G	264	GLU	CD-OE2	7.45	1.33	1.25
1	D	264	GLU	CD-OE2	7.45	1.33	1.25
1	N	264	GLU	CD-OE2	7.45	1.33	1.25
1	H	264	GLU	CD-OE2	7.44	1.33	1.25
1	K	264	GLU	CD-OE2	7.42	1.33	1.25
1	E	264	GLU	CD-OE2	7.41	1.33	1.25
1	J	264	GLU	CD-OE2	7.40	1.33	1.25
1	A	264	GLU	CD-OE2	7.40	1.33	1.25
1	B	264	GLU	CD-OE2	7.40	1.33	1.25
1	O	264	GLU	CD-OE2	7.40	1.33	1.25
1	M	264	GLU	CD-OE2	7.40	1.33	1.25
1	I	264	GLU	CD-OE2	7.39	1.33	1.25
1	I	681	GLU	CD-OE2	7.29	1.33	1.25
1	D	681	GLU	CD-OE2	7.29	1.33	1.25
1	G	681	GLU	CD-OE2	7.27	1.33	1.25
1	C	681	GLU	CD-OE2	7.24	1.33	1.25
1	F	681	GLU	CD-OE2	7.24	1.33	1.25
1	M	681	GLU	CD-OE2	7.24	1.33	1.25

Continued on next page...

Continued from previous page...

Mol	Chain	Res	Type	Atoms	Z	Observed(Å)	Ideal(Å)
1	O	681	GLU	CD-OE2	7.24	1.33	1.25
1	K	681	GLU	CD-OE2	7.24	1.33	1.25
1	J	681	GLU	CD-OE2	7.23	1.33	1.25
1	A	681	GLU	CD-OE2	7.23	1.33	1.25
1	N	681	GLU	CD-OE2	7.23	1.33	1.25
1	H	681	GLU	CD-OE2	7.23	1.33	1.25
1	E	681	GLU	CD-OE2	7.23	1.33	1.25
1	L	681	GLU	CD-OE2	7.22	1.33	1.25
1	O	296	GLU	CD-OE2	7.22	1.33	1.25
1	I	296	GLU	CD-OE2	7.21	1.33	1.25
1	N	296	GLU	CD-OE2	7.20	1.33	1.25
1	J	296	GLU	CD-OE2	7.20	1.33	1.25
1	K	296	GLU	CD-OE2	7.20	1.33	1.25
1	B	296	GLU	CD-OE2	7.19	1.33	1.25
1	A	296	GLU	CD-OE2	7.19	1.33	1.25
1	G	296	GLU	CD-OE2	7.18	1.33	1.25
1	M	296	GLU	CD-OE2	7.18	1.33	1.25
1	C	296	GLU	CD-OE2	7.18	1.33	1.25
1	P	296	GLU	CD-OE2	7.17	1.33	1.25
1	L	296	GLU	CD-OE2	7.17	1.33	1.25
1	B	681	GLU	CD-OE2	7.17	1.33	1.25
1	D	296	GLU	CD-OE2	7.16	1.33	1.25
1	H	296	GLU	CD-OE2	7.16	1.33	1.25
1	E	296	GLU	CD-OE2	7.13	1.33	1.25
1	P	681	GLU	CD-OE2	7.13	1.33	1.25
1	F	296	GLU	CD-OE2	7.11	1.33	1.25
1	I	57	GLU	CD-OE2	7.07	1.33	1.25
1	J	508	GLU	CD-OE2	7.07	1.33	1.25
1	M	508	GLU	CD-OE2	7.07	1.33	1.25
1	K	508	GLU	CD-OE2	7.06	1.33	1.25
1	N	57	GLU	CD-OE2	7.06	1.33	1.25
1	L	57	GLU	CD-OE2	7.06	1.33	1.25
1	I	508	GLU	CD-OE2	7.04	1.33	1.25
1	H	508	GLU	CD-OE2	7.03	1.33	1.25
1	A	508	GLU	CD-OE2	7.03	1.33	1.25
1	M	57	GLU	CD-OE2	7.03	1.33	1.25
1	N	508	GLU	CD-OE2	7.03	1.33	1.25
1	A	57	GLU	CD-OE2	7.03	1.33	1.25
1	K	57	GLU	CD-OE2	7.03	1.33	1.25
1	P	508	GLU	CD-OE2	7.03	1.33	1.25
1	F	57	GLU	CD-OE2	7.02	1.33	1.25
1	G	508	GLU	CD-OE2	7.02	1.33	1.25

Continued on next page...

Continued from previous page...

Mol	Chain	Res	Type	Atoms	Z	Observed(Å)	Ideal(Å)
1	F	508	GLU	CD-OE2	7.02	1.33	1.25
1	P	57	GLU	CD-OE2	7.01	1.33	1.25
1	E	508	GLU	CD-OE2	7.01	1.33	1.25
1	D	57	GLU	CD-OE2	7.00	1.33	1.25
1	D	508	GLU	CD-OE2	7.00	1.33	1.25
1	J	57	GLU	CD-OE2	7.00	1.33	1.25
1	E	57	GLU	CD-OE2	7.00	1.33	1.25
1	L	508	GLU	CD-OE2	6.99	1.33	1.25
1	H	57	GLU	CD-OE2	6.99	1.33	1.25
1	O	57	GLU	CD-OE2	6.98	1.33	1.25
1	G	57	GLU	CD-OE2	6.98	1.33	1.25
1	B	117	GLU	CD-OE2	6.97	1.33	1.25
1	O	508	GLU	CD-OE2	6.97	1.33	1.25
1	B	57	GLU	CD-OE2	6.97	1.33	1.25
1	C	508	GLU	CD-OE2	6.97	1.33	1.25
1	B	508	GLU	CD-OE2	6.95	1.33	1.25
1	C	57	GLU	CD-OE2	6.94	1.33	1.25
1	E	117	GLU	CD-OE2	6.93	1.33	1.25
1	A	117	GLU	CD-OE2	6.92	1.33	1.25
1	M	117	GLU	CD-OE2	6.92	1.33	1.25
1	C	117	GLU	CD-OE2	6.92	1.33	1.25
1	D	117	GLU	CD-OE2	6.91	1.33	1.25
1	P	117	GLU	CD-OE2	6.91	1.33	1.25
1	F	117	GLU	CD-OE2	6.90	1.33	1.25
1	H	117	GLU	CD-OE2	6.90	1.33	1.25
1	N	80	GLU	CD-OE2	6.89	1.33	1.25
1	K	117	GLU	CD-OE2	6.89	1.33	1.25
1	L	117	GLU	CD-OE2	6.88	1.33	1.25
1	K	80	GLU	CD-OE2	6.87	1.33	1.25
1	N	117	GLU	CD-OE2	6.87	1.33	1.25
1	G	117	GLU	CD-OE2	6.86	1.33	1.25
1	J	117	GLU	CD-OE2	6.86	1.33	1.25
1	D	487	GLU	CD-OE2	6.86	1.33	1.25
1	O	117	GLU	CD-OE2	6.85	1.33	1.25
1	M	80	GLU	CD-OE2	6.85	1.33	1.25
1	I	117	GLU	CD-OE2	6.84	1.33	1.25
1	O	80	GLU	CD-OE2	6.84	1.33	1.25
1	I	80	GLU	CD-OE2	6.84	1.33	1.25
1	C	80	GLU	CD-OE2	6.83	1.33	1.25
1	A	80	GLU	CD-OE2	6.83	1.33	1.25
1	C	487	GLU	CD-OE2	6.83	1.33	1.25
1	J	80	GLU	CD-OE2	6.83	1.33	1.25

Continued on next page...

Continued from previous page...

Mol	Chain	Res	Type	Atoms	Z	Observed(Å)	Ideal(Å)
1	G	80	GLU	CD-OE2	6.83	1.33	1.25
1	F	80	GLU	CD-OE2	6.83	1.33	1.25
1	H	80	GLU	CD-OE2	6.82	1.33	1.25
1	O	487	GLU	CD-OE2	6.82	1.33	1.25
1	D	667	GLU	CD-OE2	6.81	1.33	1.25
1	G	487	GLU	CD-OE2	6.81	1.33	1.25
1	K	487	GLU	CD-OE2	6.80	1.33	1.25
1	B	487	GLU	CD-OE2	6.80	1.33	1.25
1	E	80	GLU	CD-OE2	6.80	1.33	1.25
1	A	487	GLU	CD-OE2	6.79	1.33	1.25
1	B	80	GLU	CD-OE2	6.79	1.33	1.25
1	L	80	GLU	CD-OE2	6.79	1.33	1.25
1	P	80	GLU	CD-OE2	6.78	1.33	1.25
1	D	80	GLU	CD-OE2	6.78	1.33	1.25
1	L	667	GLU	CD-OE2	6.78	1.33	1.25
1	G	334	GLU	CD-OE2	6.77	1.33	1.25
1	J	667	GLU	CD-OE2	6.77	1.33	1.25
1	P	487	GLU	CD-OE2	6.77	1.33	1.25
1	A	334	GLU	CD-OE2	6.77	1.33	1.25
1	A	667	GLU	CD-OE2	6.77	1.33	1.25
1	F	667	GLU	CD-OE2	6.77	1.33	1.25
1	E	487	GLU	CD-OE2	6.76	1.33	1.25
1	B	667	GLU	CD-OE2	6.76	1.33	1.25
1	E	667	GLU	CD-OE2	6.76	1.33	1.25
1	G	667	GLU	CD-OE2	6.76	1.33	1.25
1	L	334	GLU	CD-OE2	6.76	1.33	1.25
1	C	334	GLU	CD-OE2	6.76	1.33	1.25
1	H	487	GLU	CD-OE2	6.76	1.33	1.25
1	J	334	GLU	CD-OE2	6.76	1.33	1.25
1	D	334	GLU	CD-OE2	6.75	1.33	1.25
1	I	334	GLU	CD-OE2	6.75	1.33	1.25
1	I	667	GLU	CD-OE2	6.75	1.33	1.25
1	O	334	GLU	CD-OE2	6.75	1.33	1.25
1	J	487	GLU	CD-OE2	6.75	1.33	1.25
1	M	487	GLU	CD-OE2	6.75	1.33	1.25
1	H	667	GLU	CD-OE2	6.75	1.33	1.25
1	C	667	GLU	CD-OE2	6.74	1.33	1.25
1	B	334	GLU	CD-OE2	6.74	1.33	1.25
1	P	667	GLU	CD-OE2	6.74	1.33	1.25
1	N	334	GLU	CD-OE2	6.74	1.33	1.25
1	F	487	GLU	CD-OE2	6.74	1.33	1.25
1	K	334	GLU	CD-OE2	6.74	1.33	1.25

Continued on next page...

Continued from previous page...

Mol	Chain	Res	Type	Atoms	Z	Observed(Å)	Ideal(Å)
1	H	334	GLU	CD-OE2	6.73	1.33	1.25
1	F	334	GLU	CD-OE2	6.73	1.33	1.25
1	N	487	GLU	CD-OE2	6.73	1.33	1.25
1	M	667	GLU	CD-OE2	6.73	1.33	1.25
1	K	667	GLU	CD-OE2	6.72	1.33	1.25
1	N	667	GLU	CD-OE2	6.72	1.33	1.25
1	I	487	GLU	CD-OE2	6.72	1.33	1.25
1	O	667	GLU	CD-OE2	6.72	1.33	1.25
1	M	334	GLU	CD-OE2	6.71	1.33	1.25
1	E	334	GLU	CD-OE2	6.70	1.33	1.25
1	L	487	GLU	CD-OE2	6.70	1.33	1.25
1	P	334	GLU	CD-OE2	6.70	1.33	1.25
1	E	969	GLU	CD-OE2	6.65	1.32	1.25
1	H	969	GLU	CD-OE2	6.63	1.32	1.25
1	E	198	GLU	CD-OE2	6.62	1.32	1.25
1	K	969	GLU	CD-OE2	6.62	1.32	1.25
1	O	969	GLU	CD-OE2	6.60	1.32	1.25
1	C	969	GLU	CD-OE2	6.60	1.32	1.25
1	D	969	GLU	CD-OE2	6.60	1.32	1.25
1	H	650	GLU	CD-OE2	6.59	1.32	1.25
1	B	969	GLU	CD-OE2	6.59	1.32	1.25
1	H	241	GLU	CD-OE2	6.59	1.32	1.25
1	O	198	GLU	CD-OE2	6.59	1.32	1.25
1	D	198	GLU	CD-OE2	6.59	1.32	1.25
1	M	241	GLU	CD-OE2	6.59	1.32	1.25
1	F	969	GLU	CD-OE2	6.58	1.32	1.25
1	A	650	GLU	CD-OE2	6.58	1.32	1.25
1	P	969	GLU	CD-OE2	6.58	1.32	1.25
1	N	969	GLU	CD-OE2	6.58	1.32	1.25
1	P	797	GLU	CD-OE2	6.58	1.32	1.25
1	L	797	GLU	CD-OE2	6.58	1.32	1.25
1	I	650	GLU	CD-OE2	6.57	1.32	1.25
1	M	969	GLU	CD-OE2	6.57	1.32	1.25
1	N	650	GLU	CD-OE2	6.57	1.32	1.25
1	I	969	GLU	CD-OE2	6.57	1.32	1.25
1	J	969	GLU	CD-OE2	6.57	1.32	1.25
1	L	969	GLU	CD-OE2	6.57	1.32	1.25
1	F	198	GLU	CD-OE2	6.56	1.32	1.25
1	A	198	GLU	CD-OE2	6.56	1.32	1.25
1	D	650	GLU	CD-OE2	6.55	1.32	1.25
1	J	198	GLU	CD-OE2	6.55	1.32	1.25
1	L	198	GLU	CD-OE2	6.55	1.32	1.25

Continued on next page...

Continued from previous page...

Mol	Chain	Res	Type	Atoms	Z	Observed(Å)	Ideal(Å)
1	F	241	GLU	CD-OE2	6.54	1.32	1.25
1	B	198	GLU	CD-OE2	6.54	1.32	1.25
1	E	241	GLU	CD-OE2	6.54	1.32	1.25
1	G	797	GLU	CD-OE2	6.54	1.32	1.25
1	I	241	GLU	CD-OE2	6.54	1.32	1.25
1	K	650	GLU	CD-OE2	6.54	1.32	1.25
1	E	650	GLU	CD-OE2	6.53	1.32	1.25
1	O	650	GLU	CD-OE2	6.53	1.32	1.25
1	A	241	GLU	CD-OE2	6.53	1.32	1.25
1	A	969	GLU	CD-OE2	6.53	1.32	1.25
1	L	241	GLU	CD-OE2	6.53	1.32	1.25
1	O	797	GLU	CD-OE2	6.53	1.32	1.25
1	M	198	GLU	CD-OE2	6.53	1.32	1.25
1	G	969	GLU	CD-OE2	6.52	1.32	1.25
1	N	198	GLU	CD-OE2	6.52	1.32	1.25
1	E	797	GLU	CD-OE2	6.52	1.32	1.25
1	C	650	GLU	CD-OE2	6.52	1.32	1.25
1	K	198	GLU	CD-OE2	6.52	1.32	1.25
1	D	241	GLU	CD-OE2	6.51	1.32	1.25
1	J	241	GLU	CD-OE2	6.51	1.32	1.25
1	J	650	GLU	CD-OE2	6.51	1.32	1.25
1	J	797	GLU	CD-OE2	6.51	1.32	1.25
1	P	198	GLU	CD-OE2	6.51	1.32	1.25
1	C	797	GLU	CD-OE2	6.51	1.32	1.25
1	L	650	GLU	CD-OE2	6.51	1.32	1.25
1	B	241	GLU	CD-OE2	6.51	1.32	1.25
1	B	797	GLU	CD-OE2	6.50	1.32	1.25
1	M	797	GLU	CD-OE2	6.50	1.32	1.25
1	A	797	GLU	CD-OE2	6.50	1.32	1.25
1	G	650	GLU	CD-OE2	6.50	1.32	1.25
1	B	650	GLU	CD-OE2	6.50	1.32	1.25
1	M	650	GLU	CD-OE2	6.50	1.32	1.25
1	G	198	GLU	CD-OE2	6.50	1.32	1.25
1	P	650	GLU	CD-OE2	6.50	1.32	1.25
1	C	241	GLU	CD-OE2	6.49	1.32	1.25
1	I	198	GLU	CD-OE2	6.49	1.32	1.25
1	N	797	GLU	CD-OE2	6.49	1.32	1.25
1	C	198	GLU	CD-OE2	6.49	1.32	1.25
1	G	241	GLU	CD-OE2	6.49	1.32	1.25
1	P	241	GLU	CD-OE2	6.49	1.32	1.25
1	O	241	GLU	CD-OE2	6.49	1.32	1.25
1	K	797	GLU	CD-OE2	6.48	1.32	1.25

Continued on next page...

Continued from previous page...

Mol	Chain	Res	Type	Atoms	Z	Observed(Å)	Ideal(Å)
1	H	797	GLU	CD-OE2	6.47	1.32	1.25
1	K	241	GLU	CD-OE2	6.47	1.32	1.25
1	F	650	GLU	CD-OE2	6.47	1.32	1.25
1	H	198	GLU	CD-OE2	6.47	1.32	1.25
1	D	797	GLU	CD-OE2	6.47	1.32	1.25
1	N	241	GLU	CD-OE2	6.46	1.32	1.25
1	I	797	GLU	CD-OE2	6.46	1.32	1.25
1	F	797	GLU	CD-OE2	6.45	1.32	1.25
1	K	369	GLU	CD-OE2	6.43	1.32	1.25
1	F	369	GLU	CD-OE2	6.42	1.32	1.25
1	G	369	GLU	CD-OE2	6.41	1.32	1.25
1	N	369	GLU	CD-OE2	6.41	1.32	1.25
1	H	369	GLU	CD-OE2	6.40	1.32	1.25
1	M	369	GLU	CD-OE2	6.38	1.32	1.25
1	A	369	GLU	CD-OE2	6.37	1.32	1.25
1	J	369	GLU	CD-OE2	6.36	1.32	1.25
1	L	369	GLU	CD-OE2	6.36	1.32	1.25
1	B	369	GLU	CD-OE2	6.35	1.32	1.25
1	C	40	GLU	CD-OE2	6.34	1.32	1.25
1	O	369	GLU	CD-OE2	6.34	1.32	1.25
1	P	369	GLU	CD-OE2	6.34	1.32	1.25
1	C	369	GLU	CD-OE2	6.34	1.32	1.25
1	M	40	GLU	CD-OE2	6.34	1.32	1.25
1	L	304	GLU	CD-OE2	6.33	1.32	1.25
1	I	369	GLU	CD-OE2	6.32	1.32	1.25
1	N	40	GLU	CD-OE2	6.32	1.32	1.25
1	A	40	GLU	CD-OE2	6.32	1.32	1.25
1	D	304	GLU	CD-OE2	6.31	1.32	1.25
1	I	40	GLU	CD-OE2	6.31	1.32	1.25
1	A	304	GLU	CD-OE2	6.31	1.32	1.25
1	E	369	GLU	CD-OE2	6.31	1.32	1.25
1	F	40	GLU	CD-OE2	6.31	1.32	1.25
1	G	304	GLU	CD-OE2	6.31	1.32	1.25
1	E	304	GLU	CD-OE2	6.30	1.32	1.25
1	O	40	GLU	CD-OE2	6.30	1.32	1.25
1	D	369	GLU	CD-OE2	6.30	1.32	1.25
1	C	304	GLU	CD-OE2	6.30	1.32	1.25
1	N	304	GLU	CD-OE2	6.30	1.32	1.25
1	E	40	GLU	CD-OE2	6.30	1.32	1.25
1	J	304	GLU	CD-OE2	6.30	1.32	1.25
1	L	40	GLU	CD-OE2	6.30	1.32	1.25
1	P	304	GLU	CD-OE2	6.30	1.32	1.25

Continued on next page...

Continued from previous page...

Mol	Chain	Res	Type	Atoms	Z	Observed(Å)	Ideal(Å)
1	M	304	GLU	CD-OE2	6.29	1.32	1.25
1	B	314	GLU	CD-OE2	6.29	1.32	1.25
1	H	304	GLU	CD-OE2	6.29	1.32	1.25
1	E	314	GLU	CD-OE2	6.29	1.32	1.25
1	G	40	GLU	CD-OE2	6.29	1.32	1.25
1	B	40	GLU	CD-OE2	6.29	1.32	1.25
1	P	40	GLU	CD-OE2	6.28	1.32	1.25
1	E	637	GLU	CD-OE2	6.28	1.32	1.25
1	K	314	GLU	CD-OE2	6.28	1.32	1.25
1	B	304	GLU	CD-OE2	6.28	1.32	1.25
1	I	304	GLU	CD-OE2	6.27	1.32	1.25
1	F	304	GLU	CD-OE2	6.27	1.32	1.25
1	K	40	GLU	CD-OE2	6.27	1.32	1.25
1	M	943	GLU	CD-OE2	6.27	1.32	1.25
1	J	40	GLU	CD-OE2	6.26	1.32	1.25
1	D	314	GLU	CD-OE2	6.26	1.32	1.25
1	O	304	GLU	CD-OE2	6.26	1.32	1.25
1	B	637	GLU	CD-OE2	6.25	1.32	1.25
1	H	40	GLU	CD-OE2	6.25	1.32	1.25
1	F	943	GLU	CD-OE2	6.25	1.32	1.25
1	C	637	GLU	CD-OE2	6.24	1.32	1.25
1	C	314	GLU	CD-OE2	6.24	1.32	1.25
1	G	314	GLU	CD-OE2	6.24	1.32	1.25
1	M	637	GLU	CD-OE2	6.24	1.32	1.25
1	P	637	GLU	CD-OE2	6.24	1.32	1.25
1	D	40	GLU	CD-OE2	6.23	1.32	1.25
1	D	637	GLU	CD-OE2	6.23	1.32	1.25
1	N	637	GLU	CD-OE2	6.23	1.32	1.25
1	L	637	GLU	CD-OE2	6.23	1.32	1.25
1	H	314	GLU	CD-OE2	6.22	1.32	1.25
1	J	943	GLU	CD-OE2	6.22	1.32	1.25
1	K	637	GLU	CD-OE2	6.22	1.32	1.25
1	O	637	GLU	CD-OE2	6.22	1.32	1.25
1	H	943	GLU	CD-OE2	6.22	1.32	1.25
1	N	314	GLU	CD-OE2	6.22	1.32	1.25
1	K	304	GLU	CD-OE2	6.22	1.32	1.25
1	K	943	GLU	CD-OE2	6.22	1.32	1.25
1	O	338	GLU	CD-OE2	6.22	1.32	1.25
1	M	314	GLU	CD-OE2	6.21	1.32	1.25
1	A	943	GLU	CD-OE2	6.21	1.32	1.25
1	O	314	GLU	CD-OE2	6.21	1.32	1.25
1	P	314	GLU	CD-OE2	6.21	1.32	1.25

Continued on next page...

Continued from previous page...

Mol	Chain	Res	Type	Atoms	Z	Observed(Å)	Ideal(Å)
1	B	338	GLU	CD-OE2	6.21	1.32	1.25
1	F	314	GLU	CD-OE2	6.20	1.32	1.25
1	F	637	GLU	CD-OE2	6.20	1.32	1.25
1	G	637	GLU	CD-OE2	6.19	1.32	1.25
1	I	637	GLU	CD-OE2	6.19	1.32	1.25
1	N	943	GLU	CD-OE2	6.19	1.32	1.25
1	C	943	GLU	CD-OE2	6.19	1.32	1.25
1	L	314	GLU	CD-OE2	6.19	1.32	1.25
1	C	358	GLU	CD-OE2	6.18	1.32	1.25
1	L	943	GLU	CD-OE2	6.18	1.32	1.25
1	J	338	GLU	CD-OE2	6.18	1.32	1.25
1	E	943	GLU	CD-OE2	6.18	1.32	1.25
1	P	943	GLU	CD-OE2	6.18	1.32	1.25
1	I	943	GLU	CD-OE2	6.18	1.32	1.25
1	J	314	GLU	CD-OE2	6.18	1.32	1.25
1	J	637	GLU	CD-OE2	6.18	1.32	1.25
1	D	943	GLU	CD-OE2	6.17	1.32	1.25
1	H	637	GLU	CD-OE2	6.17	1.32	1.25
1	A	637	GLU	CD-OE2	6.17	1.32	1.25
1	I	314	GLU	CD-OE2	6.17	1.32	1.25
1	G	943	GLU	CD-OE2	6.16	1.32	1.25
1	O	943	GLU	CD-OE2	6.16	1.32	1.25
1	A	338	GLU	CD-OE2	6.16	1.32	1.25
1	M	338	GLU	CD-OE2	6.16	1.32	1.25
1	G	358	GLU	CD-OE2	6.16	1.32	1.25
1	D	358	GLU	CD-OE2	6.16	1.32	1.25
1	H	338	GLU	CD-OE2	6.15	1.32	1.25
1	E	338	GLU	CD-OE2	6.15	1.32	1.25
1	D	338	GLU	CD-OE2	6.15	1.32	1.25
1	O	358	GLU	CD-OE2	6.15	1.32	1.25
1	B	943	GLU	CD-OE2	6.14	1.32	1.25
1	I	338	GLU	CD-OE2	6.13	1.32	1.25
1	J	170	GLU	CD-OE2	6.13	1.32	1.25
1	F	338	GLU	CD-OE2	6.13	1.32	1.25
1	I	358	GLU	CD-OE2	6.13	1.32	1.25
1	L	338	GLU	CD-OE2	6.13	1.32	1.25
1	C	338	GLU	CD-OE2	6.13	1.32	1.25
1	A	358	GLU	CD-OE2	6.12	1.32	1.25
1	H	358	GLU	CD-OE2	6.12	1.32	1.25
1	N	358	GLU	CD-OE2	6.12	1.32	1.25
1	P	338	GLU	CD-OE2	6.12	1.32	1.25
1	B	358	GLU	CD-OE2	6.11	1.32	1.25

Continued on next page...

Continued from previous page...

Mol	Chain	Res	Type	Atoms	Z	Observed(Å)	Ideal(Å)
1	F	358	GLU	CD-OE2	6.11	1.32	1.25
1	K	338	GLU	CD-OE2	6.11	1.32	1.25
1	N	338	GLU	CD-OE2	6.11	1.32	1.25
1	G	338	GLU	CD-OE2	6.11	1.32	1.25
1	P	170	GLU	CD-OE2	6.11	1.32	1.25
1	M	358	GLU	CD-OE2	6.11	1.32	1.25
1	J	358	GLU	CD-OE2	6.11	1.32	1.25
1	A	314	GLU	CD-OE2	6.10	1.32	1.25
1	K	358	GLU	CD-OE2	6.10	1.32	1.25
1	E	358	GLU	CD-OE2	6.10	1.32	1.25
1	L	170	GLU	CD-OE2	6.10	1.32	1.25
1	E	170	GLU	CD-OE2	6.09	1.32	1.25
1	P	358	GLU	CD-OE2	6.09	1.32	1.25
1	H	170	GLU	CD-OE2	6.09	1.32	1.25
1	N	170	GLU	CD-OE2	6.09	1.32	1.25
1	I	170	GLU	CD-OE2	6.07	1.32	1.25
1	D	170	GLU	CD-OE2	6.06	1.32	1.25
1	L	934	GLU	CD-OE2	6.06	1.32	1.25
1	A	170	GLU	CD-OE2	6.05	1.32	1.25
1	O	170	GLU	CD-OE2	6.05	1.32	1.25
1	K	170	GLU	CD-OE2	6.04	1.32	1.25
1	A	934	GLU	CD-OE2	6.04	1.32	1.25
1	D	934	GLU	CD-OE2	6.04	1.32	1.25
1	K	934	GLU	CD-OE2	6.04	1.32	1.25
1	P	934	GLU	CD-OE2	6.03	1.32	1.25
1	L	358	GLU	CD-OE2	6.03	1.32	1.25
1	B	934	GLU	CD-OE2	6.03	1.32	1.25
1	M	170	GLU	CD-OE2	6.03	1.32	1.25
1	M	934	GLU	CD-OE2	6.02	1.32	1.25
1	J	934	GLU	CD-OE2	6.02	1.32	1.25
1	C	170	GLU	CD-OE2	6.01	1.32	1.25
1	F	934	GLU	CD-OE2	6.01	1.32	1.25
1	H	934	GLU	CD-OE2	6.01	1.32	1.25
1	G	170	GLU	CD-OE2	6.00	1.32	1.25
1	C	979	GLU	CD-OE2	6.00	1.32	1.25
1	B	170	GLU	CD-OE2	5.99	1.32	1.25
1	E	934	GLU	CD-OE2	5.99	1.32	1.25
1	K	979	GLU	CD-OE2	5.99	1.32	1.25
1	I	934	GLU	CD-OE2	5.98	1.32	1.25
1	G	934	GLU	CD-OE2	5.97	1.32	1.25
1	D	979	GLU	CD-OE2	5.97	1.32	1.25
1	N	979	GLU	CD-OE2	5.97	1.32	1.25

Continued on next page...

Continued from previous page...

Mol	Chain	Res	Type	Atoms	Z	Observed(Å)	Ideal(Å)
1	P	979	GLU	CD-OE2	5.97	1.32	1.25
1	B	979	GLU	CD-OE2	5.96	1.32	1.25
1	L	979	GLU	CD-OE2	5.96	1.32	1.25
1	O	934	GLU	CD-OE2	5.96	1.32	1.25
1	N	934	GLU	CD-OE2	5.96	1.32	1.25
1	G	979	GLU	CD-OE2	5.95	1.32	1.25
1	M	979	GLU	CD-OE2	5.95	1.32	1.25
1	O	979	GLU	CD-OE2	5.95	1.32	1.25
1	C	934	GLU	CD-OE2	5.95	1.32	1.25
1	J	979	GLU	CD-OE2	5.93	1.32	1.25
1	F	170	GLU	CD-OE2	5.93	1.32	1.25
1	F	979	GLU	CD-OE2	5.92	1.32	1.25
1	I	979	GLU	CD-OE2	5.92	1.32	1.25
1	H	979	GLU	CD-OE2	5.91	1.32	1.25
1	E	979	GLU	CD-OE2	5.91	1.32	1.25
1	A	979	GLU	CD-OE2	5.90	1.32	1.25
1	L	750	GLU	CD-OE2	5.88	1.32	1.25
1	E	750	GLU	CD-OE2	5.88	1.32	1.25
1	M	750	GLU	CD-OE2	5.87	1.32	1.25
1	B	750	GLU	CD-OE2	5.87	1.32	1.25
1	L	904	GLU	CD-OE2	5.86	1.32	1.25
1	A	750	GLU	CD-OE2	5.86	1.32	1.25
1	I	904	GLU	CD-OE2	5.86	1.32	1.25
1	L	724	GLU	CD-OE2	5.86	1.32	1.25
1	L	641	GLU	CD-OE2	5.85	1.32	1.25
1	J	750	GLU	CD-OE2	5.85	1.32	1.25
1	K	750	GLU	CD-OE2	5.85	1.32	1.25
1	C	724	GLU	CD-OE2	5.84	1.32	1.25
1	J	724	GLU	CD-OE2	5.84	1.32	1.25
1	M	641	GLU	CD-OE2	5.84	1.32	1.25
1	N	724	GLU	CD-OE2	5.84	1.32	1.25
1	I	750	GLU	CD-OE2	5.84	1.32	1.25
1	D	641	GLU	CD-OE2	5.84	1.32	1.25
1	P	750	GLU	CD-OE2	5.84	1.32	1.25
1	H	641	GLU	CD-OE2	5.83	1.32	1.25
1	I	641	GLU	CD-OE2	5.83	1.32	1.25
1	B	904	GLU	CD-OE2	5.83	1.32	1.25
1	J	871	GLU	CD-OE2	5.83	1.32	1.25
1	O	871	GLU	CD-OE2	5.83	1.32	1.25
1	A	904	GLU	CD-OE2	5.82	1.32	1.25
1	O	750	GLU	CD-OE2	5.82	1.32	1.25
1	C	904	GLU	CD-OE2	5.82	1.32	1.25

Continued on next page...

Continued from previous page...

Mol	Chain	Res	Type	Atoms	Z	Observed(Å)	Ideal(Å)
1	D	871	GLU	CD-OE2	5.82	1.32	1.25
1	K	871	GLU	CD-OE2	5.82	1.32	1.25
1	H	724	GLU	CD-OE2	5.82	1.32	1.25
1	I	724	GLU	CD-OE2	5.82	1.32	1.25
1	A	724	GLU	CD-OE2	5.81	1.32	1.25
1	M	724	GLU	CD-OE2	5.81	1.32	1.25
1	G	641	GLU	CD-OE2	5.81	1.32	1.25
1	O	904	GLU	CD-OE2	5.81	1.32	1.25
1	D	750	GLU	CD-OE2	5.81	1.32	1.25
1	F	750	GLU	CD-OE2	5.81	1.32	1.25
1	K	724	GLU	CD-OE2	5.81	1.32	1.25
1	A	641	GLU	CD-OE2	5.81	1.32	1.25
1	C	871	GLU	CD-OE2	5.81	1.32	1.25
1	G	750	GLU	CD-OE2	5.80	1.32	1.25
1	O	641	GLU	CD-OE2	5.80	1.32	1.25
1	F	641	GLU	CD-OE2	5.80	1.32	1.25
1	F	724	GLU	CD-OE2	5.80	1.32	1.25
1	H	750	GLU	CD-OE2	5.80	1.32	1.25
1	E	904	GLU	CD-OE2	5.80	1.32	1.25
1	P	641	GLU	CD-OE2	5.79	1.32	1.25
1	K	904	GLU	CD-OE2	5.79	1.32	1.25
1	P	904	GLU	CD-OE2	5.79	1.32	1.25
1	C	750	GLU	CD-OE2	5.79	1.32	1.25
1	B	724	GLU	CD-OE2	5.79	1.32	1.25
1	E	641	GLU	CD-OE2	5.79	1.32	1.25
1	E	871	GLU	CD-OE2	5.79	1.32	1.25
1	F	904	GLU	CD-OE2	5.79	1.32	1.25
1	P	871	GLU	CD-OE2	5.79	1.32	1.25
1	O	724	GLU	CD-OE2	5.78	1.32	1.25
1	E	724	GLU	CD-OE2	5.78	1.32	1.25
1	N	750	GLU	CD-OE2	5.78	1.32	1.25
1	B	641	GLU	CD-OE2	5.78	1.32	1.25
1	G	871	GLU	CD-OE2	5.77	1.31	1.25
1	H	904	GLU	CD-OE2	5.77	1.31	1.25
1	J	904	GLU	CD-OE2	5.77	1.31	1.25
1	L	871	GLU	CD-OE2	5.77	1.31	1.25
1	H	871	GLU	CD-OE2	5.77	1.31	1.25
1	C	641	GLU	CD-OE2	5.76	1.31	1.25
1	A	871	GLU	CD-OE2	5.76	1.31	1.25
1	J	641	GLU	CD-OE2	5.76	1.31	1.25
1	M	871	GLU	CD-OE2	5.76	1.31	1.25
1	B	871	GLU	CD-OE2	5.76	1.31	1.25

Continued on next page...

Continued from previous page...

Mol	Chain	Res	Type	Atoms	Z	Observed(Å)	Ideal(Å)
1	G	904	GLU	CD-OE2	5.76	1.31	1.25
1	N	641	GLU	CD-OE2	5.75	1.31	1.25
1	N	904	GLU	CD-OE2	5.75	1.31	1.25
1	D	724	GLU	CD-OE2	5.75	1.31	1.25
1	K	641	GLU	CD-OE2	5.75	1.31	1.25
1	F	41	GLU	CD-OE2	5.75	1.31	1.25
1	D	904	GLU	CD-OE2	5.74	1.31	1.25
1	I	871	GLU	CD-OE2	5.74	1.31	1.25
1	G	724	GLU	CD-OE2	5.74	1.31	1.25
1	P	724	GLU	CD-OE2	5.74	1.31	1.25
1	M	904	GLU	CD-OE2	5.74	1.31	1.25
1	N	871	GLU	CD-OE2	5.73	1.31	1.25
1	G	41	GLU	CD-OE2	5.72	1.31	1.25
1	H	41	GLU	CD-OE2	5.72	1.31	1.25
1	B	41	GLU	CD-OE2	5.70	1.31	1.25
1	F	871	GLU	CD-OE2	5.70	1.31	1.25
1	A	41	GLU	CD-OE2	5.68	1.31	1.25
1	P	41	GLU	CD-OE2	5.66	1.31	1.25
1	J	41	GLU	CD-OE2	5.66	1.31	1.25
1	E	67	GLU	CD-OE2	5.66	1.31	1.25
1	L	41	GLU	CD-OE2	5.66	1.31	1.25
1	O	41	GLU	CD-OE2	5.65	1.31	1.25
1	N	41	GLU	CD-OE2	5.64	1.31	1.25
1	N	71	GLU	CD-OE2	5.64	1.31	1.25
1	D	41	GLU	CD-OE2	5.63	1.31	1.25
1	O	67	GLU	CD-OE2	5.63	1.31	1.25
1	D	71	GLU	CD-OE2	5.62	1.31	1.25
1	G	71	GLU	CD-OE2	5.62	1.31	1.25
1	K	41	GLU	CD-OE2	5.62	1.31	1.25
1	E	41	GLU	CD-OE2	5.62	1.31	1.25
1	I	41	GLU	CD-OE2	5.62	1.31	1.25
1	L	71	GLU	CD-OE2	5.61	1.31	1.25
1	P	71	GLU	CD-OE2	5.61	1.31	1.25
1	O	71	GLU	CD-OE2	5.61	1.31	1.25
1	M	41	GLU	CD-OE2	5.60	1.31	1.25
1	C	243	GLU	CD-OE2	5.60	1.31	1.25
1	E	243	GLU	CD-OE2	5.59	1.31	1.25
1	L	67	GLU	CD-OE2	5.59	1.31	1.25
1	J	71	GLU	CD-OE2	5.59	1.31	1.25
1	M	243	GLU	CD-OE2	5.59	1.31	1.25
1	A	71	GLU	CD-OE2	5.58	1.31	1.25
1	G	67	GLU	CD-OE2	5.58	1.31	1.25

Continued on next page...

Continued from previous page...

Mol	Chain	Res	Type	Atoms	Z	Observed(Å)	Ideal(Å)
1	M	71	GLU	CD-OE2	5.58	1.31	1.25
1	C	41	GLU	CD-OE2	5.58	1.31	1.25
1	D	67	GLU	CD-OE2	5.58	1.31	1.25
1	J	243	GLU	CD-OE2	5.58	1.31	1.25
1	C	71	GLU	CD-OE2	5.58	1.31	1.25
1	I	67	GLU	CD-OE2	5.58	1.31	1.25
1	P	67	GLU	CD-OE2	5.58	1.31	1.25
1	H	71	GLU	CD-OE2	5.58	1.31	1.25
1	A	67	GLU	CD-OE2	5.57	1.31	1.25
1	B	67	GLU	CD-OE2	5.57	1.31	1.25
1	I	71	GLU	CD-OE2	5.57	1.31	1.25
1	M	67	GLU	CD-OE2	5.57	1.31	1.25
1	F	67	GLU	CD-OE2	5.56	1.31	1.25
1	N	67	GLU	CD-OE2	5.56	1.31	1.25
1	F	71	GLU	CD-OE2	5.56	1.31	1.25
1	K	67	GLU	CD-OE2	5.56	1.31	1.25
1	I	243	GLU	CD-OE2	5.55	1.31	1.25
1	F	243	GLU	CD-OE2	5.55	1.31	1.25
1	A	243	GLU	CD-OE2	5.54	1.31	1.25
1	D	243	GLU	CD-OE2	5.54	1.31	1.25
1	O	243	GLU	CD-OE2	5.54	1.31	1.25
1	K	71	GLU	CD-OE2	5.54	1.31	1.25
1	K	243	GLU	CD-OE2	5.54	1.31	1.25
1	H	67	GLU	CD-OE2	5.53	1.31	1.25
1	J	67	GLU	CD-OE2	5.53	1.31	1.25
1	N	243	GLU	CD-OE2	5.52	1.31	1.25
1	G	243	GLU	CD-OE2	5.52	1.31	1.25
1	L	243	GLU	CD-OE2	5.52	1.31	1.25
1	H	243	GLU	CD-OE2	5.51	1.31	1.25
1	E	71	GLU	CD-OE2	5.49	1.31	1.25
1	P	243	GLU	CD-OE2	5.49	1.31	1.25
1	C	67	GLU	CD-OE2	5.49	1.31	1.25
1	B	71	GLU	CD-OE2	5.49	1.31	1.25
1	B	243	GLU	CD-OE2	5.47	1.31	1.25
1	H	438	GLU	CD-OE2	5.44	1.31	1.25
1	D	438	GLU	CD-OE2	5.44	1.31	1.25
1	N	438	GLU	CD-OE2	5.40	1.31	1.25
1	L	438	GLU	CD-OE2	5.40	1.31	1.25
1	I	438	GLU	CD-OE2	5.39	1.31	1.25
1	M	438	GLU	CD-OE2	5.39	1.31	1.25
1	A	438	GLU	CD-OE2	5.39	1.31	1.25
1	K	438	GLU	CD-OE2	5.39	1.31	1.25

Continued on next page...

Continued from previous page...

Mol	Chain	Res	Type	Atoms	Z	Observed(Å)	Ideal(Å)
1	F	438	GLU	CD-OE2	5.38	1.31	1.25
1	C	438	GLU	CD-OE2	5.38	1.31	1.25
1	J	438	GLU	CD-OE2	5.38	1.31	1.25
1	E	438	GLU	CD-OE2	5.37	1.31	1.25
1	O	438	GLU	CD-OE2	5.36	1.31	1.25
1	H	17	GLU	CD-OE2	5.34	1.31	1.25
1	G	438	GLU	CD-OE2	5.34	1.31	1.25
1	E	17	GLU	CD-OE2	5.32	1.31	1.25
1	P	438	GLU	CD-OE2	5.31	1.31	1.25
1	G	17	GLU	CD-OE2	5.31	1.31	1.25
1	J	17	GLU	CD-OE2	5.30	1.31	1.25
1	K	17	GLU	CD-OE2	5.29	1.31	1.25
1	O	17	GLU	CD-OE2	5.29	1.31	1.25
1	B	17	GLU	CD-OE2	5.29	1.31	1.25
1	F	17	GLU	CD-OE2	5.28	1.31	1.25
1	B	438	GLU	CD-OE2	5.28	1.31	1.25
1	A	17	GLU	CD-OE2	5.27	1.31	1.25
1	P	17	GLU	CD-OE2	5.26	1.31	1.25
1	D	17	GLU	CD-OE2	5.26	1.31	1.25
1	M	17	GLU	CD-OE2	5.24	1.31	1.25
1	L	17	GLU	CD-OE2	5.23	1.31	1.25
1	C	17	GLU	CD-OE2	5.23	1.31	1.25
1	I	416	GLU	CD-OE2	5.22	1.31	1.25
1	I	17	GLU	CD-OE2	5.21	1.31	1.25
1	O	416	GLU	CD-OE2	5.21	1.31	1.25
1	N	17	GLU	CD-OE2	5.20	1.31	1.25
1	N	416	GLU	CD-OE2	5.20	1.31	1.25
1	J	416	GLU	CD-OE2	5.18	1.31	1.25
1	B	416	GLU	CD-OE2	5.18	1.31	1.25
1	K	416	GLU	CD-OE2	5.18	1.31	1.25
1	A	416	GLU	CD-OE2	5.17	1.31	1.25
1	G	416	GLU	CD-OE2	5.16	1.31	1.25
1	D	416	GLU	CD-OE2	5.16	1.31	1.25
1	C	416	GLU	CD-OE2	5.15	1.31	1.25
1	F	416	GLU	CD-OE2	5.15	1.31	1.25
1	K	808	GLU	CD-OE2	5.15	1.31	1.25
1	L	416	GLU	CD-OE2	5.15	1.31	1.25
1	M	416	GLU	CD-OE2	5.14	1.31	1.25
1	H	416	GLU	CD-OE2	5.13	1.31	1.25
1	O	808	GLU	CD-OE2	5.13	1.31	1.25
1	P	416	GLU	CD-OE2	5.13	1.31	1.25
1	L	808	GLU	CD-OE2	5.12	1.31	1.25

Continued on next page...

Continued from previous page...

Mol	Chain	Res	Type	Atoms	Z	Observed(Å)	Ideal(Å)
1	E	808	GLU	CD-OE2	5.11	1.31	1.25
1	D	808	GLU	CD-OE2	5.11	1.31	1.25
1	E	416	GLU	CD-OE2	5.10	1.31	1.25
1	M	808	GLU	CD-OE2	5.10	1.31	1.25
1	P	808	GLU	CD-OE2	5.10	1.31	1.25
1	H	808	GLU	CD-OE2	5.08	1.31	1.25
1	I	808	GLU	CD-OE2	5.07	1.31	1.25
1	J	808	GLU	CD-OE2	5.07	1.31	1.25
1	G	808	GLU	CD-OE2	5.05	1.31	1.25
1	F	808	GLU	CD-OE2	5.04	1.31	1.25
1	G	619	GLU	CD-OE2	5.04	1.31	1.25
1	L	619	GLU	CD-OE2	5.03	1.31	1.25
1	N	808	GLU	CD-OE2	5.02	1.31	1.25
1	A	808	GLU	CD-OE2	5.01	1.31	1.25
1	O	619	GLU	CD-OE2	5.01	1.31	1.25
1	B	808	GLU	CD-OE2	5.01	1.31	1.25
1	P	619	GLU	CD-OE2	5.01	1.31	1.25

All (2531) bond angle outliers are listed below:

Mol	Chain	Res	Type	Atoms	Z	Observed(°)	Ideal(°)
1	J	210	ARG	NE-CZ-NH1	14.48	127.54	120.30
1	P	210	ARG	NE-CZ-NH1	14.45	127.53	120.30
1	G	210	ARG	NE-CZ-NH1	14.44	127.52	120.30
1	D	210	ARG	NE-CZ-NH1	14.42	127.51	120.30
1	A	210	ARG	NE-CZ-NH1	14.41	127.50	120.30
1	N	210	ARG	NE-CZ-NH1	14.41	127.50	120.30
1	O	210	ARG	NE-CZ-NH1	14.40	127.50	120.30
1	H	210	ARG	NE-CZ-NH1	14.39	127.49	120.30
1	L	210	ARG	NE-CZ-NH1	14.37	127.49	120.30
1	B	210	ARG	NE-CZ-NH1	14.37	127.48	120.30
1	F	210	ARG	NE-CZ-NH1	14.33	127.46	120.30
1	I	210	ARG	NE-CZ-NH1	14.33	127.46	120.30
1	M	210	ARG	NE-CZ-NH1	14.33	127.46	120.30
1	E	210	ARG	NE-CZ-NH1	14.30	127.45	120.30
1	K	210	ARG	NE-CZ-NH1	14.30	127.45	120.30
1	C	210	ARG	NE-CZ-NH1	14.28	127.44	120.30
1	A	687	GLN	C-N-CD	-13.72	90.42	120.60
1	D	687	GLN	C-N-CD	-13.72	90.42	120.60
1	K	687	GLN	C-N-CD	-13.71	90.45	120.60
1	F	687	GLN	C-N-CD	-13.70	90.45	120.60
1	B	687	GLN	C-N-CD	-13.70	90.46	120.60

Continued on next page...

Continued from previous page...

Mol	Chain	Res	Type	Atoms	Z	Observed(°)	Ideal(°)
1	I	687	GLN	C-N-CD	-13.70	90.46	120.60
1	N	687	GLN	C-N-CD	-13.70	90.46	120.60
1	C	687	GLN	C-N-CD	-13.70	90.47	120.60
1	O	687	GLN	C-N-CD	-13.70	90.46	120.60
1	H	687	GLN	C-N-CD	-13.70	90.47	120.60
1	M	687	GLN	C-N-CD	-13.70	90.47	120.60
1	E	687	GLN	C-N-CD	-13.69	90.48	120.60
1	G	687	GLN	C-N-CD	-13.69	90.48	120.60
1	P	687	GLN	C-N-CD	-13.69	90.48	120.60
1	J	687	GLN	C-N-CD	-13.69	90.49	120.60
1	L	687	GLN	C-N-CD	-13.68	90.50	120.60
1	C	425	ARG	NE-CZ-NH1	12.09	126.34	120.30
1	E	425	ARG	NE-CZ-NH1	12.07	126.34	120.30
1	K	425	ARG	NE-CZ-NH1	12.07	126.33	120.30
1	G	425	ARG	NE-CZ-NH1	12.06	126.33	120.30
1	B	425	ARG	NE-CZ-NH1	12.06	126.33	120.30
1	I	425	ARG	NE-CZ-NH1	12.06	126.33	120.30
1	F	425	ARG	NE-CZ-NH1	12.05	126.33	120.30
1	H	425	ARG	NE-CZ-NH1	12.05	126.32	120.30
1	N	425	ARG	NE-CZ-NH1	12.05	126.32	120.30
1	L	425	ARG	NE-CZ-NH1	12.03	126.32	120.30
1	A	425	ARG	NE-CZ-NH1	12.03	126.31	120.30
1	M	425	ARG	NE-CZ-NH1	12.03	126.31	120.30
1	P	425	ARG	NE-CZ-NH1	12.02	126.31	120.30
1	D	425	ARG	NE-CZ-NH1	12.02	126.31	120.30
1	O	425	ARG	NE-CZ-NH1	11.99	126.30	120.30
1	J	425	ARG	NE-CZ-NH1	11.97	126.28	120.30
1	G	388	ARG	NE-CZ-NH1	11.71	126.16	120.30
1	I	425	ARG	NE-CZ-NH2	-11.70	114.45	120.30
1	N	425	ARG	NE-CZ-NH2	-11.70	114.45	120.30
1	J	388	ARG	NE-CZ-NH1	11.70	126.15	120.30
1	B	388	ARG	NE-CZ-NH1	11.69	126.14	120.30
1	M	388	ARG	NE-CZ-NH1	11.69	126.14	120.30
1	D	388	ARG	NE-CZ-NH1	11.66	126.13	120.30
1	P	388	ARG	NE-CZ-NH1	11.66	126.13	120.30
1	H	388	ARG	NE-CZ-NH1	11.65	126.13	120.30
1	O	388	ARG	NE-CZ-NH1	11.63	126.12	120.30
1	K	388	ARG	NE-CZ-NH1	11.63	126.11	120.30
1	C	425	ARG	NE-CZ-NH2	-11.63	114.49	120.30
1	K	425	ARG	NE-CZ-NH2	-11.63	114.49	120.30
1	E	425	ARG	NE-CZ-NH2	-11.63	114.49	120.30
1	A	388	ARG	NE-CZ-NH1	11.62	126.11	120.30

Continued on next page...

Continued from previous page...

Mol	Chain	Res	Type	Atoms	Z	Observed(°)	Ideal(°)
1	L	425	ARG	NE-CZ-NH2	-11.62	114.49	120.30
1	C	388	ARG	NE-CZ-NH1	11.61	126.10	120.30
1	L	388	ARG	NE-CZ-NH1	11.60	126.10	120.30
1	F	425	ARG	NE-CZ-NH2	-11.60	114.50	120.30
1	N	388	ARG	NE-CZ-NH1	11.60	126.10	120.30
1	I	388	ARG	NE-CZ-NH1	11.60	126.10	120.30
1	F	388	ARG	NE-CZ-NH1	11.59	126.10	120.30
1	H	425	ARG	NE-CZ-NH2	-11.59	114.51	120.30
1	M	425	ARG	NE-CZ-NH2	-11.58	114.51	120.30
1	G	425	ARG	NE-CZ-NH2	-11.58	114.51	120.30
1	A	425	ARG	NE-CZ-NH2	-11.57	114.51	120.30
1	E	388	ARG	NE-CZ-NH1	11.55	126.07	120.30
1	D	425	ARG	NE-CZ-NH2	-11.55	114.53	120.30
1	J	425	ARG	NE-CZ-NH2	-11.55	114.53	120.30
1	P	425	ARG	NE-CZ-NH2	-11.54	114.53	120.30
1	B	425	ARG	NE-CZ-NH2	-11.52	114.54	120.30
1	O	425	ARG	NE-CZ-NH2	-11.50	114.55	120.30
1	F	881	ARG	NE-CZ-NH1	11.48	126.04	120.30
1	J	881	ARG	NE-CZ-NH1	11.47	126.04	120.30
1	B	881	ARG	NE-CZ-NH1	11.46	126.03	120.30
1	C	881	ARG	NE-CZ-NH1	11.43	126.01	120.30
1	E	881	ARG	NE-CZ-NH1	11.42	126.01	120.30
1	O	881	ARG	NE-CZ-NH1	11.42	126.01	120.30
1	M	881	ARG	NE-CZ-NH1	11.42	126.01	120.30
1	G	881	ARG	NE-CZ-NH1	11.40	126.00	120.30
1	D	881	ARG	NE-CZ-NH1	11.38	125.99	120.30
1	H	881	ARG	NE-CZ-NH1	11.37	125.99	120.30
1	A	881	ARG	NE-CZ-NH1	11.37	125.98	120.30
1	I	881	ARG	NE-CZ-NH1	11.37	125.98	120.30
1	P	881	ARG	NE-CZ-NH1	11.36	125.98	120.30
1	K	881	ARG	NE-CZ-NH1	11.31	125.95	120.30
1	L	881	ARG	NE-CZ-NH1	11.29	125.94	120.30
1	N	881	ARG	NE-CZ-NH1	11.25	125.92	120.30
1	F	809	ARG	NE-CZ-NH2	-10.76	114.92	120.30
1	N	809	ARG	NE-CZ-NH2	-10.72	114.94	120.30
1	G	809	ARG	NE-CZ-NH2	-10.71	114.95	120.30
1	D	809	ARG	NE-CZ-NH2	-10.70	114.95	120.30
1	B	809	ARG	NE-CZ-NH2	-10.69	114.96	120.30
1	M	809	ARG	NE-CZ-NH2	-10.69	114.96	120.30
1	K	809	ARG	NE-CZ-NH2	-10.68	114.96	120.30
1	C	809	ARG	NE-CZ-NH2	-10.67	114.97	120.30
1	I	809	ARG	NE-CZ-NH2	-10.67	114.97	120.30

Continued on next page...

Continued from previous page...

Mol	Chain	Res	Type	Atoms	Z	Observed(°)	Ideal(°)
1	A	809	ARG	NE-CZ-NH2	-10.63	114.98	120.30
1	O	809	ARG	NE-CZ-NH2	-10.63	114.99	120.30
1	E	809	ARG	NE-CZ-NH2	-10.62	114.99	120.30
1	J	809	ARG	NE-CZ-NH2	-10.61	115.00	120.30
1	P	809	ARG	NE-CZ-NH2	-10.61	115.00	120.30
1	H	809	ARG	NE-CZ-NH2	-10.59	115.01	120.30
1	L	809	ARG	NE-CZ-NH2	-10.57	115.01	120.30
1	J	881	ARG	NE-CZ-NH2	-10.52	115.04	120.30
1	G	881	ARG	NE-CZ-NH2	-10.51	115.04	120.30
1	M	881	ARG	NE-CZ-NH2	-10.51	115.05	120.30
1	F	881	ARG	NE-CZ-NH2	-10.50	115.05	120.30
1	B	881	ARG	NE-CZ-NH2	-10.50	115.05	120.30
1	H	881	ARG	NE-CZ-NH2	-10.49	115.05	120.30
1	C	881	ARG	NE-CZ-NH2	-10.47	115.06	120.30
1	I	881	ARG	NE-CZ-NH2	-10.44	115.08	120.30
1	A	881	ARG	NE-CZ-NH2	-10.42	115.09	120.30
1	O	881	ARG	NE-CZ-NH2	-10.42	115.09	120.30
1	E	881	ARG	NE-CZ-NH2	-10.39	115.11	120.30
1	K	881	ARG	NE-CZ-NH2	-10.39	115.10	120.30
1	L	881	ARG	NE-CZ-NH2	-10.36	115.12	120.30
1	N	881	ARG	NE-CZ-NH2	-10.33	115.13	120.30
1	D	881	ARG	NE-CZ-NH2	-10.33	115.13	120.30
1	P	881	ARG	NE-CZ-NH2	-10.27	115.17	120.30
1	K	429	ASP	CB-CG-OD2	-10.26	109.07	118.30
1	D	429	ASP	CB-CG-OD2	-10.25	109.07	118.30
1	M	429	ASP	CB-CG-OD2	-10.25	109.08	118.30
1	B	429	ASP	CB-CG-OD2	-10.25	109.08	118.30
1	O	429	ASP	CB-CG-OD2	-10.23	109.09	118.30
1	J	429	ASP	CB-CG-OD2	-10.23	109.09	118.30
1	E	429	ASP	CB-CG-OD2	-10.22	109.10	118.30
1	F	429	ASP	CB-CG-OD2	-10.22	109.10	118.30
1	G	429	ASP	CB-CG-OD2	-10.22	109.10	118.30
1	A	429	ASP	CB-CG-OD2	-10.21	109.11	118.30
1	N	429	ASP	CB-CG-OD2	-10.21	109.11	118.30
1	H	429	ASP	CB-CG-OD2	-10.21	109.11	118.30
1	L	429	ASP	CB-CG-OD2	-10.21	109.11	118.30
1	C	429	ASP	CB-CG-OD2	-10.20	109.12	118.30
1	I	429	ASP	CB-CG-OD2	-10.20	109.12	118.30
1	P	429	ASP	CB-CG-OD2	-10.18	109.14	118.30
1	E	429	ASP	CB-CG-OD1	10.08	127.37	118.30
1	K	429	ASP	CB-CG-OD1	10.08	127.37	118.30
1	P	429	ASP	CB-CG-OD1	10.07	127.36	118.30

Continued on next page...

Continued from previous page...

Mol	Chain	Res	Type	Atoms	Z	Observed(°)	Ideal(°)
1	O	429	ASP	CB-CG-OD1	10.06	127.36	118.30
1	J	429	ASP	CB-CG-OD1	10.06	127.35	118.30
1	M	429	ASP	CB-CG-OD1	10.05	127.35	118.30
1	N	429	ASP	CB-CG-OD1	10.05	127.35	118.30
1	F	429	ASP	CB-CG-OD1	10.05	127.34	118.30
1	I	429	ASP	CB-CG-OD1	10.04	127.34	118.30
1	A	429	ASP	CB-CG-OD1	10.04	127.33	118.30
1	B	429	ASP	CB-CG-OD1	10.03	127.33	118.30
1	L	429	ASP	CB-CG-OD1	10.03	127.33	118.30
1	H	429	ASP	CB-CG-OD1	10.03	127.33	118.30
1	G	429	ASP	CB-CG-OD1	10.02	127.31	118.30
1	D	429	ASP	CB-CG-OD1	10.01	127.31	118.30
1	C	429	ASP	CB-CG-OD1	10.00	127.30	118.30
1	E	448	ARG	NE-CZ-NH2	-9.52	115.54	120.30
1	F	786	ARG	NE-CZ-NH1	9.49	125.04	120.30
1	F	448	ARG	NE-CZ-NH2	-9.48	115.56	120.30
1	G	786	ARG	NE-CZ-NH1	9.48	125.04	120.30
1	M	786	ARG	NE-CZ-NH1	9.46	125.03	120.30
1	D	786	ARG	NE-CZ-NH1	9.45	125.03	120.30
1	K	448	ARG	NE-CZ-NH2	-9.45	115.58	120.30
1	P	786	ARG	NE-CZ-NH1	9.45	125.02	120.30
1	K	786	ARG	NE-CZ-NH1	9.43	125.01	120.30
1	P	448	ARG	NE-CZ-NH2	-9.42	115.59	120.30
1	K	509	ASP	CB-CG-OD2	-9.41	109.83	118.30
1	A	786	ARG	NE-CZ-NH1	9.41	125.00	120.30
1	J	509	ASP	CB-CG-OD2	-9.41	109.83	118.30
1	O	448	ARG	NE-CZ-NH2	-9.41	115.60	120.30
1	D	509	ASP	CB-CG-OD2	-9.40	109.84	118.30
1	N	786	ARG	NE-CZ-NH1	9.40	125.00	120.30
1	H	786	ARG	NE-CZ-NH1	9.40	125.00	120.30
1	P	509	ASP	CB-CG-OD2	-9.40	109.84	118.30
1	A	509	ASP	CB-CG-OD2	-9.39	109.85	118.30
1	B	448	ARG	NE-CZ-NH2	-9.39	115.60	120.30
1	M	448	ARG	NE-CZ-NH2	-9.39	115.60	120.30
1	M	509	ASP	CB-CG-OD2	-9.39	109.85	118.30
1	H	448	ARG	NE-CZ-NH2	-9.38	115.61	120.30
1	L	509	ASP	CB-CG-OD2	-9.38	109.86	118.30
1	A	448	ARG	NE-CZ-NH2	-9.38	115.61	120.30
1	F	509	ASP	CB-CG-OD2	-9.37	109.86	118.30
1	O	509	ASP	CB-CG-OD2	-9.37	109.86	118.30
1	H	509	ASP	CB-CG-OD2	-9.37	109.87	118.30
1	C	509	ASP	CB-CG-OD2	-9.37	109.87	118.30

Continued on next page...

Continued from previous page...

Mol	Chain	Res	Type	Atoms	Z	Observed(°)	Ideal(°)
1	I	448	ARG	NE-CZ-NH2	-9.37	115.62	120.30
1	I	509	ASP	CB-CG-OD2	-9.37	109.87	118.30
1	B	509	ASP	CB-CG-OD2	-9.36	109.87	118.30
1	B	786	ARG	NE-CZ-NH1	9.36	124.98	120.30
1	C	786	ARG	NE-CZ-NH1	9.36	124.98	120.30
1	E	786	ARG	NE-CZ-NH1	9.35	124.98	120.30
1	I	786	ARG	NE-CZ-NH1	9.35	124.98	120.30
1	G	509	ASP	CB-CG-OD2	-9.35	109.89	118.30
1	N	509	ASP	CB-CG-OD2	-9.34	109.89	118.30
1	G	448	ARG	NE-CZ-NH2	-9.34	115.63	120.30
1	J	786	ARG	NE-CZ-NH1	9.34	124.97	120.30
1	L	448	ARG	NE-CZ-NH2	-9.34	115.63	120.30
1	N	448	ARG	NE-CZ-NH2	-9.34	115.63	120.30
1	E	509	ASP	CB-CG-OD2	-9.33	109.90	118.30
1	O	786	ARG	NE-CZ-NH1	9.33	124.97	120.30
1	D	448	ARG	NE-CZ-NH2	-9.33	115.64	120.30
1	J	448	ARG	NE-CZ-NH2	-9.32	115.64	120.30
1	L	786	ARG	NE-CZ-NH1	9.32	124.96	120.30
1	C	448	ARG	NE-CZ-NH2	-9.30	115.65	120.30
1	L	368	ASP	CB-CG-OD2	-9.12	110.09	118.30
1	A	368	ASP	CB-CG-OD2	-9.11	110.10	118.30
1	E	368	ASP	CB-CG-OD2	-9.12	110.10	118.30
1	J	368	ASP	CB-CG-OD2	-9.11	110.10	118.30
1	O	368	ASP	CB-CG-OD2	-9.10	110.11	118.30
1	K	368	ASP	CB-CG-OD2	-9.10	110.11	118.30
1	P	368	ASP	CB-CG-OD2	-9.10	110.11	118.30
1	D	368	ASP	CB-CG-OD2	-9.09	110.12	118.30
1	G	368	ASP	CB-CG-OD2	-9.09	110.12	118.30
1	M	368	ASP	CB-CG-OD2	-9.09	110.12	118.30
1	I	368	ASP	CB-CG-OD2	-9.08	110.13	118.30
1	H	368	ASP	CB-CG-OD2	-9.08	110.13	118.30
1	B	368	ASP	CB-CG-OD2	-9.07	110.13	118.30
1	B	746	ASP	CB-CG-OD2	-9.06	110.14	118.30
1	C	368	ASP	CB-CG-OD2	-9.06	110.15	118.30
1	N	368	ASP	CB-CG-OD2	-9.06	110.15	118.30
1	F	368	ASP	CB-CG-OD2	-9.05	110.16	118.30
1	J	746	ASP	CB-CG-OD2	-9.04	110.16	118.30
1	A	746	ASP	CB-CG-OD2	-9.03	110.17	118.30
1	D	746	ASP	CB-CG-OD2	-9.03	110.17	118.30
1	J	909	ARG	NE-CZ-NH1	9.03	124.81	120.30
1	G	746	ASP	CB-CG-OD2	-9.02	110.18	118.30
1	F	746	ASP	CB-CG-OD2	-9.02	110.19	118.30

Continued on next page...

Continued from previous page...

Mol	Chain	Res	Type	Atoms	Z	Observed(°)	Ideal(°)
1	O	746	ASP	CB-CG-OD2	-9.02	110.19	118.30
1	I	746	ASP	CB-CG-OD2	-9.01	110.19	118.30
1	A	909	ARG	NE-CZ-NH1	9.01	124.81	120.30
1	F	909	ARG	NE-CZ-NH1	9.01	124.81	120.30
1	G	909	ARG	NE-CZ-NH1	9.01	124.81	120.30
1	H	746	ASP	CB-CG-OD2	-9.01	110.19	118.30
1	B	909	ARG	NE-CZ-NH1	9.01	124.80	120.30
1	N	746	ASP	CB-CG-OD2	-9.00	110.20	118.30
1	K	746	ASP	CB-CG-OD2	-9.00	110.20	118.30
1	L	746	ASP	CB-CG-OD2	-9.00	110.20	118.30
1	M	746	ASP	CB-CG-OD2	-9.00	110.20	118.30
1	C	746	ASP	CB-CG-OD2	-8.99	110.20	118.30
1	P	746	ASP	CB-CG-OD2	-8.99	110.20	118.30
1	E	746	ASP	CB-CG-OD2	-8.99	110.21	118.30
1	K	909	ARG	NE-CZ-NH1	8.95	124.78	120.30
1	N	909	ARG	NE-CZ-NH1	8.94	124.77	120.30
1	L	909	ARG	NE-CZ-NH1	8.94	124.77	120.30
1	P	909	ARG	NE-CZ-NH1	8.94	124.77	120.30
1	I	909	ARG	NE-CZ-NH1	8.94	124.77	120.30
1	D	909	ARG	NE-CZ-NH1	8.93	124.77	120.30
1	H	909	ARG	NE-CZ-NH1	8.93	124.76	120.30
1	P	561	ARG	NE-CZ-NH1	8.92	124.76	120.30
1	B	561	ARG	NE-CZ-NH1	8.91	124.76	120.30
1	E	909	ARG	NE-CZ-NH1	8.90	124.75	120.30
1	M	909	ARG	NE-CZ-NH1	8.90	124.75	120.30
1	M	561	ARG	NE-CZ-NH1	8.89	124.75	120.30
1	C	909	ARG	NE-CZ-NH1	8.89	124.74	120.30
1	O	909	ARG	NE-CZ-NH1	8.87	124.74	120.30
1	E	561	ARG	NE-CZ-NH1	8.86	124.73	120.30
1	I	561	ARG	NE-CZ-NH1	8.85	124.72	120.30
1	H	561	ARG	NE-CZ-NH1	8.84	124.72	120.30
1	A	561	ARG	NE-CZ-NH1	8.82	124.71	120.30
1	D	561	ARG	NE-CZ-NH1	8.81	124.70	120.30
1	K	561	ARG	NE-CZ-NH1	8.80	124.70	120.30
1	O	561	ARG	NE-CZ-NH1	8.80	124.70	120.30
1	J	561	ARG	NE-CZ-NH1	8.79	124.69	120.30
1	L	561	ARG	NE-CZ-NH1	8.79	124.69	120.30
1	C	561	ARG	NE-CZ-NH1	8.77	124.68	120.30
1	G	561	ARG	NE-CZ-NH1	8.76	124.68	120.30
1	N	561	ARG	NE-CZ-NH1	8.72	124.66	120.30
1	F	561	ARG	NE-CZ-NH1	8.72	124.66	120.30
1	J	428	ASP	CB-CG-OD2	-8.49	110.66	118.30

Continued on next page...

Continued from previous page...

Mol	Chain	Res	Type	Atoms	Z	Observed(°)	Ideal(°)
1	O	428	ASP	CB-CG-OD2	-8.46	110.69	118.30
1	E	428	ASP	CB-CG-OD2	-8.46	110.69	118.30
1	L	329	ASP	CB-CG-OD2	-8.44	110.70	118.30
1	C	428	ASP	CB-CG-OD2	-8.44	110.70	118.30
1	A	428	ASP	CB-CG-OD2	-8.44	110.71	118.30
1	H	329	ASP	CB-CG-OD2	-8.43	110.71	118.30
1	K	329	ASP	CB-CG-OD2	-8.43	110.71	118.30
1	H	428	ASP	CB-CG-OD2	-8.43	110.71	118.30
1	I	329	ASP	CB-CG-OD2	-8.43	110.71	118.30
1	I	428	ASP	CB-CG-OD2	-8.43	110.71	118.30
1	M	329	ASP	CB-CG-OD2	-8.43	110.72	118.30
1	E	329	ASP	CB-CG-OD2	-8.42	110.73	118.30
1	F	329	ASP	CB-CG-OD2	-8.42	110.73	118.30
1	O	329	ASP	CB-CG-OD2	-8.41	110.73	118.30
1	G	428	ASP	CB-CG-OD2	-8.41	110.73	118.30
1	D	428	ASP	CB-CG-OD2	-8.41	110.73	118.30
1	J	329	ASP	CB-CG-OD2	-8.41	110.73	118.30
1	C	329	ASP	CB-CG-OD2	-8.40	110.73	118.30
1	K	428	ASP	CB-CG-OD2	-8.40	110.74	118.30
1	A	329	ASP	CB-CG-OD2	-8.40	110.74	118.30
1	N	428	ASP	CB-CG-OD2	-8.40	110.74	118.30
1	P	329	ASP	CB-CG-OD2	-8.39	110.75	118.30
1	B	329	ASP	CB-CG-OD2	-8.39	110.75	118.30
1	L	428	ASP	CB-CG-OD2	-8.39	110.75	118.30
1	P	428	ASP	CB-CG-OD2	-8.39	110.75	118.30
1	B	428	ASP	CB-CG-OD2	-8.38	110.76	118.30
1	G	329	ASP	CB-CG-OD2	-8.38	110.76	118.30
1	F	428	ASP	CB-CG-OD2	-8.37	110.76	118.30
1	M	428	ASP	CB-CG-OD2	-8.37	110.77	118.30
1	D	329	ASP	CB-CG-OD2	-8.36	110.77	118.30
1	N	329	ASP	CB-CG-OD2	-8.34	110.79	118.30
1	H	96	ASP	CB-CG-OD2	-8.34	110.80	118.30
1	H	571	VAL	CB-CA-C	-8.33	95.58	111.40
1	M	96	ASP	CB-CG-OD2	-8.32	110.81	118.30
1	J	96	ASP	CB-CG-OD2	-8.32	110.81	118.30
1	I	571	VAL	CB-CA-C	-8.32	95.59	111.40
1	O	571	VAL	CB-CA-C	-8.32	95.59	111.40
1	B	96	ASP	CB-CG-OD2	-8.31	110.82	118.30
1	K	96	ASP	CB-CG-OD2	-8.31	110.82	118.30
1	K	571	VAL	CB-CA-C	-8.31	95.61	111.40
1	C	571	VAL	CB-CA-C	-8.31	95.62	111.40
1	B	571	VAL	CB-CA-C	-8.30	95.62	111.40

Continued on next page...

Continued from previous page...

Mol	Chain	Res	Type	Atoms	Z	Observed(°)	Ideal(°)
1	N	571	VAL	CB-CA-C	-8.30	95.62	111.40
1	M	571	VAL	CB-CA-C	-8.30	95.63	111.40
1	A	571	VAL	CB-CA-C	-8.30	95.64	111.40
1	J	571	VAL	CB-CA-C	-8.29	95.64	111.40
1	D	571	VAL	CB-CA-C	-8.29	95.64	111.40
1	N	96	ASP	CB-CG-OD2	-8.29	110.84	118.30
1	G	571	VAL	CB-CA-C	-8.29	95.66	111.40
1	P	571	VAL	CB-CA-C	-8.28	95.66	111.40
1	E	571	VAL	CB-CA-C	-8.28	95.67	111.40
1	A	96	ASP	CB-CG-OD2	-8.28	110.85	118.30
1	G	96	ASP	CB-CG-OD2	-8.28	110.85	118.30
1	O	96	ASP	CB-CG-OD2	-8.28	110.85	118.30
1	D	96	ASP	CB-CG-OD2	-8.28	110.85	118.30
1	F	571	VAL	CB-CA-C	-8.28	95.68	111.40
1	E	96	ASP	CB-CG-OD2	-8.27	110.85	118.30
1	F	96	ASP	CB-CG-OD2	-8.27	110.85	118.30
1	I	96	ASP	CB-CG-OD2	-8.27	110.85	118.30
1	L	571	VAL	CB-CA-C	-8.27	95.68	111.40
1	L	96	ASP	CB-CG-OD2	-8.27	110.86	118.30
1	P	96	ASP	CB-CG-OD2	-8.27	110.86	118.30
1	C	96	ASP	CB-CG-OD2	-8.27	110.86	118.30
1	N	130	ASP	CB-CG-OD1	8.23	125.71	118.30
1	D	130	ASP	CB-CG-OD1	8.22	125.69	118.30
1	O	130	ASP	CB-CG-OD1	8.21	125.69	118.30
1	G	130	ASP	CB-CG-OD1	8.20	125.68	118.30
1	H	130	ASP	CB-CG-OD1	8.20	125.68	118.30
1	K	130	ASP	CB-CG-OD1	8.18	125.67	118.30
1	F	130	ASP	CB-CG-OD1	8.16	125.64	118.30
1	I	973	ARG	NE-CZ-NH1	8.15	124.38	120.30
1	E	130	ASP	CB-CG-OD1	8.15	125.64	118.30
1	L	130	ASP	CB-CG-OD1	8.15	125.63	118.30
1	H	973	ARG	NE-CZ-NH1	8.14	124.37	120.30
1	J	130	ASP	CB-CG-OD1	8.14	125.63	118.30
1	P	973	ARG	NE-CZ-NH1	8.14	124.37	120.30
1	B	130	ASP	CB-CG-OD1	8.14	125.62	118.30
1	P	130	ASP	CB-CG-OD1	8.13	125.61	118.30
1	I	130	ASP	CB-CG-OD1	8.12	125.61	118.30
1	A	130	ASP	CB-CG-OD1	8.12	125.61	118.30
1	G	973	ARG	NE-CZ-NH1	8.12	124.36	120.30
1	B	973	ARG	NE-CZ-NH1	8.12	124.36	120.30
1	C	130	ASP	CB-CG-OD1	8.12	125.61	118.30
1	M	130	ASP	CB-CG-OD1	8.12	125.61	118.30

Continued on next page...

Continued from previous page...

Mol	Chain	Res	Type	Atoms	Z	Observed(°)	Ideal(°)
1	O	973	ARG	NE-CZ-NH1	8.12	124.36	120.30
1	K	43	ARG	NE-CZ-NH1	8.12	124.36	120.30
1	A	973	ARG	NE-CZ-NH1	8.10	124.35	120.30
1	N	43	ARG	NE-CZ-NH1	8.09	124.35	120.30
1	L	973	ARG	NE-CZ-NH1	8.08	124.34	120.30
1	M	973	ARG	NE-CZ-NH1	8.08	124.34	120.30
1	J	973	ARG	NE-CZ-NH1	8.08	124.34	120.30
1	K	973	ARG	NE-CZ-NH1	8.08	124.34	120.30
1	N	973	ARG	NE-CZ-NH1	8.06	124.33	120.30
1	O	43	ARG	NE-CZ-NH1	8.05	124.33	120.30
1	O	356	ARG	NE-CZ-NH1	8.05	124.32	120.30
1	F	973	ARG	NE-CZ-NH1	8.04	124.32	120.30
1	H	43	ARG	NE-CZ-NH1	8.05	124.32	120.30
1	B	356	ARG	NE-CZ-NH1	8.04	124.32	120.30
1	G	43	ARG	NE-CZ-NH1	8.04	124.32	120.30
1	J	43	ARG	NE-CZ-NH1	8.04	124.32	120.30
1	P	43	ARG	NE-CZ-NH1	8.03	124.31	120.30
1	I	356	ARG	NE-CZ-NH1	8.03	124.31	120.30
1	I	43	ARG	NE-CZ-NH1	8.03	124.31	120.30
1	G	659	ASP	CB-CG-OD2	-8.03	111.08	118.30
1	C	356	ARG	NE-CZ-NH1	8.02	124.31	120.30
1	B	43	ARG	NE-CZ-NH1	8.02	124.31	120.30
1	M	43	ARG	NE-CZ-NH1	8.02	124.31	120.30
1	G	809	ARG	NE-CZ-NH1	8.01	124.30	120.30
1	C	43	ARG	NE-CZ-NH1	8.01	124.30	120.30
1	E	43	ARG	NE-CZ-NH1	8.00	124.30	120.30
1	C	659	ASP	CB-CG-OD2	-8.00	111.10	118.30
1	E	356	ARG	NE-CZ-NH1	8.00	124.30	120.30
1	F	659	ASP	CB-CG-OD2	-8.00	111.10	118.30
1	M	659	ASP	CB-CG-OD2	-7.99	111.11	118.30
1	N	659	ASP	CB-CG-OD2	-7.99	111.11	118.30
1	C	973	ARG	NE-CZ-NH1	7.98	124.29	120.30
1	H	659	ASP	CB-CG-OD2	-7.98	111.12	118.30
1	D	356	ARG	NE-CZ-NH1	7.97	124.28	120.30
1	D	973	ARG	NE-CZ-NH1	7.97	124.28	120.30
1	J	356	ARG	NE-CZ-NH1	7.97	124.28	120.30
1	F	356	ARG	NE-CZ-NH1	7.96	124.28	120.30
1	E	973	ARG	NE-CZ-NH1	7.96	124.28	120.30
1	B	659	ASP	CB-CG-OD2	-7.96	111.14	118.30
1	I	659	ASP	CB-CG-OD2	-7.96	111.14	118.30
1	A	659	ASP	CB-CG-OD2	-7.96	111.14	118.30
1	E	659	ASP	CB-CG-OD2	-7.96	111.14	118.30

Continued on next page...

Continued from previous page...

Mol	Chain	Res	Type	Atoms	Z	Observed(°)	Ideal(°)
1	A	356	ARG	NE-CZ-NH1	7.96	124.28	120.30
1	D	43	ARG	NE-CZ-NH1	7.96	124.28	120.30
1	J	659	ASP	CB-CG-OD2	-7.96	111.14	118.30
1	C	809	ARG	NE-CZ-NH1	7.95	124.28	120.30
1	P	659	ASP	CB-CG-OD2	-7.95	111.14	118.30
1	K	356	ARG	NE-CZ-NH1	7.95	124.28	120.30
1	M	356	ARG	NE-CZ-NH1	7.95	124.28	120.30
1	D	659	ASP	CB-CG-OD2	-7.94	111.15	118.30
1	L	659	ASP	CB-CG-OD2	-7.94	111.15	118.30
1	N	356	ARG	NE-CZ-NH1	7.94	124.27	120.30
1	P	356	ARG	NE-CZ-NH1	7.94	124.27	120.30
1	L	356	ARG	NE-CZ-NH1	7.94	124.27	120.30
1	K	659	ASP	CB-CG-OD2	-7.93	111.16	118.30
1	L	43	ARG	NE-CZ-NH1	7.93	124.26	120.30
1	D	809	ARG	NE-CZ-NH1	7.92	124.26	120.30
1	O	659	ASP	CB-CG-OD2	-7.92	111.17	118.30
1	A	43	ARG	NE-CZ-NH1	7.92	124.26	120.30
1	G	356	ARG	NE-CZ-NH1	7.89	124.25	120.30
1	E	809	ARG	NE-CZ-NH1	7.89	124.25	120.30
1	H	356	ARG	NE-CZ-NH1	7.88	124.24	120.30
1	O	809	ARG	NE-CZ-NH1	7.88	124.24	120.30
1	B	809	ARG	NE-CZ-NH1	7.88	124.24	120.30
1	I	809	ARG	NE-CZ-NH1	7.87	124.24	120.30
1	N	809	ARG	NE-CZ-NH1	7.87	124.23	120.30
1	F	43	ARG	NE-CZ-NH1	7.86	124.23	120.30
1	A	809	ARG	NE-CZ-NH1	7.85	124.22	120.30
1	K	809	ARG	NE-CZ-NH1	7.85	124.22	120.30
1	F	809	ARG	NE-CZ-NH1	7.84	124.22	120.30
1	J	572	ASP	CB-CG-OD2	-7.83	111.25	118.30
1	P	954	ASP	CB-CG-OD2	-7.83	111.26	118.30
1	M	809	ARG	NE-CZ-NH1	7.82	124.21	120.30
1	H	809	ARG	NE-CZ-NH1	7.82	124.21	120.30
1	G	954	ASP	CB-CG-OD2	-7.81	111.27	118.30
1	I	572	ASP	CB-CG-OD2	-7.80	111.28	118.30
1	H	954	ASP	CB-CG-OD2	-7.80	111.28	118.30
1	L	572	ASP	CB-CG-OD2	-7.80	111.28	118.30
1	K	954	ASP	CB-CG-OD2	-7.80	111.28	118.30
1	M	572	ASP	CB-CG-OD2	-7.80	111.28	118.30
1	A	954	ASP	CB-CG-OD2	-7.80	111.28	118.30
1	B	572	ASP	CB-CG-OD2	-7.79	111.29	118.30
1	J	809	ARG	NE-CZ-NH1	7.79	124.20	120.30
1	G	572	ASP	CB-CG-OD2	-7.79	111.29	118.30

Continued on next page...

Continued from previous page...

Mol	Chain	Res	Type	Atoms	Z	Observed(°)	Ideal(°)
1	P	572	ASP	CB-CG-OD2	-7.79	111.29	118.30
1	C	954	ASP	CB-CG-OD2	-7.78	111.30	118.30
1	K	572	ASP	CB-CG-OD2	-7.78	111.30	118.30
1	L	809	ARG	NE-CZ-NH1	7.78	124.19	120.30
1	L	954	ASP	CB-CG-OD2	-7.78	111.30	118.30
1	N	954	ASP	CB-CG-OD2	-7.78	111.30	118.30
1	A	572	ASP	CB-CG-OD2	-7.77	111.30	118.30
1	E	954	ASP	CB-CG-OD2	-7.77	111.31	118.30
1	J	954	ASP	CB-CG-OD2	-7.77	111.31	118.30
1	D	572	ASP	CB-CG-OD2	-7.77	111.31	118.30
1	P	809	ARG	NE-CZ-NH1	7.77	124.19	120.30
1	F	954	ASP	CB-CG-OD2	-7.76	111.31	118.30
1	I	954	ASP	CB-CG-OD2	-7.76	111.31	118.30
1	O	954	ASP	CB-CG-OD2	-7.76	111.31	118.30
1	F	572	ASP	CB-CG-OD2	-7.76	111.31	118.30
1	M	954	ASP	CB-CG-OD2	-7.76	111.31	118.30
1	B	954	ASP	CB-CG-OD2	-7.75	111.33	118.30
1	O	572	ASP	CB-CG-OD2	-7.75	111.33	118.30
1	H	572	ASP	CB-CG-OD2	-7.74	111.33	118.30
1	E	572	ASP	CB-CG-OD2	-7.74	111.33	118.30
1	N	572	ASP	CB-CG-OD2	-7.74	111.33	118.30
1	C	572	ASP	CB-CG-OD2	-7.73	111.34	118.30
1	D	954	ASP	CB-CG-OD2	-7.73	111.34	118.30
1	M	46	ARG	C-N-CD	-7.72	103.62	120.60
1	J	46	ARG	C-N-CD	-7.72	103.62	120.60
1	O	46	ARG	C-N-CD	-7.72	103.62	120.60
1	L	46	ARG	C-N-CD	-7.71	103.63	120.60
1	I	46	ARG	C-N-CD	-7.71	103.64	120.60
1	C	46	ARG	C-N-CD	-7.71	103.65	120.60
1	H	46	ARG	C-N-CD	-7.71	103.65	120.60
1	A	46	ARG	C-N-CD	-7.70	103.65	120.60
1	E	46	ARG	C-N-CD	-7.70	103.66	120.60
1	C	210	ARG	CD-NE-CZ	7.70	134.38	123.60
1	P	46	ARG	C-N-CD	-7.70	103.66	120.60
1	B	46	ARG	C-N-CD	-7.70	103.67	120.60
1	D	46	ARG	C-N-CD	-7.69	103.67	120.60
1	G	46	ARG	C-N-CD	-7.69	103.67	120.60
1	B	210	ARG	CD-NE-CZ	7.69	134.37	123.60
1	N	46	ARG	C-N-CD	-7.69	103.69	120.60
1	K	46	ARG	C-N-CD	-7.69	103.69	120.60
1	H	210	ARG	CD-NE-CZ	7.69	134.36	123.60
1	F	210	ARG	CD-NE-CZ	7.68	134.35	123.60

Continued on next page...

Continued from previous page...

Mol	Chain	Res	Type	Atoms	Z	Observed(°)	Ideal(°)
1	F	46	ARG	C-N-CD	-7.68	103.70	120.60
1	I	210	ARG	CD-NE-CZ	7.68	134.35	123.60
1	G	210	ARG	CD-NE-CZ	7.67	134.34	123.60
1	K	210	ARG	CD-NE-CZ	7.67	134.34	123.60
1	O	210	ARG	CD-NE-CZ	7.67	134.34	123.60
1	N	210	ARG	CD-NE-CZ	7.67	134.33	123.60
1	A	210	ARG	CD-NE-CZ	7.66	134.33	123.60
1	L	210	ARG	CD-NE-CZ	7.66	134.33	123.60
1	E	210	ARG	CD-NE-CZ	7.66	134.33	123.60
1	P	210	ARG	CD-NE-CZ	7.66	134.32	123.60
1	M	210	ARG	CD-NE-CZ	7.66	134.32	123.60
1	D	210	ARG	CD-NE-CZ	7.65	134.31	123.60
1	J	210	ARG	CD-NE-CZ	7.65	134.31	123.60
1	M	997	ASP	CB-CG-OD2	-7.48	111.57	118.30
1	P	997	ASP	CB-CG-OD2	-7.48	111.57	118.30
1	N	997	ASP	CB-CG-OD2	-7.47	111.58	118.30
1	I	997	ASP	CB-CG-OD2	-7.46	111.58	118.30
1	L	997	ASP	CB-CG-OD2	-7.46	111.58	118.30
1	H	997	ASP	CB-CG-OD2	-7.46	111.59	118.30
1	E	997	ASP	CB-CG-OD2	-7.46	111.59	118.30
1	A	997	ASP	CB-CG-OD2	-7.44	111.61	118.30
1	B	997	ASP	CB-CG-OD2	-7.43	111.61	118.30
1	F	997	ASP	CB-CG-OD2	-7.43	111.61	118.30
1	O	997	ASP	CB-CG-OD2	-7.42	111.62	118.30
1	G	997	ASP	CB-CG-OD2	-7.42	111.62	118.30
1	C	997	ASP	CB-CG-OD2	-7.42	111.62	118.30
1	D	997	ASP	CB-CG-OD2	-7.41	111.63	118.30
1	K	997	ASP	CB-CG-OD2	-7.41	111.64	118.30
1	J	997	ASP	CB-CG-OD2	-7.39	111.65	118.30
1	E	769	TRP	CB-CA-C	-7.33	95.74	110.40
1	F	769	TRP	CB-CA-C	-7.33	95.74	110.40
1	C	769	TRP	CB-CA-C	-7.33	95.74	110.40
1	J	769	TRP	CB-CA-C	-7.33	95.75	110.40
1	L	769	TRP	CB-CA-C	-7.32	95.75	110.40
1	A	769	TRP	CB-CA-C	-7.32	95.76	110.40
1	G	769	TRP	CB-CA-C	-7.32	95.76	110.40
1	B	769	TRP	CB-CA-C	-7.31	95.78	110.40
1	I	769	TRP	CB-CA-C	-7.31	95.78	110.40
1	N	769	TRP	CB-CA-C	-7.31	95.78	110.40
1	M	769	TRP	CB-CA-C	-7.31	95.78	110.40
1	K	769	TRP	CB-CA-C	-7.31	95.78	110.40
1	P	769	TRP	CB-CA-C	-7.31	95.78	110.40

Continued on next page...

Continued from previous page...

Mol	Chain	Res	Type	Atoms	Z	Observed(°)	Ideal(°)
1	H	769	TRP	CB-CA-C	-7.30	95.79	110.40
1	O	769	TRP	CB-CA-C	-7.30	95.79	110.40
1	D	769	TRP	CB-CA-C	-7.30	95.80	110.40
1	E	130	ASP	CB-CG-OD2	-7.30	111.73	118.30
1	O	130	ASP	CB-CG-OD2	-7.29	111.74	118.30
1	K	130	ASP	CB-CG-OD2	-7.29	111.74	118.30
1	L	130	ASP	CB-CG-OD2	-7.29	111.74	118.30
1	H	832	ASP	CB-CG-OD2	-7.29	111.74	118.30
1	O	832	ASP	CB-CG-OD2	-7.29	111.74	118.30
1	B	130	ASP	CB-CG-OD2	-7.28	111.75	118.30
1	C	832	ASP	CB-CG-OD2	-7.28	111.75	118.30
1	A	130	ASP	CB-CG-OD2	-7.28	111.75	118.30
1	D	130	ASP	CB-CG-OD2	-7.28	111.75	118.30
1	I	130	ASP	CB-CG-OD2	-7.28	111.75	118.30
1	N	832	ASP	CB-CG-OD2	-7.28	111.75	118.30
1	P	832	ASP	CB-CG-OD2	-7.27	111.75	118.30
1	A	832	ASP	CB-CG-OD2	-7.27	111.76	118.30
1	K	832	ASP	CB-CG-OD2	-7.27	111.76	118.30
1	F	802	ASP	CB-CG-OD2	-7.26	111.76	118.30
1	J	130	ASP	CB-CG-OD2	-7.26	111.76	118.30
1	B	832	ASP	CB-CG-OD2	-7.26	111.77	118.30
1	F	832	ASP	CB-CG-OD2	-7.26	111.77	118.30
1	J	832	ASP	CB-CG-OD2	-7.26	111.77	118.30
1	C	802	ASP	CB-CG-OD2	-7.26	111.77	118.30
1	H	802	ASP	CB-CG-OD2	-7.26	111.77	118.30
1	L	832	ASP	CB-CG-OD2	-7.25	111.77	118.30
1	G	832	ASP	CB-CG-OD2	-7.25	111.77	118.30
1	O	802	ASP	CB-CG-OD2	-7.25	111.77	118.30
1	G	130	ASP	CB-CG-OD2	-7.25	111.77	118.30
1	J	473	ARG	NE-CZ-NH1	7.25	123.93	120.30
1	N	802	ASP	CB-CG-OD2	-7.25	111.78	118.30
1	H	130	ASP	CB-CG-OD2	-7.25	111.78	118.30
1	J	802	ASP	CB-CG-OD2	-7.25	111.78	118.30
1	P	130	ASP	CB-CG-OD2	-7.25	111.78	118.30
1	E	832	ASP	CB-CG-OD2	-7.24	111.78	118.30
1	M	832	ASP	CB-CG-OD2	-7.24	111.78	118.30
1	N	473	ARG	NE-CZ-NH1	7.24	123.92	120.30
1	N	130	ASP	CB-CG-OD2	-7.24	111.78	118.30
1	K	802	ASP	CB-CG-OD2	-7.24	111.78	118.30
1	G	802	ASP	CB-CG-OD2	-7.23	111.80	118.30
1	L	802	ASP	CB-CG-OD2	-7.23	111.79	118.30
1	P	802	ASP	CB-CG-OD2	-7.23	111.80	118.30

Continued on next page...

Continued from previous page...

Mol	Chain	Res	Type	Atoms	Z	Observed(°)	Ideal(°)
1	F	130	ASP	CB-CG-OD2	-7.23	111.80	118.30
1	I	802	ASP	CB-CG-OD2	-7.22	111.80	118.30
1	D	832	ASP	CB-CG-OD2	-7.22	111.81	118.30
1	M	130	ASP	CB-CG-OD2	-7.22	111.81	118.30
1	B	802	ASP	CB-CG-OD2	-7.21	111.81	118.30
1	K	473	ARG	NE-CZ-NH1	7.21	123.91	120.30
1	I	832	ASP	CB-CG-OD2	-7.21	111.81	118.30
1	C	473	ARG	NE-CZ-NH1	7.21	123.90	120.30
1	A	802	ASP	CB-CG-OD2	-7.21	111.81	118.30
1	D	802	ASP	CB-CG-OD2	-7.20	111.82	118.30
1	M	199	ASP	CB-CG-OD2	-7.20	111.82	118.30
1	E	802	ASP	CB-CG-OD2	-7.20	111.82	118.30
1	N	13	ARG	NE-CZ-NH1	7.20	123.90	120.30
1	C	130	ASP	CB-CG-OD2	-7.19	111.83	118.30
1	H	473	ARG	NE-CZ-NH1	7.19	123.90	120.30
1	M	802	ASP	CB-CG-OD2	-7.19	111.83	118.30
1	E	199	ASP	CB-CG-OD2	-7.19	111.83	118.30
1	O	13	ARG	NE-CZ-NH1	7.19	123.89	120.30
1	B	13	ARG	NE-CZ-NH1	7.19	123.89	120.30
1	F	473	ARG	NE-CZ-NH1	7.19	123.89	120.30
1	G	199	ASP	CB-CG-OD2	-7.18	111.84	118.30
1	O	199	ASP	CB-CG-OD2	-7.17	111.85	118.30
1	K	199	ASP	CB-CG-OD2	-7.17	111.85	118.30
1	G	13	ARG	NE-CZ-NH1	7.16	123.88	120.30
1	D	473	ARG	NE-CZ-NH1	7.16	123.88	120.30
1	F	13	ARG	NE-CZ-NH1	7.16	123.88	120.30
1	K	497	ASP	CB-CG-OD2	-7.16	111.86	118.30
1	M	13	ARG	NE-CZ-NH1	7.16	123.88	120.30
1	C	199	ASP	CB-CG-OD2	-7.16	111.86	118.30
1	D	13	ARG	NE-CZ-NH1	7.16	123.88	120.30
1	I	13	ARG	NE-CZ-NH1	7.16	123.88	120.30
1	I	473	ARG	NE-CZ-NH1	7.16	123.88	120.30
1	B	199	ASP	CB-CG-OD2	-7.15	111.86	118.30
1	H	199	ASP	CB-CG-OD2	-7.15	111.86	118.30
1	J	13	ARG	NE-CZ-NH1	7.15	123.87	120.30
1	N	199	ASP	CB-CG-OD2	-7.15	111.87	118.30
1	L	473	ARG	NE-CZ-NH1	7.15	123.87	120.30
1	A	199	ASP	CB-CG-OD2	-7.14	111.87	118.30
1	K	13	ARG	NE-CZ-NH1	7.14	123.87	120.30
1	A	473	ARG	NE-CZ-NH1	7.14	123.87	120.30
1	L	199	ASP	CB-CG-OD2	-7.14	111.87	118.30
1	I	199	ASP	CB-CG-OD2	-7.14	111.88	118.30

Continued on next page...

Continued from previous page...

Mol	Chain	Res	Type	Atoms	Z	Observed(°)	Ideal(°)
1	M	473	ARG	NE-CZ-NH1	7.14	123.87	120.30
1	O	473	ARG	NE-CZ-NH1	7.14	123.87	120.30
1	D	199	ASP	CB-CG-OD2	-7.13	111.89	118.30
1	G	497	ASP	CB-CG-OD2	-7.13	111.88	118.30
1	C	5	ASP	CB-CG-OD2	-7.13	111.89	118.30
1	P	199	ASP	CB-CG-OD2	-7.13	111.89	118.30
1	L	497	ASP	CB-CG-OD2	-7.12	111.89	118.30
1	E	473	ARG	NE-CZ-NH1	7.12	123.86	120.30
1	J	199	ASP	CB-CG-OD2	-7.12	111.89	118.30
1	A	13	ARG	NE-CZ-NH1	7.12	123.86	120.30
1	L	13	ARG	NE-CZ-NH1	7.12	123.86	120.30
1	D	5	ASP	CB-CG-OD2	-7.12	111.89	118.30
1	C	497	ASP	CB-CG-OD2	-7.11	111.90	118.30
1	F	497	ASP	CB-CG-OD2	-7.11	111.90	118.30
1	H	497	ASP	CB-CG-OD2	-7.11	111.90	118.30
1	E	5	ASP	CB-CG-OD2	-7.11	111.90	118.30
1	I	497	ASP	CB-CG-OD2	-7.11	111.90	118.30
1	B	473	ARG	NE-CZ-NH1	7.11	123.85	120.30
1	E	497	ASP	CB-CG-OD2	-7.11	111.90	118.30
1	F	199	ASP	CB-CG-OD2	-7.10	111.91	118.30
1	E	13	ARG	NE-CZ-NH1	7.10	123.85	120.30
1	G	5	ASP	CB-CG-OD2	-7.10	111.91	118.30
1	M	497	ASP	CB-CG-OD2	-7.09	111.92	118.30
1	H	5	ASP	CB-CG-OD2	-7.09	111.92	118.30
1	B	497	ASP	CB-CG-OD2	-7.09	111.92	118.30
1	G	473	ARG	NE-CZ-NH1	7.08	123.84	120.30
1	O	497	ASP	CB-CG-OD2	-7.08	111.93	118.30
1	C	13	ARG	NE-CZ-NH1	7.08	123.84	120.30
1	A	497	ASP	CB-CG-OD2	-7.08	111.93	118.30
1	P	5	ASP	CB-CG-OD2	-7.08	111.93	118.30
1	F	5	ASP	CB-CG-OD2	-7.07	111.94	118.30
1	P	473	ARG	NE-CZ-NH1	7.07	123.83	120.30
1	A	5	ASP	CB-CG-OD2	-7.07	111.94	118.30
1	O	5	ASP	CB-CG-OD2	-7.06	111.94	118.30
1	J	497	ASP	CB-CG-OD2	-7.06	111.94	118.30
1	H	13	ARG	NE-CZ-NH1	7.06	123.83	120.30
1	I	5	ASP	CB-CG-OD2	-7.06	111.95	118.30
1	B	5	ASP	CB-CG-OD2	-7.05	111.95	118.30
1	D	497	ASP	CB-CG-OD2	-7.05	111.95	118.30
1	L	5	ASP	CB-CG-OD2	-7.05	111.95	118.30
1	P	13	ARG	NE-CZ-NH1	7.05	123.83	120.30
1	J	5	ASP	CB-CG-OD2	-7.05	111.96	118.30

Continued on next page...

Continued from previous page...

Mol	Chain	Res	Type	Atoms	Z	Observed(°)	Ideal(°)
1	K	5	ASP	CB-CG-OD2	-7.04	111.96	118.30
1	M	5	ASP	CB-CG-OD2	-7.04	111.96	118.30
1	N	497	ASP	CB-CG-OD2	-7.04	111.97	118.30
1	N	5	ASP	CB-CG-OD2	-7.03	111.98	118.30
1	P	497	ASP	CB-CG-OD2	-7.03	111.98	118.30
1	P	599	ARG	NE-CZ-NH2	-7.02	116.79	120.30
1	D	599	ARG	NE-CZ-NH2	-7.00	116.80	120.30
1	J	96	ASP	CB-CG-OD1	6.99	124.59	118.30
1	B	96	ASP	CB-CG-OD1	6.99	124.59	118.30
1	L	96	ASP	CB-CG-OD1	6.98	124.59	118.30
1	C	96	ASP	CB-CG-OD1	6.97	124.57	118.30
1	K	509	ASP	CB-CG-OD1	6.97	124.57	118.30
1	I	96	ASP	CB-CG-OD1	6.96	124.57	118.30
1	B	509	ASP	CB-CG-OD1	6.95	124.56	118.30
1	G	599	ARG	NE-CZ-NH2	-6.95	116.83	120.30
1	D	509	ASP	CB-CG-OD1	6.94	124.55	118.30
1	G	776	LEU	CB-CA-C	-6.94	97.01	110.20
1	M	96	ASP	CB-CG-OD1	6.94	124.55	118.30
1	M	599	ARG	NE-CZ-NH2	-6.94	116.83	120.30
1	K	96	ASP	CB-CG-OD1	6.94	124.55	118.30
1	C	776	LEU	CB-CA-C	-6.94	97.02	110.20
1	G	96	ASP	CB-CG-OD1	6.94	124.55	118.30
1	O	96	ASP	CB-CG-OD1	6.94	124.55	118.30
1	F	96	ASP	CB-CG-OD1	6.94	124.54	118.30
1	L	776	LEU	CB-CA-C	-6.93	97.03	110.20
1	B	776	LEU	CB-CA-C	-6.93	97.03	110.20
1	H	96	ASP	CB-CG-OD1	6.93	124.54	118.30
1	E	776	LEU	CB-CA-C	-6.93	97.03	110.20
1	I	776	LEU	CB-CA-C	-6.93	97.03	110.20
1	J	509	ASP	CB-CG-OD1	6.93	124.54	118.30
1	J	599	ARG	NE-CZ-NH1	6.93	123.76	120.30
1	H	776	LEU	CB-CA-C	-6.93	97.04	110.20
1	A	776	LEU	CB-CA-C	-6.93	97.04	110.20
1	E	96	ASP	CB-CG-OD1	6.92	124.53	118.30
1	O	509	ASP	CB-CG-OD1	6.92	124.53	118.30
1	A	509	ASP	CB-CG-OD1	6.92	124.53	118.30
1	N	96	ASP	CB-CG-OD1	6.92	124.53	118.30
1	N	599	ARG	NE-CZ-NH2	-6.92	116.84	120.30
1	D	776	LEU	CB-CA-C	-6.92	97.06	110.20
1	A	96	ASP	CB-CG-OD1	6.91	124.52	118.30
1	K	776	LEU	CB-CA-C	-6.91	97.07	110.20
1	L	509	ASP	CB-CG-OD1	6.91	124.52	118.30

Continued on next page...

Continued from previous page...

Mol	Chain	Res	Type	Atoms	Z	Observed(°)	Ideal(°)
1	N	776	LEU	CB-CA-C	-6.91	97.07	110.20
1	P	776	LEU	CB-CA-C	-6.91	97.07	110.20
1	D	96	ASP	CB-CG-OD1	6.91	124.52	118.30
1	O	776	LEU	CB-CA-C	-6.91	97.08	110.20
1	J	776	LEU	CB-CA-C	-6.91	97.08	110.20
1	P	427	THR	CA-CB-CG2	-6.91	102.73	112.40
1	P	509	ASP	CB-CG-OD1	6.91	124.52	118.30
1	N	509	ASP	CB-CG-OD1	6.90	124.51	118.30
1	N	569	ASP	CB-CG-OD2	-6.90	112.09	118.30
1	B	427	THR	CA-CB-CG2	-6.90	102.74	112.40
1	M	776	LEU	CB-CA-C	-6.90	97.10	110.20
1	P	96	ASP	CB-CG-OD1	6.90	124.51	118.30
1	F	776	LEU	CB-CA-C	-6.90	97.10	110.20
1	A	599	ARG	NE-CZ-NH2	-6.89	116.85	120.30
1	C	569	ASP	CB-CG-OD2	-6.89	112.09	118.30
1	K	427	THR	CA-CB-CG2	-6.89	102.75	112.40
1	D	599	ARG	NE-CZ-NH1	6.89	123.75	120.30
1	F	427	THR	CA-CB-CG2	-6.89	102.75	112.40
1	F	509	ASP	CB-CG-OD1	6.89	124.50	118.30
1	I	509	ASP	CB-CG-OD1	6.89	124.50	118.30
1	E	569	ASP	CB-CG-OD2	-6.89	112.10	118.30
1	D	427	THR	CA-CB-CG2	-6.89	102.76	112.40
1	G	599	ARG	NE-CZ-NH1	6.89	123.74	120.30
1	M	509	ASP	CB-CG-OD1	6.89	124.50	118.30
1	P	599	ARG	NE-CZ-NH1	6.88	123.74	120.30
1	N	427	THR	CA-CB-CG2	-6.88	102.76	112.40
1	I	427	THR	CA-CB-CG2	-6.88	102.77	112.40
1	G	427	THR	CA-CB-CG2	-6.88	102.77	112.40
1	G	509	ASP	CB-CG-OD1	6.88	124.49	118.30
1	O	599	ARG	NE-CZ-NH2	-6.88	116.86	120.30
1	A	427	THR	CA-CB-CG2	-6.88	102.77	112.40
1	H	427	THR	CA-CB-CG2	-6.88	102.77	112.40
1	J	427	THR	CA-CB-CG2	-6.88	102.77	112.40
1	H	509	ASP	CB-CG-OD1	6.87	124.49	118.30
1	K	599	ARG	NE-CZ-NH2	-6.87	116.86	120.30
1	O	427	THR	CA-CB-CG2	-6.87	102.78	112.40
1	B	569	ASP	CB-CG-OD2	-6.87	112.11	118.30
1	C	509	ASP	CB-CG-OD1	6.87	124.48	118.30
1	E	509	ASP	CB-CG-OD1	6.87	124.48	118.30
1	O	599	ARG	NE-CZ-NH1	6.87	123.74	120.30
1	C	427	THR	CA-CB-CG2	-6.87	102.78	112.40
1	M	599	ARG	NE-CZ-NH1	6.87	123.73	120.30

Continued on next page...

Continued from previous page...

Mol	Chain	Res	Type	Atoms	Z	Observed(°)	Ideal(°)
1	G	234	ASP	CB-CG-OD2	-6.87	112.12	118.30
1	H	569	ASP	CB-CG-OD2	-6.86	112.12	118.30
1	D	569	ASP	CB-CG-OD2	-6.86	112.12	118.30
1	L	427	THR	CA-CB-CG2	-6.86	102.80	112.40
1	F	599	ARG	NE-CZ-NH1	6.86	123.73	120.30
1	G	569	ASP	CB-CG-OD2	-6.86	112.13	118.30
1	M	427	THR	CA-CB-CG2	-6.86	102.80	112.40
1	A	234	ASP	CB-CG-OD2	-6.86	112.13	118.30
1	L	599	ARG	NE-CZ-NH2	-6.86	116.87	120.30
1	O	234	ASP	CB-CG-OD2	-6.85	112.13	118.30
1	O	569	ASP	CB-CG-OD2	-6.85	112.13	118.30
1	C	599	ARG	NE-CZ-NH2	-6.85	116.88	120.30
1	L	234	ASP	CB-CG-OD2	-6.85	112.14	118.30
1	A	569	ASP	CB-CG-OD2	-6.84	112.14	118.30
1	E	427	THR	CA-CB-CG2	-6.84	102.82	112.40
1	C	599	ARG	NE-CZ-NH1	6.84	123.72	120.30
1	J	234	ASP	CB-CG-OD2	-6.84	112.15	118.30
1	P	569	ASP	CB-CG-OD2	-6.83	112.15	118.30
1	A	599	ARG	NE-CZ-NH1	6.83	123.72	120.30
1	N	234	ASP	CB-CG-OD2	-6.83	112.15	118.30
1	K	569	ASP	CB-CG-OD2	-6.83	112.15	118.30
1	I	569	ASP	CB-CG-OD2	-6.83	112.15	118.30
1	B	599	ARG	NE-CZ-NH1	6.83	123.71	120.30
1	I	599	ARG	NE-CZ-NH1	6.82	123.71	120.30
1	E	234	ASP	CB-CG-OD2	-6.82	112.16	118.30
1	L	569	ASP	CB-CG-OD2	-6.82	112.16	118.30
1	L	599	ARG	NE-CZ-NH1	6.82	123.71	120.30
1	J	599	ARG	NE-CZ-NH2	-6.82	116.89	120.30
1	M	234	ASP	CB-CG-OD2	-6.82	112.17	118.30
1	B	234	ASP	CB-CG-OD2	-6.81	112.17	118.30
1	D	234	ASP	CB-CG-OD2	-6.81	112.17	118.30
1	M	569	ASP	CB-CG-OD2	-6.81	112.17	118.30
1	K	234	ASP	CB-CG-OD2	-6.81	112.17	118.30
1	J	569	ASP	CB-CG-OD2	-6.81	112.17	118.30
1	B	599	ARG	NE-CZ-NH2	-6.80	116.90	120.30
1	F	599	ARG	NE-CZ-NH2	-6.80	116.90	120.30
1	L	45	ASP	CB-CG-OD1	6.80	124.42	118.30
1	F	45	ASP	CB-CG-OD1	6.80	124.42	118.30
1	F	569	ASP	CB-CG-OD2	-6.80	112.18	118.30
1	H	234	ASP	CB-CG-OD2	-6.79	112.18	118.30
1	H	599	ARG	NE-CZ-NH2	-6.79	116.90	120.30
1	P	45	ASP	CB-CG-OD1	6.79	124.41	118.30

Continued on next page...

Continued from previous page...

Mol	Chain	Res	Type	Atoms	Z	Observed(°)	Ideal(°)
1	K	45	ASP	CB-CG-OD1	6.79	124.41	118.30
1	F	234	ASP	CB-CG-OD2	-6.79	112.19	118.30
1	E	599	ARG	NE-CZ-NH1	6.79	123.69	120.30
1	I	234	ASP	CB-CG-OD2	-6.79	112.19	118.30
1	O	45	ASP	CB-CG-OD1	6.79	124.41	118.30
1	P	234	ASP	CB-CG-OD2	-6.79	112.19	118.30
1	E	599	ARG	NE-CZ-NH2	-6.79	116.91	120.30
1	E	45	ASP	CB-CG-OD1	6.78	124.41	118.30
1	M	45	ASP	CB-CG-OD1	6.78	124.41	118.30
1	H	599	ARG	NE-CZ-NH1	6.78	123.69	120.30
1	N	599	ARG	NE-CZ-NH1	6.78	123.69	120.30
1	C	45	ASP	CB-CG-OD1	6.77	124.40	118.30
1	G	45	ASP	CB-CG-OD1	6.77	124.39	118.30
1	C	234	ASP	CB-CG-OD2	-6.77	112.21	118.30
1	H	45	ASP	CB-CG-OD1	6.77	124.39	118.30
1	I	599	ARG	NE-CZ-NH2	-6.76	116.92	120.30
1	A	45	ASP	CB-CG-OD1	6.76	124.38	118.30
1	B	45	ASP	CB-CG-OD1	6.76	124.38	118.30
1	J	45	ASP	CB-CG-OD1	6.76	124.38	118.30
1	D	45	ASP	CB-CG-OD1	6.75	124.38	118.30
1	I	45	ASP	CB-CG-OD1	6.75	124.37	118.30
1	N	45	ASP	CB-CG-OD1	6.74	124.36	118.30
1	K	599	ARG	NE-CZ-NH1	6.73	123.67	120.30
1	C	249	GLU	CA-C-N	-6.72	102.42	117.20
1	O	210	ARG	NE-CZ-NH2	-6.72	116.94	120.30
1	E	249	GLU	CA-C-N	-6.71	102.43	117.20
1	O	249	GLU	CA-C-N	-6.71	102.43	117.20
1	M	249	GLU	CA-C-N	-6.71	102.44	117.20
1	K	249	GLU	CA-C-N	-6.71	102.44	117.20
1	N	249	GLU	CA-C-N	-6.71	102.44	117.20
1	H	249	GLU	CA-C-N	-6.71	102.45	117.20
1	B	249	GLU	CA-C-N	-6.70	102.45	117.20
1	N	210	ARG	NE-CZ-NH2	-6.70	116.95	120.30
1	D	249	GLU	CA-C-N	-6.70	102.47	117.20
1	F	249	GLU	CA-C-N	-6.70	102.46	117.20
1	A	249	GLU	CA-C-N	-6.69	102.48	117.20
1	J	249	GLU	CA-C-N	-6.69	102.48	117.20
1	P	249	GLU	CA-C-N	-6.69	102.49	117.20
1	G	249	GLU	CA-C-N	-6.68	102.50	117.20
1	J	319	ASP	CB-CG-OD2	-6.68	112.29	118.30
1	L	249	GLU	CA-C-N	-6.68	102.50	117.20
1	P	210	ARG	NE-CZ-NH2	-6.68	116.96	120.30

Continued on next page...

Continued from previous page...

Mol	Chain	Res	Type	Atoms	Z	Observed(°)	Ideal(°)
1	I	249	GLU	CA-C-N	-6.68	102.51	117.20
1	L	210	ARG	NE-CZ-NH2	-6.68	116.96	120.30
1	G	594	ASP	CB-CG-OD2	-6.67	112.30	118.30
1	H	594	ASP	CB-CG-OD2	-6.67	112.30	118.30
1	N	594	ASP	CB-CG-OD2	-6.67	112.30	118.30
1	I	319	ASP	CB-CG-OD2	-6.66	112.30	118.30
1	O	594	ASP	CB-CG-OD2	-6.66	112.31	118.30
1	J	594	ASP	CB-CG-OD2	-6.65	112.31	118.30
1	M	319	ASP	CB-CG-OD2	-6.65	112.31	118.30
1	P	594	ASP	CB-CG-OD2	-6.65	112.31	118.30
1	A	594	ASP	CB-CG-OD2	-6.65	112.32	118.30
1	D	210	ARG	NE-CZ-NH2	-6.64	116.98	120.30
1	L	594	ASP	CB-CG-OD2	-6.64	112.32	118.30
1	M	210	ARG	NE-CZ-NH2	-6.64	116.98	120.30
1	N	319	ASP	CB-CG-OD2	-6.64	112.32	118.30
1	C	594	ASP	CB-CG-OD2	-6.64	112.32	118.30
1	E	210	ARG	NE-CZ-NH2	-6.64	116.98	120.30
1	E	319	ASP	CB-CG-OD2	-6.63	112.33	118.30
1	F	594	ASP	CB-CG-OD2	-6.63	112.33	118.30
1	D	319	ASP	CB-CG-OD2	-6.63	112.33	118.30
1	A	210	ARG	NE-CZ-NH2	-6.63	116.98	120.30
1	B	594	ASP	CB-CG-OD2	-6.63	112.33	118.30
1	C	319	ASP	CB-CG-OD2	-6.63	112.33	118.30
1	I	594	ASP	CB-CG-OD2	-6.63	112.33	118.30
1	L	319	ASP	CB-CG-OD2	-6.62	112.34	118.30
1	E	594	ASP	CB-CG-OD2	-6.62	112.34	118.30
1	M	594	ASP	CB-CG-OD2	-6.62	112.34	118.30
1	L	178	ARG	NE-CZ-NH1	6.62	123.61	120.30
1	P	319	ASP	CB-CG-OD2	-6.62	112.34	118.30
1	G	319	ASP	CB-CG-OD2	-6.62	112.34	118.30
1	D	594	ASP	CB-CG-OD2	-6.62	112.35	118.30
1	K	594	ASP	CB-CG-OD2	-6.62	112.35	118.30
1	K	252	ASP	CB-CG-OD2	-6.61	112.35	118.30
1	K	319	ASP	CB-CG-OD2	-6.61	112.35	118.30
1	A	319	ASP	CB-CG-OD2	-6.61	112.35	118.30
1	E	252	ASP	CB-CG-OD2	-6.61	112.35	118.30
1	H	178	ARG	NE-CZ-NH1	6.61	123.60	120.30
1	H	210	ARG	NE-CZ-NH2	-6.60	117.00	120.30
1	D	252	ASP	CB-CG-OD2	-6.60	112.36	118.30
1	N	211	ASP	CB-CG-OD2	-6.60	112.36	118.30
1	B	211	ASP	CB-CG-OD2	-6.60	112.36	118.30
1	F	210	ARG	NE-CZ-NH2	-6.60	117.00	120.30

Continued on next page...

Continued from previous page...

Mol	Chain	Res	Type	Atoms	Z	Observed(°)	Ideal(°)
1	J	211	ASP	CB-CG-OD2	-6.60	112.36	118.30
1	P	252	ASP	CB-CG-OD2	-6.60	112.36	118.30
1	A	252	ASP	CB-CG-OD2	-6.59	112.37	118.30
1	B	319	ASP	CB-CG-OD2	-6.59	112.37	118.30
1	G	210	ARG	NE-CZ-NH2	-6.59	117.00	120.30
1	M	252	ASP	CB-CG-OD2	-6.59	112.37	118.30
1	B	178	ARG	NE-CZ-NH1	6.59	123.59	120.30
1	K	211	ASP	CB-CG-OD2	-6.58	112.37	118.30
1	C	648	ASP	CB-CG-OD2	-6.58	112.38	118.30
1	O	319	ASP	CB-CG-OD2	-6.58	112.38	118.30
1	I	648	ASP	CB-CG-OD2	-6.58	112.38	118.30
1	L	252	ASP	CB-CG-OD2	-6.58	112.38	118.30
1	H	319	ASP	CB-CG-OD2	-6.58	112.38	118.30
1	C	252	ASP	CB-CG-OD2	-6.58	112.38	118.30
1	I	211	ASP	CB-CG-OD2	-6.58	112.38	118.30
1	M	859	ASP	CB-CG-OD1	6.58	124.22	118.30
1	A	211	ASP	CB-CG-OD2	-6.57	112.38	118.30
1	B	210	ARG	NE-CZ-NH2	-6.57	117.01	120.30
1	P	178	ARG	NE-CZ-NH1	6.57	123.59	120.30
1	N	252	ASP	CB-CG-OD2	-6.57	112.39	118.30
1	N	648	ASP	CB-CG-OD2	-6.57	112.39	118.30
1	F	252	ASP	CB-CG-OD2	-6.57	112.39	118.30
1	J	648	ASP	CB-CG-OD2	-6.57	112.39	118.30
1	P	211	ASP	CB-CG-OD2	-6.57	112.39	118.30
1	F	648	ASP	CB-CG-OD2	-6.57	112.39	118.30
1	I	178	ARG	NE-CZ-NH1	6.57	123.58	120.30
1	J	210	ARG	NE-CZ-NH2	-6.57	117.02	120.30
1	O	648	ASP	CB-CG-OD2	-6.57	112.39	118.30
1	F	211	ASP	CB-CG-OD2	-6.56	112.39	118.30
1	F	319	ASP	CB-CG-OD2	-6.56	112.39	118.30
1	K	210	ARG	NE-CZ-NH2	-6.56	117.02	120.30
1	L	648	ASP	CB-CG-OD2	-6.56	112.40	118.30
1	N	411	ASP	CB-CG-OD2	-6.56	112.40	118.30
1	O	211	ASP	CB-CG-OD2	-6.56	112.40	118.30
1	F	859	ASP	CB-CG-OD1	6.56	124.20	118.30
1	P	648	ASP	CB-CG-OD2	-6.55	112.40	118.30
1	G	648	ASP	CB-CG-OD2	-6.55	112.40	118.30
1	K	178	ARG	NE-CZ-NH1	6.55	123.58	120.30
1	B	252	ASP	CB-CG-OD2	-6.55	112.40	118.30
1	M	648	ASP	CB-CG-OD2	-6.55	112.40	118.30
1	E	648	ASP	CB-CG-OD2	-6.55	112.41	118.30
1	G	252	ASP	CB-CG-OD2	-6.55	112.41	118.30

Continued on next page...

Continued from previous page...

Mol	Chain	Res	Type	Atoms	Z	Observed(°)	Ideal(°)
1	H	211	ASP	CB-CG-OD2	-6.55	112.41	118.30
1	O	178	ARG	NE-CZ-NH1	6.55	123.58	120.30
1	K	648	ASP	CB-CG-OD2	-6.55	112.41	118.30
1	O	252	ASP	CB-CG-OD2	-6.55	112.41	118.30
1	G	211	ASP	CB-CG-OD2	-6.55	112.41	118.30
1	H	859	ASP	CB-CG-OD1	6.55	124.19	118.30
1	M	211	ASP	CB-CG-OD2	-6.55	112.41	118.30
1	C	178	ARG	NE-CZ-NH1	6.54	123.57	120.30
1	D	648	ASP	CB-CG-OD2	-6.54	112.41	118.30
1	H	648	ASP	CB-CG-OD2	-6.54	112.41	118.30
1	I	411	ASP	CB-CG-OD2	-6.54	112.41	118.30
1	D	211	ASP	CB-CG-OD2	-6.54	112.41	118.30
1	J	252	ASP	CB-CG-OD2	-6.54	112.41	118.30
1	L	211	ASP	CB-CG-OD2	-6.54	112.41	118.30
1	D	45	ASP	CB-CG-OD2	-6.54	112.42	118.30
1	H	252	ASP	CB-CG-OD2	-6.54	112.42	118.30
1	N	178	ARG	NE-CZ-NH1	6.54	123.57	120.30
1	C	859	ASP	CB-CG-OD1	6.54	124.18	118.30
1	F	411	ASP	CB-CG-OD2	-6.54	112.42	118.30
1	J	411	ASP	CB-CG-OD2	-6.54	112.42	118.30
1	I	252	ASP	CB-CG-OD2	-6.53	112.42	118.30
1	C	211	ASP	CB-CG-OD2	-6.53	112.42	118.30
1	E	211	ASP	CB-CG-OD2	-6.53	112.42	118.30
1	G	411	ASP	CB-CG-OD2	-6.53	112.42	118.30
1	E	859	ASP	CB-CG-OD1	6.53	124.18	118.30
1	K	411	ASP	CB-CG-OD2	-6.53	112.42	118.30
1	A	178	ARG	NE-CZ-NH1	6.53	123.56	120.30
1	D	178	ARG	NE-CZ-NH1	6.53	123.56	120.30
1	O	859	ASP	CB-CG-OD1	6.52	124.17	118.30
1	E	178	ARG	NE-CZ-NH1	6.52	123.56	120.30
1	K	45	ASP	CB-CG-OD2	-6.52	112.43	118.30
1	N	859	ASP	CB-CG-OD1	6.52	124.17	118.30
1	A	648	ASP	CB-CG-OD2	-6.52	112.43	118.30
1	C	411	ASP	CB-CG-OD2	-6.52	112.44	118.30
1	I	210	ARG	NE-CZ-NH2	-6.52	117.04	120.30
1	J	859	ASP	CB-CG-OD1	6.52	124.17	118.30
1	A	411	ASP	CB-CG-OD2	-6.51	112.44	118.30
1	E	411	ASP	CB-CG-OD2	-6.51	112.44	118.30
1	J	178	ARG	NE-CZ-NH1	6.51	123.56	120.30
1	M	45	ASP	CB-CG-OD2	-6.51	112.44	118.30
1	D	411	ASP	CB-CG-OD2	-6.51	112.44	118.30
1	M	553	TRP	CA-CB-CG	-6.51	101.33	113.70

Continued on next page...

Continued from previous page...

Mol	Chain	Res	Type	Atoms	Z	Observed(°)	Ideal(°)
1	P	411	ASP	CB-CG-OD2	-6.51	112.44	118.30
1	A	859	ASP	CB-CG-OD1	6.51	124.16	118.30
1	B	859	ASP	CB-CG-OD1	6.51	124.16	118.30
1	M	411	ASP	CB-CG-OD2	-6.51	112.44	118.30
1	O	411	ASP	CB-CG-OD2	-6.51	112.44	118.30
1	B	648	ASP	CB-CG-OD2	-6.51	112.44	118.30
1	I	178	ARG	NE-CZ-NH2	-6.51	117.05	120.30
1	P	859	ASP	CB-CG-OD1	6.51	124.16	118.30
1	C	210	ARG	NE-CZ-NH2	-6.50	117.05	120.30
1	I	859	ASP	CB-CG-OD1	6.50	124.15	118.30
1	J	828	ASP	CB-CG-OD2	-6.50	112.45	118.30
1	L	178	ARG	NE-CZ-NH2	-6.50	117.05	120.30
1	B	553	TRP	CA-CB-CG	-6.50	101.35	113.70
1	H	553	TRP	CA-CB-CG	-6.50	101.35	113.70
1	J	553	TRP	CA-CB-CG	-6.50	101.35	113.70
1	D	553	TRP	CA-CB-CG	-6.50	101.36	113.70
1	F	178	ARG	NE-CZ-NH1	6.50	123.55	120.30
1	E	553	TRP	CA-CB-CG	-6.49	101.36	113.70
1	F	553	TRP	CA-CB-CG	-6.49	101.36	113.70
1	G	553	TRP	CA-CB-CG	-6.49	101.36	113.70
1	I	553	TRP	CA-CB-CG	-6.49	101.36	113.70
1	L	411	ASP	CB-CG-OD2	-6.49	112.46	118.30
1	P	553	TRP	CA-CB-CG	-6.49	101.36	113.70
1	C	45	ASP	CB-CG-OD2	-6.49	112.46	118.30
1	F	178	ARG	NE-CZ-NH2	-6.49	117.06	120.30
1	H	411	ASP	CB-CG-OD2	-6.49	112.46	118.30
1	O	553	TRP	CA-CB-CG	-6.49	101.37	113.70
1	C	553	TRP	CA-CB-CG	-6.49	101.37	113.70
1	J	45	ASP	CB-CG-OD2	-6.49	112.46	118.30
1	L	859	ASP	CB-CG-OD1	6.49	124.14	118.30
1	N	553	TRP	CA-CB-CG	-6.49	101.37	113.70
1	B	178	ARG	NE-CZ-NH2	-6.48	117.06	120.30
1	I	828	ASP	CB-CG-OD2	-6.48	112.47	118.30
1	K	553	TRP	CA-CB-CG	-6.48	101.38	113.70
1	A	553	TRP	CA-CB-CG	-6.48	101.38	113.70
1	I	45	ASP	CB-CG-OD2	-6.48	112.47	118.30
1	L	553	TRP	CA-CB-CG	-6.48	101.39	113.70
1	P	45	ASP	CB-CG-OD2	-6.48	112.47	118.30
1	B	45	ASP	CB-CG-OD2	-6.48	112.47	118.30
1	B	411	ASP	CB-CG-OD2	-6.48	112.47	118.30
1	E	178	ARG	NE-CZ-NH2	-6.47	117.06	120.30
1	F	45	ASP	CB-CG-OD2	-6.47	112.47	118.30

Continued on next page...

Continued from previous page...

Mol	Chain	Res	Type	Atoms	Z	Observed(°)	Ideal(°)
1	O	45	ASP	CB-CG-OD2	-6.47	112.47	118.30
1	P	828	ASP	CB-CG-OD2	-6.47	112.47	118.30
1	M	828	ASP	CB-CG-OD2	-6.47	112.48	118.30
1	H	178	ARG	NE-CZ-NH2	-6.47	117.07	120.30
1	C	178	ARG	NE-CZ-NH2	-6.47	117.07	120.30
1	J	178	ARG	NE-CZ-NH2	-6.47	117.07	120.30
1	L	45	ASP	CB-CG-OD2	-6.47	112.48	118.30
1	N	45	ASP	CB-CG-OD2	-6.47	112.48	118.30
1	A	828	ASP	CB-CG-OD2	-6.47	112.48	118.30
1	G	45	ASP	CB-CG-OD2	-6.46	112.48	118.30
1	O	828	ASP	CB-CG-OD2	-6.46	112.48	118.30
1	A	45	ASP	CB-CG-OD2	-6.46	112.49	118.30
1	E	45	ASP	CB-CG-OD2	-6.46	112.49	118.30
1	G	859	ASP	CB-CG-OD1	6.46	124.11	118.30
1	H	45	ASP	CB-CG-OD2	-6.45	112.49	118.30
1	L	828	ASP	CB-CG-OD2	-6.45	112.49	118.30
1	M	178	ARG	NE-CZ-NH2	-6.45	117.08	120.30
1	M	178	ARG	NE-CZ-NH1	6.45	123.53	120.30
1	K	859	ASP	CB-CG-OD1	6.45	124.10	118.30
1	A	178	ARG	NE-CZ-NH2	-6.45	117.08	120.30
1	F	645	ARG	NE-CZ-NH1	6.44	123.52	120.30
1	B	828	ASP	CB-CG-OD2	-6.44	112.50	118.30
1	G	828	ASP	CB-CG-OD2	-6.44	112.50	118.30
1	N	612	THR	N-CA-CB	6.44	122.54	110.30
1	C	828	ASP	CB-CG-OD2	-6.44	112.51	118.30
1	F	828	ASP	CB-CG-OD2	-6.44	112.50	118.30
1	G	178	ARG	NE-CZ-NH1	6.44	123.52	120.30
1	D	828	ASP	CB-CG-OD2	-6.44	112.51	118.30
1	D	859	ASP	CB-CG-OD1	6.43	124.09	118.30
1	H	612	THR	N-CA-CB	6.43	122.52	110.30
1	I	612	THR	N-CA-CB	6.43	122.53	110.30
1	K	612	THR	N-CA-CB	6.43	122.52	110.30
1	D	178	ARG	NE-CZ-NH2	-6.43	117.08	120.30
1	C	612	THR	N-CA-CB	6.43	122.52	110.30
1	J	612	THR	N-CA-CB	6.43	122.52	110.30
1	M	612	THR	N-CA-CB	6.43	122.52	110.30
1	G	612	THR	N-CA-CB	6.43	122.51	110.30
1	H	828	ASP	CB-CG-OD2	-6.43	112.52	118.30
1	K	828	ASP	CB-CG-OD2	-6.43	112.52	118.30
1	K	178	ARG	NE-CZ-NH2	-6.42	117.09	120.30
1	N	828	ASP	CB-CG-OD2	-6.42	112.52	118.30
1	P	612	THR	N-CA-CB	6.42	122.50	110.30

Continued on next page...

Continued from previous page...

Mol	Chain	Res	Type	Atoms	Z	Observed(°)	Ideal(°)
1	A	612	THR	N-CA-CB	6.42	122.50	110.30
1	F	612	THR	N-CA-CB	6.42	122.50	110.30
1	P	178	ARG	NE-CZ-NH2	-6.42	117.09	120.30
1	O	178	ARG	NE-CZ-NH2	-6.42	117.09	120.30
1	B	612	THR	N-CA-CB	6.41	122.48	110.30
1	B	645	ARG	NE-CZ-NH1	6.41	123.51	120.30
1	N	645	ARG	NE-CZ-NH1	6.41	123.51	120.30
1	D	612	THR	N-CA-CB	6.41	122.48	110.30
1	E	612	THR	N-CA-CB	6.41	122.48	110.30
1	L	645	ARG	NE-CZ-NH1	6.41	123.50	120.30
1	O	612	THR	N-CA-CB	6.41	122.47	110.30
1	N	178	ARG	NE-CZ-NH2	-6.40	117.10	120.30
1	D	645	ARG	NE-CZ-NH1	6.40	123.50	120.30
1	K	645	ARG	NE-CZ-NH1	6.40	123.50	120.30
1	L	612	THR	N-CA-CB	6.40	122.46	110.30
1	P	952	ARG	NE-CZ-NH1	6.40	123.50	120.30
1	B	659	ASP	CB-CG-OD1	6.40	124.06	118.30
1	E	828	ASP	CB-CG-OD2	-6.40	112.54	118.30
1	B	952	ARG	NE-CZ-NH1	6.40	123.50	120.30
1	F	952	ARG	NE-CZ-NH1	6.39	123.50	120.30
1	L	659	ASP	CB-CG-OD1	6.39	124.05	118.30
1	N	659	ASP	CB-CG-OD1	6.39	124.05	118.30
1	C	659	ASP	CB-CG-OD1	6.39	124.05	118.30
1	G	178	ARG	NE-CZ-NH2	-6.39	117.11	120.30
1	J	645	ARG	NE-CZ-NH1	6.39	123.49	120.30
1	G	447	ASP	CB-CG-OD2	-6.38	112.56	118.30
1	J	659	ASP	CB-CG-OD1	6.38	124.04	118.30
1	M	659	ASP	CB-CG-OD1	6.38	124.04	118.30
1	N	859	ASP	CB-CG-OD2	-6.38	112.56	118.30
1	O	193	ASP	CB-CG-OD1	6.38	124.04	118.30
1	E	645	ARG	NE-CZ-NH1	6.38	123.49	120.30
1	E	659	ASP	CB-CG-OD1	6.37	124.03	118.30
1	A	645	ARG	NE-CZ-NH1	6.37	123.48	120.30
1	L	193	ASP	CB-CG-OD1	6.37	124.03	118.30
1	F	659	ASP	CB-CG-OD1	6.37	124.03	118.30
1	G	659	ASP	CB-CG-OD1	6.36	124.03	118.30
1	J	952	ARG	NE-CZ-NH1	6.36	123.48	120.30
1	P	859	ASP	CB-CG-OD2	-6.36	112.58	118.30
1	A	659	ASP	CB-CG-OD1	6.35	124.02	118.30
1	B	591	ASP	CB-CG-OD2	-6.35	112.58	118.30
1	D	659	ASP	CB-CG-OD1	6.35	124.02	118.30
1	A	591	ASP	CB-CG-OD2	-6.35	112.59	118.30

Continued on next page...

Continued from previous page...

Mol	Chain	Res	Type	Atoms	Z	Observed(°)	Ideal(°)
1	I	193	ASP	CB-CG-OD1	6.35	124.01	118.30
1	L	859	ASP	CB-CG-OD2	-6.35	112.58	118.30
1	I	591	ASP	CB-CG-OD2	-6.35	112.59	118.30
1	N	193	ASP	CB-CG-OD1	6.35	124.01	118.30
1	B	447	ASP	CB-CG-OD2	-6.34	112.59	118.30
1	H	447	ASP	CB-CG-OD2	-6.34	112.59	118.30
1	H	591	ASP	CB-CG-OD2	-6.34	112.59	118.30
1	M	193	ASP	CB-CG-OD1	6.34	124.01	118.30
1	E	859	ASP	CB-CG-OD2	-6.34	112.59	118.30
1	H	645	ARG	NE-CZ-NH1	6.34	123.47	120.30
1	O	447	ASP	CB-CG-OD2	-6.34	112.59	118.30
1	E	193	ASP	CB-CG-OD1	6.34	124.00	118.30
1	E	447	ASP	CB-CG-OD2	-6.33	112.60	118.30
1	A	193	ASP	CB-CG-OD1	6.33	124.00	118.30
1	D	591	ASP	CB-CG-OD2	-6.33	112.60	118.30
1	P	193	ASP	CB-CG-OD1	6.33	124.00	118.30
1	H	659	ASP	CB-CG-OD1	6.33	124.00	118.30
1	H	859	ASP	CB-CG-OD2	-6.33	112.60	118.30
1	P	659	ASP	CB-CG-OD1	6.33	124.00	118.30
1	F	193	ASP	CB-CG-OD1	6.33	123.99	118.30
1	I	645	ARG	NE-CZ-NH1	6.33	123.46	120.30
1	J	193	ASP	CB-CG-OD1	6.33	123.99	118.30
1	M	447	ASP	CB-CG-OD2	-6.33	112.61	118.30
1	M	952	ARG	NE-CZ-NH1	6.33	123.46	120.30
1	B	193	ASP	CB-CG-OD1	6.32	123.99	118.30
1	C	193	ASP	CB-CG-OD1	6.32	123.99	118.30
1	H	193	ASP	CB-CG-OD1	6.32	123.99	118.30
1	K	447	ASP	CB-CG-OD2	-6.32	112.61	118.30
1	N	447	ASP	CB-CG-OD2	-6.32	112.61	118.30
1	D	193	ASP	CB-CG-OD1	6.32	123.99	118.30
1	G	645	ARG	NE-CZ-NH1	6.32	123.46	120.30
1	F	591	ASP	CB-CG-OD2	-6.32	112.61	118.30
1	B	859	ASP	CB-CG-OD2	-6.32	112.61	118.30
1	G	193	ASP	CB-CG-OD1	6.32	123.99	118.30
1	J	447	ASP	CB-CG-OD2	-6.32	112.61	118.30
1	I	144	ASP	CB-CG-OD2	-6.32	112.61	118.30
1	K	659	ASP	CB-CG-OD1	6.32	123.99	118.30
1	A	447	ASP	CB-CG-OD2	-6.32	112.62	118.30
1	D	447	ASP	CB-CG-OD2	-6.32	112.61	118.30
1	K	144	ASP	CB-CG-OD2	-6.31	112.62	118.30
1	M	645	ARG	NE-CZ-NH1	6.31	123.46	120.30
1	C	591	ASP	CB-CG-OD2	-6.31	112.62	118.30

Continued on next page...

Continued from previous page...

Mol	Chain	Res	Type	Atoms	Z	Observed(°)	Ideal(°)
1	O	659	ASP	CB-CG-OD1	6.31	123.98	118.30
1	M	859	ASP	CB-CG-OD2	-6.31	112.62	118.30
1	C	447	ASP	CB-CG-OD2	-6.30	112.63	118.30
1	E	952	ARG	NE-CZ-NH1	6.30	123.45	120.30
1	I	952	ARG	NE-CZ-NH1	6.30	123.45	120.30
1	L	233	ASP	CB-CG-OD1	6.30	123.97	118.30
1	L	447	ASP	CB-CG-OD2	-6.30	112.62	118.30
1	E	233	ASP	CB-CG-OD1	6.30	123.97	118.30
1	F	859	ASP	CB-CG-OD2	-6.30	112.63	118.30
1	C	645	ARG	NE-CZ-NH1	6.30	123.45	120.30
1	O	591	ASP	CB-CG-OD2	-6.30	112.63	118.30
1	P	869	ASP	CB-CG-OD2	-6.30	112.63	118.30
1	N	591	ASP	CB-CG-OD2	-6.30	112.63	118.30
1	P	233	ASP	CB-CG-OD1	6.30	123.97	118.30
1	C	869	ASP	CB-CG-OD2	-6.30	112.63	118.30
1	I	447	ASP	CB-CG-OD2	-6.30	112.63	118.30
1	I	659	ASP	CB-CG-OD1	6.30	123.97	118.30
1	P	447	ASP	CB-CG-OD2	-6.30	112.63	118.30
1	A	859	ASP	CB-CG-OD2	-6.29	112.64	118.30
1	A	952	ARG	NE-CZ-NH1	6.29	123.45	120.30
1	K	193	ASP	CB-CG-OD1	6.29	123.97	118.30
1	L	591	ASP	CB-CG-OD2	-6.29	112.63	118.30
1	C	952	ARG	NE-CZ-NH1	6.29	123.45	120.30
1	D	952	ARG	NE-CZ-NH1	6.29	123.45	120.30
1	E	591	ASP	CB-CG-OD2	-6.29	112.64	118.30
1	G	952	ARG	NE-CZ-NH1	6.29	123.45	120.30
1	L	144	ASP	CB-CG-OD2	-6.29	112.64	118.30
1	O	645	ARG	NE-CZ-NH1	6.29	123.45	120.30
1	D	859	ASP	CB-CG-OD2	-6.29	112.64	118.30
1	M	591	ASP	CB-CG-OD2	-6.29	112.64	118.30
1	G	144	ASP	CB-CG-OD2	-6.29	112.64	118.30
1	C	859	ASP	CB-CG-OD2	-6.28	112.64	118.30
1	I	859	ASP	CB-CG-OD2	-6.28	112.64	118.30
1	J	591	ASP	CB-CG-OD2	-6.28	112.64	118.30
1	P	645	ARG	NE-CZ-NH1	6.28	123.44	120.30
1	E	144	ASP	CB-CG-OD2	-6.28	112.65	118.30
1	O	859	ASP	CB-CG-OD2	-6.28	112.65	118.30
1	O	144	ASP	CB-CG-OD2	-6.28	112.65	118.30
1	K	591	ASP	CB-CG-OD2	-6.28	112.65	118.30
1	M	869	ASP	CB-CG-OD2	-6.28	112.65	118.30
1	H	869	ASP	CB-CG-OD2	-6.28	112.65	118.30
1	N	952	ARG	NE-CZ-NH1	6.28	123.44	120.30

Continued on next page...

Continued from previous page...

Mol	Chain	Res	Type	Atoms	Z	Observed(°)	Ideal(°)
1	D	233	ASP	CB-CG-OD1	6.27	123.94	118.30
1	P	591	ASP	CB-CG-OD2	-6.27	112.65	118.30
1	K	869	ASP	CB-CG-OD2	-6.27	112.66	118.30
1	J	859	ASP	CB-CG-OD2	-6.27	112.66	118.30
1	K	859	ASP	CB-CG-OD2	-6.27	112.66	118.30
1	P	144	ASP	CB-CG-OD2	-6.27	112.66	118.30
1	F	144	ASP	CB-CG-OD2	-6.27	112.66	118.30
1	G	859	ASP	CB-CG-OD2	-6.27	112.66	118.30
1	L	952	ARG	NE-CZ-NH1	6.27	123.43	120.30
1	O	952	ARG	NE-CZ-NH1	6.27	123.43	120.30
1	P	561	ARG	NE-CZ-NH2	-6.27	117.17	120.30
1	A	144	ASP	CB-CG-OD2	-6.26	112.66	118.30
1	G	591	ASP	CB-CG-OD2	-6.26	112.66	118.30
1	J	869	ASP	CB-CG-OD2	-6.26	112.66	118.30
1	L	954	ASP	CB-CG-OD1	6.26	123.94	118.30
1	H	144	ASP	CB-CG-OD2	-6.26	112.66	118.30
1	O	439	ARG	NE-CZ-NH1	6.26	123.43	120.30
1	B	233	ASP	CB-CG-OD1	6.26	123.94	118.30
1	B	869	ASP	CB-CG-OD2	-6.26	112.67	118.30
1	D	144	ASP	CB-CG-OD2	-6.26	112.67	118.30
1	A	233	ASP	CB-CG-OD1	6.26	123.93	118.30
1	G	954	ASP	CB-CG-OD1	6.26	123.93	118.30
1	M	144	ASP	CB-CG-OD2	-6.26	112.67	118.30
1	I	233	ASP	CB-CG-OD1	6.26	123.93	118.30
1	J	144	ASP	CB-CG-OD2	-6.25	112.67	118.30
1	N	144	ASP	CB-CG-OD2	-6.25	112.67	118.30
1	O	954	ASP	CB-CG-OD1	6.25	123.93	118.30
1	G	287	ASP	CB-CG-OD2	-6.25	112.67	118.30
1	G	869	ASP	CB-CG-OD2	-6.25	112.67	118.30
1	K	954	ASP	CB-CG-OD1	6.25	123.92	118.30
1	O	233	ASP	CB-CG-OD1	6.25	123.92	118.30
1	O	869	ASP	CB-CG-OD2	-6.25	112.68	118.30
1	P	954	ASP	CB-CG-OD1	6.25	123.92	118.30
1	F	233	ASP	CB-CG-OD1	6.25	123.92	118.30
1	G	233	ASP	CB-CG-OD1	6.25	123.92	118.30
1	O	46	ARG	NE-CZ-NH1	6.25	123.42	120.30
1	F	447	ASP	CB-CG-OD2	-6.24	112.68	118.30
1	F	869	ASP	CB-CG-OD2	-6.24	112.68	118.30
1	K	233	ASP	CB-CG-OD1	6.24	123.92	118.30
1	N	233	ASP	CB-CG-OD1	6.24	123.92	118.30
1	L	287	ASP	CB-CG-OD2	-6.24	112.68	118.30
1	L	869	ASP	CB-CG-OD2	-6.24	112.68	118.30

Continued on next page...

Continued from previous page...

Mol	Chain	Res	Type	Atoms	Z	Observed(°)	Ideal(°)
1	C	144	ASP	CB-CG-OD2	-6.24	112.69	118.30
1	C	954	ASP	CB-CG-OD1	6.24	123.92	118.30
1	D	46	ARG	NE-CZ-NH1	6.24	123.42	120.30
1	J	233	ASP	CB-CG-OD1	6.24	123.92	118.30
1	J	439	ARG	NE-CZ-NH1	6.24	123.42	120.30
1	A	869	ASP	CB-CG-OD2	-6.24	112.69	118.30
1	B	144	ASP	CB-CG-OD2	-6.23	112.69	118.30
1	C	531	ARG	NE-CZ-NH1	6.23	123.42	120.30
1	F	954	ASP	CB-CG-OD1	6.23	123.91	118.30
1	G	46	ARG	NE-CZ-NH1	6.23	123.42	120.30
1	H	287	ASP	CB-CG-OD2	-6.23	112.69	118.30
1	J	531	ARG	NE-CZ-NH1	6.23	123.42	120.30
1	O	561	ARG	NE-CZ-NH2	-6.23	117.19	120.30
1	C	233	ASP	CB-CG-OD1	6.22	123.90	118.30
1	O	287	ASP	CB-CG-OD2	-6.22	112.70	118.30
1	E	287	ASP	CB-CG-OD2	-6.22	112.70	118.30
1	N	869	ASP	CB-CG-OD2	-6.22	112.70	118.30
1	B	561	ARG	NE-CZ-NH2	-6.22	117.19	120.30
1	I	869	ASP	CB-CG-OD2	-6.22	112.70	118.30
1	K	46	ARG	NE-CZ-NH1	6.22	123.41	120.30
1	H	233	ASP	CB-CG-OD1	6.22	123.89	118.30
1	H	561	ARG	NE-CZ-NH2	-6.22	117.19	120.30
1	M	287	ASP	CB-CG-OD2	-6.22	112.70	118.30
1	M	954	ASP	CB-CG-OD1	6.22	123.89	118.30
1	E	561	ARG	NE-CZ-NH2	-6.21	117.19	120.30
1	E	869	ASP	CB-CG-OD2	-6.21	112.71	118.30
1	H	952	ARG	NE-CZ-NH1	6.21	123.41	120.30
1	A	954	ASP	CB-CG-OD1	6.21	123.89	118.30
1	J	287	ASP	CB-CG-OD2	-6.21	112.71	118.30
1	K	938	ARG	N-CA-CB	6.21	121.78	110.60
1	D	531	ARG	NE-CZ-NH1	6.21	123.41	120.30
1	I	561	ARG	NE-CZ-NH2	-6.21	117.19	120.30
1	M	233	ASP	CB-CG-OD1	6.21	123.89	118.30
1	B	938	ARG	N-CA-CB	6.21	121.77	110.60
1	E	206	SER	N-CA-CB	6.21	119.81	110.50
1	H	1004	SER	N-CA-CB	6.21	119.81	110.50
1	K	952	ARG	NE-CZ-NH1	6.21	123.40	120.30
1	D	869	ASP	CB-CG-OD2	-6.20	112.72	118.30
1	O	206	SER	N-CA-CB	6.20	119.80	110.50
1	E	938	ARG	N-CA-CB	6.20	121.76	110.60
1	F	938	ARG	N-CA-CB	6.20	121.76	110.60
1	M	938	ARG	N-CA-CB	6.20	121.76	110.60

Continued on next page...

Continued from previous page...

Mol	Chain	Res	Type	Atoms	Z	Observed(°)	Ideal(°)
1	H	954	ASP	CB-CG-OD1	6.20	123.88	118.30
1	J	1004	SER	N-CA-CB	6.20	119.80	110.50
1	O	938	ARG	N-CA-CB	6.20	121.75	110.60
1	A	938	ARG	N-CA-CB	6.20	121.75	110.60
1	C	938	ARG	N-CA-CB	6.20	121.75	110.60
1	D	954	ASP	CB-CG-OD1	6.20	123.88	118.30
1	K	531	ARG	NE-CZ-NH1	6.20	123.40	120.30
1	K	1004	SER	N-CA-CB	6.20	119.79	110.50
1	L	938	ARG	N-CA-CB	6.20	121.75	110.60
1	L	1004	SER	N-CA-CB	6.20	119.79	110.50
1	I	938	ARG	N-CA-CB	6.19	121.75	110.60
1	J	206	SER	N-CA-CB	6.19	119.79	110.50
1	I	531	ARG	NE-CZ-NH1	6.19	123.40	120.30
1	N	954	ASP	CB-CG-OD1	6.19	123.87	118.30
1	B	46	ARG	NE-CZ-NH1	6.19	123.40	120.30
1	B	996	ASP	CB-CG-OD2	-6.19	112.73	118.30
1	F	531	ARG	NE-CZ-NH1	6.19	123.39	120.30
1	I	206	SER	N-CA-CB	6.19	119.79	110.50
1	P	1004	SER	N-CA-CB	6.19	119.79	110.50
1	H	938	ARG	N-CA-CB	6.19	121.74	110.60
1	N	1004	SER	N-CA-CB	6.19	119.78	110.50
1	I	1004	SER	N-CA-CB	6.19	119.78	110.50
1	B	287	ASP	CB-CG-OD2	-6.19	112.73	118.30
1	I	287	ASP	CB-CG-OD2	-6.19	112.73	118.30
1	K	287	ASP	CB-CG-OD2	-6.19	112.73	118.30
1	P	938	ARG	N-CA-CB	6.19	121.73	110.60
1	C	206	SER	N-CA-CB	6.18	119.78	110.50
1	D	287	ASP	CB-CG-OD2	-6.18	112.73	118.30
1	F	287	ASP	CB-CG-OD2	-6.18	112.73	118.30
1	M	561	ARG	NE-CZ-NH2	-6.18	117.21	120.30
1	N	938	ARG	N-CA-CB	6.18	121.73	110.60
1	A	287	ASP	CB-CG-OD2	-6.18	112.74	118.30
1	N	206	SER	N-CA-CB	6.18	119.77	110.50
1	N	46	ARG	NE-CZ-NH1	6.18	123.39	120.30
1	A	1004	SER	N-CA-CB	6.18	119.77	110.50
1	C	1004	SER	N-CA-CB	6.18	119.77	110.50
1	E	954	ASP	CB-CG-OD1	6.18	123.86	118.30
1	E	1004	SER	N-CA-CB	6.18	119.77	110.50
1	F	1004	SER	N-CA-CB	6.18	119.76	110.50
1	G	206	SER	N-CA-CB	6.18	119.77	110.50
1	J	938	ARG	N-CA-CB	6.18	121.72	110.60
1	J	954	ASP	CB-CG-OD1	6.18	123.86	118.30

Continued on next page...

Continued from previous page...

Mol	Chain	Res	Type	Atoms	Z	Observed(°)	Ideal(°)
1	K	206	SER	N-CA-CB	6.17	119.76	110.50
1	L	206	SER	N-CA-CB	6.17	119.76	110.50
1	G	938	ARG	N-CA-CB	6.17	121.71	110.60
1	M	206	SER	N-CA-CB	6.17	119.76	110.50
1	C	439	ARG	NE-CZ-NH1	6.17	123.39	120.30
1	G	561	ARG	NE-CZ-NH2	-6.17	117.22	120.30
1	L	561	ARG	NE-CZ-NH2	-6.17	117.22	120.30
1	P	287	ASP	CB-CG-OD2	-6.17	112.75	118.30
1	B	1004	SER	N-CA-CB	6.17	119.75	110.50
1	H	206	SER	N-CA-CB	6.17	119.75	110.50
1	H	531	ARG	NE-CZ-NH1	6.17	123.38	120.30
1	P	46	ARG	NE-CZ-NH1	6.17	123.38	120.30
1	A	206	SER	N-CA-CB	6.17	119.75	110.50
1	A	439	ARG	NE-CZ-NH1	6.17	123.38	120.30
1	A	996	ASP	CB-CG-OD2	-6.17	112.75	118.30
1	C	46	ARG	NE-CZ-NH1	6.16	123.38	120.30
1	F	439	ARG	NE-CZ-NH1	6.16	123.38	120.30
1	M	46	ARG	NE-CZ-NH1	6.16	123.38	120.30
1	P	206	SER	N-CA-CB	6.16	119.75	110.50
1	P	996	ASP	CB-CG-OD2	-6.16	112.75	118.30
1	B	206	SER	N-CA-CB	6.16	119.74	110.50
1	N	287	ASP	CB-CG-OD2	-6.16	112.75	118.30
1	A	531	ARG	NE-CZ-NH1	6.16	123.38	120.30
1	D	206	SER	N-CA-CB	6.16	119.74	110.50
1	L	439	ARG	NE-CZ-NH1	6.16	123.38	120.30
1	L	996	ASP	CB-CG-OD2	-6.16	112.75	118.30
1	D	938	ARG	N-CA-CB	6.16	121.69	110.60
1	D	1004	SER	N-CA-CB	6.16	119.74	110.50
1	N	531	ARG	NE-CZ-NH1	6.16	123.38	120.30
1	O	1004	SER	N-CA-CB	6.16	119.74	110.50
1	L	531	ARG	NE-CZ-NH1	6.16	123.38	120.30
1	J	996	ASP	CB-CG-OD2	-6.15	112.76	118.30
1	M	531	ARG	NE-CZ-NH1	6.15	123.38	120.30
1	G	1004	SER	N-CA-CB	6.15	119.73	110.50
1	I	954	ASP	CB-CG-OD1	6.15	123.84	118.30
1	O	531	ARG	NE-CZ-NH1	6.15	123.38	120.30
1	A	46	ARG	NE-CZ-NH1	6.15	123.38	120.30
1	L	781	ARG	NE-CZ-NH2	-6.15	117.22	120.30
1	G	439	ARG	NE-CZ-NH1	6.15	123.37	120.30
1	A	781	ARG	NE-CZ-NH2	-6.14	117.23	120.30
1	B	531	ARG	NE-CZ-NH1	6.14	123.37	120.30
1	B	954	ASP	CB-CG-OD1	6.14	123.83	118.30

Continued on next page...

Continued from previous page...

Mol	Chain	Res	Type	Atoms	Z	Observed(°)	Ideal(°)
1	E	46	ARG	NE-CZ-NH1	6.14	123.37	120.30
1	K	439	ARG	NE-CZ-NH1	6.14	123.37	120.30
1	M	1004	SER	N-CA-CB	6.14	119.72	110.50
1	C	996	ASP	CB-CG-OD2	-6.14	112.77	118.30
1	F	206	SER	N-CA-CB	6.14	119.71	110.50
1	G	996	ASP	CB-CG-OD2	-6.14	112.77	118.30
1	J	561	ARG	NE-CZ-NH2	-6.14	117.23	120.30
1	K	996	ASP	CB-CG-OD2	-6.14	112.77	118.30
1	C	287	ASP	CB-CG-OD2	-6.14	112.77	118.30
1	N	996	ASP	CB-CG-OD2	-6.14	112.77	118.30
1	C	781	ARG	NE-CZ-NH2	-6.14	117.23	120.30
1	E	996	ASP	CB-CG-OD2	-6.13	112.78	118.30
1	I	46	ARG	NE-CZ-NH1	6.13	123.37	120.30
1	N	439	ARG	NE-CZ-NH1	6.13	123.37	120.30
1	J	46	ARG	NE-CZ-NH1	6.13	123.37	120.30
1	J	1018	LEU	N-CA-CB	-6.13	98.14	110.40
1	M	996	ASP	CB-CG-OD2	-6.13	112.78	118.30
1	N	781	ARG	NE-CZ-NH2	-6.13	117.23	120.30
1	P	439	ARG	NE-CZ-NH1	6.13	123.37	120.30
1	E	781	ARG	NE-CZ-NH2	-6.13	117.24	120.30
1	F	1018	LEU	N-CA-CB	-6.13	98.15	110.40
1	G	1018	LEU	N-CA-CB	-6.12	98.15	110.40
1	K	781	ARG	NE-CZ-NH2	-6.12	117.24	120.30
1	N	1018	LEU	N-CA-CB	-6.12	98.15	110.40
1	D	1018	LEU	N-CA-CB	-6.12	98.16	110.40
1	E	439	ARG	NE-CZ-NH1	6.12	123.36	120.30
1	D	996	ASP	CB-CG-OD2	-6.12	112.79	118.30
1	D	561	ARG	NE-CZ-NH2	-6.12	117.24	120.30
1	I	996	ASP	CB-CG-OD2	-6.12	112.79	118.30
1	A	561	ARG	NE-CZ-NH2	-6.12	117.24	120.30
1	F	46	ARG	NE-CZ-NH1	6.12	123.36	120.30
1	H	1018	LEU	N-CA-CB	-6.12	98.17	110.40
1	A	1018	LEU	N-CA-CB	-6.12	98.17	110.40
1	L	1018	LEU	N-CA-CB	-6.12	98.17	110.40
1	P	781	ARG	NE-CZ-NH2	-6.12	117.24	120.30
1	P	1018	LEU	N-CA-CB	-6.12	98.17	110.40
1	C	1018	LEU	N-CA-CB	-6.11	98.17	110.40
1	H	781	ARG	NE-CZ-NH2	-6.11	117.24	120.30
1	L	46	ARG	NE-CZ-NH1	6.11	123.36	120.30
1	B	1018	LEU	N-CA-CB	-6.11	98.18	110.40
1	E	1018	LEU	N-CA-CB	-6.11	98.18	110.40
1	I	1018	LEU	N-CA-CB	-6.11	98.18	110.40

Continued on next page...

Continued from previous page...

Mol	Chain	Res	Type	Atoms	Z	Observed(°)	Ideal(°)
1	J	781	ARG	NE-CZ-NH2	-6.11	117.25	120.30
1	K	1018	LEU	N-CA-CB	-6.11	98.18	110.40
1	M	1018	LEU	N-CA-CB	-6.11	98.18	110.40
1	I	439	ARG	NE-CZ-NH1	6.11	123.35	120.30
1	H	46	ARG	NE-CZ-NH1	6.11	123.35	120.30
1	O	996	ASP	CB-CG-OD2	-6.11	112.80	118.30
1	D	439	ARG	NE-CZ-NH1	6.10	123.35	120.30
1	H	996	ASP	CB-CG-OD2	-6.10	112.81	118.30
1	H	439	ARG	NE-CZ-NH1	6.10	123.35	120.30
1	F	996	ASP	CB-CG-OD2	-6.10	112.81	118.30
1	G	531	ARG	NE-CZ-NH1	6.10	123.35	120.30
1	N	561	ARG	NE-CZ-NH2	-6.10	117.25	120.30
1	E	531	ARG	NE-CZ-NH1	6.09	123.35	120.30
1	L	916	ASP	CB-CG-OD1	6.09	123.78	118.30
1	O	1018	LEU	N-CA-CB	-6.09	98.22	110.40
1	J	356	ARG	NE-CZ-NH2	-6.09	117.26	120.30
1	C	561	ARG	NE-CZ-NH2	-6.08	117.26	120.30
1	N	671	ASP	CB-CG-OD2	-6.08	112.82	118.30
1	A	916	ASP	CB-CG-OD1	6.08	123.78	118.30
1	M	439	ARG	NE-CZ-NH1	6.08	123.34	120.30
1	P	531	ARG	NE-CZ-NH1	6.08	123.34	120.30
1	C	13	ARG	NE-CZ-NH2	-6.08	117.26	120.30
1	L	671	ASP	CB-CG-OD2	-6.08	112.83	118.30
1	N	15	ASP	CB-CG-OD2	-6.08	112.83	118.30
1	B	781	ARG	NE-CZ-NH2	-6.07	117.26	120.30
1	L	1006	GLU	CA-CB-CG	-6.07	100.04	113.40
1	F	561	ARG	NE-CZ-NH2	-6.07	117.26	120.30
1	I	781	ARG	NE-CZ-NH2	-6.07	117.26	120.30
1	K	356	ARG	NE-CZ-NH2	-6.07	117.27	120.30
1	F	15	ASP	CB-CG-OD2	-6.07	112.84	118.30
1	K	561	ARG	NE-CZ-NH2	-6.07	117.27	120.30
1	D	356	ARG	NE-CZ-NH2	-6.07	117.27	120.30
1	P	100	TYR	N-CA-CB	6.07	121.52	110.60
1	F	1006	GLU	CA-CB-CG	-6.06	100.06	113.40
1	B	356	ARG	NE-CZ-NH2	-6.06	117.27	120.30
1	I	671	ASP	CB-CG-OD2	-6.06	112.84	118.30
1	J	13	ARG	NE-CZ-NH2	-6.06	117.27	120.30
1	O	100	TYR	N-CA-CB	6.06	121.51	110.60
1	P	1006	GLU	CA-CB-CG	-6.06	100.07	113.40
1	D	13	ARG	NE-CZ-NH2	-6.06	117.27	120.30
1	D	1006	GLU	CA-CB-CG	-6.06	100.07	113.40
1	E	671	ASP	CB-CG-OD2	-6.06	112.85	118.30

Continued on next page...

Continued from previous page...

Mol	Chain	Res	Type	Atoms	Z	Observed(°)	Ideal(°)
1	F	100	TYR	N-CA-CB	6.06	121.50	110.60
1	L	403	ASP	CB-CG-OD2	-6.06	112.85	118.30
1	E	1006	GLU	CA-CB-CG	-6.05	100.08	113.40
1	G	671	ASP	CB-CG-OD2	-6.05	112.85	118.30
1	H	100	TYR	N-CA-CB	6.05	121.50	110.60
1	M	13	ARG	NE-CZ-NH2	-6.05	117.27	120.30
1	N	1006	GLU	CA-CB-CG	-6.05	100.08	113.40
1	P	916	ASP	CB-CG-OD1	6.05	123.75	118.30
1	O	671	ASP	CB-CG-OD2	-6.05	112.85	118.30
1	B	916	ASP	CB-CG-OD1	6.05	123.75	118.30
1	I	916	ASP	CB-CG-OD1	6.05	123.75	118.30
1	O	1006	GLU	CA-CB-CG	-6.05	100.08	113.40
1	A	1006	GLU	CA-CB-CG	-6.05	100.09	113.40
1	B	671	ASP	CB-CG-OD2	-6.05	112.86	118.30
1	I	15	ASP	CB-CG-OD2	-6.05	112.86	118.30
1	J	1006	GLU	CA-CB-CG	-6.05	100.09	113.40
1	M	671	ASP	CB-CG-OD2	-6.05	112.86	118.30
1	A	671	ASP	CB-CG-OD2	-6.05	112.86	118.30
1	K	100	TYR	N-CA-CB	6.05	121.48	110.60
1	K	1006	GLU	CA-CB-CG	-6.05	100.10	113.40
1	M	100	TYR	N-CA-CB	6.05	121.48	110.60
1	M	781	ARG	NE-CZ-NH2	-6.05	117.28	120.30
1	M	1006	GLU	CA-CB-CG	-6.05	100.10	113.40
1	I	356	ARG	NE-CZ-NH2	-6.04	117.28	120.30
1	I	938	ARG	NE-CZ-NH2	-6.04	117.28	120.30
1	B	1006	GLU	CA-CB-CG	-6.04	100.10	113.40
1	C	1006	GLU	CA-CB-CG	-6.04	100.10	113.40
1	E	356	ARG	NE-CZ-NH2	-6.04	117.28	120.30
1	H	671	ASP	CB-CG-OD2	-6.04	112.86	118.30
1	J	100	TYR	N-CA-CB	6.04	121.48	110.60
1	K	671	ASP	CB-CG-OD2	-6.04	112.86	118.30
1	L	15	ASP	CB-CG-OD2	-6.04	112.86	118.30
1	E	15	ASP	CB-CG-OD2	-6.04	112.86	118.30
1	F	356	ARG	NE-CZ-NH2	-6.04	117.28	120.30
1	F	441	THR	CA-CB-CG2	-6.04	103.94	112.40
1	G	781	ARG	NE-CZ-NH2	-6.04	117.28	120.30
1	G	916	ASP	CB-CG-OD1	6.04	123.74	118.30
1	G	1006	GLU	CA-CB-CG	-6.04	100.11	113.40
1	I	1006	GLU	CA-CB-CG	-6.04	100.11	113.40
1	M	15	ASP	CB-CG-OD2	-6.04	112.86	118.30
1	O	916	ASP	CB-CG-OD1	6.04	123.74	118.30
1	A	100	TYR	N-CA-CB	6.04	121.47	110.60

Continued on next page...

Continued from previous page...

Mol	Chain	Res	Type	Atoms	Z	Observed(°)	Ideal(°)
1	D	916	ASP	CB-CG-OD1	6.04	123.74	118.30
1	B	13	ARG	NE-CZ-NH2	-6.04	117.28	120.30
1	B	439	ARG	NE-CZ-NH1	6.04	123.32	120.30
1	E	100	TYR	N-CA-CB	6.04	121.47	110.60
1	F	671	ASP	CB-CG-OD2	-6.04	112.86	118.30
1	L	100	TYR	N-CA-CB	6.04	121.47	110.60
1	D	671	ASP	CB-CG-OD2	-6.04	112.87	118.30
1	G	938	ARG	NE-CZ-NH2	-6.04	117.28	120.30
1	A	13	ARG	NE-CZ-NH2	-6.03	117.28	120.30
1	H	916	ASP	CB-CG-OD1	6.03	123.73	118.30
1	H	1006	GLU	CA-CB-CG	-6.03	100.12	113.40
1	I	13	ARG	NE-CZ-NH2	-6.03	117.28	120.30
1	O	15	ASP	CB-CG-OD2	-6.03	112.87	118.30
1	B	15	ASP	CB-CG-OD2	-6.03	112.87	118.30
1	O	441	THR	CA-CB-CG2	-6.03	103.96	112.40
1	I	100	TYR	N-CA-CB	6.03	121.45	110.60
1	M	403	ASP	CB-CG-OD2	-6.03	112.87	118.30
1	P	671	ASP	CB-CG-OD2	-6.03	112.87	118.30
1	C	671	ASP	CB-CG-OD2	-6.03	112.88	118.30
1	D	100	TYR	N-CA-CB	6.03	121.45	110.60
1	G	441	THR	CA-CB-CG2	-6.03	103.96	112.40
1	I	441	THR	CA-CB-CG2	-6.03	103.96	112.40
1	K	441	THR	CA-CB-CG2	-6.03	103.96	112.40
1	C	916	ASP	CB-CG-OD1	6.03	123.72	118.30
1	D	781	ARG	NE-CZ-NH2	-6.03	117.29	120.30
1	E	916	ASP	CB-CG-OD1	6.03	123.72	118.30
1	F	13	ARG	NE-CZ-NH2	-6.03	117.29	120.30
1	G	403	ASP	CB-CG-OD2	-6.03	112.88	118.30
1	E	403	ASP	CB-CG-OD2	-6.02	112.88	118.30
1	A	15	ASP	CB-CG-OD2	-6.02	112.88	118.30
1	E	441	THR	CA-CB-CG2	-6.02	103.97	112.40
1	D	492	ASP	CB-CG-OD2	-6.02	112.88	118.30
1	G	356	ARG	NE-CZ-NH2	-6.02	117.29	120.30
1	M	916	ASP	CB-CG-OD1	6.02	123.72	118.30
1	O	781	ARG	NE-CZ-NH2	-6.02	117.29	120.30
1	B	100	TYR	N-CA-CB	6.02	121.44	110.60
1	C	100	TYR	N-CA-CB	6.02	121.43	110.60
1	F	938	ARG	NE-CZ-NH2	-6.02	117.29	120.30
1	N	100	TYR	N-CA-CB	6.02	121.43	110.60
1	G	100	TYR	N-CA-CB	6.02	121.43	110.60
1	H	431	ARG	NE-CZ-NH1	6.02	123.31	120.30
1	P	15	ASP	CB-CG-OD2	-6.02	112.88	118.30

Continued on next page...

Continued from previous page...

Mol	Chain	Res	Type	Atoms	Z	Observed(°)	Ideal(°)
1	N	356	ARG	NE-CZ-NH2	-6.01	117.29	120.30
1	N	403	ASP	CB-CG-OD2	-6.01	112.89	118.30
1	J	15	ASP	CB-CG-OD2	-6.01	112.89	118.30
1	L	441	THR	CA-CB-CG2	-6.01	103.98	112.40
1	A	441	THR	CA-CB-CG2	-6.01	103.99	112.40
1	B	403	ASP	CB-CG-OD2	-6.01	112.89	118.30
1	D	441	THR	CA-CB-CG2	-6.01	103.99	112.40
1	M	492	ASP	CB-CG-OD2	-6.01	112.89	118.30
1	N	441	THR	CA-CB-CG2	-6.01	103.99	112.40
1	O	356	ARG	NE-CZ-NH2	-6.01	117.30	120.30
1	N	938	ARG	NE-CZ-NH2	-6.01	117.30	120.30
1	F	201	ASP	CB-CG-OD2	-6.01	112.89	118.30
1	I	411	ASP	CB-CG-OD1	6.00	123.70	118.30
1	P	492	ASP	CB-CG-OD2	-6.00	112.90	118.30
1	A	356	ARG	NE-CZ-NH2	-6.00	117.30	120.30
1	H	15	ASP	CB-CG-OD2	-6.00	112.90	118.30
1	A	403	ASP	CB-CG-OD2	-6.00	112.90	118.30
1	D	201	ASP	CB-CG-OD2	-6.00	112.90	118.30
1	D	403	ASP	CB-CG-OD2	-6.00	112.90	118.30
1	H	441	THR	CA-CB-CG2	-6.00	104.00	112.40
1	B	441	THR	CA-CB-CG2	-6.00	104.00	112.40
1	D	15	ASP	CB-CG-OD2	-6.00	112.90	118.30
1	D	938	ARG	NE-CZ-NH2	-6.00	117.30	120.30
1	J	431	ARG	NE-CZ-NH1	6.00	123.30	120.30
1	J	671	ASP	CB-CG-OD2	-6.00	112.90	118.30
1	M	441	THR	CA-CB-CG2	-6.00	104.00	112.40
1	B	492	ASP	CB-CG-OD2	-6.00	112.90	118.30
1	C	441	THR	CA-CB-CG2	-6.00	104.01	112.40
1	G	13	ARG	NE-CZ-NH2	-6.00	117.30	120.30
1	N	916	ASP	CB-CG-OD1	6.00	123.70	118.30
1	K	15	ASP	CB-CG-OD2	-6.00	112.91	118.30
1	L	938	ARG	NE-CZ-NH2	-5.99	117.30	120.30
1	P	441	THR	CA-CB-CG2	-5.99	104.01	112.40
1	G	15	ASP	CB-CG-OD2	-5.99	112.91	118.30
1	H	492	ASP	CB-CG-OD2	-5.99	112.91	118.30
1	C	492	ASP	CB-CG-OD2	-5.99	112.91	118.30
1	O	13	ARG	NE-CZ-NH2	-5.99	117.31	120.30
1	F	492	ASP	CB-CG-OD2	-5.99	112.91	118.30
1	F	916	ASP	CB-CG-OD1	5.99	123.69	118.30
1	J	938	ARG	NE-CZ-NH2	-5.99	117.31	120.30
1	O	375	ASP	CB-CG-OD2	-5.99	112.91	118.30
1	I	403	ASP	CB-CG-OD2	-5.99	112.91	118.30

Continued on next page...

Continued from previous page...

Mol	Chain	Res	Type	Atoms	Z	Observed(°)	Ideal(°)
1	O	403	ASP	CB-CG-OD2	-5.99	112.91	118.30
1	J	403	ASP	CB-CG-OD2	-5.98	112.91	118.30
1	K	916	ASP	CB-CG-OD1	5.98	123.69	118.30
1	M	356	ARG	NE-CZ-NH2	-5.98	117.31	120.30
1	F	172	ASP	CB-CG-OD2	-5.98	112.92	118.30
1	J	492	ASP	CB-CG-OD2	-5.98	112.92	118.30
1	K	492	ASP	CB-CG-OD2	-5.98	112.92	118.30
1	P	201	ASP	CB-CG-OD2	-5.98	112.92	118.30
1	C	411	ASP	CB-CG-OD1	5.98	123.68	118.30
1	E	13	ARG	NE-CZ-NH2	-5.98	117.31	120.30
1	A	492	ASP	CB-CG-OD2	-5.98	112.92	118.30
1	H	356	ARG	NE-CZ-NH2	-5.98	117.31	120.30
1	P	403	ASP	CB-CG-OD2	-5.98	112.92	118.30
1	G	492	ASP	CB-CG-OD2	-5.98	112.92	118.30
1	F	411	ASP	CB-CG-OD1	5.97	123.68	118.30
1	J	441	THR	CA-CB-CG2	-5.97	104.03	112.40
1	L	13	ARG	NE-CZ-NH2	-5.97	117.31	120.30
1	K	13	ARG	NE-CZ-NH2	-5.97	117.31	120.30
1	A	375	ASP	CB-CG-OD2	-5.97	112.93	118.30
1	H	403	ASP	CB-CG-OD2	-5.97	112.93	118.30
1	C	15	ASP	CB-CG-OD2	-5.97	112.93	118.30
1	C	356	ARG	NE-CZ-NH2	-5.97	117.32	120.30
1	L	201	ASP	CB-CG-OD2	-5.97	112.93	118.30
1	N	492	ASP	CB-CG-OD2	-5.97	112.93	118.30
1	C	938	ARG	NE-CZ-NH2	-5.96	117.32	120.30
1	L	492	ASP	CB-CG-OD2	-5.96	112.93	118.30
1	O	492	ASP	CB-CG-OD2	-5.96	112.93	118.30
1	O	938	ARG	NE-CZ-NH2	-5.96	117.32	120.30
1	K	403	ASP	CB-CG-OD2	-5.96	112.93	118.30
1	I	492	ASP	CB-CG-OD2	-5.96	112.94	118.30
1	M	938	ARG	NE-CZ-NH2	-5.96	117.32	120.30
1	P	356	ARG	NE-CZ-NH2	-5.96	117.32	120.30
1	O	201	ASP	CB-CG-OD2	-5.96	112.94	118.30
1	A	172	ASP	CB-CG-OD2	-5.96	112.94	118.30
1	C	403	ASP	CB-CG-OD2	-5.96	112.94	118.30
1	E	411	ASP	CB-CG-OD1	5.96	123.66	118.30
1	B	938	ARG	NE-CZ-NH2	-5.95	117.32	120.30
1	J	916	ASP	CB-CG-OD1	5.95	123.66	118.30
1	N	13	ARG	NE-CZ-NH2	-5.95	117.32	120.30
1	E	938	ARG	NE-CZ-NH2	-5.95	117.32	120.30
1	I	172	ASP	CB-CG-OD2	-5.95	112.94	118.30
1	J	411	ASP	CB-CG-OD1	5.95	123.66	118.30

Continued on next page...

Continued from previous page...

Mol	Chain	Res	Type	Atoms	Z	Observed(°)	Ideal(°)
1	E	492	ASP	CB-CG-OD2	-5.95	112.94	118.30
1	K	411	ASP	CB-CG-OD1	5.95	123.66	118.30
1	L	411	ASP	CB-CG-OD1	5.95	123.66	118.30
1	M	201	ASP	CB-CG-OD2	-5.95	112.94	118.30
1	D	375	ASP	CB-CG-OD2	-5.95	112.95	118.30
1	P	411	ASP	CB-CG-OD1	5.95	123.65	118.30
1	P	431	ARG	NE-CZ-NH1	5.95	123.27	120.30
1	E	431	ARG	NE-CZ-NH1	5.95	123.27	120.30
1	H	201	ASP	CB-CG-OD2	-5.95	112.95	118.30
1	N	172	ASP	CB-CG-OD2	-5.95	112.95	118.30
1	C	172	ASP	CB-CG-OD2	-5.94	112.95	118.30
1	H	411	ASP	CB-CG-OD1	5.94	123.65	118.30
1	A	411	ASP	CB-CG-OD1	5.94	123.65	118.30
1	E	172	ASP	CB-CG-OD2	-5.94	112.95	118.30
1	P	938	ARG	NE-CZ-NH2	-5.94	117.33	120.30
1	F	403	ASP	CB-CG-OD2	-5.94	112.96	118.30
1	H	172	ASP	CB-CG-OD2	-5.94	112.96	118.30
1	P	375	ASP	CB-CG-OD2	-5.94	112.96	118.30
1	B	172	ASP	CB-CG-OD2	-5.94	112.96	118.30
1	A	201	ASP	CB-CG-OD2	-5.93	112.96	118.30
1	I	201	ASP	CB-CG-OD2	-5.93	112.96	118.30
1	A	431	ARG	NE-CZ-NH1	5.93	123.27	120.30
1	D	411	ASP	CB-CG-OD1	5.93	123.64	118.30
1	K	201	ASP	CB-CG-OD2	-5.93	112.96	118.30
1	O	790	ASP	CB-CG-OD2	-5.93	112.96	118.30
1	N	411	ASP	CB-CG-OD1	5.93	123.64	118.30
1	J	201	ASP	CB-CG-OD2	-5.93	112.97	118.30
1	K	172	ASP	CB-CG-OD2	-5.93	112.97	118.30
1	N	210	ARG	N-CA-CB	5.93	121.27	110.60
1	O	179	ALA	N-CA-CB	5.93	118.40	110.10
1	C	375	ASP	CB-CG-OD2	-5.92	112.97	118.30
1	F	375	ASP	CB-CG-OD2	-5.92	112.97	118.30
1	G	172	ASP	CB-CG-OD2	-5.92	112.97	118.30
1	H	938	ARG	NE-CZ-NH2	-5.92	117.34	120.30
1	I	375	ASP	CB-CG-OD2	-5.92	112.97	118.30
1	E	375	ASP	CB-CG-OD2	-5.92	112.97	118.30
1	F	781	ARG	NE-CZ-NH2	-5.92	117.34	120.30
1	J	210	ARG	N-CA-CB	5.92	121.26	110.60
1	M	375	ASP	CB-CG-OD2	-5.92	112.97	118.30
1	D	172	ASP	CB-CG-OD2	-5.92	112.97	118.30
1	P	179	ALA	N-CA-CB	5.92	118.39	110.10
1	G	411	ASP	CB-CG-OD1	5.92	123.63	118.30

Continued on next page...

Continued from previous page...

Mol	Chain	Res	Type	Atoms	Z	Observed(°)	Ideal(°)
1	H	13	ARG	NE-CZ-NH2	-5.92	117.34	120.30
1	L	172	ASP	CB-CG-OD2	-5.92	112.97	118.30
1	B	201	ASP	CB-CG-OD2	-5.92	112.98	118.30
1	H	772	ASP	CB-CG-OD2	-5.92	112.98	118.30
1	G	201	ASP	CB-CG-OD2	-5.91	112.98	118.30
1	N	201	ASP	CB-CG-OD2	-5.91	112.98	118.30
1	D	772	ASP	CB-CG-OD2	-5.91	112.98	118.30
1	F	210	ARG	N-CA-CB	5.91	121.24	110.60
1	I	52	ARG	NE-CZ-NH1	5.91	123.26	120.30
1	J	772	ASP	CB-CG-OD2	-5.91	112.98	118.30
1	K	431	ARG	NE-CZ-NH1	5.91	123.26	120.30
1	K	938	ARG	NE-CZ-NH2	-5.91	117.34	120.30
1	M	210	ARG	N-CA-CB	5.91	121.24	110.60
1	O	411	ASP	CB-CG-OD1	5.91	123.62	118.30
1	B	431	ARG	NE-CZ-NH1	5.91	123.25	120.30
1	C	201	ASP	CB-CG-OD2	-5.91	112.98	118.30
1	E	201	ASP	CB-CG-OD2	-5.91	112.98	118.30
1	G	210	ARG	N-CA-CB	5.91	121.24	110.60
1	H	375	ASP	CB-CG-OD2	-5.91	112.98	118.30
1	M	411	ASP	CB-CG-OD1	5.91	123.62	118.30
1	G	179	ALA	N-CA-CB	5.91	118.37	110.10
1	A	210	ARG	N-CA-CB	5.90	121.22	110.60
1	C	790	ASP	CB-CG-OD2	-5.90	112.99	118.30
1	L	210	ARG	N-CA-CB	5.90	121.22	110.60
1	M	772	ASP	CB-CG-OD2	-5.90	112.99	118.30
1	E	210	ARG	N-CA-CB	5.90	121.22	110.60
1	F	431	ARG	NE-CZ-NH1	5.90	123.25	120.30
1	O	52	ARG	NE-CZ-NH1	5.90	123.25	120.30
1	B	210	ARG	N-CA-CB	5.90	121.22	110.60
1	D	210	ARG	N-CA-CB	5.90	121.22	110.60
1	G	375	ASP	CB-CG-OD2	-5.90	112.99	118.30
1	H	210	ARG	N-CA-CB	5.90	121.22	110.60
1	L	356	ARG	NE-CZ-NH2	-5.90	117.35	120.30
1	G	772	ASP	CB-CG-OD2	-5.90	112.99	118.30
1	K	179	ALA	N-CA-CB	5.90	118.35	110.10
1	L	790	ASP	CB-CG-OD2	-5.90	112.99	118.30
1	M	172	ASP	CB-CG-OD2	-5.90	112.99	118.30
1	K	210	ARG	N-CA-CB	5.89	121.21	110.60
1	N	772	ASP	CB-CG-OD2	-5.89	112.99	118.30
1	A	772	ASP	CB-CG-OD2	-5.89	113.00	118.30
1	B	375	ASP	CB-CG-OD2	-5.89	113.00	118.30
1	N	375	ASP	CB-CG-OD2	-5.89	113.00	118.30

Continued on next page...

Continued from previous page...

Mol	Chain	Res	Type	Atoms	Z	Observed(°)	Ideal(°)
1	B	411	ASP	CB-CG-OD1	5.89	123.60	118.30
1	G	431	ARG	NE-CZ-NH1	5.89	123.25	120.30
1	A	179	ALA	N-CA-CB	5.89	118.34	110.10
1	B	772	ASP	CB-CG-OD2	-5.89	113.00	118.30
1	F	790	ASP	CB-CG-OD2	-5.89	113.00	118.30
1	I	179	ALA	N-CA-CB	5.89	118.34	110.10
1	P	13	ARG	NE-CZ-NH2	-5.89	117.36	120.30
1	H	52	ARG	NE-CZ-NH1	5.89	123.24	120.30
1	L	375	ASP	CB-CG-OD2	-5.89	113.00	118.30
1	N	179	ALA	N-CA-CB	5.89	118.34	110.10
1	O	210	ARG	N-CA-CB	5.89	121.20	110.60
1	D	179	ALA	N-CA-CB	5.89	118.34	110.10
1	I	210	ARG	N-CA-CB	5.89	121.20	110.60
1	P	52	ARG	NE-CZ-NH1	5.89	123.24	120.30
1	D	431	ARG	NE-CZ-NH1	5.88	123.24	120.30
1	H	790	ASP	CB-CG-OD2	-5.88	113.00	118.30
1	M	179	ALA	N-CA-CB	5.88	118.34	110.10
1	P	210	ARG	N-CA-CB	5.88	121.19	110.60
1	C	210	ARG	N-CA-CB	5.88	121.19	110.60
1	J	179	ALA	N-CA-CB	5.88	118.34	110.10
1	B	179	ALA	N-CA-CB	5.88	118.33	110.10
1	E	772	ASP	CB-CG-OD2	-5.88	113.01	118.30
1	J	172	ASP	CB-CG-OD2	-5.88	113.01	118.30
1	K	375	ASP	CB-CG-OD2	-5.88	113.01	118.30
1	I	790	ASP	CB-CG-OD2	-5.88	113.01	118.30
1	L	179	ALA	N-CA-CB	5.88	118.33	110.10
1	O	172	ASP	CB-CG-OD2	-5.88	113.01	118.30
1	P	172	ASP	CB-CG-OD2	-5.88	113.01	118.30
1	P	772	ASP	CB-CG-OD2	-5.88	113.01	118.30
1	C	179	ALA	N-CA-CB	5.88	118.32	110.10
1	A	938	ARG	NE-CZ-NH2	-5.87	117.36	120.30
1	F	772	ASP	CB-CG-OD2	-5.87	113.01	118.30
1	J	790	ASP	CB-CG-OD2	-5.87	113.01	118.30
1	P	790	ASP	CB-CG-OD2	-5.87	113.02	118.30
1	D	790	ASP	CB-CG-OD2	-5.87	113.02	118.30
1	G	52	ARG	NE-CZ-NH1	5.87	123.24	120.30
1	N	790	ASP	CB-CG-OD2	-5.87	113.02	118.30
1	E	179	ALA	N-CA-CB	5.87	118.32	110.10
1	O	431	ARG	NE-CZ-NH1	5.87	123.23	120.30
1	A	790	ASP	CB-CG-OD2	-5.87	113.02	118.30
1	J	375	ASP	CB-CG-OD2	-5.87	113.02	118.30
1	B	403	ASP	CB-CG-OD1	5.87	123.58	118.30

Continued on next page...

Continued from previous page...

Mol	Chain	Res	Type	Atoms	Z	Observed(°)	Ideal(°)
1	F	179	ALA	N-CA-CB	5.87	118.31	110.10
1	H	179	ALA	N-CA-CB	5.87	118.31	110.10
1	C	431	ARG	NE-CZ-NH1	5.86	123.23	120.30
1	F	248	GLY	C-N-CA	-5.86	107.04	121.70
1	K	772	ASP	CB-CG-OD2	-5.86	113.02	118.30
1	B	790	ASP	CB-CG-OD2	-5.86	113.03	118.30
1	C	199	ASP	CB-CG-OD1	5.86	123.58	118.30
1	D	52	ARG	NE-CZ-NH1	5.86	123.23	120.30
1	D	248	GLY	C-N-CA	-5.86	107.05	121.70
1	D	403	ASP	CB-CG-OD1	5.86	123.58	118.30
1	E	790	ASP	CB-CG-OD2	-5.86	113.03	118.30
1	B	52	ARG	NE-CZ-NH1	5.86	123.23	120.30
1	C	772	ASP	CB-CG-OD2	-5.86	113.03	118.30
1	G	199	ASP	CB-CG-OD1	5.86	123.57	118.30
1	H	248	GLY	C-N-CA	-5.86	107.06	121.70
1	L	52	ARG	NE-CZ-NH1	5.86	123.23	120.30
1	L	431	ARG	NE-CZ-NH1	5.86	123.23	120.30
1	G	248	GLY	C-N-CA	-5.86	107.06	121.70
1	L	248	GLY	C-N-CA	-5.86	107.06	121.70
1	A	248	GLY	C-N-CA	-5.85	107.06	121.70
1	C	52	ARG	NE-CZ-NH1	5.85	123.23	120.30
1	M	248	GLY	C-N-CA	-5.85	107.07	121.70
1	E	248	GLY	C-N-CA	-5.85	107.07	121.70
1	L	403	ASP	CB-CG-OD1	5.85	123.57	118.30
1	P	248	GLY	C-N-CA	-5.85	107.07	121.70
1	B	248	GLY	C-N-CA	-5.85	107.08	121.70
1	C	248	GLY	C-N-CA	-5.85	107.08	121.70
1	E	403	ASP	CB-CG-OD1	5.85	123.56	118.30
1	O	772	ASP	CB-CG-OD2	-5.85	113.04	118.30
1	I	248	GLY	C-N-CA	-5.85	107.08	121.70
1	I	772	ASP	CB-CG-OD2	-5.85	113.04	118.30
1	M	790	ASP	CB-CG-OD2	-5.85	113.04	118.30
1	E	199	ASP	CB-CG-OD1	5.84	123.56	118.30
1	C	598	ASP	CB-CG-OD2	-5.84	113.05	118.30
1	M	52	ARG	NE-CZ-NH1	5.84	123.22	120.30
1	O	248	GLY	C-N-CA	-5.84	107.10	121.70
1	O	403	ASP	CB-CG-OD1	5.84	123.56	118.30
1	L	199	ASP	CB-CG-OD1	5.84	123.55	118.30
1	K	248	GLY	C-N-CA	-5.84	107.11	121.70
1	N	248	GLY	C-N-CA	-5.84	107.11	121.70
1	K	790	ASP	CB-CG-OD2	-5.83	113.05	118.30
1	L	772	ASP	CB-CG-OD2	-5.83	113.05	118.30

Continued on next page...

Continued from previous page...

Mol	Chain	Res	Type	Atoms	Z	Observed(°)	Ideal(°)
1	I	403	ASP	CB-CG-OD1	5.83	123.55	118.30
1	A	403	ASP	CB-CG-OD1	5.83	123.55	118.30
1	I	431	ARG	NE-CZ-NH1	5.83	123.22	120.30
1	K	403	ASP	CB-CG-OD1	5.83	123.55	118.30
1	G	790	ASP	CB-CG-OD2	-5.83	113.05	118.30
1	J	248	GLY	C-N-CA	-5.83	107.12	121.70
1	K	52	ARG	NE-CZ-NH1	5.83	123.21	120.30
1	P	403	ASP	CB-CG-OD1	5.83	123.54	118.30
1	J	403	ASP	CB-CG-OD1	5.82	123.54	118.30
1	M	403	ASP	CB-CG-OD1	5.82	123.54	118.30
1	K	199	ASP	CB-CG-OD1	5.82	123.53	118.30
1	M	199	ASP	CB-CG-OD1	5.82	123.53	118.30
1	N	403	ASP	CB-CG-OD1	5.82	123.53	118.30
1	D	199	ASP	CB-CG-OD1	5.81	123.53	118.30
1	G	403	ASP	CB-CG-OD1	5.81	123.53	118.30
1	H	403	ASP	CB-CG-OD1	5.81	123.53	118.30
1	I	598	ASP	CB-CG-OD2	-5.81	113.07	118.30
1	J	199	ASP	CB-CG-OD1	5.80	123.52	118.30
1	D	598	ASP	CB-CG-OD2	-5.80	113.08	118.30
1	C	403	ASP	CB-CG-OD1	5.80	123.52	118.30
1	F	52	ARG	NE-CZ-NH1	5.80	123.20	120.30
1	H	199	ASP	CB-CG-OD1	5.80	123.52	118.30
1	J	598	ASP	CB-CG-OD2	-5.80	113.08	118.30
1	P	199	ASP	CB-CG-OD1	5.80	123.52	118.30
1	A	199	ASP	CB-CG-OD1	5.79	123.52	118.30
1	M	908	ASP	CB-CG-OD2	-5.79	113.08	118.30
1	B	908	ASP	CB-CG-OD2	-5.79	113.09	118.30
1	H	598	ASP	CB-CG-OD2	-5.79	113.09	118.30
1	L	598	ASP	CB-CG-OD2	-5.79	113.09	118.30
1	N	199	ASP	CB-CG-OD1	5.79	123.51	118.30
1	F	598	ASP	CB-CG-OD2	-5.79	113.09	118.30
1	G	598	ASP	CB-CG-OD2	-5.79	113.09	118.30
1	O	199	ASP	CB-CG-OD1	5.79	123.51	118.30
1	N	52	ARG	NE-CZ-NH1	5.78	123.19	120.30
1	M	431	ARG	NE-CZ-NH1	5.78	123.19	120.30
1	M	363	HIS	CA-CB-CG	-5.78	103.78	113.60
1	F	403	ASP	CB-CG-OD1	5.78	123.50	118.30
1	P	908	ASP	CB-CG-OD2	-5.78	113.10	118.30
1	A	598	ASP	CB-CG-OD2	-5.78	113.10	118.30
1	A	908	ASP	CB-CG-OD2	-5.78	113.10	118.30
1	N	431	ARG	NE-CZ-NH1	5.78	123.19	120.30
1	A	52	ARG	NE-CZ-NH1	5.77	123.19	120.30

Continued on next page...

Continued from previous page...

Mol	Chain	Res	Type	Atoms	Z	Observed(°)	Ideal(°)
1	J	52	ARG	NE-CZ-NH1	5.77	123.19	120.30
1	J	363	HIS	CA-CB-CG	-5.77	103.79	113.60
1	O	363	HIS	CA-CB-CG	-5.77	103.79	113.60
1	E	908	ASP	CB-CG-OD2	-5.77	113.11	118.30
1	G	908	ASP	CB-CG-OD2	-5.77	113.11	118.30
1	N	363	HIS	CA-CB-CG	-5.77	103.79	113.60
1	C	908	ASP	CB-CG-OD2	-5.76	113.11	118.30
1	P	363	HIS	CA-CB-CG	-5.76	103.80	113.60
1	C	363	HIS	CA-CB-CG	-5.76	103.80	113.60
1	D	908	ASP	CB-CG-OD2	-5.76	113.11	118.30
1	N	908	ASP	CB-CG-OD2	-5.76	113.11	118.30
1	O	598	ASP	CB-CG-OD2	-5.76	113.12	118.30
1	D	363	HIS	CA-CB-CG	-5.76	103.81	113.60
1	I	363	HIS	CA-CB-CG	-5.76	103.81	113.60
1	M	598	ASP	CB-CG-OD2	-5.76	113.12	118.30
1	A	363	HIS	CA-CB-CG	-5.76	103.81	113.60
1	F	199	ASP	CB-CG-OD1	5.76	123.48	118.30
1	J	908	ASP	CB-CG-OD2	-5.76	113.12	118.30
1	K	598	ASP	CB-CG-OD2	-5.76	113.12	118.30
1	K	363	HIS	CA-CB-CG	-5.75	103.82	113.60
1	L	363	HIS	CA-CB-CG	-5.75	103.82	113.60
1	B	199	ASP	CB-CG-OD1	5.75	123.48	118.30
1	E	598	ASP	CB-CG-OD2	-5.75	113.12	118.30
1	B	598	ASP	CB-CG-OD2	-5.75	113.12	118.30
1	K	908	ASP	CB-CG-OD2	-5.75	113.12	118.30
1	G	363	HIS	CA-CB-CG	-5.75	103.83	113.60
1	P	598	ASP	CB-CG-OD2	-5.75	113.13	118.30
1	F	363	HIS	CA-CB-CG	-5.74	103.83	113.60
1	E	52	ARG	NE-CZ-NH1	5.74	123.17	120.30
1	N	802	ASP	CB-CG-OD1	5.74	123.47	118.30
1	E	363	HIS	CA-CB-CG	-5.74	103.85	113.60
1	I	908	ASP	CB-CG-OD2	-5.74	113.14	118.30
1	B	594	ASP	CB-CG-OD1	5.73	123.46	118.30
1	F	908	ASP	CB-CG-OD2	-5.73	113.14	118.30
1	H	363	HIS	CA-CB-CG	-5.73	103.86	113.60
1	H	908	ASP	CB-CG-OD2	-5.73	113.14	118.30
1	I	199	ASP	CB-CG-OD1	5.73	123.46	118.30
1	L	594	ASP	CB-CG-OD1	5.73	123.46	118.30
1	B	363	HIS	CA-CB-CG	-5.73	103.86	113.60
1	C	802	ASP	CB-CG-OD1	5.73	123.46	118.30
1	N	598	ASP	CB-CG-OD2	-5.73	113.14	118.30
1	H	802	ASP	CB-CG-OD1	5.73	123.46	118.30

Continued on next page...

Continued from previous page...

Mol	Chain	Res	Type	Atoms	Z	Observed(°)	Ideal(°)
1	J	802	ASP	CB-CG-OD1	5.72	123.45	118.30
1	O	908	ASP	CB-CG-OD2	-5.72	113.15	118.30
1	J	909	ARG	NE-CZ-NH2	-5.72	117.44	120.30
1	L	908	ASP	CB-CG-OD2	-5.72	113.15	118.30
1	G	594	ASP	CB-CG-OD1	5.71	123.44	118.30
1	K	802	ASP	CB-CG-OD1	5.71	123.44	118.30
1	M	594	ASP	CB-CG-OD1	5.71	123.44	118.30
1	G	43	ARG	NE-CZ-NH2	-5.70	117.45	120.30
1	J	594	ASP	CB-CG-OD1	5.70	123.43	118.30
1	N	594	ASP	CB-CG-OD1	5.70	123.43	118.30
1	K	43	ARG	NE-CZ-NH2	-5.70	117.45	120.30
1	I	329	ASP	CB-CG-OD1	5.70	123.43	118.30
1	F	594	ASP	CB-CG-OD1	5.69	123.42	118.30
1	O	802	ASP	CB-CG-OD1	5.69	123.42	118.30
1	H	594	ASP	CB-CG-OD1	5.69	123.42	118.30
1	I	594	ASP	CB-CG-OD1	5.69	123.42	118.30
1	J	43	ARG	NE-CZ-NH2	-5.69	117.45	120.30
1	I	802	ASP	CB-CG-OD1	5.69	123.42	118.30
1	B	233	ASP	CB-CG-OD2	-5.68	113.18	118.30
1	F	909	ARG	NE-CZ-NH2	-5.68	117.46	120.30
1	J	233	ASP	CB-CG-OD2	-5.68	113.18	118.30
1	M	802	ASP	CB-CG-OD1	5.68	123.42	118.30
1	N	43	ARG	NE-CZ-NH2	-5.68	117.46	120.30
1	O	43	ARG	NE-CZ-NH2	-5.68	117.46	120.30
1	A	594	ASP	CB-CG-OD1	5.68	123.41	118.30
1	E	802	ASP	CB-CG-OD1	5.68	123.41	118.30
1	G	233	ASP	CB-CG-OD2	-5.68	113.19	118.30
1	H	43	ARG	NE-CZ-NH2	-5.68	117.46	120.30
1	K	594	ASP	CB-CG-OD1	5.68	123.41	118.30
1	P	802	ASP	CB-CG-OD1	5.68	123.41	118.30
1	E	792	ASP	CB-CG-OD2	-5.68	113.19	118.30
1	L	233	ASP	CB-CG-OD2	-5.68	113.19	118.30
1	D	594	ASP	CB-CG-OD1	5.67	123.41	118.30
1	K	233	ASP	CB-CG-OD2	-5.67	113.19	118.30
1	F	802	ASP	CB-CG-OD1	5.67	123.40	118.30
1	L	802	ASP	CB-CG-OD1	5.67	123.40	118.30
1	M	43	ARG	NE-CZ-NH2	-5.67	117.47	120.30
1	A	375	ASP	CB-CG-OD1	5.67	123.40	118.30
1	B	792	ASP	CB-CG-OD2	-5.67	113.20	118.30
1	C	594	ASP	CB-CG-OD1	5.67	123.40	118.30
1	E	233	ASP	CB-CG-OD2	-5.67	113.20	118.30
1	O	792	ASP	CB-CG-OD2	-5.67	113.20	118.30

Continued on next page...

Continued from previous page...

Mol	Chain	Res	Type	Atoms	Z	Observed(°)	Ideal(°)
1	P	594	ASP	CB-CG-OD1	5.67	123.40	118.30
1	G	802	ASP	CB-CG-OD1	5.67	123.40	118.30
1	P	43	ARG	NE-CZ-NH2	-5.66	117.47	120.30
1	G	792	ASP	CB-CG-OD2	-5.66	113.20	118.30
1	J	329	ASP	CB-CG-OD1	5.66	123.39	118.30
1	A	802	ASP	CB-CG-OD1	5.66	123.39	118.30
1	D	802	ASP	CB-CG-OD1	5.66	123.39	118.30
1	K	792	ASP	CB-CG-OD2	-5.66	113.21	118.30
1	D	909	ARG	NE-CZ-NH2	-5.66	117.47	120.30
1	P	233	ASP	CB-CG-OD2	-5.66	113.21	118.30
1	C	329	ASP	CB-CG-OD1	5.65	123.39	118.30
1	K	329	ASP	CB-CG-OD1	5.65	123.39	118.30
1	L	329	ASP	CB-CG-OD1	5.65	123.39	118.30
1	N	792	ASP	CB-CG-OD2	-5.65	113.21	118.30
1	A	233	ASP	CB-CG-OD2	-5.65	113.22	118.30
1	F	233	ASP	CB-CG-OD2	-5.65	113.22	118.30
1	H	792	ASP	CB-CG-OD2	-5.65	113.22	118.30
1	I	43	ARG	NE-CZ-NH2	-5.65	117.48	120.30
1	O	594	ASP	CB-CG-OD1	5.65	123.38	118.30
1	E	909	ARG	NE-CZ-NH2	-5.65	117.48	120.30
1	B	802	ASP	CB-CG-OD1	5.64	123.38	118.30
1	D	233	ASP	CB-CG-OD2	-5.64	113.22	118.30
1	D	792	ASP	CB-CG-OD2	-5.64	113.22	118.30
1	I	375	ASP	CB-CG-OD1	5.64	123.38	118.30
1	L	792	ASP	CB-CG-OD2	-5.64	113.22	118.30
1	O	329	ASP	CB-CG-OD1	5.64	123.38	118.30
1	B	43	ARG	NE-CZ-NH2	-5.64	117.48	120.30
1	E	329	ASP	CB-CG-OD1	5.64	123.38	118.30
1	G	908	ASP	CB-CG-OD1	5.64	123.38	118.30
1	H	329	ASP	CB-CG-OD1	5.64	123.38	118.30
1	H	909	ARG	NE-CZ-NH2	-5.64	117.48	120.30
1	F	375	ASP	CB-CG-OD1	5.64	123.37	118.30
1	I	233	ASP	CB-CG-OD2	-5.64	113.23	118.30
1	E	594	ASP	CB-CG-OD1	5.63	123.37	118.30
1	F	329	ASP	CB-CG-OD1	5.63	123.37	118.30
1	A	792	ASP	CB-CG-OD2	-5.63	113.23	118.30
1	D	772	ASP	CB-CG-OD1	5.63	123.37	118.30
1	H	233	ASP	CB-CG-OD2	-5.63	113.23	118.30
1	B	329	ASP	CB-CG-OD1	5.63	123.37	118.30
1	M	772	ASP	CB-CG-OD1	5.63	123.37	118.30
1	P	329	ASP	CB-CG-OD1	5.63	123.37	118.30
1	A	329	ASP	CB-CG-OD1	5.62	123.36	118.30

Continued on next page...

Continued from previous page...

Mol	Chain	Res	Type	Atoms	Z	Observed(°)	Ideal(°)
1	K	909	ARG	NE-CZ-NH2	-5.62	117.49	120.30
1	J	772	ASP	CB-CG-OD1	5.62	123.36	118.30
1	M	233	ASP	CB-CG-OD2	-5.62	113.24	118.30
1	M	329	ASP	CB-CG-OD1	5.62	123.36	118.30
1	A	909	ARG	NE-CZ-NH2	-5.62	117.49	120.30
1	C	233	ASP	CB-CG-OD2	-5.62	113.24	118.30
1	J	375	ASP	CB-CG-OD1	5.62	123.36	118.30
1	P	792	ASP	CB-CG-OD2	-5.62	113.24	118.30
1	D	908	ASP	CB-CG-OD1	5.62	123.36	118.30
1	E	43	ARG	NE-CZ-NH2	-5.62	117.49	120.30
1	N	772	ASP	CB-CG-OD1	5.62	123.35	118.30
1	C	43	ARG	NE-CZ-NH2	-5.61	117.49	120.30
1	J	792	ASP	CB-CG-OD2	-5.61	113.25	118.30
1	P	909	ARG	NE-CZ-NH2	-5.61	117.49	120.30
1	L	43	ARG	NE-CZ-NH2	-5.61	117.50	120.30
1	M	909	ARG	NE-CZ-NH2	-5.61	117.50	120.30
1	I	909	ARG	NE-CZ-NH2	-5.60	117.50	120.30
1	K	375	ASP	CB-CG-OD1	5.60	123.34	118.30
1	K	120	THR	CA-CB-CG2	-5.60	104.56	112.40
1	O	233	ASP	CB-CG-OD2	-5.60	113.26	118.30
1	F	772	ASP	CB-CG-OD1	5.60	123.34	118.30
1	E	120	THR	CA-CB-CG2	-5.60	104.56	112.40
1	H	375	ASP	CB-CG-OD1	5.60	123.34	118.30
1	M	792	ASP	CB-CG-OD2	-5.60	113.26	118.30
1	C	792	ASP	CB-CG-OD2	-5.59	113.27	118.30
1	G	329	ASP	CB-CG-OD1	5.59	123.33	118.30
1	G	375	ASP	CB-CG-OD1	5.59	123.33	118.30
1	L	120	THR	CA-CB-CG2	-5.59	104.57	112.40
1	L	909	ARG	NE-CZ-NH2	-5.59	117.50	120.30
1	B	909	ARG	NE-CZ-NH2	-5.59	117.50	120.30
1	D	120	THR	CA-CB-CG2	-5.59	104.57	112.40
1	N	233	ASP	CB-CG-OD2	-5.59	113.27	118.30
1	N	329	ASP	CB-CG-OD1	5.59	123.33	118.30
1	O	120	THR	CA-CB-CG2	-5.59	104.57	112.40
1	P	310	ARG	N-CA-CB	5.59	120.66	110.60
1	H	598	ASP	CB-CG-OD1	5.59	123.33	118.30
1	J	598	ASP	CB-CG-OD1	5.59	123.33	118.30
1	P	375	ASP	CB-CG-OD1	5.59	123.33	118.30
1	C	598	ASP	CB-CG-OD1	5.59	123.33	118.30
1	E	287	ASP	CB-CG-OD1	5.59	123.33	118.30
1	H	310	ARG	N-CA-CB	5.59	120.66	110.60
1	H	772	ASP	CB-CG-OD1	5.59	123.33	118.30

Continued on next page...

Continued from previous page...

Mol	Chain	Res	Type	Atoms	Z	Observed(°)	Ideal(°)
1	F	120	THR	CA-CB-CG2	-5.58	104.58	112.40
1	M	310	ARG	N-CA-CB	5.58	120.65	110.60
1	A	120	THR	CA-CB-CG2	-5.58	104.58	112.40
1	A	772	ASP	CB-CG-OD1	5.58	123.33	118.30
1	B	120	THR	CA-CB-CG2	-5.58	104.59	112.40
1	B	310	ARG	N-CA-CB	5.58	120.65	110.60
1	N	120	THR	CA-CB-CG2	-5.58	104.59	112.40
1	O	610	ASP	CB-CG-OD2	-5.58	113.28	118.30
1	J	120	THR	CA-CB-CG2	-5.58	104.59	112.40
1	O	772	ASP	CB-CG-OD1	5.58	123.32	118.30
1	D	375	ASP	CB-CG-OD1	5.58	123.32	118.30
1	F	43	ARG	NE-CZ-NH2	-5.58	117.51	120.30
1	J	310	ARG	N-CA-CB	5.58	120.64	110.60
1	C	772	ASP	CB-CG-OD1	5.58	123.32	118.30
1	G	120	THR	CA-CB-CG2	-5.58	104.59	112.40
1	G	909	ARG	NE-CZ-NH2	-5.58	117.51	120.30
1	M	120	THR	CA-CB-CG2	-5.58	104.59	112.40
1	C	120	THR	CA-CB-CG2	-5.58	104.59	112.40
1	D	329	ASP	CB-CG-OD1	5.58	123.32	118.30
1	I	772	ASP	CB-CG-OD1	5.58	123.32	118.30
1	I	792	ASP	CB-CG-OD2	-5.58	113.28	118.30
1	F	792	ASP	CB-CG-OD2	-5.57	113.28	118.30
1	H	120	THR	CA-CB-CG2	-5.57	104.60	112.40
1	I	908	ASP	CB-CG-OD1	5.57	123.31	118.30
1	C	908	ASP	CB-CG-OD1	5.57	123.31	118.30
1	P	598	ASP	CB-CG-OD1	5.57	123.31	118.30
1	A	310	ARG	N-CA-CB	5.57	120.62	110.60
1	C	310	ARG	N-CA-CB	5.57	120.62	110.60
1	H	610	ASP	CB-CG-OD2	-5.57	113.29	118.30
1	K	772	ASP	CB-CG-OD1	5.57	123.31	118.30
1	O	310	ARG	N-CA-CB	5.57	120.62	110.60
1	F	310	ARG	N-CA-CB	5.57	120.62	110.60
1	G	772	ASP	CB-CG-OD1	5.57	123.31	118.30
1	K	310	ARG	N-CA-CB	5.57	120.62	110.60
1	L	375	ASP	CB-CG-OD1	5.57	123.31	118.30
1	P	610	ASP	CB-CG-OD2	-5.57	113.29	118.30
1	B	772	ASP	CB-CG-OD1	5.56	123.31	118.30
1	D	310	ARG	N-CA-CB	5.56	120.61	110.60
1	E	375	ASP	CB-CG-OD1	5.56	123.31	118.30
1	B	375	ASP	CB-CG-OD1	5.56	123.30	118.30
1	B	908	ASP	CB-CG-OD1	5.56	123.30	118.30
1	D	610	ASP	CB-CG-OD2	-5.56	113.30	118.30

Continued on next page...

Continued from previous page...

Mol	Chain	Res	Type	Atoms	Z	Observed(°)	Ideal(°)
1	E	598	ASP	CB-CG-OD1	5.56	123.30	118.30
1	I	598	ASP	CB-CG-OD1	5.56	123.30	118.30
1	C	610	ASP	CB-CG-OD2	-5.56	113.30	118.30
1	D	598	ASP	CB-CG-OD1	5.56	123.30	118.30
1	F	598	ASP	CB-CG-OD1	5.56	123.30	118.30
1	L	310	ARG	N-CA-CB	5.56	120.60	110.60
1	N	908	ASP	CB-CG-OD1	5.56	123.30	118.30
1	C	375	ASP	CB-CG-OD1	5.56	123.30	118.30
1	L	908	ASP	CB-CG-OD1	5.56	123.30	118.30
1	I	310	ARG	N-CA-CB	5.55	120.60	110.60
1	I	610	ASP	CB-CG-OD2	-5.55	113.30	118.30
1	N	598	ASP	CB-CG-OD1	5.55	123.30	118.30
1	P	120	THR	CA-CB-CG2	-5.55	104.62	112.40
1	E	310	ARG	N-CA-CB	5.55	120.59	110.60
1	I	120	THR	CA-CB-CG2	-5.55	104.63	112.40
1	J	610	ASP	CB-CG-OD2	-5.55	113.30	118.30
1	L	772	ASP	CB-CG-OD1	5.55	123.30	118.30
1	M	375	ASP	CB-CG-OD1	5.55	123.30	118.30
1	F	610	ASP	CB-CG-OD2	-5.55	113.31	118.30
1	G	287	ASP	CB-CG-OD1	5.55	123.29	118.30
1	P	772	ASP	CB-CG-OD1	5.55	123.29	118.30
1	N	310	ARG	N-CA-CB	5.55	120.58	110.60
1	O	375	ASP	CB-CG-OD1	5.55	123.29	118.30
1	G	310	ARG	N-CA-CB	5.54	120.58	110.60
1	E	772	ASP	CB-CG-OD1	5.54	123.29	118.30
1	J	908	ASP	CB-CG-OD1	5.54	123.29	118.30
1	M	610	ASP	CB-CG-OD2	-5.54	113.31	118.30
1	A	908	ASP	CB-CG-OD1	5.54	123.29	118.30
1	H	908	ASP	CB-CG-OD1	5.54	123.29	118.30
1	K	908	ASP	CB-CG-OD1	5.54	123.28	118.30
1	O	909	ARG	NE-CZ-NH2	-5.54	117.53	120.30
1	A	598	ASP	CB-CG-OD1	5.54	123.28	118.30
1	L	598	ASP	CB-CG-OD1	5.54	123.28	118.30
1	F	908	ASP	CB-CG-OD1	5.54	123.28	118.30
1	N	287	ASP	CB-CG-OD1	5.54	123.28	118.30
1	N	375	ASP	CB-CG-OD1	5.54	123.28	118.30
1	E	908	ASP	CB-CG-OD1	5.53	123.28	118.30
1	I	287	ASP	CB-CG-OD1	5.53	123.28	118.30
1	M	908	ASP	CB-CG-OD1	5.53	123.28	118.30
1	P	908	ASP	CB-CG-OD1	5.53	123.28	118.30
1	H	917	ARG	NE-CZ-NH2	-5.52	117.54	120.30
1	K	610	ASP	CB-CG-OD2	-5.52	113.33	118.30

Continued on next page...

Continued from previous page...

Mol	Chain	Res	Type	Atoms	Z	Observed(°)	Ideal(°)
1	L	287	ASP	CB-CG-OD1	5.52	123.27	118.30
1	N	610	ASP	CB-CG-OD2	-5.52	113.33	118.30
1	A	610	ASP	CB-CG-OD2	-5.52	113.34	118.30
1	G	610	ASP	CB-CG-OD2	-5.51	113.34	118.30
1	O	598	ASP	CB-CG-OD1	5.51	123.26	118.30
1	H	287	ASP	CB-CG-OD1	5.51	123.26	118.30
1	J	507	ASP	CB-CG-OD2	-5.51	113.34	118.30
1	K	287	ASP	CB-CG-OD1	5.51	123.26	118.30
1	D	43	ARG	NE-CZ-NH2	-5.51	117.55	120.30
1	D	287	ASP	CB-CG-OD1	5.51	123.26	118.30
1	O	908	ASP	CB-CG-OD1	5.51	123.26	118.30
1	O	287	ASP	CB-CG-OD1	5.51	123.26	118.30
1	A	287	ASP	CB-CG-OD1	5.51	123.26	118.30
1	F	938	ARG	NE-CZ-NH1	5.51	123.05	120.30
1	C	507	ASP	CB-CG-OD2	-5.50	113.35	118.30
1	M	598	ASP	CB-CG-OD1	5.50	123.25	118.30
1	B	610	ASP	CB-CG-OD2	-5.50	113.35	118.30
1	I	938	ARG	NE-CZ-NH1	5.50	123.05	120.30
1	M	287	ASP	CB-CG-OD1	5.50	123.25	118.30
1	G	598	ASP	CB-CG-OD1	5.50	123.25	118.30
1	A	43	ARG	NE-CZ-NH2	-5.50	117.55	120.30
1	E	610	ASP	CB-CG-OD2	-5.50	113.35	118.30
1	O	439	ARG	NE-CZ-NH2	-5.50	117.55	120.30
1	L	610	ASP	CB-CG-OD2	-5.50	113.35	118.30
1	M	104	THR	CA-CB-CG2	-5.50	104.71	112.40
1	G	104	THR	CA-CB-CG2	-5.49	104.71	112.40
1	N	909	ARG	NE-CZ-NH2	-5.49	117.55	120.30
1	C	287	ASP	CB-CG-OD1	5.49	123.24	118.30
1	B	598	ASP	CB-CG-OD1	5.49	123.24	118.30
1	O	917	ARG	NE-CZ-NH2	-5.49	117.56	120.30
1	C	909	ARG	NE-CZ-NH2	-5.49	117.56	120.30
1	J	917	ARG	NE-CZ-NH2	-5.49	117.56	120.30
1	C	938	ARG	NE-CZ-NH1	5.49	123.04	120.30
1	H	104	THR	CA-CB-CG2	-5.49	104.72	112.40
1	B	104	THR	CA-CB-CG2	-5.49	104.72	112.40
1	I	104	THR	CA-CB-CG2	-5.49	104.72	112.40
1	D	917	ARG	NE-CZ-NH2	-5.48	117.56	120.30
1	F	917	ARG	NE-CZ-NH2	-5.48	117.56	120.30
1	O	104	THR	CA-CB-CG2	-5.48	104.72	112.40
1	A	507	ASP	CB-CG-OD2	-5.48	113.37	118.30
1	F	104	THR	CA-CB-CG2	-5.48	104.73	112.40
1	P	104	THR	CA-CB-CG2	-5.48	104.73	112.40

Continued on next page...

Continued from previous page...

Mol	Chain	Res	Type	Atoms	Z	Observed(°)	Ideal(°)
1	N	507	ASP	CB-CG-OD2	-5.48	113.37	118.30
1	D	938	ARG	NE-CZ-NH1	5.48	123.04	120.30
1	K	598	ASP	CB-CG-OD1	5.48	123.23	118.30
1	B	287	ASP	CB-CG-OD1	5.48	123.23	118.30
1	K	104	THR	CA-CB-CG2	-5.48	104.73	112.40
1	F	507	ASP	CB-CG-OD2	-5.47	113.37	118.30
1	G	507	ASP	CB-CG-OD2	-5.47	113.37	118.30
1	J	287	ASP	CB-CG-OD1	5.47	123.22	118.30
1	L	104	THR	CA-CB-CG2	-5.47	104.74	112.40
1	L	507	ASP	CB-CG-OD2	-5.47	113.38	118.30
1	P	507	ASP	CB-CG-OD2	-5.47	113.38	118.30
1	A	104	THR	CA-CB-CG2	-5.47	104.74	112.40
1	K	507	ASP	CB-CG-OD2	-5.47	113.38	118.30
1	P	287	ASP	CB-CG-OD1	5.47	123.22	118.30
1	D	104	THR	CA-CB-CG2	-5.47	104.75	112.40
1	N	104	THR	CA-CB-CG2	-5.47	104.75	112.40
1	O	507	ASP	CB-CG-OD2	-5.46	113.38	118.30
1	F	287	ASP	CB-CG-OD1	5.46	123.22	118.30
1	J	104	THR	CA-CB-CG2	-5.46	104.75	112.40
1	E	104	THR	CA-CB-CG2	-5.46	104.76	112.40
1	C	104	THR	CA-CB-CG2	-5.46	104.76	112.40
1	H	201	ASP	CB-CG-OD1	5.46	123.21	118.30
1	N	790	ASP	CB-CG-OD1	5.46	123.21	118.30
1	P	917	ARG	NE-CZ-NH2	-5.46	117.57	120.30
1	G	917	ARG	NE-CZ-NH2	-5.45	117.57	120.30
1	G	938	ARG	NE-CZ-NH1	5.45	123.03	120.30
1	O	201	ASP	CB-CG-OD1	5.45	123.21	118.30
1	O	790	ASP	CB-CG-OD1	5.45	123.20	118.30
1	M	507	ASP	CB-CG-OD2	-5.45	113.40	118.30
1	B	507	ASP	CB-CG-OD2	-5.45	113.40	118.30
1	N	938	ARG	NE-CZ-NH1	5.45	123.02	120.30
1	B	52	ARG	NE-CZ-NH2	-5.44	117.58	120.30
1	D	507	ASP	CB-CG-OD2	-5.44	113.40	118.30
1	C	790	ASP	CB-CG-OD1	5.44	123.20	118.30
1	H	46	ARG	CA-CB-CG	-5.44	101.42	113.40
1	C	917	ARG	NE-CZ-NH2	-5.44	117.58	120.30
1	H	790	ASP	CB-CG-OD1	5.44	123.19	118.30
1	E	917	ARG	NE-CZ-NH2	-5.44	117.58	120.30
1	L	938	ARG	NE-CZ-NH1	5.43	123.02	120.30
1	A	917	ARG	NE-CZ-NH2	-5.43	117.59	120.30
1	G	790	ASP	CB-CG-OD1	5.43	123.19	118.30
1	H	507	ASP	CB-CG-OD2	-5.43	113.41	118.30

Continued on next page...

Continued from previous page...

Mol	Chain	Res	Type	Atoms	Z	Observed(°)	Ideal(°)
1	I	790	ASP	CB-CG-OD1	5.43	123.19	118.30
1	M	938	ARG	NE-CZ-NH1	5.43	123.02	120.30
1	O	46	ARG	CA-CB-CG	-5.43	101.46	113.40
1	A	790	ASP	CB-CG-OD1	5.43	123.19	118.30
1	O	52	ARG	NE-CZ-NH2	-5.43	117.59	120.30
1	I	46	ARG	CA-CB-CG	-5.42	101.47	113.40
1	I	52	ARG	NE-CZ-NH2	-5.42	117.59	120.30
1	J	790	ASP	CB-CG-OD1	5.42	123.18	118.30
1	M	46	ARG	CA-CB-CG	-5.42	101.47	113.40
1	P	46	ARG	CA-CB-CG	-5.42	101.47	113.40
1	E	507	ASP	CB-CG-OD2	-5.42	113.42	118.30
1	J	46	ARG	CA-CB-CG	-5.42	101.47	113.40
1	P	201	ASP	CB-CG-OD1	5.42	123.18	118.30
1	P	790	ASP	CB-CG-OD1	5.42	123.18	118.30
1	A	46	ARG	CA-CB-CG	-5.42	101.48	113.40
1	E	790	ASP	CB-CG-OD1	5.42	123.18	118.30
1	F	46	ARG	CA-CB-CG	-5.42	101.48	113.40
1	C	46	ARG	CA-CB-CG	-5.42	101.48	113.40
1	D	790	ASP	CB-CG-OD1	5.42	123.17	118.30
1	F	201	ASP	CB-CG-OD1	5.42	123.18	118.30
1	I	917	ARG	NE-CZ-NH2	-5.42	117.59	120.30
1	F	790	ASP	CB-CG-OD1	5.41	123.17	118.30
1	L	46	ARG	CA-CB-CG	-5.41	101.49	113.40
1	L	790	ASP	CB-CG-OD1	5.41	123.17	118.30
1	M	790	ASP	CB-CG-OD1	5.41	123.17	118.30
1	B	790	ASP	CB-CG-OD1	5.41	123.17	118.30
1	E	46	ARG	CA-CB-CG	-5.41	101.50	113.40
1	G	46	ARG	CA-CB-CG	-5.41	101.50	113.40
1	B	46	ARG	CA-CB-CG	-5.41	101.50	113.40
1	E	938	ARG	NE-CZ-NH1	5.41	123.00	120.30
1	H	52	ARG	NE-CZ-NH2	-5.41	117.60	120.30
1	K	201	ASP	CB-CG-OD1	5.41	123.17	118.30
1	N	46	ARG	CA-CB-CG	-5.41	101.50	113.40
1	P	938	ARG	NE-CZ-NH1	5.41	123.00	120.30
1	I	507	ASP	CB-CG-OD2	-5.41	113.43	118.30
1	K	46	ARG	CA-CB-CG	-5.40	101.51	113.40
1	K	917	ARG	NE-CZ-NH2	-5.40	117.60	120.30
1	C	164	ASP	CB-CG-OD2	-5.40	113.44	118.30
1	D	46	ARG	CA-CB-CG	-5.40	101.52	113.40
1	K	790	ASP	CB-CG-OD1	5.40	123.16	118.30
1	L	201	ASP	CB-CG-OD1	5.40	123.16	118.30
1	P	52	ARG	NE-CZ-NH2	-5.40	117.60	120.30

Continued on next page...

Continued from previous page...

Mol	Chain	Res	Type	Atoms	Z	Observed(°)	Ideal(°)
1	L	52	ARG	NE-CZ-NH2	-5.39	117.60	120.30
1	B	917	ARG	NE-CZ-NH2	-5.39	117.60	120.30
1	E	164	ASP	CB-CG-OD2	-5.39	113.45	118.30
1	I	201	ASP	CB-CG-OD1	5.39	123.15	118.30
1	C	201	ASP	CB-CG-OD1	5.39	123.15	118.30
1	L	917	ARG	NE-CZ-NH2	-5.39	117.61	120.30
1	C	5	ASP	CB-CG-OD1	5.39	123.15	118.30
1	H	5	ASP	CB-CG-OD1	5.38	123.14	118.30
1	P	164	ASP	CB-CG-OD2	-5.38	113.45	118.30
1	C	52	ARG	NE-CZ-NH2	-5.38	117.61	120.30
1	A	201	ASP	CB-CG-OD1	5.38	123.14	118.30
1	A	52	ARG	NE-CZ-NH2	-5.38	117.61	120.30
1	B	938	ARG	NE-CZ-NH1	5.38	122.99	120.30
1	I	5	ASP	CB-CG-OD1	5.38	123.14	118.30
1	N	439	ARG	NE-CZ-NH2	-5.38	117.61	120.30
1	O	938	ARG	NE-CZ-NH1	5.38	122.99	120.30
1	L	164	ASP	CB-CG-OD2	-5.37	113.46	118.30
1	N	164	ASP	CB-CG-OD2	-5.37	113.47	118.30
1	D	201	ASP	CB-CG-OD1	5.37	123.13	118.30
1	H	938	ARG	NE-CZ-NH1	5.37	122.98	120.30
1	B	201	ASP	CB-CG-OD1	5.37	123.13	118.30
1	G	201	ASP	CB-CG-OD1	5.37	123.13	118.30
1	M	201	ASP	CB-CG-OD1	5.37	123.13	118.30
1	A	938	ARG	NE-CZ-NH1	5.36	122.98	120.30
1	C	439	ARG	NE-CZ-NH2	-5.36	117.62	120.30
1	H	875	ASP	CB-CG-OD2	-5.36	113.47	118.30
1	G	828	ASP	CB-CG-OD1	5.36	123.12	118.30
1	B	164	ASP	CB-CG-OD2	-5.36	113.48	118.30
1	J	164	ASP	CB-CG-OD2	-5.36	113.48	118.30
1	P	875	ASP	CB-CG-OD2	-5.36	113.48	118.30
1	F	5	ASP	CB-CG-OD1	5.35	123.12	118.30
1	I	164	ASP	CB-CG-OD2	-5.35	113.48	118.30
1	J	201	ASP	CB-CG-OD1	5.35	123.12	118.30
1	O	164	ASP	CB-CG-OD2	-5.35	113.48	118.30
1	K	439	ARG	NE-CZ-NH2	-5.35	117.63	120.30
1	M	917	ARG	NE-CZ-NH2	-5.35	117.63	120.30
1	J	938	ARG	NE-CZ-NH1	5.35	122.97	120.30
1	E	201	ASP	CB-CG-OD1	5.34	123.11	118.30
1	F	164	ASP	CB-CG-OD2	-5.34	113.49	118.30
1	J	439	ARG	NE-CZ-NH2	-5.34	117.63	120.30
1	A	439	ARG	NE-CZ-NH2	-5.34	117.63	120.30
1	K	938	ARG	NE-CZ-NH1	5.34	122.97	120.30

Continued on next page...

Continued from previous page...

Mol	Chain	Res	Type	Atoms	Z	Observed(°)	Ideal(°)
1	A	164	ASP	CB-CG-OD2	-5.34	113.49	118.30
1	K	164	ASP	CB-CG-OD2	-5.34	113.49	118.30
1	I	828	ASP	CB-CG-OD1	5.34	123.10	118.30
1	C	875	ASP	CB-CG-OD2	-5.34	113.50	118.30
1	K	828	ASP	CB-CG-OD1	5.33	123.10	118.30
1	M	875	ASP	CB-CG-OD2	-5.33	113.50	118.30
1	B	875	ASP	CB-CG-OD2	-5.33	113.50	118.30
1	F	439	ARG	NE-CZ-NH2	-5.33	117.63	120.30
1	J	5	ASP	CB-CG-OD1	5.33	123.10	118.30
1	H	164	ASP	CB-CG-OD2	-5.33	113.50	118.30
1	D	164	ASP	CB-CG-OD2	-5.33	113.50	118.30
1	G	52	ARG	NE-CZ-NH2	-5.33	117.64	120.30
1	O	5	ASP	CB-CG-OD1	5.33	123.09	118.30
1	O	828	ASP	CB-CG-OD1	5.33	123.10	118.30
1	H	648	ASP	CB-CG-OD1	5.33	123.09	118.30
1	L	828	ASP	CB-CG-OD1	5.33	123.09	118.30
1	A	5	ASP	CB-CG-OD1	5.33	123.09	118.30
1	G	5	ASP	CB-CG-OD1	5.32	123.09	118.30
1	J	828	ASP	CB-CG-OD1	5.32	123.09	118.30
1	A	875	ASP	CB-CG-OD2	-5.32	113.51	118.30
1	N	201	ASP	CB-CG-OD1	5.32	123.09	118.30
1	B	5	ASP	CB-CG-OD1	5.32	123.09	118.30
1	P	439	ARG	NE-CZ-NH2	-5.32	117.64	120.30
1	A	828	ASP	CB-CG-OD1	5.32	123.09	118.30
1	F	875	ASP	CB-CG-OD2	-5.32	113.52	118.30
1	H	439	ARG	NE-CZ-NH2	-5.32	117.64	120.30
1	J	875	ASP	CB-CG-OD2	-5.32	113.52	118.30
1	M	5	ASP	CB-CG-OD1	5.32	123.08	118.30
1	C	828	ASP	CB-CG-OD1	5.31	123.08	118.30
1	L	5	ASP	CB-CG-OD1	5.31	123.08	118.30
1	M	52	ARG	NE-CZ-NH2	-5.31	117.64	120.30
1	K	875	ASP	CB-CG-OD2	-5.31	113.52	118.30
1	D	5	ASP	CB-CG-OD1	5.31	123.08	118.30
1	C	648	ASP	CB-CG-OD1	5.31	123.08	118.30
1	B	828	ASP	CB-CG-OD1	5.30	123.07	118.30
1	F	52	ARG	NE-CZ-NH2	-5.30	117.65	120.30
1	G	648	ASP	CB-CG-OD1	5.30	123.08	118.30
1	M	164	ASP	CB-CG-OD2	-5.30	113.53	118.30
1	N	828	ASP	CB-CG-OD1	5.30	123.08	118.30
1	L	439	ARG	NE-CZ-NH2	-5.30	117.65	120.30
1	M	828	ASP	CB-CG-OD1	5.30	123.07	118.30
1	F	828	ASP	CB-CG-OD1	5.30	123.07	118.30

Continued on next page...

Continued from previous page...

Mol	Chain	Res	Type	Atoms	Z	Observed(°)	Ideal(°)
1	O	987	ASP	CB-CG-OD1	5.30	123.07	118.30
1	P	5	ASP	CB-CG-OD1	5.30	123.07	118.30
1	J	52	ARG	NE-CZ-NH2	-5.30	117.65	120.30
1	L	648	ASP	CB-CG-OD1	5.30	123.07	118.30
1	G	164	ASP	CB-CG-OD2	-5.30	113.53	118.30
1	G	439	ARG	NE-CZ-NH2	-5.30	117.65	120.30
1	E	5	ASP	CB-CG-OD1	5.29	123.06	118.30
1	E	875	ASP	CB-CG-OD2	-5.29	113.53	118.30
1	N	917	ARG	NE-CZ-NH2	-5.29	117.65	120.30
1	D	875	ASP	CB-CG-OD2	-5.29	113.54	118.30
1	E	828	ASP	CB-CG-OD1	5.29	123.06	118.30
1	I	439	ARG	NE-CZ-NH2	-5.29	117.66	120.30
1	I	875	ASP	CB-CG-OD2	-5.29	113.54	118.30
1	K	648	ASP	CB-CG-OD1	5.29	123.06	118.30
1	K	52	ARG	NE-CZ-NH2	-5.29	117.66	120.30
1	M	648	ASP	CB-CG-OD1	5.28	123.05	118.30
1	D	52	ARG	NE-CZ-NH2	-5.28	117.66	120.30
1	L	875	ASP	CB-CG-OD2	-5.28	113.55	118.30
1	E	52	ARG	NE-CZ-NH2	-5.28	117.66	120.30
1	I	916	ASP	CB-CG-OD2	-5.28	113.55	118.30
1	L	987	ASP	CB-CG-OD1	5.28	123.05	118.30
1	N	875	ASP	CB-CG-OD2	-5.28	113.55	118.30
1	N	648	ASP	CB-CG-OD1	5.27	123.05	118.30
1	P	828	ASP	CB-CG-OD1	5.27	123.05	118.30
1	J	648	ASP	CB-CG-OD1	5.27	123.04	118.30
1	M	439	ARG	NE-CZ-NH2	-5.27	117.67	120.30
1	D	828	ASP	CB-CG-OD1	5.27	123.04	118.30
1	I	648	ASP	CB-CG-OD1	5.27	123.04	118.30
1	N	987	ASP	CB-CG-OD1	5.27	123.04	118.30
1	E	439	ARG	NE-CZ-NH2	-5.26	117.67	120.30
1	L	916	ASP	CB-CG-OD2	-5.26	113.56	118.30
1	A	648	ASP	CB-CG-OD1	5.26	123.03	118.30
1	P	648	ASP	CB-CG-OD1	5.26	123.04	118.30
1	H	828	ASP	CB-CG-OD1	5.26	123.03	118.30
1	D	916	ASP	CB-CG-OD2	-5.25	113.57	118.30
1	B	439	ARG	NE-CZ-NH2	-5.25	117.67	120.30
1	E	648	ASP	CB-CG-OD1	5.25	123.03	118.30
1	A	252	ASP	CB-CG-OD1	5.25	123.02	118.30
1	E	252	ASP	CB-CG-OD1	5.25	123.02	118.30
1	M	987	ASP	CB-CG-OD1	5.25	123.02	118.30
1	B	648	ASP	CB-CG-OD1	5.25	123.02	118.30
1	G	875	ASP	CB-CG-OD2	-5.25	113.58	118.30

Continued on next page...

Continued from previous page...

Mol	Chain	Res	Type	Atoms	Z	Observed(°)	Ideal(°)
1	K	5	ASP	CB-CG-OD1	5.25	123.02	118.30
1	K	916	ASP	CB-CG-OD2	-5.24	113.58	118.30
1	E	924	ASP	CB-CG-OD2	-5.24	113.58	118.30
1	J	987	ASP	CB-CG-OD1	5.24	123.02	118.30
1	N	5	ASP	CB-CG-OD1	5.24	123.02	118.30
1	H	987	ASP	CB-CG-OD1	5.24	123.01	118.30
1	A	987	ASP	CB-CG-OD1	5.24	123.01	118.30
1	E	987	ASP	CB-CG-OD1	5.24	123.01	118.30
1	F	252	ASP	CB-CG-OD1	5.24	123.01	118.30
1	M	252	ASP	CB-CG-OD1	5.24	123.01	118.30
1	P	987	ASP	CB-CG-OD1	5.23	123.01	118.30
1	C	916	ASP	CB-CG-OD2	-5.23	113.60	118.30
1	D	252	ASP	CB-CG-OD1	5.23	123.00	118.30
1	G	916	ASP	CB-CG-OD2	-5.23	113.60	118.30
1	O	875	ASP	CB-CG-OD2	-5.23	113.60	118.30
1	E	916	ASP	CB-CG-OD2	-5.22	113.60	118.30
1	N	569	ASP	CB-CG-OD1	5.22	123.00	118.30
1	A	916	ASP	CB-CG-OD2	-5.22	113.60	118.30
1	F	648	ASP	CB-CG-OD1	5.22	123.00	118.30
1	G	924	ASP	CB-CG-OD2	-5.22	113.60	118.30
1	I	924	ASP	CB-CG-OD2	-5.22	113.60	118.30
1	P	924	ASP	CB-CG-OD2	-5.22	113.60	118.30
1	K	987	ASP	CB-CG-OD1	5.22	123.00	118.30
1	N	52	ARG	NE-CZ-NH2	-5.22	117.69	120.30
1	D	439	ARG	NE-CZ-NH2	-5.22	117.69	120.30
1	K	924	ASP	CB-CG-OD2	-5.22	113.60	118.30
1	L	252	ASP	CB-CG-OD1	5.22	123.00	118.30
1	O	648	ASP	CB-CG-OD1	5.22	123.00	118.30
1	C	252	ASP	CB-CG-OD1	5.21	122.99	118.30
1	D	648	ASP	CB-CG-OD1	5.21	122.99	118.30
1	D	987	ASP	CB-CG-OD1	5.21	122.99	118.30
1	N	252	ASP	CB-CG-OD1	5.21	122.99	118.30
1	P	252	ASP	CB-CG-OD1	5.21	122.99	118.30
1	H	924	ASP	CB-CG-OD2	-5.21	113.61	118.30
1	J	924	ASP	CB-CG-OD2	-5.20	113.62	118.30
1	K	252	ASP	CB-CG-OD1	5.20	122.98	118.30
1	A	924	ASP	CB-CG-OD2	-5.20	113.62	118.30
1	O	569	ASP	CB-CG-OD1	5.20	122.98	118.30
1	O	916	ASP	CB-CG-OD2	-5.20	113.62	118.30
1	N	924	ASP	CB-CG-OD2	-5.20	113.62	118.30
1	C	987	ASP	CB-CG-OD1	5.20	122.98	118.30
1	H	916	ASP	CB-CG-OD2	-5.20	113.62	118.30

Continued on next page...

Continued from previous page...

Mol	Chain	Res	Type	Atoms	Z	Observed(°)	Ideal(°)
1	D	924	ASP	CB-CG-OD2	-5.19	113.62	118.30
1	I	252	ASP	CB-CG-OD1	5.19	122.97	118.30
1	I	987	ASP	CB-CG-OD1	5.19	122.97	118.30
1	L	924	ASP	CB-CG-OD2	-5.19	113.63	118.30
1	K	1006	GLU	CG-CD-OE2	-5.19	107.92	118.30
1	O	924	ASP	CB-CG-OD2	-5.19	113.63	118.30
1	F	916	ASP	CB-CG-OD2	-5.19	113.63	118.30
1	B	1006	GLU	CG-CD-OE2	-5.19	107.93	118.30
1	M	916	ASP	CB-CG-OD2	-5.19	113.63	118.30
1	O	1006	GLU	CG-CD-OE2	-5.19	107.93	118.30
1	B	987	ASP	CB-CG-OD1	5.18	122.97	118.30
1	M	924	ASP	CB-CG-OD2	-5.18	113.64	118.30
1	N	916	ASP	CB-CG-OD2	-5.18	113.63	118.30
1	P	916	ASP	CB-CG-OD2	-5.18	113.63	118.30
1	D	428	ASP	CB-CG-OD1	5.18	122.96	118.30
1	F	987	ASP	CB-CG-OD1	5.18	122.97	118.30
1	B	924	ASP	CB-CG-OD2	-5.18	113.64	118.30
1	F	924	ASP	CB-CG-OD2	-5.18	113.64	118.30
1	B	252	ASP	CB-CG-OD1	5.18	122.96	118.30
1	H	1006	GLU	CG-CD-OE2	-5.18	107.95	118.30
1	D	71	GLU	CB-CA-C	5.17	120.75	110.40
1	H	252	ASP	CB-CG-OD1	5.17	122.96	118.30
1	B	916	ASP	CB-CG-OD2	-5.17	113.65	118.30
1	F	1006	GLU	CG-CD-OE2	-5.17	107.96	118.30
1	G	71	GLU	CB-CA-C	5.17	120.74	110.40
1	G	987	ASP	CB-CG-OD1	5.17	122.95	118.30
1	G	1006	GLU	CG-CD-OE2	-5.17	107.96	118.30
1	N	1006	GLU	CG-CD-OE2	-5.17	107.96	118.30
1	J	1006	GLU	CG-CD-OE2	-5.17	107.96	118.30
1	K	569	ASP	CB-CG-OD1	5.17	122.95	118.30
1	A	1006	GLU	CG-CD-OE2	-5.17	107.97	118.30
1	D	1006	GLU	CG-CD-OE2	-5.17	107.96	118.30
1	G	252	ASP	CB-CG-OD1	5.17	122.95	118.30
1	H	428	ASP	CB-CG-OD1	5.17	122.95	118.30
1	H	569	ASP	CB-CG-OD1	5.17	122.95	118.30
1	O	252	ASP	CB-CG-OD1	5.17	122.95	118.30
1	E	428	ASP	CB-CG-OD1	5.17	122.95	118.30
1	L	1006	GLU	CG-CD-OE2	-5.17	107.97	118.30
1	C	1006	GLU	CG-CD-OE2	-5.16	107.97	118.30
1	P	1006	GLU	CG-CD-OE2	-5.16	107.97	118.30
1	E	71	GLU	CB-CA-C	5.16	120.72	110.40
1	F	71	GLU	CB-CA-C	5.16	120.72	110.40

Continued on next page...

Continued from previous page...

Mol	Chain	Res	Type	Atoms	Z	Observed(°)	Ideal(°)
1	H	71	GLU	CB-CA-C	5.16	120.72	110.40
1	J	916	ASP	CB-CG-OD2	-5.16	113.66	118.30
1	M	428	ASP	CB-CG-OD1	5.16	122.94	118.30
1	N	71	GLU	CB-CA-C	5.16	120.72	110.40
1	I	1006	GLU	CG-CD-OE2	-5.16	107.98	118.30
1	L	428	ASP	CB-CG-OD1	5.16	122.94	118.30
1	O	71	GLU	CB-CA-C	5.16	120.72	110.40
1	O	428	ASP	CB-CG-OD1	5.16	122.94	118.30
1	E	1006	GLU	CG-CD-OE2	-5.16	107.98	118.30
1	P	71	GLU	CB-CA-C	5.16	120.71	110.40
1	I	428	ASP	CB-CG-OD1	5.16	122.94	118.30
1	J	71	GLU	CB-CA-C	5.16	120.71	110.40
1	M	1006	GLU	CG-CD-OE2	-5.16	107.99	118.30
1	A	71	GLU	CB-CA-C	5.15	120.71	110.40
1	C	71	GLU	CB-CA-C	5.15	120.71	110.40
1	C	428	ASP	CB-CG-OD1	5.15	122.94	118.30
1	A	428	ASP	CB-CG-OD1	5.15	122.94	118.30
1	G	569	ASP	CB-CG-OD1	5.15	122.94	118.30
1	K	71	GLU	CB-CA-C	5.15	120.70	110.40
1	L	71	GLU	CB-CA-C	5.15	120.71	110.40
1	I	569	ASP	CB-CG-OD1	5.15	122.94	118.30
1	M	59	ARG	NE-CZ-NH1	5.15	122.87	120.30
1	M	71	GLU	CB-CA-C	5.15	120.69	110.40
1	B	71	GLU	CB-CA-C	5.15	120.69	110.40
1	E	569	ASP	CB-CG-OD1	5.15	122.93	118.30
1	F	569	ASP	CB-CG-OD1	5.14	122.93	118.30
1	I	71	GLU	CB-CA-C	5.14	120.69	110.40
1	C	569	ASP	CB-CG-OD1	5.14	122.93	118.30
1	C	924	ASP	CB-CG-OD2	-5.14	113.67	118.30
1	A	569	ASP	CB-CG-OD1	5.14	122.92	118.30
1	J	428	ASP	CB-CG-OD1	5.14	122.92	118.30
1	M	569	ASP	CB-CG-OD1	5.14	122.92	118.30
1	J	569	ASP	CB-CG-OD1	5.13	122.92	118.30
1	J	252	ASP	CB-CG-OD1	5.13	122.92	118.30
1	D	569	ASP	CB-CG-OD1	5.13	122.92	118.30
1	K	428	ASP	CB-CG-OD1	5.12	122.91	118.30
1	L	569	ASP	CB-CG-OD1	5.12	122.91	118.30
1	N	335	VAL	CB-CA-C	-5.12	101.67	111.40
1	M	335	VAL	CB-CA-C	-5.12	101.67	111.40
1	N	428	ASP	CB-CG-OD1	5.12	122.91	118.30
1	P	428	ASP	CB-CG-OD1	5.12	122.91	118.30
1	K	335	VAL	CB-CA-C	-5.12	101.68	111.40

Continued on next page...

Continued from previous page...

Mol	Chain	Res	Type	Atoms	Z	Observed(°)	Ideal(°)
1	F	428	ASP	CB-CG-OD1	5.11	122.90	118.30
1	H	335	VAL	CB-CA-C	-5.11	101.69	111.40
1	O	335	VAL	CB-CA-C	-5.11	101.69	111.40
1	K	234	ASP	CB-CG-OD1	5.11	122.90	118.30
1	A	234	ASP	CB-CG-OD1	5.11	122.90	118.30
1	A	335	VAL	CB-CA-C	-5.11	101.70	111.40
1	F	335	VAL	CB-CA-C	-5.11	101.70	111.40
1	G	335	VAL	CB-CA-C	-5.11	101.70	111.40
1	P	569	ASP	CB-CG-OD1	5.10	122.89	118.30
1	E	335	VAL	CB-CA-C	-5.10	101.71	111.40
1	I	335	VAL	CB-CA-C	-5.10	101.71	111.40
1	B	428	ASP	CB-CG-OD1	5.10	122.89	118.30
1	C	335	VAL	CB-CA-C	-5.10	101.71	111.40
1	D	335	VAL	CB-CA-C	-5.10	101.72	111.40
1	J	335	VAL	CB-CA-C	-5.10	101.72	111.40
1	P	335	VAL	CB-CA-C	-5.09	101.72	111.40
1	C	234	ASP	CB-CG-OD1	5.09	122.88	118.30
1	B	569	ASP	CB-CG-OD1	5.09	122.88	118.30
1	F	234	ASP	CB-CG-OD1	5.09	122.88	118.30
1	L	335	VAL	CB-CA-C	-5.09	101.73	111.40
1	E	1018	LEU	CB-CA-C	-5.09	100.53	110.20
1	B	335	VAL	CB-CA-C	-5.08	101.74	111.40
1	E	234	ASP	CB-CG-OD1	5.08	122.88	118.30
1	G	234	ASP	CB-CG-OD1	5.08	122.88	118.30
1	N	1018	LEU	CB-CA-C	-5.08	100.54	110.20
1	L	234	ASP	CB-CG-OD1	5.08	122.87	118.30
1	H	1018	LEU	CB-CA-C	-5.07	100.56	110.20
1	I	1018	LEU	CB-CA-C	-5.07	100.56	110.20
1	O	59	ARG	NE-CZ-NH1	5.07	122.84	120.30
1	L	1018	LEU	CB-CA-C	-5.07	100.57	110.20
1	M	234	ASP	CB-CG-OD1	5.07	122.86	118.30
1	C	344	LEU	CA-CB-CG	-5.07	103.65	115.30
1	E	344	LEU	CA-CB-CG	-5.07	103.65	115.30
1	A	1018	LEU	CB-CA-C	-5.07	100.58	110.20
1	C	164	ASP	CB-CG-OD1	5.07	122.86	118.30
1	G	428	ASP	CB-CG-OD1	5.07	122.86	118.30
1	P	59	ARG	NE-CZ-NH1	5.06	122.83	120.30
1	B	1018	LEU	CB-CA-C	-5.06	100.58	110.20
1	C	1018	LEU	CB-CA-C	-5.06	100.58	110.20
1	P	344	LEU	CA-CB-CG	-5.06	103.65	115.30
1	G	1018	LEU	CB-CA-C	-5.06	100.59	110.20
1	N	234	ASP	CB-CG-OD1	5.06	122.85	118.30

Continued on next page...

Continued from previous page...

Mol	Chain	Res	Type	Atoms	Z	Observed(°)	Ideal(°)
1	G	59	ARG	NE-CZ-NH1	5.06	122.83	120.30
1	I	234	ASP	CB-CG-OD1	5.06	122.85	118.30
1	I	344	LEU	CA-CB-CG	-5.06	103.67	115.30
1	K	1018	LEU	CB-CA-C	-5.06	100.59	110.20
1	M	1018	LEU	CB-CA-C	-5.06	100.59	110.20
1	O	344	LEU	CA-CB-CG	-5.06	103.67	115.30
1	L	344	LEU	CA-CB-CG	-5.06	103.67	115.30
1	J	1018	LEU	CB-CA-C	-5.05	100.60	110.20
1	O	1018	LEU	CB-CA-C	-5.05	100.60	110.20
1	D	1018	LEU	CB-CA-C	-5.05	100.60	110.20
1	M	344	LEU	CA-CB-CG	-5.05	103.68	115.30
1	A	344	LEU	CA-CB-CG	-5.05	103.69	115.30
1	H	77	ASP	CB-CG-OD1	5.05	122.84	118.30
1	K	344	LEU	CA-CB-CG	-5.05	103.69	115.30
1	P	1018	LEU	CB-CA-C	-5.05	100.61	110.20
1	B	164	ASP	CB-CG-OD1	5.05	122.84	118.30
1	B	234	ASP	CB-CG-OD1	5.05	122.84	118.30
1	D	344	LEU	CA-CB-CG	-5.05	103.69	115.30
1	C	59	ARG	NE-CZ-NH1	5.04	122.82	120.30
1	C	919	ASP	CB-CG-OD2	-5.04	113.76	118.30
1	D	492	ASP	CB-CG-OD1	5.04	122.84	118.30
1	N	344	LEU	CA-CB-CG	-5.04	103.70	115.30
1	D	234	ASP	CB-CG-OD1	5.04	122.84	118.30
1	E	77	ASP	CB-CG-OD1	5.04	122.84	118.30
1	J	344	LEU	CA-CB-CG	-5.04	103.70	115.30
1	B	344	LEU	CA-CB-CG	-5.04	103.71	115.30
1	F	1018	LEU	CB-CA-C	-5.04	100.62	110.20
1	N	59	ARG	NE-CZ-NH1	5.04	122.82	120.30
1	G	344	LEU	CA-CB-CG	-5.04	103.71	115.30
1	H	164	ASP	CB-CG-OD1	5.04	122.83	118.30
1	O	234	ASP	CB-CG-OD1	5.04	122.83	118.30
1	H	344	LEU	CA-CB-CG	-5.04	103.72	115.30
1	I	77	ASP	CB-CG-OD1	5.04	122.83	118.30
1	J	579	ASP	CB-CG-OD2	-5.04	113.77	118.30
1	M	832	ASP	CB-CG-OD1	5.04	122.83	118.30
1	P	234	ASP	CB-CG-OD1	5.04	122.83	118.30
1	F	344	LEU	CA-CB-CG	-5.03	103.72	115.30
1	J	234	ASP	CB-CG-OD1	5.03	122.83	118.30
1	N	164	ASP	CB-CG-OD1	5.03	122.83	118.30
1	B	492	ASP	CB-CG-OD1	5.03	122.83	118.30
1	B	59	ARG	NE-CZ-NH1	5.03	122.81	120.30
1	J	59	ARG	NE-CZ-NH1	5.02	122.81	120.30

Continued on next page...

Continued from previous page...

Mol	Chain	Res	Type	Atoms	Z	Observed(°)	Ideal(°)
1	F	710	GLU	CB-CA-C	-5.02	100.35	110.40
1	H	710	GLU	CB-CA-C	-5.02	100.35	110.40
1	K	579	ASP	CB-CG-OD2	-5.02	113.78	118.30
1	I	59	ARG	NE-CZ-NH1	5.02	122.81	120.30
1	E	164	ASP	CB-CG-OD1	5.02	122.81	118.30
1	I	492	ASP	CB-CG-OD1	5.01	122.81	118.30
1	M	710	GLU	CB-CA-C	-5.01	100.38	110.40
1	I	164	ASP	CB-CG-OD1	5.01	122.81	118.30
1	I	579	ASP	CB-CG-OD2	-5.01	113.79	118.30
1	K	710	GLU	CB-CA-C	-5.01	100.38	110.40
1	O	710	GLU	CB-CA-C	-5.01	100.38	110.40
1	A	59	ARG	NE-CZ-NH1	5.01	122.81	120.30
1	C	710	GLU	CB-CA-C	-5.01	100.38	110.40
1	D	59	ARG	NE-CZ-NH1	5.01	122.80	120.30
1	J	919	ASP	CB-CG-OD2	-5.01	113.79	118.30
1	P	77	ASP	CB-CG-OD1	5.01	122.81	118.30
1	A	164	ASP	CB-CG-OD1	5.01	122.81	118.30
1	E	710	GLU	CB-CA-C	-5.01	100.39	110.40
1	I	710	GLU	CB-CA-C	-5.01	100.38	110.40
1	L	77	ASP	CB-CG-OD1	5.01	122.81	118.30
1	A	710	GLU	CB-CA-C	-5.01	100.39	110.40
1	G	77	ASP	CB-CG-OD1	5.01	122.81	118.30
1	H	234	ASP	CB-CG-OD1	5.01	122.81	118.30
1	L	710	GLU	CB-CA-C	-5.01	100.39	110.40
1	N	710	GLU	CB-CA-C	-5.01	100.39	110.40
1	G	710	GLU	CB-CA-C	-5.00	100.39	110.40
1	G	579	ASP	CB-CG-OD2	-5.00	113.80	118.30
1	L	164	ASP	CB-CG-OD1	5.00	122.80	118.30
1	P	164	ASP	CB-CG-OD1	5.00	122.80	118.30
1	P	832	ASP	CB-CG-OD1	5.00	122.80	118.30
1	D	710	GLU	CB-CA-C	-5.00	100.40	110.40
1	P	710	GLU	CB-CA-C	-5.00	100.40	110.40

There are no chirality outliers.

There are no planarity outliers.

5.2 Too-close contacts ⓘ

In the following table, the Non-H and H(model) columns list the number of non-hydrogen atoms and hydrogen atoms in the chain respectively. The H(added) column lists the number of hydrogen atoms added and optimized by MolProbity. The Clashes column lists the number of clashes within the asymmetric unit, whereas Symm-Clashes lists symmetry related clashes.

Mol	Chain	Non-H	H(model)	H(added)	Clashes	Symm-Clashes
1	A	8219	0	7812	538	4
1	B	8219	0	7812	504	5
1	C	8219	0	7812	506	2
1	D	8219	0	7812	514	0
1	E	8219	0	7812	507	0
1	F	8219	0	7812	512	0
1	G	8219	0	7812	503	2
1	H	8219	0	7812	512	0
1	I	8219	0	7812	508	2
1	J	8219	0	7812	510	0
1	K	8219	0	7812	510	0
1	L	8219	0	7812	513	2
1	M	8219	0	7812	506	0
1	N	8219	0	7812	513	0
1	O	8219	0	7812	505	1
1	P	8219	0	7812	512	2
2	A	11	0	9	2	0
2	B	11	0	9	2	0
2	C	11	0	9	2	0
2	D	11	0	9	2	0
2	E	11	0	9	2	0
2	F	11	0	9	2	0
2	G	11	0	9	2	0
2	H	11	0	9	2	0
2	I	11	0	9	2	0
2	J	11	0	9	2	0
2	K	11	0	9	2	0
2	L	11	0	9	2	0
2	M	11	0	9	2	0
2	N	11	0	9	2	0
2	O	11	0	9	2	0
2	P	11	0	9	2	0
3	A	2	0	0	0	0
3	B	2	0	0	0	0
3	C	2	0	0	0	0
3	D	2	0	0	0	0
3	E	2	0	0	0	0
3	F	2	0	0	0	0
3	G	2	0	0	0	0
3	H	2	0	0	0	0
3	I	2	0	0	0	0
3	J	2	0	0	0	0
3	K	2	0	0	0	0

Continued on next page...

Continued from previous page...

Mol	Chain	Non-H	H(model)	H(added)	Clashes	Symm-Clashes
3	L	2	0	0	0	0
3	M	2	0	0	0	0
3	N	2	0	0	0	0
3	O	2	0	0	0	0
3	P	2	0	0	0	0
4	A	2	0	0	0	0
4	B	2	0	0	0	0
4	C	2	0	0	0	0
4	D	2	0	0	0	0
4	E	2	0	0	0	0
4	F	2	0	0	0	0
4	G	2	0	0	0	0
4	H	2	0	0	0	0
4	I	2	0	0	0	0
4	J	2	0	0	0	0
4	K	2	0	0	0	0
4	L	2	0	0	0	0
4	M	2	0	0	0	0
4	N	2	0	0	0	0
4	O	2	0	0	0	0
4	P	2	0	0	0	0
5	A	140	0	0	3	0
5	B	140	0	0	2	0
5	C	140	0	0	2	0
5	D	140	0	0	2	0
5	E	139	0	0	2	0
5	F	140	0	0	2	0
5	G	140	0	0	2	0
5	H	141	0	0	2	0
5	I	140	0	0	2	0
5	J	140	0	0	2	0
5	K	140	0	0	2	0
5	L	140	0	0	2	0
5	M	140	0	0	3	0
5	N	140	0	0	2	0
5	O	140	0	0	2	0
5	P	140	0	0	2	0
All	All	133984	0	125136	8056	10

The all-atom clashscore is defined as the number of clashes found per 1000 atoms (including hydrogen atoms). The all-atom clashscore for this structure is 31.

All (8056) close contacts within the same asymmetric unit are listed below, sorted by their clash magnitude.

Atom-1	Atom-2	Interatomic distance (Å)	Clash overlap (Å)
1:O:427:THR:HA	1:O:436:MET:HE1	1.38	1.04
1:F:427:THR:HA	1:F:436:MET:HE1	1.41	1.03
1:C:427:THR:HA	1:C:436:MET:HE1	1.41	1.02
1:F:43:ARG:HH11	1:F:43:ARG:HG2	1.26	1.00
1:P:43:ARG:HH11	1:P:43:ARG:HG2	1.26	1.00
1:L:43:ARG:HG2	1:L:43:ARG:HH11	1.26	1.00
1:N:43:ARG:HG2	1:N:43:ARG:HH11	1.26	1.00
1:G:43:ARG:HH11	1:G:43:ARG:HG2	1.27	1.00
1:J:43:ARG:HH11	1:J:43:ARG:HG2	1.26	0.99
1:O:43:ARG:HH11	1:O:43:ARG:HG2	1.26	0.98
1:I:43:ARG:HH11	1:I:43:ARG:HG2	1.27	0.98
1:M:43:ARG:HH11	1:M:43:ARG:HG2	1.27	0.98
1:B:43:ARG:HG2	1:B:43:ARG:HH11	1.27	0.98
1:E:43:ARG:HH11	1:E:43:ARG:HG2	1.27	0.98
1:L:427:THR:HA	1:L:436:MET:HE1	1.46	0.98
1:A:427:THR:HA	1:A:436:MET:HE1	1.43	0.97
1:D:43:ARG:HH11	1:D:43:ARG:HG2	1.26	0.97
1:C:43:ARG:HG2	1:C:43:ARG:HH11	1.26	0.96
1:A:43:ARG:HH11	1:A:43:ARG:HG2	1.27	0.96
1:H:43:ARG:HG2	1:H:43:ARG:HH11	1.27	0.96
1:K:43:ARG:HH11	1:K:43:ARG:HG2	1.26	0.96
1:M:427:THR:HA	1:M:436:MET:HE1	1.48	0.95
1:E:427:THR:HA	1:E:436:MET:HE1	1.49	0.94
1:K:427:THR:HA	1:K:436:MET:HE1	1.49	0.93
1:P:427:THR:HA	1:P:436:MET:HE1	1.46	0.93
1:I:360:HIS:CE1	1:I:362:LEU:HB2	2.04	0.93
1:L:360:HIS:CE1	1:L:362:LEU:HB2	2.04	0.93
1:C:360:HIS:CE1	1:C:362:LEU:HB2	2.04	0.93
1:J:360:HIS:CE1	1:J:362:LEU:HB2	2.04	0.93
1:M:425:ARG:NH2	1:P:287:ASP:OD2	2.00	0.93
1:H:360:HIS:CE1	1:H:362:LEU:HB2	2.04	0.93
1:O:360:HIS:CE1	1:O:362:LEU:HB2	2.04	0.93
1:L:427:THR:HA	1:L:436:MET:CE	1.99	0.93
1:D:427:THR:HA	1:D:436:MET:CE	2.00	0.92
1:A:360:HIS:CE1	1:A:362:LEU:HB2	2.04	0.92
1:K:360:HIS:CE1	1:K:362:LEU:HB2	2.04	0.92
1:B:360:HIS:CE1	1:B:362:LEU:HB2	2.04	0.92
1:D:427:THR:HA	1:D:436:MET:HE1	1.49	0.92
1:E:360:HIS:CE1	1:E:362:LEU:HB2	2.04	0.92
1:C:427:THR:HA	1:C:436:MET:CE	1.99	0.92
1:N:427:THR:HA	1:N:436:MET:CE	1.99	0.92
1:N:427:THR:HA	1:N:436:MET:HE1	1.52	0.92

Continued on next page...

Continued from previous page...

Atom-1	Atom-2	Interatomic distance (Å)	Clash overlap (Å)
1:D:360:HIS:CE1	1:D:362:LEU:HB2	2.04	0.92
1:F:427:THR:HA	1:F:436:MET:CE	1.99	0.92
1:L:894:ARG:NH2	1:L:921:PRO:HD3	1.85	0.92
1:G:427:THR:HA	1:G:436:MET:CE	1.99	0.92
1:J:427:THR:HA	1:J:436:MET:HE1	1.52	0.92
1:G:360:HIS:CE1	1:G:362:LEU:HB2	2.04	0.92
1:I:894:ARG:NH2	1:I:921:PRO:HD3	1.85	0.92
1:N:360:HIS:CE1	1:N:362:LEU:HB2	2.04	0.92
1:E:427:THR:HA	1:E:436:MET:CE	1.99	0.92
1:F:360:HIS:CE1	1:F:362:LEU:HB2	2.04	0.92
1:G:894:ARG:NH2	1:G:921:PRO:HD3	1.85	0.92
1:O:894:ARG:NH2	1:O:921:PRO:HD3	1.85	0.92
1:B:434:PRO:HB3	1:C:434:PRO:HB3	1.52	0.92
1:H:427:THR:HA	1:H:436:MET:CE	2.00	0.92
1:P:894:ARG:NH2	1:P:921:PRO:HD3	1.85	0.92
1:I:427:THR:HA	1:I:436:MET:CE	1.99	0.91
1:J:427:THR:HA	1:J:436:MET:CE	1.99	0.91
1:A:427:THR:HA	1:A:436:MET:CE	1.99	0.91
1:D:894:ARG:NH2	1:D:921:PRO:HD3	1.85	0.91
1:H:894:ARG:NH2	1:H:921:PRO:HD3	1.85	0.91
1:J:894:ARG:NH2	1:J:921:PRO:HD3	1.85	0.91
1:M:427:THR:HA	1:M:436:MET:CE	2.00	0.91
1:P:427:THR:HA	1:P:436:MET:CE	1.99	0.91
1:M:360:HIS:CE1	1:M:362:LEU:HB2	2.04	0.91
1:C:894:ARG:NH2	1:C:921:PRO:HD3	1.85	0.91
1:E:894:ARG:NH2	1:E:921:PRO:HD3	1.85	0.91
1:K:427:THR:HA	1:K:436:MET:CE	1.99	0.91
1:K:894:ARG:NH2	1:K:921:PRO:HD3	1.85	0.91
1:P:360:HIS:CE1	1:P:362:LEU:HB2	2.04	0.91
1:B:427:THR:HA	1:B:436:MET:CE	2.00	0.91
1:L:316:HIS:HA	1:L:323:ILE:HD13	1.53	0.91
1:A:894:ARG:NH2	1:A:921:PRO:HD3	1.85	0.91
1:I:316:HIS:HA	1:I:323:ILE:HD13	1.53	0.91
1:O:427:THR:HA	1:O:436:MET:CE	2.00	0.91
1:B:894:ARG:NH2	1:B:921:PRO:HD3	1.85	0.91
1:M:894:ARG:NH2	1:M:921:PRO:HD3	1.85	0.91
1:F:894:ARG:NH2	1:F:921:PRO:HD3	1.85	0.90
1:N:894:ARG:NH2	1:N:921:PRO:HD3	1.85	0.90
1:P:316:HIS:HA	1:P:323:ILE:HD13	1.53	0.90
1:H:57:GLU:HG2	1:H:83:THR:CG2	2.02	0.90
1:I:57:GLU:HG2	1:I:83:THR:CG2	2.02	0.90

Continued on next page...

Continued from previous page...

Atom-1	Atom-2	Interatomic distance (Å)	Clash overlap (Å)
1:A:57:GLU:HG2	1:A:83:THR:CG2	2.02	0.90
1:B:57:GLU:HG2	1:B:83:THR:CG2	2.02	0.90
1:D:316:HIS:HA	1:D:323:ILE:HD13	1.53	0.90
1:E:57:GLU:HG2	1:E:83:THR:CG2	2.02	0.90
1:M:57:GLU:HG2	1:M:83:THR:CG2	2.02	0.90
1:N:57:GLU:HG2	1:N:83:THR:CG2	2.02	0.90
1:O:316:HIS:HA	1:O:323:ILE:HD13	1.53	0.90
1:F:316:HIS:HA	1:F:323:ILE:HD13	1.54	0.90
1:G:316:HIS:HA	1:G:323:ILE:HD13	1.53	0.90
1:N:316:HIS:HA	1:N:323:ILE:HD13	1.53	0.90
1:B:746:ASP:HA	1:B:760:ARG:HG3	1.54	0.90
1:F:57:GLU:HG2	1:F:83:THR:CG2	2.02	0.90
1:K:316:HIS:HA	1:K:323:ILE:HD13	1.54	0.90
1:B:316:HIS:HA	1:B:323:ILE:HD13	1.53	0.89
1:J:57:GLU:HG2	1:J:83:THR:CG2	2.02	0.89
1:H:316:HIS:HA	1:H:323:ILE:HD13	1.53	0.89
1:P:57:GLU:HG2	1:P:83:THR:CG2	2.02	0.89
1:L:57:GLU:HG2	1:L:83:THR:CG2	2.02	0.89
1:N:746:ASP:HA	1:N:760:ARG:HG3	1.54	0.89
1:F:746:ASP:HA	1:F:760:ARG:HG3	1.54	0.89
1:G:746:ASP:HA	1:G:760:ARG:HG3	1.54	0.89
1:K:57:GLU:HG2	1:K:83:THR:CG2	2.02	0.89
1:O:746:ASP:HA	1:O:760:ARG:HG3	1.54	0.89
1:D:57:GLU:HG2	1:D:83:THR:CG2	2.02	0.89
1:L:227:VAL:HG13	1:L:240:LEU:HD11	1.55	0.89
1:M:316:HIS:HA	1:M:323:ILE:HD13	1.53	0.89
1:A:316:HIS:HA	1:A:323:ILE:HD13	1.53	0.89
1:G:57:GLU:HG2	1:G:83:THR:CG2	2.02	0.89
1:F:227:VAL:HG13	1:F:240:LEU:HD11	1.55	0.89
1:G:427:THR:HA	1:G:436:MET:HE1	1.53	0.89
1:I:427:THR:HA	1:I:436:MET:HE1	1.53	0.89
1:K:227:VAL:HG13	1:K:240:LEU:HD11	1.55	0.89
1:N:227:VAL:HG13	1:N:240:LEU:HD11	1.55	0.89
1:O:227:VAL:HG13	1:O:240:LEU:HD11	1.55	0.89
1:O:57:GLU:HG2	1:O:83:THR:CG2	2.02	0.89
1:G:227:VAL:HG13	1:G:240:LEU:HD11	1.55	0.88
1:A:746:ASP:HA	1:A:760:ARG:HG3	1.54	0.88
1:K:746:ASP:HA	1:K:760:ARG:HG3	1.54	0.88
1:I:746:ASP:HA	1:I:760:ARG:HG3	1.54	0.88
1:B:227:VAL:HG13	1:B:240:LEU:HD11	1.55	0.88
1:C:316:HIS:HA	1:C:323:ILE:HD13	1.53	0.88

Continued on next page...

Continued from previous page...

Atom-1	Atom-2	Interatomic distance (Å)	Clash overlap (Å)
1:J:668:VAL:HG13	1:J:669:PRO:HD2	1.56	0.88
1:D:668:VAL:HG13	1:D:669:PRO:HD2	1.56	0.88
1:M:227:VAL:HG13	1:M:240:LEU:HD11	1.55	0.88
1:B:668:VAL:HG13	1:B:669:PRO:HD2	1.56	0.88
1:E:316:HIS:HA	1:E:323:ILE:HD13	1.53	0.88
1:I:227:VAL:HG13	1:I:240:LEU:HD11	1.55	0.88
1:L:746:ASP:HA	1:L:760:ARG:HG3	1.54	0.88
1:M:668:VAL:HG13	1:M:669:PRO:HD2	1.56	0.88
1:G:668:VAL:HG13	1:G:669:PRO:HD2	1.56	0.88
1:E:668:VAL:HG13	1:E:669:PRO:HD2	1.56	0.88
1:F:668:VAL:HG13	1:F:669:PRO:HD2	1.56	0.88
1:O:668:VAL:HG13	1:O:669:PRO:HD2	1.56	0.88
1:C:227:VAL:HG13	1:C:240:LEU:HD11	1.55	0.87
1:C:746:ASP:HA	1:C:760:ARG:HG3	1.54	0.87
1:E:227:VAL:HG13	1:E:240:LEU:HD11	1.55	0.87
1:C:668:VAL:HG13	1:C:669:PRO:HD2	1.56	0.87
1:J:316:HIS:HA	1:J:323:ILE:HD13	1.53	0.87
1:A:668:VAL:HG13	1:A:669:PRO:HD2	1.56	0.87
1:C:57:GLU:HG2	1:C:83:THR:CG2	2.02	0.87
1:D:746:ASP:HA	1:D:760:ARG:HG3	1.54	0.87
1:E:746:ASP:HA	1:E:760:ARG:HG3	1.54	0.87
1:N:668:VAL:HG13	1:N:669:PRO:HD2	1.56	0.87
1:A:227:VAL:HG13	1:A:240:LEU:HD11	1.55	0.87
1:K:668:VAL:HG13	1:K:669:PRO:HD2	1.56	0.87
1:M:746:ASP:HA	1:M:760:ARG:HG3	1.54	0.87
1:P:746:ASP:HA	1:P:760:ARG:HG3	1.55	0.87
1:I:668:VAL:HG13	1:I:669:PRO:HD2	1.56	0.87
1:O:285:TYR:HB3	1:O:288:ARG:HG3	1.57	0.86
1:B:427:THR:HA	1:B:436:MET:HE1	1.55	0.86
1:C:285:TYR:HB3	1:C:288:ARG:HG3	1.57	0.86
1:G:285:TYR:HB3	1:G:288:ARG:HG3	1.57	0.86
1:H:285:TYR:HB3	1:H:288:ARG:HG3	1.57	0.86
1:J:227:VAL:HG13	1:J:240:LEU:HD11	1.55	0.86
1:A:285:TYR:HB3	1:A:288:ARG:HG3	1.57	0.86
1:C:748:CME:C	1:C:749:ILE:HD13	2.06	0.86
1:J:746:ASP:HA	1:J:760:ARG:HG3	1.54	0.86
1:L:668:VAL:HG13	1:L:669:PRO:HD2	1.56	0.86
1:M:748:CME:C	1:M:749:ILE:HD13	2.06	0.86
1:K:285:TYR:HB3	1:K:288:ARG:HG3	1.57	0.86
1:F:285:TYR:HB3	1:F:288:ARG:HG3	1.57	0.86
1:H:427:THR:HA	1:H:436:MET:HE1	1.55	0.86

Continued on next page...

Continued from previous page...

Atom-1	Atom-2	Interatomic distance (Å)	Clash overlap (Å)
1:H:746:ASP:HA	1:H:760:ARG:HG3	1.54	0.86
1:N:285:TYR:HB3	1:N:288:ARG:HG3	1.57	0.86
1:O:748:CME:C	1:O:749:ILE:HD13	2.06	0.86
1:P:285:TYR:HB3	1:P:288:ARG:HG3	1.57	0.86
1:A:748:CME:C	1:A:749:ILE:HD13	2.06	0.86
1:J:285:TYR:HB3	1:J:288:ARG:HG3	1.57	0.86
1:K:748:CME:C	1:K:749:ILE:HD13	2.06	0.86
1:B:949:HIS:HD2	1:B:1020:TRP:HE1	1.24	0.86
1:H:748:CME:C	1:H:749:ILE:HD13	2.06	0.86
1:L:285:TYR:HB3	1:L:288:ARG:HG3	1.57	0.86
1:P:227:VAL:HG13	1:P:240:LEU:HD11	1.55	0.86
1:A:418:HIS:O	1:D:282:ARG:HD2	1.75	0.86
1:G:949:HIS:HD2	1:G:1020:TRP:HE1	1.24	0.86
1:D:748:CME:C	1:D:749:ILE:HD13	2.06	0.85
1:E:748:CME:C	1:E:749:ILE:HD13	2.06	0.85
1:I:748:CME:C	1:I:749:ILE:HD13	2.06	0.85
1:P:949:HIS:HD2	1:P:1020:TRP:HE1	1.24	0.85
1:D:227:VAL:HG13	1:D:240:LEU:HD11	1.55	0.85
1:F:748:CME:C	1:F:749:ILE:HD13	2.06	0.85
1:H:227:VAL:HG13	1:H:240:LEU:HD11	1.55	0.85
1:O:949:HIS:HD2	1:O:1020:TRP:HE1	1.24	0.85
1:P:748:CME:C	1:P:749:ILE:HD13	2.06	0.85
1:D:240:LEU:HD12	1:D:241:GLU:N	1.91	0.85
1:H:949:HIS:HD2	1:H:1020:TRP:HE1	1.24	0.85
1:M:285:TYR:HB3	1:M:288:ARG:HG3	1.57	0.85
1:B:285:TYR:HB3	1:B:288:ARG:HG3	1.57	0.85
1:G:748:CME:C	1:G:749:ILE:HD13	2.06	0.85
1:I:949:HIS:HD2	1:I:1020:TRP:HE1	1.24	0.85
1:J:748:CME:C	1:J:749:ILE:HD13	2.06	0.85
1:M:240:LEU:HD12	1:M:241:GLU:N	1.92	0.85
1:O:240:LEU:HD12	1:O:241:GLU:N	1.92	0.85
1:C:63:PHE:HB3	1:C:64:PRO:HD2	1.59	0.85
1:D:285:TYR:HB3	1:D:288:ARG:HG3	1.57	0.85
1:E:285:TYR:HB3	1:E:288:ARG:HG3	1.57	0.85
1:I:63:PHE:HB3	1:I:64:PRO:HD2	1.59	0.85
1:M:425:ARG:HH22	1:P:287:ASP:CG	1.79	0.85
1:C:240:LEU:HD12	1:C:241:GLU:N	1.92	0.85
1:L:748:CME:C	1:L:749:ILE:HD13	2.06	0.85
1:K:240:LEU:HD12	1:K:241:GLU:N	1.92	0.85
1:B:240:LEU:HD12	1:B:241:GLU:N	1.92	0.84
1:H:668:VAL:HG13	1:H:669:PRO:HD2	1.56	0.84

Continued on next page...

Continued from previous page...

Atom-1	Atom-2	Interatomic distance (Å)	Clash overlap (Å)
1:N:240:LEU:HD12	1:N:241:GLU:N	1.92	0.84
1:N:748:CME:C	1:N:749:ILE:HD13	2.06	0.84
1:A:63:PHE:HB3	1:A:64:PRO:HD2	1.59	0.84
1:F:63:PHE:HB3	1:F:64:PRO:HD2	1.58	0.84
1:G:240:LEU:HD12	1:G:241:GLU:N	1.91	0.84
1:I:285:TYR:HB3	1:I:288:ARG:HG3	1.57	0.84
1:A:240:LEU:HD12	1:A:241:GLU:N	1.92	0.84
1:B:748:CME:C	1:B:749:ILE:HD13	2.06	0.84
1:D:63:PHE:HB3	1:D:64:PRO:HD2	1.59	0.84
1:E:240:LEU:HD12	1:E:241:GLU:N	1.92	0.84
1:I:240:LEU:HD12	1:I:241:GLU:N	1.92	0.84
1:E:949:HIS:HD2	1:E:1020:TRP:HE1	1.24	0.84
1:N:63:PHE:HB3	1:N:64:PRO:HD2	1.59	0.84
1:P:773:LYS:HB2	1:P:773:LYS:NZ	1.93	0.84
1:A:949:HIS:HD2	1:A:1020:TRP:HE1	1.24	0.84
1:F:240:LEU:HD12	1:F:241:GLU:N	1.92	0.84
1:L:773:LYS:HB2	1:L:773:LYS:NZ	1.93	0.84
1:P:240:LEU:HD12	1:P:241:GLU:N	1.92	0.84
1:M:949:HIS:HD2	1:M:1020:TRP:HE1	1.24	0.84
1:P:65:ALA:HB1	1:P:66:PRO:HD2	1.60	0.84
1:E:65:ALA:HB1	1:E:66:PRO:HD2	1.60	0.84
1:H:773:LYS:NZ	1:H:773:LYS:HB2	1.93	0.84
1:K:63:PHE:HB3	1:K:64:PRO:HD2	1.58	0.84
1:H:65:ALA:HB1	1:H:66:PRO:HD2	1.60	0.84
1:L:240:LEU:HD12	1:L:241:GLU:N	1.92	0.84
1:M:65:ALA:HB1	1:M:66:PRO:HD2	1.60	0.84
1:P:949:HIS:CD2	1:P:1020:TRP:HE1	1.96	0.84
1:P:668:VAL:HG13	1:P:669:PRO:HD2	1.56	0.84
1:D:65:ALA:HB1	1:D:66:PRO:HD2	1.60	0.83
1:H:240:LEU:HD12	1:H:241:GLU:N	1.92	0.83
1:J:949:HIS:CD2	1:J:1020:TRP:HE1	1.96	0.83
1:J:65:ALA:HB1	1:J:66:PRO:HD2	1.60	0.83
1:K:773:LYS:NZ	1:K:773:LYS:HB2	1.93	0.83
1:N:949:HIS:CD2	1:N:1020:TRP:HE1	1.96	0.83
1:I:773:LYS:HB2	1:I:773:LYS:NZ	1.93	0.83
1:L:63:PHE:HB3	1:L:64:PRO:HD2	1.59	0.83
1:P:63:PHE:HB3	1:P:64:PRO:HD2	1.58	0.83
1:A:773:LYS:HB2	1:A:773:LYS:NZ	1.93	0.83
1:N:949:HIS:HD2	1:N:1020:TRP:HE1	1.24	0.83
1:E:63:PHE:HB3	1:E:64:PRO:HD2	1.59	0.83
1:F:949:HIS:HD2	1:F:1020:TRP:HE1	1.24	0.83

Continued on next page...

Continued from previous page...

Atom-1	Atom-2	Interatomic distance (Å)	Clash overlap (Å)
1:L:949:HIS:CD2	1:L:1020:TRP:HE1	1.96	0.83
1:N:773:LYS:HB2	1:N:773:LYS:NZ	1.93	0.83
1:C:949:HIS:HD2	1:C:1020:TRP:HE1	1.24	0.83
1:D:949:HIS:HD2	1:D:1020:TRP:HE1	1.24	0.83
1:H:63:PHE:HB3	1:H:64:PRO:HD2	1.59	0.83
1:K:949:HIS:CD2	1:K:1020:TRP:HE1	1.96	0.83
1:M:63:PHE:HB3	1:M:64:PRO:HD2	1.59	0.83
1:K:949:HIS:HD2	1:K:1020:TRP:HE1	1.24	0.83
1:L:949:HIS:HD2	1:L:1020:TRP:HE1	1.24	0.83
1:H:949:HIS:CD2	1:H:1020:TRP:HE1	1.96	0.83
1:J:240:LEU:HD12	1:J:241:GLU:N	1.91	0.83
1:J:773:LYS:NZ	1:J:773:LYS:HB2	1.93	0.83
1:K:65:ALA:HB1	1:K:66:PRO:HD2	1.60	0.83
1:A:282:ARG:HD3	1:D:420:MET:O	1.78	0.83
1:F:65:ALA:HB1	1:F:66:PRO:HD2	1.60	0.83
1:G:949:HIS:CD2	1:G:1020:TRP:HE1	1.96	0.83
1:I:949:HIS:CD2	1:I:1020:TRP:HE1	1.96	0.83
1:A:65:ALA:HB1	1:A:66:PRO:HD2	1.60	0.83
1:E:949:HIS:CD2	1:E:1020:TRP:HE1	1.96	0.82
1:F:949:HIS:CD2	1:F:1020:TRP:HE1	1.96	0.82
1:G:63:PHE:HB3	1:G:64:PRO:HD2	1.59	0.82
1:G:773:LYS:NZ	1:G:773:LYS:HB2	1.93	0.82
1:N:65:ALA:HB1	1:N:66:PRO:HD2	1.60	0.82
1:O:949:HIS:CD2	1:O:1020:TRP:HE1	1.96	0.82
1:B:949:HIS:CD2	1:B:1020:TRP:HE1	1.96	0.82
1:E:773:LYS:NZ	1:E:773:LYS:HB2	1.93	0.82
1:I:65:ALA:HB1	1:I:66:PRO:HD2	1.60	0.82
1:O:773:LYS:NZ	1:O:773:LYS:HB2	1.93	0.82
1:B:773:LYS:NZ	1:B:773:LYS:HB2	1.93	0.82
1:C:949:HIS:CD2	1:C:1020:TRP:HE1	1.96	0.82
1:D:773:LYS:HB2	1:D:773:LYS:NZ	1.93	0.82
1:O:63:PHE:HB3	1:O:64:PRO:HD2	1.59	0.82
1:C:278:ILE:H	1:C:278:ILE:HD12	1.45	0.82
1:G:360:HIS:ND1	1:G:361:PRO:HD2	1.95	0.82
1:A:360:HIS:ND1	1:A:361:PRO:HD2	1.95	0.82
1:A:949:HIS:CD2	1:A:1020:TRP:HE1	1.96	0.82
1:B:63:PHE:HB3	1:B:64:PRO:HD2	1.59	0.82
1:B:65:ALA:HB1	1:B:66:PRO:HD2	1.60	0.82
1:D:949:HIS:CD2	1:D:1020:TRP:HE1	1.96	0.82
1:J:63:PHE:HB3	1:J:64:PRO:HD2	1.59	0.82
1:P:278:ILE:H	1:P:278:ILE:HD12	1.45	0.82

Continued on next page...

Continued from previous page...

Atom-1	Atom-2	Interatomic distance (Å)	Clash overlap (Å)
1:E:278:ILE:HD12	1:E:278:ILE:H	1.45	0.82
1:F:278:ILE:H	1:F:278:ILE:HD12	1.45	0.82
1:M:278:ILE:HD12	1:M:278:ILE:H	1.45	0.82
1:N:278:ILE:HD12	1:N:278:ILE:H	1.45	0.82
1:E:360:HIS:ND1	1:E:361:PRO:HD2	1.95	0.82
1:F:360:HIS:ND1	1:F:361:PRO:HD2	1.95	0.82
1:M:773:LYS:HB2	1:M:773:LYS:NZ	1.93	0.82
1:B:360:HIS:ND1	1:B:361:PRO:HD2	1.95	0.81
1:L:278:ILE:HD12	1:L:278:ILE:H	1.45	0.81
1:A:425:ARG:HH22	1:D:287:ASP:CG	1.83	0.81
1:D:278:ILE:HD12	1:D:278:ILE:H	1.45	0.81
1:J:316:HIS:HA	1:J:323:ILE:CD1	2.11	0.81
1:M:949:HIS:CD2	1:M:1020:TRP:HE1	1.96	0.81
1:P:316:HIS:HA	1:P:323:ILE:CD1	2.10	0.81
1:P:360:HIS:ND1	1:P:361:PRO:HD2	1.95	0.81
1:H:316:HIS:HA	1:H:323:ILE:CD1	2.11	0.81
1:I:655:MET:HE2	1:I:656:VAL:N	1.96	0.81
1:L:360:HIS:ND1	1:L:361:PRO:HD2	1.95	0.81
1:N:360:HIS:ND1	1:N:361:PRO:HD2	1.95	0.81
1:P:655:MET:HE2	1:P:656:VAL:N	1.96	0.81
1:A:655:MET:HE2	1:A:656:VAL:N	1.96	0.81
1:G:65:ALA:HB1	1:G:66:PRO:HD2	1.60	0.81
1:J:360:HIS:ND1	1:J:361:PRO:HD2	1.95	0.81
1:K:360:HIS:ND1	1:K:361:PRO:HD2	1.95	0.81
1:M:316:HIS:HA	1:M:323:ILE:CD1	2.11	0.81
1:M:360:HIS:ND1	1:M:361:PRO:HD2	1.95	0.81
1:E:316:HIS:HA	1:E:323:ILE:CD1	2.11	0.81
1:F:1021:CME:HE2	1:F:1021:CME:C	2.11	0.81
1:G:316:HIS:HA	1:G:323:ILE:CD1	2.11	0.81
1:I:894:ARG:HH21	1:I:921:PRO:HD3	1.46	0.81
1:L:655:MET:HE2	1:L:656:VAL:N	1.96	0.81
1:M:894:ARG:HH21	1:M:921:PRO:HD3	1.46	0.81
1:O:316:HIS:HA	1:O:323:ILE:CD1	2.11	0.81
1:O:65:ALA:HB1	1:O:66:PRO:HD2	1.60	0.81
1:D:360:HIS:ND1	1:D:361:PRO:HD2	1.95	0.81
1:H:360:HIS:ND1	1:H:361:PRO:HD2	1.95	0.81
1:K:1021:CME:C	1:K:1021:CME:HE2	2.11	0.81
1:O:436:MET:HE3	1:O:467:ASN:HD22	1.45	0.81
1:A:316:HIS:HA	1:A:323:ILE:CD1	2.10	0.81
1:C:773:LYS:HB2	1:C:773:LYS:NZ	1.93	0.81
1:J:278:ILE:HD12	1:J:278:ILE:H	1.45	0.81

Continued on next page...

Continued from previous page...

Atom-1	Atom-2	Interatomic distance (Å)	Clash overlap (Å)
1:K:316:HIS:HA	1:K:323:ILE:CD1	2.11	0.81
1:L:65:ALA:HB1	1:L:66:PRO:HD2	1.60	0.81
1:L:894:ARG:HH21	1:L:921:PRO:HD3	1.46	0.81
1:B:894:ARG:HH21	1:B:921:PRO:HD3	1.46	0.81
1:D:1021:CME:HE2	1:D:1021:CME:C	2.11	0.81
1:E:894:ARG:HH21	1:E:921:PRO:HD3	1.46	0.81
1:F:655:MET:HE2	1:F:656:VAL:N	1.96	0.81
1:F:894:ARG:HH21	1:F:921:PRO:HD3	1.46	0.81
1:N:316:HIS:HA	1:N:323:ILE:CD1	2.10	0.81
1:O:360:HIS:ND1	1:O:361:PRO:HD2	1.95	0.81
1:E:655:MET:HE2	1:E:656:VAL:N	1.96	0.81
1:F:773:LYS:HB2	1:F:773:LYS:NZ	1.93	0.81
1:G:278:ILE:H	1:G:278:ILE:HD12	1.45	0.81
1:N:894:ARG:HH21	1:N:921:PRO:HD3	1.46	0.81
1:H:655:MET:HE2	1:H:656:VAL:N	1.96	0.81
1:O:655:MET:HE2	1:O:656:VAL:N	1.96	0.81
1:B:655:MET:HE2	1:B:656:VAL:N	1.96	0.80
1:C:360:HIS:ND1	1:C:361:PRO:HD2	1.95	0.80
1:C:65:ALA:HB1	1:C:66:PRO:HD2	1.60	0.80
1:D:655:MET:HE2	1:D:656:VAL:N	1.96	0.80
1:I:436:MET:CE	1:I:467:ASN:HD22	1.94	0.80
1:L:316:HIS:HA	1:L:323:ILE:CD1	2.10	0.80
1:C:1021:CME:HE2	1:C:1021:CME:C	2.11	0.80
1:C:316:HIS:HA	1:C:323:ILE:CD1	2.10	0.80
1:D:316:HIS:HA	1:D:323:ILE:CD1	2.11	0.80
1:I:316:HIS:HA	1:I:323:ILE:CD1	2.10	0.80
1:A:1021:CME:HE2	1:A:1021:CME:C	2.11	0.80
1:E:436:MET:CE	1:E:467:ASN:HD22	1.94	0.80
1:I:360:HIS:ND1	1:I:361:PRO:HD2	1.95	0.80
1:J:43:ARG:NH1	1:J:43:ARG:HG2	1.95	0.80
1:J:890:GLN:HG3	1:J:891:VAL:N	1.97	0.80
1:N:655:MET:HE2	1:N:656:VAL:N	1.96	0.80
1:B:436:MET:CE	1:B:467:ASN:HD22	1.94	0.80
1:C:894:ARG:HH21	1:C:921:PRO:HD3	1.46	0.80
1:H:436:MET:CE	1:H:467:ASN:HD22	1.94	0.80
1:I:1021:CME:HE2	1:I:1021:CME:C	2.11	0.80
1:P:436:MET:CE	1:P:467:ASN:HD22	1.94	0.80
1:A:436:MET:CE	1:A:467:ASN:HD22	1.94	0.80
1:D:894:ARG:HH21	1:D:921:PRO:HD3	1.46	0.80
1:E:1021:CME:HE2	1:E:1021:CME:C	2.11	0.80
1:H:1021:CME:HE2	1:H:1021:CME:C	2.11	0.80

Continued on next page...

Continued from previous page...

Atom-1	Atom-2	Interatomic distance (Å)	Clash overlap (Å)
1:N:1021:CME:HE2	1:N:1021:CME:C	2.11	0.80
1:A:890:GLN:HG3	1:A:891:VAL:N	1.97	0.80
1:B:316:HIS:HA	1:B:323:ILE:CD1	2.10	0.80
1:C:655:MET:HE2	1:C:656:VAL:N	1.96	0.80
1:G:1021:CME:C	1:G:1021:CME:HE2	2.11	0.80
1:H:7:LEU:CD1	1:H:74:LEU:HD11	2.12	0.80
1:H:890:GLN:HG3	1:H:891:VAL:N	1.97	0.80
1:J:949:HIS:HD2	1:J:1020:TRP:HE1	1.24	0.80
1:K:278:ILE:HD12	1:K:278:ILE:H	1.45	0.80
1:K:655:MET:HE2	1:K:656:VAL:N	1.96	0.80
1:K:894:ARG:HH21	1:K:921:PRO:HD3	1.46	0.80
1:L:1021:CME:C	1:L:1021:CME:HE2	2.11	0.80
1:L:7:LEU:CD1	1:L:74:LEU:HD11	2.12	0.80
1:M:436:MET:CE	1:M:467:ASN:HD22	1.95	0.80
1:P:7:LEU:CD1	1:P:74:LEU:HD11	2.12	0.80
1:A:7:LEU:CD1	1:A:74:LEU:HD11	2.12	0.80
1:K:7:LEU:CD1	1:K:74:LEU:HD11	2.12	0.80
1:M:655:MET:HE2	1:M:656:VAL:N	1.96	0.80
1:M:777:LEU:HD21	1:M:889:ALA:HA	1.64	0.80
1:O:1021:CME:C	1:O:1021:CME:HE2	2.11	0.80
1:C:436:MET:CE	1:C:467:ASN:HD22	1.95	0.80
1:A:425:ARG:NH2	1:D:287:ASP:OD2	2.15	0.80
1:D:436:MET:CE	1:D:467:ASN:HD22	1.94	0.80
1:D:7:LEU:CD1	1:D:74:LEU:HD11	2.12	0.80
1:A:278:ILE:H	1:A:278:ILE:HD12	1.45	0.80
1:A:777:LEU:HD21	1:A:889:ALA:HA	1.64	0.80
1:G:436:MET:CE	1:G:467:ASN:HD22	1.94	0.80
1:G:655:MET:HE2	1:G:656:VAL:N	1.96	0.80
1:H:777:LEU:HD21	1:H:889:ALA:HA	1.64	0.80
1:M:1021:CME:C	1:M:1021:CME:HE2	2.11	0.80
1:N:436:MET:CE	1:N:467:ASN:HD22	1.94	0.80
1:P:1021:CME:HE2	1:P:1021:CME:C	2.11	0.80
1:B:890:GLN:HG3	1:B:891:VAL:N	1.97	0.80
1:L:436:MET:CE	1:L:467:ASN:HD22	1.94	0.80
1:P:460:ASN:ND2	1:P:461:GLU:HG3	1.97	0.80
1:B:777:LEU:HD21	1:B:889:ALA:HA	1.64	0.79
1:D:890:GLN:HG3	1:D:891:VAL:N	1.97	0.79
1:E:777:LEU:HD21	1:E:889:ALA:HA	1.64	0.79
1:F:436:MET:CE	1:F:467:ASN:HD22	1.95	0.79
1:F:7:LEU:CD1	1:F:74:LEU:HD11	2.12	0.79
1:I:890:GLN:HG3	1:I:891:VAL:N	1.97	0.79

Continued on next page...

Continued from previous page...

Atom-1	Atom-2	Interatomic distance (Å)	Clash overlap (Å)
1:J:655:MET:HE2	1:J:656:VAL:N	1.96	0.79
1:J:7:LEU:CD1	1:J:74:LEU:HD11	2.12	0.79
1:L:460:ASN:ND2	1:L:461:GLU:HG3	1.98	0.79
1:O:436:MET:CE	1:O:467:ASN:HD22	1.94	0.79
1:O:777:LEU:HD21	1:O:889:ALA:HA	1.64	0.79
1:P:128:ASN:ND2	1:P:180:GLY:HA2	1.98	0.79
1:A:128:ASN:ND2	1:A:180:GLY:HA2	1.97	0.79
1:G:777:LEU:HD21	1:G:889:ALA:HA	1.64	0.79
1:K:128:ASN:ND2	1:K:180:GLY:HA2	1.97	0.79
1:N:7:LEU:CD1	1:N:74:LEU:HD11	2.12	0.79
1:P:777:LEU:HD21	1:P:889:ALA:HA	1.64	0.79
1:P:890:GLN:HG3	1:P:891:VAL:N	1.97	0.79
1:B:278:ILE:H	1:B:278:ILE:HD12	1.45	0.79
1:C:460:ASN:ND2	1:C:461:GLU:HG3	1.98	0.79
1:C:7:LEU:CD1	1:C:74:LEU:HD11	2.12	0.79
1:E:18:ASN:ND2	1:E:21:VAL:HG23	1.98	0.79
1:G:7:LEU:CD1	1:G:74:LEU:HD11	2.12	0.79
1:H:278:ILE:H	1:H:278:ILE:HD12	1.45	0.79
1:J:128:ASN:ND2	1:J:180:GLY:HA2	1.98	0.79
1:K:18:ASN:ND2	1:K:21:VAL:HG23	1.98	0.79
1:B:1021:CME:C	1:B:1021:CME:HE2	2.11	0.79
1:H:128:ASN:ND2	1:H:180:GLY:HA2	1.98	0.79
1:M:128:ASN:ND2	1:M:180:GLY:HA2	1.98	0.79
1:C:240:LEU:HD12	1:C:241:GLU:H	1.48	0.79
1:F:316:HIS:HA	1:F:323:ILE:CD1	2.11	0.79
1:F:460:ASN:ND2	1:F:461:GLU:HG3	1.98	0.79
1:F:436:MET:HE3	1:F:467:ASN:HD22	1.47	0.79
1:J:18:ASN:ND2	1:J:21:VAL:HG23	1.98	0.79
1:J:436:MET:CE	1:J:467:ASN:HD22	1.94	0.79
1:K:240:LEU:HD12	1:K:241:GLU:H	1.48	0.79
1:N:18:ASN:ND2	1:N:21:VAL:HG23	1.98	0.79
1:O:7:LEU:CD1	1:O:74:LEU:HD11	2.12	0.79
1:C:18:ASN:ND2	1:C:21:VAL:HG23	1.98	0.79
1:F:18:ASN:ND2	1:F:21:VAL:HG23	1.98	0.79
1:F:78:LEU:HB3	1:F:79:PRO:HD2	1.65	0.79
1:H:18:ASN:ND2	1:H:21:VAL:HG23	1.98	0.79
1:J:1021:CME:HE2	1:J:1021:CME:C	2.11	0.79
1:K:7:LEU:HD13	1:K:74:LEU:HD11	1.65	0.79
1:L:777:LEU:HD21	1:L:889:ALA:HA	1.64	0.79
1:M:18:ASN:ND2	1:M:21:VAL:HG23	1.98	0.79
1:N:7:LEU:HD13	1:N:74:LEU:HD11	1.65	0.79

Continued on next page...

Continued from previous page...

Atom-1	Atom-2	Interatomic distance (Å)	Clash overlap (Å)
1:E:128:ASN:ND2	1:E:180:GLY:HA2	1.98	0.79
1:K:460:ASN:ND2	1:K:461:GLU:HG3	1.98	0.79
1:L:18:ASN:ND2	1:L:21:VAL:HG23	1.98	0.79
1:L:7:LEU:HD13	1:L:74:LEU:HD11	1.65	0.79
1:N:78:LEU:HB3	1:N:79:PRO:HD2	1.65	0.79
1:N:890:GLN:HG3	1:N:891:VAL:N	1.97	0.79
1:E:7:LEU:CD1	1:E:74:LEU:HD11	2.12	0.79
1:F:128:ASN:ND2	1:F:180:GLY:HA2	1.97	0.79
1:F:7:LEU:HD13	1:F:74:LEU:HD11	1.65	0.79
1:I:240:LEU:HD12	1:I:241:GLU:H	1.48	0.79
1:J:777:LEU:HD21	1:J:889:ALA:HA	1.64	0.79
1:J:7:LEU:HD13	1:J:74:LEU:HD11	1.65	0.79
1:L:128:ASN:ND2	1:L:180:GLY:HA2	1.97	0.79
1:L:78:LEU:HB3	1:L:79:PRO:HD2	1.65	0.79
1:M:7:LEU:CD1	1:M:74:LEU:HD11	2.12	0.79
1:M:7:LEU:HD13	1:M:74:LEU:HD11	1.65	0.79
1:N:777:LEU:HD21	1:N:889:ALA:HA	1.64	0.79
1:B:18:ASN:ND2	1:B:21:VAL:HG23	1.98	0.79
1:E:78:LEU:HB3	1:E:79:PRO:HD2	1.65	0.79
1:G:18:ASN:ND2	1:G:21:VAL:HG23	1.98	0.79
1:K:436:MET:CE	1:K:467:ASN:HD22	1.94	0.79
1:K:777:LEU:HD21	1:K:889:ALA:HA	1.64	0.79
1:M:78:LEU:HB3	1:M:79:PRO:HD2	1.65	0.79
1:N:128:ASN:ND2	1:N:180:GLY:HA2	1.98	0.79
1:N:460:ASN:ND2	1:N:461:GLU:HG3	1.98	0.79
1:O:18:ASN:ND2	1:O:21:VAL:HG23	1.98	0.79
1:B:7:LEU:CD1	1:B:74:LEU:HD11	2.12	0.79
1:B:78:LEU:HB3	1:B:79:PRO:HD2	1.65	0.79
1:D:18:ASN:ND2	1:D:21:VAL:HG23	1.98	0.79
1:I:7:LEU:CD1	1:I:74:LEU:HD11	2.12	0.79
1:J:460:ASN:ND2	1:J:461:GLU:HG3	1.98	0.79
1:L:890:GLN:HG3	1:L:891:VAL:N	1.97	0.79
1:O:128:ASN:ND2	1:O:180:GLY:HA2	1.98	0.79
1:P:894:ARG:HH21	1:P:921:PRO:HD3	1.46	0.79
1:D:240:LEU:HD12	1:D:241:GLU:H	1.48	0.78
1:E:7:LEU:HD13	1:E:74:LEU:HD11	1.65	0.78
1:F:777:LEU:HD21	1:F:889:ALA:HA	1.64	0.78
1:G:128:ASN:ND2	1:G:180:GLY:HA2	1.98	0.78
1:G:890:GLN:HG3	1:G:891:VAL:N	1.97	0.78
1:A:240:LEU:HD12	1:A:241:GLU:H	1.48	0.78
1:A:460:ASN:ND2	1:A:461:GLU:HG3	1.98	0.78

Continued on next page...

Continued from previous page...

Atom-1	Atom-2	Interatomic distance (Å)	Clash overlap (Å)
1:D:460:ASN:ND2	1:D:461:GLU:HG3	1.98	0.78
1:G:460:ASN:ND2	1:G:461:GLU:HG3	1.98	0.78
1:G:7:LEU:HD13	1:G:74:LEU:HD11	1.65	0.78
1:I:278:ILE:H	1:I:278:ILE:HD12	1.45	0.78
1:A:78:LEU:HB3	1:A:79:PRO:HD2	1.65	0.78
1:E:240:LEU:HD12	1:E:241:GLU:H	1.48	0.78
1:G:894:ARG:HH21	1:G:921:PRO:HD3	1.46	0.78
1:H:460:ASN:ND2	1:H:461:GLU:HG3	1.98	0.78
1:P:18:ASN:ND2	1:P:21:VAL:HG23	1.98	0.78
1:B:7:LEU:HD13	1:B:74:LEU:HD11	1.65	0.78
1:C:128:ASN:ND2	1:C:180:GLY:HA2	1.98	0.78
1:C:43:ARG:HG2	1:C:43:ARG:NH1	1.95	0.78
1:C:651:LEU:HD12	1:C:652:LEU:H	1.49	0.78
1:C:7:LEU:HD13	1:C:74:LEU:HD11	1.65	0.78
1:D:777:LEU:HD21	1:D:889:ALA:HA	1.64	0.78
1:O:7:LEU:HD13	1:O:74:LEU:HD11	1.65	0.78
1:A:18:ASN:ND2	1:A:21:VAL:HG23	1.98	0.78
1:B:240:LEU:HD12	1:B:241:GLU:H	1.48	0.78
1:J:78:LEU:HB3	1:J:79:PRO:HD2	1.65	0.78
1:M:890:GLN:HG3	1:M:891:VAL:N	1.97	0.78
1:B:128:ASN:ND2	1:B:180:GLY:HA2	1.97	0.78
1:D:128:ASN:ND2	1:D:180:GLY:HA2	1.98	0.78
1:O:278:ILE:H	1:O:278:ILE:HD12	1.45	0.78
1:B:460:ASN:ND2	1:B:461:GLU:HG3	1.97	0.78
1:C:436:MET:HE3	1:C:467:ASN:HD22	1.47	0.78
1:C:890:GLN:HG3	1:C:891:VAL:N	1.97	0.78
1:D:400:THR:O	1:D:404:ARG:HG3	1.84	0.78
1:F:651:LEU:HD12	1:F:652:LEU:H	1.49	0.78
1:G:651:LEU:HD12	1:G:652:LEU:H	1.49	0.78
1:G:78:LEU:HB3	1:G:79:PRO:HD2	1.65	0.78
1:H:78:LEU:HB3	1:H:79:PRO:HD2	1.65	0.78
1:J:651:LEU:HD12	1:J:652:LEU:H	1.49	0.78
1:M:460:ASN:ND2	1:M:461:GLU:HG3	1.98	0.78
1:M:53:SER:C	1:M:54:LEU:HD23	2.04	0.78
1:O:651:LEU:HD12	1:O:652:LEU:H	1.49	0.78
1:O:890:GLN:HG3	1:O:891:VAL:N	1.97	0.78
1:D:53:SER:C	1:D:54:LEU:HD23	2.04	0.78
1:E:460:ASN:ND2	1:E:461:GLU:HG3	1.98	0.78
1:G:240:LEU:HD12	1:G:241:GLU:H	1.48	0.78
1:H:651:LEU:HD12	1:H:652:LEU:H	1.49	0.78
1:I:400:THR:O	1:I:404:ARG:HG3	1.84	0.78

Continued on next page...

Continued from previous page...

Atom-1	Atom-2	Interatomic distance (Å)	Clash overlap (Å)
1:I:78:LEU:HB3	1:I:79:PRO:HD2	1.65	0.78
1:O:78:LEU:HB3	1:O:79:PRO:HD2	1.65	0.78
1:M:282:ARG:HD3	1:P:420:MET:O	1.83	0.78
1:P:78:LEU:HB3	1:P:79:PRO:HD2	1.65	0.78
1:D:651:LEU:HD12	1:D:652:LEU:H	1.49	0.78
1:E:53:SER:C	1:E:54:LEU:HD23	2.04	0.78
1:E:890:GLN:HG3	1:E:891:VAL:N	1.97	0.78
1:H:53:SER:C	1:H:54:LEU:HD23	2.05	0.78
1:I:777:LEU:HD21	1:I:889:ALA:HA	1.64	0.78
1:O:894:ARG:HH21	1:O:921:PRO:HD3	1.46	0.78
1:L:240:LEU:HD12	1:L:241:GLU:H	1.48	0.78
1:L:400:THR:O	1:L:404:ARG:HG3	1.84	0.78
1:F:240:LEU:HD12	1:F:241:GLU:H	1.48	0.77
1:F:53:SER:C	1:F:54:LEU:HD23	2.05	0.77
1:G:43:ARG:NH1	1:G:43:ARG:HG2	1.96	0.77
1:I:460:ASN:ND2	1:I:461:GLU:HG3	1.98	0.77
1:M:240:LEU:HD12	1:M:241:GLU:H	1.48	0.77
1:N:240:LEU:HD12	1:N:241:GLU:H	1.48	0.77
1:O:43:ARG:HG2	1:O:43:ARG:NH1	1.95	0.77
1:I:18:ASN:ND2	1:I:21:VAL:HG23	1.98	0.77
1:K:890:GLN:HG3	1:K:891:VAL:N	1.97	0.77
1:B:651:LEU:HD12	1:B:652:LEU:H	1.49	0.77
1:E:43:ARG:NH1	1:E:43:ARG:HG2	1.95	0.77
1:E:651:LEU:HD12	1:E:652:LEU:H	1.49	0.77
1:M:400:THR:O	1:M:404:ARG:HG3	1.84	0.77
1:C:53:SER:C	1:C:54:LEU:HD23	2.04	0.77
1:F:662:PRO:C	1:F:663:LEU:HD23	2.05	0.77
1:I:128:ASN:ND2	1:I:180:GLY:HA2	1.97	0.77
1:I:53:SER:C	1:I:54:LEU:HD23	2.05	0.77
1:K:651:LEU:HD12	1:K:652:LEU:H	1.49	0.77
1:B:46:ARG:NH1	1:B:46:ARG:HG3	2.00	0.77
1:F:46:ARG:HG3	1:F:46:ARG:NH1	2.00	0.77
1:G:682:LEU:HD22	1:G:683:PRO:HD2	1.67	0.77
1:J:46:ARG:NH1	1:J:46:ARG:HG3	2.00	0.77
1:K:400:THR:O	1:K:404:ARG:HG3	1.84	0.77
1:N:400:THR:O	1:N:404:ARG:HG3	1.84	0.77
1:N:46:ARG:HG3	1:N:46:ARG:NH1	2.00	0.77
1:A:400:THR:O	1:A:404:ARG:HG3	1.84	0.77
1:A:53:SER:C	1:A:54:LEU:HD23	2.05	0.77
1:A:894:ARG:HH21	1:A:921:PRO:HD3	1.46	0.77
1:D:78:LEU:HB3	1:D:79:PRO:HD2	1.65	0.77

Continued on next page...

Continued from previous page...

Atom-1	Atom-2	Interatomic distance (Å)	Clash overlap (Å)
1:F:682:LEU:HD22	1:F:683:PRO:HD2	1.67	0.77
1:H:240:LEU:HD12	1:H:241:GLU:H	1.48	0.77
1:K:53:SER:C	1:K:54:LEU:HD23	2.05	0.77
1:M:651:LEU:HD12	1:M:652:LEU:H	1.49	0.77
1:N:682:LEU:HD22	1:N:683:PRO:HD2	1.67	0.77
1:O:53:SER:C	1:O:54:LEU:HD23	2.04	0.77
1:O:682:LEU:HD22	1:O:683:PRO:HD2	1.67	0.77
1:P:240:LEU:HD12	1:P:241:GLU:H	1.48	0.77
1:P:400:THR:O	1:P:404:ARG:HG3	1.84	0.77
1:A:46:ARG:HG3	1:A:46:ARG:NH1	2.00	0.77
1:A:662:PRO:C	1:A:663:LEU:HD23	2.05	0.77
1:B:53:SER:C	1:B:54:LEU:HD23	2.05	0.77
1:B:662:PRO:C	1:B:663:LEU:HD23	2.05	0.77
1:C:662:PRO:C	1:C:663:LEU:HD23	2.05	0.77
1:F:400:THR:O	1:F:404:ARG:HG3	1.84	0.77
1:G:53:SER:C	1:G:54:LEU:HD23	2.05	0.77
1:N:53:SER:C	1:N:54:LEU:HD23	2.05	0.77
1:B:43:ARG:HG2	1:B:43:ARG:NH1	1.95	0.77
1:C:78:LEU:HB3	1:C:79:PRO:HD2	1.65	0.77
1:E:400:THR:O	1:E:404:ARG:HG3	1.84	0.77
1:G:400:THR:O	1:G:404:ARG:HG3	1.84	0.77
1:I:7:LEU:HD13	1:I:74:LEU:HD11	1.65	0.77
1:J:240:LEU:HD12	1:J:241:GLU:H	1.48	0.77
1:J:53:SER:C	1:J:54:LEU:HD23	2.05	0.77
1:K:78:LEU:HB3	1:K:79:PRO:HD2	1.65	0.77
1:L:46:ARG:HG3	1:L:46:ARG:NH1	2.00	0.77
1:L:662:PRO:C	1:L:663:LEU:HD23	2.05	0.77
1:M:662:PRO:C	1:M:663:LEU:HD23	2.05	0.77
1:A:189:LEU:HD23	1:A:189:LEU:N	2.00	0.77
1:B:400:THR:O	1:B:404:ARG:HG3	1.84	0.77
1:C:777:LEU:HD21	1:C:889:ALA:HA	1.64	0.77
1:F:890:GLN:HG3	1:F:891:VAL:N	1.97	0.77
1:M:682:LEU:HD22	1:M:683:PRO:HD2	1.67	0.77
1:O:460:ASN:ND2	1:O:461:GLU:HG3	1.98	0.77
1:P:53:SER:C	1:P:54:LEU:HD23	2.05	0.77
1:D:7:LEU:HD13	1:D:74:LEU:HD11	1.65	0.77
1:H:662:PRO:C	1:H:663:LEU:HD23	2.05	0.77
1:J:400:THR:O	1:J:404:ARG:HG3	1.84	0.77
1:N:651:LEU:HD12	1:N:652:LEU:H	1.49	0.77
1:O:189:LEU:N	1:O:189:LEU:HD23	2.00	0.77
1:A:651:LEU:HD12	1:A:652:LEU:H	1.49	0.76

Continued on next page...

Continued from previous page...

Atom-1	Atom-2	Interatomic distance (Å)	Clash overlap (Å)
1:E:682:LEU:HD22	1:E:683:PRO:HD2	1.67	0.76
1:G:662:PRO:C	1:G:663:LEU:HD23	2.05	0.76
1:H:189:LEU:N	1:H:189:LEU:HD23	2.00	0.76
1:H:894:ARG:HH21	1:H:921:PRO:HD3	1.46	0.76
1:I:189:LEU:HD23	1:I:189:LEU:N	2.00	0.76
1:I:673:ALA:HB1	1:I:674:PRO:HD2	1.67	0.76
1:J:894:ARG:HH21	1:J:921:PRO:HD3	1.46	0.76
1:K:920:LEU:HB3	1:K:921:PRO:HD2	1.67	0.76
1:L:920:LEU:HB3	1:L:921:PRO:HD2	1.67	0.76
1:M:189:LEU:N	1:M:189:LEU:HD23	2.00	0.76
1:A:673:ALA:HB1	1:A:674:PRO:HD2	1.67	0.76
1:A:7:LEU:HD13	1:A:74:LEU:HD11	1.65	0.76
1:C:673:ALA:HB1	1:C:674:PRO:HD2	1.68	0.76
1:D:189:LEU:HD23	1:D:189:LEU:N	2.00	0.76
1:D:662:PRO:C	1:D:663:LEU:HD23	2.05	0.76
1:E:662:PRO:C	1:E:663:LEU:HD23	2.05	0.76
1:N:662:PRO:C	1:N:663:LEU:HD23	2.05	0.76
1:L:53:SER:C	1:L:54:LEU:HD23	2.05	0.76
1:L:682:LEU:HD22	1:L:683:PRO:HD2	1.67	0.76
1:O:400:THR:O	1:O:404:ARG:HG3	1.84	0.76
1:B:682:LEU:HD22	1:B:683:PRO:HD2	1.67	0.76
1:D:43:ARG:HG2	1:D:43:ARG:NH1	1.95	0.76
1:D:920:LEU:HB3	1:D:921:PRO:HD2	1.67	0.76
1:E:360:HIS:HE1	1:E:362:LEU:HB2	1.51	0.76
1:I:651:LEU:HD12	1:I:652:LEU:H	1.49	0.76
1:O:662:PRO:C	1:O:663:LEU:HD23	2.05	0.76
1:C:46:ARG:HG3	1:C:46:ARG:NH1	2.00	0.76
1:I:682:LEU:HD22	1:I:683:PRO:HD2	1.67	0.76
1:J:673:ALA:HB1	1:J:674:PRO:HD2	1.68	0.76
1:K:682:LEU:HD22	1:K:683:PRO:HD2	1.67	0.76
1:L:651:LEU:HD12	1:L:652:LEU:H	1.49	0.76
1:M:46:ARG:NH1	1:M:46:ARG:HG3	2.00	0.76
1:P:189:LEU:HD23	1:P:189:LEU:N	2.00	0.76
1:A:920:LEU:HB3	1:A:921:PRO:HD2	1.67	0.76
1:C:682:LEU:HD22	1:C:683:PRO:HD2	1.67	0.76
1:E:46:ARG:HG3	1:E:46:ARG:NH1	2.00	0.76
1:G:46:ARG:HG3	1:G:46:ARG:NH1	2.00	0.76
1:J:189:LEU:N	1:J:189:LEU:HD23	2.00	0.76
1:K:189:LEU:HD23	1:K:189:LEU:N	2.00	0.76
1:L:673:ALA:HB1	1:L:674:PRO:HD2	1.68	0.76
1:P:651:LEU:HD12	1:P:652:LEU:H	1.49	0.76

Continued on next page...

Continued from previous page...

Atom-1	Atom-2	Interatomic distance (Å)	Clash overlap (Å)
1:C:360:HIS:HE1	1:C:362:LEU:HB2	1.51	0.76
1:I:46:ARG:HG3	1:I:46:ARG:NH1	2.00	0.76
1:J:920:LEU:HB3	1:J:921:PRO:HD2	1.67	0.76
1:O:240:LEU:HD12	1:O:241:GLU:H	1.48	0.76
1:O:46:ARG:HG3	1:O:46:ARG:NH1	2.00	0.76
1:H:400:THR:O	1:H:404:ARG:HG3	1.84	0.76
1:J:662:PRO:C	1:J:663:LEU:HD23	2.05	0.76
1:N:673:ALA:HB1	1:N:674:PRO:HD2	1.68	0.76
1:F:673:ALA:HB1	1:F:674:PRO:HD2	1.68	0.76
1:P:682:LEU:HD22	1:P:683:PRO:HD2	1.67	0.76
1:E:189:LEU:HD23	1:E:189:LEU:N	2.00	0.76
1:E:920:LEU:HB3	1:E:921:PRO:HD2	1.67	0.76
1:G:189:LEU:HD23	1:G:189:LEU:N	2.00	0.76
1:K:662:PRO:C	1:K:663:LEU:HD23	2.05	0.76
1:C:400:THR:O	1:C:404:ARG:HG3	1.84	0.75
1:F:189:LEU:N	1:F:189:LEU:HD23	2.00	0.75
1:I:662:PRO:C	1:I:663:LEU:HD23	2.05	0.75
1:K:43:ARG:NH1	1:K:43:ARG:HG2	1.95	0.75
1:L:189:LEU:HD23	1:L:189:LEU:N	2.00	0.75
1:O:673:ALA:HB1	1:O:674:PRO:HD2	1.68	0.75
1:P:7:LEU:HD13	1:P:74:LEU:HD11	1.65	0.75
1:B:360:HIS:HE1	1:B:362:LEU:HB2	1.51	0.75
1:G:673:ALA:HB1	1:G:674:PRO:HD2	1.68	0.75
1:H:673:ALA:HB1	1:H:674:PRO:HD2	1.67	0.75
1:I:920:LEU:HB3	1:I:921:PRO:HD2	1.67	0.75
1:M:673:ALA:HB1	1:M:674:PRO:HD2	1.67	0.75
1:N:189:LEU:HD23	1:N:189:LEU:N	2.00	0.75
1:O:920:LEU:HB3	1:O:921:PRO:HD2	1.67	0.75
1:C:920:LEU:HB3	1:C:921:PRO:HD2	1.67	0.75
1:G:920:LEU:HB3	1:G:921:PRO:HD2	1.67	0.75
1:P:46:ARG:HG3	1:P:46:ARG:NH1	2.00	0.75
1:A:436:MET:HE3	1:A:467:ASN:HD22	1.50	0.75
1:D:673:ALA:HB1	1:D:674:PRO:HD2	1.68	0.75
1:H:682:LEU:HD22	1:H:683:PRO:HD2	1.67	0.75
1:N:920:LEU:HB3	1:N:921:PRO:HD2	1.67	0.75
1:P:662:PRO:C	1:P:663:LEU:HD23	2.05	0.75
1:H:43:ARG:NH1	1:H:43:ARG:HG2	1.95	0.75
1:B:189:LEU:HD23	1:B:189:LEU:N	2.00	0.75
1:B:920:LEU:HB3	1:B:921:PRO:HD2	1.67	0.75
1:D:360:HIS:HE1	1:D:362:LEU:HB2	1.51	0.75
1:F:920:LEU:HB3	1:F:921:PRO:HD2	1.67	0.75

Continued on next page...

Continued from previous page...

Atom-1	Atom-2	Interatomic distance (Å)	Clash overlap (Å)
1:H:7:LEU:HD13	1:H:74:LEU:HD11	1.65	0.75
1:A:682:LEU:HD22	1:A:683:PRO:HD2	1.67	0.75
1:E:673:ALA:HB1	1:E:674:PRO:HD2	1.68	0.75
1:M:920:LEU:HB3	1:M:921:PRO:HD2	1.67	0.75
1:D:682:LEU:HD22	1:D:683:PRO:HD2	1.67	0.75
1:J:682:LEU:HD22	1:J:683:PRO:HD2	1.67	0.75
1:L:43:ARG:HG2	1:L:43:ARG:NH1	1.95	0.75
1:P:673:ALA:HB1	1:P:674:PRO:HD2	1.68	0.75
1:A:701:VAL:O	1:A:703:PRO:HD3	1.87	0.74
1:C:189:LEU:HD23	1:C:189:LEU:N	2.00	0.74
1:D:69:VAL:HG13	1:D:70:PRO:HD2	1.69	0.74
1:I:701:VAL:O	1:I:703:PRO:HD3	1.87	0.74
1:J:69:VAL:HG13	1:J:70:PRO:HD2	1.69	0.74
1:L:360:HIS:HE1	1:L:362:LEU:HB2	1.51	0.74
1:F:701:VAL:O	1:F:703:PRO:HD3	1.87	0.74
1:J:773:LYS:HB2	1:J:773:LYS:HZ3	1.51	0.74
1:K:46:ARG:NH1	1:K:46:ARG:HG3	2.00	0.74
1:P:920:LEU:HB3	1:P:921:PRO:HD2	1.67	0.74
1:D:701:VAL:O	1:D:703:PRO:HD3	1.87	0.74
1:P:69:VAL:HG13	1:P:70:PRO:HD2	1.69	0.74
1:A:43:ARG:NH1	1:A:43:ARG:HG2	1.95	0.74
1:B:673:ALA:HB1	1:B:674:PRO:HD2	1.67	0.74
1:H:46:ARG:HG3	1:H:46:ARG:NH1	2.00	0.74
1:H:69:VAL:HG13	1:H:70:PRO:HD2	1.69	0.74
1:H:920:LEU:HB3	1:H:921:PRO:HD2	1.67	0.74
1:K:360:HIS:HE1	1:K:362:LEU:HB2	1.51	0.74
1:K:701:VAL:O	1:K:703:PRO:HD3	1.87	0.74
1:C:701:VAL:O	1:C:703:PRO:HD3	1.87	0.74
1:E:69:VAL:HG13	1:E:70:PRO:HD2	1.69	0.74
1:J:360:HIS:HE1	1:J:362:LEU:HB2	1.51	0.74
1:K:69:VAL:HG13	1:K:70:PRO:HD2	1.69	0.74
1:A:745:MET:HE2	1:A:745:MET:HA	1.70	0.74
1:K:952:ARG:HH11	1:K:952:ARG:HB3	1.53	0.74
1:N:701:VAL:O	1:N:703:PRO:HD3	1.87	0.74
1:B:701:VAL:O	1:B:703:PRO:HD3	1.87	0.74
1:J:701:VAL:O	1:J:703:PRO:HD3	1.87	0.74
1:K:673:ALA:HB1	1:K:674:PRO:HD2	1.67	0.74
1:M:69:VAL:HG13	1:M:70:PRO:HD2	1.69	0.74
1:A:622:HIS:O	1:A:625:GLN:HG2	1.88	0.74
1:C:69:VAL:HG13	1:C:70:PRO:HD2	1.69	0.74
1:D:46:ARG:HG3	1:D:46:ARG:NH1	2.00	0.74

Continued on next page...

Continued from previous page...

Atom-1	Atom-2	Interatomic distance (Å)	Clash overlap (Å)
1:E:952:ARG:HB3	1:E:952:ARG:HH11	1.53	0.74
1:F:188:VAL:C	1:F:189:LEU:HD23	2.09	0.74
1:G:745:MET:HE2	1:G:745:MET:HA	1.70	0.74
1:H:701:VAL:O	1:H:703:PRO:HD3	1.87	0.74
1:O:745:MET:HE2	1:O:745:MET:HA	1.70	0.74
1:P:701:VAL:O	1:P:703:PRO:HD3	1.87	0.74
1:B:188:VAL:C	1:B:189:LEU:HD23	2.09	0.73
1:F:622:HIS:O	1:F:625:GLN:HG2	1.88	0.73
1:I:188:VAL:C	1:I:189:LEU:HD23	2.09	0.73
1:G:188:VAL:C	1:G:189:LEU:HD23	2.09	0.73
1:J:952:ARG:HB3	1:J:952:ARG:HH11	1.53	0.73
1:L:188:VAL:C	1:L:189:LEU:HD23	2.09	0.73
1:N:188:VAL:C	1:N:189:LEU:HD23	2.09	0.73
1:O:701:VAL:O	1:O:703:PRO:HD3	1.87	0.73
1:P:188:VAL:C	1:P:189:LEU:HD23	2.09	0.73
1:D:952:ARG:HH11	1:D:952:ARG:HB3	1.53	0.73
1:E:622:HIS:O	1:E:625:GLN:HG2	1.88	0.73
1:I:69:VAL:HG13	1:I:70:PRO:HD2	1.69	0.73
1:K:622:HIS:O	1:K:625:GLN:HG2	1.88	0.73
1:L:436:MET:HE3	1:L:467:ASN:HD22	1.53	0.73
1:O:188:VAL:C	1:O:189:LEU:HD23	2.09	0.73
1:O:69:VAL:HG13	1:O:70:PRO:HD2	1.69	0.73
1:P:952:ARG:HB3	1:P:952:ARG:HH11	1.53	0.73
1:B:69:VAL:HG13	1:B:70:PRO:HD2	1.69	0.73
1:C:952:ARG:HH11	1:C:952:ARG:HB3	1.53	0.73
1:G:69:VAL:HG13	1:G:70:PRO:HD2	1.69	0.73
1:M:952:ARG:HB3	1:M:952:ARG:HH11	1.53	0.73
1:P:436:MET:HE3	1:P:467:ASN:HD22	1.53	0.73
1:F:360:HIS:HE1	1:F:362:LEU:HB2	1.51	0.73
1:G:622:HIS:O	1:G:625:GLN:HG2	1.88	0.73
1:B:622:HIS:O	1:B:625:GLN:HG2	1.88	0.73
1:G:952:ARG:HH11	1:G:952:ARG:HB3	1.53	0.73
1:A:952:ARG:HH11	1:A:952:ARG:HB3	1.53	0.73
1:L:701:VAL:O	1:L:703:PRO:HD3	1.87	0.73
1:O:622:HIS:O	1:O:625:GLN:HG2	1.88	0.73
1:A:69:VAL:HG13	1:A:70:PRO:HD2	1.69	0.73
1:E:701:VAL:O	1:E:703:PRO:HD3	1.87	0.73
1:F:802:ASP:OD1	1:F:803:PRO:HD2	1.89	0.73
1:G:30:HIS:HB2	1:G:31:PRO:HD2	1.71	0.73
1:N:802:ASP:OD1	1:N:803:PRO:HD2	1.89	0.73
1:O:30:HIS:HB2	1:O:31:PRO:HD2	1.71	0.73

Continued on next page...

Continued from previous page...

Atom-1	Atom-2	Interatomic distance (Å)	Clash overlap (Å)
1:C:622:HIS:O	1:C:625:GLN:HG2	1.88	0.73
1:G:802:ASP:OD1	1:G:803:PRO:HD2	1.89	0.73
1:I:622:HIS:O	1:I:625:GLN:HG2	1.88	0.73
1:L:622:HIS:O	1:L:625:GLN:HG2	1.88	0.73
1:L:952:ARG:HH11	1:L:952:ARG:HB3	1.53	0.73
1:N:568:TRP:HE1	1:N:604:ASN:HD22	1.37	0.73
1:D:622:HIS:O	1:D:625:GLN:HG2	1.88	0.73
1:F:434:PRO:HB3	1:G:434:PRO:HB3	1.71	0.73
1:F:952:ARG:HB3	1:F:952:ARG:HH11	1.53	0.73
1:G:701:VAL:O	1:G:703:PRO:HD3	1.87	0.73
1:H:568:TRP:HE1	1:H:604:ASN:HD22	1.37	0.73
1:I:802:ASP:OD1	1:I:803:PRO:HD2	1.89	0.73
1:K:188:VAL:C	1:K:189:LEU:HD23	2.09	0.73
1:L:69:VAL:HG13	1:L:70:PRO:HD2	1.69	0.73
1:B:251:ARG:HB3	1:B:253:TYR:CE2	2.25	0.72
1:C:188:VAL:C	1:C:189:LEU:HD23	2.09	0.72
1:F:568:TRP:HE1	1:F:604:ASN:HD22	1.37	0.72
1:K:1021:CME:HZ3	1:K:1022:GLN:O	1.89	0.72
1:M:30:HIS:HB2	1:M:31:PRO:HD2	1.71	0.72
1:N:622:HIS:O	1:N:625:GLN:HG2	1.88	0.72
1:P:43:ARG:HG2	1:P:43:ARG:NH1	1.95	0.72
1:P:568:TRP:HE1	1:P:604:ASN:HD22	1.37	0.72
1:D:251:ARG:HB3	1:D:253:TYR:CE2	2.25	0.72
1:E:30:HIS:HB2	1:E:31:PRO:HD2	1.71	0.72
1:M:802:ASP:OD1	1:M:803:PRO:HD2	1.89	0.72
1:B:30:HIS:HB2	1:B:31:PRO:HD2	1.71	0.72
1:B:802:ASP:OD1	1:B:803:PRO:HD2	1.89	0.72
1:B:952:ARG:HB3	1:B:952:ARG:HH11	1.53	0.72
1:J:188:VAL:C	1:J:189:LEU:HD23	2.09	0.72
1:K:30:HIS:HB2	1:K:31:PRO:HD2	1.71	0.72
1:M:622:HIS:O	1:M:625:GLN:HG2	1.88	0.72
1:M:701:VAL:O	1:M:703:PRO:HD3	1.87	0.72
1:N:30:HIS:HB2	1:N:31:PRO:HD2	1.71	0.72
1:N:952:ARG:HB3	1:N:952:ARG:HH11	1.53	0.72
1:P:360:HIS:HE1	1:P:362:LEU:HB2	1.51	0.72
1:D:188:VAL:C	1:D:189:LEU:HD23	2.09	0.72
1:D:30:HIS:HB2	1:D:31:PRO:HD2	1.71	0.72
1:H:622:HIS:O	1:H:625:GLN:HG2	1.88	0.72
1:L:1021:CME:HZ3	1:L:1022:GLN:O	1.89	0.72
1:N:1021:CME:HZ3	1:N:1022:GLN:O	1.89	0.72
1:B:568:TRP:HE1	1:B:604:ASN:HD22	1.37	0.72

Continued on next page...

Continued from previous page...

Atom-1	Atom-2	Interatomic distance (Å)	Clash overlap (Å)
1:G:251:ARG:HB3	1:G:253:TYR:CE2	2.25	0.72
1:I:745:MET:HA	1:I:745:MET:HE2	1.69	0.72
1:J:30:HIS:HB2	1:J:31:PRO:HD2	1.71	0.72
1:J:622:HIS:O	1:J:625:GLN:HG2	1.88	0.72
1:L:802:ASP:OD1	1:L:803:PRO:HD2	1.89	0.72
1:A:188:VAL:C	1:A:189:LEU:HD23	2.09	0.72
1:A:802:ASP:OD1	1:A:803:PRO:HD2	1.89	0.72
1:B:1021:CME:HZ3	1:B:1022:GLN:O	1.89	0.72
1:C:251:ARG:HB3	1:C:253:TYR:CE2	2.25	0.72
1:F:30:HIS:HB2	1:F:31:PRO:HD2	1.71	0.72
1:J:745:MET:HA	1:J:745:MET:HE2	1.72	0.72
1:M:188:VAL:C	1:M:189:LEU:HD23	2.09	0.72
1:O:952:ARG:HB3	1:O:952:ARG:HH11	1.53	0.72
1:E:251:ARG:HB3	1:E:253:TYR:CE2	2.25	0.72
1:H:188:VAL:C	1:H:189:LEU:HD23	2.09	0.72
1:I:651:LEU:HD12	1:I:652:LEU:N	2.05	0.72
1:K:802:ASP:OD1	1:K:803:PRO:HD2	1.89	0.72
1:L:30:HIS:HB2	1:L:31:PRO:HD2	1.71	0.72
1:B:651:LEU:HD12	1:B:652:LEU:N	2.05	0.72
1:C:802:ASP:OD1	1:C:803:PRO:HD2	1.89	0.72
1:F:69:VAL:HG13	1:F:70:PRO:HD2	1.69	0.72
1:I:360:HIS:HE1	1:I:362:LEU:HB2	1.51	0.72
1:N:251:ARG:HB3	1:N:253:TYR:CE2	2.25	0.72
1:A:568:TRP:HE1	1:A:604:ASN:HD22	1.37	0.72
1:D:568:TRP:HE1	1:D:604:ASN:HD22	1.37	0.72
1:D:802:ASP:OD1	1:D:803:PRO:HD2	1.89	0.72
1:E:188:VAL:C	1:E:189:LEU:HD23	2.09	0.72
1:G:651:LEU:HD12	1:G:652:LEU:N	2.05	0.72
1:H:651:LEU:HD12	1:H:652:LEU:N	2.05	0.72
1:H:952:ARG:HH11	1:H:952:ARG:HB3	1.53	0.72
1:M:251:ARG:HB3	1:M:253:TYR:CE2	2.25	0.72
1:M:360:HIS:HE1	1:M:362:LEU:HB2	1.51	0.72
1:N:69:VAL:HG13	1:N:70:PRO:HD2	1.69	0.72
1:O:1021:CME:HZ3	1:O:1022:GLN:O	1.89	0.72
1:O:251:ARG:HB3	1:O:253:TYR:CE2	2.25	0.72
1:O:802:ASP:OD1	1:O:803:PRO:HD2	1.89	0.72
1:P:1021:CME:HZ3	1:P:1022:GLN:O	1.89	0.72
1:A:251:ARG:HB3	1:A:253:TYR:CE2	2.25	0.72
1:C:30:HIS:HB2	1:C:31:PRO:HD2	1.71	0.72
1:C:568:TRP:HE1	1:C:604:ASN:HD22	1.37	0.72
1:D:1021:CME:HZ3	1:D:1022:GLN:O	1.89	0.72

Continued on next page...

Continued from previous page...

Atom-1	Atom-2	Interatomic distance (Å)	Clash overlap (Å)
1:D:714:ILE:N	1:D:714:ILE:HD13	2.05	0.72
1:G:1021:CME:HZ3	1:G:1022:GLN:O	1.89	0.72
1:H:1021:CME:HZ3	1:H:1022:GLN:O	1.89	0.72
1:I:251:ARG:HB3	1:I:253:TYR:CE2	2.25	0.72
1:I:952:ARG:HB3	1:I:952:ARG:HH11	1.53	0.72
1:P:622:HIS:O	1:P:625:GLN:HG2	1.88	0.72
1:D:745:MET:HE2	1:D:745:MET:HA	1.71	0.71
1:E:773:LYS:HZ3	1:E:773:LYS:HB2	1.55	0.71
1:F:1021:CME:HZ3	1:F:1022:GLN:O	1.89	0.71
1:F:251:ARG:HB3	1:F:253:TYR:CE2	2.25	0.71
1:G:568:TRP:HE1	1:G:604:ASN:HD22	1.37	0.71
1:H:11:LEU:HD23	1:H:11:LEU:N	2.05	0.71
1:J:251:ARG:HB3	1:J:253:TYR:CE2	2.25	0.71
1:O:114:VAL:HG13	1:O:115:PRO:HD2	1.72	0.71
1:P:802:ASP:OD1	1:P:803:PRO:HD2	1.89	0.71
1:G:114:VAL:HG13	1:G:115:PRO:HD2	1.72	0.71
1:H:745:MET:HE2	1:H:745:MET:HA	1.72	0.71
1:K:714:ILE:N	1:K:714:ILE:HD13	2.05	0.71
1:K:745:MET:HE2	1:K:745:MET:HA	1.72	0.71
1:M:651:LEU:HD12	1:M:652:LEU:N	2.05	0.71
1:N:360:HIS:HE1	1:N:362:LEU:HB2	1.51	0.71
1:A:1021:CME:HZ3	1:A:1022:GLN:O	1.89	0.71
1:A:11:LEU:N	1:A:11:LEU:HD23	2.05	0.71
1:B:114:VAL:HG13	1:B:115:PRO:HD2	1.72	0.71
1:E:568:TRP:HE1	1:E:604:ASN:HD22	1.37	0.71
1:H:714:ILE:N	1:H:714:ILE:HD13	2.05	0.71
1:J:1021:CME:HZ3	1:J:1022:GLN:O	1.89	0.71
1:K:11:LEU:N	1:K:11:LEU:HD23	2.05	0.71
1:K:251:ARG:HB3	1:K:253:TYR:CE2	2.25	0.71
1:L:114:VAL:HG13	1:L:115:PRO:HD2	1.72	0.71
1:O:568:TRP:HE1	1:O:604:ASN:HD22	1.37	0.71
1:A:377:LEU:HD23	1:A:377:LEU:N	2.05	0.71
1:G:11:LEU:N	1:G:11:LEU:HD23	2.05	0.71
1:H:128:ASN:HD21	1:H:180:GLY:HA2	1.56	0.71
1:I:114:VAL:HG13	1:I:115:PRO:HD2	1.73	0.71
1:J:128:ASN:HD21	1:J:180:GLY:HA2	1.56	0.71
1:L:128:ASN:HD21	1:L:180:GLY:HA2	1.56	0.71
1:M:128:ASN:HD21	1:M:180:GLY:HA2	1.56	0.71
1:A:114:VAL:HG13	1:A:115:PRO:HD2	1.72	0.71
1:A:128:ASN:HD21	1:A:180:GLY:HA2	1.56	0.71
1:B:46:ARG:HH11	1:B:46:ARG:HG3	1.56	0.71

Continued on next page...

Continued from previous page...

Atom-1	Atom-2	Interatomic distance (Å)	Clash overlap (Å)
1:C:1021:CME:HZ3	1:C:1022:GLN:O	1.89	0.71
1:F:571:VAL:HG13	1:F:607:VAL:HG23	1.73	0.71
1:H:360:HIS:HE1	1:H:362:LEU:HB2	1.51	0.71
1:L:251:ARG:HB3	1:L:253:TYR:CE2	2.25	0.71
1:M:11:LEU:N	1:M:11:LEU:HD23	2.05	0.71
1:O:11:LEU:N	1:O:11:LEU:HD23	2.05	0.71
1:P:651:LEU:HD12	1:P:652:LEU:N	2.05	0.71
1:C:651:LEU:HD12	1:C:652:LEU:N	2.05	0.71
1:E:128:ASN:HD21	1:E:180:GLY:HA2	1.56	0.71
1:E:714:ILE:HD13	1:E:714:ILE:N	2.05	0.71
1:H:251:ARG:HB3	1:H:253:TYR:CE2	2.25	0.71
1:H:802:ASP:OD1	1:H:803:PRO:HD2	1.89	0.71
1:J:651:LEU:HD12	1:J:652:LEU:N	2.05	0.71
1:J:714:ILE:N	1:J:714:ILE:HD13	2.05	0.71
1:J:802:ASP:OD1	1:J:803:PRO:HD2	1.89	0.71
1:M:568:TRP:HE1	1:M:604:ASN:HD22	1.37	0.71
1:M:745:MET:HA	1:M:745:MET:HE2	1.72	0.71
1:N:571:VAL:HG13	1:N:607:VAL:HG23	1.73	0.71
1:P:251:ARG:HB3	1:P:253:TYR:CE2	2.24	0.71
1:B:377:LEU:N	1:B:377:LEU:HD23	2.06	0.71
1:E:1021:CME:HZ3	1:E:1022:GLN:O	1.89	0.71
1:E:651:LEU:HD12	1:E:652:LEU:N	2.05	0.71
1:F:377:LEU:HD23	1:F:377:LEU:N	2.05	0.71
1:K:114:VAL:HG13	1:K:115:PRO:HD2	1.72	0.71
1:M:571:VAL:HG13	1:M:607:VAL:HG23	1.73	0.71
1:N:377:LEU:HD23	1:N:377:LEU:N	2.06	0.71
1:P:128:ASN:HD21	1:P:180:GLY:HA2	1.56	0.71
1:P:30:HIS:HB2	1:P:31:PRO:HD2	1.71	0.71
1:A:714:ILE:HD13	1:A:714:ILE:N	2.05	0.71
1:E:11:LEU:N	1:E:11:LEU:HD23	2.05	0.71
1:E:571:VAL:HG13	1:E:607:VAL:HG23	1.73	0.71
1:G:377:LEU:HD23	1:G:377:LEU:N	2.06	0.71
1:H:30:HIS:HB2	1:H:31:PRO:HD2	1.71	0.71
1:M:114:VAL:HG13	1:M:115:PRO:HD2	1.72	0.71
1:O:377:LEU:N	1:O:377:LEU:HD23	2.06	0.71
1:A:30:HIS:HB2	1:A:31:PRO:HD2	1.71	0.71
1:C:377:LEU:N	1:C:377:LEU:HD23	2.06	0.71
1:D:128:ASN:HD21	1:D:180:GLY:HA2	1.56	0.71
1:G:46:ARG:HG3	1:G:46:ARG:HH11	1.56	0.71
1:I:1021:CME:HZ3	1:I:1022:GLN:O	1.89	0.71
1:L:571:VAL:HG13	1:L:607:VAL:HG23	1.73	0.71

Continued on next page...

Continued from previous page...

Atom-1	Atom-2	Interatomic distance (Å)	Clash overlap (Å)
1:O:571:VAL:HG13	1:O:607:VAL:HG23	1.73	0.71
1:O:651:LEU:HD12	1:O:652:LEU:N	2.05	0.71
1:B:714:ILE:HD13	1:B:714:ILE:N	2.05	0.71
1:D:11:LEU:HD23	1:D:11:LEU:N	2.05	0.71
1:I:46:ARG:HH11	1:I:46:ARG:HG3	1.56	0.71
1:M:1021:CME:HZ3	1:M:1022:GLN:O	1.89	0.71
1:M:681:GLU:OE2	1:M:681:GLU:HA	1.91	0.71
1:P:46:ARG:HH11	1:P:46:ARG:HG3	1.56	0.71
1:C:114:VAL:HG13	1:C:115:PRO:HD2	1.73	0.70
1:C:571:VAL:HG13	1:C:607:VAL:HG23	1.73	0.70
1:E:377:LEU:HD23	1:E:377:LEU:N	2.05	0.70
1:G:571:VAL:HG13	1:G:607:VAL:HG23	1.73	0.70
1:J:11:LEU:HD23	1:J:11:LEU:N	2.06	0.70
1:J:681:GLU:OE2	1:J:681:GLU:HA	1.91	0.70
1:N:11:LEU:HD23	1:N:11:LEU:N	2.05	0.70
1:E:114:VAL:HG13	1:E:115:PRO:HD2	1.72	0.70
1:E:802:ASP:OD1	1:E:803:PRO:HD2	1.89	0.70
1:J:114:VAL:HG13	1:J:115:PRO:HD2	1.72	0.70
1:K:651:LEU:HD12	1:K:652:LEU:N	2.05	0.70
1:M:46:ARG:HG3	1:M:46:ARG:HH11	1.56	0.70
1:A:651:LEU:HD12	1:A:652:LEU:N	2.05	0.70
1:C:11:LEU:N	1:C:11:LEU:HD23	2.05	0.70
1:D:377:LEU:N	1:D:377:LEU:HD23	2.06	0.70
1:E:46:ARG:HG3	1:E:46:ARG:HH11	1.56	0.70
1:E:745:MET:HA	1:E:745:MET:HE2	1.73	0.70
1:L:714:ILE:N	1:L:714:ILE:HD13	2.05	0.70
1:M:714:ILE:HD13	1:M:714:ILE:N	2.05	0.70
1:P:571:VAL:HG13	1:P:607:VAL:HG23	1.73	0.70
1:F:114:VAL:HG13	1:F:115:PRO:HD2	1.72	0.70
1:H:377:LEU:HD23	1:H:377:LEU:N	2.06	0.70
1:I:128:ASN:HD21	1:I:180:GLY:HA2	1.56	0.70
1:I:568:TRP:HE1	1:I:604:ASN:HD22	1.38	0.70
1:J:568:TRP:HE1	1:J:604:ASN:HD22	1.37	0.70
1:K:128:ASN:HD21	1:K:180:GLY:HA2	1.56	0.70
1:K:436:MET:HE3	1:K:467:ASN:HD22	1.56	0.70
1:K:568:TRP:HE1	1:K:604:ASN:HD22	1.37	0.70
1:O:46:ARG:HG3	1:O:46:ARG:HH11	1.56	0.70
1:B:745:MET:HE2	1:B:745:MET:HA	1.74	0.70
1:I:30:HIS:HB2	1:I:31:PRO:HD2	1.71	0.70
1:L:568:TRP:HE1	1:L:604:ASN:HD22	1.37	0.70
1:N:114:VAL:HG13	1:N:115:PRO:HD2	1.72	0.70

Continued on next page...

Continued from previous page...

Atom-1	Atom-2	Interatomic distance (Å)	Clash overlap (Å)
1:N:282:ARG:HD2	1:O:418:HIS:O	1.91	0.70
1:A:114:VAL:HG13	1:A:191:TRP:HB2	1.74	0.70
1:D:651:LEU:HD12	1:D:652:LEU:N	2.05	0.70
1:F:114:VAL:HG13	1:F:191:TRP:HB2	1.74	0.70
1:K:571:VAL:HG13	1:K:607:VAL:HG23	1.73	0.70
1:A:360:HIS:HE1	1:A:362:LEU:HB2	1.51	0.70
1:G:714:ILE:N	1:G:714:ILE:HD13	2.05	0.70
1:H:427:THR:HA	1:H:436:MET:HE2	1.74	0.70
1:I:681:GLU:OE2	1:I:681:GLU:HA	1.91	0.70
1:K:114:VAL:HG13	1:K:191:TRP:HB2	1.74	0.70
1:L:651:LEU:HD12	1:L:652:LEU:N	2.05	0.70
1:N:114:VAL:HG13	1:N:191:TRP:HB2	1.74	0.70
1:O:681:GLU:HA	1:O:681:GLU:OE2	1.91	0.70
1:P:114:VAL:HG13	1:P:115:PRO:HD2	1.73	0.70
1:P:11:LEU:N	1:P:11:LEU:HD23	2.05	0.70
1:P:714:ILE:N	1:P:714:ILE:HD13	2.05	0.70
1:G:681:GLU:HA	1:G:681:GLU:OE2	1.91	0.70
1:I:571:VAL:HG13	1:I:607:VAL:HG23	1.73	0.70
1:J:46:ARG:HH11	1:J:46:ARG:HG3	1.56	0.70
1:K:681:GLU:OE2	1:K:681:GLU:HA	1.91	0.70
1:M:377:LEU:N	1:M:377:LEU:HD23	2.06	0.70
1:N:714:ILE:HD13	1:N:714:ILE:N	2.05	0.70
1:O:714:ILE:N	1:O:714:ILE:HD13	2.05	0.70
1:P:595:THR:HG23	1:P:596:PRO:HA	1.74	0.70
1:B:11:LEU:HD23	1:B:11:LEU:N	2.05	0.70
1:D:114:VAL:HG13	1:D:191:TRP:HB2	1.74	0.70
1:H:571:VAL:HG13	1:H:607:VAL:HG23	1.73	0.70
1:J:434:PRO:HB3	1:K:434:PRO:HB3	1.74	0.70
1:K:377:LEU:HD23	1:K:377:LEU:N	2.06	0.70
1:O:128:ASN:HD21	1:O:180:GLY:HA2	1.56	0.70
1:A:46:ARG:HG3	1:A:46:ARG:HH11	1.56	0.70
1:B:577:LYS:O	1:B:584:PRO:HA	1.92	0.70
1:C:714:ILE:N	1:C:714:ILE:HD13	2.05	0.70
1:D:114:VAL:HG13	1:D:115:PRO:HD2	1.72	0.70
1:F:714:ILE:N	1:F:714:ILE:HD13	2.05	0.70
1:H:114:VAL:HG13	1:H:191:TRP:HB2	1.74	0.70
1:H:114:VAL:HG13	1:H:115:PRO:HD2	1.72	0.70
1:H:595:THR:HG23	1:H:596:PRO:HA	1.74	0.70
1:I:577:LYS:O	1:I:584:PRO:HA	1.92	0.70
1:K:369:GLU:O	1:K:373:VAL:HG23	1.92	0.70
1:M:369:GLU:O	1:M:373:VAL:HG23	1.92	0.70

Continued on next page...

Continued from previous page...

Atom-1	Atom-2	Interatomic distance (Å)	Clash overlap (Å)
1:N:420:MET:O	1:O:282:ARG:HD3	1.92	0.70
1:N:651:LEU:HD12	1:N:652:LEU:N	2.05	0.70
1:P:114:VAL:HG13	1:P:191:TRP:HB2	1.74	0.70
1:P:377:LEU:HD23	1:P:377:LEU:N	2.05	0.70
1:B:287:ASP:OD2	1:C:425:ARG:NH2	2.24	0.69
1:F:651:LEU:HD12	1:F:652:LEU:N	2.05	0.69
1:G:128:ASN:HD21	1:G:180:GLY:HA2	1.56	0.69
1:G:114:VAL:HG13	1:G:191:TRP:HB2	1.74	0.69
1:G:292:ARG:C	1:G:293:LEU:HD23	2.13	0.69
1:H:577:LYS:O	1:H:584:PRO:HA	1.92	0.69
1:L:11:LEU:HD23	1:L:11:LEU:N	2.06	0.69
1:A:577:LYS:O	1:A:584:PRO:HA	1.92	0.69
1:E:114:VAL:HG13	1:E:191:TRP:HB2	1.74	0.69
1:G:395:HIS:CG	1:G:396:PRO:HD2	2.28	0.69
1:I:292:ARG:C	1:I:293:LEU:HD23	2.13	0.69
1:J:377:LEU:N	1:J:377:LEU:HD23	2.06	0.69
1:L:114:VAL:HG13	1:L:191:TRP:HB2	1.74	0.69
1:N:287:ASP:OD2	1:O:425:ARG:NH2	2.25	0.69
1:O:114:VAL:HG13	1:O:191:TRP:HB2	1.74	0.69
1:F:11:LEU:HD23	1:F:11:LEU:N	2.05	0.69
1:F:292:ARG:C	1:F:293:LEU:HD23	2.13	0.69
1:F:577:LYS:O	1:F:584:PRO:HA	1.92	0.69
1:F:595:THR:HG23	1:F:596:PRO:HA	1.74	0.69
1:J:369:GLU:O	1:J:373:VAL:HG23	1.92	0.69
1:M:395:HIS:CG	1:M:396:PRO:HD2	2.28	0.69
1:M:436:MET:HE3	1:M:467:ASN:HD22	1.55	0.69
1:N:595:THR:HG23	1:N:596:PRO:HA	1.74	0.69
1:O:292:ARG:C	1:O:293:LEU:HD23	2.13	0.69
1:O:57:GLU:HG2	1:O:83:THR:HG23	1.75	0.69
1:P:577:LYS:O	1:P:584:PRO:HA	1.92	0.69
1:A:395:HIS:CG	1:A:396:PRO:HD2	2.28	0.69
1:D:360:HIS:CG	1:D:361:PRO:HD2	2.28	0.69
1:D:395:HIS:CG	1:D:396:PRO:HD2	2.28	0.69
1:E:436:MET:HE3	1:E:467:ASN:HD22	1.56	0.69
1:H:46:ARG:HG3	1:H:46:ARG:HH11	1.56	0.69
1:J:57:GLU:HG2	1:J:83:THR:HG23	1.75	0.69
1:K:278:ILE:HD12	1:K:278:ILE:N	2.07	0.69
1:M:595:THR:HG23	1:M:596:PRO:HA	1.74	0.69
1:A:681:GLU:HA	1:A:681:GLU:OE2	1.91	0.69
1:B:292:ARG:C	1:B:293:LEU:HD23	2.13	0.69
1:B:436:MET:HE1	1:B:467:ASN:HD22	1.58	0.69

Continued on next page...

Continued from previous page...

Atom-1	Atom-2	Interatomic distance (Å)	Clash overlap (Å)
1:C:595:THR:HG23	1:C:596:PRO:HA	1.74	0.69
1:F:395:HIS:CG	1:F:396:PRO:HD2	2.28	0.69
1:F:46:ARG:HH11	1:F:46:ARG:HG3	1.56	0.69
1:H:436:MET:HE1	1:H:467:ASN:HD22	1.58	0.69
1:I:595:THR:HG23	1:I:596:PRO:HA	1.74	0.69
1:I:714:ILE:N	1:I:714:ILE:HD13	2.05	0.69
1:J:360:HIS:CG	1:J:361:PRO:HD2	2.28	0.69
1:K:395:HIS:CG	1:K:396:PRO:HD2	2.28	0.69
1:L:360:HIS:CG	1:L:361:PRO:HD2	2.28	0.69
1:L:681:GLU:HA	1:L:681:GLU:OE2	1.91	0.69
1:P:292:ARG:C	1:P:293:LEU:HD23	2.13	0.69
1:B:595:THR:HG23	1:B:596:PRO:HA	1.74	0.69
1:C:114:VAL:HG13	1:C:191:TRP:HB2	1.74	0.69
1:C:577:LYS:O	1:C:584:PRO:HA	1.92	0.69
1:D:571:VAL:HG13	1:D:607:VAL:HG23	1.73	0.69
1:E:360:HIS:CG	1:E:361:PRO:HD2	2.28	0.69
1:E:577:LYS:O	1:E:584:PRO:HA	1.92	0.69
1:E:595:THR:HG23	1:E:596:PRO:HA	1.74	0.69
1:F:745:MET:HA	1:F:745:MET:HE2	1.74	0.69
1:I:11:LEU:N	1:I:11:LEU:HD23	2.05	0.69
1:L:595:THR:HG23	1:L:596:PRO:HA	1.74	0.69
1:M:292:ARG:C	1:M:293:LEU:HD23	2.13	0.69
1:N:46:ARG:HH11	1:N:46:ARG:HG3	1.56	0.69
1:O:577:LYS:O	1:O:584:PRO:HA	1.92	0.69
1:A:292:ARG:C	1:A:293:LEU:HD23	2.13	0.69
1:B:114:VAL:HG13	1:B:191:TRP:HB2	1.74	0.69
1:B:369:GLU:O	1:B:373:VAL:HG23	1.92	0.69
1:B:395:HIS:CG	1:B:396:PRO:HD2	2.28	0.69
1:B:571:VAL:HG13	1:B:607:VAL:HG23	1.73	0.69
1:E:369:GLU:O	1:E:373:VAL:HG23	1.92	0.69
1:H:681:GLU:OE2	1:H:681:GLU:HA	1.91	0.69
1:J:292:ARG:C	1:J:293:LEU:HD23	2.13	0.69
1:J:571:VAL:HG13	1:J:607:VAL:HG23	1.73	0.69
1:K:595:THR:HG23	1:K:596:PRO:HA	1.74	0.69
1:M:114:VAL:HG13	1:M:191:TRP:HB2	1.74	0.69
1:M:360:HIS:CG	1:M:361:PRO:HD2	2.28	0.69
1:M:577:LYS:O	1:M:584:PRO:HA	1.92	0.69
1:M:57:GLU:HG2	1:M:83:THR:HG23	1.75	0.69
1:N:292:ARG:C	1:N:293:LEU:HD23	2.13	0.69
1:N:577:LYS:O	1:N:584:PRO:HA	1.92	0.69
1:N:681:GLU:HA	1:N:681:GLU:OE2	1.91	0.69

Continued on next page...

Continued from previous page...

Atom-1	Atom-2	Interatomic distance (Å)	Clash overlap (Å)
1:A:278:ILE:HD12	1:A:278:ILE:N	2.07	0.69
1:A:57:GLU:HG2	1:A:83:THR:HG23	1.75	0.69
1:C:278:ILE:N	1:C:278:ILE:HD12	2.07	0.69
1:C:681:GLU:OE2	1:C:681:GLU:HA	1.91	0.69
1:E:194:GLY:O	1:E:198:GLU:HG3	1.93	0.69
1:G:577:LYS:O	1:G:584:PRO:HA	1.92	0.69
1:G:654:TRP:CE2	1:G:666:GLY:HA3	2.28	0.69
1:H:369:GLU:O	1:H:373:VAL:HG23	1.92	0.69
1:H:57:GLU:HG2	1:H:83:THR:HG23	1.75	0.69
1:I:278:ILE:N	1:I:278:ILE:HD12	2.07	0.69
1:L:395:HIS:CG	1:L:396:PRO:HD2	2.27	0.69
1:L:46:ARG:HG3	1:L:46:ARG:HH11	1.56	0.69
1:O:369:GLU:O	1:O:373:VAL:HG23	1.92	0.69
1:P:360:HIS:CG	1:P:361:PRO:HD2	2.28	0.69
1:P:681:GLU:OE2	1:P:681:GLU:HA	1.91	0.69
1:P:730:LEU:HB3	1:P:731:PRO:HD2	1.75	0.69
1:A:595:THR:HG23	1:A:596:PRO:HA	1.74	0.69
1:A:571:VAL:HG13	1:A:607:VAL:HG23	1.73	0.69
1:C:395:HIS:CG	1:C:396:PRO:HD2	2.28	0.69
1:D:681:GLU:HA	1:D:681:GLU:OE2	1.91	0.69
1:G:194:GLY:O	1:G:198:GLU:HG3	1.93	0.69
1:G:730:LEU:HB3	1:G:731:PRO:HD2	1.75	0.69
1:H:730:LEU:HB3	1:H:731:PRO:HD2	1.75	0.69
1:J:194:GLY:O	1:J:198:GLU:HG3	1.93	0.69
1:L:369:GLU:O	1:L:373:VAL:HG23	1.92	0.69
1:N:369:GLU:O	1:N:373:VAL:HG23	1.92	0.69
1:O:360:HIS:HE1	1:O:362:LEU:HB2	1.51	0.69
1:C:292:ARG:C	1:C:293:LEU:HD23	2.13	0.69
1:D:194:GLY:O	1:D:198:GLU:HG3	1.93	0.69
1:D:436:MET:HE3	1:D:467:ASN:HD22	1.56	0.69
1:J:395:HIS:CG	1:J:396:PRO:HD2	2.28	0.69
1:K:654:TRP:CE2	1:K:666:GLY:HA3	2.28	0.69
1:L:292:ARG:C	1:L:293:LEU:HD23	2.13	0.69
1:L:577:LYS:O	1:L:584:PRO:HA	1.92	0.69
1:M:1021:CME:HB3	1:M:1021:CME:CZ	2.08	0.69
1:M:194:GLY:O	1:M:198:GLU:HG3	1.93	0.69
1:O:194:GLY:O	1:O:198:GLU:HG3	1.93	0.69
1:P:395:HIS:CG	1:P:396:PRO:HD2	2.28	0.69
1:B:681:GLU:HA	1:B:681:GLU:OE2	1.91	0.69
1:E:395:HIS:CG	1:E:396:PRO:HD2	2.28	0.69
1:G:278:ILE:N	1:G:278:ILE:HD12	2.07	0.69

Continued on next page...

Continued from previous page...

Atom-1	Atom-2	Interatomic distance (Å)	Clash overlap (Å)
1:G:360:HIS:HE1	1:G:362:LEU:HB2	1.51	0.69
1:G:773:LYS:HB2	1:G:773:LYS:HZ3	1.54	0.69
1:H:360:HIS:CG	1:H:361:PRO:HD2	2.28	0.69
1:H:395:HIS:CG	1:H:396:PRO:HD2	2.28	0.69
1:I:360:HIS:CG	1:I:361:PRO:HD2	2.28	0.69
1:I:57:GLU:HG2	1:I:83:THR:HG23	1.75	0.69
1:K:347:LYS:HB3	1:K:348:PRO:HD2	1.75	0.69
1:M:336:ARG:NH1	1:M:336:ARG:HG2	2.08	0.69
1:O:730:LEU:HB3	1:O:731:PRO:HD2	1.75	0.69
1:A:654:TRP:CE2	1:A:666:GLY:HA3	2.28	0.68
1:A:682:LEU:CD2	1:A:683:PRO:HD2	2.23	0.68
1:C:730:LEU:HB3	1:C:731:PRO:HD2	1.75	0.68
1:E:292:ARG:C	1:E:293:LEU:HD23	2.13	0.68
1:E:681:GLU:HA	1:E:681:GLU:OE2	1.91	0.68
1:F:681:GLU:OE2	1:F:681:GLU:HA	1.91	0.68
1:G:360:HIS:CG	1:G:361:PRO:HD2	2.28	0.68
1:G:682:LEU:CD2	1:G:683:PRO:HD2	2.23	0.68
1:H:292:ARG:C	1:H:293:LEU:HD23	2.13	0.68
1:H:682:LEU:CD2	1:H:683:PRO:HD2	2.24	0.68
1:I:377:LEU:HD23	1:I:377:LEU:N	2.06	0.68
1:I:427:THR:HA	1:I:436:MET:HE2	1.75	0.68
1:I:43:ARG:NH1	1:I:43:ARG:HG2	1.96	0.68
1:N:194:GLY:O	1:N:198:GLU:HG3	1.93	0.68
1:N:287:ASP:CG	1:O:425:ARG:HH22	1.96	0.68
1:O:395:HIS:CG	1:O:396:PRO:HD2	2.28	0.68
1:O:682:LEU:CD2	1:O:683:PRO:HD2	2.23	0.68
1:A:336:ARG:NH1	1:A:336:ARG:HG2	2.08	0.68
1:A:360:HIS:CG	1:A:361:PRO:HD2	2.28	0.68
1:B:654:TRP:CE2	1:B:666:GLY:HA3	2.28	0.68
1:C:46:ARG:HG3	1:C:46:ARG:HH11	1.56	0.68
1:D:369:GLU:O	1:D:373:VAL:HG23	1.92	0.68
1:D:730:LEU:HB3	1:D:731:PRO:HD2	1.75	0.68
1:E:654:TRP:CE2	1:E:666:GLY:HA3	2.28	0.68
1:J:114:VAL:HG13	1:J:191:TRP:HB2	1.74	0.68
1:J:595:THR:HG23	1:J:596:PRO:HA	1.74	0.68
1:K:748:CME:HE3	1:K:769:TRP:CZ3	2.28	0.68
1:M:278:ILE:HD12	1:M:278:ILE:N	2.07	0.68
1:N:395:HIS:CG	1:N:396:PRO:HD2	2.28	0.68
1:O:360:HIS:CG	1:O:361:PRO:HD2	2.28	0.68
1:A:369:GLU:O	1:A:373:VAL:HG23	1.92	0.68
1:B:822:LEU:HD12	1:B:823:LEU:N	2.09	0.68

Continued on next page...

Continued from previous page...

Atom-1	Atom-2	Interatomic distance (Å)	Clash overlap (Å)
1:C:369:GLU:O	1:C:373:VAL:HG23	1.92	0.68
1:E:278:ILE:HD12	1:E:278:ILE:N	2.07	0.68
1:F:190:ARG:HD3	1:F:191:TRP:CZ2	2.29	0.68
1:F:336:ARG:HG2	1:F:336:ARG:NH1	2.08	0.68
1:G:369:GLU:O	1:G:373:VAL:HG23	1.92	0.68
1:H:1021:CME:HB3	1:H:1021:CME:CZ	2.08	0.68
1:I:369:GLU:O	1:I:373:VAL:HG23	1.92	0.68
1:J:278:ILE:HD12	1:J:278:ILE:N	2.07	0.68
1:L:377:LEU:HD23	1:L:377:LEU:N	2.06	0.68
1:N:336:ARG:NH1	1:N:336:ARG:HG2	2.08	0.68
1:O:278:ILE:N	1:O:278:ILE:HD12	2.07	0.68
1:B:278:ILE:N	1:B:278:ILE:HD12	2.07	0.68
1:D:278:ILE:N	1:D:278:ILE:HD12	2.07	0.68
1:D:577:LYS:O	1:D:584:PRO:HA	1.92	0.68
1:E:347:LYS:HB3	1:E:348:PRO:HD2	1.75	0.68
1:E:730:LEU:HB3	1:E:731:PRO:HD2	1.75	0.68
1:E:748:CME:HE3	1:E:769:TRP:CZ3	2.28	0.68
1:F:360:HIS:CG	1:F:361:PRO:HD2	2.28	0.68
1:I:654:TRP:CE2	1:I:666:GLY:HA3	2.28	0.68
1:J:190:ARG:HD3	1:J:191:TRP:CZ2	2.29	0.68
1:K:194:GLY:O	1:K:198:GLU:HG3	1.93	0.68
1:K:292:ARG:C	1:K:293:LEU:HD23	2.13	0.68
1:L:278:ILE:HD12	1:L:278:ILE:N	2.07	0.68
1:N:748:CME:HE3	1:N:769:TRP:CZ3	2.28	0.68
1:O:347:LYS:HB3	1:O:348:PRO:HD2	1.75	0.68
1:P:369:GLU:O	1:P:373:VAL:HG23	1.92	0.68
1:P:748:CME:HE3	1:P:769:TRP:CZ3	2.28	0.68
1:B:360:HIS:CG	1:B:361:PRO:HD2	2.28	0.68
1:C:748:CME:HE3	1:C:769:TRP:CZ3	2.29	0.68
1:D:292:ARG:C	1:D:293:LEU:HD23	2.13	0.68
1:D:46:ARG:HG3	1:D:46:ARG:HH11	1.56	0.68
1:D:748:CME:HE3	1:D:769:TRP:CZ3	2.28	0.68
1:G:347:LYS:HB3	1:G:348:PRO:HD2	1.75	0.68
1:I:114:VAL:HG13	1:I:191:TRP:HB2	1.74	0.68
1:I:395:HIS:CG	1:I:396:PRO:HD2	2.28	0.68
1:K:730:LEU:HB3	1:K:731:PRO:HD2	1.75	0.68
1:L:347:LYS:HB3	1:L:348:PRO:HD2	1.75	0.68
1:M:748:CME:HE3	1:M:769:TRP:CZ3	2.28	0.68
1:N:360:HIS:CG	1:N:361:PRO:HD2	2.28	0.68
1:F:336:ARG:HG2	1:F:336:ARG:HH11	1.59	0.68
1:F:748:CME:HE3	1:F:769:TRP:CZ3	2.28	0.68

Continued on next page...

Continued from previous page...

Atom-1	Atom-2	Interatomic distance (Å)	Clash overlap (Å)
1:F:287:ASP:OD2	1:G:425:ARG:NH2	2.27	0.68
1:K:57:GLU:HG2	1:K:83:THR:HG23	1.75	0.68
1:L:190:ARG:HD3	1:L:191:TRP:CZ2	2.29	0.68
1:L:730:LEU:HB3	1:L:731:PRO:HD2	1.75	0.68
1:M:730:LEU:HB3	1:M:731:PRO:HD2	1.75	0.68
1:N:945:ASN:OD1	1:N:950:GLN:NE2	2.25	0.68
1:O:822:LEU:HD12	1:O:823:LEU:N	2.09	0.68
1:A:1021:CME:HB3	1:A:1021:CME:CZ	2.08	0.68
1:B:336:ARG:NH1	1:B:336:ARG:HG2	2.08	0.68
1:D:190:ARG:HD3	1:D:191:TRP:CZ2	2.29	0.68
1:E:57:GLU:HG2	1:E:83:THR:HG23	1.75	0.68
1:F:194:GLY:O	1:F:198:GLU:HG3	1.93	0.68
1:F:278:ILE:HD12	1:F:278:ILE:N	2.07	0.68
1:F:57:GLU:HG2	1:F:83:THR:HG23	1.75	0.68
1:F:730:LEU:HB3	1:F:731:PRO:HD2	1.75	0.68
1:K:336:ARG:HG2	1:K:336:ARG:NH1	2.08	0.68
1:K:360:HIS:CG	1:K:361:PRO:HD2	2.28	0.68
1:K:577:LYS:O	1:K:584:PRO:HA	1.92	0.68
1:M:347:LYS:HB3	1:M:348:PRO:HD2	1.75	0.68
1:M:682:LEU:CD2	1:M:683:PRO:HD2	2.24	0.68
1:N:278:ILE:N	1:N:278:ILE:HD12	2.07	0.68
1:N:57:GLU:HG2	1:N:83:THR:HG23	1.75	0.68
1:N:654:TRP:CE2	1:N:666:GLY:HA3	2.28	0.68
1:N:730:LEU:HB3	1:N:731:PRO:HD2	1.75	0.68
1:N:745:MET:HA	1:N:745:MET:HE2	1.75	0.68
1:O:595:THR:HG23	1:O:596:PRO:HA	1.74	0.68
1:C:190:ARG:HD3	1:C:191:TRP:CZ2	2.29	0.68
1:C:336:ARG:NH1	1:C:336:ARG:HG2	2.08	0.68
1:F:945:ASN:OD1	1:F:950:GLN:NE2	2.25	0.68
1:G:436:MET:HE1	1:G:467:ASN:HD22	1.59	0.68
1:G:595:THR:HG23	1:G:596:PRO:HA	1.74	0.68
1:H:347:LYS:HB3	1:H:348:PRO:HD2	1.75	0.68
1:H:748:CME:HE3	1:H:769:TRP:CZ3	2.28	0.68
1:L:194:GLY:O	1:L:198:GLU:HG3	1.93	0.68
1:M:190:ARG:HD3	1:M:191:TRP:CZ2	2.29	0.68
1:O:654:TRP:CE2	1:O:666:GLY:HA3	2.28	0.68
1:P:194:GLY:O	1:P:198:GLU:HG3	1.93	0.68
1:P:347:LYS:HB3	1:P:348:PRO:HD2	1.75	0.68
1:P:654:TRP:CE2	1:P:666:GLY:HA3	2.28	0.68
1:B:128:ASN:HD21	1:B:180:GLY:HA2	1.56	0.68
1:B:57:GLU:HG2	1:B:83:THR:HG23	1.75	0.68

Continued on next page...

Continued from previous page...

Atom-1	Atom-2	Interatomic distance (Å)	Clash overlap (Å)
1:C:360:HIS:CG	1:C:361:PRO:HD2	2.28	0.68
1:C:654:TRP:CE2	1:C:666:GLY:HA3	2.28	0.68
1:C:682:LEU:CD2	1:C:683:PRO:HD2	2.23	0.68
1:D:347:LYS:HB3	1:D:348:PRO:HD2	1.75	0.68
1:D:945:ASN:OD1	1:D:950:GLN:NE2	2.25	0.68
1:G:190:ARG:HD3	1:G:191:TRP:CZ2	2.29	0.68
1:G:822:LEU:HD12	1:G:823:LEU:N	2.09	0.68
1:H:654:TRP:CE2	1:H:666:GLY:HA3	2.28	0.68
1:I:336:ARG:HG2	1:I:336:ARG:NH1	2.08	0.68
1:J:577:LYS:O	1:J:584:PRO:HA	1.92	0.68
1:J:682:LEU:CD2	1:J:683:PRO:HD2	2.23	0.68
1:K:178:ARG:NH2	1:K:181:GLU:O	2.27	0.68
1:L:336:ARG:HG2	1:L:336:ARG:NH1	2.08	0.68
1:L:654:TRP:CE2	1:L:666:GLY:HA3	2.28	0.68
1:N:682:LEU:CD2	1:N:683:PRO:HD2	2.24	0.68
1:O:190:ARG:HD3	1:O:191:TRP:CZ2	2.29	0.68
1:O:748:CME:HE3	1:O:769:TRP:CZ3	2.28	0.68
1:P:178:ARG:NH2	1:P:181:GLU:O	2.27	0.68
1:B:682:LEU:CD2	1:B:683:PRO:HD2	2.24	0.68
1:C:117:GLU:N	1:C:117:GLU:OE1	2.27	0.68
1:C:654:TRP:NE1	1:C:666:GLY:HA3	2.09	0.68
1:D:178:ARG:NH2	1:D:181:GLU:O	2.27	0.68
1:D:654:TRP:NE1	1:D:666:GLY:HA3	2.09	0.68
1:H:822:LEU:HD12	1:H:823:LEU:N	2.09	0.68
1:I:682:LEU:CD2	1:I:683:PRO:HD2	2.23	0.68
1:K:46:ARG:HH11	1:K:46:ARG:HG3	1.56	0.68
1:K:654:TRP:NE1	1:K:666:GLY:HA3	2.09	0.68
1:K:822:LEU:HD12	1:K:823:LEU:N	2.09	0.68
1:I:287:ASP:OD2	1:L:425:ARG:NH2	2.26	0.68
1:L:57:GLU:HG2	1:L:83:THR:HG23	1.75	0.68
1:N:43:ARG:NH1	1:N:43:ARG:HG2	1.95	0.68
1:A:190:ARG:HD3	1:A:191:TRP:CZ2	2.29	0.67
1:A:194:GLY:O	1:A:198:GLU:HG3	1.93	0.67
1:B:194:GLY:O	1:B:198:GLU:HG3	1.93	0.67
1:C:336:ARG:HH11	1:C:336:ARG:HG2	1.59	0.67
1:D:336:ARG:HG2	1:D:336:ARG:HH11	1.59	0.67
1:E:682:LEU:CD2	1:E:683:PRO:HD2	2.24	0.67
1:F:682:LEU:CD2	1:F:683:PRO:HD2	2.24	0.67
1:F:822:LEU:HD12	1:F:823:LEU:N	2.09	0.67
1:G:748:CME:HE3	1:G:769:TRP:CZ3	2.28	0.67
1:H:194:GLY:O	1:H:198:GLU:HG3	1.93	0.67

Continued on next page...

Continued from previous page...

Atom-1	Atom-2	Interatomic distance (Å)	Clash overlap (Å)
1:I:748:CME:HE3	1:I:769:TRP:CZ3	2.28	0.67
1:J:654:TRP:NE1	1:J:666:GLY:HA3	2.09	0.67
1:J:822:LEU:HD12	1:J:823:LEU:N	2.09	0.67
1:N:128:ASN:HD21	1:N:180:GLY:HA2	1.56	0.67
1:A:730:LEU:HB3	1:A:731:PRO:HD2	1.75	0.67
1:A:822:LEU:HD12	1:A:823:LEU:N	2.09	0.67
1:C:57:GLU:HG2	1:C:83:THR:HG23	1.75	0.67
1:D:654:TRP:CE2	1:D:666:GLY:HA3	2.28	0.67
1:F:369:GLU:O	1:F:373:VAL:HG23	1.92	0.67
1:G:293:LEU:HD23	1:G:293:LEU:N	2.09	0.67
1:G:57:GLU:HG2	1:G:83:THR:HG23	1.75	0.67
1:K:682:LEU:CD2	1:K:683:PRO:HD2	2.23	0.67
1:L:178:ARG:NH2	1:L:181:GLU:O	2.27	0.67
1:L:336:ARG:HG2	1:L:336:ARG:HH11	1.59	0.67
1:L:748:CME:HE3	1:L:769:TRP:CZ3	2.28	0.67
1:N:822:LEU:HD12	1:N:823:LEU:N	2.09	0.67
1:A:178:ARG:NH2	1:A:181:GLU:O	2.27	0.67
1:A:945:ASN:OD1	1:A:950:GLN:NE2	2.25	0.67
1:B:730:LEU:HB3	1:B:731:PRO:HD2	1.75	0.67
1:B:945:ASN:OD1	1:B:950:GLN:NE2	2.25	0.67
1:C:822:LEU:HD12	1:C:823:LEU:N	2.09	0.67
1:F:653[B]:HIS:CD2	1:F:667:GLU:HG3	2.30	0.67
1:G:336:ARG:NH1	1:G:336:ARG:HG2	2.08	0.67
1:H:278:ILE:HD12	1:H:278:ILE:N	2.07	0.67
1:I:336:ARG:HG2	1:I:336:ARG:HH11	1.59	0.67
1:J:653[B]:HIS:CD2	1:J:667:GLU:HG3	2.30	0.67
1:J:748:CME:HE3	1:J:769:TRP:CZ3	2.28	0.67
1:O:293:LEU:HD23	1:O:293:LEU:N	2.10	0.67
1:P:278:ILE:N	1:P:278:ILE:HD12	2.07	0.67
1:P:654:TRP:NE1	1:P:666:GLY:HA3	2.10	0.67
1:A:653[B]:HIS:CD2	1:A:667:GLU:HG3	2.30	0.67
1:A:748:CME:HE3	1:A:769:TRP:CZ3	2.28	0.67
1:B:178:ARG:NH2	1:B:181:GLU:O	2.27	0.67
1:B:190:ARG:HD3	1:B:191:TRP:CZ2	2.29	0.67
1:C:128:ASN:HD21	1:C:180:GLY:HA2	1.56	0.67
1:C:178:ARG:NH2	1:C:181:GLU:O	2.27	0.67
1:D:293:LEU:HD23	1:D:293:LEU:N	2.10	0.67
1:D:917:ARG:NH2	1:D:943:GLU:OE1	2.28	0.67
1:E:178:ARG:NH2	1:E:181:GLU:O	2.27	0.67
1:F:117:GLU:OE1	1:F:117:GLU:N	2.27	0.67
1:F:128:ASN:HD21	1:F:180:GLY:HA2	1.56	0.67

Continued on next page...

Continued from previous page...

Atom-1	Atom-2	Interatomic distance (Å)	Clash overlap (Å)
1:H:654:TRP:NE1	1:H:666:GLY:HA3	2.09	0.67
1:I:194:GLY:O	1:I:198:GLU:HG3	1.93	0.67
1:L:682:LEU:CD2	1:L:683:PRO:HD2	2.23	0.67
1:L:902:PRO:O	1:L:938:ARG:NH1	2.28	0.67
1:M:653[B]:HIS:CD2	1:M:667:GLU:HG3	2.30	0.67
1:N:377:LEU:O	1:N:381:GLN:HG3	1.95	0.67
1:P:682:LEU:CD2	1:P:683:PRO:HD2	2.23	0.67
1:D:57:GLU:HG2	1:D:83:THR:HG23	1.75	0.67
1:D:595:THR:HG23	1:D:596:PRO:HA	1.74	0.67
1:E:293:LEU:HD23	1:E:293:LEU:N	2.10	0.67
1:E:336:ARG:HG2	1:E:336:ARG:HH11	1.59	0.67
1:E:654:TRP:NE1	1:E:666:GLY:HA3	2.09	0.67
1:E:822:LEU:HD12	1:E:823:LEU:N	2.09	0.67
1:F:347:LYS:HB3	1:F:348:PRO:HD2	1.75	0.67
1:F:917:ARG:NH2	1:F:943:GLU:OE1	2.28	0.67
1:H:178:ARG:NH2	1:H:181:GLU:O	2.27	0.67
1:H:377:LEU:O	1:H:381:GLN:HG3	1.95	0.67
1:H:917:ARG:NH2	1:H:943:GLU:OE1	2.28	0.67
1:I:190:ARG:HD3	1:I:191:TRP:CZ2	2.29	0.67
1:J:347:LYS:HB3	1:J:348:PRO:HD2	1.75	0.67
1:K:377:LEU:O	1:K:381:GLN:HG3	1.95	0.67
1:L:4:THR:HA	1:L:9:VAL:HG11	1.77	0.67
1:L:822:LEU:HD12	1:L:823:LEU:N	2.09	0.67
1:N:917:ARG:NH2	1:N:943:GLU:OE1	2.28	0.67
1:O:336:ARG:HG2	1:O:336:ARG:NH1	2.08	0.67
1:P:117:GLU:OE1	1:P:117:GLU:N	2.27	0.67
1:P:57:GLU:HG2	1:P:83:THR:HG23	1.74	0.67
1:B:653[B]:HIS:CD2	1:B:667:GLU:HG3	2.30	0.67
1:B:748:CME:HE3	1:B:769:TRP:CZ3	2.28	0.67
1:C:194:GLY:O	1:C:198:GLU:HG3	1.93	0.67
1:C:4:THR:HA	1:C:9:VAL:HG11	1.77	0.67
1:E:377:LEU:O	1:E:381:GLN:HG3	1.95	0.67
1:F:178:ARG:NH2	1:F:181:GLU:O	2.27	0.67
1:I:178:ARG:NH2	1:I:181:GLU:O	2.27	0.67
1:I:347:LYS:HB3	1:I:348:PRO:HD2	1.75	0.67
1:I:822:LEU:HD12	1:I:823:LEU:N	2.09	0.67
1:N:347:LYS:HB3	1:N:348:PRO:HD2	1.75	0.67
1:N:436:MET:HE3	1:N:467:ASN:HD22	1.59	0.67
1:O:653[B]:HIS:CD2	1:O:667:GLU:HG3	2.30	0.67
1:O:902:PRO:O	1:O:938:ARG:NH1	2.28	0.67
1:P:293:LEU:HD23	1:P:293:LEU:N	2.10	0.67

Continued on next page...

Continued from previous page...

Atom-1	Atom-2	Interatomic distance (Å)	Clash overlap (Å)
1:P:336:ARG:NH1	1:P:336:ARG:HG2	2.08	0.67
1:P:822:LEU:HD12	1:P:823:LEU:N	2.09	0.67
1:P:917:ARG:NH2	1:P:943:GLU:OE1	2.28	0.67
1:A:336:ARG:HH11	1:A:336:ARG:HG2	1.59	0.67
1:A:917:ARG:NH2	1:A:943:GLU:OE1	2.28	0.67
1:D:7:LEU:N	1:D:71:GLU:OE2	2.28	0.67
1:D:822:LEU:HD12	1:D:823:LEU:N	2.09	0.67
1:H:293:LEU:N	1:H:293:LEU:HD23	2.09	0.67
1:I:653[B]:HIS:CD2	1:I:667:GLU:HG3	2.30	0.67
1:J:427:THR:HA	1:J:436:MET:HE2	1.77	0.67
1:J:654:TRP:CE2	1:J:666:GLY:HA3	2.28	0.67
1:J:917:ARG:NH2	1:J:943:GLU:OE1	2.28	0.67
1:K:4:THR:HA	1:K:9:VAL:HG11	1.77	0.67
1:L:3:ILE:HG13	1:L:4:THR:N	2.07	0.67
1:L:654:TRP:NE1	1:L:666:GLY:HA3	2.09	0.67
1:L:653[B]:HIS:CD2	1:L:667:GLU:HG3	2.30	0.67
1:M:336:ARG:HG2	1:M:336:ARG:HH11	1.59	0.67
1:M:822:LEU:HD12	1:M:823:LEU:N	2.09	0.67
1:N:190:ARG:HD3	1:N:191:TRP:CZ2	2.29	0.67
1:N:753:ASN:N	1:N:753:ASN:OD1	2.28	0.67
1:B:336:ARG:HG2	1:B:336:ARG:HH11	1.59	0.67
1:B:654:TRP:NE1	1:B:666:GLY:HA3	2.09	0.67
1:D:377:LEU:O	1:D:381:GLN:HG3	1.95	0.67
1:F:43:ARG:NH1	1:F:43:ARG:HG2	1.95	0.67
1:F:4:THR:HA	1:F:9:VAL:HG11	1.77	0.67
1:G:653[B]:HIS:CD2	1:G:667:GLU:HG3	2.30	0.67
1:I:7:LEU:N	1:I:71:GLU:OE2	2.28	0.67
1:J:336:ARG:HG2	1:J:336:ARG:NH1	2.08	0.67
1:J:436:MET:HE3	1:J:467:ASN:HD22	1.59	0.67
1:J:902:PRO:O	1:J:938:ARG:NH1	2.28	0.67
1:K:190:ARG:HD3	1:K:191:TRP:CZ2	2.29	0.67
1:M:293:LEU:N	1:M:293:LEU:HD23	2.10	0.67
1:M:654:TRP:CE2	1:M:666:GLY:HA3	2.28	0.67
1:M:902:PRO:O	1:M:938:ARG:NH1	2.28	0.67
1:B:347:LYS:HB3	1:B:348:PRO:HD2	1.75	0.67
1:B:7:LEU:N	1:B:71:GLU:OE2	2.28	0.67
1:B:917:ARG:NH2	1:B:943:GLU:OE1	2.28	0.67
1:E:190:ARG:HD3	1:E:191:TRP:CZ2	2.29	0.67
1:F:7:LEU:N	1:F:71:GLU:OE2	2.28	0.67
1:G:917:ARG:NH2	1:G:943:GLU:OE1	2.28	0.67
1:H:653[B]:HIS:CD2	1:H:667:GLU:HG3	2.30	0.67

Continued on next page...

Continued from previous page...

Atom-1	Atom-2	Interatomic distance (Å)	Clash overlap (Å)
1:I:730:LEU:HB3	1:I:731:PRO:HD2	1.75	0.67
1:J:141:ILE:HD13	1:J:143:PHE:CE1	2.30	0.67
1:K:141:ILE:HD13	1:K:143:PHE:CE1	2.30	0.67
1:L:377:LEU:O	1:L:381:GLN:HG3	1.95	0.67
1:L:917:ARG:NH2	1:L:943:GLU:OE1	2.28	0.67
1:M:141:ILE:HD13	1:M:143:PHE:CE1	2.30	0.67
1:N:4:THR:HA	1:N:9:VAL:HG11	1.77	0.67
1:O:917:ARG:NH2	1:O:943:GLU:OE1	2.28	0.67
1:P:190:ARG:HD3	1:P:191:TRP:CZ2	2.29	0.67
1:A:377:LEU:O	1:A:381:GLN:HG3	1.95	0.67
1:C:293:LEU:N	1:C:293:LEU:HD23	2.10	0.67
1:D:4:THR:HA	1:D:9:VAL:HG11	1.77	0.67
1:E:141:ILE:HD13	1:E:143:PHE:CE1	2.30	0.67
1:E:902:PRO:O	1:E:938:ARG:NH1	2.28	0.67
1:F:654:TRP:CE2	1:F:666:GLY:HA3	2.28	0.67
1:G:902:PRO:O	1:G:938:ARG:NH1	2.28	0.67
1:H:190:ARG:HD3	1:H:191:TRP:CZ2	2.29	0.67
1:J:293:LEU:HD23	1:J:293:LEU:N	2.10	0.67
1:J:377:LEU:O	1:J:381:GLN:HG3	1.95	0.67
1:J:7:LEU:N	1:J:71:GLU:OE2	2.28	0.67
1:K:336:ARG:HG2	1:K:336:ARG:HH11	1.59	0.67
1:M:654:TRP:NE1	1:M:666:GLY:HA3	2.09	0.67
1:N:653[B]:HIS:CD2	1:N:667:GLU:HG3	2.29	0.67
1:O:773:LYS:HZ3	1:O:773:LYS:HB2	1.58	0.67
1:P:753:ASN:N	1:P:753:ASN:OD1	2.28	0.67
1:A:347:LYS:HB3	1:A:348:PRO:HD2	1.75	0.66
1:A:4:THR:HA	1:A:9:VAL:HG11	1.77	0.66
1:B:293:LEU:HD23	1:B:293:LEU:N	2.10	0.66
1:C:917:ARG:NH2	1:C:943:GLU:OE1	2.28	0.66
1:D:682:LEU:CD2	1:D:683:PRO:HD2	2.23	0.66
1:E:653[B]:HIS:CD2	1:E:667:GLU:HG3	2.30	0.66
1:F:42:ALA:O	1:F:310:ARG:NH1	2.29	0.66
1:G:178:ARG:NH2	1:G:181:GLU:O	2.27	0.66
1:H:336:ARG:HG2	1:H:336:ARG:NH1	2.08	0.66
1:I:117:GLU:N	1:I:117:GLU:OE1	2.27	0.66
1:I:917:ARG:NH2	1:I:943:GLU:OE1	2.28	0.66
1:J:42:ALA:O	1:J:310:ARG:NH1	2.28	0.66
1:J:730:LEU:HB3	1:J:731:PRO:HD2	1.75	0.66
1:K:653[B]:HIS:CD2	1:K:667:GLU:HG3	2.30	0.66
1:I:287:ASP:CG	1:L:425:ARG:HH22	1.98	0.66
1:N:42:ALA:O	1:N:310:ARG:NH1	2.29	0.66

Continued on next page...

Continued from previous page...

Atom-1	Atom-2	Interatomic distance (Å)	Clash overlap (Å)
1:O:654:TRP:NE1	1:O:666:GLY:HA3	2.09	0.66
1:P:7:LEU:N	1:P:71:GLU:OE2	2.28	0.66
1:A:141:ILE:HD13	1:A:143:PHE:CE1	2.30	0.66
1:B:141:ILE:HD13	1:B:143:PHE:CE1	2.30	0.66
1:B:3:ILE:HG13	1:B:4:THR:N	2.07	0.66
1:C:347:LYS:HB3	1:C:348:PRO:HD2	1.75	0.66
1:C:42:ALA:O	1:C:310:ARG:NH1	2.29	0.66
1:C:7:LEU:N	1:C:71:GLU:OE2	2.28	0.66
1:C:902:PRO:O	1:C:938:ARG:NH1	2.28	0.66
1:E:917:ARG:NH2	1:E:943:GLU:OE1	2.28	0.66
1:F:141:ILE:HD13	1:F:143:PHE:CE1	2.30	0.66
1:J:336:ARG:HH11	1:J:336:ARG:HG2	1.59	0.66
1:K:293:LEU:N	1:K:293:LEU:HD23	2.10	0.66
1:K:42:ALA:O	1:K:310:ARG:NH1	2.29	0.66
1:L:7:LEU:N	1:L:71:GLU:OE2	2.28	0.66
1:O:178:ARG:NH2	1:O:181:GLU:O	2.27	0.66
1:O:748:CME:SD	1:O:755:ARG:HG2	2.36	0.66
1:P:377:LEU:O	1:P:381:GLN:HG3	1.95	0.66
1:P:3:ILE:HG13	1:P:4:THR:N	2.07	0.66
1:A:748:CME:SD	1:A:755:ARG:HG2	2.36	0.66
1:C:653[B]:HIS:CD2	1:C:667:GLU:HG3	2.30	0.66
1:E:42:ALA:O	1:E:310:ARG:NH1	2.29	0.66
1:E:336:ARG:NH1	1:E:336:ARG:HG2	2.08	0.66
1:G:336:ARG:HH11	1:G:336:ARG:HG2	1.59	0.66
1:G:377:LEU:O	1:G:381:GLN:HG3	1.95	0.66
1:G:654:TRP:NE1	1:G:666:GLY:HA3	2.09	0.66
1:I:4:THR:HA	1:I:9:VAL:HG11	1.77	0.66
1:I:654:TRP:NE1	1:I:666:GLY:HA3	2.09	0.66
1:J:748:CME:SD	1:J:755:ARG:HG2	2.36	0.66
1:K:7:LEU:N	1:K:71:GLU:OE2	2.28	0.66
1:K:902:PRO:O	1:K:938:ARG:NH1	2.28	0.66
1:K:917:ARG:NH2	1:K:943:GLU:OE1	2.28	0.66
1:L:42:ALA:O	1:L:310:ARG:NH1	2.29	0.66
1:N:141:ILE:HD13	1:N:143:PHE:CE1	2.30	0.66
1:N:293:LEU:HD23	1:N:293:LEU:N	2.09	0.66
1:N:336:ARG:HH11	1:N:336:ARG:HG2	1.59	0.66
1:N:427:THR:HA	1:N:436:MET:HE2	1.77	0.66
1:O:377:LEU:O	1:O:381:GLN:HG3	1.95	0.66
1:P:336:ARG:HH11	1:P:336:ARG:HG2	1.59	0.66
1:A:654:TRP:NE1	1:A:666:GLY:HA3	2.09	0.66
1:B:42:ALA:O	1:B:310:ARG:NH1	2.29	0.66

Continued on next page...

Continued from previous page...

Atom-1	Atom-2	Interatomic distance (Å)	Clash overlap (Å)
1:C:141:ILE:HD13	1:C:143:PHE:CE1	2.30	0.66
1:D:653[B]:HIS:CD2	1:D:667:GLU:HG3	2.29	0.66
1:F:293:LEU:N	1:F:293:LEU:HD23	2.10	0.66
1:H:141:ILE:HD13	1:H:143:PHE:CE1	2.30	0.66
1:L:293:LEU:HD23	1:L:293:LEU:N	2.10	0.66
1:M:377:LEU:O	1:M:381:GLN:HG3	1.95	0.66
1:M:3:ILE:HG13	1:M:4:THR:N	2.07	0.66
1:N:654:TRP:NE1	1:N:666:GLY:HA3	2.09	0.66
1:O:336:ARG:HG2	1:O:336:ARG:HH11	1.59	0.66
1:B:902:PRO:O	1:B:938:ARG:NH1	2.28	0.66
1:D:703:PRO:O	1:D:711:ALA:HB1	1.96	0.66
1:F:748:CME:SD	1:F:755:ARG:HG2	2.36	0.66
1:G:703:PRO:O	1:G:711:ALA:HB1	1.96	0.66
1:H:7:LEU:N	1:H:71:GLU:OE2	2.28	0.66
1:J:178:ARG:NH2	1:J:181:GLU:O	2.27	0.66
1:J:436:MET:HE1	1:J:467:ASN:HD22	1.60	0.66
1:J:703:PRO:O	1:J:711:ALA:HB1	1.96	0.66
1:M:42:ALA:O	1:M:310:ARG:NH1	2.29	0.66
1:M:917:ARG:NH2	1:M:943:GLU:OE1	2.28	0.66
1:O:141:ILE:HD13	1:O:143:PHE:CE1	2.30	0.66
1:O:770:ILE:O	1:O:773:LYS:NZ	2.29	0.66
1:P:748:CME:SD	1:P:755:ARG:HG2	2.36	0.66
1:A:42:ALA:O	1:A:310:ARG:NH1	2.29	0.66
1:B:427:THR:HA	1:B:436:MET:HE2	1.74	0.66
1:D:141:ILE:HD13	1:D:143:PHE:CE1	2.30	0.66
1:D:336:ARG:NH1	1:D:336:ARG:HG2	2.08	0.66
1:G:770:ILE:O	1:G:773:LYS:NZ	2.29	0.66
1:H:748:CME:SD	1:H:755:ARG:HG2	2.36	0.66
1:I:293:LEU:N	1:I:293:LEU:HD23	2.10	0.66
1:I:42:ALA:O	1:I:310:ARG:NH1	2.29	0.66
1:N:178:ARG:NH2	1:N:181:GLU:O	2.27	0.66
1:N:703:PRO:O	1:N:711:ALA:HB1	1.96	0.66
1:N:7:LEU:N	1:N:71:GLU:OE2	2.28	0.66
1:N:748:CME:SD	1:N:755:ARG:HG2	2.36	0.66
1:P:770:ILE:O	1:P:773:LYS:NZ	2.29	0.66
1:C:770:ILE:O	1:C:773:LYS:NZ	2.29	0.66
1:F:377:LEU:O	1:F:381:GLN:HG3	1.95	0.66
1:I:141:ILE:HD13	1:I:143:PHE:CE1	2.30	0.66
1:I:703:PRO:O	1:I:711:ALA:HB1	1.96	0.66
1:I:902:PRO:O	1:I:938:ARG:NH1	2.28	0.66
1:L:141:ILE:HD13	1:L:143:PHE:CE1	2.30	0.66

Continued on next page...

Continued from previous page...

Atom-1	Atom-2	Interatomic distance (Å)	Clash overlap (Å)
1:M:178:ARG:NH2	1:M:181:GLU:O	2.27	0.66
1:O:703:PRO:O	1:O:711:ALA:HB1	1.96	0.66
1:P:141:ILE:HD13	1:P:143:PHE:CE1	2.30	0.66
1:P:42:ALA:O	1:P:310:ARG:NH1	2.29	0.66
1:B:703:PRO:O	1:B:711:ALA:HB1	1.96	0.66
1:E:770:ILE:O	1:E:773:LYS:NZ	2.29	0.66
1:F:654:TRP:NE1	1:F:666:GLY:HA3	2.09	0.66
1:H:42:ALA:O	1:H:310:ARG:NH1	2.29	0.66
1:L:748:CME:SD	1:L:755:ARG:HG2	2.36	0.66
1:P:653[B]:HIS:CD2	1:P:667:GLU:HG3	2.30	0.66
1:P:703:PRO:O	1:P:711:ALA:HB1	1.96	0.66
1:A:7:LEU:N	1:A:71:GLU:OE2	2.28	0.66
1:A:902:PRO:O	1:A:938:ARG:NH1	2.28	0.66
1:B:4:THR:HA	1:B:9:VAL:HG11	1.77	0.66
1:F:902:PRO:O	1:F:938:ARG:NH1	2.28	0.66
1:G:4:THR:HA	1:G:9:VAL:HG11	1.77	0.66
1:H:703:PRO:O	1:H:711:ALA:HB1	1.96	0.66
1:L:9:VAL:O	1:L:12:GLN:HB3	1.96	0.66
1:M:770:ILE:O	1:M:773:LYS:NZ	2.29	0.66
1:N:902:PRO:O	1:N:938:ARG:NH1	2.28	0.66
1:O:7:LEU:N	1:O:71:GLU:OE2	2.28	0.66
1:C:748:CME:SD	1:C:755:ARG:HG2	2.36	0.66
1:D:42:ALA:O	1:D:310:ARG:NH1	2.29	0.66
1:E:748:CME:SD	1:E:755:ARG:HG2	2.36	0.66
1:G:427:THR:HA	1:G:436:MET:HE2	1.75	0.66
1:G:7:LEU:N	1:G:71:GLU:OE2	2.28	0.66
1:J:4:THR:HA	1:J:9:VAL:HG11	1.77	0.66
1:K:748:CME:SD	1:K:755:ARG:HG2	2.36	0.66
1:M:9:VAL:O	1:M:12:GLN:HB3	1.96	0.66
1:M:748:CME:SD	1:M:755:ARG:HG2	2.36	0.66
1:M:945:ASN:OD1	1:M:950:GLN:NE2	2.25	0.66
1:O:42:ALA:O	1:O:310:ARG:NH1	2.28	0.66
1:O:945:ASN:OD1	1:O:950:GLN:NE2	2.25	0.66
1:A:651:LEU:HD13	1:A:669:PRO:HA	1.79	0.65
1:A:703:PRO:O	1:A:711:ALA:HB1	1.96	0.65
1:E:7:LEU:N	1:E:71:GLU:OE2	2.28	0.65
1:G:42:ALA:O	1:G:310:ARG:NH1	2.28	0.65
1:H:117:GLU:OE1	1:H:117:GLU:N	2.27	0.65
1:H:336:ARG:HG2	1:H:336:ARG:HH11	1.59	0.65
1:K:1021:CME:CZ	1:K:1021:CME:HB3	2.08	0.65
1:L:703:PRO:O	1:L:711:ALA:HB1	1.96	0.65

Continued on next page...

Continued from previous page...

Atom-1	Atom-2	Interatomic distance (Å)	Clash overlap (Å)
1:M:7:LEU:N	1:M:71:GLU:OE2	2.28	0.65
1:O:9:VAL:O	1:O:12:GLN:HB3	1.96	0.65
1:A:9:VAL:O	1:A:12:GLN:HB3	1.96	0.65
1:B:291:LEU:N	1:B:291:LEU:HD12	2.12	0.65
1:C:377:LEU:O	1:C:381:GLN:HG3	1.95	0.65
1:D:748:CME:SD	1:D:755:ARG:HG2	2.36	0.65
1:G:141:ILE:HD13	1:G:143:PHE:CE1	2.30	0.65
1:H:651:LEU:HD13	1:H:669:PRO:HA	1.78	0.65
1:I:377:LEU:O	1:I:381:GLN:HG3	1.95	0.65
1:I:436:MET:HE1	1:I:467:ASN:HD22	1.59	0.65
1:I:436:MET:HE3	1:I:467:ASN:HD22	1.60	0.65
1:J:9:VAL:O	1:J:12:GLN:HB3	1.96	0.65
1:I:425:ARG:NH2	1:L:287:ASP:OD2	2.29	0.65
1:L:945:ASN:OD1	1:L:950:GLN:NE2	2.25	0.65
1:O:4:THR:HA	1:O:9:VAL:HG11	1.77	0.65
1:A:770:ILE:O	1:A:773:LYS:NZ	2.29	0.65
1:D:902:PRO:O	1:D:938:ARG:NH1	2.28	0.65
1:E:434:PRO:HB3	1:H:434:PRO:HB3	1.76	0.65
1:E:945:ASN:OD1	1:E:950:GLN:NE2	2.25	0.65
1:G:748:CME:SD	1:G:755:ARG:HG2	2.36	0.65
1:H:291:LEU:N	1:H:291:LEU:HD12	2.12	0.65
1:H:3:ILE:HG13	1:H:4:THR:N	2.07	0.65
1:J:651:LEU:HD13	1:J:669:PRO:HA	1.78	0.65
1:K:291:LEU:HD12	1:K:291:LEU:N	2.12	0.65
1:N:291:LEU:HD12	1:N:291:LEU:N	2.12	0.65
1:P:579:ASP:HB2	1:P:580:GLU:OE2	1.97	0.65
1:B:377:LEU:O	1:B:381:GLN:HG3	1.95	0.65
1:B:748:CME:SD	1:B:755:ARG:HG2	2.36	0.65
1:B:770:ILE:O	1:B:773:LYS:NZ	2.29	0.65
1:C:579:ASP:HB2	1:C:580:GLU:OE2	1.97	0.65
1:F:291:LEU:N	1:F:291:LEU:HD12	2.12	0.65
1:H:770:ILE:O	1:H:773:LYS:NZ	2.29	0.65
1:I:770:ILE:O	1:I:773:LYS:NZ	2.29	0.65
1:I:9:VAL:O	1:I:12:GLN:HB3	1.96	0.65
1:L:770:ILE:O	1:L:773:LYS:NZ	2.29	0.65
1:M:753:ASN:OD1	1:M:753:ASN:N	2.28	0.65
1:P:651:LEU:HD13	1:P:669:PRO:HA	1.78	0.65
1:A:579:ASP:HB2	1:A:580:GLU:OE2	1.97	0.65
1:C:3:ILE:HG13	1:C:4:THR:N	2.07	0.65
1:E:579:ASP:OD1	1:E:583:ASN:N	2.29	0.65
1:F:770:ILE:O	1:F:773:LYS:NZ	2.29	0.65

Continued on next page...

Continued from previous page...

Atom-1	Atom-2	Interatomic distance (Å)	Clash overlap (Å)
1:G:945:ASN:OD1	1:G:950:GLN:NE2	2.25	0.65
1:H:9:VAL:O	1:H:12:GLN:HB3	1.96	0.65
1:H:902:PRO:O	1:H:938:ARG:NH1	2.28	0.65
1:I:651:LEU:HD13	1:I:669:PRO:HA	1.79	0.65
1:K:30:HIS:ND1	1:K:31:PRO:O	2.25	0.65
1:M:30:HIS:ND1	1:M:31:PRO:O	2.25	0.65
1:N:770:ILE:O	1:N:773:LYS:NZ	2.29	0.65
1:P:745:MET:HE2	1:P:745:MET:HA	1.78	0.65
1:P:902:PRO:O	1:P:938:ARG:NH1	2.28	0.65
1:P:4:THR:HA	1:P:9:VAL:HG11	1.77	0.65
1:A:293:LEU:HD23	1:A:293:LEU:N	2.10	0.65
1:E:703:PRO:O	1:E:711:ALA:HB1	1.96	0.65
1:G:651:LEU:HD13	1:G:669:PRO:HA	1.79	0.65
1:G:689:GLU:OE2	1:G:689:GLU:HA	1.97	0.65
1:H:4:THR:HA	1:H:9:VAL:HG11	1.77	0.65
1:I:291:LEU:N	1:I:291:LEU:HD12	2.12	0.65
1:K:579:ASP:OD1	1:K:583:ASN:N	2.29	0.65
1:K:651:LEU:HD13	1:K:669:PRO:HA	1.79	0.65
1:M:43:ARG:HG2	1:M:43:ARG:NH1	1.95	0.65
1:O:579:ASP:HB2	1:O:580:GLU:OE2	1.97	0.65
1:O:651:LEU:HD13	1:O:669:PRO:HA	1.78	0.65
1:B:178:ARG:HB2	1:B:178:ARG:NH1	2.12	0.65
1:C:291:LEU:HD12	1:C:291:LEU:N	2.12	0.65
1:E:689:GLU:HA	1:E:689:GLU:OE2	1.97	0.65
1:F:703:PRO:O	1:F:711:ALA:HB1	1.96	0.65
1:G:30:HIS:ND1	1:G:31:PRO:O	2.25	0.65
1:J:291:LEU:HD12	1:J:291:LEU:N	2.12	0.65
1:K:579:ASP:HB2	1:K:580:GLU:OE2	1.97	0.65
1:P:9:VAL:O	1:P:12:GLN:HB3	1.96	0.65
1:A:689:GLU:OE2	1:A:689:GLU:HA	1.97	0.65
1:B:689:GLU:HA	1:B:689:GLU:OE2	1.97	0.65
1:C:651:LEU:HD13	1:C:669:PRO:HA	1.79	0.65
1:D:117:GLU:N	1:D:117:GLU:OE1	2.27	0.65
1:F:9:VAL:O	1:F:12:GLN:HB3	1.96	0.65
1:H:436:MET:HE3	1:H:467:ASN:HD22	1.62	0.65
1:J:770:ILE:O	1:J:773:LYS:NZ	2.29	0.65
1:L:579:ASP:HB2	1:L:580:GLU:OE2	1.97	0.65
1:M:579:ASP:HB2	1:M:580:GLU:OE2	1.97	0.65
1:M:703:PRO:O	1:M:711:ALA:HB1	1.96	0.65
1:O:30:HIS:ND1	1:O:31:PRO:O	2.25	0.65
1:C:178:ARG:NH1	1:C:178:ARG:HB2	2.12	0.65

Continued on next page...

Continued from previous page...

Atom-1	Atom-2	Interatomic distance (Å)	Clash overlap (Å)
1:C:261:TRP:CH2	1:C:266:GLN:HB2	2.32	0.65
1:C:745:MET:HE2	1:C:745:MET:HA	1.78	0.65
1:E:291:LEU:HD12	1:E:291:LEU:N	2.12	0.65
1:E:579:ASP:HB2	1:E:580:GLU:OE2	1.97	0.65
1:F:579:ASP:HB2	1:F:580:GLU:OE2	1.97	0.65
1:G:291:LEU:N	1:G:291:LEU:HD12	2.12	0.65
1:J:178:ARG:NH1	1:J:178:ARG:HB2	2.12	0.65
1:K:178:ARG:HB2	1:K:178:ARG:NH1	2.12	0.65
1:N:579:ASP:HB2	1:N:580:GLU:OE2	1.97	0.65
1:N:9:VAL:O	1:N:12:GLN:HB3	1.96	0.65
1:P:178:ARG:HB2	1:P:178:ARG:NH1	2.12	0.65
1:P:291:LEU:HD12	1:P:291:LEU:N	2.12	0.65
1:C:703:PRO:O	1:C:711:ALA:HB1	1.96	0.65
1:D:9:VAL:O	1:D:12:GLN:HB3	1.96	0.65
1:J:579:ASP:HB2	1:J:580:GLU:OE2	1.97	0.65
1:K:703:PRO:O	1:K:711:ALA:HB1	1.96	0.65
1:K:770:ILE:O	1:K:773:LYS:NZ	2.29	0.65
1:L:291:LEU:HD12	1:L:291:LEU:N	2.12	0.65
1:M:689:GLU:OE2	1:M:689:GLU:HA	1.97	0.65
1:A:291:LEU:HD12	1:A:291:LEU:N	2.12	0.64
1:C:689:GLU:HA	1:C:689:GLU:OE2	1.97	0.64
1:D:59:ARG:NH2	1:D:81:ALA:O	2.31	0.64
1:G:436:MET:HE3	1:G:467:ASN:HD22	1.60	0.64
1:J:945:ASN:OD1	1:J:950:GLN:NE2	2.25	0.64
1:L:261:TRP:CH2	1:L:266:GLN:HB2	2.32	0.64
1:L:579:ASP:OD1	1:L:583:ASN:N	2.29	0.64
1:M:178:ARG:NH1	1:M:178:ARG:HB2	2.12	0.64
1:M:651:LEU:HD13	1:M:669:PRO:HA	1.79	0.64
1:O:117:GLU:OE1	1:O:117:GLU:N	2.27	0.64
1:O:689:GLU:OE2	1:O:689:GLU:HA	1.97	0.64
1:D:291:LEU:HD12	1:D:291:LEU:N	2.12	0.64
1:D:770:ILE:O	1:D:773:LYS:NZ	2.29	0.64
1:G:261:TRP:CH2	1:G:266:GLN:HB2	2.32	0.64
1:H:579:ASP:HB2	1:H:580:GLU:OE2	1.97	0.64
1:I:579:ASP:HB2	1:I:580:GLU:OE2	1.97	0.64
1:I:748:CME:SD	1:I:755:ARG:HG2	2.36	0.64
1:I:753:ASN:OD1	1:I:753:ASN:N	2.28	0.64
1:J:689:GLU:HA	1:J:689:GLU:OE2	1.97	0.64
1:L:651:LEU:HD13	1:L:669:PRO:HA	1.78	0.64
1:L:689:GLU:OE2	1:L:689:GLU:HA	1.97	0.64
1:M:291:LEU:HD12	1:M:291:LEU:N	2.11	0.64

Continued on next page...

Continued from previous page...

Atom-1	Atom-2	Interatomic distance (Å)	Clash overlap (Å)
1:M:434:PRO:HB3	1:P:434:PRO:HB3	1.78	0.64
1:N:117:GLU:OE1	1:N:117:GLU:N	2.27	0.64
1:A:261:TRP:CH2	1:A:266:GLN:HB2	2.32	0.64
1:A:773:LYS:HB2	1:A:773:LYS:HZ2	1.61	0.64
1:E:427:THR:HA	1:E:436:MET:HE2	1.79	0.64
1:E:4:THR:HA	1:E:9:VAL:HG11	1.77	0.64
1:G:117:GLU:N	1:G:117:GLU:OE1	2.27	0.64
1:I:178:ARG:NH1	1:I:178:ARG:HB2	2.12	0.64
1:I:945:ASN:OD1	1:I:950:GLN:NE2	2.25	0.64
1:K:9:VAL:O	1:K:12:GLN:HB3	1.96	0.64
1:M:4:THR:HA	1:M:9:VAL:HG11	1.77	0.64
1:N:436:MET:HE1	1:N:467:ASN:HD22	1.60	0.64
1:O:261:TRP:CH2	1:O:266:GLN:HB2	2.32	0.64
1:O:291:LEU:N	1:O:291:LEU:HD12	2.12	0.64
1:O:59:ARG:NH2	1:O:81:ALA:O	2.30	0.64
1:B:117:GLU:OE1	1:B:117:GLU:N	2.27	0.64
1:D:773:LYS:HB2	1:D:773:LYS:HZ2	1.62	0.64
1:E:178:ARG:NH1	1:E:178:ARG:HB2	2.12	0.64
1:G:9:VAL:O	1:G:12:GLN:HB3	1.96	0.64
1:G:178:ARG:HB2	1:G:178:ARG:NH1	2.12	0.64
1:G:579:ASP:HB2	1:G:580:GLU:OE2	1.97	0.64
1:I:261:TRP:CH2	1:I:266:GLN:HB2	2.32	0.64
1:I:782:ASP:HA	1:I:884:LEU:HD23	1.80	0.64
1:L:30:HIS:ND1	1:L:31:PRO:O	2.25	0.64
1:N:663:LEU:HD23	1:N:663:LEU:N	2.13	0.64
1:O:178:ARG:NH1	1:O:178:ARG:HB2	2.12	0.64
1:B:9:VAL:O	1:B:12:GLN:HB3	1.96	0.64
1:B:261:TRP:CH2	1:B:266:GLN:HB2	2.32	0.64
1:B:753:ASN:OD1	1:B:753:ASN:N	2.28	0.64
1:C:9:VAL:O	1:C:12:GLN:HB3	1.96	0.64
1:D:261:TRP:CH2	1:D:266:GLN:HB2	2.32	0.64
1:D:689:GLU:HA	1:D:689:GLU:OE2	1.97	0.64
1:E:9:VAL:O	1:E:12:GLN:HB3	1.96	0.64
1:E:54:LEU:N	1:E:54:LEU:HD23	2.12	0.64
1:E:651:LEU:HD13	1:E:669:PRO:HA	1.79	0.64
1:I:689:GLU:OE2	1:I:689:GLU:HA	1.97	0.64
1:I:773:LYS:HB2	1:I:773:LYS:HZ3	1.59	0.64
1:L:59:ARG:NH2	1:L:81:ALA:O	2.31	0.64
1:M:54:LEU:HD23	1:M:54:LEU:N	2.12	0.64
1:O:753:ASN:OD1	1:O:753:ASN:N	2.28	0.64
1:P:945:ASN:OD1	1:P:950:GLN:NE2	2.25	0.64

Continued on next page...

Continued from previous page...

Atom-1	Atom-2	Interatomic distance (Å)	Clash overlap (Å)
1:A:634:GLN:O	1:A:682:LEU:HB2	1.98	0.64
1:C:36:TRP:CE2	1:C:42:ALA:HA	2.33	0.64
1:D:634:GLN:O	1:D:682:LEU:HB2	1.98	0.64
1:E:663:LEU:N	1:E:663:LEU:HD23	2.13	0.64
1:E:59:ARG:NH2	1:E:81:ALA:O	2.31	0.64
1:F:178:ARG:HB2	1:F:178:ARG:NH1	2.12	0.64
1:F:261:TRP:CH2	1:F:266:GLN:HB2	2.32	0.64
1:F:651:LEU:HD13	1:F:669:PRO:HA	1.78	0.64
1:G:59:ARG:NH2	1:G:81:ALA:O	2.31	0.64
1:I:69:VAL:CG1	1:I:70:PRO:HD2	2.28	0.64
1:K:689:GLU:HA	1:K:689:GLU:OE2	1.97	0.64
1:L:69:VAL:CG1	1:L:70:PRO:HD2	2.28	0.64
1:M:418:HIS:O	1:P:282:ARG:HD2	1.96	0.64
1:M:663:LEU:N	1:M:663:LEU:HD23	2.13	0.64
1:N:689:GLU:OE2	1:N:689:GLU:HA	1.97	0.64
1:O:69:VAL:CG1	1:O:70:PRO:HD2	2.28	0.64
1:P:36:TRP:CE2	1:P:42:ALA:HA	2.33	0.64
1:P:634:GLN:O	1:P:682:LEU:HB2	1.98	0.64
1:D:651:LEU:HD13	1:D:669:PRO:HA	1.78	0.64
1:E:261:TRP:CH2	1:E:266:GLN:HB2	2.32	0.64
1:E:634:GLN:O	1:E:682:LEU:HB2	1.98	0.64
1:G:753:ASN:OD1	1:G:753:ASN:N	2.28	0.64
1:H:634:GLN:O	1:H:682:LEU:HB2	1.98	0.64
1:H:663:LEU:HD23	1:H:663:LEU:N	2.13	0.64
1:J:59:ARG:NH2	1:J:81:ALA:O	2.31	0.64
1:L:36:TRP:CE2	1:L:42:ALA:HA	2.33	0.64
1:N:3:ILE:HG13	1:N:4:THR:N	2.07	0.64
1:N:651:LEU:HD13	1:N:669:PRO:HA	1.78	0.64
1:A:36:TRP:CE2	1:A:42:ALA:HA	2.33	0.64
1:C:69:VAL:CG1	1:C:70:PRO:HD2	2.28	0.64
1:E:429:ASP:OD1	1:E:431:ARG:HG3	1.98	0.64
1:J:69:VAL:CG1	1:J:70:PRO:HD2	2.28	0.64
1:K:634:GLN:O	1:K:682:LEU:HB2	1.98	0.64
1:M:59:ARG:NH2	1:M:81:ALA:O	2.30	0.64
1:N:178:ARG:NH1	1:N:178:ARG:HB2	2.12	0.64
1:N:261:TRP:CH2	1:N:266:GLN:HB2	2.32	0.64
1:O:634:GLN:O	1:O:682:LEU:HB2	1.98	0.64
1:P:261:TRP:CH2	1:P:266:GLN:HB2	2.32	0.64
1:A:663:LEU:HD23	1:A:663:LEU:N	2.13	0.64
1:B:30:HIS:ND1	1:B:31:PRO:O	2.25	0.64
1:B:429:ASP:OD1	1:B:431:ARG:HG3	1.98	0.64

Continued on next page...

Continued from previous page...

Atom-1	Atom-2	Interatomic distance (Å)	Clash overlap (Å)
1:B:634:GLN:O	1:B:682:LEU:HB2	1.98	0.64
1:B:59:ARG:NH2	1:B:81:ALA:O	2.31	0.64
1:C:945:ASN:OD1	1:C:950:GLN:NE2	2.25	0.64
1:G:54:LEU:N	1:G:54:LEU:HD23	2.13	0.64
1:H:261:TRP:CH2	1:H:266:GLN:HB2	2.32	0.64
1:I:59:ARG:NH2	1:I:81:ALA:O	2.30	0.64
1:J:634:GLN:O	1:J:682:LEU:HB2	1.98	0.64
1:K:59:ARG:NH2	1:K:81:ALA:O	2.31	0.64
1:K:69:VAL:CG1	1:K:70:PRO:HD2	2.28	0.64
1:M:782:ASP:HA	1:M:884:LEU:HD23	1.80	0.64
1:P:1021:CME:CZ	1:P:1021:CME:HB3	2.08	0.64
1:P:689:GLU:OE2	1:P:689:GLU:HA	1.97	0.64
1:A:117:GLU:OE1	1:A:117:GLU:N	2.27	0.64
1:B:579:ASP:HB2	1:B:580:GLU:OE2	1.97	0.64
1:C:429:ASP:OD1	1:C:431:ARG:HG3	1.98	0.64
1:D:30:HIS:ND1	1:D:31:PRO:O	2.25	0.64
1:D:429:ASP:OD1	1:D:431:ARG:HG3	1.98	0.64
1:D:579:ASP:HB2	1:D:580:GLU:OE2	1.97	0.64
1:D:69:VAL:CG1	1:D:70:PRO:HD2	2.28	0.64
1:J:782:ASP:HA	1:J:884:LEU:HD23	1.80	0.64
1:B:651:LEU:HD13	1:B:669:PRO:HA	1.78	0.63
1:E:36:TRP:CE2	1:E:42:ALA:HA	2.33	0.63
1:I:634:GLN:O	1:I:682:LEU:HB2	1.98	0.63
1:L:117:GLU:OE1	1:L:117:GLU:N	2.27	0.63
1:L:429:ASP:OD1	1:L:431:ARG:HG3	1.98	0.63
1:L:782:ASP:HA	1:L:884:LEU:HD23	1.80	0.63
1:M:261:TRP:CH2	1:M:266:GLN:HB2	2.32	0.63
1:N:30:HIS:ND1	1:N:31:PRO:O	2.25	0.63
1:N:782:ASP:HA	1:N:884:LEU:HD23	1.80	0.63
1:P:54:LEU:HD23	1:P:54:LEU:N	2.13	0.63
1:B:218:PRO:O	1:B:221:GLN:NE2	2.32	0.63
1:C:59:ARG:NH2	1:C:81:ALA:O	2.30	0.63
1:F:36:TRP:CE2	1:F:42:ALA:HA	2.33	0.63
1:G:36:TRP:CE2	1:G:42:ALA:HA	2.33	0.63
1:G:429:ASP:OD1	1:G:431:ARG:HG3	1.98	0.63
1:I:36:TRP:CE2	1:I:42:ALA:HA	2.33	0.63
1:J:429:ASP:OD1	1:J:431:ARG:HG3	1.98	0.63
1:K:429:ASP:OD1	1:K:431:ARG:HG3	1.98	0.63
1:P:429:ASP:OD1	1:P:431:ARG:HG3	1.98	0.63
1:P:782:ASP:HA	1:P:884:LEU:HD23	1.79	0.63
1:A:59:ARG:NH2	1:A:81:ALA:O	2.31	0.63

Continued on next page...

Continued from previous page...

Atom-1	Atom-2	Interatomic distance (Å)	Clash overlap (Å)
1:B:36:TRP:CE2	1:B:42:ALA:HA	2.33	0.63
1:C:634:GLN:O	1:C:682:LEU:HB2	1.98	0.63
1:D:436:MET:HE1	1:D:467:ASN:HD22	1.63	0.63
1:F:782:ASP:HA	1:F:884:LEU:HD23	1.80	0.63
1:G:634:GLN:O	1:G:682:LEU:HB2	1.98	0.63
1:G:69:VAL:CG1	1:G:70:PRO:HD2	2.28	0.63
1:H:178:ARG:HB2	1:H:178:ARG:NH1	2.12	0.63
1:H:429:ASP:OD1	1:H:431:ARG:HG3	1.98	0.63
1:J:261:TRP:CH2	1:J:266:GLN:HB2	2.32	0.63
1:J:853:ARG:NH1	1:J:871:GLU:OE2	2.32	0.63
1:K:261:TRP:CH2	1:K:266:GLN:HB2	2.32	0.63
1:L:773:LYS:HZ2	1:L:773:LYS:HB2	1.63	0.63
1:M:218:PRO:O	1:M:221:GLN:NE2	2.32	0.63
1:M:773:LYS:HB2	1:M:773:LYS:HZ3	1.63	0.63
1:O:36:TRP:CE2	1:O:42:ALA:HA	2.33	0.63
1:O:663:LEU:N	1:O:663:LEU:HD23	2.13	0.63
1:O:853:ARG:NH1	1:O:871:GLU:OE2	2.32	0.63
1:P:853:ARG:NH1	1:P:871:GLU:OE2	2.32	0.63
1:A:3:ILE:HG13	1:A:4:THR:N	2.07	0.63
1:A:853:ARG:NH1	1:A:871:GLU:OE2	2.32	0.63
1:C:54:LEU:HD23	1:C:54:LEU:N	2.12	0.63
1:C:579:ASP:OD1	1:C:583:ASN:N	2.29	0.63
1:D:3:ILE:HG13	1:D:4:THR:N	2.07	0.63
1:E:218:PRO:O	1:E:221:GLN:NE2	2.32	0.63
1:F:853:ARG:NH1	1:F:871:GLU:OE2	2.32	0.63
1:G:63:PHE:CB	1:G:64:PRO:HD2	2.25	0.63
1:H:54:LEU:N	1:H:54:LEU:HD23	2.12	0.63
1:I:853:ARG:NH1	1:I:871:GLU:OE2	2.32	0.63
1:K:117:GLU:OE1	1:K:117:GLU:N	2.27	0.63
1:K:427:THR:HA	1:K:436:MET:HE2	1.79	0.63
1:L:634:GLN:O	1:L:682:LEU:HB2	1.98	0.63
1:N:429:ASP:OD1	1:N:431:ARG:HG3	1.98	0.63
1:P:69:VAL:CG1	1:P:70:PRO:HD2	2.28	0.63
1:D:178:ARG:NH1	1:D:178:ARG:HB2	2.12	0.63
1:D:36:TRP:CE2	1:D:42:ALA:HA	2.33	0.63
1:F:218:PRO:O	1:F:221:GLN:NE2	2.32	0.63
1:G:218:PRO:O	1:G:221:GLN:NE2	2.32	0.63
1:H:218:PRO:O	1:H:221:GLN:NE2	2.32	0.63
1:I:425:ARG:HH22	1:L:287:ASP:CG	2.02	0.63
1:L:6:SER:OG	1:L:9:VAL:HB	1.99	0.63
1:M:853:ARG:NH1	1:M:871:GLU:OE2	2.32	0.63

Continued on next page...

Continued from previous page...

Atom-1	Atom-2	Interatomic distance (Å)	Clash overlap (Å)
1:N:36:TRP:CE2	1:N:42:ALA:HA	2.33	0.63
1:P:218:PRO:O	1:P:221:GLN:NE2	2.32	0.63
1:C:782:ASP:HA	1:C:884:LEU:HD23	1.80	0.63
1:C:6:SER:OG	1:C:9:VAL:HB	1.99	0.63
1:D:651:LEU:CD1	1:D:669:PRO:HA	2.29	0.63
1:D:853:ARG:NH1	1:D:871:GLU:OE2	2.32	0.63
1:E:782:ASP:HA	1:E:884:LEU:HD23	1.80	0.63
1:F:634:GLN:O	1:F:682:LEU:HB2	1.98	0.63
1:F:59:ARG:NH2	1:F:81:ALA:O	2.31	0.63
1:G:6:SER:OG	1:G:9:VAL:HB	1.99	0.63
1:J:117:GLU:N	1:J:117:GLU:OE1	2.27	0.63
1:J:36:TRP:CE2	1:J:42:ALA:HA	2.33	0.63
1:N:218:PRO:O	1:N:221:GLN:NE2	2.32	0.63
1:N:69:VAL:CG1	1:N:70:PRO:HD2	2.28	0.63
1:P:59:ARG:NH2	1:P:81:ALA:O	2.31	0.63
1:A:178:ARG:NH1	1:A:178:ARG:HB2	2.12	0.63
1:A:69:VAL:CG1	1:A:70:PRO:HD2	2.28	0.63
1:B:6:SER:OG	1:B:9:VAL:HB	1.99	0.63
1:B:782:ASP:HA	1:B:884:LEU:HD23	1.80	0.63
1:E:853:ARG:NH1	1:E:871:GLU:OE2	2.32	0.63
1:F:360:HIS:CE1	1:F:361:PRO:HD2	2.34	0.63
1:F:689:GLU:HA	1:F:689:GLU:OE2	1.97	0.63
1:E:425:ARG:NH2	1:H:287:ASP:OD2	2.31	0.63
1:H:689:GLU:HA	1:H:689:GLU:OE2	1.97	0.63
1:I:3:ILE:HG13	1:I:4:THR:N	2.07	0.63
1:L:178:ARG:HB2	1:L:178:ARG:NH1	2.12	0.63
1:L:218:PRO:O	1:L:221:GLN:NE2	2.32	0.63
1:M:427:THR:HA	1:M:436:MET:HE2	1.81	0.63
1:N:634:GLN:O	1:N:682:LEU:HB2	1.98	0.63
1:N:651:LEU:CD1	1:N:669:PRO:HA	2.29	0.63
1:O:360:HIS:CE1	1:O:361:PRO:HD2	2.34	0.63
1:P:651:LEU:CD1	1:P:669:PRO:HA	2.29	0.63
1:B:63:PHE:CB	1:B:64:PRO:HD2	2.25	0.63
1:C:360:HIS:CE1	1:C:361:PRO:HD2	2.34	0.63
1:C:745:MET:CE	1:C:745:MET:HA	2.29	0.63
1:D:745:MET:HA	1:D:745:MET:CE	2.29	0.63
1:F:429:ASP:OD1	1:F:431:ARG:HG3	1.98	0.63
1:F:651:LEU:CD1	1:F:669:PRO:HA	2.29	0.63
1:F:69:VAL:CG1	1:F:70:PRO:HD2	2.28	0.63
1:H:651:LEU:CD1	1:H:669:PRO:HA	2.29	0.63
1:H:59:ARG:NH2	1:H:81:ALA:O	2.31	0.63

Continued on next page...

Continued from previous page...

Atom-1	Atom-2	Interatomic distance (Å)	Clash overlap (Å)
1:J:786:ARG:HH11	1:J:990:HIS:HE1	1.47	0.63
1:K:663:LEU:N	1:K:663:LEU:HD23	2.13	0.63
1:K:753:ASN:N	1:K:753:ASN:OD1	2.28	0.63
1:M:429:ASP:OD1	1:M:431:ARG:HG3	1.98	0.63
1:M:634:GLN:O	1:M:682:LEU:HB2	1.98	0.63
1:M:724:GLU:O	1:N:847:LYS:NZ	2.23	0.63
1:N:59:ARG:NH2	1:N:81:ALA:O	2.31	0.63
1:A:6:SER:OG	1:A:9:VAL:HB	1.99	0.63
1:B:853:ARG:NH1	1:B:871:GLU:OE2	2.32	0.63
1:C:651:LEU:CD1	1:C:669:PRO:HA	2.29	0.63
1:D:782:ASP:HA	1:D:884:LEU:HD23	1.80	0.63
1:E:69:VAL:CG1	1:E:70:PRO:HD2	2.28	0.63
1:E:6:SER:OG	1:E:9:VAL:HB	1.99	0.63
1:F:3:ILE:HG13	1:F:4:THR:N	2.07	0.63
1:G:853:ARG:NH1	1:G:871:GLU:OE2	2.32	0.63
1:H:945:ASN:OD1	1:H:950:GLN:NE2	2.25	0.63
1:I:651:LEU:CD1	1:I:669:PRO:HA	2.29	0.63
1:I:6:SER:OG	1:I:9:VAL:HB	1.99	0.63
1:K:36:TRP:CE2	1:K:42:ALA:HA	2.33	0.63
1:L:745:MET:HA	1:L:745:MET:CE	2.29	0.63
1:B:663:LEU:N	1:B:663:LEU:HD23	2.13	0.62
1:C:218:PRO:O	1:C:221:GLN:NE2	2.32	0.62
1:E:740:LEU:HD13	1:E:749:ILE:CD1	2.30	0.62
1:H:36:TRP:CE2	1:H:42:ALA:HA	2.33	0.62
1:H:782:ASP:HA	1:H:884:LEU:HD23	1.80	0.62
1:I:745:MET:HA	1:I:745:MET:CE	2.29	0.62
1:K:786:ARG:HH11	1:K:990:HIS:HE1	1.47	0.62
1:M:36:TRP:CE2	1:M:42:ALA:HA	2.33	0.62
1:M:69:VAL:CG1	1:M:70:PRO:HD2	2.28	0.62
1:M:740:LEU:HD13	1:M:749:ILE:CD1	2.29	0.62
1:B:436:MET:HE3	1:B:467:ASN:HD22	1.62	0.62
1:E:651:LEU:CD1	1:E:669:PRO:HA	2.29	0.62
1:F:579:ASP:OD1	1:F:583:ASN:N	2.29	0.62
1:I:218:PRO:O	1:I:221:GLN:NE2	2.32	0.62
1:I:429:ASP:OD1	1:I:431:ARG:HG3	1.98	0.62
1:J:218:PRO:O	1:J:221:GLN:NE2	2.32	0.62
1:J:786:ARG:HH11	1:J:990:HIS:CE1	2.18	0.62
1:M:30:HIS:HB2	1:M:31:PRO:CD	2.30	0.62
1:M:6:SER:OG	1:M:9:VAL:HB	1.99	0.62
1:N:853:ARG:NH1	1:N:871:GLU:OE2	2.32	0.62
1:O:651:LEU:CD1	1:O:669:PRO:HA	2.29	0.62

Continued on next page...

Continued from previous page...

Atom-1	Atom-2	Interatomic distance (Å)	Clash overlap (Å)
1:P:786:ARG:HH11	1:P:990:HIS:CE1	2.18	0.62
1:B:740:LEU:HD13	1:B:749:ILE:CD1	2.30	0.62
1:H:30:HIS:HB2	1:H:31:PRO:CD	2.29	0.62
1:I:254:LEU:C	1:I:255:ARG:HG2	2.20	0.62
1:I:701:VAL:HG12	1:I:702:GLN:N	2.15	0.62
1:I:786:ARG:HH11	1:I:990:HIS:CE1	2.18	0.62
1:K:651:LEU:CD1	1:K:669:PRO:HA	2.29	0.62
1:K:782:ASP:HA	1:K:884:LEU:HD23	1.80	0.62
1:L:651:LEU:CD1	1:L:669:PRO:HA	2.29	0.62
1:L:753:ASN:N	1:L:753:ASN:OD1	2.28	0.62
1:L:786:ARG:HH11	1:L:990:HIS:CE1	2.18	0.62
1:M:360:HIS:CE1	1:M:361:PRO:HD2	2.34	0.62
1:M:651:LEU:CD1	1:M:669:PRO:HA	2.29	0.62
1:P:254:LEU:C	1:P:255:ARG:HG2	2.20	0.62
1:P:701:VAL:HG12	1:P:702:GLN:N	2.14	0.62
1:A:282:ARG:HG3	1:D:423:MET:HB2	1.80	0.62
1:B:30:HIS:HB2	1:B:31:PRO:CD	2.30	0.62
1:B:69:VAL:CG1	1:B:70:PRO:HD2	2.28	0.62
1:C:30:HIS:ND1	1:C:31:PRO:O	2.25	0.62
1:C:853:ARG:NH1	1:C:871:GLU:OE2	2.32	0.62
1:H:853:ARG:NH1	1:H:871:GLU:OE2	2.32	0.62
1:H:786:ARG:HH11	1:H:990:HIS:CE1	2.17	0.62
1:K:6:SER:OG	1:K:9:VAL:HB	1.99	0.62
1:O:473:ARG:HD3	1:O:473:ARG:O	2.00	0.62
1:O:6:SER:OG	1:O:9:VAL:HB	1.99	0.62
1:P:473:ARG:HD3	1:P:473:ARG:O	2.00	0.62
1:P:6:SER:OG	1:P:9:VAL:HB	1.99	0.62
1:A:218:PRO:O	1:A:221:GLN:NE2	2.32	0.62
1:B:651:LEU:CD1	1:B:669:PRO:HA	2.29	0.62
1:B:786:ARG:HH11	1:B:990:HIS:CE1	2.18	0.62
1:D:218:PRO:O	1:D:221:GLN:NE2	2.32	0.62
1:D:579:ASP:OD1	1:D:583:ASN:N	2.29	0.62
1:D:952:ARG:HH11	1:D:952:ARG:CB	2.13	0.62
1:E:701:VAL:HG12	1:E:702:GLN:N	2.15	0.62
1:F:54:LEU:N	1:F:54:LEU:HD23	2.12	0.62
1:E:287:ASP:OD2	1:H:425:ARG:NH2	2.32	0.62
1:H:773:LYS:HB2	1:H:773:LYS:HZ3	1.62	0.62
1:K:473:ARG:O	1:K:473:ARG:HD3	2.00	0.62
1:K:853:ARG:NH1	1:K:871:GLU:OE2	2.32	0.62
1:L:663:LEU:N	1:L:663:LEU:HD23	2.13	0.62
1:L:853:ARG:NH1	1:L:871:GLU:OE2	2.32	0.62

Continued on next page...

Continued from previous page...

Atom-1	Atom-2	Interatomic distance (Å)	Clash overlap (Å)
1:N:360:HIS:CE1	1:N:361:PRO:HD2	2.34	0.62
1:N:579:ASP:OD1	1:N:583:ASN:N	2.29	0.62
1:O:218:PRO:O	1:O:221:GLN:NE2	2.32	0.62
1:O:740:LEU:HD13	1:O:749:ILE:CD1	2.30	0.62
1:P:579:ASP:OD1	1:P:583:ASN:N	2.29	0.62
1:P:745:MET:HA	1:P:745:MET:CE	2.29	0.62
1:A:429:ASP:OD1	1:A:431:ARG:HG3	1.98	0.62
1:A:745:MET:CE	1:A:745:MET:HA	2.29	0.62
1:A:782:ASP:HA	1:A:884:LEU:HD23	1.80	0.62
1:B:54:LEU:HD23	1:B:54:LEU:N	2.13	0.62
1:C:740:LEU:HD13	1:C:749:ILE:CD1	2.29	0.62
1:D:786:ARG:HH11	1:D:990:HIS:CE1	2.18	0.62
1:E:436:MET:HE1	1:E:467:ASN:HD22	1.63	0.62
1:E:745:MET:CE	1:E:745:MET:HA	2.29	0.62
1:F:254:LEU:C	1:F:255:ARG:HG2	2.20	0.62
1:F:663:LEU:HD23	1:F:663:LEU:N	2.13	0.62
1:F:906:TYR:HB3	1:F:907:PRO:HD2	1.82	0.62
1:G:740:LEU:HD13	1:G:749:ILE:CD1	2.30	0.62
1:G:786:ARG:HH11	1:G:990:HIS:CE1	2.18	0.62
1:H:69:VAL:CG1	1:H:70:PRO:HD2	2.28	0.62
1:H:745:MET:HA	1:H:745:MET:CE	2.29	0.62
1:I:663:LEU:HD23	1:I:663:LEU:N	2.13	0.62
1:J:701:VAL:HG12	1:J:702:GLN:N	2.15	0.62
1:K:360:HIS:CE1	1:K:361:PRO:HD2	2.34	0.62
1:K:745:MET:HA	1:K:745:MET:CE	2.29	0.62
1:K:786:ARG:HH11	1:K:990:HIS:CE1	2.18	0.62
1:L:702:GLN:O	1:L:712:GLY:N	2.32	0.62
1:L:952:ARG:CB	1:L:952:ARG:HH11	2.13	0.62
1:M:701:VAL:HG12	1:M:702:GLN:N	2.15	0.62
1:M:786:ARG:HH11	1:M:990:HIS:CE1	2.18	0.62
1:N:54:LEU:HD23	1:N:54:LEU:N	2.13	0.62
1:O:786:ARG:HH11	1:O:990:HIS:CE1	2.18	0.62
1:A:651:LEU:CD1	1:A:669:PRO:HA	2.29	0.62
1:A:701:VAL:HG12	1:A:702:GLN:N	2.14	0.62
1:A:740:LEU:HD13	1:A:749:ILE:CD1	2.30	0.62
1:A:906:TYR:HB3	1:A:907:PRO:HD2	1.82	0.62
1:A:952:ARG:HH11	1:A:952:ARG:CB	2.13	0.62
1:A:786:ARG:HH11	1:A:990:HIS:CE1	2.18	0.62
1:C:702:GLN:O	1:C:712:GLY:N	2.32	0.62
1:D:6:SER:OG	1:D:9:VAL:HB	1.99	0.62
1:E:952:ARG:CB	1:E:952:ARG:HH11	2.13	0.62

Continued on next page...

Continued from previous page...

Atom-1	Atom-2	Interatomic distance (Å)	Clash overlap (Å)
1:F:745:MET:HA	1:F:745:MET:CE	2.29	0.62
1:H:360:HIS:CE1	1:H:361:PRO:HD2	2.34	0.62
1:I:473:ARG:HD3	1:I:473:ARG:O	2.00	0.62
1:J:579:ASP:OD1	1:J:583:ASN:N	2.29	0.62
1:J:651:LEU:CD1	1:J:669:PRO:HA	2.29	0.62
1:J:740:LEU:HD13	1:J:749:ILE:CD1	2.30	0.62
1:N:773:LYS:HZ1	1:N:773:LYS:HB2	1.63	0.62
1:O:54:LEU:N	1:O:54:LEU:HD23	2.12	0.62
1:A:254:LEU:C	1:A:255:ARG:HG2	2.20	0.62
1:C:786:ARG:HH11	1:C:990:HIS:CE1	2.18	0.62
1:E:786:ARG:HH11	1:E:990:HIS:CE1	2.18	0.62
1:F:30:HIS:HB2	1:F:31:PRO:CD	2.30	0.62
1:G:663:LEU:HD23	1:G:663:LEU:N	2.13	0.62
1:G:782:ASP:HA	1:G:884:LEU:HD23	1.80	0.62
1:G:952:ARG:HH11	1:G:952:ARG:CB	2.13	0.62
1:H:740:LEU:HD13	1:H:749:ILE:CD1	2.30	0.62
1:K:254:LEU:C	1:K:255:ARG:HG2	2.20	0.62
1:J:287:ASP:OD2	1:K:425:ARG:NH2	2.32	0.62
1:M:579:ASP:CG	1:M:583:ASN:HB2	2.20	0.62
1:N:579:ASP:CG	1:N:583:ASN:HB2	2.20	0.62
1:N:740:LEU:HD13	1:N:749:ILE:CD1	2.30	0.62
1:O:782:ASP:HA	1:O:884:LEU:HD23	1.80	0.62
1:O:952:ARG:CB	1:O:952:ARG:HH11	2.13	0.62
1:C:473:ARG:HD3	1:C:473:ARG:O	2.00	0.62
1:D:663:LEU:N	1:D:663:LEU:HD23	2.13	0.62
1:E:360:HIS:CE1	1:E:361:PRO:HD2	2.34	0.62
1:E:579:ASP:CG	1:E:583:ASN:HB2	2.20	0.62
1:F:579:ASP:CG	1:F:583:ASN:HB2	2.20	0.62
1:F:740:LEU:HD13	1:F:749:ILE:CD1	2.30	0.62
1:H:753:ASN:OD1	1:H:753:ASN:N	2.28	0.62
1:J:360:HIS:CE1	1:J:361:PRO:HD2	2.34	0.62
1:K:218:PRO:O	1:K:221:GLN:NE2	2.32	0.62
1:L:740:LEU:HD13	1:L:749:ILE:CD1	2.30	0.62
1:N:254:LEU:C	1:N:255:ARG:HG2	2.20	0.62
1:N:906:TYR:HB3	1:N:907:PRO:HD2	1.82	0.62
1:O:429:ASP:OD1	1:O:431:ARG:HG3	1.98	0.62
1:P:360:HIS:CE1	1:P:361:PRO:HD2	2.34	0.62
1:P:952:ARG:CB	1:P:952:ARG:HH11	2.13	0.62
1:A:579:ASP:CG	1:A:583:ASN:HB2	2.20	0.62
1:B:360:HIS:CE1	1:B:361:PRO:HD2	2.34	0.62
1:B:701:VAL:HG12	1:B:702:GLN:N	2.15	0.62

Continued on next page...

Continued from previous page...

Atom-1	Atom-2	Interatomic distance (Å)	Clash overlap (Å)
1:D:740:LEU:HD13	1:D:749:ILE:CD1	2.30	0.62
1:G:701:VAL:HG12	1:G:702:GLN:N	2.15	0.62
1:G:745:MET:HA	1:G:745:MET:CE	2.29	0.62
1:H:6:SER:OG	1:H:9:VAL:HB	1.99	0.62
1:H:906:TYR:HB3	1:H:907:PRO:HD2	1.82	0.62
1:I:702:GLN:O	1:I:712:GLY:N	2.32	0.62
1:I:786:ARG:HH11	1:I:990:HIS:HE1	1.47	0.62
1:J:30:HIS:HB2	1:J:31:PRO:CD	2.30	0.62
1:J:580:GLU:CD	1:J:580:GLU:H	2.02	0.62
1:K:579:ASP:CG	1:K:583:ASN:HB2	2.20	0.62
1:K:701:VAL:HG12	1:K:702:GLN:N	2.15	0.62
1:L:579:ASP:CG	1:L:583:ASN:HB2	2.20	0.62
1:M:745:MET:CE	1:M:745:MET:HA	2.29	0.62
1:O:745:MET:CE	1:O:745:MET:HA	2.29	0.62
1:P:30:HIS:ND1	1:P:31:PRO:O	2.25	0.62
1:A:360:HIS:CE1	1:A:361:PRO:HD2	2.34	0.61
1:C:906:TYR:HB3	1:C:907:PRO:HD2	1.82	0.61
1:E:580:GLU:H	1:E:580:GLU:CD	2.02	0.61
1:G:254:LEU:C	1:G:255:ARG:HG2	2.20	0.61
1:H:473:ARG:O	1:H:473:ARG:HD3	2.00	0.61
1:I:54:LEU:HD23	1:I:54:LEU:N	2.12	0.61
1:J:906:TYR:HB3	1:J:907:PRO:HD2	1.82	0.61
1:K:436:MET:HE1	1:K:467:ASN:HD22	1.63	0.61
1:L:54:LEU:HD23	1:L:54:LEU:N	2.13	0.61
1:L:786:ARG:HH11	1:L:990:HIS:HE1	1.47	0.61
1:M:473:ARG:O	1:M:473:ARG:HD3	2.00	0.61
1:N:473:ARG:HD3	1:N:473:ARG:O	2.00	0.61
1:N:701:VAL:HG12	1:N:702:GLN:N	2.15	0.61
1:N:6:SER:OG	1:N:9:VAL:HB	1.99	0.61
1:P:740:LEU:HD13	1:P:749:ILE:CD1	2.30	0.61
1:A:30:HIS:HB2	1:A:31:PRO:CD	2.30	0.61
1:B:473:ARG:HD3	1:B:473:ARG:O	2.00	0.61
1:B:579:ASP:CG	1:B:583:ASN:HB2	2.20	0.61
1:C:30:HIS:HB2	1:C:31:PRO:CD	2.30	0.61
1:C:753:ASN:N	1:C:753:ASN:OD1	2.28	0.61
1:F:287:ASP:CG	1:G:425:ARG:HH22	2.04	0.61
1:F:473:ARG:HD3	1:F:473:ARG:O	2.00	0.61
1:F:701:VAL:HG12	1:F:702:GLN:N	2.15	0.61
1:F:6:SER:OG	1:F:9:VAL:HB	1.99	0.61
1:G:360:HIS:CE1	1:G:361:PRO:HD2	2.34	0.61
1:I:360:HIS:CE1	1:I:361:PRO:HD2	2.34	0.61

Continued on next page...

Continued from previous page...

Atom-1	Atom-2	Interatomic distance (Å)	Clash overlap (Å)
1:I:579:ASP:OD1	1:I:583:ASN:N	2.29	0.61
1:J:1021:CME:HB3	1:J:1021:CME:CZ	2.08	0.61
1:J:473:ARG:HD3	1:J:473:ARG:O	2.00	0.61
1:J:745:MET:HA	1:J:745:MET:CE	2.29	0.61
1:K:30:HIS:HB2	1:K:31:PRO:CD	2.30	0.61
1:O:254:LEU:C	1:O:255:ARG:HG2	2.20	0.61
1:B:952:ARG:CB	1:B:952:ARG:HH11	2.13	0.61
1:D:701:VAL:HG12	1:D:702:GLN:N	2.15	0.61
1:E:117:GLU:OE1	1:E:117:GLU:N	2.27	0.61
1:E:30:HIS:HB2	1:E:31:PRO:CD	2.30	0.61
1:E:3:ILE:HG13	1:E:4:THR:N	2.07	0.61
1:H:952:ARG:HH11	1:H:952:ARG:CB	2.13	0.61
1:J:702:GLN:O	1:J:712:GLY:N	2.32	0.61
1:M:254:LEU:C	1:M:255:ARG:HG2	2.20	0.61
1:M:952:ARG:CB	1:M:952:ARG:HH11	2.13	0.61
1:O:30:HIS:HB2	1:O:31:PRO:CD	2.30	0.61
1:A:473:ARG:O	1:A:473:ARG:HD3	2.00	0.61
1:A:580:GLU:H	1:A:580:GLU:CD	2.02	0.61
1:D:360:HIS:CE1	1:D:361:PRO:HD2	2.34	0.61
1:F:1021:CME:CZ	1:F:1021:CME:HB3	2.08	0.61
1:F:786:ARG:HH11	1:F:990:HIS:CE1	2.17	0.61
1:G:30:HIS:HB2	1:G:31:PRO:CD	2.30	0.61
1:G:651:LEU:CD1	1:G:669:PRO:HA	2.29	0.61
1:J:254:LEU:C	1:J:255:ARG:HG2	2.20	0.61
1:J:579:ASP:CG	1:J:583:ASN:HB2	2.20	0.61
1:J:6:SER:OG	1:J:9:VAL:HB	1.99	0.61
1:J:746:ASP:HA	1:J:760:ARG:CG	2.30	0.61
1:K:420:MET:HE3	1:K:420:MET:HA	1.82	0.61
1:L:701:VAL:HG12	1:L:702:GLN:N	2.15	0.61
1:M:786:ARG:HH11	1:M:990:HIS:HE1	1.47	0.61
1:N:30:HIS:HB2	1:N:31:PRO:CD	2.29	0.61
1:N:423:MET:HB2	1:O:282:ARG:HG3	1.82	0.61
1:O:702:GLN:O	1:O:712:GLY:N	2.32	0.61
1:B:745:MET:HA	1:B:745:MET:CE	2.29	0.61
1:B:786:ARG:HH11	1:B:990:HIS:HE1	1.47	0.61
1:C:254:LEU:C	1:C:255:ARG:HG2	2.20	0.61
1:D:254:LEU:C	1:D:255:ARG:HG2	2.20	0.61
1:D:30:HIS:HB2	1:D:31:PRO:CD	2.30	0.61
1:G:579:ASP:CG	1:G:583:ASN:HB2	2.20	0.61
1:L:434:PRO:HB3	1:L:434:PRO:HB3	1.82	0.61
1:I:579:ASP:CG	1:I:583:ASN:HB2	2.20	0.61

Continued on next page...

Continued from previous page...

Atom-1	Atom-2	Interatomic distance (Å)	Clash overlap (Å)
1:I:668:VAL:CG1	1:I:669:PRO:HD2	2.31	0.61
1:I:740:LEU:HD13	1:I:749:ILE:CD1	2.30	0.61
1:J:30:HIS:ND1	1:J:31:PRO:O	2.25	0.61
1:K:740:LEU:HD13	1:K:749:ILE:CD1	2.30	0.61
1:N:668:VAL:CG1	1:N:669:PRO:HD2	2.31	0.61
1:N:745:MET:CE	1:N:745:MET:HA	2.29	0.61
1:O:767:GLN:HG3	1:O:768:MET:N	2.16	0.61
1:P:1020:TRP:HD1	1:P:1021:CME:N	1.99	0.61
1:P:30:HIS:HB2	1:P:31:PRO:CD	2.30	0.61
1:P:906:TYR:HB3	1:P:907:PRO:HD2	1.82	0.61
1:A:125:LEU:HG	1:A:126:THR:N	2.16	0.61
1:B:906:TYR:HB3	1:B:907:PRO:HD2	1.82	0.61
1:C:952:ARG:HH11	1:C:952:ARG:CB	2.13	0.61
1:E:702:GLN:O	1:E:712:GLY:N	2.32	0.61
1:G:702:GLN:O	1:G:712:GLY:N	2.32	0.61
1:H:254:LEU:C	1:H:255:ARG:HG2	2.20	0.61
1:I:125:LEU:HG	1:I:126:THR:N	2.16	0.61
1:I:30:HIS:HB2	1:I:31:PRO:CD	2.30	0.61
1:J:3:ILE:HG13	1:J:4:THR:N	2.07	0.61
1:K:54:LEU:HD23	1:K:54:LEU:N	2.13	0.61
1:L:254:LEU:C	1:L:255:ARG:HG2	2.20	0.61
1:L:30:HIS:HB2	1:L:31:PRO:CD	2.30	0.61
1:L:360:HIS:CE1	1:L:361:PRO:HD2	2.34	0.61
1:M:906:TYR:HB3	1:M:907:PRO:HD2	1.82	0.61
1:N:952:ARG:CB	1:N:952:ARG:HH11	2.13	0.61
1:O:579:ASP:CG	1:O:583:ASN:HB2	2.20	0.61
1:O:701:VAL:HG12	1:O:702:GLN:N	2.15	0.61
1:P:663:LEU:HD23	1:P:663:LEU:N	2.13	0.61
1:B:1011:ALA:HB3	1:B:1014:TYR:CZ	2.36	0.61
1:E:473:ARG:HD3	1:E:473:ARG:O	2.00	0.61
1:G:767:GLN:HG3	1:G:768:MET:N	2.16	0.61
1:H:579:ASP:CG	1:H:583:ASN:HB2	2.20	0.61
1:H:701:VAL:HG12	1:H:702:GLN:N	2.14	0.61
1:I:743:SER:OG	1:I:744:GLU:N	2.34	0.61
1:J:1011:ALA:HB3	1:J:1014:TYR:CZ	2.36	0.61
1:J:54:LEU:HD23	1:J:54:LEU:N	2.13	0.61
1:K:1011:ALA:HB3	1:K:1014:TYR:CZ	2.36	0.61
1:K:906:TYR:HB3	1:K:907:PRO:HD2	1.82	0.61
1:L:1021:CME:CZ	1:L:1021:CME:HB3	2.08	0.61
1:L:473:ARG:HD3	1:L:473:ARG:O	2.00	0.61
1:M:702:GLN:O	1:M:712:GLY:N	2.32	0.61

Continued on next page...

Continued from previous page...

Atom-1	Atom-2	Interatomic distance (Å)	Clash overlap (Å)
1:N:786:ARG:HH11	1:N:990:HIS:CE1	2.18	0.61
1:D:767:GLN:HG3	1:D:768:MET:N	2.16	0.61
1:F:952:ARG:CB	1:F:952:ARG:HH11	2.13	0.61
1:G:473:ARG:HD3	1:G:473:ARG:O	2.00	0.61
1:H:1020:TRP:HD1	1:H:1021:CME:N	1.99	0.61
1:H:316:HIS:CA	1:H:323:ILE:HD13	2.30	0.61
1:I:952:ARG:CB	1:I:952:ARG:HH11	2.13	0.61
1:K:945:ASN:OD1	1:K:950:GLN:NE2	2.25	0.61
1:P:1011:ALA:HB3	1:P:1014:TYR:CZ	2.36	0.61
1:D:473:ARG:HD3	1:D:473:ARG:O	2.00	0.61
1:D:54:LEU:N	1:D:54:LEU:HD23	2.12	0.61
1:D:579:ASP:CG	1:D:583:ASN:HB2	2.20	0.61
1:E:30:HIS:ND1	1:E:31:PRO:O	2.25	0.61
1:E:578:TYR:HA	1:E:583:ASN:O	2.01	0.61
1:F:786:ARG:HH11	1:F:990:HIS:HE1	1.47	0.61
1:G:125:LEU:HG	1:G:126:THR:N	2.16	0.61
1:K:952:ARG:CB	1:K:952:ARG:HH11	2.13	0.61
1:L:767:GLN:HG3	1:L:768:MET:N	2.16	0.61
1:M:1020:TRP:HD1	1:M:1021:CME:N	1.99	0.61
1:P:427:THR:HA	1:P:436:MET:HE2	1.82	0.61
1:C:579:ASP:CG	1:C:583:ASN:HB2	2.20	0.61
1:C:786:ARG:HH11	1:C:990:HIS:HE1	1.47	0.61
1:E:1011:ALA:HB3	1:E:1014:TYR:CZ	2.36	0.61
1:E:1020:TRP:HD1	1:E:1021:CME:N	1.99	0.61
1:E:906:TYR:HB3	1:E:907:PRO:HD2	1.82	0.61
1:F:568:TRP:CH2	2:F:2001:2FG:H3	2.36	0.61
1:G:1020:TRP:HD1	1:G:1021:CME:N	1.99	0.61
1:G:906:TYR:HB3	1:G:907:PRO:HD2	1.82	0.61
1:H:30:HIS:ND1	1:H:31:PRO:O	2.25	0.61
1:I:767:GLN:HG3	1:I:768:MET:N	2.16	0.61
1:J:125:LEU:HG	1:J:126:THR:N	2.16	0.61
1:J:663:LEU:HD23	1:J:663:LEU:N	2.13	0.61
1:L:745:MET:HA	1:L:745:MET:HE2	1.81	0.61
1:M:117:GLU:OE1	1:M:117:GLU:N	2.27	0.61
1:M:580:GLU:CD	1:M:580:GLU:H	2.03	0.61
1:N:125:LEU:HG	1:N:126:THR:N	2.16	0.61
1:N:568:TRP:CH2	2:N:2001:2FG:H3	2.36	0.61
1:N:702:GLN:O	1:N:712:GLY:N	2.32	0.61
1:P:578:TYR:HA	1:P:583:ASN:O	2.01	0.61
1:C:88:SER:HA	1:C:366:VAL:HG21	1.83	0.60
1:C:568:TRP:CH2	2:C:2001:2FG:H3	2.36	0.60

Continued on next page...

Continued from previous page...

Atom-1	Atom-2	Interatomic distance (Å)	Clash overlap (Å)
1:C:701:VAL:HG12	1:C:702:GLN:N	2.15	0.60
1:D:786:ARG:HH11	1:D:990:HIS:HE1	1.47	0.60
1:E:568:TRP:CH2	2:E:2001:2FG:H3	2.36	0.60
1:E:786:ARG:HH11	1:E:990:HIS:HE1	1.47	0.60
1:F:1020:TRP:HD1	1:F:1021:CME:N	1.99	0.60
1:F:753:ASN:OD1	1:F:753:ASN:N	2.28	0.60
1:G:743:SER:OG	1:G:744:GLU:N	2.34	0.60
1:H:1011:ALA:HB3	1:H:1014:TYR:CZ	2.36	0.60
1:H:125:LEU:HG	1:H:126:THR:N	2.16	0.60
1:J:568:TRP:CH2	2:J:2001:2FG:H3	2.36	0.60
1:J:767:GLN:HG3	1:J:768:MET:N	2.16	0.60
1:J:88:SER:HA	1:J:366:VAL:HG21	1.83	0.60
1:L:906:TYR:HB3	1:L:907:PRO:HD2	1.82	0.60
1:M:568:TRP:CH2	2:M:2001:2FG:H3	2.36	0.60
1:N:578:TYR:HA	1:N:583:ASN:O	2.01	0.60
1:N:786:ARG:HH11	1:N:990:HIS:HE1	1.47	0.60
1:O:1020:TRP:HD1	1:O:1021:CME:N	1.99	0.60
1:P:579:ASP:CG	1:P:583:ASN:HB2	2.20	0.60
1:P:773:LYS:HB2	1:P:773:LYS:HZ3	1.65	0.60
1:A:88:SER:HA	1:A:366:VAL:HG21	1.83	0.60
1:A:420:MET:HA	1:A:420:MET:HE3	1.83	0.60
1:C:578:TYR:HA	1:C:583:ASN:O	2.01	0.60
1:D:578:TYR:HA	1:D:583:ASN:O	2.01	0.60
1:E:254:LEU:C	1:E:255:ARG:HG2	2.20	0.60
1:F:1011:ALA:HB3	1:F:1014:TYR:CZ	2.36	0.60
1:F:702:GLN:O	1:F:712:GLY:N	2.32	0.60
1:I:30:HIS:ND1	1:I:31:PRO:O	2.25	0.60
1:M:1011:ALA:HB3	1:M:1014:TYR:CZ	2.36	0.60
1:O:906:TYR:HB3	1:O:907:PRO:HD2	1.82	0.60
1:P:436:MET:HE1	1:P:467:ASN:HD22	1.66	0.60
1:A:1011:ALA:HB3	1:A:1014:TYR:CZ	2.36	0.60
1:A:579:ASP:OD1	1:A:583:ASN:N	2.29	0.60
1:A:753:ASN:OD1	1:A:753:ASN:N	2.28	0.60
1:A:786:ARG:HH11	1:A:990:HIS:HE1	1.47	0.60
1:D:580:GLU:CD	1:D:580:GLU:H	2.03	0.60
1:G:578:TYR:HA	1:G:583:ASN:O	2.01	0.60
1:G:88:SER:HA	1:G:366:VAL:HG21	1.83	0.60
1:H:668:VAL:CG1	1:H:669:PRO:HD2	2.30	0.60
1:I:502:MET:HB2	1:I:537:GLU:HB2	1.83	0.60
1:J:952:ARG:HH11	1:J:952:ARG:CB	2.13	0.60
1:L:743:SER:OG	1:L:744:GLU:N	2.34	0.60

Continued on next page...

Continued from previous page...

Atom-1	Atom-2	Interatomic distance (Å)	Clash overlap (Å)
1:M:579:ASP:OD1	1:M:583:ASN:N	2.29	0.60
1:N:580:GLU:H	1:N:580:GLU:CD	2.03	0.60
1:O:568:TRP:CH2	2:O:2001:2FG:H3	2.36	0.60
1:O:88:SER:HA	1:O:366:VAL:HG21	1.83	0.60
1:P:786:ARG:HH11	1:P:990:HIS:HE1	1.47	0.60
1:A:502:MET:HB2	1:A:537:GLU:HB2	1.83	0.60
1:A:54:LEU:HD23	1:A:54:LEU:N	2.13	0.60
1:A:767:GLN:HG3	1:A:768:MET:N	2.16	0.60
1:C:1011:ALA:HB3	1:C:1014:TYR:CZ	2.36	0.60
1:D:1020:TRP:HD1	1:D:1021:CME:N	1.99	0.60
1:G:568:TRP:CH2	2:G:2001:2FG:H3	2.36	0.60
1:H:502:MET:HB2	1:H:537:GLU:HB2	1.83	0.60
1:I:1020:TRP:HD1	1:I:1021:CME:N	1.99	0.60
1:I:578:TYR:HA	1:I:583:ASN:O	2.01	0.60
1:K:773:LYS:HB2	1:K:773:LYS:HZ1	1.66	0.60
1:L:88:SER:HA	1:L:366:VAL:HG21	1.83	0.60
1:O:578:TYR:HA	1:O:583:ASN:O	2.01	0.60
1:P:420:MET:HA	1:P:420:MET:HE3	1.83	0.60
1:A:568:TRP:CH2	2:A:2001:2FG:H3	2.36	0.60
1:B:1020:TRP:HD1	1:B:1021:CME:N	1.99	0.60
1:D:568:TRP:CH2	2:D:2001:2FG:H3	2.36	0.60
1:D:668:VAL:CG1	1:D:669:PRO:HD2	2.31	0.60
1:F:580:GLU:CD	1:F:580:GLU:H	2.03	0.60
1:I:1021:CME:CZ	1:I:1021:CME:HB3	2.08	0.60
1:I:906:TYR:HB3	1:I:907:PRO:HD2	1.82	0.60
1:L:1020:TRP:HD1	1:L:1021:CME:N	1.99	0.60
1:L:578:TYR:HA	1:L:583:ASN:O	2.01	0.60
1:N:743:SER:OG	1:N:744:GLU:N	2.34	0.60
1:O:502:MET:HB2	1:O:537:GLU:HB2	1.84	0.60
1:A:114:VAL:CG1	1:A:191:TRP:HB2	2.32	0.60
1:A:255:ARG:HG2	1:A:255:ARG:HH11	1.67	0.60
1:B:767:GLN:HG3	1:B:768:MET:N	2.16	0.60
1:D:232:ASN:ND2	1:D:237:ARG:HB3	2.17	0.60
1:E:502:MET:HB2	1:E:537:GLU:HB2	1.84	0.60
1:E:63:PHE:CB	1:E:64:PRO:HD2	2.25	0.60
1:E:767:GLN:HG3	1:E:768:MET:N	2.16	0.60
1:G:232:ASN:ND2	1:G:237:ARG:HB3	2.17	0.60
1:G:502:MET:HB2	1:G:537:GLU:HB2	1.84	0.60
1:H:114:VAL:CG1	1:H:191:TRP:HB2	2.32	0.60
1:H:232:ASN:ND2	1:H:237:ARG:HB3	2.17	0.60
1:H:568:TRP:CH2	2:H:2001:2FG:H3	2.36	0.60

Continued on next page...

Continued from previous page...

Atom-1	Atom-2	Interatomic distance (Å)	Clash overlap (Å)
1:H:580:GLU:CD	1:H:580:GLU:H	2.03	0.60
1:J:255:ARG:HG2	1:J:255:ARG:HH11	1.67	0.60
1:K:1020:TRP:HD1	1:K:1021:CME:N	1.99	0.60
1:K:578:TYR:HA	1:K:583:ASN:O	2.01	0.60
1:M:114:VAL:CG1	1:M:191:TRP:HB2	2.32	0.60
1:M:316:HIS:CA	1:M:323:ILE:HD13	2.30	0.60
1:M:436:MET:HE1	1:M:467:ASN:HD22	1.65	0.60
1:M:767:GLN:HG3	1:M:768:MET:N	2.16	0.60
1:O:232:ASN:ND2	1:O:237:ARG:HB3	2.17	0.60
1:P:232:ASN:ND2	1:P:237:ARG:HB3	2.17	0.60
1:P:502:MET:HB2	1:P:537:GLU:HB2	1.84	0.60
1:B:568:TRP:CH2	2:B:2001:2FG:H3	2.36	0.60
1:B:254:LEU:C	1:B:255:ARG:HG2	2.20	0.60
1:B:580:GLU:CD	1:B:580:GLU:H	2.03	0.60
1:C:1020:TRP:HD1	1:C:1021:CME:N	1.99	0.60
1:C:255:ARG:HH11	1:C:255:ARG:HG2	1.67	0.60
1:H:786:ARG:HH11	1:H:990:HIS:HE1	1.47	0.60
1:I:255:ARG:HH11	1:I:255:ARG:HG2	1.67	0.60
1:J:1020:TRP:HD1	1:J:1021:CME:N	1.99	0.60
1:J:502:MET:HB2	1:J:537:GLU:HB2	1.84	0.60
1:K:255:ARG:HH11	1:K:255:ARG:HG2	1.67	0.60
1:K:568:TRP:CH2	2:K:2001:2FG:H3	2.36	0.60
1:L:436:MET:HE1	1:L:467:ASN:HD22	1.66	0.60
1:M:88:SER:HA	1:M:366:VAL:HG21	1.83	0.60
1:N:746:ASP:HA	1:N:760:ARG:CG	2.30	0.60
1:P:668:VAL:CG1	1:P:669:PRO:HD2	2.31	0.60
1:P:759:ASN:OD1	1:P:761:GLN:N	2.35	0.60
1:A:282:ARG:HD2	1:D:418:HIS:O	2.01	0.60
1:B:114:VAL:CG1	1:B:191:TRP:HB2	2.32	0.60
1:D:502:MET:HB2	1:D:537:GLU:HB2	1.84	0.60
1:E:746:ASP:HA	1:E:760:ARG:CG	2.30	0.60
1:F:232:ASN:ND2	1:F:237:ARG:HB3	2.17	0.60
1:I:114:VAL:CG1	1:I:191:TRP:HB2	2.32	0.60
1:K:3:ILE:HG13	1:K:4:THR:N	2.07	0.60
1:K:767:GLN:HG3	1:K:768:MET:N	2.16	0.60
1:L:1011:ALA:HB3	1:L:1014:TYR:CZ	2.36	0.60
1:L:749:ILE:HD13	1:L:749:ILE:N	2.17	0.60
1:M:502:MET:HB2	1:M:537:GLU:HB2	1.84	0.60
1:N:767:GLN:HG3	1:N:768:MET:N	2.16	0.60
1:O:1011:ALA:HB3	1:O:1014:TYR:CZ	2.36	0.60
1:O:114:VAL:CG1	1:O:191:TRP:HB2	2.32	0.60

Continued on next page...

Continued from previous page...

Atom-1	Atom-2	Interatomic distance (Å)	Clash overlap (Å)
1:A:743:SER:OG	1:A:744:GLU:N	2.34	0.60
1:C:1021:CME:HB3	1:C:1021:CME:CZ	2.08	0.60
1:D:1011:ALA:HB3	1:D:1014:TYR:CZ	2.36	0.60
1:F:125:LEU:HG	1:F:126:THR:N	2.16	0.60
1:G:114:VAL:CG1	1:G:191:TRP:HB2	2.32	0.60
1:G:786:ARG:HH11	1:G:990:HIS:HE1	1.47	0.60
1:H:420:MET:HE3	1:H:420:MET:HA	1.84	0.60
1:J:919:ASP:O	1:J:920:LEU:HD23	2.02	0.60
1:K:88:SER:HA	1:K:366:VAL:HG21	1.83	0.60
1:M:255:ARG:HG2	1:M:255:ARG:HH11	1.67	0.60
1:N:232:ASN:ND2	1:N:237:ARG:HB3	2.17	0.60
1:O:579:ASP:OD1	1:O:583:ASN:N	2.29	0.60
1:P:125:LEU:HG	1:P:126:THR:N	2.16	0.60
1:B:749:ILE:N	1:B:749:ILE:HD13	2.17	0.60
1:C:232:ASN:ND2	1:C:237:ARG:HB3	2.17	0.60
1:C:743:SER:OG	1:C:744:GLU:N	2.34	0.60
1:C:767:GLN:HG3	1:C:768:MET:N	2.16	0.60
1:D:255:ARG:HG2	1:D:255:ARG:HH11	1.67	0.60
1:D:420:MET:HA	1:D:420:MET:HE3	1.84	0.60
1:H:255:ARG:HG2	1:H:255:ARG:HH11	1.67	0.60
1:L:232:ASN:ND2	1:L:237:ARG:HB3	2.17	0.60
1:L:255:ARG:HH11	1:L:255:ARG:HG2	1.67	0.60
1:M:668:VAL:CG1	1:M:669:PRO:HD2	2.30	0.60
1:N:1011:ALA:HB3	1:N:1014:TYR:CZ	2.36	0.60
1:O:316:HIS:CA	1:O:323:ILE:HD13	2.30	0.60
1:O:743:SER:OG	1:O:744:GLU:N	2.34	0.60
1:O:786:ARG:HH11	1:O:990:HIS:HE1	1.47	0.60
1:P:568:TRP:CH2	2:P:2001:2FG:H3	2.36	0.60
1:P:702:GLN:O	1:P:712:GLY:N	2.32	0.60
1:C:125:LEU:HG	1:C:126:THR:N	2.16	0.59
1:D:125:LEU:HG	1:D:126:THR:N	2.16	0.59
1:D:427:THR:HA	1:D:436:MET:HE2	1.80	0.59
1:F:316:HIS:CA	1:F:323:ILE:HD13	2.30	0.59
1:F:88:SER:HA	1:F:366:VAL:HG21	1.83	0.59
1:I:232:ASN:ND2	1:I:237:ARG:HB3	2.17	0.59
1:J:749:ILE:N	1:J:749:ILE:HD13	2.17	0.59
1:O:125:LEU:HG	1:O:126:THR:N	2.16	0.59
1:O:746:ASP:HA	1:O:760:ARG:CG	2.30	0.59
1:A:1020:TRP:HD1	1:A:1021:CME:N	1.99	0.59
1:B:125:LEU:HG	1:B:126:THR:N	2.16	0.59
1:B:232:ASN:ND2	1:B:237:ARG:HB3	2.17	0.59

Continued on next page...

Continued from previous page...

Atom-1	Atom-2	Interatomic distance (Å)	Clash overlap (Å)
1:B:316:HIS:CA	1:B:323:ILE:HD13	2.30	0.59
1:B:579:ASP:OD1	1:B:583:ASN:N	2.29	0.59
1:C:663:LEU:HD23	1:C:663:LEU:N	2.13	0.59
1:C:84:VAL:HG12	1:C:85:VAL:N	2.17	0.59
1:D:88:SER:HA	1:D:366:VAL:HG21	1.83	0.59
1:D:753:ASN:OD1	1:D:753:ASN:N	2.28	0.59
1:E:88:SER:HA	1:E:366:VAL:HG21	1.83	0.59
1:F:578:TYR:HA	1:F:583:ASN:O	2.01	0.59
1:G:746:ASP:HA	1:G:760:ARG:CG	2.30	0.59
1:G:84:VAL:HG12	1:G:85:VAL:N	2.17	0.59
1:G:919:ASP:O	1:G:920:LEU:HD23	2.02	0.59
1:I:1011:ALA:HB3	1:I:1014:TYR:CZ	2.36	0.59
1:I:568:TRP:CH2	2:I:2001:2FG:H3	2.36	0.59
1:I:282:ARG:HD2	1:L:418:HIS:O	2.02	0.59
1:K:502:MET:HB2	1:K:537:GLU:HB2	1.84	0.59
1:K:743:SER:OG	1:K:744:GLU:N	2.34	0.59
1:L:316:HIS:CA	1:L:323:ILE:HD13	2.30	0.59
1:M:125:LEU:HG	1:M:126:THR:N	2.16	0.59
1:M:232:ASN:ND2	1:M:237:ARG:HB3	2.17	0.59
1:N:1020:TRP:HD1	1:N:1021:CME:N	1.99	0.59
1:N:88:SER:HA	1:N:366:VAL:HG21	1.83	0.59
1:O:919:ASP:O	1:O:920:LEU:HD23	2.02	0.59
1:P:743:SER:OG	1:P:744:GLU:N	2.34	0.59
1:A:578:TYR:HA	1:A:583:ASN:O	2.01	0.59
1:G:1011:ALA:HB3	1:G:1014:TYR:CZ	2.36	0.59
1:I:88:SER:HA	1:I:366:VAL:HG21	1.83	0.59
1:K:232:ASN:ND2	1:K:237:ARG:HB3	2.17	0.59
1:K:84:VAL:HG12	1:K:85:VAL:N	2.17	0.59
1:L:568:TRP:CH2	2:L:2001:2FG:H3	2.36	0.59
1:M:759:ASN:OD1	1:M:761:GLN:N	2.35	0.59
1:N:114:VAL:CG1	1:N:191:TRP:HB2	2.32	0.59
1:P:767:GLN:HG3	1:P:768:MET:N	2.16	0.59
1:A:232:ASN:ND2	1:A:237:ARG:HB3	2.17	0.59
1:A:423:MET:HB2	1:D:282:ARG:HG3	1.83	0.59
1:B:740:LEU:HD12	1:B:741:THR:H	1.67	0.59
1:E:232:ASN:ND2	1:E:237:ARG:HB3	2.17	0.59
1:E:743:SER:OG	1:E:744:GLU:N	2.34	0.59
1:F:759:ASN:OD1	1:F:761:GLN:N	2.35	0.59
1:F:919:ASP:O	1:F:920:LEU:HD23	2.02	0.59
1:I:316:HIS:CA	1:I:323:ILE:HD13	2.30	0.59
1:J:578:TYR:HA	1:J:583:ASN:O	2.01	0.59

Continued on next page...

Continued from previous page...

Atom-1	Atom-2	Interatomic distance (Å)	Clash overlap (Å)
1:K:702:GLN:O	1:K:712:GLY:N	2.32	0.59
1:L:740:LEU:HD12	1:L:741:THR:H	1.68	0.59
1:N:316:HIS:CA	1:N:323:ILE:HD13	2.30	0.59
1:A:702:GLN:O	1:A:712:GLY:N	2.32	0.59
1:A:740:LEU:HD12	1:A:741:THR:H	1.67	0.59
1:B:255:ARG:HH11	1:B:255:ARG:HG2	1.67	0.59
1:B:88:SER:HA	1:B:366:VAL:HG21	1.83	0.59
1:C:114:VAL:CG1	1:C:191:TRP:HB2	2.32	0.59
1:C:580:GLU:CD	1:C:580:GLU:H	2.02	0.59
1:D:743:SER:OG	1:D:744:GLU:N	2.34	0.59
1:D:906:TYR:HB3	1:D:907:PRO:HD2	1.82	0.59
1:F:767:GLN:HG3	1:F:768:MET:N	2.16	0.59
1:H:88:SER:HA	1:H:366:VAL:HG21	1.83	0.59
1:H:578:TYR:HA	1:H:583:ASN:O	2.01	0.59
1:J:114:VAL:CG1	1:J:191:TRP:HB2	2.32	0.59
1:J:232:ASN:ND2	1:J:237:ARG:HB3	2.17	0.59
1:K:114:VAL:CG1	1:K:191:TRP:HB2	2.32	0.59
1:K:668:VAL:CG1	1:K:669:PRO:HD2	2.31	0.59
1:M:740:LEU:HD12	1:M:741:THR:H	1.67	0.59
1:N:759:ASN:OD1	1:N:761:GLN:N	2.35	0.59
1:O:255:ARG:HG2	1:O:255:ARG:HH11	1.67	0.59
1:P:114:VAL:CG1	1:P:191:TRP:HB2	2.32	0.59
1:B:502:MET:HB2	1:B:537:GLU:HB2	1.83	0.59
1:B:702:GLN:O	1:B:712:GLY:N	2.32	0.59
1:B:743:SER:OG	1:B:744:GLU:N	2.34	0.59
1:A:418:HIS:O	1:D:282:ARG:CD	2.49	0.59
1:D:702:GLN:O	1:D:712:GLY:N	2.32	0.59
1:E:255:ARG:HG2	1:E:255:ARG:HH11	1.67	0.59
1:E:759:ASN:OD1	1:E:761:GLN:N	2.35	0.59
1:E:84:VAL:HG12	1:E:85:VAL:N	2.17	0.59
1:F:502:MET:HB2	1:F:537:GLU:HB2	1.83	0.59
1:F:581:ASN:OD1	1:F:581:ASN:N	2.35	0.59
1:F:743:SER:OG	1:F:744:GLU:N	2.34	0.59
1:G:255:ARG:HG2	1:G:255:ARG:HH11	1.67	0.59
1:G:316:HIS:CA	1:G:323:ILE:HD13	2.30	0.59
1:H:767:GLN:HG3	1:H:768:MET:N	2.16	0.59
1:J:37:ARG:NH2	1:J:218:PRO:HD3	2.18	0.59
1:K:37:ARG:NH2	1:K:218:PRO:HD3	2.18	0.59
1:L:114:VAL:CG1	1:L:191:TRP:HB2	2.32	0.59
1:L:581:ASN:OD1	1:L:581:ASN:N	2.36	0.59
1:M:578:TYR:HA	1:M:583:ASN:O	2.01	0.59

Continued on next page...

Continued from previous page...

Atom-1	Atom-2	Interatomic distance (Å)	Clash overlap (Å)
1:N:434:PRO:HB3	1:O:434:PRO:HB3	1.84	0.59
1:N:502:MET:HB2	1:N:537:GLU:HB2	1.83	0.59
1:N:919:ASP:O	1:N:920:LEU:HD23	2.02	0.59
1:O:740:LEU:HD12	1:O:741:THR:H	1.67	0.59
1:P:255:ARG:HH11	1:P:255:ARG:HG2	1.67	0.59
1:C:502:MET:HB2	1:C:537:GLU:HB2	1.84	0.59
1:D:579:ASP:OD1	1:D:583:ASN:HB2	2.03	0.59
1:E:114:VAL:CG1	1:E:191:TRP:HB2	2.32	0.59
1:E:125:LEU:HG	1:E:126:THR:N	2.16	0.59
1:F:255:ARG:HH11	1:F:255:ARG:HG2	1.67	0.59
1:G:638:VAL:O	1:G:677:LYS:HA	2.03	0.59
1:H:740:LEU:HD12	1:H:741:THR:H	1.67	0.59
1:I:919:ASP:O	1:I:920:LEU:HD23	2.02	0.59
1:J:581:ASN:N	1:J:581:ASN:OD1	2.36	0.59
1:L:125:LEU:HG	1:L:126:THR:N	2.16	0.59
1:M:743:SER:OG	1:M:744:GLU:N	2.34	0.59
1:A:638:VAL:O	1:A:677:LYS:HA	2.03	0.59
1:B:578:TYR:HA	1:B:583:ASN:O	2.01	0.59
1:B:638:VAL:O	1:B:677:LYS:HA	2.03	0.59
1:E:638:VAL:O	1:E:677:LYS:HA	2.03	0.59
1:F:420:MET:HE3	1:F:420:MET:HA	1.84	0.59
1:G:579:ASP:OD1	1:G:583:ASN:N	2.29	0.59
1:H:759:ASN:OD1	1:H:761:GLN:N	2.35	0.59
1:J:743:SER:OG	1:J:744:GLU:N	2.34	0.59
1:J:759:ASN:OD1	1:J:761:GLN:N	2.35	0.59
1:L:37:ARG:NH2	1:L:218:PRO:HD3	2.18	0.59
1:L:420:MET:HE3	1:L:420:MET:HA	1.84	0.59
1:L:502:MET:HB2	1:L:537:GLU:HB2	1.83	0.59
1:N:638:VAL:O	1:N:677:LYS:HA	2.03	0.59
1:O:178:ARG:CB	1:O:178:ARG:HH11	2.16	0.59
1:P:37:ARG:NH2	1:P:218:PRO:HD3	2.18	0.59
1:P:740:LEU:HD12	1:P:741:THR:H	1.67	0.59
1:C:919:ASP:O	1:C:920:LEU:HD23	2.02	0.59
1:D:740:LEU:HD12	1:D:741:THR:H	1.68	0.59
1:E:178:ARG:CB	1:E:178:ARG:HH11	2.16	0.59
1:I:37:ARG:NH2	1:I:218:PRO:HD3	2.18	0.59
1:I:579:ASP:OD1	1:I:583:ASN:HB2	2.03	0.59
1:J:425:ARG:NH2	1:K:287:ASP:OD2	2.36	0.59
1:L:746:ASP:HA	1:L:760:ARG:CG	2.30	0.59
1:M:37:ARG:NH2	1:M:218:PRO:HD3	2.18	0.59
1:N:37:ARG:NH2	1:N:218:PRO:HD3	2.18	0.59

Continued on next page...

Continued from previous page...

Atom-1	Atom-2	Interatomic distance (Å)	Clash overlap (Å)
1:N:255:ARG:HG2	1:N:255:ARG:HH11	1.67	0.59
1:C:749:ILE:HD13	1:C:749:ILE:N	2.17	0.59
1:C:773:LYS:HZ3	1:C:773:LYS:HB2	1.68	0.59
1:D:178:ARG:HH11	1:D:178:ARG:CB	2.16	0.59
1:E:740:LEU:HD12	1:E:741:THR:H	1.67	0.59
1:F:37:ARG:NH2	1:F:218:PRO:HD3	2.18	0.59
1:F:668:VAL:CG1	1:F:669:PRO:HD2	2.31	0.59
1:F:84:VAL:HG12	1:F:85:VAL:N	2.17	0.59
1:I:638:VAL:O	1:I:677:LYS:HA	2.03	0.59
1:J:753:ASN:N	1:J:753:ASN:OD1	2.28	0.59
1:O:579:ASP:OD1	1:O:583:ASN:HB2	2.03	0.59
1:P:178:ARG:CB	1:P:178:ARG:HH11	2.16	0.59
1:A:749:ILE:N	1:A:749:ILE:HD13	2.17	0.58
1:B:493:THR:HG23	5:B:2113:HOH:O	2.03	0.58
1:D:114:VAL:CG1	1:D:191:TRP:HB2	2.32	0.58
1:D:429:ASP:OD1	1:D:430:PRO:HD2	2.03	0.58
1:D:746:ASP:HA	1:D:760:ARG:CG	2.30	0.58
1:D:84:VAL:HG12	1:D:85:VAL:N	2.17	0.58
1:G:1021:CME:HB3	1:G:1021:CME:CZ	2.08	0.58
1:J:178:ARG:CB	1:J:178:ARG:HH11	2.16	0.58
1:J:493:THR:HG23	5:J:2113:HOH:O	2.03	0.58
1:K:919:ASP:O	1:K:920:LEU:HD23	2.02	0.58
1:P:919:ASP:O	1:P:920:LEU:HD23	2.02	0.58
1:A:278:ILE:H	1:A:278:ILE:CD1	2.16	0.58
1:A:37:ARG:NH2	1:A:218:PRO:HD3	2.18	0.58
1:A:579:ASP:OD1	1:A:583:ASN:HB2	2.03	0.58
1:A:581:ASN:OD1	1:A:581:ASN:N	2.36	0.58
1:C:759:ASN:OD1	1:C:761:GLN:N	2.35	0.58
1:F:114:VAL:CG1	1:F:191:TRP:HB2	2.32	0.58
1:G:580:GLU:H	1:G:580:GLU:CD	2.03	0.58
1:G:740:LEU:HD12	1:G:741:THR:H	1.68	0.58
1:H:84:VAL:HG12	1:H:85:VAL:N	2.17	0.58
1:L:278:ILE:CD1	1:L:278:ILE:H	2.16	0.58
1:L:579:ASP:OD1	1:L:583:ASN:HB2	2.03	0.58
1:M:493:THR:HG23	5:M:2113:HOH:O	2.03	0.58
1:O:580:GLU:H	1:O:580:GLU:CD	2.02	0.58
1:P:749:ILE:HD13	1:P:749:ILE:N	2.17	0.58
1:A:63:PHE:CB	1:A:64:PRO:HD2	2.25	0.58
1:B:37:ARG:NH2	1:B:218:PRO:HD3	2.18	0.58
1:B:668:VAL:CG1	1:B:669:PRO:HD2	2.31	0.58
1:C:581:ASN:N	1:C:581:ASN:OD1	2.36	0.58

Continued on next page...

Continued from previous page...

Atom-1	Atom-2	Interatomic distance (Å)	Clash overlap (Å)
1:C:638:VAL:O	1:C:677:LYS:HA	2.03	0.58
1:D:638:VAL:O	1:D:677:LYS:HA	2.03	0.58
1:D:919:ASP:O	1:D:920:LEU:HD23	2.02	0.58
1:E:919:ASP:O	1:E:920:LEU:HD23	2.02	0.58
1:F:429:ASP:OD1	1:F:430:PRO:HD2	2.04	0.58
1:F:579:ASP:OD1	1:F:583:ASN:HB2	2.03	0.58
1:H:37:ARG:NH2	1:H:218:PRO:HD3	2.18	0.58
1:H:743:SER:OG	1:H:744:GLU:N	2.34	0.58
1:H:919:ASP:O	1:H:920:LEU:HD23	2.02	0.58
1:I:581:ASN:N	1:I:581:ASN:OD1	2.36	0.58
1:M:84:VAL:HG12	1:M:85:VAL:N	2.17	0.58
1:P:88:SER:HA	1:P:366:VAL:HG21	1.83	0.58
1:B:759:ASN:OD1	1:B:761:GLN:N	2.35	0.58
1:B:84:VAL:HG12	1:B:85:VAL:N	2.17	0.58
1:C:740:LEU:HD12	1:C:741:THR:H	1.68	0.58
1:E:420:MET:HE3	1:E:420:MET:HA	1.85	0.58
1:F:178:ARG:CB	1:F:178:ARG:HH11	2.16	0.58
1:H:579:ASP:OD1	1:H:583:ASN:N	2.29	0.58
1:H:702:GLN:O	1:H:712:GLY:N	2.32	0.58
1:I:580:GLU:CD	1:I:580:GLU:H	2.02	0.58
1:J:740:LEU:HD12	1:J:741:THR:H	1.67	0.58
1:K:125:LEU:HG	1:K:126:THR:N	2.16	0.58
1:K:546:LEU:HA	5:K:2172:HOH:O	2.04	0.58
1:K:638:VAL:O	1:K:677:LYS:HA	2.03	0.58
1:M:278:ILE:CD1	1:M:278:ILE:H	2.16	0.58
1:M:546:LEU:HA	5:M:2172:HOH:O	2.03	0.58
1:P:429:ASP:OD1	1:P:430:PRO:HD2	2.03	0.58
1:B:919:ASP:O	1:B:920:LEU:HD23	2.02	0.58
1:C:130:ASP:OD2	1:C:132:SER:HB3	2.04	0.58
1:E:278:ILE:CD1	1:E:278:ILE:H	2.16	0.58
1:E:579:ASP:OD1	1:E:583:ASN:HB2	2.03	0.58
1:F:638:VAL:O	1:F:677:LYS:HA	2.03	0.58
1:G:178:ARG:HH11	1:G:178:ARG:CB	2.16	0.58
1:G:493:THR:HG23	5:G:2113:HOH:O	2.03	0.58
1:H:638:VAL:O	1:H:677:LYS:HA	2.03	0.58
1:I:278:ILE:H	1:I:278:ILE:CD1	2.16	0.58
1:I:493:THR:HG23	5:I:2113:HOH:O	2.04	0.58
1:I:546:LEU:HA	5:I:2172:HOH:O	2.03	0.58
1:I:894:ARG:HD3	1:I:919:ASP:OD2	2.04	0.58
1:J:579:ASP:OD1	1:J:583:ASN:HB2	2.03	0.58
1:J:84:VAL:HG12	1:J:85:VAL:N	2.17	0.58

Continued on next page...

Continued from previous page...

Atom-1	Atom-2	Interatomic distance (Å)	Clash overlap (Å)
1:K:178:ARG:HH11	1:K:178:ARG:CB	2.16	0.58
1:K:740:LEU:HD12	1:K:741:THR:H	1.67	0.58
1:K:749:ILE:N	1:K:749:ILE:HD13	2.17	0.58
1:K:759:ASN:OD1	1:K:761:GLN:N	2.35	0.58
1:L:638:VAL:O	1:L:677:LYS:HA	2.03	0.58
1:M:429:ASP:OD1	1:M:430:PRO:HD2	2.03	0.58
1:O:493:THR:HG23	5:O:2114:HOH:O	2.03	0.58
1:O:581:ASN:N	1:O:581:ASN:OD1	2.36	0.58
1:O:894:ARG:HD3	1:O:919:ASP:OD2	2.04	0.58
1:A:178:ARG:HH11	1:A:178:ARG:CB	2.16	0.58
1:A:746:ASP:HA	1:A:760:ARG:CG	2.30	0.58
1:A:84:VAL:HG12	1:A:85:VAL:N	2.17	0.58
1:A:919:ASP:O	1:A:920:LEU:HD23	2.02	0.58
1:B:429:ASP:OD1	1:B:430:PRO:HD2	2.03	0.58
1:B:287:ASP:CG	1:C:425:ARG:HH22	2.07	0.58
1:C:429:ASP:OD1	1:C:430:PRO:HD2	2.03	0.58
1:D:749:ILE:N	1:D:749:ILE:HD13	2.17	0.58
1:H:178:ARG:CB	1:H:178:ARG:HH11	2.16	0.58
1:E:425:ARG:HH22	1:H:287:ASP:CG	2.07	0.58
1:I:420:MET:HE3	1:I:420:MET:HA	1.84	0.58
1:I:740:LEU:HD12	1:I:741:THR:H	1.67	0.58
1:J:638:VAL:O	1:J:677:LYS:HA	2.03	0.58
1:K:63:PHE:CB	1:K:64:PRO:HD2	2.25	0.58
1:L:429:ASP:OD1	1:L:430:PRO:HD2	2.03	0.58
1:P:638:VAL:O	1:P:677:LYS:HA	2.03	0.58
1:A:130:ASP:OD2	1:A:132:SER:HB3	2.04	0.58
1:A:316:HIS:HD2	1:A:317:THR:O	1.87	0.58
1:A:429:ASP:OD1	1:A:430:PRO:HD2	2.04	0.58
1:B:420:MET:HA	1:B:420:MET:HE3	1.85	0.58
1:C:37:ARG:NH2	1:C:218:PRO:HD3	2.18	0.58
1:D:581:ASN:OD1	1:D:581:ASN:N	2.36	0.58
1:D:759:ASN:OD1	1:D:761:GLN:N	2.35	0.58
1:E:429:ASP:OD1	1:E:430:PRO:HD2	2.03	0.58
1:F:493:THR:HG23	5:F:2113:HOH:O	2.03	0.58
1:G:316:HIS:HD2	1:G:317:THR:O	1.87	0.58
1:G:581:ASN:OD1	1:G:581:ASN:N	2.35	0.58
1:H:278:ILE:CD1	1:H:278:ILE:H	2.16	0.58
1:H:678:GLN:C	1:H:679:LEU:HD23	2.24	0.58
1:H:749:ILE:HD13	1:H:749:ILE:N	2.17	0.58
1:I:759:ASN:OD1	1:I:761:GLN:N	2.35	0.58
1:J:822:LEU:HD12	1:J:824:GLN:H	1.69	0.58

Continued on next page...

Continued from previous page...

Atom-1	Atom-2	Interatomic distance (Å)	Clash overlap (Å)
1:K:493:THR:HG23	5:K:2113:HOH:O	2.03	0.58
1:N:678:GLN:C	1:N:679:LEU:HD23	2.24	0.58
1:A:678:GLN:C	1:A:679:LEU:HD23	2.24	0.58
1:B:355:ASN:OD1	1:B:388:ARG:HD3	2.04	0.58
1:C:178:ARG:HH11	1:C:178:ARG:CB	2.16	0.58
1:C:894:ARG:HD3	1:C:919:ASP:OD2	2.04	0.58
1:D:37:ARG:NH2	1:D:218:PRO:HD3	2.18	0.58
1:D:493:THR:HG23	5:D:2113:HOH:O	2.04	0.58
1:E:678:GLN:C	1:E:679:LEU:HD23	2.24	0.58
1:F:678:GLN:C	1:F:679:LEU:HD23	2.24	0.58
1:G:546:LEU:HA	5:G:2172:HOH:O	2.03	0.58
1:H:579:ASP:OD1	1:H:583:ASN:HB2	2.03	0.58
1:J:316:HIS:HD2	1:J:317:THR:O	1.87	0.58
1:J:355:ASN:OD1	1:J:388:ARG:HD3	2.04	0.58
1:L:84:VAL:HG12	1:L:85:VAL:N	2.17	0.58
1:M:178:ARG:CB	1:M:178:ARG:HH11	2.16	0.58
1:M:678:GLN:C	1:M:679:LEU:HD23	2.24	0.58
1:M:822:LEU:HD12	1:M:824:GLN:H	1.69	0.58
1:N:579:ASP:OD1	1:N:583:ASN:HB2	2.03	0.58
1:O:1021:CME:HB3	1:O:1021:CME:CZ	2.08	0.58
1:O:130:ASP:OD2	1:O:132:SER:HB3	2.04	0.58
1:O:84:VAL:HG12	1:O:85:VAL:N	2.17	0.58
1:P:599:ARG:HH22	1:P:795:VAL:HG23	1.69	0.58
1:A:822:LEU:HD12	1:A:824:GLN:H	1.69	0.58
1:E:37:ARG:NH2	1:E:218:PRO:HD3	2.18	0.58
1:E:546:LEU:HA	5:E:2172:HOH:O	2.04	0.58
1:F:130:ASP:OD2	1:F:132:SER:HB3	2.04	0.58
1:H:355:ASN:OD1	1:H:388:ARG:HD3	2.04	0.58
1:I:130:ASP:OD2	1:I:132:SER:HB3	2.04	0.58
1:I:316:HIS:HD2	1:I:317:THR:O	1.87	0.58
1:I:429:ASP:OD1	1:I:430:PRO:HD2	2.03	0.58
1:I:678:GLN:C	1:I:679:LEU:HD23	2.24	0.58
1:J:130:ASP:OD2	1:J:132:SER:HB3	2.04	0.58
1:J:678:GLN:C	1:J:679:LEU:HD23	2.24	0.58
1:J:894:ARG:HD3	1:J:919:ASP:OD2	2.04	0.58
1:K:579:ASP:OD1	1:K:583:ASN:HB2	2.03	0.58
1:L:894:ARG:HD3	1:L:919:ASP:OD2	2.04	0.58
1:L:919:ASP:O	1:L:920:LEU:HD23	2.02	0.58
1:M:919:ASP:O	1:M:920:LEU:HD23	2.02	0.58
1:N:355:ASN:OD1	1:N:388:ARG:HD3	2.04	0.58
1:O:546:LEU:HA	5:O:2173:HOH:O	2.03	0.58

Continued on next page...

Continued from previous page...

Atom-1	Atom-2	Interatomic distance (Å)	Clash overlap (Å)
1:O:599:ARG:HH22	1:O:795:VAL:HG23	1.69	0.58
1:P:316:HIS:CA	1:P:323:ILE:HD13	2.30	0.58
1:P:678:GLN:C	1:P:679:LEU:HD23	2.24	0.58
1:P:84:VAL:HG12	1:P:85:VAL:N	2.17	0.58
1:A:546:LEU:HA	5:A:2172:HOH:O	2.04	0.58
1:B:178:ARG:HH11	1:B:178:ARG:CB	2.16	0.58
1:B:316:HIS:HD2	1:B:317:THR:O	1.87	0.58
1:B:678:GLN:C	1:B:679:LEU:HD23	2.24	0.58
1:E:1021:CME:HB3	1:E:1021:CME:CZ	2.08	0.58
1:E:822:LEU:HD12	1:E:824:GLN:H	1.69	0.58
1:F:30:HIS:ND1	1:F:31:PRO:O	2.25	0.58
1:G:37:ARG:NH2	1:G:218:PRO:HD3	2.18	0.58
1:G:668:VAL:CG1	1:G:669:PRO:HD2	2.30	0.58
1:G:678:GLN:C	1:G:679:LEU:HD23	2.24	0.58
1:H:599:ARG:HH22	1:H:795:VAL:HG23	1.69	0.58
1:I:599:ARG:HH22	1:I:795:VAL:HG23	1.69	0.58
1:K:580:GLU:H	1:K:580:GLU:CD	2.02	0.58
1:M:355:ASN:OD1	1:M:388:ARG:HD3	2.04	0.58
1:M:638:VAL:O	1:M:677:LYS:HA	2.03	0.58
1:O:638:VAL:O	1:O:677:LYS:HA	2.03	0.58
1:O:678:GLN:C	1:O:679:LEU:HD23	2.24	0.58
1:P:579:ASP:OD1	1:P:583:ASN:HB2	2.03	0.58
1:P:894:ARG:HD3	1:P:919:ASP:OD2	2.04	0.58
1:A:30:HIS:ND1	1:A:31:PRO:O	2.25	0.57
1:B:696:LEU:HD12	1:B:697:THR:H	1.69	0.57
1:C:678:GLN:C	1:C:679:LEU:HD23	2.24	0.57
1:D:278:ILE:H	1:D:278:ILE:CD1	2.16	0.57
1:F:465:GLY:O	1:F:468:HIS:HB2	2.04	0.57
1:F:740:LEU:HD12	1:F:741:THR:H	1.67	0.57
1:G:599:ARG:HH22	1:G:795:VAL:HG23	1.69	0.57
1:I:423:MET:HB2	1:L:282:ARG:HG3	1.84	0.57
1:I:746:ASP:HA	1:I:760:ARG:CG	2.30	0.57
1:K:696:LEU:HD12	1:K:697:THR:H	1.69	0.57
1:L:178:ARG:HH11	1:L:178:ARG:CB	2.16	0.57
1:L:355:ASN:OD1	1:L:388:ARG:HD3	2.04	0.57
1:L:427:THR:HA	1:L:436:MET:HE2	1.82	0.57
1:L:546:LEU:HA	5:L:2172:HOH:O	2.03	0.57
1:L:65:ALA:CB	1:L:66:PRO:HD2	2.33	0.57
1:M:465:GLY:O	1:M:468:HIS:HB2	2.04	0.57
1:N:130:ASP:OD2	1:N:132:SER:HB3	2.04	0.57
1:N:581:ASN:N	1:N:581:ASN:OD1	2.36	0.57

Continued on next page...

Continued from previous page...

Atom-1	Atom-2	Interatomic distance (Å)	Clash overlap (Å)
1:N:740:LEU:HD12	1:N:741:THR:H	1.67	0.57
1:P:493:THR:HG23	5:P:2116:HOH:O	2.03	0.57
1:B:546:LEU:HA	5:B:2172:HOH:O	2.03	0.57
1:B:746:ASP:HA	1:B:760:ARG:CG	2.30	0.57
1:F:599:ARG:HH22	1:F:795:VAL:HG23	1.69	0.57
1:G:278:ILE:H	1:G:278:ILE:CD1	2.16	0.57
1:G:579:ASP:OD1	1:G:583:ASN:HB2	2.03	0.57
1:H:822:LEU:HD12	1:H:824:GLN:H	1.69	0.57
1:I:465:GLY:O	1:I:468:HIS:HB2	2.04	0.57
1:J:287:ASP:CG	1:K:425:ARG:HH22	2.08	0.57
1:K:581:ASN:OD1	1:K:581:ASN:N	2.36	0.57
1:M:285:TYR:CB	1:M:288:ARG:HG3	2.34	0.57
1:M:599:ARG:HH22	1:M:795:VAL:HG23	1.69	0.57
1:N:749:ILE:N	1:N:749:ILE:HD13	2.17	0.57
1:N:894:ARG:HD3	1:N:919:ASP:OD2	2.04	0.57
1:O:668:VAL:CG1	1:O:669:PRO:HD2	2.31	0.57
1:O:749:ILE:HD13	1:O:749:ILE:N	2.17	0.57
1:P:130:ASP:OD2	1:P:132:SER:HB3	2.04	0.57
1:A:355:ASN:OD1	1:A:388:ARG:HD3	2.04	0.57
1:A:759:ASN:OD1	1:A:761:GLN:N	2.35	0.57
1:B:130:ASP:OD2	1:B:132:SER:HB3	2.04	0.57
1:C:355:ASN:OD1	1:C:388:ARG:HD3	2.04	0.57
1:C:493:THR:HG23	5:C:2113:HOH:O	2.04	0.57
1:D:323:ILE:N	1:D:323:ILE:HD12	2.20	0.57
1:G:429:ASP:OD1	1:G:430:PRO:HD2	2.04	0.57
1:G:749:ILE:HD13	1:G:749:ILE:N	2.17	0.57
1:G:759:ASN:OD1	1:G:761:GLN:N	2.35	0.57
1:H:130:ASP:OD2	1:H:132:SER:HB3	2.04	0.57
1:H:429:ASP:OD1	1:H:430:PRO:HD2	2.03	0.57
1:J:429:ASP:OD1	1:J:430:PRO:HD2	2.04	0.57
1:K:465:GLY:O	1:K:468:HIS:HB2	2.04	0.57
1:K:894:ARG:HD3	1:K:919:ASP:OD2	2.04	0.57
1:O:316:HIS:HD2	1:O:317:THR:O	1.87	0.57
1:O:37:ARG:NH2	1:O:218:PRO:HD3	2.18	0.57
1:O:759:ASN:OD1	1:O:761:GLN:N	2.35	0.57
1:B:581:ASN:OD1	1:B:581:ASN:N	2.36	0.57
1:B:579:ASP:OD1	1:B:583:ASN:HB2	2.03	0.57
1:C:668:VAL:CG1	1:C:669:PRO:HD2	2.31	0.57
1:D:1021:CME:CZ	1:D:1021:CME:HB3	2.08	0.57
1:D:822:LEU:HD12	1:D:824:GLN:H	1.69	0.57
1:E:316:HIS:HD2	1:E:317:THR:O	1.87	0.57

Continued on next page...

Continued from previous page...

Atom-1	Atom-2	Interatomic distance (Å)	Clash overlap (Å)
1:E:77:ASP:C	1:E:78:LEU:HD23	2.25	0.57
1:F:749:ILE:N	1:F:749:ILE:HD13	2.17	0.57
1:G:465:GLY:O	1:G:468:HIS:HB2	2.04	0.57
1:H:316:HIS:HD2	1:H:317:THR:O	1.87	0.57
1:I:63:PHE:CB	1:I:64:PRO:HD2	2.25	0.57
1:L:130:ASP:OD2	1:L:132:SER:HB3	2.04	0.57
1:L:465:GLY:O	1:L:468:HIS:HB2	2.04	0.57
1:L:493:THR:HG23	5:L:2113:HOH:O	2.03	0.57
1:L:77:ASP:C	1:L:78:LEU:HD23	2.25	0.57
1:N:178:ARG:HH11	1:N:178:ARG:CB	2.16	0.57
1:N:316:HIS:HD2	1:N:317:THR:O	1.87	0.57
1:O:465:GLY:O	1:O:468:HIS:HB2	2.04	0.57
1:O:63:PHE:CB	1:O:64:PRO:HD2	2.25	0.57
1:A:465:GLY:O	1:A:468:HIS:HB2	2.04	0.57
1:A:77:ASP:C	1:A:78:LEU:HD23	2.25	0.57
1:E:130:ASP:OD2	1:E:132:SER:HB3	2.04	0.57
1:F:773:LYS:HB2	1:F:773:LYS:HZ2	1.68	0.57
1:F:894:ARG:HD3	1:F:919:ASP:OD2	2.04	0.57
1:G:355:ASN:OD1	1:G:388:ARG:HD3	2.04	0.57
1:H:493:THR:HG23	5:H:2116:HOH:O	2.03	0.57
1:H:658:LEU:O	1:H:661:LYS:HD3	2.05	0.57
1:H:894:ARG:HD3	1:H:919:ASP:OD2	2.04	0.57
1:I:323:ILE:HD12	1:I:323:ILE:N	2.20	0.57
1:J:63:PHE:CB	1:J:64:PRO:HD2	2.25	0.57
1:K:130:ASP:OD2	1:K:132:SER:HB3	2.04	0.57
1:K:355:ASN:OD1	1:K:388:ARG:HD3	2.04	0.57
1:M:316:HIS:HD2	1:M:317:THR:O	1.87	0.57
1:M:420:MET:HE3	1:M:420:MET:HA	1.86	0.57
1:M:696:LEU:HD12	1:M:697:THR:H	1.69	0.57
1:N:429:ASP:OD1	1:N:430:PRO:HD2	2.03	0.57
1:N:856:TYR:HD2	1:N:864:MET:HE2	1.68	0.57
1:P:546:LEU:HA	5:P:2175:HOH:O	2.04	0.57
1:P:822:LEU:HD12	1:P:824:GLN:H	1.69	0.57
1:B:278:ILE:H	1:B:278:ILE:CD1	2.16	0.57
1:D:130:ASP:OD2	1:D:132:SER:HB3	2.04	0.57
1:D:696:LEU:HD12	1:D:697:THR:H	1.69	0.57
1:E:323:ILE:N	1:E:323:ILE:HD12	2.20	0.57
1:E:493:THR:HG23	5:E:2113:HOH:O	2.03	0.57
1:F:77:ASP:C	1:F:78:LEU:HD23	2.25	0.57
1:H:546:LEU:HA	5:H:2175:HOH:O	2.03	0.57
1:H:581:ASN:OD1	1:H:581:ASN:N	2.35	0.57

Continued on next page...

Continued from previous page...

Atom-1	Atom-2	Interatomic distance (Å)	Clash overlap (Å)
1:H:63:PHE:CB	1:H:64:PRO:HD2	2.25	0.57
1:H:77:ASP:C	1:H:78:LEU:HD23	2.25	0.57
1:K:278:ILE:H	1:K:278:ILE:CD1	2.16	0.57
1:K:77:ASP:C	1:K:78:LEU:HD23	2.25	0.57
1:L:316:HIS:HD2	1:L:317:THR:O	1.87	0.57
1:M:140:ARG:HB2	1:M:171:PHE:O	2.05	0.57
1:M:579:ASP:OD1	1:M:583:ASN:HB2	2.03	0.57
1:N:278:ILE:CD1	1:N:278:ILE:H	2.16	0.57
1:N:84:VAL:HG12	1:N:85:VAL:N	2.17	0.57
1:A:427:THR:HA	1:A:436:MET:HE2	1.85	0.57
1:A:696:LEU:HD12	1:A:697:THR:H	1.69	0.57
1:C:465:GLY:O	1:C:468:HIS:HB2	2.04	0.57
1:C:696:LEU:HD12	1:C:697:THR:H	1.69	0.57
1:C:599:ARG:HH22	1:C:795:VAL:HG23	1.69	0.57
1:D:316:HIS:HD2	1:D:317:THR:O	1.87	0.57
1:D:546:LEU:HA	5:D:2172:HOH:O	2.03	0.57
1:E:140:ARG:HB2	1:E:171:PHE:O	2.05	0.57
1:E:355:ASN:OD1	1:E:388:ARG:HD3	2.04	0.57
1:E:696:LEU:HD12	1:E:697:THR:H	1.69	0.57
1:G:130:ASP:OD2	1:G:132:SER:HB3	2.04	0.57
1:G:696:LEU:HD12	1:G:697:THR:H	1.69	0.57
1:H:465:GLY:O	1:H:468:HIS:HB2	2.04	0.57
1:J:287:ASP:N	1:J:287:ASP:OD1	2.30	0.57
1:J:546:LEU:HA	5:J:2172:HOH:O	2.04	0.57
1:J:658:LEU:O	1:J:661:LYS:HD3	2.05	0.57
1:K:429:ASP:OD1	1:K:430:PRO:HD2	2.04	0.57
1:L:678:GLN:C	1:L:679:LEU:HD23	2.24	0.57
1:L:822:LEU:HD12	1:L:824:GLN:H	1.69	0.57
1:M:658:LEU:O	1:M:661:LYS:HD3	2.05	0.57
1:M:894:ARG:HD3	1:M:919:ASP:OD2	2.04	0.57
1:N:323:ILE:HD12	1:N:323:ILE:N	2.20	0.57
1:N:696:LEU:HD12	1:N:697:THR:H	1.69	0.57
1:N:77:ASP:C	1:N:78:LEU:HD23	2.25	0.57
1:O:355:ASN:OD1	1:O:388:ARG:HD3	2.04	0.57
1:O:696:LEU:HD12	1:O:697:THR:H	1.69	0.57
1:A:140:ARG:HB2	1:A:171:PHE:O	2.05	0.57
1:A:493:THR:HG23	5:A:2113:HOH:O	2.03	0.57
1:A:658:LEU:O	1:A:661:LYS:HD3	2.05	0.57
1:C:316:HIS:CA	1:C:323:ILE:HD13	2.30	0.57
1:D:894:ARG:HD3	1:D:919:ASP:OD2	2.04	0.57
1:E:749:ILE:N	1:E:749:ILE:HD13	2.17	0.57

Continued on next page...

Continued from previous page...

Atom-1	Atom-2	Interatomic distance (Å)	Clash overlap (Å)
1:E:753:ASN:OD1	1:E:753:ASN:N	2.28	0.57
1:F:420:MET:O	1:G:282:ARG:HD3	2.05	0.57
1:G:140:ARG:HB2	1:G:171:PHE:O	2.05	0.57
1:G:645:ARG:NH2	1:G:650:GLU:OE1	2.38	0.57
1:H:140:ARG:HB2	1:H:171:PHE:O	2.05	0.57
1:I:355:ASN:OD1	1:I:388:ARG:HD3	2.04	0.57
1:I:84:VAL:HG12	1:I:85:VAL:N	2.17	0.57
1:J:140:ARG:HB2	1:J:171:PHE:O	2.05	0.57
1:K:323:ILE:N	1:K:323:ILE:HD12	2.20	0.57
1:L:599:ARG:HH22	1:L:795:VAL:HG23	1.69	0.57
1:L:759:ASN:OD1	1:L:761:GLN:N	2.35	0.57
1:M:130:ASP:OD2	1:M:132:SER:HB3	2.04	0.57
1:M:323:ILE:HD12	1:M:323:ILE:N	2.20	0.57
1:M:77:ASP:C	1:M:78:LEU:HD23	2.25	0.57
1:P:323:ILE:N	1:P:323:ILE:HD12	2.20	0.57
1:P:77:ASP:C	1:P:78:LEU:HD23	2.25	0.57
1:C:579:ASP:OD1	1:C:583:ASN:HB2	2.03	0.57
1:C:77:ASP:C	1:C:78:LEU:HD23	2.25	0.57
1:D:599:ARG:HH22	1:D:795:VAL:HG23	1.69	0.57
1:D:678:GLN:C	1:D:679:LEU:HD23	2.24	0.57
1:F:696:LEU:HD12	1:F:697:THR:H	1.69	0.57
1:F:822:LEU:HD12	1:F:824:GLN:H	1.69	0.57
1:J:420:MET:HE3	1:J:420:MET:HA	1.86	0.57
1:K:645:ARG:NH2	1:K:650:GLU:OE1	2.38	0.57
1:N:599:ARG:HH22	1:N:795:VAL:HG23	1.69	0.57
1:N:822:LEU:HD12	1:N:824:GLN:H	1.69	0.57
1:P:465:GLY:O	1:P:468:HIS:HB2	2.04	0.57
1:P:581:ASN:N	1:P:581:ASN:OD1	2.36	0.57
1:A:272:ALA:HB1	1:A:273:PRO:HD2	1.87	0.57
1:B:894:ARG:HD3	1:B:919:ASP:OD2	2.04	0.57
1:C:645:ARG:NH2	1:C:650:GLU:OE1	2.38	0.57
1:E:465:GLY:O	1:E:468:HIS:HB2	2.04	0.57
1:G:894:ARG:HD3	1:G:919:ASP:OD2	2.04	0.57
1:H:323:ILE:N	1:H:323:ILE:HD12	2.20	0.57
1:I:822:LEU:HD12	1:I:824:GLN:H	1.69	0.57
1:J:77:ASP:C	1:J:78:LEU:HD23	2.25	0.57
1:L:323:ILE:HD12	1:L:323:ILE:N	2.20	0.57
1:L:580:GLU:CD	1:L:580:GLU:H	2.02	0.57
1:N:465:GLY:O	1:N:468:HIS:HB2	2.04	0.57
1:P:140:ARG:HB2	1:P:171:PHE:O	2.05	0.57
1:A:436:MET:HE1	1:A:467:ASN:HD22	1.69	0.56

Continued on next page...

Continued from previous page...

Atom-1	Atom-2	Interatomic distance (Å)	Clash overlap (Å)
1:A:894:ARG:HD3	1:A:919:ASP:OD2	2.04	0.56
1:B:272:ALA:HB1	1:B:273:PRO:HD2	1.87	0.56
1:B:599:ARG:HH22	1:B:795:VAL:HG23	1.69	0.56
1:F:323:ILE:HD12	1:F:323:ILE:N	2.20	0.56
1:I:178:ARG:HH11	1:I:178:ARG:CB	2.16	0.56
1:J:645:ARG:NH2	1:J:650:GLU:OE1	2.38	0.56
1:L:140:ARG:HB2	1:L:171:PHE:O	2.05	0.56
1:N:140:ARG:HB2	1:N:171:PHE:O	2.05	0.56
1:P:696:LEU:HD12	1:P:697:THR:H	1.69	0.56
1:B:658:LEU:O	1:B:661:LYS:HD3	2.05	0.56
1:C:323:ILE:N	1:C:323:ILE:HD12	2.20	0.56
1:C:546:LEU:HA	5:C:2172:HOH:O	2.04	0.56
1:D:645:ARG:NH2	1:D:650:GLU:OE1	2.38	0.56
1:D:63:PHE:CB	1:D:64:PRO:HD2	2.25	0.56
1:D:77:ASP:C	1:D:78:LEU:HD23	2.25	0.56
1:E:645:ARG:NH2	1:E:650:GLU:OE1	2.38	0.56
1:F:645:ARG:NH2	1:F:650:GLU:OE1	2.38	0.56
1:H:272:ALA:HB1	1:H:273:PRO:HD2	1.87	0.56
1:H:645:ARG:NH2	1:H:650:GLU:OE1	2.38	0.56
1:I:740:LEU:HD12	1:I:741:THR:N	2.20	0.56
1:L:645:ARG:NH2	1:L:650:GLU:OE1	2.38	0.56
1:N:493:THR:HG23	5:N:2113:HOH:O	2.03	0.56
1:N:645:ARG:NH2	1:N:650:GLU:OE1	2.38	0.56
1:O:420:MET:HA	1:O:420:MET:HE3	1.86	0.56
1:P:740:LEU:HD12	1:P:741:THR:N	2.20	0.56
1:A:316:HIS:CA	1:A:323:ILE:HD13	2.30	0.56
1:A:599:ARG:HH22	1:A:795:VAL:HG23	1.69	0.56
1:A:645:ARG:NH2	1:A:650:GLU:OE1	2.38	0.56
1:B:645:ARG:NH2	1:B:650:GLU:OE1	2.38	0.56
1:C:278:ILE:H	1:C:278:ILE:CD1	2.16	0.56
1:E:287:ASP:CG	1:H:425:ARG:HH22	2.09	0.56
1:E:658:LEU:O	1:E:661:LYS:HD3	2.05	0.56
1:E:599:ARG:HH22	1:E:795:VAL:HG23	1.69	0.56
1:F:316:HIS:HD2	1:F:317:THR:O	1.87	0.56
1:G:822:LEU:HD12	1:G:824:GLN:H	1.69	0.56
1:I:759:ASN:OD1	1:I:761:GLN:HG2	2.06	0.56
1:I:856:TYR:HD2	1:I:864:MET:HE2	1.70	0.56
1:J:323:ILE:HD12	1:J:323:ILE:N	2.20	0.56
1:J:740:LEU:HD12	1:J:741:THR:N	2.21	0.56
1:K:272:ALA:HB1	1:K:273:PRO:HD2	1.87	0.56
1:K:822:LEU:HD12	1:K:824:GLN:H	1.69	0.56

Continued on next page...

Continued from previous page...

Atom-1	Atom-2	Interatomic distance (Å)	Clash overlap (Å)
1:L:658:LEU:O	1:L:661:LYS:HD3	2.05	0.56
1:N:546:LEU:HA	5:N:2172:HOH:O	2.03	0.56
1:N:658:LEU:O	1:N:661:LYS:HD3	2.05	0.56
1:N:759:ASN:OD1	1:N:761:GLN:HG2	2.06	0.56
1:O:140:ARG:HB2	1:O:171:PHE:O	2.05	0.56
1:O:272:ALA:HB1	1:O:273:PRO:HD2	1.87	0.56
1:O:658:LEU:O	1:O:661:LYS:HD3	2.05	0.56
1:O:822:LEU:HD12	1:O:824:GLN:H	1.69	0.56
1:P:759:ASN:OD1	1:P:761:GLN:HG2	2.06	0.56
1:A:323:ILE:N	1:A:323:ILE:HD12	2.20	0.56
1:A:668:VAL:CG1	1:A:669:PRO:HD2	2.31	0.56
1:B:465:GLY:O	1:B:468:HIS:HB2	2.04	0.56
1:B:847:LYS:HG3	1:B:848:THR:N	2.21	0.56
1:C:822:LEU:HD12	1:C:824:GLN:H	1.69	0.56
1:E:894:ARG:HD3	1:E:919:ASP:OD2	2.04	0.56
1:F:658:LEU:O	1:F:661:LYS:HD3	2.05	0.56
1:G:272:ALA:HB1	1:G:273:PRO:HD2	1.87	0.56
1:G:658:LEU:O	1:G:661:LYS:HD3	2.05	0.56
1:I:824:GLN:HG3	1:I:825:CYS:N	2.21	0.56
1:J:278:ILE:CD1	1:J:278:ILE:H	2.16	0.56
1:K:740:LEU:HD12	1:K:741:THR:N	2.21	0.56
1:M:759:ASN:OD1	1:M:761:GLN:HG2	2.06	0.56
1:O:323:ILE:N	1:O:323:ILE:HD12	2.20	0.56
1:O:3:ILE:HG13	1:O:4:THR:N	2.07	0.56
1:P:272:ALA:HB1	1:P:273:PRO:HD2	1.87	0.56
1:P:355:ASN:OD1	1:P:388:ARG:HD3	2.04	0.56
1:C:272:ALA:HB1	1:C:273:PRO:HD2	1.87	0.56
1:D:759:ASN:OD1	1:D:761:GLN:HG2	2.06	0.56
1:E:282:ARG:HG3	1:H:423:MET:HB2	1.86	0.56
1:F:355:ASN:OD1	1:F:388:ARG:HD3	2.04	0.56
1:F:546:LEU:HA	5:F:2172:HOH:O	2.04	0.56
1:G:3:ILE:HG13	1:G:4:THR:N	2.07	0.56
1:G:77:ASP:C	1:G:78:LEU:HD23	2.25	0.56
1:I:645:ARG:NH2	1:I:650:GLU:OE1	2.38	0.56
1:I:696:LEU:HD12	1:I:697:THR:H	1.69	0.56
1:J:696:LEU:HD12	1:J:697:THR:N	2.21	0.56
1:K:316:HIS:HD2	1:K:317:THR:O	1.87	0.56
1:K:678:GLN:C	1:K:679:LEU:HD23	2.24	0.56
1:L:668:VAL:CG1	1:L:669:PRO:HD2	2.30	0.56
1:O:285:TYR:CB	1:O:288:ARG:HG3	2.33	0.56
1:P:658:LEU:O	1:P:661:LYS:HD3	2.05	0.56

Continued on next page...

Continued from previous page...

Atom-1	Atom-2	Interatomic distance (Å)	Clash overlap (Å)
1:B:140:ARG:HB2	1:B:171:PHE:O	2.05	0.56
1:B:77:ASP:C	1:B:78:LEU:HD23	2.25	0.56
1:C:316:HIS:HD2	1:C:317:THR:O	1.87	0.56
1:C:740:LEU:HD12	1:C:741:THR:N	2.21	0.56
1:C:746:ASP:HA	1:C:760:ARG:CG	2.30	0.56
1:G:285:TYR:CB	1:G:288:ARG:HG3	2.34	0.56
1:I:140:ARG:HB2	1:I:171:PHE:O	2.05	0.56
1:J:465:GLY:O	1:J:468:HIS:HB2	2.04	0.56
1:L:759:ASN:OD1	1:L:761:GLN:HG2	2.06	0.56
1:M:746:ASP:HA	1:M:760:ARG:CG	2.30	0.56
1:M:749:ILE:N	1:M:749:ILE:HD13	2.17	0.56
1:O:429:ASP:OD1	1:O:430:PRO:HD2	2.04	0.56
1:O:77:ASP:C	1:O:78:LEU:HD23	2.25	0.56
1:P:645:ARG:NH2	1:P:650:GLU:OE1	2.38	0.56
1:A:824:GLN:HG3	1:A:825:CYS:N	2.21	0.56
1:B:323:ILE:HD12	1:B:323:ILE:N	2.20	0.56
1:D:355:ASN:OD1	1:D:388:ARG:HD3	2.04	0.56
1:D:658:LEU:O	1:D:661:LYS:HD3	2.05	0.56
1:F:746:ASP:HA	1:F:760:ARG:CG	2.30	0.56
1:G:847:LYS:HG3	1:G:848:THR:N	2.21	0.56
1:H:696:LEU:HD12	1:H:697:THR:H	1.69	0.56
1:H:759:ASN:OD1	1:H:761:GLN:HG2	2.06	0.56
1:I:77:ASP:C	1:I:78:LEU:HD23	2.25	0.56
1:J:668:VAL:CG1	1:J:669:PRO:HD2	2.30	0.56
1:J:599:ARG:HH22	1:J:795:VAL:HG23	1.69	0.56
1:L:634:GLN:HE22	1:L:685:LEU:H	1.54	0.56
1:L:696:LEU:HD12	1:L:697:THR:N	2.21	0.56
1:M:272:ALA:HB1	1:M:273:PRO:HD2	1.87	0.56
1:M:847:LYS:HG3	1:M:848:THR:N	2.21	0.56
1:P:696:LEU:HD12	1:P:697:THR:N	2.21	0.56
1:F:824:GLN:HG3	1:F:825:CYS:N	2.21	0.56
1:F:91:GLN:HG3	1:F:96:ASP:OD1	2.06	0.56
1:G:696:LEU:HD12	1:G:697:THR:N	2.21	0.56
1:H:746:ASP:HA	1:H:760:ARG:CG	2.30	0.56
1:I:287:ASP:N	1:I:287:ASP:OD1	2.30	0.56
1:I:658:LEU:O	1:I:661:LYS:HD3	2.05	0.56
1:J:272:ALA:HB1	1:J:273:PRO:HD2	1.87	0.56
1:K:658:LEU:O	1:K:661:LYS:HD3	2.05	0.56
1:L:696:LEU:HD12	1:L:697:THR:H	1.69	0.56
1:O:696:LEU:HD12	1:O:697:THR:N	2.21	0.56
1:O:824:GLN:HG3	1:O:825:CYS:N	2.21	0.56

Continued on next page...

Continued from previous page...

Atom-1	Atom-2	Interatomic distance (Å)	Clash overlap (Å)
1:B:696:LEU:HD12	1:B:697:THR:N	2.21	0.56
1:B:740:LEU:HD12	1:B:741:THR:N	2.21	0.56
1:C:696:LEU:HD12	1:C:697:THR:N	2.21	0.56
1:D:649:ASN:OD1	1:D:703:PRO:HD2	2.06	0.56
1:E:740:LEU:HD12	1:E:741:THR:N	2.21	0.56
1:F:759:ASN:OD1	1:F:761:GLN:HG2	2.06	0.56
1:H:649:ASN:OD1	1:H:703:PRO:HD2	2.06	0.56
1:I:258:VAL:HA	1:I:312:VAL:O	2.06	0.56
1:K:140:ARG:HB2	1:K:171:PHE:O	2.05	0.56
1:K:599:ARG:HH22	1:K:795:VAL:HG23	1.69	0.56
1:L:91:GLN:HG3	1:L:96:ASP:OD1	2.06	0.56
1:M:645:ARG:NH2	1:M:650:GLU:OE1	2.38	0.56
1:M:740:LEU:HD12	1:M:741:THR:N	2.21	0.56
1:N:847:LYS:HG3	1:N:848:THR:N	2.21	0.56
1:O:847:LYS:HG3	1:O:848:THR:N	2.21	0.56
1:A:258:VAL:HA	1:A:312:VAL:O	2.06	0.56
1:B:1021:CME:HB3	1:B:1021:CME:CZ	2.08	0.56
1:B:473:ARG:HD2	1:C:469:ASP:HB3	1.87	0.56
1:C:824:GLN:HG3	1:C:825:CYS:N	2.21	0.56
1:D:140:ARG:HB2	1:D:171:PHE:O	2.05	0.56
1:E:272:ALA:HB1	1:E:273:PRO:HD2	1.87	0.56
1:E:285:TYR:CB	1:E:288:ARG:HG3	2.34	0.56
1:E:847:LYS:HG3	1:E:848:THR:N	2.21	0.56
1:F:258:VAL:HA	1:F:312:VAL:O	2.06	0.56
1:H:258:VAL:HA	1:H:312:VAL:O	2.06	0.56
1:H:285:TYR:CB	1:H:288:ARG:HG3	2.34	0.56
1:H:696:LEU:HD12	1:H:697:THR:N	2.21	0.56
1:I:696:LEU:HD12	1:I:697:THR:N	2.21	0.56
1:J:285:TYR:CB	1:J:288:ARG:HG3	2.34	0.56
1:J:696:LEU:HD12	1:J:697:THR:H	1.69	0.56
1:K:91:GLN:HG3	1:K:96:ASP:OD1	2.06	0.56
1:L:649:ASN:OD1	1:L:703:PRO:HD2	2.06	0.56
1:M:696:LEU:HD12	1:M:697:THR:N	2.21	0.56
1:N:420:MET:HE3	1:N:420:MET:HA	1.88	0.56
1:A:1000:SER:HB2	1:A:1001:PRO:HD2	1.88	0.56
1:B:128:ASN:HA	1:B:180:GLY:O	2.06	0.56
1:B:649:ASN:OD1	1:B:703:PRO:HD2	2.06	0.56
1:B:822:LEU:HD12	1:B:824:GLN:H	1.69	0.56
1:C:258:VAL:HA	1:C:312:VAL:O	2.06	0.56
1:C:322:LEU:C	1:C:322:LEU:HD23	2.27	0.56
1:C:759:ASN:OD1	1:C:761:GLN:HG2	2.06	0.56

Continued on next page...

Continued from previous page...

Atom-1	Atom-2	Interatomic distance (Å)	Clash overlap (Å)
1:D:465:GLY:O	1:D:468:HIS:HB2	2.04	0.56
1:E:581:ASN:OD1	1:E:581:ASN:N	2.36	0.56
1:F:847:LYS:HG3	1:F:848:THR:N	2.21	0.56
1:G:128:ASN:HA	1:G:180:GLY:O	2.06	0.56
1:G:420:MET:HE3	1:G:420:MET:HA	1.87	0.56
1:H:7:LEU:HD13	1:H:74:LEU:CD1	2.35	0.56
1:J:316:HIS:CA	1:J:323:ILE:HD13	2.30	0.56
1:K:316:HIS:CA	1:K:323:ILE:HD13	2.30	0.56
1:K:759:ASN:OD1	1:K:761:GLN:HG2	2.06	0.56
1:N:258:VAL:HA	1:N:312:VAL:O	2.06	0.56
1:N:649:ASN:OD1	1:N:703:PRO:HD2	2.06	0.56
1:O:258:VAL:HA	1:O:312:VAL:O	2.06	0.56
1:O:740:LEU:HD12	1:O:741:THR:N	2.21	0.56
1:P:258:VAL:HA	1:P:312:VAL:O	2.06	0.56
1:P:634:GLN:HE22	1:P:685:LEU:H	1.54	0.56
1:P:649:ASN:OD1	1:P:703:PRO:HD2	2.06	0.56
1:A:660:GLY:O	1:A:662:PRO:HD3	2.07	0.55
1:A:696:LEU:HD12	1:A:697:THR:N	2.21	0.55
1:A:649:ASN:OD1	1:A:703:PRO:HD2	2.06	0.55
1:C:63:PHE:CB	1:C:64:PRO:HD2	2.25	0.55
1:C:658:LEU:O	1:C:661:LYS:HD3	2.05	0.55
1:C:660:GLY:O	1:C:662:PRO:HD3	2.06	0.55
1:C:847:LYS:HG3	1:C:848:THR:N	2.21	0.55
1:C:91:GLN:HG3	1:C:96:ASP:OD1	2.06	0.55
1:D:696:LEU:HD12	1:D:697:THR:N	2.21	0.55
1:D:7:LEU:HD13	1:D:74:LEU:CD1	2.35	0.55
1:F:140:ARG:HB2	1:F:171:PHE:O	2.05	0.55
1:F:278:ILE:CD1	1:F:278:ILE:H	2.16	0.55
1:G:759:ASN:OD1	1:G:761:GLN:HG2	2.06	0.55
1:H:1000:SER:HB2	1:H:1001:PRO:HD2	1.88	0.55
1:H:634:GLN:HE22	1:H:685:LEU:H	1.54	0.55
1:I:634:GLN:HE22	1:I:685:LEU:H	1.54	0.55
1:J:660:GLY:O	1:J:662:PRO:HD3	2.07	0.55
1:K:634:GLN:HE22	1:K:685:LEU:H	1.54	0.55
1:K:920:LEU:HB3	1:K:921:PRO:CD	2.36	0.55
1:L:420:MET:O	1:L:282:ARG:HD3	2.06	0.55
1:L:660:GLY:O	1:L:662:PRO:HD3	2.06	0.55
1:M:660:GLY:O	1:M:662:PRO:HD3	2.06	0.55
1:O:128:ASN:HA	1:O:180:GLY:O	2.06	0.55
1:P:316:HIS:HD2	1:P:317:THR:O	1.87	0.55
1:A:31:PRO:CB	1:A:32:PRO:HD2	2.37	0.55

Continued on next page...

Continued from previous page...

Atom-1	Atom-2	Interatomic distance (Å)	Clash overlap (Å)
1:A:7:LEU:HD13	1:A:74:LEU:CD1	2.35	0.55
1:A:91:GLN:HG3	1:A:96:ASP:OD1	2.06	0.55
1:B:1000:SER:HB2	1:B:1001:PRO:HD2	1.88	0.55
1:B:7:LEU:HD13	1:B:74:LEU:CD1	2.35	0.55
1:B:759:ASN:OD1	1:B:761:GLN:HG2	2.05	0.55
1:F:322:LEU:HD23	1:F:322:LEU:C	2.27	0.55
1:F:634:GLN:HE22	1:F:685:LEU:H	1.54	0.55
1:J:322:LEU:HD23	1:J:322:LEU:C	2.27	0.55
1:K:1000:SER:HB2	1:K:1001:PRO:HD2	1.88	0.55
1:K:696:LEU:HD12	1:K:697:THR:N	2.21	0.55
1:K:847:LYS:HG3	1:K:848:THR:N	2.21	0.55
1:L:272:ALA:HB1	1:L:273:PRO:HD2	1.87	0.55
1:L:847:LYS:HG3	1:L:848:THR:N	2.21	0.55
1:M:128:ASN:HA	1:M:180:GLY:O	2.07	0.55
1:O:1000:SER:HB2	1:O:1001:PRO:HD2	1.88	0.55
1:O:322:LEU:HD23	1:O:322:LEU:C	2.27	0.55
1:O:649:ASN:OD1	1:O:703:PRO:HD2	2.06	0.55
1:O:645:ARG:NH2	1:O:650:GLU:OE1	2.38	0.55
1:P:1000:SER:HB2	1:P:1001:PRO:HD2	1.88	0.55
1:P:746:ASP:HA	1:P:760:ARG:CG	2.30	0.55
1:B:660:GLY:O	1:B:662:PRO:HD3	2.07	0.55
1:D:740:LEU:HD12	1:D:741:THR:N	2.21	0.55
1:E:696:LEU:HD12	1:E:697:THR:N	2.21	0.55
1:F:128:ASN:HA	1:F:180:GLY:O	2.06	0.55
1:G:1000:SER:HB2	1:G:1001:PRO:HD2	1.88	0.55
1:G:323:ILE:HD12	1:G:323:ILE:N	2.20	0.55
1:H:740:LEU:HD12	1:H:741:THR:N	2.21	0.55
1:I:847:LYS:HG3	1:I:848:THR:N	2.21	0.55
1:K:211:ASP:N	1:K:211:ASP:OD1	2.40	0.55
1:L:322:LEU:HD23	1:L:322:LEU:C	2.27	0.55
1:L:824:GLN:HG3	1:L:825:CYS:N	2.21	0.55
1:M:258:VAL:HA	1:M:312:VAL:O	2.06	0.55
1:N:211:ASP:N	1:N:211:ASP:OD1	2.40	0.55
1:N:634:GLN:HE22	1:N:685:LEU:H	1.54	0.55
1:P:678:GLN:O	1:P:679:LEU:HD23	2.07	0.55
1:C:128:ASN:HA	1:C:180:GLY:O	2.06	0.55
1:C:31:PRO:CB	1:C:32:PRO:HD2	2.36	0.55
1:C:649:ASN:OD1	1:C:703:PRO:HD2	2.06	0.55
1:E:91:GLN:HG3	1:E:96:ASP:OD1	2.06	0.55
1:F:272:ALA:HB1	1:F:273:PRO:HD2	1.87	0.55
1:F:696:LEU:HD12	1:F:697:THR:N	2.21	0.55

Continued on next page...

Continued from previous page...

Atom-1	Atom-2	Interatomic distance (Å)	Clash overlap (Å)
1:G:824:GLN:HG3	1:G:825:CYS:N	2.21	0.55
1:H:660:GLY:O	1:H:662:PRO:HD3	2.07	0.55
1:I:91:GLN:HG3	1:I:96:ASP:OD1	2.06	0.55
1:J:608:PHE:O	1:J:611:ARG:N	2.38	0.55
1:J:678:GLN:O	1:J:679:LEU:HD23	2.06	0.55
1:K:678:GLN:O	1:K:679:LEU:HD23	2.07	0.55
1:L:7:LEU:HD13	1:L:74:LEU:CD1	2.35	0.55
1:M:322:LEU:C	1:M:322:LEU:HD23	2.27	0.55
1:N:824:GLN:HG3	1:N:825:CYS:N	2.21	0.55
1:N:91:GLN:HG3	1:N:96:ASP:OD1	2.06	0.55
1:E:31:PRO:CB	1:E:32:PRO:HD2	2.36	0.55
1:E:423:MET:HB2	1:H:282:ARG:HG3	1.89	0.55
1:E:759:ASN:OD1	1:E:761:GLN:HG2	2.06	0.55
1:F:660:GLY:O	1:F:662:PRO:HD3	2.06	0.55
1:H:31:PRO:CB	1:H:32:PRO:HD2	2.36	0.55
1:I:272:ALA:HB1	1:I:273:PRO:HD2	1.87	0.55
1:J:759:ASN:OD1	1:J:761:GLN:HG2	2.06	0.55
1:M:31:PRO:CB	1:M:32:PRO:HD2	2.37	0.55
1:N:696:LEU:HD12	1:N:697:THR:N	2.21	0.55
1:O:278:ILE:H	1:O:278:ILE:CD1	2.16	0.55
1:P:31:PRO:CB	1:P:32:PRO:HD2	2.37	0.55
1:P:91:GLN:HG3	1:P:96:ASP:OD1	2.06	0.55
1:B:322:LEU:C	1:B:322:LEU:HD23	2.27	0.55
1:B:773:LYS:HB2	1:B:773:LYS:HZ2	1.70	0.55
1:C:1000:SER:HB2	1:C:1001:PRO:HD2	1.88	0.55
1:D:128:ASN:HA	1:D:180:GLY:O	2.06	0.55
1:D:258:VAL:HA	1:D:312:VAL:O	2.06	0.55
1:D:91:GLN:HG3	1:D:96:ASP:OD1	2.06	0.55
1:E:322:LEU:HD23	1:E:322:LEU:C	2.27	0.55
1:E:316:HIS:CA	1:E:323:ILE:HD13	2.30	0.55
1:E:568:TRP:HE1	1:E:604:ASN:ND2	2.05	0.55
1:G:258:VAL:HA	1:G:312:VAL:O	2.06	0.55
1:H:824:GLN:HG3	1:H:825:CYS:N	2.21	0.55
1:I:282:ARG:HG3	1:L:423:MET:HB2	1.87	0.55
1:J:31:PRO:CB	1:J:32:PRO:HD2	2.36	0.55
1:J:920:LEU:HB3	1:J:921:PRO:CD	2.36	0.55
1:K:31:PRO:CB	1:K:32:PRO:HD2	2.36	0.55
1:K:322:LEU:HD23	1:K:322:LEU:C	2.27	0.55
1:L:31:PRO:CB	1:L:32:PRO:HD2	2.36	0.55
1:L:608:PHE:O	1:L:611:ARG:N	2.37	0.55
1:N:128:ASN:HA	1:N:180:GLY:O	2.06	0.55

Continued on next page...

Continued from previous page...

Atom-1	Atom-2	Interatomic distance (Å)	Clash overlap (Å)
1:N:272:ALA:HB1	1:N:273:PRO:HD2	1.87	0.55
1:P:128:ASN:HA	1:P:180:GLY:O	2.06	0.55
1:P:920:LEU:HB3	1:P:921:PRO:CD	2.37	0.55
1:C:678:GLN:O	1:C:679:LEU:HD23	2.07	0.55
1:D:285:TYR:CB	1:D:288:ARG:HG3	2.34	0.55
1:E:258:VAL:HA	1:E:312:VAL:O	2.06	0.55
1:G:31:PRO:CB	1:G:32:PRO:HD2	2.36	0.55
1:G:649:ASN:OD1	1:G:703:PRO:HD2	2.06	0.55
1:G:7:LEU:HD13	1:G:74:LEU:CD1	2.35	0.55
1:J:128:ASN:HA	1:J:180:GLY:O	2.06	0.55
1:J:634:GLN:HE22	1:J:685:LEU:H	1.54	0.55
1:M:581:ASN:N	1:M:581:ASN:OD1	2.36	0.55
1:N:322:LEU:HD23	1:N:322:LEU:C	2.27	0.55
1:N:395:HIS:ND1	1:N:396:PRO:HD2	2.22	0.55
1:N:568:TRP:HE1	1:N:604:ASN:ND2	2.05	0.55
1:O:31:PRO:CB	1:O:32:PRO:HD2	2.36	0.55
1:O:634:GLN:HE22	1:O:685:LEU:H	1.54	0.55
1:P:211:ASP:OD1	1:P:211:ASP:N	2.40	0.55
1:P:917:ARG:HH22	1:P:943:GLU:CD	2.10	0.55
1:A:217:LYS:HG2	1:A:218:PRO:HD2	1.89	0.55
1:A:322:LEU:HD23	1:A:322:LEU:C	2.27	0.55
1:A:740:LEU:HD12	1:A:741:THR:N	2.21	0.55
1:B:258:VAL:HA	1:B:312:VAL:O	2.06	0.55
1:D:316:HIS:CA	1:D:323:ILE:HD13	2.30	0.55
1:D:678:GLN:O	1:D:679:LEU:HD23	2.07	0.55
1:E:89:ASN:O	1:E:92:MET:HB2	2.07	0.55
1:E:942:ARG:HA	1:E:953:GLY:O	2.07	0.55
1:F:740:LEU:HD12	1:F:741:THR:N	2.20	0.55
1:G:660:GLY:O	1:G:662:PRO:HD3	2.07	0.55
1:G:678:GLN:O	1:G:679:LEU:HD23	2.07	0.55
1:G:634:GLN:HE22	1:G:685:LEU:H	1.54	0.55
1:H:917:ARG:HH22	1:H:943:GLU:CD	2.10	0.55
1:H:91:GLN:HG3	1:H:96:ASP:OD1	2.06	0.55
1:I:211:ASP:OD1	1:I:211:ASP:N	2.40	0.55
1:I:31:PRO:CB	1:I:32:PRO:HD2	2.36	0.55
1:J:942:ARG:HA	1:J:953:GLY:O	2.07	0.55
1:K:649:ASN:OD1	1:K:703:PRO:HD2	2.06	0.55
1:K:746:ASP:HA	1:K:760:ARG:CG	2.30	0.55
1:M:153:TRP:CD1	1:M:158:TRP:HA	2.42	0.55
1:M:395:HIS:ND1	1:M:396:PRO:HD2	2.22	0.55
1:M:942:ARG:HA	1:M:953:GLY:O	2.07	0.55

Continued on next page...

Continued from previous page...

Atom-1	Atom-2	Interatomic distance (Å)	Clash overlap (Å)
1:N:678:GLN:O	1:N:679:LEU:HD23	2.07	0.55
1:O:660:GLY:O	1:O:662:PRO:HD3	2.06	0.55
1:O:724:GLU:O	1:P:847:LYS:NZ	2.30	0.55
1:O:91:GLN:HG3	1:O:96:ASP:OD1	2.06	0.55
1:A:579:ASP:OD2	1:A:583:ASN:HB2	2.07	0.55
1:A:634:GLN:HE22	1:A:685:LEU:H	1.54	0.55
1:A:759:ASN:OD1	1:A:761:GLN:HG2	2.06	0.55
1:A:847:LYS:HG3	1:A:848:THR:N	2.21	0.55
1:B:217:LYS:HG2	1:B:218:PRO:HD2	1.89	0.55
1:C:140:ARG:HB2	1:C:171:PHE:O	2.05	0.55
1:C:608:PHE:O	1:C:611:ARG:N	2.38	0.55
1:D:847:LYS:HG3	1:D:848:THR:N	2.21	0.55
1:E:678:GLN:O	1:E:679:LEU:HD23	2.07	0.55
1:F:942:ARG:HA	1:F:953:GLY:O	2.07	0.55
1:G:217:LYS:HG2	1:G:218:PRO:HD2	1.89	0.55
1:G:942:ARG:HA	1:G:953:GLY:O	2.07	0.55
1:I:660:GLY:O	1:I:662:PRO:HD3	2.06	0.55
1:J:1000:SER:HB2	1:J:1001:PRO:HD2	1.88	0.55
1:M:423:MET:HB2	1:P:282:ARG:HG3	1.88	0.55
1:M:91:GLN:HG3	1:M:96:ASP:OD1	2.06	0.55
1:N:579:ASP:OD2	1:N:583:ASN:HB2	2.07	0.55
1:N:7:LEU:HD13	1:N:74:LEU:CD1	2.35	0.55
1:O:217:LYS:HG2	1:O:218:PRO:HD2	1.89	0.55
1:O:759:ASN:OD1	1:O:761:GLN:HG2	2.06	0.55
1:O:942:ARG:HA	1:O:953:GLY:O	2.07	0.55
1:P:660:GLY:O	1:P:662:PRO:HD3	2.07	0.55
1:C:89:ASN:O	1:C:92:MET:HB2	2.07	0.55
1:D:211:ASP:N	1:D:211:ASP:OD1	2.40	0.55
1:D:917:ARG:HH22	1:D:943:GLU:CD	2.10	0.55
1:E:128:ASN:HA	1:E:180:GLY:O	2.06	0.55
1:E:395:HIS:ND1	1:E:396:PRO:HD2	2.22	0.55
1:F:395:HIS:ND1	1:F:396:PRO:HD2	2.22	0.55
1:H:395:HIS:ND1	1:H:396:PRO:HD2	2.22	0.55
1:H:847:LYS:HG3	1:H:848:THR:N	2.21	0.55
1:I:579:ASP:OD2	1:I:583:ASN:HB2	2.07	0.55
1:J:579:ASP:OD2	1:J:583:ASN:HB2	2.07	0.55
1:K:660:GLY:O	1:K:662:PRO:HD3	2.06	0.55
1:L:258:VAL:HA	1:L:312:VAL:O	2.06	0.55
1:M:1000:SER:HB2	1:M:1001:PRO:HD2	1.88	0.55
1:M:824:GLN:HG3	1:M:825:CYS:N	2.21	0.55
1:N:153:TRP:CD1	1:N:158:TRP:HA	2.42	0.55

Continued on next page...

Continued from previous page...

Atom-1	Atom-2	Interatomic distance (Å)	Clash overlap (Å)
1:N:740:LEU:HD12	1:N:741:THR:N	2.21	0.55
1:N:942:ARG:HA	1:N:953:GLY:O	2.07	0.55
1:O:153:TRP:CD1	1:O:158:TRP:HA	2.42	0.55
1:A:128:ASN:HA	1:A:180:GLY:O	2.06	0.54
1:A:395:HIS:ND1	1:A:396:PRO:HD2	2.22	0.54
1:B:773:LYS:HZ3	1:B:773:LYS:HB2	1.71	0.54
1:C:395:HIS:ND1	1:C:396:PRO:HD2	2.22	0.54
1:C:420:MET:HE3	1:C:420:MET:HA	1.88	0.54
1:C:942:ARG:HA	1:C:953:GLY:O	2.07	0.54
1:C:950:GLN:HB3	1:C:1021:CME:HE3	1.90	0.54
1:D:660:GLY:O	1:D:662:PRO:HD3	2.07	0.54
1:D:920:LEU:HB3	1:D:921:PRO:CD	2.37	0.54
1:E:579:ASP:OD2	1:E:583:ASN:HB2	2.07	0.54
1:F:31:PRO:CB	1:F:32:PRO:HD2	2.37	0.54
1:F:649:ASN:OD1	1:F:703:PRO:HD2	2.06	0.54
1:G:91:GLN:HG3	1:G:96:ASP:OD1	2.06	0.54
1:I:178:ARG:HH11	1:I:178:ARG:HB2	1.72	0.54
1:J:258:VAL:HA	1:J:312:VAL:O	2.06	0.54
1:J:395:HIS:ND1	1:J:396:PRO:HD2	2.22	0.54
1:K:153:TRP:CD1	1:K:158:TRP:HA	2.42	0.54
1:L:678:GLN:O	1:L:679:LEU:HD23	2.07	0.54
1:N:31:PRO:CB	1:N:32:PRO:HD2	2.37	0.54
1:B:285:TYR:CB	1:B:288:ARG:HG3	2.34	0.54
1:B:31:PRO:CB	1:B:32:PRO:HD2	2.36	0.54
1:B:579:ASP:OD2	1:B:583:ASN:HB2	2.07	0.54
1:B:91:GLN:HG3	1:B:96:ASP:OD1	2.06	0.54
1:B:950:GLN:HB3	1:B:1021:CME:HE3	1.90	0.54
1:D:950:GLN:HB3	1:D:1021:CME:HE3	1.90	0.54
1:D:322:LEU:C	1:D:322:LEU:HD23	2.27	0.54
1:D:824:GLN:HG3	1:D:825:CYS:N	2.21	0.54
1:D:961:ARG:NH2	1:D:979:GLU:O	2.37	0.54
1:E:634:GLN:HE22	1:E:685:LEU:H	1.54	0.54
1:E:649:ASN:OD1	1:E:703:PRO:HD2	2.06	0.54
1:F:1000:SER:HB2	1:F:1001:PRO:HD2	1.88	0.54
1:F:579:ASP:OD2	1:F:583:ASN:HB2	2.07	0.54
1:F:678:GLN:O	1:F:679:LEU:HD23	2.07	0.54
1:F:89:ASN:O	1:F:92:MET:HB2	2.07	0.54
1:G:322:LEU:C	1:G:322:LEU:HD23	2.27	0.54
1:G:920:LEU:HB3	1:G:921:PRO:CD	2.37	0.54
1:H:322:LEU:HD23	1:H:322:LEU:C	2.27	0.54
1:J:153:TRP:CD1	1:J:158:TRP:HA	2.42	0.54

Continued on next page...

Continued from previous page...

Atom-1	Atom-2	Interatomic distance (Å)	Clash overlap (Å)
1:J:649:ASN:OD1	1:J:703:PRO:HD2	2.06	0.54
1:J:824:GLN:HG3	1:J:825:CYS:N	2.21	0.54
1:J:847:LYS:HG3	1:J:848:THR:N	2.21	0.54
1:K:5:ASP:OD2	1:K:157:ARG:HA	2.08	0.54
1:J:420:MET:O	1:K:282:ARG:HD3	2.07	0.54
1:L:917:ARG:HH22	1:L:943:GLU:CD	2.10	0.54
1:L:942:ARG:HA	1:L:953:GLY:O	2.07	0.54
1:N:89:ASN:O	1:N:92:MET:HB2	2.07	0.54
1:P:580:GLU:CD	1:P:580:GLU:H	2.02	0.54
1:B:395:HIS:ND1	1:B:396:PRO:HD2	2.22	0.54
1:D:272:ALA:HB1	1:D:273:PRO:HD2	1.87	0.54
1:D:31:PRO:CB	1:D:32:PRO:HD2	2.36	0.54
1:D:65:ALA:CB	1:D:66:PRO:HD2	2.33	0.54
1:D:942:ARG:HA	1:D:953:GLY:O	2.07	0.54
1:E:660:GLY:O	1:E:662:PRO:HD3	2.07	0.54
1:F:950:GLN:HB3	1:F:1021:CME:HE3	1.89	0.54
1:G:153:TRP:CD1	1:G:158:TRP:HA	2.42	0.54
1:G:917:ARG:HH22	1:G:943:GLU:CD	2.10	0.54
1:H:678:GLN:O	1:H:679:LEU:HD23	2.07	0.54
1:I:153:TRP:CD1	1:I:158:TRP:HA	2.42	0.54
1:I:678:GLN:O	1:I:679:LEU:HD23	2.07	0.54
1:J:89:ASN:O	1:J:92:MET:HB2	2.07	0.54
1:L:178:ARG:HH11	1:L:178:ARG:HB2	1.72	0.54
1:L:740:LEU:HD12	1:L:741:THR:N	2.21	0.54
1:M:217:LYS:HG2	1:M:218:PRO:HD2	1.89	0.54
1:M:634:GLN:HE22	1:M:685:LEU:H	1.54	0.54
1:N:1000:SER:HB2	1:N:1001:PRO:HD2	1.88	0.54
1:N:5:ASP:OD2	1:N:157:ARG:HA	2.08	0.54
1:N:65:ALA:CB	1:N:66:PRO:HD2	2.33	0.54
1:N:660:GLY:O	1:N:662:PRO:HD3	2.07	0.54
1:N:856:TYR:CD2	1:N:864:MET:HE2	2.43	0.54
1:N:950:GLN:HB3	1:N:1021:CME:HE3	1.89	0.54
1:P:942:ARG:HA	1:P:953:GLY:O	2.07	0.54
1:A:89:ASN:O	1:A:92:MET:HB2	2.07	0.54
1:B:138:GLN:HG2	1:B:139:THR:N	2.22	0.54
1:B:634:GLN:HE22	1:B:685:LEU:H	1.54	0.54
1:C:5:ASP:OD2	1:C:157:ARG:HA	2.08	0.54
1:E:1000:SER:HB2	1:E:1001:PRO:HD2	1.88	0.54
1:E:668:VAL:CG1	1:E:669:PRO:HD2	2.31	0.54
1:E:917:ARG:HH22	1:E:943:GLU:CD	2.10	0.54
1:F:473:ARG:HD2	1:G:469:ASP:HB3	1.88	0.54

Continued on next page...

Continued from previous page...

Atom-1	Atom-2	Interatomic distance (Å)	Clash overlap (Å)
1:G:740:LEU:HD12	1:G:741:THR:N	2.21	0.54
1:H:5:ASP:OD2	1:H:157:ARG:HA	2.08	0.54
1:H:612:THR:HB	1:H:613:PRO:HD2	1.90	0.54
1:J:282:ARG:HG3	1:K:423:MET:HB2	1.88	0.54
1:J:7:LEU:HD13	1:J:74:LEU:CD1	2.35	0.54
1:K:285:TYR:CB	1:K:288:ARG:HG3	2.34	0.54
1:K:89:ASN:O	1:K:92:MET:HB2	2.07	0.54
1:L:1000:SER:HB2	1:L:1001:PRO:HD2	1.88	0.54
1:L:153:TRP:CD1	1:L:158:TRP:HA	2.42	0.54
1:L:5:ASP:OD2	1:L:157:ARG:HA	2.08	0.54
1:M:678:GLN:O	1:M:679:LEU:HD23	2.07	0.54
1:M:649:ASN:OD1	1:M:703:PRO:HD2	2.06	0.54
1:N:73:TRP:CZ2	1:N:122:CYS:HB3	2.43	0.54
1:O:579:ASP:OD2	1:O:583:ASN:HB2	2.07	0.54
1:O:920:LEU:HB3	1:O:921:PRO:CD	2.36	0.54
1:P:153:TRP:CD1	1:P:158:TRP:HA	2.42	0.54
1:P:5:ASP:OD2	1:P:157:ARG:HA	2.08	0.54
1:P:824:GLN:HG3	1:P:825:CYS:N	2.21	0.54
1:A:5:ASP:OD2	1:A:157:ARG:HA	2.08	0.54
1:A:685:LEU:HB3	1:A:686:PRO:HD2	1.90	0.54
1:B:178:ARG:HB2	1:B:178:ARG:HH11	1.72	0.54
1:B:678:GLN:O	1:B:679:LEU:HD23	2.06	0.54
1:D:395:HIS:ND1	1:D:396:PRO:HD2	2.22	0.54
1:D:533:LEU:HD23	1:D:533:LEU:C	2.28	0.54
1:D:89:ASN:O	1:D:92:MET:HB2	2.07	0.54
1:E:824:GLN:HG3	1:E:825:CYS:N	2.21	0.54
1:F:153:TRP:CD1	1:F:158:TRP:HA	2.42	0.54
1:F:65:ALA:CB	1:F:66:PRO:HD2	2.33	0.54
1:G:579:ASP:OD2	1:G:583:ASN:HB2	2.07	0.54
1:G:73:TRP:CZ2	1:G:122:CYS:HB3	2.43	0.54
1:H:128:ASN:HA	1:H:180:GLY:O	2.06	0.54
1:H:153:TRP:CD1	1:H:158:TRP:HA	2.42	0.54
1:I:322:LEU:HD23	1:I:322:LEU:C	2.27	0.54
1:I:749:ILE:N	1:I:749:ILE:HD13	2.17	0.54
1:K:258:VAL:HA	1:K:312:VAL:O	2.06	0.54
1:K:824:GLN:HG3	1:K:825:CYS:N	2.21	0.54
1:L:138:GLN:N	1:L:217:LYS:O	2.33	0.54
1:L:322:LEU:HD21	1:L:324:GLU:CA	2.38	0.54
1:L:568:TRP:HE1	1:L:604:ASN:ND2	2.05	0.54
1:M:608:PHE:O	1:M:611:ARG:N	2.38	0.54
1:N:1021:CME:HB3	1:N:1021:CME:CZ	2.08	0.54

Continued on next page...

Continued from previous page...

Atom-1	Atom-2	Interatomic distance (Å)	Clash overlap (Å)
1:O:612:THR:HB	1:O:613:PRO:HD2	1.90	0.54
1:P:612:THR:HB	1:P:613:PRO:HD2	1.90	0.54
1:A:322:LEU:HD21	1:A:324:GLU:CA	2.38	0.54
1:A:942:ARG:HA	1:A:953:GLY:O	2.07	0.54
1:B:73:TRP:CZ2	1:B:122:CYS:HB3	2.43	0.54
1:B:322:LEU:HD21	1:B:324:GLU:CA	2.38	0.54
1:B:533:LEU:C	1:B:533:LEU:HD23	2.28	0.54
1:B:942:ARG:HA	1:B:953:GLY:O	2.07	0.54
1:B:917:ARG:HH22	1:B:943:GLU:CD	2.10	0.54
1:C:917:ARG:HH22	1:C:943:GLU:CD	2.10	0.54
1:D:178:ARG:HH11	1:D:178:ARG:HB2	1.72	0.54
1:E:153:TRP:CD1	1:E:158:TRP:HA	2.42	0.54
1:E:217:LYS:HG2	1:E:218:PRO:HD2	1.89	0.54
1:E:612:THR:HB	1:E:613:PRO:HD2	1.90	0.54
1:F:533:LEU:HD23	1:F:533:LEU:C	2.28	0.54
1:G:395:HIS:ND1	1:G:396:PRO:HD2	2.22	0.54
1:G:612:THR:HB	1:G:613:PRO:HD2	1.90	0.54
1:H:217:LYS:HG2	1:H:218:PRO:HD2	1.89	0.54
1:H:322:LEU:HD21	1:H:324:GLU:CA	2.38	0.54
1:I:217:LYS:HG2	1:I:218:PRO:HD2	1.89	0.54
1:I:73:TRP:CZ2	1:I:122:CYS:HB3	2.43	0.54
1:I:89:ASN:O	1:I:92:MET:HB2	2.07	0.54
1:J:178:ARG:HB2	1:J:178:ARG:HH11	1.72	0.54
1:J:568:TRP:HE1	1:J:604:ASN:ND2	2.05	0.54
1:L:128:ASN:HA	1:L:180:GLY:O	2.06	0.54
1:L:217:LYS:HG2	1:L:218:PRO:HD2	1.89	0.54
1:L:73:TRP:CZ2	1:L:122:CYS:HB3	2.43	0.54
1:M:579:ASP:OD2	1:M:583:ASN:HB2	2.07	0.54
1:M:612:THR:HB	1:M:613:PRO:HD2	1.90	0.54
1:M:7:LEU:HD13	1:M:74:LEU:CD1	2.35	0.54
1:M:917:ARG:HH22	1:M:943:GLU:CD	2.10	0.54
1:N:533:LEU:HD23	1:N:533:LEU:C	2.28	0.54
1:O:395:HIS:ND1	1:O:396:PRO:HD2	2.22	0.54
1:O:678:GLN:O	1:O:679:LEU:HD23	2.07	0.54
1:P:278:ILE:H	1:P:278:ILE:CD1	2.16	0.54
1:P:847:LYS:HG3	1:P:848:THR:N	2.21	0.54
1:A:138:GLN:HG2	1:A:139:THR:N	2.23	0.54
1:A:153:TRP:CD1	1:A:158:TRP:HA	2.42	0.54
1:C:634:GLN:HE22	1:C:685:LEU:H	1.54	0.54
1:A:420:MET:O	1:D:282:ARG:HD3	2.07	0.54
1:D:343:LEU:HD23	1:D:348:PRO:HA	1.90	0.54

Continued on next page...

Continued from previous page...

Atom-1	Atom-2	Interatomic distance (Å)	Clash overlap (Å)
1:G:322:LEU:HD21	1:G:324:GLU:CA	2.38	0.54
1:I:128:ASN:HA	1:I:180:GLY:O	2.07	0.54
1:I:343:LEU:HD23	1:I:348:PRO:HA	1.90	0.54
1:I:533:LEU:HD23	1:I:533:LEU:C	2.28	0.54
1:I:832:ASP:N	1:I:832:ASP:OD1	2.41	0.54
1:J:138:GLN:HG2	1:J:139:THR:N	2.23	0.54
1:J:5:ASP:OD2	1:J:157:ARG:HA	2.08	0.54
1:J:322:LEU:HD21	1:J:324:GLU:CA	2.38	0.54
1:J:423:MET:HB2	1:K:282:ARG:HG3	1.90	0.54
1:J:91:GLN:HG3	1:J:96:ASP:OD1	2.06	0.54
1:K:73:TRP:CZ2	1:K:122:CYS:HB3	2.43	0.54
1:K:685:LEU:HB3	1:K:686:PRO:HD2	1.90	0.54
1:L:418:HIS:O	1:L:282:ARG:HD2	2.08	0.54
1:L:533:LEU:C	1:L:533:LEU:HD23	2.28	0.54
1:M:5:ASP:OD2	1:M:157:ARG:HA	2.08	0.54
1:M:89:ASN:O	1:M:92:MET:HB2	2.07	0.54
1:N:138:GLN:N	1:N:217:LYS:O	2.33	0.54
1:O:322:LEU:HD21	1:O:324:GLU:CA	2.38	0.54
1:P:395:HIS:ND1	1:P:396:PRO:HD2	2.22	0.54
1:P:63:PHE:CB	1:P:64:PRO:HD2	2.25	0.54
1:A:73:TRP:CZ2	1:A:122:CYS:HB3	2.43	0.54
1:B:685:LEU:HB3	1:B:686:PRO:HD2	1.90	0.54
1:B:824:GLN:HG3	1:B:825:CYS:N	2.21	0.54
1:C:533:LEU:HD23	1:C:533:LEU:C	2.28	0.54
1:C:832:ASP:N	1:C:832:ASP:OD1	2.41	0.54
1:E:73:TRP:CZ2	1:E:122:CYS:HB3	2.43	0.54
1:F:211:ASP:N	1:F:211:ASP:OD1	2.40	0.54
1:F:138:GLN:N	1:F:217:LYS:O	2.33	0.54
1:G:533:LEU:HD23	1:G:533:LEU:C	2.28	0.54
1:G:89:ASN:O	1:G:92:MET:HB2	2.07	0.54
1:H:579:ASP:OD2	1:H:583:ASN:HB2	2.07	0.54
1:I:917:ARG:HH22	1:I:943:GLU:CD	2.10	0.54
1:J:73:TRP:CZ2	1:J:122:CYS:HB3	2.43	0.54
1:K:128:ASN:HA	1:K:180:GLY:O	2.06	0.54
1:K:568:TRP:CE2	2:K:2001:2FG:H5	2.43	0.54
1:K:343:LEU:HD23	1:K:348:PRO:HA	1.90	0.54
1:K:533:LEU:HD23	1:K:533:LEU:C	2.28	0.54
1:K:961:ARG:NH2	1:K:979:GLU:O	2.37	0.54
1:M:322:LEU:HD21	1:M:324:GLU:CA	2.38	0.54
1:P:73:TRP:CZ2	1:P:122:CYS:HB3	2.43	0.54
1:P:322:LEU:HD23	1:P:322:LEU:C	2.27	0.54

Continued on next page...

Continued from previous page...

Atom-1	Atom-2	Interatomic distance (Å)	Clash overlap (Å)
1:P:322:LEU:HD21	1:P:324:GLU:CA	2.38	0.54
1:D:612:THR:HB	1:D:613:PRO:HD2	1.90	0.54
1:D:634:GLN:HE22	1:D:685:LEU:H	1.54	0.54
1:E:322:LEU:HD21	1:E:324:GLU:CA	2.38	0.54
1:F:612:THR:HB	1:F:613:PRO:HD2	1.90	0.54
1:F:920:LEU:HB3	1:F:921:PRO:CD	2.37	0.54
1:H:89:ASN:O	1:H:92:MET:HB2	2.07	0.54
1:I:282:ARG:HD3	1:L:420:MET:O	2.07	0.54
1:I:649:ASN:OD1	1:I:703:PRO:HD2	2.06	0.54
1:I:7:LEU:HD13	1:I:74:LEU:CD1	2.35	0.54
1:J:533:LEU:HD23	1:J:533:LEU:C	2.28	0.54
1:K:217:LYS:HG2	1:K:218:PRO:HD2	1.89	0.54
1:K:322:LEU:HD21	1:K:324:GLU:CA	2.38	0.54
1:K:579:ASP:OD2	1:K:583:ASN:HB2	2.07	0.54
1:K:832:ASP:N	1:K:832:ASP:OD1	2.41	0.54
1:L:343:LEU:HD23	1:L:348:PRO:HA	1.90	0.54
1:M:832:ASP:OD1	1:M:832:ASP:N	2.41	0.54
1:N:322:LEU:HD21	1:N:324:GLU:CA	2.38	0.54
1:N:612:THR:HB	1:N:613:PRO:HD2	1.90	0.54
1:P:217:LYS:HG2	1:P:218:PRO:HD2	1.89	0.54
1:P:89:ASN:O	1:P:92:MET:HB2	2.07	0.54
1:A:917:ARG:HH22	1:A:943:GLU:CD	2.10	0.54
1:B:153:TRP:CD1	1:B:158:TRP:HA	2.42	0.54
1:B:612:THR:HB	1:B:613:PRO:HD2	1.90	0.54
1:B:89:ASN:O	1:B:92:MET:HB2	2.07	0.54
1:C:579:ASP:OD2	1:C:583:ASN:HB2	2.07	0.54
1:C:869:ASP:OD2	1:C:1015:HIS:ND1	2.37	0.54
1:D:5:ASP:OD2	1:D:157:ARG:HA	2.08	0.54
1:D:416:GLU:CG	1:D:418:HIS:HB2	2.38	0.54
1:D:579:ASP:OD2	1:D:583:ASN:HB2	2.07	0.54
1:E:416:GLU:CG	1:E:418:HIS:HB2	2.38	0.54
1:E:420:MET:O	1:H:282:ARG:HD3	2.08	0.54
1:F:178:ARG:HB2	1:F:178:ARG:HH11	1.72	0.54
1:G:568:TRP:HE1	1:G:604:ASN:ND2	2.05	0.54
1:H:73:TRP:CZ2	1:H:122:CYS:HB3	2.43	0.54
1:H:685:LEU:HB3	1:H:686:PRO:HD2	1.90	0.54
1:K:416:GLU:CG	1:K:418:HIS:HB2	2.38	0.54
1:K:608:PHE:O	1:K:611:ARG:N	2.38	0.54
1:K:942:ARG:HA	1:K:953:GLY:O	2.07	0.54
1:M:73:TRP:CZ2	1:M:122:CYS:HB3	2.43	0.54
1:M:416:GLU:CG	1:M:418:HIS:HB2	2.38	0.54

Continued on next page...

Continued from previous page...

Atom-1	Atom-2	Interatomic distance (Å)	Clash overlap (Å)
1:N:920:LEU:HB3	1:N:921:PRO:CD	2.36	0.54
1:O:287:ASP:N	1:O:287:ASP:OD1	2.30	0.54
1:O:89:ASN:O	1:O:92:MET:HB2	2.07	0.54
1:P:651:LEU:HD12	1:P:668:VAL:O	2.09	0.54
1:A:416:GLU:CG	1:A:418:HIS:HB2	2.38	0.53
1:A:612:THR:HB	1:A:613:PRO:HD2	1.90	0.53
1:B:952:ARG:HH11	1:B:952:ARG:CG	2.22	0.53
1:C:153:TRP:CD1	1:C:158:TRP:HA	2.42	0.53
1:C:568:TRP:CE2	2:C:2001:2FG:H5	2.43	0.53
1:C:416:GLU:CG	1:C:418:HIS:HB2	2.38	0.53
1:E:343:LEU:HD23	1:E:348:PRO:HA	1.90	0.53
1:E:7:LEU:HD13	1:E:74:LEU:CD1	2.35	0.53
1:E:920:LEU:HB3	1:E:921:PRO:CD	2.36	0.53
1:E:950:GLN:HB3	1:E:1021:CME:HE3	1.90	0.53
1:F:917:ARG:HH22	1:F:943:GLU:CD	2.10	0.53
1:H:533:LEU:C	1:H:533:LEU:HD23	2.28	0.53
1:I:950:GLN:HB3	1:I:1021:CME:HE3	1.89	0.53
1:J:950:GLN:HB3	1:J:1021:CME:HE3	1.89	0.53
1:K:395:HIS:ND1	1:K:396:PRO:HD2	2.22	0.53
1:L:395:HIS:ND1	1:L:396:PRO:HD2	2.22	0.53
1:L:579:ASP:OD2	1:L:583:ASN:HB2	2.07	0.53
1:M:131:GLU:HA	1:M:134:LEU:HB2	1.90	0.53
1:M:920:LEU:HB3	1:M:921:PRO:CD	2.36	0.53
1:O:533:LEU:HD23	1:O:533:LEU:C	2.28	0.53
1:P:227:VAL:HG12	1:P:228:ALA:N	2.24	0.53
1:P:533:LEU:HD23	1:P:533:LEU:C	2.28	0.53
1:P:65:ALA:CB	1:P:66:PRO:HD2	2.33	0.53
1:A:227:VAL:HG12	1:A:228:ALA:N	2.24	0.53
1:C:73:TRP:CZ2	1:C:122:CYS:HB3	2.43	0.53
1:D:227:VAL:HG12	1:D:228:ALA:N	2.24	0.53
1:D:73:TRP:CZ2	1:D:122:CYS:HB3	2.43	0.53
1:E:5:ASP:OD2	1:E:157:ARG:HA	2.08	0.53
1:E:227:VAL:HG12	1:E:228:ALA:N	2.24	0.53
1:E:651:LEU:HD12	1:E:668:VAL:O	2.09	0.53
1:F:322:LEU:HD21	1:F:324:GLU:CA	2.38	0.53
1:F:73:TRP:CZ2	1:F:122:CYS:HB3	2.43	0.53
1:H:227:VAL:HG12	1:H:228:ALA:N	2.24	0.53
1:H:343:LEU:HD23	1:H:348:PRO:HA	1.90	0.53
1:I:1000:SER:HB2	1:I:1001:PRO:HD2	1.88	0.53
1:I:131:GLU:HA	1:I:134:LEU:HB2	1.91	0.53
1:J:217:LYS:HG2	1:J:218:PRO:HD2	1.89	0.53

Continued on next page...

Continued from previous page...

Atom-1	Atom-2	Interatomic distance (Å)	Clash overlap (Å)
1:L:685:LEU:HB3	1:L:686:PRO:HD2	1.90	0.53
1:M:343:LEU:HD23	1:M:348:PRO:HA	1.90	0.53
1:N:952:ARG:CG	1:N:952:ARG:HH11	2.22	0.53
1:O:73:TRP:CZ2	1:O:122:CYS:HB3	2.43	0.53
1:P:138:GLN:N	1:P:217:LYS:O	2.33	0.53
1:P:343:LEU:HD23	1:P:348:PRO:HA	1.90	0.53
1:P:416:GLU:CG	1:P:418:HIS:HB2	2.38	0.53
1:P:579:ASP:OD2	1:P:583:ASN:HB2	2.07	0.53
1:C:773:LYS:HZ2	1:C:773:LYS:HB2	1.73	0.53
1:D:153:TRP:CD1	1:D:158:TRP:HA	2.42	0.53
1:D:952:ARG:HH11	1:D:952:ARG:CG	2.22	0.53
1:F:416:GLU:CG	1:F:418:HIS:HB2	2.38	0.53
1:F:5:ASP:OD2	1:F:157:ARG:HA	2.08	0.53
1:F:952:ARG:CG	1:F:952:ARG:HH11	2.22	0.53
1:G:651:LEU:HD12	1:G:668:VAL:O	2.09	0.53
1:G:950:GLN:HB3	1:G:1021:CME:HE3	1.89	0.53
1:H:568:TRP:CE2	2:H:2001:2FG:H5	2.43	0.53
1:I:952:ARG:HH11	1:I:952:ARG:CG	2.22	0.53
1:J:127:PHE:HE2	1:J:184:LEU:HG	1.74	0.53
1:K:772:ASP:OD1	1:K:772:ASP:N	2.39	0.53
1:K:917:ARG:HH22	1:K:943:GLU:CD	2.10	0.53
1:L:138:GLN:HG2	1:L:139:THR:N	2.23	0.53
1:L:89:ASN:O	1:L:92:MET:HB2	2.07	0.53
1:M:950:GLN:HB3	1:M:1021:CME:HE3	1.89	0.53
1:N:178:ARG:HH11	1:N:178:ARG:HB2	1.72	0.53
1:N:416:GLU:CG	1:N:418:HIS:HB2	2.38	0.53
1:O:568:TRP:CE2	2:O:2001:2FG:H5	2.43	0.53
1:N:473:ARG:HD2	1:O:469:ASP:HB3	1.90	0.53
1:O:568:TRP:CD2	1:O:569:ASP:HB3	2.44	0.53
1:P:127:PHE:HE2	1:P:184:LEU:HG	1.74	0.53
1:P:608:PHE:O	1:P:611:ARG:N	2.38	0.53
1:P:685:LEU:HB3	1:P:686:PRO:HD2	1.90	0.53
1:A:950:GLN:HB3	1:A:1021:CME:HE3	1.89	0.53
1:A:131:GLU:HA	1:A:134:LEU:HB2	1.90	0.53
1:B:608:PHE:O	1:B:611:ARG:N	2.38	0.53
1:C:920:LEU:HB3	1:C:921:PRO:CD	2.36	0.53
1:D:1000:SER:HB2	1:D:1001:PRO:HD2	1.88	0.53
1:E:141:ILE:HG12	1:E:142:ILE:N	2.24	0.53
1:F:127:PHE:HE2	1:F:184:LEU:HG	1.74	0.53
1:F:568:TRP:CD2	1:F:569:ASP:HB3	2.44	0.53
1:G:138:GLN:HG2	1:G:139:THR:N	2.23	0.53

Continued on next page...

Continued from previous page...

Atom-1	Atom-2	Interatomic distance (Å)	Clash overlap (Å)
1:H:127:PHE:HE2	1:H:184:LEU:HG	1.74	0.53
1:H:568:TRP:CD2	1:H:569:ASP:HB3	2.44	0.53
1:H:942:ARG:HA	1:H:953:GLY:O	2.07	0.53
1:I:651:LEU:HD12	1:I:668:VAL:O	2.08	0.53
1:J:141:ILE:HG12	1:J:142:ILE:N	2.24	0.53
1:J:416:GLU:CG	1:J:418:HIS:HB2	2.38	0.53
1:J:651:LEU:HD12	1:J:668:VAL:O	2.09	0.53
1:L:568:TRP:CE2	2:L:2001:2FG:H5	2.43	0.53
1:M:533:LEU:HD23	1:M:533:LEU:C	2.28	0.53
1:N:568:TRP:CD2	1:N:569:ASP:HB3	2.44	0.53
1:O:138:GLN:HG2	1:O:139:THR:N	2.23	0.53
1:O:952:ARG:CG	1:O:952:ARG:HH11	2.22	0.53
1:A:920:LEU:HB3	1:A:921:PRO:CD	2.37	0.53
1:B:5:ASP:OD2	1:B:157:ARG:HA	2.08	0.53
1:C:127:PHE:HE2	1:C:184:LEU:HG	1.74	0.53
1:C:568:TRP:CD2	1:C:569:ASP:HB3	2.44	0.53
1:D:651:LEU:HD12	1:D:668:VAL:O	2.08	0.53
1:D:685:LEU:HB3	1:D:686:PRO:HD2	1.90	0.53
1:F:217:LYS:HG2	1:F:218:PRO:HD2	1.89	0.53
1:J:343:LEU:HD23	1:J:348:PRO:HA	1.90	0.53
1:L:568:TRP:CD2	1:L:569:ASP:HB3	2.44	0.53
1:N:127:PHE:HE2	1:N:184:LEU:HG	1.74	0.53
1:N:651:LEU:HD12	1:N:668:VAL:O	2.09	0.53
1:O:178:ARG:HB2	1:O:178:ARG:HH11	1.72	0.53
1:O:651:LEU:HD12	1:O:668:VAL:O	2.09	0.53
1:O:772:ASP:OD1	1:O:772:ASP:N	2.39	0.53
1:O:917:ARG:HH22	1:O:943:GLU:CD	2.10	0.53
1:O:950:GLN:HB3	1:O:1021:CME:HE3	1.89	0.53
1:P:568:TRP:CE2	2:P:2001:2FG:H5	2.43	0.53
1:A:568:TRP:CD2	1:A:569:ASP:HB3	2.44	0.53
1:A:678:GLN:O	1:A:679:LEU:HD23	2.07	0.53
1:B:568:TRP:CE2	2:B:2001:2FG:H5	2.43	0.53
1:B:568:TRP:CD2	1:B:569:ASP:HB3	2.44	0.53
1:B:568:TRP:HE1	1:B:604:ASN:ND2	2.05	0.53
1:C:211:ASP:OD1	1:C:211:ASP:N	2.40	0.53
1:C:227:VAL:HG12	1:C:228:ALA:N	2.24	0.53
1:C:651:LEU:HD12	1:C:668:VAL:O	2.09	0.53
1:D:131:GLU:HA	1:D:134:LEU:HB2	1.91	0.53
1:E:131:GLU:HA	1:E:134:LEU:HB2	1.91	0.53
1:E:211:ASP:OD1	1:E:211:ASP:N	2.40	0.53
1:G:952:ARG:HH11	1:G:952:ARG:CG	2.22	0.53

Continued on next page...

Continued from previous page...

Atom-1	Atom-2	Interatomic distance (Å)	Clash overlap (Å)
1:H:416:GLU:CG	1:H:418:HIS:HB2	2.38	0.53
1:I:701:VAL:HG22	1:I:714:ILE:HD12	1.91	0.53
1:I:942:ARG:HA	1:I:953:GLY:O	2.07	0.53
1:J:322:LEU:HD21	1:J:324:GLU:HA	1.91	0.53
1:J:425:ARG:HH22	1:K:287:ASP:CG	2.10	0.53
1:K:568:TRP:CD2	1:K:569:ASP:HB3	2.44	0.53
1:K:612:THR:HB	1:K:613:PRO:HD2	1.90	0.53
1:N:568:TRP:CE2	2:N:2001:2FG:H5	2.43	0.53
1:N:217:LYS:HG2	1:N:218:PRO:HD2	1.89	0.53
1:N:79:PRO:HG2	1:N:80:GLU:OE2	2.09	0.53
1:O:416:GLU:CG	1:O:418:HIS:HB2	2.38	0.53
1:P:869:ASP:OD2	1:P:1015:HIS:ND1	2.37	0.53
1:A:533:LEU:HD23	1:A:533:LEU:C	2.28	0.53
1:A:778:THR:HG23	1:A:779:PRO:HD2	1.91	0.53
1:B:322:LEU:HD21	1:B:324:GLU:HA	1.91	0.53
1:C:217:LYS:HG2	1:C:218:PRO:HD2	1.89	0.53
1:C:322:LEU:HD21	1:C:324:GLU:CA	2.38	0.53
1:C:952:ARG:HH11	1:C:952:ARG:CG	2.22	0.53
1:D:141:ILE:HG12	1:D:142:ILE:N	2.24	0.53
1:D:568:TRP:CD2	1:D:569:ASP:HB3	2.44	0.53
1:E:568:TRP:CE2	2:E:2001:2FG:H5	2.43	0.53
1:F:436:MET:HE1	1:F:467:ASN:HD22	1.72	0.53
1:F:559:TYR:HB2	1:F:562:LEU:HD12	1.91	0.53
1:G:178:ARG:HH11	1:G:178:ARG:HB2	1.72	0.53
1:G:322:LEU:HD21	1:G:324:GLU:HA	1.91	0.53
1:H:65:ALA:CB	1:H:66:PRO:HD2	2.33	0.53
1:I:285:TYR:CB	1:I:288:ARG:HG3	2.34	0.53
1:I:778:THR:HG23	1:I:779:PRO:HD2	1.91	0.53
1:I:79:PRO:HG2	1:I:80:GLU:OE2	2.09	0.53
1:K:778:THR:HG23	1:K:779:PRO:HD2	1.91	0.53
1:K:952:ARG:CG	1:K:952:ARG:HH11	2.22	0.53
1:L:869:ASP:OD2	1:L:1015:HIS:ND1	2.37	0.53
1:L:952:ARG:CG	1:L:952:ARG:HH11	2.22	0.53
1:N:559:TYR:HB2	1:N:562:LEU:HD12	1.91	0.53
1:O:778:THR:HG23	1:O:779:PRO:HD2	1.91	0.53
1:O:79:PRO:HG2	1:O:80:GLU:OE2	2.09	0.53
1:P:141:ILE:HG12	1:P:142:ILE:N	2.24	0.53
1:A:322:LEU:HD21	1:A:324:GLU:HA	1.91	0.53
1:A:559:TYR:HB2	1:A:562:LEU:HD12	1.91	0.53
1:A:701:VAL:HG22	1:A:714:ILE:HD12	1.91	0.53
1:A:425:ARG:NH2	1:D:287:ASP:CG	2.53	0.53

Continued on next page...

Continued from previous page...

Atom-1	Atom-2	Interatomic distance (Å)	Clash overlap (Å)
1:D:322:LEU:HD21	1:D:324:GLU:CA	2.38	0.53
1:D:608:PHE:O	1:D:611:ARG:N	2.38	0.53
1:D:701:VAL:HG22	1:D:714:ILE:HD12	1.91	0.53
1:E:127:PHE:HE2	1:E:184:LEU:HG	1.74	0.53
1:G:568:TRP:CD2	1:G:569:ASP:HB3	2.44	0.53
1:G:685:LEU:HB3	1:G:686:PRO:HD2	1.90	0.53
1:G:778:THR:HG23	1:G:779:PRO:HD2	1.91	0.53
1:I:948:PRO:O	1:I:1022:GLN:HA	2.09	0.53
1:I:60:PHE:HB3	1:I:84:VAL:HG21	1.91	0.53
1:J:227:VAL:HG12	1:J:228:ALA:N	2.24	0.53
1:J:685:LEU:HB3	1:J:686:PRO:HD2	1.90	0.53
1:J:917:ARG:HH22	1:J:943:GLU:CD	2.10	0.53
1:K:473:ARG:C	1:K:473:ARG:HD3	2.29	0.53
1:L:559:TYR:HB2	1:L:562:LEU:HD12	1.91	0.53
1:M:141:ILE:HG12	1:M:142:ILE:N	2.24	0.53
1:M:127:PHE:HE2	1:M:184:LEU:HG	1.74	0.53
1:M:685:LEU:HB3	1:M:686:PRO:HD2	1.90	0.53
1:N:917:ARG:HH22	1:N:943:GLU:CD	2.10	0.53
1:O:608:PHE:O	1:O:611:ARG:N	2.37	0.53
1:P:131:GLU:HA	1:P:134:LEU:HB2	1.91	0.53
1:P:285:TYR:CB	1:P:288:ARG:HG3	2.34	0.53
1:P:79:PRO:HG2	1:P:80:GLU:OE2	2.09	0.53
1:A:343:LEU:HD23	1:A:348:PRO:HA	1.90	0.53
1:B:473:ARG:HD3	1:B:473:ARG:C	2.29	0.53
1:B:559:TYR:HB2	1:B:562:LEU:HD12	1.91	0.53
1:B:778:THR:HG23	1:B:779:PRO:HD2	1.91	0.53
1:C:559:TYR:HB2	1:C:562:LEU:HD12	1.91	0.53
1:C:7:LEU:HD13	1:C:74:LEU:CD1	2.36	0.53
1:E:322:LEU:HD21	1:E:324:GLU:HA	1.91	0.53
1:E:533:LEU:HD23	1:E:533:LEU:C	2.28	0.53
1:F:131:GLU:HA	1:F:134:LEU:HB2	1.90	0.53
1:F:568:TRP:CE2	2:F:2001:2FG:H5	2.43	0.53
1:F:773:LYS:HB2	1:F:773:LYS:HZ1	1.73	0.53
1:G:822:LEU:HD12	1:G:823:LEU:H	1.74	0.53
1:H:948:PRO:O	1:H:1022:GLN:HA	2.09	0.53
1:H:131:GLU:HA	1:H:134:LEU:HB2	1.91	0.53
1:H:141:ILE:HG12	1:H:142:ILE:N	2.24	0.53
1:H:322:LEU:HD21	1:H:324:GLU:HA	1.91	0.53
1:H:651:LEU:HD12	1:H:668:VAL:O	2.09	0.53
1:H:79:PRO:HG2	1:H:80:GLU:OE2	2.09	0.53
1:I:568:TRP:CE2	2:I:2001:2FG:H5	2.43	0.53

Continued on next page...

Continued from previous page...

Atom-1	Atom-2	Interatomic distance (Å)	Clash overlap (Å)
1:I:395:HIS:ND1	1:I:396:PRO:HD2	2.22	0.53
1:I:568:TRP:HE1	1:I:604:ASN:ND2	2.05	0.53
1:I:685:LEU:HB3	1:I:686:PRO:HD2	1.90	0.53
1:J:568:TRP:CE2	2:J:2001:2FG:H5	2.43	0.53
1:J:595:THR:HG23	1:J:596:PRO:CA	2.39	0.53
1:J:701:VAL:HG22	1:J:714:ILE:HD12	1.91	0.53
1:L:127:PHE:HE2	1:L:184:LEU:HG	1.74	0.53
1:O:5:ASP:OD2	1:O:157:ARG:HA	2.08	0.53
1:O:322:LEU:HD21	1:O:324:GLU:HA	1.91	0.53
1:P:950:GLN:HB3	1:P:1021:CME:HE3	1.89	0.53
1:A:948:PRO:O	1:A:1022:GLN:HA	2.09	0.53
1:A:127:PHE:HE2	1:A:184:LEU:HG	1.74	0.53
1:D:473:ARG:HD3	1:D:473:ARG:C	2.29	0.53
1:E:568:TRP:CD2	1:E:569:ASP:HB3	2.44	0.53
1:E:685:LEU:HB3	1:E:686:PRO:HD2	1.90	0.53
1:E:952:ARG:CG	1:E:952:ARG:HH11	2.22	0.53
1:F:7:LEU:HD13	1:F:74:LEU:CD1	2.35	0.53
1:F:60:PHE:HB3	1:F:84:VAL:HG21	1.91	0.53
1:G:948:PRO:O	1:G:1022:GLN:HA	2.09	0.53
1:G:595:THR:HG23	1:G:596:PRO:CA	2.39	0.53
1:J:822:LEU:HD12	1:J:823:LEU:H	1.74	0.53
1:K:131:GLU:HA	1:K:134:LEU:HB2	1.90	0.53
1:K:322:LEU:HD21	1:K:324:GLU:HA	1.91	0.53
1:K:701:VAL:HG22	1:K:714:ILE:HD12	1.91	0.53
1:K:808:GLU:HA	1:K:808:GLU:OE1	2.09	0.53
1:L:948:PRO:O	1:L:1022:GLN:HA	2.09	0.53
1:L:612:THR:HB	1:L:613:PRO:HD2	1.90	0.53
1:M:322:LEU:HD21	1:M:324:GLU:HA	1.91	0.53
1:N:131:GLU:HA	1:N:134:LEU:HB2	1.90	0.53
1:O:948:PRO:O	1:O:1022:GLN:HA	2.09	0.53
1:O:595:THR:HG23	1:O:596:PRO:CA	2.39	0.53
1:O:685:LEU:HB3	1:O:686:PRO:HD2	1.90	0.53
1:B:141:ILE:HG12	1:B:142:ILE:N	2.24	0.52
1:B:416:GLU:CG	1:B:418:HIS:HB2	2.38	0.52
1:B:60:PHE:HB3	1:B:84:VAL:HG21	1.91	0.52
1:C:131:GLU:HA	1:C:134:LEU:HB2	1.90	0.52
1:C:141:ILE:HG12	1:C:142:ILE:N	2.24	0.52
1:C:612:THR:HB	1:C:613:PRO:HD2	1.90	0.52
1:C:808:GLU:OE1	1:C:808:GLU:HA	2.09	0.52
1:C:961:ARG:NH2	1:C:979:GLU:O	2.37	0.52
1:E:178:ARG:HH11	1:E:178:ARG:HB2	1.72	0.52

Continued on next page...

Continued from previous page...

Atom-1	Atom-2	Interatomic distance (Å)	Clash overlap (Å)
1:E:473:ARG:HD3	1:E:473:ARG:C	2.29	0.52
1:F:63:PHE:CB	1:F:64:PRO:HD2	2.25	0.52
1:F:651:LEU:HD12	1:F:668:VAL:O	2.09	0.52
1:F:701:VAL:HG22	1:F:714:ILE:HD12	1.91	0.52
1:G:5:ASP:OD2	1:G:157:ARG:HA	2.08	0.52
1:G:568:TRP:CE2	2:G:2001:2FG:H5	2.43	0.52
1:H:950:GLN:HB3	1:H:1021:CME:HE3	1.90	0.52
1:H:961:ARG:NH2	1:H:979:GLU:O	2.37	0.52
1:I:322:LEU:HD21	1:I:324:GLU:CA	2.38	0.52
1:J:952:ARG:HH11	1:J:952:ARG:CG	2.22	0.52
1:K:178:ARG:HH11	1:K:178:ARG:HB2	1.72	0.52
1:K:595:THR:HG23	1:K:596:PRO:CA	2.39	0.52
1:L:322:LEU:HD21	1:L:324:GLU:HA	1.91	0.52
1:L:416:GLU:CG	1:L:418:HIS:HB2	2.38	0.52
1:M:948:PRO:O	1:M:1022:GLN:HA	2.09	0.52
1:M:227:VAL:HG12	1:M:228:ALA:N	2.24	0.52
1:M:568:TRP:HE1	1:M:604:ASN:ND2	2.05	0.52
1:N:141:ILE:HG12	1:N:142:ILE:N	2.24	0.52
1:A:961:ARG:NH2	1:A:979:GLU:O	2.37	0.52
1:C:473:ARG:HD3	1:C:473:ARG:C	2.29	0.52
1:C:79:PRO:HG2	1:C:80:GLU:OE2	2.09	0.52
1:D:808:GLU:OE1	1:D:808:GLU:HA	2.09	0.52
1:D:847:LYS:HZ3	1:D:875:ASP:CG	2.12	0.52
1:E:469:ASP:HB3	1:H:473:ARG:HD2	1.91	0.52
1:I:5:ASP:OD2	1:I:157:ARG:HA	2.08	0.52
1:I:612:THR:HB	1:I:613:PRO:HD2	1.90	0.52
1:J:568:TRP:CD2	1:J:569:ASP:HB3	2.44	0.52
1:L:60:PHE:HB3	1:L:84:VAL:HG21	1.91	0.52
1:L:832:ASP:OD1	1:L:832:ASP:N	2.41	0.52
1:M:211:ASP:N	1:M:211:ASP:OD1	2.40	0.52
1:N:285:TYR:CB	1:N:288:ARG:HG3	2.34	0.52
1:N:60:PHE:HB3	1:N:84:VAL:HG21	1.91	0.52
1:O:127:PHE:HE2	1:O:184:LEU:HG	1.74	0.52
1:O:343:LEU:HD23	1:O:348:PRO:HA	1.90	0.52
1:A:79:PRO:HG2	1:A:80:GLU:OE2	2.09	0.52
1:B:948:PRO:O	1:B:1022:GLN:HA	2.09	0.52
1:B:227:VAL:HG12	1:B:228:ALA:N	2.23	0.52
1:B:651:LEU:HD12	1:B:668:VAL:O	2.09	0.52
1:C:685:LEU:HB3	1:C:686:PRO:HD2	1.90	0.52
1:C:78:LEU:N	1:C:78:LEU:HD23	2.25	0.52
1:F:285:TYR:CB	1:F:288:ARG:HG3	2.34	0.52

Continued on next page...

Continued from previous page...

Atom-1	Atom-2	Interatomic distance (Å)	Clash overlap (Å)
1:G:141:ILE:HG12	1:G:142:ILE:N	2.24	0.52
1:G:227:VAL:HG12	1:G:228:ALA:N	2.24	0.52
1:G:343:LEU:HD23	1:G:348:PRO:HA	1.90	0.52
1:H:559:TYR:HB2	1:H:562:LEU:HD12	1.91	0.52
1:H:952:ARG:HH11	1:H:952:ARG:CG	2.22	0.52
1:I:559:TYR:HB2	1:I:562:LEU:HD12	1.91	0.52
1:I:808:GLU:OE1	1:I:808:GLU:HA	2.09	0.52
1:K:138:GLN:N	1:K:217:LYS:O	2.33	0.52
1:L:950:GLN:HB3	1:L:1021:CME:HE3	1.90	0.52
1:L:211:ASP:N	1:L:211:ASP:OD1	2.40	0.52
1:M:127:PHE:N	1:M:127:PHE:CD2	2.78	0.52
1:M:473:ARG:C	1:M:473:ARG:HD3	2.29	0.52
1:N:701:VAL:HG22	1:N:714:ILE:HD12	1.91	0.52
1:C:138:GLN:HG2	1:C:139:THR:N	2.23	0.52
1:B:425:ARG:NH2	1:C:287:ASP:OD2	2.43	0.52
1:D:568:TRP:CE2	2:D:2001:2FG:H5	2.43	0.52
1:D:595:THR:HG23	1:D:596:PRO:CA	2.39	0.52
1:D:60:PHE:HB3	1:D:84:VAL:HG21	1.91	0.52
1:E:79:PRO:HG2	1:E:80:GLU:OE2	2.09	0.52
1:F:227:VAL:HG12	1:F:228:ALA:N	2.24	0.52
1:F:832:ASP:N	1:F:832:ASP:OD1	2.41	0.52
1:G:78:LEU:HD23	1:G:78:LEU:N	2.25	0.52
1:H:701:VAL:HG22	1:H:714:ILE:HD12	1.91	0.52
1:J:612:THR:HB	1:J:613:PRO:HD2	1.90	0.52
1:K:227:VAL:HG12	1:K:228:ALA:N	2.24	0.52
1:K:950:GLN:HB3	1:K:1021:CME:HE3	1.89	0.52
1:M:568:TRP:CD2	1:M:569:ASP:HB3	2.44	0.52
1:M:952:ARG:CG	1:M:952:ARG:HH11	2.22	0.52
1:N:227:VAL:HG12	1:N:228:ALA:N	2.24	0.52
1:N:832:ASP:OD1	1:N:832:ASP:N	2.41	0.52
1:N:282:ARG:HD3	1:O:420:MET:O	2.09	0.52
1:O:78:LEU:N	1:O:78:LEU:HD23	2.25	0.52
1:P:952:ARG:CG	1:P:952:ARG:HH11	2.22	0.52
1:A:568:TRP:CE2	2:A:2001:2FG:H5	2.43	0.52
1:A:473:ARG:C	1:A:473:ARG:HD3	2.29	0.52
1:A:867:THR:O	1:A:867:THR:HG22	2.10	0.52
1:A:952:ARG:HH11	1:A:952:ARG:CG	2.22	0.52
1:B:79:PRO:HG2	1:B:80:GLU:OE2	2.09	0.52
1:D:217:LYS:HG2	1:D:218:PRO:HD2	1.89	0.52
1:G:559:TYR:HB2	1:G:562:LEU:HD12	1.91	0.52
1:G:60:PHE:HB3	1:G:84:VAL:HG21	1.91	0.52

Continued on next page...

Continued from previous page...

Atom-1	Atom-2	Interatomic distance (Å)	Clash overlap (Å)
1:J:808:GLU:HA	1:J:808:GLU:OE1	2.09	0.52
1:K:127:PHE:HE2	1:K:184:LEU:HG	1.74	0.52
1:N:847:LYS:HZ3	1:N:875:ASP:CG	2.12	0.52
1:O:436:MET:HE1	1:O:467:ASN:HD22	1.75	0.52
1:O:60:PHE:HB3	1:O:84:VAL:HG21	1.91	0.52
1:P:322:LEU:HD21	1:P:324:GLU:HA	1.91	0.52
1:P:568:TRP:HE1	1:P:604:ASN:ND2	2.05	0.52
1:B:127:PHE:HE2	1:B:184:LEU:HG	1.74	0.52
1:D:322:LEU:HD21	1:D:324:GLU:HA	1.91	0.52
1:E:948:PRO:O	1:E:1022:GLN:HA	2.09	0.52
1:F:138:GLN:HG2	1:F:139:THR:N	2.22	0.52
1:F:322:LEU:HD21	1:F:324:GLU:HA	1.91	0.52
1:H:126:THR:HA	1:H:182:ASN:O	2.10	0.52
1:E:282:ARG:HD3	1:H:420:MET:O	2.09	0.52
1:J:127:PHE:CD2	1:J:127:PHE:N	2.78	0.52
1:J:131:GLU:HA	1:J:134:LEU:HB2	1.90	0.52
1:J:473:ARG:HD3	1:J:473:ARG:C	2.29	0.52
1:J:832:ASP:N	1:J:832:ASP:OD1	2.41	0.52
1:M:568:TRP:CE2	2:M:2001:2FG:H5	2.43	0.52
1:M:651:LEU:HD12	1:M:668:VAL:O	2.09	0.52
1:N:948:PRO:O	1:N:1022:GLN:HA	2.09	0.52
1:O:126:THR:HA	1:O:182:ASN:O	2.10	0.52
1:O:559:TYR:HB2	1:O:562:LEU:HD12	1.91	0.52
1:O:832:ASP:OD1	1:O:832:ASP:N	2.41	0.52
1:P:559:TYR:HB2	1:P:562:LEU:HD12	1.91	0.52
1:P:568:TRP:CD2	1:P:569:ASP:HB3	2.44	0.52
1:P:777:LEU:CD2	1:P:889:ALA:HA	2.39	0.52
1:A:126:THR:HA	1:A:182:ASN:O	2.10	0.52
1:A:30:HIS:CE1	1:A:33:PHE:CD1	2.98	0.52
1:B:131:GLU:HA	1:B:134:LEU:HB2	1.91	0.52
1:B:343:LEU:HD23	1:B:348:PRO:HA	1.90	0.52
1:C:948:PRO:O	1:C:1022:GLN:HA	2.09	0.52
1:C:343:LEU:HD23	1:C:348:PRO:HA	1.90	0.52
1:E:126:THR:HA	1:E:182:ASN:O	2.10	0.52
1:E:608:PHE:O	1:E:611:ARG:N	2.38	0.52
1:E:78:LEU:HD23	1:E:78:LEU:N	2.25	0.52
1:F:127:PHE:N	1:F:127:PHE:CD2	2.78	0.52
1:F:568:TRP:HE1	1:F:604:ASN:ND2	2.05	0.52
1:G:30:HIS:CE1	1:G:33:PHE:CD1	2.98	0.52
1:H:138:GLN:HG2	1:H:139:THR:N	2.23	0.52
1:H:568:TRP:HE1	1:H:604:ASN:ND2	2.05	0.52

Continued on next page...

Continued from previous page...

Atom-1	Atom-2	Interatomic distance (Å)	Clash overlap (Å)
1:H:778:THR:HG23	1:H:779:PRO:HD2	1.91	0.52
1:H:777:LEU:CD2	1:H:889:ALA:HA	2.39	0.52
1:I:227:VAL:HG12	1:I:228:ALA:N	2.24	0.52
1:I:568:TRP:CD2	1:I:569:ASP:HB3	2.44	0.52
1:J:948:PRO:O	1:J:1022:GLN:HA	2.09	0.52
1:K:948:PRO:O	1:K:1022:GLN:HA	2.09	0.52
1:K:30:HIS:CE1	1:K:33:PHE:CD1	2.98	0.52
1:L:285:TYR:CB	1:L:288:ARG:HG3	2.33	0.52
1:L:651:LEU:HD12	1:L:668:VAL:O	2.09	0.52
1:N:127:PHE:CD2	1:N:127:PHE:N	2.78	0.52
1:N:608:PHE:O	1:N:611:ARG:N	2.38	0.52
1:O:867:THR:HG22	1:O:867:THR:O	2.10	0.52
1:P:822:LEU:HD12	1:P:823:LEU:H	1.75	0.52
1:A:433:LEU:N	1:A:434:PRO:CD	2.73	0.52
1:A:651:LEU:HD12	1:A:668:VAL:O	2.09	0.52
1:C:778:THR:HG23	1:C:779:PRO:HD2	1.91	0.52
1:D:127:PHE:HE2	1:D:184:LEU:HG	1.74	0.52
1:D:78:LEU:N	1:D:78:LEU:HD23	2.25	0.52
1:E:127:PHE:CD2	1:E:127:PHE:N	2.78	0.52
1:G:416:GLU:CG	1:G:418:HIS:HB2	2.38	0.52
1:G:608:PHE:O	1:G:611:ARG:N	2.38	0.52
1:G:79:PRO:HG2	1:G:80:GLU:OE2	2.09	0.52
1:J:778:THR:HG23	1:J:779:PRO:HD2	1.91	0.52
1:J:79:PRO:HG2	1:J:80:GLU:OE2	2.09	0.52
1:K:433:LEU:N	1:K:434:PRO:CD	2.73	0.52
1:K:651:LEU:HD12	1:K:668:VAL:O	2.09	0.52
1:L:126:THR:HA	1:L:182:ASN:O	2.10	0.52
1:L:227:VAL:HG12	1:L:228:ALA:N	2.24	0.52
1:L:287:ASP:N	1:L:287:ASP:OD1	2.30	0.52
1:M:772:ASP:N	1:M:772:ASP:OD1	2.39	0.52
1:N:473:ARG:HD3	1:N:473:ARG:C	2.29	0.52
1:O:30:HIS:CE1	1:O:33:PHE:CD1	2.98	0.52
1:P:948:PRO:O	1:P:1022:GLN:HA	2.09	0.52
1:P:701:VAL:HG22	1:P:714:ILE:HD12	1.91	0.52
1:B:30:HIS:CE1	1:B:33:PHE:CD1	2.98	0.52
1:B:822:LEU:HD12	1:B:823:LEU:H	1.75	0.52
1:B:777:LEU:CD2	1:B:889:ALA:HA	2.39	0.52
1:C:701:VAL:HG22	1:C:714:ILE:HD12	1.91	0.52
1:D:127:PHE:CD2	1:D:127:PHE:N	2.78	0.52
1:D:79:PRO:HG2	1:D:80:GLU:OE2	2.09	0.52
1:E:961:ARG:NH2	1:E:979:GLU:O	2.37	0.52

Continued on next page...

Continued from previous page...

Atom-1	Atom-2	Interatomic distance (Å)	Clash overlap (Å)
1:F:261:TRP:CZ3	1:F:266:GLN:HB2	2.45	0.52
1:G:131:GLU:HA	1:G:134:LEU:HB2	1.90	0.52
1:H:473:ARG:C	1:H:473:ARG:HD3	2.30	0.52
1:H:808:GLU:HA	1:H:808:GLU:OE1	2.09	0.52
1:I:138:GLN:HG2	1:I:139:THR:N	2.23	0.52
1:I:30:HIS:CE1	1:I:33:PHE:CD1	2.98	0.52
1:I:416:GLU:CG	1:I:418:HIS:HB2	2.38	0.52
1:I:822:LEU:HD12	1:I:823:LEU:H	1.74	0.52
1:K:141:ILE:HG12	1:K:142:ILE:N	2.24	0.52
1:K:559:TYR:HB2	1:K:562:LEU:HD12	1.91	0.52
1:K:60:PHE:HB3	1:K:84:VAL:HG21	1.91	0.52
1:L:141:ILE:HG12	1:L:142:ILE:N	2.24	0.52
1:L:701:VAL:HG22	1:L:714:ILE:HD12	1.91	0.52
1:L:867:THR:HG22	1:L:867:THR:O	2.10	0.52
1:M:126:THR:HA	1:M:182:ASN:O	2.10	0.52
1:M:78:LEU:HD23	1:M:78:LEU:N	2.25	0.52
1:M:79:PRO:HG2	1:M:80:GLU:OE2	2.09	0.52
1:N:322:LEU:HD21	1:N:324:GLU:HA	1.91	0.52
1:N:595:THR:HG23	1:N:596:PRO:CA	2.39	0.52
1:N:685:LEU:HB3	1:N:686:PRO:HD2	1.90	0.52
1:O:131:GLU:HA	1:O:134:LEU:HB2	1.90	0.52
1:O:261:TRP:CZ3	1:O:266:GLN:HB2	2.45	0.52
1:P:473:ARG:HD3	1:P:473:ARG:C	2.29	0.52
1:P:808:GLU:OE1	1:P:808:GLU:HA	2.09	0.52
1:P:832:ASP:N	1:P:832:ASP:OD1	2.41	0.52
1:A:138:GLN:N	1:A:217:LYS:O	2.33	0.52
1:A:822:LEU:HD12	1:A:823:LEU:H	1.74	0.52
1:D:261:TRP:CZ3	1:D:266:GLN:HB2	2.45	0.52
1:D:559:TYR:HB2	1:D:562:LEU:HD12	1.91	0.52
1:E:30:HIS:CE1	1:E:33:PHE:CD1	2.98	0.52
1:E:778:THR:HG23	1:E:779:PRO:HD2	1.91	0.52
1:E:832:ASP:N	1:E:832:ASP:OD1	2.41	0.52
1:F:423:MET:HB2	1:G:282:ARG:HG3	1.91	0.52
1:F:473:ARG:HD3	1:F:473:ARG:C	2.29	0.52
1:F:685:LEU:HB3	1:F:686:PRO:HD2	1.90	0.52
1:I:608:PHE:O	1:I:611:ARG:N	2.37	0.52
1:I:867:THR:O	1:I:867:THR:HG22	2.10	0.52
1:J:433:LEU:N	1:J:434:PRO:CD	2.73	0.52
1:K:7:LEU:HD13	1:K:74:LEU:CD1	2.35	0.52
1:L:131:GLU:HA	1:L:134:LEU:HB2	1.90	0.52
1:L:772:ASP:N	1:L:772:ASP:OD1	2.39	0.52

Continued on next page...

Continued from previous page...

Atom-1	Atom-2	Interatomic distance (Å)	Clash overlap (Å)
1:L:79:PRO:HG2	1:L:80:GLU:OE2	2.09	0.52
1:M:778:THR:HG23	1:M:779:PRO:HD2	1.91	0.52
1:M:869:ASP:OD2	1:M:1015:HIS:ND1	2.37	0.52
1:O:701:VAL:HG22	1:O:714:ILE:HD12	1.91	0.52
1:B:469:ASP:HB3	1:C:473:ARG:HD2	1.91	0.51
1:B:701:VAL:HG22	1:B:714:ILE:HD12	1.91	0.51
1:D:948:PRO:O	1:D:1022:GLN:HA	2.09	0.51
1:D:126:THR:HA	1:D:182:ASN:O	2.10	0.51
1:E:138:GLN:HG2	1:E:139:THR:N	2.22	0.51
1:E:433:LEU:N	1:E:434:PRO:CD	2.73	0.51
1:F:948:PRO:O	1:F:1022:GLN:HA	2.09	0.51
1:F:79:PRO:HG2	1:F:80:GLU:OE2	2.09	0.51
1:G:127:PHE:HE2	1:G:184:LEU:HG	1.74	0.51
1:G:261:TRP:CZ3	1:G:266:GLN:HB2	2.45	0.51
1:G:701:VAL:HG22	1:G:714:ILE:HD12	1.91	0.51
1:I:126:THR:HA	1:I:182:ASN:O	2.10	0.51
1:I:595:THR:HG23	1:I:596:PRO:CA	2.39	0.51
1:J:559:TYR:HB2	1:J:562:LEU:HD12	1.91	0.51
1:J:60:PHE:HB3	1:J:84:VAL:HG21	1.91	0.51
1:J:867:THR:O	1:J:867:THR:HG22	2.10	0.51
1:M:30:HIS:CE1	1:M:33:PHE:CD1	2.98	0.51
1:M:559:TYR:HB2	1:M:562:LEU:HD12	1.91	0.51
1:M:595:THR:HG23	1:M:596:PRO:CA	2.39	0.51
1:M:867:THR:HG22	1:M:867:THR:O	2.10	0.51
1:N:261:TRP:CZ3	1:N:266:GLN:HB2	2.45	0.51
1:N:343:LEU:HD23	1:N:348:PRO:HA	1.90	0.51
1:O:7:LEU:HD13	1:O:74:LEU:CD1	2.36	0.51
1:P:778:THR:HG23	1:P:779:PRO:HD2	1.91	0.51
1:P:60:PHE:HB3	1:P:84:VAL:HG21	1.91	0.51
1:B:127:PHE:N	1:B:127:PHE:CD2	2.78	0.51
1:B:679:LEU:HD23	1:B:679:LEU:N	2.24	0.51
1:C:261:TRP:CZ3	1:C:266:GLN:HB2	2.45	0.51
1:C:60:PHE:HB3	1:C:84:VAL:HG21	1.91	0.51
1:D:66:PRO:HB3	1:D:187:MET:HE1	1.93	0.51
1:E:559:TYR:HB2	1:E:562:LEU:HD12	1.91	0.51
1:E:65:ALA:CB	1:E:66:PRO:HD2	2.33	0.51
1:E:701:VAL:HG22	1:E:714:ILE:HD12	1.91	0.51
1:F:141:ILE:HG12	1:F:142:ILE:N	2.24	0.51
1:F:30:HIS:CE1	1:F:33:PHE:CD1	2.98	0.51
1:F:343:LEU:HD23	1:F:348:PRO:HA	1.90	0.51
1:F:777:LEU:CD2	1:F:889:ALA:HA	2.39	0.51

Continued on next page...

Continued from previous page...

Atom-1	Atom-2	Interatomic distance (Å)	Clash overlap (Å)
1:H:822:LEU:HD12	1:H:823:LEU:H	1.74	0.51
1:H:60:PHE:HB3	1:H:84:VAL:HG21	1.91	0.51
1:I:141:ILE:HG12	1:I:142:ILE:N	2.24	0.51
1:I:433:LEU:N	1:I:434:PRO:CD	2.73	0.51
1:I:856:TYR:CD2	1:I:864:MET:HE2	2.45	0.51
1:K:127:PHE:N	1:K:127:PHE:CD2	2.78	0.51
1:K:79:PRO:HG2	1:K:80:GLU:OE2	2.09	0.51
1:L:473:ARG:HD3	1:L:473:ARG:C	2.29	0.51
1:L:595:THR:HG23	1:L:596:PRO:CA	2.39	0.51
1:M:679:LEU:N	1:M:679:LEU:HD23	2.25	0.51
1:N:126:THR:HA	1:N:182:ASN:O	2.10	0.51
1:P:662:PRO:O	1:P:663:LEU:HD23	2.11	0.51
1:A:60:PHE:HB3	1:A:84:VAL:HG21	1.91	0.51
1:A:713:HIS:C	1:A:714:ILE:HD13	2.31	0.51
1:C:30:HIS:CE1	1:C:33:PHE:CD1	2.98	0.51
1:D:433:LEU:N	1:D:434:PRO:CD	2.73	0.51
1:D:832:ASP:N	1:D:832:ASP:OD1	2.41	0.51
1:E:60:PHE:HB3	1:E:84:VAL:HG21	1.91	0.51
1:F:608:PHE:O	1:F:611:ARG:N	2.38	0.51
1:F:78:LEU:N	1:F:78:LEU:HD23	2.25	0.51
1:G:473:ARG:HD3	1:G:473:ARG:C	2.29	0.51
1:H:211:ASP:N	1:H:211:ASP:OD1	2.40	0.51
1:H:662:PRO:O	1:H:663:LEU:HD23	2.11	0.51
1:I:127:PHE:CD2	1:I:127:PHE:N	2.78	0.51
1:I:127:PHE:HE2	1:I:184:LEU:HG	1.74	0.51
1:I:473:ARG:HD3	1:I:473:ARG:C	2.29	0.51
1:J:713:HIS:C	1:J:714:ILE:HD13	2.31	0.51
1:M:433:LEU:N	1:M:434:PRO:CD	2.73	0.51
1:M:713:HIS:C	1:M:714:ILE:HD13	2.31	0.51
1:M:822:LEU:HD12	1:M:823:LEU:H	1.74	0.51
1:N:30:HIS:CE1	1:N:33:PHE:CD1	2.98	0.51
1:N:867:THR:HG22	1:N:867:THR:O	2.10	0.51
1:O:227:VAL:HG12	1:O:228:ALA:N	2.24	0.51
1:N:282:ARG:HG3	1:O:423:MET:HB2	1.92	0.51
1:A:141:ILE:HG12	1:A:142:ILE:N	2.24	0.51
1:B:261:TRP:CZ3	1:B:266:GLN:HB2	2.45	0.51
1:C:867:THR:O	1:C:867:THR:HG22	2.10	0.51
1:F:778:THR:HG23	1:F:779:PRO:HD2	1.91	0.51
1:F:961:ARG:NH2	1:F:979:GLU:O	2.37	0.51
1:G:713:HIS:C	1:G:714:ILE:HD13	2.31	0.51
1:G:79:PRO:HD2	1:G:80:GLU:OE2	2.11	0.51

Continued on next page...

Continued from previous page...

Atom-1	Atom-2	Interatomic distance (Å)	Clash overlap (Å)
1:J:469:ASP:HB3	1:K:473:ARG:HD2	1.93	0.51
1:M:701:VAL:HG22	1:M:714:ILE:HD12	1.91	0.51
1:O:822:LEU:HD12	1:O:823:LEU:H	1.74	0.51
1:P:7:LEU:HD13	1:P:74:LEU:CD1	2.35	0.51
1:A:808:GLU:HA	1:A:808:GLU:OE1	2.09	0.51
1:B:126:THR:HA	1:B:182:ASN:O	2.10	0.51
1:B:79:PRO:HD2	1:B:80:GLU:OE2	2.11	0.51
1:C:178:ARG:HH11	1:C:178:ARG:HB2	1.72	0.51
1:C:285:TYR:CB	1:C:288:ARG:HG3	2.34	0.51
1:C:322:LEU:HD21	1:C:324:GLU:HA	1.91	0.51
1:C:436:MET:HE1	1:C:467:ASN:HD22	1.72	0.51
1:C:772:ASP:OD1	1:C:772:ASP:N	2.39	0.51
1:E:261:TRP:CZ3	1:E:266:GLN:HB2	2.45	0.51
1:F:126:THR:HA	1:F:182:ASN:O	2.10	0.51
1:H:713:HIS:C	1:H:714:ILE:HD13	2.31	0.51
1:H:867:THR:O	1:H:867:THR:HG22	2.10	0.51
1:M:961:ARG:NH2	1:M:979:GLU:O	2.37	0.51
1:N:778:THR:HG23	1:N:779:PRO:HD2	1.91	0.51
1:N:79:PRO:HD2	1:N:80:GLU:OE2	2.11	0.51
1:O:141:ILE:HG12	1:O:142:ILE:N	2.24	0.51
1:O:568:TRP:HE1	1:O:604:ASN:ND2	2.05	0.51
1:P:261:TRP:CZ3	1:P:266:GLN:HB2	2.45	0.51
1:A:285:TYR:CB	1:A:288:ARG:HG3	2.34	0.51
1:B:211:ASP:OD1	1:B:211:ASP:N	2.40	0.51
1:B:433:LEU:N	1:B:434:PRO:CD	2.73	0.51
1:B:713:HIS:C	1:B:714:ILE:HD13	2.31	0.51
1:C:79:PRO:HD2	1:C:80:GLU:OE2	2.11	0.51
1:D:778:THR:HG23	1:D:779:PRO:HD2	1.91	0.51
1:E:595:THR:HG23	1:E:596:PRO:CA	2.39	0.51
1:E:662:PRO:O	1:E:663:LEU:HD23	2.11	0.51
1:E:772:ASP:OD1	1:E:772:ASP:N	2.39	0.51
1:E:867:THR:O	1:E:867:THR:HG22	2.10	0.51
1:F:595:THR:HG23	1:F:596:PRO:CA	2.39	0.51
1:F:772:ASP:OD1	1:F:772:ASP:N	2.39	0.51
1:I:662:PRO:O	1:I:663:LEU:HD23	2.11	0.51
1:K:662:PRO:O	1:K:663:LEU:HD23	2.11	0.51
1:K:713:HIS:C	1:K:714:ILE:HD13	2.31	0.51
1:M:138:GLN:HG2	1:M:139:THR:N	2.23	0.51
1:M:65:ALA:CB	1:M:66:PRO:HD2	2.33	0.51
1:P:595:THR:HG23	1:P:596:PRO:CA	2.39	0.51
1:A:79:PRO:HD2	1:A:80:GLU:OE2	2.11	0.51

Continued on next page...

Continued from previous page...

Atom-1	Atom-2	Interatomic distance (Å)	Clash overlap (Å)
1:B:78:LEU:N	1:B:78:LEU:HD23	2.25	0.51
1:H:433:LEU:N	1:H:434:PRO:CD	2.73	0.51
1:I:772:ASP:OD1	1:I:772:ASP:N	2.39	0.51
1:I:78:LEU:HD23	1:I:78:LEU:N	2.25	0.51
1:I:79:PRO:HD2	1:I:80:GLU:OE2	2.11	0.51
1:J:282:ARG:HD3	1:K:420:MET:O	2.11	0.51
1:J:869:ASP:OD2	1:J:1015:HIS:ND1	2.37	0.51
1:L:127:PHE:CD2	1:L:127:PHE:N	2.78	0.51
1:L:261:TRP:CZ3	1:L:266:GLN:HB2	2.46	0.51
1:L:433:LEU:N	1:L:434:PRO:CD	2.73	0.51
1:L:778:THR:HG23	1:L:779:PRO:HD2	1.91	0.51
1:N:713:HIS:C	1:N:714:ILE:HD13	2.31	0.51
1:O:127:PHE:CD2	1:O:127:PHE:N	2.78	0.51
1:A:211:ASP:OD1	1:A:211:ASP:N	2.40	0.51
1:A:282:ARG:NH1	1:D:419:GLY:O	2.44	0.51
1:A:78:LEU:N	1:A:78:LEU:HD23	2.24	0.51
1:B:832:ASP:N	1:B:832:ASP:OD1	2.41	0.51
1:C:126:THR:HA	1:C:182:ASN:O	2.10	0.51
1:C:433:LEU:N	1:C:434:PRO:CD	2.73	0.51
1:E:50:GLN:O	1:E:215:LEU:HA	2.11	0.51
1:F:713:HIS:C	1:F:714:ILE:HD13	2.31	0.51
1:F:79:PRO:HD2	1:F:80:GLU:OE2	2.11	0.51
1:F:856:TYR:HD2	1:F:864:MET:HE2	1.75	0.51
1:G:127:PHE:N	1:G:127:PHE:CD2	2.78	0.51
1:G:126:THR:HA	1:G:182:ASN:O	2.10	0.51
1:G:257:THR:HB	1:G:314:GLU:HG3	1.93	0.51
1:I:322:LEU:HD21	1:I:324:GLU:HA	1.91	0.51
1:M:60:PHE:HB3	1:M:84:VAL:HG21	1.91	0.51
1:N:50:GLN:O	1:N:215:LEU:HA	2.11	0.51
1:N:777:LEU:CD2	1:N:889:ALA:HA	2.39	0.51
1:O:257:THR:HB	1:O:314:GLU:HG3	1.93	0.51
1:A:261:TRP:CZ3	1:A:266:GLN:HB2	2.45	0.51
1:A:662:PRO:O	1:A:663:LEU:HD23	2.11	0.51
1:C:500:CYS:HA	1:C:534:ILE:O	2.11	0.51
1:C:822:LEU:HD12	1:C:823:LEU:H	1.75	0.51
1:E:4:THR:CA	1:E:9:VAL:HG11	2.41	0.51
1:G:4:THR:CA	1:G:9:VAL:HG11	2.41	0.51
1:G:961:ARG:NH2	1:G:979:GLU:O	2.37	0.51
1:H:138:GLN:N	1:H:217:LYS:O	2.33	0.51
1:H:79:PRO:HD2	1:H:80:GLU:OE2	2.11	0.51
1:I:261:TRP:CZ3	1:I:266:GLN:HB2	2.45	0.51

Continued on next page...

Continued from previous page...

Atom-1	Atom-2	Interatomic distance (Å)	Clash overlap (Å)
1:J:78:LEU:N	1:J:78:LEU:HD23	2.25	0.51
1:K:822:LEU:HD12	1:K:823:LEU:H	1.74	0.51
1:L:30:HIS:CE1	1:L:33:PHE:CD1	2.98	0.51
1:L:856:TYR:HD2	1:L:864:MET:HE2	1.76	0.51
1:M:469:ASP:HB3	1:P:473:ARG:HD2	1.93	0.51
1:M:662:PRO:O	1:M:663:LEU:HD23	2.11	0.51
1:M:4:THR:CA	1:M:9:VAL:HG11	2.41	0.51
1:N:500:CYS:HA	1:N:534:ILE:O	2.11	0.51
1:N:662:PRO:O	1:N:663:LEU:HD23	2.11	0.51
1:P:127:PHE:CD2	1:P:127:PHE:N	2.78	0.51
1:P:79:PRO:HD2	1:P:80:GLU:OE2	2.11	0.51
1:A:777:LEU:CD2	1:A:889:ALA:HA	2.39	0.51
1:A:4:THR:CA	1:A:9:VAL:HG11	2.41	0.51
1:B:138:GLN:N	1:B:217:LYS:O	2.33	0.51
1:B:4:THR:CA	1:B:9:VAL:HG11	2.41	0.51
1:C:257:THR:HB	1:C:314:GLU:HG3	1.93	0.51
1:C:568:TRP:HE1	1:C:604:ASN:ND2	2.05	0.51
1:D:257:THR:HB	1:D:314:GLU:HG3	1.93	0.51
1:D:568:TRP:HE1	1:D:604:ASN:ND2	2.05	0.51
1:D:763:GLY:HA3	1:D:822:LEU:HD22	1.93	0.51
1:F:73:TRP:CH2	1:F:185:ALA:HB1	2.46	0.51
1:F:85:VAL:HG12	1:F:86:VAL:N	2.26	0.51
1:G:433:LEU:N	1:G:434:PRO:CD	2.73	0.51
1:H:30:HIS:CE1	1:H:33:PHE:CD1	2.98	0.51
1:H:595:THR:HG23	1:H:596:PRO:CA	2.39	0.51
1:H:679:LEU:N	1:H:679:LEU:HD23	2.24	0.51
1:H:78:LEU:HD23	1:H:78:LEU:N	2.25	0.51
1:J:261:TRP:CZ3	1:J:266:GLN:HB2	2.45	0.51
1:J:30:HIS:CE1	1:J:33:PHE:CD1	2.98	0.51
1:J:662:PRO:O	1:J:663:LEU:HD23	2.11	0.51
1:K:138:GLN:HG2	1:K:139:THR:N	2.23	0.51
1:M:73:TRP:CH2	1:M:185:ALA:HB1	2.46	0.51
1:O:433:LEU:N	1:O:434:PRO:CD	2.73	0.51
1:O:473:ARG:HD3	1:O:473:ARG:C	2.29	0.51
1:O:961:ARG:NH2	1:O:979:GLU:O	2.37	0.51
1:P:500:CYS:HA	1:P:534:ILE:O	2.11	0.51
1:P:78:LEU:HD23	1:P:78:LEU:N	2.25	0.51
1:C:73:TRP:CH2	1:C:185:ALA:HB1	2.46	0.50
1:D:867:THR:HG22	1:D:867:THR:O	2.10	0.50
1:E:73:TRP:CH2	1:E:185:ALA:HB1	2.46	0.50
1:F:570:TRP:CD1	1:F:571:VAL:HG22	2.46	0.50

Continued on next page...

Continued from previous page...

Atom-1	Atom-2	Interatomic distance (Å)	Clash overlap (Å)
1:H:129:VAL:CG2	1:H:182:ASN:ND2	2.75	0.50
1:H:763:GLY:HA3	1:H:822:LEU:HD22	1.93	0.50
1:I:473:ARG:HD2	1:L:469:ASP:HB3	1.93	0.50
1:J:126:THR:HA	1:J:182:ASN:O	2.10	0.50
1:J:777:LEU:HD21	1:J:889:ALA:CA	2.40	0.50
1:J:856:TYR:HD2	1:J:864:MET:HE2	1.76	0.50
1:J:4:THR:CA	1:J:9:VAL:HG11	2.41	0.50
1:K:126:THR:HA	1:K:182:ASN:O	2.10	0.50
1:K:257:THR:HB	1:K:314:GLU:HG3	1.93	0.50
1:K:50:GLN:O	1:K:215:LEU:HA	2.11	0.50
1:K:568:TRP:HE1	1:K:604:ASN:ND2	2.05	0.50
1:K:867:THR:O	1:K:867:THR:HG22	2.10	0.50
1:N:433:LEU:N	1:N:434:PRO:CD	2.73	0.50
1:N:869:ASP:OD2	1:N:1015:HIS:ND1	2.37	0.50
1:N:4:THR:CA	1:N:9:VAL:HG11	2.41	0.50
1:O:73:TRP:CH2	1:O:185:ALA:HB1	2.46	0.50
1:P:129:VAL:CG2	1:P:182:ASN:ND2	2.75	0.50
1:P:570:TRP:CD1	1:P:571:VAL:HG22	2.46	0.50
1:P:763:GLY:HA3	1:P:822:LEU:HD22	1.93	0.50
1:P:867:THR:O	1:P:867:THR:HG22	2.10	0.50
1:A:772:ASP:OD1	1:A:772:ASP:N	2.39	0.50
1:B:257:THR:HB	1:B:314:GLU:HG3	1.93	0.50
1:B:500:CYS:HA	1:B:534:ILE:O	2.11	0.50
1:B:50:GLN:O	1:B:215:LEU:HA	2.11	0.50
1:B:869:ASP:OD2	1:B:1015:HIS:ND1	2.37	0.50
1:D:662:PRO:O	1:D:663:LEU:HD23	2.11	0.50
1:F:433:LEU:N	1:F:434:PRO:CD	2.73	0.50
1:F:808:GLU:OE1	1:F:808:GLU:HA	2.09	0.50
1:F:282:ARG:HG3	1:G:423:MET:HB2	1.93	0.50
1:H:570:TRP:CD1	1:H:571:VAL:HG22	2.46	0.50
1:I:50:GLN:O	1:I:215:LEU:HA	2.11	0.50
1:I:500:CYS:HA	1:I:534:ILE:O	2.11	0.50
1:K:79:PRO:HD2	1:K:80:GLU:OE2	2.11	0.50
1:L:4:THR:CA	1:L:9:VAL:HG11	2.41	0.50
1:M:473:ARG:HD2	1:P:469:ASP:HB3	1.93	0.50
1:N:808:GLU:OE1	1:N:808:GLU:HA	2.09	0.50
1:O:662:PRO:O	1:O:663:LEU:HD23	2.11	0.50
1:O:713:HIS:C	1:O:714:ILE:HD13	2.31	0.50
1:O:79:PRO:HD2	1:O:80:GLU:OE2	2.11	0.50
1:P:126:THR:HA	1:P:182:ASN:O	2.10	0.50
1:P:30:HIS:CE1	1:P:33:PHE:CD1	2.98	0.50

Continued on next page...

Continued from previous page...

Atom-1	Atom-2	Interatomic distance (Å)	Clash overlap (Å)
1:A:500:CYS:HA	1:A:534:ILE:O	2.11	0.50
1:B:777:LEU:HD21	1:B:889:ALA:CA	2.40	0.50
1:C:129:VAL:CG2	1:C:182:ASN:ND2	2.75	0.50
1:D:1020:TRP:CD1	1:D:1021:CME:N	2.80	0.50
1:D:30:HIS:CE1	1:D:33:PHE:CD1	2.98	0.50
1:D:79:PRO:HD2	1:D:80:GLU:OE2	2.11	0.50
1:E:570:TRP:CD1	1:E:571:VAL:HG22	2.46	0.50
1:G:129:VAL:CG2	1:G:182:ASN:ND2	2.75	0.50
1:H:73:TRP:CH2	1:H:185:ALA:HB1	2.47	0.50
1:H:832:ASP:OD1	1:H:832:ASP:N	2.41	0.50
1:I:713:HIS:C	1:I:714:ILE:HD13	2.31	0.50
1:I:85:VAL:HG12	1:I:86:VAL:N	2.27	0.50
1:I:869:ASP:OD2	1:I:1015:HIS:ND1	2.37	0.50
1:J:763:GLY:HA3	1:J:822:LEU:HD22	1.93	0.50
1:K:129:VAL:CG2	1:K:182:ASN:ND2	2.75	0.50
1:K:773:LYS:HZ2	1:K:773:LYS:HB2	1.75	0.50
1:L:570:TRP:CD1	1:L:571:VAL:HG22	2.46	0.50
1:L:78:LEU:N	1:L:78:LEU:HD23	2.25	0.50
1:L:85:VAL:HG12	1:L:86:VAL:N	2.26	0.50
1:M:129:VAL:CG2	1:M:182:ASN:ND2	2.75	0.50
1:M:66:PRO:HB3	1:M:187:MET:HE1	1.93	0.50
1:O:129:VAL:CG2	1:O:182:ASN:ND2	2.75	0.50
1:P:1020:TRP:CD1	1:P:1021:CME:N	2.80	0.50
1:A:127:PHE:CD2	1:A:127:PHE:N	2.78	0.50
1:A:763:GLY:HA3	1:A:822:LEU:HD22	1.93	0.50
1:B:85:VAL:HG12	1:B:86:VAL:N	2.26	0.50
1:B:856:TYR:HD2	1:B:864:MET:HE2	1.76	0.50
1:C:138:GLN:N	1:C:217:LYS:O	2.33	0.50
1:C:43:ARG:HH11	1:C:43:ARG:CG	2.13	0.50
1:A:419:GLY:HA2	1:D:282:ARG:NH1	2.26	0.50
1:F:129:VAL:CG2	1:F:182:ASN:ND2	2.75	0.50
1:I:167:LEU:HB3	1:I:168:PRO:HD2	1.94	0.50
1:K:261:TRP:CZ3	1:K:266:GLN:HB2	2.45	0.50
1:K:85:VAL:HG12	1:K:86:VAL:N	2.26	0.50
1:L:500:CYS:HA	1:L:534:ILE:O	2.11	0.50
1:N:167:LEU:HB3	1:N:168:PRO:HD2	1.94	0.50
1:N:570:TRP:CD1	1:N:571:VAL:HG22	2.46	0.50
1:O:4:THR:CA	1:O:9:VAL:HG11	2.41	0.50
1:P:433:LEU:N	1:P:434:PRO:CD	2.73	0.50
1:P:50:GLN:O	1:P:215:LEU:HA	2.11	0.50
1:A:257:THR:HB	1:A:314:GLU:HG3	1.93	0.50

Continued on next page...

Continued from previous page...

Atom-1	Atom-2	Interatomic distance (Å)	Clash overlap (Å)
1:A:568:TRP:HE1	1:A:604:ASN:ND2	2.05	0.50
1:A:570:TRP:CD1	1:A:571:VAL:HG22	2.46	0.50
1:B:167:LEU:HB3	1:B:168:PRO:HD2	1.94	0.50
1:B:867:THR:HG22	1:B:867:THR:O	2.10	0.50
1:C:570:TRP:CD1	1:C:571:VAL:HG22	2.46	0.50
1:C:713:HIS:C	1:C:714:ILE:HD13	2.31	0.50
1:D:4:THR:CA	1:D:9:VAL:HG11	2.41	0.50
1:D:500:CYS:HA	1:D:534:ILE:O	2.11	0.50
1:D:50:GLN:O	1:D:215:LEU:HA	2.11	0.50
1:D:772:ASP:N	1:D:772:ASP:OD1	2.39	0.50
1:F:867:THR:HG22	1:F:867:THR:O	2.10	0.50
1:G:50:GLN:O	1:G:215:LEU:HA	2.11	0.50
1:G:867:THR:O	1:G:867:THR:HG22	2.10	0.50
1:H:1020:TRP:CD1	1:H:1021:CME:N	2.80	0.50
1:H:178:ARG:HB2	1:H:178:ARG:HH11	1.72	0.50
1:J:127:PHE:CE2	1:J:184:LEU:HG	2.47	0.50
1:J:66:PRO:HB3	1:J:187:MET:HE1	1.93	0.50
1:J:500:CYS:HA	1:J:534:ILE:O	2.11	0.50
1:J:79:PRO:HD2	1:J:80:GLU:OE2	2.11	0.50
1:K:287:ASP:N	1:K:287:ASP:OD1	2.30	0.50
1:L:73:TRP:CH2	1:L:185:ALA:HB1	2.46	0.50
1:L:808:GLU:OE1	1:L:808:GLU:HA	2.09	0.50
1:M:63:PHE:CB	1:M:64:PRO:HD2	2.25	0.50
1:P:85:VAL:HG12	1:P:86:VAL:N	2.26	0.50
1:A:50:GLN:O	1:A:215:LEU:HA	2.11	0.50
1:B:129:VAL:CG2	1:B:182:ASN:ND2	2.75	0.50
1:B:763:GLY:HA3	1:B:822:LEU:HD22	1.93	0.50
1:C:167:LEU:HB3	1:C:168:PRO:HD2	1.94	0.50
1:C:763:GLY:HA3	1:C:822:LEU:HD22	1.93	0.50
1:D:570:TRP:CD1	1:D:571:VAL:HG22	2.46	0.50
1:D:73:TRP:CH2	1:D:185:ALA:HB1	2.47	0.50
1:E:129:VAL:CG2	1:E:182:ASN:ND2	2.75	0.50
1:E:257:THR:HG23	1:E:270:GLY:O	2.12	0.50
1:G:37:ARG:NH2	1:G:217:LYS:HA	2.27	0.50
1:G:257:THR:HG23	1:G:270:GLY:O	2.12	0.50
1:G:73:TRP:CH2	1:G:185:ALA:HB1	2.46	0.50
1:G:763:GLY:HA3	1:G:822:LEU:HD22	1.93	0.50
1:H:127:PHE:N	1:H:127:PHE:CD2	2.78	0.50
1:H:50:GLN:O	1:H:215:LEU:HA	2.11	0.50
1:H:608:PHE:O	1:H:611:ARG:N	2.38	0.50
1:I:1020:TRP:CD1	1:I:1021:CME:N	2.80	0.50

Continued on next page...

Continued from previous page...

Atom-1	Atom-2	Interatomic distance (Å)	Clash overlap (Å)
1:I:570:TRP:CD1	1:I:571:VAL:HG22	2.46	0.50
1:I:763:GLY:HA3	1:I:822:LEU:HD22	1.93	0.50
1:J:257:THR:HB	1:J:314:GLU:HG3	1.93	0.50
1:K:73:TRP:CH2	1:K:185:ALA:HB1	2.46	0.50
1:L:127:PHE:CE2	1:L:184:LEU:HG	2.47	0.50
1:L:129:VAL:CG2	1:L:182:ASN:ND2	2.75	0.50
1:L:662:PRO:O	1:L:663:LEU:HD23	2.11	0.50
1:L:713:HIS:C	1:L:714:ILE:HD13	2.31	0.50
1:L:767:GLN:CG	1:L:768:MET:N	2.75	0.50
1:M:167:LEU:HB3	1:M:168:PRO:HD2	1.94	0.50
1:M:37:ARG:NH2	1:M:217:LYS:HA	2.27	0.50
1:M:261:TRP:CZ3	1:M:266:GLN:HB2	2.45	0.50
1:M:570:TRP:CD1	1:M:571:VAL:HG22	2.46	0.50
1:N:78:LEU:N	1:N:78:LEU:HD23	2.25	0.50
1:O:37:ARG:NH2	1:O:217:LYS:HA	2.27	0.50
1:O:763:GLY:HA3	1:O:822:LEU:HD22	1.93	0.50
1:O:85:VAL:HG12	1:O:86:VAL:N	2.26	0.50
1:P:713:HIS:C	1:P:714:ILE:HD13	2.31	0.50
1:A:178:ARG:HH11	1:A:178:ARG:HB2	1.72	0.50
1:B:73:TRP:CH2	1:B:185:ALA:HB1	2.46	0.50
1:C:127:PHE:N	1:C:127:PHE:CD2	2.78	0.50
1:C:176:PHE:CD1	1:C:176:PHE:N	2.80	0.50
1:C:50:GLN:O	1:C:215:LEU:HA	2.11	0.50
1:E:138:GLN:N	1:E:217:LYS:O	2.33	0.50
1:F:167:LEU:HB3	1:F:168:PRO:HD2	1.94	0.50
1:G:176:PHE:CD1	1:G:176:PHE:N	2.80	0.50
1:G:570:TRP:CD1	1:G:571:VAL:HG22	2.46	0.50
1:G:832:ASP:N	1:G:832:ASP:OD1	2.41	0.50
1:H:85:VAL:HG12	1:H:86:VAL:N	2.26	0.50
1:K:78:LEU:N	1:K:78:LEU:HD23	2.25	0.50
1:L:167:LEU:HB3	1:L:168:PRO:HD2	1.94	0.50
1:L:66:PRO:HB3	1:L:187:MET:HE1	1.94	0.50
1:L:257:THR:HB	1:L:314:GLU:HG3	1.93	0.50
1:M:500:CYS:HA	1:M:534:ILE:O	2.11	0.50
1:N:708:TRP:CE3	1:N:709:SER:HB3	2.47	0.50
1:O:1020:TRP:CD1	1:O:1021:CME:N	2.80	0.50
1:O:167:LEU:HB3	1:O:168:PRO:HD2	1.94	0.50
1:O:808:GLU:OE1	1:O:808:GLU:HA	2.09	0.50
1:P:73:TRP:CH2	1:P:185:ALA:HB1	2.46	0.50
1:D:129:VAL:CG2	1:D:182:ASN:ND2	2.75	0.50
1:E:167:LEU:HB3	1:E:168:PRO:HD2	1.94	0.50

Continued on next page...

Continued from previous page...

Atom-1	Atom-2	Interatomic distance (Å)	Clash overlap (Å)
1:E:176:PHE:CD1	1:E:176:PHE:N	2.80	0.50
1:E:257:THR:HB	1:E:314:GLU:HG3	1.93	0.50
1:F:257:THR:HG23	1:F:270:GLY:O	2.12	0.50
1:F:500:CYS:HA	1:F:534:ILE:O	2.11	0.50
1:F:662:PRO:O	1:F:663:LEU:HD23	2.11	0.50
1:F:708:TRP:CE3	1:F:709:SER:HB3	2.47	0.50
1:G:167:LEU:HB3	1:G:168:PRO:HD2	1.94	0.50
1:G:808:GLU:OE1	1:G:808:GLU:HA	2.09	0.50
1:G:85:VAL:HG12	1:G:86:VAL:N	2.26	0.50
1:H:127:PHE:CE2	1:H:184:LEU:HG	2.47	0.50
1:H:500:CYS:HA	1:H:534:ILE:O	2.11	0.50
1:J:211:ASP:OD1	1:J:211:ASP:N	2.40	0.50
1:J:50:GLN:O	1:J:215:LEU:HA	2.11	0.50
1:K:1020:TRP:CD1	1:K:1021:CME:N	2.80	0.50
1:L:920:LEU:HB3	1:L:921:PRO:CD	2.37	0.50
1:M:176:PHE:CD1	1:M:176:PHE:N	2.80	0.50
1:N:129:VAL:CG2	1:N:182:ASN:ND2	2.75	0.50
1:N:73:TRP:CH2	1:N:185:ALA:HB1	2.46	0.50
1:N:257:THR:HG23	1:N:270:GLY:O	2.12	0.50
1:N:78:LEU:HB3	1:N:79:PRO:CD	2.41	0.50
1:O:570:TRP:CD1	1:O:571:VAL:HG22	2.46	0.50
1:P:138:GLN:HG2	1:P:139:THR:N	2.23	0.50
1:A:608:PHE:O	1:A:611:ARG:N	2.38	0.50
1:A:65:ALA:CB	1:A:66:PRO:HD2	2.33	0.50
1:C:257:THR:HG23	1:C:270:GLY:O	2.12	0.50
1:D:138:GLN:HG2	1:D:139:THR:N	2.23	0.50
1:D:257:THR:HG23	1:D:270:GLY:O	2.12	0.50
1:E:713:HIS:C	1:E:714:ILE:HD13	2.31	0.50
1:E:85:VAL:HG12	1:E:86:VAL:N	2.26	0.50
1:F:37:ARG:NH2	1:F:217:LYS:HA	2.27	0.50
1:F:257:THR:HB	1:F:314:GLU:HG3	1.93	0.50
1:G:211:ASP:OD1	1:G:211:ASP:N	2.40	0.50
1:H:167:LEU:HB3	1:H:168:PRO:HD2	1.94	0.50
1:I:73:TRP:CH2	1:I:185:ALA:HB1	2.46	0.50
1:I:777:LEU:CD2	1:I:889:ALA:HA	2.39	0.50
1:J:73:TRP:CH2	1:J:185:ALA:HB1	2.46	0.50
1:K:37:ARG:NH2	1:K:217:LYS:HA	2.27	0.50
1:K:763:GLY:HA3	1:K:822:LEU:HD22	1.93	0.50
1:L:37:ARG:NH2	1:L:217:LYS:HA	2.27	0.50
1:L:63:PHE:CB	1:L:64:PRO:HD2	2.25	0.50
1:L:79:PRO:HD2	1:L:80:GLU:OE2	2.11	0.50

Continued on next page...

Continued from previous page...

Atom-1	Atom-2	Interatomic distance (Å)	Clash overlap (Å)
1:N:138:GLN:HG2	1:N:139:THR:N	2.23	0.50
1:N:176:PHE:CD1	1:N:176:PHE:N	2.80	0.50
1:N:257:THR:HB	1:N:314:GLU:HG3	1.93	0.50
1:A:129:VAL:CG2	1:A:182:ASN:ND2	2.75	0.49
1:A:127:PHE:CE2	1:A:184:LEU:HG	2.47	0.49
1:A:73:TRP:CH2	1:A:185:ALA:HB1	2.46	0.49
1:A:37:ARG:NH2	1:A:217:LYS:HA	2.27	0.49
1:A:777:LEU:HD21	1:A:889:ALA:CA	2.40	0.49
1:B:595:THR:HG23	1:B:596:PRO:CA	2.39	0.49
1:C:37:ARG:NH2	1:C:217:LYS:HA	2.27	0.49
1:E:79:PRO:HD2	1:E:80:GLU:OE2	2.11	0.49
1:G:127:PHE:CE2	1:G:184:LEU:HG	2.47	0.49
1:G:708:TRP:CE3	1:G:709:SER:HB3	2.47	0.49
1:I:4:THR:CA	1:I:9:VAL:HG11	2.41	0.49
1:J:1020:TRP:CD1	1:J:1021:CME:N	2.80	0.49
1:J:176:PHE:CD1	1:J:176:PHE:N	2.80	0.49
1:K:500:CYS:HA	1:K:534:ILE:O	2.11	0.49
1:K:708:TRP:CE3	1:K:709:SER:HB3	2.47	0.49
1:L:50:GLN:O	1:L:215:LEU:HA	2.11	0.49
1:L:777:LEU:CD2	1:L:889:ALA:HA	2.39	0.49
1:M:178:ARG:HB2	1:M:178:ARG:HH11	1.72	0.49
1:M:767:GLN:CG	1:M:768:MET:N	2.75	0.49
1:M:85:VAL:HG12	1:M:86:VAL:N	2.26	0.49
1:N:610:ASP:O	1:N:611:ARG:HB2	2.12	0.49
1:O:211:ASP:N	1:O:211:ASP:OD1	2.40	0.49
1:P:167:LEU:HB3	1:P:168:PRO:HD2	1.94	0.49
1:P:178:ARG:HB2	1:P:178:ARG:HH11	1.72	0.49
1:A:129:VAL:HG23	1:A:182:ASN:ND2	2.28	0.49
1:A:85:VAL:HG12	1:A:86:VAL:N	2.26	0.49
1:B:127:PHE:CE2	1:B:184:LEU:HG	2.47	0.49
1:B:257:THR:HG23	1:B:270:GLY:O	2.12	0.49
1:B:808:GLU:OE1	1:B:808:GLU:HA	2.09	0.49
1:D:37:ARG:NH2	1:D:217:LYS:HA	2.27	0.49
1:E:66:PRO:HB3	1:E:187:MET:CE	2.43	0.49
1:E:610:ASP:O	1:E:611:ARG:HB2	2.12	0.49
1:G:662:PRO:O	1:G:663:LEU:HD23	2.11	0.49
1:H:4:THR:CA	1:H:9:VAL:HG11	2.41	0.49
1:I:129:VAL:CG2	1:I:182:ASN:ND2	2.75	0.49
1:I:37:ARG:NH2	1:I:217:LYS:HA	2.27	0.49
1:I:257:THR:HG23	1:I:270:GLY:O	2.12	0.49
1:I:257:THR:HB	1:I:314:GLU:HG3	1.93	0.49

Continued on next page...

Continued from previous page...

Atom-1	Atom-2	Interatomic distance (Å)	Clash overlap (Å)
1:I:610:ASP:O	1:I:611:ARG:HB2	2.12	0.49
1:J:66:PRO:HB3	1:J:187:MET:CE	2.42	0.49
1:M:708:TRP:CE3	1:M:709:SER:HB3	2.47	0.49
1:N:66:PRO:HB3	1:N:187:MET:CE	2.42	0.49
1:N:822:LEU:HD12	1:N:823:LEU:H	1.74	0.49
1:O:127:PHE:CE2	1:O:184:LEU:HG	2.47	0.49
1:P:257:THR:HG23	1:P:270:GLY:O	2.12	0.49
1:P:767:GLN:CG	1:P:768:MET:N	2.75	0.49
1:P:856:TYR:HD2	1:P:864:MET:HE2	1.77	0.49
1:A:167:LEU:HB3	1:A:168:PRO:HD2	1.94	0.49
1:A:176:PHE:CD1	1:A:176:PHE:N	2.80	0.49
1:B:66:PRO:HB3	1:B:187:MET:CE	2.43	0.49
1:C:66:PRO:HB3	1:C:187:MET:CE	2.42	0.49
1:C:595:THR:HG23	1:C:596:PRO:CA	2.39	0.49
1:D:767:GLN:CG	1:D:768:MET:N	2.75	0.49
1:E:1020:TRP:CD1	1:E:1021:CME:N	2.80	0.49
1:E:66:PRO:HB3	1:E:187:MET:HE1	1.94	0.49
1:E:767:GLN:CG	1:E:768:MET:N	2.75	0.49
1:F:50:GLN:O	1:F:215:LEU:HA	2.11	0.49
1:F:822:LEU:HD12	1:F:823:LEU:H	1.74	0.49
1:G:66:PRO:HB3	1:G:187:MET:CE	2.42	0.49
1:H:37:ARG:NH2	1:H:217:LYS:HA	2.27	0.49
1:I:127:PHE:CE2	1:I:184:LEU:HG	2.47	0.49
1:J:1004:SER:OG	1:J:1006:GLU:OE2	2.30	0.49
1:J:129:VAL:HG23	1:J:182:ASN:ND2	2.28	0.49
1:M:127:PHE:CE2	1:M:184:LEU:HG	2.47	0.49
1:M:50:GLN:O	1:M:215:LEU:HA	2.11	0.49
1:M:79:PRO:HD2	1:M:80:GLU:OE2	2.11	0.49
1:M:808:GLU:OE1	1:M:808:GLU:HA	2.09	0.49
1:O:500:CYS:HA	1:O:534:ILE:O	2.11	0.49
1:O:708:TRP:CE3	1:O:709:SER:HB3	2.47	0.49
1:O:777:LEU:HD21	1:O:889:ALA:CA	2.40	0.49
1:A:595:THR:HG23	1:A:596:PRO:CA	2.39	0.49
1:A:987:ASP:OD2	1:A:990:HIS:HD2	1.96	0.49
1:B:176:PHE:N	1:B:176:PHE:CD1	2.80	0.49
1:B:570:TRP:CD1	1:B:571:VAL:HG22	2.46	0.49
1:B:662:PRO:O	1:B:663:LEU:HD23	2.11	0.49
1:D:679:LEU:HD23	1:D:679:LEU:N	2.24	0.49
1:E:679:LEU:N	1:E:679:LEU:HD23	2.24	0.49
1:E:708:TRP:CE3	1:E:709:SER:HB3	2.47	0.49
1:F:176:PHE:CD1	1:F:176:PHE:N	2.80	0.49

Continued on next page...

Continued from previous page...

Atom-1	Atom-2	Interatomic distance (Å)	Clash overlap (Å)
1:F:763:GLY:HA3	1:F:822:LEU:HD22	1.93	0.49
1:F:767:GLN:CG	1:F:768:MET:N	2.75	0.49
1:G:1004:SER:OG	1:G:1006:GLU:OE2	2.30	0.49
1:G:856:TYR:CD2	1:G:864:MET:HE1	2.47	0.49
1:H:66:PRO:HB3	1:H:187:MET:CE	2.43	0.49
1:J:570:TRP:CD1	1:J:571:VAL:HG22	2.46	0.49
1:J:772:ASP:OD1	1:J:772:ASP:N	2.39	0.49
1:K:570:TRP:CD1	1:K:571:VAL:HG22	2.46	0.49
1:L:987:ASP:OD2	1:L:990:HIS:HD2	1.96	0.49
1:M:129:VAL:HG23	1:M:182:ASN:ND2	2.28	0.49
1:M:257:THR:HB	1:M:314:GLU:HG3	1.93	0.49
1:N:763:GLY:HA3	1:N:822:LEU:HD22	1.93	0.49
1:P:129:VAL:HG23	1:P:182:ASN:ND2	2.28	0.49
1:P:961:ARG:NH2	1:P:979:GLU:O	2.37	0.49
1:A:1020:TRP:CD1	1:A:1021:CME:N	2.80	0.49
1:A:610:ASP:O	1:A:611:ARG:HB2	2.12	0.49
1:B:1020:TRP:CD1	1:B:1021:CME:N	2.80	0.49
1:B:37:ARG:NH2	1:B:217:LYS:HA	2.27	0.49
1:B:287:ASP:N	1:B:287:ASP:OD1	2.30	0.49
1:C:708:TRP:CE3	1:C:709:SER:HB3	2.47	0.49
1:C:767:GLN:CG	1:C:768:MET:N	2.75	0.49
1:C:85:VAL:HG12	1:C:86:VAL:N	2.27	0.49
1:D:513:PRO:O	1:D:514:ALA:HB3	2.13	0.49
1:D:713:HIS:C	1:D:714:ILE:HD13	2.31	0.49
1:F:127:PHE:CE2	1:F:184:LEU:HG	2.47	0.49
1:G:500:CYS:HA	1:G:534:ILE:O	2.11	0.49
1:H:129:VAL:HG23	1:H:182:ASN:ND2	2.28	0.49
1:H:261:TRP:CZ3	1:H:266:GLN:HB2	2.45	0.49
1:I:708:TRP:CE3	1:I:709:SER:HB3	2.47	0.49
1:J:129:VAL:CG2	1:J:182:ASN:ND2	2.75	0.49
1:J:14:ARG:HG2	1:J:16:TRP:CZ2	2.48	0.49
1:J:610:ASP:O	1:J:611:ARG:HB2	2.12	0.49
1:L:129:VAL:HG23	1:L:182:ASN:ND2	2.28	0.49
1:L:763:GLY:HA3	1:L:822:LEU:HD22	1.93	0.49
1:M:282:ARG:HG3	1:P:423:MET:HB2	1.94	0.49
1:N:127:PHE:CE2	1:N:184:LEU:HG	2.47	0.49
1:N:767:GLN:CG	1:N:768:MET:N	2.75	0.49
1:N:85:VAL:HG12	1:N:86:VAL:N	2.26	0.49
1:O:129:VAL:HG23	1:O:182:ASN:ND2	2.28	0.49
1:D:129:VAL:HG23	1:D:182:ASN:ND2	2.28	0.49
1:D:14:ARG:HG2	1:D:16:TRP:CZ2	2.48	0.49

Continued on next page...

Continued from previous page...

Atom-1	Atom-2	Interatomic distance (Å)	Clash overlap (Å)
1:D:167:LEU:HB3	1:D:168:PRO:HD2	1.94	0.49
1:D:66:PRO:HB3	1:D:187:MET:CE	2.42	0.49
1:D:869:ASP:OD2	1:D:1015:HIS:ND1	2.37	0.49
1:F:282:ARG:HD2	1:G:418:HIS:O	2.13	0.49
1:G:513:PRO:O	1:G:514:ALA:HB3	2.13	0.49
1:H:43:ARG:CG	1:H:43:ARG:HH11	2.13	0.49
1:H:987:ASP:OD2	1:H:990:HIS:HD2	1.96	0.49
1:N:1004:SER:OG	1:N:1006:GLU:OE2	2.30	0.49
1:N:1020:TRP:CD1	1:N:1021:CME:N	2.80	0.49
1:P:66:PRO:HB3	1:P:187:MET:CE	2.43	0.49
1:A:433:LEU:HB3	1:A:434:PRO:HD3	1.95	0.49
1:A:78:LEU:CB	1:A:79:PRO:HD2	2.41	0.49
1:B:708:TRP:CE3	1:B:709:SER:HB3	2.47	0.49
1:C:1004:SER:OG	1:C:1006:GLU:OE2	2.30	0.49
1:C:662:PRO:O	1:C:663:LEU:HD23	2.11	0.49
1:C:987:ASP:OD2	1:C:990:HIS:HD2	1.96	0.49
1:D:127:PHE:CE2	1:D:184:LEU:HG	2.47	0.49
1:D:176:PHE:CD1	1:D:176:PHE:N	2.80	0.49
1:D:78:LEU:HB3	1:D:79:PRO:CD	2.41	0.49
1:E:763:GLY:HA3	1:E:822:LEU:HD22	1.93	0.49
1:E:987:ASP:OD2	1:E:990:HIS:HD2	1.96	0.49
1:F:1020:TRP:CD1	1:F:1021:CME:N	2.80	0.49
1:F:66:PRO:HB3	1:F:187:MET:CE	2.42	0.49
1:F:425:ARG:NH2	1:G:287:ASP:OD2	2.46	0.49
1:H:257:THR:HG23	1:H:270:GLY:O	2.12	0.49
1:H:610:ASP:O	1:H:611:ARG:HB2	2.12	0.49
1:H:767:GLN:CG	1:H:768:MET:N	2.75	0.49
1:I:176:PHE:CD1	1:I:176:PHE:N	2.80	0.49
1:I:66:PRO:HB3	1:I:187:MET:CE	2.42	0.49
1:I:767:GLN:CG	1:I:768:MET:N	2.75	0.49
1:I:78:LEU:HB3	1:I:79:PRO:CD	2.41	0.49
1:I:825:CYS:HA	1:I:837:THR:O	2.13	0.49
1:J:37:ARG:NH2	1:J:217:LYS:HA	2.27	0.49
1:L:176:PHE:N	1:L:176:PHE:CD1	2.80	0.49
1:L:513:PRO:O	1:L:514:ALA:HB3	2.13	0.49
1:M:257:THR:HG23	1:M:270:GLY:O	2.12	0.49
1:O:50:GLN:O	1:O:215:LEU:HA	2.11	0.49
1:O:66:PRO:HB3	1:O:187:MET:CE	2.42	0.49
1:P:176:PHE:N	1:P:176:PHE:CD1	2.80	0.49
1:P:610:ASP:O	1:P:611:ARG:HB2	2.12	0.49
1:P:847:LYS:HZ3	1:P:875:ASP:CG	2.14	0.49

Continued on next page...

Continued from previous page...

Atom-1	Atom-2	Interatomic distance (Å)	Clash overlap (Å)
1:A:66:PRO:HB3	1:A:187:MET:HE1	1.95	0.49
1:A:832:ASP:OD1	1:A:832:ASP:N	2.41	0.49
1:A:952:ARG:NH1	1:A:952:ARG:CG	2.76	0.49
1:C:129:VAL:HG23	1:C:182:ASN:ND2	2.28	0.49
1:C:127:PHE:CE2	1:C:184:LEU:HG	2.47	0.49
1:D:708:TRP:CE3	1:D:709:SER:HB3	2.47	0.49
1:D:910:LEU:HD12	1:D:910:LEU:C	2.33	0.49
1:E:500:CYS:HA	1:E:534:ILE:O	2.11	0.49
1:G:129:VAL:HG23	1:G:182:ASN:ND2	2.28	0.49
1:G:767:GLN:CG	1:G:768:MET:N	2.75	0.49
1:H:147:ASN:HA	1:H:148:SER:HA	1.63	0.49
1:H:708:TRP:CE3	1:H:709:SER:HB3	2.47	0.49
1:J:513:PRO:O	1:J:514:ALA:HB3	2.13	0.49
1:K:176:PHE:N	1:K:176:PHE:CD1	2.80	0.49
1:L:257:THR:HG23	1:L:270:GLY:O	2.12	0.49
1:L:433:LEU:HB3	1:L:434:PRO:HD3	1.95	0.49
1:M:513:PRO:O	1:M:514:ALA:HB3	2.13	0.49
1:N:569:ASP:O	1:N:605:GLY:HA2	2.13	0.49
1:O:257:THR:HG23	1:O:270:GLY:O	2.12	0.49
1:O:767:GLN:CG	1:O:768:MET:N	2.75	0.49
1:P:131:GLU:O	1:P:132:SER:C	2.51	0.49
1:P:987:ASP:OD2	1:P:990:HIS:HD2	1.96	0.49
1:A:14:ARG:HG2	1:A:16:TRP:CZ2	2.48	0.49
1:A:257:THR:HG23	1:A:270:GLY:O	2.12	0.49
1:A:73:TRP:CE2	1:A:122:CYS:HB3	2.48	0.49
1:D:1004:SER:OG	1:D:1006:GLU:OE2	2.30	0.49
1:D:825:CYS:HA	1:D:837:THR:O	2.13	0.49
1:D:987:ASP:OD2	1:D:990:HIS:HD2	1.96	0.49
1:E:37:ARG:NH2	1:E:217:LYS:HA	2.27	0.49
1:E:35:SER:O	1:E:50:GLN:HG3	2.13	0.49
1:E:473:ARG:HD2	1:H:469:ASP:HB3	1.95	0.49
1:E:808:GLU:OE1	1:E:808:GLU:HA	2.09	0.49
1:F:129:VAL:HG23	1:F:182:ASN:ND2	2.28	0.49
1:F:43:ARG:HH11	1:F:43:ARG:CG	2.13	0.49
1:F:952:ARG:NH1	1:F:952:ARG:CG	2.76	0.49
1:G:14:ARG:HG2	1:G:16:TRP:CZ2	2.48	0.49
1:G:610:ASP:O	1:G:611:ARG:HB2	2.12	0.49
1:I:129:VAL:HG23	1:I:182:ASN:ND2	2.28	0.49
1:J:987:ASP:OD2	1:J:990:HIS:HD2	1.96	0.49
1:K:4:THR:CA	1:K:9:VAL:HG11	2.41	0.49
1:L:1004:SER:OG	1:L:1006:GLU:OE2	2.30	0.49

Continued on next page...

Continued from previous page...

Atom-1	Atom-2	Interatomic distance (Å)	Clash overlap (Å)
1:L:66:PRO:HB3	1:L:187:MET:CE	2.42	0.49
1:L:73:TRP:CZ2	1:L:185:ALA:HB1	2.48	0.49
1:M:1004:SER:OG	1:M:1006:GLU:OE2	2.30	0.49
1:M:336:ARG:CG	1:M:336:ARG:HH11	2.26	0.49
1:M:464:HIS:N	5:M:2240:HOH:O	2.33	0.49
1:M:987:ASP:OD2	1:M:990:HIS:HD2	1.96	0.49
1:N:129:VAL:HG23	1:N:182:ASN:ND2	2.28	0.49
1:O:73:TRP:CZ2	1:O:185:ALA:HB1	2.48	0.49
1:A:708:TRP:CE3	1:A:709:SER:HB3	2.47	0.49
1:A:767:GLN:CG	1:A:768:MET:N	2.75	0.49
1:B:35:SER:O	1:B:50:GLN:HG3	2.13	0.49
1:B:73:TRP:CE2	1:B:122:CYS:HB3	2.48	0.49
1:D:73:TRP:CZ2	1:D:185:ALA:HB1	2.48	0.49
1:E:418:HIS:O	1:H:282:ARG:HD2	2.12	0.49
1:G:145:GLY:HA3	1:G:210:ARG:HG3	1.95	0.49
1:H:254:LEU:HD23	1:H:254:LEU:HA	1.51	0.49
1:H:257:THR:HB	1:H:314:GLU:HG3	1.93	0.49
1:I:987:ASP:OD2	1:I:990:HIS:HD2	1.96	0.49
1:J:167:LEU:HB3	1:J:168:PRO:HD2	1.94	0.49
1:K:73:TRP:CZ2	1:K:185:ALA:HB1	2.48	0.49
1:K:66:PRO:HB3	1:K:187:MET:CE	2.42	0.49
1:K:910:LEU:C	1:K:910:LEU:HD12	2.33	0.49
1:L:825:CYS:HA	1:L:837:THR:O	2.13	0.49
1:M:1020:TRP:CD1	1:M:1021:CME:N	2.80	0.49
1:M:763:GLY:HA3	1:M:822:LEU:HD22	1.93	0.49
1:M:910:LEU:HD12	1:M:910:LEU:C	2.33	0.49
1:N:825:CYS:HA	1:N:837:THR:O	2.13	0.49
1:O:14:ARG:HG2	1:O:16:TRP:CZ2	2.48	0.49
1:P:127:PHE:CE2	1:P:184:LEU:HG	2.47	0.49
1:P:73:TRP:CZ2	1:P:185:ALA:HB1	2.48	0.49
1:P:278:ILE:CD1	1:P:278:ILE:N	2.76	0.49
1:P:43:ARG:HH11	1:P:43:ARG:CG	2.13	0.49
1:A:1004:SER:OG	1:A:1006:GLU:OE2	2.30	0.48
1:A:66:PRO:HB3	1:A:187:MET:CE	2.43	0.48
1:A:679:LEU:HD23	1:A:679:LEU:N	2.24	0.48
1:B:73:TRP:CZ2	1:B:185:ALA:HB1	2.48	0.48
1:B:433:LEU:HB3	1:B:434:PRO:HD3	1.95	0.48
1:C:433:LEU:HB3	1:C:434:PRO:HD3	1.95	0.48
1:D:569:ASP:O	1:D:605:GLY:HA2	2.13	0.48
1:E:14:ARG:HG2	1:E:16:TRP:CZ2	2.48	0.48
1:E:127:PHE:CE2	1:E:184:LEU:HG	2.47	0.48

Continued on next page...

Continued from previous page...

Atom-1	Atom-2	Interatomic distance (Å)	Clash overlap (Å)
1:G:772:ASP:OD1	1:G:772:ASP:N	2.39	0.48
1:H:14:ARG:HG2	1:H:16:TRP:CZ2	2.48	0.48
1:H:569:ASP:O	1:H:605:GLY:HA2	2.13	0.48
1:I:73:TRP:CZ2	1:I:185:ALA:HB1	2.48	0.48
1:K:129:VAL:HG23	1:K:182:ASN:ND2	2.27	0.48
1:K:167:LEU:HB3	1:K:168:PRO:HD2	1.94	0.48
1:K:66:PRO:HB3	1:K:187:MET:HE1	1.95	0.48
1:K:513:PRO:O	1:K:514:ALA:HB3	2.13	0.48
1:K:767:GLN:CG	1:K:768:MET:N	2.75	0.48
1:L:73:TRP:CE2	1:L:122:CYS:HB3	2.48	0.48
1:M:35:SER:O	1:M:50:GLN:HG3	2.13	0.48
1:N:147:ASN:HA	1:N:148:SER:HA	1.64	0.48
1:N:655:MET:HB2	1:N:655:MET:HE3	1.84	0.48
1:N:772:ASP:N	1:N:772:ASP:OD1	2.39	0.48
1:O:147:ASN:HA	1:O:148:SER:HA	1.64	0.48
1:O:176:PHE:CD1	1:O:176:PHE:N	2.80	0.48
1:O:610:ASP:O	1:O:611:ARG:HB2	2.12	0.48
1:A:35:SER:O	1:A:50:GLN:HG3	2.13	0.48
1:A:513:PRO:O	1:A:514:ALA:HB3	2.13	0.48
1:B:129:VAL:HG23	1:B:182:ASN:ND2	2.28	0.48
1:C:1020:TRP:CD1	1:C:1021:CME:N	2.80	0.48
1:F:825:CYS:HA	1:F:837:THR:O	2.13	0.48
1:F:910:LEU:C	1:F:910:LEU:HD12	2.33	0.48
1:G:147:ASN:HA	1:G:148:SER:HA	1.64	0.48
1:G:987:ASP:OD2	1:G:990:HIS:HD2	1.96	0.48
1:H:278:ILE:CD1	1:H:278:ILE:N	2.76	0.48
1:K:14:ARG:HG2	1:K:16:TRP:CZ2	2.48	0.48
1:K:127:PHE:CE2	1:K:184:LEU:HG	2.47	0.48
1:K:336:ARG:HH11	1:K:336:ARG:CG	2.26	0.48
1:K:610:ASP:O	1:K:611:ARG:HB2	2.12	0.48
1:L:145:GLY:HA3	1:L:210:ARG:HG3	1.96	0.48
1:L:610:ASP:O	1:L:611:ARG:HB2	2.12	0.48
1:L:910:LEU:C	1:L:910:LEU:HD12	2.33	0.48
1:N:43:ARG:CG	1:N:43:ARG:HH11	2.13	0.48
1:O:145:GLY:HA3	1:O:210:ARG:HG3	1.96	0.48
1:O:825:CYS:HA	1:O:837:THR:O	2.13	0.48
1:O:910:LEU:HD12	1:O:910:LEU:C	2.33	0.48
1:P:569:ASP:O	1:P:605:GLY:HA2	2.13	0.48
1:P:73:TRP:CE2	1:P:122:CYS:HB3	2.48	0.48
1:B:767:GLN:CG	1:B:768:MET:N	2.75	0.48
1:C:825:CYS:HA	1:C:837:THR:O	2.13	0.48

Continued on next page...

Continued from previous page...

Atom-1	Atom-2	Interatomic distance (Å)	Clash overlap (Å)
1:F:14:ARG:HG2	1:F:16:TRP:CZ2	2.48	0.48
1:G:910:LEU:C	1:G:910:LEU:HD12	2.33	0.48
1:H:73:TRP:CZ2	1:H:185:ALA:HB1	2.48	0.48
1:I:14:ARG:HG2	1:I:16:TRP:CZ2	2.48	0.48
1:J:257:THR:HG23	1:J:270:GLY:O	2.12	0.48
1:J:573:GLN:HB2	1:J:602:CYS:O	2.14	0.48
1:J:685:LEU:HA	1:J:686:PRO:HD3	1.66	0.48
1:J:708:TRP:CE3	1:J:709:SER:HB3	2.47	0.48
1:K:35:SER:O	1:K:50:GLN:HG3	2.13	0.48
1:K:433:LEU:HB3	1:K:434:PRO:HD3	1.95	0.48
1:J:473:ARG:HD2	1:K:469:ASP:HB3	1.95	0.48
1:K:825:CYS:HA	1:K:837:THR:O	2.13	0.48
1:K:869:ASP:OD2	1:K:1015:HIS:ND1	2.37	0.48
1:M:14:ARG:HG2	1:M:16:TRP:CZ2	2.48	0.48
1:M:287:ASP:N	1:M:287:ASP:OD1	2.30	0.48
1:O:573:GLN:HB2	1:O:602:CYS:O	2.14	0.48
1:O:987:ASP:OD2	1:O:990:HIS:HD2	1.96	0.48
1:P:145:GLY:HA3	1:P:210:ARG:HG3	1.95	0.48
1:P:37:ARG:NH2	1:P:217:LYS:HA	2.27	0.48
1:P:257:THR:HB	1:P:314:GLU:HG3	1.93	0.48
1:P:708:TRP:CE3	1:P:709:SER:HB3	2.47	0.48
1:P:910:LEU:HD12	1:P:910:LEU:C	2.34	0.48
1:A:131:GLU:O	1:A:132:SER:C	2.51	0.48
1:C:597:ASN:HD22	1:C:599:ARG:H	1.62	0.48
1:C:952:ARG:NH1	1:C:952:ARG:CG	2.76	0.48
1:D:35:SER:O	1:D:50:GLN:HG3	2.13	0.48
1:D:73:TRP:CE2	1:D:122:CYS:HB3	2.48	0.48
1:E:129:VAL:HG23	1:E:182:ASN:ND2	2.28	0.48
1:E:73:TRP:CZ2	1:E:185:ALA:HB1	2.48	0.48
1:F:469:ASP:HB3	1:G:473:ARG:HD2	1.94	0.48
1:F:78:LEU:CB	1:F:79:PRO:HD2	2.41	0.48
1:F:856:TYR:CD2	1:F:864:MET:HE2	2.49	0.48
1:G:73:TRP:CE2	1:G:122:CYS:HB3	2.48	0.48
1:H:145:GLY:HA3	1:H:210:ARG:HG3	1.96	0.48
1:H:513:PRO:O	1:H:514:ALA:HB3	2.13	0.48
1:H:73:TRP:CE2	1:H:122:CYS:HB3	2.48	0.48
1:H:825:CYS:HA	1:H:837:THR:O	2.13	0.48
1:I:569:ASP:O	1:I:605:GLY:HA2	2.13	0.48
1:J:433:LEU:HB3	1:J:434:PRO:HD3	1.95	0.48
1:J:73:TRP:CE2	1:J:122:CYS:HB3	2.48	0.48
1:J:85:VAL:HG12	1:J:86:VAL:N	2.26	0.48

Continued on next page...

Continued from previous page...

Atom-1	Atom-2	Interatomic distance (Å)	Clash overlap (Å)
1:K:569:ASP:O	1:K:605:GLY:HA2	2.13	0.48
1:L:14:ARG:HG2	1:L:16:TRP:CZ2	2.48	0.48
1:L:78:LEU:HB3	1:L:79:PRO:CD	2.41	0.48
1:M:569:ASP:O	1:M:605:GLY:HA2	2.13	0.48
1:M:610:ASP:O	1:M:611:ARG:HB2	2.12	0.48
1:M:78:LEU:HB3	1:M:79:PRO:CD	2.41	0.48
1:N:37:ARG:NH2	1:N:217:LYS:HA	2.27	0.48
1:N:952:ARG:NH1	1:N:952:ARG:CG	2.76	0.48
1:O:131:GLU:O	1:O:132:SER:C	2.51	0.48
1:O:569:ASP:O	1:O:605:GLY:HA2	2.13	0.48
1:O:73:TRP:CE2	1:O:122:CYS:HB3	2.48	0.48
1:P:237:ARG:HB2	1:P:237:ARG:HE	1.48	0.48
1:A:569:ASP:O	1:A:605:GLY:HA2	2.13	0.48
1:A:597:ASN:HD22	1:A:599:ARG:H	1.62	0.48
1:B:145:GLY:HA3	1:B:210:ARG:HG3	1.96	0.48
1:B:513:PRO:O	1:B:514:ALA:HB3	2.13	0.48
1:B:78:LEU:HB3	1:B:79:PRO:CD	2.41	0.48
1:B:910:LEU:C	1:B:910:LEU:HD12	2.33	0.48
1:B:961:ARG:NH2	1:B:979:GLU:O	2.37	0.48
1:C:427:THR:HA	1:C:436:MET:HE2	1.88	0.48
1:C:73:TRP:CE2	1:C:122:CYS:HB3	2.48	0.48
1:D:573:GLN:HB2	1:D:602:CYS:O	2.14	0.48
1:D:610:ASP:O	1:D:611:ARG:HB2	2.12	0.48
1:E:573:GLN:HB2	1:E:602:CYS:O	2.14	0.48
1:E:825:CYS:HA	1:E:837:THR:O	2.13	0.48
1:E:910:LEU:HD12	1:E:910:LEU:C	2.33	0.48
1:G:35:SER:O	1:G:50:GLN:HG3	2.13	0.48
1:H:131:GLU:O	1:H:132:SER:C	2.51	0.48
1:H:433:LEU:HB3	1:H:434:PRO:HD3	1.95	0.48
1:H:597:ASN:HD22	1:H:599:ARG:H	1.62	0.48
1:H:910:LEU:C	1:H:910:LEU:HD12	2.33	0.48
1:K:987:ASP:OD2	1:K:990:HIS:HD2	1.96	0.48
1:L:708:TRP:CE3	1:L:709:SER:HB3	2.47	0.48
1:M:66:PRO:HB3	1:M:187:MET:CE	2.43	0.48
1:M:673:ALA:O	1:M:674:PRO:C	2.52	0.48
1:N:35:SER:O	1:N:50:GLN:HG3	2.13	0.48
1:M:282:ARG:HB2	1:P:422:PRO:HA	1.95	0.48
1:A:825:CYS:HA	1:A:837:THR:O	2.13	0.48
1:B:952:ARG:NH1	1:B:952:ARG:CG	2.76	0.48
1:C:14:ARG:HG2	1:C:16:TRP:CZ2	2.48	0.48
1:C:35:SER:O	1:C:50:GLN:HG3	2.13	0.48

Continued on next page...

Continued from previous page...

Atom-1	Atom-2	Interatomic distance (Å)	Clash overlap (Å)
1:E:73:TRP:CE2	1:E:122:CYS:HB3	2.48	0.48
1:F:73:TRP:CZ2	1:F:185:ALA:HB1	2.48	0.48
1:F:573:GLN:HB2	1:F:602:CYS:O	2.14	0.48
1:F:610:ASP:O	1:F:611:ARG:HB2	2.12	0.48
1:G:73:TRP:CZ2	1:G:185:ALA:HB1	2.48	0.48
1:G:569:ASP:O	1:G:605:GLY:HA2	2.13	0.48
1:H:35:SER:O	1:H:50:GLN:HG3	2.13	0.48
1:I:673:ALA:O	1:I:674:PRO:C	2.52	0.48
1:I:73:TRP:CE2	1:I:122:CYS:HB3	2.48	0.48
1:J:673:ALA:O	1:J:674:PRO:C	2.52	0.48
1:J:767:GLN:CG	1:J:768:MET:N	2.75	0.48
1:K:573:GLN:HB2	1:K:602:CYS:O	2.13	0.48
1:L:952:ARG:NH1	1:L:952:ARG:CG	2.76	0.48
1:M:73:TRP:CZ2	1:M:185:ALA:HB1	2.48	0.48
1:M:777:LEU:HD21	1:M:889:ALA:CA	2.40	0.48
1:M:952:ARG:NH1	1:M:952:ARG:CG	2.76	0.48
1:N:14:ARG:HG2	1:N:16:TRP:CZ2	2.48	0.48
1:N:573:GLN:HB2	1:N:602:CYS:O	2.14	0.48
1:N:910:LEU:HD12	1:N:910:LEU:C	2.33	0.48
1:P:35:SER:O	1:P:50:GLN:HG3	2.13	0.48
1:A:145:GLY:HA3	1:A:210:ARG:HG3	1.96	0.48
1:A:287:ASP:OD1	1:A:287:ASP:N	2.30	0.48
1:B:673:ALA:O	1:B:674:PRO:C	2.52	0.48
1:B:772:ASP:OD1	1:B:772:ASP:N	2.39	0.48
1:B:825:CYS:HA	1:B:837:THR:O	2.13	0.48
1:C:569:ASP:O	1:C:605:GLY:HA2	2.13	0.48
1:C:78:LEU:HB3	1:C:79:PRO:CD	2.41	0.48
1:C:777:LEU:CD2	1:C:889:ALA:HA	2.39	0.48
1:D:822:LEU:HD11	1:D:824:GLN:O	2.14	0.48
1:D:822:LEU:HD12	1:D:823:LEU:H	1.75	0.48
1:E:822:LEU:HD12	1:E:823:LEU:H	1.74	0.48
1:F:777:LEU:HD21	1:F:889:ALA:CA	2.40	0.48
1:F:4:THR:CA	1:F:9:VAL:HG11	2.41	0.48
1:G:822:LEU:HD11	1:G:824:GLN:O	2.14	0.48
1:H:1018:LEU:HD23	1:H:1018:LEU:HA	1.53	0.48
1:H:952:ARG:CG	1:H:952:ARG:NH1	2.76	0.48
1:I:952:ARG:NH1	1:I:952:ARG:CG	2.76	0.48
1:J:35:SER:O	1:J:50:GLN:HG3	2.13	0.48
1:J:910:LEU:HD12	1:J:910:LEU:C	2.33	0.48
1:K:257:THR:HG23	1:K:270:GLY:O	2.12	0.48
1:L:35:SER:O	1:L:50:GLN:HG3	2.13	0.48

Continued on next page...

Continued from previous page...

Atom-1	Atom-2	Interatomic distance (Å)	Clash overlap (Å)
1:M:147:ASN:HA	1:M:148:SER:HA	1.64	0.48
1:M:254:LEU:HD23	1:M:254:LEU:HA	1.51	0.48
1:M:73:TRP:CE2	1:M:122:CYS:HB3	2.48	0.48
1:N:597:ASN:HD22	1:N:599:ARG:H	1.62	0.48
1:P:513:PRO:O	1:P:514:ALA:HB3	2.13	0.48
1:P:597:ASN:HD22	1:P:599:ARG:H	1.62	0.48
1:P:822:LEU:HD11	1:P:824:GLN:O	2.14	0.48
1:A:43:ARG:HH11	1:A:43:ARG:CG	2.13	0.48
1:A:673:ALA:O	1:A:674:PRO:C	2.52	0.48
1:B:1004:SER:OG	1:B:1006:GLU:OE2	2.30	0.48
1:B:894:ARG:NH1	1:B:919:ASP:OD2	2.47	0.48
1:B:920:LEU:HB3	1:B:921:PRO:CD	2.37	0.48
1:C:66:PRO:HB3	1:C:187:MET:HE1	1.95	0.48
1:C:610:ASP:O	1:C:611:ARG:HB2	2.12	0.48
1:C:873:ALA:O	1:C:876:THR:HG22	2.14	0.48
1:C:4:THR:CA	1:C:9:VAL:HG11	2.41	0.48
1:E:433:LEU:HB3	1:E:434:PRO:HD3	1.95	0.48
1:E:513:PRO:O	1:E:514:ALA:HB3	2.13	0.48
1:E:822:LEU:HD11	1:E:824:GLN:O	2.14	0.48
1:F:597:ASN:HD22	1:F:599:ARG:H	1.62	0.48
1:H:176:PHE:N	1:H:176:PHE:CD1	2.80	0.48
1:H:822:LEU:HD11	1:H:824:GLN:O	2.14	0.48
1:I:147:ASN:HA	1:I:148:SER:HA	1.64	0.48
1:I:894:ARG:NH1	1:I:919:ASP:OD2	2.47	0.48
1:J:583:ASN:HA	1:J:584:PRO:HD3	1.79	0.48
1:J:569:ASP:O	1:J:605:GLY:HA2	2.13	0.48
1:J:825:CYS:HA	1:J:837:THR:O	2.13	0.48
1:J:777:LEU:CD2	1:J:889:ALA:HA	2.39	0.48
1:L:569:ASP:O	1:L:605:GLY:HA2	2.13	0.48
1:L:573:GLN:HB2	1:L:602:CYS:O	2.14	0.48
1:N:987:ASP:OD2	1:N:990:HIS:HD2	1.96	0.48
1:O:894:ARG:NH1	1:O:919:ASP:OD2	2.47	0.48
1:P:673:ALA:O	1:P:674:PRO:C	2.52	0.48
1:P:825:CYS:HA	1:P:837:THR:O	2.13	0.48
1:A:573:GLN:HB2	1:A:602:CYS:O	2.14	0.48
1:B:14:ARG:HG2	1:B:16:TRP:CZ2	2.48	0.48
1:B:597:ASN:HD22	1:B:599:ARG:H	1.62	0.48
1:A:287:ASP:CG	1:D:425:ARG:HH22	2.17	0.48
1:D:85:VAL:HG12	1:D:86:VAL:N	2.27	0.48
1:E:1004:SER:OG	1:E:1006:GLU:OE2	2.30	0.48
1:F:655:MET:HG3	1:F:655:MET:O	2.14	0.48

Continued on next page...

Continued from previous page...

Atom-1	Atom-2	Interatomic distance (Å)	Clash overlap (Å)
1:F:894:ARG:NH1	1:F:919:ASP:OD2	2.47	0.48
1:G:869:ASP:OD2	1:G:1015:HIS:ND1	2.37	0.48
1:H:673:ALA:O	1:H:674:PRO:C	2.52	0.48
1:I:597:ASN:HD22	1:I:599:ARG:H	1.62	0.48
1:I:952:ARG:NH1	1:I:952:ARG:HG2	2.29	0.48
1:J:822:LEU:HD11	1:J:824:GLN:O	2.14	0.48
1:L:822:LEU:HD11	1:L:824:GLN:O	2.14	0.48
1:L:822:LEU:HD12	1:L:823:LEU:H	1.74	0.48
1:M:395:HIS:HA	1:M:396:PRO:HD3	1.51	0.48
1:M:433:LEU:HB3	1:M:434:PRO:HD3	1.95	0.48
1:M:573:GLN:HB2	1:M:602:CYS:O	2.14	0.48
1:M:873:ALA:O	1:M:876:THR:HG22	2.14	0.48
1:N:433:LEU:HB3	1:N:434:PRO:HD3	1.95	0.48
1:O:65:ALA:CB	1:O:66:PRO:HD2	2.33	0.48
1:P:14:ARG:HG2	1:P:16:TRP:CZ2	2.48	0.48
1:A:11:LEU:N	1:A:11:LEU:CD2	2.76	0.48
1:A:282:ARG:HB2	1:D:423:MET:H	1.79	0.48
1:B:14:ARG:HA	1:B:16:TRP:CZ3	2.49	0.48
1:B:573:GLN:HB2	1:B:602:CYS:O	2.14	0.48
1:C:73:TRP:CZ2	1:C:185:ALA:HB1	2.48	0.48
1:C:894:ARG:NH1	1:C:919:ASP:OD2	2.47	0.48
1:A:282:ARG:HB2	1:D:423:MET:N	2.28	0.48
1:E:479:ASP:HA	1:E:480:PRO:HD2	1.55	0.48
1:F:35:SER:O	1:F:50:GLN:HG3	2.13	0.48
1:F:987:ASP:OD2	1:F:990:HIS:HD2	1.96	0.48
1:I:35:SER:O	1:I:50:GLN:HG3	2.13	0.48
1:I:573:GLN:HB2	1:I:602:CYS:O	2.14	0.48
1:K:822:LEU:HD11	1:K:824:GLN:O	2.14	0.48
1:L:131:GLU:O	1:L:132:SER:C	2.51	0.48
1:L:147:ASN:HA	1:L:148:SER:HA	1.63	0.48
1:L:14:ARG:HA	1:L:16:TRP:CZ3	2.49	0.48
1:L:673:ALA:O	1:L:674:PRO:C	2.52	0.48
1:L:873:ALA:O	1:L:876:THR:HG22	2.14	0.48
1:L:894:ARG:NH1	1:L:919:ASP:OD2	2.47	0.48
1:O:35:SER:O	1:O:50:GLN:HG3	2.13	0.48
1:P:147:ASN:HA	1:P:148:SER:HA	1.64	0.48
1:P:433:LEU:HB3	1:P:434:PRO:HD3	1.95	0.48
1:P:573:GLN:HB2	1:P:602:CYS:O	2.14	0.48
1:P:894:ARG:NH1	1:P:919:ASP:OD2	2.47	0.48
1:P:952:ARG:HG2	1:P:952:ARG:NH1	2.29	0.48
1:A:254:LEU:O	1:A:255:ARG:HG2	2.14	0.47

Continued on next page...

Continued from previous page...

Atom-1	Atom-2	Interatomic distance (Å)	Clash overlap (Å)
1:A:73:TRP:CZ2	1:A:185:ALA:HB1	2.48	0.47
1:C:679:LEU:HD23	1:C:679:LEU:N	2.25	0.47
1:C:910:LEU:HD12	1:C:910:LEU:C	2.33	0.47
1:D:952:ARG:HG2	1:D:952:ARG:NH1	2.29	0.47
1:F:569:ASP:O	1:F:605:GLY:HA2	2.13	0.47
1:F:73:TRP:CE2	1:F:122:CYS:HB3	2.48	0.47
1:I:910:LEU:C	1:I:910:LEU:HD12	2.33	0.47
1:K:1004:SER:OG	1:K:1006:GLU:OE2	2.30	0.47
1:K:73:TRP:CE2	1:K:122:CYS:HB3	2.48	0.47
1:L:1020:TRP:CD1	1:L:1021:CME:N	2.80	0.47
1:L:901:GLY:HA3	1:L:902:PRO:HA	1.68	0.47
1:M:822:LEU:HD11	1:M:824:GLN:O	2.14	0.47
1:N:73:TRP:CZ2	1:N:185:ALA:HB1	2.48	0.47
1:N:513:PRO:O	1:N:514:ALA:HB3	2.13	0.47
1:N:901:GLY:HA3	1:N:902:PRO:HA	1.68	0.47
1:N:961:ARG:NH2	1:N:979:GLU:O	2.37	0.47
1:O:679:LEU:N	1:O:679:LEU:HD23	2.24	0.47
1:A:141:ILE:HA	1:A:214:LEU:HD23	1.97	0.47
1:A:610:ASP:OD2	1:A:612:THR:HG23	2.15	0.47
1:A:910:LEU:HD12	1:A:910:LEU:C	2.33	0.47
1:B:822:LEU:HD11	1:B:824:GLN:O	2.14	0.47
1:C:822:LEU:HD11	1:C:824:GLN:O	2.14	0.47
1:D:237:ARG:HB2	1:D:237:ARG:HE	1.48	0.47
1:E:873:ALA:O	1:E:876:THR:HG22	2.14	0.47
1:E:894:ARG:NH1	1:E:919:ASP:OD2	2.47	0.47
1:E:952:ARG:HG2	1:E:952:ARG:NH1	2.29	0.47
1:F:1004:SER:OG	1:F:1006:GLU:OE2	2.30	0.47
1:F:131:GLU:O	1:F:132:SER:C	2.51	0.47
1:F:433:LEU:HB3	1:F:434:PRO:HD3	1.95	0.47
1:G:777:LEU:CD2	1:G:889:ALA:HA	2.39	0.47
1:G:894:ARG:NH1	1:G:919:ASP:OD2	2.47	0.47
1:H:894:ARG:NH1	1:H:919:ASP:OD2	2.47	0.47
1:I:433:LEU:HB3	1:I:434:PRO:HD3	1.95	0.47
1:I:513:PRO:O	1:I:514:ALA:HB3	2.13	0.47
1:I:961:ARG:NH2	1:I:979:GLU:O	2.37	0.47
1:L:961:ARG:NH2	1:L:979:GLU:O	2.37	0.47
1:M:894:ARG:NH1	1:M:919:ASP:OD2	2.47	0.47
1:N:145:GLY:HA3	1:N:210:ARG:HG3	1.95	0.47
1:N:773:LYS:HZ2	1:N:773:LYS:HB2	1.78	0.47
1:P:952:ARG:NH1	1:P:952:ARG:CG	2.76	0.47
1:P:4:THR:CA	1:P:9:VAL:HG11	2.41	0.47

Continued on next page...

Continued from previous page...

Atom-1	Atom-2	Interatomic distance (Å)	Clash overlap (Å)
1:A:873:ALA:O	1:A:876:THR:HG22	2.14	0.47
1:B:987:ASP:OD2	1:B:990:HIS:HD2	1.96	0.47
1:C:14:ARG:HA	1:C:16:TRP:CZ3	2.49	0.47
1:D:773:LYS:HB2	1:D:773:LYS:HZ1	1.79	0.47
1:G:141:ILE:HA	1:G:214:LEU:HD23	1.97	0.47
1:G:573:GLN:HB2	1:G:602:CYS:O	2.14	0.47
1:G:679:LEU:N	1:G:679:LEU:HD23	2.24	0.47
1:G:78:LEU:HB3	1:G:79:PRO:CD	2.41	0.47
1:G:873:ALA:O	1:G:876:THR:HG22	2.14	0.47
1:H:141:ILE:HA	1:H:214:LEU:HD23	1.97	0.47
1:H:254:LEU:O	1:H:255:ARG:HG2	2.14	0.47
1:I:131:GLU:O	1:I:132:SER:C	2.51	0.47
1:J:145:GLY:HA3	1:J:210:ARG:HG3	1.95	0.47
1:J:73:TRP:CZ2	1:J:185:ALA:HB1	2.48	0.47
1:J:260:LEU:HD12	1:J:260:LEU:HA	1.70	0.47
1:J:317:THR:HG23	1:J:323:ILE:HD11	1.96	0.47
1:J:873:ALA:O	1:J:876:THR:HG22	2.14	0.47
1:J:894:ARG:NH1	1:J:919:ASP:OD2	2.47	0.47
1:J:952:ARG:NH1	1:J:952:ARG:CG	2.76	0.47
1:K:14:ARG:HA	1:K:16:TRP:CZ3	2.49	0.47
1:K:777:LEU:CD2	1:K:889:ALA:HA	2.39	0.47
1:L:254:LEU:O	1:L:255:ARG:HG2	2.14	0.47
1:M:952:ARG:NH1	1:M:952:ARG:HG2	2.29	0.47
1:N:131:GLU:O	1:N:132:SER:C	2.51	0.47
1:N:66:PRO:HB3	1:N:187:MET:HE1	1.95	0.47
1:N:73:TRP:CE2	1:N:122:CYS:HB3	2.48	0.47
1:N:894:ARG:NH1	1:N:919:ASP:OD2	2.47	0.47
1:O:141:ILE:HA	1:O:214:LEU:HD23	1.96	0.47
1:O:254:LEU:O	1:O:255:ARG:HG2	2.14	0.47
1:O:822:LEU:HD11	1:O:824:GLN:O	2.14	0.47
1:P:317:THR:HG23	1:P:323:ILE:HD11	1.96	0.47
1:A:822:LEU:HD11	1:A:824:GLN:O	2.14	0.47
1:B:569:ASP:O	1:B:605:GLY:HA2	2.13	0.47
1:B:610:ASP:O	1:B:611:ARG:HB2	2.12	0.47
1:C:317:THR:HG23	1:C:323:ILE:HD11	1.96	0.47
1:C:573:GLN:HB2	1:C:602:CYS:O	2.14	0.47
1:D:433:LEU:HB3	1:D:434:PRO:HD3	1.95	0.47
1:E:14:ARG:HA	1:E:16:TRP:CZ3	2.49	0.47
1:E:569:ASP:O	1:E:605:GLY:HA2	2.13	0.47
1:F:145:GLY:HA3	1:F:210:ARG:HG3	1.95	0.47
1:F:66:PRO:HB3	1:F:187:MET:HE1	1.95	0.47

Continued on next page...

Continued from previous page...

Atom-1	Atom-2	Interatomic distance (Å)	Clash overlap (Å)
1:F:427:THR:HA	1:F:436:MET:HE2	1.88	0.47
1:H:66:PRO:HB3	1:H:187:MET:HE1	1.95	0.47
1:H:772:ASP:OD1	1:H:772:ASP:N	2.39	0.47
1:I:145:GLY:HA3	1:I:210:ARG:HG3	1.96	0.47
1:I:254:LEU:O	1:I:255:ARG:HG2	2.14	0.47
1:I:256:VAL:HG12	1:I:257:THR:N	2.29	0.47
1:I:612:THR:HA	1:I:613:PRO:HD3	1.67	0.47
1:K:118:ASN:HA	1:K:119:PRO:HD2	1.61	0.47
1:L:610:ASP:OD2	1:L:612:THR:HG23	2.15	0.47
1:L:952:ARG:NH1	1:L:952:ARG:HG2	2.29	0.47
1:M:145:GLY:HA3	1:M:210:ARG:HG3	1.96	0.47
1:M:317:THR:HG23	1:M:323:ILE:HD11	1.96	0.47
1:M:576:ILE:CG2	1:M:577:LYS:N	2.77	0.47
1:M:825:CYS:HA	1:M:837:THR:O	2.13	0.47
1:N:610:ASP:OD2	1:N:612:THR:HG23	2.15	0.47
1:N:685:LEU:HA	1:N:686:PRO:HD3	1.66	0.47
1:O:173:LEU:HD23	1:O:173:LEU:HA	1.52	0.47
1:O:873:ALA:O	1:O:876:THR:HG22	2.14	0.47
1:A:1018:LEU:HA	1:A:1018:LEU:HD23	1.52	0.47
1:B:1018:LEU:HA	1:B:1018:LEU:HD23	1.52	0.47
1:B:317:THR:HG23	1:B:323:ILE:HD11	1.96	0.47
1:B:610:ASP:OD2	1:B:612:THR:HG23	2.15	0.47
1:B:847:LYS:HZ3	1:B:875:ASP:CG	2.18	0.47
1:B:856:TYR:CD2	1:B:864:MET:HE2	2.50	0.47
1:C:513:PRO:O	1:C:514:ALA:HB3	2.13	0.47
1:D:251:ARG:CB	1:D:253:TYR:CE2	2.97	0.47
1:D:610:ASP:OD2	1:D:612:THR:HG23	2.15	0.47
1:D:894:ARG:NH1	1:D:919:ASP:OD2	2.47	0.47
1:E:317:THR:HG23	1:E:323:ILE:HD11	1.96	0.47
1:F:118:ASN:HA	1:F:119:PRO:HD2	1.61	0.47
1:F:873:ALA:O	1:F:876:THR:HG22	2.14	0.47
1:F:901:GLY:HA3	1:F:902:PRO:HA	1.68	0.47
1:G:189:LEU:CD2	1:G:189:LEU:N	2.75	0.47
1:G:287:ASP:N	1:G:287:ASP:OD1	2.30	0.47
1:G:433:LEU:HB3	1:G:434:PRO:HD3	1.95	0.47
1:H:573:GLN:HB2	1:H:602:CYS:O	2.14	0.47
1:H:610:ASP:OD2	1:H:612:THR:HG23	2.15	0.47
1:H:777:LEU:HD21	1:H:889:ALA:CA	2.40	0.47
1:I:777:LEU:HD21	1:I:889:ALA:CA	2.40	0.47
1:I:822:LEU:HD11	1:I:824:GLN:O	2.14	0.47
1:J:597:ASN:HD22	1:J:599:ARG:H	1.62	0.47

Continued on next page...

Continued from previous page...

Atom-1	Atom-2	Interatomic distance (Å)	Clash overlap (Å)
1:K:894:ARG:NH1	1:K:919:ASP:OD2	2.47	0.47
1:K:952:ARG:NH1	1:K:952:ARG:HG2	2.29	0.47
1:L:256:VAL:HG12	1:L:257:THR:N	2.29	0.47
1:O:856:TYR:HD2	1:O:864:MET:HE2	1.78	0.47
1:P:254:LEU:O	1:P:255:ARG:HG2	2.15	0.47
1:P:873:ALA:O	1:P:876:THR:HG22	2.14	0.47
1:A:894:ARG:NH1	1:A:919:ASP:OD2	2.47	0.47
1:C:251:ARG:CB	1:C:253:TYR:CE2	2.97	0.47
1:C:256:VAL:N	1:C:272:ALA:O	2.47	0.47
1:D:14:ARG:HA	1:D:16:TRP:CZ3	2.49	0.47
1:D:777:LEU:CD2	1:D:889:ALA:HA	2.39	0.47
1:E:260:LEU:HA	1:E:260:LEU:HD12	1.70	0.47
1:F:147:ASN:HA	1:F:148:SER:HA	1.63	0.47
1:F:513:PRO:O	1:F:514:ALA:HB3	2.13	0.47
1:F:682:LEU:HD23	1:F:682:LEU:HA	1.70	0.47
1:G:1020:TRP:CD1	1:G:1021:CME:N	2.80	0.47
1:G:14:ARG:HA	1:G:16:TRP:CZ3	2.49	0.47
1:G:825:CYS:HA	1:G:837:THR:O	2.13	0.47
1:G:952:ARG:NH1	1:G:952:ARG:CG	2.76	0.47
1:H:237:ARG:HB2	1:H:237:ARG:HE	1.48	0.47
1:I:583:ASN:HA	1:I:584:PRO:HD3	1.79	0.47
1:J:14:ARG:HA	1:J:16:TRP:CZ3	2.49	0.47
1:J:254:LEU:O	1:J:255:ARG:HG2	2.15	0.47
1:J:256:VAL:HG12	1:J:257:THR:N	2.29	0.47
1:K:317:THR:HG23	1:K:323:ILE:HD11	1.96	0.47
1:K:673:ALA:O	1:K:674:PRO:C	2.52	0.47
1:K:873:ALA:O	1:K:876:THR:HG22	2.14	0.47
1:M:597:ASN:HD22	1:M:599:ARG:H	1.62	0.47
1:N:251:ARG:CB	1:N:253:TYR:CE2	2.97	0.47
1:N:254:LEU:O	1:N:255:ARG:HG2	2.15	0.47
1:N:256:VAL:HG12	1:N:257:THR:N	2.29	0.47
1:N:679:LEU:HD23	1:N:679:LEU:N	2.24	0.47
1:O:952:ARG:CG	1:O:952:ARG:NH1	2.76	0.47
1:P:1018:LEU:HD23	1:P:1018:LEU:HA	1.52	0.47
1:P:141:ILE:HA	1:P:214:LEU:HD23	1.97	0.47
1:P:256:VAL:HG12	1:P:257:THR:N	2.29	0.47
1:C:254:LEU:O	1:C:255:ARG:HG2	2.15	0.47
1:C:610:ASP:OD2	1:C:612:THR:HG23	2.15	0.47
1:D:952:ARG:CG	1:D:952:ARG:NH1	2.76	0.47
1:E:145:GLY:HA3	1:E:210:ARG:HG3	1.95	0.47
1:F:134:LEU:CD1	1:F:179:ALA:HA	2.45	0.47

Continued on next page...

Continued from previous page...

Atom-1	Atom-2	Interatomic distance (Å)	Clash overlap (Å)
1:F:254:LEU:O	1:F:255:ARG:HG2	2.15	0.47
1:G:576:ILE:CG2	1:G:577:LYS:N	2.77	0.47
1:H:317:THR:HG23	1:H:323:ILE:HD11	1.96	0.47
1:H:670:LEU:HA	1:H:670:LEU:HD23	1.66	0.47
1:I:141:ILE:HA	1:I:214:LEU:HD23	1.97	0.47
1:M:1018:LEU:HA	1:M:1018:LEU:HD23	1.52	0.47
1:M:131:GLU:O	1:M:132:SER:C	2.51	0.47
1:M:610:ASP:OD2	1:M:612:THR:HG23	2.15	0.47
1:N:906:TYR:HB3	1:N:907:PRO:CD	2.45	0.47
1:O:317:THR:HG23	1:O:323:ILE:HD11	1.96	0.47
1:O:433:LEU:HB3	1:O:434:PRO:HD3	1.95	0.47
1:O:513:PRO:O	1:O:514:ALA:HB3	2.13	0.47
1:P:610:ASP:OD2	1:P:612:THR:HG23	2.15	0.47
1:C:952:ARG:HG2	1:C:952:ARG:NH1	2.29	0.47
1:D:597:ASN:HD22	1:D:599:ARG:H	1.62	0.47
1:H:873:ALA:O	1:H:876:THR:HG22	2.14	0.47
1:I:610:ASP:OD2	1:I:612:THR:HG23	2.15	0.47
1:J:610:ASP:OD2	1:J:612:THR:HG23	2.15	0.47
1:K:256:VAL:HG12	1:K:257:THR:N	2.29	0.47
1:L:597:ASN:HD22	1:L:599:ARG:H	1.62	0.47
1:M:134:LEU:CD1	1:M:179:ALA:HA	2.45	0.47
1:M:254:LEU:O	1:M:255:ARG:HG2	2.14	0.47
1:M:378:LEU:HA	1:M:378:LEU:HD23	1.63	0.47
1:M:655:MET:O	1:M:655:MET:HG3	2.14	0.47
1:N:777:LEU:HD21	1:N:889:ALA:CA	2.40	0.47
1:O:14:ARG:HA	1:O:16:TRP:CZ3	2.49	0.47
1:O:189:LEU:N	1:O:189:LEU:CD2	2.75	0.47
1:P:130:ASP:CG	1:P:132:SER:HB3	2.35	0.47
1:P:336:ARG:CG	1:P:336:ARG:HH11	2.26	0.47
1:A:906:TYR:HB3	1:A:907:PRO:CD	2.45	0.47
1:B:141:ILE:HA	1:B:214:LEU:HD23	1.96	0.47
1:B:66:PRO:HB3	1:B:187:MET:HE1	1.95	0.47
1:B:576:ILE:CG2	1:B:577:LYS:N	2.77	0.47
1:C:673:ALA:O	1:C:674:PRO:C	2.52	0.47
1:E:610:ASP:OD2	1:E:612:THR:HG23	2.15	0.47
1:G:254:LEU:O	1:G:255:ARG:HG2	2.14	0.47
1:G:317:THR:HG23	1:G:323:ILE:HD11	1.96	0.47
1:G:597:ASN:HD22	1:G:599:ARG:H	1.62	0.47
1:G:610:ASP:OD2	1:G:612:THR:HG23	2.15	0.47
1:G:661:LYS:HA	1:G:662:PRO:HD3	1.72	0.47
1:I:130:ASP:CG	1:I:132:SER:HB3	2.36	0.47

Continued on next page...

Continued from previous page...

Atom-1	Atom-2	Interatomic distance (Å)	Clash overlap (Å)
1:I:14:ARG:HA	1:I:16:TRP:CZ3	2.49	0.47
1:I:256:VAL:N	1:I:272:ALA:O	2.47	0.47
1:I:469:ASP:HB3	1:L:473:ARG:HD2	1.96	0.47
1:J:173:LEU:HA	1:J:173:LEU:HD23	1.53	0.47
1:K:906:TYR:HB3	1:K:907:PRO:CD	2.45	0.47
1:L:317:THR:HG23	1:L:323:ILE:HD11	1.96	0.47
1:L:856:TYR:CD2	1:L:864:MET:HE2	2.50	0.47
1:O:134:LEU:CD1	1:O:179:ALA:HA	2.45	0.47
1:O:576:ILE:CG2	1:O:577:LYS:N	2.77	0.47
1:A:130:ASP:CG	1:A:132:SER:HB3	2.36	0.47
1:C:145:GLY:HA3	1:C:210:ARG:HG3	1.96	0.47
1:D:362:LEU:HD23	1:D:362:LEU:HA	1.70	0.47
1:E:597:ASN:HD22	1:E:599:ARG:H	1.62	0.47
1:F:317:THR:HG23	1:F:323:ILE:HD11	1.96	0.47
1:F:822:LEU:HD11	1:F:824:GLN:O	2.14	0.47
1:F:869:ASP:OD2	1:F:1015:HIS:ND1	2.37	0.47
1:E:724:GLU:OE1	1:F:874:SER:HB3	2.15	0.47
1:F:970:THR:CG2	1:F:975:LEU:HB2	2.45	0.47
1:G:134:LEU:CD1	1:G:179:ALA:HA	2.45	0.47
1:G:3:ILE:HG23	1:G:4:THR:H	1.80	0.47
1:I:134:LEU:CD1	1:I:179:ALA:HA	2.45	0.47
1:I:138:GLN:N	1:I:217:LYS:O	2.33	0.47
1:J:141:ILE:HA	1:J:214:LEU:HD23	1.96	0.47
1:J:961:ARG:NH2	1:J:979:GLU:O	2.37	0.47
1:K:145:GLY:HA3	1:K:210:ARG:HG3	1.95	0.47
1:L:134:LEU:CD1	1:L:179:ALA:HA	2.45	0.47
1:M:14:ARG:HA	1:M:16:TRP:CZ3	2.49	0.47
1:M:708:TRP:CD1	1:M:708:TRP:N	2.83	0.47
1:N:14:ARG:HA	1:N:16:TRP:CZ3	2.50	0.47
1:O:256:VAL:HG12	1:O:257:THR:N	2.29	0.47
1:O:429:ASP:OD1	1:O:431:ARG:N	2.46	0.47
1:O:610:ASP:OD2	1:O:612:THR:HG23	2.15	0.47
1:P:256:VAL:N	1:P:272:ALA:O	2.47	0.47
1:A:147:ASN:HA	1:A:148:SER:HA	1.64	0.47
1:A:173:LEU:HD23	1:A:173:LEU:HA	1.53	0.47
1:A:3:ILE:HG23	1:A:4:THR:H	1.80	0.47
1:B:347:LYS:CB	1:B:348:PRO:HD2	2.43	0.47
1:B:952:ARG:NH1	1:B:952:ARG:HG2	2.29	0.47
1:D:130:ASP:CG	1:D:132:SER:HB3	2.36	0.47
1:D:147:ASN:HA	1:D:148:SER:HA	1.64	0.47
1:E:254:LEU:O	1:E:255:ARG:HG2	2.15	0.47

Continued on next page...

Continued from previous page...

Atom-1	Atom-2	Interatomic distance (Å)	Clash overlap (Å)
1:E:377:LEU:HD22	1:E:377:LEU:HA	1.69	0.47
1:E:970:THR:CG2	1:E:975:LEU:HB2	2.45	0.47
1:F:952:ARG:O	1:F:1018:LEU:HD23	2.15	0.47
1:F:14:ARG:HA	1:F:16:TRP:CZ3	2.49	0.47
1:G:256:VAL:HG12	1:G:257:THR:N	2.30	0.47
1:H:130:ASP:CG	1:H:132:SER:HB3	2.36	0.47
1:H:970:THR:CG2	1:H:975:LEU:HB2	2.45	0.47
1:I:317:THR:HG23	1:I:323:ILE:HD11	1.96	0.47
1:I:906:TYR:HB3	1:I:907:PRO:CD	2.45	0.47
1:K:131:GLU:O	1:K:132:SER:C	2.51	0.47
1:K:130:ASP:CG	1:K:132:SER:HB3	2.36	0.47
1:K:134:LEU:CD1	1:K:179:ALA:HA	2.45	0.47
1:K:597:ASN:HD22	1:K:599:ARG:H	1.62	0.47
1:K:708:TRP:N	1:K:708:TRP:CD1	2.83	0.47
1:L:92:MET:HE3	1:L:362:LEU:O	2.15	0.47
1:M:970:THR:CG2	1:M:975:LEU:HB2	2.45	0.47
1:N:134:LEU:CD1	1:N:179:ALA:HA	2.45	0.47
1:O:777:LEU:CD2	1:O:889:ALA:HA	2.39	0.47
1:O:970:THR:CG2	1:O:975:LEU:HB2	2.45	0.47
1:P:655:MET:O	1:P:655:MET:HG3	2.14	0.47
1:P:708:TRP:CD1	1:P:708:TRP:N	2.83	0.47
1:P:773:LYS:HB2	1:P:773:LYS:HZ2	1.76	0.47
1:A:429:ASP:HA	1:A:430:PRO:HD3	1.55	0.46
1:B:873:ALA:O	1:B:876:THR:HG22	2.14	0.46
1:C:778:THR:HB	1:C:887:GLN:H	1.81	0.46
1:D:873:ALA:O	1:D:876:THR:HG22	2.14	0.46
1:E:63:PHE:N	1:E:63:PHE:CD1	2.84	0.46
1:E:673:ALA:O	1:E:674:PRO:C	2.52	0.46
1:G:429:ASP:OD1	1:G:431:ARG:N	2.46	0.46
1:H:906:TYR:HB3	1:H:907:PRO:CD	2.45	0.46
1:H:920:LEU:HB3	1:H:921:PRO:CD	2.37	0.46
1:H:952:ARG:HG2	1:H:952:ARG:NH1	2.29	0.46
1:J:130:ASP:CG	1:J:132:SER:HB3	2.36	0.46
1:K:129:VAL:HG23	1:K:182:ASN:HD22	1.81	0.46
1:K:251:ARG:CB	1:K:253:TYR:CE2	2.97	0.46
1:K:3:ILE:HG23	1:K:4:THR:H	1.80	0.46
1:K:610:ASP:OD2	1:K:612:THR:HG23	2.15	0.46
1:L:429:ASP:OD1	1:L:431:ARG:N	2.46	0.46
1:L:576:ILE:CG2	1:L:577:LYS:N	2.77	0.46
1:N:317:THR:HG23	1:N:323:ILE:HD11	1.96	0.46
1:N:822:LEU:HD11	1:N:824:GLN:O	2.14	0.46

Continued on next page...

Continued from previous page...

Atom-1	Atom-2	Interatomic distance (Å)	Clash overlap (Å)
1:N:873:ALA:O	1:N:876:THR:HG22	2.14	0.46
1:O:1004:SER:OG	1:O:1006:GLU:OE2	2.30	0.46
1:O:597:ASN:HD22	1:O:599:ARG:H	1.62	0.46
1:O:778:THR:HB	1:O:887:GLN:H	1.81	0.46
1:A:214:LEU:HD23	1:A:214:LEU:HA	1.73	0.46
1:A:362:LEU:HD23	1:A:362:LEU:HA	1.70	0.46
1:A:63:PHE:N	1:A:63:PHE:CD1	2.84	0.46
1:B:84:VAL:CG1	1:B:85:VAL:N	2.79	0.46
1:C:256:VAL:HG12	1:C:257:THR:N	2.29	0.46
1:C:612:THR:HA	1:C:613:PRO:HD3	1.67	0.46
1:C:708:TRP:CD1	1:C:708:TRP:N	2.83	0.46
1:C:856:TYR:HD2	1:C:864:MET:HE2	1.80	0.46
1:D:856:TYR:HD2	1:D:864:MET:CE	2.29	0.46
1:D:906:TYR:HB3	1:D:907:PRO:CD	2.45	0.46
1:E:3:ILE:HG23	1:E:4:THR:H	1.80	0.46
1:E:856:TYR:HD2	1:E:864:MET:CE	2.29	0.46
1:E:952:ARG:O	1:E:1018:LEU:HD23	2.15	0.46
1:F:702:GLN:HA	1:F:703:PRO:HD2	1.78	0.46
1:F:952:ARG:NH1	1:F:952:ARG:HG2	2.29	0.46
1:G:256:VAL:N	1:G:272:ALA:O	2.47	0.46
1:G:63:PHE:CD1	1:G:63:PHE:N	2.83	0.46
1:G:778:THR:HB	1:G:887:GLN:H	1.81	0.46
1:G:952:ARG:O	1:G:1018:LEU:HD23	2.15	0.46
1:H:708:TRP:N	1:H:708:TRP:CD1	2.83	0.46
1:I:856:TYR:HD2	1:I:864:MET:CE	2.29	0.46
1:L:141:ILE:HA	1:L:214:LEU:HD23	1.97	0.46
1:L:571:VAL:HG13	1:L:607:VAL:CG2	2.44	0.46
1:N:378:LEU:HD23	1:N:378:LEU:HA	1.63	0.46
1:O:138:GLN:N	1:O:217:LYS:O	2.33	0.46
1:O:708:TRP:CD1	1:O:708:TRP:N	2.83	0.46
1:P:14:ARG:HA	1:P:16:TRP:CZ3	2.49	0.46
1:P:777:LEU:HD21	1:P:889:ALA:CA	2.40	0.46
1:P:970:THR:CG2	1:P:975:LEU:HB2	2.45	0.46
1:A:14:ARG:HA	1:A:16:TRP:CZ3	2.49	0.46
1:A:778:THR:HB	1:A:887:GLN:H	1.81	0.46
1:B:129:VAL:HG23	1:B:182:ASN:HD22	1.81	0.46
1:B:256:VAL:HG12	1:B:257:THR:N	2.29	0.46
1:B:282:ARG:HG3	1:C:423:MET:HB2	1.98	0.46
1:B:856:TYR:HD2	1:B:864:MET:CE	2.28	0.46
1:C:141:ILE:HA	1:C:214:LEU:HD23	1.96	0.46
1:C:718:GLN:NE2	1:C:719:GLN:H	2.14	0.46

Continued on next page...

Continued from previous page...

Atom-1	Atom-2	Interatomic distance (Å)	Clash overlap (Å)
1:C:777:LEU:HD21	1:C:889:ALA:CA	2.40	0.46
1:C:78:LEU:CB	1:C:79:PRO:HD2	2.41	0.46
1:E:131:GLU:O	1:E:132:SER:C	2.51	0.46
1:F:130:ASP:CG	1:F:132:SER:HB3	2.36	0.46
1:F:378:LEU:HA	1:F:378:LEU:HD23	1.63	0.46
1:G:651:LEU:HD13	1:G:651:LEU:HA	1.49	0.46
1:G:970:THR:CG2	1:G:975:LEU:HB2	2.45	0.46
1:H:778:THR:HB	1:H:887:GLN:H	1.81	0.46
1:I:655:MET:HG3	1:I:655:MET:O	2.14	0.46
1:I:708:TRP:CZ3	1:I:709:SER:HB3	2.51	0.46
1:I:873:ALA:O	1:I:876:THR:HG22	2.14	0.46
1:J:576:ILE:CG2	1:J:577:LYS:N	2.77	0.46
1:J:906:TYR:HB3	1:J:907:PRO:CD	2.45	0.46
1:K:260:LEU:HA	1:K:260:LEU:HD12	1.69	0.46
1:K:778:THR:HB	1:K:887:GLN:H	1.81	0.46
1:K:952:ARG:CG	1:K:952:ARG:NH1	2.76	0.46
1:K:970:THR:CG2	1:K:975:LEU:HB2	2.45	0.46
1:M:141:ILE:HA	1:M:214:LEU:HD23	1.97	0.46
1:M:63:PHE:CD1	1:M:63:PHE:N	2.84	0.46
1:M:856:TYR:HD2	1:M:864:MET:CE	2.28	0.46
1:M:84:VAL:CG1	1:M:85:VAL:N	2.79	0.46
1:N:673:ALA:O	1:N:674:PRO:C	2.52	0.46
1:N:952:ARG:NH1	1:N:952:ARG:HG2	2.29	0.46
1:O:952:ARG:O	1:O:1018:LEU:HD23	2.15	0.46
1:P:134:LEU:CD1	1:P:179:ALA:HA	2.45	0.46
1:P:906:TYR:HB3	1:P:907:PRO:CD	2.45	0.46
1:A:419:GLY:C	1:D:282:ARG:HH11	2.18	0.46
1:A:592:PHE:N	1:A:592:PHE:CD1	2.84	0.46
1:B:134:LEU:CD1	1:B:179:ALA:HA	2.45	0.46
1:B:254:LEU:O	1:B:255:ARG:HG2	2.15	0.46
1:B:757:GLN:O	1:B:765:LEU:HD12	2.16	0.46
1:C:952:ARG:O	1:C:1018:LEU:HD23	2.15	0.46
1:C:130:ASP:CG	1:C:132:SER:HB3	2.36	0.46
1:C:134:LEU:CD1	1:C:179:ALA:HA	2.45	0.46
1:D:131:GLU:O	1:D:132:SER:C	2.51	0.46
1:D:134:LEU:CD1	1:D:179:ALA:HA	2.45	0.46
1:D:145:GLY:HA3	1:D:210:ARG:HG3	1.96	0.46
1:D:138:GLN:N	1:D:217:LYS:O	2.33	0.46
1:D:254:LEU:O	1:D:255:ARG:HG2	2.15	0.46
1:E:141:ILE:HA	1:E:214:LEU:HD23	1.97	0.46
1:E:134:LEU:CD1	1:E:179:ALA:HA	2.45	0.46

Continued on next page...

Continued from previous page...

Atom-1	Atom-2	Interatomic distance (Å)	Clash overlap (Å)
1:E:571:VAL:HG13	1:E:607:VAL:CG2	2.44	0.46
1:E:718:GLN:NE2	1:E:719:GLN:H	2.14	0.46
1:E:777:LEU:HD21	1:E:889:ALA:CA	2.40	0.46
1:F:571:VAL:HG13	1:F:607:VAL:CG2	2.44	0.46
1:G:708:TRP:CZ3	1:G:709:SER:HB3	2.51	0.46
1:I:221:GLN:HB3	1:I:221:GLN:HE21	1.58	0.46
1:I:576:ILE:CG2	1:I:577:LYS:N	2.77	0.46
1:I:757:GLN:O	1:I:765:LEU:HD12	2.16	0.46
1:I:970:THR:CG2	1:I:975:LEU:HB2	2.45	0.46
1:J:134:LEU:CD1	1:J:179:ALA:HA	2.45	0.46
1:J:347:LYS:CB	1:J:348:PRO:HD2	2.43	0.46
1:K:718:GLN:NE2	1:K:719:GLN:H	2.14	0.46
1:L:129:VAL:HG23	1:L:182:ASN:HD22	1.81	0.46
1:L:63:PHE:N	1:L:63:PHE:CD1	2.83	0.46
1:L:970:THR:CG2	1:L:975:LEU:HB2	2.45	0.46
1:M:129:VAL:HG23	1:M:182:ASN:HD22	1.81	0.46
1:N:130:ASP:CG	1:N:132:SER:HB3	2.36	0.46
1:N:718:GLN:NE2	1:N:719:GLN:H	2.14	0.46
1:N:757:GLN:O	1:N:765:LEU:HD12	2.16	0.46
1:N:84:VAL:CG1	1:N:85:VAL:N	2.79	0.46
1:M:723:ALA:HB1	1:N:875:ASP:OD1	2.15	0.46
1:O:3:ILE:HG23	1:O:4:THR:H	1.80	0.46
1:P:378:LEU:HD23	1:P:378:LEU:HA	1.63	0.46
1:P:856:TYR:HD2	1:P:864:MET:CE	2.28	0.46
1:B:237:ARG:HE	1:B:237:ARG:HB2	1.48	0.46
1:C:3:ILE:HG23	1:C:4:THR:H	1.80	0.46
1:C:807:VAL:CG1	1:C:808:GLU:N	2.79	0.46
1:C:970:THR:CG2	1:C:975:LEU:HB2	2.45	0.46
1:D:3:ILE:HG23	1:D:4:THR:H	1.80	0.46
1:D:685:LEU:HA	1:D:686:PRO:HD3	1.66	0.46
1:D:718:GLN:NE2	1:D:719:GLN:H	2.13	0.46
1:E:708:TRP:CZ3	1:E:709:SER:HB3	2.51	0.46
1:E:757:GLN:O	1:E:765:LEU:HD12	2.16	0.46
1:E:807:VAL:CG1	1:E:808:GLU:N	2.79	0.46
1:F:718:GLN:NE2	1:F:719:GLN:H	2.14	0.46
1:F:84:VAL:CG1	1:F:85:VAL:N	2.79	0.46
1:G:130:ASP:CG	1:G:132:SER:HB3	2.36	0.46
1:G:718:GLN:NE2	1:G:719:GLN:H	2.14	0.46
1:G:757:GLN:O	1:G:765:LEU:HD12	2.16	0.46
1:G:856:TYR:HD2	1:G:864:MET:CE	2.28	0.46
1:I:952:ARG:O	1:I:1018:LEU:HD23	2.15	0.46

Continued on next page...

Continued from previous page...

Atom-1	Atom-2	Interatomic distance (Å)	Clash overlap (Å)
1:I:129:VAL:HG23	1:I:182:ASN:HD22	1.81	0.46
1:I:18:ASN:HD22	1:I:21:VAL:HG23	1.80	0.46
1:I:3:ILE:HG23	1:I:4:THR:H	1.80	0.46
1:J:856:TYR:CD2	1:J:864:MET:HE2	2.50	0.46
1:K:78:LEU:HB3	1:K:79:PRO:CD	2.41	0.46
1:K:807:VAL:CG1	1:K:808:GLU:N	2.79	0.46
1:K:856:TYR:HD2	1:K:864:MET:CE	2.28	0.46
1:L:773:LYS:HZ1	1:L:773:LYS:HB2	1.77	0.46
1:M:708:TRP:CZ3	1:M:709:SER:HB3	2.51	0.46
1:N:952:ARG:O	1:N:1018:LEU:HD23	2.15	0.46
1:O:130:ASP:CG	1:O:132:SER:HB3	2.36	0.46
1:O:708:TRP:CZ3	1:O:709:SER:HB3	2.51	0.46
1:O:856:TYR:HD2	1:O:864:MET:CE	2.28	0.46
1:A:952:ARG:O	1:A:1018:LEU:HD23	2.15	0.46
1:A:254:LEU:HD23	1:A:254:LEU:HA	1.51	0.46
1:A:757:GLN:O	1:A:765:LEU:HD12	2.16	0.46
1:A:952:ARG:NH1	1:A:952:ARG:HG2	2.29	0.46
1:B:131:GLU:O	1:B:132:SER:C	2.51	0.46
1:B:63:PHE:CD1	1:B:63:PHE:N	2.84	0.46
1:B:702:GLN:HA	1:B:703:PRO:HD2	1.78	0.46
1:B:708:TRP:CZ3	1:B:709:SER:HB3	2.51	0.46
1:B:778:THR:HB	1:B:887:GLN:H	1.81	0.46
1:C:856:TYR:HD2	1:C:864:MET:CE	2.28	0.46
1:D:141:ILE:HA	1:D:214:LEU:HD23	1.97	0.46
1:D:336:ARG:CG	1:D:336:ARG:HH11	2.26	0.46
1:D:673:ALA:O	1:D:674:PRO:C	2.52	0.46
1:E:129:VAL:HG23	1:E:182:ASN:HD22	1.81	0.46
1:E:256:VAL:N	1:E:272:ALA:O	2.47	0.46
1:E:592:PHE:CD1	1:E:592:PHE:N	2.84	0.46
1:F:673:ALA:O	1:F:674:PRO:C	2.52	0.46
1:G:129:VAL:HG23	1:G:182:ASN:HD22	1.81	0.46
1:G:84:VAL:CG1	1:G:85:VAL:N	2.79	0.46
1:H:134:LEU:CD1	1:H:179:ALA:HA	2.45	0.46
1:H:718:GLN:NE2	1:H:719:GLN:H	2.14	0.46
1:H:807:VAL:CG1	1:H:808:GLU:N	2.79	0.46
1:H:84:VAL:CG1	1:H:85:VAL:N	2.79	0.46
1:I:807:VAL:CG1	1:I:808:GLU:N	2.79	0.46
1:J:3:ILE:HG23	1:J:4:THR:H	1.80	0.46
1:K:63:PHE:N	1:K:63:PHE:CD1	2.84	0.46
1:K:895:VAL:O	1:K:919:ASP:HA	2.16	0.46
1:N:970:THR:CG2	1:N:975:LEU:HB2	2.45	0.46

Continued on next page...

Continued from previous page...

Atom-1	Atom-2	Interatomic distance (Å)	Clash overlap (Å)
1:O:63:PHE:CD1	1:O:63:PHE:N	2.84	0.46
1:P:129:VAL:HG23	1:P:182:ASN:HD22	1.81	0.46
1:P:254:LEU:HD23	1:P:254:LEU:HA	1.51	0.46
1:P:952:ARG:O	1:P:1018:LEU:HD23	2.15	0.46
1:A:256:VAL:HG12	1:A:257:THR:N	2.29	0.46
1:A:718:GLN:NE2	1:A:719:GLN:H	2.14	0.46
1:A:856:TYR:HD2	1:A:864:MET:CE	2.28	0.46
1:B:3:ILE:HG23	1:B:4:THR:H	1.80	0.46
1:E:84:VAL:CG1	1:E:85:VAL:N	2.79	0.46
1:E:952:ARG:NH1	1:E:952:ARG:CG	2.76	0.46
1:F:576:ILE:CG2	1:F:577:LYS:N	2.77	0.46
1:F:610:ASP:OD2	1:F:612:THR:HG23	2.15	0.46
1:F:63:PHE:N	1:F:63:PHE:CD1	2.84	0.46
1:G:1018:LEU:HA	1:G:1018:LEU:HD23	1.52	0.46
1:G:227:VAL:CG1	1:G:228:ALA:N	2.79	0.46
1:G:592:PHE:N	1:G:592:PHE:CD1	2.84	0.46
1:H:952:ARG:O	1:H:1018:LEU:HD23	2.15	0.46
1:I:43:ARG:CG	1:I:43:ARG:HH11	2.13	0.46
1:J:970:THR:CG2	1:J:975:LEU:HB2	2.45	0.46
1:K:952:ARG:O	1:K:1018:LEU:HD23	2.15	0.46
1:K:141:ILE:HA	1:K:214:LEU:HD23	1.97	0.46
1:K:378:LEU:HA	1:K:378:LEU:HD23	1.63	0.46
1:L:130:ASP:CG	1:L:132:SER:HB3	2.35	0.46
1:L:476:LYS:HD2	1:L:476:LYS:HA	1.81	0.46
1:L:592:PHE:CD1	1:L:592:PHE:N	2.84	0.46
1:L:645:ARG:HH22	1:L:650:GLU:CD	2.19	0.46
1:L:658:LEU:N	1:L:661:LYS:O	2.39	0.46
1:M:3:ILE:HG23	1:M:4:THR:H	1.80	0.46
1:M:592:PHE:N	1:M:592:PHE:CD1	2.84	0.46
1:M:69:VAL:HA	1:M:70:PRO:HD3	1.87	0.46
1:N:807:VAL:CG1	1:N:808:GLU:N	2.79	0.46
1:O:869:ASP:OD2	1:O:1015:HIS:ND1	2.37	0.46
1:O:895:VAL:O	1:O:919:ASP:HA	2.16	0.46
1:P:718:GLN:NE2	1:P:719:GLN:H	2.13	0.46
1:A:317:THR:HG23	1:A:323:ILE:HD11	1.96	0.46
1:A:651:LEU:HD13	1:A:651:LEU:HA	1.49	0.46
1:A:740:LEU:HD13	1:A:749:ILE:HD12	1.98	0.46
1:A:78:LEU:HB3	1:A:79:PRO:CD	2.41	0.46
1:A:807:VAL:CG1	1:A:808:GLU:N	2.79	0.46
1:B:708:TRP:CD1	1:B:708:TRP:N	2.83	0.46
1:B:970:THR:CG2	1:B:975:LEU:HB2	2.45	0.46

Continued on next page...

Continued from previous page...

Atom-1	Atom-2	Interatomic distance (Å)	Clash overlap (Å)
1:C:257:THR:OG1	1:C:316:HIS:HE1	1.99	0.46
1:C:63:PHE:N	1:C:63:PHE:CD1	2.84	0.46
1:C:645:ARG:HH22	1:C:650:GLU:CD	2.19	0.46
1:D:757:GLN:O	1:D:765:LEU:HD12	2.16	0.46
1:D:84:VAL:CG1	1:D:85:VAL:N	2.79	0.46
1:D:952:ARG:O	1:D:1018:LEU:HD23	2.15	0.46
1:F:129:VAL:HG23	1:F:182:ASN:HD22	1.81	0.46
1:F:256:VAL:HG12	1:F:257:THR:N	2.29	0.46
1:F:856:TYR:HD2	1:F:864:MET:CE	2.28	0.46
1:G:670:LEU:HD23	1:G:670:LEU:HA	1.66	0.46
1:G:906:TYR:HB3	1:G:907:PRO:CD	2.45	0.46
1:H:1004:SER:OG	1:H:1006:GLU:OE2	2.30	0.46
1:H:227:VAL:CG1	1:H:228:ALA:N	2.79	0.46
1:H:3:ILE:HG23	1:H:4:THR:H	1.80	0.46
1:I:395:HIS:HA	1:I:396:PRO:HD3	1.51	0.46
1:J:63:PHE:CD1	1:J:63:PHE:N	2.84	0.46
1:J:670:LEU:HD23	1:J:670:LEU:HA	1.66	0.46
1:K:254:LEU:O	1:K:255:ARG:HG2	2.15	0.46
1:K:645:ARG:HH22	1:K:650:GLU:CD	2.20	0.46
1:L:708:TRP:CZ3	1:L:709:SER:HB3	2.51	0.46
1:L:757:GLN:O	1:L:765:LEU:HD12	2.16	0.46
1:M:256:VAL:HG12	1:M:257:THR:N	2.29	0.46
1:M:260:LEU:HA	1:M:260:LEU:HD12	1.70	0.46
1:M:777:LEU:CD2	1:M:889:ALA:HA	2.39	0.46
1:M:906:TYR:HB3	1:M:907:PRO:CD	2.45	0.46
1:M:952:ARG:O	1:M:1018:LEU:HD23	2.15	0.46
1:N:3:ILE:HG23	1:N:4:THR:H	1.80	0.46
1:O:129:VAL:HG23	1:O:182:ASN:HD22	1.81	0.46
1:O:257:THR:OG1	1:O:316:HIS:HE1	1.99	0.46
1:O:592:PHE:CD1	1:O:592:PHE:N	2.84	0.46
1:O:718:GLN:NE2	1:O:719:GLN:H	2.14	0.46
1:A:129:VAL:HG23	1:A:182:ASN:HD22	1.81	0.46
1:A:257:THR:OG1	1:A:316:HIS:HE1	1.99	0.46
1:A:895:VAL:O	1:A:919:ASP:HA	2.16	0.46
1:B:952:ARG:O	1:B:1018:LEU:HD23	2.15	0.46
1:C:287:ASP:OD1	1:C:287:ASP:N	2.31	0.46
1:D:317:THR:HG23	1:D:323:ILE:HD11	1.96	0.46
1:D:576:ILE:CG2	1:D:577:LYS:N	2.77	0.46
1:D:708:TRP:CD1	1:D:708:TRP:N	2.83	0.46
1:D:708:TRP:CZ3	1:D:709:SER:HB3	2.51	0.46
1:D:970:THR:CG2	1:D:975:LEU:HB2	2.45	0.46

Continued on next page...

Continued from previous page...

Atom-1	Atom-2	Interatomic distance (Å)	Clash overlap (Å)
1:E:256:VAL:HG12	1:E:257:THR:N	2.29	0.46
1:E:708:TRP:N	1:E:708:TRP:CD1	2.83	0.46
1:F:730:LEU:HA	1:F:731:PRO:HD3	1.78	0.46
1:G:138:GLN:N	1:G:217:LYS:O	2.33	0.46
1:H:129:VAL:HG23	1:H:182:ASN:HD22	1.81	0.46
1:H:63:PHE:CD1	1:H:63:PHE:N	2.83	0.46
1:H:856:TYR:HD2	1:H:864:MET:CE	2.28	0.46
1:I:173:LEU:HA	1:I:173:LEU:HD23	1.52	0.46
1:I:479:ASP:HA	1:I:480:PRO:HD2	1.55	0.46
1:J:655:MET:HG3	1:J:655:MET:O	2.14	0.46
1:J:807:VAL:CG1	1:J:808:GLU:N	2.79	0.46
1:J:778:THR:HB	1:J:887:GLN:H	1.81	0.46
1:L:685:LEU:HA	1:L:686:PRO:HD3	1.66	0.46
1:L:906:TYR:HB3	1:L:907:PRO:CD	2.45	0.46
1:M:256:VAL:N	1:M:272:ALA:O	2.47	0.46
1:M:718:GLN:NE2	1:M:719:GLN:H	2.14	0.46
1:M:856:TYR:CD2	1:M:864:MET:CE	2.99	0.46
1:O:856:TYR:CD2	1:O:864:MET:CE	2.99	0.46
1:O:84:VAL:CG1	1:O:85:VAL:N	2.79	0.46
1:O:856:TYR:CD2	1:O:864:MET:HE2	2.51	0.46
1:O:906:TYR:HB3	1:O:907:PRO:CD	2.45	0.46
1:P:227:VAL:CG1	1:P:228:ALA:N	2.79	0.46
1:P:807:VAL:CG1	1:P:808:GLU:N	2.79	0.46
1:P:856:TYR:CD2	1:P:864:MET:CE	2.99	0.46
1:A:227:VAL:CG1	1:A:228:ALA:N	2.79	0.46
1:A:708:TRP:CZ3	1:A:709:SER:HB3	2.51	0.46
1:A:970:THR:CG2	1:A:975:LEU:HB2	2.45	0.46
1:B:130:ASP:CG	1:B:132:SER:HB3	2.36	0.46
1:B:592:PHE:CD1	1:B:592:PHE:N	2.84	0.46
1:B:645:ARG:HH22	1:B:650:GLU:CD	2.19	0.46
1:B:718:GLN:NE2	1:B:719:GLN:H	2.13	0.46
1:C:173:LEU:HD23	1:C:173:LEU:HA	1.53	0.46
1:C:227:VAL:CG1	1:C:228:ALA:N	2.79	0.46
1:C:878:HIS:HA	1:C:879:PRO:HD3	1.74	0.46
1:E:395:HIS:HA	1:E:396:PRO:HD3	1.51	0.46
1:F:708:TRP:CZ3	1:F:709:SER:HB3	2.51	0.46
1:F:778:THR:HB	1:F:887:GLN:H	1.81	0.46
1:G:655:MET:O	1:G:655:MET:HG3	2.14	0.46
1:G:947:GLY:HA3	1:G:948:PRO:HD2	1.79	0.46
1:I:718:GLN:NE2	1:I:719:GLN:H	2.14	0.46
1:I:856:TYR:CD2	1:I:864:MET:CE	2.99	0.46

Continued on next page...

Continued from previous page...

Atom-1	Atom-2	Interatomic distance (Å)	Clash overlap (Å)
1:I:84:VAL:CG1	1:I:85:VAL:N	2.79	0.46
1:J:131:GLU:O	1:J:132:SER:C	2.51	0.46
1:J:257:THR:OG1	1:J:316:HIS:HE1	1.99	0.46
1:J:718:GLN:NE2	1:J:719:GLN:H	2.13	0.46
1:J:952:ARG:NH1	1:J:952:ARG:HG2	2.29	0.46
1:K:271:THR:HG22	1:K:272:ALA:N	2.31	0.46
1:K:272:ALA:HA	1:K:273:PRO:HD3	1.74	0.46
1:K:612:THR:HA	1:K:613:PRO:HD3	1.67	0.46
1:L:3:ILE:HG23	1:L:4:THR:H	1.80	0.46
1:L:718:GLN:NE2	1:L:719:GLN:H	2.14	0.46
1:M:571:VAL:HG13	1:M:607:VAL:CG2	2.44	0.46
1:M:757:GLN:O	1:M:765:LEU:HD12	2.16	0.46
1:N:173:LEU:HA	1:N:173:LEU:HD23	1.52	0.46
1:N:576:ILE:CG2	1:N:577:LYS:N	2.77	0.46
1:N:708:TRP:CZ3	1:N:709:SER:HB3	2.51	0.46
1:P:84:VAL:CG1	1:P:85:VAL:N	2.79	0.46
1:B:227:VAL:CG1	1:B:228:ALA:N	2.79	0.45
1:B:807:VAL:CG1	1:B:808:GLU:N	2.79	0.45
1:B:970:THR:HG23	1:B:975:LEU:HB2	1.98	0.45
1:C:131:GLU:O	1:C:132:SER:C	2.51	0.45
1:C:856:TYR:CD2	1:C:864:MET:CE	2.99	0.45
1:E:655:MET:HE3	1:E:655:MET:HB2	1.80	0.45
1:F:807:VAL:CG1	1:F:808:GLU:N	2.79	0.45
1:F:970:THR:HG23	1:F:975:LEU:HB2	1.98	0.45
1:G:479:ASP:HA	1:G:480:PRO:HD2	1.55	0.45
1:G:645:ARG:HH22	1:G:650:GLU:CD	2.19	0.45
1:G:708:TRP:CD1	1:G:708:TRP:N	2.83	0.45
1:I:63:PHE:N	1:I:63:PHE:CD1	2.84	0.45
1:J:304:GLU:OE1	1:J:644:PHE:N	2.43	0.45
1:J:757:GLN:O	1:J:765:LEU:HD12	2.16	0.45
1:L:952:ARG:O	1:L:1018:LEU:HD23	2.15	0.45
1:M:970:THR:HG23	1:M:975:LEU:HB2	1.99	0.45
1:N:655:MET:HG3	1:N:655:MET:O	2.14	0.45
1:O:655:MET:O	1:O:655:MET:HG3	2.14	0.45
1:O:757:GLN:O	1:O:765:LEU:HD12	2.16	0.45
1:O:952:ARG:NH1	1:O:952:ARG:HG2	2.29	0.45
1:O:970:THR:HG23	1:O:975:LEU:HB2	1.98	0.45
1:P:271:THR:HG22	1:P:272:ALA:N	2.31	0.45
1:P:856:TYR:CD2	1:P:864:MET:HE2	2.51	0.45
1:A:856:TYR:CD2	1:A:864:MET:CE	2.99	0.45
1:B:173:LEU:HA	1:B:173:LEU:HD23	1.53	0.45

Continued on next page...

Continued from previous page...

Atom-1	Atom-2	Interatomic distance (Å)	Clash overlap (Å)
1:B:257:THR:OG1	1:B:316:HIS:HE1	1.99	0.45
1:D:970:THR:HG23	1:D:975:LEU:HB2	1.99	0.45
1:E:130:ASP:CG	1:E:132:SER:HB3	2.36	0.45
1:E:257:THR:OG1	1:E:316:HIS:HE1	1.99	0.45
1:E:869:ASP:OD2	1:E:1015:HIS:ND1	2.37	0.45
1:E:970:THR:HG23	1:E:975:LEU:HB2	1.99	0.45
1:F:271:THR:HG22	1:F:272:ALA:N	2.32	0.45
1:F:645:ARG:HH22	1:F:650:GLU:CD	2.20	0.45
1:F:679:LEU:N	1:F:679:LEU:HD23	2.25	0.45
1:F:906:TYR:HB3	1:F:907:PRO:CD	2.45	0.45
1:F:895:VAL:O	1:F:919:ASP:HA	2.16	0.45
1:G:436:MET:HE1	1:G:467:ASN:ND2	2.29	0.45
1:G:856:TYR:CD2	1:G:864:MET:CE	2.99	0.45
1:G:952:ARG:NH1	1:G:952:ARG:HG2	2.29	0.45
1:G:970:THR:HG23	1:G:975:LEU:HB2	1.98	0.45
1:H:257:THR:OG1	1:H:316:HIS:HE1	1.99	0.45
1:H:271:THR:HG22	1:H:272:ALA:N	2.32	0.45
1:H:869:ASP:OD2	1:H:1015:HIS:ND1	2.37	0.45
1:I:254:LEU:HD23	1:I:254:LEU:HA	1.51	0.45
1:I:895:VAL:O	1:I:919:ASP:HA	2.16	0.45
1:J:1018:LEU:HD23	1:J:1018:LEU:HA	1.52	0.45
1:J:856:TYR:HD2	1:J:864:MET:CE	2.28	0.45
1:J:895:VAL:O	1:J:919:ASP:HA	2.16	0.45
1:J:970:THR:HG23	1:J:975:LEU:HB2	1.99	0.45
1:L:251:ARG:CB	1:L:253:TYR:CE2	2.98	0.45
1:L:730:LEU:HA	1:L:731:PRO:HD3	1.78	0.45
1:M:43:ARG:HH11	1:M:43:ARG:CG	2.13	0.45
1:N:141:ILE:HA	1:N:214:LEU:HD23	1.96	0.45
1:N:271:THR:HG22	1:N:272:ALA:N	2.32	0.45
1:O:429:ASP:HA	1:O:430:PRO:HD3	1.55	0.45
1:O:645:ARG:HH22	1:O:650:GLU:CD	2.19	0.45
1:P:1004:SER:OG	1:P:1006:GLU:OE2	2.30	0.45
1:P:92:MET:HE3	1:P:362:LEU:O	2.16	0.45
1:A:18:ASN:HD22	1:A:21:VAL:HG23	1.80	0.45
1:C:178:ARG:NH1	1:C:178:ARG:CB	2.78	0.45
1:C:271:THR:HG22	1:C:272:ALA:N	2.31	0.45
1:C:592:PHE:N	1:C:592:PHE:CD1	2.84	0.45
1:C:757:GLN:O	1:C:765:LEU:HD12	2.16	0.45
1:C:84:VAL:CG1	1:C:85:VAL:N	2.79	0.45
1:C:970:THR:HG23	1:C:975:LEU:HB2	1.98	0.45
1:D:256:VAL:HG12	1:D:257:THR:N	2.29	0.45

Continued on next page...

Continued from previous page...

Atom-1	Atom-2	Interatomic distance (Å)	Clash overlap (Å)
1:D:256:VAL:N	1:D:272:ALA:O	2.47	0.45
1:D:257:THR:OG1	1:D:316:HIS:HE1	1.99	0.45
1:E:1018:LEU:HA	1:E:1018:LEU:HD23	1.52	0.45
1:G:682:LEU:HA	1:G:682:LEU:HD23	1.70	0.45
1:H:14:ARG:HA	1:H:16:TRP:CZ3	2.49	0.45
1:H:740:LEU:HD13	1:H:749:ILE:HD12	1.98	0.45
1:H:824:GLN:O	1:H:838:THR:HA	2.17	0.45
1:M:130:ASP:CG	1:M:132:SER:HB3	2.36	0.45
1:M:347:LYS:HA	1:M:348:PRO:HD3	1.77	0.45
1:M:824:GLN:O	1:M:838:THR:HA	2.17	0.45
1:M:895:VAL:O	1:M:919:ASP:HA	2.16	0.45
1:M:92:MET:HE3	1:M:362:LEU:O	2.16	0.45
1:N:778:THR:HB	1:N:887:GLN:H	1.81	0.45
1:O:347:LYS:HA	1:O:348:PRO:HD3	1.77	0.45
1:O:682:LEU:HA	1:O:682:LEU:HD23	1.70	0.45
1:P:592:PHE:N	1:P:592:PHE:CD1	2.84	0.45
1:P:655:MET:HB2	1:P:655:MET:HE3	1.86	0.45
1:A:134:LEU:CD1	1:A:179:ALA:HA	2.45	0.45
1:A:801:ILE:C	1:A:801:ILE:HD12	2.37	0.45
1:B:895:VAL:O	1:B:919:ASP:HA	2.16	0.45
1:C:129:VAL:HG23	1:C:182:ASN:HD22	1.81	0.45
1:C:694:LEU:HD12	1:C:694:LEU:HA	1.73	0.45
1:E:801:ILE:C	1:E:801:ILE:HD12	2.37	0.45
1:G:272:ALA:HA	1:G:273:PRO:HD3	1.75	0.45
1:G:378:LEU:HA	1:G:378:LEU:HD23	1.63	0.45
1:H:645:ARG:HH22	1:H:650:GLU:CD	2.19	0.45
1:H:655:MET:HG3	1:H:655:MET:O	2.14	0.45
1:J:129:VAL:HG23	1:J:182:ASN:HD22	1.81	0.45
1:J:65:ALA:CB	1:J:66:PRO:HD2	2.33	0.45
1:J:682:LEU:HD23	1:J:682:LEU:HA	1.70	0.45
1:J:78:LEU:HB3	1:J:79:PRO:CD	2.41	0.45
1:K:757:GLN:O	1:K:765:LEU:HD12	2.16	0.45
1:L:377:LEU:HD22	1:L:377:LEU:HA	1.69	0.45
1:L:694:LEU:HA	1:L:694:LEU:HD12	1.73	0.45
1:L:856:TYR:CD2	1:L:864:MET:CE	2.99	0.45
1:L:856:TYR:HD2	1:L:864:MET:CE	2.29	0.45
1:M:377:LEU:HD22	1:M:377:LEU:HA	1.69	0.45
1:N:824:GLN:O	1:N:838:THR:HA	2.17	0.45
1:N:856:TYR:HD2	1:N:864:MET:CE	2.28	0.45
1:N:895:VAL:O	1:N:919:ASP:HA	2.16	0.45
1:N:970:THR:HG23	1:N:975:LEU:HB2	1.98	0.45

Continued on next page...

Continued from previous page...

Atom-1	Atom-2	Interatomic distance (Å)	Clash overlap (Å)
1:P:670:LEU:HD23	1:P:670:LEU:HA	1.66	0.45
1:A:336:ARG:CG	1:A:336:ARG:HH11	2.26	0.45
1:A:469:ASP:HB3	1:D:473:ARG:HD2	1.98	0.45
1:A:685:LEU:HA	1:A:686:PRO:HD3	1.66	0.45
1:A:722:LEU:HA	1:A:722:LEU:HD23	1.76	0.45
1:A:84:VAL:CG1	1:A:85:VAL:N	2.79	0.45
1:A:869:ASP:OD2	1:A:1015:HIS:ND1	2.37	0.45
1:A:970:THR:HG23	1:A:975:LEU:HB2	1.99	0.45
1:B:571:VAL:HG13	1:B:607:VAL:CG2	2.44	0.45
1:B:824:GLN:O	1:B:838:THR:HA	2.17	0.45
1:C:824:GLN:O	1:C:838:THR:HA	2.17	0.45
1:D:129:VAL:HG23	1:D:182:ASN:HD22	1.81	0.45
1:D:227:VAL:CG1	1:D:228:ALA:N	2.79	0.45
1:D:378:LEU:HD23	1:D:378:LEU:HA	1.63	0.45
1:D:856:TYR:HD2	1:D:864:MET:HE2	1.82	0.45
1:E:576:ILE:CG2	1:E:577:LYS:N	2.77	0.45
1:E:895:VAL:O	1:E:919:ASP:HA	2.16	0.45
1:F:251:ARG:CB	1:F:253:TYR:CE2	2.97	0.45
1:F:3:ILE:HG23	1:F:4:THR:H	1.80	0.45
1:F:856:TYR:CD2	1:F:864:MET:CE	2.99	0.45
1:G:131:GLU:O	1:G:132:SER:C	2.51	0.45
1:G:395:HIS:HA	1:G:396:PRO:HD3	1.51	0.45
1:H:856:TYR:CD2	1:H:864:MET:CE	2.99	0.45
1:I:655:MET:HE3	1:I:655:MET:HB2	1.86	0.45
1:J:271:THR:HG22	1:J:272:ALA:N	2.31	0.45
1:J:824:GLN:O	1:J:838:THR:HA	2.17	0.45
1:K:257:THR:OG1	1:K:316:HIS:HE1	1.99	0.45
1:K:708:TRP:CZ3	1:K:709:SER:HB3	2.51	0.45
1:K:824:GLN:O	1:K:838:THR:HA	2.17	0.45
1:K:84:VAL:CG1	1:K:85:VAL:N	2.79	0.45
1:L:670:LEU:HA	1:L:670:LEU:HD23	1.66	0.45
1:L:679:LEU:HD23	1:L:679:LEU:N	2.24	0.45
1:M:645:ARG:HH22	1:M:650:GLU:CD	2.20	0.45
1:M:778:THR:HB	1:M:887:GLN:H	1.81	0.45
1:M:418:HIS:O	1:P:282:ARG:CD	2.63	0.45
1:P:3:ILE:HG23	1:P:4:THR:H	1.80	0.45
1:A:378:LEU:HA	1:A:378:LEU:HD23	1.63	0.45
1:A:570:TRP:HD1	1:A:571:VAL:HG22	1.82	0.45
1:A:654:TRP:CE3	1:A:655:MET:HA	2.52	0.45
1:B:256:VAL:N	1:B:272:ALA:O	2.47	0.45
1:B:658:LEU:N	1:B:661:LYS:O	2.39	0.45

Continued on next page...

Continued from previous page...

Atom-1	Atom-2	Interatomic distance (Å)	Clash overlap (Å)
1:B:947:GLY:HA3	1:B:948:PRO:HD2	1.79	0.45
1:C:654:TRP:CE3	1:C:655:MET:HA	2.52	0.45
1:D:777:LEU:HD21	1:D:889:ALA:CA	2.40	0.45
1:D:801:ILE:HD12	1:D:801:ILE:C	2.37	0.45
1:D:856:TYR:CD2	1:D:864:MET:CE	2.99	0.45
1:E:43:ARG:HH11	1:E:43:ARG:CG	2.13	0.45
1:E:645:ARG:HH22	1:E:650:GLU:CD	2.20	0.45
1:E:740:LEU:HD13	1:E:749:ILE:HD12	1.98	0.45
1:F:141:ILE:HA	1:F:214:LEU:HD23	1.97	0.45
1:F:476:LYS:HA	1:F:476:LYS:HD2	1.81	0.45
1:F:654:TRP:CE3	1:F:655:MET:HA	2.52	0.45
1:G:895:VAL:O	1:G:919:ASP:HA	2.16	0.45
1:H:378:LEU:HA	1:H:378:LEU:HD23	1.63	0.45
1:H:592:PHE:N	1:H:592:PHE:CD1	2.84	0.45
1:H:708:TRP:CZ3	1:H:709:SER:HB3	2.51	0.45
1:I:178:ARG:NH1	1:I:178:ARG:CB	2.78	0.45
1:I:251:ARG:CB	1:I:253:TYR:CE2	2.98	0.45
1:I:308:LEU:HA	1:I:308:LEU:HD23	1.73	0.45
1:I:65:ALA:CB	1:I:66:PRO:HD2	2.33	0.45
1:I:970:THR:HG23	1:I:975:LEU:HB2	1.98	0.45
1:K:227:VAL:CG1	1:K:228:ALA:N	2.79	0.45
1:K:856:TYR:CD2	1:K:864:MET:CE	2.99	0.45
1:L:479:ASP:HA	1:L:480:PRO:HD2	1.55	0.45
1:L:807:VAL:CG1	1:L:808:GLU:N	2.79	0.45
1:L:824:GLN:O	1:L:838:THR:HA	2.17	0.45
1:L:970:THR:HG23	1:L:975:LEU:HB2	1.98	0.45
1:M:271:THR:HG22	1:M:272:ALA:N	2.32	0.45
1:N:856:TYR:CD2	1:N:864:MET:CE	2.99	0.45
1:O:227:VAL:CG1	1:O:228:ALA:N	2.79	0.45
1:O:260:LEU:HD12	1:O:260:LEU:HA	1.69	0.45
1:O:612:THR:HA	1:O:613:PRO:HD3	1.67	0.45
1:P:801:ILE:HD12	1:P:801:ILE:C	2.37	0.45
1:A:271:THR:HG22	1:A:272:ALA:N	2.31	0.45
1:B:131:GLU:O	1:B:134:LEU:N	2.50	0.45
1:B:100:TYR:OH	1:B:601:PHE:HB3	2.17	0.45
1:B:654:TRP:CE3	1:B:655:MET:HA	2.52	0.45
1:B:740:LEU:HD13	1:B:749:ILE:HD12	1.98	0.45
1:B:906:TYR:HB3	1:B:907:PRO:CD	2.45	0.45
1:C:65:ALA:CB	1:C:66:PRO:HD2	2.33	0.45
1:D:807:VAL:CG1	1:D:808:GLU:N	2.79	0.45
1:E:227:VAL:CG1	1:E:228:ALA:N	2.79	0.45

Continued on next page...

Continued from previous page...

Atom-1	Atom-2	Interatomic distance (Å)	Clash overlap (Å)
1:E:347:LYS:HA	1:E:348:PRO:HD3	1.77	0.45
1:E:778:THR:HB	1:E:887:GLN:H	1.81	0.45
1:F:757:GLN:O	1:F:765:LEU:HD12	2.16	0.45
1:F:947:GLY:HA3	1:F:948:PRO:HD2	1.79	0.45
1:G:257:THR:OG1	1:G:316:HIS:HE1	1.99	0.45
1:H:479:ASP:HA	1:H:480:PRO:HD2	1.55	0.45
1:H:654:TRP:CE3	1:H:655:MET:HA	2.52	0.45
1:H:801:ILE:HD12	1:H:801:ILE:C	2.37	0.45
1:I:1004:SER:OG	1:I:1006:GLU:OE2	2.30	0.45
1:I:778:THR:HB	1:I:887:GLN:H	1.81	0.45
1:J:571:VAL:HG13	1:J:607:VAL:CG2	2.44	0.45
1:J:708:TRP:CZ3	1:J:709:SER:HB3	2.51	0.45
1:J:740:LEU:HD13	1:J:749:ILE:HD12	1.98	0.45
1:K:237:ARG:HB2	1:K:237:ARG:HE	1.48	0.45
1:J:418:HIS:O	1:K:282:ARG:HD2	2.17	0.45
1:K:576:ILE:CG2	1:K:577:LYS:N	2.77	0.45
1:K:788:PRO:O	1:K:933:SER:HB2	2.17	0.45
1:L:336:ARG:CG	1:L:336:ARG:HH11	2.26	0.45
1:L:654:TRP:CE3	1:L:655:MET:HA	2.52	0.45
1:L:895:VAL:O	1:L:919:ASP:HA	2.16	0.45
1:M:131:GLU:O	1:M:134:LEU:N	2.50	0.45
1:M:37:ARG:NH2	1:M:216:HIS:O	2.50	0.45
1:M:807:VAL:CG1	1:M:808:GLU:N	2.79	0.45
1:P:257:THR:OG1	1:P:316:HIS:HE1	1.99	0.45
1:P:708:TRP:CZ3	1:P:709:SER:HB3	2.51	0.45
1:P:757:GLN:O	1:P:765:LEU:HD12	2.16	0.45
1:P:802:ASP:HA	1:P:803:PRO:HD3	1.88	0.45
1:A:579:ASP:N	1:A:583:ASN:O	2.47	0.45
1:A:100:TYR:OH	1:A:601:PHE:HB3	2.17	0.45
1:B:360:HIS:HA	1:B:361:PRO:HD3	1.81	0.45
1:B:570:TRP:HD1	1:B:571:VAL:HG22	1.82	0.45
1:B:655:MET:HB2	1:B:655:MET:HE3	1.81	0.45
1:C:708:TRP:CZ3	1:C:709:SER:HB3	2.51	0.45
1:D:131:GLU:O	1:D:134:LEU:N	2.50	0.45
1:D:655:MET:O	1:D:655:MET:HG3	2.14	0.45
1:D:824:GLN:O	1:D:838:THR:HA	2.17	0.45
1:D:895:VAL:O	1:D:919:ASP:HA	2.16	0.45
1:E:37:ARG:NH2	1:E:216:HIS:O	2.50	0.45
1:E:100:TYR:OH	1:E:601:PHE:HB3	2.17	0.45
1:G:788:PRO:O	1:G:933:SER:HB2	2.17	0.45
1:H:256:VAL:HG12	1:H:257:THR:N	2.29	0.45

Continued on next page...

Continued from previous page...

Atom-1	Atom-2	Interatomic distance (Å)	Clash overlap (Å)
1:H:256:VAL:N	1:H:272:ALA:O	2.47	0.45
1:E:282:ARG:HD2	1:H:418:HIS:O	2.16	0.45
1:I:257:THR:OG1	1:I:316:HIS:HE1	1.99	0.45
1:I:740:LEU:HD13	1:I:749:ILE:HD12	1.98	0.45
1:J:570:TRP:HD1	1:J:571:VAL:HG22	1.82	0.45
1:J:645:ARG:HH22	1:J:650:GLU:CD	2.19	0.45
1:J:952:ARG:O	1:J:1018:LEU:HD23	2.15	0.45
1:L:395:HIS:HA	1:L:396:PRO:HD3	1.51	0.45
1:L:778:THR:HB	1:L:887:GLN:H	1.81	0.45
1:M:178:ARG:NH1	1:M:178:ARG:CB	2.78	0.45
1:M:100:TYR:OH	1:M:601:PHE:HB3	2.17	0.45
1:M:801:ILE:HD12	1:M:801:ILE:C	2.37	0.45
1:N:645:ARG:HH22	1:N:650:GLU:CD	2.19	0.45
1:O:66:PRO:HB3	1:O:187:MET:HE1	1.98	0.45
1:O:788:PRO:O	1:O:933:SER:HB2	2.17	0.45
1:A:256:VAL:O	1:A:271:THR:HA	2.17	0.45
1:A:69:VAL:HA	1:A:70:PRO:HD3	1.87	0.45
1:A:947:GLY:HA3	1:A:948:PRO:HD2	1.79	0.45
1:B:147:ASN:HA	1:B:148:SER:HA	1.64	0.45
1:B:251:ARG:CB	1:B:253:TYR:CE2	2.97	0.45
1:D:37:ARG:NH2	1:D:216:HIS:O	2.50	0.45
1:D:855:THR:OG1	1:D:867:THR:HB	2.17	0.45
1:E:271:THR:HG22	1:E:272:ALA:N	2.32	0.45
1:E:824:GLN:O	1:E:838:THR:HA	2.17	0.45
1:F:256:VAL:N	1:F:272:ALA:O	2.47	0.45
1:F:395:HIS:HA	1:F:396:PRO:HD3	1.51	0.45
1:F:788:PRO:O	1:F:933:SER:HB2	2.17	0.45
1:G:173:LEU:HA	1:G:173:LEU:HD23	1.53	0.45
1:G:37:ARG:NH2	1:G:216:HIS:O	2.50	0.45
1:G:256:VAL:O	1:G:271:THR:HA	2.17	0.45
1:G:570:TRP:HD1	1:G:571:VAL:HG22	1.82	0.45
1:G:777:LEU:HD21	1:G:889:ALA:CA	2.40	0.45
1:G:807:VAL:CG1	1:G:808:GLU:N	2.79	0.45
1:H:131:GLU:O	1:H:134:LEU:N	2.50	0.45
1:H:227:VAL:HG13	1:H:240:LEU:CD1	2.39	0.45
1:H:256:VAL:O	1:H:271:THR:HA	2.17	0.45
1:I:645:ARG:NH2	1:I:650:GLU:OE2	2.50	0.45
1:J:377:LEU:HD22	1:J:377:LEU:HA	1.69	0.45
1:J:654:TRP:CE3	1:J:655:MET:HA	2.52	0.45
1:J:856:TYR:CD2	1:J:864:MET:CE	2.99	0.45
1:K:100:TYR:OH	1:K:601:PHE:HB3	2.17	0.45

Continued on next page...

Continued from previous page...

Atom-1	Atom-2	Interatomic distance (Å)	Clash overlap (Å)
1:N:256:VAL:N	1:N:272:ALA:O	2.47	0.45
1:N:654:TRP:CE3	1:N:655:MET:HA	2.52	0.45
1:N:801:ILE:HD12	1:N:801:ILE:C	2.37	0.45
1:N:855:THR:OG1	1:N:867:THR:HB	2.17	0.45
1:O:131:GLU:O	1:O:134:LEU:N	2.50	0.45
1:O:570:TRP:HD1	1:O:571:VAL:HG22	1.82	0.45
1:O:654:TRP:CE3	1:O:655:MET:HA	2.52	0.45
1:O:748:CME:HZ2	1:O:755:ARG:HH11	1.82	0.45
1:O:824:GLN:O	1:O:838:THR:HA	2.17	0.45
1:O:855:THR:OG1	1:O:867:THR:HB	2.17	0.45
1:P:131:GLU:O	1:P:134:LEU:N	2.50	0.45
1:P:571:VAL:HG13	1:P:607:VAL:CG2	2.44	0.45
1:P:824:GLN:O	1:P:838:THR:HA	2.17	0.45
1:A:224:ASP:OD2	1:A:225:PHE:N	2.50	0.45
1:A:645:ARG:HH22	1:A:650:GLU:CD	2.20	0.45
1:B:178:ARG:NH1	1:B:178:ARG:CB	2.78	0.45
1:B:224:ASP:OD2	1:B:225:PHE:N	2.51	0.45
1:B:246:MET:HG2	1:B:274:PHE:CE2	2.52	0.45
1:B:37:ARG:NH2	1:B:216:HIS:O	2.50	0.45
1:B:670:LEU:HD23	1:B:670:LEU:HA	1.66	0.45
1:B:856:TYR:CD2	1:B:864:MET:CE	2.99	0.45
1:C:246:MET:HG2	1:C:274:PHE:CE2	2.52	0.45
1:C:906:TYR:HB3	1:C:907:PRO:CD	2.45	0.45
1:A:287:ASP:OD2	1:D:425:ARG:NH2	2.49	0.45
1:D:43:ARG:HH11	1:D:43:ARG:CG	2.13	0.45
1:D:778:THR:HB	1:D:887:GLN:H	1.81	0.45
1:D:901:GLY:HA3	1:D:902:PRO:HA	1.68	0.45
1:E:178:ARG:NH1	1:E:178:ARG:CB	2.78	0.45
1:E:256:VAL:O	1:E:271:THR:HA	2.17	0.45
1:E:856:TYR:CD2	1:E:864:MET:CE	2.99	0.45
1:F:1018:LEU:HD23	1:F:1018:LEU:HA	1.52	0.45
1:F:178:ARG:CB	1:F:178:ARG:NH1	2.78	0.45
1:F:479:ASP:HA	1:F:480:PRO:HD2	1.55	0.45
1:G:131:GLU:O	1:G:134:LEU:N	2.50	0.45
1:G:246:MET:HG2	1:G:274:PHE:CE2	2.52	0.45
1:G:100:TYR:OH	1:G:601:PHE:HB3	2.17	0.45
1:G:654:TRP:CE3	1:G:655:MET:HA	2.52	0.45
1:H:1000:SER:HA	1:H:1001:PRO:HD3	1.76	0.45
1:H:221:GLN:HE21	1:H:221:GLN:HB3	1.58	0.45
1:H:476:LYS:HA	1:H:476:LYS:HD2	1.81	0.45
1:I:227:VAL:CG1	1:I:228:ALA:N	2.79	0.45

Continued on next page...

Continued from previous page...

Atom-1	Atom-2	Interatomic distance (Å)	Clash overlap (Å)
1:I:271:THR:HG22	1:I:272:ALA:N	2.31	0.45
1:I:694:LEU:HA	1:I:694:LEU:HD12	1.73	0.45
1:J:131:GLU:O	1:J:134:LEU:N	2.50	0.45
1:J:138:GLN:N	1:J:217:LYS:O	2.33	0.45
1:J:227:VAL:CG1	1:J:228:ALA:N	2.79	0.45
1:J:84:VAL:CG1	1:J:85:VAL:N	2.79	0.45
1:K:748:CME:HZ2	1:K:755:ARG:HH11	1.82	0.45
1:M:362:LEU:HA	1:M:362:LEU:HD23	1.70	0.45
1:N:645:ARG:NH2	1:N:650:GLU:OE2	2.50	0.45
1:N:748:CME:HZ2	1:N:755:ARG:HH11	1.82	0.45
1:O:272:ALA:HA	1:O:273:PRO:HD3	1.75	0.45
1:O:378:LEU:HA	1:O:378:LEU:HD23	1.63	0.45
1:O:807:VAL:CG1	1:O:808:GLU:N	2.79	0.45
1:P:730:LEU:HA	1:P:731:PRO:HD3	1.78	0.45
1:P:772:ASP:N	1:P:772:ASP:OD1	2.39	0.45
1:P:778:THR:HB	1:P:887:GLN:H	1.81	0.45
1:A:131:GLU:O	1:A:134:LEU:N	2.50	0.44
1:A:217:LYS:NZ	1:A:326:GLU:OE2	2.50	0.44
1:A:612:THR:HA	1:A:613:PRO:HD3	1.67	0.44
1:A:824:GLN:O	1:A:838:THR:HA	2.17	0.44
1:A:788:PRO:O	1:A:933:SER:HB2	2.17	0.44
1:B:395:HIS:HA	1:B:396:PRO:HD3	1.51	0.44
1:B:423:MET:HB2	1:C:282:ARG:HG3	1.98	0.44
1:B:652:LEU:HD11	1:B:698:VAL:HB	2.00	0.44
1:C:224:ASP:OD2	1:C:225:PHE:N	2.50	0.44
1:C:571:VAL:HG13	1:C:607:VAL:CG2	2.44	0.44
1:E:224:ASP:OD2	1:E:225:PHE:N	2.51	0.44
1:E:906:TYR:HB3	1:E:907:PRO:CD	2.45	0.44
1:E:788:PRO:O	1:E:933:SER:HB2	2.17	0.44
1:F:131:GLU:O	1:F:134:LEU:N	2.50	0.44
1:F:224:ASP:OD2	1:F:225:PHE:N	2.50	0.44
1:F:592:PHE:CD1	1:F:592:PHE:N	2.84	0.44
1:G:571:VAL:HG13	1:G:607:VAL:CG2	2.44	0.44
1:G:824:GLN:O	1:G:838:THR:HA	2.17	0.44
1:I:429:ASP:OD1	1:I:431:ARG:N	2.46	0.44
1:I:654:TRP:CE3	1:I:655:MET:HA	2.52	0.44
1:I:801:ILE:HD12	1:I:801:ILE:C	2.37	0.44
1:J:592:PHE:CD1	1:J:592:PHE:N	2.84	0.44
1:J:708:TRP:CD1	1:J:708:TRP:N	2.83	0.44
1:J:855:THR:OG1	1:J:867:THR:HB	2.17	0.44
1:K:592:PHE:CD1	1:K:592:PHE:N	2.84	0.44

Continued on next page...

Continued from previous page...

Atom-1	Atom-2	Interatomic distance (Å)	Clash overlap (Å)
1:K:69:VAL:HA	1:K:70:PRO:HD3	1.87	0.44
1:L:84:VAL:CG1	1:L:85:VAL:N	2.79	0.44
1:L:788:PRO:O	1:L:933:SER:HB2	2.17	0.44
1:M:227:VAL:CG1	1:M:228:ALA:N	2.79	0.44
1:M:257:THR:OG1	1:M:316:HIS:HE1	1.99	0.44
1:M:740:LEU:HD13	1:M:749:ILE:HD12	1.98	0.44
1:N:11:LEU:N	1:N:11:LEU:CD2	2.76	0.44
1:N:131:GLU:O	1:N:134:LEU:N	2.50	0.44
1:N:256:VAL:O	1:N:271:THR:HA	2.17	0.44
1:N:257:THR:OG1	1:N:316:HIS:HE1	1.99	0.44
1:N:788:PRO:O	1:N:933:SER:HB2	2.17	0.44
1:O:571:VAL:HG13	1:O:607:VAL:CG2	2.44	0.44
1:P:256:VAL:O	1:P:271:THR:HA	2.17	0.44
1:P:645:ARG:HH22	1:P:650:GLU:CD	2.20	0.44
1:P:654:TRP:CE3	1:P:655:MET:HA	2.52	0.44
1:P:78:LEU:HB3	1:P:79:PRO:CD	2.41	0.44
1:P:895:VAL:O	1:P:919:ASP:HA	2.16	0.44
1:A:251:ARG:CB	1:A:253:TYR:CE2	2.97	0.44
1:A:464:HIS:N	5:A:2230:HOH:O	2.23	0.44
1:A:479:ASP:N	1:A:480:PRO:HD3	2.33	0.44
1:A:702:GLN:HA	1:A:703:PRO:HD2	1.78	0.44
1:A:855:THR:OG1	1:A:867:THR:HB	2.17	0.44
1:B:788:PRO:O	1:B:933:SER:HB2	2.17	0.44
1:C:855:THR:OG1	1:C:867:THR:HB	2.17	0.44
1:C:895:VAL:O	1:C:919:ASP:HA	2.16	0.44
1:D:361:PRO:HB2	1:D:576:ILE:HD12	2.00	0.44
1:D:645:ARG:HH22	1:D:650:GLU:CD	2.20	0.44
1:E:131:GLU:O	1:E:134:LEU:N	2.50	0.44
1:F:227:VAL:HG13	1:F:240:LEU:CD1	2.39	0.44
1:F:217:LYS:NZ	1:F:326:GLU:OE2	2.50	0.44
1:G:224:ASP:OD2	1:G:225:PHE:N	2.51	0.44
1:H:246:MET:HG2	1:H:274:PHE:CE2	2.52	0.44
1:H:757:GLN:O	1:H:765:LEU:HD12	2.16	0.44
1:I:131:GLU:O	1:I:134:LEU:N	2.50	0.44
1:I:224:ASP:OD2	1:I:225:PHE:N	2.50	0.44
1:I:217:LYS:NZ	1:I:326:GLU:OE2	2.50	0.44
1:I:487:GLU:HG2	1:I:491:ALA:HB2	1.99	0.44
1:J:13:ARG:O	1:J:14:ARG:HB2	2.17	0.44
1:J:308:LEU:HA	1:J:308:LEU:HD23	1.73	0.44
1:J:378:LEU:HD23	1:J:378:LEU:HA	1.63	0.44
1:K:131:GLU:O	1:K:134:LEU:N	2.50	0.44

Continued on next page...

Continued from previous page...

Atom-1	Atom-2	Interatomic distance (Å)	Clash overlap (Å)
1:K:655:MET:HB2	1:K:655:MET:HE3	1.86	0.44
1:K:679:LEU:N	1:K:679:LEU:HD23	2.24	0.44
1:K:801:ILE:C	1:K:801:ILE:HD12	2.37	0.44
1:K:970:THR:HG23	1:K:975:LEU:HB2	1.98	0.44
1:L:246:MET:HG2	1:L:274:PHE:CE2	2.52	0.44
1:L:855:THR:OG1	1:L:867:THR:HB	2.17	0.44
1:M:251:ARG:CB	1:M:253:TYR:CE2	2.97	0.44
1:M:217:LYS:NZ	1:M:326:GLU:OE2	2.50	0.44
1:N:178:ARG:NH1	1:N:178:ARG:CB	2.78	0.44
1:N:227:VAL:CG1	1:N:228:ALA:N	2.79	0.44
1:N:570:TRP:HD1	1:N:571:VAL:HG22	1.82	0.44
1:O:221:GLN:HB3	1:O:221:GLN:HE21	1.58	0.44
1:O:224:ASP:OD2	1:O:225:PHE:N	2.50	0.44
1:O:652:LEU:HD11	1:O:698:VAL:HB	2.00	0.44
1:O:740:LEU:HD13	1:O:749:ILE:HD12	1.98	0.44
1:P:260:LEU:HA	1:P:260:LEU:HD12	1.70	0.44
1:P:63:PHE:CD1	1:P:63:PHE:N	2.84	0.44
1:A:37:ARG:NH2	1:A:216:HIS:O	2.50	0.44
1:A:237:ARG:HB2	1:A:237:ARG:HE	1.48	0.44
1:A:361:PRO:HB2	1:A:576:ILE:HD12	2.00	0.44
1:A:487:GLU:HG2	1:A:491:ALA:HB2	1.99	0.44
1:B:256:VAL:O	1:B:271:THR:HA	2.17	0.44
1:B:436:MET:HE1	1:B:467:ASN:ND2	2.28	0.44
1:B:479:ASP:HA	1:B:480:PRO:HD2	1.55	0.44
1:C:378:LEU:HA	1:C:378:LEU:HD23	1.63	0.44
1:C:487:GLU:HG2	1:C:491:ALA:HB2	2.00	0.44
1:C:576:ILE:CG2	1:C:577:LYS:N	2.77	0.44
1:D:271:THR:HG22	1:D:272:ALA:N	2.32	0.44
1:D:429:ASP:OD1	1:D:431:ARG:N	2.46	0.44
1:D:479:ASP:N	1:D:480:PRO:HD3	2.33	0.44
1:D:748:CME:HZ2	1:D:755:ARG:HH11	1.82	0.44
1:E:748:CME:HZ2	1:E:755:ARG:HH11	1.82	0.44
1:F:637:GLU:HA	1:F:679:LEU:CD2	2.48	0.44
1:F:855:THR:OG1	1:F:867:THR:HB	2.17	0.44
1:G:217:LYS:NZ	1:G:326:GLU:OE2	2.50	0.44
1:G:652:LEU:HD11	1:G:698:VAL:HB	2.00	0.44
1:H:308:LEU:HA	1:H:308:LEU:HD23	1.73	0.44
1:I:336:ARG:CG	1:I:336:ARG:HH11	2.26	0.44
1:J:127:PHE:O	1:J:182:ASN:N	2.34	0.44
1:J:256:VAL:O	1:J:271:THR:HA	2.17	0.44
1:J:100:TYR:OH	1:J:601:PHE:HB3	2.17	0.44

Continued on next page...

Continued from previous page...

Atom-1	Atom-2	Interatomic distance (Å)	Clash overlap (Å)
1:J:679:LEU:N	1:J:679:LEU:HD23	2.24	0.44
1:K:127:PHE:O	1:K:182:ASN:N	2.34	0.44
1:K:429:ASP:OD1	1:K:431:ARG:N	2.46	0.44
1:K:655:MET:HG3	1:K:655:MET:O	2.14	0.44
1:K:652:LEU:HD11	1:K:698:VAL:HB	2.00	0.44
1:L:224:ASP:OD2	1:L:225:PHE:N	2.50	0.44
1:L:257:THR:OG1	1:L:316:HIS:HE1	1.99	0.44
1:L:378:LEU:HA	1:L:378:LEU:HD23	1.63	0.44
1:L:487:GLU:HG2	1:L:491:ALA:HB2	2.00	0.44
1:L:570:TRP:HD1	1:L:571:VAL:HG22	1.82	0.44
1:L:637:GLU:HA	1:L:679:LEU:CD2	2.48	0.44
1:L:878:HIS:HA	1:L:879:PRO:HD3	1.74	0.44
1:M:256:VAL:O	1:M:271:THR:HA	2.17	0.44
1:M:856:TYR:HD2	1:M:864:MET:HE2	1.82	0.44
1:N:637:GLU:HA	1:N:679:LEU:CD2	2.48	0.44
1:O:271:THR:HG22	1:O:272:ALA:N	2.32	0.44
1:O:217:LYS:NZ	1:O:326:GLU:OE2	2.50	0.44
1:O:479:ASP:N	1:O:480:PRO:HD3	2.33	0.44
1:O:100:TYR:OH	1:O:601:PHE:HB3	2.17	0.44
1:O:874:SER:HB3	1:P:724:GLU:OE1	2.18	0.44
1:P:246:MET:HG2	1:P:274:PHE:CE2	2.52	0.44
1:P:788:PRO:O	1:P:933:SER:HB2	2.17	0.44
1:A:246:MET:HG2	1:A:274:PHE:CE2	2.52	0.44
1:A:655:MET:HG3	1:A:655:MET:O	2.14	0.44
1:B:271:THR:HG22	1:B:272:ALA:N	2.32	0.44
1:B:272:ALA:HA	1:B:273:PRO:HD3	1.75	0.44
1:B:801:ILE:HD12	1:B:801:ILE:C	2.37	0.44
1:C:131:GLU:O	1:C:134:LEU:N	2.50	0.44
1:C:37:ARG:NH2	1:C:216:HIS:O	2.50	0.44
1:C:322:LEU:CD2	1:C:324:GLU:N	2.81	0.44
1:D:246:MET:HG2	1:D:274:PHE:CE2	2.52	0.44
1:E:570:TRP:HD1	1:E:571:VAL:HG22	1.82	0.44
1:E:652:LEU:HD11	1:E:698:VAL:HB	2.00	0.44
1:E:637:GLU:HA	1:E:679:LEU:CD2	2.48	0.44
1:F:227:VAL:CG1	1:F:228:ALA:N	2.79	0.44
1:F:246:MET:HG2	1:F:274:PHE:CE2	2.52	0.44
1:F:257:THR:OG1	1:F:316:HIS:HE1	1.99	0.44
1:F:567:VAL:HG12	1:F:568:TRP:N	2.33	0.44
1:F:570:TRP:HD1	1:F:571:VAL:HG22	1.82	0.44
1:F:801:ILE:HD12	1:F:801:ILE:C	2.37	0.44
1:F:824:GLN:O	1:F:838:THR:HA	2.17	0.44

Continued on next page...

Continued from previous page...

Atom-1	Atom-2	Interatomic distance (Å)	Clash overlap (Å)
1:G:271:THR:HG22	1:G:272:ALA:N	2.32	0.44
1:G:740:LEU:HD13	1:G:749:ILE:HD12	1.99	0.44
1:H:576:ILE:CG2	1:H:577:LYS:N	2.77	0.44
1:H:773:LYS:HB2	1:H:773:LYS:HZ2	1.79	0.44
1:I:103:VAL:O	1:I:199:ASP:OD2	2.36	0.44
1:I:645:ARG:HH22	1:I:650:GLU:CD	2.19	0.44
1:I:637:GLU:HA	1:I:679:LEU:CD2	2.48	0.44
1:I:855:THR:OG1	1:I:867:THR:HB	2.17	0.44
1:J:1000:SER:HA	1:J:1001:PRO:HD3	1.76	0.44
1:J:251:ARG:CB	1:J:253:TYR:CE2	2.98	0.44
1:J:361:PRO:HB2	1:J:576:ILE:HD12	2.00	0.44
1:J:37:ARG:NH2	1:J:216:HIS:O	2.50	0.44
1:K:256:VAL:O	1:K:271:THR:HA	2.17	0.44
1:K:645:ARG:NH2	1:K:650:GLU:OE2	2.50	0.44
1:K:654:TRP:CE3	1:K:655:MET:HA	2.52	0.44
1:L:214:LEU:HA	1:L:214:LEU:HD23	1.73	0.44
1:L:256:VAL:O	1:L:271:THR:HA	2.17	0.44
1:M:13:ARG:O	1:M:14:ARG:HB2	2.17	0.44
1:M:246:MET:HG2	1:M:274:PHE:CE2	2.52	0.44
1:M:748:CME:HZ2	1:M:755:ARG:HH11	1.82	0.44
1:N:1018:LEU:HD23	1:N:1018:LEU:HA	1.52	0.44
1:N:254:LEU:HD23	1:N:254:LEU:HA	1.51	0.44
1:N:217:LYS:NZ	1:N:326:GLU:OE2	2.50	0.44
1:O:256:VAL:O	1:O:271:THR:HA	2.17	0.44
1:O:801:ILE:HD12	1:O:801:ILE:C	2.37	0.44
1:A:708:TRP:CD1	1:A:708:TRP:N	2.83	0.44
1:A:901:GLY:HA3	1:A:902:PRO:HA	1.68	0.44
1:B:18:ASN:HD22	1:B:21:VAL:HG23	1.80	0.44
1:B:655:MET:O	1:B:655:MET:HG3	2.14	0.44
1:C:570:TRP:HD1	1:C:571:VAL:HG22	1.82	0.44
1:D:224:ASP:OD2	1:D:225:PHE:N	2.51	0.44
1:E:246:MET:HG2	1:E:274:PHE:CE2	2.52	0.44
1:F:18:ASN:HD22	1:F:21:VAL:HG23	1.80	0.44
1:F:479:ASP:N	1:F:480:PRO:HD3	2.33	0.44
1:H:652:LEU:HD11	1:H:698:VAL:HB	2.00	0.44
1:H:69:VAL:HA	1:H:70:PRO:HD3	1.87	0.44
1:H:895:VAL:O	1:H:919:ASP:HA	2.16	0.44
1:I:322:LEU:CD2	1:I:324:GLU:N	2.81	0.44
1:I:748:CME:HZ2	1:I:755:ARG:HH11	1.82	0.44
1:I:824:GLN:O	1:I:838:THR:HA	2.17	0.44
1:J:661:LYS:HA	1:J:662:PRO:HD3	1.72	0.44

Continued on next page...

Continued from previous page...

Atom-1	Atom-2	Interatomic distance (Å)	Clash overlap (Å)
1:K:103:VAL:O	1:K:199:ASP:OD2	2.36	0.44
1:K:322:LEU:CD2	1:K:324:GLU:N	2.81	0.44
1:K:570:TRP:HD1	1:K:571:VAL:HG22	1.82	0.44
1:K:655:MET:HE2	1:K:656:VAL:H	1.80	0.44
1:L:131:GLU:O	1:L:134:LEU:N	2.50	0.44
1:L:583:ASN:HA	1:L:584:PRO:HD3	1.79	0.44
1:L:687:GLN:HA	1:L:688:PRO:HD3	1.75	0.44
1:L:702:GLN:HA	1:L:703:PRO:HD2	1.78	0.44
1:M:487:GLU:HG2	1:M:491:ALA:HB2	2.00	0.44
1:M:652:LEU:HD11	1:M:698:VAL:HB	2.00	0.44
1:O:246:MET:HG2	1:O:274:PHE:CE2	2.52	0.44
1:O:679:LEU:HA	1:O:679:LEU:HD23	1.49	0.44
1:P:679:LEU:HD23	1:P:679:LEU:HA	1.48	0.44
1:A:652:LEU:HD11	1:A:698:VAL:HB	2.00	0.44
1:A:748:CME:HZ2	1:A:755:ARG:HH11	1.82	0.44
1:C:103:VAL:O	1:C:199:ASP:OD2	2.36	0.44
1:C:217:LYS:NZ	1:C:326:GLU:OE2	2.50	0.44
1:C:655:MET:HE2	1:C:656:VAL:H	1.80	0.44
1:D:322:LEU:CD2	1:D:324:GLU:N	2.81	0.44
1:D:571:VAL:HG13	1:D:607:VAL:CG2	2.44	0.44
1:D:579:ASP:N	1:D:583:ASN:O	2.47	0.44
1:D:63:PHE:N	1:D:63:PHE:CD1	2.83	0.44
1:D:65:ALA:HB1	1:D:66:PRO:CD	2.41	0.44
1:E:149:ALA:O	1:E:150:PHE:HB3	2.18	0.44
1:E:251:ARG:CB	1:E:253:TYR:CE2	2.98	0.44
1:E:487:GLU:HG2	1:E:491:ALA:HB2	2.00	0.44
1:E:654:TRP:CE3	1:E:655:MET:HA	2.52	0.44
1:E:855:THR:OG1	1:E:867:THR:HB	2.17	0.44
1:F:847:LYS:HZ3	1:F:875:ASP:CG	2.21	0.44
1:G:103:VAL:O	1:G:199:ASP:OD2	2.36	0.44
1:F:282:ARG:HD3	1:G:420:MET:O	2.17	0.44
1:G:801:ILE:HD12	1:G:801:ILE:C	2.37	0.44
1:H:173:LEU:HA	1:H:173:LEU:HD23	1.52	0.44
1:H:46:ARG:CG	1:H:46:ARG:HH11	2.29	0.44
1:H:579:ASP:N	1:H:583:ASN:O	2.47	0.44
1:H:730:LEU:HA	1:H:731:PRO:HD3	1.78	0.44
1:H:855:THR:OG1	1:H:867:THR:HB	2.17	0.44
1:H:876:THR:OG1	1:H:877:PRO:HD2	2.18	0.44
1:I:37:ARG:NH2	1:I:216:HIS:O	2.50	0.44
1:I:53:SER:O	1:I:54:LEU:HD23	2.18	0.44
1:I:920:LEU:HB3	1:I:921:PRO:CD	2.36	0.44

Continued on next page...

Continued from previous page...

Atom-1	Atom-2	Interatomic distance (Å)	Clash overlap (Å)
1:J:788:PRO:O	1:J:933:SER:HB2	2.17	0.44
1:K:479:ASP:N	1:K:480:PRO:HD3	2.33	0.44
1:K:876:THR:OG1	1:K:877:PRO:HD2	2.18	0.44
1:L:149:ALA:O	1:L:150:PHE:HB3	2.18	0.44
1:L:103:VAL:O	1:L:199:ASP:OD2	2.36	0.44
1:L:227:VAL:CG1	1:L:228:ALA:N	2.79	0.44
1:L:271:THR:HG22	1:L:272:ALA:N	2.32	0.44
1:L:361:PRO:HB2	1:L:576:ILE:HD12	2.00	0.44
1:L:53:SER:O	1:L:54:LEU:HD23	2.18	0.44
1:L:65:ALA:HB1	1:L:66:PRO:CD	2.41	0.44
1:L:801:ILE:HD12	1:L:801:ILE:C	2.37	0.44
1:M:214:LEU:HA	1:M:214:LEU:HD23	1.73	0.44
1:M:570:TRP:HD1	1:M:571:VAL:HG22	1.82	0.44
1:M:654:TRP:CE3	1:M:655:MET:HA	2.52	0.44
1:M:876:THR:OG1	1:M:877:PRO:HD2	2.18	0.44
1:N:224:ASP:OD2	1:N:225:PHE:N	2.51	0.44
1:N:479:ASP:HA	1:N:480:PRO:HD2	1.55	0.44
1:N:567:VAL:HG12	1:N:568:TRP:N	2.33	0.44
1:N:592:PHE:N	1:N:592:PHE:CD1	2.84	0.44
1:O:149:ALA:O	1:O:150:PHE:HB3	2.18	0.44
1:P:322:LEU:CD2	1:P:324:GLU:N	2.81	0.44
1:P:100:TYR:OH	1:P:601:PHE:HB3	2.17	0.44
1:A:178:ARG:CB	1:A:178:ARG:NH1	2.78	0.44
1:A:694:LEU:HA	1:A:694:LEU:HD12	1.73	0.44
1:A:876:THR:OG1	1:A:877:PRO:HD2	2.18	0.44
1:B:53:SER:O	1:B:54:LEU:HD23	2.18	0.44
1:B:583:ASN:HA	1:B:584:PRO:HD3	1.79	0.44
1:B:876:THR:OG1	1:B:877:PRO:HD2	2.18	0.44
1:C:637:GLU:HA	1:C:679:LEU:CD2	2.48	0.44
1:C:748:CME:HZ2	1:C:755:ARG:HH11	1.82	0.44
1:C:901:GLY:HA3	1:C:902:PRO:HA	1.68	0.44
1:C:788:PRO:O	1:C:933:SER:HB2	2.17	0.44
1:D:592:PHE:N	1:D:592:PHE:CD1	2.84	0.44
1:D:740:LEU:HD13	1:D:749:ILE:HD12	1.98	0.44
1:D:802:ASP:HA	1:D:803:PRO:HD3	1.88	0.44
1:D:788:PRO:O	1:D:933:SER:HB2	2.17	0.44
1:E:361:PRO:HB2	1:E:576:ILE:HD12	2.00	0.44
1:E:655:MET:O	1:E:655:MET:HG3	2.14	0.44
1:E:777:LEU:CD2	1:E:889:ALA:HA	2.39	0.44
1:F:214:LEU:HA	1:F:214:LEU:HD23	1.73	0.44
1:F:37:ARG:NH2	1:F:216:HIS:O	2.50	0.44

Continued on next page...

Continued from previous page...

Atom-1	Atom-2	Interatomic distance (Å)	Clash overlap (Å)
1:G:251:ARG:CB	1:G:253:TYR:CE2	2.97	0.44
1:G:679:LEU:HA	1:G:679:LEU:HD23	1.48	0.44
1:G:722:LEU:HA	1:G:722:LEU:HD23	1.76	0.44
1:H:571:VAL:HG13	1:H:607:VAL:CG2	2.44	0.44
1:H:570:TRP:HD1	1:H:571:VAL:HG22	1.82	0.44
1:H:685:LEU:HA	1:H:686:PRO:HD3	1.66	0.44
1:H:694:LEU:HA	1:H:694:LEU:HD12	1.73	0.44
1:H:748:CME:HZ2	1:H:755:ARG:HH11	1.82	0.44
1:I:878:HIS:HA	1:I:879:PRO:HD3	1.74	0.44
1:J:246:MET:HG2	1:J:274:PHE:CE2	2.52	0.44
1:J:652:LEU:HD11	1:J:698:VAL:HB	2.00	0.44
1:K:257:THR:HG22	1:K:258:VAL:N	2.33	0.44
1:K:377:LEU:HD22	1:K:377:LEU:HA	1.69	0.44
1:K:637:GLU:HA	1:K:679:LEU:CD2	2.48	0.44
1:K:682:LEU:HA	1:K:682:LEU:HD23	1.70	0.44
1:M:149:ALA:O	1:M:150:PHE:HB3	2.18	0.44
1:M:559:TYR:HA	1:M:560:PRO:HD2	1.80	0.44
1:M:670:LEU:HD23	1:M:670:LEU:HA	1.66	0.44
1:N:100:TYR:OH	1:N:601:PHE:HB3	2.17	0.44
1:O:103:VAL:O	1:O:199:ASP:OD2	2.36	0.44
1:O:427:THR:HA	1:O:436:MET:HE2	1.91	0.44
1:P:46:ARG:CG	1:P:46:ARG:HH11	2.29	0.44
1:P:685:LEU:HA	1:P:686:PRO:HD3	1.66	0.44
1:P:652:LEU:HD11	1:P:698:VAL:HB	2.00	0.44
1:A:13:ARG:O	1:A:14:ARG:HB2	2.18	0.44
1:B:103:VAL:O	1:B:199:ASP:OD2	2.36	0.44
1:B:661:LYS:HA	1:B:662:PRO:HD3	1.72	0.44
1:C:147:ASN:HA	1:C:148:SER:HA	1.63	0.44
1:C:46:ARG:CG	1:C:46:ARG:HH11	2.29	0.44
1:C:655:MET:O	1:C:655:MET:HG3	2.14	0.44
1:C:801:ILE:C	1:C:801:ILE:HD12	2.37	0.44
1:D:66:PRO:HA	1:D:187:MET:HE3	2.00	0.44
1:D:645:ARG:NH2	1:D:650:GLU:OE2	2.50	0.44
1:D:778:THR:HB	1:D:887:GLN:HB3	2.00	0.44
1:E:217:LYS:NZ	1:E:326:GLU:OE2	2.50	0.44
1:E:579:ASP:N	1:E:583:ASN:O	2.47	0.44
1:G:673:ALA:O	1:G:674:PRO:C	2.52	0.44
1:H:224:ASP:OD2	1:H:225:PHE:N	2.51	0.44
1:H:322:LEU:CD2	1:H:324:GLU:N	2.81	0.44
1:H:37:ARG:NH2	1:H:216:HIS:O	2.50	0.44
1:H:436:MET:HE1	1:H:467:ASN:ND2	2.28	0.44

Continued on next page...

Continued from previous page...

Atom-1	Atom-2	Interatomic distance (Å)	Clash overlap (Å)
1:H:361:PRO:HB2	1:H:576:ILE:HD12	2.00	0.44
1:H:655:MET:HE3	1:H:655:MET:HB2	1.74	0.44
1:H:722:LEU:HA	1:H:722:LEU:HD23	1.76	0.44
1:H:788:PRO:O	1:H:933:SER:HB2	2.17	0.44
1:I:237:ARG:HE	1:I:237:ARG:HB2	1.48	0.44
1:I:322:LEU:HD23	1:I:324:GLU:N	2.33	0.44
1:I:378:LEU:HA	1:I:378:LEU:HD23	1.63	0.44
1:I:849:LEU:N	1:I:849:LEU:HD23	2.33	0.44
1:J:257:THR:HG22	1:J:258:VAL:N	2.33	0.44
1:J:282:ARG:HD2	1:K:418:HIS:O	2.17	0.44
1:J:322:LEU:HD23	1:J:324:GLU:N	2.33	0.44
1:J:362:LEU:HA	1:J:362:LEU:HD23	1.70	0.44
1:J:655:MET:HE2	1:J:656:VAL:H	1.79	0.44
1:J:694:LEU:HD12	1:J:694:LEU:HA	1.73	0.44
1:J:748:CME:HZ2	1:J:755:ARG:HH11	1.82	0.44
1:J:778:THR:HB	1:J:887:GLN:HB3	2.00	0.44
1:J:801:ILE:C	1:J:801:ILE:HD12	2.37	0.44
1:K:246:MET:HG2	1:K:274:PHE:CE2	2.52	0.44
1:K:487:GLU:HG2	1:K:491:ALA:HB2	2.00	0.44
1:K:855:THR:OG1	1:K:867:THR:HB	2.17	0.44
1:L:322:LEU:CD2	1:L:324:GLU:N	2.81	0.44
1:M:361:PRO:HB2	1:M:576:ILE:HD12	2.00	0.44
1:M:778:THR:HB	1:M:887:GLN:HB3	2.00	0.44
1:N:149:ALA:O	1:N:150:PHE:HB3	2.18	0.44
1:N:778:THR:HB	1:N:887:GLN:HB3	2.00	0.44
1:O:111:PRO:HA	1:O:112:PRO:HA	1.74	0.44
1:O:322:LEU:CD2	1:O:324:GLU:N	2.81	0.44
1:O:673:ALA:O	1:O:674:PRO:C	2.52	0.44
1:O:657:ALA:O	1:O:694:LEU:HD12	2.18	0.44
1:O:901:GLY:HA3	1:O:902:PRO:HA	1.68	0.44
1:P:13:ARG:O	1:P:14:ARG:HB2	2.18	0.44
1:P:37:ARG:NH2	1:P:216:HIS:O	2.50	0.44
1:P:687:GLN:HA	1:P:688:PRO:HD3	1.75	0.44
1:P:657:ALA:O	1:P:694:LEU:HD12	2.18	0.44
1:P:855:THR:OG1	1:P:867:THR:HB	2.17	0.44
1:A:256:VAL:N	1:A:272:ALA:O	2.47	0.44
1:A:422:PRO:HB3	1:D:283:GLY:O	2.18	0.44
1:A:655:MET:HB2	1:A:655:MET:HE3	1.80	0.44
1:B:322:LEU:HD23	1:B:324:GLU:N	2.33	0.44
1:B:855:THR:OG1	1:B:867:THR:HB	2.17	0.44
1:C:657:ALA:O	1:C:694:LEU:HD12	2.18	0.44

Continued on next page...

Continued from previous page...

Atom-1	Atom-2	Interatomic distance (Å)	Clash overlap (Å)
1:C:740:LEU:HD13	1:C:749:ILE:HD12	1.98	0.44
1:D:173:LEU:HD23	1:D:173:LEU:HA	1.53	0.44
1:D:46:ARG:CG	1:D:46:ARG:HH11	2.29	0.44
1:D:100:TYR:OH	1:D:601:PHE:HB3	2.17	0.44
1:D:652:LEU:HD11	1:D:698:VAL:HB	2.00	0.44
1:E:30:HIS:ND1	1:E:33:PHE:CE1	2.86	0.44
1:E:856:TYR:HD2	1:E:864:MET:HE2	1.83	0.44
1:E:914:CME:HE2	1:E:914:CME:HB3	1.90	0.44
1:F:173:LEU:HD23	1:F:173:LEU:HA	1.52	0.44
1:F:361:PRO:HB2	1:F:576:ILE:HD12	2.00	0.44
1:F:740:LEU:HD13	1:F:749:ILE:HD12	1.98	0.44
1:F:778:THR:HB	1:F:887:GLN:HB3	2.00	0.44
1:G:149:ALA:O	1:G:150:PHE:HB3	2.18	0.44
1:G:30:HIS:ND1	1:G:33:PHE:CE1	2.86	0.44
1:G:362:LEU:HD23	1:G:362:LEU:HA	1.70	0.44
1:G:637:GLU:HA	1:G:679:LEU:CD2	2.48	0.44
1:G:748:CME:HZ2	1:G:755:ARG:HH11	1.82	0.44
1:H:487:GLU:HG2	1:H:491:ALA:HB2	2.00	0.44
1:H:100:TYR:OH	1:H:601:PHE:HB3	2.17	0.44
1:H:657:ALA:O	1:H:694:LEU:HD12	2.18	0.44
1:I:471:LEU:HA	1:I:471:LEU:HD23	1.84	0.44
1:I:592:PHE:CD1	1:I:592:PHE:N	2.84	0.44
1:I:657:ALA:O	1:I:694:LEU:HD12	2.18	0.44
1:I:737:ILE:HB	1:I:738:PRO:HD2	2.00	0.44
1:I:788:PRO:O	1:I:933:SER:HB2	2.17	0.44
1:J:487:GLU:HG2	1:J:491:ALA:HB2	2.00	0.44
1:J:53:SER:O	1:J:54:LEU:HD23	2.18	0.44
1:J:66:PRO:HA	1:J:187:MET:HE3	2.00	0.44
1:J:69:VAL:HA	1:J:70:PRO:HD3	1.87	0.44
1:J:74:LEU:HD23	1:J:74:LEU:HA	1.85	0.44
1:J:92:MET:HE3	1:J:362:LEU:O	2.18	0.44
1:K:147:ASN:HA	1:K:148:SER:HA	1.63	0.44
1:K:37:ARG:NH2	1:K:216:HIS:O	2.50	0.44
1:K:670:LEU:HD23	1:K:670:LEU:HA	1.66	0.44
1:L:260:LEU:HD12	1:L:260:LEU:HA	1.70	0.44
1:L:652:LEU:HD11	1:L:698:VAL:HB	2.00	0.44
1:M:224:ASP:OD2	1:M:225:PHE:N	2.50	0.44
1:M:322:LEU:HD23	1:M:324:GLU:N	2.33	0.44
1:M:637:GLU:HA	1:M:679:LEU:CD2	2.48	0.44
1:M:855:THR:OG1	1:M:867:THR:HB	2.17	0.44
1:M:788:PRO:O	1:M:933:SER:HB2	2.17	0.44

Continued on next page...

Continued from previous page...

Atom-1	Atom-2	Interatomic distance (Å)	Clash overlap (Å)
1:N:129:VAL:HG23	1:N:182:ASN:HD22	1.81	0.44
1:N:37:ARG:NH2	1:N:216:HIS:O	2.50	0.44
1:N:361:PRO:HB2	1:N:576:ILE:HD12	2.00	0.44
1:N:63:PHE:CD1	1:N:63:PHE:N	2.84	0.44
1:N:670:LEU:HD23	1:N:670:LEU:HA	1.66	0.44
1:N:740:LEU:HD13	1:N:749:ILE:HD12	1.98	0.44
1:N:849:LEU:N	1:N:849:LEU:HD23	2.33	0.44
1:N:876:THR:OG1	1:N:877:PRO:HD2	2.18	0.44
1:O:251:ARG:CB	1:O:253:TYR:CE2	2.97	0.44
1:O:254:LEU:HA	1:O:254:LEU:HD23	1.51	0.44
1:O:637:GLU:HA	1:O:679:LEU:CD2	2.48	0.44
1:P:227:VAL:HG13	1:P:240:LEU:CD1	2.39	0.44
1:P:322:LEU:HD23	1:P:324:GLU:N	2.33	0.44
1:A:53:SER:O	1:A:54:LEU:HD23	2.18	0.43
1:A:637:GLU:HA	1:A:679:LEU:CD2	2.48	0.43
1:A:682:LEU:HA	1:A:682:LEU:HD23	1.70	0.43
1:B:30:HIS:ND1	1:B:33:PHE:CE1	2.86	0.43
1:C:118:ASN:HA	1:C:119:PRO:HD2	1.61	0.43
1:C:149:ALA:O	1:C:150:PHE:HB3	2.18	0.43
1:C:778:THR:HB	1:C:887:GLN:HB3	2.00	0.43
1:C:914:CME:HE2	1:C:914:CME:HB3	1.90	0.43
1:D:657:ALA:O	1:D:694:LEU:HD12	2.18	0.43
1:E:147:ASN:HA	1:E:148:SER:HA	1.64	0.43
1:E:654:TRP:O	1:E:655:MET:HB3	2.18	0.43
1:E:778:THR:HB	1:E:887:GLN:HB3	2.00	0.43
1:F:322:LEU:HD23	1:F:324:GLU:N	2.33	0.43
1:F:708:TRP:N	1:F:708:TRP:CD1	2.83	0.43
1:F:876:THR:OG1	1:F:877:PRO:HD2	2.18	0.43
1:G:302:SER:HB2	1:G:304:GLU:H	1.83	0.43
1:G:876:THR:OG1	1:G:877:PRO:HD2	2.18	0.43
1:I:246:MET:HG2	1:I:274:PHE:CE2	2.52	0.43
1:I:256:VAL:O	1:I:271:THR:HA	2.17	0.43
1:I:257:THR:HG22	1:I:258:VAL:N	2.33	0.43
1:I:947:GLY:HA3	1:I:948:PRO:HD2	1.79	0.43
1:J:30:HIS:CB	1:J:31:PRO:CD	2.95	0.43
1:J:651:LEU:HD13	1:J:651:LEU:HA	1.49	0.43
1:J:657:ALA:O	1:J:694:LEU:HD12	2.18	0.43
1:J:876:THR:OG1	1:J:877:PRO:HD2	2.18	0.43
1:L:1000:SER:HA	1:L:1001:PRO:HD3	1.76	0.43
1:L:37:ARG:NH2	1:L:216:HIS:O	2.50	0.43
1:M:227:VAL:HG13	1:M:240:LEU:CD1	2.39	0.43

Continued on next page...

Continued from previous page...

Atom-1	Atom-2	Interatomic distance (Å)	Clash overlap (Å)
1:N:1000:SER:HA	1:N:1001:PRO:HD3	1.76	0.43
1:N:214:LEU:HD23	1:N:214:LEU:HA	1.73	0.43
1:N:246:MET:HG2	1:N:274:PHE:CE2	2.52	0.43
1:N:302:SER:HB2	1:N:304:GLU:H	1.83	0.43
1:N:304:GLU:OE1	1:N:644:PHE:N	2.43	0.43
1:N:322:LEU:HD23	1:N:324:GLU:N	2.33	0.43
1:N:436:MET:HE1	1:N:467:ASN:ND2	2.30	0.43
1:N:53:SER:O	1:N:54:LEU:HD23	2.18	0.43
1:O:118:ASN:HA	1:O:119:PRO:HD2	1.61	0.43
1:O:487:GLU:HG2	1:O:491:ALA:HB2	1.99	0.43
1:P:302:SER:HB2	1:P:304:GLU:H	1.83	0.43
1:P:487:GLU:HG2	1:P:491:ALA:HB2	2.00	0.43
1:P:361:PRO:HB2	1:P:576:ILE:HD12	2.00	0.43
1:P:576:ILE:CG2	1:P:577:LYS:N	2.77	0.43
1:P:778:THR:HB	1:P:887:GLN:HB3	2.00	0.43
1:A:778:THR:HB	1:A:887:GLN:HB3	2.00	0.43
1:C:360:HIS:HA	1:C:361:PRO:HD3	1.81	0.43
1:C:395:HIS:HA	1:C:396:PRO:HD3	1.51	0.43
1:D:654:TRP:CE3	1:D:655:MET:HA	2.52	0.43
1:D:655:MET:HE2	1:D:656:VAL:H	1.81	0.43
1:D:876:THR:OG1	1:D:877:PRO:HD2	2.18	0.43
1:E:257:THR:HG22	1:E:258:VAL:N	2.33	0.43
1:E:429:ASP:OD1	1:E:431:ARG:N	2.46	0.43
1:F:256:VAL:O	1:F:271:THR:HA	2.17	0.43
1:F:722:LEU:HD23	1:F:722:LEU:HA	1.76	0.43
1:H:13:ARG:O	1:H:14:ARG:HB2	2.18	0.43
1:H:53:SER:O	1:H:54:LEU:HD23	2.18	0.43
1:I:479:ASP:N	1:I:480:PRO:HD3	2.33	0.43
1:I:570:TRP:HD1	1:I:571:VAL:HG22	1.82	0.43
1:I:702:GLN:HA	1:I:703:PRO:HD2	1.78	0.43
1:I:779:PRO:O	1:I:781:ARG:HD3	2.19	0.43
1:J:224:ASP:OD2	1:J:225:PHE:N	2.50	0.43
1:J:679:LEU:HA	1:J:679:LEU:HD23	1.48	0.43
1:K:30:HIS:ND1	1:K:33:PHE:CE1	2.86	0.43
1:K:567:VAL:HG12	1:K:568:TRP:N	2.33	0.43
1:K:657:ALA:O	1:K:694:LEU:HD12	2.18	0.43
1:K:777:LEU:HD21	1:K:889:ALA:CA	2.40	0.43
1:L:13:ARG:O	1:L:14:ARG:HB2	2.18	0.43
1:L:708:TRP:CD1	1:L:708:TRP:N	2.83	0.43
1:L:876:THR:OG1	1:L:877:PRO:HD2	2.18	0.43
1:M:173:LEU:HD23	1:M:173:LEU:HA	1.52	0.43

Continued on next page...

Continued from previous page...

Atom-1	Atom-2	Interatomic distance (Å)	Clash overlap (Å)
1:M:429:ASP:OD1	1:M:431:ARG:N	2.46	0.43
1:M:682:LEU:HA	1:M:682:LEU:HD23	1.70	0.43
1:N:103:VAL:O	1:N:199:ASP:OD2	2.36	0.43
1:N:395:HIS:HA	1:N:396:PRO:HD3	1.51	0.43
1:N:487:GLU:HG2	1:N:491:ALA:HB2	1.99	0.43
1:O:387:VAL:CG2	1:O:388:ARG:N	2.81	0.43
1:O:687:GLN:HA	1:O:688:PRO:HD3	1.75	0.43
1:A:312:VAL:HG12	1:A:313:VAL:N	2.33	0.43
1:A:645:ARG:NH2	1:A:650:GLU:OE2	2.50	0.43
1:A:779:PRO:O	1:A:781:ARG:HD3	2.18	0.43
1:B:13:ARG:O	1:B:14:ARG:HB2	2.18	0.43
1:B:302:SER:HB2	1:B:304:GLU:H	1.84	0.43
1:B:849:LEU:HD23	1:B:849:LEU:N	2.33	0.43
1:C:429:ASP:OD1	1:C:431:ARG:N	2.46	0.43
1:D:149:ALA:O	1:D:150:PHE:HB3	2.18	0.43
1:D:30:HIS:ND1	1:D:33:PHE:CE1	2.86	0.43
1:F:322:LEU:CD2	1:F:324:GLU:N	2.81	0.43
1:F:487:GLU:HG2	1:F:491:ALA:HB2	2.00	0.43
1:G:487:GLU:HG2	1:G:491:ALA:HB2	2.00	0.43
1:G:855:THR:OG1	1:G:867:THR:HB	2.17	0.43
1:G:778:THR:HB	1:G:887:GLN:HB3	2.00	0.43
1:H:778:THR:HB	1:H:887:GLN:HB3	2.00	0.43
1:H:970:THR:HG23	1:H:975:LEU:HB2	1.99	0.43
1:I:66:PRO:HB3	1:I:187:MET:HE1	1.99	0.43
1:I:361:PRO:HB2	1:I:576:ILE:HD12	2.00	0.43
1:I:362:LEU:HA	1:I:362:LEU:HD23	1.70	0.43
1:I:100:TYR:OH	1:I:601:PHE:HB3	2.17	0.43
1:J:149:ALA:O	1:J:150:PHE:HB3	2.18	0.43
1:J:312:VAL:HG12	1:J:313:VAL:N	2.34	0.43
1:J:387:VAL:CG2	1:J:388:ARG:N	2.81	0.43
1:J:745:MET:CA	1:J:745:MET:CE	2.97	0.43
1:K:224:ASP:OD2	1:K:225:PHE:N	2.50	0.43
1:K:312:VAL:HG12	1:K:313:VAL:N	2.33	0.43
1:K:476:LYS:HD2	1:K:476:LYS:HA	1.81	0.43
1:L:254:LEU:HD23	1:L:254:LEU:HA	1.51	0.43
1:L:30:HIS:ND1	1:L:33:PHE:CE1	2.86	0.43
1:L:387:VAL:CG2	1:L:388:ARG:N	2.81	0.43
1:L:100:TYR:OH	1:L:601:PHE:HB3	2.17	0.43
1:L:654:TRP:O	1:L:655:MET:HB3	2.18	0.43
1:M:30:HIS:ND1	1:M:33:PHE:CE1	2.86	0.43
1:N:322:LEU:CD2	1:N:324:GLU:N	2.81	0.43

Continued on next page...

Continued from previous page...

Atom-1	Atom-2	Interatomic distance (Å)	Clash overlap (Å)
1:N:802:ASP:HA	1:N:803:PRO:HD3	1.88	0.43
1:O:37:ARG:NH2	1:O:216:HIS:O	2.50	0.43
1:O:256:VAL:N	1:O:272:ALA:O	2.47	0.43
1:O:30:HIS:ND1	1:O:33:PHE:CE1	2.86	0.43
1:P:149:ALA:O	1:P:150:PHE:HB3	2.18	0.43
1:P:471:LEU:O	1:P:475:ILE:HG13	2.19	0.43
1:P:567:VAL:HG12	1:P:568:TRP:N	2.33	0.43
1:P:970:THR:HG23	1:P:975:LEU:HB2	1.99	0.43
1:A:30:HIS:CB	1:A:31:PRO:CD	2.95	0.43
1:A:849:LEU:N	1:A:849:LEU:HD23	2.33	0.43
1:B:214:LEU:HD23	1:B:214:LEU:HA	1.73	0.43
1:B:487:GLU:HG2	1:B:491:ALA:HB2	1.99	0.43
1:B:66:PRO:HA	1:B:187:MET:HE3	2.01	0.43
1:C:302:SER:HB2	1:C:304:GLU:H	1.83	0.43
1:C:312:VAL:HG12	1:C:313:VAL:N	2.33	0.43
1:C:567:VAL:HG12	1:C:568:TRP:N	2.33	0.43
1:C:645:ARG:NH2	1:C:650:GLU:OE2	2.50	0.43
1:C:650:GLU:HB3	1:C:670:LEU:HD12	2.01	0.43
1:D:256:VAL:O	1:D:271:THR:HA	2.17	0.43
1:D:567:VAL:HG12	1:D:568:TRP:N	2.33	0.43
1:D:779:PRO:O	1:D:781:ARG:HD3	2.18	0.43
1:E:479:ASP:N	1:E:480:PRO:HD3	2.33	0.43
1:F:13:ARG:O	1:F:14:ARG:HB2	2.18	0.43
1:F:103:VAL:O	1:F:199:ASP:OD2	2.36	0.43
1:F:645:ARG:NH2	1:F:650:GLU:OE2	2.50	0.43
1:F:652:LEU:HD11	1:F:698:VAL:HB	2.00	0.43
1:F:687:GLN:HA	1:F:688:PRO:HD3	1.75	0.43
1:F:748:CME:HZ2	1:F:755:ARG:HH11	1.82	0.43
1:G:118:ASN:HA	1:G:119:PRO:HD2	1.61	0.43
1:G:18:ASN:HD22	1:G:21:VAL:HG23	1.80	0.43
1:G:322:LEU:CD2	1:G:324:GLU:N	2.81	0.43
1:G:377:LEU:HD22	1:G:377:LEU:HA	1.69	0.43
1:H:214:LEU:HA	1:H:214:LEU:HD23	1.73	0.43
1:J:471:LEU:O	1:J:475:ILE:HG13	2.19	0.43
1:J:637:GLU:HA	1:J:679:LEU:CD2	2.48	0.43
1:K:13:ARG:O	1:K:14:ARG:HB2	2.18	0.43
1:K:149:ALA:O	1:K:150:PHE:HB3	2.18	0.43
1:K:302:SER:HB2	1:K:304:GLU:H	1.84	0.43
1:K:308:LEU:HD23	1:K:308:LEU:HA	1.73	0.43
1:K:685:LEU:HA	1:K:686:PRO:HD3	1.66	0.43
1:K:878:HIS:HA	1:K:879:PRO:HD3	1.74	0.43

Continued on next page...

Continued from previous page...

Atom-1	Atom-2	Interatomic distance (Å)	Clash overlap (Å)
1:L:471:LEU:O	1:L:475:ILE:HG13	2.19	0.43
1:L:777:LEU:HD21	1:L:889:ALA:CA	2.40	0.43
1:L:778:THR:HB	1:L:887:GLN:HB3	2.00	0.43
1:N:579:ASP:N	1:N:583:ASN:O	2.47	0.43
1:N:652:LEU:HD11	1:N:698:VAL:HB	2.00	0.43
1:N:708:TRP:CD1	1:N:708:TRP:N	2.83	0.43
1:P:66:PRO:HB3	1:P:187:MET:HE1	1.99	0.43
1:P:224:ASP:OD2	1:P:225:PHE:N	2.51	0.43
1:P:30:HIS:ND1	1:P:33:PHE:CE1	2.86	0.43
1:P:429:ASP:HA	1:P:430:PRO:HD3	1.55	0.43
1:P:637:GLU:HA	1:P:679:LEU:CD2	2.48	0.43
1:P:737:ILE:HB	1:P:738:PRO:HD2	2.01	0.43
1:P:870:VAL:HG12	1:P:871:GLU:N	2.34	0.43
1:A:256:VAL:CG1	1:A:257:THR:N	2.82	0.43
1:A:257:THR:HG22	1:A:258:VAL:N	2.33	0.43
1:A:30:HIS:ND1	1:A:33:PHE:CE1	2.86	0.43
1:A:322:LEU:CD2	1:A:324:GLU:N	2.81	0.43
1:A:387:VAL:CG2	1:A:388:ARG:N	2.81	0.43
1:A:66:PRO:HA	1:A:187:MET:HE3	2.01	0.43
1:A:670:LEU:HA	1:A:670:LEU:HD23	1.66	0.43
1:A:800:ARG:HE	1:A:800:ARG:HB2	1.58	0.43
1:B:149:ALA:O	1:B:150:PHE:HB3	2.18	0.43
1:B:254:LEU:HD23	1:B:254:LEU:HA	1.51	0.43
1:B:312:VAL:HG12	1:B:313:VAL:N	2.33	0.43
1:B:43:ARG:CG	1:B:43:ARG:HH11	2.13	0.43
1:B:637:GLU:HA	1:B:679:LEU:CD2	2.48	0.43
1:B:737:ILE:HB	1:B:738:PRO:HD2	2.01	0.43
1:C:260:LEU:HD12	1:C:260:LEU:HA	1.70	0.43
1:C:377:LEU:HA	1:C:377:LEU:HD22	1.69	0.43
1:C:361:PRO:HB2	1:C:576:ILE:HD12	2.00	0.43
1:C:100:TYR:OH	1:C:601:PHE:HB3	2.17	0.43
1:C:856:TYR:CD2	1:C:864:MET:HE2	2.54	0.43
1:D:217:LYS:NZ	1:D:326:GLU:OE2	2.50	0.43
1:D:471:LEU:O	1:D:475:ILE:HG13	2.19	0.43
1:D:670:LEU:HA	1:D:670:LEU:HD23	1.66	0.43
1:D:637:GLU:HA	1:D:679:LEU:CD2	2.48	0.43
1:D:914:CME:HE2	1:D:914:CME:HB3	1.90	0.43
1:E:322:LEU:HD23	1:E:324:GLU:N	2.33	0.43
1:F:100:TYR:OH	1:F:601:PHE:HB3	2.17	0.43
1:F:658:LEU:N	1:F:661:LYS:O	2.39	0.43
1:F:670:LEU:HA	1:F:670:LEU:HD23	1.66	0.43

Continued on next page...

Continued from previous page...

Atom-1	Atom-2	Interatomic distance (Å)	Clash overlap (Å)
1:H:118:ASN:HA	1:H:119:PRO:HD2	1.61	0.43
1:H:260:LEU:HD12	1:H:260:LEU:HA	1.70	0.43
1:H:429:ASP:HA	1:H:430:PRO:HD3	1.55	0.43
1:H:567:VAL:HG12	1:H:568:TRP:N	2.33	0.43
1:H:870:VAL:HG12	1:H:871:GLU:N	2.34	0.43
1:I:13:ARG:O	1:I:14:ARG:HB2	2.18	0.43
1:I:650:GLU:HB3	1:I:670:LEU:HD12	2.01	0.43
1:I:778:THR:HB	1:I:887:GLN:HB3	2.00	0.43
1:J:302:SER:HB2	1:J:304:GLU:H	1.83	0.43
1:K:53:SER:O	1:K:54:LEU:HD23	2.18	0.43
1:K:740:LEU:HD13	1:K:749:ILE:HD12	1.98	0.43
1:K:778:THR:HB	1:K:887:GLN:HB3	2.00	0.43
1:K:779:PRO:O	1:K:781:ARG:HD3	2.19	0.43
1:L:257:THR:HG22	1:L:258:VAL:N	2.33	0.43
1:L:312:VAL:HG12	1:L:313:VAL:N	2.33	0.43
1:L:322:LEU:HD23	1:L:324:GLU:N	2.33	0.43
1:L:567:VAL:HG12	1:L:568:TRP:N	2.33	0.43
1:L:59:ARG:NH1	1:L:81:ALA:HB3	2.34	0.43
1:L:657:ALA:O	1:L:694:LEU:HD12	2.18	0.43
1:L:748:CME:HZ2	1:L:755:ARG:HH11	1.82	0.43
1:L:779:PRO:O	1:L:781:ARG:HD3	2.19	0.43
1:M:167:LEU:CB	1:M:168:PRO:HD2	2.49	0.43
1:M:322:LEU:CD2	1:M:324:GLU:N	2.81	0.43
1:M:654:TRP:O	1:M:655:MET:HB3	2.18	0.43
1:N:687:GLN:HA	1:N:688:PRO:HD3	1.75	0.43
1:O:18:ASN:HD22	1:O:21:VAL:HG23	1.80	0.43
1:A:189:LEU:CD2	1:A:189:LEU:N	2.75	0.43
1:A:567:VAL:HG12	1:A:568:TRP:N	2.33	0.43
1:B:253:TYR:O	1:B:318:ALA:N	2.52	0.43
1:B:65:ALA:CB	1:B:66:PRO:HD2	2.33	0.43
1:B:748:CME:HZ2	1:B:755:ARG:HH11	1.82	0.43
1:B:878:HIS:HA	1:B:879:PRO:HD3	1.74	0.43
1:C:745:MET:CE	1:C:745:MET:CA	2.97	0.43
1:C:779:PRO:O	1:C:781:ARG:HD3	2.19	0.43
1:D:302:SER:HB2	1:D:304:GLU:H	1.84	0.43
1:D:487:GLU:HG2	1:D:491:ALA:HB2	1.99	0.43
1:D:694:LEU:HD12	1:D:694:LEU:HA	1.73	0.43
1:E:254:LEU:HD23	1:E:254:LEU:HA	1.51	0.43
1:E:256:VAL:CG1	1:E:257:THR:N	2.82	0.43
1:E:261:TRP:HA	1:E:267:VAL:HG23	2.01	0.43
1:E:657:ALA:O	1:E:694:LEU:HD12	2.18	0.43

Continued on next page...

Continued from previous page...

Atom-1	Atom-2	Interatomic distance (Å)	Clash overlap (Å)
1:E:870:VAL:HG12	1:E:871:GLU:N	2.34	0.43
1:F:650:GLU:HB3	1:F:670:LEU:HD12	2.01	0.43
1:G:66:PRO:HB3	1:G:187:MET:HE1	1.99	0.43
1:G:479:ASP:N	1:G:480:PRO:HD3	2.33	0.43
1:G:657:ALA:O	1:G:694:LEU:HD12	2.18	0.43
1:G:779:PRO:O	1:G:781:ARG:HD3	2.18	0.43
1:H:287:ASP:N	1:H:287:ASP:OD1	2.30	0.43
1:H:30:HIS:ND1	1:H:33:PHE:CE1	2.86	0.43
1:H:322:LEU:HD23	1:H:324:GLU:N	2.33	0.43
1:H:679:LEU:HA	1:H:679:LEU:HD23	1.48	0.43
1:I:1018:LEU:HA	1:I:1018:LEU:HD23	1.53	0.43
1:I:149:ALA:O	1:I:150:PHE:HB3	2.18	0.43
1:I:92:MET:HE3	1:I:362:LEU:O	2.19	0.43
1:J:322:LEU:CD2	1:J:324:GLU:N	2.81	0.43
1:J:336:ARG:HH11	1:J:336:ARG:CG	2.26	0.43
1:J:567:VAL:HG12	1:J:568:TRP:N	2.33	0.43
1:J:59:ARG:NH1	1:J:81:ALA:HB3	2.34	0.43
1:K:256:VAL:N	1:K:272:ALA:O	2.47	0.43
1:K:217:LYS:NZ	1:K:326:GLU:OE2	2.51	0.43
1:K:360:HIS:ND1	1:K:362:LEU:HB2	2.33	0.43
1:K:65:ALA:HB1	1:K:66:PRO:CD	2.41	0.43
1:K:849:LEU:HD23	1:K:849:LEU:N	2.33	0.43
1:L:253:TYR:O	1:L:318:ALA:N	2.52	0.43
1:L:612:THR:HA	1:L:613:PRO:HD3	1.67	0.43
1:L:800:ARG:HB2	1:L:800:ARG:HE	1.58	0.43
1:M:253:TYR:O	1:M:318:ALA:N	2.52	0.43
1:M:650:GLU:HB3	1:M:670:LEU:HD12	2.01	0.43
1:M:645:ARG:NH2	1:M:650:GLU:OE2	2.50	0.43
1:M:836:ILE:HG22	1:M:837:THR:N	2.34	0.43
1:M:878:HIS:HA	1:M:879:PRO:HD3	1.74	0.43
1:N:257:THR:HG22	1:N:258:VAL:N	2.33	0.43
1:N:256:VAL:CG1	1:N:257:THR:N	2.82	0.43
1:N:429:ASP:OD1	1:N:431:ARG:N	2.46	0.43
1:N:471:LEU:O	1:N:475:ILE:HG13	2.19	0.43
1:N:479:ASP:N	1:N:480:PRO:HD3	2.33	0.43
1:N:658:LEU:N	1:N:661:LYS:O	2.39	0.43
1:N:650:GLU:HB3	1:N:670:LEU:HD12	2.01	0.43
1:O:778:THR:HB	1:O:887:GLN:HB3	2.00	0.43
1:P:836:ILE:HG22	1:P:837:THR:N	2.34	0.43
1:A:471:LEU:O	1:A:475:ILE:HG13	2.19	0.43
1:A:57:GLU:HG2	1:A:83:THR:HG21	1.97	0.43

Continued on next page...

Continued from previous page...

Atom-1	Atom-2	Interatomic distance (Å)	Clash overlap (Å)
1:A:780:LEU:HA	1:A:886:CYS:HB3	2.01	0.43
1:B:261:TRP:HA	1:B:267:VAL:HG23	2.01	0.43
1:B:322:LEU:CD2	1:B:324:GLU:N	2.81	0.43
1:B:479:ASP:N	1:B:480:PRO:HD3	2.33	0.43
1:B:361:PRO:HB2	1:B:576:ILE:HD12	2.00	0.43
1:D:234:ASP:OD2	1:D:236:SER:HB3	2.19	0.43
1:D:849:LEU:HD23	1:D:849:LEU:N	2.33	0.43
1:E:322:LEU:CD2	1:E:324:GLU:N	2.81	0.43
1:E:476:LYS:HD2	1:E:476:LYS:HA	1.81	0.43
1:E:65:ALA:HB1	1:E:66:PRO:CD	2.41	0.43
1:F:142:ILE:HG23	1:F:170:GLU:HG2	2.01	0.43
1:F:234:ASP:OD2	1:F:236:SER:HB3	2.19	0.43
1:F:347:LYS:CB	1:F:348:PRO:HD2	2.43	0.43
1:F:471:LEU:O	1:F:475:ILE:HG13	2.19	0.43
1:F:579:ASP:N	1:F:583:ASN:O	2.47	0.43
1:F:989:PHE:CE1	1:F:1014:TYR:HB3	2.54	0.43
1:G:253:TYR:O	1:G:318:ALA:N	2.52	0.43
1:G:567:VAL:HG12	1:G:568:TRP:N	2.33	0.43
1:H:111:PRO:HA	1:H:112:PRO:HA	1.74	0.43
1:H:149:ALA:O	1:H:150:PHE:HB3	2.18	0.43
1:H:336:ARG:CG	1:H:336:ARG:HH11	2.26	0.43
1:H:479:ASP:N	1:H:480:PRO:HD3	2.33	0.43
1:H:637:GLU:HA	1:H:679:LEU:CD2	2.48	0.43
1:H:737:ILE:HB	1:H:738:PRO:HD2	2.01	0.43
1:I:655:MET:HE2	1:I:655:MET:C	2.39	0.43
1:I:730:LEU:HA	1:I:731:PRO:HD3	1.78	0.43
1:J:103:VAL:O	1:J:199:ASP:OD2	2.36	0.43
1:K:167:LEU:CB	1:K:168:PRO:HD2	2.49	0.43
1:K:387:VAL:CG2	1:K:388:ARG:N	2.81	0.43
1:K:579:ASP:N	1:K:583:ASN:O	2.47	0.43
1:K:66:PRO:HA	1:K:187:MET:HE3	2.01	0.43
1:K:989:PHE:CE1	1:K:1014:TYR:HB3	2.54	0.43
1:L:127:PHE:O	1:L:182:ASN:N	2.34	0.43
1:L:272:ALA:HA	1:L:273:PRO:HD3	1.74	0.43
1:L:43:ARG:NH1	1:L:44:THR:HG23	2.34	0.43
1:M:471:LEU:O	1:M:475:ILE:HG13	2.19	0.43
1:M:479:ASP:N	1:M:480:PRO:HD3	2.33	0.43
1:M:870:VAL:HG12	1:M:871:GLU:N	2.34	0.43
1:N:836:ILE:HG22	1:N:837:THR:N	2.34	0.43
1:O:253:TYR:O	1:O:318:ALA:N	2.52	0.43
1:O:361:PRO:HB2	1:O:576:ILE:HD12	2.00	0.43

Continued on next page...

Continued from previous page...

Atom-1	Atom-2	Interatomic distance (Å)	Clash overlap (Å)
1:O:567:VAL:HG12	1:O:568:TRP:N	2.33	0.43
1:O:650:GLU:HB3	1:O:670:LEU:HD12	2.01	0.43
1:O:836:ILE:HG22	1:O:837:THR:N	2.34	0.43
1:P:779:PRO:O	1:P:781:ARG:HD3	2.18	0.43
1:P:849:LEU:HD23	1:P:849:LEU:N	2.33	0.43
1:P:876:THR:OG1	1:P:877:PRO:HD2	2.18	0.43
1:A:989:PHE:CE1	1:A:1014:TYR:HB3	2.54	0.43
1:A:429:ASP:OD1	1:A:431:ARG:N	2.46	0.43
1:B:685:LEU:HA	1:B:686:PRO:HD3	1.66	0.43
1:C:272:ALA:HB1	1:C:273:PRO:CD	2.49	0.43
1:C:43:ARG:NH1	1:C:44:THR:HG23	2.34	0.43
1:C:471:LEU:O	1:C:475:ILE:HG13	2.19	0.43
1:C:479:ASP:N	1:C:480:PRO:HD3	2.33	0.43
1:C:989:PHE:CE1	1:C:1014:TYR:HB3	2.54	0.43
1:D:989:PHE:CE1	1:D:1014:TYR:HB3	2.54	0.43
1:D:103:VAL:O	1:D:199:ASP:OD2	2.36	0.43
1:D:312:VAL:HG12	1:D:313:VAL:N	2.34	0.43
1:D:387:VAL:CG2	1:D:388:ARG:N	2.81	0.43
1:D:471:LEU:HA	1:D:471:LEU:HD23	1.84	0.43
1:D:655:MET:HE3	1:D:655:MET:HB2	1.80	0.43
1:E:167:LEU:CB	1:E:168:PRO:HD2	2.49	0.43
1:E:173:LEU:HD23	1:E:173:LEU:HA	1.53	0.43
1:E:57:GLU:HG2	1:E:83:THR:HG21	1.97	0.43
1:E:650:GLU:HB3	1:E:670:LEU:HD12	2.01	0.43
1:E:682:LEU:HD23	1:E:682:LEU:HA	1.70	0.43
1:G:13:ARG:O	1:G:14:ARG:HB2	2.18	0.43
1:G:234:ASP:OD2	1:G:236:SER:HB3	2.19	0.43
1:G:322:LEU:HD23	1:G:324:GLU:N	2.33	0.43
1:G:361:PRO:HB2	1:G:576:ILE:HD12	2.00	0.43
1:G:650:GLU:HB3	1:G:670:LEU:HD12	2.01	0.43
1:H:256:VAL:CG1	1:H:257:THR:N	2.82	0.43
1:H:836:ILE:HG22	1:H:837:THR:N	2.34	0.43
1:H:856:TYR:HD2	1:H:864:MET:HE2	1.83	0.43
1:H:989:PHE:CE1	1:H:1014:TYR:HB3	2.54	0.43
1:I:989:PHE:CE1	1:I:1014:TYR:HB3	2.54	0.43
1:I:30:HIS:ND1	1:I:33:PHE:CE1	2.86	0.43
1:I:436:MET:HE1	1:I:467:ASN:ND2	2.29	0.43
1:I:43:ARG:NH1	1:I:44:THR:HG23	2.34	0.43
1:I:507:ASP:C	1:I:519:SER:HB2	2.39	0.43
1:J:253:TYR:O	1:J:318:ALA:N	2.52	0.43
1:J:650:GLU:HB3	1:J:670:LEU:HD12	2.01	0.43

Continued on next page...

Continued from previous page...

Atom-1	Atom-2	Interatomic distance (Å)	Clash overlap (Å)
1:J:655:MET:C	1:J:655:MET:HE2	2.39	0.43
1:K:322:LEU:HD23	1:K:324:GLU:N	2.33	0.43
1:K:482:ARG:HH11	1:K:482:ARG:HD2	1.67	0.43
1:K:65:ALA:CB	1:K:66:PRO:HD2	2.33	0.43
1:L:479:ASP:N	1:L:480:PRO:HD3	2.33	0.43
1:M:234:ASP:OD2	1:M:236:SER:HB3	2.19	0.43
1:M:261:TRP:HA	1:M:267:VAL:HG23	2.01	0.43
1:M:53:SER:O	1:M:54:LEU:HD23	2.18	0.43
1:M:687:GLN:HA	1:M:688:PRO:HD3	1.75	0.43
1:M:657:ALA:O	1:M:694:LEU:HD12	2.18	0.43
1:M:780:LEU:HA	1:M:886:CYS:HB3	2.01	0.43
1:N:142:ILE:HG23	1:N:170:GLU:HG2	2.01	0.43
1:N:737:ILE:HB	1:N:738:PRO:HD2	2.00	0.43
1:O:234:ASP:OD2	1:O:236:SER:HB3	2.19	0.43
1:O:257:THR:HG22	1:O:258:VAL:N	2.33	0.43
1:P:118:ASN:HA	1:P:119:PRO:HD2	1.61	0.43
1:A:141:ILE:HG12	1:A:142:ILE:H	1.84	0.43
1:A:149:ALA:O	1:A:150:PHE:HB3	2.18	0.43
1:A:167:LEU:CB	1:A:168:PRO:HD2	2.49	0.43
1:A:103:VAL:O	1:A:199:ASP:OD2	2.36	0.43
1:A:302:SER:HB2	1:A:304:GLU:H	1.83	0.43
1:A:65:ALA:HB1	1:A:66:PRO:CD	2.41	0.43
1:B:59:ARG:NH1	1:B:81:ALA:HB3	2.34	0.43
1:B:870:VAL:HG12	1:B:871:GLU:N	2.34	0.43
1:C:802:ASP:HA	1:C:803:PRO:HD3	1.87	0.43
1:C:836:ILE:HG22	1:C:837:THR:N	2.34	0.43
1:D:322:LEU:HD23	1:D:324:GLU:N	2.33	0.43
1:D:347:LYS:HA	1:D:348:PRO:HD3	1.77	0.43
1:D:43:ARG:NH1	1:D:44:THR:HG23	2.34	0.43
1:D:570:TRP:HD1	1:D:571:VAL:HG22	1.82	0.43
1:D:650:GLU:HB3	1:D:670:LEU:HD12	2.01	0.43
1:D:694:LEU:O	1:D:722:LEU:N	2.51	0.43
1:D:737:ILE:HB	1:D:738:PRO:HD2	2.01	0.43
1:E:234:ASP:OD2	1:E:236:SER:HB3	2.19	0.43
1:E:53:SER:O	1:E:54:LEU:HD23	2.18	0.43
1:E:724:GLU:O	1:F:847:LYS:NZ	2.51	0.43
1:E:78:LEU:HB3	1:E:79:PRO:CD	2.41	0.43
1:E:836:ILE:HG22	1:E:837:THR:N	2.34	0.43
1:E:876:THR:OG1	1:E:877:PRO:HD2	2.18	0.43
1:F:254:LEU:HD23	1:F:254:LEU:HA	1.51	0.43
1:F:260:LEU:HA	1:F:260:LEU:HD12	1.70	0.43

Continued on next page...

Continued from previous page...

Atom-1	Atom-2	Interatomic distance (Å)	Clash overlap (Å)
1:F:657:ALA:O	1:F:694:LEU:HD12	2.18	0.43
1:F:737:ILE:HB	1:F:738:PRO:HD2	2.01	0.43
1:F:802:ASP:HA	1:F:803:PRO:HD3	1.88	0.43
1:G:260:LEU:HA	1:G:260:LEU:HD12	1.70	0.43
1:G:261:TRP:HA	1:G:267:VAL:HG23	2.01	0.43
1:G:507:ASP:C	1:G:519:SER:HB2	2.39	0.43
1:G:737:ILE:HB	1:G:738:PRO:HD2	2.00	0.43
1:H:387:VAL:CG2	1:H:388:ARG:N	2.81	0.43
1:H:429:ASP:OD1	1:H:431:ARG:N	2.46	0.43
1:H:780:LEU:HA	1:H:886:CYS:HB3	2.01	0.43
1:H:849:LEU:N	1:H:849:LEU:HD23	2.33	0.43
1:I:167:LEU:CB	1:I:168:PRO:HD2	2.49	0.43
1:I:429:ASP:HA	1:I:430:PRO:HD3	1.55	0.43
1:I:870:VAL:HG12	1:I:871:GLU:N	2.34	0.43
1:J:30:HIS:ND1	1:J:33:PHE:CE1	2.86	0.43
1:J:479:ASP:HA	1:J:480:PRO:HD2	1.55	0.43
1:J:658:LEU:N	1:J:661:LYS:O	2.39	0.43
1:J:780:LEU:HA	1:J:886:CYS:HB3	2.01	0.43
1:K:214:LEU:HA	1:K:214:LEU:HD23	1.73	0.43
1:K:870:VAL:HG12	1:K:871:GLU:N	2.34	0.43
1:L:272:ALA:HB1	1:L:273:PRO:CD	2.49	0.43
1:L:362:LEU:HA	1:L:362:LEU:HD23	1.70	0.43
1:L:507:ASP:C	1:L:519:SER:HB2	2.39	0.43
1:L:655:MET:C	1:L:655:MET:HE2	2.39	0.43
1:M:103:VAL:O	1:M:199:ASP:OD2	2.36	0.43
1:M:579:ASP:N	1:M:583:ASN:O	2.47	0.43
1:M:779:PRO:O	1:M:781:ARG:HD3	2.19	0.43
1:N:43:ARG:NH1	1:N:44:THR:HG23	2.34	0.43
1:N:507:ASP:C	1:N:519:SER:HB2	2.39	0.43
1:N:654:TRP:O	1:N:655:MET:HB3	2.18	0.43
1:O:13:ARG:O	1:O:14:ARG:HB2	2.18	0.43
1:O:507:ASP:C	1:O:519:SER:HB2	2.39	0.43
1:O:876:THR:OG1	1:O:877:PRO:HD2	2.18	0.43
1:P:261:TRP:HA	1:P:267:VAL:HG23	2.01	0.43
1:A:127:PHE:O	1:A:182:ASN:N	2.34	0.43
1:A:737:ILE:HB	1:A:738:PRO:HD2	2.01	0.43
1:B:257:THR:HG22	1:B:258:VAL:N	2.33	0.43
1:B:471:LEU:HA	1:B:471:LEU:HD23	1.84	0.43
1:B:567:VAL:HG12	1:B:568:TRP:N	2.33	0.43
1:B:650:GLU:HB3	1:B:670:LEU:HD12	2.01	0.43
1:C:237:ARG:HE	1:C:237:ARG:HB2	1.48	0.43

Continued on next page...

Continued from previous page...

Atom-1	Atom-2	Interatomic distance (Å)	Clash overlap (Å)
1:C:256:VAL:O	1:C:271:THR:HA	2.17	0.43
1:C:30:HIS:ND1	1:C:33:PHE:CE1	2.86	0.43
1:C:322:LEU:HD23	1:C:324:GLU:N	2.33	0.43
1:C:876:THR:OG1	1:C:877:PRO:HD2	2.18	0.43
1:D:13:ARG:O	1:D:14:ARG:HB2	2.18	0.43
1:A:283:GLY:O	1:D:422:PRO:HB3	2.18	0.43
1:D:654:TRP:O	1:D:655:MET:HB3	2.18	0.43
1:E:302:SER:HB2	1:E:304:GLU:H	1.83	0.43
1:E:471:LEU:O	1:E:475:ILE:HG13	2.19	0.43
1:E:878:HIS:HA	1:E:879:PRO:HD3	1.74	0.43
1:E:780:LEU:HA	1:E:886:CYS:HB3	2.01	0.43
1:F:149:ALA:O	1:F:150:PHE:HB3	2.18	0.43
1:F:257:THR:HG22	1:F:258:VAL:N	2.33	0.43
1:F:30:HIS:ND1	1:F:33:PHE:CE1	2.86	0.43
1:H:18:ASN:HD22	1:H:21:VAL:HG23	1.80	0.43
1:H:261:TRP:HA	1:H:267:VAL:HG23	2.01	0.43
1:H:471:LEU:O	1:H:475:ILE:HG13	2.19	0.43
1:H:658:LEU:N	1:H:661:LYS:O	2.39	0.43
1:H:78:LEU:HB3	1:H:79:PRO:CD	2.41	0.43
1:I:347:LYS:HA	1:I:348:PRO:HD3	1.77	0.43
1:I:387:VAL:CG2	1:I:388:ARG:N	2.81	0.43
1:I:652:LEU:HD11	1:I:698:VAL:HB	2.00	0.43
1:I:708:TRP:N	1:I:708:TRP:CD1	2.83	0.43
1:J:347:LYS:HA	1:J:348:PRO:HD3	1.77	0.43
1:K:256:VAL:CG1	1:K:257:THR:N	2.82	0.43
1:K:507:ASP:C	1:K:519:SER:HB2	2.39	0.43
1:K:59:ARG:NH1	1:K:81:ALA:HB3	2.34	0.43
1:K:836:ILE:HG22	1:K:837:THR:N	2.34	0.43
1:L:178:ARG:CB	1:L:178:ARG:NH1	2.78	0.43
1:L:221:GLN:HG2	1:L:221:GLN:H	1.74	0.43
1:L:217:LYS:NZ	1:L:326:GLU:OE2	2.50	0.43
1:L:655:MET:HB2	1:L:655:MET:HE3	1.87	0.43
1:L:66:PRO:HA	1:L:187:MET:HE3	2.01	0.43
1:L:737:ILE:HB	1:L:738:PRO:HD2	2.01	0.43
1:M:989:PHE:CE1	1:M:1014:TYR:HB3	2.54	0.43
1:M:65:ALA:HB1	1:M:66:PRO:CD	2.41	0.43
1:N:13:ARG:O	1:N:14:ARG:HB2	2.18	0.43
1:N:261:TRP:HA	1:N:267:VAL:HG23	2.01	0.43
1:O:261:TRP:HA	1:O:267:VAL:HG23	2.01	0.43
1:O:312:VAL:HG12	1:O:313:VAL:N	2.33	0.43
1:O:322:LEU:HD23	1:O:324:GLU:N	2.33	0.43

Continued on next page...

Continued from previous page...

Atom-1	Atom-2	Interatomic distance (Å)	Clash overlap (Å)
1:O:471:LEU:O	1:O:475:ILE:HG13	2.19	0.43
1:O:92:MET:HE3	1:O:362:LEU:O	2.19	0.43
1:P:234:ASP:OD2	1:P:236:SER:HB3	2.19	0.43
1:P:253:TYR:O	1:P:318:ALA:N	2.52	0.43
1:P:507:ASP:C	1:P:519:SER:HB2	2.39	0.43
1:P:570:TRP:HD1	1:P:571:VAL:HG22	1.82	0.43
1:P:682:LEU:HD23	1:P:682:LEU:HA	1.70	0.43
1:P:778:THR:HB	1:P:887:GLN:CB	2.49	0.43
1:P:59:ARG:NH1	1:P:81:ALA:HB3	2.34	0.43
1:P:780:LEU:HA	1:P:886:CYS:HB3	2.01	0.43
1:A:118:ASN:HA	1:A:119:PRO:HD2	1.61	0.42
1:A:657:ALA:O	1:A:694:LEU:HD12	2.18	0.42
1:B:167:LEU:CB	1:B:168:PRO:HD2	2.49	0.42
1:B:256:VAL:CG1	1:B:257:THR:N	2.82	0.42
1:B:780:LEU:HA	1:B:886:CYS:HB3	2.01	0.42
1:B:937:LEU:HG	1:B:938:ARG:N	2.34	0.42
1:B:949:HIS:CD2	1:B:1020:TRP:NE1	2.78	0.42
1:C:234:ASP:OD2	1:C:236:SER:HB3	2.19	0.42
1:D:421:VAL:HA	1:D:422:PRO:C	2.40	0.42
1:D:479:ASP:HA	1:D:480:PRO:HD2	1.55	0.42
1:E:13:ARG:O	1:E:14:ARG:HB2	2.18	0.42
1:E:253:TYR:O	1:E:318:ALA:N	2.52	0.42
1:E:387:VAL:CG2	1:E:388:ARG:N	2.81	0.42
1:E:645:ARG:NH2	1:E:650:GLU:OE2	2.50	0.42
1:F:261:TRP:HA	1:F:267:VAL:HG23	2.01	0.42
1:F:302:SER:HB2	1:F:304:GLU:H	1.84	0.42
1:F:43:ARG:NH1	1:F:44:THR:HG23	2.34	0.42
1:F:701:VAL:CG1	1:F:702:GLN:N	2.82	0.42
1:F:779:PRO:O	1:F:781:ARG:HD3	2.18	0.42
1:F:780:LEU:HA	1:F:886:CYS:HB3	2.01	0.42
1:G:989:PHE:CE1	1:G:1014:TYR:HB3	2.54	0.42
1:G:312:VAL:HG12	1:G:313:VAL:N	2.34	0.42
1:G:387:VAL:CG2	1:G:388:ARG:N	2.81	0.42
1:G:471:LEU:O	1:G:475:ILE:HG13	2.19	0.42
1:G:937:LEU:HG	1:G:938:ARG:N	2.34	0.42
1:H:272:ALA:HA	1:H:273:PRO:HD3	1.75	0.42
1:H:302:SER:HB2	1:H:304:GLU:H	1.83	0.42
1:H:66:PRO:HA	1:H:187:MET:HE3	2.01	0.42
1:I:1006:GLU:H	1:I:1006:GLU:HG3	1.00	0.42
1:I:214:LEU:HA	1:I:214:LEU:HD23	1.73	0.42
1:I:256:VAL:CG1	1:I:257:THR:N	2.82	0.42

Continued on next page...

Continued from previous page...

Atom-1	Atom-2	Interatomic distance (Å)	Clash overlap (Å)
1:I:937:LEU:HG	1:I:938:ARG:N	2.34	0.42
1:I:939:CYS:HA	1:I:956:GLN:HB3	2.01	0.42
1:J:147:ASN:HA	1:J:148:SER:HA	1.63	0.42
1:J:939:CYS:HA	1:J:956:GLN:HB3	2.01	0.42
1:K:100:TYR:O	1:K:597:ASN:HA	2.19	0.42
1:K:655:MET:HE2	1:K:655:MET:C	2.39	0.42
1:L:142:ILE:HG23	1:L:170:GLU:HG2	2.01	0.42
1:M:43:ARG:NH1	1:M:44:THR:HG23	2.34	0.42
1:N:779:PRO:O	1:N:781:ARG:HD3	2.19	0.42
1:O:694:LEU:HA	1:O:694:LEU:HD12	1.73	0.42
1:O:737:ILE:HB	1:O:738:PRO:HD2	2.01	0.42
1:P:989:PHE:CE1	1:P:1014:TYR:HB3	2.54	0.42
1:P:142:ILE:HG23	1:P:170:GLU:HG2	2.01	0.42
1:P:257:THR:HG22	1:P:258:VAL:N	2.33	0.42
1:P:256:VAL:CG1	1:P:257:THR:N	2.82	0.42
1:A:272:ALA:HB1	1:A:273:PRO:CD	2.49	0.42
1:A:421:VAL:HA	1:A:422:PRO:C	2.40	0.42
1:A:654:TRP:O	1:A:655:MET:HB3	2.18	0.42
1:A:701:VAL:CG1	1:A:702:GLN:N	2.82	0.42
1:A:836:ILE:HG22	1:A:837:THR:N	2.34	0.42
1:B:124:SER:HA	1:B:184:LEU:O	2.19	0.42
1:B:362:LEU:HD23	1:B:362:LEU:HA	1.70	0.42
1:C:142:ILE:HG23	1:C:170:GLU:HG2	2.01	0.42
1:C:293:LEU:N	1:C:293:LEU:CD2	2.82	0.42
1:C:387:VAL:CG2	1:C:388:ARG:N	2.81	0.42
1:C:421:VAL:HA	1:C:422:PRO:C	2.40	0.42
1:C:53:SER:O	1:C:54:LEU:HD23	2.18	0.42
1:C:726:LEU:HD23	1:C:726:LEU:HA	1.85	0.42
1:C:937:LEU:HG	1:C:938:ARG:N	2.34	0.42
1:D:261:TRP:HA	1:D:267:VAL:HG23	2.01	0.42
1:E:43:ARG:NH1	1:E:44:THR:HG23	2.34	0.42
1:E:779:PRO:O	1:E:781:ARG:HD3	2.18	0.42
1:E:937:LEU:HG	1:E:938:ARG:N	2.34	0.42
1:F:256:VAL:CG1	1:F:257:THR:N	2.82	0.42
1:F:272:ALA:HB1	1:F:273:PRO:CD	2.49	0.42
1:F:429:ASP:OD1	1:F:431:ARG:N	2.46	0.42
1:F:655:MET:HE2	1:F:655:MET:C	2.40	0.42
1:F:59:ARG:NH1	1:F:81:ALA:HB3	2.34	0.42
1:F:849:LEU:N	1:F:849:LEU:HD23	2.33	0.42
1:G:178:ARG:CB	1:G:178:ARG:NH1	2.78	0.42
1:H:142:ILE:HG23	1:H:170:GLU:HG2	2.01	0.42

Continued on next page...

Continued from previous page...

Atom-1	Atom-2	Interatomic distance (Å)	Clash overlap (Å)
1:H:167:LEU:CB	1:H:168:PRO:HD2	2.49	0.42
1:H:234:ASP:OD2	1:H:236:SER:HB3	2.19	0.42
1:H:312:VAL:HG12	1:H:313:VAL:N	2.34	0.42
1:H:362:LEU:HA	1:H:362:LEU:HD23	1.70	0.42
1:H:507:ASP:C	1:H:519:SER:HB2	2.39	0.42
1:H:778:THR:HB	1:H:887:GLN:CB	2.49	0.42
1:H:59:ARG:NH1	1:H:81:ALA:HB3	2.34	0.42
1:I:302:SER:HB2	1:I:304:GLU:H	1.83	0.42
1:I:836:ILE:HG22	1:I:837:THR:N	2.34	0.42
1:I:778:THR:HB	1:I:887:GLN:CB	2.50	0.42
1:J:65:ALA:HB1	1:J:66:PRO:CD	2.41	0.42
1:J:802:ASP:HA	1:J:803:PRO:HD3	1.88	0.42
1:K:43:ARG:NH1	1:K:44:THR:HG23	2.34	0.42
1:K:361:PRO:HB2	1:K:576:ILE:HD12	2.00	0.42
1:K:658:LEU:N	1:K:661:LYS:O	2.39	0.42
1:K:694:LEU:HA	1:K:694:LEU:HD12	1.73	0.42
1:L:100:TYR:O	1:L:597:ASN:HA	2.19	0.42
1:L:256:VAL:N	1:L:272:ALA:O	2.47	0.42
1:L:740:LEU:HD13	1:L:749:ILE:HD12	1.99	0.42
1:M:141:ILE:HG12	1:M:142:ILE:H	1.84	0.42
1:M:387:VAL:CG2	1:M:388:ARG:N	2.81	0.42
1:N:30:HIS:ND1	1:N:33:PHE:CE1	2.86	0.42
1:N:655:MET:HE2	1:N:655:MET:C	2.40	0.42
1:N:989:PHE:CE1	1:N:1014:TYR:HB3	2.54	0.42
1:O:100:TYR:O	1:O:597:ASN:HA	2.19	0.42
1:O:989:PHE:CE1	1:O:1014:TYR:HB3	2.54	0.42
1:O:360:HIS:HA	1:O:361:PRO:HD3	1.81	0.42
1:O:377:LEU:HA	1:O:377:LEU:HD22	1.69	0.42
1:O:870:VAL:HG12	1:O:871:GLU:N	2.34	0.42
1:P:111:PRO:HA	1:P:112:PRO:HA	1.74	0.42
1:A:124:SER:HA	1:A:184:LEU:O	2.20	0.42
1:A:142:ILE:HG23	1:A:170:GLU:HG2	2.01	0.42
1:A:261:TRP:HA	1:A:267:VAL:HG23	2.01	0.42
1:A:322:LEU:HD23	1:A:324:GLU:N	2.33	0.42
1:A:360:HIS:HA	1:A:361:PRO:HD3	1.81	0.42
1:B:100:TYR:O	1:B:597:ASN:HA	2.20	0.42
1:B:471:LEU:O	1:B:475:ILE:HG13	2.19	0.42
1:B:657:ALA:O	1:B:694:LEU:HD12	2.18	0.42
1:C:100:TYR:O	1:C:597:ASN:HA	2.20	0.42
1:C:1018:LEU:HD23	1:C:1018:LEU:HA	1.53	0.42
1:C:13:ARG:O	1:C:14:ARG:HB2	2.18	0.42

Continued on next page...

Continued from previous page...

Atom-1	Atom-2	Interatomic distance (Å)	Clash overlap (Å)
1:C:257:THR:HG22	1:C:258:VAL:N	2.33	0.42
1:C:654:TRP:O	1:C:655:MET:HB3	2.18	0.42
1:D:100:TYR:O	1:D:597:ASN:HA	2.19	0.42
1:D:272:ALA:HB1	1:D:273:PRO:CD	2.49	0.42
1:C:874:SER:HB3	1:D:724:GLU:OE1	2.19	0.42
1:D:778:THR:HB	1:D:887:GLN:CB	2.49	0.42
1:D:947:GLY:HA3	1:D:948:PRO:HD2	1.79	0.42
1:E:274:PHE:HB3	1:E:286:ALA:O	2.19	0.42
1:E:312:VAL:HG12	1:E:313:VAL:N	2.33	0.42
1:E:100:TYR:O	1:E:597:ASN:HA	2.20	0.42
1:F:100:TYR:O	1:F:597:ASN:HA	2.20	0.42
1:F:778:THR:HB	1:F:887:GLN:CB	2.49	0.42
1:F:800:ARG:HE	1:F:800:ARG:HB2	1.58	0.42
1:G:100:TYR:O	1:G:597:ASN:HA	2.19	0.42
1:G:745:MET:CE	1:G:745:MET:CA	2.97	0.42
1:G:778:THR:HB	1:G:887:GLN:CB	2.49	0.42
1:H:360:HIS:ND1	1:H:362:LEU:HB2	2.33	0.42
1:H:74:LEU:HA	1:H:74:LEU:HD23	1.85	0.42
1:H:937:LEU:HG	1:H:938:ARG:N	2.34	0.42
1:I:234:ASP:OD2	1:I:236:SER:HB3	2.19	0.42
1:I:274:PHE:HB3	1:I:286:ALA:O	2.19	0.42
1:I:740:LEU:HD13	1:I:749:ILE:HD11	2.02	0.42
1:I:876:THR:OG1	1:I:877:PRO:HD2	2.18	0.42
1:K:654:TRP:O	1:K:655:MET:HB3	2.18	0.42
1:L:234:ASP:OD2	1:L:236:SER:HB3	2.19	0.42
1:L:650:GLU:HB3	1:L:670:LEU:HD12	2.01	0.42
1:M:18:ASN:HD22	1:M:21:VAL:HG23	1.80	0.42
1:M:429:ASP:HA	1:M:430:PRO:HD3	1.55	0.42
1:M:66:PRO:HA	1:M:187:MET:HE3	2.00	0.42
1:M:937:LEU:HG	1:M:938:ARG:N	2.34	0.42
1:N:387:VAL:CG2	1:N:388:ARG:N	2.81	0.42
1:N:571:VAL:HG13	1:N:607:VAL:CG2	2.44	0.42
1:N:657:ALA:O	1:N:694:LEU:HD12	2.18	0.42
1:O:745:MET:CA	1:O:745:MET:CE	2.97	0.42
1:P:173:LEU:HD23	1:P:173:LEU:HA	1.52	0.42
1:P:272:ALA:HA	1:P:273:PRO:HD3	1.75	0.42
1:P:363:HIS:CD2	1:P:363:HIS:N	2.84	0.42
1:P:100:TYR:O	1:P:597:ASN:HA	2.20	0.42
1:A:43:ARG:NH1	1:A:44:THR:HG23	2.34	0.42
1:A:576:ILE:CG2	1:A:577:LYS:N	2.77	0.42
1:A:650:GLU:HB3	1:A:670:LEU:HD12	2.01	0.42

Continued on next page...

Continued from previous page...

Atom-1	Atom-2	Interatomic distance (Å)	Clash overlap (Å)
1:B:360:HIS:ND1	1:B:362:LEU:HB2	2.33	0.42
1:B:507:ASP:C	1:B:519:SER:HB2	2.39	0.42
1:B:651:LEU:HD13	1:B:651:LEU:HA	1.49	0.42
1:B:658:LEU:O	1:B:659:ASP:C	2.58	0.42
1:B:778:THR:HB	1:B:887:GLN:HB3	2.00	0.42
1:B:779:PRO:O	1:B:781:ARG:HD3	2.19	0.42
1:C:256:VAL:CG1	1:C:257:THR:N	2.82	0.42
1:C:479:ASP:HA	1:C:480:PRO:HD2	1.55	0.42
1:C:655:MET:HE2	1:C:655:MET:C	2.40	0.42
1:C:652:LEU:HD11	1:C:698:VAL:HB	2.00	0.42
1:C:778:THR:HB	1:C:887:GLN:CB	2.49	0.42
1:C:780:LEU:HA	1:C:886:CYS:HB3	2.01	0.42
1:D:260:LEU:HA	1:D:260:LEU:HD12	1.69	0.42
1:D:507:ASP:C	1:D:519:SER:HB2	2.39	0.42
1:D:59:ARG:NH1	1:D:81:ALA:HB3	2.34	0.42
1:D:69:VAL:HA	1:D:70:PRO:HD3	1.87	0.42
1:D:937:LEU:HG	1:D:938:ARG:N	2.34	0.42
1:E:103:VAL:O	1:E:199:ASP:OD2	2.36	0.42
1:E:567:VAL:HG12	1:E:568:TRP:N	2.33	0.42
1:E:778:THR:HB	1:E:887:GLN:CB	2.49	0.42
1:F:124:SER:HA	1:F:184:LEU:O	2.20	0.42
1:F:360:HIS:HA	1:F:361:PRO:HD3	1.81	0.42
1:F:507:ASP:C	1:F:519:SER:HB2	2.39	0.42
1:F:836:ILE:HG22	1:F:837:THR:N	2.34	0.42
1:G:43:ARG:NH1	1:G:44:THR:HG23	2.34	0.42
1:G:870:VAL:HG12	1:G:871:GLU:N	2.34	0.42
1:G:92:MET:HE3	1:G:362:LEU:O	2.19	0.42
1:H:103:VAL:O	1:H:199:ASP:OD2	2.36	0.42
1:H:251:ARG:CB	1:H:253:TYR:CE2	2.97	0.42
1:H:257:THR:HG22	1:H:258:VAL:N	2.33	0.42
1:H:779:PRO:O	1:H:781:ARG:HD3	2.19	0.42
1:J:142:ILE:HG23	1:J:170:GLU:HG2	2.01	0.42
1:J:254:LEU:HA	1:J:254:LEU:HD23	1.51	0.42
1:J:778:THR:HB	1:J:887:GLN:CB	2.49	0.42
1:K:124:SER:HA	1:K:184:LEU:O	2.20	0.42
1:K:173:LEU:HD23	1:K:173:LEU:HA	1.53	0.42
1:K:305:ILE:HA	1:K:306:PRO:HD3	1.81	0.42
1:K:421:VAL:HA	1:K:422:PRO:C	2.40	0.42
1:K:471:LEU:O	1:K:475:ILE:HG13	2.19	0.42
1:L:18:ASN:HD22	1:L:21:VAL:HG23	1.80	0.42
1:M:302:SER:HB2	1:M:304:GLU:H	1.83	0.42

Continued on next page...

Continued from previous page...

Atom-1	Atom-2	Interatomic distance (Å)	Clash overlap (Å)
1:M:100:TYR:O	1:M:597:ASN:HA	2.19	0.42
1:N:778:THR:HB	1:N:887:GLN:CB	2.49	0.42
1:N:780:LEU:HA	1:N:886:CYS:HB3	2.01	0.42
1:N:800:ARG:HE	1:N:800:ARG:HB2	1.58	0.42
1:O:302:SER:HB2	1:O:304:GLU:H	1.84	0.42
1:O:43:ARG:NH1	1:O:44:THR:HG23	2.34	0.42
1:O:53:SER:O	1:O:54:LEU:HD23	2.18	0.42
1:O:66:PRO:HD2	1:O:67:GLU:OE1	2.20	0.42
1:O:779:PRO:O	1:O:781:ARG:HD3	2.19	0.42
1:O:780:LEU:HA	1:O:886:CYS:HB3	2.01	0.42
1:P:476:LYS:HD2	1:P:476:LYS:HA	1.81	0.42
1:A:419:GLY:HA2	1:D:282:ARG:HH11	1.84	0.42
1:A:59:ARG:NH1	1:A:81:ALA:HB3	2.34	0.42
1:B:421:VAL:HA	1:B:422:PRO:C	2.40	0.42
1:B:429:ASP:HA	1:B:430:PRO:HD3	1.55	0.42
1:B:66:PRO:HD2	1:B:67:GLU:OE1	2.20	0.42
1:C:658:LEU:N	1:C:661:LYS:O	2.39	0.42
1:D:1018:LEU:HA	1:D:1018:LEU:HD23	1.53	0.42
1:D:658:LEU:O	1:D:659:ASP:C	2.58	0.42
1:D:682:LEU:HD23	1:D:682:LEU:HA	1.70	0.42
1:D:3:ILE:O	1:D:6:SER:HB3	2.20	0.42
1:D:701:VAL:CG1	1:D:702:GLN:N	2.82	0.42
1:D:836:ILE:HG22	1:D:837:THR:N	2.34	0.42
1:E:124:SER:HA	1:E:184:LEU:O	2.20	0.42
1:E:221:GLN:HB3	1:E:221:GLN:HE21	1.58	0.42
1:E:347:LYS:CB	1:E:348:PRO:HD2	2.43	0.42
1:F:312:VAL:HG12	1:F:313:VAL:N	2.34	0.42
1:F:387:VAL:CG2	1:F:388:ARG:N	2.81	0.42
1:F:425:ARG:HH22	1:G:287:ASP:CG	2.23	0.42
1:G:360:HIS:HA	1:G:361:PRO:HD3	1.81	0.42
1:G:53:SER:O	1:G:54:LEU:HD23	2.18	0.42
1:G:645:ARG:NH2	1:G:650:GLU:OE2	2.50	0.42
1:G:66:PRO:HD2	1:G:67:GLU:OE1	2.20	0.42
1:G:780:LEU:HA	1:G:886:CYS:HB3	2.01	0.42
1:H:141:ILE:HG12	1:H:142:ILE:H	1.84	0.42
1:H:274:PHE:HB3	1:H:286:ALA:O	2.19	0.42
1:H:650:GLU:HB3	1:H:670:LEU:HD12	2.01	0.42
1:I:100:TYR:O	1:I:597:ASN:HA	2.19	0.42
1:I:312:VAL:HG12	1:I:313:VAL:N	2.33	0.42
1:J:234:ASP:OD2	1:J:236:SER:HB3	2.19	0.42
1:J:479:ASP:N	1:J:480:PRO:HD3	2.32	0.42

Continued on next page...

Continued from previous page...

Atom-1	Atom-2	Interatomic distance (Å)	Clash overlap (Å)
1:J:507:ASP:C	1:J:519:SER:HB2	2.39	0.42
1:J:779:PRO:O	1:J:781:ARG:HD3	2.19	0.42
1:J:849:LEU:HD23	1:J:849:LEU:N	2.33	0.42
1:J:870:VAL:HG12	1:J:871:GLU:N	2.34	0.42
1:J:901:GLY:HA3	1:J:902:PRO:HA	1.68	0.42
1:K:347:LYS:HA	1:K:348:PRO:HD3	1.78	0.42
1:K:694:LEU:O	1:K:722:LEU:N	2.51	0.42
1:K:722:LEU:HA	1:K:722:LEU:HD23	1.76	0.42
1:L:124:SER:HA	1:L:184:LEU:O	2.20	0.42
1:M:124:SER:HA	1:M:184:LEU:O	2.20	0.42
1:M:257:THR:HG22	1:M:258:VAL:N	2.33	0.42
1:M:256:VAL:CG1	1:M:257:THR:N	2.82	0.42
1:M:274:PHE:HB3	1:M:286:ALA:O	2.19	0.42
1:M:567:VAL:HG12	1:M:568:TRP:N	2.33	0.42
1:M:737:ILE:HB	1:M:738:PRO:HD2	2.01	0.42
1:M:59:ARG:NH1	1:M:81:ALA:HB3	2.34	0.42
1:N:403:ASP:OD1	1:N:451:PRO:HD2	2.20	0.42
1:P:103:VAL:O	1:P:199:ASP:OD2	2.36	0.42
1:P:251:ARG:CB	1:P:253:TYR:CE2	2.97	0.42
1:P:312:VAL:HG12	1:P:313:VAL:N	2.33	0.42
1:P:654:TRP:O	1:P:655:MET:HB3	2.18	0.42
1:P:694:LEU:O	1:P:722:LEU:N	2.51	0.42
1:P:748:CME:HZ2	1:P:755:ARG:HH11	1.82	0.42
1:A:274:PHE:HB3	1:A:286:ALA:O	2.19	0.42
1:A:31:PRO:HA	1:A:32:PRO:HD3	1.79	0.42
1:A:900:LEU:HA	1:A:900:LEU:HD23	1.81	0.42
1:B:234:ASP:OD2	1:B:236:SER:HB3	2.19	0.42
1:B:274:PHE:HB3	1:B:286:ALA:O	2.19	0.42
1:B:657:ALA:HA	1:B:661:LYS:O	2.20	0.42
1:B:836:ILE:HG22	1:B:837:THR:N	2.34	0.42
1:C:167:LEU:CB	1:C:168:PRO:HD2	2.49	0.42
1:C:30:HIS:CB	1:C:31:PRO:CD	2.95	0.42
1:C:66:PRO:HA	1:C:187:MET:HE3	2.01	0.42
1:C:722:LEU:HA	1:C:722:LEU:HD23	1.75	0.42
1:D:53:SER:O	1:D:54:LEU:HD23	2.18	0.42
1:E:214:LEU:HA	1:E:214:LEU:HD23	1.73	0.42
1:E:3:ILE:O	1:E:6:SER:HB3	2.20	0.42
1:E:66:PRO:HD2	1:E:67:GLU:OE1	2.20	0.42
1:E:849:LEU:HD23	1:E:849:LEU:N	2.33	0.42
1:F:100:TYR:CE1	1:F:602:CYS:HB3	2.55	0.42
1:F:237:ARG:HE	1:F:237:ARG:HB2	1.48	0.42

Continued on next page...

Continued from previous page...

Atom-1	Atom-2	Interatomic distance (Å)	Clash overlap (Å)
1:F:274:PHE:HB3	1:F:286:ALA:O	2.19	0.42
1:F:612:THR:HA	1:F:613:PRO:HD3	1.67	0.42
1:F:66:PRO:HD2	1:F:67:GLU:OE1	2.20	0.42
1:F:939:CYS:HA	1:F:956:GLN:HB3	2.01	0.42
1:G:583:ASN:HA	1:G:584:PRO:HD3	1.79	0.42
1:G:740:LEU:HD13	1:G:749:ILE:HD11	2.02	0.42
1:H:100:TYR:O	1:H:597:ASN:HA	2.20	0.42
1:I:232:ASN:OD1	1:I:235:PHE:N	2.53	0.42
1:I:567:VAL:HG12	1:I:568:TRP:N	2.33	0.42
1:I:59:ARG:NH1	1:I:81:ALA:HB3	2.34	0.42
1:J:989:PHE:CE1	1:J:1014:TYR:HB3	2.54	0.42
1:J:18:ASN:HD22	1:J:21:VAL:HG23	1.80	0.42
1:J:654:TRP:O	1:J:655:MET:HB3	2.18	0.42
1:K:360:HIS:HA	1:K:361:PRO:HD3	1.81	0.42
1:K:780:LEU:HA	1:K:886:CYS:HB3	2.01	0.42
1:L:3:ILE:O	1:L:6:SER:HB3	2.20	0.42
1:L:780:LEU:HA	1:L:886:CYS:HB3	2.01	0.42
1:M:701:VAL:CG1	1:M:702:GLN:N	2.82	0.42
1:M:778:THR:HB	1:M:887:GLN:CB	2.49	0.42
1:N:100:TYR:CE1	1:N:602:CYS:HB3	2.55	0.42
1:N:312:VAL:HG12	1:N:313:VAL:N	2.33	0.42
1:M:730:LEU:HD21	1:N:823:LEU:O	2.20	0.42
1:O:124:SER:HA	1:O:184:LEU:O	2.20	0.42
1:O:3:ILE:O	1:O:6:SER:HB3	2.20	0.42
1:O:59:ARG:NH1	1:O:81:ALA:HB3	2.34	0.42
1:O:939:CYS:HA	1:O:956:GLN:HB3	2.01	0.42
1:P:100:TYR:CE1	1:P:602:CYS:HB3	2.55	0.42
1:P:387:VAL:CG2	1:P:388:ARG:N	2.81	0.42
1:P:429:ASP:OD1	1:P:431:ARG:N	2.46	0.42
1:P:479:ASP:N	1:P:480:PRO:HD3	2.33	0.42
1:P:650:GLU:HB3	1:P:670:LEU:HD12	2.01	0.42
1:A:141:ILE:C	1:A:142:ILE:HG13	2.40	0.42
1:A:234:ASP:OD2	1:A:236:SER:HB3	2.19	0.42
1:A:377:LEU:HD22	1:A:377:LEU:HA	1.69	0.42
1:A:66:PRO:HD2	1:A:67:GLU:OE1	2.20	0.42
1:B:30:HIS:CB	1:B:31:PRO:CD	2.95	0.42
1:B:745:MET:CA	1:B:745:MET:CE	2.97	0.42
1:C:278:ILE:HG22	1:C:279:ILE:N	2.35	0.42
1:C:59:ARG:NH1	1:C:81:ALA:HB3	2.34	0.42
1:C:849:LEU:N	1:C:849:LEU:HD23	2.33	0.42
1:D:403:ASP:OD1	1:D:451:PRO:HD2	2.20	0.42

Continued on next page...

Continued from previous page...

Atom-1	Atom-2	Interatomic distance (Å)	Clash overlap (Å)
1:D:856:TYR:CD2	1:D:864:MET:HE2	2.55	0.42
1:E:559:TYR:HA	1:E:560:PRO:HD2	1.80	0.42
1:F:167:LEU:CB	1:F:168:PRO:HD2	2.49	0.42
1:F:253:TYR:O	1:F:318:ALA:N	2.52	0.42
1:F:878:HIS:HA	1:F:879:PRO:HD3	1.74	0.42
1:G:124:SER:HA	1:G:184:LEU:O	2.20	0.42
1:G:141:ILE:HG12	1:G:142:ILE:H	1.84	0.42
1:G:59:ARG:NH1	1:G:81:ALA:HB3	2.34	0.42
1:G:849:LEU:N	1:G:849:LEU:HD23	2.33	0.42
1:I:471:LEU:O	1:I:475:ILE:HG13	2.19	0.42
1:I:658:LEU:O	1:I:659:ASP:C	2.58	0.42
1:I:745:MET:CA	1:I:745:MET:CE	2.97	0.42
1:I:805:ALA:O	1:I:808:GLU:HB2	2.20	0.42
1:I:780:LEU:HA	1:I:886:CYS:HB3	2.01	0.42
1:J:274:PHE:HB3	1:J:286:ALA:O	2.19	0.42
1:K:141:ILE:C	1:K:142:ILE:HG13	2.40	0.42
1:K:661:LYS:HA	1:K:662:PRO:HD3	1.72	0.42
1:K:667:GLU:C	1:K:668:VAL:HG23	2.40	0.42
1:K:730:LEU:HA	1:K:731:PRO:HD3	1.78	0.42
1:K:856:TYR:HB3	1:K:864:MET:HE2	2.02	0.42
1:K:937:LEU:HG	1:K:938:ARG:N	2.34	0.42
1:L:989:PHE:CE1	1:L:1014:TYR:HB3	2.54	0.42
1:L:221:GLN:HB3	1:L:221:GLN:HE21	1.58	0.42
1:L:261:TRP:HA	1:L:267:VAL:HG23	2.01	0.42
1:L:579:ASP:N	1:L:583:ASN:O	2.47	0.42
1:L:655:MET:O	1:L:655:MET:HG3	2.14	0.42
1:L:667:GLU:C	1:L:668:VAL:HG23	2.40	0.42
1:L:74:LEU:HD23	1:L:74:LEU:HA	1.85	0.42
1:L:836:ILE:HG22	1:L:837:THR:N	2.34	0.42
1:N:141:ILE:HG12	1:N:142:ILE:H	1.84	0.42
1:N:167:LEU:CB	1:N:168:PRO:HD2	2.49	0.42
1:N:232:ASN:OD1	1:N:235:PHE:N	2.53	0.42
1:N:360:HIS:HA	1:N:361:PRO:HD3	1.81	0.42
1:N:740:LEU:HD13	1:N:749:ILE:HD11	2.02	0.42
1:N:805:ALA:O	1:N:808:GLU:HB2	2.20	0.42
1:O:141:ILE:HG12	1:O:142:ILE:H	1.84	0.42
1:O:645:ARG:NH2	1:O:650:GLU:OE2	2.50	0.42
1:O:937:LEU:HG	1:O:938:ARG:N	2.34	0.42
1:P:655:MET:C	1:P:655:MET:HE2	2.39	0.42
1:A:253:TYR:O	1:A:318:ALA:N	2.52	0.42
1:A:246:MET:HB3	1:A:274:PHE:CZ	2.55	0.42

Continued on next page...

Continued from previous page...

Atom-1	Atom-2	Interatomic distance (Å)	Clash overlap (Å)
1:B:272:ALA:HB1	1:B:273:PRO:CD	2.49	0.42
1:B:246:MET:HB3	1:B:274:PHE:CZ	2.55	0.42
1:A:724:GLU:OE1	1:B:874:SER:HB3	2.19	0.42
1:B:939:CYS:HA	1:B:956:GLN:HB3	2.01	0.42
1:C:221:GLN:H	1:C:221:GLN:HG2	1.74	0.42
1:C:253:TYR:O	1:C:318:ALA:N	2.52	0.42
1:C:274:PHE:HB3	1:C:286:ALA:O	2.19	0.42
1:C:701:VAL:CG1	1:C:702:GLN:N	2.82	0.42
1:C:870:VAL:HG12	1:C:871:GLU:N	2.34	0.42
1:D:231:PHE:CD1	1:D:231:PHE:N	2.88	0.42
1:D:232:ASN:OD1	1:D:235:PHE:N	2.53	0.42
1:D:667:GLU:C	1:D:668:VAL:HG23	2.40	0.42
1:D:870:VAL:HG12	1:D:871:GLU:N	2.34	0.42
1:D:939:CYS:HA	1:D:956:GLN:HB3	2.01	0.42
1:E:1000:SER:HA	1:E:1001:PRO:HD3	1.76	0.42
1:E:989:PHE:CE1	1:E:1014:TYR:HB3	2.54	0.42
1:E:403:ASP:OD1	1:E:451:PRO:HD2	2.20	0.42
1:E:657:ALA:HA	1:E:661:LYS:O	2.20	0.42
1:E:66:PRO:HA	1:E:187:MET:HE3	2.01	0.42
1:E:947:GLY:HA3	1:E:948:PRO:HD2	1.79	0.42
1:F:141:ILE:C	1:F:142:ILE:HG13	2.40	0.42
1:F:141:ILE:HG12	1:F:142:ILE:H	1.84	0.42
1:F:658:LEU:O	1:F:659:ASP:C	2.58	0.42
1:F:78:LEU:HB3	1:F:79:PRO:CD	2.41	0.42
1:G:167:LEU:CB	1:G:168:PRO:HD2	2.49	0.42
1:G:654:TRP:O	1:G:655:MET:HB3	2.18	0.42
1:G:667:GLU:C	1:G:668:VAL:HG23	2.40	0.42
1:G:836:ILE:HG22	1:G:837:THR:N	2.34	0.42
1:G:939:CYS:HA	1:G:956:GLN:HB3	2.01	0.42
1:H:657:ALA:HA	1:H:661:LYS:O	2.20	0.42
1:H:3:ILE:O	1:H:6:SER:HB3	2.20	0.42
1:H:805:ALA:O	1:H:808:GLU:HB2	2.20	0.42
1:I:667:GLU:C	1:I:668:VAL:HG23	2.40	0.42
1:I:3:ILE:O	1:I:6:SER:HB3	2.20	0.42
1:J:105:TYR:CE2	1:J:199:ASP:HB2	2.55	0.42
1:J:630:ARG:HE	1:J:630:ARG:HB3	1.73	0.42
1:J:3:ILE:O	1:J:6:SER:HB3	2.20	0.42
1:K:571:VAL:HG13	1:K:607:VAL:CG2	2.44	0.42
1:K:737:ILE:HB	1:K:738:PRO:HD2	2.01	0.42
1:K:778:THR:HB	1:K:887:GLN:CB	2.49	0.42
1:L:141:ILE:HG12	1:L:142:ILE:H	1.85	0.42

Continued on next page...

Continued from previous page...

Atom-1	Atom-2	Interatomic distance (Å)	Clash overlap (Å)
1:L:805:ALA:O	1:L:808:GLU:HB2	2.20	0.42
1:L:849:LEU:HD23	1:L:849:LEU:N	2.33	0.42
1:L:778:THR:HB	1:L:887:GLN:CB	2.50	0.42
1:L:927:THR:HA	1:L:928:PRO:HD3	1.79	0.42
1:M:138:GLN:N	1:M:217:LYS:O	2.33	0.42
1:M:272:ALA:HA	1:M:273:PRO:HD3	1.74	0.42
1:M:312:VAL:HG12	1:M:313:VAL:N	2.34	0.42
1:M:507:ASP:C	1:M:519:SER:HB2	2.39	0.42
1:M:66:PRO:HD2	1:M:67:GLU:OE1	2.20	0.42
1:M:78:LEU:CB	1:M:79:PRO:CD	2.98	0.42
1:M:901:GLY:HA3	1:M:902:PRO:HA	1.68	0.42
1:N:124:SER:HA	1:N:184:LEU:O	2.20	0.42
1:N:234:ASP:OD2	1:N:236:SER:HB3	2.19	0.42
1:N:274:PHE:HB3	1:N:286:ALA:O	2.19	0.42
1:N:59:ARG:NH1	1:N:81:ALA:HB3	2.34	0.42
1:N:92:MET:HE3	1:N:362:LEU:O	2.20	0.42
1:N:937:LEU:HG	1:N:938:ARG:N	2.34	0.42
1:N:939:CYS:HA	1:N:956:GLN:HB3	2.01	0.42
1:O:167:LEU:CB	1:O:168:PRO:HD2	2.49	0.42
1:O:232:ASN:OD1	1:O:235:PHE:N	2.53	0.42
1:N:425:ARG:NH2	1:O:287:ASP:OD2	2.53	0.42
1:O:654:TRP:O	1:O:655:MET:HB3	2.18	0.42
1:O:78:LEU:HB3	1:O:79:PRO:CD	2.41	0.42
1:P:657:ALA:HA	1:P:661:LYS:O	2.20	0.42
1:A:657:ALA:HA	1:A:661:LYS:O	2.20	0.42
1:A:870:VAL:HG12	1:A:871:GLU:N	2.34	0.42
1:A:878:HIS:HA	1:A:879:PRO:HD3	1.74	0.42
1:A:939:CYS:HA	1:A:956:GLN:HB3	2.01	0.42
1:B:100:TYR:CE1	1:B:602:CYS:HB3	2.55	0.42
1:B:989:PHE:CE1	1:B:1014:TYR:HB3	2.54	0.42
1:B:805:ALA:O	1:B:808:GLU:HB2	2.20	0.42
1:C:507:ASP:C	1:C:519:SER:HB2	2.39	0.42
1:C:655:MET:HB2	1:C:655:MET:HE3	1.84	0.42
1:C:737:ILE:HB	1:C:738:PRO:HD2	2.01	0.42
1:D:256:VAL:CG1	1:D:257:THR:N	2.82	0.42
1:D:657:ALA:HA	1:D:661:LYS:O	2.20	0.42
1:D:668:VAL:HA	1:D:669:PRO:HD3	1.87	0.42
1:E:141:ILE:HG12	1:E:142:ILE:H	1.84	0.42
1:E:722:LEU:HD23	1:E:722:LEU:HA	1.76	0.42
1:E:78:LEU:CB	1:E:79:PRO:CD	2.98	0.42
1:E:59:ARG:NH1	1:E:81:ALA:HB3	2.34	0.42

Continued on next page...

Continued from previous page...

Atom-1	Atom-2	Interatomic distance (Å)	Clash overlap (Å)
1:F:740:LEU:HD13	1:F:749:ILE:HD11	2.02	0.42
1:F:937:LEU:HG	1:F:938:ARG:N	2.34	0.42
1:G:658:LEU:O	1:G:659:ASP:C	2.58	0.42
1:G:657:ALA:HA	1:G:661:LYS:O	2.20	0.42
1:G:66:PRO:HA	1:G:187:MET:HE3	2.02	0.42
1:H:100:TYR:CE1	1:H:602:CYS:HB3	2.55	0.42
1:H:124:SER:HA	1:H:184:LEU:O	2.20	0.42
1:H:654:TRP:O	1:H:655:MET:HB3	2.18	0.42
1:H:939:CYS:HA	1:H:956:GLN:HB3	2.01	0.42
1:I:105:TYR:HA	1:I:106:PRO:HD3	1.89	0.42
1:I:347:LYS:CB	1:I:348:PRO:HD2	2.43	0.42
1:I:571:VAL:HG13	1:I:607:VAL:CG2	2.44	0.42
1:J:124:SER:HA	1:J:184:LEU:O	2.20	0.42
1:J:141:ILE:HG12	1:J:142:ILE:H	1.84	0.42
1:J:246:MET:HB3	1:J:274:PHE:CZ	2.55	0.42
1:J:217:LYS:NZ	1:J:326:GLU:OE2	2.50	0.42
1:J:658:LEU:O	1:J:659:ASP:C	2.58	0.42
1:J:66:PRO:HD2	1:J:67:GLU:OE1	2.20	0.42
1:J:737:ILE:HB	1:J:738:PRO:HD2	2.01	0.42
1:J:836:ILE:HG22	1:J:837:THR:N	2.34	0.42
1:K:234:ASP:OD2	1:K:236:SER:HB3	2.19	0.42
1:K:272:ALA:HB1	1:K:273:PRO:CD	2.49	0.42
1:K:74:LEU:HD23	1:K:74:LEU:HA	1.85	0.42
1:L:105:TYR:CE2	1:L:199:ASP:HB2	2.55	0.42
1:L:302:SER:HB2	1:L:304:GLU:H	1.83	0.42
1:L:429:ASP:HA	1:L:430:PRO:HD3	1.55	0.42
1:L:740:LEU:HD13	1:L:749:ILE:HD11	2.02	0.42
1:L:937:LEU:HG	1:L:938:ARG:N	2.34	0.42
1:M:246:MET:HB3	1:M:274:PHE:CZ	2.55	0.42
1:M:856:TYR:CD2	1:M:864:MET:HE2	2.55	0.42
1:N:246:MET:HB3	1:N:274:PHE:CZ	2.55	0.42
1:N:305:ILE:HA	1:N:306:PRO:HD3	1.81	0.42
1:O:403:ASP:OD1	1:O:451:PRO:HD2	2.20	0.42
1:O:583:ASN:HA	1:O:584:PRO:HD3	1.79	0.42
1:O:740:LEU:HD13	1:O:749:ILE:HD11	2.02	0.42
1:P:105:TYR:HA	1:P:106:PRO:HD3	1.89	0.42
1:P:124:SER:HA	1:P:184:LEU:O	2.20	0.42
1:P:214:LEU:HD23	1:P:214:LEU:HA	1.73	0.42
1:P:232:ASN:OD1	1:P:235:PHE:N	2.53	0.42
1:P:278:ILE:HG22	1:P:279:ILE:N	2.35	0.42
1:P:939:CYS:HA	1:P:956:GLN:HB3	2.01	0.42

Continued on next page...

Continued from previous page...

Atom-1	Atom-2	Interatomic distance (Å)	Clash overlap (Å)
1:A:100:TYR:CE1	1:A:602:CYS:HB3	2.55	0.42
1:A:3:ILE:O	1:A:6:SER:HB3	2.20	0.42
1:A:730:LEU:HA	1:A:731:PRO:HD3	1.78	0.42
1:A:937:LEU:HG	1:A:938:ARG:N	2.34	0.42
1:B:387:VAL:CG2	1:B:388:ARG:N	2.81	0.42
1:B:3:ILE:O	1:B:6:SER:HB3	2.20	0.42
1:B:645:ARG:NH2	1:B:650:GLU:OE2	2.50	0.42
1:D:253:TYR:O	1:D:318:ALA:N	2.52	0.42
1:D:274:PHE:HB3	1:D:286:ALA:O	2.19	0.42
1:F:105:TYR:CE2	1:F:199:ASP:HB2	2.55	0.42
1:F:336:ARG:CG	1:F:336:ARG:HH11	2.26	0.42
1:G:237:ARG:HE	1:G:237:ARG:HB2	1.48	0.42
1:G:257:THR:HG22	1:G:258:VAL:N	2.33	0.42
1:G:65:ALA:HB1	1:G:66:PRO:CD	2.41	0.42
1:G:856:TYR:HB3	1:G:864:MET:HE2	2.02	0.42
1:H:253:TYR:O	1:H:318:ALA:N	2.52	0.42
1:H:43:ARG:NH1	1:H:44:THR:HG23	2.34	0.42
1:I:433:LEU:O	1:I:437:SER:HB3	2.20	0.42
1:I:403:ASP:OD1	1:I:451:PRO:HD2	2.20	0.42
1:I:57:GLU:HG2	1:I:83:THR:HG21	1.97	0.42
1:I:66:PRO:HD2	1:I:67:GLU:OE1	2.20	0.42
1:I:900:LEU:HD23	1:I:900:LEU:HA	1.81	0.42
1:J:421:VAL:HA	1:J:422:PRO:C	2.40	0.42
1:J:429:ASP:OD1	1:J:431:ARG:N	2.46	0.42
1:J:740:LEU:HD13	1:J:749:ILE:HD11	2.02	0.42
1:K:100:TYR:CE1	1:K:602:CYS:HB3	2.55	0.42
1:K:141:ILE:HG12	1:K:142:ILE:H	1.84	0.42
1:K:18:ASN:HD22	1:K:21:VAL:HG23	1.80	0.42
1:K:261:TRP:HA	1:K:267:VAL:HG23	2.01	0.42
1:K:246:MET:HB3	1:K:274:PHE:CZ	2.55	0.42
1:K:274:PHE:HB3	1:K:286:ALA:O	2.19	0.42
1:K:3:ILE:O	1:K:6:SER:HB3	2.20	0.42
1:K:986:ILE:HG23	1:K:986:ILE:HD13	1.83	0.42
1:L:657:ALA:HA	1:L:661:LYS:O	2.20	0.42
1:M:231:PHE:N	1:M:231:PHE:CD1	2.88	0.42
1:M:322:LEU:HD23	1:M:323:ILE:C	2.40	0.42
1:M:914:CME:HB3	1:M:914:CME:HE2	1.90	0.42
1:N:30:HIS:CB	1:N:31:PRO:CD	2.95	0.42
1:N:66:PRO:HD2	1:N:67:GLU:OE1	2.20	0.42
1:N:745:MET:CE	1:N:745:MET:CA	2.97	0.42
1:O:231:PHE:N	1:O:231:PHE:CD1	2.88	0.42

Continued on next page...

Continued from previous page...

Atom-1	Atom-2	Interatomic distance (Å)	Clash overlap (Å)
1:O:237:ARG:HE	1:O:237:ARG:HB2	1.48	0.42
1:O:65:ALA:HB1	1:O:66:PRO:CD	2.41	0.42
1:O:667:GLU:C	1:O:668:VAL:HG23	2.40	0.42
1:O:849:LEU:HD23	1:O:849:LEU:N	2.33	0.42
1:P:167:LEU:CB	1:P:168:PRO:HD2	2.49	0.42
1:P:18:ASN:HD22	1:P:21:VAL:HG23	1.80	0.42
1:P:217:LYS:NZ	1:P:326:GLU:OE2	2.50	0.42
1:P:579:ASP:N	1:P:583:ASN:O	2.47	0.42
1:P:658:LEU:N	1:P:661:LYS:O	2.39	0.42
1:P:66:PRO:HD2	1:P:67:GLU:OE1	2.20	0.42
1:P:937:LEU:HG	1:P:938:ARG:N	2.34	0.42
1:A:100:TYR:O	1:A:597:ASN:HA	2.20	0.41
1:A:18:ASN:HA	1:A:19:PRO:HD2	1.77	0.41
1:A:434:PRO:HB3	1:D:434:PRO:HB3	2.00	0.41
1:A:571:VAL:HG13	1:A:607:VAL:CG2	2.44	0.41
1:A:78:LEU:CB	1:A:79:PRO:CD	2.98	0.41
1:A:805:ALA:O	1:A:808:GLU:HB2	2.20	0.41
1:A:856:TYR:HB3	1:A:864:MET:HE2	2.02	0.41
1:B:141:ILE:HG12	1:B:142:ILE:H	1.85	0.41
1:B:217:LYS:NZ	1:B:326:GLU:OE2	2.50	0.41
1:B:425:ARG:HH22	1:C:287:ASP:CG	2.24	0.41
1:B:740:LEU:HD13	1:B:749:ILE:HD11	2.02	0.41
1:C:124:SER:HA	1:C:184:LEU:O	2.20	0.41
1:C:18:ASN:HD22	1:C:21:VAL:HG23	1.80	0.41
1:C:261:TRP:HA	1:C:267:VAL:HG23	2.01	0.41
1:C:403:ASP:OD1	1:C:451:PRO:HD2	2.20	0.41
1:C:65:ALA:HB1	1:C:66:PRO:CD	2.41	0.41
1:C:667:GLU:C	1:C:668:VAL:HG23	2.40	0.41
1:C:694:LEU:O	1:C:722:LEU:N	2.51	0.41
1:C:740:LEU:HD13	1:C:749:ILE:HD11	2.02	0.41
1:D:227:VAL:HG13	1:D:240:LEU:CD1	2.39	0.41
1:D:257:THR:HG22	1:D:258:VAL:N	2.33	0.41
1:E:232:ASN:OD1	1:E:235:PHE:N	2.53	0.41
1:E:246:MET:HB3	1:E:274:PHE:CZ	2.55	0.41
1:E:701:VAL:CG1	1:E:702:GLN:N	2.82	0.41
1:E:737:ILE:HB	1:E:738:PRO:HD2	2.01	0.41
1:F:53:SER:O	1:F:54:LEU:HD23	2.18	0.41
1:F:630:ARG:HB3	1:F:630:ARG:HE	1.73	0.41
1:F:745:MET:CE	1:F:745:MET:CA	2.97	0.41
1:G:232:ASN:OD1	1:G:235:PHE:N	2.53	0.41
1:G:274:PHE:HB3	1:G:286:ALA:O	2.19	0.41

Continued on next page...

Continued from previous page...

Atom-1	Atom-2	Interatomic distance (Å)	Clash overlap (Å)
1:G:322:LEU:HD23	1:G:323:ILE:C	2.41	0.41
1:G:471:LEU:HA	1:G:471:LEU:HD23	1.84	0.41
1:G:658:LEU:N	1:G:661:LYS:O	2.39	0.41
1:G:805:ALA:O	1:G:808:GLU:HB2	2.20	0.41
1:H:856:TYR:HB3	1:H:864:MET:HE2	2.02	0.41
1:I:278:ILE:HG22	1:I:279:ILE:N	2.35	0.41
1:I:305:ILE:HA	1:I:306:PRO:HD3	1.81	0.41
1:I:322:LEU:HD23	1:I:323:ILE:C	2.41	0.41
1:I:654:TRP:O	1:I:655:MET:HB3	2.18	0.41
1:I:679:LEU:N	1:I:679:LEU:HD23	2.24	0.41
1:J:221:GLN:HE21	1:J:221:GLN:HB3	1.58	0.41
1:J:43:ARG:NH1	1:J:44:THR:HG23	2.34	0.41
1:K:278:ILE:HG22	1:K:279:ILE:N	2.35	0.41
1:L:167:LEU:CB	1:L:168:PRO:HD2	2.49	0.41
1:L:745:MET:CA	1:L:745:MET:CE	2.97	0.41
1:M:105:TYR:CE2	1:M:199:ASP:HB2	2.55	0.41
1:M:805:ALA:O	1:M:808:GLU:HB2	2.20	0.41
1:N:253:TYR:O	1:N:318:ALA:N	2.52	0.41
1:N:260:LEU:HD12	1:N:260:LEU:HA	1.70	0.41
1:N:66:PRO:HA	1:N:187:MET:HE3	2.01	0.41
1:N:878:HIS:HA	1:N:879:PRO:HD3	1.74	0.41
1:N:914:CME:HB3	1:N:914:CME:HE2	1.90	0.41
1:O:66:PRO:HA	1:O:187:MET:HE3	2.02	0.41
1:O:105:TYR:CE2	1:O:199:ASP:HB2	2.55	0.41
1:O:272:ALA:HB1	1:O:273:PRO:CD	2.49	0.41
1:O:657:ALA:HA	1:O:661:LYS:O	2.20	0.41
1:O:805:ALA:O	1:O:808:GLU:HB2	2.20	0.41
1:O:778:THR:HB	1:O:887:GLN:CB	2.49	0.41
1:P:105:TYR:CE2	1:P:199:ASP:HB2	2.55	0.41
1:P:43:ARG:NH1	1:P:44:THR:HG23	2.34	0.41
1:P:652:LEU:HB3	1:P:668:VAL:O	2.20	0.41
1:A:232:ASN:OD1	1:A:235:PHE:N	2.53	0.41
1:A:740:LEU:HD13	1:A:749:ILE:HD11	2.02	0.41
1:B:177:LEU:HA	1:B:177:LEU:HD23	1.83	0.41
1:B:232:ASN:OD1	1:B:235:PHE:N	2.53	0.41
1:B:260:LEU:HA	1:B:260:LEU:HD12	1.70	0.41
1:B:667:GLU:C	1:B:668:VAL:HG23	2.40	0.41
1:B:682:LEU:HA	1:B:682:LEU:HD23	1.70	0.41
1:C:232:ASN:OD1	1:C:235:PHE:N	2.53	0.41
1:C:254:LEU:HD23	1:C:254:LEU:HA	1.51	0.41
1:C:476:LYS:HD2	1:C:476:LYS:HA	1.81	0.41

Continued on next page...

Continued from previous page...

Atom-1	Atom-2	Interatomic distance (Å)	Clash overlap (Å)
1:C:657:ALA:HA	1:C:661:LYS:O	2.20	0.41
1:C:658:LEU:O	1:C:659:ASP:C	2.58	0.41
1:D:105:TYR:CE2	1:D:199:ASP:HB2	2.55	0.41
1:D:780:LEU:HA	1:D:886:CYS:HB3	2.01	0.41
1:E:231:PHE:CD1	1:E:231:PHE:N	2.88	0.41
1:E:278:ILE:HG22	1:E:279:ILE:N	2.35	0.41
1:E:322:LEU:HD23	1:E:323:ILE:C	2.41	0.41
1:E:685:LEU:HA	1:E:686:PRO:HD3	1.66	0.41
1:E:745:MET:CE	1:E:745:MET:CA	2.97	0.41
1:E:901:GLY:HA3	1:E:902:PRO:HA	1.68	0.41
1:F:36:TRP:CD2	1:F:42:ALA:HA	2.56	0.41
1:F:870:VAL:HG12	1:F:871:GLU:N	2.34	0.41
1:G:105:TYR:CE2	1:G:199:ASP:HB2	2.55	0.41
1:G:701:VAL:CG1	1:G:702:GLN:N	2.82	0.41
1:H:232:ASN:OD1	1:H:235:PHE:N	2.53	0.41
1:H:395:HIS:HA	1:H:396:PRO:HD3	1.50	0.41
1:I:261:TRP:HA	1:I:267:VAL:HG23	2.01	0.41
1:I:66:PRO:HA	1:I:187:MET:HE3	2.02	0.41
1:I:687:GLN:HA	1:I:688:PRO:HD3	1.75	0.41
1:I:701:VAL:CG1	1:I:702:GLN:N	2.82	0.41
1:I:722:LEU:HD23	1:I:722:LEU:HA	1.76	0.41
1:K:142:ILE:HG23	1:K:170:GLU:HG2	2.01	0.41
1:K:66:PRO:CB	1:K:187:MET:HE1	2.51	0.41
1:K:650:GLU:HB3	1:K:670:LEU:HD12	2.01	0.41
1:K:939:CYS:HA	1:K:956:GLN:HB3	2.01	0.41
1:L:232:ASN:OD1	1:L:235:PHE:N	2.53	0.41
1:L:274:PHE:HB3	1:L:286:ALA:O	2.19	0.41
1:M:1006:GLU:HG3	1:M:1006:GLU:H	1.00	0.41
1:M:141:ILE:C	1:M:142:ILE:HG13	2.40	0.41
1:M:278:ILE:HG22	1:M:279:ILE:N	2.35	0.41
1:M:433:LEU:O	1:M:437:SER:HB3	2.20	0.41
1:M:479:ASP:HA	1:M:480:PRO:HD2	1.55	0.41
1:M:482:ARG:HH11	1:M:482:ARG:HD2	1.67	0.41
1:M:823:LEU:HA	1:M:823:LEU:HD23	1.86	0.41
1:N:105:TYR:CE2	1:N:199:ASP:HB2	2.55	0.41
1:N:390:SER:HA	1:N:391:HIS:HA	1.92	0.41
1:N:36:TRP:CD2	1:N:42:ALA:HA	2.55	0.41
1:N:679:LEU:HD23	1:N:679:LEU:HA	1.48	0.41
1:N:701:VAL:CG1	1:N:702:GLN:N	2.82	0.41
1:O:274:PHE:HB3	1:O:286:ALA:O	2.19	0.41
1:O:322:LEU:HD23	1:O:323:ILE:C	2.41	0.41

Continued on next page...

Continued from previous page...

Atom-1	Atom-2	Interatomic distance (Å)	Clash overlap (Å)
1:O:395:HIS:HA	1:O:396:PRO:HD3	1.51	0.41
1:O:36:TRP:CD2	1:O:42:ALA:HA	2.55	0.41
1:O:655:MET:HB2	1:O:655:MET:HE3	1.82	0.41
1:P:322:LEU:HD23	1:P:323:ILE:C	2.41	0.41
1:P:403:ASP:OD1	1:P:451:PRO:HD2	2.20	0.41
1:P:740:LEU:HD13	1:P:749:ILE:HD12	1.98	0.41
1:A:507:ASP:C	1:A:519:SER:HB2	2.39	0.41
1:A:856:TYR:HD2	1:A:864:MET:HE2	1.85	0.41
1:A:778:THR:HB	1:A:887:GLN:CB	2.49	0.41
1:B:278:ILE:HG22	1:B:279:ILE:N	2.35	0.41
1:B:322:LEU:HD23	1:B:323:ILE:C	2.41	0.41
1:B:654:TRP:O	1:B:655:MET:HB3	2.18	0.41
1:D:142:ILE:HG23	1:D:170:GLU:HG2	2.01	0.41
1:D:287:ASP:OD1	1:D:287:ASP:N	2.30	0.41
1:E:433:LEU:O	1:E:437:SER:HB3	2.20	0.41
1:E:507:ASP:C	1:E:519:SER:HB2	2.39	0.41
1:F:127:PHE:O	1:F:182:ASN:N	2.34	0.41
1:F:272:ALA:HA	1:F:273:PRO:HD3	1.75	0.41
1:F:654:TRP:O	1:F:655:MET:HB3	2.18	0.41
1:F:657:ALA:HA	1:F:661:LYS:O	2.20	0.41
1:F:66:PRO:HA	1:F:187:MET:HE3	2.01	0.41
1:G:246:MET:HB3	1:G:274:PHE:CZ	2.55	0.41
1:G:278:ILE:HG22	1:G:279:ILE:N	2.35	0.41
1:G:403:ASP:OD1	1:G:451:PRO:HD2	2.20	0.41
1:H:246:MET:HB3	1:H:274:PHE:CZ	2.55	0.41
1:H:403:ASP:OD1	1:H:451:PRO:HD2	2.20	0.41
1:H:66:PRO:HD2	1:H:67:GLU:OE1	2.20	0.41
1:I:363:HIS:N	1:I:363:HIS:CD2	2.84	0.41
1:I:100:TYR:CE1	1:I:602:CYS:HB3	2.55	0.41
1:J:221:GLN:HG2	1:J:221:GLN:H	1.74	0.41
1:K:105:TYR:HA	1:K:106:PRO:HD3	1.89	0.41
1:K:254:LEU:HA	1:K:254:LEU:HD23	1.51	0.41
1:K:658:LEU:O	1:K:659:ASP:C	2.58	0.41
1:K:652:LEU:HB3	1:K:668:VAL:O	2.20	0.41
1:K:856:TYR:CD2	1:K:864:MET:HE1	2.55	0.41
1:K:856:TYR:HD2	1:K:864:MET:HE2	1.85	0.41
1:L:246:MET:HB3	1:L:274:PHE:CZ	2.55	0.41
1:L:304:GLU:OE1	1:L:644:PHE:N	2.43	0.41
1:L:471:LEU:HA	1:L:471:LEU:HD23	1.84	0.41
1:L:706:THR:OG1	1:L:709:SER:N	2.54	0.41
1:L:823:LEU:HA	1:L:823:LEU:HD23	1.86	0.41

Continued on next page...

Continued from previous page...

Atom-1	Atom-2	Interatomic distance (Å)	Clash overlap (Å)
1:M:232:ASN:OD1	1:M:235:PHE:N	2.53	0.41
1:M:3:ILE:O	1:M:6:SER:HB3	2.20	0.41
1:N:272:ALA:HB1	1:N:273:PRO:CD	2.49	0.41
1:N:362:LEU:HA	1:N:362:LEU:HD23	1.70	0.41
1:N:631:LEU:HD12	1:N:635:THR:O	2.21	0.41
1:N:7:LEU:O	1:N:8:ALA:C	2.59	0.41
1:N:870:VAL:HG12	1:N:871:GLU:N	2.34	0.41
1:P:667:GLU:C	1:P:668:VAL:HG23	2.40	0.41
1:P:694:LEU:HA	1:P:694:LEU:HD12	1.73	0.41
1:P:701:VAL:CG1	1:P:702:GLN:N	2.82	0.41
1:A:66:PRO:CB	1:A:187:MET:HE1	2.51	0.41
1:A:476:LYS:HD2	1:A:476:LYS:HA	1.81	0.41
1:A:583:ASN:HA	1:A:584:PRO:HD3	1.79	0.41
1:A:658:LEU:O	1:A:659:ASP:C	2.58	0.41
1:A:745:MET:CA	1:A:745:MET:CE	2.97	0.41
1:B:706:THR:OG1	1:B:709:SER:N	2.54	0.41
1:C:1006:GLU:HG3	1:C:1006:GLU:H	1.00	0.41
1:C:100:TYR:CE1	1:C:602:CYS:HB3	2.55	0.41
1:C:34:ALA:HB3	1:C:36:TRP:CE3	2.56	0.41
1:C:433:LEU:N	1:C:434:PRO:HD2	2.36	0.41
1:C:66:PRO:HD2	1:C:67:GLU:OE1	2.20	0.41
1:C:670:LEU:HD23	1:C:670:LEU:HA	1.66	0.41
1:D:124:SER:HA	1:D:184:LEU:O	2.20	0.41
1:D:66:PRO:CB	1:D:187:MET:HE1	2.51	0.41
1:D:34:ALA:HB3	1:D:36:TRP:CE3	2.56	0.41
1:D:433:LEU:O	1:D:437:SER:HB3	2.20	0.41
1:E:66:PRO:CB	1:E:187:MET:HE1	2.51	0.41
1:E:655:MET:HE2	1:E:656:VAL:H	1.81	0.41
1:F:246:MET:HB3	1:F:274:PHE:CZ	2.55	0.41
1:F:362:LEU:HD23	1:F:362:LEU:HA	1.70	0.41
1:F:805:ALA:O	1:F:808:GLU:HB2	2.20	0.41
1:G:46:ARG:CG	1:G:46:ARG:HH11	2.29	0.41
1:G:579:ASP:N	1:G:583:ASN:O	2.47	0.41
1:G:65:ALA:CB	1:G:66:PRO:HD2	2.33	0.41
1:H:682:LEU:HD23	1:H:682:LEU:HA	1.70	0.41
1:I:246:MET:HB3	1:I:274:PHE:CZ	2.55	0.41
1:I:421:VAL:HA	1:I:422:PRO:C	2.40	0.41
1:I:657:ALA:HA	1:I:661:LYS:O	2.20	0.41
1:J:261:TRP:HA	1:J:267:VAL:HG23	2.01	0.41
1:J:34:ALA:HB3	1:J:36:TRP:CE3	2.56	0.41
1:J:436:MET:HE1	1:J:467:ASN:ND2	2.30	0.41

Continued on next page...

Continued from previous page...

Atom-1	Atom-2	Interatomic distance (Å)	Clash overlap (Å)
1:J:655:MET:HE3	1:J:655:MET:HB2	1.89	0.41
1:J:667:GLU:C	1:J:668:VAL:HG23	2.40	0.41
1:J:706:THR:OG1	1:J:709:SER:N	2.54	0.41
1:J:726:LEU:HD23	1:J:726:LEU:HA	1.85	0.41
1:J:937:LEU:HG	1:J:938:ARG:N	2.34	0.41
1:K:105:TYR:CE2	1:K:199:ASP:HB2	2.55	0.41
1:K:232:ASN:OD1	1:K:235:PHE:N	2.53	0.41
1:K:66:PRO:HD2	1:K:67:GLU:OE1	2.20	0.41
1:L:421:VAL:HA	1:L:422:PRO:C	2.40	0.41
1:L:433:LEU:O	1:L:437:SER:HB3	2.21	0.41
1:L:66:PRO:HD2	1:L:67:GLU:OE1	2.20	0.41
1:L:870:VAL:HG12	1:L:871:GLU:N	2.34	0.41
1:M:403:ASP:OD1	1:M:451:PRO:HD2	2.20	0.41
1:M:652:LEU:HB3	1:M:668:VAL:O	2.20	0.41
1:M:730:LEU:HA	1:M:731:PRO:HD3	1.78	0.41
1:M:745:MET:CA	1:M:745:MET:CE	2.97	0.41
1:N:100:TYR:O	1:N:597:ASN:HA	2.20	0.41
1:N:421:VAL:HA	1:N:422:PRO:C	2.40	0.41
1:N:657:ALA:HA	1:N:661:LYS:O	2.20	0.41
1:N:652:LEU:HB3	1:N:668:VAL:O	2.20	0.41
1:N:730:LEU:HA	1:N:731:PRO:HD3	1.78	0.41
1:O:670:LEU:HA	1:O:670:LEU:HD23	1.66	0.41
1:O:73:TRP:O	1:O:183:ARG:NH1	2.51	0.41
1:P:114:VAL:HG13	1:P:191:TRP:CB	2.48	0.41
1:P:127:PHE:O	1:P:182:ASN:N	2.34	0.41
1:P:362:LEU:HA	1:P:362:LEU:HD23	1.70	0.41
1:P:3:ILE:O	1:P:6:SER:HB3	2.20	0.41
1:A:403:ASP:OD1	1:A:451:PRO:HD2	2.20	0.41
1:A:631:LEU:HD12	1:A:635:THR:O	2.21	0.41
1:A:658:LEU:N	1:A:661:LYS:O	2.39	0.41
1:A:856:TYR:CD2	1:A:864:MET:HE1	2.55	0.41
1:B:142:ILE:HG23	1:B:170:GLU:HG2	2.01	0.41
1:B:433:LEU:O	1:B:437:SER:HB3	2.20	0.41
1:B:778:THR:HB	1:B:887:GLN:CB	2.49	0.41
1:C:141:ILE:HG12	1:C:142:ILE:H	1.85	0.41
1:C:246:MET:HB3	1:C:274:PHE:CZ	2.55	0.41
1:C:3:ILE:O	1:C:6:SER:HB3	2.20	0.41
1:D:631:LEU:HD12	1:D:635:THR:O	2.21	0.41
1:E:105:TYR:CE2	1:E:199:ASP:HB2	2.55	0.41
1:E:127:PHE:O	1:E:182:ASN:N	2.34	0.41
1:E:18:ASN:HD22	1:E:21:VAL:HG23	1.80	0.41

Continued on next page...

Continued from previous page...

Atom-1	Atom-2	Interatomic distance (Å)	Clash overlap (Å)
1:E:36:TRP:CD2	1:E:42:ALA:HA	2.56	0.41
1:E:433:LEU:N	1:E:434:PRO:HD2	2.36	0.41
1:E:667:GLU:C	1:E:668:VAL:HG23	2.40	0.41
1:F:232:ASN:OD1	1:F:235:PHE:N	2.53	0.41
1:F:679:LEU:HD23	1:F:679:LEU:HA	1.49	0.41
1:F:694:LEU:O	1:F:722:LEU:N	2.51	0.41
1:F:69:VAL:HA	1:F:70:PRO:HD3	1.87	0.41
1:G:231:PHE:CD1	1:G:231:PHE:N	2.88	0.41
1:G:256:VAL:CG1	1:G:257:THR:N	2.82	0.41
1:G:421:VAL:HA	1:G:422:PRO:C	2.40	0.41
1:G:3:ILE:O	1:G:6:SER:HB3	2.20	0.41
1:G:900:LEU:HD23	1:G:900:LEU:HA	1.81	0.41
1:H:127:PHE:O	1:H:182:ASN:N	2.34	0.41
1:H:39:SER:OG	1:H:40:GLU:N	2.54	0.41
1:I:105:TYR:CE2	1:I:199:ASP:HB2	2.55	0.41
1:I:142:ILE:HG23	1:I:170:GLU:HG2	2.01	0.41
1:I:231:PHE:CD1	1:I:231:PHE:N	2.88	0.41
1:I:433:LEU:N	1:I:434:PRO:HD2	2.36	0.41
1:J:395:HIS:HA	1:J:396:PRO:HD3	1.51	0.41
1:J:403:ASP:OD1	1:J:451:PRO:HD2	2.20	0.41
1:J:746:ASP:HB2	1:J:758:PHE:O	2.21	0.41
1:K:30:HIS:CB	1:K:31:PRO:CD	2.95	0.41
1:K:745:MET:CA	1:K:745:MET:CE	2.97	0.41
1:L:256:VAL:CG1	1:L:257:THR:N	2.82	0.41
1:L:403:ASP:OD1	1:L:451:PRO:HD2	2.20	0.41
1:L:100:TYR:CE1	1:L:602:CYS:HB3	2.55	0.41
1:M:36:TRP:CD2	1:M:42:ALA:HA	2.56	0.41
1:M:685:LEU:HA	1:M:686:PRO:HD3	1.66	0.41
1:N:39:SER:OG	1:N:40:GLU:N	2.54	0.41
1:N:433:LEU:N	1:N:434:PRO:HD2	2.36	0.41
1:N:3:ILE:O	1:N:6:SER:HB3	2.20	0.41
1:O:246:MET:HB3	1:O:274:PHE:CZ	2.55	0.41
1:O:900:LEU:HA	1:O:900:LEU:HD23	1.81	0.41
1:P:274:PHE:HB3	1:P:286:ALA:O	2.19	0.41
1:P:287:ASP:N	1:P:287:ASP:OD1	2.30	0.41
1:P:57:GLU:HG2	1:P:83:THR:HG21	1.97	0.41
1:P:740:LEU:HD13	1:P:749:ILE:HD11	2.02	0.41
1:A:105:TYR:CE2	1:A:199:ASP:HB2	2.55	0.41
1:A:34:ALA:HB3	1:A:36:TRP:CE3	2.56	0.41
1:A:668:VAL:CG1	1:A:669:PRO:CD	2.99	0.41
1:A:667:GLU:C	1:A:668:VAL:HG23	2.40	0.41

Continued on next page...

Continued from previous page...

Atom-1	Atom-2	Interatomic distance (Å)	Clash overlap (Å)
1:A:74:LEU:HA	1:A:74:LEU:HD23	1.85	0.41
1:A:949:HIS:CD2	1:A:1020:TRP:NE1	2.78	0.41
1:B:43:ARG:NH1	1:B:44:THR:HG23	2.34	0.41
1:B:901:GLY:HA3	1:B:902:PRO:HA	1.68	0.41
1:C:177:LEU:HA	1:C:177:LEU:HD23	1.84	0.41
1:C:631:LEU:HD12	1:C:635:THR:O	2.21	0.41
1:C:939:CYS:HA	1:C:956:GLN:HB3	2.01	0.41
1:D:100:TYR:CE1	1:D:602:CYS:HB3	2.55	0.41
1:D:706:THR:OG1	1:D:709:SER:N	2.54	0.41
1:D:778:THR:HA	1:D:779:PRO:HD3	1.96	0.41
1:D:878:HIS:HA	1:D:879:PRO:HD3	1.74	0.41
1:E:631:LEU:HD12	1:E:635:THR:O	2.21	0.41
1:E:706:THR:OG1	1:E:709:SER:N	2.54	0.41
1:E:856:TYR:HB3	1:E:864:MET:HE2	2.02	0.41
1:E:896:ASN:HA	1:E:918:TRP:O	2.21	0.41
1:F:433:LEU:N	1:F:434:PRO:HD2	2.36	0.41
1:F:3:ILE:O	1:F:6:SER:HB3	2.20	0.41
1:F:7:LEU:O	1:F:8:ALA:C	2.59	0.41
1:G:43:ARG:CG	1:G:43:ARG:HH11	2.13	0.41
1:G:805:ALA:O	1:G:809:ARG:HG3	2.21	0.41
1:H:421:VAL:HA	1:H:422:PRO:C	2.40	0.41
1:H:667:GLU:C	1:H:668:VAL:HG23	2.40	0.41
1:H:745:MET:CA	1:H:745:MET:CE	2.97	0.41
1:I:260:LEU:HA	1:I:260:LEU:HD12	1.70	0.41
1:I:360:HIS:HA	1:I:361:PRO:HD3	1.81	0.41
1:I:746:ASP:HB2	1:I:758:PHE:O	2.21	0.41
1:I:896:ASN:HA	1:I:918:TRP:O	2.21	0.41
1:K:322:LEU:HD23	1:K:323:ILE:C	2.41	0.41
1:K:403:ASP:OD1	1:K:451:PRO:HD2	2.20	0.41
1:L:231:PHE:CD1	1:L:231:PHE:N	2.88	0.41
1:L:30:HIS:CB	1:L:31:PRO:CD	2.95	0.41
1:L:86:VAL:HG13	1:L:87:PRO:HA	2.03	0.41
1:M:142:ILE:HG23	1:M:170:GLU:HG2	2.01	0.41
1:M:421:VAL:HA	1:M:422:PRO:C	2.40	0.41
1:M:476:LYS:HA	1:M:476:LYS:HD2	1.81	0.41
1:M:805:ALA:O	1:M:809:ARG:HG3	2.21	0.41
1:N:336:ARG:HH11	1:N:336:ARG:CG	2.26	0.41
1:O:142:ILE:HG23	1:O:170:GLU:HG2	2.01	0.41
1:O:339:ASN:O	1:P:527:PRO:HB3	2.21	0.41
1:O:805:ALA:O	1:O:809:ARG:HG3	2.21	0.41
1:P:856:TYR:HB3	1:P:864:MET:HE2	2.03	0.41

Continued on next page...

Continued from previous page...

Atom-1	Atom-2	Interatomic distance (Å)	Clash overlap (Å)
1:A:652:LEU:HB3	1:A:668:VAL:O	2.21	0.41
1:A:789:LEU:O	1:A:790:ASP:C	2.59	0.41
1:A:823:LEU:HD23	1:A:823:LEU:HA	1.86	0.41
1:B:105:TYR:CE2	1:B:199:ASP:HB2	2.55	0.41
1:B:141:ILE:C	1:B:142:ILE:HG13	2.40	0.41
1:B:18:ASN:N	1:B:193:ASP:OD2	2.54	0.41
1:C:36:TRP:CD2	1:C:42:ALA:HA	2.56	0.41
1:D:167:LEU:CB	1:D:168:PRO:HD2	2.49	0.41
1:D:18:ASN:HD22	1:D:21:VAL:HG23	1.80	0.41
1:D:246:MET:HB3	1:D:274:PHE:CZ	2.55	0.41
1:A:419:GLY:O	1:D:282:ARG:NH1	2.53	0.41
1:D:433:LEU:N	1:D:434:PRO:HD2	2.36	0.41
1:D:805:ALA:O	1:D:808:GLU:HB2	2.20	0.41
1:E:429:ASP:HA	1:E:430:PRO:HD3	1.55	0.41
1:E:436:MET:HE1	1:E:467:ASN:ND2	2.33	0.41
1:F:231:PHE:N	1:F:231:PHE:CD1	2.88	0.41
1:F:360:HIS:ND1	1:F:362:LEU:HB2	2.33	0.41
1:F:667:GLU:C	1:F:668:VAL:HG23	2.40	0.41
1:G:100:TYR:CE1	1:G:602:CYS:HB3	2.55	0.41
1:G:668:VAL:CG1	1:G:669:PRO:CD	2.99	0.41
1:G:901:GLY:HA3	1:G:902:PRO:HA	1.68	0.41
1:H:291:LEU:N	1:H:291:LEU:CD1	2.83	0.41
1:H:322:LEU:HD23	1:H:323:ILE:C	2.41	0.41
1:H:823:LEU:HD23	1:H:823:LEU:HA	1.86	0.41
1:I:177:LEU:HD23	1:I:177:LEU:HA	1.83	0.41
1:J:100:TYR:CE1	1:J:602:CYS:HB3	2.55	0.41
1:J:232:ASN:OD1	1:J:235:PHE:N	2.53	0.41
1:J:272:ALA:HB1	1:J:273:PRO:CD	2.49	0.41
1:J:322:LEU:HD23	1:J:323:ILE:C	2.41	0.41
1:K:631:LEU:HD12	1:K:635:THR:O	2.21	0.41
1:K:746:ASP:HB2	1:K:758:PHE:O	2.21	0.41
1:K:86:VAL:HG13	1:K:87:PRO:HA	2.03	0.41
1:L:141:ILE:C	1:L:142:ILE:HG13	2.40	0.41
1:L:18:ASN:N	1:L:193:ASP:OD2	2.54	0.41
1:M:114:VAL:HG13	1:M:191:TRP:CB	2.48	0.41
1:M:482:ARG:HA	1:M:483:PRO:HD3	1.89	0.41
1:M:657:ALA:HA	1:M:661:LYS:O	2.20	0.41
1:M:667:GLU:C	1:M:668:VAL:HG23	2.40	0.41
1:M:706:THR:OG1	1:M:709:SER:N	2.54	0.41
1:M:856:TYR:HB3	1:M:864:MET:HE2	2.02	0.41
1:N:694:LEU:O	1:N:722:LEU:N	2.51	0.41

Continued on next page...

Continued from previous page...

Atom-1	Atom-2	Interatomic distance (Å)	Clash overlap (Å)
1:N:896:ASN:HA	1:N:918:TRP:O	2.21	0.41
1:O:43:ARG:HH11	1:O:43:ARG:CG	2.13	0.41
1:O:559:TYR:HA	1:O:560:PRO:HD2	1.80	0.41
1:O:57:GLU:HG2	1:O:83:THR:HG21	1.97	0.41
1:O:100:TYR:CE1	1:O:602:CYS:HB3	2.55	0.41
1:P:18:ASN:N	1:P:193:ASP:OD2	2.54	0.41
1:P:638:VAL:HG12	1:P:639:THR:N	2.36	0.41
1:P:914:CME:HE2	1:P:914:CME:HB3	1.90	0.41
1:A:1006:GLU:HG3	1:A:1006:GLU:H	1.00	0.41
1:A:655:MET:HE2	1:A:655:MET:C	2.41	0.41
1:A:746:ASP:HB2	1:A:758:PHE:O	2.21	0.41
1:B:231:PHE:CD1	1:B:231:PHE:N	2.88	0.41
1:B:377:LEU:HD22	1:B:377:LEU:HA	1.69	0.41
1:B:433:LEU:N	1:B:434:PRO:HD2	2.36	0.41
1:B:835:LEU:C	1:B:836:ILE:HD13	2.41	0.41
1:C:105:TYR:CE2	1:C:199:ASP:HB2	2.55	0.41
1:C:66:PRO:CB	1:C:187:MET:HE1	2.51	0.41
1:C:706:THR:OG1	1:C:709:SER:N	2.54	0.41
1:C:835:LEU:C	1:C:836:ILE:HD13	2.41	0.41
1:C:856:TYR:HB3	1:C:864:MET:HE2	2.02	0.41
1:C:7:LEU:O	1:C:8:ALA:C	2.59	0.41
1:C:896:ASN:HA	1:C:918:TRP:O	2.21	0.41
1:C:920:LEU:CB	1:C:921:PRO:CD	2.95	0.41
1:D:66:PRO:HD2	1:D:67:GLU:OE1	2.20	0.41
1:D:805:ALA:O	1:D:809:ARG:HG3	2.21	0.41
1:D:86:VAL:HG13	1:D:87:PRO:HA	2.03	0.41
1:D:7:LEU:O	1:D:8:ALA:C	2.59	0.41
1:E:746:ASP:HB2	1:E:758:PHE:O	2.21	0.41
1:E:939:CYS:HA	1:E:956:GLN:HB3	2.01	0.41
1:F:986:ILE:HG23	1:F:986:ILE:HD13	1.83	0.41
1:G:142:ILE:HG23	1:G:170:GLU:HG2	2.01	0.41
1:G:363:HIS:N	1:G:363:HIS:CD2	2.84	0.41
1:G:433:LEU:O	1:G:437:SER:HB3	2.20	0.41
1:G:789:LEU:O	1:G:790:ASP:C	2.59	0.41
1:H:433:LEU:O	1:H:437:SER:HB3	2.20	0.41
1:H:740:LEU:HD13	1:H:749:ILE:HD11	2.02	0.41
1:H:896:ASN:HA	1:H:918:TRP:O	2.21	0.41
1:I:124:SER:HA	1:I:184:LEU:O	2.20	0.41
1:I:141:ILE:HG12	1:I:142:ILE:H	1.84	0.41
1:I:631:LEU:HD12	1:I:635:THR:O	2.21	0.41
1:J:100:TYR:O	1:J:597:ASN:HA	2.19	0.41

Continued on next page...

Continued from previous page...

Atom-1	Atom-2	Interatomic distance (Å)	Clash overlap (Å)
1:J:141:ILE:C	1:J:142:ILE:HG13	2.40	0.41
1:J:805:ALA:O	1:J:808:GLU:HB2	2.20	0.41
1:J:805:ALA:O	1:J:809:ARG:HG3	2.21	0.41
1:K:347:LYS:CB	1:K:348:PRO:HD2	2.43	0.41
1:K:36:TRP:CD2	1:K:42:ALA:HA	2.56	0.41
1:K:433:LEU:O	1:K:437:SER:HB3	2.20	0.41
1:K:701:VAL:CG1	1:K:702:GLN:N	2.82	0.41
1:K:740:LEU:HD13	1:K:749:ILE:HD11	2.02	0.41
1:K:835:LEU:C	1:K:836:ILE:HD13	2.41	0.41
1:L:322:LEU:HD23	1:L:323:ILE:C	2.41	0.41
1:L:347:LYS:HA	1:L:348:PRO:HD3	1.77	0.41
1:L:631:LEU:HD12	1:L:635:THR:O	2.21	0.41
1:L:722:LEU:HA	1:L:722:LEU:HD23	1.75	0.41
1:L:746:ASP:HB2	1:L:758:PHE:O	2.21	0.41
1:M:100:TYR:CE1	1:M:602:CYS:HB3	2.55	0.41
1:M:39:SER:OG	1:M:40:GLU:N	2.54	0.41
1:M:746:ASP:HB2	1:M:758:PHE:O	2.21	0.41
1:O:421:VAL:HA	1:O:422:PRO:C	2.40	0.41
1:O:706:THR:OG1	1:O:709:SER:N	2.54	0.41
1:O:914:CME:HE2	1:O:914:CME:HB3	1.90	0.41
1:P:246:MET:HB3	1:P:274:PHE:CZ	2.55	0.41
1:P:433:LEU:O	1:P:437:SER:HB3	2.20	0.41
1:P:607:VAL:HG12	1:P:613:PRO:HA	2.02	0.41
1:P:630:ARG:HB3	1:P:630:ARG:HE	1.73	0.41
1:P:65:ALA:HB1	1:P:66:PRO:CD	2.41	0.41
1:P:746:ASP:HB2	1:P:758:PHE:O	2.21	0.41
1:A:166:ARG:O	1:A:210:ARG:NH2	2.54	0.41
1:A:322:LEU:HD23	1:A:323:ILE:C	2.41	0.41
1:A:433:LEU:O	1:A:437:SER:HB3	2.20	0.41
1:A:607:VAL:HG12	1:A:613:PRO:HA	2.03	0.41
1:C:322:LEU:HD23	1:C:323:ILE:C	2.41	0.41
1:C:607:VAL:HG12	1:C:613:PRO:HA	2.03	0.41
1:D:322:LEU:HD23	1:D:323:ILE:C	2.41	0.41
1:D:835:LEU:C	1:D:836:ILE:HD13	2.41	0.41
1:D:896:ASN:HA	1:D:918:TRP:O	2.21	0.41
1:E:111:PRO:HA	1:E:112:PRO:HA	1.74	0.41
1:E:142:ILE:HG23	1:E:170:GLU:HG2	2.01	0.41
1:E:255:ARG:NH1	1:E:255:ARG:HG2	2.35	0.41
1:E:308:LEU:HA	1:E:308:LEU:HD23	1.73	0.41
1:E:34:ALA:HB3	1:E:36:TRP:CE3	2.56	0.41
1:E:360:HIS:ND1	1:E:362:LEU:HB2	2.33	0.41

Continued on next page...

Continued from previous page...

Atom-1	Atom-2	Interatomic distance (Å)	Clash overlap (Å)
1:E:39:SER:OG	1:E:40:GLU:N	2.54	0.41
1:E:421:VAL:HA	1:E:422:PRO:C	2.40	0.41
1:E:856:TYR:CD2	1:E:864:MET:HE2	2.56	0.41
1:F:278:ILE:HG22	1:F:279:ILE:N	2.35	0.41
1:F:706:THR:OG1	1:F:709:SER:N	2.54	0.41
1:G:36:TRP:CD2	1:G:42:ALA:HA	2.56	0.41
1:G:706:THR:OG1	1:G:709:SER:N	2.54	0.41
1:G:746:ASP:HB2	1:G:758:PHE:O	2.21	0.41
1:G:914:CME:HE2	1:G:914:CME:HB3	1.91	0.41
1:H:166:ARG:O	1:H:210:ARG:NH2	2.54	0.41
1:H:66:PRO:CB	1:H:187:MET:HE1	2.51	0.41
1:H:607:VAL:HG12	1:H:613:PRO:HA	2.02	0.41
1:H:631:LEU:HD12	1:H:635:THR:O	2.21	0.41
1:H:901:GLY:HA3	1:H:902:PRO:HA	1.68	0.41
1:I:221:GLN:H	1:I:221:GLN:HG2	1.74	0.41
1:I:62:TRP:C	1:I:63:PHE:CD1	2.95	0.41
1:J:166:ARG:O	1:J:210:ARG:NH2	2.54	0.41
1:J:36:TRP:CD2	1:J:42:ALA:HA	2.55	0.41
1:J:607:VAL:HG12	1:J:613:PRO:HA	2.03	0.41
1:K:706:THR:OG1	1:K:709:SER:N	2.54	0.41
1:L:166:ARG:O	1:L:210:ARG:NH2	2.54	0.41
1:L:36:TRP:CD2	1:L:42:ALA:HA	2.55	0.41
1:L:607:VAL:HG12	1:L:613:PRO:HA	2.02	0.41
1:M:221:GLN:H	1:M:221:GLN:HG2	1.74	0.41
1:M:255:ARG:NH1	1:M:255:ARG:HG2	2.35	0.41
1:N:177:LEU:HD23	1:N:177:LEU:HA	1.83	0.41
1:N:278:ILE:HG22	1:N:279:ILE:N	2.35	0.41
1:N:360:HIS:ND1	1:N:362:LEU:HB2	2.33	0.41
1:N:702:GLN:HA	1:N:703:PRO:HD2	1.78	0.41
1:N:86:VAL:HG13	1:N:87:PRO:HA	2.03	0.41
1:N:986:ILE:HD13	1:N:986:ILE:HG23	1.83	0.41
1:O:304:GLU:OE1	1:O:644:PHE:N	2.43	0.41
1:O:363:HIS:N	1:O:363:HIS:CD2	2.84	0.41
1:O:579:ASP:N	1:O:583:ASN:O	2.47	0.41
1:O:746:ASP:HB2	1:O:758:PHE:O	2.21	0.41
1:P:53:SER:O	1:P:54:LEU:HD23	2.18	0.41
1:P:896:ASN:HA	1:P:918:TRP:O	2.21	0.41
1:A:18:ASN:N	1:A:193:ASP:OD2	2.54	0.41
1:A:231:PHE:N	1:A:231:PHE:CD1	2.88	0.41
1:A:308:LEU:HA	1:A:308:LEU:HD23	1.73	0.41
1:A:347:LYS:HA	1:A:348:PRO:HD3	1.77	0.41

Continued on next page...

Continued from previous page...

Atom-1	Atom-2	Interatomic distance (Å)	Clash overlap (Å)
1:B:36:TRP:CD2	1:B:42:ALA:HA	2.56	0.41
1:B:34:ALA:HB3	1:B:36:TRP:CE3	2.56	0.41
1:B:46:ARG:CG	1:B:46:ARG:HH11	2.29	0.41
1:B:835:LEU:HD12	1:B:835:LEU:HA	1.91	0.41
1:C:231:PHE:N	1:C:231:PHE:CD1	2.88	0.41
1:D:278:ILE:HG22	1:D:279:ILE:N	2.35	0.41
1:E:830:LEU:CD1	1:E:830:LEU:N	2.84	0.41
1:E:835:LEU:C	1:E:836:ILE:HD13	2.42	0.41
1:F:403:ASP:OD1	1:F:451:PRO:HD2	2.20	0.41
1:F:805:ALA:O	1:F:809:ARG:HG3	2.21	0.41
1:F:830:LEU:CD1	1:F:830:LEU:N	2.84	0.41
1:G:272:ALA:HB1	1:G:273:PRO:CD	2.49	0.41
1:G:778:THR:HA	1:G:779:PRO:HD3	1.96	0.41
1:H:105:TYR:CE2	1:H:199:ASP:HB2	2.55	0.41
1:H:661:LYS:HA	1:H:662:PRO:HD3	1.72	0.41
1:H:805:ALA:O	1:H:809:ARG:HG3	2.21	0.41
1:I:272:ALA:HB1	1:I:273:PRO:CD	2.49	0.41
1:J:645:ARG:NH2	1:J:650:GLU:OE2	2.50	0.41
1:J:86:VAL:HG13	1:J:87:PRO:HA	2.03	0.41
1:K:253:TYR:O	1:K:318:ALA:N	2.52	0.41
1:K:657:ALA:HA	1:K:661:LYS:O	2.20	0.41
1:K:802:ASP:HA	1:K:803:PRO:HD3	1.88	0.41
1:K:896:ASN:HA	1:K:918:TRP:O	2.21	0.41
1:L:114:VAL:HG13	1:L:191:TRP:CB	2.48	0.41
1:L:291:LEU:CD1	1:L:291:LEU:N	2.83	0.41
1:L:433:LEU:N	1:L:434:PRO:HD2	2.36	0.41
1:L:805:ALA:O	1:L:809:ARG:HG3	2.21	0.41
1:L:896:ASN:HA	1:L:918:TRP:O	2.21	0.41
1:M:668:VAL:CG1	1:M:669:PRO:CD	2.99	0.41
1:N:66:PRO:CB	1:N:187:MET:HE1	2.50	0.41
1:N:667:GLU:C	1:N:668:VAL:HG23	2.40	0.41
1:N:830:LEU:CD1	1:N:830:LEU:N	2.84	0.41
1:O:1020:TRP:C	1:O:1020:TRP:CD1	2.94	0.41
1:O:66:PRO:CB	1:O:187:MET:HE1	2.51	0.41
1:O:433:LEU:N	1:O:434:PRO:HD2	2.36	0.41
1:O:62:TRP:C	1:O:63:PHE:CD1	2.94	0.41
1:O:631:LEU:HD12	1:O:635:THR:O	2.21	0.41
1:O:652:LEU:HB3	1:O:668:VAL:O	2.21	0.41
1:O:830:LEU:N	1:O:830:LEU:CD1	2.84	0.41
1:P:166:ARG:O	1:P:210:ARG:NH2	2.54	0.41
1:P:231:PHE:N	1:P:231:PHE:CD1	2.88	0.41

Continued on next page...

Continued from previous page...

Atom-1	Atom-2	Interatomic distance (Å)	Clash overlap (Å)
1:P:805:ALA:O	1:P:808:GLU:HB2	2.20	0.41
1:A:896:ASN:HA	1:A:918:TRP:O	2.21	0.41
1:B:403:ASP:OD1	1:B:451:PRO:HD2	2.20	0.41
1:B:638:VAL:HG12	1:B:639:THR:N	2.36	0.41
1:B:749:ILE:O	1:B:755:ARG:HA	2.22	0.41
1:C:685:LEU:HA	1:C:686:PRO:HD3	1.66	0.41
1:C:805:ALA:O	1:C:808:GLU:HB2	2.20	0.41
1:C:917:ARG:HD2	1:C:917:ARG:HH11	1.73	0.41
1:D:36:TRP:CD2	1:D:42:ALA:HA	2.56	0.41
1:D:655:MET:HE2	1:D:655:MET:C	2.41	0.41
1:D:830:LEU:N	1:D:830:LEU:CD1	2.84	0.41
1:E:1020:TRP:CD1	1:E:1020:TRP:C	2.94	0.41
1:E:237:ARG:HE	1:E:237:ARG:HB2	1.48	0.41
1:E:638:VAL:HG12	1:E:639:THR:N	2.36	0.41
1:E:652:LEU:HB3	1:E:668:VAL:O	2.21	0.41
1:F:62:TRP:C	1:F:63:PHE:CD1	2.95	0.41
1:F:914:CME:HB3	1:F:914:CME:HE2	1.90	0.41
1:G:34:ALA:HB3	1:G:36:TRP:CE3	2.56	0.41
1:G:433:LEU:N	1:G:434:PRO:HD2	2.36	0.41
1:G:652:LEU:HB3	1:G:668:VAL:O	2.20	0.41
1:H:231:PHE:CD1	1:H:231:PHE:N	2.88	0.41
1:H:34:ALA:HB3	1:H:36:TRP:CE3	2.56	0.41
1:H:706:THR:OG1	1:H:709:SER:N	2.54	0.41
1:H:726:LEU:HA	1:H:726:LEU:HD23	1.85	0.41
1:I:141:ILE:C	1:I:142:ILE:HG13	2.40	0.41
1:I:304:GLU:OE1	1:I:644:PHE:N	2.43	0.41
1:I:390:SER:HA	1:I:391:HIS:HA	1.91	0.41
1:J:167:LEU:CB	1:J:168:PRO:HD2	2.49	0.41
1:J:66:PRO:CB	1:J:187:MET:HE1	2.51	0.41
1:J:231:PHE:N	1:J:231:PHE:CD1	2.88	0.41
1:J:256:VAL:CG1	1:J:257:THR:N	2.82	0.41
1:J:291:LEU:N	1:J:291:LEU:CD1	2.83	0.41
1:J:409:VAL:HG12	1:J:410:VAL:N	2.36	0.41
1:J:62:TRP:C	1:J:63:PHE:CD1	2.95	0.41
1:J:78:LEU:CB	1:J:79:PRO:CD	2.98	0.41
1:J:835:LEU:C	1:J:836:ILE:HD13	2.41	0.41
1:K:166:ARG:O	1:K:210:ARG:NH2	2.54	0.41
1:K:36:TRP:CD1	1:K:41:GLU:HB3	2.56	0.41
1:K:420:MET:HE3	1:K:420:MET:CA	2.49	0.41
1:K:62:TRP:C	1:K:63:PHE:CD1	2.95	0.41
1:K:702:GLN:HA	1:K:703:PRO:HD2	1.77	0.41

Continued on next page...

Continued from previous page...

Atom-1	Atom-2	Interatomic distance (Å)	Clash overlap (Å)
1:K:789:LEU:O	1:K:790:ASP:C	2.59	0.41
1:L:1020:TRP:CD1	1:L:1020:TRP:C	2.94	0.41
1:L:34:ALA:HB3	1:L:36:TRP:CE3	2.56	0.41
1:L:69:VAL:HA	1:L:70:PRO:HD3	1.87	0.41
1:M:849:LEU:N	1:M:849:LEU:HD23	2.33	0.41
1:N:422:PRO:HA	1:O:282:ARG:HB2	2.03	0.41
1:O:278:ILE:HG22	1:O:279:ILE:N	2.35	0.41
1:O:305:ILE:HA	1:O:306:PRO:HD3	1.81	0.41
1:O:390:SER:HA	1:O:391:HIS:HA	1.92	0.41
1:O:607:VAL:HG12	1:O:613:PRO:HA	2.02	0.41
1:P:433:LEU:N	1:P:434:PRO:HD2	2.36	0.41
1:P:62:TRP:C	1:P:63:PHE:CD1	2.95	0.41
1:P:745:MET:CE	1:P:745:MET:CA	2.97	0.41
1:A:36:TRP:CD1	1:A:41:GLU:HB3	2.57	0.40
1:A:60:PHE:HB3	1:A:84:VAL:CG2	2.51	0.40
1:A:86:VAL:HG13	1:A:87:PRO:HA	2.03	0.40
1:B:308:LEU:HA	1:B:308:LEU:HD23	1.73	0.40
1:B:746:ASP:HB2	1:B:758:PHE:O	2.21	0.40
1:B:789:LEU:O	1:B:790:ASP:C	2.59	0.40
1:B:805:ALA:O	1:B:809:ARG:HG3	2.21	0.40
1:C:1020:TRP:C	1:C:1020:TRP:CD1	2.94	0.40
1:C:668:VAL:CG1	1:C:669:PRO:CD	2.99	0.40
1:D:166:ARG:O	1:D:210:ARG:NH2	2.54	0.40
1:D:272:ALA:HA	1:D:273:PRO:HD3	1.75	0.40
1:D:62:TRP:C	1:D:63:PHE:CD1	2.94	0.40
1:D:745:MET:CE	1:D:745:MET:CA	2.97	0.40
1:D:949:HIS:CD2	1:D:1020:TRP:NE1	2.78	0.40
1:E:100:TYR:CE1	1:E:602:CYS:HB3	2.55	0.40
1:E:607:VAL:HG12	1:E:613:PRO:HA	2.03	0.40
1:E:655:MET:C	1:E:655:MET:HE2	2.41	0.40
1:E:805:ALA:O	1:E:809:ARG:HG3	2.21	0.40
1:E:856:TYR:CD2	1:E:864:MET:HE1	2.56	0.40
1:E:86:VAL:HG13	1:E:87:PRO:HA	2.03	0.40
1:F:66:PRO:CB	1:F:187:MET:HE1	2.51	0.40
1:F:305:ILE:HA	1:F:306:PRO:HD3	1.80	0.40
1:F:433:LEU:O	1:F:437:SER:HB3	2.20	0.40
1:F:685:LEU:CB	1:F:686:PRO:HD2	2.51	0.40
1:F:86:VAL:HG13	1:F:87:PRO:HA	2.03	0.40
1:G:305:ILE:HA	1:G:306:PRO:HD3	1.81	0.40
1:G:39:SER:OG	1:G:40:GLU:N	2.54	0.40
1:H:36:TRP:CD1	1:H:41:GLU:HB3	2.57	0.40

Continued on next page...

Continued from previous page...

Atom-1	Atom-2	Interatomic distance (Å)	Clash overlap (Å)
1:H:36:TRP:CD2	1:H:42:ALA:HA	2.55	0.40
1:H:433:LEU:N	1:H:434:PRO:HD2	2.36	0.40
1:H:65:ALA:HB1	1:H:66:PRO:CD	2.41	0.40
1:H:856:TYR:CD2	1:H:864:MET:HE2	2.56	0.40
1:I:34:ALA:HB3	1:I:36:TRP:CE3	2.56	0.40
1:I:706:THR:OG1	1:I:709:SER:N	2.54	0.40
1:I:835:LEU:C	1:I:836:ILE:HD13	2.41	0.40
1:J:177:LEU:HD23	1:J:177:LEU:HA	1.84	0.40
1:J:60:PHE:HB3	1:J:84:VAL:CG2	2.51	0.40
1:J:657:ALA:HA	1:J:661:LYS:O	2.20	0.40
1:J:702:GLN:HA	1:J:703:PRO:HD2	1.78	0.40
1:J:823:LEU:HD23	1:J:823:LEU:HA	1.86	0.40
1:J:856:TYR:HB3	1:J:864:MET:HE2	2.03	0.40
1:J:86:VAL:HA	1:J:87:PRO:HA	1.87	0.40
1:K:433:LEU:N	1:K:434:PRO:HD2	2.36	0.40
1:K:805:ALA:O	1:K:808:GLU:HB2	2.20	0.40
1:L:278:ILE:HG22	1:L:279:ILE:N	2.35	0.40
1:L:900:LEU:HA	1:L:900:LEU:HD23	1.81	0.40
1:L:939:CYS:HA	1:L:956:GLN:HB3	2.01	0.40
1:M:66:PRO:CB	1:M:187:MET:HE1	2.51	0.40
1:M:830:LEU:CD1	1:M:830:LEU:N	2.84	0.40
1:M:939:CYS:HA	1:M:956:GLN:HB3	2.01	0.40
1:N:655:MET:HE2	1:N:656:VAL:H	1.80	0.40
1:N:706:THR:OG1	1:N:709:SER:N	2.54	0.40
1:N:805:ALA:O	1:N:809:ARG:HG3	2.21	0.40
1:O:39:SER:OG	1:O:40:GLU:N	2.54	0.40
1:O:65:ALA:CB	1:O:66:PRO:CD	2.98	0.40
1:P:272:ALA:HB1	1:P:273:PRO:CD	2.49	0.40
1:P:409:VAL:HG12	1:P:410:VAL:N	2.36	0.40
1:P:421:VAL:HA	1:P:422:PRO:C	2.40	0.40
1:P:631:LEU:HD12	1:P:635:THR:O	2.21	0.40
1:P:66:PRO:HA	1:P:187:MET:HE3	2.02	0.40
1:P:706:THR:OG1	1:P:709:SER:N	2.54	0.40
1:P:805:ALA:O	1:P:809:ARG:HG3	2.21	0.40
1:A:433:LEU:N	1:A:434:PRO:HD2	2.36	0.40
1:A:479:ASP:HA	1:A:480:PRO:HD2	1.55	0.40
1:A:559:TYR:HA	1:A:560:PRO:HD2	1.80	0.40
1:A:62:TRP:C	1:A:63:PHE:CD1	2.95	0.40
1:C:682:LEU:HD23	1:C:682:LEU:HA	1.70	0.40
1:D:141:ILE:HG12	1:D:142:ILE:H	1.84	0.40
1:D:746:ASP:HB2	1:D:758:PHE:O	2.21	0.40

Continued on next page...

Continued from previous page...

Atom-1	Atom-2	Interatomic distance (Å)	Clash overlap (Å)
1:F:257:THR:OG1	1:F:271:THR:HG23	2.22	0.40
1:F:377:LEU:HD22	1:F:377:LEU:HA	1.69	0.40
1:F:607:VAL:HG12	1:F:613:PRO:HA	2.02	0.40
1:F:652:LEU:HB3	1:F:668:VAL:O	2.21	0.40
1:G:607:VAL:HG12	1:G:613:PRO:HA	2.02	0.40
1:G:694:LEU:O	1:G:722:LEU:N	2.51	0.40
1:H:257:THR:OG1	1:H:271:THR:HG23	2.22	0.40
1:H:272:ALA:HB1	1:H:273:PRO:CD	2.49	0.40
1:H:60:PHE:HB3	1:H:84:VAL:CG2	2.52	0.40
1:J:433:LEU:O	1:J:437:SER:HB3	2.20	0.40
1:K:231:PHE:CD1	1:K:231:PHE:N	2.88	0.40
1:K:830:LEU:N	1:K:830:LEU:CD1	2.84	0.40
1:L:652:LEU:HB3	1:L:668:VAL:O	2.20	0.40
1:M:308:LEU:HD23	1:M:308:LEU:HA	1.73	0.40
1:M:607:VAL:HG12	1:M:613:PRO:HA	2.02	0.40
1:N:18:ASN:N	1:N:193:ASP:OD2	2.54	0.40
1:N:347:LYS:HA	1:N:348:PRO:HD3	1.77	0.40
1:N:350:LEU:HA	1:N:350:LEU:HD12	1.88	0.40
1:N:685:LEU:CB	1:N:686:PRO:HD2	2.51	0.40
1:N:749:ILE:O	1:N:755:ARG:HA	2.22	0.40
1:O:256:VAL:CG1	1:O:257:THR:N	2.82	0.40
1:P:291:LEU:CD1	1:P:291:LEU:N	2.83	0.40
1:A:257:THR:OG1	1:A:271:THR:HG23	2.22	0.40
1:A:278:ILE:HG22	1:A:279:ILE:N	2.35	0.40
1:A:39:SER:OG	1:A:40:GLU:N	2.54	0.40
1:A:706:THR:OG1	1:A:709:SER:N	2.54	0.40
1:A:726:LEU:HA	1:A:726:LEU:HD23	1.85	0.40
1:B:631:LEU:HD12	1:B:635:THR:O	2.21	0.40
1:B:65:ALA:HB1	1:B:66:PRO:CD	2.41	0.40
1:B:701:VAL:CG1	1:B:702:GLN:N	2.82	0.40
1:C:433:LEU:O	1:C:437:SER:HB3	2.20	0.40
1:C:60:PHE:HB3	1:C:84:VAL:CG2	2.51	0.40
1:C:805:ALA:O	1:C:809:ARG:HG3	2.21	0.40
1:D:652:LEU:HB3	1:D:668:VAL:O	2.21	0.40
1:D:668:VAL:CG1	1:D:669:PRO:CD	2.99	0.40
1:E:62:TRP:C	1:E:63:PHE:CD1	2.95	0.40
1:E:802:ASP:HA	1:E:803:PRO:HD3	1.88	0.40
1:E:805:ALA:O	1:E:808:GLU:HB2	2.20	0.40
1:F:246:MET:HE3	1:F:247:CYS:CA	2.52	0.40
1:F:583:ASN:HA	1:F:584:PRO:HD3	1.79	0.40
1:G:476:LYS:HA	1:G:476:LYS:HD2	1.81	0.40

Continued on next page...

Continued from previous page...

Atom-1	Atom-2	Interatomic distance (Å)	Clash overlap (Å)
1:G:60:PHE:HB3	1:G:84:VAL:CG2	2.51	0.40
1:G:62:TRP:C	1:G:63:PHE:CD1	2.94	0.40
1:G:830:LEU:CD1	1:G:830:LEU:N	2.84	0.40
1:H:105:TYR:HA	1:H:106:PRO:HD3	1.89	0.40
1:H:221:GLN:H	1:H:221:GLN:HG2	1.74	0.40
1:H:363:HIS:N	1:H:363:HIS:CD2	2.84	0.40
1:H:668:VAL:CG1	1:H:669:PRO:CD	2.99	0.40
1:H:749:ILE:O	1:H:755:ARG:HA	2.21	0.40
1:I:512:PHE:HB3	1:I:513:PRO:HD2	2.04	0.40
1:I:901:GLY:HA3	1:I:902:PRO:HA	1.68	0.40
1:J:118:ASN:HA	1:J:119:PRO:HD2	1.61	0.40
1:J:46:ARG:HH11	1:J:46:ARG:CG	2.29	0.40
1:J:652:LEU:HB3	1:J:668:VAL:O	2.20	0.40
1:J:749:ILE:O	1:J:755:ARG:HA	2.21	0.40
1:K:73:TRP:O	1:K:183:ARG:NH1	2.51	0.40
1:K:914:CME:HE2	1:K:914:CME:HB3	1.90	0.40
1:L:39:SER:OG	1:L:40:GLU:N	2.54	0.40
1:L:668:VAL:CG1	1:L:669:PRO:CD	2.99	0.40
1:L:668:VAL:HA	1:L:669:PRO:HD3	1.87	0.40
1:L:830:LEU:CD1	1:L:830:LEU:N	2.84	0.40
1:M:409:VAL:HG12	1:M:410:VAL:N	2.36	0.40
1:M:655:MET:HB2	1:M:655:MET:HE3	1.77	0.40
1:M:86:VAL:HG13	1:M:87:PRO:HA	2.03	0.40
1:N:322:LEU:HD23	1:N:323:ILE:C	2.41	0.40
1:N:34:ALA:HB3	1:N:36:TRP:CE3	2.56	0.40
1:N:433:LEU:O	1:N:437:SER:HB3	2.20	0.40
1:N:607:VAL:HG12	1:N:613:PRO:HA	2.03	0.40
1:N:645:ARG:NH2	1:N:650:GLU:CD	2.75	0.40
1:O:347:LYS:CB	1:O:348:PRO:HD2	2.43	0.40
1:O:856:TYR:HB3	1:O:864:MET:HE2	2.03	0.40
1:O:896:ASN:HA	1:O:918:TRP:O	2.21	0.40
1:P:141:ILE:HG12	1:P:142:ILE:H	1.84	0.40
1:P:221:GLN:HG2	1:P:221:GLN:H	1.74	0.40
1:P:36:TRP:CD1	1:P:41:GLU:HB3	2.56	0.40
1:P:800:ARG:HB2	1:P:800:ARG:HE	1.58	0.40
1:P:86:VAL:HA	1:P:87:PRO:HA	1.87	0.40
1:A:36:TRP:CD2	1:A:42:ALA:HA	2.55	0.40
1:B:255:ARG:HG2	1:B:255:ARG:NH1	2.35	0.40
1:B:512:PHE:HB3	1:B:513:PRO:HD2	2.04	0.40
1:C:221:GLN:HE21	1:C:221:GLN:HB3	1.58	0.40
1:C:39:SER:OG	1:C:40:GLU:N	2.54	0.40

Continued on next page...

Continued from previous page...

Atom-1	Atom-2	Interatomic distance (Å)	Clash overlap (Å)
1:C:652:LEU:HB3	1:C:668:VAL:O	2.21	0.40
1:C:746:ASP:HB2	1:C:758:PHE:O	2.21	0.40
1:C:86:VAL:HG13	1:C:87:PRO:HA	2.03	0.40
1:D:1000:SER:HB2	1:D:1001:PRO:CD	2.52	0.40
1:D:60:PHE:HB3	1:D:84:VAL:CG2	2.52	0.40
1:D:856:TYR:HB3	1:D:864:MET:HE2	2.02	0.40
1:E:166:ARG:O	1:E:210:ARG:NH2	2.54	0.40
1:E:482:ARG:HD2	1:E:482:ARG:HH11	1.67	0.40
1:E:60:PHE:HB3	1:E:84:VAL:CG2	2.51	0.40
1:E:645:ARG:NH2	1:E:650:GLU:CD	2.75	0.40
1:F:34:ALA:HB3	1:F:36:TRP:CE3	2.56	0.40
1:F:746:ASP:HB2	1:F:758:PHE:O	2.21	0.40
1:F:896:ASN:HA	1:F:918:TRP:O	2.21	0.40
1:G:360:HIS:ND1	1:G:362:LEU:HB2	2.33	0.40
1:G:66:PRO:CB	1:G:187:MET:HE1	2.51	0.40
1:H:62:TRP:C	1:H:63:PHE:CD1	2.95	0.40
1:H:652:LEU:HB3	1:H:668:VAL:O	2.21	0.40
1:H:730:LEU:CB	1:H:731:PRO:HD2	2.45	0.40
1:H:835:LEU:C	1:H:836:ILE:HD13	2.41	0.40
1:I:652:LEU:HB3	1:I:668:VAL:O	2.20	0.40
1:I:655:MET:HE2	1:I:656:VAL:H	1.80	0.40
1:I:65:ALA:HB1	1:I:66:PRO:CD	2.41	0.40
1:I:73:TRP:O	1:I:183:ARG:NH1	2.51	0.40
1:I:86:VAL:HG13	1:I:87:PRO:HA	2.03	0.40
1:K:401:LEU:HD23	1:K:401:LEU:HA	1.92	0.40
1:L:66:PRO:CB	1:L:187:MET:HE1	2.51	0.40
1:L:31:PRO:HA	1:L:32:PRO:HD3	1.79	0.40
1:L:655:MET:HE2	1:L:656:VAL:H	1.80	0.40
1:L:917:ARG:HD2	1:L:917:ARG:HH11	1.73	0.40
1:M:1000:SER:HA	1:M:1001:PRO:HD3	1.76	0.40
1:M:272:ALA:HB1	1:M:273:PRO:CD	2.49	0.40
1:M:631:LEU:HD12	1:M:635:THR:O	2.21	0.40
1:M:947:GLY:HA3	1:M:948:PRO:HD2	1.79	0.40
1:N:166:ARG:O	1:N:210:ARG:NH2	2.54	0.40
1:N:18:ASN:HD22	1:N:21:VAL:HG23	1.80	0.40
1:N:638:VAL:HG12	1:N:639:THR:N	2.36	0.40
1:O:476:LYS:HD2	1:O:476:LYS:HA	1.81	0.40
1:O:645:ARG:NH2	1:O:650:GLU:CD	2.75	0.40
1:O:7:LEU:O	1:O:8:ALA:C	2.59	0.40
1:P:308:LEU:HA	1:P:308:LEU:HD23	1.73	0.40
1:P:60:PHE:HB3	1:P:84:VAL:CG2	2.52	0.40

Continued on next page...

Continued from previous page...

Atom-1	Atom-2	Interatomic distance (Å)	Clash overlap (Å)
1:P:645:ARG:NH2	1:P:650:GLU:CD	2.75	0.40
1:P:668:VAL:CG1	1:P:669:PRO:CD	2.99	0.40
1:A:221:GLN:HE21	1:A:221:GLN:HB3	1.58	0.40
1:A:23:GLN:HB3	1:A:26:ARG:NH2	2.37	0.40
1:A:694:LEU:O	1:A:722:LEU:N	2.51	0.40
1:B:166:ARG:O	1:B:210:ARG:NH2	2.54	0.40
1:B:66:PRO:CB	1:B:187:MET:HE1	2.51	0.40
1:B:257:THR:OG1	1:B:271:THR:HG23	2.22	0.40
1:B:607:VAL:HG12	1:B:613:PRO:HA	2.03	0.40
1:B:655:MET:HE2	1:B:655:MET:C	2.40	0.40
1:B:800:ARG:HB2	1:B:800:ARG:HE	1.58	0.40
1:B:830:LEU:N	1:B:830:LEU:CD1	2.84	0.40
1:B:900:LEU:HD23	1:B:900:LEU:HA	1.81	0.40
1:C:141:ILE:C	1:C:142:ILE:HG13	2.40	0.40
1:C:18:ASN:N	1:C:193:ASP:OD2	2.54	0.40
1:C:214:LEU:HD23	1:C:214:LEU:HA	1.73	0.40
1:D:39:SER:OG	1:D:40:GLU:N	2.54	0.40
1:A:282:ARG:HH11	1:D:419:GLY:C	2.25	0.40
1:A:473:ARG:HD2	1:D:469:ASP:HB3	2.02	0.40
1:D:607:VAL:HG12	1:D:613:PRO:HA	2.03	0.40
1:E:336:ARG:CG	1:E:336:ARG:HH11	2.26	0.40
1:F:166:ARG:O	1:F:210:ARG:NH2	2.54	0.40
1:F:221:GLN:H	1:F:221:GLN:HG2	1.74	0.40
1:F:655:MET:HE2	1:F:656:VAL:H	1.80	0.40
1:G:257:THR:OG1	1:G:271:THR:HG23	2.22	0.40
1:G:347:LYS:CB	1:G:348:PRO:HD2	2.43	0.40
1:G:645:ARG:NH2	1:G:650:GLU:CD	2.75	0.40
1:G:749:ILE:O	1:G:755:ARG:HA	2.22	0.40
1:G:835:LEU:C	1:G:836:ILE:HD13	2.41	0.40
1:H:278:ILE:HG22	1:H:279:ILE:N	2.35	0.40
1:H:31:PRO:HA	1:H:32:PRO:HD3	1.79	0.40
1:H:668:VAL:HA	1:H:669:PRO:HD3	1.87	0.40
1:I:66:PRO:CB	1:I:187:MET:HE1	2.51	0.40
1:I:166:ARG:O	1:I:210:ARG:NH2	2.54	0.40
1:I:638:VAL:HG12	1:I:639:THR:N	2.36	0.40
1:I:670:LEU:HA	1:I:670:LEU:HD23	1.66	0.40
1:I:730:LEU:CB	1:I:731:PRO:HD2	2.45	0.40
1:J:23:GLN:HB3	1:J:26:ARG:NH2	2.37	0.40
1:J:272:ALA:HA	1:J:273:PRO:HD3	1.75	0.40
1:J:36:TRP:CD1	1:J:41:GLU:HB3	2.57	0.40
1:K:409:VAL:HG12	1:K:410:VAL:N	2.37	0.40

Continued on next page...

Continued from previous page...

Atom-1	Atom-2	Interatomic distance (Å)	Clash overlap (Å)
1:L:60:PHE:HB3	1:L:84:VAL:CG2	2.52	0.40
1:M:347:LYS:CB	1:M:348:PRO:HD2	2.43	0.40
1:M:512:PHE:HB3	1:M:513:PRO:HD2	2.04	0.40
1:M:62:TRP:C	1:M:63:PHE:CD1	2.95	0.40
1:N:257:THR:OG1	1:N:271:THR:HG23	2.22	0.40
1:N:377:LEU:HD22	1:N:377:LEU:HA	1.69	0.40
1:N:36:TRP:CD1	1:N:41:GLU:HB3	2.56	0.40
1:N:583:ASN:HA	1:N:584:PRO:HD3	1.79	0.40
1:N:62:TRP:C	1:N:63:PHE:CD1	2.94	0.40
1:N:730:LEU:CB	1:N:731:PRO:HD2	2.45	0.40
1:O:257:THR:OG1	1:O:271:THR:HG23	2.22	0.40
1:O:34:ALA:HB3	1:O:36:TRP:CE3	2.56	0.40
1:O:512:PHE:HB3	1:O:513:PRO:HD2	2.04	0.40
1:O:60:PHE:HB3	1:O:84:VAL:CG2	2.51	0.40
1:O:835:LEU:C	1:O:836:ILE:HD13	2.41	0.40
1:P:178:ARG:CB	1:P:178:ARG:NH1	2.78	0.40
1:P:471:LEU:HD23	1:P:471:LEU:HA	1.84	0.40
1:P:645:ARG:NH2	1:P:650:GLU:OE2	2.50	0.40
1:P:835:LEU:C	1:P:836:ILE:HD13	2.41	0.40

All (10) symmetry-related close contacts are listed below. The label for Atom-2 includes the symmetry operator and encoded unit-cell translations to be applied.

Atom-1	Atom-2	Interatomic distance (Å)	Clash overlap (Å)
1:G:740:LEU:O	1:L:739:HIS:CD2[1_455]	1.58	0.62
1:B:740:LEU:O	1:P:739:HIS:CD2[1_354]	1.68	0.52
1:A:580:GLU:O	1:B:578:TYR:CG[2_555]	1.72	0.48
1:A:580:GLU:O	1:B:578:TYR:CB[2_555]	1.74	0.46
1:C:750:GLU:OE2	1:I:735:HIS:ND1[1_655]	2.02	0.18
1:B:739:HIS:NE2	1:P:738:PRO:O[1_354]	2.02	0.18
1:G:740:LEU:O	1:L:739:HIS:NE2[1_455]	2.05	0.15
1:A:580:GLU:O	1:B:578:TYR:CD1[2_555]	2.11	0.09
1:A:131:GLU:OE1	1:O:743:SER:OG[2_756]	2.13	0.07
1:C:739:HIS:ND1	1:I:734:SER:O[1_655]	2.18	0.02

5.3 Torsion angles

5.3.1 Protein backbone

In the following table, the Percentiles column shows the percent Ramachandran outliers of the chain as a percentile score with respect to all X-ray entries followed by that with respect to entries of similar resolution.

The Analysed column shows the number of residues for which the backbone conformation was analysed, and the total number of residues.

Mol	Chain	Analysed	Favoured	Allowed	Outliers	Percentiles	
1	A	1018/1023 (100%)	953 (94%)	62 (6%)	3 (0%)	41	64
1	B	1018/1023 (100%)	953 (94%)	62 (6%)	3 (0%)	41	64
1	C	1018/1023 (100%)	952 (94%)	63 (6%)	3 (0%)	41	64
1	D	1018/1023 (100%)	953 (94%)	62 (6%)	3 (0%)	41	64
1	E	1018/1023 (100%)	953 (94%)	62 (6%)	3 (0%)	41	64
1	F	1018/1023 (100%)	953 (94%)	62 (6%)	3 (0%)	41	64
1	G	1018/1023 (100%)	953 (94%)	62 (6%)	3 (0%)	41	64
1	H	1018/1023 (100%)	952 (94%)	63 (6%)	3 (0%)	41	64
1	I	1018/1023 (100%)	953 (94%)	62 (6%)	3 (0%)	41	64
1	J	1018/1023 (100%)	953 (94%)	62 (6%)	3 (0%)	41	64
1	K	1018/1023 (100%)	953 (94%)	62 (6%)	3 (0%)	41	64
1	L	1018/1023 (100%)	953 (94%)	62 (6%)	3 (0%)	41	64
1	M	1018/1023 (100%)	952 (94%)	63 (6%)	3 (0%)	41	64
1	N	1018/1023 (100%)	953 (94%)	62 (6%)	3 (0%)	41	64
1	O	1018/1023 (100%)	952 (94%)	63 (6%)	3 (0%)	41	64
1	P	1018/1023 (100%)	953 (94%)	62 (6%)	3 (0%)	41	64
All	All	16288/16368 (100%)	15244 (94%)	996 (6%)	48 (0%)	41	64

All (48) Ramachandran outliers are listed below:

Mol	Chain	Res	Type
1	A	174	SER
1	B	174	SER
1	C	174	SER
1	D	174	SER
1	E	174	SER
1	F	174	SER

Continued on next page...

Continued from previous page...

Mol	Chain	Res	Type
1	G	174	SER
1	H	174	SER
1	I	174	SER
1	J	174	SER
1	K	174	SER
1	L	174	SER
1	M	174	SER
1	N	174	SER
1	O	174	SER
1	P	174	SER
1	A	688	PRO
1	B	688	PRO
1	C	688	PRO
1	D	688	PRO
1	E	688	PRO
1	F	688	PRO
1	G	688	PRO
1	H	688	PRO
1	I	688	PRO
1	J	688	PRO
1	K	688	PRO
1	L	688	PRO
1	M	688	PRO
1	N	688	PRO
1	O	688	PRO
1	P	688	PRO
1	A	164	ASP
1	B	164	ASP
1	C	164	ASP
1	D	164	ASP
1	E	164	ASP
1	F	164	ASP
1	G	164	ASP
1	H	164	ASP
1	I	164	ASP
1	J	164	ASP
1	K	164	ASP
1	L	164	ASP
1	M	164	ASP
1	N	164	ASP
1	O	164	ASP
1	P	164	ASP

5.3.2 Protein sidechains ⓘ

In the following table, the Percentiles column shows the percent sidechain outliers of the chain as a percentile score with respect to all X-ray entries followed by that with respect to entries of similar resolution.

The Analysed column shows the number of residues for which the sidechain conformation was analysed, and the total number of residues.

Mol	Chain	Analysed	Rotameric	Outliers	Percentiles	
1	A	872/872 (100%)	757 (87%)	115 (13%)	4	7
1	B	872/872 (100%)	757 (87%)	115 (13%)	4	7
1	C	872/872 (100%)	757 (87%)	115 (13%)	4	7
1	D	872/872 (100%)	757 (87%)	115 (13%)	4	7
1	E	872/872 (100%)	757 (87%)	115 (13%)	4	7
1	F	872/872 (100%)	757 (87%)	115 (13%)	4	7
1	G	872/872 (100%)	757 (87%)	115 (13%)	4	7
1	H	872/872 (100%)	758 (87%)	114 (13%)	4	7
1	I	872/872 (100%)	757 (87%)	115 (13%)	4	7
1	J	872/872 (100%)	757 (87%)	115 (13%)	4	7
1	K	872/872 (100%)	758 (87%)	114 (13%)	4	7
1	L	872/872 (100%)	757 (87%)	115 (13%)	4	7
1	M	872/872 (100%)	757 (87%)	115 (13%)	4	7
1	N	872/872 (100%)	757 (87%)	115 (13%)	4	7
1	O	872/872 (100%)	757 (87%)	115 (13%)	4	7
1	P	872/872 (100%)	758 (87%)	114 (13%)	4	7
All	All	13952/13952 (100%)	12115 (87%)	1837 (13%)	4	7

All (1837) residues with a non-rotameric sidechain are listed below:

Mol	Chain	Res	Type
1	A	3	ILE
1	A	9	VAL
1	A	37	ARG
1	A	39	SER
1	A	43	ARG
1	A	46	ARG
1	A	48	SER
1	A	49	GLN

Continued on next page...

Continued from previous page...

Mol	Chain	Res	Type
1	A	50	GLN
1	A	52	ARG
1	A	71	GLU
1	A	72	SER
1	A	80	GLU
1	A	90	TRP
1	A	102	ASN
1	A	116	THR
1	A	123	TYR
1	A	124	SER
1	A	125	LEU
1	A	128	ASN
1	A	131	GLU
1	A	132	SER
1	A	136	GLU
1	A	138	GLN
1	A	141	ILE
1	A	165	SER
1	A	171	PHE
1	A	189	LEU
1	A	190	ARG
1	A	202	MET
1	A	210	ARG
1	A	211	ASP
1	A	213	SER
1	A	219	THR
1	A	237	ARG
1	A	246	MET
1	A	247	CYS
1	A	249	GLU
1	A	250	LEU
1	A	259	SER
1	A	262	GLN
1	A	264	GLU
1	A	277	GLU
1	A	302	SER
1	A	310	ARG
1	A	312	VAL
1	A	333	ARG
1	A	336	ARG
1	A	347	LYS
1	A	370	GLN

Continued on next page...

Continued from previous page...

Mol	Chain	Res	Type
1	A	377	LEU
1	A	380	LYS
1	A	394	ASN
1	A	425	ARG
1	A	437	SER
1	A	448	ARG
1	A	473	ARG
1	A	477	SER
1	A	494	THR
1	A	519	SER
1	A	521	LYS
1	A	545	SER
1	A	546	LEU
1	A	571	VAL
1	A	580	GLU
1	A	581	ASN
1	A	586	SER
1	A	599	ARG
1	A	600	GLN
1	A	630	ARG
1	A	635	THR
1	A	645	ARG
1	A	651	LEU
1	A	655	MET
1	A	661	LYS
1	A	672	VAL
1	A	675	GLN
1	A	681	GLU
1	A	684	GLU
1	A	687	GLN
1	A	690	SER
1	A	719	GLN
1	A	721	ARG
1	A	730	LEU
1	A	734	SER
1	A	743	SER
1	A	755	ARG
1	A	761	GLN
1	A	768	MET
1	A	773	LYS
1	A	774	LYS
1	A	777	LEU

Continued on next page...

Continued from previous page...

Mol	Chain	Res	Type
1	A	778	THR
1	A	781	ARG
1	A	799	THR
1	A	809	ARG
1	A	822	LEU
1	A	824	GLN
1	A	829	THR
1	A	832	ASP
1	A	843	GLN
1	A	857	ARG
1	A	867	THR
1	A	881	ARG
1	A	893	GLU
1	A	903[A]	GLN
1	A	903[B]	GLN
1	A	917	ARG
1	A	921	PRO
1	A	938	ARG
1	A	952	ARG
1	A	956	GLN
1	A	986	ILE
1	A	1006	GLU
1	A	1017	GLN
1	B	3	ILE
1	B	9	VAL
1	B	37	ARG
1	B	39	SER
1	B	43	ARG
1	B	46	ARG
1	B	48	SER
1	B	49	GLN
1	B	50	GLN
1	B	52	ARG
1	B	71	GLU
1	B	72	SER
1	B	80	GLU
1	B	90	TRP
1	B	102	ASN
1	B	116	THR
1	B	123	TYR
1	B	124	SER
1	B	125	LEU

Continued on next page...

Continued from previous page...

Mol	Chain	Res	Type
1	B	128	ASN
1	B	131	GLU
1	B	132	SER
1	B	136	GLU
1	B	138	GLN
1	B	141	ILE
1	B	165	SER
1	B	171	PHE
1	B	189	LEU
1	B	190	ARG
1	B	202	MET
1	B	210	ARG
1	B	211	ASP
1	B	213	SER
1	B	219	THR
1	B	237	ARG
1	B	246	MET
1	B	247	CYS
1	B	249	GLU
1	B	250	LEU
1	B	259	SER
1	B	262	GLN
1	B	264	GLU
1	B	277	GLU
1	B	302	SER
1	B	310	ARG
1	B	312	VAL
1	B	333	ARG
1	B	336	ARG
1	B	347	LYS
1	B	370	GLN
1	B	377	LEU
1	B	380	LYS
1	B	394	ASN
1	B	425	ARG
1	B	437	SER
1	B	448	ARG
1	B	473	ARG
1	B	477	SER
1	B	494	THR
1	B	519	SER
1	B	521	LYS

Continued on next page...

Continued from previous page...

Mol	Chain	Res	Type
1	B	545	SER
1	B	546	LEU
1	B	571	VAL
1	B	580	GLU
1	B	581	ASN
1	B	586	SER
1	B	599	ARG
1	B	600	GLN
1	B	630	ARG
1	B	635	THR
1	B	645	ARG
1	B	651	LEU
1	B	655	MET
1	B	661	LYS
1	B	672	VAL
1	B	675	GLN
1	B	681	GLU
1	B	684	GLU
1	B	687	GLN
1	B	690	SER
1	B	719	GLN
1	B	721	ARG
1	B	730	LEU
1	B	734	SER
1	B	743	SER
1	B	755	ARG
1	B	761	GLN
1	B	768	MET
1	B	773	LYS
1	B	774	LYS
1	B	777	LEU
1	B	778	THR
1	B	781	ARG
1	B	799	THR
1	B	809	ARG
1	B	822	LEU
1	B	824	GLN
1	B	829	THR
1	B	832	ASP
1	B	843	GLN
1	B	857	ARG
1	B	867	THR

Continued on next page...

Continued from previous page...

Mol	Chain	Res	Type
1	B	881	ARG
1	B	893	GLU
1	B	903[A]	GLN
1	B	903[B]	GLN
1	B	917	ARG
1	B	921	PRO
1	B	938	ARG
1	B	952	ARG
1	B	956	GLN
1	B	986	ILE
1	B	1006	GLU
1	B	1017	GLN
1	C	3	ILE
1	C	9	VAL
1	C	37	ARG
1	C	39	SER
1	C	43	ARG
1	C	46	ARG
1	C	48	SER
1	C	49	GLN
1	C	50	GLN
1	C	52	ARG
1	C	71	GLU
1	C	72	SER
1	C	80	GLU
1	C	90	TRP
1	C	102	ASN
1	C	116	THR
1	C	123	TYR
1	C	124	SER
1	C	125	LEU
1	C	128	ASN
1	C	131	GLU
1	C	132	SER
1	C	136	GLU
1	C	138	GLN
1	C	141	ILE
1	C	165	SER
1	C	171	PHE
1	C	189	LEU
1	C	190	ARG
1	C	202	MET

Continued on next page...

Continued from previous page...

Mol	Chain	Res	Type
1	C	210	ARG
1	C	211	ASP
1	C	213	SER
1	C	219	THR
1	C	237	ARG
1	C	246	MET
1	C	247	CYS
1	C	249	GLU
1	C	250	LEU
1	C	259	SER
1	C	262	GLN
1	C	264	GLU
1	C	277	GLU
1	C	302	SER
1	C	310	ARG
1	C	312	VAL
1	C	333	ARG
1	C	336	ARG
1	C	347	LYS
1	C	370	GLN
1	C	377	LEU
1	C	380	LYS
1	C	394	ASN
1	C	425	ARG
1	C	437	SER
1	C	448	ARG
1	C	473	ARG
1	C	477	SER
1	C	494	THR
1	C	519	SER
1	C	521	LYS
1	C	545	SER
1	C	546	LEU
1	C	571	VAL
1	C	580	GLU
1	C	581	ASN
1	C	586	SER
1	C	599	ARG
1	C	600	GLN
1	C	630	ARG
1	C	635	THR
1	C	645	ARG

Continued on next page...

Continued from previous page...

Mol	Chain	Res	Type
1	C	651	LEU
1	C	655	MET
1	C	661	LYS
1	C	672	VAL
1	C	675	GLN
1	C	681	GLU
1	C	684	GLU
1	C	687	GLN
1	C	690	SER
1	C	719	GLN
1	C	721	ARG
1	C	730	LEU
1	C	734	SER
1	C	743	SER
1	C	755	ARG
1	C	761	GLN
1	C	768	MET
1	C	773	LYS
1	C	774	LYS
1	C	777	LEU
1	C	778	THR
1	C	781	ARG
1	C	799	THR
1	C	809	ARG
1	C	822	LEU
1	C	824	GLN
1	C	829	THR
1	C	832	ASP
1	C	843	GLN
1	C	857	ARG
1	C	867	THR
1	C	881	ARG
1	C	893	GLU
1	C	903[A]	GLN
1	C	903[B]	GLN
1	C	917	ARG
1	C	921	PRO
1	C	938	ARG
1	C	952	ARG
1	C	956	GLN
1	C	986	ILE
1	C	1006	GLU

Continued on next page...

Continued from previous page...

Mol	Chain	Res	Type
1	C	1017	GLN
1	D	3	ILE
1	D	9	VAL
1	D	37	ARG
1	D	39	SER
1	D	43	ARG
1	D	46	ARG
1	D	48	SER
1	D	49	GLN
1	D	50	GLN
1	D	52	ARG
1	D	71	GLU
1	D	72	SER
1	D	80	GLU
1	D	90	TRP
1	D	102	ASN
1	D	116	THR
1	D	123	TYR
1	D	124	SER
1	D	125	LEU
1	D	128	ASN
1	D	131	GLU
1	D	132	SER
1	D	136	GLU
1	D	138	GLN
1	D	141	ILE
1	D	165	SER
1	D	171	PHE
1	D	189	LEU
1	D	190	ARG
1	D	202	MET
1	D	210	ARG
1	D	211	ASP
1	D	213	SER
1	D	219	THR
1	D	237	ARG
1	D	246	MET
1	D	247	CYS
1	D	249	GLU
1	D	250	LEU
1	D	259	SER
1	D	262	GLN

Continued on next page...

Continued from previous page...

Mol	Chain	Res	Type
1	D	264	GLU
1	D	277	GLU
1	D	302	SER
1	D	310	ARG
1	D	312	VAL
1	D	333	ARG
1	D	336	ARG
1	D	347	LYS
1	D	370	GLN
1	D	377	LEU
1	D	380	LYS
1	D	394	ASN
1	D	425	ARG
1	D	437	SER
1	D	448	ARG
1	D	473	ARG
1	D	477	SER
1	D	494	THR
1	D	519	SER
1	D	521	LYS
1	D	545	SER
1	D	546	LEU
1	D	571	VAL
1	D	580	GLU
1	D	581	ASN
1	D	586	SER
1	D	599	ARG
1	D	600	GLN
1	D	630	ARG
1	D	635	THR
1	D	645	ARG
1	D	651	LEU
1	D	655	MET
1	D	661	LYS
1	D	672	VAL
1	D	675	GLN
1	D	681	GLU
1	D	684	GLU
1	D	687	GLN
1	D	690	SER
1	D	719	GLN
1	D	721	ARG

Continued on next page...

Continued from previous page...

Mol	Chain	Res	Type
1	D	730	LEU
1	D	734	SER
1	D	743	SER
1	D	755	ARG
1	D	761	GLN
1	D	768	MET
1	D	773	LYS
1	D	774	LYS
1	D	777	LEU
1	D	778	THR
1	D	781	ARG
1	D	799	THR
1	D	809	ARG
1	D	822	LEU
1	D	824	GLN
1	D	829	THR
1	D	832	ASP
1	D	843	GLN
1	D	857	ARG
1	D	867	THR
1	D	881	ARG
1	D	893	GLU
1	D	903[A]	GLN
1	D	903[B]	GLN
1	D	917	ARG
1	D	921	PRO
1	D	938	ARG
1	D	952	ARG
1	D	956	GLN
1	D	986	ILE
1	D	1006	GLU
1	D	1017	GLN
1	E	3	ILE
1	E	9	VAL
1	E	37	ARG
1	E	39	SER
1	E	43	ARG
1	E	46	ARG
1	E	48	SER
1	E	49	GLN
1	E	50	GLN
1	E	52	ARG

Continued on next page...

Continued from previous page...

Mol	Chain	Res	Type
1	E	71	GLU
1	E	72	SER
1	E	80	GLU
1	E	90	TRP
1	E	102	ASN
1	E	116	THR
1	E	123	TYR
1	E	124	SER
1	E	125	LEU
1	E	128	ASN
1	E	131	GLU
1	E	132	SER
1	E	136	GLU
1	E	138	GLN
1	E	141	ILE
1	E	165	SER
1	E	171	PHE
1	E	189	LEU
1	E	190	ARG
1	E	202	MET
1	E	210	ARG
1	E	211	ASP
1	E	213	SER
1	E	219	THR
1	E	237	ARG
1	E	246	MET
1	E	247	CYS
1	E	249	GLU
1	E	250	LEU
1	E	259	SER
1	E	262	GLN
1	E	264	GLU
1	E	277	GLU
1	E	302	SER
1	E	310	ARG
1	E	312	VAL
1	E	333	ARG
1	E	336	ARG
1	E	347	LYS
1	E	370	GLN
1	E	377	LEU
1	E	380	LYS

Continued on next page...

Continued from previous page...

Mol	Chain	Res	Type
1	E	394	ASN
1	E	425	ARG
1	E	437	SER
1	E	448	ARG
1	E	473	ARG
1	E	477	SER
1	E	494	THR
1	E	519	SER
1	E	521	LYS
1	E	545	SER
1	E	546	LEU
1	E	571	VAL
1	E	580	GLU
1	E	581	ASN
1	E	586	SER
1	E	599	ARG
1	E	600	GLN
1	E	630	ARG
1	E	635	THR
1	E	645	ARG
1	E	651	LEU
1	E	655	MET
1	E	661	LYS
1	E	672	VAL
1	E	675	GLN
1	E	681	GLU
1	E	684	GLU
1	E	687	GLN
1	E	690	SER
1	E	719	GLN
1	E	721	ARG
1	E	730	LEU
1	E	734	SER
1	E	743	SER
1	E	755	ARG
1	E	761	GLN
1	E	768	MET
1	E	773	LYS
1	E	774	LYS
1	E	777	LEU
1	E	778	THR
1	E	781	ARG

Continued on next page...

Continued from previous page...

Mol	Chain	Res	Type
1	E	799	THR
1	E	809	ARG
1	E	822	LEU
1	E	824	GLN
1	E	829	THR
1	E	832	ASP
1	E	843	GLN
1	E	857	ARG
1	E	867	THR
1	E	881	ARG
1	E	893	GLU
1	E	903[A]	GLN
1	E	903[B]	GLN
1	E	917	ARG
1	E	921	PRO
1	E	938	ARG
1	E	952	ARG
1	E	956	GLN
1	E	986	ILE
1	E	1006	GLU
1	E	1017	GLN
1	F	3	ILE
1	F	9	VAL
1	F	37	ARG
1	F	39	SER
1	F	43	ARG
1	F	46	ARG
1	F	48	SER
1	F	49	GLN
1	F	50	GLN
1	F	52	ARG
1	F	71	GLU
1	F	72	SER
1	F	80	GLU
1	F	90	TRP
1	F	102	ASN
1	F	116	THR
1	F	123	TYR
1	F	124	SER
1	F	125	LEU
1	F	128	ASN
1	F	131	GLU

Continued on next page...

Continued from previous page...

Mol	Chain	Res	Type
1	F	132	SER
1	F	136	GLU
1	F	138	GLN
1	F	141	ILE
1	F	165	SER
1	F	171	PHE
1	F	189	LEU
1	F	190	ARG
1	F	202	MET
1	F	210	ARG
1	F	211	ASP
1	F	213	SER
1	F	219	THR
1	F	237	ARG
1	F	246	MET
1	F	247	CYS
1	F	249	GLU
1	F	250	LEU
1	F	259	SER
1	F	262	GLN
1	F	264	GLU
1	F	277	GLU
1	F	302	SER
1	F	310	ARG
1	F	312	VAL
1	F	333	ARG
1	F	336	ARG
1	F	347	LYS
1	F	370	GLN
1	F	377	LEU
1	F	380	LYS
1	F	394	ASN
1	F	425	ARG
1	F	437	SER
1	F	448	ARG
1	F	473	ARG
1	F	477	SER
1	F	494	THR
1	F	519	SER
1	F	521	LYS
1	F	545	SER
1	F	546	LEU

Continued on next page...

Continued from previous page...

Mol	Chain	Res	Type
1	F	571	VAL
1	F	580	GLU
1	F	581	ASN
1	F	586	SER
1	F	599	ARG
1	F	600	GLN
1	F	630	ARG
1	F	635	THR
1	F	645	ARG
1	F	651	LEU
1	F	655	MET
1	F	661	LYS
1	F	672	VAL
1	F	675	GLN
1	F	681	GLU
1	F	684	GLU
1	F	687	GLN
1	F	690	SER
1	F	719	GLN
1	F	721	ARG
1	F	730	LEU
1	F	734	SER
1	F	743	SER
1	F	755	ARG
1	F	761	GLN
1	F	768	MET
1	F	773	LYS
1	F	774	LYS
1	F	777	LEU
1	F	778	THR
1	F	781	ARG
1	F	799	THR
1	F	809	ARG
1	F	822	LEU
1	F	824	GLN
1	F	829	THR
1	F	832	ASP
1	F	843	GLN
1	F	857	ARG
1	F	867	THR
1	F	881	ARG
1	F	893	GLU

Continued on next page...

Continued from previous page...

Mol	Chain	Res	Type
1	F	903[A]	GLN
1	F	903[B]	GLN
1	F	917	ARG
1	F	921	PRO
1	F	938	ARG
1	F	952	ARG
1	F	956	GLN
1	F	986	ILE
1	F	1006	GLU
1	F	1017	GLN
1	G	3	ILE
1	G	9	VAL
1	G	37	ARG
1	G	39	SER
1	G	43	ARG
1	G	46	ARG
1	G	48	SER
1	G	49	GLN
1	G	50	GLN
1	G	52	ARG
1	G	71	GLU
1	G	72	SER
1	G	80	GLU
1	G	90	TRP
1	G	102	ASN
1	G	116	THR
1	G	123	TYR
1	G	124	SER
1	G	125	LEU
1	G	128	ASN
1	G	131	GLU
1	G	132	SER
1	G	136	GLU
1	G	138	GLN
1	G	141	ILE
1	G	165	SER
1	G	171	PHE
1	G	189	LEU
1	G	190	ARG
1	G	202	MET
1	G	210	ARG
1	G	211	ASP

Continued on next page...

Continued from previous page...

Mol	Chain	Res	Type
1	G	213	SER
1	G	219	THR
1	G	237	ARG
1	G	246	MET
1	G	247	CYS
1	G	249	GLU
1	G	250	LEU
1	G	259	SER
1	G	262	GLN
1	G	264	GLU
1	G	277	GLU
1	G	302	SER
1	G	310	ARG
1	G	312	VAL
1	G	333	ARG
1	G	336	ARG
1	G	347	LYS
1	G	370	GLN
1	G	377	LEU
1	G	380	LYS
1	G	394	ASN
1	G	425	ARG
1	G	437	SER
1	G	448	ARG
1	G	473	ARG
1	G	477	SER
1	G	494	THR
1	G	519	SER
1	G	521	LYS
1	G	545	SER
1	G	546	LEU
1	G	571	VAL
1	G	580	GLU
1	G	581	ASN
1	G	586	SER
1	G	599	ARG
1	G	600	GLN
1	G	630	ARG
1	G	635	THR
1	G	645	ARG
1	G	651	LEU
1	G	655	MET

Continued on next page...

Continued from previous page...

Mol	Chain	Res	Type
1	G	661	LYS
1	G	672	VAL
1	G	675	GLN
1	G	681	GLU
1	G	684	GLU
1	G	687	GLN
1	G	690	SER
1	G	719	GLN
1	G	721	ARG
1	G	730	LEU
1	G	734	SER
1	G	743	SER
1	G	755	ARG
1	G	761	GLN
1	G	768	MET
1	G	773	LYS
1	G	774	LYS
1	G	777	LEU
1	G	778	THR
1	G	781	ARG
1	G	799	THR
1	G	809	ARG
1	G	822	LEU
1	G	824	GLN
1	G	829	THR
1	G	832	ASP
1	G	843	GLN
1	G	857	ARG
1	G	867	THR
1	G	881	ARG
1	G	893	GLU
1	G	903[A]	GLN
1	G	903[B]	GLN
1	G	917	ARG
1	G	921	PRO
1	G	938	ARG
1	G	952	ARG
1	G	956	GLN
1	G	986	ILE
1	G	1006	GLU
1	G	1017	GLN
1	H	3	ILE

Continued on next page...

Continued from previous page...

Mol	Chain	Res	Type
1	H	9	VAL
1	H	37	ARG
1	H	39	SER
1	H	43	ARG
1	H	46	ARG
1	H	48	SER
1	H	49	GLN
1	H	50	GLN
1	H	52	ARG
1	H	71	GLU
1	H	72	SER
1	H	80	GLU
1	H	90	TRP
1	H	102	ASN
1	H	116	THR
1	H	123	TYR
1	H	124	SER
1	H	125	LEU
1	H	128	ASN
1	H	131	GLU
1	H	132	SER
1	H	136	GLU
1	H	138	GLN
1	H	141	ILE
1	H	165	SER
1	H	171	PHE
1	H	189	LEU
1	H	190	ARG
1	H	202	MET
1	H	210	ARG
1	H	211	ASP
1	H	213	SER
1	H	219	THR
1	H	237	ARG
1	H	246	MET
1	H	247	CYS
1	H	249	GLU
1	H	250	LEU
1	H	259	SER
1	H	262	GLN
1	H	264	GLU
1	H	277	GLU

Continued on next page...

Continued from previous page...

Mol	Chain	Res	Type
1	H	302	SER
1	H	310	ARG
1	H	312	VAL
1	H	333	ARG
1	H	336	ARG
1	H	347	LYS
1	H	370	GLN
1	H	377	LEU
1	H	380	LYS
1	H	394	ASN
1	H	425	ARG
1	H	437	SER
1	H	448	ARG
1	H	473	ARG
1	H	477	SER
1	H	494	THR
1	H	519	SER
1	H	521	LYS
1	H	545	SER
1	H	546	LEU
1	H	571	VAL
1	H	580	GLU
1	H	581	ASN
1	H	586	SER
1	H	599	ARG
1	H	600	GLN
1	H	630	ARG
1	H	635	THR
1	H	645	ARG
1	H	651	LEU
1	H	655	MET
1	H	661	LYS
1	H	672	VAL
1	H	675	GLN
1	H	681	GLU
1	H	684	GLU
1	H	687	GLN
1	H	690	SER
1	H	719	GLN
1	H	721	ARG
1	H	730	LEU
1	H	734	SER

Continued on next page...

Continued from previous page...

Mol	Chain	Res	Type
1	H	743	SER
1	H	755	ARG
1	H	761	GLN
1	H	768	MET
1	H	773	LYS
1	H	774	LYS
1	H	777	LEU
1	H	778	THR
1	H	781	ARG
1	H	799	THR
1	H	809	ARG
1	H	822	LEU
1	H	824	GLN
1	H	829	THR
1	H	832	ASP
1	H	843	GLN
1	H	857	ARG
1	H	867	THR
1	H	881	ARG
1	H	893	GLU
1	H	903[A]	GLN
1	H	903[B]	GLN
1	H	917	ARG
1	H	938	ARG
1	H	952	ARG
1	H	956	GLN
1	H	986	ILE
1	H	1006	GLU
1	H	1017	GLN
1	I	3	ILE
1	I	9	VAL
1	I	37	ARG
1	I	39	SER
1	I	43	ARG
1	I	46	ARG
1	I	48	SER
1	I	49	GLN
1	I	50	GLN
1	I	52	ARG
1	I	71	GLU
1	I	72	SER
1	I	80	GLU

Continued on next page...

Continued from previous page...

Mol	Chain	Res	Type
1	I	90	TRP
1	I	102	ASN
1	I	116	THR
1	I	123	TYR
1	I	124	SER
1	I	125	LEU
1	I	128	ASN
1	I	131	GLU
1	I	132	SER
1	I	136	GLU
1	I	138	GLN
1	I	141	ILE
1	I	165	SER
1	I	171	PHE
1	I	189	LEU
1	I	190	ARG
1	I	202	MET
1	I	210	ARG
1	I	211	ASP
1	I	213	SER
1	I	219	THR
1	I	237	ARG
1	I	246	MET
1	I	247	CYS
1	I	249	GLU
1	I	250	LEU
1	I	259	SER
1	I	262	GLN
1	I	264	GLU
1	I	277	GLU
1	I	302	SER
1	I	310	ARG
1	I	312	VAL
1	I	333	ARG
1	I	336	ARG
1	I	347	LYS
1	I	370	GLN
1	I	377	LEU
1	I	380	LYS
1	I	394	ASN
1	I	425	ARG
1	I	437	SER

Continued on next page...

Continued from previous page...

Mol	Chain	Res	Type
1	I	448	ARG
1	I	473	ARG
1	I	477	SER
1	I	494	THR
1	I	519	SER
1	I	521	LYS
1	I	545	SER
1	I	546	LEU
1	I	571	VAL
1	I	580	GLU
1	I	581	ASN
1	I	586	SER
1	I	599	ARG
1	I	600	GLN
1	I	630	ARG
1	I	635	THR
1	I	645	ARG
1	I	651	LEU
1	I	655	MET
1	I	661	LYS
1	I	672	VAL
1	I	675	GLN
1	I	681	GLU
1	I	684	GLU
1	I	687	GLN
1	I	690	SER
1	I	719	GLN
1	I	721	ARG
1	I	730	LEU
1	I	734	SER
1	I	743	SER
1	I	755	ARG
1	I	761	GLN
1	I	768	MET
1	I	773	LYS
1	I	774	LYS
1	I	777	LEU
1	I	778	THR
1	I	781	ARG
1	I	799	THR
1	I	809	ARG
1	I	822	LEU

Continued on next page...

Continued from previous page...

Mol	Chain	Res	Type
1	I	824	GLN
1	I	829	THR
1	I	832	ASP
1	I	843	GLN
1	I	857	ARG
1	I	867	THR
1	I	881	ARG
1	I	893	GLU
1	I	903[A]	GLN
1	I	903[B]	GLN
1	I	917	ARG
1	I	921	PRO
1	I	938	ARG
1	I	952	ARG
1	I	956	GLN
1	I	986	ILE
1	I	1006	GLU
1	I	1017	GLN
1	J	3	ILE
1	J	9	VAL
1	J	37	ARG
1	J	39	SER
1	J	43	ARG
1	J	46	ARG
1	J	48	SER
1	J	49	GLN
1	J	50	GLN
1	J	52	ARG
1	J	71	GLU
1	J	72	SER
1	J	80	GLU
1	J	90	TRP
1	J	102	ASN
1	J	116	THR
1	J	123	TYR
1	J	124	SER
1	J	125	LEU
1	J	128	ASN
1	J	131	GLU
1	J	132	SER
1	J	136	GLU
1	J	138	GLN

Continued on next page...

Continued from previous page...

Mol	Chain	Res	Type
1	J	141	ILE
1	J	165	SER
1	J	171	PHE
1	J	189	LEU
1	J	190	ARG
1	J	202	MET
1	J	210	ARG
1	J	211	ASP
1	J	213	SER
1	J	219	THR
1	J	237	ARG
1	J	246	MET
1	J	247	CYS
1	J	249	GLU
1	J	250	LEU
1	J	259	SER
1	J	262	GLN
1	J	264	GLU
1	J	277	GLU
1	J	302	SER
1	J	310	ARG
1	J	312	VAL
1	J	333	ARG
1	J	336	ARG
1	J	347	LYS
1	J	370	GLN
1	J	377	LEU
1	J	380	LYS
1	J	394	ASN
1	J	425	ARG
1	J	437	SER
1	J	448	ARG
1	J	473	ARG
1	J	477	SER
1	J	494	THR
1	J	519	SER
1	J	521	LYS
1	J	545	SER
1	J	546	LEU
1	J	571	VAL
1	J	580	GLU
1	J	581	ASN

Continued on next page...

Continued from previous page...

Mol	Chain	Res	Type
1	J	586	SER
1	J	599	ARG
1	J	600	GLN
1	J	630	ARG
1	J	635	THR
1	J	645	ARG
1	J	651	LEU
1	J	655	MET
1	J	661	LYS
1	J	672	VAL
1	J	675	GLN
1	J	681	GLU
1	J	684	GLU
1	J	687	GLN
1	J	690	SER
1	J	719	GLN
1	J	721	ARG
1	J	730	LEU
1	J	734	SER
1	J	743	SER
1	J	755	ARG
1	J	761	GLN
1	J	768	MET
1	J	773	LYS
1	J	774	LYS
1	J	777	LEU
1	J	778	THR
1	J	781	ARG
1	J	799	THR
1	J	809	ARG
1	J	822	LEU
1	J	824	GLN
1	J	829	THR
1	J	832	ASP
1	J	843	GLN
1	J	857	ARG
1	J	867	THR
1	J	881	ARG
1	J	893	GLU
1	J	903[A]	GLN
1	J	903[B]	GLN
1	J	917	ARG

Continued on next page...

Continued from previous page...

Mol	Chain	Res	Type
1	J	921	PRO
1	J	938	ARG
1	J	952	ARG
1	J	956	GLN
1	J	986	ILE
1	J	1006	GLU
1	J	1017	GLN
1	K	3	ILE
1	K	9	VAL
1	K	37	ARG
1	K	39	SER
1	K	43	ARG
1	K	46	ARG
1	K	48	SER
1	K	49	GLN
1	K	50	GLN
1	K	52	ARG
1	K	71	GLU
1	K	72	SER
1	K	80	GLU
1	K	90	TRP
1	K	102	ASN
1	K	116	THR
1	K	123	TYR
1	K	124	SER
1	K	125	LEU
1	K	128	ASN
1	K	131	GLU
1	K	132	SER
1	K	136	GLU
1	K	138	GLN
1	K	141	ILE
1	K	165	SER
1	K	171	PHE
1	K	189	LEU
1	K	190	ARG
1	K	202	MET
1	K	210	ARG
1	K	211	ASP
1	K	213	SER
1	K	219	THR
1	K	237	ARG

Continued on next page...

Continued from previous page...

Mol	Chain	Res	Type
1	K	246	MET
1	K	247	CYS
1	K	249	GLU
1	K	250	LEU
1	K	259	SER
1	K	262	GLN
1	K	264	GLU
1	K	277	GLU
1	K	302	SER
1	K	310	ARG
1	K	312	VAL
1	K	333	ARG
1	K	336	ARG
1	K	347	LYS
1	K	370	GLN
1	K	377	LEU
1	K	380	LYS
1	K	394	ASN
1	K	425	ARG
1	K	437	SER
1	K	448	ARG
1	K	473	ARG
1	K	477	SER
1	K	494	THR
1	K	519	SER
1	K	521	LYS
1	K	545	SER
1	K	546	LEU
1	K	571	VAL
1	K	580	GLU
1	K	581	ASN
1	K	586	SER
1	K	599	ARG
1	K	600	GLN
1	K	630	ARG
1	K	635	THR
1	K	645	ARG
1	K	651	LEU
1	K	655	MET
1	K	661	LYS
1	K	672	VAL
1	K	675	GLN

Continued on next page...

Continued from previous page...

Mol	Chain	Res	Type
1	K	681	GLU
1	K	684	GLU
1	K	687	GLN
1	K	690	SER
1	K	719	GLN
1	K	721	ARG
1	K	730	LEU
1	K	734	SER
1	K	743	SER
1	K	755	ARG
1	K	761	GLN
1	K	768	MET
1	K	773	LYS
1	K	774	LYS
1	K	777	LEU
1	K	778	THR
1	K	781	ARG
1	K	799	THR
1	K	809	ARG
1	K	822	LEU
1	K	824	GLN
1	K	829	THR
1	K	832	ASP
1	K	843	GLN
1	K	857	ARG
1	K	867	THR
1	K	881	ARG
1	K	893	GLU
1	K	903[A]	GLN
1	K	903[B]	GLN
1	K	917	ARG
1	K	938	ARG
1	K	952	ARG
1	K	956	GLN
1	K	986	ILE
1	K	1006	GLU
1	K	1017	GLN
1	L	3	ILE
1	L	9	VAL
1	L	37	ARG
1	L	39	SER
1	L	43	ARG

Continued on next page...

Continued from previous page...

Mol	Chain	Res	Type
1	L	46	ARG
1	L	48	SER
1	L	49	GLN
1	L	50	GLN
1	L	52	ARG
1	L	71	GLU
1	L	72	SER
1	L	80	GLU
1	L	90	TRP
1	L	102	ASN
1	L	116	THR
1	L	123	TYR
1	L	124	SER
1	L	125	LEU
1	L	128	ASN
1	L	131	GLU
1	L	132	SER
1	L	136	GLU
1	L	138	GLN
1	L	141	ILE
1	L	165	SER
1	L	171	PHE
1	L	189	LEU
1	L	190	ARG
1	L	202	MET
1	L	210	ARG
1	L	211	ASP
1	L	213	SER
1	L	219	THR
1	L	237	ARG
1	L	246	MET
1	L	247	CYS
1	L	249	GLU
1	L	250	LEU
1	L	259	SER
1	L	262	GLN
1	L	264	GLU
1	L	277	GLU
1	L	302	SER
1	L	310	ARG
1	L	312	VAL
1	L	333	ARG

Continued on next page...

Continued from previous page...

Mol	Chain	Res	Type
1	L	336	ARG
1	L	347	LYS
1	L	370	GLN
1	L	377	LEU
1	L	380	LYS
1	L	394	ASN
1	L	425	ARG
1	L	437	SER
1	L	448	ARG
1	L	473	ARG
1	L	477	SER
1	L	494	THR
1	L	519	SER
1	L	521	LYS
1	L	545	SER
1	L	546	LEU
1	L	571	VAL
1	L	580	GLU
1	L	581	ASN
1	L	586	SER
1	L	599	ARG
1	L	600	GLN
1	L	630	ARG
1	L	635	THR
1	L	645	ARG
1	L	651	LEU
1	L	655	MET
1	L	661	LYS
1	L	672	VAL
1	L	675	GLN
1	L	681	GLU
1	L	684	GLU
1	L	687	GLN
1	L	690	SER
1	L	719	GLN
1	L	721	ARG
1	L	730	LEU
1	L	734	SER
1	L	743	SER
1	L	755	ARG
1	L	761	GLN
1	L	768	MET

Continued on next page...

Continued from previous page...

Mol	Chain	Res	Type
1	L	773	LYS
1	L	774	LYS
1	L	777	LEU
1	L	778	THR
1	L	781	ARG
1	L	799	THR
1	L	809	ARG
1	L	822	LEU
1	L	824	GLN
1	L	829	THR
1	L	832	ASP
1	L	843	GLN
1	L	857	ARG
1	L	867	THR
1	L	881	ARG
1	L	893	GLU
1	L	903[A]	GLN
1	L	903[B]	GLN
1	L	917	ARG
1	L	921	PRO
1	L	938	ARG
1	L	952	ARG
1	L	956	GLN
1	L	986	ILE
1	L	1006	GLU
1	L	1017	GLN
1	M	3	ILE
1	M	9	VAL
1	M	37	ARG
1	M	39	SER
1	M	43	ARG
1	M	46	ARG
1	M	48	SER
1	M	49	GLN
1	M	50	GLN
1	M	52	ARG
1	M	71	GLU
1	M	72	SER
1	M	80	GLU
1	M	90	TRP
1	M	102	ASN
1	M	116	THR

Continued on next page...

Continued from previous page...

Mol	Chain	Res	Type
1	M	123	TYR
1	M	124	SER
1	M	125	LEU
1	M	128	ASN
1	M	131	GLU
1	M	132	SER
1	M	136	GLU
1	M	138	GLN
1	M	141	ILE
1	M	165	SER
1	M	171	PHE
1	M	189	LEU
1	M	190	ARG
1	M	202	MET
1	M	210	ARG
1	M	211	ASP
1	M	213	SER
1	M	219	THR
1	M	237	ARG
1	M	246	MET
1	M	247	CYS
1	M	249	GLU
1	M	250	LEU
1	M	259	SER
1	M	262	GLN
1	M	264	GLU
1	M	277	GLU
1	M	302	SER
1	M	310	ARG
1	M	312	VAL
1	M	333	ARG
1	M	336	ARG
1	M	347	LYS
1	M	370	GLN
1	M	377	LEU
1	M	380	LYS
1	M	394	ASN
1	M	425	ARG
1	M	437	SER
1	M	448	ARG
1	M	473	ARG
1	M	477	SER

Continued on next page...

Continued from previous page...

Mol	Chain	Res	Type
1	M	494	THR
1	M	519	SER
1	M	521	LYS
1	M	545	SER
1	M	546	LEU
1	M	571	VAL
1	M	580	GLU
1	M	581	ASN
1	M	586	SER
1	M	599	ARG
1	M	600	GLN
1	M	630	ARG
1	M	635	THR
1	M	645	ARG
1	M	651	LEU
1	M	655	MET
1	M	661	LYS
1	M	672	VAL
1	M	675	GLN
1	M	681	GLU
1	M	684	GLU
1	M	687	GLN
1	M	690	SER
1	M	719	GLN
1	M	721	ARG
1	M	730	LEU
1	M	734	SER
1	M	743	SER
1	M	755	ARG
1	M	761	GLN
1	M	768	MET
1	M	773	LYS
1	M	774	LYS
1	M	777	LEU
1	M	778	THR
1	M	781	ARG
1	M	799	THR
1	M	809	ARG
1	M	822	LEU
1	M	824	GLN
1	M	829	THR
1	M	832	ASP

Continued on next page...

Continued from previous page...

Mol	Chain	Res	Type
1	M	843	GLN
1	M	857	ARG
1	M	867	THR
1	M	881	ARG
1	M	893	GLU
1	M	903[A]	GLN
1	M	903[B]	GLN
1	M	917	ARG
1	M	921	PRO
1	M	938	ARG
1	M	952	ARG
1	M	956	GLN
1	M	986	ILE
1	M	1006	GLU
1	M	1017	GLN
1	N	3	ILE
1	N	9	VAL
1	N	37	ARG
1	N	39	SER
1	N	43	ARG
1	N	46	ARG
1	N	48	SER
1	N	49	GLN
1	N	50	GLN
1	N	52	ARG
1	N	71	GLU
1	N	72	SER
1	N	80	GLU
1	N	90	TRP
1	N	102	ASN
1	N	116	THR
1	N	123	TYR
1	N	124	SER
1	N	125	LEU
1	N	128	ASN
1	N	131	GLU
1	N	132	SER
1	N	136	GLU
1	N	138	GLN
1	N	141	ILE
1	N	165	SER
1	N	171	PHE

Continued on next page...

Continued from previous page...

Mol	Chain	Res	Type
1	N	189	LEU
1	N	190	ARG
1	N	202	MET
1	N	210	ARG
1	N	211	ASP
1	N	213	SER
1	N	219	THR
1	N	237	ARG
1	N	246	MET
1	N	247	CYS
1	N	249	GLU
1	N	250	LEU
1	N	259	SER
1	N	262	GLN
1	N	264	GLU
1	N	277	GLU
1	N	302	SER
1	N	310	ARG
1	N	312	VAL
1	N	333	ARG
1	N	336	ARG
1	N	347	LYS
1	N	370	GLN
1	N	377	LEU
1	N	380	LYS
1	N	394	ASN
1	N	425	ARG
1	N	437	SER
1	N	448	ARG
1	N	473	ARG
1	N	477	SER
1	N	494	THR
1	N	519	SER
1	N	521	LYS
1	N	545	SER
1	N	546	LEU
1	N	571	VAL
1	N	580	GLU
1	N	581	ASN
1	N	586	SER
1	N	599	ARG
1	N	600	GLN

Continued on next page...

Continued from previous page...

Mol	Chain	Res	Type
1	N	630	ARG
1	N	635	THR
1	N	645	ARG
1	N	651	LEU
1	N	655	MET
1	N	661	LYS
1	N	672	VAL
1	N	675	GLN
1	N	681	GLU
1	N	684	GLU
1	N	687	GLN
1	N	690	SER
1	N	719	GLN
1	N	721	ARG
1	N	730	LEU
1	N	734	SER
1	N	743	SER
1	N	755	ARG
1	N	761	GLN
1	N	768	MET
1	N	773	LYS
1	N	774	LYS
1	N	777	LEU
1	N	778	THR
1	N	781	ARG
1	N	799	THR
1	N	809	ARG
1	N	822	LEU
1	N	824	GLN
1	N	829	THR
1	N	832	ASP
1	N	843	GLN
1	N	857	ARG
1	N	867	THR
1	N	881	ARG
1	N	893	GLU
1	N	903[A]	GLN
1	N	903[B]	GLN
1	N	917	ARG
1	N	921	PRO
1	N	938	ARG
1	N	952	ARG

Continued on next page...

Continued from previous page...

Mol	Chain	Res	Type
1	N	956	GLN
1	N	986	ILE
1	N	1006	GLU
1	N	1017	GLN
1	O	3	ILE
1	O	9	VAL
1	O	37	ARG
1	O	39	SER
1	O	43	ARG
1	O	46	ARG
1	O	48	SER
1	O	49	GLN
1	O	50	GLN
1	O	52	ARG
1	O	71	GLU
1	O	72	SER
1	O	80	GLU
1	O	90	TRP
1	O	102	ASN
1	O	116	THR
1	O	123	TYR
1	O	124	SER
1	O	125	LEU
1	O	128	ASN
1	O	131	GLU
1	O	132	SER
1	O	136	GLU
1	O	138	GLN
1	O	141	ILE
1	O	165	SER
1	O	171	PHE
1	O	189	LEU
1	O	190	ARG
1	O	202	MET
1	O	210	ARG
1	O	211	ASP
1	O	213	SER
1	O	219	THR
1	O	237	ARG
1	O	246	MET
1	O	247	CYS
1	O	249	GLU

Continued on next page...

Continued from previous page...

Mol	Chain	Res	Type
1	O	250	LEU
1	O	259	SER
1	O	262	GLN
1	O	264	GLU
1	O	277	GLU
1	O	302	SER
1	O	310	ARG
1	O	312	VAL
1	O	333	ARG
1	O	336	ARG
1	O	347	LYS
1	O	370	GLN
1	O	377	LEU
1	O	380	LYS
1	O	394	ASN
1	O	425	ARG
1	O	437	SER
1	O	448	ARG
1	O	473	ARG
1	O	477	SER
1	O	494	THR
1	O	519	SER
1	O	521	LYS
1	O	545	SER
1	O	546	LEU
1	O	571	VAL
1	O	580	GLU
1	O	581	ASN
1	O	586	SER
1	O	599	ARG
1	O	600	GLN
1	O	630	ARG
1	O	635	THR
1	O	645	ARG
1	O	651	LEU
1	O	655	MET
1	O	661	LYS
1	O	672	VAL
1	O	675	GLN
1	O	681	GLU
1	O	684	GLU
1	O	687	GLN

Continued on next page...

Continued from previous page...

Mol	Chain	Res	Type
1	O	690	SER
1	O	719	GLN
1	O	721	ARG
1	O	730	LEU
1	O	734	SER
1	O	743	SER
1	O	755	ARG
1	O	761	GLN
1	O	768	MET
1	O	773	LYS
1	O	774	LYS
1	O	777	LEU
1	O	778	THR
1	O	781	ARG
1	O	799	THR
1	O	809	ARG
1	O	822	LEU
1	O	824	GLN
1	O	829	THR
1	O	832	ASP
1	O	843	GLN
1	O	857	ARG
1	O	867	THR
1	O	881	ARG
1	O	893	GLU
1	O	903[A]	GLN
1	O	903[B]	GLN
1	O	917	ARG
1	O	921	PRO
1	O	938	ARG
1	O	952	ARG
1	O	956	GLN
1	O	986	ILE
1	O	1006	GLU
1	O	1017	GLN
1	P	3	ILE
1	P	9	VAL
1	P	37	ARG
1	P	39	SER
1	P	43	ARG
1	P	46	ARG
1	P	48	SER

Continued on next page...

Continued from previous page...

Mol	Chain	Res	Type
1	P	49	GLN
1	P	50	GLN
1	P	52	ARG
1	P	71	GLU
1	P	72	SER
1	P	80	GLU
1	P	90	TRP
1	P	102	ASN
1	P	116	THR
1	P	123	TYR
1	P	124	SER
1	P	125	LEU
1	P	128	ASN
1	P	131	GLU
1	P	132	SER
1	P	136	GLU
1	P	138	GLN
1	P	141	ILE
1	P	165	SER
1	P	171	PHE
1	P	189	LEU
1	P	190	ARG
1	P	202	MET
1	P	210	ARG
1	P	211	ASP
1	P	213	SER
1	P	219	THR
1	P	237	ARG
1	P	246	MET
1	P	247	CYS
1	P	249	GLU
1	P	250	LEU
1	P	259	SER
1	P	262	GLN
1	P	264	GLU
1	P	277	GLU
1	P	302	SER
1	P	310	ARG
1	P	312	VAL
1	P	333	ARG
1	P	336	ARG
1	P	347	LYS

Continued on next page...

Continued from previous page...

Mol	Chain	Res	Type
1	P	370	GLN
1	P	377	LEU
1	P	380	LYS
1	P	394	ASN
1	P	425	ARG
1	P	437	SER
1	P	448	ARG
1	P	473	ARG
1	P	477	SER
1	P	494	THR
1	P	519	SER
1	P	521	LYS
1	P	545	SER
1	P	546	LEU
1	P	571	VAL
1	P	580	GLU
1	P	581	ASN
1	P	586	SER
1	P	599	ARG
1	P	600	GLN
1	P	630	ARG
1	P	635	THR
1	P	645	ARG
1	P	651	LEU
1	P	655	MET
1	P	661	LYS
1	P	672	VAL
1	P	675	GLN
1	P	681	GLU
1	P	684	GLU
1	P	687	GLN
1	P	690	SER
1	P	719	GLN
1	P	721	ARG
1	P	730	LEU
1	P	734	SER
1	P	743	SER
1	P	755	ARG
1	P	761	GLN
1	P	768	MET
1	P	773	LYS
1	P	774	LYS

Continued on next page...

Continued from previous page...

Mol	Chain	Res	Type
1	P	777	LEU
1	P	778	THR
1	P	781	ARG
1	P	799	THR
1	P	809	ARG
1	P	822	LEU
1	P	824	GLN
1	P	829	THR
1	P	832	ASP
1	P	843	GLN
1	P	857	ARG
1	P	867	THR
1	P	881	ARG
1	P	893	GLU
1	P	903[A]	GLN
1	P	903[B]	GLN
1	P	917	ARG
1	P	938	ARG
1	P	952	ARG
1	P	956	GLN
1	P	986	ILE
1	P	1006	GLU
1	P	1017	GLN

Some sidechains can be flipped to improve hydrogen bonding and reduce clashes. All (291) such sidechains are listed below:

Mol	Chain	Res	Type
1	A	89	ASN
1	A	102	ASN
1	A	128	ASN
1	A	221	GLN
1	A	226	HIS
1	A	316	HIS
1	A	394	ASN
1	A	467	ASN
1	A	597	ASN
1	A	604	ASN
1	A	624	GLN
1	A	634	GLN
1	A	718	GLN
1	A	739	HIS
1	A	761	GLN

Continued on next page...

Continued from previous page...

Mol	Chain	Res	Type
1	A	949	HIS
1	A	990	HIS
1	A	1017	GLN
1	B	89	ASN
1	B	102	ASN
1	B	128	ASN
1	B	221	GLN
1	B	226	HIS
1	B	316	HIS
1	B	394	ASN
1	B	467	ASN
1	B	597	ASN
1	B	604	ASN
1	B	624	GLN
1	B	634	GLN
1	B	718	GLN
1	B	739	HIS
1	B	761	GLN
1	B	949	HIS
1	B	990	HIS
1	B	1017	GLN
1	C	89	ASN
1	C	102	ASN
1	C	128	ASN
1	C	221	GLN
1	C	226	HIS
1	C	316	HIS
1	C	363	HIS
1	C	394	ASN
1	C	467	ASN
1	C	597	ASN
1	C	604	ASN
1	C	624	GLN
1	C	634	GLN
1	C	718	GLN
1	C	739	HIS
1	C	761	GLN
1	C	949	HIS
1	C	990	HIS
1	C	1017	GLN
1	D	89	ASN
1	D	102	ASN

Continued on next page...

Continued from previous page...

Mol	Chain	Res	Type
1	D	128	ASN
1	D	221	GLN
1	D	226	HIS
1	D	316	HIS
1	D	394	ASN
1	D	467	ASN
1	D	597	ASN
1	D	604	ASN
1	D	624	GLN
1	D	634	GLN
1	D	718	GLN
1	D	739	HIS
1	D	761	GLN
1	D	949	HIS
1	D	990	HIS
1	D	1017	GLN
1	E	89	ASN
1	E	102	ASN
1	E	128	ASN
1	E	221	GLN
1	E	226	HIS
1	E	316	HIS
1	E	394	ASN
1	E	467	ASN
1	E	597	ASN
1	E	604	ASN
1	E	624	GLN
1	E	634	GLN
1	E	718	GLN
1	E	739	HIS
1	E	761	GLN
1	E	949	HIS
1	E	990	HIS
1	E	1017	GLN
1	F	89	ASN
1	F	102	ASN
1	F	128	ASN
1	F	221	GLN
1	F	226	HIS
1	F	316	HIS
1	F	394	ASN
1	F	467	ASN

Continued on next page...

Continued from previous page...

Mol	Chain	Res	Type
1	F	597	ASN
1	F	604	ASN
1	F	624	GLN
1	F	634	GLN
1	F	718	GLN
1	F	739	HIS
1	F	761	GLN
1	F	949	HIS
1	F	990	HIS
1	F	1017	GLN
1	G	89	ASN
1	G	102	ASN
1	G	128	ASN
1	G	221	GLN
1	G	226	HIS
1	G	316	HIS
1	G	394	ASN
1	G	467	ASN
1	G	597	ASN
1	G	604	ASN
1	G	624	GLN
1	G	634	GLN
1	G	718	GLN
1	G	761	GLN
1	G	949	HIS
1	G	990	HIS
1	G	1017	GLN
1	H	89	ASN
1	H	102	ASN
1	H	128	ASN
1	H	221	GLN
1	H	226	HIS
1	H	316	HIS
1	H	363	HIS
1	H	394	ASN
1	H	467	ASN
1	H	597	ASN
1	H	604	ASN
1	H	624	GLN
1	H	634	GLN
1	H	718	GLN
1	H	739	HIS

Continued on next page...

Continued from previous page...

Mol	Chain	Res	Type
1	H	761	GLN
1	H	949	HIS
1	H	990	HIS
1	H	1017	GLN
1	I	89	ASN
1	I	102	ASN
1	I	128	ASN
1	I	221	GLN
1	I	226	HIS
1	I	316	HIS
1	I	363	HIS
1	I	394	ASN
1	I	467	ASN
1	I	597	ASN
1	I	604	ASN
1	I	624	GLN
1	I	634	GLN
1	I	718	GLN
1	I	739	HIS
1	I	761	GLN
1	I	949	HIS
1	I	990	HIS
1	I	1017	GLN
1	J	89	ASN
1	J	102	ASN
1	J	128	ASN
1	J	221	GLN
1	J	226	HIS
1	J	316	HIS
1	J	394	ASN
1	J	467	ASN
1	J	597	ASN
1	J	604	ASN
1	J	624	GLN
1	J	634	GLN
1	J	718	GLN
1	J	739	HIS
1	J	761	GLN
1	J	949	HIS
1	J	990	HIS
1	J	1017	GLN
1	K	89	ASN

Continued on next page...

Continued from previous page...

Mol	Chain	Res	Type
1	K	102	ASN
1	K	128	ASN
1	K	221	GLN
1	K	226	HIS
1	K	316	HIS
1	K	394	ASN
1	K	467	ASN
1	K	597	ASN
1	K	604	ASN
1	K	624	GLN
1	K	634	GLN
1	K	718	GLN
1	K	739	HIS
1	K	761	GLN
1	K	949	HIS
1	K	990	HIS
1	K	1017	GLN
1	L	89	ASN
1	L	102	ASN
1	L	128	ASN
1	L	221	GLN
1	L	226	HIS
1	L	316	HIS
1	L	394	ASN
1	L	467	ASN
1	L	597	ASN
1	L	604	ASN
1	L	624	GLN
1	L	634	GLN
1	L	718	GLN
1	L	739	HIS
1	L	761	GLN
1	L	949	HIS
1	L	990	HIS
1	L	1017	GLN
1	M	89	ASN
1	M	102	ASN
1	M	128	ASN
1	M	221	GLN
1	M	226	HIS
1	M	316	HIS
1	M	394	ASN

Continued on next page...

Continued from previous page...

Mol	Chain	Res	Type
1	M	467	ASN
1	M	597	ASN
1	M	604	ASN
1	M	624	GLN
1	M	634	GLN
1	M	718	GLN
1	M	739	HIS
1	M	761	GLN
1	M	949	HIS
1	M	990	HIS
1	M	1017	GLN
1	N	89	ASN
1	N	102	ASN
1	N	128	ASN
1	N	221	GLN
1	N	226	HIS
1	N	316	HIS
1	N	394	ASN
1	N	467	ASN
1	N	597	ASN
1	N	604	ASN
1	N	624	GLN
1	N	634	GLN
1	N	718	GLN
1	N	739	HIS
1	N	761	GLN
1	N	949	HIS
1	N	990	HIS
1	N	1017	GLN
1	O	89	ASN
1	O	102	ASN
1	O	128	ASN
1	O	221	GLN
1	O	226	HIS
1	O	316	HIS
1	O	363	HIS
1	O	394	ASN
1	O	467	ASN
1	O	597	ASN
1	O	604	ASN
1	O	624	GLN
1	O	634	GLN

Continued on next page...

Continued from previous page...

Mol	Chain	Res	Type
1	O	718	GLN
1	O	739	HIS
1	O	761	GLN
1	O	949	HIS
1	O	990	HIS
1	O	1017	GLN
1	P	89	ASN
1	P	102	ASN
1	P	128	ASN
1	P	221	GLN
1	P	226	HIS
1	P	316	HIS
1	P	394	ASN
1	P	467	ASN
1	P	597	ASN
1	P	604	ASN
1	P	624	GLN
1	P	634	GLN
1	P	718	GLN
1	P	739	HIS
1	P	761	GLN
1	P	949	HIS
1	P	990	HIS
1	P	1017	GLN

5.3.3 RNA ⓘ

There are no RNA molecules in this entry.

5.4 Non-standard residues in protein, DNA, RNA chains ⓘ

48 non-standard protein/DNA/RNA residues are modelled in this entry.

In the following table, the Counts columns list the number of bonds (or angles) for which Mogul statistics could be retrieved, the number of bonds (or angles) that are observed in the model and the number of bonds (or angles) that are defined in the Chemical Component Dictionary. The Link column lists molecule types, if any, to which the group is linked. The Z score for a bond length (or angle) is the number of standard deviations the observed value is removed from the expected value. A bond length (or angle) with $|Z| > 2$ is considered an outlier worth inspection. RMSZ is the root-mean-square of all Z scores of the bond lengths (or angles).

Mol	Type	Chain	Res	Link	Bond lengths			Bond angles		
					Counts	RMSZ	# Z > 2	Counts	RMSZ	# Z > 2
1	CME	E	914	1	8,9,10	1.00	0	5,9,11	1.53	1 (20%)
1	CME	B	914	1	8,9,10	1.01	0	5,9,11	1.53	1 (20%)
1	CME	D	914	1	8,9,10	1.01	0	5,9,11	1.54	1 (20%)
1	CME	B	748	1	8,9,10	0.93	0	5,9,11	1.45	1 (20%)
1	CME	M	1021	1	8,9,10	1.07	0	5,9,11	1.46	0
1	CME	J	914	1	8,9,10	1.00	0	5,9,11	1.53	1 (20%)
1	CME	J	1021	1	8,9,10	1.07	0	5,9,11	1.47	0
1	CME	L	914	1	8,9,10	1.01	0	5,9,11	1.53	1 (20%)
1	CME	N	914	1	8,9,10	1.01	0	5,9,11	1.53	1 (20%)
1	CME	B	1021	1	8,9,10	1.07	0	5,9,11	1.46	0
1	CME	A	748	1	8,9,10	0.95	0	5,9,11	1.45	1 (20%)
1	CME	C	748	1	8,9,10	0.94	0	5,9,11	1.45	1 (20%)
1	CME	C	914	1	8,9,10	1.01	0	5,9,11	1.53	1 (20%)
1	CME	I	748	1	8,9,10	0.93	0	5,9,11	1.45	1 (20%)
1	CME	F	914	1	8,9,10	1.01	0	5,9,11	1.53	1 (20%)
1	CME	L	748	1	8,9,10	0.94	0	5,9,11	1.45	1 (20%)
1	CME	D	748	1	8,9,10	0.94	0	5,9,11	1.45	1 (20%)
1	CME	I	914	1	8,9,10	1.00	0	5,9,11	1.53	1 (20%)
1	CME	J	748	1	8,9,10	0.94	0	5,9,11	1.44	1 (20%)
1	CME	K	748	1	8,9,10	0.94	0	5,9,11	1.45	1 (20%)
1	CME	A	1021	1	8,9,10	1.07	0	5,9,11	1.46	0
1	CME	P	1021	1	8,9,10	1.08	0	5,9,11	1.46	0
1	CME	E	748	1	8,9,10	0.94	0	5,9,11	1.45	1 (20%)
1	CME	H	1021	1	8,9,10	1.07	0	5,9,11	1.46	0
1	CME	G	914	1	8,9,10	1.01	0	5,9,11	1.53	1 (20%)
1	CME	E	1021	1	8,9,10	1.08	0	5,9,11	1.46	0
1	CME	A	914	1	8,9,10	1.02	0	5,9,11	1.53	1 (20%)
1	CME	N	1021	1	8,9,10	1.07	0	5,9,11	1.46	0
1	CME	F	748	1	8,9,10	0.94	0	5,9,11	1.45	1 (20%)
1	CME	L	1021	1	8,9,10	1.07	0	5,9,11	1.47	0
1	CME	K	914	1	8,9,10	1.01	0	5,9,11	1.53	1 (20%)
1	CME	G	1021	1	8,9,10	1.07	0	5,9,11	1.46	0
1	CME	N	748	1	8,9,10	0.94	0	5,9,11	1.45	1 (20%)
1	CME	P	748	1	8,9,10	0.94	0	5,9,11	1.45	1 (20%)
1	CME	G	748	1	8,9,10	0.94	0	5,9,11	1.45	1 (20%)
1	CME	O	1021	1	8,9,10	1.07	0	5,9,11	1.46	0
1	CME	M	914	1	8,9,10	1.00	0	5,9,11	1.53	1 (20%)

Mol	Type	Chain	Res	Link	Bond lengths			Bond angles		
					Counts	RMSZ	# Z > 2	Counts	RMSZ	# Z > 2
1	CME	D	1021	1	8,9,10	1.07	0	5,9,11	1.46	0
1	CME	M	748	1	8,9,10	0.94	0	5,9,11	1.45	1 (20%)
1	CME	O	748	1	8,9,10	0.94	0	5,9,11	1.45	1 (20%)
1	CME	H	914	1	8,9,10	1.01	0	5,9,11	1.53	1 (20%)
1	CME	I	1021	1	8,9,10	1.07	0	5,9,11	1.46	0
1	CME	F	1021	1	8,9,10	1.08	0	5,9,11	1.46	0
1	CME	P	914	1	8,9,10	1.01	0	5,9,11	1.53	1 (20%)
1	CME	H	748	1	8,9,10	0.94	0	5,9,11	1.45	1 (20%)
1	CME	C	1021	1	8,9,10	1.07	0	5,9,11	1.46	0
1	CME	O	914	1	8,9,10	1.01	0	5,9,11	1.53	1 (20%)
1	CME	K	1021	1	8,9,10	1.07	0	5,9,11	1.46	0

In the following table, the Chirals column lists the number of chiral outliers, the number of chiral centers analysed, the number of these observed in the model and the number defined in the Chemical Component Dictionary. Similar counts are reported in the Torsion and Rings columns. '-' means no outliers of that kind were identified.

Mol	Type	Chain	Res	Link	Chirals	Torsions	Rings
1	CME	E	914	1	-	3/5/8/10	-
1	CME	B	914	1	-	3/5/8/10	-
1	CME	D	914	1	-	3/5/8/10	-
1	CME	B	748	1	-	3/5/8/10	-
1	CME	M	1021	1	-	5/5/8/10	-
1	CME	J	914	1	-	3/5/8/10	-
1	CME	J	1021	1	-	5/5/8/10	-
1	CME	L	914	1	-	3/5/8/10	-
1	CME	N	914	1	-	3/5/8/10	-
1	CME	B	1021	1	-	5/5/8/10	-
1	CME	A	748	1	-	3/5/8/10	-
1	CME	C	748	1	-	3/5/8/10	-
1	CME	C	914	1	-	3/5/8/10	-
1	CME	I	748	1	-	3/5/8/10	-
1	CME	F	914	1	-	3/5/8/10	-
1	CME	L	748	1	-	3/5/8/10	-
1	CME	D	748	1	-	3/5/8/10	-
1	CME	I	914	1	-	3/5/8/10	-
1	CME	J	748	1	-	3/5/8/10	-

Continued on next page...

Continued from previous page...

Mol	Type	Chain	Res	Link	Chirals	Torsions	Rings
1	CME	K	748	1	-	3/5/8/10	-
1	CME	A	1021	1	-	5/5/8/10	-
1	CME	P	1021	1	-	5/5/8/10	-
1	CME	E	748	1	-	3/5/8/10	-
1	CME	H	1021	1	-	5/5/8/10	-
1	CME	G	914	1	-	3/5/8/10	-
1	CME	E	1021	1	-	5/5/8/10	-
1	CME	A	914	1	-	3/5/8/10	-
1	CME	N	1021	1	-	5/5/8/10	-
1	CME	F	748	1	-	3/5/8/10	-
1	CME	L	1021	1	-	5/5/8/10	-
1	CME	K	914	1	-	3/5/8/10	-
1	CME	G	1021	1	-	5/5/8/10	-
1	CME	N	748	1	-	3/5/8/10	-
1	CME	P	748	1	-	3/5/8/10	-
1	CME	G	748	1	-	3/5/8/10	-
1	CME	O	1021	1	-	5/5/8/10	-
1	CME	M	914	1	-	3/5/8/10	-
1	CME	D	1021	1	-	5/5/8/10	-
1	CME	M	748	1	-	3/5/8/10	-
1	CME	O	748	1	-	3/5/8/10	-
1	CME	H	914	1	-	3/5/8/10	-
1	CME	I	1021	1	-	5/5/8/10	-
1	CME	F	1021	1	-	5/5/8/10	-
1	CME	P	914	1	-	3/5/8/10	-
1	CME	H	748	1	-	3/5/8/10	-
1	CME	C	1021	1	-	5/5/8/10	-
1	CME	O	914	1	-	3/5/8/10	-
1	CME	K	1021	1	-	5/5/8/10	-

There are no bond length outliers.

All (32) bond angle outliers are listed below:

Mol	Chain	Res	Type	Atoms	Z	Observed(°)	Ideal(°)
1	D	914	CME	CB-SG-SD	-2.71	96.80	103.82

Continued on next page...

Continued from previous page...

Mol	Chain	Res	Type	Atoms	Z	Observed(°)	Ideal(°)
1	K	914	CME	CB-SG-SD	-2.71	96.81	103.82
1	I	914	CME	CB-SG-SD	-2.70	96.81	103.82
1	H	914	CME	CB-SG-SD	-2.70	96.81	103.82
1	N	914	CME	CB-SG-SD	-2.70	96.81	103.82
1	A	914	CME	CB-SG-SD	-2.70	96.82	103.82
1	E	914	CME	CB-SG-SD	-2.70	96.82	103.82
1	J	914	CME	CB-SG-SD	-2.70	96.83	103.82
1	P	914	CME	CB-SG-SD	-2.70	96.83	103.82
1	M	914	CME	CB-SG-SD	-2.70	96.83	103.82
1	O	914	CME	CB-SG-SD	-2.70	96.83	103.82
1	F	914	CME	CB-SG-SD	-2.69	96.84	103.82
1	B	914	CME	CB-SG-SD	-2.69	96.84	103.82
1	L	914	CME	CB-SG-SD	-2.69	96.84	103.82
1	C	914	CME	CB-SG-SD	-2.69	96.85	103.82
1	G	914	CME	CB-SG-SD	-2.69	96.85	103.82
1	M	748	CME	CB-SG-SD	-2.15	98.26	103.82
1	E	748	CME	CB-SG-SD	-2.14	98.27	103.82
1	P	748	CME	CB-SG-SD	-2.14	98.28	103.82
1	L	748	CME	CB-SG-SD	-2.14	98.28	103.82
1	B	748	CME	CB-SG-SD	-2.14	98.28	103.82
1	A	748	CME	CB-SG-SD	-2.14	98.28	103.82
1	D	748	CME	CB-SG-SD	-2.14	98.29	103.82
1	K	748	CME	CB-SG-SD	-2.14	98.29	103.82
1	I	748	CME	CB-SG-SD	-2.13	98.29	103.82
1	H	748	CME	CB-SG-SD	-2.13	98.29	103.82
1	G	748	CME	CB-SG-SD	-2.13	98.30	103.82
1	O	748	CME	CB-SG-SD	-2.13	98.30	103.82
1	C	748	CME	CB-SG-SD	-2.13	98.30	103.82
1	J	748	CME	CB-SG-SD	-2.13	98.30	103.82
1	F	748	CME	CB-SG-SD	-2.13	98.30	103.82
1	N	748	CME	CB-SG-SD	-2.13	98.31	103.82

There are no chirality outliers.

All (176) torsion outliers are listed below:

Mol	Chain	Res	Type	Atoms
1	B	748	CME	N-CA-CB-SG
1	B	748	CME	SD-CE-CZ-OH
1	M	1021	CME	N-CA-CB-SG
1	M	1021	CME	CE-SD-SG-CB
1	M	1021	CME	SD-CE-CZ-OH
1	J	1021	CME	N-CA-CB-SG

Continued on next page...

Continued from previous page...

Mol	Chain	Res	Type	Atoms
1	J	1021	CME	CE-SD-SG-CB
1	J	1021	CME	SD-CE-CZ-OH
1	B	1021	CME	N-CA-CB-SG
1	B	1021	CME	CE-SD-SG-CB
1	B	1021	CME	SD-CE-CZ-OH
1	A	748	CME	N-CA-CB-SG
1	A	748	CME	SD-CE-CZ-OH
1	C	748	CME	N-CA-CB-SG
1	C	748	CME	SD-CE-CZ-OH
1	I	748	CME	N-CA-CB-SG
1	I	748	CME	SD-CE-CZ-OH
1	L	748	CME	N-CA-CB-SG
1	L	748	CME	SD-CE-CZ-OH
1	D	748	CME	N-CA-CB-SG
1	D	748	CME	SD-CE-CZ-OH
1	J	748	CME	N-CA-CB-SG
1	J	748	CME	SD-CE-CZ-OH
1	K	748	CME	N-CA-CB-SG
1	K	748	CME	SD-CE-CZ-OH
1	A	1021	CME	N-CA-CB-SG
1	A	1021	CME	CE-SD-SG-CB
1	A	1021	CME	SD-CE-CZ-OH
1	P	1021	CME	N-CA-CB-SG
1	P	1021	CME	CE-SD-SG-CB
1	P	1021	CME	SD-CE-CZ-OH
1	E	748	CME	N-CA-CB-SG
1	E	748	CME	SD-CE-CZ-OH
1	H	1021	CME	N-CA-CB-SG
1	H	1021	CME	CE-SD-SG-CB
1	H	1021	CME	SD-CE-CZ-OH
1	E	1021	CME	N-CA-CB-SG
1	E	1021	CME	CE-SD-SG-CB
1	E	1021	CME	SD-CE-CZ-OH
1	N	1021	CME	N-CA-CB-SG
1	N	1021	CME	CE-SD-SG-CB
1	N	1021	CME	SD-CE-CZ-OH
1	F	748	CME	N-CA-CB-SG
1	F	748	CME	SD-CE-CZ-OH
1	L	1021	CME	N-CA-CB-SG
1	L	1021	CME	CE-SD-SG-CB
1	L	1021	CME	SD-CE-CZ-OH
1	G	1021	CME	N-CA-CB-SG

Continued on next page...

Continued from previous page...

Mol	Chain	Res	Type	Atoms
1	G	1021	CME	CE-SD-SG-CB
1	G	1021	CME	SD-CE-CZ-OH
1	N	748	CME	N-CA-CB-SG
1	N	748	CME	SD-CE-CZ-OH
1	P	748	CME	N-CA-CB-SG
1	P	748	CME	SD-CE-CZ-OH
1	G	748	CME	N-CA-CB-SG
1	G	748	CME	SD-CE-CZ-OH
1	O	1021	CME	N-CA-CB-SG
1	O	1021	CME	CE-SD-SG-CB
1	O	1021	CME	SD-CE-CZ-OH
1	D	1021	CME	N-CA-CB-SG
1	D	1021	CME	CE-SD-SG-CB
1	D	1021	CME	SD-CE-CZ-OH
1	M	748	CME	N-CA-CB-SG
1	M	748	CME	SD-CE-CZ-OH
1	O	748	CME	N-CA-CB-SG
1	O	748	CME	SD-CE-CZ-OH
1	I	1021	CME	N-CA-CB-SG
1	I	1021	CME	CE-SD-SG-CB
1	I	1021	CME	SD-CE-CZ-OH
1	F	1021	CME	N-CA-CB-SG
1	F	1021	CME	CE-SD-SG-CB
1	F	1021	CME	SD-CE-CZ-OH
1	H	748	CME	N-CA-CB-SG
1	H	748	CME	SD-CE-CZ-OH
1	C	1021	CME	N-CA-CB-SG
1	C	1021	CME	CE-SD-SG-CB
1	C	1021	CME	SD-CE-CZ-OH
1	K	1021	CME	N-CA-CB-SG
1	K	1021	CME	CE-SD-SG-CB
1	K	1021	CME	SD-CE-CZ-OH
1	E	914	CME	SD-CE-CZ-OH
1	B	914	CME	SD-CE-CZ-OH
1	D	914	CME	SD-CE-CZ-OH
1	J	914	CME	SD-CE-CZ-OH
1	L	914	CME	SD-CE-CZ-OH
1	N	914	CME	SD-CE-CZ-OH
1	C	914	CME	SD-CE-CZ-OH
1	F	914	CME	SD-CE-CZ-OH
1	I	914	CME	SD-CE-CZ-OH
1	G	914	CME	SD-CE-CZ-OH

Continued on next page...

Continued from previous page...

Mol	Chain	Res	Type	Atoms
1	A	914	CME	SD-CE-CZ-OH
1	K	914	CME	SD-CE-CZ-OH
1	M	914	CME	SD-CE-CZ-OH
1	H	914	CME	SD-CE-CZ-OH
1	P	914	CME	SD-CE-CZ-OH
1	O	914	CME	SD-CE-CZ-OH
1	B	748	CME	CE-SD-SG-CB
1	A	748	CME	CE-SD-SG-CB
1	C	748	CME	CE-SD-SG-CB
1	I	748	CME	CE-SD-SG-CB
1	L	748	CME	CE-SD-SG-CB
1	D	748	CME	CE-SD-SG-CB
1	J	748	CME	CE-SD-SG-CB
1	K	748	CME	CE-SD-SG-CB
1	E	748	CME	CE-SD-SG-CB
1	F	748	CME	CE-SD-SG-CB
1	N	748	CME	CE-SD-SG-CB
1	P	748	CME	CE-SD-SG-CB
1	G	748	CME	CE-SD-SG-CB
1	M	748	CME	CE-SD-SG-CB
1	O	748	CME	CE-SD-SG-CB
1	H	748	CME	CE-SD-SG-CB
1	E	914	CME	CA-CB-SG-SD
1	B	914	CME	CA-CB-SG-SD
1	D	914	CME	CA-CB-SG-SD
1	J	914	CME	CA-CB-SG-SD
1	L	914	CME	CA-CB-SG-SD
1	N	914	CME	CA-CB-SG-SD
1	C	914	CME	CA-CB-SG-SD
1	F	914	CME	CA-CB-SG-SD
1	I	914	CME	CA-CB-SG-SD
1	G	914	CME	CA-CB-SG-SD
1	A	914	CME	CA-CB-SG-SD
1	K	914	CME	CA-CB-SG-SD
1	M	914	CME	CA-CB-SG-SD
1	H	914	CME	CA-CB-SG-SD
1	P	914	CME	CA-CB-SG-SD
1	O	914	CME	CA-CB-SG-SD
1	E	914	CME	CZ-CE-SD-SG
1	B	914	CME	CZ-CE-SD-SG
1	D	914	CME	CZ-CE-SD-SG
1	M	1021	CME	CZ-CE-SD-SG

Continued on next page...

Continued from previous page...

Mol	Chain	Res	Type	Atoms
1	J	914	CME	CZ-CE-SD-SG
1	J	1021	CME	CZ-CE-SD-SG
1	L	914	CME	CZ-CE-SD-SG
1	N	914	CME	CZ-CE-SD-SG
1	B	1021	CME	CZ-CE-SD-SG
1	C	914	CME	CZ-CE-SD-SG
1	F	914	CME	CZ-CE-SD-SG
1	I	914	CME	CZ-CE-SD-SG
1	A	1021	CME	CZ-CE-SD-SG
1	P	1021	CME	CZ-CE-SD-SG
1	H	1021	CME	CZ-CE-SD-SG
1	G	914	CME	CZ-CE-SD-SG
1	E	1021	CME	CZ-CE-SD-SG
1	A	914	CME	CZ-CE-SD-SG
1	N	1021	CME	CZ-CE-SD-SG
1	L	1021	CME	CZ-CE-SD-SG
1	K	914	CME	CZ-CE-SD-SG
1	G	1021	CME	CZ-CE-SD-SG
1	O	1021	CME	CZ-CE-SD-SG
1	M	914	CME	CZ-CE-SD-SG
1	D	1021	CME	CZ-CE-SD-SG
1	H	914	CME	CZ-CE-SD-SG
1	I	1021	CME	CZ-CE-SD-SG
1	F	1021	CME	CZ-CE-SD-SG
1	P	914	CME	CZ-CE-SD-SG
1	C	1021	CME	CZ-CE-SD-SG
1	O	914	CME	CZ-CE-SD-SG
1	K	1021	CME	CZ-CE-SD-SG
1	M	1021	CME	CA-CB-SG-SD
1	J	1021	CME	CA-CB-SG-SD
1	B	1021	CME	CA-CB-SG-SD
1	A	1021	CME	CA-CB-SG-SD
1	P	1021	CME	CA-CB-SG-SD
1	H	1021	CME	CA-CB-SG-SD
1	E	1021	CME	CA-CB-SG-SD
1	N	1021	CME	CA-CB-SG-SD
1	L	1021	CME	CA-CB-SG-SD
1	G	1021	CME	CA-CB-SG-SD
1	O	1021	CME	CA-CB-SG-SD
1	D	1021	CME	CA-CB-SG-SD
1	I	1021	CME	CA-CB-SG-SD
1	F	1021	CME	CA-CB-SG-SD

Continued on next page...

Continued from previous page...

Mol	Chain	Res	Type	Atoms
1	C	1021	CME	CA-CB-SG-SD
1	K	1021	CME	CA-CB-SG-SD

There are no ring outliers.

42 monomers are involved in 170 short contacts:

Mol	Chain	Res	Type	Clashes	Symm-Clashes
1	E	914	CME	1	0
1	D	914	CME	1	0
1	B	748	CME	4	0
1	M	1021	CME	6	0
1	J	1021	CME	6	0
1	N	914	CME	1	0
1	B	1021	CME	6	0
1	A	748	CME	4	0
1	C	748	CME	4	0
1	C	914	CME	1	0
1	I	748	CME	4	0
1	F	914	CME	1	0
1	L	748	CME	4	0
1	D	748	CME	4	0
1	J	748	CME	4	0
1	K	748	CME	4	0
1	A	1021	CME	6	0
1	P	1021	CME	6	0
1	E	748	CME	4	0
1	H	1021	CME	6	0
1	G	914	CME	1	0
1	E	1021	CME	6	0
1	N	1021	CME	6	0
1	F	748	CME	4	0
1	L	1021	CME	6	0
1	K	914	CME	1	0
1	G	1021	CME	6	0
1	N	748	CME	4	0
1	P	748	CME	4	0
1	G	748	CME	4	0
1	O	1021	CME	6	0
1	M	914	CME	1	0
1	D	1021	CME	6	0
1	M	748	CME	4	0
1	O	748	CME	4	0

Continued on next page...

Continued from previous page...

Mol	Chain	Res	Type	Clashes	Symm-Clashes
1	I	1021	CME	6	0
1	F	1021	CME	6	0
1	P	914	CME	1	0
1	H	748	CME	4	0
1	C	1021	CME	6	0
1	O	914	CME	1	0
1	K	1021	CME	6	0

5.5 Carbohydrates [i](#)

There are no monosaccharides in this entry.

5.6 Ligand geometry [i](#)

Of 80 ligands modelled in this entry, 64 are monoatomic - leaving 16 for Mogul analysis.

In the following table, the Counts columns list the number of bonds (or angles) for which Mogul statistics could be retrieved, the number of bonds (or angles) that are observed in the model and the number of bonds (or angles) that are defined in the Chemical Component Dictionary. The Link column lists molecule types, if any, to which the group is linked. The Z score for a bond length (or angle) is the number of standard deviations the observed value is removed from the expected value. A bond length (or angle) with $|Z| > 2$ is considered an outlier worth inspection. RMSZ is the root-mean-square of all Z scores of the bond lengths (or angles).

Mol	Type	Chain	Res	Link	Bond lengths			Bond angles		
					Counts	RMSZ	$\# Z > 2$	Counts	RMSZ	$\# Z > 2$
2	2FG	M	2001	1,4	11,11,12	1.27	1 (9%)	10,15,17	1.55	2 (20%)
2	2FG	N	2001	1,4	11,11,12	1.26	1 (9%)	10,15,17	1.55	2 (20%)
2	2FG	G	2001	1,4	11,11,12	1.25	0	10,15,17	1.56	2 (20%)
2	2FG	H	2001	1,4	11,11,12	1.26	1 (9%)	10,15,17	1.55	2 (20%)
2	2FG	I	2001	1,4	11,11,12	1.27	1 (9%)	10,15,17	1.55	2 (20%)
2	2FG	J	2001	1,4	11,11,12	1.27	1 (9%)	10,15,17	1.55	2 (20%)
2	2FG	O	2001	1,4	11,11,12	1.26	1 (9%)	10,15,17	1.55	2 (20%)
2	2FG	P	2001	1,4	11,11,12	1.27	1 (9%)	10,15,17	1.55	2 (20%)
2	2FG	C	2001	1,4	11,11,12	1.26	1 (9%)	10,15,17	1.55	2 (20%)
2	2FG	D	2001	1,4	11,11,12	1.27	1 (9%)	10,15,17	1.56	2 (20%)
2	2FG	E	2001	1,4	11,11,12	1.27	1 (9%)	10,15,17	1.55	2 (20%)
2	2FG	F	2001	1,4	11,11,12	1.28	1 (9%)	10,15,17	1.55	2 (20%)
2	2FG	A	2001	1,4	11,11,12	1.27	1 (9%)	10,15,17	1.55	2 (20%)

Mol	Type	Chain	Res	Link	Bond lengths			Bond angles		
					Counts	RMSZ	# Z > 2	Counts	RMSZ	# Z > 2
2	2FG	B	2001	1,4	11,11,12	1.27	1 (9%)	10,15,17	1.55	2 (20%)
2	2FG	K	2001	1,4	11,11,12	1.26	1 (9%)	10,15,17	1.55	2 (20%)
2	2FG	L	2001	1,4	11,11,12	1.27	1 (9%)	10,15,17	1.55	2 (20%)

In the following table, the Chirals column lists the number of chiral outliers, the number of chiral centers analysed, the number of these observed in the model and the number defined in the Chemical Component Dictionary. Similar counts are reported in the Torsion and Rings columns. '-' means no outliers of that kind were identified.

Mol	Type	Chain	Res	Link	Chirals	Torsions	Rings
2	2FG	M	2001	1,4	1/1/4/5	2/2/19/22	0/1/1/1
2	2FG	N	2001	1,4	1/1/4/5	2/2/19/22	0/1/1/1
2	2FG	G	2001	1,4	1/1/4/5	2/2/19/22	0/1/1/1
2	2FG	H	2001	1,4	1/1/4/5	2/2/19/22	0/1/1/1
2	2FG	I	2001	1,4	1/1/4/5	2/2/19/22	0/1/1/1
2	2FG	J	2001	1,4	1/1/4/5	2/2/19/22	0/1/1/1
2	2FG	O	2001	1,4	1/1/4/5	2/2/19/22	0/1/1/1
2	2FG	P	2001	1,4	1/1/4/5	2/2/19/22	0/1/1/1
2	2FG	C	2001	1,4	1/1/4/5	2/2/19/22	0/1/1/1
2	2FG	D	2001	1,4	1/1/4/5	2/2/19/22	0/1/1/1
2	2FG	E	2001	1,4	1/1/4/5	2/2/19/22	0/1/1/1
2	2FG	F	2001	1,4	1/1/4/5	2/2/19/22	0/1/1/1
2	2FG	A	2001	1,4	1/1/4/5	2/2/19/22	0/1/1/1
2	2FG	B	2001	1,4	1/1/4/5	2/2/19/22	0/1/1/1
2	2FG	K	2001	1,4	1/1/4/5	2/2/19/22	0/1/1/1
2	2FG	L	2001	1,4	1/1/4/5	2/2/19/22	0/1/1/1

All (15) bond length outliers are listed below:

Mol	Chain	Res	Type	Atoms	Z	Observed(Å)	Ideal(Å)
2	E	2001	2FG	C4-C5	2.04	1.57	1.53
2	N	2001	2FG	C4-C5	2.04	1.57	1.53
2	J	2001	2FG	C4-C5	2.03	1.57	1.53
2	M	2001	2FG	C4-C5	2.02	1.57	1.53
2	A	2001	2FG	C4-C5	2.02	1.57	1.53
2	H	2001	2FG	C4-C5	2.01	1.57	1.53
2	I	2001	2FG	C4-C5	2.01	1.57	1.53
2	C	2001	2FG	C4-C5	2.01	1.57	1.53

Continued on next page...

Continued from previous page...

Mol	Chain	Res	Type	Atoms	Z	Observed(Å)	Ideal(Å)
2	O	2001	2FG	C4-C5	2.01	1.57	1.53
2	P	2001	2FG	C4-C5	2.01	1.57	1.53
2	B	2001	2FG	C4-C5	2.01	1.57	1.53
2	F	2001	2FG	C4-C5	2.01	1.57	1.53
2	K	2001	2FG	C4-C5	2.00	1.57	1.53
2	L	2001	2FG	C4-C5	2.00	1.57	1.53
2	D	2001	2FG	C4-C5	2.00	1.57	1.53

All (32) bond angle outliers are listed below:

Mol	Chain	Res	Type	Atoms	Z	Observed(°)	Ideal(°)
2	D	2001	2FG	O5-C5-C6	-3.76	101.32	107.20
2	N	2001	2FG	O5-C5-C6	-3.75	101.32	107.20
2	G	2001	2FG	O5-C5-C6	-3.75	101.32	107.20
2	B	2001	2FG	O5-C5-C6	-3.75	101.33	107.20
2	A	2001	2FG	O5-C5-C6	-3.74	101.33	107.20
2	I	2001	2FG	O5-C5-C6	-3.74	101.34	107.20
2	L	2001	2FG	O5-C5-C6	-3.74	101.34	107.20
2	K	2001	2FG	O5-C5-C6	-3.74	101.35	107.20
2	M	2001	2FG	O5-C5-C6	-3.74	101.35	107.20
2	C	2001	2FG	O5-C5-C6	-3.73	101.35	107.20
2	H	2001	2FG	O5-C5-C6	-3.73	101.35	107.20
2	F	2001	2FG	O5-C5-C6	-3.73	101.36	107.20
2	P	2001	2FG	O5-C5-C6	-3.73	101.36	107.20
2	O	2001	2FG	O5-C5-C6	-3.73	101.36	107.20
2	J	2001	2FG	O5-C5-C6	-3.72	101.37	107.20
2	E	2001	2FG	O5-C5-C6	-3.71	101.39	107.20
2	J	2001	2FG	C1-O5-C5	2.26	115.26	112.19
2	E	2001	2FG	C1-O5-C5	2.25	115.24	112.19
2	D	2001	2FG	C1-O5-C5	2.25	115.24	112.19
2	G	2001	2FG	C1-O5-C5	2.25	115.24	112.19
2	P	2001	2FG	C1-O5-C5	2.24	115.23	112.19
2	F	2001	2FG	C1-O5-C5	2.24	115.23	112.19
2	A	2001	2FG	C1-O5-C5	2.24	115.22	112.19
2	K	2001	2FG	C1-O5-C5	2.23	115.22	112.19
2	C	2001	2FG	C1-O5-C5	2.23	115.22	112.19
2	O	2001	2FG	C1-O5-C5	2.23	115.21	112.19
2	L	2001	2FG	C1-O5-C5	2.23	115.21	112.19
2	H	2001	2FG	C1-O5-C5	2.22	115.20	112.19
2	N	2001	2FG	C1-O5-C5	2.22	115.20	112.19
2	I	2001	2FG	C1-O5-C5	2.22	115.20	112.19
2	M	2001	2FG	C1-O5-C5	2.21	115.18	112.19

Continued on next page...

Continued from previous page...

Mol	Chain	Res	Type	Atoms	Z	Observed(°)	Ideal(°)
2	B	2001	2FG	C1-O5-C5	2.20	115.17	112.19

All (16) chirality outliers are listed below:

Mol	Chain	Res	Type	Atom
2	G	2001	2FG	C1
2	C	2001	2FG	C1
2	D	2001	2FG	C1
2	B	2001	2FG	C1
2	K	2001	2FG	C1
2	H	2001	2FG	C1
2	O	2001	2FG	C1
2	P	2001	2FG	C1
2	E	2001	2FG	C1
2	F	2001	2FG	C1
2	L	2001	2FG	C1
2	M	2001	2FG	C1
2	N	2001	2FG	C1
2	J	2001	2FG	C1
2	A	2001	2FG	C1
2	I	2001	2FG	C1

All (32) torsion outliers are listed below:

Mol	Chain	Res	Type	Atoms
2	C	2001	2FG	O5-C5-C6-O6
2	H	2001	2FG	O5-C5-C6-O6
2	O	2001	2FG	O5-C5-C6-O6
2	P	2001	2FG	O5-C5-C6-O6
2	L	2001	2FG	O5-C5-C6-O6
2	M	2001	2FG	O5-C5-C6-O6
2	N	2001	2FG	O5-C5-C6-O6
2	I	2001	2FG	O5-C5-C6-O6
2	G	2001	2FG	O5-C5-C6-O6
2	D	2001	2FG	O5-C5-C6-O6
2	B	2001	2FG	O5-C5-C6-O6
2	K	2001	2FG	O5-C5-C6-O6
2	E	2001	2FG	O5-C5-C6-O6
2	F	2001	2FG	O5-C5-C6-O6
2	J	2001	2FG	O5-C5-C6-O6
2	A	2001	2FG	O5-C5-C6-O6
2	C	2001	2FG	C4-C5-C6-O6

Continued on next page...

Continued from previous page...

Mol	Chain	Res	Type	Atoms
2	D	2001	2FG	C4-C5-C6-O6
2	O	2001	2FG	C4-C5-C6-O6
2	P	2001	2FG	C4-C5-C6-O6
2	N	2001	2FG	C4-C5-C6-O6
2	A	2001	2FG	C4-C5-C6-O6
2	F	2001	2FG	C4-C5-C6-O6
2	L	2001	2FG	C4-C5-C6-O6
2	M	2001	2FG	C4-C5-C6-O6
2	J	2001	2FG	C4-C5-C6-O6
2	I	2001	2FG	C4-C5-C6-O6
2	K	2001	2FG	C4-C5-C6-O6
2	H	2001	2FG	C4-C5-C6-O6
2	E	2001	2FG	C4-C5-C6-O6
2	G	2001	2FG	C4-C5-C6-O6
2	B	2001	2FG	C4-C5-C6-O6

There are no ring outliers.

16 monomers are involved in 32 short contacts:

Mol	Chain	Res	Type	Clashes	Symm-Clashes
2	M	2001	2FG	2	0
2	N	2001	2FG	2	0
2	G	2001	2FG	2	0
2	H	2001	2FG	2	0
2	I	2001	2FG	2	0
2	J	2001	2FG	2	0
2	O	2001	2FG	2	0
2	P	2001	2FG	2	0
2	C	2001	2FG	2	0
2	D	2001	2FG	2	0
2	E	2001	2FG	2	0
2	F	2001	2FG	2	0
2	A	2001	2FG	2	0
2	B	2001	2FG	2	0
2	K	2001	2FG	2	0
2	L	2001	2FG	2	0

5.7 Other polymers ⓘ

There are no such residues in this entry.

5.8 Polymer linkage issues

There are no chain breaks in this entry.

6 Fit of model and data ⓘ

6.1 Protein, DNA and RNA chains ⓘ

In the following table, the column labelled ‘#RSRZ> 2’ contains the number (and percentage) of RSRZ outliers, followed by percent RSRZ outliers for the chain as percentile scores relative to all X-ray entries and entries of similar resolution. The OWAB column contains the minimum, median, 95th percentile and maximum values of the occupancy-weighted average B-factor per residue. The column labelled ‘Q< 0.9’ lists the number of (and percentage) of residues with an average occupancy less than 0.9.

Mol	Chain	Analysed	<RSRZ>	#RSRZ>2	OWAB(Å ²)	Q<0.9
1	A	1018/1023 (99%)	-0.42	9 (0%) 84 82	9, 32, 74, 100	3 (0%)
1	B	1018/1023 (99%)	-0.36	5 (0%) 91 89	7, 31, 72, 99	3 (0%)
1	C	1018/1023 (99%)	-0.39	0 100 100	6, 29, 70, 97	3 (0%)
1	D	1018/1023 (99%)	-0.28	9 (0%) 84 82	11, 35, 76, 100	3 (0%)
1	E	1018/1023 (99%)	-0.04	26 (2%) 56 50	23, 47, 84, 100	3 (0%)
1	F	1018/1023 (99%)	-0.41	4 (0%) 92 91	9, 33, 74, 100	3 (0%)
1	G	1018/1023 (99%)	-0.22	11 (1%) 80 78	13, 37, 77, 100	3 (0%)
1	H	1018/1023 (99%)	-0.10	22 (2%) 62 56	21, 45, 82, 100	3 (0%)
1	I	1018/1023 (99%)	-0.29	13 (1%) 77 73	17, 40, 80, 100	3 (0%)
1	J	1018/1023 (99%)	-0.42	3 (0%) 94 93	15, 38, 78, 100	3 (0%)
1	K	1018/1023 (99%)	-0.13	25 (2%) 57 51	25, 49, 85, 100	3 (0%)
1	L	1018/1023 (99%)	0.01	25 (2%) 57 51	25, 48, 85, 100	3 (0%)
1	M	1018/1023 (99%)	0.29	55 (5%) 25 20	27, 51, 86, 100	3 (0%)
1	N	1018/1023 (99%)	-0.33	7 (0%) 87 86	17, 40, 80, 100	3 (0%)
1	O	1018/1023 (99%)	-0.21	16 (1%) 72 68	17, 41, 80, 100	3 (0%)
1	P	1018/1023 (99%)	0.54	85 (8%) 11 8	32, 56, 90, 100	3 (0%)
All	All	16288/16368 (99%)	-0.17	315 (1%) 66 62	6, 42, 81, 100	48 (0%)

All (315) RSRZ outliers are listed below:

Mol	Chain	Res	Type	RSRZ
1	M	79	PRO	8.5
1	G	735	HIS	7.0
1	P	364	GLY	6.3
1	L	735	HIS	6.0
1	P	68	ALA	5.9

Continued on next page...

Continued from previous page...

Mol	Chain	Res	Type	RSRZ
1	L	800	ARG	5.8
1	O	735	HIS	5.6
1	K	800	ARG	5.5
1	H	180	GLY	5.5
1	A	735	HIS	5.4
1	E	131	GLU	5.3
1	D	799	THR	5.3
1	P	732	ALA	5.2
1	P	70	PRO	5.1
1	D	801	ILE	5.1
1	P	55	ASN	5.1
1	M	162	GLY	4.9
1	A	682	LEU	4.8
1	P	178	ARG	4.8
1	P	739	HIS	4.7
1	P	81	ALA	4.7
1	P	160	GLY	4.7
1	P	733	ALA	4.7
1	A	582	GLY	4.6
1	E	79	PRO	4.5
1	D	798	ALA	4.4
1	P	143	PHE	4.4
1	K	731	PRO	4.4
1	K	580	GLU	4.3
1	L	370	GLN	4.3
1	P	360	HIS	4.3
1	P	258	VAL	4.3
1	M	10	VAL	4.3
1	P	133	TRP	4.3
1	I	580	GLU	4.2
1	D	580	GLU	4.2
1	M	596	PRO	4.2
1	P	149	ALA	4.2
1	N	135	GLN	4.1
1	L	173	LEU	4.0
1	G	734	SER	4.0
1	P	131	GLU	4.0
1	L	131	GLU	4.0
1	E	81	ALA	4.0
1	M	599	ARG	4.0
1	J	581	ASN	3.9
1	P	174	SER	3.9

Continued on next page...

Continued from previous page...

Mol	Chain	Res	Type	RSRZ
1	L	739	HIS	3.9
1	H	133	TRP	3.9
1	G	732	ALA	3.9
1	K	735	HIS	3.9
1	M	320	GLY	3.9
1	P	684	GLU	3.9
1	P	65	ALA	3.8
1	P	34	ALA	3.8
1	P	683	PRO	3.8
1	M	81	ALA	3.8
1	L	81	ALA	3.8
1	M	59	ARG	3.7
1	P	735	HIS	3.7
1	M	76	CYS	3.7
1	A	580	GLU	3.7
1	M	160	GLY	3.7
1	K	320	GLY	3.7
1	F	581	ASN	3.7
1	E	321	THR	3.7
1	M	177	LEU	3.7
1	D	731	PRO	3.7
1	L	687	GLN	3.7
1	A	131	GLU	3.6
1	K	732	ALA	3.6
1	K	581	ASN	3.6
1	K	733	ALA	3.6
1	P	580	GLU	3.5
1	D	180	GLY	3.5
1	M	364	GLY	3.5
1	I	581	ASN	3.5
1	P	42	ALA	3.5
1	P	264	GLU	3.5
1	L	133	TRP	3.4
1	H	735	HIS	3.4
1	D	800	ARG	3.4
1	L	79	PRO	3.4
1	G	733	ALA	3.4
1	L	732	ALA	3.4
1	A	581	ASN	3.4
1	P	595	THR	3.4
1	P	39	SER	3.4
1	E	581	ASN	3.4

Continued on next page...

Continued from previous page...

Mol	Chain	Res	Type	RSRZ
1	M	128	ASN	3.3
1	M	93	HIS	3.3
1	P	579	ASP	3.3
1	L	581	ASN	3.3
1	M	797	GLU	3.3
1	M	73	TRP	3.3
1	K	734	SER	3.3
1	K	730	LEU	3.3
1	H	75	GLU	3.2
1	A	734	SER	3.2
1	P	176	PHE	3.2
1	P	180	GLY	3.2
1	D	796	SER	3.2
1	H	128	ASN	3.2
1	P	585	TRP	3.1
1	M	84	VAL	3.1
1	L	733	ALA	3.1
1	O	682	LEU	3.1
1	P	362	LEU	3.1
1	P	581	ASN	3.1
1	M	800	ARG	3.1
1	P	813	ALA	3.1
1	M	11	LEU	3.1
1	M	60	PHE	3.0
1	M	80	GLU	3.0
1	M	78	LEU	3.0
1	P	75	GLU	3.0
1	E	132	SER	3.0
1	E	55	ASN	3.0
1	P	771	GLY	3.0
1	N	80	GLU	3.0
1	D	581	ASN	3.0
1	E	143	PHE	3.0
1	I	582	GLY	3.0
1	G	580	GLU	2.9
1	P	73	TRP	2.9
1	M	581	ASN	2.9
1	E	249	GLU	2.9
1	H	131	GLU	2.9
1	M	246	MET	2.9
1	I	801	ILE	2.9
1	P	115	PRO	2.9

Continued on next page...

Continued from previous page...

Mol	Chain	Res	Type	RSRZ
1	O	263	GLY	2.9
1	P	270	GLY	2.9
1	E	158	TRP	2.9
1	M	152	LEU	2.9
1	O	264	GLU	2.9
1	M	687	GLN	2.9
1	H	800	ARG	2.8
1	P	209	PHE	2.8
1	P	686	PRO	2.8
1	B	687	GLN	2.8
1	G	664	ALA	2.8
1	K	653[A]	HIS	2.8
1	L	38	ASN	2.8
1	M	289	VAL	2.8
1	K	685	LEU	2.8
1	K	728	VAL	2.7
1	M	978	ALA	2.7
1	P	218	PRO	2.7
1	B	735	HIS	2.7
1	M	180	GLY	2.7
1	M	582	GLY	2.7
1	O	666	GLY	2.7
1	H	39	SER	2.7
1	E	596	PRO	2.7
1	M	798	ALA	2.7
1	P	584	PRO	2.7
1	P	177	LEU	2.7
1	E	76	CYS	2.7
1	H	733	ALA	2.7
1	K	686	PRO	2.7
1	P	185	ALA	2.7
1	O	1023	LYS	2.7
1	I	800	ARG	2.7
1	J	800	ARG	2.7
1	P	137	GLY	2.7
1	H	580	GLU	2.7
1	K	136	GLU	2.7
1	P	191	TRP	2.7
1	L	130	ASP	2.7
1	G	729	THR	2.7
1	I	81	ALA	2.6
1	M	362	LEU	2.6

Continued on next page...

Continued from previous page...

Mol	Chain	Res	Type	RSRZ
1	E	75	GLU	2.6
1	O	265	THR	2.6
1	M	149	ALA	2.6
1	O	646	HIS	2.6
1	O	668	VAL	2.6
1	I	735	HIS	2.6
1	P	173	LEU	2.6
1	M	16	TRP	2.6
1	M	7	LEU	2.6
1	M	75	GLU	2.6
1	K	583	ASN	2.6
1	P	734	SER	2.6
1	N	800	ARG	2.6
1	M	65	ALA	2.6
1	P	158	TRP	2.6
1	F	668	VAL	2.6
1	P	92	MET	2.6
1	E	796	SER	2.6
1	P	47	PRO	2.5
1	N	684	GLU	2.5
1	K	745	MET	2.5
1	I	79	PRO	2.5
1	K	321	THR	2.5
1	P	36	TRP	2.5
1	L	132	SER	2.5
1	P	128	ASN	2.5
1	M	109	VAL	2.5
1	G	249	GLU	2.5
1	N	131	GLU	2.5
1	H	4	THR	2.5
1	H	798	ALA	2.5
1	P	599	ARG	2.5
1	O	46	ARG	2.5
1	G	131	GLU	2.5
1	P	86	VAL	2.5
1	M	82	ASP	2.5
1	B	180	GLY	2.5
1	L	177	LEU	2.5
1	M	6	SER	2.5
1	P	363	HIS	2.5
1	P	664	ALA	2.4
1	E	173	LEU	2.4

Continued on next page...

Continued from previous page...

Mol	Chain	Res	Type	RSRZ
1	P	142	ILE	2.4
1	H	84	VAL	2.4
1	G	135	GLN	2.4
1	L	50	GLN	2.4
1	K	801	ILE	2.4
1	P	293	LEU	2.4
1	L	36	TRP	2.4
1	P	261	TRP	2.4
1	F	800	ARG	2.4
1	K	78	LEU	2.4
1	P	35	SER	2.4
1	P	361	PRO	2.4
1	P	778	THR	2.4
1	L	128	ASN	2.4
1	M	361	PRO	2.4
1	P	800	ARG	2.4
1	M	735	HIS	2.4
1	P	313	VAL	2.4
1	H	1023	LYS	2.4
1	J	580	GLU	2.4
1	H	115	PRO	2.4
1	E	4	THR	2.4
1	L	682	LEU	2.4
1	E	77	ASP	2.4
1	E	583	ASN	2.4
1	L	216	HIS	2.3
1	I	798	ALA	2.3
1	L	46	ARG	2.3
1	P	845	GLN	2.3
1	K	670	LEU	2.3
1	O	733	ALA	2.3
1	M	123	TYR	2.3
1	P	681	GLU	2.3
1	E	160	GLY	2.3
1	I	80	GLU	2.3
1	M	689	GLU	2.3
1	P	45	ASP	2.3
1	A	135	GLN	2.3
1	P	317	THR	2.3
1	P	312	VAL	2.3
1	B	731	PRO	2.3
1	P	575	LEU	2.3

Continued on next page...

Continued from previous page...

Mol	Chain	Res	Type	RSRZ
1	P	609	ALA	2.3
1	P	46	ARG	2.3
1	P	9	VAL	2.2
1	O	687	GLN	2.2
1	H	149	ALA	2.2
1	K	317	THR	2.2
1	M	13	ARG	2.2
1	F	689	GLU	2.2
1	E	73	TRP	2.2
1	H	116	THR	2.2
1	E	323	ILE	2.2
1	P	583	ASN	2.2
1	B	582	GLY	2.2
1	M	594	ASP	2.2
1	P	405	TYR	2.2
1	K	682	LEU	2.2
1	N	889	ALA	2.2
1	M	175	ALA	2.2
1	N	75	GLU	2.1
1	P	111	PRO	2.1
1	A	732	ALA	2.1
1	H	135	GLN	2.1
1	M	370	GLN	2.1
1	P	687	GLN	2.1
1	O	685	LEU	2.1
1	P	799	THR	2.1
1	L	182	ASN	2.1
1	M	115	PRO	2.1
1	I	685	LEU	2.1
1	E	65	ALA	2.1
1	M	190	ARG	2.1
1	P	43	ARG	2.1
1	P	169	SER	2.1
1	H	136	GLU	2.1
1	L	728	VAL	2.1
1	I	12	GLN	2.1
1	E	797	GLU	2.1
1	H	162	GLY	2.1
1	M	74	LEU	2.1
1	P	323	ILE	2.1
1	M	95	TYR	2.1
1	O	632	SER	2.1

Continued on next page...

Continued from previous page...

Mol	Chain	Res	Type	RSRZ
1	G	78	LEU	2.0
1	M	129	VAL	2.0
1	H	253	TYR	2.0
1	M	595	THR	2.0
1	E	152	LEU	2.0
1	K	237	ARG	2.0
1	I	65	ALA	2.0
1	P	923	SER	2.0
1	E	84	VAL	2.0
1	K	131	GLU	2.0
1	O	684	GLU	2.0
1	E	128	ASN	2.0
1	M	319	ASP	2.0
1	O	320	GLY	2.0
1	H	682	LEU	2.0
1	P	689	GLU	2.0

6.2 Non-standard residues in protein, DNA, RNA chains ⓘ

In the following table, the Atoms column lists the number of modelled atoms in the group and the number defined in the chemical component dictionary. The B-factors column lists the minimum, median, 95th percentile and maximum values of B factors of atoms in the group. The column labelled 'Q< 0.9' lists the number of atoms with occupancy less than 0.9.

Mol	Type	Chain	Res	Atoms	RSCC	RSR	B-factors(Å ²)	Q<0.9
1	CME	P	1021	10/11	0.82	0.26	53,74,100,100	0
1	CME	H	1021	10/11	0.84	0.24	42,63,100,100	0
1	CME	P	914	10/11	0.84	0.16	42,47,100,100	0
1	CME	L	748	10/11	0.86	0.17	43,63,100,100	0
1	CME	G	1021	10/11	0.88	0.19	34,55,100,100	0
1	CME	I	1021	10/11	0.89	0.18	38,59,100,100	0
1	CME	K	914	10/11	0.89	0.18	36,40,99,100	0
1	CME	K	1021	10/11	0.89	0.21	46,67,100,100	0
1	CME	N	1021	10/11	0.90	0.20	38,59,100,100	0
1	CME	C	748	10/11	0.90	0.19	23,44,86,96	0
1	CME	D	748	10/11	0.91	0.19	29,50,92,100	0
1	CME	G	748	10/11	0.91	0.19	31,51,93,100	0
1	CME	D	1021	10/11	0.91	0.16	32,54,100,100	0
1	CME	E	1021	10/11	0.91	0.21	44,65,100,100	0
1	CME	F	1021	10/11	0.91	0.17	30,51,100,100	0
1	CME	M	1021	10/11	0.91	0.20	48,69,100,100	0
1	CME	C	1021	10/11	0.91	0.16	26,48,96,96	0

Continued on next page...

Continued from previous page...

Mol	Type	Chain	Res	Atoms	RSCC	RSR	B-factors(\AA^2)	Q<0.9
1	CME	E	748	10/11	0.91	0.18	41,61,100,100	0
1	CME	M	748	10/11	0.92	0.20	45,65,100,100	0
1	CME	O	748	10/11	0.92	0.26	36,56,98,100	0
1	CME	P	748	10/11	0.92	0.19	50,70,100,100	0
1	CME	A	1021	10/11	0.92	0.20	30,51,100,100	0
1	CME	O	1021	10/11	0.92	0.18	39,60,100,100	0
1	CME	H	748	10/11	0.92	0.15	39,59,100,100	0
1	CME	M	914	10/11	0.92	0.14	38,42,100,100	0
1	CME	K	748	10/11	0.92	0.21	43,64,100,100	0
1	CME	I	748	10/11	0.93	0.19	35,55,97,100	0
1	CME	L	1021	10/11	0.93	0.16	46,67,100,100	0
1	CME	B	1021	10/11	0.93	0.21	28,49,98,98	0
1	CME	H	914	10/11	0.93	0.18	32,36,95,100	0
1	CME	O	914	10/11	0.93	0.15	28,33,92,100	0
1	CME	B	748	10/11	0.93	0.12	25,46,87,98	0
1	CME	L	914	10/11	0.94	0.12	35,40,99,100	0
1	CME	I	914	10/11	0.94	0.15	27,32,91,100	0
1	CME	J	748	10/11	0.94	0.15	33,53,95,100	0
1	CME	N	914	10/11	0.94	0.12	27,32,91,100	0
1	CME	J	914	10/11	0.94	0.14	25,30,89,100	0
1	CME	F	748	10/11	0.94	0.17	27,47,89,100	0
1	CME	E	914	10/11	0.95	0.15	34,38,97,100	0
1	CME	G	914	10/11	0.95	0.13	24,28,87,100	0
1	CME	J	1021	10/11	0.95	0.20	36,57,100,100	0
1	CME	C	914	10/11	0.95	0.13	16,21,80,93	0
1	CME	N	748	10/11	0.95	0.15	35,55,97,100	0
1	CME	D	914	10/11	0.96	0.14	22,27,86,99	0
1	CME	B	914	10/11	0.96	0.15	18,22,82,95	0
1	CME	A	914	10/11	0.96	0.12	19,24,83,96	0
1	CME	A	748	10/11	0.96	0.12	27,47,89,100	0
1	CME	F	914	10/11	0.97	0.12	20,24,83,97	0

6.3 Carbohydrates ⓘ

There are no monosaccharides in this entry.

6.4 Ligands ⓘ

In the following table, the Atoms column lists the number of modelled atoms in the group and the number defined in the chemical component dictionary. The B-factors column lists the minimum, median, 95th percentile and maximum values of B factors of atoms in the group. The column labelled 'Q< 0.9' lists the number of atoms with occupancy less than 0.9.

Mol	Type	Chain	Res	Atoms	RSCC	RSR	B-factors(\AA^2)	Q<0.9
4	NA	P	2004	1/1	0.37	0.24	67,67,67,67	0
4	NA	O	2004	1/1	0.63	0.14	53,53,53,53	0
4	NA	O	2005	1/1	0.64	0.17	37,37,37,37	0
4	NA	G	2005	1/1	0.69	0.17	32,32,32,32	0
4	NA	G	2004	1/1	0.69	0.15	48,48,48,48	0
4	NA	L	2004	1/1	0.71	0.16	60,60,60,60	0
4	NA	A	2004	1/1	0.74	0.16	44,44,44,44	0
4	NA	J	2004	1/1	0.74	0.28	50,50,50,50	0
4	NA	F	2004	1/1	0.76	0.21	44,44,44,44	0
4	NA	M	2004	1/1	0.80	0.36	62,62,62,62	0
4	NA	C	2004	1/1	0.80	0.13	41,41,41,41	0
4	NA	M	2005	1/1	0.83	0.31	46,46,46,46	0
3	MG	E	2003	1/1	0.84	0.10	39,39,39,39	0
4	NA	H	2004	1/1	0.85	0.10	56,56,56,56	0
2	2FG	P	2001	11/12	0.85	0.19	48,52,58,63	0
4	NA	B	2004	1/1	0.85	0.15	42,42,42,42	0
4	NA	I	2005	1/1	0.86	0.14	36,36,36,36	0
3	MG	D	2003	1/1	0.86	0.13	27,27,27,27	0
4	NA	N	2004	1/1	0.87	0.10	52,52,52,52	0
3	MG	M	2002	1/1	0.87	0.11	43,43,43,43	0
2	2FG	L	2001	11/12	0.88	0.15	41,45,51,56	0
3	MG	O	2003	1/1	0.88	0.18	33,33,33,33	0
3	MG	L	2003	1/1	0.88	0.12	40,40,40,40	0
3	MG	N	2003	1/1	0.88	0.07	32,32,32,32	0
4	NA	K	2005	1/1	0.89	0.23	44,44,44,44	0
2	2FG	H	2001	11/12	0.89	0.14	37,41,48,52	0
4	NA	D	2005	1/1	0.89	0.18	31,31,31,31	0
2	2FG	M	2001	11/12	0.89	0.15	43,47,54,58	0
2	2FG	E	2001	11/12	0.90	0.14	39,43,49,54	0
3	MG	K	2003	1/1	0.90	0.14	41,41,41,41	0
4	NA	D	2004	1/1	0.90	0.14	47,47,47,47	0
4	NA	J	2005	1/1	0.90	0.18	34,34,34,34	0
4	NA	L	2005	1/1	0.91	0.25	44,44,44,44	0
2	2FG	I	2001	11/12	0.91	0.13	33,37,43,48	0
2	2FG	F	2001	11/12	0.91	0.16	25,29,36,40	0
4	NA	B	2005	1/1	0.92	0.22	26,26,26,26	0
4	NA	E	2004	1/1	0.92	0.26	58,58,58,58	0
4	NA	I	2004	1/1	0.93	0.20	52,52,52,52	0
2	2FG	A	2001	11/12	0.93	0.12	25,29,35,40	0
4	NA	N	2005	1/1	0.93	0.20	36,36,36,36	0
3	MG	J	2003	1/1	0.93	0.24	31,31,31,31	0
4	NA	E	2005	1/1	0.93	0.16	42,42,42,42	0
3	MG	M	2003	1/1	0.93	0.24	43,43,43,43	0

Continued on next page...

Continued from previous page...

Mol	Type	Chain	Res	Atoms	RSCC	RSR	B-factors(\AA^2)	Q<0.9
4	NA	K	2004	1/1	0.93	0.17	60,60,60,60	0
3	MG	C	2003	1/1	0.94	0.17	21,21,21,21	0
3	MG	H	2002	1/1	0.94	0.22	37,37,37,37	0
4	NA	A	2005	1/1	0.94	0.18	28,28,28,28	0
4	NA	C	2005	1/1	0.94	0.11	24,24,24,24	0
3	MG	I	2003	1/1	0.94	0.16	33,33,33,33	0
2	2FG	J	2001	11/12	0.94	0.14	31,35,41,46	0
3	MG	P	2002	1/1	0.94	0.17	47,47,47,47	0
2	2FG	N	2001	11/12	0.94	0.12	33,37,43,48	0
4	NA	P	2005	1/1	0.94	0.32	51,51,51,51	0
2	2FG	O	2001	11/12	0.95	0.14	34,38,44,49	0
2	2FG	G	2001	11/12	0.95	0.16	29,33,40,44	0
3	MG	I	2002	1/1	0.95	0.16	32,32,32,32	0
4	NA	H	2005	1/1	0.95	0.24	40,40,40,40	0
2	2FG	B	2001	11/12	0.95	0.20	23,27,34,38	0
3	MG	G	2003	1/1	0.96	0.08	29,29,29,29	0
3	MG	F	2003	1/1	0.96	0.10	25,25,25,25	0
3	MG	H	2003	1/1	0.96	0.07	37,37,37,37	0
2	2FG	K	2001	11/12	0.96	0.13	41,45,52,56	0
2	2FG	D	2001	11/12	0.96	0.14	28,32,38,43	0
3	MG	D	2002	1/1	0.97	0.13	27,27,27,27	0
2	2FG	C	2001	11/12	0.97	0.12	22,26,32,37	0
3	MG	O	2002	1/1	0.97	0.26	33,33,33,33	0
3	MG	G	2002	1/1	0.97	0.24	29,29,29,29	0
3	MG	K	2002	1/1	0.97	0.17	41,41,41,41	0
4	NA	F	2005	1/1	0.97	0.14	28,28,28,28	0
3	MG	B	2003	1/1	0.97	0.10	23,23,23,23	0
3	MG	E	2002	1/1	0.98	0.18	38,38,38,38	0
3	MG	P	2003	1/1	0.98	0.12	48,48,48,48	0
3	MG	A	2003	1/1	0.98	0.14	24,24,24,24	0
3	MG	A	2002	1/1	0.98	0.10	24,24,24,24	0
3	MG	L	2002	1/1	0.98	0.17	40,40,40,40	0
3	MG	B	2002	1/1	0.98	0.31	23,23,23,23	0
3	MG	F	2002	1/1	0.98	0.19	25,25,25,25	0
3	MG	J	2002	1/1	0.98	0.10	30,30,30,30	0
3	MG	N	2002	1/1	0.98	0.16	32,32,32,32	0
3	MG	C	2002	1/1	0.99	0.23	21,21,21,21	0

6.5 Other polymers ⓘ

There are no such residues in this entry.