



Full wwPDB X-ray Structure Validation Report ⓘ

May 21, 2020 – 03:37 am BST

PDB ID : 4V4H
Title : Crystal structure of the bacterial ribosome from Escherichia coli in complex with the antibiotic kasugamyin at 3.5Å resolution.
Authors : Schuwirth, B.S.; Vila-Sanjurjo, A.; Cate, J.H.D.
Deposited on : 2006-08-04
Resolution : 3.46 Å(reported)

This is a Full wwPDB X-ray Structure Validation Report for a publicly released PDB entry.

We welcome your comments at validation@mail.wwpdb.org

A user guide is available at

<https://www.wwpdb.org/validation/2017/XrayValidationReportHelp>

with specific help available everywhere you see the ⓘ symbol.

The following versions of software and data (see [references ⓘ](#)) were used in the production of this report:

MolProbity : 4.02b-467
Mogul : 1.8.5 (274361), CSD as541be (2020)
Xtriage (Phenix) : 1.13
EDS : 2.11
buster-report : 1.1.7 (2018)
Percentile statistics : 20191225.v01 (using entries in the PDB archive December 25th 2019)
Refmac : 5.8.0158
CCP4 : 7.0.044 (Gargrove)
Ideal geometry (proteins) : Engh & Huber (2001)
Ideal geometry (DNA, RNA) : Parkinson et al. (1996)
Validation Pipeline (wwPDB-VP) : 2.11

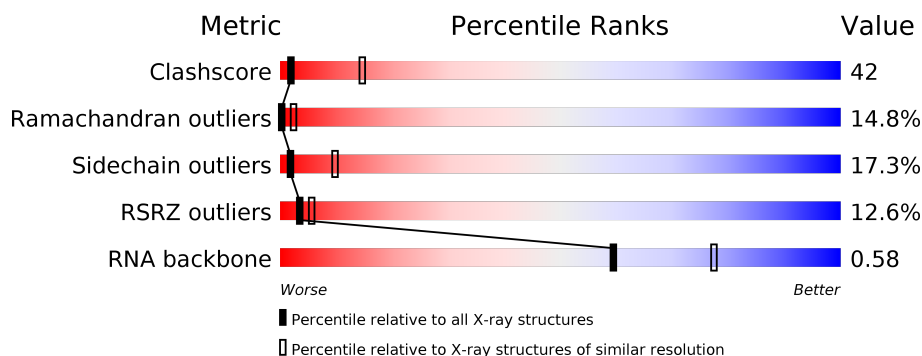
1 Overall quality at a glance i

The following experimental techniques were used to determine the structure:

X-RAY DIFFRACTION

The reported resolution of this entry is 3.46 Å.

Percentile scores (ranging between 0-100) for global validation metrics of the entry are shown in the following graphic. The table shows the number of entries on which the scores are based.



Metric	Whole archive (#Entries)	Similar resolution (#Entries, resolution range(Å))
Clashscore	141614	1372 (3.52-3.40)
Ramachandran outliers	138981	1337 (3.52-3.40)
Sidechain outliers	138945	1338 (3.52-3.40)
RSRZ outliers	127900	1205 (3.52-3.40)
RNA backbone	3102	1036 (3.96-2.96)

The table below summarises the geometric issues observed across the polymeric chains and their fit to the electron density. The red, orange, yellow and green segments on the lower bar indicate the fraction of residues that contain outliers for ≥ 3 , 2, 1 and 0 types of geometric quality criteria respectively. A grey segment represents the fraction of residues that are not modelled. The numeric value for each fraction is indicated below the corresponding segment, with a dot representing fractions $\leq 5\%$. The upper red bar (where present) indicates the fraction of residues that have poor fit to the electron density. The numeric value is given above the bar.

Mol	Chain	Length	Quality of chain
1	AA	1542	<div> <div>23%</div> <div>63%</div> <div>13%</div> <div>.</div> </div>
1	CA	1542	<div> <div>22%</div> <div>64%</div> <div>12%</div> <div>.</div> </div>
2	AC	233	<div> <div>11%</div> <div>25%</div> <div>52%</div> <div>11%</div> <div>12%</div> <div>.</div> </div>
2	CC	233	<div> <div>5%</div> <div>30%</div> <div>45%</div> <div>12%</div> <div>12%</div> <div>.</div> </div>
3	AD	206	<div> <div>22%</div> <div>31%</div> <div>51%</div> <div>16%</div> <div>.</div> </div>
3	CD	206	<div> <div>27%</div> <div>56%</div> <div>16%</div> </div>

Continued on next page...

Continued from previous page...

Mol	Chain	Length	Quality of chain
4	AE	167	
4	CE	167	
5	AF	135	
5	CF	135	
6	AG	179	
6	CG	179	
7	AH	130	
7	CH	130	
8	AI	130	
8	CI	130	
9	AJ	103	
9	CJ	103	
10	AK	129	
10	CK	129	
11	AL	124	
11	CL	124	
12	AM	118	
12	CM	118	
13	AN	101	
13	CN	101	
14	AO	89	
14	CO	89	
15	AP	82	
15	CP	82	
16	AQ	84	

Continued on next page...

Continued from previous page...

Mol	Chain	Length	Quality of chain
16	CQ	84	
17	AR	75	
17	CR	75	
18	AS	92	
18	CS	92	
19	AT	87	
19	CT	87	
20	AB	241	
20	CB	241	
21	AU	71	
21	CU	71	
22	BA	120	
22	DA	120	
23	BB	2904	
23	DB	2904	
24	BV	94	
24	DV	94	
25	BC	273	
25	DC	273	
26	BD	209	
26	DD	209	
27	BE	201	
27	DE	201	
28	BF	179	
28	DF	179	

Continued on next page...

Continued from previous page...

Mol	Chain	Length	Quality of chain
29	BG	177	
29	DG	177	
30	BH	149	
30	DH	149	
31	BJ	142	
31	DJ	142	
32	BK	123	
32	DK	123	
33	BL	144	
33	DL	144	
34	BM	136	
34	DM	136	
35	BN	127	
35	DN	127	
36	BO	117	
36	DO	117	
37	BP	115	
37	DP	115	
38	BQ	118	
38	DQ	118	
39	BR	103	
39	DR	103	
40	BS	110	
40	DS	110	
41	BT	100	

Continued on next page...

Continued from previous page...

Mol	Chain	Length	Quality of chain
41	DT	100	
42	BU	104	
42	DU	104	
43	BW	85	
43	DW	85	
44	BX	63	
44	DX	63	
45	BY	59	
45	DY	59	
46	BZ	70	
46	DZ	70	
47	B0	57	
47	D0	57	
48	B1	55	
48	D1	55	
49	B2	46	
49	D2	46	
50	B3	65	
50	D3	65	
51	B4	38	
51	D4	38	
52	BI	142	
52	DI	142	

The following table lists non-polymeric compounds, carbohydrate monomers and non-standard residues in protein, DNA, RNA chains that are outliers for geometric or electron-density-fit criteria:

Mol	Type	Chain	Res	Chirality	Geometry	Clashes	Electron density
54	MG	AA	1626	-	-	-	X
54	MG	AA	1637	-	-	-	X
54	MG	CA	1629	-	-	-	X

2 Entry composition

There are 55 unique types of molecules in this entry. The entry contains 284160 atoms, of which 0 are hydrogens and 0 are deuteriums.

In the tables below, the ZeroOcc column contains the number of atoms modelled with zero occupancy, the AltConf column contains the number of residues with at least one atom in alternate conformation and the Trace column contains the number of residues modelled with at most 2 atoms.

- Molecule 1 is a RNA chain called 16S RIBOSOMAL RNA.

Mol	Chain	Residues	Atoms					ZeroOcc	AltConf	Trace
1	AA	1530	Total	C	N	O	P	0	0	0
			32831	14642	6024	10635	1530			
1	CA	1530	Total	C	N	O	P	0	0	0
			32831	14642	6024	10635	1530			

- Molecule 2 is a protein called 30S RIBOSOMAL PROTEIN S3.

Mol	Chain	Residues	Atoms					ZeroOcc	AltConf	Trace
2	AC	206	Total	C	N	O	S	0	0	0
			1624	1028	305	288	3			
2	CC	206	Total	C	N	O	S	0	0	0
			1624	1028	305	288	3			

- Molecule 3 is a protein called 30S RIBOSOMAL PROTEIN S4.

Mol	Chain	Residues	Atoms					ZeroOcc	AltConf	Trace
3	AD	205	Total	C	N	O	S	0	0	0
			1643	1026	315	298	4			
3	CD	205	Total	C	N	O	S	0	0	0
			1643	1026	315	298	4			

- Molecule 4 is a protein called 30S RIBOSOMAL PROTEIN S5.

Mol	Chain	Residues	Atoms					ZeroOcc	AltConf	Trace
4	AE	150	Total	C	N	O	S	0	0	0
			1105	687	211	201	6			
4	CE	150	Total	C	N	O	S	0	0	0
			1105	687	211	201	6			

- Molecule 5 is a protein called 30S RIBOSOMAL PROTEIN S6.

Mol	Chain	Residues	Atoms					ZeroOcc	AltConf	Trace
5	AF	100	Total	C	N	O	S	0	0	0
			817	515	148	148	6			
5	CF	100	Total	C	N	O	S	0	0	0
			817	515	148	148	6			

- Molecule 6 is a protein called 30S RIBOSOMAL PROTEIN S7.

Mol	Chain	Residues	Atoms					ZeroOcc	AltConf	Trace
6	AG	150	Total	C	N	O	S	0	0	0
			1174	730	226	214	4			
6	CG	152	Total	C	N	O	S	0	0	0
			1196	745	230	217	4			

- Molecule 7 is a protein called 30S RIBOSOMAL PROTEIN S8.

Mol	Chain	Residues	Atoms					ZeroOcc	AltConf	Trace
7	AH	129	Total	C	N	O	S	0	0	0
			979	616	173	184	6			
7	CH	129	Total	C	N	O	S	0	0	0
			979	616	173	184	6			

- Molecule 8 is a protein called 30S RIBOSOMAL PROTEIN S9.

Mol	Chain	Residues	Atoms					ZeroOcc	AltConf	Trace
8	AI	127	Total	C	N	O	S	0	0	0
			1022	634	206	179	3			
8	CI	127	Total	C	N	O	S	0	0	0
			1022	634	206	179	3			

- Molecule 9 is a protein called 30S RIBOSOMAL PROTEIN S10.

Mol	Chain	Residues	Atoms					ZeroOcc	AltConf	Trace
9	AJ	98	Total	C	N	O	S	0	0	0
			786	493	150	142	1			
9	CJ	98	Total	C	N	O	S	0	0	0
			786	493	150	142	1			

- Molecule 10 is a protein called 30S RIBOSOMAL PROTEIN S11.

Mol	Chain	Residues	Atoms					ZeroOcc	AltConf	Trace
10	AK	117	Total	C	N	O	S	0	0	0
			877	540	174	160	3			

Continued on next page...

Continued from previous page...

Mol	Chain	Residues	Atoms					ZeroOcc	AltConf	Trace
10	CK	117	Total	C	N	O	S	0	0	0
			877	540	174	160	3			

- Molecule 11 is a protein called 30S RIBOSOMAL PROTEIN S12.

Mol	Chain	Residues	Atoms					ZeroOcc	AltConf	Trace
11	AL	123	Total	C	N	O	S	0	0	0
			955	590	196	165	4			
11	CL	123	Total	C	N	O	S	0	0	0
			955	590	196	165	4			

- Molecule 12 is a protein called 30S RIBOSOMAL PROTEIN S13.

Mol	Chain	Residues	Atoms					ZeroOcc	AltConf	Trace
12	AM	114	Total	C	N	O	S	0	0	0
			883	546	178	156	3			
12	CM	113	Total	C	N	O	S	0	0	0
			876	541	177	155	3			

- Molecule 13 is a protein called 30S RIBOSOMAL PROTEIN S14.

Mol	Chain	Residues	Atoms					ZeroOcc	AltConf	Trace
13	AN	96	Total	C	N	O	S	0	0	0
			774	483	160	128	3			
13	CN	96	Total	C	N	O	S	0	0	0
			774	483	160	128	3			

- Molecule 14 is a protein called 30S RIBOSOMAL PROTEIN S15.

Mol	Chain	Residues	Atoms					ZeroOcc	AltConf	Trace
14	AO	88	Total	C	N	O	S	0	0	0
			716	440	146	129	1			
14	CO	88	Total	C	N	O	S	0	0	0
			716	440	146	129	1			

- Molecule 15 is a protein called 30S RIBOSOMAL PROTEIN S16.

Mol	Chain	Residues	Atoms					ZeroOcc	AltConf	Trace
15	AP	82	Total	C	N	O	S	0	0	0
			649	406	128	114	1			
15	CP	80	Total	C	N	O	S	0	0	0
			638	400	126	111	1			

- Molecule 16 is a protein called 30S RIBOSOMAL PROTEIN S17.

Mol	Chain	Residues	Atoms					ZeroOcc	AltConf	Trace
16	AQ	80	Total	C	N	O	S	0	0	0
			648	411	121	113	3			
16	CQ	81	Total	C	N	O	S	0	0	0
			657	417	122	115	3			

- Molecule 17 is a protein called 30S RIBOSOMAL PROTEIN S18.

Mol	Chain	Residues	Atoms				ZeroOcc	AltConf	Trace
17	AR	55	Total	C	N	O	0	0	0
			455	288	86	81			
17	CR	55	Total	C	N	O	0	0	0
			455	288	86	81			

- Molecule 18 is a protein called 30S RIBOSOMAL PROTEIN S19.

Mol	Chain	Residues	Atoms					ZeroOcc	AltConf	Trace
18	AS	79	Total	C	N	O	S	0	0	0
			637	408	120	107	2			
18	CS	80	Total	C	N	O	S	0	0	0
			644	413	121	108	2			

- Molecule 19 is a protein called 30S RIBOSOMAL PROTEIN S20.

Mol	Chain	Residues	Atoms					ZeroOcc	AltConf	Trace
19	AT	85	Total	C	N	O	S	0	0	0
			665	411	137	114	3			
19	CT	85	Total	C	N	O	S	0	0	0
			665	411	137	114	3			

- Molecule 20 is a protein called 30S RIBOSOMAL PROTEIN S2.

Mol	Chain	Residues	Atoms					ZeroOcc	AltConf	Trace
20	AB	218	Total	C	N	O	S	0	0	0
			1704	1081	305	311	7			
20	CB	218	Total	C	N	O	S	0	0	0
			1704	1081	305	311	7			

- Molecule 21 is a protein called 30S RIBOSOMAL PROTEIN S21.

Mol	Chain	Residues	Atoms					ZeroOcc	AltConf	Trace
21	AU	51	Total	C	N	O	S	0	0	0
			425	265	86	73	1			
21	CU	51	Total	C	N	O	S	0	0	0
			425	265	86	73	1			

- Molecule 22 is a RNA chain called 5S RIBOSOMAL RNA.

Mol	Chain	Residues	Atoms					ZeroOcc	AltConf	Trace
22	BA	117	Total	C	N	O	P	0	0	0
			2507	1116	459	815	117			
22	DA	117	Total	C	N	O	P	0	0	0
			2507	1116	459	815	117			

- Molecule 23 is a RNA chain called 23S RIBOSOMAL RNA.

Mol	Chain	Residues	Atoms					ZeroOcc	AltConf	Trace
23	BB	2841	Total	C	N	O	P	0	0	0
			60995	27210	11229	19715	2841			
23	DB	2841	Total	C	N	O	P	0	0	0
			60995	27210	11229	19715	2841			

- Molecule 24 is a protein called 50S RIBOSOMAL PROTEIN L25.

Mol	Chain	Residues	Atoms					ZeroOcc	AltConf	Trace
24	BV	94	Total	C	N	O	S	0	0	0
			753	479	137	134	3			
24	DV	94	Total	C	N	O	S	0	0	0
			753	479	137	134	3			

- Molecule 25 is a protein called 50S RIBOSOMAL PROTEIN L2.

Mol	Chain	Residues	Atoms					ZeroOcc	AltConf	Trace
25	BC	267	Total	C	N	O	S	0	0	0
			2053	1271	416	359	7			
25	DC	267	Total	C	N	O	S	0	0	0
			2053	1271	416	359	7			

- Molecule 26 is a protein called 50S RIBOSOMAL PROTEIN L3.

Mol	Chain	Residues	Atoms					ZeroOcc	AltConf	Trace
26	BD	209	Total	C	N	O	S	0	0	0
			1565	979	288	294	4			

Continued on next page...

Continued from previous page...

Mol	Chain	Residues	Atoms					ZeroOcc	AltConf	Trace
26	DD	209	Total	C	N	O	S	0	0	0
			1565	979	288	294	4			

- Molecule 27 is a protein called 50S RIBOSOMAL PROTEIN L4.

Mol	Chain	Residues	Atoms					ZeroOcc	AltConf	Trace
27	BE	201	Total	C	N	O	S	0	0	0
			1552	974	283	290	5			
27	DE	201	Total	C	N	O	S	0	0	0
			1552	974	283	290	5			

- Molecule 28 is a protein called 50S RIBOSOMAL PROTEIN L5.

Mol	Chain	Residues	Atoms					ZeroOcc	AltConf	Trace
28	BF	178	Total	C	N	O	S	0	0	0
			1420	905	251	258	6			
28	DF	178	Total	C	N	O	S	0	0	0
			1420	905	251	258	6			

- Molecule 29 is a protein called 50S RIBOSOMAL PROTEIN L6.

Mol	Chain	Residues	Atoms					ZeroOcc	AltConf	Trace
29	BG	176	Total	C	N	O	S	0	0	0
			1323	832	243	246	2			
29	DG	176	Total	C	N	O	S	0	0	0
			1323	832	243	246	2			

- Molecule 30 is a protein called 50S RIBOSOMAL PROTEIN L9.

Mol	Chain	Residues	Atoms					ZeroOcc	AltConf	Trace
30	BH	149	Total	C	N	O	S	0	0	0
			1111	699	197	214	1			
30	DH	149	Total	C	N	O	S	0	0	0
			1111	699	197	214	1			

- Molecule 31 is a protein called 50S RIBOSOMAL PROTEIN L13.

Mol	Chain	Residues	Atoms					ZeroOcc	AltConf	Trace
31	BJ	140	Total	C	N	O	S	0	0	0
			1112	704	210	194	4			
31	DJ	140	Total	C	N	O	S	0	0	0
			1112	704	210	194	4			

- Molecule 32 is a protein called 50S RIBOSOMAL PROTEIN L14.

Mol	Chain	Residues	Atoms					ZeroOcc	AltConf	Trace
32	BK	121	Total	C	N	O	S	0	0	0
			930	582	179	164	5			
32	DK	121	Total	C	N	O	S	0	0	0
			930	582	179	164	5			

- Molecule 33 is a protein called 50S RIBOSOMAL PROTEIN L15.

Mol	Chain	Residues	Atoms					ZeroOcc	AltConf	Trace
33	BL	144	Total	C	N	O	S	0	0	0
			1053	654	207	190	2			
33	DL	144	Total	C	N	O	S	0	0	0
			1053	654	207	190	2			

- Molecule 34 is a protein called 50S RIBOSOMAL PROTEIN L16.

Mol	Chain	Residues	Atoms					ZeroOcc	AltConf	Trace
34	BM	136	Total	C	N	O	S	0	0	0
			1074	686	205	177	6			
34	DM	136	Total	C	N	O	S	0	0	0
			1074	686	205	177	6			

- Molecule 35 is a protein called 50S RIBOSOMAL PROTEIN L17.

Mol	Chain	Residues	Atoms					ZeroOcc	AltConf	Trace
35	BN	127	Total	C	N	O	S	0	0	0
			1008	621	204	178	5			
35	DN	127	Total	C	N	O	S	0	0	0
			1008	621	204	178	5			

- Molecule 36 is a protein called 50S RIBOSOMAL PROTEIN L18.

Mol	Chain	Residues	Atoms					ZeroOcc	AltConf	Trace
36	BO	117	Total	C	N	O	S	0	0	0
			900	557	179	163	1			
36	DO	117	Total	C	N	O	S	0	0	0
			900	557	179	163	1			

- Molecule 37 is a protein called 50S RIBOSOMAL PROTEIN L19.

Mol	Chain	Residues	Atoms					ZeroOcc	AltConf	Trace
37	BP	114	Total	C	N	O	S	0	0	0
			917	574	179	163	1			
37	DP	114	Total	C	N	O	S	0	0	0
			917	574	179	163	1			

- Molecule 38 is a protein called 50S RIBOSOMAL PROTEIN L20.

Mol	Chain	Residues	Atoms					ZeroOcc	AltConf	Trace
38	BQ	117	Total	C	N	O	S	0	0	0
			947	604	192	151				
38	DQ	117	Total	C	N	O	S	0	0	0
			947	604	192	151				

- Molecule 39 is a protein called 50S RIBOSOMAL PROTEIN L21.

Mol	Chain	Residues	Atoms					ZeroOcc	AltConf	Trace
39	BR	103	Total	C	N	O	S	0	0	0
			816	516	153	145	2			
39	DR	103	Total	C	N	O	S	0	0	0
			816	516	153	145	2			

- Molecule 40 is a protein called 50S RIBOSOMAL PROTEIN L22.

Mol	Chain	Residues	Atoms					ZeroOcc	AltConf	Trace
40	BS	110	Total	C	N	O	S	0	0	0
			857	532	166	156	3			
40	DS	110	Total	C	N	O	S	0	0	0
			857	532	166	156	3			

- Molecule 41 is a protein called 50S RIBOSOMAL PROTEIN L23.

Mol	Chain	Residues	Atoms					ZeroOcc	AltConf	Trace
41	BT	99	Total	C	N	O	S	0	0	0
			777	491	145	139	2			
41	DT	99	Total	C	N	O	S	0	0	0
			777	491	145	139	2			

- Molecule 42 is a protein called 50S RIBOSOMAL PROTEIN L24.

Mol	Chain	Residues	Atoms					ZeroOcc	AltConf	Trace
42	BU	102	Total	C	N	O	S	0	0	0
			779	492	146	141				

Continued on next page...

Continued from previous page...

Mol	Chain	Residues	Atoms				ZeroOcc	AltConf	Trace
42	DU	102	Total	C	N	O			
			779	492	146	141	0	0	0

- Molecule 43 is a protein called 50S RIBOSOMAL PROTEIN L27.

Mol	Chain	Residues	Atoms					ZeroOcc	AltConf	Trace
43	BW	84	Total	C	N	O	S			
			634	391	129	113	1	0	0	0
43	DW	84	Total	C	N	O	S			
			634	391	129	113	1	0	0	0

- Molecule 44 is a protein called 50S RIBOSOMAL PROTEIN L29.

Mol	Chain	Residues	Atoms					ZeroOcc	AltConf	Trace
44	BX	63	Total	C	N	O	S			
			509	313	99	95	2	0	0	0
44	DX	63	Total	C	N	O	S			
			509	313	99	95	2	0	0	0

- Molecule 45 is a protein called 50S RIBOSOMAL PROTEIN L30.

Mol	Chain	Residues	Atoms					ZeroOcc	AltConf	Trace
45	BY	58	Total	C	N	O	S			
			449	281	87	79	2	0	0	0
45	DY	58	Total	C	N	O	S			
			449	281	87	79	2	0	0	0

- Molecule 46 is a protein called 50S RIBOSOMAL PROTEIN L31.

Mol	Chain	Residues	Atoms					ZeroOcc	AltConf	Trace
46	BZ	70	Total	C	N	O	S			
			549	339	104	100	6	0	0	0
46	DZ	70	Total	C	N	O	S			
			549	339	104	100	6	0	0	0

- Molecule 47 is a protein called 50S RIBOSOMAL PROTEIN L32.

Mol	Chain	Residues	Atoms					ZeroOcc	AltConf	Trace
47	B0	56	Total	C	N	O	S			
			444	269	94	80	1	0	0	0
47	D0	56	Total	C	N	O	S			
			444	269	94	80	1	0	0	0

- Molecule 48 is a protein called 50S RIBOSOMAL PROTEIN L33.

Mol	Chain	Residues	Atoms				ZeroOcc	AltConf	Trace
48	B1	54	Total	C	N	O	0	0	0
			441	284	81	76			
48	D1	54	Total	C	N	O	0	0	0
			441	284	81	76			

- Molecule 49 is a protein called 50S RIBOSOMAL PROTEIN L34.

Mol	Chain	Residues	Atoms					ZeroOcc	AltConf	Trace
49	B2	46	Total	C	N	O	S	0	0	0
			377	228	90	57	2			
49	D2	46	Total	C	N	O	S	0	0	0
			377	228	90	57	2			

- Molecule 50 is a protein called 50S RIBOSOMAL PROTEIN L35.

Mol	Chain	Residues	Atoms					ZeroOcc	AltConf	Trace
50	B3	64	Total	C	N	O	S	0	0	0
			504	323	105	74	2			
50	D3	64	Total	C	N	O	S	0	0	0
			504	323	105	74	2			

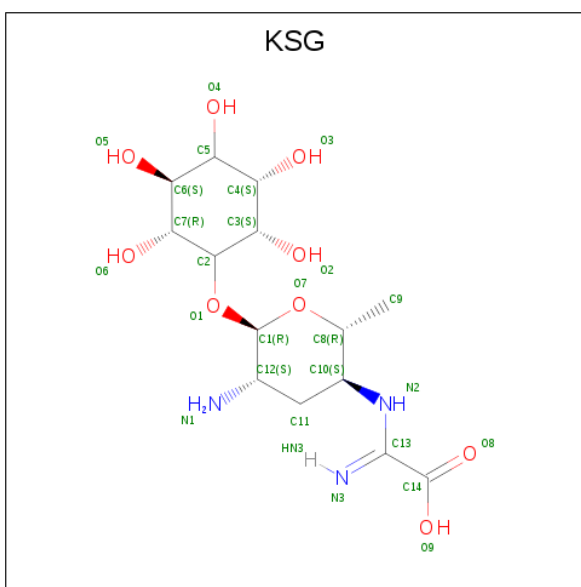
- Molecule 51 is a protein called 50S RIBOSOMAL PROTEIN L36.

Mol	Chain	Residues	Atoms					ZeroOcc	AltConf	Trace
51	B4	38	Total	C	N	O	S	0	0	0
			302	185	65	48	4			
51	D4	38	Total	C	N	O	S	0	0	0
			302	185	65	48	4			

- Molecule 52 is a protein called 50S RIBOSOMAL PROTEIN L11.

Mol	Chain	Residues	Atoms					ZeroOcc	AltConf	Trace
52	BI	141	Total	C	N	O	S	0	0	0
			1032	651	179	196	6			
52	DI	141	Total	C	N	O	S	0	0	0
			1032	651	179	196	6			

- Molecule 53 is (1S,2R,3S,4R,5S,6S)-2,3,4,5,6-PENTAHYDROXYCYCLOHEXYL 2-AMINO-4-{{[CARBOXY(IMINO)METHYL]AMINO}}-2,3,4,6-TETRADEOXY-ALPHA-D-ARABINO-HEXOPYRANOSIDE (three-letter code: KSG) (formula: C₁₄H₂₅N₃O₉).



Mol	Chain	Residues	Atoms				ZeroOcc	AltConf
53	AA	1	Total 26	C 14	N 3	O 9	0	0
53	CA	1	Total 26	C 14	N 3	O 9	0	0

- Molecule 54 is MAGNESIUM ION (three-letter code: MG) (formula: Mg).

Mol	Chain	Residues	Atoms	ZeroOcc	AltConf
54	BB	110	Total Mg 110 110	0	0
54	DE	1	Total Mg 1 1	0	0
54	CA	62	Total Mg 62 62	0	0
54	AA	60	Total Mg 60 60	0	0
54	DN	1	Total Mg 1 1	0	0
54	DB	109	Total Mg 109 109	0	0

- Molecule 55 is water.

Mol	Chain	Residues	Atoms	ZeroOcc	AltConf
55	AA	289	Total O 289 289	0	0

Continued on next page...

Continued from previous page...

Mol	Chain	Residues	Atoms		ZeroOcc	AltConf
55	AE	3	Total 3	O 3	0	0
55	AK	2	Total 2	O 2	0	0
55	AN	3	Total 3	O 3	0	0
55	AP	2	Total 2	O 2	0	0
55	AT	1	Total 1	O 1	0	0
55	BB	497	Total 497	O 497	0	0
55	BC	1	Total 1	O 1	0	0
55	BE	5	Total 5	O 5	0	0
55	BH	1	Total 1	O 1	0	0
55	BL	2	Total 2	O 2	0	0
55	BN	1	Total 1	O 1	0	0
55	CA	293	Total 293	O 293	0	0
55	CE	3	Total 3	O 3	0	0
55	CK	1	Total 1	O 1	0	0
55	CL	4	Total 4	O 4	0	0
55	CN	3	Total 3	O 3	0	0
55	CP	1	Total 1	O 1	0	0
55	CT	3	Total 3	O 3	0	0
55	DB	501	Total 501	O 501	0	0
55	DC	1	Total 1	O 1	0	0
55	DD	1	Total 1	O 1	0	0

Continued on next page...

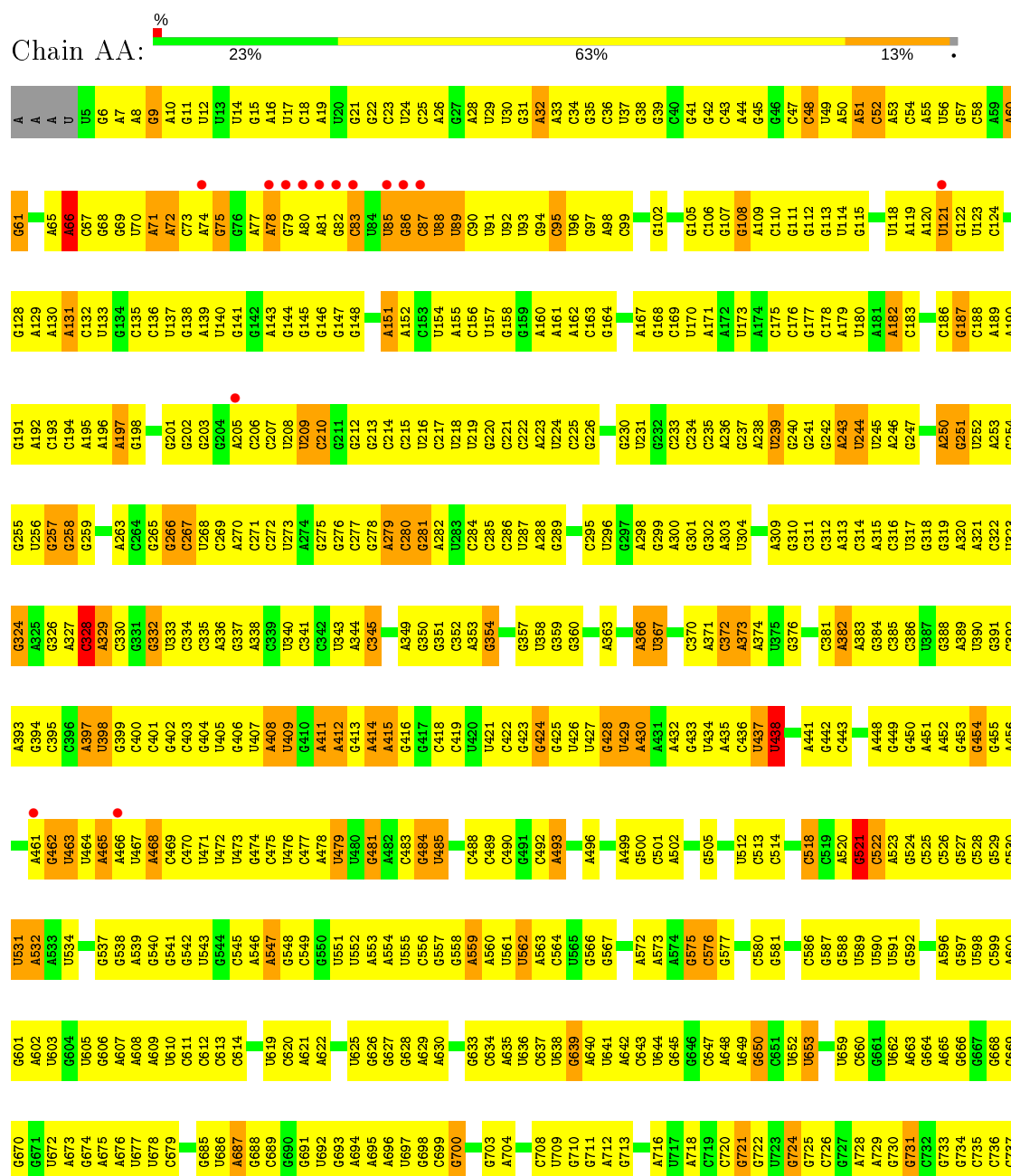
Continued from previous page...

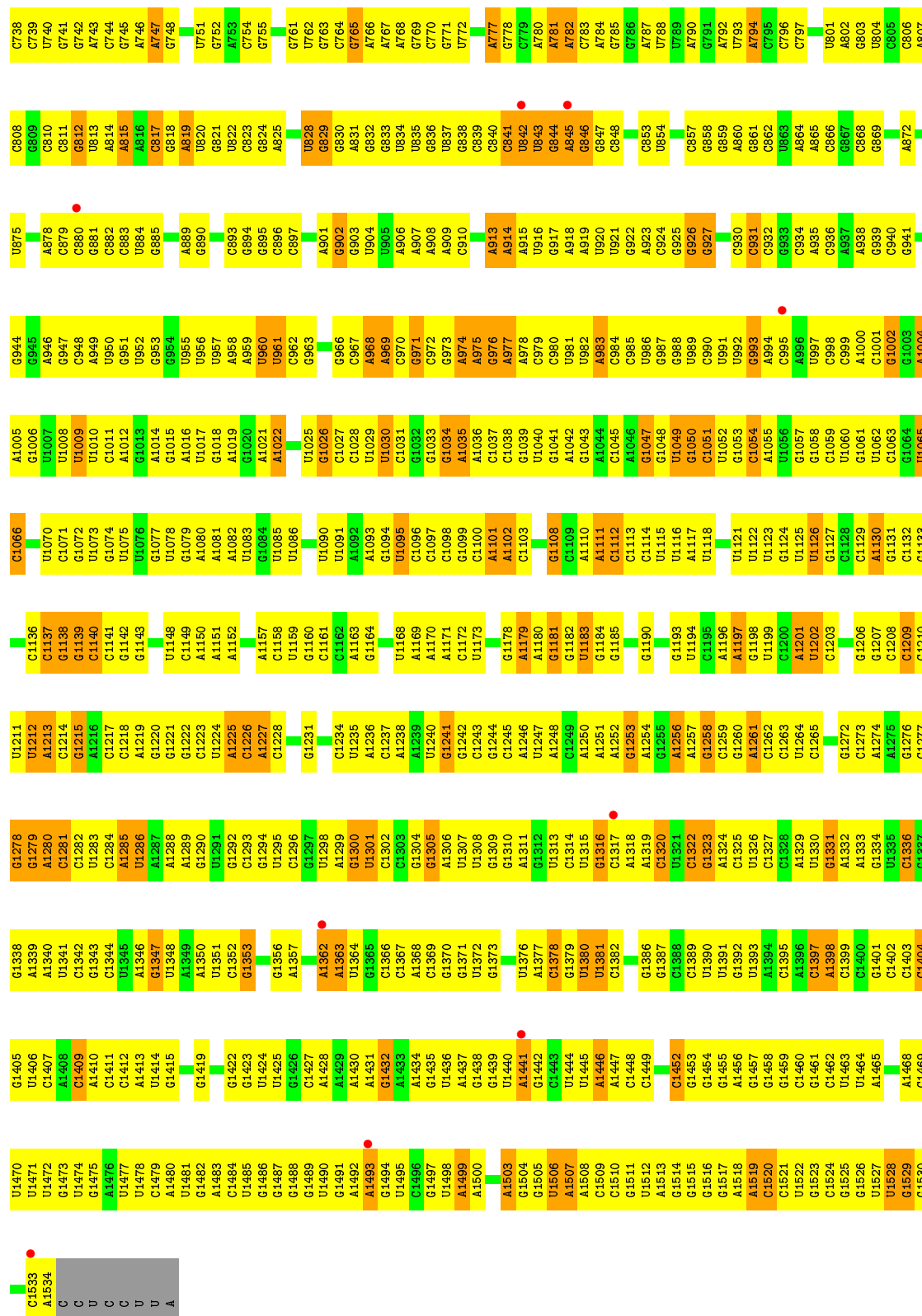
Mol	Chain	Residues	Atoms		ZeroOcc	AltConf
55	DE	3	Total 3	O 3	0	0
55	DL	1	Total 1	O 1	0	0
55	DN	2	Total 2	O 2	0	0
55	DT	1	Total 1	O 1	0	0
55	D2	2	Total 2	O 2	0	0

3 Residue-property plots

These plots are drawn for all protein, RNA and DNA chains in the entry. The first graphic for a chain summarises the proportions of the various outlier classes displayed in the second graphic. The second graphic shows the sequence view annotated by issues in geometry and electron density. Residues are color-coded according to the number of geometric quality criteria for which they contain at least one outlier: green = 0, yellow = 1, orange = 2 and red = 3 or more. A red dot above a residue indicates a poor fit to the electron density ($RSRZ > 2$). Stretches of 2 or more consecutive residues without any outlier are shown as a green connector. Residues present in the sample, but not in the model, are shown in grey.

• Molecule 1: 16S RIBOSOMAL RNA

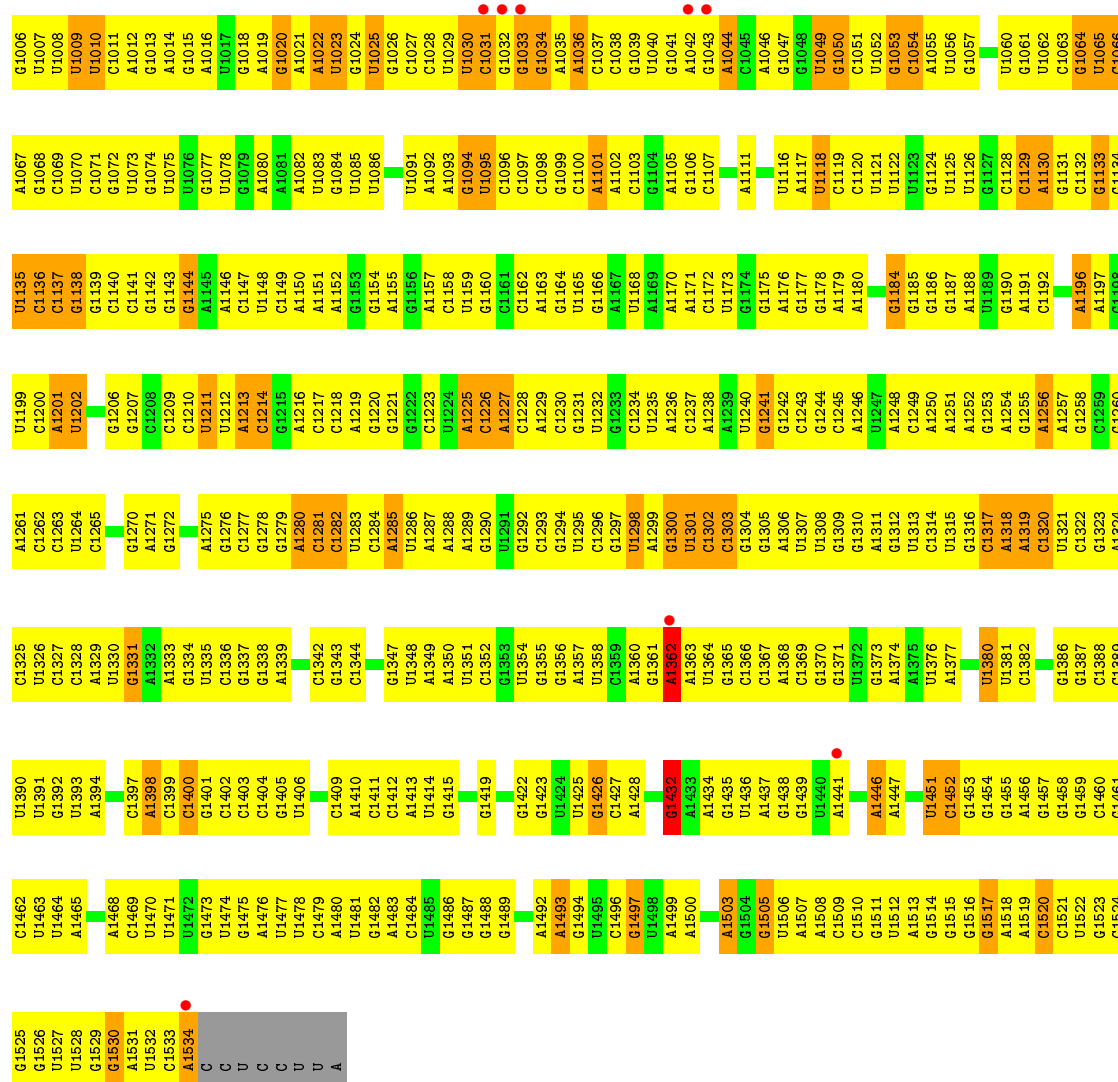




- Molecule 1: 16S RIBOSOMAL RNA

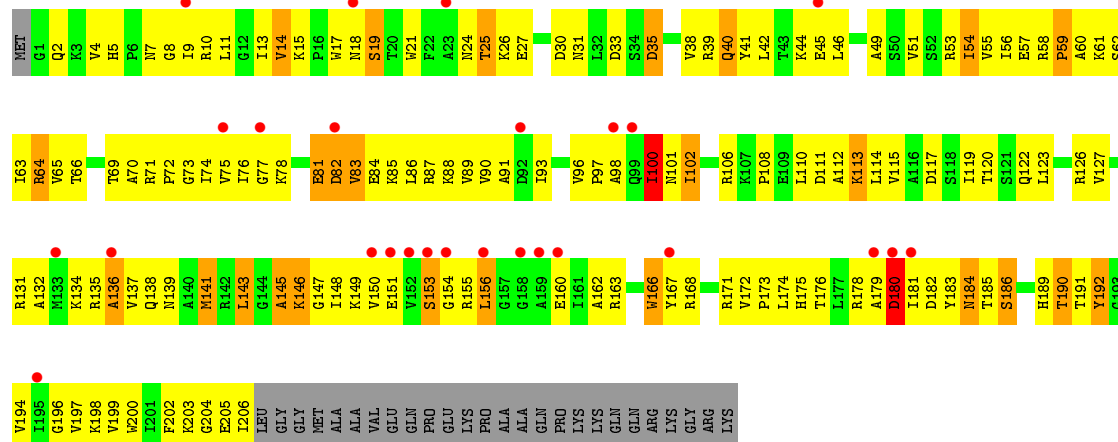




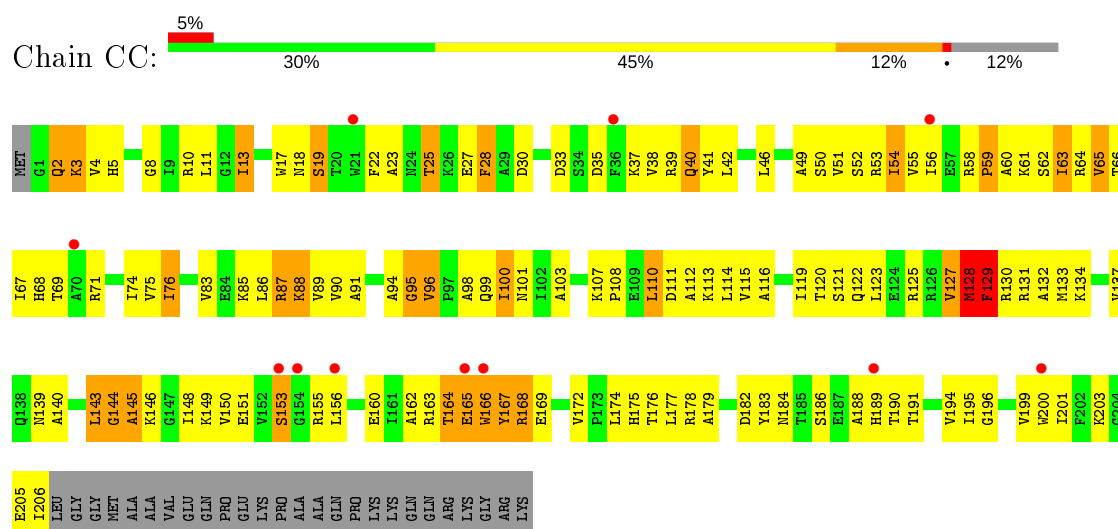


• Molecule 2: 30S RIBOSOMAL PROTEIN S3

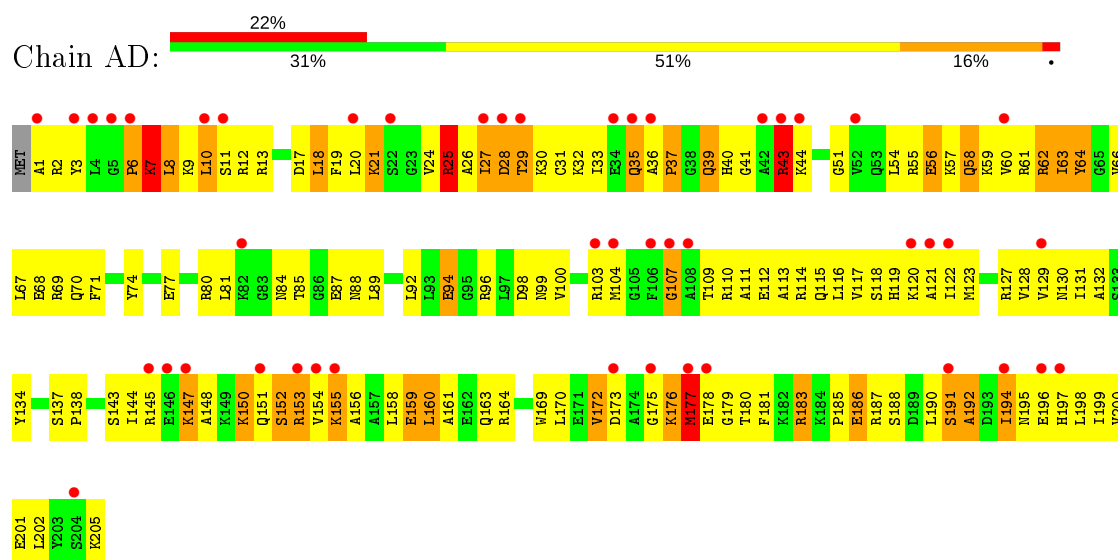
Chain AC: 11% 25% 52% 11% 12%



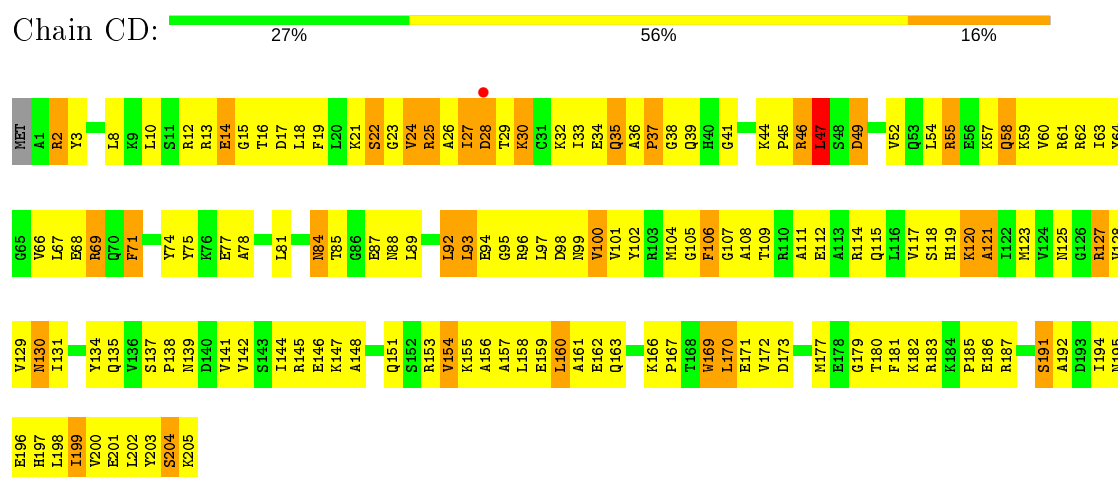
• Molecule 2: 30S RIBOSOMAL PROTEIN S3



- Molecule 3: 30S RIBOSOMAL PROTEIN S4



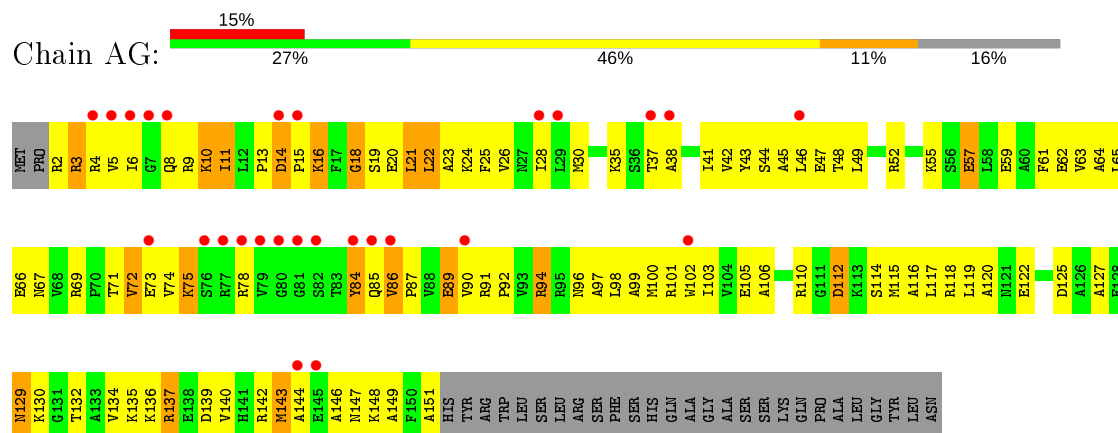
- Molecule 3: 30S RIBOSOMAL PROTEIN S4



- Molecule 4: 30S RIBOSOMAL PROTEIN S5

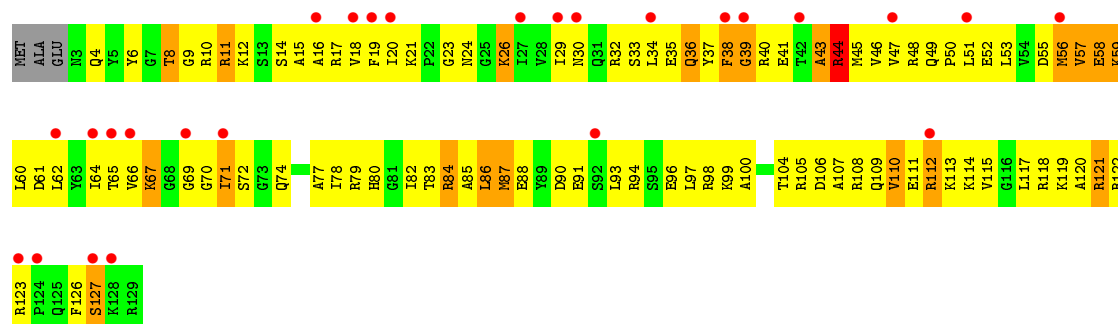
GLU
GLU
GLU
GLU

• Molecule 6: 30S RIBOSOMAL PROTEIN S7

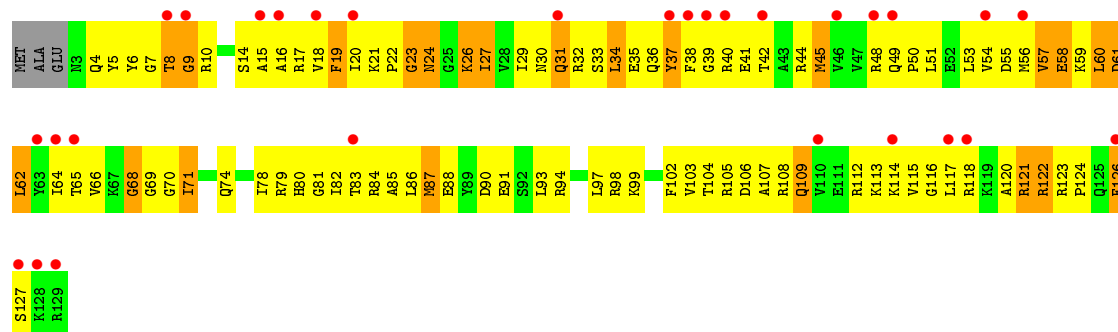




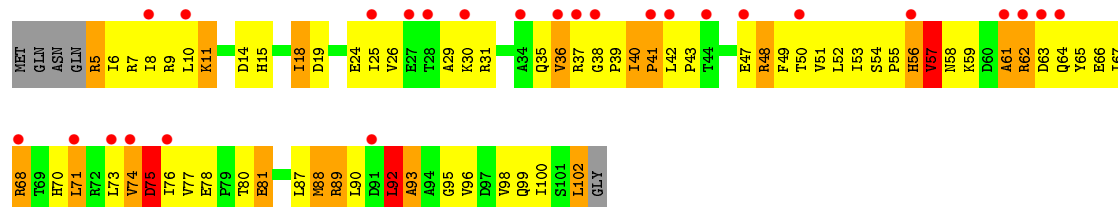
• Molecule 8: 30S RIBOSOMAL PROTEIN S9



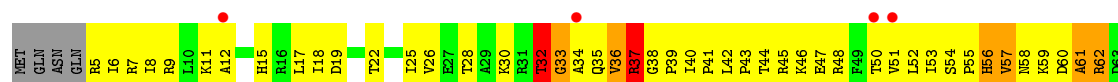
• Molecule 8: 30S RIBOSOMAL PROTEIN S9



• Molecule 9: 30S RIBOSOMAL PROTEIN S10



• Molecule 9: 30S RIBOSOMAL PROTEIN S10

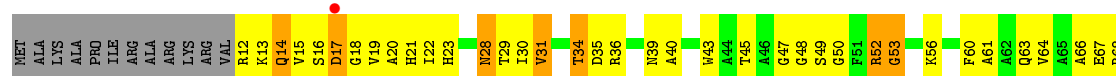




• Molecule 10: 30S RIBOSOMAL PROTEIN S11



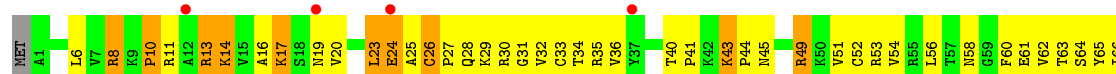
• Molecule 10: 30S RIBOSOMAL PROTEIN S11



• Molecule 11: 30S RIBOSOMAL PROTEIN S12

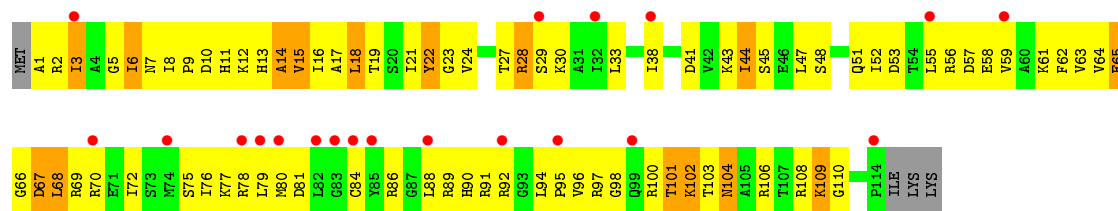


• Molecule 11: 30S RIBOSOMAL PROTEIN S12

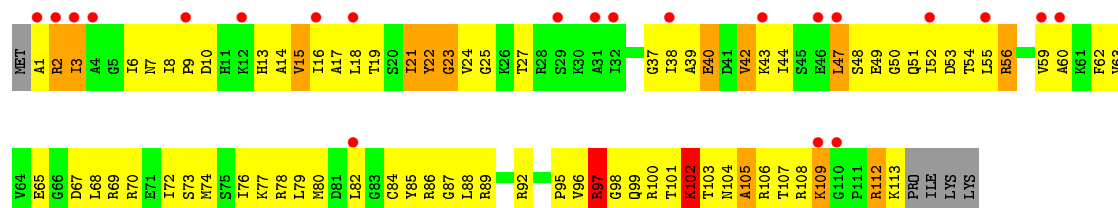


• Molecule 12: 30S RIBOSOMAL PROTEIN S13

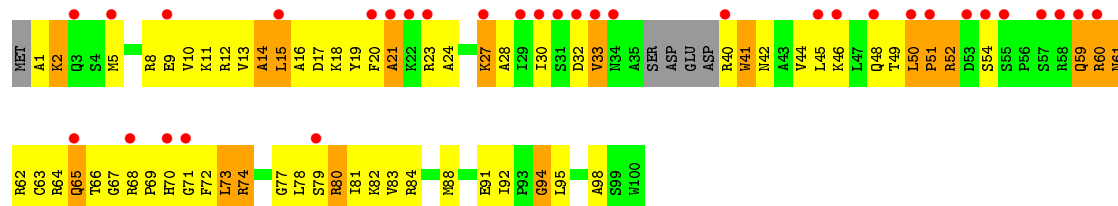




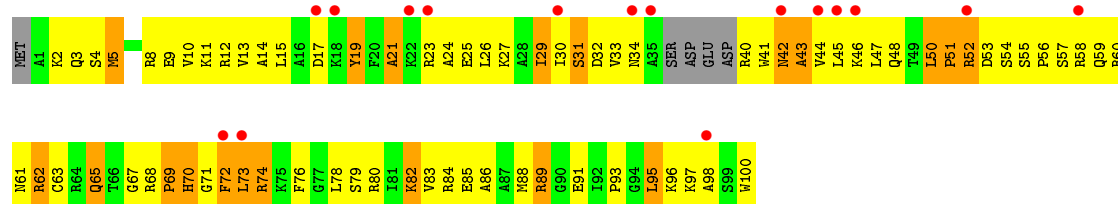
• Molecule 12: 30S RIBOSOMAL PROTEIN S13



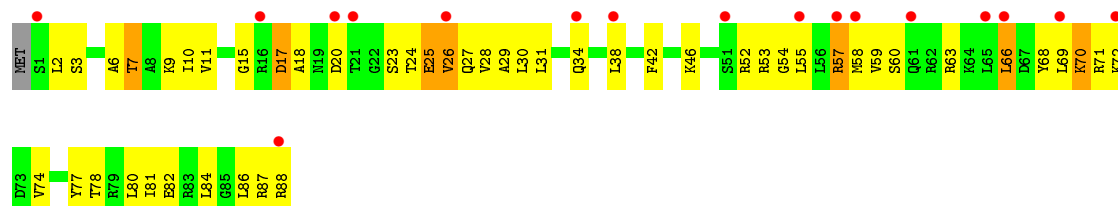
• Molecule 13: 30S RIBOSOMAL PROTEIN S14



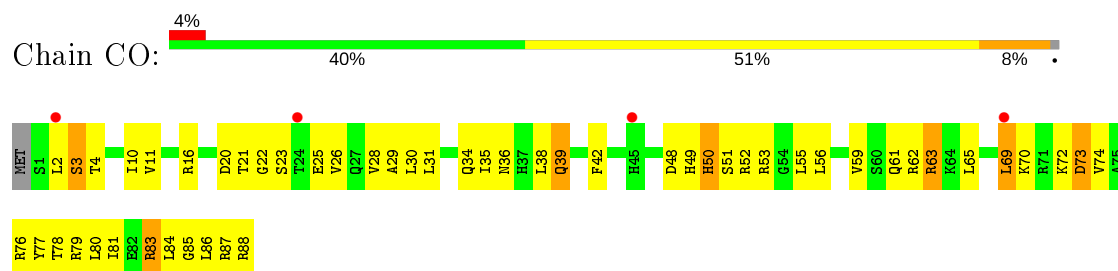
• Molecule 13: 30S RIBOSOMAL PROTEIN S14



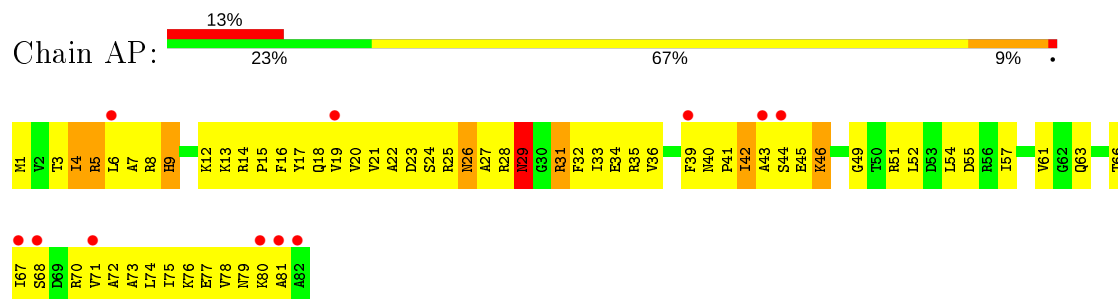
• Molecule 14: 30S RIBOSOMAL PROTEIN S15



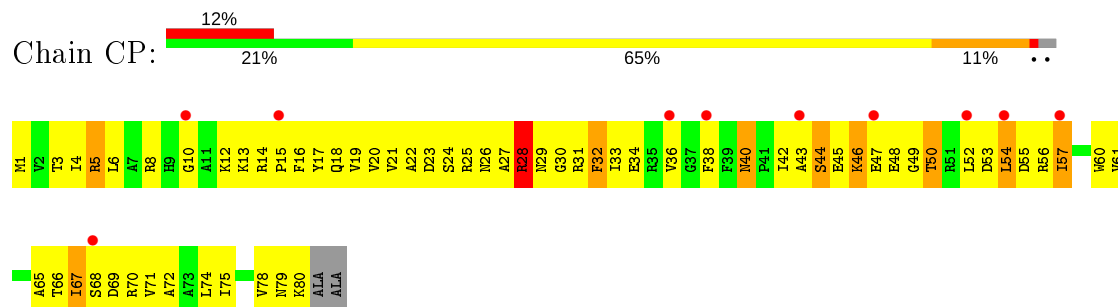
- Molecule 14: 30S RIBOSOMAL PROTEIN S15



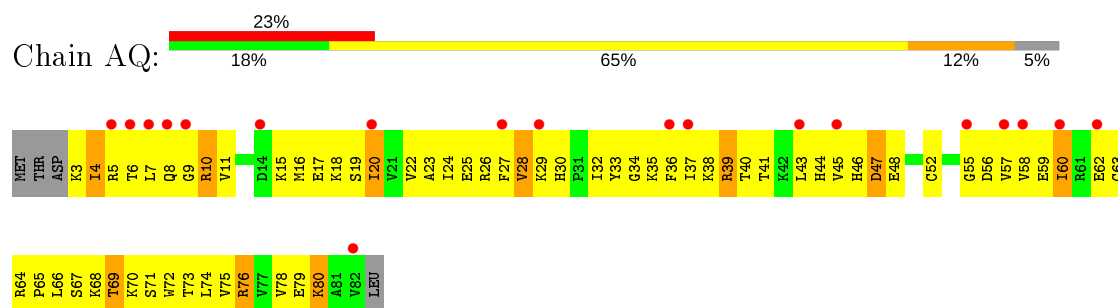
- Molecule 15: 30S RIBOSOMAL PROTEIN S16



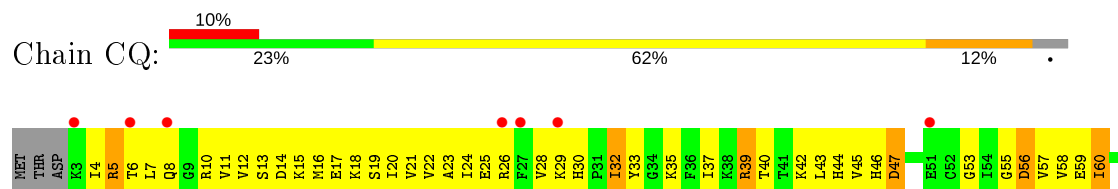
- Molecule 15: 30S RIBOSOMAL PROTEIN S16



- Molecule 16: 30S RIBOSOMAL PROTEIN S17

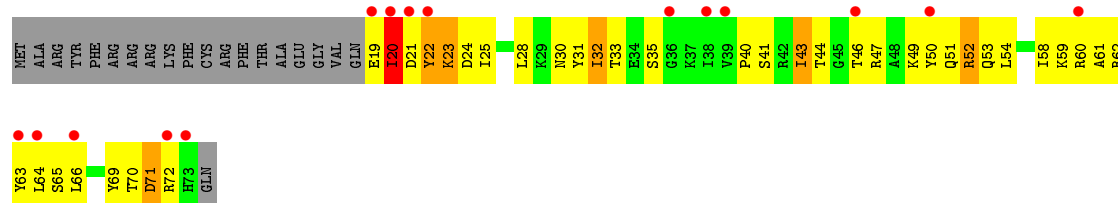
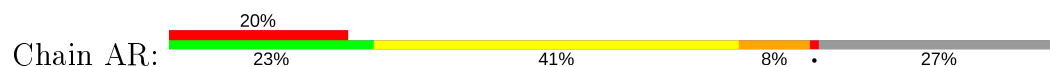


- Molecule 16: 30S RIBOSOMAL PROTEIN S17

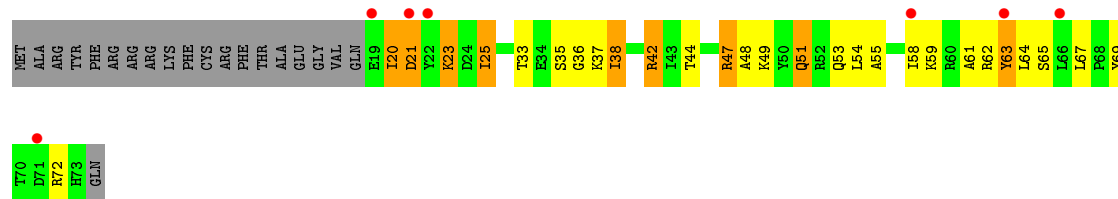




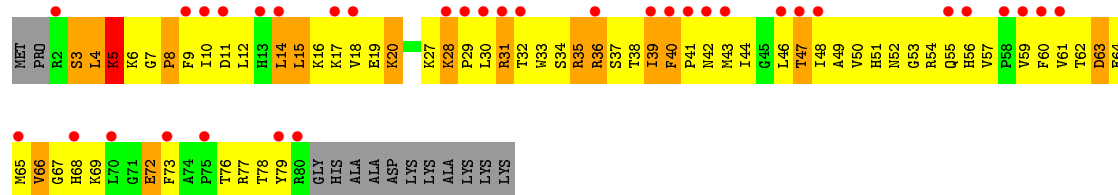
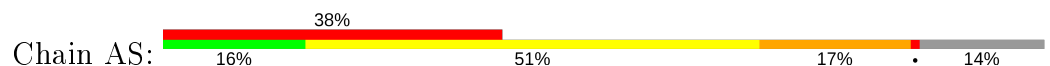
• Molecule 17: 30S RIBOSOMAL PROTEIN S18



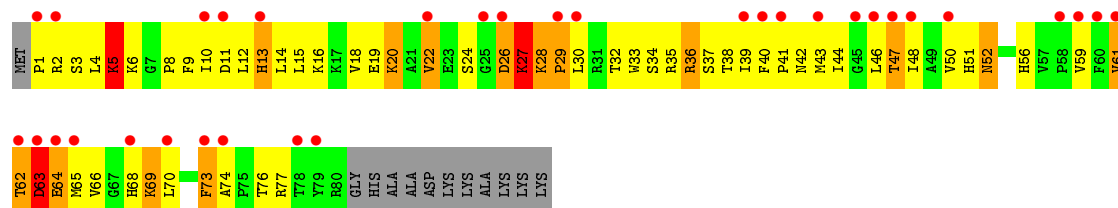
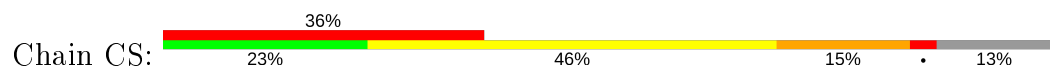
• Molecule 17: 30S RIBOSOMAL PROTEIN S18



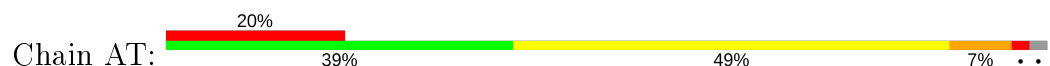
• Molecule 18: 30S RIBOSOMAL PROTEIN S19



• Molecule 18: 30S RIBOSOMAL PROTEIN S19

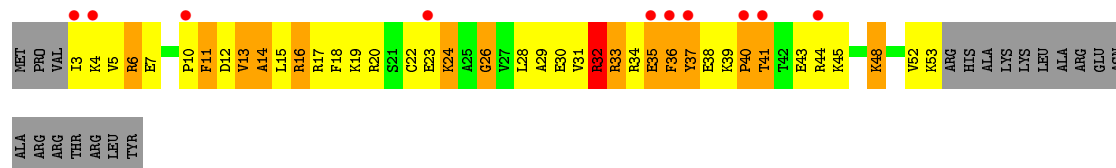


• Molecule 19: 30S RIBOSOMAL PROTEIN S20

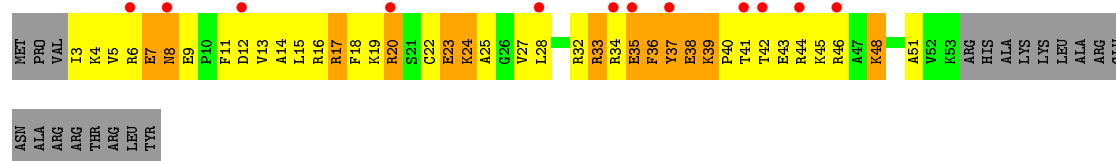





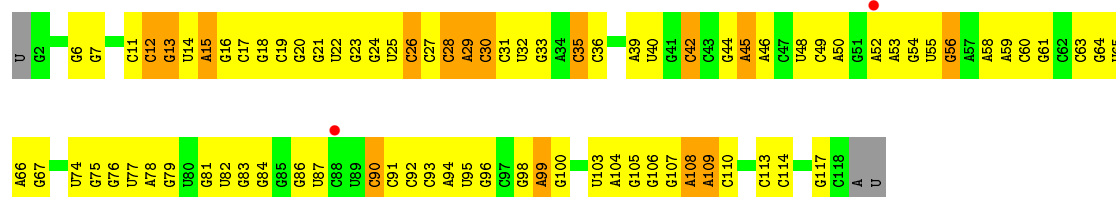
• Molecule 21: 30S RIBOSOMAL PROTEIN S21



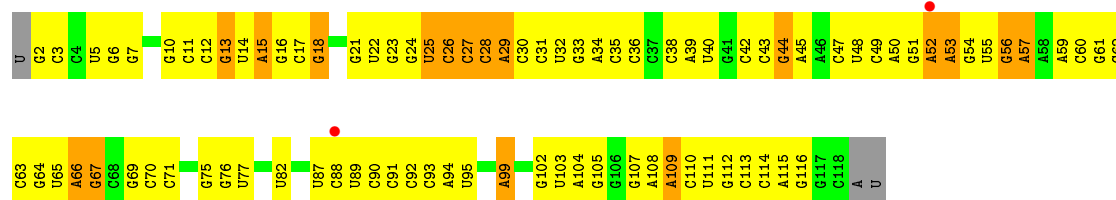
• Molecule 21: 30S RIBOSOMAL PROTEIN S21



• Molecule 22: 5S RIBOSOMAL RNA



• Molecule 22: 5S RIBOSOMAL RNA



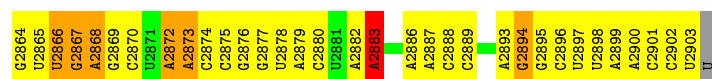
• Molecule 23: 23S RIBOSOMAL RNA



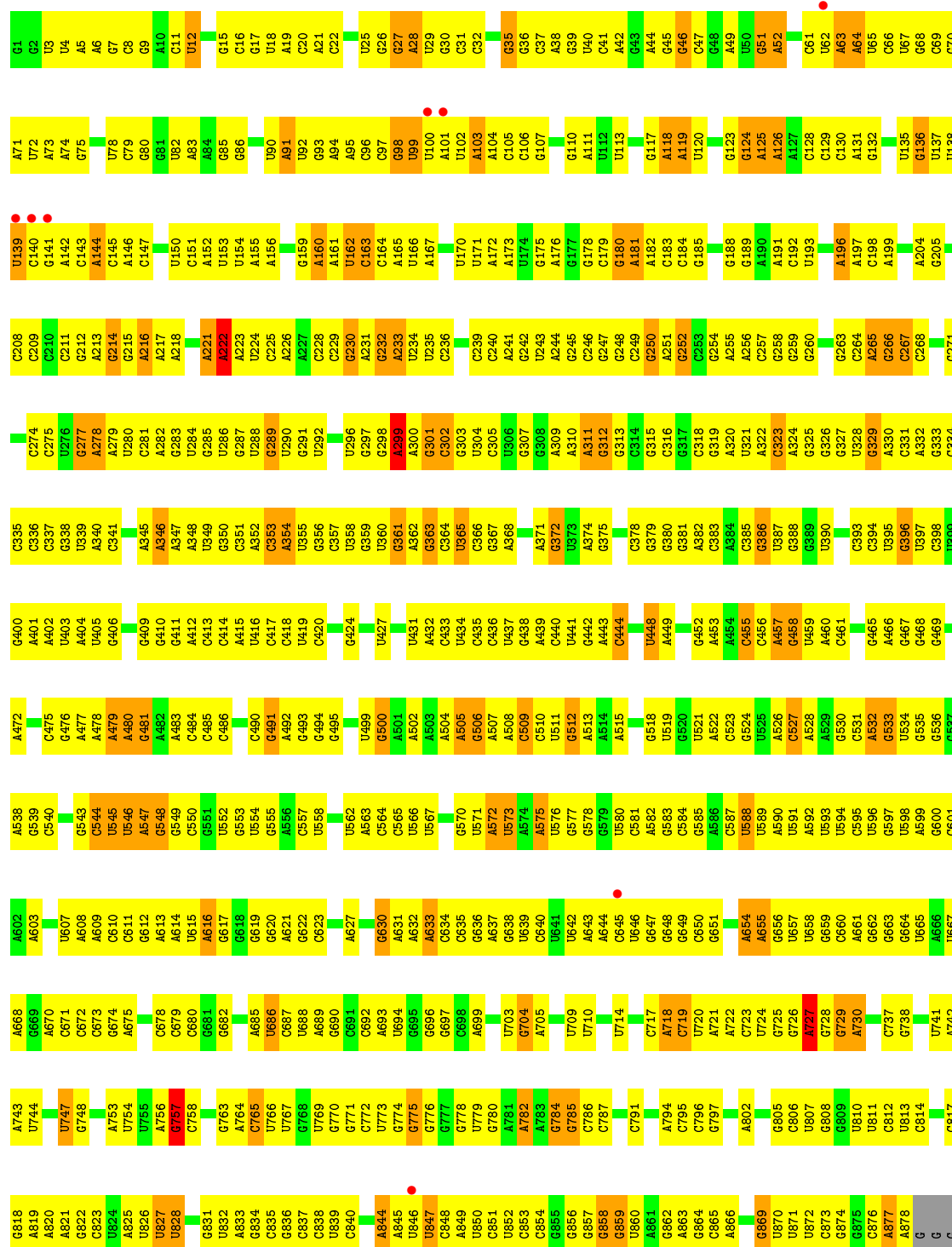
U934	U871	U807	A730	A666	C601	G537	G473	G408	G338	A270	A196	G132	A64	G1
C935	U872	G808	C731	U667	A602	A538	G474	G409	U339	G271	A196	U133	U65	G2
A936				A668	A603	G539		G410	C341	A272	C197	G134	C66	U3
C937		U811	C737	G669		G540	A477	G411		G273	C198	U135	U67	U4
A941	C876	U813	A738	C670	U607	C542	A478	A412	A346	C274	A199	G136	G68	A5
G942	A877	C814	C740	C672	A608	G543	A479	C414	A347	C275	U200	U137	C69	A6
A943	G		U741	C673	C610	C544	A480	A415		U276		U138	C70	G7
	G	C817	A742	U545	C611	U546	G481	U416	G350	G277	G205	C140	A71	G8
C946	G	G818	U743	U546	G612	A547	A483	C417	A352	A278	U206	G141	A74	G9
A947	G	G819	U744	A547	G613	A547	C484	C418	C351	A279	A207	A142	G75	A10
C948	U	A820		G548	U614	G549	C485	U419	C353	C281	C208	A143	U12	U11
G949	C	G822	U747	C550	A616	G550		C420	U355	A282	C210	A144	A13	A12
C951	A	C823	G748		G617	G551	C490		G356	G283	C211	C145	A14	A14
G952	U	U824		G553	G618	G554	G491	A423	C357	U284	G212	A146	G15	G15
C953	C	A825	A752	U554	G619	G555	A492	G424	U358	G285	A213	C147	C16	C16
G954	C	U826	A753	G555	G620	G556	G493	G425	U359	U286	G214	U148	G17	G17
U955	C	U827	U754	A556	A621	A557	G494	G426	G359	G287	G215	A149	U82	U18
G956	G	U828	U755	C557	G622	C557	G495	U427	U360	U288	A216	U150	A84	A19
C957	A	A829	A756	U558	G623	U558	G496	A428	G361	G289	A221	C151	G85	C20
U958	C	G830	C757	G559	C624	G559	G498	A429	A362	U290	A222	A152	A21	A21
A959	U	G831	C758	C560		C560	U499		G363		A223	U153	G86	
G960	U	U832	C759	U562	A627	U562	G500	C433	U365	U296	U224	U154	A89	U25
C961	A	A833	G760	A563		A563	A501	U434	C366	G297		A155	U90	G26
G962	C	G834		C564	G630	C564	A502	C436		G298	G230	C157	U92	G27
U963	C898	C835	G763	C565	A631	C565	A503	U437	G370	A299	A231	U158	A28	A28
C964	A899	G836	A764	G566	A632	G566	A504	C438	A371		G232	U159	A95	U29
G965	A900	C837	C765	U566	C633	U566	A505	A439	G372	G303	C96	A160	C96	G30
U966		C838	U766	U567	C634	U567	G506	C440	U373	U304	U234	A161	C31	C31
C967	C903	U839	U767	G570	C635	G570	A507	U441	A374	C305	U235	U162	C32	C32
G968	A904	C840		U571	G636		A508	G442	G375	U306	C236	C183	C33	C33
U969	A905	G841	G770	U572	A637	U571	C509	C443	C376	G307	C237	C164	U100	U34
C970		U842	G771	A573	G638	A573	C510	C444	G377	A308		A101	U102	G35
G971	C908	G843	C772	U574	U639	U574	U511	C445	C378	A309	C240	U166	A103	G36
U972	A909	A844	U773	C574	C640	A574	G512	G446	G379	A310	A241	A167	C37	C37
A973	A910	U845	G774	U575	U641	U575	A513	A447	G380	A311	G242	G105	A104	A104
G974	A911	U846	G775	U576	U642	U576	A514	U448	G381	G312	U243	G168	G106	A38
U975	C912	U847	G776	G577	A643	G577	C516		A382	G313	A244	U170	C106	G39
G976	U913	C848	G777		A644		A515	U451		C314	G245	U171	G107	U40
U977	G914	A849	G778	U580	C645	U580	C517	G452	G386	G315	G246	A172	A42	A42
C978	C915	U850		C581	U646	C581	G518	A453	U387	G316	G247	A173	G43	G43
A979	G916	C851	A761	A582	G647	A582	U519	A454	G388		G248	U174	A44	A44
	A917	U852	A762	G583	G648	G583	G520	C455	G389	G319	G249	G175	G45	G45
U983	A918	C853	A763	C584	G649	C584	U521	C456	U390	A320	G250	A176	G46	G46
A984	U919	C854	G784		C650		A522	A457		U321	A251	G177	G47	G47
C985	A920	G855	G785	U588	G651	U588	C523	G458	C394	A322	G252	A181	G48	G48
G986	C921	C856	C786	A589	G654	A589	G524	U459	U395	C323	G253	A182	A49	A49
U987	C922	G857	C787	A590	G655	A590	U525	A460	G396	A324	G254	U120	U50	U50
A988	G923	G858	A788	U591	G656	U591	A526	C461	U397	G325	A255	C183	G51	G51
G989	G924	C859		U592	G657	U592	C527	G462	C398	G326	A256	C184	A52	A52
A990	A925	U860	A794	A592	U657	A592	A528	G463	U399	G327	C257	G185	G55	G55
C991	G926	C861	C795	U593	U658	U593	G529	U464	A401	U328	G258	G186	A56	A56
G992	C927	G864	C796	U594	G659	U594	G530	G465	G402	G329	G263	G187	G57	G57
A993	A928	U724	G797	C595	C660	C595	C531	A466	U403	A330	G264	G188	A126	A126
C994	C929	C865		U596	A661	U596	A532	G467	U404	C331	A265	G189	A127	A127
G995	G930	A866	A802	G597	G662	G597	G533	G468	A404	A332	G266	A190	C128	U59
A996	U931	G663	A727	U598	G663	U598	U534	G469	U405			A191	G129	
C997	U932	G664	G805	A599	G664	A599	G535		G406	C336	G269	C192	U62	U62
G998	A933	U870	C806	G600	U665	G600	G536	A472	G407	C337		U193	A63	A63

G1869	C1795	G1731	G1666	A1590	A1525	G1458	U1397	C1323	G1256	G1193	G1131	U999
C1870	U1796	C1732	G1667	A1591	C1526	G1489	C1398	G1324	C1257	A1194	U1132	A1000
A1871	G1797	G1733	A1668	A1592	G1527	U1460	C1399	U1325	U1258	C1196	A1133	A1001
A1872	U1798	A1669	A1593	A1593	A1528	G1461	U1400	C1196	G1259	C1196	U1065	G1002
G1873	C1799	U1735	C1670	A1594	G1529	G1462	G1401	A1327	A1260	U1198	C1135	C1005
C1874	G1800	U1736	G1530	C1595	G1530	G1463	U1402	A1328		U1199	G1137	C1006
G1875	A1801	U1737	A1596	C1531	C1531	G1464	A1403	U1329	U1263	C1200	A1069	C1007
A1876	A1802	G1738	G1673	A1597	A1532	G1465	C1404	C1330		U1201	A1070	C1008
A1877	A1803	U1739	A1598	A1598	C1533	U1466	U1405	G1331	G1266	G1138	G1071	A1009
G1878	C1804	G1740	A1599	C1600	U1534	U1467	U1406	G1332	U1267	C1140	C1072	A1010
C1879	A1805	C1741	A1676	A1535	A1535	U1468	G1407		A1268	U1203	A1073	A1011
U1880		U1742	G1601	C1536	C1536	A1469	U1408	G1337	A1269	A1204	G1074	G1011
C1881		G1743	U1602	G1537	G1537	A1470	U1409		C1270	A1205	U1075	U1012
U1882		A1744	G1471	G1538	G1538	G1471	G1410	G1341	G1271	G1206	C1076	G1013
U1883	G1811			U1539	U1539		U1411	C1207		C1207	A1077	A1014
G1884	U1812	U1745	U1690	G1540	G1540	U1474	U1412		U1273		U1078	U1015
A1885	G1813	U1746	G1681	C1541	C1541	G1475	A1413	G1345	A1274	G1210	C1159	G1016
U1886		U1747	A1608	U1542	U1542	U1476	A1414	G1346	A1275	G1211	A1080	G1017
C1887	G1816	C1748	A1609	A1543	G1543	A1477	U1415	A1347	A1276	G1212	A1151	U1018
G1888	U1817	U1749	G1684	A1544	A1544	G1478	G1416	C1351		A1213	C1152	U1019
A1889	U1818	G1750	C1685	A1545	A1545	U1479	C1417	U1352	G1281	G1214	C1153	A1020
U1890	A1819	U1751	C1686	A1546	G1546	G1480	U1418	A1353	U1282	A1215	G1154	A1021
G1891	U1820	C1752	G1687	C1617	C1617	U1481	A1419	A1354	G1283	G1216	A1084	A1022
C1892	A1821	U1753	U1688	G1623	A1548	G1482	A1420	G1355	A1284	U1217	A1086	U1023
G1893	G1822	A1754	A1689	U1624	A1549	G1483	G1421	G1356	A1285	G1218	G1087	G1024
C1894	U1823		A1690		C1550	U1484	G1422	G1357	A1286	U1219	A1088	G1025
	G1824	A1757	C1691	U1629	A1551	U1490	G1423	G1358	A1287	G1220	A1089	G1026
G1897	U1825	U1758			A1552		U1429	A1366	G1293	U1225	A1090	A1027
U1898	G1826	A1759	G1695	G1633	A1553	U1486	G1430	C1367	U1294	G1227	G1099	U1033
	U1827	C1760	A1554	C1638	U1554	U1487	A1431	G1368	C1295	G1167	C1100	G1034
A1901	G1828	A1761	A1634	U1554	U1554	G1488	G1432	G1369	G1296	C1229	U1101	U1035
	A1829	U1762	A1635	G1555	G1555	U1489	A1433	C1370	C1297	A1230	A1169	G1036
C1904	C1830	G1763	U1702	U1636	C1556	U1497	A1434	G1371	C1298	U1231	C1170	G1037
G1905		C1764	G1703	C1557	C1557	C1498		U1372	G1299	G1232	G1171	U1105
G1906	C1833	U1765	C1704	C1558	C1558	U1499	C1437	A1374	A1301	G1236	U1173	G1106
		G1766	A1705	U1559	U1559	A1493	U1438	G1373	A1302	A1237	U1174	G1107
C1909	G1838	G1770	G1706	G1560	G1560	A1495	A1439	U1375		G1238	A1175	A1040
G1910	U1841	C1771	C1708	A1641	C1561	U1496	U1440		G1306	G1239	U1176	G1042
U1911	G1842	A1772	G1709	G1642	U1562	U1497	U1441		C1307	U1240	G1177	A1046
A1912	C1843	U1773	G1710		U1563	C1498	U1442	G1360	A1307	G1241	G1178	G1047
C1913	G1844	C1774	A1711	C1645	C1564	U1499	U1443	G1381	A1308	U1242	C1179	A1048
G1914	U1845	U1775	U1712	C1646	C1565	A1505	G1444	G1382	G1309	C1243	G1115	G1049
U1915	G1846	G1776	U1713	U1647	A1566	C1507	G1445	A1383	G1310	A1244	U1181	A1050
A1916	A1847	U1777	U1714	G1648	G1567	A1508	C1446	A1384	U1312	G1245	G1117	G1051
U1917	A1848	U1778	G1715	A1650	C1568	A1503	C1447	A1385			G1182	C1052
A1918		U1779	U1716	A1655	A1569	A1504	G1448	C1386	U1313	A1246	C1118	G1053
A1919	A1853	U1780	A1717	G1651	A1570	A1506	G1449	C1387	C1314	A1247	U1119	C1054
C1920	A1854	U1781	G1718	A1652	A1571	U1506	G1450	G1388	C1315	U1248	G1185	A1054
G1921	U1855	U1782	G1719	G1653	A1572	C1507	C1445	A1389	U1316	U1249	C1121	G1055
C1922	U1856	A1783	U1720	A1654		A1508	G1446	G1390	G1317	G1250	G1122	G1056
U1923	G1857	A1784	G1721	A1655	U1578	A1509	C1447	U1391	U1318	G1251	C1123	A1057
C1924	A1858	U1785	G1722	C1656	A1579	G1510	G1448	A1392	C1319	G1252	G1124	U1058
U1925		A1786	A1723	C1657	A1580	G1511	G1449	A1395	A1320	A1253	G1125	U1060
U1926	G1862	U1787	G1724	C1658	G1581	U1512	G1450	G1396	G1321	U1255	A1126	U1061
A1927	G1863	C1788	G1725	C1659	C1582	U1513	C1451	G1389				
U1928	U1864	U1789	U1726	A1583	A1583	G1514	G1452	A1390				
G1929	U1865	C1790	C1726	G1660	U1584	A1515	A1453	U1391				
U1930	G1866	A1791	G1727	G1661	C1585	G1516	G1454	A1392				
A1932	G1867		U1728	A1663	A1586	G1517	G1455	A1395				
	C1868	A1794	C1730	A1665	U1589	G1524	U1457	U1396	A1322			

U2798	G2732	G2671	U2537	A2469	U2398	G2330	A2199	U2139	U2075	G1933
A2799	A2733	G2672	C2538	G2470	G2399	G2331	C2200	G2140	U2076	C1934
A2800	A2734	G2673	C2539	G2471	G2400	A2332	U2203	G2141	A2009	G1935
G2801	G2735	G2674	C2540	G2472	U2401	A2333	G2270	G2142	G2077	A1936
G2802	A2736	A2675	A2541	G2473	C2402	U2334	G2204	G2143	U2079	A1937
G2803	G2737	G2676	A2542	C2475	C2403	U2335	A2205	G2144	A2080	A1938
U2804	A2738	G2677	G2543	A2476	U2404	A2336	C2206	C2145	U2081	U1939
C2805	U2739	C2678	G2544	U2477	G2405	C2337	C2207	A2146	A2019	U1940
	A2740	A2679	G2545	A2478	A2406	G2338	U2210	C2147	G2021	U1941
G2808	A2741	U2680	U2546	A2479	A2407	C2339	A2211	U2148	U2022	C1942
A2809	G2742	G2681	A2547	C2480	A2408	A2340	A2212	U2149	C2084	U1943
A2810	U2743	G2618	U2548	G2481	G2409	G2341	A2213	C2150	G2024	U1944
G2811	G2744	C2683	U2549	A2482	G2410	C2342	U2214	U2151	G2086	U1945
G2812		U2684	G2553	C2483	A2412	U2343	G2215	G2152	C2087	U1946
A2813	G2747	G2685	U2554	G2484	G2413	U2344	C2216	C2153	G2027	C1947
A2814	A2748	G2686	U2555	G2485	G2414	G2345	G2217	A2154	U2028	G1948
C2815	A2749	U2687	G2556	G2486	G2415	A2346	G2218	U2155	G2029	G1949
G2816	A2750	G2688	G2557	G2488	C2416	G2347	G2219	U2156	A2030	G1950
	G2751	U2689	C2558	U2489		U2348	U2220	G2157	A2031	U1951
G2819	C2752	U2690	C2559	G2490	C2420	G2349	U2221	A	C2086	A1952
A2820		C2691	U2560	U2491		C2350	G2222	G	A2087	A1953
A2821	C2755	G2692	U2563	U2492	U2423	G2351	C2223	C	U2098	G1954
G2822	U2756	G2693	A2564	G2496	C2424	A2352	G2224	C	U2099	U1955
	A2757	G2694	A2565	A2497	A2425	G2353	G2225	A	G2100	U1956
G2825	A2758	U2695	A2566	C2498	A2426	C2354	A2226	G	A2101	C1957
A2826	G2759	U2696	G2567	C2499	C2427	G2355	C2227	C	G2102	C1958
G2827	G2760	G2697	U2568	U2500	G2428		A2227	C	U2039	G1959
G2828	A2761	U2698	G2569	G2501	C2429	G2362	U2228	U	G2103	
A2829	C2762	G2699	C2570	C2502	U2430	G2363	U2229	G	C2104	G1964
C2830	A2765	A2700	G2571	A2503	U2431	C2364	G2230	U	U2105	C1965
G2831		U2701	U2572	U2504	A2434	G2365	U2231	A	G2106	A1966
	U2768	G2704	A2573	G2505			G2232	A	A2108	C1967
G2834	U2769	A2705	C2574	U2506	U2438	A2369	U2233	A	U2109	A1970
A2835	G2770	A2706	G2575	G2507	A2439	G2370	G2234	U	G2110	U1971
A2837	C2771	U2707	C2576	G2508	C2440	G2371	U2235	G	G2049	G1972
G2838	G2772	G2708	A2577		U2441	U2372	G2236	C	C2050	G1973
G2839	C2773	C2709	G2578	U2511	C2442	G2373	G2238	A	A2051	C1974
C2840	G2774	C2710	G2579	C2512	C2443	C2374	G2239	C	A2052	
G2841	U2775	A2711	U2580	A2513	G2444		U2240	C	G2053	U1979
	G2777	G2712	G2581	U2514		A2377	A2241	U	A2054	G1980
G2842	A2778	U2713	C2582	C2515	A2448	A2378	G2242	U	C2055	A1981
G2844	U2779	G2714	U2585	A2516	U2449	A2379		U	G2056	
U2845	G2780	C2715	U2586	C2517	A2450	C2380	G2246	A	C1985	C1986
G2846	A2781	C2716	A2587	A2518	A2451		A2247	U	A2059	A1987
	G2782	G2717		U2519		U2383	G2248	G	G2061	G1988
U2847	U2783	C2718	A2590	C2520	G2455	U2384	U2249	U	A2062	G1989
G2848	G2784	G2719	C2591	C2521	C2456	C2385	G2250	G	C2063	C1990
U2849	G2785	U2720	G2592	G2522	U2457	A2386		G	C2064	U1991
A2850	U2786	A2721	U2593		G2458	U2387	G2256	A	C2065	G1992
G2851	G2787	G2722	C2594	G2526	A2459	A2388	U2257	G	C2066	U1993
G2852	C2788	C2723	G2595	C2527	U2460	C2389	C2258	U	U2068	C1996
	U2789	G2724	U2596	U2528	A2461	U2390	U2259	C	G2069	C1997
G2857	A2790	G2663	G2597	G2529	C2462	G2391	C2260	U	A2070	G1998
	U2791	A2665	A2598	A2530	G2463	A2392	C2261	U	A2071	C1999
G2858	G2792	C2666	G2599		G2464	U2393	U2262		C2072	G2000
G2859	U2794	G2667	A2600	U2533	C2465	C2394	C2263		U2137	C2001
A2860	G2795	G2729	G2601	A2534	C2466	C2395	C2264		G2138	
G2861	U2796	G2668	A2602	G2535	C2467	G2396	U2265			
G2862	G2797	G2731	G2603	G2536		G2397	A2266			

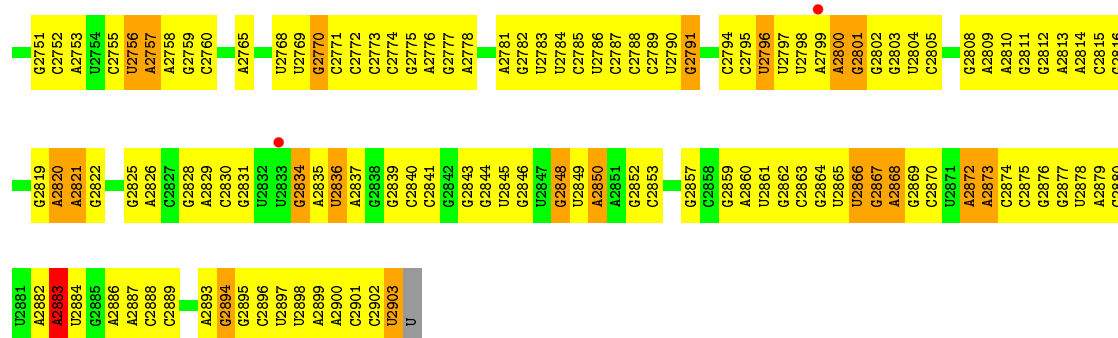


● Molecule 23: 23S RIBOSOMAL RNA

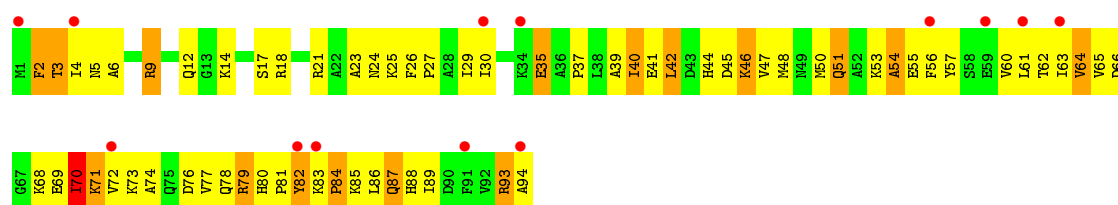




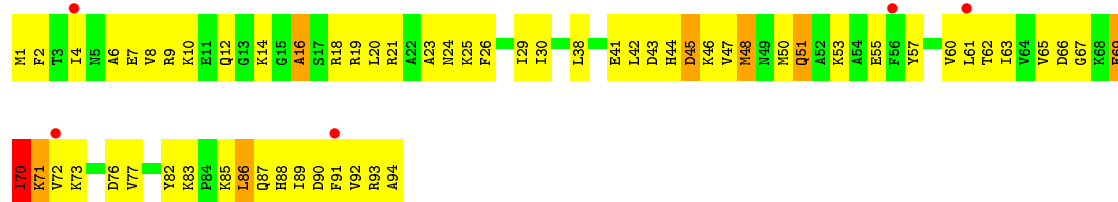
G2686	U2687	C2626	U2548	C2480	G2409	U2344	G2282	G2156	C2096	A2033	G1964	G1897	G1826
G2687	U2688	G2627	G2553	G2481	G2410	G2345	C2283	G2157	A2097	U2034	G1965	G1898	U1827
G2688	U2689	G2628	G2554	G2482	A2411	C2346	A2284	A	U2098	G2035	A1966	U1899	G1828
U2690	G2691	U2629	G2555	G2483	A2412	C2347	G2285	G	U2099	C2036	C1967	A1829	A1830
G2691	G2692	G2630	C2556	G2484	G2413	G2348	G2286	C	G2100	A2037	G1903	G1904	G1831
G2692	G2693	G2631	G2557	G2485	G2414	G2349	A2287	C	A2101	G2038	G1905	G1906	G1832
G2693	G2694	A2632	C2558	G2486	G2415	G2350	A2288	G	G2102	U2039	C1907	C1833	C1834
G2694	U2695	G2633	U2491	G2487	C2416	C2351	U2291	A	C2104	G2040	U1971	U1972	C1838
G2695		A2634	U2492	G2488	C2420	A2352	U2292	C	C2105	G2041	G1909	G1910	C1839
G2696		A2635	G2493	G2489	G2421	C2353	U2293	U	U2106	C2042	G1911	U1912	U1841
G2697		A2636	U2494	G2490	G2422	G2354	U2294	U	G2107	C2043	U1913	A1912	G1842
G2698		U2637	A2495	G2491	U2423	G2355	G2295	G	A2108	C2044	A1914	A1915	G1843
G2699		G2638	C2496	G2492	G2424	G2356	U2296	A	U2109	G2045	A1916	U1917	G1844
A2700		A2639	U2497	G2493	G2425	G2357	A2297	C	G2110	G2046	A1917	U1918	G1845
U2701		A2640	U2498	G2494	A2426	C2362	A2298	A	U	G2047	A1918	U1919	A1846
		G2641	U2499	G2495	G2427	G2363	U2299	C	G	G2048	A1919	U1920	A1847
C2704		G2642	G2501	G2496	C2428	C2364	C2300	U	U	A2051	A1920	U1921	A1848
A2705		G2643	U2503	G2497	G2429	G2365	C2301	A	G	A2052	A1921	U1922	A1849
A2706		G2644	U2504	A2430	A2430	A2369	G2304	C	A	G2053	A1922	U1923	A1850
U2707		G2645	G2505	G2431	G2431	G2370	U2305	C	G	A2054	A1923	U1924	A1851
G2708		G2646	U2506	A2432	A2432	G2371	U2306	A	G	C2055	A1924	U1925	A1852
G2709		U2647	C2507	A2433	A2433	G2372	C2307	C	U	G2056	A1925	U1926	A1853
C2710		C2573	G2508	A2434	A2434	G2373	G2308	U	A	A2060	A1926	U1927	A1854
G2711		G2574				G2374	A2309	U	G	A2061	A1927	U1928	A1855
G2712						C2375	C2310	U	U	G2062	A1928	U1929	A1856
U2713		U2650				G2376	A2311	G	C	A2063	A1929	U1930	A1857
G2714		C2651				A2377	C2312	U	U	C2064	A1930	U1931	A1858
C2715		G2652				G2378	G2313	G	G	G2065	A1931	U1932	G1862
C2716		U2653				A2379	C2314	G	G	C2066	A1932	U1933	G1863
C2717		U2654				G2380	G2315	A	A	G2067	A1933	U1934	U1864
G2718		U2655				C2381	C2316	G	G	C2068	A1934	U1935	U1865
G2719		A2656				G2382	A2317	C	C	G2069	A1935	U1936	A1866
G2720		A2657				U2383	G2318	U	U	A2070	A1936	U1937	A1867
A2721		G2658				U2384	C2319	U	U	C2071	A1937	U1938	C1868
G2722		C2659				G2385	G2320	U	C2133	C2072	A1938	U1939	C1869
G2723		G2660				A2386	U2321	U	A2134	C2073	A1939	U1940	C1870
C2724		A2661				U2387	A2322	U	A2135	U2074	A1940	U1941	A1871
U2724		G2662				G2388	G2323	U	U2075	U2075	A1941	U1942	A1872
A2725		G2663				U2389	U2324	U	U2076	A2076	A1942	U1943	A1873
A2726		G2664				G2390	G2325	U	U2077	C2077	A1943	U1944	A1874
A2727		A2665				C2391	C2326	U	G2138	C2078	A1944	U1945	A1875
U2728		C2666				A2392	A2327	U	U2139	U2079	A1945	U1946	A1876
G2729		G2667				U2393	A2328	U	G2140	A2080	A1946	U1947	A1877
C2730		G2668				C2394	U2329	U	G2141	G2081	A1947	U1948	A1878
G2731		A2669				C2395	G2330	U	A2142	A2082	A1948	U1949	A1879
G2732		A2670				G2396	G2331	U	C2143	G2083	A1949	U1950	A1880
A2733		G2671				C2397	C2332	U	G2144	C2084	A1950	U1951	A1881
G2734		G2672				U2398	G2333	U	C2145	U2085	A1951	U1952	A1882
A2735		G2673				G2399	U2334	U	C2146	G2086	A1952	U1953	A1883
G2736		G2674				U2400	A2335	U	A2147	U2087	A1953	U1954	A1884
G2737		A2675				U2401	G2336	U	G2148	G2088	A1954	U1955	A1885
G2738		C2676				U2402	G2337	U	U2149	C2089	A1955	U1956	A1886
U2739		G2677				C2403	C2338	U	C2150	G2090	A1956	U1957	A1887
A2740		U2613				G2404	G2339	U	U2151	C2091	A1957	U1958	A1888
G2741		A2614				G2405	A2340	U	G2152	U2092	A1958	U1959	A1889
G2742		G2678				A2406	G2341	U	C2153	G2093	A1959	U1960	A1890
G2743		U2615				A2407	C2342	U	G2154	A2094	A1960	U1961	A1891
U2744		C2681				U2408	U2343	U	U2155	A2095	A1961	U1962	A1892
G2745		G2682					G2344	U	U2156		A1962	U1963	A1893
C2746		U2683					G2345	U	U2157		A1963	U1964	A1894
U2747		G2684					G2346	U	U2158		A1964	U1965	A1895
G2748		G2685					G2347	U	U2159		A1965	U1966	A1896
							G2348	U	U2160		A1966	U1967	A1897
							G2349	U	U2161		A1967	U1968	A1898
							G2350	U	U2162		A1968	U1969	A1899
							G2351	U	U2163		A1969	U1970	A1900
							G2352	U	U2164		A1970	U1971	A1901
							G2353	U	U2165		A1971	U1972	A1902
							G2354	U	U2166		A1972	U1973	A1903
							G2355	U	U2167		A1973	U1974	A1904
							G2356	U	U2168		A1974	U1975	A1905
							G2357	U	U2169		A1975	U1976	A1906
							G2358	U	U2170		A1976	U1977	A1907
							G2359	U	U2171		A1977	U1978	A1908
							G2360	U	U2172		A1978	U1979	A1909
							G2361	U	U2173		A1979	U1980	A1910
							G2362	U	U2174		A1980	U1981	A1911
							G2363	U	U2175		A1981	U1982	A1912
							G2364	U	U2176		A1982	U1983	A1913
							G2365	U	U2177		A1983	U1984	A1914
							G2366	U	U2178		A1984	U1985	A1915
							G2367	U	U2179		A1985	U1986	A1916
							G2368	U	U2180		A1986	U1987	A1917
							G2369	U	U2181		A1987	U1988	A1918
							G2370	U	U2182		A1988	U1989	A1919
							G2371	U	U2183		A1989	U1990	A1920
							G2372	U	U2184		A1990	U1991	A1921
							G2373	U	U2185		A1991	U1992	A1922
							G2374	U	U2186		A1992	U1993	A1923
							G2375	U	U2187		A1993	U1994	A1924
							G2376	U	U2188		A1994	U1995	A1925
							G2377	U	U2189		A1995	U1996	A1926
							G2378	U	U2190		A1996	U1997	A1927
							G2379	U	U2191		A1997	U1998	A1928
							G2380	U	U2192		A1998	U1999	A1929
							G2381	U	U2193		A1999	U2000	A1930
							G2382	U	U2194		A2000	U2001	A1931
							G2383	U	U2195		A2001	U2002	A1932
							G2384	U	U2196		A2002	U2003	A1933
							G2385	U	U2197		A2003	U2004	A1934
							G2386	U	U2198		A2004	U2005	A1935
							G2387	U	U2199		A2005	U2006	A1936
							G2388	U	U2200		A2006	U2007	A1937
							G2389	U	U2201		A2007	U2008	A1938
							G2390	U	U2202		A2008	U2009	A1939
							G2391	U	U2203		A2009	U2010	A1940
							G2392	U	U2204		A2010	U2011	A1941
							G2393	U	U2205		A2011	U2012	A1942
							G2394	U	U2206		A2012	U2013	A1943
							G2395	U	U2207		A2013	U2014	A1944
							G2396	U	U2208		A2014	U2015	A1945
							G2397	U	U2209		A2015	U2016	A1946
							G2398	U	U2210		A2016	U2017	A1947
							G2399	U	U2211		A2017	U2018	A1948
							G2400	U	U2212		A2018	U2019	A1949
							G2401	U	U2213		A2019	U2020	A1950
							G2402	U	U2214		A2020	U2021	A1951
							G2403	U	U2215		A2021	U2022	A1952
							G2404	U	U2216		A2022	U2023	A1953
							G2405	U	U2217		A2023	U2024	A1954
							G2406	U	U2218		A2024	U202	



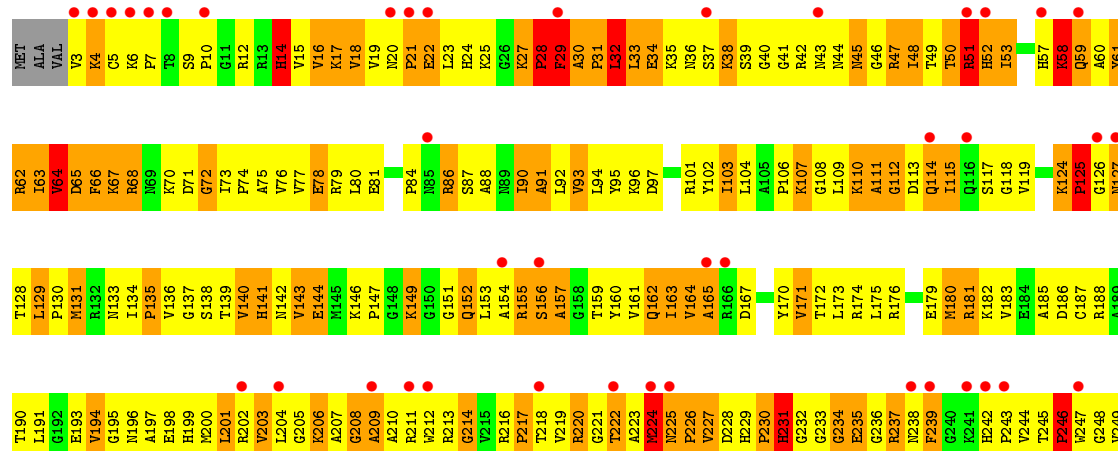
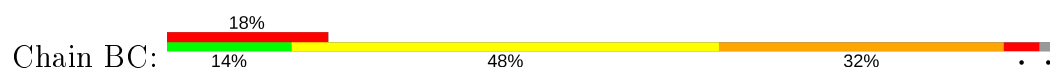
• Molecule 24: 50S RIBOSOMAL PROTEIN L25



• Molecule 24: 50S RIBOSOMAL PROTEIN L25

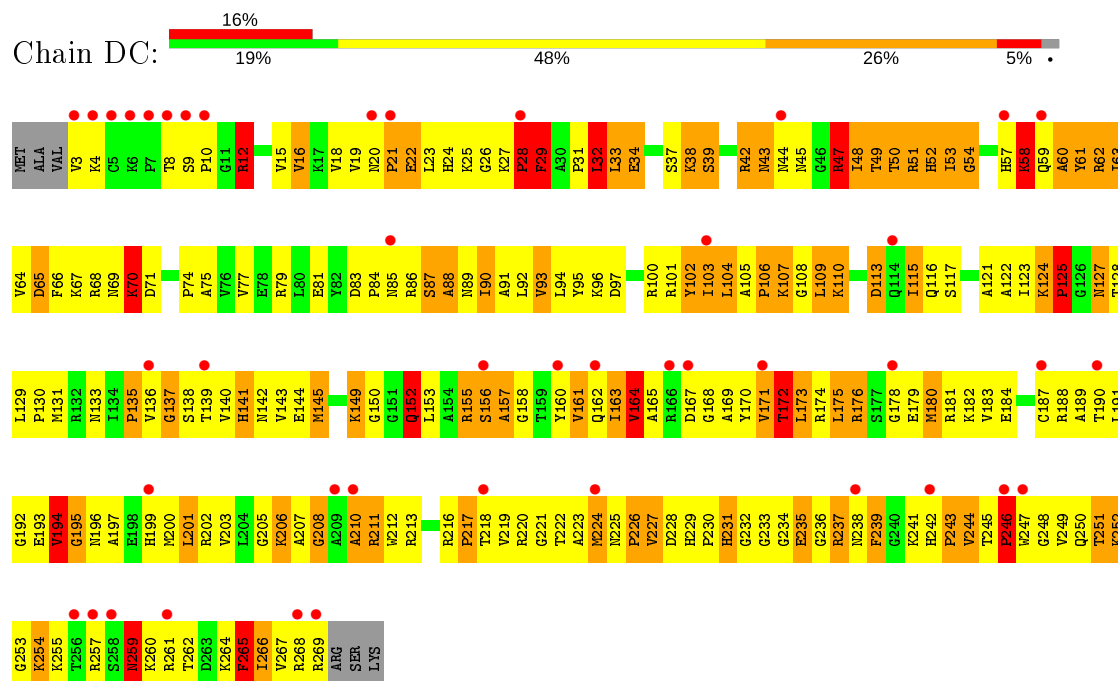


• Molecule 25: 50S RIBOSOMAL PROTEIN L2

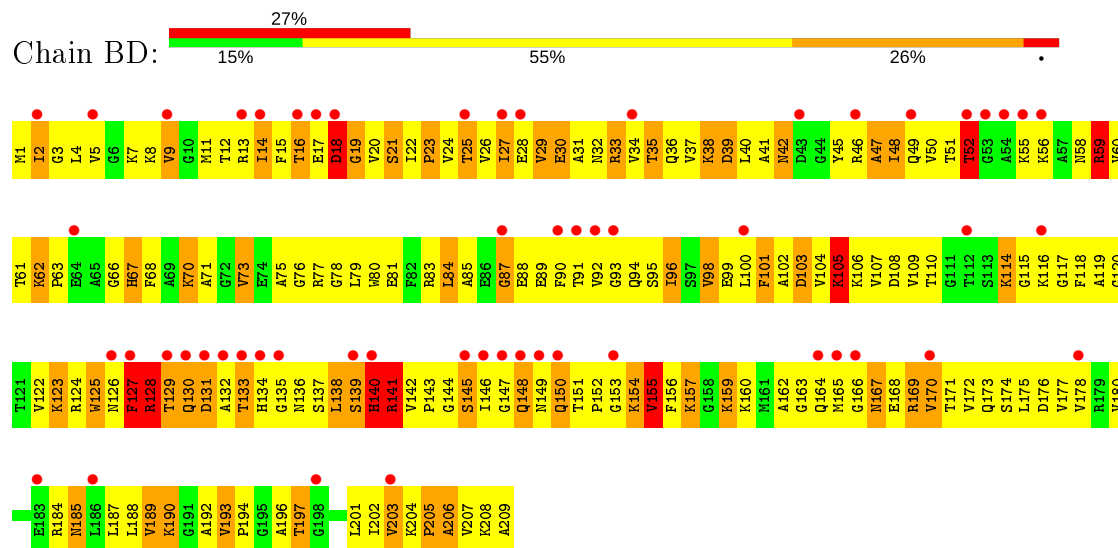




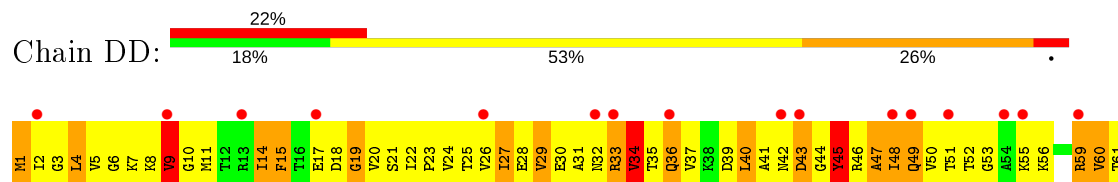
• Molecule 25: 50S RIBOSOMAL PROTEIN L2

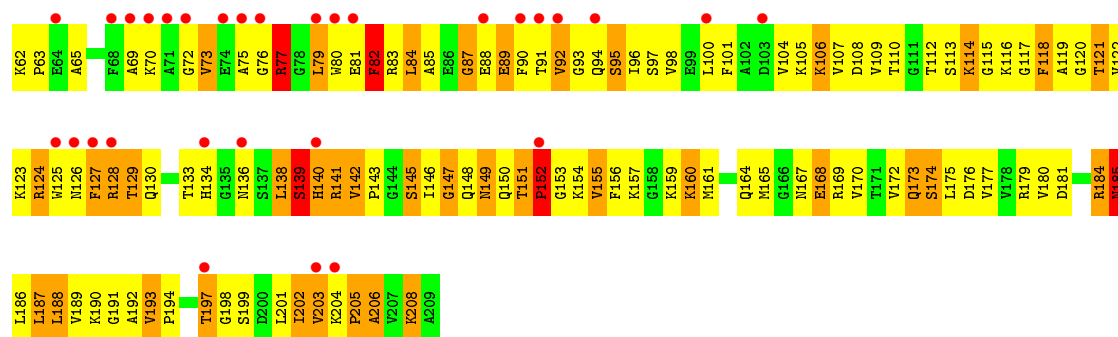


• Molecule 26: 50S RIBOSOMAL PROTEIN L3

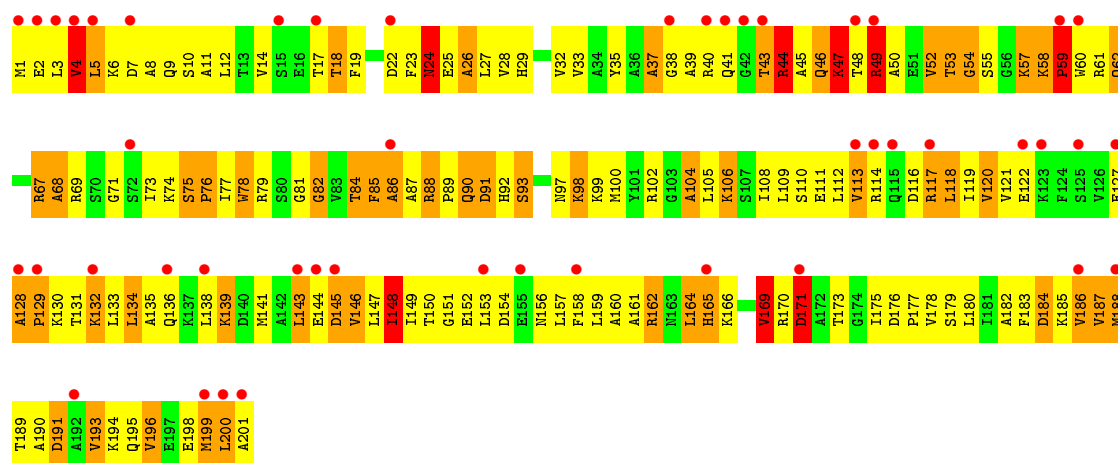
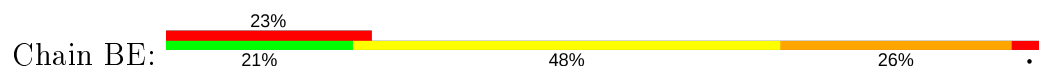


• Molecule 26: 50S RIBOSOMAL PROTEIN L3

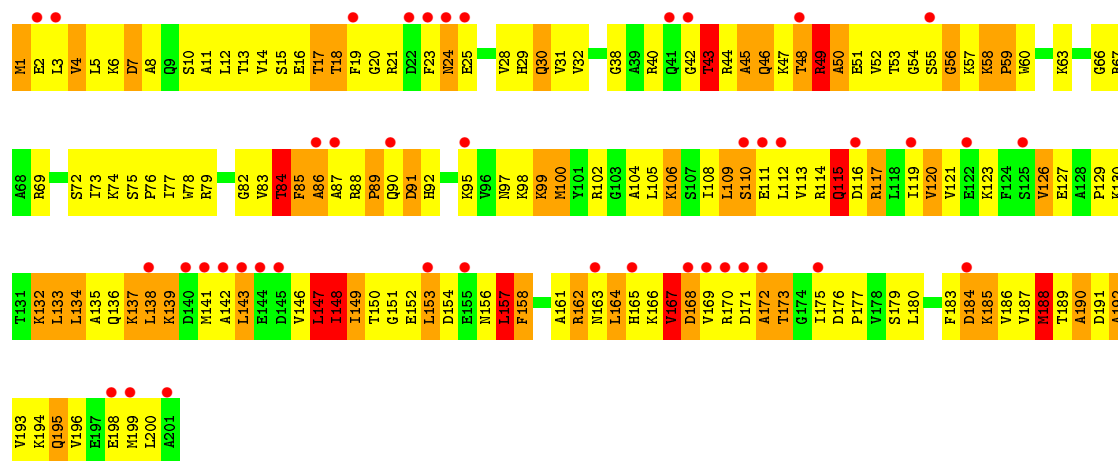




• Molecule 27: 50S RIBOSOMAL PROTEIN L4

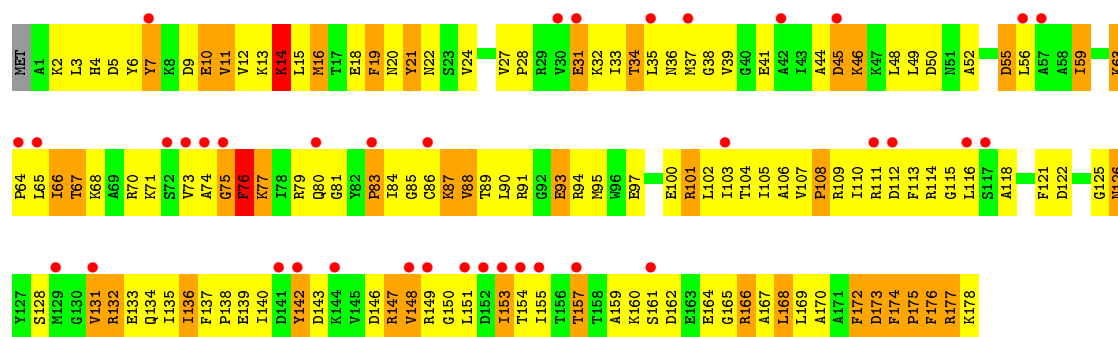


• Molecule 27: 50S RIBOSOMAL PROTEIN L4

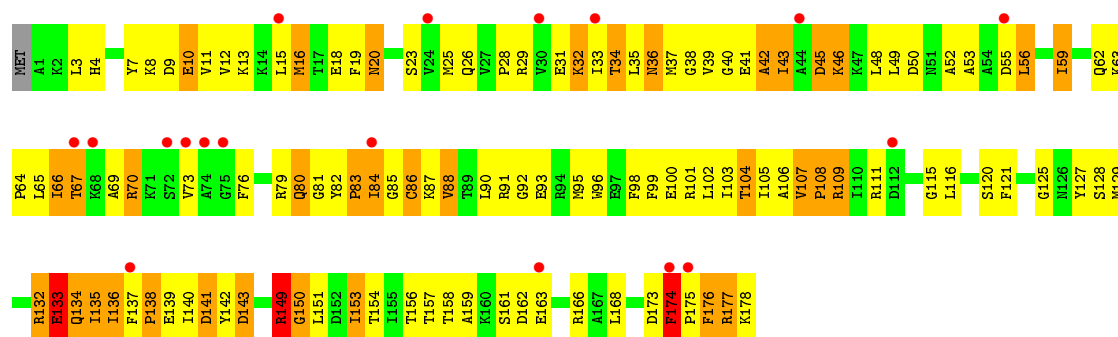


• Molecule 28: 50S RIBOSOMAL PROTEIN L5

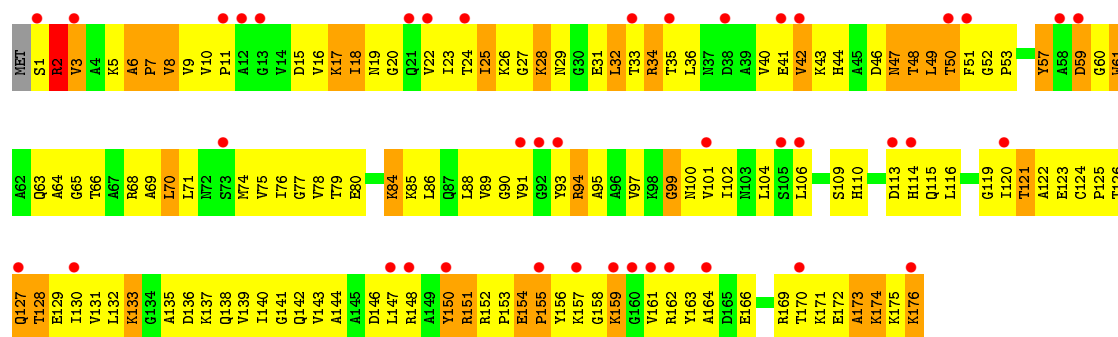




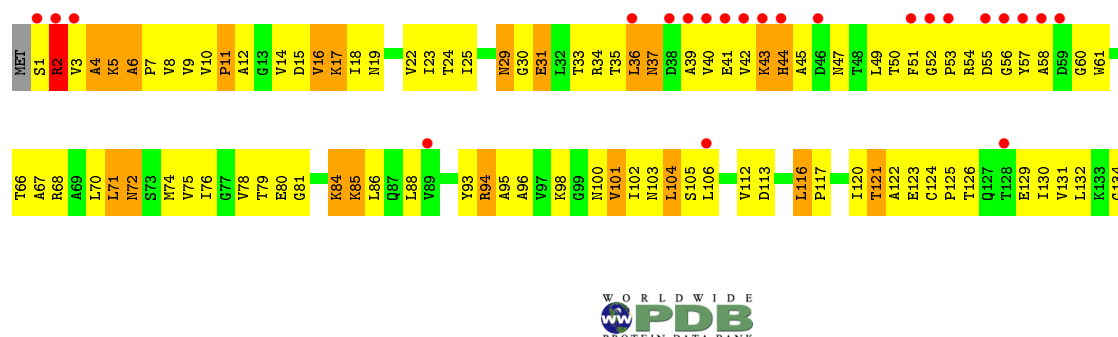
• Molecule 28: 50S RIBOSOMAL PROTEIN L5




• Molecule 29: 50S RIBOSOMAL PROTEIN L6

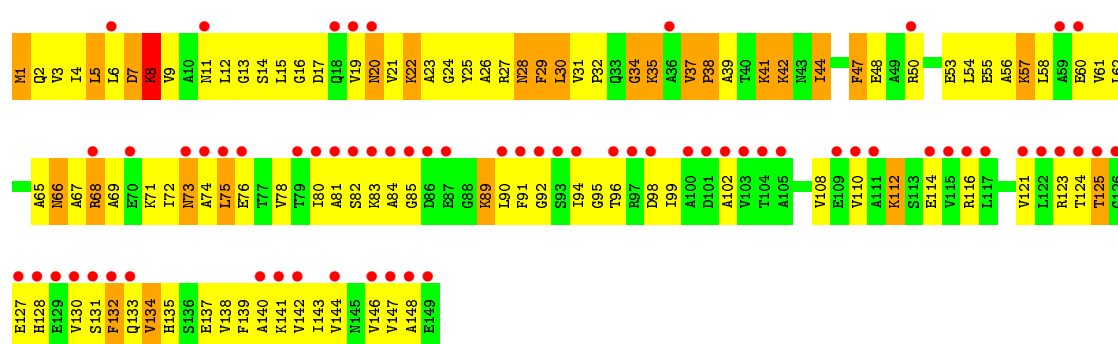


• Molecule 29: 50S RIBOSOMAL PROTEIN L6

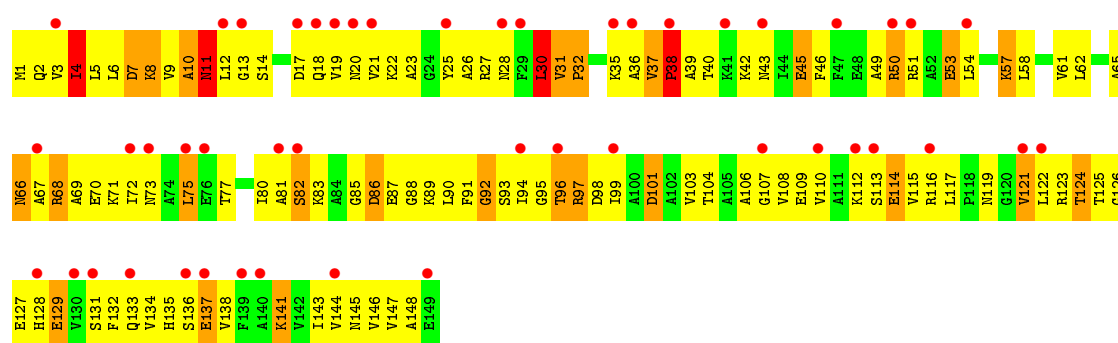




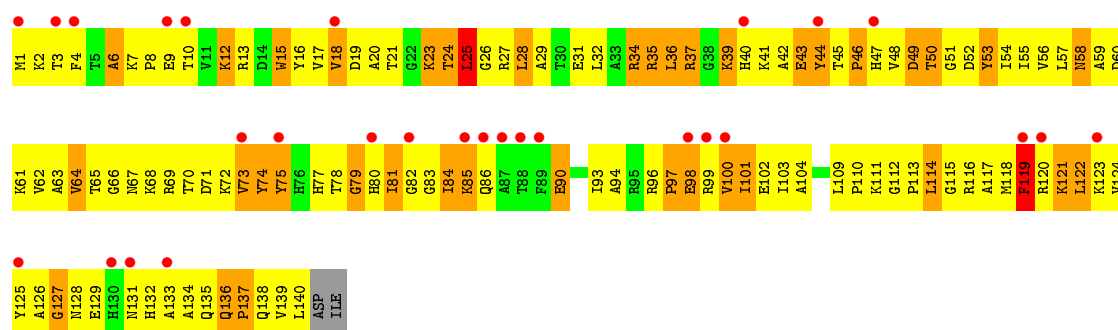
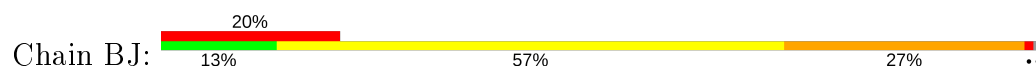
• Molecule 30: 50S RIBOSOMAL PROTEIN L9



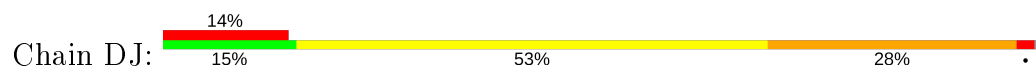
• Molecule 30: 50S RIBOSOMAL PROTEIN L9

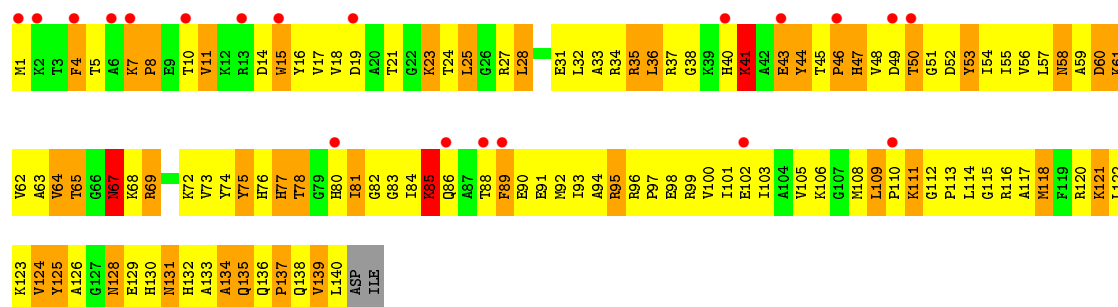


• Molecule 31: 50S RIBOSOMAL PROTEIN L13

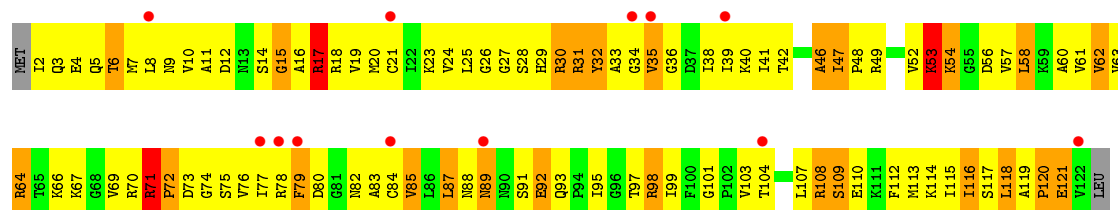


• Molecule 31: 50S RIBOSOMAL PROTEIN L13

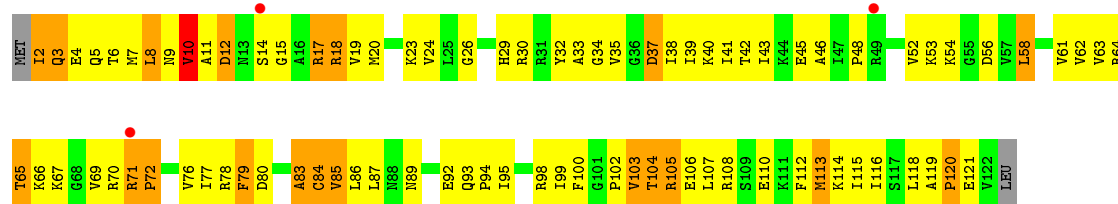




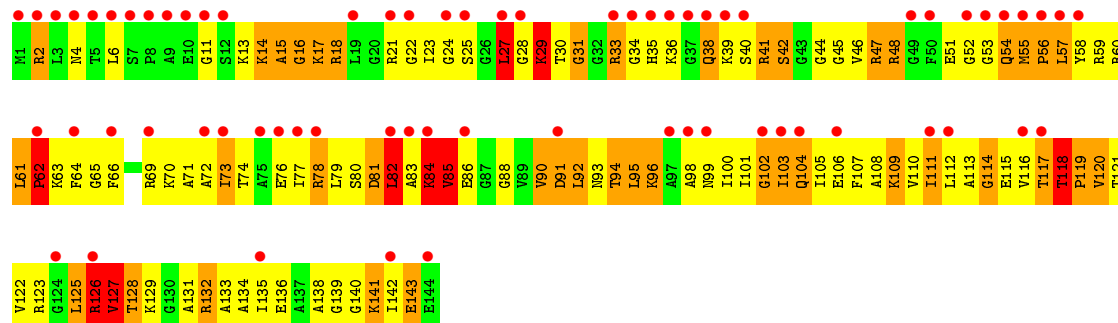
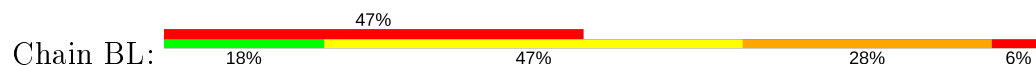
• Molecule 32: 50S RIBOSOMAL PROTEIN L14



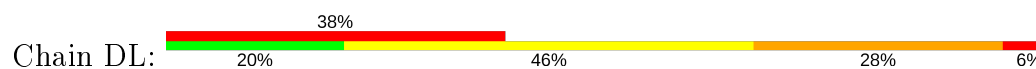
• Molecule 32: 50S RIBOSOMAL PROTEIN L14

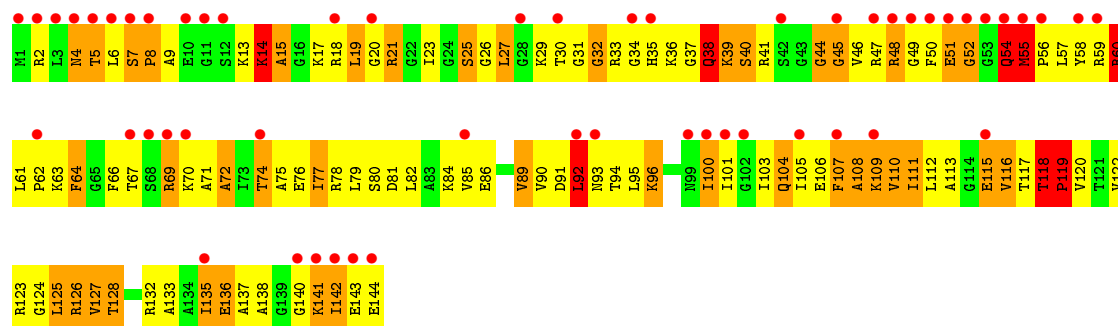


• Molecule 33: 50S RIBOSOMAL PROTEIN L15

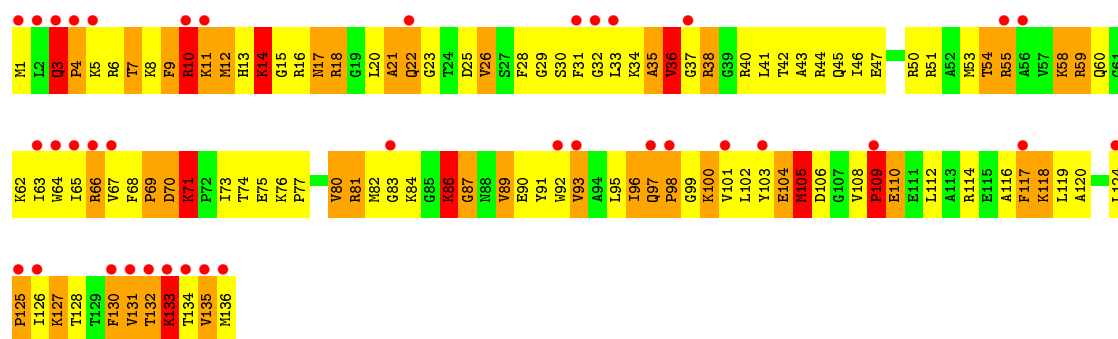
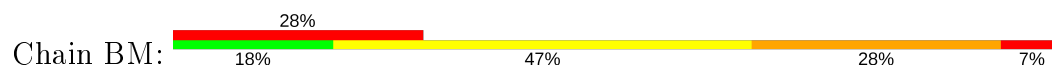


• Molecule 33: 50S RIBOSOMAL PROTEIN L15

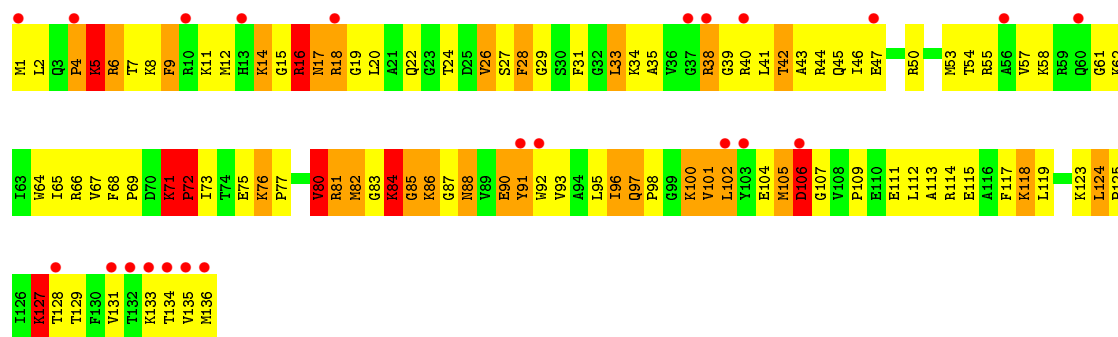





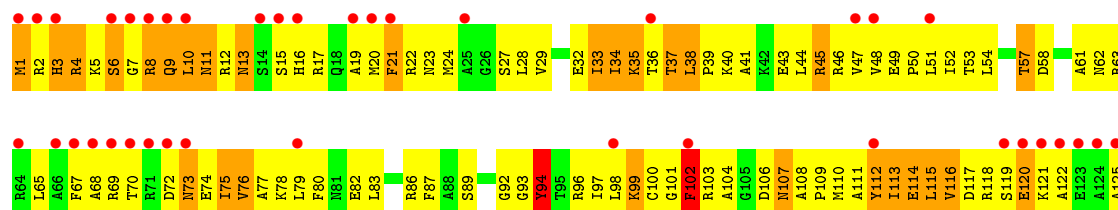

• Molecule 34: 50S RIBOSOMAL PROTEIN L16



• Molecule 34: 50S RIBOSOMAL PROTEIN L16

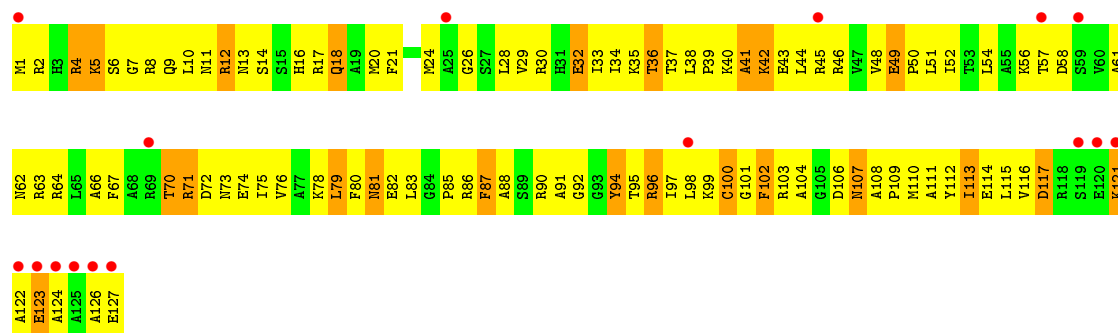


• Molecule 35: 50S RIBOSOMAL PROTEIN L17

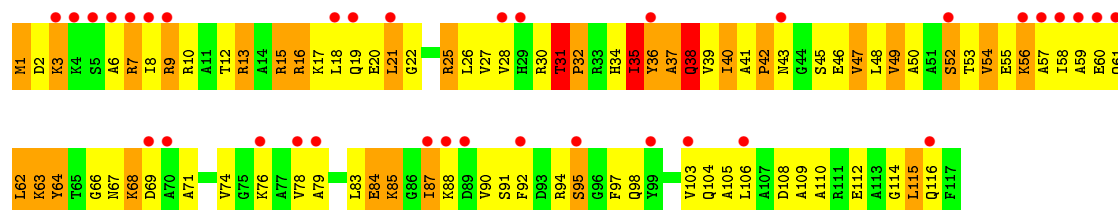




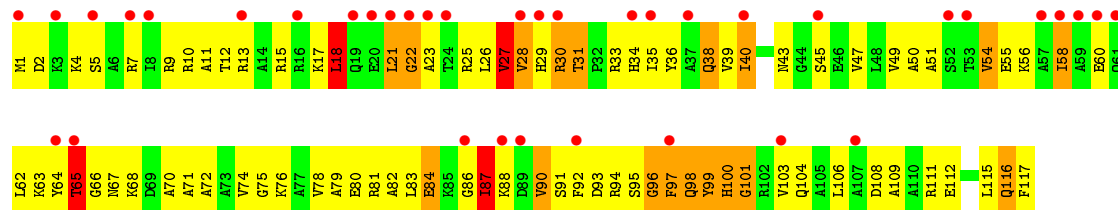
• Molecule 35: 50S RIBOSOMAL PROTEIN L17



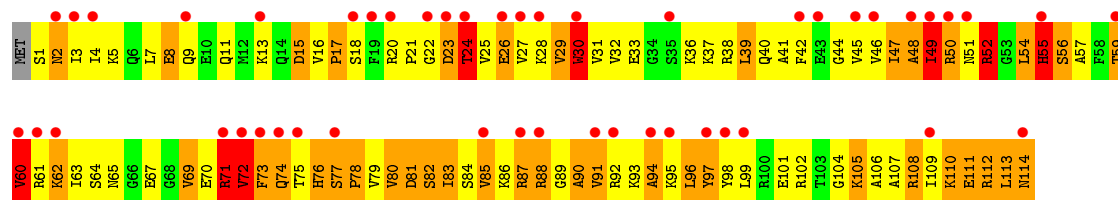
• Molecule 36: 50S RIBOSOMAL PROTEIN L18



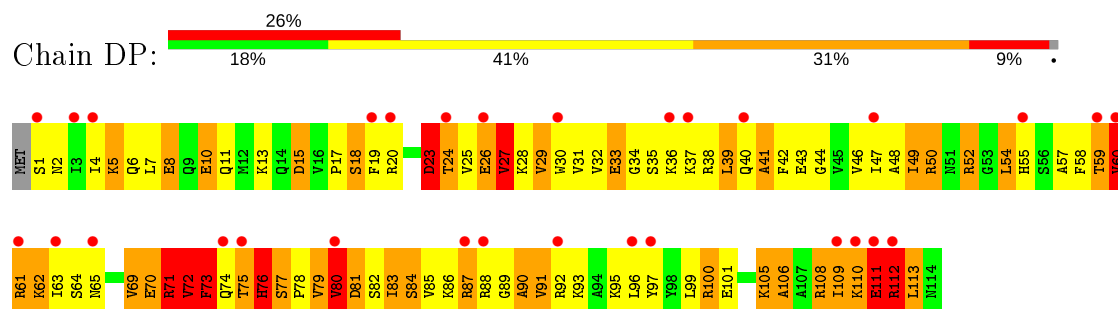
• Molecule 36: 50S RIBOSOMAL PROTEIN L18



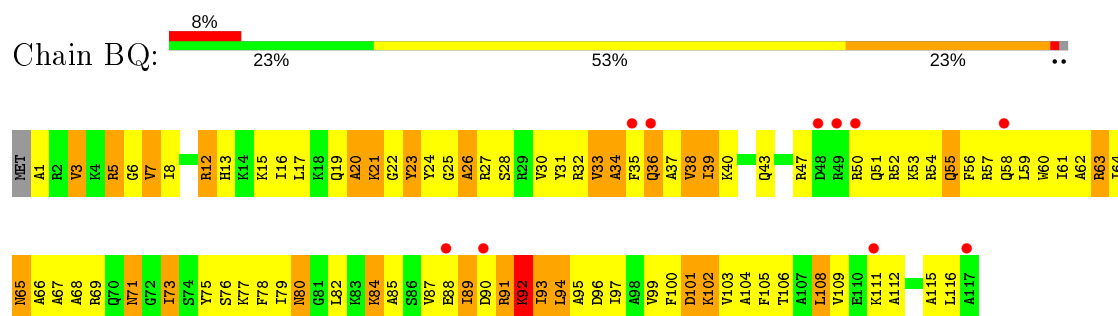
• Molecule 37: 50S RIBOSOMAL PROTEIN L19



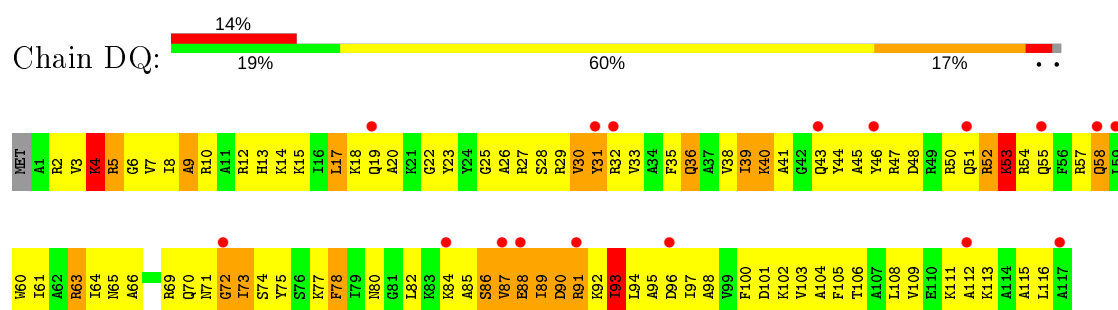
- Molecule 37: 50S RIBOSOMAL PROTEIN L19



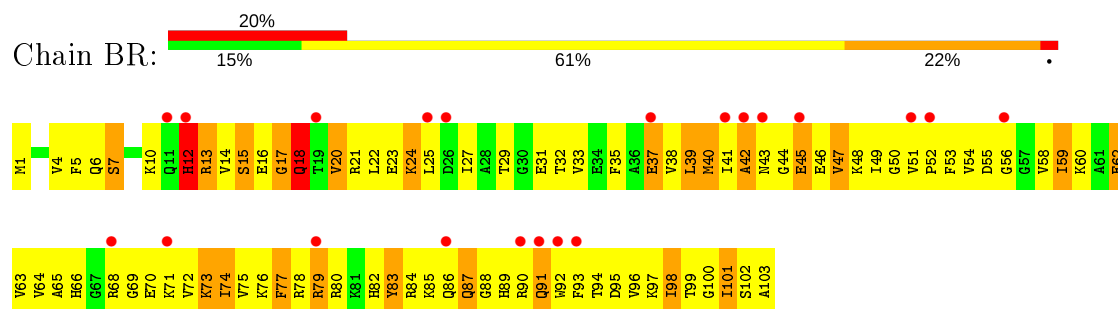
- Molecule 38: 50S RIBOSOMAL PROTEIN L20



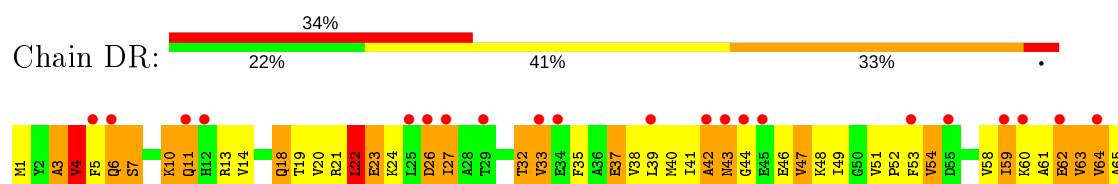
- Molecule 38: 50S RIBOSOMAL PROTEIN L20

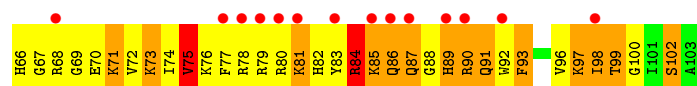


- Molecule 39: 50S RIBOSOMAL PROTEIN L21

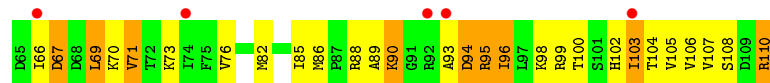
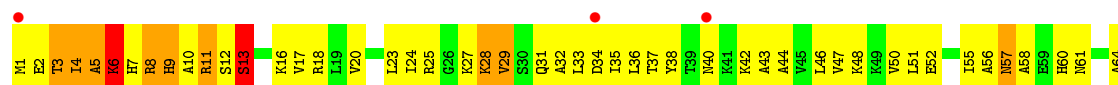


- Molecule 39: 50S RIBOSOMAL PROTEIN L21

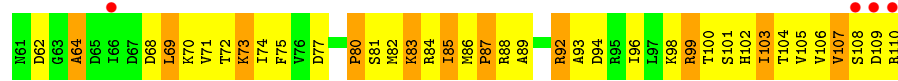
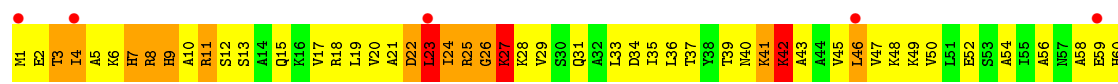




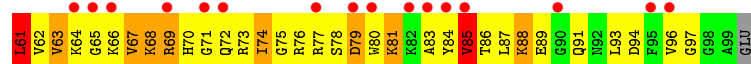
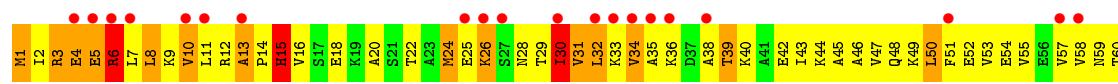
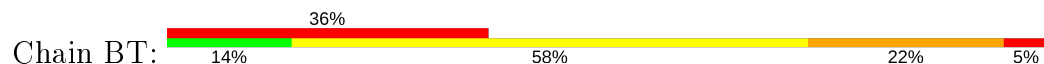
• Molecule 40: 50S RIBOSOMAL PROTEIN L22



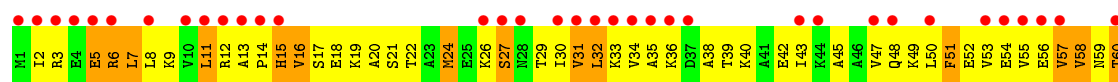
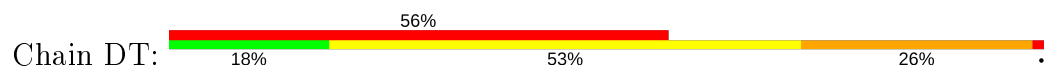
• Molecule 40: 50S RIBOSOMAL PROTEIN L22



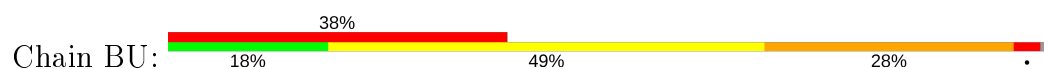
• Molecule 41: 50S RIBOSOMAL PROTEIN L23

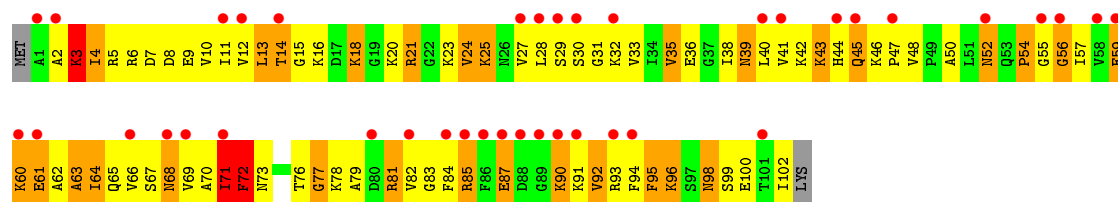


• Molecule 41: 50S RIBOSOMAL PROTEIN L23

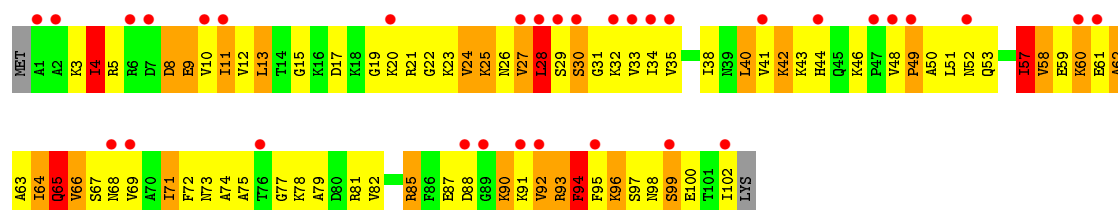


• Molecule 42: 50S RIBOSOMAL PROTEIN L24

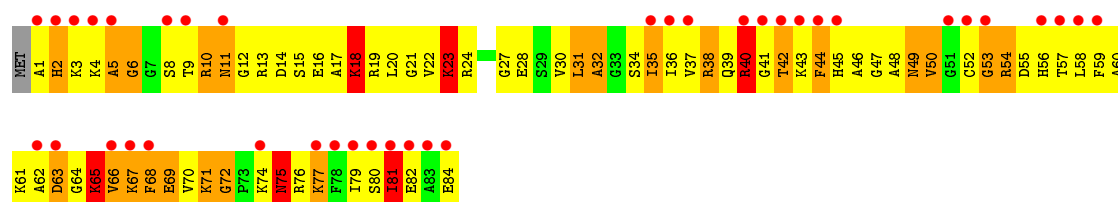
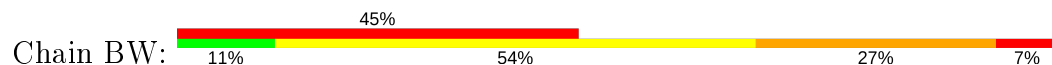




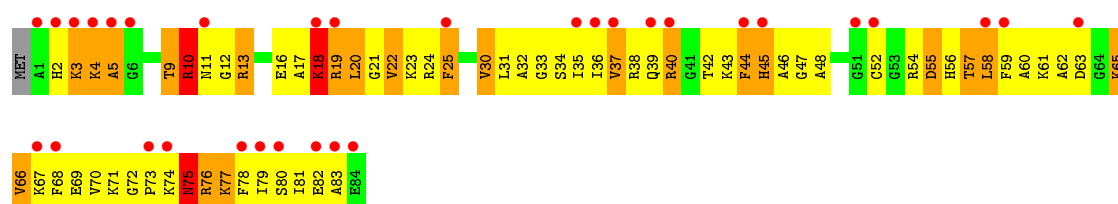
• Molecule 42: 50S RIBOSOMAL PROTEIN L24



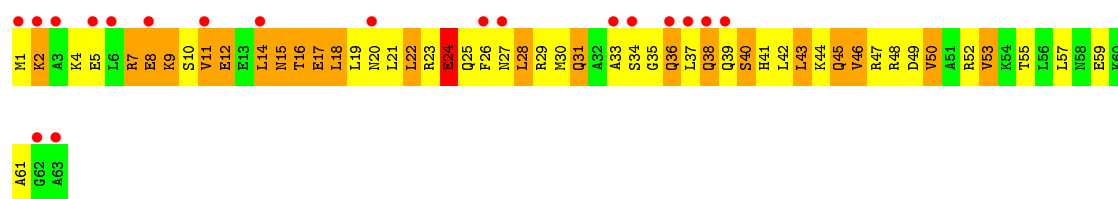
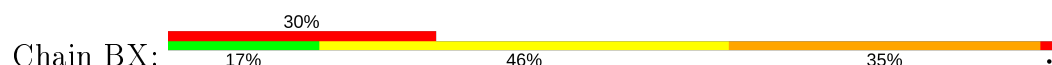
• Molecule 43: 50S RIBOSOMAL PROTEIN L27



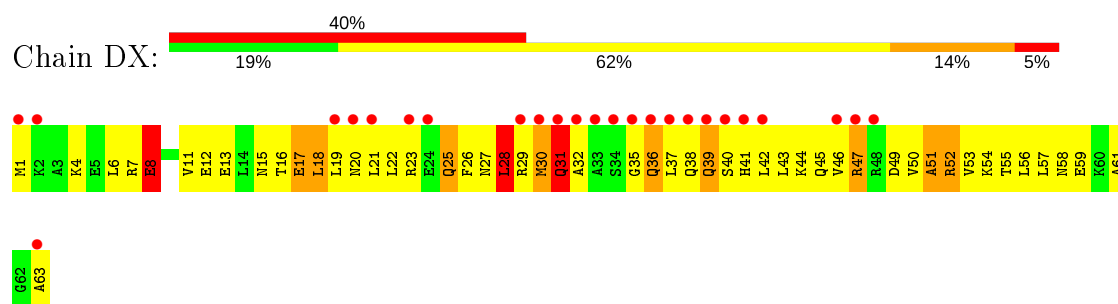
• Molecule 43: 50S RIBOSOMAL PROTEIN L27



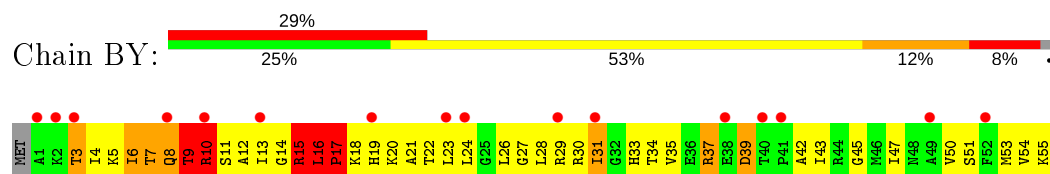
• Molecule 44: 50S RIBOSOMAL PROTEIN L29



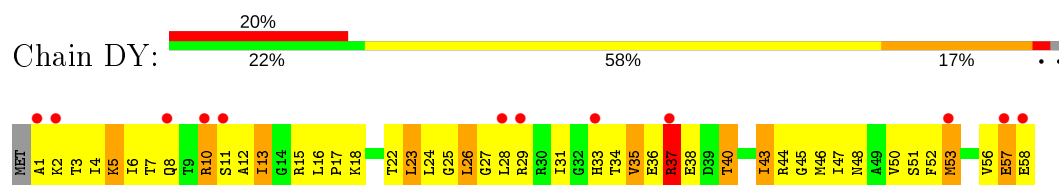
• Molecule 44: 50S RIBOSOMAL PROTEIN L29



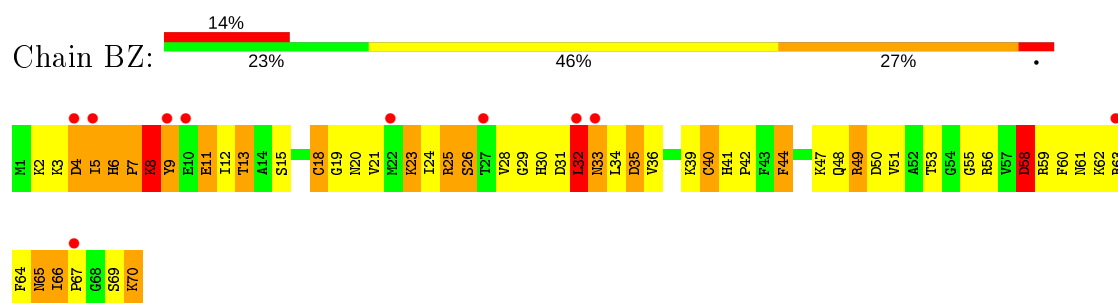
• Molecule 45: 50S RIBOSOMAL PROTEIN L30



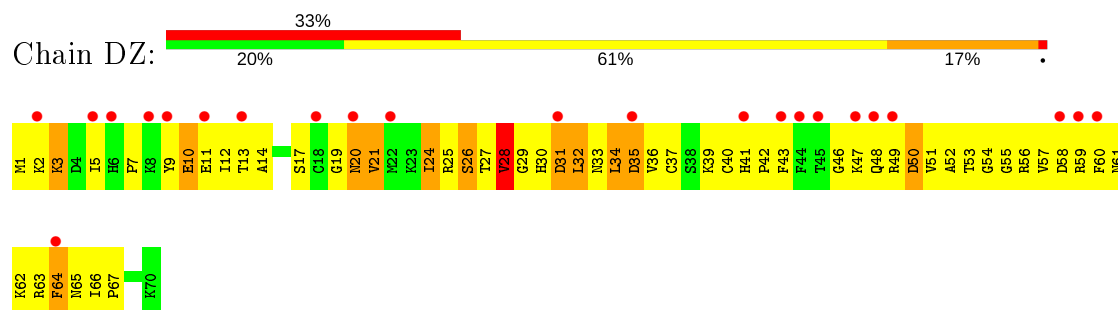
• Molecule 45: 50S RIBOSOMAL PROTEIN L30



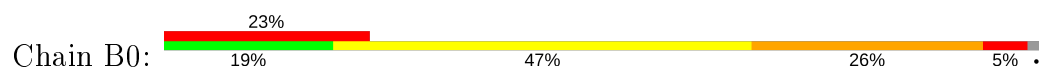
• Molecule 46: 50S RIBOSOMAL PROTEIN L31

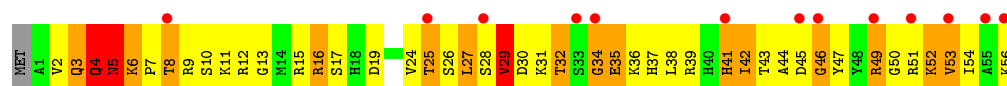


• Molecule 46: 50S RIBOSOMAL PROTEIN L31




• Molecule 47: 50S RIBOSOMAL PROTEIN L32

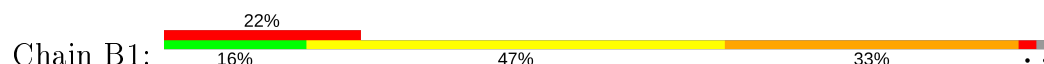




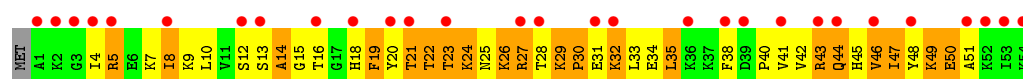
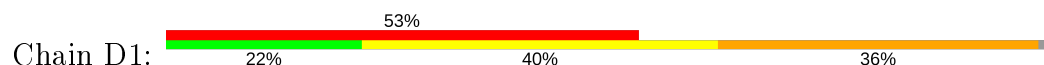
• Molecule 47: 50S RIBOSOMAL PROTEIN L32



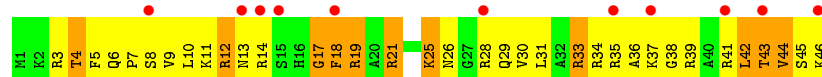
• Molecule 48: 50S RIBOSOMAL PROTEIN L33



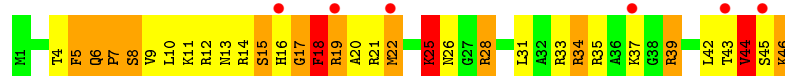
• Molecule 48: 50S RIBOSOMAL PROTEIN L33



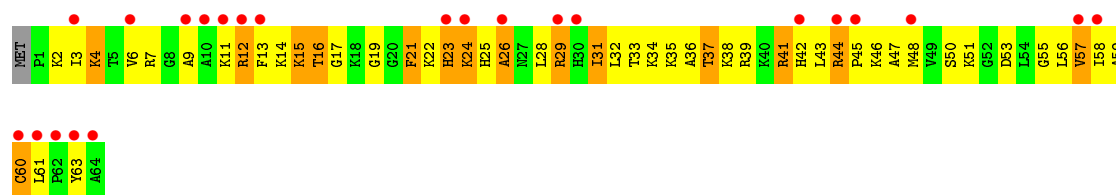
• Molecule 49: 50S RIBOSOMAL PROTEIN L34



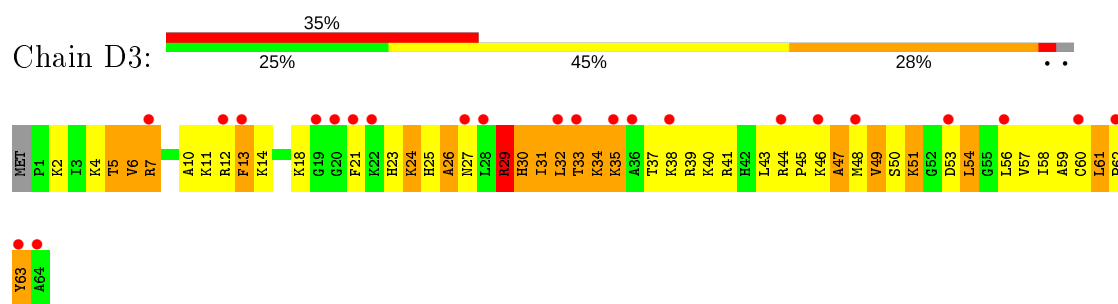
• Molecule 49: 50S RIBOSOMAL PROTEIN L34



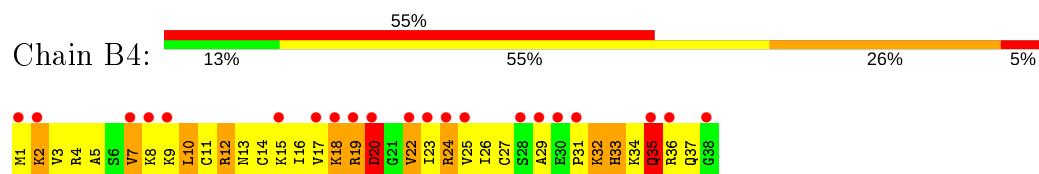
• Molecule 50: 50S RIBOSOMAL PROTEIN L35



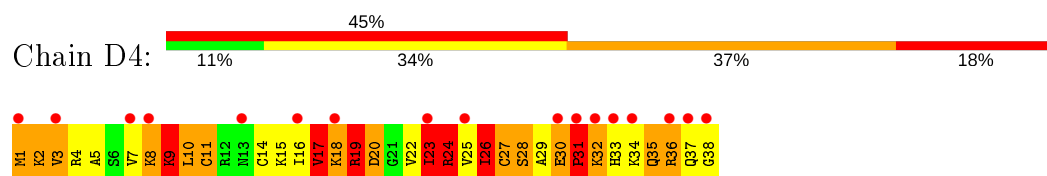
• Molecule 50: 50S RIBOSOMAL PROTEIN L35



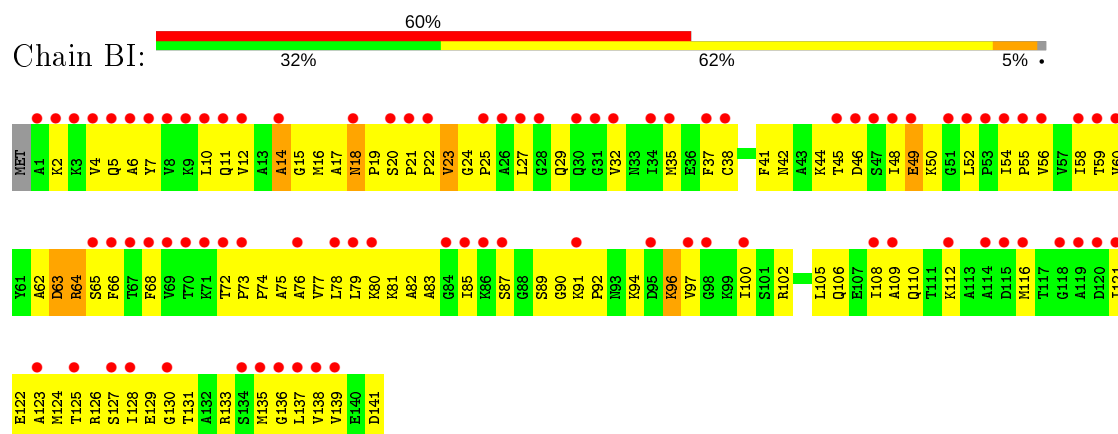
- Molecule 51: 50S RIBOSOMAL PROTEIN L36



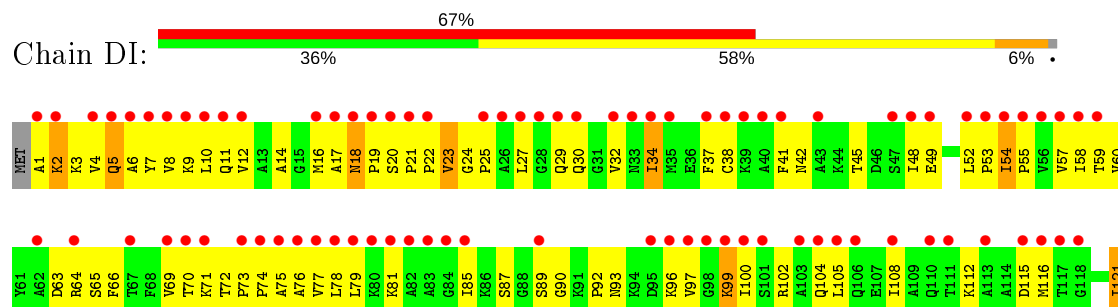
- Molecule 51: 50S RIBOSOMAL PROTEIN L36

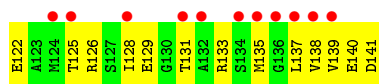


- Molecule 52: 50S RIBOSOMAL PROTEIN L11



- Molecule 52: 50S RIBOSOMAL PROTEIN L11





4 Data and refinement statistics

Property	Value	Source
Space group	P 21 21 21	Depositor
Cell constants a, b, c, α , β , γ	208.85Å 379.20Å 739.28Å 90.00° 90.00° 90.00°	Depositor
Resolution (Å)	70.00 – 3.46 112.47 – 3.53	Depositor EDS
% Data completeness (in resolution range)	91.6 (70.00-3.46) 93.1 (112.47-3.53)	Depositor EDS
R_{merge}	0.14	Depositor
R_{sym}	(Not available)	Depositor
$\langle I/\sigma(I) \rangle$ ¹	1.56 (at 3.58Å)	Xtriage
Refinement program	CNS	Depositor
R, R_{free}	0.279 , 0.331 0.287 , (Not available)	Depositor DCC
R_{free} test set	No test flags present.	wwPDB-VP
Wilson B-factor (Å ²)	83.5	Xtriage
Anisotropy	0.179	Xtriage
Bulk solvent k_{sol} (e/Å ³), B_{sol} (Å ²)	0.24 , 66.9	EDS
L-test for twinning ²	$\langle L \rangle = 0.46$, $\langle L^2 \rangle = 0.29$	Xtriage
Estimated twinning fraction	No twinning to report.	Xtriage
F_o, F_c correlation	0.85	EDS
Total number of atoms	284160	wwPDB-VP
Average B, all atoms (Å ²)	69.0	wwPDB-VP

Xtriage's analysis on translational NCS is as follows: *The largest off-origin peak in the Patterson function is 1.37% of the height of the origin peak. No significant pseudotranslation is detected.*

¹Intensities estimated from amplitudes.

²Theoretical values of $\langle |L| \rangle$, $\langle L^2 \rangle$ for acentric reflections are 0.5, 0.333 respectively for untwinned datasets, and 0.375, 0.2 for perfectly twinned datasets.

5 Model quality ⓘ

5.1 Standard geometry ⓘ

Bond lengths and bond angles in the following residue types are not validated in this section: KSG, MG

The Z score for a bond length (or angle) is the number of standard deviations the observed value is removed from the expected value. A bond length (or angle) with $|Z| > 5$ is considered an outlier worth inspection. RMSZ is the root-mean-square of all Z scores of the bond lengths (or angles).

Mol	Chain	Bond lengths		Bond angles	
		RMSZ	# $ Z > 5$	RMSZ	# $ Z > 5$
1	AA	0.23	0/36762	0.71	5/57350 (0.0%)
1	CA	0.23	0/36762	0.72	7/57350 (0.0%)
2	AC	0.23	0/1651	0.44	0/2225
2	CC	0.23	0/1651	0.47	0/2225
3	AD	0.23	0/1665	0.46	0/2227
3	CD	0.23	0/1665	0.45	0/2227
4	AE	0.23	0/1118	0.44	0/1504
4	CE	0.24	0/1118	0.45	0/1504
5	AF	0.24	0/835	0.46	0/1128
5	CF	0.24	0/835	0.47	0/1128
6	AG	0.23	0/1187	0.44	0/1591
6	CG	0.23	0/1211	0.45	0/1624
7	AH	0.23	0/989	0.44	0/1326
7	CH	0.24	0/989	0.45	0/1326
8	AI	0.24	0/1034	0.45	0/1375
8	CI	0.24	0/1034	0.45	0/1375
9	AJ	0.23	0/796	0.49	0/1077
9	CJ	0.22	0/796	0.49	0/1077
10	AK	0.24	0/893	0.46	0/1205
10	CK	0.24	0/893	0.46	0/1205
11	AL	0.22	0/969	0.46	0/1300
11	CL	0.22	0/969	0.47	0/1300
12	AM	0.21	0/892	0.47	0/1193
12	CM	0.21	0/884	0.46	0/1181
13	AN	0.24	0/785	0.45	0/1043
13	CN	0.24	0/785	0.44	0/1043
14	AO	0.23	0/724	0.45	0/966
14	CO	0.23	0/724	0.44	0/966
15	AP	0.26	0/659	0.44	0/884
15	CP	0.25	0/648	0.45	0/870
16	AQ	0.23	0/657	0.46	0/881
16	CQ	0.24	0/666	0.47	0/892

Mol	Chain	Bond lengths		Bond angles	
		RMSZ	# Z >5	RMSZ	# Z >5
17	AR	0.23	0/462	0.45	0/621
17	CR	0.23	0/462	0.45	0/621
18	AS	0.25	0/652	0.47	0/877
18	CS	0.25	0/660	0.46	0/888
19	AT	0.23	0/671	0.41	0/888
19	CT	0.23	0/671	0.42	0/888
20	AB	0.25	0/1735	0.46	0/2338
20	CB	0.25	0/1735	0.46	0/2338
21	AU	0.26	0/430	0.49	0/570
21	CU	0.26	0/430	0.48	0/570
22	BA	0.23	0/2803	0.69	0/4371
22	DA	0.25	0/2803	0.71	0/4371
23	BB	0.26	5/68314 (0.0%)	0.73	22/106569 (0.0%)
23	DB	0.26	5/68314 (0.0%)	0.73	18/106569 (0.0%)
24	BV	0.25	0/766	0.44	0/1025
24	DV	0.25	0/766	0.44	0/1025
25	BC	0.24	0/2092	0.56	0/2813
25	DC	0.23	0/2092	0.56	0/2813
26	BD	0.26	0/1586	0.54	0/2134
26	DD	0.26	0/1586	0.54	0/2134
27	BE	0.25	0/1571	0.54	0/2113
27	DE	0.25	0/1571	0.53	0/2113
28	BF	0.27	0/1444	0.62	0/1937
28	DF	0.26	0/1444	0.59	0/1937
29	BG	0.23	0/1343	0.52	0/1816
29	DG	0.23	0/1343	0.52	0/1816
30	BH	0.25	0/1122	0.51	0/1515
30	DH	0.25	0/1122	0.53	0/1515
31	BJ	0.24	0/1135	0.49	0/1529
31	DJ	0.23	0/1135	0.56	0/1529
32	BK	0.24	0/939	0.63	0/1258
32	DK	0.23	0/939	0.61	0/1258
33	BL	0.27	0/1062	0.72	0/1413
33	DL	0.28	0/1062	0.76	2/1413 (0.1%)
34	BM	0.27	0/1093	0.60	0/1460
34	DM	0.26	0/1093	0.58	0/1460
35	BN	0.24	0/1021	0.52	0/1364
35	DN	0.24	0/1021	0.47	0/1364
36	BO	0.24	0/910	0.50	0/1219
36	DO	0.23	0/910	0.46	0/1219
37	BP	0.26	0/929	0.84	3/1242 (0.2%)
37	DP	0.27	0/929	0.86	3/1242 (0.2%)
38	BQ	0.25	0/960	0.47	0/1278

Mol	Chain	Bond lengths		Bond angles	
		RMSZ	# Z >5	RMSZ	# Z >5
38	DQ	0.26	0/960	0.50	0/1278
39	BR	0.30	0/829	0.60	0/1107
39	DR	0.26	0/829	0.55	0/1107
40	BS	0.22	0/864	0.50	0/1156
40	DS	0.22	0/864	0.51	0/1156
41	BT	0.24	0/784	0.50	0/1048
41	DT	0.25	0/784	0.54	0/1048
42	BU	0.26	0/787	0.54	0/1051
42	DU	0.25	0/787	0.61	1/1051 (0.1%)
43	BW	0.27	0/642	0.59	0/848
43	DW	0.27	0/642	0.53	0/848
44	BX	0.24	0/510	0.55	0/677
44	DX	0.23	0/510	0.50	0/677
45	BY	0.25	0/453	0.51	0/605
45	DY	0.24	0/453	0.54	0/605
46	BZ	0.28	0/559	0.67	0/745
46	DZ	0.28	0/559	0.61	0/745
47	B0	0.24	0/450	0.52	0/599
47	D0	0.25	0/450	0.58	0/599
48	B1	0.27	0/448	0.51	0/594
48	D1	0.27	0/448	0.50	0/594
49	B2	0.26	0/380	0.48	0/498
49	D2	0.26	0/380	0.47	0/498
50	B3	0.25	0/513	0.54	0/676
50	D3	0.25	0/513	0.51	0/676
51	B4	0.24	0/303	0.54	0/397
51	D4	0.24	0/303	0.53	0/397
52	BI	0.24	0/1046	0.50	0/1410
52	DI	0.26	0/1046	0.53	0/1410
All	All	0.25	10/306470 (0.0%)	0.68	61/458101 (0.0%)

Chiral center outliers are detected by calculating the chiral volume of a chiral center and verifying if the center is modelled as a planar moiety or with the opposite hand. A planarity outlier is detected by checking planarity of atoms in a peptide group, atoms in a mainchain group or atoms of a sidechain that are expected to be planar.

Mol	Chain	#Chirality outliers	#Planarity outliers
1	AA	0	14
1	CA	0	16
23	BB	0	41
23	DB	1	41
47	D0	0	1
All	All	1	113

All (10) bond length outliers are listed below:

Mol	Chain	Res	Type	Atoms	Z	Observed(Å)	Ideal(Å)
23	BB	1086	A	C5-C6	-17.07	1.25	1.41
23	DB	1086	A	C5-C6	-17.02	1.25	1.41
23	DB	1088	A	C6-N1	-10.55	1.28	1.35
23	BB	1088	A	C6-N1	-10.45	1.28	1.35
23	BB	1060	U	C2-N3	7.88	1.43	1.37
23	DB	1060	U	C2-N3	7.88	1.43	1.37
23	DB	1086	A	N7-C5	-7.07	1.35	1.39
23	BB	1086	A	N7-C5	-7.03	1.35	1.39
23	BB	1086	A	N3-C4	-5.24	1.31	1.34
23	DB	1086	A	N3-C4	-5.11	1.31	1.34

All (61) bond angle outliers are listed below:

Mol	Chain	Res	Type	Atoms	Z	Observed(°)	Ideal(°)
23	DB	2791	G	O5'-P-OP2	-26.15	79.33	110.70
23	BB	2791	G	O5'-P-OP1	-26.11	79.37	110.70
23	DB	2791	G	O5'-P-OP1	19.42	134.01	110.70
23	BB	2791	G	O5'-P-OP2	19.11	133.63	110.70
23	DB	2790	U	OP2-P-O3'	15.02	138.25	105.20
23	BB	2790	U	OP1-P-O3'	14.91	138.01	105.20
23	BB	2272	U	C5-C4-O4	-9.03	120.48	125.90
23	DB	2272	U	N3-C4-O4	-8.62	113.36	119.40
23	DB	1088	A	N1-C6-N6	-8.31	113.62	118.60
23	BB	1088	A	N1-C6-N6	-8.21	113.67	118.60
23	BB	1552	A	N9-C1'-C2'	-8.18	103.00	112.00
23	DB	1552	A	N9-C1'-C2'	-8.12	103.07	112.00
23	DB	2076	U	C2'-C3'-O3'	8.12	127.35	109.50
1	CA	765	G	N9-C1'-C2'	-7.70	103.53	112.00
1	AA	765	G	N9-C1'-C2'	-7.67	103.57	112.00
33	DL	118	THR	N-CA-C	7.50	131.26	111.00
23	BB	2733	A	N9-C1'-C2'	-7.46	103.79	112.00
23	DB	2733	A	N9-C1'-C2'	-7.45	103.81	112.00
23	DB	1060	U	C5-C4-O4	-7.35	121.49	125.90
37	BP	71	ARG	N-CA-C	7.26	130.61	111.00
23	BB	1060	U	C5-C4-O4	-7.19	121.59	125.90
37	DP	71	ARG	N-CA-C	7.02	129.96	111.00
23	BB	1086	A	C4-C5-C6	6.85	120.42	117.00
37	BP	79	VAL	N-CA-C	6.84	129.46	111.00
23	DB	1439	A	N9-C1'-C2'	-6.83	104.49	112.00
37	DP	72	VAL	N-CA-C	6.83	129.43	111.00
23	DB	1086	A	C4-C5-C6	6.81	120.40	117.00
23	BB	1439	A	N9-C1'-C2'	-6.76	104.56	112.00

Continued on next page...

Continued from previous page...

Mol	Chain	Res	Type	Atoms	Z	Observed(°)	Ideal(°)
23	DB	2790	U	O3'-P-O5'	-6.72	91.22	104.00
33	DL	117	THR	N-CA-C	-6.70	92.92	111.00
1	AA	438	U	N1-C1'-C2'	-6.67	104.66	112.00
1	CA	438	U	N1-C1'-C2'	-6.65	104.69	112.00
1	CA	576	C	O5'-P-OP1	-6.57	99.79	105.70
23	BB	1086	A	C6-C5-N7	-6.52	127.73	132.30
23	DB	1086	A	C6-C5-N7	-6.48	127.76	132.30
37	BP	72	VAL	N-CA-C	6.44	128.39	111.00
23	DB	1088	A	C5-C6-N6	6.41	128.83	123.70
23	BB	1088	A	C5-C6-N6	6.38	128.80	123.70
23	BB	2790	U	O3'-P-O5'	-6.36	91.92	104.00
23	DB	2272	U	C5-C4-O4	-5.80	122.42	125.90
23	BB	1060	U	N1-C2-O2	-5.68	118.82	122.80
23	DB	1060	U	N1-C2-O2	-5.67	118.83	122.80
1	CA	1432	G	N9-C1'-C2'	-5.64	105.79	112.00
23	BB	2267	A	C5-C6-N6	-5.63	119.20	123.70
23	BB	2267	A	O4'-C1'-N9	-5.61	103.72	108.20
23	BB	2267	A	C4-N9-C1'	5.46	136.13	126.30
1	AA	521	G	N9-C1'-C2'	-5.43	106.03	112.00
23	BB	2272	U	N3-C4-O4	-5.41	115.61	119.40
1	CA	521	G	N9-C1'-C2'	-5.41	106.05	112.00
1	CA	328	C	C2'-C3'-O3'	5.39	122.33	113.70
23	DB	1060	U	N3-C2-O2	5.38	125.97	122.20
23	BB	2267	A	C8-N9-C1'	-5.38	118.02	127.70
1	AA	328	C	C2'-C3'-O3'	5.36	122.28	113.70
23	BB	1060	U	N3-C2-O2	5.34	125.94	122.20
23	BB	2272	U	N1-C1'-C2'	-5.33	106.14	112.00
1	CA	1534	A	C2'-C3'-O3'	-5.30	97.84	109.50
23	BB	1086	A	C2-N3-C4	-5.28	107.96	110.60
23	DB	1086	A	C2-N3-C4	-5.16	108.02	110.60
1	AA	66	A	N9-C1'-C2'	-5.09	106.40	112.00
37	DP	70	GLU	N-CA-C	5.07	124.67	111.00
42	DU	49	PRO	N-CA-C	-5.05	98.96	112.10

All (1) chirality outliers are listed below:

Mol	Chain	Res	Type	Atom
23	DB	2076	U	C3'

All (113) planarity outliers are listed below:

Mol	Chain	Res	Type	Group
1	AA	1047	G	Sidechain
1	AA	1319	A	Sidechain
1	AA	1331	G	Sidechain
1	AA	1441	A	Sidechain
1	AA	187	G	Sidechain
1	AA	281	G	Sidechain
1	AA	324	G	Sidechain
1	AA	437	U	Sidechain
1	AA	438	U	Sidechain
1	AA	454	G	Sidechain
1	AA	496	A	Sidechain
1	AA	521	G	Sidechain
1	AA	575	G	Sidechain
1	AA	703	G	Sidechain
23	BB	1047	G	Sidechain
23	BB	1060	U	Sidechain
23	BB	1086	A	Sidechain
23	BB	1088	A	Sidechain
23	BB	1119	U	Sidechain
23	BB	1240	U	Sidechain
23	BB	1250	G	Sidechain
23	BB	1419	A	Sidechain
23	BB	1439	A	Sidechain
23	BB	1450	G	Sidechain
23	BB	1462	C	Sidechain
23	BB	1546	G	Sidechain
23	BB	1572	A	Sidechain
23	BB	1828	G	Sidechain
23	BB	2108	A	Sidechain
23	BB	221	A	Sidechain
23	BB	2213	U	Sidechain
23	BB	222	A	Sidechain
23	BB	2267	A	Sidechain
23	BB	2272	U	Sidechain
23	BB	2318	G	Sidechain
23	BB	2413	G	Sidechain
23	BB	2471	A	Sidechain
23	BB	2638	G	Sidechain
23	BB	2733	A	Sidechain
23	BB	2770	G	Sidechain
23	BB	2834	G	Sidechain
23	BB	2848	G	Sidechain
23	BB	2857	G	Sidechain

Continued on next page...

Continued from previous page...

Mol	Chain	Res	Type	Group
23	BB	2868	A	Sidechain
23	BB	2883	A	Sidechain
23	BB	299	A	Sidechain
23	BB	361	G	Sidechain
23	BB	500	G	Sidechain
23	BB	51	G	Sidechain
23	BB	630	G	Sidechain
23	BB	633	A	Sidechain
23	BB	727	A	Sidechain
23	BB	729	G	Sidechain
23	BB	757	G	Sidechain
23	BB	942	G	Sidechain
1	CA	1133	G	Sidechain
1	CA	1319	A	Sidechain
1	CA	1362	A	Sidechain
1	CA	1432	G	Sidechain
1	CA	1441	A	Sidechain
1	CA	187	G	Sidechain
1	CA	281	G	Sidechain
1	CA	324	G	Sidechain
1	CA	437	U	Sidechain
1	CA	438	U	Sidechain
1	CA	454	G	Sidechain
1	CA	496	A	Sidechain
1	CA	521	G	Sidechain
1	CA	575	G	Sidechain
1	CA	703	G	Sidechain
1	CA	83	C	Sidechain
47	D0	48	TYR	Sidechain
23	DB	1047	G	Sidechain
23	DB	1060	U	Sidechain
23	DB	1086	A	Sidechain
23	DB	1088	A	Sidechain
23	DB	1247	A	Sidechain
23	DB	136	G	Sidechain
23	DB	1419	A	Sidechain
23	DB	1439	A	Sidechain
23	DB	1450	G	Sidechain
23	DB	1462	C	Sidechain
23	DB	1546	G	Sidechain
23	DB	1572	A	Sidechain
23	DB	1828	G	Sidechain

Continued on next page...

Continued from previous page...

Mol	Chain	Res	Type	Group
23	DB	2062	A	Sidechain
23	DB	2108	A	Sidechain
23	DB	214	G	Sidechain
23	DB	221	A	Sidechain
23	DB	222	A	Sidechain
23	DB	2267	A	Sidechain
23	DB	2272	U	Sidechain
23	DB	232	G	Sidechain
23	DB	2413	G	Sidechain
23	DB	2471	A	Sidechain
23	DB	2503	A	Sidechain
23	DB	2638	G	Sidechain
23	DB	2733	A	Sidechain
23	DB	2770	G	Sidechain
23	DB	28	A	Sidechain
23	DB	2834	G	Sidechain
23	DB	2848	G	Sidechain
23	DB	2857	G	Sidechain
23	DB	2868	A	Sidechain
23	DB	2883	A	Sidechain
23	DB	299	A	Sidechain
23	DB	500	G	Sidechain
23	DB	630	G	Sidechain
23	DB	633	A	Sidechain
23	DB	727	A	Sidechain
23	DB	729	G	Sidechain
23	DB	757	G	Sidechain
23	DB	858	G	Sidechain

5.2 Too-close contacts

In the following table, the Non-H and H(model) columns list the number of non-hydrogen atoms and hydrogen atoms in the chain respectively. The H(added) column lists the number of hydrogen atoms added and optimized by MolProbity. The Clashes column lists the number of clashes within the asymmetric unit, whereas Symm-Clashes lists symmetry related clashes.

Mol	Chain	Non-H	H(model)	H(added)	Clashes	Symm-Clashes
1	AA	32831	0	16521	1330	0
1	CA	32831	0	16521	1382	0
2	AC	1624	0	1699	184	0
2	CC	1624	0	1699	162	0
3	AD	1643	0	1710	173	0

Continued on next page...

Continued from previous page...

Mol	Chain	Non-H	H(model)	H(added)	Clashes	Symm-Clashes
3	CD	1643	0	1710	175	0
4	AE	1105	0	1148	108	0
4	CE	1105	0	1148	143	0
5	AF	817	0	808	73	0
5	CF	817	0	808	102	0
6	AG	1174	0	1230	104	0
6	CG	1196	0	1246	101	0
7	AH	979	0	1034	85	0
7	CH	979	0	1034	80	0
8	AI	1022	0	1070	156	0
8	CI	1022	0	1070	125	0
9	AJ	786	0	828	95	0
9	CJ	786	0	828	111	0
10	AK	877	0	887	104	0
10	CK	877	0	887	106	0
11	AL	955	0	1019	105	0
11	CL	955	0	1019	91	0
12	AM	883	0	944	88	0
12	CM	876	0	937	113	0
13	AN	774	0	827	104	0
13	CN	774	0	827	121	0
14	AO	716	0	742	53	0
14	CO	716	0	742	55	0
15	AP	649	0	666	78	0
15	CP	638	0	656	79	0
16	AQ	648	0	691	101	0
16	CQ	657	0	702	90	0
17	AR	455	0	478	42	0
17	CR	455	0	478	45	0
18	AS	637	0	665	87	0
18	CS	644	0	675	96	0
19	AT	665	0	714	59	0
19	CT	665	0	714	58	0
20	AB	1704	0	1732	195	0
20	CB	1704	0	1732	167	0
21	AU	425	0	449	68	0
21	CU	425	0	449	65	0
22	BA	2507	0	1270	84	0
22	DA	2507	0	1270	117	0
23	BB	60995	0	30678	2753	0
23	DB	60995	0	30677	2695	0
24	BV	753	0	780	100	0

Continued on next page...

Continued from previous page...

Mol	Chain	Non-H	H(model)	H(added)	Clashes	Symm-Clashes
24	DV	753	0	780	69	0
25	BC	2053	0	2122	451	0
25	DC	2053	0	2122	389	0
26	BD	1565	0	1616	379	0
26	DD	1565	0	1616	309	0
27	BE	1552	0	1619	279	0
27	DE	1552	0	1619	256	0
28	BF	1420	0	1460	170	0
28	DF	1420	0	1460	157	0
29	BG	1323	0	1374	166	0
29	DG	1323	0	1374	158	0
30	BH	1111	0	1148	173	0
30	DH	1111	0	1148	166	0
31	BJ	1112	0	1147	220	0
31	DJ	1112	0	1147	207	0
32	BK	930	0	1000	123	0
32	DK	930	0	1000	124	0
33	BL	1053	0	1129	277	0
33	DL	1053	0	1129	250	0
34	BM	1074	0	1157	238	0
34	DM	1074	0	1157	169	0
35	BN	1008	0	1045	186	0
35	DN	1008	0	1045	158	0
36	BO	900	0	935	128	0
36	DO	900	0	935	137	0
37	BP	917	0	965	198	0
37	DP	917	0	965	196	0
38	BQ	947	0	1022	199	0
38	DQ	947	0	1022	175	0
39	BR	816	0	839	170	0
39	DR	816	0	839	166	0
40	BS	857	0	922	124	0
40	DS	857	0	922	116	0
41	BT	777	0	840	148	0
41	DT	777	0	840	133	0
42	BU	779	0	834	163	0
42	DU	779	0	834	121	0
43	BW	634	0	656	161	0
43	DW	634	0	656	169	0
44	BX	509	0	543	77	0
44	DX	509	0	543	83	0
45	BY	449	0	491	60	0

Continued on next page...

Continued from previous page...

Mol	Chain	Non-H	H(model)	H(added)	Clashes	Symm-Clashes
45	DY	449	0	491	81	0
46	BZ	549	0	552	111	0
46	DZ	549	0	552	102	0
47	B0	444	0	461	74	0
47	D0	444	0	461	91	0
48	B1	441	0	485	80	0
48	D1	441	0	485	77	0
49	B2	377	0	418	59	0
49	D2	377	0	418	67	0
50	B3	504	0	574	115	0
50	D3	504	0	574	107	0
51	B4	302	0	343	63	0
51	D4	302	0	343	75	0
52	BI	1032	0	1088	121	0
52	DI	1032	0	1088	183	0
53	AA	26	0	23	3	0
53	CA	26	0	23	1	0
54	AA	60	0	0	0	0
54	BB	110	0	0	0	0
54	CA	62	0	0	0	0
54	DB	109	0	0	0	0
54	DE	1	0	0	0	0
54	DN	1	0	0	0	0
55	AA	289	0	0	1	0
55	AE	3	0	0	0	0
55	AK	2	0	0	0	0
55	AN	3	0	0	0	0
55	AP	2	0	0	0	0
55	AT	1	0	0	0	0
55	BB	497	0	0	11	0
55	BC	1	0	0	0	0
55	BE	5	0	0	0	0
55	BH	1	0	0	0	0
55	BL	2	0	0	0	0
55	BN	1	0	0	0	0
55	CA	293	0	0	1	0
55	CE	3	0	0	0	0
55	CK	1	0	0	0	0
55	CL	4	0	0	0	0
55	CN	3	0	0	0	0
55	CP	1	0	0	0	0
55	CT	3	0	0	0	0

Continued on next page...

Continued from previous page...

Mol	Chain	Non-H	H(model)	H(added)	Clashes	Symm-Clashes
55	D2	2	0	0	0	0
55	DB	501	0	0	10	0
55	DC	1	0	0	0	0
55	DD	1	0	0	0	0
55	DE	3	0	0	0	0
55	DL	1	0	0	0	0
55	DN	2	0	0	0	0
55	DT	1	0	0	0	0
All	All	284160	0	190815	19652	0

The all-atom clashscore is defined as the number of clashes found per 1000 atoms (including hydrogen atoms). The all-atom clashscore for this structure is 42.

All (19652) close contacts within the same asymmetric unit are listed below, sorted by their clash magnitude.

Atom-1	Atom-2	Interatomic distance (Å)	Clash overlap (Å)
23:DB:1099:G:O5'	52:DI:4:VAL:N	1.71	1.23
32:DK:78:ARG:HG2	37:DP:72:VAL:HG21	1.24	1.15
23:DB:1098:A:H3'	52:DI:3:LYS:CA	1.76	1.15
23:DB:587:C:H3'	33:DL:29:LYS:HD2	1.20	1.14
48:D1:29:LYS:HB2	48:D1:30:PRO:HD3	1.30	1.14
1:AA:699:C:H2'	1:AA:700:G:H5''	1.28	1.14
23:BB:662:G:H4'	33:BL:24:GLY:H	1.11	1.13
42:DU:60:LYS:HE3	42:DU:61:GLU:H	1.08	1.13
23:DB:458:G:H5''	49:D2:39:ARG:HB2	1.30	1.12
44:DX:43:LEU:HB2	44:DX:45:GLN:HE22	1.13	1.12
23:BB:85:G:H5'	42:BU:28:LEU:HA	1.30	1.11
1:CA:243:A:H4'	1:CA:244:U:H5'	1.29	1.11
20:AB:163:ILE:HG23	20:AB:164:ASP:H	1.14	1.11
33:DL:7:SER:HB2	33:DL:8:PRO:HD3	1.24	1.11
36:BO:57:ALA:HB2	36:BO:62:LEU:HD22	1.30	1.10
32:BK:108:ARG:HH21	37:BP:36:LYS:HG3	1.06	1.10
30:BH:82:SER:H	30:BH:146:VAL:HG13	1.16	1.10
23:BB:2750:A:H4'	29:BG:1:SER:HB2	1.34	1.09
34:BM:3:GLN:H	34:BM:4:PRO:HD2	1.04	1.09
34:DM:57:VAL:HG21	34:DM:112:LEU:HD21	1.33	1.09
23:BB:38:A:O4'	27:BE:46:GLN:HG3	1.53	1.08
20:CB:46:VAL:HG13	20:CB:47:PRO:HD3	1.35	1.08
25:DC:33:LEU:HD22	25:DC:34:GLU:HG3	1.35	1.08
11:CL:43:LYS:HB3	11:CL:44:PRO:HD2	1.28	1.08
1:CA:974:A:H4'	1:CA:975:A:H5'	1.28	1.08

Continued on next page...

Continued from previous page...

Atom-1	Atom-2	Interatomic distance (Å)	Clash overlap (Å)
1:CA:699:C:H2'	1:CA:700:G:H5''	1.28	1.08
23:DB:2527:C:H5''	51:D4:34:LYS:HG3	1.35	1.08
1:AA:243:A:H4'	1:AA:244:U:H5'	1.29	1.07
26:BD:24:VAL:HG21	26:BD:193:VAL:HG11	1.36	1.06
43:DW:38:ARG:HH21	43:DW:40:ARG:HD3	1.16	1.06
25:BC:42:ARG:HG2	25:BC:43:ASN:H	1.14	1.06
23:BB:100:U:H4'	42:BU:90:LYS:HE2	1.36	1.05
23:DB:1098:A:H3'	52:DI:3:LYS:HA	1.37	1.05
25:BC:107:LYS:HB2	25:BC:194:VAL:HG11	1.39	1.05
23:BB:161:A:H3'	23:BB:162:U:H5''	1.35	1.05
23:BB:2204:G:H5'	25:BC:149:LYS:HE3	1.36	1.04
23:DB:45:G:H5''	23:DB:46:G:H5'	1.36	1.04
23:BB:2333:A:H4'	23:BB:2334:U:H5''	1.40	1.04
30:DH:3:VAL:HG22	30:DH:21:VAL:HG11	1.39	1.04
33:BL:14:LYS:HA	33:BL:14:LYS:HZ3	1.20	1.04
25:DC:107:LYS:HB2	25:DC:194:VAL:HG21	1.38	1.04
23:DB:1099:G:H8	52:DI:3:LYS:N	1.56	1.04
35:DN:45:ARG:HH22	35:DN:113:ILE:HG23	1.21	1.04
31:DJ:102:GLU:HG3	31:DJ:124:VAL:HG12	1.40	1.03
31:BJ:135:GLN:HG2	31:BJ:137:PRO:HD2	1.40	1.03
43:BW:47:GLY:HA3	43:BW:55:ASP:HB3	1.39	1.03
37:BP:52:ARG:HB3	37:BP:60:VAL:HG11	1.37	1.03
38:DQ:48:ASP:HA	38:DQ:51:GLN:HE21	1.20	1.03
18:AS:18:VAL:HG21	18:AS:43:MET:HG2	1.35	1.03
36:DO:56:LYS:HE2	36:DO:81:ARG:HE	1.16	1.03
27:BE:128:ALA:HB3	27:BE:129:PRO:HD3	1.36	1.03
20:AB:46:VAL:HG13	20:AB:47:PRO:HD3	1.38	1.03
30:BH:37:VAL:H	30:BH:38:PRO:HD2	1.23	1.03
23:BB:923:G:H1'	43:BW:23:LYS:HD3	1.38	1.03
42:DU:28:LEU:HD13	42:DU:30:SER:H	1.24	1.03
23:DB:323:C:H1'	27:DE:164:LEU:HB3	1.39	1.02
33:DL:51:GLU:HG2	33:DL:52:GLY:H	1.24	1.02
51:D4:26:ILE:HG13	51:D4:35:GLN:H	1.22	1.02
30:DH:6:LEU:HD12	30:DH:36:ALA:H	1.24	1.02
37:DP:93:LYS:HG2	37:DP:96:LEU:HA	1.41	1.02
33:BL:61:LEU:HB3	33:BL:62:PRO:HD2	1.42	1.02
15:AP:42:ILE:HB	15:AP:46:LYS:HD2	1.42	1.02
32:BK:71:ARG:HB3	32:BK:72:PRO:HD2	1.04	1.02
45:BY:16:LEU:HB2	45:BY:17:PRO:HD3	1.37	1.02
33:BL:13:LYS:HG3	33:BL:14:LYS:H	1.25	1.02
46:BZ:8:LYS:HD2	46:BZ:9:TYR:H	1.22	1.02

Continued on next page...

Continued from previous page...

Atom-1	Atom-2	Interatomic distance (Å)	Clash overlap (Å)
32:BK:71:ARG:HB3	32:BK:72:PRO:CD	1.90	1.01
32:BK:8:LEU:HD23	32:BK:82:ASN:HB3	1.41	1.01
23:DB:1099:G:P	52:DI:4:VAL:H	1.83	1.01
37:DP:47:ILE:HG22	37:DP:48:ALA:H	1.22	1.01
23:DB:2091:C:H3'	23:DB:2092:U:H5''	1.43	1.01
8:CI:27:ILE:HG23	8:CI:34:LEU:HB2	1.42	1.00
48:D1:46:VAL:HG13	48:D1:47:ILE:HG13	1.41	1.00
23:DB:2333:A:H4'	23:DB:2334:U:H5''	1.40	1.00
34:BM:38:ARG:HB2	34:BM:38:ARG:HH11	1.26	1.00
23:BB:2052:A:H4'	26:BD:148:GLN:H	1.24	1.00
23:BB:1454:C:H5'	35:BN:63:ARG:HH21	1.24	1.00
23:DB:1025:G:H1'	23:DB:1135:C:H5'	1.43	1.00
24:DV:63:ILE:H	24:DV:70:ILE:HD11	1.23	1.00
23:BB:442:G:H1'	27:BE:44:ARG:HD2	1.38	1.00
23:BB:692:C:H5'	25:BC:42:ARG:HB2	1.40	1.00
16:AQ:76:ARG:HE	16:AQ:78:VAL:HG22	1.27	1.00
11:AL:8:ARG:HG3	11:AL:9:LYS:H	1.24	1.00
5:CF:3:HIS:HB3	5:CF:92:THR:HA	1.41	1.00
23:DB:136:G:H2'	23:DB:137:U:C6	1.97	0.99
20:AB:67:LEU:HD11	20:AB:157:PRO:HB3	1.44	0.99
25:DC:107:LYS:HE3	25:DC:108:GLY:H	1.23	0.99
26:DD:197:THR:HG23	26:DD:198:GLY:H	1.28	0.99
46:DZ:55:GLY:HA2	46:DZ:59:ARG:HB2	1.43	0.99
3:AD:7:LYS:HE2	3:AD:20:LEU:HD13	1.43	0.99
25:DC:230:PRO:HG2	25:DC:245:THR:H	1.27	0.99
25:DC:171:VAL:HB	25:DC:182:LYS:HB3	1.45	0.99
1:CA:973:G:H3'	1:CA:974:A:H5''	1.45	0.99
13:AN:60:ARG:HD3	13:AN:60:ARG:H	1.28	0.98
25:BC:139:THR:HG22	25:BC:193:GLU:HB3	1.44	0.98
43:DW:13:ARG:HE	43:DW:13:ARG:H	1.08	0.98
23:DB:2377:A:H61	36:DO:13:ARG:HH21	1.07	0.98
9:AJ:35:GLN:HB3	9:AJ:77:VAL:HG23	1.40	0.98
27:DE:169:VAL:HG13	27:DE:170:ARG:H	1.29	0.98
41:DT:66:LYS:H	41:DT:76:ARG:HH21	1.11	0.98
23:DB:858:G:N3	23:DB:2268:A:H2'	1.78	0.98
39:BR:78:ARG:HB3	39:BR:87:GLN:HA	1.45	0.97
25:DC:48:ILE:HG22	25:DC:49:THR:H	1.26	0.97
23:BB:2266:A:H4'	23:BB:2267:A:N7	1.80	0.97
50:D3:49:VAL:HG22	50:D3:50:SER:H	1.28	0.97
51:D4:11:CYS:HB2	51:D4:14:CYS:HB2	1.46	0.97
33:BL:29:LYS:HD2	33:BL:31:GLY:H	1.27	0.97

Continued on next page...

Continued from previous page...

Atom-1	Atom-2	Interatomic distance (Å)	Clash overlap (Å)
40:BS:6:LYS:HA	40:BS:104:THR:HA	1.46	0.97
23:BB:2478:A:H5'	51:B4:32:LYS:HD2	1.47	0.97
45:BY:10:ARG:HE	45:BY:31:ILE:HG13	1.27	0.97
23:BB:396:G:H4'	46:BZ:28:VAL:HG21	1.46	0.97
25:BC:53:ILE:HD13	25:BC:218:THR:HG23	1.45	0.97
46:BZ:33:ASN:HB2	46:BZ:44:PHE:HB2	1.44	0.97
46:BZ:3:LYS:HB2	46:BZ:51:VAL:HG21	1.45	0.97
23:DB:1099:G:C8	52:DI:3:LYS:N	2.32	0.97
39:DR:63:VAL:HG22	39:DR:64:VAL:H	1.28	0.97
23:BB:482:A:H5''	42:BU:43:LYS:HE3	1.47	0.97
32:BK:26:GLY:HA3	32:BK:30:ARG:HE	1.29	0.97
40:DS:46:LEU:HA	40:DS:49:LYS:HB2	1.45	0.97
41:DT:48:GLN:HA	41:DT:53:VAL:HG22	1.46	0.97
23:BB:1450:G:H21	23:BB:1452:G:H1	1.12	0.97
23:BB:528:A:N1	23:BB:2042:A:H2'	1.80	0.97
26:BD:170:VAL:HG13	26:BD:171:THR:H	1.29	0.96
32:BK:71:ARG:CB	32:BK:72:PRO:HD2	1.95	0.96
22:BA:75:G:H1'	24:BV:29:ILE:HD13	1.44	0.96
8:AI:29:ILE:HG22	8:AI:64:ILE:HB	1.47	0.96
23:BB:858:G:H21	23:BB:2268:A:H3'	1.31	0.96
31:DJ:35:ARG:HH12	31:DJ:40:HIS:H	0.98	0.96
45:DY:18:LYS:HD2	45:DY:18:LYS:H	1.28	0.96
38:DQ:53:LYS:HE2	38:DQ:53:LYS:H	1.30	0.96
28:BF:36:ASN:HB2	28:BF:87:LYS:HA	1.47	0.96
31:BJ:81:ILE:HG13	31:BJ:82:GLY:H	1.26	0.96
35:BN:113:ILE:HG22	35:BN:114:GLU:H	1.30	0.96
1:CA:1320:C:H5''	18:CS:2:ARG:HD3	1.47	0.96
31:DJ:124:VAL:HG23	31:DJ:125:TYR:H	1.27	0.96
21:CU:17:ARG:H	21:CU:17:ARG:HD2	1.29	0.96
51:D4:3:VAL:HG12	51:D4:4:ARG:H	1.30	0.96
25:BC:28:PRO:HD2	25:BC:79:ARG:HH21	1.27	0.96
1:CA:1003:G:H21	1:CA:1005:A:H5'	1.27	0.96
39:BR:74:ILE:HA	39:BR:90:ARG:HE	1.27	0.96
23:BB:858:G:N3	23:BB:2268:A:H2'	1.81	0.96
1:CA:1151:A:HO2'	1:CA:1152:A:H8	1.12	0.96
10:CK:78:ILE:HD13	10:CK:78:ILE:H	1.28	0.96
34:DM:5:LYS:HE3	34:DM:6:ARG:N	1.80	0.96
37:DP:25:VAL:HG11	37:DP:87:ARG:HA	1.47	0.96
42:DU:66:VAL:HG22	42:DU:67:SER:H	1.29	0.96
13:AN:63:CYS:HB3	13:AN:67:GLY:H	1.30	0.95
38:BQ:92:LYS:HG2	38:BQ:93:ILE:H	1.29	0.95

Continued on next page...

Continued from previous page...

Atom-1	Atom-2	Interatomic distance (Å)	Clash overlap (Å)
5:CF:29:ILE:HD13	5:CF:64:VAL:HG11	1.48	0.95
46:DZ:54:GLY:H	46:DZ:57:VAL:HG23	1.31	0.95
31:DJ:40:HIS:HB2	38:DQ:69:ARG:HH22	1.29	0.95
20:CB:156:LEU:HD11	20:CB:178:LEU:HD13	1.47	0.95
25:BC:28:PRO:HD2	25:BC:79:ARG:NH2	1.82	0.95
23:DB:1368:G:H5''	49:D2:25:LYS:HG2	1.46	0.95
23:BB:1392:A:H62	41:BT:18:GLU:HG2	1.30	0.95
41:BT:88:LYS:HG2	41:BT:89:GLU:H	1.30	0.95
19:AT:68:LYS:HG3	19:AT:69:ASN:H	1.29	0.95
23:BB:2576:G:P	26:BD:149:ASN:HB2	2.07	0.95
31:DJ:84:ILE:HD12	31:DJ:85:LYS:H	1.31	0.95
27:DE:127:GLU:HA	27:DE:157:LEU:HD13	1.49	0.95
5:AF:53:LYS:HD3	5:AF:54:LEU:H	1.30	0.94
18:AS:49:ALA:HB1	18:AS:56:HIS:HB3	1.49	0.94
12:AM:48:SER:H	12:AM:51:GLN:HB2	1.33	0.94
1:CA:437:U:H2'	1:CA:438:U:O4'	1.67	0.94
40:BS:71:VAL:HG22	40:BS:107:VAL:HG12	1.45	0.94
44:BX:24:GLU:HA	44:BX:28:LEU:HB2	1.47	0.94
23:DB:2377:A:H61	36:DO:13:ARG:NH2	1.64	0.94
46:DZ:30:HIS:HB2	46:DZ:48:GLN:HG2	1.48	0.94
1:AA:764:C:H3'	1:AA:765:G:H21	1.33	0.94
27:BE:116:ASP:HB2	27:BE:185:LYS:HA	1.50	0.94
43:BW:35:ILE:HG23	43:BW:36:ILE:H	1.32	0.94
8:CI:118:ARG:HH21	8:CI:122:ARG:HE	1.13	0.94
39:DR:65:ALA:HB3	39:DR:99:THR:HG23	1.48	0.94
27:BE:47:LYS:HD3	27:BE:47:LYS:H	1.30	0.94
38:BQ:93:ILE:HG23	38:BQ:94:LEU:HD13	1.50	0.94
46:BZ:36:VAL:HA	46:BZ:42:PRO:HB3	1.45	0.94
3:CD:167:PRO:HG2	3:CD:170:LEU:HD11	1.48	0.94
23:DB:918:A:H2'	23:DB:919:U:H5'	1.46	0.94
21:AU:3:ILE:HA	21:AU:19:LYS:HG2	1.50	0.94
51:B4:12:ARG:HD2	51:B4:12:ARG:H	1.32	0.94
10:CK:19:VAL:HG22	10:CK:34:THR:HG22	1.49	0.94
34:DM:57:VAL:HG12	34:DM:58:LYS:H	1.30	0.94
1:AA:437:U:H2'	1:AA:438:U:O4'	1.67	0.94
28:BF:133:GLU:HG2	28:BF:147:ARG:HG2	1.49	0.94
37:DP:47:ILE:HG23	37:DP:63:ILE:HA	1.46	0.94
24:BV:4:ILE:HB	24:BV:63:ILE:HA	1.49	0.93
23:DB:972:A:H3'	23:DB:973:A:H5''	1.48	0.93
23:DB:1199:U:H2'	23:DB:1200:C:H6	1.31	0.93
31:DJ:41:LYS:HZ1	38:DQ:63:ARG:HD2	1.33	0.93

Continued on next page...

Continued from previous page...

Atom-1	Atom-2	Interatomic distance (Å)	Clash overlap (Å)
1:AA:1313:U:H5''	18:AS:5:LYS:HG2	1.49	0.93
13:CN:50:LEU:H	13:CN:51:PRO:HD2	1.33	0.93
23:DB:1450:G:H21	23:DB:1452:G:H1	1.12	0.93
26:DD:77:ARG:HH21	26:DD:79:LEU:HB2	1.30	0.93
30:DH:125:THR:HA	30:DH:146:VAL:HB	1.51	0.93
41:BT:54:GLU:H	41:BT:91:GLN:HE22	1.15	0.93
23:DB:142:A:H2'	23:DB:143:C:C6	2.03	0.93
28:DF:28:PRO:HB2	28:DF:168:LEU:HD12	1.48	0.93
44:BX:28:LEU:HB3	44:BX:34:SER:HA	1.49	0.93
1:CA:264:C:H4'	16:CQ:64:ARG:HD2	1.49	0.93
37:DP:26:GLU:HA	37:DP:47:ILE:H	1.33	0.93
12:AM:78:ARG:HH21	12:AM:79:LEU:HG	1.33	0.93
23:DB:2574:G:H21	26:DD:147:GLY:HA3	1.31	0.93
23:DB:2304:G:H4'	28:DF:129:MET:HA	1.48	0.93
38:BQ:33:VAL:HG13	38:BQ:34:ALA:H	1.31	0.93
28:DF:32:LYS:HB3	28:DF:91:ARG:HB3	1.48	0.93
10:AK:22:ILE:HG21	10:AK:95:THR:HG21	1.51	0.93
14:AO:6:ALA:HA	14:AO:9:LYS:HE3	1.50	0.93
33:DL:85:VAL:HG13	33:DL:86:GLU:H	1.33	0.93
37:DP:100:ARG:HH11	37:DP:100:ARG:HB3	1.32	0.93
23:BB:37:C:H2'	27:BE:46:GLN:CG	1.99	0.93
26:BD:16:THR:HG23	26:BD:17:GLU:H	1.33	0.93
33:BL:14:LYS:NZ	33:BL:14:LYS:HA	1.82	0.93
33:BL:94:THR:HG23	33:BL:95:LEU:HD12	1.50	0.93
49:B2:42:LEU:HD11	49:B2:44:VAL:HG13	1.48	0.92
23:BB:919:U:H2'	23:BB:920:A:C8	2.05	0.92
41:BT:8:LEU:HB3	44:BX:19:LEU:HD11	1.48	0.92
43:DW:35:ILE:HD12	43:DW:35:ILE:H	1.34	0.92
23:BB:480:A:H4'	42:BU:42:LYS:HG2	1.51	0.92
32:BK:66:LYS:HG2	32:BK:80:ASP:HA	1.49	0.92
46:BZ:25:ARG:HB2	46:BZ:25:ARG:HH11	1.33	0.92
23:DB:2046:G:H5'	47:D0:15:ARG:HD2	1.51	0.92
23:DB:1099:G:P	52:DI:3:LYS:HA	2.09	0.92
23:BB:535:G:H21	38:BQ:52:ARG:HH22	1.13	0.92
27:BE:48:THR:HG22	27:BE:49:ARG:H	1.34	0.92
33:BL:60:ARG:HA	33:BL:60:ARG:HH11	1.31	0.92
48:D1:47:ILE:HG22	48:D1:48:TYR:H	1.34	0.92
22:DA:48:U:H2'	22:DA:49:C:C6	2.03	0.92
33:BL:90:VAL:HG11	33:BL:121:THR:H	1.34	0.92
21:CU:24:LYS:HD2	21:CU:25:ALA:H	1.34	0.92
23:DB:1024:G:H3'	23:DB:1025:G:H5''	1.50	0.92

Continued on next page...

Continued from previous page...

Atom-1	Atom-2	Interatomic distance (Å)	Clash overlap (Å)
28:DF:13:LYS:HA	28:DF:16:MET:HB2	1.51	0.92
32:BK:70:ARG:HB3	32:BK:76:VAL:HG22	1.50	0.92
39:BR:47:VAL:HG13	39:BR:49:ILE:H	1.34	0.92
12:CM:52:ILE:HG13	12:CM:56:ARG:HH22	1.33	0.92
23:DB:1099:G:H8	52:DI:3:LYS:CA	1.83	0.92
41:DT:76:ARG:HH12	41:DT:78:SER:HB2	1.35	0.92
27:BE:143:LEU:HG	27:BE:185:LYS:HD2	1.51	0.92
30:BH:134:VAL:HG13	30:BH:135:HIS:H	1.35	0.92
26:BD:118:PHE:HA	26:BD:164:GLN:HA	1.52	0.92
27:DE:142:ALA:H	27:DE:185:LYS:HZ1	1.12	0.92
27:DE:148:ILE:HA	27:DE:185:LYS:HB3	1.50	0.92
37:DP:27:VAL:HG13	37:DP:47:ILE:HD12	1.49	0.92
1:AA:1086:U:H3	1:AA:1099:G:H22	1.05	0.92
23:BB:543:G:H2'	23:BB:544:C:H5''	1.51	0.92
28:BF:168:LEU:HD12	28:BF:169:LEU:H	1.35	0.92
3:CD:58:GLN:HA	3:CD:58:GLN:HE21	1.35	0.92
9:CJ:51:VAL:HG23	13:CN:80:ARG:HB2	1.51	0.92
26:BD:126:ASN:O	26:BD:127:PHE:HB2	1.70	0.92
33:BL:77:ILE:HB	33:BL:110:VAL:HG22	1.51	0.92
1:CA:1367:C:H5''	8:CI:115:VAL:HG23	1.49	0.92
31:BJ:64:VAL:HG11	31:BJ:68:LYS:HD2	1.50	0.91
1:AA:376:G:H5''	15:AP:5:ARG:HB2	1.52	0.91
10:AK:124:LYS:HA	21:AU:34:ARG:HB3	1.49	0.91
23:BB:630:G:H1	33:BL:69:ARG:HH22	1.04	0.91
34:BM:96:ILE:HG23	34:BM:97:GLN:H	1.35	0.91
21:CU:4:LYS:HB3	21:CU:6:ARG:HH12	1.32	0.91
40:DS:23:LEU:HB2	47:D0:21:LEU:HD13	1.52	0.91
23:DB:2054:A:H2'	47:D0:4:GLN:HE22	1.35	0.91
30:DH:26:ALA:HB2	30:DH:30:LEU:HG	1.49	0.91
23:DB:856:G:H4'	43:DW:23:LYS:HD2	1.52	0.91
20:AB:9:LEU:HD22	20:AB:11:ALA:H	1.33	0.91
23:BB:1639:C:H2'	23:BB:1640:A:H5''	1.52	0.91
33:BL:55:MET:HG2	33:BL:56:PRO:HD3	1.52	0.91
23:DB:27:G:H22	23:DB:512:G:H2'	1.35	0.91
25:DC:127:ASN:HD22	25:DC:128:THR:H	1.15	0.91
31:BJ:45:THR:HB	38:BQ:63:ARG:HH22	1.35	0.91
36:DO:40:ILE:HD13	36:DO:40:ILE:H	1.35	0.91
41:DT:55:VAL:HG22	41:DT:56:GLU:H	1.33	0.91
10:AK:86:LYS:HG3	10:AK:113:THR:HA	1.53	0.91
23:BB:1453:A:N6	35:BN:74:GLU:HG2	1.85	0.91
38:BQ:91:ARG:H	39:BR:10:LYS:HZ2	0.93	0.91

Continued on next page...

Continued from previous page...

Atom-1	Atom-2	Interatomic distance (Å)	Clash overlap (Å)
23:DB:360:U:H2'	23:DB:361:G:O4'	1.70	0.91
23:BB:670:A:H3'	33:BL:47:ARG:HH11	1.32	0.91
27:DE:4:VAL:HG13	27:DE:5:LEU:H	1.36	0.91
10:CK:20:ALA:HB3	10:CK:83:VAL:HA	1.53	0.91
30:BH:5:LEU:H	30:BH:5:LEU:HD22	1.35	0.91
1:CA:764:C:H3'	1:CA:765:G:H21	1.33	0.91
2:CC:59:PRO:HG2	2:CC:62:SER:HB2	1.49	0.91
50:D3:12:ARG:HB3	50:D3:23:HIS:HB2	1.52	0.91
31:DJ:81:ILE:HG23	31:DJ:82:GLY:H	1.34	0.91
40:DS:29:VAL:HG22	40:DS:71:VAL:HG23	1.50	0.91
50:B3:12:ARG:HB3	50:B3:23:HIS:HA	1.53	0.91
36:DO:66:GLY:H	36:DO:70:ALA:HB2	1.34	0.91
6:AG:125:ASP:HB3	6:AG:130:LYS:HB3	1.53	0.90
37:DP:47:ILE:HG12	37:DP:63:ILE:HG23	1.52	0.90
26:DD:29:VAL:HG22	26:DD:30:GLU:H	1.36	0.90
26:BD:115:GLY:HA2	26:BD:165:MET:HG3	1.53	0.90
51:D4:18:LYS:HE2	51:D4:19:ARG:N	1.86	0.90
21:AU:13:VAL:HG13	21:AU:14:ALA:H	1.35	0.90
49:B2:44:VAL:HG23	49:B2:45:SER:H	1.37	0.90
27:BE:60:TRP:HE1	27:BE:73:ILE:HD11	1.34	0.90
23:DB:1060:U:N3	23:DB:1088:A:N7	2.20	0.90
32:DK:78:ARG:HH22	37:DP:62:LYS:HZ2	1.16	0.90
25:BC:30:ALA:H	25:BC:31:PRO:HD3	1.36	0.90
23:BB:691:C:O2'	25:BC:42:ARG:HD2	1.70	0.90
23:BB:811:U:H2'	33:BL:31:GLY:HA3	1.53	0.90
38:BQ:5:ARG:HB2	38:BQ:5:ARG:HH11	1.34	0.90
25:DC:224:MET:HA	25:DC:233:GLY:H	1.36	0.90
2:AC:156:LEU:H	2:AC:156:LEU:HD12	1.33	0.90
25:BC:143:VAL:HG12	25:BC:144:GLU:H	1.35	0.90
1:CA:451:A:H5'	15:CP:70:ARG:HH22	1.35	0.90
1:CA:719:C:H1'	17:CR:37:LYS:HB2	1.52	0.90
23:DB:2645:G:H3'	23:DB:2646:C:H5'	1.54	0.90
28:DF:140:ILE:HD12	28:DF:140:ILE:H	1.37	0.90
37:BP:50:ARG:HH11	37:BP:50:ARG:HB2	1.33	0.90
18:CS:29:PRO:HA	18:CS:47:THR:HB	1.54	0.90
50:B3:24:LYS:HA	50:B3:45:PRO:HB3	1.54	0.90
20:CB:15:PHE:HA	20:CB:42:LEU:HD21	1.51	0.90
50:D3:32:LEU:HD13	50:D3:33:THR:H	1.35	0.90
27:DE:149:ILE:HD13	27:DE:186:VAL:HG13	1.54	0.90
32:BK:103:VAL:HB	32:BK:107:LEU:HD23	1.54	0.90
41:DT:31:VAL:HG13	41:DT:32:LEU:H	1.37	0.90

Continued on next page...

Continued from previous page...

Atom-1	Atom-2	Interatomic distance (Å)	Clash overlap (Å)
1:AA:1211:U:H4'	1:AA:1213:A:H1'	1.54	0.89
20:AB:202:ASN:HD22	20:AB:204:ASP:H	1.20	0.89
23:BB:1283:G:H22	23:BB:1286:A:H5'	1.36	0.89
34:BM:3:GLN:N	34:BM:4:PRO:HD2	1.82	0.89
40:BS:27:LYS:H	40:BS:27:LYS:HD2	1.33	0.89
5:CF:38:ARG:HH11	5:CF:98:GLU:H	1.18	0.89
31:DJ:98:GLU:HB3	31:DJ:124:VAL:HB	1.51	0.89
7:AH:103:VAL:HG12	7:AH:124:ILE:HA	1.53	0.89
23:BB:2575:C:H4'	26:BD:148:GLN:HA	1.54	0.89
31:BJ:78:THR:H	31:BJ:84:ILE:HG21	1.35	0.89
34:BM:70:ASP:N	34:BM:71:LYS:HZ2	1.69	0.89
45:BY:9:THR:HA	45:BY:55:LYS:HE2	1.53	0.89
31:DJ:58:ASN:O	31:DJ:126:ALA:HA	1.71	0.89
44:DX:18:LEU:HD22	44:DX:18:LEU:H	1.36	0.89
23:BB:2645:G:H3'	23:BB:2646:C:H5'	1.54	0.89
23:BB:855:G:N2	43:BW:23:LYS:HD2	1.86	0.89
23:BB:45:G:H5'	23:BB:46:G:H5'	1.53	0.89
26:BD:2:ILE:HG21	26:BD:204:LYS:HA	1.52	0.89
52:BI:27:LEU:HD23	52:BI:27:LEU:H	1.37	0.89
41:BT:58:VAL:HG13	41:BT:85:VAL:HG12	1.51	0.89
23:DB:161:A:H3'	23:DB:162:U:H5''	1.53	0.89
24:DV:25:LYS:HE2	24:DV:41:GLU:HB2	1.54	0.89
5:CF:6:ILE:HG23	5:CF:62:MET:HB3	1.52	0.89
34:DM:18:ARG:HD3	34:DM:18:ARG:H	1.36	0.89
46:BZ:5:ILE:HD12	46:BZ:5:ILE:H	1.37	0.89
25:DC:50:THR:HG22	25:DC:51:ARG:HG3	1.52	0.89
25:BC:229:HIS:NE2	25:BC:244:VAL:HG22	1.88	0.89
33:BL:77:ILE:HD13	33:BL:92:LEU:HD13	1.52	0.89
23:DB:1283:G:H22	23:DB:1286:A:H5'	1.36	0.89
30:DH:86:ASP:HB2	30:DH:89:LYS:HD3	1.55	0.89
23:BB:1060:U:N3	23:BB:1088:A:N7	2.20	0.89
33:BL:30:THR:HB	33:BL:36:LYS:HB2	1.55	0.89
34:BM:33:LEU:HD22	34:BM:124:LEU:HG	1.54	0.89
1:CA:699:C:C2'	1:CA:700:G:H5''	2.02	0.89
23:DB:2156:G:H2'	23:DB:2157:G:H4'	1.53	0.89
23:DB:2839:G:H4'	35:DN:49:GLU:HG2	1.55	0.89
50:B3:15:LYS:HG2	50:B3:19:GLY:HA2	1.55	0.89
5:CF:3:HIS:HA	5:CF:65:GLU:HG3	1.54	0.89
13:CN:26:LEU:HG	13:CN:44:VAL:HG22	1.55	0.89
23:DB:1639:C:H2'	23:DB:1640:A:H5''	1.52	0.89
23:DB:919:U:H2'	23:DB:920:A:C8	2.07	0.89

Continued on next page...

Continued from previous page...

Atom-1	Atom-2	Interatomic distance (Å)	Clash overlap (Å)
23:BB:654:A:H2'	23:BB:655:A:H5''	1.55	0.88
37:DP:27:VAL:HA	37:DP:86:LYS:HE2	1.53	0.88
23:BB:2641:G:H5''	31:BJ:78:THR:HG21	1.53	0.88
23:BB:535:G:H21	38:BQ:52:ARG:NH2	1.70	0.88
32:BK:99:ILE:HG12	32:BK:115:ILE:HG13	1.52	0.88
33:BL:118:THR:HG23	33:BL:119:PRO:HD3	1.53	0.88
43:BW:48:ALA:HA	43:BW:54:ARG:H	1.38	0.88
11:CL:23:LEU:HD22	11:CL:58:ASN:HD22	1.38	0.88
1:AA:699:C:C2'	1:AA:700:G:H5''	2.02	0.88
30:BH:21:VAL:HG22	30:BH:22:LYS:H	1.38	0.88
42:BU:12:VAL:HA	42:BU:68:ASN:HD21	1.38	0.88
23:DB:2751:G:H5'	29:DG:3:VAL:HG21	1.53	0.88
34:DM:41:LEU:HD22	34:DM:95:LEU:HD13	1.53	0.88
11:AL:48:LEU:HD23	11:AL:48:LEU:H	1.34	0.88
23:BB:1021:A:H62	23:BB:1141:U:H3	1.18	0.88
26:BD:70:LYS:HA	26:BD:70:LYS:HE3	1.54	0.88
33:DL:51:GLU:HG2	33:DL:52:GLY:N	1.88	0.88
50:B3:12:ARG:NH1	50:B3:12:ARG:HB2	1.87	0.88
1:AA:74:A:C2'	1:AA:75:G:H5''	2.04	0.88
25:BC:67:LYS:HG3	25:BC:68:ARG:H	1.37	0.88
28:DF:128:SER:HB3	28:DF:154:THR:HG23	1.56	0.88
35:DN:5:LYS:HE2	35:DN:5:LYS:HA	1.55	0.88
33:BL:64:PHE:H	50:B3:24:LYS:HD2	1.36	0.88
23:BB:1141:U:H4'	23:BB:1142:A:O4'	1.74	0.88
26:BD:34:VAL:HA	26:BD:89:GLU:HB2	1.53	0.88
34:DM:29:GLY:H	34:DM:102:LEU:HD12	1.38	0.88
20:AB:67:LEU:HD12	20:AB:153:MET:HE2	1.54	0.88
33:DL:126:ARG:O	33:DL:127:VAL:HG22	1.74	0.88
44:DX:43:LEU:HB2	44:DX:45:GLN:NE2	1.89	0.88
33:BL:79:LEU:HB3	33:BL:114:GLY:H	1.35	0.88
35:BN:76:VAL:HA	35:BN:79:LEU:HD12	1.56	0.88
23:DB:929:U:H4'	45:DY:2:LYS:HE3	1.54	0.88
37:DP:32:VAL:HA	37:DP:42:PHE:HB3	1.55	0.88
23:BB:396:G:H5'	46:BZ:9:TYR:HB2	1.54	0.88
26:BD:5:VAL:HG11	26:BD:28:GLU:HA	1.54	0.88
30:BH:4:ILE:H	30:BH:37:VAL:HB	1.39	0.88
34:BM:38:ARG:NH1	34:BM:38:ARG:HB2	1.89	0.88
39:BR:37:GLU:HG2	39:BR:62:GLU:H	1.38	0.88
45:BY:15:ARG:HB3	45:BY:18:LYS:HE3	1.56	0.88
13:CN:30:ILE:HG21	13:CN:43:ALA:HB3	1.55	0.88
23:DB:1141:U:H4'	23:DB:1142:A:O4'	1.74	0.88

Continued on next page...

Continued from previous page...

Atom-1	Atom-2	Interatomic distance (Å)	Clash overlap (Å)
1:AA:1409:C:N4	1:AA:1491:G:H1	1.72	0.87
32:DK:108:ARG:HA	32:DK:116:ILE:HD13	1.56	0.87
37:BP:47:ILE:HG22	37:BP:48:ALA:H	1.37	0.87
43:BW:28:GLU:H	43:BW:61:LYS:HB2	1.37	0.87
23:DB:654:A:H2'	23:DB:655:A:H5''	1.54	0.87
39:DR:39:LEU:H	39:DR:61:ALA:HB1	1.39	0.87
39:DR:89:HIS:O	39:DR:90:ARG:HG3	1.74	0.87
38:BQ:91:ARG:H	39:BR:10:LYS:NZ	1.73	0.87
41:BT:5:GLU:HG2	41:BT:6:ARG:H	1.40	0.87
27:DE:49:ARG:HG3	27:DE:52:VAL:HG22	1.56	0.87
5:AF:38:ARG:HB3	5:AF:63:ASN:HB2	1.55	0.87
33:DL:124:GLY:H	33:DL:142:ILE:HA	1.37	0.87
2:AC:146:LYS:HD3	2:AC:204:GLY:HA2	1.56	0.87
23:BB:2147:A:H5'	23:BB:2148:G:H5'	1.55	0.87
42:BU:84:PHE:HB3	42:BU:92:VAL:HG22	1.57	0.87
23:DB:2032:G:N3	26:DD:150:GLN:HG2	1.90	0.87
26:DD:69:ALA:HB1	26:DD:92:VAL:HG13	1.56	0.87
29:BG:29:ASN:HB2	29:BG:78:VAL:HA	1.57	0.87
43:BW:19:ARG:HH22	43:BW:71:LYS:HD3	1.38	0.87
1:CA:1306:A:N6	1:CA:1331:G:H1'	1.89	0.87
26:DD:96:ILE:HG22	26:DD:98:VAL:H	1.35	0.87
27:DE:116:ASP:HB3	27:DE:185:LYS:HA	1.56	0.87
4:CE:19:ARG:HG2	4:CE:20:VAL:H	1.39	0.87
23:DB:1199:U:H2'	23:DB:1200:C:C6	2.09	0.87
40:BS:34:ASP:H	40:BS:37:THR:HG22	1.40	0.87
42:BU:40:LEU:HD13	42:BU:41:VAL:N	1.88	0.87
1:CA:1250:A:H4'	8:CI:69:GLY:H	1.38	0.87
23:BB:2354:C:H4'	43:BW:30:VAL:HG22	1.57	0.87
23:BB:2052:A:H4'	26:BD:148:GLN:N	1.90	0.87
42:BU:23:LYS:HG3	42:BU:24:VAL:HG23	1.55	0.87
23:DB:1813:G:N3	25:DC:50:THR:HG21	1.89	0.87
31:DJ:64:VAL:HG12	31:DJ:65:THR:H	1.37	0.87
37:DP:76:HIS:CD2	37:DP:76:HIS:H	1.89	0.87
43:DW:47:GLY:HA2	43:DW:71:LYS:HB3	1.57	0.87
1:AA:1323:G:H2'	1:AA:1324:A:C8	2.09	0.86
23:BB:547:A:H3'	23:BB:548:G:H8	1.40	0.86
21:CU:34:ARG:HG2	21:CU:35:GLU:H	1.39	0.86
7:AH:113:ARG:HH21	7:AH:114:ALA:HA	1.39	0.86
21:AU:36:PHE:HB3	21:AU:40:PRO:HD3	1.57	0.86
31:BJ:100:VAL:HG13	31:BJ:101:ILE:HG22	1.53	0.86
5:AF:64:VAL:HG12	5:AF:65:GLU:H	1.40	0.86

Continued on next page...

Continued from previous page...

Atom-1	Atom-2	Interatomic distance (Å)	Clash overlap (Å)
51:D4:26:ILE:HG23	51:D4:27:CYS:H	1.40	0.86
26:DD:152:PRO:HB2	26:DD:154:LYS:HE2	1.58	0.86
42:BU:43:LYS:HA	42:BU:57:ILE:HA	1.57	0.86
3:CD:25:ARG:HB2	3:CD:25:ARG:HH11	1.40	0.86
10:CK:88:PRO:HD3	21:CU:28:LEU:HD13	1.56	0.86
45:DY:2:LYS:HB2	45:DY:37:ARG:HB2	1.56	0.86
8:CI:51:LEU:HB3	8:CI:56:MET:HG2	1.58	0.86
48:B1:46:VAL:HG13	48:B1:47:ILE:HG12	1.54	0.86
23:BB:479:A:O2'	23:BB:481:G:H5'	1.75	0.86
25:BC:124:LYS:HB2	25:BC:125:PRO:CD	2.05	0.86
1:AA:1422:G:H5'	32:BK:48:PRO:HB3	1.58	0.86
3:CD:63:ILE:HG23	3:CD:64:TYR:HD1	1.40	0.86
18:CS:10:ILE:HG22	18:CS:37:SER:HB2	1.57	0.86
23:DB:1099:G:O4'	52:DI:3:LYS:C	2.14	0.86
2:AC:141:MET:HE1	2:AC:147:GLY:H	1.39	0.86
6:AG:21:LEU:H	6:AG:21:LEU:HD23	1.41	0.86
23:BB:703:U:H2'	23:BB:704:G:O4'	1.76	0.86
26:BD:130:GLN:NE2	26:BD:138:LEU:HD12	1.91	0.86
11:CL:43:LYS:HB3	11:CL:44:PRO:CD	2.06	0.86
36:BO:49:VAL:HG22	36:BO:50:ALA:H	1.38	0.86
23:DB:1098:A:H2'	52:DI:4:VAL:N	1.90	0.86
38:DQ:97:ILE:HD12	39:DR:13:ARG:HD2	1.58	0.86
7:CH:105:THR:HA	7:CH:122:GLY:HA3	1.57	0.86
33:DL:115:GLU:O	33:DL:116:VAL:HG22	1.76	0.86
42:DU:60:LYS:HE3	42:DU:61:GLU:N	1.91	0.86
11:AL:35:ARG:NH2	11:AL:75:GLU:HB3	1.89	0.86
15:AP:51:ARG:HB3	15:AP:51:ARG:NH1	1.91	0.86
31:BJ:3:THR:HG21	38:BQ:93:ILE:HG13	1.56	0.86
46:BZ:8:LYS:HD2	46:BZ:9:TYR:N	1.91	0.86
20:CB:104:LYS:HB2	20:CB:104:LYS:HZ2	1.41	0.86
25:BC:19:VAL:HG12	25:BC:20:ASN:H	1.38	0.85
39:BR:41:ILE:O	39:BR:54:VAL:HG13	1.74	0.85
25:DC:51:ARG:HH12	25:DC:54:GLY:HA3	1.40	0.85
23:BB:135:U:H2'	23:BB:136:G:C8	2.11	0.85
46:BZ:13:THR:HG23	46:BZ:25:ARG:HB3	1.56	0.85
9:CJ:6:ILE:HD11	9:CJ:79:PRO:HB3	1.58	0.85
11:CL:98:ARG:HG3	11:CL:105:GLY:HA2	1.56	0.85
33:DL:118:THR:O	33:DL:120:VAL:HG23	1.75	0.85
25:BC:74:PRO:HB2	25:BC:96:LYS:HG3	1.57	0.85
26:BD:22:ILE:N	26:BD:23:PRO:HD3	1.92	0.85
35:BN:44:LEU:HD23	35:BN:113:ILE:HG13	1.56	0.85

Continued on next page...

Continued from previous page...

Atom-1	Atom-2	Interatomic distance (Å)	Clash overlap (Å)
20:CB:116:LEU:HD22	20:CB:140:LEU:HD21	1.59	0.85
25:DC:220:ARG:CZ	25:DC:220:ARG:HA	2.07	0.85
26:DD:31:ALA:HA	26:DD:51:THR:HA	1.58	0.85
52:DI:27:LEU:HD23	52:DI:27:LEU:H	1.37	0.85
43:DW:38:ARG:NH2	43:DW:40:ARG:HD3	1.91	0.85
23:BB:2052:A:C4'	26:BD:148:GLN:H	1.88	0.85
4:CE:89:THR:HG22	4:CE:91:SER:H	1.41	0.85
19:CT:68:LYS:HA	19:CT:68:LYS:HE2	1.57	0.85
23:DB:1149:G:H2'	23:DB:1150:C:C6	2.12	0.85
26:DD:204:LYS:HB3	26:DD:205:PRO:HD2	1.57	0.85
32:DK:70:ARG:HD3	32:DK:76:VAL:HG22	1.59	0.85
37:DP:38:ARG:HG3	37:DP:39:LEU:H	1.39	0.85
33:BL:29:LYS:HD2	33:BL:30:THR:H	1.42	0.85
1:CA:1296:C:H4'	1:CA:1302:C:N4	1.91	0.85
20:CB:101:THR:HA	20:CB:178:LEU:HD21	1.58	0.85
15:CP:28:ARG:HD3	15:CP:29:ASN:H	1.41	0.85
26:DD:32:ASN:HB3	26:DD:91:THR:HA	1.58	0.85
34:DM:62:LYS:H	34:DM:104:GLU:HB3	1.41	0.85
1:AA:664:G:H22	1:AA:741:G:H1	1.23	0.85
23:DB:2502:G:H5'	23:DB:2503:A:H5''	1.57	0.85
37:DP:25:VAL:HG22	37:DP:89:GLY:H	1.40	0.85
20:AB:163:ILE:HG23	20:AB:164:ASP:N	1.92	0.85
1:CA:1008:U:H5''	13:CN:23:ARG:HH21	1.41	0.85
9:AJ:35:GLN:HB2	9:AJ:78:GLU:HB2	1.57	0.85
34:BM:7:THR:HG22	34:BM:8:LYS:H	1.41	0.85
1:CA:1306:A:H61	1:CA:1331:G:H1'	1.40	0.85
2:CC:69:THR:HG22	2:CC:71:ARG:H	1.38	0.85
33:DL:39:LYS:HA	33:DL:39:LYS:HZ2	1.40	0.85
19:AT:30:PHE:HB3	19:AT:53:MET:HB3	1.59	0.85
28:DF:107:VAL:HG12	28:DF:108:PRO:HD3	1.57	0.85
6:AG:112:ASP:HB2	6:AG:118:ARG:HG2	1.58	0.85
31:BJ:101:ILE:HG23	31:BJ:102:GLU:H	1.42	0.85
14:CO:69:LEU:HD11	14:CO:76:ARG:HB3	1.57	0.85
27:DE:3:LEU:HD22	27:DE:119:ILE:HD11	1.57	0.85
31:DJ:35:ARG:NH1	31:DJ:40:HIS:H	1.75	0.85
33:BL:77:ILE:HG13	33:BL:108:ALA:HB1	1.59	0.84
26:DD:14:ILE:HD12	37:DP:78:PRO:HG2	1.59	0.84
39:DR:47:VAL:HG22	39:DR:48:LYS:H	1.40	0.84
43:DW:67:LYS:HG2	43:DW:71:LYS:HB2	1.59	0.84
6:AG:97:ALA:HA	6:AG:100:MET:HE3	1.59	0.84
29:BG:15:ASP:HB3	29:BG:26:LYS:HB2	1.58	0.84

Continued on next page...

Continued from previous page...

Atom-1	Atom-2	Interatomic distance (Å)	Clash overlap (Å)
1:CA:664:G:H22	1:CA:741:G:H1	1.23	0.84
1:CA:9:G:H5'	4:CE:107:GLY:HA3	1.55	0.84
3:CD:28:ASP:HB3	3:CD:33:ILE:HD12	1.58	0.84
10:AK:126:ARG:HB2	21:AU:33:ARG:HD2	1.59	0.84
34:BM:70:ASP:H	34:BM:71:LYS:HZ2	1.23	0.84
1:CA:840:C:H2'	1:CA:842:U:H5''	1.60	0.84
1:AA:1101:A:H4'	1:AA:1102:A:O5'	1.75	0.84
12:AM:33:LEU:HD22	12:AM:38:ILE:HB	1.59	0.84
23:BB:662:G:H4'	33:BL:24:GLY:N	1.92	0.84
36:BO:16:ARG:HE	36:BO:16:ARG:HA	1.42	0.84
42:BU:3:LYS:NZ	42:BU:3:LYS:HB2	1.90	0.84
20:CB:16:GLY:HA3	20:CB:39:ILE:HA	1.59	0.84
15:CP:67:ILE:HG13	15:CP:71:VAL:HG13	1.59	0.84
26:DD:122:VAL:HA	26:DD:128:ARG:HG3	1.59	0.84
1:AA:74:A:H2'	1:AA:75:G:H5''	1.58	0.84
23:BB:2306:C:H42	28:BF:38:GLY:H	1.24	0.84
23:BB:2502:G:H5'	23:BB:2503:A:H5''	1.57	0.84
26:BD:38:LYS:HG2	26:BD:39:ASP:H	1.42	0.84
11:CL:68:GLY:HA3	11:CL:106:VAL:HG21	1.59	0.84
15:CP:44:SER:HB3	15:CP:46:LYS:HG2	1.60	0.84
21:CU:39:LYS:H	21:CU:40:PRO:HD2	1.43	0.84
23:DB:443:A:OP1	27:DE:40:ARG:HA	1.76	0.84
1:AA:840:C:H2'	1:AA:842:U:H5''	1.59	0.84
6:AG:3:ARG:NH1	6:AG:3:ARG:HB3	1.92	0.84
27:BE:128:ALA:CB	27:BE:129:PRO:HD3	2.07	0.84
1:CA:781:A:H2'	1:CA:782:A:H5'	1.60	0.84
23:DB:1021:A:H61	23:DB:1142:A:N6	1.73	0.84
12:AM:15:VAL:HG23	12:AM:33:LEU:HD12	1.60	0.84
44:DX:18:LEU:HA	44:DX:22:LEU:HD12	1.58	0.84
46:DZ:24:ILE:HD13	46:DZ:24:ILE:H	1.41	0.84
14:AO:25:GLU:HG3	14:AO:80:LEU:HD12	1.59	0.84
23:BB:2619:C:H5'	26:BD:157:LYS:HE2	1.59	0.84
35:BN:101:GLY:HA2	35:BN:109:PRO:HA	1.58	0.84
37:BP:59:THR:HG23	37:BP:76:HIS:CD2	2.12	0.84
27:DE:47:LYS:HE3	27:DE:52:VAL:HG23	1.60	0.84
30:DH:37:VAL:H	30:DH:38:PRO:HD2	1.43	0.84
31:DJ:135:GLN:HE22	31:DJ:137:PRO:HB2	1.43	0.84
10:AK:86:LYS:HB2	10:AK:112:VAL:HG23	1.59	0.84
38:BQ:30:VAL:HG12	38:BQ:32:ARG:H	1.43	0.84
38:BQ:92:LYS:CG	38:BQ:93:ILE:H	1.90	0.84
11:CL:84:GLY:H	11:CL:94:TYR:HA	1.42	0.84

Continued on next page...

Continued from previous page...

Atom-1	Atom-2	Interatomic distance (Å)	Clash overlap (Å)
3:AD:84:ASN:HD22	3:AD:87:GLU:H	1.26	0.84
25:BC:155:ARG:HE	25:BC:157:ALA:HB3	1.41	0.84
23:BB:2024:G:H4'	26:BD:154:LYS:HD3	1.60	0.84
28:BF:66:ILE:HG22	28:BF:83:PRO:HB2	1.59	0.84
33:BL:116:VAL:HG12	33:BL:117:THR:H	1.42	0.84
23:DB:1799:G:N7	25:DC:178:GLY:HA3	1.92	0.84
1:CA:1422:G:H5''	32:DK:48:PRO:HB3	1.57	0.84
1:AA:1330:U:H2'	1:AA:1331:G:H5'	1.59	0.83
1:AA:33:A:H1'	11:AL:27:PRO:HG3	1.59	0.83
30:BH:130:VAL:HB	30:BH:142:VAL:HB	1.60	0.83
24:BV:80:HIS:CD2	24:BV:83:LYS:H	1.94	0.83
1:CA:108:G:O6	19:CT:9:ARG:HG2	1.78	0.83
2:CC:179:ALA:HA	2:CC:205:GLU:HA	1.59	0.83
30:DH:10:ALA:O	30:DH:11:ASN:HB3	1.78	0.83
12:AM:3:ILE:HA	12:AM:56:ARG:HG2	1.60	0.83
16:AQ:67:SER:HB2	16:AQ:70:LYS:HB3	1.60	0.83
35:BN:19:ALA:HA	35:BN:22:ARG:HG2	1.58	0.83
8:CI:54:VAL:HG11	8:CI:86:LEU:HD13	1.58	0.83
10:CK:113:THR:HG21	21:CU:28:LEU:HD11	1.59	0.83
20:AB:33:ALA:HA	20:AB:38:HIS:HA	1.60	0.83
25:BC:136:VAL:HG12	25:BC:165:ALA:HA	1.60	0.83
20:CB:113:LEU:HD12	20:CB:143:LEU:HD22	1.60	0.83
23:DB:2314:A:H1'	28:DF:154:THR:HG21	1.60	0.83
28:DF:70:ARG:HA	28:DF:80:GLN:HE21	1.42	0.83
30:DH:31:VAL:HB	30:DH:32:PRO:HD3	1.60	0.83
37:DP:52:ARG:HB3	37:DP:60:VAL:HG11	1.60	0.83
13:AN:30:ILE:HD12	13:AN:30:ILE:H	1.43	0.83
23:BB:775:G:H4'	23:BB:776:G:H5'	1.59	0.83
32:BK:108:ARG:NH2	37:BP:36:LYS:HG3	1.92	0.83
12:CM:38:ILE:HG13	12:CM:55:LEU:HD21	1.60	0.83
23:DB:996:A:H5''	38:DQ:93:ILE:HG21	1.58	0.83
34:DM:5:LYS:HE3	34:DM:6:ARG:H	1.43	0.83
38:DQ:73:ILE:HG13	38:DQ:74:SER:H	1.43	0.83
40:DS:25:ARG:HD2	40:DS:26:GLY:N	1.94	0.83
1:AA:1005:A:H2'	1:AA:1006:G:O4'	1.78	0.83
25:BC:42:ARG:HG2	25:BC:43:ASN:N	1.89	0.83
4:CE:157:GLY:H	7:CH:43:GLY:HA3	1.41	0.83
13:CN:96:LYS:HG2	13:CN:97:LYS:H	1.44	0.83
31:DJ:84:ILE:HD12	31:DJ:85:LYS:N	1.92	0.83
1:AA:781:A:H2'	1:AA:782:A:H5'	1.60	0.83
23:BB:1024:G:H3'	23:BB:1025:G:H5''	1.59	0.83

Continued on next page...

Continued from previous page...

Atom-1	Atom-2	Interatomic distance (Å)	Clash overlap (Å)
23:BB:2297:A:N6	23:BB:2319:G:H3'	1.93	0.83
44:BX:35:GLY:HA3	44:BX:40:SER:HA	1.60	0.83
39:DR:66:HIS:HA	39:DR:98:ILE:HD13	1.57	0.83
7:AH:5:PRO:HB2	7:AH:32:LYS:NZ	1.92	0.83
23:BB:445:C:H5'	27:BE:47:LYS:HZ3	1.41	0.83
20:CB:100:LEU:HB3	20:CB:178:LEU:HD11	1.61	0.83
1:AA:967:C:H3'	1:AA:968:A:H5'	1.59	0.83
3:AD:160:LEU:H	3:AD:160:LEU:HD13	1.44	0.83
23:BB:1060:U:C2	23:BB:1088:A:N7	2.47	0.83
33:BL:84:LYS:HA	33:BL:84:LYS:NZ	1.93	0.83
4:CE:36:THR:HG21	4:CE:63:MET:HG2	1.61	0.83
23:DB:162:U:O2'	23:DB:163:C:H5'	1.79	0.83
23:DB:2143:C:H2'	23:DB:2144:G:O4'	1.77	0.83
23:DB:2309:A:H3'	23:DB:2310:C:H5''	1.60	0.83
40:DS:23:LEU:HD13	40:DS:25:ARG:HH22	1.44	0.83
42:DU:9:GLU:HB2	42:DU:71:ILE:HB	1.60	0.83
1:AA:1320:C:H42	18:AS:35:ARG:HD3	1.43	0.83
29:BG:27:GLY:HA3	29:BG:78:VAL:HB	1.60	0.83
34:BM:82:MET:HB2	34:BM:84:LYS:NZ	1.94	0.83
15:CP:3:THR:HG22	15:CP:66:THR:HB	1.61	0.83
18:CS:32:THR:HG22	18:CS:33:TRP:H	1.43	0.83
23:DB:775:G:H4'	23:DB:776:G:H5'	1.59	0.83
23:BB:2845:U:O3'	37:BP:54:LEU:HG	1.78	0.83
40:BS:90:LYS:HZ2	40:BS:90:LYS:N	1.76	0.83
44:BX:14:LEU:HD21	44:BX:57:LEU:HB2	1.61	0.83
19:CT:61:ALA:HA	19:CT:67:HIS:H	1.44	0.83
41:DT:47:VAL:HG22	41:DT:53:VAL:HG21	1.61	0.83
23:BB:1913:A:H1'	23:BB:1914:C:OP1	1.79	0.82
44:BX:38:GLN:H	44:BX:38:GLN:NE2	1.75	0.82
7:CH:11:THR:HG22	7:CH:14:ARG:HH12	1.44	0.82
23:DB:1060:U:C2	23:DB:1088:A:N7	2.47	0.82
23:DB:136:G:C2	41:DT:3:ARG:CZ	2.62	0.82
9:AJ:8:ILE:HD12	9:AJ:100:ILE:HG22	1.61	0.82
23:BB:37:C:H2'	27:BE:46:GLN:CD	1.99	0.82
18:CS:15:LEU:HA	18:CS:18:VAL:HG12	1.60	0.82
23:DB:90:U:H3'	23:DB:91:A:H5''	1.59	0.82
35:DN:41:ALA:HB1	35:DN:113:ILE:HD11	1.61	0.82
23:BB:630:G:H1	33:BL:69:ARG:NH2	1.77	0.82
25:BC:138:SER:HA	25:BC:162:GLN:HG2	1.61	0.82
45:BY:9:THR:HB	45:BY:54:VAL:HA	1.58	0.82
22:DA:30:C:H2'	22:DA:31:C:H5'	1.60	0.82

Continued on next page...

Continued from previous page...

Atom-1	Atom-2	Interatomic distance (Å)	Clash overlap (Å)
35:DN:37:THR:HG22	35:DN:39:PRO:HD2	1.59	0.82
35:DN:85:PRO:HA	35:DN:88:ALA:HB2	1.62	0.82
23:BB:997:G:OP1	38:BQ:92:LYS:HD2	1.79	0.82
45:BY:6:ILE:HG22	45:BY:56:VAL:HG23	1.62	0.82
5:CF:99:ALA:HA	17:CR:23:LYS:HE2	1.62	0.82
28:DF:64:PRO:HA	28:DF:88:VAL:HG22	1.61	0.82
23:DB:7:G:H5'	31:DJ:134:ALA:O	1.80	0.82
43:DW:3:LYS:HA	43:DW:3:LYS:NZ	1.94	0.82
2:AC:78:LYS:HG2	2:AC:81:GLU:HB2	1.58	0.82
12:AM:64:VAL:HA	12:AM:68:LEU:HD12	1.61	0.82
23:DB:2574:G:H21	26:DD:147:GLY:CA	1.92	0.82
23:DB:742:A:H2'	23:DB:743:A:H8	1.43	0.82
23:DB:1060:U:H5	52:DI:131:THR:HG22	1.43	0.82
27:BE:88:ARG:HH11	27:BE:88:ARG:HB2	1.45	0.82
27:DE:142:ALA:H	27:DE:185:LYS:NZ	1.78	0.82
36:DO:56:LYS:HE2	36:DO:81:ARG:NE	1.94	0.82
23:DB:2334:U:H3	43:DW:74:LYS:HE2	1.44	0.82
23:BB:1639:C:C2'	23:BB:1640:A:H5''	2.09	0.82
23:BB:742:A:H2'	23:BB:743:A:H8	1.43	0.82
43:BW:27:GLY:HA2	43:BW:60:ALA:HA	1.60	0.82
52:DI:72:THR:HG21	52:DI:112:LYS:HA	1.62	0.82
42:DU:13:LEU:H	42:DU:13:LEU:HD12	1.45	0.82
23:BB:287:G:H2'	23:BB:288:U:C6	2.15	0.82
30:BH:128:HIS:HB3	30:BH:144:VAL:HB	1.61	0.82
52:BI:55:PRO:HD3	52:BI:74:PRO:HD3	1.60	0.82
23:DB:2336:A:H1'	23:DB:2337:G:OP1	1.79	0.82
10:AK:83:VAL:HG23	10:AK:109:ILE:HA	1.60	0.82
17:AR:52:ARG:HH11	17:AR:52:ARG:HB3	1.45	0.82
33:BL:29:LYS:HD2	33:BL:31:GLY:N	1.95	0.82
42:BU:25:LYS:HG3	42:BU:35:VAL:HA	1.62	0.82
42:BU:7:ASP:H	42:BU:24:VAL:HA	1.45	0.82
6:CG:129:ASN:HB3	6:CG:134:VAL:HG21	1.61	0.82
10:CK:16:SER:HA	10:CK:78:ILE:HA	1.61	0.82
52:DI:105:LEU:HD13	52:DI:129:GLU:HG2	1.61	0.82
15:AP:12:LYS:HD2	15:AP:13:LYS:HE2	1.61	0.82
23:BB:2297:A:H61	23:BB:2319:G:C3'	1.93	0.82
33:BL:109:LYS:HA	33:BL:126:ARG:HA	1.62	0.82
45:BY:7:THR:HA	45:BY:34:THR:HA	1.61	0.82
30:DH:114:GLU:HB2	30:DH:133:GLN:HG3	1.60	0.82
21:AU:20:ARG:HA	21:AU:24:LYS:HG3	1.59	0.81
23:BB:2336:A:H1'	23:BB:2337:G:OP1	1.80	0.81

Continued on next page...

Continued from previous page...

Atom-1	Atom-2	Interatomic distance (Å)	Clash overlap (Å)
23:DB:1639:C:C2'	23:DB:1640:A:H5''	2.09	0.81
23:DB:2633:G:H1'	26:DD:62:LYS:HG3	1.61	0.81
28:DF:96:TRP:O	28:DF:100:GLU:HG3	1.78	0.81
18:AS:4:LEU:HD13	18:AS:9:PHE:H	1.45	0.81
32:BK:35:VAL:HG23	32:BK:36:GLY:H	1.44	0.81
36:BO:17:LYS:HE2	43:BW:77:LYS:HD2	1.61	0.81
30:DH:122:LEU:HD13	30:DH:146:VAL:HG22	1.60	0.81
42:DU:91:LYS:HD3	42:DU:93:ARG:HE	1.45	0.81
29:DG:171:LYS:HD3	29:DG:172:GLU:O	1.79	0.81
33:DL:103:ILE:HG13	33:DL:104:GLN:H	1.45	0.81
37:DP:28:LYS:HD3	37:DP:44:GLY:HA3	1.63	0.81
8:AI:112:ARG:HB2	8:AI:112:ARG:NH1	1.95	0.81
8:AI:40:ARG:H	8:AI:44:ARG:HE	1.26	0.81
23:BB:340:A:H2'	23:BB:341:C:O4'	1.81	0.81
30:BH:66:ASN:HA	30:BH:138:VAL:HG21	1.61	0.81
36:BO:64:TYR:HE1	36:BO:74:VAL:HG11	1.46	0.81
36:BO:87:ILE:HG13	36:BO:88:LYS:H	1.43	0.81
23:DB:857:G:C2'	23:DB:858:G:H5'	2.10	0.81
23:DB:1064:C:H4'	52:DI:90:GLY:HA2	1.60	0.81
3:AD:36:ALA:HA	3:AD:41:GLY:HA3	1.62	0.81
23:BB:279:A:N6	23:BB:361:G:H1'	1.96	0.81
28:BF:126:ASN:HD22	28:BF:126:ASN:N	1.78	0.81
23:BB:200:U:H5''	46:BZ:20:ASN:HB3	1.62	0.81
23:DB:899:A:H3'	23:DB:900:A:H8	1.45	0.81
31:DJ:25:LEU:HD11	31:DJ:63:ALA:H	1.45	0.81
39:DR:22:LEU:HD12	39:DR:24:LYS:H	1.43	0.81
36:BO:8:ILE:HG22	36:BO:10:ARG:HG2	1.63	0.81
42:BU:28:LEU:HB2	42:BU:31:GLY:HA3	1.61	0.81
1:CA:1086:U:H3	1:CA:1099:G:H22	1.25	0.81
20:CB:163:ILE:HG23	20:CB:164:ASP:H	1.46	0.81
38:DQ:87:VAL:HB	39:DR:54:VAL:HG21	1.62	0.81
43:DW:60:ALA:HB3	43:DW:80:SER:HA	1.63	0.81
25:BC:163:ILE:HG22	25:BC:164:VAL:H	1.44	0.81
31:BJ:100:VAL:HG22	31:BJ:101:ILE:H	1.45	0.81
37:BP:92:ARG:NH2	37:BP:110:LYS:HE2	1.95	0.81
37:BP:47:ILE:HG22	37:BP:49:ILE:H	1.45	0.81
40:BS:71:VAL:HA	40:BS:106:VAL:O	1.80	0.81
43:BW:42:THR:HB	43:BW:65:LYS:HA	1.60	0.81
25:DC:172:THR:O	25:DC:173:LEU:HB2	1.81	0.81
3:AD:194:ILE:HD13	3:AD:195:ASN:N	1.96	0.81
11:AL:56:LEU:HD11	11:AL:81:ILE:HD12	1.61	0.81

Continued on next page...

Continued from previous page...

Atom-1	Atom-2	Interatomic distance (Å)	Clash overlap (Å)
23:BB:1177:G:H2'	23:BB:1178:C:C6	2.16	0.81
38:BQ:7:VAL:HG23	38:BQ:8:ILE:H	1.43	0.81
23:DB:2511:U:H5''	26:DD:129:THR:HG23	1.62	0.81
23:DB:589:U:H4'	27:DE:87:ALA:HB2	1.61	0.81
12:AM:11:HIS:H	12:AM:44:ILE:HD11	1.44	0.81
16:AQ:27:PHE:HB3	16:AQ:36:PHE:HB3	1.63	0.81
46:BZ:26:SER:O	46:BZ:28:VAL:HG13	1.81	0.81
3:CD:162:GLU:HG3	3:CD:163:GLN:HG3	1.63	0.81
8:CI:45:MET:O	8:CI:49:GLN:HG3	1.80	0.81
23:DB:250:G:H5'	50:D3:7:ARG:HG2	1.61	0.81
52:DI:105:LEU:HD11	52:DI:139:VAL:HG21	1.62	0.81
1:AA:238:A:H2'	1:AA:239:U:H5''	1.61	0.81
38:BQ:73:ILE:HG23	38:BQ:77:LYS:HB2	1.62	0.81
19:CT:45:ALA:HA	19:CT:48:LYS:HB3	1.63	0.81
23:DB:458:G:N2	23:DB:469:G:H2'	1.95	0.81
23:DB:717:C:H3'	23:DB:718:A:H5''	1.61	0.81
25:DC:140:VAL:HA	25:DC:191:LEU:HA	1.62	0.81
18:AS:5:LYS:N	18:AS:5:LYS:HE3	1.96	0.81
31:BJ:16:TYR:HB2	31:BJ:54:ILE:HG22	1.63	0.81
32:BK:64:ARG:H	32:BK:83:ALA:HB3	1.44	0.81
50:D3:7:ARG:NH1	50:D3:7:ARG:HA	1.95	0.81
27:DE:6:LYS:HD3	27:DE:7:ASP:H	1.46	0.81
16:AQ:20:ILE:HG13	16:AQ:45:VAL:HB	1.61	0.80
37:BP:25:VAL:HG13	37:BP:87:ARG:HA	1.61	0.80
1:CA:1238:A:H5'	1:CA:1336:C:H41	1.45	0.80
41:DT:34:VAL:HG21	41:DT:43:ILE:HD12	1.62	0.80
46:DZ:59:ARG:HB3	46:DZ:63:ARG:HB2	1.61	0.80
1:AA:1323:G:H2'	1:AA:1324:A:H8	1.44	0.80
35:BN:96:ARG:HH21	35:BN:118:ARG:HB3	1.46	0.80
23:BB:580:U:O3'	38:BQ:30:VAL:HG13	1.80	0.80
49:D2:35:ARG:HH22	49:D2:44:VAL:HG22	1.46	0.80
23:DB:2377:A:N6	36:DO:13:ARG:HH21	1.78	0.80
2:AC:87:ARG:HG3	2:AC:100:ILE:HG22	1.63	0.80
23:BB:265:A:O2'	23:BB:266:G:H4'	1.81	0.80
25:BC:22:GLU:HA	25:BC:202:ARG:CZ	2.11	0.80
26:BD:120:GLY:H	26:BD:123:LYS:HG3	1.43	0.80
36:BO:1:MET:HG2	36:BO:3:LYS:H	1.45	0.80
38:BQ:16:ILE:HD12	38:BQ:17:LEU:N	1.96	0.80
39:BR:75:VAL:H	39:BR:90:ARG:NE	1.79	0.80
47:D0:27:LEU:H	47:D0:27:LEU:HD22	1.45	0.80
33:DL:124:GLY:N	33:DL:142:ILE:HA	1.95	0.80

Continued on next page...

Continued from previous page...

Atom-1	Atom-2	Interatomic distance (Å)	Clash overlap (Å)
38:DQ:87:VAL:HG12	38:DQ:89:ILE:HD13	1.62	0.80
23:BB:704:G:H2'	23:BB:726:G:H22	1.45	0.80
25:BC:194:VAL:HG12	25:BC:195:GLY:H	1.45	0.80
23:BB:1568:G:OP1	25:BC:61:TYR:HB2	1.82	0.80
29:BG:153:PRO:HG2	29:BG:162:ARG:HB3	1.63	0.80
1:CA:238:A:H2'	1:CA:239:U:H5''	1.61	0.80
23:DB:354:A:H2'	23:DB:355:U:C6	2.17	0.80
30:DH:115:VAL:HG22	30:DH:117:LEU:H	1.45	0.80
32:DK:2:ILE:HD13	32:DK:6:THR:HG21	1.61	0.80
33:DL:7:SER:CB	33:DL:8:PRO:HD3	2.07	0.80
37:DP:50:ARG:NH1	37:DP:50:ARG:HB2	1.97	0.80
3:AD:84:ASN:ND2	3:AD:87:GLU:H	1.79	0.80
8:AI:35:GLU:HA	8:AI:39:GLY:HA3	1.64	0.80
23:BB:1178:C:H2'	23:BB:1179:G:C8	2.16	0.80
31:BJ:35:ARG:HE	31:BJ:39:LYS:HB3	1.46	0.80
31:BJ:71:ASP:CG	31:BJ:72:LYS:H	1.85	0.80
29:DG:40:VAL:HG22	29:DG:51:PHE:HE2	1.44	0.80
39:DR:64:VAL:HG22	39:DR:65:ALA:H	1.46	0.80
2:AC:176:THR:HB	2:AC:179:ALA:HB2	1.63	0.80
3:AD:94:GLU:HG3	3:AD:103:ARG:HH12	1.46	0.80
43:BW:36:ILE:HD12	43:BW:69:GLU:OE2	1.82	0.80
1:CA:1451:U:H5''	1:CA:1452:C:OP2	1.81	0.80
32:DK:78:ARG:HH22	37:DP:62:LYS:NZ	1.80	0.80
1:AA:1201:A:H1'	1:AA:1202:U:OP2	1.81	0.80
23:DB:1007:C:H5''	31:DJ:37:ARG:HH12	1.47	0.80
37:DP:69:VAL:HG13	37:DP:70:GLU:H	1.45	0.80
1:AA:1026:G:H2'	1:AA:1027:C:H6	1.47	0.80
23:BB:144:A:H2'	23:BB:145:C:H6	1.47	0.80
31:BJ:25:LEU:HD12	31:BJ:62:VAL:HA	1.63	0.80
39:BR:4:VAL:HA	39:BR:12:HIS:HB3	1.63	0.80
41:BT:12:ARG:HH21	44:BX:29:ARG:HH12	1.27	0.80
6:CG:112:ASP:HB2	6:CG:118:ARG:HG2	1.62	0.80
26:DD:37:VAL:HG13	26:DD:42:ASN:HB3	1.63	0.80
28:DF:98:PHE:HA	28:DF:101:ARG:HE	1.45	0.80
31:DJ:121:LYS:N	31:DJ:121:LYS:HE3	1.97	0.80
33:DL:135:ILE:HG22	33:DL:138:ALA:HB3	1.63	0.80
1:AA:946:A:H2'	1:AA:947:G:C8	2.16	0.80
52:BI:106:GLN:O	52:BI:110:GLN:HG3	1.81	0.80
39:BR:6:GLN:HA	39:BR:10:LYS:HA	1.64	0.80
39:BR:58:VAL:HG13	39:BR:59:ILE:HG12	1.61	0.80
4:CE:36:THR:HG22	4:CE:37:VAL:H	1.46	0.80

Continued on next page...

Continued from previous page...

Atom-1	Atom-2	Interatomic distance (Å)	Clash overlap (Å)
27:DE:120:VAL:HG12	27:DE:121:VAL:H	1.45	0.80
30:DH:31:VAL:HA	30:DH:36:ALA:HA	1.63	0.80
31:DJ:25:LEU:HG	31:DJ:64:VAL:H	1.47	0.80
1:AA:1326:U:H2'	1:AA:1327:C:H6	1.47	0.80
25:BC:88:ALA:HB1	25:BC:156:SER:HB3	1.64	0.80
32:BK:88:ASN:ND2	32:BK:91:SER:HB2	1.97	0.80
33:BL:60:ARG:HA	50:B3:11:LYS:HE2	1.63	0.80
40:BS:50:VAL:HG11	40:BS:103:ILE:HG21	1.62	0.80
23:BB:100:U:H4'	42:BU:90:LYS:CE	2.12	0.80
10:CK:70:ALA:HB1	10:CK:74:LYS:HD2	1.64	0.80
21:CU:14:ALA:HB3	21:CU:16:ARG:NH1	1.97	0.80
23:DB:1099:G:H5''	52:DI:2:LYS:C	2.01	0.80
26:DD:109:VAL:HG11	26:DD:193:VAL:HG12	1.64	0.80
33:DL:109:LYS:HG2	33:DL:126:ARG:HD3	1.63	0.80
37:DP:64:SER:HA	37:DP:71:ARG:HB2	1.62	0.80
23:BB:1131:G:H1'	23:BB:1133:A:H62	1.47	0.79
23:BB:279:A:C2	23:BB:362:A:H4'	2.17	0.79
23:BB:692:C:C5'	25:BC:42:ARG:HB2	2.12	0.79
31:BJ:25:LEU:HG	31:BJ:64:VAL:H	1.47	0.79
31:BJ:72:LYS:HB2	31:BJ:90:GLU:HB2	1.61	0.79
41:BT:1:MET:SD	41:BT:2:ILE:HG12	2.21	0.79
7:CH:55:LYS:HA	7:CH:55:LYS:HZ2	1.45	0.79
48:D1:12:SER:HA	48:D1:50:GLU:HA	1.63	0.79
23:DB:1098:A:H3'	52:DI:3:LYS:CB	2.11	0.79
38:DQ:69:ARG:HB3	38:DQ:69:ARG:HH11	1.47	0.79
45:DY:10:ARG:HA	45:DY:31:ILE:HD12	1.64	0.79
8:AI:110:VAL:HG12	8:AI:111:GLU:H	1.45	0.79
23:BB:162:U:H4'	23:BB:163:C:OP1	1.82	0.79
27:BE:153:LEU:HD13	27:BE:193:VAL:HG21	1.65	0.79
33:BL:84:LYS:HA	33:BL:84:LYS:HZ2	1.45	0.79
39:BR:41:ILE:HD12	39:BR:41:ILE:O	1.83	0.79
4:CE:33:THR:HG22	4:CE:51:LYS:HG2	1.64	0.79
52:DI:21:PRO:HB2	52:DI:22:PRO:HD3	1.64	0.79
37:DP:25:VAL:HG13	37:DP:88:ARG:H	1.46	0.79
26:BD:4:LEU:HD13	26:BD:79:LEU:HD11	1.65	0.79
30:BH:83:LYS:HB3	30:BH:91:PHE:HD1	1.43	0.79
34:BM:42:THR:HA	34:BM:92:TRP:CD1	2.16	0.79
37:BP:2:ASN:H	37:BP:2:ASN:HD22	1.30	0.79
2:CC:18:ASN:HA	2:CC:55:VAL:HG12	1.65	0.79
23:DB:85:G:H5'	42:DU:28:LEU:HB3	1.61	0.79
41:BT:12:ARG:HH21	44:BX:29:ARG:NH1	1.80	0.79

Continued on next page...

Continued from previous page...

Atom-1	Atom-2	Interatomic distance (Å)	Clash overlap (Å)
1:CA:60:A:H2'	19:CT:4:LYS:HE3	1.64	0.79
23:DB:1176:U:H2'	23:DB:1177:G:C8	2.17	0.79
28:DF:140:ILE:HG22	28:DF:142:TYR:H	1.47	0.79
33:DL:81:ASP:HA	33:DL:84:LYS:HD3	1.64	0.79
23:BB:972:A:H3'	23:BB:973:A:H5''	1.63	0.79
41:BT:8:LEU:HA	44:BX:19:LEU:HD21	1.64	0.79
2:CC:120:THR:HG23	2:CC:188:ALA:HB2	1.63	0.79
47:D0:53:VAL:HG13	47:D0:54:ILE:HG13	1.65	0.79
23:DB:320:A:H4'	23:DB:322:A:N7	1.97	0.79
28:DF:133:GLU:N	28:DF:150:GLY:HA2	1.98	0.79
30:DH:114:GLU:HB3	30:DH:133:GLN:HE21	1.47	0.79
23:DB:1006:C:H5''	31:DJ:34:ARG:HE	1.48	0.79
23:BB:1197:G:H2'	23:BB:1198:U:C6	2.18	0.79
23:BB:1813:G:H21	25:BC:51:ARG:HG2	1.46	0.79
25:BC:50:THR:HG22	25:BC:51:ARG:HG3	1.65	0.79
1:CA:1003:G:N2	1:CA:1005:A:H5'	1.97	0.79
1:CA:1311:A:H62	18:CS:1:PRO:HD3	1.48	0.79
20:CB:202:ASN:ND2	20:CB:203:ASP:H	1.79	0.79
4:CE:158:LYS:HB3	7:CH:63:LYS:HD3	1.65	0.79
13:CN:63:CYS:HB3	13:CN:68:ARG:H	1.47	0.79
22:DA:48:U:H2'	22:DA:49:C:H6	1.44	0.79
41:DT:56:GLU:O	41:DT:57:VAL:HG22	1.82	0.79
30:BH:3:VAL:HB	30:BH:37:VAL:HB	1.64	0.79
6:CG:23:ALA:O	6:CG:26:VAL:HG22	1.82	0.79
8:CI:17:ARG:HB3	8:CI:65:THR:HB	1.65	0.79
25:DC:63:ILE:HG21	25:DC:90:ILE:HD11	1.64	0.79
27:DE:53:THR:HB	27:DE:74:LYS:HG2	1.63	0.79
33:DL:44:GLY:HA2	33:DL:47:ARG:HE	1.46	0.79
24:DV:70:ILE:HD12	24:DV:71:LYS:H	1.47	0.79
45:DY:45:GLY:HA2	45:DY:48:ASN:HD22	1.46	0.79
22:BA:49:C:H2'	22:BA:50:A:H8	1.48	0.79
23:BB:3:U:HO2'	23:BB:4:U:H6	1.29	0.79
25:BC:128:THR:HA	25:BC:190:THR:HA	1.62	0.79
25:BC:3:VAL:HG12	25:BC:4:LYS:H	1.48	0.79
26:BD:11:MET:HG2	26:BD:12:THR:H	1.45	0.79
27:BE:118:LEU:HD23	27:BE:118:LEU:H	1.45	0.79
23:BB:37:C:H2'	27:BE:46:GLN:HG2	1.63	0.79
33:BL:61:LEU:CB	33:BL:62:PRO:HD2	2.12	0.79
13:CN:50:LEU:H	13:CN:51:PRO:CD	1.95	0.79
16:CQ:66:LEU:HD12	16:CQ:66:LEU:H	1.47	0.79
28:DF:35:LEU:HB3	28:DF:151:LEU:HD11	1.64	0.79

Continued on next page...

Continued from previous page...

Atom-1	Atom-2	Interatomic distance (Å)	Clash overlap (Å)
52:DI:11:GLN:HG2	52:DI:55:PRO:HB3	1.64	0.79
34:DM:4:PRO:HD2	34:DM:43:ALA:HB1	1.65	0.79
44:DX:4:LYS:O	44:DX:7:ARG:HG2	1.82	0.79
1:AA:17:U:H2'	1:AA:18:C:C6	2.18	0.79
9:AJ:40:ILE:HG13	9:AJ:73:LEU:HB3	1.65	0.79
16:AQ:10:ARG:CZ	16:AQ:11:VAL:H	1.95	0.79
52:BI:27:LEU:HD12	52:BI:32:VAL:HG11	1.64	0.79
33:BL:27:LEU:HD12	33:BL:27:LEU:H	1.47	0.79
34:BM:41:LEU:HB2	34:BM:93:VAL:HG22	1.64	0.79
2:CC:137:VAL:HA	2:CC:148:ILE:HD13	1.63	0.79
5:CF:47:LEU:HD13	5:CF:51:ILE:HG22	1.62	0.79
33:DL:4:ASN:O	33:DL:6:LEU:HD22	1.82	0.79
9:AJ:88:MET:HB2	9:AJ:89:ARG:HH12	1.47	0.79
51:B4:2:LYS:HG2	51:B4:36:ARG:HB3	1.64	0.79
27:BE:113:VAL:HG23	27:BE:117:ARG:CZ	2.13	0.79
34:BM:126:ILE:HG13	34:BM:127:LYS:H	1.47	0.79
1:CA:946:A:H2'	1:CA:947:G:C8	2.18	0.79
23:DB:1099:G:H5''	52:DI:3:LYS:N	1.98	0.79
23:DB:2800:A:H2'	23:DB:2801:G:O4'	1.83	0.79
29:DG:120:ILE:HG12	29:DG:134:GLY:HA3	1.65	0.79
30:DH:68:ARG:HE	30:DH:71:LYS:HE2	1.47	0.79
35:DN:8:ARG:HD2	35:DN:46:ARG:NE	1.98	0.79
46:DZ:66:ILE:HB	46:DZ:67:PRO:HD3	1.64	0.79
1:AA:436:C:O2'	1:AA:437:U:H5'	1.83	0.78
6:AG:4:ARG:HE	6:AG:5:VAL:H	1.30	0.78
23:BB:86:G:OP1	42:BU:29:SER:HB2	1.83	0.78
43:BW:28:GLU:HB3	43:BW:30:VAL:HG23	1.65	0.78
46:BZ:44:PHE:H	46:BZ:44:PHE:HD1	1.30	0.78
23:DB:1802:A:H4'	25:DC:255:LYS:HE2	1.63	0.78
25:BC:140:VAL:O	25:BC:193:GLU:HB2	1.82	0.78
26:BD:37:VAL:HG22	26:BD:46:ARG:HE	1.48	0.78
37:BP:108:ARG:HD2	37:BP:108:ARG:H	1.48	0.78
43:BW:66:VAL:HG13	43:BW:67:LYS:H	1.47	0.78
23:DB:2309:A:H5'	23:DB:2310:C:OP2	1.83	0.78
37:DP:30:TRP:HB2	37:DP:83:ILE:HB	1.64	0.78
13:AN:65:GLN:HB2	13:AN:78:LEU:HD22	1.63	0.78
23:BB:2216:G:H2'	23:BB:2217:G:H8	1.47	0.78
23:BB:222:A:H61	23:BB:232:G:H1'	1.45	0.78
23:BB:2511:U:H4'	26:BD:128:ARG:CZ	2.13	0.78
23:BB:2800:A:H2'	23:BB:2801:G:O4'	1.84	0.78
30:BH:68:ARG:HG3	30:BH:134:VAL:HG11	1.65	0.78

Continued on next page...

Continued from previous page...

Atom-1	Atom-2	Interatomic distance (Å)	Clash overlap (Å)
33:BL:60:ARG:HD2	50:B3:7:ARG:NE	1.98	0.78
42:BU:35:VAL:HG12	42:BU:36:GLU:H	1.47	0.78
23:DB:1080:A:H2'	23:DB:1081:U:H6	1.45	0.78
39:DR:40:MET:HG2	39:DR:54:VAL:HG13	1.65	0.78
23:DB:922:C:H1'	43:DW:22:VAL:HG21	1.66	0.78
1:AA:562:U:H1'	11:AL:11:ARG:HB3	1.65	0.78
1:AA:79:G:H2'	1:AA:80:A:C8	2.19	0.78
10:AK:92:ARG:HB3	10:AK:92:ARG:HH11	1.48	0.78
48:B1:12:SER:HA	48:B1:50:GLU:HB3	1.64	0.78
23:BB:597:G:H4'	33:BL:21:ARG:HE	1.48	0.78
34:BM:67:VAL:HB	34:BM:100:LYS:HG2	1.63	0.78
36:BO:37:ALA:O	36:BO:38:GLN:HG2	1.84	0.78
23:BB:328:U:H4'	42:BU:65:GLN:HG3	1.65	0.78
13:CN:40:ARG:HH12	18:CS:5:LYS:HB2	1.48	0.78
27:DE:137:LYS:HA	27:DE:137:LYS:NZ	1.98	0.78
52:DI:45:THR:HA	52:DI:48:ILE:HG22	1.64	0.78
35:DN:48:VAL:HA	35:DN:51:LEU:HD12	1.66	0.78
43:DW:66:VAL:HG13	43:DW:67:LYS:H	1.47	0.78
45:BY:16:LEU:HB2	45:BY:17:PRO:CD	2.14	0.78
23:DB:365:U:H2'	23:DB:366:C:C6	2.18	0.78
26:DD:170:VAL:HB	26:DD:194:PRO:HG2	1.66	0.78
26:DD:89:GLU:HG2	26:DD:93:GLY:HA3	1.64	0.78
37:DP:29:VAL:HG21	37:DP:61:ARG:HH22	1.48	0.78
3:AD:123:MET:HA	3:AD:128:VAL:HA	1.65	0.78
23:BB:146:A:H2'	23:BB:147:C:C6	2.19	0.78
34:BM:108:VAL:HG23	34:BM:112:LEU:HD11	1.65	0.78
3:AD:118:SER:HA	3:AD:130:ASN:HB2	1.65	0.78
3:AD:159:GLU:HG3	3:AD:160:LEU:N	1.96	0.78
27:BE:122:GLU:HB3	27:BE:152:GLU:HB2	1.65	0.78
5:CF:4:TYR:HA	5:CF:91:ARG:HA	1.64	0.78
8:CI:18:VAL:HG12	8:CI:64:ILE:HA	1.64	0.78
51:D4:26:ILE:O	51:D4:27:CYS:HB2	1.83	0.78
34:DM:134:THR:HG22	34:DM:135:VAL:H	1.46	0.78
34:DM:15:GLY:O	34:DM:16:ARG:HG3	1.83	0.78
13:AN:60:ARG:HE	13:AN:62:ARG:NE	1.82	0.78
23:BB:1283:G:N2	23:BB:1286:A:H5'	1.98	0.78
23:BB:483:A:H5'	42:BU:43:LYS:HE2	1.66	0.78
29:BG:173:ALA:C	29:BG:174:LYS:HD2	2.03	0.78
30:BH:37:VAL:N	30:BH:38:PRO:HD2	1.95	0.78
52:BI:25:PRO:O	52:BI:29:GLN:HG2	1.84	0.78
34:BM:40:ARG:HH11	34:BM:92:TRP:HE3	1.29	0.78

Continued on next page...

Continued from previous page...

Atom-1	Atom-2	Interatomic distance (Å)	Clash overlap (Å)
43:BW:32:ALA:O	43:BW:66:VAL:HG11	1.84	0.78
10:CK:82:GLU:HB3	10:CK:108:ASN:HD22	1.48	0.78
21:CU:41:THR:HA	21:CU:45:LYS:HD3	1.65	0.78
37:DP:25:VAL:HG12	37:DP:27:VAL:H	1.47	0.78
24:DV:9:ARG:HG2	24:DV:41:GLU:HG2	1.66	0.78
45:DY:18:LYS:HD2	45:DY:18:LYS:N	1.99	0.78
23:BB:414:C:H2'	23:BB:415:A:H8	1.49	0.78
25:BC:21:PRO:HG2	25:BC:202:ARG:HH11	1.48	0.78
23:BB:2674:G:H4'	32:BK:30:ARG:HG2	1.66	0.78
42:BU:39:ASN:ND2	42:BU:42:LYS:HE2	1.99	0.78
9:CJ:40:ILE:HD11	9:CJ:73:LEU:HD12	1.65	0.78
23:DB:947:A:HO2'	23:DB:984:A:H2	1.30	0.78
23:DB:2511:U:H5''	26:DD:129:THR:CG2	2.14	0.78
23:DB:2811:G:H5'	26:DD:62:LYS:HZ1	1.46	0.78
28:DF:134:GLN:HB3	28:DF:136:ILE:HG13	1.65	0.78
31:DJ:41:LYS:NZ	38:DQ:63:ARG:HD2	1.99	0.78
35:DN:86:ARG:HB3	35:DN:86:ARG:HH11	1.47	0.78
20:AB:36:LYS:N	20:AB:36:LYS:HE3	1.98	0.78
5:AF:53:LYS:HA	5:AF:53:LYS:HZ3	1.49	0.78
12:AM:19:THR:HA	12:AM:24:VAL:HG23	1.65	0.78
23:BB:2867:G:H2'	23:BB:2867:G:N3	1.98	0.78
31:BJ:81:ILE:HG13	31:BJ:82:GLY:N	1.99	0.78
1:CA:17:U:H2'	1:CA:18:C:C6	2.19	0.78
1:CA:436:C:O2'	1:CA:437:U:H5'	1.83	0.78
5:CF:62:MET:HG3	5:CF:64:VAL:HG23	1.66	0.78
50:D3:7:ARG:HA	50:D3:7:ARG:HH11	1.49	0.78
45:DY:4:ILE:N	45:DY:36:GLU:HG3	1.99	0.78
18:AS:39:ILE:HG21	18:AS:65:MET:HB3	1.63	0.77
25:BC:127:ASN:ND2	25:BC:128:THR:H	1.82	0.77
38:BQ:33:VAL:HG23	38:BQ:37:ALA:HB3	1.66	0.77
25:DC:139:THR:HA	25:DC:193:GLU:CD	2.05	0.77
34:DM:117:PHE:HB2	34:DM:124:LEU:HD11	1.67	0.77
20:AB:58:LYS:HG2	20:AB:62:ARG:HH21	1.50	0.77
12:AM:23:GLY:HA3	12:AM:64:VAL:HG13	1.64	0.77
16:AQ:80:LYS:O	16:AQ:80:LYS:HE3	1.84	0.77
23:BB:663:G:H5''	33:BL:25:SER:HB2	1.64	0.77
1:CA:975:A:O2'	1:CA:1358:U:H1'	1.84	0.77
26:DD:77:ARG:HB2	26:DD:77:ARG:NH1	1.98	0.77
23:BB:918:A:H2'	23:BB:919:U:H5'	1.66	0.77
35:BN:116:VAL:HG22	35:BN:117:ASP:H	1.49	0.77
36:BO:38:GLN:HA	36:BO:50:ALA:HB3	1.67	0.77

Continued on next page...

Continued from previous page...

Atom-1	Atom-2	Interatomic distance (Å)	Clash overlap (Å)
37:BP:25:VAL:HG12	37:BP:27:VAL:HG12	1.67	0.77
16:CQ:13:SER:HB3	16:CQ:21:VAL:HB	1.66	0.77
25:DC:229:HIS:ND1	25:DC:230:PRO:HD2	1.99	0.77
26:DD:8:LYS:HE2	37:DP:5:LYS:HG3	1.67	0.77
29:DG:151:ARG:HH11	29:DG:151:ARG:HB2	1.47	0.77
37:DP:90:ALA:H	37:DP:112:ARG:HH21	1.32	0.77
26:BD:106:LYS:HA	26:BD:176:ASP:HA	1.66	0.77
43:BW:43:LYS:HG2	43:BW:76:ARG:HH21	1.49	0.77
10:CK:23:HIS:HB3	10:CK:30:ILE:HG13	1.65	0.77
18:CS:27:LYS:HG3	18:CS:28:LYS:HD2	1.65	0.77
27:DE:50:ALA:O	27:DE:74:LYS:HD3	1.83	0.77
28:DF:174:PHE:H	28:DF:175:PRO:HD2	1.49	0.77
32:DK:76:VAL:HB	37:DP:74:GLN:HE21	1.50	0.77
1:AA:430:A:OP1	3:AD:8:LEU:HB2	1.84	0.77
23:BB:2578:G:H1'	26:BD:145:SER:OG	1.83	0.77
31:BJ:58:ASN:ND2	31:BJ:128:ASN:HB2	1.99	0.77
31:BJ:61:LYS:HE2	31:BJ:61:LYS:HA	1.64	0.77
34:BM:20:LEU:HD13	34:BM:38:ARG:HG2	1.66	0.77
13:CN:26:LEU:HA	13:CN:29:ILE:HD12	1.65	0.77
19:CT:69:ASN:H	19:CT:69:ASN:ND2	1.82	0.77
23:DB:1283:G:N2	23:DB:1286:A:H5'	1.98	0.77
51:B4:23:ILE:HG13	51:B4:35:GLN:HB3	1.65	0.77
23:BB:2576:G:OP2	26:BD:149:ASN:HB2	1.84	0.77
28:BF:126:ASN:HD22	28:BF:126:ASN:H	1.30	0.77
38:BQ:94:LEU:H	38:BQ:94:LEU:HD13	1.49	0.77
23:DB:966:G:H5'	23:DB:2272:U:O2	1.84	0.77
23:DB:2867:G:N3	23:DB:2867:G:H2'	1.98	0.77
8:AI:11:ARG:HH21	8:AI:12:LYS:HB2	1.49	0.77
30:BH:81:ALA:HA	30:BH:146:VAL:HA	1.66	0.77
34:BM:100:LYS:HE3	34:BM:100:LYS:H	1.49	0.77
52:DI:27:LEU:HD12	52:DI:32:VAL:HG11	1.66	0.77
39:DR:60:LYS:O	39:DR:60:LYS:HD3	1.85	0.77
41:DT:38:ALA:HB1	41:DT:43:ILE:HD11	1.65	0.77
1:AA:1412:C:H2'	1:AA:1413:A:C8	2.20	0.77
2:AC:58:ARG:HG2	2:AC:63:ILE:HG22	1.67	0.77
23:BB:2008:C:H2'	23:BB:2009:A:H8	1.50	0.77
26:BD:13:ARG:HA	26:BD:13:ARG:NH1	2.00	0.77
26:BD:62:LYS:HG2	26:BD:63:PRO:HD3	1.65	0.77
35:BN:100:CYS:HB3	35:BN:110:MET:HB2	1.66	0.77
23:DB:2293:G:H5''	36:DO:9:ARG:NH2	1.99	0.77
45:DY:45:GLY:HA2	45:DY:48:ASN:ND2	2.00	0.77

Continued on next page...

Continued from previous page...

Atom-1	Atom-2	Interatomic distance (Å)	Clash overlap (Å)
5:AF:10:VAL:HA	5:AF:84:VAL:HA	1.67	0.77
49:B2:12:ARG:HH21	49:B2:18:PHE:H	1.31	0.77
23:BB:2064:C:H2'	23:BB:2065:C:C6	2.19	0.77
30:BH:73:ASN:ND2	30:BH:74:ALA:H	1.82	0.77
23:BB:2324:U:H5'	23:BB:2325:G:H5''	1.67	0.77
23:BB:441:U:O2'	23:BB:442:G:H5'	1.84	0.77
25:BC:153:LEU:HD23	25:BC:153:LEU:H	1.49	0.77
52:BI:21:PRO:HB2	52:BI:22:PRO:HD3	1.66	0.77
31:BJ:57:LEU:HB3	31:BJ:128:ASN:HA	1.66	0.77
23:DB:51:G:O2'	23:DB:118:A:N6	2.17	0.77
1:AA:1461:G:H2'	1:AA:1462:C:C6	2.20	0.76
50:B3:48:MET:SD	50:B3:51:LYS:HD3	2.25	0.76
23:DB:458:G:C5'	49:D2:39:ARG:HB2	2.13	0.76
23:DB:1486:U:H2'	23:DB:1487:U:C6	2.21	0.76
23:DB:2071:A:H2'	23:DB:2072:C:C6	2.20	0.76
23:DB:526:A:N6	23:DB:2626:C:H4'	2.00	0.76
52:DI:25:PRO:O	52:DI:29:GLN:HG3	1.84	0.76
15:AP:51:ARG:HB3	15:AP:51:ARG:HH11	1.48	0.76
31:BJ:7:LYS:HD3	31:BJ:48:VAL:HB	1.67	0.76
39:BR:47:VAL:HG22	39:BR:48:LYS:H	1.48	0.76
11:CL:78:VAL:HG12	11:CL:101:LEU:HD13	1.67	0.76
23:DB:2886:A:C8	47:D0:27:LEU:HG	2.21	0.76
23:DB:1826:G:OP2	25:DC:221:GLY:HA2	1.86	0.76
26:DD:8:LYS:HD3	37:DP:5:LYS:HE3	1.67	0.76
1:AA:1123:U:O2'	1:AA:1124:G:H5'	1.85	0.76
20:AB:202:ASN:ND2	20:AB:204:ASP:H	1.83	0.76
1:AA:1057:G:H5''	2:AC:153:SER:HB3	1.67	0.76
25:BC:106:PRO:HD2	25:BC:109:LEU:HD22	1.68	0.76
30:BH:3:VAL:HG22	30:BH:21:VAL:HG11	1.67	0.76
4:CE:110:MET:SD	4:CE:126:ALA:HB2	2.25	0.76
8:CI:118:ARG:HH21	8:CI:122:ARG:NE	1.82	0.76
9:CJ:57:VAL:HG22	9:CJ:58:ASN:H	1.49	0.76
23:DB:1113:U:H5''	29:DG:2:ARG:CZ	2.16	0.76
26:DD:5:VAL:HB	26:DD:27:ILE:O	1.85	0.76
37:DP:76:HIS:H	37:DP:76:HIS:HD2	1.30	0.76
24:DV:30:ILE:HG12	24:DV:91:PHE:HB2	1.65	0.76
10:AK:111:ASP:HB2	21:AU:16:ARG:HH22	1.50	0.76
21:AU:17:ARG:HA	21:AU:20:ARG:HB3	1.66	0.76
25:BC:224:MET:HA	25:BC:232:GLY:HA2	1.67	0.76
36:BO:19:GLN:H	43:BW:76:ARG:HH12	1.32	0.76
3:CD:138:PRO:HA	3:CD:181:PHE:HD2	1.50	0.76

Continued on next page...

Continued from previous page...

Atom-1	Atom-2	Interatomic distance (Å)	Clash overlap (Å)
23:DB:2008:C:H2'	23:DB:2009:A:H8	1.51	0.76
27:DE:14:VAL:HG12	27:DE:15:SER:H	1.48	0.76
7:AH:30:LYS:HA	7:AH:30:LYS:HZ2	1.49	0.76
11:AL:105:GLY:HA3	11:AL:117:GLY:HA3	1.67	0.76
11:AL:78:VAL:HG12	11:AL:101:LEU:HD23	1.67	0.76
23:BB:811:U:C5	33:BL:29:LYS:HD3	2.20	0.76
4:CE:98:ALA:HB2	4:CE:123:LEU:HG	1.68	0.76
1:CA:1225:A:H5'	12:CM:101:THR:OG1	1.84	0.76
38:DQ:30:VAL:HG12	38:DQ:31:TYR:N	2.00	0.76
1:AA:1251:A:H2'	1:AA:1252:A:C8	2.21	0.76
47:B0:6:LYS:HA	47:B0:6:LYS:NZ	1.99	0.76
23:BB:1022:G:N7	31:BJ:68:LYS:HE3	2.01	0.76
23:BB:1252:G:H1	38:BQ:36:GLN:NE2	1.83	0.76
23:BB:27:G:H22	23:BB:512:G:H2'	1.50	0.76
25:BC:77:VAL:HG23	25:BC:115:ILE:HD11	1.66	0.76
1:CA:939:G:H5''	6:CG:101:ARG:HH12	1.49	0.76
47:D0:41:HIS:CG	47:D0:42:ILE:H	2.03	0.76
23:DB:1368:G:C5'	49:D2:25:LYS:HG2	2.15	0.76
34:DM:20:LEU:HD13	34:DM:38:ARG:HG3	1.67	0.76
4:AE:131:ASN:HD21	4:AE:133:ILE:HB	1.50	0.76
48:B1:42:VAL:HG12	48:B1:43:ARG:HG3	1.67	0.76
23:BB:2420:C:OP1	50:B3:34:LYS:HB2	1.86	0.76
23:BB:2443:C:H2'	23:BB:2444:G:H8	1.51	0.76
25:BC:9:SER:HB2	25:BC:202:ARG:NE	2.00	0.76
27:BE:4:VAL:HG22	27:BE:5:LEU:HD12	1.65	0.76
40:BS:73:LYS:HB2	40:BS:106:VAL:HB	1.67	0.76
1:CA:814:A:H5'	1:CA:1511:G:H4'	1.66	0.76
4:CE:47:PHE:HE1	4:CE:137:ARG:HE	1.34	0.76
28:DF:132:ARG:HD3	28:DF:133:GLU:H	1.48	0.76
31:DJ:135:GLN:NE2	31:DJ:138:GLN:H	1.83	0.76
46:DZ:41:HIS:CG	46:DZ:42:PRO:HD2	2.21	0.76
23:BB:643:A:C2	48:B1:42:VAL:HG13	2.21	0.76
23:BB:1241:A:H2'	23:BB:1242:U:H5'	1.67	0.76
23:BB:125:A:H3'	23:BB:126:A:C5'	2.15	0.76
35:BN:119:SER:HB2	35:BN:121:LYS:HG2	1.67	0.76
37:BP:51:ASN:HA	37:BP:61:ARG:H	1.51	0.76
11:CL:49:ARG:HG2	11:CL:89:LEU:HD21	1.66	0.76
23:DB:2346:A:H3'	23:DB:2347:C:H5''	1.68	0.76
23:DB:547:A:H2'	23:DB:547:A:N3	1.99	0.76
26:DD:116:LYS:HG2	26:DD:123:LYS:HE2	1.67	0.76
30:DH:94:ILE:HG22	30:DH:122:LEU:HG	1.68	0.76

Continued on next page...

Continued from previous page...

Atom-1	Atom-2	Interatomic distance (Å)	Clash overlap (Å)
38:DQ:48:ASP:HA	38:DQ:51:GLN:NE2	2.00	0.76
24:DV:9:ARG:HH12	24:DV:12:GLN:HA	1.49	0.76
8:AI:71:ILE:HD12	8:AI:71:ILE:H	1.50	0.76
28:BF:56:LEU:O	28:BF:59:ILE:HG22	1.86	0.76
30:BH:73:ASN:N	30:BH:73:ASN:HD22	1.83	0.76
52:BI:105:LEU:HD11	52:BI:139:VAL:HG11	1.66	0.76
9:CJ:25:ILE:HG23	9:CJ:87:LEU:HD12	1.68	0.76
23:DB:1098:A:P	52:DI:3:LYS:HG2	2.25	0.76
23:DB:1175:A:H2'	23:DB:1176:U:H5'	1.68	0.76
33:DL:19:LEU:H	33:DL:19:LEU:HD22	1.51	0.76
20:AB:41:ASN:ND2	20:AB:44:LYS:HB2	2.00	0.76
8:AI:33:SER:HB3	8:AI:36:GLN:HB2	1.68	0.76
10:AK:88:PRO:HD3	21:AU:28:LEU:HD13	1.68	0.76
12:AM:44:ILE:HD12	12:AM:45:SER:H	1.51	0.76
16:AQ:16:MET:HB2	16:AQ:19:SER:HB2	1.66	0.76
23:BB:118:A:H5'	23:BB:119:A:H8	1.49	0.76
25:BC:127:ASN:HD22	25:BC:128:THR:H	1.31	0.76
36:BO:76:LYS:HG2	36:BO:110:ALA:HB2	1.68	0.76
44:BX:45:GLN:H	44:BX:45:GLN:NE2	1.83	0.76
1:CA:1071:C:H2'	1:CA:1072:G:H8	1.52	0.76
7:CH:72:GLU:H	7:CH:129:ALA:HB2	1.51	0.76
23:DB:974:G:H1'	23:DB:975:A:C8	2.21	0.76
26:DD:60:VAL:HG23	26:DD:63:PRO:HG2	1.66	0.76
2:AC:8:GLY:HA2	2:AC:11:LEU:HG	1.69	0.75
2:AC:156:LEU:HD11	2:AC:163:ARG:O	1.87	0.75
2:AC:146:LYS:HE3	2:AC:202:PHE:HE2	1.51	0.75
3:AD:137:SER:HB2	3:AD:138:PRO:HD2	1.68	0.75
16:AQ:45:VAL:HG12	16:AQ:46:HIS:H	1.49	0.75
50:B3:12:ARG:HH11	50:B3:12:ARG:HB2	1.48	0.75
23:BB:2301:C:H2'	23:BB:2302:U:C6	2.21	0.75
25:BC:229:HIS:HE2	25:BC:244:VAL:HG22	1.48	0.75
31:BJ:7:LYS:HD2	31:BJ:49:ASP:HB2	1.66	0.75
33:BL:91:ASP:O	33:BL:92:LEU:HB2	1.86	0.75
34:BM:42:THR:HG22	34:BM:45:GLN:HB2	1.67	0.75
35:BN:38:LEU:HB2	35:BN:109:PRO:HB2	1.68	0.75
42:BU:78:LYS:HE3	42:BU:96:LYS:HB2	1.66	0.75
49:D2:43:THR:O	49:D2:44:VAL:HG13	1.85	0.75
22:DA:47:C:OP1	36:DO:1:MET:HA	1.87	0.75
24:DV:63:ILE:N	24:DV:70:ILE:HD11	1.99	0.75
2:AC:49:ALA:HB1	2:AC:75:VAL:HG22	1.68	0.75
5:AF:92:THR:HG23	5:AF:93:LYS:H	1.51	0.75

Continued on next page...

Continued from previous page...

Atom-1	Atom-2	Interatomic distance (Å)	Clash overlap (Å)
23:BB:633:A:O5'	23:BB:633:A:H8	1.70	0.75
23:BB:78:U:H2'	23:BB:79:C:C6	2.21	0.75
27:BE:141:MET:HG3	27:BE:143:LEU:H	1.52	0.75
33:BL:94:THR:HB	33:BL:103:ILE:HG12	1.68	0.75
20:CB:218:ALA:HA	20:CB:221:ARG:HG2	1.68	0.75
20:CB:94:ARG:N	20:CB:94:ARG:HE	1.84	0.75
49:D2:35:ARG:HH21	49:D2:42:LEU:HD12	1.51	0.75
23:DB:957:C:OP1	34:DM:76:LYS:HD3	1.86	0.75
30:DH:75:LEU:H	30:DH:75:LEU:HD23	1.51	0.75
1:AA:967:C:H3'	1:AA:968:A:C5'	2.15	0.75
3:AD:159:GLU:HG3	3:AD:160:LEU:H	1.50	0.75
23:BB:1654:A:OP1	35:BN:1:MET:HB2	1.86	0.75
23:BB:855:G:H21	43:BW:23:LYS:HD2	1.50	0.75
34:BM:71:LYS:HD2	34:BM:71:LYS:O	1.86	0.75
43:BW:23:LYS:HB2	43:BW:23:LYS:HZ2	1.51	0.75
23:DB:1299:G:H4'	23:DB:1301:A:H1'	1.69	0.75
23:DB:2012:G:OP1	40:DS:98:LYS:HD3	1.85	0.75
23:DB:2204:G:O5'	25:DC:149:LYS:HE3	1.87	0.75
23:DB:534:U:H5'	38:DQ:41:ALA:HA	1.66	0.75
26:DD:179:ARG:HB2	26:DD:188:LEU:HD22	1.68	0.75
31:DJ:64:VAL:HG21	31:DJ:90:GLU:OE1	1.86	0.75
35:DN:42:LYS:HE3	35:DN:45:ARG:HG3	1.67	0.75
41:DT:14:PRO:HA	41:DT:32:LEU:HA	1.67	0.75
41:DT:55:VAL:HG23	41:DT:87:LEU:N	2.01	0.75
47:B0:8:THR:HG23	47:B0:9:ARG:H	1.51	0.75
23:BB:2346:A:H3'	23:BB:2347:C:H5''	1.67	0.75
26:BD:8:LYS:HB3	37:BP:5:LYS:NZ	2.01	0.75
28:BF:102:LEU:O	28:BF:107:VAL:HG23	1.86	0.75
29:BG:51:PHE:HE2	29:BG:63:GLN:HE21	1.34	0.75
38:BQ:91:ARG:N	39:BR:10:LYS:HZ2	1.79	0.75
45:BY:10:ARG:NE	45:BY:31:ILE:HG13	2.01	0.75
1:CA:1056:U:H5'	2:CC:162:ALA:HB2	1.65	0.75
1:CA:1399:C:H4'	1:CA:1400:C:H5''	1.67	0.75
1:CA:1508:A:H2'	1:CA:1509:C:C6	2.22	0.75
1:CA:780:A:O2'	1:CA:781:A:H5''	1.87	0.75
7:CH:10:LEU:HD22	7:CH:74:ILE:HD11	1.68	0.75
23:DB:2443:C:H2'	23:DB:2444:G:H8	1.51	0.75
26:DD:37:VAL:HB	26:DD:46:ARG:HB2	1.68	0.75
42:DU:4:ILE:HG21	42:DU:27:VAL:HG13	1.68	0.75
1:AA:1409:C:H42	1:AA:1491:G:H1	1.33	0.75
1:AA:575:G:H4'	1:AA:576:C:O5'	1.84	0.75

Continued on next page...

Continued from previous page...

Atom-1	Atom-2	Interatomic distance (Å)	Clash overlap (Å)
7:AH:30:LYS:HA	7:AH:30:LYS:NZ	2.01	0.75
48:B1:12:SER:HB2	48:B1:21:THR:O	1.85	0.75
23:BB:1197:G:H2'	23:BB:1198:U:H6	1.49	0.75
23:BB:1440:U:H2'	23:BB:1441:G:H8	1.51	0.75
23:BB:1486:U:H2'	23:BB:1487:U:C6	2.21	0.75
26:BD:1:MET:HB2	26:BD:84:LEU:HD22	1.68	0.75
27:BE:89:PRO:O	27:BE:90:GLN:HG2	1.85	0.75
52:BI:20:SER:HB3	52:BI:21:PRO:HD3	1.68	0.75
39:BR:58:VAL:HG22	39:BR:59:ILE:H	1.52	0.75
44:BX:22:LEU:HD22	44:BX:26:PHE:HB2	1.69	0.75
1:CA:817:C:H1'	1:CA:819:A:H5'	1.69	0.75
3:CD:2:ARG:NH1	3:CD:114:ARG:HD3	2.00	0.75
23:DB:898:C:O2'	23:DB:899:A:H5''	1.86	0.75
42:DU:3:LYS:HD3	42:DU:81:ARG:HH12	1.52	0.75
24:DV:72:VAL:HG12	24:DV:93:ARG:HA	1.68	0.75
1:AA:814:A:H5'	1:AA:1511:G:H4'	1.69	0.75
2:AC:153:SER:HB2	2:AC:196:GLY:H	1.51	0.75
19:AT:59:ARG:HH11	19:AT:59:ARG:HB2	1.51	0.75
23:BB:65:U:OP1	41:BT:76:ARG:HB2	1.87	0.75
26:BD:91:THR:HG23	26:BD:92:VAL:H	1.50	0.75
27:BE:120:VAL:H	27:BE:189:THR:HG22	1.50	0.75
28:BF:35:LEU:HA	28:BF:153:ILE:HA	1.67	0.75
1:CA:269:C:H2'	1:CA:270:A:H8	1.50	0.75
4:CE:44:ARG:HA	4:CE:71:ILE:O	1.85	0.75
23:DB:1825:U:H5'	25:DC:244:VAL:CG2	2.16	0.75
23:DB:544:C:H2'	23:DB:545:U:C4	2.21	0.75
30:DH:11:ASN:HD22	30:DH:20:ASN:HD22	1.33	0.75
1:AA:780:A:O2'	1:AA:781:A:H5''	1.87	0.75
7:AH:5:PRO:HB2	7:AH:32:LYS:HZ1	1.49	0.75
16:AQ:18:LYS:HG2	16:AQ:48:GLU:HA	1.68	0.75
31:BJ:45:THR:HB	38:BQ:63:ARG:NH2	2.01	0.75
1:CA:1412:C:H2'	1:CA:1413:A:C8	2.21	0.75
2:CC:182:ASP:HB2	2:CC:203:LYS:HE2	1.67	0.75
23:DB:2756:U:H1'	23:DB:2757:A:H5''	1.69	0.75
23:DB:718:A:H2'	23:DB:719:C:H5'	1.67	0.75
23:DB:90:U:H3'	23:DB:91:A:C5'	2.17	0.75
26:DD:24:VAL:HG11	26:DD:193:VAL:HG11	1.69	0.75
31:DJ:133:ALA:HA	31:DJ:136:GLN:HB2	1.66	0.75
37:DP:28:LYS:H	37:DP:86:LYS:HD3	1.52	0.75
1:AA:1111:A:HO2'	1:AA:1112:C:H6	1.30	0.75
1:AA:65:A:N3	1:AA:65:A:H2'	2.00	0.75

Continued on next page...

Continued from previous page...

Atom-1	Atom-2	Interatomic distance (Å)	Clash overlap (Å)
25:BC:235:GLU:HG3	25:BC:237:ARG:HD3	1.67	0.75
42:BU:7:ASP:N	42:BU:24:VAL:HA	2.01	0.75
23:DB:704:G:O2'	23:DB:727:A:N6	2.19	0.75
23:DB:2204:G:H4'	25:DC:149:LYS:HG3	1.69	0.75
36:DO:72:ALA:O	36:DO:76:LYS:HE3	1.87	0.75
31:DJ:40:HIS:HA	38:DQ:69:ARG:HH12	1.50	0.75
1:AA:1326:U:H2'	1:AA:1327:C:C6	2.21	0.75
1:AA:269:C:H2'	1:AA:270:A:H8	1.50	0.75
6:AG:67:ASN:HD22	6:AG:127:ALA:HA	1.51	0.75
23:BB:742:A:H2'	23:BB:743:A:C8	2.21	0.75
52:BI:122:GLU:O	52:BI:126:ARG:HG3	1.87	0.75
34:BM:42:THR:HA	34:BM:92:TRP:HD1	1.51	0.75
25:DC:257:ARG:HA	25:DC:261:ARG:HD2	1.68	0.75
23:DB:1060:U:C5	52:DI:131:THR:HG22	2.22	0.75
32:DK:102:PRO:HB3	32:DK:121:GLU:HG2	1.69	0.75
33:DL:55:MET:HB3	33:DL:56:PRO:HD3	1.69	0.75
37:DP:47:ILE:HG22	37:DP:48:ALA:N	2.00	0.75
1:AA:1125:U:H2'	1:AA:1126:U:H5''	1.68	0.74
16:AQ:10:ARG:NH1	16:AQ:56:ASP:H	1.85	0.74
23:BB:508:A:H2'	23:BB:509:C:H5'	1.66	0.74
23:BB:590:A:H2'	23:BB:591:U:C6	2.22	0.74
25:BC:77:VAL:HG21	25:BC:109:LEU:HG	1.69	0.74
33:BL:78:ARG:HG2	33:BL:99:ASN:HB3	1.69	0.74
1:CA:1277:C:O2'	1:CA:1279:G:H1'	1.86	0.74
8:CI:27:ILE:HD13	8:CI:34:LEU:HD13	1.68	0.74
23:DB:1099:G:C8	52:DI:3:LYS:HB2	2.22	0.74
23:DB:590:A:H2'	23:DB:591:U:C6	2.22	0.74
27:DE:142:ALA:N	27:DE:185:LYS:HZ1	1.83	0.74
23:DB:2751:G:H5'	29:DG:3:VAL:CG2	2.16	0.74
35:DN:8:ARG:HD2	35:DN:46:ARG:HE	1.48	0.74
1:AA:1000:A:H2'	1:AA:1001:C:C6	2.22	0.74
20:AB:61:SER:HA	20:AB:224:ARG:HA	1.69	0.74
11:AL:35:ARG:HA	11:AL:35:ARG:HE	1.52	0.74
23:BB:1178:C:H2'	23:BB:1179:G:H8	1.51	0.74
23:BB:2471:A:O2'	23:BB:2472:G:H8	1.70	0.74
23:BB:394:C:H2'	23:BB:395:U:O4'	1.86	0.74
25:BC:110:LYS:HE3	25:BC:111:ALA:H	1.52	0.74
27:BE:52:VAL:HG22	27:BE:53:THR:H	1.52	0.74
23:BB:2840:C:H5''	35:BN:53:THR:HG21	1.69	0.74
41:BT:29:THR:HG22	41:BT:86:THR:HG22	1.69	0.74
1:CA:1316:G:H2'	1:CA:1318:A:OP2	1.87	0.74

Continued on next page...

Continued from previous page...

Atom-1	Atom-2	Interatomic distance (Å)	Clash overlap (Å)
20:CB:18:GLN:O	20:CB:37:VAL:HG23	1.86	0.74
3:CD:57:LYS:HB2	3:CD:199:ILE:HB	1.68	0.74
15:CP:4:ILE:HG12	15:CP:21:VAL:HG22	1.67	0.74
49:D2:25:LYS:HD2	49:D2:25:LYS:N	2.01	0.74
23:DB:742:A:H2'	23:DB:743:A:C8	2.21	0.74
25:DC:15:VAL:HG13	25:DC:16:VAL:HG23	1.67	0.74
25:DC:193:GLU:O	25:DC:194:VAL:HG13	1.87	0.74
37:DP:32:VAL:HB	37:DP:80:VAL:HG13	1.69	0.74
23:BB:1009:A:O2'	38:BQ:61:ILE:HD11	1.86	0.74
23:BB:107:G:H21	23:BB:346:A:N6	1.84	0.74
23:BB:1727:C:H2'	23:BB:1728:C:C6	2.22	0.74
23:BB:2086:U:H2'	23:BB:2087:G:C8	2.22	0.74
23:BB:275:C:H2'	23:BB:276:U:O4'	1.86	0.74
26:BD:35:THR:HG22	26:BD:46:ARG:HH22	1.52	0.74
23:BB:1113:U:H5''	29:BG:1:SER:HA	1.69	0.74
46:BZ:53:THR:HA	46:BZ:56:ARG:HD2	1.68	0.74
20:CB:81:ASP:HA	20:CB:84:LEU:HD22	1.68	0.74
3:CD:117:VAL:HG12	3:CD:130:ASN:HA	1.70	0.74
1:CA:878:A:O4'	7:CH:3:GLN:HG3	1.88	0.74
47:D0:32:THR:HG21	47:D0:41:HIS:NE2	2.01	0.74
49:D2:35:ARG:NH2	49:D2:43:THR:H	1.86	0.74
39:DR:4:VAL:HG12	39:DR:43:ASN:HB3	1.69	0.74
1:AA:1446:A:H2'	1:AA:1447:A:H5''	1.69	0.74
21:AU:40:PRO:HG2	21:AU:41:THR:H	1.51	0.74
23:BB:643:A:H2	48:B1:42:VAL:HG13	1.52	0.74
23:BB:857:G:O2'	23:BB:858:G:H5'	1.86	0.74
33:BL:118:THR:CG2	33:BL:119:PRO:HD3	2.17	0.74
33:BL:38:GLN:CD	33:BL:39:LYS:H	1.89	0.74
1:CA:1436:U:H2'	1:CA:1437:A:H8	1.52	0.74
1:CA:270:A:H2'	1:CA:271:C:C6	2.23	0.74
2:CC:95:GLY:O	2:CC:96:VAL:HG13	1.86	0.74
10:CK:110:THR:HG22	21:CU:5:VAL:H	1.52	0.74
30:DH:6:LEU:HD12	30:DH:36:ALA:N	2.02	0.74
36:DO:100:HIS:O	36:DO:104:GLN:HB3	1.87	0.74
38:DQ:7:VAL:HG13	38:DQ:8:ILE:HD12	1.67	0.74
11:AL:20:VAL:HG13	11:AL:94:TYR:HH	1.50	0.74
11:AL:22:ALA:HB1	11:AL:29:LYS:HG3	1.70	0.74
12:AM:78:ARG:NH2	12:AM:79:LEU:HG	2.03	0.74
25:BC:146:LYS:HB3	25:BC:147:PRO:HD2	1.69	0.74
25:BC:222:THR:HA	25:BC:231:HIS:NE2	2.02	0.74
30:BH:26:ALA:HB1	30:BH:31:VAL:HG23	1.70	0.74

Continued on next page...

Continued from previous page...

Atom-1	Atom-2	Interatomic distance (Å)	Clash overlap (Å)
34:BM:8:LYS:HZ2	34:BM:70:ASP:H	1.34	0.74
35:BN:62:ASN:ND2	35:BN:80:PHE:HB3	2.02	0.74
35:BN:82:GLU:O	35:BN:86:ARG:HG3	1.88	0.74
38:BQ:106:THR:O	38:BQ:109:VAL:HG22	1.86	0.74
38:BQ:47:ARG:HH22	38:BQ:50:ARG:HB3	1.51	0.74
41:BT:5:GLU:HG2	41:BT:6:ARG:N	2.02	0.74
1:CA:430:A:OP1	3:CD:8:LEU:HB2	1.86	0.74
1:CA:1219:A:H5''	13:CN:52:ARG:HH12	1.52	0.74
14:CO:21:THR:HA	14:CO:26:VAL:HG11	1.69	0.74
16:CQ:5:ARG:HB3	16:CQ:7:LEU:HD23	1.70	0.74
42:DU:46:LYS:HE2	42:DU:53:GLN:HA	1.69	0.74
1:AA:1008:U:H2'	1:AA:1009:U:H4'	1.68	0.74
2:AC:179:ALA:HB1	2:AC:202:PHE:HE1	1.50	0.74
4:AE:87:VAL:HG12	4:AE:92:ARG:HA	1.68	0.74
34:BM:69:PRO:O	34:BM:70:ASP:HB3	1.86	0.74
45:BY:54:VAL:HG22	45:BY:55:LYS:H	1.52	0.74
23:DB:2102:G:H2'	23:DB:2103:C:O4'	1.87	0.74
23:DB:2144:G:O2'	23:DB:2145:C:H5'	1.87	0.74
30:DH:121:VAL:HG23	30:DH:122:LEU:HD23	1.68	0.74
40:DS:6:LYS:HA	40:DS:104:THR:HA	1.68	0.74
43:DW:42:THR:HG23	43:DW:66:VAL:H	1.53	0.74
23:BB:1437:C:H2'	23:BB:1438:U:C6	2.22	0.74
23:BB:19:A:H2'	23:BB:20:C:C6	2.23	0.74
27:BE:47:LYS:CD	27:BE:47:LYS:H	1.98	0.74
33:BL:77:ILE:HG22	33:BL:78:ARG:HG3	1.69	0.74
44:BX:22:LEU:HD22	44:BX:26:PHE:H	1.52	0.74
1:CA:1170:A:H2'	1:CA:1171:A:O4'	1.88	0.74
49:D2:25:LYS:HD2	49:D2:25:LYS:H	1.52	0.74
43:DW:3:LYS:HA	43:DW:3:LYS:HZ3	1.50	0.74
20:AB:120:SER:HA	20:AB:125:PHE:HB3	1.68	0.74
13:AN:42:ASN:HB3	13:AN:46:LYS:HE2	1.70	0.74
22:BA:60:C:H2'	22:BA:61:G:H8	1.53	0.74
23:BB:2420:C:OP1	50:B3:34:LYS:HE3	1.87	0.74
32:BK:11:ALA:HB3	32:BK:85:VAL:CG2	2.17	0.74
33:BL:110:VAL:HB	33:BL:126:ARG:NH2	2.02	0.74
34:BM:95:LEU:HD22	34:BM:98:PRO:HG3	1.69	0.74
42:BU:81:ARG:HH11	42:BU:81:ARG:HA	1.52	0.74
43:BW:48:ALA:HB3	43:BW:72:GLY:HA3	1.68	0.74
18:CS:50:VAL:HG21	18:CS:70:LEU:HG	1.70	0.74
50:D3:51:LYS:HA	50:D3:51:LYS:NZ	2.03	0.74
23:DB:1063:G:H1'	52:DI:92:PRO:HG2	1.70	0.74

Continued on next page...

Continued from previous page...

Atom-1	Atom-2	Interatomic distance (Å)	Clash overlap (Å)
23:DB:704:G:H1'	23:DB:727:A:N6	2.03	0.74
27:DE:99:LYS:HZ2	27:DE:99:LYS:C	1.91	0.74
23:DB:2257:U:H5'	43:DW:5:ALA:HB2	1.69	0.74
1:AA:1294:G:H2'	1:AA:1295:U:C6	2.22	0.74
9:AJ:92:LEU:H	9:AJ:92:LEU:HD22	1.52	0.74
48:B1:53:ILE:HD13	48:B1:54:LYS:N	2.03	0.74
49:B2:13:ASN:HA	49:B2:18:PHE:HB2	1.69	0.74
23:BB:192:C:H2'	23:BB:193:U:H5'	1.69	0.74
26:BD:110:THR:HG22	26:BD:171:THR:HA	1.70	0.74
26:BD:13:ARG:HA	26:BD:13:ARG:HH11	1.53	0.74
26:BD:107:VAL:HA	26:BD:205:PRO:O	1.87	0.74
23:BB:37:C:C2'	27:BE:46:GLN:HG2	2.17	0.74
4:CE:82:HIS:HB2	4:CE:83:PRO:HD2	1.70	0.74
8:CI:4:GLN:HG2	8:CI:21:LYS:HD3	1.69	0.74
22:DA:17:C:H2'	22:DA:18:G:O4'	1.88	0.74
23:DB:1081:U:H5'	52:DI:126:ARG:NH1	2.02	0.74
23:DB:1785:A:H2'	23:DB:1787:A:N7	2.03	0.74
23:DB:633:A:O5'	23:DB:633:A:H8	1.69	0.74
29:DG:155:PRO:HB3	29:DG:171:LYS:HB3	1.68	0.74
52:DI:20:SER:HB3	52:DI:21:PRO:HD3	1.68	0.74
36:DO:21:LEU:HD23	36:DO:22:GLY:H	1.51	0.74
1:AA:270:A:H2'	1:AA:271:C:C6	2.23	0.74
1:AA:817:C:H1'	1:AA:819:A:H5'	1.69	0.74
13:AN:30:ILE:HG21	13:AN:41:TRP:HB2	1.68	0.74
15:AP:42:ILE:HG22	15:AP:43:ALA:H	1.52	0.74
23:BB:1176:U:H2'	23:BB:1177:G:O4'	1.88	0.74
23:BB:1252:G:O6	38:BQ:35:PHE:HB2	1.88	0.74
23:BB:467:G:OP1	49:B2:33:ARG:HD3	1.88	0.74
52:BI:7:TYR:HB2	52:BI:58:ILE:O	1.88	0.74
23:BB:588:U:OP1	33:BL:27:LEU:HB2	1.86	0.74
23:DB:1727:C:H2'	23:DB:1728:C:C6	2.22	0.74
23:DB:704:G:H1'	23:DB:727:A:H61	1.52	0.74
26:DD:33:ARG:HH11	26:DD:33:ARG:HB2	1.51	0.74
1:AA:501:C:H2'	1:AA:502:A:H8	1.52	0.73
23:BB:2301:C:H2'	23:BB:2302:U:H6	1.52	0.73
37:BP:62:LYS:HE3	37:BP:74:GLN:HE22	1.53	0.73
1:CA:239:U:OP1	1:CA:239:U:H4'	1.88	0.73
1:CA:501:C:H2'	1:CA:502:A:H8	1.52	0.73
1:CA:812:G:H2'	1:CA:812:G:N3	2.02	0.73
23:DB:143:C:O2	41:DT:3:ARG:HD2	1.88	0.73
23:DB:643:A:N6	23:DB:2370:G:H1'	2.01	0.73

Continued on next page...

Continued from previous page...

Atom-1	Atom-2	Interatomic distance (Å)	Clash overlap (Å)
27:DE:6:LYS:HG2	27:DE:119:ILE:HB	1.69	0.73
24:DV:63:ILE:H	24:DV:70:ILE:CD1	1.99	0.73
2:AC:185:THR:HG22	2:AC:186:SER:H	1.52	0.73
51:B4:25:VAL:HG23	51:B4:35:GLN:HB2	1.68	0.73
23:BB:2239:G:H5'	25:BC:246:PRO:CD	2.19	0.73
23:BB:2511:U:H4'	26:BD:128:ARG:NH2	2.03	0.73
25:BC:107:LYS:CB	25:BC:194:VAL:HG11	2.17	0.73
30:BH:84:ALA:HA	30:BH:90:LEU:HG	1.70	0.73
33:BL:110:VAL:H	33:BL:126:ARG:HB2	1.52	0.73
34:BM:114:ARG:HH21	34:BM:125:PRO:HA	1.53	0.73
40:BS:34:ASP:N	40:BS:37:THR:HG22	2.03	0.73
1:CA:619:U:H3	3:CD:130:ASN:ND2	1.87	0.73
6:CG:58:LEU:H	6:CG:58:LEU:HD23	1.51	0.73
8:CI:114:LYS:HB2	8:CI:117:LEU:HD12	1.70	0.73
23:DB:1437:C:H2'	23:DB:1438:U:C6	2.22	0.73
26:DD:189:VAL:HG12	26:DD:190:LYS:H	1.52	0.73
52:DI:121:ILE:H	52:DI:121:ILE:HD13	1.52	0.73
48:B1:45:HIS:O	48:B1:46:VAL:HG12	1.87	0.73
23:BB:1299:G:H4'	23:BB:1301:A:H1'	1.68	0.73
23:BB:1785:A:H2'	23:BB:1787:A:N7	2.03	0.73
26:BD:138:LEU:HD23	26:BD:138:LEU:H	1.52	0.73
23:BB:2575:C:H4'	26:BD:148:GLN:CA	2.17	0.73
29:BG:157:LYS:HG3	29:BG:159:LYS:HZ2	1.53	0.73
34:BM:82:MET:HB2	34:BM:84:LYS:HZ2	1.53	0.73
23:BB:1392:A:N6	41:BT:18:GLU:HG2	2.04	0.73
45:BY:15:ARG:N	45:BY:15:ARG:HE	1.87	0.73
45:BY:20:LYS:HA	45:BY:24:LEU:HB2	1.69	0.73
23:DB:1098:A:H2'	52:DI:3:LYS:C	2.08	0.73
23:DB:578:G:N2	38:DQ:32:ARG:HH21	1.86	0.73
26:DD:27:ILE:HD13	26:DD:28:GLU:N	2.03	0.73
34:DM:2:LEU:HD12	34:DM:2:LEU:H	1.53	0.73
35:DN:86:ARG:HB3	35:DN:86:ARG:NH1	2.02	0.73
2:AC:155:ARG:H	2:AC:162:ALA:HA	1.52	0.73
10:AK:113:THR:HG21	21:AU:28:LEU:HD11	1.71	0.73
22:BA:50:A:H5''	36:BO:68:LYS:HD2	1.71	0.73
25:BC:129:LEU:HD23	25:BC:130:PRO:HD2	1.70	0.73
33:BL:95:LEU:H	33:BL:95:LEU:HD12	1.53	0.73
38:BQ:65:ASN:HB2	38:BQ:75:TYR:HB2	1.69	0.73
41:BT:30:ILE:HG23	41:BT:31:VAL:N	2.03	0.73
43:BW:23:LYS:HB2	43:BW:23:LYS:NZ	2.04	0.73
1:CA:1241:G:H2'	1:CA:1242:G:H8	1.52	0.73

Continued on next page...

Continued from previous page...

Atom-1	Atom-2	Interatomic distance (Å)	Clash overlap (Å)
1:CA:268:U:H2'	1:CA:269:C:C6	2.23	0.73
29:DG:5:LYS:HD3	29:DG:68:ARG:HB3	1.68	0.73
43:DW:35:ILE:HG21	43:DW:70:VAL:HG11	1.71	0.73
23:BB:1171:G:H2'	23:BB:1172:C:O4'	1.88	0.73
23:BB:1714:U:H3'	23:BB:1715:G:C5'	2.18	0.73
29:BG:26:LYS:HA	29:BG:31:GLU:HG2	1.70	0.73
36:BO:50:ALA:HB2	36:BO:83:LEU:HD11	1.70	0.73
24:BV:70:ILE:HG12	24:BV:71:LYS:H	1.51	0.73
1:CA:922:G:H2'	1:CA:923:A:C8	2.23	0.73
23:DB:1820:U:H3	25:DC:197:ALA:HB1	1.53	0.73
23:DB:2185:U:H2'	23:DB:2186:G:O4'	1.88	0.73
23:DB:2895:G:H2'	23:DB:2896:C:C6	2.24	0.73
34:DM:41:LEU:HD23	34:DM:67:VAL:HG21	1.71	0.73
1:AA:268:U:H2'	1:AA:269:C:C6	2.23	0.73
23:BB:2682:A:C2	26:BD:22:ILE:HD11	2.22	0.73
28:BF:135:ILE:HD13	28:BF:138:PRO:HA	1.69	0.73
35:BN:99:LYS:NZ	35:BN:99:LYS:HB3	2.03	0.73
13:CN:9:GLU:HA	13:CN:12:ARG:HB3	1.71	0.73
16:CQ:59:GLU:O	16:CQ:75:VAL:HG22	1.88	0.73
23:DB:179:C:H5"	49:D2:28:ARG:NH1	2.04	0.73
23:DB:2157:G:N3	23:DB:2157:G:H2'	2.04	0.73
25:DC:68:ARG:NH2	25:DC:127:ASN:HA	2.02	0.73
34:DM:92:TRP:HD1	34:DM:93:VAL:H	1.36	0.73
36:DO:25:ARG:HE	36:DO:94:ARG:HH12	1.36	0.73
23:DB:2331:G:H4'	43:DW:69:GLU:HB2	1.71	0.73
1:AA:278:G:H21	1:AA:279:A:H62	1.36	0.73
23:DB:1406:U:H2'	23:DB:1407:G:H8	1.53	0.73
23:DB:2064:C:H2'	23:DB:2065:C:C6	2.24	0.73
14:CO:88:ARG:HH22	23:DB:714:U:H3'	1.54	0.73
23:DB:920:A:H2'	23:DB:921:C:H6	1.52	0.73
35:DN:34:ILE:HG22	35:DN:35:LYS:H	1.53	0.73
42:DU:59:GLU:HG3	42:DU:62:ALA:HB2	1.69	0.73
1:AA:1026:G:H2'	1:AA:1027:C:C6	2.24	0.73
1:AA:239:U:H4'	1:AA:239:U:OP1	1.88	0.73
11:AL:8:ARG:HG3	11:AL:9:LYS:N	2.00	0.73
26:BD:159:LYS:HB2	26:BD:159:LYS:NZ	2.04	0.73
34:BM:8:LYS:HE3	34:BM:70:ASP:HA	1.71	0.73
20:CB:59:ILE:HD12	20:CB:60:ALA:N	2.04	0.73
13:CN:30:ILE:HG22	13:CN:41:TRP:HB3	1.70	0.73
22:DA:32:U:H1'	22:DA:52:A:N7	2.03	0.73
23:DB:2684:U:H4'	32:DK:76:VAL:HG21	1.71	0.73

Continued on next page...

Continued from previous page...

Atom-1	Atom-2	Interatomic distance (Å)	Clash overlap (Å)
27:DE:149:ILE:HG12	27:DE:186:VAL:HA	1.71	0.73
28:DF:56:LEU:HA	28:DF:59:ILE:HG22	1.71	0.73
34:DM:5:LYS:HB2	34:DM:69:PRO:HG2	1.71	0.73
41:DT:67:VAL:HG12	41:DT:68:LYS:H	1.53	0.73
42:DU:24:VAL:HG12	42:DU:26:ASN:OD1	1.87	0.73
1:AA:1342:C:H2'	1:AA:1343:G:H8	1.54	0.73
1:AA:812:G:H2'	1:AA:812:G:N3	2.02	0.73
12:AM:11:HIS:N	12:AM:44:ILE:HD11	2.03	0.73
18:AS:48:ILE:HB	18:AS:59:VAL:HB	1.71	0.73
51:B4:24:ARG:HH22	51:B4:36:ARG:HD2	1.54	0.73
30:BH:73:ASN:HD22	30:BH:73:ASN:H	1.33	0.73
1:CA:278:G:H21	1:CA:279:A:H62	1.36	0.73
1:CA:575:G:H4'	1:CA:576:C:O5'	1.87	0.73
20:CB:130:LYS:HB3	20:CB:134:LEU:HB2	1.70	0.73
16:CQ:11:VAL:HG13	16:CQ:20:ILE:HG23	1.71	0.73
23:DB:1440:U:H2'	23:DB:1441:G:H8	1.51	0.73
27:DE:49:ARG:HG3	27:DE:52:VAL:CG2	2.18	0.73
29:DG:175:LYS:HG2	29:DG:176:LYS:H	1.54	0.73
52:DI:72:THR:HG22	52:DI:115:ASP:OD2	1.89	0.73
52:DI:55:PRO:HD3	52:DI:74:PRO:HD3	1.69	0.73
38:DQ:43:GLN:HA	39:DR:79:ARG:HG2	1.71	0.73
1:AA:1498:U:H3'	53:AA:1601:KSG:N1	2.04	0.73
22:BA:20:G:H2'	22:BA:21:G:H8	1.54	0.73
23:BB:222:A:N6	23:BB:232:G:H1'	2.03	0.73
23:BB:704:G:O2'	23:BB:727:A:N6	2.22	0.73
23:BB:934:U:H2'	23:BB:935:C:C6	2.24	0.73
27:BE:195:GLN:H	27:BE:199:MET:HA	1.54	0.73
34:BM:69:PRO:HB3	34:BM:93:VAL:HG12	1.70	0.73
20:CB:99:MET:HA	20:CB:106:VAL:HG21	1.71	0.73
23:DB:2814:A:H2'	23:DB:2815:C:H6	1.54	0.73
23:DB:950:G:H2'	23:DB:951:C:C6	2.24	0.73
34:DM:71:LYS:HA	34:DM:71:LYS:HZ3	1.53	0.73
42:DU:38:ILE:HD13	42:DU:64:ILE:HG13	1.70	0.73
45:DY:26:LEU:HD12	45:DY:28:LEU:HD22	1.70	0.73
8:AI:117:LEU:HD22	8:AI:123:ARG:HG2	1.71	0.72
22:BA:60:C:H2'	22:BA:61:G:C8	2.24	0.72
23:BB:1041:G:H2'	23:BB:1042:G:H8	1.53	0.72
23:BB:942:G:H5''	33:BL:40:SER:HB3	1.70	0.72
25:BC:140:VAL:O	25:BC:141:HIS:HB2	1.89	0.72
33:BL:79:LEU:HA	33:BL:113:ALA:HB3	1.71	0.72
34:BM:4:PRO:HD3	34:BM:47:GLU:OE1	1.89	0.72

Continued on next page...

Continued from previous page...

Atom-1	Atom-2	Interatomic distance (Å)	Clash overlap (Å)
37:BP:27:VAL:HG21	37:BP:86:LYS:HB2	1.71	0.72
1:CA:1179:A:H2'	1:CA:1180:A:O4'	1.87	0.72
1:CA:492:C:H2'	1:CA:493:A:H5''	1.71	0.72
11:CL:17:LYS:HB2	11:CL:17:LYS:NZ	2.04	0.72
23:DB:1241:A:H2'	23:DB:1242:U:H5'	1.69	0.72
23:DB:631:A:HO2'	33:DL:66:PHE:HD1	1.37	0.72
25:DC:141:HIS:HB3	25:DC:190:THR:HB	1.69	0.72
23:DB:1099:G:OP2	52:DI:3:LYS:HA	1.89	0.72
33:DL:77:ILE:N	33:DL:77:ILE:HD12	2.03	0.72
42:DU:4:ILE:HD13	42:DU:5:ARG:N	2.04	0.72
42:DU:33:VAL:HG23	42:DU:65:GLN:NE2	2.04	0.72
1:AA:922:G:H4'	4:AE:24:VAL:HA	1.70	0.72
1:AA:927:G:H4'	1:AA:1503:A:N7	2.04	0.72
2:AC:53:ARG:HG2	2:AC:54:ILE:H	1.54	0.72
12:AM:18:LEU:HB3	12:AM:29:SER:HB2	1.69	0.72
25:BC:79:ARG:NH1	25:BC:80:LEU:H	1.87	0.72
43:BW:66:VAL:HG13	43:BW:67:LYS:N	2.04	0.72
2:CC:61:LYS:HB3	2:CC:61:LYS:HZ3	1.54	0.72
4:CE:44:ARG:NH1	4:CE:72:ASN:HD21	1.86	0.72
22:DA:51:G:C2'	22:DA:52:A:H5''	2.19	0.72
23:DB:1714:U:H3'	23:DB:1715:G:C5'	2.18	0.72
30:DH:39:ALA:O	30:DH:43:ASN:HB2	1.89	0.72
38:DQ:69:ARG:HA	38:DQ:73:ILE:HG22	1.69	0.72
39:DR:47:VAL:HG12	39:DR:49:ILE:HG12	1.71	0.72
1:AA:78:A:H2'	1:AA:79:G:C8	2.24	0.72
9:AJ:56:HIS:O	9:AJ:57:VAL:HG12	1.89	0.72
23:BB:459:U:H5'	49:B2:41:ARG:HE	1.53	0.72
23:BB:2722:G:H4'	35:BN:4:ARG:HB3	1.69	0.72
23:BB:2895:G:H2'	23:BB:2896:C:C6	2.23	0.72
41:BT:12:ARG:HE	44:BX:29:ARG:HH22	1.35	0.72
1:CA:120:A:H2'	1:CA:121:U:H5''	1.71	0.72
1:CA:1111:A:N1	2:CC:176:THR:HG22	2.03	0.72
23:DB:151:C:H2'	23:DB:152:A:H8	1.52	0.72
23:DB:1813:G:H21	25:DC:50:THR:HG23	1.55	0.72
33:DL:92:LEU:HD22	33:DL:96:LYS:HG2	1.72	0.72
41:DT:62:VAL:HG23	41:DT:63:VAL:H	1.55	0.72
43:DW:69:GLU:HG3	43:DW:70:VAL:H	1.52	0.72
1:AA:1062:U:H2'	1:AA:1063:C:C6	2.24	0.72
1:AA:390:U:H2'	1:AA:391:G:C8	2.25	0.72
48:B1:14:ALA:HA	48:B1:48:TYR:HA	1.71	0.72
22:BA:48:U:H2'	22:BA:49:C:C6	2.24	0.72

Continued on next page...

Continued from previous page...

Atom-1	Atom-2	Interatomic distance (Å)	Clash overlap (Å)
29:BG:9:VAL:HG23	29:BG:47:ASN:HB3	1.70	0.72
46:BZ:3:LYS:HE3	46:BZ:8:LYS:HA	1.69	0.72
1:CA:390:U:H2'	1:CA:391:G:C8	2.25	0.72
5:CF:11:HIS:ND1	5:CF:12:PRO:HD2	2.04	0.72
6:CG:90:VAL:HG13	6:CG:94:ARG:HD3	1.69	0.72
13:CN:82:LYS:HE2	13:CN:85:GLU:HG3	1.71	0.72
19:CT:38:ILE:HD11	19:CT:82:ILE:HG22	1.71	0.72
47:D0:36:LYS:HB2	47:D0:41:HIS:HA	1.72	0.72
23:DB:2471:A:O2'	23:DB:2472:G:H8	1.71	0.72
27:DE:153:LEU:HD13	27:DE:154:ASP:N	2.03	0.72
27:DE:21:ARG:HH12	27:DE:23:PHE:HB3	1.55	0.72
52:DI:42:ASN:HA	52:DI:45:THR:OG1	1.90	0.72
7:AH:76:ARG:HG2	7:AH:77:VAL:H	1.55	0.72
23:BB:1774:C:H2'	23:BB:1774:C:O2	1.88	0.72
23:BB:588:U:H5'	33:BL:28:GLY:HA2	1.71	0.72
23:BB:616:A:H3'	23:BB:617:G:H8	1.54	0.72
23:BB:2575:C:H5''	26:BD:149:ASN:CB	2.19	0.72
23:BB:811:U:H2'	33:BL:31:GLY:CA	2.18	0.72
6:CG:72:VAL:HG12	6:CG:89:GLU:HA	1.71	0.72
1:CA:1060:U:H4'	9:CJ:54:SER:HB2	1.70	0.72
13:CN:29:ILE:HG22	13:CN:30:ILE:HG13	1.71	0.72
23:DB:974:G:H1'	23:DB:975:A:H8	1.54	0.72
25:DC:143:VAL:HG12	25:DC:144:GLU:H	1.52	0.72
24:DV:7:GLU:HA	24:DV:65:VAL:HG23	1.71	0.72
1:AA:613:C:OP1	3:AD:80:ARG:HG3	1.90	0.72
2:AC:26:LYS:HD3	2:AC:27:GLU:N	2.05	0.72
23:BB:1324:G:H1'	23:BB:1616:A:N6	2.05	0.72
23:BB:1406:U:H2'	23:BB:1407:G:H8	1.52	0.72
23:BB:2064:C:H2'	23:BB:2065:C:H6	1.54	0.72
23:BB:370:G:O2'	23:BB:423:A:H3'	1.89	0.72
27:BE:98:LYS:HG3	27:BE:99:LYS:N	2.05	0.72
31:BJ:20:ALA:HB1	31:BJ:59:ALA:HA	1.70	0.72
33:BL:21:ARG:NH1	33:BL:21:ARG:HB3	2.04	0.72
24:BV:24:ASN:O	24:BV:44:HIS:HB2	1.89	0.72
1:CA:269:C:H2'	1:CA:270:A:C8	2.24	0.72
50:D3:12:ARG:HB3	50:D3:23:HIS:CB	2.20	0.72
23:DB:1275:A:H2	23:DB:1645:G:H21	1.35	0.72
27:DE:147:LEU:HB3	27:DE:167:VAL:HG13	1.71	0.72
38:DQ:111:LYS:HE2	39:DR:52:PRO:HG3	1.71	0.72
43:DW:58:LEU:HG	43:DW:81:ILE:HA	1.71	0.72
1:AA:269:C:H2'	1:AA:270:A:C8	2.24	0.72

Continued on next page...

Continued from previous page...

Atom-1	Atom-2	Interatomic distance (Å)	Clash overlap (Å)
4:AE:23:THR:HG23	4:AE:28:ARG:HD3	1.70	0.72
23:BB:1224:U:H4'	39:BR:90:ARG:HB3	1.71	0.72
23:BB:1275:A:H2	23:BB:1645:G:H21	1.35	0.72
23:BB:2328:A:H2'	23:BB:2329:U:C6	2.24	0.72
23:BB:2814:A:H2'	23:BB:2815:C:H6	1.54	0.72
31:BJ:62:VAL:HG21	31:BJ:101:ILE:HD11	1.72	0.72
32:BK:2:ILE:HD11	32:BK:8:LEU:HD11	1.71	0.72
23:BB:142:A:N3	41:BT:2:ILE:HD12	2.04	0.72
23:DB:2020:A:H5'	47:D0:8:THR:CG2	2.19	0.72
23:DB:2091:C:H3'	23:DB:2092:U:C5'	2.19	0.72
23:DB:2291:U:H2'	23:DB:2292:U:C6	2.25	0.72
23:DB:414:C:H2'	23:DB:415:A:C8	2.24	0.72
26:DD:61:THR:HG23	26:DD:62:LYS:HD3	1.70	0.72
27:DE:130:LYS:NZ	27:DE:130:LYS:HB2	2.05	0.72
35:DN:102:PHE:HD1	40:DS:40:ASN:HD21	1.37	0.72
37:DP:49:ILE:O	37:DP:50:ARG:HD3	1.89	0.72
6:AG:148:LYS:HG3	6:AG:151:ALA:HB3	1.71	0.72
13:AN:60:ARG:HH21	13:AN:62:ARG:HE	1.36	0.72
9:AJ:67:ILE:HG13	13:AN:95:LEU:HD13	1.71	0.72
23:BB:155:A:H2'	23:BB:156:A:C8	2.24	0.72
23:BB:2241:A:H2'	23:BB:2242:G:C8	2.25	0.72
26:BD:106:LYS:NZ	26:BD:208:LYS:HD3	2.04	0.72
27:BE:147:LEU:O	27:BE:148:ILE:HG13	1.90	0.72
34:BM:3:GLN:HG2	34:BM:46:ILE:HB	1.70	0.72
37:BP:26:GLU:HA	37:BP:46:VAL:HG13	1.71	0.72
46:BZ:8:LYS:CD	46:BZ:9:TYR:H	2.01	0.72
1:CA:1000:A:H2'	1:CA:1001:C:C6	2.23	0.72
14:CO:38:LEU:HD23	14:CO:55:LEU:HD13	1.72	0.72
16:CQ:68:LYS:HG2	16:CQ:69:THR:HG23	1.72	0.72
23:DB:1774:C:H2'	23:DB:1774:C:O2	1.88	0.72
23:DB:2898:U:O2'	31:DJ:137:PRO:HB3	1.89	0.72
23:DB:836:G:H2'	23:DB:837:C:C6	2.24	0.72
25:DC:10:PRO:HD2	25:DC:202:ARG:HH22	1.53	0.72
23:DB:833:A:H1'	33:DL:54:GLN:OE1	1.89	0.72
33:DL:77:ILE:HD12	33:DL:77:ILE:H	1.54	0.72
35:DN:56:LYS:HG3	35:DN:57:THR:H	1.55	0.72
1:AA:1308:U:H2'	1:AA:1309:G:H8	1.55	0.72
1:AA:859:G:H2'	1:AA:860:A:C8	2.25	0.72
1:AA:95:C:H2'	1:AA:95:C:O2	1.87	0.72
13:AN:12:ARG:HA	13:AN:15:LEU:HD11	1.71	0.72
23:BB:1275:A:N3	23:BB:1275:A:H3'	2.05	0.72

Continued on next page...

Continued from previous page...

Atom-1	Atom-2	Interatomic distance (Å)	Clash overlap (Å)
23:BB:136:G:H2'	23:BB:137:U:C6	2.25	0.72
35:BN:28:LEU:HD11	35:BN:44:LEU:HD21	1.72	0.72
1:CA:439:U:H4'	3:CD:120:LYS:HD2	1.72	0.72
23:DB:1309:G:H5''	49:D2:9:VAL:HG13	1.72	0.72
28:DF:45:ASP:O	28:DF:46:LYS:HG3	1.90	0.72
35:DN:28:LEU:HA	35:DN:34:ILE:HD11	1.72	0.72
1:AA:1035:A:H2'	1:AA:1036:A:H8	1.53	0.72
6:AG:94:ARG:HD3	6:AG:98:LEU:HD11	1.72	0.72
23:BB:324:A:H2'	23:BB:325:G:O4'	1.89	0.72
27:BE:44:ARG:H	27:BE:44:ARG:HD3	1.53	0.72
33:BL:30:THR:HA	33:BL:36:LYS:HE3	1.71	0.72
2:CC:128:MET:SD	2:CC:131:ARG:HB2	2.29	0.72
4:CE:104:ILE:HD12	4:CE:111:ARG:HD3	1.72	0.72
4:CE:23:THR:HA	4:CE:28:ARG:HA	1.72	0.72
6:CG:12:LEU:HD22	6:CG:13:PRO:HD2	1.72	0.72
23:DB:1469:A:H2'	23:DB:1470:A:C8	2.25	0.72
23:DB:2328:A:H2'	23:DB:2329:U:C6	2.24	0.72
33:DL:109:LYS:HE2	33:DL:126:ARG:CZ	2.20	0.72
36:DO:28:VAL:HG13	36:DO:106:LEU:HD13	1.72	0.72
36:DO:25:ARG:HG2	36:DO:94:ARG:HH22	1.54	0.72
38:DQ:69:ARG:HB3	38:DQ:69:ARG:NH1	2.05	0.72
40:DS:42:LYS:O	40:DS:45:VAL:HG13	1.90	0.72
43:DW:43:LYS:O	43:DW:44:PHE:HB2	1.87	0.72
1:AA:275:G:C5'	16:AQ:15:LYS:HG2	2.20	0.71
2:AC:13:ILE:O	2:AC:14:VAL:HG22	1.90	0.71
5:AF:54:LEU:HD13	5:AF:55:HIS:H	1.55	0.71
7:AH:49:LYS:HG3	7:AH:50:VAL:H	1.55	0.71
23:BB:2246:G:H2'	23:BB:2247:A:H8	1.55	0.71
23:BB:2266:A:C4'	23:BB:2267:A:N7	2.53	0.71
26:BD:175:LEU:HD11	26:BD:192:ALA:HB3	1.72	0.71
27:BE:159:LEU:HA	27:BE:169:VAL:HG21	1.71	0.71
30:BH:57:LYS:HG3	30:BH:61:VAL:HG21	1.70	0.71
34:BM:37:GLY:H	34:BM:97:GLN:HE21	1.35	0.71
42:BU:60:LYS:HG3	42:BU:61:GLU:H	1.54	0.71
1:CA:1289:A:H3'	1:CA:1290:G:H8	1.55	0.71
8:CI:79:ARG:O	8:CI:79:ARG:HD2	1.90	0.71
23:DB:1118:C:H2'	23:DB:1119:U:H6	1.54	0.71
23:DB:1275:A:N3	23:DB:1275:A:H3'	2.05	0.71
23:DB:1429:G:H2'	23:DB:1430:G:H8	1.55	0.71
23:DB:289:G:H2'	23:DB:290:U:C6	2.24	0.71
25:DC:28:PRO:HG2	25:DC:79:ARG:CZ	2.20	0.71

Continued on next page...

Continued from previous page...

Atom-1	Atom-2	Interatomic distance (Å)	Clash overlap (Å)
23:DB:598:U:H5'	33:DL:21:ARG:HB2	1.70	0.71
39:DR:65:ALA:HB3	39:DR:100:GLY:H	1.55	0.71
1:AA:545:C:O2'	1:AA:546:A:H5'	1.90	0.71
20:AB:67:LEU:H	20:AB:67:LEU:HD22	1.54	0.71
4:AE:105:ILE:HB	4:AE:123:LEU:HA	1.70	0.71
1:AA:1060:U:H5''	9:AJ:53:ILE:HG22	1.71	0.71
23:BB:2147:A:C5'	23:BB:2148:G:H5'	2.19	0.71
23:BB:2331:G:H4'	43:BW:69:GLU:HG2	1.70	0.71
23:BB:2461:A:H2'	23:BB:2462:C:C6	2.24	0.71
23:BB:532:A:H4'	23:BB:533:G:C8	2.25	0.71
30:BH:8:LYS:HD3	30:BH:8:LYS:O	1.90	0.71
39:BR:6:GLN:HG2	39:BR:10:LYS:HE2	1.72	0.71
41:BT:54:GLU:H	41:BT:91:GLN:NE2	1.86	0.71
1:CA:1361:G:H2'	1:CA:1362:A:H5''	1.73	0.71
13:CN:73:LEU:HD12	13:CN:83:VAL:HG21	1.70	0.71
23:DB:2039:U:H2'	23:DB:2040:G:H8	1.56	0.71
1:AA:120:A:H2'	1:AA:121:U:H5''	1.70	0.71
48:B1:31:GLU:HG3	48:B1:32:LYS:H	1.54	0.71
51:B4:25:VAL:HB	51:B4:33:HIS:O	1.90	0.71
23:BB:543:G:C2'	23:BB:544:C:H5''	2.19	0.71
25:BC:20:ASN:HB2	25:BC:203:VAL:HG13	1.72	0.71
26:BD:52:THR:HG22	26:BD:75:ALA:HB1	1.73	0.71
29:BG:175:LYS:HD3	29:BG:176:LYS:HB2	1.72	0.71
52:BI:89:SER:HA	52:BI:97:VAL:HG21	1.72	0.71
34:BM:71:LYS:HD3	34:BM:92:TRP:C	2.09	0.71
11:CL:98:ARG:HB3	11:CL:116:TYR:HA	1.71	0.71
48:D1:47:ILE:HG22	48:D1:48:TYR:N	2.03	0.71
23:DB:1175:A:C2'	23:DB:1176:U:H5'	2.19	0.71
23:DB:643:A:H61	23:DB:2370:G:H1'	1.55	0.71
23:DB:2461:A:H2'	23:DB:2462:C:C6	2.25	0.71
25:DC:68:ARG:HH22	25:DC:127:ASN:HA	1.54	0.71
28:DF:7:TYR:O	28:DF:11:VAL:HB	1.90	0.71
39:DR:18:GLN:HA	39:DR:99:THR:HA	1.73	0.71
20:AB:41:ASN:HD22	20:AB:44:LYS:HB2	1.53	0.71
3:AD:154:VAL:HG13	3:AD:155:LYS:H	1.55	0.71
26:BD:128:ARG:HA	26:BD:128:ARG:HE	1.55	0.71
33:BL:78:ARG:H	33:BL:110:VAL:HG13	1.55	0.71
1:CA:559:A:H4'	1:CA:560:A:H3'	1.73	0.71
3:CD:63:ILE:HG23	3:CD:64:TYR:CD1	2.24	0.71
21:CU:15:LEU:HA	21:CU:17:ARG:HH11	1.56	0.71
22:DA:76:G:H2'	22:DA:77:U:H6	1.54	0.71

Continued on next page...

Continued from previous page...

Atom-1	Atom-2	Interatomic distance (Å)	Clash overlap (Å)
23:DB:11:C:H2'	23:DB:12:U:H5'	1.72	0.71
23:DB:2784:U:H4'	26:DD:42:ASN:H	1.54	0.71
23:DB:438:G:H2'	23:DB:439:A:H8	1.56	0.71
23:DB:483:A:H2'	23:DB:484:C:H5'	1.70	0.71
26:DD:37:VAL:HG11	26:DD:46:ARG:HD3	1.72	0.71
23:DB:448:U:H3'	27:DE:79:ARG:HH21	1.55	0.71
52:DI:73:PRO:HG2	52:DI:78:LEU:HD21	1.72	0.71
23:DB:856:G:C4'	43:DW:23:LYS:HD2	2.19	0.71
1:AA:275:G:H5'	16:AQ:15:LYS:HG2	1.72	0.71
1:AA:1049:U:H2'	13:AN:2:LYS:HD3	1.70	0.71
50:B3:44:ARG:HG3	50:B3:45:PRO:HD2	1.73	0.71
23:BB:1395:A:H4'	23:BB:1397:U:C5	2.26	0.71
23:BB:1797:G:O3'	25:BC:253:GLY:HA2	1.91	0.71
28:BF:12:VAL:HG13	28:BF:27:VAL:HG11	1.71	0.71
33:BL:60:ARG:HA	33:BL:60:ARG:NH1	2.06	0.71
41:BT:88:LYS:HG2	41:BT:89:GLU:N	2.04	0.71
45:BY:9:THR:HG23	45:BY:10:ARG:H	1.55	0.71
1:CA:1009:U:H1'	1:CA:1021:A:N1	2.05	0.71
1:CA:84:U:O2'	1:CA:85:U:H5'	1.89	0.71
1:CA:8:A:H1'	4:CE:107:GLY:HA2	1.71	0.71
5:CF:38:ARG:HH21	5:CF:63:ASN:ND2	1.88	0.71
6:CG:14:ASP:HB3	6:CG:18:GLY:N	2.06	0.71
9:CJ:66:GLU:HB2	13:CN:98:ALA:HB2	1.72	0.71
17:CR:51:GLN:HA	17:CR:54:LEU:HD13	1.71	0.71
21:CU:14:ALA:H	21:CU:16:ARG:NH2	1.89	0.71
23:DB:1060:U:C4	23:DB:1088:A:N6	2.58	0.71
23:DB:1395:A:H4'	23:DB:1397:U:C5	2.26	0.71
23:DB:480:A:O4'	42:DU:40:LEU:HD22	1.89	0.71
25:DC:127:ASN:HD22	25:DC:128:THR:N	1.87	0.71
26:DD:6:GLY:HA2	26:DD:199:SER:O	1.90	0.71
33:DL:77:ILE:HD13	33:DL:110:VAL:N	2.05	0.71
38:DQ:46:TYR:HA	39:DR:77:PHE:HD2	1.56	0.71
45:DY:3:THR:HA	45:DY:37:ARG:H	1.56	0.71
1:AA:1208:C:H2'	1:AA:1209:C:O4'	1.91	0.71
1:AA:492:C:H2'	1:AA:493:A:H5''	1.71	0.71
1:AA:8:A:H2'	3:AD:205:LYS:O	1.91	0.71
49:B2:13:ASN:HB2	49:B2:18:PHE:HD2	1.56	0.71
25:BC:28:PRO:O	25:BC:29:PHE:HB3	1.90	0.71
29:BG:94:ARG:HB2	29:BG:94:ARG:HH11	1.55	0.71
39:BR:74:ILE:HA	39:BR:90:ARG:NE	2.03	0.71
23:DB:1324:G:H1'	23:DB:1616:A:N6	2.05	0.71

Continued on next page...

Continued from previous page...

Atom-1	Atom-2	Interatomic distance (Å)	Clash overlap (Å)
23:DB:363:G:H2'	23:DB:364:C:C6	2.25	0.71
23:DB:616:A:H3'	23:DB:617:G:H8	1.54	0.71
26:DD:125:TRP:HD1	26:DD:127:PHE:HB2	1.56	0.71
1:AA:1284:C:H3'	1:AA:1285:A:H5''	1.72	0.71
1:AA:17:U:H2'	1:AA:18:C:H6	1.55	0.71
1:AA:188:C:H2'	1:AA:189:A:O4'	1.90	0.71
1:AA:559:A:H4'	1:AA:560:A:H3'	1.73	0.71
6:AG:38:ALA:O	6:AG:41:ILE:HG22	1.91	0.71
1:AA:1250:A:H4'	8:AI:69:GLY:H	1.56	0.71
10:AK:42:GLY:HA3	10:AK:73:VAL:HG22	1.71	0.71
12:AM:64:VAL:HG12	12:AM:65:GLU:H	1.54	0.71
51:B4:33:HIS:CD2	51:B4:33:HIS:H	2.07	0.71
51:B4:7:VAL:HG12	51:B4:8:LYS:H	1.54	0.71
22:BA:48:U:H2'	22:BA:49:C:H6	1.56	0.71
23:BB:1041:G:H2'	23:BB:1042:G:C8	2.25	0.71
23:BB:1173:U:C4	23:BB:1174:U:H1'	2.26	0.71
23:BB:1429:G:H2'	23:BB:1430:G:H8	1.55	0.71
26:BD:31:ALA:HB1	26:BD:49:GLN:HG3	1.73	0.71
28:BF:31:GLU:H	28:BF:157:THR:HA	1.54	0.71
33:BL:100:ILE:HG12	33:BL:102:GLY:H	1.55	0.71
35:BN:35:LYS:HA	35:BN:111:ALA:O	1.91	0.71
43:BW:19:ARG:NH2	43:BW:71:LYS:HD3	2.06	0.71
3:CD:101:VAL:HG13	3:CD:106:PHE:HD2	1.54	0.71
19:CT:19:HIS:O	19:CT:23:ARG:HG2	1.91	0.71
50:D3:4:LYS:HD2	50:D3:59:ALA:HA	1.72	0.71
23:DB:1080:A:H2'	23:DB:1081:U:C6	2.25	0.71
23:DB:1700:A:H2'	23:DB:1701:A:H5'	1.72	0.71
23:DB:455:C:N3	23:DB:472:A:H2'	2.06	0.71
28:DF:31:GLU:HG3	28:DF:158:THR:HG22	1.71	0.71
28:DF:59:ILE:O	28:DF:59:ILE:HD13	1.90	0.71
40:DS:74:ILE:HG22	40:DS:105:VAL:HG23	1.72	0.71
41:DT:49:LYS:O	41:DT:50:LEU:HG	1.90	0.71
8:AI:23:GLY:H	8:AI:60:LEU:HA	1.54	0.71
12:AM:21:ILE:HG22	12:AM:64:VAL:HG11	1.72	0.71
23:BB:1439:A:N1	23:BB:1552:A:N7	2.39	0.71
23:BB:2575:C:C5'	26:BD:149:ASN:H	2.04	0.71
25:BC:107:LYS:HB2	25:BC:194:VAL:CG1	2.20	0.71
23:BB:452:G:OP1	27:BE:52:VAL:HG22	1.90	0.71
33:BL:13:LYS:HG3	33:BL:14:LYS:N	2.01	0.71
37:BP:29:VAL:HG22	37:BP:47:ILE:HD11	1.72	0.71
38:BQ:93:ILE:HG23	38:BQ:94:LEU:H	1.55	0.71

Continued on next page...

Continued from previous page...

Atom-1	Atom-2	Interatomic distance (Å)	Clash overlap (Å)
41:BT:93:LEU:HD22	41:BT:93:LEU:H	1.56	0.71
20:CB:139:GLU:O	20:CB:143:LEU:HB2	1.91	0.71
20:CB:62:ARG:H	20:CB:62:ARG:HD2	1.56	0.71
5:CF:79:ARG:HH22	5:CF:87:SER:HB3	1.56	0.71
1:CA:1186:G:H21	13:CN:100:TRP:C	1.93	0.71
50:D3:4:LYS:NZ	50:D3:60:CYS:H	1.89	0.71
23:DB:242:G:N2	23:DB:254:G:H2'	2.06	0.71
23:DB:972:A:C3'	23:DB:973:A:H5''	2.21	0.71
40:DS:17:VAL:O	40:DS:20:VAL:HG12	1.90	0.71
41:DT:29:THR:HB	41:DT:86:THR:HA	1.72	0.71
23:DB:380:G:O2'	46:DZ:13:THR:HB	1.90	0.71
1:AA:279:A:H5''	1:AA:280:C:H3'	1.72	0.71
33:BL:60:ARG:HH11	50:B3:11:LYS:HE2	1.53	0.71
23:BB:1203:U:H3'	23:BB:1204:A:H5''	1.71	0.71
23:BB:1951:U:H2'	23:BB:1953:A:OP2	1.91	0.71
23:BB:2393:U:H5'	33:BL:62:PRO:HD3	1.73	0.71
23:BB:1813:G:H21	25:BC:51:ARG:CG	2.04	0.71
1:CA:1097:C:H2'	1:CA:1098:C:C6	2.26	0.71
1:CA:1218:C:H2'	1:CA:1219:A:C8	2.26	0.71
1:CA:560:A:H5'	1:CA:566:G:N2	2.05	0.71
1:CA:859:G:H2'	1:CA:860:A:C8	2.25	0.71
23:DB:1028:A:H2'	23:DB:1029:A:C8	2.26	0.71
23:DB:1439:A:N1	23:DB:1552:A:N7	2.39	0.71
23:DB:2874:C:OP1	35:DN:5:LYS:HD2	1.91	0.71
41:DT:60:THR:HA	41:DT:82:LYS:O	1.90	0.71
45:DY:40:THR:HG23	45:DY:43:ILE:HG22	1.73	0.71
4:AE:155:LYS:HG3	7:AH:65:PHE:HB2	1.73	0.71
15:AP:20:VAL:HG23	15:AP:35:ARG:HA	1.71	0.71
47:B0:29:VAL:HB	47:B0:36:LYS:HD2	1.73	0.71
23:BB:1060:U:C4	23:BB:1088:A:N6	2.58	0.71
23:BB:1485:U:H2'	23:BB:1486:U:C6	2.26	0.71
23:BB:1700:A:H2'	23:BB:1701:A:H5'	1.72	0.71
23:BB:2039:U:H2'	23:BB:2040:G:H8	1.56	0.71
23:BB:414:C:H2'	23:BB:415:A:C8	2.25	0.71
25:BC:68:ARG:HD3	25:BC:103:ILE:HD11	1.72	0.71
29:BG:71:LEU:HA	29:BG:74:MET:SD	2.31	0.71
31:BJ:99:ARG:HA	31:BJ:103:ILE:HG13	1.73	0.71
33:BL:78:ARG:NH2	33:BL:82:LEU:HB2	2.06	0.71
36:BO:21:LEU:O	36:BO:42:PRO:HB3	1.91	0.71
36:BO:48:LEU:HD23	36:BO:49:VAL:N	2.06	0.71
3:CD:34:GLU:O	3:CD:35:GLN:HG3	1.91	0.71

Continued on next page...

Continued from previous page...

Atom-1	Atom-2	Interatomic distance (Å)	Clash overlap (Å)
9:CJ:32:THR:HG23	9:CJ:33:GLY:H	1.56	0.71
23:DB:1594:U:H2'	23:DB:1595:C:C6	2.25	0.71
23:DB:860:U:O2'	23:DB:2267:A:H4'	1.91	0.71
23:DB:950:G:H2'	23:DB:951:C:H6	1.54	0.71
29:DG:39:ALA:HB1	29:DG:54:ARG:H	1.56	0.71
30:DH:94:ILE:HG23	30:DH:98:ASP:CB	2.20	0.71
43:DW:66:VAL:HG22	43:DW:67:LYS:N	2.06	0.71
23:DB:96:C:H4'	44:DX:41:HIS:CE1	2.26	0.71
20:AB:69:VAL:O	20:AB:163:ILE:HG22	1.91	0.70
3:AD:10:LEU:HD21	3:AD:62:ARG:HD3	1.73	0.70
11:AL:87:LYS:HZ3	11:AL:87:LYS:HA	1.56	0.70
22:BA:49:C:H2'	22:BA:50:A:C8	2.26	0.70
23:BB:2037:A:H2'	23:BB:2038:G:C8	2.26	0.70
23:BB:2041:U:H2'	23:BB:2042:A:C8	2.25	0.70
23:BB:2147:A:H5'	23:BB:2148:G:C5'	2.20	0.70
23:BB:2537:U:H2'	23:BB:2538:C:C6	2.25	0.70
23:BB:279:A:H61	23:BB:361:G:H1'	1.54	0.70
25:BC:87:SER:O	25:BC:157:ALA:HB2	1.90	0.70
27:BE:151:GLY:O	27:BE:190:ALA:HB2	1.90	0.70
36:BO:16:ARG:NE	36:BO:16:ARG:HA	2.06	0.70
40:BS:28:LYS:HD3	40:BS:71:VAL:HG21	1.72	0.70
1:CA:764:C:H3'	1:CA:765:G:N2	2.06	0.70
7:CH:31:LEU:HG	7:CH:35:ILE:HD11	1.73	0.70
51:D4:34:LYS:HE2	51:D4:36:ARG:HH22	1.55	0.70
23:DB:1203:U:H3'	23:DB:1204:A:H5''	1.73	0.70
23:DB:864:G:O2'	23:DB:865:C:H5'	1.91	0.70
39:DR:79:ARG:HD3	39:DR:81:LYS:HG3	1.72	0.70
1:AA:1241:G:H2'	1:AA:1242:G:H8	1.57	0.70
1:AA:560:A:H5'	1:AA:566:G:N2	2.06	0.70
1:AA:878:A:H5''	7:AH:80:PRO:HG2	1.74	0.70
2:AC:69:THR:HG21	2:AC:75:VAL:HG21	1.73	0.70
4:AE:114:LEU:HD22	4:AE:119:VAL:HG21	1.73	0.70
50:B3:24:LYS:HZ3	50:B3:29:ARG:HH22	1.38	0.70
23:BB:1060:U:C5	52:BI:131:THR:HG22	2.25	0.70
23:BB:1469:A:H2'	23:BB:1470:A:C8	2.25	0.70
23:BB:855:G:H21	43:BW:23:LYS:CB	2.03	0.70
30:BH:90:LEU:HD21	30:BH:146:VAL:HG11	1.72	0.70
52:BI:89:SER:HB2	52:BI:136:GLY:HA3	1.73	0.70
34:BM:73:ILE:HD13	34:BM:92:TRP:H	1.56	0.70
41:BT:61:LEU:HD12	41:BT:62:VAL:H	1.56	0.70
3:CD:187:ARG:HH12	3:CD:191:SER:HA	1.55	0.70

Continued on next page...

Continued from previous page...

Atom-1	Atom-2	Interatomic distance (Å)	Clash overlap (Å)
4:CE:87:VAL:HG22	4:CE:88:HIS:H	1.55	0.70
13:CN:51:PRO:HG2	13:CN:52:ARG:H	1.56	0.70
50:D3:51:LYS:HA	50:D3:51:LYS:HZ2	1.56	0.70
23:DB:2306:C:H3'	23:DB:2307:G:H5''	1.72	0.70
23:DB:28:A:N6	23:DB:512:G:O2'	2.24	0.70
23:DB:350:G:H2'	23:DB:351:C:O4'	1.91	0.70
31:DJ:35:ARG:HB3	31:DJ:54:ILE:HD11	1.72	0.70
42:DU:43:LYS:HG2	42:DU:57:ILE:HB	1.73	0.70
5:AF:53:LYS:HD3	5:AF:54:LEU:N	2.04	0.70
18:AS:4:LEU:C	18:AS:5:LYS:HE3	2.12	0.70
23:BB:1182:G:H2'	23:BB:1183:U:O4'	1.90	0.70
23:BB:131:A:H2'	23:BB:132:G:H8	1.57	0.70
23:BB:2197:U:O2'	23:BB:2198:A:H2'	1.91	0.70
25:BC:10:PRO:HD2	25:BC:202:ARG:HH12	1.57	0.70
23:BB:2483:C:H4'	34:BM:51:ARG:HH12	1.56	0.70
1:CA:1238:A:H5'	1:CA:1336:C:N4	2.04	0.70
1:CA:451:A:H4'	1:CA:452:A:O4'	1.91	0.70
12:CM:52:ILE:HA	12:CM:55:LEU:HD12	1.72	0.70
48:D1:40:PRO:HD2	48:D1:44:GLN:O	1.90	0.70
51:D4:30:GLU:HB3	51:D4:33:HIS:HB2	1.72	0.70
23:DB:1951:U:H2'	23:DB:1953:A:OP2	1.91	0.70
23:DB:2037:A:H2'	23:DB:2038:G:C8	2.26	0.70
23:DB:2557:G:H2'	23:DB:2558:C:C6	2.27	0.70
25:DC:164:VAL:HG23	25:DC:167:ASP:HB2	1.71	0.70
26:DD:61:THR:HG23	26:DD:62:LYS:H	1.54	0.70
43:DW:42:THR:H	43:DW:65:LYS:HG2	1.57	0.70
4:AE:101:GLY:H	4:AE:121:ASN:HD21	1.39	0.70
23:BB:1082:U:C4	23:BB:1086:A:C2	2.80	0.70
23:BB:2228:G:H2'	23:BB:2229:U:C6	2.26	0.70
23:BB:287:G:H2'	23:BB:288:U:H6	1.55	0.70
26:BD:154:LYS:C	26:BD:156:PHE:H	1.94	0.70
29:BG:19:ASN:HB3	29:BG:22:VAL:HG13	1.72	0.70
29:BG:40:VAL:HB	29:BG:63:GLN:HE22	1.57	0.70
31:BJ:41:LYS:HD2	31:BJ:44:TYR:HB2	1.73	0.70
34:BM:33:LEU:N	34:BM:101:VAL:HG22	2.06	0.70
34:BM:70:ASP:H	34:BM:71:LYS:NZ	1.90	0.70
35:BN:24:MET:HE3	35:BN:44:LEU:HD22	1.74	0.70
46:BZ:15:SER:HB2	46:BZ:25:ARG:NH1	2.06	0.70
23:DB:2537:U:H2'	23:DB:2538:C:C6	2.26	0.70
23:DB:98:G:H3'	23:DB:99:U:H5''	1.71	0.70
25:DC:28:PRO:HG2	25:DC:79:ARG:NE	2.06	0.70

Continued on next page...

Continued from previous page...

Atom-1	Atom-2	Interatomic distance (Å)	Clash overlap (Å)
26:DD:108:ASP:HB2	26:DD:204:LYS:HB2	1.74	0.70
27:DE:143:LEU:HD22	27:DE:143:LEU:N	2.06	0.70
28:DF:102:LEU:O	28:DF:107:VAL:HB	1.91	0.70
23:DB:1190:G:OP1	33:DL:39:LYS:N	2.24	0.70
37:DP:76:HIS:CD2	37:DP:76:HIS:N	2.60	0.70
42:DU:71:ILE:HD12	42:DU:102:ILE:HD12	1.74	0.70
2:AC:5:HIS:HD2	2:AC:8:GLY:H	1.39	0.70
16:AQ:76:ARG:NE	16:AQ:78:VAL:HG22	2.04	0.70
50:B3:29:ARG:HA	50:B3:33:THR:CG2	2.22	0.70
23:BB:990:A:H1'	23:BB:1156:A:C2	2.26	0.70
23:BB:1594:U:H2'	23:BB:1595:C:C6	2.26	0.70
23:BB:191:A:H2'	23:BB:192:C:C6	2.26	0.70
40:BS:18:ARG:HH12	40:BS:25:ARG:HH22	1.38	0.70
41:BT:62:VAL:O	41:BT:63:VAL:HG12	1.90	0.70
23:BB:85:G:C5'	42:BU:28:LEU:HA	2.17	0.70
24:BV:80:HIS:HD2	24:BV:83:LYS:H	1.39	0.70
1:CA:865:A:H5'	1:CA:1078:U:O4	1.92	0.70
1:CA:545:C:O2'	1:CA:546:A:H5'	1.90	0.70
10:CK:28:ASN:HD21	10:CK:47:GLY:H	1.39	0.70
21:CU:36:PHE:HB2	21:CU:39:LYS:HB2	1.74	0.70
47:D0:10:SER:O	47:D0:14:MET:HB2	1.91	0.70
22:DA:61:G:H2'	22:DA:62:C:H6	1.55	0.70
23:DB:1794:A:H2'	23:DB:1795:C:H6	1.57	0.70
25:DC:29:PHE:HD1	25:DC:29:PHE:O	1.73	0.70
37:DP:23:ASP:HA	37:DP:49:ILE:HG22	1.73	0.70
13:AN:74:ARG:HD3	13:AN:74:ARG:O	1.90	0.70
23:BB:1826:G:OP2	25:BC:221:GLY:HA2	1.90	0.70
23:BB:2216:G:H2'	23:BB:2217:G:C8	2.26	0.70
25:BC:172:THR:HG22	25:BC:173:LEU:H	1.54	0.70
29:BG:28:LYS:HD3	29:BG:79:THR:HA	1.72	0.70
3:CD:94:GLU:HG2	3:CD:185:PRO:HG3	1.73	0.70
9:CJ:11:LYS:HB2	9:CJ:97:ASP:HB3	1.74	0.70
10:CK:16:SER:CA	10:CK:78:ILE:HA	2.20	0.70
23:DB:596:U:H2'	23:DB:597:G:C8	2.26	0.70
30:DH:50:ARG:HG3	30:DH:51:ARG:N	2.06	0.70
31:DJ:60:ASP:HB3	31:DJ:126:ALA:HB1	1.73	0.70
23:BB:1015:U:H2'	23:BB:1016:G:H8	1.57	0.70
23:BB:181:A:H2'	23:BB:182:A:H8	1.56	0.70
14:AO:88:ARG:HG3	23:BB:716:A:OP1	1.91	0.70
27:BE:106:LYS:HB2	27:BE:106:LYS:NZ	2.07	0.70
39:BR:18:GLN:HB3	39:BR:99:THR:HA	1.73	0.70

Continued on next page...

Continued from previous page...

Atom-1	Atom-2	Interatomic distance (Å)	Clash overlap (Å)
24:BV:80:HIS:HD2	24:BV:82:TYR:H	1.37	0.70
43:BW:17:ALA:HA	43:BW:35:ILE:O	1.92	0.70
1:CA:17:U:H2'	1:CA:18:C:H6	1.56	0.70
47:D0:26:SER:HB2	47:D0:38:LEU:HD21	1.74	0.70
23:DB:1099:G:H4'	52:DI:4:VAL:HB	1.73	0.70
23:DB:1178:C:H2'	23:DB:1179:G:C8	2.27	0.70
23:DB:570:G:H2'	23:DB:2030:A:N7	2.05	0.70
23:DB:2246:G:H2'	23:DB:2247:A:C8	2.27	0.70
23:DB:2684:U:OP1	37:DP:59:THR:HB	1.91	0.70
25:DC:141:HIS:CB	25:DC:190:THR:HB	2.22	0.70
35:DN:2:ARG:HH11	35:DN:2:ARG:HG2	1.57	0.70
36:DO:35:ILE:HG12	36:DO:106:LEU:HD12	1.74	0.70
36:DO:38:GLN:HA	36:DO:50:ALA:HB3	1.72	0.70
1:AA:1219:A:H2'	1:AA:1220:G:C8	2.27	0.70
1:AA:1238:A:H5'	1:AA:1336:C:H41	1.55	0.70
23:BB:929:U:H5'	45:BY:37:ARG:NH1	2.07	0.70
30:BH:17:ASP:OD2	30:BH:21:VAL:HB	1.92	0.70
38:BQ:92:LYS:CG	38:BQ:93:ILE:N	2.54	0.70
38:BQ:92:LYS:HA	38:BQ:95:ALA:HB2	1.72	0.70
5:CF:38:ARG:HD3	5:CF:97:THR:HA	1.73	0.70
25:DC:144:GLU:HB2	25:DC:187:CYS:HB2	1.73	0.70
23:DB:2597:G:H5''	25:DC:239:PHE:HB2	1.74	0.70
30:DH:8:LYS:HE2	30:DH:9:VAL:H	1.56	0.70
39:DR:70:GLU:HG3	39:DR:71:LYS:HG2	1.73	0.70
46:DZ:5:ILE:HG13	46:DZ:51:VAL:HG13	1.73	0.70
1:AA:1289:A:H2'	1:AA:1290:G:H5'	1.74	0.70
8:AI:40:ARG:N	8:AI:44:ARG:HE	1.88	0.70
17:AR:58:ILE:O	17:AR:62:ARG:HG3	1.92	0.70
23:BB:1794:A:H2'	23:BB:1795:C:C6	2.26	0.70
23:BB:1794:A:H2'	23:BB:1795:C:H6	1.57	0.70
23:BB:2297:A:H61	23:BB:2319:G:H3'	1.54	0.70
23:BB:2834:G:H1'	23:BB:2883:A:N6	2.06	0.70
34:BM:23:GLY:N	34:BM:96:ILE:HD12	2.06	0.70
22:BA:98:G:H1	24:BV:14:LYS:HB2	1.55	0.70
46:BZ:69:SER:O	46:BZ:70:LYS:HB2	1.91	0.70
1:CA:1007:U:H2'	1:CA:1008:U:C6	2.27	0.70
1:CA:1216:A:OP1	13:CN:2:LYS:HE2	1.91	0.70
1:CA:1391:U:H2'	1:CA:1392:G:C8	2.26	0.70
1:CA:188:C:H2'	1:CA:189:A:O4'	1.90	0.70
1:CA:960:U:O2'	1:CA:961:U:OP2	2.09	0.70
1:CA:1342:C:H5'	8:CI:127:SER:HB3	1.72	0.70

Continued on next page...

Continued from previous page...

Atom-1	Atom-2	Interatomic distance (Å)	Clash overlap (Å)
18:CS:48:ILE:O	18:CS:59:VAL:HG22	1.90	0.70
23:DB:1113:U:H5'	29:DG:2:ARG:HG2	1.72	0.70
23:DB:1794:A:H2'	23:DB:1795:C:C6	2.26	0.70
39:DR:96:VAL:HG12	39:DR:98:ILE:HG12	1.72	0.70
41:DT:17:SER:H	41:DT:20:ALA:HB3	1.55	0.70
1:AA:1071:C:H2'	1:AA:1072:G:H8	1.55	0.70
3:AD:2:ARG:NH1	3:AD:114:ARG:HD2	2.05	0.70
3:AD:25:ARG:HD3	3:AD:26:ALA:H	1.56	0.70
23:BB:2557:G:H2'	23:BB:2558:C:C6	2.27	0.70
42:BU:25:LYS:HG2	42:BU:35:VAL:HG22	1.74	0.70
24:BV:40:ILE:H	24:BV:40:ILE:HD13	1.56	0.70
43:BW:36:ILE:HB	43:BW:68:PHE:HD2	1.57	0.70
1:CA:939:G:H5''	6:CG:101:ARG:NH1	2.06	0.70
23:DB:1064:C:C4'	52:DI:90:GLY:HA2	2.21	0.70
23:DB:1485:U:H2'	23:DB:1486:U:C6	2.26	0.70
23:DB:28:A:H61	23:DB:512:G:H1'	1.57	0.70
23:DB:969:G:H2'	23:DB:970:U:C6	2.26	0.70
31:DJ:84:ILE:CD1	31:DJ:85:LYS:H	2.04	0.70
32:DK:110:GLU:HA	32:DK:113:MET:HG2	1.74	0.70
41:DT:68:LYS:HB2	41:DT:68:LYS:NZ	2.07	0.70
14:AO:11:VAL:HG23	14:AO:26:VAL:HG11	1.72	0.69
16:AQ:10:ARG:HH11	16:AQ:55:GLY:H	1.37	0.69
23:BB:150:U:H2'	23:BB:151:C:C6	2.27	0.69
23:BB:2270:A:H4'	43:BW:18:LYS:CG	2.21	0.69
26:BD:119:ALA:HA	26:BD:123:LYS:NZ	2.06	0.69
23:BB:1188:U:H4'	39:BR:83:TYR:HB2	1.74	0.69
20:CB:8:MET:SD	20:CB:9:LEU:HD22	2.32	0.69
23:DB:1346:G:O2'	23:DB:1347:A:H5'	1.92	0.69
25:DC:63:ILE:HG21	25:DC:90:ILE:CD1	2.22	0.69
23:DB:336:C:H5''	42:DU:3:LYS:NZ	2.06	0.69
1:AA:1236:A:H4'	1:AA:1304:G:H4'	1.73	0.69
14:AO:87:ARG:HA	14:AO:87:ARG:NH1	2.07	0.69
23:BB:2619:C:H5'	26:BD:157:LYS:CE	2.21	0.69
35:BN:33:ILE:HD13	35:BN:33:ILE:H	1.56	0.69
35:BN:4:ARG:HD2	35:BN:5:LYS:H	1.56	0.69
37:BP:32:VAL:HG13	37:BP:40:GLN:HE21	1.57	0.69
43:BW:10:ARG:HB3	43:BW:10:ARG:HH11	1.57	0.69
1:CA:279:A:H5''	1:CA:280:C:H3'	1.72	0.69
7:CH:55:LYS:NZ	7:CH:55:LYS:HA	2.07	0.69
16:CQ:19:SER:O	16:CQ:20:ILE:HD12	1.93	0.69
23:DB:172:A:H2'	23:DB:173:A:C8	2.27	0.69

Continued on next page...

Continued from previous page...

Atom-1	Atom-2	Interatomic distance (Å)	Clash overlap (Å)
23:DB:2147:A:H4'	23:DB:2148:G:H8	1.57	0.69
23:DB:522:A:H2'	23:DB:523:C:C6	2.27	0.69
23:DB:920:A:H2'	23:DB:921:C:C6	2.27	0.69
23:DB:2636:C:H5'	26:DD:80:TRP:HZ2	1.57	0.69
29:DG:155:PRO:CB	29:DG:171:LYS:HB3	2.21	0.69
37:DP:31:VAL:HG13	37:DP:81:ASP:HB3	1.73	0.69
40:DS:73:LYS:HD3	40:DS:74:ILE:N	2.06	0.69
46:DZ:47:LYS:HB2	46:DZ:51:VAL:HG12	1.74	0.69
1:AA:473:U:H2'	1:AA:474:G:H8	1.58	0.69
23:BB:1373:A:H2'	23:BB:1374:G:O4'	1.92	0.69
23:BB:1406:U:H2'	23:BB:1407:G:C8	2.27	0.69
23:BB:150:U:H2'	23:BB:151:C:H6	1.56	0.69
23:BB:38:A:H2'	23:BB:39:G:O4'	1.92	0.69
26:BD:11:MET:SD	37:BP:9:GLN:HG2	2.32	0.69
27:BE:146:VAL:O	27:BE:184:ASP:HB2	1.92	0.69
34:BM:133:LYS:O	34:BM:133:LYS:HE3	1.93	0.69
1:CA:1320:C:N3	18:CS:35:ARG:HD3	2.06	0.69
2:CC:39:ARG:HH22	13:CN:91:GLU:HB3	1.58	0.69
51:D4:1:MET:HB3	51:D4:2:LYS:HD3	1.74	0.69
23:DB:1098:A:H2'	52:DI:4:VAL:CA	2.22	0.69
23:DB:151:C:H2'	23:DB:152:A:C8	2.27	0.69
28:DF:162:ASP:O	28:DF:166:ARG:HG3	1.92	0.69
1:AA:413:G:O6	3:AD:32:LYS:HE3	1.93	0.69
20:AB:59:ILE:HD12	20:AB:60:ALA:N	2.07	0.69
21:AU:36:PHE:HB3	21:AU:40:PRO:CD	2.21	0.69
51:B4:24:ARG:HA	51:B4:34:LYS:O	1.93	0.69
25:BC:164:VAL:HB	25:BC:167:ASP:OD1	1.92	0.69
31:BJ:68:LYS:HA	31:BJ:71:ASP:OD1	1.93	0.69
36:BO:41:ALA:HB1	36:BO:42:PRO:HD2	1.74	0.69
37:BP:18:SER:HA	37:BP:87:ARG:NH2	2.07	0.69
37:BP:2:ASN:N	37:BP:2:ASN:HD22	1.89	0.69
40:BS:7:HIS:HB2	40:BS:103:ILE:HG22	1.72	0.69
41:BT:64:LYS:HD2	41:BT:77:ARG:HD3	1.75	0.69
42:BU:46:LYS:N	42:BU:47:PRO:HD3	2.08	0.69
1:CA:1508:A:H2'	1:CA:1509:C:H6	1.56	0.69
12:CM:92:ARG:CZ	12:CM:92:ARG:HA	2.22	0.69
23:DB:2578:G:O2'	26:DD:138:LEU:HD13	1.93	0.69
23:DB:2834:G:H1'	23:DB:2883:A:N6	2.06	0.69
26:DD:30:GLU:HG2	26:DD:94:GLN:NE2	2.07	0.69
23:DB:2636:C:H5'	26:DD:80:TRP:CZ2	2.28	0.69
27:DE:83:VAL:O	27:DE:84:THR:HG22	1.92	0.69

Continued on next page...

Continued from previous page...

Atom-1	Atom-2	Interatomic distance (Å)	Clash overlap (Å)
41:DT:66:LYS:N	41:DT:76:ARG:HH21	1.87	0.69
24:DV:21:ARG:HE	24:DV:87:GLN:HA	1.57	0.69
1:AA:1432:G:OP1	37:BP:105:LYS:HB2	1.93	0.69
22:BA:6:G:H2'	22:BA:7:G:C8	2.27	0.69
23:BB:2469:A:H4'	34:BM:55:ARG:HG3	1.75	0.69
23:BB:45:G:C5'	23:BB:46:G:H5'	2.22	0.69
37:BP:77:SER:H	37:BP:78:PRO:CD	2.06	0.69
24:BV:77:VAL:HA	24:BV:89:ILE:HG22	1.74	0.69
11:CL:51:VAL:HG12	11:CL:52:CYS:H	1.57	0.69
48:D1:45:HIS:O	48:D1:46:VAL:HG12	1.92	0.69
25:DC:53:ILE:HG12	25:DC:218:THR:HA	1.74	0.69
27:DE:136:GLN:O	27:DE:139:LYS:HG2	1.93	0.69
27:DE:163:ASN:H	27:DE:168:ASP:HA	1.58	0.69
41:DT:56:GLU:HG2	41:DT:57:VAL:HG13	1.75	0.69
1:AA:1048:G:H4'	13:AN:2:LYS:NZ	2.07	0.69
1:AA:270:A:H2'	1:AA:271:C:H6	1.57	0.69
1:AA:60:A:H4'	1:AA:61:G:O5'	1.92	0.69
20:AB:76:SER:O	20:AB:79:VAL:HG12	1.93	0.69
15:AP:5:ARG:HD2	15:AP:5:ARG:H	1.57	0.69
16:AQ:11:VAL:HA	16:AQ:22:VAL:HG22	1.73	0.69
5:AF:86:ARG:HH11	17:AR:63:TYR:HB3	1.57	0.69
47:B0:30:ASP:OD1	47:B0:31:LYS:HD2	1.93	0.69
50:B3:26:ALA:HB1	50:B3:29:ARG:HG2	1.73	0.69
23:BB:2037:A:H2'	23:BB:2038:G:H8	1.58	0.69
23:BB:2241:A:H2'	23:BB:2242:G:H8	1.57	0.69
23:BB:2645:G:H3'	23:BB:2646:C:C5'	2.23	0.69
23:BB:2804:U:H2'	23:BB:2805:C:C6	2.28	0.69
23:BB:596:U:H2'	23:BB:597:G:C8	2.27	0.69
25:BC:170:TYR:O	25:BC:171:VAL:HG13	1.91	0.69
27:BE:98:LYS:HG3	27:BE:99:LYS:H	1.56	0.69
31:BJ:6:ALA:O	31:BJ:8:PRO:HD3	1.93	0.69
32:BK:85:VAL:HG11	32:BK:115:ILE:HD12	1.74	0.69
34:BM:69:PRO:HB2	34:BM:71:LYS:NZ	2.08	0.69
38:BQ:102:LYS:H	38:BQ:102:LYS:HD2	1.58	0.69
38:BQ:96:ASP:O	38:BQ:99:VAL:HG22	1.92	0.69
39:BR:79:ARG:HD3	39:BR:86:GLN:NE2	2.08	0.69
1:CA:1250:A:H2'	1:CA:1251:A:C8	2.28	0.69
1:CA:832:G:O2'	1:CA:833:G:H5'	1.92	0.69
10:CK:85:VAL:HG21	10:CK:92:ARG:HH12	1.58	0.69
23:DB:2017:U:O2	47:D0:6:LYS:HG3	1.92	0.69
23:DB:1309:G:H5'	49:D2:8:SER:H	1.58	0.69

Continued on next page...

Continued from previous page...

Atom-1	Atom-2	Interatomic distance (Å)	Clash overlap (Å)
23:DB:1552:A:H2'	23:DB:1553:A:H5'	1.73	0.69
1:AA:1218:C:H2'	1:AA:1219:A:C8	2.28	0.69
1:AA:978:A:H5'	1:AA:1362:A:N6	2.08	0.69
51:B4:24:ARG:HH22	51:B4:36:ARG:CD	2.03	0.69
25:BC:141:HIS:CD2	25:BC:193:GLU:H	2.11	0.69
2:CC:11:LEU:HD22	2:CC:17:TRP:HE1	1.58	0.69
8:CI:118:ARG:NH2	8:CI:122:ARG:HE	1.90	0.69
22:DA:66:A:O2'	22:DA:67:G:H5''	1.93	0.69
23:DB:1118:C:H2'	23:DB:1119:U:C6	2.27	0.69
23:DB:1866:A:H2'	23:DB:1867:G:O4'	1.93	0.69
23:DB:2229:U:H2'	23:DB:2230:G:C8	2.27	0.69
23:DB:2645:G:H3'	23:DB:2646:C:C5'	2.22	0.69
27:DE:15:SER:HB3	27:DE:196:VAL:HG22	1.74	0.69
27:DE:46:GLN:NE2	27:DE:86:ALA:HB3	2.07	0.69
30:DH:5:LEU:HD13	30:DH:35:LYS:HE3	1.74	0.69
31:DJ:135:GLN:HE21	31:DJ:138:GLN:H	1.40	0.69
36:DO:15:ARG:HH12	43:DW:76:ARG:NE	1.91	0.69
1:AA:451:A:H4'	1:AA:452:A:O4'	1.91	0.69
23:BB:1799:G:H4'	23:BB:1800:C:O5'	1.93	0.69
23:BB:437:U:H2'	23:BB:438:G:C8	2.27	0.69
25:BC:127:ASN:HD22	25:BC:128:THR:N	1.91	0.69
23:BB:1243:C:O2'	33:BL:15:ALA:HB3	1.92	0.69
1:CA:1281:C:H5'	1:CA:1282:C:H5	1.56	0.69
1:CA:412:A:H1'	1:CA:413:G:H8	1.57	0.69
48:D1:29:LYS:HB2	48:D1:30:PRO:CD	2.18	0.69
23:DB:1098:A:OP2	52:DI:3:LYS:HG2	1.92	0.69
23:DB:682:G:H5'	49:D2:26:ASN:ND2	2.08	0.69
31:DJ:124:VAL:HG23	31:DJ:125:TYR:N	2.07	0.69
39:DR:22:LEU:HD12	39:DR:23:GLU:H	1.57	0.69
42:DU:91:LYS:HD3	42:DU:93:ARG:NE	2.07	0.69
1:AA:1060:U:H2'	1:AA:1061:G:H8	1.58	0.69
20:AB:53:LEU:HA	20:AB:56:LEU:HD22	1.74	0.69
8:AI:18:VAL:HG11	8:AI:82:ILE:HG12	1.75	0.69
23:BB:1252:G:H1	38:BQ:36:GLN:HE22	1.39	0.69
23:BB:215:G:H4'	23:BB:216:A:H4'	1.75	0.69
25:BC:79:ARG:HH11	25:BC:80:LEU:H	1.38	0.69
30:BH:82:SER:N	30:BH:146:VAL:HG13	2.00	0.69
31:BJ:28:LEU:HD23	31:BJ:29:ALA:N	2.08	0.69
23:BB:2355:G:H4'	43:BW:20:LEU:HD22	1.75	0.69
1:CA:1096:C:H2'	1:CA:1097:C:C6	2.28	0.69
1:CA:473:U:H2'	1:CA:474:G:H8	1.58	0.69

Continued on next page...

Continued from previous page...

Atom-1	Atom-2	Interatomic distance (Å)	Clash overlap (Å)
9:CJ:39:PRO:HA	9:CJ:74:VAL:HG22	1.74	0.69
22:DA:22:U:H2'	22:DA:23:G:C8	2.28	0.69
23:DB:2834:G:H1'	23:DB:2883:A:H61	1.58	0.69
27:DE:108:ILE:HG13	27:DE:109:LEU:H	1.58	0.69
32:DK:64:ARG:HD2	32:DK:102:PRO:O	1.91	0.69
39:DR:3:ALA:O	39:DR:4:VAL:HG13	1.93	0.69
39:DR:49:ILE:HG13	39:DR:51:VAL:HG23	1.74	0.69
23:DB:993:G:H21	39:DR:93:PHE:HZ	1.41	0.69
45:DY:7:THR:HA	45:DY:34:THR:HB	1.75	0.69
46:DZ:25:ARG:HG3	46:DZ:26:SER:H	1.58	0.69
1:AA:131:A:H2'	1:AA:132:C:C6	2.28	0.69
1:AA:1524:C:H2'	1:AA:1525:G:C8	2.28	0.69
1:AA:832:G:O2'	1:AA:833:G:H5'	1.92	0.69
2:AC:9:ILE:HG23	2:AC:10:ARG:HG3	1.73	0.69
5:AF:3:HIS:HA	5:AF:65:GLU:HA	1.75	0.69
7:AH:87:ARG:HB2	7:AH:90:GLU:HG3	1.74	0.69
10:AK:109:ILE:H	21:AU:5:VAL:HB	1.57	0.69
47:B0:26:SER:HB2	47:B0:38:LEU:HD12	1.74	0.69
47:B0:29:VAL:HG21	47:B0:41:HIS:ND1	2.08	0.69
23:BB:1866:A:H2'	23:BB:1867:G:O4'	1.93	0.69
23:BB:743:A:O2'	23:BB:744:U:H5'	1.93	0.69
29:BG:97:VAL:HG11	29:BG:122:ALA:O	1.92	0.69
34:BM:100:LYS:O	34:BM:100:LYS:HD2	1.93	0.69
42:BU:90:LYS:HZ2	42:BU:91:LYS:HE2	1.57	0.69
49:D2:21:ARG:HG3	49:D2:31:LEU:HD11	1.75	0.69
27:DE:115:GLN:HG3	27:DE:116:ASP:H	1.58	0.69
29:DG:95:ALA:HB1	29:DG:130:ILE:HD11	1.73	0.69
52:DI:85:ILE:HD13	52:DI:137:LEU:HD21	1.75	0.69
23:DB:1099:G:O5'	52:DI:4:VAL:HG12	1.92	0.69
33:DL:64:PHE:HA	50:D3:11:LYS:HA	1.75	0.69
34:DM:5:LYS:HG3	34:DM:69:PRO:O	1.93	0.69
36:DO:7:ARG:O	36:DO:11:ALA:HB2	1.93	0.69
37:DP:6:GLN:CD	37:DP:6:GLN:H	1.95	0.69
40:DS:48:LYS:O	40:DS:52:GLU:HG3	1.92	0.69
46:DZ:3:LYS:HG3	46:DZ:48:GLN:H	1.58	0.69
8:AI:12:LYS:H	8:AI:109:GLN:HE22	1.41	0.69
50:B3:31:ILE:HG22	50:B3:32:LEU:HG	1.75	0.69
23:BB:2265:U:H3'	23:BB:2266:A:H5''	1.75	0.69
23:BB:845:A:C2	23:BB:847:U:H1'	2.27	0.69
25:BC:68:ARG:HD2	25:BC:127:ASN:HD21	1.57	0.69
42:BU:54:PRO:HG2	42:BU:55:GLY:H	1.58	0.69

Continued on next page...

Continued from previous page...

Atom-1	Atom-2	Interatomic distance (Å)	Clash overlap (Å)
1:CA:1218:C:H2'	1:CA:1219:A:H8	1.56	0.69
1:CA:131:A:H2'	1:CA:132:C:C6	2.28	0.69
23:DB:1116:G:H21	34:DM:136:MET:HE3	1.57	0.69
23:DB:1440:U:H2'	23:DB:1441:G:C8	2.28	0.69
23:DB:2229:U:H2'	23:DB:2230:G:H8	1.56	0.69
34:DM:64:TRP:HB2	34:DM:102:LEU:HB2	1.75	0.69
40:DS:83:LYS:HD3	40:DS:83:LYS:N	2.07	0.69
1:AA:865:A:H5'	1:AA:1078:U:O4	1.93	0.68
1:AA:1330:U:C2'	1:AA:1331:G:H5'	2.22	0.68
1:AA:412:A:H1'	1:AA:413:G:H8	1.57	0.68
1:AA:673:A:H2'	1:AA:674:G:C8	2.29	0.68
3:AD:60:VAL:HA	3:AD:63:ILE:HD12	1.74	0.68
23:BB:1060:U:O2	23:BB:1088:A:N7	2.27	0.68
23:BB:1791:A:H1'	25:BC:206:LYS:NZ	2.08	0.68
23:BB:2849:U:H4'	23:BB:2850:A:H5'	1.74	0.68
33:BL:118:THR:CB	33:BL:119:PRO:HD3	2.22	0.68
36:BO:68:LYS:HD3	36:BO:68:LYS:H	1.58	0.68
40:BS:7:HIS:CD2	40:BS:8:ARG:H	2.11	0.68
1:CA:270:A:H2'	1:CA:271:C:H6	1.57	0.68
1:CA:642:A:H2'	1:CA:643:C:H6	1.58	0.68
5:CF:47:LEU:HD12	5:CF:55:HIS:HA	1.75	0.68
48:D1:10:LEU:H	48:D1:24:LYS:HB3	1.58	0.68
23:DB:532:A:N1	23:DB:2020:A:H1'	2.08	0.68
33:DL:35:HIS:NE2	39:DR:84:ARG:HG2	2.08	0.68
39:DR:37:GLU:HG3	39:DR:62:GLU:HG3	1.74	0.68
4:AE:155:LYS:HE3	7:AH:70:VAL:HG13	1.75	0.68
9:AJ:50:THR:HG22	9:AJ:64:GLN:HG2	1.75	0.68
18:AS:20:LYS:HB3	18:AS:20:LYS:HZ2	1.56	0.68
23:BB:1346:G:O2'	23:BB:1347:A:H5'	1.92	0.68
23:BB:1552:A:H2'	23:BB:1553:A:H5'	1.74	0.68
23:BB:181:A:H2'	23:BB:182:A:C8	2.28	0.68
23:BB:423:A:H5'	23:BB:424:G:H5''	1.75	0.68
25:BC:124:LYS:HB2	25:BC:125:PRO:HD3	1.75	0.68
29:BG:120:ILE:HG12	29:BG:140:ILE:HG22	1.74	0.68
31:BJ:119:PHE:CG	31:BJ:120:ARG:N	2.61	0.68
31:BJ:36:LEU:HD11	31:BJ:122:LEU:HD23	1.75	0.68
37:BP:59:THR:O	37:BP:60:VAL:HG13	1.94	0.68
39:BR:41:ILE:C	39:BR:43:ASN:H	1.95	0.68
46:BZ:5:ILE:HB	46:BZ:51:VAL:CG1	2.23	0.68
1:CA:203:G:H1'	1:CA:465:A:H62	1.58	0.68
1:CA:977:A:H3'	1:CA:1362:A:H62	1.56	0.68

Continued on next page...

Continued from previous page...

Atom-1	Atom-2	Interatomic distance (Å)	Clash overlap (Å)
1:CA:98:A:H2'	1:CA:99:C:C6	2.28	0.68
20:CB:83:ALA:O	20:CB:88:GLN:HB2	1.93	0.68
2:CC:156:LEU:HB2	2:CC:163:ARG:HD3	1.73	0.68
8:CI:20:ILE:HG23	8:CI:60:LEU:HD13	1.74	0.68
21:CU:14:ALA:H	21:CU:16:ARG:HH22	1.41	0.68
23:DB:1406:U:H2'	23:DB:1407:G:C8	2.28	0.68
23:DB:2054:A:H2'	47:D0:4:GLN:NE2	2.08	0.68
32:DK:64:ARG:H	32:DK:83:ALA:HB3	1.58	0.68
23:BB:2071:A:H2'	23:BB:2072:C:C6	2.28	0.68
23:BB:2901:C:H2'	23:BB:2902:C:H5'	1.74	0.68
23:BB:974:G:H1'	23:BB:975:A:C8	2.27	0.68
25:BC:61:TYR:HD2	25:BC:84:PRO:HD2	1.58	0.68
28:BF:46:LYS:O	28:BF:50:ASP:HB3	1.94	0.68
29:BG:176:LYS:O	29:BG:176:LYS:HE2	1.93	0.68
31:BJ:93:ILE:HD13	31:BJ:100:VAL:HG21	1.74	0.68
23:BB:65:U:H4'	41:BT:70:HIS:ND1	2.09	0.68
1:CA:1328:C:H5''	12:CM:27:THR:HG21	1.75	0.68
23:DB:2037:A:H2'	23:DB:2038:G:H8	1.58	0.68
23:DB:2246:G:H2'	23:DB:2247:A:H8	1.58	0.68
23:DB:2804:U:H2'	23:DB:2805:C:C6	2.27	0.68
23:DB:2804:U:H2'	23:DB:2805:C:H6	1.58	0.68
23:DB:2860:A:H8	23:DB:2860:A:O5'	1.76	0.68
25:DC:89:ASN:HB2	25:DC:105:ALA:HB3	1.75	0.68
29:DG:17:LYS:HE2	29:DG:24:THR:H	1.59	0.68
43:DW:56:HIS:HA	43:DW:77:LYS:HE2	1.75	0.68
46:DZ:39:LYS:HD3	46:DZ:61:ASN:ND2	2.09	0.68
20:AB:9:LEU:HD22	20:AB:11:ALA:N	2.07	0.68
23:BB:2795:C:H2'	23:BB:2796:U:O4'	1.94	0.68
23:BB:2860:A:O5'	23:BB:2860:A:H8	1.76	0.68
23:BB:594:U:H2'	23:BB:595:C:C6	2.28	0.68
23:BB:720:U:H2'	23:BB:721:A:C8	2.28	0.68
23:BB:1803:A:O3'	25:BC:254:LYS:HG2	1.94	0.68
33:BL:30:THR:HG22	33:BL:36:LYS:NZ	2.07	0.68
42:BU:25:LYS:HA	42:BU:35:VAL:H	1.58	0.68
43:BW:43:LYS:HG2	43:BW:76:ARG:HE	1.57	0.68
1:CA:1057:G:H4'	2:CC:196:GLY:H	1.58	0.68
3:CD:141:VAL:HA	3:CD:180:THR:H	1.58	0.68
8:CI:70:GLY:O	8:CI:74:GLN:HG2	1.93	0.68
51:D4:15:LYS:NZ	51:D4:22:VAL:HG12	2.06	0.68
51:D4:26:ILE:HG13	51:D4:35:GLN:N	2.03	0.68
23:DB:1082:U:C4	23:DB:1086:A:C2	2.81	0.68

Continued on next page...

Continued from previous page...

Atom-1	Atom-2	Interatomic distance (Å)	Clash overlap (Å)
23:DB:947:A:H2'	23:DB:948:C:C6	2.29	0.68
26:DD:79:LEU:HG	26:DD:80:TRP:H	1.57	0.68
30:DH:26:ALA:HB3	30:DH:31:VAL:HG23	1.74	0.68
1:AA:642:A:H2'	1:AA:643:C:H6	1.58	0.68
9:AJ:56:HIS:H	13:AN:80:ARG:HH22	1.41	0.68
10:AK:70:ALA:HB1	10:AK:74:LYS:HE3	1.75	0.68
10:AK:97:ARG:NH1	10:AK:97:ARG:HB3	2.08	0.68
22:BA:17:C:O2'	22:BA:18:G:H5'	1.93	0.68
23:BB:139:U:H5''	23:BB:140:C:C5	2.27	0.68
23:BB:1440:U:H2'	23:BB:1441:G:C8	2.28	0.68
27:BE:113:VAL:HG23	27:BE:117:ARG:NH2	2.09	0.68
27:BE:156:ASN:ND2	27:BE:157:LEU:HG	2.09	0.68
23:BB:322:A:OP1	27:BE:162:ARG:HG2	1.93	0.68
39:BR:39:LEU:O	39:BR:54:VAL:CG1	2.41	0.68
44:BX:30:MET:HG3	44:BX:31:GLN:H	1.58	0.68
18:CS:10:ILE:HB	18:CS:14:LEU:HD11	1.75	0.68
18:CS:51:HIS:HA	18:CS:56:HIS:HA	1.75	0.68
50:D3:32:LEU:CD1	50:D3:33:THR:H	2.06	0.68
23:DB:1098:A:C2'	52:DI:4:VAL:N	2.55	0.68
23:DB:533:G:H2'	23:DB:534:U:C6	2.28	0.68
23:DB:857:G:O2'	23:DB:858:G:H5'	1.94	0.68
25:DC:63:ILE:HD13	25:DC:90:ILE:HD13	1.76	0.68
27:DE:161:ALA:O	27:DE:169:VAL:HB	1.93	0.68
31:DJ:19:ASP:HB3	31:DJ:21:THR:HG23	1.75	0.68
33:DL:124:GLY:H	33:DL:142:ILE:CA	2.07	0.68
35:DN:97:ILE:HA	35:DN:113:ILE:HD13	1.74	0.68
38:DQ:108:LEU:HA	38:DQ:111:LYS:HD2	1.76	0.68
1:AA:1342:C:H2'	1:AA:1343:G:C8	2.28	0.68
1:AA:194:C:O2'	1:AA:195:A:H5'	1.94	0.68
11:AL:8:ARG:CZ	11:AL:9:LYS:HE3	2.24	0.68
12:AM:77:LYS:HA	12:AM:80:MET:HB3	1.74	0.68
15:AP:68:SER:HB3	15:AP:71:VAL:HG12	1.76	0.68
23:BB:303:G:H2'	23:BB:304:U:C6	2.29	0.68
25:BC:20:ASN:HB3	25:BC:202:ARG:HB3	1.75	0.68
26:BD:62:LYS:CD	26:BD:62:LYS:H	2.05	0.68
35:BN:115:LEU:O	35:BN:116:VAL:HG12	1.92	0.68
37:BP:21:PRO:HB2	37:BP:49:ILE:HD13	1.76	0.68
3:CD:157:ALA:HA	3:CD:160:LEU:HD12	1.76	0.68
4:CE:35:LEU:HD21	4:CE:136:VAL:HG21	1.75	0.68
18:CS:27:LYS:HB3	18:CS:27:LYS:HZ3	1.58	0.68
48:D1:26:LYS:HE2	48:D1:28:THR:HB	1.76	0.68

Continued on next page...

Continued from previous page...

Atom-1	Atom-2	Interatomic distance (Å)	Clash overlap (Å)
23:DB:1098:A:H3'	52:DI:3:LYS:HB3	1.76	0.68
23:DB:2086:U:H2'	23:DB:2087:G:C8	2.29	0.68
23:DB:2198:A:H4'	23:DB:2199:A:OP1	1.92	0.68
25:DC:63:ILE:HG23	25:DC:102:TYR:CD1	2.28	0.68
23:DB:1845:G:H4'	25:DC:268:ARG:HD3	1.76	0.68
27:DE:138:LEU:O	27:DE:143:LEU:HD21	1.94	0.68
31:DJ:68:LYS:HD2	31:DJ:72:LYS:HB2	1.76	0.68
37:DP:50:ARG:NH1	37:DP:62:LYS:HB2	2.09	0.68
2:AC:71:ARG:HH21	2:AC:74:ILE:HB	1.57	0.68
18:AS:7:GLY:H	18:AS:8:PRO:HD3	1.59	0.68
50:B3:23:HIS:CD2	50:B3:23:HIS:H	2.10	0.68
23:BB:2621:G:O2'	26:BD:164:GLN:HB2	1.94	0.68
23:BB:417:C:H2'	23:BB:418:C:C6	2.29	0.68
23:BB:2575:C:H4'	26:BD:149:ASN:N	2.09	0.68
26:BD:148:GLN:HG3	26:BD:151:THR:OG1	1.93	0.68
36:BO:48:LEU:HD23	36:BO:49:VAL:H	1.59	0.68
38:BQ:47:ARG:NH2	38:BQ:50:ARG:HB3	2.09	0.68
1:CA:695:A:H5'	10:CK:52:ARG:HH22	1.58	0.68
1:CA:947:G:H2'	1:CA:948:C:C6	2.29	0.68
20:CB:40:ILE:HG23	20:CB:200:PRO:HB2	1.76	0.68
9:CJ:9:ARG:HB2	9:CJ:99:GLN:HG3	1.75	0.68
23:DB:117:G:H5'	23:DB:126:A:H8	1.58	0.68
23:DB:162:U:H4'	23:DB:163:C:OP1	1.92	0.68
23:DB:2395:C:H2'	23:DB:2396:G:O4'	1.94	0.68
23:DB:2849:U:H4'	23:DB:2850:A:H5'	1.74	0.68
23:DB:594:U:H2'	23:DB:595:C:C6	2.28	0.68
23:DB:743:A:O2'	23:DB:744:U:H5'	1.93	0.68
25:DC:48:ILE:HG22	25:DC:49:THR:N	2.05	0.68
30:DH:54:LEU:HD23	30:DH:57:LYS:HD3	1.76	0.68
32:DK:77:ILE:HD11	32:DK:105:ARG:NH1	2.09	0.68
34:DM:16:ARG:HE	34:DM:18:ARG:NH1	1.92	0.68
44:DX:25:GLN:NE2	44:DX:29:ARG:HH21	1.92	0.68
1:AA:865:A:H2'	1:AA:866:C:C6	2.28	0.68
23:BB:1177:G:H2'	23:BB:1178:C:H6	1.59	0.68
23:BB:2198:A:H4'	23:BB:2199:A:OP1	1.94	0.68
23:BB:2395:C:H2'	23:BB:2396:G:O4'	1.94	0.68
23:BB:580:U:H2'	23:BB:581:C:C6	2.29	0.68
23:BB:2575:C:H5''	26:BD:149:ASN:HB3	1.75	0.68
52:BI:5:GLN:HG2	52:BI:6:ALA:N	2.08	0.68
1:AA:1432:G:OP1	37:BP:105:LYS:HE3	1.94	0.68
1:CA:662:U:H2'	1:CA:663:A:C8	2.29	0.68

Continued on next page...

Continued from previous page...

Atom-1	Atom-2	Interatomic distance (Å)	Clash overlap (Å)
4:CE:67:ARG:HB2	4:CE:67:ARG:HH11	1.59	0.68
22:DA:61:G:H2'	22:DA:62:C:C6	2.28	0.68
23:DB:2039:U:H2'	23:DB:2040:G:C8	2.28	0.68
23:DB:2262:U:O4	43:DW:12:GLY:HA2	1.93	0.68
23:DB:2405:G:C5'	33:DL:70:LYS:HG3	2.23	0.68
23:DB:2591:C:H2'	23:DB:2592:G:H8	1.59	0.68
23:DB:2783:U:H2'	23:DB:2784:U:C6	2.29	0.68
23:DB:543:G:H2'	23:DB:544:C:H4'	1.73	0.68
27:DE:115:GLN:HB3	27:DE:117:ARG:HH11	1.58	0.68
46:DZ:59:ARG:HD3	46:DZ:63:ARG:HD3	1.76	0.68
1:AA:1252:A:H2'	1:AA:1253:G:H5''	1.75	0.68
1:AA:78:A:H2'	1:AA:79:G:H8	1.59	0.68
20:AB:116:LEU:HB3	20:AB:140:LEU:HD21	1.76	0.68
15:AP:3:THR:HG22	15:AP:66:THR:HB	1.75	0.68
23:BB:558:U:OP1	31:BJ:113:PRO:HG2	1.93	0.68
26:BD:114:LYS:HE3	26:BD:196:ALA:HB2	1.76	0.68
1:CA:1436:U:H2'	1:CA:1437:A:C8	2.28	0.68
20:CB:10:LYS:HB2	20:CB:211:LEU:HD21	1.76	0.68
4:CE:44:ARG:HG2	4:CE:72:ASN:ND2	2.09	0.68
13:CN:50:LEU:HD12	13:CN:51:PRO:HD3	1.76	0.68
47:D0:47:TYR:HB3	47:D0:52:LYS:H	1.59	0.68
23:DB:1799:G:H4'	23:DB:1800:C:O5'	1.93	0.68
23:DB:2064:C:H2'	23:DB:2065:C:H6	1.58	0.68
23:DB:794:A:H2'	23:DB:795:C:C6	2.29	0.68
27:DE:137:LYS:HZ2	27:DE:137:LYS:HA	1.57	0.68
27:DE:154:ASP:OD1	27:DE:158:PHE:HB2	1.94	0.68
29:DG:66:THR:O	29:DG:70:LEU:HD13	1.94	0.68
37:DP:26:GLU:HB3	37:DP:46:VAL:HG13	1.75	0.68
43:DW:46:ALA:HB2	43:DW:77:LYS:HD3	1.76	0.68
2:AC:57:GLU:HB2	2:AC:64:ARG:HB2	1.75	0.68
3:AD:156:ALA:O	3:AD:159:GLU:HG2	1.94	0.68
4:AE:85:LYS:HE2	4:AE:92:ARG:NH1	2.08	0.68
23:BB:240:C:H3'	23:BB:241:A:H5''	1.75	0.68
23:BB:2783:U:H2'	23:BB:2784:U:C6	2.29	0.68
23:BB:479:A:N3	23:BB:481:G:H5''	2.09	0.68
25:BC:21:PRO:O	25:BC:202:ARG:HD2	1.93	0.68
26:BD:16:THR:O	37:BP:80:VAL:HB	1.94	0.68
30:BH:89:LYS:HZ1	30:BH:123:ARG:HB3	1.59	0.68
31:BJ:13:ARG:HG3	31:BJ:13:ARG:HH11	1.59	0.68
24:BV:76:ASP:HB2	34:BM:136:MET:CG	2.24	0.68
24:BV:70:ILE:HD13	24:BV:70:ILE:N	2.09	0.68

Continued on next page...

Continued from previous page...

Atom-1	Atom-2	Interatomic distance (Å)	Clash overlap (Å)
1:CA:865:A:H2'	1:CA:866:C:C6	2.28	0.68
5:CF:42:TRP:HB2	5:CF:59:TYR:HB2	1.76	0.68
22:DA:104:A:H2'	22:DA:105:G:O4'	1.94	0.68
23:DB:1373:A:H2'	23:DB:1374:G:O4'	1.92	0.68
23:DB:528:A:C2	23:DB:2042:A:H2'	2.29	0.68
23:DB:2471:A:HO2'	23:DB:2472:G:H8	1.40	0.68
2:AC:184:ASN:HD22	2:AC:185:THR:H	1.42	0.67
3:AD:94:GLU:HG3	3:AD:103:ARG:NH1	2.09	0.67
11:AL:35:ARG:HG3	11:AL:36:VAL:H	1.58	0.67
48:B1:7:LYS:HD3	48:B1:24:LYS:HB2	1.76	0.67
23:BB:2318:G:O2'	23:BB:2319:G:C2	2.47	0.67
23:BB:2297:A:N6	23:BB:2319:G:H5''	2.09	0.67
41:BT:30:ILE:O	41:BT:84:TYR:HA	1.94	0.67
24:BV:66:ASP:HB3	24:BV:68:LYS:HG2	1.76	0.67
4:CE:22:LYS:HB3	4:CE:29:ILE:HB	1.75	0.67
6:CG:25:PHE:HD1	6:CG:100:MET:HB2	1.59	0.67
18:CS:62:THR:HG23	18:CS:63:ASP:H	1.59	0.67
23:DB:2089:C:H2'	23:DB:2090:A:O4'	1.94	0.67
23:DB:2334:U:H3	43:DW:74:LYS:CE	2.06	0.67
23:DB:2743:U:H2'	23:DB:2744:G:H5''	1.75	0.67
37:DP:64:SER:HA	37:DP:71:ARG:CB	2.23	0.67
46:DZ:20:ASN:O	46:DZ:21:VAL:HB	1.94	0.67
8:AI:112:ARG:HB2	8:AI:112:ARG:HH11	1.57	0.67
14:AO:31:LEU:HD12	14:AO:58:MET:HB2	1.76	0.67
19:AT:67:HIS:O	19:AT:70:LYS:HG2	1.93	0.67
48:B1:29:LYS:HE3	48:B1:30:PRO:HD2	1.75	0.67
51:B4:14:CYS:HA	51:B4:26:ILE:O	1.93	0.67
23:BB:1531:C:H2'	23:BB:1532:A:C8	2.29	0.67
23:BB:1917:U:H2'	23:BB:1918:A:H5'	1.76	0.67
23:BB:598:U:H2'	23:BB:599:A:H8	1.58	0.67
25:BC:144:GLU:HB2	25:BC:146:LYS:O	1.93	0.67
25:BC:42:ARG:CG	25:BC:43:ASN:H	2.01	0.67
26:BD:98:VAL:HA	26:BD:101:PHE:CZ	2.28	0.67
26:BD:128:ARG:HH22	26:BD:130:GLN:HG3	1.60	0.67
29:BG:85:LYS:O	29:BG:86:LEU:HD22	1.94	0.67
23:BB:1163:G:H21	39:BR:91:GLN:HG3	1.58	0.67
1:CA:1026:G:H2'	1:CA:1027:C:H6	1.60	0.67
20:CB:185:ILE:HA	20:CB:199:ILE:HG13	1.76	0.67
19:CT:34:VAL:HG11	19:CT:78:LEU:HD13	1.75	0.67
47:D0:52:LYS:O	47:D0:53:VAL:HG12	1.93	0.67
23:DB:2143:C:H3'	23:DB:2144:G:H8	1.59	0.67

Continued on next page...

Continued from previous page...

Atom-1	Atom-2	Interatomic distance (Å)	Clash overlap (Å)
23:DB:596:U:H2'	23:DB:597:G:H8	1.57	0.67
26:DD:202:ILE:HG23	26:DD:204:LYS:HE3	1.76	0.67
28:DF:151:LEU:HG	28:DF:153:ILE:HG13	1.74	0.67
34:DM:100:LYS:O	34:DM:101:VAL:HG23	1.94	0.67
43:DW:17:ALA:O	43:DW:18:LYS:HG2	1.95	0.67
1:AA:1029:U:H5''	1:AA:1030:U:H5	1.59	0.67
1:AA:1300:G:H1'	1:AA:1301:U:H5	1.59	0.67
1:AA:541:G:O2'	3:AD:39:GLN:HB2	1.93	0.67
6:AG:66:GLU:HA	6:AG:69:ARG:HE	1.59	0.67
13:AN:60:ARG:HD3	13:AN:60:ARG:N	2.05	0.67
19:AT:15:LYS:HD3	19:AT:18:LYS:HE3	1.76	0.67
23:BB:811:U:O2	23:BB:1250:G:H3'	1.95	0.67
23:BB:559:G:H1'	38:BQ:55:GLN:NE2	2.10	0.67
26:BD:89:GLU:HG2	26:BD:89:GLU:O	1.93	0.67
27:BE:128:ALA:HB3	27:BE:129:PRO:CD	2.20	0.67
38:BQ:39:ILE:O	38:BQ:43:GLN:HG3	1.94	0.67
40:BS:34:ASP:H	40:BS:37:THR:CG2	2.06	0.67
41:BT:54:GLU:N	41:BT:91:GLN:HE22	1.88	0.67
1:CA:1306:A:N6	1:CA:1331:G:O2'	2.27	0.67
2:CC:127:VAL:HG23	2:CC:128:MET:H	1.57	0.67
23:DB:1060:U:O2	23:DB:1088:A:N7	2.27	0.67
23:DB:1190:G:OP1	33:DL:38:GLN:HB2	1.94	0.67
23:DB:1201:U:H2'	23:DB:1202:G:H8	1.59	0.67
23:DB:2795:C:H2'	23:DB:2796:U:O4'	1.94	0.67
31:DJ:35:ARG:HH12	31:DJ:40:HIS:N	1.82	0.67
31:DJ:96:ARG:HD2	31:DJ:99:ARG:HH21	1.58	0.67
33:DL:18:ARG:HH12	33:DL:21:ARG:HD3	1.59	0.67
36:DO:66:GLY:N	36:DO:70:ALA:HB2	2.07	0.67
37:DP:112:ARG:H	37:DP:112:ARG:HE	1.41	0.67
37:DP:29:VAL:HG23	37:DP:47:ILE:HD11	1.76	0.67
1:AA:987:G:H2'	1:AA:988:G:H8	1.60	0.67
20:AB:131:LYS:HA	20:AB:134:LEU:HD12	1.74	0.67
8:AI:34:LEU:HD11	8:AI:47:VAL:HG21	1.76	0.67
49:B2:34:ARG:HE	49:B2:42:LEU:HD13	1.59	0.67
51:B4:11:CYS:HB3	51:B4:14:CYS:SG	2.35	0.67
23:BB:215:G:C4'	23:BB:216:A:H4'	2.25	0.67
23:BB:417:C:H2'	23:BB:418:C:H6	1.59	0.67
23:BB:596:U:H2'	23:BB:597:G:H8	1.58	0.67
52:BI:89:SER:HA	52:BI:97:VAL:CG2	2.25	0.67
23:BB:2393:U:H5''	33:BL:62:PRO:HA	1.76	0.67
35:BN:100:CYS:HB3	35:BN:111:ALA:H	1.59	0.67

Continued on next page...

Continued from previous page...

Atom-1	Atom-2	Interatomic distance (Å)	Clash overlap (Å)
43:BW:35:ILE:HG12	43:BW:70:VAL:HG21	1.75	0.67
43:BW:28:GLU:N	43:BW:61:LYS:HB2	2.09	0.67
46:BZ:5:ILE:HG23	46:BZ:63:ARG:HE	1.60	0.67
1:CA:194:C:O2'	1:CA:195:A:H5'	1.94	0.67
1:CA:555:U:H2'	1:CA:556:C:H6	1.60	0.67
3:CD:87:GLU:HG2	3:CD:187:ARG:HD3	1.76	0.67
19:CT:66:ILE:HG13	19:CT:70:LYS:HE2	1.75	0.67
48:D1:46:VAL:HG22	48:D1:47:ILE:H	1.59	0.67
51:D4:26:ILE:CD1	51:D4:34:LYS:HA	2.23	0.67
23:DB:1533:C:O2'	23:DB:1534:U:H5'	1.95	0.67
23:DB:863:A:H2'	23:DB:864:G:H8	1.58	0.67
25:DC:87:SER:O	25:DC:157:ALA:HB2	1.95	0.67
25:DC:260:LYS:HG2	25:DC:262:THR:OG1	1.95	0.67
31:DJ:98:GLU:HG3	31:DJ:126:ALA:HB2	1.75	0.67
41:DT:66:LYS:H	41:DT:76:ARG:NH2	1.90	0.67
1:AA:1320:C:N4	18:AS:35:ARG:HD3	2.10	0.67
1:AA:1479:C:H2'	1:AA:1480:A:H8	1.59	0.67
9:AJ:80:THR:HG22	9:AJ:81:GLU:H	1.60	0.67
11:AL:19:ASN:O	11:AL:20:VAL:HG23	1.95	0.67
23:BB:2750:A:H3'	29:BG:3:VAL:CG1	2.24	0.67
23:BB:478:A:N1	23:BB:500:G:H4'	2.09	0.67
23:BB:794:A:H2'	23:BB:795:C:C6	2.29	0.67
30:BH:6:LEU:HA	30:BH:15:LEU:CA	2.24	0.67
36:BO:67:ASN:HA	36:BO:71:ALA:HB3	1.75	0.67
38:BQ:52:ARG:CZ	38:BQ:55:GLN:HG2	2.24	0.67
51:D4:26:ILE:CG1	51:D4:35:GLN:H	2.02	0.67
23:DB:1437:C:H2'	23:DB:1438:U:H6	1.60	0.67
23:DB:594:U:H2'	23:DB:595:C:H6	1.60	0.67
29:DG:36:LEU:HB2	29:DG:40:VAL:HG21	1.76	0.67
32:DK:43:ILE:H	32:DK:43:ILE:HD12	1.58	0.67
33:DL:58:TYR:HB3	50:D3:13:PHE:CZ	2.30	0.67
23:DB:1341:G:H5'	41:DT:61:LEU:HD21	1.76	0.67
44:DX:12:GLU:HG2	44:DX:12:GLU:O	1.94	0.67
51:B4:20:ASP:OD2	51:B4:22:VAL:HG13	1.93	0.67
23:BB:2804:U:H2'	23:BB:2805:C:H6	1.58	0.67
23:BB:2834:G:H1'	23:BB:2883:A:H61	1.58	0.67
23:BB:445:C:OP1	38:BQ:1:ALA:HB3	1.94	0.67
26:BD:138:LEU:CD2	26:BD:138:LEU:H	2.07	0.67
27:BE:164:LEU:O	27:BE:165:HIS:HB2	1.93	0.67
27:BE:60:TRP:NE1	27:BE:73:ILE:HD11	2.08	0.67
28:BF:59:ILE:HD11	28:BF:137:PHE:CD2	2.28	0.67

Continued on next page...

Continued from previous page...

Atom-1	Atom-2	Interatomic distance (Å)	Clash overlap (Å)
44:BX:55:THR:HG22	44:BX:59:GLU:OE1	1.95	0.67
20:CB:206:ILE:HG22	20:CB:207:ARG:HH21	1.57	0.67
23:DB:2088:A:H2'	23:DB:2089:C:C6	2.28	0.67
23:DB:2266:A:H4'	23:DB:2267:A:C2	2.30	0.67
23:DB:479:A:O2'	23:DB:481:G:H5'	1.95	0.67
23:DB:833:A:H2'	23:DB:834:G:C8	2.30	0.67
25:DC:26:GLY:C	25:DC:27:LYS:HD2	2.15	0.67
29:DG:16:VAL:HG22	29:DG:25:ILE:HG13	1.77	0.67
34:DM:118:LYS:HB2	34:DM:118:LYS:NZ	2.09	0.67
34:DM:71:LYS:HB2	34:DM:72:PRO:HD3	1.75	0.67
23:DB:2880:C:H1'	35:DN:92:GLY:O	1.95	0.67
38:DQ:26:ALA:HA	38:DQ:30:VAL:HG23	1.76	0.67
41:DT:55:VAL:HG23	41:DT:87:LEU:H	1.59	0.67
4:AE:110:MET:HB3	4:AE:139:THR:HG21	1.76	0.67
4:AE:83:PRO:HB3	4:AE:96:GLN:HG3	1.76	0.67
15:AP:9:HIS:HE1	15:AP:29:ASN:HB2	1.59	0.67
23:BB:1250:G:O2'	23:BB:1251:C:OP1	2.12	0.67
23:BB:1486:U:H2'	23:BB:1487:U:H6	1.59	0.67
23:BB:2769:U:H2'	23:BB:2770:G:H8	1.58	0.67
23:BB:2836:U:H2'	23:BB:2837:A:H8	1.60	0.67
23:BB:282:A:H2'	23:BB:283:G:C8	2.30	0.67
23:BB:587:C:OP2	33:BL:29:LYS:HA	1.94	0.67
25:BC:79:ARG:CZ	25:BC:110:LYS:HD3	2.24	0.67
25:BC:21:PRO:HG2	25:BC:202:ARG:NH1	2.09	0.67
27:BE:17:THR:HA	27:BE:199:MET:HG3	1.76	0.67
28:BF:9:ASP:O	28:BF:10:GLU:HB2	1.93	0.67
31:BJ:39:LYS:HZ2	38:BQ:69:ARG:HD2	1.58	0.67
39:BR:46:GLU:O	39:BR:47:VAL:HB	1.95	0.67
41:BT:38:ALA:O	41:BT:42:GLU:HB2	1.95	0.67
42:BU:4:ILE:O	42:BU:27:VAL:HG11	1.95	0.67
1:CA:1296:C:H4'	1:CA:1302:C:H41	1.60	0.67
20:CB:16:GLY:HA2	20:CB:40:ILE:HG13	1.77	0.67
20:CB:27:LYS:HB3	20:CB:28:PRO:HD3	1.77	0.67
5:CF:3:HIS:HB3	5:CF:92:THR:CA	2.22	0.67
11:CL:93:ARG:H	11:CL:93:ARG:HD2	1.59	0.67
23:DB:2278:A:H62	43:DW:10:ARG:HB2	1.59	0.67
23:DB:2292:U:H2'	23:DB:2293:G:H8	1.60	0.67
23:DB:2391:G:OP2	50:D3:32:LEU:HG	1.95	0.67
23:DB:2769:U:H2'	23:DB:2770:G:H8	1.58	0.67
23:DB:598:U:H2'	23:DB:599:A:H8	1.58	0.67
25:DC:20:ASN:HB2	25:DC:202:ARG:NH1	2.10	0.67

Continued on next page...

Continued from previous page...

Atom-1	Atom-2	Interatomic distance (Å)	Clash overlap (Å)
25:DC:63:ILE:HD12	25:DC:83:ASP:CG	2.15	0.67
26:DD:122:VAL:HA	26:DD:128:ARG:CG	2.24	0.67
41:DT:55:VAL:HG22	41:DT:56:GLU:N	2.08	0.67
1:AA:1170:A:H2'	1:AA:1171:A:O4'	1.94	0.67
1:AA:1313:U:H5''	18:AS:5:LYS:CG	2.24	0.67
20:AB:212:TYR:O	20:AB:216:VAL:HG23	1.94	0.67
5:AF:12:PRO:HG3	5:AF:54:LEU:HG	1.76	0.67
19:AT:48:LYS:O	19:AT:52:GLU:HB2	1.95	0.67
23:BB:329:G:O6	42:BU:16:LYS:HB2	1.95	0.67
23:BB:589:U:H2'	23:BB:590:A:C8	2.30	0.67
23:BB:643:A:N6	23:BB:2370:G:H1'	2.10	0.67
23:BB:751:A:H5'	40:BS:90:LYS:HE3	1.75	0.67
25:BC:238:ASN:HB3	25:BC:242:HIS:NE2	2.09	0.67
25:BC:9:SER:HB2	25:BC:202:ARG:CZ	2.25	0.67
26:BD:146:ILE:HD12	26:BD:146:ILE:N	2.10	0.67
27:BE:170:ARG:HH21	27:BE:175:ILE:HD12	1.59	0.67
29:BG:176:LYS:C	29:BG:176:LYS:HE2	2.15	0.67
32:BK:26:GLY:HA3	32:BK:30:ARG:NE	2.06	0.67
1:CA:398:U:H2'	1:CA:399:G:H8	1.60	0.67
20:CB:202:ASN:HD22	20:CB:203:ASP:H	1.43	0.67
2:CC:8:GLY:HA3	13:CN:88:MET:SD	2.35	0.67
1:CA:554:A:H5'	11:CL:25:ALA:HB1	1.77	0.67
12:CM:79:LEU:HD22	12:CM:86:ARG:HE	1.60	0.67
23:DB:1531:C:H2'	23:DB:1532:A:C8	2.29	0.67
23:DB:2900:A:H2'	23:DB:2901:C:C6	2.30	0.67
23:DB:836:G:H2'	23:DB:837:C:H6	1.58	0.67
25:DC:22:GLU:HB2	25:DC:202:ARG:CD	2.25	0.67
27:DE:6:LYS:HD3	27:DE:7:ASP:N	2.10	0.67
28:DF:39:VAL:HG22	28:DF:84:ILE:HD13	1.77	0.67
29:DG:40:VAL:HG22	29:DG:51:PHE:CE2	2.29	0.67
30:DH:6:LEU:CD1	30:DH:36:ALA:H	2.03	0.67
52:DI:27:LEU:CD2	52:DI:27:LEU:H	2.07	0.67
34:DM:80:VAL:HG12	34:DM:81:ARG:H	1.60	0.67
40:DS:73:LYS:HD3	40:DS:74:ILE:H	1.58	0.67
44:DX:51:ALA:O	44:DX:53:VAL:N	2.28	0.67
1:AA:1219:A:H2'	1:AA:1220:G:H8	1.59	0.67
1:AA:203:G:H1'	1:AA:465:A:H62	1.59	0.67
1:AA:764:C:H3'	1:AA:765:G:N2	2.06	0.67
6:AG:149:ALA:HB1	10:AK:58:THR:HG21	1.77	0.67
8:AI:82:ILE:O	8:AI:86:LEU:HD22	1.95	0.67
23:BB:1210:G:H5'	23:BB:1212:G:O4'	1.95	0.67

Continued on next page...

Continued from previous page...

Atom-1	Atom-2	Interatomic distance (Å)	Clash overlap (Å)
23:BB:2039:U:H2'	23:BB:2040:G:C8	2.28	0.67
23:BB:2294:G:O2'	23:BB:2295:C:H5'	1.95	0.67
23:BB:721:A:H2'	23:BB:722:A:C8	2.29	0.67
52:BI:77:VAL:HA	52:BI:80:LYS:HE2	1.76	0.67
23:BB:1007:C:H5''	31:BJ:37:ARG:HH21	1.59	0.67
34:BM:35:ALA:O	34:BM:36:VAL:HG22	1.95	0.67
46:BZ:36:VAL:CA	46:BZ:42:PRO:HB3	2.23	0.67
1:CA:763:G:H2'	1:CA:764:C:H6	1.60	0.67
12:CM:39:ALA:O	12:CM:42:VAL:HG22	1.94	0.67
23:DB:1568:G:OP1	25:DC:61:TYR:HB2	1.95	0.67
26:DD:130:GLN:HB3	26:DD:140:HIS:HA	1.77	0.67
26:DD:48:ILE:HA	26:DD:80:TRP:HB3	1.77	0.67
33:DL:34:GLY:HA3	39:DR:85:LYS:HG2	1.77	0.67
33:DL:39:LYS:H	33:DL:39:LYS:HZ3	1.42	0.67
37:DP:7:LEU:HD23	37:DP:11:GLN:HE21	1.60	0.67
39:DR:47:VAL:CG1	39:DR:49:ILE:HG12	2.25	0.67
43:DW:42:THR:HB	43:DW:75:ASN:CB	2.24	0.67
1:AA:1218:C:H2'	1:AA:1219:A:H8	1.59	0.67
1:AA:586:C:O2'	1:AA:587:G:H5'	1.94	0.67
5:AF:53:LYS:HA	5:AF:53:LYS:NZ	2.09	0.67
7:AH:29:SER:HB3	7:AH:32:LYS:HG3	1.77	0.67
11:AL:20:VAL:HG13	11:AL:94:TYR:OH	1.95	0.67
16:AQ:29:LYS:HD3	16:AQ:35:LYS:N	2.10	0.67
10:AK:110:THR:HG21	21:AU:4:LYS:HD2	1.77	0.67
50:B3:41:ARG:HB3	50:B3:43:LEU:HD22	1.77	0.67
23:BB:1410:G:H2'	23:BB:1411:U:C6	2.29	0.67
23:BB:2537:U:H2'	23:BB:2538:C:H6	1.60	0.67
23:BB:442:G:N2	27:BE:46:GLN:NE2	2.44	0.67
34:BM:3:GLN:O	34:BM:5:LYS:N	2.28	0.67
35:BN:114:GLU:HG2	35:BN:115:LEU:H	1.59	0.67
1:CA:555:U:H2'	1:CA:556:C:C6	2.30	0.67
1:CA:673:A:H2'	1:CA:674:G:C8	2.28	0.67
1:CA:918:A:H2'	1:CA:919:A:C8	2.30	0.67
20:CB:103:TRP:O	20:CB:107:ARG:HG3	1.95	0.67
9:CJ:12:ALA:HB3	9:CJ:18:ILE:HB	1.75	0.67
1:CA:1202:U:H1'	13:CN:68:ARG:HD2	1.77	0.67
22:DA:26:C:H2'	22:DA:27:C:C6	2.29	0.67
25:DC:107:LYS:CE	25:DC:108:GLY:H	2.05	0.67
27:DE:138:LEU:HD22	27:DE:187:VAL:HG11	1.75	0.67
39:DR:74:ILE:O	39:DR:75:VAL:HG13	1.94	0.67
1:AA:1065:U:H1'	1:AA:1066:C:OP2	1.96	0.66

Continued on next page...

Continued from previous page...

Atom-1	Atom-2	Interatomic distance (Å)	Clash overlap (Å)
1:AA:1193:G:O2'	1:AA:1194:U:H5'	1.95	0.66
1:AA:398:U:H2'	1:AA:399:G:H8	1.60	0.66
1:AA:555:U:H2'	1:AA:556:C:C6	2.30	0.66
20:AB:96:LEU:HB2	20:AB:99:MET:HE3	1.76	0.66
9:AJ:10:LEU:HG	9:AJ:98:VAL:HG12	1.76	0.66
13:AN:50:LEU:HD23	13:AN:51:PRO:HD3	1.77	0.66
23:BB:833:A:H2'	23:BB:834:G:C8	2.30	0.66
26:BD:34:VAL:HG13	26:BD:89:GLU:OE2	1.94	0.66
35:BN:72:ASP:HB3	35:BN:74:GLU:HG3	1.76	0.66
1:CA:678:U:H2'	1:CA:679:C:C6	2.30	0.66
1:CA:678:U:H2'	1:CA:679:C:H6	1.59	0.66
1:CA:408:A:OP1	3:CD:111:ALA:HB3	1.95	0.66
4:CE:87:VAL:HG22	4:CE:88:HIS:N	2.09	0.66
5:CF:68:GLN:HA	5:CF:71:ILE:HG22	1.77	0.66
6:CG:70:PRO:HA	6:CG:141:HIS:HE1	1.59	0.66
1:CA:538:G:OP2	11:CL:111:GLN:HB2	1.94	0.66
11:CL:65:TYR:HB2	11:CL:92:VAL:HG11	1.77	0.66
23:DB:2723:C:H5'	35:DN:4:ARG:CZ	2.25	0.66
23:DB:2836:U:H2'	23:DB:2837:A:H8	1.60	0.66
23:DB:1799:G:H5''	25:DC:255:LYS:HE3	1.76	0.66
26:DD:122:VAL:HG22	26:DD:128:ARG:HG3	1.77	0.66
31:DJ:37:ARG:HH21	31:DJ:46:PRO:HB3	1.59	0.66
42:DU:43:LYS:HB2	42:DU:43:LYS:HZ2	1.60	0.66
1:AA:662:U:H2'	1:AA:663:A:C8	2.30	0.66
1:AA:763:G:H2'	1:AA:764:C:H6	1.59	0.66
16:AQ:75:VAL:HG23	16:AQ:76:ARG:H	1.59	0.66
23:BB:2527:C:H1'	51:B4:1:MET:HB3	1.77	0.66
23:BB:1082:U:N3	23:BB:1086:A:C6	2.63	0.66
23:BB:2147:A:H5'	23:BB:2148:G:C4'	2.26	0.66
23:BB:2591:C:H2'	23:BB:2592:G:H8	1.59	0.66
35:BN:97:ILE:CD1	35:BN:113:ILE:HD13	2.24	0.66
39:BR:5:PHE:HA	39:BR:40:MET:CG	2.25	0.66
46:BZ:55:GLY:HA2	46:BZ:63:ARG:HG3	1.78	0.66
1:CA:909:A:H2'	1:CA:910:C:O4'	1.95	0.66
8:CI:98:ARG:HA	8:CI:103:VAL:HG22	1.75	0.66
9:CJ:48:ARG:HB3	9:CJ:66:GLU:HG3	1.78	0.66
9:CJ:8:ILE:HA	9:CJ:100:ILE:HG22	1.76	0.66
11:CL:54:VAL:HG11	11:CL:79:ILE:HD11	1.77	0.66
15:CP:61:VAL:HA	15:CP:65:ALA:HB3	1.77	0.66
21:CU:48:LYS:HA	21:CU:51:ALA:HB3	1.77	0.66
48:D1:16:THR:HG22	48:D1:47:ILE:HD12	1.77	0.66

Continued on next page...

Continued from previous page...

Atom-1	Atom-2	Interatomic distance (Å)	Clash overlap (Å)
51:D4:34:LYS:HE2	51:D4:36:ARG:NH2	2.10	0.66
23:DB:1410:G:H2'	23:DB:1411:U:C6	2.29	0.66
23:DB:1486:U:H2'	23:DB:1487:U:H6	1.59	0.66
23:DB:532:A:H4'	23:DB:533:G:C8	2.30	0.66
30:DH:87:GLU:HB2	30:DH:89:LYS:NZ	2.08	0.66
31:DJ:132:HIS:HB3	31:DJ:136:GLN:OE1	1.95	0.66
32:DK:19:VAL:HG12	32:DK:43:ILE:HA	1.77	0.66
37:DP:36:LYS:HG2	37:DP:37:LYS:HE3	1.76	0.66
37:DP:55:HIS:C	37:DP:57:ALA:H	1.96	0.66
42:DU:17:ASP:OD2	42:DU:20:LYS:HB2	1.95	0.66
42:DU:82:VAL:HB	42:DU:94:PHE:HB3	1.76	0.66
1:AA:1116:U:O2'	1:AA:1117:A:H5'	1.95	0.66
1:AA:678:U:H2'	1:AA:679:C:C6	2.30	0.66
23:BB:1212:G:O2'	23:BB:1236:G:N2	2.27	0.66
23:BB:1437:C:H2'	23:BB:1438:U:H6	1.59	0.66
23:BB:2471:A:HO2'	23:BB:2472:G:H8	1.37	0.66
23:BB:2511:U:O2'	26:BD:144:GLY:HA3	1.94	0.66
27:BE:117:ARG:H	27:BE:118:LEU:HD23	1.60	0.66
31:BJ:56:VAL:HB	31:BJ:124:VAL:HA	1.77	0.66
35:BN:34:ILE:HD13	35:BN:34:ILE:N	2.10	0.66
40:BS:103:ILE:HG13	40:BS:105:VAL:HG23	1.76	0.66
1:CA:1078:U:H4'	4:CE:137:ARG:NH1	2.10	0.66
1:CA:1270:G:H2'	1:CA:1271:A:H8	1.61	0.66
1:CA:731:G:H5'	1:CA:766:A:H4'	1.78	0.66
6:CG:2:ARG:HB3	6:CG:2:ARG:NH1	2.10	0.66
8:CI:29:ILE:HA	8:CI:64:ILE:HB	1.76	0.66
23:DB:2286:G:H1	48:D1:23:THR:HG21	1.60	0.66
23:DB:1456:G:O2'	23:DB:1457:U:H5'	1.95	0.66
23:DB:2243:U:H2'	23:DB:2244:U:C6	2.30	0.66
26:DD:125:TRP:HB2	26:DD:160:LYS:CD	2.25	0.66
39:DR:6:GLN:HG2	39:DR:7:SER:H	1.60	0.66
42:DU:42:LYS:H	42:DU:57:ILE:HD12	1.58	0.66
43:DW:31:LEU:HD22	43:DW:39:GLN:HE22	1.61	0.66
1:AA:1008:U:H2'	1:AA:1009:U:C4'	2.25	0.66
1:AA:1163:A:H2'	1:AA:1164:G:H8	1.60	0.66
1:AA:72:A:H2'	1:AA:73:C:H6	1.60	0.66
3:AD:2:ARG:HG3	3:AD:114:ARG:CZ	2.26	0.66
2:AC:5:HIS:CD2	13:AN:88:MET:HB3	2.30	0.66
23:BB:161:A:H62	23:BB:165:A:H61	1.41	0.66
23:BB:1714:U:H3'	23:BB:1715:G:H5'	1.77	0.66
27:BE:148:ILE:HB	27:BE:185:LYS:O	1.95	0.66

Continued on next page...

Continued from previous page...

Atom-1	Atom-2	Interatomic distance (Å)	Clash overlap (Å)
29:BG:40:VAL:HG21	29:BG:53:PRO:HA	1.76	0.66
31:BJ:23:LYS:HD2	31:BJ:23:LYS:H	1.61	0.66
43:BW:66:VAL:HG22	43:BW:67:LYS:N	2.11	0.66
1:CA:16:A:O2'	1:CA:17:U:H5'	1.96	0.66
1:CA:376:G:H5''	15:CP:5:ARG:HB2	1.76	0.66
9:CJ:37:ARG:HB2	9:CJ:76:ILE:HA	1.75	0.66
23:DB:1082:U:N3	23:DB:1086:A:C6	2.62	0.66
23:DB:2323:G:O2'	23:DB:2324:U:H5'	1.94	0.66
23:DB:2531:A:OP1	29:DG:176:LYS:HA	1.95	0.66
23:DB:857:G:H2'	23:DB:858:G:H5'	1.78	0.66
25:DC:74:PRO:HB2	25:DC:96:LYS:HG3	1.78	0.66
26:DD:4:LEU:HD22	26:DD:51:THR:HB	1.76	0.66
27:DE:105:LEU:O	27:DE:108:ILE:HG23	1.95	0.66
29:DG:8:VAL:HB	29:DG:49:LEU:HB2	1.77	0.66
40:DS:23:LEU:C	40:DS:24:ILE:HD13	2.15	0.66
41:DT:72:GLN:C	41:DT:73:ARG:HD2	2.16	0.66
24:DV:4:ILE:O	24:DV:63:ILE:HA	1.95	0.66
2:AC:77:GLY:HA3	2:AC:82:ASP:H	1.61	0.66
18:AS:49:ALA:HA	18:AS:57:VAL:O	1.96	0.66
23:BB:1381:G:C2'	23:BB:1382:G:H5'	2.26	0.66
23:BB:1843:C:O4'	25:BC:250:GLN:HG2	1.95	0.66
23:BB:469:G:OP2	27:BE:55:SER:HB2	1.96	0.66
27:BE:5:LEU:H	27:BE:5:LEU:HD12	1.60	0.66
52:BI:11:GLN:HA	52:BI:55:PRO:HA	1.76	0.66
33:BL:118:THR:H	33:BL:119:PRO:CD	2.06	0.66
34:BM:8:LYS:HZ2	34:BM:70:ASP:N	1.92	0.66
37:BP:29:VAL:O	37:BP:31:VAL:HG23	1.95	0.66
23:BB:2270:A:H4'	43:BW:18:LYS:HG2	1.78	0.66
1:CA:239:U:H6	1:CA:239:U:C5'	2.08	0.66
1:CA:56:U:H2'	1:CA:57:G:H8	1.61	0.66
1:CA:812:G:HO2'	1:CA:813:U:H6	1.42	0.66
6:CG:113:LYS:HE2	6:CG:113:LYS:HA	1.75	0.66
49:D2:13:ASN:OD1	49:D2:17:GLY:HA3	1.96	0.66
23:DB:1098:A:H3'	52:DI:3:LYS:C	2.15	0.66
23:DB:2147:A:H2'	23:DB:2147:A:N3	2.11	0.66
23:DB:2758:A:C2'	23:DB:2759:G:H5'	2.25	0.66
26:DD:114:LYS:HB2	26:DD:114:LYS:NZ	2.10	0.66
26:DD:35:THR:HB	26:DD:48:ILE:HB	1.77	0.66
29:DG:153:PRO:HA	29:DG:159:LYS:O	1.94	0.66
29:DG:4:ALA:O	29:DG:5:LYS:HB2	1.93	0.66
34:DM:5:LYS:HD3	34:DM:71:LYS:HG2	1.77	0.66

Continued on next page...

Continued from previous page...

Atom-1	Atom-2	Interatomic distance (Å)	Clash overlap (Å)
37:DP:90:ALA:HB3	37:DP:112:ARG:N	2.11	0.66
39:DR:6:GLN:HG2	39:DR:7:SER:N	2.10	0.66
24:DV:9:ARG:NH1	24:DV:12:GLN:HA	2.09	0.66
43:DW:35:ILE:HB	43:DW:67:LYS:HZ2	1.60	0.66
1:AA:1391:U:H2'	1:AA:1392:G:C8	2.31	0.66
1:AA:678:U:H2'	1:AA:679:C:H6	1.59	0.66
1:AA:922:G:H2'	1:AA:923:A:C8	2.31	0.66
15:AP:46:LYS:H	15:AP:46:LYS:CD	2.08	0.66
23:BB:163:C:H2'	23:BB:164:C:O4'	1.95	0.66
23:BB:320:A:H4'	23:BB:322:A:N7	2.11	0.66
23:BB:448:U:H1'	27:BE:79:ARG:HG3	1.76	0.66
23:BB:545:U:H2'	23:BB:547:A:OP2	1.94	0.66
35:BN:33:ILE:HD13	35:BN:33:ILE:N	2.10	0.66
37:BP:99:LEU:HD12	37:BP:101:GLU:OE2	1.96	0.66
42:BU:5:ARG:HG2	42:BU:6:ARG:H	1.60	0.66
43:BW:46:ALA:H	43:BW:75:ASN:CG	1.99	0.66
1:CA:1053:G:HO2'	1:CA:1199:U:H5	1.42	0.66
1:CA:1461:G:H2'	1:CA:1462:C:H6	1.59	0.66
1:CA:205:A:H2'	1:CA:206:C:H6	1.61	0.66
2:CC:176:THR:OG1	2:CC:179:ALA:HB2	1.96	0.66
23:DB:1099:G:C5'	52:DI:3:LYS:N	2.59	0.66
23:DB:580:U:H2'	23:DB:581:C:C6	2.29	0.66
23:DB:928:A:H1'	45:DY:1:ALA:HA	1.77	0.66
23:DB:943:A:P	33:DL:40:SER:HA	2.35	0.66
25:DC:75:ALA:HB1	25:DC:93:VAL:HG13	1.78	0.66
26:DD:129:THR:HG23	26:DD:130:GLN:H	1.60	0.66
36:DO:25:ARG:CG	36:DO:94:ARG:HH22	2.08	0.66
42:DU:71:ILE:HD13	42:DU:72:PHE:N	2.11	0.66
45:DY:2:LYS:CB	45:DY:37:ARG:HB2	2.25	0.66
1:AA:1110:A:H2'	1:AA:1111:A:H8	1.61	0.66
1:AA:539:A:H2'	1:AA:540:G:C8	2.31	0.66
1:AA:555:U:H2'	1:AA:556:C:H6	1.60	0.66
1:AA:731:G:H5'	1:AA:766:A:H4'	1.78	0.66
3:AD:187:ARG:HA	3:AD:190:LEU:HD22	1.78	0.66
1:AA:37:U:P	11:AL:119:LYS:HB2	2.35	0.66
15:AP:51:ARG:C	15:AP:52:LEU:HD22	2.16	0.66
23:BB:1456:G:O2'	23:BB:1457:U:H5'	1.95	0.66
25:BC:257:ARG:HA	25:BC:257:ARG:NH1	2.11	0.66
34:BM:100:LYS:HE3	34:BM:100:LYS:N	2.10	0.66
40:BS:70:LYS:HD2	40:BS:110:ARG:HA	1.78	0.66
1:CA:1286:U:O2'	1:CA:1287:A:H5''	1.96	0.66

Continued on next page...

Continued from previous page...

Atom-1	Atom-2	Interatomic distance (Å)	Clash overlap (Å)
1:CA:312:C:H2'	1:CA:313:A:C8	2.31	0.66
9:CJ:41:PRO:HA	9:CJ:72:ARG:HD3	1.77	0.66
10:CK:12:ARG:C	10:CK:13:LYS:HD2	2.15	0.66
10:CK:124:LYS:HD3	21:CU:34:ARG:HD3	1.76	0.66
23:DB:1083:U:H1'	23:DB:1086:A:H61	1.60	0.66
23:DB:1098:A:C4	52:DI:3:LYS:O	2.49	0.66
23:DB:564:C:O2'	23:DB:565:C:H5'	1.95	0.66
23:DB:589:U:H2'	23:DB:590:A:C8	2.30	0.66
25:DC:208:GLY:HA2	25:DC:212:TRP:HB3	1.78	0.66
52:DI:41:PHE:O	52:DI:45:THR:HG23	1.96	0.66
34:DM:16:ARG:HE	34:DM:18:ARG:HH12	1.42	0.66
34:DM:71:LYS:NZ	34:DM:91:TYR:HB3	2.10	0.66
43:DW:30:VAL:HG12	43:DW:31:LEU:H	1.61	0.66
43:DW:44:PHE:HB3	43:DW:77:LYS:HB3	1.76	0.66
46:DZ:30:HIS:CE1	46:DZ:49:ARG:HH12	2.14	0.66
1:AA:16:A:O2'	1:AA:17:U:H5'	1.95	0.66
1:AA:239:U:C5'	1:AA:239:U:H6	2.08	0.66
3:AD:56:GLU:HG2	3:AD:195:ASN:HD22	1.60	0.66
48:B1:15:GLY:H	48:B1:47:ILE:HD12	1.60	0.66
23:BB:1219:U:H2'	23:BB:1220:G:C8	2.30	0.66
26:BD:35:THR:HB	26:BD:48:ILE:HB	1.76	0.66
28:BF:34:THR:HG23	28:BF:89:THR:HG22	1.76	0.66
33:BL:78:ARG:HD3	33:BL:81:ASP:HB2	1.78	0.66
34:BM:22:GLN:HG2	34:BM:23:GLY:N	2.11	0.66
44:BX:49:ASP:HB3	44:BX:52:ARG:HH21	1.59	0.66
1:CA:1024:G:O2'	1:CA:1025:U:H5'	1.94	0.66
1:CA:1513:A:H2'	1:CA:1514:G:H8	1.60	0.66
1:CA:539:A:H2'	1:CA:540:G:C8	2.30	0.66
1:CA:586:C:O2'	1:CA:587:G:H5'	1.95	0.66
20:CB:137:THR:HA	20:CB:140:LEU:HD12	1.77	0.66
5:CF:47:LEU:HD21	5:CF:57:ALA:HB2	1.77	0.66
12:CM:73:SER:HB3	12:CM:77:LYS:HE2	1.77	0.66
22:DA:47:C:H5'	36:DO:97:PHE:CZ	2.31	0.66
23:DB:143:C:H6	23:DB:143:C:O5'	1.79	0.66
23:DB:235:U:H2'	23:DB:236:C:C6	2.30	0.66
23:DB:2591:C:H2'	23:DB:2592:G:C8	2.31	0.66
23:DB:289:G:H2'	23:DB:290:U:H6	1.58	0.66
23:DB:414:C:H2'	23:DB:415:A:H8	1.59	0.66
23:DB:65:U:H2'	23:DB:66:C:H6	1.61	0.66
39:DR:41:ILE:HG13	39:DR:43:ASN:HD22	1.61	0.66
40:DS:84:ARG:HH21	40:DS:98:LYS:NZ	1.94	0.66

Continued on next page...

Continued from previous page...

Atom-1	Atom-2	Interatomic distance (Å)	Clash overlap (Å)
43:DW:42:THR:H	43:DW:65:LYS:HA	1.61	0.66
1:AA:1300:G:H1'	1:AA:1301:U:C5	2.31	0.66
23:BB:142:A:H2'	23:BB:143:C:C6	2.31	0.66
23:BB:2246:G:H2'	23:BB:2247:A:C8	2.30	0.66
23:BB:2461:A:H2'	23:BB:2462:C:H6	1.59	0.66
29:BG:86:LEU:HB2	29:BG:130:ILE:HB	1.76	0.66
52:BI:91:LYS:HB2	52:BI:94:LYS:HD2	1.78	0.66
31:BJ:24:THR:HB	31:BJ:27:ARG:HB2	1.78	0.66
35:BN:28:LEU:H	35:BN:28:LEU:HD12	1.61	0.66
1:CA:1462:C:H4'	37:DP:110:LYS:HE2	1.77	0.66
1:CA:997:U:H2'	1:CA:998:C:C6	2.30	0.66
6:CG:42:VAL:O	6:CG:46:LEU:HB2	1.96	0.66
10:CK:12:ARG:N	10:CK:76:TYR:HA	2.10	0.66
12:CM:78:ARG:O	12:CM:82:LEU:HG	1.95	0.66
23:DB:304:U:H2'	23:DB:305:C:C6	2.31	0.66
26:DD:95:SER:C	26:DD:96:ILE:HG13	2.16	0.66
44:DX:11:VAL:HG12	44:DX:13:GLU:H	1.60	0.66
1:AA:56:U:H2'	1:AA:57:G:H8	1.61	0.66
2:AC:154:GLY:HA3	2:AC:162:ALA:HB1	1.75	0.66
7:AH:55:LYS:HA	7:AH:55:LYS:HE3	1.77	0.66
9:AJ:6:ILE:HA	9:AJ:102:LEU:HG	1.78	0.66
11:AL:106:VAL:HG22	11:AL:116:TYR:HB3	1.76	0.66
11:AL:42:LYS:HE3	11:AL:90:PRO:HD3	1.78	0.66
23:BB:1645:G:H5''	23:BB:1646:C:H5'	1.78	0.66
23:BB:564:C:O2'	23:BB:565:C:H5'	1.95	0.66
23:BB:594:U:H2'	23:BB:595:C:H6	1.60	0.66
25:BC:204:LEU:HB3	25:BC:210:ALA:HB1	1.78	0.66
26:BD:170:VAL:HG13	26:BD:171:THR:N	2.08	0.66
28:BF:125:GLY:HA3	28:BF:159:ALA:HB3	1.77	0.66
30:BH:26:ALA:HA	30:BH:30:LEU:HB2	1.77	0.66
23:BB:1060:U:OP2	52:BI:74:PRO:HA	1.95	0.66
31:BJ:71:ASP:CG	31:BJ:72:LYS:N	2.47	0.66
33:BL:142:ILE:HG13	33:BL:143:GLU:N	2.10	0.66
37:BP:38:ARG:HG3	37:BP:39:LEU:H	1.61	0.66
39:BR:23:GLU:HA	39:BR:96:VAL:HG13	1.77	0.66
1:CA:105:G:H2'	1:CA:106:C:C6	2.31	0.66
1:CA:1132:C:H2'	1:CA:1133:G:C8	2.30	0.66
1:CA:1422:G:O2'	1:CA:1423:G:H5'	1.95	0.66
1:CA:960:U:O2'	1:CA:1223:C:H5'	1.96	0.66
4:CE:81:GLN:HE22	4:CE:148:SER:HA	1.61	0.66
5:CF:35:LYS:O	5:CF:64:VAL:HG13	1.95	0.66

Continued on next page...

Continued from previous page...

Atom-1	Atom-2	Interatomic distance (Å)	Clash overlap (Å)
8:CI:14:SER:HA	8:CI:68:GLY:O	1.96	0.66
16:CQ:45:VAL:HG21	16:CQ:60:ILE:HG21	1.77	0.66
23:DB:813:U:H2'	23:DB:814:C:C6	2.31	0.66
23:DB:728:G:H1'	25:DC:16:VAL:HG21	1.77	0.66
31:DJ:97:PRO:O	31:DJ:100:VAL:HG12	1.96	0.66
37:DP:71:ARG:O	37:DP:72:VAL:HG22	1.96	0.66
42:DU:22:GLY:HA3	42:DU:35:VAL:HG23	1.78	0.66
24:DV:53:LYS:HZ2	24:DV:55:GLU:HG2	1.60	0.66
46:DZ:27:THR:O	46:DZ:28:VAL:HG13	1.96	0.66
13:AN:30:ILE:HB	13:AN:44:VAL:HG11	1.78	0.65
5:AF:86:ARG:NH1	17:AR:63:TYR:HB3	2.11	0.65
23:BB:1534:U:HO2'	23:BB:1535:A:H8	1.42	0.65
23:BB:2049:G:O2'	23:BB:2050:C:H5'	1.96	0.65
23:BB:2758:A:H2'	23:BB:2759:G:O4'	1.96	0.65
23:BB:704:G:H1'	23:BB:727:A:H61	1.60	0.65
23:BB:857:G:C2'	23:BB:858:G:H5'	2.26	0.65
23:BB:869:G:H2'	23:BB:870:U:H6	1.61	0.65
23:BB:691:C:H4'	25:BC:42:ARG:NE	2.11	0.65
26:BD:167:ASN:H	26:BD:167:ASN:HD22	1.43	0.65
38:BQ:85:ALA:CB	38:BQ:88:GLU:HB2	2.26	0.65
41:BT:77:ARG:HG2	41:BT:78:SER:H	1.60	0.65
1:CA:1119:C:H2'	1:CA:1120:C:H6	1.60	0.65
1:CA:376:G:H4'	15:CP:5:ARG:HD3	1.78	0.65
2:CC:166:TRP:CG	2:CC:167:TYR:N	2.65	0.65
4:CE:131:ASN:O	4:CE:135:VAL:HG23	1.95	0.65
13:CN:11:LYS:O	13:CN:15:LEU:HG	1.96	0.65
51:D4:2:LYS:HB2	51:D4:2:LYS:NZ	2.10	0.65
23:DB:2295:C:O2'	23:DB:2296:U:H5'	1.96	0.65
25:DC:161:VAL:HG12	25:DC:173:LEU:HD22	1.77	0.65
25:DC:20:ASN:HB2	25:DC:202:ARG:HD3	1.78	0.65
31:DJ:18:VAL:O	31:DJ:56:VAL:HA	1.96	0.65
34:DM:55:ARG:O	34:DM:57:VAL:HG23	1.96	0.65
35:DN:45:ARG:NH2	35:DN:113:ILE:HG23	2.04	0.65
35:DN:45:ARG:CZ	35:DN:95:THR:HB	2.26	0.65
24:DV:2:PHE:HB2	24:DV:61:LEU:HD22	1.78	0.65
44:DX:31:GLN:HE21	44:DX:31:GLN:HA	1.59	0.65
1:AA:105:G:H2'	1:AA:106:C:C6	2.31	0.65
1:AA:312:C:H2'	1:AA:313:A:C8	2.30	0.65
9:AJ:37:ARG:NE	9:AJ:77:VAL:HG11	2.12	0.65
21:AU:39:LYS:N	21:AU:40:PRO:HD2	2.10	0.65
23:BB:1533:C:O2'	23:BB:1534:U:H5'	1.95	0.65

Continued on next page...

Continued from previous page...

Atom-1	Atom-2	Interatomic distance (Å)	Clash overlap (Å)
23:BB:2027:G:O2'	23:BB:2028:U:H5'	1.96	0.65
23:BB:6:A:H2'	23:BB:7:G:H8	1.62	0.65
23:BB:1076:C:H4'	52:BI:94:LYS:NZ	2.11	0.65
35:BN:49:GLU:HB2	35:BN:50:PRO:HD3	1.77	0.65
45:BY:6:ILE:HD13	45:BY:6:ILE:H	1.61	0.65
1:CA:1060:U:H2'	1:CA:1061:G:H8	1.61	0.65
1:CA:1320:C:OP1	18:CS:69:LYS:HE3	1.96	0.65
1:CA:37:U:OP1	11:CL:120:ARG:HB3	1.96	0.65
1:CA:501:C:H2'	1:CA:502:A:C8	2.31	0.65
4:CE:87:VAL:HG13	4:CE:88:HIS:N	2.10	0.65
51:D4:3:VAL:HG12	51:D4:4:ARG:N	2.07	0.65
23:DB:2443:C:H2'	23:DB:2444:G:C8	2.31	0.65
26:DD:146:ILE:HG12	26:DD:155:VAL:HG13	1.76	0.65
31:DJ:41:LYS:HZ3	31:DJ:45:THR:HA	1.62	0.65
39:DR:74:ILE:HG13	39:DR:76:LYS:HG3	1.78	0.65
23:DB:2012:G:H4'	40:DS:96:ILE:HD11	1.78	0.65
43:DW:19:ARG:NH1	43:DW:19:ARG:HB2	2.11	0.65
1:AA:93:U:H3'	1:AA:94:G:H5''	1.78	0.65
23:BB:1590:A:H2'	23:BB:1591:A:C8	2.32	0.65
25:BC:139:THR:HA	25:BC:193:GLU:OE1	1.96	0.65
25:BC:21:PRO:O	25:BC:22:GLU:HB2	1.96	0.65
43:BW:44:PHE:O	43:BW:75:ASN:HB3	1.96	0.65
44:BX:9:LYS:HE3	44:BX:11:VAL:HG13	1.78	0.65
1:CA:389:A:H3'	1:CA:390:U:H6	1.61	0.65
1:CA:518:C:H2'	1:CA:530:G:C8	2.31	0.65
20:CB:208:ALA:O	20:CB:211:LEU:HB3	1.96	0.65
3:CD:30:LYS:HB2	3:CD:30:LYS:HZ2	1.61	0.65
10:CK:88:PRO:CD	21:CU:28:LEU:HD13	2.26	0.65
23:DB:1197:G:H2'	23:DB:1198:U:H6	1.62	0.65
23:DB:1381:G:C2'	23:DB:1382:G:H5'	2.26	0.65
23:DB:1590:A:H2'	23:DB:1591:A:C8	2.32	0.65
23:DB:2027:G:O2'	23:DB:2028:U:H5'	1.96	0.65
23:DB:2307:G:N3	23:DB:2307:G:H2'	2.11	0.65
23:DB:181:A:H1'	23:DB:435:C:H5'	1.78	0.65
23:DB:899:A:H3'	23:DB:900:A:C8	2.30	0.65
26:DD:146:ILE:N	26:DD:146:ILE:HD12	2.11	0.65
26:DD:151:THR:O	26:DD:153:GLY:N	2.28	0.65
26:DD:46:ARG:HA	26:DD:82:PHE:HA	1.79	0.65
34:DM:40:ARG:HA	34:DM:92:TRP:HE1	1.62	0.65
37:DP:50:ARG:HH12	37:DP:62:LYS:HB2	1.59	0.65
46:DZ:5:ILE:O	46:DZ:51:VAL:HG13	1.96	0.65

Continued on next page...

Continued from previous page...

Atom-1	Atom-2	Interatomic distance (Å)	Clash overlap (Å)
1:AA:1381:U:O2'	1:AA:1382:C:H5'	1.97	0.65
20:AB:52:ALA:O	20:AB:56:LEU:HD13	1.96	0.65
11:AL:37:TYR:HB2	11:AL:51:VAL:HG23	1.79	0.65
47:B0:2:VAL:HG22	47:B0:3:GLN:N	2.11	0.65
23:BB:1112:G:H4'	29:BG:2:ARG:HG2	1.78	0.65
23:BB:2008:C:H2'	23:BB:2009:A:C8	2.31	0.65
23:BB:710:U:H2'	23:BB:711:G:H8	1.61	0.65
23:BB:936:A:H2'	23:BB:937:C:C6	2.30	0.65
23:BB:95:A:H4'	44:BX:40:SER:HB3	1.78	0.65
25:BC:10:PRO:HD2	25:BC:202:ARG:NH1	2.11	0.65
26:BD:92:VAL:HG22	26:BD:94:GLN:HB2	1.78	0.65
27:BE:130:LYS:HA	27:BE:130:LYS:HE2	1.77	0.65
28:BF:110:ILE:HG22	28:BF:112:ASP:H	1.61	0.65
24:BV:76:ASP:HB2	34:BM:136:MET:HG3	1.78	0.65
34:BM:3:GLN:CD	34:BM:5:LYS:H	1.98	0.65
42:BU:7:ASP:CA	42:BU:24:VAL:HA	2.26	0.65
44:BX:5:GLU:H	44:BX:7:ARG:HE	1.44	0.65
1:CA:1343:G:H2'	1:CA:1344:C:C6	2.31	0.65
8:CI:94:ARG:HD3	8:CI:97:LEU:HD12	1.79	0.65
13:CN:31:SER:HA	13:CN:40:ARG:HA	1.77	0.65
47:D0:27:LEU:N	47:D0:27:LEU:HD22	2.11	0.65
47:D0:41:HIS:HB3	47:D0:47:TYR:H	1.62	0.65
33:DL:63:LYS:HB2	50:D3:26:ALA:HB2	1.78	0.65
23:DB:1714:U:H3'	23:DB:1715:G:H5'	1.77	0.65
23:DB:225:C:O2'	23:DB:226:A:H5'	1.97	0.65
23:DB:2461:A:H2'	23:DB:2462:C:H6	1.60	0.65
23:DB:4:U:H2'	23:DB:5:A:C8	2.31	0.65
25:DC:32:LEU:HA	25:DC:81:GLU:OE2	1.96	0.65
26:DD:122:VAL:HG21	26:DD:141:ARG:HD3	1.78	0.65
29:DG:39:ALA:O	29:DG:41:GLU:HG3	1.96	0.65
38:DQ:9:ALA:O	38:DQ:12:ARG:HB3	1.97	0.65
42:DU:59:GLU:HG2	42:DU:60:LYS:N	2.10	0.65
1:AA:967:C:OP1	1:AA:969:A:H5'	1.97	0.65
2:AC:88:LYS:HD3	2:AC:88:LYS:O	1.97	0.65
13:AN:12:ARG:HH11	13:AN:60:ARG:NH1	1.94	0.65
15:AP:42:ILE:HG22	15:AP:43:ALA:N	2.12	0.65
23:BB:1856:U:H2'	23:BB:1857:G:O4'	1.96	0.65
23:BB:2591:C:H2'	23:BB:2592:G:C8	2.31	0.65
37:BP:52:ARG:HG2	37:BP:54:LEU:HB2	1.77	0.65
38:BQ:47:ARG:O	38:BQ:51:GLN:HB3	1.97	0.65
40:BS:17:VAL:HA	40:BS:43:ALA:HB1	1.77	0.65

Continued on next page...

Continued from previous page...

Atom-1	Atom-2	Interatomic distance (Å)	Clash overlap (Å)
42:BU:44:HIS:HB2	42:BU:56:GLY:N	2.11	0.65
1:CA:1132:C:H2'	1:CA:1133:G:H8	1.61	0.65
1:CA:190:A:O5'	1:CA:190:A:H8	1.80	0.65
20:CB:153:MET:SD	20:CB:157:PRO:HD3	2.35	0.65
12:CM:48:SER:H	12:CM:51:GLN:HE22	1.43	0.65
18:CS:62:THR:H	18:CS:65:MET:HE3	1.62	0.65
50:D3:49:VAL:HG22	50:D3:50:SER:N	2.08	0.65
22:DA:5:U:H2'	22:DA:6:G:H8	1.61	0.65
23:DB:1360:G:H2'	23:DB:1361:G:H5'	1.79	0.65
23:DB:1645:G:H5''	23:DB:1646:C:H5'	1.78	0.65
27:DE:1:MET:HG3	27:DE:18:THR:OG1	1.96	0.65
29:DG:169:ARG:NH1	29:DG:169:ARG:HB2	2.10	0.65
52:DI:108:ILE:HG22	52:DI:128:ILE:HD13	1.79	0.65
36:DO:4:LYS:HD2	36:DO:5:SER:N	2.12	0.65
1:AA:1118:U:H1'	1:AA:1179:A:C4	2.31	0.65
20:AB:112:ARG:O	20:AB:116:LEU:HB2	1.96	0.65
2:AC:19:SER:HB2	2:AC:39:ARG:HH22	1.61	0.65
2:AC:72:PRO:O	2:AC:76:ILE:HG12	1.95	0.65
14:AO:81:ILE:HA	14:AO:86:LEU:HD12	1.78	0.65
23:BB:2133:G:N3	23:BB:2133:G:H2'	2.10	0.65
23:BB:2876:G:H4'	37:BP:2:ASN:HA	1.77	0.65
23:BB:423:A:H5'	23:BB:424:G:C5'	2.26	0.65
23:BB:2204:G:C5'	25:BC:149:LYS:HE3	2.21	0.65
23:BB:2784:U:H5''	26:BD:41:ALA:HB1	1.79	0.65
27:BE:190:ALA:HB1	27:BE:193:VAL:HB	1.79	0.65
36:BO:98:GLN:O	36:BO:103:VAL:HG21	1.97	0.65
41:BT:64:LYS:HB3	41:BT:77:ARG:HH11	1.60	0.65
23:BB:1155:A:H61	45:BY:10:ARG:NH1	1.94	0.65
1:CA:163:C:H2'	1:CA:164:G:O4'	1.97	0.65
5:CF:39:LEU:HD22	5:CF:39:LEU:O	1.97	0.65
47:D0:47:TYR:HB3	47:D0:52:LYS:N	2.11	0.65
23:DB:1856:U:H2'	23:DB:1857:G:O4'	1.96	0.65
23:DB:25:U:H5''	40:DS:80:PRO:HD3	1.78	0.65
52:DI:32:VAL:HG22	52:DI:60:VAL:HG21	1.78	0.65
23:DB:587:C:C3'	33:DL:29:LYS:HD2	2.13	0.65
33:DL:59:ARG:NH1	50:D3:58:ILE:HG21	2.12	0.65
36:DO:25:ARG:HE	36:DO:94:ARG:NH1	1.94	0.65
1:AA:1171:A:H2'	1:AA:1172:C:H6	1.62	0.65
1:AA:312:C:H2'	1:AA:313:A:H8	1.62	0.65
20:AB:185:ILE:HA	20:AB:199:ILE:HB	1.78	0.65
5:AF:17:GLN:HG2	5:AF:21:MET:HG3	1.78	0.65

Continued on next page...

Continued from previous page...

Atom-1	Atom-2	Interatomic distance (Å)	Clash overlap (Å)
23:BB:1901:A:H1'	25:BC:250:GLN:HE22	1.60	0.65
23:BB:813:U:H2'	23:BB:814:C:C6	2.32	0.65
23:BB:958:U:C4	34:BM:18:ARG:HB2	2.31	0.65
27:BE:128:ALA:HA	27:BE:157:LEU:HD22	1.79	0.65
28:BF:107:VAL:N	28:BF:108:PRO:HD2	2.12	0.65
28:BF:18:GLU:O	28:BF:19:PHE:HB3	1.97	0.65
31:BJ:58:ASN:HA	31:BJ:126:ALA:HA	1.78	0.65
33:BL:63:LYS:HG2	50:B3:11:LYS:HA	1.77	0.65
39:BR:75:VAL:H	39:BR:90:ARG:HE	1.43	0.65
1:CA:1527:U:H2'	1:CA:1528:U:C6	2.31	0.65
1:CA:882:C:O2'	1:CA:883:C:H5'	1.96	0.65
9:CJ:56:HIS:O	9:CJ:57:VAL:HG12	1.96	0.65
10:CK:115:ILE:HD12	10:CK:115:ILE:O	1.96	0.65
12:CM:74:MET:HE2	12:CM:77:LYS:HD2	1.79	0.65
16:CQ:10:ARG:NH2	16:CQ:11:VAL:HB	2.11	0.65
23:DB:179:C:H5''	49:D2:28:ARG:HH12	1.60	0.65
23:DB:222:A:N6	23:DB:232:G:H1'	2.12	0.65
25:DC:171:VAL:HA	25:DC:183:VAL:O	1.97	0.65
28:DF:83:PRO:O	28:DF:84:ILE:HD12	1.96	0.65
29:DG:53:PRO:HG2	29:DG:61:TRP:CZ3	2.32	0.65
32:DK:99:ILE:HD13	32:DK:115:ILE:HG13	1.78	0.65
35:DN:107:ASN:HD22	40:DS:40:ASN:HD22	1.43	0.65
35:DN:42:LYS:HE3	35:DN:42:LYS:HA	1.78	0.65
41:DT:48:GLN:CA	41:DT:53:VAL:HG22	2.25	0.65
1:AA:1471:U:O2'	1:AA:1472:U:H5'	1.97	0.65
1:AA:163:C:H2'	1:AA:164:G:O4'	1.97	0.65
1:AA:882:C:O2'	1:AA:883:C:H5'	1.96	0.65
10:AK:30:ILE:HG22	10:AK:45:THR:HA	1.79	0.65
12:AM:44:ILE:HA	12:AM:47:LEU:HD13	1.79	0.65
14:AO:70:LYS:HZ1	14:AO:74:VAL:HG13	1.62	0.65
19:AT:68:LYS:CG	19:AT:69:ASN:H	2.05	0.65
49:B2:25:LYS:HE3	49:B2:25:LYS:N	2.10	0.65
23:BB:161:A:C3'	23:BB:162:U:H5''	2.19	0.65
23:BB:1979:U:O2'	23:BB:1980:G:H5'	1.96	0.65
27:BE:84:THR:HG23	27:BE:85:PHE:H	1.61	0.65
33:BL:77:ILE:HB	33:BL:110:VAL:CG2	2.26	0.65
1:CA:1069:C:H4'	1:CA:1192:C:O2	1.97	0.65
1:CA:1380:U:O4	6:CG:2:ARG:HB2	1.97	0.65
1:CA:1386:G:H2'	1:CA:1387:G:H8	1.61	0.65
1:CA:372:C:H1'	1:CA:373:A:OP2	1.97	0.65
1:CA:1191:A:OP1	2:CC:3:LYS:HG3	1.97	0.65

Continued on next page...

Continued from previous page...

Atom-1	Atom-2	Interatomic distance (Å)	Clash overlap (Å)
3:CD:141:VAL:HG12	3:CD:180:THR:HA	1.77	0.65
5:CF:53:LYS:HD3	5:CF:54:LEU:HB2	1.79	0.65
6:CG:15:PRO:HG2	6:CG:43:TYR:OH	1.96	0.65
8:CI:33:SER:H	8:CI:36:GLN:HB2	1.61	0.65
22:DA:5:U:H2'	22:DA:6:G:C8	2.32	0.65
23:DB:1105:U:H2'	23:DB:1106:G:H8	1.60	0.65
23:DB:1262:A:H2	47:D0:6:LYS:HD2	1.62	0.65
23:DB:139:U:H3'	23:DB:139:U:P	2.37	0.65
23:DB:1515:A:H2'	23:DB:1516:G:O4'	1.97	0.65
23:DB:2537:U:H2'	23:DB:2538:C:H6	1.60	0.65
26:DD:48:ILE:HG22	26:DD:49:GLN:N	2.12	0.65
26:DD:1:MET:HB2	26:DD:81:GLU:OE1	1.97	0.65
30:DH:53:GLU:OE1	30:DH:57:LYS:HD2	1.96	0.65
33:DL:77:ILE:HB	33:DL:110:VAL:HA	1.77	0.65
35:DN:73:ASN:O	35:DN:76:VAL:HG12	1.96	0.65
39:DR:6:GLN:NE2	39:DR:41:ILE:HB	2.12	0.65
23:BB:277:G:H5''	23:BB:278:A:N7	2.12	0.65
23:BB:416:U:H2'	23:BB:417:C:C6	2.31	0.65
25:BC:117:SER:HB3	25:BC:127:ASN:ND2	2.12	0.65
29:BG:157:LYS:HB2	29:BG:159:LYS:HG2	1.78	0.65
31:BJ:17:VAL:HG23	31:BJ:139:VAL:HB	1.79	0.65
38:BQ:16:ILE:HD13	38:BQ:34:ALA:HB2	1.77	0.65
43:BW:57:THR:O	43:BW:58:LEU:HB3	1.96	0.65
46:BZ:32:LEU:HD11	46:BZ:47:LYS:HG3	1.78	0.65
1:CA:1036:A:H2'	1:CA:1037:C:C6	2.31	0.65
1:CA:1270:G:H2'	1:CA:1271:A:C8	2.32	0.65
4:CE:87:VAL:HG13	4:CE:88:HIS:H	1.61	0.65
6:CG:63:VAL:HG12	6:CG:126:ALA:HB1	1.78	0.65
13:CN:25:GLU:O	13:CN:29:ILE:HG13	1.97	0.65
47:D0:29:VAL:HB	47:D0:34:GLY:HA2	1.77	0.65
48:D1:24:LYS:C	48:D1:24:LYS:HZ2	1.99	0.65
23:DB:2285:C:C5	48:D1:7:LYS:HE3	2.32	0.65
23:DB:1368:G:H5''	49:D2:25:LYS:CG	2.23	0.65
25:DC:170:TYR:O	25:DC:171:VAL:HG13	1.96	0.65
26:DD:33:ARG:O	26:DD:34:VAL:HG22	1.96	0.65
27:DE:149:ILE:HD11	27:DE:188:MET:N	2.12	0.65
28:DF:7:TYR:O	28:DF:12:VAL:HG23	1.97	0.65
29:DG:10:VAL:HA	29:DG:14:VAL:HG11	1.77	0.65
34:DM:71:LYS:HZ3	34:DM:91:TYR:HB3	1.61	0.65
35:DN:38:LEU:HB3	35:DN:39:PRO:HD3	1.78	0.65
42:DU:11:ILE:HG22	42:DU:12:VAL:H	1.61	0.65

Continued on next page...

Continued from previous page...

Atom-1	Atom-2	Interatomic distance (Å)	Clash overlap (Å)
1:AA:1295:U:H2'	1:AA:1296:C:C6	2.32	0.65
20:AB:141:GLU:O	20:AB:145:ASN:HB2	1.97	0.65
10:AK:22:ILE:HD13	10:AK:95:THR:CG2	2.27	0.65
13:AN:27:LYS:HE2	13:AN:48:GLN:HE22	1.62	0.65
30:BH:3:VAL:HB	30:BH:37:VAL:CB	2.26	0.65
37:BP:38:ARG:HH11	37:BP:38:ARG:HA	1.62	0.65
39:BR:24:LYS:HD3	39:BR:66:HIS:NE2	2.12	0.65
39:BR:65:ALA:HB3	39:BR:99:THR:H	1.61	0.65
4:CE:109:ALA:HB1	4:CE:136:VAL:HG13	1.77	0.65
7:CH:11:THR:HA	7:CH:14:ARG:NH1	2.11	0.65
23:DB:1179:G:H2'	23:DB:1180:U:H6	1.62	0.65
23:DB:144:A:C2	41:DT:3:ARG:NH2	2.65	0.65
23:DB:1979:U:O2'	23:DB:1980:G:H5'	1.96	0.65
23:DB:224:U:O4	23:DB:420:C:H5'	1.97	0.65
23:DB:2286:G:H1	48:D1:23:THR:CG2	2.10	0.65
23:DB:4:U:H2'	23:DB:5:A:H8	1.60	0.65
23:DB:936:A:H2'	23:DB:937:C:C6	2.32	0.65
25:DC:224:MET:CA	25:DC:233:GLY:H	2.09	0.65
31:DJ:41:LYS:HD2	31:DJ:44:TYR:HB3	1.79	0.65
38:DQ:50:ARG:CZ	38:DQ:50:ARG:HA	2.26	0.65
24:DV:25:LYS:HE2	24:DV:41:GLU:CB	2.27	0.65
46:DZ:24:ILE:HD13	46:DZ:24:ILE:N	2.11	0.65
1:AA:190:A:H2'	1:AA:191:G:O4'	1.96	0.64
1:AA:205:A:H2'	1:AA:206:C:H6	1.61	0.64
1:AA:87:C:H2'	1:AA:88:U:H4'	1.76	0.64
1:AA:946:A:H2'	1:AA:947:G:H8	1.60	0.64
1:AA:997:U:O2'	1:AA:998:C:H5'	1.97	0.64
6:AG:44:SER:O	6:AG:48:THR:HG23	1.97	0.64
12:AM:9:PRO:O	12:AM:44:ILE:HG12	1.97	0.64
23:BB:144:A:H2'	23:BB:145:C:C6	2.29	0.64
23:BB:1548:A:H2'	23:BB:1549:A:H8	1.63	0.64
23:BB:2144:G:H22	23:BB:2148:G:H1'	1.62	0.64
23:BB:2365:G:H4'	43:BW:65:LYS:NZ	2.12	0.64
23:BB:2784:U:H2'	23:BB:2785:C:H6	1.61	0.64
23:BB:1113:U:H5''	29:BG:1:SER:CA	2.27	0.64
29:BG:84:LYS:HZ2	29:BG:85:LYS:N	1.95	0.64
31:BJ:39:LYS:NZ	38:BQ:69:ARG:HD2	2.11	0.64
32:BK:17:ARG:HD2	32:BK:18:ARG:H	1.62	0.64
33:BL:111:ILE:H	33:BL:111:ILE:HD13	1.62	0.64
46:BZ:66:ILE:HB	46:BZ:67:PRO:HD3	1.80	0.64
1:CA:1072:G:H2'	1:CA:1073:U:C6	2.32	0.64

Continued on next page...

Continued from previous page...

Atom-1	Atom-2	Interatomic distance (Å)	Clash overlap (Å)
1:CA:312:C:H2'	1:CA:313:A:H8	1.62	0.64
20:CB:112:ARG:O	20:CB:116:LEU:HB2	1.97	0.64
5:CF:1:MET:SD	5:CF:67:PRO:HD3	2.37	0.64
8:CI:98:ARG:HG2	8:CI:103:VAL:HG11	1.78	0.64
23:DB:1820:U:H3	25:DC:197:ALA:CB	2.10	0.64
23:DB:1821:A:H5'	25:DC:155:ARG:HH21	1.61	0.64
23:DB:2051:A:H4'	26:DD:145:SER:HB2	1.80	0.64
23:DB:93:G:H2'	23:DB:94:A:O4'	1.98	0.64
25:DC:179:GLU:CD	25:DC:266:ILE:HA	2.17	0.64
23:DB:2484:G:H1'	34:DM:119:LEU:HD12	1.80	0.64
37:DP:50:ARG:HB2	37:DP:50:ARG:HH11	1.61	0.64
46:DZ:17:SER:H	46:DZ:21:VAL:CG1	2.10	0.64
1:AA:501:C:H2'	1:AA:502:A:C8	2.31	0.64
1:AA:913:A:O2'	1:AA:914:A:O5'	2.13	0.64
20:AB:119:GLN:O	20:AB:124:THR:HG23	1.97	0.64
7:AH:64:TYR:HB3	7:AH:69:ALA:HA	1.79	0.64
8:AI:18:VAL:HG22	8:AI:64:ILE:HG12	1.79	0.64
18:AS:4:LEU:HD13	18:AS:9:PHE:N	2.10	0.64
50:B3:29:ARG:HA	50:B3:33:THR:HG23	1.79	0.64
23:BB:1447:C:H2'	23:BB:1448:G:H8	1.61	0.64
23:BB:1935:G:H1'	23:BB:1964:G:N2	2.12	0.64
23:BB:2814:A:H2'	23:BB:2815:C:C6	2.32	0.64
23:BB:396:G:H4'	46:BZ:28:VAL:CG2	2.25	0.64
26:BD:115:GLY:CA	26:BD:165:MET:HG3	2.27	0.64
26:BD:38:LYS:H	26:BD:38:LYS:HE2	1.62	0.64
27:BE:141:MET:SD	27:BE:143:LEU:HB2	2.37	0.64
30:BH:6:LEU:HD12	30:BH:15:LEU:HA	1.78	0.64
52:BI:109:ALA:HB1	52:BI:124:MET:HG3	1.79	0.64
35:BN:99:LYS:HE2	47:B0:38:LEU:O	1.96	0.64
46:BZ:36:VAL:HA	46:BZ:42:PRO:CB	2.23	0.64
1:CA:190:A:H2'	1:CA:191:G:O4'	1.96	0.64
5:CF:66:ALA:HB1	5:CF:67:PRO:HD2	1.79	0.64
23:DB:1149:G:H2'	23:DB:1150:C:H6	1.61	0.64
23:DB:1179:G:H2'	23:DB:1180:U:C6	2.32	0.64
23:DB:2025:C:H2'	23:DB:2026:U:C6	2.33	0.64
23:DB:2852:G:H2'	23:DB:2853:C:C6	2.32	0.64
23:DB:536:G:C5'	38:DQ:52:ARG:HH22	2.10	0.64
29:DG:10:VAL:N	29:DG:11:PRO:HD3	2.12	0.64
34:DM:41:LEU:O	34:DM:93:VAL:HB	1.97	0.64
1:AA:372:C:H1'	1:AA:373:A:OP2	1.97	0.64
1:AA:376:G:H5"	15:AP:5:ARG:CB	2.26	0.64

Continued on next page...

Continued from previous page...

Atom-1	Atom-2	Interatomic distance (Å)	Clash overlap (Å)
1:AA:389:A:H3'	1:AA:390:U:H6	1.62	0.64
15:AP:4:ILE:HD12	15:AP:66:THR:O	1.97	0.64
50:B3:26:ALA:HB1	50:B3:29:ARG:CG	2.26	0.64
23:BB:142:A:N3	41:BT:2:ILE:HG23	2.11	0.64
23:BB:1515:A:H2'	23:BB:1516:G:O4'	1.97	0.64
23:BB:2287:A:O2'	23:BB:2288:A:H2'	1.98	0.64
23:BB:6:A:H2'	23:BB:7:G:C8	2.33	0.64
25:BC:65:ASP:OD2	25:BC:101:ARG:HB3	1.98	0.64
26:BD:37:VAL:HG22	26:BD:46:ARG:NE	2.11	0.64
31:BJ:39:LYS:HE2	31:BJ:39:LYS:HA	1.79	0.64
34:BM:96:ILE:HG23	34:BM:97:GLN:N	2.10	0.64
43:BW:48:ALA:HA	43:BW:54:ARG:N	2.10	0.64
46:BZ:32:LEU:HD22	46:BZ:33:ASN:N	2.12	0.64
1:CA:1080:A:H4'	4:CE:20:VAL:HG21	1.78	0.64
1:CA:1244:G:H2'	1:CA:1245:C:C6	2.32	0.64
1:CA:89:U:H2'	1:CA:90:C:C6	2.33	0.64
1:CA:952:U:H2'	1:CA:953:G:H8	1.62	0.64
2:CC:2:GLN:N	2:CC:2:GLN:HE21	1.96	0.64
5:CF:29:ILE:HG22	5:CF:34:GLY:HA3	1.78	0.64
1:CA:1373:G:H5''	6:CG:35:LYS:HB2	1.78	0.64
12:CM:102:LYS:NZ	12:CM:102:LYS:HB2	2.12	0.64
50:D3:4:LYS:HZ2	50:D3:60:CYS:H	1.43	0.64
23:DB:1354:A:H2'	23:DB:1355:G:O4'	1.97	0.64
23:DB:2197:U:O2'	23:DB:2198:A:H2'	1.97	0.64
23:DB:418:C:H2'	23:DB:419:U:C6	2.33	0.64
36:DO:30:ARG:HG2	36:DO:31:THR:H	1.62	0.64
1:AA:1294:G:H2'	1:AA:1295:U:H6	1.60	0.64
1:AA:1513:A:H2'	1:AA:1514:G:C8	2.32	0.64
1:AA:441:A:H61	1:AA:493:A:H62	1.45	0.64
47:B0:52:LYS:NZ	47:B0:52:LYS:HA	2.12	0.64
35:BN:118:ARG:HG2	47:B0:52:LYS:HE2	1.79	0.64
22:BA:20:G:H2'	22:BA:21:G:C8	2.32	0.64
23:BB:1181:U:H2'	23:BB:1182:G:H8	1.62	0.64
23:BB:1387:A:H2'	23:BB:1388:G:H8	1.63	0.64
23:BB:2155:U:H2'	23:BB:2156:G:O4'	1.98	0.64
23:BB:840:C:O2'	23:BB:841:G:H5'	1.97	0.64
25:BC:67:LYS:HG3	25:BC:68:ARG:N	2.12	0.64
30:BH:5:LEU:HD13	30:BH:37:VAL:HG11	1.80	0.64
52:BI:20:SER:O	52:BI:25:PRO:HD2	1.98	0.64
32:BK:5:GLN:O	32:BK:21:CYS:HB3	1.98	0.64
39:BR:47:VAL:HG22	39:BR:48:LYS:HG2	1.79	0.64

Continued on next page...

Continued from previous page...

Atom-1	Atom-2	Interatomic distance (Å)	Clash overlap (Å)
44:BX:19:LEU:HA	44:BX:22:LEU:HB2	1.78	0.64
1:CA:1001:C:H2'	1:CA:1002:G:C8	2.33	0.64
20:CB:15:PHE:HB3	20:CB:42:LEU:HD11	1.78	0.64
2:CC:2:GLN:H	2:CC:2:GLN:HE21	1.44	0.64
18:CS:41:PRO:HA	18:CS:44:ILE:HG13	1.79	0.64
23:DB:2814:A:H2'	23:DB:2815:C:C6	2.32	0.64
32:DK:61:VAL:HG13	32:DK:87:LEU:HD11	1.80	0.64
1:AA:518:C:H2'	1:AA:530:G:C8	2.31	0.64
7:AH:36:ALA:HA	7:AH:39:LEU:HD12	1.79	0.64
10:AK:95:THR:HG23	10:AK:96:ILE:H	1.62	0.64
48:B1:34:GLU:OE1	48:B1:36:LYS:HE2	1.97	0.64
23:BB:2575:C:H5''	26:BD:149:ASN:H	1.61	0.64
23:BB:28:A:H61	23:BB:512:G:H1'	1.62	0.64
23:BB:639:U:H2'	23:BB:640:C:C6	2.33	0.64
25:BC:227:VAL:HG12	25:BC:228:ASP:OD1	1.98	0.64
26:BD:120:GLY:N	26:BD:123:LYS:HG3	2.13	0.64
28:BF:12:VAL:HG13	28:BF:27:VAL:HG21	1.79	0.64
35:BN:7:GLY:O	35:BN:8:ARG:HB2	1.96	0.64
23:BB:2880:C:H1'	35:BN:92:GLY:O	1.98	0.64
23:BB:855:G:H21	43:BW:23:LYS:CD	2.09	0.64
1:CA:83:C:H4'	1:CA:83:C:OP1	1.98	0.64
1:CA:1103:C:O2	20:CB:105:THR:HG21	1.97	0.64
51:D4:23:ILE:CD1	51:D4:24:ARG:H	2.11	0.64
23:DB:1690:A:H2'	23:DB:1691:C:O4'	1.98	0.64
23:DB:1935:G:H1'	23:DB:1964:G:N2	2.12	0.64
23:DB:86:G:OP1	42:DU:30:SER:HB3	1.97	0.64
25:DC:107:LYS:HE3	25:DC:108:GLY:N	2.05	0.64
25:DC:29:PHE:CD1	25:DC:29:PHE:O	2.50	0.64
25:DC:52:HIS:O	25:DC:53:ILE:HB	1.96	0.64
27:DE:115:GLN:HB3	27:DE:117:ARG:NH1	2.12	0.64
28:DF:56:LEU:HD22	28:DF:88:VAL:HG21	1.80	0.64
30:DH:127:GLU:HA	30:DH:144:VAL:O	1.97	0.64
34:DM:131:VAL:HG22	34:DM:133:LYS:N	2.12	0.64
39:DR:63:VAL:HG22	39:DR:64:VAL:N	2.07	0.64
8:AI:49:GLN:NE2	8:AI:79:ARG:HD2	2.13	0.64
12:AM:13:HIS:HB2	12:AM:16:ILE:HG22	1.79	0.64
12:AM:68:LEU:O	12:AM:72:ILE:HD13	1.97	0.64
18:AS:50:VAL:O	18:AS:56:HIS:HA	1.97	0.64
47:B0:28:SER:HB2	47:B0:34:GLY:N	2.12	0.64
23:BB:13:A:H61	23:BB:525:U:H2'	1.63	0.64
23:BB:196:A:H2'	23:BB:196:A:N3	2.12	0.64

Continued on next page...

Continued from previous page...

Atom-1	Atom-2	Interatomic distance (Å)	Clash overlap (Å)
23:BB:923:G:H1'	43:BW:23:LYS:CD	2.23	0.64
25:BC:171:VAL:HB	25:BC:182:LYS:HB3	1.80	0.64
27:BE:58:LYS:O	27:BE:58:LYS:HD3	1.97	0.64
28:BF:75:GLY:O	28:BF:76:PHE:HB2	1.97	0.64
30:BH:83:LYS:HB3	30:BH:91:PHE:CD1	2.31	0.64
33:BL:109:LYS:HA	33:BL:126:ARG:CA	2.27	0.64
23:BB:1225:G:H5''	39:BR:78:ARG:HH22	1.61	0.64
39:BR:90:ARG:HH11	39:BR:91:GLN:H	1.46	0.64
41:BT:3:ARG:HH22	44:BX:19:LEU:HD22	1.61	0.64
4:CE:137:ARG:HH11	4:CE:137:ARG:HG2	1.63	0.64
11:CL:43:LYS:CB	11:CL:44:PRO:HD2	2.17	0.64
12:CM:14:ALA:HB3	12:CM:40:GLU:HA	1.78	0.64
15:CP:28:ARG:CD	15:CP:29:ASN:H	2.09	0.64
23:DB:2196:C:O2'	23:DB:2197:U:H5'	1.97	0.64
23:DB:2238:G:N3	23:DB:2238:G:H2'	2.13	0.64
23:DB:2365:G:H4'	43:DW:65:LYS:HD2	1.80	0.64
23:DB:321:U:OP2	27:DE:130:LYS:HG3	1.98	0.64
23:DB:64:A:H2'	23:DB:65:U:C6	2.32	0.64
33:DL:39:LYS:NZ	33:DL:39:LYS:HA	2.13	0.64
38:DQ:47:ARG:HH12	38:DQ:50:ARG:HG3	1.62	0.64
44:DX:42:LEU:C	44:DX:43:LEU:HD22	2.17	0.64
2:AC:39:ARG:HG3	2:AC:54:ILE:HG21	1.79	0.64
6:AG:3:ARG:HH11	6:AG:3:ARG:HB3	1.63	0.64
6:AG:4:ARG:HE	6:AG:5:VAL:N	1.94	0.64
10:AK:19:VAL:HG12	10:AK:82:GLU:HB2	1.80	0.64
10:AK:52:ARG:HD2	10:AK:53:GLY:N	2.13	0.64
16:AQ:10:ARG:HA	16:AQ:10:ARG:HE	1.63	0.64
23:BB:1198:U:H2'	23:BB:1199:U:C6	2.32	0.64
23:BB:1459:G:O2'	23:BB:1460:U:H5'	1.98	0.64
23:BB:1813:G:N2	25:BC:51:ARG:HG2	2.12	0.64
23:BB:2104:C:H2'	23:BB:2105:U:C5	2.32	0.64
23:BB:2443:C:H2'	23:BB:2444:G:C8	2.31	0.64
23:BB:796:C:H2'	23:BB:797:G:H8	1.62	0.64
25:BC:250:GLN:HB3	25:BC:252:LYS:HE2	1.78	0.64
26:BD:2:ILE:HG13	26:BD:3:GLY:H	1.62	0.64
26:BD:62:LYS:H	26:BD:62:LYS:HD3	1.62	0.64
29:BG:116:LEU:HD21	29:BG:120:ILE:HB	1.79	0.64
52:BI:85:ILE:HD13	52:BI:137:LEU:HD21	1.78	0.64
46:BZ:36:VAL:HG22	46:BZ:42:PRO:HG3	1.78	0.64
1:CA:1402:C:H2'	1:CA:1403:C:O4'	1.98	0.64
2:CC:149:LYS:HB2	2:CC:168:ARG:HG3	1.80	0.64

Continued on next page...

Continued from previous page...

Atom-1	Atom-2	Interatomic distance (Å)	Clash overlap (Å)
3:CD:28:ASP:CB	3:CD:33:ILE:HD12	2.28	0.64
10:CK:61:ALA:O	10:CK:64:VAL:HG22	1.97	0.64
12:CM:47:LEU:H	12:CM:47:LEU:HD23	1.63	0.64
49:D2:34:ARG:HD2	49:D2:43:THR:OG1	1.97	0.64
22:DA:51:G:H2'	22:DA:52:A:H5''	1.78	0.64
23:DB:639:U:H2'	23:DB:640:C:C6	2.33	0.64
23:DB:796:C:H2'	23:DB:797:G:H8	1.62	0.64
23:DB:813:U:H2'	23:DB:814:C:H6	1.63	0.64
26:DD:128:ARG:HD3	26:DD:128:ARG:N	2.13	0.64
31:DJ:98:GLU:O	31:DJ:102:GLU:HG2	1.98	0.64
31:DJ:64:VAL:HG12	31:DJ:65:THR:N	2.11	0.64
37:DP:59:THR:HG23	37:DP:76:HIS:CD2	2.31	0.64
39:DR:80:ARG:O	39:DR:80:ARG:HG3	1.97	0.64
43:DW:13:ARG:NE	43:DW:13:ARG:H	1.90	0.64
1:AA:1077:G:N2	1:AA:1079:G:H3'	2.13	0.64
1:AA:411:A:O2'	1:AA:412:A:H4'	1.98	0.64
20:AB:198:VAL:HG22	20:AB:200:PRO:HD3	1.79	0.64
8:AI:20:ILE:HG23	8:AI:60:LEU:HD13	1.79	0.64
23:BB:1181:U:H2'	23:BB:1182:G:C8	2.32	0.64
23:BB:1354:A:H2'	23:BB:1355:G:O4'	1.97	0.64
23:BB:1360:G:H2'	23:BB:1361:G:H5'	1.79	0.64
23:BB:2743:U:H3'	23:BB:2744:G:H5''	1.80	0.64
23:BB:674:G:H5''	27:BE:71:GLY:N	2.13	0.64
25:BC:16:VAL:HA	25:BC:17:LYS:HZ3	1.61	0.64
28:BF:151:LEU:HD23	28:BF:153:ILE:HD11	1.80	0.64
31:BJ:24:THR:C	31:BJ:25:LEU:HD22	2.17	0.64
31:BJ:35:ARG:HA	31:BJ:35:ARG:NE	2.13	0.64
41:BT:88:LYS:CG	41:BT:89:GLU:H	2.06	0.64
42:BU:3:LYS:HZ2	42:BU:3:LYS:HB2	1.62	0.64
46:BZ:5:ILE:HB	46:BZ:51:VAL:HG13	1.79	0.64
1:CA:376:G:H5''	15:CP:5:ARG:HD3	1.79	0.64
5:CF:43:GLY:HA2	5:CF:58:HIS:CD2	2.33	0.64
12:CM:89:ARG:NH1	12:CM:101:THR:HG21	2.12	0.64
22:DA:7:G:H5''	36:DO:29:HIS:NE2	2.13	0.64
23:DB:1814:G:C4'	25:DC:51:ARG:HG2	2.28	0.64
23:DB:828:U:H4'	23:DB:831:G:N1	2.13	0.64
25:DC:20:ASN:HB2	25:DC:202:ARG:HH11	1.63	0.64
26:DD:197:THR:HG23	26:DD:198:GLY:N	2.07	0.64
27:DE:108:ILE:HG22	27:DE:180:LEU:HD13	1.79	0.64
29:DG:148:ARG:HA	29:DG:161:VAL:CG1	2.28	0.64
23:DB:1007:C:H5''	31:DJ:37:ARG:NH1	2.13	0.64

Continued on next page...

Continued from previous page...

Atom-1	Atom-2	Interatomic distance (Å)	Clash overlap (Å)
32:DK:35:VAL:HA	32:DK:62:VAL:O	1.98	0.64
23:DB:2334:U:N3	43:DW:74:LYS:HE2	2.10	0.64
46:DZ:48:GLN:HB3	46:DZ:51:VAL:CG2	2.28	0.64
1:AA:1111:A:O2'	1:AA:1112:C:H6	1.81	0.64
1:AA:1278:G:H4'	1:AA:1279:G:O5'	1.98	0.64
1:AA:190:A:O5'	1:AA:190:A:H8	1.80	0.64
1:AA:674:G:H2'	1:AA:675:A:H8	1.63	0.64
6:AG:23:ALA:O	6:AG:26:VAL:HG22	1.98	0.64
9:AJ:7:ARG:HA	9:AJ:75:ASP:HB2	1.78	0.64
9:AJ:65:TYR:HB3	13:AN:95:LEU:HD11	1.80	0.64
16:AQ:59:GLU:H	16:AQ:74:LEU:CD2	2.11	0.64
23:BB:1117:C:H2'	23:BB:1118:C:C6	2.32	0.64
23:BB:1690:A:H2'	23:BB:1691:C:O4'	1.98	0.64
23:BB:1812:U:H1'	25:BC:45:ASN:OD1	1.98	0.64
30:BH:112:LYS:O	30:BH:112:LYS:HD2	1.98	0.64
30:BH:89:LYS:NZ	30:BH:123:ARG:HB3	2.13	0.64
34:BM:109:PRO:HA	34:BM:112:LEU:HD22	1.80	0.64
35:BN:113:ILE:O	35:BN:114:GLU:HB2	1.96	0.64
36:BO:109:ALA:HA	36:BO:112:GLU:OE1	1.98	0.64
42:BU:11:ILE:HB	42:BU:69:VAL:HB	1.78	0.64
42:BU:43:LYS:HD2	42:BU:44:HIS:N	2.13	0.64
45:BY:4:ILE:HG12	45:BY:5:LYS:HG3	1.80	0.64
1:CA:1097:C:H2'	1:CA:1098:C:H6	1.61	0.64
1:CA:1306:A:O2'	12:CM:107:THR:HG21	1.98	0.64
7:CH:102:VAL:HG23	7:CH:125:ILE:HB	1.80	0.64
15:CP:40:ASN:HD21	15:CP:42:ILE:HG12	1.63	0.64
19:CT:52:GLU:O	19:CT:56:ILE:HD13	1.98	0.64
23:DB:1319:C:O2'	23:DB:1320:C:H5'	1.98	0.64
23:DB:1387:A:H2'	23:DB:1388:G:H8	1.63	0.64
23:DB:2820:A:C4'	35:DN:4:ARG:HG3	2.27	0.64
26:DD:140:HIS:O	26:DD:141:ARG:HG2	1.97	0.64
23:DB:2811:G:H5'	26:DD:62:LYS:NZ	2.13	0.64
27:DE:31:VAL:HG21	27:DE:104:ALA:HB2	1.79	0.64
12:CM:78:ARG:HG3	28:DF:111:ARG:HH11	1.62	0.64
33:DL:59:ARG:HA	50:D3:11:LYS:HZ1	1.62	0.64
35:DN:8:ARG:NH1	35:DN:46:ARG:HG3	2.13	0.64
24:DV:9:ARG:HH22	24:DV:16:ALA:HB1	1.61	0.64
1:AA:1488:G:O2'	1:AA:1489:G:H5'	1.98	0.64
20:AB:148:GLY:O	20:AB:151:LYS:HE2	1.98	0.64
20:AB:37:VAL:HG22	20:AB:38:HIS:N	2.13	0.64
3:AD:88:ASN:O	3:AD:92:LEU:HD23	1.97	0.64

Continued on next page...

Continued from previous page...

Atom-1	Atom-2	Interatomic distance (Å)	Clash overlap (Å)
7:AH:8:ASP:O	7:AH:12:ARG:HG3	1.98	0.64
9:AJ:25:ILE:HG23	9:AJ:29:ALA:HB3	1.79	0.64
48:B1:13:SER:H	48:B1:50:GLU:HA	1.62	0.64
51:B4:14:CYS:SG	51:B4:25:VAL:HG12	2.38	0.64
23:BB:1188:U:H4'	39:BR:83:TYR:CB	2.27	0.64
23:BB:1973:G:H2'	23:BB:1974:C:C6	2.33	0.64
27:BE:1:MET:O	27:BE:14:VAL:HG22	1.98	0.64
33:BL:132:ARG:O	33:BL:136:GLU:HB3	1.98	0.64
1:CA:1237:C:H3'	1:CA:1238:A:H5'	1.78	0.64
1:CA:451:A:H5'	15:CP:70:ARG:NH2	2.12	0.64
1:CA:677:U:H3	1:CA:713:G:H22	1.47	0.64
1:CA:89:U:H2'	1:CA:90:C:H6	1.62	0.64
1:CA:1526:G:P	21:CU:38:GLU:HB2	2.38	0.64
50:D3:54:LEU:HA	50:D3:57:VAL:HG12	1.80	0.64
23:DB:118:A:OP2	23:DB:119:A:H2'	1.98	0.64
23:DB:1447:C:H2'	23:DB:1448:G:H8	1.61	0.64
23:DB:2249:U:H4'	23:DB:2275:C:C5	2.33	0.64
23:DB:37:C:O2'	23:DB:38:A:H5'	1.98	0.64
23:DB:7:G:H2'	23:DB:8:C:C6	2.33	0.64
23:DB:784:G:H5''	25:DC:225:ASN:HD21	1.63	0.64
25:DC:179:GLU:HG3	25:DC:266:ILE:HG22	1.80	0.64
26:DD:25:THR:HA	26:DD:188:LEU:HD12	1.79	0.64
26:DD:34:VAL:H	26:DD:90:PHE:C	2.01	0.64
30:DH:108:VAL:HG12	30:DH:110:VAL:HB	1.80	0.64
33:DL:78:ARG:NH1	33:DL:78:ARG:HB3	2.13	0.64
38:DQ:91:ARG:HA	38:DQ:94:LEU:HD21	1.79	0.64
43:DW:67:LYS:HD3	43:DW:68:PHE:H	1.62	0.64
1:AA:1412:C:H2'	1:AA:1413:A:H8	1.61	0.63
1:AA:203:G:H1'	1:AA:465:A:N6	2.13	0.63
3:AD:186:GLU:O	3:AD:190:LEU:HD13	1.98	0.63
8:AI:30:ASN:ND2	8:AI:65:THR:HA	2.13	0.63
13:AN:15:LEU:HD12	13:AN:16:ALA:N	2.13	0.63
23:BB:1219:U:H2'	23:BB:1220:G:H8	1.63	0.63
23:BB:704:G:H1'	23:BB:727:A:N6	2.12	0.63
23:BB:1821:A:H5'	25:BC:155:ARG:HH21	1.62	0.63
25:BC:72:GLY:C	25:BC:73:ILE:HD12	2.18	0.63
27:BE:132:LYS:NZ	27:BE:132:LYS:HB2	2.13	0.63
29:BG:23:ILE:O	29:BG:33:THR:HA	1.97	0.63
31:BJ:73:VAL:HG23	31:BJ:74:TYR:H	1.63	0.63
32:BK:108:ARG:HA	32:BK:116:ILE:HG21	1.80	0.63
34:BM:86:LYS:HD2	34:BM:86:LYS:N	2.13	0.63

Continued on next page...

Continued from previous page...

Atom-1	Atom-2	Interatomic distance (Å)	Clash overlap (Å)
35:BN:28:LEU:HD22	35:BN:48:VAL:HG21	1.80	0.63
37:BP:47:ILE:HA	37:BP:63:ILE:HG23	1.79	0.63
40:BS:27:LYS:N	40:BS:27:LYS:HD2	2.09	0.63
1:CA:203:G:H1'	1:CA:465:A:N6	2.13	0.63
1:CA:674:G:H2'	1:CA:675:A:H8	1.63	0.63
10:CK:121:ARG:HE	21:CU:34:ARG:HG2	1.62	0.63
51:D4:10:LEU:HB2	51:D4:25:VAL:HG23	1.80	0.63
23:DB:2080:A:H2'	23:DB:2081:U:C6	2.33	0.63
23:DB:2784:U:H2'	23:DB:2785:C:C6	2.33	0.63
23:DB:878:A:N3	23:DB:878:A:H2'	2.12	0.63
26:DD:146:ILE:H	26:DD:146:ILE:HD12	1.64	0.63
30:DH:1:MET:C	30:DH:21:VAL:HG22	2.19	0.63
34:DM:57:VAL:HG12	34:DM:58:LYS:N	2.09	0.63
43:DW:43:LYS:HD2	43:DW:76:ARG:HA	1.79	0.63
8:AI:122:ARG:HH11	8:AI:122:ARG:HG3	1.64	0.63
48:B1:9:LYS:HD2	48:B1:9:LYS:N	2.14	0.63
50:B3:41:ARG:HD3	50:B3:43:LEU:H	1.63	0.63
22:BA:76:G:H2'	22:BA:77:U:H6	1.63	0.63
23:BB:1192:G:O2'	23:BB:1193:G:H5'	1.98	0.63
23:BB:1205:A:H4'	23:BB:1206:G:OP2	1.96	0.63
23:BB:125:A:H3'	23:BB:126:A:H5'	1.79	0.63
23:BB:298:G:H2'	23:BB:339:U:O4	1.98	0.63
25:BC:141:HIS:CB	25:BC:190:THR:HB	2.29	0.63
26:BD:23:PRO:HB3	26:BD:189:VAL:H	1.63	0.63
43:BW:76:ARG:HG2	43:BW:77:LYS:N	2.13	0.63
1:CA:1084:G:H5'	1:CA:1102:A:OP2	1.98	0.63
1:CA:1404:C:H2'	1:CA:1405:G:C8	2.33	0.63
1:CA:93:U:H2'	1:CA:94:G:H5'	1.79	0.63
23:DB:2108:A:N3	23:DB:2108:A:H2'	2.13	0.63
23:DB:418:C:H2'	23:DB:419:U:H6	1.63	0.63
23:DB:651:G:OP1	50:D3:18:LYS:HG2	1.97	0.63
32:DK:107:LEU:HD21	32:DK:115:ILE:HD13	1.79	0.63
35:DN:30:ARG:NH1	35:DN:74:GLU:HG2	2.14	0.63
36:DO:17:LYS:HD2	36:DO:92:PHE:CD2	2.33	0.63
40:DS:29:VAL:O	40:DS:33:LEU:HD23	1.98	0.63
1:AA:524:G:H2'	1:AA:525:C:C6	2.34	0.63
1:AA:677:U:H3	1:AA:713:G:H22	1.46	0.63
7:AH:11:THR:HA	7:AH:14:ARG:NH1	2.12	0.63
21:AU:7:GLU:OE2	21:AU:15:LEU:HD22	1.98	0.63
23:BB:1060:U:H5	52:BI:131:THR:HG22	1.63	0.63
23:BB:2025:C:H2'	23:BB:2026:U:C6	2.33	0.63

Continued on next page...

Continued from previous page...

Atom-1	Atom-2	Interatomic distance (Å)	Clash overlap (Å)
23:BB:2070:A:H2'	23:BB:2071:A:C8	2.33	0.63
25:BC:140:VAL:HG23	25:BC:141:HIS:H	1.64	0.63
30:BH:11:ASN:HD22	30:BH:12:LEU:H	1.46	0.63
30:BH:83:LYS:HB2	30:BH:92:GLY:H	1.63	0.63
35:BN:70:THR:HG21	35:BN:75:ILE:HG22	1.80	0.63
35:BN:75:ILE:HD13	35:BN:75:ILE:O	1.99	0.63
42:BU:35:VAL:HG12	42:BU:36:GLU:N	2.12	0.63
46:BZ:59:ARG:HE	46:BZ:62:LYS:HD2	1.63	0.63
46:BZ:70:LYS:HE2	46:BZ:70:LYS:N	2.12	0.63
1:CA:411:A:O2'	1:CA:412:A:H4'	1.98	0.63
1:CA:441:A:H61	1:CA:493:A:H62	1.45	0.63
1:CA:985:C:H2'	1:CA:986:U:C6	2.33	0.63
8:CI:113:LYS:HA	8:CI:120:ALA:HB2	1.79	0.63
8:CI:86:LEU:HB3	8:CI:93:LEU:HD13	1.80	0.63
11:CL:85:ARG:NH1	11:CL:93:ARG:HB3	2.13	0.63
23:DB:2361:G:H5''	50:D3:27:ASN:HB2	1.79	0.63
50:D3:4:LYS:HE3	50:D3:61:LEU:H	1.63	0.63
23:DB:1442:U:H2'	23:DB:1443:U:C6	2.33	0.63
23:DB:1485:U:H2'	23:DB:1486:U:H6	1.63	0.63
25:DC:75:ALA:HB2	25:DC:95:TYR:CD1	2.33	0.63
27:DE:42:GLY:O	27:DE:43:THR:HG23	1.97	0.63
28:DF:56:LEU:O	28:DF:59:ILE:HG22	1.97	0.63
31:DJ:41:LYS:HG2	38:DQ:63:ARG:NH1	2.12	0.63
23:DB:907:G:H5'	34:DM:24:THR:HG21	1.80	0.63
37:DP:26:GLU:HA	37:DP:47:ILE:N	2.11	0.63
37:DP:27:VAL:HG13	37:DP:47:ILE:CD1	2.26	0.63
37:DP:27:VAL:CG1	37:DP:47:ILE:HD12	2.26	0.63
38:DQ:57:ARG:HH21	38:DQ:92:LYS:HZ3	1.46	0.63
42:DU:28:LEU:HD11	42:DU:31:GLY:C	2.19	0.63
42:DU:13:LEU:HD21	42:DU:69:VAL:HG13	1.79	0.63
6:AG:74:VAL:HG12	6:AG:75:LYS:H	1.62	0.63
11:AL:20:VAL:O	11:AL:23:LEU:HG	1.97	0.63
12:AM:88:LEU:O	12:AM:92:ARG:HG3	1.97	0.63
21:AU:44:ARG:HG3	21:AU:44:ARG:HH11	1.64	0.63
23:BB:1570:A:H2'	23:BB:1571:A:C8	2.34	0.63
23:BB:1641:A:H2'	23:BB:1642:G:O4'	1.99	0.63
23:BB:364:C:H2'	23:BB:365:U:C6	2.33	0.63
23:BB:41:C:H2'	23:BB:42:A:C8	2.33	0.63
23:BB:828:U:H4'	23:BB:831:G:N1	2.13	0.63
26:BD:8:LYS:HB3	37:BP:5:LYS:HZ1	1.61	0.63
27:BE:113:VAL:HG13	27:BE:114:ARG:H	1.63	0.63

Continued on next page...

Continued from previous page...

Atom-1	Atom-2	Interatomic distance (Å)	Clash overlap (Å)
27:BE:132:LYS:HZ2	27:BE:132:LYS:HB2	1.64	0.63
33:BL:90:VAL:CG1	33:BL:121:THR:H	2.10	0.63
34:BM:67:VAL:HB	34:BM:100:LYS:HD3	1.79	0.63
1:CA:390:U:H2'	1:CA:391:G:H8	1.62	0.63
1:CA:947:G:H2'	1:CA:948:C:H6	1.63	0.63
20:CB:163:ILE:HG23	20:CB:164:ASP:N	2.13	0.63
2:CC:53:ARG:HG3	2:CC:113:LYS:HD3	1.80	0.63
8:CI:48:ARG:HA	8:CI:51:LEU:HD12	1.81	0.63
21:CU:34:ARG:HG2	21:CU:35:GLU:N	2.10	0.63
23:DB:1151:A:H2'	23:DB:1152:C:C6	2.33	0.63
23:DB:1278:C:OP1	35:DN:36:THR:HG23	1.98	0.63
23:DB:598:U:H2'	23:DB:599:A:C8	2.34	0.63
23:DB:608:A:H2'	23:DB:609:A:C8	2.34	0.63
26:DD:61:THR:HG23	26:DD:62:LYS:N	2.14	0.63
32:DK:107:LEU:HD21	32:DK:115:ILE:CD1	2.28	0.63
33:DL:78:ARG:HH12	33:DL:80:SER:HB3	1.63	0.63
37:DP:5:LYS:HA	37:DP:5:LYS:HZ3	1.63	0.63
41:DT:21:SER:HA	41:DT:24:MET:SD	2.38	0.63
42:DU:41:VAL:HA	42:DU:57:ILE:HD12	1.80	0.63
1:AA:975:A:H5''	1:AA:976:G:O5'	1.99	0.63
20:AB:71:THR:HG22	20:AB:94:ARG:HH21	1.63	0.63
5:AF:40:GLU:HG3	5:AF:42:TRP:HE1	1.64	0.63
6:AG:65:LEU:O	6:AG:69:ARG:HG3	1.99	0.63
22:BA:28:C:H5'	22:BA:29:A:OP2	1.98	0.63
23:BB:1351:C:H4'	23:BB:1572:A:O4'	1.99	0.63
23:BB:2784:U:H2'	23:BB:2785:C:C6	2.33	0.63
27:BE:3:LEU:O	27:BE:4:VAL:HG12	1.98	0.63
31:BJ:64:VAL:HG12	31:BJ:65:THR:H	1.64	0.63
32:BK:11:ALA:HB3	32:BK:85:VAL:HG22	1.81	0.63
1:CA:1143:G:H2'	1:CA:1144:G:C8	2.34	0.63
1:CA:1323:G:H2'	1:CA:1324:A:C8	2.34	0.63
1:CA:1409:C:H2'	1:CA:1410:A:C8	2.33	0.63
1:CA:720:C:H4'	17:CR:38:ILE:HD11	1.81	0.63
2:CC:149:LYS:HG3	2:CC:166:TRP:HE1	1.63	0.63
7:CH:78:SER:HB2	7:CH:124:ILE:O	1.97	0.63
7:CH:86:LYS:HD2	7:CH:90:GLU:HG2	1.81	0.63
8:CI:54:VAL:HG12	8:CI:93:LEU:HD22	1.80	0.63
23:DB:1205:A:H62	27:DE:164:LEU:HD11	1.63	0.63
23:DB:1854:A:H62	23:DB:1888:G:H8	1.46	0.63
23:DB:85:G:OP1	42:DU:4:ILE:HG23	1.98	0.63
26:DD:42:ASN:O	26:DD:43:ASP:HB2	1.97	0.63

Continued on next page...

Continued from previous page...

Atom-1	Atom-2	Interatomic distance (Å)	Clash overlap (Å)
27:DE:2:GLU:HA	27:DE:16:GLU:HB3	1.81	0.63
34:DM:97:GLN:N	34:DM:98:PRO:CD	2.61	0.63
35:DN:79:LEU:HD22	35:DN:83:LEU:HD23	1.78	0.63
37:DP:23:ASP:O	37:DP:25:VAL:N	2.32	0.63
23:DB:143:C:N3	41:DT:3:ARG:NH1	2.46	0.63
1:AA:105:G:H2'	1:AA:106:C:H6	1.64	0.63
1:AA:1446:A:C2'	1:AA:1447:A:H5''	2.29	0.63
1:AA:74:A:H2'	1:AA:75:G:C5'	2.27	0.63
1:AA:875:U:O2'	7:AH:14:ARG:HD2	1.97	0.63
3:AD:59:LYS:O	3:AD:63:ILE:HG13	1.98	0.63
7:AH:11:THR:HG22	7:AH:15:ASN:ND2	2.13	0.63
16:AQ:10:ARG:NH2	16:AQ:11:VAL:HG23	2.14	0.63
23:BB:1060:U:O4	23:BB:1088:A:N6	2.32	0.63
23:BB:1132:U:C5'	31:BJ:85:LYS:HZ3	2.11	0.63
23:BB:1509:A:H5'	23:BB:1510:G:H5'	1.80	0.63
23:BB:1567:G:H5''	25:BC:84:PRO:HG3	1.81	0.63
23:BB:2498:C:O2'	23:BB:2499:C:H5'	1.98	0.63
23:BB:2852:G:H2'	23:BB:2853:C:C6	2.33	0.63
23:BB:598:U:H2'	23:BB:599:A:C8	2.34	0.63
23:BB:650:C:H5''	50:B3:22:LYS:NZ	2.13	0.63
23:BB:813:U:H2'	23:BB:814:C:H6	1.62	0.63
23:BB:967:U:H2'	23:BB:968:C:C6	2.33	0.63
25:BC:12:ARG:NE	25:BC:18:VAL:HG11	2.14	0.63
29:BG:86:LEU:HD13	29:BG:163:TYR:HA	1.79	0.63
33:BL:38:GLN:O	33:BL:41:ARG:HD3	1.98	0.63
35:BN:37:THR:HA	35:BN:109:PRO:O	1.98	0.63
35:BN:113:ILE:HG22	35:BN:114:GLU:N	2.10	0.63
36:BO:57:ALA:CB	36:BO:62:LEU:HD22	2.18	0.63
37:BP:97:TYR:O	37:BP:98:TYR:HB2	1.97	0.63
24:BV:46:LYS:O	24:BV:50:MET:HG3	1.99	0.63
24:BV:69:GLU:HG2	24:BV:70:ILE:N	2.14	0.63
24:BV:89:ILE:HD12	24:BV:89:ILE:O	1.99	0.63
1:CA:1041:G:H2'	1:CA:1042:A:H8	1.64	0.63
1:CA:1191:A:OP1	2:CC:2:GLN:HB2	1.98	0.63
2:CC:52:SER:O	2:CC:53:ARG:HG3	1.98	0.63
5:CF:79:ARG:NH2	5:CF:87:SER:HB3	2.14	0.63
13:CN:13:VAL:HG22	13:CN:59:GLN:NE2	2.14	0.63
5:CF:86:ARG:NH1	17:CR:63:TYR:HB3	2.13	0.63
50:D3:24:LYS:NZ	50:D3:24:LYS:HB3	2.13	0.63
50:D3:33:THR:C	50:D3:34:LYS:HD2	2.19	0.63
23:DB:1439:A:C6	23:DB:1552:A:N7	2.67	0.63

Continued on next page...

Continued from previous page...

Atom-1	Atom-2	Interatomic distance (Å)	Clash overlap (Å)
23:DB:2498:C:O2'	23:DB:2499:C:H5'	1.99	0.63
23:DB:365:U:H2'	23:DB:366:C:H6	1.61	0.63
23:DB:532:A:H2'	23:DB:532:A:N3	2.13	0.63
23:DB:64:A:H2'	23:DB:65:U:H6	1.64	0.63
26:DD:9:VAL:HG12	26:DD:10:GLY:H	1.62	0.63
31:DJ:105:VAL:HG11	31:DJ:122:LEU:CD1	2.28	0.63
31:DJ:77:HIS:HB2	31:DJ:85:LYS:HE2	1.81	0.63
32:DK:93:GLN:HG2	32:DK:94:PRO:HD2	1.79	0.63
33:DL:126:ARG:HH12	33:DL:128:THR:HG22	1.64	0.63
38:DQ:3:VAL:C	38:DQ:4:LYS:HD3	2.19	0.63
43:DW:67:LYS:HG2	43:DW:71:LYS:CB	2.29	0.63
1:AA:1308:U:H2'	1:AA:1309:G:C8	2.33	0.63
1:AA:10:A:OP2	4:AE:130:THR:HB	1.98	0.63
5:AF:53:LYS:CD	5:AF:54:LEU:H	2.10	0.63
10:AK:58:THR:HG23	10:AK:61:ALA:HB2	1.80	0.63
18:AS:28:LYS:HD3	18:AS:28:LYS:H	1.63	0.63
23:BB:934:U:H2'	23:BB:935:C:H6	1.61	0.63
27:BE:152:GLU:HG2	27:BE:171:ASP:HB3	1.80	0.63
40:BS:47:VAL:HG12	40:BS:103:ILE:HD13	1.80	0.63
43:BW:43:LYS:CG	43:BW:76:ARG:HE	2.12	0.63
1:CA:32:A:H2'	1:CA:33:A:C8	2.34	0.63
20:CB:70:GLY:O	20:CB:92:ASN:HA	1.97	0.63
5:CF:3:HIS:CA	5:CF:65:GLU:HG3	2.28	0.63
23:DB:1351:C:H4'	23:DB:1572:A:O4'	1.99	0.63
23:DB:863:A:H2'	23:DB:864:G:C8	2.34	0.63
25:DC:137:GLY:C	25:DC:139:THR:H	2.02	0.63
28:DF:177:ARG:HE	28:DF:177:ARG:C	2.01	0.63
52:DI:5:GLN:HB2	52:DI:30:GLN:OE1	1.99	0.63
31:DJ:112:GLY:O	31:DJ:116:ARG:HB2	1.99	0.63
33:DL:4:ASN:O	33:DL:5:THR:HG22	1.98	0.63
35:DN:108:ALA:HB1	35:DN:109:PRO:HD2	1.81	0.63
1:AA:1254:A:OP1	9:AJ:47:GLU:HG3	1.99	0.63
1:AA:1524:C:H2'	1:AA:1525:G:H8	1.63	0.63
1:AA:57:G:H2'	1:AA:58:C:H6	1.63	0.63
6:AG:87:PRO:HG2	6:AG:151:ALA:HB2	1.81	0.63
1:AA:982:U:H3'	13:AN:5:MET:HE1	1.81	0.63
13:AN:81:ILE:HD12	13:AN:82:LYS:H	1.64	0.63
14:AO:60:SER:HA	14:AO:63:ARG:HH12	1.64	0.63
47:B0:6:LYS:HA	47:B0:6:LYS:HZ3	1.63	0.63
23:BB:1453:A:H61	35:BN:74:GLU:HG2	1.61	0.63
23:BB:1439:A:C6	23:BB:1552:A:N7	2.67	0.63

Continued on next page...

Continued from previous page...

Atom-1	Atom-2	Interatomic distance (Å)	Clash overlap (Å)
23:BB:263:G:H2'	23:BB:264:C:O4'	1.98	0.63
23:BB:38:A:O4'	27:BE:46:GLN:CG	2.40	0.63
23:BB:903:C:H2'	23:BB:904:G:H8	1.63	0.63
27:BE:48:THR:HA	27:BE:86:ALA:HB1	1.81	0.63
26:BD:25:THR:HB	37:BP:5:LYS:NZ	2.13	0.63
38:BQ:57:ARG:HA	38:BQ:60:TRP:HE3	1.63	0.63
41:BT:6:ARG:HG3	41:BT:6:ARG:O	1.97	0.63
42:BU:7:ASP:HA	42:BU:24:VAL:HA	1.81	0.63
46:BZ:64:PHE:HA	46:BZ:67:PRO:HD2	1.81	0.63
1:CA:1520:C:H2'	1:CA:1521:C:C6	2.34	0.63
1:CA:976:G:OP1	13:CN:70:HIS:HA	1.98	0.63
2:CC:52:SER:O	2:CC:113:LYS:HD3	1.99	0.63
10:CK:124:LYS:CD	21:CU:34:ARG:HD3	2.28	0.63
49:D2:33:ARG:NE	49:D2:33:ARG:HA	2.13	0.63
23:DB:1570:A:H2'	23:DB:1571:A:C8	2.34	0.63
23:DB:181:A:H2'	23:DB:182:A:C8	2.33	0.63
23:DB:1973:G:H2'	23:DB:1974:C:C6	2.33	0.63
23:DB:2813:A:H2'	23:DB:2814:A:C8	2.34	0.63
23:DB:283:G:H2'	23:DB:284:U:C6	2.34	0.63
25:DC:19:VAL:HG12	25:DC:20:ASN:N	2.13	0.63
27:DE:169:VAL:HG13	27:DE:170:ARG:N	2.08	0.63
1:AA:1102:A:H2'	1:AA:1103:C:C6	2.34	0.63
1:AA:1163:A:H2'	1:AA:1164:G:C8	2.34	0.63
1:AA:1513:A:H2'	1:AA:1514:G:H8	1.63	0.63
1:AA:168:G:O2'	1:AA:169:C:H5'	1.99	0.63
1:AA:810:C:O2'	1:AA:811:C:H5'	1.99	0.63
48:B1:51:ALA:C	48:B1:52:LYS:HD2	2.18	0.63
49:B2:33:ARG:O	49:B2:37:LYS:HB2	1.98	0.63
23:BB:1309:G:H4'	49:B2:7:PRO:HG2	1.80	0.63
23:BB:2212:A:N7	23:BB:2214:C:N4	2.46	0.63
23:BB:2228:G:H2'	23:BB:2229:U:H6	1.63	0.63
23:BB:41:C:H2'	23:BB:42:A:H8	1.63	0.63
23:BB:588:U:OP1	33:BL:28:GLY:N	2.31	0.63
25:BC:131:MET:HE1	25:BC:143:VAL:HG11	1.79	0.63
27:BE:3:LEU:HB2	27:BE:12:LEU:HD22	1.80	0.63
29:BG:17:LYS:HE3	29:BG:24:THR:HG21	1.80	0.63
23:BB:2563:U:H5''	32:BK:27:GLY:HA2	1.79	0.63
32:BK:98:ARG:C	32:BK:99:ILE:HD12	2.20	0.63
34:BM:3:GLN:O	34:BM:6:ARG:N	2.32	0.63
34:BM:96:ILE:HD13	34:BM:97:GLN:HG3	1.80	0.63
37:BP:91:VAL:HB	37:BP:113:LEU:HG	1.80	0.63

Continued on next page...

Continued from previous page...

Atom-1	Atom-2	Interatomic distance (Å)	Clash overlap (Å)
40:BS:66:ILE:H	40:BS:66:ILE:HD12	1.64	0.63
1:CA:1234:C:H2'	1:CA:1235:U:C6	2.34	0.63
1:CA:1342:C:H2'	1:CA:1343:G:H8	1.64	0.63
1:CA:57:G:H2'	1:CA:58:C:H6	1.63	0.63
1:CA:763:G:H2'	1:CA:764:C:C6	2.34	0.63
13:CN:19:TYR:HE2	13:CN:50:LEU:HD13	1.64	0.63
50:D3:4:LYS:HG3	50:D3:61:LEU:HB2	1.81	0.63
22:DA:43:C:H4'	28:DF:62:GLN:HE21	1.64	0.63
23:DB:1022:G:C8	31:DJ:68:LYS:HE3	2.34	0.63
23:DB:1174:U:H1'	23:DB:1176:U:C4	2.34	0.63
23:DB:1548:A:H2'	23:DB:1549:A:H8	1.63	0.63
25:DC:16:VAL:HG12	25:DC:16:VAL:O	1.97	0.63
25:DC:19:VAL:HB	25:DC:205:GLY:HA2	1.80	0.63
23:DB:782:A:O2'	25:DC:223:ALA:HB1	1.98	0.63
31:DJ:131:ASN:C	31:DJ:133:ALA:H	2.01	0.63
31:DJ:69:ARG:HH11	31:DJ:69:ARG:HG3	1.62	0.63
23:DB:631:A:O2'	33:DL:66:PHE:HB3	1.98	0.63
35:DN:45:ARG:NH2	35:DN:113:ILE:HD12	2.12	0.63
1:AA:278:G:N2	1:AA:279:A:H62	1.97	0.62
12:AM:22:TYR:HB3	12:AM:69:ARG:HH22	1.63	0.62
23:BB:1158:C:H5''	45:BY:30:ARG:HD3	1.81	0.62
23:BB:1386:C:H2'	23:BB:1387:A:C8	2.34	0.62
23:BB:1442:U:H2'	23:BB:1443:U:C6	2.33	0.62
23:BB:1854:A:H62	23:BB:1888:G:H8	1.46	0.62
23:BB:2415:G:H2'	23:BB:2416:C:H6	1.62	0.62
23:BB:608:A:H2'	23:BB:609:A:C8	2.34	0.62
23:BB:65:U:H2'	23:BB:66:C:H6	1.64	0.62
23:BB:856:G:H2'	23:BB:857:G:C8	2.34	0.62
25:BC:117:SER:HB3	25:BC:127:ASN:CG	2.19	0.62
26:BD:115:GLY:HA3	26:BD:166:GLY:HA2	1.80	0.62
32:BK:99:ILE:HD13	32:BK:118:LEU:HD13	1.80	0.62
34:BM:34:LYS:O	34:BM:124:LEU:HB2	1.99	0.62
37:BP:63:ILE:H	37:BP:63:ILE:HD12	1.64	0.62
42:BU:27:VAL:HA	42:BU:32:LYS:O	1.99	0.62
20:CB:65:LYS:HB2	20:CB:157:PRO:HA	1.80	0.62
2:CC:182:ASP:HB3	2:CC:201:ILE:HB	1.80	0.62
5:CF:38:ARG:HH21	5:CF:63:ASN:HD21	1.46	0.62
16:CQ:11:VAL:HG22	16:CQ:22:VAL:HG22	1.81	0.62
29:DG:168:VAL:HG23	51:D4:31:PRO:HB3	1.81	0.62
23:DB:1548:A:H2'	23:DB:1549:A:C8	2.34	0.62
23:DB:1571:A:H2'	23:DB:1572:A:C8	2.34	0.62

Continued on next page...

Continued from previous page...

Atom-1	Atom-2	Interatomic distance (Å)	Clash overlap (Å)
23:DB:1682:G:H2'	23:DB:1683:U:C6	2.34	0.62
23:DB:1722:A:H2'	23:DB:1723:G:C8	2.34	0.62
23:DB:6:A:H2'	23:DB:7:G:C8	2.34	0.62
23:DB:967:U:H2'	23:DB:968:C:C6	2.34	0.62
25:DC:131:MET:HG3	25:DC:187:CYS:SG	2.39	0.62
52:DI:20:SER:O	52:DI:25:PRO:HD2	1.99	0.62
52:DI:45:THR:CA	52:DI:48:ILE:HG22	2.29	0.62
34:DM:18:ARG:CD	34:DM:18:ARG:H	2.09	0.62
37:DP:89:GLY:HA2	37:DP:112:ARG:HH22	1.64	0.62
42:DU:66:VAL:HG22	42:DU:67:SER:N	2.08	0.62
1:AA:1074:G:H2'	1:AA:1075:U:H6	1.64	0.62
10:AK:58:THR:HG23	10:AK:61:ALA:CB	2.30	0.62
16:AQ:10:ARG:HH11	16:AQ:55:GLY:N	1.96	0.62
49:B2:35:ARG:HH12	49:B2:39:ARG:HG2	1.63	0.62
23:BB:1590:A:H2'	23:BB:1591:A:H8	1.64	0.62
23:BB:2574:G:O2'	26:BD:151:THR:HG21	1.99	0.62
23:BB:381:G:O2'	23:BB:382:A:H5'	1.99	0.62
23:BB:444:C:H5''	27:BE:44:ARG:NH1	2.14	0.62
23:BB:547:A:H3'	23:BB:548:G:C8	2.28	0.62
25:BC:245:THR:O	25:BC:247:TRP:N	2.32	0.62
23:BB:2227:A:H4'	25:BC:258:SER:HA	1.80	0.62
28:BF:128:SER:HA	28:BF:154:THR:HG23	1.81	0.62
29:BG:158:GLY:HA3	29:BG:170:THR:HG21	1.80	0.62
39:BR:41:ILE:O	39:BR:43:ASN:N	2.31	0.62
39:BR:78:ARG:HD3	39:BR:88:GLY:N	2.14	0.62
44:BX:43:LEU:HA	44:BX:47:ARG:HB3	1.81	0.62
1:CA:524:G:H2'	1:CA:525:C:C6	2.34	0.62
1:CA:939:G:H5''	6:CG:101:ARG:HH22	1.63	0.62
8:CI:29:ILE:HG23	8:CI:32:ARG:HB2	1.81	0.62
1:CA:1250:A:C4'	8:CI:69:GLY:H	2.10	0.62
23:DB:2742:G:H5''	51:D4:38:GLY:HA2	1.80	0.62
23:DB:1060:U:O4	23:DB:1088:A:N6	2.31	0.62
23:DB:1386:C:H2'	23:DB:1387:A:C8	2.34	0.62
23:DB:2848:G:H1'	23:DB:2868:A:N6	2.14	0.62
25:DC:10:PRO:CD	25:DC:202:ARG:HH22	2.12	0.62
32:DK:43:ILE:HG12	32:DK:52:VAL:HG12	1.81	0.62
32:DK:66:LYS:HA	32:DK:79:PHE:O	1.99	0.62
33:DL:2:ARG:HG3	33:DL:2:ARG:HH11	1.64	0.62
36:DO:91:SER:HB3	36:DO:115:LEU:HD22	1.81	0.62
37:DP:91:VAL:HG23	37:DP:92:ARG:H	1.65	0.62
40:DS:27:LYS:HA	40:DS:70:LYS:HB3	1.81	0.62

Continued on next page...

Continued from previous page...

Atom-1	Atom-2	Interatomic distance (Å)	Clash overlap (Å)
42:DU:79:ALA:O	42:DU:96:LYS:HB3	1.99	0.62
24:DV:48:MET:HE1	24:DV:85:LYS:HA	1.81	0.62
44:DX:50:VAL:O	44:DX:54:LYS:HB2	1.99	0.62
1:AA:408:A:H3'	1:AA:409:U:H6	1.63	0.62
1:AA:636:U:H2'	1:AA:637:C:C6	2.35	0.62
9:AJ:30:LYS:HB2	9:AJ:36:VAL:HG21	1.81	0.62
12:AM:89:ARG:HB2	12:AM:96:VAL:HG12	1.81	0.62
13:AN:63:CYS:HB3	13:AN:67:GLY:N	2.08	0.62
23:BB:1319:C:O2'	23:BB:1320:C:H5'	1.98	0.62
23:BB:1779:U:H5	23:BB:1784:A:N7	1.97	0.62
23:BB:2274:A:H2'	23:BB:2276:G:OP1	2.00	0.62
23:BB:244:A:H2'	23:BB:245:G:O4'	2.00	0.62
25:BC:224:MET:HA	25:BC:232:GLY:CA	2.28	0.62
25:BC:46:GLY:O	25:BC:47:ARG:HB2	1.98	0.62
23:BB:2575:C:C4'	26:BD:148:GLN:HA	2.28	0.62
26:BD:4:LEU:HD13	26:BD:79:LEU:CD1	2.28	0.62
26:BD:46:ARG:HD2	26:BD:80:TRP:CZ2	2.34	0.62
29:BG:136:ASP:OD1	29:BG:138:GLN:HB3	1.99	0.62
43:BW:42:THR:HA	43:BW:74:LYS:HA	1.80	0.62
44:BX:28:LEU:HB3	44:BX:34:SER:CA	2.24	0.62
3:CD:148:ALA:O	3:CD:151:GLN:HG2	1.99	0.62
7:CH:35:ILE:O	7:CH:38:VAL:HG12	1.99	0.62
23:DB:1024:G:C3'	23:DB:1025:G:H5''	2.28	0.62
23:DB:1100:C:H2'	23:DB:1101:U:H6	1.64	0.62
23:DB:1802:A:H2'	23:DB:1803:A:C8	2.34	0.62
23:DB:182:A:H2'	23:DB:183:C:H6	1.63	0.62
23:DB:2306:C:H3'	23:DB:2307:G:C5'	2.29	0.62
23:DB:2415:G:H2'	23:DB:2416:C:H6	1.62	0.62
25:DC:3:VAL:HG12	25:DC:4:LYS:H	1.64	0.62
26:DD:125:TRP:CD1	26:DD:127:PHE:HB2	2.34	0.62
35:DN:87:PHE:CD1	35:DN:90:ARG:HB2	2.34	0.62
43:DW:35:ILE:CD1	43:DW:35:ILE:H	2.10	0.62
23:DB:1365:A:OP2	46:DZ:9:TYR:HE2	1.81	0.62
1:AA:918:A:H2'	1:AA:919:A:C8	2.34	0.62
8:AI:11:ARG:NH2	8:AI:12:LYS:HB2	2.14	0.62
10:AK:22:ILE:HD13	10:AK:95:THR:HG21	1.81	0.62
10:AK:56:LYS:H	10:AK:56:LYS:HD3	1.64	0.62
15:AP:71:VAL:HA	15:AP:74:LEU:HG	1.79	0.62
23:BB:1097:U:H2'	23:BB:1098:A:H5'	1.81	0.62
23:BB:1131:G:H1'	23:BB:1133:A:N6	2.14	0.62
23:BB:143:C:H2'	23:BB:144:A:N9	2.13	0.62

Continued on next page...

Continued from previous page...

Atom-1	Atom-2	Interatomic distance (Å)	Clash overlap (Å)
23:BB:172:A:H2'	23:BB:173:A:C8	2.34	0.62
23:BB:932:U:H5'	23:BB:933:A:OP1	1.99	0.62
25:BC:63:ILE:HG22	25:BC:64:VAL:H	1.64	0.62
27:BE:109:LEU:HD23	27:BE:110:SER:N	2.14	0.62
34:BM:45:GLN:NE2	34:BM:119:LEU:HB3	2.14	0.62
41:BT:36:LYS:C	41:BT:36:LYS:HD3	2.20	0.62
44:BX:30:MET:HG3	44:BX:31:GLN:N	2.14	0.62
1:CA:636:U:H2'	1:CA:637:C:C6	2.34	0.62
12:CM:56:ARG:HH11	12:CM:56:ARG:HG3	1.63	0.62
23:DB:1295:C:H2'	23:DB:1296:G:H8	1.64	0.62
23:DB:2088:A:H2'	23:DB:2089:C:H6	1.64	0.62
23:DB:2292:U:H2'	23:DB:2293:G:C8	2.34	0.62
30:DH:65:ALA:HA	30:DH:68:ARG:HB2	1.81	0.62
52:DI:71:LYS:HB3	52:DI:115:ASP:OD2	1.99	0.62
34:DM:16:ARG:HH22	34:DM:72:PRO:HG2	1.65	0.62
36:DO:71:ALA:HB1	36:DO:106:LEU:HB2	1.81	0.62
36:DO:51:ALA:HB3	36:DO:78:VAL:HG22	1.81	0.62
39:DR:39:LEU:H	39:DR:61:ALA:CB	2.11	0.62
43:DW:13:ARG:HE	43:DW:13:ARG:N	1.88	0.62
4:AE:84:VAL:HG22	4:AE:85:LYS:H	1.65	0.62
13:AN:42:ASN:O	13:AN:46:LYS:HG3	2.00	0.62
23:BB:1485:U:H2'	23:BB:1486:U:H6	1.63	0.62
23:BB:1548:A:H2'	23:BB:1549:A:C8	2.34	0.62
23:BB:1818:U:O3'	25:BC:155:ARG:HB2	2.00	0.62
23:BB:19:A:H5''	38:BQ:20:ALA:O	1.99	0.62
23:BB:479:A:O2'	23:BB:480:A:OP2	2.15	0.62
23:BB:969:G:H2'	23:BB:970:U:C6	2.35	0.62
26:BD:62:LYS:HG2	26:BD:63:PRO:CD	2.29	0.62
33:BL:79:LEU:HD12	33:BL:79:LEU:H	1.64	0.62
34:BM:65:ILE:HG22	34:BM:101:VAL:HA	1.82	0.62
1:CA:1071:C:H2'	1:CA:1072:G:C8	2.33	0.62
1:CA:107:G:H2'	1:CA:108:G:H5''	1.81	0.62
1:CA:1329:A:H5''	12:CM:25:GLY:H	1.63	0.62
1:CA:492:C:C2'	1:CA:493:A:H5''	2.28	0.62
1:CA:980:C:H2'	1:CA:981:U:H5'	1.80	0.62
4:CE:95:MET:HA	4:CE:124:ALA:HB2	1.79	0.62
7:CH:19:ALA:HB3	7:CH:21:LYS:HG2	1.80	0.62
16:CQ:24:ILE:HD13	16:CQ:43:LEU:HD13	1.81	0.62
50:D3:4:LYS:HE3	50:D3:61:LEU:HB2	1.81	0.62
23:DB:1098:A:O5'	52:DI:3:LYS:HG2	2.00	0.62
23:DB:1590:A:H2'	23:DB:1591:A:H8	1.64	0.62

Continued on next page...

Continued from previous page...

Atom-1	Atom-2	Interatomic distance (Å)	Clash overlap (Å)
23:DB:2233:U:H2'	23:DB:2234:G:C8	2.35	0.62
23:DB:438:G:H2'	23:DB:439:A:C8	2.34	0.62
25:DC:21:PRO:HD2	25:DC:202:ARG:NH1	2.13	0.62
25:DC:235:GLU:HG3	25:DC:236:GLY:H	1.64	0.62
25:DC:28:PRO:HB2	25:DC:79:ARG:HG2	1.80	0.62
28:DF:18:GLU:C	28:DF:20:ASN:H	2.03	0.62
29:DG:55:ASP:CG	29:DG:56:GLY:H	2.02	0.62
29:DG:75:VAL:O	29:DG:79:THR:HG22	1.99	0.62
37:DP:69:VAL:HG13	37:DP:70:GLU:N	2.12	0.62
1:AA:957:U:H3	1:AA:960:U:H5''	1.65	0.62
20:AB:101:THR:HG23	20:AB:102:ASN:H	1.65	0.62
20:AB:75:ALA:O	20:AB:79:VAL:HB	2.00	0.62
3:AD:147:LYS:H	3:AD:147:LYS:HE3	1.65	0.62
23:BB:2066:C:O2'	23:BB:2067:G:H5'	2.00	0.62
23:BB:2678:C:H2'	23:BB:2679:A:C8	2.35	0.62
23:BB:274:C:H2'	23:BB:275:C:O4'	2.00	0.62
23:BB:2848:G:H1'	23:BB:2868:A:N6	2.14	0.62
23:BB:536:G:H4'	38:BQ:56:PHE:CZ	2.35	0.62
25:BC:220:ARG:CZ	25:BC:220:ARG:HA	2.29	0.62
26:BD:107:VAL:HG23	26:BD:204:LYS:O	2.00	0.62
30:BH:82:SER:HB2	30:BH:94:ILE:HD11	1.80	0.62
38:BQ:101:ASP:HB3	38:BQ:104:ALA:HB3	1.81	0.62
40:BS:4:ILE:HG22	40:BS:5:ALA:H	1.64	0.62
1:CA:1143:G:H2'	1:CA:1144:G:H8	1.64	0.62
1:CA:1392:G:O2'	1:CA:1393:U:H5'	2.00	0.62
1:CA:1409:C:H2'	1:CA:1410:A:H8	1.65	0.62
1:CA:384:G:H2'	1:CA:385:C:C6	2.34	0.62
1:CA:810:C:O2'	1:CA:811:C:H5'	1.99	0.62
20:CB:162:VAL:HG11	20:CB:172:ILE:HD11	1.82	0.62
9:CJ:53:ILE:HG22	9:CJ:61:ALA:HB1	1.81	0.62
13:CN:32:ASP:HB2	13:CN:34:ASN:ND2	2.14	0.62
15:CP:20:VAL:HG23	15:CP:34:GLU:O	1.99	0.62
23:DB:1151:A:H2'	23:DB:1152:C:H6	1.63	0.62
23:DB:1459:G:O2'	23:DB:1460:U:H5'	1.98	0.62
23:DB:340:A:H2'	23:DB:341:C:O4'	1.99	0.62
25:DC:68:ARG:NH2	25:DC:190:THR:HG23	2.14	0.62
27:DE:191:ASP:HA	27:DE:194:LYS:HE3	1.81	0.62
30:DH:96:THR:HG23	30:DH:97:ARG:HG2	1.81	0.62
23:DB:1099:G:C8	52:DI:3:LYS:CB	2.83	0.62
23:DB:997:G:H5'	38:DQ:92:LYS:HG3	1.81	0.62
1:AA:1017:U:H2'	1:AA:1018:G:C8	2.34	0.62

Continued on next page...

Continued from previous page...

Atom-1	Atom-2	Interatomic distance (Å)	Clash overlap (Å)
1:AA:973:G:H1'	9:AJ:56:HIS:ND1	2.15	0.62
20:AB:128:LEU:HG	20:AB:132:GLU:HG2	1.82	0.62
3:AD:20:LEU:O	3:AD:21:LYS:HE3	2.00	0.62
9:AJ:24:GLU:OE1	9:AJ:90:LEU:HD22	1.98	0.62
23:BB:1155:A:H61	45:BY:10:ARG:HH12	1.46	0.62
23:BB:1571:A:H2'	23:BB:1572:A:C8	2.34	0.62
23:BB:2813:A:H2'	23:BB:2814:A:C8	2.34	0.62
23:BB:364:C:H2'	23:BB:365:U:H6	1.65	0.62
23:BB:633:A:H2'	23:BB:634:C:H5'	1.81	0.62
25:BC:107:LYS:H	25:BC:194:VAL:HG21	1.63	0.62
23:BB:1843:C:H5''	25:BC:252:LYS:NZ	2.15	0.62
28:BF:33:ILE:HD11	28:BF:90:LEU:HB2	1.81	0.62
36:BO:1:MET:HG2	36:BO:3:LYS:N	2.15	0.62
37:BP:86:LYS:O	37:BP:87:ARG:HG3	1.99	0.62
44:BX:29:ARG:HA	44:BX:34:SER:HB2	1.82	0.62
5:CF:47:LEU:HD21	5:CF:57:ALA:CB	2.30	0.62
47:D0:41:HIS:CD2	47:D0:46:GLY:HA2	2.35	0.62
23:DB:1495:A:H2'	23:DB:1496:A:C8	2.35	0.62
23:DB:2249:U:H4'	23:DB:2275:C:H5	1.65	0.62
23:DB:28:A:N6	23:DB:512:G:H1'	2.14	0.62
23:DB:337:C:H2'	23:DB:338:G:O4'	1.99	0.62
26:DD:17:GLU:HG2	37:DP:80:VAL:HB	1.81	0.62
26:DD:30:GLU:HG2	26:DD:94:GLN:HE22	1.64	0.62
23:DB:1098:A:C3'	52:DI:4:VAL:N	2.62	0.62
32:DK:33:ALA:HB2	32:DK:39:ILE:HD11	1.81	0.62
33:DL:118:THR:HG23	33:DL:119:PRO:CD	2.29	0.62
34:DM:41:LEU:HD23	34:DM:93:VAL:HG11	1.82	0.62
39:DR:6:GLN:NE2	39:DR:6:GLN:N	2.47	0.62
40:DS:7:HIS:CD2	40:DS:10:ALA:HB2	2.35	0.62
41:DT:66:LYS:HZ3	41:DT:66:LYS:C	2.02	0.62
42:DU:46:LYS:HD3	42:DU:53:GLN:HG3	1.82	0.62
42:DU:71:ILE:HG21	42:DU:102:ILE:HD12	1.80	0.62
1:AA:1005:A:H3'	1:AA:1006:G:H8	1.64	0.62
1:AA:1444:U:H2'	1:AA:1445:U:C6	2.35	0.62
1:AA:763:G:H2'	1:AA:764:C:C6	2.33	0.62
1:AA:841:C:H3'	1:AA:843:U:OP2	1.99	0.62
20:AB:147:LEU:O	20:AB:150:ILE:HG22	2.00	0.62
12:AM:48:SER:O	12:AM:52:ILE:HG22	1.98	0.62
1:AA:135:C:O2	15:AP:1:MET:HB2	1.99	0.62
23:BB:1469:A:H2'	23:BB:1470:A:H8	1.62	0.62
23:BB:162:U:O2'	23:BB:163:C:H5'	2.00	0.62

Continued on next page...

Continued from previous page...

Atom-1	Atom-2	Interatomic distance (Å)	Clash overlap (Å)
23:BB:365:U:H2'	23:BB:366:C:C6	2.35	0.62
23:BB:968:C:H2'	23:BB:969:G:H8	1.64	0.62
25:BC:67:LYS:O	25:BC:68:ARG:HB2	1.99	0.62
28:BF:116:LEU:HG	28:BF:176:PHE:HA	1.80	0.62
28:BF:177:ARG:HE	28:BF:178:LYS:N	1.97	0.62
30:BH:89:LYS:C	30:BH:90:LEU:HD12	2.20	0.62
32:BK:35:VAL:HG12	32:BK:69:VAL:HG22	1.82	0.62
33:BL:94:THR:CB	33:BL:103:ILE:HG12	2.29	0.62
37:BP:52:ARG:HH11	37:BP:54:LEU:HB3	1.63	0.62
38:BQ:111:LYS:HB2	39:BR:52:PRO:HB3	1.82	0.62
43:BW:2:HIS:C	43:BW:3:LYS:HD2	2.20	0.62
43:BW:35:ILE:HG23	43:BW:36:ILE:N	2.11	0.62
20:CB:46:VAL:HA	20:CB:49:PHE:CD2	2.35	0.62
2:CC:61:LYS:HB3	2:CC:61:LYS:NZ	2.14	0.62
9:CJ:85:ASP:HB2	9:CJ:89:ARG:NH2	2.14	0.62
23:DB:1178:C:H2'	23:DB:1179:G:H8	1.63	0.62
23:DB:2147:A:H4'	23:DB:2148:G:C8	2.34	0.62
23:DB:2784:U:H2'	23:DB:2785:C:H6	1.62	0.62
26:DD:31:ALA:HB3	26:DD:95:SER:H	1.65	0.62
27:DE:134:LEU:H	27:DE:134:LEU:HD13	1.65	0.62
35:DN:30:ARG:HH12	35:DN:74:GLU:HG2	1.63	0.62
36:DO:82:ALA:C	36:DO:87:ILE:HG21	2.20	0.62
39:DR:69:GLY:HA2	39:DR:96:VAL:HA	1.81	0.62
42:DU:57:ILE:HD13	42:DU:58:VAL:N	2.13	0.62
1:AA:107:G:H2'	1:AA:108:G:H5''	1.81	0.62
20:AB:156:LEU:HD12	20:AB:156:LEU:H	1.63	0.62
3:AD:163:GLN:HB2	3:AD:164:ARG:NH1	2.14	0.62
13:AN:17:ASP:HA	13:AN:21:ALA:CB	2.30	0.62
10:AK:105:ARG:HH21	21:AU:10:PRO:HG3	1.64	0.62
51:B4:2:LYS:NZ	51:B4:2:LYS:HB3	2.15	0.62
23:BB:1159:U:H2'	23:BB:1160:G:H8	1.63	0.62
23:BB:1802:A:H2'	23:BB:1803:A:C8	2.34	0.62
23:BB:2185:U:H2'	23:BB:2186:G:H8	1.64	0.62
23:BB:2678:C:H2'	23:BB:2679:A:H8	1.65	0.62
23:BB:854:C:H2'	23:BB:855:G:H8	1.65	0.62
23:BB:923:G:O2'	23:BB:924:G:H5'	2.00	0.62
26:BD:106:LYS:HZ1	26:BD:208:LYS:HD3	1.65	0.62
26:BD:32:ASN:ND2	26:BD:94:GLN:HG2	2.15	0.62
27:BE:147:LEU:HB3	27:BE:183:PHE:CD2	2.35	0.62
29:BG:71:LEU:HA	29:BG:74:MET:HG3	1.82	0.62
31:BJ:67:ASN:O	31:BJ:70:THR:HG22	1.99	0.62

Continued on next page...

Continued from previous page...

Atom-1	Atom-2	Interatomic distance (Å)	Clash overlap (Å)
33:BL:79:LEU:HD12	33:BL:79:LEU:N	2.15	0.62
34:BM:3:GLN:NE2	34:BM:5:LYS:H	1.98	0.62
38:BQ:60:TRP:O	38:BQ:64:ILE:HG13	2.00	0.62
43:BW:44:PHE:CE2	43:BW:60:ALA:HB3	2.34	0.62
1:CA:1354:U:H2'	1:CA:1355:G:H8	1.63	0.62
1:CA:408:A:H3'	1:CA:409:U:H6	1.63	0.62
6:CG:30:MET:HG3	6:CG:34:LYS:O	2.00	0.62
6:CG:59:GLU:HA	6:CG:62:GLU:OE2	1.99	0.62
8:CI:94:ARG:HB3	8:CI:98:ARG:NE	2.14	0.62
23:DB:1509:A:H5'	23:DB:1510:G:H5'	1.80	0.62
23:DB:1551:A:C3'	23:DB:1552:A:H5''	2.30	0.62
23:DB:1641:A:H2'	23:DB:1642:G:O4'	1.98	0.62
25:DC:139:THR:HA	25:DC:193:GLU:OE1	2.00	0.62
34:DM:26:VAL:HG12	34:DM:27:SER:H	1.64	0.62
35:DN:70:THR:HG22	35:DN:72:ASP:H	1.65	0.62
46:DZ:49:ARG:C	46:DZ:51:VAL:H	2.03	0.62
1:AA:1238:A:C2	1:AA:1241:G:H1'	2.35	0.62
1:AA:313:A:H2'	1:AA:314:C:C6	2.35	0.62
1:AA:384:G:H2'	1:AA:385:C:C6	2.35	0.62
1:AA:492:C:C2'	1:AA:493:A:H5''	2.28	0.62
1:AA:590:U:H2'	1:AA:591:U:C6	2.35	0.62
3:AD:2:ARG:HH12	3:AD:114:ARG:HD2	1.65	0.62
9:AJ:88:MET:HB2	9:AJ:89:ARG:NH1	2.15	0.62
10:AK:56:LYS:O	10:AK:58:THR:HG22	1.99	0.62
14:AO:87:ARG:HH11	14:AO:87:ARG:HA	1.65	0.62
15:AP:46:LYS:CE	15:AP:46:LYS:H	2.12	0.62
15:AP:46:LYS:HE2	15:AP:46:LYS:N	2.15	0.62
16:AQ:26:ARG:HH21	16:AQ:39:ARG:CZ	2.12	0.62
21:AU:36:PHE:HB3	21:AU:40:PRO:CG	2.30	0.62
23:BB:1722:A:N6	23:BB:1738:G:H1'	2.15	0.62
23:BB:2472:G:H2'	23:BB:2475:C:H42	1.64	0.62
23:BB:436:C:O2'	23:BB:437:U:H5'	2.00	0.62
23:BB:438:G:H2'	23:BB:439:A:H8	1.65	0.62
25:BC:179:GLU:CG	25:BC:266:ILE:HA	2.30	0.62
25:BC:179:GLU:HG3	25:BC:266:ILE:HA	1.82	0.62
25:BC:43:ASN:OD1	25:BC:51:ARG:HD3	1.99	0.62
26:BD:48:ILE:HG13	26:BD:80:TRP:NE1	2.15	0.62
29:BG:124:CYS:HB3	29:BG:129:GLU:O	1.99	0.62
34:BM:69:PRO:HB2	34:BM:71:LYS:HZ1	1.65	0.62
40:BS:88:ARG:HD2	40:BS:93:ALA:HB3	1.81	0.62
45:BY:9:THR:CA	45:BY:55:LYS:HE2	2.29	0.62

Continued on next page...

Continued from previous page...

Atom-1	Atom-2	Interatomic distance (Å)	Clash overlap (Å)
23:BB:189:G:OP2	46:BZ:12:ILE:HG12	1.99	0.62
1:CA:1200:C:C4'	1:CA:1201:A:H5'	2.29	0.62
1:CA:168:G:O2'	1:CA:169:C:H5'	1.99	0.62
2:CC:150:VAL:HG22	2:CC:199:VAL:HG12	1.82	0.62
6:CG:11:ILE:HG21	6:CG:27:ASN:HD21	1.65	0.62
6:CG:87:PRO:HG3	6:CG:148:LYS:HA	1.81	0.62
19:CT:3:ILE:O	19:CT:4:LYS:HB2	2.00	0.62
48:D1:15:GLY:HA3	48:D1:47:ILE:HG21	1.82	0.62
49:D2:17:GLY:O	49:D2:19:ARG:N	2.32	0.62
23:DB:1181:U:H2'	23:DB:1182:G:C8	2.35	0.62
23:DB:2425:A:H5'	23:DB:2427:C:O4'	2.00	0.62
23:DB:3:U:H2'	23:DB:4:U:C6	2.34	0.62
23:DB:401:A:H2'	23:DB:402:A:H8	1.65	0.62
23:DB:664:G:H2'	23:DB:665:U:H6	1.65	0.62
23:DB:1819:A:OP1	25:DC:153:LEU:HB2	1.99	0.62
28:DF:65:LEU:HD23	28:DF:87:LYS:HD2	1.80	0.62
29:DG:94:ARG:HB2	29:DG:105:SER:HB2	1.82	0.62
30:DH:4:ILE:HD11	30:DH:37:VAL:HA	1.81	0.62
34:DM:133:LYS:HD2	34:DM:134:THR:O	2.00	0.62
42:DU:9:GLU:HB2	42:DU:71:ILE:HG13	1.82	0.62
1:AA:1182:G:H4'	1:AA:1183:U:H5'	1.81	0.61
11:AL:43:LYS:N	11:AL:44:PRO:HD2	2.15	0.61
1:AA:275:G:O5'	16:AQ:15:LYS:HG2	2.00	0.61
19:AT:70:LYS:NZ	19:AT:70:LYS:HB2	2.13	0.61
47:B0:41:HIS:HD2	47:B0:42:ILE:HG22	1.65	0.61
23:BB:1117:C:H2'	23:BB:1118:C:H6	1.65	0.61
23:BB:1295:C:H2'	23:BB:1296:G:H8	1.65	0.61
23:BB:1551:A:C3'	23:BB:1552:A:H5''	2.30	0.61
23:BB:2743:U:H2'	23:BB:2744:G:O4'	2.00	0.61
25:BC:103:ILE:HG22	25:BC:104:LEU:N	2.15	0.61
26:BD:23:PRO:HB3	26:BD:189:VAL:N	2.15	0.61
33:BL:61:LEU:HD22	33:BL:61:LEU:H	1.64	0.61
42:BU:5:ARG:CG	42:BU:6:ARG:H	2.13	0.61
43:BW:16:GLU:CG	43:BW:37:VAL:HG22	2.30	0.61
1:CA:590:U:H2'	1:CA:591:U:C6	2.35	0.61
2:CC:18:ASN:O	2:CC:55:VAL:HA	2.00	0.61
6:CG:125:ASP:HB3	6:CG:129:ASN:HA	1.83	0.61
7:CH:6:ILE:HD11	7:CH:31:LEU:HD23	1.82	0.61
1:CA:33:A:H1'	11:CL:27:PRO:HG3	1.81	0.61
48:D1:19:PHE:HD1	48:D1:20:TYR:H	1.48	0.61
23:DB:1164:C:H2'	23:DB:1165:A:C8	2.36	0.61

Continued on next page...

Continued from previous page...

Atom-1	Atom-2	Interatomic distance (Å)	Clash overlap (Å)
23:DB:1254:A:N1	27:DE:77:ILE:HD12	2.14	0.61
23:DB:1439:A:N7	23:DB:1440:U:C6	2.68	0.61
23:DB:1779:U:H5	23:DB:1784:A:N7	1.97	0.61
23:DB:2008:C:H2'	23:DB:2009:A:C8	2.31	0.61
23:DB:2405:G:H5'	33:DL:70:LYS:HG3	1.81	0.61
23:DB:2678:C:H2'	23:DB:2679:A:C8	2.35	0.61
23:DB:30:G:H2'	23:DB:31:C:C6	2.34	0.61
23:DB:925:A:O2'	23:DB:926:G:H5'	2.00	0.61
25:DC:210:ALA:HA	25:DC:213:ARG:HD2	1.82	0.61
28:DF:177:ARG:NH2	28:DF:178:LYS:HA	2.14	0.61
34:DM:96:ILE:HD12	34:DM:96:ILE:N	2.15	0.61
36:DO:15:ARG:HH12	43:DW:76:ARG:HE	1.45	0.61
38:DQ:36:GLN:O	38:DQ:39:ILE:HG23	1.99	0.61
43:DW:36:ILE:HG13	43:DW:38:ARG:H	1.65	0.61
1:AA:32:A:H2'	1:AA:33:A:C8	2.34	0.61
20:AB:87:ASP:O	20:AB:88:GLN:HG3	2.01	0.61
1:AA:16:A:O2'	4:AE:20:VAL:HG13	2.00	0.61
7:AH:111:THR:H	7:AH:114:ALA:HB3	1.64	0.61
7:AH:8:ASP:OD2	7:AH:12:ARG:HD2	1.99	0.61
8:AI:80:HIS:O	8:AI:84:ARG:HB2	1.99	0.61
16:AQ:10:ARG:HA	16:AQ:10:ARG:NE	2.15	0.61
23:BB:1439:A:N7	23:BB:1440:U:C6	2.68	0.61
23:BB:1682:G:H2'	23:BB:1683:U:C6	2.35	0.61
23:BB:1722:A:H2'	23:BB:1723:G:C8	2.34	0.61
25:BC:70:LYS:HE3	25:BC:95:TYR:CE2	2.35	0.61
26:BD:22:ILE:N	26:BD:23:PRO:CD	2.63	0.61
26:BD:33:ARG:HG3	26:BD:34:VAL:H	1.64	0.61
26:BD:60:VAL:HB	26:BD:63:PRO:HG2	1.80	0.61
27:BE:105:LEU:HD22	27:BE:177:PRO:HG2	1.81	0.61
27:BE:57:LYS:HA	27:BE:57:LYS:HE3	1.81	0.61
29:BG:86:LEU:HD12	29:BG:161:VAL:HG12	1.82	0.61
29:BG:18:ILE:HA	29:BG:23:ILE:HD13	1.82	0.61
52:BI:135:MET:HG3	52:BI:137:LEU:HG	1.82	0.61
41:BT:13:ALA:O	41:BT:32:LEU:HA	2.00	0.61
24:BV:17:SER:HB3	24:BV:21:ARG:HH12	1.65	0.61
1:CA:1437:A:H2'	1:CA:1438:G:H8	1.65	0.61
1:CA:60:A:H4'	1:CA:61:G:O5'	2.00	0.61
1:CA:859:G:H2'	1:CA:860:A:H8	1.65	0.61
7:CH:124:ILE:HD12	7:CH:125:ILE:N	2.15	0.61
12:CM:6:ILE:O	12:CM:8:ILE:HG23	2.00	0.61
15:CP:68:SER:OG	15:CP:71:VAL:HG12	2.00	0.61

Continued on next page...

Continued from previous page...

Atom-1	Atom-2	Interatomic distance (Å)	Clash overlap (Å)
21:CU:17:ARG:H	21:CU:17:ARG:CD	2.09	0.61
23:DB:1797:G:O3'	25:DC:253:GLY:HA2	1.99	0.61
23:DB:2324:U:H3'	23:DB:2325:G:H5''	1.82	0.61
23:DB:222:A:H61	23:DB:232:G:H1'	1.62	0.61
23:DB:2755:C:H2'	51:D4:19:ARG:HH21	1.64	0.61
23:DB:448:U:H3'	27:DE:79:ARG:HE	1.63	0.61
23:DB:620:G:H5'	23:DB:620:G:N3	2.15	0.61
26:DD:27:ILE:HG12	26:DD:185:ASN:O	2.00	0.61
27:DE:77:ILE:O	27:DE:77:ILE:HG12	1.99	0.61
28:DF:67:THR:OG1	28:DF:85:GLY:HA3	1.99	0.61
29:DG:175:LYS:HG2	29:DG:176:LYS:N	2.14	0.61
52:DI:121:ILE:N	52:DI:121:ILE:HD13	2.15	0.61
23:DB:1064:C:H4'	52:DI:90:GLY:CA	2.28	0.61
31:DJ:45:THR:HG22	31:DJ:47:HIS:H	1.65	0.61
31:DJ:96:ARG:HG3	31:DJ:98:GLU:OE1	1.99	0.61
33:DL:78:ARG:NE	33:DL:113:ALA:HB1	2.14	0.61
23:DB:1225:G:OP1	39:DR:90:ARG:HD2	2.00	0.61
42:DU:9:GLU:HB2	42:DU:71:ILE:CB	2.30	0.61
44:DX:44:LYS:HG2	44:DX:47:ARG:HB2	1.82	0.61
1:AA:1506:U:H4'	10:AK:128:VAL:OXT	2.00	0.61
5:AF:4:TYR:O	5:AF:63:ASN:HA	2.00	0.61
9:AJ:31:ARG:HH11	9:AJ:31:ARG:HG2	1.65	0.61
9:AJ:53:ILE:HG12	9:AJ:63:ASP:HB2	1.82	0.61
10:AK:36:ARG:HG2	10:AK:37:GLN:H	1.65	0.61
14:AO:55:LEU:O	14:AO:59:VAL:HG23	2.00	0.61
48:B1:13:SER:N	48:B1:50:GLU:HA	2.15	0.61
23:BB:1405:U:H2'	23:BB:1406:U:C6	2.36	0.61
23:BB:1791:A:C2	23:BB:1829:A:H4'	2.35	0.61
23:BB:1915:U:H3'	23:BB:1916:A:H8	1.66	0.61
23:BB:198:C:O2'	23:BB:199:A:H5''	2.00	0.61
23:BB:2455:G:H2'	23:BB:2456:C:C6	2.36	0.61
23:BB:526:A:N6	23:BB:2626:C:H4'	2.16	0.61
23:BB:972:A:C3'	23:BB:973:A:H5''	2.30	0.61
25:BC:37:SER:OG	25:BC:62:ARG:HG3	2.00	0.61
26:BD:128:ARG:NH2	26:BD:130:GLN:HG3	2.14	0.61
26:BD:16:THR:C	37:BP:80:VAL:HB	2.20	0.61
35:BN:1:MET:HE3	35:BN:3:HIS:H	1.64	0.61
36:BO:49:VAL:HG22	36:BO:50:ALA:N	2.13	0.61
42:BU:40:LEU:O	42:BU:42:LYS:HD2	2.00	0.61
1:CA:1030:U:H5''	1:CA:1031:C:C5	2.34	0.61
1:CA:1078:U:H4'	4:CE:137:ARG:HH12	1.66	0.61

Continued on next page...

Continued from previous page...

Atom-1	Atom-2	Interatomic distance (Å)	Clash overlap (Å)
1:CA:1151:A:O2'	1:CA:1152:A:H5''	2.00	0.61
1:CA:1287:A:H2'	1:CA:1288:A:C8	2.35	0.61
1:CA:841:C:H3'	1:CA:843:U:OP2	1.99	0.61
1:CA:673:A:H4'	5:CF:86:ARG:HD2	1.81	0.61
6:CG:144:ALA:C	6:CG:146:ALA:H	2.04	0.61
21:CU:24:LYS:CD	21:CU:25:ALA:H	2.11	0.61
23:DB:1099:G:H8	52:DI:3:LYS:CB	2.13	0.61
23:DB:1722:A:N6	23:DB:1738:G:H1'	2.15	0.61
23:DB:453:A:H4'	23:DB:472:A:N6	2.15	0.61
23:DB:784:G:O2'	23:DB:785:G:H5''	2.01	0.61
23:DB:912:C:O2'	23:DB:913:U:H5'	1.99	0.61
25:DC:20:ASN:CG	25:DC:202:ARG:HD3	2.20	0.61
33:DL:18:ARG:HH22	33:DL:21:ARG:HD3	1.65	0.61
33:DL:62:PRO:HB3	50:D3:12:ARG:NE	2.16	0.61
23:DB:2293:G:H5''	36:DO:9:ARG:HH21	1.64	0.61
23:DB:144:A:C6	41:DT:3:ARG:NH1	2.68	0.61
43:DW:67:LYS:HD2	43:DW:70:VAL:N	2.15	0.61
1:AA:1074:G:H2'	1:AA:1075:U:C6	2.35	0.61
1:AA:642:A:H2'	1:AA:643:C:C6	2.35	0.61
50:B3:2:LYS:O	50:B3:2:LYS:HD3	2.00	0.61
23:BB:1105:U:H2'	23:BB:1106:G:C8	2.34	0.61
23:BB:1791:A:OP1	25:BC:211:ARG:HG2	2.00	0.61
23:BB:18:U:H2'	23:BB:19:A:H8	1.64	0.61
23:BB:2809:A:H2'	23:BB:2810:A:C8	2.36	0.61
26:BD:128:ARG:CA	26:BD:128:ARG:HE	2.13	0.61
23:BB:2575:C:H4'	26:BD:148:GLN:C	2.20	0.61
26:BD:170:VAL:HG11	26:BD:194:PRO:CB	2.29	0.61
34:BM:42:THR:CG2	34:BM:45:GLN:HB2	2.30	0.61
39:BR:53:PHE:CE2	39:BR:54:VAL:HB	2.36	0.61
43:BW:54:ARG:HG2	43:BW:54:ARG:HH11	1.65	0.61
43:BW:66:VAL:HG22	43:BW:67:LYS:H	1.64	0.61
1:CA:105:G:H2'	1:CA:106:C:H6	1.64	0.61
20:CB:10:LYS:HB2	20:CB:211:LEU:CD2	2.30	0.61
20:CB:23:ASN:HD22	20:CB:24:PRO:HD2	1.63	0.61
22:DA:65:U:O2'	22:DA:66:A:H5'	1.99	0.61
23:DB:1201:U:H2'	23:DB:1202:G:C8	2.35	0.61
23:DB:358:U:H2'	23:DB:359:G:C8	2.35	0.61
23:DB:876:C:C2	23:DB:877:A:H1'	2.35	0.61
23:DB:937:C:H2'	23:DB:938:G:H8	1.65	0.61
25:DC:136:VAL:HA	25:DC:165:ALA:HA	1.82	0.61
30:DH:131:SER:HB2	30:DH:141:LYS:HA	1.81	0.61

Continued on next page...

Continued from previous page...

Atom-1	Atom-2	Interatomic distance (Å)	Clash overlap (Å)
30:DH:3:VAL:HB	30:DH:37:VAL:CG1	2.31	0.61
30:DH:51:ARG:HG2	30:DH:51:ARG:HH11	1.65	0.61
34:DM:28:PHE:HB2	34:DM:102:LEU:HG	1.82	0.61
38:DQ:25:GLY:HA2	38:DQ:29:ARG:HD2	1.82	0.61
39:DR:65:ALA:CB	39:DR:99:THR:HG23	2.25	0.61
39:DR:71:LYS:HB2	39:DR:73:LYS:HZ1	1.64	0.61
40:DS:21:ALA:HB1	40:DS:74:ILE:HD12	1.82	0.61
24:DV:53:LYS:HB3	24:DV:53:LYS:HZ2	1.66	0.61
43:DW:42:THR:HB	43:DW:75:ASN:CG	2.21	0.61
1:AA:1040:U:H2'	1:AA:1041:G:H8	1.66	0.61
8:AI:4:GLN:HG2	8:AI:21:LYS:HG3	1.81	0.61
10:AK:18:GLY:O	10:AK:81:LEU:HB2	2.00	0.61
33:BL:62:PRO:C	50:B3:24:LYS:HD3	2.20	0.61
22:BA:104:A:H2'	22:BA:105:G:O4'	2.00	0.61
23:BB:1439:A:C4	23:BB:1552:A:N6	2.69	0.61
23:BB:1712:U:H3'	23:BB:1713:A:H5''	1.83	0.61
23:BB:1838:C:N4	23:BB:1898:U:H2'	2.15	0.61
23:BB:37:C:O2'	27:BE:46:GLN:HB3	2.00	0.61
25:BC:15:VAL:HG12	25:BC:16:VAL:HG23	1.80	0.61
25:BC:220:ARG:NE	25:BC:220:ARG:HA	2.15	0.61
26:BD:128:ARG:HH22	26:BD:130:GLN:CG	2.13	0.61
23:BB:1656:C:H5''	26:BD:141:ARG:HB3	1.83	0.61
27:BE:130:LYS:HD3	27:BE:132:LYS:HD2	1.82	0.61
28:BF:108:PRO:HB3	28:BF:113:PHE:CE2	2.36	0.61
30:BH:132:PHE:HB3	30:BH:140:ALA:HB3	1.82	0.61
23:BB:831:G:O3'	33:BL:44:GLY:HA3	2.00	0.61
22:BA:27:C:H5'	36:BO:34:HIS:CE1	2.35	0.61
45:BY:16:LEU:N	45:BY:16:LEU:HD12	2.16	0.61
1:CA:1154:G:O2'	1:CA:1155:A:H5'	2.01	0.61
1:CA:974:A:C4'	1:CA:975:A:H5'	2.18	0.61
3:CD:130:ASN:H	3:CD:130:ASN:HD22	1.49	0.61
11:CL:64:SER:OG	11:CL:96:THR:HG23	2.01	0.61
23:DB:1405:U:H2'	23:DB:1406:U:C6	2.36	0.61
23:DB:2678:C:H2'	23:DB:2679:A:H8	1.64	0.61
23:DB:361:G:H2'	23:DB:362:A:H8	1.64	0.61
23:DB:1656:C:OP1	26:DD:141:ARG:HD2	2.00	0.61
23:DB:2574:G:N2	26:DD:147:GLY:HA3	2.11	0.61
29:DG:30:GLY:H	29:DG:78:VAL:HG23	1.65	0.61
30:DH:11:ASN:HD22	30:DH:20:ASN:ND2	1.97	0.61
23:DB:136:G:H21	41:DT:3:ARG:HG2	1.66	0.61
24:DV:48:MET:SD	24:DV:86:LEU:HD12	2.40	0.61

Continued on next page...

Continued from previous page...

Atom-1	Atom-2	Interatomic distance (Å)	Clash overlap (Å)
45:DY:15:ARG:NE	45:DY:15:ARG:HA	2.16	0.61
1:AA:1011:C:H2'	1:AA:1012:A:H8	1.65	0.61
1:AA:1132:C:H2'	1:AA:1133:G:O4'	2.00	0.61
1:AA:1182:G:H4'	1:AA:1183:U:C5'	2.30	0.61
1:AA:1217:C:OP1	13:AN:8:ARG:HD3	2.01	0.61
1:AA:1320:C:C5	18:AS:36:ARG:HG2	2.36	0.61
1:AA:22:G:H4'	1:AA:885:G:C8	2.36	0.61
4:AE:33:THR:O	4:AE:34:ALA:HB3	2.00	0.61
5:AF:6:ILE:HD13	5:AF:89:VAL:HB	1.83	0.61
23:BB:1105:U:H2'	23:BB:1106:G:H8	1.65	0.61
23:BB:2425:A:H5'	23:BB:2427:C:O4'	2.00	0.61
26:BD:129:THR:O	26:BD:140:HIS:HA	2.01	0.61
26:BD:23:PRO:HG2	26:BD:178:VAL:HG21	1.81	0.61
26:BD:48:ILE:HG13	26:BD:80:TRP:HE1	1.64	0.61
27:BE:147:LEU:HD13	27:BE:183:PHE:HA	1.83	0.61
28:BF:126:ASN:H	28:BF:126:ASN:ND2	1.98	0.61
33:BL:126:ARG:NH2	33:BL:131:ALA:HB2	2.16	0.61
37:BP:38:ARG:HG3	37:BP:39:LEU:N	2.15	0.61
38:BQ:39:ILE:HG23	39:BR:80:ARG:HD3	1.82	0.61
39:BR:84:ARG:NH1	39:BR:86:GLN:HB3	2.15	0.61
1:CA:1023:U:H2'	1:CA:1024:G:C8	2.35	0.61
12:CM:9:PRO:HB2	12:CM:17:ALA:HB1	1.83	0.61
23:DB:104:A:H2'	23:DB:105:C:H6	1.66	0.61
23:DB:544:C:H4'	23:DB:545:U:OP1	2.00	0.61
33:DL:110:VAL:HG22	33:DL:127:VAL:HA	1.82	0.61
33:DL:34:GLY:HA3	39:DR:85:LYS:HE2	1.82	0.61
23:DB:2393:U:H4'	33:DL:62:PRO:O	2.01	0.61
23:DB:64:A:C5'	41:DT:76:ARG:HD2	2.30	0.61
42:DU:4:ILE:HG22	42:DU:27:VAL:HG22	1.81	0.61
7:AH:82:LEU:O	7:AH:82:LEU:HD13	1.99	0.61
19:AT:81:GLN:O	19:AT:85:LEU:HB3	2.01	0.61
10:AK:111:ASP:HB2	21:AU:16:ARG:NH2	2.15	0.61
23:BB:1015:U:H2'	23:BB:1016:G:C8	2.36	0.61
23:BB:527:C:H5''	23:BB:2779:U:O2	2.00	0.61
23:BB:322:A:H5'	23:BB:340:A:H1'	1.83	0.61
23:BB:664:G:H2'	23:BB:665:U:H6	1.65	0.61
26:BD:187:LEU:HD23	26:BD:188:LEU:N	2.16	0.61
26:BD:175:LEU:HD22	26:BD:189:VAL:HG12	1.81	0.61
31:BJ:73:VAL:HB	31:BJ:75:TYR:CE1	2.35	0.61
38:BQ:95:ALA:C	38:BQ:97:ILE:H	2.03	0.61
41:BT:65:GLY:O	41:BT:66:LYS:HB3	2.01	0.61

Continued on next page...

Continued from previous page...

Atom-1	Atom-2	Interatomic distance (Å)	Clash overlap (Å)
24:BV:21:ARG:HA	24:BV:25:LYS:O	2.00	0.61
43:BW:49:ASN:HB2	43:BW:53:GLY:HA3	1.82	0.61
1:CA:1014:A:H4'	18:CS:13:HIS:CD2	2.36	0.61
1:CA:1292:G:H2'	1:CA:1293:C:C6	2.35	0.61
22:DA:25:U:H4'	22:DA:27:C:OP1	2.00	0.61
23:DB:2471:A:O2'	23:DB:2472:G:O5'	2.19	0.61
23:DB:381:G:O2'	23:DB:382:A:H5'	2.00	0.61
23:DB:918:A:H2'	23:DB:919:U:C5'	2.27	0.61
25:DC:20:ASN:CB	25:DC:202:ARG:HD3	2.31	0.61
25:DC:3:VAL:HG21	25:DC:9:SER:HB3	1.82	0.61
28:DF:140:ILE:H	28:DF:140:ILE:CD1	2.13	0.61
52:DI:27:LEU:HB2	52:DI:32:VAL:HG21	1.82	0.61
31:DJ:73:VAL:HG22	31:DJ:74:TYR:N	2.16	0.61
33:DL:77:ILE:HD11	33:DL:109:LYS:HB2	1.83	0.61
26:DD:14:ILE:HD12	37:DP:78:PRO:CG	2.30	0.61
38:DQ:10:ARG:O	38:DQ:14:LYS:HB2	2.01	0.61
39:DR:69:GLY:HA2	39:DR:97:LYS:H	1.66	0.61
40:DS:36:LEU:HA	40:DS:39:THR:HG22	1.81	0.61
45:DY:29:ARG:O	45:DY:33:HIS:HB3	2.00	0.61
1:AA:132:C:H5''	19:AT:68:LYS:HE3	1.83	0.61
11:AL:3:VAL:O	11:AL:7:VAL:HG23	1.99	0.61
12:AM:22:TYR:HB3	12:AM:69:ARG:NH2	2.15	0.61
23:BB:1874:C:H2'	23:BB:1875:G:O4'	2.01	0.61
23:BB:2291:U:H2'	23:BB:2292:U:C6	2.35	0.61
23:BB:2888:C:H2'	23:BB:2889:C:C6	2.36	0.61
23:BB:355:U:H2'	23:BB:356:G:C8	2.35	0.61
23:BB:990:A:H1'	23:BB:1156:A:H2	1.65	0.61
25:BC:23:LEU:O	25:BC:23:LEU:HD12	2.01	0.61
29:BG:5:LYS:HG2	29:BG:65:GLY:HA2	1.83	0.61
52:BI:27:LEU:CD2	52:BI:27:LEU:H	2.11	0.61
33:BL:38:GLN:NE2	33:BL:39:LYS:H	1.98	0.61
23:BB:2423:U:H3	43:BW:1:ALA:HB2	1.66	0.61
43:BW:23:LYS:NZ	43:BW:24:ARG:HG2	2.16	0.61
1:CA:1031:C:H4'	1:CA:1032:G:C5'	2.30	0.61
1:CA:1342:C:H2'	1:CA:1343:G:C8	2.35	0.61
1:CA:313:A:H2'	1:CA:314:C:C6	2.35	0.61
17:CR:20:ILE:O	17:CR:21:ASP:HB2	2.00	0.61
23:DB:1229:C:H2'	23:DB:1230:A:C8	2.36	0.61
23:DB:1821:A:H2'	23:DB:1822:C:C6	2.36	0.61
23:DB:1838:C:N4	23:DB:1898:U:H2'	2.15	0.61
23:DB:2472:G:H2'	23:DB:2475:C:H42	1.65	0.61

Continued on next page...

Continued from previous page...

Atom-1	Atom-2	Interatomic distance (Å)	Clash overlap (Å)
23:DB:285:G:H2'	23:DB:286:U:O4'	2.01	0.61
23:DB:765:C:H2'	23:DB:766:U:H6	1.66	0.61
25:DC:74:PRO:HG3	25:DC:116:GLN:HE21	1.64	0.61
25:DC:257:ARG:HA	25:DC:261:ARG:CD	2.30	0.61
26:DD:48:ILE:HA	26:DD:79:LEU:O	2.01	0.61
29:DG:51:PHE:HE1	29:DG:53:PRO:HG3	1.66	0.61
30:DH:122:LEU:HA	30:DH:146:VAL:HG21	1.83	0.61
30:DH:66:ASN:HA	30:DH:138:VAL:HG22	1.83	0.61
31:DJ:99:ARG:O	31:DJ:103:ILE:HG12	2.00	0.61
33:DL:110:VAL:O	33:DL:111:ILE:HG12	2.00	0.61
45:DY:2:LYS:HD2	45:DY:35:VAL:HB	1.82	0.61
46:DZ:62:LYS:HA	46:DZ:65:ASN:HD21	1.66	0.61
1:AA:72:A:H2'	1:AA:73:C:C6	2.36	0.61
10:AK:97:ARG:HH11	10:AK:97:ARG:HB3	1.66	0.61
14:AO:2:LEU:HD23	14:AO:3:SER:N	2.16	0.61
23:BB:1019:U:H2'	23:BB:1020:A:C8	2.36	0.61
23:BB:2282:G:O2'	23:BB:2283:C:OP2	2.15	0.61
23:BB:2308:G:H5'	23:BB:2309:A:H5''	1.82	0.61
23:BB:2471:A:O2'	23:BB:2472:G:O5'	2.19	0.61
23:BB:2839:G:H21	35:BN:92:GLY:HA3	1.64	0.61
23:BB:557:C:O2'	31:BJ:114:LEU:HD13	2.01	0.61
23:BB:620:G:N3	23:BB:620:G:H5'	2.15	0.61
23:BB:670:A:H3'	33:BL:47:ARG:NH1	2.10	0.61
25:BC:194:VAL:HG12	25:BC:195:GLY:N	2.16	0.61
26:BD:132:ALA:HA	26:BD:136:ASN:H	1.65	0.61
26:BD:21:SER:C	26:BD:23:PRO:HD3	2.20	0.61
33:BL:103:ILE:O	33:BL:104:GLN:HB3	2.00	0.61
33:BL:91:ASP:OD2	33:BL:123:ARG:HD2	2.01	0.61
34:BM:34:LYS:HA	34:BM:99:GLY:HA3	1.83	0.61
35:BN:98:LEU:O	35:BN:111:ALA:HA	2.01	0.61
44:BX:45:GLN:H	44:BX:45:GLN:HE21	1.49	0.61
1:CA:900:A:O2'	1:CA:901:A:H5'	2.00	0.61
20:CB:36:LYS:HE3	20:CB:36:LYS:N	2.16	0.61
9:CJ:64:GLN:HB3	13:CN:98:ALA:HB3	1.83	0.61
16:CQ:10:ARG:CZ	16:CQ:55:GLY:H	2.13	0.61
23:DB:2615:U:H1'	47:D0:3:GLN:HB3	1.83	0.61
22:DA:66:A:HO2'	22:DA:67:G:H8	1.49	0.61
23:DB:1019:U:H2'	23:DB:1020:A:C8	2.35	0.61
23:DB:1439:A:C4	23:DB:1552:A:N6	2.69	0.61
23:DB:291:G:O2'	23:DB:292:U:H5'	2.01	0.61
27:DE:99:LYS:HZ2	27:DE:100:MET:N	1.99	0.61

Continued on next page...

Continued from previous page...

Atom-1	Atom-2	Interatomic distance (Å)	Clash overlap (Å)
37:DP:112:ARG:N	37:DP:112:ARG:HE	1.98	0.61
37:DP:23:ASP:HA	37:DP:49:ILE:CG2	2.30	0.61
39:DR:6:GLN:HE21	39:DR:6:GLN:N	1.98	0.61
1:AA:1137:C:O2'	1:AA:1138:G:H5''	2.00	0.61
1:AA:1280:A:O4'	9:AJ:43:PRO:HG3	2.01	0.61
1:AA:636:U:H2'	1:AA:637:C:H6	1.66	0.61
8:AI:51:LEU:HD11	8:AI:82:ILE:HD13	1.83	0.61
50:B3:41:ARG:HB3	50:B3:43:LEU:CD2	2.30	0.61
23:BB:1038:G:H2'	23:BB:1039:A:C8	2.36	0.61
23:BB:138:U:H2'	23:BB:140:C:H1'	1.83	0.61
23:BB:143:C:H2'	23:BB:144:A:C8	2.36	0.61
23:BB:2047:C:H2'	23:BB:2048:G:H8	1.66	0.61
23:BB:2318:G:O2'	23:BB:2319:G:N2	2.34	0.61
23:BB:224:U:O4	23:BB:420:C:H5'	2.00	0.61
23:BB:743:A:O3'	26:BD:136:ASN:HB2	2.00	0.61
23:BB:852:U:H2'	23:BB:853:C:C6	2.36	0.61
23:BB:969:G:H2'	23:BB:970:U:H6	1.64	0.61
26:BD:159:LYS:HB2	26:BD:159:LYS:HZ2	1.64	0.61
26:BD:165:MET:HE2	26:BD:166:GLY:H	1.66	0.61
27:BE:59:PRO:HD2	27:BE:60:TRP:NE1	2.16	0.61
28:BF:97:GLU:O	28:BF:100:GLU:HG3	2.00	0.61
33:BL:94:THR:O	33:BL:100:ILE:HG13	2.00	0.61
34:BM:17:ASN:C	34:BM:18:ARG:HD3	2.22	0.61
37:BP:52:ARG:HB3	37:BP:60:VAL:CG1	2.22	0.61
41:BT:45:ALA:O	41:BT:48:GLN:HB3	2.00	0.61
1:CA:56:U:H2'	1:CA:57:G:C8	2.36	0.61
3:CD:160:LEU:HD13	3:CD:161:ALA:N	2.16	0.61
4:CE:111:ARG:HG2	4:CE:111:ARG:HH11	1.66	0.61
1:CA:1319:A:OP1	18:CS:4:LEU:HD21	2.00	0.61
47:D0:36:LYS:CB	47:D0:41:HIS:HA	2.31	0.61
23:DB:1712:U:H3'	23:DB:1713:A:H5''	1.83	0.61
23:DB:1791:A:N6	23:DB:1828:G:H1'	2.16	0.61
23:DB:2455:G:H2'	23:DB:2456:C:C6	2.35	0.61
23:DB:2785:C:H2'	23:DB:2786:U:H6	1.65	0.61
23:DB:401:A:H2'	23:DB:402:A:C8	2.35	0.61
23:DB:898:C:C2'	23:DB:899:A:H5''	2.31	0.61
25:DC:12:ARG:HH11	25:DC:18:VAL:HB	1.66	0.61
27:DE:5:LEU:HA	27:DE:11:ALA:O	2.00	0.61
28:DF:133:GLU:HG2	28:DF:149:ARG:O	2.01	0.61
29:DG:36:LEU:CB	29:DG:40:VAL:HG21	2.30	0.61
38:DQ:108:LEU:HD12	38:DQ:111:LYS:HD2	1.83	0.61

Continued on next page...

Continued from previous page...

Atom-1	Atom-2	Interatomic distance (Å)	Clash overlap (Å)
23:DB:1252:G:N3	38:DQ:32:ARG:HG3	2.16	0.61
41:DT:45:ALA:HA	41:DT:48:GLN:HG2	1.83	0.61
46:DZ:55:GLY:CA	46:DZ:59:ARG:HB2	2.26	0.61
1:AA:160:A:H2'	1:AA:161:A:O4'	2.00	0.60
1:AA:815:A:H4'	1:AA:817:C:C4	2.36	0.60
20:AB:67:LEU:HD21	20:AB:157:PRO:HG3	1.83	0.60
8:AI:87:MET:SD	8:AI:94:ARG:HG3	2.42	0.60
23:BB:1495:A:H2'	23:BB:1496:A:C8	2.35	0.60
23:BB:1821:A:H2'	23:BB:1822:C:C6	2.36	0.60
23:BB:2183:A:H2'	23:BB:2184:A:C8	2.36	0.60
23:BB:2895:G:H2'	23:BB:2896:C:H6	1.64	0.60
25:BC:253:GLY:C	25:BC:254:LYS:HD2	2.21	0.60
26:BD:128:ARG:HH22	26:BD:130:GLN:CD	2.05	0.60
26:BD:34:VAL:HG11	26:BD:71:ALA:HB2	1.83	0.60
52:BI:100:ILE:O	52:BI:139:VAL:HA	2.01	0.60
23:BB:1076:C:H4'	52:BI:94:LYS:HE3	1.81	0.60
31:BJ:100:VAL:HG22	31:BJ:101:ILE:N	2.15	0.60
33:BL:62:PRO:O	50:B3:24:LYS:HD3	2.01	0.60
36:BO:35:ILE:HD13	36:BO:35:ILE:N	2.16	0.60
38:BQ:33:VAL:HG13	38:BQ:34:ALA:N	2.09	0.60
39:BR:18:GLN:NE2	39:BR:99:THR:HB	2.15	0.60
23:BB:64:A:O2'	41:BT:69:ARG:HB3	2.01	0.60
1:CA:278:G:N2	1:CA:279:A:H62	1.97	0.60
20:CB:36:LYS:H	20:CB:36:LYS:HE3	1.66	0.60
12:CM:102:LYS:HZ2	12:CM:103:THR:HG23	1.66	0.60
22:DA:2:G:H2'	22:DA:3:C:C6	2.36	0.60
23:DB:1098:A:C3'	52:DI:3:LYS:C	2.69	0.60
23:DB:2339:C:H2'	23:DB:2340:A:C8	2.36	0.60
25:DC:174:ARG:HG3	25:DC:180:MET:HG3	1.83	0.60
25:DC:235:GLU:HG3	25:DC:237:ARG:HD3	1.82	0.60
26:DD:73:VAL:HB	26:DD:91:THR:HB	1.83	0.60
29:DG:36:LEU:H	29:DG:36:LEU:HD12	1.66	0.60
30:DH:1:MET:HG3	30:DH:21:VAL:CG2	2.31	0.60
52:DI:1:ALA:C	52:DI:2:LYS:HD2	2.21	0.60
31:DJ:49:ASP:HA	31:DJ:114:LEU:HD11	1.82	0.60
32:DK:70:ARG:HB3	32:DK:76:VAL:HA	1.82	0.60
35:DN:78:LYS:HG2	35:DN:82:GLU:HG3	1.83	0.60
38:DQ:88:GLU:CD	39:DR:53:PHE:HB2	2.21	0.60
42:DU:4:ILE:CG2	42:DU:27:VAL:HG22	2.31	0.60
1:AA:1053:G:H4'	1:AA:1054:C:H5'	1.83	0.60
1:AA:1142:G:H2'	1:AA:1143:G:O4'	2.01	0.60

Continued on next page...

Continued from previous page...

Atom-1	Atom-2	Interatomic distance (Å)	Clash overlap (Å)
3:AD:122:ILE:O	3:AD:128:VAL:HG23	2.01	0.60
3:AD:19:PHE:HB2	3:AD:110:ARG:HH12	1.66	0.60
7:AH:64:TYR:HA	7:AH:70:VAL:HG23	1.82	0.60
10:AK:88:PRO:HA	10:AK:92:ARG:HE	1.65	0.60
23:BB:1474:U:H2'	23:BB:1475:G:H5'	1.84	0.60
23:BB:2196:C:O2'	23:BB:2197:U:H5'	2.01	0.60
23:BB:2298:A:N6	23:BB:2319:G:H22	1.99	0.60
23:BB:2760:C:O2'	23:BB:2761:A:H5'	2.01	0.60
23:BB:2785:C:H2'	23:BB:2786:U:H6	1.65	0.60
23:BB:445:C:O2'	23:BB:446:G:H5'	2.01	0.60
25:BC:92:LEU:O	25:BC:93:VAL:HB	2.02	0.60
31:BJ:84:ILE:HG22	31:BJ:85:LYS:N	2.16	0.60
33:BL:56:PRO:HA	33:BL:60:ARG:NH2	2.16	0.60
34:BM:109:PRO:HA	34:BM:112:LEU:HB2	1.83	0.60
35:BN:36:THR:O	35:BN:40:LYS:HB2	2.01	0.60
35:BN:9:GLN:NE2	35:BN:17:ARG:HH22	1.99	0.60
36:BO:87:ILE:CG1	36:BO:88:LYS:H	2.14	0.60
38:BQ:50:ARG:HA	38:BQ:53:LYS:HE3	1.83	0.60
23:BB:2270:A:H4'	43:BW:18:LYS:HB3	1.82	0.60
23:BB:2081:U:H5''	46:BZ:23:LYS:HD2	1.82	0.60
1:CA:1324:A:H5'	1:CA:1362:A:O2'	2.01	0.60
1:CA:57:G:H2'	1:CA:58:C:C6	2.35	0.60
1:CA:636:U:H2'	1:CA:637:C:H6	1.66	0.60
1:CA:642:A:H2'	1:CA:643:C:C6	2.35	0.60
1:CA:77:A:H2'	1:CA:78:A:H8	1.66	0.60
21:CU:40:PRO:O	21:CU:44:ARG:N	2.34	0.60
23:DB:1025:G:H1'	23:DB:1135:C:C5'	2.26	0.60
23:DB:2621:G:O2'	26:DD:164:GLN:HG3	2.00	0.60
23:DB:393:C:O2'	23:DB:394:C:H5'	2.01	0.60
23:DB:633:A:H2'	23:DB:634:C:H5'	1.82	0.60
23:DB:6:A:H2'	23:DB:7:G:H8	1.65	0.60
25:DC:117:SER:HB3	25:DC:127:ASN:ND2	2.17	0.60
23:DB:2680:U:H5'	26:DD:194:PRO:HA	1.83	0.60
27:DE:109:LEU:HG	27:DE:117:ARG:HD3	1.82	0.60
27:DE:14:VAL:HG12	27:DE:15:SER:N	2.16	0.60
30:DH:135:HIS:HB3	30:DH:138:VAL:HB	1.83	0.60
33:DL:78:ARG:CZ	33:DL:78:ARG:HB3	2.31	0.60
23:DB:2293:G:OP1	36:DO:13:ARG:NH2	2.34	0.60
37:DP:5:LYS:HA	37:DP:5:LYS:NZ	2.16	0.60
43:DW:39:GLN:HG2	43:DW:66:VAL:O	2.01	0.60
8:AI:51:LEU:HD23	8:AI:56:MET:CE	2.31	0.60

Continued on next page...

Continued from previous page...

Atom-1	Atom-2	Interatomic distance (Å)	Clash overlap (Å)
9:AJ:15:HIS:HA	9:AJ:18:ILE:HG22	1.82	0.60
11:AL:66:ILE:HD13	11:AL:73:LEU:HD12	1.84	0.60
19:AT:4:LYS:HD2	19:AT:5:SER:N	2.16	0.60
48:B1:8:ILE:HD11	48:B1:25:ASN:HB3	1.82	0.60
23:BB:1857:G:H1'	23:BB:1885:A:N6	2.16	0.60
23:BB:1857:G:H2'	23:BB:1884:G:H22	1.66	0.60
23:BB:2785:C:H2'	23:BB:2786:U:C6	2.36	0.60
23:BB:28:A:N6	23:BB:512:G:O2'	2.33	0.60
23:BB:765:C:H2'	23:BB:766:U:H6	1.66	0.60
23:BB:903:C:H2'	23:BB:904:G:C8	2.37	0.60
26:BD:3:GLY:HA2	26:BD:49:GLN:OE1	2.01	0.60
28:BF:135:ILE:C	28:BF:137:PHE:H	2.04	0.60
52:BI:10:LEU:HD13	52:BI:12:VAL:HG13	1.82	0.60
36:BO:68:LYS:HD3	36:BO:68:LYS:N	2.16	0.60
39:BR:64:VAL:HB	39:BR:98:ILE:HD12	1.84	0.60
43:BW:45:HIS:HA	43:BW:75:ASN:CB	2.32	0.60
1:CA:1176:A:H2'	1:CA:1177:G:O4'	2.01	0.60
1:CA:26:A:H61	1:CA:558:G:H1'	1.65	0.60
4:CE:12:GLU:HG2	4:CE:38:VAL:HG22	1.83	0.60
7:CH:81:GLY:O	7:CH:82:LEU:HB2	2.02	0.60
11:CL:80:LEU:O	11:CL:97:VAL:HG22	2.00	0.60
23:DB:144:A:C2	41:DT:3:ARG:CZ	2.85	0.60
23:DB:2650:U:H2'	23:DB:2651:C:C6	2.36	0.60
23:DB:2789:C:H3'	23:DB:2893:A:H62	1.66	0.60
23:DB:2809:A:H2'	23:DB:2810:A:C8	2.35	0.60
23:DB:374:A:N6	23:DB:400:G:H1'	2.16	0.60
23:DB:533:G:H5'	38:DQ:23:TYR:CD1	2.37	0.60
25:DC:65:ASP:OD2	25:DC:101:ARG:HD3	2.01	0.60
27:DE:143:LEU:H	27:DE:143:LEU:HD22	1.66	0.60
28:DF:33:ILE:HD11	28:DF:99:PHE:HB2	1.83	0.60
32:DK:102:PRO:CB	32:DK:121:GLU:HG2	2.30	0.60
33:DL:96:LYS:HE3	33:DL:96:LYS:HA	1.81	0.60
35:DN:2:ARG:HG2	35:DN:2:ARG:NH1	2.15	0.60
39:DR:79:ARG:NH2	39:DR:87:GLN:HG3	2.15	0.60
41:DT:15:HIS:O	41:DT:16:VAL:HB	2.01	0.60
23:DB:2354:C:H4'	43:DW:30:VAL:HG13	1.82	0.60
46:DZ:64:PHE:O	46:DZ:67:PRO:HD2	2.01	0.60
1:AA:1526:G:O2'	1:AA:1527:U:H5'	2.01	0.60
1:AA:620:C:C6	3:AD:131:ILE:HD13	2.37	0.60
20:AB:113:LEU:O	20:AB:117:GLU:HG3	2.00	0.60
20:AB:116:LEU:HD11	20:AB:139:GLU:HB3	1.81	0.60

Continued on next page...

Continued from previous page...

Atom-1	Atom-2	Interatomic distance (Å)	Clash overlap (Å)
20:AB:150:ILE:HG13	20:AB:153:MET:HE3	1.81	0.60
20:AB:204:ASP:CG	20:AB:205:ALA:H	2.03	0.60
12:AM:21:ILE:CG2	12:AM:64:VAL:HG11	2.30	0.60
13:AN:24:ALA:O	13:AN:27:LYS:HG3	2.01	0.60
18:AS:31:ARG:HG3	18:AS:56:HIS:NE2	2.15	0.60
19:AT:68:LYS:HG3	19:AT:69:ASN:N	2.10	0.60
23:BB:1439:A:C5	23:BB:1552:A:N6	2.70	0.60
23:BB:1810:A:H2'	23:BB:1811:G:O4'	2.00	0.60
23:BB:1939:U:O2	23:BB:1967:C:H4'	2.01	0.60
23:BB:2599:G:N7	25:BC:234:GLY:HA2	2.16	0.60
23:BB:2600:A:H62	25:BC:235:GLU:HB3	1.66	0.60
23:BB:2848:G:H2'	37:BP:96:LEU:HB2	1.83	0.60
23:BB:607:U:OP2	27:BE:98:LYS:HG2	2.02	0.60
23:BB:692:C:H5'	25:BC:42:ARG:CB	2.22	0.60
26:BD:31:ALA:HB3	26:BD:95:SER:HB3	1.84	0.60
27:BE:106:LYS:HZ2	27:BE:106:LYS:HB2	1.66	0.60
30:BH:116:ARG:HB3	30:BH:131:SER:OG	2.01	0.60
34:BM:3:GLN:H	34:BM:4:PRO:CD	1.95	0.60
35:BN:8:ARG:CZ	35:BN:46:ARG:HD2	2.32	0.60
42:BU:13:LEU:H	42:BU:68:ASN:ND2	2.00	0.60
1:CA:1129:C:H1'	1:CA:1146:A:H61	1.65	0.60
1:CA:815:A:H4'	1:CA:817:C:C4	2.36	0.60
1:CA:922:G:H2'	1:CA:923:A:H8	1.66	0.60
11:CL:29:LYS:O	11:CL:80:LEU:HD12	2.01	0.60
12:CM:15:VAL:HG22	12:CM:40:GLU:HB2	1.83	0.60
13:CN:79:SER:O	13:CN:83:VAL:HG23	2.02	0.60
14:CO:88:ARG:HH11	14:CO:88:ARG:HG3	1.66	0.60
15:CP:4:ILE:O	15:CP:71:VAL:HG11	2.00	0.60
48:D1:8:ILE:HD13	48:D1:9:LYS:H	1.64	0.60
51:D4:36:ARG:HG2	51:D4:36:ARG:HH11	1.66	0.60
23:DB:1810:A:H2'	23:DB:1811:G:O4'	2.00	0.60
23:DB:197:A:N6	23:DB:2430:A:H2'	2.17	0.60
23:DB:2888:C:H2'	23:DB:2889:C:C6	2.36	0.60
23:DB:352:A:H3'	23:DB:353:C:H6	1.66	0.60
23:DB:850:U:H2'	23:DB:851:C:C6	2.36	0.60
27:DE:176:ASP:HB3	27:DE:179:SER:OG	2.02	0.60
37:DP:36:LYS:HG2	37:DP:37:LYS:H	1.67	0.60
37:DP:70:GLU:HG2	37:DP:71:ARG:H	1.67	0.60
1:AA:57:G:H2'	1:AA:58:C:C6	2.36	0.60
1:AA:74:A:O2'	1:AA:75:G:H5''	2.02	0.60
1:AA:769:G:H4'	1:AA:1513:A:H4'	1.82	0.60

Continued on next page...

Continued from previous page...

Atom-1	Atom-2	Interatomic distance (Å)	Clash overlap (Å)
3:AD:185:PRO:HB2	3:AD:190:LEU:HD11	1.81	0.60
7:AH:26:MET:HB2	7:AH:27:PRO:HD2	1.84	0.60
8:AI:110:VAL:HG12	8:AI:111:GLU:N	2.16	0.60
16:AQ:59:GLU:H	16:AQ:74:LEU:HD23	1.67	0.60
1:AA:1320:C:H5	18:AS:36:ARG:HG2	1.65	0.60
47:B0:36:LYS:HG3	47:B0:41:HIS:HA	1.83	0.60
23:BB:2331:G:H4'	43:BW:69:GLU:CG	2.31	0.60
25:BC:68:ARG:HD3	25:BC:103:ILE:CD1	2.31	0.60
33:BL:91:ASP:O	33:BL:92:LEU:CB	2.49	0.60
38:BQ:27:ARG:HG3	38:BQ:32:ARG:NH2	2.16	0.60
38:BQ:92:LYS:O	38:BQ:94:LEU:N	2.34	0.60
38:BQ:88:GLU:HA	39:BR:53:PHE:CE2	2.35	0.60
40:BS:32:ALA:C	40:BS:33:LEU:HD22	2.21	0.60
22:BA:98:G:H1	24:BV:14:LYS:CB	2.15	0.60
1:CA:403:C:O2'	1:CA:404:G:H5'	2.01	0.60
1:CA:60:A:O2'	1:CA:61:G:O5'	2.19	0.60
4:CE:91:SER:HA	4:CE:128:GLY:O	2.02	0.60
4:CE:36:THR:HG22	4:CE:37:VAL:N	2.14	0.60
5:CF:42:TRP:HE1	5:CF:61:LEU:HD23	1.67	0.60
13:CN:27:LYS:O	13:CN:31:SER:HB3	2.00	0.60
23:DB:2679:A:O2'	23:DB:2680:U:H5'	2.02	0.60
23:DB:2800:A:H2'	23:DB:2801:G:C1'	2.32	0.60
26:DD:107:VAL:HA	26:DD:205:PRO:O	2.01	0.60
23:DB:448:U:H3'	27:DE:79:ARG:NH2	2.15	0.60
52:DI:125:THR:O	52:DI:129:GLU:HG3	2.01	0.60
31:DJ:36:LEU:HA	31:DJ:51:GLY:O	2.02	0.60
44:DX:44:LYS:CG	44:DX:47:ARG:HB2	2.31	0.60
45:DY:6:ILE:CG1	45:DY:35:VAL:H	2.13	0.60
1:AA:859:G:H2'	1:AA:860:A:H8	1.65	0.60
2:AC:58:ARG:CG	2:AC:63:ILE:HG22	2.31	0.60
3:AD:150:LYS:HB2	3:AD:150:LYS:NZ	2.17	0.60
10:AK:52:ARG:HD2	10:AK:53:GLY:H	1.67	0.60
48:B1:5:ARG:HB3	48:B1:5:ARG:HH11	1.65	0.60
23:BB:1805:A:N3	25:BC:50:THR:HG23	2.16	0.60
23:BB:1878:G:H2'	23:BB:1879:C:C6	2.37	0.60
23:BB:2642:G:O2'	23:BB:2643:G:H5'	2.01	0.60
23:BB:2679:A:O2'	23:BB:2680:U:H5'	2.02	0.60
23:BB:2698:U:H2'	23:BB:2699:C:C6	2.37	0.60
23:BB:2769:U:H2'	23:BB:2770:G:C8	2.36	0.60
23:BB:328:U:H4'	42:BU:65:GLN:NE2	2.16	0.60
23:BB:926:G:H2'	23:BB:927:A:H8	1.66	0.60

Continued on next page...

Continued from previous page...

Atom-1	Atom-2	Interatomic distance (Å)	Clash overlap (Å)
25:BC:30:ALA:N	25:BC:31:PRO:HD3	2.09	0.60
32:BK:2:ILE:HG22	32:BK:67:LYS:NZ	2.16	0.60
33:BL:77:ILE:CG2	33:BL:78:ARG:HG3	2.32	0.60
39:BR:74:ILE:CA	39:BR:90:ARG:HE	2.10	0.60
42:BU:85:ARG:N	42:BU:85:ARG:HD3	2.17	0.60
24:BV:46:LYS:HA	24:BV:46:LYS:HE3	1.84	0.60
1:CA:994:A:C5	1:CA:1216:A:H4'	2.36	0.60
20:CB:16:GLY:HA2	20:CB:40:ILE:H	1.66	0.60
3:CD:171:GLU:HG3	3:CD:182:LYS:HD2	1.83	0.60
4:CE:113:VAL:HG23	4:CE:114:LEU:H	1.66	0.60
23:DB:2887:A:C8	47:D0:27:LEU:HD21	2.36	0.60
22:DA:35:C:O2'	22:DA:36:C:H5'	2.02	0.60
23:DB:1082:U:O4	23:DB:1086:A:C2	2.55	0.60
23:DB:1098:A:C2'	52:DI:3:LYS:C	2.70	0.60
23:DB:990:A:N6	23:DB:1186:G:H1'	2.17	0.60
23:DB:1203:U:H3'	23:DB:1204:A:C5'	2.31	0.60
23:DB:1439:A:C5	23:DB:1552:A:N6	2.70	0.60
23:DB:1791:A:C2	23:DB:1829:A:H4'	2.36	0.60
23:DB:2360:G:H1'	33:DL:61:LEU:HD11	1.82	0.60
26:DD:24:VAL:HG13	26:DD:193:VAL:HG21	1.84	0.60
27:DE:157:LEU:H	27:DE:157:LEU:HD23	1.66	0.60
31:DJ:25:LEU:CD1	31:DJ:63:ALA:H	2.14	0.60
32:DK:9:ASN:O	32:DK:10:VAL:HG13	2.01	0.60
33:DL:38:GLN:NE2	33:DL:39:LYS:HE2	2.16	0.60
35:DN:56:LYS:CG	35:DN:57:THR:H	2.14	0.60
37:DP:48:ALA:O	37:DP:49:ILE:HG22	2.01	0.60
41:DT:88:LYS:HG3	41:DT:89:GLU:OE1	2.02	0.60
42:DU:78:LYS:HD2	42:DU:96:LYS:HG3	1.83	0.60
23:DB:2090:A:O2'	46:DZ:49:ARG:HD2	2.02	0.60
1:AA:812:G:HO2'	1:AA:813:U:H6	1.49	0.60
1:AA:812:G:O2'	1:AA:813:U:H6	1.85	0.60
5:AF:46:GLN:HA	5:AF:56:LYS:HG3	1.81	0.60
5:AF:61:LEU:HD12	5:AF:63:ASN:OD1	2.02	0.60
13:AN:15:LEU:HD12	13:AN:16:ALA:H	1.66	0.60
16:AQ:60:ILE:N	16:AQ:60:ILE:HD13	2.16	0.60
23:BB:176:A:O2'	23:BB:177:G:H5'	2.01	0.60
23:BB:1791:A:N6	23:BB:1828:G:H1'	2.16	0.60
23:BB:2650:U:H2'	23:BB:2651:C:C6	2.35	0.60
23:BB:2671:G:H2'	23:BB:2672:U:C6	2.37	0.60
23:BB:26:G:H1'	23:BB:514:A:N6	2.17	0.60
23:BB:418:C:H2'	23:BB:419:U:C6	2.36	0.60

Continued on next page...

Continued from previous page...

Atom-1	Atom-2	Interatomic distance (Å)	Clash overlap (Å)
23:BB:433:C:H2'	23:BB:434:U:C6	2.37	0.60
23:BB:836:G:H2'	23:BB:837:C:C6	2.37	0.60
23:BB:910:A:N7	34:BM:16:ARG:HB2	2.17	0.60
25:BC:58:LYS:O	25:BC:59:GLN:HG3	2.02	0.60
28:BF:174:PHE:N	28:BF:175:PRO:CD	2.63	0.60
33:BL:60:ARG:HD2	50:B3:7:ARG:HE	1.66	0.60
37:BP:50:ARG:CB	37:BP:50:ARG:HH11	2.09	0.60
23:BB:997:G:H5'	38:BQ:91:ARG:HG3	1.83	0.60
40:BS:29:VAL:HG22	40:BS:71:VAL:HG23	1.83	0.60
44:BX:44:LYS:O	44:BX:48:ARG:HD2	2.02	0.60
1:CA:1256:A:N1	1:CA:1278:G:H1'	2.16	0.60
1:CA:590:U:H2'	1:CA:591:U:H6	1.67	0.60
2:CC:11:LEU:HD22	2:CC:17:TRP:NE1	2.17	0.60
2:CC:56:ILE:N	2:CC:56:ILE:HD12	2.16	0.60
4:CE:142:GLY:HA2	4:CE:145:ASN:ND2	2.16	0.60
5:CF:36:ILE:HG12	5:CF:64:VAL:HG22	1.83	0.60
1:CA:1124:G:H5'	9:CJ:37:ARG:NH2	2.17	0.60
13:CN:30:ILE:CG2	13:CN:41:TRP:HB3	2.31	0.60
23:DB:1857:G:H2'	23:DB:1884:G:H22	1.66	0.60
23:DB:1878:G:H2'	23:DB:1879:C:C6	2.37	0.60
23:DB:1915:U:H2'	23:DB:1916:A:O4'	2.02	0.60
23:DB:1939:U:O2	23:DB:1967:C:H4'	2.01	0.60
25:DC:92:LEU:O	25:DC:93:VAL:HB	2.01	0.60
26:DD:129:THR:HA	26:DD:140:HIS:CE1	2.36	0.60
33:DL:91:ASP:O	33:DL:93:ASN:N	2.33	0.60
34:DM:29:GLY:N	34:DM:102:LEU:HD12	2.12	0.60
35:DN:54:LEU:O	35:DN:54:LEU:HD23	2.02	0.60
41:DT:61:LEU:HB2	41:DT:82:LYS:HB3	1.83	0.60
44:DX:30:MET:H	44:DX:30:MET:HE2	1.67	0.60
1:AA:51:A:O2'	1:AA:52:C:OP2	2.18	0.60
1:AA:26:A:H61	1:AA:558:G:H1'	1.65	0.60
1:AA:56:U:H2'	1:AA:57:G:C8	2.36	0.60
1:AA:590:U:H2'	1:AA:591:U:H6	1.66	0.60
20:AB:46:VAL:CG1	20:AB:47:PRO:HD3	2.25	0.60
4:AE:109:ALA:HB3	4:AE:135:VAL:HG23	1.82	0.60
4:AE:85:LYS:HE3	4:AE:94:PHE:HB2	1.84	0.60
8:AI:49:GLN:HE21	8:AI:79:ARG:HD2	1.67	0.60
17:AR:46:THR:HG23	17:AR:51:GLN:HB2	1.81	0.60
23:BB:1729:U:C5	23:BB:1730:C:H1'	2.37	0.60
23:BB:27:G:H1'	23:BB:513:A:N6	2.17	0.60
23:BB:575:A:O2'	23:BB:576:U:H5'	2.02	0.60

Continued on next page...

Continued from previous page...

Atom-1	Atom-2	Interatomic distance (Å)	Clash overlap (Å)
23:BB:2050:C:H4'	26:BD:143:PRO:HG2	1.84	0.60
26:BD:153:GLY:O	26:BD:154:LYS:HB2	2.01	0.60
30:BH:6:LEU:HA	30:BH:15:LEU:HA	1.83	0.60
33:BL:126:ARG:O	33:BL:127:VAL:HG13	2.02	0.60
36:BO:16:ARG:O	36:BO:20:GLU:HB2	2.01	0.60
40:BS:24:ILE:HD13	40:BS:36:LEU:HD21	1.83	0.60
42:BU:12:VAL:HA	42:BU:68:ASN:ND2	2.12	0.60
23:BB:2365:G:H4'	43:BW:65:LYS:HZ2	1.67	0.60
1:CA:1118:U:H2'	1:CA:1119:C:H6	1.67	0.60
1:CA:135:C:O2	15:CP:1:MET:HB2	2.02	0.60
2:CC:110:LEU:HD13	2:CC:143:LEU:HD23	1.83	0.60
4:CE:158:LYS:CB	7:CH:63:LYS:HD3	2.30	0.60
13:CN:30:ILE:HB	13:CN:44:VAL:HB	1.83	0.60
18:CS:27:LYS:HB3	18:CS:27:LYS:NZ	2.17	0.60
1:CA:1320:C:OP2	18:CS:2:ARG:HB3	2.02	0.60
23:DB:1164:C:H2'	23:DB:1165:A:H8	1.65	0.60
23:DB:2868:A:H2'	23:DB:2869:G:C8	2.37	0.60
23:DB:717:C:C3'	23:DB:718:A:H5''	2.30	0.60
25:DC:257:ARG:HH11	25:DC:257:ARG:HG2	1.66	0.60
52:DI:63:ASP:O	52:DI:64:ARG:HB2	2.00	0.60
34:DM:41:LEU:HB3	34:DM:93:VAL:HB	1.83	0.60
37:DP:106:ALA:O	37:DP:108:ARG:HD2	2.01	0.60
38:DQ:98:ALA:HA	38:DQ:105:PHE:CD1	2.36	0.60
41:DT:24:MET:HE1	41:DT:30:ILE:HG13	1.83	0.60
46:DZ:30:HIS:O	46:DZ:48:GLN:HA	2.01	0.60
46:DZ:1:MET:HA	46:DZ:9:TYR:CD1	2.37	0.60
1:AA:34:C:H2'	1:AA:35:G:H8	1.67	0.60
1:AA:865:A:H2'	1:AA:866:C:H6	1.67	0.60
1:AA:987:G:H2'	1:AA:988:G:C8	2.35	0.60
20:AB:162:VAL:HG13	20:AB:184:ALA:HB2	1.83	0.60
2:AC:45:GLU:C	2:AC:46:LEU:HD12	2.22	0.60
2:AC:5:HIS:CD2	2:AC:8:GLY:H	2.19	0.60
5:AF:37:HIS:CE1	5:AF:65:GLU:HB2	2.36	0.60
8:AI:18:VAL:HG22	8:AI:64:ILE:HG23	1.84	0.60
12:AM:103:THR:HG22	12:AM:104:ASN:H	1.67	0.60
51:B4:24:ARG:HH12	51:B4:36:ARG:HB2	1.66	0.60
23:BB:1082:U:O4	23:BB:1086:A:C2	2.55	0.60
23:BB:1655:A:C2	23:BB:2049:G:H5''	2.36	0.60
23:BB:2674:G:H4'	32:BK:30:ARG:CG	2.31	0.60
25:BC:32:LEU:HD13	25:BC:61:TYR:HE1	1.67	0.60
26:BD:5:VAL:HG11	26:BD:28:GLU:CA	2.31	0.60

Continued on next page...

Continued from previous page...

Atom-1	Atom-2	Interatomic distance (Å)	Clash overlap (Å)
31:BJ:90:GLU:O	31:BJ:93:ILE:HG22	2.02	0.60
33:BL:39:LYS:HB2	33:BL:46:VAL:HA	1.83	0.60
33:BL:83:ALA:N	33:BL:86:GLU:HG3	2.15	0.60
1:CA:1513:A:H2'	1:CA:1514:G:C8	2.37	0.60
1:CA:160:A:H2'	1:CA:161:A:O4'	2.00	0.60
20:CB:187:ASP:HB3	20:CB:201:GLY:O	2.02	0.60
4:CE:19:ARG:HG2	4:CE:20:VAL:N	2.15	0.60
7:CH:75:GLN:NE2	7:CH:76:ARG:H	1.99	0.60
18:CS:18:VAL:HG22	18:CS:42:ASN:ND2	2.17	0.60
23:DB:138:U:H2'	23:DB:140:C:O4'	2.01	0.60
23:DB:2386:A:H2'	23:DB:2387:U:C6	2.37	0.60
23:DB:2698:U:H2'	23:DB:2699:C:C6	2.36	0.60
26:DD:37:VAL:HG13	26:DD:42:ASN:CB	2.31	0.60
27:DE:105:LEU:HD22	27:DE:105:LEU:H	1.67	0.60
27:DE:76:PRO:HA	27:DE:82:GLY:O	2.02	0.60
29:DG:138:GLN:NE2	29:DG:142:GLN:HG3	2.17	0.60
31:DJ:85:LYS:HA	31:DJ:85:LYS:HE2	1.83	0.60
37:DP:47:ILE:CG2	37:DP:63:ILE:HA	2.28	0.60
37:DP:47:ILE:CG1	37:DP:63:ILE:HG23	2.26	0.60
23:DB:992:C:H4'	38:DQ:46:TYR:OH	2.01	0.60
24:DV:77:VAL:HG13	24:DV:89:ILE:HD11	1.82	0.60
1:AA:1458:G:H5'	19:AT:26:MET:HB2	1.84	0.60
1:AA:238:A:C2'	1:AA:239:U:H5''	2.31	0.60
7:AH:93:LYS:H	7:AH:93:LYS:HZ2	1.49	0.60
10:AK:86:LYS:HD2	10:AK:114:PRO:HD3	1.84	0.60
11:AL:85:ARG:HA	11:AL:93:ARG:HA	1.84	0.60
49:B2:17:GLY:HA2	49:B2:21:ARG:NH1	2.17	0.60
49:B2:34:ARG:HE	49:B2:42:LEU:CD1	2.14	0.60
22:BA:39:A:O2'	22:BA:40:U:H5'	2.01	0.60
22:BA:75:G:H5''	24:BV:12:GLN:OE1	2.01	0.60
23:BB:1557:C:H3'	23:BB:1558:C:H5''	1.84	0.60
23:BB:2811:G:C5'	26:BD:62:LYS:HD2	2.31	0.60
23:BB:634:C:H2'	23:BB:635:C:C6	2.37	0.60
23:BB:651:G:H4'	50:B3:17:GLY:HA3	1.84	0.60
23:BB:864:G:O2'	23:BB:865:C:H5'	2.02	0.60
28:BF:64:PRO:HA	28:BF:88:VAL:CG2	2.32	0.60
30:BH:21:VAL:HG22	30:BH:22:LYS:N	2.13	0.60
33:BL:120:VAL:HG22	33:BL:122:VAL:HG13	1.83	0.60
23:BB:1454:C:C5'	35:BN:63:ARG:HH21	2.06	0.60
38:BQ:94:LEU:HD22	38:BQ:95:ALA:N	2.16	0.60
35:BN:107:ASN:OD1	40:BS:40:ASN:HB3	2.01	0.60

Continued on next page...

Continued from previous page...

Atom-1	Atom-2	Interatomic distance (Å)	Clash overlap (Å)
41:BT:24:MET:CE	41:BT:29:THR:H	2.15	0.60
42:BU:42:LYS:HD3	42:BU:60:LYS:HB3	1.83	0.60
24:BV:26:PHE:HE2	24:BV:44:HIS:HA	1.66	0.60
1:CA:1038:C:H2'	1:CA:1039:G:C8	2.36	0.60
1:CA:599:C:H5''	7:CH:86:LYS:O	2.02	0.60
7:CH:86:LYS:HB3	7:CH:90:GLU:O	2.02	0.60
9:CJ:22:THR:O	9:CJ:26:VAL:HG23	2.01	0.60
9:CJ:42:LEU:HB3	9:CJ:43:PRO:HD2	1.84	0.60
12:CM:52:ILE:HD12	12:CM:55:LEU:HD12	1.83	0.60
13:CN:62:ARG:HH21	13:CN:69:PRO:HG3	1.65	0.60
1:CA:254:G:OP1	16:CQ:68:LYS:O	2.20	0.60
23:DB:1429:G:H2'	23:DB:1430:G:C8	2.37	0.60
23:DB:1484:U:H2'	23:DB:1485:U:C6	2.37	0.60
23:DB:2241:A:H2'	23:DB:2242:G:C8	2.36	0.60
23:DB:2671:G:H2'	23:DB:2672:U:C6	2.36	0.60
52:DI:11:GLN:HA	52:DI:55:PRO:HA	1.83	0.60
33:DL:33:ARG:HB3	39:DR:85:LYS:HZ1	1.65	0.60
23:DB:2010:G:H5''	40:DS:42:LYS:CB	2.31	0.60
44:DX:58:ASN:ND2	44:DX:63:ALA:HB3	2.16	0.60
45:DY:18:LYS:O	45:DY:22:THR:HG23	2.02	0.60
1:AA:1035:A:H2'	1:AA:1036:A:C8	2.36	0.59
1:AA:320:A:H2'	1:AA:321:A:C8	2.37	0.59
20:AB:118:THR:O	20:AB:121:GLN:HB3	2.02	0.59
3:AD:194:ILE:HD13	3:AD:195:ASN:H	1.67	0.59
3:AD:58:GLN:HA	3:AD:61:ARG:HB2	1.84	0.59
16:AQ:24:ILE:HB	16:AQ:41:THR:HB	1.82	0.59
23:BB:1229:C:H2'	23:BB:1230:A:H8	1.65	0.59
23:BB:1295:C:H2'	23:BB:1296:G:C8	2.36	0.59
23:BB:401:A:H2'	23:BB:402:A:C8	2.37	0.59
23:BB:624:C:OP1	50:B3:61:LEU:HB3	2.01	0.59
23:BB:956:G:N2	23:BB:959:A:H3'	2.16	0.59
25:BC:143:VAL:O	25:BC:152:GLN:HB2	2.01	0.59
25:BC:61:TYR:CD2	25:BC:84:PRO:HD2	2.37	0.59
26:BD:35:THR:HG22	26:BD:46:ARG:NH2	2.16	0.59
26:BD:49:GLN:O	26:BD:78:GLY:HA2	2.00	0.59
27:BE:145:ASP:C	27:BE:147:LEU:H	2.04	0.59
33:BL:90:VAL:HG11	33:BL:121:THR:N	2.11	0.59
41:BT:64:LYS:NZ	41:BT:79:ASP:HB2	2.17	0.59
1:CA:1021:A:H2'	1:CA:1022:A:O4'	2.02	0.59
1:CA:1355:G:H2'	1:CA:1356:G:H8	1.67	0.59
1:CA:320:A:H2'	1:CA:321:A:C8	2.37	0.59

Continued on next page...

Continued from previous page...

Atom-1	Atom-2	Interatomic distance (Å)	Clash overlap (Å)
1:CA:742:G:O2'	1:CA:743:A:H5'	2.02	0.59
1:CA:77:A:H2'	1:CA:78:A:C8	2.36	0.59
1:CA:22:G:H4'	1:CA:885:G:C8	2.37	0.59
3:CD:101:VAL:HG13	3:CD:106:PHE:CD2	2.34	0.59
4:CE:152:VAL:HG21	7:CH:98:LEU:HB3	1.82	0.59
4:CE:28:ARG:HH22	4:CE:30:PHE:HB3	1.67	0.59
7:CH:76:ARG:HE	7:CH:125:ILE:HG23	1.67	0.59
7:CH:31:LEU:O	7:CH:35:ILE:HG13	2.01	0.59
13:CN:26:LEU:HD12	13:CN:29:ILE:HD12	1.83	0.59
19:CT:66:ILE:O	19:CT:70:LYS:HD3	2.02	0.59
49:D2:35:ARG:NH2	49:D2:44:VAL:HG22	2.17	0.59
23:DB:1387:A:H5'	23:DB:1469:A:H1'	1.84	0.59
23:DB:1474:U:H2'	23:DB:1475:G:H5'	1.83	0.59
23:DB:2617:U:H2'	23:DB:2618:G:H5'	1.84	0.59
23:DB:2769:U:H2'	23:DB:2770:G:C8	2.36	0.59
23:DB:322:A:H1'	23:DB:339:U:O2	2.01	0.59
23:DB:493:G:H2'	23:DB:494:G:O4'	2.01	0.59
23:DB:858:G:H21	23:DB:2268:A:H3'	1.67	0.59
25:DC:143:VAL:HG11	25:DC:173:LEU:HD11	1.84	0.59
26:DD:125:TRP:HB2	26:DD:160:LYS:HD3	1.84	0.59
27:DE:187:VAL:HG23	27:DE:188:MET:N	2.17	0.59
30:DH:124:THR:HG23	30:DH:128:HIS:NE2	2.17	0.59
32:DK:11:ALA:HB1	32:DK:100:PHE:O	2.01	0.59
1:AA:1137:C:H1'	1:AA:1138:G:N2	2.16	0.59
1:AA:1103:C:H5''	20:AB:96:LEU:HD12	1.82	0.59
8:AI:56:MET:HA	8:AI:59:LYS:HZ2	1.67	0.59
23:BB:1285:A:H2'	23:BB:1286:A:H5''	1.83	0.59
23:BB:1550:C:H2'	23:BB:1551:A:H8	1.67	0.59
23:BB:2226:C:H2'	23:BB:2227:A:O4'	2.02	0.59
23:BB:2859:G:H2'	23:BB:2860:A:C8	2.36	0.59
23:BB:28:A:N6	23:BB:512:G:H1'	2.17	0.59
25:BC:128:THR:HG22	25:BC:188:ARG:HB2	1.84	0.59
25:BC:77:VAL:HG23	25:BC:115:ILE:CD1	2.31	0.59
28:BF:132:ARG:CZ	28:BF:147:ARG:HE	2.15	0.59
30:BH:125:THR:CB	30:BH:146:VAL:HB	2.31	0.59
31:BJ:28:LEU:HG	31:BJ:32:LEU:HD13	1.84	0.59
34:BM:102:LEU:HB3	34:BM:104:GLU:OE2	2.02	0.59
35:BN:96:ARG:NH2	35:BN:118:ARG:HB3	2.17	0.59
37:BP:30:TRP:HB2	37:BP:82:SER:OG	2.01	0.59
24:BV:14:LYS:NZ	24:BV:18:ARG:HD2	2.18	0.59
46:BZ:5:ILE:HD13	46:BZ:47:LYS:HB3	1.82	0.59

Continued on next page...

Continued from previous page...

Atom-1	Atom-2	Interatomic distance (Å)	Clash overlap (Å)
1:CA:1095:U:H2'	1:CA:1096:C:C6	2.37	0.59
6:CG:2:ARG:HH11	6:CG:2:ARG:HB3	1.66	0.59
13:CN:51:PRO:HB2	13:CN:54:SER:HB3	1.84	0.59
48:D1:13:SER:HB3	48:D1:49:LYS:NZ	2.17	0.59
23:DB:1729:U:C5	23:DB:1730:C:H1'	2.37	0.59
23:DB:1799:G:OP1	25:DC:255:LYS:HG2	2.02	0.59
23:DB:1874:C:H2'	23:DB:1875:G:O4'	2.01	0.59
23:DB:575:A:O2'	23:DB:576:U:H5'	2.02	0.59
23:DB:969:G:H2'	23:DB:970:U:H6	1.66	0.59
29:DG:19:ASN:HB3	29:DG:22:VAL:HB	1.84	0.59
30:DH:2:GLN:HA	30:DH:21:VAL:HG13	1.82	0.59
35:DN:96:ARG:O	35:DN:113:ILE:HA	2.01	0.59
36:DO:50:ALA:HB1	36:DO:78:VAL:HG13	1.82	0.59
37:DP:18:SER:HB2	37:DP:87:ARG:CZ	2.31	0.59
37:DP:25:VAL:HG22	37:DP:89:GLY:N	2.15	0.59
40:DS:21:ALA:HB1	40:DS:74:ILE:CD1	2.32	0.59
40:DS:85:ILE:HD11	40:DS:93:ALA:HB1	1.82	0.59
43:DW:48:ALA:HA	43:DW:54:ARG:H	1.67	0.59
43:DW:46:ALA:HB2	43:DW:75:ASN:O	2.02	0.59
8:AI:53:LEU:O	8:AI:53:LEU:HD13	2.02	0.59
23:BB:2539:C:OP1	51:B4:4:ARG:HD2	2.02	0.59
51:B4:4:ARG:HG2	51:B4:4:ARG:O	2.02	0.59
23:BB:143:C:H3'	23:BB:144:A:C8	2.37	0.59
23:BB:2273:A:H2'	23:BB:2274:A:C8	2.37	0.59
23:BB:2339:C:H2'	23:BB:2340:A:C8	2.37	0.59
23:BB:660:C:H2'	23:BB:661:A:H8	1.68	0.59
23:BB:672:C:O2'	23:BB:673:C:H5'	2.03	0.59
27:BE:149:ILE:HG13	27:BE:186:VAL:HG13	1.84	0.59
28:BF:132:ARG:HD3	28:BF:133:GLU:HB2	1.84	0.59
29:BG:157:LYS:HG3	29:BG:159:LYS:NZ	2.16	0.59
31:BJ:43:GLU:HB3	38:BQ:99:VAL:HG12	1.84	0.59
42:BU:48:VAL:HG12	42:BU:50:ALA:HB3	1.84	0.59
1:CA:202:G:H2'	1:CA:203:G:C8	2.37	0.59
20:CB:96:LEU:O	20:CB:99:MET:HG3	2.02	0.59
4:CE:96:GLN:HG3	4:CE:97:PRO:HD2	1.84	0.59
6:CG:12:LEU:HD13	6:CG:13:PRO:CD	2.31	0.59
10:CK:53:GLY:O	10:CK:56:LYS:HB3	2.02	0.59
12:CM:10:ASP:HA	12:CM:44:ILE:HD11	1.83	0.59
23:DB:585:G:H2'	23:DB:1251:C:H42	1.66	0.59
23:DB:136:G:N2	41:DT:3:ARG:HG2	2.17	0.59
23:DB:1695:G:O2'	25:DC:15:VAL:HG23	2.02	0.59

Continued on next page...

Continued from previous page...

Atom-1	Atom-2	Interatomic distance (Å)	Clash overlap (Å)
23:DB:1814:G:H4'	25:DC:51:ARG:HG2	1.83	0.59
23:DB:2107:G:H2'	23:DB:2108:A:H8	1.67	0.59
23:DB:2785:C:H2'	23:DB:2786:U:C6	2.37	0.59
23:DB:2789:C:H2'	23:DB:2893:A:N7	2.17	0.59
23:DB:2900:A:H2'	23:DB:2901:C:H6	1.66	0.59
25:DC:10:PRO:HD2	25:DC:202:ARG:NH2	2.16	0.59
27:DE:109:LEU:HD21	27:DE:113:VAL:O	2.02	0.59
29:DG:17:LYS:HE2	29:DG:24:THR:N	2.18	0.59
30:DH:115:VAL:HB	30:DH:132:PHE:CD1	2.37	0.59
30:DH:40:THR:HB	46:DZ:58:ASP:OD2	2.03	0.59
32:DK:34:GLY:O	32:DK:37:ASP:HB2	2.03	0.59
36:DO:100:HIS:HA	36:DO:104:GLN:HE21	1.67	0.59
40:DS:8:ARG:O	40:DS:9:HIS:HB2	2.02	0.59
1:AA:1060:U:H2'	1:AA:1061:G:C8	2.37	0.59
1:AA:1452:C:H4'	1:AA:1453:G:H5''	1.84	0.59
1:AA:532:A:H62	2:AC:191:THR:CG2	2.16	0.59
3:AD:94:GLU:HA	3:AD:103:ARG:HH22	1.66	0.59
9:AJ:26:VAL:O	9:AJ:30:LYS:HB3	2.02	0.59
1:AA:1060:U:C5'	9:AJ:53:ILE:HG22	2.32	0.59
19:AT:43:LYS:HG2	19:AT:44:ALA:N	2.17	0.59
23:BB:1054:A:H2'	23:BB:1055:G:H8	1.66	0.59
23:BB:182:A:H2'	23:BB:183:C:C6	2.37	0.59
23:BB:2266:A:H4'	23:BB:2267:A:C8	2.37	0.59
23:BB:2852:G:H2'	23:BB:2853:C:H6	1.67	0.59
23:BB:2868:A:H2'	23:BB:2869:G:C8	2.37	0.59
23:BB:2899:A:H2'	23:BB:2900:A:C8	2.37	0.59
23:BB:354:A:H2'	23:BB:355:U:H5''	1.83	0.59
23:BB:503:A:C4'	23:BB:504:A:H5'	2.31	0.59
23:BB:634:C:H2'	23:BB:635:C:H6	1.67	0.59
23:BB:784:G:O2'	23:BB:785:G:H5''	2.00	0.59
29:BG:85:LYS:HB2	29:BG:164:ALA:HB2	1.83	0.59
32:BK:23:LYS:HG3	32:BK:24:VAL:N	2.17	0.59
33:BL:117:THR:HG21	33:BL:120:VAL:HB	1.83	0.59
36:BO:15:ARG:HH12	36:BO:17:LYS:HD3	1.67	0.59
39:BR:90:ARG:NH2	39:BR:92:TRP:HB3	2.17	0.59
44:BX:49:ASP:HB3	44:BX:52:ARG:NH2	2.17	0.59
1:CA:1329:A:H5''	12:CM:25:GLY:N	2.16	0.59
1:CA:203:G:N2	1:CA:205:A:H61	2.01	0.59
1:CA:214:C:H2'	1:CA:215:C:C6	2.38	0.59
1:CA:621:A:H2'	1:CA:622:A:C8	2.37	0.59
2:CC:129:PHE:HA	2:CC:132:ALA:HB3	1.84	0.59

Continued on next page...

Continued from previous page...

Atom-1	Atom-2	Interatomic distance (Å)	Clash overlap (Å)
3:CD:115:GLN:HE22	3:CD:153:ARG:HH22	1.50	0.59
9:CJ:36:VAL:HG13	9:CJ:76:ILE:HD11	1.83	0.59
23:DB:1285:A:H2'	23:DB:1286:A:H5''	1.83	0.59
23:DB:1295:C:H2'	23:DB:1296:G:C8	2.36	0.59
23:DB:1469:A:H2'	23:DB:1470:A:H8	1.63	0.59
23:DB:1676:A:H2'	23:DB:1677:A:O4'	2.02	0.59
23:DB:235:U:H2'	23:DB:236:C:H6	1.67	0.59
23:DB:533:G:H21	38:DQ:40:LYS:HD2	1.67	0.59
23:DB:544:C:H2'	23:DB:545:U:C5	2.37	0.59
23:DB:899:A:H2'	23:DB:900:A:O4'	2.02	0.59
25:DC:225:ASN:O	25:DC:227:VAL:N	2.35	0.59
27:DE:46:GLN:HE22	27:DE:86:ALA:HB3	1.68	0.59
12:CM:78:ARG:HG3	28:DF:111:ARG:HG2	1.83	0.59
30:DH:1:MET:O	30:DH:21:VAL:HG22	2.01	0.59
32:DK:41:ILE:HG13	32:DK:42:THR:N	2.17	0.59
32:DK:8:LEU:HD12	32:DK:8:LEU:N	2.17	0.59
34:DM:71:LYS:HB2	34:DM:72:PRO:CD	2.32	0.59
35:DN:32:GLU:HG3	35:DN:33:ILE:N	2.17	0.59
23:DB:534:U:H4'	38:DQ:45:ALA:HB2	1.83	0.59
39:DR:92:TRP:O	39:DR:93:PHE:HB2	2.01	0.59
1:AA:1055:A:H4'	2:AC:160:GLU:CG	2.32	0.59
1:AA:1101:A:O2'	1:AA:1102:A:OP2	2.21	0.59
1:AA:131:A:H2'	1:AA:132:C:H6	1.68	0.59
20:AB:18:GLN:O	20:AB:37:VAL:HG23	2.02	0.59
3:AD:7:LYS:HA	3:AD:7:LYS:HE3	1.85	0.59
7:AH:9:MET:HE1	7:AH:32:LYS:O	2.03	0.59
13:AN:20:PHE:HA	13:AN:24:ALA:HB2	1.84	0.59
15:AP:4:ILE:O	15:AP:71:VAL:HG11	2.02	0.59
21:AU:36:PHE:CB	21:AU:40:PRO:HD3	2.31	0.59
47:B0:39:ARG:HG2	47:B0:39:ARG:O	2.03	0.59
23:BB:1818:U:OP1	25:BC:155:ARG:HA	2.03	0.59
23:BB:2800:A:H2'	23:BB:2801:G:C1'	2.32	0.59
23:BB:478:A:H5''	23:BB:479:A:OP2	2.02	0.59
23:BB:718:A:H3'	23:BB:719:C:H6	1.68	0.59
25:BC:242:HIS:N	25:BC:243:PRO:CD	2.66	0.59
26:BD:38:LYS:H	26:BD:38:LYS:CE	2.15	0.59
29:BG:5:LYS:HB3	29:BG:68:ARG:NH2	2.17	0.59
31:BJ:136:GLN:N	31:BJ:137:PRO:CD	2.66	0.59
23:BB:1132:U:H5''	31:BJ:85:LYS:HZ3	1.67	0.59
34:BM:33:LEU:HD12	34:BM:101:VAL:HG11	1.83	0.59
23:BB:2821:A:OP2	35:BN:3:HIS:NE2	2.36	0.59

Continued on next page...

Continued from previous page...

Atom-1	Atom-2	Interatomic distance (Å)	Clash overlap (Å)
36:BO:87:ILE:HG13	36:BO:88:LYS:N	2.16	0.59
44:BX:23:ARG:HG3	44:BX:28:LEU:HG	1.84	0.59
1:CA:1082:A:O2'	1:CA:1083:U:H5'	2.02	0.59
1:CA:1137:C:O2'	1:CA:1138:G:H5''	2.03	0.59
7:CH:76:ARG:HA	7:CH:126:CYS:HB3	1.85	0.59
16:CQ:14:ASP:OD2	16:CQ:53:GLY:HA2	2.01	0.59
16:CQ:10:ARG:NH2	16:CQ:55:GLY:H	2.00	0.59
23:DB:1097:U:H2'	23:DB:1098:A:O4'	2.03	0.59
23:DB:1945:G:H2'	23:DB:1946:U:C6	2.38	0.59
23:DB:2329:U:H2'	23:DB:2330:G:C8	2.37	0.59
23:DB:2642:G:O2'	23:DB:2643:G:H5'	2.01	0.59
25:DC:136:VAL:CA	25:DC:165:ALA:HA	2.33	0.59
25:DC:138:SER:HA	25:DC:162:GLN:HG3	1.85	0.59
26:DD:3:GLY:C	26:DD:4:LEU:HD13	2.23	0.59
28:DF:53:ALA:HB1	28:DF:64:PRO:HG2	1.84	0.59
29:DG:148:ARG:HA	29:DG:161:VAL:HG13	1.85	0.59
23:DB:1099:G:C8	52:DI:3:LYS:CA	2.75	0.59
38:DQ:54:ARG:O	38:DQ:58:GLN:HG2	2.02	0.59
40:DS:25:ARG:HD2	40:DS:26:GLY:H	1.65	0.59
43:DW:44:PHE:HB3	43:DW:77:LYS:CB	2.32	0.59
45:DY:6:ILE:HG13	45:DY:35:VAL:H	1.66	0.59
1:AA:1042:A:H2'	1:AA:1043:G:O4'	2.02	0.59
1:AA:214:C:H2'	1:AA:215:C:C6	2.38	0.59
2:AC:13:ILE:HG22	2:AC:14:VAL:HG13	1.83	0.59
4:AE:37:VAL:HG11	4:AE:113:VAL:HG12	1.83	0.59
22:BA:21:G:O2'	22:BA:22:U:H5'	2.02	0.59
22:BA:29:A:H3'	22:BA:30:C:H6	1.67	0.59
22:BA:24:G:N7	22:BA:56:G:H2'	2.17	0.59
23:BB:1412:U:H2'	23:BB:1413:A:C8	2.38	0.59
23:BB:1444:G:H2'	23:BB:1445:G:H8	1.67	0.59
23:BB:1676:A:H2'	23:BB:1677:A:O4'	2.02	0.59
23:BB:2077:A:H2'	23:BB:2078:C:C6	2.36	0.59
23:BB:2893:A:H5''	23:BB:2894:G:H5'	1.85	0.59
23:BB:359:G:O2'	23:BB:360:U:H5'	2.02	0.59
23:BB:79:C:O2'	23:BB:346:A:H1'	2.02	0.59
26:BD:4:LEU:O	26:BD:5:VAL:HG13	2.02	0.59
28:BF:115:GLY:HA3	28:BF:177:ARG:HB2	1.84	0.59
29:BG:131:VAL:HG13	29:BG:133:LYS:HE2	1.85	0.59
31:BJ:55:ILE:HA	31:BJ:122:LEU:O	2.02	0.59
33:BL:13:LYS:O	33:BL:14:LYS:HB2	2.01	0.59
35:BN:45:ARG:HB2	35:BN:49:GLU:OE2	2.03	0.59

Continued on next page...

Continued from previous page...

Atom-1	Atom-2	Interatomic distance (Å)	Clash overlap (Å)
37:BP:77:SER:H	37:BP:78:PRO:HD2	1.68	0.59
23:BB:1162:G:H4'	39:BR:23:GLU:HG2	1.83	0.59
38:BQ:88:GLU:HA	39:BR:53:PHE:CZ	2.36	0.59
40:BS:52:GLU:HA	40:BS:55:ILE:HG22	1.85	0.59
1:CA:1030:U:H5''	1:CA:1031:C:H5	1.68	0.59
1:CA:1107:C:H4'	2:CC:172:VAL:HG23	1.83	0.59
1:CA:1251:A:O2'	1:CA:1252:A:H5'	2.02	0.59
1:CA:1308:U:H2'	1:CA:1309:G:C8	2.38	0.59
20:CB:116:LEU:O	20:CB:119:GLN:HB2	2.02	0.59
10:CK:53:GLY:HA2	10:CK:56:LYS:HE3	1.84	0.59
10:CK:82:GLU:HB3	10:CK:108:ASN:ND2	2.16	0.59
13:CN:96:LYS:HG2	13:CN:97:LYS:N	2.14	0.59
15:CP:4:ILE:HD13	15:CP:57:ILE:HG12	1.85	0.59
15:CP:57:ILE:C	15:CP:57:ILE:HD13	2.22	0.59
16:CQ:16:MET:CB	16:CQ:19:SER:HB2	2.33	0.59
17:CR:55:ALA:O	17:CR:59:LYS:HG3	2.03	0.59
18:CS:38:THR:HG22	18:CS:39:ILE:H	1.66	0.59
23:DB:1013:C:H2'	23:DB:1014:A:H8	1.66	0.59
23:DB:1447:C:H2'	23:DB:1448:G:C8	2.37	0.59
23:DB:1550:C:H2'	23:DB:1551:A:H8	1.67	0.59
23:DB:1742:U:H2'	23:DB:1743:G:C8	2.38	0.59
23:DB:2220:U:H2'	23:DB:2221:G:H8	1.68	0.59
23:DB:2324:U:H3'	23:DB:2325:G:C5'	2.32	0.59
23:DB:2852:G:H2'	23:DB:2853:C:H6	1.67	0.59
23:DB:2899:A:H2'	23:DB:2900:A:C8	2.37	0.59
26:DD:31:ALA:CB	26:DD:95:SER:HB2	2.32	0.59
26:DD:52:THR:OG1	26:DD:75:ALA:HB1	2.02	0.59
27:DE:116:ASP:CB	27:DE:185:LYS:HA	2.30	0.59
23:DB:659:G:H4'	27:DE:95:LYS:HD3	1.85	0.59
28:DF:135:ILE:O	28:DF:137:PHE:N	2.36	0.59
31:DJ:15:TRP:CD2	31:DJ:138:GLN:HB2	2.38	0.59
34:DM:131:VAL:HG22	34:DM:133:LYS:H	1.68	0.59
36:DO:74:VAL:O	36:DO:78:VAL:HG23	2.02	0.59
37:DP:90:ALA:HB3	37:DP:112:ARG:H	1.67	0.59
24:DV:9:ARG:HH21	24:DV:20:LEU:HD11	1.68	0.59
1:AA:1130:A:H2'	1:AA:1131:G:H8	1.68	0.59
1:AA:766:A:H2	1:AA:1525:G:N3	1.99	0.59
1:AA:796:C:H5'	10:AK:128:VAL:HG13	1.84	0.59
5:AF:18:VAL:O	5:AF:22:ILE:HG13	2.02	0.59
16:AQ:4:ILE:HD12	16:AQ:4:ILE:H	1.67	0.59
48:B1:42:VAL:HB	48:B1:43:ARG:HH21	1.67	0.59

Continued on next page...

Continued from previous page...

Atom-1	Atom-2	Interatomic distance (Å)	Clash overlap (Å)
23:BB:1312:U:OP2	41:BT:66:LYS:HG2	2.02	0.59
23:BB:1470:A:H3'	23:BB:1471:G:H8	1.67	0.59
23:BB:209:C:H2'	23:BB:210:C:H6	1.67	0.59
23:BB:222:A:N1	23:BB:233:A:H5''	2.17	0.59
25:BC:163:ILE:HG22	25:BC:164:VAL:N	2.16	0.59
27:BE:132:LYS:HD3	27:BE:133:LEU:CD2	2.32	0.59
27:BE:193:VAL:HG12	27:BE:194:LYS:HD2	1.84	0.59
29:BG:102:ILE:HG23	29:BG:104:LEU:HD11	1.83	0.59
29:BG:18:ILE:HD13	29:BG:18:ILE:H	1.66	0.59
52:BI:14:ALA:HA	52:BI:45:THR:HG21	1.83	0.59
34:BM:73:ILE:HG12	34:BM:90:GLU:OE2	2.03	0.59
37:BP:92:ARG:CZ	37:BP:110:LYS:HB3	2.33	0.59
38:BQ:102:LYS:HD2	38:BQ:102:LYS:N	2.18	0.59
1:CA:121:U:H3'	1:CA:121:U:OP1	2.03	0.59
3:CD:2:ARG:HH11	3:CD:114:ARG:HD3	1.65	0.59
5:CF:92:THR:HG22	5:CF:93:LYS:N	2.18	0.59
23:DB:1262:A:C2	47:D0:6:LYS:HD2	2.36	0.59
23:DB:2758:A:H2'	23:DB:2759:G:H5'	1.85	0.59
23:DB:634:C:H2'	23:DB:635:C:C6	2.38	0.59
23:DB:1825:U:H5'	25:DC:244:VAL:HG21	1.83	0.59
23:DB:587:C:H5'	27:DE:85:PHE:CE1	2.37	0.59
28:DF:26:GLN:HG2	28:DF:26:GLN:O	2.03	0.59
30:DH:103:VAL:HG13	30:DH:108:VAL:HB	1.84	0.59
30:DH:129:GLU:HA	30:DH:143:ILE:HA	1.85	0.59
31:DJ:36:LEU:HD13	31:DJ:54:ILE:HD12	1.83	0.59
36:DO:15:ARG:HH22	43:DW:76:ARG:HG2	1.68	0.59
1:AA:390:U:H2'	1:AA:391:G:H8	1.62	0.59
20:AB:206:ILE:HD13	20:AB:206:ILE:O	2.02	0.59
20:AB:46:VAL:HA	20:AB:49:PHE:HD2	1.68	0.59
2:AC:21:TRP:CB	2:AC:58:ARG:HB2	2.33	0.59
8:AI:35:GLU:HA	8:AI:39:GLY:CA	2.33	0.59
1:AA:716:A:N3	10:AK:119:GLY:HA2	2.17	0.59
10:AK:81:LEU:HD22	10:AK:104:PHE:HB3	1.84	0.59
1:AA:522:C:H41	11:AL:49:ARG:HH22	1.49	0.59
19:AT:54:GLN:N	19:AT:55:PRO:HD2	2.17	0.59
47:B0:2:VAL:HG22	47:B0:3:GLN:H	1.67	0.59
23:BB:1241:A:H2'	23:BB:1242:U:C5'	2.32	0.59
23:BB:2617:U:H2'	23:BB:2618:G:H5'	1.85	0.59
23:BB:419:U:H2'	23:BB:420:C:H6	1.67	0.59
23:BB:441:U:H2'	23:BB:442:G:H8	1.67	0.59
25:BC:30:ALA:N	25:BC:31:PRO:CD	2.66	0.59

Continued on next page...

Continued from previous page...

Atom-1	Atom-2	Interatomic distance (Å)	Clash overlap (Å)
28:BF:70:ARG:HA	28:BF:80:GLN:HG3	1.83	0.59
23:BB:1007:C:H5''	31:BJ:37:ARG:NH2	2.18	0.59
33:BL:131:ALA:HB1	33:BL:135:ILE:HD12	1.85	0.59
23:BB:2467:C:O4'	34:BM:118:LYS:HG2	2.02	0.59
34:BM:86:LYS:HD2	34:BM:86:LYS:H	1.68	0.59
23:BB:483:A:H4'	42:BU:45:GLN:HA	1.83	0.59
24:BV:40:ILE:N	24:BV:40:ILE:HD13	2.18	0.59
1:CA:1031:C:H4'	1:CA:1032:G:H5''	1.84	0.59
1:CA:1326:U:O2'	1:CA:1327:C:H5'	2.02	0.59
2:CC:65:VAL:HG21	2:CC:90:VAL:HG11	1.83	0.59
21:CU:24:LYS:HD2	21:CU:25:ALA:N	2.11	0.59
23:DB:1111:A:H4'	29:DG:1:SER:O	2.03	0.59
23:DB:1210:G:H4'	23:DB:1211:C:OP2	2.02	0.59
23:DB:1412:U:H2'	23:DB:1413:A:C8	2.38	0.59
23:DB:213:A:O2'	23:DB:214:G:H5'	2.03	0.59
23:DB:2859:G:H2'	23:DB:2860:A:C8	2.36	0.59
23:DB:299:A:N6	23:DB:322:A:O2'	2.33	0.59
23:DB:324:A:OP2	27:DE:164:LEU:HB2	2.02	0.59
23:DB:79:C:O2'	23:DB:346:A:H1'	2.03	0.59
25:DC:163:ILE:HG12	25:DC:173:LEU:CD2	2.33	0.59
25:DC:261:ARG:HG2	25:DC:261:ARG:HH11	1.66	0.59
26:DD:22:ILE:HG13	26:DD:22:ILE:O	2.01	0.59
26:DD:77:ARG:HB2	26:DD:77:ARG:HH11	1.67	0.59
28:DF:133:GLU:H	28:DF:150:GLY:HA2	1.66	0.59
30:DH:89:LYS:HA	30:DH:123:ARG:O	2.03	0.59
52:DI:17:ALA:C	52:DI:19:PRO:HD3	2.23	0.59
23:DB:1099:G:O4'	52:DI:3:LYS:O	2.20	0.59
33:DL:2:ARG:HG3	33:DL:2:ARG:NH1	2.18	0.59
33:DL:64:PHE:HD2	50:D3:11:LYS:HB3	1.68	0.59
33:DL:85:VAL:HG13	33:DL:86:GLU:N	2.11	0.59
34:DM:40:ARG:HA	34:DM:92:TRP:NE1	2.17	0.59
35:DN:41:ALA:HB1	35:DN:113:ILE:CD1	2.32	0.59
24:DV:9:ARG:HG2	24:DV:41:GLU:CG	2.32	0.59
44:DX:25:GLN:O	44:DX:29:ARG:HG3	2.02	0.59
1:AA:121:U:H3'	1:AA:121:U:OP1	2.03	0.59
1:AA:801:U:H2'	1:AA:802:A:H8	1.67	0.59
4:AE:110:MET:O	4:AE:113:VAL:HG22	2.03	0.59
6:AG:117:LEU:HD22	6:AG:120:ALA:HB3	1.84	0.59
12:AM:64:VAL:HG12	12:AM:65:GLU:N	2.18	0.59
23:BB:1429:G:H2'	23:BB:1430:G:C8	2.37	0.59
23:BB:156:A:H2'	23:BB:157:C:H6	1.67	0.59

Continued on next page...

Continued from previous page...

Atom-1	Atom-2	Interatomic distance (Å)	Clash overlap (Å)
23:BB:2097:A:H2'	23:BB:2098:U:C6	2.38	0.59
23:BB:2328:A:H2'	23:BB:2329:U:H6	1.67	0.59
23:BB:296:U:H2'	23:BB:297:G:H8	1.67	0.59
23:BB:355:U:H2'	23:BB:356:G:H8	1.68	0.59
23:BB:544:C:H2'	23:BB:545:U:C2	2.38	0.59
30:BH:62:LEU:O	30:BH:66:ASN:HB3	2.03	0.59
52:BI:32:VAL:HG22	52:BI:60:VAL:HG21	1.85	0.59
35:BN:24:MET:O	35:BN:27:SER:HB3	2.03	0.59
39:BR:47:VAL:HG13	39:BR:49:ILE:N	2.13	0.59
46:BZ:49:ARG:C	46:BZ:51:VAL:H	2.07	0.59
1:CA:1238:A:C2	1:CA:1241:G:H1'	2.38	0.59
1:CA:501:C:H1'	1:CA:549:C:H1'	1.85	0.59
1:CA:812:G:O2'	1:CA:813:U:H6	1.85	0.59
1:CA:993:G:H2'	1:CA:995:C:H41	1.66	0.59
2:CC:61:LYS:HZ3	2:CC:96:VAL:HG12	1.68	0.59
1:CA:939:G:H5''	6:CG:101:ARG:NH2	2.17	0.59
13:CN:86:ALA:HB1	13:CN:91:GLU:HB2	1.84	0.59
23:DB:2181:U:H6	23:DB:2181:U:O5'	1.86	0.59
23:DB:2369:A:O2'	23:DB:2370:G:H5'	2.03	0.59
23:DB:635:C:H3'	33:DL:126:ARG:NH2	2.18	0.59
23:DB:850:U:O2'	45:DY:22:THR:HG22	2.03	0.59
25:DC:140:VAL:HG11	25:DC:163:ILE:HD11	1.84	0.59
25:DC:171:VAL:HB	25:DC:182:LYS:CB	2.26	0.59
52:DI:2:LYS:C	52:DI:3:LYS:HD2	2.23	0.59
32:DK:99:ILE:CD1	32:DK:115:ILE:HG13	2.32	0.59
33:DL:109:LYS:CG	33:DL:126:ARG:HD3	2.33	0.59
39:DR:6:GLN:OE1	39:DR:38:VAL:HG22	2.02	0.59
40:DS:27:LYS:HG3	40:DS:70:LYS:HD3	1.85	0.59
23:DB:95:A:O2'	44:DX:43:LEU:HD21	2.03	0.59
1:AA:202:G:H2'	1:AA:203:G:C8	2.37	0.59
1:AA:300:A:H2'	1:AA:301:G:O4'	2.03	0.59
1:AA:1348:U:OP1	8:AI:111:GLU:HB2	2.02	0.59
16:AQ:26:ARG:HH21	16:AQ:39:ARG:NH1	2.00	0.59
18:AS:11:ASP:CG	18:AS:34:SER:HB2	2.23	0.59
23:BB:1579:A:H2'	23:BB:1580:A:C8	2.38	0.59
23:BB:170:U:H2'	23:BB:171:U:C6	2.37	0.59
23:BB:2188:U:H2'	23:BB:2189:U:C6	2.37	0.59
23:BB:2491:U:H5''	23:BB:2570:G:C5'	2.33	0.59
23:BB:2789:C:H3'	23:BB:2893:A:H62	1.66	0.59
28:BF:15:LEU:HD13	28:BF:28:PRO:HG2	1.83	0.59
29:BG:17:LYS:HB3	29:BG:24:THR:HG22	1.85	0.59

Continued on next page...

Continued from previous page...

Atom-1	Atom-2	Interatomic distance (Å)	Clash overlap (Å)
52:BI:18:ASN:N	52:BI:19:PRO:HD2	2.17	0.59
52:BI:77:VAL:HA	52:BI:80:LYS:CE	2.33	0.59
23:BB:1076:C:H4'	52:BI:94:LYS:CE	2.33	0.59
35:BN:38:LEU:HB2	35:BN:109:PRO:CB	2.33	0.59
37:BP:59:THR:HA	37:BP:76:HIS:HA	1.84	0.59
39:BR:90:ARG:HH11	39:BR:91:GLN:N	2.01	0.59
40:BS:66:ILE:N	40:BS:66:ILE:HD12	2.18	0.59
42:BU:13:LEU:HD12	42:BU:69:VAL:HA	1.84	0.59
42:BU:73:ASN:HB2	42:BU:96:LYS:NZ	2.18	0.59
23:BB:2261:C:OP2	43:BW:13:ARG:HB2	2.03	0.59
44:BX:35:GLY:CA	44:BX:40:SER:HA	2.32	0.59
46:BZ:15:SER:O	46:BZ:21:VAL:HB	2.02	0.59
1:CA:1019:A:H2'	1:CA:1020:G:C8	2.38	0.59
1:CA:131:A:H2'	1:CA:132:C:H6	1.68	0.59
20:CB:132:GLU:HA	20:CB:135:MET:HE2	1.85	0.59
4:CE:95:MET:HG3	4:CE:124:ALA:HB2	1.83	0.59
7:CH:54:THR:HG23	7:CH:55:LYS:HG2	1.83	0.59
8:CI:38:PHE:O	8:CI:44:ARG:HD2	2.03	0.59
1:CA:529:G:O6	11:CL:45:ASN:HA	2.03	0.59
14:CO:28:VAL:HG11	14:CO:80:LEU:HD21	1.85	0.59
49:D2:13:ASN:HA	49:D2:16:HIS:O	2.02	0.59
23:DB:1442:U:H2'	23:DB:1443:U:H6	1.68	0.59
23:DB:1470:A:H3'	23:DB:1471:G:H8	1.66	0.59
23:DB:794:A:H2'	23:DB:795:C:H6	1.67	0.59
23:DB:873:C:H2'	23:DB:874:G:H8	1.68	0.59
28:DF:65:LEU:CD2	28:DF:87:LYS:HD2	2.33	0.59
31:DJ:21:THR:HG22	31:DJ:58:ASN:OD1	2.03	0.59
42:DU:31:GLY:O	42:DU:32:LYS:HD3	2.03	0.59
1:AA:1448:C:H2'	1:AA:1449:C:C6	2.38	0.58
1:AA:403:C:O2'	1:AA:404:G:H5'	2.02	0.58
3:AD:144:ILE:CD1	3:AD:154:VAL:HG21	2.33	0.58
12:AM:2:ARG:HB3	12:AM:6:ILE:O	2.03	0.58
19:AT:53:MET:O	19:AT:57:VAL:HG23	2.02	0.58
50:B3:23:HIS:HD2	50:B3:23:HIS:H	1.50	0.58
23:BB:131:A:H2'	23:BB:132:G:C8	2.38	0.58
23:BB:1387:A:H5'	23:BB:1469:A:H1'	1.84	0.58
23:BB:1454:C:H5'	35:BN:63:ARG:NH2	2.07	0.58
23:BB:1484:U:H2'	23:BB:1485:U:C6	2.37	0.58
23:BB:1484:U:H2'	23:BB:1485:U:H6	1.68	0.58
23:BB:1652:A:H62	35:BN:11:ASN:ND2	2.01	0.58
23:BB:2789:C:H2'	23:BB:2893:A:N7	2.17	0.58

Continued on next page...

Continued from previous page...

Atom-1	Atom-2	Interatomic distance (Å)	Clash overlap (Å)
28:BF:126:ASN:N	28:BF:126:ASN:ND2	2.50	0.58
31:BJ:20:ALA:HB1	31:BJ:59:ALA:CA	2.33	0.58
32:BK:104:THR:O	32:BK:107:LEU:HB3	2.03	0.58
32:BK:60:ALA:HA	32:BK:87:LEU:HG	1.84	0.58
38:BQ:97:ILE:HA	38:BQ:100:PHE:CZ	2.38	0.58
40:BS:7:HIS:CD2	40:BS:10:ALA:HB2	2.38	0.58
41:BT:36:LYS:O	41:BT:36:LYS:HD3	2.01	0.58
1:CA:34:C:H2'	1:CA:35:G:H8	1.68	0.58
1:CA:476:U:H2'	1:CA:477:C:C6	2.38	0.58
4:CE:24:VAL:HG23	4:CE:26:GLY:H	1.67	0.58
4:CE:61:LYS:O	4:CE:64:GLU:HB3	2.03	0.58
23:DB:336:C:H5''	42:DU:3:LYS:HZ1	1.68	0.58
23:DB:672:C:O2'	23:DB:673:C:H5'	2.03	0.58
25:DC:237:ARG:C	25:DC:237:ARG:HE	2.07	0.58
26:DD:110:THR:HB	26:DD:202:ILE:HB	1.84	0.58
27:DE:152:GLU:O	27:DE:153:LEU:HB2	2.02	0.58
27:DE:189:THR:C	27:DE:191:ASP:H	2.06	0.58
30:DH:98:ASP:HA	30:DH:101:ASP:OD1	2.03	0.58
32:DK:24:VAL:HG13	32:DK:33:ALA:HB2	1.85	0.58
33:DL:118:THR:OG1	33:DL:138:ALA:HB2	2.02	0.58
33:DL:123:ARG:HB3	33:DL:141:LYS:HB3	1.83	0.58
36:DO:93:ASP:HB2	36:DO:117:PHE:CE2	2.38	0.58
37:DP:65:ASN:H	37:DP:71:ARG:HA	1.68	0.58
37:DP:25:VAL:CG1	37:DP:87:ARG:HA	2.29	0.58
38:DQ:20:ALA:HA	38:DQ:23:TYR:CE2	2.37	0.58
38:DQ:87:VAL:HB	39:DR:54:VAL:HG11	1.85	0.58
23:DB:136:G:N1	41:DT:3:ARG:NH1	2.51	0.58
42:DU:98:ASN:O	42:DU:99:SER:HB2	2.01	0.58
43:DW:65:LYS:HB2	43:DW:65:LYS:NZ	2.18	0.58
1:AA:1011:C:H2'	1:AA:1012:A:C8	2.38	0.58
1:AA:1237:C:H3'	1:AA:1238:A:H5'	1.85	0.58
1:AA:241:G:O2'	1:AA:242:G:H5'	2.03	0.58
1:AA:687:A:C2	1:AA:704:A:C5	2.91	0.58
20:AB:60:ALA:HB3	20:AB:223:GLY:HA3	1.83	0.58
1:AA:408:A:H5'	3:AD:21:LYS:HE2	1.84	0.58
5:AF:42:TRP:HB2	5:AF:59:TYR:HB2	1.84	0.58
12:AM:72:ILE:O	12:AM:76:ILE:HG13	2.03	0.58
15:AP:46:LYS:HE2	15:AP:46:LYS:H	1.65	0.58
10:AK:113:THR:CG2	21:AU:28:LEU:HD21	2.33	0.58
23:BB:156:A:H2'	23:BB:157:C:C6	2.38	0.58
23:BB:1945:G:H2'	23:BB:1946:U:C6	2.37	0.58

Continued on next page...

Continued from previous page...

Atom-1	Atom-2	Interatomic distance (Å)	Clash overlap (Å)
23:BB:2369:A:O2'	23:BB:2370:G:H5'	2.03	0.58
23:BB:2386:A:H2'	23:BB:2387:U:C6	2.38	0.58
23:BB:2480:C:O2'	23:BB:2481:G:H5'	2.03	0.58
23:BB:686:U:O4	49:B2:12:ARG:HG3	2.02	0.58
30:BH:6:LEU:HA	30:BH:15:LEU:C	2.23	0.58
30:BH:94:ILE:HG23	30:BH:99:ILE:HD11	1.84	0.58
52:BI:105:LEU:HD11	52:BI:139:VAL:CG1	2.33	0.58
31:BJ:18:VAL:HG22	31:BJ:55:ILE:O	2.02	0.58
31:BJ:77:HIS:CD2	31:BJ:84:ILE:HB	2.38	0.58
34:BM:38:ARG:HH11	34:BM:38:ARG:CB	2.10	0.58
37:BP:28:LYS:HG2	37:BP:44:GLY:O	2.03	0.58
37:BP:31:VAL:HG12	37:BP:33:GLU:H	1.68	0.58
37:BP:59:THR:HG23	37:BP:76:HIS:NE2	2.18	0.58
42:BU:70:ALA:HB3	42:BU:77:GLY:O	2.03	0.58
24:BV:84:PRO:HG3	34:BM:127:LYS:HE2	1.85	0.58
1:CA:1119:C:H2'	1:CA:1120:C:C6	2.37	0.58
1:CA:413:G:H4'	1:CA:414:A:H5''	1.85	0.58
3:CD:30:LYS:HB2	3:CD:30:LYS:NZ	2.18	0.58
3:CD:71:PHE:HE2	3:CD:89:LEU:HD11	1.68	0.58
12:CM:89:ARG:HB3	12:CM:96:VAL:HG22	1.84	0.58
50:D3:14:LYS:HA	50:D3:63:TYR:CE2	2.38	0.58
23:DB:1857:G:H1'	23:DB:1885:A:N6	2.16	0.58
23:DB:2022:U:O2'	23:DB:2617:U:H5'	2.03	0.58
23:DB:2836:U:H2'	23:DB:2837:A:C8	2.39	0.58
23:DB:2887:A:N9	47:D0:27:LEU:HD21	2.18	0.58
23:DB:28:A:O2'	23:DB:29:U:H5'	2.03	0.58
25:DC:87:SER:N	25:DC:155:ARG:HH12	2.01	0.58
28:DF:107:VAL:HG11	28:DF:175:PRO:HG3	1.85	0.58
29:DG:41:GLU:HG2	29:DG:54:ARG:HH21	1.68	0.58
34:DM:41:LEU:HG	34:DM:46:ILE:HD11	1.85	0.58
37:DP:7:LEU:O	37:DP:11:GLN:HG2	2.03	0.58
38:DQ:39:ILE:HG13	38:DQ:40:LYS:N	2.17	0.58
1:AA:1246:A:H2'	1:AA:1247:U:C6	2.38	0.58
1:AA:203:G:N2	1:AA:205:A:H61	2.01	0.58
1:AA:950:U:H2'	1:AA:951:G:H8	1.68	0.58
20:AB:67:LEU:HD13	20:AB:67:LEU:N	2.18	0.58
13:AN:71:GLY:O	13:AN:79:SER:HA	2.04	0.58
15:AP:26:ASN:CG	15:AP:31:ARG:HB3	2.24	0.58
18:AS:4:LEU:HD13	18:AS:8:PRO:HA	1.84	0.58
51:B4:16:ILE:N	51:B4:16:ILE:HD12	2.17	0.58
23:BB:1447:C:H2'	23:BB:1448:G:C8	2.37	0.58

Continued on next page...

Continued from previous page...

Atom-1	Atom-2	Interatomic distance (Å)	Clash overlap (Å)
23:BB:1552:A:C2'	23:BB:1553:A:H5'	2.33	0.58
23:BB:2836:U:H2'	23:BB:2837:A:C8	2.39	0.58
23:BB:877:A:N1	23:BB:899:A:H2'	2.17	0.58
25:BC:32:LEU:HA	25:BC:81:GLU:OE1	2.04	0.58
27:BE:3:LEU:CB	27:BE:12:LEU:HD22	2.33	0.58
23:BB:37:C:H2'	27:BE:46:GLN:OE1	2.03	0.58
28:BF:102:LEU:C	28:BF:107:VAL:HG23	2.23	0.58
28:BF:132:ARG:NE	28:BF:147:ARG:HE	2.00	0.58
30:BH:35:LYS:O	30:BH:37:VAL:HG13	2.03	0.58
30:BH:73:ASN:ND2	30:BH:73:ASN:N	2.52	0.58
31:BJ:75:TYR:HA	31:BJ:86:GLN:O	2.04	0.58
32:BK:11:ALA:HB3	32:BK:85:VAL:HG23	1.85	0.58
42:BU:46:LYS:HE2	42:BU:54:PRO:O	2.03	0.58
1:CA:1163:A:H2'	1:CA:1164:G:H8	1.67	0.58
1:CA:300:A:H2'	1:CA:301:G:O4'	2.03	0.58
4:CE:113:VAL:HG23	4:CE:114:LEU:N	2.18	0.58
4:CE:11:GLN:OE1	4:CE:116:VAL:HA	2.03	0.58
8:CI:41:GLU:H	8:CI:44:ARG:HD3	1.68	0.58
9:CJ:38:GLY:O	9:CJ:74:VAL:HA	2.03	0.58
9:CJ:85:ASP:HA	9:CJ:89:ARG:HB2	1.85	0.58
10:CK:73:VAL:O	10:CK:76:TYR:HB2	2.04	0.58
14:CO:20:ASP:OD2	14:CO:23:SER:HB2	2.04	0.58
23:DB:1229:C:H2'	23:DB:1230:A:H8	1.68	0.58
23:DB:1515:A:H4'	23:DB:1556:C:O2'	2.04	0.58
23:DB:230:G:H2'	23:DB:231:A:H8	1.67	0.58
23:DB:2783:U:H2'	23:DB:2784:U:H6	1.68	0.58
23:DB:307:G:N2	23:DB:309:A:H3'	2.17	0.58
23:DB:419:U:H2'	23:DB:420:C:C6	2.38	0.58
23:DB:764:A:H5''	25:DC:208:GLY:HA3	1.84	0.58
23:DB:946:C:H2'	23:DB:947:A:H8	1.68	0.58
25:DC:109:LEU:HD21	25:DC:115:ILE:HD11	1.84	0.58
25:DC:86:ARG:C	25:DC:155:ARG:HH12	2.06	0.58
27:DE:14:VAL:HG12	27:DE:16:GLU:H	1.67	0.58
30:DH:5:LEU:HD23	30:DH:17:ASP:O	2.02	0.58
30:DH:3:VAL:O	30:DH:18:GLN:HA	2.03	0.58
52:DI:85:ILE:CD1	52:DI:137:LEU:HD21	2.32	0.58
33:DL:7:SER:HB2	33:DL:8:PRO:CD	2.17	0.58
22:DA:38:C:H4'	36:DO:100:HIS:NE2	2.18	0.58
37:DP:38:ARG:CG	37:DP:39:LEU:H	2.08	0.58
38:DQ:39:ILE:O	38:DQ:43:GLN:HB3	2.02	0.58
38:DQ:89:ILE:H	38:DQ:89:ILE:HD12	1.69	0.58

Continued on next page...

Continued from previous page...

Atom-1	Atom-2	Interatomic distance (Å)	Clash overlap (Å)
39:DR:71:LYS:HB2	39:DR:73:LYS:NZ	2.18	0.58
42:DU:11:ILE:HB	42:DU:69:VAL:HG23	1.84	0.58
1:AA:1324:A:H2'	1:AA:1325:C:H6	1.69	0.58
1:AA:621:A:H2'	1:AA:622:A:C8	2.38	0.58
1:AA:88:U:O2'	1:AA:89:U:C6	2.56	0.58
2:AC:151:GLU:O	2:AC:197:VAL:HA	2.02	0.58
10:AK:26:PHE:HE1	10:AK:88:PRO:HG2	1.68	0.58
11:AL:22:ALA:HB2	11:AL:56:LEU:HD21	1.85	0.58
16:AQ:66:LEU:HD11	16:AQ:73:THR:HG22	1.85	0.58
51:B4:16:ILE:H	51:B4:16:ILE:HD12	1.68	0.58
23:BB:1082:U:N3	23:BB:1086:A:C2	2.71	0.58
23:BB:111:A:H2'	23:BB:112:U:O4'	2.02	0.58
23:BB:1144:A:O2'	23:BB:1145:C:H5'	2.03	0.58
23:BB:1229:C:H2'	23:BB:1230:A:C8	2.38	0.58
23:BB:2898:U:H2'	23:BB:2899:A:H8	1.69	0.58
23:BB:27:G:N2	23:BB:512:G:H2'	2.17	0.58
23:BB:794:A:H2'	23:BB:795:C:H6	1.67	0.58
25:BC:119:VAL:HG13	25:BC:133:ASN:ND2	2.18	0.58
25:BC:181:ARG:NH1	25:BC:260:LYS:HD2	2.18	0.58
25:BC:140:VAL:C	25:BC:193:GLU:HB2	2.23	0.58
26:BD:83:ARG:HH12	26:BD:85:ALA:HB2	1.67	0.58
40:BS:50:VAL:HG11	40:BS:103:ILE:HG12	1.85	0.58
43:BW:40:ARG:HH12	43:BW:68:PHE:HA	1.67	0.58
1:CA:241:G:O2'	1:CA:242:G:H5'	2.02	0.58
1:CA:620:C:C2	3:CD:131:ILE:HD13	2.38	0.58
4:CE:104:ILE:O	4:CE:104:ILE:HG23	2.03	0.58
6:CG:37:THR:O	6:CG:41:ILE:HG13	2.03	0.58
8:CI:50:PRO:HD3	8:CI:79:ARG:HD3	1.85	0.58
10:CK:28:ASN:ND2	10:CK:29:THR:H	2.00	0.58
23:DB:125:A:H4'	49:D2:13:ASN:ND2	2.18	0.58
23:DB:1579:A:H2'	23:DB:1580:A:C8	2.38	0.58
23:DB:2756:U:C1'	23:DB:2757:A:H5''	2.34	0.58
23:DB:69:C:H2'	23:DB:70:G:H8	1.68	0.58
23:DB:90:U:H2'	23:DB:91:A:C2	2.39	0.58
23:DB:942:G:O2'	23:DB:943:A:H5'	2.03	0.58
25:DC:28:PRO:HG2	25:DC:79:ARG:NH2	2.18	0.58
26:DD:24:VAL:CG1	26:DD:193:VAL:HG21	2.34	0.58
29:DG:156:TYR:HA	29:DG:171:LYS:HG3	1.84	0.58
29:DG:70:LEU:O	29:DG:74:MET:HG3	2.03	0.58
30:DH:115:VAL:HB	30:DH:132:PHE:HD1	1.68	0.58
30:DH:135:HIS:HB3	30:DH:138:VAL:CG2	2.33	0.58

Continued on next page...

Continued from previous page...

Atom-1	Atom-2	Interatomic distance (Å)	Clash overlap (Å)
34:DM:16:ARG:NH2	34:DM:72:PRO:HG2	2.17	0.58
38:DQ:15:LYS:O	38:DQ:19:GLN:HG2	2.03	0.58
39:DR:6:GLN:HB3	39:DR:41:ILE:HD13	1.84	0.58
42:DU:32:LYS:HA	42:DU:65:GLN:HE21	1.68	0.58
24:DV:43:ASP:OD2	24:DV:46:LYS:HB2	2.03	0.58
1:AA:186:C:H4'	19:AT:75:LYS:HB2	1.85	0.58
1:AA:476:U:H2'	1:AA:477:C:C6	2.38	0.58
20:AB:172:ILE:HG22	20:AB:176:ASN:HD21	1.68	0.58
2:AC:5:HIS:CD2	2:AC:7:ASN:HB2	2.38	0.58
33:BL:64:PHE:CD1	50:B3:24:LYS:HE3	2.39	0.58
23:BB:1259:G:H2'	23:BB:1260:A:H8	1.68	0.58
23:BB:1537:G:H3'	23:BB:1537:G:N3	2.18	0.58
23:BB:172:A:H2'	23:BB:173:A:H8	1.68	0.58
23:BB:1777:U:O2'	23:BB:1778:U:H5'	2.03	0.58
23:BB:2267:A:N6	23:BB:2272:U:C4	2.67	0.58
23:BB:2491:U:H5''	23:BB:2570:G:H5''	1.85	0.58
23:BB:2873:A:N3	35:BN:6:SER:HA	2.18	0.58
23:BB:917:A:C2	23:BB:918:A:H1'	2.38	0.58
23:BB:2811:G:OP1	26:BD:61:THR:HB	2.04	0.58
28:BF:107:VAL:N	28:BF:108:PRO:CD	2.65	0.58
33:BL:84:LYS:O	33:BL:85:VAL:HG12	2.03	0.58
41:BT:25:GLU:HG3	41:BT:26:LYS:H	1.67	0.58
42:BU:71:ILE:HD13	42:BU:72:PHE:O	2.03	0.58
24:BV:42:LEU:HB2	24:BV:47:VAL:HG21	1.85	0.58
1:CA:1021:A:H2'	1:CA:1022:A:C8	2.38	0.58
11:CL:77:SER:O	11:CL:79:ILE:HG23	2.03	0.58
13:CN:62:ARG:N	13:CN:72:PHE:HZ	2.02	0.58
14:CO:62:ARG:CZ	14:CO:86:LEU:HD21	2.33	0.58
16:CQ:42:LYS:C	16:CQ:43:LEU:HD12	2.23	0.58
51:D4:10:LEU:HB2	51:D4:25:VAL:CG2	2.34	0.58
23:DB:2010:G:H5''	40:DS:42:LYS:HB2	1.84	0.58
23:DB:208:C:H2'	23:DB:209:C:H6	1.68	0.58
23:DB:2421:G:OP2	50:D3:31:ILE:HG21	2.04	0.58
23:DB:2491:U:H5''	23:DB:2570:G:H5''	1.85	0.58
23:DB:2893:A:H5''	23:DB:2894:G:H5'	1.85	0.58
25:DC:110:LYS:HE3	25:DC:110:LYS:HA	1.84	0.58
27:DE:147:LEU:H	27:DE:147:LEU:HD12	1.68	0.58
27:DE:151:GLY:O	27:DE:171:ASP:HA	2.04	0.58
27:DE:187:VAL:HG23	27:DE:188:MET:H	1.68	0.58
32:DK:43:ILE:N	32:DK:43:ILE:HD12	2.18	0.58
32:DK:6:THR:HG22	32:DK:7:MET:H	1.68	0.58

Continued on next page...

Continued from previous page...

Atom-1	Atom-2	Interatomic distance (Å)	Clash overlap (Å)
41:DT:87:LEU:HD22	41:DT:93:LEU:HD11	1.85	0.58
44:DX:56:LEU:HA	44:DX:59:GLU:HB2	1.86	0.58
1:AA:1366:C:H2'	1:AA:1367:C:H6	1.68	0.58
1:AA:922:G:N3	1:AA:1398:A:H2	2.02	0.58
1:AA:1508:A:H2'	1:AA:1509:C:C6	2.38	0.58
1:AA:923:A:H2'	1:AA:924:C:C6	2.39	0.58
14:AO:68:TYR:CZ	14:AO:72:LYS:HG3	2.39	0.58
50:B3:12:ARG:HG2	50:B3:23:HIS:HB3	1.85	0.58
23:BB:1046:A:C3'	23:BB:1047:G:H5''	2.32	0.58
23:BB:1709:U:H2'	23:BB:1710:G:H8	1.68	0.58
23:BB:1742:U:H2'	23:BB:1743:G:C8	2.38	0.58
23:BB:1799:G:C5	25:BC:175:LEU:HD13	2.39	0.58
23:BB:2083:G:H2'	23:BB:2084:C:C6	2.38	0.58
23:BB:26:G:H2'	23:BB:27:G:C1'	2.34	0.58
23:BB:38:A:C8	27:BE:46:GLN:OE1	2.57	0.58
23:BB:950:G:H2'	23:BB:951:C:C6	2.39	0.58
26:BD:14:ILE:HA	26:BD:19:GLY:HA2	1.85	0.58
30:BH:57:LYS:HG3	30:BH:61:VAL:CG2	2.34	0.58
33:BL:78:ARG:CZ	33:BL:110:VAL:HG11	2.33	0.58
33:BL:54:GLN:HB3	33:BL:56:PRO:HD2	1.84	0.58
34:BM:101:VAL:C	34:BM:102:LEU:HD12	2.24	0.58
34:BM:71:LYS:HE2	34:BM:91:TYR:C	2.23	0.58
39:BR:20:VAL:HG13	39:BR:97:LYS:HD2	1.86	0.58
1:CA:1320:C:H41	18:CS:36:ARG:HD2	1.68	0.58
1:CA:202:G:H2'	1:CA:203:G:H8	1.69	0.58
23:DB:1444:G:H2'	23:DB:1445:G:H8	1.67	0.58
23:DB:1484:U:H2'	23:DB:1485:U:H6	1.68	0.58
23:DB:1557:C:H3'	23:DB:1558:C:H5''	1.84	0.58
23:DB:1777:U:O2'	23:DB:1778:U:H5'	2.03	0.58
23:DB:2491:U:H5''	23:DB:2570:G:C5'	2.33	0.58
23:DB:98:G:C3'	23:DB:99:U:H5''	2.33	0.58
31:DJ:94:ALA:HB1	31:DJ:95:ARG:HH21	1.69	0.58
33:DL:25:SER:C	33:DL:27:LEU:H	2.07	0.58
37:DP:71:ARG:HH11	37:DP:71:ARG:HB3	1.67	0.58
1:AA:1100:C:OP2	20:AB:94:ARG:HD3	2.04	0.58
1:AA:1130:A:O2'	1:AA:1131:G:H5'	2.04	0.58
1:AA:398:U:H2'	1:AA:399:G:C8	2.39	0.58
2:AC:71:ARG:NH2	2:AC:74:ILE:HB	2.18	0.58
3:AD:17:ASP:OD2	3:AD:27:ILE:HG12	2.04	0.58
3:AD:60:VAL:HB	3:AD:194:ILE:HG13	1.84	0.58
4:AE:158:LYS:N	4:AE:158:LYS:HE2	2.19	0.58

Continued on next page...

Continued from previous page...

Atom-1	Atom-2	Interatomic distance (Å)	Clash overlap (Å)
9:AJ:71:LEU:H	9:AJ:71:LEU:HD12	1.68	0.58
48:B1:35:LEU:C	48:B1:36:LYS:HD2	2.24	0.58
23:BB:2351:G:O6	50:B3:38:LYS:HD2	2.03	0.58
23:BB:146:A:H2'	23:BB:147:C:H6	1.66	0.58
23:BB:1847:A:H4'	23:BB:1848:A:C8	2.39	0.58
23:BB:1932:A:H2'	23:BB:1933:G:O4'	2.04	0.58
23:BB:19:A:H2'	23:BB:20:C:H6	1.65	0.58
23:BB:21:A:O2'	23:BB:22:C:H5'	2.04	0.58
23:BB:3:U:O2'	23:BB:4:U:H6	1.87	0.58
25:BC:75:ALA:HB2	25:BC:95:TYR:CE1	2.38	0.58
26:BD:138:LEU:HD23	26:BD:139:SER:H	1.68	0.58
33:BL:133:ALA:HA	33:BL:136:GLU:OE2	2.03	0.58
34:BM:67:VAL:HB	34:BM:100:LYS:CG	2.32	0.58
35:BN:29:VAL:HG22	35:BN:83:LEU:HD22	1.85	0.58
36:BO:21:LEU:HD13	36:BO:22:GLY:N	2.18	0.58
36:BO:40:ILE:HG12	36:BO:41:ALA:O	2.04	0.58
1:CA:1142:G:H2'	1:CA:1143:G:H8	1.68	0.58
1:CA:1299:A:N7	1:CA:1301:U:H1'	2.19	0.58
1:CA:212:G:H2'	1:CA:213:G:H8	1.68	0.58
1:CA:26:A:N6	1:CA:558:G:H1'	2.19	0.58
12:CM:79:LEU:HA	12:CM:82:LEU:HG	1.85	0.58
23:DB:2466:C:OP1	51:D4:5:ALA:HB3	2.04	0.58
22:DA:28:C:OP1	36:DO:33:ARG:HD3	2.04	0.58
22:DA:35:C:H2'	22:DA:36:C:O4'	2.03	0.58
23:DB:976:G:H4'	23:DB:1156:A:N7	2.19	0.58
23:DB:138:U:H2'	23:DB:140:C:C6	2.38	0.58
23:DB:1439:A:N6	23:DB:1440:U:O2	2.35	0.58
23:DB:2020:A:H5'	47:D0:8:THR:HG21	1.84	0.58
23:DB:479:A:N3	23:DB:481:G:H5''	2.19	0.58
25:DC:74:PRO:HG3	25:DC:116:GLN:HG2	1.85	0.58
23:DB:2024:G:H5''	26:DD:154:LYS:NZ	2.18	0.58
28:DF:56:LEU:HA	28:DF:59:ILE:CG2	2.34	0.58
33:DL:90:VAL:HG13	33:DL:122:VAL:HG13	1.86	0.58
41:DT:34:VAL:HG22	41:DT:35:ALA:H	1.67	0.58
41:DT:66:LYS:HA	41:DT:76:ARG:O	2.03	0.58
1:AA:1160:G:H2'	1:AA:1161:C:H6	1.69	0.58
1:AA:1299:A:H62	1:AA:1302:C:H5	1.52	0.58
1:AA:742:G:O2'	1:AA:743:A:H5'	2.03	0.58
20:AB:65:LYS:HD2	20:AB:157:PRO:HA	1.86	0.58
20:AB:166:ASP:OD1	20:AB:190:SER:HA	2.03	0.58
20:AB:187:ASP:HB2	20:AB:203:ASP:HB3	1.86	0.58

Continued on next page...

Continued from previous page...

Atom-1	Atom-2	Interatomic distance (Å)	Clash overlap (Å)
2:AC:113:LYS:HD2	2:AC:184:ASN:OD1	2.04	0.58
3:AD:191:SER:O	3:AD:192:ALA:HB2	2.04	0.58
4:AE:140:ILE:HA	4:AE:143:LEU:HD12	1.85	0.58
10:AK:110:THR:HG22	21:AU:4:LYS:HA	1.86	0.58
23:BB:55:G:P	49:B2:35:ARG:HH21	2.26	0.58
23:BB:1199:U:H2'	23:BB:1200:C:H6	1.67	0.58
23:BB:1791:A:C2	23:BB:1829:A:C4'	2.87	0.58
23:BB:17:G:H2'	23:BB:18:U:C6	2.39	0.58
23:BB:782:A:O2'	25:BC:223:ALA:HB1	2.04	0.58
23:BB:950:G:H2'	23:BB:951:C:H6	1.67	0.58
23:BB:962:G:N2	34:BM:81:ARG:HH21	2.01	0.58
29:BG:60:GLY:O	29:BG:63:GLN:HG2	2.04	0.58
26:BD:157:LYS:HG2	31:BJ:79:GLY:O	2.02	0.58
32:BK:40:LYS:NZ	32:BK:89:ASN:HD21	2.01	0.58
33:BL:57:LEU:HD12	33:BL:57:LEU:O	2.03	0.58
23:BB:2874:C:P	35:BN:5:LYS:HG2	2.44	0.58
37:BP:7:LEU:HD13	37:BP:11:GLN:HG2	1.84	0.58
40:BS:29:VAL:CG2	40:BS:71:VAL:HG23	2.34	0.58
45:BY:22:THR:HG21	45:BY:50:VAL:HG11	1.85	0.58
46:BZ:5:ILE:CD1	46:BZ:5:ILE:H	2.11	0.58
1:CA:1219:A:H2'	1:CA:1220:G:C8	2.39	0.58
1:CA:1323:G:H2'	1:CA:1324:A:H8	1.68	0.58
1:CA:450:G:N7	1:CA:481:G:O6	2.37	0.58
3:CD:19:PHE:O	3:CD:22:SER:HB2	2.03	0.58
1:CA:797:C:OP1	10:CK:125:LYS:HG3	2.04	0.58
11:CL:80:LEU:HD23	11:CL:97:VAL:HG21	1.86	0.58
16:CQ:10:ARG:NH2	16:CQ:55:GLY:N	2.52	0.58
17:CR:23:LYS:HD2	17:CR:23:LYS:O	2.04	0.58
47:D0:27:LEU:H	47:D0:27:LEU:CD2	2.15	0.58
50:D3:12:ARG:NE	50:D3:23:HIS:HB2	2.19	0.58
22:DA:102:G:H2'	22:DA:103:U:C6	2.39	0.58
25:DC:21:PRO:HG2	25:DC:22:GLU:H	1.68	0.58
26:DD:148:GLN:HB3	26:DD:151:THR:CG2	2.34	0.58
27:DE:115:GLN:CG	27:DE:116:ASP:H	2.17	0.58
27:DE:152:GLU:HB2	27:DE:158:PHE:CE1	2.38	0.58
30:DH:94:ILE:CG2	30:DH:122:LEU:HG	2.33	0.58
52:DI:76:ALA:HA	52:DI:135:MET:SD	2.44	0.58
34:DM:81:ARG:HG3	34:DM:82:MET:HG2	1.85	0.58
35:DN:35:LYS:HD3	35:DN:112:TYR:CD1	2.39	0.58
38:DQ:109:VAL:O	38:DQ:113:LYS:HB2	2.04	0.58
40:DS:2:GLU:HB2	40:DS:108:SER:HA	1.85	0.58

Continued on next page...

Continued from previous page...

Atom-1	Atom-2	Interatomic distance (Å)	Clash overlap (Å)
40:DS:39:THR:O	40:DS:39:THR:HG23	2.03	0.58
42:DU:8:ASP:O	42:DU:10:VAL:N	2.37	0.58
43:DW:44:PHE:CE2	43:DW:60:ALA:HB2	2.38	0.58
45:DY:38:GLU:O	45:DY:43:ILE:HG21	2.04	0.58
46:DZ:11:GLU:H	46:DZ:27:THR:CG2	2.16	0.58
1:AA:1171:A:H2'	1:AA:1172:C:C6	2.38	0.58
1:AA:1468:A:H2'	1:AA:1469:C:O4'	2.03	0.58
1:AA:1519:A:H3'	1:AA:1520:C:C5'	2.34	0.58
1:AA:26:A:N6	1:AA:558:G:H1'	2.19	0.58
1:AA:80:A:H2'	1:AA:81:A:O4'	2.04	0.58
3:AD:138:PRO:HA	3:AD:181:PHE:CD2	2.39	0.58
4:AE:111:ARG:O	4:AE:115:GLU:HG3	2.04	0.58
4:AE:13:LYS:HE3	4:AE:115:GLU:HB2	1.86	0.58
5:AF:64:VAL:HG12	5:AF:65:GLU:N	2.15	0.58
8:AI:51:LEU:HB3	8:AI:56:MET:HG2	1.85	0.58
9:AJ:40:ILE:HG22	9:AJ:41:PRO:HD2	1.86	0.58
13:AN:63:CYS:SG	13:AN:66:THR:HG22	2.44	0.58
23:BB:651:G:P	50:B3:16:THR:HB	2.44	0.58
23:BB:1722:A:H61	23:BB:1738:G:H1'	1.69	0.58
23:BB:18:U:H2'	23:BB:19:A:C8	2.38	0.58
23:BB:2105:U:H2'	23:BB:2106:U:C6	2.39	0.58
23:BB:2378:A:H2'	23:BB:2379:G:H5'	1.85	0.58
23:BB:2415:G:H2'	23:BB:2416:C:C6	2.39	0.58
23:BB:2572:A:C8	26:BD:150:GLN:O	2.57	0.58
23:BB:2783:U:H2'	23:BB:2784:U:H6	1.68	0.58
23:BB:458:G:N2	23:BB:469:G:H2'	2.19	0.58
23:BB:705:A:N6	23:BB:726:G:O2'	2.37	0.58
25:BC:63:ILE:O	25:BC:64:VAL:HG13	2.04	0.58
27:BE:52:VAL:HG13	27:BE:53:THR:N	2.18	0.58
28:BF:132:ARG:HG3	28:BF:132:ARG:HH11	1.68	0.58
23:BB:2530:A:N6	29:BG:155:PRO:HG3	2.19	0.58
29:BG:49:LEU:HD12	29:BG:49:LEU:N	2.19	0.58
30:BH:3:VAL:HG13	30:BH:21:VAL:HG11	1.86	0.58
32:BK:7:MET:HE2	32:BK:20:MET:HA	1.86	0.58
35:BN:116:VAL:HG13	35:BN:117:ASP:N	2.19	0.58
41:BT:58:VAL:HG12	41:BT:59:ASN:H	1.68	0.58
46:BZ:25:ARG:HH11	46:BZ:25:ARG:CB	2.11	0.58
1:CA:1200:C:C3'	1:CA:1201:A:H5'	2.33	0.58
1:CA:398:U:H2'	1:CA:399:G:C8	2.39	0.58
1:CA:687:A:C2	1:CA:704:A:C5	2.91	0.58
1:CA:865:A:H2'	1:CA:866:C:H6	1.68	0.58

Continued on next page...

Continued from previous page...

Atom-1	Atom-2	Interatomic distance (Å)	Clash overlap (Å)
2:CC:129:PHE:CE2	2:CC:156:LEU:HD13	2.38	0.58
6:CG:74:VAL:HG21	6:CG:143:MET:HG2	1.86	0.58
7:CH:77:VAL:HG23	7:CH:126:CYS:HA	1.85	0.58
19:CT:43:LYS:HB3	19:CT:86:ALA:HB3	1.84	0.58
23:DB:1439:A:N7	23:DB:1440:U:N1	2.51	0.58
23:DB:2415:G:H2'	23:DB:2416:C:C6	2.39	0.58
23:DB:267:C:H2'	23:DB:268:C:H6	1.69	0.58
23:DB:2820:A:H4'	35:DN:4:ARG:HG3	1.84	0.58
23:DB:331:C:O2'	23:DB:332:A:H5'	2.04	0.58
23:DB:499:U:H2'	23:DB:500:G:O4'	2.04	0.58
23:DB:634:C:H2'	23:DB:635:C:H6	1.68	0.58
23:DB:936:A:H2'	23:DB:937:C:H6	1.68	0.58
31:DJ:7:LYS:HD2	31:DJ:45:THR:OG1	2.04	0.58
35:DN:11:ASN:C	35:DN:12:ARG:HD3	2.24	0.58
36:DO:75:GLY:HA3	36:DO:109:ALA:HB3	1.86	0.58
23:DB:2257:U:H5'	43:DW:5:ALA:CB	2.34	0.58
1:AA:1060:U:H5''	9:AJ:53:ILE:CG2	2.34	0.58
1:AA:1434:A:H2'	1:AA:1435:G:C8	2.39	0.58
1:AA:501:C:H1'	1:AA:549:C:H1'	1.85	0.58
1:AA:552:U:H2'	1:AA:553:A:H8	1.69	0.58
1:AA:8:A:H1'	4:AE:107:GLY:HA2	1.86	0.58
20:AB:163:ILE:O	20:AB:185:ILE:HG13	2.04	0.58
4:AE:85:LYS:HE2	4:AE:92:ARG:HH11	1.68	0.58
8:AI:21:LYS:O	8:AI:60:LEU:HB2	2.03	0.58
9:AJ:31:ARG:NH1	9:AJ:31:ARG:HG2	2.19	0.58
15:AP:41:PRO:O	15:AP:42:ILE:HD13	2.03	0.58
23:BB:11:C:H2'	23:BB:12:U:H5'	1.85	0.58
23:BB:660:C:H2'	23:BB:661:A:C8	2.39	0.58
26:BD:8:LYS:HD2	37:BP:5:LYS:HD2	1.85	0.58
52:BI:11:GLN:O	52:BI:11:GLN:HG3	2.03	0.58
32:BK:108:ARG:HB2	32:BK:116:ILE:HD13	1.84	0.58
35:BN:67:PHE:HD2	35:BN:73:ASN:HD21	1.52	0.58
36:BO:9:ARG:HA	36:BO:12:THR:HG23	1.85	0.58
41:BT:11:LEU:HB2	41:BT:32:LEU:HD23	1.85	0.58
41:BT:39:THR:O	41:BT:43:ILE:HG12	2.03	0.58
42:BU:40:LEU:HD13	42:BU:41:VAL:H	1.69	0.58
44:BX:22:LEU:HA	44:BX:47:ARG:HH22	1.68	0.58
44:BX:2:LYS:HD2	44:BX:2:LYS:H	1.69	0.58
1:CA:1036:A:H2'	1:CA:1037:C:H6	1.68	0.58
1:CA:1387:G:H2'	1:CA:1388:C:C6	2.38	0.58
1:CA:677:U:H2'	1:CA:678:U:H6	1.69	0.58

Continued on next page...

Continued from previous page...

Atom-1	Atom-2	Interatomic distance (Å)	Clash overlap (Å)
1:CA:801:U:H2'	1:CA:802:A:H8	1.68	0.58
6:CG:12:LEU:HD13	6:CG:13:PRO:HD2	1.85	0.58
14:CO:88:ARG:NH2	23:DB:714:U:H3'	2.19	0.58
49:D2:16:HIS:NE2	49:D2:44:VAL:HA	2.19	0.58
50:D3:49:VAL:HG13	50:D3:51:LYS:H	1.69	0.58
23:DB:1537:G:H3'	23:DB:1537:G:N3	2.19	0.58
23:DB:1847:A:H4'	23:DB:1848:A:C8	2.39	0.58
23:DB:225:C:H2'	23:DB:226:A:O4'	2.03	0.58
23:DB:1818:U:H2'	25:DC:152:GLN:O	2.04	0.58
25:DC:173:LEU:HD12	25:DC:183:VAL:HG11	1.86	0.58
26:DD:116:LYS:HB2	26:DD:165:MET:HB2	1.86	0.58
26:DD:23:PRO:HB3	26:DD:188:LEU:HB3	1.84	0.58
27:DE:172:ALA:O	27:DE:173:THR:HG22	2.04	0.58
27:DE:4:VAL:HG13	27:DE:5:LEU:N	2.14	0.58
29:DG:5:LYS:HD3	29:DG:68:ARG:CB	2.33	0.58
31:DJ:25:LEU:HD12	31:DJ:62:VAL:HA	1.86	0.58
31:DJ:81:ILE:HG23	31:DJ:82:GLY:N	2.12	0.58
23:DB:2839:G:C4'	35:DN:49:GLU:HG2	2.32	0.58
44:DX:49:ASP:HA	44:DX:52:ARG:NH1	2.19	0.58
5:AF:40:GLU:HG3	5:AF:42:TRP:NE1	2.19	0.57
1:AA:537:G:H5''	11:AL:109:ARG:NH1	2.19	0.57
16:AQ:23:ALA:HB1	16:AQ:40:THR:HG23	1.84	0.57
22:BA:32:U:H1'	22:BA:52:A:N7	2.20	0.57
23:BB:1163:G:O2'	23:BB:1164:C:H5'	2.04	0.57
23:BB:1203:U:H3'	23:BB:1204:A:C5'	2.33	0.57
23:BB:1439:A:N7	23:BB:1440:U:N1	2.51	0.57
23:BB:1442:U:H2'	23:BB:1443:U:H6	1.69	0.57
23:BB:1515:A:H4'	23:BB:1556:C:O2'	2.04	0.57
23:BB:1946:U:H2'	23:BB:1947:C:H6	1.69	0.57
23:BB:705:A:N6	23:BB:726:G:H1'	2.19	0.57
23:BB:718:A:H5''	23:BB:719:C:H5	1.69	0.57
23:BB:1818:U:H5''	25:BC:155:ARG:CG	2.34	0.57
27:BE:150:THR:HA	27:BE:187:VAL:HG23	1.85	0.57
27:BE:43:THR:HG23	27:BE:44:ARG:NE	2.19	0.57
12:AM:67:ASP:CG	28:BF:111:ARG:HB3	2.25	0.57
29:BG:20:GLY:HA2	29:BG:41:GLU:HG2	1.86	0.57
30:BH:11:ASN:ND2	30:BH:12:LEU:H	2.01	0.57
31:BJ:10:THR:HB	31:BJ:13:ARG:HH12	1.68	0.57
33:BL:82:LEU:HD13	33:BL:83:ALA:N	2.19	0.57
34:BM:64:TRP:O	34:BM:102:LEU:HB2	2.03	0.57
34:BM:71:LYS:HD2	34:BM:71:LYS:C	2.24	0.57

Continued on next page...

Continued from previous page...

Atom-1	Atom-2	Interatomic distance (Å)	Clash overlap (Å)
42:BU:12:VAL:HG11	42:BU:18:LYS:H	1.67	0.57
42:BU:23:LYS:HZ3	42:BU:24:VAL:CG2	2.17	0.57
46:BZ:63:ARG:HA	46:BZ:63:ARG:CZ	2.34	0.57
1:CA:1072:G:H2'	1:CA:1073:U:H6	1.69	0.57
1:CA:1096:C:H2'	1:CA:1097:C:H6	1.67	0.57
1:CA:335:C:H2'	1:CA:336:A:C8	2.39	0.57
20:CB:202:ASN:ND2	20:CB:203:ASP:N	2.51	0.57
20:CB:57:ASN:ND2	20:CB:223:GLY:HA2	2.19	0.57
13:CN:40:ARG:HH11	13:CN:40:ARG:HG3	1.69	0.57
15:CP:1:MET:HB3	15:CP:24:SER:OG	2.04	0.57
21:CU:3:ILE:HG12	21:CU:19:LYS:HB3	1.85	0.57
23:DB:125:A:H4'	49:D2:13:ASN:HD21	1.69	0.57
49:D2:46:LYS:O	49:D2:46:LYS:HE3	2.04	0.57
50:D3:2:LYS:HB2	50:D3:2:LYS:NZ	2.19	0.57
23:DB:1552:A:C2'	23:DB:1553:A:H5'	2.33	0.57
23:DB:2072:C:H2'	23:DB:2073:C:H6	1.69	0.57
23:DB:2553:G:H2'	23:DB:2554:U:C4'	2.34	0.57
23:DB:2567:G:H2'	23:DB:2568:U:C6	2.39	0.57
23:DB:2650:U:H2'	23:DB:2651:C:H6	1.69	0.57
25:DC:53:ILE:HG21	25:DC:218:THR:OG1	2.04	0.57
27:DE:141:MET:HB3	27:DE:185:LYS:HZ1	1.68	0.57
29:DG:85:LYS:HB3	29:DG:131:VAL:HA	1.85	0.57
32:DK:105:ARG:H	32:DK:105:ARG:HD3	1.68	0.57
36:DO:27:VAL:HG23	36:DO:28:VAL:H	1.67	0.57
36:DO:30:ARG:N	36:DO:30:ARG:HD3	2.19	0.57
37:DP:27:VAL:HG23	37:DP:86:LYS:HB3	1.85	0.57
38:DQ:92:LYS:C	38:DQ:94:LEU:H	2.07	0.57
40:DS:23:LEU:HB2	47:D0:21:LEU:CD1	2.30	0.57
44:DX:1:MET:HB2	44:DX:6:LEU:HG	1.86	0.57
1:AA:1027:C:H2'	1:AA:1028:C:H6	1.68	0.57
1:AA:1039:G:H2'	1:AA:1040:U:C6	2.39	0.57
1:AA:1491:G:H5''	1:AA:1492:A:OP2	2.04	0.57
20:AB:67:LEU:HD22	20:AB:67:LEU:N	2.19	0.57
2:AC:59:PRO:HG2	2:AC:60:ALA:H	1.69	0.57
23:BB:1123:C:H2'	23:BB:1124:G:H8	1.69	0.57
23:BB:1275:A:C2'	23:BB:1276:A:H5'	2.34	0.57
23:BB:208:C:H2'	23:BB:209:C:H6	1.69	0.57
23:BB:2247:A:H2'	23:BB:2248:C:C6	2.39	0.57
23:BB:2339:C:H2'	23:BB:2340:A:H8	1.69	0.57
23:BB:2553:G:H2'	23:BB:2554:U:C4'	2.34	0.57
23:BB:582:A:H2'	23:BB:583:G:H8	1.68	0.57

Continued on next page...

Continued from previous page...

Atom-1	Atom-2	Interatomic distance (Å)	Clash overlap (Å)
27:BE:118:LEU:HD23	27:BE:118:LEU:N	2.17	0.57
27:BE:121:VAL:HG12	27:BE:122:GLU:N	2.19	0.57
28:BF:64:PRO:HA	28:BF:88:VAL:HG22	1.86	0.57
30:BH:134:VAL:HG13	30:BH:135:HIS:N	2.14	0.57
35:BN:41:ALA:HA	35:BN:113:ILE:HD11	1.87	0.57
35:BN:73:ASN:HA	35:BN:76:VAL:HG13	1.86	0.57
45:BY:4:ILE:HB	45:BY:39:ASP:HB3	1.86	0.57
1:CA:1496:C:H4'	23:DB:1920:C:O2'	2.04	0.57
1:CA:546:A:P	3:CD:68:GLU:HB3	2.44	0.57
7:CH:93:LYS:HG2	7:CH:96:ALA:HA	1.84	0.57
9:CJ:36:VAL:HG13	9:CJ:76:ILE:CD1	2.34	0.57
1:CA:688:G:H5'	10:CK:48:GLY:HA2	1.85	0.57
10:CK:69:CYS:C	10:CK:73:VAL:HG22	2.24	0.57
16:CQ:26:ARG:NH2	16:CQ:39:ARG:HG2	2.19	0.57
51:D4:11:CYS:HB2	51:D4:14:CYS:CB	2.28	0.57
51:D4:15:LYS:HZ2	51:D4:22:VAL:HG12	1.69	0.57
23:DB:1275:A:C2'	23:DB:1276:A:H5'	2.33	0.57
23:DB:135:U:H2'	23:DB:136:G:C8	2.38	0.57
23:DB:155:A:H2'	23:DB:156:A:H8	1.69	0.57
23:DB:1709:U:H2'	23:DB:1710:G:H8	1.68	0.57
23:DB:1739:A:H2'	23:DB:1740:G:C8	2.40	0.57
23:DB:179:C:H2'	23:DB:180:G:O4'	2.03	0.57
23:DB:526:A:N6	23:DB:2626:C:C4'	2.66	0.57
23:DB:660:C:H2'	23:DB:661:A:H8	1.68	0.57
23:DB:921:C:H2'	23:DB:922:C:H6	1.68	0.57
23:DB:962:G:H21	23:DB:2250:G:H1	1.52	0.57
23:DB:987:C:H2'	23:DB:988:A:O4'	2.04	0.57
26:DD:204:LYS:HE2	26:DD:204:LYS:HA	1.84	0.57
23:DB:536:G:H5'	38:DQ:52:ARG:HH22	1.69	0.57
23:DB:1198:U:H4'	38:DQ:8:ILE:HD11	1.87	0.57
23:DB:2256:G:O2'	43:DW:5:ALA:HB1	2.03	0.57
45:DY:37:ARG:CZ	45:DY:37:ARG:HA	2.34	0.57
46:DZ:47:LYS:HB2	46:DZ:51:VAL:CG1	2.34	0.57
1:AA:335:C:H2'	1:AA:336:A:C8	2.39	0.57
2:AC:77:GLY:HA3	2:AC:81:GLU:HB3	1.87	0.57
8:AI:10:ARG:HB2	8:AI:14:SER:O	2.04	0.57
9:AJ:15:HIS:HD2	9:AJ:18:ILE:HG22	1.69	0.57
47:B0:52:LYS:HZ3	47:B0:52:LYS:HA	1.68	0.57
50:B3:24:LYS:NZ	50:B3:29:ARG:HH22	2.02	0.57
23:BB:1560:G:H2'	23:BB:1561:C:H6	1.70	0.57
23:BB:2352:A:H2'	23:BB:2353:G:O4'	2.04	0.57

Continued on next page...

Continued from previous page...

Atom-1	Atom-2	Interatomic distance (Å)	Clash overlap (Å)
23:BB:346:A:H2'	23:BB:347:A:O4'	2.04	0.57
23:BB:404:A:H4'	23:BB:405:U:H5'	1.87	0.57
26:BD:2:ILE:HG12	26:BD:203:VAL:O	2.04	0.57
27:BE:120:VAL:H	27:BE:189:THR:CG2	2.17	0.57
27:BE:128:ALA:CB	27:BE:129:PRO:CD	2.81	0.57
37:BP:25:VAL:HG23	37:BP:49:ILE:HD11	1.84	0.57
43:BW:49:ASN:HB2	43:BW:53:GLY:CA	2.34	0.57
1:CA:114:U:O2'	1:CA:115:G:H5'	2.04	0.57
1:CA:441:A:H61	1:CA:493:A:N6	2.02	0.57
1:CA:552:U:H2'	1:CA:553:A:H8	1.70	0.57
1:CA:1057:G:O3'	2:CC:196:GLY:HA3	2.04	0.57
3:CD:115:GLN:NE2	3:CD:153:ARG:HH22	2.03	0.57
4:CE:72:ASN:N	4:CE:72:ASN:HD22	2.01	0.57
10:CK:12:ARG:HB3	10:CK:13:LYS:NZ	2.19	0.57
18:CS:22:VAL:HG22	18:CS:42:ASN:OD1	2.04	0.57
49:D2:12:ARG:HH21	49:D2:16:HIS:HB2	1.69	0.57
23:DB:1082:U:C2	23:DB:1086:A:C6	2.92	0.57
23:DB:182:A:H2'	23:DB:183:C:C6	2.39	0.57
23:DB:230:G:H2'	23:DB:231:A:C8	2.39	0.57
23:DB:2590:A:H2'	23:DB:2591:C:C6	2.40	0.57
23:DB:301:G:H3'	23:DB:335:C:OP2	2.04	0.57
23:DB:582:A:H2'	23:DB:583:G:H8	1.68	0.57
23:DB:72:U:O2'	23:DB:73:A:H5'	2.04	0.57
26:DD:174:SER:C	26:DD:175:LEU:HD12	2.25	0.57
26:DD:22:ILE:HG23	26:DD:191:GLY:N	2.19	0.57
30:DH:26:ALA:HB3	30:DH:31:VAL:CG2	2.33	0.57
36:DO:90:VAL:HG13	36:DO:116:GLN:H	1.68	0.57
37:DP:25:VAL:HG12	37:DP:27:VAL:N	2.18	0.57
32:DK:76:VAL:HB	37:DP:74:GLN:NE2	2.17	0.57
41:DT:58:VAL:HG12	41:DT:59:ASN:H	1.69	0.57
42:DU:23:LYS:C	42:DU:25:LYS:HD2	2.24	0.57
42:DU:38:ILE:HG13	42:DU:62:ALA:HB1	1.87	0.57
44:DX:55:THR:HG22	44:DX:56:LEU:H	1.69	0.57
45:DY:18:LYS:CD	45:DY:18:LYS:H	2.11	0.57
46:DZ:55:GLY:HA2	46:DZ:59:ARG:HD2	1.86	0.57
1:AA:1260:G:H4'	1:AA:1284:C:H5'	1.86	0.57
1:AA:1508:A:H2'	1:AA:1509:C:H6	1.69	0.57
1:AA:450:G:N7	1:AA:481:G:O6	2.37	0.57
1:AA:950:U:H2'	1:AA:951:G:C8	2.39	0.57
3:AD:55:ARG:HH21	3:AD:58:GLN:NE2	2.02	0.57
6:AG:14:ASP:OD2	6:AG:22:LEU:HD12	2.04	0.57

Continued on next page...

Continued from previous page...

Atom-1	Atom-2	Interatomic distance (Å)	Clash overlap (Å)
1:AA:187:G:H4'	19:AT:79:THR:HG21	1.86	0.57
50:B3:24:LYS:HZ3	50:B3:29:ARG:NH2	2.02	0.57
22:BA:50:A:H5''	36:BO:68:LYS:CD	2.33	0.57
23:BB:727:A:OP1	23:BB:1431:A:O2'	2.21	0.57
23:BB:15:G:O2'	23:BB:16:C:H5'	2.05	0.57
23:BB:2307:G:H4'	23:BB:2311:A:H61	1.68	0.57
26:BD:2:ILE:HB	26:BD:205:PRO:HD3	1.85	0.57
29:BG:84:LYS:HZ2	29:BG:85:LYS:H	1.50	0.57
31:BJ:25:LEU:N	31:BJ:25:LEU:HD13	2.19	0.57
34:BM:108:VAL:N	34:BM:109:PRO:HD3	2.19	0.57
35:BN:10:LEU:H	35:BN:17:ARG:NH1	2.02	0.57
35:BN:29:VAL:HG21	35:BN:75:ILE:HD11	1.86	0.57
36:BO:40:ILE:H	36:BO:40:ILE:HD13	1.69	0.57
40:BS:18:ARG:NH1	40:BS:25:ARG:HH22	2.02	0.57
41:BT:10:VAL:O	41:BT:34:VAL:HG13	2.05	0.57
24:BV:80:HIS:N	24:BV:87:GLN:HE22	2.02	0.57
1:CA:1105:A:H2'	1:CA:1106:G:H8	1.69	0.57
1:CA:1461:G:H2'	1:CA:1462:C:C6	2.39	0.57
1:CA:265:G:H2'	1:CA:267:C:H5	1.69	0.57
1:CA:383:A:H2'	1:CA:384:G:O4'	2.05	0.57
1:CA:411:A:C4	1:CA:413:G:H1'	2.40	0.57
4:CE:73:VAL:HG21	4:CE:143:LEU:O	2.04	0.57
14:CO:53:ARG:HG2	14:CO:53:ARG:HH11	1.68	0.57
51:D4:16:ILE:HG23	51:D4:18:LYS:H	1.69	0.57
23:DB:1932:A:H2'	23:DB:1933:G:O4'	2.04	0.57
23:DB:196:A:N3	23:DB:196:A:H2'	2.19	0.57
23:DB:2053:G:H5'	26:DD:149:ASN:O	2.04	0.57
23:DB:2283:C:H5''	23:DB:2389:G:O2'	2.04	0.57
23:DB:2376:A:N3	36:DO:111:ARG:NH2	2.52	0.57
23:DB:2617:U:C2'	23:DB:2618:G:H5'	2.35	0.57
23:DB:2819:G:H2'	23:DB:2821:A:N7	2.19	0.57
23:DB:849:A:H2'	23:DB:850:U:C6	2.40	0.57
23:DB:877:A:H2	23:DB:900:A:N7	2.02	0.57
30:DH:113:SER:HB2	30:DH:132:PHE:HZ	1.69	0.57
52:DI:27:LEU:HD23	52:DI:27:LEU:N	2.15	0.57
33:DL:30:THR:HG21	33:DL:38:GLN:NE2	2.20	0.57
23:DB:536:G:H5''	38:DQ:52:ARG:NH2	2.20	0.57
39:DR:80:ARG:CZ	39:DR:85:LYS:HB3	2.34	0.57
1:AA:1366:C:H2'	1:AA:1367:C:C6	2.39	0.57
13:AN:66:THR:HG23	13:AN:67:GLY:H	1.69	0.57
1:AA:1320:C:H41	18:AS:36:ARG:CG	2.18	0.57

Continued on next page...

Continued from previous page...

Atom-1	Atom-2	Interatomic distance (Å)	Clash overlap (Å)
48:B1:15:GLY:N	48:B1:47:ILE:HD12	2.19	0.57
23:BB:1438:U:N3	23:BB:1552:A:N6	2.53	0.57
23:BB:1505:A:H2'	23:BB:1506:U:C6	2.39	0.57
23:BB:1537:G:H2'	23:BB:1538:G:C4'	2.35	0.57
23:BB:1878:G:H2'	23:BB:1879:C:H6	1.69	0.57
23:BB:264:C:O2'	23:BB:265:A:H5''	2.05	0.57
23:BB:285:G:O2'	23:BB:286:U:H5'	2.05	0.57
23:BB:716:A:H2'	23:BB:717:C:O4'	2.03	0.57
23:BB:918:A:C2'	23:BB:919:U:H5'	2.34	0.57
25:BC:76:VAL:O	25:BC:93:VAL:HA	2.04	0.57
27:BE:108:ILE:HG21	27:BE:116:ASP:OD2	2.04	0.57
27:BE:116:ASP:O	27:BE:117:ARG:HB3	2.05	0.57
27:BE:48:THR:HG22	27:BE:49:ARG:N	2.14	0.57
28:BF:177:ARG:HE	28:BF:178:LYS:CA	2.17	0.57
31:BJ:25:LEU:HG	31:BJ:63:ALA:H	1.69	0.57
34:BM:11:LYS:O	34:BM:12:MET:HE2	2.03	0.57
34:BM:34:LYS:HD3	34:BM:98:PRO:O	2.04	0.57
36:BO:17:LYS:HE3	36:BO:43:ASN:HB2	1.86	0.57
41:BT:3:ARG:HD3	41:BT:3:ARG:C	2.23	0.57
42:BU:78:LYS:HG3	42:BU:96:LYS:HE3	1.85	0.57
24:BV:84:PRO:HG3	34:BM:127:LYS:NZ	2.19	0.57
43:BW:49:ASN:HD22	43:BW:53:GLY:HA2	1.68	0.57
1:CA:238:A:C2'	1:CA:239:U:H5''	2.31	0.57
1:CA:972:C:OP1	9:CJ:59:LYS:HD2	2.04	0.57
20:CB:169:HIS:CE1	20:CB:173:LYS:HB2	2.40	0.57
3:CD:58:GLN:O	3:CD:62:ARG:HG2	2.04	0.57
9:CJ:37:ARG:HG2	9:CJ:37:ARG:HH11	1.68	0.57
9:CJ:36:VAL:HA	9:CJ:76:ILE:HG23	1.87	0.57
12:CM:48:SER:H	12:CM:51:GLN:NE2	2.03	0.57
21:CU:41:THR:CA	21:CU:45:LYS:HD3	2.32	0.57
51:D4:26:ILE:O	51:D4:27:CYS:CB	2.52	0.57
22:DA:59:A:H2'	22:DA:60:C:O4'	2.05	0.57
23:DB:1637:A:H2'	23:DB:1638:C:C6	2.39	0.57
23:DB:1791:A:H5''	25:DC:211:ARG:HE	1.70	0.57
23:DB:2085:U:O2'	23:DB:2086:U:H5'	2.05	0.57
23:DB:2329:U:H2'	23:DB:2330:G:H8	1.69	0.57
23:DB:2869:G:H2'	23:DB:2870:C:C6	2.40	0.57
52:DI:37:PHE:CZ	52:DI:58:ILE:HD11	2.39	0.57
52:DI:45:THR:HA	52:DI:48:ILE:CG2	2.33	0.57
33:DL:118:THR:O	33:DL:119:PRO:C	2.39	0.57
33:DL:81:ASP:HA	33:DL:84:LYS:HB3	1.86	0.57

Continued on next page...

Continued from previous page...

Atom-1	Atom-2	Interatomic distance (Å)	Clash overlap (Å)
34:DM:5:LYS:HA	34:DM:68:PHE:CE1	2.40	0.57
36:DO:18:LEU:HD21	36:DO:43:ASN:ND2	2.19	0.57
37:DP:47:ILE:CG2	37:DP:48:ALA:H	2.03	0.57
42:DU:12:VAL:HG11	42:DU:17:ASP:HB3	1.87	0.57
24:DV:4:ILE:N	24:DV:4:ILE:HD12	2.19	0.57
43:DW:55:ASP:CG	43:DW:56:HIS:H	2.08	0.57
1:AA:1074:G:H5'	20:AB:104:LYS:NZ	2.19	0.57
1:AA:1283:U:H2'	1:AA:1284:C:C6	2.40	0.57
1:AA:202:G:H2'	1:AA:203:G:H8	1.70	0.57
1:AA:411:A:C4	1:AA:413:G:H1'	2.40	0.57
1:AA:71:A:N1	1:AA:99:C:H1'	2.19	0.57
4:AE:81:GLN:HE22	4:AE:82:HIS:CE1	2.23	0.57
6:AG:14:ASP:H	6:AG:19:SER:H	1.51	0.57
16:AQ:7:LEU:HD13	16:AQ:24:ILE:HG12	1.87	0.57
18:AS:11:ASP:H	18:AS:37:SER:HB3	1.68	0.57
21:AU:39:LYS:N	21:AU:40:PRO:CD	2.66	0.57
51:B4:22:VAL:HG11	51:B4:36:ARG:NH1	2.20	0.57
23:BB:1180:U:O2'	23:BB:1181:U:H5'	2.05	0.57
23:BB:1637:A:H2'	23:BB:1638:C:C6	2.40	0.57
23:BB:2083:G:H2'	23:BB:2084:C:H6	1.69	0.57
23:BB:548:G:H5''	23:BB:549:G:O4'	2.03	0.57
23:BB:871:U:H2'	23:BB:872:U:H6	1.68	0.57
27:BE:112:LEU:HB3	27:BE:116:ASP:H	1.69	0.57
27:BE:24:ASN:O	27:BE:24:ASN:CG	2.43	0.57
33:BL:78:ARG:NH1	33:BL:110:VAL:HG11	2.20	0.57
33:BL:79:LEU:HB3	33:BL:114:GLY:N	2.12	0.57
34:BM:96:ILE:HD13	34:BM:97:GLN:CG	2.34	0.57
37:BP:62:LYS:HD3	37:BP:72:VAL:HG21	1.87	0.57
38:BQ:51:GLN:O	38:BQ:54:ARG:HG2	2.05	0.57
22:DA:113:C:O2'	36:DO:47:VAL:HA	2.04	0.57
23:DB:1309:G:C4'	49:D2:7:PRO:HB2	2.34	0.57
23:DB:1441:G:H2'	23:DB:1442:U:C6	2.40	0.57
23:DB:1464:G:H2'	23:DB:1465:G:H8	1.68	0.57
23:DB:1505:A:H2'	23:DB:1506:U:C6	2.39	0.57
23:DB:2105:U:H2'	23:DB:2106:U:H6	1.68	0.57
23:DB:2480:C:O2'	23:DB:2481:G:H5'	2.03	0.57
23:DB:2722:G:O2'	35:DN:4:ARG:NE	2.38	0.57
23:DB:453:A:H4'	23:DB:472:A:H61	1.69	0.57
25:DC:156:SER:O	25:DC:195:GLY:HA3	2.05	0.57
25:DC:179:GLU:CG	25:DC:266:ILE:HA	2.34	0.57
26:DD:122:VAL:CA	26:DD:128:ARG:HG3	2.33	0.57

Continued on next page...

Continued from previous page...

Atom-1	Atom-2	Interatomic distance (Å)	Clash overlap (Å)
27:DE:133:LEU:HD22	27:DE:136:GLN:HG3	1.87	0.57
28:DF:120:SER:HB3	28:DF:127:TYR:CE1	2.40	0.57
29:DG:124:CYS:HB3	29:DG:130:ILE:HD13	1.87	0.57
30:DH:6:LEU:HB2	30:DH:35:LYS:HB2	1.85	0.57
30:DH:96:THR:HG23	30:DH:97:ARG:H	1.68	0.57
52:DI:100:ILE:O	52:DI:139:VAL:HA	2.04	0.57
32:DK:70:ARG:CD	32:DK:76:VAL:HG22	2.33	0.57
33:DL:133:ALA:O	33:DL:136:GLU:HB2	2.04	0.57
34:DM:33:LEU:HD22	34:DM:124:LEU:HD22	1.85	0.57
37:DP:1:SER:HA	37:DP:4:ILE:HB	1.86	0.57
37:DP:27:VAL:HA	37:DP:86:LYS:CE	2.32	0.57
38:DQ:65:ASN:HB2	38:DQ:75:TYR:HB2	1.87	0.57
38:DQ:111:LYS:NZ	39:DR:52:PRO:HA	2.20	0.57
40:DS:87:PRO:O	40:DS:93:ALA:HA	2.05	0.57
36:DO:15:ARG:HH22	43:DW:76:ARG:CD	2.16	0.57
1:AA:114:U:O2'	1:AA:115:G:H5'	2.04	0.57
1:AA:1376:U:H2'	1:AA:1377:A:H8	1.69	0.57
1:AA:413:G:H4'	1:AA:414:A:H5''	1.85	0.57
1:AA:85:U:H4'	1:AA:86:G:H4'	1.85	0.57
1:AA:973:G:H3'	1:AA:974:A:H5''	1.87	0.57
20:AB:102:ASN:O	20:AB:106:VAL:HG23	2.04	0.57
2:AC:21:TRP:HB3	2:AC:58:ARG:HB2	1.86	0.57
3:AD:25:ARG:HH11	3:AD:30:LYS:HE3	1.69	0.57
1:AA:1179:A:H4'	8:AI:104:THR:HA	1.86	0.57
8:AI:107:ALA:O	8:AI:109:GLN:HG2	2.05	0.57
10:AK:69:CYS:C	10:AK:71:ASP:H	2.06	0.57
10:AK:95:THR:HG23	10:AK:96:ILE:N	2.19	0.57
11:AL:34:THR:HB	11:AL:53:ARG:HB2	1.87	0.57
21:AU:11:PHE:O	21:AU:11:PHE:HD1	1.86	0.57
51:B4:33:HIS:HD2	51:B4:33:HIS:H	1.51	0.57
23:BB:1220:G:H2'	23:BB:1221:C:C6	2.40	0.57
23:BB:2650:U:H2'	23:BB:2651:C:H6	1.69	0.57
23:BB:2819:G:H2'	23:BB:2821:A:N7	2.19	0.57
23:BB:2872:A:O2'	23:BB:2873:A:H5''	2.05	0.57
23:BB:2882:A:H2'	23:BB:2883:A:H5''	1.86	0.57
23:BB:519:U:H5''	40:BS:18:ARG:NH2	2.20	0.57
23:BB:632:A:H2'	23:BB:633:A:C8	2.40	0.57
28:BF:68:LYS:HA	28:BF:83:PRO:HA	1.86	0.57
32:BK:53:LYS:HE2	32:BK:56:ASP:OD1	2.04	0.57
40:BS:6:LYS:HA	40:BS:104:THR:CA	2.28	0.57
41:BT:64:LYS:HB3	41:BT:77:ARG:HD3	1.87	0.57

Continued on next page...

Continued from previous page...

Atom-1	Atom-2	Interatomic distance (Å)	Clash overlap (Å)
24:BV:44:HIS:NE2	24:BV:85:LYS:HB2	2.19	0.57
43:BW:36:ILE:O	43:BW:36:ILE:HG22	2.05	0.57
46:BZ:50:ASP:HA	46:BZ:53:THR:HG22	1.86	0.57
1:CA:1175:G:O2'	1:CA:1176:A:H5'	2.04	0.57
1:CA:384:G:H2'	1:CA:385:C:H6	1.68	0.57
4:CE:142:GLY:HA2	4:CE:145:ASN:HD22	1.70	0.57
5:CF:38:ARG:NH2	5:CF:96:VAL:HB	2.20	0.57
7:CH:101:ALA:O	7:CH:103:VAL:HG23	2.04	0.57
13:CN:40:ARG:HG3	18:CS:6:LYS:O	2.05	0.57
15:CP:54:LEU:HD22	15:CP:80:LYS:HZ2	1.70	0.57
22:DA:112:G:O2'	22:DA:113:C:H5'	2.04	0.57
23:DB:1381:G:O2'	23:DB:1382:G:H5'	2.05	0.57
23:DB:1400:U:H2'	23:DB:1401:G:H8	1.70	0.57
23:DB:1722:A:H61	23:DB:1738:G:H1'	1.69	0.57
23:DB:1729:U:H2'	23:DB:1730:C:H4'	1.87	0.57
23:DB:1842:G:H2'	23:DB:1843:C:H6	1.70	0.57
23:DB:2352:A:H2'	23:DB:2353:G:O4'	2.04	0.57
23:DB:2455:G:H2'	23:DB:2456:C:H6	1.70	0.57
23:DB:558:U:P	31:DJ:113:PRO:HB2	2.45	0.57
25:DC:53:ILE:HD13	25:DC:218:THR:HG23	1.87	0.57
27:DE:109:LEU:HG	27:DE:117:ARG:CD	2.34	0.57
29:DG:163:TYR:HB2	29:DG:166:GLU:HG3	1.85	0.57
31:DJ:89:PHE:HD1	31:DJ:92:MET:HG3	1.68	0.57
33:DL:109:LYS:HA	33:DL:127:VAL:H	1.69	0.57
35:DN:35:LYS:HE3	35:DN:110:MET:HB3	1.86	0.57
36:DO:83:LEU:HA	36:DO:87:ILE:HD12	1.87	0.57
41:DT:3:ARG:HB3	41:DT:5:GLU:OE2	2.04	0.57
24:DV:82:TYR:HE1	24:DV:83:LYS:HE3	1.70	0.57
43:DW:42:THR:HG23	43:DW:66:VAL:N	2.18	0.57
44:DX:17:GLU:HA	44:DX:21:LEU:HB2	1.85	0.57
45:DY:10:ARG:O	45:DY:11:SER:HB3	2.04	0.57
1:AA:1081:A:O2'	1:AA:1082:A:H5'	2.05	0.57
1:AA:537:G:H5''	11:AL:109:ARG:HH11	1.69	0.57
1:AA:1101:A:H61	20:AB:173:LYS:HD2	1.70	0.57
5:AF:3:HIS:HB2	5:AF:92:THR:CB	2.35	0.57
8:AI:113:LYS:HA	8:AI:120:ALA:HB2	1.87	0.57
9:AJ:42:LEU:HB2	9:AJ:71:LEU:HD13	1.85	0.57
23:BB:127:A:H5''	23:BB:128:C:C6	2.40	0.57
23:BB:2455:G:H2'	23:BB:2456:C:H6	1.70	0.57
23:BB:643:A:H61	23:BB:2370:G:H1'	1.68	0.57
27:BE:52:VAL:C	27:BE:54:GLY:H	2.08	0.57

Continued on next page...

Continued from previous page...

Atom-1	Atom-2	Interatomic distance (Å)	Clash overlap (Å)
28:BF:44:ALA:HB1	28:BF:48:LEU:HD12	1.86	0.57
36:BO:17:LYS:HE2	43:BW:77:LYS:CD	2.35	0.57
38:BQ:32:ARG:O	38:BQ:36:GLN:HB2	2.05	0.57
42:BU:11:ILE:HB	42:BU:69:VAL:CB	2.35	0.57
23:BB:2270:A:H4'	43:BW:18:LYS:CB	2.35	0.57
1:CA:1414:U:H2'	1:CA:1415:G:H8	1.69	0.57
51:D4:24:ARG:HH21	51:D4:37:GLN:HB2	1.69	0.57
23:DB:1198:U:H2'	23:DB:1199:U:H6	1.70	0.57
23:DB:1198:U:H2'	23:DB:1199:U:C6	2.39	0.57
23:DB:165:A:H2'	23:DB:166:U:H6	1.69	0.57
23:DB:170:U:H2'	23:DB:171:U:C6	2.39	0.57
23:DB:1946:U:H2'	23:DB:1947:C:H6	1.69	0.57
23:DB:2378:A:H2'	23:DB:2379:G:H5'	1.85	0.57
23:DB:2902:C:O2'	23:DB:2903:U:H4'	2.05	0.57
23:DB:506:G:H4'	23:DB:509:C:O2	2.05	0.57
25:DC:62:ARG:O	25:DC:63:ILE:HB	2.05	0.57
28:DF:36:ASN:HB2	28:DF:87:LYS:HA	1.87	0.57
23:DB:1100:C:OP2	52:DI:2:LYS:HB3	2.05	0.57
52:DI:32:VAL:HG22	52:DI:60:VAL:CG2	2.34	0.57
38:DQ:48:ASP:CA	38:DQ:51:GLN:HE21	2.06	0.57
43:DW:24:ARG:HB3	43:DW:59:PHE:CD2	2.39	0.57
1:AA:212:G:H2'	1:AA:213:G:H8	1.68	0.57
20:AB:37:VAL:HG22	20:AB:38:HIS:H	1.68	0.57
20:AB:66:ILE:C	20:AB:67:LEU:HD13	2.25	0.57
20:AB:71:THR:CG2	20:AB:94:ARG:HH21	2.18	0.57
2:AC:33:ASP:OD2	13:AN:64:ARG:HD3	2.05	0.57
7:AH:29:SER:HB3	7:AH:32:LYS:CG	2.35	0.57
10:AK:126:ARG:HB2	21:AU:33:ARG:CD	2.30	0.57
15:AP:25:ARG:HD3	15:AP:25:ARG:N	2.20	0.57
18:AS:28:LYS:HB2	18:AS:29:PRO:HD2	1.87	0.57
23:BB:1400:U:H2'	23:BB:1401:G:H8	1.70	0.57
23:BB:2213:U:C2'	23:BB:2213:U:O2	2.52	0.57
23:BB:2567:G:H2'	23:BB:2568:U:C6	2.40	0.57
23:BB:2839:G:H2'	23:BB:2840:C:H6	1.70	0.57
23:BB:459:U:C5'	49:B2:41:ARG:HE	2.16	0.57
23:BB:49:A:OP1	23:BB:51:G:H5'	2.05	0.57
25:BC:143:VAL:HG12	25:BC:144:GLU:N	2.14	0.57
25:BC:224:MET:HG3	25:BC:233:GLY:O	2.05	0.57
26:BD:193:VAL:HG13	26:BD:193:VAL:O	2.03	0.57
32:BK:70:ARG:CB	32:BK:76:VAL:HG22	2.31	0.57
33:BL:129:LYS:O	33:BL:129:LYS:HD3	2.05	0.57

Continued on next page...

Continued from previous page...

Atom-1	Atom-2	Interatomic distance (Å)	Clash overlap (Å)
35:BN:22:ARG:HG3	35:BN:23:ASN:N	2.17	0.57
37:BP:55:HIS:O	37:BP:57:ALA:N	2.38	0.57
37:BP:62:LYS:HE3	37:BP:74:GLN:NE2	2.19	0.57
38:BQ:50:ARG:HG3	38:BQ:53:LYS:NZ	2.20	0.57
38:BQ:85:ALA:HB1	38:BQ:88:GLU:HB2	1.87	0.57
39:BR:49:ILE:HG22	39:BR:51:VAL:HG23	1.86	0.57
39:BR:58:VAL:HG22	39:BR:59:ILE:N	2.17	0.57
40:BS:1:MET:HB3	40:BS:4:ILE:HG12	1.86	0.57
42:BU:9:GLU:HA	42:BU:23:LYS:HA	1.86	0.57
42:BU:2:ALA:O	42:BU:4:ILE:N	2.37	0.57
42:BU:79:ALA:O	42:BU:96:LYS:HA	2.04	0.57
24:BV:61:LEU:O	24:BV:71:LYS:HA	2.05	0.57
41:BT:12:ARG:NH2	44:BX:29:ARG:HH12	2.01	0.57
44:BX:29:ARG:N	44:BX:34:SER:HB2	2.19	0.57
1:CA:1134:G:C6	1:CA:1135:U:H1'	2.40	0.57
1:CA:908:A:H2'	1:CA:909:A:H8	1.70	0.57
2:CC:115:VAL:O	2:CC:119:ILE:HG22	2.05	0.57
2:CC:143:LEU:HD13	2:CC:143:LEU:H	1.70	0.57
1:CA:619:U:H3	3:CD:130:ASN:HD21	1.53	0.57
8:CI:93:LEU:O	8:CI:97:LEU:HG	2.05	0.57
23:DB:1211:C:H4'	23:DB:1212:G:OP2	2.04	0.57
23:DB:125:A:H4'	23:DB:126:A:OP2	2.05	0.57
23:DB:1537:G:H2'	23:DB:1538:G:C4'	2.35	0.57
23:DB:1791:A:C2	23:DB:1829:A:C4'	2.88	0.57
23:DB:1853:A:N1	23:DB:2087:G:H1'	2.19	0.57
23:DB:2234:G:O2'	23:DB:2235:G:H5'	2.04	0.57
23:DB:544:C:O2'	23:DB:545:U:O5'	2.23	0.57
23:DB:546:U:O2	23:DB:546:U:H5'	2.05	0.57
23:DB:765:C:H2'	23:DB:766:U:C6	2.40	0.57
25:DC:237:ARG:HH11	25:DC:238:ASN:HA	1.69	0.57
28:DF:106:ALA:HB1	28:DF:136:ILE:HG22	1.85	0.57
32:DK:24:VAL:HA	32:DK:39:ILE:HD12	1.86	0.57
32:DK:6:THR:O	32:DK:20:MET:HG3	2.05	0.57
23:DB:962:G:N2	34:DM:81:ARG:HD3	2.20	0.57
38:DQ:69:ARG:HH11	38:DQ:69:ARG:CB	2.16	0.57
45:DY:8:GLN:HB2	45:DY:28:LEU:HG	1.87	0.57
1:AA:265:G:H2'	1:AA:267:C:H5	1.69	0.57
1:AA:266:G:HO2'	1:AA:267:C:H3'	1.70	0.57
1:AA:600:A:OP1	7:AH:88:LYS:HG2	2.04	0.57
1:AA:784:A:H2'	1:AA:785:G:H8	1.70	0.57
1:AA:993:G:H4'	1:AA:994:A:OP2	2.05	0.57

Continued on next page...

Continued from previous page...

Atom-1	Atom-2	Interatomic distance (Å)	Clash overlap (Å)
20:AB:165:ALA:HB2	20:AB:186:VAL:HG12	1.87	0.57
2:AC:46:LEU:HD23	2:AC:75:VAL:HG13	1.86	0.57
3:AD:99:ASN:CG	3:AD:103:ARG:HH21	2.07	0.57
3:AD:170:LEU:HD12	3:AD:170:LEU:O	2.05	0.57
4:AE:155:LYS:HA	7:AH:65:PHE:CD1	2.40	0.57
8:AI:11:ARG:NH2	8:AI:12:LYS:HE3	2.20	0.57
8:AI:44:ARG:N	8:AI:44:ARG:HH11	2.02	0.57
12:AM:21:ILE:HB	12:AM:24:VAL:HG22	1.87	0.57
13:AN:17:ASP:HA	13:AN:21:ALA:HB2	1.87	0.57
1:AA:1225:A:H4'	18:AS:77:ARG:NH2	2.20	0.57
47:B0:24:VAL:O	47:B0:25:THR:HG23	2.05	0.57
49:B2:30:VAL:HA	49:B2:33:ARG:HD2	1.87	0.57
23:BB:1155:A:OP1	38:BQ:54:ARG:HD2	2.05	0.57
23:BB:1790:C:H4'	25:BC:207:ALA:HB2	1.86	0.57
23:BB:182:A:H2'	23:BB:183:C:H6	1.70	0.57
23:BB:2371:G:O2'	48:B1:44:GLN:HA	2.04	0.57
23:BB:2617:U:C2'	23:BB:2618:G:H5'	2.35	0.57
23:BB:278:A:H2'	23:BB:278:A:N3	2.20	0.57
23:BB:609:A:H2'	23:BB:610:C:O4'	2.05	0.57
23:BB:702:U:O2'	23:BB:703:U:H5'	2.05	0.57
36:BO:43:ASN:HA	36:BO:46:GLU:OE2	2.04	0.57
36:BO:60:GLU:HG3	36:BO:61:GLN:H	1.70	0.57
42:BU:81:ARG:N	42:BU:81:ARG:HD2	2.19	0.57
43:BW:16:GLU:HG2	43:BW:37:VAL:HG22	1.85	0.57
1:CA:51:A:O2'	1:CA:52:C:OP2	2.18	0.57
1:CA:674:G:H2'	1:CA:675:A:C8	2.40	0.57
8:CI:56:MET:SD	8:CI:57:VAL:N	2.78	0.57
9:CJ:52:LEU:HG	9:CJ:62:ARG:HE	1.70	0.57
23:DB:2339:C:H2'	23:DB:2340:A:H8	1.68	0.57
23:DB:632:A:H2'	23:DB:633:A:C8	2.40	0.57
23:DB:796:C:H2'	23:DB:797:G:C8	2.40	0.57
23:DB:997:G:C5'	38:DQ:92:LYS:HG3	2.35	0.57
25:DC:163:ILE:HG12	25:DC:173:LEU:HD21	1.87	0.57
23:DB:2820:A:C6	26:DD:197:THR:HB	2.40	0.57
27:DE:91:ASP:O	27:DE:92:HIS:HB2	2.05	0.57
52:DI:23:VAL:HG12	52:DI:27:LEU:HD21	1.87	0.57
31:DJ:117:ALA:C	31:DJ:121:LYS:HZ3	2.09	0.57
33:DL:55:MET:CB	33:DL:56:PRO:HD3	2.35	0.57
35:DN:73:ASN:HA	35:DN:76:VAL:CG1	2.35	0.57
1:AA:441:A:H61	1:AA:493:A:N6	2.03	0.56
20:AB:202:ASN:C	20:AB:202:ASN:HD22	2.08	0.56

Continued on next page...

Continued from previous page...

Atom-1	Atom-2	Interatomic distance (Å)	Clash overlap (Å)
4:AE:108:GLY:H	4:AE:110:MET:HE1	1.69	0.56
4:AE:92:ARG:HB3	4:AE:127:TYR:HB2	1.87	0.56
6:AG:139:ASP:HA	6:AG:142:ARG:HH12	1.70	0.56
1:AA:1342:C:H5'	8:AI:127:SER:HA	1.86	0.56
8:AI:23:GLY:O	8:AI:24:ASN:HB2	2.04	0.56
9:AJ:52:LEU:HB2	13:AN:80:ARG:HD2	1.87	0.56
16:AQ:56:ASP:HB3	16:AQ:79:GLU:O	2.05	0.56
49:B2:25:LYS:HE3	49:B2:25:LYS:H	1.68	0.56
23:BB:1083:U:H1'	23:BB:1086:A:H61	1.70	0.56
23:BB:1441:G:H2'	23:BB:1442:U:C6	2.40	0.56
23:BB:1464:G:H2'	23:BB:1465:G:H8	1.68	0.56
23:BB:1754:A:OP1	37:BP:95:LYS:HB2	2.04	0.56
23:BB:1771:C:H2'	23:BB:1772:A:H8	1.69	0.56
23:BB:2329:U:H2'	23:BB:2330:G:C8	2.40	0.56
23:BB:2443:C:O2'	23:BB:2444:G:H5'	2.05	0.56
25:BC:21:PRO:C	25:BC:202:ARG:HD2	2.25	0.56
28:BF:108:PRO:HA	28:BF:113:PHE:CD1	2.40	0.56
30:BH:2:GLN:N	30:BH:21:VAL:HG12	2.20	0.56
52:BI:85:ILE:CD1	52:BI:137:LEU:HD21	2.35	0.56
31:BJ:10:THR:HG22	31:BJ:50:THR:N	2.20	0.56
31:BJ:61:LYS:CA	31:BJ:61:LYS:HE2	2.35	0.56
34:BM:101:VAL:O	34:BM:102:LEU:HD12	2.05	0.56
34:BM:41:LEU:HB2	34:BM:93:VAL:CG2	2.35	0.56
24:BV:63:ILE:HD11	24:BV:72:VAL:HG21	1.87	0.56
23:BB:2258:C:OP2	43:BW:3:LYS:HG3	2.05	0.56
43:BW:43:LYS:HG2	43:BW:76:ARG:NH2	2.18	0.56
46:BZ:25:ARG:HG3	46:BZ:26:SER:H	1.70	0.56
1:CA:1011:C:H2'	1:CA:1012:A:C8	2.40	0.56
1:CA:1034:G:H2'	1:CA:1035:A:C8	2.40	0.56
1:CA:1330:U:H2'	1:CA:1331:G:O4'	2.05	0.56
1:CA:784:A:H2'	1:CA:785:G:H8	1.70	0.56
1:CA:940:C:H2'	1:CA:941:G:H8	1.70	0.56
1:CA:1101:A:H61	20:CB:101:THR:HG21	1.70	0.56
2:CC:49:ALA:HB2	2:CC:74:ILE:CG2	2.34	0.56
3:CD:84:ASN:ND2	3:CD:87:GLU:H	2.02	0.56
9:CJ:53:ILE:HG13	13:CN:84:ARG:CZ	2.35	0.56
14:CO:76:ARG:O	14:CO:79:ARG:HB2	2.05	0.56
1:CA:673:A:H1'	17:CR:63:TYR:CD1	2.39	0.56
17:CR:72:ARG:NH1	17:CR:72:ARG:HB2	2.19	0.56
48:D1:19:PHE:CE2	48:D1:41:VAL:HG13	2.39	0.56
23:DB:1022:G:N2	23:DB:1142:A:N1	2.53	0.56

Continued on next page...

Continued from previous page...

Atom-1	Atom-2	Interatomic distance (Å)	Clash overlap (Å)
23:DB:1560:G:H2'	23:DB:1561:C:H6	1.70	0.56
23:DB:175:G:H2'	23:DB:176:A:C8	2.40	0.56
23:DB:2025:C:OP1	26:DD:154:LYS:HE3	2.04	0.56
23:DB:2061:G:H5''	23:DB:2503:A:C2	2.40	0.56
23:DB:241:A:O3'	23:DB:242:G:H4'	2.05	0.56
23:DB:467:G:O2'	23:DB:468:G:H5'	2.05	0.56
23:DB:479:A:H4'	23:DB:479:A:OP1	2.04	0.56
23:DB:552:U:O2'	23:DB:553:G:H5'	2.05	0.56
26:DD:29:VAL:HG22	26:DD:30:GLU:N	2.13	0.56
26:DD:69:ALA:HB1	26:DD:92:VAL:CG1	2.33	0.56
27:DE:149:ILE:HD13	27:DE:186:VAL:CG1	2.32	0.56
27:DE:17:THR:HG23	27:DE:18:THR:H	1.67	0.56
28:DF:163:GLU:HG2	28:DF:166:ARG:CZ	2.35	0.56
34:DM:6:ARG:HD2	34:DM:71:LYS:HE3	1.86	0.56
35:DN:103:ARG:HG2	35:DN:106:ASP:OD2	2.05	0.56
36:DO:108:ASP:O	36:DO:112:GLU:HG3	2.05	0.56
43:DW:45:HIS:HB2	43:DW:66:VAL:HG11	1.87	0.56
1:AA:1452:C:H5'	1:AA:1453:G:C4	2.40	0.56
1:AA:21:G:H2'	1:AA:22:G:C8	2.40	0.56
1:AA:321:A:O2'	1:AA:322:C:H5'	2.05	0.56
4:AE:104:ILE:HD11	4:AE:114:LEU:HB2	1.87	0.56
4:AE:114:LEU:HD13	4:AE:122:VAL:HG21	1.88	0.56
4:AE:96:GLN:HB3	4:AE:123:LEU:CD1	2.36	0.56
4:AE:45:VAL:O	4:AE:71:ILE:HG22	2.04	0.56
12:AM:53:ASP:OD1	12:AM:56:ARG:HD2	2.05	0.56
50:B3:4:LYS:NZ	50:B3:59:ALA:H	2.03	0.56
23:BB:1381:G:O2'	23:BB:1382:G:H5'	2.04	0.56
23:BB:2297:A:N6	23:BB:2319:G:C3'	2.59	0.56
23:BB:2590:A:H2'	23:BB:2591:C:C6	2.40	0.56
23:BB:2813:A:H2'	23:BB:2814:A:H8	1.70	0.56
27:BE:74:LYS:O	27:BE:82:GLY:HA3	2.05	0.56
27:BE:6:LYS:HG3	27:BE:9:GLN:HB2	1.86	0.56
23:BB:1081:U:C5'	52:BI:126:ARG:HD2	2.35	0.56
31:BJ:128:ASN:CG	31:BJ:129:GLU:H	2.08	0.56
32:BK:5:GLN:HA	32:BK:20:MET:SD	2.46	0.56
35:BN:46:ARG:O	35:BN:50:PRO:HG2	2.06	0.56
1:CA:1329:A:O2'	1:CA:1330:U:H5'	2.05	0.56
5:CF:2:ARG:HH11	5:CF:2:ARG:HB3	1.71	0.56
6:CG:29:LEU:HD23	6:CG:104:VAL:HG13	1.87	0.56
9:CJ:30:LYS:O	9:CJ:30:LYS:HD3	2.04	0.56
9:CJ:9:ARG:HB2	9:CJ:99:GLN:H	1.70	0.56

Continued on next page...

Continued from previous page...

Atom-1	Atom-2	Interatomic distance (Å)	Clash overlap (Å)
12:CM:15:VAL:O	12:CM:19:THR:HG23	2.05	0.56
13:CN:29:ILE:HG22	13:CN:30:ILE:N	2.20	0.56
2:CC:39:ARG:NH2	13:CN:91:GLU:HB3	2.19	0.56
23:DB:2285:C:H5	48:D1:7:LYS:HE3	1.70	0.56
23:DB:1061:U:O4'	23:DB:1070:A:H1'	2.04	0.56
23:DB:2150:C:H2'	23:DB:2151:U:C6	2.39	0.56
23:DB:2250:G:N2	23:DB:2496:C:H4'	2.20	0.56
23:DB:2813:A:H2'	23:DB:2814:A:H8	1.70	0.56
23:DB:609:A:H2'	23:DB:610:C:O4'	2.05	0.56
23:DB:660:C:H2'	23:DB:661:A:C8	2.39	0.56
23:DB:69:C:H2'	23:DB:70:G:C8	2.40	0.56
25:DC:208:GLY:HA2	25:DC:212:TRP:CB	2.35	0.56
27:DE:126:VAL:HG21	27:DE:132:LYS:NZ	2.19	0.56
28:DF:4:HIS:O	28:DF:7:TYR:HB3	2.05	0.56
29:DG:6:ALA:HB3	29:DG:7:PRO:HD3	1.87	0.56
30:DH:37:VAL:O	30:DH:38:PRO:C	2.43	0.56
26:DD:156:PHE:CD1	31:DJ:81:ILE:HG21	2.41	0.56
39:DR:76:LYS:HA	39:DR:91:GLN:H	1.70	0.56
41:DT:76:ARG:HG2	41:DT:77:ARG:N	2.20	0.56
22:DA:75:G:H5''	24:DV:12:GLN:OE1	2.05	0.56
1:AA:218:U:H2'	1:AA:219:U:C6	2.40	0.56
1:AA:429:U:H1'	1:AA:430:A:H5''	1.87	0.56
1:AA:477:C:H2'	1:AA:478:A:C8	2.41	0.56
5:AF:55:HIS:O	5:AF:56:LYS:HG3	2.06	0.56
9:AJ:55:PRO:O	9:AJ:56:HIS:HB3	2.06	0.56
9:AJ:53:ILE:HG23	13:AN:84:ARG:CZ	2.36	0.56
33:BL:63:LYS:N	50:B3:24:LYS:HZ2	2.02	0.56
50:B3:44:ARG:CG	50:B3:45:PRO:HD2	2.34	0.56
23:BB:1076:C:H4'	52:BI:94:LYS:HZ2	1.70	0.56
23:BB:1082:U:C2	23:BB:1086:A:C6	2.93	0.56
23:BB:1250:G:H5''	38:BQ:5:ARG:HG2	1.86	0.56
23:BB:125:A:H4'	49:B2:13:ASN:OD1	2.05	0.56
23:BB:1528:A:H2'	23:BB:1529:G:O4'	2.06	0.56
23:BB:1695:G:H1'	25:BC:14:HIS:O	2.05	0.56
23:BB:796:C:H2'	23:BB:797:G:C8	2.40	0.56
27:BE:120:VAL:N	27:BE:189:THR:HG22	2.20	0.56
23:BB:328:U:H4'	42:BU:65:GLN:CG	2.35	0.56
24:BV:9:ARG:HH12	24:BV:27:PRO:HA	1.69	0.56
1:CA:266:G:O2'	1:CA:267:C:H3'	2.06	0.56
1:CA:586:C:C2'	1:CA:587:G:H5'	2.36	0.56
1:CA:981:U:H2'	1:CA:982:U:C5	2.40	0.56

Continued on next page...

Continued from previous page...

Atom-1	Atom-2	Interatomic distance (Å)	Clash overlap (Å)
3:CD:162:GLU:HG3	3:CD:163:GLN:HE21	1.70	0.56
19:CT:57:VAL:HG12	19:CT:71:ALA:HB1	1.86	0.56
23:DB:1327:A:H2'	23:DB:1328:A:O4'	2.06	0.56
23:DB:131:A:H2'	23:DB:132:G:H8	1.70	0.56
23:DB:1709:U:H2'	23:DB:1710:G:C8	2.40	0.56
23:DB:17:G:H2'	23:DB:18:U:C6	2.40	0.56
23:DB:1826:G:H2'	23:DB:1827:U:H6	1.69	0.56
23:DB:2233:U:H2'	23:DB:2234:G:H8	1.69	0.56
23:DB:2872:A:O2'	23:DB:2873:A:H5''	2.05	0.56
23:DB:2882:A:H2'	23:DB:2883:A:H5''	1.86	0.56
23:DB:2898:U:H2'	23:DB:2899:A:H8	1.70	0.56
23:DB:351:C:H2'	23:DB:352:A:H8	1.69	0.56
23:DB:3:U:H2'	23:DB:4:U:H6	1.70	0.56
23:DB:490:C:H3'	23:DB:491:G:H5''	1.87	0.56
23:DB:527:C:O2	23:DB:527:C:O4'	2.21	0.56
26:DD:201:LEU:O	26:DD:202:ILE:HD12	2.05	0.56
27:DE:190:ALA:HB3	27:DE:193:VAL:HG22	1.86	0.56
27:DE:6:LYS:CD	27:DE:7:ASP:H	2.16	0.56
28:DF:163:GLU:HA	28:DF:166:ARG:HD2	1.87	0.56
28:DF:3:LEU:O	28:DF:3:LEU:HD23	2.05	0.56
28:DF:79:ARG:HB2	28:DF:82:TYR:CE2	2.40	0.56
37:DP:90:ALA:N	37:DP:112:ARG:HH21	2.01	0.56
1:AA:1040:U:H2'	1:AA:1041:G:C8	2.40	0.56
1:AA:384:G:H2'	1:AA:385:C:H6	1.69	0.56
1:AA:674:G:H2'	1:AA:675:A:C8	2.40	0.56
1:AA:677:U:H2'	1:AA:678:U:H6	1.70	0.56
1:AA:930:C:H2'	1:AA:931:C:O4'	2.05	0.56
2:AC:146:LYS:HE3	2:AC:202:PHE:CE2	2.38	0.56
5:AF:100:SER:HA	17:AR:23:LYS:NZ	2.19	0.56
1:AA:1506:U:H4'	10:AK:128:VAL:C	2.26	0.56
10:AK:25:SER:HB3	10:AK:28:ASN:O	2.06	0.56
12:AM:13:HIS:HB2	12:AM:16:ILE:CG2	2.36	0.56
13:AN:60:ARG:NH2	13:AN:62:ARG:HE	2.02	0.56
2:AC:33:ASP:HB2	13:AN:64:ARG:HD3	1.86	0.56
17:AR:41:SER:HB2	17:AR:51:GLN:HG2	1.87	0.56
21:AU:13:VAL:HG13	21:AU:14:ALA:N	2.12	0.56
48:B1:9:LYS:HG2	50:B3:34:LYS:HZ3	1.70	0.56
23:BB:1709:U:H2'	23:BB:1710:G:C8	2.41	0.56
23:BB:1729:U:H2'	23:BB:1730:C:H4'	1.87	0.56
23:BB:2869:G:H2'	23:BB:2870:C:C6	2.40	0.56
25:BC:174:ARG:HG3	25:BC:180:MET:SD	2.44	0.56

Continued on next page...

Continued from previous page...

Atom-1	Atom-2	Interatomic distance (Å)	Clash overlap (Å)
25:BC:68:ARG:NH2	25:BC:190:THR:HG23	2.20	0.56
26:BD:201:LEU:N	26:BD:201:LEU:HD12	2.19	0.56
26:BD:5:VAL:HB	26:BD:27:ILE:O	2.05	0.56
27:BE:148:ILE:H	27:BE:183:PHE:HB3	1.70	0.56
27:BE:28:VAL:O	27:BE:32:VAL:HG23	2.06	0.56
28:BF:116:LEU:HD12	28:BF:176:PHE:CD2	2.40	0.56
28:BF:170:ALA:HA	28:BF:173:ASP:OD1	2.04	0.56
29:BG:132:LEU:HD11	29:BG:144:ALA:HB2	1.88	0.56
31:BJ:18:VAL:CG2	31:BJ:56:VAL:HA	2.35	0.56
32:BK:71:ARG:O	32:BK:72:PRO:C	2.44	0.56
34:BM:3:GLN:N	34:BM:4:PRO:CD	2.63	0.56
38:BQ:65:ASN:O	38:BQ:69:ARG:HG2	2.06	0.56
41:BT:68:LYS:NZ	41:BT:73:ARG:HA	2.20	0.56
1:CA:477:C:H2'	1:CA:478:A:C8	2.41	0.56
3:CD:192:ALA:HB3	3:CD:194:ILE:HG22	1.87	0.56
6:CG:55:LYS:HG3	6:CG:56:SER:H	1.70	0.56
8:CI:78:ILE:O	8:CI:82:ILE:HG13	2.04	0.56
12:CM:106:ARG:N	12:CM:106:ARG:HH11	2.04	0.56
23:DB:1381:G:H2'	23:DB:1382:G:H5'	1.86	0.56
23:DB:155:A:H2'	23:DB:156:A:C8	2.41	0.56
23:DB:1661:G:O2'	23:DB:1662:U:H5'	2.05	0.56
23:DB:171:U:H2'	23:DB:172:A:C8	2.40	0.56
23:DB:172:A:H2'	23:DB:173:A:H8	1.70	0.56
23:DB:1771:C:H2'	23:DB:1772:A:H8	1.69	0.56
23:DB:1917:U:O2'	23:DB:1918:A:H5'	2.06	0.56
23:DB:2140:G:H2'	23:DB:2141:G:O4'	2.04	0.56
23:DB:234:U:O2'	23:DB:235:U:H5'	2.04	0.56
23:DB:2626:C:O2'	23:DB:2627:G:H5'	2.05	0.56
23:DB:877:A:N6	23:DB:898:C:H2'	2.19	0.56
23:DB:91:A:H1'	23:DB:92:U:C6	2.41	0.56
25:DC:79:ARG:HD2	25:DC:110:LYS:HE2	1.87	0.56
31:DJ:25:LEU:N	31:DJ:25:LEU:HD13	2.20	0.56
32:DK:113:MET:CE	32:DK:116:ILE:HD11	2.35	0.56
33:DL:92:LEU:HD13	33:DL:96:LYS:HG2	1.87	0.56
35:DN:86:ARG:NH2	35:DN:117:ASP:HA	2.20	0.56
35:DN:4:ARG:HG2	35:DN:5:LYS:N	2.19	0.56
26:DD:8:LYS:CE	37:DP:5:LYS:HG3	2.34	0.56
39:DR:67:GLY:H	39:DR:98:ILE:HA	1.69	0.56
23:DB:975:A:H5'	39:DR:83:TYR:OH	2.05	0.56
40:DS:28:LYS:HA	40:DS:31:GLN:NE2	2.19	0.56
40:DS:46:LEU:O	40:DS:50:VAL:HG13	2.06	0.56

Continued on next page...

Continued from previous page...

Atom-1	Atom-2	Interatomic distance (Å)	Clash overlap (Å)
1:AA:301:G:H2'	1:AA:302:G:H8	1.71	0.56
1:AA:499:A:H4'	1:AA:500:G:OP1	2.06	0.56
1:AA:77:A:H2'	1:AA:78:A:C8	2.40	0.56
20:AB:195:VAL:HG12	20:AB:197:PHE:H	1.70	0.56
20:AB:76:SER:HA	20:AB:92:ASN:HB2	1.87	0.56
6:AG:114:SER:C	6:AG:118:ARG:HG3	2.26	0.56
19:AT:82:ILE:HG13	19:AT:83:ASN:N	2.20	0.56
21:AU:38:GLU:C	21:AU:40:PRO:HD2	2.26	0.56
48:B1:53:ILE:HD13	48:B1:54:LYS:H	1.70	0.56
23:BB:682:G:H5'	49:B2:26:ASN:CG	2.25	0.56
23:BB:458:G:H5''	49:B2:39:ARG:O	2.04	0.56
50:B3:34:LYS:C	50:B3:35:LYS:HD3	2.25	0.56
50:B3:41:ARG:NH1	50:B3:42:HIS:HB3	2.20	0.56
22:BA:26:C:H2'	22:BA:27:C:O4'	2.06	0.56
23:BB:1061:U:O4'	23:BB:1070:A:H1'	2.05	0.56
23:BB:1351:C:O2'	23:BB:1571:A:H1'	2.06	0.56
23:BB:1459:G:C2'	23:BB:1460:U:H5'	2.35	0.56
23:BB:189:G:OP1	46:BZ:24:ILE:HD12	2.05	0.56
23:BB:1938:A:O2'	23:BB:1939:U:H5''	2.06	0.56
23:BB:2022:U:O2'	23:BB:2617:U:H5'	2.06	0.56
23:BB:2147:A:H5'	23:BB:2148:G:H4'	1.87	0.56
23:BB:962:G:H21	23:BB:2250:G:H1	1.53	0.56
23:BB:2053:G:H5''	26:BD:150:GLN:HA	1.86	0.56
28:BF:83:PRO:HG2	28:BF:84:ILE:H	1.71	0.56
30:BH:80:ILE:HD12	30:BH:102:ALA:HB2	1.88	0.56
31:BJ:58:ASN:HA	31:BJ:127:GLY:N	2.21	0.56
31:BJ:16:TYR:O	31:BJ:55:ILE:HG22	2.04	0.56
31:BJ:7:LYS:HZ3	31:BJ:48:VAL:HB	1.70	0.56
33:BL:80:SER:O	33:BL:116:VAL:HA	2.06	0.56
33:BL:119:PRO:O	33:BL:119:PRO:HD2	2.05	0.56
34:BM:33:LEU:HB2	34:BM:101:VAL:CG2	2.35	0.56
38:BQ:34:ALA:O	38:BQ:38:VAL:HG12	2.06	0.56
38:BQ:79:ILE:HA	38:BQ:82:LEU:HD12	1.87	0.56
39:BR:85:LYS:C	39:BR:87:GLN:H	2.09	0.56
39:BR:66:HIS:H	39:BR:98:ILE:HD13	1.70	0.56
1:CA:1314:C:OP2	18:CS:5:LYS:HG2	2.05	0.56
1:CA:1470:U:O2'	1:CA:1471:U:H5'	2.05	0.56
1:CA:474:G:H2'	1:CA:475:C:C6	2.40	0.56
1:CA:815:A:H62	1:CA:1509:C:H1'	1.70	0.56
20:CB:78:ALA:HB1	20:CB:213:LEU:HD13	1.87	0.56
6:CG:49:LEU:C	6:CG:51:GLN:H	2.07	0.56

Continued on next page...

Continued from previous page...

Atom-1	Atom-2	Interatomic distance (Å)	Clash overlap (Å)
10:CK:22:ILE:HD13	10:CK:95:THR:HG23	1.87	0.56
15:CP:52:LEU:HD21	15:CP:74:LEU:HB2	1.87	0.56
50:D3:4:LYS:HE3	50:D3:61:LEU:HD13	1.88	0.56
23:DB:144:A:H8	23:DB:144:A:O5'	1.89	0.56
23:DB:2090:A:O2'	46:DZ:49:ARG:CD	2.53	0.56
23:DB:876:C:H3'	23:DB:877:A:O4'	2.06	0.56
25:DC:128:THR:HA	25:DC:190:THR:HA	1.86	0.56
25:DC:179:GLU:HB3	25:DC:266:ILE:HA	1.88	0.56
26:DD:56:LYS:HB3	26:DD:56:LYS:HZ2	1.69	0.56
23:DB:323:C:C1'	27:DE:164:LEU:HB3	2.25	0.56
28:DF:174:PHE:H	28:DF:175:PRO:CD	2.19	0.56
52:DI:24:GLY:HA2	52:DI:34:ILE:HD12	1.86	0.56
42:DU:25:LYS:O	42:DU:34:ILE:HG12	2.06	0.56
23:DB:2262:U:OP2	43:DW:13:ARG:HD3	2.04	0.56
43:DW:38:ARG:HG3	43:DW:39:GLN:N	2.21	0.56
1:AA:1225:A:H3'	1:AA:1226:C:C6	2.40	0.56
1:AA:1329:A:O2'	1:AA:1330:U:H5'	2.05	0.56
1:AA:1463:U:H2'	1:AA:1464:U:C6	2.40	0.56
1:AA:1470:U:O2'	1:AA:1471:U:H5'	2.06	0.56
1:AA:474:G:H2'	1:AA:475:C:C6	2.40	0.56
1:AA:586:C:C2'	1:AA:587:G:H5'	2.35	0.56
20:AB:163:ILE:CG2	20:AB:164:ASP:H	1.96	0.56
3:AD:117:VAL:O	3:AD:130:ASN:HA	2.05	0.56
6:AG:22:LEU:O	6:AG:25:PHE:HB3	2.06	0.56
6:AG:91:ARG:HB3	6:AG:92:PRO:HD2	1.88	0.56
14:AO:63:ARG:HA	14:AO:66:LEU:HD12	1.87	0.56
18:AS:48:ILE:N	18:AS:48:ILE:HD12	2.21	0.56
19:AT:61:ALA:HA	19:AT:66:ILE:O	2.05	0.56
23:BB:1661:G:O2'	23:BB:1662:U:H5'	2.05	0.56
23:BB:1826:G:H2'	23:BB:1827:U:H6	1.70	0.56
23:BB:1842:G:H2'	23:BB:1843:C:H6	1.70	0.56
23:BB:1889:A:H2'	23:BB:1890:A:C8	2.41	0.56
23:BB:2729:G:H2'	23:BB:2730:C:C6	2.41	0.56
23:BB:2747:G:O6	23:BB:2755:C:H5''	2.05	0.56
23:BB:2840:C:H5''	35:BN:53:THR:CG2	2.36	0.56
23:BB:2:G:O2'	23:BB:3:U:H5'	2.05	0.56
23:BB:597:G:H4'	33:BL:21:ARG:NE	2.18	0.56
23:BB:851:C:O2'	45:BY:45:GLY:HA3	2.05	0.56
29:BG:70:LEU:HD12	29:BG:74:MET:HE3	1.87	0.56
52:BI:10:LEU:HD12	52:BI:10:LEU:O	2.05	0.56
33:BL:118:THR:N	33:BL:119:PRO:CD	2.66	0.56

Continued on next page...

Continued from previous page...

Atom-1	Atom-2	Interatomic distance (Å)	Clash overlap (Å)
34:BM:41:LEU:HG	34:BM:95:LEU:HD12	1.86	0.56
34:BM:96:ILE:HD13	34:BM:97:GLN:N	2.21	0.56
36:BO:8:ILE:HG23	36:BO:9:ARG:N	2.20	0.56
37:BP:47:ILE:HG23	37:BP:63:ILE:HG13	1.88	0.56
37:BP:80:VAL:O	37:BP:80:VAL:HG13	2.05	0.56
38:BQ:22:GLY:O	38:BQ:24:TYR:N	2.39	0.56
38:BQ:50:ARG:O	38:BQ:53:LYS:HD3	2.05	0.56
23:BB:535:G:O2'	38:BQ:52:ARG:HD3	2.05	0.56
41:BT:96:VAL:HG22	41:BT:97:GLY:N	2.21	0.56
1:CA:218:U:H2'	1:CA:219:U:C6	2.40	0.56
1:CA:429:U:H1'	1:CA:430:A:H5''	1.87	0.56
1:CA:764:C:H2'	1:CA:765:G:H5'	1.88	0.56
6:CG:2:ARG:HH11	6:CG:2:ARG:CB	2.17	0.56
9:CJ:9:ARG:HB3	9:CJ:99:GLN:HE21	1.70	0.56
1:CA:1228:C:H5'	12:CM:112:ARG:HB3	1.87	0.56
1:CA:1313:U:P	18:CS:5:LYS:HA	2.46	0.56
23:DB:2527:C:H1'	51:D4:1:MET:HG3	1.87	0.56
23:DB:1316:U:O2'	23:DB:1317:G:H5'	2.05	0.56
23:DB:2600:A:O2'	23:DB:2601:C:H5'	2.05	0.56
23:DB:2729:G:H2'	23:DB:2730:C:C6	2.41	0.56
23:DB:2758:A:O2'	23:DB:2759:G:H5'	2.04	0.56
23:DB:2798:U:H1'	23:DB:2800:A:N6	2.20	0.56
23:DB:287:G:H2'	23:DB:288:U:C6	2.40	0.56
23:DB:818:G:H5'	23:DB:839:U:OP1	2.06	0.56
25:DC:156:SER:O	25:DC:158:GLY:N	2.39	0.56
26:DD:159:LYS:O	26:DD:160:LYS:HB2	2.05	0.56
31:DJ:7:LYS:HD2	31:DJ:45:THR:CB	2.35	0.56
27:DE:184:ASP:CB	33:DL:13:LYS:HE3	2.36	0.56
23:DB:2360:G:O2'	33:DL:61:LEU:HD21	2.06	0.56
36:DO:15:ARG:NH1	43:DW:76:ARG:HE	2.03	0.56
37:DP:28:LYS:HD3	37:DP:44:GLY:CA	2.33	0.56
41:DT:34:VAL:HG21	41:DT:43:ILE:CD1	2.33	0.56
42:DU:21:ARG:HG3	42:DU:21:ARG:HH11	1.70	0.56
46:DZ:41:HIS:ND1	46:DZ:42:PRO:HD2	2.20	0.56
1:AA:1310:G:H2'	1:AA:1311:A:O4'	2.06	0.56
1:AA:1468:A:O2'	1:AA:1469:C:H5'	2.05	0.56
1:AA:327:A:H1'	1:AA:329:A:O4'	2.06	0.56
1:AA:956:U:O2'	1:AA:957:U:H5'	2.06	0.56
20:AB:144:GLU:O	20:AB:148:GLY:HA3	2.05	0.56
20:AB:53:LEU:HD21	20:AB:212:TYR:HE2	1.70	0.56
3:AD:10:LEU:HD21	3:AD:62:ARG:CD	2.36	0.56

Continued on next page...

Continued from previous page...

Atom-1	Atom-2	Interatomic distance (Å)	Clash overlap (Å)
8:AI:38:PHE:O	8:AI:41:GLU:HB2	2.06	0.56
8:AI:99:LYS:C	8:AI:99:LYS:HD3	2.26	0.56
10:AK:92:ARG:CB	10:AK:92:ARG:HH11	2.19	0.56
22:BA:90:C:H2'	22:BA:91:C:O4'	2.05	0.56
23:BB:1133:A:H4'	23:BB:1134:A:H5''	1.87	0.56
23:BB:988:A:H4'	23:BB:1155:A:N1	2.21	0.56
23:BB:1750:G:O2'	23:BB:1751:U:H5'	2.06	0.56
23:BB:2239:G:H5'	25:BC:246:PRO:HD2	1.87	0.56
23:BB:2586:U:H2'	23:BB:2587:A:C8	2.41	0.56
23:BB:2665:A:O2'	23:BB:2666:C:H5'	2.06	0.56
23:BB:2798:U:H1'	23:BB:2800:A:N6	2.20	0.56
23:BB:2052:A:H5'	26:BD:148:GLN:O	2.05	0.56
27:BE:128:ALA:O	27:BE:157:LEU:HB2	2.05	0.56
29:BG:159:LYS:HG3	29:BG:159:LYS:O	2.05	0.56
31:BJ:102:GLU:HG3	31:BJ:124:VAL:HG11	1.87	0.56
1:AA:1432:G:H5''	37:BP:106:ALA:HB2	1.88	0.56
23:BB:1754:A:P	37:BP:94:ALA:HB1	2.46	0.56
39:BR:90:ARG:HH22	39:BR:92:TRP:HB3	1.69	0.56
39:BR:66:HIS:HA	39:BR:98:ILE:HD13	1.86	0.56
40:BS:9:HIS:O	40:BS:100:THR:HB	2.04	0.56
40:BS:47:VAL:O	40:BS:51:LEU:HB2	2.05	0.56
40:BS:8:ARG:CZ	40:BS:102:HIS:NE2	2.69	0.56
41:BT:40:LYS:HB3	41:BT:58:VAL:HB	1.88	0.56
41:BT:30:ILE:HG22	41:BT:84:TYR:O	2.06	0.56
45:BY:13:ILE:HG23	45:BY:19:HIS:HE1	1.70	0.56
1:CA:1262:C:H2'	1:CA:1263:C:H6	1.70	0.56
3:CD:106:PHE:CD1	3:CD:158:LEU:HD21	2.41	0.56
1:CA:642:A:C5	7:CH:106:SER:HA	2.41	0.56
1:CA:1250:A:H5''	8:CI:69:GLY:N	2.21	0.56
10:CK:78:ILE:CD1	10:CK:78:ILE:H	2.06	0.56
23:DB:1018:U:O2'	23:DB:1019:U:H5'	2.05	0.56
23:DB:1528:A:H2'	23:DB:1529:G:O4'	2.06	0.56
23:DB:171:U:H2'	23:DB:172:A:H8	1.71	0.56
23:DB:1750:G:O2'	23:DB:1751:U:H5'	2.06	0.56
23:DB:388:G:N7	23:DB:390:U:H2'	2.20	0.56
25:DC:136:VAL:C	25:DC:138:SER:H	2.09	0.56
23:DB:1796:U:OP1	25:DC:269:ARG:HD3	2.06	0.56
27:DE:17:THR:HG23	27:DE:18:THR:N	2.21	0.56
27:DE:195:GLN:HB2	27:DE:198:GLU:O	2.06	0.56
23:DB:659:G:H21	27:DE:30:GLN:NE2	2.03	0.56
27:DE:85:PHE:O	27:DE:86:ALA:HB2	2.06	0.56

Continued on next page...

Continued from previous page...

Atom-1	Atom-2	Interatomic distance (Å)	Clash overlap (Å)
30:DH:58:LEU:O	30:DH:61:VAL:HG22	2.05	0.56
30:DH:82:SER:O	30:DH:83:LYS:HD2	2.05	0.56
33:DL:78:ARG:CZ	33:DL:113:ALA:HB1	2.36	0.56
33:DL:132:ARG:NH1	33:DL:140:GLY:HA2	2.21	0.56
24:DV:9:ARG:NH2	24:DV:20:LEU:HD11	2.20	0.56
45:DY:4:ILE:HG12	45:DY:5:LYS:HG3	1.87	0.56
1:AA:449:G:H2'	1:AA:450:G:C8	2.40	0.56
1:AA:552:U:H2'	1:AA:553:A:C8	2.41	0.56
4:AE:87:VAL:HG11	4:AE:92:ARG:HD3	1.87	0.56
11:AL:106:VAL:HG21	11:AL:109:ARG:HG3	1.88	0.56
23:BB:1996:C:H5	32:BK:32:TYR:HH	1.53	0.56
23:BB:2065:C:H2'	23:BB:2066:C:H6	1.71	0.56
23:BB:2262:U:H2'	23:BB:2263:C:H6	1.71	0.56
23:BB:2484:G:H1'	34:BM:119:LEU:HD12	1.87	0.56
23:BB:1971:U:H1'	25:BC:238:ASN:ND2	2.20	0.56
26:BD:8:LYS:HA	26:BD:197:THR:HG23	1.88	0.56
28:BF:7:TYR:O	28:BF:11:VAL:HB	2.05	0.56
28:BF:66:ILE:HA	28:BF:85:GLY:O	2.06	0.56
29:BG:84:LYS:HA	29:BG:84:LYS:HZ3	1.70	0.56
30:BH:69:ALA:HB2	30:BH:140:ALA:HA	1.86	0.56
34:BM:8:LYS:HB2	34:BM:12:MET:HE3	1.87	0.56
35:BN:32:GLU:HB3	35:BN:33:ILE:HD13	1.88	0.56
35:BN:73:ASN:N	35:BN:73:ASN:HD22	2.03	0.56
39:BR:42:ALA:HB1	39:BR:45:GLU:OE2	2.05	0.56
41:BT:30:ILE:HG23	41:BT:32:LEU:HD13	1.87	0.56
43:BW:39:GLN:HG2	43:BW:68:PHE:HB2	1.86	0.56
1:CA:321:A:O2'	1:CA:322:C:H5'	2.06	0.56
1:CA:327:A:H1'	1:CA:329:A:O4'	2.06	0.56
1:CA:591:U:H2'	1:CA:592:G:H8	1.70	0.56
5:CF:47:LEU:HD22	17:CR:65:SER:OG	2.05	0.56
6:CG:24:LYS:O	6:CG:28:ILE:HG12	2.06	0.56
11:CL:107:LYS:O	11:CL:108:ASP:HB2	2.06	0.56
13:CN:41:TRP:O	13:CN:45:LEU:HG	2.06	0.56
23:DB:1862:G:O2'	23:DB:1863:G:H5'	2.06	0.56
23:DB:1878:G:H2'	23:DB:1879:C:H6	1.69	0.56
23:DB:2639:A:H2'	23:DB:2640:G:O4'	2.06	0.56
23:DB:2839:G:H2'	23:DB:2840:C:H6	1.69	0.56
23:DB:374:A:H61	23:DB:400:G:H1'	1.68	0.56
23:DB:4:U:O2'	23:DB:5:A:H5'	2.05	0.56
25:DC:224:MET:HA	25:DC:233:GLY:N	2.13	0.56
25:DC:254:LYS:HD2	25:DC:254:LYS:N	2.21	0.56

Continued on next page...

Continued from previous page...

Atom-1	Atom-2	Interatomic distance (Å)	Clash overlap (Å)
26:DD:25:THR:HG22	26:DD:188:LEU:HG	1.88	0.56
26:DD:35:THR:HB	26:DD:48:ILE:HG13	1.87	0.56
28:DF:103:ILE:HD12	28:DF:104:THR:N	2.21	0.56
29:DG:125:PRO:HG2	29:DG:129:GLU:HB2	1.88	0.56
32:DK:69:VAL:HG11	32:DK:106:GLU:CD	2.26	0.56
23:DB:2405:G:H5''	33:DL:70:LYS:HG3	1.86	0.56
39:DR:6:GLN:HB3	39:DR:41:ILE:CD1	2.36	0.56
43:DW:35:ILE:HB	43:DW:67:LYS:NZ	2.20	0.56
1:AA:1329:A:OP1	12:AM:28:ARG:HB2	2.05	0.56
1:AA:529:G:H22	11:AL:47:ALA:CB	2.18	0.56
13:AN:60:ARG:HE	13:AN:62:ARG:HE	1.53	0.56
15:AP:20:VAL:HG22	15:AP:21:VAL:N	2.21	0.56
1:AA:332:G:OP2	19:AT:2:ASN:HB3	2.06	0.56
48:B1:42:VAL:HG12	48:B1:43:ARG:HE	1.71	0.56
23:BB:100:U:O3'	42:BU:90:LYS:HG2	2.06	0.56
23:BB:1739:A:H2'	23:BB:1740:G:C8	2.40	0.56
23:BB:1923:U:H2'	23:BB:1924:C:C6	2.41	0.56
23:BB:758:C:O2	23:BB:1981:A:H2	1.86	0.56
23:BB:198:C:C2'	23:BB:199:A:H5''	2.35	0.56
23:BB:2239:G:H5'	25:BC:246:PRO:CG	2.35	0.56
23:BB:2771:C:H2'	23:BB:2772:C:C6	2.41	0.56
23:BB:765:C:H2'	23:BB:766:U:C6	2.39	0.56
23:BB:974:G:O4'	23:BB:990:A:N6	2.39	0.56
27:BE:149:ILE:CG1	27:BE:186:VAL:HG13	2.36	0.56
29:BG:88:LEU:HD11	29:BG:95:ALA:HB2	1.88	0.56
30:BH:140:ALA:C	30:BH:141:LYS:HD3	2.26	0.56
30:BH:128:HIS:CB	30:BH:144:VAL:HB	2.35	0.56
32:BK:10:VAL:HG11	32:BK:15:GLY:O	2.04	0.56
33:BL:110:VAL:HB	33:BL:126:ARG:CZ	2.35	0.56
38:BQ:35:PHE:HE1	39:BR:85:LYS:HZ2	1.53	0.56
40:BS:27:LYS:CD	40:BS:27:LYS:H	2.11	0.56
40:BS:89:ALA:C	40:BS:90:LYS:HZ2	2.08	0.56
44:BX:45:GLN:N	44:BX:45:GLN:NE2	2.53	0.56
1:CA:1292:G:H2'	1:CA:1293:C:H6	1.71	0.56
1:CA:235:C:H2'	1:CA:236:A:H8	1.70	0.56
1:CA:552:U:H2'	1:CA:553:A:C8	2.41	0.56
1:CA:93:U:C2'	1:CA:94:G:H5'	2.36	0.56
2:CC:35:ASP:O	2:CC:39:ARG:HG3	2.06	0.56
3:CD:22:SER:H	3:CD:109:THR:CG2	2.19	0.56
4:CE:55:VAL:N	4:CE:56:PRO:HD2	2.21	0.56
4:CE:67:ARG:HB2	4:CE:67:ARG:NH1	2.20	0.56

Continued on next page...

Continued from previous page...

Atom-1	Atom-2	Interatomic distance (Å)	Clash overlap (Å)
7:CH:100:ILE:HG13	7:CH:128:VAL:CG2	2.36	0.56
7:CH:35:ILE:HG22	7:CH:39:LEU:HD23	1.88	0.56
13:CN:12:ARG:HG3	13:CN:53:ASP:O	2.05	0.56
1:CA:617:G:H5'	15:CP:46:LYS:HD3	1.87	0.56
16:CQ:10:ARG:NH1	16:CQ:55:GLY:H	2.04	0.56
18:CS:11:ASP:O	18:CS:14:LEU:HG	2.06	0.56
47:D0:47:TYR:HB2	47:D0:50:GLY:O	2.06	0.56
23:DB:1082:U:N3	23:DB:1086:A:C2	2.73	0.56
23:DB:1438:U:N3	23:DB:1552:A:N6	2.53	0.56
23:DB:1854:A:N6	23:DB:1888:G:H1'	2.21	0.56
23:DB:1889:A:H2'	23:DB:1890:A:C8	2.41	0.56
23:DB:2443:C:O2'	23:DB:2444:G:H5'	2.05	0.56
23:DB:2771:C:H2'	23:DB:2772:C:C6	2.41	0.56
23:DB:458:G:H22	23:DB:469:G:H2'	1.68	0.56
23:DB:581:C:OP1	38:DQ:31:TYR:HB3	2.06	0.56
23:DB:871:U:H2'	23:DB:872:U:H6	1.70	0.56
25:DC:145:MET:HG2	25:DC:152:GLN:HG2	1.88	0.56
25:DC:68:ARG:HD3	25:DC:103:ILE:HD12	1.88	0.56
26:DD:33:ARG:HB2	26:DD:33:ARG:NH1	2.18	0.56
26:DD:50:VAL:HG11	26:DD:75:ALA:HB3	1.87	0.56
27:DE:163:ASN:HB2	27:DE:167:VAL:O	2.05	0.56
27:DE:191:ASP:O	27:DE:194:LYS:HG2	2.06	0.56
29:DG:94:ARG:HB2	29:DG:105:SER:CB	2.35	0.56
23:DB:1098:A:C3'	52:DI:3:LYS:HA	2.24	0.56
31:DJ:100:VAL:HG22	31:DJ:101:ILE:N	2.21	0.56
33:DL:76:GLU:OE1	33:DL:76:GLU:HA	2.05	0.56
37:DP:59:THR:HG22	37:DP:74:GLN:HB3	1.88	0.56
38:DQ:47:ARG:O	38:DQ:51:GLN:HG3	2.06	0.56
39:DR:40:MET:O	39:DR:54:VAL:HG22	2.06	0.56
1:AA:1090:U:H2'	1:AA:1091:U:C6	2.40	0.56
1:AA:69:G:H2'	1:AA:70:U:C6	2.40	0.56
1:AA:824:G:H2'	1:AA:825:A:H8	1.71	0.56
1:AA:97:G:H2'	1:AA:98:A:O4'	2.05	0.56
2:AC:26:LYS:HD3	2:AC:26:LYS:C	2.25	0.56
6:AG:45:ALA:HB2	6:AG:116:ALA:O	2.05	0.56
7:AH:111:THR:HG23	7:AH:114:ALA:HB2	1.87	0.56
8:AI:18:VAL:HG21	8:AI:82:ILE:HG13	1.88	0.56
8:AI:64:ILE:HD13	8:AI:78:ILE:HG21	1.87	0.56
10:AK:12:ARG:N	10:AK:12:ARG:HD2	2.21	0.56
17:AR:49:LYS:HA	17:AR:52:ARG:HD2	1.88	0.56
48:B1:31:GLU:HB3	48:B1:32:LYS:HE3	1.86	0.56

Continued on next page...

Continued from previous page...

Atom-1	Atom-2	Interatomic distance (Å)	Clash overlap (Å)
23:BB:1460:U:H5''	23:BB:1461:C:C5	2.41	0.56
23:BB:170:U:H2'	23:BB:171:U:H6	1.71	0.56
23:BB:1862:G:O2'	23:BB:1863:G:H5'	2.06	0.56
23:BB:2825:G:H2'	23:BB:2826:A:H5'	1.88	0.56
27:BE:122:GLU:HB3	27:BE:152:GLU:CB	2.35	0.56
31:BJ:35:ARG:HH21	31:BJ:40:HIS:N	2.04	0.56
31:BJ:10:THR:HG22	31:BJ:50:THR:CA	2.35	0.56
23:BB:943:A:OP1	33:BL:42:SER:HB3	2.06	0.56
34:BM:108:VAL:N	34:BM:109:PRO:CD	2.69	0.56
40:BS:7:HIS:CG	40:BS:8:ARG:H	2.23	0.56
42:BU:23:LYS:NZ	42:BU:24:VAL:HG22	2.21	0.56
43:BW:42:THR:CB	43:BW:66:VAL:H	2.19	0.56
46:BZ:15:SER:HB2	46:BZ:25:ARG:HH12	1.71	0.56
46:BZ:48:GLN:H	46:BZ:51:VAL:HB	1.69	0.56
1:CA:1002:G:H2'	1:CA:1003:G:O4'	2.06	0.56
1:CA:1063:C:H3'	1:CA:1064:G:H2'	1.87	0.56
1:CA:272:C:H2'	1:CA:273:U:H6	1.70	0.56
1:CA:923:A:OP1	4:CE:25:LYS:HB3	2.05	0.56
1:CA:948:C:O2'	1:CA:949:A:H5'	2.05	0.56
20:CB:31:PHE:HB2	20:CB:41:ASN:HA	1.88	0.56
3:CD:151:GLN:NE2	3:CD:153:ARG:HD2	2.20	0.56
1:CA:875:U:O2'	7:CH:14:ARG:HD2	2.05	0.56
12:CM:78:ARG:NH1	12:CM:79:LEU:HD23	2.19	0.56
13:CN:42:ASN:HB3	13:CN:46:LYS:HE2	1.86	0.56
18:CS:62:THR:HG21	18:CS:64:GLU:OE1	2.05	0.56
48:D1:24:LYS:HZ2	48:D1:25:ASN:N	2.04	0.56
23:DB:1459:G:C2'	23:DB:1460:U:H5'	2.35	0.56
23:DB:2562:U:H1'	32:DK:23:LYS:HE2	1.88	0.56
23:DB:2665:A:O2'	23:DB:2666:C:H5'	2.05	0.56
23:DB:2888:C:H2'	23:DB:2889:C:H6	1.69	0.56
23:DB:324:A:H2'	23:DB:325:G:O4'	2.06	0.56
23:DB:621:A:H2'	23:DB:622:G:O4'	2.06	0.56
23:DB:703:U:H2'	23:DB:704:G:O4'	2.05	0.56
26:DD:146:ILE:CD1	26:DD:155:VAL:HG13	2.36	0.56
23:DB:675:A:OP1	27:DE:58:LYS:HE2	2.06	0.56
28:DF:107:VAL:HG12	28:DF:108:PRO:CD	2.32	0.56
35:DN:72:ASP:OD1	35:DN:74:GLU:HB3	2.05	0.56
35:DN:87:PHE:HB2	35:DN:94:TYR:CE2	2.40	0.56
24:DV:6:ALA:O	24:DV:65:VAL:HA	2.06	0.56
43:DW:42:THR:N	43:DW:65:LYS:HA	2.20	0.56
44:DX:25:GLN:HG2	44:DX:26:PHE:N	2.20	0.56

Continued on next page...

Continued from previous page...

Atom-1	Atom-2	Interatomic distance (Å)	Clash overlap (Å)
1:AA:129:A:H1'	1:AA:130:A:C8	2.41	0.56
1:AA:1422:G:OP1	32:BK:48:PRO:HA	2.06	0.56
1:AA:266:G:O2'	1:AA:267:C:H3'	2.06	0.56
4:AE:104:ILE:HG23	4:AE:111:ARG:NH1	2.21	0.56
6:AG:24:LYS:O	6:AG:28:ILE:HG13	2.06	0.56
6:AG:61:PHE:O	6:AG:65:LEU:HD13	2.06	0.56
7:AH:65:PHE:CD2	7:AH:66:GLN:HG3	2.41	0.56
18:AS:68:HIS:NE2	18:AS:72:GLU:HG3	2.21	0.56
47:B0:16:ARG:HA	47:B0:19:ASP:OD2	2.05	0.56
33:BL:63:LYS:HA	50:B3:24:LYS:HD3	1.87	0.56
50:B3:53:ASP:O	50:B3:56:LEU:HB3	2.06	0.56
23:BB:1064:C:H4'	52:BI:90:GLY:HA2	1.88	0.56
23:BB:1080:A:H2'	23:BB:1081:U:H6	1.71	0.56
23:BB:1316:U:O2'	23:BB:1317:G:H5'	2.05	0.56
23:BB:140:C:H4'	23:BB:141:G:H21	1.71	0.56
23:BB:1534:U:H2'	23:BB:1536:C:N3	2.21	0.56
23:BB:1550:C:H2'	23:BB:1551:A:C8	2.40	0.56
23:BB:1656:C:P	26:BD:141:ARG:HD3	2.45	0.56
23:BB:1710:G:H4'	23:BB:2858:C:O2	2.06	0.56
23:BB:2484:G:OP1	34:BM:44:ARG:HD2	2.06	0.56
23:BB:2626:C:O2'	23:BB:2627:G:H5'	2.06	0.56
23:BB:527:C:H5''	23:BB:2779:U:C2	2.41	0.56
23:BB:315:G:H2'	23:BB:316:C:C6	2.41	0.56
23:BB:581:C:H2'	23:BB:582:A:H8	1.70	0.56
23:BB:639:U:H2'	23:BB:640:C:H6	1.69	0.56
23:BB:996:A:O3'	38:BQ:92:LYS:HE2	2.06	0.56
26:BD:119:ALA:HA	26:BD:123:LYS:HZ1	1.69	0.56
32:BK:40:LYS:HE3	32:BK:57:VAL:HG12	1.88	0.56
23:BB:663:G:OP1	33:BL:27:LEU:HD21	2.06	0.56
34:BM:3:GLN:OE1	34:BM:47:GLU:HB2	2.05	0.56
34:BM:53:MET:O	34:BM:54:THR:HG23	2.06	0.56
37:BP:29:VAL:CG2	37:BP:47:ILE:HD11	2.36	0.56
1:CA:1234:C:H1'	1:CA:1364:U:O2	2.06	0.56
1:CA:426:U:H2'	1:CA:427:U:C6	2.41	0.56
1:CA:576:C:OP2	1:CA:576:C:H3'	2.06	0.56
1:CA:676:A:H5''	10:CK:114:PRO:HB2	1.87	0.56
11:CL:30:ARG:O	11:CL:56:LEU:HA	2.06	0.56
12:CM:3:ILE:HA	12:CM:56:ARG:NH1	2.21	0.56
16:CQ:24:ILE:N	16:CQ:24:ILE:HD12	2.21	0.56
1:CA:673:A:H1'	17:CR:63:TYR:CE1	2.40	0.56
18:CS:15:LEU:HA	18:CS:18:VAL:CG1	2.34	0.56

Continued on next page...

Continued from previous page...

Atom-1	Atom-2	Interatomic distance (Å)	Clash overlap (Å)
19:CT:61:ALA:HA	19:CT:67:HIS:N	2.17	0.56
48:D1:7:LYS:HB3	48:D1:24:LYS:NZ	2.21	0.56
48:D1:42:VAL:O	48:D1:43:ARG:HB2	2.06	0.56
48:D1:9:LYS:HA	48:D1:24:LYS:CB	2.36	0.56
50:D3:12:ARG:O	50:D3:13:PHE:HB2	2.06	0.56
23:DB:1360:G:C2'	23:DB:1361:G:H5'	2.36	0.56
23:DB:1534:U:H2'	23:DB:1536:C:N3	2.21	0.56
23:DB:2074:U:H2'	23:DB:2075:U:C6	2.41	0.56
23:DB:30:G:H2'	23:DB:31:C:H6	1.71	0.56
23:DB:566:U:O2'	23:DB:567:U:H5'	2.06	0.56
23:DB:581:C:H2'	23:DB:582:A:H8	1.70	0.56
25:DC:63:ILE:HG22	25:DC:64:VAL:N	2.21	0.56
23:DB:2636:C:C5'	26:DD:80:TRP:HE1	2.19	0.56
28:DF:107:VAL:N	28:DF:108:PRO:CD	2.69	0.56
28:DF:16:MET:O	28:DF:20:ASN:HA	2.06	0.56
23:DB:1666:G:O3'	32:DK:6:THR:HG23	2.06	0.56
33:DL:90:VAL:HG13	33:DL:90:VAL:O	2.06	0.56
34:DM:19:GLY:C	34:DM:20:LEU:HD12	2.25	0.56
39:DR:79:ARG:HD2	39:DR:80:ARG:N	2.21	0.56
42:DU:25:LYS:HA	42:DU:34:ILE:H	1.71	0.56
43:DW:21:GLY:HA3	43:DW:32:ALA:HA	1.86	0.56
46:DZ:11:GLU:H	46:DZ:27:THR:HG22	1.71	0.56
23:DB:2091:C:H5'	46:DZ:49:ARG:HG3	1.88	0.56
1:AA:1404:C:H2'	1:AA:1405:G:C8	2.41	0.55
1:AA:272:C:H2'	1:AA:273:U:H6	1.71	0.55
1:AA:383:A:H2'	1:AA:384:G:O4'	2.05	0.55
1:AA:958:A:N1	18:AS:53:GLY:HA3	2.21	0.55
20:AB:125:PHE:HD2	20:AB:125:PHE:H	1.53	0.55
2:AC:181:ILE:N	2:AC:181:ILE:HD12	2.20	0.55
3:AD:58:GLN:OE1	3:AD:62:ARG:HG3	2.07	0.55
6:AG:72:VAL:HA	6:AG:89:GLU:HA	1.86	0.55
1:AA:450:G:H4'	15:AP:41:PRO:HB2	1.87	0.55
16:AQ:4:ILE:CD1	16:AQ:5:ARG:H	2.20	0.55
16:AQ:8:GLN:HB3	16:AQ:57:VAL:HG13	1.88	0.55
19:AT:62:ALA:O	19:AT:63:LYS:HG3	2.05	0.55
23:BB:1168:G:H2'	23:BB:1169:A:O4'	2.06	0.55
23:BB:1241:A:C2'	23:BB:1242:U:H5'	2.36	0.55
23:BB:2053:G:O2'	23:BB:2054:A:H5'	2.06	0.55
23:BB:419:U:H2'	23:BB:420:C:C6	2.41	0.55
23:BB:543:G:C3'	23:BB:544:C:H5''	2.36	0.55
28:BF:121:PHE:HE2	28:BF:166:ARG:H	1.54	0.55

Continued on next page...

Continued from previous page...

Atom-1	Atom-2	Interatomic distance (Å)	Clash overlap (Å)
35:BN:9:GLN:HB2	35:BN:17:ARG:CZ	2.36	0.55
38:BQ:3:VAL:HG12	38:BQ:5:ARG:HG3	1.87	0.55
39:BR:5:PHE:HA	39:BR:40:MET:HG3	1.86	0.55
39:BR:4:VAL:HG22	39:BR:5:PHE:H	1.71	0.55
24:BV:21:ARG:NH2	24:BV:27:PRO:HG3	2.21	0.55
1:CA:1014:A:C2	1:CA:1219:A:H1'	2.41	0.55
1:CA:301:G:H2'	1:CA:302:G:H8	1.71	0.55
10:CK:13:LYS:HD2	10:CK:13:LYS:N	2.21	0.55
23:DB:1460:U:H5''	23:DB:1461:C:C5	2.41	0.55
23:DB:1938:A:O2'	23:DB:1939:U:H5''	2.06	0.55
23:DB:245:G:O2'	23:DB:246:C:H5'	2.07	0.55
23:DB:2538:C:O2'	23:DB:2539:C:H5'	2.06	0.55
25:DC:153:LEU:H	25:DC:153:LEU:HD23	1.71	0.55
26:DD:11:MET:O	26:DD:22:ILE:HA	2.06	0.55
27:DE:48:THR:HG23	27:DE:84:THR:HA	1.88	0.55
52:DI:2:LYS:NZ	52:DI:2:LYS:HB3	2.21	0.55
32:DK:64:ARG:N	32:DK:83:ALA:HB3	2.22	0.55
35:DN:26:GLY:HA2	35:DN:75:ILE:HD13	1.87	0.55
36:DO:49:VAL:HG22	36:DO:50:ALA:N	2.21	0.55
39:DR:42:ALA:HB1	39:DR:53:PHE:CD1	2.40	0.55
1:AA:1202:U:H2'	1:AA:1203:C:H5'	1.87	0.55
1:AA:1397:C:H4'	1:AA:1398:A:OP2	2.04	0.55
1:AA:196:A:O5'	19:AT:63:LYS:HE2	2.05	0.55
1:AA:235:C:H2'	1:AA:236:A:H8	1.70	0.55
1:AA:720:C:H5''	17:AR:40:PRO:HA	1.87	0.55
1:AA:983:A:H5'	1:AA:984:C:OP2	2.06	0.55
1:AA:9:G:H5'	4:AE:107:GLY:HA3	1.86	0.55
8:AI:30:ASN:HD21	8:AI:65:THR:HA	1.71	0.55
10:AK:85:VAL:HG21	10:AK:96:ILE:HD11	1.88	0.55
11:AL:48:LEU:CD2	11:AL:48:LEU:H	2.13	0.55
12:AM:11:HIS:O	12:AM:12:LYS:HG2	2.06	0.55
18:AS:32:THR:HB	18:AS:49:ALA:O	2.05	0.55
19:AT:74:HIS:O	19:AT:78:LEU:HD12	2.05	0.55
23:BB:1244:A:O2'	23:BB:1245:G:H5'	2.05	0.55
23:BB:2398:U:H2'	23:BB:2399:G:H8	1.71	0.55
23:BB:2538:C:O2'	23:BB:2539:C:H5'	2.06	0.55
23:BB:2600:A:O2'	23:BB:2601:C:H5'	2.05	0.55
23:BB:533:G:H2'	23:BB:534:U:C6	2.40	0.55
25:BC:130:PRO:HB2	25:BC:133:ASN:ND2	2.21	0.55
25:BC:209:ALA:HA	25:BC:213:ARG:NE	2.21	0.55
26:BD:122:VAL:HG22	26:BD:128:ARG:HB2	1.89	0.55

Continued on next page...

Continued from previous page...

Atom-1	Atom-2	Interatomic distance (Å)	Clash overlap (Å)
23:BB:442:G:H22	27:BE:46:GLN:NE2	2.03	0.55
29:BG:119:GLY:C	29:BG:120:ILE:HD12	2.27	0.55
29:BG:71:LEU:HA	29:BG:74:MET:CG	2.36	0.55
37:BP:83:ILE:HB	37:BP:85:VAL:HG23	1.88	0.55
37:BP:88:ARG:HA	37:BP:88:ARG:HE	1.70	0.55
39:BR:53:PHE:CG	39:BR:54:VAL:N	2.73	0.55
1:CA:1226:C:H4'	1:CA:1227:A:OP1	2.05	0.55
1:CA:922:G:N3	1:CA:1398:A:H2	2.05	0.55
1:CA:1509:C:O2'	1:CA:1510:C:H5'	2.05	0.55
1:CA:21:G:H2'	1:CA:22:G:C8	2.40	0.55
1:CA:123:U:OP1	1:CA:312:C:H5'	2.07	0.55
3:CD:55:ARG:HG3	3:CD:55:ARG:HH11	1.71	0.55
1:CA:1348:U:H4'	8:CI:121:ARG:HG3	1.88	0.55
10:CK:81:LEU:HD23	10:CK:99:LEU:HD21	1.87	0.55
13:CN:56:PRO:O	13:CN:59:GLN:HG3	2.05	0.55
50:D3:12:ARG:CB	50:D3:23:HIS:HB2	2.31	0.55
23:DB:1559:U:H3'	23:DB:1560:G:H5'	1.88	0.55
23:DB:1657:U:OP2	26:DD:141:ARG:HG3	2.07	0.55
23:DB:1923:U:H2'	23:DB:1924:C:C6	2.41	0.55
23:DB:2467:C:O4'	34:DM:118:LYS:HD2	2.07	0.55
23:DB:2586:U:H2'	23:DB:2587:A:C8	2.41	0.55
23:DB:918:A:C2'	23:DB:919:U:H5'	2.30	0.55
25:DC:67:LYS:HG2	25:DC:149:LYS:O	2.05	0.55
30:DH:80:ILE:N	30:DH:80:ILE:HD12	2.21	0.55
34:DM:114:ARG:O	34:DM:117:PHE:HD1	1.89	0.55
34:DM:41:LEU:HB2	34:DM:95:LEU:HD22	1.87	0.55
37:DP:1:SER:HB2	37:DP:5:LYS:HG2	1.88	0.55
1:AA:1241:G:H2'	1:AA:1242:G:C8	2.38	0.55
1:AA:366:A:O2'	1:AA:367:U:OP1	2.24	0.55
12:AM:15:VAL:CG2	12:AM:33:LEU:HD12	2.35	0.55
1:AA:1308:U:OP1	12:AM:95:PRO:HA	2.07	0.55
15:AP:23:ASP:O	15:AP:26:ASN:HB2	2.06	0.55
49:B2:34:ARG:NE	49:B2:42:LEU:HD13	2.21	0.55
23:BB:1199:U:H2'	23:BB:1200:C:C6	2.41	0.55
23:BB:1291:C:O2'	23:BB:1292:G:H5'	2.07	0.55
23:BB:1381:G:H2'	23:BB:1382:G:H5'	1.86	0.55
23:BB:2143:C:O3'	23:BB:2144:G:H4'	2.06	0.55
23:BB:214:G:H2'	23:BB:215:G:C8	2.41	0.55
23:BB:2400:G:O2'	23:BB:2401:U:H5'	2.07	0.55
23:BB:650:C:H5''	50:B3:22:LYS:HZ3	1.71	0.55
23:BB:729:G:H4'	23:BB:763:G:C5'	2.36	0.55

Continued on next page...

Continued from previous page...

Atom-1	Atom-2	Interatomic distance (Å)	Clash overlap (Å)
25:BC:179:GLU:HG3	25:BC:266:ILE:HG22	1.87	0.55
27:BE:147:LEU:HD13	27:BE:182:ALA:O	2.07	0.55
27:BE:187:VAL:HG23	27:BE:187:VAL:O	2.06	0.55
28:BF:33:ILE:HA	28:BF:155:ILE:HA	1.88	0.55
30:BH:4:ILE:H	30:BH:37:VAL:CB	2.17	0.55
32:BK:47:ILE:HG23	32:BK:48:PRO:HD2	1.87	0.55
33:BL:63:LYS:CG	50:B3:11:LYS:HA	2.37	0.55
34:BM:58:LYS:C	34:BM:60:GLN:H	2.07	0.55
35:BN:34:ILE:HG12	35:BN:34:ILE:O	2.07	0.55
37:BP:5:LYS:C	37:BP:7:LEU:H	2.09	0.55
38:BQ:88:GLU:HA	39:BR:53:PHE:CD2	2.41	0.55
43:BW:56:HIS:CE1	43:BW:58:LEU:HB2	2.41	0.55
44:BX:7:ARG:NH1	44:BX:7:ARG:HA	2.21	0.55
45:BY:6:ILE:HD13	45:BY:35:VAL:O	2.06	0.55
1:CA:1217:C:H2'	1:CA:1218:C:H6	1.71	0.55
1:CA:220:G:O2'	1:CA:221:C:H5'	2.06	0.55
1:CA:449:G:H2'	1:CA:450:G:C8	2.40	0.55
20:CB:209:VAL:O	20:CB:213:LEU:HD12	2.05	0.55
5:CF:86:ARG:HD3	17:CR:63:TYR:O	2.06	0.55
19:CT:73:ARG:HG3	19:CT:74:HIS:N	2.21	0.55
23:DB:1022:G:H8	31:DJ:68:LYS:HE3	1.69	0.55
23:DB:1098:A:C3'	52:DI:3:LYS:HB3	2.36	0.55
23:DB:1099:G:O5'	52:DI:3:LYS:C	2.39	0.55
23:DB:192:C:H2'	23:DB:193:U:H5'	1.88	0.55
23:DB:2103:C:H2'	23:DB:2104:C:O4'	2.07	0.55
25:DC:205:GLY:C	25:DC:206:LYS:HG2	2.27	0.55
26:DD:56:LYS:HB3	26:DD:56:LYS:NZ	2.21	0.55
27:DE:45:ALA:O	27:DE:46:GLN:HB3	2.05	0.55
52:DI:79:LEU:HD11	52:DI:131:THR:OG1	2.06	0.55
34:DM:73:ILE:HG21	34:DM:90:GLU:CD	2.27	0.55
35:DN:66:ALA:O	35:DN:70:THR:HB	2.06	0.55
36:DO:26:LEU:O	36:DO:27:VAL:HG13	2.06	0.55
36:DO:67:ASN:HD22	36:DO:68:LYS:N	2.04	0.55
37:DP:29:VAL:O	37:DP:31:VAL:HG23	2.06	0.55
1:AA:1320:C:H41	18:AS:36:ARG:HG2	1.71	0.55
1:AA:1369:C:H2'	1:AA:1370:G:C8	2.42	0.55
1:AA:34:C:H2'	1:AA:35:G:C8	2.41	0.55
1:AA:462:G:H3'	1:AA:463:U:H5''	1.88	0.55
5:AF:64:VAL:CG1	5:AF:65:GLU:H	2.13	0.55
6:AG:41:ILE:HD11	6:AG:116:ALA:HB2	1.88	0.55
1:AA:981:U:H4'	13:AN:60:ARG:HG3	1.88	0.55

Continued on next page...

Continued from previous page...

Atom-1	Atom-2	Interatomic distance (Å)	Clash overlap (Å)
13:AN:9:GLU:O	13:AN:13:VAL:HG23	2.07	0.55
23:BB:1113:U:H5''	29:BG:2:ARG:N	2.22	0.55
23:BB:1444:G:H2'	23:BB:1445:G:C8	2.40	0.55
23:BB:1854:A:N6	23:BB:1888:G:H1'	2.21	0.55
23:BB:2657:A:H2'	23:BB:2658:C:O4'	2.07	0.55
23:BB:2729:G:H2'	23:BB:2730:C:H6	1.71	0.55
23:BB:2888:C:H2'	23:BB:2889:C:H6	1.70	0.55
23:BB:295:G:O2'	23:BB:296:U:H5'	2.07	0.55
23:BB:621:A:H2'	23:BB:622:G:O4'	2.06	0.55
23:BB:667:U:H2'	23:BB:668:A:O4'	2.07	0.55
23:BB:78:U:H2'	23:BB:79:C:H6	1.70	0.55
28:BF:15:LEU:HA	28:BF:18:GLU:HB3	1.88	0.55
37:BP:24:THR:HG21	37:BP:111:GLU:HG2	1.88	0.55
40:BS:17:VAL:HG23	40:BS:76:VAL:HG11	1.88	0.55
42:BU:23:LYS:O	42:BU:25:LYS:N	2.40	0.55
23:BB:84:A:O5'	42:BU:91:LYS:HD3	2.07	0.55
42:BU:78:LYS:CE	42:BU:96:LYS:HB2	2.37	0.55
23:BB:397:U:OP1	46:BZ:29:GLY:HA2	2.07	0.55
4:CE:65:LYS:HB3	4:CE:65:LYS:NZ	2.21	0.55
6:CG:91:ARG:HB3	6:CG:92:PRO:HD2	1.88	0.55
9:CJ:36:VAL:HA	9:CJ:76:ILE:CG2	2.37	0.55
17:CR:72:ARG:CZ	17:CR:72:ARG:HB2	2.36	0.55
47:D0:26:SER:HB2	47:D0:38:LEU:CD2	2.37	0.55
48:D1:22:THR:HG21	50:D3:34:LYS:NZ	2.21	0.55
23:DB:1099:G:OP2	52:DI:2:LYS:O	2.23	0.55
23:DB:1197:G:H2'	23:DB:1198:U:C6	2.41	0.55
23:DB:1251:C:O2'	23:DB:1252:G:H3'	2.07	0.55
23:DB:1550:C:H2'	23:DB:1551:A:C8	2.41	0.55
23:DB:1551:A:H3'	23:DB:1552:A:H5''	1.87	0.55
23:DB:2250:G:H21	23:DB:2496:C:H4'	1.71	0.55
23:DB:2398:U:H2'	23:DB:2399:G:H8	1.70	0.55
23:DB:2839:G:H2'	23:DB:2840:C:C6	2.41	0.55
23:DB:78:U:H2'	23:DB:79:C:C6	2.41	0.55
23:DB:935:C:H2'	23:DB:936:A:H8	1.71	0.55
25:DC:33:LEU:CD2	25:DC:34:GLU:HG3	2.25	0.55
26:DD:4:LEU:HD23	26:DD:77:ARG:HD3	1.88	0.55
27:DE:59:PRO:HB2	27:DE:60:TRP:CD1	2.41	0.55
30:DH:26:ALA:C	30:DH:28:ASN:N	2.60	0.55
30:DH:3:VAL:HB	30:DH:37:VAL:HG11	1.87	0.55
34:DM:2:LEU:HB2	34:DM:47:GLU:HG2	1.88	0.55
37:DP:23:ASP:HB2	37:DP:93:LYS:HE2	1.89	0.55

Continued on next page...

Continued from previous page...

Atom-1	Atom-2	Interatomic distance (Å)	Clash overlap (Å)
37:DP:25:VAL:C	37:DP:27:VAL:H	2.10	0.55
37:DP:86:LYS:HE3	37:DP:88:ARG:HB2	1.89	0.55
39:DR:63:VAL:CG2	39:DR:64:VAL:H	2.09	0.55
42:DU:28:LEU:HD21	42:DU:31:GLY:HA3	1.89	0.55
43:DW:23:LYS:HD3	43:DW:24:ARG:HD2	1.88	0.55
43:DW:35:ILE:HD12	43:DW:35:ILE:N	2.14	0.55
45:DY:36:GLU:O	45:DY:37:ARG:HG2	2.06	0.55
1:AA:1435:G:H2'	1:AA:1436:U:C6	2.41	0.55
1:AA:19:A:OP1	4:AE:134:ASN:ND2	2.39	0.55
1:AA:335:C:H2'	1:AA:336:A:H8	1.72	0.55
1:AA:87:C:H2'	1:AA:88:U:C4'	2.36	0.55
4:AE:13:LYS:HD2	4:AE:112:ALA:HB1	1.89	0.55
15:AP:1:MET:N	15:AP:24:SER:HB3	2.22	0.55
47:B0:9:ARG:NH1	47:B0:9:ARG:HB3	2.22	0.55
49:B2:35:ARG:O	49:B2:39:ARG:HA	2.06	0.55
23:BB:1360:G:C2'	23:BB:1361:G:H5'	2.37	0.55
23:BB:1564:C:O2'	23:BB:1565:C:H5'	2.06	0.55
23:BB:2639:A:H2'	23:BB:2640:G:O4'	2.06	0.55
23:BB:2849:U:H4'	23:BB:2850:A:C5'	2.37	0.55
23:BB:338:G:C2	23:BB:339:U:H1'	2.41	0.55
23:BB:363:G:H2'	23:BB:364:C:C6	2.42	0.55
23:BB:654:A:H2'	23:BB:655:A:C5'	2.33	0.55
25:BC:254:LYS:N	25:BC:254:LYS:HD2	2.22	0.55
27:BE:48:THR:HG23	27:BE:87:ALA:H	1.72	0.55
28:BF:174:PHE:N	28:BF:175:PRO:HD2	2.22	0.55
29:BG:5:LYS:HB3	29:BG:68:ARG:CZ	2.36	0.55
33:BL:30:THR:HG22	33:BL:36:LYS:HZ1	1.72	0.55
23:BB:2848:G:O2'	37:BP:96:LEU:HD22	2.06	0.55
38:BQ:5:ARG:HH11	38:BQ:5:ARG:CB	2.13	0.55
40:BS:29:VAL:HG11	40:BS:69:LEU:HB2	1.88	0.55
41:BT:35:ALA:O	41:BT:81:LYS:HD3	2.06	0.55
24:BV:2:PHE:O	24:BV:3:THR:HG23	2.07	0.55
46:BZ:33:ASN:CB	46:BZ:44:PHE:HB2	2.29	0.55
1:CA:214:C:H2'	1:CA:215:C:H6	1.72	0.55
1:CA:279:A:H4'	1:CA:280:C:OP2	2.07	0.55
1:CA:399:G:H2'	1:CA:400:C:C6	2.42	0.55
1:CA:806:C:H2'	1:CA:807:A:H8	1.71	0.55
3:CD:44:LYS:O	3:CD:44:LYS:HD3	2.07	0.55
10:CK:19:VAL:CG2	10:CK:34:THR:HG22	2.31	0.55
11:CL:73:LEU:HD21	11:CL:103:CYS:HA	1.89	0.55
1:CA:1526:G:H5''	21:CU:38:GLU:HG2	1.89	0.55

Continued on next page...

Continued from previous page...

Atom-1	Atom-2	Interatomic distance (Å)	Clash overlap (Å)
48:D1:22:THR:O	48:D1:23:THR:C	2.44	0.55
51:D4:26:ILE:HD11	51:D4:34:LYS:HA	1.88	0.55
22:DA:51:G:O2'	22:DA:52:A:H5''	2.06	0.55
23:DB:1061:U:H4'	23:DB:1070:A:O3'	2.07	0.55
23:DB:1803:A:H5'	25:DC:255:LYS:HD3	1.88	0.55
23:DB:2262:U:OP1	23:DB:2387:U:O2'	2.23	0.55
23:DB:2756:U:H4'	23:DB:2757:A:OP1	2.06	0.55
23:DB:2825:G:H2'	23:DB:2826:A:H5'	1.89	0.55
23:DB:639:U:H2'	23:DB:640:C:H6	1.69	0.55
23:DB:947:A:O2'	23:DB:984:A:H2	1.90	0.55
25:DC:19:VAL:HG12	25:DC:20:ASN:H	1.70	0.55
26:DD:138:LEU:CD1	26:DD:142:VAL:HB	2.37	0.55
26:DD:18:ASP:C	26:DD:20:VAL:H	2.10	0.55
26:DD:5:VAL:HG12	26:DD:6:GLY:N	2.21	0.55
35:DN:110:MET:O	35:DN:111:ALA:HB3	2.07	0.55
39:DR:66:HIS:HA	39:DR:98:ILE:HA	1.89	0.55
42:DU:11:ILE:HB	42:DU:69:VAL:CG2	2.35	0.55
42:DU:27:VAL:HG12	42:DU:33:VAL:HG13	1.87	0.55
43:DW:18:LYS:HB2	43:DW:18:LYS:HZ2	1.69	0.55
1:AA:913:A:H1'	1:AA:914:A:O4'	2.06	0.55
2:AC:166:TRP:HA	2:AC:166:TRP:CE3	2.41	0.55
16:AQ:63:CYS:SG	16:AQ:73:THR:HG23	2.47	0.55
18:AS:49:ALA:HB1	18:AS:56:HIS:CB	2.31	0.55
23:BB:142:A:O2'	23:BB:143:C:H5'	2.07	0.55
23:BB:1551:A:H3'	23:BB:1552:A:H5''	1.87	0.55
23:BB:1754:A:OP2	37:BP:94:ALA:HB1	2.06	0.55
23:BB:2047:C:H2'	23:BB:2048:G:C8	2.42	0.55
23:BB:2393:U:H5'	33:BL:62:PRO:CD	2.36	0.55
23:BB:2471:A:O2'	23:BB:2472:G:C8	2.54	0.55
23:BB:2557:G:H2'	23:BB:2558:C:H6	1.71	0.55
23:BB:395:U:H2'	23:BB:396:G:N7	2.21	0.55
23:BB:566:U:O2'	23:BB:567:U:H5'	2.06	0.55
26:BD:31:ALA:HA	26:BD:51:THR:OG1	2.07	0.55
26:BD:93:GLY:O	26:BD:94:GLN:HG3	2.06	0.55
29:BG:89:VAL:HG12	29:BG:159:LYS:HA	1.89	0.55
31:BJ:112:GLY:O	31:BJ:116:ARG:HB2	2.06	0.55
33:BL:27:LEU:C	33:BL:29:LYS:H	2.10	0.55
34:BM:7:THR:HG22	34:BM:8:LYS:N	2.17	0.55
36:BO:56:LYS:HE3	36:BO:57:ALA:N	2.22	0.55
40:BS:70:LYS:HD2	40:BS:110:ARG:HG3	1.88	0.55
42:BU:5:ARG:HG2	42:BU:6:ARG:N	2.20	0.55

Continued on next page...

Continued from previous page...

Atom-1	Atom-2	Interatomic distance (Å)	Clash overlap (Å)
43:BW:45:HIS:HB2	43:BW:67:LYS:CE	2.37	0.55
1:CA:1221:G:O3'	18:CS:76:THR:HG21	2.06	0.55
1:CA:1226:C:O2'	1:CA:1227:A:H5'	2.07	0.55
1:CA:129:A:H1'	1:CA:130:A:C8	2.41	0.55
1:CA:1335:U:H5''	1:CA:1337:G:N2	2.21	0.55
1:CA:219:U:H2'	1:CA:220:G:C8	2.42	0.55
1:CA:389:A:H2'	1:CA:389:A:N3	2.22	0.55
1:CA:462:G:H3'	1:CA:463:U:H5''	1.88	0.55
1:CA:824:G:H2'	1:CA:825:A:H8	1.71	0.55
3:CD:117:VAL:HG12	3:CD:130:ASN:CA	2.37	0.55
1:CA:412:A:N1	3:CD:30:LYS:HG3	2.20	0.55
5:CF:81:ASN:O	5:CF:84:VAL:HG12	2.06	0.55
8:CI:49:GLN:N	8:CI:50:PRO:HD2	2.22	0.55
12:CM:44:ILE:HA	12:CM:47:LEU:HD21	1.89	0.55
16:CQ:6:THR:HG23	16:CQ:59:GLU:OE1	2.06	0.55
18:CS:11:ASP:HB3	18:CS:13:HIS:CE1	2.42	0.55
47:D0:41:HIS:CG	47:D0:42:ILE:N	2.70	0.55
50:D3:2:LYS:HB2	50:D3:2:LYS:HZ2	1.72	0.55
23:DB:1099:G:P	52:DI:4:VAL:N	2.65	0.55
23:DB:1219:U:H2'	23:DB:1220:G:C8	2.41	0.55
23:DB:1405:U:H2'	23:DB:1406:U:H6	1.72	0.55
23:DB:2078:C:O2'	23:DB:2079:U:H5'	2.06	0.55
23:DB:2230:G:H2'	23:DB:2231:U:C6	2.42	0.55
23:DB:2642:G:OP1	31:DJ:84:ILE:HG21	2.06	0.55
23:DB:705:A:N6	23:DB:726:G:O2'	2.39	0.55
23:DB:1824:G:O2'	25:DC:244:VAL:HG21	2.06	0.55
27:DE:149:ILE:HD11	27:DE:187:VAL:H	1.72	0.55
29:DG:10:VAL:HG12	29:DG:10:VAL:O	2.05	0.55
31:DJ:135:GLN:NE2	31:DJ:137:PRO:HB2	2.19	0.55
31:DJ:44:TYR:HE2	31:DJ:50:THR:HB	1.71	0.55
33:DL:108:ALA:HB3	33:DL:125:LEU:CB	2.37	0.55
34:DM:133:LYS:HD2	34:DM:134:THR:H	1.71	0.55
34:DM:71:LYS:O	34:DM:73:ILE:HG12	2.07	0.55
38:DQ:23:TYR:HB2	38:DQ:28:SER:HB3	1.89	0.55
40:DS:34:ASP:HA	40:DS:37:THR:HG22	1.88	0.55
42:DU:94:PHE:CD2	42:DU:100:GLU:HG2	2.42	0.55
24:DV:8:VAL:HG12	24:DV:38:LEU:HD11	1.89	0.55
44:DX:23:ARG:HA	44:DX:26:PHE:CD1	2.42	0.55
23:DB:2080:A:H5'	46:DZ:17:SER:CB	2.37	0.55
1:AA:1289:A:C2'	1:AA:1290:G:H5'	2.35	0.55
1:AA:173:U:H5'	1:AA:197:A:O4'	2.07	0.55

Continued on next page...

Continued from previous page...

Atom-1	Atom-2	Interatomic distance (Å)	Clash overlap (Å)
1:AA:220:G:O2'	1:AA:221:C:H5'	2.06	0.55
1:AA:70:U:H1'	1:AA:71:A:N7	2.22	0.55
1:AA:801:U:H2'	1:AA:802:A:C8	2.42	0.55
1:AA:806:C:H2'	1:AA:807:A:H8	1.72	0.55
3:AD:152:SER:O	3:AD:155:LYS:HG3	2.07	0.55
4:AE:80:LEU:HB2	4:AE:97:PRO:HB3	1.87	0.55
6:AG:71:THR:O	6:AG:72:VAL:HG13	2.06	0.55
8:AI:56:MET:SD	8:AI:57:VAL:N	2.80	0.55
16:AQ:58:VAL:HB	16:AQ:74:LEU:HD23	1.88	0.55
22:BA:6:G:H2'	22:BA:7:G:H8	1.69	0.55
23:BB:1515:A:H5'	23:BB:1557:C:H5'	1.88	0.55
23:BB:2138:G:H2'	23:BB:2139:U:C6	2.42	0.55
23:BB:36:G:N2	23:BB:37:C:H1'	2.22	0.55
23:BB:458:G:P	49:B2:39:ARG:HH22	2.29	0.55
23:BB:589:U:H2'	23:BB:590:A:H8	1.72	0.55
23:BB:921:C:O2'	23:BB:922:C:H5'	2.06	0.55
27:BE:118:LEU:C	27:BE:119:ILE:HD12	2.27	0.55
29:BG:77:GLY:HA3	29:BG:135:ALA:O	2.07	0.55
30:BH:75:LEU:HD23	30:BH:76:GLU:H	1.71	0.55
32:BK:97:THR:OG1	32:BK:98:ARG:HD2	2.06	0.55
36:BO:76:LYS:HB2	36:BO:106:LEU:HD22	1.88	0.55
24:BV:77:VAL:HG12	34:BM:133:LYS:NZ	2.21	0.55
1:CA:1157:A:H5'	1:CA:1158:C:C6	2.42	0.55
1:CA:230:G:O2'	1:CA:231:U:H5'	2.07	0.55
6:CG:106:ALA:HB1	6:CG:132:THR:OG1	2.07	0.55
8:CI:50:PRO:O	8:CI:54:VAL:HG22	2.06	0.55
10:CK:17:ASP:OD1	10:CK:36:ARG:HG3	2.06	0.55
11:CL:54:VAL:CG1	11:CL:79:ILE:HD11	2.37	0.55
18:CS:30:LEU:HD12	18:CS:48:ILE:HG12	1.88	0.55
47:D0:41:HIS:NE2	47:D0:42:ILE:HG22	2.22	0.55
47:D0:42:ILE:O	47:D0:46:GLY:N	2.39	0.55
23:DB:1444:G:H2'	23:DB:1445:G:C8	2.40	0.55
23:DB:2213:U:O2	23:DB:2213:U:H2'	2.07	0.55
23:DB:2282:G:O2'	23:DB:2283:C:P	2.64	0.55
23:DB:278:A:N3	23:DB:278:A:H2'	2.20	0.55
23:DB:321:U:OP2	27:DE:130:LYS:HA	2.07	0.55
23:DB:667:U:H2'	23:DB:668:A:O4'	2.07	0.55
23:DB:845:A:C6	23:DB:847:U:H1'	2.42	0.55
23:DB:90:U:OP2	23:DB:91:A:H3'	2.07	0.55
25:DC:216:ARG:HB3	25:DC:217:PRO:CD	2.37	0.55
26:DD:118:PHE:HA	26:DD:164:GLN:HA	1.89	0.55

Continued on next page...

Continued from previous page...

Atom-1	Atom-2	Interatomic distance (Å)	Clash overlap (Å)
28:DF:98:PHE:HA	28:DF:101:ARG:NE	2.18	0.55
52:DI:92:PRO:O	52:DI:93:ASN:HB2	2.07	0.55
23:DB:1651:G:H4'	35:DN:39:PRO:HG2	1.89	0.55
35:DN:4:ARG:NH2	35:DN:4:ARG:H	2.05	0.55
37:DP:52:ARG:HD2	37:DP:60:VAL:HG13	1.88	0.55
40:DS:72:THR:HB	40:DS:109:ASP:HB2	1.88	0.55
1:AA:219:U:H2'	1:AA:220:G:C8	2.42	0.55
1:AA:279:A:H4'	1:AA:280:C:OP2	2.06	0.55
1:AA:389:A:H2'	1:AA:389:A:N3	2.22	0.55
1:AA:426:U:H2'	1:AA:427:U:C6	2.41	0.55
20:AB:30:ILE:HA	20:AB:39:ILE:O	2.07	0.55
3:AD:115:GLN:HG3	3:AD:119:HIS:CE1	2.41	0.55
8:AI:56:MET:HA	8:AI:59:LYS:NZ	2.22	0.55
10:AK:15:VAL:HG11	10:AK:35:ASP:HB2	1.88	0.55
1:AA:521:G:OP2	11:AL:50:LYS:HE3	2.07	0.55
14:AO:78:THR:HA	14:AO:81:ILE:HG12	1.89	0.55
16:AQ:18:LYS:HA	16:AQ:47:ASP:O	2.07	0.55
17:AR:21:ASP:OD2	17:AR:23:LYS:HG3	2.06	0.55
48:B1:31:GLU:CG	48:B1:32:LYS:H	2.19	0.55
23:BB:1405:U:H2'	23:BB:1406:U:H6	1.71	0.55
23:BB:1591:A:H2'	23:BB:1592:C:C6	2.42	0.55
23:BB:1904:G:O2'	23:BB:1905:C:H5'	2.06	0.55
23:BB:2236:U:H2'	23:BB:2237:G:O4'	2.07	0.55
23:BB:2265:U:H3'	23:BB:2266:A:C5'	2.36	0.55
23:BB:2307:G:H4'	23:BB:2311:A:N6	2.22	0.55
23:BB:280:U:H2'	23:BB:281:C:C6	2.42	0.55
23:BB:2839:G:H2'	23:BB:2840:C:C6	2.41	0.55
23:BB:329:G:O6	42:BU:16:LYS:HE2	2.07	0.55
23:BB:856:G:H21	43:BW:22:VAL:HG11	1.72	0.55
25:BC:42:ARG:CG	25:BC:43:ASN:N	2.62	0.55
26:BD:48:ILE:HG13	26:BD:80:TRP:CD1	2.41	0.55
52:BI:49:GLU:CG	52:BI:54:ILE:HD11	2.37	0.55
32:BK:87:LEU:HA	32:BK:95:ILE:H	1.72	0.55
23:BB:635:C:H3'	33:BL:109:LYS:HZ1	1.70	0.55
33:BL:77:ILE:CB	33:BL:110:VAL:HG22	2.31	0.55
33:BL:63:LYS:HB2	50:B3:11:LYS:HG3	1.87	0.55
34:BM:42:THR:O	34:BM:44:ARG:N	2.39	0.55
23:BB:2335:A:OP2	36:BO:9:ARG:HG3	2.07	0.55
39:BR:22:LEU:O	39:BR:96:VAL:HG22	2.06	0.55
41:BT:68:LYS:C	41:BT:68:LYS:HD3	2.28	0.55
1:CA:1062:U:H2'	1:CA:1063:C:C6	2.42	0.55

Continued on next page...

Continued from previous page...

Atom-1	Atom-2	Interatomic distance (Å)	Clash overlap (Å)
1:CA:1386:G:H2'	1:CA:1387:G:C8	2.42	0.55
1:CA:16:A:N1	1:CA:919:A:H2	2.04	0.55
1:CA:254:G:O2'	1:CA:255:G:H5'	2.07	0.55
20:CB:205:ALA:HB3	20:CB:208:ALA:HB3	1.88	0.55
3:CD:78:ALA:HB1	3:CD:85:THR:HA	1.88	0.55
1:CA:1248:A:H2	8:CI:71:ILE:HD11	1.70	0.55
11:CL:120:ARG:HD3	11:CL:121:PRO:HD2	1.88	0.55
12:CM:44:ILE:C	12:CM:44:ILE:HD12	2.27	0.55
13:CN:68:ARG:NH2	13:CN:80:ARG:HH12	2.05	0.55
23:DB:1432:G:O2'	23:DB:1433:A:H5'	2.07	0.55
23:DB:1564:C:O2'	23:DB:1565:C:H5'	2.06	0.55
23:DB:2216:G:H2'	23:DB:2217:G:H8	1.72	0.55
23:DB:2895:G:H2'	23:DB:2896:C:H6	1.66	0.55
23:DB:741:U:H2'	23:DB:742:A:C8	2.41	0.55
27:DE:49:ARG:C	27:DE:51:GLU:H	2.09	0.55
29:DG:79:THR:HG23	29:DG:80:GLU:N	2.22	0.55
32:DK:108:ARG:NH2	37:DP:36:LYS:H	2.04	0.55
37:DP:59:THR:HA	37:DP:76:HIS:HA	1.89	0.55
37:DP:93:LYS:CG	37:DP:96:LEU:HA	2.26	0.55
39:DR:41:ILE:O	39:DR:43:ASN:N	2.39	0.55
43:DW:20:LEU:HD11	43:DW:31:LEU:HD12	1.88	0.55
46:DZ:3:LYS:HD2	46:DZ:3:LYS:H	1.72	0.55
1:AA:1307:U:H2'	1:AA:1308:U:C6	2.42	0.55
1:AA:415:A:H3'	1:AA:416:G:H8	1.72	0.55
20:AB:53:LEU:HD11	20:AB:216:VAL:HA	1.87	0.55
3:AD:98:ASP:HB2	3:AD:132:ALA:HB1	1.88	0.55
6:AG:99:ALA:O	6:AG:103:ILE:HG13	2.07	0.55
8:AI:64:ILE:HD13	8:AI:78:ILE:CG2	2.37	0.55
13:AN:61:ASN:O	13:AN:62:ARG:HB2	2.07	0.55
23:BB:1327:A:H2'	23:BB:1328:A:O4'	2.06	0.55
23:BB:2093:G:O2'	23:BB:2094:A:H5'	2.07	0.55
23:BB:235:U:H2'	23:BB:236:C:C6	2.42	0.55
23:BB:62:U:H3'	23:BB:63:A:H8	1.72	0.55
23:BB:64:A:H2'	23:BB:65:U:C6	2.42	0.55
23:BB:866:A:H61	23:BB:913:U:C4'	2.19	0.55
23:BB:1843:C:H5''	25:BC:252:LYS:HZ3	1.72	0.55
25:BC:260:LYS:HB2	25:BC:261:ARG:HE	1.71	0.55
28:BF:165:GLY:HA2	28:BF:168:LEU:HD21	1.88	0.55
30:BH:11:ASN:ND2	30:BH:12:LEU:N	2.55	0.55
23:BB:1131:G:C4'	31:BJ:85:LYS:HZ2	2.20	0.55
37:BP:112:ARG:HH11	37:BP:112:ARG:CA	2.20	0.55

Continued on next page...

Continued from previous page...

Atom-1	Atom-2	Interatomic distance (Å)	Clash overlap (Å)
37:BP:1:SER:HA	37:BP:4:ILE:HD12	1.88	0.55
37:BP:23:ASP:N	37:BP:93:LYS:HE2	2.22	0.55
42:BU:11:ILE:HG23	42:BU:20:LYS:O	2.07	0.55
43:BW:21:GLY:HA3	43:BW:32:ALA:CB	2.36	0.55
1:CA:1068:G:N7	1:CA:1094:G:H2'	2.22	0.55
1:CA:118:U:O4	1:CA:288:A:H2'	2.07	0.55
1:CA:454:G:O2'	1:CA:455:G:H5'	2.07	0.55
1:CA:985:C:H2'	1:CA:986:U:H6	1.71	0.55
3:CD:118:SER:HA	3:CD:130:ASN:HB2	1.87	0.55
9:CJ:40:ILE:HG13	9:CJ:73:LEU:HB3	1.89	0.55
11:CL:17:LYS:HZ2	11:CL:17:LYS:HB2	1.71	0.55
16:CQ:23:ALA:C	16:CQ:24:ILE:HD12	2.27	0.55
16:CQ:68:LYS:O	16:CQ:70:LYS:N	2.40	0.55
16:CQ:74:LEU:HD22	16:CQ:75:VAL:N	2.22	0.55
22:DA:103:U:O2'	22:DA:104:A:H5'	2.07	0.55
22:DA:76:G:H2'	22:DA:77:U:C6	2.38	0.55
23:DB:1351:C:O2'	23:DB:1571:A:H1'	2.06	0.55
23:DB:1921:G:O2'	23:DB:1922:G:H5'	2.07	0.55
23:DB:2400:G:O2'	23:DB:2401:U:H5'	2.07	0.55
23:DB:2848:G:H1'	23:DB:2868:A:H61	1.72	0.55
23:DB:2239:G:OP1	25:DC:246:PRO:HG3	2.07	0.55
27:DE:112:LEU:HD12	27:DE:115:GLN:NE2	2.22	0.55
29:DG:34:ARG:NH1	29:DG:70:LEU:HG	2.22	0.55
30:DH:4:ILE:HD13	30:DH:4:ILE:H	1.71	0.55
31:DJ:44:TYR:CD1	31:DJ:45:THR:N	2.71	0.55
39:DR:86:GLN:HG3	39:DR:87:GLN:HG2	1.89	0.55
40:DS:58:ALA:O	40:DS:62:ASP:HB3	2.06	0.55
40:DS:85:ILE:HD13	40:DS:86:MET:N	2.21	0.55
41:DT:48:GLN:HG3	41:DT:49:LYS:N	2.21	0.55
41:DT:53:VAL:HA	41:DT:93:LEU:HG	1.88	0.55
42:DU:27:VAL:HG12	42:DU:33:VAL:HG22	1.87	0.55
42:DU:96:LYS:HD3	42:DU:97:SER:N	2.21	0.55
24:DV:26:PHE:HE2	24:DV:44:HIS:HA	1.72	0.55
43:DW:47:GLY:CA	43:DW:71:LYS:HB3	2.34	0.55
1:AA:1033:G:H2'	1:AA:1034:G:O4'	2.07	0.55
1:AA:1494:G:O2'	1:AA:1495:U:H5'	2.06	0.55
1:AA:921:U:H2'	1:AA:922:G:O4'	2.07	0.55
7:AH:31:LEU:O	7:AH:35:ILE:HG13	2.07	0.55
15:AP:18:GLN:NE2	15:AP:35:ARG:HD2	2.22	0.55
16:AQ:20:ILE:HG21	16:AQ:52:CYS:SG	2.47	0.55
1:AA:132:C:H5''	19:AT:68:LYS:CE	2.37	0.55

Continued on next page...

Continued from previous page...

Atom-1	Atom-2	Interatomic distance (Å)	Clash overlap (Å)
48:B1:10:LEU:HD13	48:B1:25:ASN:HD22	1.71	0.55
22:BA:91:C:O2'	22:BA:92:C:H5'	2.07	0.55
23:BB:1001:A:H2'	23:BB:1002:G:O4'	2.07	0.55
23:BB:1300:G:H5'	23:BB:1301:A:N3	2.22	0.55
23:BB:1439:A:C6	23:BB:1552:A:C5	2.95	0.55
23:BB:2104:C:H2'	23:BB:2105:U:H5	1.72	0.55
23:BB:607:U:O4	23:BB:620:G:H5''	2.07	0.55
25:BC:68:ARG:HH22	25:BC:190:THR:HG23	1.72	0.55
25:BC:80:LEU:HA	25:BC:91:ALA:HA	1.89	0.55
26:BD:35:THR:CG2	26:BD:46:ARG:HH22	2.20	0.55
28:BF:35:LEU:HD22	28:BF:56:LEU:HD21	1.88	0.55
30:BH:121:VAL:HG21	30:BH:128:HIS:HE2	1.72	0.55
33:BL:39:LYS:CB	33:BL:46:VAL:HG13	2.37	0.55
33:BL:77:ILE:HD12	33:BL:110:VAL:CG2	2.37	0.55
33:BL:77:ILE:CD1	33:BL:92:LEU:HD13	2.32	0.55
36:BO:12:THR:OG1	36:BO:13:ARG:HD2	2.07	0.55
23:BB:994:C:H3'	38:BQ:53:LYS:HE2	1.88	0.55
44:BX:38:GLN:O	44:BX:39:GLN:HG3	2.07	0.55
45:BY:6:ILE:HD13	45:BY:6:ILE:N	2.22	0.55
1:CA:1297:G:H4'	1:CA:1298:U:H5'	1.88	0.55
1:CA:1355:G:H2'	1:CA:1356:G:C8	2.41	0.55
1:CA:610:U:O4'	1:CA:610:U:O2	2.25	0.55
20:CB:101:THR:HG22	20:CB:174:GLU:OE1	2.06	0.55
2:CC:58:ARG:HA	2:CC:63:ILE:HA	1.88	0.55
3:CD:16:THR:HG22	3:CD:17:ASP:H	1.71	0.55
6:CG:91:ARG:O	6:CG:95:ARG:HG3	2.07	0.55
10:CK:106:ILE:HD11	10:CK:109:ILE:HG13	1.87	0.55
1:CA:500:G:H5''	11:CL:120:ARG:HH21	1.71	0.55
12:CM:80:MET:HA	12:CM:87:GLY:CA	2.37	0.55
13:CN:82:LYS:O	13:CN:85:GLU:HB2	2.07	0.55
19:CT:66:ILE:HG23	19:CT:70:LYS:HG3	1.87	0.55
22:DA:66:A:O2'	22:DA:67:G:H8	1.90	0.55
23:DB:1059:G:H4'	52:DI:116:MET:HE2	1.89	0.55
23:DB:106:C:H2'	23:DB:107:G:H8	1.71	0.55
23:DB:1300:G:H5'	23:DB:1301:A:N3	2.22	0.55
23:DB:1934:C:O2'	23:DB:1935:G:H5'	2.07	0.55
23:DB:2228:G:H2'	23:DB:2229:U:C6	2.42	0.55
23:DB:2553:G:H2'	23:DB:2554:U:H4'	1.89	0.55
23:DB:2729:G:H2'	23:DB:2730:C:H6	1.72	0.55
23:DB:2843:G:O2'	23:DB:2844:G:H5'	2.07	0.55
29:DG:126:THR:HG23	29:DG:129:GLU:H	1.72	0.55

Continued on next page...

Continued from previous page...

Atom-1	Atom-2	Interatomic distance (Å)	Clash overlap (Å)
30:DH:5:LEU:HD13	30:DH:35:LYS:CE	2.37	0.55
52:DI:102:ARG:HG3	52:DI:141:ASP:HB2	1.89	0.55
31:DJ:41:LYS:NZ	31:DJ:45:THR:HA	2.22	0.55
32:DK:64:ARG:HD3	32:DK:83:ALA:HB2	1.89	0.55
33:DL:109:LYS:O	33:DL:110:VAL:HG13	2.07	0.55
40:DS:86:MET:HG3	40:DS:87:PRO:HD2	1.89	0.55
41:DT:31:VAL:HG13	41:DT:32:LEU:N	2.16	0.55
24:DV:24:ASN:HB3	24:DV:45:ASP:OD1	2.06	0.55
1:AA:1110:A:H2'	1:AA:1111:A:H5'	1.89	0.54
1:AA:118:U:O4	1:AA:288:A:H2'	2.07	0.54
3:AD:111:ALA:O	3:AD:114:ARG:HB3	2.07	0.54
12:AM:3:ILE:HG23	12:AM:56:ARG:HG2	1.87	0.54
13:AN:33:VAL:HG23	13:AN:40:ARG:NH2	2.23	0.54
23:BB:1166:G:H2'	23:BB:1167:C:C6	2.43	0.54
23:BB:1565:C:OP1	25:BC:23:LEU:HD23	2.08	0.54
23:BB:1637:A:H2'	23:BB:1638:C:H6	1.73	0.54
23:BB:1774:C:C2'	23:BB:1774:C:O2	2.54	0.54
23:BB:1921:G:O2'	23:BB:1922:G:H5'	2.07	0.54
23:BB:528:A:C2	23:BB:2043:C:H4'	2.42	0.54
23:BB:2320:U:H3'	23:BB:2321:U:H5'	1.88	0.54
23:BB:372:G:N2	23:BB:401:A:OP2	2.35	0.54
23:BB:26:G:H1'	23:BB:514:A:H61	1.70	0.54
23:BB:593:U:H2'	23:BB:594:U:C6	2.41	0.54
23:BB:729:G:H4'	23:BB:763:G:H5'	1.88	0.54
23:BB:764:A:H5''	25:BC:208:GLY:CA	2.37	0.54
23:BB:1821:A:H5'	25:BC:155:ARG:HD2	1.89	0.54
23:BB:2575:C:H5''	26:BD:149:ASN:N	2.22	0.54
26:BD:167:ASN:N	26:BD:167:ASN:HD22	2.04	0.54
27:BE:49:ARG:HB2	27:BE:49:ARG:NH1	2.23	0.54
28:BF:37:MET:HG2	28:BF:86:CYS:HB2	1.89	0.54
30:BH:69:ALA:HB2	30:BH:139:PHE:O	2.07	0.54
52:BI:74:PRO:O	52:BI:77:VAL:HG22	2.07	0.54
31:BJ:37:ARG:NH2	31:BJ:110:PRO:HG3	2.22	0.54
33:BL:79:LEU:CA	33:BL:113:ALA:HB3	2.37	0.54
44:BX:38:GLN:H	44:BX:38:GLN:HE21	1.54	0.54
1:CA:1077:G:N2	1:CA:1080:A:OP2	2.40	0.54
1:CA:1320:C:H41	18:CS:36:ARG:HG3	1.72	0.54
4:CE:108:GLY:O	4:CE:111:ARG:HB3	2.06	0.54
6:CG:134:VAL:O	6:CG:138:GLU:HG3	2.06	0.54
1:CA:598:U:H4'	7:CH:85:TYR:CD2	2.43	0.54
14:CO:80:LEU:O	14:CO:84:LEU:HD13	2.07	0.54

Continued on next page...

Continued from previous page...

Atom-1	Atom-2	Interatomic distance (Å)	Clash overlap (Å)
15:CP:28:ARG:HD3	15:CP:29:ASN:OD1	2.07	0.54
16:CQ:83:LEU:HD22	16:CQ:83:LEU:N	2.22	0.54
17:CR:54:LEU:O	17:CR:58:ILE:HG13	2.07	0.54
21:CU:24:LYS:HB3	21:CU:24:LYS:NZ	2.22	0.54
48:D1:5:ARG:HA	48:D1:28:THR:OG1	2.07	0.54
50:D3:5:THR:O	50:D3:5:THR:HG23	2.06	0.54
22:DA:49:C:H2'	22:DA:50:A:C8	2.42	0.54
23:DB:1022:G:N2	23:DB:1142:A:C2	2.75	0.54
23:DB:1291:C:O2'	23:DB:1292:G:H5'	2.07	0.54
23:DB:1400:U:H2'	23:DB:1401:G:C8	2.41	0.54
23:DB:1773:A:N6	25:DC:206:LYS:HE2	2.22	0.54
23:DB:191:A:O2'	23:DB:192:C:H5'	2.08	0.54
23:DB:2097:A:H2'	23:DB:2098:U:C6	2.42	0.54
23:DB:2646:C:H2'	23:DB:2647:U:O4'	2.07	0.54
23:DB:810:U:C2	33:DL:37:GLY:HA2	2.43	0.54
25:DC:37:SER:H	25:DC:62:ARG:HB3	1.71	0.54
27:DE:164:LEU:HD22	27:DE:164:LEU:O	2.06	0.54
28:DF:140:ILE:N	28:DF:140:ILE:HD12	2.17	0.54
29:DG:123:GLU:HG2	29:DG:131:VAL:HG13	1.89	0.54
30:DH:113:SER:HB2	30:DH:132:PHE:CZ	2.42	0.54
52:DI:49:GLU:CB	52:DI:52:LEU:HD12	2.37	0.54
52:DI:99:LYS:HD3	52:DI:99:LYS:H	1.71	0.54
31:DJ:120:ARG:HB3	31:DJ:121:LYS:NZ	2.22	0.54
31:DJ:120:ARG:N	31:DJ:121:LYS:HZ2	2.05	0.54
32:DK:43:ILE:H	32:DK:43:ILE:CD1	2.19	0.54
33:DL:123:ARG:HA	33:DL:142:ILE:HA	1.88	0.54
23:DB:635:C:H3'	33:DL:126:ARG:HH21	1.73	0.54
34:DM:101:VAL:HG12	34:DM:102:LEU:N	2.21	0.54
35:DN:4:ARG:H	35:DN:4:ARG:CZ	2.19	0.54
37:DP:47:ILE:HD13	37:DP:63:ILE:HG12	1.89	0.54
41:DT:34:VAL:HG22	41:DT:35:ALA:N	2.20	0.54
41:DT:92:ASN:O	41:DT:93:LEU:HD12	2.06	0.54
43:DW:36:ILE:HG21	43:DW:68:PHE:CE1	2.42	0.54
1:AA:944:G:H1'	1:AA:1339:A:N6	2.23	0.54
1:AA:254:G:O2'	1:AA:255:G:H5'	2.07	0.54
1:AA:123:U:OP1	1:AA:312:C:H5'	2.07	0.54
1:AA:915:A:H2'	1:AA:916:U:H5'	1.89	0.54
1:AA:98:A:H2'	1:AA:99:C:C6	2.42	0.54
5:AF:29:ILE:HD13	5:AF:64:VAL:HG11	1.88	0.54
10:AK:109:ILE:CG2	21:AU:16:ARG:HD2	2.37	0.54
12:AM:95:PRO:HD3	12:AM:108:ARG:HG2	1.89	0.54

Continued on next page...

Continued from previous page...

Atom-1	Atom-2	Interatomic distance (Å)	Clash overlap (Å)
15:AP:52:LEU:HG	15:AP:75:ILE:HG12	1.89	0.54
51:B4:25:VAL:HB	51:B4:33:HIS:C	2.26	0.54
22:BA:76:G:H2'	22:BA:77:U:C6	2.42	0.54
23:BB:1028:A:H2'	23:BB:1029:A:C8	2.42	0.54
23:BB:1227:G:O2'	23:BB:1228:G:H5'	2.08	0.54
23:BB:2292:U:H2'	23:BB:2293:G:H8	1.73	0.54
23:BB:2467:C:C1'	34:BM:118:LYS:HG2	2.37	0.54
23:BB:2512:C:H2'	23:BB:2513:A:O4'	2.07	0.54
23:BB:2646:C:H2'	23:BB:2647:U:O4'	2.07	0.54
25:BC:70:LYS:HE3	25:BC:95:TYR:CD2	2.43	0.54
23:BB:2053:G:OP1	26:BD:149:ASN:C	2.44	0.54
27:BE:143:LEU:CG	27:BE:185:LYS:HD2	2.33	0.54
28:BF:52:ALA:HA	28:BF:148:VAL:HG13	1.90	0.54
28:BF:7:TYR:HA	28:BF:11:VAL:HB	1.90	0.54
29:BG:154:GLU:OE1	29:BG:156:TYR:HB2	2.07	0.54
32:BK:98:ARG:HA	32:BK:118:LEU:HD22	1.89	0.54
34:BM:40:ARG:HD3	34:BM:92:TRP:HB3	1.90	0.54
38:BQ:52:ARG:NH1	38:BQ:55:GLN:HE21	2.05	0.54
23:BB:559:G:H1'	38:BQ:55:GLN:HE22	1.72	0.54
39:BR:39:LEU:O	39:BR:54:VAL:HG12	2.06	0.54
40:BS:44:ALA:O	40:BS:47:VAL:HG22	2.07	0.54
42:BU:33:VAL:HG21	42:BU:66:VAL:HA	1.89	0.54
42:BU:13:LEU:HG	42:BU:69:VAL:HG22	1.89	0.54
1:CA:1064:G:H4'	1:CA:1065:U:OP1	2.06	0.54
1:CA:1217:C:H2'	1:CA:1218:C:C6	2.41	0.54
1:CA:1476:A:H2'	1:CA:1477:U:O4'	2.07	0.54
1:CA:801:U:H2'	1:CA:802:A:C8	2.42	0.54
20:CB:76:SER:O	20:CB:80:LYS:HG2	2.06	0.54
5:CF:92:THR:HG22	5:CF:93:LYS:H	1.73	0.54
5:CF:86:ARG:HH11	17:CR:63:TYR:HB3	1.72	0.54
47:D0:52:LYS:HE2	47:D0:53:VAL:HB	1.89	0.54
23:DB:1005:C:H2'	23:DB:1006:C:H6	1.72	0.54
23:DB:1083:U:H1'	23:DB:1086:A:N6	2.22	0.54
23:DB:1259:G:H2'	23:DB:1260:A:H8	1.73	0.54
23:DB:1637:A:H2'	23:DB:1638:C:H6	1.72	0.54
23:DB:184:C:H2'	23:DB:185:G:H8	1.71	0.54
23:DB:1904:G:O2'	23:DB:1905:C:H5'	2.07	0.54
23:DB:20:C:H2'	23:DB:21:A:H8	1.72	0.54
23:DB:554:U:H2'	23:DB:555:G:O4'	2.08	0.54
23:DB:593:U:H2'	23:DB:594:U:C6	2.42	0.54
23:DB:611:C:H2'	23:DB:612:G:O4'	2.07	0.54

Continued on next page...

Continued from previous page...

Atom-1	Atom-2	Interatomic distance (Å)	Clash overlap (Å)
23:DB:696:G:O2'	23:DB:697:G:H5'	2.07	0.54
29:DG:29:ASN:HB2	29:DG:78:VAL:O	2.08	0.54
30:DH:2:GLN:HB2	30:DH:19:VAL:HA	1.89	0.54
30:DH:87:GLU:HB2	30:DH:89:LYS:HZ2	1.71	0.54
31:DJ:37:ARG:CZ	31:DJ:110:PRO:HG3	2.37	0.54
33:DL:58:TYR:HA	33:DL:62:PRO:HD3	1.89	0.54
34:DM:43:ALA:HB2	34:DM:69:PRO:HG3	1.89	0.54
41:DT:66:LYS:HD2	41:DT:67:VAL:N	2.22	0.54
44:DX:22:LEU:HD22	44:DX:25:GLN:OE1	2.07	0.54
46:DZ:47:LYS:HD2	46:DZ:52:ALA:HA	1.89	0.54
1:AA:235:C:H2'	1:AA:236:A:C8	2.43	0.54
1:AA:777:A:H2'	1:AA:778:G:H8	1.72	0.54
1:AA:971:G:OP1	1:AA:971:G:H3'	2.07	0.54
20:AB:186:VAL:HG22	20:AB:198:VAL:HG23	1.89	0.54
2:AC:149:LYS:HB3	2:AC:200:TRP:HB2	1.90	0.54
6:AG:67:ASN:ND2	6:AG:127:ALA:HA	2.20	0.54
8:AI:17:ARG:O	8:AI:64:ILE:HA	2.08	0.54
11:AL:87:LYS:NZ	11:AL:87:LYS:HA	2.21	0.54
12:AM:38:ILE:HG13	12:AM:55:LEU:HD21	1.89	0.54
12:AM:5:GLY:O	12:AM:6:ILE:HG12	2.07	0.54
13:AN:30:ILE:HG21	13:AN:44:VAL:HG21	1.89	0.54
13:AN:79:SER:O	13:AN:81:ILE:HD12	2.07	0.54
15:AP:31:ARG:HH11	15:AP:31:ARG:HG3	1.72	0.54
40:BS:38:TYR:CZ	47:B0:37:HIS:HA	2.42	0.54
49:B2:44:VAL:HG23	49:B2:45:SER:N	2.16	0.54
23:BB:2527:C:H1'	51:B4:1:MET:CB	2.38	0.54
23:BB:1121:C:H2'	23:BB:1122:G:O4'	2.07	0.54
23:BB:1480:C:H2'	23:BB:1481:U:C6	2.42	0.54
23:BB:1819:A:OP1	25:BC:153:LEU:HB2	2.08	0.54
23:BB:1821:A:H5'	25:BC:155:ARG:NH2	2.22	0.54
23:BB:2398:U:H2'	23:BB:2399:G:C8	2.42	0.54
23:BB:2840:C:H2'	23:BB:2841:C:H6	1.72	0.54
23:BB:288:U:O2'	23:BB:289:G:H5'	2.08	0.54
23:BB:633:A:C2'	23:BB:634:C:H5'	2.37	0.54
23:BB:802:A:H4'	55:BB:3474:HOH:O	2.08	0.54
25:BC:119:VAL:HG22	25:BC:130:PRO:HG2	1.89	0.54
26:BD:52:THR:HG22	26:BD:76:GLY:N	2.23	0.54
27:BE:141:MET:O	27:BE:143:LEU:HD22	2.08	0.54
31:BJ:15:TRP:HA	31:BJ:53:TYR:O	2.07	0.54
39:BR:5:PHE:HA	39:BR:40:MET:HG2	1.88	0.54
43:BW:47:GLY:O	43:BW:54:ARG:HA	2.08	0.54

Continued on next page...

Continued from previous page...

Atom-1	Atom-2	Interatomic distance (Å)	Clash overlap (Å)
1:CA:1131:G:C2'	1:CA:1132:C:H5'	2.36	0.54
1:CA:1524:C:H2'	1:CA:1525:G:C8	2.43	0.54
1:CA:22:G:H2'	1:CA:23:C:H6	1.73	0.54
20:CB:96:LEU:HB2	20:CB:99:MET:CG	2.38	0.54
12:CM:79:LEU:HD12	12:CM:80:MET:N	2.22	0.54
19:CT:2:ASN:O	19:CT:4:LYS:N	2.40	0.54
23:DB:136:G:H2'	23:DB:137:U:H6	1.69	0.54
23:DB:1430:G:H2'	23:DB:1431:A:C8	2.43	0.54
23:DB:1488:C:O2'	23:DB:1489:C:H5'	2.08	0.54
23:DB:1796:U:H2'	23:DB:1797:G:H8	1.73	0.54
23:DB:2271:G:O2'	23:DB:2272:U:H5'	2.07	0.54
26:DD:35:THR:HB	26:DD:48:ILE:CB	2.36	0.54
32:DK:115:ILE:HG23	32:DK:116:ILE:N	2.22	0.54
36:DO:18:LEU:HD13	43:DW:76:ARG:HH21	1.73	0.54
36:DO:90:VAL:HG12	36:DO:91:SER:N	2.23	0.54
26:DD:184:ARG:HD2	37:DP:4:ILE:CG2	2.38	0.54
39:DR:41:ILE:HG23	39:DR:43:ASN:HB2	1.88	0.54
43:DW:19:ARG:CZ	43:DW:19:ARG:HB2	2.37	0.54
43:DW:56:HIS:CD2	43:DW:57:THR:H	2.24	0.54
44:DX:1:MET:CB	44:DX:6:LEU:HG	2.37	0.54
45:DY:2:LYS:H	45:DY:37:ARG:CB	2.20	0.54
1:AA:1220:G:H2'	1:AA:1221:G:H8	1.72	0.54
1:AA:1380:U:O4	6:AG:2:ARG:HA	2.07	0.54
1:AA:230:G:O2'	1:AA:231:U:H5'	2.07	0.54
1:AA:936:C:H1'	1:AA:1382:C:H42	1.72	0.54
2:AC:46:LEU:HD11	2:AC:86:LEU:HD21	1.90	0.54
2:AC:78:LYS:CG	2:AC:81:GLU:HB2	2.34	0.54
4:AE:156:ARG:HD3	7:AH:42:GLU:O	2.07	0.54
8:AI:99:LYS:HD3	8:AI:100:ALA:N	2.21	0.54
8:AI:38:PHE:O	8:AI:44:ARG:HG2	2.08	0.54
8:AI:51:LEU:HD23	8:AI:56:MET:HE1	1.90	0.54
15:AP:8:ARG:HE	15:AP:15:PRO:HB3	1.72	0.54
15:AP:33:ILE:HD12	15:AP:33:ILE:N	2.21	0.54
50:B3:59:ALA:O	50:B3:60:CYS:HB2	2.07	0.54
23:BB:1024:G:C3'	23:BB:1025:G:H5''	2.34	0.54
23:BB:1166:G:H2'	23:BB:1167:C:H6	1.73	0.54
23:BB:1639:C:H2'	23:BB:1640:A:C5'	2.33	0.54
23:BB:272:A:H2'	23:BB:273:G:H8	1.72	0.54
23:BB:2843:G:O2'	23:BB:2844:G:H5'	2.08	0.54
23:BB:611:C:H2'	23:BB:612:G:O4'	2.07	0.54
23:BB:926:G:H2'	23:BB:927:A:C8	2.42	0.54

Continued on next page...

Continued from previous page...

Atom-1	Atom-2	Interatomic distance (Å)	Clash overlap (Å)
26:BD:12:THR:OG1	26:BD:14:ILE:HG12	2.06	0.54
29:BG:172:GLU:O	29:BG:173:ALA:HB2	2.07	0.54
30:BH:4:ILE:C	30:BH:37:VAL:HG12	2.27	0.54
52:BI:23:VAL:HG23	52:BI:24:GLY:H	1.71	0.54
36:BO:16:ARG:HG3	36:BO:20:GLU:HG3	1.90	0.54
41:BT:32:LEU:C	41:BT:34:VAL:H	2.11	0.54
1:CA:1030:U:O2'	1:CA:1031:C:P	2.65	0.54
1:CA:1118:U:O2'	1:CA:1119:C:H5'	2.07	0.54
1:CA:128:G:H2'	1:CA:129:A:C8	2.43	0.54
1:CA:173:U:H5'	1:CA:197:A:O4'	2.07	0.54
1:CA:415:A:H3'	1:CA:416:G:H8	1.73	0.54
1:CA:499:A:H4'	1:CA:500:G:OP1	2.06	0.54
1:CA:979:C:H2'	1:CA:980:C:O4'	2.07	0.54
2:CC:133:MET:HE1	2:CC:165:GLU:HB3	1.89	0.54
3:CD:160:LEU:HD22	3:CD:160:LEU:O	2.07	0.54
5:CF:6:ILE:HD12	5:CF:7:VAL:N	2.22	0.54
8:CI:51:LEU:HB3	8:CI:56:MET:CG	2.34	0.54
9:CJ:65:TYR:HE1	13:CN:84:ARG:HA	1.72	0.54
9:CJ:65:TYR:OH	13:CN:84:ARG:HG3	2.07	0.54
11:CL:49:ARG:CG	11:CL:89:LEU:HD21	2.36	0.54
1:CA:1216:A:H5''	13:CN:4:SER:HB2	1.90	0.54
15:CP:40:ASN:ND2	15:CP:42:ILE:HG12	2.22	0.54
21:CU:4:LYS:HB3	21:CU:6:ARG:NH1	2.12	0.54
23:DB:1287:A:O2'	23:DB:1288:G:H5'	2.08	0.54
23:DB:1480:C:H2'	23:DB:1481:U:C6	2.43	0.54
23:DB:2070:A:H2'	23:DB:2071:A:C8	2.43	0.54
23:DB:2398:U:H2'	23:DB:2399:G:C8	2.42	0.54
23:DB:2556:C:H2'	23:DB:2557:G:O4'	2.08	0.54
23:DB:2839:G:H4'	35:DN:49:GLU:CG	2.30	0.54
23:DB:354:A:H2'	23:DB:355:U:H6	1.69	0.54
23:DB:512:G:H4'	23:DB:512:G:OP1	2.07	0.54
23:DB:580:U:H2'	23:DB:581:C:H6	1.70	0.54
23:DB:607:U:O4	23:DB:620:G:H5''	2.07	0.54
23:DB:70:G:H3'	23:DB:113:U:H4'	1.89	0.54
23:DB:851:C:H2'	23:DB:852:U:H6	1.73	0.54
26:DD:83:ARG:O	26:DD:84:LEU:HB2	2.07	0.54
27:DE:193:VAL:HA	27:DE:198:GLU:C	2.28	0.54
27:DE:75:SER:OG	27:DE:77:ILE:HG22	2.07	0.54
23:DB:2405:G:H4'	33:DL:70:LYS:HE3	1.90	0.54
33:DL:92:LEU:HA	33:DL:96:LYS:CD	2.37	0.54
41:DT:15:HIS:H	41:DT:32:LEU:HA	1.73	0.54

Continued on next page...

Continued from previous page...

Atom-1	Atom-2	Interatomic distance (Å)	Clash overlap (Å)
1:AA:454:G:O2'	1:AA:455:G:H5'	2.07	0.54
20:AB:53:LEU:HD21	20:AB:212:TYR:CE2	2.42	0.54
2:AC:183:TYR:HA	2:AC:199:VAL:O	2.07	0.54
2:AC:96:VAL:HB	2:AC:97:PRO:HD2	1.88	0.54
3:AD:25:ARG:NH1	3:AD:30:LYS:HG2	2.23	0.54
13:AN:30:ILE:CD1	13:AN:30:ILE:H	2.18	0.54
13:AN:66:THR:HG23	13:AN:67:GLY:N	2.22	0.54
47:B0:42:ILE:HG12	47:B0:43:THR:N	2.22	0.54
23:BB:250:G:OP2	50:B3:7:ARG:HD3	2.08	0.54
22:BA:15:A:H1'	22:BA:109:A:C8	2.43	0.54
23:BB:1013:C:H2'	23:BB:1014:A:C8	2.42	0.54
23:BB:1097:U:C2'	23:BB:1098:A:H5'	2.36	0.54
23:BB:1559:U:H3'	23:BB:1560:G:H5'	1.88	0.54
23:BB:1667:G:OP1	32:BK:6:THR:HA	2.07	0.54
23:BB:1946:U:H2'	23:BB:1947:C:C6	2.43	0.54
23:BB:2218:G:H2'	23:BB:2219:U:C6	2.43	0.54
23:BB:2556:C:H2'	23:BB:2557:G:O4'	2.08	0.54
23:BB:2704:C:H2'	23:BB:2705:A:O4'	2.07	0.54
23:BB:36:G:H2'	23:BB:37:C:O4'	2.08	0.54
23:BB:233:A:N6	23:BB:428:A:H61	2.06	0.54
23:BB:480:A:H4'	42:BU:42:LYS:CG	2.32	0.54
23:BB:649:G:N2	50:B3:44:ARG:HH22	2.06	0.54
23:BB:705:A:H61	23:BB:726:G:H1'	1.73	0.54
23:BB:718:A:H3'	23:BB:719:C:C6	2.41	0.54
23:BB:877:A:C2	23:BB:900:A:N7	2.76	0.54
25:BC:124:LYS:O	25:BC:191:LEU:HD13	2.07	0.54
30:BH:73:ASN:HD22	30:BH:74:ALA:H	1.55	0.54
35:BN:107:ASN:HD21	40:BS:40:ASN:CG	2.11	0.54
35:BN:29:VAL:HB	35:BN:75:ILE:HG12	1.89	0.54
36:BO:41:ALA:HB3	36:BO:45:SER:O	2.07	0.54
38:BQ:88:GLU:HA	39:BR:53:PHE:CE1	2.42	0.54
41:BT:30:ILE:CG2	41:BT:31:VAL:N	2.70	0.54
42:BU:33:VAL:HG12	42:BU:35:VAL:CG2	2.38	0.54
1:CA:266:G:HO2'	1:CA:267:C:H3'	1.73	0.54
1:CA:337:G:H2'	1:CA:338:A:C8	2.43	0.54
1:CA:539:A:H2'	1:CA:540:G:H8	1.73	0.54
1:CA:777:A:H2'	1:CA:778:G:H8	1.72	0.54
1:CA:930:C:H2'	1:CA:931:C:C6	2.41	0.54
20:CB:86:CYS:HB3	20:CB:88:GLN:HG3	1.90	0.54
3:CD:151:GLN:HE21	3:CD:153:ARG:HD2	1.73	0.54
3:CD:2:ARG:HA	3:CD:2:ARG:HE	1.73	0.54

Continued on next page...

Continued from previous page...

Atom-1	Atom-2	Interatomic distance (Å)	Clash overlap (Å)
3:CD:55:ARG:NH1	3:CD:55:ARG:HG3	2.20	0.54
6:CG:136:LYS:O	6:CG:140:VAL:HG23	2.07	0.54
6:CG:22:LEU:O	6:CG:26:VAL:HG13	2.06	0.54
1:CA:108:G:C6	19:CT:9:ARG:HG2	2.41	0.54
22:DA:102:G:H2'	22:DA:103:U:H6	1.72	0.54
23:DB:1168:G:O2'	23:DB:1169:A:H5'	2.07	0.54
23:DB:1487:U:H2'	23:DB:1488:C:H6	1.73	0.54
23:DB:1591:A:H2'	23:DB:1592:C:C6	2.42	0.54
23:DB:160:A:H2'	23:DB:161:A:C8	2.42	0.54
23:DB:431:U:O2'	23:DB:432:A:H5'	2.08	0.54
23:DB:535:G:O2'	23:DB:536:G:H5'	2.08	0.54
23:DB:95:A:O2'	44:DX:41:HIS:HA	2.08	0.54
23:DB:2025:C:P	26:DD:154:LYS:HE3	2.47	0.54
26:DD:60:VAL:HG23	26:DD:63:PRO:CG	2.33	0.54
52:DI:5:GLN:O	52:DI:6:ALA:HB3	2.07	0.54
34:DM:96:ILE:HG22	34:DM:97:GLN:NE2	2.22	0.54
39:DR:40:MET:CG	39:DR:54:VAL:HG13	2.36	0.54
1:AA:1281:C:H5'	1:AA:1282:C:H5	1.73	0.54
1:AA:1391:U:H2'	1:AA:1392:G:H8	1.72	0.54
1:AA:1452:C:H4'	1:AA:1453:G:C5'	2.37	0.54
1:AA:1527:U:O2'	1:AA:1528:U:H5'	2.07	0.54
2:AC:40:GLN:NE2	2:AC:44:LYS:HD2	2.22	0.54
1:AA:405:U:O4	3:AD:1:ALA:HA	2.07	0.54
11:AL:106:VAL:CG2	11:AL:116:TYR:HB3	2.38	0.54
15:AP:46:LYS:HD3	15:AP:46:LYS:H	1.73	0.54
19:AT:49:ALA:O	19:AT:52:GLU:HB3	2.08	0.54
48:B1:9:LYS:HG2	50:B3:34:LYS:NZ	2.23	0.54
23:BB:1210:G:H5''	23:BB:1211:C:O5'	2.07	0.54
23:BB:1430:G:H2'	23:BB:1431:A:C8	2.43	0.54
23:BB:1593:A:H2'	23:BB:1594:U:C6	2.42	0.54
23:BB:770:G:O2'	23:BB:771:G:H5'	2.07	0.54
25:BC:141:HIS:CG	25:BC:190:THR:HB	2.42	0.54
25:BC:67:LYS:CG	25:BC:68:ARG:H	2.14	0.54
26:BD:128:ARG:HD3	26:BD:142:VAL:O	2.08	0.54
26:BD:58:ASN:O	26:BD:59:ARG:HB2	2.07	0.54
27:BE:43:THR:O	27:BE:89:PRO:HA	2.07	0.54
32:BK:119:ALA:N	32:BK:120:PRO:HD3	2.23	0.54
33:BL:117:THR:HG21	33:BL:120:VAL:CB	2.37	0.54
34:BM:73:ILE:HD11	34:BM:92:TRP:HB2	1.89	0.54
35:BN:12:ARG:HD3	35:BN:20:MET:HG3	1.90	0.54
35:BN:83:LEU:HA	35:BN:86:ARG:HD3	1.88	0.54

Continued on next page...

Continued from previous page...

Atom-1	Atom-2	Interatomic distance (Å)	Clash overlap (Å)
36:BO:91:SER:HB2	36:BO:115:LEU:HG	1.89	0.54
37:BP:61:ARG:NH2	37:BP:75:THR:HB	2.22	0.54
23:BB:533:G:H5'	38:BQ:23:TYR:CD1	2.43	0.54
31:BJ:41:LYS:O	38:BQ:66:ALA:HB1	2.08	0.54
40:BS:86:MET:HB2	40:BS:96:ILE:CD1	2.38	0.54
41:BT:84:TYR:O	41:BT:85:VAL:HG22	2.08	0.54
24:BV:63:ILE:O	24:BV:65:VAL:HG22	2.07	0.54
1:CA:1296:C:H4'	1:CA:1302:C:C4	2.43	0.54
1:CA:1487:G:O2'	1:CA:1488:G:H5'	2.07	0.54
1:CA:766:A:H2	1:CA:1525:G:N3	2.06	0.54
30:BH:83:LYS:HG3	1:CA:360:G:OP1	2.07	0.54
1:CA:476:U:H2'	1:CA:477:C:H6	1.73	0.54
2:CC:51:VAL:HG11	2:CC:67:ILE:HD11	1.89	0.54
3:CD:196:GLU:O	3:CD:199:ILE:HG23	2.06	0.54
3:CD:58:GLN:NE2	3:CD:58:GLN:HA	2.16	0.54
4:CE:19:ARG:CG	4:CE:20:VAL:H	2.13	0.54
23:DB:2666:C:O4'	23:DB:2666:C:O2	2.24	0.54
23:DB:2692:G:O2'	23:DB:2693:G:H5'	2.07	0.54
23:DB:26:G:H2'	23:DB:27:G:C1'	2.37	0.54
23:DB:2704:C:H2'	23:DB:2705:A:O4'	2.07	0.54
23:DB:2849:U:H4'	23:DB:2850:A:C5'	2.37	0.54
23:DB:663:G:OP1	33:DL:27:LEU:HD13	2.08	0.54
27:DE:77:ILE:HG23	27:DE:78:TRP:HD1	1.73	0.54
30:DH:75:LEU:N	30:DH:75:LEU:HD23	2.22	0.54
31:DJ:23:LYS:C	31:DJ:25:LEU:HD13	2.28	0.54
35:DN:70:THR:HG22	35:DN:72:ASP:N	2.23	0.54
37:DP:78:PRO:O	37:DP:79:VAL:HG22	2.07	0.54
43:DW:4:LYS:HZ2	43:DW:4:LYS:H	1.54	0.54
1:AA:1244:G:H2'	1:AA:1245:C:H6	1.73	0.54
3:AD:18:LEU:HD22	3:AD:63:ILE:HG12	1.90	0.54
5:AF:18:VAL:N	5:AF:19:PRO:HD2	2.22	0.54
51:B4:24:ARG:HH11	51:B4:24:ARG:HG3	1.73	0.54
23:BB:1055:G:HO2'	23:BB:1085:A:H2	1.49	0.54
23:BB:1917:U:C2'	23:BB:1918:A:H5'	2.37	0.54
23:BB:329:G:H1	42:BU:16:LYS:HD3	1.73	0.54
23:BB:425:G:H2'	23:BB:426:C:H6	1.72	0.54
23:BB:581:C:H2'	23:BB:582:A:C8	2.43	0.54
23:BB:615:U:C2	27:BE:38:GLY:HA3	2.42	0.54
23:BB:741:U:H2'	23:BB:742:A:C8	2.42	0.54
23:BB:751:A:H5'	40:BS:90:LYS:CE	2.38	0.54
23:BB:936:A:H2'	23:BB:937:C:H6	1.71	0.54

Continued on next page...

Continued from previous page...

Atom-1	Atom-2	Interatomic distance (Å)	Clash overlap (Å)
25:BC:124:LYS:CB	25:BC:125:PRO:CD	2.83	0.54
23:BB:1816:C:C5	25:BC:62:ARG:HD2	2.42	0.54
26:BD:131:ASP:O	26:BD:139:SER:HA	2.08	0.54
26:BD:175:LEU:HD13	26:BD:189:VAL:HG11	1.90	0.54
27:BE:119:ILE:N	27:BE:119:ILE:HD12	2.23	0.54
30:BH:114:GLU:OE2	30:BH:134:VAL:HG23	2.07	0.54
30:BH:37:VAL:O	30:BH:38:PRO:C	2.46	0.54
30:BH:83:LYS:HB2	30:BH:92:GLY:N	2.23	0.54
33:BL:82:LEU:O	33:BL:117:THR:HG22	2.06	0.54
33:BL:40:SER:C	33:BL:41:ARG:HE	2.10	0.54
33:BL:38:GLN:H	33:BL:41:ARG:HH11	1.56	0.54
39:BR:7:SER:C	39:BR:22:LEU:HD11	2.27	0.54
39:BR:47:VAL:HG22	39:BR:48:LYS:N	2.19	0.54
1:CA:235:C:H2'	1:CA:236:A:C8	2.43	0.54
1:CA:34:C:H2'	1:CA:35:G:C8	2.42	0.54
1:CA:719:C:H1'	17:CR:37:LYS:CB	2.32	0.54
20:CB:57:ASN:HD22	20:CB:223:GLY:HA2	1.73	0.54
3:CD:127:ARG:HD2	3:CD:127:ARG:H	1.73	0.54
8:CI:51:LEU:HD13	8:CI:56:MET:SD	2.48	0.54
13:CN:30:ILE:O	13:CN:44:VAL:HB	2.07	0.54
13:CN:26:LEU:HD21	13:CN:47:LEU:HG	1.90	0.54
1:CA:231:U:P	15:CP:31:ARG:HH12	2.31	0.54
23:DB:1387:A:H2'	23:DB:1388:G:C8	2.42	0.54
23:DB:1593:A:H2'	23:DB:1594:U:C6	2.42	0.54
23:DB:1723:G:N7	23:DB:1737:G:N2	2.56	0.54
23:DB:2213:U:O2	23:DB:2213:U:C2'	2.55	0.54
23:DB:2247:A:H2'	23:DB:2248:C:C6	2.43	0.54
23:DB:2257:U:C5'	43:DW:5:ALA:HB2	2.37	0.54
23:DB:2657:A:H2'	23:DB:2658:C:O4'	2.07	0.54
23:DB:533:G:H2'	23:DB:534:U:H6	1.73	0.54
26:DD:114:LYS:HB2	26:DD:114:LYS:HZ2	1.72	0.54
27:DE:102:ARG:HA	27:DE:105:LEU:HD23	1.90	0.54
27:DE:149:ILE:O	27:DE:149:ILE:HG13	2.08	0.54
27:DE:148:ILE:CA	27:DE:185:LYS:HB3	2.32	0.54
28:DF:141:ASP:HB3	28:DF:143:ASP:OD1	2.07	0.54
52:DI:121:ILE:CD1	52:DI:121:ILE:H	2.18	0.54
31:DJ:105:VAL:HG11	31:DJ:122:LEU:HD11	1.89	0.54
31:DJ:35:ARG:HH22	31:DJ:41:LYS:H	1.54	0.54
33:DL:47:ARG:O	33:DL:48:ARG:HD3	2.08	0.54
34:DM:91:TYR:N	34:DM:91:TYR:CD2	2.74	0.54
36:DO:26:LEU:O	36:DO:40:ILE:HD11	2.06	0.54

Continued on next page...

Continued from previous page...

Atom-1	Atom-2	Interatomic distance (Å)	Clash overlap (Å)
37:DP:109:ILE:O	37:DP:111:GLU:N	2.40	0.54
38:DQ:39:ILE:HA	38:DQ:43:GLN:HE21	1.72	0.54
24:DV:53:LYS:NZ	24:DV:53:LYS:HB3	2.23	0.54
43:DW:19:ARG:HH21	43:DW:22:VAL:HA	1.73	0.54
23:DB:96:C:OP1	44:DX:41:HIS:HB2	2.08	0.54
46:DZ:14:ALA:HA	46:DZ:24:ILE:HA	1.89	0.54
46:DZ:49:ARG:C	46:DZ:51:VAL:N	2.61	0.54
1:AA:1244:G:H2'	1:AA:1245:C:C6	2.43	0.54
1:AA:1306:A:N6	1:AA:1331:G:H1'	2.23	0.54
1:AA:1477:U:H2'	1:AA:1478:U:C6	2.43	0.54
1:AA:255:G:H5'	16:AQ:17:GLU:O	2.08	0.54
1:AA:764:C:H2'	1:AA:765:G:H5'	1.88	0.54
12:AM:2:ARG:HG3	12:AM:8:ILE:HG23	1.89	0.54
13:AN:19:TYR:HD2	13:AN:23:ARG:HD3	1.73	0.54
48:B1:26:LYS:HD3	48:B1:29:LYS:HB2	1.88	0.54
23:BB:1723:G:N7	23:BB:1737:G:N2	2.56	0.54
23:BB:438:G:H2'	23:BB:439:A:C8	2.42	0.54
23:BB:709:U:H2'	23:BB:710:U:C6	2.43	0.54
23:BB:7:G:H2'	23:BB:8:C:O4'	2.08	0.54
25:BC:19:VAL:HG12	25:BC:20:ASN:N	2.15	0.54
23:BB:2811:G:H5'	26:BD:62:LYS:HD2	1.88	0.54
27:BE:180:LEU:HA	27:BE:186:VAL:HG21	1.88	0.54
27:BE:38:GLY:C	27:BE:40:ARG:H	2.09	0.54
23:BB:2761:A:H1'	29:BG:142:GLN:NE2	2.23	0.54
29:BG:84:LYS:NZ	29:BG:85:LYS:H	2.06	0.54
29:BG:94:ARG:CB	29:BG:94:ARG:HH11	2.20	0.54
52:BI:62:ALA:C	52:BI:64:ARG:H	2.10	0.54
32:BK:98:ARG:H	32:BK:98:ARG:HD2	1.71	0.54
34:BM:35:ALA:HB3	34:BM:97:GLN:C	2.28	0.54
35:BN:116:VAL:O	35:BN:117:ASP:HB2	2.08	0.54
39:BR:39:LEU:HD12	39:BR:60:LYS:N	2.23	0.54
23:BB:139:U:C4	41:BT:1:MET:HB2	2.42	0.54
43:BW:80:SER:OG	43:BW:84:GLU:HB2	2.08	0.54
46:BZ:30:HIS:O	46:BZ:31:ASP:HB3	2.07	0.54
1:CA:335:C:H2'	1:CA:336:A:H8	1.72	0.54
1:CA:845:A:H3'	1:CA:846:G:O4'	2.08	0.54
10:CK:83:VAL:HG21	10:CK:96:ILE:HG23	1.88	0.54
23:DB:1464:G:H2'	23:DB:1465:G:C8	2.43	0.54
23:DB:1515:A:H5'	23:DB:1557:C:H5'	1.88	0.54
23:DB:1439:A:C6	23:DB:1552:A:C5	2.95	0.54
23:DB:2020:A:H5'	47:D0:8:THR:HG23	1.90	0.54

Continued on next page...

Continued from previous page...

Atom-1	Atom-2	Interatomic distance (Å)	Clash overlap (Å)
23:DB:2250:G:C6	34:DM:81:ARG:HG2	2.42	0.54
23:DB:2386:A:H4'	43:DW:38:ARG:HB2	1.89	0.54
23:DB:2649:C:H2'	23:DB:2650:U:H6	1.73	0.54
26:DD:153:GLY:C	26:DD:155:VAL:H	2.11	0.54
26:DD:23:PRO:HA	26:DD:189:VAL:O	2.08	0.54
27:DE:97:ASN:HB2	27:DE:100:MET:HB2	1.89	0.54
52:DI:18:ASN:HB2	52:DI:38:CYS:SG	2.48	0.54
52:DI:89:SER:HA	52:DI:97:VAL:HG11	1.90	0.54
31:DJ:49:ASP:O	31:DJ:50:THR:CB	2.56	0.54
31:DJ:59:ALA:C	31:DJ:61:LYS:H	2.12	0.54
36:DO:9:ARG:C	36:DO:11:ALA:H	2.11	0.54
38:DQ:2:ARG:HG2	38:DQ:4:LYS:HE3	1.89	0.54
38:DQ:73:ILE:HG23	38:DQ:74:SER:N	2.22	0.54
41:DT:55:VAL:HG21	41:DT:85:VAL:HB	1.89	0.54
42:DU:28:LEU:HD13	42:DU:30:SER:N	2.07	0.54
42:DU:9:GLU:HB2	42:DU:71:ILE:CG1	2.38	0.54
24:DV:26:PHE:CE2	24:DV:44:HIS:HA	2.43	0.54
1:AA:1325:C:O2'	1:AA:1326:U:H5'	2.08	0.54
1:AA:337:G:H2'	1:AA:338:A:C8	2.43	0.54
1:AA:399:G:H2'	1:AA:400:C:C6	2.42	0.54
1:AA:472:U:H2'	1:AA:473:U:C6	2.43	0.54
3:AD:169:TRP:NE1	3:AD:170:LEU:HD23	2.22	0.54
4:AE:131:ASN:O	4:AE:135:VAL:HG22	2.08	0.54
4:AE:35:LEU:HD23	4:AE:36:THR:N	2.23	0.54
12:AM:2:ARG:HD2	12:AM:2:ARG:N	2.23	0.54
16:AQ:68:LYS:O	16:AQ:69:THR:CB	2.56	0.54
47:B0:36:LYS:HG3	47:B0:41:HIS:CA	2.38	0.54
48:B1:26:LYS:HD3	48:B1:29:LYS:HD3	1.90	0.54
23:BB:1061:U:H4'	23:BB:1070:A:O3'	2.08	0.54
23:BB:1083:U:H2'	23:BB:1085:A:OP2	2.08	0.54
23:BB:1171:G:H2'	23:BB:1172:C:C1'	2.38	0.54
23:BB:1287:A:O2'	23:BB:1288:G:H5'	2.08	0.54
23:BB:1400:U:H2'	23:BB:1401:G:C8	2.41	0.54
23:BB:1413:A:H2'	23:BB:1414:C:C6	2.43	0.54
23:BB:1716:U:H2'	23:BB:1717:A:C8	2.43	0.54
23:BB:1745:A:H2'	23:BB:1746:A:H8	1.73	0.54
23:BB:1797:G:OP1	25:BC:251:THR:HG23	2.08	0.54
23:BB:1934:C:O2'	23:BB:1935:G:H5'	2.08	0.54
23:BB:2489:U:O2'	23:BB:2490:G:H5'	2.08	0.54
23:BB:322:A:H5'	23:BB:340:A:C1'	2.38	0.54
23:BB:433:C:O2'	23:BB:434:U:H5'	2.08	0.54

Continued on next page...

Continued from previous page...

Atom-1	Atom-2	Interatomic distance (Å)	Clash overlap (Å)
26:BD:34:VAL:HA	26:BD:89:GLU:CB	2.32	0.54
28:BF:59:ILE:HD13	28:BF:59:ILE:O	2.08	0.54
52:BI:14:ALA:HB1	52:BI:50:LYS:HA	1.89	0.54
23:BB:2780:G:N1	31:BJ:120:ARG:HG3	2.22	0.54
31:BJ:17:VAL:CG1	31:BJ:57:LEU:HD21	2.38	0.54
32:BK:61:VAL:HG23	32:BK:84:CYS:O	2.08	0.54
34:BM:59:ARG:N	34:BM:59:ARG:HD2	2.22	0.54
35:BN:10:LEU:O	35:BN:12:ARG:N	2.40	0.54
37:BP:99:LEU:HD21	37:BP:109:ILE:HG23	1.90	0.54
37:BP:23:ASP:HA	37:BP:48:ALA:O	2.08	0.54
38:BQ:52:ARG:NH2	38:BQ:55:GLN:HG2	2.23	0.54
44:BX:44:LYS:O	44:BX:44:LYS:HD2	2.08	0.54
45:BY:18:LYS:HD2	45:BY:53:MET:HE1	1.90	0.54
1:CA:1135:U:H4'	1:CA:1136:C:OP1	2.05	0.54
1:CA:472:U:H2'	1:CA:473:U:C6	2.43	0.54
4:CE:73:VAL:HG23	4:CE:146:MET:HE1	1.90	0.54
6:CG:110:ARG:HE	6:CG:122:GLU:HB2	1.72	0.54
14:CO:80:LEU:HD21	14:CO:84:LEU:HD22	1.90	0.54
19:CT:27:MET:HG2	19:CT:31:ILE:HD11	1.90	0.54
51:D4:7:VAL:O	51:D4:8:LYS:HB2	2.08	0.54
23:DB:1000:A:H2'	23:DB:1001:A:C8	2.43	0.54
23:DB:1219:U:H2'	23:DB:1220:G:H8	1.73	0.54
23:DB:1671:U:H2'	23:DB:1673:G:OP2	2.08	0.54
23:DB:2405:G:H1'	23:DB:2412:A:N6	2.23	0.54
23:DB:2557:G:H2'	23:DB:2558:C:H6	1.70	0.54
23:DB:2741:A:H2'	23:DB:2742:G:O4'	2.08	0.54
23:DB:2840:C:H2'	23:DB:2841:C:H6	1.72	0.54
23:DB:581:C:H2'	23:DB:582:A:C8	2.43	0.54
23:DB:770:G:O2'	23:DB:771:G:H5'	2.08	0.54
23:DB:1773:A:H62	25:DC:206:LYS:HE2	1.73	0.54
52:DI:10:LEU:O	52:DI:10:LEU:HD12	2.08	0.54
23:DB:1132:U:H5''	31:DJ:85:LYS:HD3	1.89	0.54
32:DK:24:VAL:HA	32:DK:39:ILE:CD1	2.38	0.54
32:DK:6:THR:HG22	32:DK:7:MET:N	2.23	0.54
34:DM:50:ARG:HA	34:DM:53:MET:HE2	1.90	0.54
36:DO:82:ALA:O	36:DO:83:LEU:HD12	2.08	0.54
37:DP:55:HIS:O	37:DP:57:ALA:N	2.38	0.54
23:DB:2387:U:O2'	43:DW:37:VAL:HG11	2.08	0.54
45:DY:1:ALA:O	45:DY:43:ILE:HG13	2.08	0.54
1:AA:1071:C:H2'	1:AA:1072:G:C8	2.40	0.54
1:AA:1461:G:H2'	1:AA:1462:C:H6	1.69	0.54

Continued on next page...

Continued from previous page...

Atom-1	Atom-2	Interatomic distance (Å)	Clash overlap (Å)
1:AA:22:G:H2'	1:AA:23:C:H6	1.73	0.54
1:AA:471:U:H2'	1:AA:472:U:H6	1.72	0.54
1:AA:591:U:H2'	1:AA:592:G:H8	1.71	0.54
1:AA:736:C:H2'	1:AA:737:C:C6	2.43	0.54
1:AA:787:A:O2'	1:AA:788:U:H5'	2.08	0.54
20:AB:95:TRP:CE3	20:AB:171:ALA:HA	2.43	0.54
2:AC:100:ILE:C	2:AC:100:ILE:HD13	2.29	0.54
6:AG:14:ASP:OD1	6:AG:15:PRO:HD2	2.08	0.54
7:AH:29:SER:CB	7:AH:32:LYS:HZ2	2.21	0.54
16:AQ:74:LEU:HD22	16:AQ:75:VAL:N	2.22	0.54
18:AS:62:THR:N	18:AS:65:MET:HE3	2.23	0.54
1:AA:177:G:H5''	19:AT:59:ARG:HH21	1.73	0.54
22:BA:86:G:H2'	22:BA:87:U:O4'	2.08	0.54
23:BB:1149:G:H2'	23:BB:1150:C:C6	2.43	0.54
23:BB:1432:G:O2'	23:BB:1433:A:H5'	2.07	0.54
23:BB:1441:G:H2'	23:BB:1442:U:H6	1.73	0.54
23:BB:1464:G:H2'	23:BB:1465:G:C8	2.43	0.54
23:BB:1751:U:H2'	23:BB:1752:C:C6	2.43	0.54
23:BB:1682:G:C2	23:BB:1757:A:O4'	2.61	0.54
23:BB:2272:U:H3'	23:BB:2272:U:H6	1.73	0.54
23:BB:331:C:O2'	23:BB:332:A:H5'	2.08	0.54
23:BB:854:C:H2'	23:BB:855:G:C8	2.41	0.54
23:BB:855:G:H21	43:BW:23:LYS:HB3	1.70	0.54
23:BB:871:U:H2'	23:BB:872:U:C6	2.43	0.54
23:BB:956:G:H5''	34:BM:76:LYS:HE2	1.89	0.54
23:BB:992:C:O2'	23:BB:993:G:H5'	2.08	0.54
27:BE:198:GLU:C	27:BE:200:LEU:H	2.12	0.54
28:BF:65:LEU:C	28:BF:67:THR:H	2.11	0.54
52:BI:124:MET:O	52:BI:128:ILE:HG12	2.08	0.54
33:BL:119:PRO:O	33:BL:120:VAL:HB	2.06	0.54
34:BM:96:ILE:HD13	34:BM:97:GLN:CB	2.38	0.54
37:BP:32:VAL:HG13	37:BP:40:GLN:NE2	2.23	0.54
41:BT:61:LEU:HD12	41:BT:62:VAL:N	2.22	0.54
43:BW:43:LYS:O	43:BW:45:HIS:N	2.41	0.54
46:BZ:49:ARG:HD3	46:BZ:50:ASP:N	2.22	0.54
1:CA:1314:C:H2'	1:CA:1315:U:C6	2.43	0.54
1:CA:366:A:O2'	1:CA:367:U:OP1	2.24	0.54
1:CA:44:A:O2'	1:CA:45:G:H5'	2.08	0.54
1:CA:600:A:H2'	1:CA:601:G:H8	1.73	0.54
20:CB:46:VAL:CG1	20:CB:47:PRO:HD3	2.22	0.54
20:CB:78:ALA:CB	20:CB:213:LEU:HD13	2.38	0.54

Continued on next page...

Continued from previous page...

Atom-1	Atom-2	Interatomic distance (Å)	Clash overlap (Å)
3:CD:115:GLN:NE2	3:CD:153:ARG:HH12	2.05	0.54
4:CE:32:PHE:CE2	4:CE:55:VAL:HG22	2.43	0.54
5:CF:18:VAL:HG21	5:CF:58:HIS:CE1	2.42	0.54
8:CI:23:GLY:H	8:CI:60:LEU:HA	1.73	0.54
12:CM:53:ASP:HA	12:CM:56:ARG:NH2	2.22	0.54
19:CT:79:THR:HA	19:CT:82:ILE:HG12	1.90	0.54
10:CK:121:ARG:HE	21:CU:34:ARG:CG	2.21	0.54
48:D1:22:THR:HB	50:D3:34:LYS:HE3	1.90	0.54
33:DL:59:ARG:HA	50:D3:11:LYS:NZ	2.22	0.54
23:DB:1745:A:H2'	23:DB:1746:A:H8	1.73	0.54
23:DB:2323:G:C2'	23:DB:2324:U:H5'	2.37	0.54
23:DB:345:A:H1'	23:DB:346:A:C2	2.41	0.54
25:DC:182:LYS:HE2	25:DC:264:LYS:NZ	2.23	0.54
23:DB:2024:G:H5''	26:DD:154:LYS:HZ3	1.73	0.54
52:DI:41:PHE:CE2	52:DI:45:THR:HG21	2.43	0.54
31:DJ:93:ILE:CG2	31:DJ:97:PRO:HA	2.37	0.54
35:DN:123:GLU:HG2	35:DN:124:ALA:H	1.72	0.54
35:DN:8:ARG:HD3	35:DN:43:GLU:OE2	2.07	0.54
36:DO:35:ILE:HG21	36:DO:71:ALA:HA	1.90	0.54
39:DR:80:ARG:HD2	39:DR:85:LYS:HA	1.90	0.54
42:DU:9:GLU:OE1	42:DU:71:ILE:HG13	2.08	0.54
43:DW:67:LYS:HG2	43:DW:71:LYS:CA	2.38	0.54
1:AA:916:U:H2'	1:AA:917:G:H8	1.72	0.53
7:AH:76:ARG:HG2	7:AH:77:VAL:N	2.23	0.53
47:B0:35:GLU:CD	47:B0:43:THR:HG22	2.28	0.53
47:B0:6:LYS:HZ2	47:B0:6:LYS:HA	1.72	0.53
23:BB:1488:C:O2'	23:BB:1489:C:H5'	2.08	0.53
23:BB:2199:A:H5'	23:BB:2200:C:OP2	2.07	0.53
23:BB:2292:U:H2'	23:BB:2293:G:C8	2.44	0.53
23:BB:636:G:O6	33:BL:76:GLU:HG2	2.08	0.53
23:BB:2750:A:H5''	29:BG:3:VAL:HG13	1.90	0.53
37:BP:112:ARG:HA	37:BP:112:ARG:HH11	1.73	0.53
37:BP:8:GLU:HA	37:BP:11:GLN:CG	2.37	0.53
41:BT:68:LYS:O	41:BT:68:LYS:HD3	2.08	0.53
41:BT:69:ARG:H	41:BT:75:GLY:HA3	1.72	0.53
1:CA:1245:C:H2'	1:CA:1246:A:H8	1.73	0.53
1:CA:930:C:H2'	1:CA:931:C:H6	1.73	0.53
20:CB:40:ILE:CG2	20:CB:200:PRO:HB2	2.38	0.53
20:CB:57:ASN:HB2	20:CB:219:THR:O	2.08	0.53
2:CC:113:LYS:HA	2:CC:184:ASN:ND2	2.22	0.53
3:CD:144:ILE:HD12	3:CD:154:VAL:HG11	1.89	0.53

Continued on next page...

Continued from previous page...

Atom-1	Atom-2	Interatomic distance (Å)	Clash overlap (Å)
5:CF:51:ILE:HD13	5:CF:86:ARG:HG3	1.90	0.53
19:CT:27:MET:O	19:CT:31:ILE:HG13	2.07	0.53
47:D0:15:ARG:HG3	47:D0:15:ARG:HH11	1.73	0.53
48:D1:24:LYS:HB2	48:D1:24:LYS:HZ2	1.73	0.53
48:D1:35:LEU:HA	48:D1:48:TYR:O	2.08	0.53
22:DA:13:G:H4'	22:DA:15:A:H2'	1.89	0.53
23:DB:1413:A:H2'	23:DB:1414:C:C6	2.42	0.53
23:DB:1549:A:H2'	23:DB:1550:C:C6	2.43	0.53
23:DB:2216:G:H2'	23:DB:2217:G:C8	2.43	0.53
23:DB:2743:U:C2'	23:DB:2744:G:H5''	2.38	0.53
23:DB:873:C:H2'	23:DB:874:G:C8	2.43	0.53
26:DD:5:VAL:HG22	26:DD:51:THR:O	2.08	0.53
30:DH:121:VAL:O	30:DH:122:LEU:HB2	2.08	0.53
34:DM:4:PRO:HD3	34:DM:47:GLU:CG	2.39	0.53
34:DM:88:ASN:ND2	34:DM:88:ASN:N	2.56	0.53
37:DP:29:VAL:CG2	37:DP:47:ILE:HD11	2.37	0.53
39:DR:68:ARG:HB2	39:DR:97:LYS:HG3	1.90	0.53
43:DW:9:THR:OG1	43:DW:10:ARG:N	2.40	0.53
46:DZ:3:LYS:HB2	46:DZ:7:PRO:HA	1.90	0.53
3:AD:1:ALA:O	3:AD:67:LEU:HD21	2.08	0.53
4:AE:158:LYS:HE2	4:AE:158:LYS:H	1.73	0.53
6:AG:3:ARG:CZ	6:AG:3:ARG:HB3	2.37	0.53
10:AK:61:ALA:O	10:AK:64:VAL:HG12	2.08	0.53
10:AK:92:ARG:NH1	10:AK:92:ARG:HB3	2.20	0.53
12:AM:44:ILE:HD12	12:AM:45:SER:N	2.20	0.53
14:AO:60:SER:HA	14:AO:63:ARG:NH1	2.22	0.53
17:AR:33:THR:HG23	17:AR:35:SER:H	1.72	0.53
21:AU:29:ALA:HB1	21:AU:32:ARG:HH21	1.72	0.53
50:B3:11:LYS:HG2	50:B3:12:ARG:HG3	1.90	0.53
23:BB:1013:C:H2'	23:BB:1014:A:H8	1.73	0.53
23:BB:1139:G:O2'	23:BB:1140:C:H5'	2.09	0.53
23:BB:1259:G:H2'	23:BB:1260:A:C8	2.42	0.53
23:BB:139:U:C5	41:BT:1:MET:HB2	2.44	0.53
23:BB:2204:G:H5'	25:BC:149:LYS:CE	2.25	0.53
23:BB:418:C:H2'	23:BB:419:U:H6	1.73	0.53
25:BC:28:PRO:HD2	25:BC:79:ARG:CZ	2.37	0.53
27:BE:91:ASP:O	27:BE:92:HIS:HB2	2.06	0.53
28:BF:3:LEU:O	28:BF:3:LEU:HD23	2.08	0.53
32:BK:36:GLY:HA2	32:BK:62:VAL:O	2.09	0.53
34:BM:67:VAL:CG2	34:BM:95:LEU:HD21	2.39	0.53
35:BN:9:GLN:HE21	35:BN:17:ARG:NH1	2.07	0.53

Continued on next page...

Continued from previous page...

Atom-1	Atom-2	Interatomic distance (Å)	Clash overlap (Å)
35:BN:52:ILE:HG21	35:BN:94:TYR:CD2	2.43	0.53
35:BN:76:VAL:O	35:BN:79:LEU:HB2	2.08	0.53
40:BS:71:VAL:CG2	40:BS:107:VAL:HG12	2.30	0.53
40:BS:29:VAL:CG1	40:BS:69:LEU:HB2	2.38	0.53
1:CA:1001:C:H2'	1:CA:1002:G:H8	1.74	0.53
1:CA:1347:G:N2	1:CA:1373:G:H2'	2.24	0.53
1:CA:1468:A:O2'	1:CA:1469:C:H5'	2.08	0.53
1:CA:961:U:O4'	1:CA:961:U:O2	2.26	0.53
3:CD:22:SER:H	3:CD:109:THR:HG22	1.72	0.53
3:CD:36:ALA:C	3:CD:38:GLY:H	2.11	0.53
3:CD:95:GLY:HA3	3:CD:135:GLN:NE2	2.24	0.53
8:CI:62:LEU:N	8:CI:62:LEU:HD13	2.23	0.53
15:CP:67:ILE:HG12	15:CP:72:ALA:HB2	1.91	0.53
49:D2:13:ASN:C	49:D2:15:SER:H	2.10	0.53
33:DL:58:TYR:HB3	50:D3:13:PHE:CE1	2.42	0.53
22:DA:32:U:H4'	22:DA:52:A:N6	2.23	0.53
23:DB:2186:G:O2'	23:DB:2187:U:H5'	2.07	0.53
23:DB:251:A:H2'	23:DB:252:G:O4'	2.08	0.53
23:DB:27:G:N2	23:DB:512:G:H2'	2.16	0.53
23:DB:65:U:H2'	23:DB:66:C:C6	2.42	0.53
26:DD:17:GLU:OE2	32:DK:72:PRO:HB2	2.08	0.53
28:DF:9:ASP:O	28:DF:10:GLU:HB2	2.08	0.53
28:DF:137:PHE:O	28:DF:139:GLU:N	2.41	0.53
23:DB:2311:A:N3	28:DF:39:VAL:HB	2.22	0.53
30:DH:122:LEU:HD13	30:DH:146:VAL:HG13	1.90	0.53
31:DJ:100:VAL:HG22	31:DJ:101:ILE:H	1.72	0.53
37:DP:90:ALA:HB3	37:DP:111:GLU:CB	2.38	0.53
39:DR:69:GLY:CA	39:DR:96:VAL:HG13	2.39	0.53
46:DZ:24:ILE:CD1	46:DZ:24:ILE:H	2.14	0.53
1:AA:1130:A:H5'	8:AI:19:PHE:CE2	2.43	0.53
1:AA:1237:C:H4'	1:AA:1334:G:N2	2.24	0.53
1:AA:203:G:N2	1:AA:205:A:N6	2.57	0.53
1:AA:474:G:H2'	1:AA:475:C:H6	1.73	0.53
1:AA:730:G:O2'	1:AA:766:A:H5'	2.08	0.53
20:AB:79:VAL:HG11	20:AB:92:ASN:HB3	1.89	0.53
2:AC:110:LEU:O	2:AC:203:LYS:HE2	2.08	0.53
6:AG:144:ALA:C	6:AG:146:ALA:H	2.11	0.53
8:AI:71:ILE:CD1	8:AI:71:ILE:H	2.20	0.53
8:AI:91:GLU:CD	8:AI:94:ARG:HH21	2.11	0.53
9:AJ:67:ILE:HG12	13:AN:94:GLY:O	2.08	0.53
15:AP:40:ASN:HD21	15:AP:42:ILE:HG13	1.73	0.53

Continued on next page...

Continued from previous page...

Atom-1	Atom-2	Interatomic distance (Å)	Clash overlap (Å)
23:BB:1231:U:H2'	23:BB:1232:G:H8	1.73	0.53
23:BB:1204:A:N1	23:BB:1241:A:N1	2.55	0.53
23:BB:152:A:H2'	23:BB:153:U:C6	2.43	0.53
23:BB:155:A:H2'	23:BB:156:A:H8	1.68	0.53
23:BB:1629:U:O2	23:BB:2698:U:H5''	2.08	0.53
23:BB:2053:G:C2'	23:BB:2054:A:H5'	2.37	0.53
23:BB:2774:C:H2'	23:BB:2775:G:O4'	2.09	0.53
23:BB:2848:G:H1'	23:BB:2868:A:H61	1.72	0.53
23:BB:696:G:O2'	23:BB:697:G:H5'	2.07	0.53
23:BB:711:G:O2'	23:BB:712:G:H5'	2.09	0.53
23:BB:877:A:H2'	23:BB:899:A:N1	2.24	0.53
26:BD:59:ARG:HH21	26:BD:60:VAL:CG1	2.22	0.53
26:BD:59:ARG:HH21	26:BD:60:VAL:HG12	1.73	0.53
26:BD:62:LYS:N	26:BD:63:PRO:HD2	2.23	0.53
27:BE:144:GLU:C	27:BE:146:VAL:H	2.11	0.53
29:BG:17:LYS:HE3	29:BG:24:THR:CG2	2.37	0.53
30:BH:1:MET:HB2	30:BH:20:ASN:OD1	2.09	0.53
52:BI:122:GLU:CD	52:BI:122:GLU:H	2.12	0.53
52:BI:23:VAL:HG23	52:BI:24:GLY:N	2.24	0.53
52:BI:37:PHE:HB2	52:BI:66:PHE:CZ	2.44	0.53
31:BJ:72:LYS:HB3	31:BJ:74:TYR:CE2	2.43	0.53
24:BV:84:PRO:HG3	34:BM:127:LYS:CE	2.37	0.53
34:BM:3:GLN:O	34:BM:4:PRO:C	2.46	0.53
34:BM:73:ILE:HG22	34:BM:74:THR:N	2.24	0.53
37:BP:69:VAL:O	37:BP:70:GLU:HB2	2.09	0.53
39:BR:41:ILE:C	39:BR:43:ASN:N	2.60	0.53
42:BU:90:LYS:NZ	42:BU:91:LYS:HE2	2.23	0.53
46:BZ:25:ARG:HG3	46:BZ:26:SER:N	2.24	0.53
1:CA:1252:A:H2'	1:CA:1253:G:O4'	2.08	0.53
1:CA:317:U:H2'	1:CA:318:G:H8	1.73	0.53
1:CA:672:U:H2'	1:CA:673:A:C8	2.43	0.53
1:CA:677:U:H2'	1:CA:678:U:C6	2.44	0.53
1:CA:860:A:H2'	1:CA:861:G:O4'	2.09	0.53
2:CC:116:ALA:HB1	2:CC:186:SER:OG	2.07	0.53
1:CA:545:C:H5''	3:CD:68:GLU:HG2	1.90	0.53
5:CF:10:VAL:HG12	5:CF:11:HIS:N	2.23	0.53
6:CG:14:ASP:HB3	6:CG:18:GLY:H	1.73	0.53
9:CJ:82:LYS:HD2	9:CJ:82:LYS:N	2.23	0.53
10:CK:70:ALA:C	10:CK:72:ALA:H	2.11	0.53
18:CS:15:LEU:HD23	18:CS:15:LEU:O	2.08	0.53
23:DB:1100:C:H2'	23:DB:1101:U:C6	2.44	0.53

Continued on next page...

Continued from previous page...

Atom-1	Atom-2	Interatomic distance (Å)	Clash overlap (Å)
23:DB:1172:C:H2'	23:DB:1173:U:O4'	2.07	0.53
23:DB:1682:G:C2	23:DB:1757:A:O4'	2.61	0.53
23:DB:1716:U:H2'	23:DB:1717:A:C8	2.43	0.53
23:DB:2077:A:O2'	23:DB:2078:C:H5'	2.08	0.53
23:DB:6:A:H4'	31:DJ:133:ALA:O	2.08	0.53
23:DB:905:A:O2'	23:DB:906:U:H5'	2.09	0.53
25:DC:22:GLU:HB2	25:DC:202:ARG:CG	2.38	0.53
25:DC:245:THR:O	25:DC:247:TRP:N	2.40	0.53
28:DF:31:GLU:O	28:DF:95:MET:HE1	2.08	0.53
29:DG:171:LYS:HD3	29:DG:172:GLU:C	2.29	0.53
29:DG:25:ILE:HD11	29:DG:75:VAL:HG22	1.89	0.53
23:DB:1080:A:O2'	52:DI:126:ARG:HD2	2.08	0.53
32:DK:43:ILE:HD11	32:DK:58:LEU:HD21	1.90	0.53
33:DL:96:LYS:HE3	33:DL:96:LYS:CA	2.38	0.53
33:DL:33:ARG:HG2	39:DR:85:LYS:HZ3	1.73	0.53
40:DS:74:ILE:CG2	40:DS:105:VAL:HG23	2.38	0.53
1:AA:128:G:H2'	1:AA:129:A:C8	2.43	0.53
1:AA:1314:C:H2'	1:AA:1315:U:C6	2.44	0.53
1:AA:817:C:H1'	1:AA:819:A:C5'	2.38	0.53
1:AA:982:U:H4'	1:AA:983:A:O4'	2.08	0.53
7:AH:42:GLU:HG3	7:AH:100:ILE:HD13	1.90	0.53
8:AI:30:ASN:HD22	8:AI:30:ASN:N	2.06	0.53
12:AM:52:ILE:HD12	12:AM:55:LEU:HD12	1.90	0.53
14:AO:11:VAL:HA	14:AO:26:VAL:HG13	1.90	0.53
14:AO:24:THR:HB	14:AO:69:LEU:HD21	1.90	0.53
16:AQ:23:ALA:C	16:AQ:24:ILE:HD12	2.29	0.53
18:AS:12:LEU:HG	18:AS:15:LEU:HD23	1.91	0.53
22:BA:35:C:H2'	22:BA:36:C:O4'	2.08	0.53
23:BB:1159:U:H2'	23:BB:1160:G:C8	2.43	0.53
23:BB:1387:A:H2'	23:BB:1388:G:C8	2.41	0.53
23:BB:1439:A:N6	23:BB:1440:U:O2	2.35	0.53
23:BB:1487:U:H2'	23:BB:1488:C:H6	1.73	0.53
23:BB:1571:A:H2'	23:BB:1572:A:H8	1.73	0.53
23:BB:1733:G:H2'	23:BB:1734:G:H8	1.74	0.53
23:BB:1842:G:H2'	23:BB:1843:C:C6	2.44	0.53
23:BB:2305:U:H1'	28:BF:132:ARG:HA	1.90	0.53
23:BB:2405:G:H1'	23:BB:2412:A:N6	2.23	0.53
23:BB:2772:C:H5''	26:BD:171:THR:HG21	1.91	0.53
23:BB:852:U:H2'	23:BB:853:C:H6	1.72	0.53
23:BB:987:C:H2'	23:BB:988:A:O4'	2.08	0.53
23:BB:992:C:H2'	23:BB:993:G:H8	1.74	0.53

Continued on next page...

Continued from previous page...

Atom-1	Atom-2	Interatomic distance (Å)	Clash overlap (Å)
25:BC:155:ARG:NE	25:BC:157:ALA:HB3	2.16	0.53
23:BB:2636:C:H4'	26:BD:80:TRP:CE3	2.43	0.53
29:BG:78:VAL:HG23	29:BG:79:THR:HG23	1.91	0.53
31:BJ:43:GLU:O	31:BJ:45:THR:N	2.42	0.53
31:BJ:84:ILE:HG22	31:BJ:85:LYS:H	1.73	0.53
33:BL:64:PHE:H	50:B3:24:LYS:CD	2.14	0.53
24:BV:57:TYR:CD2	34:BM:133:LYS:HE2	2.43	0.53
34:BM:95:LEU:HD22	34:BM:98:PRO:CG	2.36	0.53
36:BO:8:ILE:C	36:BO:10:ARG:H	2.12	0.53
37:BP:108:ARG:CD	37:BP:108:ARG:H	2.21	0.53
38:BQ:27:ARG:HA	38:BQ:33:VAL:HB	1.90	0.53
39:BR:62:GLU:HG3	39:BR:103:ALA:HA	1.89	0.53
1:CA:1412:C:H2'	1:CA:1413:A:H8	1.72	0.53
1:CA:787:A:O2'	1:CA:788:U:H5'	2.08	0.53
20:CB:62:ARG:H	20:CB:62:ARG:CD	2.22	0.53
20:CB:86:CYS:HB3	20:CB:88:GLN:NE2	2.22	0.53
4:CE:104:ILE:HG13	4:CE:114:LEU:HB2	1.89	0.53
8:CI:24:ASN:OD1	8:CI:26:LYS:HG2	2.09	0.53
12:CM:95:PRO:HD3	12:CM:108:ARG:HG2	1.88	0.53
18:CS:28:LYS:HB3	18:CS:28:LYS:NZ	2.23	0.53
51:D4:23:ILE:HD12	51:D4:24:ARG:HD2	1.90	0.53
51:D4:2:LYS:HG2	51:D4:38:GLY:HA3	1.90	0.53
22:DA:21:G:H2'	22:DA:22:U:O4'	2.08	0.53
22:DA:53:A:O2'	22:DA:54:G:H5'	2.07	0.53
23:DB:1051:G:H2'	23:DB:1052:C:H6	1.73	0.53
23:DB:1198:U:C2	23:DB:1199:U:C5	2.97	0.53
23:DB:130:C:O2'	23:DB:131:A:H5'	2.08	0.53
23:DB:1751:U:H2'	23:DB:1752:C:C6	2.43	0.53
23:DB:2247:A:H2'	23:DB:2248:C:H6	1.71	0.53
23:DB:247:G:H4'	23:DB:386:G:C4	2.43	0.53
23:DB:2874:C:H2'	23:DB:2875:C:C6	2.42	0.53
23:DB:545:U:H3'	23:DB:546:U:H5''	1.91	0.53
26:DD:79:LEU:CG	26:DD:80:TRP:H	2.20	0.53
27:DE:191:ASP:HA	27:DE:194:LYS:CE	2.39	0.53
28:DF:168:LEU:HD23	28:DF:168:LEU:O	2.09	0.53
29:DG:39:ALA:HA	29:DG:54:ARG:HB2	1.90	0.53
30:DH:90:LEU:HD22	30:DH:122:LEU:O	2.07	0.53
30:DH:95:GLY:O	30:DH:99:ILE:HG12	2.08	0.53
52:DI:102:ARG:HG3	52:DI:141:ASP:CB	2.38	0.53
31:DJ:23:LYS:HE3	31:DJ:63:ALA:CB	2.38	0.53
34:DM:86:LYS:HG2	34:DM:87:GLY:H	1.73	0.53

Continued on next page...

Continued from previous page...

Atom-1	Atom-2	Interatomic distance (Å)	Clash overlap (Å)
37:DP:32:VAL:HA	37:DP:42:PHE:CB	2.34	0.53
41:DT:6:ARG:HG2	41:DT:9:LYS:O	2.09	0.53
43:DW:30:VAL:HG12	43:DW:31:LEU:N	2.23	0.53
45:DY:1:ALA:N	45:DY:43:ILE:HB	2.23	0.53
1:AA:610:U:O2	1:AA:610:U:O4'	2.25	0.53
1:AA:845:A:H3'	1:AA:846:G:O4'	2.08	0.53
20:AB:165:ALA:CB	20:AB:186:VAL:HG12	2.38	0.53
23:BB:254:G:O6	50:B3:3:ILE:HG23	2.09	0.53
23:BB:1220:G:H2'	23:BB:1221:C:H6	1.72	0.53
23:BB:2304:G:H22	23:BB:2312:U:H3	1.56	0.53
23:BB:2794:C:H2'	23:BB:2795:C:C6	2.44	0.53
23:BB:520:G:H2'	23:BB:521:U:C6	2.43	0.53
23:BB:716:A:H3'	23:BB:717:C:H5''	1.90	0.53
27:BE:44:ARG:H	27:BE:44:ARG:CD	2.21	0.53
29:BG:26:LYS:HG2	29:BG:31:GLU:HG2	1.90	0.53
29:BG:90:GLY:HA3	29:BG:93:TYR:CD2	2.44	0.53
34:BM:67:VAL:HG23	34:BM:95:LEU:HD21	1.89	0.53
40:BS:69:LEU:N	40:BS:69:LEU:HD22	2.24	0.53
24:BV:82:TYR:CD2	24:BV:82:TYR:N	2.76	0.53
1:CA:633:G:H2'	1:CA:634:C:C6	2.44	0.53
1:CA:920:U:H2'	1:CA:921:U:C6	2.43	0.53
5:CF:51:ILE:CD1	5:CF:86:ARG:HG3	2.39	0.53
15:CP:44:SER:C	15:CP:46:LYS:H	2.12	0.53
50:D3:24:LYS:HZ2	50:D3:24:LYS:HB3	1.74	0.53
23:DB:1545:A:H2'	23:DB:1546:G:O4'	2.09	0.53
23:DB:1842:G:H2'	23:DB:1843:C:C6	2.43	0.53
23:DB:2723:C:H5'	35:DN:4:ARG:NH2	2.24	0.53
25:DC:28:PRO:O	25:DC:29:PHE:CG	2.61	0.53
23:DB:1813:G:H1'	25:DC:45:ASN:HB3	1.90	0.53
25:DC:53:ILE:CG1	25:DC:218:THR:HA	2.37	0.53
26:DD:124:ARG:NH1	26:DD:160:LYS:HE2	2.24	0.53
26:DD:173:GLN:HG2	26:DD:208:LYS:HB3	1.90	0.53
29:DG:169:ARG:CZ	29:DG:169:ARG:HB2	2.37	0.53
32:DK:38:ILE:HD13	32:DK:61:VAL:HG12	1.91	0.53
32:DK:70:ARG:O	32:DK:71:ARG:HG2	2.08	0.53
32:DK:93:GLN:CG	32:DK:94:PRO:HD2	2.38	0.53
33:DL:79:LEU:CD1	33:DL:112:LEU:HD23	2.39	0.53
35:DN:24:MET:HG2	35:DN:44:LEU:HD13	1.91	0.53
35:DN:42:LYS:CE	35:DN:45:ARG:HG3	2.37	0.53
40:DS:84:ARG:HH21	40:DS:98:LYS:HZ3	1.56	0.53
41:DT:31:VAL:HG22	41:DT:32:LEU:N	2.24	0.53

Continued on next page...

Continued from previous page...

Atom-1	Atom-2	Interatomic distance (Å)	Clash overlap (Å)
42:DU:57:ILE:HD13	42:DU:57:ILE:C	2.29	0.53
45:DY:4:ILE:HG23	45:DY:5:LYS:HD3	1.91	0.53
1:AA:1027:C:H2'	1:AA:1028:C:C6	2.43	0.53
1:AA:600:A:H2'	1:AA:601:G:H8	1.73	0.53
1:AA:633:G:H2'	1:AA:634:C:C6	2.44	0.53
2:AC:40:GLN:O	2:AC:44:LYS:HG3	2.08	0.53
2:AC:85:LYS:O	2:AC:89:VAL:HG23	2.08	0.53
6:AG:129:ASN:HA	6:AG:134:VAL:HG21	1.89	0.53
13:AN:59:GLN:NE2	13:AN:59:GLN:N	2.56	0.53
18:AS:10:ILE:HG22	18:AS:38:THR:H	1.73	0.53
23:BB:1006:C:O2'	23:BB:1007:C:H5'	2.08	0.53
23:BB:1028:A:N6	23:BB:1125:G:H2'	2.24	0.53
23:BB:1684:G:H2'	23:BB:1685:C:C6	2.44	0.53
23:BB:2097:A:H2'	23:BB:2098:U:H6	1.73	0.53
23:BB:910:A:H2	23:BB:2264:C:O2	1.92	0.53
23:BB:2692:G:O2'	23:BB:2693:G:H5'	2.08	0.53
23:BB:2874:C:H2'	23:BB:2875:C:C6	2.43	0.53
23:BB:2899:A:H2'	23:BB:2900:A:H8	1.74	0.53
23:BB:298:G:OP1	42:BU:82:VAL:HA	2.09	0.53
23:BB:460:A:H2'	23:BB:461:C:O4'	2.09	0.53
23:BB:710:U:H2'	23:BB:711:G:C8	2.42	0.53
23:BB:817:C:O2'	23:BB:839:U:H5''	2.09	0.53
23:BB:948:C:H2'	23:BB:949:G:H8	1.74	0.53
25:BC:58:LYS:NZ	25:BC:58:LYS:HB2	2.24	0.53
26:BD:77:ARG:HG2	26:BD:78:GLY:N	2.23	0.53
31:BJ:10:THR:HB	31:BJ:13:ARG:NH1	2.24	0.53
34:BM:108:VAL:O	34:BM:110:GLU:N	2.42	0.53
39:BR:5:PHE:CE2	39:BR:7:SER:HB3	2.44	0.53
40:BS:56:ALA:C	40:BS:58:ALA:H	2.12	0.53
43:BW:76:ARG:CZ	43:BW:76:ARG:HB3	2.38	0.53
1:CA:1026:G:H2'	1:CA:1027:C:C6	2.41	0.53
1:CA:1060:U:H2'	1:CA:1061:G:C8	2.44	0.53
1:CA:1283:U:O2'	1:CA:1284:C:H5'	2.08	0.53
1:CA:140:U:H2'	1:CA:141:G:H8	1.73	0.53
1:CA:149:A:H1'	1:CA:1446:A:C2	2.44	0.53
1:CA:437:U:C2'	1:CA:438:U:O4'	2.51	0.53
1:CA:471:U:H2'	1:CA:472:U:H6	1.73	0.53
1:CA:613:C:H2'	1:CA:614:C:C6	2.44	0.53
1:CA:736:C:H2'	1:CA:737:C:C6	2.43	0.53
20:CB:102:ASN:ND2	20:CB:105:THR:HB	2.24	0.53
4:CE:110:MET:HG2	4:CE:139:THR:OG1	2.09	0.53

Continued on next page...

Continued from previous page...

Atom-1	Atom-2	Interatomic distance (Å)	Clash overlap (Å)
4:CE:35:LEU:HD13	4:CE:133:ILE:HA	1.91	0.53
8:CI:51:LEU:HD22	8:CI:56:MET:HG2	1.90	0.53
1:CA:521:G:OP1	11:CL:69:GLU:HB3	2.08	0.53
9:CJ:51:VAL:CG2	13:CN:80:ARG:HB2	2.33	0.53
21:CU:25:ALA:C	21:CU:27:VAL:H	2.10	0.53
48:D1:8:ILE:CD1	48:D1:9:LYS:H	2.22	0.53
22:DA:94:A:O2'	22:DA:95:U:H5'	2.08	0.53
23:DB:1082:U:C4	23:DB:1086:A:N1	2.77	0.53
23:DB:1813:G:N3	25:DC:50:THR:CG2	2.69	0.53
23:DB:1946:U:H2'	23:DB:1947:C:C6	2.43	0.53
23:DB:417:C:H2'	23:DB:418:C:C6	2.44	0.53
23:DB:945:A:H3'	23:DB:946:C:H5''	1.90	0.53
25:DC:152:GLN:HB3	25:DC:153:LEU:HD23	1.90	0.53
23:DB:1791:A:C5'	25:DC:211:ARG:HE	2.20	0.53
25:DC:28:PRO:HD2	25:DC:79:ARG:HE	1.73	0.53
23:DB:2820:A:N6	26:DD:197:THR:HB	2.24	0.53
29:DG:11:PRO:HD2	29:DG:14:VAL:HG21	1.90	0.53
52:DI:1:ALA:HB1	52:DI:2:LYS:HD2	1.90	0.53
52:DI:54:ILE:HD13	52:DI:55:PRO:N	2.22	0.53
23:DB:2641:G:OP1	31:DJ:78:THR:HG22	2.09	0.53
32:DK:108:ARG:HH11	32:DK:108:ARG:HG3	1.73	0.53
23:DB:635:C:P	33:DL:126:ARG:HE	2.32	0.53
33:DL:39:LYS:HZ3	33:DL:39:LYS:N	2.06	0.53
36:DO:30:ARG:HD2	36:DO:97:PHE:HD2	1.74	0.53
37:DP:31:VAL:HG12	37:DP:33:GLU:H	1.72	0.53
39:DR:4:VAL:HG12	39:DR:43:ASN:CB	2.38	0.53
39:DR:44:GLY:N	39:DR:53:PHE:HE2	2.06	0.53
39:DR:78:ARG:O	39:DR:79:ARG:HB2	2.09	0.53
40:DS:27:LYS:HA	40:DS:70:LYS:CB	2.38	0.53
41:DT:7:LEU:HD22	41:DT:7:LEU:H	1.73	0.53
43:DW:21:GLY:HA2	43:DW:25:PHE:CE1	2.43	0.53
44:DX:17:GLU:O	44:DX:22:LEU:HG	2.08	0.53
1:AA:113:G:H2'	1:AA:114:U:C6	2.43	0.53
1:AA:252:U:H2'	1:AA:253:A:H8	1.74	0.53
1:AA:287:U:O2'	1:AA:288:A:H5'	2.08	0.53
2:AC:139:ASN:O	2:AC:143:LEU:HD22	2.09	0.53
9:AJ:35:GLN:H	9:AJ:78:GLU:HB3	1.74	0.53
11:AL:79:ILE:HG22	11:AL:103:CYS:HB2	1.90	0.53
11:AL:80:LEU:HD23	11:AL:97:VAL:HG21	1.90	0.53
13:AN:82:LYS:HE2	13:AN:82:LYS:HA	1.91	0.53
18:AS:31:ARG:HH11	18:AS:31:ARG:HG2	1.74	0.53

Continued on next page...

Continued from previous page...

Atom-1	Atom-2	Interatomic distance (Å)	Clash overlap (Å)
18:AS:10:ILE:HD13	18:AS:40:PHE:CE1	2.44	0.53
48:B1:42:VAL:CG1	48:B1:43:ARG:N	2.72	0.53
22:BA:17:C:C2'	22:BA:18:G:H5'	2.39	0.53
23:BB:1060:U:O2	23:BB:1088:A:C8	2.62	0.53
23:BB:1583:A:H4'	23:BB:1585:C:C4	2.44	0.53
23:BB:1671:U:H2'	23:BB:1673:G:OP2	2.08	0.53
23:BB:1864:U:O2'	23:BB:1865:U:H5'	2.08	0.53
23:BB:257:C:H2'	23:BB:258:G:O4'	2.09	0.53
23:BB:2634:A:H2'	23:BB:2635:A:C8	2.44	0.53
23:BB:309:A:N3	23:BB:329:G:O2'	2.42	0.53
23:BB:560:C:H3'	23:BB:561:G:C8	2.44	0.53
23:BB:664:G:H2'	23:BB:665:U:C6	2.44	0.53
23:BB:847:U:O4'	23:BB:847:U:O2	2.27	0.53
26:BD:131:ASP:OD2	26:BD:133:THR:HG22	2.08	0.53
26:BD:60:VAL:HB	26:BD:63:PRO:CG	2.38	0.53
27:BE:44:ARG:N	27:BE:44:ARG:HD3	2.24	0.53
29:BG:157:LYS:CG	29:BG:159:LYS:HZ2	2.21	0.53
31:BJ:78:THR:O	31:BJ:80:HIS:N	2.42	0.53
31:BJ:72:LYS:CB	31:BJ:90:GLU:HB2	2.34	0.53
45:BY:4:ILE:HG12	45:BY:5:LYS:HE2	1.90	0.53
46:BZ:5:ILE:HD13	46:BZ:51:VAL:HG12	1.91	0.53
1:CA:276:G:H5'	16:CQ:16:MET:SD	2.48	0.53
1:CA:817:C:H1'	1:CA:819:A:C5'	2.38	0.53
1:CA:952:U:H2'	1:CA:953:G:C8	2.41	0.53
20:CB:40:ILE:HG21	20:CB:200:PRO:O	2.09	0.53
2:CC:49:ALA:HB2	2:CC:74:ILE:HG21	1.91	0.53
2:CC:89:VAL:HG23	2:CC:90:VAL:N	2.23	0.53
3:CD:104:MET:SD	3:CD:179:GLY:HA2	2.47	0.53
4:CE:136:VAL:HG23	4:CE:137:ARG:N	2.23	0.53
12:CM:15:VAL:HG13	12:CM:40:GLU:HB2	1.89	0.53
15:CP:3:THR:HB	15:CP:66:THR:O	2.07	0.53
49:D2:6:GLN:HB3	49:D2:7:PRO:HD2	1.89	0.53
51:D4:16:ILE:C	51:D4:18:LYS:H	2.12	0.53
23:DB:1341:G:H2'	23:DB:1397:U:O2'	2.09	0.53
23:DB:1583:A:H4'	23:DB:1585:C:C4	2.44	0.53
23:DB:1733:G:H2'	23:DB:1734:G:H8	1.73	0.53
23:DB:1826:G:H2'	23:DB:1827:U:C6	2.44	0.53
23:DB:2348:U:O2'	23:DB:2349:G:H5'	2.09	0.53
23:DB:2718:G:O2'	23:DB:2719:G:H5'	2.09	0.53
23:DB:633:A:C2'	23:DB:634:C:H5'	2.37	0.53
23:DB:937:C:H2'	23:DB:938:G:C8	2.43	0.53

Continued on next page...

Continued from previous page...

Atom-1	Atom-2	Interatomic distance (Å)	Clash overlap (Å)
25:DC:123:ILE:HG12	25:DC:135:PRO:CD	2.39	0.53
25:DC:224:MET:O	25:DC:225:ASN:HB2	2.07	0.53
27:DE:15:SER:O	27:DE:17:THR:HG22	2.09	0.53
27:DE:161:ALA:O	27:DE:162:ARG:HB2	2.07	0.53
31:DJ:40:HIS:O	38:DQ:66:ALA:HB1	2.09	0.53
33:DL:58:TYR:HB3	50:D3:13:PHE:HZ	1.73	0.53
35:DN:32:GLU:O	35:DN:114:GLU:HA	2.08	0.53
36:DO:25:ARG:O	36:DO:26:LEU:HD12	2.09	0.53
38:DQ:40:LYS:HB2	38:DQ:40:LYS:NZ	2.23	0.53
40:DS:31:GLN:O	40:DS:35:ILE:HG13	2.08	0.53
1:AA:613:C:H2'	1:AA:614:C:C6	2.44	0.53
1:AA:640:A:O2'	1:AA:641:U:H5'	2.08	0.53
1:AA:672:U:H2'	1:AA:673:A:C8	2.43	0.53
1:AA:711:G:O2'	1:AA:712:A:H5'	2.09	0.53
7:AH:63:LYS:HG2	7:AH:70:VAL:HG21	1.90	0.53
9:AJ:87:LEU:HB3	9:AJ:88:MET:HE3	1.89	0.53
49:B2:25:LYS:H	49:B2:25:LYS:CE	2.21	0.53
23:BB:136:G:H2'	23:BB:137:U:C5	2.43	0.53
23:BB:1745:A:O2'	23:BB:1746:A:H5'	2.09	0.53
23:BB:1796:U:H2'	23:BB:1797:G:H8	1.73	0.53
23:BB:2229:U:H2'	23:BB:2230:G:H8	1.74	0.53
23:BB:197:A:N6	23:BB:2430:A:H2'	2.24	0.53
23:BB:2628:C:O2'	23:BB:2781:A:H2'	2.09	0.53
23:BB:340:A:O2'	23:BB:341:C:H5'	2.08	0.53
23:BB:633:A:O5'	23:BB:633:A:C8	2.57	0.53
23:BB:737:C:O2'	23:BB:738:G:H5'	2.09	0.53
25:BC:16:VAL:O	25:BC:16:VAL:HG12	2.08	0.53
27:BE:108:ILE:HD12	27:BE:108:ILE:H	1.73	0.53
29:BG:100:ASN:O	29:BG:115:GLN:HA	2.09	0.53
29:BG:29:ASN:N	29:BG:29:ASN:HD22	2.05	0.53
37:BP:70:GLU:O	37:BP:71:ARG:HB2	2.08	0.53
39:BR:39:LEU:HD12	39:BR:60:LYS:HB2	1.90	0.53
42:BU:39:ASN:HD21	42:BU:42:LYS:HE2	1.71	0.53
42:BU:59:GLU:O	42:BU:60:LYS:HB2	2.08	0.53
42:BU:60:LYS:CG	42:BU:61:GLU:H	2.22	0.53
42:BU:71:ILE:HD13	42:BU:71:ILE:C	2.29	0.53
24:BV:30:ILE:HD11	24:BV:63:ILE:HD12	1.90	0.53
1:CA:1158:C:O3'	20:CB:131:LYS:HD3	2.08	0.53
1:CA:1277:C:H1'	1:CA:1282:C:O2	2.09	0.53
1:CA:1313:U:OP2	18:CS:5:LYS:HA	2.09	0.53
1:CA:764:C:C2'	1:CA:765:G:H5'	2.39	0.53

Continued on next page...

Continued from previous page...

Atom-1	Atom-2	Interatomic distance (Å)	Clash overlap (Å)
2:CC:122:GLN:HB3	2:CC:127:VAL:HG11	1.89	0.53
2:CC:166:TRP:HE1	2:CC:168:ARG:HB2	1.73	0.53
4:CE:33:THR:HB	4:CE:49:TYR:CE1	2.43	0.53
5:CF:9:MET:HB2	5:CF:57:ALA:HB1	1.90	0.53
7:CH:71:VAL:HG23	7:CH:71:VAL:O	2.09	0.53
16:CQ:16:MET:HB2	16:CQ:19:SER:HB2	1.91	0.53
1:CA:1311:A:N6	18:CS:1:PRO:HD3	2.21	0.53
22:DA:10:G:H2'	22:DA:11:C:O4'	2.09	0.53
23:DB:1138:G:H2'	23:DB:1139:G:O4'	2.09	0.53
23:DB:1571:A:H2'	23:DB:1572:A:H8	1.73	0.53
23:DB:1684:G:H2'	23:DB:1685:C:C6	2.44	0.53
23:DB:1857:G:HO2'	23:DB:1858:A:H8	1.53	0.53
23:DB:2241:A:H2'	23:DB:2242:G:H8	1.72	0.53
23:DB:2467:C:OP2	51:D4:7:VAL:HG12	2.09	0.53
23:DB:2529:G:H5'	29:DG:175:LYS:HB3	1.89	0.53
23:DB:2628:C:O2'	23:DB:2781:A:H2'	2.09	0.53
23:DB:521:U:H2'	23:DB:522:A:C8	2.43	0.53
25:DC:268:ARG:O	25:DC:269:ARG:HB2	2.09	0.53
25:DC:53:ILE:CD1	25:DC:218:THR:HA	2.39	0.53
26:DD:154:LYS:C	26:DD:156:PHE:H	2.12	0.53
26:DD:21:SER:C	26:DD:23:PRO:HD3	2.29	0.53
27:DE:189:THR:HG23	27:DE:194:LYS:HB2	1.89	0.53
29:DG:3:VAL:O	29:DG:4:ALA:HB2	2.08	0.53
30:DH:94:ILE:HG23	30:DH:98:ASP:HB2	1.90	0.53
32:DK:41:ILE:HG13	32:DK:42:THR:H	1.74	0.53
33:DL:109:LYS:HG2	33:DL:126:ARG:CD	2.38	0.53
34:DM:33:LEU:HG	34:DM:113:ALA:HB1	1.91	0.53
35:DN:24:MET:CE	35:DN:36:THR:HG21	2.39	0.53
35:DN:29:VAL:HG21	35:DN:75:ILE:HB	1.90	0.53
35:DN:107:ASN:ND2	40:DS:40:ASN:HB3	2.23	0.53
24:DV:63:ILE:N	24:DV:63:ILE:HD12	2.24	0.53
44:DX:7:ARG:NH1	44:DX:7:ARG:HB3	2.24	0.53
1:AA:44:A:O2'	1:AA:45:G:H5'	2.09	0.53
1:AA:476:U:H2'	1:AA:477:C:H6	1.73	0.53
1:AA:963:G:H21	9:AJ:56:HIS:HE1	1.55	0.53
10:AK:105:ARG:NH2	21:AU:10:PRO:HG3	2.24	0.53
11:AL:28:GLN:HG3	11:AL:80:LEU:HD21	1.90	0.53
13:AN:51:PRO:HB2	13:AN:54:SER:HB3	1.91	0.53
14:AO:57:ARG:HD3	14:AO:57:ARG:C	2.30	0.53
51:B4:14:CYS:SG	51:B4:27:CYS:HB3	2.48	0.53
23:BB:1549:A:H2'	23:BB:1550:C:C6	2.44	0.53

Continued on next page...

Continued from previous page...

Atom-1	Atom-2	Interatomic distance (Å)	Clash overlap (Å)
23:BB:1826:G:H2'	23:BB:1827:U:C6	2.44	0.53
23:BB:1846:G:H2'	23:BB:1847:A:O4'	2.09	0.53
23:BB:184:C:H2'	23:BB:185:G:H8	1.72	0.53
23:BB:2213:U:O2	23:BB:2213:U:H2'	2.07	0.53
23:BB:2263:C:H2'	23:BB:2264:C:H6	1.74	0.53
23:BB:2308:G:N3	23:BB:2308:G:H5''	2.24	0.53
23:BB:337:C:H2'	23:BB:338:G:O4'	2.09	0.53
26:BD:109:VAL:HG11	26:BD:193:VAL:HG23	1.90	0.53
29:BG:163:TYR:HB2	29:BG:166:GLU:HB2	1.90	0.53
31:BJ:101:ILE:HG23	31:BJ:102:GLU:OE1	2.08	0.53
31:BJ:56:VAL:C	31:BJ:57:LEU:HD22	2.29	0.53
34:BM:114:ARG:HA	34:BM:117:PHE:HB3	1.91	0.53
23:BB:2820:A:O5'	35:BN:4:ARG:HA	2.08	0.53
35:BN:57:THR:HG23	35:BN:58:ASP:H	1.74	0.53
38:BQ:92:LYS:HE3	38:BQ:93:ILE:HB	1.91	0.53
44:BX:14:LEU:O	44:BX:17:GLU:HB2	2.09	0.53
1:CA:462:G:H2'	1:CA:463:U:C6	2.44	0.53
1:CA:975:A:C2'	1:CA:976:G:OP2	2.57	0.53
20:CB:209:VAL:C	20:CB:213:LEU:HD12	2.29	0.53
2:CC:63:ILE:HG12	2:CC:65:VAL:HG23	1.91	0.53
3:CD:170:LEU:HA	3:CD:182:LYS:HG3	1.91	0.53
11:CL:97:VAL:O	11:CL:97:VAL:HG23	2.09	0.53
23:DB:2886:A:C5	47:D0:27:LEU:HG	2.43	0.53
23:DB:1105:U:H2'	23:DB:1106:G:C8	2.41	0.53
23:DB:1430:G:H2'	23:DB:1431:A:H8	1.74	0.53
23:DB:18:U:H2'	23:DB:19:A:H8	1.74	0.53
23:DB:2028:U:H2'	23:DB:2029:G:C8	2.44	0.53
23:DB:443:A:H5''	23:DB:444:C:OP1	2.09	0.53
23:DB:544:C:H2'	23:DB:545:U:N3	2.24	0.53
23:DB:766:U:H2'	23:DB:767:U:C6	2.44	0.53
23:DB:934:U:H2'	23:DB:935:C:C6	2.44	0.53
25:DC:124:LYS:HB2	25:DC:125:PRO:CD	2.39	0.53
25:DC:181:ARG:O	25:DC:181:ARG:HG3	2.09	0.53
25:DC:231:HIS:HD1	25:DC:242:HIS:HA	1.74	0.53
25:DC:32:LEU:N	25:DC:32:LEU:HD23	2.23	0.53
28:DF:177:ARG:CZ	28:DF:178:LYS:HA	2.39	0.53
28:DF:39:VAL:HG13	28:DF:84:ILE:CG1	2.39	0.53
23:DB:632:A:O3'	33:DL:69:ARG:HD3	2.09	0.53
24:DV:1:MET:SD	24:DV:62:THR:HG23	2.49	0.53
43:DW:42:THR:N	43:DW:65:LYS:HG2	2.23	0.53
45:DY:50:VAL:CG1	45:DY:53:MET:HG2	2.39	0.53

Continued on next page...

Continued from previous page...

Atom-1	Atom-2	Interatomic distance (Å)	Clash overlap (Å)
46:DZ:41:HIS:O	46:DZ:43:PHE:HD1	1.92	0.53
1:AA:1033:G:H3'	1:AA:1034:G:H5''	1.91	0.53
1:AA:1392:G:H2'	1:AA:1393:U:C6	2.44	0.53
1:AA:588:G:H5'	7:AH:2:MET:O	2.09	0.53
1:AA:777:A:H2'	1:AA:778:G:C8	2.43	0.53
2:AC:119:ILE:O	2:AC:123:LEU:HG	2.09	0.53
2:AC:90:VAL:HG23	2:AC:98:ALA:HB3	1.90	0.53
5:AF:3:HIS:HB2	5:AF:92:THR:OG1	2.09	0.53
6:AG:143:MET:O	6:AG:147:ASN:HB2	2.09	0.53
16:AQ:45:VAL:HG11	16:AQ:74:LEU:HB2	1.90	0.53
16:AQ:68:LYS:O	16:AQ:69:THR:HB	2.09	0.53
16:AQ:57:VAL:HB	16:AQ:79:GLU:H	1.74	0.53
22:BA:78:A:H2'	22:BA:79:G:O4'	2.09	0.53
23:BB:2688:G:H1'	23:BB:2721:A:H61	1.74	0.53
23:BB:2898:U:H2'	23:BB:2899:A:C8	2.44	0.53
23:BB:503:A:C3'	23:BB:504:A:H5'	2.39	0.53
28:BF:4:HIS:O	28:BF:7:TYR:HB3	2.09	0.53
29:BG:102:ILE:O	29:BG:113:ASP:HA	2.08	0.53
29:BG:25:ILE:O	29:BG:31:GLU:HA	2.09	0.53
33:BL:14:LYS:CA	33:BL:14:LYS:HZ3	2.08	0.53
34:BM:65:ILE:HA	34:BM:101:VAL:HA	1.90	0.53
23:BB:2484:G:O2'	34:BM:45:GLN:NE2	2.41	0.53
35:BN:118:ARG:O	35:BN:118:ARG:HG3	2.09	0.53
36:BO:62:LEU:HD12	36:BO:64:TYR:HB2	1.90	0.53
40:BS:20:VAL:O	40:BS:23:LEU:HB2	2.09	0.53
40:BS:86:MET:SD	40:BS:96:ILE:HD11	2.49	0.53
43:BW:16:GLU:O	43:BW:18:LYS:HD2	2.09	0.53
1:CA:1478:U:H2'	1:CA:1479:C:C6	2.43	0.53
1:CA:203:G:N2	1:CA:205:A:N6	2.56	0.53
1:CA:556:C:O2'	1:CA:557:G:H5'	2.08	0.53
1:CA:640:A:O2'	1:CA:641:U:H5'	2.08	0.53
1:CA:858:G:O6	1:CA:869:G:H3'	2.09	0.53
1:CA:883:C:O2'	1:CA:884:U:H5'	2.09	0.53
20:CB:150:ILE:O	20:CB:150:ILE:HG12	2.09	0.53
20:CB:16:GLY:CA	20:CB:40:ILE:H	2.21	0.53
20:CB:53:LEU:HD13	20:CB:212:TYR:OH	2.09	0.53
2:CC:53:ARG:HA	2:CC:113:LYS:NZ	2.23	0.53
2:CC:23:ALA:HB1	2:CC:27:GLU:HB2	1.91	0.53
2:CC:91:ALA:HB2	2:CC:98:ALA:HB3	1.90	0.53
15:CP:44:SER:CB	15:CP:46:LYS:HG2	2.35	0.53
47:D0:51:ARG:O	47:D0:51:ARG:HD3	2.08	0.53

Continued on next page...

Continued from previous page...

Atom-1	Atom-2	Interatomic distance (Å)	Clash overlap (Å)
23:DB:250:G:C5'	50:D3:7:ARG:HG2	2.35	0.53
23:DB:1368:G:OP1	49:D2:25:LYS:HG3	2.09	0.53
23:DB:1594:U:H2'	23:DB:1595:C:H6	1.74	0.53
23:DB:1846:G:H2'	23:DB:1847:A:O4'	2.09	0.53
23:DB:228:C:H4'	23:DB:229:C:H5''	1.90	0.53
23:DB:2489:U:O2'	23:DB:2490:G:H5'	2.08	0.53
23:DB:2512:C:H2'	23:DB:2513:A:O4'	2.08	0.53
23:DB:2634:A:H2'	23:DB:2635:A:C8	2.44	0.53
26:DD:149:ASN:H	26:DD:151:THR:HG23	1.73	0.53
23:DB:2313:C:H5'	28:DF:36:ASN:ND2	2.23	0.53
31:DJ:109:LEU:HD22	31:DJ:115:GLY:O	2.09	0.53
37:DP:89:GLY:HA2	37:DP:112:ARG:NH2	2.23	0.53
24:DV:53:LYS:NZ	24:DV:55:GLU:HG2	2.23	0.53
1:AA:537:G:H2'	1:AA:538:G:H8	1.74	0.52
20:AB:30:ILE:HG22	20:AB:32:GLY:H	1.74	0.52
4:AE:156:ARG:HB2	7:AH:43:GLY:HA3	1.91	0.52
6:AG:130:LYS:N	6:AG:134:VAL:HG11	2.23	0.52
8:AI:115:VAL:HG21	9:AJ:62:ARG:HB2	1.90	0.52
12:AM:27:THR:O	12:AM:30:LYS:HB3	2.09	0.52
19:AT:28:ARG:HA	19:AT:31:ILE:HD12	1.91	0.52
48:B1:42:VAL:O	48:B1:43:ARG:HB2	2.09	0.52
23:BB:1050:A:H2'	23:BB:1051:G:O4'	2.10	0.52
23:BB:1183:U:H2'	23:BB:1184:U:C6	2.43	0.52
23:BB:1844:C:OP1	25:BC:252:LYS:HA	2.09	0.52
23:BB:2144:G:N2	23:BB:2148:G:N3	2.57	0.52
23:BB:2218:G:H2'	23:BB:2219:U:H6	1.73	0.52
23:BB:2305:U:H2'	23:BB:2306:C:C6	2.43	0.52
23:BB:2675:A:N1	23:BB:2732:G:O6	2.42	0.52
23:BB:877:A:N1	23:BB:900:A:N7	2.57	0.52
27:BE:144:GLU:HG3	27:BE:145:ASP:H	1.73	0.52
28:BF:106:ALA:HB1	28:BF:136:ILE:HG23	1.90	0.52
33:BL:106:GLU:HG2	33:BL:107:PHE:H	1.74	0.52
33:BL:126:ARG:HH21	33:BL:131:ALA:HB2	1.73	0.52
33:BL:56:PRO:O	33:BL:59:ARG:HB2	2.08	0.52
34:BM:15:GLY:O	34:BM:16:ARG:HB3	2.09	0.52
34:BM:7:THR:O	34:BM:8:LYS:HD3	2.09	0.52
38:BQ:84:LYS:N	38:BQ:84:LYS:HE3	2.24	0.52
39:BR:63:VAL:HB	39:BR:101:ILE:HG12	1.91	0.52
38:BQ:88:GLU:HG2	39:BR:53:PHE:CD2	2.45	0.52
40:BS:11:ARG:HD3	40:BS:11:ARG:O	2.08	0.52
44:BX:29:ARG:CA	44:BX:34:SER:HB2	2.39	0.52

Continued on next page...

Continued from previous page...

Atom-1	Atom-2	Interatomic distance (Å)	Clash overlap (Å)
1:CA:1142:G:H2'	1:CA:1143:G:C8	2.44	0.52
1:CA:113:G:H2'	1:CA:114:U:C6	2.44	0.52
1:CA:1171:A:H2'	1:CA:1172:C:C6	2.44	0.52
1:CA:1244:G:H2'	1:CA:1245:C:H6	1.71	0.52
2:CC:151:GLU:HA	2:CC:166:TRP:HA	1.90	0.52
5:CF:25:TYR:O	5:CF:29:ILE:HG13	2.09	0.52
4:CE:156:ARG:HD2	7:CH:42:GLU:O	2.09	0.52
13:CN:43:ALA:O	13:CN:47:LEU:HB2	2.09	0.52
16:CQ:60:ILE:HD13	16:CQ:60:ILE:H	1.74	0.52
51:D4:19:ARG:HB3	51:D4:19:ARG:HH11	1.73	0.52
23:DB:1042:G:H2'	23:DB:1043:C:C6	2.45	0.52
23:DB:1060:U:O2	23:DB:1088:A:C8	2.63	0.52
23:DB:1186:G:H2'	23:DB:1187:G:O4'	2.09	0.52
23:DB:1864:U:O2'	23:DB:1865:U:H5'	2.08	0.52
23:DB:2047:C:H2'	23:DB:2048:G:H8	1.74	0.52
23:DB:204:A:H4'	23:DB:205:G:OP1	2.09	0.52
25:DC:37:SER:H	25:DC:62:ARG:CB	2.21	0.52
27:DE:120:VAL:HG12	27:DE:121:VAL:N	2.18	0.52
28:DF:39:VAL:HG13	28:DF:84:ILE:HB	1.91	0.52
33:DL:69:ARG:HG3	33:DL:71:ALA:O	2.09	0.52
33:DL:90:VAL:CG1	33:DL:122:VAL:HG22	2.39	0.52
33:DL:92:LEU:HA	33:DL:96:LYS:HG2	1.91	0.52
23:DB:929:U:H1'	45:DY:24:LEU:O	2.09	0.52
1:AA:1115:U:H2'	1:AA:1116:U:C6	2.45	0.52
1:AA:1438:G:O2'	1:AA:1439:G:H5'	2.08	0.52
20:AB:160:LEU:O	20:AB:182:VAL:HA	2.09	0.52
6:AG:16:LYS:HG3	6:AG:43:TYR:OH	2.08	0.52
9:AJ:5:ARG:HD3	9:AJ:5:ARG:N	2.24	0.52
13:AN:81:ILE:O	13:AN:84:ARG:HB3	2.09	0.52
16:AQ:45:VAL:HG12	16:AQ:46:HIS:N	2.21	0.52
23:BB:1151:A:H2'	23:BB:1152:C:H6	1.74	0.52
23:BB:154:U:H2'	23:BB:155:A:H8	1.74	0.52
23:BB:2213:U:H2'	23:BB:2214:C:H5'	1.92	0.52
23:BB:2348:U:O2'	23:BB:2349:G:H5'	2.09	0.52
23:BB:2649:C:H2'	23:BB:2650:U:H6	1.73	0.52
23:BB:1664:A:H1'	23:BB:2726:A:N1	2.23	0.52
23:BB:279:A:N1	23:BB:362:A:H5'	2.24	0.52
23:BB:328:U:H4'	42:BU:65:GLN:HE21	1.74	0.52
23:BB:49:A:H4'	23:BB:49:A:OP1	2.09	0.52
25:BC:81:GLU:HB3	25:BC:90:ILE:CG2	2.40	0.52
26:BD:15:PHE:HB3	26:BD:18:ASP:HB3	1.90	0.52

Continued on next page...

Continued from previous page...

Atom-1	Atom-2	Interatomic distance (Å)	Clash overlap (Å)
23:BB:2750:A:H3'	29:BG:3:VAL:HG13	1.90	0.52
30:BH:41:LYS:H	30:BH:41:LYS:HD2	1.74	0.52
52:BI:81:LYS:HG3	52:BI:82:ALA:N	2.24	0.52
31:BJ:114:LEU:O	31:BJ:117:ALA:HB3	2.10	0.52
34:BM:32:GLY:HA2	34:BM:101:VAL:O	2.09	0.52
37:BP:47:ILE:HG23	37:BP:63:ILE:HG23	1.91	0.52
23:BB:2849:U:O4	37:BP:96:LEU:HD21	2.09	0.52
38:BQ:50:ARG:HA	38:BQ:53:LYS:CE	2.39	0.52
41:BT:50:LEU:C	41:BT:52:GLU:H	2.13	0.52
41:BT:3:ARG:HG2	41:BT:7:LEU:HB3	1.92	0.52
1:CA:1337:G:H5''	1:CA:1338:G:OP1	2.09	0.52
1:CA:1480:A:H2'	1:CA:1481:U:C6	2.43	0.52
1:CA:685:G:O2'	1:CA:686:U:H5'	2.09	0.52
20:CB:23:ASN:HD22	20:CB:24:PRO:CD	2.22	0.52
5:CF:85:ILE:HG22	5:CF:86:ARG:H	1.73	0.52
5:CF:38:ARG:NH1	5:CF:98:GLU:H	1.98	0.52
9:CJ:41:PRO:HA	9:CJ:72:ARG:CD	2.38	0.52
9:CJ:5:ARG:O	9:CJ:5:ARG:HG2	2.09	0.52
13:CN:5:MET:HA	13:CN:8:ARG:HG3	1.92	0.52
16:CQ:10:ARG:CZ	16:CQ:11:VAL:H	2.22	0.52
18:CS:43:MET:HB3	18:CS:61:VAL:HG11	1.91	0.52
48:D1:10:LEU:HD13	48:D1:50:GLU:OE1	2.10	0.52
50:D3:33:THR:CG2	50:D3:40:LYS:HD2	2.38	0.52
23:DB:2359:C:H4'	50:D3:51:LYS:HD2	1.91	0.52
22:DA:87:U:O2'	22:DA:88:C:H2'	2.08	0.52
23:DB:178:G:O2'	23:DB:179:C:H5'	2.09	0.52
23:DB:1911:U:H2'	23:DB:1918:A:N1	2.22	0.52
23:DB:323:C:H5	27:DE:165:HIS:HB2	1.74	0.52
30:DH:135:HIS:CD2	30:DH:137:GLU:H	2.26	0.52
37:DP:91:VAL:HG23	37:DP:113:LEU:HB3	1.92	0.52
37:DP:7:LEU:CD2	37:DP:11:GLN:HE21	2.22	0.52
37:DP:77:SER:HB2	37:DP:78:PRO:HD3	1.90	0.52
23:DB:1754:A:OP1	37:DP:95:LYS:HB2	2.10	0.52
38:DQ:26:ALA:CA	38:DQ:30:VAL:HG23	2.39	0.52
23:DB:997:G:OP1	38:DQ:92:LYS:HB3	2.09	0.52
1:AA:214:C:H2'	1:AA:215:C:H6	1.72	0.52
1:AA:333:U:H2'	1:AA:334:C:H6	1.74	0.52
1:AA:392:C:H2'	1:AA:393:A:H8	1.75	0.52
1:AA:556:C:O2'	1:AA:557:G:H5'	2.08	0.52
1:AA:858:G:O6	1:AA:869:G:H3'	2.09	0.52
2:AC:71:ARG:HB3	2:AC:74:ILE:HG22	1.92	0.52

Continued on next page...

Continued from previous page...

Atom-1	Atom-2	Interatomic distance (Å)	Clash overlap (Å)
2:AC:76:ILE:C	2:AC:82:ASP:HB2	2.30	0.52
2:AC:78:LYS:HG3	2:AC:78:LYS:O	2.10	0.52
3:AD:117:VAL:HG12	3:AD:130:ASN:C	2.30	0.52
6:AG:16:LYS:HD3	6:AG:16:LYS:C	2.29	0.52
8:AI:48:ARG:HA	8:AI:51:LEU:HD13	1.92	0.52
8:AI:47:VAL:HG12	8:AI:78:ILE:HB	1.91	0.52
1:AA:552:U:H4'	11:AL:82:ARG:HG2	1.92	0.52
9:AJ:56:HIS:N	13:AN:80:ARG:HH22	2.07	0.52
23:BB:1010:A:H5'	38:BQ:61:ILE:HD12	1.91	0.52
23:BB:2028:U:H2'	23:BB:2029:G:C8	2.44	0.52
23:BB:2618:G:O2'	26:BD:154:LYS:O	2.26	0.52
23:BB:2719:G:H4'	23:BB:2846:G:O3'	2.09	0.52
23:BB:522:A:H2'	23:BB:523:C:C6	2.45	0.52
23:BB:600:G:H2'	23:BB:601:C:C6	2.45	0.52
23:BB:995:C:N4	31:BJ:2:LYS:HB3	2.25	0.52
25:BC:114:GLN:HB2	25:BC:124:LYS:NZ	2.24	0.52
25:BC:46:GLY:O	25:BC:47:ARG:CB	2.56	0.52
25:BC:53:ILE:HD13	25:BC:218:THR:CG2	2.30	0.52
23:BB:2579:C:O2'	26:BD:138:LEU:HD13	2.10	0.52
31:BJ:34:ARG:HB3	31:BJ:39:LYS:HD2	1.91	0.52
32:BK:41:ILE:HG23	32:BK:42:THR:N	2.24	0.52
39:BR:90:ARG:NH1	39:BR:91:GLN:H	2.08	0.52
24:BV:14:LYS:HZ2	24:BV:18:ARG:HD2	1.72	0.52
1:CA:1000:A:H2'	1:CA:1001:C:H6	1.71	0.52
1:CA:1049:U:O2'	1:CA:1050:G:OP2	2.26	0.52
1:CA:1057:G:H5''	2:CC:153:SER:HB2	1.91	0.52
1:CA:1330:U:OP1	12:CM:22:TYR:O	2.27	0.52
1:CA:394:G:H2'	1:CA:395:C:H6	1.75	0.52
1:CA:537:G:H2'	1:CA:538:G:H8	1.75	0.52
1:CA:663:A:O2'	1:CA:664:G:H5'	2.10	0.52
3:CD:171:GLU:HG3	3:CD:182:LYS:CD	2.39	0.52
4:CE:35:LEU:CD1	4:CE:133:ILE:HA	2.40	0.52
5:CF:38:ARG:NH2	5:CF:63:ASN:HD21	2.07	0.52
5:CF:3:HIS:NE2	5:CF:95:ALA:HB2	2.24	0.52
6:CG:145:GLU:H	6:CG:148:LYS:HB2	1.75	0.52
6:CG:77:ARG:HD3	6:CG:79:VAL:HG23	1.92	0.52
1:CA:1060:U:C4'	9:CJ:54:SER:HB2	2.39	0.52
10:CK:109:ILE:H	10:CK:109:ILE:HD12	1.74	0.52
13:CN:31:SER:O	13:CN:40:ARG:HD3	2.09	0.52
1:CA:625:U:H4'	15:CP:16:PHE:CE2	2.44	0.52
23:DB:1034:G:H2'	23:DB:1035:U:C6	2.43	0.52

Continued on next page...

Continued from previous page...

Atom-1	Atom-2	Interatomic distance (Å)	Clash overlap (Å)
23:DB:136:G:C2	41:DT:3:ARG:NH2	2.77	0.52
23:DB:1374:G:H2'	23:DB:1375:U:C6	2.45	0.52
23:DB:1733:G:H2'	23:DB:1734:G:C8	2.45	0.52
23:DB:18:U:H2'	23:DB:19:A:C8	2.44	0.52
23:DB:19:A:H2'	23:DB:20:C:C6	2.44	0.52
23:DB:19:A:H2'	23:DB:20:C:H6	1.75	0.52
23:DB:20:C:O2'	23:DB:21:A:H5'	2.09	0.52
23:DB:2675:A:N1	23:DB:2732:G:O6	2.42	0.52
23:DB:2734:A:H2'	23:DB:2735:G:H5'	1.91	0.52
23:DB:324:A:N6	23:DB:339:U:H5'	2.24	0.52
23:DB:664:G:H2'	23:DB:665:U:C6	2.43	0.52
23:DB:721:A:H2'	23:DB:722:A:H8	1.74	0.52
32:DK:71:ARG:CB	32:DK:72:PRO:CD	2.87	0.52
33:DL:108:ALA:O	33:DL:109:LYS:HB2	2.09	0.52
37:DP:52:ARG:CB	37:DP:60:VAL:HG11	2.36	0.52
37:DP:6:GLN:N	37:DP:6:GLN:CD	2.63	0.52
39:DR:26:ASP:O	39:DR:27:ILE:HB	2.09	0.52
42:DU:21:ARG:HG3	42:DU:21:ARG:NH1	2.23	0.52
1:AA:1225:A:H3'	1:AA:1226:C:H6	1.74	0.52
1:AA:1390:U:H2'	1:AA:1391:U:C6	2.44	0.52
1:AA:317:U:H2'	1:AA:318:G:H8	1.73	0.52
20:AB:163:ILE:HD11	20:AB:209:VAL:HG12	1.92	0.52
5:AF:68:GLN:O	5:AF:71:ILE:HG13	2.09	0.52
6:AG:13:PRO:HA	6:AG:23:ALA:HB2	1.90	0.52
7:AH:64:TYR:CB	7:AH:69:ALA:HA	2.38	0.52
8:AI:61:ASP:O	8:AI:62:LEU:HD13	2.09	0.52
17:AR:31:TYR:CD2	17:AR:54:LEU:HD21	2.45	0.52
22:BA:54:G:H2'	22:BA:55:U:C6	2.44	0.52
23:BB:1242:U:H2'	23:BB:1243:C:C6	2.44	0.52
23:BB:1739:A:H2'	23:BB:1740:G:O4'	2.10	0.52
23:BB:175:G:H2'	23:BB:176:A:C8	2.45	0.52
23:BB:2553:G:H2'	23:BB:2554:U:H4'	1.90	0.52
23:BB:2734:A:H2'	23:BB:2735:G:H5'	1.91	0.52
23:BB:2741:A:H2'	23:BB:2742:G:O4'	2.08	0.52
23:BB:766:U:H2'	23:BB:767:U:C6	2.45	0.52
25:BC:49:THR:O	25:BC:50:THR:HB	2.10	0.52
32:BK:101:GLY:O	32:BK:119:ALA:HB1	2.08	0.52
33:BL:30:THR:HA	33:BL:36:LYS:CE	2.37	0.52
38:BQ:99:VAL:HG23	38:BQ:100:PHE:HD1	1.73	0.52
23:BB:143:C:O2'	41:BT:5:GLU:HA	2.09	0.52
42:BU:100:GLU:O	42:BU:102:ILE:HG13	2.10	0.52

Continued on next page...

Continued from previous page...

Atom-1	Atom-2	Interatomic distance (Å)	Clash overlap (Å)
42:BU:52:ASN:C	42:BU:54:PRO:HD3	2.30	0.52
23:BB:2386:A:H4'	43:BW:38:ARG:HB2	1.91	0.52
43:BW:36:ILE:HB	43:BW:68:PHE:CD2	2.41	0.52
1:CA:1302:C:H5''	1:CA:1303:C:OP2	2.10	0.52
4:CE:80:LEU:HD23	4:CE:122:VAL:HG11	1.91	0.52
13:CN:60:ARG:O	13:CN:61:ASN:HB2	2.09	0.52
14:CO:61:GLN:O	14:CO:65:LEU:HG	2.08	0.52
48:D1:20:TYR:O	48:D1:21:THR:HB	2.09	0.52
48:D1:46:VAL:HG22	48:D1:47:ILE:N	2.24	0.52
49:D2:12:ARG:HH21	49:D2:16:HIS:CB	2.22	0.52
23:DB:1099:G:N7	52:DI:3:LYS:HD3	2.25	0.52
23:DB:2280:G:O6	43:DW:10:ARG:NH2	2.41	0.52
23:DB:265:A:H62	23:DB:427:U:HO2'	1.56	0.52
23:DB:2774:C:H2'	23:DB:2775:G:O4'	2.09	0.52
23:DB:2794:C:H2'	23:DB:2795:C:C6	2.44	0.52
23:DB:288:U:O2'	23:DB:289:G:H5'	2.08	0.52
23:DB:2898:U:H2'	23:DB:2899:A:C8	2.45	0.52
23:DB:448:U:H3'	27:DE:79:ARG:NE	2.23	0.52
23:DB:533:G:H5'	38:DQ:23:TYR:HD1	1.73	0.52
25:DC:226:PRO:HG3	25:DC:232:GLY:O	2.10	0.52
25:DC:22:GLU:CD	25:DC:202:ARG:HE	2.12	0.52
35:DN:10:LEU:HG	35:DN:11:ASN:N	2.24	0.52
35:DN:4:ARG:N	35:DN:4:ARG:CZ	2.73	0.52
38:DQ:52:ARG:HG2	38:DQ:53:LYS:NZ	2.24	0.52
24:DV:9:ARG:HE	24:DV:20:LEU:HD11	1.74	0.52
1:AA:1170:A:O5'	1:AA:1170:A:H8	1.92	0.52
1:AA:1256:A:O2'	1:AA:1257:A:H5''	2.09	0.52
1:AA:246:A:C2	1:AA:282:A:C5	2.98	0.52
1:AA:303:A:H2'	1:AA:304:U:O4'	2.10	0.52
1:AA:33:A:H2'	1:AA:34:C:C6	2.45	0.52
1:AA:520:A:OP2	11:AL:47:ALA:HB1	2.09	0.52
1:AA:860:A:H2'	1:AA:861:G:O4'	2.09	0.52
20:AB:95:TRP:HH2	20:AB:100:LEU:HB2	1.74	0.52
20:AB:71:THR:HB	20:AB:167:HIS:CD2	2.44	0.52
20:AB:172:ILE:HG22	20:AB:176:ASN:ND2	2.25	0.52
20:AB:20:ARG:HG3	20:AB:20:ARG:HH11	1.73	0.52
20:AB:36:LYS:H	20:AB:36:LYS:HE3	1.71	0.52
8:AI:29:ILE:HD11	8:AI:37:TYR:HB3	1.92	0.52
17:AR:20:ILE:HG23	17:AR:53:GLN:NE2	2.25	0.52
23:BB:1000:A:H2'	23:BB:1001:A:C8	2.45	0.52
23:BB:142:A:C4	41:BT:2:ILE:HD12	2.44	0.52

Continued on next page...

Continued from previous page...

Atom-1	Atom-2	Interatomic distance (Å)	Clash overlap (Å)
23:BB:1506:U:H2'	23:BB:1507:C:C6	2.45	0.52
23:BB:1973:G:H2'	23:BB:1974:C:H6	1.75	0.52
23:BB:2014:A:OP1	40:BS:95:ARG:HB2	2.09	0.52
23:BB:2137:U:H6	23:BB:2137:U:O5'	1.93	0.52
23:BB:2298:A:H2'	23:BB:2299:U:O4'	2.10	0.52
23:BB:464:U:H2'	23:BB:465:G:O4'	2.10	0.52
23:BB:576:U:H2'	23:BB:577:G:C8	2.45	0.52
25:BC:112:GLY:O	25:BC:113:ASP:HB2	2.08	0.52
25:BC:114:GLN:HB2	25:BC:124:LYS:HZ2	1.73	0.52
25:BC:154:ALA:C	25:BC:156:SER:H	2.13	0.52
25:BC:20:ASN:HB2	25:BC:203:VAL:CG1	2.39	0.52
23:BB:1658:C:OP1	26:BD:136:ASN:HA	2.10	0.52
26:BD:165:MET:HG3	26:BD:166:GLY:H	1.74	0.52
27:BE:141:MET:HG3	27:BE:143:LEU:HB2	1.91	0.52
28:BF:18:GLU:C	28:BF:20:ASN:H	2.12	0.52
33:BL:116:VAL:HG11	33:BL:134:ALA:O	2.08	0.52
33:BL:63:LYS:O	33:BL:63:LYS:HD3	2.10	0.52
34:BM:33:LEU:HD13	34:BM:124:LEU:HD11	1.92	0.52
37:BP:93:LYS:HB2	37:BP:96:LEU:HA	1.91	0.52
39:BR:77:PHE:C	39:BR:78:ARG:HG3	2.30	0.52
42:BU:60:LYS:HG3	42:BU:61:GLU:N	2.24	0.52
42:BU:11:ILE:HB	42:BU:69:VAL:CG1	2.40	0.52
24:BV:42:LEU:HD12	24:BV:47:VAL:HG11	1.90	0.52
43:BW:66:VAL:HG13	43:BW:67:LYS:HG3	1.90	0.52
1:CA:1009:U:H2'	1:CA:1010:U:C6	2.44	0.52
1:CA:1070:U:H2'	1:CA:1071:C:H6	1.74	0.52
1:CA:1137:C:H1'	1:CA:1138:G:C2	2.44	0.52
1:CA:777:A:H2'	1:CA:778:G:C8	2.43	0.52
7:CH:111:THR:H	7:CH:114:ALA:HB3	1.74	0.52
11:CL:8:ARG:O	11:CL:10:PRO:HD3	2.08	0.52
11:CL:6:LEU:HB3	16:CQ:33:TYR:OH	2.09	0.52
22:DA:52:A:H2'	22:DA:53:A:H8	1.74	0.52
23:DB:110:G:O2'	23:DB:111:A:H5'	2.09	0.52
23:DB:1857:G:H2'	23:DB:1884:G:N2	2.24	0.52
23:DB:2364:C:H2'	23:DB:2365:G:O4'	2.10	0.52
23:DB:2882:A:OP1	35:DN:96:ARG:HD2	2.10	0.52
25:DC:172:THR:O	25:DC:173:LEU:CB	2.56	0.52
25:DC:193:GLU:C	25:DC:194:VAL:HG22	2.30	0.52
26:DD:122:VAL:HA	26:DD:128:ARG:CD	2.39	0.52
28:DF:55:ASP:O	28:DF:59:ILE:HB	2.10	0.52
23:DB:1099:G:O5'	52:DI:3:LYS:CA	2.57	0.52

Continued on next page...

Continued from previous page...

Atom-1	Atom-2	Interatomic distance (Å)	Clash overlap (Å)
52:DI:73:PRO:CG	52:DI:78:LEU:HD21	2.39	0.52
32:DK:15:GLY:HA3	32:DK:52:VAL:HB	1.92	0.52
33:DL:59:ARG:HH21	50:D3:5:THR:HB	1.75	0.52
33:DL:89:VAL:HG21	33:DL:123:ARG:CZ	2.39	0.52
35:DN:123:GLU:CG	35:DN:124:ALA:H	2.23	0.52
36:DO:27:VAL:HG13	36:DO:40:ILE:HD11	1.91	0.52
37:DP:25:VAL:O	37:DP:47:ILE:HB	2.10	0.52
38:DQ:82:LEU:CD1	38:DQ:112:ALA:HB2	2.39	0.52
39:DR:78:ARG:HD2	39:DR:88:GLY:O	2.09	0.52
40:DS:28:LYS:HB3	40:DS:31:GLN:HB2	1.92	0.52
23:DB:1341:G:H1'	41:DT:59:ASN:HB3	1.90	0.52
42:DU:82:VAL:HG21	42:DU:95:PHE:O	2.09	0.52
43:DW:38:ARG:HE	43:DW:40:ARG:HA	1.75	0.52
1:AA:1414:U:H2'	1:AA:1415:G:H8	1.74	0.52
1:AA:663:A:O2'	1:AA:664:G:H5'	2.09	0.52
1:AA:78:A:O5'	1:AA:78:A:H8	1.93	0.52
1:AA:986:U:H1'	18:AS:53:GLY:O	2.10	0.52
3:AD:159:GLU:HG3	3:AD:160:LEU:HD13	1.91	0.52
6:AG:62:GLU:O	6:AG:66:GLU:HG3	2.10	0.52
9:AJ:9:ARG:C	9:AJ:10:LEU:HD12	2.30	0.52
13:AN:65:GLN:HE21	13:AN:65:GLN:HA	1.74	0.52
49:B2:8:SER:OG	49:B2:11:LYS:HD3	2.09	0.52
23:BB:1374:G:H2'	23:BB:1375:U:C6	2.45	0.52
23:BB:1534:U:O2'	23:BB:1535:A:H8	1.93	0.52
23:BB:1656:C:H2'	23:BB:1657:U:H6	1.74	0.52
23:BB:170:U:O2'	23:BB:171:U:H5'	2.09	0.52
23:BB:2405:G:H1'	23:BB:2412:A:H61	1.75	0.52
23:BB:2742:G:OP1	51:B4:36:ARG:NE	2.43	0.52
23:BB:540:C:O2'	23:BB:541:A:H5'	2.10	0.52
23:BB:554:U:H2'	23:BB:555:G:O4'	2.10	0.52
23:BB:580:U:H2'	23:BB:581:C:H6	1.70	0.52
23:BB:65:U:H2'	23:BB:66:C:C6	2.44	0.52
23:BB:991:C:H2'	23:BB:992:C:H6	1.74	0.52
25:BC:124:LYS:HB2	25:BC:125:PRO:HD2	1.91	0.52
25:BC:24:HIS:CB	25:BC:27:LYS:HE3	2.39	0.52
26:BD:101:PHE:O	26:BD:102:ALA:HB3	2.10	0.52
26:BD:4:LEU:H	26:BD:49:GLN:NE2	2.08	0.52
33:BL:29:LYS:CD	33:BL:30:THR:H	2.18	0.52
34:BM:1:MET:HA	34:BM:65:ILE:HG12	1.90	0.52
36:BO:19:GLN:HA	43:BW:76:ARG:NH2	2.25	0.52
36:BO:30:ARG:HG2	36:BO:30:ARG:HH11	1.75	0.52

Continued on next page...

Continued from previous page...

Atom-1	Atom-2	Interatomic distance (Å)	Clash overlap (Å)
36:BO:55:GLU:HB2	36:BO:60:GLU:O	2.10	0.52
38:BQ:57:ARG:HA	38:BQ:60:TRP:CE3	2.43	0.52
39:BR:43:ASN:C	39:BR:45:GLU:H	2.11	0.52
39:BR:78:ARG:CB	39:BR:87:GLN:HA	2.31	0.52
24:BV:21:ARG:HE	24:BV:87:GLN:CB	2.23	0.52
24:BV:80:HIS:HB3	24:BV:83:LYS:O	2.09	0.52
43:BW:22:VAL:HG12	43:BW:23:LYS:N	2.25	0.52
46:BZ:64:PHE:CA	46:BZ:67:PRO:HD2	2.39	0.52
1:CA:1074:G:H2'	1:CA:1075:U:H6	1.74	0.52
1:CA:1149:C:O2'	1:CA:1150:A:H5'	2.09	0.52
1:CA:1307:U:H2'	1:CA:1308:U:C6	2.45	0.52
1:CA:1351:U:O2'	1:CA:1352:C:H5'	2.10	0.52
1:CA:33:A:H2'	1:CA:34:C:C6	2.45	0.52
1:CA:474:G:H2'	1:CA:475:C:H6	1.73	0.52
1:CA:711:G:O2'	1:CA:712:A:H5'	2.10	0.52
1:CA:730:G:O2'	1:CA:766:A:H5'	2.08	0.52
1:CA:82:G:H2'	1:CA:83:C:O4'	2.09	0.52
2:CC:149:LYS:HG3	2:CC:166:TRP:NE1	2.24	0.52
3:CD:18:LEU:HD12	3:CD:63:ILE:HB	1.91	0.52
5:CF:92:THR:O	5:CF:93:LYS:HB2	2.09	0.52
1:CA:939:G:H5''	6:CG:101:ARG:CZ	2.40	0.52
9:CJ:55:PRO:HA	13:CN:80:ARG:NH2	2.24	0.52
14:CO:62:ARG:NH1	14:CO:86:LEU:HD21	2.25	0.52
51:D4:11:CYS:SG	51:D4:26:ILE:C	2.88	0.52
51:D4:18:LYS:HE2	51:D4:19:ARG:H	1.68	0.52
23:DB:1050:A:H2'	23:DB:1051:G:O4'	2.09	0.52
23:DB:1133:A:H2	23:DB:2038:G:H21	1.58	0.52
23:DB:1309:G:H5'	49:D2:7:PRO:HB2	1.90	0.52
23:DB:137:U:C2'	23:DB:138:U:H5'	2.39	0.52
23:DB:1506:U:H2'	23:DB:1507:C:C6	2.45	0.52
23:DB:1739:A:H2'	23:DB:1740:G:O4'	2.10	0.52
23:DB:1986:C:O2'	23:DB:1987:A:H5'	2.10	0.52
23:DB:2083:G:H2'	23:DB:2084:C:H6	1.75	0.52
23:DB:2719:G:H4'	23:DB:2846:G:O3'	2.09	0.52
23:DB:448:U:O4'	23:DB:448:U:O2	2.27	0.52
23:DB:589:U:H2'	23:DB:590:A:H8	1.72	0.52
23:DB:737:C:O2'	23:DB:738:G:H5'	2.09	0.52
23:DB:931:U:H3	23:DB:1166:G:N2	2.07	0.52
26:DD:139:SER:O	26:DD:141:ARG:N	2.42	0.52
26:DD:31:ALA:HA	26:DD:51:THR:CA	2.34	0.52
27:DE:46:GLN:NE2	27:DE:87:ALA:N	2.58	0.52

Continued on next page...

Continued from previous page...

Atom-1	Atom-2	Interatomic distance (Å)	Clash overlap (Å)
29:DG:41:GLU:HB2	29:DG:52:GLY:HA3	1.92	0.52
31:DJ:10:THR:O	31:DJ:11:VAL:HB	2.08	0.52
31:DJ:120:ARG:HB3	31:DJ:121:LYS:HZ1	1.74	0.52
31:DJ:49:ASP:O	31:DJ:50:THR:HB	2.09	0.52
33:DL:19:LEU:N	33:DL:19:LEU:HD22	2.24	0.52
23:DB:1252:G:H21	38:DQ:32:ARG:NE	2.07	0.52
38:DQ:47:ARG:HH22	38:DQ:50:ARG:HB2	1.75	0.52
39:DR:4:VAL:HG11	39:DR:46:GLU:OE2	2.10	0.52
39:DR:6:GLN:CG	39:DR:7:SER:H	2.18	0.52
40:DS:7:HIS:CD2	40:DS:46:LEU:HD13	2.44	0.52
24:DV:44:HIS:C	24:DV:46:LYS:H	2.13	0.52
43:DW:36:ILE:HD12	43:DW:37:VAL:H	1.73	0.52
43:DW:44:PHE:HB3	43:DW:77:LYS:O	2.09	0.52
36:DO:15:ARG:HH22	43:DW:76:ARG:CG	2.22	0.52
1:AA:1510:C:H2'	1:AA:1511:G:C8	2.44	0.52
1:AA:462:G:H2'	1:AA:463:U:C6	2.44	0.52
1:AA:764:C:C2'	1:AA:765:G:H5'	2.39	0.52
1:AA:894:G:O2'	1:AA:895:G:H5'	2.10	0.52
1:AA:924:C:O2'	1:AA:925:G:H5'	2.08	0.52
4:AE:35:LEU:HD11	4:AE:136:VAL:HG11	1.92	0.52
16:AQ:16:MET:CB	16:AQ:19:SER:HB2	2.39	0.52
21:AU:13:VAL:O	21:AU:14:ALA:HB2	2.09	0.52
51:B4:24:ARG:HG2	51:B4:26:ILE:H	1.74	0.52
23:BB:1149:G:H2'	23:BB:1150:C:H6	1.74	0.52
23:BB:1274:A:N3	23:BB:1297:C:H1'	2.25	0.52
23:BB:1341:G:H2'	23:BB:1397:U:O2'	2.09	0.52
23:BB:1717:A:H2'	23:BB:1718:G:O4'	2.10	0.52
23:BB:2070:A:H2'	23:BB:2071:A:H8	1.74	0.52
23:BB:107:G:H21	23:BB:346:A:H62	1.57	0.52
23:BB:445:C:H5'	27:BE:47:LYS:NZ	2.17	0.52
23:BB:27:G:H1'	23:BB:513:A:H61	1.74	0.52
23:BB:656:G:H2'	23:BB:657:U:C6	2.45	0.52
23:BB:920:A:H2'	23:BB:921:C:H6	1.75	0.52
25:BC:52:HIS:O	25:BC:53:ILE:HB	2.09	0.52
25:BC:61:TYR:CZ	25:BC:63:ILE:HD11	2.45	0.52
26:BD:154:LYS:C	26:BD:156:PHE:N	2.62	0.52
26:BD:34:VAL:HG23	26:BD:93:GLY:O	2.09	0.52
28:BF:103:ILE:HA	28:BF:107:VAL:HG21	1.90	0.52
52:BI:32:VAL:HG22	52:BI:60:VAL:CG2	2.40	0.52
32:BK:118:LEU:HD12	32:BK:118:LEU:N	2.24	0.52
32:BK:63:VAL:HG12	32:BK:103:VAL:HA	1.92	0.52

Continued on next page...

Continued from previous page...

Atom-1	Atom-2	Interatomic distance (Å)	Clash overlap (Å)
34:BM:65:ILE:HG22	34:BM:101:VAL:HG12	1.92	0.52
40:BS:28:LYS:HB3	40:BS:71:VAL:CG2	2.40	0.52
24:BV:5:ASN:HA	24:BV:64:VAL:HB	1.92	0.52
43:BW:65:LYS:O	43:BW:66:VAL:HB	2.08	0.52
44:BX:47:ARG:O	44:BX:47:ARG:HG2	2.10	0.52
45:BY:3:THR:HA	45:BY:47:ILE:CD1	2.39	0.52
45:BY:9:THR:CB	45:BY:54:VAL:HA	2.34	0.52
1:CA:1213:A:O2'	1:CA:1214:C:H5''	2.10	0.52
1:CA:1317:C:H2'	1:CA:1318:A:O4'	2.10	0.52
1:CA:769:G:H4'	1:CA:1513:A:H4'	1.92	0.52
1:CA:303:A:H2'	1:CA:304:U:O4'	2.10	0.52
20:CB:104:LYS:NZ	20:CB:104:LYS:HB2	2.20	0.52
20:CB:44:LYS:O	20:CB:47:PRO:HD2	2.10	0.52
6:CG:49:LEU:HD23	6:CG:49:LEU:O	2.09	0.52
12:CM:100:ARG:HB2	12:CM:102:LYS:HG2	1.91	0.52
15:CP:22:ALA:CB	15:CP:32:PHE:HA	2.40	0.52
17:CR:23:LYS:C	17:CR:23:LYS:HD2	2.30	0.52
23:DB:686:U:H1'	49:D2:5:PHE:O	2.10	0.52
50:D3:46:LYS:HD2	50:D3:47:ALA:H	1.72	0.52
23:DB:1386:C:H2'	23:DB:1387:A:H8	1.74	0.52
23:DB:1745:A:O2'	23:DB:1746:A:H5'	2.09	0.52
23:DB:1845:G:O2'	23:DB:1846:G:H5'	2.10	0.52
23:DB:1957:C:H2'	23:DB:1958:C:H6	1.74	0.52
23:DB:2250:G:H21	23:DB:2496:C:C4'	2.22	0.52
23:DB:2316:G:O2'	23:DB:2317:A:H5'	2.10	0.52
23:DB:419:U:H2'	23:DB:420:C:H6	1.75	0.52
23:DB:600:G:H2'	23:DB:601:C:C6	2.44	0.52
23:DB:1818:U:H5''	25:DC:155:ARG:HG2	1.92	0.52
25:DC:231:HIS:ND1	25:DC:242:HIS:ND1	2.56	0.52
25:DC:179:GLU:OE2	25:DC:267:VAL:HG23	2.10	0.52
26:DD:129:THR:O	26:DD:140:HIS:HA	2.10	0.52
26:DD:4:LEU:CD1	26:DD:79:LEU:HD22	2.40	0.52
27:DE:147:LEU:HB2	27:DE:183:PHE:CD1	2.45	0.52
27:DE:21:ARG:HD3	27:DE:25:GLU:CB	2.40	0.52
55:DB:3322:HOH:O	27:DE:63:LYS:HE2	2.09	0.52
52:DI:105:LEU:HD11	52:DI:139:VAL:CG2	2.36	0.52
31:DJ:100:VAL:O	31:DJ:101:ILE:HB	2.10	0.52
33:DL:34:GLY:CA	39:DR:85:LYS:HE2	2.40	0.52
35:DN:14:SER:HA	35:DN:17:ARG:NH2	2.24	0.52
37:DP:52:ARG:O	37:DP:60:VAL:HG21	2.09	0.52
38:DQ:46:TYR:HA	39:DR:77:PHE:CD2	2.43	0.52

Continued on next page...

Continued from previous page...

Atom-1	Atom-2	Interatomic distance (Å)	Clash overlap (Å)
39:DR:85:LYS:O	39:DR:86:GLN:HB3	2.10	0.52
41:DT:86:THR:O	41:DT:87:LEU:HB2	2.08	0.52
46:DZ:5:ILE:HG13	46:DZ:51:VAL:CG1	2.38	0.52
1:AA:1243:C:H2'	1:AA:1244:G:H8	1.75	0.52
1:AA:1518:A:H2'	1:AA:1519:A:C8	2.45	0.52
1:AA:217:C:O2'	1:AA:218:U:H5'	2.10	0.52
1:AA:541:G:H2'	1:AA:542:G:H8	1.75	0.52
1:AA:60:A:O2'	1:AA:61:G:P	2.66	0.52
1:AA:677:U:H2'	1:AA:678:U:C6	2.44	0.52
12:AM:53:ASP:HA	12:AM:56:ARG:CD	2.40	0.52
19:AT:57:VAL:C	19:AT:60:GLN:HE22	2.13	0.52
22:BA:32:U:H2'	22:BA:33:G:O4'	2.09	0.52
23:BB:52:A:C5	23:BB:118:A:C2	2.98	0.52
23:BB:1256:G:H21	27:BE:77:ILE:HG23	1.75	0.52
23:BB:1545:A:H2'	23:BB:1546:G:O4'	2.09	0.52
23:BB:1791:A:H5'	25:BC:207:ALA:HA	1.91	0.52
23:BB:1957:C:H2'	23:BB:1958:C:H6	1.74	0.52
23:BB:570:G:H2'	23:BB:2030:A:N7	2.24	0.52
23:BB:2189:U:H2'	23:BB:2190:G:H8	1.74	0.52
23:BB:2229:U:H2'	23:BB:2230:G:C8	2.45	0.52
23:BB:397:U:H2'	23:BB:398:C:C6	2.45	0.52
23:BB:807:U:O2'	23:BB:808:G:H5'	2.10	0.52
25:BC:141:HIS:HD2	25:BC:193:GLU:H	1.57	0.52
25:BC:230:PRO:O	25:BC:231:HIS:HB3	2.09	0.52
26:BD:115:GLY:HA3	26:BD:166:GLY:CA	2.39	0.52
52:BI:76:ALA:O	52:BI:80:LYS:HG3	2.10	0.52
31:BJ:75:TYR:N	31:BJ:75:TYR:CD2	2.78	0.52
37:BP:61:ARG:HB2	37:BP:61:ARG:CZ	2.40	0.52
41:BT:93:LEU:HD22	41:BT:93:LEU:N	2.23	0.52
42:BU:38:ILE:O	42:BU:39:ASN:HB2	2.08	0.52
1:CA:1226:C:H5''	12:CM:101:THR:O	2.10	0.52
1:CA:287:U:O2'	1:CA:288:A:H5'	2.08	0.52
1:CA:323:U:H2'	1:CA:324:G:O4'	2.10	0.52
4:CE:149:PRO:HG2	4:CE:150:GLU:OE2	2.09	0.52
9:CJ:9:ARG:CB	9:CJ:99:GLN:HG3	2.39	0.52
12:CM:68:LEU:HD22	12:CM:69:ARG:NH1	2.25	0.52
33:DL:62:PRO:HB3	50:D3:12:ARG:CD	2.40	0.52
50:D3:33:THR:HG22	50:D3:40:LYS:HD2	1.91	0.52
50:D3:40:LYS:O	50:D3:43:LEU:HD13	2.10	0.52
23:DB:1516:G:O2'	23:DB:1517:G:H5'	2.10	0.52
23:DB:2135:A:C2	23:DB:2136:G:C8	2.98	0.52

Continued on next page...

Continued from previous page...

Atom-1	Atom-2	Interatomic distance (Å)	Clash overlap (Å)
23:DB:2688:G:H1'	23:DB:2721:A:H61	1.74	0.52
23:DB:807:U:O2'	23:DB:808:G:H5'	2.10	0.52
31:DJ:41:LYS:CD	31:DJ:44:TYR:HB3	2.39	0.52
33:DL:123:ARG:CA	33:DL:142:ILE:HA	2.39	0.52
34:DM:41:LEU:CG	34:DM:46:ILE:HD11	2.40	0.52
35:DN:63:ARG:HA	35:DN:80:PHE:CZ	2.45	0.52
37:DP:50:ARG:HG3	37:DP:99:LEU:H	1.75	0.52
39:DR:44:GLY:H	39:DR:53:PHE:HE2	1.57	0.52
39:DR:76:LYS:HB3	39:DR:90:ARG:CB	2.40	0.52
41:DT:38:ALA:O	41:DT:42:GLU:HB3	2.10	0.52
41:DT:65:GLY:HA3	41:DT:76:ARG:NH2	2.25	0.52
43:DW:60:ALA:CB	43:DW:80:SER:HA	2.37	0.52
44:DX:6:LEU:HD22	44:DX:56:LEU:HD12	1.92	0.52
46:DZ:36:VAL:O	46:DZ:36:VAL:HG23	2.10	0.52
1:AA:1410:A:H2'	1:AA:1411:C:C6	2.45	0.52
1:AA:442:G:H2'	1:AA:443:C:C6	2.45	0.52
2:AC:154:GLY:HA2	2:AC:163:ARG:H	1.73	0.52
2:AC:30:ASP:O	2:AC:33:ASP:HB3	2.09	0.52
2:AC:61:LYS:O	2:AC:96:VAL:HB	2.09	0.52
2:AC:87:ARG:HG3	2:AC:100:ILE:CG2	2.38	0.52
3:AD:99:ASN:ND2	3:AD:110:ARG:HE	2.08	0.52
6:AG:41:ILE:HG13	6:AG:116:ALA:HA	1.91	0.52
7:AH:12:ARG:NH1	7:AH:26:MET:HB2	2.24	0.52
17:AR:70:THR:HG23	17:AR:71:ASP:H	1.75	0.52
23:BB:1213:A:C6	23:BB:1237:A:H1'	2.45	0.52
23:BB:1845:G:O2'	23:BB:1846:G:H5'	2.10	0.52
23:BB:2077:A:H2'	23:BB:2078:C:H6	1.72	0.52
23:BB:2186:G:H2'	23:BB:2187:U:O4'	2.10	0.52
23:BB:2354:C:O3'	43:BW:30:VAL:HG13	2.10	0.52
23:BB:2373:G:H2'	23:BB:2374:C:C6	2.45	0.52
23:BB:396:G:H5'	46:BZ:9:TYR:CB	2.34	0.52
23:BB:416:U:H2'	23:BB:417:C:H6	1.75	0.52
23:BB:526:A:N6	23:BB:2626:C:C4'	2.73	0.52
23:BB:753:A:H2'	23:BB:754:U:C6	2.45	0.52
23:BB:773:U:H5'	23:BB:774:G:OP2	2.10	0.52
23:BB:973:A:OP1	23:BB:973:A:H8	1.92	0.52
23:BB:978:G:H2'	23:BB:979:A:H8	1.75	0.52
25:BC:140:VAL:HG11	25:BC:163:ILE:HD11	1.92	0.52
25:BC:164:VAL:HB	25:BC:167:ASP:CG	2.30	0.52
25:BC:51:ARG:CD	25:BC:51:ARG:O	2.58	0.52
28:BF:136:ILE:HD12	28:BF:136:ILE:N	2.25	0.52

Continued on next page...

Continued from previous page...

Atom-1	Atom-2	Interatomic distance (Å)	Clash overlap (Å)
28:BF:135:ILE:HB	28:BF:142:TYR:CE1	2.45	0.52
31:BJ:10:THR:HG22	31:BJ:50:THR:HA	1.90	0.52
23:BB:558:U:P	31:BJ:113:PRO:HG2	2.50	0.52
31:BJ:1:MET:SD	39:BR:14:VAL:HG21	2.50	0.52
34:BM:67:VAL:HB	34:BM:100:LYS:CD	2.40	0.52
35:BN:122:ALA:HA	47:B0:49:ARG:NH1	2.25	0.52
37:BP:63:ILE:N	37:BP:63:ILE:HD12	2.24	0.52
40:BS:11:ARG:HA	40:BS:100:THR:HG22	1.92	0.52
24:BV:82:TYR:HD2	24:BV:82:TYR:N	2.08	0.52
1:CA:1354:U:H2'	1:CA:1355:G:C8	2.44	0.52
1:CA:1355:G:O2'	1:CA:1356:G:H5'	2.10	0.52
1:CA:394:G:H2'	1:CA:395:C:C6	2.45	0.52
1:CA:537:G:H2'	1:CA:538:G:C8	2.45	0.52
20:CB:161:PHE:HA	20:CB:183:PHE:O	2.09	0.52
2:CC:156:LEU:HD12	2:CC:163:ARG:HG3	1.91	0.52
6:CG:96:ASN:O	6:CG:100:MET:HG2	2.10	0.52
8:CI:40:ARG:HA	8:CI:44:ARG:CZ	2.40	0.52
8:CI:9:GLY:HA2	8:CI:80:HIS:HB3	1.92	0.52
10:CK:85:VAL:CG2	10:CK:92:ARG:HH12	2.22	0.52
13:CN:53:ASP:HA	13:CN:58:ARG:HH11	1.75	0.52
18:CS:11:ASP:HB2	18:CS:14:LEU:HD23	1.92	0.52
19:CT:74:HIS:O	19:CT:78:LEU:HG	2.10	0.52
21:CU:16:ARG:HA	21:CU:19:LYS:NZ	2.25	0.52
49:D2:7:PRO:O	49:D2:8:SER:HB3	2.09	0.52
23:DB:1010:A:H4'	38:DQ:75:TYR:CD2	2.45	0.52
23:DB:1013:C:H2'	23:DB:1014:A:C8	2.44	0.52
23:DB:1441:G:H2'	23:DB:1442:U:H6	1.73	0.52
23:DB:1595:C:O2'	23:DB:1596:A:H5'	2.10	0.52
23:DB:1599:U:H2'	23:DB:1600:C:H6	1.75	0.52
23:DB:1739:A:H2'	23:DB:1740:G:H8	1.74	0.52
23:DB:2547:A:H2'	23:DB:2548:U:C6	2.45	0.52
23:DB:2599:G:C8	25:DC:234:GLY:HA2	2.45	0.52
23:DB:2862:G:H2'	23:DB:2863:C:C6	2.45	0.52
23:DB:352:A:H3'	23:DB:353:C:C6	2.45	0.52
23:DB:1790:C:O2'	25:DC:207:ALA:HB2	2.09	0.52
33:DL:57:LEU:O	33:DL:58:TYR:HB2	2.10	0.52
36:DO:25:ARG:CB	36:DO:94:ARG:HH22	2.23	0.52
40:DS:85:ILE:C	40:DS:85:ILE:HD13	2.31	0.52
41:DT:19:LYS:NZ	41:DT:26:LYS:HE2	2.25	0.52
42:DU:13:LEU:HD11	42:DU:69:VAL:H	1.75	0.52
45:DY:52:PHE:HB3	45:DY:53:MET:CE	2.40	0.52

Continued on next page...

Continued from previous page...

Atom-1	Atom-2	Interatomic distance (Å)	Clash overlap (Å)
46:DZ:1:MET:HA	46:DZ:9:TYR:CE1	2.44	0.52
1:AA:938:A:H1'	1:AA:1376:U:O2'	2.10	0.52
5:AF:47:LEU:HB3	17:AR:65:SER:OG	2.10	0.52
7:AH:84:ILE:N	7:AH:84:ILE:HD12	2.24	0.52
8:AI:15:ALA:O	8:AI:66:VAL:HG23	2.09	0.52
9:AJ:88:MET:C	9:AJ:90:LEU:H	2.13	0.52
12:AM:63:VAL:HG12	12:AM:68:LEU:HG	1.92	0.52
1:AA:1048:G:H4'	13:AN:2:LYS:HZ2	1.72	0.52
1:AA:625:U:H4'	15:AP:16:PHE:CE2	2.44	0.52
48:B1:22:THR:O	48:B1:23:THR:HG23	2.10	0.52
23:BB:1745:A:H2'	23:BB:1746:A:C8	2.45	0.52
23:BB:1857:G:H2'	23:BB:1884:G:N2	2.24	0.52
23:BB:1939:U:H6	23:BB:1939:U:H5'	1.75	0.52
23:BB:1986:C:O2'	23:BB:1987:A:H5'	2.10	0.52
23:BB:2181:U:H2'	23:BB:2182:U:O4'	2.10	0.52
23:BB:2581:G:OP2	23:BB:2581:G:N2	2.43	0.52
23:BB:2862:G:H2'	23:BB:2863:C:C6	2.45	0.52
23:BB:458:G:H1'	23:BB:459:U:H5	1.73	0.52
23:BB:781:A:OP1	25:BC:216:ARG:NH2	2.42	0.52
25:BC:28:PRO:O	25:BC:29:PHE:CB	2.58	0.52
27:BE:113:VAL:HA	27:BE:117:ARG:HD3	1.92	0.52
27:BE:133:LEU:HD12	27:BE:136:GLN:OE1	2.09	0.52
28:BF:133:GLU:OE1	28:BF:147:ARG:HD3	2.10	0.52
28:BF:109:ARG:HG2	28:BF:136:ILE:HG13	1.92	0.52
31:BJ:7:LYS:HZ3	31:BJ:48:VAL:CB	2.22	0.52
32:BK:40:LYS:HZ2	32:BK:89:ASN:HD21	1.58	0.52
33:BL:132:ARG:HH11	33:BL:132:ARG:HG2	1.75	0.52
33:BL:82:LEU:O	33:BL:83:ALA:HB3	2.09	0.52
36:BO:59:ALA:CB	36:BO:63:LYS:HB2	2.40	0.52
31:BJ:45:THR:HB	38:BQ:63:ARG:HH12	1.75	0.52
38:BQ:87:VAL:HB	39:BR:55:ASP:OD2	2.10	0.52
44:BX:22:LEU:HA	44:BX:47:ARG:HH12	1.75	0.52
1:CA:1060:U:H5''	9:CJ:53:ILE:HG12	1.91	0.52
1:CA:1073:U:O2'	1:CA:1074:G:H5'	2.10	0.52
1:CA:1405:G:O2'	1:CA:1406:U:H5'	2.10	0.52
1:CA:246:A:C2	1:CA:282:A:C5	2.98	0.52
1:CA:894:G:O2'	1:CA:895:G:H5'	2.10	0.52
1:CA:902:G:H2'	1:CA:903:G:H8	1.74	0.52
20:CB:57:ASN:HA	20:CB:60:ALA:HB3	1.90	0.52
2:CC:127:VAL:HB	2:CC:128:MET:HE3	1.91	0.52
2:CC:2:GLN:HE21	2:CC:2:GLN:CA	2.23	0.52

Continued on next page...

Continued from previous page...

Atom-1	Atom-2	Interatomic distance (Å)	Clash overlap (Å)
4:CE:15:ILE:HG22	4:CE:16:ALA:N	2.25	0.52
4:CE:89:THR:CG2	4:CE:90:GLY:N	2.73	0.52
8:CI:114:LYS:H	8:CI:114:LYS:HD2	1.75	0.52
8:CI:26:LYS:HG3	8:CI:61:ASP:OD2	2.10	0.52
8:CI:56:MET:HG3	8:CI:57:VAL:HG23	1.92	0.52
11:CL:64:SER:HB2	11:CL:81:ILE:HD12	1.92	0.52
15:CP:54:LEU:HD13	15:CP:80:LYS:NZ	2.25	0.52
19:CT:43:LYS:HB3	19:CT:86:ALA:CB	2.39	0.52
22:DA:109:A:H2'	22:DA:110:C:H6	1.75	0.52
22:DA:44:G:N3	22:DA:47:C:N4	2.57	0.52
23:DB:1309:G:H4'	49:D2:7:PRO:HB2	1.92	0.52
23:DB:2086:U:H2'	23:DB:2087:G:H8	1.72	0.52
23:DB:2090:A:O3'	46:DZ:49:ARG:HD3	2.10	0.52
23:DB:1801:A:H5'	23:DB:2203:U:O2'	2.09	0.52
23:DB:2370:G:H2'	23:DB:2371:G:O4'	2.10	0.52
23:DB:283:G:H2'	23:DB:284:U:H6	1.75	0.52
23:DB:31:C:O2'	23:DB:32:C:H5'	2.10	0.52
28:DF:32:LYS:HE2	28:DF:156:THR:OG1	2.09	0.52
29:DG:151:ARG:HB2	29:DG:151:ARG:NH1	2.21	0.52
31:DJ:41:LYS:HE2	31:DJ:46:PRO:HD3	1.91	0.52
32:DK:61:VAL:CG1	32:DK:87:LEU:HD11	2.39	0.52
32:DK:95:ILE:O	32:DK:95:ILE:HG12	2.10	0.52
35:DN:42:LYS:CA	35:DN:42:LYS:HE3	2.39	0.52
35:DN:86:ARG:CB	35:DN:86:ARG:HH11	2.20	0.52
37:DP:27:VAL:HG23	37:DP:86:LYS:CB	2.40	0.52
41:DT:76:ARG:CG	41:DT:77:ARG:N	2.70	0.52
43:DW:60:ALA:HB3	43:DW:80:SER:CA	2.39	0.52
43:DW:67:LYS:CD	43:DW:71:LYS:H	2.23	0.52
45:DY:1:ALA:HB1	45:DY:37:ARG:HB3	1.92	0.52
1:AA:1060:U:H4'	9:AJ:54:SER:HB2	1.92	0.51
1:AA:978:A:HO2'	1:AA:1322:C:H5	1.55	0.51
1:AA:140:U:H2'	1:AA:141:G:H8	1.73	0.51
1:AA:648:A:H2'	1:AA:649:A:C8	2.45	0.51
4:AE:104:ILE:CD1	4:AE:114:LEU:HB2	2.40	0.51
47:B0:35:GLU:CG	47:B0:36:LYS:N	2.73	0.51
50:B3:23:HIS:CD2	50:B3:47:ALA:HA	2.45	0.51
51:B4:15:LYS:HB2	51:B4:26:ILE:HD11	1.91	0.51
23:BB:1228:G:H2'	23:BB:1229:C:C6	2.45	0.51
23:BB:1430:G:H2'	23:BB:1431:A:H8	1.74	0.51
23:BB:189:G:H2'	23:BB:205:G:N2	2.26	0.51
23:BB:1916:A:H2'	23:BB:1917:U:C6	2.44	0.51

Continued on next page...

Continued from previous page...

Atom-1	Atom-2	Interatomic distance (Å)	Clash overlap (Å)
23:BB:2052:A:C5'	26:BD:148:GLN:H	2.21	0.51
23:BB:208:C:H2'	23:BB:209:C:C6	2.45	0.51
23:BB:2195:U:H2'	23:BB:2196:C:H6	1.76	0.51
23:BB:233:A:H61	23:BB:428:A:H61	1.57	0.51
23:BB:27:G:HO2'	23:BB:28:A:H8	1.56	0.51
23:BB:995:C:OP2	38:BQ:53:LYS:HE2	2.08	0.51
27:BE:132:LYS:HD3	27:BE:133:LEU:HD22	1.91	0.51
27:BE:152:GLU:H	27:BE:171:ASP:HB3	1.75	0.51
27:BE:47:LYS:N	27:BE:47:LYS:HD3	2.12	0.51
28:BF:77:LYS:NZ	28:BF:79:ARG:HE	2.08	0.51
30:BH:125:THR:OG1	30:BH:146:VAL:HB	2.10	0.51
31:BJ:122:LEU:HD12	31:BJ:123:LYS:N	2.24	0.51
31:BJ:81:ILE:HG23	31:BJ:82:GLY:N	2.25	0.51
32:BK:47:ILE:HG23	32:BK:48:PRO:CD	2.40	0.51
38:BQ:47:ARG:HH21	38:BQ:51:GLN:N	2.08	0.51
40:BS:2:GLU:OE1	40:BS:108:SER:HB3	2.10	0.51
43:BW:45:HIS:ND1	43:BW:64:GLY:HA3	2.24	0.51
46:BZ:5:ILE:N	46:BZ:5:ILE:HD12	2.17	0.51
1:CA:1023:U:H2'	1:CA:1024:G:H8	1.75	0.51
1:CA:252:U:H2'	1:CA:253:A:H8	1.74	0.51
1:CA:280:C:H1'	16:CQ:39:ARG:NH1	2.25	0.51
1:CA:940:C:H2'	1:CA:941:G:C8	2.45	0.51
1:CA:960:U:O2'	1:CA:961:U:P	2.68	0.51
20:CB:31:PHE:N	20:CB:41:ASN:HB2	2.25	0.51
3:CD:121:ALA:HA	3:CD:145:ARG:HG3	1.93	0.51
3:CD:2:ARG:O	3:CD:3:TYR:HB3	2.10	0.51
6:CG:63:VAL:CG1	6:CG:126:ALA:HB1	2.40	0.51
6:CG:4:ARG:HB2	6:CG:4:ARG:NH1	2.25	0.51
7:CH:45:ILE:HD13	7:CH:60:LEU:HD11	1.91	0.51
10:CK:70:ALA:HA	10:CK:73:VAL:HG22	1.91	0.51
11:CL:23:LEU:C	11:CL:25:ALA:H	2.13	0.51
13:CN:50:LEU:CD1	13:CN:51:PRO:HD3	2.40	0.51
13:CN:65:GLN:HG2	13:CN:82:LYS:HG3	1.92	0.51
23:DB:1021:A:H61	23:DB:1142:A:H61	1.52	0.51
23:DB:1563:U:H2'	23:DB:1564:C:C6	2.45	0.51
23:DB:1639:C:H2'	23:DB:1640:A:C5'	2.33	0.51
23:DB:192:C:C2'	23:DB:193:U:H5'	2.39	0.51
23:DB:2440:C:H5'	55:DB:3424:HOH:O	2.10	0.51
23:DB:2755:C:H2'	51:D4:19:ARG:NH2	2.25	0.51
23:DB:656:G:H2'	23:DB:657:U:C6	2.45	0.51
23:DB:771:G:O2'	23:DB:772:C:H5'	2.10	0.51

Continued on next page...

Continued from previous page...

Atom-1	Atom-2	Interatomic distance (Å)	Clash overlap (Å)
23:DB:845:A:N1	23:DB:847:U:H1'	2.25	0.51
23:DB:86:G:OP1	42:DU:28:LEU:HD22	2.10	0.51
23:DB:2599:G:N7	25:DC:234:GLY:HA2	2.26	0.51
23:DB:1654:A:O2'	26:DD:118:PHE:O	2.27	0.51
26:DD:146:ILE:CG1	26:DD:155:VAL:HG13	2.40	0.51
26:DD:56:LYS:HZ2	26:DD:59:ARG:HB2	1.75	0.51
31:DJ:61:LYS:HA	31:DJ:61:LYS:HE3	1.92	0.51
32:DK:105:ARG:O	32:DK:108:ARG:HB3	2.10	0.51
33:DL:109:LYS:HG2	33:DL:126:ARG:HH11	1.74	0.51
38:DQ:38:VAL:HA	38:DQ:41:ALA:HB3	1.92	0.51
39:DR:97:LYS:O	39:DR:98:ILE:HB	2.10	0.51
35:DN:107:ASN:HD21	40:DS:40:ASN:HB3	1.75	0.51
40:DS:46:LEU:O	40:DS:50:VAL:HG22	2.10	0.51
1:AA:1284:C:H3'	1:AA:1285:A:C5'	2.35	0.51
1:AA:250:A:H1'	1:AA:252:U:C5	2.45	0.51
1:AA:35:G:H2'	1:AA:36:C:C6	2.46	0.51
1:AA:783:C:O2'	1:AA:784:A:H5'	2.10	0.51
3:AD:145:ARG:HB3	3:AD:147:LYS:HE3	1.92	0.51
1:AA:590:U:OP1	7:AH:30:LYS:HG2	2.10	0.51
8:AI:122:ARG:NH1	8:AI:122:ARG:HG3	2.21	0.51
11:AL:119:LYS:HG3	11:AL:119:LYS:O	2.11	0.51
11:AL:80:LEU:O	11:AL:97:VAL:HG23	2.09	0.51
13:AN:30:ILE:HD12	13:AN:30:ILE:N	2.19	0.51
16:AQ:75:VAL:HG23	16:AQ:76:ARG:N	2.25	0.51
17:AR:31:TYR:CG	17:AR:54:LEU:HD21	2.45	0.51
23:BB:1438:U:H5'	23:BB:1516:G:O2'	2.10	0.51
23:BB:1563:U:H2'	23:BB:1564:C:C6	2.45	0.51
23:BB:167:A:H2'	23:BB:168:G:O4'	2.10	0.51
25:BC:180:MET:HB2	25:BC:265:PHE:HB2	1.93	0.51
25:BC:250:GLN:O	25:BC:251:THR:HB	2.09	0.51
26:BD:18:ASP:OD2	26:BD:20:VAL:HG13	2.09	0.51
27:BE:173:THR:HA	27:BE:201:ALA:O	2.11	0.51
30:BH:37:VAL:H	30:BH:38:PRO:CD	2.11	0.51
52:BI:112:LYS:O	52:BI:116:MET:HG3	2.09	0.51
23:BB:1081:U:H5''	52:BI:126:ARG:HD2	1.92	0.51
37:BP:26:GLU:CA	37:BP:46:VAL:HG13	2.38	0.51
37:BP:28:LYS:O	37:BP:30:TRP:N	2.43	0.51
37:BP:52:ARG:CB	37:BP:60:VAL:HG11	2.25	0.51
38:BQ:75:TYR:CZ	38:BQ:79:ILE:HD11	2.44	0.51
40:BS:89:ALA:O	40:BS:90:LYS:HB2	2.10	0.51
41:BT:25:GLU:HG3	41:BT:26:LYS:N	2.25	0.51

Continued on next page...

Continued from previous page...

Atom-1	Atom-2	Interatomic distance (Å)	Clash overlap (Å)
41:BT:34:VAL:CG1	41:BT:43:ILE:HD11	2.39	0.51
42:BU:5:ARG:CG	42:BU:6:ARG:N	2.73	0.51
1:CA:1165:U:H2'	1:CA:1166:G:O4'	2.10	0.51
7:CH:104:SER:O	7:CH:122:GLY:HA3	2.10	0.51
8:CI:22:PRO:HA	8:CI:60:LEU:HB3	1.92	0.51
15:CP:23:ASP:OD1	15:CP:25:ARG:HB2	2.10	0.51
17:CR:33:THR:HG21	17:CR:37:LYS:HG2	1.92	0.51
47:D0:29:VAL:CG2	47:D0:32:THR:H	2.24	0.51
23:DB:1107:G:O2'	23:DB:1108:U:H5'	2.10	0.51
23:DB:1161:C:H2'	23:DB:1162:G:H8	1.76	0.51
23:DB:1560:G:H2'	23:DB:1561:C:C6	2.45	0.51
23:DB:2066:C:O2'	23:DB:2067:G:H5'	2.11	0.51
23:DB:2336:A:C1'	23:DB:2337:G:OP1	2.56	0.51
23:DB:2877:G:O2'	23:DB:2878:U:H5'	2.10	0.51
23:DB:753:A:H2'	23:DB:754:U:C6	2.45	0.51
35:DN:14:SER:HA	35:DN:17:ARG:HH22	1.75	0.51
37:DP:100:ARG:H	37:DP:100:ARG:HD2	1.76	0.51
39:DR:76:LYS:HD2	39:DR:90:ARG:HB3	1.90	0.51
1:AA:1108:G:H5'	2:AC:175:HIS:CD2	2.46	0.51
1:AA:1464:U:H2'	1:AA:1465:A:C8	2.45	0.51
1:AA:1475:G:OP1	23:BB:1689:A:H1'	2.10	0.51
1:AA:1512:U:O2'	1:AA:1513:A:H5'	2.10	0.51
1:AA:531:U:H6	1:AA:531:U:H5'	1.75	0.51
2:AC:75:VAL:O	2:AC:75:VAL:HG12	2.10	0.51
6:AG:14:ASP:CG	6:AG:15:PRO:HD2	2.31	0.51
11:AL:22:ALA:HB2	11:AL:56:LEU:CD2	2.39	0.51
10:AK:111:ASP:O	17:AR:72:ARG:HD3	2.10	0.51
51:B4:13:ASN:HD22	51:B4:13:ASN:N	2.08	0.51
23:BB:1205:A:C4'	23:BB:1206:G:OP2	2.59	0.51
23:BB:1516:G:O2'	23:BB:1517:G:H5'	2.10	0.51
23:BB:1595:C:O2'	23:BB:1596:A:H5'	2.10	0.51
23:BB:163:C:O2	23:BB:163:C:H5'	2.10	0.51
23:BB:1812:U:H2'	23:BB:1813:G:H8	1.75	0.51
23:BB:2518:A:H2'	23:BB:2518:A:N3	2.25	0.51
23:BB:2869:G:H2'	23:BB:2870:C:H6	1.75	0.51
23:BB:869:G:H2'	23:BB:870:U:C6	2.45	0.51
25:BC:81:GLU:HB3	25:BC:90:ILE:HG22	1.93	0.51
26:BD:46:ARG:HA	26:BD:81:GLU:O	2.09	0.51
29:BG:53:PRO:HG2	29:BG:61:TRP:HA	1.92	0.51
52:BI:27:LEU:N	52:BI:27:LEU:HD23	2.18	0.51
33:BL:21:ARG:HB3	33:BL:21:ARG:HH11	1.74	0.51

Continued on next page...

Continued from previous page...

Atom-1	Atom-2	Interatomic distance (Å)	Clash overlap (Å)
23:BB:587:C:N3	33:BL:38:GLN:CB	2.73	0.51
37:BP:64:SER:HA	37:BP:72:VAL:HG12	1.91	0.51
38:BQ:30:VAL:O	38:BQ:33:VAL:HG12	2.11	0.51
38:BQ:34:ALA:C	38:BQ:38:VAL:HG12	2.31	0.51
39:BR:51:VAL:HG12	39:BR:53:PHE:H	1.74	0.51
24:BV:23:ALA:O	24:BV:24:ASN:HB2	2.11	0.51
1:CA:1275:A:H2'	1:CA:1276:G:O4'	2.11	0.51
1:CA:1477:U:H2'	1:CA:1478:U:C6	2.46	0.51
1:CA:217:C:O2'	1:CA:218:U:H5'	2.10	0.51
1:CA:392:C:H2'	1:CA:393:A:H8	1.75	0.51
1:CA:442:G:H2'	1:CA:443:C:C6	2.45	0.51
1:CA:648:A:H2'	1:CA:649:A:C8	2.46	0.51
1:CA:73:C:H2'	1:CA:74:A:C8	2.45	0.51
1:CA:837:U:H2'	1:CA:838:G:H8	1.75	0.51
1:CA:864:A:H2'	1:CA:865:A:C8	2.46	0.51
1:CA:975:A:HO2'	1:CA:1358:U:H1'	1.74	0.51
2:CC:33:ASP:OD1	2:CC:37:LYS:HE2	2.10	0.51
7:CH:38:VAL:HG13	7:CH:39:LEU:HD22	1.93	0.51
10:CK:109:ILE:N	10:CK:109:ILE:HD12	2.25	0.51
11:CL:56:LEU:HD12	11:CL:60:PHE:HB2	1.92	0.51
47:D0:36:LYS:HB2	47:D0:41:HIS:ND1	2.25	0.51
47:D0:42:ILE:O	47:D0:42:ILE:HG23	2.11	0.51
23:DB:1050:A:O2'	23:DB:2752:C:H1'	2.10	0.51
23:DB:146:A:H2'	23:DB:147:C:C6	2.44	0.51
23:DB:1534:U:O2'	23:DB:1535:A:H8	1.93	0.51
23:DB:1745:A:H2'	23:DB:1746:A:C8	2.45	0.51
23:DB:1812:U:H2'	23:DB:1813:G:H8	1.75	0.51
23:DB:2018:G:H1'	38:DQ:32:ARG:NH2	2.24	0.51
23:DB:2033:A:H1'	23:DB:2035:G:OP2	2.11	0.51
23:DB:2065:C:H2'	23:DB:2066:C:H6	1.74	0.51
23:DB:2281:A:O2'	23:DB:2282:G:H5'	2.11	0.51
23:DB:2327:A:H2'	23:DB:2328:A:C8	2.46	0.51
23:DB:2484:G:H21	34:DM:118:LYS:HG2	1.75	0.51
28:DF:66:ILE:O	28:DF:66:ILE:HG22	2.11	0.51
29:DG:10:VAL:HG23	29:DG:47:ASN:O	2.10	0.51
30:DH:4:ILE:HD13	30:DH:4:ILE:N	2.25	0.51
52:DI:53:PRO:CG	52:DI:77:VAL:HG11	2.39	0.51
31:DJ:136:GLN:N	31:DJ:137:PRO:CD	2.73	0.51
31:DJ:98:GLU:CD	31:DJ:98:GLU:H	2.12	0.51
33:DL:109:LYS:HE2	33:DL:126:ARG:NH1	2.26	0.51
23:DB:2394:C:H5''	33:DL:64:PHE:CE2	2.46	0.51

Continued on next page...

Continued from previous page...

Atom-1	Atom-2	Interatomic distance (Å)	Clash overlap (Å)
34:DM:61:GLY:HA3	34:DM:105:MET:HB2	1.91	0.51
34:DM:97:GLN:N	34:DM:98:PRO:HD3	2.25	0.51
36:DO:18:LEU:HD21	36:DO:43:ASN:HD22	1.74	0.51
37:DP:54:LEU:N	37:DP:54:LEU:HD12	2.25	0.51
37:DP:90:ALA:HB3	37:DP:111:GLU:HB2	1.91	0.51
40:DS:9:HIS:O	40:DS:10:ALA:HB3	2.09	0.51
41:DT:3:ARG:HB3	41:DT:5:GLU:CD	2.31	0.51
42:DU:41:VAL:O	42:DU:42:LYS:HB2	2.10	0.51
24:DV:30:ILE:HG12	24:DV:91:PHE:CB	2.38	0.51
43:DW:10:ARG:HA	43:DW:10:ARG:NH1	2.26	0.51
45:DY:10:ARG:HG2	45:DY:31:ILE:HG21	1.92	0.51
1:AA:1348:U:H4'	8:AI:121:ARG:HH11	1.76	0.51
1:AA:676:A:O2'	1:AA:677:U:H5'	2.10	0.51
1:AA:883:C:O2'	1:AA:884:U:H5'	2.09	0.51
20:AB:116:LEU:HD12	20:AB:143:LEU:HD12	1.93	0.51
20:AB:216:VAL:O	20:AB:220:VAL:HG23	2.11	0.51
3:AD:84:ASN:HD22	3:AD:87:GLU:N	2.01	0.51
4:AE:14:LEU:HA	4:AE:36:THR:HG22	1.91	0.51
6:AG:72:VAL:HB	6:AG:144:ALA:CB	2.41	0.51
11:AL:3:VAL:HG23	11:AL:4:ASN:OD1	2.10	0.51
21:AU:5:VAL:HG12	21:AU:6:ARG:N	2.25	0.51
23:BB:1330:C:H2'	23:BB:1331:G:H8	1.76	0.51
23:BB:1560:G:H2'	23:BB:1561:C:C6	2.45	0.51
23:BB:165:A:H2'	23:BB:166:U:O4'	2.11	0.51
23:BB:740:C:H5'	23:BB:1784:A:OP1	2.11	0.51
23:BB:2742:G:O2'	23:BB:2743:U:H5'	2.11	0.51
23:BB:2771:C:H2'	23:BB:2772:C:H6	1.76	0.51
23:BB:2784:U:H4'	26:BD:41:ALA:O	2.10	0.51
23:BB:642:U:H2'	23:BB:644:A:OP2	2.10	0.51
23:BB:786:C:O2'	23:BB:787:C:H5'	2.10	0.51
26:BD:16:THR:HG23	26:BD:17:GLU:N	2.13	0.51
26:BD:55:LYS:NZ	26:BD:55:LYS:HB2	2.25	0.51
26:BD:67:HIS:O	26:BD:71:ALA:HB3	2.10	0.51
29:BG:51:PHE:HB3	29:BG:64:ALA:HB1	1.91	0.51
31:BJ:57:LEU:HD12	31:BJ:128:ASN:C	2.31	0.51
33:BL:106:GLU:CD	33:BL:106:GLU:H	2.12	0.51
33:BL:111:ILE:H	33:BL:111:ILE:CD1	2.23	0.51
37:BP:23:ASP:O	37:BP:25:VAL:HG23	2.09	0.51
39:BR:18:GLN:HA	39:BR:99:THR:HA	1.92	0.51
43:BW:3:LYS:HD2	43:BW:3:LYS:N	2.26	0.51
46:BZ:3:LYS:HB2	46:BZ:51:VAL:CG2	2.29	0.51

Continued on next page...

Continued from previous page...

Atom-1	Atom-2	Interatomic distance (Å)	Clash overlap (Å)
1:CA:1006:G:H2'	1:CA:1007:U:C6	2.45	0.51
1:CA:1464:U:H2'	1:CA:1465:A:C8	2.45	0.51
1:CA:146:G:O2'	1:CA:147:G:H5'	2.11	0.51
1:CA:250:A:H1'	1:CA:252:U:C5	2.45	0.51
1:CA:251:G:H4'	1:CA:252:U:H5'	1.92	0.51
1:CA:333:U:H2'	1:CA:334:C:H6	1.74	0.51
1:CA:81:A:H2'	1:CA:82:G:C8	2.45	0.51
1:CA:987:G:H2'	1:CA:988:G:C8	2.45	0.51
3:CD:101:VAL:O	3:CD:104:MET:HB2	2.11	0.51
4:CE:80:LEU:CD2	4:CE:122:VAL:HG11	2.40	0.51
12:CM:79:LEU:CD2	12:CM:86:ARG:HE	2.23	0.51
14:CO:31:LEU:O	14:CO:35:ILE:HG12	2.10	0.51
15:CP:12:LYS:O	15:CP:13:LYS:HB2	2.10	0.51
1:CA:376:G:C5'	15:CP:5:ARG:HD3	2.40	0.51
19:CT:49:ALA:O	19:CT:52:GLU:HB3	2.10	0.51
23:DB:1150:C:O2'	23:DB:1151:A:H5'	2.11	0.51
23:DB:1360:G:H2'	23:DB:1361:G:C5'	2.41	0.51
23:DB:2053:G:O2'	23:DB:2054:A:H5'	2.11	0.51
23:DB:2688:G:H1'	23:DB:2721:A:N6	2.25	0.51
23:DB:396:G:H2'	23:DB:397:U:H6	1.75	0.51
23:DB:441:U:H2'	23:DB:442:G:C8	2.45	0.51
23:DB:919:U:H6	23:DB:919:U:O5'	1.94	0.51
27:DE:4:VAL:HA	27:DE:14:VAL:HG22	1.92	0.51
27:DE:77:ILE:HG23	27:DE:78:TRP:CD1	2.45	0.51
28:DF:135:ILE:HG23	28:DF:136:ILE:H	1.75	0.51
31:DJ:77:HIS:HB2	31:DJ:85:LYS:CE	2.39	0.51
35:DN:61:ALA:O	35:DN:64:ARG:HB3	2.09	0.51
24:DV:2:PHE:HB3	24:DV:50:MET:SD	2.50	0.51
1:AA:1460:C:H2'	1:AA:1461:G:O4'	2.11	0.51
1:AA:394:G:H2'	1:AA:395:C:H6	1.75	0.51
1:AA:499:A:C2	1:AA:546:A:N3	2.79	0.51
20:AB:132:GLU:O	20:AB:136:ARG:HG3	2.10	0.51
2:AC:150:VAL:HG12	2:AC:151:GLU:N	2.25	0.51
3:AD:112:GLU:OE2	3:AD:153:ARG:HD3	2.11	0.51
8:AI:30:ASN:ND2	8:AI:30:ASN:N	2.59	0.51
8:AI:34:LEU:HD11	8:AI:47:VAL:CG2	2.40	0.51
15:AP:20:VAL:HG21	15:AP:32:PHE:CD2	2.45	0.51
47:B0:12:ARG:C	47:B0:12:ARG:HD3	2.31	0.51
48:B1:34:GLU:O	48:B1:35:LEU:HB3	2.10	0.51
23:BB:161:A:H3'	23:BB:162:U:C5'	2.25	0.51
23:BB:2033:A:H1'	23:BB:2035:G:OP2	2.11	0.51

Continued on next page...

Continued from previous page...

Atom-1	Atom-2	Interatomic distance (Å)	Clash overlap (Å)
23:BB:2093:G:N7	23:BB:2225:A:H2'	2.26	0.51
23:BB:2322:A:N6	23:BB:2333:A:H62	2.09	0.51
23:BB:2547:A:H2'	23:BB:2548:U:C6	2.44	0.51
23:BB:2718:G:O2'	23:BB:2719:G:H5'	2.09	0.51
25:BC:153:LEU:HD13	25:BC:161:VAL:HG23	1.93	0.51
23:BB:2073:C:H5''	25:BC:227:VAL:HG23	1.92	0.51
26:BD:167:ASN:N	26:BD:167:ASN:ND2	2.58	0.51
29:BG:137:LYS:HA	29:BG:140:ILE:CG1	2.40	0.51
31:BJ:56:VAL:HG12	31:BJ:57:LEU:N	2.25	0.51
31:BJ:58:ASN:O	31:BJ:126:ALA:HA	2.10	0.51
33:BL:61:LEU:O	50:B3:11:LYS:NZ	2.43	0.51
33:BL:82:LEU:HD21	33:BL:92:LEU:HD12	1.92	0.51
23:BB:2469:A:H5''	34:BM:55:ARG:HD2	1.93	0.51
34:BM:8:LYS:HB2	34:BM:12:MET:CE	2.41	0.51
22:BA:114:C:H4'	36:BO:49:VAL:HG11	1.91	0.51
38:BQ:99:VAL:HG23	38:BQ:100:PHE:CD1	2.44	0.51
43:BW:65:LYS:HE2	43:BW:65:LYS:C	2.31	0.51
43:BW:6:GLY:C	43:BW:8:SER:H	2.14	0.51
46:BZ:69:SER:HB3	46:BZ:70:LYS:HE3	1.92	0.51
1:CA:541:G:H2'	1:CA:542:G:H8	1.75	0.51
1:CA:602:A:O2'	1:CA:603:U:H5'	2.10	0.51
1:CA:629:A:H2'	1:CA:630:A:O4'	2.11	0.51
20:CB:69:VAL:HB	20:CB:162:VAL:HB	1.91	0.51
11:CL:23:LEU:CD2	11:CL:58:ASN:HD22	2.18	0.51
13:CN:15:LEU:O	13:CN:19:TYR:HB2	2.10	0.51
13:CN:51:PRO:CB	13:CN:54:SER:HB3	2.40	0.51
19:CT:38:ILE:HD13	19:CT:85:LEU:HD23	1.93	0.51
21:CU:14:ALA:HB3	21:CU:16:ARG:HH12	1.74	0.51
22:DA:25:U:OP1	22:DA:25:U:H3'	2.10	0.51
22:DA:29:A:OP1	22:DA:29:A:C8	2.64	0.51
23:DB:1029:A:H3'	23:DB:1030:C:H6	1.76	0.51
23:DB:1315:C:H2'	23:DB:1316:U:C6	2.46	0.51
23:DB:1656:C:H2'	23:DB:1657:U:H6	1.74	0.51
23:DB:2328:A:H2'	23:DB:2329:U:H6	1.71	0.51
23:DB:2700:A:H2'	23:DB:2701:U:H6	1.76	0.51
23:DB:394:C:O2'	23:DB:395:U:H5'	2.11	0.51
23:DB:720:U:H2'	23:DB:721:A:C8	2.46	0.51
25:DC:171:VAL:HG12	25:DC:183:VAL:C	2.31	0.51
25:DC:243:PRO:O	25:DC:244:VAL:HG23	2.11	0.51
27:DE:139:LYS:HA	27:DE:143:LEU:CD2	2.40	0.51
27:DE:47:LYS:O	27:DE:49:ARG:HG2	2.10	0.51

Continued on next page...

Continued from previous page...

Atom-1	Atom-2	Interatomic distance (Å)	Clash overlap (Å)
27:DE:6:LYS:HZ3	27:DE:8:ALA:HB2	1.75	0.51
52:DI:105:LEU:CD1	52:DI:129:GLU:HG2	2.37	0.51
52:DI:72:THR:CG2	52:DI:112:LYS:HD2	2.40	0.51
31:DJ:53:TYR:HA	31:DJ:121:LYS:HB3	1.93	0.51
31:DJ:14:ASP:H	31:DJ:53:TYR:HD1	1.57	0.51
34:DM:127:LYS:HZ3	34:DM:129:THR:H	1.59	0.51
36:DO:106:LEU:HD23	36:DO:106:LEU:C	2.31	0.51
22:DA:114:C:O2'	36:DO:49:VAL:HG23	2.10	0.51
40:DS:3:THR:OG1	40:DS:107:VAL:HG23	2.10	0.51
41:DT:17:SER:H	41:DT:20:ALA:CB	2.22	0.51
41:DT:55:VAL:CG2	41:DT:56:GLU:H	2.15	0.51
42:DU:78:LYS:HD2	42:DU:96:LYS:CG	2.41	0.51
43:DW:44:PHE:HD2	43:DW:77:LYS:HB3	1.75	0.51
23:DB:61:C:OP2	44:DX:44:LYS:HB2	2.11	0.51
1:AA:1448:C:H2'	1:AA:1449:C:H6	1.74	0.51
1:AA:212:G:H2'	1:AA:213:G:C8	2.46	0.51
1:AA:537:G:H2'	1:AA:538:G:C8	2.45	0.51
20:AB:102:ASN:OD1	20:AB:105:THR:HG22	2.10	0.51
2:AC:41:TYR:HA	2:AC:44:LYS:HD3	1.92	0.51
3:AD:104:MET:SD	3:AD:179:GLY:HA3	2.51	0.51
4:AE:84:VAL:HG21	4:AE:142:GLY:O	2.11	0.51
6:AG:117:LEU:HD13	6:AG:117:LEU:O	2.11	0.51
7:AH:79:ARG:HB2	7:AH:80:PRO:HD2	1.92	0.51
18:AS:3:SER:O	18:AS:4:LEU:HG	2.11	0.51
33:BL:62:PRO:HB3	50:B3:29:ARG:NH2	2.25	0.51
23:BB:1230:A:H2'	23:BB:1231:U:C6	2.46	0.51
23:BB:1599:U:H2'	23:BB:1600:C:H6	1.75	0.51
23:BB:2262:U:H4'	23:BB:2328:A:C2	2.46	0.51
23:BB:2621:G:HO2'	26:BD:164:GLN:HB2	1.75	0.51
23:BB:811:U:O5'	33:BL:31:GLY:HA2	2.11	0.51
23:BB:999:U:O2'	23:BB:1000:A:H5'	2.11	0.51
23:BB:589:U:H1'	27:BE:88:ARG:NH2	2.26	0.51
28:BF:150:GLY:O	28:BF:151:LEU:HD12	2.11	0.51
30:BH:73:ASN:ND2	30:BH:74:ALA:N	2.56	0.51
30:BH:8:LYS:HB3	30:BH:14:SER:HA	1.93	0.51
52:BI:79:LEU:HD23	52:BI:108:ILE:CD1	2.41	0.51
32:BK:78:ARG:O	37:BP:71:ARG:HB3	2.10	0.51
34:BM:20:LEU:HB2	34:BM:38:ARG:HD3	1.93	0.51
55:BB:3366:HOH:O	35:BN:15:SER:HB3	2.11	0.51
35:BN:38:LEU:HB2	35:BN:109:PRO:CG	2.41	0.51
36:BO:53:THR:O	36:BO:62:LEU:HD23	2.10	0.51

Continued on next page...

Continued from previous page...

Atom-1	Atom-2	Interatomic distance (Å)	Clash overlap (Å)
37:BP:112:ARG:N	37:BP:112:ARG:HH11	2.08	0.51
37:BP:77:SER:HB2	37:BP:78:PRO:HD3	1.92	0.51
38:BQ:61:ILE:O	38:BQ:65:ASN:HB3	2.11	0.51
41:BT:30:ILE:HG22	41:BT:85:VAL:HG22	1.92	0.51
43:BW:44:PHE:HB3	43:BW:76:ARG:HA	1.92	0.51
43:BW:66:VAL:CG1	43:BW:67:LYS:H	2.15	0.51
46:BZ:5:ILE:HB	46:BZ:51:VAL:HG12	1.93	0.51
1:CA:1021:A:H2'	1:CA:1022:A:C1'	2.41	0.51
1:CA:1085:U:H3'	1:CA:1086:U:C5	2.45	0.51
1:CA:1325:C:O2'	1:CA:1326:U:H5'	2.10	0.51
1:CA:423:G:H2'	1:CA:424:G:O4'	2.11	0.51
1:CA:531:U:H5'	1:CA:531:U:H6	1.75	0.51
1:CA:697:U:H2'	1:CA:698:G:H5'	1.93	0.51
2:CC:85:LYS:HG3	2:CC:86:LEU:N	2.24	0.51
3:CD:197:HIS:O	3:CD:201:GLU:HG3	2.10	0.51
19:CT:68:LYS:HB2	19:CT:70:LYS:HD3	1.93	0.51
23:DB:2045:C:H5''	47:D0:14:MET:SD	2.50	0.51
49:D2:37:LYS:HD3	49:D2:37:LYS:C	2.31	0.51
23:DB:1973:G:H2'	23:DB:1974:C:H6	1.75	0.51
23:DB:2199:A:O2'	46:DZ:34:LEU:HD21	2.09	0.51
23:DB:2597:G:C5'	25:DC:239:PHE:HB2	2.39	0.51
23:DB:274:C:H2'	23:DB:275:C:H6	1.76	0.51
23:DB:2849:U:O4	37:DP:96:LEU:HD21	2.11	0.51
23:DB:576:U:H2'	23:DB:577:G:C8	2.45	0.51
23:DB:686:U:H5''	49:D2:11:LYS:HE3	1.92	0.51
26:DD:37:VAL:CB	26:DD:46:ARG:HB2	2.39	0.51
27:DE:137:LYS:HA	27:DE:137:LYS:HZ3	1.73	0.51
27:DE:147:LEU:C	27:DE:148:ILE:HG23	2.31	0.51
28:DF:13:LYS:CA	28:DF:16:MET:HB2	2.34	0.51
29:DG:171:LYS:HE2	29:DG:174:LYS:HG3	1.92	0.51
32:DK:2:ILE:HA	32:DK:33:ALA:H	1.75	0.51
33:DL:132:ARG:HH12	33:DL:140:GLY:HA2	1.74	0.51
23:DB:2466:C:O2	34:DM:118:LYS:HD3	2.09	0.51
44:DX:7:ARG:O	44:DX:7:ARG:HG3	2.11	0.51
1:AA:1272:G:H2'	1:AA:1273:C:C6	2.45	0.51
1:AA:522:C:H41	11:AL:49:ARG:NH2	2.09	0.51
1:AA:837:U:H2'	1:AA:838:G:H8	1.75	0.51
6:AG:64:ALA:HA	6:AG:127:ALA:HB2	1.92	0.51
7:AH:6:ILE:CG2	7:AH:76:ARG:HH12	2.24	0.51
10:AK:63:GLN:HB3	10:AK:94:SER:OG	2.11	0.51
14:AO:29:ALA:HA	14:AO:84:LEU:HD21	1.92	0.51

Continued on next page...

Continued from previous page...

Atom-1	Atom-2	Interatomic distance (Å)	Clash overlap (Å)
15:AP:67:ILE:CG1	15:AP:71:VAL:HG13	2.41	0.51
15:AP:73:ALA:O	15:AP:77:GLU:HG3	2.10	0.51
23:BB:1025:G:H8	23:BB:1025:G:OP1	1.94	0.51
23:BB:1535:A:H3'	23:BB:1536:C:C6	2.46	0.51
23:BB:1771:C:H2'	23:BB:1772:A:C8	2.45	0.51
23:BB:205:G:HO2'	23:BB:206:U:P	2.34	0.51
23:BB:2074:U:H2'	23:BB:2075:U:C6	2.46	0.51
23:BB:2329:U:H2'	23:BB:2330:G:H8	1.74	0.51
23:BB:2688:G:H1'	23:BB:2721:A:N6	2.25	0.51
23:BB:2886:A:C8	47:B0:27:LEU:HD22	2.46	0.51
23:BB:354:A:C3'	23:BB:355:U:H5''	2.40	0.51
25:BC:141:HIS:ND1	25:BC:142:ASN:N	2.59	0.51
25:BC:160:TYR:HA	25:BC:193:GLU:CG	2.41	0.51
26:BD:15:PHE:HD2	26:BD:18:ASP:HB2	1.75	0.51
29:BG:120:ILE:CG1	29:BG:140:ILE:HG22	2.40	0.51
52:BI:18:ASN:N	52:BI:19:PRO:CD	2.74	0.51
33:BL:77:ILE:HA	33:BL:101:ILE:HD13	1.93	0.51
33:BL:78:ARG:HH21	33:BL:82:LEU:HD23	1.74	0.51
34:BM:9:PHE:CG	34:BM:10:ARG:N	2.79	0.51
35:BN:29:VAL:HG13	35:BN:83:LEU:HD13	1.93	0.51
41:BT:50:LEU:N	41:BT:50:LEU:HD22	2.26	0.51
42:BU:42:LYS:O	42:BU:57:ILE:HG13	2.11	0.51
42:BU:94:PHE:CZ	42:BU:100:GLU:HA	2.46	0.51
24:BV:80:HIS:CD2	24:BV:83:LYS:HB2	2.45	0.51
46:BZ:30:HIS:H	46:BZ:48:GLN:CD	2.13	0.51
1:CA:1004:A:H3'	1:CA:1005:A:H8	1.75	0.51
1:CA:488:C:H2'	1:CA:489:C:H6	1.76	0.51
1:CA:767:A:H2'	1:CA:768:A:C8	2.46	0.51
20:CB:34:ARG:HE	20:CB:39:ILE:HG13	1.74	0.51
3:CD:94:GLU:HA	3:CD:99:ASN:ND2	2.26	0.51
8:CI:33:SER:HB2	8:CI:36:GLN:HG2	1.92	0.51
16:CQ:16:MET:HB3	16:CQ:19:SER:HB2	1.92	0.51
16:CQ:80:LYS:H	16:CQ:80:LYS:HD2	1.76	0.51
47:D0:41:HIS:CD2	47:D0:42:ILE:HG22	2.46	0.51
50:D3:21:PHE:H	50:D3:48:MET:HB2	1.75	0.51
51:D4:23:ILE:HD13	51:D4:24:ARG:H	1.74	0.51
23:DB:2373:G:H2'	23:DB:2374:C:C6	2.45	0.51
23:DB:718:A:H3'	23:DB:719:C:H6	1.76	0.51
23:DB:862:G:H2'	23:DB:863:A:O4'	2.11	0.51
23:DB:866:A:H61	23:DB:913:U:C1'	2.24	0.51
25:DC:257:ARG:HA	25:DC:261:ARG:NE	2.26	0.51

Continued on next page...

Continued from previous page...

Atom-1	Atom-2	Interatomic distance (Å)	Clash overlap (Å)
27:DE:188:MET:SD	27:DE:190:ALA:HB2	2.51	0.51
27:DE:1:MET:HG3	27:DE:18:THR:HG1	1.76	0.51
27:DE:88:ARG:HB3	27:DE:89:PRO:CD	2.40	0.51
29:DG:172:GLU:OE1	51:D4:32:LYS:HB3	2.11	0.51
30:DH:144:VAL:HG12	30:DH:145:ASN:H	1.76	0.51
30:DH:147:VAL:HG12	30:DH:148:ALA:N	2.25	0.51
30:DH:35:LYS:HZ1	30:DH:37:VAL:HG23	1.76	0.51
31:DJ:81:ILE:HG12	31:DJ:83:GLY:H	1.76	0.51
31:DJ:98:GLU:HG3	31:DJ:126:ALA:CB	2.41	0.51
37:DP:59:THR:O	37:DP:60:VAL:HG13	2.10	0.51
38:DQ:30:VAL:HG12	38:DQ:31:TYR:H	1.74	0.51
38:DQ:52:ARG:HG2	38:DQ:53:LYS:N	2.26	0.51
39:DR:23:GLU:O	39:DR:96:VAL:HG21	2.11	0.51
42:DU:59:GLU:HG3	42:DU:62:ALA:CB	2.38	0.51
46:DZ:59:ARG:HD3	46:DZ:63:ARG:CD	2.41	0.51
1:AA:1422:G:O2'	1:AA:1423:G:H5'	2.11	0.51
1:AA:488:C:H2'	1:AA:489:C:H6	1.76	0.51
5:AF:47:LEU:HD13	5:AF:51:ILE:HG22	1.92	0.51
13:AN:10:VAL:HG12	13:AN:11:LYS:NZ	2.26	0.51
1:AA:132:C:H5''	19:AT:68:LYS:CD	2.40	0.51
48:B1:7:LYS:HD2	48:B1:8:ILE:O	2.11	0.51
49:B2:10:LEU:O	49:B2:10:LEU:HD23	2.11	0.51
50:B3:24:LYS:HA	50:B3:45:PRO:CB	2.35	0.51
23:BB:2756:U:OP2	51:B4:19:ARG:HD3	2.10	0.51
51:B4:22:VAL:HG21	51:B4:24:ARG:HH21	1.76	0.51
23:BB:10:A:O2'	23:BB:11:C:H5'	2.11	0.51
23:BB:1913:A:C1'	23:BB:1914:C:OP1	2.56	0.51
23:BB:2464:G:H2'	23:BB:2465:C:H6	1.75	0.51
23:BB:2849:U:H4'	23:BB:2868:A:C2	2.46	0.51
23:BB:2877:G:O2'	23:BB:2878:U:H5'	2.11	0.51
23:BB:350:G:H2'	23:BB:351:C:C6	2.45	0.51
23:BB:496:G:H2'	23:BB:497:A:O4'	2.10	0.51
25:BC:160:TYR:O	25:BC:161:VAL:HG23	2.11	0.51
23:BB:2680:U:H5'	26:BD:194:PRO:HA	1.92	0.51
27:BE:105:LEU:HD22	27:BE:177:PRO:CG	2.40	0.51
23:BB:2060:A:H62	27:BE:69:ARG:HH21	1.57	0.51
27:BE:84:THR:HG23	27:BE:85:PHE:N	2.26	0.51
28:BF:90:LEU:HD23	28:BF:94:ARG:HG2	1.93	0.51
31:BJ:100:VAL:O	31:BJ:102:GLU:N	2.44	0.51
31:BJ:13:ARG:HG3	31:BJ:13:ARG:NH1	2.22	0.51
35:BN:37:THR:HG1	35:BN:40:LYS:HB2	1.76	0.51

Continued on next page...

Continued from previous page...

Atom-1	Atom-2	Interatomic distance (Å)	Clash overlap (Å)
36:BO:68:LYS:H	36:BO:68:LYS:CD	2.23	0.51
32:BK:76:VAL:O	37:BP:73:PHE:HA	2.11	0.51
38:BQ:92:LYS:O	38:BQ:94:LEU:HD13	2.11	0.51
40:BS:71:VAL:HG12	40:BS:71:VAL:O	2.11	0.51
42:BU:2:ALA:C	42:BU:3:LYS:HD3	2.31	0.51
42:BU:6:ARG:C	42:BU:8:ASP:H	2.12	0.51
46:BZ:15:SER:HB3	46:BZ:23:LYS:CE	2.41	0.51
1:CA:1007:U:H2'	1:CA:1008:U:H6	1.75	0.51
1:CA:1049:U:O2'	1:CA:1050:G:P	2.68	0.51
1:CA:1262:C:H2'	1:CA:1263:C:C6	2.46	0.51
1:CA:1306:A:H61	1:CA:1331:G:C1'	2.18	0.51
1:CA:1369:C:H2'	1:CA:1370:G:C8	2.46	0.51
1:CA:1391:U:H2'	1:CA:1392:G:H8	1.74	0.51
1:CA:212:G:H2'	1:CA:213:G:C8	2.46	0.51
2:CC:189:HIS:CD2	2:CC:194:VAL:HG22	2.45	0.51
14:CO:35:ILE:O	14:CO:39:GLN:HG2	2.11	0.51
15:CP:57:ILE:O	15:CP:61:VAL:HG23	2.11	0.51
1:CA:451:A:C5'	15:CP:70:ARG:HH22	2.17	0.51
18:CS:26:ASP:OD2	18:CS:46:LEU:HA	2.11	0.51
50:D3:2:LYS:CB	50:D3:2:LYS:HZ2	2.24	0.51
51:D4:25:VAL:O	51:D4:35:GLN:HB2	2.10	0.51
23:DB:1005:C:H2'	23:DB:1006:C:C6	2.46	0.51
23:DB:1535:A:H3'	23:DB:1536:C:C6	2.46	0.51
23:DB:1654:A:H4'	35:DN:1:MET:O	2.11	0.51
23:DB:1717:A:H2'	23:DB:1718:G:O4'	2.10	0.51
23:DB:1864:U:OP1	23:DB:2410:G:O2'	2.22	0.51
23:DB:2291:U:H2'	23:DB:2292:U:H6	1.71	0.51
23:DB:2393:U:H5'	33:DL:61:LEU:O	2.10	0.51
23:DB:2515:C:O2'	23:DB:2516:A:H5'	2.11	0.51
23:DB:327:G:O2'	23:DB:328:U:H5'	2.11	0.51
23:DB:630:G:H1	33:DL:69:ARG:NH1	2.09	0.51
23:DB:877:A:H61	23:DB:898:C:H2'	1.74	0.51
23:DB:956:G:N2	23:DB:959:A:H3'	2.25	0.51
23:DB:2820:A:C5	26:DD:197:THR:HB	2.45	0.51
26:DD:5:VAL:CG2	26:DD:28:GLU:HA	2.40	0.51
27:DE:146:VAL:HG11	27:DE:184:ASP:OD1	2.11	0.51
28:DF:163:GLU:HA	28:DF:166:ARG:CD	2.41	0.51
29:DG:148:ARG:HH21	29:DG:153:PRO:HD2	1.76	0.51
52:DI:79:LEU:HD12	52:DI:135:MET:SD	2.51	0.51
32:DK:112:PHE:O	32:DK:114:LYS:N	2.43	0.51
33:DL:14:LYS:HD2	33:DL:15:ALA:N	2.26	0.51

Continued on next page...

Continued from previous page...

Atom-1	Atom-2	Interatomic distance (Å)	Clash overlap (Å)
33:DL:19:LEU:N	33:DL:19:LEU:HD13	2.25	0.51
36:DO:86:GLY:O	36:DO:87:ILE:HD13	2.10	0.51
38:DQ:82:LEU:HD11	38:DQ:108:LEU:HD11	1.92	0.51
39:DR:33:VAL:H	39:DR:35:PHE:HD2	1.59	0.51
43:DW:20:LEU:HD11	43:DW:31:LEU:HB2	1.92	0.51
44:DX:28:LEU:HD13	44:DX:42:LEU:HD11	1.93	0.51
45:DY:15:ARG:HD2	45:DY:53:MET:SD	2.51	0.51
1:AA:394:G:H2'	1:AA:395:C:C6	2.45	0.51
1:AA:1101:A:N7	20:AB:170:ILE:HD12	2.25	0.51
2:AC:42:LEU:O	2:AC:46:LEU:HB2	2.11	0.51
17:AR:22:TYR:HB2	17:AR:61:ALA:HB2	1.92	0.51
47:B0:45:ASP:HB2	47:B0:47:TYR:CD1	2.46	0.51
49:B2:21:ARG:HB3	49:B2:31:LEU:HD21	1.91	0.51
51:B4:9:LYS:O	51:B4:25:VAL:HG13	2.11	0.51
23:BB:1315:C:H2'	23:BB:1316:U:C6	2.46	0.51
23:BB:1733:G:H2'	23:BB:1734:G:C8	2.45	0.51
23:BB:2364:C:H2'	23:BB:2365:G:O4'	2.10	0.51
23:BB:2666:C:O4'	23:BB:2666:C:O2	2.24	0.51
23:BB:1663:G:O2'	23:BB:2686:G:H4'	2.11	0.51
23:BB:320:A:H2'	27:BE:131:THR:HG21	1.92	0.51
23:BB:55:G:H2'	23:BB:56:A:H8	1.76	0.51
26:BD:29:VAL:HG23	26:BD:51:THR:HG21	1.93	0.51
27:BE:169:VAL:HG12	27:BE:171:ASP:OD1	2.11	0.51
52:BI:27:LEU:HB2	52:BI:32:VAL:HG21	1.92	0.51
38:BQ:103:VAL:O	38:BQ:106:THR:HG22	2.11	0.51
38:BQ:92:LYS:HA	38:BQ:95:ALA:CB	2.40	0.51
38:BQ:92:LYS:HD3	38:BQ:93:ILE:HG22	1.92	0.51
39:BR:40:MET:HA	39:BR:54:VAL:HG11	1.93	0.51
42:BU:69:VAL:HG13	42:BU:77:GLY:H	1.75	0.51
46:BZ:59:ARG:HH21	46:BZ:62:LYS:NZ	2.09	0.51
1:CA:1041:G:H2'	1:CA:1042:A:C8	2.44	0.51
1:CA:1238:A:C2	1:CA:1241:G:N3	2.79	0.51
1:CA:1287:A:O2'	1:CA:1288:A:H5'	2.11	0.51
1:CA:402:G:H2'	1:CA:403:C:H6	1.75	0.51
1:CA:538:G:P	11:CL:111:GLN:HB2	2.51	0.51
1:CA:499:A:C2	1:CA:546:A:N3	2.79	0.51
1:CA:769:G:O2'	1:CA:770:C:H5'	2.11	0.51
20:CB:132:GLU:HG2	20:CB:135:MET:HE1	1.93	0.51
3:CD:75:TYR:HE1	3:CD:200:VAL:HG23	1.75	0.51
3:CD:89:LEU:HA	3:CD:92:LEU:HB2	1.93	0.51
5:CF:53:LYS:HE2	5:CF:54:LEU:HD23	1.92	0.51

Continued on next page...

Continued from previous page...

Atom-1	Atom-2	Interatomic distance (Å)	Clash overlap (Å)
5:CF:54:LEU:HD13	5:CF:55:HIS:H	1.76	0.51
5:CF:5:GLU:HA	5:CF:63:ASN:HA	1.92	0.51
8:CI:51:LEU:CB	8:CI:56:MET:HG2	2.38	0.51
12:CM:106:ARG:NH1	12:CM:109:LYS:HD2	2.26	0.51
23:DB:2017:U:H4'	47:D0:4:GLN:O	2.11	0.51
49:D2:16:HIS:NE2	49:D2:44:VAL:HG12	2.26	0.51
50:D3:12:ARG:HD2	50:D3:24:LYS:O	2.10	0.51
50:D3:4:LYS:CE	50:D3:61:LEU:HD13	2.41	0.51
23:DB:105:C:H2'	23:DB:106:C:H6	1.76	0.51
23:DB:1274:A:N3	23:DB:1297:C:H1'	2.25	0.51
23:DB:1367:A:H2'	23:DB:1368:G:H5'	1.93	0.51
23:DB:175:G:H2'	23:DB:176:A:H8	1.74	0.51
23:DB:2581:G:OP2	23:DB:2581:G:N2	2.43	0.51
23:DB:532:A:H5''	38:DQ:27:ARG:HH12	1.76	0.51
23:DB:633:A:O5'	23:DB:633:A:C8	2.57	0.51
23:DB:642:U:H2'	23:DB:644:A:OP2	2.10	0.51
26:DD:204:LYS:HB3	26:DD:205:PRO:CD	2.30	0.51
52:DI:23:VAL:HG12	52:DI:24:GLY:N	2.26	0.51
31:DJ:15:TRP:CE3	31:DJ:138:GLN:HB2	2.45	0.51
33:DL:41:ARG:HA	33:DL:41:ARG:CZ	2.41	0.51
34:DM:131:VAL:CG2	34:DM:133:LYS:HB3	2.40	0.51
23:DB:2293:G:P	36:DO:13:ARG:HH22	2.33	0.51
36:DO:35:ILE:HG21	36:DO:74:VAL:HG21	1.93	0.51
40:DS:68:ASP:HB2	40:DS:69:LEU:HD22	1.93	0.51
23:DB:2278:A:N6	43:DW:10:ARG:HB2	2.25	0.51
46:DZ:25:ARG:O	46:DZ:26:SER:HB3	2.11	0.51
46:DZ:50:ASP:HA	46:DZ:53:THR:HG22	1.92	0.51
1:AA:1122:U:H2'	1:AA:1123:U:C6	2.46	0.51
1:AA:1202:U:C2'	1:AA:1203:C:H5'	2.41	0.51
1:AA:1150:A:H1'	1:AA:1280:A:N6	2.26	0.51
1:AA:1338:G:H2'	1:AA:1339:A:C8	2.45	0.51
1:AA:1486:G:H2'	1:AA:1487:G:C8	2.46	0.51
1:AA:539:A:H2'	1:AA:540:G:H8	1.74	0.51
1:AA:767:A:H2'	1:AA:768:A:C8	2.46	0.51
20:AB:67:LEU:HD21	20:AB:157:PRO:CG	2.41	0.51
2:AC:146:LYS:HB2	2:AC:146:LYS:NZ	2.25	0.51
2:AC:184:ASN:HD22	2:AC:185:THR:N	2.08	0.51
8:AI:10:ARG:HA	8:AI:77:ALA:HB1	1.92	0.51
8:AI:113:LYS:HG2	8:AI:114:LYS:N	2.26	0.51
10:AK:110:THR:CG2	21:AU:4:LYS:HD2	2.39	0.51
23:BB:1269:A:H2'	23:BB:1270:C:C6	2.46	0.51

Continued on next page...

Continued from previous page...

Atom-1	Atom-2	Interatomic distance (Å)	Clash overlap (Å)
23:BB:1360:G:H2'	23:BB:1361:G:C5'	2.41	0.51
23:BB:2076:U:O4'	23:BB:2076:U:O2	2.29	0.51
23:BB:2520:C:C6	23:BB:2567:G:H1'	2.46	0.51
23:BB:2653:U:H3'	23:BB:2654:A:H2'	1.92	0.51
23:BB:538:A:O2'	23:BB:539:G:H5'	2.10	0.51
23:BB:854:C:O2'	23:BB:855:G:H5'	2.11	0.51
25:BC:248:GLY:HA3	25:BC:252:LYS:HE3	1.91	0.51
27:BE:119:ILE:HG23	27:BE:189:THR:O	2.11	0.51
23:BB:37:C:C2	27:BE:46:GLN:OE1	2.64	0.51
27:BE:78:TRP:HE3	27:BE:78:TRP:N	2.09	0.51
28:BF:108:PRO:HB3	28:BF:113:PHE:CD2	2.46	0.51
28:BF:121:PHE:CZ	28:BF:169:LEU:HD12	2.46	0.51
28:BF:33:ILE:HG13	28:BF:34:THR:H	1.76	0.51
23:BB:2314:A:H5'	28:BF:34:THR:HG21	1.92	0.51
36:BO:25:ARG:HD3	36:BO:40:ILE:HD11	1.92	0.51
37:BP:23:ASP:OD2	37:BP:93:LYS:HG2	2.10	0.51
41:BT:43:ILE:O	41:BT:47:VAL:HG23	2.11	0.51
41:BT:96:VAL:HG22	41:BT:97:GLY:H	1.75	0.51
1:CA:205:A:H2'	1:CA:206:C:C6	2.44	0.51
1:CA:35:G:H2'	1:CA:36:C:C6	2.46	0.51
1:CA:53:A:C2	1:CA:54:C:H1'	2.46	0.51
1:CA:662:U:H2'	1:CA:663:A:H8	1.75	0.51
4:CE:28:ARG:NH2	4:CE:30:PHE:HB3	2.26	0.51
4:CE:156:ARG:HH22	7:CH:100:ILE:HG23	1.75	0.51
10:CK:14:GLN:HA	10:CK:77:GLY:HA3	1.92	0.51
12:CM:50:GLY:O	12:CM:54:THR:HG23	2.11	0.51
12:CM:6:ILE:N	12:CM:6:ILE:HD12	2.26	0.51
23:DB:1196:C:H2'	23:DB:1197:G:H8	1.75	0.51
23:DB:1248:G:P	27:DE:44:ARG:HH22	2.34	0.51
23:DB:1309:G:OP1	49:D2:9:VAL:HG22	2.11	0.51
23:DB:2241:A:O2'	23:DB:2242:G:H5'	2.10	0.51
23:DB:2669:G:H2'	23:DB:2670:A:H8	1.76	0.51
23:DB:2821:A:H2'	23:DB:2822:G:C8	2.46	0.51
23:DB:361:G:O2'	23:DB:362:A:H5'	2.11	0.51
23:DB:545:U:H3'	23:DB:546:U:C5'	2.40	0.51
23:DB:919:U:H2'	23:DB:920:A:H8	1.69	0.51
23:DB:1828:G:O6	25:DC:219:VAL:HG11	2.11	0.51
25:DC:48:ILE:CG2	25:DC:49:THR:H	2.06	0.51
23:DB:779:U:P	25:DC:49:THR:HG1	2.34	0.51
26:DD:5:VAL:HG12	26:DD:6:GLY:H	1.75	0.51
27:DE:85:PHE:O	27:DE:86:ALA:CB	2.59	0.51

Continued on next page...

Continued from previous page...

Atom-1	Atom-2	Interatomic distance (Å)	Clash overlap (Å)
29:DG:3:VAL:HG22	29:DG:4:ALA:N	2.25	0.51
30:DH:68:ARG:HD3	30:DH:71:LYS:HB2	1.92	0.51
52:DI:59:THR:O	52:DI:59:THR:HG23	2.09	0.51
31:DJ:123:LYS:N	31:DJ:123:LYS:HD2	2.25	0.51
33:DL:124:GLY:C	33:DL:125:LEU:HD23	2.32	0.51
33:DL:39:LYS:NZ	33:DL:39:LYS:H	2.08	0.51
34:DM:118:LYS:HB2	34:DM:118:LYS:HZ3	1.75	0.51
23:DB:910:A:H62	34:DM:15:GLY:HA3	1.75	0.51
24:DV:21:ARG:HH21	24:DV:88:HIS:N	2.08	0.51
1:AA:1498:U:H3'	53:AA:1601:KSG:HN12	1.77	0.50
1:AA:370:C:H2'	1:AA:371:A:C8	2.46	0.50
1:AA:692:U:H5	10:AK:27:ASN:HD22	1.58	0.50
1:AA:712:A:O2'	1:AA:713:G:H5'	2.12	0.50
1:AA:80:A:N3	1:AA:81:A:H1'	2.26	0.50
4:AE:55:VAL:N	4:AE:56:PRO:HD2	2.26	0.50
5:AF:7:VAL:HG11	17:AR:64:LEU:HD21	1.92	0.50
8:AI:38:PHE:C	8:AI:44:ARG:HG2	2.31	0.50
9:AJ:30:LYS:HD2	9:AJ:30:LYS:O	2.11	0.50
9:AJ:73:LEU:CD1	9:AJ:75:ASP:HB3	2.42	0.50
15:AP:36:VAL:HG13	15:AP:36:VAL:O	2.12	0.50
16:AQ:46:HIS:HB2	16:AQ:70:LYS:HE3	1.93	0.50
23:BB:1739:A:H2'	23:BB:1740:G:H8	1.74	0.50
23:BB:1797:G:H5'	25:BC:251:THR:HA	1.93	0.50
23:BB:2195:U:H2'	23:BB:2196:C:C6	2.46	0.50
25:BC:160:TYR:HE2	25:BC:194:VAL:HA	1.76	0.50
26:BD:129:THR:O	26:BD:130:GLN:HB2	2.10	0.50
26:BD:83:ARG:HG2	26:BD:83:ARG:HH11	1.76	0.50
27:BE:3:LEU:HA	27:BE:117:ARG:CZ	2.41	0.50
28:BF:118:ALA:HB2	28:BF:177:ARG:NH1	2.25	0.50
29:BG:63:GLN:HG3	29:BG:64:ALA:N	2.26	0.50
30:BH:57:LYS:HA	30:BH:57:LYS:HE3	1.93	0.50
32:BK:84:CYS:O	32:BK:85:VAL:HB	2.10	0.50
34:BM:73:ILE:O	34:BM:74:THR:HB	2.11	0.50
35:BN:120:GLU:C	35:BN:121:LYS:HD2	2.32	0.50
38:BQ:61:ILE:HB	38:BQ:75:TYR:CE2	2.46	0.50
39:BR:37:GLU:HG3	39:BR:38:VAL:N	2.26	0.50
41:BT:58:VAL:HG12	41:BT:59:ASN:N	2.26	0.50
24:BV:53:LYS:HE3	24:BV:55:GLU:HG3	1.92	0.50
43:BW:45:HIS:HA	43:BW:75:ASN:HB2	1.91	0.50
1:CA:1251:A:O2'	1:CA:1370:G:H5'	2.12	0.50
1:CA:1461:G:O2'	1:CA:1462:C:H5'	2.11	0.50

Continued on next page...

Continued from previous page...

Atom-1	Atom-2	Interatomic distance (Å)	Clash overlap (Å)
1:CA:176:C:H2'	1:CA:177:G:N3	2.26	0.50
1:CA:865:A:C2	1:CA:918:A:H4'	2.46	0.50
4:CE:104:ILE:C	4:CE:104:ILE:HD13	2.31	0.50
8:CI:29:ILE:O	8:CI:29:ILE:HG23	2.11	0.50
9:CJ:28:THR:HG22	9:CJ:86:ALA:HB1	1.92	0.50
1:CA:1228:C:C5'	12:CM:112:ARG:HB3	2.41	0.50
12:CM:23:GLY:N	12:CM:69:ARG:HH22	2.09	0.50
12:CM:85:TYR:HA	12:CM:88:LEU:HD12	1.92	0.50
14:CO:11:VAL:HG21	14:CO:21:THR:HG22	1.92	0.50
15:CP:60:TRP:HB3	15:CP:65:ALA:HB2	1.92	0.50
16:CQ:32:ILE:O	16:CQ:32:ILE:HG12	2.11	0.50
1:CA:1319:A:P	18:CS:4:LEU:HD21	2.51	0.50
18:CS:62:THR:HG23	18:CS:63:ASP:N	2.26	0.50
22:DA:40:U:O2	22:DA:43:C:H5''	2.11	0.50
23:DB:1083:U:H2'	23:DB:1085:A:OP2	2.11	0.50
23:DB:1091:G:O2'	23:DB:1092:C:H5'	2.11	0.50
23:DB:1175:A:C3'	23:DB:1176:U:H5'	2.40	0.50
23:DB:2313:C:H2'	23:DB:2314:A:H8	1.76	0.50
23:DB:2653:U:H3'	23:DB:2654:A:H2'	1.92	0.50
23:DB:466:A:H2'	23:DB:467:G:H5'	1.92	0.50
28:DF:36:ASN:O	28:DF:151:LEU:HD12	2.11	0.50
31:DJ:122:LEU:O	31:DJ:123:LYS:HB2	2.11	0.50
31:DJ:81:ILE:HG12	31:DJ:82:GLY:N	2.24	0.50
33:DL:103:ILE:HG13	33:DL:104:GLN:N	2.22	0.50
23:DB:2360:G:H5'	33:DL:58:TYR:OH	2.11	0.50
33:DL:59:ARG:HH12	50:D3:58:ILE:HG21	1.75	0.50
34:DM:15:GLY:C	34:DM:16:ARG:HG3	2.31	0.50
35:DN:102:PHE:CZ	35:DN:104:ALA:HB2	2.46	0.50
35:DN:9:GLN:HE22	35:DN:39:PRO:HB3	1.75	0.50
36:DO:90:VAL:HG11	36:DO:116:GLN:O	2.10	0.50
39:DR:4:VAL:HA	39:DR:43:ASN:CG	2.32	0.50
39:DR:69:GLY:H	39:DR:97:LYS:HB2	1.75	0.50
40:DS:45:VAL:C	40:DS:47:VAL:H	2.14	0.50
24:DV:26:PHE:CE1	24:DV:42:LEU:HD12	2.46	0.50
43:DW:42:THR:HG21	43:DW:66:VAL:HG13	1.93	0.50
46:DZ:32:LEU:N	46:DZ:32:LEU:HD22	2.26	0.50
46:DZ:55:GLY:O	46:DZ:60:PHE:N	2.44	0.50
46:DZ:64:PHE:C	46:DZ:67:PRO:HD2	2.31	0.50
1:AA:1402:C:H2'	1:AA:1403:C:O4'	2.11	0.50
1:AA:402:G:H2'	1:AA:403:C:H6	1.75	0.50
1:AA:505:G:H5'	1:AA:534:U:H2'	1.94	0.50

Continued on next page...

Continued from previous page...

Atom-1	Atom-2	Interatomic distance (Å)	Clash overlap (Å)
1:AA:53:A:C2	1:AA:54:C:H1'	2.46	0.50
1:AA:629:A:H2'	1:AA:630:A:O4'	2.11	0.50
20:AB:139:GLU:HG2	20:AB:143:LEU:HG	1.92	0.50
2:AC:38:VAL:HG12	2:AC:93:ILE:CG2	2.42	0.50
3:AD:170:LEU:HB2	3:AD:180:THR:O	2.11	0.50
8:AI:32:ARG:NH2	8:AI:36:GLN:HG2	2.26	0.50
10:AK:113:THR:HG21	21:AU:28:LEU:HD21	1.93	0.50
21:AU:3:ILE:HG12	21:AU:19:LYS:HB3	1.92	0.50
50:B3:47:ALA:O	50:B3:48:MET:HG3	2.11	0.50
23:BB:243:U:OP1	50:B3:4:LYS:HG2	2.11	0.50
23:BB:1439:A:N7	23:BB:1440:U:C2	2.79	0.50
23:BB:2515:C:O2'	23:BB:2516:A:H5'	2.11	0.50
23:BB:256:A:H2'	23:BB:257:C:H6	1.77	0.50
23:BB:2636:C:H2'	23:BB:2637:U:C6	2.46	0.50
23:BB:221:A:H2'	23:BB:266:G:N7	2.26	0.50
23:BB:2896:C:H2'	23:BB:2897:U:C6	2.46	0.50
23:BB:557:C:H2'	23:BB:558:U:C6	2.46	0.50
23:BB:841:G:O2'	23:BB:842:U:H5'	2.12	0.50
23:BB:85:G:OP1	42:BU:5:ARG:HA	2.12	0.50
25:BC:172:THR:O	25:BC:173:LEU:HB2	2.11	0.50
25:BC:207:ALA:HA	25:BC:211:ARG:HB2	1.93	0.50
25:BC:266:ILE:HG13	25:BC:266:ILE:O	2.10	0.50
25:BC:44:ASN:HA	25:BC:49:THR:O	2.11	0.50
26:BD:13:ARG:HB2	26:BD:21:SER:HB2	1.93	0.50
26:BD:17:GLU:OE1	37:BP:32:VAL:HG11	2.12	0.50
26:BD:87:GLY:O	26:BD:88:GLU:HB2	2.10	0.50
27:BE:151:GLY:HA2	27:BE:171:ASP:HA	1.93	0.50
28:BF:140:ILE:HG22	28:BF:142:TYR:H	1.76	0.50
28:BF:176:PHE:O	28:BF:177:ARG:HB3	2.11	0.50
31:BJ:137:PRO:O	31:BJ:139:VAL:HG13	2.11	0.50
33:BL:126:ARG:NH2	33:BL:131:ALA:CB	2.73	0.50
38:BQ:22:GLY:HA2	38:BQ:28:SER:OG	2.10	0.50
38:BQ:71:ASN:HD22	38:BQ:109:VAL:HG21	1.77	0.50
38:BQ:84:LYS:O	38:BQ:85:ALA:HB2	2.12	0.50
39:BR:4:VAL:HG22	39:BR:5:PHE:N	2.26	0.50
42:BU:73:ASN:HB2	42:BU:96:LYS:HZ2	1.77	0.50
24:BV:21:ARG:HE	24:BV:87:GLN:HB3	1.75	0.50
1:CA:1338:G:H2'	1:CA:1339:A:C8	2.46	0.50
1:CA:1411:C:H2'	1:CA:1412:C:H6	1.77	0.50
1:CA:676:A:O2'	1:CA:677:U:H5'	2.10	0.50
1:CA:724:G:O2'	1:CA:725:G:H5'	2.11	0.50

Continued on next page...

Continued from previous page...

Atom-1	Atom-2	Interatomic distance (Å)	Clash overlap (Å)
1:CA:908:A:H2'	1:CA:909:A:C8	2.46	0.50
3:CD:71:PHE:HA	3:CD:74:TYR:HD2	1.75	0.50
3:CD:81:LEU:HB2	3:CD:88:ASN:ND2	2.25	0.50
4:CE:109:ALA:HB3	4:CE:135:VAL:CG1	2.41	0.50
6:CG:56:SER:HB3	6:CG:59:GLU:HB2	1.92	0.50
9:CJ:66:GLU:HB2	13:CN:98:ALA:CB	2.39	0.50
10:CK:70:ALA:O	10:CK:74:LYS:HB2	2.10	0.50
16:CQ:46:HIS:HB3	16:CQ:73:THR:HG22	1.94	0.50
17:CR:51:GLN:HE21	17:CR:54:LEU:HB2	1.76	0.50
48:D1:7:LYS:HG2	48:D1:26:LYS:N	2.26	0.50
23:DB:1029:A:H2'	23:DB:1030:C:O4'	2.11	0.50
23:DB:1211:C:O2'	23:DB:1212:G:P	2.69	0.50
23:DB:1269:A:H2'	23:DB:1270:C:C6	2.46	0.50
23:DB:1917:U:C2'	23:DB:1918:A:H5'	2.42	0.50
23:DB:1939:U:H5'	23:DB:1939:U:H6	1.75	0.50
23:DB:2076:U:O2	23:DB:2076:U:O4'	2.29	0.50
23:DB:2107:G:H2'	23:DB:2108:A:C8	2.45	0.50
23:DB:2514:U:H2'	23:DB:2515:C:C6	2.47	0.50
23:DB:2899:A:H2'	23:DB:2900:A:H8	1.74	0.50
23:DB:401:A:O2'	23:DB:402:A:H5'	2.11	0.50
23:DB:723:C:H2'	23:DB:724:U:C6	2.47	0.50
23:DB:729:G:H4'	23:DB:763:G:H5'	1.92	0.50
26:DD:127:PHE:C	26:DD:128:ARG:HD3	2.31	0.50
26:DD:37:VAL:HG12	26:DD:44:GLY:O	2.10	0.50
26:DD:70:LYS:HZ2	26:DD:70:LYS:HB3	1.75	0.50
29:DG:120:ILE:HD13	29:DG:140:ILE:HD13	1.93	0.50
30:DH:72:ILE:HG22	30:DH:72:ILE:O	2.11	0.50
52:DI:52:LEU:HD22	52:DI:81:LYS:HD3	1.92	0.50
33:DL:85:VAL:HG21	33:DL:96:LYS:HG3	1.94	0.50
26:DD:116:LYS:HB3	35:DN:1:MET:HA	1.94	0.50
37:DP:28:LYS:O	37:DP:30:TRP:N	2.44	0.50
1:CA:346:G:OP1	37:DP:43:GLU:HG3	2.11	0.50
24:DV:9:ARG:NE	24:DV:20:LEU:HD11	2.27	0.50
43:DW:23:LYS:HG2	43:DW:57:THR:HA	1.92	0.50
1:AA:423:G:H2'	1:AA:424:G:O4'	2.10	0.50
1:AA:685:G:O2'	1:AA:686:U:H5'	2.10	0.50
20:AB:184:ALA:HB3	20:AB:195:VAL:HG21	1.93	0.50
3:AD:96:ARG:O	3:AD:100:VAL:HG23	2.11	0.50
3:AD:197:HIS:O	3:AD:201:GLU:HG3	2.10	0.50
4:AE:71:ILE:HG12	4:AE:72:ASN:N	2.27	0.50
7:AH:110:MET:HB3	7:AH:114:ALA:HB3	1.93	0.50

Continued on next page...

Continued from previous page...

Atom-1	Atom-2	Interatomic distance (Å)	Clash overlap (Å)
7:AH:40:LYS:HD2	7:AH:48:PHE:CE1	2.47	0.50
8:AI:23:GLY:N	8:AI:60:LEU:HA	2.24	0.50
8:AI:71:ILE:N	8:AI:71:ILE:HD12	2.23	0.50
9:AJ:92:LEU:N	9:AJ:92:LEU:HD22	2.25	0.50
13:AN:30:ILE:CG2	13:AN:41:TRP:HB2	2.37	0.50
15:AP:57:ILE:O	15:AP:61:VAL:HG22	2.11	0.50
16:AQ:35:LYS:O	16:AQ:37:ILE:HG13	2.11	0.50
18:AS:29:PRO:HA	18:AS:47:THR:HB	1.94	0.50
48:B1:10:LEU:HD21	48:B1:34:GLU:HG3	1.93	0.50
22:BA:13:G:O2'	22:BA:15:A:H5''	2.11	0.50
23:BB:1038:G:H2'	23:BB:1039:A:H8	1.76	0.50
23:BB:137:U:H2'	23:BB:138:U:H5'	1.94	0.50
23:BB:2514:U:H2'	23:BB:2515:C:C6	2.46	0.50
23:BB:2630:G:H2'	23:BB:2631:G:H8	1.76	0.50
23:BB:2682:A:O2'	23:BB:2683:C:H5'	2.11	0.50
23:BB:2867:G:N3	23:BB:2867:G:C2'	2.73	0.50
27:BE:165:HIS:O	27:BE:166:LYS:HG3	2.11	0.50
27:BE:46:GLN:O	27:BE:48:THR:N	2.44	0.50
28:BF:116:LEU:H	28:BF:176:PHE:HA	1.76	0.50
29:BG:85:LYS:HA	29:BG:130:ILE:O	2.11	0.50
29:BG:25:ILE:HG23	29:BG:25:ILE:O	2.11	0.50
30:BH:90:LEU:CD2	30:BH:146:VAL:HG11	2.41	0.50
30:BH:68:ARG:HG3	30:BH:134:VAL:CG1	2.38	0.50
52:BI:138:VAL:HG12	52:BI:139:VAL:N	2.26	0.50
52:BI:5:GLN:HG2	52:BI:6:ALA:H	1.74	0.50
23:BB:529:A:OP2	31:BJ:113:PRO:HD3	2.11	0.50
33:BL:83:ALA:HB2	33:BL:120:VAL:HG23	1.94	0.50
23:BB:910:A:C8	34:BM:16:ARG:HB2	2.46	0.50
38:BQ:102:LYS:HG2	38:BQ:103:VAL:N	2.26	0.50
42:BU:23:LYS:HZ3	42:BU:24:VAL:HG22	1.76	0.50
43:BW:24:ARG:HD2	43:BW:57:THR:O	2.12	0.50
44:BX:11:VAL:HG22	44:BX:11:VAL:O	2.10	0.50
44:BX:18:LEU:HD23	44:BX:18:LEU:H	1.76	0.50
1:CA:1520:C:H2'	1:CA:1521:C:H6	1.74	0.50
1:CA:314:C:O2'	1:CA:315:A:H5'	2.11	0.50
1:CA:783:C:O2'	1:CA:784:A:H5'	2.10	0.50
1:CA:853:C:O2'	1:CA:854:U:H5'	2.12	0.50
1:CA:98:A:H2'	1:CA:99:C:H6	1.73	0.50
2:CC:127:VAL:HG23	2:CC:128:MET:N	2.26	0.50
5:CF:39:LEU:HD13	5:CF:39:LEU:O	2.11	0.50
6:CG:45:ALA:HB1	6:CG:120:ALA:HB2	1.93	0.50

Continued on next page...

Continued from previous page...

Atom-1	Atom-2	Interatomic distance (Å)	Clash overlap (Å)
8:CI:30:ASN:C	8:CI:32:ARG:H	2.14	0.50
1:CA:706:A:H2	10:CK:40:ALA:HB2	1.75	0.50
11:CL:86:VAL:HG11	11:CL:89:LEU:HD23	1.93	0.50
18:CS:44:ILE:HG23	18:CS:63:ASP:HB2	1.94	0.50
18:CS:38:THR:HA	18:CS:69:LYS:HA	1.93	0.50
23:DB:1438:U:H5'	23:DB:1516:G:O2'	2.10	0.50
23:DB:1916:A:H2'	23:DB:1917:U:O4'	2.11	0.50
23:DB:2139:U:O2'	23:DB:2140:G:H5'	2.11	0.50
23:DB:2471:A:O2'	23:DB:2472:G:C8	2.54	0.50
23:DB:2849:U:H4'	23:DB:2868:A:C2	2.46	0.50
23:DB:2831:G:O4'	23:DB:2883:A:C2	2.65	0.50
23:DB:633:A:H2'	23:DB:634:C:C5'	2.41	0.50
23:DB:773:U:H5'	23:DB:774:G:OP2	2.11	0.50
23:DB:850:U:H2'	23:DB:851:C:H6	1.76	0.50
23:DB:1655:A:H4'	26:DD:120:GLY:N	2.26	0.50
27:DE:163:ASN:N	27:DE:168:ASP:HA	2.25	0.50
29:DG:137:LYS:O	29:DG:140:ILE:HB	2.10	0.50
29:DG:23:ILE:HG13	29:DG:23:ILE:O	2.11	0.50
31:DJ:125:TYR:OH	31:DJ:134:ALA:HB2	2.10	0.50
34:DM:127:LYS:NZ	34:DM:129:THR:H	2.08	0.50
38:DQ:60:TRP:CZ3	38:DQ:93:ILE:HG22	2.47	0.50
23:DB:64:A:H5''	41:DT:76:ARG:HG3	1.94	0.50
1:AA:1252:A:H2'	1:AA:1253:G:C5'	2.39	0.50
1:AA:1376:U:H2'	1:AA:1377:A:C8	2.45	0.50
1:AA:1499:A:OP1	53:AA:1601:KSG:N1	2.45	0.50
1:AA:309:A:H2'	1:AA:310:G:H8	1.76	0.50
1:AA:761:G:H2'	1:AA:762:U:C6	2.46	0.50
20:AB:112:ARG:HA	20:AB:115:ASP:OD2	2.11	0.50
2:AC:55:VAL:HG12	2:AC:56:ILE:N	2.26	0.50
3:AD:120:LYS:HB2	3:AD:145:ARG:HH21	1.75	0.50
1:AA:1302:C:O4'	12:AM:16:ILE:HD11	2.12	0.50
12:AM:10:ASP:HA	12:AM:44:ILE:CD1	2.41	0.50
13:AN:30:ILE:C	13:AN:32:ASP:H	2.14	0.50
17:AR:70:THR:HG23	17:AR:71:ASP:N	2.27	0.50
1:AA:957:U:H4'	18:AS:78:THR:HB	1.93	0.50
23:BB:1159:U:O2'	23:BB:1160:G:H5'	2.11	0.50
23:BB:1412:U:H2'	23:BB:1413:A:H8	1.76	0.50
23:BB:1511:G:H2'	23:BB:1512:C:H6	1.77	0.50
23:BB:1676:A:H1'	26:BD:134:HIS:HB3	1.94	0.50
23:BB:2248:C:C2'	23:BB:2249:U:H5'	2.40	0.50
23:BB:2370:G:H2'	23:BB:2371:G:O4'	2.10	0.50

Continued on next page...

Continued from previous page...

Atom-1	Atom-2	Interatomic distance (Å)	Clash overlap (Å)
23:BB:2700:A:H2'	23:BB:2701:U:H6	1.76	0.50
23:BB:543:G:H2'	23:BB:544:C:C5'	2.35	0.50
23:BB:550:C:H2'	23:BB:550:C:O2	2.10	0.50
23:BB:771:G:O2'	23:BB:772:C:H5'	2.11	0.50
26:BD:170:VAL:HG11	26:BD:194:PRO:HG2	1.92	0.50
27:BE:44:ARG:N	27:BE:44:ARG:CD	2.73	0.50
29:BG:17:LYS:HD2	29:BG:17:LYS:O	2.09	0.50
52:BI:49:GLU:HG2	52:BI:54:ILE:HD11	1.93	0.50
31:BJ:101:ILE:HG23	31:BJ:102:GLU:N	2.20	0.50
31:BJ:28:LEU:HG	31:BJ:32:LEU:CD1	2.41	0.50
37:BP:109:ILE:O	37:BP:110:LYS:C	2.50	0.50
42:BU:21:ARG:HG2	42:BU:21:ARG:HH11	1.76	0.50
1:CA:114:U:H2'	1:CA:115:G:C8	2.47	0.50
1:CA:1254:A:H61	1:CA:1283:U:H3	1.60	0.50
1:CA:1308:U:H2'	1:CA:1309:G:H8	1.75	0.50
1:CA:1526:G:H2'	1:CA:1527:U:C6	2.46	0.50
1:CA:638:U:H2'	1:CA:639:G:O4'	2.11	0.50
1:CA:846:G:H2'	1:CA:846:G:N3	2.27	0.50
2:CC:69:THR:HG21	2:CC:75:VAL:HG21	1.94	0.50
4:CE:152:VAL:HA	4:CE:155:LYS:HD3	1.93	0.50
10:CK:23:HIS:HB3	10:CK:30:ILE:CG1	2.39	0.50
12:CM:55:LEU:O	12:CM:59:VAL:HG12	2.11	0.50
13:CN:9:GLU:OE2	13:CN:60:ARG:HB3	2.12	0.50
15:CP:36:VAL:HG23	15:CP:56:ARG:HB2	1.93	0.50
19:CT:24:ARG:HA	19:CT:65:LEU:HD21	1.94	0.50
47:D0:26:SER:HB2	47:D0:38:LEU:CG	2.42	0.50
23:DB:145:C:H2'	23:DB:146:A:H8	1.77	0.50
23:DB:1562:U:H2'	23:DB:1563:U:C6	2.46	0.50
23:DB:2665:A:C2'	23:DB:2666:C:H5'	2.41	0.50
23:DB:279:A:H2'	23:DB:280:U:O4'	2.11	0.50
23:DB:2886:A:N7	47:D0:27:LEU:HG	2.26	0.50
23:DB:439:A:O2'	23:DB:440:C:H5'	2.11	0.50
23:DB:490:C:H3'	23:DB:491:G:C5'	2.42	0.50
23:DB:786:C:O2'	23:DB:787:C:H5'	2.10	0.50
25:DC:243:PRO:HA	25:DC:249:VAL:HG23	1.93	0.50
25:DC:92:LEU:HD13	25:DC:102:TYR:CE2	2.47	0.50
23:DB:674:G:O2'	27:DE:69:ARG:HD2	2.12	0.50
29:DG:102:ILE:O	29:DG:102:ILE:HG23	2.12	0.50
30:DH:62:LEU:O	30:DH:66:ASN:HB2	2.12	0.50
31:DJ:131:ASN:C	31:DJ:133:ALA:N	2.64	0.50
33:DL:55:MET:H	33:DL:56:PRO:CD	2.25	0.50

Continued on next page...

Continued from previous page...

Atom-1	Atom-2	Interatomic distance (Å)	Clash overlap (Å)
35:DN:33:ILE:HG23	35:DN:112:TYR:HB3	1.93	0.50
35:DN:54:LEU:HD22	35:DN:66:ALA:HB2	1.94	0.50
38:DQ:63:ARG:HG3	38:DQ:96:ASP:OD1	2.12	0.50
40:DS:103:ILE:O	40:DS:104:THR:HB	2.11	0.50
40:DS:72:THR:HG21	40:DS:108:SER:OG	2.11	0.50
41:DT:76:ARG:NH1	41:DT:78:SER:HB2	2.16	0.50
1:AA:1507:A:H2'	1:AA:1508:A:C8	2.47	0.50
1:AA:372:C:H4'	1:AA:373:A:H5'	1.94	0.50
1:AA:602:A:O2'	1:AA:603:U:H5'	2.11	0.50
1:AA:638:U:H2'	1:AA:639:G:O4'	2.11	0.50
1:AA:697:U:H2'	1:AA:698:G:H5'	1.93	0.50
1:AA:751:U:H2'	1:AA:752:G:O4'	2.12	0.50
1:AA:751:U:H4'	14:AO:23:SER:HA	1.92	0.50
1:AA:812:G:O2'	1:AA:813:U:C6	2.58	0.50
20:AB:49:PHE:O	20:AB:53:LEU:HD23	2.11	0.50
2:AC:126:ARG:HH22	2:AC:190:THR:CG2	2.25	0.50
3:AD:24:VAL:C	3:AD:25:ARG:HD2	2.31	0.50
4:AE:81:GLN:HE21	4:AE:147:ASN:C	2.14	0.50
5:AF:99:ALA:O	5:AF:100:SER:HB2	2.11	0.50
10:AK:54:SER:HA	10:AK:56:LYS:HE3	1.92	0.50
15:AP:42:ILE:CG2	15:AP:43:ALA:H	2.18	0.50
47:B0:46:GLY:HA3	47:B0:53:VAL:HG21	1.94	0.50
48:B1:31:GLU:H	48:B1:32:LYS:HZ1	1.59	0.50
49:B2:43:THR:O	49:B2:44:VAL:C	2.49	0.50
23:BB:1019:U:OP1	23:BB:1035:U:O2'	2.29	0.50
23:BB:103:A:H2'	23:BB:104:A:O4'	2.12	0.50
23:BB:1080:A:O2'	23:BB:1081:U:H5'	2.10	0.50
23:BB:1818:U:C3'	25:BC:155:ARG:HB2	2.41	0.50
23:BB:2143:C:H2'	23:BB:2144:G:O4'	2.10	0.50
23:BB:2256:G:O2'	23:BB:2257:U:H5'	2.12	0.50
23:BB:2516:A:O2'	23:BB:2517:C:H5'	2.12	0.50
23:BB:2665:A:C2'	23:BB:2666:C:H5'	2.41	0.50
23:BB:2740:A:H2'	23:BB:2741:A:C8	2.46	0.50
25:BC:155:ARG:HH11	25:BC:157:ALA:HB2	1.76	0.50
26:BD:114:LYS:HB3	35:BN:3:HIS:CE1	2.46	0.50
23:BB:2052:A:O5'	26:BD:147:GLY:HA3	2.12	0.50
26:BD:7:LYS:HE2	26:BD:193:VAL:HG13	1.92	0.50
32:BK:99:ILE:HG22	32:BK:119:ALA:HB2	1.93	0.50
35:BN:17:ARG:O	35:BN:21:PHE:HB2	2.11	0.50
36:BO:18:LEU:HD12	36:BO:18:LEU:C	2.31	0.50
36:BO:54:VAL:HG21	36:BO:78:VAL:HG11	1.94	0.50

Continued on next page...

Continued from previous page...

Atom-1	Atom-2	Interatomic distance (Å)	Clash overlap (Å)
39:BR:75:VAL:N	39:BR:90:ARG:HE	2.07	0.50
24:BV:76:ASP:HB2	34:BM:136:MET:SD	2.52	0.50
1:CA:370:C:H2'	1:CA:371:A:C8	2.46	0.50
1:CA:761:G:H2'	1:CA:762:U:C6	2.46	0.50
1:CA:963:G:H2'	1:CA:964:A:H8	1.75	0.50
1:CA:973:G:H3'	1:CA:974:A:C5'	2.30	0.50
20:CB:206:ILE:HG22	20:CB:207:ARG:NH2	2.26	0.50
6:CG:16:LYS:HD3	6:CG:16:LYS:O	2.11	0.50
7:CH:17:GLN:HG3	7:CH:71:VAL:CG2	2.41	0.50
13:CN:13:VAL:HG13	13:CN:59:GLN:HE22	1.76	0.50
18:CS:52:ASN:ND2	18:CS:76:THR:HA	2.26	0.50
22:DA:31:C:O2'	22:DA:53:A:N1	2.44	0.50
23:DB:1396:U:O4'	23:DB:1396:U:O2	2.28	0.50
23:DB:1681:G:H2'	23:DB:1757:A:N1	2.27	0.50
23:DB:2056:G:H21	47:D0:1:ALA:HB3	1.76	0.50
23:DB:2412:A:H2'	23:DB:2413:G:O4'	2.11	0.50
23:DB:2636:C:H2'	23:DB:2637:U:C6	2.46	0.50
23:DB:2743:U:C3'	23:DB:2744:G:H5''	2.42	0.50
23:DB:363:G:H2'	23:DB:364:C:H6	1.74	0.50
23:DB:910:A:C8	34:DM:16:ARG:HB3	2.47	0.50
25:DC:103:ILE:HG22	25:DC:104:LEU:H	1.77	0.50
25:DC:207:ALA:HA	25:DC:211:ARG:HB3	1.94	0.50
25:DC:3:VAL:HG12	25:DC:4:LYS:N	2.27	0.50
26:DD:117:GLY:O	26:DD:164:GLN:HA	2.12	0.50
26:DD:60:VAL:O	26:DD:63:PRO:HD2	2.12	0.50
23:DB:2636:C:P	26:DD:80:TRP:HE1	2.34	0.50
27:DE:192:ALA:HB1	27:DE:199:MET:CG	2.42	0.50
52:DI:99:LYS:HD3	52:DI:99:LYS:N	2.26	0.50
31:DJ:37:ARG:NH1	31:DJ:110:PRO:HG3	2.27	0.50
31:DJ:5:THR:HG21	31:DJ:7:LYS:NZ	2.26	0.50
32:DK:110:GLU:HA	32:DK:113:MET:HE3	1.92	0.50
33:DL:118:THR:CG2	33:DL:137:ALA:HB3	2.41	0.50
33:DL:58:TYR:HA	33:DL:62:PRO:CD	2.42	0.50
35:DN:115:LEU:N	35:DN:115:LEU:HD23	2.26	0.50
36:DO:80:GLU:O	36:DO:83:LEU:HD13	2.10	0.50
37:DP:100:ARG:H	37:DP:100:ARG:CD	2.25	0.50
38:DQ:5:ARG:HD2	38:DQ:5:ARG:O	2.11	0.50
40:DS:64:ALA:H	40:DS:110:ARG:NH2	2.10	0.50
40:DS:42:LYS:HD3	40:DS:42:LYS:O	2.11	0.50
43:DW:48:ALA:O	43:DW:72:GLY:HA3	2.12	0.50
1:AA:1004:A:H62	1:AA:1025:U:H5'	1.77	0.50

Continued on next page...

Continued from previous page...

Atom-1	Atom-2	Interatomic distance (Å)	Clash overlap (Å)
1:AA:1210:C:O2'	1:AA:1211:U:H5'	2.11	0.50
1:AA:1504:G:H4'	1:AA:1505:G:C4	2.47	0.50
1:AA:437:U:C2'	1:AA:438:U:O4'	2.51	0.50
1:AA:60:A:H1'	1:AA:61:G:O4'	2.12	0.50
1:AA:769:G:O2'	1:AA:770:C:H5'	2.11	0.50
1:AA:864:A:H2'	1:AA:865:A:C8	2.46	0.50
2:AC:183:TYR:HE1	2:AC:198:LYS:HB3	1.75	0.50
2:AC:71:ARG:O	2:AC:75:VAL:HG23	2.11	0.50
5:AF:45:ARG:HG2	5:AF:46:GLN:N	2.26	0.50
6:AG:46:LEU:O	6:AG:46:LEU:HD13	2.11	0.50
8:AI:11:ARG:HG3	8:AI:11:ARG:O	2.10	0.50
50:B3:7:ARG:HH21	50:B3:11:LYS:HZ2	1.57	0.50
23:BB:1373:A:OP1	23:BB:2213:U:O4	2.29	0.50
23:BB:1531:C:H2'	23:BB:1532:A:H8	1.75	0.50
23:BB:1796:U:H2'	23:BB:1797:G:C8	2.46	0.50
23:BB:2025:C:H2'	23:BB:2026:U:H6	1.77	0.50
23:BB:2262:U:H4'	23:BB:2328:A:H2	1.76	0.50
23:BB:2334:U:OP2	36:BO:7:ARG:HA	2.11	0.50
23:BB:2439:A:C8	23:BB:2586:U:H4'	2.47	0.50
23:BB:408:G:O2'	23:BB:409:G:H5'	2.12	0.50
23:BB:557:C:H2'	23:BB:558:U:H6	1.76	0.50
23:BB:833:A:H2'	23:BB:834:G:H8	1.74	0.50
25:BC:61:TYR:CE2	25:BC:63:ILE:HD11	2.47	0.50
27:BE:131:THR:O	27:BE:134:LEU:HB2	2.12	0.50
27:BE:139:LYS:HE2	27:BE:139:LYS:HA	1.93	0.50
28:BF:168:LEU:HD12	28:BF:169:LEU:N	2.15	0.50
29:BG:18:ILE:CD1	29:BG:18:ILE:H	2.25	0.50
30:BH:58:LEU:HA	30:BH:62:LEU:HD12	1.94	0.50
32:BK:23:LYS:HG3	32:BK:24:VAL:H	1.75	0.50
33:BL:109:LYS:HA	33:BL:126:ARG:CB	2.42	0.50
33:BL:123:ARG:HH22	33:BL:141:LYS:HZ1	1.57	0.50
36:BO:31:THR:HG21	36:BO:36:TYR:CE1	2.46	0.50
38:BQ:40:LYS:HA	38:BQ:43:GLN:HE21	1.77	0.50
42:BU:82:VAL:HB	42:BU:94:PHE:CD2	2.47	0.50
1:CA:1008:U:H5''	13:CN:23:ARG:NH2	2.20	0.50
1:CA:1118:U:H5'	1:CA:1118:U:H6	1.76	0.50
1:CA:1200:C:H4'	1:CA:1201:A:H5'	1.94	0.50
1:CA:1427:C:O2'	1:CA:1428:A:H5'	2.11	0.50
1:CA:143:A:H2	1:CA:220:G:H22	1.59	0.50
1:CA:1492:A:N6	1:CA:1494:G:C8	2.80	0.50
20:CB:115:ASP:O	20:CB:119:GLN:HG2	2.12	0.50

Continued on next page...

Continued from previous page...

Atom-1	Atom-2	Interatomic distance (Å)	Clash overlap (Å)
3:CD:169:TRP:CE3	3:CD:185:PRO:HB3	2.46	0.50
4:CE:15:ILE:HG22	4:CE:16:ALA:H	1.77	0.50
4:CE:52:ALA:HB2	4:CE:61:LYS:HE2	1.93	0.50
5:CF:29:ILE:HG21	5:CF:64:VAL:HG11	1.93	0.50
9:CJ:66:GLU:HG2	9:CJ:67:ILE:H	1.77	0.50
13:CN:40:ARG:O	13:CN:45:LEU:HD11	2.11	0.50
13:CN:42:ASN:HA	13:CN:45:LEU:HD12	1.94	0.50
15:CP:25:ARG:HD3	15:CP:25:ARG:H	1.76	0.50
1:CA:1221:G:OP1	18:CS:35:ARG:HD2	2.11	0.50
51:D4:22:VAL:HG13	51:D4:37:GLN:HB3	1.93	0.50
22:DA:66:A:N6	22:DA:107:G:C5	2.79	0.50
23:DB:1313:U:H4'	23:DB:1332:G:H4'	1.94	0.50
23:DB:2020:A:C2	23:DB:2022:U:O4'	2.64	0.50
23:DB:2405:G:H1'	23:DB:2412:A:H61	1.75	0.50
23:DB:2742:G:O2'	23:DB:2743:U:H5'	2.12	0.50
23:DB:2771:C:H2'	23:DB:2772:C:H6	1.76	0.50
23:DB:46:G:H2'	23:DB:47:C:H6	1.77	0.50
23:DB:935:C:H2'	23:DB:936:A:C8	2.47	0.50
23:DB:969:G:OP1	45:DY:17:PRO:HG3	2.11	0.50
25:DC:216:ARG:O	25:DC:218:THR:N	2.44	0.50
25:DC:268:ARG:HG3	25:DC:268:ARG:HH11	1.77	0.50
26:DD:146:ILE:CD1	26:DD:146:ILE:H	2.24	0.50
23:DB:1205:A:C8	27:DE:165:HIS:HA	2.47	0.50
27:DE:142:ALA:N	27:DE:185:LYS:NZ	2.52	0.50
28:DF:98:PHE:HA	28:DF:101:ARG:HG2	1.93	0.50
30:DH:122:LEU:HD13	30:DH:146:VAL:CG2	2.36	0.50
31:DJ:133:ALA:C	31:DJ:135:GLN:N	2.65	0.50
32:DK:11:ALA:O	32:DK:99:ILE:HG23	2.10	0.50
35:DN:10:LEU:O	35:DN:11:ASN:ND2	2.45	0.50
35:DN:73:ASN:HA	35:DN:76:VAL:HG12	1.93	0.50
37:DP:25:VAL:O	37:DP:27:VAL:HG12	2.11	0.50
37:DP:55:HIS:C	37:DP:57:ALA:N	2.64	0.50
39:DR:47:VAL:HG22	39:DR:48:LYS:N	2.18	0.50
41:DT:53:VAL:HB	41:DT:93:LEU:HD21	1.93	0.50
44:DX:16:THR:OG1	44:DX:19:LEU:HB3	2.12	0.50
1:AA:1261:A:H2'	1:AA:1262:C:O4'	2.11	0.50
1:AA:1324:A:H2'	1:AA:1325:C:C6	2.47	0.50
1:AA:146:G:O2'	1:AA:147:G:H5'	2.11	0.50
1:AA:251:G:H4'	1:AA:252:U:H5'	1.93	0.50
1:AA:323:U:H2'	1:AA:324:G:O4'	2.11	0.50
1:AA:980:C:H2'	1:AA:981:U:H5'	1.93	0.50

Continued on next page...

Continued from previous page...

Atom-1	Atom-2	Interatomic distance (Å)	Clash overlap (Å)
20:AB:80:LYS:O	20:AB:84:LEU:N	2.45	0.50
2:AC:155:ARG:NH1	2:AC:192:TYR:HB2	2.27	0.50
4:AE:101:GLY:H	4:AE:121:ASN:ND2	2.07	0.50
7:AH:76:ARG:HE	7:AH:79:ARG:HA	1.77	0.50
8:AI:50:PRO:HG2	8:AI:51:LEU:HD12	1.92	0.50
21:AU:26:GLY:C	21:AU:28:LEU:H	2.15	0.50
47:B0:11:LYS:O	47:B0:12:ARG:HB3	2.12	0.50
48:B1:36:LYS:N	48:B1:36:LYS:HD2	2.27	0.50
22:BA:32:U:H4'	22:BA:52:A:H62	1.76	0.50
23:BB:1236:G:O2'	23:BB:1237:A:O5'	2.29	0.50
23:BB:1313:U:H4'	23:BB:1332:G:H4'	1.94	0.50
23:BB:1396:U:O2	23:BB:1396:U:O4'	2.28	0.50
23:BB:1909:C:H2'	23:BB:1910:G:H8	1.77	0.50
23:BB:2020:A:C2	23:BB:2022:U:O4'	2.64	0.50
23:BB:235:U:H2'	23:BB:236:C:H6	1.76	0.50
23:BB:2669:G:H2'	23:BB:2670:A:H8	1.76	0.50
23:BB:2821:A:H2'	23:BB:2822:G:C8	2.46	0.50
23:BB:38:A:C8	27:BE:46:GLN:CD	2.85	0.50
23:BB:536:G:H4'	38:BQ:56:PHE:HZ	1.74	0.50
23:BB:855:G:N2	43:BW:23:LYS:HB3	2.26	0.50
23:BB:993:G:O2'	23:BB:994:C:H5'	2.11	0.50
25:BC:136:VAL:O	25:BC:163:ILE:HB	2.12	0.50
25:BC:67:LYS:HB3	25:BC:149:LYS:O	2.12	0.50
25:BC:77:VAL:HA	25:BC:93:VAL:HG22	1.94	0.50
26:BD:149:ASN:C	26:BD:150:GLN:HG2	2.32	0.50
23:BB:2822:G:OP1	26:BD:166:GLY:HA2	2.11	0.50
27:BE:104:ALA:O	27:BE:105:LEU:HD23	2.12	0.50
27:BE:170:ARG:NH2	27:BE:175:ILE:HA	2.26	0.50
27:BE:57:LYS:O	27:BE:59:PRO:HD3	2.11	0.50
28:BF:106:ALA:CB	28:BF:136:ILE:HG23	2.42	0.50
30:BH:85:GLY:O	30:BH:89:LYS:N	2.45	0.50
32:BK:10:VAL:HG13	32:BK:19:VAL:HG21	1.94	0.50
23:BB:2675:A:OP1	32:BK:31:ARG:HG2	2.10	0.50
33:BL:71:ALA:O	33:BL:72:ALA:C	2.50	0.50
33:BL:92:LEU:HG	33:BL:96:LYS:NZ	2.27	0.50
34:BM:26:VAL:HG11	34:BM:134:THR:OG1	2.12	0.50
23:BB:2485:G:H5'	34:BM:45:GLN:OE1	2.12	0.50
36:BO:59:ALA:HB3	36:BO:63:LYS:HB2	1.93	0.50
37:BP:61:ARG:O	37:BP:63:ILE:HD12	2.11	0.50
38:BQ:111:LYS:O	38:BQ:115:ALA:HB2	2.12	0.50
38:BQ:13:HIS:O	38:BQ:17:LEU:HB2	2.12	0.50

Continued on next page...

Continued from previous page...

Atom-1	Atom-2	Interatomic distance (Å)	Clash overlap (Å)
38:BQ:7:VAL:HG23	38:BQ:8:ILE:N	2.18	0.50
38:BQ:88:GLU:HA	39:BR:53:PHE:CD1	2.47	0.50
42:BU:24:VAL:C	42:BU:25:LYS:HD3	2.32	0.50
23:BB:988:A:OP2	45:BY:11:SER:HA	2.12	0.50
1:CA:1026:G:H2'	1:CA:1027:C:O4'	2.12	0.50
1:CA:1171:A:H2'	1:CA:1172:C:H6	1.77	0.50
1:CA:1219:A:H2'	1:CA:1220:G:H8	1.75	0.50
1:CA:1496:C:H2'	1:CA:1497:G:O4'	2.11	0.50
1:CA:1512:U:H2'	1:CA:1513:A:H8	1.75	0.50
1:CA:806:C:H2'	1:CA:807:A:C8	2.46	0.50
20:CB:85:SER:O	20:CB:86:CYS:HB2	2.12	0.50
3:CD:84:ASN:HD21	3:CD:87:GLU:H	1.58	0.50
5:CF:68:GLN:O	5:CF:71:ILE:HG22	2.11	0.50
6:CG:29:LEU:HD11	6:CG:119:LEU:HD22	1.94	0.50
7:CH:77:VAL:CG2	7:CH:126:CYS:HA	2.42	0.50
12:CM:102:LYS:HG3	12:CM:103:THR:N	2.26	0.50
16:CQ:43:LEU:HD12	16:CQ:43:LEU:N	2.27	0.50
23:DB:2399:G:H1'	48:D1:20:TYR:OH	2.12	0.50
23:DB:2420:C:H3'	50:D3:31:ILE:CG2	2.42	0.50
23:DB:1139:G:O2'	23:DB:1140:C:H5'	2.12	0.50
23:DB:125:A:O2'	23:DB:126:A:OP1	2.24	0.50
23:DB:1948:G:O2'	23:DB:1949:G:H5'	2.12	0.50
23:DB:2464:G:H2'	23:DB:2465:C:H6	1.75	0.50
23:DB:2500:U:H5'	23:DB:2501:C:OP2	2.12	0.50
23:DB:242:G:H22	23:DB:254:G:H2'	1.76	0.50
23:DB:299:A:H2'	23:DB:300:A:C8	2.46	0.50
23:DB:441:U:H2'	23:DB:442:G:H8	1.76	0.50
23:DB:725:G:H2'	23:DB:726:G:C1'	2.41	0.50
23:DB:943:A:OP1	33:DL:41:ARG:HG2	2.12	0.50
25:DC:21:PRO:C	25:DC:202:ARG:HD2	2.32	0.50
27:DE:199:MET:O	27:DE:200:LEU:HD23	2.12	0.50
27:DE:29:HIS:HD2	33:DL:19:LEU:HD11	1.76	0.50
28:DF:174:PHE:N	28:DF:175:PRO:HD2	2.23	0.50
52:DI:21:PRO:CB	52:DI:22:PRO:HD3	2.39	0.50
52:DI:85:ILE:HD12	52:DI:87:SER:O	2.12	0.50
34:DM:16:ARG:HG2	34:DM:16:ARG:HH11	1.77	0.50
41:DT:11:LEU:HB3	41:DT:34:VAL:HG23	1.92	0.50
24:DV:57:TYR:HE2	24:DV:77:VAL:HG21	1.76	0.50
24:DV:65:VAL:C	24:DV:67:GLY:H	2.15	0.50
43:DW:42:THR:H	43:DW:65:LYS:CG	2.22	0.50
1:AA:1226:C:H4'	1:AA:1227:A:OP1	2.11	0.50

Continued on next page...

Continued from previous page...

Atom-1	Atom-2	Interatomic distance (Å)	Clash overlap (Å)
1:AA:143:A:H2	1:AA:220:G:H22	1.59	0.50
1:AA:219:U:H2'	1:AA:220:G:H8	1.77	0.50
1:AA:370:C:H2'	1:AA:371:A:H8	1.77	0.50
1:AA:969:A:N3	1:AA:970:C:O2	2.45	0.50
20:AB:206:ILE:HD13	20:AB:206:ILE:C	2.32	0.50
2:AC:180:ASP:C	2:AC:181:ILE:HD12	2.31	0.50
3:AD:11:SER:OG	3:AD:17:ASP:HA	2.11	0.50
3:AD:77:GLU:O	3:AD:81:LEU:HG	2.12	0.50
5:AF:51:ILE:HD11	5:AF:86:ARG:HG3	1.94	0.50
8:AI:49:GLN:N	8:AI:50:PRO:HD2	2.27	0.50
8:AI:56:MET:HE2	8:AI:57:VAL:H	1.77	0.50
1:AA:130:A:O4'	16:AQ:64:ARG:HD2	2.12	0.50
1:AA:734:G:N2	17:AR:63:TYR:CE2	2.80	0.50
22:BA:52:A:H3'	22:BA:53:A:C8	2.47	0.50
23:BB:1386:C:H2'	23:BB:1387:A:H8	1.74	0.50
23:BB:2809:A:H2'	23:BB:2810:A:H8	1.77	0.50
23:BB:827:U:H5'	23:BB:828:U:O5'	2.12	0.50
23:BB:922:C:H2'	23:BB:923:G:C8	2.47	0.50
23:BB:968:C:H2'	23:BB:969:G:C8	2.45	0.50
25:BC:130:PRO:HA	25:BC:187:CYS:O	2.12	0.50
25:BC:22:GLU:HA	25:BC:202:ARG:NE	2.26	0.50
26:BD:45:TYR:O	26:BD:46:ARG:HG2	2.12	0.50
26:BD:48:ILE:HA	26:BD:79:LEU:O	2.10	0.50
27:BE:120:VAL:HG12	27:BE:121:VAL:N	2.27	0.50
27:BE:88:ARG:HH11	27:BE:88:ARG:CB	2.22	0.50
29:BG:102:ILE:HG22	29:BG:114:HIS:O	2.12	0.50
30:BH:69:ALA:HB1	30:BH:141:LYS:NZ	2.27	0.50
31:BJ:7:LYS:CD	31:BJ:48:VAL:HB	2.39	0.50
31:BJ:61:LYS:CE	31:BJ:61:LYS:HA	2.38	0.50
32:BK:16:ALA:N	32:BK:46:ALA:HA	2.27	0.50
33:BL:116:VAL:HG21	33:BL:134:ALA:HB1	1.94	0.50
35:BN:1:MET:SD	35:BN:2:ARG:N	2.85	0.50
37:BP:61:ARG:NH2	37:BP:63:ILE:HD11	2.27	0.50
23:BB:535:G:N2	38:BQ:52:ARG:HH22	1.95	0.50
38:BQ:56:PHE:O	38:BQ:59:LEU:HB3	2.12	0.50
38:BQ:94:LEU:HD11	39:BR:10:LYS:HD2	1.94	0.50
39:BR:49:ILE:HG22	39:BR:51:VAL:CG2	2.42	0.50
40:BS:34:ASP:HA	40:BS:38:TYR:CD2	2.47	0.50
41:BT:28:ASN:HD22	41:BT:28:ASN:N	2.09	0.50
43:BW:4:LYS:C	43:BW:4:LYS:HD3	2.32	0.50
45:BY:6:ILE:HG22	45:BY:56:VAL:CG2	2.39	0.50

Continued on next page...

Continued from previous page...

Atom-1	Atom-2	Interatomic distance (Å)	Clash overlap (Å)
45:BY:9:THR:HA	45:BY:55:LYS:HG3	1.92	0.50
1:CA:1307:U:H2'	1:CA:1308:U:H6	1.76	0.50
3:CD:138:PRO:O	3:CD:139:ASN:HB3	2.12	0.50
4:CE:111:ARG:HG2	4:CE:111:ARG:NH1	2.27	0.50
9:CJ:85:ASP:HB2	9:CJ:89:ARG:CZ	2.42	0.50
10:CK:108:ASN:OD1	10:CK:110:THR:HG23	2.12	0.50
11:CL:113:ARG:CZ	11:CL:120:ARG:HA	2.42	0.50
15:CP:74:LEU:O	15:CP:78:VAL:HG12	2.11	0.50
5:CF:100:SER:H	17:CR:23:LYS:HZ1	1.60	0.50
18:CS:20:LYS:HD2	18:CS:20:LYS:O	2.12	0.50
13:CN:40:ARG:HH12	18:CS:6:LYS:H	1.59	0.50
22:DA:30:C:C2'	22:DA:31:C:H5'	2.39	0.50
23:DB:1184:U:O2'	23:DB:1185:G:H5'	2.12	0.50
23:DB:1330:C:H2'	23:DB:1331:G:H8	1.76	0.50
23:DB:699:A:H4'	23:DB:1634:A:N7	2.27	0.50
23:DB:1771:C:H2'	23:DB:1772:A:C8	2.46	0.50
23:DB:2052:A:OP1	26:DD:145:SER:HB3	2.12	0.50
23:DB:2520:C:C6	23:DB:2567:G:H1'	2.46	0.50
23:DB:2630:G:H2'	23:DB:2631:G:H8	1.75	0.50
23:DB:678:C:H2'	23:DB:679:C:H6	1.77	0.50
25:DC:192:GLY:O	25:DC:194:VAL:HG22	2.11	0.50
26:DD:160:LYS:HA	26:DD:160:LYS:HE3	1.93	0.50
28:DF:134:GLN:O	28:DF:135:ILE:C	2.48	0.50
28:DF:137:PHE:O	28:DF:139:GLU:HG2	2.12	0.50
52:DI:78:LEU:HD23	52:DI:81:LYS:HE2	1.93	0.50
33:DL:51:GLU:CG	33:DL:52:GLY:H	2.09	0.50
34:DM:34:LYS:O	34:DM:125:PRO:HD2	2.12	0.50
26:DD:116:LYS:O	35:DN:2:ARG:HB3	2.12	0.50
36:DO:95:SER:O	36:DO:97:PHE:N	2.45	0.50
43:DW:43:LYS:H	43:DW:75:ASN:CG	2.15	0.50
44:DX:25:GLN:CD	44:DX:29:ARG:HH21	2.14	0.50
1:AA:1446:A:C3'	1:AA:1447:A:H5''	2.42	0.50
1:AA:193:C:H2'	1:AA:194:C:C6	2.47	0.50
1:AA:939:G:H4'	6:AG:101:ARG:NH2	2.26	0.50
6:AG:136:LYS:O	6:AG:140:VAL:HG23	2.12	0.50
6:AG:72:VAL:HB	6:AG:144:ALA:HB3	1.94	0.50
8:AI:56:MET:CE	8:AI:57:VAL:H	2.25	0.50
14:AO:70:LYS:NZ	14:AO:74:VAL:HA	2.27	0.50
15:AP:67:ILE:HG13	15:AP:71:VAL:HG13	1.93	0.50
16:AQ:80:LYS:C	16:AQ:80:LYS:HE3	2.32	0.50
19:AT:15:LYS:HA	19:AT:18:LYS:HE3	1.94	0.50

Continued on next page...

Continued from previous page...

Atom-1	Atom-2	Interatomic distance (Å)	Clash overlap (Å)
21:AU:34:ARG:C	21:AU:34:ARG:HD2	2.31	0.50
21:AU:5:VAL:HG22	21:AU:19:LYS:NZ	2.27	0.50
23:BB:1107:G:H2'	23:BB:1108:U:O4'	2.11	0.50
23:BB:1399:C:H2'	23:BB:1400:U:C6	2.47	0.50
23:BB:189:G:P	46:BZ:12:ILE:HG12	2.52	0.50
23:BB:2087:G:H2'	23:BB:2088:A:H8	1.77	0.50
23:BB:2877:G:H2'	23:BB:2878:U:C6	2.47	0.50
23:BB:2811:G:H5''	26:BD:62:LYS:HD2	1.93	0.50
27:BE:4:VAL:HB	27:BE:117:ARG:HH21	1.76	0.50
27:BE:50:ALA:O	27:BE:74:LYS:HD2	2.12	0.50
23:BB:2305:U:H3	28:BF:150:GLY:HA3	1.76	0.50
30:BH:6:LEU:HD12	30:BH:15:LEU:CA	2.42	0.50
30:BH:57:LYS:CA	30:BH:57:LYS:HE3	2.42	0.50
30:BH:56:ALA:HB3	30:BH:57:LYS:NZ	2.27	0.50
31:BJ:18:VAL:HG22	31:BJ:56:VAL:HA	1.93	0.50
31:BJ:36:LEU:O	31:BJ:118:MET:HG2	2.12	0.50
34:BM:112:LEU:N	34:BM:112:LEU:HD12	2.27	0.50
34:BM:97:GLN:N	34:BM:98:PRO:CD	2.75	0.50
36:BO:17:LYS:O	36:BO:21:LEU:HA	2.12	0.50
40:BS:17:VAL:HA	40:BS:43:ALA:CB	2.42	0.50
40:BS:57:ASN:O	40:BS:61:ASN:HB3	2.12	0.50
41:BT:13:ALA:HB3	41:BT:33:LYS:HB2	1.92	0.50
24:BV:80:HIS:CD2	24:BV:82:TYR:H	2.25	0.50
44:BX:5:GLU:N	44:BX:7:ARG:HE	2.08	0.50
46:BZ:49:ARG:CD	46:BZ:50:ASP:N	2.75	0.50
1:CA:1129:C:H1'	1:CA:1146:A:N6	2.25	0.50
1:CA:262:A:OP2	19:CT:70:LYS:HE3	2.12	0.50
1:CA:372:C:H4'	1:CA:373:A:H5'	1.94	0.50
1:CA:736:C:H2'	1:CA:737:C:H6	1.77	0.50
1:CA:945:G:H21	1:CA:1334:G:H4'	1.77	0.50
20:CB:134:LEU:O	20:CB:134:LEU:HD23	2.11	0.50
15:CP:67:ILE:CG1	15:CP:71:VAL:HG13	2.37	0.50
16:CQ:13:SER:HB3	16:CQ:21:VAL:CB	2.40	0.50
18:CS:11:ASP:HB3	18:CS:13:HIS:NE2	2.27	0.50
18:CS:16:LYS:O	18:CS:20:LYS:HB2	2.11	0.50
21:CU:3:ILE:HD12	21:CU:3:ILE:O	2.11	0.50
51:D4:2:LYS:HD3	51:D4:2:LYS:N	2.27	0.50
23:DB:1196:C:H2'	23:DB:1197:G:C8	2.46	0.50
23:DB:19:A:OP1	38:DQ:22:GLY:HA2	2.12	0.50
23:DB:217:A:H3'	23:DB:218:A:H8	1.75	0.50
23:DB:2191:A:H2'	23:DB:2192:U:C6	2.47	0.50

Continued on next page...

Continued from previous page...

Atom-1	Atom-2	Interatomic distance (Å)	Clash overlap (Å)
23:DB:2682:A:O2'	23:DB:2683:C:H5'	2.11	0.50
23:DB:2877:G:H2'	23:DB:2878:U:C6	2.47	0.50
23:DB:416:U:H2'	23:DB:417:C:C6	2.46	0.50
23:DB:553:G:O2'	23:DB:554:U:H5'	2.11	0.50
27:DE:132:LYS:HG2	27:DE:134:LEU:CD1	2.41	0.50
27:DE:164:LEU:HD13	27:DE:165:HIS:N	2.27	0.50
27:DE:28:VAL:O	27:DE:32:VAL:HG23	2.12	0.50
29:DG:51:PHE:CE1	29:DG:53:PRO:HG3	2.45	0.50
30:DH:116:ARG:O	30:DH:116:ARG:HG2	2.12	0.50
30:DH:114:GLU:CB	30:DH:133:GLN:HG3	2.37	0.50
31:DJ:78:THR:H	31:DJ:84:ILE:CD1	2.25	0.50
31:DJ:76:HIS:HB2	31:DJ:86:GLN:CG	2.41	0.50
33:DL:35:HIS:CG	33:DL:35:HIS:O	2.65	0.50
33:DL:44:GLY:HA2	33:DL:47:ARG:NE	2.22	0.50
36:DO:40:ILE:N	36:DO:40:ILE:HD13	2.16	0.50
39:DR:72:VAL:O	39:DR:72:VAL:HG13	2.11	0.50
44:DX:18:LEU:HD12	44:DX:47:ARG:HH22	1.77	0.50
1:AA:1169:A:H2'	1:AA:1170:A:C8	2.48	0.49
1:AA:1332:A:H2'	1:AA:1333:A:C8	2.47	0.49
1:AA:1458:G:H2'	1:AA:1459:G:H8	1.77	0.49
1:AA:33:A:H2'	1:AA:34:C:H6	1.77	0.49
1:AA:968:A:O2'	1:AA:969:A:OP1	2.27	0.49
20:AB:46:VAL:O	20:AB:49:PHE:HB2	2.12	0.49
11:AL:20:VAL:HG12	11:AL:20:VAL:O	2.12	0.49
16:AQ:10:ARG:NH2	16:AQ:58:VAL:HG13	2.27	0.49
16:AQ:66:LEU:HD11	16:AQ:73:THR:CG2	2.41	0.49
17:AR:44:THR:HG22	17:AR:46:THR:HB	1.95	0.49
21:AU:26:GLY:O	21:AU:30:GLU:HB2	2.12	0.49
47:B0:46:GLY:O	47:B0:52:LYS:HB3	2.12	0.49
23:BB:1054:A:H2'	23:BB:1055:G:C8	2.45	0.49
23:BB:2526:G:H2'	23:BB:2527:C:C6	2.47	0.49
23:BB:272:A:H2'	23:BB:273:G:C8	2.47	0.49
23:BB:395:U:H2'	23:BB:396:G:C8	2.47	0.49
23:BB:708:G:H2'	23:BB:709:U:C6	2.47	0.49
23:BB:932:U:H2'	23:BB:934:U:C4	2.46	0.49
25:BC:172:THR:HG22	25:BC:173:LEU:N	2.24	0.49
25:BC:222:THR:HG23	25:BC:231:HIS:CD2	2.47	0.49
25:BC:182:LYS:HE2	25:BC:264:LYS:NZ	2.27	0.49
26:BD:8:LYS:HB3	37:BP:5:LYS:HZ2	1.74	0.49
28:BF:71:LYS:HD3	28:BF:71:LYS:C	2.32	0.49
29:BG:126:THR:HG23	29:BG:128:THR:HG23	1.93	0.49

Continued on next page...

Continued from previous page...

Atom-1	Atom-2	Interatomic distance (Å)	Clash overlap (Å)
30:BH:5:LEU:HD21	30:BH:17:ASP:OD1	2.12	0.49
30:BH:48:GLU:C	30:BH:50:ARG:H	2.15	0.49
32:BK:23:LYS:O	32:BK:39:ILE:HG23	2.12	0.49
26:BD:18:ASP:O	32:BK:73:ASP:HA	2.11	0.49
33:BL:18:ARG:N	33:BL:18:ARG:HD3	2.27	0.49
34:BM:38:ARG:HA	34:BM:96:ILE:O	2.11	0.49
37:BP:38:ARG:NH1	37:BP:39:LEU:N	2.59	0.49
38:BQ:97:ILE:HD13	38:BQ:100:PHE:CZ	2.46	0.49
38:BQ:90:ASP:HA	39:BR:10:LYS:HZ3	1.76	0.49
42:BU:15:GLY:HA2	42:BU:18:LYS:HD3	1.92	0.49
1:CA:1070:U:H2'	1:CA:1071:C:C6	2.47	0.49
1:CA:1241:G:H2'	1:CA:1242:G:C8	2.42	0.49
1:CA:1298:U:H2'	6:CG:113:LYS:NZ	2.27	0.49
1:CA:1492:A:H2'	1:CA:1492:A:N3	2.26	0.49
1:CA:22:G:H2'	1:CA:23:C:C6	2.47	0.49
1:CA:309:A:H2'	1:CA:310:G:H8	1.76	0.49
1:CA:751:U:H2'	1:CA:752:G:O4'	2.12	0.49
20:CB:45:THR:HG23	20:CB:200:PRO:HG2	1.94	0.49
20:CB:212:TYR:O	20:CB:216:VAL:HG22	2.11	0.49
1:CA:829:G:H4'	20:CB:24:PRO:HG3	1.94	0.49
2:CC:149:LYS:HE3	2:CC:200:TRP:CE3	2.47	0.49
2:CC:61:LYS:NZ	2:CC:96:VAL:HG12	2.26	0.49
1:CA:429:U:P	3:CD:12:ARG:HH21	2.35	0.49
6:CG:55:LYS:HB3	6:CG:59:GLU:OE2	2.12	0.49
10:CK:85:VAL:HG11	10:CK:96:ILE:HD11	1.93	0.49
10:CK:22:ILE:HG21	10:CK:95:THR:HG21	1.93	0.49
14:CO:72:LYS:O	14:CO:73:ASP:HB2	2.11	0.49
18:CS:10:ILE:HD13	18:CS:40:PHE:CE2	2.47	0.49
48:D1:9:LYS:HG2	48:D1:24:LYS:HG2	1.93	0.49
49:D2:12:ARG:CG	49:D2:46:LYS:HA	2.42	0.49
48:D1:22:THR:HG21	50:D3:34:LYS:HZ1	1.77	0.49
23:DB:1399:C:H2'	23:DB:1400:U:C6	2.47	0.49
23:DB:1439:A:N7	23:DB:1440:U:C2	2.80	0.49
23:DB:1501:G:O2'	23:DB:1502:A:H5'	2.11	0.49
23:DB:1533:C:C2'	23:DB:1534:U:H5'	2.42	0.49
23:DB:1796:U:H2'	23:DB:1797:G:C8	2.46	0.49
23:DB:2106:U:H2'	23:DB:2107:G:OP1	2.12	0.49
23:DB:2514:U:H2'	23:DB:2515:C:H6	1.77	0.49
23:DB:2439:A:C8	23:DB:2586:U:H4'	2.47	0.49
23:DB:351:C:H2'	23:DB:352:A:C8	2.46	0.49
23:DB:1813:G:C1'	25:DC:45:ASN:HB3	2.41	0.49

Continued on next page...

Continued from previous page...

Atom-1	Atom-2	Interatomic distance (Å)	Clash overlap (Å)
26:DD:193:VAL:HG23	26:DD:193:VAL:O	2.11	0.49
27:DE:130:LYS:HZ3	27:DE:130:LYS:HB2	1.77	0.49
27:DE:193:VAL:HG12	27:DE:199:MET:H	1.76	0.49
28:DF:107:VAL:N	28:DF:108:PRO:HD2	2.26	0.49
28:DF:115:GLY:HA3	28:DF:177:ARG:HB2	1.94	0.49
28:DF:41:GLU:O	28:DF:42:ALA:C	2.50	0.49
29:DG:53:PRO:HG2	29:DG:61:TRP:HZ3	1.72	0.49
23:DB:1080:A:H4'	52:DI:126:ARG:HD3	1.93	0.49
32:DK:53:LYS:O	32:DK:56:ASP:HB2	2.12	0.49
35:DN:58:ASP:O	35:DN:62:ASN:HB2	2.10	0.49
42:DU:10:VAL:O	42:DU:21:ARG:HA	2.12	0.49
44:DX:17:GLU:H	44:DX:17:GLU:CD	2.14	0.49
1:AA:1363:A:N3	1:AA:1363:A:H2'	2.27	0.49
1:AA:189:A:H2'	1:AA:190:A:C8	2.47	0.49
1:AA:399:G:H2'	1:AA:400:C:H6	1.77	0.49
20:AB:111:LYS:O	20:AB:114:LYS:HB2	2.11	0.49
20:AB:202:ASN:HD22	20:AB:204:ASP:N	1.99	0.49
20:AB:41:ASN:ND2	20:AB:44:LYS:HE2	2.26	0.49
2:AC:151:GLU:HB2	2:AC:200:TRP:HZ3	1.75	0.49
5:AF:38:ARG:HH21	5:AF:96:VAL:HG12	1.77	0.49
7:AH:49:LYS:HG3	7:AH:50:VAL:N	2.25	0.49
7:AH:98:LEU:HD12	7:AH:98:LEU:H	1.77	0.49
8:AI:23:GLY:O	8:AI:61:ASP:HB2	2.12	0.49
10:AK:88:PRO:HA	10:AK:92:ARG:NE	2.27	0.49
17:AR:46:THR:CG2	17:AR:51:GLN:HB2	2.42	0.49
35:BN:125:ALA:HA	47:B0:51:ARG:HH12	1.77	0.49
50:B3:24:LYS:HZ1	50:B3:29:ARG:HH12	1.59	0.49
23:BB:1051:G:H2'	23:BB:1052:C:C6	2.47	0.49
23:BB:1082:U:C4	23:BB:1086:A:N1	2.79	0.49
23:BB:2026:U:H2'	23:BB:2027:G:H8	1.78	0.49
23:BB:2240:U:O2'	23:BB:2241:A:H5'	2.12	0.49
23:BB:2502:G:H5'	23:BB:2503:A:C5'	2.36	0.49
23:BB:2514:U:H2'	23:BB:2515:C:H6	1.77	0.49
23:BB:898:C:H2'	23:BB:899:A:C8	2.46	0.49
25:BC:30:ALA:H	25:BC:31:PRO:CD	2.12	0.49
23:BB:773:U:H4'	25:BC:47:ARG:CB	2.41	0.49
26:BD:126:ASN:O	26:BD:127:PHE:CB	2.50	0.49
26:BD:7:LYS:HD3	26:BD:197:THR:H	1.76	0.49
26:BD:84:LEU:O	26:BD:84:LEU:HG	2.12	0.49
29:BG:16:VAL:HG12	29:BG:17:LYS:N	2.27	0.49
29:BG:17:LYS:HB3	29:BG:24:THR:CG2	2.42	0.49

Continued on next page...

Continued from previous page...

Atom-1	Atom-2	Interatomic distance (Å)	Clash overlap (Å)
52:BI:96:LYS:N	52:BI:96:LYS:HD2	2.27	0.49
32:BK:33:ALA:HB3	32:BK:39:ILE:HD11	1.94	0.49
33:BL:111:ILE:N	33:BL:111:ILE:HD13	2.26	0.49
33:BL:56:PRO:HA	33:BL:60:ARG:CZ	2.41	0.49
33:BL:82:LEU:C	33:BL:86:GLU:HG3	2.33	0.49
36:BO:87:ILE:HG22	36:BO:114:GLY:HA2	1.94	0.49
37:BP:36:LYS:HD3	37:BP:37:LYS:H	1.76	0.49
38:BQ:112:ALA:HA	38:BQ:115:ALA:HB3	1.94	0.49
40:BS:86:MET:O	40:BS:94:ASP:HB3	2.12	0.49
41:BT:66:LYS:H	41:BT:77:ARG:HA	1.77	0.49
43:BW:30:VAL:HG12	43:BW:31:LEU:N	2.27	0.49
43:BW:47:GLY:N	43:BW:67:LYS:NZ	2.60	0.49
44:BX:23:ARG:HH21	44:BX:27:ASN:CG	2.15	0.49
1:CA:1121:U:H2'	1:CA:1122:U:C6	2.47	0.49
1:CA:1285:A:O2'	1:CA:1286:U:H2'	2.12	0.49
1:CA:189:A:H2'	1:CA:190:A:C8	2.47	0.49
20:CB:130:LYS:HE2	20:CB:133:ALA:HB3	1.94	0.49
2:CC:52:SER:HA	2:CC:114:LEU:HG	1.95	0.49
9:CJ:37:ARG:C	9:CJ:37:ARG:NE	2.66	0.49
10:CK:86:LYS:HB2	10:CK:112:VAL:HG23	1.94	0.49
12:CM:15:VAL:HG13	12:CM:40:GLU:CB	2.43	0.49
12:CM:2:ARG:HB3	12:CM:6:ILE:H	1.77	0.49
49:D2:12:ARG:HG2	49:D2:46:LYS:HA	1.94	0.49
23:DB:1309:G:H4'	49:D2:7:PRO:CB	2.41	0.49
50:D3:34:LYS:N	50:D3:34:LYS:HD2	2.26	0.49
23:DB:1039:A:H2'	23:DB:1040:A:H8	1.75	0.49
23:DB:1099:G:C5'	52:DI:4:VAL:HG12	2.42	0.49
23:DB:160:A:N6	23:DB:167:A:H1'	2.26	0.49
23:DB:1747:U:H2'	23:DB:1748:C:C6	2.47	0.49
23:DB:2080:A:H2'	23:DB:2081:U:H6	1.76	0.49
23:DB:2240:U:O2'	23:DB:2241:A:H5'	2.11	0.49
23:DB:455:C:C4	23:DB:472:A:H2'	2.47	0.49
23:DB:572:A:H5''	23:DB:573:U:OP2	2.12	0.49
25:DC:220:ARG:NH1	25:DC:220:ARG:HA	2.27	0.49
26:DD:124:ARG:HB3	26:DD:124:ARG:HH11	1.77	0.49
29:DG:84:LYS:O	29:DG:132:LEU:HG	2.12	0.49
33:DL:92:LEU:HA	33:DL:96:LYS:CG	2.41	0.49
35:DN:112:TYR:O	35:DN:113:ILE:HB	2.12	0.49
35:DN:14:SER:HA	35:DN:17:ARG:NH1	2.27	0.49
23:DB:2294:G:OP1	36:DO:9:ARG:HG3	2.12	0.49
39:DR:46:GLU:HG3	39:DR:51:VAL:HG21	1.95	0.49

Continued on next page...

Continued from previous page...

Atom-1	Atom-2	Interatomic distance (Å)	Clash overlap (Å)
24:DV:76:ASP:H	24:DV:90:ASP:HB2	1.77	0.49
43:DW:42:THR:OG1	43:DW:65:LYS:HA	2.12	0.49
1:AA:1018:G:H2'	1:AA:1019:A:C8	2.47	0.49
1:AA:114:U:H2'	1:AA:115:G:C8	2.47	0.49
1:AA:123:U:H5''	1:AA:311:C:O2'	2.12	0.49
1:AA:1437:A:H2'	1:AA:1438:G:H8	1.77	0.49
1:AA:314:C:O2'	1:AA:315:A:H5'	2.12	0.49
1:AA:947:G:H2'	1:AA:948:C:H6	1.76	0.49
20:AB:101:THR:HG23	20:AB:102:ASN:N	2.28	0.49
2:AC:122:GLN:O	2:AC:127:VAL:HG22	2.12	0.49
4:AE:73:VAL:HG12	4:AE:74:ALA:N	2.27	0.49
6:AG:49:LEU:HB2	6:AG:57:GLU:HG3	1.94	0.49
7:AH:17:GLN:HE21	7:AH:62:LEU:HG	1.76	0.49
8:AI:62:LEU:N	8:AI:62:LEU:HD22	2.26	0.49
14:AO:27:GLN:O	14:AO:31:LEU:HD23	2.12	0.49
19:AT:66:ILE:HG23	19:AT:70:LYS:HD3	1.94	0.49
23:BB:1151:A:H2'	23:BB:1152:C:C6	2.47	0.49
23:BB:1681:G:H2'	23:BB:1757:A:N1	2.27	0.49
23:BB:184:C:H2'	23:BB:185:G:C8	2.48	0.49
23:BB:2247:A:H2'	23:BB:2248:C:H6	1.77	0.49
23:BB:2249:U:H4'	23:BB:2275:C:C5	2.47	0.49
23:BB:2412:A:H2'	23:BB:2413:G:O4'	2.11	0.49
23:BB:2484:G:HO2'	34:BM:45:GLN:CD	2.14	0.49
23:BB:2648:G:H2'	23:BB:2649:C:C6	2.47	0.49
23:BB:592:A:H2'	23:BB:593:U:C6	2.47	0.49
23:BB:663:G:OP1	33:BL:27:LEU:HD11	2.12	0.49
23:BB:2724:U:OP1	26:BD:116:LYS:HD2	2.12	0.49
26:BD:128:ARG:HH11	26:BD:144:GLY:HA2	1.77	0.49
26:BD:17:GLU:HA	37:BP:80:VAL:HG21	1.95	0.49
28:BF:18:GLU:O	28:BF:19:PHE:CB	2.59	0.49
28:BF:41:GLU:HG3	28:BF:49:LEU:HD12	1.94	0.49
31:BJ:103:ILE:O	31:BJ:103:ILE:HG22	2.12	0.49
31:BJ:56:VAL:HG12	31:BJ:57:LEU:H	1.77	0.49
31:BJ:72:LYS:O	31:BJ:74:TYR:N	2.46	0.49
33:BL:123:ARG:HH22	33:BL:141:LYS:NZ	2.10	0.49
34:BM:89:VAL:HG22	34:BM:89:VAL:O	2.12	0.49
26:BD:25:THR:HB	37:BP:5:LYS:HZ3	1.77	0.49
39:BR:65:ALA:O	39:BR:66:HIS:HB2	2.12	0.49
39:BR:85:LYS:O	39:BR:85:LYS:HG3	2.12	0.49
41:BT:69:ARG:N	41:BT:75:GLY:HA3	2.28	0.49
24:BV:26:PHE:CE2	24:BV:44:HIS:HA	2.47	0.49

Continued on next page...

Continued from previous page...

Atom-1	Atom-2	Interatomic distance (Å)	Clash overlap (Å)
41:BT:8:LEU:CB	44:BX:19:LEU:HD11	2.32	0.49
1:CA:1229:A:H2'	1:CA:1230:C:C6	2.47	0.49
1:CA:1343:G:H2'	1:CA:1344:C:H6	1.78	0.49
1:CA:418:C:H2'	1:CA:419:C:H6	1.78	0.49
1:CA:626:G:H2'	1:CA:627:G:C8	2.48	0.49
2:CC:88:LYS:O	2:CC:88:LYS:HE3	2.13	0.49
12:CM:79:LEU:HD22	12:CM:86:ARG:NE	2.27	0.49
12:CM:95:PRO:HB2	12:CM:99:GLN:OE1	2.11	0.49
13:CN:61:ASN:HB2	13:CN:72:PHE:CZ	2.47	0.49
15:CP:22:ALA:HA	15:CP:33:ILE:HG13	1.95	0.49
15:CP:78:VAL:O	15:CP:78:VAL:HG13	2.12	0.49
16:CQ:13:SER:O	16:CQ:20:ILE:HG13	2.13	0.49
16:CQ:17:GLU:C	16:CQ:19:SER:H	2.15	0.49
16:CQ:56:ASP:HA	16:CQ:81:ALA:CA	2.42	0.49
47:D0:12:ARG:NH2	47:D0:16:ARG:HG3	2.27	0.49
23:DB:1038:G:H2'	23:DB:1039:A:H8	1.76	0.49
23:DB:1152:C:O2'	23:DB:1153:C:H5'	2.11	0.49
23:DB:1299:G:C4'	23:DB:1301:A:H1'	2.40	0.49
23:DB:2244:U:H1'	23:DB:2434:A:C4	2.48	0.49
23:DB:2776:A:H4'	23:DB:2777:G:O5'	2.13	0.49
23:DB:2803:G:H2'	23:DB:2804:U:C6	2.47	0.49
23:DB:2876:G:H4'	37:DP:2:ASN:HB3	1.93	0.49
23:DB:335:C:O2'	23:DB:336:C:H5'	2.12	0.49
23:DB:521:U:H2'	23:DB:522:A:H8	1.76	0.49
23:DB:764:A:H5''	25:DC:208:GLY:CA	2.42	0.49
26:DD:148:GLN:HB3	26:DD:151:THR:HG23	1.95	0.49
27:DE:127:GLU:CA	27:DE:157:LEU:HD13	2.32	0.49
28:DF:125:GLY:O	28:DF:157:THR:HB	2.13	0.49
30:DH:54:LEU:O	30:DH:58:LEU:HD23	2.12	0.49
52:DI:19:PRO:HB2	52:DI:22:PRO:HD2	1.93	0.49
52:DI:63:ASP:OD1	52:DI:65:SER:HB2	2.12	0.49
31:DJ:90:GLU:O	31:DJ:93:ILE:HG13	2.12	0.49
32:DK:99:ILE:HD12	32:DK:118:LEU:HD12	1.94	0.49
33:DL:108:ALA:HB1	33:DL:125:LEU:HD13	1.94	0.49
34:DM:119:LEU:HD22	34:DM:119:LEU:H	1.78	0.49
34:DM:20:LEU:HD22	34:DM:38:ARG:HG2	1.94	0.49
34:DM:71:LYS:O	34:DM:73:ILE:N	2.45	0.49
35:DN:5:LYS:HA	35:DN:5:LYS:CE	2.34	0.49
40:DS:24:ILE:HG23	40:DS:35:ILE:HG21	1.93	0.49
42:DU:66:VAL:HG13	42:DU:67:SER:N	2.27	0.49
45:DY:23:LEU:HD13	45:DY:28:LEU:HD23	1.94	0.49

Continued on next page...

Continued from previous page...

Atom-1	Atom-2	Interatomic distance (Å)	Clash overlap (Å)
45:DY:43:ILE:HD11	45:DY:47:ILE:HD11	1.94	0.49
23:DB:398:C:OP1	46:DZ:49:ARG:NH1	2.45	0.49
1:AA:182:A:H1'	1:AA:183:C:C5	2.48	0.49
1:AA:205:A:H2'	1:AA:206:C:C6	2.44	0.49
1:AA:317:U:H2'	1:AA:318:G:C8	2.47	0.49
1:AA:366:A:O2'	1:AA:367:U:P	2.70	0.49
1:AA:576:C:OP2	1:AA:576:C:H3'	2.12	0.49
1:AA:662:U:O2'	1:AA:836:G:H5''	2.12	0.49
2:AC:143:LEU:HD22	2:AC:143:LEU:H	1.76	0.49
5:AF:39:LEU:HD13	5:AF:40:GLU:H	1.77	0.49
7:AH:39:LEU:HB2	7:AH:45:ILE:CD1	2.43	0.49
8:AI:32:ARG:HD3	8:AI:37:TYR:HD1	1.75	0.49
1:AA:1048:G:H4'	13:AN:2:LYS:HZ1	1.76	0.49
15:AP:29:ASN:HD22	15:AP:29:ASN:N	2.11	0.49
18:AS:35:ARG:HG2	18:AS:50:VAL:HG13	1.94	0.49
47:B0:29:VAL:HG13	47:B0:30:ASP:N	2.26	0.49
22:BA:74:U:H2'	22:BA:75:G:O4'	2.12	0.49
23:BB:1169:A:O2'	23:BB:1170:C:H5'	2.12	0.49
23:BB:1684:G:H2'	23:BB:1685:C:H6	1.77	0.49
23:BB:2528:U:O2'	23:BB:2529:G:H3'	2.13	0.49
23:BB:2590:A:H2'	23:BB:2591:C:H6	1.76	0.49
23:BB:650:C:O3'	50:B3:16:THR:HB	2.12	0.49
23:BB:836:G:H2'	23:BB:837:C:H6	1.77	0.49
25:BC:209:ALA:HA	25:BC:213:ARG:CZ	2.43	0.49
26:BD:4:LEU:HD23	26:BD:4:LEU:H	1.77	0.49
23:BB:38:A:H1'	27:BE:44:ARG:HA	1.93	0.49
52:BI:116:MET:SD	52:BI:124:MET:HB2	2.52	0.49
31:BJ:15:TRP:HB3	31:BJ:53:TYR:CD2	2.48	0.49
38:BQ:77:LYS:HB3	38:BQ:116:LEU:HD11	1.93	0.49
38:BQ:27:ARG:N	38:BQ:32:ARG:HH21	2.11	0.49
40:BS:29:VAL:HG21	40:BS:69:LEU:C	2.33	0.49
41:BT:16:VAL:HG22	41:BT:16:VAL:O	2.13	0.49
46:BZ:5:ILE:HG23	46:BZ:63:ARG:NE	2.27	0.49
1:CA:1031:C:H5'	1:CA:1032:G:N9	2.28	0.49
1:CA:1121:U:O2'	1:CA:1122:U:H5'	2.13	0.49
1:CA:1237:C:OP1	1:CA:1238:A:H1'	2.11	0.49
1:CA:1243:C:H2'	1:CA:1244:G:C8	2.48	0.49
1:CA:1526:G:O5'	21:CU:38:GLU:HB2	2.12	0.49
1:CA:272:C:H2'	1:CA:273:U:C6	2.47	0.49
1:CA:712:A:O2'	1:CA:713:G:H5'	2.12	0.49
20:CB:67:LEU:HD22	20:CB:157:PRO:HG3	1.94	0.49

Continued on next page...

Continued from previous page...

Atom-1	Atom-2	Interatomic distance (Å)	Clash overlap (Å)
1:CA:8:A:C5	3:CD:205:LYS:HA	2.47	0.49
4:CE:114:LEU:HD13	4:CE:122:VAL:HG21	1.94	0.49
4:CE:81:GLN:NE2	4:CE:148:SER:HA	2.26	0.49
5:CF:18:VAL:O	5:CF:22:ILE:HG13	2.13	0.49
5:CF:85:ILE:HG22	5:CF:86:ARG:N	2.27	0.49
7:CH:10:LEU:HD11	7:CH:126:CYS:SG	2.52	0.49
12:CM:80:MET:HA	12:CM:87:GLY:HA3	1.94	0.49
14:CO:25:GLU:OE2	14:CO:76:ARG:HD3	2.12	0.49
16:CQ:58:VAL:HB	16:CQ:74:LEU:HD23	1.94	0.49
48:D1:34:GLU:HG2	48:D1:50:GLU:OE1	2.11	0.49
22:DA:63:C:H2'	22:DA:64:G:H8	1.77	0.49
23:DB:2047:C:O2'	23:DB:2048:G:H5'	2.12	0.49
23:DB:2314:A:H2'	23:DB:2315:G:H8	1.77	0.49
23:DB:2425:A:O2'	23:DB:2426:A:OP2	2.28	0.49
23:DB:244:A:H2'	23:DB:245:G:O4'	2.12	0.49
23:DB:2654:A:N1	23:DB:2665:A:H5''	2.27	0.49
23:DB:2743:U:H2'	23:DB:2744:G:C5'	2.40	0.49
23:DB:2860:A:H2'	23:DB:2861:U:O4'	2.12	0.49
23:DB:41:C:O2'	23:DB:42:A:H5'	2.13	0.49
23:DB:592:A:H2'	23:DB:593:U:C6	2.47	0.49
25:DC:37:SER:HB2	25:DC:62:ARG:HG3	1.94	0.49
27:DE:191:ASP:HA	27:DE:194:LYS:NZ	2.27	0.49
29:DG:17:LYS:O	29:DG:17:LYS:HE3	2.12	0.49
33:DL:18:ARG:NH1	33:DL:21:ARG:HD3	2.26	0.49
23:DB:2393:U:H4'	33:DL:60:ARG:O	2.12	0.49
33:DL:62:PRO:HG3	50:D3:12:ARG:CZ	2.43	0.49
34:DM:5:LYS:HG2	34:DM:68:PHE:HE1	1.78	0.49
23:DB:1199:U:O2'	38:DQ:2:ARG:CB	2.60	0.49
23:DB:536:G:C5'	38:DQ:52:ARG:NH2	2.75	0.49
39:DR:37:GLU:HG2	39:DR:62:GLU:C	2.33	0.49
39:DR:69:GLY:HA2	39:DR:96:VAL:HG13	1.94	0.49
41:DT:67:VAL:HG12	41:DT:68:LYS:N	2.26	0.49
44:DX:18:LEU:O	44:DX:22:LEU:HB2	2.13	0.49
44:DX:22:LEU:HB3	44:DX:25:GLN:OE1	2.12	0.49
1:AA:1221:G:O3'	18:AS:76:THR:HG21	2.12	0.49
1:AA:1386:G:O2'	1:AA:1387:G:H5'	2.12	0.49
1:AA:997:U:H2'	1:AA:998:C:C6	2.46	0.49
20:AB:119:GLN:HE22	20:AB:127:LYS:HD3	1.77	0.49
4:AE:87:VAL:CG1	4:AE:92:ARG:HD3	2.42	0.49
10:AK:85:VAL:O	10:AK:111:ASP:HA	2.12	0.49
12:AM:53:ASP:HA	12:AM:56:ARG:HD2	1.93	0.49

Continued on next page...

Continued from previous page...

Atom-1	Atom-2	Interatomic distance (Å)	Clash overlap (Å)
14:AO:66:LEU:HB3	14:AO:77:TYR:HE1	1.77	0.49
14:AO:68:TYR:CE1	14:AO:72:LYS:HE3	2.47	0.49
23:BB:1255:U:O2'	27:BE:67:ARG:HB3	2.12	0.49
23:BB:1501:G:O2'	23:BB:1502:A:H5'	2.12	0.49
23:BB:2082:A:O2'	23:BB:2083:G:H5'	2.13	0.49
23:BB:2249:U:H4'	23:BB:2275:C:H5	1.76	0.49
23:BB:2314:A:H2'	23:BB:2315:G:C8	2.47	0.49
23:BB:2831:G:O4'	23:BB:2883:A:C2	2.65	0.49
23:BB:69:C:H2'	23:BB:70:G:C8	2.47	0.49
25:BC:66:PHE:HE2	25:BC:104:LEU:HD21	1.77	0.49
25:BC:12:ARG:HB3	25:BC:18:VAL:HB	1.94	0.49
25:BC:204:LEU:CD1	25:BC:211:ARG:HH11	2.25	0.49
26:BD:157:LYS:HE2	26:BD:157:LYS:HA	1.94	0.49
27:BE:154:ASP:OD1	27:BE:156:ASN:HB2	2.13	0.49
28:BF:90:LEU:O	28:BF:95:MET:HG3	2.12	0.49
29:BG:6:ALA:HB3	29:BG:7:PRO:HD3	1.93	0.49
31:BJ:17:VAL:HG22	31:BJ:55:ILE:CG2	2.42	0.49
34:BM:62:LYS:CB	34:BM:104:GLU:HB2	2.42	0.49
34:BM:67:VAL:HG21	34:BM:95:LEU:HD11	1.94	0.49
23:BB:2000:C:OP1	35:BN:2:ARG:NE	2.45	0.49
36:BO:8:ILE:CG2	36:BO:9:ARG:N	2.75	0.49
42:BU:3:LYS:HZ3	42:BU:3:LYS:HB2	1.72	0.49
43:BW:16:GLU:HG3	43:BW:37:VAL:HG22	1.93	0.49
43:BW:43:LYS:HG2	43:BW:76:ARG:NE	2.25	0.49
44:BX:19:LEU:HD12	44:BX:19:LEU:H	1.77	0.49
1:CA:1162:C:H2'	1:CA:1163:A:C8	2.47	0.49
1:CA:1163:A:H2'	1:CA:1164:G:C8	2.46	0.49
1:CA:1054:C:H1'	1:CA:1196:A:C5	2.48	0.49
1:CA:1238:A:H2	1:CA:1241:G:N3	2.10	0.49
1:CA:219:U:H2'	1:CA:220:G:H8	1.77	0.49
1:CA:33:A:H2'	1:CA:34:C:H6	1.77	0.49
3:CD:106:PHE:HD1	3:CD:158:LEU:HD21	1.78	0.49
3:CD:96:ARG:O	3:CD:99:ASN:HB3	2.12	0.49
4:CE:88:HIS:CE1	4:CE:137:ARG:HG2	2.48	0.49
5:CF:42:TRP:NE1	5:CF:61:LEU:HD23	2.27	0.49
9:CJ:102:LEU:N	9:CJ:102:LEU:HD22	2.27	0.49
12:CM:22:TYR:HB3	12:CM:69:ARG:NH2	2.27	0.49
12:CM:78:ARG:HG3	28:DF:111:ARG:NH1	2.26	0.49
10:CK:112:VAL:HA	17:CR:72:ARG:HD3	1.94	0.49
47:D0:11:LYS:O	47:D0:15:ARG:HB2	2.13	0.49
48:D1:29:LYS:CB	48:D1:30:PRO:HD3	2.17	0.49

Continued on next page...

Continued from previous page...

Atom-1	Atom-2	Interatomic distance (Å)	Clash overlap (Å)
51:D4:3:VAL:CG1	51:D4:4:ARG:H	2.13	0.49
23:DB:1135:C:N4	23:DB:1139:G:C6	2.81	0.49
23:DB:15:G:O2'	23:DB:16:C:H5'	2.13	0.49
23:DB:21:A:H2'	23:DB:22:C:C6	2.48	0.49
23:DB:2377:A:C2	36:DO:92:PHE:HE1	2.30	0.49
23:DB:2528:U:O2'	23:DB:2529:G:H3'	2.13	0.49
23:DB:378:C:O2'	23:DB:379:G:H5'	2.12	0.49
23:DB:587:C:H4'	23:DB:588:U:C6	2.48	0.49
23:DB:721:A:H2'	23:DB:722:A:C8	2.48	0.49
23:DB:827:U:H5'	23:DB:828:U:O5'	2.12	0.49
25:DC:86:ARG:HG3	25:DC:86:ARG:O	2.12	0.49
27:DE:46:GLN:HG3	27:DE:49:ARG:NH2	2.28	0.49
28:DF:40:GLY:H	28:DF:84:ILE:CG2	2.26	0.49
30:DH:125:THR:HA	30:DH:146:VAL:CB	2.32	0.49
32:DK:64:ARG:O	32:DK:65:THR:HG23	2.13	0.49
33:DL:77:ILE:CG2	33:DL:92:LEU:HG	2.42	0.49
41:DT:92:ASN:C	41:DT:93:LEU:HD12	2.32	0.49
43:DW:42:THR:HG22	43:DW:67:LYS:O	2.13	0.49
1:AA:1492:A:H2'	1:AA:1493:A:O4'	2.12	0.49
1:AA:301:G:H2'	1:AA:302:G:C8	2.48	0.49
1:AA:35:G:H2'	1:AA:36:C:H6	1.78	0.49
1:AA:382:A:H2'	1:AA:383:A:C8	2.48	0.49
1:AA:724:G:O2'	1:AA:725:G:H5'	2.11	0.49
20:AB:173:LYS:HD3	20:AB:173:LYS:C	2.32	0.49
8:AI:24:ASN:O	8:AI:61:ASP:HA	2.12	0.49
10:AK:69:CYS:O	10:AK:73:VAL:HG23	2.12	0.49
11:AL:34:THR:HG21	11:AL:53:ARG:CZ	2.43	0.49
16:AQ:19:SER:O	16:AQ:20:ILE:HG23	2.12	0.49
23:BB:1292:G:H2'	23:BB:1293:C:C6	2.48	0.49
23:BB:1322:A:C2'	23:BB:1323:C:H5'	2.43	0.49
23:BB:139:U:H5''	23:BB:140:C:C4	2.47	0.49
23:BB:142:A:H1'	41:BT:2:ILE:HG21	1.93	0.49
23:BB:1562:U:H2'	23:BB:1563:U:C6	2.47	0.49
23:BB:1727:C:H2'	23:BB:1728:C:H6	1.74	0.49
23:BB:1881:C:H2'	23:BB:1882:U:O4'	2.13	0.49
23:BB:1948:G:O2'	23:BB:1949:G:H5'	2.12	0.49
23:BB:2287:A:H4'	23:BB:2287:A:OP1	2.10	0.49
25:BC:70:LYS:HG2	25:BC:73:ILE:HD13	1.94	0.49
26:BD:15:PHE:CD2	26:BD:18:ASP:HB2	2.47	0.49
26:BD:170:VAL:HG11	26:BD:194:PRO:HB2	1.94	0.49
26:BD:83:ARG:HG2	26:BD:84:LEU:N	2.27	0.49

Continued on next page...

Continued from previous page...

Atom-1	Atom-2	Interatomic distance (Å)	Clash overlap (Å)
28:BF:21:TYR:OH	28:BF:28:PRO:HD3	2.13	0.49
28:BF:41:GLU:OE2	28:BF:48:LEU:HB3	2.13	0.49
29:BG:40:VAL:CB	29:BG:63:GLN:HE22	2.25	0.49
30:BH:80:ILE:HD12	30:BH:102:ALA:CB	2.43	0.49
23:BB:1190:G:OP1	33:BL:41:ARG:CZ	2.60	0.49
33:BL:57:LEU:C	33:BL:59:ARG:H	2.13	0.49
33:BL:60:ARG:C	50:B3:11:LYS:HZ3	2.16	0.49
35:BN:102:PHE:CD2	35:BN:102:PHE:N	2.80	0.49
37:BP:13:LYS:HA	37:BP:15:ASP:OD1	2.13	0.49
38:BQ:63:ARG:CB	38:BQ:63:ARG:HH11	2.26	0.49
44:BX:18:LEU:HD12	44:BX:19:LEU:HD12	1.94	0.49
44:BX:22:LEU:HD22	44:BX:26:PHE:N	2.23	0.49
44:BX:30:MET:CG	44:BX:31:GLN:H	2.24	0.49
44:BX:46:VAL:HG13	44:BX:47:ARG:N	2.28	0.49
46:BZ:59:ARG:HB2	46:BZ:61:ASN:H	1.78	0.49
1:CA:1228:C:OP1	12:CM:112:ARG:HA	2.13	0.49
1:CA:147:G:H2'	1:CA:148:G:C8	2.48	0.49
1:CA:366:A:O2'	1:CA:367:U:P	2.70	0.49
1:CA:662:U:O2'	1:CA:836:G:H5''	2.12	0.49
1:CA:693:G:H2'	1:CA:694:A:O4'	2.12	0.49
2:CC:64:ARG:HA	2:CC:99:GLN:HB2	1.93	0.49
3:CD:130:ASN:N	3:CD:130:ASN:HD22	2.06	0.49
9:CJ:87:LEU:N	9:CJ:87:LEU:HD22	2.27	0.49
10:CK:31:VAL:HG21	10:CK:66:ALA:HA	1.94	0.49
18:CS:43:MET:C	18:CS:46:LEU:HD23	2.32	0.49
22:DA:116:G:H4'	36:DO:54:VAL:CG2	2.42	0.49
23:DB:1082:U:H2'	23:DB:1083:U:O4'	2.12	0.49
23:DB:1214:A:H2'	23:DB:1215:G:O4'	2.12	0.49
23:DB:1256:G:H1'	27:DE:77:ILE:HD11	1.95	0.49
23:DB:1292:G:H2'	23:DB:1293:C:C6	2.48	0.49
23:DB:185:G:H4'	23:DB:218:A:H4'	1.94	0.49
23:DB:1881:C:H2'	23:DB:1882:U:O4'	2.12	0.49
23:DB:1909:C:H2'	23:DB:1910:G:H8	1.77	0.49
23:DB:2518:A:H2'	23:DB:2518:A:N3	2.26	0.49
23:DB:2590:A:H2'	23:DB:2591:C:H6	1.76	0.49
23:DB:2648:G:H2'	23:DB:2649:C:C6	2.47	0.49
23:DB:2717:C:O2'	37:DP:95:LYS:HE3	2.13	0.49
23:DB:303:G:H2'	23:DB:304:U:C6	2.47	0.49
23:DB:365:U:H2'	23:DB:366:C:O4'	2.12	0.49
23:DB:465:G:H4'	49:D2:12:ARG:NH2	2.27	0.49
25:DC:143:VAL:O	25:DC:152:GLN:HB2	2.13	0.49

Continued on next page...

Continued from previous page...

Atom-1	Atom-2	Interatomic distance (Å)	Clash overlap (Å)
23:DB:323:C:O2'	27:DE:163:ASN:C	2.50	0.49
27:DE:169:VAL:HG22	27:DE:170:ARG:N	2.28	0.49
27:DE:20:GLY:HA2	27:DE:106:LYS:HD2	1.95	0.49
23:DB:2093:G:OP2	30:DH:23:ALA:HB3	2.12	0.49
30:DH:81:ALA:HA	30:DH:147:VAL:O	2.12	0.49
52:DI:7:TYR:HA	52:DI:59:THR:HA	1.95	0.49
23:DB:1995:U:H1'	32:DK:3:GLN:HE22	1.78	0.49
33:DL:108:ALA:O	33:DL:109:LYS:CB	2.61	0.49
34:DM:11:LYS:O	34:DM:12:MET:HB2	2.13	0.49
34:DM:42:THR:HG22	34:DM:45:GLN:NE2	2.27	0.49
35:DN:35:LYS:HD3	35:DN:112:TYR:CE1	2.47	0.49
38:DQ:89:ILE:HG22	38:DQ:90:ASP:N	2.26	0.49
39:DR:11:GLN:C	39:DR:21:ARG:HH22	2.14	0.49
41:DT:26:LYS:O	41:DT:27:SER:HB3	2.13	0.49
42:DU:10:VAL:HB	42:DU:68:ASN:ND2	2.27	0.49
24:DV:70:ILE:CD1	24:DV:71:LYS:H	2.23	0.49
23:DB:2386:A:H4'	43:DW:38:ARG:HD3	1.94	0.49
46:DZ:59:ARG:HA	46:DZ:62:LYS:HB2	1.94	0.49
1:AA:693:G:H2'	1:AA:694:A:O4'	2.12	0.49
1:AA:853:C:O2'	1:AA:854:U:H5'	2.12	0.49
20:AB:132:GLU:HG3	20:AB:136:ARG:HD2	1.94	0.49
20:AB:139:GLU:HG2	20:AB:143:LEU:CD1	2.42	0.49
20:AB:57:ASN:HB2	20:AB:219:THR:HB	1.95	0.49
2:AC:110:LEU:HB3	2:AC:203:LYS:HZ3	1.77	0.49
2:AC:11:LEU:HD13	2:AC:17:TRP:HE1	1.76	0.49
8:AI:96:GLU:O	8:AI:99:LYS:HB3	2.12	0.49
21:AU:20:ARG:O	21:AU:20:ARG:HG2	2.13	0.49
23:BB:1685:C:H2'	23:BB:1686:C:H6	1.78	0.49
23:BB:1853:A:N1	23:BB:2087:G:H1'	2.27	0.49
23:BB:209:C:O2'	23:BB:210:C:H5'	2.12	0.49
23:BB:2654:A:N1	23:BB:2665:A:H5''	2.27	0.49
23:BB:2840:C:H2'	23:BB:2841:C:C6	2.48	0.49
23:BB:600:G:H1'	27:BE:100:MET:HG3	1.95	0.49
23:BB:991:C:H2'	23:BB:992:C:C6	2.47	0.49
26:BD:130:GLN:HE21	26:BD:138:LEU:HD12	1.71	0.49
23:BB:2786:U:C4'	26:BD:66:GLY:HA2	2.43	0.49
26:BD:34:VAL:CA	26:BD:89:GLU:HB2	2.34	0.49
23:BB:1205:A:O2'	27:BE:164:LEU:HD21	2.13	0.49
29:BG:139:VAL:O	29:BG:143:VAL:HG23	2.13	0.49
30:BH:67:ALA:O	30:BH:71:LYS:HG3	2.13	0.49
30:BH:89:LYS:HZ3	30:BH:90:LEU:H	1.61	0.49

Continued on next page...

Continued from previous page...

Atom-1	Atom-2	Interatomic distance (Å)	Clash overlap (Å)
52:BI:17:ALA:O	52:BI:18:ASN:HB3	2.12	0.49
52:BI:63:ASP:C	52:BI:65:SER:H	2.15	0.49
31:BJ:128:ASN:ND2	31:BJ:129:GLU:H	2.11	0.49
35:BN:34:ILE:HD13	35:BN:34:ILE:H	1.76	0.49
37:BP:23:ASP:O	37:BP:25:VAL:N	2.46	0.49
39:BR:69:GLY:HA2	39:BR:96:VAL:HA	1.94	0.49
23:BB:25:U:OP1	40:BS:8:ARG:NH2	2.45	0.49
1:CA:1320:C:H41	18:CS:36:ARG:CD	2.25	0.49
1:CA:1324:A:H2'	1:CA:1325:C:C6	2.48	0.49
1:CA:317:U:H2'	1:CA:318:G:C8	2.47	0.49
1:CA:966:G:H2'	1:CA:967:C:C6	2.47	0.49
4:CE:85:LYS:HE3	4:CE:94:PHE:HB2	1.95	0.49
5:CF:84:VAL:HG22	5:CF:85:ILE:N	2.28	0.49
10:CK:31:VAL:HG21	10:CK:66:ALA:CA	2.42	0.49
12:CM:102:LYS:HZ2	12:CM:102:LYS:HB2	1.77	0.49
16:CQ:46:HIS:CG	16:CQ:47:ASP:N	2.81	0.49
48:D1:7:LYS:HG2	48:D1:26:LYS:HB3	1.94	0.49
23:DB:1259:G:H2'	23:DB:1260:A:C8	2.48	0.49
23:DB:1684:G:H2'	23:DB:1685:C:H6	1.77	0.49
23:DB:2230:G:H5''	46:DZ:28:VAL:HG21	1.94	0.49
23:DB:2734:A:C2'	23:DB:2735:G:H5'	2.43	0.49
23:DB:345:A:H1'	23:DB:346:A:H2	1.77	0.49
23:DB:383:C:N4	23:DB:385:C:H2'	2.27	0.49
23:DB:778:G:H5''	25:DC:48:ILE:HG21	1.95	0.49
23:DB:845:A:C2	23:DB:847:U:H1'	2.47	0.49
25:DC:163:ILE:O	25:DC:164:VAL:HG13	2.13	0.49
25:DC:169:ALA:O	25:DC:170:TYR:HB2	2.13	0.49
25:DC:231:HIS:CE1	25:DC:242:HIS:HD1	2.31	0.49
26:DD:205:PRO:HG2	26:DD:206:ALA:H	1.77	0.49
27:DE:115:GLN:OE1	27:DE:184:ASP:HB2	2.13	0.49
29:DG:79:THR:HG23	29:DG:80:GLU:H	1.78	0.49
30:DH:82:SER:C	30:DH:83:LYS:HD2	2.33	0.49
30:DH:86:ASP:C	30:DH:88:GLY:H	2.16	0.49
52:DI:108:ILE:CG2	52:DI:128:ILE:HD13	2.43	0.49
31:DJ:7:LYS:HE3	31:DJ:47:HIS:HD2	1.76	0.49
31:DJ:58:ASN:C	31:DJ:60:ASP:H	2.16	0.49
32:DK:63:VAL:HG11	32:DK:103:VAL:HG12	1.95	0.49
26:DD:17:GLU:CG	37:DP:80:VAL:HB	2.42	0.49
37:DP:79:VAL:O	37:DP:81:ASP:N	2.46	0.49
40:DS:2:GLU:CB	40:DS:108:SER:HA	2.41	0.49
42:DU:8:ASP:O	42:DU:10:VAL:HG13	2.13	0.49

Continued on next page...

Continued from previous page...

Atom-1	Atom-2	Interatomic distance (Å)	Clash overlap (Å)
43:DW:10:ARG:HA	43:DW:10:ARG:HH11	1.77	0.49
1:AA:157:U:O2'	1:AA:158:G:H5'	2.13	0.49
1:AA:218:U:H2'	1:AA:219:U:H6	1.78	0.49
1:AA:272:C:H2'	1:AA:273:U:C6	2.48	0.49
1:AA:627:G:H2'	1:AA:628:G:H8	1.78	0.49
1:AA:692:U:H2'	1:AA:694:A:OP2	2.13	0.49
1:AA:846:G:H2'	1:AA:846:G:N3	2.27	0.49
1:AA:975:A:H4'	1:AA:976:G:OP2	2.13	0.49
20:AB:27:LYS:H	20:AB:28:PRO:CD	2.25	0.49
20:AB:67:LEU:HA	20:AB:89:PHE:O	2.11	0.49
4:AE:104:ILE:O	4:AE:104:ILE:HG23	2.13	0.49
4:AE:45:VAL:CG1	4:AE:116:VAL:HG23	2.43	0.49
4:AE:45:VAL:HG13	4:AE:117:ALA:HA	1.95	0.49
4:AE:67:ARG:O	4:AE:70:MET:HG3	2.13	0.49
5:AF:1:MET:SD	5:AF:67:PRO:HD3	2.53	0.49
9:AJ:53:ILE:HB	9:AJ:61:ALA:HB1	1.94	0.49
13:AN:24:ALA:HB1	13:AN:27:LYS:HZ1	1.78	0.49
16:AQ:10:ARG:NH1	16:AQ:11:VAL:HB	2.28	0.49
16:AQ:20:ILE:CG1	16:AQ:45:VAL:HB	2.37	0.49
16:AQ:60:ILE:HB	16:AQ:72:TRP:HE3	1.78	0.49
50:B3:12:ARG:CB	50:B3:23:HIS:HA	2.34	0.49
51:B4:23:ILE:HD12	51:B4:35:GLN:HG2	1.95	0.49
23:BB:1533:C:C2'	23:BB:1534:U:H5'	2.42	0.49
23:BB:1568:G:C5'	25:BC:60:ALA:HB3	2.42	0.49
23:BB:1581:G:O2'	23:BB:1582:C:H5'	2.13	0.49
23:BB:1821:A:H2'	23:BB:1822:C:H6	1.76	0.49
23:BB:1869:G:HO2'	23:BB:1871:A:H62	1.60	0.49
23:BB:2080:A:H2'	23:BB:2081:U:C6	2.48	0.49
23:BB:2133:G:N3	23:BB:2133:G:C2'	2.73	0.49
23:BB:2336:A:C1'	23:BB:2337:G:OP1	2.56	0.49
23:BB:2500:U:H5'	23:BB:2501:C:OP2	2.12	0.49
23:BB:354:A:C2'	23:BB:355:U:H5''	2.42	0.49
23:BB:638:G:H2'	23:BB:639:U:C6	2.48	0.49
25:BC:70:LYS:HG2	25:BC:71:ASP:N	2.28	0.49
26:BD:117:GLY:O	26:BD:165:MET:HB3	2.13	0.49
26:BD:29:VAL:O	26:BD:51:THR:HG21	2.13	0.49
27:BE:152:GLU:O	27:BE:153:LEU:HB2	2.12	0.49
23:BB:673:C:H5''	27:BE:76:PRO:HD2	1.94	0.49
28:BF:165:GLY:O	28:BF:167:ALA:N	2.44	0.49
28:BF:2:LYS:HA	28:BF:2:LYS:HE2	1.92	0.49
31:BJ:118:MET:O	31:BJ:121:LYS:HB2	2.13	0.49

Continued on next page...

Continued from previous page...

Atom-1	Atom-2	Interatomic distance (Å)	Clash overlap (Å)
39:BR:40:MET:CA	39:BR:54:VAL:HG11	2.43	0.49
39:BR:97:LYS:O	39:BR:98:ILE:HB	2.13	0.49
43:BW:24:ARG:HA	43:BW:57:THR:HG23	1.93	0.49
1:CA:1014:A:H2	1:CA:1219:A:H1'	1.76	0.49
1:CA:1281:C:H5'	1:CA:1282:C:C5	2.43	0.49
1:CA:1312:G:H2'	1:CA:1313:U:C6	2.48	0.49
1:CA:1366:C:H2'	1:CA:1367:C:C6	2.47	0.49
1:CA:1522:U:O2'	1:CA:1523:G:H5'	2.13	0.49
1:CA:376:G:C4'	15:CP:5:ARG:HD3	2.42	0.49
1:CA:708:C:H2'	1:CA:709:U:C6	2.48	0.49
20:CB:14:HIS:CG	20:CB:15:PHE:N	2.80	0.49
20:CB:26:MET:HG3	20:CB:188:THR:O	2.13	0.49
4:CE:95:MET:CE	4:CE:143:LEU:HD13	2.43	0.49
7:CH:38:VAL:HG23	7:CH:111:THR:HG22	1.94	0.49
10:CK:18:GLY:HA2	10:CK:35:ASP:HA	1.95	0.49
11:CL:88:ASP:C	11:CL:89:LEU:HD22	2.32	0.49
16:CQ:12:VAL:HG11	16:CQ:42:LYS:NZ	2.27	0.49
18:CS:62:THR:HG22	18:CS:65:MET:CE	2.43	0.49
19:CT:68:LYS:CA	19:CT:68:LYS:HE2	2.37	0.49
23:DB:1098:A:O2'	52:DI:4:VAL:C	2.50	0.49
23:DB:1266:G:OP1	47:D0:15:ARG:NH2	2.45	0.49
23:DB:1315:C:H2'	23:DB:1316:U:H6	1.77	0.49
23:DB:1383:A:H2	23:DB:1405:U:O2	1.96	0.49
23:DB:1904:G:H1'	23:DB:1927:A:N1	2.28	0.49
23:DB:2034:U:H5''	55:DB:3318:HOH:O	2.13	0.49
23:DB:2278:A:H62	43:DW:10:ARG:CB	2.26	0.49
23:DB:2468:A:H2'	23:DB:2476:A:C6	2.48	0.49
23:DB:2740:A:H2'	23:DB:2741:A:C8	2.47	0.49
23:DB:281:C:O2	23:DB:281:C:H2'	2.11	0.49
23:DB:2896:C:H2'	23:DB:2897:U:C6	2.47	0.49
26:DD:4:LEU:HD11	26:DD:79:LEU:HD22	1.93	0.49
29:DG:156:TYR:HA	29:DG:171:LYS:CG	2.43	0.49
31:DJ:28:LEU:C	31:DJ:28:LEU:HD13	2.32	0.49
31:DJ:64:VAL:CG1	31:DJ:65:THR:H	2.19	0.49
32:DK:70:ARG:HD3	32:DK:76:VAL:CG2	2.36	0.49
39:DR:68:ARG:HB3	39:DR:70:GLU:HG2	1.93	0.49
43:DW:4:LYS:HB2	43:DW:4:LYS:HZ3	1.78	0.49
45:DY:2:LYS:CE	45:DY:27:GLY:H	2.26	0.49
1:AA:1103:C:C5'	20:AB:96:LEU:HD12	2.42	0.49
1:AA:1121:U:O2'	1:AA:1122:U:H5'	2.13	0.49
1:AA:1371:G:OP1	8:AI:12:LYS:HG2	2.12	0.49

Continued on next page...

Continued from previous page...

Atom-1	Atom-2	Interatomic distance (Å)	Clash overlap (Å)
1:AA:176:C:H2'	1:AA:177:G:N3	2.26	0.49
1:AA:626:G:H2'	1:AA:627:G:C8	2.48	0.49
20:AB:162:VAL:HG21	20:AB:168:GLU:HB2	1.94	0.49
2:AC:61:LYS:O	2:AC:97:PRO:HD2	2.13	0.49
1:AA:16:A:H4'	4:AE:21:SER:H	1.77	0.49
9:AJ:41:PRO:O	9:AJ:42:LEU:HB2	2.13	0.49
15:AP:43:ALA:O	15:AP:46:LYS:HD3	2.12	0.49
22:BA:82:U:O2'	22:BA:83:G:H5'	2.13	0.49
23:BB:1206:G:H2'	23:BB:1207:C:H6	1.78	0.49
23:BB:1268:A:H2'	23:BB:1269:A:O4'	2.13	0.49
23:BB:154:U:H2'	23:BB:155:A:C8	2.48	0.49
23:BB:1904:G:H1'	23:BB:1927:A:N1	2.28	0.49
23:BB:2390:U:O2'	23:BB:2391:G:H5''	2.12	0.49
23:BB:2488:G:O2'	23:BB:2489:U:H5'	2.12	0.49
23:BB:2563:U:H2'	23:BB:2565:A:OP2	2.13	0.49
23:BB:2896:C:H2'	23:BB:2897:U:H6	1.78	0.49
23:BB:967:U:H2'	23:BB:968:C:H6	1.73	0.49
25:BC:212:TRP:CZ3	25:BC:217:PRO:HD3	2.48	0.49
27:BE:29:HIS:O	27:BE:33:VAL:HG23	2.12	0.49
28:BF:55:ASP:OD1	28:BF:148:VAL:HG11	2.13	0.49
32:BK:54:LYS:HD3	32:BK:54:LYS:N	2.28	0.49
34:BM:130:PHE:HD2	34:BM:131:VAL:HG22	1.77	0.49
34:BM:71:LYS:HD3	34:BM:92:TRP:O	2.12	0.49
35:BN:13:ASN:O	35:BN:17:ARG:N	2.44	0.49
35:BN:2:ARG:O	35:BN:3:HIS:CG	2.66	0.49
35:BN:57:THR:OG1	35:BN:61:ALA:HB3	2.12	0.49
37:BP:92:ARG:HH22	37:BP:110:LYS:HE2	1.75	0.49
44:BX:8:GLU:O	44:BX:10:SER:N	2.46	0.49
1:CA:193:C:H2'	1:CA:194:C:C6	2.47	0.49
1:CA:382:A:H2'	1:CA:383:A:C8	2.48	0.49
6:CG:8:GLN:NE2	6:CG:9:ARG:H	2.10	0.49
9:CJ:46:LYS:HA	9:CJ:68:ARG:HA	1.95	0.49
9:CJ:67:ILE:HG23	9:CJ:67:ILE:O	2.13	0.49
10:CK:69:CYS:O	10:CK:73:VAL:HG13	2.12	0.49
1:CA:1308:U:P	12:CM:97:ARG:HD3	2.53	0.49
19:CT:66:ILE:HG13	19:CT:70:LYS:HG3	1.95	0.49
10:CK:110:THR:CG2	21:CU:4:LYS:HA	2.43	0.49
23:DB:1083:U:C2	23:DB:1086:A:N1	2.81	0.49
23:DB:1142:A:C4	23:DB:1144:A:C8	3.01	0.49
23:DB:1463:C:H2'	23:DB:1464:G:C8	2.48	0.49
23:DB:170:U:H2'	23:DB:171:U:H6	1.78	0.49

Continued on next page...

Continued from previous page...

Atom-1	Atom-2	Interatomic distance (Å)	Clash overlap (Å)
23:DB:208:C:H2'	23:DB:209:C:C6	2.47	0.49
23:DB:242:G:O2'	23:DB:243:U:P	2.70	0.49
23:DB:2484:G:N2	34:DM:118:LYS:HG2	2.27	0.49
23:DB:2809:A:H2'	23:DB:2810:A:H8	1.77	0.49
23:DB:2869:G:H2'	23:DB:2870:C:H6	1.75	0.49
23:DB:312:G:H2'	23:DB:313:G:H8	1.78	0.49
23:DB:318:C:O2'	23:DB:319:G:H5'	2.12	0.49
23:DB:346:A:C8	23:DB:347:A:H1'	2.48	0.49
23:DB:367:G:H2'	23:DB:368:A:O4'	2.12	0.49
23:DB:452:G:N2	23:DB:457:A:O2'	2.46	0.49
23:DB:638:G:H2'	23:DB:639:U:C6	2.48	0.49
28:DF:100:GLU:C	28:DF:102:LEU:H	2.15	0.49
28:DF:41:GLU:O	28:DF:43:ILE:N	2.46	0.49
23:DB:1112:G:H4'	29:DG:1:SER:O	2.13	0.49
31:DJ:54:ILE:HG22	31:DJ:55:ILE:N	2.27	0.49
36:DO:58:ILE:HG13	36:DO:60:GLU:H	1.77	0.49
39:DR:67:GLY:H	39:DR:98:ILE:CA	2.26	0.49
40:DS:3:THR:O	40:DS:4:ILE:HB	2.13	0.49
44:DX:15:ASN:HA	44:DX:17:GLU:OE2	2.13	0.49
1:AA:22:G:H2'	1:AA:23:C:C6	2.47	0.49
1:AA:471:U:H2'	1:AA:472:U:C6	2.47	0.49
1:AA:627:G:H2'	1:AA:628:G:C8	2.48	0.49
2:AC:190:THR:HG22	2:AC:191:THR:H	1.78	0.49
3:AD:150:LYS:HZ3	3:AD:150:LYS:HB2	1.78	0.49
5:AF:54:LEU:HD13	5:AF:55:HIS:N	2.27	0.49
6:AG:139:ASP:HA	6:AG:142:ARG:NH1	2.28	0.49
7:AH:73:SER:HB2	7:AH:129:ALA:HB3	1.94	0.49
1:AA:1343:G:H1'	8:AI:122:ARG:HH12	1.78	0.49
11:AL:54:VAL:HG12	11:AL:56:LEU:HD12	1.95	0.49
13:AN:74:ARG:HH11	13:AN:74:ARG:HG3	1.77	0.49
23:BB:2372:U:OP1	48:B1:44:GLN:HG3	2.13	0.49
49:B2:34:ARG:HG3	49:B2:34:ARG:HH11	1.77	0.49
22:BA:113:C:H2'	22:BA:114:C:C6	2.48	0.49
23:BB:1120:G:O2'	23:BB:1121:C:H5'	2.13	0.49
23:BB:1131:G:H1'	31:BJ:85:LYS:HZ1	1.77	0.49
23:BB:443:A:H2	23:BB:1245:G:N3	2.11	0.49
23:BB:1383:A:H2	23:BB:1405:U:O2	1.95	0.49
23:BB:2354:C:H4'	43:BW:30:VAL:CG2	2.38	0.49
23:BB:2803:G:H2'	23:BB:2804:U:C6	2.47	0.49
23:BB:336:C:O2'	23:BB:337:C:H5'	2.12	0.49
23:BB:678:C:H2'	23:BB:679:C:H6	1.77	0.49

Continued on next page...

Continued from previous page...

Atom-1	Atom-2	Interatomic distance (Å)	Clash overlap (Å)
23:BB:875:G:H2'	23:BB:876:C:O2	2.12	0.49
23:BB:910:A:H2'	23:BB:911:A:C8	2.47	0.49
23:BB:969:G:N2	23:BB:985:C:OP1	2.41	0.49
25:BC:68:ARG:CD	25:BC:127:ASN:HD21	2.26	0.49
26:BD:51:THR:O	26:BD:52:THR:HB	2.13	0.49
26:BD:92:VAL:HG13	26:BD:94:GLN:H	1.78	0.49
27:BE:108:ILE:H	27:BE:108:ILE:CD1	2.26	0.49
27:BE:127:GLU:O	27:BE:157:LEU:HD22	2.13	0.49
28:BF:172:PHE:CD1	28:BF:173:ASP:N	2.80	0.49
30:BH:29:PHE:CD2	30:BH:30:LEU:HD23	2.48	0.49
52:BI:109:ALA:HB1	52:BI:124:MET:CG	2.42	0.49
34:BM:62:LYS:HB3	34:BM:104:GLU:HB2	1.95	0.49
35:BN:65:LEU:CD1	35:BN:68:ALA:HB3	2.43	0.49
35:BN:52:ILE:HG21	35:BN:94:TYR:CE2	2.48	0.49
36:BO:8:ILE:HG22	36:BO:10:ARG:H	1.77	0.49
37:BP:16:VAL:N	37:BP:17:PRO:HD3	2.28	0.49
38:BQ:102:LYS:HG2	38:BQ:103:VAL:H	1.77	0.49
23:BB:583:G:OP1	38:BQ:6:GLY:HA2	2.13	0.49
46:BZ:61:ASN:O	46:BZ:65:ASN:N	2.46	0.49
1:CA:1031:C:H5'	1:CA:1032:G:C8	2.48	0.49
1:CA:1231:G:O2'	1:CA:1232:U:H5'	2.13	0.49
1:CA:1243:C:H2'	1:CA:1244:G:H8	1.78	0.49
1:CA:1356:G:H2'	1:CA:1357:A:C8	2.48	0.49
1:CA:301:G:H2'	1:CA:302:G:C8	2.48	0.49
1:CA:35:G:H2'	1:CA:36:C:H6	1.78	0.49
1:CA:71:A:O2'	1:CA:72:A:H5''	2.13	0.49
1:CA:84:U:O2'	1:CA:86:G:N2	2.46	0.49
2:CC:2:GLN:H	2:CC:2:GLN:NE2	2.10	0.49
9:CJ:15:HIS:HA	9:CJ:18:ILE:HG22	1.94	0.49
1:CA:975:A:H61	9:CJ:50:THR:HB	1.77	0.49
9:CJ:8:ILE:HG13	9:CJ:8:ILE:O	2.13	0.49
12:CM:63:VAL:HG12	12:CM:68:LEU:HB2	1.95	0.49
15:CP:20:VAL:HG21	15:CP:32:PHE:CD2	2.48	0.49
15:CP:3:THR:CG2	15:CP:66:THR:HB	2.39	0.49
16:CQ:30:HIS:CE1	16:CQ:32:ILE:HG22	2.48	0.49
50:D3:4:LYS:CE	50:D3:61:LEU:H	2.26	0.49
22:DA:109:A:H2'	22:DA:110:C:C6	2.48	0.49
23:DB:1439:A:C8	23:DB:1440:U:C6	3.01	0.49
23:DB:1847:A:H4'	23:DB:1848:A:H8	1.78	0.49
23:DB:2737:G:H2'	23:DB:2738:A:C8	2.48	0.49
23:DB:2893:A:H4'	23:DB:2894:G:C5'	2.43	0.49

Continued on next page...

Continued from previous page...

Atom-1	Atom-2	Interatomic distance (Å)	Clash overlap (Å)
23:DB:485:C:O2'	23:DB:486:C:H5'	2.12	0.49
23:DB:518:G:H2'	23:DB:519:U:C6	2.48	0.49
25:DC:12:ARG:HG3	25:DC:19:VAL:O	2.13	0.49
27:DE:138:LEU:HB2	27:DE:143:LEU:HG	1.94	0.49
27:DE:48:THR:HG23	27:DE:85:PHE:H	1.78	0.49
28:DF:8:LYS:HA	28:DF:12:VAL:HG23	1.94	0.49
29:DG:29:ASN:CB	29:DG:78:VAL:HA	2.42	0.49
30:DH:3:VAL:HG21	30:DH:37:VAL:HG21	1.95	0.49
32:DK:104:THR:HB	32:DK:106:GLU:OE1	2.13	0.49
33:DL:75:ALA:HB3	33:DL:108:ALA:HA	1.94	0.49
22:DA:49:C:H4'	36:DO:68:LYS:NZ	2.27	0.49
42:DU:11:ILE:HG22	42:DU:19:GLY:HA2	1.94	0.49
42:DU:28:LEU:HD11	42:DU:31:GLY:CA	2.43	0.49
1:AA:1172:C:H2'	1:AA:1173:U:C6	2.48	0.48
1:AA:970:C:C5	1:AA:1231:G:H1'	2.48	0.48
1:AA:1126:U:O2'	1:AA:1280:A:H2'	2.13	0.48
1:AA:448:A:O2'	1:AA:449:G:H5'	2.13	0.48
1:AA:600:A:H2'	1:AA:601:G:C8	2.48	0.48
1:AA:920:U:H2'	1:AA:921:U:C6	2.48	0.48
3:AD:107:GLY:HA2	3:AD:112:GLU:OE1	2.13	0.48
4:AE:33:THR:O	4:AE:34:ALA:CB	2.61	0.48
8:AI:90:ASP:O	8:AI:93:LEU:HG	2.13	0.48
23:BB:1544:A:H2'	23:BB:1545:A:C8	2.48	0.48
23:BB:1594:U:H2'	23:BB:1595:C:H6	1.75	0.48
23:BB:1747:U:H2'	23:BB:1748:C:C6	2.47	0.48
23:BB:2834:G:H2'	23:BB:2879:A:N6	2.28	0.48
23:BB:435:C:H2'	23:BB:436:C:H5'	1.94	0.48
23:BB:904:G:H2'	23:BB:905:A:H8	1.78	0.48
23:BB:866:A:H61	23:BB:913:U:H4'	1.78	0.48
23:BB:91:A:H2'	23:BB:92:U:C6	2.48	0.48
23:BB:929:U:H2'	23:BB:930:G:C8	2.47	0.48
25:BC:222:THR:C	25:BC:224:MET:H	2.16	0.48
28:BF:135:ILE:O	28:BF:137:PHE:N	2.46	0.48
28:BF:18:GLU:HA	28:BF:18:GLU:OE2	2.12	0.48
29:BG:84:LYS:HA	29:BG:84:LYS:NZ	2.28	0.48
33:BL:85:VAL:HG22	33:BL:98:ALA:HB2	1.94	0.48
36:BO:62:LEU:O	36:BO:64:TYR:N	2.45	0.48
36:BO:8:ILE:HG22	36:BO:10:ARG:CG	2.38	0.48
23:BB:2335:A:P	36:BO:9:ARG:HG3	2.53	0.48
39:BR:33:VAL:HB	39:BR:35:PHE:CE2	2.48	0.48
23:BB:1601:G:OP1	41:BT:62:VAL:HG21	2.14	0.48

Continued on next page...

Continued from previous page...

Atom-1	Atom-2	Interatomic distance (Å)	Clash overlap (Å)
42:BU:99:SER:OG	42:BU:102:ILE:HD11	2.13	0.48
42:BU:46:LYS:N	42:BU:47:PRO:CD	2.72	0.48
23:BB:100:U:C4'	42:BU:90:LYS:HE2	2.26	0.48
1:CA:1004:A:H2'	1:CA:1005:A:O4'	2.13	0.48
1:CA:1275:A:H2'	1:CA:1276:G:C8	2.47	0.48
1:CA:471:U:H2'	1:CA:472:U:C6	2.47	0.48
1:CA:916:U:H2'	1:CA:917:G:H8	1.78	0.48
20:CB:218:ALA:CA	20:CB:221:ARG:HG2	2.41	0.48
4:CE:17:VAL:O	4:CE:17:VAL:HG13	2.12	0.48
5:CF:100:SER:H	17:CR:23:LYS:NZ	2.11	0.48
5:CF:18:VAL:N	5:CF:19:PRO:HD2	2.27	0.48
6:CG:64:ALA:O	6:CG:67:ASN:HB2	2.13	0.48
8:CI:22:PRO:HA	8:CI:60:LEU:HA	1.94	0.48
12:CM:102:LYS:HG3	12:CM:103:THR:H	1.77	0.48
16:CQ:30:HIS:CG	16:CQ:33:TYR:HB2	2.48	0.48
22:DA:49:C:H4'	36:DO:68:LYS:HZ3	1.78	0.48
23:DB:1051:G:H2'	23:DB:1052:C:C6	2.47	0.48
23:DB:1153:C:O2'	23:DB:1154:G:H5'	2.13	0.48
23:DB:1412:U:H2'	23:DB:1413:A:H8	1.76	0.48
23:DB:1583:A:H4'	23:DB:1585:C:N3	2.29	0.48
23:DB:2390:U:O2'	23:DB:2391:G:H5''	2.12	0.48
23:DB:2812:G:H2'	23:DB:2813:A:O4'	2.13	0.48
23:DB:336:C:H5''	42:DU:3:LYS:HZ3	1.76	0.48
23:DB:353:C:O2	23:DB:353:C:H2'	2.13	0.48
23:DB:372:G:C8	46:DZ:57:VAL:HG21	2.48	0.48
23:DB:39:G:H2'	23:DB:40:U:C6	2.48	0.48
23:DB:409:G:H2'	23:DB:410:G:C8	2.48	0.48
23:DB:543:G:H2'	23:DB:545:U:OP1	2.13	0.48
23:DB:685:A:H1'	23:DB:688:U:O4	2.13	0.48
23:DB:833:A:H2'	23:DB:834:G:H8	1.73	0.48
23:DB:899:A:C2	23:DB:900:A:H1'	2.48	0.48
25:DC:168:GLY:C	25:DC:170:TYR:H	2.16	0.48
25:DC:171:VAL:HG23	25:DC:182:LYS:NZ	2.27	0.48
23:DB:1814:G:H5'	25:DC:51:ARG:HG2	1.95	0.48
26:DD:202:ILE:CG2	26:DD:204:LYS:HG2	2.42	0.48
26:DD:34:VAL:HG12	26:DD:91:THR:HG22	1.94	0.48
26:DD:81:GLU:O	26:DD:82:PHE:HB2	2.13	0.48
27:DE:24:ASN:N	27:DE:110:SER:HB2	2.27	0.48
28:DF:39:VAL:CG2	28:DF:84:ILE:HD13	2.42	0.48
28:DF:83:PRO:HG2	28:DF:84:ILE:H	1.78	0.48
29:DG:67:ALA:O	29:DG:71:LEU:HG	2.12	0.48

Continued on next page...

Continued from previous page...

Atom-1	Atom-2	Interatomic distance (Å)	Clash overlap (Å)
32:DK:66:LYS:HE3	32:DK:80:ASP:O	2.12	0.48
33:DL:125:LEU:O	33:DL:127:VAL:HG13	2.13	0.48
34:DM:6:ARG:CD	34:DM:71:LYS:HE3	2.42	0.48
37:DP:50:ARG:CG	37:DP:99:LEU:H	2.25	0.48
38:DQ:82:LEU:HG	38:DQ:88:GLU:HG3	1.93	0.48
40:DS:27:LYS:N	40:DS:70:LYS:O	2.46	0.48
43:DW:69:GLU:HG3	43:DW:70:VAL:N	2.24	0.48
43:DW:67:LYS:HZ2	43:DW:70:VAL:HB	1.77	0.48
43:DW:75:ASN:C	43:DW:77:LYS:H	2.16	0.48
44:DX:18:LEU:HA	44:DX:22:LEU:CD1	2.37	0.48
44:DX:18:LEU:HD12	44:DX:47:ARG:NH2	2.28	0.48
46:DZ:25:ARG:HG3	46:DZ:26:SER:N	2.28	0.48
1:AA:1314:C:H2'	1:AA:1315:U:H6	1.77	0.48
1:AA:140:U:H2'	1:AA:141:G:C8	2.48	0.48
1:AA:1510:C:H2'	1:AA:1511:G:H8	1.78	0.48
1:AA:236:A:H2'	1:AA:237:G:H8	1.78	0.48
1:AA:560:A:H4'	1:AA:561:U:H5''	1.94	0.48
1:AA:766:A:C2	1:AA:1525:G:N3	2.81	0.48
1:AA:797:C:OP1	10:AK:125:LYS:HG2	2.13	0.48
1:AA:806:C:H2'	1:AA:807:A:C8	2.47	0.48
1:AA:893:C:H2'	1:AA:894:G:H8	1.78	0.48
1:AA:901:A:H5'	1:AA:902:G:OP2	2.13	0.48
1:AA:940:C:H2'	1:AA:941:G:C8	2.48	0.48
1:AA:405:U:OP2	3:AD:114:ARG:NH2	2.47	0.48
3:AD:54:LEU:C	3:AD:54:LEU:HD13	2.33	0.48
1:AA:546:A:P	3:AD:68:GLU:HB3	2.53	0.48
4:AE:19:ARG:O	4:AE:20:VAL:HB	2.12	0.48
4:AE:90:GLY:O	4:AE:128:GLY:HA3	2.13	0.48
8:AI:9:GLY:HA2	8:AI:80:HIS:CD2	2.48	0.48
9:AJ:88:MET:CE	9:AJ:88:MET:H	2.25	0.48
10:AK:57:SER:O	10:AK:90:PRO:HG2	2.13	0.48
12:AM:56:ARG:O	12:AM:59:VAL:HG12	2.13	0.48
14:AO:80:LEU:HD23	14:AO:80:LEU:C	2.33	0.48
48:B1:31:GLU:O	48:B1:32:LYS:HB2	2.13	0.48
48:B1:5:ARG:O	48:B1:27:ARG:HB2	2.14	0.48
23:BB:1032:A:OP1	51:B4:8:LYS:HB3	2.13	0.48
23:BB:1040:A:H2	23:BB:1115:G:H22	1.59	0.48
23:BB:1137:G:H2'	23:BB:1138:G:O4'	2.13	0.48
23:BB:1287:A:H3'	23:BB:1288:G:N2	2.28	0.48
23:BB:2734:A:C2'	23:BB:2735:G:H5'	2.43	0.48
23:BB:2860:A:H2'	23:BB:2861:U:O4'	2.13	0.48

Continued on next page...

Continued from previous page...

Atom-1	Atom-2	Interatomic distance (Å)	Clash overlap (Å)
23:BB:2868:A:H2'	23:BB:2869:G:H8	1.78	0.48
23:BB:2834:G:H2'	23:BB:2879:A:H61	1.78	0.48
23:BB:523:C:H2'	23:BB:524:G:H8	1.78	0.48
23:BB:587:C:H4'	23:BB:588:U:C6	2.48	0.48
23:BB:82:U:H2'	23:BB:83:A:C8	2.48	0.48
23:BB:956:G:H1'	34:BM:81:ARG:HH22	1.77	0.48
23:BB:966:G:H2'	23:BB:967:U:C6	2.47	0.48
26:BD:114:LYS:HB3	35:BN:3:HIS:HE1	1.77	0.48
27:BE:128:ALA:HA	27:BE:157:LEU:CD2	2.42	0.48
27:BE:35:TYR:C	27:BE:37:ALA:H	2.15	0.48
30:BH:9:VAL:C	30:BH:11:ASN:H	2.17	0.48
33:BL:38:GLN:C	33:BL:40:SER:N	2.65	0.48
37:BP:112:ARG:H	37:BP:112:ARG:NH1	2.11	0.48
37:BP:29:VAL:N	37:BP:44:GLY:HA3	2.29	0.48
39:BR:16:GLU:O	39:BR:18:GLN:N	2.45	0.48
44:BX:14:LEU:HD11	44:BX:57:LEU:HD22	1.95	0.48
46:BZ:15:SER:HB3	46:BZ:23:LYS:CD	2.43	0.48
46:BZ:3:LYS:HG2	46:BZ:8:LYS:HA	1.95	0.48
1:CA:1053:G:O2'	1:CA:1199:U:H5	1.96	0.48
9:CJ:41:PRO:O	9:CJ:42:LEU:HB2	2.12	0.48
14:CO:83:ARG:C	14:CO:84:LEU:HD12	2.33	0.48
14:CO:88:ARG:NH1	14:CO:88:ARG:HG3	2.28	0.48
16:CQ:10:ARG:CZ	16:CQ:11:VAL:N	2.76	0.48
18:CS:3:SER:O	18:CS:4:LEU:HD12	2.12	0.48
23:DB:1001:A:H2'	23:DB:1002:G:O4'	2.12	0.48
23:DB:1116:G:H21	34:DM:136:MET:CE	2.25	0.48
23:DB:150:U:H2'	23:DB:151:C:C6	2.48	0.48
23:DB:1790:C:P	25:DC:219:VAL:HB	2.54	0.48
23:DB:1799:G:N7	25:DC:178:GLY:CA	2.72	0.48
23:DB:2488:G:O2'	23:DB:2489:U:H5'	2.12	0.48
23:DB:2893:A:H4'	23:DB:2894:G:O5'	2.12	0.48
23:DB:46:G:H2'	23:DB:47:C:C6	2.48	0.48
23:DB:524:G:H5'	23:DB:539:G:N2	2.27	0.48
23:DB:907:G:O2'	23:DB:908:C:H5'	2.12	0.48
25:DC:124:LYS:HB2	25:DC:125:PRO:HD2	1.93	0.48
25:DC:94:LEU:HD13	25:DC:100:ARG:HG3	1.94	0.48
26:DD:14:ILE:HG23	26:DD:19:GLY:HA3	1.95	0.48
26:DD:46:ARG:H	26:DD:82:PHE:HA	1.78	0.48
27:DE:132:LYS:H	27:DE:134:LEU:CD1	2.26	0.48
27:DE:154:ASP:CG	27:DE:156:ASN:H	2.17	0.48
27:DE:4:VAL:HA	27:DE:14:VAL:HG13	1.94	0.48

Continued on next page...

Continued from previous page...

Atom-1	Atom-2	Interatomic distance (Å)	Clash overlap (Å)
32:DK:103:VAL:O	32:DK:104:THR:HG23	2.13	0.48
24:DV:29:ILE:HG22	24:DV:90:ASP:HA	1.94	0.48
24:DV:70:ILE:HD12	24:DV:71:LYS:N	2.23	0.48
44:DX:28:LEU:HD13	44:DX:42:LEU:HD21	1.94	0.48
44:DX:43:LEU:N	44:DX:43:LEU:HD22	2.29	0.48
46:DZ:30:HIS:HB3	46:DZ:32:LEU:HD23	1.95	0.48
1:AA:1021:A:H2'	1:AA:1022:A:O4'	2.13	0.48
1:AA:1082:A:O2'	1:AA:1083:U:H5'	2.13	0.48
1:AA:1225:A:H4'	18:AS:77:ARG:HH22	1.77	0.48
1:AA:1247:U:O2'	1:AA:1248:A:H5'	2.13	0.48
1:AA:319:G:O2'	1:AA:320:A:H5'	2.14	0.48
1:AA:408:A:O5'	3:AD:109:THR:HG21	2.12	0.48
1:AA:79:G:H2'	1:AA:80:A:H8	1.74	0.48
2:AC:122:GLN:HE22	2:AC:136:ALA:HB1	1.79	0.48
3:AD:160:LEU:HD22	3:AD:161:ALA:N	2.29	0.48
6:AG:30:MET:HA	6:AG:38:ALA:HB2	1.94	0.48
48:B1:46:VAL:HG22	48:B1:47:ILE:H	1.76	0.48
50:B3:14:LYS:O	50:B3:21:PHE:HB3	2.13	0.48
23:BB:1080:A:O2'	52:BI:126:ARG:HB2	2.13	0.48
23:BB:1230:A:H2'	23:BB:1231:U:H6	1.78	0.48
23:BB:1439:A:C8	23:BB:1440:U:C6	3.01	0.48
23:BB:1463:C:H2'	23:BB:1464:G:C8	2.48	0.48
23:BB:1726:C:H2'	23:BB:1727:C:C6	2.49	0.48
23:BB:231:A:H3'	23:BB:232:G:C8	2.48	0.48
23:BB:2803:G:H2'	23:BB:2804:U:H6	1.79	0.48
23:BB:2893:A:H4'	23:BB:2894:G:O5'	2.12	0.48
23:BB:582:A:H2'	23:BB:583:G:C8	2.47	0.48
23:BB:850:U:H2'	23:BB:851:C:C6	2.48	0.48
23:BB:773:U:H4'	25:BC:47:ARG:HB3	1.94	0.48
26:BD:119:ALA:HB1	26:BD:123:LYS:HB2	1.96	0.48
27:BE:108:ILE:HD12	27:BE:108:ILE:N	2.28	0.48
28:BF:103:ILE:HG13	28:BF:104:THR:N	2.27	0.48
28:BF:133:GLU:HG3	28:BF:134:GLN:H	1.77	0.48
52:BI:79:LEU:HD11	52:BI:131:THR:OG1	2.12	0.48
32:BK:23:LYS:CG	32:BK:24:VAL:N	2.77	0.48
24:BV:76:ASP:CB	34:BM:136:MET:HG3	2.44	0.48
34:BM:76:LYS:HA	34:BM:86:LYS:HD3	1.94	0.48
35:BN:77:ALA:HA	35:BN:80:PHE:CE2	2.48	0.48
36:BO:10:ARG:HH11	36:BO:10:ARG:HG3	1.78	0.48
37:BP:2:ASN:ND2	37:BP:2:ASN:H	2.06	0.48
37:BP:47:ILE:HG23	37:BP:63:ILE:HA	1.95	0.48

Continued on next page...

Continued from previous page...

Atom-1	Atom-2	Interatomic distance (Å)	Clash overlap (Å)
38:BQ:71:ASN:HD21	38:BQ:109:VAL:HG11	1.78	0.48
23:BB:1151:A:H4'	38:BQ:80:ASN:OD1	2.12	0.48
39:BR:1:MET:HA	39:BR:46:GLU:HG3	1.94	0.48
39:BR:18:GLN:CB	39:BR:99:THR:HA	2.42	0.48
40:BS:42:LYS:O	40:BS:46:LEU:HG	2.14	0.48
43:BW:16:GLU:HA	43:BW:18:LYS:NZ	2.28	0.48
46:BZ:35:ASP:O	46:BZ:42:PRO:HB3	2.13	0.48
1:CA:1093:A:P	6:CG:3:ARG:HH22	2.36	0.48
1:CA:182:A:H1'	1:CA:183:C:C5	2.48	0.48
1:CA:236:A:H2'	1:CA:237:G:H8	1.78	0.48
1:CA:319:G:O2'	1:CA:320:A:H5'	2.13	0.48
1:CA:513:C:H2'	1:CA:514:C:H6	1.79	0.48
1:CA:505:G:H5'	1:CA:534:U:H2'	1.94	0.48
1:CA:560:A:H4'	1:CA:561:U:H5''	1.94	0.48
1:CA:634:C:O2'	1:CA:635:A:H5'	2.13	0.48
1:CA:8:A:C6	3:CD:205:LYS:HA	2.47	0.48
4:CE:39:GLY:HA3	4:CE:116:VAL:HB	1.95	0.48
15:CP:22:ALA:HB2	15:CP:32:PHE:HA	1.94	0.48
1:CA:255:G:H5'	16:CQ:17:GLU:O	2.13	0.48
19:CT:56:ILE:O	19:CT:60:GLN:HG2	2.13	0.48
48:D1:7:LYS:HB3	48:D1:24:LYS:HZ1	1.77	0.48
49:D2:34:ARG:NH1	49:D2:35:ARG:NH1	2.61	0.48
23:DB:1236:G:C2'	23:DB:1237:A:OP2	2.61	0.48
23:DB:1287:A:H3'	23:DB:1288:G:N2	2.28	0.48
23:DB:197:A:H4'	23:DB:2069:G:OP2	2.12	0.48
23:DB:2378:A:C2'	23:DB:2379:G:H5'	2.43	0.48
23:DB:2063:C:O2	23:DB:2450:A:N1	2.46	0.48
23:DB:2484:G:H1'	34:DM:119:LEU:CD1	2.42	0.48
23:DB:455:C:N4	23:DB:472:A:H2'	2.28	0.48
25:DC:216:ARG:HB3	25:DC:217:PRO:HD2	1.94	0.48
25:DC:261:ARG:HG2	25:DC:261:ARG:NH1	2.28	0.48
25:DC:38:LYS:HG3	25:DC:39:SER:H	1.79	0.48
27:DE:112:LEU:HD12	27:DE:115:GLN:HE22	1.78	0.48
29:DG:84:LYS:HE2	29:DG:163:TYR:CD1	2.48	0.48
23:DB:2751:G:OP2	29:DG:3:VAL:HB	2.14	0.48
31:DJ:121:LYS:CE	31:DJ:121:LYS:N	2.74	0.48
31:DJ:32:LEU:O	31:DJ:36:LEU:HD13	2.13	0.48
32:DK:33:ALA:CB	32:DK:39:ILE:HD11	2.44	0.48
35:DN:97:ILE:HG23	35:DN:113:ILE:HD11	1.95	0.48
35:DN:32:GLU:HA	35:DN:115:LEU:HD21	1.95	0.48
23:DB:2873:A:N3	35:DN:6:SER:HA	2.28	0.48

Continued on next page...

Continued from previous page...

Atom-1	Atom-2	Interatomic distance (Å)	Clash overlap (Å)
39:DR:67:GLY:H	39:DR:98:ILE:H	1.60	0.48
39:DR:69:GLY:HA2	39:DR:96:VAL:CA	2.43	0.48
23:DB:974:G:H4'	39:DR:83:TYR:OH	2.13	0.48
43:DW:42:THR:HB	43:DW:75:ASN:ND2	2.28	0.48
1:AA:926:G:N2	1:AA:1505:G:H2'	2.29	0.48
1:AA:418:C:H2'	1:AA:419:C:H6	1.78	0.48
1:AA:554:A:H2'	1:AA:555:U:C6	2.49	0.48
1:AA:708:C:H2'	1:AA:709:U:C6	2.48	0.48
2:AC:66:THR:HA	2:AC:101:ASN:O	2.14	0.48
5:AF:67:PRO:O	5:AF:70:VAL:HG22	2.13	0.48
5:AF:9:MET:HA	5:AF:58:HIS:O	2.13	0.48
10:AK:88:PRO:HD3	21:AU:28:LEU:CD1	2.41	0.48
21:AU:13:VAL:CG1	21:AU:14:ALA:H	2.17	0.48
49:B2:3:ARG:HB3	49:B2:5:PHE:CE1	2.48	0.48
22:BA:52:A:H3'	22:BA:53:A:H8	1.77	0.48
23:BB:1011:G:O2'	23:BB:1013:C:H5''	2.13	0.48
23:BB:1313:U:O2	23:BB:1313:U:H2'	2.12	0.48
23:BB:1312:U:H4'	23:BB:1313:U:O5'	2.12	0.48
23:BB:1407:G:H2'	23:BB:1408:G:H8	1.78	0.48
23:BB:2316:G:H2'	23:BB:2317:A:H8	1.78	0.48
23:BB:2468:A:H2'	23:BB:2476:A:C6	2.48	0.48
23:BB:2544:G:H2'	23:BB:2545:G:H8	1.78	0.48
23:BB:62:U:H3'	23:BB:63:A:C8	2.49	0.48
23:BB:685:A:H1'	23:BB:688:U:O4	2.13	0.48
23:BB:843:G:H2'	23:BB:844:A:C8	2.48	0.48
23:BB:970:U:H2'	23:BB:971:G:H8	1.78	0.48
25:BC:129:LEU:HD22	25:BC:133:ASN:HB2	1.94	0.48
25:BC:155:ARG:HH21	25:BC:155:ARG:HG2	1.79	0.48
25:BC:171:VAL:HA	25:BC:183:VAL:O	2.13	0.48
25:BC:204:LEU:HD11	25:BC:211:ARG:HH11	1.79	0.48
25:BC:216:ARG:HB3	25:BC:217:PRO:CD	2.43	0.48
25:BC:220:ARG:HG3	25:BC:220:ARG:HH11	1.78	0.48
31:BJ:132:HIS:HB3	31:BJ:136:GLN:HE22	1.78	0.48
33:BL:79:LEU:CD1	33:BL:79:LEU:H	2.26	0.48
37:BP:25:VAL:CG2	37:BP:49:ILE:HD11	2.44	0.48
24:BV:57:TYR:HA	24:BV:74:ALA:HB3	1.95	0.48
1:CA:1250:A:H4'	8:CI:69:GLY:N	2.17	0.48
1:CA:1349:A:H1'	1:CA:1374:A:N6	2.28	0.48
1:CA:1411:C:H2'	1:CA:1412:C:C6	2.49	0.48
1:CA:1499:A:O2'	1:CA:1500:A:H5'	2.14	0.48
1:CA:157:U:O2'	1:CA:158:G:H5'	2.13	0.48

Continued on next page...

Continued from previous page...

Atom-1	Atom-2	Interatomic distance (Å)	Clash overlap (Å)
1:CA:399:G:H2'	1:CA:400:C:H6	1.77	0.48
1:CA:448:A:O2'	1:CA:449:G:H5'	2.12	0.48
1:CA:600:A:H2'	1:CA:601:G:C8	2.48	0.48
1:CA:608:A:H2'	1:CA:609:A:O4'	2.14	0.48
1:CA:692:U:H2'	1:CA:694:A:OP2	2.14	0.48
3:CD:202:LEU:C	3:CD:204:SER:H	2.17	0.48
3:CD:25:ARG:HG3	3:CD:25:ARG:O	2.13	0.48
9:CJ:15:HIS:O	9:CJ:18:ILE:HG22	2.13	0.48
1:CA:1309:G:H1'	12:CM:72:ILE:HG13	1.95	0.48
12:CM:89:ARG:CB	12:CM:96:VAL:HG22	2.44	0.48
15:CP:54:LEU:HA	15:CP:57:ILE:CG2	2.43	0.48
16:CQ:45:VAL:HG11	16:CQ:60:ILE:HG21	1.96	0.48
17:CR:62:ARG:C	17:CR:64:LEU:H	2.15	0.48
19:CT:50:PHE:O	19:CT:53:MET:HG3	2.13	0.48
23:DB:1213:A:N1	23:DB:1237:A:H1'	2.27	0.48
23:DB:1244:A:O2'	23:DB:1245:G:H5'	2.13	0.48
23:DB:1268:A:H2'	23:DB:1269:A:O4'	2.13	0.48
23:DB:1312:U:H4'	23:DB:1313:U:O5'	2.12	0.48
23:DB:1511:G:H2'	23:DB:1512:C:H6	1.77	0.48
23:DB:1818:U:OP1	25:DC:155:ARG:HA	2.12	0.48
23:DB:2226:C:H2'	23:DB:2227:A:O4'	2.13	0.48
23:DB:2544:G:H2'	23:DB:2545:G:H8	1.77	0.48
23:DB:2834:G:H2'	23:DB:2879:A:N6	2.28	0.48
23:DB:455:C:H42	23:DB:472:A:H2'	1.77	0.48
23:DB:562:U:C4	23:DB:2036:C:O4'	2.67	0.48
23:DB:856:G:H2'	23:DB:857:G:C8	2.48	0.48
25:DC:225:ASN:N	25:DC:226:PRO:HD3	2.29	0.48
55:DB:3317:HOH:O	26:DD:152:PRO:HG2	2.12	0.48
26:DD:62:LYS:CB	26:DD:63:PRO:HD3	2.43	0.48
27:DE:149:ILE:CD1	27:DE:188:MET:HB2	2.44	0.48
28:DF:56:LEU:CA	28:DF:59:ILE:HG22	2.42	0.48
52:DI:17:ALA:O	52:DI:18:ASN:CB	2.61	0.48
52:DI:70:THR:O	52:DI:70:THR:HG23	2.12	0.48
33:DL:115:GLU:C	33:DL:116:VAL:HG13	2.34	0.48
33:DL:79:LEU:HD11	33:DL:112:LEU:HD23	1.96	0.48
36:DO:29:HIS:HB3	36:DO:36:TYR:HB2	1.95	0.48
40:DS:27:LYS:N	40:DS:27:LYS:HD2	2.29	0.48
41:DT:65:GLY:HA3	41:DT:76:ARG:HH21	1.78	0.48
44:DX:26:PHE:HD1	44:DX:26:PHE:H	1.60	0.48
44:DX:47:ARG:HA	44:DX:50:VAL:HG23	1.95	0.48
45:DY:2:LYS:H	45:DY:37:ARG:HB3	1.78	0.48

Continued on next page...

Continued from previous page...

Atom-1	Atom-2	Interatomic distance (Å)	Clash overlap (Å)
1:AA:1038:C:H2'	1:AA:1039:G:H8	1.78	0.48
1:AA:1318:A:H4'	18:AS:9:PHE:CD1	2.49	0.48
1:AA:766:A:H2'	1:AA:767:A:O4'	2.13	0.48
1:AA:90:C:H2'	1:AA:91:U:C6	2.47	0.48
15:AP:28:ARG:HG3	15:AP:29:ASN:ND2	2.29	0.48
21:AU:3:ILE:CA	21:AU:19:LYS:HG2	2.35	0.48
22:BA:63:C:H2'	22:BA:64:G:H8	1.79	0.48
23:BB:1299:G:C4'	23:BB:1301:A:H1'	2.40	0.48
23:BB:130:C:O2'	23:BB:131:A:H5'	2.12	0.48
23:BB:142:A:H2'	23:BB:143:C:H6	1.79	0.48
23:BB:1579:A:H2'	23:BB:1580:A:H8	1.78	0.48
23:BB:1599:U:H2'	23:BB:1600:C:C6	2.48	0.48
23:BB:2053:G:OP1	26:BD:149:ASN:O	2.31	0.48
23:BB:2260:C:O2'	23:BB:2261:C:H5'	2.14	0.48
23:BB:2308:G:H3'	23:BB:2308:G:N3	2.28	0.48
23:BB:2722:G:H2'	23:BB:2723:C:C6	2.49	0.48
23:BB:276:U:O2'	23:BB:277:G:H5'	2.14	0.48
23:BB:2812:G:H2'	23:BB:2813:A:O4'	2.13	0.48
23:BB:363:G:H2'	23:BB:364:C:H6	1.78	0.48
23:BB:39:G:O2'	23:BB:40:U:H5'	2.14	0.48
23:BB:572:A:H5''	23:BB:573:U:OP2	2.12	0.48
23:BB:909:A:H2'	23:BB:912:C:H5	1.79	0.48
25:BC:155:ARG:NH2	25:BC:155:ARG:HG2	2.29	0.48
23:BB:1817:G:OP1	25:BC:62:ARG:NH2	2.46	0.48
26:BD:106:LYS:HZ2	26:BD:208:LYS:HD3	1.78	0.48
23:BB:2575:C:C5'	26:BD:149:ASN:N	2.74	0.48
29:BG:174:LYS:HD2	29:BG:174:LYS:N	2.29	0.48
31:BJ:15:TRP:HB3	31:BJ:53:TYR:CE2	2.48	0.48
31:BJ:7:LYS:NZ	31:BJ:49:ASP:H	2.12	0.48
24:BV:76:ASP:HB2	34:BM:136:MET:HE3	1.94	0.48
34:BM:43:ALA:C	34:BM:45:GLN:N	2.67	0.48
38:BQ:88:GLU:HA	39:BR:53:PHE:CG	2.48	0.48
40:BS:32:ALA:O	40:BS:33:LEU:HD13	2.14	0.48
41:BT:6:ARG:HG3	41:BT:10:VAL:HG13	1.95	0.48
41:BT:30:ILE:CG2	41:BT:85:VAL:HG22	2.43	0.48
24:BV:79:ARG:HB3	24:BV:79:ARG:CZ	2.43	0.48
43:BW:39:GLN:C	43:BW:40:ARG:HG3	2.33	0.48
46:BZ:30:HIS:O	46:BZ:48:GLN:NE2	2.47	0.48
46:BZ:50:ASP:CA	46:BZ:53:THR:HG22	2.43	0.48
1:CA:627:G:H2'	1:CA:628:G:H8	1.78	0.48
1:CA:16:A:N1	1:CA:919:A:C2	2.82	0.48

Continued on next page...

Continued from previous page...

Atom-1	Atom-2	Interatomic distance (Å)	Clash overlap (Å)
1:CA:964:A:H2'	1:CA:965:U:H5''	1.95	0.48
2:CC:119:ILE:HD12	2:CC:132:ALA:HB1	1.95	0.48
16:CQ:25:GLU:HA	16:CQ:40:THR:HA	1.96	0.48
16:CQ:80:LYS:H	16:CQ:80:LYS:CD	2.26	0.48
48:D1:4:ILE:HG23	48:D1:4:ILE:O	2.13	0.48
23:DB:1178:C:C2	23:DB:1179:G:N7	2.81	0.48
23:DB:1299:G:H4'	23:DB:1301:A:C1'	2.42	0.48
23:DB:1322:A:C2'	23:DB:1323:C:H5'	2.44	0.48
23:DB:1581:G:O2'	23:DB:1582:C:H5'	2.13	0.48
23:DB:1726:C:H2'	23:DB:1727:C:C6	2.49	0.48
23:DB:2563:U:H2'	23:DB:2565:A:OP2	2.13	0.48
23:DB:2568:U:H2'	23:DB:2569:G:O4'	2.14	0.48
23:DB:2803:G:H2'	23:DB:2804:U:H6	1.79	0.48
23:DB:2840:C:H2'	23:DB:2841:C:C6	2.48	0.48
23:DB:673:C:O2'	23:DB:674:G:H5'	2.13	0.48
23:DB:723:C:H2'	23:DB:724:U:H6	1.79	0.48
25:DC:140:VAL:HG11	25:DC:163:ILE:CD1	2.42	0.48
27:DE:147:LEU:N	27:DE:147:LEU:HD12	2.27	0.48
27:DE:152:GLU:OE2	27:DE:188:MET:HA	2.13	0.48
27:DE:15:SER:CB	27:DE:196:VAL:HG22	2.41	0.48
30:DH:90:LEU:HD13	30:DH:122:LEU:O	2.14	0.48
30:DH:135:HIS:CG	30:DH:136:SER:N	2.81	0.48
31:DJ:114:LEU:HG	31:DJ:118:MET:CE	2.43	0.48
37:DP:48:ALA:HB3	37:DP:64:SER:HB3	1.94	0.48
41:DT:2:ILE:HG12	41:DT:3:ARG:N	2.27	0.48
42:DU:96:LYS:O	42:DU:97:SER:HB3	2.13	0.48
43:DW:44:PHE:HB3	43:DW:77:LYS:C	2.34	0.48
46:DZ:62:LYS:CA	46:DZ:65:ASN:HD21	2.26	0.48
1:AA:999:C:O2'	1:AA:1000:A:H5'	2.13	0.48
1:AA:1025:U:H5''	1:AA:1026:G:OP1	2.14	0.48
1:AA:1149:C:H2'	1:AA:1150:A:C8	2.48	0.48
1:AA:978:A:O2'	1:AA:1322:C:H5	1.96	0.48
1:AA:429:U:H3'	3:AD:8:LEU:HD23	1.96	0.48
1:AA:869:G:H4'	1:AA:872:A:C8	2.49	0.48
2:AC:90:VAL:HA	2:AC:93:ILE:HG21	1.95	0.48
14:AO:54:GLY:O	14:AO:58:MET:HG2	2.13	0.48
18:AS:46:LEU:O	18:AS:60:PHE:HA	2.12	0.48
18:AS:4:LEU:CA	18:AS:5:LYS:HE3	2.43	0.48
47:B0:36:LYS:HZ3	47:B0:41:HIS:HA	1.78	0.48
23:BB:1017:G:H2'	23:BB:1018:U:C6	2.49	0.48
23:BB:1079:C:O2'	52:BI:133:ARG:NH2	2.46	0.48

Continued on next page...

Continued from previous page...

Atom-1	Atom-2	Interatomic distance (Å)	Clash overlap (Å)
23:BB:1332:G:H2'	23:BB:1332:G:N3	2.29	0.48
23:BB:1355:G:O2'	23:BB:1356:G:H5'	2.14	0.48
23:BB:1688:U:O2	23:BB:1700:A:H5'	2.13	0.48
23:BB:2092:U:H4'	23:BB:2093:G:O5'	2.14	0.48
23:BB:2180:U:H2'	23:BB:2181:U:C5	2.48	0.48
23:BB:2307:G:N3	23:BB:2307:G:H2'	2.29	0.48
23:BB:231:A:H3'	23:BB:232:G:H8	1.79	0.48
23:BB:2530:A:H61	29:BG:155:PRO:HG3	1.78	0.48
23:BB:2593:U:O2'	23:BB:2594:C:H5'	2.13	0.48
23:BB:2645:G:H4'	23:BB:2732:G:H2'	1.96	0.48
23:BB:2776:A:H4'	23:BB:2777:G:O5'	2.13	0.48
23:BB:306:U:H2'	23:BB:307:G:O4'	2.13	0.48
23:BB:720:U:H2'	23:BB:721:A:H8	1.78	0.48
25:BC:71:ASP:O	25:BC:73:ILE:N	2.46	0.48
26:BD:142:VAL:C	26:BD:144:GLY:N	2.67	0.48
26:BD:2:ILE:HG22	26:BD:204:LYS:HG3	1.95	0.48
29:BG:114:HIS:HB2	29:BG:150:TYR:HE2	1.79	0.48
30:BH:7:ASP:O	30:BH:9:VAL:HG23	2.13	0.48
30:BH:7:ASP:OD1	30:BH:35:LYS:HB3	2.14	0.48
34:BM:73:ILE:CD1	34:BM:92:TRP:H	2.25	0.48
35:BN:16:HIS:O	35:BN:20:MET:HG2	2.13	0.48
35:BN:2:ARG:O	35:BN:3:HIS:CB	2.62	0.48
35:BN:7:GLY:O	35:BN:8:ARG:CB	2.61	0.48
37:BP:50:ARG:NH1	37:BP:62:LYS:HB3	2.29	0.48
37:BP:52:ARG:N	37:BP:60:VAL:HG21	2.29	0.48
39:BR:45:GLU:HA	39:BR:50:GLY:HA2	1.95	0.48
39:BR:41:ILE:O	39:BR:54:VAL:HG22	2.14	0.48
39:BR:71:LYS:O	39:BR:94:THR:HA	2.13	0.48
24:BV:9:ARG:HB2	24:BV:39:ALA:O	2.13	0.48
45:BY:18:LYS:HD2	45:BY:53:MET:CE	2.42	0.48
1:CA:123:U:H5''	1:CA:311:C:O2'	2.12	0.48
1:CA:140:U:H2'	1:CA:141:G:C8	2.48	0.48
1:CA:218:U:H2'	1:CA:219:U:H6	1.78	0.48
1:CA:280:C:O2	16:CQ:39:ARG:HG3	2.13	0.48
1:CA:840:C:C2	1:CA:842:U:H4'	2.49	0.48
20:CB:95:TRP:HZ3	20:CB:98:GLY:H	1.62	0.48
1:CA:1240:U:P	6:CG:115:MET:H	2.37	0.48
6:CG:55:LYS:HG3	6:CG:56:SER:N	2.28	0.48
6:CG:59:GLU:HA	6:CG:62:GLU:CD	2.34	0.48
8:CI:112:ARG:HD2	13:CN:100:TRP:OXT	2.13	0.48
10:CK:30:ILE:HG22	10:CK:45:THR:HB	1.95	0.48

Continued on next page...

Continued from previous page...

Atom-1	Atom-2	Interatomic distance (Å)	Clash overlap (Å)
14:CO:10:ILE:HD11	14:CO:29:ALA:HB1	1.94	0.48
14:CO:84:LEU:HB3	14:CO:86:LEU:HD13	1.96	0.48
21:CU:15:LEU:HA	21:CU:17:ARG:NH1	2.24	0.48
51:D4:30:GLU:CB	51:D4:33:HIS:HB2	2.41	0.48
51:D4:24:ARG:HE	51:D4:37:GLN:CA	2.26	0.48
22:DA:94:A:OP1	24:DV:19:ARG:HD3	2.13	0.48
23:DB:1313:U:O2	23:DB:1313:U:H2'	2.12	0.48
23:DB:1791:A:H61	23:DB:1828:G:H1'	1.78	0.48
23:DB:2000:C:O2'	23:DB:2001:C:H5'	2.14	0.48
23:DB:2026:U:H2'	23:DB:2027:G:H8	1.77	0.48
23:DB:2512:C:OP1	26:DD:128:ARG:N	2.47	0.48
23:DB:2516:A:O2'	23:DB:2517:C:H5'	2.13	0.48
23:DB:274:C:H2'	23:DB:275:C:O4'	2.12	0.48
23:DB:2862:G:H2'	23:DB:2863:C:H6	1.79	0.48
23:DB:654:A:H2'	23:DB:655:A:C5'	2.33	0.48
23:DB:859:G:O2'	23:DB:860:U:OP2	2.32	0.48
25:DC:77:VAL:HG21	25:DC:109:LEU:HD23	1.95	0.48
25:DC:53:ILE:HG23	25:DC:216:ARG:HB2	1.95	0.48
26:DD:153:GLY:C	26:DD:155:VAL:N	2.65	0.48
26:DD:175:LEU:HD21	26:DD:192:ALA:HB3	1.95	0.48
23:DB:2633:G:C1'	26:DD:62:LYS:HG3	2.39	0.48
27:DE:56:GLY:O	27:DE:57:LYS:HG3	2.14	0.48
28:DF:136:ILE:O	28:DF:138:PRO:HD3	2.13	0.48
33:DL:37:GLY:O	33:DL:38:GLN:HG3	2.14	0.48
33:DL:50:PHE:O	33:DL:51:GLU:C	2.51	0.48
34:DM:83:GLY:O	34:DM:84:LYS:HB2	2.12	0.48
34:DM:43:ALA:HB3	34:DM:91:TYR:CE2	2.48	0.48
40:DS:72:THR:HG22	40:DS:106:VAL:O	2.13	0.48
42:DU:48:VAL:HG13	42:DU:51:LEU:N	2.29	0.48
24:DV:77:VAL:HG13	24:DV:89:ILE:CD1	2.44	0.48
43:DW:20:LEU:CD1	43:DW:31:LEU:HB2	2.44	0.48
43:DW:43:LYS:O	43:DW:44:PHE:CB	2.60	0.48
43:DW:67:LYS:CG	43:DW:71:LYS:HB2	2.36	0.48
43:DW:73:PRO:C	43:DW:74:LYS:HD2	2.34	0.48
44:DX:55:THR:C	44:DX:57:LEU:H	2.15	0.48
1:AA:1352:C:H2'	1:AA:1353:G:C8	2.49	0.48
1:AA:147:G:H2'	1:AA:148:G:C8	2.48	0.48
1:AA:340:U:H2'	1:AA:341:C:H6	1.79	0.48
1:AA:397:A:H5'	1:AA:398:U:OP1	2.13	0.48
1:AA:736:C:H2'	1:AA:737:C:H6	1.77	0.48
1:AA:79:G:H2'	1:AA:80:A:O4'	2.14	0.48

Continued on next page...

Continued from previous page...

Atom-1	Atom-2	Interatomic distance (Å)	Clash overlap (Å)
1:AA:922:G:H2'	1:AA:923:A:H8	1.78	0.48
1:AA:948:C:O2'	1:AA:949:A:H5'	2.14	0.48
20:AB:68:PHE:HA	20:AB:161:PHE:O	2.12	0.48
3:AD:2:ARG:HG3	3:AD:114:ARG:NH1	2.29	0.48
10:AK:80:ASN:HD21	10:AK:107:THR:CG2	2.27	0.48
11:AL:113:ARG:HA	11:AL:118:VAL:HG23	1.96	0.48
19:AT:19:HIS:O	19:AT:23:ARG:HG2	2.13	0.48
47:B0:11:LYS:C	47:B0:13:GLY:H	2.15	0.48
33:BL:60:ARG:NH1	50:B3:11:LYS:HE2	2.27	0.48
23:BB:1561:C:H2'	23:BB:1562:U:C6	2.49	0.48
23:BB:1759:A:H4'	23:BB:2715:C:O4'	2.13	0.48
23:BB:2000:C:O2'	23:BB:2001:C:H5'	2.14	0.48
23:BB:2743:U:C3'	23:BB:2744:G:H5''	2.44	0.48
23:BB:2795:C:O5'	23:BB:2795:C:H6	1.97	0.48
23:BB:67:U:C4	23:BB:68:G:N7	2.82	0.48
23:BB:712:G:H2'	23:BB:713:G:O4'	2.13	0.48
25:BC:171:VAL:HG21	25:BC:182:LYS:HD3	1.96	0.48
25:BC:143:VAL:HG11	25:BC:173:LEU:HD11	1.95	0.48
25:BC:218:THR:HG22	25:BC:218:THR:O	2.13	0.48
25:BC:226:PRO:HD3	25:BC:233:GLY:N	2.29	0.48
25:BC:51:ARG:HD3	25:BC:51:ARG:O	2.13	0.48
26:BD:34:VAL:HG11	26:BD:71:ALA:CB	2.44	0.48
26:BD:46:ARG:HD2	26:BD:80:TRP:CE2	2.49	0.48
30:BH:19:VAL:HG12	30:BH:20:ASN:N	2.28	0.48
52:BI:75:ALA:HB2	52:BI:112:LYS:HE2	1.95	0.48
23:BB:1059:G:N2	52:BI:130:GLY:HA3	2.29	0.48
31:BJ:25:LEU:HD12	31:BJ:62:VAL:HG12	1.94	0.48
31:BJ:7:LYS:HZ3	31:BJ:48:VAL:CA	2.27	0.48
33:BL:110:VAL:HG23	33:BL:126:ARG:CB	2.43	0.48
34:BM:20:LEU:CB	34:BM:38:ARG:HD3	2.43	0.48
35:BN:102:PHE:N	35:BN:102:PHE:HD2	2.11	0.48
36:BO:58:ILE:HG13	36:BO:63:LYS:HB3	1.94	0.48
40:BS:28:LYS:HB3	40:BS:71:VAL:HG21	1.96	0.48
45:BY:9:THR:HG23	45:BY:10:ARG:N	2.25	0.48
1:CA:1116:U:O2'	1:CA:1117:A:H5'	2.13	0.48
1:CA:1164:G:O2'	1:CA:1165:U:H5'	2.13	0.48
1:CA:1287:A:H2'	1:CA:1288:A:H8	1.76	0.48
1:CA:1390:U:H2'	1:CA:1391:U:C6	2.49	0.48
1:CA:1516:G:H2'	1:CA:1518:A:OP2	2.13	0.48
1:CA:659:U:H2'	1:CA:660:C:C6	2.48	0.48
1:CA:893:C:H2'	1:CA:894:G:H8	1.78	0.48

Continued on next page...

Continued from previous page...

Atom-1	Atom-2	Interatomic distance (Å)	Clash overlap (Å)
1:CA:903:G:H2'	1:CA:904:U:C6	2.48	0.48
20:CB:153:MET:C	20:CB:155:GLY:H	2.17	0.48
3:CD:27:ILE:C	3:CD:29:THR:H	2.16	0.48
4:CE:148:SER:HB2	4:CE:149:PRO:HD2	1.94	0.48
6:CG:139:ASP:O	6:CG:142:ARG:HB3	2.14	0.48
8:CI:33:SER:HB2	8:CI:36:GLN:CG	2.44	0.48
9:CJ:37:ARG:HG2	9:CJ:37:ARG:NH1	2.29	0.48
9:CJ:64:GLN:CB	13:CN:98:ALA:HB3	2.43	0.48
10:CK:70:ALA:N	10:CK:73:VAL:HG22	2.29	0.48
13:CN:40:ARG:CZ	18:CS:6:LYS:HB2	2.44	0.48
16:CQ:60:ILE:HG12	16:CQ:72:TRP:HE3	1.78	0.48
18:CS:56:HIS:CD2	18:CS:56:HIS:N	2.80	0.48
23:DB:1407:G:H2'	23:DB:1408:G:H8	1.78	0.48
23:DB:1727:C:H2'	23:DB:1728:C:H6	1.74	0.48
23:DB:2105:U:H2'	23:DB:2106:U:C6	2.48	0.48
23:DB:2800:A:H2'	23:DB:2801:G:C4'	2.43	0.48
23:DB:417:C:H2'	23:DB:418:C:H6	1.78	0.48
23:DB:493:G:O2'	23:DB:494:G:H5'	2.14	0.48
23:DB:851:C:H2'	23:DB:852:U:C6	2.49	0.48
23:DB:955:U:H5'	23:DB:956:G:OP2	2.12	0.48
25:DC:153:LEU:C	25:DC:155:ARG:H	2.17	0.48
25:DC:212:TRP:CZ3	25:DC:217:PRO:HD3	2.49	0.48
26:DD:48:ILE:CG2	26:DD:49:GLN:N	2.76	0.48
30:DH:2:GLN:CB	30:DH:19:VAL:HA	2.43	0.48
52:DI:90:GLY:C	52:DI:92:PRO:HD3	2.34	0.48
31:DJ:68:LYS:HD2	31:DJ:72:LYS:CB	2.43	0.48
35:DN:2:ARG:NH1	35:DN:4:ARG:HH12	2.11	0.48
36:DO:4:LYS:O	36:DO:7:ARG:HG2	2.12	0.48
37:DP:85:VAL:O	37:DP:87:ARG:NE	2.46	0.48
38:DQ:50:ARG:HH22	38:DQ:53:LYS:NZ	2.12	0.48
42:DU:22:GLY:HA3	42:DU:35:VAL:CG2	2.43	0.48
44:DX:16:THR:HG1	44:DX:19:LEU:HB3	1.79	0.48
45:DY:3:THR:CA	45:DY:37:ARG:H	2.23	0.48
1:AA:1037:C:H2'	1:AA:1038:C:C6	2.48	0.48
1:AA:1225:A:N3	1:AA:1225:A:H2'	2.29	0.48
1:AA:1487:G:O2'	1:AA:1488:G:H5'	2.13	0.48
1:AA:267:C:OP2	16:AQ:68:LYS:HD2	2.14	0.48
1:AA:363:A:OP2	11:AL:30:ARG:NH1	2.47	0.48
1:AA:591:U:H2'	1:AA:592:G:C8	2.48	0.48
3:AD:66:VAL:HG13	3:AD:70:GLN:OE1	2.13	0.48
3:AD:201:GLU:OE1	4:AE:104:ILE:HG22	2.14	0.48

Continued on next page...

Continued from previous page...

Atom-1	Atom-2	Interatomic distance (Å)	Clash overlap (Å)
13:AN:50:LEU:CD2	13:AN:51:PRO:HD3	2.41	0.48
16:AQ:17:GLU:C	16:AQ:19:SER:H	2.17	0.48
16:AQ:30:HIS:H	16:AQ:35:LYS:H	1.61	0.48
16:AQ:28:VAL:C	16:AQ:36:PHE:HA	2.33	0.48
50:B3:12:ARG:NH2	50:B3:55:GLY:HA3	2.28	0.48
23:BB:1206:G:H2'	23:BB:1207:C:C6	2.49	0.48
23:BB:132:G:H2'	23:BB:133:U:C6	2.49	0.48
23:BB:1467:U:C4	23:BB:1546:G:C2	3.01	0.48
23:BB:1583:A:H4'	23:BB:1585:C:N3	2.28	0.48
23:BB:1657:U:P	26:BD:141:ARG:HB2	2.54	0.48
23:BB:1791:A:H61	23:BB:1828:G:H1'	1.78	0.48
23:BB:1841:U:H2'	23:BB:1842:G:H8	1.79	0.48
23:BB:188:G:O2'	23:BB:189:G:H5'	2.14	0.48
23:BB:207:A:H2'	23:BB:208:C:O4'	2.14	0.48
23:BB:2149:U:O2'	23:BB:2150:C:H5'	2.13	0.48
23:BB:2259:U:O2	23:BB:2259:U:H2'	2.13	0.48
23:BB:2394:C:OP1	33:BL:63:LYS:O	2.30	0.48
23:BB:2893:A:H4'	23:BB:2894:G:C5'	2.43	0.48
23:BB:673:C:O2'	23:BB:674:G:H5'	2.13	0.48
23:BB:942:G:O2'	23:BB:943:A:H5'	2.14	0.48
23:BB:1818:U:H5''	25:BC:155:ARG:HG2	1.95	0.48
25:BC:229:HIS:ND1	25:BC:230:PRO:HD2	2.28	0.48
25:BC:87:SER:N	25:BC:155:ARG:HH12	2.11	0.48
23:BB:2572:A:OP2	26:BD:151:THR:HA	2.14	0.48
26:BD:1:MET:SD	26:BD:84:LEU:HD13	2.54	0.48
28:BF:59:ILE:HD11	28:BF:137:PHE:CG	2.49	0.48
29:BG:18:ILE:N	29:BG:18:ILE:HD13	2.29	0.48
30:BH:81:ALA:CB	30:BH:147:VAL:H	2.27	0.48
52:BI:58:ILE:N	52:BI:58:ILE:HD12	2.29	0.48
52:BI:63:ASP:C	52:BI:65:SER:N	2.67	0.48
31:BJ:21:THR:HA	31:BJ:61:LYS:HB2	1.95	0.48
31:BJ:7:LYS:HZ3	31:BJ:49:ASP:H	1.61	0.48
33:BL:38:GLN:H	33:BL:41:ARG:NH1	2.11	0.48
35:BN:99:LYS:HZ3	35:BN:99:LYS:HB3	1.78	0.48
37:BP:93:LYS:CB	37:BP:96:LEU:HA	2.43	0.48
23:BB:1156:A:H62	38:BQ:47:ARG:CD	2.27	0.48
39:BR:37:GLU:HG2	39:BR:62:GLU:N	2.19	0.48
41:BT:34:VAL:HG11	41:BT:43:ILE:HD11	1.94	0.48
41:BT:6:ARG:C	41:BT:8:LEU:N	2.67	0.48
24:BV:26:PHE:HZ	24:BV:47:VAL:HB	1.79	0.48
24:BV:77:VAL:HG13	24:BV:77:VAL:O	2.14	0.48

Continued on next page...

Continued from previous page...

Atom-1	Atom-2	Interatomic distance (Å)	Clash overlap (Å)
24:BV:78:GLN:HB2	24:BV:88:HIS:O	2.14	0.48
46:BZ:31:ASP:O	46:BZ:32:LEU:HB3	2.14	0.48
1:CA:1008:U:H3'	1:CA:1009:U:H5''	1.95	0.48
1:CA:1020:G:N3	1:CA:1020:G:H2'	2.29	0.48
1:CA:1260:G:HO2'	1:CA:1261:A:H8	1.59	0.48
1:CA:1310:G:O2'	1:CA:1311:A:H5'	2.13	0.48
1:CA:1435:G:H2'	1:CA:1436:U:C6	2.49	0.48
1:CA:591:U:H2'	1:CA:592:G:C8	2.48	0.48
1:CA:766:A:H2'	1:CA:767:A:O4'	2.13	0.48
20:CB:86:CYS:SG	20:CB:87:ASP:N	2.86	0.48
3:CD:156:ALA:O	3:CD:160:LEU:HD12	2.14	0.48
4:CE:17:VAL:HA	4:CE:33:THR:O	2.13	0.48
4:CE:19:ARG:O	4:CE:20:VAL:HB	2.14	0.48
6:CG:112:ASP:HB2	6:CG:118:ARG:CG	2.41	0.48
8:CI:40:ARG:HA	8:CI:44:ARG:NH1	2.29	0.48
8:CI:56:MET:C	8:CI:58:GLU:H	2.17	0.48
10:CK:121:ARG:HH21	21:CU:34:ARG:NE	2.11	0.48
11:CL:75:GLU:OE2	11:CL:76:HIS:N	2.47	0.48
12:CM:18:LEU:HD23	12:CM:24:VAL:HG21	1.94	0.48
17:CR:20:ILE:HD12	17:CR:53:GLN:HE22	1.79	0.48
21:CU:6:ARG:C	21:CU:7:GLU:HG2	2.34	0.48
23:DB:1666:G:O2'	23:DB:1667:G:H5'	2.13	0.48
23:DB:1706:C:C2	23:DB:1757:A:H5'	2.48	0.48
23:DB:1779:U:OP2	23:DB:1784:A:N6	2.46	0.48
23:DB:2106:U:C2'	23:DB:2107:G:OP1	2.62	0.48
23:DB:2344:U:H4'	23:DB:2345:G:OP1	2.13	0.48
23:DB:197:A:H62	23:DB:2430:A:H2'	1.78	0.48
23:DB:2526:G:H2'	23:DB:2527:C:C6	2.48	0.48
23:DB:810:U:N3	33:DL:37:GLY:HA2	2.29	0.48
23:DB:871:U:H4'	34:DM:68:PHE:CE1	2.49	0.48
23:DB:951:C:O2'	23:DB:952:G:H5'	2.14	0.48
25:DC:139:THR:O	25:DC:191:LEU:HD12	2.14	0.48
25:DC:267:VAL:HG12	25:DC:268:ARG:N	2.28	0.48
23:DB:1098:A:N3	52:DI:3:LYS:O	2.46	0.48
31:DJ:105:VAL:HA	31:DJ:108:MET:HE3	1.94	0.48
31:DJ:114:LEU:HG	31:DJ:118:MET:HE1	1.96	0.48
35:DN:14:SER:HA	35:DN:17:ARG:HH12	1.79	0.48
37:DP:18:SER:HB2	37:DP:87:ARG:NH2	2.28	0.48
38:DQ:98:ALA:HA	38:DQ:105:PHE:CG	2.49	0.48
39:DR:32:THR:HB	39:DR:65:ALA:C	2.34	0.48
41:DT:47:VAL:HG13	41:DT:48:GLN:N	2.29	0.48

Continued on next page...

Continued from previous page...

Atom-1	Atom-2	Interatomic distance (Å)	Clash overlap (Å)
43:DW:67:LYS:HE3	43:DW:71:LYS:H	1.78	0.48
1:AA:1018:G:H2'	1:AA:1019:A:H8	1.77	0.48
1:AA:1071:C:O2'	1:AA:1072:G:H5'	2.14	0.48
1:AA:476:U:O2'	1:AA:477:C:H5'	2.14	0.48
1:AA:608:A:H2'	1:AA:609:A:O4'	2.14	0.48
1:AA:66:A:H8	1:AA:66:A:O5'	1.97	0.48
1:AA:840:C:C2	1:AA:842:U:H4'	2.49	0.48
2:AC:154:GLY:HA2	2:AC:163:ARG:O	2.12	0.48
2:AC:57:GLU:HB2	2:AC:64:ARG:CB	2.43	0.48
3:AD:37:PRO:HD2	3:AD:41:GLY:HA3	1.96	0.48
3:AD:58:GLN:O	3:AD:62:ARG:HG2	2.12	0.48
4:AE:89:THR:HG22	4:AE:90:GLY:N	2.29	0.48
8:AI:51:LEU:HD11	8:AI:82:ILE:HG21	1.96	0.48
8:AI:79:ARG:O	8:AI:83:THR:HG22	2.14	0.48
11:AL:78:VAL:O	11:AL:102:ASP:HB2	2.14	0.48
13:AN:33:VAL:HG23	13:AN:40:ARG:HH21	1.79	0.48
18:AS:66:VAL:C	18:AS:68:HIS:H	2.17	0.48
47:B0:28:SER:O	47:B0:36:LYS:HB2	2.13	0.48
23:BB:1157:G:H2'	23:BB:1158:C:H6	1.79	0.48
23:BB:839:U:O2'	23:BB:1191:G:H1'	2.14	0.48
23:BB:1433:A:H2'	23:BB:1434:A:O4'	2.13	0.48
23:BB:2059:A:N6	23:BB:2503:A:H2'	2.29	0.48
23:BB:2291:U:OP1	23:BB:2380:C:O2'	2.31	0.48
23:BB:2485:G:H1'	34:BM:118:LYS:HZ3	1.79	0.48
23:BB:2683:C:H2'	23:BB:2684:U:C6	2.49	0.48
23:BB:545:U:H2'	23:BB:547:A:P	2.54	0.48
23:BB:562:U:H2'	23:BB:572:A:O4'	2.14	0.48
23:BB:633:A:H2'	23:BB:634:C:C5'	2.41	0.48
23:BB:728:G:H4'	25:BC:12:ARG:HH22	1.79	0.48
25:BC:164:VAL:HB	25:BC:167:ASP:OD2	2.13	0.48
25:BC:231:HIS:ND1	25:BC:231:HIS:O	2.47	0.48
28:BF:55:ASP:CG	28:BF:148:VAL:HG11	2.34	0.48
29:BG:70:LEU:O	29:BG:74:MET:HG3	2.14	0.48
30:BH:3:VAL:HG22	30:BH:21:VAL:HG21	1.96	0.48
52:BI:17:ALA:O	52:BI:18:ASN:CB	2.62	0.48
31:BJ:35:ARG:NE	31:BJ:39:LYS:HB3	2.24	0.48
31:BJ:46:PRO:O	31:BJ:47:HIS:HB2	2.14	0.48
35:BN:9:GLN:HE21	35:BN:17:ARG:HH12	1.61	0.48
37:BP:29:VAL:C	37:BP:44:GLY:HA3	2.34	0.48
38:BQ:35:PHE:HB3	38:BQ:39:ILE:HD12	1.96	0.48
38:BQ:52:ARG:CZ	38:BQ:55:GLN:HE21	2.27	0.48

Continued on next page...

Continued from previous page...

Atom-1	Atom-2	Interatomic distance (Å)	Clash overlap (Å)
39:BR:66:HIS:N	39:BR:98:ILE:HD13	2.28	0.48
40:BS:29:VAL:C	40:BS:31:GLN:H	2.16	0.48
41:BT:20:ALA:C	41:BT:22:THR:H	2.17	0.48
41:BT:74:ILE:HG22	41:BT:75:GLY:N	2.29	0.48
42:BU:96:LYS:HE2	42:BU:98:ASN:HB3	1.96	0.48
42:BU:95:PHE:HD1	42:BU:96:LYS:HG2	1.78	0.48
45:BY:35:VAL:CG1	45:BY:37:ARG:HH21	2.27	0.48
1:CA:1254:A:H2'	1:CA:1255:G:C8	2.49	0.48
1:CA:1366:C:H2'	1:CA:1367:C:H6	1.77	0.48
1:CA:554:A:H2'	1:CA:555:U:C6	2.49	0.48
1:CA:869:G:H4'	1:CA:872:A:C8	2.49	0.48
2:CC:168:ARG:HG2	2:CC:169:GLU:N	2.28	0.48
5:CF:12:PRO:HB3	5:CF:56:LYS:O	2.13	0.48
5:CF:38:ARG:NH2	5:CF:63:ASN:ND2	2.59	0.48
6:CG:75:LYS:HE3	6:CG:76:SER:O	2.13	0.48
7:CH:88:LYS:HD3	7:CH:89:ASP:N	2.29	0.48
8:CI:29:ILE:HB	8:CI:64:ILE:HD12	1.95	0.48
10:CK:110:THR:HG22	21:CU:5:VAL:N	2.23	0.48
10:CK:48:GLY:C	10:CK:50:GLY:H	2.17	0.48
11:CL:51:VAL:HG12	11:CL:52:CYS:N	2.27	0.48
12:CM:102:LYS:NZ	12:CM:103:THR:HG23	2.28	0.48
15:CP:54:LEU:HD13	15:CP:80:LYS:HZ2	1.78	0.48
16:CQ:10:ARG:NE	16:CQ:56:ASP:O	2.44	0.48
17:CR:47:ARG:CZ	17:CR:48:ALA:H	2.27	0.48
19:CT:2:ASN:O	19:CT:3:ILE:C	2.52	0.48
21:CU:39:LYS:H	21:CU:40:PRO:CD	2.21	0.48
50:D3:4:LYS:HE3	50:D3:61:LEU:CB	2.44	0.48
23:DB:1197:G:O2'	23:DB:1198:U:H5'	2.14	0.48
23:DB:1213:A:C6	23:DB:1237:A:H1'	2.49	0.48
23:DB:1438:U:O2'	23:DB:1439:A:H5'	2.14	0.48
23:DB:1467:U:C4	23:DB:1546:G:C2	3.01	0.48
23:DB:150:U:H2'	23:DB:151:C:H6	1.78	0.48
23:DB:1688:U:O2	23:DB:1700:A:H5'	2.13	0.48
23:DB:1819:A:OP1	25:DC:155:ARG:HB3	2.14	0.48
23:DB:1821:A:H2'	23:DB:1822:C:H6	1.76	0.48
23:DB:2038:G:H2'	23:DB:2039:U:C6	2.49	0.48
23:DB:2466:C:O2'	34:DM:118:LYS:HE2	2.13	0.48
23:DB:2773:C:H5''	26:DD:169:ARG:HB2	1.95	0.48
23:DB:704:G:HO2'	23:DB:705:A:P	2.37	0.48
23:DB:963:U:H2'	23:DB:964:C:C6	2.49	0.48
25:DC:128:THR:HA	25:DC:189:ALA:O	2.14	0.48

Continued on next page...

Continued from previous page...

Atom-1	Atom-2	Interatomic distance (Å)	Clash overlap (Å)
25:DC:137:GLY:C	25:DC:139:THR:N	2.66	0.48
26:DD:121:THR:HG21	26:DD:143:PRO:HD3	1.96	0.48
27:DE:134:LEU:HD22	27:DE:134:LEU:N	2.27	0.48
27:DE:14:VAL:HG11	27:DE:16:GLU:CD	2.34	0.48
33:DL:77:ILE:HG21	33:DL:92:LEU:HG	1.96	0.48
36:DO:39:VAL:HG13	36:DO:39:VAL:O	2.13	0.48
37:DP:87:ARG:HH11	37:DP:87:ARG:HG2	1.79	0.48
38:DQ:55:GLN:O	38:DQ:58:GLN:HG3	2.12	0.48
41:DT:63:VAL:O	41:DT:79:ASP:HA	2.14	0.48
23:DB:2261:C:OP2	43:DW:13:ARG:HB2	2.14	0.48
45:DY:2:LYS:CA	45:DY:37:ARG:HB2	2.44	0.48
1:AA:110:C:H2'	1:AA:111:G:O4'	2.14	0.48
1:AA:113:G:H1'	1:AA:354:G:H5'	1.96	0.48
1:AA:333:U:H2'	1:AA:334:C:C6	2.49	0.48
1:AA:36:C:H5''	11:AL:119:LYS:HB3	1.94	0.48
1:AA:659:U:H2'	1:AA:660:C:C6	2.49	0.48
1:AA:16:A:N1	1:AA:919:A:H2	2.12	0.48
20:AB:127:LYS:HB2	20:AB:127:LYS:NZ	2.29	0.48
3:AD:154:VAL:HG13	3:AD:155:LYS:N	2.25	0.48
12:AM:18:LEU:O	12:AM:21:ILE:HG13	2.13	0.48
19:AT:59:ARG:HH11	19:AT:59:ARG:CB	2.25	0.48
47:B0:28:SER:O	47:B0:29:VAL:HG12	2.13	0.48
47:B0:32:THR:HG22	47:B0:32:THR:O	2.13	0.48
23:BB:1315:C:H2'	23:BB:1316:U:H6	1.77	0.48
23:BB:1537:G:H2'	23:BB:1538:G:O4'	2.14	0.48
23:BB:1662:U:O2	23:BB:2687:U:H4'	2.13	0.48
23:BB:2526:G:H2'	23:BB:2527:C:H6	1.79	0.48
23:BB:2568:U:H2'	23:BB:2569:G:O4'	2.14	0.48
23:BB:2737:G:H2'	23:BB:2738:A:C8	2.48	0.48
23:BB:2845:U:H2'	23:BB:2846:G:C8	2.49	0.48
23:BB:388:G:N7	23:BB:390:U:H2'	2.28	0.48
23:BB:36:G:H4'	23:BB:451:U:C2	2.49	0.48
23:BB:503:A:H4'	23:BB:504:A:H5'	1.94	0.48
23:BB:921:C:H2'	23:BB:922:C:H6	1.79	0.48
23:BB:947:A:O2'	23:BB:984:A:H2	1.97	0.48
25:BC:79:ARG:NH2	25:BC:110:LYS:HD3	2.29	0.48
25:BC:64:VAL:HB	25:BC:65:ASP:H	1.42	0.48
26:BD:110:THR:HG22	26:BD:171:THR:CA	2.42	0.48
26:BD:38:LYS:N	26:BD:38:LYS:CD	2.76	0.48
28:BF:56:LEU:HA	28:BF:59:ILE:CG2	2.44	0.48
52:BI:37:PHE:CZ	52:BI:58:ILE:HD11	2.49	0.48

Continued on next page...

Continued from previous page...

Atom-1	Atom-2	Interatomic distance (Å)	Clash overlap (Å)
31:BJ:35:ARG:NH2	31:BJ:40:HIS:N	2.61	0.48
31:BJ:39:LYS:C	31:BJ:41:LYS:H	2.17	0.48
32:BK:85:VAL:O	32:BK:87:LEU:HD23	2.14	0.48
33:BL:27:LEU:N	33:BL:27:LEU:HD12	2.23	0.48
34:BM:7:THR:HG23	34:BM:91:TYR:OH	2.14	0.48
36:BO:40:ILE:CD1	36:BO:40:ILE:H	2.27	0.48
36:BO:46:GLU:C	36:BO:48:LEU:H	2.17	0.48
36:BO:87:ILE:CG1	36:BO:88:LYS:N	2.76	0.48
37:BP:76:HIS:CD2	37:BP:76:HIS:N	2.82	0.48
39:BR:1:MET:HA	39:BR:46:GLU:CB	2.43	0.48
23:BB:992:C:H1'	39:BR:91:GLN:CB	2.44	0.48
40:BS:6:LYS:CA	40:BS:104:THR:HA	2.32	0.48
40:BS:31:GLN:HB3	40:BS:35:ILE:CG2	2.44	0.48
23:BB:84:A:H3'	42:BU:5:ARG:HG3	1.96	0.48
24:BV:60:VAL:HG13	24:BV:72:VAL:O	2.13	0.48
46:BZ:3:LYS:CE	46:BZ:8:LYS:HA	2.41	0.48
1:CA:110:C:H2'	1:CA:111:G:O4'	2.14	0.48
1:CA:1343:G:H1'	8:CI:122:ARG:HH12	1.79	0.48
1:CA:1426:G:H2'	1:CA:1427:C:H6	1.79	0.48
1:CA:1480:A:H2'	1:CA:1481:U:H6	1.79	0.48
1:CA:627:G:H2'	1:CA:628:G:C8	2.48	0.48
1:CA:708:C:H2'	1:CA:709:U:H6	1.79	0.48
1:CA:737:C:H2'	1:CA:738:C:H6	1.79	0.48
1:CA:78:A:O2'	1:CA:79:G:H5'	2.14	0.48
20:CB:65:LYS:CB	20:CB:157:PRO:HA	2.43	0.48
3:CD:64:TYR:CE2	3:CD:93:LEU:HD13	2.48	0.48
9:CJ:40:ILE:CG1	9:CJ:73:LEU:HB3	2.44	0.48
22:DA:33:G:O2'	22:DA:34:A:H5'	2.14	0.48
23:DB:1165:A:H2'	23:DB:1166:G:H8	1.77	0.48
23:DB:1219:U:OP2	38:DQ:18:LYS:HE3	2.14	0.48
23:DB:137:U:H2'	23:DB:138:U:O4'	2.13	0.48
23:DB:1579:A:H2'	23:DB:1580:A:H8	1.78	0.48
23:DB:188:G:O2'	23:DB:189:G:H5'	2.14	0.48
23:DB:1903:G:OP1	25:DC:239:PHE:HA	2.13	0.48
23:DB:2350:C:O2'	23:DB:2351:G:H5'	2.14	0.48
23:DB:234:U:C2'	23:DB:235:U:H5'	2.44	0.48
23:DB:616:A:H3'	23:DB:617:G:C8	2.44	0.48
23:DB:942:G:H2'	23:DB:943:A:H8	1.79	0.48
25:DC:136:VAL:C	25:DC:165:ALA:HA	2.34	0.48
26:DD:105:LYS:O	26:DD:177:VAL:HG12	2.14	0.48
23:DB:607:U:P	27:DE:98:LYS:HG3	2.54	0.48

Continued on next page...

Continued from previous page...

Atom-1	Atom-2	Interatomic distance (Å)	Clash overlap (Å)
28:DF:141:ASP:O	28:DF:142:TYR:HB3	2.13	0.48
30:DH:8:LYS:HE2	30:DH:9:VAL:N	2.27	0.48
31:DJ:67:ASN:C	31:DJ:69:ARG:H	2.16	0.48
32:DK:63:VAL:CG1	32:DK:103:VAL:HG12	2.44	0.48
33:DL:51:GLU:OE1	33:DL:51:GLU:N	2.47	0.48
33:DL:57:LEU:HB3	50:D3:54:LEU:HD22	1.95	0.48
33:DL:90:VAL:HG12	33:DL:122:VAL:HG22	1.96	0.48
23:DB:2376:A:H2	36:DO:117:PHE:HD2	1.61	0.48
37:DP:70:GLU:HG2	37:DP:71:ARG:HG2	1.96	0.48
1:AA:1356:G:H2'	1:AA:1357:A:C8	2.48	0.47
1:AA:434:U:H2'	1:AA:434:U:O2	2.15	0.47
1:AA:634:C:O2'	1:AA:635:A:H5'	2.14	0.47
1:AA:782:A:H2'	1:AA:783:C:O4'	2.14	0.47
20:AB:174:GLU:O	20:AB:178:LEU:HD23	2.14	0.47
20:AB:27:LYS:HB3	20:AB:28:PRO:HD3	1.96	0.47
6:AG:85:GLN:O	6:AG:86:VAL:C	2.52	0.47
12:AM:89:ARG:NH1	12:AM:94:LEU:HD13	2.29	0.47
51:B4:9:LYS:O	51:B4:10:LEU:HB3	2.14	0.47
23:BB:1299:G:H4'	23:BB:1301:A:C1'	2.42	0.47
23:BB:1681:G:N3	23:BB:1762:A:H2'	2.29	0.47
23:BB:1957:C:H2'	23:BB:1958:C:C6	2.48	0.47
23:BB:209:C:H2'	23:BB:210:C:C6	2.48	0.47
23:BB:2144:G:H2'	23:BB:2146:C:OP2	2.14	0.47
23:BB:2462:C:H2'	23:BB:2463:C:C6	2.49	0.47
23:BB:256:A:O2'	23:BB:257:C:H5'	2.14	0.47
23:BB:271:G:HO2'	23:BB:272:A:H8	1.62	0.47
23:BB:2800:A:H2'	23:BB:2801:G:C4'	2.43	0.47
23:BB:2815:C:H2'	23:BB:2816:G:H8	1.79	0.47
23:BB:2864:G:H2'	23:BB:2865:U:C6	2.49	0.47
23:BB:753:A:H2'	23:BB:754:U:H6	1.78	0.47
26:BD:16:THR:CG2	26:BD:17:GLU:H	2.14	0.47
26:BD:26:VAL:HG23	26:BD:187:LEU:HB3	1.96	0.47
26:BD:8:LYS:O	26:BD:9:VAL:HG22	2.13	0.47
28:BF:2:LYS:HB2	28:BF:100:GLU:HG2	1.96	0.47
29:BG:126:THR:CG2	29:BG:128:THR:HG23	2.44	0.47
29:BG:169:ARG:C	29:BG:171:LYS:H	2.17	0.47
29:BG:42:VAL:HG12	29:BG:51:PHE:CD1	2.49	0.47
31:BJ:125:TYR:HE2	31:BJ:134:ALA:HB2	1.78	0.47
23:BB:1132:U:H5'	31:BJ:85:LYS:HZ3	1.79	0.47
32:BK:63:VAL:CG1	32:BK:103:VAL:HA	2.44	0.47
34:BM:96:ILE:CG2	34:BM:97:GLN:H	2.17	0.47

Continued on next page...

Continued from previous page...

Atom-1	Atom-2	Interatomic distance (Å)	Clash overlap (Å)
35:BN:118:ARG:NH1	47:B0:50:GLY:HA3	2.29	0.47
37:BP:81:ASP:O	37:BP:83:ILE:N	2.46	0.47
43:BW:40:ARG:HB2	43:BW:41:GLY:H	1.58	0.47
43:BW:44:PHE:CE2	43:BW:80:SER:HA	2.49	0.47
23:BB:852:U:H5'	45:BY:45:GLY:HA3	1.96	0.47
1:CA:1361:G:C2'	1:CA:1362:A:H5''	2.43	0.47
1:CA:836:G:H2'	1:CA:837:U:H6	1.79	0.47
1:CA:911:U:H2'	1:CA:912:C:C6	2.49	0.47
1:CA:921:U:H2'	1:CA:922:G:O4'	2.13	0.47
1:CA:954:G:H2'	1:CA:955:U:H6	1.79	0.47
20:CB:68:PHE:HA	20:CB:161:PHE:O	2.14	0.47
2:CC:146:LYS:HD3	2:CC:203:LYS:O	2.14	0.47
2:CC:140:ALA:HB2	2:CC:148:ILE:HD12	1.96	0.47
3:CD:118:SER:C	3:CD:120:LYS:H	2.18	0.47
3:CD:170:LEU:HD12	3:CD:170:LEU:O	2.14	0.47
8:CI:29:ILE:HD13	8:CI:37:TYR:CD2	2.49	0.47
14:CO:25:GLU:HA	14:CO:80:LEU:HD12	1.96	0.47
18:CS:43:MET:CB	18:CS:61:VAL:HG11	2.44	0.47
23:DB:2527:C:OP1	51:D4:34:LYS:HE2	2.14	0.47
23:DB:1531:C:H2'	23:DB:1532:A:H8	1.75	0.47
23:DB:1685:C:H2'	23:DB:1686:C:H6	1.78	0.47
23:DB:1681:G:N3	23:DB:1762:A:H2'	2.29	0.47
23:DB:1133:A:N6	23:DB:2025:C:O2'	2.46	0.47
23:DB:2143:C:H2'	23:DB:2144:G:C4'	2.43	0.47
23:DB:2220:U:H2'	23:DB:2221:G:C8	2.48	0.47
23:DB:2593:U:O2'	23:DB:2594:C:H5'	2.13	0.47
23:DB:2683:C:H2'	23:DB:2684:U:C6	2.49	0.47
23:DB:2795:C:O5'	23:DB:2795:C:H6	1.96	0.47
23:DB:396:G:H2'	23:DB:397:U:C6	2.49	0.47
23:DB:582:A:H2'	23:DB:583:G:C8	2.47	0.47
23:DB:704:G:O2'	23:DB:726:G:N2	2.46	0.47
23:DB:853:C:H2'	23:DB:854:C:H6	1.78	0.47
23:DB:871:U:H2'	23:DB:872:U:C6	2.49	0.47
23:DB:1658:C:OP1	26:DD:136:ASN:ND2	2.47	0.47
26:DD:148:GLN:HB3	26:DD:151:THR:HG21	1.96	0.47
26:DD:24:VAL:HG21	26:DD:193:VAL:CG1	2.44	0.47
28:DF:18:GLU:C	28:DF:20:ASN:N	2.66	0.47
30:DH:97:ARG:H	30:DH:97:ARG:HG2	1.38	0.47
32:DK:77:ILE:HD11	32:DK:105:ARG:HH12	1.77	0.47
32:DK:18:ARG:HB2	32:DK:45:GLU:CG	2.44	0.47
32:DK:63:VAL:HG22	32:DK:115:ILE:HD11	1.95	0.47

Continued on next page...

Continued from previous page...

Atom-1	Atom-2	Interatomic distance (Å)	Clash overlap (Å)
23:DB:636:G:OP2	33:DL:126:ARG:NH2	2.47	0.47
33:DL:140:GLY:O	33:DL:142:ILE:N	2.47	0.47
33:DL:31:GLY:HA2	33:DL:36:LYS:HG2	1.96	0.47
36:DO:10:ARG:HG3	36:DO:96:GLY:H	1.77	0.47
36:DO:25:ARG:NE	36:DO:94:ARG:HH12	2.06	0.47
44:DX:51:ALA:O	44:DX:53:VAL:HG12	2.14	0.47
45:DY:13:ILE:HD13	45:DY:13:ILE:H	1.79	0.47
1:AA:1126:U:O2'	1:AA:1127:G:H5'	2.14	0.47
1:AA:1198:G:H2'	1:AA:1199:U:C6	2.49	0.47
1:AA:1221:G:OP1	1:AA:1320:C:N4	2.47	0.47
1:AA:152:A:N6	1:AA:170:U:C2	2.83	0.47
1:AA:197:A:H4'	1:AA:198:G:O5'	2.15	0.47
1:AA:470:C:H2'	1:AA:471:U:H6	1.79	0.47
1:AA:737:C:H2'	1:AA:738:C:H6	1.79	0.47
20:AB:128:LEU:CG	20:AB:132:GLU:HG2	2.44	0.47
20:AB:128:LEU:HD13	20:AB:129:THR:H	1.79	0.47
20:AB:116:LEU:HB3	20:AB:140:LEU:CD2	2.44	0.47
20:AB:209:VAL:HG23	20:AB:210:THR:H	1.77	0.47
3:AD:67:LEU:N	3:AD:67:LEU:HD22	2.29	0.47
4:AE:132:PRO:HA	4:AE:135:VAL:HG22	1.95	0.47
4:AE:134:ASN:O	4:AE:137:ARG:HG2	2.13	0.47
5:AF:18:VAL:HG11	5:AF:58:HIS:CE1	2.49	0.47
5:AF:35:LYS:HD2	5:AF:65:GLU:OE2	2.14	0.47
6:AG:102:TRP:O	6:AG:106:ALA:HB3	2.14	0.47
8:AI:24:ASN:CA	8:AI:26:LYS:HZ2	2.27	0.47
8:AI:59:LYS:HB3	8:AI:59:LYS:HZ3	1.78	0.47
1:AA:1225:A:H5'	12:AM:101:THR:HG23	1.96	0.47
13:AN:27:LYS:HE2	13:AN:48:GLN:NE2	2.28	0.47
23:BB:1358:G:N2	23:BB:1372:U:C5	2.82	0.47
23:BB:1427:A:H4'	23:BB:1428:C:O4'	2.14	0.47
23:BB:1585:C:H2'	23:BB:1586:A:O4'	2.14	0.47
23:BB:2087:G:H2'	23:BB:2088:A:C8	2.49	0.47
23:BB:2144:G:C4	23:BB:2146:C:H5'	2.49	0.47
23:BB:233:A:H61	23:BB:428:A:N6	2.12	0.47
23:BB:284:U:H2'	23:BB:285:G:C8	2.48	0.47
23:BB:863:A:H2'	23:BB:864:G:C8	2.49	0.47
23:BB:946:C:H2'	23:BB:947:A:C8	2.49	0.47
25:BC:131:MET:O	25:BC:134:ILE:HB	2.14	0.47
25:BC:141:HIS:O	25:BC:153:LEU:HD21	2.14	0.47
26:BD:206:ALA:C	26:BD:208:LYS:H	2.17	0.47
28:BF:177:ARG:HG2	28:BF:178:LYS:N	2.28	0.47

Continued on next page...

Continued from previous page...

Atom-1	Atom-2	Interatomic distance (Å)	Clash overlap (Å)
28:BF:33:ILE:HG22	28:BF:155:ILE:HG12	1.95	0.47
29:BG:10:VAL:HG13	29:BG:10:VAL:O	2.13	0.47
29:BG:5:LYS:NZ	29:BG:69:ALA:HB2	2.29	0.47
30:BH:141:LYS:N	30:BH:141:LYS:HD3	2.29	0.47
52:BI:91:LYS:O	52:BI:91:LYS:HG3	2.13	0.47
31:BJ:7:LYS:C	31:BJ:9:GLU:H	2.17	0.47
33:BL:126:ARG:HD3	33:BL:126:ARG:C	2.34	0.47
33:BL:39:LYS:HB2	33:BL:46:VAL:HG22	1.95	0.47
33:BL:90:VAL:HG12	33:BL:121:THR:O	2.14	0.47
34:BM:33:LEU:HB2	34:BM:101:VAL:HG22	1.96	0.47
34:BM:80:VAL:O	34:BM:81:ARG:HB3	2.14	0.47
37:BP:112:ARG:H	37:BP:112:ARG:HH11	1.60	0.47
39:BR:18:GLN:N	39:BR:18:GLN:OE1	2.47	0.47
41:BT:60:THR:HG22	41:BT:83:ALA:CB	2.44	0.47
41:BT:93:LEU:H	41:BT:93:LEU:CD2	2.25	0.47
43:BW:46:ALA:HA	43:BW:57:THR:OG1	2.14	0.47
1:CA:1302:C:H4'	1:CA:1303:C:OP1	2.13	0.47
1:CA:1404:C:H2'	1:CA:1405:G:H8	1.80	0.47
1:CA:370:C:H2'	1:CA:371:A:H8	1.77	0.47
1:CA:413:G:H5'	1:CA:414:A:OP1	2.14	0.47
1:CA:587:G:H4'	7:CH:3:GLN:HA	1.96	0.47
20:CB:80:LYS:HA	20:CB:90:PHE:CZ	2.50	0.47
2:CC:23:ALA:HB3	2:CC:28:PHE:HD1	1.78	0.47
2:CC:2:GLN:N	2:CC:2:GLN:NE2	2.62	0.47
2:CC:71:ARG:HG3	2:CC:71:ARG:O	2.15	0.47
5:CF:51:ILE:O	5:CF:51:ILE:HG23	2.14	0.47
5:CF:6:ILE:HG23	5:CF:62:MET:CB	2.35	0.47
10:CK:12:ARG:HB3	10:CK:13:LYS:HD2	1.96	0.47
1:CA:500:G:C5'	11:CL:120:ARG:HH21	2.28	0.47
11:CL:80:LEU:HB3	11:CL:97:VAL:CG2	2.44	0.47
14:CO:81:ILE:HD12	14:CO:87:ARG:HB2	1.96	0.47
49:D2:12:ARG:NH2	49:D2:16:HIS:HB2	2.28	0.47
22:DA:47:C:H5'	36:DO:97:PHE:HZ	1.77	0.47
23:DB:1213:A:N6	23:DB:1236:G:H1'	2.29	0.47
23:DB:1358:G:N2	23:DB:1372:U:C5	2.82	0.47
23:DB:137:U:H2'	23:DB:138:U:C5'	2.45	0.47
23:DB:1433:A:H2'	23:DB:1434:A:O4'	2.13	0.47
23:DB:1585:C:H2'	23:DB:1586:A:O4'	2.14	0.47
23:DB:16:C:O3'	47:D0:10:SER:HA	2.14	0.47
23:DB:1775:U:H2'	23:DB:1776:G:O4'	2.14	0.47
1:CA:1517:G:H1'	23:DB:1919:A:O3'	2.15	0.47

Continued on next page...

Continued from previous page...

Atom-1	Atom-2	Interatomic distance (Å)	Clash overlap (Å)
23:DB:2207:C:H2'	23:DB:2208:C:C6	2.48	0.47
23:DB:2526:G:H2'	23:DB:2527:C:H6	1.79	0.47
23:DB:2519:U:H5'	23:DB:2567:G:N2	2.29	0.47
23:DB:2647:U:O2'	23:DB:2648:G:H5'	2.15	0.47
23:DB:2730:C:H4'	26:DD:174:SER:O	2.13	0.47
23:DB:2828:G:O2'	23:DB:2829:A:H5'	2.14	0.47
23:DB:298:G:C2	23:DB:339:U:C5	3.02	0.47
23:DB:356:G:H2'	23:DB:357:C:C6	2.50	0.47
23:DB:460:A:H2'	23:DB:461:C:O4'	2.14	0.47
23:DB:491:G:H2'	23:DB:492:A:O4'	2.14	0.47
23:DB:543:G:C5	23:DB:544:C:H1'	2.49	0.47
23:DB:544:C:O5'	23:DB:545:U:OP1	2.32	0.47
23:DB:664:G:O2'	23:DB:665:U:H5'	2.14	0.47
23:DB:806:C:H2'	23:DB:807:U:C6	2.49	0.47
23:DB:844:A:C2	23:DB:845:A:C6	3.02	0.47
25:DC:123:ILE:HG12	25:DC:135:PRO:HD2	1.97	0.47
26:DD:180:VAL:HG23	26:DD:181:ASP:H	1.78	0.47
26:DD:95:SER:O	26:DD:96:ILE:HG13	2.12	0.47
29:DG:10:VAL:HG13	29:DG:14:VAL:HG12	1.96	0.47
29:DG:10:VAL:HG13	29:DG:14:VAL:CG1	2.44	0.47
30:DH:135:HIS:HB3	30:DH:138:VAL:CB	2.44	0.47
31:DJ:133:ALA:O	31:DJ:135:GLN:N	2.47	0.47
23:DB:956:G:H4'	34:DM:81:ARG:HH21	1.79	0.47
35:DN:2:ARG:NH2	35:DN:4:ARG:HH11	2.12	0.47
35:DN:36:THR:HG22	35:DN:37:THR:H	1.78	0.47
37:DP:79:VAL:HG23	37:DP:81:ASP:OD1	2.14	0.47
38:DQ:116:LEU:HD22	38:DQ:116:LEU:N	2.28	0.47
41:DT:31:VAL:HG23	41:DT:82:LYS:HG3	1.95	0.47
41:DT:54:GLU:HB3	41:DT:91:GLN:OE1	2.14	0.47
1:AA:528:C:H41	11:AL:45:ASN:CG	2.17	0.47
1:AA:790:A:N1	1:AA:1497:G:H5"	2.29	0.47
2:AC:171:ARG:NH1	2:AC:173:PRO:HG3	2.29	0.47
2:AC:71:ARG:O	2:AC:74:ILE:HG22	2.13	0.47
3:AD:81:LEU:CD1	3:AD:92:LEU:HD21	2.44	0.47
7:AH:34:ALA:HB1	7:AH:109:VAL:HG21	1.95	0.47
9:AJ:48:ARG:HG2	9:AJ:48:ARG:HH11	1.77	0.47
9:AJ:5:ARG:HB3	9:AJ:77:VAL:HA	1.96	0.47
10:AK:17:ASP:HA	10:AK:80:ASN:O	2.14	0.47
15:AP:67:ILE:HD11	15:AP:72:ALA:HA	1.95	0.47
16:AQ:10:ARG:NE	16:AQ:11:VAL:H	2.12	0.47
16:AQ:43:LEU:HD21	16:AQ:72:TRP:CE2	2.48	0.47

Continued on next page...

Continued from previous page...

Atom-1	Atom-2	Interatomic distance (Å)	Clash overlap (Å)
48:B1:31:GLU:H	48:B1:32:LYS:NZ	2.12	0.47
23:BB:1438:U:O2'	23:BB:1439:A:H5'	2.14	0.47
23:BB:1633:G:O2'	23:BB:1634:A:H5''	2.14	0.47
23:BB:2350:C:O2'	23:BB:2351:G:H5'	2.13	0.47
23:BB:2822:G:O6	35:BN:1:MET:N	2.41	0.47
23:BB:2893:A:H4'	23:BB:2894:G:H5'	1.96	0.47
23:BB:346:A:H5'	23:BB:346:A:N3	2.30	0.47
23:BB:835:C:H5'	50:B3:50:SER:HB3	1.95	0.47
25:BC:24:HIS:ND1	25:BC:25:LYS:N	2.62	0.47
25:BC:29:PHE:C	25:BC:29:PHE:CD1	2.87	0.47
25:BC:63:ILE:HG22	25:BC:64:VAL:N	2.29	0.47
27:BE:165:HIS:C	27:BE:166:LYS:HG3	2.35	0.47
27:BE:147:LEU:HA	27:BE:166:LYS:O	2.13	0.47
27:BE:73:ILE:C	27:BE:75:SER:N	2.66	0.47
55:BB:3339:HOH:O	27:BE:81:GLY:HA2	2.14	0.47
28:BF:39:VAL:O	28:BF:39:VAL:HG12	2.14	0.47
29:BG:42:VAL:HG12	29:BG:51:PHE:HD1	1.78	0.47
29:BG:32:LEU:HD21	29:BG:74:MET:SD	2.54	0.47
30:BH:6:LEU:CD2	30:BH:50:ARG:HD3	2.44	0.47
30:BH:5:LEU:C	30:BH:7:ASP:H	2.18	0.47
52:BI:116:MET:HE2	52:BI:124:MET:HA	1.97	0.47
22:BA:103:U:H4'	34:BM:136:MET:HE2	1.96	0.47
35:BN:75:ILE:C	35:BN:75:ILE:HD13	2.35	0.47
23:BB:812:C:H4'	38:BQ:12:ARG:HH22	1.79	0.47
41:BT:33:LYS:HE3	41:BT:80:TRP:NE1	2.29	0.47
1:CA:340:U:H2'	1:CA:341:C:H6	1.78	0.47
1:CA:113:G:H1'	1:CA:354:G:H5'	1.96	0.47
1:CA:470:C:H2'	1:CA:471:U:H6	1.79	0.47
1:CA:781:A:H2'	1:CA:782:A:C5'	2.38	0.47
1:CA:803:G:H2'	1:CA:804:U:C6	2.49	0.47
1:CA:893:C:H2'	1:CA:894:G:C8	2.49	0.47
20:CB:95:TRP:CH2	20:CB:99:MET:HB2	2.49	0.47
2:CC:123:LEU:HD23	2:CC:195:ILE:HD12	1.96	0.47
4:CE:89:THR:HG23	4:CE:90:GLY:N	2.29	0.47
6:CG:94:ARG:HG2	6:CG:98:LEU:HD11	1.95	0.47
11:CL:82:ARG:HG2	11:CL:82:ARG:HH11	1.79	0.47
16:CQ:58:VAL:HB	16:CQ:74:LEU:CD2	2.43	0.47
18:CS:39:ILE:CG2	18:CS:66:VAL:HA	2.45	0.47
18:CS:18:VAL:C	18:CS:42:ASN:HD21	2.17	0.47
19:CT:54:GLN:N	19:CT:55:PRO:HD2	2.30	0.47
1:CA:1527:U:OP2	21:CU:38:GLU:HG3	2.15	0.47

Continued on next page...

Continued from previous page...

Atom-1	Atom-2	Interatomic distance (Å)	Clash overlap (Å)
23:DB:1027:A:H2	23:DB:2488:G:H4'	1.79	0.47
23:DB:1515:A:H5'	23:DB:1557:C:C5'	2.44	0.47
23:DB:1567:G:H5''	25:DC:84:PRO:HG3	1.96	0.47
23:DB:1599:U:H2'	23:DB:1600:C:C6	2.48	0.47
23:DB:1957:C:H2'	23:DB:1958:C:C6	2.49	0.47
23:DB:2286:G:H5'	23:DB:2286:G:C8	2.49	0.47
23:DB:263:G:H2'	23:DB:264:C:O4'	2.14	0.47
23:DB:2845:U:H2'	23:DB:2846:G:C8	2.49	0.47
23:DB:851:C:O2'	23:DB:852:U:H5'	2.14	0.47
25:DC:162:GLN:HE21	25:DC:174:ARG:NH2	2.12	0.47
25:DC:12:ARG:HB2	25:DC:20:ASN:HA	1.96	0.47
25:DC:266:ILE:HD11	25:DC:268:ARG:HH22	1.79	0.47
25:DC:42:ARG:HE	25:DC:42:ARG:CA	2.27	0.47
26:DD:11:MET:O	26:DD:23:PRO:HD2	2.15	0.47
28:DF:163:GLU:HG2	28:DF:166:ARG:NH1	2.28	0.47
30:DH:3:VAL:CG1	30:DH:37:VAL:HG11	2.44	0.47
30:DH:51:ARG:HG2	30:DH:51:ARG:NH1	2.27	0.47
23:DB:1666:G:OP1	32:DK:66:LYS:HD2	2.14	0.47
33:DL:39:LYS:NZ	33:DL:39:LYS:CA	2.76	0.47
34:DM:57:VAL:CG1	34:DM:58:LYS:H	2.12	0.47
1:AA:1469:C:H2'	1:AA:1470:U:O4'	2.15	0.47
1:AA:1504:G:H4'	1:AA:1505:G:N9	2.29	0.47
1:AA:878:A:H1'	7:AH:3:GLN:HE22	1.79	0.47
20:AB:113:LEU:O	20:AB:113:LEU:HD23	2.15	0.47
20:AB:95:TRP:CZ3	20:AB:171:ALA:HA	2.49	0.47
2:AC:111:ASP:OD2	2:AC:114:LEU:HG	2.14	0.47
2:AC:141:MET:HE1	2:AC:147:GLY:N	2.18	0.47
2:AC:40:GLN:HE22	2:AC:44:LYS:HD2	1.80	0.47
4:AE:150:GLU:C	4:AE:152:VAL:H	2.17	0.47
4:AE:40:ASP:C	4:AE:42:ASN:H	2.17	0.47
5:AF:63:ASN:HD22	5:AF:96:VAL:HB	1.79	0.47
12:AM:109:LYS:HG3	12:AM:110:GLY:H	1.78	0.47
12:AM:89:ARG:HH11	12:AM:94:LEU:HD13	1.79	0.47
13:AN:84:ARG:HH11	13:AN:84:ARG:HG3	1.80	0.47
15:AP:42:ILE:CB	15:AP:46:LYS:HD2	2.29	0.47
18:AS:40:PHE:HB3	18:AS:43:MET:HG3	1.96	0.47
23:BB:2615:U:C4	47:B0:2:VAL:O	2.68	0.47
23:BB:1239:G:H2'	23:BB:1240:U:C6	2.50	0.47
23:BB:1328:A:H2'	23:BB:1330:C:C4	2.50	0.47
23:BB:160:A:H2'	23:BB:161:A:C8	2.49	0.47
23:BB:1847:A:H4'	23:BB:1848:A:H8	1.78	0.47

Continued on next page...

Continued from previous page...

Atom-1	Atom-2	Interatomic distance (Å)	Clash overlap (Å)
23:BB:2222:C:O2'	23:BB:2223:G:H5'	2.14	0.47
23:BB:2344:U:H4'	23:BB:2345:G:OP1	2.14	0.47
23:BB:2393:U:O2'	23:BB:2394:C:H5'	2.15	0.47
23:BB:2647:U:O2'	23:BB:2648:G:H5'	2.14	0.47
23:BB:2757:A:N3	23:BB:2757:A:H2'	2.28	0.47
23:BB:338:G:N2	23:BB:339:U:H1'	2.29	0.47
23:BB:640:C:H1'	50:B3:44:ARG:HH21	1.80	0.47
23:BB:702:U:H2'	23:BB:703:U:C6	2.49	0.47
23:BB:806:C:H2'	23:BB:807:U:C6	2.50	0.47
25:BC:66:PHE:O	25:BC:68:ARG:N	2.47	0.47
26:BD:119:ALA:HA	26:BD:123:LYS:HZ3	1.78	0.47
26:BD:129:THR:O	26:BD:130:GLN:CB	2.62	0.47
23:BB:2572:A:OP1	26:BD:151:THR:CG2	2.62	0.47
26:BD:61:THR:H	26:BD:62:LYS:HE3	1.78	0.47
27:BE:118:LEU:HD11	27:BE:187:VAL:HG12	1.96	0.47
27:BE:159:LEU:O	27:BE:159:LEU:HD23	2.15	0.47
23:BB:675:A:OP1	27:BE:58:LYS:HG2	2.14	0.47
30:BH:132:PHE:CB	30:BH:140:ALA:HB3	2.44	0.47
31:BJ:113:PRO:O	31:BJ:115:GLY:N	2.44	0.47
31:BJ:46:PRO:O	31:BJ:48:VAL:N	2.43	0.47
23:BB:1131:G:H1'	31:BJ:85:LYS:NZ	2.28	0.47
33:BL:25:SER:HB3	33:BL:27:LEU:HG	1.97	0.47
33:BL:55:MET:N	33:BL:56:PRO:CD	2.78	0.47
33:BL:61:LEU:O	33:BL:62:PRO:O	2.32	0.47
35:BN:106:ASP:O	35:BN:108:ALA:N	2.47	0.47
35:BN:44:LEU:HD23	35:BN:113:ILE:CG1	2.37	0.47
41:BT:40:LYS:HE3	41:BT:59:ASN:HA	1.96	0.47
41:BT:86:THR:C	41:BT:87:LEU:HD22	2.35	0.47
42:BU:35:VAL:C	42:BU:36:GLU:HG2	2.34	0.47
23:BB:399:U:OP2	46:BZ:49:ARG:NH1	2.48	0.47
1:CA:1524:C:H2'	1:CA:1525:G:H8	1.78	0.47
1:CA:36:C:O2'	1:CA:37:U:H5'	2.15	0.47
1:CA:719:C:O2'	17:CR:37:LYS:HD3	2.15	0.47
1:CA:954:G:H2'	1:CA:955:U:C6	2.50	0.47
2:CC:155:ARG:NH2	2:CC:160:GLU:HA	2.29	0.47
3:CD:15:GLY:HA2	3:CD:34:GLU:HB2	1.97	0.47
3:CD:171:GLU:HG3	3:CD:182:LYS:CG	2.45	0.47
4:CE:114:LEU:HB3	4:CE:119:VAL:HB	1.96	0.47
8:CI:7:GLY:HA3	8:CI:81:GLY:O	2.14	0.47
9:CJ:40:ILE:HD11	9:CJ:73:LEU:HB3	1.97	0.47
1:CA:1060:U:OP1	9:CJ:53:ILE:HD11	2.15	0.47

Continued on next page...

Continued from previous page...

Atom-1	Atom-2	Interatomic distance (Å)	Clash overlap (Å)
9:CJ:51:VAL:O	9:CJ:62:ARG:HA	2.14	0.47
14:CO:26:VAL:HG12	14:CO:30:LEU:HD12	1.96	0.47
16:CQ:13:SER:CB	16:CQ:21:VAL:HB	2.41	0.47
16:CQ:8:GLN:HA	16:CQ:59:GLU:HA	1.96	0.47
17:CR:25:ILE:HD12	17:CR:25:ILE:O	2.15	0.47
47:D0:41:HIS:CE1	47:D0:42:ILE:HG22	2.49	0.47
23:DB:52:A:C5	23:DB:118:A:C2	3.02	0.47
23:DB:1561:C:H2'	23:DB:1562:U:C6	2.49	0.47
23:DB:1814:G:C5'	25:DC:51:ARG:HG2	2.44	0.47
23:DB:2383:G:N7	50:D3:35:LYS:HD3	2.30	0.47
23:DB:2868:A:H2'	23:DB:2869:G:H8	1.78	0.47
23:DB:545:U:H2'	23:DB:547:A:OP1	2.15	0.47
23:DB:825:A:H2'	23:DB:826:U:O4'	2.14	0.47
23:DB:832:U:H2'	23:DB:833:A:C8	2.49	0.47
25:DC:61:TYR:CE1	25:DC:63:ILE:HD11	2.49	0.47
26:DD:116:LYS:N	26:DD:116:LYS:HD2	2.28	0.47
23:DB:2052:A:H5'	26:DD:146:ILE:O	2.14	0.47
26:DD:35:THR:HB	26:DD:48:ILE:CG1	2.44	0.47
27:DE:48:THR:HG23	27:DE:85:PHE:N	2.29	0.47
30:DH:42:LYS:O	30:DH:45:GLU:HB3	2.14	0.47
30:DH:6:LEU:HB2	30:DH:35:LYS:CB	2.43	0.47
31:DJ:14:ASP:HB3	31:DJ:16:TYR:HD1	1.79	0.47
32:DK:19:VAL:C	32:DK:41:ILE:HD11	2.34	0.47
32:DK:7:MET:SD	32:DK:20:MET:HB2	2.55	0.47
37:DP:100:ARG:HH11	37:DP:100:ARG:CB	2.17	0.47
37:DP:27:VAL:HG21	37:DP:84:SER:O	2.14	0.47
39:DR:18:GLN:CA	39:DR:99:THR:HA	2.44	0.47
35:DN:107:ASN:ND2	40:DS:40:ASN:HD22	2.10	0.47
36:DO:15:ARG:HH12	43:DW:76:ARG:CD	2.27	0.47
45:DY:50:VAL:HG12	45:DY:53:MET:HG2	1.96	0.47
46:DZ:49:ARG:CZ	46:DZ:49:ARG:HB2	2.45	0.47
1:AA:1002:G:N3	1:AA:1002:G:H2'	2.29	0.47
1:AA:1014:A:C2	1:AA:1219:A:H1'	2.50	0.47
1:AA:1257:A:H2'	1:AA:1257:A:N3	2.28	0.47
1:AA:49:U:O2'	1:AA:50:A:H2'	2.15	0.47
1:AA:699:C:C3'	1:AA:700:G:H5''	2.44	0.47
1:AA:831:A:O2'	1:AA:832:G:H5'	2.15	0.47
1:AA:985:C:H2'	1:AA:986:U:C6	2.49	0.47
3:AD:116:LEU:HB3	3:AD:122:ILE:HD11	1.97	0.47
4:AE:84:VAL:HG22	4:AE:85:LYS:N	2.28	0.47
6:AG:19:SER:HB2	6:AG:21:LEU:HD21	1.96	0.47

Continued on next page...

Continued from previous page...

Atom-1	Atom-2	Interatomic distance (Å)	Clash overlap (Å)
9:AJ:37:ARG:HB2	9:AJ:77:VAL:HG11	1.97	0.47
13:AN:17:ASP:HA	13:AN:21:ALA:HB3	1.95	0.47
18:AS:51:HIS:HB2	18:AS:56:HIS:CE1	2.50	0.47
48:B1:15:GLY:CA	48:B1:47:ILE:HD12	2.44	0.47
48:B1:47:ILE:HG13	48:B1:48:TYR:H	1.77	0.47
22:BA:15:A:H1'	22:BA:109:A:N7	2.30	0.47
23:BB:1175:A:H2'	23:BB:1176:U:H5'	1.95	0.47
23:BB:1827:U:O2'	23:BB:1828:G:H5'	2.14	0.47
23:BB:2331:G:H21	23:BB:2336:A:H8	1.62	0.47
23:BB:2828:G:O2'	23:BB:2829:A:H5'	2.14	0.47
23:BB:2845:U:H5''	37:BP:54:LEU:HA	1.96	0.47
23:BB:2880:C:O2	35:BN:93:GLY:HA3	2.14	0.47
23:BB:671:C:OP1	33:BL:48:ARG:NH1	2.48	0.47
23:BB:716:A:C3'	23:BB:717:C:H5''	2.44	0.47
25:BC:155:ARG:HB3	25:BC:159:THR:HG21	1.95	0.47
25:BC:22:GLU:HA	25:BC:202:ARG:NH1	2.29	0.47
26:BD:37:VAL:HG22	26:BD:46:ARG:CD	2.44	0.47
27:BE:73:ILE:O	27:BE:73:ILE:HG22	2.15	0.47
28:BF:93:GLU:OE1	28:BF:94:ARG:N	2.47	0.47
30:BH:96:THR:HB	30:BH:112:LYS:HB2	1.97	0.47
52:BI:48:ILE:O	52:BI:49:GLU:HB3	2.14	0.47
33:BL:62:PRO:HB3	50:B3:24:LYS:HE2	1.95	0.47
34:BM:116:ALA:HA	34:BM:119:LEU:HD23	1.97	0.47
35:BN:33:ILE:HG22	35:BN:113:ILE:O	2.14	0.47
37:BP:106:ALA:O	37:BP:108:ARG:HD2	2.14	0.47
38:BQ:33:VAL:O	38:BQ:34:ALA:C	2.53	0.47
40:BS:71:VAL:HG22	40:BS:107:VAL:CG1	2.32	0.47
23:BB:2014:A:H4'	40:BS:93:ALA:CB	2.45	0.47
41:BT:30:ILE:CG2	41:BT:32:LEU:HD13	2.44	0.47
42:BU:11:ILE:HG22	42:BU:12:VAL:N	2.30	0.47
24:BV:53:LYS:CE	24:BV:55:GLU:HG3	2.45	0.47
43:BW:22:VAL:HG12	43:BW:23:LYS:H	1.79	0.47
45:BY:54:VAL:HG22	45:BY:55:LYS:N	2.24	0.47
46:BZ:30:HIS:HB2	46:BZ:48:GLN:HB3	1.96	0.47
46:BZ:50:ASP:HA	46:BZ:53:THR:CG2	2.44	0.47
1:CA:1086:U:H3	1:CA:1099:G:N2	2.03	0.47
1:CA:333:U:H2'	1:CA:334:C:C6	2.49	0.47
1:CA:470:C:O2'	1:CA:471:U:H5'	2.14	0.47
1:CA:563:A:H2'	1:CA:567:G:C8	2.50	0.47
1:CA:946:A:H2'	1:CA:947:G:H8	1.73	0.47
1:CA:987:G:H2'	1:CA:988:G:H8	1.79	0.47

Continued on next page...

Continued from previous page...

Atom-1	Atom-2	Interatomic distance (Å)	Clash overlap (Å)
20:CB:172:ILE:CD1	20:CB:182:VAL:HG11	2.45	0.47
20:CB:80:LYS:HA	20:CB:90:PHE:CE1	2.48	0.47
2:CC:52:SER:HB3	2:CC:114:LEU:HD11	1.95	0.47
2:CC:37:LYS:O	2:CC:40:GLN:HG2	2.14	0.47
4:CE:67:ARG:HH11	4:CE:67:ARG:CB	2.26	0.47
8:CI:74:GLN:O	8:CI:78:ILE:HG13	2.14	0.47
11:CL:86:VAL:CG1	11:CL:89:LEU:HD23	2.44	0.47
15:CP:52:LEU:HD11	15:CP:74:LEU:HD13	1.95	0.47
21:CU:48:LYS:C	21:CU:48:LYS:HD2	2.35	0.47
21:CU:4:LYS:O	21:CU:5:VAL:HG23	2.14	0.47
21:CU:8:ASN:HB2	21:CU:9:GLU:CD	2.34	0.47
47:D0:36:LYS:HG3	47:D0:40:HIS:O	2.14	0.47
49:D2:18:PHE:O	49:D2:22:MET:N	2.45	0.47
23:DB:687:C:H1'	49:D2:4:THR:HG22	1.97	0.47
22:DA:23:G:N2	22:DA:24:G:H1	2.12	0.47
23:DB:1109:C:O2'	23:DB:1110:G:H5'	2.15	0.47
23:DB:137:U:H2'	23:DB:138:U:H5'	1.96	0.47
23:DB:1633:G:O2'	23:DB:1634:A:H5''	2.14	0.47
23:DB:1657:U:OP1	26:DD:141:ARG:HB2	2.14	0.47
23:DB:1818:U:H5''	25:DC:155:ARG:CG	2.44	0.47
23:DB:2630:G:H2'	23:DB:2631:G:C8	2.50	0.47
23:DB:2815:C:H2'	23:DB:2816:G:H8	1.79	0.47
23:DB:2834:G:H2'	23:DB:2879:A:H61	1.78	0.47
23:DB:82:U:H5''	23:DB:296:U:H5''	1.96	0.47
25:DC:86:ARG:C	25:DC:155:ARG:NH1	2.68	0.47
25:DC:224:MET:HG3	25:DC:233:GLY:CA	2.45	0.47
26:DD:129:THR:O	26:DD:130:GLN:CB	2.62	0.47
23:DB:2680:U:C5'	26:DD:194:PRO:HA	2.44	0.47
27:DE:4:VAL:HA	27:DE:14:VAL:CG2	2.45	0.47
28:DF:36:ASN:ND2	28:DF:87:LYS:H	2.12	0.47
28:DF:41:GLU:H	28:DF:45:ASP:HB3	1.79	0.47
52:DI:17:ALA:O	52:DI:18:ASN:HB3	2.14	0.47
31:DJ:25:LEU:H	31:DJ:25:LEU:HD22	1.79	0.47
33:DL:118:THR:C	33:DL:120:VAL:N	2.64	0.47
34:DM:133:LYS:HD2	34:DM:134:THR:N	2.29	0.47
34:DM:96:ILE:HG22	34:DM:97:GLN:HE22	1.78	0.47
34:DM:8:LYS:HG2	34:DM:9:PHE:N	2.28	0.47
39:DR:47:VAL:HG13	39:DR:49:ILE:H	1.80	0.47
39:DR:79:ARG:CD	39:DR:81:LYS:HG3	2.44	0.47
40:DS:72:THR:HG23	40:DS:73:LYS:N	2.29	0.47
23:DB:2270:A:H4'	43:DW:18:LYS:CB	2.44	0.47

Continued on next page...

Continued from previous page...

Atom-1	Atom-2	Interatomic distance (Å)	Clash overlap (Å)
43:DW:66:VAL:HG13	43:DW:67:LYS:N	2.24	0.47
44:DX:18:LEU:CD2	44:DX:18:LEU:H	2.14	0.47
46:DZ:33:ASN:HB3	46:DZ:46:GLY:HA2	1.96	0.47
1:AA:1072:G:H2'	1:AA:1073:U:C6	2.49	0.47
1:AA:1110:A:C2'	1:AA:1111:A:H5'	2.44	0.47
1:AA:1250:A:H4'	8:AI:69:GLY:N	2.24	0.47
1:AA:1409:C:N4	1:AA:1491:G:N1	2.50	0.47
1:AA:472:U:N3	1:AA:473:U:C4	2.82	0.47
1:AA:86:G:H4'	1:AA:86:G:OP1	2.13	0.47
1:AA:947:G:H2'	1:AA:948:C:C6	2.49	0.47
20:AB:113:LEU:HD12	20:AB:143:LEU:HB3	1.97	0.47
20:AB:162:VAL:O	20:AB:184:ALA:HA	2.15	0.47
6:AG:112:ASP:CB	6:AG:118:ARG:HG2	2.39	0.47
6:AG:47:GLU:OE1	6:AG:47:GLU:HA	2.13	0.47
7:AH:111:THR:HG23	7:AH:114:ALA:CB	2.45	0.47
9:AJ:39:PRO:HB3	9:AJ:74:VAL:HG22	1.96	0.47
11:AL:24:GLU:HB3	11:AL:26:CYS:SG	2.54	0.47
15:AP:33:ILE:HD12	15:AP:33:ILE:H	1.80	0.47
15:AP:76:LYS:HD2	15:AP:80:LYS:HD2	1.97	0.47
50:B3:24:LYS:CE	50:B3:29:ARG:HH22	2.27	0.47
22:BA:58:A:H2'	22:BA:59:A:O4'	2.14	0.47
23:BB:1188:U:O2'	23:BB:1189:A:H5'	2.14	0.47
23:BB:142:A:O2'	41:BT:2:ILE:HG21	2.14	0.47
23:BB:1882:U:O2'	23:BB:1883:U:H5'	2.14	0.47
23:BB:2205:A:H2'	23:BB:2206:C:C6	2.49	0.47
23:BB:299:A:N6	23:BB:322:A:H1'	2.30	0.47
23:BB:423:A:H5'	23:BB:424:G:H5'	1.96	0.47
23:BB:832:U:H2'	23:BB:833:A:C8	2.49	0.47
23:BB:859:G:O2'	23:BB:860:U:OP2	2.33	0.47
26:BD:41:ALA:O	26:BD:42:ASN:HB3	2.15	0.47
28:BF:16:MET:O	28:BF:20:ASN:HA	2.14	0.47
22:BA:42:C:H4'	28:BF:63:LYS:O	2.13	0.47
32:BK:64:ARG:HB3	32:BK:79:PHE:HB2	1.97	0.47
23:BB:956:G:C1'	34:BM:81:ARG:HH22	2.27	0.47
37:BP:94:ALA:HB3	37:BP:99:LEU:HD13	1.96	0.47
41:BT:64:LYS:HZ3	41:BT:79:ASP:HB2	1.80	0.47
41:BT:63:VAL:CG1	41:BT:80:TRP:HB2	2.45	0.47
43:BW:17:ALA:O	43:BW:35:ILE:HA	2.15	0.47
1:CA:1250:A:H2'	1:CA:1251:A:H8	1.79	0.47
1:CA:1301:U:O2'	1:CA:1302:C:P	2.72	0.47
1:CA:152:A:N6	1:CA:170:U:C2	2.82	0.47

Continued on next page...

Continued from previous page...

Atom-1	Atom-2	Interatomic distance (Å)	Clash overlap (Å)
1:CA:202:G:H1'	1:CA:468:A:H8	1.79	0.47
1:CA:512:U:H2'	1:CA:513:C:C6	2.49	0.47
1:CA:589:U:O2'	1:CA:590:U:H5'	2.14	0.47
1:CA:792:A:H1'	1:CA:794:A:N7	2.29	0.47
20:CB:96:LEU:HB2	20:CB:99:MET:HG3	1.96	0.47
6:CG:55:LYS:HB3	6:CG:59:GLU:CD	2.35	0.47
7:CH:50:VAL:HG13	7:CH:50:VAL:O	2.15	0.47
10:CK:70:ALA:HB1	10:CK:74:LYS:CD	2.41	0.47
11:CL:82:ARG:NH2	11:CL:95:HIS:ND1	2.63	0.47
12:CM:47:LEU:HD23	12:CM:47:LEU:N	2.29	0.47
15:CP:61:VAL:CA	15:CP:65:ALA:HB3	2.44	0.47
19:CT:31:ILE:HD13	19:CT:74:HIS:CE1	2.49	0.47
47:D0:12:ARG:HH21	47:D0:16:ARG:HG3	1.80	0.47
47:D0:24:VAL:O	47:D0:24:VAL:HG12	2.15	0.47
47:D0:29:VAL:HB	47:D0:34:GLY:CA	2.44	0.47
22:DA:64:G:H2'	22:DA:65:U:C6	2.49	0.47
23:DB:159:G:O2'	23:DB:160:A:H5''	2.15	0.47
23:DB:2331:G:H21	23:DB:2336:A:H8	1.62	0.47
23:DB:580:U:O3'	38:DQ:30:VAL:HG13	2.14	0.47
23:DB:928:A:O2'	23:DB:929:U:H5'	2.15	0.47
25:DC:86:ARG:O	25:DC:88:ALA:N	2.47	0.47
26:DD:119:ALA:CB	26:DD:165:MET:HG2	2.44	0.47
27:DE:115:GLN:HG3	27:DE:116:ASP:N	2.27	0.47
27:DE:21:ARG:NH1	27:DE:23:PHE:HB3	2.24	0.47
52:DI:72:THR:HG23	52:DI:112:LYS:HD2	1.97	0.47
31:DJ:44:TYR:HD1	31:DJ:45:THR:H	1.51	0.47
36:DO:65:THR:HB	36:DO:66:GLY:H	1.56	0.47
36:DO:92:PHE:HE2	36:DO:94:ARG:HE	1.62	0.47
38:DQ:72:GLY:O	38:DQ:73:ILE:HG22	2.14	0.47
44:DX:49:ASP:HA	44:DX:52:ARG:HH12	1.79	0.47
1:AA:1246:A:H2'	1:AA:1247:U:O4'	2.15	0.47
1:AA:1348:U:H4'	8:AI:121:ARG:NH1	2.29	0.47
1:AA:202:G:H1'	1:AA:468:A:H8	1.79	0.47
1:AA:36:C:O2'	1:AA:37:U:H5'	2.15	0.47
1:AA:647:C:O2'	1:AA:648:A:H5'	2.14	0.47
1:AA:792:A:H1'	1:AA:794:A:N7	2.30	0.47
1:AA:923:A:H2'	1:AA:924:C:H6	1.79	0.47
1:AA:957:U:O2	1:AA:959:A:H8	1.98	0.47
2:AC:166:TRP:O	2:AC:167:TYR:HB2	2.14	0.47
3:AD:113:ALA:O	3:AD:117:VAL:HG23	2.15	0.47
8:AI:66:VAL:HG22	8:AI:67:LYS:N	2.30	0.47

Continued on next page...

Continued from previous page...

Atom-1	Atom-2	Interatomic distance (Å)	Clash overlap (Å)
1:AA:963:G:H21	9:AJ:56:HIS:CE1	2.33	0.47
9:AJ:87:LEU:HB3	9:AJ:88:MET:CE	2.45	0.47
10:AK:21:HIS:CE1	10:AK:34:THR:HG21	2.50	0.47
10:AK:36:ARG:HG2	10:AK:37:GLN:N	2.30	0.47
13:AN:60:ARG:CD	13:AN:60:ARG:H	2.15	0.47
17:AR:64:LEU:HB2	17:AR:66:LEU:HG	1.97	0.47
19:AT:70:LYS:HZ3	19:AT:70:LYS:HB2	1.78	0.47
51:B4:22:VAL:HG11	51:B4:36:ARG:CZ	2.44	0.47
22:BA:113:C:H2'	22:BA:114:C:O4'	2.14	0.47
22:BA:30:C:H2'	22:BA:30:C:O2	2.15	0.47
23:BB:1707:G:H2'	23:BB:1708:C:H6	1.79	0.47
23:BB:1919:A:H2'	23:BB:1920:C:H5'	1.97	0.47
23:BB:2616:C:H2'	23:BB:2617:U:H6	1.79	0.47
23:BB:2630:G:H2'	23:BB:2631:G:C8	2.50	0.47
23:BB:2801:G:H2'	23:BB:2802:G:C8	2.49	0.47
23:BB:2862:G:H2'	23:BB:2863:C:H6	1.79	0.47
23:BB:32:C:H2'	23:BB:33:C:H5''	1.96	0.47
23:BB:459:U:H5'	49:B2:41:ARG:NE	2.27	0.47
23:BB:636:G:N7	33:BL:109:LYS:HE2	2.30	0.47
25:BC:38:LYS:HD3	25:BC:39:SER:O	2.14	0.47
26:BD:37:VAL:HG23	26:BD:42:ASN:ND2	2.30	0.47
23:BB:2786:U:H4'	26:BD:66:GLY:HA2	1.96	0.47
26:BD:83:ARG:HG2	26:BD:84:LEU:H	1.80	0.47
27:BE:143:LEU:HB3	27:BE:146:VAL:HG21	1.95	0.47
27:BE:148:ILE:HG22	27:BE:185:LYS:H	1.80	0.47
30:BH:72:ILE:O	30:BH:72:ILE:HG23	2.14	0.47
31:BJ:72:LYS:HG3	31:BJ:90:GLU:HG3	1.97	0.47
33:BL:82:LEU:CD2	33:BL:92:LEU:HD12	2.44	0.47
35:BN:32:GLU:HA	35:BN:115:LEU:HD21	1.95	0.47
38:BQ:95:ALA:C	38:BQ:97:ILE:N	2.67	0.47
42:BU:8:ASP:HB3	42:BU:25:LYS:HE2	1.95	0.47
43:BW:11:ASN:HD22	43:BW:13:ARG:NH2	2.13	0.47
45:BY:3:THR:HG21	45:BY:43:ILE:HB	1.95	0.47
1:CA:1144:G:N2	1:CA:1146:A:H62	2.12	0.47
1:CA:1157:A:H4'	1:CA:1158:C:O5'	2.14	0.47
1:CA:1381:U:O2'	6:CG:78:ARG:HB3	2.15	0.47
1:CA:1432:G:OP1	37:DP:105:LYS:HB2	2.15	0.47
3:CD:57:LYS:HD3	3:CD:58:GLN:N	2.29	0.47
9:CJ:55:PRO:O	9:CJ:56:HIS:HB3	2.14	0.47
13:CN:45:LEU:C	13:CN:47:LEU:H	2.18	0.47
50:D3:29:ARG:O	50:D3:31:ILE:N	2.48	0.47

Continued on next page...

Continued from previous page...

Atom-1	Atom-2	Interatomic distance (Å)	Clash overlap (Å)
50:D3:29:ARG:O	50:D3:30:HIS:C	2.53	0.47
23:DB:1241:A:O4'	23:DB:1241:A:N3	2.48	0.47
23:DB:1511:G:H2'	23:DB:1512:C:C6	2.50	0.47
23:DB:1544:A:H2'	23:DB:1545:A:C8	2.49	0.47
23:DB:1683:U:H2'	23:DB:1684:G:H8	1.80	0.47
23:DB:1824:G:H2'	23:DB:1825:U:C6	2.50	0.47
23:DB:2247:A:O2'	23:DB:2248:C:H5'	2.15	0.47
23:DB:2309:A:C6	23:DB:2310:C:N4	2.83	0.47
23:DB:2386:A:C4'	43:DW:38:ARG:HB2	2.44	0.47
23:DB:2760:C:H2'	23:DB:2760:C:O2	2.13	0.47
23:DB:2773:C:O2'	23:DB:2774:C:H5'	2.15	0.47
23:DB:967:U:H2'	23:DB:968:C:H6	1.78	0.47
23:DB:8:C:O2'	23:DB:9:G:H5'	2.15	0.47
25:DC:163:ILE:C	25:DC:164:VAL:HG22	2.34	0.47
27:DE:46:GLN:NE2	27:DE:48:THR:HB	2.29	0.47
28:DF:34:THR:O	28:DF:35:LEU:HD23	2.15	0.47
28:DF:37:MET:HB2	28:DF:86:CYS:SG	2.53	0.47
31:DJ:11:VAL:O	31:DJ:11:VAL:HG22	2.13	0.47
31:DJ:4:PHE:CD1	31:DJ:5:THR:N	2.83	0.47
31:DJ:93:ILE:HG22	31:DJ:93:ILE:O	2.15	0.47
34:DM:44:ARG:HB2	34:DM:91:TYR:HE2	1.80	0.47
35:DN:56:LYS:HG3	35:DN:57:THR:N	2.27	0.47
38:DQ:82:LEU:HD12	38:DQ:112:ALA:HB2	1.95	0.47
39:DR:49:ILE:HG13	39:DR:51:VAL:CG2	2.42	0.47
41:DT:55:VAL:CG2	41:DT:86:THR:H	2.28	0.47
44:DX:47:ARG:HE	44:DX:47:ARG:HA	1.79	0.47
1:AA:1423:G:H2'	1:AA:1424:U:O4'	2.14	0.47
1:AA:470:C:O2'	1:AA:471:U:H5'	2.14	0.47
1:AA:563:A:H2'	1:AA:567:G:C8	2.50	0.47
1:AA:824:G:O2'	1:AA:825:A:H5'	2.14	0.47
1:AA:940:C:H2'	1:AA:941:G:H8	1.80	0.47
1:AA:979:C:H2'	1:AA:980:C:O4'	2.14	0.47
2:AC:100:ILE:O	2:AC:100:ILE:HG23	2.14	0.47
2:AC:134:LYS:O	2:AC:138:GLN:HB2	2.14	0.47
1:AA:620:C:N1	3:AD:131:ILE:HD13	2.29	0.47
11:AL:30:ARG:HB3	11:AL:57:THR:CG2	2.45	0.47
14:AO:84:LEU:HD22	14:AO:86:LEU:HD11	1.96	0.47
15:AP:6:LEU:HB3	15:AP:17:TYR:HB3	1.96	0.47
48:B1:33:LEU:O	48:B1:33:LEU:HD12	2.14	0.47
23:BB:1083:U:H1'	23:BB:1086:A:N6	2.30	0.47
23:BB:1351:C:H2'	23:BB:1352:U:C6	2.50	0.47

Continued on next page...

Continued from previous page...

Atom-1	Atom-2	Interatomic distance (Å)	Clash overlap (Å)
23:BB:1511:G:H2'	23:BB:1512:C:C6	2.50	0.47
23:BB:1651:G:H4'	35:BN:39:PRO:HG2	1.97	0.47
23:BB:1720:U:O2'	23:BB:1721:G:H5'	2.15	0.47
23:BB:1706:C:C2	23:BB:1757:A:H5'	2.49	0.47
23:BB:2041:U:H2'	23:BB:2042:A:H8	1.73	0.47
23:BB:2051:A:H5'	26:BD:145:SER:HB3	1.97	0.47
23:BB:2052:A:N9	26:BD:155:VAL:HG23	2.29	0.47
23:BB:2192:U:H2'	23:BB:2193:G:O4'	2.15	0.47
23:BB:2756:U:H1'	23:BB:2757:A:H5''	1.97	0.47
23:BB:2810:A:H2'	23:BB:2811:G:O4'	2.15	0.47
23:BB:282:A:H2'	23:BB:283:G:H8	1.76	0.47
23:BB:41:C:O2'	23:BB:42:A:H5'	2.13	0.47
23:BB:825:A:H2'	23:BB:826:U:O4'	2.14	0.47
25:BC:248:GLY:C	25:BC:250:GLN:H	2.18	0.47
25:BC:53:ILE:HG12	25:BC:218:THR:HA	1.96	0.47
27:BE:149:ILE:HG12	27:BE:186:VAL:HG22	1.97	0.47
27:BE:6:LYS:HE3	27:BE:118:LEU:HB2	1.96	0.47
28:BF:35:LEU:HD12	28:BF:35:LEU:N	2.30	0.47
29:BG:22:VAL:HG23	29:BG:33:THR:HG23	1.97	0.47
33:BL:77:ILE:HA	33:BL:101:ILE:CD1	2.45	0.47
37:BP:4:ILE:O	37:BP:7:LEU:HB3	2.15	0.47
37:BP:8:GLU:HA	37:BP:11:GLN:HG2	1.95	0.47
40:BS:33:LEU:HB3	40:BS:37:THR:HB	1.96	0.47
42:BU:13:LEU:CD2	42:BU:14:THR:H	2.28	0.47
24:BV:53:LYS:HD2	24:BV:54:ALA:N	2.29	0.47
1:CA:1009:U:H1'	1:CA:1021:A:C6	2.50	0.47
1:CA:1238:A:N3	1:CA:1241:G:H1'	2.30	0.47
1:CA:392:C:C2	1:CA:393:A:C8	3.03	0.47
1:CA:397:A:H5'	1:CA:398:U:OP1	2.13	0.47
1:CA:60:A:H1'	1:CA:61:G:O4'	2.14	0.47
1:CA:932:C:H2'	1:CA:933:G:C8	2.50	0.47
2:CC:66:THR:HG23	2:CC:101:ASN:HB2	1.97	0.47
2:CC:151:GLU:HG3	2:CC:166:TRP:HB2	1.97	0.47
5:CF:55:HIS:N	5:CF:55:HIS:ND1	2.62	0.47
6:CG:61:PHE:O	6:CG:62:GLU:C	2.51	0.47
12:CM:21:ILE:HB	12:CM:24:VAL:HG22	1.95	0.47
19:CT:78:LEU:O	19:CT:82:ILE:HG23	2.14	0.47
22:DA:50:A:OP1	36:DO:68:LYS:HB2	2.15	0.47
22:DA:82:U:H5''	45:DY:16:LEU:CD1	2.44	0.47
23:DB:105:C:H2'	23:DB:106:C:C6	2.50	0.47
23:DB:1656:C:H5''	26:DD:141:ARG:HB3	1.96	0.47

Continued on next page...

Continued from previous page...

Atom-1	Atom-2	Interatomic distance (Å)	Clash overlap (Å)
23:DB:1666:G:C2'	23:DB:1667:G:H5'	2.45	0.47
23:DB:2637:U:C2'	23:DB:2638:G:H5'	2.44	0.47
23:DB:2810:A:H2'	23:DB:2811:G:O4'	2.15	0.47
23:DB:356:G:O2'	23:DB:357:C:H5'	2.14	0.47
23:DB:852:U:H2'	23:DB:853:C:H6	1.79	0.47
25:DC:136:VAL:O	25:DC:138:SER:N	2.48	0.47
25:DC:42:ARG:NE	25:DC:42:ARG:HA	2.30	0.47
26:DD:122:VAL:HA	26:DD:128:ARG:HD2	1.96	0.47
26:DD:34:VAL:HG11	26:DD:50:VAL:HG23	1.97	0.47
26:DD:46:ARG:CA	26:DD:82:PHE:HA	2.44	0.47
26:DD:73:VAL:HB	26:DD:91:THR:CB	2.44	0.47
29:DG:37:ASN:N	29:DG:40:VAL:HG21	2.29	0.47
30:DH:94:ILE:HG23	30:DH:98:ASP:CG	2.35	0.47
52:DI:12:VAL:HG13	52:DI:41:PHE:CE2	2.50	0.47
33:DL:61:LEU:N	33:DL:62:PRO:CD	2.78	0.47
35:DN:12:ARG:N	35:DN:12:ARG:HD3	2.29	0.47
37:DP:4:ILE:O	37:DP:4:ILE:HG22	2.15	0.47
38:DQ:47:ARG:HH12	38:DQ:50:ARG:CG	2.27	0.47
39:DR:92:TRP:HE3	39:DR:93:PHE:N	2.13	0.47
43:DW:18:LYS:NZ	43:DW:18:LYS:HB2	2.30	0.47
43:DW:42:THR:HB	43:DW:75:ASN:HB3	1.94	0.47
44:DX:23:ARG:O	44:DX:26:PHE:HB2	2.14	0.47
44:DX:27:ASN:C	44:DX:29:ARG:H	2.18	0.47
44:DX:28:LEU:HD22	44:DX:42:LEU:HG	1.95	0.47
45:DY:1:ALA:H2	45:DY:43:ILE:HB	1.80	0.47
45:DY:6:ILE:HG12	45:DY:35:VAL:O	2.15	0.47
1:AA:1260:G:OP1	1:AA:1284:C:H4'	2.14	0.47
1:AA:1281:C:C5'	1:AA:1282:C:H5	2.27	0.47
1:AA:1300:G:O2'	1:AA:1301:U:P	2.73	0.47
1:AA:357:G:OP1	1:AA:367:U:H6	1.98	0.47
1:AA:392:C:C2	1:AA:393:A:C8	3.02	0.47
1:AA:408:A:H3'	1:AA:409:U:C6	2.47	0.47
1:AA:411:A:OP2	3:AD:25:ARG:NH2	2.47	0.47
1:AA:836:G:H2'	1:AA:837:U:H6	1.79	0.47
1:AA:893:C:H2'	1:AA:894:G:C8	2.49	0.47
1:AA:926:G:H3'	1:AA:1505:G:H21	1.80	0.47
20:AB:22:TRP:CG	20:AB:23:ASN:N	2.82	0.47
2:AC:38:VAL:O	2:AC:42:LEU:HD23	2.15	0.47
3:AD:25:ARG:CD	3:AD:26:ALA:H	2.24	0.47
4:AE:104:ILE:HG23	4:AE:111:ARG:HH12	1.80	0.47
8:AI:64:ILE:HG22	8:AI:65:THR:N	2.30	0.47

Continued on next page...

Continued from previous page...

Atom-1	Atom-2	Interatomic distance (Å)	Clash overlap (Å)
10:AK:83:VAL:HG22	10:AK:106:ILE:HD11	1.97	0.47
11:AL:49:ARG:HH12	11:AL:88:ASP:CB	2.27	0.47
15:AP:73:ALA:HB1	15:AP:77:GLU:OE2	2.15	0.47
16:AQ:10:ARG:CZ	16:AQ:56:ASP:H	2.27	0.47
18:AS:51:HIS:HA	18:AS:55:GLN:O	2.15	0.47
23:BB:1010:A:N3	23:BB:1153:C:H1'	2.29	0.47
23:BB:1367:A:H2'	23:BB:1368:G:H5'	1.95	0.47
23:BB:1424:G:H2'	23:BB:1425:G:O4'	2.15	0.47
23:BB:1750:G:H2'	23:BB:1751:U:C6	2.50	0.47
23:BB:1775:U:H2'	23:BB:1776:G:O4'	2.14	0.47
23:BB:189:G:P	46:BZ:12:ILE:HG21	2.55	0.47
23:BB:2081:U:C5'	46:BZ:23:LYS:HD2	2.44	0.47
23:BB:213:A:H2'	23:BB:214:G:C8	2.50	0.47
23:BB:2800:A:N3	23:BB:2801:G:H1'	2.30	0.47
23:BB:309:A:H1'	23:BB:329:G:N3	2.30	0.47
23:BB:528:A:N1	23:BB:2043:C:C5'	2.78	0.47
23:BB:1789:A:OP1	25:BC:219:VAL:HG12	2.14	0.47
25:BC:3:VAL:HG12	25:BC:4:LYS:N	2.24	0.47
30:BH:6:LEU:HD21	30:BH:50:ARG:HD3	1.97	0.47
23:BB:1081:U:H5'	52:BI:126:ARG:HD2	1.96	0.47
31:BJ:12:LYS:HZ2	31:BJ:41:LYS:HG3	1.79	0.47
33:BL:119:PRO:O	33:BL:119:PRO:CD	2.62	0.47
39:BR:31:GLU:O	39:BR:32:THR:HB	2.15	0.47
39:BR:59:ILE:HG13	39:BR:59:ILE:O	2.14	0.47
39:BR:70:GLU:O	39:BR:71:LYS:HB2	2.14	0.47
41:BT:24:MET:HE3	41:BT:29:THR:H	1.79	0.47
1:CA:1085:U:H3'	1:CA:1086:U:C6	2.50	0.47
1:CA:1229:A:H2'	1:CA:1230:C:H6	1.79	0.47
1:CA:1300:G:C2'	1:CA:1301:U:OP2	2.62	0.47
1:CA:1301:U:O2'	1:CA:1302:C:OP1	2.25	0.47
1:CA:1512:U:H2'	1:CA:1513:A:C8	2.50	0.47
1:CA:284:C:H2'	1:CA:285:C:H6	1.79	0.47
1:CA:382:A:O2'	1:CA:383:A:H5'	2.15	0.47
1:CA:434:U:H2'	1:CA:434:U:O2	2.14	0.47
1:CA:476:U:O2'	1:CA:477:C:H5'	2.14	0.47
1:CA:719:C:O2'	17:CR:37:LYS:HB2	2.15	0.47
1:CA:890:G:O2'	1:CA:906:A:N6	2.48	0.47
2:CC:178:ARG:HG2	2:CC:205:GLU:O	2.15	0.47
3:CD:25:ARG:CB	3:CD:25:ARG:HH11	2.19	0.47
4:CE:113:VAL:HG21	4:CE:139:THR:HG21	1.96	0.47
7:CH:107:LYS:HB3	7:CH:107:LYS:NZ	2.30	0.47

Continued on next page...

Continued from previous page...

Atom-1	Atom-2	Interatomic distance (Å)	Clash overlap (Å)
8:CI:56:MET:O	8:CI:58:GLU:HG2	2.14	0.47
9:CJ:7:ARG:HD2	9:CJ:101:SER:OG	2.14	0.47
11:CL:35:ARG:NE	11:CL:36:VAL:H	2.13	0.47
11:CL:81:ILE:HD13	11:CL:96:THR:HG22	1.96	0.47
17:CR:59:LYS:O	17:CR:63:TYR:HD2	1.97	0.47
21:CU:41:THR:O	21:CU:45:LYS:HB2	2.15	0.47
47:D0:29:VAL:HG22	47:D0:30:ASP:N	2.28	0.47
47:D0:36:LYS:HG2	47:D0:37:HIS:O	2.15	0.47
49:D2:18:PHE:CE2	49:D2:44:VAL:HB	2.50	0.47
50:D3:25:HIS:O	50:D3:27:ASN:N	2.48	0.47
23:DB:1060:U:OP1	52:DI:75:ALA:HB3	2.15	0.47
23:DB:1332:G:N3	23:DB:1332:G:H2'	2.29	0.47
23:DB:1351:C:H2'	23:DB:1352:U:C6	2.49	0.47
23:DB:143:C:H2'	23:DB:144:A:C8	2.50	0.47
23:DB:1541:C:H2'	23:DB:1542:U:C6	2.50	0.47
23:DB:2462:C:H2'	23:DB:2463:C:C6	2.49	0.47
23:DB:2597:G:OP1	25:DC:239:PHE:CG	2.68	0.47
23:DB:2710:C:H2'	23:DB:2711:A:H8	1.80	0.47
23:DB:2864:G:H2'	23:DB:2865:U:C6	2.49	0.47
25:DC:226:PRO:HG3	25:DC:232:GLY:C	2.35	0.47
25:DC:52:HIS:O	25:DC:53:ILE:HD12	2.15	0.47
26:DD:112:THR:HB	26:DD:167:ASN:O	2.14	0.47
27:DE:142:ALA:C	27:DE:143:LEU:HD13	2.34	0.47
27:DE:147:LEU:HB3	27:DE:167:VAL:HG22	1.96	0.47
28:DF:39:VAL:HG13	28:DF:84:ILE:CB	2.45	0.47
28:DF:32:LYS:CB	28:DF:91:ARG:HB3	2.33	0.47
29:DG:23:ILE:O	29:DG:33:THR:HA	2.14	0.47
52:DI:45:THR:O	52:DI:48:ILE:HG22	2.14	0.47
52:DI:69:VAL:HG23	52:DI:69:VAL:O	2.15	0.47
33:DL:142:ILE:HG12	33:DL:144:GLU:OE1	2.15	0.47
33:DL:59:ARG:O	33:DL:60:ARG:HD2	2.14	0.47
41:DT:21:SER:O	41:DT:24:MET:HB2	2.15	0.47
41:DT:62:VAL:O	41:DT:63:VAL:HB	2.15	0.47
42:DU:15:GLY:C	42:DU:17:ASP:H	2.18	0.47
46:DZ:1:MET:HA	46:DZ:9:TYR:CG	2.50	0.47
46:DZ:59:ARG:O	46:DZ:61:ASN:N	2.41	0.47
1:AA:1117:A:H4'	8:AI:105:ARG:NH1	2.30	0.47
1:AA:513:C:H2'	1:AA:514:C:H6	1.79	0.47
1:AA:768:A:H4'	1:AA:1523:G:N2	2.30	0.47
1:AA:803:G:H2'	1:AA:804:U:C6	2.50	0.47
20:AB:15:PHE:HD1	20:AB:16:GLY:H	1.63	0.47

Continued on next page...

Continued from previous page...

Atom-1	Atom-2	Interatomic distance (Å)	Clash overlap (Å)
1:AA:1112:C:O2	2:AC:178:ARG:N	2.48	0.47
2:AC:76:ILE:O	2:AC:83:VAL:HG23	2.14	0.47
2:AC:90:VAL:HA	2:AC:93:ILE:CG2	2.44	0.47
3:AD:54:LEU:O	3:AD:57:LYS:HB3	2.14	0.47
3:AD:71:PHE:HA	3:AD:74:TYR:HD2	1.80	0.47
12:AM:16:ILE:HG23	12:AM:17:ALA:N	2.30	0.47
1:AA:1226:C:P	12:AM:89:ARG:HH12	2.37	0.47
19:AT:57:VAL:HG12	19:AT:57:VAL:O	2.15	0.47
1:AA:263:A:P	19:AT:73:ARG:HH22	2.38	0.47
50:B3:24:LYS:NZ	50:B3:29:ARG:HH12	2.13	0.47
23:BB:125:A:H4'	49:B2:13:ASN:CG	2.34	0.47
23:BB:1710:G:O2'	23:BB:1711:A:H5'	2.14	0.47
23:BB:2023:C:H4'	23:BB:2617:U:O3'	2.15	0.47
23:BB:2038:G:H2'	23:BB:2039:U:C6	2.49	0.47
23:BB:236:C:O2'	23:BB:237:C:H5'	2.14	0.47
23:BB:2519:U:H5'	23:BB:2567:G:N2	2.30	0.47
23:BB:2603:G:O2'	23:BB:2604:U:H5'	2.15	0.47
23:BB:2773:C:O2'	23:BB:2774:C:H5'	2.15	0.47
23:BB:527:C:C4	23:BB:2779:U:H2'	2.50	0.47
23:BB:55:G:H2'	23:BB:56:A:C8	2.50	0.47
23:BB:599:A:O2'	23:BB:600:G:H5'	2.15	0.47
23:BB:664:G:O2'	23:BB:665:U:H5'	2.15	0.47
25:BC:224:MET:HB3	25:BC:233:GLY:H	1.80	0.47
29:BG:126:THR:C	29:BG:128:THR:H	2.17	0.47
29:BG:32:LEU:HD21	29:BG:74:MET:HB3	1.97	0.47
30:BH:121:VAL:HG11	30:BH:128:HIS:CD2	2.49	0.47
52:BI:83:ALA:N	52:BI:100:ILE:HD11	2.29	0.47
32:BK:73:ASP:OD1	32:BK:74:GLY:N	2.48	0.47
33:BL:39:LYS:HB2	33:BL:46:VAL:HG13	1.96	0.47
34:BM:103:TYR:O	34:BM:105:MET:N	2.48	0.47
34:BM:116:ALA:O	34:BM:119:LEU:HD23	2.15	0.47
34:BM:3:GLN:C	34:BM:5:LYS:N	2.66	0.47
36:BO:26:LEU:HG	36:BO:39:VAL:HG22	1.96	0.47
44:BX:22:LEU:CD2	44:BX:25:GLN:HB3	2.45	0.47
1:CA:1225:A:H5'	12:CM:101:THR:HG1	1.80	0.47
1:CA:197:A:H4'	1:CA:198:G:O5'	2.15	0.47
1:CA:252:U:H2'	1:CA:253:A:C8	2.49	0.47
1:CA:647:C:O2'	1:CA:648:A:H5'	2.15	0.47
1:CA:695:A:H5'	10:CK:52:ARG:NH2	2.28	0.47
20:CB:199:ILE:O	20:CB:199:ILE:HG13	2.15	0.47
12:CM:95:PRO:CD	12:CM:108:ARG:HG2	2.45	0.47

Continued on next page...

Continued from previous page...

Atom-1	Atom-2	Interatomic distance (Å)	Clash overlap (Å)
14:CO:23:SER:HB3	14:CO:26:VAL:CG2	2.45	0.47
15:CP:53:ASP:O	15:CP:57:ILE:HG22	2.14	0.47
17:CR:20:ILE:O	17:CR:20:ILE:HG12	2.15	0.47
18:CS:14:LEU:HD12	18:CS:15:LEU:N	2.30	0.47
23:DB:129:C:H4'	23:DB:1348:C:O2'	2.15	0.47
23:DB:1355:G:O2'	23:DB:1356:G:H5'	2.14	0.47
23:DB:1427:A:H4'	23:DB:1428:C:O4'	2.14	0.47
23:DB:1710:G:O2'	23:DB:1711:A:H5'	2.14	0.47
23:DB:1720:U:O2'	23:DB:1721:G:H5'	2.15	0.47
23:DB:1882:U:O2'	23:DB:1883:U:H5'	2.14	0.47
23:DB:2093:G:O2'	23:DB:2094:A:H5'	2.14	0.47
23:DB:2722:G:H2'	23:DB:2723:C:C6	2.49	0.47
23:DB:2733:A:H3'	23:DB:2733:A:C8	2.50	0.47
23:DB:2801:G:H2'	23:DB:2802:G:C8	2.50	0.47
23:DB:543:G:C2'	23:DB:545:U:OP1	2.63	0.47
23:DB:5:A:H2'	23:DB:6:A:C8	2.50	0.47
23:DB:599:A:O2'	23:DB:600:G:H5'	2.15	0.47
23:DB:962:G:O2'	23:DB:963:U:H5'	2.15	0.47
25:DC:52:HIS:O	25:DC:53:ILE:CB	2.61	0.47
26:DD:50:VAL:HG13	26:DD:77:ARG:O	2.14	0.47
27:DE:123:LYS:NZ	27:DE:158:PHE:HA	2.30	0.47
27:DE:169:VAL:HG22	27:DE:171:ASP:H	1.80	0.47
28:DF:177:ARG:O	28:DF:178:LYS:HB2	2.15	0.47
28:DF:56:LEU:HD13	28:DF:88:VAL:HG21	1.97	0.47
29:DG:10:VAL:HG11	29:DG:44:HIS:CE1	2.50	0.47
29:DG:8:VAL:HG12	29:DG:49:LEU:HD12	1.96	0.47
29:DG:25:ILE:CD1	29:DG:75:VAL:HG22	2.45	0.47
30:DH:88:GLY:O	30:DH:124:THR:HA	2.15	0.47
31:DJ:120:ARG:C	31:DJ:121:LYS:HE3	2.35	0.47
23:DB:1665:A:H5''	32:DK:66:LYS:HB3	1.97	0.47
34:DM:62:LYS:H	34:DM:104:GLU:CB	2.22	0.47
35:DN:103:ARG:O	35:DN:104:ALA:HB3	2.15	0.47
36:DO:35:ILE:CG2	36:DO:74:VAL:HG21	2.44	0.47
37:DP:65:ASN:H	37:DP:71:ARG:CA	2.27	0.47
38:DQ:116:LEU:H	38:DQ:116:LEU:HD22	1.79	0.47
23:DB:1009:A:H5'	38:DQ:58:GLN:HE21	1.80	0.47
38:DQ:82:LEU:HG	38:DQ:88:GLU:CG	2.45	0.47
41:DT:40:LYS:HE3	41:DT:59:ASN:O	2.14	0.47
24:DV:65:VAL:O	24:DV:66:ASP:HB3	2.15	0.47
1:AA:1111:A:C2	2:AC:176:THR:HG23	2.50	0.47
1:AA:1212:U:H5'	1:AA:1213:A:O4'	2.15	0.47

Continued on next page...

Continued from previous page...

Atom-1	Atom-2	Interatomic distance (Å)	Clash overlap (Å)
1:AA:1406:U:H3'	1:AA:1407:C:H6	1.79	0.47
1:AA:284:C:H2'	1:AA:285:C:H6	1.79	0.47
1:AA:413:G:H5'	1:AA:414:A:OP1	2.14	0.47
1:AA:589:U:O2'	1:AA:590:U:H5'	2.14	0.47
1:AA:652:U:H1'	1:AA:653:U:C5	2.50	0.47
20:AB:9:LEU:HD22	20:AB:10:LYS:N	2.30	0.47
2:AC:115:VAL:CG1	2:AC:137:VAL:HG13	2.44	0.47
2:AC:53:ARG:HG2	2:AC:54:ILE:N	2.26	0.47
4:AE:105:ILE:HB	4:AE:123:LEU:CA	2.44	0.47
5:AF:51:ILE:O	5:AF:51:ILE:HG23	2.15	0.47
8:AI:66:VAL:HG21	8:AI:74:GLN:HG3	1.97	0.47
11:AL:35:ARG:HE	11:AL:35:ARG:CA	2.23	0.47
11:AL:58:ASN:H	11:AL:58:ASN:ND2	2.12	0.47
15:AP:67:ILE:CD1	15:AP:72:ALA:HA	2.45	0.47
16:AQ:79:GLU:HG3	16:AQ:80:LYS:N	2.31	0.47
18:AS:69:LYS:O	18:AS:72:GLU:HB2	2.15	0.47
19:AT:34:VAL:HG11	19:AT:78:LEU:HD13	1.97	0.47
1:AA:108:G:C6	19:AT:9:ARG:HG2	2.50	0.47
47:B0:42:ILE:HD11	47:B0:44:ALA:HB3	1.97	0.47
48:B1:31:GLU:O	48:B1:33:LEU:HG	2.15	0.47
50:B3:56:LEU:O	50:B3:57:VAL:HB	2.15	0.47
22:BA:105:G:O2'	22:BA:106:G:H5'	2.15	0.47
23:BB:1515:A:H5'	23:BB:1557:C:C5'	2.44	0.47
23:BB:173:A:H2'	23:BB:174:U:H6	1.80	0.47
23:BB:2299:U:H2'	23:BB:2300:C:C6	2.50	0.47
23:BB:2543:G:H2'	23:BB:2544:G:C8	2.50	0.47
23:BB:2822:G:N7	35:BN:1:MET:N	2.58	0.47
23:BB:327:G:H2'	23:BB:328:U:C6	2.50	0.47
23:BB:535:G:H3'	55:BB:3420:HOH:O	2.15	0.47
23:BB:657:U:H2'	23:BB:658:U:C6	2.50	0.47
23:BB:764:A:OP2	25:BC:213:ARG:NH2	2.47	0.47
26:BD:122:VAL:CB	26:BD:141:ARG:HH12	2.28	0.47
26:BD:29:VAL:HG12	26:BD:185:ASN:ND2	2.30	0.47
26:BD:45:TYR:CE2	26:BD:83:ARG:HG3	2.50	0.47
30:BH:30:LEU:HD13	30:BH:35:LYS:HD3	1.97	0.47
52:BI:29:GLN:HA	52:BI:29:GLN:HE21	1.80	0.47
31:BJ:63:ALA:HA	31:BJ:69:ARG:HD3	1.97	0.47
32:BK:99:ILE:N	32:BK:99:ILE:HD12	2.30	0.47
23:BB:661:A:O2'	33:BL:23:ILE:HG23	2.14	0.47
34:BM:21:ALA:O	34:BM:96:ILE:HG13	2.15	0.47
35:BN:103:ARG:HB2	35:BN:110:MET:SD	2.55	0.47

Continued on next page...

Continued from previous page...

Atom-1	Atom-2	Interatomic distance (Å)	Clash overlap (Å)
35:BN:49:GLU:O	35:BN:52:ILE:HB	2.15	0.47
36:BO:84:GLU:OE1	36:BO:85:LYS:HG3	2.14	0.47
38:BQ:20:ALA:O	38:BQ:22:GLY:N	2.48	0.47
39:BR:5:PHE:HB3	39:BR:12:HIS:CG	2.50	0.47
41:BT:48:GLN:HG3	41:BT:49:LYS:N	2.30	0.47
44:BX:36:GLN:O	44:BX:37:LEU:HD23	2.15	0.47
44:BX:38:GLN:HG2	44:BX:39:GLN:N	2.29	0.47
46:BZ:49:ARG:O	46:BZ:51:VAL:HG23	2.14	0.47
1:CA:840:C:N3	1:CA:842:U:H4'	2.30	0.47
1:CA:992:U:H1'	1:CA:993:G:C2	2.49	0.47
2:CC:127:VAL:HB	2:CC:128:MET:CE	2.45	0.47
3:CD:13:ARG:HG3	3:CD:13:ARG:O	2.15	0.47
4:CE:45:VAL:O	4:CE:71:ILE:HG22	2.14	0.47
6:CG:100:MET:O	6:CG:104:VAL:HG23	2.14	0.47
6:CG:29:LEU:HD12	6:CG:42:VAL:HG22	1.96	0.47
1:CA:948:C:OP1	12:CM:105:ALA:HA	2.14	0.47
23:DB:1098:A:O5'	52:DI:3:LYS:CG	2.63	0.47
23:DB:1199:U:C2	23:DB:1200:C:C5	3.03	0.47
23:DB:1409:U:O2'	23:DB:1410:G:H5'	2.15	0.47
23:DB:2071:A:H2'	23:DB:2072:C:H6	1.76	0.47
23:DB:2300:C:H2'	23:DB:2301:C:H6	1.79	0.47
23:DB:299:A:H2	23:DB:319:G:N3	2.13	0.47
23:DB:346:A:N7	23:DB:347:A:H1'	2.30	0.47
23:DB:657:U:H2'	23:DB:658:U:C6	2.50	0.47
23:DB:802:A:H4'	55:DB:3289:HOH:O	2.15	0.47
23:DB:902:C:O2'	23:DB:903:C:H5'	2.15	0.47
23:DB:962:G:O2'	23:DB:2250:G:N2	2.48	0.47
25:DC:12:ARG:HH11	25:DC:18:VAL:CB	2.28	0.47
27:DE:88:ARG:HB3	27:DE:89:PRO:HD2	1.97	0.47
30:DH:26:ALA:C	30:DH:28:ASN:H	2.16	0.47
30:DH:68:ARG:HD3	30:DH:71:LYS:HD3	1.97	0.47
32:DK:20:MET:C	32:DK:41:ILE:HD12	2.34	0.47
34:DM:33:LEU:CD2	34:DM:124:LEU:HB2	2.44	0.47
35:DN:96:ARG:HG2	35:DN:96:ARG:HH11	1.79	0.47
37:DP:59:THR:HG1	37:DP:76:HIS:CG	2.33	0.47
40:DS:7:HIS:NE2	40:DS:10:ALA:HA	2.29	0.47
41:DT:68:LYS:HB2	41:DT:68:LYS:HZ2	1.77	0.47
42:DU:72:PHE:CD2	42:DU:74:ALA:HB3	2.50	0.47
1:AA:1432:G:C5'	37:BP:106:ALA:HB2	2.44	0.46
1:AA:1456:A:H2'	1:AA:1457:G:O4'	2.16	0.46
1:AA:216:U:H2'	1:AA:217:C:C6	2.50	0.46

Continued on next page...

Continued from previous page...

Atom-1	Atom-2	Interatomic distance (Å)	Clash overlap (Å)
1:AA:455:G:H2'	1:AA:456:A:C8	2.51	0.46
1:AA:601:G:H2'	1:AA:602:A:H8	1.80	0.46
1:AA:691:G:H1'	1:AA:696:A:N6	2.30	0.46
1:AA:909:A:H2'	1:AA:910:C:O4'	2.14	0.46
3:AD:196:GLU:HA	3:AD:199:ILE:HD12	1.97	0.46
3:AD:24:VAL:HG23	3:AD:25:ARG:HD2	1.96	0.46
7:AH:64:TYR:CA	7:AH:70:VAL:HG23	2.44	0.46
7:AH:69:ALA:HB3	7:AH:72:GLU:OE2	2.15	0.46
8:AI:18:VAL:HG13	8:AI:64:ILE:HG12	1.96	0.46
9:AJ:73:LEU:O	9:AJ:74:VAL:HB	2.15	0.46
11:AL:1:ALA:HB1	11:AL:5:GLN:HB2	1.98	0.46
11:AL:89:LEU:HD22	11:AL:89:LEU:N	2.30	0.46
12:AM:70:ARG:NE	28:BF:112:ASP:OD2	2.49	0.46
13:AN:14:ALA:O	13:AN:18:LYS:HG2	2.15	0.46
13:AN:72:PHE:CE2	13:AN:77:GLY:HA2	2.50	0.46
14:AO:17:ASP:HB2	14:AO:18:ALA:H	1.57	0.46
16:AQ:10:ARG:CA	16:AQ:10:ARG:NE	2.77	0.46
50:B3:34:LYS:HB3	50:B3:35:LYS:NZ	2.30	0.46
23:BB:1029:A:H2'	23:BB:1030:C:O4'	2.15	0.46
23:BB:1156:A:N6	38:BQ:47:ARG:HD2	2.30	0.46
23:BB:1257:C:H5'	27:BE:78:TRP:CH2	2.49	0.46
23:BB:135:U:H2'	23:BB:136:G:N9	2.29	0.46
23:BB:1409:U:O2'	23:BB:1410:G:H5'	2.15	0.46
23:BB:528:A:C6	23:BB:2042:A:H2'	2.46	0.46
23:BB:2378:A:C2'	23:BB:2379:G:H5'	2.43	0.46
23:BB:241:A:OP1	23:BB:241:A:H8	1.98	0.46
23:BB:2769:U:O2'	23:BB:2770:G:H5'	2.16	0.46
23:BB:778:G:H5''	25:BC:48:ILE:HD12	1.97	0.46
23:BB:6:A:O2'	23:BB:7:G:H5'	2.15	0.46
23:BB:946:C:H2'	23:BB:947:A:H8	1.80	0.46
25:BC:160:TYR:HA	25:BC:193:GLU:HG2	1.96	0.46
27:BE:149:ILE:HD11	27:BE:186:VAL:HG13	1.97	0.46
27:BE:173:THR:O	27:BE:175:ILE:HG22	2.14	0.46
34:BM:108:VAL:O	34:BM:112:LEU:HD13	2.15	0.46
35:BN:27:SER:OG	35:BN:34:ILE:HG21	2.15	0.46
36:BO:66:GLY:O	36:BO:67:ASN:ND2	2.48	0.46
38:BQ:92:LYS:HD3	38:BQ:92:LYS:C	2.35	0.46
40:BS:24:ILE:HD13	40:BS:36:LEU:HD11	1.97	0.46
24:BV:82:TYR:CB	34:BM:36:VAL:HG12	2.45	0.46
43:BW:58:LEU:HA	43:BW:79:ILE:CG2	2.45	0.46
46:BZ:8:LYS:CD	46:BZ:9:TYR:N	2.70	0.46

Continued on next page...

Continued from previous page...

Atom-1	Atom-2	Interatomic distance (Å)	Clash overlap (Å)
1:CA:1028:C:H2'	1:CA:1029:U:C6	2.49	0.46
1:CA:1226:C:N4	12:CM:102:LYS:HZ3	2.12	0.46
1:CA:1363:A:H2'	1:CA:1363:A:N3	2.30	0.46
1:CA:216:U:H2'	1:CA:217:C:C6	2.50	0.46
1:CA:279:A:H5'	1:CA:281:G:O4'	2.15	0.46
1:CA:472:U:N3	1:CA:473:U:C4	2.82	0.46
1:CA:601:G:H2'	1:CA:602:A:C8	2.50	0.46
1:CA:831:A:O2'	1:CA:832:G:H5'	2.15	0.46
20:CB:18:GLN:HB2	20:CB:188:THR:OG1	2.14	0.46
2:CC:13:ILE:HG13	2:CC:177:LEU:HB3	1.98	0.46
7:CH:46:GLU:N	7:CH:63:LYS:HE3	2.30	0.46
8:CI:115:VAL:HG21	9:CJ:62:ARG:HG3	1.97	0.46
10:CK:127:ARG:HH11	10:CK:127:ARG:HG3	1.79	0.46
12:CM:105:ALA:O	12:CM:109:LYS:HG3	2.15	0.46
13:CN:10:VAL:HG12	13:CN:11:LYS:NZ	2.30	0.46
9:CJ:65:TYR:HB3	13:CN:95:LEU:HD11	1.96	0.46
47:D0:32:THR:HG21	47:D0:41:HIS:CE1	2.49	0.46
48:D1:7:LYS:HA	48:D1:26:LYS:HA	1.97	0.46
48:D1:15:GLY:HA3	48:D1:47:ILE:CG2	2.44	0.46
23:DB:1048:A:C5	23:DB:1111:A:C2	3.03	0.46
23:DB:1669:A:H2'	23:DB:1669:A:N3	2.31	0.46
23:DB:1936:A:H2	23:DB:1943:U:C5	2.33	0.46
23:DB:1997:C:H5'	26:DD:128:ARG:NH2	2.29	0.46
23:DB:1999:C:O2'	23:DB:2000:C:H5'	2.15	0.46
23:DB:2300:C:H2'	23:DB:2301:C:C6	2.51	0.46
23:DB:2420:C:H3'	50:D3:31:ILE:HG22	1.96	0.46
23:DB:356:G:H2'	23:DB:357:C:H6	1.80	0.46
23:DB:358:U:H2'	23:DB:359:G:H8	1.77	0.46
23:DB:533:G:N3	38:DQ:40:LYS:HG2	2.30	0.46
23:DB:957:C:O2'	23:DB:958:U:H5''	2.14	0.46
25:DC:38:LYS:O	25:DC:60:ALA:HA	2.14	0.46
25:DC:77:VAL:HG23	25:DC:113:ASP:HB2	1.97	0.46
27:DE:153:LEU:HD23	27:DE:172:ALA:N	2.31	0.46
28:DF:79:ARG:HB2	28:DF:82:TYR:CZ	2.50	0.46
52:DI:37:PHE:CE1	52:DI:58:ILE:HD11	2.50	0.46
31:DJ:100:VAL:HG13	31:DJ:101:ILE:HG12	1.96	0.46
33:DL:108:ALA:HB3	33:DL:125:LEU:HB3	1.97	0.46
33:DL:123:ARG:HA	33:DL:142:ILE:CA	2.45	0.46
34:DM:4:PRO:HB2	34:DM:69:PRO:CG	2.45	0.46
36:DO:86:GLY:C	36:DO:88:LYS:H	2.17	0.46
31:DJ:43:GLU:CA	38:DQ:63:ARG:HH12	2.28	0.46

Continued on next page...

Continued from previous page...

Atom-1	Atom-2	Interatomic distance (Å)	Clash overlap (Å)
40:DS:4:ILE:HG12	40:DS:106:VAL:HG12	1.97	0.46
40:DS:7:HIS:NE2	40:DS:46:LEU:HD22	2.30	0.46
23:DB:64:A:H5'	41:DT:76:ARG:HD2	1.95	0.46
42:DU:90:LYS:O	42:DU:91:LYS:HB2	2.16	0.46
24:DV:69:GLU:O	24:DV:70:ILE:HG23	2.15	0.46
1:AA:1390:U:H2'	1:AA:1391:U:H6	1.79	0.46
1:AA:239:U:H5''	1:AA:239:U:H6	1.80	0.46
1:AA:478:A:H2'	1:AA:479:U:O4'	2.15	0.46
1:AA:393:A:H5'	1:AA:483:C:O2'	2.15	0.46
1:AA:691:G:H2'	1:AA:692:U:C6	2.50	0.46
1:AA:754:C:H3'	1:AA:754:C:O2	2.15	0.46
1:AA:889:A:H61	1:AA:907:A:H3'	1.80	0.46
20:AB:115:ASP:O	20:AB:119:GLN:HG2	2.15	0.46
9:AJ:88:MET:HB2	9:AJ:89:ARG:HH22	1.81	0.46
1:AA:676:A:H1'	10:AK:116:PRO:HB3	1.96	0.46
10:AK:126:ARG:CB	21:AU:33:ARG:HD2	2.39	0.46
49:B2:14:ARG:HD3	49:B2:14:ARG:O	2.14	0.46
23:BB:1190:G:OP1	33:BL:41:ARG:NE	2.48	0.46
23:BB:1526:C:H2'	23:BB:1527:G:O4'	2.15	0.46
23:BB:2263:C:H2'	23:BB:2264:C:C6	2.50	0.46
23:BB:2477:U:H4'	23:BB:2479:U:O4	2.16	0.46
23:BB:2733:A:H3'	23:BB:2733:A:C8	2.50	0.46
23:BB:834:G:H2'	23:BB:835:C:H6	1.79	0.46
25:BC:137:GLY:C	25:BC:139:THR:H	2.18	0.46
25:BC:32:LEU:HD13	25:BC:61:TYR:CE1	2.50	0.46
25:BC:53:ILE:HG21	25:BC:218:THR:HG23	1.95	0.46
25:BC:59:GLN:HB3	25:BC:60:ALA:H	1.51	0.46
27:BE:27:LEU:HD13	27:BE:27:LEU:C	2.36	0.46
23:BB:443:A:H5''	27:BE:44:ARG:HH12	1.80	0.46
28:BF:115:GLY:HA3	28:BF:177:ARG:N	2.31	0.46
30:BH:73:ASN:C	30:BH:75:LEU:H	2.19	0.46
52:BI:21:PRO:CB	52:BI:22:PRO:HD3	2.42	0.46
52:BI:44:LYS:O	52:BI:48:ILE:HG13	2.15	0.46
31:BJ:102:GLU:OE2	31:BJ:124:VAL:HG11	2.16	0.46
32:BK:114:LYS:O	32:BK:117:SER:HB3	2.15	0.46
32:BK:98:ARG:HA	32:BK:118:LEU:CD2	2.45	0.46
35:BN:45:ARG:N	35:BN:45:ARG:HD2	2.30	0.46
36:BO:6:ALA:HB1	36:BO:10:ARG:NH1	2.30	0.46
36:BO:57:ALA:HB3	36:BO:62:LEU:HA	1.97	0.46
37:BP:29:VAL:O	37:BP:30:TRP:C	2.53	0.46
38:BQ:105:PHE:O	38:BQ:109:VAL:HG13	2.15	0.46

Continued on next page...

Continued from previous page...

Atom-1	Atom-2	Interatomic distance (Å)	Clash overlap (Å)
38:BQ:85:ALA:HB3	38:BQ:88:GLU:O	2.15	0.46
39:BR:90:ARG:HH12	39:BR:91:GLN:C	2.18	0.46
40:BS:89:ALA:O	40:BS:90:LYS:HD2	2.16	0.46
41:BT:44:LYS:HB2	41:BT:44:LYS:NZ	2.30	0.46
24:BV:66:ASP:C	24:BV:68:LYS:H	2.18	0.46
43:BW:23:LYS:HG3	43:BW:24:ARG:N	2.30	0.46
1:CA:1049:U:H1'	1:CA:1201:A:N7	2.30	0.46
1:CA:1118:U:H2'	1:CA:1119:C:C6	2.47	0.46
1:CA:1368:A:O2'	1:CA:1369:C:H5'	2.15	0.46
1:CA:547:A:H4'	1:CA:548:G:O5'	2.16	0.46
1:CA:782:A:H2'	1:CA:783:C:O4'	2.14	0.46
2:CC:190:THR:HG22	2:CC:191:THR:N	2.31	0.46
3:CD:59:LYS:O	3:CD:63:ILE:HG22	2.15	0.46
16:CQ:44:HIS:HB2	16:CQ:69:THR:O	2.15	0.46
16:CQ:74:LEU:HD13	16:CQ:74:LEU:C	2.36	0.46
19:CT:67:HIS:CG	19:CT:68:LYS:H	2.31	0.46
48:D1:13:SER:HB3	48:D1:49:LYS:HZ3	1.79	0.46
22:DA:13:G:C2'	22:DA:14:U:H5''	2.45	0.46
23:DB:106:C:H2'	23:DB:107:G:C8	2.51	0.46
23:DB:146:A:H2'	23:DB:147:C:H6	1.80	0.46
23:DB:1720:U:C2'	23:DB:1721:G:H5'	2.46	0.46
23:DB:1735:A:H2'	23:DB:1736:U:C6	2.50	0.46
23:DB:1946:U:C2	23:DB:1947:C:C5	3.03	0.46
23:DB:2228:G:H2'	23:DB:2229:U:H6	1.77	0.46
23:DB:2502:G:H5'	23:DB:2503:A:C5'	2.36	0.46
23:DB:2515:C:H2'	23:DB:2516:A:H8	1.81	0.46
23:DB:2700:A:H2'	23:DB:2701:U:C6	2.51	0.46
23:DB:286:U:H2'	23:DB:287:G:C8	2.51	0.46
23:DB:2896:C:H2'	23:DB:2897:U:H6	1.80	0.46
23:DB:448:U:O4'	23:DB:448:U:OP2	2.34	0.46
23:DB:753:A:H2'	23:DB:754:U:H6	1.78	0.46
23:DB:931:U:N3	23:DB:1166:G:N2	2.63	0.46
23:DB:1820:U:O2'	25:DC:157:ALA:HB3	2.15	0.46
30:DH:83:LYS:O	30:DH:90:LEU:HA	2.14	0.46
33:DL:89:VAL:O	33:DL:89:VAL:HG13	2.16	0.46
35:DN:8:ARG:HD2	35:DN:46:ARG:CZ	2.44	0.46
36:DO:21:LEU:CD2	36:DO:22:GLY:H	2.23	0.46
37:DP:38:ARG:CG	37:DP:39:LEU:N	2.75	0.46
37:DP:54:LEU:N	37:DP:58:PHE:HD1	2.13	0.46
39:DR:58:VAL:O	39:DR:58:VAL:HG13	2.14	0.46
39:DR:76:LYS:O	39:DR:77:PHE:HB2	2.15	0.46

Continued on next page...

Continued from previous page...

Atom-1	Atom-2	Interatomic distance (Å)	Clash overlap (Å)
40:DS:41:LYS:HG2	40:DS:43:ALA:HB3	1.97	0.46
43:DW:33:GLY:O	43:DW:66:VAL:HG23	2.15	0.46
44:DX:4:LYS:HG3	44:DX:7:ARG:HE	1.81	0.46
45:DY:2:LYS:N	45:DY:37:ARG:HB2	2.30	0.46
23:DB:2090:A:H2'	46:DZ:49:ARG:CZ	2.45	0.46
1:AA:1005:A:H3'	1:AA:1006:G:C8	2.48	0.46
1:AA:1050:G:C2'	1:AA:1051:C:H5'	2.44	0.46
1:AA:1184:G:C2	1:AA:1185:G:C8	3.03	0.46
1:AA:1234:C:H2'	1:AA:1235:U:C6	2.50	0.46
1:AA:1243:C:H2'	1:AA:1244:G:C8	2.51	0.46
1:AA:252:U:H2'	1:AA:253:A:C8	2.50	0.46
1:AA:279:A:H5'	1:AA:281:G:O4'	2.15	0.46
1:AA:547:A:H4'	1:AA:548:G:O5'	2.16	0.46
1:AA:598:U:H2'	1:AA:599:C:C6	2.51	0.46
1:AA:611:C:H2'	1:AA:612:C:H6	1.80	0.46
1:AA:924:C:H2'	1:AA:925:G:H8	1.81	0.46
20:AB:61:SER:HA	20:AB:224:ARG:CA	2.43	0.46
20:AB:9:LEU:H	20:AB:9:LEU:CD1	2.27	0.46
6:AG:91:ARG:HD3	6:AG:91:ARG:H	1.80	0.46
8:AI:18:VAL:HG21	8:AI:82:ILE:CG1	2.45	0.46
12:AM:3:ILE:HA	12:AM:56:ARG:CG	2.41	0.46
16:AQ:26:ARG:HE	16:AQ:39:ARG:NH1	2.14	0.46
16:AQ:65:PRO:HA	16:AQ:71:SER:OG	2.15	0.46
19:AT:60:GLN:NE2	19:AT:61:ALA:H	2.12	0.46
19:AT:66:ILE:HG23	19:AT:70:LYS:CD	2.45	0.46
47:B0:35:GLU:HG2	47:B0:36:LYS:N	2.30	0.46
48:B1:49:LYS:N	48:B1:49:LYS:HD2	2.30	0.46
23:BB:1179:G:O2'	23:BB:1180:U:H5'	2.16	0.46
23:BB:1186:G:H2'	23:BB:1187:G:O4'	2.16	0.46
23:BB:1541:C:H2'	23:BB:1542:U:C6	2.50	0.46
23:BB:1666:G:C2'	23:BB:1667:G:H5'	2.45	0.46
23:BB:1824:G:H2'	23:BB:1825:U:H6	1.81	0.46
23:BB:1947:C:O2'	23:BB:1948:G:H5'	2.15	0.46
23:BB:2199:A:H3'	23:BB:2200:C:H6	1.80	0.46
23:BB:2317:A:N6	23:BB:2318:G:C4	2.83	0.46
23:BB:2320:U:H3'	23:BB:2321:U:C5'	2.46	0.46
23:BB:2714:G:H2'	23:BB:2715:C:H6	1.80	0.46
23:BB:372:G:O2'	23:BB:373:U:P	2.73	0.46
23:BB:633:A:H2'	23:BB:634:C:O4'	2.15	0.46
25:BC:128:THR:HA	25:BC:190:THR:CA	2.40	0.46
25:BC:155:ARG:O	25:BC:156:SER:C	2.54	0.46

Continued on next page...

Continued from previous page...

Atom-1	Atom-2	Interatomic distance (Å)	Clash overlap (Å)
28:BF:161:SER:HB3	28:BF:164:GLU:HB2	1.97	0.46
29:BG:17:LYS:O	29:BG:23:ILE:HD12	2.14	0.46
31:BJ:98:GLU:O	31:BJ:100:VAL:N	2.48	0.46
33:BL:78:ARG:NH2	33:BL:110:VAL:HG11	2.30	0.46
34:BM:8:LYS:CE	34:BM:70:ASP:HA	2.44	0.46
36:BO:9:ARG:HG3	36:BO:12:THR:HG21	1.97	0.46
36:BO:16:ARG:CD	36:BO:20:GLU:HG3	2.45	0.46
39:BR:5:PHE:CG	39:BR:6:GLN:N	2.84	0.46
40:BS:103:ILE:HG23	40:BS:104:THR:N	2.29	0.46
41:BT:12:ARG:HH21	44:BX:29:ARG:CZ	2.28	0.46
1:CA:1342:C:H4'	8:CI:126:PHE:O	2.15	0.46
1:CA:484:G:O2'	1:CA:485:U:OP2	2.28	0.46
1:CA:49:U:O2'	1:CA:50:A:H2'	2.14	0.46
1:CA:60:A:C4'	1:CA:61:G:O5'	2.63	0.46
1:CA:633:G:H2'	1:CA:634:C:H6	1.81	0.46
1:CA:699:C:C3'	1:CA:700:G:H5''	2.44	0.46
1:CA:754:C:H3'	1:CA:754:C:O2	2.15	0.46
1:CA:836:G:O2'	1:CA:837:U:H5'	2.15	0.46
20:CB:63:LYS:HD2	20:CB:87:ASP:OD2	2.14	0.46
2:CC:86:LEU:O	2:CC:89:VAL:HG22	2.14	0.46
4:CE:43:GLY:O	4:CE:72:ASN:HA	2.15	0.46
7:CH:74:ILE:O	7:CH:74:ILE:HG23	2.15	0.46
8:CI:108:ARG:HG3	8:CI:108:ARG:O	2.15	0.46
10:CK:110:THR:HB	21:CU:3:ILE:O	2.15	0.46
12:CM:47:LEU:HD12	12:CM:51:GLN:HB2	1.98	0.46
14:CO:48:ASP:CG	14:CO:51:SER:HB2	2.35	0.46
50:D3:12:ARG:CD	50:D3:23:HIS:HB2	2.45	0.46
23:DB:1328:A:H2'	23:DB:1330:C:C4	2.50	0.46
23:DB:131:A:H2'	23:DB:132:G:C8	2.48	0.46
23:DB:1450:G:N2	23:DB:1452:G:H1	1.95	0.46
23:DB:1526:C:H2'	23:DB:1527:G:O4'	2.14	0.46
23:DB:1707:G:H2'	23:DB:1708:C:H6	1.80	0.46
23:DB:1947:C:O2'	23:DB:1948:G:H5'	2.15	0.46
23:DB:2025:C:H2'	23:DB:2026:U:H6	1.77	0.46
23:DB:2299:U:H2'	23:DB:2300:C:H6	1.80	0.46
23:DB:2529:G:C4'	29:DG:175:LYS:HD3	2.46	0.46
23:DB:27:G:H1'	23:DB:513:A:N6	2.30	0.46
23:DB:2800:A:C4	23:DB:2801:G:H1'	2.51	0.46
23:DB:309:A:N3	23:DB:329:G:O2'	2.42	0.46
23:DB:39:G:H2'	23:DB:40:U:H6	1.80	0.46
25:DC:243:PRO:CB	25:DC:248:GLY:HA2	2.46	0.46

Continued on next page...

Continued from previous page...

Atom-1	Atom-2	Interatomic distance (Å)	Clash overlap (Å)
25:DC:58:LYS:HG3	25:DC:58:LYS:O	2.15	0.46
25:DC:28:PRO:CG	25:DC:79:ARG:NE	2.76	0.46
26:DD:118:PHE:HA	26:DD:164:GLN:HG2	1.96	0.46
27:DE:143:LEU:HD13	27:DE:185:LYS:HZ2	1.80	0.46
27:DE:161:ALA:HB1	27:DE:168:ASP:O	2.15	0.46
28:DF:69:ALA:HB3	28:DF:81:GLY:H	1.81	0.46
52:DI:16:MET:N	52:DI:42:ASN:OD1	2.49	0.46
27:DE:184:ASP:HB3	33:DL:13:LYS:HE3	1.97	0.46
23:DB:588:U:H5'	33:DL:29:LYS:HZ2	1.81	0.46
33:DL:63:LYS:HB2	50:D3:26:ALA:CB	2.43	0.46
34:DM:62:LYS:N	34:DM:104:GLU:HB3	2.20	0.46
36:DO:31:THR:HG22	36:DO:33:ARG:H	1.79	0.46
23:DB:533:G:N2	38:DQ:40:LYS:HD2	2.30	0.46
38:DQ:39:ILE:HG13	38:DQ:40:LYS:H	1.79	0.46
45:DY:43:ILE:HD13	45:DY:43:ILE:C	2.35	0.46
1:AA:1201:A:C1'	1:AA:1202:U:OP2	2.58	0.46
1:AA:1332:A:H2'	1:AA:1333:A:H8	1.79	0.46
1:AA:1382:C:H4'	6:AG:78:ARG:HD2	1.97	0.46
20:AB:100:LEU:O	20:AB:178:LEU:HG	2.16	0.46
20:AB:95:TRP:CH2	20:AB:100:LEU:HB2	2.50	0.46
2:AC:39:ARG:NH1	13:AN:91:GLU:HG2	2.31	0.46
2:AC:59:PRO:HD2	2:AC:62:SER:O	2.15	0.46
1:AA:619:U:O2	3:AD:129:VAL:HG13	2.15	0.46
3:AD:24:VAL:O	3:AD:25:ARG:C	2.53	0.46
3:AD:2:ARG:O	3:AD:3:TYR:HB2	2.15	0.46
5:AF:6:ILE:HD12	5:AF:88:MET:O	2.15	0.46
6:AG:125:ASP:HB3	6:AG:130:LYS:CB	2.35	0.46
8:AI:112:ARG:CB	8:AI:112:ARG:HH11	2.27	0.46
8:AI:40:ARG:HA	8:AI:44:ARG:HH21	1.81	0.46
1:AA:1180:A:P	8:AI:98:ARG:HH22	2.38	0.46
10:AK:41:LEU:HB3	10:AK:76:TYR:HE1	1.81	0.46
10:AK:56:LYS:O	10:AK:58:THR:N	2.49	0.46
11:AL:79:ILE:HD12	11:AL:79:ILE:C	2.35	0.46
11:AL:86:VAL:HG11	11:AL:89:LEU:HD23	1.97	0.46
13:AN:45:LEU:C	13:AN:45:LEU:HD23	2.36	0.46
14:AO:70:LYS:HZ1	14:AO:74:VAL:CG1	2.28	0.46
16:AQ:10:ARG:O	16:AQ:22:VAL:HG13	2.15	0.46
21:AU:20:ARG:CA	21:AU:24:LYS:HG3	2.39	0.46
49:B2:30:VAL:O	49:B2:33:ARG:HG3	2.15	0.46
33:BL:63:LYS:HB2	50:B3:11:LYS:HZ2	1.80	0.46
23:BB:1154:G:OP2	38:BQ:57:ARG:NH1	2.49	0.46

Continued on next page...

Continued from previous page...

Atom-1	Atom-2	Interatomic distance (Å)	Clash overlap (Å)
23:BB:1623:G:O2'	23:BB:1624:U:H5'	2.15	0.46
23:BB:1666:G:O2'	23:BB:1667:G:H5'	2.14	0.46
23:BB:2699:C:O2'	23:BB:2700:A:H5'	2.16	0.46
23:BB:425:G:H2'	23:BB:426:C:C6	2.50	0.46
23:BB:857:G:H5'	43:BW:55:ASP:OD2	2.15	0.46
25:BC:155:ARG:O	25:BC:157:ALA:N	2.48	0.46
25:BC:243:PRO:HB2	25:BC:248:GLY:H	1.81	0.46
27:BE:177:PRO:HA	27:BE:180:LEU:HD12	1.95	0.46
31:BJ:45:THR:HB	38:BQ:63:ARG:NH1	2.30	0.46
34:BM:124:LEU:HD23	34:BM:124:LEU:N	2.31	0.46
24:BV:82:TYR:CD1	34:BM:36:VAL:HB	2.51	0.46
34:BM:82:MET:HB2	34:BM:84:LYS:CE	2.45	0.46
41:BT:28:ASN:ND2	41:BT:28:ASN:N	2.62	0.46
46:BZ:59:ARG:HH21	46:BZ:62:LYS:HZ2	1.61	0.46
1:CA:1434:A:H2'	1:CA:1435:G:C8	2.50	0.46
1:CA:336:A:O2'	1:CA:337:G:H5'	2.15	0.46
1:CA:546:A:OP1	3:CD:69:ARG:HB2	2.15	0.46
1:CA:691:G:H2'	1:CA:692:U:C6	2.51	0.46
1:CA:1190:G:P	2:CC:4:VAL:HG12	2.56	0.46
1:CA:409:U:OP1	3:CD:23:GLY:HA3	2.15	0.46
6:CG:78:ARG:HH11	6:CG:81:GLY:N	2.12	0.46
11:CL:30:ARG:HG2	11:CL:31:GLY:N	2.30	0.46
12:CM:106:ARG:CA	12:CM:106:ARG:HH11	2.28	0.46
19:CT:69:ASN:H	19:CT:69:ASN:HD22	1.60	0.46
48:D1:24:LYS:NZ	48:D1:24:LYS:HB2	2.31	0.46
51:D4:15:LYS:HB2	51:D4:15:LYS:HE3	1.79	0.46
23:DB:138:U:H2'	23:DB:140:C:N1	2.30	0.46
23:DB:1940:U:H1'	23:DB:1941:C:H5	1.81	0.46
23:DB:2616:C:H2'	23:DB:2617:U:H6	1.81	0.46
23:DB:2648:G:H2'	23:DB:2649:C:H6	1.80	0.46
23:DB:2699:C:O2'	23:DB:2700:A:H5'	2.15	0.46
23:DB:870:U:O2'	23:DB:871:U:H5'	2.15	0.46
23:DB:988:A:OP1	45:DY:10:ARG:HB3	2.15	0.46
52:DI:78:LEU:HA	52:DI:81:LYS:HE2	1.98	0.46
55:DB:3213:HOH:O	33:DL:41:ARG:HB2	2.14	0.46
34:DM:14:LYS:HB3	34:DM:72:PRO:HG3	1.97	0.46
38:DQ:52:ARG:CG	38:DQ:53:LYS:N	2.79	0.46
43:DW:82:GLU:HG3	43:DW:83:ALA:N	2.29	0.46
46:DZ:54:GLY:O	46:DZ:57:VAL:HB	2.15	0.46
1:AA:1016:A:H5'	1:AA:1218:C:H4'	1.98	0.46
1:AA:1149:C:O2'	1:AA:1150:A:H5'	2.15	0.46

Continued on next page...

Continued from previous page...

Atom-1	Atom-2	Interatomic distance (Å)	Clash overlap (Å)
1:AA:1181:G:OP2	1:AA:1181:G:O4'	2.33	0.46
1:AA:1462:C:H2'	1:AA:1463:U:C6	2.50	0.46
1:AA:512:U:H2'	1:AA:513:C:C6	2.49	0.46
1:AA:633:G:H2'	1:AA:634:C:H6	1.80	0.46
1:AA:812:G:H4'	1:AA:812:G:OP1	2.16	0.46
5:AF:32:ALA:HB1	5:AF:70:VAL:HG11	1.97	0.46
6:AG:41:ILE:CD1	6:AG:116:ALA:HB2	2.46	0.46
10:AK:80:ASN:OD1	10:AK:105:ARG:HB3	2.15	0.46
10:AK:125:LYS:O	10:AK:126:ARG:O	2.33	0.46
48:B1:10:LEU:HD22	48:B1:25:ASN:ND2	2.31	0.46
23:BB:1368:G:H5'	49:B2:25:LYS:HD3	1.98	0.46
33:BL:59:ARG:NH1	50:B3:51:LYS:HB2	2.31	0.46
22:BA:18:G:H2'	22:BA:19:C:H6	1.81	0.46
23:BB:1683:U:H2'	23:BB:1684:G:H8	1.80	0.46
23:BB:169:G:O2'	23:BB:170:U:H5'	2.15	0.46
23:BB:1824:G:H2'	23:BB:1825:U:C6	2.50	0.46
23:BB:1791:A:N1	23:BB:1829:A:H5'	2.30	0.46
23:BB:2515:C:H2'	23:BB:2516:A:H8	1.81	0.46
23:BB:2637:U:C2'	23:BB:2638:G:H5'	2.45	0.46
23:BB:2716:C:O2'	23:BB:2717:C:H5'	2.16	0.46
23:BB:692:C:H2'	23:BB:693:A:H8	1.80	0.46
23:BB:811:U:OP2	33:BL:31:GLY:HA2	2.16	0.46
25:BC:141:HIS:HB3	25:BC:190:THR:HB	1.97	0.46
25:BC:257:ARG:O	25:BC:261:ARG:NH1	2.49	0.46
27:BE:102:ARG:O	27:BE:105:LEU:HG	2.15	0.46
27:BE:27:LEU:HD21	27:BE:100:MET:HG2	1.96	0.46
28:BF:165:GLY:HA2	28:BF:168:LEU:CD2	2.45	0.46
30:BH:75:LEU:HD23	30:BH:76:GLU:N	2.31	0.46
30:BH:89:LYS:HE2	30:BH:89:LYS:CA	2.46	0.46
33:BL:120:VAL:HG13	33:BL:120:VAL:O	2.16	0.46
36:BO:19:GLN:HE21	43:BW:43:LYS:HE3	1.80	0.46
23:BB:1252:G:H22	38:BQ:36:GLN:NE2	2.14	0.46
39:BR:82:HIS:ND1	39:BR:82:HIS:O	2.49	0.46
42:BU:29:SER:O	42:BU:30:SER:HB2	2.16	0.46
43:BW:75:ASN:HB3	43:BW:76:ARG:H	1.62	0.46
46:BZ:35:ASP:C	46:BZ:42:PRO:HB3	2.35	0.46
46:BZ:5:ILE:CG2	46:BZ:63:ARG:HE	2.27	0.46
46:BZ:58:ASP:CG	46:BZ:63:ARG:HH11	2.19	0.46
1:CA:1349:A:H2'	1:CA:1350:A:O4'	2.15	0.46
1:CA:1473:G:O2'	1:CA:1474:U:H5'	2.16	0.46
1:CA:148:G:N3	1:CA:1446:A:H2	2.13	0.46

Continued on next page...

Continued from previous page...

Atom-1	Atom-2	Interatomic distance (Å)	Clash overlap (Å)
1:CA:691:G:H1'	1:CA:696:A:N6	2.30	0.46
1:CA:768:A:H5'	1:CA:1524:C:H1'	1.97	0.46
1:CA:812:G:OP1	1:CA:812:G:H4'	2.16	0.46
1:CA:824:G:O2'	1:CA:825:A:H5'	2.14	0.46
20:CB:218:ALA:O	20:CB:221:ARG:HG2	2.16	0.46
20:CB:48:MET:HB3	20:CB:198:VAL:O	2.15	0.46
2:CC:110:LEU:N	2:CC:110:LEU:HD23	2.29	0.46
2:CC:76:ILE:O	2:CC:83:VAL:HG23	2.15	0.46
4:CE:89:THR:C	4:CE:91:SER:N	2.69	0.46
5:CF:38:ARG:HH21	5:CF:63:ASN:CG	2.18	0.46
5:CF:92:THR:CG2	5:CF:93:LYS:H	2.28	0.46
6:CG:71:THR:HA	6:CG:95:ARG:HE	1.81	0.46
11:CL:86:VAL:HG22	11:CL:95:HIS:HE2	1.81	0.46
12:CM:10:ASP:HA	12:CM:44:ILE:CD1	2.46	0.46
12:CM:9:PRO:O	12:CM:44:ILE:HG12	2.15	0.46
12:CM:63:VAL:O	12:CM:68:LEU:HD12	2.15	0.46
13:CN:63:CYS:HB3	13:CN:68:ARG:N	2.23	0.46
16:CQ:64:ARG:HB3	16:CQ:64:ARG:NH1	2.30	0.46
48:D1:5:ARG:N	48:D1:27:ARG:HH22	2.12	0.46
23:DB:1042:G:H2'	23:DB:1043:C:H6	1.80	0.46
23:DB:1192:G:O2'	23:DB:1193:G:H5'	2.16	0.46
23:DB:1424:G:H2'	23:DB:1425:G:O4'	2.15	0.46
23:DB:1487:U:H2'	23:DB:1488:C:C6	2.51	0.46
23:DB:1623:G:O2'	23:DB:1624:U:H5'	2.15	0.46
23:DB:163:C:H2'	23:DB:164:C:O4'	2.15	0.46
23:DB:1885:A:H3'	23:DB:1886:U:C6	2.51	0.46
23:DB:2051:A:H4'	26:DD:145:SER:CB	2.44	0.46
23:DB:2070:A:H2'	23:DB:2071:A:H8	1.80	0.46
23:DB:231:A:H3'	23:DB:232:G:H8	1.81	0.46
23:DB:2714:G:H2'	23:DB:2715:C:H6	1.80	0.46
23:DB:322:A:C2	23:DB:340:A:C6	3.03	0.46
23:DB:692:C:H2'	23:DB:693:A:C8	2.51	0.46
25:DC:243:PRO:HB3	25:DC:248:GLY:HA2	1.98	0.46
25:DC:257:ARG:HG2	25:DC:257:ARG:NH1	2.31	0.46
26:DD:36:GLN:HG2	26:DD:88:GLU:HA	1.97	0.46
26:DD:62:LYS:HB2	26:DD:63:PRO:HD3	1.97	0.46
27:DE:116:ASP:CG	27:DE:185:LYS:HE2	2.36	0.46
28:DF:132:ARG:HD3	28:DF:133:GLU:N	2.25	0.46
29:DG:172:GLU:O	29:DG:173:ALA:C	2.54	0.46
29:DG:42:VAL:HB	29:DG:51:PHE:HA	1.96	0.46
31:DJ:106:LYS:C	31:DJ:108:MET:H	2.18	0.46

Continued on next page...

Continued from previous page...

Atom-1	Atom-2	Interatomic distance (Å)	Clash overlap (Å)
33:DL:79:LEU:HG	33:DL:111:ILE:O	2.15	0.46
34:DM:61:GLY:CA	34:DM:105:MET:HB2	2.45	0.46
34:DM:18:ARG:N	34:DM:18:ARG:CD	2.78	0.46
34:DM:73:ILE:HD11	34:DM:92:TRP:HE3	1.80	0.46
34:DM:75:GLU:O	34:DM:86:LYS:HB3	2.15	0.46
35:DN:4:ARG:HB3	35:DN:4:ARG:NH1	2.30	0.46
22:DA:38:C:H4'	36:DO:100:HIS:CE1	2.51	0.46
37:DP:13:LYS:HZ1	37:DP:15:ASP:HB2	1.79	0.46
39:DR:4:VAL:O	39:DR:41:ILE:HG12	2.15	0.46
23:DB:2091:C:O4'	46:DZ:49:ARG:NE	2.49	0.46
1:AA:1220:G:H4'	18:AS:33:TRP:O	2.16	0.46
1:AA:529:G:H22	11:AL:47:ALA:HB2	1.80	0.46
1:AA:834:U:H2'	1:AA:835:U:C6	2.50	0.46
1:AA:840:C:N3	1:AA:842:U:H4'	2.30	0.46
20:AB:187:ASP:CG	20:AB:188:THR:N	2.69	0.46
3:AD:54:LEU:HA	3:AD:202:LEU:HD22	1.97	0.46
4:AE:45:VAL:HG12	4:AE:116:VAL:HG23	1.98	0.46
4:AE:41:GLY:HA2	4:AE:118:GLY:HA2	1.97	0.46
7:AH:51:GLU:O	7:AH:56:PRO:HA	2.15	0.46
8:AI:46:VAL:HA	8:AI:49:GLN:HB2	1.98	0.46
9:AJ:30:LYS:HG3	9:AJ:36:VAL:HB	1.98	0.46
11:AL:27:PRO:HG2	11:AL:28:GLN:NE2	2.31	0.46
50:B3:4:LYS:HE3	50:B3:58:ILE:HB	1.98	0.46
51:B4:24:ARG:HD3	51:B4:26:ILE:HG23	1.98	0.46
22:BA:117:G:OP1	36:BO:55:GLU:OE1	2.33	0.46
23:BB:1453:A:N7	35:BN:72:ASP:OD1	2.49	0.46
23:BB:165:A:H2'	23:BB:166:U:H6	1.80	0.46
23:BB:1795:C:H2'	23:BB:1796:U:C6	2.51	0.46
23:BB:2379:G:H2'	23:BB:2380:C:C6	2.51	0.46
23:BB:2835:A:H61	23:BB:2878:U:H2'	1.81	0.46
23:BB:322:A:C2	23:BB:340:A:C6	3.03	0.46
23:BB:459:U:H5'	49:B2:41:ARG:HH21	1.80	0.46
23:BB:1820:U:H3	25:BC:197:ALA:HA	1.79	0.46
25:BC:45:ASN:O	25:BC:46:GLY:C	2.54	0.46
25:BC:59:GLN:O	25:BC:60:ALA:HB3	2.15	0.46
25:BC:37:SER:H	25:BC:62:ARG:CB	2.29	0.46
25:BC:79:ARG:HH11	25:BC:80:LEU:N	2.11	0.46
26:BD:114:LYS:HE3	26:BD:196:ALA:CB	2.45	0.46
30:BH:3:VAL:CG2	30:BH:21:VAL:HG21	2.45	0.46
52:BI:125:THR:O	52:BI:129:GLU:HG3	2.16	0.46
52:BI:102:ARG:HB2	52:BI:141:ASP:OD2	2.16	0.46

Continued on next page...

Continued from previous page...

Atom-1	Atom-2	Interatomic distance (Å)	Clash overlap (Å)
33:BL:63:LYS:CA	50:B3:24:LYS:HD3	2.46	0.46
33:BL:83:ALA:O	33:BL:84:LYS:O	2.34	0.46
34:BM:66:ARG:H	34:BM:100:LYS:HB2	1.80	0.46
34:BM:108:VAL:HG23	34:BM:112:LEU:CD1	2.40	0.46
35:BN:73:ASN:CA	35:BN:76:VAL:HG13	2.45	0.46
36:BO:26:LEU:HD13	36:BO:92:PHE:O	2.16	0.46
38:BQ:97:ILE:HA	38:BQ:100:PHE:CE2	2.51	0.46
40:BS:34:ASP:CA	40:BS:37:THR:HG22	2.45	0.46
40:BS:69:LEU:O	40:BS:110:ARG:HD2	2.15	0.46
41:BT:6:ARG:C	41:BT:8:LEU:H	2.18	0.46
24:BV:44:HIS:O	24:BV:46:LYS:N	2.49	0.46
46:BZ:12:ILE:HG22	46:BZ:24:ILE:HD11	1.96	0.46
1:CA:109:A:H4'	1:CA:110:C:OP2	2.16	0.46
1:CA:1131:G:H2'	1:CA:1132:C:H5'	1.98	0.46
1:CA:1411:C:O2'	1:CA:1412:C:H5'	2.15	0.46
1:CA:1432:G:H1'	1:CA:1468:A:N6	2.31	0.46
1:CA:1492:A:N6	1:CA:1494:G:N9	2.64	0.46
1:CA:1505:G:N7	53:CA:1601:KSG:H3	2.31	0.46
1:CA:455:G:H2'	1:CA:456:A:C8	2.51	0.46
1:CA:782:A:H4'	1:CA:1514:G:O2'	2.16	0.46
20:CB:113:LEU:HD23	20:CB:113:LEU:C	2.36	0.46
2:CC:174:LEU:HD21	2:CC:200:TRP:CD1	2.51	0.46
2:CC:55:VAL:HG23	2:CC:66:THR:HB	1.98	0.46
4:CE:95:MET:HG3	4:CE:124:ALA:CB	2.44	0.46
6:CG:8:GLN:HA	6:CG:8:GLN:HE21	1.81	0.46
8:CI:8:THR:OG1	8:CI:9:GLY:N	2.49	0.46
13:CN:30:ILE:HB	13:CN:44:VAL:CB	2.44	0.46
13:CN:76:PHE:O	13:CN:78:LEU:HD13	2.15	0.46
16:CQ:63:CYS:SG	16:CQ:66:LEU:HD11	2.56	0.46
48:D1:27:ARG:O	48:D1:27:ARG:HG2	2.15	0.46
49:D2:19:ARG:HD3	49:D2:19:ARG:C	2.35	0.46
23:DB:1750:G:H2'	23:DB:1751:U:C6	2.50	0.46
23:DB:1827:U:O2'	23:DB:1828:G:H5'	2.14	0.46
23:DB:1841:U:H2'	23:DB:1842:G:H8	1.79	0.46
23:DB:2581:G:OP1	26:DD:134:HIS:CD2	2.69	0.46
23:DB:458:G:C2'	23:DB:459:U:OP2	2.64	0.46
23:DB:934:U:H2'	23:DB:935:C:H6	1.80	0.46
23:DB:948:C:H2'	23:DB:949:G:H8	1.81	0.46
25:DC:51:ARG:NH1	25:DC:54:GLY:HA3	2.20	0.46
26:DD:21:SER:O	26:DD:23:PRO:HD3	2.16	0.46
27:DE:116:ASP:C	27:DE:117:ARG:HD2	2.36	0.46

Continued on next page...

Continued from previous page...

Atom-1	Atom-2	Interatomic distance (Å)	Clash overlap (Å)
27:DE:148:ILE:HA	27:DE:185:LYS:CB	2.35	0.46
27:DE:116:ASP:OD2	27:DE:185:LYS:HG3	2.16	0.46
30:DH:124:THR:HG23	30:DH:128:HIS:CE1	2.49	0.46
30:DH:3:VAL:HG22	30:DH:21:VAL:CG1	2.28	0.46
38:DQ:39:ILE:CG1	38:DQ:40:LYS:N	2.79	0.46
39:DR:41:ILE:HD12	39:DR:42:ALA:H	1.80	0.46
39:DR:64:VAL:HG22	39:DR:65:ALA:N	2.23	0.46
24:DV:93:ARG:HG2	24:DV:94:ALA:N	2.30	0.46
44:DX:31:GLN:O	44:DX:32:ALA:HB3	2.15	0.46
44:DX:28:LEU:HD13	44:DX:42:LEU:CG	2.45	0.46
1:AA:1010:U:H2'	1:AA:1011:C:C6	2.50	0.46
1:AA:1310:G:O2'	1:AA:1311:A:H5'	2.15	0.46
1:AA:1480:A:O2'	1:AA:1481:U:H5'	2.16	0.46
1:AA:328:C:H4'	1:AA:329:A:H5''	1.98	0.46
1:AA:334:C:H2'	1:AA:335:C:H6	1.80	0.46
1:AA:807:A:H2'	1:AA:808:C:C6	2.51	0.46
1:AA:836:G:O2'	1:AA:837:U:H5'	2.15	0.46
1:AA:920:U:H2'	1:AA:921:U:H6	1.81	0.46
3:AD:131:ILE:O	3:AD:134:TYR:HB2	2.16	0.46
3:AD:24:VAL:O	3:AD:25:ARG:HD2	2.15	0.46
4:AE:17:VAL:HA	4:AE:34:ALA:HA	1.98	0.46
7:AH:93:LYS:HD3	7:AH:93:LYS:N	2.30	0.46
9:AJ:39:PRO:HA	9:AJ:74:VAL:HG22	1.98	0.46
11:AL:71:HIS:ND1	11:AL:72:ASN:N	2.63	0.46
12:AM:1:ALA:O	12:AM:8:ILE:HG22	2.15	0.46
23:BB:1021:A:N6	23:BB:1141:U:H3	1.98	0.46
23:BB:1353:A:H2'	23:BB:1354:A:C8	2.50	0.46
23:BB:144:A:O2'	23:BB:145:C:H5'	2.16	0.46
23:BB:2031:A:C6	23:BB:2498:C:H1'	2.50	0.46
23:BB:2063:C:O2	23:BB:2450:A:N1	2.49	0.46
23:BB:2393:U:OP1	50:B3:29:ARG:NE	2.49	0.46
23:BB:2648:G:H2'	23:BB:2649:C:H6	1.80	0.46
23:BB:2700:A:H2'	23:BB:2701:U:C6	2.51	0.46
23:BB:26:G:H2'	23:BB:27:G:O4'	2.15	0.46
23:BB:473:G:O2'	23:BB:474:G:H5'	2.15	0.46
23:BB:494:G:O2'	23:BB:495:G:H5'	2.15	0.46
23:BB:811:U:C4	33:BL:29:LYS:HD3	2.50	0.46
25:BC:127:ASN:ND2	25:BC:128:THR:N	2.55	0.46
25:BC:136:VAL:CG1	25:BC:165:ALA:HA	2.39	0.46
25:BC:224:MET:SD	25:BC:224:MET:N	2.88	0.46
25:BC:78:GLU:CB	25:BC:92:LEU:HB3	2.46	0.46

Continued on next page...

Continued from previous page...

Atom-1	Atom-2	Interatomic distance (Å)	Clash overlap (Å)
26:BD:100:LEU:C	26:BD:102:ALA:H	2.19	0.46
26:BD:118:PHE:N	26:BD:164:GLN:HG3	2.31	0.46
26:BD:170:VAL:HG11	26:BD:194:PRO:CG	2.46	0.46
27:BE:119:ILE:HA	27:BE:189:THR:H	1.81	0.46
27:BE:153:LEU:H	27:BE:171:ASP:HB3	1.80	0.46
29:BG:32:LEU:HD21	29:BG:74:MET:CG	2.46	0.46
30:BH:78:VAL:CG1	30:BH:102:ALA:HB1	2.46	0.46
30:BH:78:VAL:HB	30:BH:143:ILE:O	2.16	0.46
31:BJ:81:ILE:CG1	31:BJ:82:GLY:N	2.69	0.46
33:BL:116:VAL:HG12	33:BL:117:THR:N	2.21	0.46
35:BN:28:LEU:HD21	35:BN:113:ILE:HG21	1.96	0.46
31:BJ:42:ALA:HB1	38:BQ:67:ALA:HB2	1.97	0.46
39:BR:39:LEU:HA	39:BR:60:LYS:O	2.15	0.46
42:BU:11:ILE:HB	42:BU:69:VAL:HG11	1.96	0.46
43:BW:56:HIS:HE1	43:BW:58:LEU:HB2	1.79	0.46
43:BW:24:ARG:HG3	43:BW:59:PHE:HD1	1.81	0.46
1:CA:1006:G:H2'	1:CA:1007:U:H6	1.80	0.46
1:CA:1349:A:OP1	8:CI:121:ARG:HB2	2.16	0.46
1:CA:1422:G:H5''	32:DK:48:PRO:CB	2.39	0.46
1:CA:599:C:O2'	1:CA:600:A:H5'	2.15	0.46
1:CA:628:G:H2'	1:CA:629:A:C8	2.51	0.46
1:CA:737:C:H5'	5:CF:89:VAL:O	2.15	0.46
4:CE:154:ALA:HB1	7:CH:65:PHE:CZ	2.50	0.46
8:CI:104:THR:HG22	8:CI:105:ARG:N	2.31	0.46
1:CA:1347:G:O5'	8:CI:108:ARG:HB2	2.16	0.46
8:CI:9:GLY:O	8:CI:16:ALA:HB3	2.15	0.46
10:CK:12:ARG:HD3	10:CK:13:LYS:NZ	2.29	0.46
10:CK:70:ALA:HB1	10:CK:74:LYS:HB2	1.97	0.46
12:CM:3:ILE:HA	12:CM:56:ARG:HH11	1.80	0.46
12:CM:79:LEU:HA	12:CM:82:LEU:CG	2.46	0.46
48:D1:47:ILE:O	48:D1:48:TYR:HB2	2.16	0.46
23:DB:1552:A:H2'	23:DB:1553:A:C5'	2.43	0.46
23:DB:1759:A:H4'	23:DB:2715:C:O4'	2.16	0.46
23:DB:1824:G:H2'	23:DB:1825:U:H6	1.80	0.46
23:DB:1919:A:H2'	23:DB:1920:C:H5'	1.97	0.46
23:DB:2208:C:H2'	23:DB:2209:G:C8	2.51	0.46
23:DB:2311:A:O2'	28:DF:39:VAL:HG21	2.15	0.46
23:DB:2386:A:H2'	23:DB:2387:U:H6	1.81	0.46
23:DB:2543:G:H2'	23:DB:2544:G:C8	2.50	0.46
23:DB:2645:G:H4'	23:DB:2732:G:H2'	1.96	0.46
23:DB:2815:C:C2	23:DB:2816:G:C8	3.04	0.46

Continued on next page...

Continued from previous page...

Atom-1	Atom-2	Interatomic distance (Å)	Clash overlap (Å)
23:DB:2816:G:N3	23:DB:2883:A:O2'	2.48	0.46
23:DB:307:G:N1	23:DB:310:A:OP2	2.48	0.46
23:DB:834:G:H2'	23:DB:835:C:H6	1.80	0.46
26:DD:146:ILE:N	26:DD:146:ILE:CD1	2.79	0.46
27:DE:23:PHE:C	27:DE:110:SER:HB2	2.36	0.46
27:DE:31:VAL:HG21	27:DE:104:ALA:CB	2.45	0.46
23:DB:1098:A:O3'	52:DI:4:VAL:O	2.33	0.46
52:DI:72:THR:OG1	52:DI:73:PRO:HD2	2.15	0.46
31:DJ:130:HIS:O	31:DJ:131:ASN:C	2.54	0.46
34:DM:96:ILE:HG22	34:DM:97:GLN:OE1	2.16	0.46
37:DP:91:VAL:HG23	37:DP:92:ARG:N	2.29	0.46
39:DR:63:VAL:HG13	39:DR:64:VAL:N	2.30	0.46
39:DR:81:LYS:O	39:DR:83:TYR:N	2.48	0.46
40:DS:23:LEU:HD13	40:DS:25:ARG:NH2	2.22	0.46
40:DS:23:LEU:HD23	47:D0:21:LEU:HD13	1.96	0.46
41:DT:32:LEU:O	41:DT:83:ALA:HB3	2.15	0.46
42:DU:42:LYS:H	42:DU:57:ILE:HG21	1.80	0.46
43:DW:54:ARG:HD2	43:DW:54:ARG:N	2.31	0.46
1:AA:1236:A:H2'	1:AA:1237:C:O4'	2.15	0.46
1:AA:239:U:H5'	1:AA:239:U:H6	1.80	0.46
1:AA:285:C:H2'	1:AA:286:C:H6	1.81	0.46
1:AA:81:A:C2	1:AA:82:G:N7	2.83	0.46
5:AF:29:ILE:HD13	5:AF:64:VAL:CG1	2.45	0.46
6:AG:94:ARG:CD	6:AG:98:LEU:HD11	2.43	0.46
8:AI:51:LEU:HB3	8:AI:56:MET:CG	2.45	0.46
10:AK:32:THR:HA	10:AK:43:TRP:HA	1.98	0.46
10:AK:88:PRO:HA	10:AK:92:ARG:HD2	1.98	0.46
11:AL:98:ARG:CB	11:AL:116:TYR:HA	2.45	0.46
18:AS:12:LEU:O	18:AS:15:LEU:HB3	2.15	0.46
23:BB:682:G:H5'	49:B2:26:ASN:OD1	2.16	0.46
51:B4:27:CYS:SG	51:B4:33:HIS:NE2	2.89	0.46
23:BB:1113:U:H5''	29:BG:2:ARG:H	1.79	0.46
23:BB:131:A:O2'	23:BB:132:G:H5'	2.15	0.46
23:BB:1747:U:H2'	23:BB:1748:C:H6	1.81	0.46
23:BB:215:G:H4'	23:BB:216:A:OP1	2.15	0.46
23:BB:2239:G:H5'	25:BC:246:PRO:HG2	1.97	0.46
23:BB:2297:A:N6	23:BB:2319:G:C5'	2.78	0.46
23:BB:248:G:C2	23:BB:2431:U:H4'	2.51	0.46
23:BB:247:G:H4'	23:BB:386:G:C5	2.51	0.46
23:BB:30:G:O2'	23:BB:31:C:H5'	2.16	0.46
23:BB:527:C:O2'	23:BB:528:A:C8	2.66	0.46

Continued on next page...

Continued from previous page...

Atom-1	Atom-2	Interatomic distance (Å)	Clash overlap (Å)
23:BB:692:C:H2'	23:BB:693:A:C8	2.51	0.46
23:BB:1791:A:C4'	25:BC:207:ALA:H	2.28	0.46
25:BC:38:LYS:O	25:BC:39:SER:HB3	2.15	0.46
26:BD:22:ILE:HG12	26:BD:22:ILE:O	2.15	0.46
26:BD:38:LYS:N	26:BD:38:LYS:HD3	2.30	0.46
27:BE:35:TYR:CE2	27:BE:178:VAL:HG21	2.50	0.46
27:BE:28:VAL:HG23	27:BE:29:HIS:N	2.31	0.46
23:BB:615:U:O2	27:BE:38:GLY:HA3	2.15	0.46
29:BG:6:ALA:N	29:BG:7:PRO:CD	2.79	0.46
32:BK:23:LYS:CG	32:BK:24:VAL:H	2.27	0.46
32:BK:61:VAL:HG23	32:BK:85:VAL:HB	1.98	0.46
33:BL:28:GLY:O	33:BL:29:LYS:HB2	2.15	0.46
33:BL:88:GLY:O	33:BL:90:VAL:HG23	2.15	0.46
23:BB:2484:G:HO2'	34:BM:45:GLN:NE2	2.14	0.46
35:BN:9:GLN:HE21	35:BN:17:ARG:NH2	2.14	0.46
36:BO:15:ARG:HH22	36:BO:17:LYS:HD2	1.80	0.46
38:BQ:89:ILE:O	38:BQ:89:ILE:HG12	2.15	0.46
24:BV:4:ILE:HD11	24:BV:61:LEU:CD1	2.46	0.46
24:BV:77:VAL:HG21	24:BV:79:ARG:HH21	1.81	0.46
1:CA:1095:U:H2'	1:CA:1096:C:H6	1.81	0.46
1:CA:1388:C:H2'	1:CA:1389:C:H6	1.79	0.46
1:CA:1486:G:H2'	1:CA:1487:G:C8	2.51	0.46
1:CA:807:A:H2'	1:CA:808:C:C6	2.51	0.46
20:CB:19:THR:HA	20:CB:37:VAL:HB	1.98	0.46
2:CC:190:THR:HG22	2:CC:191:THR:H	1.80	0.46
2:CC:8:GLY:O	2:CC:11:LEU:HG	2.15	0.46
4:CE:87:VAL:O	4:CE:88:HIS:HB3	2.16	0.46
7:CH:38:VAL:CG2	7:CH:111:THR:HG22	2.46	0.46
10:CK:92:ARG:HH11	10:CK:92:ARG:HG2	1.81	0.46
11:CL:65:TYR:HB3	11:CL:95:HIS:CD2	2.51	0.46
13:CN:17:ASP:C	13:CN:19:TYR:H	2.19	0.46
13:CN:45:LEU:O	13:CN:48:GLN:HG3	2.16	0.46
15:CP:4:ILE:CD1	15:CP:57:ILE:HG12	2.44	0.46
19:CT:69:ASN:ND2	19:CT:69:ASN:N	2.53	0.46
21:CU:8:ASN:HB2	21:CU:9:GLU:OE2	2.16	0.46
49:D2:39:ARG:HG3	49:D2:39:ARG:HH11	1.79	0.46
23:DB:1019:U:O2'	23:DB:1020:A:H5'	2.15	0.46
23:DB:1108:U:H2'	23:DB:1109:C:H6	1.81	0.46
23:DB:1163:G:O2'	23:DB:1164:C:H5'	2.16	0.46
23:DB:1165:A:C2	23:DB:1166:G:N7	2.83	0.46
23:DB:1251:C:HO2'	23:DB:1252:G:H3'	1.80	0.46

Continued on next page...

Continued from previous page...

Atom-1	Atom-2	Interatomic distance (Å)	Clash overlap (Å)
23:DB:1537:G:H2'	23:DB:1538:G:O4'	2.14	0.46
23:DB:1795:C:H2'	23:DB:1796:U:C6	2.51	0.46
23:DB:2093:G:H2'	23:DB:2094:A:H8	1.81	0.46
23:DB:2156:G:H2'	23:DB:2157:G:C4'	2.37	0.46
23:DB:964:C:O2'	23:DB:2273:A:H1'	2.15	0.46
23:DB:2373:G:H2'	23:DB:2374:C:H6	1.80	0.46
23:DB:242:G:O2'	23:DB:243:U:OP2	2.33	0.46
23:DB:256:A:O2'	23:DB:257:C:H5'	2.16	0.46
23:DB:2603:G:O2'	23:DB:2604:U:H5'	2.16	0.46
23:DB:2722:G:H2'	23:DB:2723:C:H6	1.81	0.46
23:DB:277:G:H2'	23:DB:277:G:N3	2.31	0.46
23:DB:479:A:O2'	23:DB:480:A:OP2	2.30	0.46
23:DB:570:G:O2'	23:DB:571:U:H5'	2.16	0.46
25:DC:136:VAL:C	25:DC:138:SER:N	2.69	0.46
27:DE:188:MET:CE	27:DE:190:ALA:HB2	2.46	0.46
29:DG:42:VAL:HA	29:DG:50:THR:O	2.16	0.46
29:DG:94:ARG:H	29:DG:105:SER:HB2	1.80	0.46
30:DH:126:GLY:O	30:DH:145:ASN:HA	2.16	0.46
52:DI:18:ASN:N	52:DI:19:PRO:CD	2.78	0.46
32:DK:11:ALA:C	32:DK:100:PHE:H	2.20	0.46
32:DK:4:GLU:OE2	32:DK:23:LYS:HD2	2.15	0.46
32:DK:84:CYS:O	32:DK:85:VAL:HB	2.16	0.46
33:DL:92:LEU:HB2	33:DL:125:LEU:CD1	2.45	0.46
23:DB:2415:G:H4'	33:DL:66:PHE:CB	2.46	0.46
35:DN:76:VAL:O	35:DN:80:PHE:HD1	1.98	0.46
36:DO:100:HIS:HA	36:DO:104:GLN:NE2	2.30	0.46
37:DP:52:ARG:HG2	37:DP:60:VAL:CG2	2.46	0.46
38:DQ:52:ARG:HB3	38:DQ:52:ARG:HH11	1.79	0.46
38:DQ:87:VAL:O	39:DR:54:VAL:HG21	2.16	0.46
39:DR:79:ARG:HB3	39:DR:89:HIS:HE1	1.81	0.46
42:DU:42:LYS:N	42:DU:57:ILE:HG21	2.31	0.46
42:DU:38:ILE:HG13	42:DU:62:ALA:CB	2.45	0.46
43:DW:44:PHE:CD2	43:DW:77:LYS:HB3	2.50	0.46
43:DW:57:THR:HG22	43:DW:77:LYS:HG2	1.98	0.46
45:DY:26:LEU:C	45:DY:28:LEU:H	2.19	0.46
1:AA:1202:U:H2'	1:AA:1203:C:C5'	2.46	0.46
1:AA:28:A:O2'	1:AA:296:U:OP1	2.32	0.46
1:AA:428:G:H4'	1:AA:429:U:O5'	2.16	0.46
1:AA:628:G:H2'	1:AA:629:A:C8	2.51	0.46
1:AA:820:U:H4'	1:AA:821:G:OP2	2.16	0.46
20:AB:15:PHE:O	20:AB:40:ILE:HG13	2.16	0.46

Continued on next page...

Continued from previous page...

Atom-1	Atom-2	Interatomic distance (Å)	Clash overlap (Å)
20:AB:164:ASP:CG	20:AB:203:ASP:HB2	2.36	0.46
2:AC:111:ASP:O	2:AC:115:VAL:HG23	2.15	0.46
2:AC:38:VAL:HG23	2:AC:39:ARG:N	2.29	0.46
6:AG:119:LEU:HD13	6:AG:119:LEU:C	2.36	0.46
1:AA:1372:U:OP1	8:AI:72:SER:HB2	2.16	0.46
9:AJ:15:HIS:CD2	9:AJ:19:ASP:HB2	2.51	0.46
12:AM:58:GLU:HA	12:AM:61:LYS:HE2	1.98	0.46
19:AT:60:GLN:CD	19:AT:60:GLN:H	2.19	0.46
21:AU:15:LEU:O	21:AU:18:PHE:HB2	2.16	0.46
47:B0:2:VAL:CG2	47:B0:3:GLN:N	2.79	0.46
48:B1:10:LEU:HD22	48:B1:25:ASN:HD22	1.81	0.46
23:BB:1083:U:C2	23:BB:1086:A:N1	2.83	0.46
23:BB:1091:G:O2'	23:BB:1092:C:H5'	2.15	0.46
23:BB:1712:U:H3'	23:BB:1713:A:C5'	2.46	0.46
23:BB:1735:A:H2'	23:BB:1736:U:C6	2.50	0.46
23:BB:1936:A:H2	23:BB:1943:U:C5	2.33	0.46
23:BB:1946:U:C2	23:BB:1947:C:C5	3.03	0.46
23:BB:2460:U:H2'	23:BB:2461:A:H8	1.81	0.46
23:BB:2714:G:H2'	23:BB:2715:C:C6	2.51	0.46
23:BB:2723:C:C5'	35:BN:3:HIS:HB2	2.46	0.46
23:BB:2815:C:C2	23:BB:2816:G:C8	3.04	0.46
23:BB:2816:G:N3	23:BB:2883:A:O2'	2.48	0.46
23:BB:774:G:OP2	25:BC:47:ARG:HD3	2.15	0.46
23:BB:788:A:H1'	49:B2:4:THR:OG1	2.15	0.46
25:BC:115:ILE:HG23	25:BC:126:GLY:O	2.15	0.46
25:BC:62:ARG:O	25:BC:62:ARG:NE	2.48	0.46
25:BC:27:LYS:HG3	25:BC:80:LEU:HB2	1.96	0.46
26:BD:131:ASP:CG	26:BD:132:ALA:N	2.69	0.46
26:BD:135:GLY:C	26:BD:137:SER:N	2.69	0.46
26:BD:148:GLN:HB3	26:BD:151:THR:CG2	2.45	0.46
26:BD:23:PRO:HA	26:BD:190:LYS:HA	1.98	0.46
26:BD:1:MET:CB	26:BD:84:LEU:HD22	2.40	0.46
28:BF:35:LEU:O	28:BF:36:ASN:HB3	2.14	0.46
29:BG:94:ARG:NH1	29:BG:127:GLN:HB2	2.31	0.46
30:BH:3:VAL:HB	30:BH:37:VAL:CG2	2.46	0.46
52:BI:46:ASP:HA	52:BI:50:LYS:HG3	1.96	0.46
31:BJ:17:VAL:HG13	31:BJ:57:LEU:HD21	1.97	0.46
31:BJ:19:ASP:O	31:BJ:20:ALA:HB3	2.16	0.46
32:BK:99:ILE:CG2	32:BK:119:ALA:HB2	2.46	0.46
33:BL:120:VAL:H	33:BL:138:ALA:CB	2.29	0.46
35:BN:41:ALA:HB1	35:BN:97:ILE:HD12	1.97	0.46

Continued on next page...

Continued from previous page...

Atom-1	Atom-2	Interatomic distance (Å)	Clash overlap (Å)
35:BN:78:LYS:O	35:BN:82:GLU:HB2	2.15	0.46
36:BO:64:TYR:CD1	36:BO:74:VAL:HG21	2.50	0.46
36:BO:84:GLU:N	36:BO:84:GLU:OE1	2.49	0.46
37:BP:57:ALA:C	37:BP:59:THR:H	2.19	0.46
37:BP:9:GLN:CD	37:BP:56:SER:HB2	2.36	0.46
26:BD:11:MET:HE1	37:BP:9:GLN:HG2	1.98	0.46
38:BQ:5:ARG:CD	38:BQ:5:ARG:H	2.27	0.46
23:BB:1011:G:H5''	38:BQ:76:SER:OG	2.16	0.46
44:BX:30:MET:CG	44:BX:31:GLN:N	2.79	0.46
44:BX:59:GLU:C	44:BX:61:ALA:H	2.19	0.46
23:BB:396:G:C4'	46:BZ:28:VAL:HG21	2.34	0.46
1:CA:278:G:H21	1:CA:279:A:N6	2.10	0.46
1:CA:601:G:H2'	1:CA:602:A:H8	1.80	0.46
1:CA:684:U:O2'	10:CK:39:ASN:HB3	2.16	0.46
1:CA:721:G:H5''	17:CR:42:ARG:HH21	1.81	0.46
2:CC:177:LEU:HD22	2:CC:177:LEU:N	2.31	0.46
4:CE:76:ASN:O	4:CE:77:ASN:HB3	2.16	0.46
8:CI:117:LEU:CD2	8:CI:123:ARG:HD3	2.46	0.46
8:CI:87:MET:HB2	8:CI:94:ARG:NH2	2.31	0.46
11:CL:23:LEU:O	11:CL:25:ALA:N	2.49	0.46
18:CS:43:MET:O	18:CS:46:LEU:HB2	2.16	0.46
49:D2:43:THR:C	49:D2:44:VAL:HG22	2.36	0.46
23:DB:1309:G:C5'	49:D2:7:PRO:HB2	2.46	0.46
22:DA:75:G:N1	22:DA:102:G:N2	2.64	0.46
23:DB:1162:G:O2'	23:DB:1163:G:H5'	2.16	0.46
23:DB:139:U:H3'	23:DB:139:U:OP2	2.16	0.46
23:DB:153:U:H2'	23:DB:154:U:O4'	2.16	0.46
23:DB:2083:G:H2'	23:DB:2084:C:C6	2.51	0.46
23:DB:267:C:H2'	23:DB:268:C:C6	2.50	0.46
23:DB:2716:C:O2'	23:DB:2717:C:H5'	2.15	0.46
23:DB:2721:A:H2'	23:DB:2722:G:C8	2.51	0.46
23:DB:2800:A:N3	23:DB:2801:G:H1'	2.30	0.46
23:DB:1791:A:OP1	25:DC:211:ARG:HG2	2.16	0.46
25:DC:38:LYS:HG3	25:DC:39:SER:N	2.31	0.46
25:DC:92:LEU:HD12	25:DC:101:ARG:O	2.16	0.46
26:DD:185:ASN:O	26:DD:186:LEU:HD12	2.16	0.46
26:DD:29:VAL:CG2	26:DD:30:GLU:H	2.18	0.46
27:DE:154:ASP:OD2	27:DE:156:ASN:HB3	2.16	0.46
23:DB:443:A:N7	27:DE:40:ARG:HG2	2.31	0.46
52:DI:54:ILE:O	52:DI:54:ILE:HG23	2.16	0.46
31:DJ:17:VAL:HA	31:DJ:55:ILE:HB	1.98	0.46

Continued on next page...

Continued from previous page...

Atom-1	Atom-2	Interatomic distance (Å)	Clash overlap (Å)
32:DK:43:ILE:HG22	32:DK:54:LYS:HA	1.97	0.46
32:DK:18:ARG:HB2	32:DK:45:GLU:HG2	1.98	0.46
33:DL:118:THR:O	33:DL:120:VAL:N	2.49	0.46
33:DL:62:PRO:HG3	50:D3:12:ARG:NH2	2.29	0.46
36:DO:82:ALA:HB1	36:DO:87:ILE:CG2	2.46	0.46
38:DQ:108:LEU:HA	38:DQ:111:LYS:CD	2.45	0.46
38:DQ:39:ILE:HA	38:DQ:43:GLN:NE2	2.30	0.46
38:DQ:53:LYS:N	38:DQ:53:LYS:HE2	2.13	0.46
39:DR:35:PHE:HB3	39:DR:64:VAL:HG12	1.97	0.46
23:DB:814:C:OP1	39:DR:87:GLN:O	2.34	0.46
41:DT:35:ALA:O	41:DT:81:LYS:HD3	2.16	0.46
43:DW:38:ARG:O	43:DW:39:GLN:HB3	2.15	0.46
1:AA:1096:C:H2'	1:AA:1097:C:H6	1.81	0.46
1:AA:1304:G:H2'	1:AA:1305:G:C1'	2.46	0.46
1:AA:132:C:O2'	1:AA:133:U:H5'	2.15	0.46
1:AA:1427:C:O2'	1:AA:1428:A:H5'	2.16	0.46
1:AA:1460:C:O2'	1:AA:1461:G:H5'	2.16	0.46
1:AA:382:A:O2'	1:AA:383:A:H5'	2.15	0.46
1:AA:41:G:H2'	1:AA:42:G:H8	1.81	0.46
1:AA:599:C:O2'	1:AA:600:A:H5'	2.15	0.46
1:AA:601:G:H2'	1:AA:602:A:C8	2.50	0.46
1:AA:82:G:C6	1:AA:88:U:O2	2.69	0.46
2:AC:173:PRO:C	2:AC:175:HIS:H	2.19	0.46
3:AD:98:ASP:CB	3:AD:132:ALA:HB1	2.46	0.46
4:AE:82:HIS:HB2	4:AE:83:PRO:HD2	1.98	0.46
5:AF:50:PRO:HA	5:AF:54:LEU:O	2.16	0.46
6:AG:11:ILE:HG12	6:AG:24:LYS:HE2	1.97	0.46
7:AH:86:LYS:HB3	7:AH:90:GLU:HB2	1.97	0.46
8:AI:119:LYS:NZ	8:AI:119:LYS:HB3	2.31	0.46
10:AK:63:GLN:O	10:AK:67:GLU:HB3	2.15	0.46
11:AL:120:ARG:HG3	11:AL:120:ARG:HH11	1.81	0.46
11:AL:35:ARG:O	11:AL:52:CYS:HB2	2.16	0.46
15:AP:6:LEU:HD11	15:AP:71:VAL:HB	1.98	0.46
18:AS:12:LEU:HD23	18:AS:12:LEU:O	2.15	0.46
18:AS:29:PRO:HB3	18:AS:47:THR:CG2	2.46	0.46
19:AT:60:GLN:HE21	19:AT:61:ALA:H	1.64	0.46
23:BB:1313:U:C2'	23:BB:1313:U:O2	2.64	0.46
23:BB:1408:G:H2'	23:BB:1409:U:H6	1.80	0.46
23:BB:1553:A:O2'	23:BB:1554:U:H2'	2.16	0.46
23:BB:1704:C:O2'	23:BB:1705:A:H5'	2.16	0.46
23:BB:192:C:C2'	23:BB:193:U:H5'	2.43	0.46

Continued on next page...

Continued from previous page...

Atom-1	Atom-2	Interatomic distance (Å)	Clash overlap (Å)
23:BB:1979:U:C2'	23:BB:1980:G:H5'	2.46	0.46
23:BB:1999:C:O2'	23:BB:2000:C:H5'	2.15	0.46
23:BB:2014:A:P	40:BS:95:ARG:HH21	2.39	0.46
23:BB:2307:G:O2'	23:BB:2311:A:N6	2.49	0.46
23:BB:2578:G:H1'	26:BD:145:SER:CB	2.46	0.46
23:BB:2600:A:H62	25:BC:235:GLU:CB	2.29	0.46
23:BB:441:U:H2'	23:BB:442:G:C8	2.49	0.46
23:BB:523:C:O2'	23:BB:524:G:H5'	2.16	0.46
23:BB:593:U:H2'	23:BB:594:U:H6	1.81	0.46
23:BB:85:G:H5'	42:BU:28:LEU:CA	2.22	0.46
23:BB:89:A:H2'	23:BB:90:U:C6	2.51	0.46
23:BB:935:C:H2'	23:BB:936:A:H8	1.81	0.46
25:BC:66:PHE:O	25:BC:68:ARG:HG3	2.16	0.46
25:BC:77:VAL:HG21	25:BC:109:LEU:CG	2.43	0.46
26:BD:15:PHE:HB3	26:BD:18:ASP:CB	2.45	0.46
26:BD:106:LYS:O	26:BD:206:ALA:HB2	2.16	0.46
28:BF:131:VAL:HG12	28:BF:132:ARG:N	2.30	0.46
28:BF:109:ARG:CB	28:BF:136:ILE:HG13	2.46	0.46
28:BF:56:LEU:HD23	28:BF:59:ILE:HG22	1.98	0.46
29:BG:34:ARG:HG3	29:BG:35:THR:N	2.30	0.46
30:BH:27:ARG:HB2	30:BH:27:ARG:HH11	1.81	0.46
52:BI:52:LEU:HD21	52:BI:81:LYS:NZ	2.31	0.46
32:BK:58:LEU:HA	32:BK:89:ASN:HD22	1.80	0.46
33:BL:103:ILE:HD13	33:BL:104:GLN:H	1.81	0.46
33:BL:56:PRO:C	33:BL:60:ARG:HB2	2.35	0.46
33:BL:94:THR:HG23	33:BL:95:LEU:H	1.80	0.46
36:BO:106:LEU:O	36:BO:106:LEU:HD13	2.16	0.46
23:BB:2334:U:OP2	36:BO:7:ARG:NE	2.49	0.46
37:BP:109:ILE:HG22	37:BP:109:ILE:O	2.16	0.46
26:BD:17:GLU:HA	37:BP:80:VAL:CG2	2.46	0.46
39:BR:48:LYS:C	39:BR:49:ILE:HD13	2.36	0.46
40:BS:4:ILE:HD12	40:BS:106:VAL:HG22	1.98	0.46
40:BS:28:LYS:HB3	40:BS:71:VAL:HB	1.98	0.46
40:BS:8:ARG:O	40:BS:9:HIS:HB2	2.16	0.46
42:BU:66:VAL:O	42:BU:68:ASN:N	2.48	0.46
42:BU:90:LYS:HD2	42:BU:91:LYS:H	1.81	0.46
24:BV:70:ILE:HG12	24:BV:71:LYS:N	2.27	0.46
43:BW:43:LYS:N	43:BW:43:LYS:HD2	2.31	0.46
46:BZ:7:PRO:O	46:BZ:8:LYS:HB3	2.16	0.46
1:CA:1049:U:H2'	1:CA:1049:U:O2	2.14	0.46
1:CA:1216:A:P	13:CN:2:LYS:HE2	2.56	0.46

Continued on next page...

Continued from previous page...

Atom-1	Atom-2	Interatomic distance (Å)	Clash overlap (Å)
1:CA:1279:G:H22	9:CJ:45:ARG:HD2	1.80	0.46
1:CA:132:C:O2'	1:CA:133:U:H5'	2.15	0.46
1:CA:22:G:O2'	1:CA:23:C:H5'	2.16	0.46
1:CA:411:A:C5	1:CA:413:G:H1'	2.51	0.46
1:CA:652:U:H1'	1:CA:653:U:C5	2.50	0.46
1:CA:861:G:O2'	1:CA:862:C:H5'	2.15	0.46
1:CA:932:C:H2'	1:CA:933:G:H8	1.80	0.46
1:CA:956:U:H2'	1:CA:957:U:C6	2.50	0.46
20:CB:195:VAL:HG12	20:CB:197:PHE:H	1.81	0.46
20:CB:60:ALA:HA	20:CB:64:GLY:HA3	1.98	0.46
2:CC:143:LEU:N	2:CC:143:LEU:HD13	2.31	0.46
4:CE:20:VAL:CG1	4:CE:31:SER:HB2	2.45	0.46
8:CI:117:LEU:HD23	8:CI:123:ARG:HD3	1.97	0.46
10:CK:17:ASP:CG	10:CK:36:ARG:HH11	2.19	0.46
12:CM:52:ILE:O	12:CM:55:LEU:HB2	2.16	0.46
14:CO:10:ILE:HD11	14:CO:29:ALA:CB	2.46	0.46
14:CO:81:ILE:O	14:CO:85:GLY:N	2.48	0.46
18:CS:32:THR:HG22	18:CS:33:TRP:N	2.21	0.46
48:D1:35:LEU:HD23	48:D1:35:LEU:N	2.31	0.46
50:D3:56:LEU:HD12	50:D3:56:LEU:C	2.36	0.46
51:D4:15:LYS:C	51:D4:17:VAL:H	2.20	0.46
23:DB:1597:A:H5''	23:DB:1598:A:H5'	1.96	0.46
23:DB:1665:A:O2'	23:DB:1666:G:H5'	2.15	0.46
23:DB:2065:C:H5'	23:DB:2251:G:H21	1.81	0.46
23:DB:2393:U:H5	50:D3:30:HIS:HE1	1.63	0.46
23:DB:2393:U:O2'	23:DB:2394:C:H5'	2.15	0.46
23:DB:2752:C:H2'	23:DB:2753:A:O4'	2.15	0.46
23:DB:2776:A:H4'	23:DB:2777:G:C5'	2.46	0.46
23:DB:2893:A:H4'	23:DB:2894:G:H5'	1.96	0.46
23:DB:494:G:O2'	23:DB:495:G:H5'	2.16	0.46
23:DB:741:U:H2'	23:DB:742:A:H8	1.79	0.46
31:DJ:28:LEU:HD22	31:DJ:28:LEU:O	2.16	0.46
31:DJ:57:LEU:HG	31:DJ:128:ASN:HA	1.98	0.46
33:DL:108:ALA:HB3	33:DL:125:LEU:HB2	1.98	0.46
35:DN:101:GLY:O	35:DN:102:PHE:HB3	2.16	0.46
35:DN:33:ILE:HG12	35:DN:114:GLU:HB3	1.98	0.46
37:DP:111:GLU:C	37:DP:113:LEU:H	2.18	0.46
38:DQ:40:LYS:O	38:DQ:44:TYR:HB3	2.16	0.46
40:DS:3:THR:HG21	40:DS:58:ALA:HB2	1.97	0.46
40:DS:5:ALA:HB3	40:DS:54:ALA:HB2	1.98	0.46
41:DT:47:VAL:HG22	41:DT:53:VAL:CG2	2.40	0.46

Continued on next page...

Continued from previous page...

Atom-1	Atom-2	Interatomic distance (Å)	Clash overlap (Å)
42:DU:48:VAL:O	42:DU:48:VAL:HG12	2.16	0.46
46:DZ:64:PHE:HD2	46:DZ:64:PHE:O	1.98	0.46
1:AA:1098:C:C2'	1:AA:1099:G:H5'	2.46	0.45
1:AA:109:A:H4'	1:AA:110:C:OP2	2.16	0.45
1:AA:1149:C:H2'	1:AA:1150:A:H8	1.80	0.45
1:AA:1499:A:O2'	1:AA:1500:A:H5'	2.16	0.45
1:AA:525:C:H2'	1:AA:526:C:C6	2.51	0.45
1:AA:861:G:O2'	1:AA:862:C:H5'	2.15	0.45
1:AA:955:U:O2'	1:AA:956:U:H5'	2.16	0.45
20:AB:113:LEU:C	20:AB:113:LEU:HD23	2.37	0.45
20:AB:26:MET:HG2	20:AB:192:PRO:HG3	1.98	0.45
2:AC:102:ILE:C	2:AC:102:ILE:HD12	2.36	0.45
3:AD:160:LEU:H	3:AD:160:LEU:CD1	2.22	0.45
3:AD:169:TRP:CB	3:AD:183:ARG:HH21	2.30	0.45
5:AF:100:SER:HA	17:AR:23:LYS:HZ2	1.81	0.45
11:AL:90:PRO:C	11:AL:92:VAL:H	2.18	0.45
14:AO:70:LYS:HZ2	14:AO:74:VAL:HA	1.81	0.45
21:AU:32:ARG:HB3	21:AU:33:ARG:H	1.59	0.45
48:B1:12:SER:HA	48:B1:50:GLU:CB	2.41	0.45
50:B3:35:LYS:HD3	50:B3:35:LYS:N	2.31	0.45
23:BB:1064:C:O2'	23:BB:1065:U:H5'	2.16	0.45
23:BB:1123:C:H2'	23:BB:1124:G:C8	2.48	0.45
23:BB:1940:U:H1'	23:BB:1941:C:H5	1.81	0.45
23:BB:2721:A:H2'	23:BB:2722:G:C8	2.51	0.45
23:BB:359:G:C2'	23:BB:360:U:H5'	2.46	0.45
23:BB:532:A:N3	23:BB:532:A:H2'	2.30	0.45
23:BB:570:G:O2'	23:BB:571:U:H5'	2.16	0.45
23:BB:630:G:H4'	23:BB:640:C:O2'	2.16	0.45
23:BB:917:A:H2'	23:BB:918:A:O4'	2.15	0.45
23:BB:963:U:H2'	23:BB:964:C:C6	2.51	0.45
26:BD:50:VAL:HB	26:BD:75:ALA:HB3	1.97	0.45
27:BE:144:GLU:C	27:BE:146:VAL:N	2.70	0.45
28:BF:32:LYS:HB3	28:BF:91:ARG:HB3	1.98	0.45
29:BG:57:TYR:CZ	29:BG:59:ASP:HB2	2.52	0.45
23:BB:2748:A:H1'	29:BG:66:THR:OG1	2.16	0.45
29:BG:71:LEU:HG	29:BG:74:MET:SD	2.56	0.45
31:BJ:43:GLU:O	31:BJ:44:TYR:C	2.54	0.45
33:BL:77:ILE:HB	33:BL:110:VAL:HG13	1.98	0.45
33:BL:125:LEU:O	33:BL:126:ARG:HG3	2.17	0.45
34:BM:124:LEU:H	34:BM:124:LEU:HD23	1.81	0.45
36:BO:94:ARG:O	36:BO:95:SER:C	2.54	0.45

Continued on next page...

Continued from previous page...

Atom-1	Atom-2	Interatomic distance (Å)	Clash overlap (Å)
37:BP:88:ARG:HA	37:BP:88:ARG:NE	2.30	0.45
39:BR:42:ALA:O	39:BR:45:GLU:HG3	2.16	0.45
40:BS:8:ARG:NH2	40:BS:102:HIS:NE2	2.64	0.45
23:BB:1157:G:H1'	45:BY:10:ARG:HH22	1.81	0.45
46:BZ:63:ARG:HA	46:BZ:63:ARG:NE	2.31	0.45
1:CA:1237:C:H3'	1:CA:1336:C:H41	1.81	0.45
1:CA:1250:A:H5''	8:CI:69:GLY:H	1.81	0.45
1:CA:202:G:N2	1:CA:465:A:H61	2.14	0.45
1:CA:357:G:OP1	1:CA:367:U:H6	1.99	0.45
1:CA:598:U:H2'	1:CA:599:C:C6	2.51	0.45
1:CA:767:A:H2'	1:CA:768:A:H8	1.81	0.45
1:CA:834:U:H2'	1:CA:835:U:C6	2.50	0.45
1:CA:924:C:H2'	1:CA:925:G:H8	1.82	0.45
20:CB:67:LEU:O	20:CB:160:LEU:HD12	2.16	0.45
2:CC:145:ALA:HA	2:CC:203:LYS:HA	1.98	0.45
3:CD:127:ARG:H	3:CD:127:ARG:CD	2.28	0.45
5:CF:67:PRO:O	5:CF:70:VAL:HG22	2.15	0.45
8:CI:94:ARG:O	8:CI:98:ARG:HG3	2.15	0.45
9:CJ:17:LEU:C	9:CJ:17:LEU:HD13	2.35	0.45
14:CO:36:ASN:HA	14:CO:39:GLN:HG3	1.98	0.45
16:CQ:56:ASP:N	16:CQ:81:ALA:HB2	2.31	0.45
1:CA:1014:A:H5''	18:CS:13:HIS:CB	2.46	0.45
49:D2:46:LYS:N	49:D2:46:LYS:HE3	2.31	0.45
23:DB:1033:U:C4	51:D4:16:ILE:HD11	2.52	0.45
23:DB:1084:A:H1'	23:DB:1106:G:H5'	1.98	0.45
23:DB:1678:A:O2'	23:DB:1679:A:H5'	2.16	0.45
23:DB:1747:U:H2'	23:DB:1748:C:H6	1.80	0.45
23:DB:786:C:H5''	23:DB:1780:A:N7	2.31	0.45
23:DB:1816:C:C5	25:DC:62:ARG:HD2	2.51	0.45
23:DB:2087:G:H2'	23:DB:2088:A:C8	2.51	0.45
23:DB:2182:U:H2'	23:DB:2183:A:C8	2.52	0.45
23:DB:2379:G:H2'	23:DB:2380:C:C6	2.51	0.45
23:DB:2477:U:H4'	23:DB:2479:U:O4	2.16	0.45
23:DB:2746:U:O2'	23:DB:2747:G:H5'	2.16	0.45
23:DB:299:A:N6	23:DB:322:A:H1'	2.31	0.45
23:DB:346:A:H2'	23:DB:347:A:O4'	2.15	0.45
23:DB:383:C:H41	23:DB:385:C:H2'	1.81	0.45
23:DB:448:U:C6	27:DE:79:ARG:HG3	2.51	0.45
25:DC:142:ASN:HA	25:DC:153:LEU:CD2	2.46	0.45
23:DB:1821:A:C5'	25:DC:155:ARG:HH21	2.29	0.45
26:DD:138:LEU:HD12	26:DD:142:VAL:HB	1.98	0.45

Continued on next page...

Continued from previous page...

Atom-1	Atom-2	Interatomic distance (Å)	Clash overlap (Å)
27:DE:10:SER:C	27:DE:12:LEU:H	2.19	0.45
27:DE:55:SER:N	27:DE:74:LYS:HE3	2.30	0.45
32:DK:12:ASP:HA	32:DK:99:ILE:HA	1.97	0.45
33:DL:18:ARG:NH2	33:DL:21:ARG:HD3	2.31	0.45
23:DB:873:C:H4'	34:DM:64:TRP:CZ3	2.51	0.45
34:DM:85:GLY:O	34:DM:86:LYS:O	2.34	0.45
37:DP:52:ARG:HG3	37:DP:54:LEU:HD12	1.98	0.45
41:DT:20:ALA:O	41:DT:21:SER:HB3	2.17	0.45
42:DU:48:VAL:C	42:DU:50:ALA:N	2.65	0.45
43:DW:77:LYS:C	43:DW:79:ILE:N	2.68	0.45
45:DY:25:GLY:C	45:DY:26:LEU:HD23	2.36	0.45
45:DY:37:ARG:NE	45:DY:37:ARG:HA	2.31	0.45
1:AA:1430:A:H2'	1:AA:1431:A:O4'	2.17	0.45
1:AA:1473:G:H2'	1:AA:1474:U:O4'	2.16	0.45
1:AA:22:G:O2'	1:AA:23:C:H5'	2.17	0.45
1:AA:336:A:O2'	1:AA:337:G:H5'	2.15	0.45
1:AA:411:A:C5	1:AA:413:G:H1'	2.51	0.45
1:AA:767:A:H2'	1:AA:768:A:H8	1.81	0.45
1:AA:880:C:H2'	1:AA:881:G:H8	1.81	0.45
2:AC:70:ALA:HB2	2:AC:108:PRO:HB3	1.99	0.45
3:AD:56:GLU:HG2	3:AD:198:LEU:HD12	1.97	0.45
3:AD:64:TYR:H	3:AD:64:TYR:HD1	1.64	0.45
5:AF:7:VAL:O	5:AF:7:VAL:HG13	2.16	0.45
6:AG:11:ILE:HD12	6:AG:11:ILE:H	1.80	0.45
7:AH:104:SER:O	7:AH:122:GLY:HA3	2.16	0.45
7:AH:75:GLN:O	7:AH:126:CYS:HB2	2.17	0.45
10:AK:22:ILE:HD12	10:AK:85:VAL:HG22	1.98	0.45
11:AL:31:GLY:HA3	11:AL:54:VAL:CG1	2.46	0.45
15:AP:45:GLU:HG2	15:AP:45:GLU:O	2.16	0.45
18:AS:11:ASP:HB2	18:AS:14:LEU:CD2	2.47	0.45
23:BB:2056:G:O2'	47:B0:2:VAL:HG11	2.17	0.45
23:BB:125:A:H5'	49:B2:19:ARG:HE	1.81	0.45
23:BB:1112:G:O2'	29:BG:2:ARG:HG2	2.17	0.45
23:BB:1133:A:H4'	23:BB:1134:A:C5'	2.46	0.45
23:BB:1164:C:H2'	23:BB:1165:A:H8	1.81	0.45
23:BB:1184:U:H2'	23:BB:1185:G:H8	1.81	0.45
23:BB:1541:C:H2'	23:BB:1542:U:O4'	2.16	0.45
23:BB:1597:A:H5''	23:BB:1598:A:H5'	1.97	0.45
23:BB:1760:C:H2'	23:BB:1761:C:O4'	2.16	0.45
23:BB:1790:C:H2'	23:BB:1791:A:C8	2.51	0.45
23:BB:1803:A:H2	23:BB:1823:G:C1'	2.29	0.45

Continued on next page...

Continued from previous page...

Atom-1	Atom-2	Interatomic distance (Å)	Clash overlap (Å)
23:BB:1915:U:H3'	23:BB:1916:A:C8	2.50	0.45
23:BB:528:A:N1	23:BB:2043:C:H5'	2.31	0.45
23:BB:764:A:N1	23:BB:1789:A:O2'	2.47	0.45
26:BD:146:ILE:HG21	26:BD:159:LYS:NZ	2.30	0.45
26:BD:184:ARG:HG3	26:BD:184:ARG:O	2.16	0.45
26:BD:29:VAL:HA	26:BD:185:ASN:CG	2.37	0.45
29:BG:104:LEU:HD12	29:BG:104:LEU:N	2.31	0.45
29:BG:75:VAL:HG23	29:BG:76:ILE:N	2.31	0.45
52:BI:121:ILE:O	52:BI:124:MET:HG2	2.16	0.45
31:BJ:31:GLU:O	31:BJ:35:ARG:HB2	2.15	0.45
33:BL:77:ILE:HG22	33:BL:78:ARG:N	2.30	0.45
23:BB:2276:G:OP2	34:BM:83:GLY:HA3	2.16	0.45
42:BU:3:LYS:HD2	42:BU:81:ARG:HH22	1.81	0.45
1:CA:744:C:H2'	1:CA:745:G:C8	2.50	0.45
20:CB:95:TRP:CZ2	20:CB:100:LEU:HD13	2.50	0.45
2:CC:38:VAL:O	2:CC:42:LEU:HD23	2.17	0.45
2:CC:76:ILE:HA	2:CC:83:VAL:CG2	2.46	0.45
2:CC:94:ALA:O	2:CC:96:VAL:N	2.50	0.45
3:CD:47:LEU:HD11	3:CD:52:VAL:N	2.31	0.45
3:CD:54:LEU:O	3:CD:58:GLN:HB2	2.17	0.45
4:CE:156:ARG:NH2	7:CH:100:ILE:HG23	2.32	0.45
6:CG:41:ILE:HD13	6:CG:115:MET:HG3	1.97	0.45
7:CH:45:ILE:CD1	7:CH:60:LEU:HD11	2.46	0.45
9:CJ:17:LEU:HD22	9:CJ:17:LEU:O	2.16	0.45
9:CJ:8:ILE:HD11	9:CJ:74:VAL:HB	1.98	0.45
14:CO:10:ILE:HG21	14:CO:30:LEU:CD2	2.45	0.45
16:CQ:10:ARG:CZ	16:CQ:55:GLY:N	2.79	0.45
1:CA:720:C:O4'	17:CR:38:ILE:HG12	2.16	0.45
22:DA:55:U:H2'	22:DA:56:G:C8	2.51	0.45
23:DB:1353:A:H2'	23:DB:1354:A:C8	2.50	0.45
23:DB:1683:U:H2'	23:DB:1684:G:C8	2.51	0.45
23:DB:1704:C:O2'	23:DB:1705:A:H5'	2.16	0.45
23:DB:1910:G:O2'	23:DB:1911:U:H5'	2.16	0.45
23:DB:1979:U:C2'	23:DB:1980:G:H5'	2.45	0.45
23:DB:2038:G:H2'	23:DB:2039:U:O4'	2.17	0.45
23:DB:257:C:H2'	23:DB:258:G:O4'	2.17	0.45
23:DB:264:C:H2'	23:DB:265:A:H5''	1.98	0.45
23:DB:315:G:O2'	23:DB:316:C:H5'	2.16	0.45
23:DB:439:A:H2'	23:DB:440:C:O4'	2.16	0.45
23:DB:630:G:H4'	23:DB:640:C:O2'	2.16	0.45
23:DB:692:C:H2'	23:DB:693:A:H8	1.80	0.45

Continued on next page...

Continued from previous page...

Atom-1	Atom-2	Interatomic distance (Å)	Clash overlap (Å)
25:DC:171:VAL:O	25:DC:172:THR:HG23	2.17	0.45
25:DC:178:GLY:C	25:DC:179:GLU:HG2	2.35	0.45
25:DC:235:GLU:CG	25:DC:237:ARG:HD3	2.46	0.45
29:DG:55:ASP:CG	29:DG:56:GLY:N	2.69	0.45
30:DH:109:GLU:O	30:DH:109:GLU:HG3	2.16	0.45
30:DH:126:GLY:H	30:DH:146:VAL:HB	1.82	0.45
32:DK:78:ARG:H	37:DP:72:VAL:CG2	2.27	0.45
32:DK:87:LEU:HD22	32:DK:92:GLU:O	2.17	0.45
33:DL:77:ILE:HD13	33:DL:110:VAL:CA	2.44	0.45
35:DN:48:VAL:O	35:DN:51:LEU:HB2	2.15	0.45
36:DO:30:ARG:CG	36:DO:31:THR:H	2.28	0.45
36:DO:27:VAL:HG22	36:DO:38:GLN:O	2.17	0.45
39:DR:4:VAL:O	39:DR:41:ILE:HG21	2.16	0.45
38:DQ:88:GLU:OE2	39:DR:53:PHE:HB2	2.16	0.45
40:DS:87:PRO:O	40:DS:88:ARG:CB	2.64	0.45
41:DT:38:ALA:HB1	41:DT:43:ILE:CD1	2.42	0.45
42:DU:43:LYS:NZ	42:DU:43:LYS:HB2	2.30	0.45
46:DZ:37:CYS:SG	46:DZ:39:LYS:HB2	2.57	0.45
1:AA:1206:G:H4'	2:AC:192:TYR:HA	1.98	0.45
1:AA:1490:U:H5'	1:AA:1491:G:OP2	2.16	0.45
1:AA:167:A:H2'	1:AA:168:G:H8	1.81	0.45
1:AA:299:G:H2'	1:AA:300:A:C8	2.51	0.45
12:AM:102:LYS:NZ	12:AM:102:LYS:HB2	2.31	0.45
12:AM:47:LEU:HB3	12:AM:51:GLN:HB2	1.97	0.45
17:AR:62:ARG:HD3	17:AR:69:TYR:HA	1.99	0.45
18:AS:43:MET:O	18:AS:46:LEU:HB2	2.16	0.45
50:B3:12:ARG:CZ	50:B3:12:ARG:HB2	2.41	0.45
50:B3:16:THR:HG21	50:B3:22:LYS:NZ	2.32	0.45
51:B4:7:VAL:HG12	51:B4:8:LYS:N	2.25	0.45
23:BB:1289:C:H2'	23:BB:1290:C:C6	2.51	0.45
23:BB:1720:U:C2'	23:BB:1721:G:H5'	2.46	0.45
23:BB:2261:C:O2'	23:BB:2262:U:H5'	2.15	0.45
23:BB:2800:A:C4	23:BB:2801:G:H1'	2.51	0.45
23:BB:28:A:H1'	23:BB:513:A:C2	2.52	0.45
23:BB:492:A:H2'	23:BB:493:G:O4'	2.16	0.45
23:BB:997:G:C5'	38:BQ:91:ARG:HG3	2.47	0.45
23:BB:1818:U:H2'	25:BC:152:GLN:O	2.17	0.45
25:BC:140:VAL:HA	25:BC:191:LEU:HA	1.98	0.45
25:BC:198:GLU:C	25:BC:200:MET:H	2.18	0.45
25:BC:66:PHE:O	25:BC:67:LYS:C	2.55	0.45
25:BC:68:ARG:HD2	25:BC:127:ASN:ND2	2.27	0.45

Continued on next page...

Continued from previous page...

Atom-1	Atom-2	Interatomic distance (Å)	Clash overlap (Å)
23:BB:2512:C:O2'	26:BD:146:ILE:HG12	2.15	0.45
27:BE:6:LYS:HB2	27:BE:12:LEU:CD1	2.46	0.45
27:BE:146:VAL:HG23	27:BE:148:ILE:CG2	2.46	0.45
28:BF:15:LEU:HD13	28:BF:28:PRO:CG	2.45	0.45
28:BF:33:ILE:HG22	28:BF:155:ILE:HA	1.98	0.45
30:BH:1:MET:C	30:BH:21:VAL:HG12	2.37	0.45
31:BJ:25:LEU:HD13	31:BJ:25:LEU:H	1.81	0.45
31:BJ:50:THR:OG1	31:BJ:51:GLY:N	2.49	0.45
31:BJ:25:LEU:CD1	31:BJ:62:VAL:HA	2.41	0.45
34:BM:8:LYS:NZ	34:BM:70:ASP:H	2.10	0.45
35:BN:86:ARG:NH2	35:BN:116:VAL:HG11	2.31	0.45
35:BN:9:GLN:NE2	35:BN:17:ARG:NH2	2.65	0.45
36:BO:31:THR:HG21	36:BO:36:TYR:HE1	1.82	0.45
37:BP:60:VAL:HB	37:BP:61:ARG:H	1.46	0.45
40:BS:102:HIS:O	40:BS:103:ILE:HB	2.15	0.45
40:BS:69:LEU:HA	40:BS:108:SER:O	2.16	0.45
41:BT:57:VAL:O	41:BT:85:VAL:HA	2.16	0.45
24:BV:44:HIS:O	24:BV:48:MET:HB3	2.16	0.45
43:BW:58:LEU:HA	43:BW:79:ILE:HG22	1.98	0.45
45:BY:29:ARG:O	45:BY:30:ARG:HB2	2.17	0.45
1:CA:1000:A:O2'	1:CA:1001:C:H5'	2.16	0.45
1:CA:1004:A:N7	1:CA:1025:U:O2'	2.48	0.45
1:CA:1013:G:N2	1:CA:1015:G:H3'	2.32	0.45
1:CA:1054:C:O2'	1:CA:1055:A:H5''	2.17	0.45
1:CA:1124:G:H5'	9:CJ:37:ARG:HH21	1.81	0.45
1:CA:1187:G:H2'	1:CA:1188:A:O4'	2.16	0.45
1:CA:1456:A:H2'	1:CA:1457:G:H8	1.81	0.45
1:CA:167:A:H2'	1:CA:168:G:H8	1.81	0.45
1:CA:299:G:H2'	1:CA:300:A:C8	2.51	0.45
1:CA:393:A:H5'	1:CA:483:C:O2'	2.15	0.45
1:CA:977:A:H8	1:CA:1223:C:N3	2.15	0.45
20:CB:209:VAL:HG23	20:CB:210:THR:N	2.31	0.45
20:CB:60:ALA:HB2	20:CB:66:ILE:HD11	1.98	0.45
2:CC:99:GLN:O	2:CC:100:ILE:HB	2.16	0.45
3:CD:30:LYS:HD3	3:CD:30:LYS:N	2.31	0.45
1:CA:7:A:H2	4:CE:125:LYS:HE2	1.82	0.45
4:CE:131:ASN:C	4:CE:135:VAL:HG23	2.35	0.45
8:CI:56:MET:HA	8:CI:59:LYS:HB2	1.98	0.45
9:CJ:36:VAL:HG22	9:CJ:76:ILE:HD13	1.98	0.45
10:CK:126:ARG:HG2	10:CK:126:ARG:HH11	1.80	0.45
12:CM:79:LEU:HB2	12:CM:84:CYS:SG	2.57	0.45

Continued on next page...

Continued from previous page...

Atom-1	Atom-2	Interatomic distance (Å)	Clash overlap (Å)
1:CA:1308:U:OP2	12:CM:97:ARG:HD3	2.16	0.45
15:CP:32:PHE:CD1	15:CP:32:PHE:C	2.90	0.45
16:CQ:74:LEU:HD22	16:CQ:75:VAL:H	1.82	0.45
17:CR:61:ALA:HB3	17:CR:67:LEU:HD12	1.98	0.45
19:CT:19:HIS:CE1	19:CT:23:ARG:HG3	2.51	0.45
22:DA:12:C:H4'	22:DA:15:A:N6	2.32	0.45
22:DA:63:C:H2'	22:DA:64:G:C8	2.51	0.45
23:DB:1047:G:H1'	23:DB:1110:G:N2	2.32	0.45
23:DB:1289:C:H2'	23:DB:1290:C:C6	2.51	0.45
23:DB:1313:U:O2	23:DB:1313:U:C2'	2.64	0.45
23:DB:1322:A:H2'	23:DB:1323:C:H5'	1.98	0.45
23:DB:137:U:O2'	23:DB:138:U:H5'	2.16	0.45
23:DB:1601:G:O2'	23:DB:1602:U:H5'	2.16	0.45
23:DB:1668:A:N3	23:DB:1670:C:C4	2.84	0.45
23:DB:1708:C:H2'	23:DB:1709:U:H6	1.82	0.45
23:DB:2103:C:H3'	23:DB:2104:C:C2	2.51	0.45
23:DB:2147:A:C2'	23:DB:2147:A:N3	2.78	0.45
23:DB:2207:C:H2'	23:DB:2208:C:H6	1.82	0.45
23:DB:2465:C:O2'	23:DB:2466:C:H5'	2.17	0.45
23:DB:265:A:O2'	23:DB:266:G:H4'	2.17	0.45
23:DB:2772:C:H2'	23:DB:2773:C:H6	1.81	0.45
23:DB:2830:C:O2'	23:DB:2831:G:H5'	2.17	0.45
23:DB:345:A:N3	23:DB:346:A:N1	2.64	0.45
23:DB:522:A:H2'	23:DB:523:C:H6	1.80	0.45
23:DB:709:U:H2'	23:DB:710:U:C6	2.51	0.45
23:DB:780:G:OP1	25:DC:216:ARG:NH2	2.49	0.45
23:DB:992:C:H4'	38:DQ:46:TYR:HH	1.81	0.45
25:DC:19:VAL:CG1	25:DC:20:ASN:N	2.80	0.45
27:DE:4:VAL:HA	27:DE:14:VAL:CG1	2.46	0.45
28:DF:108:PRO:O	28:DF:109:ARG:HB2	2.17	0.45
28:DF:70:ARG:HA	28:DF:80:GLN:NE2	2.20	0.45
29:DG:131:VAL:O	29:DG:131:VAL:HG13	2.15	0.45
29:DG:171:LYS:HB2	29:DG:172:GLU:H	1.61	0.45
30:DH:92:GLY:O	30:DH:93:SER:HB3	2.16	0.45
52:DI:96:LYS:HD3	52:DI:138:VAL:HG21	1.96	0.45
23:DB:1099:G:C4'	52:DI:4:VAL:HB	2.43	0.45
52:DI:9:LYS:HG2	52:DI:57:VAL:HG13	1.98	0.45
35:DN:16:HIS:O	35:DN:20:MET:N	2.41	0.45
36:DO:25:ARG:HG2	36:DO:94:ARG:NH2	2.27	0.45
38:DQ:52:ARG:HG2	38:DQ:53:LYS:CE	2.46	0.45
40:DS:46:LEU:CA	40:DS:49:LYS:HB2	2.32	0.45

Continued on next page...

Continued from previous page...

Atom-1	Atom-2	Interatomic distance (Å)	Clash overlap (Å)
40:DS:85:ILE:HG12	40:DS:94:ASP:O	2.16	0.45
41:DT:68:LYS:HZ3	41:DT:68:LYS:HB2	1.79	0.45
41:DT:30:ILE:O	41:DT:85:VAL:HG22	2.17	0.45
24:DV:93:ARG:HG2	24:DV:94:ALA:H	1.82	0.45
45:DY:6:ILE:O	45:DY:6:ILE:HG13	2.16	0.45
46:DZ:25:ARG:CG	46:DZ:26:SER:H	2.22	0.45
1:AA:1074:G:H5'	20:AB:104:LYS:HZ1	1.79	0.45
1:AA:1258:G:C4	1:AA:1278:G:N2	2.84	0.45
1:AA:708:C:H2'	1:AA:709:U:H6	1.79	0.45
1:AA:744:C:H2'	1:AA:745:G:C8	2.50	0.45
1:AA:836:G:H2'	1:AA:837:U:C6	2.52	0.45
1:AA:962:C:H2'	1:AA:963:G:O4'	2.17	0.45
20:AB:72:LYS:NZ	20:AB:167:HIS:HB2	2.32	0.45
20:AB:204:ASP:CG	20:AB:205:ALA:N	2.70	0.45
20:AB:96:LEU:HD21	20:AB:146:SER:HB2	1.98	0.45
2:AC:186:SER:O	2:AC:197:VAL:HG12	2.16	0.45
3:AD:163:GLN:N	3:AD:163:GLN:OE1	2.50	0.45
4:AE:81:GLN:NE2	4:AE:147:ASN:N	2.65	0.45
7:AH:48:PHE:HB2	7:AH:60:LEU:HD12	1.99	0.45
10:AK:112:VAL:HA	17:AR:72:ARG:HD3	1.99	0.45
14:AO:78:THR:HA	14:AO:81:ILE:CD1	2.46	0.45
15:AP:29:ASN:N	15:AP:29:ASN:ND2	2.63	0.45
15:AP:71:VAL:HA	15:AP:74:LEU:CG	2.45	0.45
21:AU:43:GLU:HA	21:AU:43:GLU:OE1	2.15	0.45
47:B0:54:ILE:O	47:B0:54:ILE:HG13	2.17	0.45
48:B1:41:VAL:HB	48:B1:43:ARG:NH2	2.31	0.45
50:B3:26:ALA:HB3	50:B3:29:ARG:CZ	2.46	0.45
22:BA:29:A:H3'	22:BA:30:C:C6	2.49	0.45
22:BA:64:G:O2'	22:BA:65:U:H5'	2.17	0.45
23:BB:1665:A:O2'	23:BB:1666:G:H5'	2.15	0.45
23:BB:2038:G:H2'	23:BB:2039:U:O4'	2.17	0.45
23:BB:2038:G:H2'	23:BB:2039:U:H6	1.82	0.45
23:BB:189:G:H2'	23:BB:205:G:H22	1.81	0.45
23:BB:2301:C:O2'	23:BB:2302:U:H5'	2.17	0.45
23:BB:2363:G:O2'	23:BB:2364:C:H5'	2.17	0.45
23:BB:2556:C:O2'	23:BB:2557:G:H5'	2.17	0.45
23:BB:327:G:O2'	23:BB:328:U:H5'	2.16	0.45
23:BB:407:G:O2'	23:BB:408:G:H5'	2.16	0.45
23:BB:48:G:H4'	23:BB:52:A:O4'	2.16	0.45
23:BB:760:G:H4'	23:BB:1776:G:OP1	2.16	0.45
25:BC:136:VAL:HA	25:BC:165:ALA:HA	1.99	0.45

Continued on next page...

Continued from previous page...

Atom-1	Atom-2	Interatomic distance (Å)	Clash overlap (Å)
25:BC:161:VAL:H	25:BC:193:GLU:CD	2.20	0.45
25:BC:260:LYS:C	25:BC:262:THR:N	2.70	0.45
26:BD:115:GLY:HA2	26:BD:165:MET:CG	2.35	0.45
26:BD:12:THR:HB	26:BD:21:SER:O	2.15	0.45
27:BE:194:LYS:HE3	27:BE:201:ALA:HB2	1.98	0.45
29:BG:51:PHE:H	29:BG:68:ARG:HD3	1.80	0.45
29:BG:25:ILE:HD11	29:BG:75:VAL:HG12	1.97	0.45
30:BH:50:ARG:HG2	30:BH:50:ARG:O	2.15	0.45
23:BB:1060:U:C4	52:BI:131:THR:HG22	2.51	0.45
31:BJ:120:ARG:O	31:BJ:122:LEU:N	2.42	0.45
23:BB:6:A:H5''	31:BJ:133:ALA:O	2.17	0.45
31:BJ:52:ASP:CG	31:BJ:53:TYR:H	2.19	0.45
31:BJ:59:ALA:C	31:BJ:61:LYS:H	2.20	0.45
33:BL:82:LEU:HG	33:BL:122:VAL:HG12	1.99	0.45
35:BN:99:LYS:HZ2	35:BN:99:LYS:HB3	1.77	0.45
36:BO:97:PHE:O	36:BO:98:GLN:HG2	2.16	0.45
38:BQ:12:ARG:HH11	38:BQ:12:ARG:HG2	1.82	0.45
39:BR:14:VAL:HG12	39:BR:15:SER:N	2.32	0.45
39:BR:20:VAL:HG22	39:BR:97:LYS:HZ1	1.81	0.45
39:BR:53:PHE:HD2	39:BR:55:ASP:H	1.59	0.45
40:BS:88:ARG:HB3	40:BS:89:ALA:H	1.57	0.45
46:BZ:19:GLY:O	46:BZ:20:ASN:HB2	2.16	0.45
1:CA:29:U:H5'	1:CA:296:U:OP1	2.17	0.45
1:CA:328:C:H4'	1:CA:329:A:H5''	1.98	0.45
1:CA:525:C:H2'	1:CA:526:C:C6	2.51	0.45
1:CA:812:G:C2'	1:CA:812:G:N3	2.77	0.45
20:CB:132:GLU:HA	20:CB:135:MET:CE	2.47	0.45
3:CD:141:VAL:HG12	3:CD:180:THR:CA	2.45	0.45
10:CK:60:PHE:O	10:CK:64:VAL:HG13	2.15	0.45
11:CL:36:VAL:HG12	11:CL:52:CYS:HB2	1.96	0.45
1:CA:1309:G:C5'	12:CM:76:ILE:HG12	2.46	0.45
16:CQ:46:HIS:CG	16:CQ:47:ASP:H	2.33	0.45
5:CF:100:SER:N	17:CR:23:LYS:NZ	2.63	0.45
19:CT:34:VAL:CG1	19:CT:78:LEU:HD22	2.47	0.45
21:CU:23:GLU:HA	21:CU:27:VAL:HG21	1.98	0.45
21:CU:39:LYS:N	21:CU:40:PRO:HD2	2.21	0.45
23:DB:1259:G:O2'	23:DB:1260:A:H5'	2.17	0.45
23:DB:1408:G:H2'	23:DB:1409:U:H6	1.80	0.45
23:DB:1553:A:O2'	23:DB:1554:U:H2'	2.16	0.45
23:DB:2223:G:O2'	23:DB:2224:G:H5'	2.16	0.45
23:DB:2243:U:O2	23:DB:2434:A:C2	2.69	0.45

Continued on next page...

Continued from previous page...

Atom-1	Atom-2	Interatomic distance (Å)	Clash overlap (Å)
23:DB:2276:G:OP1	34:DM:82:MET:SD	2.75	0.45
23:DB:2529:G:H4'	29:DG:175:LYS:HD3	1.98	0.45
23:DB:2714:G:H2'	23:DB:2715:C:C6	2.51	0.45
23:DB:359:G:C2'	23:DB:360:U:H5'	2.46	0.45
23:DB:534:U:H5'	38:DQ:41:ALA:CA	2.43	0.45
23:DB:817:C:O2'	23:DB:839:U:H5''	2.17	0.45
25:DC:152:GLN:HB3	25:DC:153:LEU:H	1.62	0.45
25:DC:227:VAL:HG13	25:DC:228:ASP:OD1	2.17	0.45
27:DE:114:ARG:HG3	27:DE:114:ARG:NH1	2.32	0.45
27:DE:23:PHE:CG	27:DE:24:ASN:N	2.85	0.45
30:DH:4:ILE:HD11	30:DH:37:VAL:O	2.17	0.45
23:DB:1099:G:H5''	52:DI:2:LYS:HB2	1.98	0.45
31:DJ:85:LYS:NZ	31:DJ:86:GLN:O	2.49	0.45
33:DL:50:PHE:O	33:DL:52:GLY:N	2.49	0.45
33:DL:55:MET:SD	33:DL:56:PRO:HG3	2.56	0.45
35:DN:52:ILE:HD11	35:DN:83:LEU:HD21	1.99	0.45
35:DN:96:ARG:NH1	35:DN:98:LEU:HD21	2.31	0.45
36:DO:30:ARG:O	36:DO:31:THR:HB	2.16	0.45
39:DR:99:THR:HG23	39:DR:100:GLY:H	1.80	0.45
39:DR:76:LYS:HB3	39:DR:90:ARG:HG2	1.96	0.45
40:DS:22:ASP:C	40:DS:24:ILE:H	2.20	0.45
40:DS:81:SER:HB2	40:DS:99:ARG:H	1.81	0.45
43:DW:36:ILE:HG21	43:DW:68:PHE:HE1	1.79	0.45
1:AA:1014:A:OP2	18:AS:17:LYS:NZ	2.45	0.45
1:AA:1113:C:H2'	1:AA:1114:C:H6	1.82	0.45
1:AA:1197:A:P	1:AA:1197:A:H3'	2.57	0.45
1:AA:1410:A:H2'	1:AA:1411:C:H6	1.79	0.45
1:AA:29:U:O2'	1:AA:30:U:H5'	2.17	0.45
1:AA:972:C:H4'	9:AJ:59:LYS:HB3	1.99	0.45
20:AB:9:LEU:CD2	20:AB:11:ALA:H	2.17	0.45
2:AC:112:ALA:HB1	2:AC:199:VAL:HG23	1.99	0.45
3:AD:98:ASP:CG	3:AD:132:ALA:HB1	2.36	0.45
5:AF:1:MET:HB3	5:AF:65:GLU:O	2.16	0.45
6:AG:71:THR:HA	6:AG:90:VAL:HG22	1.99	0.45
8:AI:46:VAL:HB	8:AI:79:ARG:HD3	1.97	0.45
1:AA:718:A:H5'	10:AK:118:ASN:HB2	1.97	0.45
12:AM:21:ILE:HG22	12:AM:64:VAL:CG1	2.44	0.45
15:AP:7:ALA:HB1	15:AP:29:ASN:CB	2.47	0.45
18:AS:4:LEU:O	18:AS:6:LYS:N	2.49	0.45
48:B1:42:VAL:CG1	48:B1:43:ARG:HE	2.28	0.45
22:BA:18:G:H2'	22:BA:19:C:C6	2.52	0.45

Continued on next page...

Continued from previous page...

Atom-1	Atom-2	Interatomic distance (Å)	Clash overlap (Å)
23:BB:1125:G:H3'	23:BB:1126:A:H5''	1.98	0.45
23:BB:137:U:O5'	23:BB:137:U:H6	1.99	0.45
23:BB:1410:G:H2'	23:BB:1411:U:H6	1.77	0.45
23:BB:1450:G:N2	23:BB:1452:G:H1	1.95	0.45
23:BB:1708:C:H2'	23:BB:1709:U:H6	1.81	0.45
23:BB:1885:A:H3'	23:BB:1886:U:C6	2.51	0.45
23:BB:215:G:O4'	23:BB:216:A:H4'	2.17	0.45
23:BB:2187:U:H2'	23:BB:2187:U:O2	2.16	0.45
23:BB:2710:C:H2'	23:BB:2711:A:H8	1.80	0.45
23:BB:2722:G:H2'	23:BB:2723:C:H6	1.82	0.45
23:BB:2751:G:OP2	29:BG:3:VAL:HG13	2.16	0.45
23:BB:2780:G:C2	31:BJ:120:ARG:HG3	2.51	0.45
23:BB:364:C:O2'	23:BB:365:U:H5'	2.16	0.45
23:BB:539:G:H2'	23:BB:540:C:H6	1.81	0.45
23:BB:773:U:H4'	25:BC:47:ARG:CA	2.47	0.45
25:BC:163:ILE:HG22	25:BC:172:THR:HG21	1.98	0.45
26:BD:165:MET:HG3	26:BD:166:GLY:N	2.32	0.45
33:BL:120:VAL:CG1	33:BL:138:ALA:HB3	2.47	0.45
35:BN:32:GLU:O	35:BN:114:GLU:HA	2.17	0.45
39:BR:66:HIS:CA	39:BR:98:ILE:HD13	2.45	0.45
40:BS:29:VAL:C	40:BS:31:GLN:N	2.69	0.45
41:BT:25:GLU:CG	41:BT:26:LYS:N	2.79	0.45
41:BT:15:HIS:CB	41:BT:31:VAL:HG21	2.46	0.45
42:BU:3:LYS:HD2	42:BU:81:ARG:NH2	2.31	0.45
44:BX:16:THR:O	44:BX:20:ASN:HB2	2.17	0.45
44:BX:22:LEU:HA	44:BX:47:ARG:NH2	2.32	0.45
46:BZ:50:ASP:O	46:BZ:53:THR:HG22	2.16	0.45
1:CA:1060:U:C5'	9:CJ:53:ILE:HG12	2.46	0.45
1:CA:1065:U:H1'	1:CA:1066:C:OP2	2.17	0.45
1:CA:12:U:H4'	1:CA:526:C:H4'	1.98	0.45
1:CA:1425:U:H2'	1:CA:1426:G:H8	1.82	0.45
1:CA:613:C:H2'	1:CA:614:C:H6	1.82	0.45
1:CA:820:U:H4'	1:CA:821:G:OP2	2.16	0.45
1:CA:880:C:H2'	1:CA:881:G:H8	1.81	0.45
1:CA:950:U:H2'	1:CA:951:G:H8	1.82	0.45
1:CA:975:A:H2'	1:CA:976:G:OP2	2.17	0.45
20:CB:95:TRP:HZ2	20:CB:100:LEU:HD13	1.81	0.45
4:CE:125:LYS:HE3	4:CE:127:TYR:CE1	2.52	0.45
4:CE:36:THR:CG2	4:CE:37:VAL:H	2.25	0.45
5:CF:22:ILE:O	5:CF:26:THR:HG23	2.16	0.45
7:CH:17:GLN:HG3	7:CH:71:VAL:HG21	1.99	0.45

Continued on next page...

Continued from previous page...

Atom-1	Atom-2	Interatomic distance (Å)	Clash overlap (Å)
9:CJ:40:ILE:CD1	9:CJ:73:LEU:HB3	2.46	0.45
11:CL:72:ASN:ND2	11:CL:73:LEU:H	2.15	0.45
13:CN:14:ALA:HA	13:CN:17:ASP:OD2	2.16	0.45
1:CA:564:C:C5	16:CQ:32:ILE:HD11	2.52	0.45
47:D0:43:THR:O	47:D0:44:ALA:HB3	2.16	0.45
22:DA:66:A:O2'	22:DA:67:G:C5'	2.61	0.45
23:DB:1199:U:C2	23:DB:1200:C:C6	3.05	0.45
23:DB:1790:C:H2'	23:DB:1791:A:C8	2.52	0.45
23:DB:2340:A:H2'	23:DB:2341:G:H8	1.81	0.45
23:DB:2363:G:O2'	23:DB:2364:C:H5'	2.16	0.45
23:DB:2684:U:H4'	32:DK:76:VAL:CG2	2.43	0.45
23:DB:2835:A:H61	23:DB:2878:U:H2'	1.80	0.45
23:DB:2886:A:C2	23:DB:2887:A:N7	2.85	0.45
23:DB:324:A:H61	23:DB:338:G:C2'	2.30	0.45
23:DB:544:C:O2'	23:DB:545:U:O4'	2.34	0.45
26:DD:23:PRO:HB3	26:DD:188:LEU:HG	1.97	0.45
23:DB:38:A:H1'	27:DE:43:THR:O	2.17	0.45
22:DA:57:A:H2	28:DF:29:ARG:HH22	1.61	0.45
28:DF:35:LEU:HD23	28:DF:153:ILE:HG12	1.99	0.45
30:DH:122:LEU:CD1	30:DH:146:VAL:HG22	2.41	0.45
23:DB:1098:A:C3'	52:DI:3:LYS:CA	2.69	0.45
52:DI:53:PRO:HG2	52:DI:77:VAL:HG11	1.98	0.45
33:DL:78:ARG:HA	33:DL:113:ALA:HB2	1.97	0.45
34:DM:81:ARG:HB2	34:DM:81:ARG:NH1	2.32	0.45
37:DP:26:GLU:CD	37:DP:46:VAL:HG13	2.37	0.45
39:DR:89:HIS:O	39:DR:90:ARG:CG	2.57	0.45
43:DW:47:GLY:HA2	43:DW:71:LYS:O	2.16	0.45
45:DY:6:ILE:HD11	45:DY:35:VAL:CB	2.47	0.45
1:AA:36:C:H2'	1:AA:37:U:O4'	2.17	0.45
1:AA:731:G:OP1	1:AA:766:A:H1'	2.17	0.45
1:AA:847:G:H2'	1:AA:848:C:H6	1.82	0.45
1:AA:89:U:O2'	1:AA:90:C:O5'	2.33	0.45
20:AB:186:VAL:CG2	20:AB:198:VAL:HG23	2.47	0.45
2:AC:156:LEU:CD1	2:AC:156:LEU:H	2.11	0.45
2:AC:185:THR:HG22	2:AC:186:SER:N	2.26	0.45
2:AC:8:GLY:HA2	2:AC:11:LEU:CG	2.43	0.45
3:AD:172:VAL:HA	3:AD:178:GLU:O	2.16	0.45
7:AH:54:THR:HG23	7:AH:55:LYS:HG2	1.99	0.45
9:AJ:87:LEU:H	9:AJ:88:MET:HE1	1.82	0.45
1:AA:796:C:H4'	10:AK:126:ARG:HH21	1.82	0.45
49:B2:18:PHE:HB3	49:B2:19:ARG:H	1.51	0.45

Continued on next page...

Continued from previous page...

Atom-1	Atom-2	Interatomic distance (Å)	Clash overlap (Å)
22:BA:94:A:H2'	22:BA:95:U:O4'	2.17	0.45
22:BA:99:A:H2'	22:BA:99:A:N3	2.32	0.45
23:BB:1275:A:N3	23:BB:1275:A:C3'	2.78	0.45
23:BB:340:A:H2'	23:BB:341:C:C5'	2.47	0.45
23:BB:350:G:H2'	23:BB:351:C:H6	1.82	0.45
23:BB:515:A:H3'	23:BB:516:C:H6	1.80	0.45
23:BB:829:A:H4'	55:BB:3324:HOH:O	2.16	0.45
25:BC:140:VAL:CG1	25:BC:163:ILE:HD11	2.46	0.45
26:BD:52:THR:HG22	26:BD:75:ALA:CB	2.44	0.45
27:BE:191:ASP:C	27:BE:193:VAL:H	2.20	0.45
23:BB:37:C:C2'	27:BE:46:GLN:CG	2.77	0.45
27:BE:57:LYS:HA	27:BE:57:LYS:CE	2.47	0.45
23:BB:2759:G:H21	29:BG:138:GLN:HE22	1.64	0.45
30:BH:24:GLY:HA2	30:BH:27:ARG:HH12	1.81	0.45
30:BH:39:ALA:O	30:BH:44:ILE:HD11	2.17	0.45
30:BH:94:ILE:HA	30:BH:98:ASP:OD2	2.17	0.45
31:BJ:93:ILE:CD1	31:BJ:100:VAL:HG11	2.46	0.45
32:BK:28:SER:O	32:BK:29:HIS:HB2	2.17	0.45
33:BL:122:VAL:HG23	33:BL:140:GLY:O	2.16	0.45
33:BL:60:ARG:HD2	50:B3:7:ARG:CZ	2.47	0.45
37:BP:114:ASN:N	37:BP:114:ASN:ND2	2.61	0.45
37:BP:15:ASP:N	37:BP:15:ASP:OD1	2.49	0.45
38:BQ:33:VAL:CG1	38:BQ:34:ALA:H	2.14	0.45
38:BQ:61:ILE:HB	38:BQ:75:TYR:CZ	2.52	0.45
39:BR:16:GLU:HG3	39:BR:17:GLY:H	1.82	0.45
40:BS:31:GLN:HB3	40:BS:35:ILE:HG22	1.99	0.45
41:BT:61:LEU:CD1	41:BT:62:VAL:H	2.28	0.45
42:BU:44:HIS:HB2	42:BU:56:GLY:H	1.80	0.45
45:BY:27:GLY:C	45:BY:28:LEU:HD12	2.37	0.45
45:BY:3:THR:O	45:BY:6:ILE:HG23	2.17	0.45
1:CA:1102:A:O2'	1:CA:1103:C:H5'	2.17	0.45
1:CA:1130:A:H2'	1:CA:1131:G:H8	1.81	0.45
1:CA:1453:G:H2'	1:CA:1454:G:O4'	2.17	0.45
1:CA:404:G:H2'	1:CA:405:U:C6	2.52	0.45
1:CA:551:U:O2'	1:CA:552:U:H5'	2.17	0.45
1:CA:611:C:H2'	1:CA:612:C:H6	1.80	0.45
1:CA:902:G:H2'	1:CA:903:G:C8	2.51	0.45
1:CA:1158:C:O2'	20:CB:131:LYS:HD3	2.16	0.45
2:CC:177:LEU:HD22	2:CC:177:LEU:H	1.81	0.45
2:CC:59:PRO:CG	2:CC:62:SER:HB2	2.33	0.45
3:CD:141:VAL:O	3:CD:141:VAL:HG23	2.16	0.45

Continued on next page...

Continued from previous page...

Atom-1	Atom-2	Interatomic distance (Å)	Clash overlap (Å)
5:CF:62:MET:HG3	5:CF:64:VAL:CG2	2.42	0.45
8:CI:26:LYS:HG3	8:CI:61:ASP:HB2	1.97	0.45
10:CK:69:CYS:O	10:CK:73:VAL:N	2.49	0.45
1:CA:451:A:OP2	15:CP:70:ARG:NH2	2.50	0.45
18:CS:39:ILE:HB	18:CS:66:VAL:HA	1.98	0.45
48:D1:31:GLU:HG2	48:D1:32:LYS:HG3	1.98	0.45
23:DB:1175:A:H2'	23:DB:1176:U:C5'	2.42	0.45
23:DB:1700:A:C2'	23:DB:1701:A:H5'	2.44	0.45
23:DB:1760:C:H2'	23:DB:1761:C:O4'	2.16	0.45
23:DB:1773:A:C8	23:DB:1829:A:C8	3.05	0.45
23:DB:2259:U:C6	23:DB:2427:C:C5	3.05	0.45
23:DB:2420:C:C5	50:D3:30:HIS:O	2.70	0.45
23:DB:476:G:N2	23:DB:478:A:H3'	2.32	0.45
23:DB:483:A:C2'	23:DB:484:C:H5'	2.43	0.45
23:DB:633:A:H2'	23:DB:634:C:O4'	2.16	0.45
23:DB:747:U:O3'	40:DS:89:ALA:HB3	2.17	0.45
23:DB:844:A:C2	23:DB:845:A:N1	2.84	0.45
25:DC:163:ILE:HG22	25:DC:164:VAL:N	2.32	0.45
23:DB:730:A:C4'	25:DC:16:VAL:HG13	2.47	0.45
23:DB:1796:U:O3'	25:DC:251:THR:HA	2.16	0.45
25:DC:63:ILE:CG2	25:DC:64:VAL:N	2.79	0.45
27:DE:149:ILE:HD11	27:DE:187:VAL:N	2.31	0.45
29:DG:71:LEU:O	29:DG:74:MET:HB2	2.16	0.45
31:DJ:14:ASP:HB3	31:DJ:16:TYR:CD1	2.52	0.45
32:DK:71:ARG:HB3	32:DK:72:PRO:CD	2.46	0.45
33:DL:118:THR:HG23	33:DL:119:PRO:HD3	1.97	0.45
33:DL:39:LYS:NZ	33:DL:39:LYS:N	2.64	0.45
26:DD:186:LEU:HD11	37:DP:5:LYS:HE2	1.98	0.45
37:DP:83:ILE:H	37:DP:83:ILE:HG13	1.51	0.45
38:DQ:87:VAL:CG2	39:DR:54:VAL:HG11	2.46	0.45
39:DR:76:LYS:HA	39:DR:91:GLN:N	2.31	0.45
40:DS:10:ALA:O	40:DS:11:ARG:HB3	2.17	0.45
40:DS:1:MET:HB3	40:DS:4:ILE:HD12	1.98	0.45
42:DU:82:VAL:HB	42:DU:94:PHE:CB	2.43	0.45
36:DO:18:LEU:CD1	43:DW:76:ARG:HH21	2.29	0.45
44:DX:26:PHE:HA	44:DX:29:ARG:HD2	1.97	0.45
46:DZ:54:GLY:H	46:DZ:57:VAL:CG2	2.14	0.45
1:AA:1522:U:O2'	1:AA:1523:G:H5'	2.16	0.45
1:AA:238:A:C3'	1:AA:239:U:H5''	2.47	0.45
1:AA:404:G:H2'	1:AA:405:U:C6	2.52	0.45
1:AA:607:A:H2'	1:AA:608:A:C8	2.52	0.45

Continued on next page...

Continued from previous page...

Atom-1	Atom-2	Interatomic distance (Å)	Clash overlap (Å)
1:AA:740:U:O3'	14:AO:38:LEU:HD21	2.16	0.45
1:AA:81:A:N3	1:AA:82:G:N7	2.65	0.45
20:AB:59:ILE:C	20:AB:59:ILE:HD12	2.37	0.45
2:AC:51:VAL:HA	2:AC:69:THR:HB	1.99	0.45
3:AD:99:ASN:HD21	3:AD:110:ARG:HE	1.64	0.45
3:AD:186:GLU:C	3:AD:190:LEU:HD13	2.37	0.45
6:AG:59:GLU:O	6:AG:63:VAL:HG23	2.17	0.45
9:AJ:68:ARG:HB3	9:AJ:70:HIS:NE2	2.32	0.45
9:AJ:87:LEU:HD13	9:AJ:87:LEU:C	2.37	0.45
11:AL:35:ARG:HG3	11:AL:36:VAL:N	2.27	0.45
12:AM:77:LYS:HE3	12:AM:81:ASP:HB3	1.99	0.45
15:AP:22:ALA:HB2	15:AP:32:PHE:HB3	1.98	0.45
47:B0:28:SER:HB2	47:B0:34:GLY:H	1.78	0.45
47:B0:42:ILE:HG21	47:B0:47:TYR:CE1	2.51	0.45
51:B4:13:ASN:ND2	51:B4:13:ASN:N	2.63	0.45
22:BA:109:A:H2'	22:BA:110:C:C6	2.51	0.45
22:BA:22:U:H2'	22:BA:23:G:C8	2.51	0.45
23:BB:1019:U:O2'	23:BB:1021:A:C2	2.64	0.45
23:BB:1057:A:C8	23:BB:1086:A:C8	3.05	0.45
23:BB:1184:U:H2'	23:BB:1185:G:C8	2.52	0.45
23:BB:1601:G:O2'	23:BB:1602:U:H5'	2.16	0.45
23:BB:2340:A:H2'	23:BB:2341:G:H8	1.82	0.45
23:BB:2772:C:H2'	23:BB:2773:C:H6	1.81	0.45
23:BB:2821:A:H2'	23:BB:2822:G:H8	1.82	0.45
23:BB:481:G:OP2	42:BU:43:LYS:HG3	2.16	0.45
23:BB:741:U:H2'	23:BB:742:A:H8	1.80	0.45
23:BB:85:G:H5''	42:BU:28:LEU:HD23	1.99	0.45
23:BB:997:G:O2'	23:BB:998:C:H5'	2.17	0.45
26:BD:13:ARG:HB2	26:BD:21:SER:CB	2.46	0.45
26:BD:26:VAL:O	26:BD:26:VAL:HG23	2.17	0.45
26:BD:70:LYS:HA	26:BD:70:LYS:CE	2.37	0.45
28:BF:148:VAL:O	28:BF:150:GLY:N	2.50	0.45
30:BH:121:VAL:HG21	30:BH:128:HIS:NE2	2.31	0.45
30:BH:21:VAL:HG13	30:BH:22:LYS:O	2.16	0.45
34:BM:68:PHE:HA	34:BM:69:PRO:HD2	1.76	0.45
35:BN:22:ARG:NH1	35:BN:69:ARG:HA	2.32	0.45
36:BO:41:ALA:H	36:BO:48:LEU:HB3	1.81	0.45
37:BP:105:LYS:HG3	37:BP:107:ALA:H	1.81	0.45
31:BJ:45:THR:HB	38:BQ:63:ARG:CZ	2.46	0.45
39:BR:62:GLU:OE1	39:BR:62:GLU:N	2.49	0.45
39:BR:35:PHE:HB2	39:BR:64:VAL:CG2	2.47	0.45

Continued on next page...

Continued from previous page...

Atom-1	Atom-2	Interatomic distance (Å)	Clash overlap (Å)
38:BQ:39:ILE:CG2	39:BR:80:ARG:HD3	2.47	0.45
41:BT:29:THR:O	41:BT:30:ILE:HD12	2.17	0.45
41:BT:66:LYS:O	41:BT:67:VAL:HB	2.17	0.45
24:BV:72:VAL:HA	24:BV:94:ALA:H	1.81	0.45
24:BV:83:LYS:O	24:BV:85:LYS:N	2.49	0.45
41:BT:9:LYS:HG2	44:BX:22:LEU:HD11	1.99	0.45
45:BY:37:ARG:HH11	45:BY:37:ARG:HG3	1.82	0.45
1:CA:1136:C:H6	1:CA:1136:C:O5'	2.00	0.45
1:CA:1288:A:N1	1:CA:1371:G:H1'	2.31	0.45
1:CA:1387:G:H2'	1:CA:1388:C:H6	1.79	0.45
1:CA:1451:U:C5'	1:CA:1452:C:OP2	2.59	0.45
1:CA:1516:G:N1	1:CA:1519:A:OP2	2.50	0.45
1:CA:334:C:H2'	1:CA:335:C:H6	1.81	0.45
1:CA:975:A:OP2	1:CA:975:A:H4'	2.16	0.45
20:CB:34:ARG:NE	20:CB:39:ILE:HG13	2.32	0.45
2:CC:41:TYR:N	2:CC:41:TYR:CD2	2.83	0.45
4:CE:110:MET:O	4:CE:114:LEU:HG	2.16	0.45
8:CI:120:ALA:O	8:CI:121:ARG:HG2	2.17	0.45
11:CL:13:ARG:O	11:CL:14:LYS:HB3	2.16	0.45
11:CL:14:LYS:HZ3	11:CL:16:ALA:H	1.65	0.45
14:CO:69:LEU:HD12	14:CO:77:TYR:N	2.31	0.45
15:CP:48:GLU:HG2	15:CP:50:THR:H	1.81	0.45
21:CU:16:ARG:HA	21:CU:19:LYS:HZ3	1.82	0.45
21:CU:33:ARG:HB3	21:CU:34:ARG:H	1.65	0.45
48:D1:8:ILE:CG2	48:D1:27:ARG:HD3	2.46	0.45
51:D4:10:LEU:HD12	51:D4:10:LEU:N	2.32	0.45
23:DB:1076:C:O2'	23:DB:1077:A:H5'	2.17	0.45
23:DB:1791:A:N1	23:DB:1829:A:H5'	2.31	0.45
23:DB:1803:A:H2	23:DB:1823:G:C1'	2.29	0.45
23:DB:1821:A:H5'	25:DC:155:ARG:NH2	2.28	0.45
23:DB:1843:C:H2'	23:DB:1844:C:H6	1.81	0.45
23:DB:2188:U:H2'	23:DB:2189:U:O4'	2.16	0.45
23:DB:2464:G:H2'	23:DB:2465:C:C6	2.52	0.45
23:DB:257:C:H3'	23:DB:258:G:H8	1.82	0.45
23:DB:259:G:O2'	23:DB:260:G:H5'	2.16	0.45
23:DB:2685:G:OP1	37:DP:62:LYS:NZ	2.47	0.45
23:DB:2884:U:C2	47:D0:48:TYR:CZ	3.04	0.45
23:DB:38:A:N3	27:DE:43:THR:HG22	2.32	0.45
23:DB:40:U:H2'	23:DB:41:C:C6	2.52	0.45
23:DB:437:U:O2'	23:DB:438:G:H5'	2.16	0.45
23:DB:904:G:H2'	23:DB:905:A:H8	1.82	0.45

Continued on next page...

Continued from previous page...

Atom-1	Atom-2	Interatomic distance (Å)	Clash overlap (Å)
23:DB:99:U:O2	23:DB:99:U:O4'	2.33	0.45
25:DC:130:PRO:HA	25:DC:188:ARG:HA	1.98	0.45
25:DC:156:SER:O	25:DC:194:VAL:O	2.35	0.45
27:DE:135:ALA:O	27:DE:139:LYS:HB3	2.16	0.45
52:DI:89:SER:HA	52:DI:97:VAL:CG1	2.47	0.45
38:DQ:101:ASP:OD1	38:DQ:104:ALA:HB3	2.17	0.45
39:DR:44:GLY:N	39:DR:53:PHE:CE2	2.84	0.45
39:DR:69:GLY:HA2	39:DR:97:LYS:N	2.29	0.45
42:DU:3:LYS:O	42:DU:4:ILE:HB	2.17	0.45
1:AA:1399:C:H1'	55:AA:1970:HOH:O	2.16	0.45
1:AA:1515:G:O2'	1:AA:1516:G:H5'	2.17	0.45
1:AA:24:U:O2'	1:AA:25:C:H5'	2.16	0.45
1:AA:402:G:H2'	1:AA:403:C:C6	2.52	0.45
1:AA:662:U:H2'	1:AA:663:A:H8	1.76	0.45
20:AB:140:LEU:HB3	20:AB:144:GLU:OE2	2.17	0.45
2:AC:153:SER:CB	2:AC:196:GLY:H	2.27	0.45
2:AC:5:HIS:O	2:AC:9:ILE:HG22	2.16	0.45
8:AI:51:LEU:HD23	8:AI:56:MET:HE3	1.99	0.45
11:AL:17:LYS:HB2	11:AL:17:LYS:HE3	1.82	0.45
12:AM:8:ILE:O	12:AM:8:ILE:HG13	2.17	0.45
13:AN:81:ILE:HD12	13:AN:82:LYS:N	2.31	0.45
16:AQ:74:LEU:HD13	16:AQ:74:LEU:C	2.37	0.45
18:AS:29:PRO:CA	18:AS:47:THR:HB	2.47	0.45
50:B3:35:LYS:O	50:B3:36:ALA:HB3	2.16	0.45
22:BA:78:A:O2'	22:BA:79:G:H5'	2.17	0.45
23:BB:1100:C:H2'	23:BB:1101:U:H6	1.81	0.45
23:BB:1322:A:H2'	23:BB:1323:C:H5'	1.98	0.45
23:BB:1509:A:C5'	23:BB:1510:G:H5'	2.47	0.45
23:BB:1683:U:H2'	23:BB:1684:G:C8	2.51	0.45
23:BB:1987:A:H2'	23:BB:1988:G:H8	1.82	0.45
23:BB:2465:C:O2'	23:BB:2466:C:H5'	2.16	0.45
23:BB:2708:G:H4'	35:BN:68:ALA:HB1	1.99	0.45
23:BB:2830:C:O2'	23:BB:2831:G:H5'	2.17	0.45
23:BB:992:C:H2'	23:BB:993:G:C8	2.51	0.45
25:BC:153:LEU:CD2	25:BC:153:LEU:H	2.26	0.45
25:BC:224:MET:HE2	25:BC:233:GLY:O	2.17	0.45
26:BD:128:ARG:NH1	26:BD:144:GLY:HA2	2.32	0.45
27:BE:7:ASP:O	27:BE:8:ALA:HB3	2.17	0.45
30:BH:2:GLN:HE22	30:BH:20:ASN:N	2.14	0.45
52:BI:38:CYS:O	52:BI:42:ASN:ND2	2.49	0.45
35:BN:73:ASN:HA	35:BN:76:VAL:CG1	2.46	0.45

Continued on next page...

Continued from previous page...

Atom-1	Atom-2	Interatomic distance (Å)	Clash overlap (Å)
38:BQ:103:VAL:HG23	38:BQ:104:ALA:N	2.31	0.45
38:BQ:73:ILE:HG13	38:BQ:77:LYS:HD2	1.99	0.45
23:BB:139:U:C2	41:BT:1:MET:HG2	2.51	0.45
43:BW:24:ARG:HB3	43:BW:57:THR:O	2.16	0.45
1:CA:1098:C:O2'	1:CA:1099:G:H5'	2.16	0.45
1:CA:1128:C:H4'	1:CA:1148:U:O2	2.17	0.45
1:CA:1382:C:H5'	6:CG:78:ARG:HE	1.82	0.45
1:CA:1488:G:H2'	1:CA:1489:G:H8	1.82	0.45
1:CA:239:U:H6	1:CA:239:U:H5'	1.80	0.45
20:CB:211:LEU:HG	20:CB:212:TYR:N	2.32	0.45
2:CC:10:ARG:HG2	2:CC:10:ARG:HH11	1.82	0.45
4:CE:82:HIS:NE2	4:CE:146:MET:HB2	2.31	0.45
4:CE:89:THR:C	4:CE:91:SER:H	2.18	0.45
7:CH:29:SER:O	7:CH:30:LYS:C	2.55	0.45
11:CL:82:ARG:HB2	11:CL:97:VAL:HG13	1.98	0.45
1:CA:1227:A:H4'	12:CM:113:LYS:HE2	1.97	0.45
14:CO:63:ARG:HH21	14:CO:87:ARG:NH1	2.15	0.45
15:CP:32:PHE:HD1	15:CP:32:PHE:C	2.20	0.45
16:CQ:60:ILE:HG22	16:CQ:74:LEU:HA	1.98	0.45
22:DA:6:G:O2'	22:DA:7:G:H5'	2.16	0.45
23:DB:1286:A:H1'	23:DB:1288:G:OP2	2.17	0.45
23:DB:2144:G:C2	23:DB:2146:C:H5'	2.52	0.45
23:DB:2651:C:O2'	23:DB:2652:C:H5'	2.17	0.45
23:DB:2673:G:H2'	23:DB:2674:G:C8	2.52	0.45
23:DB:510:C:O2'	23:DB:1236:G:H5'	2.17	0.45
23:DB:544:C:H2'	23:DB:545:U:C2	2.52	0.45
23:DB:547:A:N3	23:DB:547:A:C2'	2.77	0.45
23:DB:97:C:H2'	23:DB:98:G:O4'	2.17	0.45
23:DB:1820:U:N3	25:DC:197:ALA:HB1	2.27	0.45
25:DC:259:ASN:O	25:DC:261:ARG:HG3	2.17	0.45
25:DC:86:ARG:HH11	25:DC:86:ARG:HB2	1.81	0.45
28:DF:7:TYR:HA	28:DF:11:VAL:HB	1.98	0.45
29:DG:103:ASN:HA	29:DG:112:VAL:O	2.17	0.45
29:DG:100:ASN:HA	29:DG:116:LEU:HD11	1.99	0.45
29:DG:141:GLY:O	29:DG:144:ALA:HB3	2.16	0.45
52:DI:99:LYS:HB2	52:DI:140:GLU:OE1	2.16	0.45
31:DJ:73:VAL:HA	31:DJ:88:THR:O	2.17	0.45
33:DL:92:LEU:HB2	33:DL:125:LEU:HD11	1.99	0.45
34:DM:33:LEU:HD21	34:DM:124:LEU:HD13	1.98	0.45
36:DO:98:GLN:O	36:DO:99:TYR:HB2	2.17	0.45
40:DS:36:LEU:HA	40:DS:39:THR:CG2	2.47	0.45

Continued on next page...

Continued from previous page...

Atom-1	Atom-2	Interatomic distance (Å)	Clash overlap (Å)
41:DT:49:LYS:O	41:DT:51:PHE:N	2.41	0.45
42:DU:27:VAL:CB	42:DU:33:VAL:HG22	2.46	0.45
44:DX:17:GLU:HA	44:DX:21:LEU:CB	2.46	0.45
1:AA:1096:C:H2'	1:AA:1097:C:C6	2.52	0.45
1:AA:1250:A:O2'	1:AA:1251:A:H5'	2.17	0.45
1:AA:295:C:H2'	1:AA:296:U:C6	2.52	0.45
1:AA:408:A:OP1	3:AD:111:ALA:HB3	2.17	0.45
1:AA:202:G:N2	1:AA:465:A:H61	2.14	0.45
20:AB:96:LEU:H	20:AB:99:MET:HE3	1.82	0.45
2:AC:135:ARG:C	2:AC:137:VAL:H	2.20	0.45
1:AA:543:U:P	3:AD:13:ARG:HH21	2.40	0.45
5:AF:66:ALA:HB1	5:AF:67:PRO:HD2	1.99	0.45
1:AA:1380:U:C4	6:AG:2:ARG:HG3	2.52	0.45
10:AK:80:ASN:HD21	10:AK:107:THR:HG23	1.82	0.45
11:AL:30:ARG:HH11	11:AL:30:ARG:CB	2.29	0.45
11:AL:52:CYS:SG	11:AL:66:ILE:HD11	2.56	0.45
12:AM:44:ILE:CA	12:AM:47:LEU:HD13	2.47	0.45
13:AN:60:ARG:HE	13:AN:62:ARG:CZ	2.30	0.45
15:AP:4:ILE:HA	15:AP:20:VAL:O	2.16	0.45
16:AQ:23:ALA:HB1	16:AQ:40:THR:CG2	2.47	0.45
33:BL:60:ARG:HD3	50:B3:11:LYS:NZ	2.31	0.45
50:B3:44:ARG:HG2	50:B3:44:ARG:NH1	2.32	0.45
23:BB:1309:G:H4'	49:B2:7:PRO:CG	2.45	0.45
23:BB:143:C:C3'	23:BB:144:A:C8	3.00	0.45
23:BB:1547:C:H2'	23:BB:1548:A:C8	2.52	0.45
23:BB:15:G:H4'	47:B0:17:SER:OG	2.17	0.45
23:BB:1669:A:H2'	23:BB:1669:A:N3	2.30	0.45
23:BB:2291:U:H2'	23:BB:2292:U:H6	1.80	0.45
23:BB:2319:G:C2	23:BB:2321:U:O4	2.70	0.45
23:BB:2651:C:O2'	23:BB:2652:C:H5'	2.17	0.45
23:BB:2673:G:H2'	23:BB:2674:G:C8	2.52	0.45
23:BB:2776:A:H4'	23:BB:2777:G:C5'	2.46	0.45
23:BB:1752:C:H4'	23:BB:2862:G:OP1	2.16	0.45
23:BB:338:G:C2	23:BB:339:U:C1'	2.99	0.45
23:BB:402:A:H2'	23:BB:403:U:O4'	2.16	0.45
23:BB:463:G:N2	23:BB:466:A:OP2	2.48	0.45
23:BB:527:C:H5'	55:BB:3419:HOH:O	2.17	0.45
25:BC:208:GLY:C	25:BC:210:ALA:H	2.20	0.45
26:BD:148:GLN:HB3	26:BD:151:THR:HG21	1.98	0.45
26:BD:38:LYS:HG2	26:BD:39:ASP:N	2.22	0.45
23:BB:1255:U:H2'	27:BE:67:ARG:HB3	1.99	0.45

Continued on next page...

Continued from previous page...

Atom-1	Atom-2	Interatomic distance (Å)	Clash overlap (Å)
28:BF:135:ILE:HG23	28:BF:136:ILE:N	2.31	0.45
28:BF:31:GLU:HB3	28:BF:32:LYS:H	1.54	0.45
29:BG:120:ILE:HD12	29:BG:120:ILE:N	2.32	0.45
29:BG:121:THR:O	29:BG:133:LYS:HD3	2.16	0.45
30:BH:11:ASN:HD22	30:BH:12:LEU:N	2.10	0.45
52:BI:14:ALA:CB	52:BI:50:LYS:HA	2.47	0.45
32:BK:10:VAL:HG13	32:BK:19:VAL:CG2	2.46	0.45
32:BK:8:LEU:HB3	32:BK:84:CYS:SG	2.57	0.45
23:BB:811:U:C6	33:BL:29:LYS:HD3	2.52	0.45
33:BL:33:ARG:NH1	33:BL:34:GLY:HA3	2.32	0.45
34:BM:109:PRO:O	34:BM:112:LEU:HB2	2.17	0.45
35:BN:101:GLY:H	35:BN:110:MET:H	1.65	0.45
37:BP:38:ARG:CZ	37:BP:39:LEU:H	2.29	0.45
38:BQ:16:ILE:HD11	38:BQ:31:TYR:CD1	2.52	0.45
38:BQ:35:PHE:CA	38:BQ:39:ILE:HD12	2.46	0.45
1:CA:1319:A:H2'	1:CA:1323:G:N7	2.32	0.45
1:CA:224:U:H2'	1:CA:225:C:H6	1.82	0.45
1:CA:295:C:H2'	1:CA:296:U:C6	2.52	0.45
1:CA:343:U:H2'	1:CA:345:C:C5	2.52	0.45
1:CA:432:A:C2'	1:CA:433:G:H5'	2.47	0.45
1:CA:478:A:H2'	1:CA:479:U:O4'	2.15	0.45
1:CA:957:U:H2'	1:CA:959:A:OP2	2.17	0.45
2:CC:53:ARG:HA	2:CC:113:LYS:CE	2.47	0.45
2:CC:17:TRP:C	2:CC:19:SER:H	2.20	0.45
2:CC:63:ILE:HG12	2:CC:65:VAL:CG2	2.46	0.45
3:CD:104:MET:HG3	3:CD:142:VAL:HG21	1.99	0.45
3:CD:98:ASP:OD2	3:CD:99:ASN:N	2.50	0.45
4:CE:137:ARG:NH1	4:CE:137:ARG:HG2	2.31	0.45
4:CE:14:LEU:HD22	4:CE:15:ILE:N	2.32	0.45
4:CE:68:ARG:O	4:CE:69:ASN:HB3	2.17	0.45
8:CI:115:VAL:HG22	8:CI:116:GLY:N	2.32	0.45
1:CA:1250:A:C5'	8:CI:69:GLY:H	2.29	0.45
8:CI:88:GLU:HA	8:CI:91:GLU:OE2	2.16	0.45
11:CL:41:PRO:HG2	11:CL:45:ASN:O	2.16	0.45
17:CR:33:THR:HG23	17:CR:35:SER:H	1.81	0.45
18:CS:50:VAL:CG2	18:CS:70:LEU:HG	2.45	0.45
21:CU:7:GLU:OE1	21:CU:11:PHE:HZ	2.00	0.45
23:DB:1148:U:O2'	23:DB:1149:G:H5'	2.15	0.45
23:DB:1221:C:H2'	23:DB:1222:U:H6	1.82	0.45
23:DB:154:U:H2'	23:DB:155:A:C8	2.52	0.45
23:DB:1880:U:H2'	23:DB:1881:C:C6	2.52	0.45

Continued on next page...

Continued from previous page...

Atom-1	Atom-2	Interatomic distance (Å)	Clash overlap (Å)
23:DB:2065:C:H2'	23:DB:2066:C:C6	2.51	0.45
23:DB:2460:U:H2'	23:DB:2461:A:H8	1.81	0.45
23:DB:2649:C:H2'	23:DB:2650:U:C6	2.52	0.45
23:DB:2712:C:H2'	23:DB:2714:G:O3'	2.17	0.45
23:DB:2769:U:O2'	23:DB:2770:G:H5'	2.16	0.45
23:DB:303:G:H2'	23:DB:304:U:H6	1.82	0.45
23:DB:438:G:O2'	23:DB:439:A:H5'	2.16	0.45
25:DC:71:ASP:HA	25:DC:117:SER:OG	2.17	0.45
26:DD:14:ILE:O	26:DD:15:PHE:HD1	2.00	0.45
26:DD:172:VAL:CG1	26:DD:175:LEU:HD11	2.46	0.45
26:DD:77:ARG:HB2	26:DD:77:ARG:CZ	2.47	0.45
26:DD:7:LYS:HB3	26:DD:201:LEU:HD22	1.98	0.45
27:DE:17:THR:CG2	27:DE:18:THR:H	2.28	0.45
28:DF:15:LEU:HD13	28:DF:28:PRO:HG2	1.98	0.45
22:DA:55:U:O2'	28:DF:25:MET:HB3	2.16	0.45
29:DG:138:GLN:HE22	29:DG:142:GLN:HG3	1.82	0.45
30:DH:94:ILE:O	30:DH:122:LEU:HB2	2.16	0.45
30:DH:4:ILE:HD13	30:DH:37:VAL:HG13	1.98	0.45
30:DH:8:LYS:HA	30:DH:13:GLY:O	2.17	0.45
31:DJ:5:THR:HG23	31:DJ:7:LYS:HD3	1.99	0.45
33:DL:7:SER:CB	33:DL:8:PRO:CD	2.87	0.45
33:DL:94:THR:OG1	33:DL:95:LEU:HD12	2.16	0.45
34:DM:134:THR:HG22	34:DM:135:VAL:N	2.24	0.45
23:DB:1454:C:H5'	35:DN:63:ARG:HD2	1.97	0.45
36:DO:45:SER:C	36:DO:47:VAL:H	2.20	0.45
36:DO:86:GLY:O	36:DO:88:LYS:N	2.50	0.45
32:DK:78:ARG:H	37:DP:72:VAL:HG23	1.82	0.45
38:DQ:17:LEU:O	38:DQ:20:ALA:HB3	2.17	0.45
23:DB:1251:C:H5''	38:DQ:5:ARG:NH1	2.32	0.45
39:DR:11:GLN:N	39:DR:21:ARG:NH2	2.64	0.45
42:DU:85:ARG:O	42:DU:87:GLU:N	2.50	0.45
45:DY:3:THR:O	45:DY:36:GLU:HA	2.16	0.45
1:AA:1323:G:O2'	1:AA:1362:A:O4'	2.35	0.45
1:AA:1478:U:H2'	1:AA:1479:C:C6	2.52	0.45
1:AA:1481:U:H2'	1:AA:1482:G:C8	2.52	0.45
1:AA:1521:C:O2'	1:AA:1522:U:H5'	2.17	0.45
1:AA:385:C:O2'	1:AA:386:C:H5'	2.17	0.45
1:AA:408:A:P	3:AD:109:THR:HG21	2.57	0.45
1:AA:521:G:O2'	1:AA:522:C:H5'	2.17	0.45
1:AA:551:U:O2'	1:AA:552:U:H5'	2.17	0.45
1:AA:781:A:H2'	1:AA:782:A:C5'	2.38	0.45

Continued on next page...

Continued from previous page...

Atom-1	Atom-2	Interatomic distance (Å)	Clash overlap (Å)
1:AA:957:U:H2'	1:AA:959:A:OP2	2.17	0.45
20:AB:23:ASN:HD22	20:AB:23:ASN:C	2.20	0.45
20:AB:81:ASP:O	20:AB:85:SER:HB2	2.17	0.45
3:AD:145:ARG:HH11	3:AD:145:ARG:CB	2.29	0.45
3:AD:94:GLU:HA	3:AD:94:GLU:OE2	2.16	0.45
4:AE:56:PRO:O	4:AE:59:ILE:HG22	2.16	0.45
6:AG:73:GLU:OE2	6:AG:90:VAL:HG12	2.17	0.45
1:AA:1148:U:H5'	8:AI:6:TYR:OH	2.17	0.45
12:AM:52:ILE:HG23	12:AM:53:ASP:N	2.32	0.45
14:AO:77:TYR:O	14:AO:81:ILE:HG23	2.17	0.45
16:AQ:29:LYS:HD3	16:AQ:35:LYS:CA	2.47	0.45
17:AR:22:TYR:CD2	17:AR:60:ARG:HD2	2.51	0.45
18:AS:64:GLU:O	18:AS:66:VAL:HG23	2.17	0.45
48:B1:20:TYR:O	48:B1:21:THR:HB	2.17	0.45
48:B1:40:PRO:HA	48:B1:48:TYR:OH	2.16	0.45
50:B3:29:ARG:HA	50:B3:33:THR:HG21	1.95	0.45
23:BB:640:C:H1'	50:B3:44:ARG:NH2	2.32	0.45
51:B4:24:ARG:HH22	51:B4:36:ARG:HD3	1.79	0.45
51:B4:7:VAL:HB	51:B4:35:GLN:NE2	2.31	0.45
23:BB:1064:C:C4'	52:BI:90:GLY:HA2	2.47	0.45
23:BB:1487:U:H2'	23:BB:1488:C:C6	2.50	0.45
23:BB:1736:U:H2'	23:BB:1737:G:C8	2.52	0.45
23:BB:1985:C:O2'	23:BB:1986:C:H5'	2.17	0.45
23:BB:2065:C:H2'	23:BB:2066:C:C6	2.51	0.45
23:BB:2671:G:H2'	23:BB:2672:U:H6	1.80	0.45
23:BB:493:G:H2'	23:BB:494:G:O4'	2.17	0.45
23:BB:952:G:C6	23:BB:966:G:C6	3.05	0.45
26:BD:128:ARG:CA	26:BD:128:ARG:NE	2.80	0.45
28:BF:132:ARG:NH2	28:BF:147:ARG:HE	2.15	0.45
28:BF:13:LYS:HD3	28:BF:16:MET:HG3	1.99	0.45
32:BK:20:MET:O	32:BK:42:THR:N	2.49	0.45
33:BL:77:ILE:HD12	33:BL:110:VAL:HG22	1.99	0.45
34:BM:31:PHE:HA	34:BM:128:THR:HG22	1.97	0.45
34:BM:7:THR:C	34:BM:8:LYS:HD3	2.37	0.45
35:BN:38:LEU:N	35:BN:39:PRO:CD	2.80	0.45
37:BP:26:GLU:O	37:BP:46:VAL:HG22	2.17	0.45
37:BP:9:GLN:HB3	37:BP:56:SER:HB2	1.97	0.45
38:BQ:16:ILE:HD11	38:BQ:31:TYR:HD1	1.82	0.45
38:BQ:19:GLN:NE2	38:BQ:38:VAL:HG23	2.32	0.45
38:BQ:92:LYS:CD	38:BQ:93:ILE:N	2.80	0.45
40:BS:70:LYS:O	40:BS:71:VAL:HB	2.17	0.45

Continued on next page...

Continued from previous page...

Atom-1	Atom-2	Interatomic distance (Å)	Clash overlap (Å)
42:BU:2:ALA:O	42:BU:3:LYS:HD3	2.16	0.45
1:CA:1147:C:HO2'	8:CI:6:TYR:HE2	1.64	0.45
1:CA:24:U:O2'	1:CA:25:C:H5'	2.16	0.45
1:CA:285:C:H2'	1:CA:286:C:H6	1.81	0.45
1:CA:817:C:C2	1:CA:819:A:O4'	2.70	0.45
1:CA:953:G:H3'	1:CA:954:G:H8	1.82	0.45
2:CC:129:PHE:CG	2:CC:130:ARG:N	2.85	0.45
6:CG:29:LEU:HG	6:CG:104:VAL:HG22	1.99	0.45
11:CL:89:LEU:N	11:CL:89:LEU:HD22	2.32	0.45
11:CL:91:GLY:O	11:CL:93:ARG:NE	2.50	0.45
12:CM:73:SER:O	12:CM:77:LYS:HG3	2.17	0.45
15:CP:57:ILE:HD11	15:CP:75:ILE:HD11	1.98	0.45
47:D0:29:VAL:HG23	47:D0:32:THR:OG1	2.16	0.45
48:D1:14:ALA:CB	48:D1:19:PHE:HB3	2.47	0.45
23:DB:2420:C:OP2	50:D3:31:ILE:HA	2.17	0.45
22:DA:13:G:H2'	22:DA:14:U:H5''	1.99	0.45
23:DB:1190:G:OP1	33:DL:38:GLN:CB	2.65	0.45
23:DB:1509:A:C5'	23:DB:1510:G:H5'	2.47	0.45
23:DB:1585:C:H2'	23:DB:1586:A:C8	2.52	0.45
23:DB:1712:U:H3'	23:DB:1713:A:C5'	2.46	0.45
23:DB:1131:G:N7	23:DB:2025:C:H4'	2.32	0.45
23:DB:2637:U:O2'	23:DB:2638:G:H5'	2.17	0.45
23:DB:2733:A:H2'	23:DB:2734:A:O4'	2.17	0.45
23:DB:743:A:OP1	26:DD:134:HIS:CD2	2.70	0.45
23:DB:743:A:OP1	26:DD:134:HIS:NE2	2.50	0.45
26:DD:40:LEU:O	26:DD:41:ALA:HB3	2.17	0.45
23:DB:1205:A:N7	27:DE:164:LEU:CD1	2.80	0.45
30:DH:4:ILE:O	30:DH:5:LEU:HD22	2.17	0.45
30:DH:7:ASP:HB3	30:DH:8:LYS:H	1.60	0.45
31:DJ:58:ASN:O	31:DJ:60:ASP:N	2.45	0.45
31:DJ:94:ALA:HB3	31:DJ:95:ARG:HE	1.82	0.45
35:DN:45:ARG:NH2	35:DN:97:ILE:HG12	2.31	0.45
39:DR:37:GLU:CG	39:DR:62:GLU:HG3	2.45	0.45
41:DT:15:HIS:HB3	41:DT:31:VAL:CG1	2.47	0.45
41:DT:85:VAL:HG23	41:DT:86:THR:N	2.32	0.45
1:AA:1282:C:H2'	1:AA:1283:U:C6	2.52	0.44
1:AA:1439:G:H2'	1:AA:1440:U:O4'	2.18	0.44
1:AA:432:A:C2'	1:AA:433:G:H5'	2.47	0.44
1:AA:649:A:H2'	1:AA:650:G:O4'	2.17	0.44
1:AA:817:C:C2	1:AA:819:A:O4'	2.70	0.44
2:AC:25:THR:CG2	13:AN:74:ARG:HD2	2.47	0.44

Continued on next page...

Continued from previous page...

Atom-1	Atom-2	Interatomic distance (Å)	Clash overlap (Å)
3:AD:10:LEU:HD21	3:AD:62:ARG:CG	2.46	0.44
5:AF:40:GLU:CG	5:AF:42:TRP:HE1	2.27	0.44
13:AN:50:LEU:CG	13:AN:51:PRO:HD3	2.46	0.44
14:AO:70:LYS:HG2	14:AO:77:TYR:CG	2.52	0.44
15:AP:39:PHE:HE2	15:AP:70:ARG:NH2	2.15	0.44
17:AR:64:LEU:CB	17:AR:66:LEU:HG	2.47	0.44
18:AS:50:VAL:H	18:AS:57:VAL:H	1.64	0.44
21:AU:17:ARG:CA	21:AU:20:ARG:HB3	2.43	0.44
47:B0:51:ARG:O	47:B0:52:LYS:HD2	2.18	0.44
23:BB:2285:C:OP1	48:B1:26:LYS:HE3	2.17	0.44
23:BB:126:A:OP2	49:B2:45:SER:OG	2.29	0.44
23:BB:1292:G:H2'	23:BB:1293:C:H6	1.82	0.44
23:BB:1341:G:H2'	23:BB:1397:U:HO2'	1.81	0.44
23:BB:138:U:H2'	23:BB:140:C:C1'	2.45	0.44
23:BB:1773:A:C8	23:BB:1829:A:C8	3.05	0.44
23:BB:1880:U:H2'	23:BB:1881:C:C6	2.52	0.44
23:BB:2304:G:N2	23:BB:2312:U:H3	2.15	0.44
23:BB:2373:G:H2'	23:BB:2374:C:H6	1.80	0.44
23:BB:2464:G:H2'	23:BB:2465:C:C6	2.51	0.44
23:BB:2576:G:P	26:BD:149:ASN:CB	2.94	0.44
23:BB:699:A:H2'	23:BB:700:G:O4'	2.17	0.44
23:BB:807:U:H2'	23:BB:808:G:H8	1.81	0.44
23:BB:844:A:H2	23:BB:845:A:N1	2.16	0.44
23:BB:1790:C:H4'	25:BC:207:ALA:CB	2.46	0.44
25:BC:90:ILE:CG2	25:BC:91:ALA:N	2.79	0.44
23:BB:2774:C:P	26:BD:169:ARG:HG3	2.57	0.44
28:BF:101:ARG:HD2	28:BF:105:ILE:HD12	1.99	0.44
29:BG:158:GLY:CA	29:BG:170:THR:HG21	2.46	0.44
30:BH:134:VAL:HG22	30:BH:135:HIS:N	2.32	0.44
30:BH:147:VAL:HG12	30:BH:148:ALA:N	2.32	0.44
30:BH:35:LYS:HD2	30:BH:35:LYS:H	1.82	0.44
32:BK:24:VAL:HG12	32:BK:30:ARG:HB3	1.98	0.44
35:BN:86:ARG:HH21	35:BN:116:VAL:HG11	1.82	0.44
37:BP:31:VAL:HA	37:BP:81:ASP:CB	2.48	0.44
39:BR:6:GLN:O	39:BR:7:SER:OG	2.33	0.44
46:BZ:31:ASP:HA	46:BZ:47:LYS:O	2.17	0.44
1:CA:1426:G:H2'	1:CA:1427:C:C6	2.52	0.44
1:CA:1526:G:OP1	21:CU:37:TYR:HB3	2.17	0.44
1:CA:385:C:O2'	1:CA:386:C:H5'	2.17	0.44
3:CD:123:MET:CB	3:CD:128:VAL:HA	2.46	0.44
3:CD:123:MET:HB3	3:CD:128:VAL:HA	1.99	0.44

Continued on next page...

Continued from previous page...

Atom-1	Atom-2	Interatomic distance (Å)	Clash overlap (Å)
3:CD:172:VAL:HG22	3:CD:173:ASP:N	2.32	0.44
3:CD:18:LEU:HD22	3:CD:18:LEU:N	2.31	0.44
3:CD:74:TYR:HB3	3:CD:89:LEU:HD12	1.98	0.44
3:CD:71:PHE:CE2	3:CD:89:LEU:HD11	2.51	0.44
5:CF:52:ASN:O	5:CF:53:LYS:HB3	2.17	0.44
1:CA:1371:G:O3'	8:CI:70:GLY:HA3	2.17	0.44
9:CJ:19:ASP:HA	9:CJ:22:THR:HG22	1.99	0.44
10:CK:70:ALA:CA	10:CK:73:VAL:HG22	2.47	0.44
12:CM:84:CYS:O	12:CM:88:LEU:HG	2.16	0.44
50:D3:21:PHE:O	50:D3:48:MET:HB2	2.16	0.44
51:D4:9:LYS:O	51:D4:25:VAL:HA	2.18	0.44
22:DA:107:G:O2'	22:DA:108:A:H5'	2.17	0.44
23:DB:1005:C:O2'	23:DB:1006:C:H5'	2.15	0.44
23:DB:1025:G:H8	23:DB:1025:G:OP1	2.00	0.44
23:DB:1116:G:O2'	23:DB:1117:C:H5'	2.17	0.44
23:DB:1021:A:N6	23:DB:1142:A:N6	2.54	0.44
23:DB:1180:U:H2'	23:DB:1181:U:O4'	2.17	0.44
23:DB:1914:C:H3'	23:DB:1914:C:OP2	2.18	0.44
23:DB:231:A:H3'	23:DB:232:G:C8	2.52	0.44
23:DB:2457:U:O2'	23:DB:2458:G:H5'	2.17	0.44
23:DB:2598:A:P	25:DC:237:ARG:HH12	2.39	0.44
26:DD:45:TYR:HB3	26:DD:46:ARG:H	1.65	0.44
26:DD:31:ALA:HB3	26:DD:95:SER:HB2	1.99	0.44
28:DF:121:PHE:CE1	28:DF:166:ARG:HG2	2.52	0.44
30:DH:19:VAL:HG22	30:DH:20:ASN:N	2.32	0.44
30:DH:53:GLU:CD	30:DH:57:LYS:HD2	2.37	0.44
31:DJ:73:VAL:HG22	31:DJ:74:TYR:H	1.80	0.44
23:DB:1199:U:O2'	38:DQ:2:ARG:HB3	2.16	0.44
38:DQ:52:ARG:HG2	38:DQ:53:LYS:H	1.83	0.44
43:DW:76:ARG:C	43:DW:78:PHE:H	2.20	0.44
45:DY:17:PRO:HD2	45:DY:18:LYS:NZ	2.31	0.44
1:AA:1262:C:H2'	1:AA:1263:C:O4'	2.17	0.44
1:AA:178:C:O2'	1:AA:179:A:H5'	2.17	0.44
1:AA:343:U:H2'	1:AA:345:C:C5	2.52	0.44
1:AA:668:G:O2'	1:AA:669:G:H5'	2.17	0.44
1:AA:734:G:H2'	1:AA:735:C:C6	2.53	0.44
20:AB:67:LEU:HD12	20:AB:153:MET:CE	2.38	0.44
4:AE:108:GLY:H	4:AE:110:MET:CE	2.30	0.44
4:AE:16:ALA:O	4:AE:34:ALA:HA	2.16	0.44
6:AG:87:PRO:CG	6:AG:151:ALA:HB2	2.46	0.44
6:AG:74:VAL:HG12	6:AG:75:LYS:N	2.30	0.44

Continued on next page...

Continued from previous page...

Atom-1	Atom-2	Interatomic distance (Å)	Clash overlap (Å)
11:AL:32:VAL:O	11:AL:33:CYS:HB2	2.15	0.44
13:AN:60:ARG:NE	13:AN:62:ARG:HE	2.15	0.44
15:AP:40:ASN:HB3	15:AP:49:GLY:O	2.17	0.44
15:AP:39:PHE:CE1	15:AP:74:LEU:HD22	2.52	0.44
16:AQ:44:HIS:O	16:AQ:72:TRP:HB2	2.16	0.44
23:BB:1263:U:H4'	47:B0:8:THR:HB	2.00	0.44
23:BB:1286:A:H1'	23:BB:1288:G:OP2	2.17	0.44
23:BB:1541:C:O2'	23:BB:1542:U:H5'	2.17	0.44
23:BB:1589:U:H2'	23:BB:1590:A:C8	2.52	0.44
23:BB:173:A:H2'	23:BB:174:U:C6	2.52	0.44
23:BB:2065:C:C2	23:BB:2066:C:C5	3.05	0.44
23:BB:2204:G:O2'	23:BB:2205:A:H5'	2.17	0.44
23:BB:2220:U:O2'	23:BB:2221:G:H5'	2.17	0.44
23:BB:2257:U:OP1	43:BW:5:ALA:HB2	2.18	0.44
23:BB:2354:C:H4'	43:BW:30:VAL:HG13	1.98	0.44
23:BB:2466:C:O2'	23:BB:2467:C:H5'	2.17	0.44
23:BB:2521:C:O2'	23:BB:2522:U:H5'	2.17	0.44
23:BB:2678:C:O2'	23:BB:2679:A:H5'	2.17	0.44
23:BB:269:C:O2'	23:BB:270:A:H5'	2.17	0.44
23:BB:273:G:H2'	23:BB:274:C:C6	2.53	0.44
23:BB:689:A:H2'	23:BB:690:G:C8	2.52	0.44
23:BB:701:G:O2'	23:BB:702:U:H5'	2.16	0.44
23:BB:718:A:H2'	23:BB:719:C:H5'	1.99	0.44
25:BC:115:ILE:HA	25:BC:126:GLY:CA	2.47	0.44
25:BC:27:LYS:HA	25:BC:79:ARG:CZ	2.48	0.44
26:BD:151:THR:HB	26:BD:152:PRO:CD	2.48	0.44
23:BB:2306:C:N4	28:BF:38:GLY:H	2.03	0.44
29:BG:154:GLU:OE2	29:BG:159:LYS:HG2	2.17	0.44
30:BH:57:LYS:N	30:BH:57:LYS:HE3	2.32	0.44
52:BI:52:LEU:HD12	52:BI:52:LEU:N	2.32	0.44
32:BK:121:GLU:HG2	37:BP:67:GLU:OE2	2.16	0.44
33:BL:58:TYR:O	33:BL:61:LEU:HD21	2.17	0.44
36:BO:8:ILE:O	36:BO:10:ARG:N	2.50	0.44
39:BR:35:PHE:HB2	39:BR:64:VAL:HG21	1.98	0.44
39:BR:47:VAL:C	39:BR:49:ILE:H	2.20	0.44
43:BW:28:GLU:C	43:BW:30:VAL:H	2.21	0.44
43:BW:39:GLN:HA	43:BW:68:PHE:HA	1.98	0.44
23:BB:1157:G:H1'	45:BY:10:ARG:NH2	2.31	0.44
1:CA:1030:U:HO2'	1:CA:1031:C:P	2.38	0.44
1:CA:1031:C:H5'	1:CA:1032:G:C4	2.53	0.44
1:CA:983:A:O2'	1:CA:1049:U:O2'	2.32	0.44

Continued on next page...

Continued from previous page...

Atom-1	Atom-2	Interatomic distance (Å)	Clash overlap (Å)
1:CA:428:G:H4'	1:CA:429:U:O5'	2.17	0.44
1:CA:676:A:H5''	10:CK:114:PRO:CB	2.47	0.44
1:CA:836:G:H2'	1:CA:837:U:C6	2.52	0.44
1:CA:857:C:H2'	1:CA:858:G:O4'	2.17	0.44
2:CC:129:PHE:CZ	2:CC:156:LEU:HD13	2.52	0.44
4:CE:109:ALA:HB3	4:CE:135:VAL:HG11	1.99	0.44
4:CE:37:VAL:HG12	4:CE:116:VAL:HG21	1.99	0.44
4:CE:10:LEU:HA	4:CE:39:GLY:O	2.17	0.44
7:CH:76:ARG:NE	7:CH:125:ILE:HG23	2.32	0.44
7:CH:72:GLU:HB3	7:CH:129:ALA:HB2	1.98	0.44
8:CI:38:PHE:HB2	8:CI:44:ARG:HG3	2.00	0.44
9:CJ:17:LEU:HD11	9:CJ:96:VAL:HG12	1.98	0.44
9:CJ:98:VAL:O	9:CJ:98:VAL:HG23	2.18	0.44
12:CM:96:VAL:C	12:CM:98:GLY:H	2.20	0.44
14:CO:23:SER:HB3	14:CO:26:VAL:HG23	1.99	0.44
16:CQ:18:LYS:HA	16:CQ:47:ASP:O	2.17	0.44
48:D1:42:VAL:HG12	48:D1:43:ARG:HG2	1.99	0.44
22:DA:14:U:H4'	22:DA:70:C:O2	2.17	0.44
23:DB:152:A:H2'	23:DB:153:U:C6	2.53	0.44
23:DB:1563:U:O2'	23:DB:1564:C:H5'	2.17	0.44
23:DB:1724:G:H2'	23:DB:1725:U:H6	1.82	0.44
23:DB:2038:G:H2'	23:DB:2039:U:H6	1.82	0.44
23:DB:689:A:H2'	23:DB:690:G:C8	2.52	0.44
23:DB:709:U:H2'	23:DB:710:U:H6	1.81	0.44
23:DB:727:A:OP1	23:DB:1431:A:O2'	2.35	0.44
23:DB:807:U:H2'	23:DB:808:G:H8	1.81	0.44
23:DB:822:G:H2'	23:DB:823:C:C6	2.53	0.44
25:DC:137:GLY:O	25:DC:140:VAL:HG13	2.16	0.44
25:DC:155:ARG:NH2	25:DC:155:ARG:HG2	2.31	0.44
25:DC:24:HIS:HB3	25:DC:25:LYS:H	1.54	0.44
26:DD:202:ILE:HG22	26:DD:203:VAL:N	2.31	0.44
27:DE:109:LEU:HA	27:DE:117:ARG:NH1	2.32	0.44
27:DE:46:GLN:CD	27:DE:86:ALA:HB3	2.38	0.44
29:DG:98:LYS:HB3	29:DG:101:VAL:HG23	1.98	0.44
30:DH:35:LYS:NZ	30:DH:37:VAL:HG23	2.32	0.44
33:DL:58:TYR:HA	33:DL:62:PRO:CG	2.47	0.44
23:DB:2415:G:H4'	33:DL:66:PHE:HB2	2.00	0.44
34:DM:96:ILE:H	34:DM:98:PRO:HD3	1.83	0.44
38:DQ:92:LYS:C	38:DQ:93:ILE:HG23	2.36	0.44
39:DR:73:LYS:HD2	39:DR:73:LYS:N	2.32	0.44
45:DY:8:GLN:HE21	45:DY:23:LEU:HD12	1.82	0.44

Continued on next page...

Continued from previous page...

Atom-1	Atom-2	Interatomic distance (Å)	Clash overlap (Å)
46:DZ:48:GLN:O	46:DZ:51:VAL:HB	2.17	0.44
1:AA:1085:U:H3'	1:AA:1086:U:C5	2.53	0.44
1:AA:1190:G:OP1	2:AC:4:VAL:HG12	2.17	0.44
1:AA:28:A:H2'	1:AA:29:U:O4'	2.17	0.44
1:AA:397:A:N7	1:AA:547:A:O2'	2.45	0.44
1:AA:541:G:H2'	1:AA:542:G:C8	2.52	0.44
20:AB:172:ILE:O	20:AB:175:ALA:HB3	2.17	0.44
2:AC:110:LEU:HB3	2:AC:203:LYS:NZ	2.32	0.44
2:AC:70:ALA:CB	2:AC:108:PRO:HB3	2.47	0.44
8:AI:118:ARG:HH22	8:AI:122:ARG:HH21	1.66	0.44
8:AI:51:LEU:CD1	8:AI:82:ILE:HG21	2.47	0.44
13:AN:73:LEU:HD12	13:AN:73:LEU:N	2.32	0.44
23:BB:1560:G:C4	23:BB:1561:C:C5	3.06	0.44
23:BB:1668:A:N3	23:BB:1670:C:C4	2.85	0.44
23:BB:1678:A:O2'	23:BB:1679:A:H5'	2.16	0.44
23:BB:1710:G:H2'	23:BB:1711:A:C8	2.52	0.44
23:BB:185:G:H2'	23:BB:186:G:O4'	2.17	0.44
23:BB:2100:G:H3'	23:BB:2101:A:H8	1.82	0.44
23:BB:2249:U:C4'	23:BB:2275:C:H5	2.29	0.44
23:BB:320:A:OP2	27:BE:132:LYS:HE2	2.18	0.44
23:BB:376:G:H2'	23:BB:377:G:H8	1.81	0.44
23:BB:39:G:H2'	23:BB:40:U:C6	2.52	0.44
23:BB:435:C:C2'	23:BB:436:C:H5'	2.47	0.44
23:BB:453:A:H4'	23:BB:472:A:N6	2.32	0.44
23:BB:608:A:H2'	23:BB:609:A:H8	1.81	0.44
23:BB:635:C:H3'	33:BL:109:LYS:NZ	2.33	0.44
23:BB:728:G:H5'	25:BC:12:ARG:HH22	1.82	0.44
25:BC:243:PRO:HB3	25:BC:249:VAL:HG23	1.99	0.44
23:BB:1802:A:O3'	25:BC:255:LYS:HE2	2.18	0.44
25:BC:7:PRO:HB3	25:BC:25:LYS:HD3	1.98	0.44
26:BD:13:ARG:O	26:BD:14:ILE:C	2.55	0.44
26:BD:62:LYS:H	26:BD:62:LYS:CE	2.30	0.44
29:BG:40:VAL:HG13	29:BG:52:GLY:O	2.18	0.44
31:BJ:119:PHE:O	31:BJ:122:LEU:HG	2.18	0.44
36:BO:10:ARG:NH1	36:BO:10:ARG:HG3	2.30	0.44
41:BT:47:VAL:HG12	41:BT:53:VAL:CG2	2.47	0.44
41:BT:62:VAL:O	41:BT:63:VAL:CG1	2.61	0.44
41:BT:87:LEU:HD22	41:BT:87:LEU:N	2.32	0.44
42:BU:42:LYS:HD3	42:BU:60:LYS:CB	2.45	0.44
24:BV:79:ARG:HB3	24:BV:79:ARG:NH1	2.32	0.44
43:BW:44:PHE:O	43:BW:76:ARG:N	2.50	0.44

Continued on next page...

Continued from previous page...

Atom-1	Atom-2	Interatomic distance (Å)	Clash overlap (Å)
44:BX:15:ASN:O	44:BX:17:GLU:N	2.51	0.44
45:BY:28:LEU:HA	45:BY:33:HIS:ND1	2.33	0.44
45:BY:9:THR:HB	45:BY:54:VAL:CA	2.39	0.44
1:CA:113:G:H2'	1:CA:114:U:H6	1.81	0.44
1:CA:1456:A:H2'	1:CA:1457:G:C8	2.52	0.44
1:CA:238:A:C3'	1:CA:239:U:H5''	2.47	0.44
1:CA:237:G:O2'	1:CA:238:A:H5'	2.18	0.44
1:CA:28:A:H2'	1:CA:29:U:O4'	2.17	0.44
1:CA:65:A:H2	1:CA:381:C:H2'	1.82	0.44
1:CA:598:U:H2'	1:CA:599:C:H6	1.82	0.44
1:CA:734:G:H2'	1:CA:735:C:C6	2.52	0.44
4:CE:64:GLU:HA	4:CE:67:ARG:NH1	2.32	0.44
5:CF:68:GLN:HA	5:CF:71:ILE:CG2	2.45	0.44
7:CH:75:GLN:HE21	7:CH:76:ARG:H	1.65	0.44
8:CI:30:ASN:O	8:CI:31:GLN:HB2	2.17	0.44
9:CJ:35:GLN:HB3	9:CJ:78:GLU:CD	2.37	0.44
10:CK:16:SER:N	10:CK:78:ILE:HA	2.32	0.44
12:CM:97:ARG:HG2	12:CM:97:ARG:HH11	1.82	0.44
13:CN:63:CYS:CB	13:CN:68:ARG:H	2.25	0.44
21:CU:43:GLU:O	21:CU:46:ARG:HB2	2.16	0.44
23:DB:1266:G:OP2	47:D0:12:ARG:NH1	2.50	0.44
51:D4:14:CYS:SG	51:D4:26:ILE:HG23	2.57	0.44
23:DB:1064:C:H2'	23:DB:1065:U:O4'	2.17	0.44
23:DB:1317:G:H2'	23:DB:1318:U:O4'	2.17	0.44
23:DB:1359:A:H2'	23:DB:1360:G:O4'	2.17	0.44
23:DB:1541:C:O2'	23:DB:1542:U:H5'	2.17	0.44
23:DB:1560:G:C4	23:DB:1561:C:C5	3.06	0.44
23:DB:1710:G:H2'	23:DB:1711:A:C8	2.52	0.44
23:DB:1964:G:H4'	23:DB:1965:C:OP2	2.17	0.44
23:DB:2270:A:H4'	43:DW:18:LYS:HB2	1.99	0.44
23:DB:2259:U:O4'	23:DB:2427:C:H2'	2.18	0.44
23:DB:2491:U:H5''	23:DB:2570:G:H5'	1.99	0.44
23:DB:458:G:O2'	23:DB:459:U:C5	2.69	0.44
23:DB:927:A:O2'	23:DB:928:A:H5'	2.18	0.44
25:DC:70:LYS:HD2	25:DC:95:TYR:CD1	2.52	0.44
26:DD:70:LYS:NZ	26:DD:70:LYS:HB3	2.32	0.44
29:DG:163:TYR:C	29:DG:165:ASP:H	2.20	0.44
31:DJ:93:ILE:HG22	31:DJ:97:PRO:HA	1.99	0.44
32:DK:17:ARG:HB2	32:DK:45:GLU:CB	2.47	0.44
32:DK:8:LEU:H	32:DK:8:LEU:HD12	1.82	0.44
36:DO:39:VAL:HG12	36:DO:50:ALA:HB2	2.00	0.44

Continued on next page...

Continued from previous page...

Atom-1	Atom-2	Interatomic distance (Å)	Clash overlap (Å)
37:DP:47:ILE:HG23	37:DP:63:ILE:CA	2.32	0.44
23:DB:974:G:H4'	39:DR:83:TYR:CZ	2.52	0.44
41:DT:14:PRO:HA	41:DT:32:LEU:HG	1.98	0.44
42:DU:94:PHE:CD2	42:DU:95:PHE:N	2.84	0.44
24:DV:30:ILE:HB	24:DV:38:LEU:HB3	2.00	0.44
43:DW:19:ARG:NH2	43:DW:22:VAL:HA	2.32	0.44
1:AA:113:G:H2'	1:AA:114:U:H6	1.81	0.44
1:AA:1215:G:H5'	1:AA:1215:G:H8	1.80	0.44
1:AA:1296:C:O2'	1:AA:1302:C:C2	2.71	0.44
1:AA:1484:C:O2'	1:AA:1485:U:H5'	2.18	0.44
1:AA:397:A:N3	1:AA:397:A:H3'	2.33	0.44
1:AA:56:U:H6	1:AA:56:U:O5'	2.00	0.44
1:AA:60:A:O2'	1:AA:61:G:OP2	2.36	0.44
1:AA:951:G:H1'	1:AA:970:C:O2'	2.17	0.44
20:AB:162:VAL:CG1	20:AB:184:ALA:HB2	2.47	0.44
3:AD:120:LYS:CB	3:AD:145:ARG:HH21	2.30	0.44
10:AK:92:ARG:NH1	21:AU:24:LYS:NZ	2.65	0.44
11:AL:58:ASN:ND2	11:AL:60:PHE:HB2	2.33	0.44
12:AM:75:SER:O	12:AM:78:ARG:HB3	2.17	0.44
12:AM:78:ARG:HE	12:AM:79:LEU:CD1	2.29	0.44
16:AQ:22:VAL:HG21	16:AQ:58:VAL:HG21	1.99	0.44
17:AR:40:PRO:HD2	17:AR:43:ILE:HD11	1.98	0.44
18:AS:16:LYS:O	18:AS:20:LYS:HB2	2.17	0.44
23:BB:2393:U:OP1	50:B3:29:ARG:CZ	2.66	0.44
23:BB:1164:C:H2'	23:BB:1165:A:C8	2.52	0.44
23:BB:1189:A:H2'	23:BB:1190:G:O4'	2.17	0.44
23:BB:1210:G:H4'	23:BB:1211:C:OP2	2.18	0.44
23:BB:1228:G:H2'	23:BB:1229:C:H6	1.82	0.44
23:BB:144:A:H2'	23:BB:145:C:O4'	2.18	0.44
23:BB:121:G:H4'	23:BB:149:A:H5'	2.00	0.44
23:BB:1547:C:H2'	23:BB:1548:A:H8	1.81	0.44
23:BB:1559:U:H3'	23:BB:1560:G:C5'	2.47	0.44
23:BB:1346:G:C6	23:BB:1601:G:C6	3.05	0.44
23:BB:1785:A:H2'	23:BB:1787:A:C8	2.52	0.44
23:BB:966:G:H5''	23:BB:2272:U:O2	2.17	0.44
23:BB:2604:U:O2'	23:BB:2605:U:H5'	2.17	0.44
23:BB:68:G:N3	23:BB:68:G:H2'	2.31	0.44
23:BB:764:A:H5''	25:BC:208:GLY:HA3	1.98	0.44
23:BB:770:G:OP1	49:B2:8:SER:HB2	2.17	0.44
23:BB:863:A:H2'	23:BB:864:G:H8	1.83	0.44
23:BB:956:G:H22	23:BB:959:A:H3'	1.80	0.44

Continued on next page...

Continued from previous page...

Atom-1	Atom-2	Interatomic distance (Å)	Clash overlap (Å)
25:BC:103:ILE:CG2	25:BC:104:LEU:N	2.80	0.44
26:BD:106:LYS:HB2	26:BD:106:LYS:HE3	1.77	0.44
26:BD:23:PRO:HA	26:BD:190:LYS:CA	2.47	0.44
28:BF:177:ARG:C	28:BF:177:ARG:HE	2.21	0.44
28:BF:77:LYS:HZ3	28:BF:79:ARG:HE	1.65	0.44
29:BG:24:THR:OG1	29:BG:31:GLU:HB3	2.17	0.44
29:BG:16:VAL:HG21	29:BG:44:HIS:NE2	2.32	0.44
30:BH:3:VAL:CG2	30:BH:21:VAL:HG11	2.44	0.44
52:BI:7:TYR:CD1	52:BI:7:TYR:C	2.91	0.44
32:BK:35:VAL:HG23	32:BK:36:GLY:N	2.22	0.44
35:BN:87:PHE:HB2	35:BN:94:TYR:CZ	2.52	0.44
22:BA:49:C:OP2	36:BO:30:ARG:NH2	2.50	0.44
37:BP:1:SER:HB2	37:BP:4:ILE:HB	1.98	0.44
39:BR:69:GLY:O	39:BR:70:GLU:HG3	2.17	0.44
39:BR:78:ARG:HD3	39:BR:87:GLN:HG2	2.00	0.44
40:BS:50:VAL:HG21	40:BS:103:ILE:HG21	1.98	0.44
43:BW:48:ALA:HA	43:BW:54:ARG:HA	2.00	0.44
43:BW:49:ASN:O	43:BW:50:VAL:HB	2.18	0.44
1:CA:11:G:H2'	1:CA:12:U:C6	2.53	0.44
1:CA:178:C:O2'	1:CA:179:A:H5'	2.18	0.44
1:CA:29:U:O2'	1:CA:30:U:H5'	2.17	0.44
1:CA:36:C:H2'	1:CA:37:U:O4'	2.17	0.44
1:CA:668:G:O2'	1:CA:669:G:H5'	2.17	0.44
1:CA:81:A:H2'	1:CA:82:G:H8	1.81	0.44
2:CC:108:PRO:C	2:CC:110:LEU:H	2.21	0.44
2:CC:65:VAL:O	2:CC:65:VAL:HG12	2.17	0.44
2:CC:87:ARG:HG3	2:CC:87:ARG:HH11	1.81	0.44
3:CD:102:TYR:HE1	3:CD:108:ALA:O	2.01	0.44
3:CD:55:ARG:HH11	3:CD:55:ARG:CG	2.31	0.44
12:CM:21:ILE:O	12:CM:21:ILE:HG22	2.16	0.44
47:D0:47:TYR:CD2	47:D0:51:ARG:HA	2.53	0.44
51:D4:30:GLU:O	51:D4:32:LYS:N	2.50	0.44
22:DA:49:C:H2'	22:DA:50:A:H8	1.83	0.44
23:DB:1128:G:N7	23:DB:2490:G:H5'	2.32	0.44
23:DB:1292:G:H2'	23:DB:1293:C:H6	1.83	0.44
23:DB:145:C:H2'	23:DB:146:A:C8	2.52	0.44
23:DB:20:C:H2'	23:DB:21:A:C8	2.51	0.44
23:DB:2215:C:O2'	23:DB:2216:G:H5'	2.17	0.44
23:DB:858:G:C2	23:DB:2268:A:H2'	2.47	0.44
23:DB:2377:A:H2	36:DO:92:PHE:HE1	1.65	0.44
23:DB:239:C:H2'	23:DB:240:C:C6	2.52	0.44

Continued on next page...

Continued from previous page...

Atom-1	Atom-2	Interatomic distance (Å)	Clash overlap (Å)
23:DB:2521:C:O2'	23:DB:2522:U:H5'	2.17	0.44
23:DB:2669:G:H2'	23:DB:2670:A:C8	2.51	0.44
23:DB:2758:A:H2'	23:DB:2759:G:C5'	2.45	0.44
23:DB:304:U:H2'	23:DB:305:C:H6	1.78	0.44
23:DB:357:C:H2'	23:DB:358:U:H6	1.82	0.44
23:DB:383:C:H5''	23:DB:385:C:OP2	2.17	0.44
23:DB:182:A:H2	23:DB:433:C:O2	2.00	0.44
23:DB:538:A:N6	23:DB:555:G:O2'	2.43	0.44
23:DB:7:G:H2'	23:DB:8:C:H6	1.82	0.44
23:DB:814:C:H5''	39:DR:87:GLN:O	2.18	0.44
22:DA:99:A:N1	23:DB:863:A:H4'	2.33	0.44
26:DD:122:VAL:CG2	26:DD:128:ARG:HG3	2.46	0.44
26:DD:83:ARG:HD2	26:DD:84:LEU:N	2.32	0.44
27:DE:148:ILE:HG13	27:DE:148:ILE:O	2.17	0.44
27:DE:151:GLY:HA2	27:DE:169:VAL:O	2.17	0.44
29:DG:156:TYR:CD1	29:DG:171:LYS:HG2	2.53	0.44
33:DL:61:LEU:HD23	33:DL:61:LEU:C	2.38	0.44
34:DM:33:LEU:CD2	34:DM:124:LEU:HD22	2.48	0.44
37:DP:8:GLU:HA	37:DP:11:GLN:HG2	1.99	0.44
40:DS:18:ARG:NE	40:DS:22:ASP:OD1	2.50	0.44
40:DS:22:ASP:O	40:DS:25:ARG:HG3	2.18	0.44
24:DV:72:VAL:CG1	24:DV:93:ARG:HA	2.42	0.44
1:AA:1148:U:H5''	8:AI:8:THR:HG23	2.00	0.44
1:AA:1521:C:H2'	1:AA:1522:U:C6	2.53	0.44
1:AA:1529:G:OP2	1:AA:1529:G:H3'	2.18	0.44
1:AA:613:C:H2'	1:AA:614:C:H6	1.82	0.44
1:AA:915:A:C2'	1:AA:916:U:H5'	2.48	0.44
20:AB:9:LEU:H	20:AB:9:LEU:HD12	1.82	0.44
2:AC:148:ILE:HA	2:AC:200:TRP:O	2.18	0.44
3:AD:190:LEU:O	3:AD:192:ALA:N	2.50	0.44
3:AD:12:ARG:HD2	3:AD:37:PRO:HA	2.00	0.44
4:AE:105:ILE:HD12	4:AE:123:LEU:HB3	2.00	0.44
8:AI:4:GLN:NE2	8:AI:21:LYS:HE3	2.33	0.44
9:AJ:57:VAL:HG22	9:AJ:58:ASN:H	1.83	0.44
13:AN:17:ASP:HB2	13:AN:18:LYS:NZ	2.33	0.44
13:AN:49:THR:O	13:AN:49:THR:HG22	2.17	0.44
13:AN:63:CYS:HB2	13:AN:79:SER:OG	2.18	0.44
15:AP:78:VAL:O	15:AP:80:LYS:N	2.51	0.44
18:AS:35:ARG:HG3	18:AS:35:ARG:H	1.50	0.44
18:AS:47:THR:HG23	18:AS:60:PHE:HE1	1.83	0.44
23:BB:1107:G:H2'	23:BB:1108:U:C6	2.53	0.44

Continued on next page...

Continued from previous page...

Atom-1	Atom-2	Interatomic distance (Å)	Clash overlap (Å)
23:BB:1231:U:H2'	23:BB:1232:G:C8	2.52	0.44
23:BB:1535:A:H5'	23:BB:1536:C:C5	2.53	0.44
23:BB:1561:C:H2'	23:BB:1562:U:H6	1.81	0.44
23:BB:1311:G:H21	23:BB:1603:A:H62	1.65	0.44
23:BB:1877:A:O2'	23:BB:1878:G:H5'	2.18	0.44
23:BB:1910:G:O2'	23:BB:1911:U:H5'	2.18	0.44
23:BB:1964:G:H4'	23:BB:1965:C:OP2	2.17	0.44
23:BB:2150:C:H2'	23:BB:2151:U:O4'	2.17	0.44
23:BB:230:G:H2'	23:BB:231:A:H8	1.82	0.44
23:BB:1027:A:H2	23:BB:2488:G:H4'	1.82	0.44
23:BB:2669:G:H2'	23:BB:2670:A:C8	2.51	0.44
23:BB:2787:C:H2'	23:BB:2788:C:C6	2.53	0.44
23:BB:661:A:H2'	23:BB:662:G:H8	1.83	0.44
23:BB:743:A:C2'	23:BB:744:U:H5'	2.47	0.44
23:BB:985:C:H2'	23:BB:986:C:H6	1.83	0.44
25:BC:124:LYS:HZ3	25:BC:125:PRO:HD2	1.82	0.44
25:BC:216:ARG:HB3	25:BC:217:PRO:HD2	1.99	0.44
25:BC:6:LYS:HA	25:BC:7:PRO:HA	1.82	0.44
26:BD:171:THR:HG22	26:BD:173:GLN:HG3	1.98	0.44
26:BD:29:VAL:HA	26:BD:185:ASN:OD1	2.18	0.44
26:BD:40:LEU:O	26:BD:41:ALA:HB3	2.18	0.44
27:BE:111:GLU:C	27:BE:113:VAL:H	2.21	0.44
27:BE:178:VAL:HG23	27:BE:179:SER:N	2.33	0.44
28:BF:116:LEU:H	28:BF:176:PHE:CA	2.31	0.44
28:BF:48:LEU:O	28:BF:49:LEU:HB2	2.17	0.44
31:BJ:101:ILE:HG12	31:BJ:102:GLU:N	2.32	0.44
23:BB:1669:A:C8	32:BK:5:GLN:HG3	2.53	0.44
32:BK:75:SER:N	37:BP:76:HIS:NE2	2.64	0.44
33:BL:78:ARG:NH1	33:BL:80:SER:H	2.16	0.44
35:BN:24:MET:HE2	35:BN:44:LEU:HD13	1.99	0.44
40:BS:70:LYS:CD	40:BS:110:ARG:HG3	2.47	0.44
40:BS:9:HIS:O	40:BS:10:ALA:HB3	2.18	0.44
42:BU:2:ALA:O	42:BU:4:ILE:HG13	2.18	0.44
24:BV:77:VAL:HG12	34:BM:133:LYS:HZ2	1.83	0.44
43:BW:37:VAL:O	43:BW:38:ARG:C	2.55	0.44
1:CA:1142:G:H2'	1:CA:1143:G:O4'	2.17	0.44
1:CA:1300:G:H2'	1:CA:1301:U:OP2	2.18	0.44
1:CA:1349:A:H61	1:CA:1373:G:H1'	1.82	0.44
1:CA:1414:U:H2'	1:CA:1415:G:C8	2.52	0.44
1:CA:1425:U:H2'	1:CA:1426:G:C8	2.53	0.44
1:CA:432:A:H2'	1:CA:433:G:H5'	1.99	0.44

Continued on next page...

Continued from previous page...

Atom-1	Atom-2	Interatomic distance (Å)	Clash overlap (Å)
1:CA:949:A:O2'	1:CA:950:U:H5'	2.18	0.44
2:CC:53:ARG:HA	2:CC:113:LYS:HZ3	1.83	0.44
3:CD:107:GLY:O	3:CD:157:ALA:HB1	2.17	0.44
3:CD:37:PRO:HD2	3:CD:41:GLY:CA	2.47	0.44
5:CF:72:ASP:O	5:CF:75:GLU:HB3	2.18	0.44
8:CI:6:TYR:OH	8:CI:8:THR:HG22	2.17	0.44
9:CJ:68:ARG:HD3	9:CJ:70:HIS:CE1	2.53	0.44
10:CK:117:HIS:O	10:CK:118:ASN:HB2	2.16	0.44
10:CK:12:ARG:CB	10:CK:13:LYS:HD2	2.47	0.44
10:CK:70:ALA:C	10:CK:72:ALA:N	2.70	0.44
10:CK:84:MET:SD	10:CK:110:THR:OG1	2.73	0.44
11:CL:19:ASN:HB3	11:CL:85:ARG:HD2	1.99	0.44
14:CO:42:PHE:CD1	14:CO:55:LEU:HD22	2.53	0.44
16:CQ:68:LYS:C	16:CQ:70:LYS:N	2.70	0.44
17:CR:42:ARG:C	17:CR:44:THR:H	2.21	0.44
18:CS:10:ILE:CG2	18:CS:40:PHE:HE2	2.31	0.44
47:D0:36:LYS:HG3	47:D0:40:HIS:C	2.38	0.44
51:D4:23:ILE:HD12	51:D4:24:ARG:HH11	1.82	0.44
23:DB:1176:U:H2'	23:DB:1177:G:O4'	2.17	0.44
23:DB:11:C:H2'	23:DB:12:U:C5'	2.44	0.44
23:DB:136:G:N2	41:DT:3:ARG:CZ	2.80	0.44
23:DB:1341:G:C2'	23:DB:1397:U:O2'	2.66	0.44
23:DB:1541:C:H2'	23:DB:1542:U:O4'	2.16	0.44
23:DB:1589:U:H2'	23:DB:1590:A:C8	2.52	0.44
23:DB:1659:G:C6	23:DB:2002:G:C6	3.06	0.44
23:DB:1775:U:H2'	23:DB:1776:G:C5'	2.47	0.44
23:DB:1785:A:H2'	23:DB:1787:A:C8	2.52	0.44
23:DB:1930:G:HO2'	23:DB:1931:U:H5	1.64	0.44
23:DB:198:C:H5'	23:DB:2244:U:OP1	2.18	0.44
23:DB:2294:G:OP2	36:DO:9:ARG:NE	2.49	0.44
23:DB:2321:U:O2	23:DB:2321:U:O4'	2.35	0.44
23:DB:2463:C:O2'	23:DB:2464:G:H5'	2.18	0.44
23:DB:2533:U:H2'	23:DB:2534:A:O4'	2.17	0.44
23:DB:2728:U:H2'	23:DB:2729:G:H8	1.82	0.44
23:DB:2867:G:N3	23:DB:2867:G:C2'	2.73	0.44
23:DB:2887:A:O4'	47:D0:27:LEU:HD11	2.17	0.44
23:DB:298:G:N2	23:DB:339:U:C5	2.86	0.44
23:DB:319:G:H2'	23:DB:320:A:O4'	2.18	0.44
23:DB:401:A:O2'	23:DB:402:A:C5'	2.65	0.44
25:DC:135:PRO:O	25:DC:165:ALA:HA	2.17	0.44
25:DC:23:LEU:HD12	25:DC:24:HIS:O	2.17	0.44

Continued on next page...

Continued from previous page...

Atom-1	Atom-2	Interatomic distance (Å)	Clash overlap (Å)
29:DG:93:TYR:HA	29:DG:105:SER:O	2.17	0.44
29:DG:134:GLY:N	29:DG:140:ILE:HD11	2.32	0.44
30:DH:108:VAL:HG12	30:DH:110:VAL:CB	2.47	0.44
30:DH:4:ILE:CD1	30:DH:4:ILE:H	2.31	0.44
33:DL:64:PHE:CD2	50:D3:11:LYS:HB3	2.49	0.44
34:DM:119:LEU:N	34:DM:119:LEU:HD22	2.32	0.44
34:DM:5:LYS:HE3	34:DM:6:ARG:CA	2.45	0.44
35:DN:121:LYS:HD2	35:DN:122:ALA:H	1.83	0.44
37:DP:34:GLY:O	37:DP:35:SER:HB3	2.17	0.44
38:DQ:32:ARG:NH1	38:DQ:33:VAL:HG22	2.33	0.44
40:DS:42:LYS:HE2	40:DS:45:VAL:HG21	1.99	0.44
41:DT:9:LYS:HD3	44:DX:29:ARG:HH22	1.82	0.44
46:DZ:2:LYS:O	46:DZ:3:LYS:C	2.55	0.44
1:AA:1340:A:H2'	1:AA:1341:U:H6	1.81	0.44
1:AA:1347:G:O2'	1:AA:1348:U:P	2.75	0.44
1:AA:206:C:H2'	1:AA:207:C:C6	2.53	0.44
1:AA:500:G:H2'	1:AA:501:C:C6	2.53	0.44
20:AB:104:LYS:HE3	20:AB:104:LYS:HB2	1.82	0.44
2:AC:41:TYR:HA	2:AC:44:LYS:CD	2.47	0.44
2:AC:77:GLY:CA	2:AC:81:GLU:HB3	2.46	0.44
3:AD:39:GLN:HB3	3:AD:40:HIS:ND1	2.32	0.44
3:AD:71:PHE:O	3:AD:74:TYR:HB2	2.17	0.44
6:AG:115:MET:CE	6:AG:119:LEU:HB2	2.47	0.44
7:AH:102:VAL:HG12	7:AH:125:ILE:HD12	1.99	0.44
10:AK:109:ILE:HG22	21:AU:16:ARG:HD2	1.99	0.44
15:AP:6:LEU:HD12	15:AP:6:LEU:N	2.32	0.44
16:AQ:39:ARG:HH11	16:AQ:39:ARG:CB	2.30	0.44
23:BB:443:A:C2	23:BB:1245:G:N3	2.86	0.44
23:BB:137:U:C2'	23:BB:138:U:H5'	2.48	0.44
23:BB:1418:G:N2	23:BB:1579:A:C8	2.85	0.44
23:BB:1509:A:C4'	23:BB:1510:G:H5'	2.48	0.44
23:BB:1552:A:H2'	23:BB:1553:A:C5'	2.44	0.44
23:BB:1724:G:H2'	23:BB:1725:U:H6	1.82	0.44
23:BB:197:A:H62	23:BB:2430:A:H2'	1.83	0.44
23:BB:2206:C:O2'	23:BB:2207:C:H5'	2.17	0.44
23:BB:2236:U:O2'	23:BB:2237:G:H5'	2.18	0.44
23:BB:2508:G:O3'	23:BB:2555:U:H5'	2.18	0.44
23:BB:2712:C:H2'	23:BB:2714:G:O3'	2.17	0.44
23:BB:346:A:H3'	23:BB:347:A:H8	1.83	0.44
23:BB:378:C:O2'	23:BB:379:G:H5'	2.17	0.44
23:BB:43:G:H2'	23:BB:44:A:O4'	2.18	0.44

Continued on next page...

Continued from previous page...

Atom-1	Atom-2	Interatomic distance (Å)	Clash overlap (Å)
23:BB:565:C:O2'	23:BB:566:U:H5'	2.18	0.44
25:BC:153:LEU:CD1	25:BC:161:VAL:HG23	2.47	0.44
25:BC:237:ARG:HB2	25:BC:239:PHE:CE1	2.52	0.44
23:BB:2512:C:O2'	26:BD:146:ILE:CG1	2.66	0.44
27:BE:148:ILE:N	27:BE:183:PHE:HB3	2.31	0.44
28:BF:107:VAL:HB	28:BF:108:PRO:HD3	2.00	0.44
29:BG:125:PRO:HD2	29:BG:129:GLU:HB2	2.00	0.44
29:BG:44:HIS:HB2	29:BG:49:LEU:HD23	2.00	0.44
30:BH:23:ALA:C	30:BH:25:TYR:H	2.21	0.44
31:BJ:71:ASP:O	31:BJ:72:LYS:HB2	2.17	0.44
31:BJ:85:LYS:HD3	31:BJ:85:LYS:HA	1.77	0.44
34:BM:45:GLN:HE21	34:BM:119:LEU:HB3	1.81	0.44
34:BM:58:LYS:C	34:BM:60:GLN:N	2.71	0.44
35:BN:9:GLN:HB2	35:BN:9:GLN:HE21	1.54	0.44
36:BO:76:LYS:HB2	36:BO:106:LEU:HD13	1.99	0.44
37:BP:18:SER:C	37:BP:20:ARG:H	2.21	0.44
37:BP:18:SER:OG	37:BP:21:PRO:HD3	2.18	0.44
39:BR:42:ALA:HA	39:BR:54:VAL:HG22	1.99	0.44
39:BR:68:ARG:HD2	39:BR:70:GLU:OE1	2.17	0.44
40:BS:17:VAL:HG23	40:BS:76:VAL:HG21	2.00	0.44
40:BS:86:MET:HB2	40:BS:96:ILE:HD11	1.98	0.44
41:BT:15:HIS:HB2	41:BT:31:VAL:HG21	1.99	0.44
41:BT:6:ARG:O	41:BT:8:LEU:N	2.50	0.44
41:BT:71:GLY:O	41:BT:72:GLN:HG3	2.17	0.44
23:BB:456:C:H3'	41:BT:72:GLN:HE22	1.82	0.44
42:BU:13:LEU:N	42:BU:68:ASN:ND2	2.64	0.44
42:BU:11:ILE:O	42:BU:69:VAL:HB	2.18	0.44
24:BV:30:ILE:O	24:BV:37:PRO:HA	2.18	0.44
43:BW:43:LYS:HA	43:BW:63:ASP:OD1	2.18	0.44
43:BW:66:VAL:CG2	43:BW:67:LYS:H	2.26	0.44
46:BZ:63:ARG:NH2	46:BZ:66:ILE:HD12	2.33	0.44
1:CA:1299:A:C5	1:CA:1301:U:H1'	2.53	0.44
1:CA:1481:U:H2'	1:CA:1482:G:C8	2.52	0.44
1:CA:234:C:H2'	1:CA:235:C:C6	2.53	0.44
1:CA:239:U:C6	1:CA:239:U:C5'	2.97	0.44
1:CA:448:A:H2'	1:CA:449:G:C8	2.53	0.44
1:CA:659:U:O2'	1:CA:660:C:H5'	2.18	0.44
1:CA:729:A:H2'	1:CA:730:G:H8	1.83	0.44
1:CA:731:G:OP1	1:CA:766:A:H1'	2.16	0.44
1:CA:86:G:O2'	1:CA:87:C:P	2.76	0.44
2:CC:156:LEU:CD1	2:CC:165:GLU:HB2	2.47	0.44

Continued on next page...

Continued from previous page...

Atom-1	Atom-2	Interatomic distance (Å)	Clash overlap (Å)
3:CD:100:VAL:HG12	3:CD:101:VAL:N	2.33	0.44
4:CE:99:SER:C	4:CE:101:GLY:H	2.20	0.44
6:CG:147:ASN:C	6:CG:149:ALA:H	2.21	0.44
6:CG:78:ARG:HD2	6:CG:81:GLY:H	1.82	0.44
7:CH:103:VAL:HG22	7:CH:124:ILE:HA	1.99	0.44
1:CA:705:G:N2	10:CK:43:TRP:CE3	2.85	0.44
1:CA:695:A:C5'	10:CK:52:ARG:HH22	2.29	0.44
15:CP:40:ASN:HD21	15:CP:42:ILE:CG1	2.30	0.44
18:CS:5:LYS:C	18:CS:6:LYS:HG2	2.38	0.44
22:DA:92:C:H2'	22:DA:93:C:H6	1.82	0.44
23:DB:1028:A:N6	23:DB:1125:G:H2'	2.33	0.44
23:DB:1145:C:O2'	23:DB:1146:C:H5'	2.17	0.44
23:DB:1529:G:H2'	23:DB:1530:G:C8	2.53	0.44
23:DB:1746:A:H2'	23:DB:1747:U:C6	2.53	0.44
23:DB:1985:C:O2'	23:DB:1986:C:H5'	2.17	0.44
23:DB:2438:U:O2'	23:DB:2439:A:H5''	2.18	0.44
23:DB:1027:A:N3	23:DB:2488:G:H5''	2.32	0.44
23:DB:435:C:H2'	23:DB:436:C:H5'	1.99	0.44
23:DB:635:C:OP2	33:DL:126:ARG:NE	2.42	0.44
23:DB:661:A:H2'	23:DB:662:G:H8	1.82	0.44
25:DC:51:ARG:HD3	25:DC:51:ARG:O	2.17	0.44
26:DD:180:VAL:HG23	26:DD:181:ASP:N	2.32	0.44
27:DE:147:LEU:O	27:DE:148:ILE:HG13	2.18	0.44
52:DI:138:VAL:HG12	52:DI:139:VAL:N	2.32	0.44
52:DI:54:ILE:C	52:DI:54:ILE:HD13	2.37	0.44
31:DJ:110:PRO:O	31:DJ:111:LYS:HB2	2.18	0.44
31:DJ:73:VAL:HG21	31:DJ:75:TYR:CE2	2.52	0.44
31:DJ:94:ALA:CB	31:DJ:95:ARG:HH21	2.31	0.44
33:DL:120:VAL:HG12	33:DL:122:VAL:HG22	1.98	0.44
36:DO:79:ALA:O	36:DO:82:ALA:HB3	2.18	0.44
40:DS:1:MET:HB3	40:DS:4:ILE:CD1	2.47	0.44
40:DS:43:ALA:C	40:DS:45:VAL:H	2.20	0.44
40:DS:42:LYS:O	40:DS:45:VAL:HG22	2.17	0.44
40:DS:84:ARG:HH21	40:DS:98:LYS:HZ1	1.66	0.44
44:DX:22:LEU:HD22	44:DX:25:GLN:CD	2.38	0.44
1:AA:1001:C:H2'	1:AA:1002:G:C8	2.53	0.44
1:AA:1050:G:O2'	1:AA:1051:C:H5'	2.18	0.44
1:AA:1151:A:HO2'	1:AA:1152:A:H8	1.61	0.44
1:AA:1264:U:O2'	1:AA:1265:C:H5'	2.17	0.44
1:AA:29:U:H5'	1:AA:296:U:OP1	2.17	0.44
1:AA:993:G:C2'	1:AA:995:C:H41	2.31	0.44

Continued on next page...

Continued from previous page...

Atom-1	Atom-2	Interatomic distance (Å)	Clash overlap (Å)
3:AD:32:LYS:O	3:AD:35:GLN:HB2	2.17	0.44
5:AF:41:ASP:OD1	5:AF:58:HIS:HE1	2.01	0.44
5:AF:6:ILE:HB	5:AF:89:VAL:HB	2.00	0.44
8:AI:43:ALA:C	8:AI:45:MET:H	2.21	0.44
10:AK:69:CYS:C	10:AK:71:ASP:N	2.70	0.44
12:AM:44:ILE:O	12:AM:47:LEU:HB2	2.17	0.44
13:AN:11:LYS:O	13:AN:15:LEU:HG	2.18	0.44
9:AJ:66:GLU:OE2	13:AN:98:ALA:HA	2.17	0.44
17:AR:63:TYR:C	17:AR:65:SER:H	2.21	0.44
19:AT:27:MET:HE3	19:AT:66:ILE:HG12	1.99	0.44
23:BB:1110:G:N2	23:BB:1111:A:N6	2.66	0.44
23:BB:1585:C:H2'	23:BB:1586:A:C8	2.52	0.44
23:BB:1843:C:H2'	23:BB:1844:C:H6	1.81	0.44
23:BB:2055:C:H4'	23:BB:2056:G:H5''	1.99	0.44
23:BB:2070:A:H2'	23:BB:2071:A:O4'	2.18	0.44
23:BB:2221:G:H2'	23:BB:2222:C:H6	1.83	0.44
23:BB:2286:G:H5'	23:BB:2286:G:N3	2.33	0.44
23:BB:2425:A:O2'	23:BB:2426:A:OP2	2.28	0.44
23:BB:2601:C:C3'	23:BB:2602:A:H5''	2.48	0.44
23:BB:2617:U:H2'	23:BB:2618:G:C5'	2.48	0.44
23:BB:2733:A:H2'	23:BB:2734:A:O4'	2.17	0.44
23:BB:296:U:H2'	23:BB:297:G:C8	2.48	0.44
23:BB:455:C:N3	23:BB:472:A:H2'	2.33	0.44
23:BB:512:G:H4'	23:BB:512:G:OP1	2.18	0.44
25:BC:103:ILE:HG22	25:BC:104:LEU:H	1.81	0.44
25:BC:140:VAL:HG23	25:BC:193:GLU:OE2	2.17	0.44
26:BD:135:GLY:C	26:BD:137:SER:H	2.21	0.44
26:BD:2:ILE:CG2	26:BD:204:LYS:HG3	2.48	0.44
26:BD:88:GLU:HG2	26:BD:89:GLU:H	1.83	0.44
27:BE:12:LEU:CD2	27:BE:118:LEU:HA	2.48	0.44
23:BB:675:A:O2'	27:BE:62:GLN:NE2	2.51	0.44
52:BI:11:GLN:NE2	52:BI:74:PRO:HG2	2.33	0.44
52:BI:7:TYR:HB2	52:BI:59:THR:HA	1.99	0.44
32:BK:63:VAL:HG13	32:BK:107:LEU:HD22	2.00	0.44
34:BM:8:LYS:O	34:BM:10:ARG:N	2.50	0.44
35:BN:45:ARG:HD2	35:BN:45:ARG:H	1.82	0.44
36:BO:27:VAL:HA	36:BO:94:ARG:HB3	2.00	0.44
37:BP:24:THR:HG21	37:BP:111:GLU:OE2	2.17	0.44
37:BP:92:ARG:HB3	37:BP:110:LYS:O	2.18	0.44
39:BR:41:ILE:HG12	39:BR:60:LYS:O	2.17	0.44
24:BV:79:ARG:NH1	24:BV:86:LEU:HD11	2.33	0.44

Continued on next page...

Continued from previous page...

Atom-1	Atom-2	Interatomic distance (Å)	Clash overlap (Å)
1:CA:1172:C:O2'	1:CA:1173:U:H5'	2.17	0.44
1:CA:223:A:H2'	1:CA:224:U:C6	2.53	0.44
1:CA:109:A:C6	1:CA:326:G:C6	3.06	0.44
1:CA:397:A:H3'	1:CA:397:A:N3	2.33	0.44
1:CA:401:C:O2'	1:CA:402:G:H5'	2.18	0.44
1:CA:500:G:H2'	1:CA:501:C:C6	2.53	0.44
1:CA:542:G:O2'	1:CA:543:U:H5'	2.18	0.44
1:CA:605:U:H2'	1:CA:606:G:C8	2.53	0.44
1:CA:89:U:O2'	1:CA:90:C:H5'	2.17	0.44
20:CB:72:LYS:O	20:CB:74:ALA:N	2.51	0.44
3:CD:137:SER:HB3	3:CD:138:PRO:HD2	2.00	0.44
3:CD:169:TRP:CD1	3:CD:170:LEU:HG	2.53	0.44
5:CF:30:THR:HA	5:CF:34:GLY:O	2.18	0.44
8:CI:42:THR:HA	8:CI:45:MET:SD	2.57	0.44
8:CI:5:TYR:O	8:CI:19:PHE:HB3	2.16	0.44
1:CA:947:G:H5''	12:CM:106:ARG:HB2	2.00	0.44
12:CM:95:PRO:HG2	12:CM:101:THR:HG22	1.98	0.44
13:CN:71:GLY:O	13:CN:79:SER:HA	2.17	0.44
14:CO:70:LYS:HB2	14:CO:77:TYR:CG	2.52	0.44
1:CA:719:C:O2	17:CR:37:LYS:HA	2.18	0.44
18:CS:39:ILE:HD11	18:CS:70:LEU:HD13	2.00	0.44
47:D0:23:ALA:C	47:D0:25:THR:H	2.21	0.44
23:DB:104:A:H2'	23:DB:105:C:C6	2.49	0.44
23:DB:1098:A:C8	52:DI:3:LYS:HB3	2.53	0.44
23:DB:1171:G:N1	23:DB:1179:G:C6	2.85	0.44
23:DB:1446:C:H2'	23:DB:1447:C:C6	2.52	0.44
23:DB:165:A:H2'	23:DB:166:U:C6	2.50	0.44
23:DB:1680:U:H2'	23:DB:1681:G:O4'	2.18	0.44
23:DB:245:G:OP1	33:DL:67:THR:HB	2.18	0.44
23:DB:619:G:H2'	23:DB:620:G:H5''	2.00	0.44
23:DB:729:G:H4'	23:DB:763:G:C5'	2.47	0.44
25:DC:251:THR:O	25:DC:252:LYS:CB	2.65	0.44
23:DB:1802:A:C4'	25:DC:255:LYS:HE2	2.40	0.44
26:DD:24:VAL:HG21	26:DD:193:VAL:HG13	2.00	0.44
26:DD:27:ILE:C	26:DD:27:ILE:HD13	2.37	0.44
27:DE:58:LYS:HA	27:DE:59:PRO:HD3	1.66	0.44
28:DF:35:LEU:HA	28:DF:153:ILE:HA	2.00	0.44
29:DG:42:VAL:HG22	29:DG:43:LYS:N	2.33	0.44
30:DH:104:THR:HA	30:DH:108:VAL:O	2.18	0.44
30:DH:114:GLU:HB3	30:DH:133:GLN:NE2	2.25	0.44
52:DI:7:TYR:CZ	52:DI:57:VAL:HG11	2.52	0.44

Continued on next page...

Continued from previous page...

Atom-1	Atom-2	Interatomic distance (Å)	Clash overlap (Å)
31:DJ:7:LYS:HD2	31:DJ:45:THR:HG21	1.99	0.44
31:DJ:4:PHE:HD1	31:DJ:5:THR:N	2.16	0.44
32:DK:2:ILE:HG23	32:DK:33:ALA:O	2.17	0.44
23:DB:1243:C:H1'	33:DL:14:LYS:HE3	2.00	0.44
38:DQ:88:GLU:O	38:DQ:89:ILE:C	2.56	0.44
40:DS:56:ALA:O	40:DS:59:GLU:HB3	2.17	0.44
40:DS:92:ARG:HH11	40:DS:92:ARG:HG2	1.82	0.44
40:DS:9:HIS:HA	40:DS:100:THR:OG1	2.18	0.44
41:DT:15:HIS:O	41:DT:16:VAL:CB	2.66	0.44
23:DB:144:A:C5	41:DT:3:ARG:NH1	2.86	0.44
42:DU:8:ASP:HB2	42:DU:25:LYS:HE3	2.00	0.44
24:DV:29:ILE:HG13	24:DV:30:ILE:N	2.33	0.44
43:DW:45:HIS:HE1	43:DW:71:LYS:HG3	1.81	0.44
43:DW:81:ILE:HG23	43:DW:83:ALA:H	1.82	0.44
45:DY:43:ILE:HA	45:DY:46:MET:CB	2.48	0.44
1:AA:1172:C:H2'	1:AA:1173:U:H6	1.82	0.44
1:AA:11:G:H2'	1:AA:12:U:C6	2.52	0.44
1:AA:15:G:O2'	4:AE:21:SER:HB2	2.17	0.44
1:AA:432:A:H2'	1:AA:433:G:H5'	1.99	0.44
1:AA:488:C:H2'	1:AA:489:C:C6	2.52	0.44
1:AA:857:C:H2'	1:AA:858:G:O4'	2.17	0.44
1:AA:989:U:O2'	1:AA:990:C:H5'	2.18	0.44
20:AB:131:LYS:O	20:AB:134:LEU:HB2	2.18	0.44
20:AB:90:PHE:CE2	20:AB:149:GLY:HA3	2.52	0.44
2:AC:171:ARG:HH12	2:AC:173:PRO:HG3	1.83	0.44
5:AF:38:ARG:CB	5:AF:63:ASN:HB2	2.37	0.44
8:AI:33:SER:HB3	8:AI:36:GLN:CB	2.43	0.44
8:AI:43:ALA:HA	8:AI:44:ARG:HH12	1.82	0.44
9:AJ:37:ARG:HB2	9:AJ:77:VAL:CG1	2.48	0.44
9:AJ:36:VAL:HG22	9:AJ:76:ILE:HG22	1.99	0.44
9:AJ:11:LYS:NZ	9:AJ:99:GLN:H	2.15	0.44
11:AL:117:GLY:O	11:AL:118:VAL:HG13	2.18	0.44
11:AL:49:ARG:C	11:AL:50:LYS:HE2	2.38	0.44
1:AA:1049:U:C2'	13:AN:2:LYS:HD3	2.45	0.44
18:AS:44:ILE:HA	18:AS:61:VAL:CG1	2.48	0.44
47:B0:35:GLU:C	47:B0:37:HIS:H	2.21	0.44
48:B1:10:LEU:CD1	48:B1:25:ASN:HD22	2.31	0.44
23:BB:55:G:P	49:B2:35:ARG:HE	2.40	0.44
22:BA:45:A:O2'	22:BA:46:A:H5'	2.18	0.44
22:BA:64:G:H2'	22:BA:65:U:C6	2.53	0.44
23:BB:1080:A:H2'	23:BB:1081:U:C6	2.52	0.44

Continued on next page...

Continued from previous page...

Atom-1	Atom-2	Interatomic distance (Å)	Clash overlap (Å)
23:BB:1152:C:H3'	55:BB:3244:HOH:O	2.17	0.44
23:BB:1529:G:H2'	23:BB:1530:G:C8	2.52	0.44
23:BB:1592:C:H2'	23:BB:1593:A:H8	1.83	0.44
23:BB:1965:C:H3'	23:BB:1966:A:H8	1.83	0.44
23:BB:2247:A:H3'	55:BB:3268:HOH:O	2.17	0.44
23:BB:2305:U:N3	28:BF:150:GLY:HA3	2.33	0.44
23:BB:2324:U:C5'	23:BB:2325:G:H5''	2.45	0.44
23:BB:2581:G:N3	23:BB:2581:G:H2'	2.33	0.44
23:BB:338:G:C2'	23:BB:339:U:H5'	2.48	0.44
23:BB:340:A:C2'	23:BB:341:C:H5'	2.48	0.44
25:BC:128:THR:HG22	25:BC:129:LEU:H	1.83	0.44
25:BC:198:GLU:C	25:BC:200:MET:N	2.70	0.44
26:BD:155:VAL:O	26:BD:156:PHE:HB2	2.18	0.44
26:BD:31:ALA:O	26:BD:32:ASN:ND2	2.50	0.44
27:BE:122:GLU:OE2	27:BE:152:GLU:HB2	2.18	0.44
27:BE:117:ARG:HA	27:BE:188:MET:SD	2.57	0.44
27:BE:40:ARG:HG2	27:BE:92:HIS:HB2	2.00	0.44
30:BH:30:LEU:O	30:BH:35:LYS:N	2.50	0.44
32:BK:26:GLY:HA3	32:BK:30:ARG:HG3	2.00	0.44
33:BL:30:THR:HG22	33:BL:36:LYS:HZ2	1.79	0.44
33:BL:38:GLN:CG	33:BL:39:LYS:H	2.26	0.44
33:BL:56:PRO:HG3	33:BL:60:ARG:HH21	1.82	0.44
35:BN:48:VAL:O	35:BN:52:ILE:HG12	2.18	0.44
23:BB:2335:A:OP2	36:BO:9:ARG:HA	2.18	0.44
37:BP:38:ARG:CG	37:BP:39:LEU:H	2.28	0.44
37:BP:54:LEU:HB3	37:BP:55:HIS:H	1.53	0.44
37:BP:23:ASP:H	37:BP:93:LYS:HZ1	1.66	0.44
39:BR:39:LEU:O	39:BR:54:VAL:HG11	2.17	0.44
39:BR:43:ASN:OD1	39:BR:56:GLY:HA3	2.18	0.44
39:BR:77:PHE:O	39:BR:78:ARG:HG3	2.17	0.44
41:BT:31:VAL:O	41:BT:32:LEU:O	2.36	0.44
42:BU:12:VAL:CG1	42:BU:18:LYS:H	2.31	0.44
23:BB:850:U:O2'	45:BY:21:ALA:HA	2.18	0.44
1:CA:1143:G:O2'	1:CA:1144:G:H5'	2.16	0.44
1:CA:1333:A:H2'	1:CA:1334:G:O4'	2.17	0.44
1:CA:1464:U:H2'	1:CA:1465:A:H8	1.83	0.44
1:CA:1432:G:H1'	1:CA:1468:A:H61	1.81	0.44
1:CA:182:A:O2'	1:CA:183:C:O5'	2.34	0.44
1:CA:28:A:O2'	1:CA:296:U:OP1	2.32	0.44
1:CA:41:G:H2'	1:CA:42:G:H8	1.82	0.44
1:CA:541:G:H2'	1:CA:542:G:C8	2.52	0.44

Continued on next page...

Continued from previous page...

Atom-1	Atom-2	Interatomic distance (Å)	Clash overlap (Å)
1:CA:551:U:H2'	1:CA:552:U:C6	2.53	0.44
1:CA:807:A:N3	25:DC:4:LYS:HE3	2.31	0.44
20:CB:21:TYR:O	20:CB:22:TRP:O	2.36	0.44
3:CD:84:ASN:HD21	3:CD:87:GLU:HG3	1.82	0.44
4:CE:82:HIS:CE1	4:CE:146:MET:HB2	2.53	0.44
6:CG:108:ARG:HH11	6:CG:108:ARG:HG3	1.83	0.44
7:CH:10:LEU:HD22	7:CH:74:ILE:CD1	2.43	0.44
1:CA:878:A:H5''	7:CH:80:PRO:HG2	2.00	0.44
9:CJ:37:ARG:N	9:CJ:76:ILE:HG12	2.33	0.44
11:CL:100:ALA:O	11:CL:101:LEU:C	2.56	0.44
1:CA:523:A:N1	11:CL:88:ASP:HB2	2.33	0.44
19:CT:73:ARG:O	19:CT:74:HIS:C	2.55	0.44
23:DB:1252:G:H5''	55:DB:3462:HOH:O	2.18	0.44
23:DB:1311:G:H21	23:DB:1603:A:H62	1.65	0.44
23:DB:153:U:H2'	23:DB:154:U:C6	2.53	0.44
23:DB:2313:C:H2'	23:DB:2314:A:C8	2.53	0.44
23:DB:2061:G:H5''	23:DB:2503:A:N1	2.32	0.44
23:DB:2556:C:O2'	23:DB:2557:G:H5'	2.17	0.44
23:DB:2849:U:C4'	23:DB:2868:A:C2	3.01	0.44
23:DB:326:G:O2'	23:DB:327:G:H5'	2.17	0.44
23:DB:844:A:H2	23:DB:845:A:N1	2.16	0.44
23:DB:930:G:H5'	23:DB:931:U:P	2.57	0.44
23:DB:998:C:H2'	23:DB:999:U:O4'	2.17	0.44
25:DC:182:LYS:HE2	25:DC:264:LYS:HZ2	1.83	0.44
26:DD:181:ASP:OD1	26:DD:184:ARG:HB3	2.17	0.44
26:DD:180:VAL:HA	26:DD:187:LEU:HA	1.99	0.44
27:DE:139:LYS:HA	27:DE:143:LEU:HD23	1.98	0.44
28:DF:120:SER:HB3	28:DF:127:TYR:HE1	1.83	0.44
28:DF:8:LYS:HA	28:DF:12:VAL:CG2	2.48	0.44
30:DH:45:GLU:O	30:DH:45:GLU:HG3	2.18	0.44
52:DI:4:VAL:HG22	52:DI:5:GLN:N	2.33	0.44
31:DJ:73:VAL:CG2	31:DJ:74:TYR:N	2.81	0.44
33:DL:101:ILE:HG22	33:DL:101:ILE:O	2.17	0.44
33:DL:19:LEU:O	33:DL:21:ARG:N	2.50	0.44
33:DL:59:ARG:HH21	50:D3:5:THR:CB	2.30	0.44
23:DB:630:G:H1	33:DL:69:ARG:HH12	1.64	0.44
34:DM:16:ARG:O	34:DM:17:ASN:HB3	2.17	0.44
34:DM:4:PRO:HB2	34:DM:69:PRO:HG3	1.99	0.44
35:DN:103:ARG:HB3	35:DN:107:ASN:N	2.33	0.44
36:DO:29:HIS:CB	36:DO:36:TYR:HB2	2.48	0.44
38:DQ:111:LYS:HE2	39:DR:52:PRO:CG	2.45	0.44

Continued on next page...

Continued from previous page...

Atom-1	Atom-2	Interatomic distance (Å)	Clash overlap (Å)
41:DT:61:LEU:HB3	41:DT:62:VAL:H	1.55	0.44
41:DT:64:LYS:N	41:DT:64:LYS:HE3	2.33	0.44
41:DT:76:ARG:HG2	41:DT:77:ARG:H	1.83	0.44
45:DY:36:GLU:HG2	45:DY:37:ARG:N	2.32	0.44
1:AA:1129:C:O2'	1:AA:1139:G:N7	2.42	0.44
1:AA:1248:A:H2	8:AI:71:ILE:HD11	1.82	0.44
1:AA:1368:A:O2'	1:AA:1369:C:H5'	2.18	0.44
1:AA:1483:A:H2	23:BB:1959:G:HO2'	1.64	0.44
1:AA:1520:C:H2'	1:AA:1521:C:C6	2.53	0.44
1:AA:542:G:O2'	1:AA:543:U:H5'	2.18	0.44
1:AA:551:U:H2'	1:AA:552:U:C6	2.53	0.44
20:AB:58:LYS:CG	20:AB:62:ARG:HH21	2.26	0.44
3:AD:66:VAL:CG1	3:AD:70:GLN:HB3	2.47	0.44
8:AI:33:SER:C	8:AI:35:GLU:H	2.21	0.44
21:AU:31:VAL:O	21:AU:32:ARG:C	2.56	0.44
48:B1:42:VAL:HG12	48:B1:43:ARG:N	2.33	0.44
50:B3:57:VAL:HG13	50:B3:58:ILE:N	2.32	0.44
22:BA:107:G:O2'	22:BA:108:A:H5'	2.18	0.44
22:BA:54:G:O2'	22:BA:55:U:H5'	2.17	0.44
22:BA:78:A:H61	22:BA:98:G:H1'	1.83	0.44
23:BB:1072:C:N3	23:BB:1092:C:N4	2.65	0.44
23:BB:106:C:H2'	23:BB:107:G:H8	1.83	0.44
23:BB:1157:G:H2'	23:BB:1158:C:C6	2.53	0.44
23:BB:1446:C:H2'	23:BB:1447:C:C6	2.52	0.44
23:BB:2073:C:O2'	23:BB:2074:U:H5'	2.18	0.44
23:BB:2438:U:O2'	23:BB:2439:A:H5''	2.18	0.44
23:BB:2533:U:H2'	23:BB:2534:A:O4'	2.17	0.44
23:BB:465:G:H2'	23:BB:466:A:C8	2.52	0.44
23:BB:499:U:H2'	23:BB:500:G:O4'	2.17	0.44
23:BB:500:G:H1'	23:BB:505:A:N6	2.33	0.44
23:BB:539:G:H2'	23:BB:540:C:C6	2.53	0.44
25:BC:225:ASN:O	25:BC:227:VAL:N	2.51	0.44
27:BE:97:ASN:HB2	27:BE:100:MET:HB2	1.99	0.44
30:BH:62:LEU:O	30:BH:66:ASN:N	2.51	0.44
52:BI:19:PRO:HG2	52:BI:22:PRO:HB2	2.00	0.44
52:BI:72:THR:HB	52:BI:73:PRO:HD2	1.99	0.44
31:BJ:37:ARG:HH21	31:BJ:110:PRO:HG3	1.83	0.44
33:BL:122:VAL:HG22	33:BL:139:GLY:O	2.18	0.44
33:BL:88:GLY:C	33:BL:90:VAL:H	2.20	0.44
23:BB:872:U:H1'	34:BM:68:PHE:CZ	2.53	0.44
37:BP:48:ALA:C	37:BP:49:ILE:HG13	2.38	0.44

Continued on next page...

Continued from previous page...

Atom-1	Atom-2	Interatomic distance (Å)	Clash overlap (Å)
37:BP:83:ILE:HG22	37:BP:84:SER:N	2.33	0.44
39:BR:85:LYS:C	39:BR:87:GLN:N	2.71	0.44
23:BB:992:C:H1'	39:BR:91:GLN:HB2	1.99	0.44
40:BS:31:GLN:C	40:BS:33:LEU:N	2.71	0.44
40:BS:48:LYS:O	40:BS:52:GLU:HG3	2.18	0.44
41:BT:62:VAL:O	41:BT:63:VAL:O	2.35	0.44
41:BT:68:LYS:HE3	41:BT:73:ARG:HG3	1.99	0.44
43:BW:34:SER:OG	43:BW:39:GLN:NE2	2.51	0.44
1:CA:372:C:C1'	1:CA:373:A:OP2	2.66	0.44
1:CA:57:G:N2	1:CA:388:G:C6	2.86	0.44
1:CA:56:U:O5'	1:CA:56:U:H6	2.00	0.44
1:CA:649:A:H2'	1:CA:650:G:O4'	2.17	0.44
20:CB:42:LEU:C	20:CB:44:LYS:H	2.20	0.44
3:CD:197:HIS:O	3:CD:200:VAL:HG12	2.17	0.44
1:CA:16:A:O2'	4:CE:20:VAL:HG23	2.18	0.44
5:CF:99:ALA:O	5:CF:100:SER:HB2	2.18	0.44
8:CI:62:LEU:HD22	8:CI:62:LEU:H	1.83	0.44
10:CK:82:GLU:CB	10:CK:108:ASN:HB3	2.48	0.44
11:CL:20:VAL:HA	11:CL:94:TYR:HE2	1.83	0.44
13:CN:55:SER:OG	13:CN:56:PRO:HD2	2.18	0.44
1:CA:617:G:C5'	15:CP:46:LYS:HD3	2.48	0.44
16:CQ:23:ALA:HB1	16:CQ:40:THR:CG2	2.48	0.44
16:CQ:68:LYS:C	16:CQ:70:LYS:H	2.21	0.44
48:D1:49:LYS:HZ2	48:D1:50:GLU:N	2.15	0.44
22:DA:22:U:H2'	22:DA:23:G:H8	1.75	0.44
22:DA:29:A:H8	22:DA:29:A:OP1	2.01	0.44
23:DB:1057:A:C8	23:DB:1086:A:C8	3.05	0.44
23:DB:1157:G:N3	45:DY:10:ARG:NH2	2.66	0.44
23:DB:138:U:O3'	23:DB:139:U:H3'	2.17	0.44
23:DB:1547:C:H2'	23:DB:1548:A:H8	1.81	0.44
23:DB:1710:G:H2'	23:DB:1711:A:H8	1.83	0.44
23:DB:1965:C:H3'	23:DB:1966:A:H8	1.83	0.44
23:DB:2201:G:O2'	23:DB:2202:U:H5'	2.17	0.44
23:DB:2604:U:O2'	23:DB:2605:U:H5'	2.17	0.44
23:DB:2643:G:H2'	23:DB:2644:G:O4'	2.18	0.44
23:DB:2787:C:H2'	23:DB:2788:C:C6	2.53	0.44
23:DB:2811:G:H2'	23:DB:2812:G:H8	1.83	0.44
23:DB:502:A:N6	23:DB:505:A:N1	2.66	0.44
25:DC:22:GLU:HB2	25:DC:202:ARG:HG3	1.99	0.44
26:DD:5:VAL:HG21	26:DD:28:GLU:HA	2.00	0.44
26:DD:69:ALA:HB2	26:DD:91:THR:OG1	2.18	0.44

Continued on next page...

Continued from previous page...

Atom-1	Atom-2	Interatomic distance (Å)	Clash overlap (Å)
26:DD:89:GLU:HG2	26:DD:93:GLY:CA	2.41	0.44
27:DE:126:VAL:HG13	27:DE:126:VAL:O	2.18	0.44
27:DE:151:GLY:O	27:DE:158:PHE:HE1	2.01	0.44
23:DB:323:C:C5	27:DE:165:HIS:HB2	2.53	0.44
27:DE:168:ASP:OD2	27:DE:170:ARG:HG2	2.18	0.44
28:DF:107:VAL:CG1	28:DF:175:PRO:HG3	2.48	0.44
29:DG:53:PRO:HG2	29:DG:61:TRP:CE3	2.52	0.44
29:DG:72:ASN:O	29:DG:76:ILE:HG13	2.18	0.44
30:DH:134:VAL:HG12	30:DH:134:VAL:O	2.18	0.44
30:DH:27:ARG:HH11	46:DZ:56:ARG:HD2	1.82	0.44
30:DH:31:VAL:CB	30:DH:32:PRO:HD3	2.38	0.44
52:DI:21:PRO:HB2	52:DI:22:PRO:CD	2.43	0.44
34:DM:133:LYS:CG	34:DM:134:THR:H	2.31	0.44
35:DN:112:TYR:HE2	47:D0:43:THR:HB	1.82	0.44
35:DN:32:GLU:HG3	35:DN:33:ILE:H	1.80	0.44
40:DS:17:VAL:HG11	40:DS:103:ILE:CD1	2.48	0.44
40:DS:4:ILE:HA	40:DS:106:VAL:HG12	1.98	0.44
41:DT:31:VAL:HA	41:DT:84:TYR:HA	2.00	0.44
41:DT:76:ARG:N	41:DT:76:ARG:HD3	2.33	0.44
41:DT:55:VAL:HG21	41:DT:86:THR:H	1.82	0.44
42:DU:4:ILE:HD13	42:DU:4:ILE:C	2.38	0.44
42:DU:9:GLU:HB3	42:DU:21:ARG:HG2	1.99	0.44
44:DX:1:MET:N	44:DX:6:LEU:HG	2.33	0.44
1:AA:1378:C:H2'	1:AA:1378:C:O2	2.16	0.43
1:AA:234:C:H2'	1:AA:235:C:C6	2.53	0.43
1:AA:847:G:H2'	1:AA:848:C:C6	2.52	0.43
1:AA:960:U:H1'	1:AA:961:U:OP2	2.17	0.43
20:AB:112:ARG:HG3	20:AB:112:ARG:NH1	2.32	0.43
3:AD:187:ARG:HG3	3:AD:188:SER:N	2.32	0.43
4:AE:114:LEU:C	4:AE:116:VAL:H	2.21	0.43
5:AF:51:ILE:CD1	5:AF:86:ARG:HG3	2.48	0.43
6:AG:114:SER:O	6:AG:118:ARG:HG3	2.18	0.43
6:AG:142:ARG:HB2	6:AG:142:ARG:CZ	2.48	0.43
7:AH:92:PRO:HA	7:AH:93:LYS:NZ	2.32	0.43
8:AI:97:LEU:N	8:AI:97:LEU:HD22	2.33	0.43
10:AK:35:ASP:CB	10:AK:41:LEU:HD11	2.48	0.43
13:AN:20:PHE:HA	13:AN:24:ALA:CB	2.46	0.43
11:AL:6:LEU:HB3	16:AQ:33:TYR:CZ	2.52	0.43
18:AS:51:HIS:C	18:AS:53:GLY:H	2.21	0.43
23:BB:1599:U:C2	23:BB:1600:C:C5	3.06	0.43
23:BB:1658:C:OP1	26:BD:136:ASN:CA	2.66	0.43

Continued on next page...

Continued from previous page...

Atom-1	Atom-2	Interatomic distance (Å)	Clash overlap (Å)
23:BB:1659:G:C6	23:BB:2002:G:C6	3.06	0.43
23:BB:1775:U:H2'	23:BB:1776:G:C5'	2.48	0.43
23:BB:1779:U:OP2	23:BB:1784:A:N6	2.46	0.43
23:BB:1914:C:H2'	23:BB:1915:U:O4'	2.17	0.43
23:BB:2061:G:H3'	55:BB:3546:HOH:O	2.18	0.43
23:BB:2385:C:H2'	23:BB:2386:A:C8	2.53	0.43
23:BB:2886:A:C2	23:BB:2887:A:N7	2.85	0.43
23:BB:30:G:H2'	23:BB:31:C:C6	2.53	0.43
23:BB:855:G:H21	43:BW:23:LYS:CG	2.30	0.43
23:BB:728:G:H4'	25:BC:12:ARG:NH2	2.33	0.43
25:BC:128:THR:CA	25:BC:190:THR:HA	2.41	0.43
25:BC:19:VAL:CG1	25:BC:20:ASN:H	2.20	0.43
25:BC:260:LYS:C	25:BC:262:THR:H	2.21	0.43
23:BB:2052:A:C5'	26:BD:148:GLN:O	2.65	0.43
26:BD:32:ASN:OD1	26:BD:73:VAL:HB	2.18	0.43
28:BF:136:ILE:C	28:BF:138:PRO:HD3	2.39	0.43
29:BG:102:ILE:CG2	29:BG:104:LEU:HD11	2.48	0.43
29:BG:97:VAL:HG23	29:BG:124:CYS:SG	2.58	0.43
52:BI:83:ALA:CA	52:BI:100:ILE:HD11	2.48	0.43
33:BL:115:GLU:OE1	33:BL:115:GLU:HA	2.17	0.43
23:BB:661:A:O2'	33:BL:23:ILE:HG12	2.18	0.43
34:BM:80:VAL:HG12	34:BM:81:ARG:HG2	2.00	0.43
34:BM:8:LYS:O	34:BM:9:PHE:CD1	2.71	0.43
37:BP:38:ARG:O	37:BP:39:LEU:HB2	2.18	0.43
39:BR:46:GLU:O	39:BR:47:VAL:CB	2.66	0.43
39:BR:37:GLU:OE1	39:BR:62:GLU:HB2	2.18	0.43
39:BR:90:ARG:NH1	39:BR:91:GLN:N	2.64	0.43
39:BR:97:LYS:HA	39:BR:97:LYS:HD2	1.82	0.43
42:BU:90:LYS:CD	42:BU:91:LYS:H	2.32	0.43
24:BV:4:ILE:HD11	24:BV:61:LEU:HD12	2.00	0.43
24:BV:79:ARG:H	24:BV:79:ARG:HG2	1.46	0.43
44:BX:10:SER:C	44:BX:12:GLU:H	2.22	0.43
44:BX:22:LEU:CA	44:BX:47:ARG:HH22	2.31	0.43
23:BB:2231:U:OP1	46:BZ:28:VAL:HG12	2.17	0.43
46:BZ:59:ARG:HG2	46:BZ:62:LYS:HB2	1.99	0.43
1:CA:1125:U:HO2'	1:CA:1126:U:P	2.41	0.43
1:CA:1211:U:H1'	1:CA:1213:A:C2	2.53	0.43
1:CA:1463:U:H2'	1:CA:1464:U:C6	2.53	0.43
1:CA:236:A:H2'	1:CA:237:G:C8	2.53	0.43
1:CA:255:G:H2'	1:CA:256:U:C6	2.53	0.43
20:CB:38:HIS:O	20:CB:39:ILE:HD13	2.17	0.43

Continued on next page...

Continued from previous page...

Atom-1	Atom-2	Interatomic distance (Å)	Clash overlap (Å)
2:CC:168:ARG:HE	2:CC:169:GLU:CA	2.30	0.43
3:CD:121:ALA:CA	3:CD:145:ARG:HG3	2.48	0.43
4:CE:88:HIS:CE1	4:CE:137:ARG:HH11	2.35	0.43
5:CF:48:ALA:H	17:CR:65:SER:HB2	1.82	0.43
8:CI:27:ILE:CG2	8:CI:34:LEU:HB2	2.31	0.43
9:CJ:77:VAL:O	9:CJ:78:GLU:C	2.56	0.43
10:CK:113:THR:CG2	21:CU:28:LEU:HD21	2.48	0.43
11:CL:93:ARG:N	11:CL:93:ARG:HD2	2.29	0.43
14:CO:2:LEU:O	14:CO:3:SER:HB3	2.18	0.43
18:CS:30:LEU:HB2	18:CS:48:ILE:HA	2.00	0.43
18:CS:39:ILE:HB	18:CS:66:VAL:O	2.18	0.43
48:D1:27:ARG:HE	48:D1:27:ARG:H	1.65	0.43
23:DB:1000:A:C8	23:DB:1154:G:N2	2.86	0.43
23:DB:1346:G:C6	23:DB:1601:G:C6	3.05	0.43
23:DB:1370:C:H2'	23:DB:1371:G:O4'	2.18	0.43
23:DB:1418:G:N2	23:DB:1579:A:C8	2.86	0.43
23:DB:1634:A:H3'	23:DB:1635:A:C5'	2.48	0.43
23:DB:2662:A:H2'	23:DB:2663:G:O4'	2.18	0.43
23:DB:722:A:H2'	23:DB:723:C:O4'	2.18	0.43
23:DB:946:C:H2'	23:DB:947:A:C8	2.48	0.43
25:DC:179:GLU:CB	25:DC:266:ILE:HA	2.48	0.43
23:DB:2787:C:H5'	26:DD:65:ALA:HB3	2.00	0.43
26:DD:33:ARG:HD2	26:DD:89:GLU:OE2	2.17	0.43
27:DE:129:PRO:O	27:DE:130:LYS:HB2	2.18	0.43
27:DE:147:LEU:HB3	27:DE:167:VAL:CG1	2.45	0.43
27:DE:192:ALA:HB1	27:DE:199:MET:HG2	2.00	0.43
27:DE:73:ILE:O	27:DE:73:ILE:HG22	2.18	0.43
28:DF:141:ASP:C	28:DF:143:ASP:H	2.21	0.43
31:DJ:41:LYS:HG2	38:DQ:63:ARG:CZ	2.48	0.43
23:DB:2250:G:N7	34:DM:82:MET:SD	2.91	0.43
34:DM:97:GLN:H	34:DM:98:PRO:HD3	1.83	0.43
23:DB:2293:G:C5'	36:DO:9:ARG:HH21	2.31	0.43
37:DP:100:ARG:N	37:DP:100:ARG:HD2	2.33	0.43
37:DP:49:ILE:HA	37:DP:62:LYS:O	2.18	0.43
40:DS:77:ASP:O	40:DS:101:SER:HB2	2.18	0.43
24:DV:92:VAL:O	24:DV:92:VAL:HG13	2.18	0.43
1:AA:1099:G:H2'	1:AA:1100:C:O4'	2.18	0.43
1:AA:1424:U:H2'	1:AA:1425:U:H6	1.82	0.43
1:AA:1437:A:O2'	1:AA:1438:G:H5'	2.18	0.43
1:AA:236:A:H2'	1:AA:237:G:C8	2.53	0.43
1:AA:453:G:C6	1:AA:454:G:C6	3.06	0.43

Continued on next page...

Continued from previous page...

Atom-1	Atom-2	Interatomic distance (Å)	Clash overlap (Å)
3:AD:169:TRP:HB3	3:AD:183:ARG:HH21	1.84	0.43
3:AD:6:PRO:HG3	3:AD:9:LYS:HD3	1.99	0.43
4:AE:105:ILE:O	4:AE:123:LEU:HA	2.18	0.43
6:AG:19:SER:HB2	6:AG:21:LEU:CD2	2.48	0.43
8:AI:32:ARG:HG2	8:AI:32:ARG:HH11	1.84	0.43
8:AI:38:PHE:O	8:AI:39:GLY:C	2.55	0.43
9:AJ:51:VAL:O	9:AJ:63:ASP:N	2.51	0.43
10:AK:15:VAL:HG21	10:AK:41:LEU:CD1	2.49	0.43
11:AL:26:CYS:HB2	11:AL:29:LYS:HD3	2.01	0.43
13:AN:27:LYS:C	13:AN:27:LYS:HD2	2.38	0.43
19:AT:50:PHE:HE2	19:AT:75:LYS:HA	1.83	0.43
21:AU:37:TYR:C	21:AU:40:PRO:HD2	2.38	0.43
10:AK:110:THR:CG2	21:AU:4:LYS:HA	2.47	0.43
22:BA:32:U:H4'	22:BA:52:A:N6	2.33	0.43
23:BB:1317:G:H2'	23:BB:1318:U:O4'	2.18	0.43
23:BB:1341:G:C2'	23:BB:1397:U:O2'	2.66	0.43
23:BB:1563:U:O2'	23:BB:1564:C:H5'	2.18	0.43
23:BB:1683:U:O2'	23:BB:1684:G:H5'	2.18	0.43
23:BB:1829:A:H3'	23:BB:1830:C:H6	1.83	0.43
23:BB:2293:G:H2'	23:BB:2294:G:O4'	2.18	0.43
23:BB:396:G:O2'	46:BZ:28:VAL:HG11	2.18	0.43
23:BB:409:G:O2'	23:BB:410:G:H5'	2.18	0.43
23:BB:562:U:C4	23:BB:2036:C:O4'	2.71	0.43
23:BB:850:U:H2'	23:BB:851:C:H6	1.82	0.43
23:BB:877:A:H3'	23:BB:899:A:H61	1.82	0.43
25:BC:68:ARG:NH1	25:BC:127:ASN:OD1	2.51	0.43
25:BC:134:ILE:HA	25:BC:135:PRO:HD3	1.91	0.43
25:BC:12:ARG:CZ	25:BC:18:VAL:HG11	2.48	0.43
23:BB:1820:U:O2	25:BC:200:MET:HB2	2.17	0.43
25:BC:222:THR:HA	25:BC:231:HIS:CE1	2.53	0.43
26:BD:132:ALA:O	26:BD:136:ASN:N	2.51	0.43
26:BD:122:VAL:HB	26:BD:141:ARG:HH12	1.82	0.43
26:BD:3:GLY:CA	26:BD:49:GLN:HE22	2.32	0.43
27:BE:3:LEU:HD21	27:BE:109:LEU:HD11	2.00	0.43
27:BE:40:ARG:HD2	27:BE:43:THR:OG1	2.19	0.43
27:BE:75:SER:C	27:BE:77:ILE:H	2.22	0.43
28:BF:14:LYS:HG3	28:BF:15:LEU:N	2.32	0.43
28:BF:169:LEU:O	28:BF:173:ASP:OD1	2.36	0.43
28:BF:67:THR:O	28:BF:83:PRO:HA	2.18	0.43
29:BG:148:ARG:CZ	29:BG:152:ARG:HB2	2.48	0.43
30:BH:142:VAL:HG12	30:BH:143:ILE:N	2.32	0.43

Continued on next page...

Continued from previous page...

Atom-1	Atom-2	Interatomic distance (Å)	Clash overlap (Å)
30:BH:72:ILE:HD11	30:BH:75:LEU:HD12	1.99	0.43
52:BI:32:VAL:HG13	52:BI:66:PHE:CD2	2.53	0.43
32:BK:12:ASP:OD2	32:BK:85:VAL:HA	2.19	0.43
33:BL:40:SER:O	33:BL:41:ARG:HB2	2.17	0.43
35:BN:35:LYS:CA	35:BN:112:TYR:HB3	2.48	0.43
26:BD:114:LYS:HD3	35:BN:3:HIS:CE1	2.54	0.43
37:BP:104:GLY:O	37:BP:105:LYS:HB3	2.18	0.43
40:BS:33:LEU:HD22	40:BS:33:LEU:N	2.33	0.43
41:BT:36:LYS:O	41:BT:81:LYS:HD2	2.17	0.43
1:CA:1051:C:H2'	1:CA:1052:U:C6	2.54	0.43
1:CA:1092:A:H5''	6:CG:3:ARG:NH1	2.33	0.43
1:CA:1236:A:H4'	1:CA:1304:G:H4'	2.01	0.43
1:CA:488:C:H2'	1:CA:489:C:C6	2.52	0.43
1:CA:695:A:H2'	1:CA:696:A:C8	2.53	0.43
1:CA:908:A:O2'	1:CA:909:A:H5'	2.18	0.43
1:CA:1080:A:C4'	4:CE:20:VAL:HG21	2.43	0.43
5:CF:19:PRO:HG2	5:CF:20:GLY:H	1.83	0.43
8:CI:79:ARG:HA	8:CI:82:ILE:HD12	1.99	0.43
16:CQ:64:ARG:HG3	16:CQ:65:PRO:HD2	1.98	0.43
10:CK:121:ARG:HH21	21:CU:34:ARG:CD	2.30	0.43
47:D0:29:VAL:HG22	47:D0:30:ASP:H	1.81	0.43
51:D4:2:LYS:HZ3	51:D4:2:LYS:HB2	1.82	0.43
23:DB:1221:C:H2'	23:DB:1222:U:C6	2.53	0.43
23:DB:515:A:H2	23:DB:1260:A:N3	2.16	0.43
23:DB:1261:C:C2'	23:DB:1262:A:O5'	2.67	0.43
23:DB:1509:A:C4'	23:DB:1510:G:H5'	2.48	0.43
23:DB:1561:C:H2'	23:DB:1562:U:H6	1.81	0.43
23:DB:2457:U:C2'	23:DB:2458:G:H5'	2.48	0.43
23:DB:268:C:O2	23:DB:268:C:H2'	2.17	0.43
23:DB:285:G:C5	23:DB:356:G:C6	3.06	0.43
23:DB:319:G:O2'	23:DB:320:A:H5'	2.18	0.43
23:DB:557:C:O3'	31:DJ:113:PRO:HB2	2.18	0.43
25:DC:42:ARG:CA	25:DC:42:ARG:NE	2.81	0.43
27:DE:149:ILE:HD11	27:DE:188:MET:H	1.81	0.43
27:DE:141:MET:HG3	27:DE:185:LYS:HE3	1.99	0.43
27:DE:49:ARG:HB2	27:DE:51:GLU:CD	2.38	0.43
28:DF:140:ILE:C	28:DF:142:TYR:H	2.21	0.43
52:DI:23:VAL:HG12	52:DI:24:GLY:H	1.83	0.43
52:DI:73:PRO:HA	52:DI:74:PRO:HD3	1.92	0.43
31:DJ:24:THR:O	31:DJ:28:LEU:HG	2.19	0.43
34:DM:9:PHE:CE1	34:DM:11:LYS:HB2	2.54	0.43

Continued on next page...

Continued from previous page...

Atom-1	Atom-2	Interatomic distance (Å)	Clash overlap (Å)
35:DN:126:ALA:C	35:DN:127:GLU:HG2	2.39	0.43
23:DB:1010:A:H5'	38:DQ:61:ILE:CG2	2.48	0.43
39:DR:58:VAL:O	39:DR:59:ILE:HB	2.17	0.43
39:DR:92:TRP:CE3	39:DR:93:PHE:N	2.87	0.43
1:AA:1113:C:O2'	1:AA:1114:C:H5'	2.17	0.43
1:AA:113:G:N2	1:AA:353:A:H8	2.16	0.43
1:AA:12:U:H4'	1:AA:526:C:H4'	1.99	0.43
1:AA:177:G:N3	1:AA:177:G:O4'	2.51	0.43
1:AA:179:A:H2'	1:AA:180:U:C6	2.54	0.43
1:AA:237:G:O2'	1:AA:238:A:H5'	2.18	0.43
1:AA:429:U:H4'	1:AA:430:A:O5'	2.16	0.43
1:AA:57:G:N2	1:AA:388:G:C6	2.86	0.43
1:AA:605:U:H2'	1:AA:606:G:C8	2.53	0.43
1:AA:729:A:H2'	1:AA:730:G:H8	1.83	0.43
1:AA:90:C:H2'	1:AA:91:U:H6	1.83	0.43
2:AC:166:TRP:HB3	2:AC:167:TYR:H	1.45	0.43
2:AC:21:TRP:CD1	2:AC:58:ARG:HD2	2.53	0.43
3:AD:194:ILE:HD11	3:AD:199:ILE:HD11	2.00	0.43
3:AD:51:GLY:O	3:AD:55:ARG:HB2	2.18	0.43
4:AE:95:MET:CE	4:AE:114:LEU:HD21	2.48	0.43
11:AL:38:THR:CG2	11:AL:48:LEU:HD12	2.48	0.43
14:AO:38:LEU:HB3	14:AO:42:PHE:HE1	1.83	0.43
16:AQ:32:ILE:HG13	16:AQ:33:TYR:N	2.33	0.43
16:AQ:60:ILE:HD13	16:AQ:60:ILE:H	1.83	0.43
18:AS:41:PRO:HG2	18:AS:42:ASN:H	1.83	0.43
18:AS:7:GLY:O	18:AS:9:PHE:N	2.51	0.43
47:B0:51:ARG:NH1	47:B0:56:LYS:O	2.51	0.43
51:B4:31:PRO:O	51:B4:32:LYS:C	2.56	0.43
23:BB:1290:C:O2'	23:BB:1291:C:H5'	2.19	0.43
23:BB:135:U:C2'	23:BB:136:G:C8	2.92	0.43
23:BB:1680:U:H2'	23:BB:1681:G:O4'	2.18	0.43
23:BB:1710:G:H2'	23:BB:1711:A:H8	1.84	0.43
23:BB:1812:U:H2'	23:BB:1813:G:C8	2.53	0.43
23:BB:2014:A:OP1	40:BS:95:ARG:NE	2.39	0.43
23:BB:2278:A:H62	43:BW:10:ARG:HG2	1.82	0.43
23:BB:2289:G:O2'	23:BB:2290:G:H5'	2.18	0.43
23:BB:2355:G:H4'	43:BW:20:LEU:CD2	2.45	0.43
23:BB:2479:U:H6	23:BB:2479:U:O5'	2.01	0.43
23:BB:255:A:H2'	23:BB:256:A:O4'	2.18	0.43
23:BB:2564:A:OP1	23:BB:2648:G:H4'	2.18	0.43
23:BB:2728:U:H2'	23:BB:2729:G:H8	1.83	0.43

Continued on next page...

Continued from previous page...

Atom-1	Atom-2	Interatomic distance (Å)	Clash overlap (Å)
23:BB:2866:U:O3'	23:BB:2867:G:H4'	2.18	0.43
23:BB:540:C:H2'	23:BB:541:A:H8	1.83	0.43
23:BB:711:G:H2'	23:BB:712:G:O4'	2.17	0.43
23:BB:719:C:O2'	23:BB:720:U:H5'	2.18	0.43
23:BB:725:G:H2'	23:BB:726:G:C1'	2.48	0.43
23:BB:975:A:N6	23:BB:989:G:O2'	2.52	0.43
23:BB:784:G:H5''	25:BC:225:ASN:ND2	2.33	0.43
25:BC:33:LEU:HB3	25:BC:34:GLU:H	1.72	0.43
25:BC:74:PRO:HB2	25:BC:96:LYS:CG	2.36	0.43
25:BC:78:GLU:HB2	25:BC:92:LEU:HB3	1.99	0.43
26:BD:103:ASP:HA	26:BD:105:LYS:HE2	1.99	0.43
27:BE:27:LEU:CD2	27:BE:100:MET:HG2	2.48	0.43
27:BE:127:GLU:OE1	27:BE:130:LYS:HG3	2.19	0.43
27:BE:139:LYS:HE2	27:BE:139:LYS:CA	2.48	0.43
29:BG:169:ARG:C	29:BG:171:LYS:N	2.72	0.43
30:BH:124:THR:HG22	30:BH:125:THR:H	1.82	0.43
30:BH:114:GLU:HB3	30:BH:134:VAL:HA	1.99	0.43
30:BH:60:GLU:OE1	30:BH:61:VAL:HG23	2.18	0.43
30:BH:66:ASN:C	30:BH:68:ARG:H	2.22	0.43
52:BI:12:VAL:HG23	52:BI:41:PHE:CE2	2.53	0.43
31:BJ:41:LYS:CD	31:BJ:44:TYR:HB2	2.45	0.43
31:BJ:90:GLU:OE1	31:BJ:94:ALA:HB2	2.17	0.43
32:BK:14:SER:O	32:BK:52:VAL:HB	2.18	0.43
32:BK:80:ASP:CG	37:BP:71:ARG:HG2	2.39	0.43
34:BM:67:VAL:HG13	34:BM:67:VAL:O	2.18	0.43
34:BM:98:PRO:HG2	34:BM:99:GLY:H	1.83	0.43
37:BP:22:GLY:HA3	37:BP:91:VAL:HG13	2.00	0.43
37:BP:84:SER:O	37:BP:86:LYS:N	2.50	0.43
38:BQ:26:ALA:C	38:BQ:28:SER:H	2.22	0.43
39:BR:17:GLY:C	39:BR:18:GLN:HG2	2.39	0.43
23:BB:1163:G:N2	39:BR:91:GLN:HG3	2.31	0.43
24:BV:82:TYR:HD1	34:BM:36:VAL:HB	1.83	0.43
43:BW:47:GLY:N	43:BW:67:LYS:HZ3	2.15	0.43
46:BZ:64:PHE:C	46:BZ:67:PRO:HD2	2.39	0.43
1:CA:1187:G:OP1	8:CI:114:LYS:HE2	2.17	0.43
1:CA:1301:U:HO2'	1:CA:1302:C:P	2.36	0.43
1:CA:1458:G:O2'	1:CA:1459:G:H5'	2.19	0.43
1:CA:1460:C:O2'	1:CA:1461:G:H5'	2.19	0.43
1:CA:374:A:H5''	1:CA:452:A:N1	2.33	0.43
1:CA:402:G:H2'	1:CA:403:C:C6	2.53	0.43
1:CA:797:C:OP1	10:CK:125:LYS:HE2	2.18	0.43

Continued on next page...

Continued from previous page...

Atom-1	Atom-2	Interatomic distance (Å)	Clash overlap (Å)
1:CA:847:G:H2'	1:CA:848:C:C6	2.53	0.43
2:CC:8:GLY:HA2	2:CC:11:LEU:HG	1.99	0.43
3:CD:179:GLY:O	3:CD:180:THR:HB	2.18	0.43
4:CE:155:LYS:H	4:CE:155:LYS:HG3	1.53	0.43
5:CF:43:GLY:HA2	5:CF:58:HIS:NE2	2.33	0.43
8:CI:97:LEU:O	8:CI:102:PHE:HB2	2.17	0.43
12:CM:56:ARG:HG3	12:CM:56:ARG:NH1	2.30	0.43
14:CO:74:VAL:HG11	16:CQ:83:LEU:OXT	2.18	0.43
50:D3:49:VAL:C	50:D3:51:LYS:H	2.22	0.43
22:DA:114:C:H2'	22:DA:115:A:C8	2.53	0.43
23:DB:1180:U:O2'	23:DB:1181:U:H5'	2.18	0.43
23:DB:1236:G:H2'	23:DB:1237:A:OP2	2.18	0.43
23:DB:1535:A:H5'	23:DB:1536:C:C5	2.52	0.43
23:DB:1736:U:H2'	23:DB:1737:G:C8	2.52	0.43
23:DB:1877:A:O2'	23:DB:1878:G:H5'	2.18	0.43
23:DB:2259:U:N3	23:DB:2260:C:C5	2.86	0.43
23:DB:2281:A:N6	43:DW:3:LYS:HE3	2.32	0.43
23:DB:2310:C:H2'	23:DB:2311:A:H5'	1.99	0.43
23:DB:2526:G:C2	51:D4:2:LYS:HE3	2.53	0.43
23:DB:2733:A:C8	23:DB:2733:A:C3'	3.02	0.43
23:DB:192:C:O2'	23:DB:802:A:N3	2.51	0.43
23:DB:908:C:O2'	23:DB:909:A:H5'	2.18	0.43
23:DB:935:C:O2'	23:DB:936:A:H5'	2.18	0.43
23:DB:947:A:H2'	23:DB:948:C:H6	1.76	0.43
25:DC:21:PRO:CD	25:DC:202:ARG:NH1	2.81	0.43
25:DC:51:ARG:O	25:DC:52:HIS:C	2.57	0.43
26:DD:181:ASP:CG	26:DD:184:ARG:HB3	2.39	0.43
26:DD:18:ASP:C	26:DD:20:VAL:N	2.70	0.43
26:DD:82:PHE:HB3	26:DD:83:ARG:H	1.42	0.43
27:DE:130:LYS:HZ2	27:DE:130:LYS:HB2	1.80	0.43
28:DF:7:TYR:OH	28:DF:29:ARG:HG2	2.18	0.43
23:DB:2530:A:H5'	29:DG:176:LYS:O	2.18	0.43
31:DJ:120:ARG:HB3	31:DJ:121:LYS:CE	2.48	0.43
31:DJ:95:ARG:NE	31:DJ:95:ARG:N	2.65	0.43
32:DK:70:ARG:HG3	32:DK:70:ARG:O	2.18	0.43
33:DL:61:LEU:HB3	33:DL:62:PRO:HD3	1.99	0.43
22:DA:7:G:H4'	36:DO:29:HIS:CD2	2.53	0.43
37:DP:13:LYS:NZ	37:DP:15:ASP:HB2	2.33	0.43
38:DQ:73:ILE:HG13	38:DQ:74:SER:N	2.22	0.43
39:DR:20:VAL:HG12	39:DR:97:LYS:HA	1.99	0.43
39:DR:38:VAL:HA	39:DR:61:ALA:HB3	1.99	0.43

Continued on next page...

Continued from previous page...

Atom-1	Atom-2	Interatomic distance (Å)	Clash overlap (Å)
40:DS:29:VAL:HG21	40:DS:69:LEU:C	2.38	0.43
44:DX:19:LEU:C	44:DX:21:LEU:H	2.22	0.43
1:AA:1288:A:O2'	1:AA:1289:A:H5'	2.18	0.43
1:AA:195:A:H1'	1:AA:222:C:O2'	2.18	0.43
1:AA:340:U:H2'	1:AA:341:C:C6	2.54	0.43
1:AA:392:C:H2'	1:AA:393:A:C8	2.54	0.43
1:AA:462:G:H3'	1:AA:463:U:C5'	2.48	0.43
20:AB:61:SER:HB3	20:AB:223:GLY:O	2.17	0.43
2:AC:113:LYS:HA	2:AC:113:LYS:HE2	2.00	0.43
2:AC:147:GLY:HA3	2:AC:171:ARG:H	1.84	0.43
1:AA:932:C:H5'	6:AG:3:ARG:NH2	2.34	0.43
7:AH:10:LEU:HA	7:AH:74:ILE:HD11	2.00	0.43
8:AI:10:ARG:HA	8:AI:77:ALA:CB	2.49	0.43
8:AI:85:ALA:O	8:AI:88:GLU:HB2	2.18	0.43
9:AJ:41:PRO:O	9:AJ:71:LEU:HD13	2.18	0.43
9:AJ:39:PRO:CB	9:AJ:74:VAL:HG22	2.48	0.43
11:AL:121:PRO:C	11:AL:123:ALA:H	2.21	0.43
11:AL:41:PRO:CB	11:AL:88:ASP:HB3	2.48	0.43
14:AO:46:LYS:HE3	14:AO:46:LYS:HB2	1.84	0.43
1:AA:130:A:C8	16:AQ:64:ARG:HG3	2.53	0.43
1:AA:323:U:H4'	19:AT:16:ALA:HB3	2.01	0.43
48:B1:36:LYS:HB3	48:B1:37:LYS:H	1.67	0.43
22:BA:91:C:H2'	22:BA:92:C:H6	1.83	0.43
23:BB:1025:G:H1'	23:BB:1135:C:O5'	2.18	0.43
23:BB:1081:U:H4'	52:BI:123:ALA:HB1	2.01	0.43
23:BB:1178:C:C2	23:BB:1179:G:N7	2.87	0.43
23:BB:1183:U:C2	23:BB:1184:U:C5	3.06	0.43
23:BB:1463:C:H2'	23:BB:1464:G:H8	1.82	0.43
23:BB:1930:G:C2'	23:BB:1931:U:OP2	2.67	0.43
23:BB:211:C:O2'	23:BB:212:G:H5'	2.18	0.43
23:BB:2336:A:HO2'	23:BB:2337:G:P	2.41	0.43
23:BB:2457:U:O2'	23:BB:2458:G:H5'	2.18	0.43
23:BB:2733:A:C3'	23:BB:2733:A:C8	3.02	0.43
23:BB:2849:U:C4'	23:BB:2868:A:C2	3.01	0.43
23:BB:507:A:OP1	23:BB:508:A:N7	2.52	0.43
23:BB:709:U:H2'	23:BB:710:U:H6	1.84	0.43
26:BD:140:HIS:HB3	26:BD:141:ARG:H	1.62	0.43
26:BD:164:GLN:HG2	26:BD:165:MET:H	1.83	0.43
27:BE:141:MET:CG	27:BE:143:LEU:HB2	2.48	0.43
27:BE:161:ALA:O	27:BE:162:ARG:HD2	2.18	0.43
27:BE:149:ILE:CD1	27:BE:186:VAL:HG13	2.48	0.43

Continued on next page...

Continued from previous page...

Atom-1	Atom-2	Interatomic distance (Å)	Clash overlap (Å)
28:BF:103:ILE:HG13	28:BF:104:THR:H	1.83	0.43
29:BG:49:LEU:O	29:BG:50:THR:HG23	2.19	0.43
29:BG:57:TYR:CD1	29:BG:57:TYR:N	2.86	0.43
52:BI:77:VAL:HG23	52:BI:78:LEU:N	2.33	0.43
31:BJ:25:LEU:HB2	31:BJ:26:GLY:H	1.57	0.43
31:BJ:64:VAL:HG11	31:BJ:68:LYS:CD	2.34	0.43
33:BL:64:PHE:N	50:B3:24:LYS:HZ2	2.16	0.43
33:BL:82:LEU:HD13	33:BL:83:ALA:H	1.81	0.43
34:BM:64:TRP:CE3	34:BM:102:LEU:HD22	2.54	0.43
35:BN:122:ALA:CB	47:B0:49:ARG:HH12	2.32	0.43
35:BN:24:MET:O	35:BN:28:LEU:HD12	2.18	0.43
35:BN:8:ARG:HB3	35:BN:43:GLU:OE1	2.19	0.43
35:BN:57:THR:HG21	35:BN:61:ALA:HB3	2.01	0.43
36:BO:84:GLU:O	36:BO:87:ILE:HG12	2.18	0.43
37:BP:25:VAL:O	37:BP:25:VAL:HG12	2.18	0.43
37:BP:59:THR:HG1	37:BP:76:HIS:CE1	2.36	0.43
38:BQ:94:LEU:CB	39:BR:13:ARG:HG2	2.49	0.43
39:BR:42:ALA:C	39:BR:44:GLY:N	2.72	0.43
41:BT:68:LYS:HB2	41:BT:68:LYS:HE2	1.82	0.43
45:BY:15:ARG:CA	45:BY:15:ARG:HE	2.31	0.43
1:CA:1248:A:H2'	1:CA:1249:C:H6	1.83	0.43
1:CA:1253:G:N1	1:CA:1285:A:N6	2.66	0.43
1:CA:1521:C:H2'	1:CA:1522:U:C6	2.53	0.43
1:CA:25:C:H2'	1:CA:26:A:C8	2.54	0.43
1:CA:425:G:O2'	1:CA:426:U:H5'	2.19	0.43
1:CA:512:U:O2'	1:CA:513:C:H5'	2.19	0.43
1:CA:521:G:O2'	1:CA:522:C:H5'	2.17	0.43
1:CA:94:G:H4'	1:CA:95:C:H5''	2.01	0.43
20:CB:41:ASN:ND2	20:CB:44:LYS:HB2	2.32	0.43
2:CC:11:LEU:HD22	2:CC:17:TRP:CD1	2.54	0.43
3:CD:33:ILE:O	3:CD:34:GLU:C	2.57	0.43
3:CD:61:ARG:HG3	3:CD:66:VAL:O	2.19	0.43
5:CF:59:TYR:N	5:CF:59:TYR:CD1	2.86	0.43
6:CG:11:ILE:HG22	6:CG:12:LEU:N	2.33	0.43
8:CI:29:ILE:CA	8:CI:64:ILE:HB	2.46	0.43
11:CL:106:VAL:CG1	11:CL:109:ARG:HG3	2.48	0.43
13:CN:80:ARG:HH11	13:CN:80:ARG:HG2	1.84	0.43
14:CO:28:VAL:HB	14:CO:80:LEU:HD11	1.99	0.43
18:CS:19:GLU:O	18:CS:19:GLU:HG3	2.18	0.43
1:CA:1320:C:N4	18:CS:36:ARG:HD2	2.30	0.43
19:CT:15:LYS:HA	19:CT:15:LYS:HD3	1.74	0.43

Continued on next page...

Continued from previous page...

Atom-1	Atom-2	Interatomic distance (Å)	Clash overlap (Å)
48:D1:9:LYS:CG	48:D1:24:LYS:HG2	2.49	0.43
48:D1:49:LYS:HD2	48:D1:49:LYS:O	2.17	0.43
23:DB:2361:G:C5'	50:D3:27:ASN:HB2	2.48	0.43
51:D4:10:LEU:HD13	51:D4:25:VAL:HB	2.00	0.43
51:D4:26:ILE:HG23	51:D4:27:CYS:N	2.21	0.43
23:DB:51:G:H1'	23:DB:118:A:H61	1.82	0.43
23:DB:138:U:O3'	23:DB:139:U:H2'	2.19	0.43
23:DB:1826:G:OP1	25:DC:222:THR:HG22	2.18	0.43
23:DB:215:G:H4'	23:DB:216:A:OP1	2.17	0.43
23:DB:2304:G:H22	23:DB:2312:U:H3	1.66	0.43
23:DB:2349:G:OP2	50:D3:41:ARG:HD3	2.17	0.43
23:DB:2660:A:H2'	23:DB:2661:G:O4'	2.17	0.43
23:DB:2727:A:O2'	32:DK:70:ARG:NH2	2.52	0.43
23:DB:743:A:C2'	23:DB:744:U:H5'	2.47	0.43
23:DB:78:U:H2'	23:DB:79:C:H6	1.82	0.43
25:DC:68:ARG:CZ	25:DC:127:ASN:HA	2.46	0.43
26:DD:191:GLY:O	26:DD:192:ALA:HB3	2.17	0.43
26:DD:50:VAL:CG1	26:DD:75:ALA:HB3	2.46	0.43
26:DD:77:ARG:CB	26:DD:77:ARG:HH11	2.30	0.43
34:DM:73:ILE:HG13	34:DM:92:TRP:HB2	2.00	0.43
35:DN:28:LEU:HD23	35:DN:48:VAL:HG11	2.00	0.43
37:DP:86:LYS:C	37:DP:87:ARG:HG3	2.37	0.43
38:DQ:113:LYS:C	38:DQ:115:ALA:H	2.21	0.43
39:DR:1:MET:N	39:DR:47:VAL:HB	2.33	0.43
23:DB:136:G:N1	41:DT:3:ARG:CZ	2.81	0.43
42:DU:81:ARG:HG3	42:DU:92:VAL:HG21	1.99	0.43
23:DB:2281:A:H62	43:DW:3:LYS:HD2	1.83	0.43
45:DY:26:LEU:C	45:DY:28:LEU:N	2.71	0.43
1:AA:109:A:C6	1:AA:326:G:C6	3.06	0.43
1:AA:1213:A:C6	1:AA:1215:G:H1'	2.54	0.43
1:AA:1454:G:H2'	1:AA:1455:G:O4'	2.19	0.43
1:AA:186:C:H2'	1:AA:187:G:O4'	2.18	0.43
1:AA:224:U:H2'	1:AA:225:C:H6	1.82	0.43
1:AA:255:G:H2'	1:AA:256:U:C6	2.53	0.43
1:AA:598:U:H2'	1:AA:599:C:H6	1.82	0.43
1:AA:635:A:H2'	1:AA:636:U:C6	2.53	0.43
20:AB:187:ASP:OD1	20:AB:188:THR:N	2.51	0.43
20:AB:38:HIS:O	20:AB:39:ILE:HD13	2.17	0.43
9:AJ:80:THR:HG22	9:AJ:81:GLU:N	2.29	0.43
15:AP:25:ARG:HD3	15:AP:25:ARG:H	1.83	0.43
18:AS:43:MET:HE1	18:AS:48:ILE:HG12	2.00	0.43

Continued on next page...

Continued from previous page...

Atom-1	Atom-2	Interatomic distance (Å)	Clash overlap (Å)
21:AU:16:ARG:NH2	21:AU:24:LYS:HE2	2.33	0.43
50:B3:21:PHE:CD1	50:B3:21:PHE:N	2.85	0.43
23:BB:1132:U:C6	31:BJ:85:LYS:HE2	2.53	0.43
23:BB:1201:U:H2'	23:BB:1202:G:H8	1.84	0.43
23:BB:142:A:OP2	23:BB:142:A:H8	2.01	0.43
23:BB:2093:G:H2'	23:BB:2094:A:H8	1.84	0.43
23:BB:2303:G:H2'	23:BB:2304:G:H5'	2.00	0.43
23:BB:234:U:H2'	23:BB:235:U:H6	1.84	0.43
23:BB:2686:G:H2'	23:BB:2687:U:O4'	2.18	0.43
23:BB:440:C:H2'	23:BB:441:U:H6	1.82	0.43
23:BB:466:A:H2'	23:BB:467:G:H5'	2.01	0.43
23:BB:619:G:H2'	23:BB:620:G:H5''	2.00	0.43
23:BB:822:G:H2'	23:BB:823:C:C6	2.53	0.43
23:BB:904:G:H2'	23:BB:905:A:C8	2.52	0.43
23:BB:958:U:H5'	34:BM:18:ARG:HH12	1.83	0.43
25:BC:110:LYS:CE	25:BC:111:ALA:H	2.27	0.43
25:BC:88:ALA:CB	25:BC:156:SER:HB3	2.42	0.43
25:BC:191:LEU:HD22	25:BC:191:LEU:O	2.17	0.43
25:BC:257:ARG:HA	25:BC:257:ARG:CZ	2.47	0.43
25:BC:71:ASP:OD2	25:BC:118:GLY:HA2	2.19	0.43
26:BD:62:LYS:HE3	26:BD:63:PRO:HD2	2.01	0.43
27:BE:109:LEU:HA	27:BE:117:ARG:HB3	2.00	0.43
27:BE:121:VAL:HG12	27:BE:122:GLU:H	1.80	0.43
27:BE:138:LEU:HD22	27:BE:144:GLU:HA	1.99	0.43
27:BE:25:GLU:O	27:BE:26:ALA:C	2.56	0.43
30:BH:62:LEU:HD21	30:BH:137:GLU:HG2	2.01	0.43
30:BH:58:LEU:O	30:BH:62:LEU:HD12	2.19	0.43
52:BI:85:ILE:HD12	52:BI:87:SER:O	2.19	0.43
31:BJ:58:ASN:C	31:BJ:60:ASP:H	2.21	0.43
33:BL:118:THR:N	33:BL:119:PRO:HD3	2.33	0.43
33:BL:39:LYS:HB3	33:BL:46:VAL:HG13	1.99	0.43
34:BM:80:VAL:HG12	34:BM:81:ARG:N	2.33	0.43
37:BP:92:ARG:CZ	37:BP:110:LYS:HE2	2.46	0.43
37:BP:47:ILE:CA	37:BP:63:ILE:HG23	2.48	0.43
39:BR:33:VAL:HB	39:BR:35:PHE:HE2	1.82	0.43
40:BS:43:ALA:O	40:BS:47:VAL:HG13	2.18	0.43
41:BT:15:HIS:HB2	41:BT:31:VAL:HB	1.99	0.43
24:BV:26:PHE:HB2	24:BV:27:PRO:HD2	2.00	0.43
43:BW:15:SER:O	43:BW:16:GLU:HB3	2.17	0.43
46:BZ:49:ARG:O	46:BZ:50:ASP:HB3	2.18	0.43
1:CA:1210:C:H4'	1:CA:1214:C:C4	2.53	0.43

Continued on next page...

Continued from previous page...

Atom-1	Atom-2	Interatomic distance (Å)	Clash overlap (Å)
1:CA:1234:C:H2'	1:CA:1235:U:H6	1.83	0.43
1:CA:1280:A:O4'	9:CJ:43:PRO:HG3	2.18	0.43
1:CA:128:G:O2'	1:CA:129:A:H5'	2.18	0.43
1:CA:1348:U:O2	1:CA:1348:U:H2'	2.18	0.43
1:CA:1376:U:H2'	1:CA:1377:A:C8	2.54	0.43
1:CA:206:C:H2'	1:CA:207:C:C6	2.53	0.43
1:CA:239:U:H6	1:CA:239:U:H5''	1.80	0.43
1:CA:113:G:N2	1:CA:353:A:H8	2.16	0.43
1:CA:847:G:H2'	1:CA:848:C:H6	1.82	0.43
1:CA:916:U:H2'	1:CA:917:G:C8	2.52	0.43
20:CB:86:CYS:C	20:CB:88:GLN:H	2.21	0.43
2:CC:137:VAL:HG13	2:CC:148:ILE:HG23	2.00	0.43
3:CD:123:MET:HB2	3:CD:127:ARG:O	2.19	0.43
3:CD:171:GLU:OE2	3:CD:182:LYS:HE3	2.19	0.43
3:CD:64:TYR:CD2	3:CD:93:LEU:HB2	2.54	0.43
4:CE:136:VAL:HG23	4:CE:137:ARG:H	1.83	0.43
8:CI:29:ILE:O	8:CI:32:ARG:HB2	2.18	0.43
17:CR:51:GLN:NE2	17:CR:54:LEU:HB2	2.33	0.43
18:CS:29:PRO:HB3	18:CS:47:THR:HG22	2.01	0.43
19:CT:73:ARG:HG3	19:CT:74:HIS:H	1.83	0.43
21:CU:17:ARG:N	21:CU:17:ARG:HD2	2.12	0.43
48:D1:27:ARG:H	48:D1:27:ARG:NE	2.16	0.43
23:DB:1309:G:C5'	49:D2:8:SER:H	2.30	0.43
50:D3:24:LYS:C	50:D3:26:ALA:H	2.22	0.43
50:D3:25:HIS:CE1	50:D3:46:LYS:HB2	2.53	0.43
51:D4:18:LYS:O	51:D4:19:ARG:HG3	2.17	0.43
22:DA:53:A:C2'	22:DA:54:G:H5'	2.49	0.43
22:DA:13:G:H1'	22:DA:69:G:N2	2.33	0.43
23:DB:1038:G:H2'	23:DB:1039:A:C8	2.52	0.43
23:DB:1616:A:H4'	23:DB:1617:C:OP2	2.19	0.43
23:DB:1774:C:C2'	23:DB:1774:C:O2	2.54	0.43
23:DB:184:C:H2'	23:DB:185:G:C8	2.51	0.43
23:DB:1948:G:C6	23:DB:1959:G:C6	3.06	0.43
23:DB:2072:C:O2'	23:DB:2073:C:H5'	2.19	0.43
23:DB:2096:C:H2'	23:DB:2097:A:C8	2.53	0.43
23:DB:2382:G:O2'	50:D3:38:LYS:HE2	2.18	0.43
23:DB:2617:U:H2'	23:DB:2618:G:C5'	2.47	0.43
23:DB:2691:C:H2'	23:DB:2692:G:H8	1.84	0.43
23:DB:303:G:C6	23:DB:315:G:C6	3.06	0.43
23:DB:79:C:O2'	23:DB:346:A:C8	2.68	0.43
23:DB:511:U:H4'	23:DB:1235:G:H4'	2.00	0.43

Continued on next page...

Continued from previous page...

Atom-1	Atom-2	Interatomic distance (Å)	Clash overlap (Å)
23:DB:585:G:H2'	23:DB:1251:C:N4	2.33	0.43
23:DB:599:A:H2'	23:DB:600:G:H8	1.83	0.43
23:DB:773:U:O2'	25:DC:48:ILE:HG23	2.18	0.43
29:DG:18:ILE:HG13	29:DG:18:ILE:O	2.18	0.43
30:DH:46:PHE:O	30:DH:49:ALA:HB3	2.19	0.43
52:DI:7:TYR:CE1	52:DI:57:VAL:HG11	2.53	0.43
31:DJ:35:ARG:O	31:DJ:52:ASP:HB2	2.18	0.43
31:DJ:95:ARG:HH11	31:DJ:95:ARG:HG3	1.83	0.43
32:DK:19:VAL:HB	32:DK:41:ILE:CG1	2.49	0.43
33:DL:126:ARG:HH11	33:DL:126:ARG:HG2	1.83	0.43
23:DB:588:U:H5'	33:DL:29:LYS:NZ	2.34	0.43
33:DL:54:GLN:CB	33:DL:57:LEU:HD23	2.48	0.43
33:DL:63:LYS:HE3	50:D3:29:ARG:HG3	2.00	0.43
35:DN:103:ARG:NH1	35:DN:106:ASP:OD2	2.51	0.43
35:DN:18:GLN:HB2	35:DN:18:GLN:HE21	1.55	0.43
38:DQ:87:VAL:HB	39:DR:54:VAL:CG2	2.40	0.43
40:DS:58:ALA:HA	40:DS:62:ASP:HB3	2.00	0.43
24:DV:10:LYS:HD2	24:DV:41:GLU:OE2	2.18	0.43
24:DV:57:TYR:CE2	24:DV:77:VAL:HG21	2.53	0.43
24:DV:60:VAL:HG12	24:DV:73:LYS:HG3	2.00	0.43
43:DW:56:HIS:CD2	43:DW:58:LEU:H	2.36	0.43
45:DY:57:GLU:OE1	45:DY:57:GLU:O	2.36	0.43
1:AA:1140:C:O2'	1:AA:1141:C:H5'	2.18	0.43
1:AA:1220:G:H2'	1:AA:1221:G:C8	2.52	0.43
1:AA:1238:A:N3	1:AA:1241:G:H1'	2.34	0.43
1:AA:1343:G:H2'	1:AA:1344:C:C6	2.54	0.43
1:AA:1343:G:H2'	1:AA:1344:C:H6	1.83	0.43
1:AA:1367:C:O2'	1:AA:1368:A:H5'	2.16	0.43
1:AA:65:A:N3	1:AA:65:A:C2'	2.76	0.43
1:AA:695:A:H2'	1:AA:696:A:C8	2.54	0.43
1:AA:77:A:H2'	1:AA:78:A:N7	2.34	0.43
2:AC:139:ASN:HD22	2:AC:139:ASN:N	2.16	0.43
3:AD:64:TYR:N	3:AD:64:TYR:CD1	2.87	0.43
5:AF:32:ALA:CB	5:AF:70:VAL:HG11	2.49	0.43
8:AI:43:ALA:HA	8:AI:44:ARG:NH1	2.34	0.43
8:AI:56:MET:CA	8:AI:59:LYS:HZ2	2.30	0.43
8:AI:66:VAL:CG2	8:AI:74:GLN:HG3	2.48	0.43
12:AM:33:LEU:HB3	12:AM:38:ILE:O	2.18	0.43
21:AU:36:PHE:C	21:AU:40:PRO:HD3	2.38	0.43
23:BB:1115:G:H2'	23:BB:1116:G:H8	1.83	0.43
23:BB:1117:C:C2	23:BB:1118:C:C5	3.07	0.43

Continued on next page...

Continued from previous page...

Atom-1	Atom-2	Interatomic distance (Å)	Clash overlap (Å)
23:BB:1155:A:H61	45:BY:10:ARG:CZ	2.31	0.43
23:BB:161:A:H62	23:BB:165:A:N6	2.10	0.43
23:BB:1877:A:H2'	23:BB:1878:G:C8	2.53	0.43
23:BB:1948:G:C6	23:BB:1959:G:C6	3.06	0.43
23:BB:2184:A:H2'	23:BB:2185:U:C6	2.53	0.43
23:BB:2210:U:N3	23:BB:2212:A:N7	2.65	0.43
23:BB:2728:U:H2'	23:BB:2729:G:C8	2.54	0.43
23:BB:2771:C:O2'	26:BD:173:GLN:NE2	2.52	0.43
23:BB:315:G:H2'	23:BB:316:C:O4'	2.19	0.43
23:BB:636:G:OP2	33:BL:128:THR:HG22	2.18	0.43
25:BC:194:VAL:CG1	25:BC:195:GLY:H	2.17	0.43
25:BC:25:LYS:HA	25:BC:25:LYS:HD2	1.83	0.43
23:BB:2574:G:HO2'	26:BD:151:THR:HG21	1.84	0.43
26:BD:24:VAL:O	26:BD:24:VAL:HG13	2.18	0.43
26:BD:52:THR:HG22	26:BD:76:GLY:H	1.84	0.43
27:BE:150:THR:HB	27:BE:171:ASP:OD1	2.18	0.43
27:BE:149:ILE:O	27:BE:187:VAL:HG22	2.18	0.43
28:BF:3:LEU:HA	28:BF:6:TYR:CG	2.54	0.43
28:BF:45:ASP:OD2	28:BF:83:PRO:HG2	2.18	0.43
30:BH:11:ASN:C	30:BH:13:GLY:H	2.22	0.43
52:BI:15:GLY:O	52:BI:16:MET:HB2	2.16	0.43
31:BJ:35:ARG:NH2	31:BJ:40:HIS:H	2.15	0.43
31:BJ:43:GLU:HG3	31:BJ:44:TYR:CD2	2.53	0.43
23:BB:954:G:OP1	34:BM:17:ASN:HB2	2.19	0.43
34:BM:71:LYS:HD3	34:BM:92:TRP:N	2.33	0.43
37:BP:51:ASN:HA	37:BP:61:ARG:N	2.29	0.43
38:BQ:92:LYS:O	38:BQ:94:LEU:HD22	2.18	0.43
24:BV:42:LEU:HD23	24:BV:42:LEU:N	2.33	0.43
43:BW:45:HIS:HB2	43:BW:67:LYS:NZ	2.33	0.43
45:BY:23:LEU:HD22	45:BY:28:LEU:O	2.18	0.43
1:CA:1014:A:H5''	18:CS:13:HIS:HB2	2.00	0.43
1:CA:1426:G:O2'	1:CA:1427:C:H5'	2.19	0.43
1:CA:1455:G:O2'	1:CA:1456:A:H5'	2.18	0.43
1:CA:177:G:N3	1:CA:177:G:O4'	2.51	0.43
1:CA:302:G:H2'	1:CA:303:A:H8	1.83	0.43
1:CA:409:U:OP2	3:CD:21:LYS:HE2	2.19	0.43
20:CB:53:LEU:HD11	20:CB:216:VAL:HG12	1.99	0.43
3:CD:44:LYS:HZ2	3:CD:45:PRO:C	2.21	0.43
4:CE:87:VAL:CG1	4:CE:88:HIS:H	2.26	0.43
8:CI:123:ARG:HD3	8:CI:124:PRO:HD2	1.99	0.43
8:CI:8:THR:OG1	8:CI:84:ARG:HG3	2.18	0.43

Continued on next page...

Continued from previous page...

Atom-1	Atom-2	Interatomic distance (Å)	Clash overlap (Å)
1:CA:625:U:H4'	15:CP:16:PHE:CZ	2.54	0.43
50:D3:41:ARG:HH11	50:D3:41:ARG:HG2	1.84	0.43
51:D4:2:LYS:HD3	51:D4:2:LYS:H	1.84	0.43
22:DA:53:A:H2'	22:DA:54:G:O4'	2.19	0.43
23:DB:1092:C:O2'	23:DB:1093:G:H5'	2.19	0.43
23:DB:1341:G:H5'	41:DT:61:LEU:CD2	2.44	0.43
23:DB:1373:A:H5''	23:DB:2213:U:O4	2.18	0.43
23:DB:1408:G:H2'	23:DB:1409:U:C6	2.54	0.43
23:DB:1547:C:H2'	23:DB:1548:A:C8	2.53	0.43
23:DB:1987:A:H2'	23:DB:1988:G:H8	1.82	0.43
23:DB:2135:A:C6	23:DB:2136:G:N7	2.87	0.43
23:DB:2260:C:O2'	23:DB:2261:C:H5'	2.18	0.43
23:DB:2581:G:N3	23:DB:2581:G:H2'	2.34	0.43
23:DB:2663:G:H2'	23:DB:2664:G:C8	2.54	0.43
23:DB:80:G:C6	23:DB:107:G:C6	3.07	0.43
23:DB:852:U:H2'	23:DB:853:C:C6	2.53	0.43
23:DB:948:C:O2'	23:DB:949:G:H5'	2.19	0.43
25:DC:45:ASN:ND2	25:DC:50:THR:OG1	2.51	0.43
28:DF:98:PHE:CA	28:DF:101:ARG:HE	2.23	0.43
28:DF:133:GLU:HB3	28:DF:134:GLN:H	1.50	0.43
29:DG:88:LEU:HG	29:DG:161:VAL:HB	2.01	0.43
29:DG:39:ALA:CA	29:DG:54:ARG:HB2	2.48	0.43
33:DL:74:THR:O	33:DL:75:ALA:C	2.57	0.43
34:DM:5:LYS:CE	34:DM:6:ARG:H	2.23	0.43
35:DN:100:CYS:SG	47:D0:43:THR:HG21	2.59	0.43
36:DO:35:ILE:CG1	36:DO:106:LEU:HD12	2.47	0.43
38:DQ:52:ARG:HG2	38:DQ:53:LYS:HE2	1.99	0.43
38:DQ:82:LEU:O	38:DQ:88:GLU:HG3	2.19	0.43
38:DQ:60:TRP:CD2	38:DQ:93:ILE:HA	2.54	0.43
46:DZ:12:ILE:HA	46:DZ:26:SER:HA	2.01	0.43
1:AA:1038:C:H2'	1:AA:1039:G:C8	2.54	0.43
1:AA:1489:G:H2'	1:AA:1490:U:C6	2.54	0.43
1:AA:223:A:H2'	1:AA:224:U:C6	2.53	0.43
1:AA:691:G:H1'	1:AA:696:A:H61	1.84	0.43
1:AA:967:C:OP1	1:AA:969:A:H8	2.00	0.43
20:AB:71:THR:HG23	20:AB:93:HIS:C	2.39	0.43
4:AE:56:PRO:O	4:AE:60:GLN:HG3	2.19	0.43
1:AA:1380:U:O4	6:AG:2:ARG:HG3	2.18	0.43
8:AI:94:ARG:CZ	8:AI:94:ARG:HB2	2.49	0.43
11:AL:64:SER:OG	11:AL:96:THR:HG23	2.18	0.43
12:AM:3:ILE:CA	12:AM:56:ARG:HG2	2.40	0.43

Continued on next page...

Continued from previous page...

Atom-1	Atom-2	Interatomic distance (Å)	Clash overlap (Å)
13:AN:78:LEU:HB2	13:AN:83:VAL:HG22	1.99	0.43
17:AR:62:ARG:HD2	17:AR:69:TYR:CD2	2.54	0.43
21:AU:35:GLU:HB2	21:AU:37:TYR:CZ	2.54	0.43
23:BB:1306:C:H2'	23:BB:1307:A:H8	1.84	0.43
23:BB:1399:C:H2'	23:BB:1400:U:H6	1.84	0.43
23:BB:1549:A:H2'	23:BB:1550:C:H6	1.84	0.43
23:BB:1746:A:H2'	23:BB:1747:U:C6	2.53	0.43
23:BB:1857:G:H1'	23:BB:1885:A:H62	1.82	0.43
23:BB:1858:A:N6	23:BB:1884:G:O2'	2.51	0.43
23:BB:1945:G:C4	23:BB:1946:U:C5	3.07	0.43
23:BB:2100:G:C6	23:BB:2190:G:C6	3.07	0.43
23:BB:2233:U:H2'	23:BB:2234:G:H8	1.83	0.43
23:BB:2660:A:H2'	23:BB:2661:G:O4'	2.18	0.43
23:BB:2691:C:H2'	23:BB:2692:G:H8	1.83	0.43
23:BB:28:A:O2'	23:BB:29:U:H5'	2.18	0.43
23:BB:298:G:C2	23:BB:339:U:C5	3.06	0.43
25:BC:51:ARG:HB2	25:BC:51:ARG:HE	1.61	0.43
25:BC:66:PHE:HB3	25:BC:67:LYS:H	1.61	0.43
26:BD:1:MET:HG3	26:BD:205:PRO:HG2	2.01	0.43
28:BF:177:ARG:HH21	28:BF:178:LYS:HA	1.83	0.43
29:BG:8:VAL:O	29:BG:48:THR:HA	2.18	0.43
30:BH:30:LEU:HD22	30:BH:35:LYS:HE3	2.00	0.43
30:BH:5:LEU:CD1	30:BH:37:VAL:HG11	2.48	0.43
31:BJ:58:ASN:O	31:BJ:59:ALA:HB3	2.19	0.43
23:BB:872:U:HO2'	34:BM:64:TRP:HE1	1.62	0.43
35:BN:35:LYS:N	35:BN:112:TYR:HB3	2.33	0.43
35:BN:1:MET:HE3	35:BN:3:HIS:O	2.18	0.43
36:BO:1:MET:HG2	36:BO:2:ASP:N	2.32	0.43
36:BO:30:ARG:O	36:BO:31:THR:C	2.57	0.43
36:BO:50:ALA:HB1	36:BO:79:ALA:HB1	2.01	0.43
23:BB:1249:U:H4'	38:BQ:3:VAL:HG13	1.99	0.43
39:BR:51:VAL:O	39:BR:52:PRO:C	2.57	0.43
41:BT:11:LEU:HD23	41:BT:46:ALA:HB1	2.00	0.43
41:BT:3:ARG:HE	41:BT:8:LEU:HD23	1.83	0.43
43:BW:76:ARG:HG2	43:BW:77:LYS:H	1.81	0.43
43:BW:6:GLY:C	43:BW:8:SER:N	2.72	0.43
23:BB:188:G:OP1	46:BZ:11:GLU:HG2	2.18	0.43
1:CA:1013:G:H2'	1:CA:1015:G:OP2	2.18	0.43
1:CA:113:G:H21	1:CA:353:A:H8	1.66	0.43
1:CA:1298:U:H4'	1:CA:1299:A:C2	2.54	0.43
1:CA:1314:C:O2'	1:CA:1315:U:H5'	2.19	0.43

Continued on next page...

Continued from previous page...

Atom-1	Atom-2	Interatomic distance (Å)	Clash overlap (Å)
1:CA:186:C:H2'	1:CA:187:G:O4'	2.18	0.43
1:CA:709:U:H2'	1:CA:710:G:H8	1.83	0.43
1:CA:919:A:O2'	1:CA:920:U:H5'	2.19	0.43
20:CB:101:THR:HG22	20:CB:174:GLU:CD	2.39	0.43
2:CC:121:SER:O	2:CC:125:ARG:HG3	2.18	0.43
2:CC:54:ILE:HB	2:CC:67:ILE:CD1	2.49	0.43
3:CD:106:PHE:HB3	3:CD:154:VAL:HG12	2.01	0.43
6:CG:6:ILE:HG22	6:CG:7:GLY:N	2.34	0.43
7:CH:21:LYS:O	7:CH:62:LEU:HD22	2.19	0.43
8:CI:6:TYR:CG	8:CI:7:GLY:N	2.86	0.43
1:CA:1279:G:N2	9:CJ:45:ARG:HD2	2.33	0.43
9:CJ:59:LYS:C	9:CJ:61:ALA:H	2.21	0.43
12:CM:59:VAL:HG13	12:CM:60:ALA:N	2.33	0.43
14:CO:31:LEU:HA	14:CO:34:GLN:OE1	2.19	0.43
15:CP:13:LYS:O	15:CP:15:PRO:HD3	2.18	0.43
47:D0:16:ARG:C	47:D0:18:HIS:H	2.21	0.43
48:D1:9:LYS:HA	48:D1:24:LYS:HB3	2.00	0.43
22:DA:14:U:O2'	22:DA:107:G:H1'	2.19	0.43
22:DA:14:U:H3'	22:DA:15:A:C5'	2.48	0.43
23:DB:1199:U:O2'	38:DQ:2:ARG:HB2	2.18	0.43
23:DB:1270:C:H5''	23:DB:1271:G:O5'	2.19	0.43
23:DB:1281:G:H2'	23:DB:1282:U:O4'	2.18	0.43
23:DB:1559:U:H3'	23:DB:1560:G:C5'	2.47	0.43
23:DB:1599:U:C2	23:DB:1600:C:C5	3.06	0.43
23:DB:1707:G:H2'	23:DB:1708:C:C6	2.54	0.43
23:DB:1877:A:H2'	23:DB:1878:G:C8	2.53	0.43
23:DB:1858:A:N6	23:DB:1884:G:O2'	2.51	0.43
23:DB:1930:G:C2'	23:DB:1931:U:OP2	2.67	0.43
23:DB:1945:G:C4	23:DB:1946:U:C5	3.07	0.43
23:DB:2199:A:H3'	23:DB:2200:C:H6	1.82	0.43
23:DB:2601:C:C3'	23:DB:2602:A:H5''	2.47	0.43
23:DB:2678:C:O2'	23:DB:2679:A:H5'	2.18	0.43
23:DB:282:A:H2'	23:DB:283:G:C8	2.54	0.43
23:DB:480:A:C4'	42:DU:40:LEU:HD22	2.47	0.43
23:DB:839:U:H2'	23:DB:840:C:C6	2.53	0.43
25:DC:160:TYR:O	25:DC:176:ARG:HG2	2.19	0.43
26:DD:14:ILE:HG23	26:DD:19:GLY:CA	2.49	0.43
27:DE:136:GLN:HA	27:DE:139:LYS:HG2	2.01	0.43
28:DF:103:ILE:HD12	28:DF:104:THR:H	1.81	0.43
29:DG:29:ASN:HB3	29:DG:78:VAL:HA	2.00	0.43
32:DK:79:PHE:CD1	32:DK:79:PHE:N	2.86	0.43

Continued on next page...

Continued from previous page...

Atom-1	Atom-2	Interatomic distance (Å)	Clash overlap (Å)
34:DM:14:LYS:HA	34:DM:72:PRO:HG3	2.00	0.43
35:DN:86:ARG:CZ	35:DN:117:ASP:HA	2.49	0.43
35:DN:80:PHE:O	35:DN:85:PRO:HD3	2.18	0.43
23:DB:585:G:N7	38:DQ:5:ARG:NH2	2.67	0.43
24:DV:44:HIS:O	24:DV:46:LYS:N	2.51	0.43
44:DX:39:GLN:O	44:DX:41:HIS:N	2.50	0.43
45:DY:5:LYS:HE2	45:DY:58:GLU:OE2	2.19	0.43
1:AA:1234:C:O2'	1:AA:1235:U:H5'	2.18	0.43
1:AA:1292:G:O2'	1:AA:1293:C:H5'	2.19	0.43
1:AA:408:A:OP1	3:AD:109:THR:HG21	2.19	0.43
1:AA:432:A:C5	1:AA:433:G:C8	3.07	0.43
1:AA:448:A:H2'	1:AA:449:G:C8	2.53	0.43
1:AA:374:A:H5''	1:AA:452:A:N1	2.33	0.43
1:AA:552:U:H5'	11:AL:82:ARG:HH11	1.83	0.43
1:AA:812:G:C2'	1:AA:812:G:N3	2.77	0.43
1:AA:995:C:O2	1:AA:1047:G:H5'	2.18	0.43
2:AC:112:ALA:HB2	2:AC:182:ASP:O	2.19	0.43
3:AD:84:ASN:OD1	4:AE:101:GLY:HA2	2.18	0.43
4:AE:109:ALA:O	4:AE:113:VAL:HG13	2.19	0.43
6:AG:110:ARG:HH12	6:AG:122:GLU:N	2.17	0.43
7:AH:95:MET:HB3	7:AH:99:GLY:H	1.84	0.43
8:AI:51:LEU:N	8:AI:51:LEU:HD12	2.34	0.43
9:AJ:93:ALA:HB1	9:AJ:96:VAL:CG2	2.49	0.43
10:AK:109:ILE:O	10:AK:110:THR:HG23	2.18	0.43
11:AL:41:PRO:HD3	11:AL:47:ALA:O	2.19	0.43
21:AU:44:ARG:HG3	21:AU:44:ARG:NH1	2.32	0.43
47:B0:30:ASP:CG	47:B0:31:LYS:H	2.22	0.43
23:BB:2479:U:OP1	51:B4:1:MET:SD	2.77	0.43
23:BB:1373:A:H4'	23:BB:2212:A:N3	2.34	0.43
23:BB:1426:G:H8	23:BB:1426:G:OP2	2.01	0.43
23:BB:2152:G:H2'	23:BB:2153:C:C6	2.54	0.43
23:BB:2247:A:O2'	23:BB:2248:C:H5'	2.19	0.43
23:BB:2272:U:C6	23:BB:2272:U:C3'	3.01	0.43
23:BB:2450:A:O2'	23:BB:2451:A:H5'	2.19	0.43
23:BB:2511:U:H2'	23:BB:2512:C:O4'	2.19	0.43
23:BB:2633:G:H2'	23:BB:2634:A:O4'	2.19	0.43
23:BB:2662:A:H2'	23:BB:2663:G:O4'	2.18	0.43
23:BB:281:C:H2'	23:BB:282:A:C8	2.54	0.43
23:BB:373:U:O2'	23:BB:374:A:H5'	2.19	0.43
23:BB:502:A:N6	23:BB:505:A:N1	2.66	0.43
25:BC:140:VAL:HG23	25:BC:141:HIS:N	2.31	0.43

Continued on next page...

Continued from previous page...

Atom-1	Atom-2	Interatomic distance (Å)	Clash overlap (Å)
25:BC:152:GLN:HB3	25:BC:153:LEU:HD23	2.00	0.43
25:BC:164:VAL:HG12	25:BC:164:VAL:O	2.19	0.43
23:BB:2227:A:O2'	25:BC:258:SER:HA	2.19	0.43
25:BC:257:ARG:O	25:BC:261:ARG:HG3	2.18	0.43
26:BD:23:PRO:HA	26:BD:190:LYS:N	2.34	0.43
26:BD:31:ALA:HA	26:BD:51:THR:HG1	1.82	0.43
27:BE:158:PHE:C	27:BE:160:ALA:H	2.22	0.43
27:BE:59:PRO:HD2	27:BE:60:TRP:CE2	2.54	0.43
28:BF:55:ASP:OD2	28:BF:148:VAL:HG11	2.19	0.43
28:BF:90:LEU:N	28:BF:90:LEU:HD12	2.34	0.43
29:BG:121:THR:HG23	29:BG:133:LYS:O	2.18	0.43
29:BG:140:ILE:HD12	29:BG:141:GLY:N	2.34	0.43
52:BI:56:VAL:CG2	52:BI:68:PHE:HB2	2.49	0.43
31:BJ:57:LEU:HD12	31:BJ:128:ASN:HA	2.01	0.43
32:BK:107:LEU:C	32:BK:109:SER:H	2.22	0.43
32:BK:2:ILE:HG23	32:BK:33:ALA:O	2.19	0.43
34:BM:131:VAL:O	34:BM:132:THR:HB	2.18	0.43
34:BM:50:ARG:HH22	34:BM:54:THR:HG21	1.83	0.43
35:BN:29:VAL:HG13	35:BN:83:LEU:CD1	2.48	0.43
26:BD:8:LYS:CB	37:BP:5:LYS:HZ1	2.30	0.43
40:BS:28:LYS:HE3	40:BS:29:VAL:N	2.34	0.43
23:BB:492:A:H2	40:BS:7:HIS:HE1	1.67	0.43
43:BW:11:ASN:OD1	43:BW:12:GLY:N	2.52	0.43
1:CA:1190:G:OP2	2:CC:4:VAL:HB	2.19	0.43
1:CA:275:G:O5'	16:CQ:15:LYS:HG2	2.19	0.43
1:CA:432:A:C5	1:CA:433:G:C8	3.07	0.43
1:CA:607:A:H2'	1:CA:608:A:C8	2.52	0.43
1:CA:721:G:H4'	1:CA:722:G:O4'	2.19	0.43
5:CF:9:MET:HE1	17:CR:64:LEU:O	2.18	0.43
6:CG:100:MET:HA	6:CG:103:ILE:HD12	2.00	0.43
6:CG:144:ALA:C	6:CG:146:ALA:N	2.71	0.43
7:CH:68:LYS:HA	7:CH:68:LYS:HE3	2.01	0.43
9:CJ:85:ASP:O	9:CJ:86:ALA:C	2.57	0.43
1:CA:707:U:H4'	10:CK:21:HIS:CD2	2.54	0.43
13:CN:72:PHE:O	13:CN:73:LEU:HG	2.18	0.43
14:CO:25:GLU:CD	14:CO:76:ARG:HD3	2.38	0.43
15:CP:8:ARG:CZ	15:CP:15:PRO:HB3	2.48	0.43
18:CS:24:SER:HB2	18:CS:27:LYS:HZ1	1.83	0.43
18:CS:30:LEU:HB3	18:CS:48:ILE:HG23	2.00	0.43
47:D0:32:THR:HG21	47:D0:41:HIS:CD2	2.53	0.43
49:D2:19:ARG:HD3	49:D2:20:ALA:N	2.33	0.43

Continued on next page...

Continued from previous page...

Atom-1	Atom-2	Interatomic distance (Å)	Clash overlap (Å)
51:D4:18:LYS:O	51:D4:19:ARG:CB	2.67	0.43
23:DB:1062:G:H2'	23:DB:1063:G:H8	1.84	0.43
23:DB:1403:A:H2'	23:DB:1404:C:C6	2.54	0.43
23:DB:1426:G:H8	23:DB:1426:G:OP2	2.02	0.43
23:DB:1498:C:H2'	23:DB:1499:C:C6	2.53	0.43
23:DB:1923:U:H2'	23:DB:1924:C:H6	1.84	0.43
23:DB:2728:U:H2'	23:DB:2729:G:C8	2.53	0.43
23:DB:274:C:H2'	23:DB:275:C:C6	2.53	0.43
23:DB:2787:C:O2'	23:DB:2788:C:H5'	2.19	0.43
23:DB:2821:A:H2'	23:DB:2822:G:H8	1.82	0.43
23:DB:359:G:H2'	23:DB:360:U:H5'	2.00	0.43
23:DB:435:C:C2'	23:DB:436:C:H5'	2.49	0.43
23:DB:452:G:N2	23:DB:458:G:H1'	2.33	0.43
23:DB:565:C:O2'	23:DB:566:U:H5'	2.18	0.43
23:DB:693:A:H2'	23:DB:694:U:C6	2.53	0.43
23:DB:766:U:H2'	23:DB:767:U:H6	1.84	0.43
23:DB:909:A:H2'	23:DB:912:C:H5	1.83	0.43
25:DC:104:LEU:HD13	25:DC:156:SER:HB2	2.01	0.43
25:DC:155:ARG:HG2	25:DC:155:ARG:HH21	1.84	0.43
25:DC:21:PRO:HD2	25:DC:202:ARG:HH12	1.84	0.43
25:DC:90:ILE:O	25:DC:91:ALA:HB3	2.19	0.43
26:DD:128:ARG:O	26:DD:129:THR:HB	2.19	0.43
26:DD:173:GLN:HE21	26:DD:208:LYS:HB2	1.83	0.43
26:DD:42:ASN:O	26:DD:43:ASP:CB	2.64	0.43
26:DD:60:VAL:HG23	26:DD:63:PRO:CD	2.48	0.43
26:DD:47:ALA:H	26:DD:80:TRP:HB2	1.83	0.43
30:DH:69:ALA:O	30:DH:73:ASN:N	2.52	0.43
32:DK:4:GLU:O	32:DK:5:GLN:HB2	2.18	0.43
32:DK:71:ARG:O	32:DK:72:PRO:O	2.36	0.43
35:DN:34:ILE:O	35:DN:112:TYR:HD1	2.01	0.43
37:DP:111:GLU:O	37:DP:113:LEU:N	2.52	0.43
37:DP:27:VAL:HA	37:DP:86:LYS:HB3	2.01	0.43
38:DQ:7:VAL:HG13	38:DQ:8:ILE:CD1	2.42	0.43
40:DS:15:GLN:O	40:DS:19:LEU:HG	2.18	0.43
43:DW:33:GLY:HA3	43:DW:66:VAL:HG21	2.01	0.43
44:DX:31:GLN:NE2	44:DX:31:GLN:HA	2.29	0.43
44:DX:55:THR:O	44:DX:56:LEU:HB2	2.19	0.43
45:DY:26:LEU:HD21	45:DY:46:MET:HG2	2.00	0.43
46:DZ:3:LYS:CE	46:DZ:48:GLN:HB2	2.49	0.43
46:DZ:48:GLN:HB3	46:DZ:51:VAL:HG23	2.01	0.43
1:AA:1055:A:H4'	2:AC:160:GLU:HG3	1.99	0.43

Continued on next page...

Continued from previous page...

Atom-1	Atom-2	Interatomic distance (Å)	Clash overlap (Å)
1:AA:167:A:O2'	1:AA:168:G:H5'	2.19	0.43
1:AA:233:C:O2'	1:AA:234:C:H5'	2.19	0.43
1:AA:513:C:H2'	1:AA:514:C:C6	2.54	0.43
1:AA:664:G:H5''	17:AR:52:ARG:CZ	2.48	0.43
1:AA:709:U:H2'	1:AA:710:G:H8	1.84	0.43
20:AB:10:LYS:C	20:AB:12:GLY:H	2.22	0.43
20:AB:121:GLN:HB3	20:AB:121:GLN:HE21	1.52	0.43
2:AC:113:LYS:HZ3	2:AC:117:ASP:CG	2.22	0.43
2:AC:178:ARG:HG2	2:AC:178:ARG:O	2.19	0.43
2:AC:72:PRO:HG2	2:AC:73:GLY:H	1.84	0.43
3:AD:117:VAL:HG12	3:AD:130:ASN:HA	2.01	0.43
3:AD:28:ASP:O	3:AD:29:THR:OG1	2.26	0.43
3:AD:81:LEU:HD11	3:AD:92:LEU:HD21	2.00	0.43
7:AH:17:GLN:OE1	7:AH:69:ALA:HB1	2.19	0.43
7:AH:9:MET:HE3	7:AH:32:LYS:HB3	2.01	0.43
9:AJ:89:ARG:O	9:AJ:90:LEU:HD23	2.19	0.43
11:AL:56:LEU:HD11	11:AL:81:ILE:CD1	2.41	0.43
13:AN:11:LYS:NZ	13:AN:11:LYS:HA	2.34	0.43
14:AO:2:LEU:HD22	14:AO:7:THR:HG23	2.00	0.43
16:AQ:60:ILE:HB	16:AQ:72:TRP:CE3	2.54	0.43
21:AU:16:ARG:C	21:AU:18:PHE:H	2.21	0.43
23:BB:100:U:OP1	23:BB:100:U:H2'	2.18	0.43
23:BB:1076:C:O2'	23:BB:1077:A:H5'	2.19	0.43
23:BB:1081:U:O2'	23:BB:1082:U:H5'	2.19	0.43
23:BB:1281:G:H2'	23:BB:1282:U:O4'	2.18	0.43
23:BB:1704:C:H2'	23:BB:1705:A:C8	2.54	0.43
23:BB:1707:G:H2'	23:BB:1708:C:C6	2.54	0.43
23:BB:357:C:H2'	23:BB:358:U:C6	2.54	0.43
23:BB:36:G:H4'	23:BB:451:U:N3	2.34	0.43
23:BB:756:A:H2'	23:BB:757:G:O4'	2.19	0.43
25:BC:153:LEU:O	25:BC:153:LEU:HG	2.19	0.43
25:BC:75:ALA:HB1	25:BC:93:VAL:HG13	2.01	0.43
27:BE:153:LEU:HD11	27:BE:201:ALA:HA	2.00	0.43
28:BF:2:LYS:CA	28:BF:2:LYS:HE2	2.48	0.43
29:BG:137:LYS:HA	29:BG:140:ILE:HG13	2.00	0.43
30:BH:89:LYS:NZ	30:BH:123:ARG:HD3	2.34	0.43
30:BH:28:ASN:HA	30:BH:32:PRO:HG3	2.00	0.43
27:BE:25:GLU:OE2	33:BL:16:GLY:HA2	2.19	0.43
33:BL:60:ARG:HD3	50:B3:11:LYS:CE	2.49	0.43
34:BM:36:VAL:HG21	34:BM:125:PRO:HD3	2.00	0.43
34:BM:43:ALA:HB2	34:BM:91:TYR:O	2.18	0.43

Continued on next page...

Continued from previous page...

Atom-1	Atom-2	Interatomic distance (Å)	Clash overlap (Å)
35:BN:57:THR:CB	35:BN:61:ALA:HB3	2.49	0.43
37:BP:28:LYS:C	37:BP:44:GLY:HA3	2.39	0.43
38:BQ:102:LYS:H	38:BQ:102:LYS:CD	2.29	0.43
38:BQ:33:VAL:O	38:BQ:36:GLN:N	2.50	0.43
38:BQ:35:PHE:HA	38:BQ:39:ILE:HD12	2.00	0.43
42:BU:70:ALA:O	42:BU:71:ILE:C	2.56	0.43
42:BU:76:THR:O	42:BU:77:GLY:C	2.56	0.43
42:BU:78:LYS:CG	42:BU:96:LYS:HE3	2.48	0.43
46:BZ:3:LYS:HA	46:BZ:47:LYS:HA	2.00	0.43
46:BZ:4:ASP:O	46:BZ:5:ILE:C	2.57	0.43
1:CA:1067:A:H3'	1:CA:1094:G:OP1	2.19	0.43
1:CA:513:C:H2'	1:CA:514:C:C6	2.53	0.43
1:CA:730:G:O6	14:CO:50:HIS:NE2	2.49	0.43
1:CA:822:U:O2'	1:CA:823:C:H5'	2.19	0.43
1:CA:979:C:H41	1:CA:1360:A:H62	1.67	0.43
20:CB:216:VAL:HG23	20:CB:217:ALA:N	2.34	0.43
3:CD:44:LYS:NZ	3:CD:46:ARG:HA	2.34	0.43
10:CK:63:GLN:HG3	10:CK:98:ALA:HB2	2.01	0.43
12:CM:37:GLY:O	12:CM:38:ILE:HD13	2.18	0.43
13:CN:73:LEU:O	13:CN:74:ARG:C	2.57	0.43
47:D0:46:GLY:O	47:D0:47:TYR:HB3	2.18	0.43
50:D3:39:ARG:HD3	50:D3:39:ARG:HA	1.76	0.43
22:DA:32:U:C2	22:DA:33:G:C8	3.07	0.43
23:DB:1704:C:H2'	23:DB:1705:A:C8	2.54	0.43
23:DB:1829:A:H3'	23:DB:1830:C:H6	1.84	0.43
1:CA:1409:C:O2	23:DB:1913:A:N6	2.52	0.43
23:DB:2157:G:N3	23:DB:2157:G:C2'	2.79	0.43
23:DB:2361:G:O2'	23:DB:2362:C:H5'	2.18	0.43
23:DB:2466:C:O2'	23:DB:2467:C:H5'	2.17	0.43
23:DB:2564:A:OP1	23:DB:2648:G:H4'	2.18	0.43
23:DB:593:U:H2'	23:DB:594:U:H6	1.81	0.43
23:DB:878:A:H1'	23:DB:899:A:H62	1.83	0.43
26:DD:33:ARG:C	26:DD:35:THR:H	2.22	0.43
27:DE:176:ASP:OD1	27:DE:177:PRO:HD2	2.19	0.43
29:DG:8:VAL:CG1	29:DG:49:LEU:HD12	2.48	0.43
52:DI:54:ILE:HD11	52:DI:71:LYS:O	2.19	0.43
32:DK:10:VAL:HG21	32:DK:17:ARG:N	2.34	0.43
33:DL:107:PHE:HE2	33:DL:126:ARG:HB2	1.84	0.43
33:DL:14:LYS:O	33:DL:15:ALA:C	2.57	0.43
23:DB:598:U:C5'	33:DL:21:ARG:HB2	2.45	0.43
23:DB:631:A:O2'	33:DL:66:PHE:CD1	2.70	0.43

Continued on next page...

Continued from previous page...

Atom-1	Atom-2	Interatomic distance (Å)	Clash overlap (Å)
34:DM:73:ILE:CD1	34:DM:92:TRP:HE3	2.32	0.43
38:DQ:25:GLY:O	38:DQ:29:ARG:HG3	2.18	0.43
39:DR:68:ARG:H	39:DR:97:LYS:HG3	1.84	0.43
39:DR:18:GLN:HB3	39:DR:99:THR:HB	2.01	0.43
42:DU:46:LYS:HG2	42:DU:53:GLN:HB2	2.01	0.43
44:DX:17:GLU:CA	44:DX:21:LEU:HB2	2.49	0.43
45:DY:35:VAL:HG12	45:DY:36:GLU:H	1.83	0.43
46:DZ:49:ARG:O	46:DZ:52:ALA:N	2.50	0.43
1:AA:1263:C:H2'	1:AA:1264:U:H6	1.84	0.43
1:AA:1322:C:O4'	1:AA:1322:C:O2	2.37	0.43
1:AA:155:A:H2'	1:AA:156:C:O4'	2.19	0.43
1:AA:25:C:H2'	1:AA:26:A:C8	2.54	0.43
1:AA:371:A:H2'	1:AA:372:C:C6	2.54	0.43
1:AA:401:C:O2'	1:AA:402:G:H5'	2.18	0.43
1:AA:484:G:O2'	1:AA:485:U:OP2	2.29	0.43
1:AA:529:G:H22	11:AL:47:ALA:HB3	1.84	0.43
1:AA:626:G:H2'	1:AA:627:G:H8	1.83	0.43
1:AA:659:U:O2'	1:AA:660:C:H5'	2.18	0.43
1:AA:721:G:H4'	1:AA:722:G:O4'	2.19	0.43
1:AA:861:G:H2'	1:AA:862:C:H6	1.84	0.43
20:AB:217:ALA:O	20:AB:221:ARG:HG3	2.18	0.43
20:AB:35:ASN:O	20:AB:36:LYS:HB2	2.19	0.43
5:AF:7:VAL:HG23	5:AF:60:VAL:O	2.18	0.43
8:AI:82:ILE:HG22	8:AI:86:LEU:HD21	2.01	0.43
9:AJ:57:VAL:HG13	9:AJ:58:ASN:CG	2.39	0.43
9:AJ:57:VAL:HG13	9:AJ:58:ASN:N	2.33	0.43
9:AJ:7:ARG:HG2	9:AJ:75:ASP:OD2	2.18	0.43
16:AQ:10:ARG:HH22	16:AQ:58:VAL:HG13	1.84	0.43
47:B0:4:GLN:O	47:B0:5:ASN:C	2.57	0.43
49:B2:3:ARG:HB3	49:B2:5:PHE:HE1	1.84	0.43
50:B3:22:LYS:HD2	50:B3:46:LYS:HA	1.99	0.43
23:BB:1359:A:H2'	23:BB:1360:G:O4'	2.17	0.43
23:BB:1634:A:H3'	23:BB:1635:A:C5'	2.48	0.43
23:BB:1773:A:H2'	23:BB:1774:C:O4'	2.19	0.43
23:BB:2511:U:O5'	23:BB:2511:U:H6	2.02	0.43
23:BB:2663:G:H2'	23:BB:2664:G:C8	2.54	0.43
23:BB:2671:G:O2'	23:BB:2672:U:H5'	2.19	0.43
23:BB:2811:G:H2'	23:BB:2812:G:H8	1.83	0.43
23:BB:285:G:C2'	23:BB:286:U:H5'	2.49	0.43
23:BB:511:U:H6	23:BB:511:U:O5'	2.01	0.43
23:BB:832:U:OP1	33:BL:45:GLY:N	2.46	0.43

Continued on next page...

Continued from previous page...

Atom-1	Atom-2	Interatomic distance (Å)	Clash overlap (Å)
23:BB:848:C:H3'	23:BB:849:A:H8	1.83	0.43
23:BB:971:G:H2'	23:BB:972:A:O4'	2.19	0.43
23:BB:975:A:H1'	23:BB:990:A:C2	2.54	0.43
25:BC:156:SER:O	25:BC:157:ALA:C	2.58	0.43
25:BC:225:ASN:HD22	25:BC:225:ASN:HA	1.52	0.43
25:BC:247:TRP:HD1	25:BC:247:TRP:O	2.02	0.43
27:BE:144:GLU:HG3	27:BE:145:ASP:N	2.34	0.43
27:BE:189:THR:O	27:BE:190:ALA:HB3	2.19	0.43
29:BG:140:ILE:HD12	29:BG:140:ILE:C	2.39	0.43
52:BI:75:ALA:CB	52:BI:131:THR:HG21	2.49	0.43
31:BJ:80:HIS:HB2	31:BJ:84:ILE:HD11	1.99	0.43
32:BK:108:ARG:HH11	32:BK:108:ARG:HG3	1.83	0.43
23:BB:1244:A:H4'	33:BL:15:ALA:HB1	2.00	0.43
33:BL:61:LEU:CB	33:BL:62:PRO:CD	2.92	0.43
35:BN:19:ALA:C	35:BN:21:PHE:N	2.72	0.43
35:BN:99:LYS:CB	35:BN:99:LYS:NZ	2.79	0.43
36:BO:67:ASN:HD22	36:BO:67:ASN:HA	1.65	0.43
37:BP:51:ASN:HA	37:BP:60:VAL:HB	2.00	0.43
40:BS:29:VAL:H	40:BS:71:VAL:HG21	1.84	0.43
40:BS:33:LEU:O	40:BS:35:ILE:N	2.50	0.43
23:BB:2330:G:O2'	43:BW:36:ILE:HD11	2.18	0.43
44:BX:18:LEU:HD23	44:BX:18:LEU:N	2.34	0.43
1:CA:113:G:C1'	1:CA:354:G:H5'	2.49	0.43
1:CA:815:A:N6	1:CA:1509:C:H1'	2.32	0.43
1:CA:179:A:H2'	1:CA:180:U:C6	2.54	0.43
1:CA:408:A:H3'	1:CA:409:U:C6	2.47	0.43
1:CA:453:G:C6	1:CA:454:G:C6	3.06	0.43
1:CA:635:A:H2'	1:CA:636:U:C6	2.53	0.43
1:CA:814:A:H5'	1:CA:1511:G:C4'	2.42	0.43
20:CB:111:LYS:O	20:CB:114:LYS:HB3	2.19	0.43
2:CC:166:TRP:HE1	2:CC:168:ARG:CB	2.32	0.43
3:CD:121:ALA:C	3:CD:145:ARG:HG3	2.39	0.43
3:CD:21:LYS:C	3:CD:23:GLY:H	2.22	0.43
6:CG:29:LEU:CD2	6:CG:104:VAL:HG13	2.49	0.43
7:CH:50:VAL:HG23	7:CH:57:GLU:O	2.19	0.43
11:CL:109:ARG:C	11:CL:110:LYS:HD2	2.39	0.43
1:CA:1309:G:H5'	12:CM:76:ILE:HG12	2.00	0.43
13:CN:26:LEU:O	13:CN:44:VAL:HG11	2.19	0.43
16:CQ:35:LYS:O	16:CQ:37:ILE:HG23	2.19	0.43
51:D4:19:ARG:HB3	51:D4:20:ASP:H	1.47	0.43
22:DA:111:U:O2'	22:DA:112:G:H5'	2.18	0.43

Continued on next page...

Continued from previous page...

Atom-1	Atom-2	Interatomic distance (Å)	Clash overlap (Å)
23:DB:1841:U:C2	23:DB:1842:G:C8	3.07	0.43
23:DB:1891:G:H2'	23:DB:1892:C:H6	1.84	0.43
23:DB:2256:G:H2'	23:DB:2257:U:H6	1.84	0.43
23:DB:2341:G:H2'	23:DB:2342:C:C6	2.54	0.43
23:DB:2405:G:H5'	33:DL:70:LYS:CG	2.49	0.43
23:DB:2450:A:O2'	23:DB:2451:A:H5'	2.19	0.43
23:DB:2782:G:O2'	23:DB:2783:U:H5'	2.19	0.43
23:DB:539:G:H2'	23:DB:540:C:C6	2.54	0.43
23:DB:630:G:N1	33:DL:69:ARG:NH1	2.66	0.43
23:DB:981:A:N1	23:DB:2027:G:O2'	2.43	0.43
25:DC:106:PRO:HB2	25:DC:107:LYS:H	1.68	0.43
25:DC:235:GLU:CG	25:DC:236:GLY:H	2.30	0.43
26:DD:172:VAL:HB	26:DD:175:LEU:HD11	2.00	0.43
26:DD:25:THR:HG22	26:DD:188:LEU:CD1	2.49	0.43
26:DD:4:LEU:HB3	26:DD:202:ILE:HA	2.01	0.43
30:DH:4:ILE:CD1	30:DH:37:VAL:HG13	2.49	0.43
33:DL:79:LEU:H	33:DL:113:ALA:CB	2.31	0.43
34:DM:133:LYS:CD	34:DM:134:THR:H	2.30	0.43
35:DN:21:PHE:HA	35:DN:24:MET:HB3	2.01	0.43
35:DN:4:ARG:HB3	35:DN:4:ARG:CZ	2.49	0.43
37:DP:20:ARG:HH21	37:DP:20:ARG:HG2	1.84	0.43
39:DR:38:VAL:O	39:DR:41:ILE:HG22	2.18	0.43
39:DR:76:LYS:HE3	39:DR:90:ARG:HD3	2.01	0.43
41:DT:47:VAL:CG2	41:DT:53:VAL:HG21	2.42	0.43
43:DW:17:ALA:O	43:DW:18:LYS:CG	2.66	0.43
46:DZ:3:LYS:HE2	46:DZ:48:GLN:HB2	2.00	0.43
1:AA:1035:A:C2'	1:AA:1036:A:H8	2.27	0.42
1:AA:1072:G:H2'	1:AA:1073:U:O4'	2.19	0.42
1:AA:113:G:C1'	1:AA:354:G:H5'	2.49	0.42
1:AA:179:A:H2'	1:AA:180:U:H6	1.83	0.42
1:AA:208:U:H2'	1:AA:210:C:C5	2.54	0.42
1:AA:332:G:P	19:AT:2:ASN:HB3	2.59	0.42
1:AA:349:A:H2'	1:AA:350:G:C8	2.54	0.42
1:AA:538:G:H2'	1:AA:539:A:C8	2.54	0.42
1:AA:997:U:H2'	1:AA:998:C:H6	1.82	0.42
20:AB:21:TYR:O	20:AB:22:TRP:O	2.36	0.42
20:AB:37:VAL:CG2	20:AB:38:HIS:N	2.81	0.42
3:AD:138:PRO:HA	3:AD:181:PHE:HD2	1.83	0.42
3:AD:201:GLU:CG	4:AE:103:GLY:HA3	2.49	0.42
6:AG:117:LEU:C	6:AG:117:LEU:HD13	2.39	0.42
8:AI:115:VAL:HG23	9:AJ:62:ARG:HD2	2.00	0.42

Continued on next page...

Continued from previous page...

Atom-1	Atom-2	Interatomic distance (Å)	Clash overlap (Å)
11:AL:106:VAL:CG2	11:AL:109:ARG:HG3	2.48	0.42
11:AL:58:ASN:H	11:AL:58:ASN:HD22	1.66	0.42
14:AO:71:ARG:HH11	14:AO:71:ARG:CB	2.32	0.42
18:AS:29:PRO:HB3	18:AS:47:THR:HB	2.00	0.42
19:AT:4:LYS:HD2	19:AT:5:SER:H	1.82	0.42
19:AT:50:PHE:CE2	19:AT:75:LYS:HA	2.53	0.42
47:B0:53:VAL:HG12	47:B0:54:ILE:N	2.34	0.42
48:B1:47:ILE:HG13	48:B1:48:TYR:N	2.34	0.42
48:B1:53:ILE:CD1	48:B1:54:LYS:H	2.32	0.42
23:BB:241:A:H4'	50:B3:63:TYR:OH	2.18	0.42
23:BB:1062:G:H2'	23:BB:1063:G:H8	1.84	0.42
23:BB:1079:C:C2	23:BB:1080:A:C8	3.07	0.42
23:BB:1314:C:O2	23:BB:1314:C:H2'	2.18	0.42
23:BB:1526:C:O2'	23:BB:1527:G:H5'	2.19	0.42
23:BB:1917:U:H2'	23:BB:1918:A:C5'	2.48	0.42
23:BB:2290:G:H2'	23:BB:2291:U:C6	2.53	0.42
23:BB:402:A:C2'	23:BB:403:U:H5'	2.49	0.42
25:BC:198:GLU:HA	25:BC:201:LEU:HB2	2.01	0.42
25:BC:78:GLU:CB	25:BC:92:LEU:HD23	2.49	0.42
26:BD:108:ASP:CB	26:BD:173:GLN:HA	2.48	0.42
26:BD:130:GLN:O	26:BD:140:HIS:ND1	2.51	0.42
23:BB:2052:A:C4	26:BD:155:VAL:HG23	2.54	0.42
27:BE:128:ALA:CA	27:BE:157:LEU:HD22	2.48	0.42
28:BF:15:LEU:O	28:BF:18:GLU:O	2.37	0.42
28:BF:67:THR:OG1	28:BF:85:GLY:HA3	2.19	0.42
29:BG:5:LYS:O	29:BG:68:ARG:NH1	2.52	0.42
31:BJ:102:GLU:CG	31:BJ:124:VAL:HG11	2.49	0.42
31:BJ:128:ASN:CG	31:BJ:129:GLU:N	2.72	0.42
23:BB:995:C:C4	31:BJ:2:LYS:HB3	2.54	0.42
31:BJ:7:LYS:HD2	31:BJ:49:ASP:CB	2.44	0.42
32:BK:71:ARG:HD3	32:BK:71:ARG:HA	1.87	0.42
33:BL:38:GLN:HA	33:BL:41:ARG:NH1	2.34	0.42
33:BL:63:LYS:C	50:B3:24:LYS:HZ2	2.23	0.42
34:BM:134:THR:O	34:BM:135:VAL:HG13	2.18	0.42
23:BB:2333:A:O2'	36:BO:7:ARG:HD3	2.19	0.42
41:BT:47:VAL:HB	41:BT:55:VAL:HG21	2.00	0.42
41:BT:50:LEU:O	41:BT:51:PHE:HB2	2.18	0.42
23:BB:2270:A:C5'	43:BW:18:LYS:HB3	2.49	0.42
43:BW:35:ILE:CG2	43:BW:36:ILE:H	2.14	0.42
1:CA:1264:U:H2'	1:CA:1265:C:O4'	2.19	0.42
1:CA:975:A:H1'	1:CA:1358:U:O2	2.19	0.42

Continued on next page...

Continued from previous page...

Atom-1	Atom-2	Interatomic distance (Å)	Clash overlap (Å)
1:CA:1521:C:H2'	1:CA:1522:U:H6	1.83	0.42
1:CA:179:A:H2'	1:CA:180:U:H6	1.84	0.42
1:CA:406:G:H21	3:CD:115:GLN:HE22	1.65	0.42
1:CA:697:U:C2'	1:CA:698:G:H5'	2.49	0.42
1:CA:69:G:N2	1:CA:71:A:H62	2.16	0.42
1:CA:861:G:H2'	1:CA:862:C:H6	1.84	0.42
1:CA:994:A:H2'	1:CA:994:A:N3	2.34	0.42
20:CB:121:GLN:NE2	20:CB:122:ASP:N	2.67	0.42
2:CC:168:ARG:HE	2:CC:169:GLU:N	2.17	0.42
3:CD:170:LEU:CA	3:CD:182:LYS:HG3	2.48	0.42
5:CF:3:HIS:CB	5:CF:92:THR:HA	2.31	0.42
8:CI:21:LYS:O	8:CI:61:ASP:N	2.51	0.42
9:CJ:40:ILE:HG12	9:CJ:74:VAL:H	1.84	0.42
9:CJ:8:ILE:HG12	9:CJ:75:ASP:HA	2.00	0.42
9:CJ:9:ARG:HH11	9:CJ:9:ARG:HA	1.84	0.42
11:CL:17:LYS:HZ3	11:CL:17:LYS:HB2	1.82	0.42
13:CN:50:LEU:HD12	13:CN:51:PRO:CD	2.46	0.42
13:CN:13:VAL:HA	13:CN:59:GLN:HE21	1.84	0.42
14:CO:80:LEU:C	14:CO:80:LEU:HD23	2.39	0.42
17:CR:20:ILE:HG23	17:CR:20:ILE:O	2.19	0.42
40:DS:23:LEU:CB	47:D0:21:LEU:HD13	2.37	0.42
48:D1:24:LYS:O	48:D1:24:LYS:HD3	2.19	0.42
22:DA:60:C:H2'	22:DA:61:G:H8	1.83	0.42
23:DB:1513:U:O2'	23:DB:1514:G:H5'	2.19	0.42
23:DB:153:U:O5'	23:DB:153:U:H6	2.02	0.42
23:DB:1770:G:O2'	23:DB:1771:C:H5'	2.19	0.42
23:DB:1803:A:H2	23:DB:1823:G:O4'	2.02	0.42
23:DB:758:C:O2	23:DB:1981:A:H2	2.01	0.42
23:DB:1998:A:H2'	23:DB:1999:C:H6	1.84	0.42
23:DB:2094:A:H5''	30:DH:22:LYS:HG3	2.01	0.42
23:DB:2076:U:OP2	23:DB:2238:G:N2	2.48	0.42
23:DB:2336:A:HO2'	23:DB:2337:G:P	2.41	0.42
23:DB:2385:C:H2'	23:DB:2386:A:C8	2.53	0.42
23:DB:2428:G:H5''	23:DB:2429:G:O5'	2.18	0.42
23:DB:2511:U:H2'	23:DB:2512:C:O4'	2.19	0.42
23:DB:2513:A:H2'	23:DB:2514:U:C6	2.54	0.42
23:DB:2671:G:H2'	23:DB:2672:U:H6	1.80	0.42
23:DB:2811:G:H2'	23:DB:2812:G:C8	2.54	0.42
23:DB:2813:A:O2'	23:DB:2814:A:H5'	2.18	0.42
23:DB:409:G:O2'	23:DB:410:G:H5'	2.19	0.42
23:DB:818:G:H4'	23:DB:838:C:O3'	2.19	0.42

Continued on next page...

Continued from previous page...

Atom-1	Atom-2	Interatomic distance (Å)	Clash overlap (Å)
25:DC:172:THR:HB	25:DC:173:LEU:H	1.56	0.42
26:DD:109:VAL:HA	26:DD:203:VAL:HA	2.01	0.42
26:DD:113:SER:O	26:DD:167:ASN:HB2	2.19	0.42
26:DD:11:MET:O	26:DD:22:ILE:HD12	2.19	0.42
28:DF:41:GLU:OE1	28:DF:41:GLU:N	2.52	0.42
30:DH:12:LEU:HD22	30:DH:19:VAL:CG1	2.49	0.42
30:DH:77:THR:HG22	30:DH:143:ILE:HB	2.00	0.42
52:DI:49:GLU:HB2	52:DI:52:LEU:HD12	2.00	0.42
31:DJ:62:VAL:HG11	31:DJ:101:ILE:HD11	2.00	0.42
33:DL:25:SER:C	33:DL:27:LEU:N	2.72	0.42
36:DO:71:ALA:O	36:DO:74:VAL:HG22	2.19	0.42
23:DB:2294:G:P	36:DO:9:ARG:NE	2.92	0.42
37:DP:32:VAL:O	37:DP:34:GLY:N	2.51	0.42
38:DQ:32:ARG:HG2	38:DQ:32:ARG:NH1	2.32	0.42
39:DR:67:GLY:H	39:DR:98:ILE:N	2.17	0.42
39:DR:69:GLY:HA3	39:DR:96:VAL:HG13	2.00	0.42
41:DT:34:VAL:O	41:DT:81:LYS:HB3	2.19	0.42
43:DW:36:ILE:HG13	43:DW:37:VAL:N	2.34	0.42
45:DY:5:LYS:O	45:DY:56:VAL:HG12	2.19	0.42
45:DY:5:LYS:NZ	45:DY:5:LYS:HB2	2.34	0.42
1:AA:1082:A:H2'	1:AA:1083:U:C6	2.53	0.42
1:AA:113:G:O4'	1:AA:354:G:H4'	2.19	0.42
1:AA:425:G:O2'	1:AA:426:U:H5'	2.18	0.42
1:AA:523:A:H61	11:AL:88:ASP:HB2	1.84	0.42
1:AA:644:U:O2'	1:AA:645:G:H5'	2.20	0.42
1:AA:697:U:C2'	1:AA:698:G:H5'	2.49	0.42
1:AA:738:C:H2'	1:AA:739:C:C6	2.55	0.42
1:AA:822:U:O2'	1:AA:823:C:H5'	2.19	0.42
1:AA:93:U:H2'	1:AA:95:C:H5	1.83	0.42
3:AD:29:THR:O	3:AD:30:LYS:HB2	2.19	0.42
7:AH:98:LEU:N	7:AH:98:LEU:HD12	2.34	0.42
8:AI:49:GLN:HB3	8:AI:49:GLN:HE21	1.61	0.42
12:AM:79:LEU:HD22	12:AM:86:ARG:NH2	2.33	0.42
15:AP:52:LEU:HG	15:AP:75:ILE:CG1	2.48	0.42
16:AQ:28:VAL:HG13	16:AQ:28:VAL:O	2.19	0.42
19:AT:60:GLN:HB2	19:AT:65:LEU:HD12	2.01	0.42
19:AT:70:LYS:HA	19:AT:73:ARG:CZ	2.48	0.42
47:B0:53:VAL:HG12	47:B0:54:ILE:H	1.84	0.42
23:BB:2082:A:H2'	23:BB:2083:G:O4'	2.19	0.42
23:BB:2570:G:O2'	23:BB:2571:U:H5'	2.19	0.42
23:BB:2637:U:O2'	23:BB:2638:G:H5'	2.18	0.42

Continued on next page...

Continued from previous page...

Atom-1	Atom-2	Interatomic distance (Å)	Clash overlap (Å)
23:BB:766:U:H2'	23:BB:767:U:H6	1.84	0.42
23:BB:822:G:H2'	23:BB:823:C:H6	1.84	0.42
25:BC:27:LYS:HA	25:BC:79:ARG:NH2	2.34	0.42
25:BC:84:PRO:O	25:BC:86:ARG:N	2.48	0.42
26:BD:142:VAL:C	26:BD:144:GLY:H	2.21	0.42
27:BE:135:ALA:O	27:BE:139:LYS:HD2	2.19	0.42
28:BF:177:ARG:HE	28:BF:178:LYS:HA	1.81	0.42
30:BH:31:VAL:HB	30:BH:32:PRO:HD3	2.01	0.42
30:BH:80:ILE:HD11	30:BH:102:ALA:HA	2.01	0.42
52:BI:116:MET:CE	52:BI:127:SER:HB2	2.49	0.42
33:BL:127:VAL:HB	33:BL:128:THR:H	1.51	0.42
33:BL:96:LYS:N	33:BL:96:LYS:HD3	2.34	0.42
34:BM:36:VAL:HG11	34:BM:125:PRO:HD2	2.00	0.42
34:BM:25:ASP:OD2	34:BM:66:ARG:NH2	2.52	0.42
35:BN:19:ALA:C	35:BN:21:PHE:H	2.22	0.42
37:BP:61:ARG:O	37:BP:63:ILE:N	2.52	0.42
37:BP:7:LEU:C	37:BP:7:LEU:HD13	2.39	0.42
39:BR:39:LEU:O	39:BR:39:LEU:HD23	2.18	0.42
39:BR:53:PHE:CD2	39:BR:55:ASP:N	2.82	0.42
41:BT:3:ARG:HG2	41:BT:7:LEU:HD23	2.01	0.42
41:BT:69:ARG:H	41:BT:75:GLY:CA	2.32	0.42
42:BU:13:LEU:H	42:BU:68:ASN:HD21	1.66	0.42
43:BW:9:THR:H	43:BW:10:ARG:HD3	1.83	0.42
46:BZ:58:ASP:OD2	46:BZ:63:ARG:NH1	2.52	0.42
1:CA:1065:U:O2'	1:CA:1066:C:OP2	2.30	0.42
1:CA:112:G:O2'	1:CA:113:G:H5'	2.19	0.42
1:CA:1493:A:C2'	1:CA:1494:G:OP2	2.67	0.42
1:CA:1531:A:H2'	1:CA:1532:U:O4'	2.19	0.42
1:CA:79:G:H2'	1:CA:80:A:C8	2.53	0.42
20:CB:128:LEU:HD21	20:CB:132:GLU:HB3	2.01	0.42
20:CB:113:LEU:HD11	20:CB:144:GLU:HA	2.01	0.42
2:CC:137:VAL:HG13	2:CC:148:ILE:CG2	2.49	0.42
2:CC:64:ARG:O	2:CC:65:VAL:HB	2.19	0.42
4:CE:89:THR:O	4:CE:91:SER:N	2.52	0.42
5:CF:11:HIS:CD2	5:CF:13:ASP:HB3	2.54	0.42
6:CG:46:LEU:O	6:CG:50:ALA:HB2	2.19	0.42
9:CJ:84:VAL:O	9:CJ:88:MET:HB3	2.19	0.42
9:CJ:91:ASP:C	9:CJ:92:LEU:HD23	2.40	0.42
10:CK:86:LYS:HG3	10:CK:113:THR:HA	2.00	0.42
15:CP:48:GLU:HG2	15:CP:49:GLY:N	2.34	0.42
15:CP:5:ARG:O	15:CP:19:VAL:HA	2.20	0.42

Continued on next page...

Continued from previous page...

Atom-1	Atom-2	Interatomic distance (Å)	Clash overlap (Å)
16:CQ:75:VAL:HG23	16:CQ:76:ARG:N	2.33	0.42
21:CU:19:LYS:HG3	21:CU:20:ARG:HE	1.83	0.42
47:D0:15:ARG:HB3	47:D0:15:ARG:CZ	2.49	0.42
51:D4:24:ARG:NE	51:D4:37:GLN:HA	2.33	0.42
23:DB:1068:G:C6	23:DB:1069:A:N6	2.87	0.42
23:DB:1260:A:O2'	23:DB:1261:C:H5'	2.19	0.42
23:DB:1818:U:C3'	25:DC:155:ARG:HB2	2.49	0.42
23:DB:2087:G:H2'	23:DB:2088:A:H8	1.85	0.42
23:DB:2508:G:O3'	23:DB:2555:U:H5'	2.18	0.42
23:DB:2649:C:O2'	23:DB:2650:U:H5'	2.19	0.42
23:DB:2866:U:O3'	23:DB:2867:G:H4'	2.19	0.42
23:DB:329:G:H1'	23:DB:477:A:H1'	2.02	0.42
23:DB:348:A:H2'	23:DB:349:U:O4'	2.18	0.42
23:DB:543:G:C6	23:DB:544:C:H1'	2.54	0.42
23:DB:679:C:O2'	23:DB:680:C:H5'	2.19	0.42
23:DB:96:C:H2'	23:DB:97:C:H6	1.84	0.42
25:DC:107:LYS:HD2	25:DC:196:ASN:HD21	1.84	0.42
25:DC:62:ARG:HH22	25:DC:86:ARG:HH21	1.66	0.42
26:DD:154:LYS:O	26:DD:156:PHE:N	2.51	0.42
27:DE:146:VAL:O	27:DE:148:ILE:N	2.51	0.42
27:DE:123:LYS:HD2	27:DE:157:LEU:CD1	2.48	0.42
27:DE:49:ARG:C	27:DE:51:GLU:N	2.73	0.42
29:DG:136:ASP:O	29:DG:140:ILE:HG12	2.19	0.42
29:DG:154:GLU:OE2	29:DG:157:LYS:HB2	2.18	0.42
29:DG:23:ILE:HD13	29:DG:71:LEU:HD22	2.01	0.42
30:DH:12:LEU:C	30:DH:12:LEU:HD23	2.39	0.42
30:DH:93:SER:C	30:DH:94:ILE:HD12	2.39	0.42
33:DL:77:ILE:CD1	33:DL:109:LYS:HB2	2.46	0.42
23:DB:631:A:O2'	33:DL:66:PHE:HD1	1.97	0.42
34:DM:41:LEU:HD21	34:DM:46:ILE:HD11	2.01	0.42
34:DM:43:ALA:HB3	34:DM:91:TYR:CD2	2.55	0.42
36:DO:86:GLY:C	36:DO:88:LYS:N	2.73	0.42
37:DP:92:ARG:HD3	37:DP:110:LYS:O	2.19	0.42
38:DQ:39:ILE:C	38:DQ:39:ILE:HD12	2.40	0.42
38:DQ:90:ASP:CB	39:DR:42:ALA:HB3	2.49	0.42
44:DX:46:VAL:O	44:DX:49:ASP:HB3	2.18	0.42
1:AA:1250:A:H5'	8:AI:69:GLY:O	2.18	0.42
1:AA:1273:C:H2'	1:AA:1274:A:O4'	2.19	0.42
1:AA:234:C:H2'	1:AA:235:C:H6	1.84	0.42
1:AA:664:G:H5''	17:AR:52:ARG:NH2	2.34	0.42
1:AA:844:G:H2'	1:AA:845:A:H5''	2.01	0.42

Continued on next page...

Continued from previous page...

Atom-1	Atom-2	Interatomic distance (Å)	Clash overlap (Å)
20:AB:112:ARG:HH11	20:AB:112:ARG:HG3	1.83	0.42
3:AD:116:LEU:O	3:AD:121:ALA:HB3	2.19	0.42
4:AE:25:LYS:HE2	4:AE:25:LYS:C	2.39	0.42
5:AF:43:GLY:HA2	5:AF:58:HIS:CE1	2.53	0.42
6:AG:102:TRP:CD1	6:AG:102:TRP:N	2.86	0.42
7:AH:38:VAL:O	7:AH:42:GLU:HG2	2.19	0.42
8:AI:118:ARG:NH1	8:AI:122:ARG:HE	2.17	0.42
9:AJ:38:GLY:O	9:AJ:74:VAL:HA	2.19	0.42
13:AN:62:ARG:HA	13:AN:69:PRO:HA	2.01	0.42
1:AA:254:G:OP1	16:AQ:68:LYS:O	2.37	0.42
21:AU:26:GLY:C	21:AU:28:LEU:N	2.72	0.42
47:B0:11:LYS:HG3	47:B0:12:ARG:N	2.35	0.42
47:B0:7:PRO:O	47:B0:8:THR:C	2.58	0.42
50:B3:9:ALA:O	50:B3:13:PHE:HB3	2.19	0.42
23:BB:1017:G:O2'	23:BB:1018:U:H5'	2.20	0.42
23:BB:1064:C:H2'	23:BB:1065:U:O4'	2.19	0.42
23:BB:1236:G:O2'	23:BB:1237:A:P	2.77	0.42
23:BB:1270:C:H5''	23:BB:1271:G:O5'	2.19	0.42
23:BB:1370:C:H2'	23:BB:1371:G:O4'	2.18	0.42
23:BB:1408:G:H2'	23:BB:1409:U:C6	2.54	0.42
23:BB:1421:G:C2	23:BB:1422:G:C8	3.07	0.42
23:BB:1803:A:H2	23:BB:1823:G:O4'	2.02	0.42
23:BB:2361:G:O2'	23:BB:2362:C:H5'	2.19	0.42
23:BB:2643:G:H2'	23:BB:2644:G:O4'	2.18	0.42
23:BB:2649:C:H2'	23:BB:2650:U:C6	2.52	0.42
23:BB:647:G:H2'	23:BB:648:G:C8	2.55	0.42
23:BB:751:A:H5'	40:BS:90:LYS:HZ1	1.84	0.42
23:BB:795:C:H2'	23:BB:796:C:H6	1.85	0.42
23:BB:935:C:H2'	23:BB:936:A:C8	2.54	0.42
25:BC:171:VAL:HB	25:BC:182:LYS:CB	2.47	0.42
25:BC:124:LYS:O	25:BC:191:LEU:CD1	2.67	0.42
25:BC:68:ARG:CZ	25:BC:103:ILE:HD12	2.49	0.42
26:BD:37:VAL:HG22	26:BD:46:ARG:HD3	2.00	0.42
26:BD:61:THR:C	26:BD:63:PRO:HD2	2.40	0.42
27:BE:120:VAL:H	27:BE:189:THR:HA	1.84	0.42
27:BE:148:ILE:C	27:BE:148:ILE:HD12	2.38	0.42
27:BE:148:ILE:N	27:BE:183:PHE:HD2	2.17	0.42
27:BE:4:VAL:N	27:BE:117:ARG:HH21	2.17	0.42
28:BF:133:GLU:CG	28:BF:147:ARG:HG2	2.32	0.42
29:BG:150:TYR:O	29:BG:151:ARG:HB2	2.19	0.42
23:BB:1113:U:OP1	29:BG:1:SER:C	2.58	0.42

Continued on next page...

Continued from previous page...

Atom-1	Atom-2	Interatomic distance (Å)	Clash overlap (Å)
30:BH:114:GLU:HB3	30:BH:133:GLN:C	2.40	0.42
30:BH:4:ILE:N	30:BH:37:VAL:HB	2.19	0.42
30:BH:5:LEU:O	30:BH:6:LEU:HB3	2.19	0.42
31:BJ:100:VAL:CG2	31:BJ:101:ILE:H	2.26	0.42
31:BJ:55:ILE:HD13	31:BJ:132:HIS:NE2	2.35	0.42
31:BJ:72:LYS:HG3	31:BJ:90:GLU:HB2	2.01	0.42
32:BK:104:THR:OG1	32:BK:107:LEU:HB2	2.19	0.42
34:BM:33:LEU:HB2	34:BM:101:VAL:CG1	2.50	0.42
34:BM:35:ALA:C	34:BM:36:VAL:HG13	2.40	0.42
34:BM:90:GLU:O	34:BM:91:TYR:HB2	2.20	0.42
35:BN:28:LEU:CD2	35:BN:48:VAL:HG21	2.49	0.42
35:BN:51:LEU:HA	35:BN:54:LEU:HD13	2.00	0.42
37:BP:61:ARG:O	37:BP:62:LYS:C	2.57	0.42
37:BP:91:VAL:HB	37:BP:113:LEU:CG	2.47	0.42
39:BR:33:VAL:O	39:BR:33:VAL:HG12	2.19	0.42
41:BT:26:LYS:HD2	41:BT:26:LYS:C	2.40	0.42
42:BU:38:ILE:O	42:BU:62:ALA:HB3	2.19	0.42
24:BV:53:LYS:HE3	24:BV:55:GLU:OE2	2.19	0.42
43:BW:11:ASN:ND2	43:BW:13:ARG:NH2	2.67	0.42
44:BX:41:HIS:CD2	44:BX:41:HIS:H	2.36	0.42
1:CA:138:G:O2'	1:CA:139:A:H5'	2.19	0.42
1:CA:195:A:H1'	1:CA:222:C:O2'	2.18	0.42
1:CA:233:C:O2'	1:CA:234:C:H5'	2.19	0.42
1:CA:329:A:H8	1:CA:329:A:H5'	1.84	0.42
1:CA:626:G:H2'	1:CA:627:G:H8	1.83	0.42
1:CA:674:G:OP1	5:CF:51:ILE:HG13	2.20	0.42
1:CA:806:C:O2'	1:CA:807:A:H5'	2.20	0.42
1:CA:913:A:H4'	1:CA:914:A:H4'	2.01	0.42
20:CB:86:CYS:C	20:CB:88:GLN:N	2.73	0.42
2:CC:128:MET:O	2:CC:130:ARG:N	2.41	0.42
2:CC:139:ASN:O	2:CC:143:LEU:HD13	2.18	0.42
3:CD:24:VAL:HG23	3:CD:25:ARG:H	1.83	0.42
4:CE:102:THR:HG21	4:CE:123:LEU:HD21	2.01	0.42
7:CH:14:ARG:HG3	7:CH:15:ASN:N	2.33	0.42
9:CJ:52:LEU:CD1	9:CJ:62:ARG:HE	2.31	0.42
11:CL:100:ALA:O	11:CL:103:CYS:SG	2.78	0.42
13:CN:63:CYS:O	13:CN:67:GLY:HA2	2.18	0.42
15:CP:18:GLN:HA	15:CP:38:PHE:HA	2.02	0.42
19:CT:66:ILE:HG22	19:CT:67:HIS:N	2.34	0.42
48:D1:8:ILE:HG21	48:D1:27:ARG:HD3	2.01	0.42
48:D1:5:ARG:HA	48:D1:28:THR:HG1	1.83	0.42

Continued on next page...

Continued from previous page...

Atom-1	Atom-2	Interatomic distance (Å)	Clash overlap (Å)
22:DA:15:A:H1'	22:DA:109:A:C5	2.55	0.42
22:DA:56:G:H4'	22:DA:57:A:H5'	2.02	0.42
23:DB:1027:A:C2	23:DB:2488:G:H5''	2.53	0.42
23:DB:1213:A:H62	23:DB:1236:G:H1'	1.83	0.42
23:DB:125:A:C4'	49:D2:13:ASN:ND2	2.82	0.42
23:DB:1526:C:O2'	23:DB:1527:G:H5'	2.19	0.42
23:DB:2019:A:C6	23:DB:2020:A:N7	2.88	0.42
23:DB:2479:U:H6	23:DB:2479:U:O5'	2.02	0.42
23:DB:249:C:O3'	50:D3:7:ARG:HD3	2.19	0.42
23:DB:2633:G:H2'	23:DB:2634:A:O4'	2.19	0.42
23:DB:2671:G:O2'	23:DB:2672:U:H5'	2.19	0.42
23:DB:2686:G:H2'	23:DB:2687:U:O4'	2.19	0.42
23:DB:2705:A:H2'	23:DB:2706:A:O4'	2.19	0.42
23:DB:538:A:H2'	23:DB:539:G:O4'	2.19	0.42
23:DB:545:U:C4	23:DB:548:G:OP1	2.73	0.42
23:DB:678:C:H2'	23:DB:679:C:C6	2.53	0.42
23:DB:5:A:H2'	23:DB:6:A:H8	1.84	0.42
23:DB:906:U:H1'	34:DM:66:ARG:NH2	2.34	0.42
23:DB:1813:G:O4'	25:DC:45:ASN:HB3	2.20	0.42
25:DC:47:ARG:HB3	25:DC:48:ILE:H	1.54	0.42
27:DE:115:GLN:CB	27:DE:117:ARG:NH1	2.81	0.42
22:DA:43:C:C4'	28:DF:62:GLN:HE21	2.32	0.42
30:DH:108:VAL:CG1	30:DH:110:VAL:HB	2.49	0.42
30:DH:88:GLY:HA3	30:DH:125:THR:OG1	2.18	0.42
31:DJ:78:THR:H	31:DJ:84:ILE:HD13	1.84	0.42
23:DB:2561:U:O3'	32:DK:40:LYS:HE2	2.19	0.42
33:DL:71:ALA:O	33:DL:72:ALA:O	2.37	0.42
37:DP:18:SER:HB2	37:DP:87:ARG:NH1	2.34	0.42
38:DQ:52:ARG:O	38:DQ:53:LYS:C	2.58	0.42
41:DT:69:ARG:NH1	41:DT:69:ARG:HG2	2.34	0.42
42:DU:32:LYS:HA	42:DU:65:GLN:NE2	2.34	0.42
1:AA:1073:U:H2'	1:AA:1074:G:H8	1.84	0.42
1:AA:1073:U:C2	1:AA:1074:G:C8	3.08	0.42
1:AA:1178:G:N2	1:AA:1181:G:C8	2.87	0.42
1:AA:154:U:O2'	1:AA:155:A:H5'	2.20	0.42
1:AA:492:C:C3'	1:AA:493:A:H5''	2.49	0.42
4:AE:109:ALA:CB	4:AE:135:VAL:HG23	2.47	0.42
5:AF:29:ILE:HG21	5:AF:64:VAL:CG1	2.50	0.42
6:AG:37:THR:O	6:AG:41:ILE:HB	2.19	0.42
6:AG:90:VAL:HG23	6:AG:90:VAL:O	2.19	0.42
10:AK:62:ALA:O	10:AK:65:ALA:HB3	2.19	0.42

Continued on next page...

Continued from previous page...

Atom-1	Atom-2	Interatomic distance (Å)	Clash overlap (Å)
14:AO:38:LEU:HB3	14:AO:42:PHE:CE1	2.55	0.42
47:B0:2:VAL:CG2	47:B0:3:GLN:H	2.33	0.42
50:B3:16:THR:CG2	50:B3:22:LYS:HG2	2.50	0.42
23:BB:651:G:OP1	50:B3:16:THR:HB	2.20	0.42
23:BB:1011:G:P	38:BQ:76:SER:HG	2.42	0.42
23:BB:1114:C:H2'	23:BB:1115:G:C8	2.55	0.42
23:BB:1221:C:O2'	23:BB:1222:U:H5'	2.19	0.42
23:BB:1401:G:H2'	23:BB:1402:U:C6	2.54	0.42
23:BB:1453:A:H62	35:BN:72:ASP:CG	2.23	0.42
23:BB:1498:C:H2'	23:BB:1499:C:C6	2.54	0.42
23:BB:1513:U:O2'	23:BB:1514:G:H5'	2.19	0.42
23:BB:1674:G:N2	23:BB:1677:A:N1	2.68	0.42
23:BB:1685:C:H2'	23:BB:1686:C:C6	2.54	0.42
23:BB:1791:A:H1'	25:BC:206:LYS:HZ1	1.81	0.42
23:BB:1804:C:P	25:BC:254:LYS:HG2	2.58	0.42
23:BB:1891:G:H2'	23:BB:1892:C:H6	1.84	0.42
23:BB:2559:C:O2'	23:BB:2560:A:H5'	2.19	0.42
23:BB:2705:A:H2'	23:BB:2706:A:O4'	2.19	0.42
23:BB:2811:G:H2'	23:BB:2812:G:C8	2.54	0.42
23:BB:2813:A:O2'	23:BB:2814:A:H5'	2.18	0.42
23:BB:312:G:C2	23:BB:313:G:C8	3.07	0.42
23:BB:748:G:OP2	40:BS:88:ARG:HD3	2.19	0.42
23:BB:970:U:H2'	23:BB:971:G:C8	2.55	0.42
25:BC:170:TYR:HA	25:BC:185:ALA:HB2	2.01	0.42
26:BD:205:PRO:O	26:BD:206:ALA:HB2	2.19	0.42
27:BE:53:THR:O	27:BE:55:SER:N	2.52	0.42
30:BH:124:THR:HG22	30:BH:125:THR:N	2.35	0.42
52:BI:63:ASP:O	52:BI:65:SER:N	2.53	0.42
31:BJ:68:LYS:CA	31:BJ:71:ASP:OD1	2.65	0.42
1:AA:1422:G:P	32:BK:54:LYS:HZ1	2.43	0.42
33:BL:58:TYR:N	33:BL:58:TYR:CD2	2.84	0.42
34:BM:3:GLN:CG	34:BM:46:ILE:HB	2.43	0.42
34:BM:86:LYS:HB3	34:BM:87:GLY:H	1.67	0.42
35:BN:28:LEU:CD2	35:BN:113:ILE:HG21	2.49	0.42
37:BP:47:ILE:HG22	37:BP:48:ALA:N	2.17	0.42
37:BP:77:SER:N	37:BP:78:PRO:CD	2.73	0.42
39:BR:101:ILE:HB	39:BR:102:SER:H	1.69	0.42
23:BB:1225:G:C5'	39:BR:78:ARG:HH22	2.27	0.42
41:BT:64:LYS:HZ2	41:BT:79:ASP:HB2	1.85	0.42
42:BU:21:ARG:NH1	42:BU:21:ARG:HG2	2.33	0.42
23:BB:500:G:OP1	42:BU:40:LEU:HG	2.19	0.42

Continued on next page...

Continued from previous page...

Atom-1	Atom-2	Interatomic distance (Å)	Clash overlap (Å)
43:BW:35:ILE:HG13	43:BW:36:ILE:N	2.33	0.42
43:BW:44:PHE:HB3	43:BW:76:ARG:CB	2.49	0.42
1:CA:1141:C:H2'	1:CA:1142:G:H8	1.83	0.42
1:CA:1306:A:C2'	1:CA:1307:U:H5'	2.49	0.42
1:CA:1394:A:H8	1:CA:1394:A:OP1	2.03	0.42
1:CA:349:A:H2'	1:CA:350:G:C8	2.54	0.42
1:CA:538:G:H2'	1:CA:539:A:H8	1.85	0.42
1:CA:838:G:H2'	1:CA:839:C:O4'	2.20	0.42
1:CA:976:G:OP2	1:CA:1358:U:O2'	2.32	0.42
20:CB:15:PHE:HB2	20:CB:16:GLY:H	1.65	0.42
20:CB:61:SER:OG	20:CB:62:ARG:HD2	2.19	0.42
20:CB:93:HIS:O	20:CB:94:ARG:C	2.57	0.42
2:CC:130:ARG:HD2	2:CC:130:ARG:HA	1.86	0.42
2:CC:172:VAL:O	2:CC:174:LEU:HD12	2.19	0.42
2:CC:183:TYR:HA	2:CC:199:VAL:O	2.19	0.42
2:CC:182:ASP:CB	2:CC:203:LYS:HE2	2.43	0.42
3:CD:159:GLU:O	3:CD:162:GLU:HG2	2.19	0.42
4:CE:105:ILE:HD12	4:CE:123:LEU:CD2	2.50	0.42
5:CF:74:LEU:HD13	5:CF:74:LEU:C	2.39	0.42
8:CI:49:GLN:O	8:CI:53:LEU:HD23	2.19	0.42
19:CT:79:THR:O	19:CT:82:ILE:HG12	2.19	0.42
47:D0:27:LEU:O	47:D0:38:LEU:HD13	2.19	0.42
33:DL:63:LYS:CB	50:D3:26:ALA:HB2	2.47	0.42
23:DB:2393:U:C5	50:D3:30:HIS:HE1	2.37	0.42
50:D3:57:VAL:HG22	50:D3:57:VAL:O	2.19	0.42
23:DB:1098:A:HO2'	52:DI:4:VAL:C	2.21	0.42
23:DB:1220:G:H2'	23:DB:1221:C:H6	1.83	0.42
23:DB:1252:G:H21	38:DQ:32:ARG:CZ	2.32	0.42
23:DB:1401:G:H2'	23:DB:1402:U:C6	2.54	0.42
23:DB:2082:A:N6	23:DB:2237:G:H1'	2.34	0.42
23:DB:2248:C:H3'	23:DB:2249:U:C6	2.55	0.42
23:DB:954:G:O2'	23:DB:2274:A:N1	2.44	0.42
23:DB:2408:U:H2'	23:DB:2409:G:C8	2.54	0.42
23:DB:2259:U:C6	23:DB:2427:C:C4	3.07	0.42
23:DB:2462:C:H2'	23:DB:2463:C:H6	1.84	0.42
23:DB:2570:G:O2'	23:DB:2571:U:H5'	2.20	0.42
23:DB:539:G:H2'	23:DB:540:C:H6	1.83	0.42
23:DB:662:G:H5'	33:DL:26:GLY:H	1.83	0.42
23:DB:756:A:H2'	23:DB:757:G:O4'	2.20	0.42
25:DC:163:ILE:HG12	25:DC:173:LEU:HD23	2.01	0.42
25:DC:245:THR:O	25:DC:246:PRO:C	2.57	0.42

Continued on next page...

Continued from previous page...

Atom-1	Atom-2	Interatomic distance (Å)	Clash overlap (Å)
23:DB:2821:A:OP2	26:DD:115:GLY:O	2.38	0.42
26:DD:48:ILE:HG22	26:DD:49:GLN:H	1.80	0.42
27:DE:112:LEU:O	27:DE:113:VAL:HB	2.20	0.42
28:DF:50:ASP:C	28:DF:52:ALA:H	2.22	0.42
29:DG:57:TYR:O	29:DG:58:ALA:C	2.56	0.42
30:DH:132:PHE:HE2	30:DH:134:VAL:HG22	1.84	0.42
30:DH:35:LYS:HE2	30:DH:35:LYS:HB2	1.91	0.42
30:DH:4:ILE:HD11	30:DH:37:VAL:CA	2.48	0.42
31:DJ:15:TRP:CB	31:DJ:139:VAL:HA	2.49	0.42
31:DJ:7:LYS:N	31:DJ:8:PRO:CD	2.82	0.42
32:DK:43:ILE:HG12	32:DK:52:VAL:CG1	2.46	0.42
33:DL:77:ILE:O	33:DL:110:VAL:O	2.37	0.42
33:DL:81:ASP:O	33:DL:85:VAL:HG12	2.19	0.42
34:DM:41:LEU:CD2	34:DM:46:ILE:HD11	2.49	0.42
36:DO:82:ALA:HB1	36:DO:87:ILE:HG21	2.01	0.42
37:DP:7:LEU:HA	37:DP:10:GLU:CD	2.39	0.42
23:DB:533:G:N3	38:DQ:40:LYS:CG	2.82	0.42
38:DQ:44:TYR:O	38:DQ:48:ASP:N	2.51	0.42
38:DQ:52:ARG:HD3	38:DQ:53:LYS:HZ1	1.83	0.42
38:DQ:57:ARG:NH2	38:DQ:92:LYS:HZ3	2.16	0.42
23:DB:2010:G:H5''	40:DS:42:LYS:HB3	2.00	0.42
24:DV:9:ARG:CZ	24:DV:20:LEU:HD11	2.50	0.42
43:DW:67:LYS:CD	43:DW:69:GLU:H	2.33	0.42
45:DY:43:ILE:O	45:DY:47:ILE:HG13	2.20	0.42
1:AA:1065:U:C1'	1:AA:1066:C:OP2	2.66	0.42
1:AA:123:U:H2'	1:AA:124:C:C6	2.54	0.42
1:AA:128:G:O2'	1:AA:129:A:H5'	2.18	0.42
1:AA:1306:A:C2	1:AA:1332:A:N9	2.87	0.42
1:AA:138:G:O2'	1:AA:139:A:H5'	2.19	0.42
1:AA:329:A:H5'	1:AA:329:A:H8	1.84	0.42
1:AA:343:U:O2'	1:AA:344:A:H2'	2.20	0.42
1:AA:442:G:H2'	1:AA:443:C:H6	1.84	0.42
1:AA:913:A:H4'	1:AA:914:A:O5'	2.19	0.42
3:AD:173:ASP:HB3	3:AD:178:GLU:HB3	2.01	0.42
3:AD:191:SER:O	3:AD:192:ALA:CB	2.68	0.42
1:AA:15:G:O2'	4:AE:28:ARG:HD2	2.20	0.42
6:AG:45:ALA:HB1	6:AG:120:ALA:HB2	2.00	0.42
13:AN:12:ARG:HH11	13:AN:60:ARG:HH12	1.64	0.42
18:AS:35:ARG:HG2	18:AS:50:VAL:CG1	2.49	0.42
1:AA:1314:C:H5	18:AS:5:LYS:HZ3	1.63	0.42
47:B0:26:SER:HB2	47:B0:38:LEU:CD1	2.46	0.42

Continued on next page...

Continued from previous page...

Atom-1	Atom-2	Interatomic distance (Å)	Clash overlap (Å)
48:B1:31:GLU:C	48:B1:32:LYS:HZ2	2.22	0.42
48:B1:51:ALA:HB3	48:B1:52:LYS:HD2	2.01	0.42
51:B4:12:ARG:CD	51:B4:12:ARG:H	2.06	0.42
23:BB:1173:U:H2'	23:BB:1174:U:H4'	2.00	0.42
23:BB:1266:G:O2'	23:BB:1267:U:OP2	2.38	0.42
23:BB:126:A:O5'	49:B2:19:ARG:HB3	2.19	0.42
23:BB:1298:C:O2'	23:BB:1301:A:O2'	2.36	0.42
23:BB:1604:C:H5''	55:BB:3376:HOH:O	2.18	0.42
23:BB:1770:G:O2'	23:BB:1771:C:H5'	2.19	0.42
23:BB:2263:C:H4'	23:BB:2329:U:H4'	2.01	0.42
23:BB:2463:C:O2'	23:BB:2464:G:H5'	2.19	0.42
23:BB:299:A:N6	23:BB:322:A:O2'	2.49	0.42
23:BB:453:A:H4'	23:BB:472:A:H62	1.84	0.42
23:BB:679:C:O2'	23:BB:680:C:H5'	2.19	0.42
23:BB:693:A:H2'	23:BB:694:U:C6	2.54	0.42
23:BB:919:U:H6	23:BB:919:U:O5'	2.03	0.42
23:BB:84:A:N6	23:BB:99:U:H5'	2.35	0.42
25:BC:207:ALA:O	25:BC:208:GLY:C	2.57	0.42
23:BB:1566:A:C6	25:BC:213:ARG:CZ	3.02	0.42
27:BE:112:LEU:O	27:BE:116:ASP:N	2.52	0.42
27:BE:156:ASN:CG	27:BE:157:LEU:H	2.23	0.42
27:BE:68:ALA:O	27:BE:69:ARG:HB3	2.20	0.42
27:BE:74:LYS:O	27:BE:75:SER:C	2.58	0.42
29:BG:99:GLY:C	29:BG:101:VAL:H	2.22	0.42
30:BH:90:LEU:HD13	30:BH:123:ARG:O	2.19	0.42
30:BH:89:LYS:HZ1	30:BH:90:LEU:HB2	1.85	0.42
52:BI:21:PRO:HB2	52:BI:22:PRO:CD	2.44	0.42
52:BI:92:PRO:C	52:BI:94:LYS:H	2.23	0.42
31:BJ:124:VAL:O	31:BJ:125:TYR:HB2	2.18	0.42
31:BJ:12:LYS:O	31:BJ:13:ARG:HG3	2.19	0.42
32:BK:2:ILE:N	32:BK:33:ALA:N	2.68	0.42
32:BK:71:ARG:HH11	32:BK:71:ARG:HG2	1.84	0.42
33:BL:17:LYS:HD3	33:BL:17:LYS:HA	1.92	0.42
33:BL:78:ARG:O	33:BL:78:ARG:NH1	2.53	0.42
34:BM:3:GLN:HE21	34:BM:3:GLN:HB2	1.67	0.42
37:BP:61:ARG:CB	37:BP:61:ARG:NH1	2.81	0.42
31:BJ:45:THR:CB	38:BQ:63:ARG:HH22	2.16	0.42
38:BQ:63:ARG:HG3	38:BQ:64:ILE:N	2.33	0.42
38:BQ:89:ILE:O	38:BQ:89:ILE:HG23	2.20	0.42
39:BR:41:ILE:HD13	39:BR:43:ASN:HA	2.00	0.42
39:BR:51:VAL:HG13	39:BR:52:PRO:HD2	2.01	0.42

Continued on next page...

Continued from previous page...

Atom-1	Atom-2	Interatomic distance (Å)	Clash overlap (Å)
42:BU:70:ALA:O	42:BU:72:PHE:N	2.53	0.42
43:BW:36:ILE:HD12	43:BW:69:GLU:CD	2.39	0.42
45:BY:22:THR:O	45:BY:26:LEU:N	2.53	0.42
46:BZ:2:LYS:HB2	46:BZ:3:LYS:H	1.69	0.42
1:CA:113:G:O4'	1:CA:354:G:H4'	2.19	0.42
1:CA:1164:G:H2'	1:CA:1165:U:H6	1.85	0.42
1:CA:1237:C:O4'	1:CA:1334:G:N2	2.50	0.42
1:CA:1250:A:H5''	8:CI:68:GLY:HA2	2.01	0.42
1:CA:1252:A:H4'	1:CA:1369:C:H4'	2.01	0.42
1:CA:167:A:O2'	1:CA:168:G:H5'	2.19	0.42
1:CA:6:G:H4'	1:CA:298:A:H4'	2.01	0.42
1:CA:492:C:C3'	1:CA:493:A:H5''	2.50	0.42
1:CA:64:G:H4'	1:CA:65:A:H5''	2.01	0.42
20:CB:86:CYS:HB3	20:CB:88:GLN:CG	2.49	0.42
4:CE:10:LEU:HD12	4:CE:10:LEU:O	2.20	0.42
5:CF:15:SER:HA	5:CF:18:VAL:HG23	2.01	0.42
5:CF:84:VAL:HG22	5:CF:85:ILE:H	1.85	0.42
6:CG:49:LEU:C	6:CG:51:GLN:N	2.73	0.42
8:CI:19:PHE:O	8:CI:62:LEU:HA	2.19	0.42
8:CI:94:ARG:HG3	8:CI:98:ARG:NH2	2.33	0.42
9:CJ:66:GLU:HG2	9:CJ:67:ILE:N	2.34	0.42
11:CL:66:ILE:HG21	11:CL:71:HIS:HB3	2.00	0.42
12:CM:21:ILE:O	12:CM:22:TYR:C	2.57	0.42
21:CU:36:PHE:HB2	21:CU:39:LYS:CB	2.47	0.42
49:D2:21:ARG:HG3	49:D2:31:LEU:CD1	2.46	0.42
49:D2:33:ARG:O	49:D2:37:LYS:HB3	2.20	0.42
23:DB:1189:A:H2'	23:DB:1190:G:H5'	2.02	0.42
23:DB:1266:G:O2'	23:DB:1267:U:OP2	2.38	0.42
23:DB:1290:C:O2'	23:DB:1291:C:H5'	2.19	0.42
23:DB:1294:U:C4	23:DB:1295:C:C5	3.07	0.42
23:DB:1314:C:H2'	23:DB:1314:C:O2	2.18	0.42
23:DB:1592:C:H2'	23:DB:1593:A:H8	1.84	0.42
23:DB:1829:A:H3'	23:DB:1830:C:C6	2.55	0.42
23:DB:2153:C:H2'	23:DB:2154:A:H8	1.84	0.42
23:DB:2259:U:O2'	23:DB:2260:C:H5'	2.19	0.42
23:DB:2282:G:O2'	23:DB:2283:C:OP2	2.37	0.42
23:DB:222:A:N1	23:DB:233:A:H5''	2.35	0.42
23:DB:2723:C:H2'	23:DB:2724:U:O4'	2.20	0.42
23:DB:62:U:H3'	23:DB:63:A:C8	2.54	0.42
25:DC:68:ARG:NE	25:DC:128:THR:HG23	2.34	0.42
25:DC:107:LYS:CG	25:DC:194:VAL:HG11	2.50	0.42

Continued on next page...

Continued from previous page...

Atom-1	Atom-2	Interatomic distance (Å)	Clash overlap (Å)
25:DC:241:LYS:HB3	25:DC:243:PRO:HD3	2.02	0.42
25:DC:93:VAL:HG21	25:DC:103:ILE:HG13	2.00	0.42
26:DD:168:GLU:H	26:DD:168:GLU:CD	2.23	0.42
27:DE:126:VAL:HG21	27:DE:132:LYS:HZ2	1.82	0.42
28:DF:92:GLY:O	28:DF:95:MET:HG2	2.19	0.42
52:DI:129:GLU:O	52:DI:133:ARG:HG3	2.19	0.42
31:DJ:135:GLN:HE21	31:DJ:138:GLN:N	2.14	0.42
31:DJ:35:ARG:HA	31:DJ:35:ARG:NE	2.35	0.42
31:DJ:61:LYS:HE2	31:DJ:69:ARG:HH22	1.84	0.42
31:DJ:84:ILE:CD1	31:DJ:85:LYS:N	2.73	0.42
35:DN:37:THR:CG2	35:DN:39:PRO:HD2	2.41	0.42
36:DO:38:GLN:O	36:DO:40:ILE:HD13	2.18	0.42
36:DO:25:ARG:HH21	36:DO:94:ARG:NH1	2.17	0.42
37:DP:105:LYS:HE2	37:DP:105:LYS:HB3	1.81	0.42
41:DT:11:LEU:HB2	41:DT:12:ARG:H	1.59	0.42
41:DT:69:ARG:HH11	41:DT:69:ARG:HG2	1.85	0.42
42:DU:29:SER:O	42:DU:30:SER:HB2	2.19	0.42
23:DB:372:G:N7	46:DZ:57:VAL:HG21	2.34	0.42
1:AA:1299:A:N6	1:AA:1302:C:H5	2.15	0.42
1:AA:1490:U:H3'	1:AA:1491:G:H8	1.85	0.42
1:AA:302:G:H2'	1:AA:303:A:H8	1.83	0.42
1:AA:41:G:H2'	1:AA:42:G:C8	2.54	0.42
1:AA:838:G:H2'	1:AA:839:C:O4'	2.20	0.42
1:AA:868:C:H2'	1:AA:869:G:O4'	2.20	0.42
20:AB:133:ALA:O	20:AB:137:THR:HG23	2.20	0.42
2:AC:120:THR:HA	2:AC:123:LEU:HD12	2.01	0.42
2:AC:54:ILE:HG23	2:AC:54:ILE:O	2.19	0.42
8:AI:24:ASN:HA	8:AI:26:LYS:NZ	2.34	0.42
9:AJ:48:ARG:HB3	9:AJ:66:GLU:HB3	2.02	0.42
10:AK:52:ARG:O	10:AK:54:SER:N	2.51	0.42
16:AQ:17:GLU:O	16:AQ:18:LYS:HB2	2.18	0.42
16:AQ:56:ASP:CG	16:AQ:80:LYS:HA	2.39	0.42
47:B0:8:THR:HG23	47:B0:9:ARG:N	2.26	0.42
22:BA:54:G:H2'	22:BA:55:U:H6	1.83	0.42
23:BB:1047:G:HO2'	23:BB:1048:A:P	2.42	0.42
23:BB:1250:G:C5'	38:BQ:5:ARG:HG2	2.49	0.42
23:BB:2223:G:C2'	23:BB:2224:G:H5'	2.50	0.42
23:BB:2286:G:H3'	23:BB:2286:G:N3	2.34	0.42
23:BB:2787:C:O2'	23:BB:2788:C:H5'	2.19	0.42
23:BB:2840:C:C2	23:BB:2841:C:C5	3.07	0.42
23:BB:63:A:H8	23:BB:63:A:OP2	2.03	0.42

Continued on next page...

Continued from previous page...

Atom-1	Atom-2	Interatomic distance (Å)	Clash overlap (Å)
23:BB:649:G:H2'	23:BB:650:C:C6	2.55	0.42
23:BB:64:A:H2'	23:BB:65:U:H6	1.80	0.42
23:BB:723:C:H2'	23:BB:724:U:C6	2.55	0.42
25:BC:17:LYS:N	25:BC:17:LYS:HZ2	2.17	0.42
25:BC:31:PRO:O	25:BC:32:LEU:O	2.37	0.42
26:BD:1:MET:HB3	26:BD:84:LEU:HB2	2.00	0.42
27:BE:195:GLN:H	27:BE:199:MET:CA	2.28	0.42
29:BG:104:LEU:HB3	29:BG:106:LEU:CD1	2.49	0.42
29:BG:51:PHE:CD2	29:BG:64:ALA:HA	2.54	0.42
30:BH:2:GLN:HE22	30:BH:19:VAL:C	2.23	0.42
31:BJ:93:ILE:HD13	31:BJ:100:VAL:HG11	2.01	0.42
31:BJ:3:THR:HG21	38:BQ:93:ILE:CG1	2.40	0.42
32:BK:38:ILE:HD13	32:BK:61:VAL:HG12	2.00	0.42
32:BK:76:VAL:HG12	32:BK:77:ILE:N	2.35	0.42
34:BM:11:LYS:HD3	34:BM:11:LYS:N	2.34	0.42
36:BO:41:ALA:CB	36:BO:45:SER:HB3	2.49	0.42
36:BO:59:ALA:CB	36:BO:63:LYS:HE2	2.50	0.42
32:BK:80:ASP:OD1	37:BP:71:ARG:HG2	2.19	0.42
41:BT:15:HIS:HB2	41:BT:31:VAL:CG2	2.50	0.42
42:BU:54:PRO:CG	42:BU:55:GLY:H	2.30	0.42
24:BV:6:ALA:HB1	24:BV:41:GLU:O	2.19	0.42
24:BV:2:PHE:HE2	24:BV:55:GLU:HB3	1.84	0.42
24:BV:80:HIS:HB2	24:BV:85:LYS:HG3	2.01	0.42
23:BB:2080:A:OP1	46:BZ:18:CYS:HB2	2.20	0.42
1:CA:1217:C:O2'	1:CA:1218:C:H5'	2.20	0.42
1:CA:738:C:H2'	1:CA:739:C:C6	2.55	0.42
1:CA:75:G:H2'	1:CA:76:G:O4'	2.19	0.42
1:CA:926:G:H5'	1:CA:927:G:C5'	2.49	0.42
1:CA:997:U:H2'	1:CA:998:C:H6	1.79	0.42
20:CB:99:MET:CA	20:CB:106:VAL:HG21	2.47	0.42
20:CB:163:ILE:HD11	20:CB:209:VAL:HG11	2.01	0.42
2:CC:128:MET:SD	2:CC:132:ALA:N	2.92	0.42
3:CD:33:ILE:HG12	3:CD:34:GLU:N	2.34	0.42
3:CD:10:LEU:HD22	3:CD:62:ARG:CZ	2.49	0.42
4:CE:40:ASP:CG	4:CE:44:ARG:HB2	2.39	0.42
4:CE:52:ALA:HB3	4:CE:58:ALA:HB2	2.01	0.42
6:CG:60:ALA:O	6:CG:64:ALA:HB3	2.19	0.42
7:CH:72:GLU:N	7:CH:129:ALA:HB2	2.27	0.42
9:CJ:18:ILE:HD13	9:CJ:72:ARG:HG2	2.00	0.42
14:CO:63:ARG:NH2	14:CO:87:ARG:NH1	2.67	0.42
15:CP:54:LEU:CD1	15:CP:80:LYS:HG2	2.50	0.42

Continued on next page...

Continued from previous page...

Atom-1	Atom-2	Interatomic distance (Å)	Clash overlap (Å)
18:CS:73:PHE:CD1	18:CS:73:PHE:N	2.88	0.42
47:D0:11:LYS:HA	47:D0:11:LYS:HD3	1.90	0.42
47:D0:42:ILE:HG21	47:D0:45:ASP:OD2	2.19	0.42
49:D2:39:ARG:HD2	49:D2:39:ARG:N	2.35	0.42
23:DB:1039:A:H2'	23:DB:1040:A:C8	2.53	0.42
23:DB:1298:C:O2'	23:DB:1301:A:O2'	2.36	0.42
23:DB:1683:U:O2'	23:DB:1684:G:H5'	2.19	0.42
23:DB:1765:U:O2'	23:DB:1766:G:H5'	2.19	0.42
23:DB:2047:C:H2'	23:DB:2048:G:C8	2.52	0.42
23:DB:2267:A:H3'	23:DB:2267:A:N3	2.34	0.42
23:DB:2543:G:H2'	23:DB:2544:G:O4'	2.20	0.42
23:DB:2733:A:O5'	23:DB:2733:A:H8	2.03	0.42
23:DB:361:G:H2'	23:DB:362:A:C8	2.51	0.42
23:DB:448:U:H3'	27:DE:79:ARG:CZ	2.49	0.42
23:DB:975:A:H2'	23:DB:975:A:N3	2.35	0.42
25:DC:175:LEU:H	25:DC:175:LEU:HG	1.67	0.42
25:DC:253:GLY:H	25:DC:254:LYS:HE3	1.83	0.42
25:DC:265:PHE:O	25:DC:266:ILE:HG12	2.20	0.42
23:DB:2572:A:OP2	26:DD:149:ASN:HB3	2.19	0.42
22:DA:45:A:O4'	28:DF:91:ARG:CZ	2.67	0.42
29:DG:124:CYS:C	29:DG:126:THR:H	2.21	0.42
29:DG:124:CYS:HB3	29:DG:130:ILE:CD1	2.49	0.42
29:DG:171:LYS:HZ3	29:DG:174:LYS:HD2	1.85	0.42
29:DG:16:VAL:HG12	29:DG:17:LYS:H	1.84	0.42
30:DH:103:VAL:O	30:DH:106:ALA:HB3	2.20	0.42
30:DH:129:GLU:HG3	30:DH:129:GLU:H	1.57	0.42
30:DH:54:LEU:HD23	30:DH:57:LYS:CD	2.48	0.42
52:DI:37:PHE:HB2	52:DI:66:PHE:CE2	2.55	0.42
31:DJ:69:ARG:NH1	31:DJ:69:ARG:HG3	2.31	0.42
32:DK:15:GLY:CA	32:DK:52:VAL:HB	2.49	0.42
23:DB:1667:G:OP1	32:DK:6:THR:HA	2.20	0.42
33:DL:124:GLY:H	33:DL:142:ILE:HG13	1.85	0.42
36:DO:67:ASN:HD22	36:DO:68:LYS:H	1.68	0.42
36:DO:94:ARG:HG2	36:DO:94:ARG:HH11	1.84	0.42
32:DK:78:ARG:CG	37:DP:72:VAL:HG21	2.18	0.42
38:DQ:17:LEU:HD12	38:DQ:17:LEU:HA	1.89	0.42
38:DQ:50:ARG:NH1	38:DQ:53:LYS:HE3	2.34	0.42
38:DQ:94:LEU:C	38:DQ:94:LEU:HD12	2.39	0.42
38:DQ:94:LEU:O	38:DQ:98:ALA:N	2.49	0.42
39:DR:65:ALA:N	39:DR:100:GLY:HA2	2.34	0.42
41:DT:6:ARG:O	41:DT:8:LEU:N	2.52	0.42

Continued on next page...

Continued from previous page...

Atom-1	Atom-2	Interatomic distance (Å)	Clash overlap (Å)
42:DU:42:LYS:H	42:DU:57:ILE:CG2	2.32	0.42
46:DZ:39:LYS:HD3	46:DZ:61:ASN:CG	2.39	0.42
1:AA:1432:G:O2'	1:AA:1468:A:N6	2.50	0.42
1:AA:1447:A:H5'	1:AA:1448:C:H5	1.85	0.42
1:AA:1521:C:H2'	1:AA:1522:U:H6	1.84	0.42
1:AA:278:G:H21	1:AA:279:A:N6	2.10	0.42
1:AA:512:U:O2'	1:AA:513:C:H5'	2.19	0.42
1:AA:687:A:C2	1:AA:704:A:C6	3.07	0.42
1:AA:908:A:O2'	1:AA:909:A:H5'	2.19	0.42
20:AB:15:PHE:HD1	20:AB:16:GLY:N	2.18	0.42
6:AG:20:GLU:O	6:AG:23:ALA:HB3	2.19	0.42
7:AH:83:ARG:NH1	7:AH:123:GLU:OE1	2.53	0.42
9:AJ:25:ILE:HG23	9:AJ:29:ALA:CB	2.47	0.42
10:AK:70:ALA:HA	10:AK:74:LYS:HD3	2.01	0.42
11:AL:43:LYS:N	11:AL:44:PRO:CD	2.81	0.42
1:AA:529:G:O6	11:AL:45:ASN:HA	2.19	0.42
12:AM:10:ASP:HA	12:AM:44:ILE:HD11	2.01	0.42
12:AM:23:GLY:CA	12:AM:64:VAL:HG13	2.43	0.42
16:AQ:30:HIS:N	16:AQ:35:LYS:H	2.17	0.42
16:AQ:7:LEU:HB2	16:AQ:60:ILE:HG12	2.02	0.42
17:AR:19:GLU:C	17:AR:21:ASP:H	2.22	0.42
17:AR:23:LYS:C	17:AR:25:ILE:H	2.22	0.42
1:AA:958:A:C4'	18:AS:54:ARG:HH21	2.33	0.42
47:B0:36:LYS:HA	47:B0:41:HIS:C	2.40	0.42
23:BB:1068:G:C6	23:BB:1069:A:N6	2.87	0.42
23:BB:1403:A:H2'	23:BB:1404:C:C6	2.54	0.42
23:BB:1713:A:N6	23:BB:1745:A:H61	2.18	0.42
23:BB:1637:A:H5'	23:BB:1760:C:O2'	2.20	0.42
23:BB:181:A:O2'	23:BB:182:A:H5'	2.19	0.42
23:BB:1841:U:C2	23:BB:1842:G:C8	3.07	0.42
23:BB:2347:C:H4'	23:BB:2347:C:OP1	2.19	0.42
23:BB:2540:C:O2'	23:BB:2541:A:H5'	2.20	0.42
23:BB:2686:G:H2'	23:BB:2687:U:C6	2.54	0.42
23:BB:2723:C:H2'	23:BB:2724:U:O4'	2.20	0.42
23:BB:26:G:C2'	23:BB:27:G:O4'	2.67	0.42
23:BB:678:C:H2'	23:BB:679:C:C6	2.53	0.42
23:BB:775:G:C5	23:BB:794:A:C8	3.08	0.42
26:BD:175:LEU:CD2	26:BD:190:LYS:HB3	2.50	0.42
31:BJ:132:HIS:C	31:BJ:134:ALA:H	2.22	0.42
33:BL:34:GLY:O	33:BL:35:HIS:C	2.57	0.42
33:BL:78:ARG:NH1	33:BL:80:SER:N	2.68	0.42

Continued on next page...

Continued from previous page...

Atom-1	Atom-2	Interatomic distance (Å)	Clash overlap (Å)
34:BM:69:PRO:HA	34:BM:93:VAL:HB	2.01	0.42
35:BN:12:ARG:HD3	35:BN:20:MET:CE	2.50	0.42
35:BN:13:ASN:C	35:BN:15:SER:H	2.23	0.42
23:BB:1156:A:C5	38:BQ:47:ARG:NH1	2.88	0.42
39:BR:21:ARG:HH11	39:BR:21:ARG:HG2	1.84	0.42
40:BS:50:VAL:HG21	40:BS:103:ILE:CG2	2.50	0.42
40:BS:29:VAL:HG21	40:BS:70:LYS:N	2.35	0.42
40:BS:82:MET:HB2	40:BS:98:LYS:CG	2.50	0.42
42:BU:33:VAL:HG12	42:BU:35:VAL:HG23	2.02	0.42
42:BU:90:LYS:HD2	42:BU:91:LYS:N	2.34	0.42
46:BZ:15:SER:HB3	46:BZ:23:LYS:HE2	2.02	0.42
1:CA:1014:A:H2'	1:CA:1015:G:C8	2.54	0.42
1:CA:1082:A:H2'	1:CA:1083:U:O4'	2.20	0.42
1:CA:1200:C:OP1	1:CA:1201:A:H3'	2.20	0.42
1:CA:109:A:N1	1:CA:326:G:C6	2.88	0.42
1:CA:404:G:H2'	1:CA:405:U:H6	1.85	0.42
1:CA:41:G:H2'	1:CA:42:G:C8	2.54	0.42
1:CA:429:U:H4'	1:CA:430:A:O5'	2.16	0.42
1:CA:538:G:H2'	1:CA:539:A:C8	2.54	0.42
1:CA:69:G:H2'	1:CA:70:U:C6	2.55	0.42
1:CA:896:C:O2'	1:CA:897:C:H5'	2.19	0.42
2:CC:110:LEU:HD13	2:CC:143:LEU:CD2	2.50	0.42
3:CD:195:ASN:HB2	3:CD:198:LEU:HD12	2.02	0.42
5:CF:29:ILE:HG21	5:CF:64:VAL:CG1	2.49	0.42
7:CH:65:PHE:CD2	7:CH:66:GLN:HG2	2.55	0.42
12:CM:70:ARG:NH1	28:DF:135:ILE:HD13	2.35	0.42
12:CM:78:ARG:HD2	12:CM:79:LEU:N	2.35	0.42
14:CO:87:ARG:O	14:CO:87:ARG:HG3	2.20	0.42
15:CP:10:GLY:HA3	15:CP:15:PRO:HA	2.01	0.42
15:CP:26:ASN:ND2	15:CP:31:ARG:HB3	2.34	0.42
23:DB:1264:A:H5'	47:D0:7:PRO:HG3	2.01	0.42
23:DB:686:U:O2'	49:D2:5:PHE:O	2.34	0.42
50:D3:44:ARG:HG2	50:D3:45:PRO:HD2	2.02	0.42
23:DB:249:C:O2'	50:D3:7:ARG:NE	2.52	0.42
51:D4:24:ARG:HE	51:D4:37:GLN:HA	1.84	0.42
23:DB:1029:A:H3'	23:DB:1030:C:C6	2.53	0.42
23:DB:1372:U:H2'	23:DB:1373:A:C8	2.55	0.42
23:DB:164:C:H2'	23:DB:165:A:H5'	2.01	0.42
23:DB:1773:A:H2'	23:DB:1774:C:O4'	2.19	0.42
23:DB:2135:A:N3	23:DB:2135:A:H2'	2.35	0.42
23:DB:2282:G:H5'	23:DB:2283:C:O4'	2.20	0.42

Continued on next page...

Continued from previous page...

Atom-1	Atom-2	Interatomic distance (Å)	Clash overlap (Å)
23:DB:2425:A:H4'	23:DB:2426:A:OP2	2.19	0.42
23:DB:2540:C:O2'	23:DB:2541:A:H5'	2.20	0.42
23:DB:506:G:H1'	23:DB:507:A:C8	2.54	0.42
23:DB:647:G:H2'	23:DB:648:G:C8	2.55	0.42
23:DB:795:C:H2'	23:DB:796:C:C6	2.55	0.42
23:DB:982:C:O2	23:DB:982:C:H2'	2.20	0.42
25:DC:110:LYS:HE3	25:DC:110:LYS:CA	2.49	0.42
25:DC:21:PRO:N	25:DC:202:ARG:HH11	2.18	0.42
25:DC:222:THR:OG1	25:DC:223:ALA:N	2.53	0.42
25:DC:42:ARG:HE	25:DC:43:ASN:H	1.68	0.42
25:DC:8:THR:O	25:DC:10:PRO:HD3	2.20	0.42
26:DD:7:LYS:HA	26:DD:26:VAL:HA	2.01	0.42
26:DD:46:ARG:N	26:DD:82:PHE:HA	2.35	0.42
27:DE:175:ILE:CG2	27:DE:180:LEU:HD11	2.49	0.42
28:DF:111:ARG:HG2	28:DF:111:ARG:HH11	1.85	0.42
28:DF:65:LEU:O	28:DF:66:ILE:HB	2.20	0.42
29:DG:36:LEU:HB2	29:DG:40:VAL:HG11	2.02	0.42
29:DG:43:LYS:HB3	29:DG:44:HIS:H	1.71	0.42
29:DG:4:ALA:HA	29:DG:68:ARG:HH22	1.85	0.42
52:DI:10:LEU:C	52:DI:10:LEU:HD12	2.39	0.42
52:DI:121:ILE:HD11	52:DI:122:GLU:OE2	2.20	0.42
31:DJ:74:TYR:OH	31:DJ:100:VAL:HG23	2.20	0.42
23:DB:906:U:H4'	34:DM:26:VAL:CG1	2.49	0.42
35:DN:67:PHE:O	35:DN:71:ARG:HA	2.20	0.42
37:DP:100:ARG:HB3	37:DP:100:ARG:NH1	2.14	0.42
37:DP:46:VAL:HB	37:DP:65:ASN:OD1	2.19	0.42
38:DQ:77:LYS:O	38:DQ:80:ASN:HB3	2.19	0.42
24:DV:23:ALA:O	24:DV:24:ASN:HB2	2.19	0.42
44:DX:16:THR:HG23	44:DX:21:LEU:HD12	2.00	0.42
44:DX:37:LEU:HG	44:DX:38:GLN:N	2.35	0.42
1:AA:1096:C:O2'	1:AA:1097:C:H5'	2.20	0.42
1:AA:1111:A:H2	2:AC:176:THR:HG23	1.85	0.42
1:AA:1286:U:O5'	1:AA:1286:U:N1	2.52	0.42
1:AA:1389:C:H2'	1:AA:1390:U:C6	2.55	0.42
1:AA:162:A:H2'	1:AA:163:C:O4'	2.20	0.42
1:AA:545:C:H5''	3:AD:68:GLU:HG2	2.00	0.42
1:AA:806:C:O2'	1:AA:807:A:H5'	2.19	0.42
1:AA:896:C:O2'	1:AA:897:C:H5'	2.19	0.42
20:AB:20:ARG:HG3	20:AB:20:ARG:NH1	2.33	0.42
1:AA:829:G:H4'	20:AB:24:PRO:HG3	2.02	0.42
2:AC:84:GLU:HA	2:AC:87:ARG:NH2	2.35	0.42

Continued on next page...

Continued from previous page...

Atom-1	Atom-2	Interatomic distance (Å)	Clash overlap (Å)
6:AG:14:ASP:O	6:AG:18:GLY:HA2	2.19	0.42
15:AP:1:MET:H3	15:AP:24:SER:HB3	1.82	0.42
1:AA:734:G:O2'	17:AR:59:LYS:HD3	2.19	0.42
48:B1:7:LYS:HG3	48:B1:7:LYS:O	2.20	0.42
49:B2:13:ASN:CB	49:B2:18:PHE:HD2	2.29	0.42
23:BB:651:G:C5'	50:B3:17:GLY:HA3	2.50	0.42
22:BA:50:A:H5''	36:BO:68:LYS:CG	2.49	0.42
23:BB:1255:U:C2'	27:BE:67:ARG:HB3	2.50	0.42
23:BB:1322:A:C5	23:BB:1323:C:C5	3.08	0.42
23:BB:1390:U:O2'	23:BB:1391:U:H5'	2.20	0.42
23:BB:159:G:O2'	23:BB:160:A:H5''	2.20	0.42
23:BB:1616:A:H4'	23:BB:1617:C:OP2	2.19	0.42
23:BB:1791:A:C2	23:BB:1829:A:O4'	2.73	0.42
23:BB:1987:A:H2'	23:BB:1988:G:C8	2.54	0.42
23:BB:2019:A:C6	23:BB:2020:A:N7	2.88	0.42
23:BB:2543:G:H2'	23:BB:2544:G:O4'	2.20	0.42
23:BB:2728:U:H5'	32:BK:70:ARG:NH2	2.34	0.42
23:BB:319:G:H2'	23:BB:320:A:C8	2.55	0.42
23:BB:724:U:H2'	23:BB:725:G:O4'	2.19	0.42
23:BB:948:C:H2'	23:BB:949:G:C8	2.53	0.42
25:BC:16:VAL:C	25:BC:17:LYS:HD2	2.40	0.42
25:BC:225:ASN:N	25:BC:226:PRO:HD3	2.35	0.42
25:BC:244:VAL:O	25:BC:245:THR:C	2.58	0.42
25:BC:251:THR:O	25:BC:252:LYS:HB2	2.19	0.42
23:BB:2228:G:OP1	25:BC:257:ARG:HB2	2.20	0.42
26:BD:170:VAL:O	26:BD:171:THR:HB	2.19	0.42
27:BE:43:THR:HG23	27:BE:44:ARG:CZ	2.50	0.42
27:BE:77:ILE:HB	27:BE:78:TRP:CE3	2.54	0.42
30:BH:3:VAL:HG22	30:BH:21:VAL:CG1	2.45	0.42
31:BJ:35:ARG:HH21	31:BJ:40:HIS:H	1.66	0.42
33:BL:27:LEU:C	33:BL:29:LYS:N	2.70	0.42
33:BL:69:ARG:HG3	33:BL:69:ARG:O	2.19	0.42
34:BM:17:ASN:HB3	34:BM:18:ARG:H	1.49	0.42
37:BP:18:SER:HB2	37:BP:87:ARG:CZ	2.50	0.42
23:BB:1156:A:H62	38:BQ:47:ARG:HD3	1.85	0.42
38:BQ:108:LEU:HD22	39:BR:52:PRO:HA	2.00	0.42
42:BU:10:VAL:HG11	42:BU:25:LYS:HZ3	1.84	0.42
42:BU:84:PHE:HD2	42:BU:87:GLU:HB2	1.84	0.42
24:BV:4:ILE:N	24:BV:62:THR:O	2.52	0.42
24:BV:66:ASP:O	24:BV:66:ASP:OD1	2.37	0.42
1:CA:234:C:H2'	1:CA:235:C:H6	1.84	0.42

Continued on next page...

Continued from previous page...

Atom-1	Atom-2	Interatomic distance (Å)	Clash overlap (Å)
1:CA:393:A:O2'	1:CA:394:G:H5'	2.20	0.42
1:CA:489:C:H2'	1:CA:490:C:C6	2.54	0.42
1:CA:925:G:C2	1:CA:927:G:C8	3.08	0.42
1:CA:939:G:H2'	1:CA:940:C:C6	2.54	0.42
2:CC:33:ASP:O	2:CC:37:LYS:HG3	2.19	0.42
2:CC:54:ILE:O	2:CC:54:ILE:HG23	2.20	0.42
3:CD:142:VAL:HG22	3:CD:179:GLY:HA3	2.00	0.42
1:CA:939:G:C5'	6:CG:101:ARG:HH22	2.29	0.42
9:CJ:68:ARG:HD3	9:CJ:70:HIS:NE2	2.35	0.42
11:CL:23:LEU:C	11:CL:25:ALA:N	2.72	0.42
12:CM:1:ALA:O	12:CM:3:ILE:HG13	2.19	0.42
16:CQ:7:LEU:O	16:CQ:59:GLU:HA	2.19	0.42
47:D0:28:SER:HB3	47:D0:36:LYS:O	2.19	0.42
48:D1:9:LYS:HA	48:D1:24:LYS:HB2	2.02	0.42
50:D3:37:THR:HA	50:D3:40:LYS:HD3	2.02	0.42
22:DA:38:C:H2'	22:DA:39:A:O4'	2.18	0.42
22:DA:49:C:C5'	36:DO:101:GLY:HA3	2.50	0.42
23:DB:978:G:O4'	23:DB:1001:A:H2	2.03	0.42
23:DB:1080:A:H4'	52:DI:126:ARG:CD	2.50	0.42
23:DB:1254:A:C6	27:DE:77:ILE:HD12	2.55	0.42
23:DB:1268:A:H2'	23:DB:1269:A:H8	1.85	0.42
23:DB:1410:G:H2'	23:DB:1411:U:H6	1.77	0.42
23:DB:2080:A:H5'	46:DZ:17:SER:HB2	2.00	0.42
23:DB:2183:A:H8	23:DB:2183:A:O5'	2.02	0.42
23:DB:2341:G:H2'	23:DB:2342:C:H6	1.84	0.42
23:DB:2365:G:H4'	43:DW:65:LYS:CD	2.49	0.42
23:DB:2065:C:H1'	23:DB:2449:U:O2	2.20	0.42
23:DB:2840:C:C2	23:DB:2841:C:C5	3.07	0.42
23:DB:340:A:O2'	23:DB:341:C:H5'	2.20	0.42
23:DB:396:G:O2'	23:DB:397:U:H5'	2.20	0.42
23:DB:414:C:H1'	23:DB:1864:U:H1'	2.01	0.42
23:DB:607:U:C4	23:DB:620:G:O4'	2.73	0.42
23:DB:748:G:O5'	40:DS:89:ALA:HB2	2.20	0.42
23:DB:848:C:H2'	23:DB:849:A:H8	1.84	0.42
23:DB:929:U:O2	45:DY:25:GLY:HA2	2.20	0.42
27:DE:150:THR:HG23	27:DE:167:VAL:HG11	2.02	0.42
29:DG:10:VAL:N	29:DG:11:PRO:CD	2.83	0.42
52:DI:100:ILE:HG23	52:DI:104:GLN:OE1	2.20	0.42
33:DL:118:THR:HG21	33:DL:137:ALA:HB3	2.00	0.42
33:DL:14:LYS:CD	33:DL:15:ALA:N	2.83	0.42
23:DB:2394:C:P	33:DL:63:LYS:HD2	2.60	0.42

Continued on next page...

Continued from previous page...

Atom-1	Atom-2	Interatomic distance (Å)	Clash overlap (Å)
34:DM:31:PHE:O	34:DM:102:LEU:HA	2.20	0.42
38:DQ:52:ARG:CB	38:DQ:52:ARG:HH11	2.32	0.42
40:DS:28:LYS:O	40:DS:29:VAL:HB	2.20	0.42
41:DT:31:VAL:HG23	41:DT:83:ALA:O	2.20	0.42
42:DU:64:ILE:HG22	42:DU:64:ILE:O	2.19	0.42
23:DB:2276:G:N7	43:DW:11:ASN:ND2	2.66	0.42
46:DZ:36:VAL:HG12	46:DZ:42:PRO:HB2	2.01	0.42
1:AA:1091:U:H2'	1:AA:1093:A:OP2	2.19	0.42
1:AA:1441:A:H2'	1:AA:1442:G:O4'	2.20	0.42
1:AA:1477:U:H2'	1:AA:1478:U:H6	1.83	0.42
1:AA:21:G:H1'	1:AA:914:A:H61	1.84	0.42
1:AA:257:G:H2'	1:AA:258:G:C8	2.55	0.42
1:AA:489:C:H2'	1:AA:490:C:C6	2.55	0.42
1:AA:309:A:O2'	1:AA:607:A:N1	2.52	0.42
1:AA:771:G:H2'	1:AA:772:U:C6	2.54	0.42
1:AA:1073:U:O3'	20:AB:104:LYS:NZ	2.53	0.42
20:AB:53:LEU:HB3	20:AB:219:THR:HG21	2.02	0.42
20:AB:80:LYS:HB3	20:AB:90:PHE:CE1	2.54	0.42
2:AC:181:ILE:HG22	2:AC:182:ASP:N	2.35	0.42
2:AC:38:VAL:HG12	2:AC:93:ILE:HG21	2.01	0.42
3:AD:119:HIS:C	3:AD:121:ALA:H	2.22	0.42
4:AE:110:MET:SD	4:AE:110:MET:N	2.92	0.42
4:AE:50:GLY:H	4:AE:62:ALA:HB2	1.85	0.42
5:AF:77:THR:O	5:AF:81:ASN:HB2	2.20	0.42
6:AG:148:LYS:HA	6:AG:151:ALA:HB3	2.02	0.42
6:AG:30:MET:SD	6:AG:35:LYS:HB2	2.59	0.42
8:AI:24:ASN:HA	8:AI:26:LYS:HZ2	1.84	0.42
12:AM:14:ALA:CB	12:AM:33:LEU:HD11	2.50	0.42
14:AO:10:ILE:HD13	14:AO:30:LEU:HA	2.02	0.42
15:AP:71:VAL:HA	15:AP:74:LEU:CD1	2.49	0.42
16:AQ:26:ARG:O	16:AQ:38:LYS:HA	2.19	0.42
16:AQ:62:GLU:HG3	16:AQ:72:TRP:CH2	2.55	0.42
18:AS:20:LYS:NZ	18:AS:20:LYS:HB3	2.31	0.42
18:AS:47:THR:HA	18:AS:59:VAL:O	2.20	0.42
12:AM:84:CYS:HA	18:AS:72:GLU:O	2.19	0.42
21:AU:45:LYS:O	21:AU:48:LYS:HG3	2.19	0.42
48:B1:34:GLU:N	48:B1:52:LYS:O	2.53	0.42
23:BB:100:U:O2'	23:BB:101:A:O5'	2.38	0.42
23:BB:1268:A:H2'	23:BB:1269:A:H8	1.85	0.42
23:BB:1528:A:C2'	23:BB:1529:G:H5'	2.50	0.42
23:BB:1797:G:C5'	25:BC:251:THR:HG23	2.50	0.42

Continued on next page...

Continued from previous page...

Atom-1	Atom-2	Interatomic distance (Å)	Clash overlap (Å)
23:BB:1820:U:H3	25:BC:197:ALA:CB	2.33	0.42
23:BB:18:U:O3'	38:BQ:22:GLY:HA3	2.19	0.42
23:BB:2054:A:OP1	23:BB:2055:C:H4'	2.20	0.42
23:BB:2299:U:H2'	23:BB:2300:C:H6	1.85	0.42
23:BB:2428:G:H5''	23:BB:2429:G:O5'	2.19	0.42
23:BB:2733:A:O5'	23:BB:2733:A:H8	2.03	0.42
23:BB:2733:A:N1	26:BD:209:ALA:O	2.53	0.42
23:BB:288:U:H2'	23:BB:289:G:H8	1.85	0.42
23:BB:46:G:H2'	23:BB:47:C:C6	2.55	0.42
23:BB:45:G:H5'	23:BB:46:G:OP1	2.19	0.42
23:BB:729:G:H8	23:BB:764:A:OP1	2.03	0.42
23:BB:834:G:H2'	23:BB:835:C:C6	2.54	0.42
22:BA:100:G:H5''	23:BB:915:C:O2'	2.19	0.42
25:BC:159:THR:C	25:BC:160:TYR:HD2	2.23	0.42
25:BC:191:LEU:O	25:BC:191:LEU:HD13	2.20	0.42
25:BC:73:ILE:N	25:BC:73:ILE:HD12	2.35	0.42
26:BD:29:VAL:HG23	26:BD:51:THR:CG2	2.50	0.42
27:BE:145:ASP:C	27:BE:147:LEU:N	2.71	0.42
30:BH:6:LEU:H	30:BH:16:GLY:N	2.17	0.42
31:BJ:120:ARG:HD3	31:BJ:120:ARG:O	2.20	0.42
32:BK:119:ALA:N	32:BK:120:PRO:CD	2.82	0.42
32:BK:24:VAL:HG22	32:BK:39:ILE:HD12	2.01	0.42
33:BL:94:THR:HG23	33:BL:95:LEU:N	2.34	0.42
34:BM:43:ALA:C	34:BM:45:GLN:H	2.23	0.42
35:BN:36:THR:O	35:BN:37:THR:O	2.37	0.42
37:BP:92:ARG:H	37:BP:113:LEU:HD23	1.84	0.42
38:BQ:58:GLN:O	38:BQ:62:ALA:HB2	2.19	0.42
41:BT:6:ARG:HB2	41:BT:6:ARG:HE	1.57	0.42
42:BU:25:LYS:HA	42:BU:35:VAL:N	2.29	0.42
42:BU:62:ALA:O	42:BU:63:ALA:C	2.58	0.42
24:BV:44:HIS:CE1	24:BV:85:LYS:HB2	2.55	0.42
43:BW:54:ARG:CZ	43:BW:54:ARG:HB2	2.50	0.42
44:BX:29:ARG:HG2	44:BX:29:ARG:O	2.20	0.42
1:CA:257:G:H2'	1:CA:258:G:C8	2.55	0.42
1:CA:297:G:N2	1:CA:300:A:OP2	2.51	0.42
1:CA:462:G:H3'	1:CA:463:U:C5'	2.48	0.42
1:CA:687:A:C2	1:CA:704:A:C6	3.08	0.42
1:CA:761:G:H2'	1:CA:762:U:H6	1.84	0.42
1:CA:771:G:H2'	1:CA:772:U:C6	2.54	0.42
20:CB:163:ILE:CG2	20:CB:164:ASP:H	2.25	0.42
20:CB:202:ASN:HD22	20:CB:203:ASP:N	2.12	0.42

Continued on next page...

Continued from previous page...

Atom-1	Atom-2	Interatomic distance (Å)	Clash overlap (Å)
2:CC:68:HIS:HA	2:CC:103:ALA:HB3	2.02	0.42
3:CD:55:ARG:HD2	3:CD:55:ARG:HA	1.78	0.42
3:CD:67:LEU:O	3:CD:71:PHE:HB2	2.19	0.42
4:CE:144:GLU:HA	4:CE:146:MET:SD	2.59	0.42
6:CG:11:ILE:HG22	6:CG:12:LEU:H	1.84	0.42
1:CA:716:A:N3	10:CK:119:GLY:HA2	2.34	0.42
10:CK:74:LYS:C	10:CK:76:TYR:H	2.23	0.42
2:CC:5:HIS:ND1	13:CN:88:MET:HB3	2.35	0.42
14:CO:10:ILE:HD13	14:CO:30:LEU:HG	2.02	0.42
15:CP:4:ILE:HG22	15:CP:19:VAL:HG23	2.02	0.42
15:CP:6:LEU:HB3	15:CP:17:TYR:HB3	2.01	0.42
16:CQ:82:VAL:C	16:CQ:83:LEU:HD22	2.40	0.42
19:CT:67:HIS:O	19:CT:70:LYS:HG2	2.19	0.42
47:D0:50:GLY:O	47:D0:51:ARG:C	2.57	0.42
23:DB:1161:C:H2'	23:DB:1162:G:C8	2.53	0.42
23:DB:1289:C:C2	23:DB:1290:C:C5	3.07	0.42
23:DB:1463:C:H2'	23:DB:1464:G:H8	1.82	0.42
23:DB:2077:A:N6	23:DB:2435:A:N6	2.68	0.42
23:DB:2617:U:C4	23:DB:2618:G:N7	2.87	0.42
23:DB:265:A:H2'	23:DB:266:G:C1'	2.50	0.42
23:DB:357:C:H2'	23:DB:358:U:C6	2.54	0.42
23:DB:587:C:H5''	33:DL:29:LYS:HZ2	1.84	0.42
23:DB:705:A:N6	23:DB:726:G:H1'	2.35	0.42
23:DB:795:C:H2'	23:DB:796:C:H6	1.84	0.42
23:DB:822:G:H2'	23:DB:823:C:H6	1.84	0.42
23:DB:86:G:P	42:DU:28:LEU:HD22	2.60	0.42
23:DB:876:C:H5'	23:DB:877:A:OP2	2.20	0.42
23:DB:963:U:H5''	55:DB:3696:HOH:O	2.19	0.42
25:DC:179:GLU:OE2	25:DC:266:ILE:HA	2.19	0.42
26:DD:118:PHE:CA	26:DD:164:GLN:HG2	2.50	0.42
26:DD:122:VAL:HB	26:DD:141:ARG:NH1	2.35	0.42
26:DD:156:PHE:CG	31:DJ:81:ILE:HG21	2.54	0.42
26:DD:199:SER:O	26:DD:201:LEU:HD13	2.20	0.42
26:DD:77:ARG:NH2	26:DD:79:LEU:HB2	2.14	0.42
29:DG:3:VAL:CG2	29:DG:4:ALA:N	2.83	0.42
29:DG:29:ASN:HB2	29:DG:78:VAL:HA	2.01	0.42
30:DH:8:LYS:HD2	30:DH:14:SER:HA	2.02	0.42
52:DI:63:ASP:O	52:DI:63:ASP:OD1	2.38	0.42
34:DM:33:LEU:H	34:DM:101:VAL:HB	1.85	0.42
34:DM:127:LYS:NZ	34:DM:129:THR:N	2.68	0.42
34:DM:38:ARG:HD3	34:DM:39:GLY:N	2.35	0.42

Continued on next page...

Continued from previous page...

Atom-1	Atom-2	Interatomic distance (Å)	Clash overlap (Å)
34:DM:96:ILE:HG22	34:DM:97:GLN:CD	2.39	0.42
35:DN:34:ILE:HG22	35:DN:35:LYS:N	2.28	0.42
35:DN:7:GLY:O	35:DN:8:ARG:HB2	2.20	0.42
37:DP:73:PHE:CD2	37:DP:75:THR:HG23	2.55	0.42
38:DQ:65:ASN:CB	38:DQ:75:TYR:HB2	2.49	0.42
39:DR:22:LEU:CD1	39:DR:23:GLU:H	2.28	0.42
39:DR:46:GLU:HB3	39:DR:47:VAL:H	1.63	0.42
40:DS:68:ASP:C	40:DS:69:LEU:HD22	2.40	0.42
41:DT:66:LYS:HB3	41:DT:66:LYS:NZ	2.35	0.42
42:DU:49:PRO:CD	42:DU:50:ALA:H	2.30	0.42
44:DX:31:GLN:HE21	44:DX:31:GLN:CA	2.24	0.42
1:AA:109:A:N1	1:AA:326:G:C6	2.88	0.42
1:AA:1110:A:C5	1:AA:1111:A:N7	2.88	0.42
1:AA:113:G:H21	1:AA:353:A:H8	1.66	0.42
1:AA:538:G:H2'	1:AA:539:A:H8	1.85	0.42
1:AA:6:G:H4'	1:AA:298:A:H4'	2.01	0.42
1:AA:839:C:O2'	1:AA:840:C:H5'	2.19	0.42
1:AA:811:C:O2'	1:AA:901:A:N1	2.47	0.42
1:AA:959:A:H2'	1:AA:960:U:O4'	2.20	0.42
1:AA:960:U:O2'	1:AA:1223:C:H4'	2.20	0.42
20:AB:107:ARG:HA	20:AB:110:ILE:HD12	2.01	0.42
20:AB:65:LYS:HB2	20:AB:157:PRO:HA	2.02	0.42
2:AC:57:GLU:O	2:AC:63:ILE:HA	2.20	0.42
3:AD:137:SER:HB2	3:AD:138:PRO:CD	2.45	0.42
3:AD:54:LEU:HA	3:AD:57:LYS:HB3	2.02	0.42
5:AF:70:VAL:HA	5:AF:73:GLU:HG3	2.02	0.42
4:AE:82:HIS:CD2	7:AH:95:MET:HG3	2.55	0.42
9:AJ:10:LEU:O	9:AJ:71:LEU:HA	2.19	0.42
11:AL:41:PRO:HG3	11:AL:46:SER:O	2.19	0.42
12:AM:106:ARG:HD3	12:AM:106:ARG:HA	1.90	0.42
13:AN:1:ALA:O	13:AN:5:MET:HB2	2.19	0.42
2:AC:5:HIS:CG	13:AN:88:MET:HB3	2.55	0.42
16:AQ:9:GLY:O	16:AQ:58:VAL:HG22	2.20	0.42
47:B0:49:ARG:O	47:B0:49:ARG:HG2	2.20	0.42
48:B1:46:VAL:C	48:B1:47:ILE:HG12	2.41	0.42
49:B2:34:ARG:HG3	49:B2:34:ARG:NH1	2.35	0.42
50:B3:12:ARG:HG2	50:B3:23:HIS:CB	2.50	0.42
23:BB:1030:C:O2'	23:BB:1031:G:H5'	2.20	0.42
23:BB:1557:C:H3'	23:BB:1558:C:C5'	2.49	0.42
23:BB:1700:A:C2'	23:BB:1701:A:H5'	2.44	0.42
1:AA:1473:G:O2'	23:BB:1702:G:H4'	2.20	0.42

Continued on next page...

Continued from previous page...

Atom-1	Atom-2	Interatomic distance (Å)	Clash overlap (Å)
23:BB:1799:G:O2'	25:BC:181:ARG:HD2	2.19	0.42
23:BB:1829:A:H3'	23:BB:1830:C:C6	2.55	0.42
23:BB:1897:G:O2'	23:BB:1898:U:H5'	2.20	0.42
23:BB:2078:C:H2'	23:BB:2079:U:C6	2.55	0.42
23:BB:2328:A:O2'	23:BB:2329:U:H5'	2.19	0.42
23:BB:2351:G:HO2'	23:BB:2352:A:H8	1.68	0.42
23:BB:1783:A:H5'	23:BB:2608:G:H4'	2.02	0.42
23:BB:2684:U:OP1	37:BP:59:THR:HG22	2.19	0.42
23:BB:2756:U:H5'	51:B4:18:LYS:HZ1	1.85	0.42
23:BB:2849:U:O4'	23:BB:2868:A:C6	2.73	0.42
23:BB:39:G:H2'	23:BB:40:U:H6	1.84	0.42
23:BB:953:G:H2'	23:BB:954:G:H8	1.85	0.42
25:BC:161:VAL:HB	25:BC:193:GLU:OE2	2.20	0.42
25:BC:242:HIS:N	25:BC:243:PRO:HD3	2.34	0.42
25:BC:180:MET:HB2	25:BC:265:PHE:CB	2.49	0.42
25:BC:48:ILE:HG22	25:BC:49:THR:N	2.35	0.42
26:BD:139:SER:O	26:BD:140:HIS:C	2.58	0.42
26:BD:38:LYS:O	26:BD:42:ASN:ND2	2.49	0.42
26:BD:2:ILE:HG23	26:BD:3:GLY:N	2.33	0.42
27:BE:152:GLU:H	27:BE:171:ASP:CB	2.33	0.42
28:BF:56:LEU:HD23	28:BF:59:ILE:CG2	2.50	0.42
29:BG:132:LEU:HD21	29:BG:147:LEU:CD1	2.49	0.42
29:BG:28:LYS:C	29:BG:29:ASN:HD22	2.23	0.42
29:BG:66:THR:O	29:BG:70:LEU:HB2	2.20	0.42
30:BH:142:VAL:HG12	30:BH:143:ILE:H	1.84	0.42
30:BH:82:SER:HB3	30:BH:90:LEU:HD23	2.02	0.42
52:BI:12:VAL:HG23	52:BI:41:PHE:CZ	2.55	0.42
52:BI:64:ARG:C	52:BI:64:ARG:HD2	2.39	0.42
52:BI:5:GLN:CG	52:BI:6:ALA:N	2.81	0.42
33:BL:38:GLN:N	33:BL:41:ARG:NH1	2.68	0.42
34:BM:3:GLN:HG2	34:BM:46:ILE:CB	2.44	0.42
34:BM:75:GLU:O	34:BM:86:LYS:HB2	2.20	0.42
35:BN:72:ASP:C	35:BN:74:GLU:H	2.24	0.42
36:BO:55:GLU:HG3	36:BO:56:LYS:H	1.84	0.42
36:BO:6:ALA:C	36:BO:8:ILE:H	2.23	0.42
37:BP:80:VAL:HG22	37:BP:80:VAL:O	2.20	0.42
37:BP:91:VAL:HG12	37:BP:92:ARG:N	2.35	0.42
41:BT:84:TYR:O	41:BT:85:VAL:O	2.38	0.42
43:BW:44:PHE:N	43:BW:76:ARG:HB2	2.35	0.42
1:CA:1053:G:H4'	1:CA:1054:C:H5'	2.00	0.42
1:CA:123:U:H2'	1:CA:124:C:C6	2.54	0.42

Continued on next page...

Continued from previous page...

Atom-1	Atom-2	Interatomic distance (Å)	Clash overlap (Å)
1:CA:1381:U:O2'	1:CA:1382:C:H5'	2.20	0.42
1:CA:1499:A:H1'	1:CA:1520:C:H5'	2.01	0.42
1:CA:415:A:N3	1:CA:415:A:O4'	2.53	0.42
1:CA:635:A:H2'	1:CA:636:U:H6	1.85	0.42
1:CA:688:G:O2'	1:CA:689:C:H5'	2.20	0.42
1:CA:989:U:O2'	1:CA:990:C:H5'	2.20	0.42
20:CB:209:VAL:HG23	20:CB:210:THR:H	1.85	0.42
20:CB:27:LYS:CB	20:CB:28:PRO:HD3	2.46	0.42
2:CC:163:ARG:O	2:CC:164:THR:HG23	2.20	0.42
2:CC:28:PHE:CZ	13:CN:93:PRO:HG2	2.55	0.42
2:CC:37:LYS:HB3	2:CC:41:TYR:CZ	2.55	0.42
4:CE:17:VAL:HG22	4:CE:17:VAL:O	2.20	0.42
5:CF:29:ILE:HG23	5:CF:66:ALA:HB2	2.02	0.42
6:CG:55:LYS:CG	6:CG:56:SER:H	2.30	0.42
6:CG:56:SER:HB3	6:CG:59:GLU:CB	2.50	0.42
9:CJ:9:ARG:HG3	9:CJ:99:GLN:HB2	2.01	0.42
13:CN:26:LEU:HA	13:CN:29:ILE:CD1	2.44	0.42
13:CN:30:ILE:H	13:CN:44:VAL:HG21	1.85	0.42
14:CO:69:LEU:HD21	14:CO:76:ARG:HD2	2.02	0.42
15:CP:12:LYS:HD2	15:CP:13:LYS:HG3	2.02	0.42
15:CP:67:ILE:HG13	15:CP:71:VAL:CG1	2.40	0.42
1:CA:280:C:N3	16:CQ:39:ARG:HA	2.35	0.42
18:CS:46:LEU:HB3	18:CS:47:THR:H	1.73	0.42
18:CS:30:LEU:HB2	18:CS:48:ILE:HG12	2.01	0.42
19:CT:47:GLN:HG2	19:CT:82:ILE:HD12	2.01	0.42
47:D0:42:ILE:O	47:D0:43:THR:C	2.57	0.42
50:D3:46:LYS:HD2	50:D3:47:ALA:N	2.35	0.42
23:DB:1099:G:C8	52:DI:3:LYS:O	2.73	0.42
23:DB:1399:C:O2'	23:DB:1400:U:H5'	2.20	0.42
23:DB:161:A:H3'	23:DB:162:U:C5'	2.38	0.42
23:DB:162:U:O2'	23:DB:163:C:C5'	2.60	0.42
23:DB:1665:A:H1'	32:DK:67:LYS:HE2	2.02	0.42
23:DB:1674:G:N2	23:DB:1677:A:N1	2.67	0.42
23:DB:1713:A:N6	23:DB:1745:A:H61	2.18	0.42
23:DB:1791:A:C2	23:DB:1829:A:O4'	2.73	0.42
23:DB:211:C:O2'	23:DB:212:G:H5'	2.20	0.42
23:DB:2266:A:O4'	23:DB:2272:U:O4	2.37	0.42
23:DB:2347:C:H4'	23:DB:2347:C:OP1	2.19	0.42
23:DB:2527:C:H4'	51:D4:34:LYS:O	2.20	0.42
23:DB:409:G:H2'	23:DB:410:G:H8	1.85	0.42
23:DB:459:U:O2'	23:DB:460:A:H5'	2.20	0.42

Continued on next page...

Continued from previous page...

Atom-1	Atom-2	Interatomic distance (Å)	Clash overlap (Å)
23:DB:647:G:H2'	23:DB:648:G:H8	1.85	0.42
25:DC:91:ALA:O	25:DC:102:TYR:HD2	2.03	0.42
25:DC:103:ILE:CG2	25:DC:104:LEU:H	2.33	0.42
25:DC:161:VAL:O	25:DC:161:VAL:HG12	2.19	0.42
25:DC:257:ARG:HA	25:DC:261:ARG:CZ	2.49	0.42
26:DD:32:ASN:O	26:DD:34:VAL:HG13	2.20	0.42
26:DD:34:VAL:HG11	26:DD:50:VAL:CG2	2.50	0.42
27:DE:169:VAL:O	27:DE:170:ARG:HB2	2.19	0.42
27:DE:189:THR:C	27:DE:191:ASP:N	2.72	0.42
28:DF:163:GLU:HA	28:DF:166:ARG:CG	2.50	0.42
29:DG:155:PRO:O	29:DG:171:LYS:HG3	2.19	0.42
29:DG:29:ASN:OD1	29:DG:81:GLY:HA2	2.19	0.42
30:DH:101:ASP:O	30:DH:104:THR:HB	2.19	0.42
30:DH:131:SER:HB2	30:DH:141:LYS:HG3	2.02	0.42
30:DH:144:VAL:HG12	30:DH:145:ASN:N	2.34	0.42
30:DH:35:LYS:O	30:DH:35:LYS:HG3	2.20	0.42
52:DI:45:THR:C	52:DI:48:ILE:HG22	2.40	0.42
31:DJ:44:TYR:CE2	31:DJ:50:THR:HB	2.54	0.42
31:DJ:67:ASN:C	31:DJ:69:ARG:N	2.73	0.42
31:DJ:96:ARG:HG2	31:DJ:99:ARG:HB2	2.01	0.42
34:DM:16:ARG:HH11	34:DM:16:ARG:CG	2.33	0.42
35:DN:12:ARG:HB3	35:DN:13:ASN:H	1.77	0.42
37:DP:26:GLU:O	37:DP:27:VAL:C	2.59	0.42
37:DP:18:SER:HA	37:DP:87:ARG:HH22	1.85	0.42
38:DQ:92:LYS:C	38:DQ:94:LEU:N	2.73	0.42
38:DQ:92:LYS:O	38:DQ:94:LEU:N	2.53	0.42
41:DT:53:VAL:HB	41:DT:87:LEU:HD21	2.02	0.42
42:DU:40:LEU:O	42:DU:58:VAL:HA	2.19	0.42
43:DW:75:ASN:O	43:DW:77:LYS:N	2.52	0.42
44:DX:55:THR:O	44:DX:57:LEU:N	2.40	0.42
46:DZ:59:ARG:O	46:DZ:60:PHE:HB3	2.20	0.42
1:AA:1052:U:H5'	1:AA:1053:G:OP2	2.20	0.41
1:AA:207:C:O2'	1:AA:208:U:H5'	2.20	0.41
1:AA:208:U:C2'	1:AA:209:U:H5''	2.50	0.41
1:AA:412:A:H1'	1:AA:413:G:C8	2.46	0.41
1:AA:821:G:H2'	1:AA:822:U:C6	2.55	0.41
1:AA:952:U:O2'	1:AA:953:G:H5'	2.20	0.41
2:AC:172:VAL:HG11	2:AC:200:TRP:HB3	2.02	0.41
2:AC:24:ASN:O	2:AC:26:LYS:N	2.54	0.41
4:AE:137:ARG:HG2	4:AE:137:ARG:H	1.75	0.41
4:AE:82:HIS:HE1	4:AE:147:ASN:H	1.67	0.41

Continued on next page...

Continued from previous page...

Atom-1	Atom-2	Interatomic distance (Å)	Clash overlap (Å)
8:AI:15:ALA:O	8:AI:66:VAL:HA	2.20	0.41
8:AI:93:LEU:C	8:AI:93:LEU:HD12	2.40	0.41
9:AJ:93:ALA:HB1	9:AJ:96:VAL:HG23	2.02	0.41
10:AK:105:ARG:HB3	10:AK:106:ILE:H	1.65	0.41
10:AK:121:ARG:HG3	10:AK:121:ARG:NH1	2.34	0.41
10:AK:22:ILE:HG23	10:AK:31:VAL:HG22	2.02	0.41
13:AN:19:TYR:HE2	13:AN:23:ARG:NH1	2.17	0.41
13:AN:20:PHE:HA	13:AN:24:ALA:H	1.85	0.41
14:AO:52:ARG:O	14:AO:55:LEU:HB3	2.20	0.41
15:AP:8:ARG:NE	15:AP:15:PRO:HB3	2.34	0.41
15:AP:51:ARG:O	15:AP:52:LEU:HD13	2.19	0.41
15:AP:68:SER:HB3	15:AP:71:VAL:CG1	2.47	0.41
18:AS:44:ILE:HA	18:AS:61:VAL:HB	2.01	0.41
47:B0:15:ARG:HG2	47:B0:15:ARG:NH1	2.35	0.41
47:B0:4:GLN:HB3	47:B0:4:GLN:HE21	1.65	0.41
48:B1:49:LYS:H	48:B1:49:LYS:HD2	1.85	0.41
50:B3:24:LYS:HE2	50:B3:29:ARG:HH22	1.85	0.41
23:BB:1082:U:H2'	23:BB:1083:U:O4'	2.20	0.41
23:BB:1236:G:O2'	23:BB:1237:A:O4'	2.36	0.41
23:BB:1268:A:H2'	23:BB:1269:A:C8	2.55	0.41
23:BB:1289:C:C2	23:BB:1290:C:C5	3.07	0.41
23:BB:1294:U:C4	23:BB:1295:C:C5	3.07	0.41
23:BB:136:G:P	23:BB:136:G:H8	2.43	0.41
23:BB:1372:U:H2'	23:BB:1373:A:H8	1.86	0.41
23:BB:1529:G:H2'	23:BB:1530:G:H8	1.85	0.41
23:BB:161:A:O5'	23:BB:161:A:H8	2.02	0.41
23:BB:1678:A:C2'	23:BB:1679:A:H5'	2.50	0.41
23:BB:2026:U:C2	23:BB:2027:G:C8	3.07	0.41
23:BB:2046:G:H5'	47:B0:15:ARG:HG3	2.01	0.41
23:BB:2047:C:OP1	47:B0:15:ARG:HD2	2.20	0.41
23:BB:2308:G:H5'	23:BB:2309:A:C5'	2.49	0.41
23:BB:2322:A:C6	23:BB:2333:A:N6	2.88	0.41
23:BB:2324:U:O2'	23:BB:2385:C:H5	2.02	0.41
23:BB:2708:G:O2'	23:BB:2709:G:H5'	2.20	0.41
23:BB:354:A:H2'	23:BB:355:U:O4'	2.20	0.41
23:BB:433:C:H2'	23:BB:434:U:H6	1.84	0.41
23:BB:482:A:H5''	42:BU:43:LYS:CE	2.33	0.41
23:BB:508:A:H2'	23:BB:509:C:C5'	2.45	0.41
23:BB:522:A:H2'	23:BB:523:C:H6	1.85	0.41
23:BB:58:G:H2'	23:BB:59:U:C6	2.55	0.41
23:BB:647:G:H2'	23:BB:648:G:H8	1.85	0.41

Continued on next page...

Continued from previous page...

Atom-1	Atom-2	Interatomic distance (Å)	Clash overlap (Å)
23:BB:908:C:O2'	23:BB:909:A:H5'	2.20	0.41
25:BC:51:ARG:O	25:BC:51:ARG:NE	2.52	0.41
26:BD:100:LEU:HG	26:BD:100:LEU:O	2.20	0.41
27:BE:18:THR:O	27:BE:19:PHE:C	2.58	0.41
27:BE:84:THR:CG2	27:BE:85:PHE:H	2.26	0.41
30:BH:98:ASP:O	30:BH:102:ALA:HB2	2.20	0.41
30:BH:89:LYS:HE2	30:BH:90:LEU:N	2.35	0.41
32:BK:2:ILE:CD1	32:BK:8:LEU:HD21	2.50	0.41
32:BK:87:LEU:O	32:BK:89:ASN:N	2.53	0.41
23:BB:636:G:N1	33:BL:76:GLU:OE2	2.53	0.41
34:BM:10:ARG:HB3	34:BM:11:LYS:HE3	2.02	0.41
35:BN:65:LEU:HD12	35:BN:68:ALA:HB3	2.02	0.41
22:BA:50:A:OP1	36:BO:68:LYS:HG3	2.19	0.41
37:BP:52:ARG:HB3	37:BP:60:VAL:HG21	2.00	0.41
38:BQ:65:ASN:HB2	38:BQ:75:TYR:CB	2.45	0.41
38:BQ:94:LEU:H	38:BQ:94:LEU:CD1	2.27	0.41
42:BU:92:VAL:HG22	42:BU:92:VAL:O	2.20	0.41
22:BA:75:G:H1'	24:BV:29:ILE:HG21	2.01	0.41
24:BV:76:ASP:HB2	34:BM:136:MET:CE	2.49	0.41
23:BB:2270:A:O5'	43:BW:18:LYS:HB3	2.19	0.41
43:BW:40:ARG:NH1	43:BW:68:PHE:HD1	2.17	0.41
45:BY:28:LEU:N	45:BY:28:LEU:HD12	2.35	0.41
1:CA:1279:G:N1	9:CJ:45:ARG:NH1	2.68	0.41
1:CA:1292:G:O2'	1:CA:1293:C:H5'	2.20	0.41
1:CA:1307:U:H2'	1:CA:1308:U:O4'	2.19	0.41
1:CA:154:U:O2'	1:CA:155:A:H5'	2.20	0.41
1:CA:73:C:H2'	1:CA:74:A:H8	1.85	0.41
1:CA:928:G:H2'	1:CA:929:G:H8	1.85	0.41
1:CA:951:G:O2'	1:CA:952:U:H5'	2.19	0.41
1:CA:975:A:O2'	1:CA:976:G:P	2.77	0.41
20:CB:181:PRO:HA	20:CB:196:ASP:OD2	2.19	0.41
2:CC:53:ARG:O	2:CC:67:ILE:HD12	2.20	0.41
2:CC:63:ILE:O	2:CC:63:ILE:HG23	2.19	0.41
3:CD:169:TRP:HB2	3:CD:183:ARG:O	2.20	0.41
3:CD:24:VAL:HG23	3:CD:25:ARG:N	2.35	0.41
3:CD:97:LEU:HB2	3:CD:134:TYR:HB3	2.02	0.41
5:CF:11:HIS:NE2	5:CF:13:ASP:HB3	2.34	0.41
5:CF:85:ILE:CG2	5:CF:86:ARG:H	2.32	0.41
8:CI:105:ARG:O	8:CI:107:ALA:N	2.53	0.41
10:CK:30:ILE:HD12	10:CK:30:ILE:C	2.40	0.41
10:CK:94:SER:HA	10:CK:97:ARG:CG	2.50	0.41

Continued on next page...

Continued from previous page...

Atom-1	Atom-2	Interatomic distance (Å)	Clash overlap (Å)
13:CN:51:PRO:HG2	13:CN:52:ARG:N	2.30	0.41
9:CJ:65:TYR:CE1	13:CN:84:ARG:HA	2.54	0.41
15:CP:1:MET:HA	15:CP:1:MET:HE3	2.01	0.41
16:CQ:45:VAL:HA	16:CQ:72:TRP:O	2.20	0.41
18:CS:10:ILE:HG23	18:CS:40:PHE:HE2	1.85	0.41
1:CA:262:A:H5''	19:CT:70:LYS:HD2	2.02	0.41
47:D0:12:ARG:HG3	47:D0:13:GLY:N	2.35	0.41
48:D1:8:ILE:HB	48:D1:27:ARG:NH1	2.35	0.41
23:DB:1112:G:H5'	29:DG:1:SER:HA	2.01	0.41
23:DB:1221:C:O2'	23:DB:1222:U:H5'	2.20	0.41
23:DB:1373:A:OP1	23:DB:2213:U:C4	2.73	0.41
23:DB:1421:G:C2	23:DB:1422:G:C8	3.08	0.41
23:DB:1529:G:H2'	23:DB:1530:G:H8	1.85	0.41
23:DB:1541:C:H2'	23:DB:1542:U:H6	1.85	0.41
23:DB:1714:U:HO2'	23:DB:1715:G:P	2.42	0.41
23:DB:1788:C:O2'	23:DB:1789:A:H5'	2.20	0.41
23:DB:1812:U:H2'	23:DB:1813:G:C8	2.53	0.41
23:DB:2091:C:H1'	46:DZ:32:LEU:HG	2.02	0.41
23:DB:2708:G:O2'	23:DB:2709:G:H5'	2.20	0.41
23:DB:327:G:H2'	23:DB:328:U:O4'	2.20	0.41
23:DB:35:G:H2'	23:DB:36:G:O4'	2.20	0.41
23:DB:608:A:H2'	23:DB:609:A:H8	1.81	0.41
23:DB:775:G:C5	23:DB:794:A:C8	3.08	0.41
25:DC:22:GLU:HA	25:DC:202:ARG:CZ	2.50	0.41
28:DF:132:ARG:HG3	28:DF:132:ARG:HH11	1.85	0.41
30:DH:3:VAL:CG2	30:DH:37:VAL:HG21	2.49	0.41
31:DJ:41:LYS:O	38:DQ:63:ARG:NH2	2.53	0.41
32:DK:63:VAL:CG2	32:DK:115:ILE:HD11	2.50	0.41
36:DO:10:ARG:HG3	36:DO:96:GLY:N	2.35	0.41
39:DR:32:THR:HA	39:DR:35:PHE:CE2	2.55	0.41
40:DS:8:ARG:HA	40:DS:102:HIS:ND1	2.35	0.41
23:DB:397:U:OP1	46:DZ:48:GLN:HG3	2.20	0.41
1:AA:1414:U:H2'	1:AA:1415:G:C8	2.55	0.41
1:AA:182:A:O2'	1:AA:183:C:O5'	2.34	0.41
1:AA:372:C:C1'	1:AA:373:A:OP2	2.66	0.41
1:AA:598:U:C2	1:AA:599:C:C5	3.09	0.41
1:AA:981:U:P	13:AN:12:ARG:HH12	2.42	0.41
20:AB:185:ILE:HD12	20:AB:185:ILE:O	2.20	0.41
20:AB:14:HIS:NE2	20:AB:49:PHE:HZ	2.17	0.41
2:AC:131:ARG:HB3	2:AC:131:ARG:CZ	2.50	0.41
2:AC:186:SER:HB3	2:AC:197:VAL:CG1	2.50	0.41

Continued on next page...

Continued from previous page...

Atom-1	Atom-2	Interatomic distance (Å)	Clash overlap (Å)
2:AC:82:ASP:O	2:AC:86:LEU:HG	2.19	0.41
3:AD:43:ARG:HB3	3:AD:44:LYS:H	1.48	0.41
4:AE:61:LYS:O	4:AE:65:LYS:HG2	2.20	0.41
4:AE:63:MET:O	4:AE:66:ALA:HB3	2.20	0.41
6:AG:96:ASN:O	6:AG:100:MET:HG3	2.20	0.41
14:AO:80:LEU:O	14:AO:84:LEU:HD13	2.20	0.41
17:AR:32:ILE:HG13	17:AR:33:THR:N	2.35	0.41
17:AR:70:THR:OG1	17:AR:71:ASP:N	2.52	0.41
19:AT:60:GLN:C	19:AT:62:ALA:H	2.22	0.41
51:B4:24:ARG:HG2	51:B4:26:ILE:HG12	2.02	0.41
22:BA:92:C:H2'	22:BA:93:C:H6	1.84	0.41
23:BB:1010:A:O2'	23:BB:1152:C:H1'	2.20	0.41
23:BB:1119:U:H2'	23:BB:1120:G:H8	1.85	0.41
23:BB:1215:G:O2'	23:BB:1216:G:H5'	2.20	0.41
23:BB:1998:A:H2'	23:BB:1999:C:C6	2.55	0.41
23:BB:2149:U:OP1	23:BB:2149:U:H4'	2.20	0.41
23:BB:2185:U:H6	23:BB:2185:U:O5'	2.02	0.41
23:BB:2462:C:H2'	23:BB:2463:C:H6	1.84	0.41
23:BB:2513:A:H2'	23:BB:2514:U:C6	2.55	0.41
23:BB:2526:G:N2	51:B4:1:MET:HB3	2.35	0.41
23:BB:2673:G:H2'	23:BB:2674:G:H8	1.85	0.41
23:BB:2768:U:H2'	23:BB:2769:U:O4'	2.20	0.41
23:BB:2849:U:N3	23:BB:2867:G:H1'	2.35	0.41
23:BB:30:G:H2'	23:BB:31:C:H6	1.85	0.41
25:BC:163:ILE:CG2	25:BC:164:VAL:H	2.17	0.41
25:BC:251:THR:HG22	25:BC:252:LYS:N	2.34	0.41
25:BC:27:LYS:N	25:BC:28:PRO:CD	2.83	0.41
25:BC:78:GLU:HB3	25:BC:92:LEU:HD23	2.02	0.41
23:BB:2572:A:C2	26:BD:150:GLN:NE2	2.88	0.41
26:BD:33:ARG:O	26:BD:34:VAL:HB	2.19	0.41
52:BI:35:MET:C	52:BI:35:MET:SD	2.98	0.41
33:BL:47:ARG:HG3	33:BL:47:ARG:O	2.20	0.41
33:BL:73:ILE:O	33:BL:74:THR:C	2.59	0.41
23:BB:2723:C:H5''	35:BN:3:HIS:HB2	2.03	0.41
36:BO:39:VAL:HB	36:BO:83:LEU:CD1	2.49	0.41
36:BO:45:SER:C	36:BO:47:VAL:N	2.73	0.41
36:BO:49:VAL:CG2	36:BO:50:ALA:H	2.19	0.41
40:BS:8:ARG:NH1	40:BS:102:HIS:NE2	2.67	0.41
41:BT:16:VAL:HG13	41:BT:16:VAL:O	2.20	0.41
42:BU:35:VAL:CG1	42:BU:36:GLU:H	2.15	0.41
42:BU:71:ILE:HG23	42:BU:72:PHE:N	2.35	0.41

Continued on next page...

Continued from previous page...

Atom-1	Atom-2	Interatomic distance (Å)	Clash overlap (Å)
24:BV:6:ALA:HB3	24:BV:65:VAL:CG1	2.50	0.41
43:BW:35:ILE:HG12	43:BW:70:VAL:CG2	2.47	0.41
44:BX:19:LEU:C	44:BX:21:LEU:N	2.74	0.41
1:CA:1148:U:H2'	1:CA:1149:C:O4'	2.19	0.41
1:CA:1320:C:H41	18:CS:36:ARG:CG	2.32	0.41
1:CA:1483:A:H2'	1:CA:1484:C:O4'	2.20	0.41
1:CA:1493:A:H2'	1:CA:1494:G:OP2	2.20	0.41
1:CA:102:G:N3	1:CA:151:A:H2	2.18	0.41
1:CA:155:A:H2'	1:CA:156:C:O4'	2.19	0.41
1:CA:208:U:H2'	1:CA:210:C:C5	2.55	0.41
1:CA:392:C:H2'	1:CA:393:A:C8	2.54	0.41
1:CA:407:U:H3'	1:CA:408:A:H8	1.85	0.41
1:CA:839:C:O2'	1:CA:840:C:H5'	2.19	0.41
1:CA:949:A:H2'	1:CA:950:U:O4'	2.21	0.41
3:CD:151:GLN:HE21	3:CD:153:ARG:HB3	1.85	0.41
3:CD:171:GLU:O	3:CD:180:THR:HB	2.21	0.41
6:CG:65:LEU:C	6:CG:67:ASN:H	2.23	0.41
7:CH:28:SER:HB3	7:CH:58:LEU:HB2	2.01	0.41
8:CI:80:HIS:HE1	8:CI:103:VAL:O	2.03	0.41
10:CK:126:ARG:NH1	10:CK:126:ARG:HG2	2.35	0.41
10:CK:12:ARG:HB3	10:CK:13:LYS:HZ3	1.84	0.41
10:CK:22:ILE:HD13	10:CK:95:THR:CG2	2.49	0.41
10:CK:70:ALA:CA	10:CK:74:LYS:HB2	2.50	0.41
1:CA:562:U:H1'	11:CL:11:ARG:HB3	2.02	0.41
12:CM:18:LEU:HD23	12:CM:18:LEU:O	2.20	0.41
13:CN:21:ALA:O	13:CN:24:ALA:HB3	2.20	0.41
13:CN:82:LYS:HA	13:CN:82:LYS:HE2	2.01	0.41
13:CN:65:GLN:HB3	13:CN:82:LYS:HG2	2.01	0.41
22:DA:112:G:H2'	22:DA:113:C:C6	2.54	0.41
22:DA:30:C:H2'	22:DA:31:C:C5'	2.41	0.41
23:DB:1987:A:H2'	23:DB:1988:G:C8	2.54	0.41
23:DB:2016:U:H2'	23:DB:2017:U:C6	2.56	0.41
23:DB:212:G:H2'	23:DB:213:A:C8	2.55	0.41
23:DB:2720:U:H2'	23:DB:2721:A:C8	2.55	0.41
23:DB:2768:U:H2'	23:DB:2769:U:O4'	2.20	0.41
23:DB:2874:C:H2'	23:DB:2875:C:H6	1.84	0.41
23:DB:2886:A:C4	47:D0:27:LEU:HG	2.56	0.41
23:DB:340:A:H2'	23:DB:341:C:C5'	2.50	0.41
23:DB:910:A:N7	34:DM:16:ARG:HB3	2.35	0.41
23:DB:963:U:H2'	23:DB:964:C:H6	1.84	0.41
25:DC:27:LYS:N	25:DC:27:LYS:HD2	2.35	0.41

Continued on next page...

Continued from previous page...

Atom-1	Atom-2	Interatomic distance (Å)	Clash overlap (Å)
25:DC:42:ARG:CZ	25:DC:44:ASN:HB2	2.50	0.41
26:DD:106:LYS:HG3	26:DD:208:LYS:CE	2.51	0.41
28:DF:174:PHE:N	28:DF:175:PRO:CD	2.83	0.41
28:DF:38:GLY:N	28:DF:86:CYS:SG	2.93	0.41
28:DF:36:ASN:HD22	28:DF:87:LYS:H	1.68	0.41
28:DF:9:ASP:O	28:DF:10:GLU:CB	2.68	0.41
29:DG:96:ALA:HA	29:DG:124:CYS:SG	2.60	0.41
31:DJ:124:VAL:CG2	31:DJ:125:TYR:N	2.76	0.41
31:DJ:64:VAL:HG21	31:DJ:69:ARG:HG2	2.02	0.41
31:DJ:80:HIS:N	31:DJ:80:HIS:ND1	2.68	0.41
32:DK:17:ARG:HB2	32:DK:45:GLU:HB3	2.02	0.41
33:DL:100:ILE:O	33:DL:101:ILE:HD13	2.19	0.41
33:DL:116:VAL:O	33:DL:116:VAL:HG23	2.20	0.41
33:DL:79:LEU:N	33:DL:113:ALA:HB3	2.35	0.41
34:DM:15:GLY:O	34:DM:16:ARG:O	2.38	0.41
37:DP:40:GLN:O	37:DP:41:ALA:O	2.38	0.41
39:DR:18:GLN:H	39:DR:18:GLN:CD	2.21	0.41
39:DR:6:GLN:CB	39:DR:41:ILE:HD13	2.49	0.41
40:DS:7:HIS:ND1	40:DS:7:HIS:O	2.52	0.41
42:DU:71:ILE:CD1	42:DU:72:PHE:N	2.80	0.41
1:AA:112:G:O2'	1:AA:113:G:H5'	2.19	0.41
1:AA:1281:C:H3'	1:AA:1282:C:H6	1.85	0.41
1:AA:814:A:C5'	1:AA:1511:G:H4'	2.45	0.41
1:AA:243:A:C1'	1:AA:244:U:OP2	2.68	0.41
1:AA:254:G:H4'	16:AQ:19:SER:OG	2.20	0.41
1:AA:546:A:H4'	1:AA:548:G:O3'	2.21	0.41
1:AA:599:C:H2'	1:AA:600:A:H8	1.85	0.41
1:AA:728:A:H2'	1:AA:729:A:C8	2.56	0.41
1:AA:969:A:H2'	1:AA:970:C:O2	2.21	0.41
20:AB:107:ARG:HA	20:AB:110:ILE:CD1	2.50	0.41
20:AB:67:LEU:HD21	20:AB:157:PRO:CB	2.50	0.41
20:AB:185:ILE:HG22	20:AB:199:ILE:HB	2.02	0.41
3:AD:12:ARG:HG3	3:AD:33:ILE:HA	2.01	0.41
5:AF:42:TRP:CZ2	5:AF:61:LEU:HD23	2.55	0.41
6:AG:30:MET:HA	6:AG:38:ALA:CB	2.51	0.41
6:AG:49:LEU:HB3	6:AG:57:GLU:OE2	2.20	0.41
6:AG:8:GLN:HG2	6:AG:9:ARG:N	2.35	0.41
7:AH:113:ARG:NH2	7:AH:114:ALA:HA	2.21	0.41
8:AI:20:ILE:HD13	8:AI:85:ALA:CB	2.50	0.41
8:AI:56:MET:O	8:AI:58:GLU:N	2.53	0.41
9:AJ:96:VAL:O	9:AJ:98:VAL:HG13	2.19	0.41

Continued on next page...

Continued from previous page...

Atom-1	Atom-2	Interatomic distance (Å)	Clash overlap (Å)
11:AL:21:PRO:HD2	11:AL:94:TYR:OH	2.20	0.41
12:AM:14:ALA:HB1	12:AM:33:LEU:HD11	2.02	0.41
17:AR:52:ARG:HH11	17:AR:52:ARG:CB	2.21	0.41
18:AS:78:THR:HG22	18:AS:79:TYR:N	2.35	0.41
50:B3:23:HIS:HB2	50:B3:24:LYS:H	1.66	0.41
50:B3:23:HIS:HE1	50:B3:51:LYS:HE2	1.84	0.41
23:BB:107:G:H2'	23:BB:108:G:H8	1.84	0.41
23:BB:1139:G:H5'	31:BJ:104:ALA:HB1	2.02	0.41
23:BB:118:A:H5'	23:BB:119:A:C8	2.41	0.41
23:BB:1601:G:H2'	23:BB:1602:U:O4'	2.20	0.41
23:BB:1949:G:H2'	23:BB:1950:G:C8	2.55	0.41
23:BB:2104:C:H4'	23:BB:2104:C:OP1	2.20	0.41
23:BB:2250:G:H21	23:BB:2496:C:H4'	1.85	0.41
23:BB:2491:U:H5''	23:BB:2570:G:H5'	2.00	0.41
23:BB:2665:A:H2'	23:BB:2666:C:O2	2.21	0.41
23:BB:2675:A:O2'	23:BB:2676:C:H5'	2.20	0.41
23:BB:2788:C:H2'	23:BB:2789:C:C6	2.55	0.41
23:BB:277:G:HO2'	23:BB:361:G:H1	1.68	0.41
23:BB:410:G:C2	23:BB:2407:A:C5	3.08	0.41
23:BB:583:G:H2'	23:BB:584:C:H6	1.85	0.41
23:BB:79:C:H2'	23:BB:80:G:H8	1.85	0.41
25:BC:222:THR:C	25:BC:224:MET:N	2.73	0.41
23:BB:1655:A:H5''	26:BD:123:LYS:HZ2	1.86	0.41
26:BD:133:THR:CG2	26:BD:134:HIS:N	2.83	0.41
27:BE:170:ARG:HH11	27:BE:170:ARG:HG2	1.85	0.41
27:BE:149:ILE:HG23	27:BE:183:PHE:CG	2.56	0.41
27:BE:48:THR:CG2	27:BE:49:ARG:N	2.80	0.41
28:BF:177:ARG:C	28:BF:177:ARG:NE	2.74	0.41
29:BG:129:GLU:C	29:BG:130:ILE:HD12	2.40	0.41
30:BH:44:ILE:O	30:BH:47:PHE:HD2	2.04	0.41
30:BH:53:GLU:C	30:BH:54:LEU:HD22	2.41	0.41
31:BJ:41:LYS:HD2	31:BJ:44:TYR:CB	2.47	0.41
32:BK:38:ILE:HA	32:BK:60:ALA:O	2.20	0.41
34:BM:108:VAL:C	34:BM:112:LEU:HD13	2.40	0.41
35:BN:24:MET:CE	35:BN:44:LEU:HD13	2.50	0.41
37:BP:92:ARG:N	37:BP:113:LEU:HD23	2.35	0.41
38:BQ:12:ARG:O	38:BQ:15:LYS:HB3	2.20	0.41
39:BR:40:MET:C	39:BR:54:VAL:HG11	2.41	0.41
41:BT:31:VAL:O	41:BT:83:ALA:O	2.38	0.41
41:BT:54:GLU:HB2	41:BT:91:GLN:HE22	1.85	0.41
23:BB:328:U:C4'	42:BU:65:GLN:HG3	2.44	0.41

Continued on next page...

Continued from previous page...

Atom-1	Atom-2	Interatomic distance (Å)	Clash overlap (Å)
1:CA:1162:C:H2'	1:CA:1163:A:H8	1.83	0.41
1:CA:1187:G:H3'	1:CA:1188:A:H8	1.86	0.41
1:CA:1206:G:H2'	1:CA:1207:G:O4'	2.20	0.41
1:CA:1469:C:H2'	1:CA:1470:U:O4'	2.19	0.41
1:CA:191:G:H2'	1:CA:192:A:H8	1.85	0.41
1:CA:343:U:O2'	1:CA:344:A:H2'	2.20	0.41
1:CA:42:G:O2'	1:CA:43:C:H5'	2.20	0.41
1:CA:489:C:H2'	1:CA:490:C:H6	1.86	0.41
1:CA:601:G:O2'	1:CA:602:A:H5'	2.21	0.41
20:CB:205:ALA:HB3	20:CB:208:ALA:CB	2.50	0.41
2:CC:22:PHE:CZ	9:CJ:11:LYS:HB3	2.55	0.41
3:CD:18:LEU:HD11	3:CD:59:LYS:HG3	2.02	0.41
4:CE:37:VAL:HA	4:CE:46:GLY:O	2.21	0.41
7:CH:4:ASP:OD1	7:CH:76:ARG:NH1	2.54	0.41
7:CH:72:GLU:O	7:CH:73:SER:HB2	2.20	0.41
8:CI:30:ASN:HD21	8:CI:66:VAL:N	2.18	0.41
9:CJ:32:THR:HG23	9:CJ:33:GLY:N	2.31	0.41
13:CN:56:PRO:HG2	13:CN:57:SER:H	1.85	0.41
9:CJ:66:GLU:O	13:CN:95:LEU:HA	2.20	0.41
17:CR:62:ARG:HB3	17:CR:69:TYR:CE1	2.56	0.41
18:CS:44:ILE:HG23	18:CS:62:THR:O	2.21	0.41
19:CT:43:LYS:HD3	19:CT:86:ALA:HB1	2.03	0.41
22:DA:55:U:H4'	28:DF:23:SER:OG	2.20	0.41
23:DB:1220:G:O2'	23:DB:1221:C:H5'	2.19	0.41
23:DB:123:G:H2'	23:DB:124:G:C8	2.55	0.41
23:DB:1306:C:H2'	23:DB:1307:A:H8	1.84	0.41
23:DB:1341:G:H2'	23:DB:1397:U:HO2'	1.85	0.41
23:DB:1399:C:H2'	23:DB:1400:U:H6	1.83	0.41
23:DB:1736:U:H2'	23:DB:1737:G:O4'	2.21	0.41
23:DB:1795:C:H2'	23:DB:1796:U:H6	1.85	0.41
23:DB:1869:G:HO2'	23:DB:1871:A:H62	1.62	0.41
23:DB:2251:G:OP2	23:DB:2251:G:H8	2.03	0.41
23:DB:2354:C:O2'	43:DW:31:LEU:HG	2.20	0.41
23:DB:2675:A:O2'	23:DB:2676:C:H5'	2.21	0.41
23:DB:2682:A:H1'	26:DD:22:ILE:HD13	2.02	0.41
23:DB:2788:C:H2'	23:DB:2789:C:C6	2.55	0.41
23:DB:532:A:H5''	38:DQ:27:ARG:NH1	2.34	0.41
23:DB:787:C:H3'	23:DB:791:C:H41	1.85	0.41
23:DB:941:A:H2'	23:DB:942:G:C8	2.55	0.41
25:DC:162:GLN:NE2	25:DC:174:ARG:NH2	2.68	0.41
23:DB:1789:A:H5'	25:DC:220:ARG:NH2	2.35	0.41

Continued on next page...

Continued from previous page...

Atom-1	Atom-2	Interatomic distance (Å)	Clash overlap (Å)
25:DC:21:PRO:O	25:DC:22:GLU:CB	2.67	0.41
26:DD:106:LYS:O	26:DD:206:ALA:HB2	2.20	0.41
28:DF:100:GLU:C	28:DF:102:LEU:N	2.73	0.41
29:DG:12:ALA:C	29:DG:14:VAL:H	2.23	0.41
23:DB:2094:A:OP1	30:DH:22:LYS:HG3	2.21	0.41
31:DJ:4:PHE:HB2	31:DJ:5:THR:H	1.49	0.41
33:DL:135:ILE:N	33:DL:135:ILE:HD13	2.34	0.41
33:DL:38:GLN:HB2	33:DL:39:LYS:H	1.66	0.41
33:DL:38:GLN:HB2	33:DL:39:LYS:HZ3	1.85	0.41
35:DN:12:ARG:NH1	35:DN:16:HIS:HD2	2.18	0.41
35:DN:86:ARG:NH1	35:DN:94:TYR:OH	2.53	0.41
23:DB:533:G:C5'	38:DQ:23:TYR:CD1	3.02	0.41
40:DS:75:PHE:O	40:DS:103:ILE:O	2.37	0.41
40:DS:7:HIS:O	40:DS:8:ARG:HB2	2.20	0.41
41:DT:48:GLN:CG	41:DT:49:LYS:N	2.84	0.41
42:DU:27:VAL:CG1	42:DU:33:VAL:HG22	2.50	0.41
42:DU:69:VAL:CG1	42:DU:77:GLY:HA2	2.50	0.41
43:DW:74:LYS:HB3	43:DW:75:ASN:H	1.55	0.41
1:AA:1085:U:H3'	1:AA:1086:U:H5	1.86	0.41
1:AA:1179:A:O2'	1:AA:1180:A:H5'	2.20	0.41
1:AA:1263:C:H2'	1:AA:1264:U:C6	2.55	0.41
1:AA:1350:A:H2'	1:AA:1351:U:C6	2.55	0.41
1:AA:136:C:H1'	15:AP:1:MET:HE1	2.02	0.41
1:AA:1494:G:H2'	1:AA:1495:U:C6	2.54	0.41
1:AA:177:G:P	19:AT:59:ARG:HE	2.43	0.41
1:AA:255:G:H1'	16:AQ:17:GLU:OE1	2.20	0.41
1:AA:285:C:H2'	1:AA:286:C:C6	2.56	0.41
1:AA:313:A:H2'	1:AA:314:C:H6	1.82	0.41
1:AA:596:A:O2'	1:AA:597:G:H5'	2.20	0.41
1:AA:746:A:H2'	1:AA:747:A:H8	1.86	0.41
20:AB:162:VAL:HG13	20:AB:184:ALA:CB	2.47	0.41
2:AC:179:ALA:HB1	2:AC:202:PHE:CE1	2.40	0.41
4:AE:17:VAL:HB	4:AE:34:ALA:HB2	2.03	0.41
4:AE:45:VAL:HG23	4:AE:71:ILE:CG2	2.50	0.41
6:AG:142:ARG:HB2	6:AG:142:ARG:NH1	2.35	0.41
7:AH:87:ARG:O	7:AH:91:LEU:HG	2.21	0.41
8:AI:84:ARG:NH1	8:AI:84:ARG:HG2	2.34	0.41
9:AJ:48:ARG:HG2	9:AJ:48:ARG:NH1	2.35	0.41
11:AL:120:ARG:NH1	11:AL:120:ARG:HG3	2.36	0.41
14:AO:57:ARG:HH11	14:AO:57:ARG:HG3	1.85	0.41
15:AP:6:LEU:CD1	15:AP:71:VAL:HB	2.51	0.41

Continued on next page...

Continued from previous page...

Atom-1	Atom-2	Interatomic distance (Å)	Clash overlap (Å)
21:AU:36:PHE:HB3	21:AU:40:PRO:HG3	2.00	0.41
49:B2:3:ARG:O	49:B2:5:PHE:N	2.53	0.41
51:B4:33:HIS:N	51:B4:33:HIS:CD2	2.79	0.41
23:BB:1107:G:O2'	23:BB:1108:U:H5'	2.20	0.41
23:BB:2386:A:H2'	23:BB:2387:U:H6	1.82	0.41
23:BB:2389:G:H5''	23:BB:2390:U:O4'	2.20	0.41
23:BB:2425:A:H4'	23:BB:2426:A:OP2	2.19	0.41
23:BB:2527:C:O2'	51:B4:1:MET:HA	2.20	0.41
23:BB:289:G:H2'	23:BB:290:U:O4'	2.21	0.41
25:BC:209:ALA:C	25:BC:213:ARG:HD2	2.41	0.41
23:BB:1797:G:P	25:BC:251:THR:HG23	2.60	0.41
25:BC:52:HIS:CD2	25:BC:53:ILE:HG13	2.56	0.41
26:BD:124:ARG:NH2	26:BD:163:GLY:HA3	2.35	0.41
26:BD:159:LYS:HD3	26:BD:159:LYS:C	2.41	0.41
26:BD:118:PHE:CA	26:BD:164:GLN:HG3	2.50	0.41
26:BD:166:GLY:O	26:BD:167:ASN:C	2.58	0.41
27:BE:6:LYS:NZ	27:BE:119:ILE:H	2.18	0.41
27:BE:141:MET:HB2	27:BE:143:LEU:HD22	2.02	0.41
27:BE:48:THR:CG2	27:BE:86:ALA:HB1	2.50	0.41
28:BF:56:LEU:HD23	28:BF:56:LEU:O	2.20	0.41
31:BJ:80:HIS:O	31:BJ:81:ILE:C	2.59	0.41
23:BB:1131:G:C1'	31:BJ:85:LYS:HZ2	2.34	0.41
32:BK:119:ALA:O	32:BK:121:GLU:N	2.53	0.41
32:BK:34:GLY:O	32:BK:36:GLY:N	2.53	0.41
32:BK:87:LEU:CA	32:BK:95:ILE:HG22	2.50	0.41
33:BL:78:ARG:HH21	33:BL:82:LEU:HB2	1.83	0.41
34:BM:13:HIS:O	34:BM:14:LYS:HB3	2.21	0.41
34:BM:7:THR:CG2	34:BM:8:LYS:N	2.82	0.41
35:BN:13:ASN:C	35:BN:15:SER:N	2.74	0.41
36:BO:45:SER:C	36:BO:47:VAL:H	2.23	0.41
23:BB:2693:G:H21	37:BP:95:LYS:NZ	2.18	0.41
38:BQ:59:LEU:O	38:BQ:62:ALA:HB3	2.19	0.41
38:BQ:60:TRP:CE2	38:BQ:93:ILE:HA	2.54	0.41
39:BR:31:GLU:HB3	39:BR:32:THR:H	1.53	0.41
39:BR:79:ARG:HD3	39:BR:86:GLN:CD	2.40	0.41
40:BS:12:SER:O	40:BS:16:LYS:HB2	2.21	0.41
46:BZ:3:LYS:O	46:BZ:3:LYS:HG3	2.19	0.41
1:CA:107:G:C2'	1:CA:108:G:H5''	2.50	0.41
1:CA:1184:G:C2	1:CA:1185:G:C8	3.07	0.41
1:CA:1413:A:O2'	1:CA:1414:U:H5'	2.20	0.41
1:CA:1434:A:H2'	1:CA:1435:G:O4'	2.21	0.41

Continued on next page...

Continued from previous page...

Atom-1	Atom-2	Interatomic distance (Å)	Clash overlap (Å)
1:CA:285:C:H2'	1:CA:286:C:C6	2.55	0.41
1:CA:580:C:H2'	1:CA:581:G:O4'	2.21	0.41
1:CA:605:U:H2'	1:CA:606:G:H8	1.86	0.41
1:CA:664:G:N2	1:CA:741:G:H1	2.03	0.41
1:CA:813:U:O2'	1:CA:814:A:H5'	2.20	0.41
1:CA:868:C:H2'	1:CA:869:G:O4'	2.20	0.41
20:CB:125:PHE:C	20:CB:127:LYS:H	2.23	0.41
2:CC:143:LEU:HB2	2:CC:144:GLY:H	1.67	0.41
3:CD:157:ALA:HA	3:CD:160:LEU:CD1	2.47	0.41
3:CD:155:LYS:C	3:CD:157:ALA:H	2.23	0.41
3:CD:160:LEU:HD22	3:CD:160:LEU:C	2.41	0.41
3:CD:195:ASN:HB3	3:CD:197:HIS:NE2	2.35	0.41
3:CD:27:ILE:O	3:CD:27:ILE:HG22	2.20	0.41
3:CD:74:TYR:CD1	3:CD:92:LEU:HD12	2.55	0.41
6:CG:16:LYS:HB3	6:CG:17:PHE:CD1	2.54	0.41
1:CA:1180:A:OP1	8:CI:104:THR:HG23	2.21	0.41
8:CI:98:ARG:HA	8:CI:103:VAL:CG2	2.45	0.41
9:CJ:83:THR:HG23	9:CJ:87:LEU:HD23	2.01	0.41
13:CN:50:LEU:N	13:CN:51:PRO:CD	2.68	0.41
1:CA:1220:G:P	13:CN:52:ARG:HH22	2.43	0.41
23:DB:2884:U:N3	47:D0:48:TYR:CE1	2.88	0.41
49:D2:17:GLY:C	49:D2:18:PHE:CG	2.93	0.41
23:DB:1099:G:P	52:DI:3:LYS:CA	2.95	0.41
23:DB:1372:U:H2'	23:DB:1373:A:H8	1.85	0.41
23:DB:1601:G:H2'	23:DB:1602:U:O4'	2.20	0.41
23:DB:1612:C:O3'	49:D2:5:PHE:HD2	2.02	0.41
23:DB:1685:C:H2'	23:DB:1686:C:C6	2.55	0.41
23:DB:1637:A:H5'	23:DB:1760:C:O2'	2.20	0.41
23:DB:1949:G:H2'	23:DB:1950:G:C8	2.55	0.41
23:DB:1998:A:H2'	23:DB:1999:C:C6	2.55	0.41
23:DB:2026:U:C2	23:DB:2027:G:C8	3.07	0.41
23:DB:2321:U:H5''	23:DB:2321:U:O2	2.19	0.41
23:DB:2515:C:OP1	31:DJ:82:GLY:C	2.59	0.41
23:DB:2641:G:H5''	31:DJ:78:THR:HB	2.01	0.41
23:DB:2849:U:N3	23:DB:2867:G:H1'	2.35	0.41
23:DB:491:G:C2	23:DB:492:A:H1'	2.55	0.41
23:DB:853:C:H2'	23:DB:854:C:C6	2.54	0.41
25:DC:10:PRO:CD	25:DC:202:ARG:NH2	2.80	0.41
25:DC:143:VAL:HG12	25:DC:144:GLU:N	2.27	0.41
25:DC:224:MET:HB3	25:DC:225:ASN:H	1.70	0.41
23:DB:2228:G:OP1	25:DC:257:ARG:HB2	2.20	0.41

Continued on next page...

Continued from previous page...

Atom-1	Atom-2	Interatomic distance (Å)	Clash overlap (Å)
26:DD:41:ALA:C	26:DD:43:ASP:H	2.23	0.41
26:DD:28:GLU:CD	26:DD:97:SER:HA	2.41	0.41
27:DE:108:ILE:HG13	27:DE:109:LEU:N	2.29	0.41
28:DF:34:THR:O	28:DF:153:ILE:HA	2.20	0.41
28:DF:63:LYS:HD2	28:DF:64:PRO:HD2	2.02	0.41
29:DG:36:LEU:HD22	29:DG:40:VAL:CG1	2.50	0.41
29:DG:95:ALA:HB1	29:DG:130:ILE:CD1	2.48	0.41
30:DH:57:LYS:H	30:DH:57:LYS:HG3	1.60	0.41
33:DL:104:GLN:HB2	33:DL:105:ILE:H	1.60	0.41
33:DL:90:VAL:HG22	33:DL:90:VAL:O	2.20	0.41
35:DN:36:THR:HG22	35:DN:40:LYS:HD2	2.02	0.41
35:DN:49:GLU:N	35:DN:50:PRO:HD2	2.35	0.41
36:DO:25:ARG:HB2	36:DO:40:ILE:HG12	2.03	0.41
37:DP:91:VAL:CG2	37:DP:92:ARG:H	2.25	0.41
38:DQ:25:GLY:HA2	38:DQ:29:ARG:CD	2.48	0.41
38:DQ:89:ILE:H	38:DQ:89:ILE:CD1	2.30	0.41
39:DR:47:VAL:HG13	39:DR:48:LYS:N	2.34	0.41
40:DS:72:THR:CG2	40:DS:106:VAL:HG23	2.50	0.41
43:DW:21:GLY:HA2	43:DW:25:PHE:CD1	2.54	0.41
43:DW:42:THR:CB	43:DW:75:ASN:ND2	2.83	0.41
45:DY:43:ILE:HA	45:DY:46:MET:HB2	2.01	0.41
46:DZ:55:GLY:HA2	46:DZ:59:ARG:CB	2.31	0.41
46:DZ:66:ILE:HB	46:DZ:67:PRO:CD	2.42	0.41
1:AA:1110:A:H2'	1:AA:1111:A:C8	2.49	0.41
1:AA:1157:A:H4'	1:AA:1158:C:O5'	2.20	0.41
1:AA:119:A:H4'	1:AA:120:A:O4'	2.21	0.41
1:AA:132:C:H5''	19:AT:68:LYS:HD2	2.02	0.41
1:AA:1340:A:O2'	1:AA:1341:U:H5'	2.20	0.41
1:AA:224:U:H2'	1:AA:225:C:C6	2.56	0.41
1:AA:605:U:H2'	1:AA:606:G:H8	1.86	0.41
1:AA:635:A:H2'	1:AA:636:U:H6	1.85	0.41
1:AA:813:U:O2'	1:AA:814:A:H5'	2.20	0.41
1:AA:830:G:H2'	1:AA:831:A:H8	1.85	0.41
1:AA:903:G:H2'	1:AA:904:U:C6	2.55	0.41
1:AA:75:G:N1	1:AA:96:U:C4	2.88	0.41
2:AC:18:ASN:O	2:AC:55:VAL:HA	2.20	0.41
3:AD:123:MET:HG3	3:AD:127:ARG:C	2.40	0.41
3:AD:163:GLN:HB2	3:AD:164:ARG:HH12	1.82	0.41
6:AG:142:ARG:C	6:AG:146:ALA:HB3	2.41	0.41
1:AA:600:A:H5''	7:AH:88:LYS:HD2	2.02	0.41
11:AL:79:ILE:HD13	11:AL:96:THR:HG22	2.02	0.41

Continued on next page...

Continued from previous page...

Atom-1	Atom-2	Interatomic distance (Å)	Clash overlap (Å)
15:AP:12:LYS:C	15:AP:14:ARG:H	2.24	0.41
18:AS:64:GLU:OE1	18:AS:65:MET:HG3	2.20	0.41
19:AT:19:HIS:CE1	19:AT:23:ARG:HG3	2.55	0.41
21:AU:40:PRO:HG2	21:AU:41:THR:N	2.28	0.41
51:B4:15:LYS:N	51:B4:15:LYS:HD2	2.35	0.41
23:BB:1131:G:C1'	23:BB:1133:A:H62	2.24	0.41
23:BB:1297:C:OP1	23:BB:2710:C:H4'	2.20	0.41
23:BB:175:G:H2'	23:BB:176:A:H8	1.83	0.41
23:BB:1841:U:H2'	23:BB:1842:G:C8	2.55	0.41
23:BB:1924:C:O2'	23:BB:1925:C:H5'	2.21	0.41
23:BB:1998:A:H2'	23:BB:1999:C:H6	1.84	0.41
23:BB:2034:U:O2'	23:BB:2035:G:H5'	2.21	0.41
23:BB:1655:A:H2	23:BB:2049:G:O3'	2.03	0.41
23:BB:2185:U:H2'	23:BB:2186:G:C8	2.51	0.41
23:BB:2341:G:H2'	23:BB:2342:C:C6	2.55	0.41
23:BB:2469:A:C5'	34:BM:55:ARG:HG3	2.50	0.41
23:BB:2649:C:O2'	23:BB:2650:U:H5'	2.19	0.41
23:BB:2677:G:H2'	23:BB:2678:C:C6	2.55	0.41
23:BB:2782:G:O2'	23:BB:2783:U:H5'	2.20	0.41
23:BB:299:A:H2	23:BB:319:G:N3	2.18	0.41
23:BB:482:A:N6	23:BB:506:G:H1'	2.35	0.41
23:BB:527:C:C5'	23:BB:2779:U:H3	2.34	0.41
23:BB:730:A:H3'	55:BB:3597:HOH:O	2.19	0.41
23:BB:795:C:H2'	23:BB:796:C:C6	2.55	0.41
23:BB:962:G:H2'	23:BB:963:U:H6	1.85	0.41
25:BC:156:SER:O	25:BC:194:VAL:O	2.39	0.41
25:BC:212:TRP:C	25:BC:214:GLY:H	2.24	0.41
23:BB:778:G:C5'	25:BC:48:ILE:HD12	2.51	0.41
26:BD:24:VAL:CG2	26:BD:193:VAL:HG11	2.27	0.41
27:BE:114:ARG:HG2	27:BE:114:ARG:H	1.65	0.41
27:BE:116:ASP:HB2	27:BE:185:LYS:CA	2.36	0.41
27:BE:52:VAL:C	27:BE:54:GLY:N	2.73	0.41
27:BE:84:THR:OG1	27:BE:85:PHE:N	2.53	0.41
28:BF:52:ALA:HA	28:BF:148:VAL:CG1	2.50	0.41
28:BF:34:THR:CG2	28:BF:89:THR:HG22	2.48	0.41
52:BI:2:LYS:NZ	52:BI:2:LYS:HB3	2.36	0.41
31:BJ:102:GLU:HG3	31:BJ:124:VAL:HG21	2.02	0.41
32:BK:33:ALA:CB	32:BK:39:ILE:HD11	2.50	0.41
33:BL:60:ARG:HD3	50:B3:11:LYS:HD2	2.02	0.41
33:BL:6:LEU:HD22	33:BL:6:LEU:N	2.35	0.41
35:BN:9:GLN:HE21	35:BN:17:ARG:CZ	2.32	0.41

Continued on next page...

Continued from previous page...

Atom-1	Atom-2	Interatomic distance (Å)	Clash overlap (Å)
35:BN:22:ARG:HE	35:BN:69:ARG:HE	1.67	0.41
36:BO:76:LYS:HA	36:BO:76:LYS:HD2	1.95	0.41
38:BQ:21:LYS:C	38:BQ:23:TYR:H	2.23	0.41
38:BQ:23:TYR:O	38:BQ:24:TYR:HB2	2.20	0.41
41:BT:12:ARG:HE	44:BX:29:ARG:NH2	2.11	0.41
24:BV:51:GLN:NE2	24:BV:57:TYR:OH	2.53	0.41
45:BY:3:THR:O	45:BY:6:ILE:HD12	2.20	0.41
46:BZ:58:ASP:HB3	46:BZ:63:ARG:HG2	2.01	0.41
1:CA:1032:G:H2'	1:CA:1033:G:O4'	2.20	0.41
1:CA:1190:G:H5'	2:CC:175:HIS:HE2	1.84	0.41
1:CA:1438:G:O2'	1:CA:1439:G:H5'	2.20	0.41
1:CA:224:U:H2'	1:CA:225:C:C6	2.55	0.41
1:CA:340:U:H2'	1:CA:341:C:C6	2.53	0.41
1:CA:97:G:H3'	1:CA:98:A:H8	1.85	0.41
20:CB:101:THR:HG23	20:CB:102:ASN:N	2.36	0.41
20:CB:72:LYS:HD2	20:CB:164:ASP:HB3	2.02	0.41
2:CC:4:VAL:HG22	2:CC:5:HIS:N	2.35	0.41
3:CD:32:LYS:HG3	3:CD:32:LYS:O	2.20	0.41
3:CD:60:VAL:HA	3:CD:63:ILE:CG2	2.51	0.41
6:CG:99:ALA:O	6:CG:103:ILE:HG13	2.20	0.41
7:CH:100:ILE:HD12	7:CH:100:ILE:C	2.41	0.41
13:CN:51:PRO:CG	13:CN:52:ARG:H	2.30	0.41
13:CN:89:ARG:CB	13:CN:89:ARG:HH11	2.34	0.41
14:CO:80:LEU:CD2	14:CO:84:LEU:HD22	2.49	0.41
15:CP:44:SER:C	15:CP:46:LYS:N	2.73	0.41
19:CT:66:ILE:HG23	19:CT:70:LYS:CG	2.51	0.41
49:D2:7:PRO:O	49:D2:8:SER:CB	2.67	0.41
50:D3:35:LYS:HG3	50:D3:35:LYS:H	1.70	0.41
23:DB:247:G:C6	50:D3:7:ARG:HD2	2.56	0.41
22:DA:52:A:H2'	22:DA:53:A:C8	2.53	0.41
23:DB:1023:U:H2'	23:DB:1024:G:H5'	2.02	0.41
23:DB:1205:A:H1'	23:DB:1206:G:P	2.61	0.41
23:DB:1281:G:H2'	23:DB:1282:U:C6	2.56	0.41
23:DB:2073:C:O2'	23:DB:2074:U:H5'	2.20	0.41
23:DB:2090:A:C2'	46:DZ:49:ARG:NE	2.83	0.41
23:DB:2184:A:H2'	23:DB:2185:U:C6	2.56	0.41
23:DB:2273:A:H2'	23:DB:2274:A:C8	2.56	0.41
23:DB:2511:U:O5'	23:DB:2511:U:H6	2.02	0.41
23:DB:264:C:C2'	23:DB:265:A:H5''	2.50	0.41
23:DB:2659:G:N2	23:DB:2661:G:H5''	2.36	0.41
23:DB:2677:G:H2'	23:DB:2678:C:C6	2.55	0.41

Continued on next page...

Continued from previous page...

Atom-1	Atom-2	Interatomic distance (Å)	Clash overlap (Å)
23:DB:2732:G:H3'	23:DB:2733:A:H5'	2.02	0.41
23:DB:300:A:H2'	23:DB:334:C:H1'	2.01	0.41
23:DB:365:U:H6	23:DB:365:U:O5'	2.02	0.41
23:DB:484:C:H2'	23:DB:485:C:H6	1.84	0.41
23:DB:857:G:H2'	23:DB:858:G:C5'	2.48	0.41
25:DC:252:LYS:HB3	25:DC:253:GLY:H	1.69	0.41
25:DC:87:SER:N	25:DC:155:ARG:NH1	2.68	0.41
26:DD:10:GLY:HA2	26:DD:23:PRO:O	2.21	0.41
26:DD:34:VAL:H	26:DD:90:PHE:CA	2.33	0.41
28:DF:34:THR:HB	28:DF:154:THR:O	2.21	0.41
29:DG:132:LEU:O	29:DG:132:LEU:HD12	2.20	0.41
52:DI:100:ILE:O	52:DI:139:VAL:HG13	2.20	0.41
31:DJ:61:LYS:O	31:DJ:62:VAL:HG13	2.21	0.41
31:DJ:76:HIS:HB2	31:DJ:86:GLN:CD	2.41	0.41
32:DK:19:VAL:O	32:DK:41:ILE:HD11	2.20	0.41
34:DM:35:ALA:HB2	34:DM:100:LYS:NZ	2.35	0.41
35:DN:11:ASN:HA	35:DN:11:ASN:HD22	1.70	0.41
36:DO:55:GLU:O	36:DO:56:LYS:C	2.57	0.41
37:DP:38:ARG:HG3	37:DP:39:LEU:N	2.20	0.41
23:DB:1187:G:H5''	39:DR:86:GLN:HE22	1.85	0.41
41:DT:66:LYS:HA	41:DT:76:ARG:HE	1.85	0.41
41:DT:84:TYR:O	41:DT:85:VAL:HG22	2.20	0.41
22:DA:82:U:H5''	45:DY:16:LEU:HD11	2.03	0.41
1:AA:1005:A:O2'	1:AA:1006:G:H5'	2.21	0.41
1:AA:1347:G:N2	1:AA:1373:G:H2'	2.35	0.41
1:AA:1370:G:O2'	1:AA:1371:G:H5'	2.20	0.41
1:AA:1395:C:H2'	1:AA:1395:C:O2	2.21	0.41
1:AA:265:G:H4'	16:AQ:66:LEU:O	2.20	0.41
1:AA:404:G:H2'	1:AA:405:U:H6	1.85	0.41
1:AA:489:C:H2'	1:AA:490:C:H6	1.86	0.41
1:AA:551:U:H2'	1:AA:552:U:H6	1.86	0.41
1:AA:666:G:H5'	1:AA:726:C:H1'	2.03	0.41
1:AA:66:A:O2'	1:AA:67:C:H5'	2.21	0.41
1:AA:68:G:H5'	1:AA:171:A:O2'	2.21	0.41
1:AA:738:C:H2'	1:AA:739:C:H6	1.86	0.41
20:AB:45:THR:HA	20:AB:48:MET:CG	2.51	0.41
2:AC:14:VAL:HG23	2:AC:15:LYS:HG2	2.03	0.41
2:AC:7:ASN:OD1	2:AC:183:TYR:HB3	2.21	0.41
3:AD:32:LYS:HB3	3:AD:35:GLN:CG	2.50	0.41
4:AE:95:MET:CE	4:AE:114:LEU:HD11	2.51	0.41
6:AG:21:LEU:HG	6:AG:22:LEU:H	1.84	0.41

Continued on next page...

Continued from previous page...

Atom-1	Atom-2	Interatomic distance (Å)	Clash overlap (Å)
6:AG:22:LEU:O	6:AG:26:VAL:HG13	2.19	0.41
10:AK:122:PRO:CG	21:AU:35:GLU:HG2	2.51	0.41
13:AN:20:PHE:CG	13:AN:24:ALA:HB2	2.56	0.41
18:AS:48:ILE:HG22	18:AS:49:ALA:N	2.35	0.41
21:AU:33:ARG:CZ	21:AU:34:ARG:HG3	2.50	0.41
21:AU:33:ARG:HB3	21:AU:34:ARG:H	1.64	0.41
47:B0:32:THR:HG21	47:B0:35:GLU:HB3	2.02	0.41
49:B2:21:ARG:CB	49:B2:31:LEU:HD21	2.49	0.41
51:B4:7:VAL:HB	51:B4:35:GLN:HE21	1.85	0.41
23:BB:1281:G:H2'	23:BB:1282:U:C6	2.56	0.41
23:BB:1299:G:C5'	23:BB:1301:A:H1'	2.51	0.41
23:BB:1498:C:H2'	23:BB:1499:C:H6	1.86	0.41
23:BB:15:G:H2'	23:BB:16:C:H6	1.84	0.41
23:BB:2385:C:H2'	23:BB:2386:A:H8	1.86	0.41
23:BB:2457:U:C2'	23:BB:2458:G:H5'	2.49	0.41
23:BB:2710:C:H2'	23:BB:2711:A:C8	2.56	0.41
23:BB:2825:G:C2'	23:BB:2826:A:H5'	2.51	0.41
23:BB:477:A:H2'	23:BB:478:A:O4'	2.20	0.41
23:BB:724:U:O2'	23:BB:725:G:H5'	2.21	0.41
23:BB:466:A:H2	23:BB:795:C:O2	2.03	0.41
23:BB:990:A:N3	39:BR:79:ARG:NH2	2.68	0.41
25:BC:265:PHE:HB3	25:BC:266:ILE:H	1.74	0.41
26:BD:109:VAL:O	26:BD:172:VAL:HG22	2.21	0.41
26:BD:89:GLU:C	26:BD:91:THR:H	2.23	0.41
28:BF:133:GLU:CD	28:BF:150:GLY:H	2.24	0.41
28:BF:133:GLU:OE1	28:BF:150:GLY:N	2.53	0.41
28:BF:87:LYS:O	28:BF:88:VAL:HB	2.20	0.41
29:BG:29:ASN:N	29:BG:29:ASN:ND2	2.68	0.41
23:BB:2198:A:N6	30:BH:25:TYR:HE1	2.18	0.41
30:BH:31:VAL:HG22	30:BH:37:VAL:HG22	2.02	0.41
31:BJ:109:LEU:O	31:BJ:111:LYS:HG3	2.21	0.41
23:BB:1131:G:C1'	31:BJ:85:LYS:NZ	2.83	0.41
32:BK:20:MET:HB3	32:BK:42:THR:HB	2.01	0.41
27:BE:25:GLU:CD	33:BL:17:LYS:HG2	2.40	0.41
33:BL:21:ARG:CZ	33:BL:21:ARG:HB3	2.50	0.41
33:BL:60:ARG:O	33:BL:60:ARG:HG3	2.20	0.41
39:BR:42:ALA:C	39:BR:44:GLY:H	2.23	0.41
39:BR:78:ARG:HD3	39:BR:87:GLN:C	2.40	0.41
40:BS:51:LEU:HD13	40:BS:51:LEU:C	2.41	0.41
41:BT:70:HIS:CG	41:BT:74:ILE:HB	2.55	0.41
45:BY:24:LEU:HD23	45:BY:29:ARG:HH22	1.85	0.41

Continued on next page...

Continued from previous page...

Atom-1	Atom-2	Interatomic distance (Å)	Clash overlap (Å)
1:CA:1133:G:H2'	1:CA:1134:G:O4'	2.21	0.41
1:CA:1363:A:O2'	1:CA:1365:G:N7	2.45	0.41
1:CA:371:A:H2'	1:CA:372:C:C6	2.54	0.41
1:CA:644:U:O2'	1:CA:645:G:H5'	2.20	0.41
1:CA:79:G:H2'	1:CA:80:A:H8	1.83	0.41
1:CA:828:U:O2'	20:CB:24:PRO:HB3	2.20	0.41
3:CD:158:LEU:CD1	3:CD:177:MET:HG2	2.50	0.41
3:CD:93:LEU:HA	3:CD:96:ARG:HG3	2.03	0.41
8:CI:15:ALA:O	8:CI:66:VAL:HA	2.21	0.41
9:CJ:57:VAL:HG22	9:CJ:58:ASN:N	2.26	0.41
9:CJ:73:LEU:C	9:CJ:73:LEU:HD13	2.41	0.41
10:CK:82:GLU:HB3	10:CK:108:ASN:HB3	2.02	0.41
11:CL:29:LYS:O	11:CL:81:ILE:N	2.50	0.41
14:CO:30:LEU:O	14:CO:34:GLN:HG3	2.20	0.41
23:DB:1345:C:H5'	23:DB:1396:U:H5	1.85	0.41
23:DB:1394:U:O2'	23:DB:1395:A:H5'	2.21	0.41
23:DB:1434:A:OP1	23:DB:1434:A:H4'	2.20	0.41
23:DB:179:C:OP1	49:D2:28:ARG:HD3	2.18	0.41
23:DB:1977:A:H2'	23:DB:1978:A:O4'	2.21	0.41
23:DB:2034:U:O2'	23:DB:2035:G:H5'	2.20	0.41
23:DB:2070:A:H2'	23:DB:2071:A:O4'	2.20	0.41
23:DB:2072:C:H2'	23:DB:2073:C:C6	2.54	0.41
23:DB:2101:A:O2'	23:DB:2102:G:H5'	2.21	0.41
23:DB:2092:U:H5	23:DB:2226:C:OP2	2.02	0.41
23:DB:2642:G:H5''	31:DJ:80:HIS:HB2	2.02	0.41
23:DB:281:C:H2'	23:DB:282:A:C8	2.56	0.41
23:DB:2849:U:O4'	23:DB:2868:A:C6	2.73	0.41
23:DB:374:A:H2'	23:DB:375:G:O4'	2.21	0.41
23:DB:866:A:N1	23:DB:913:U:H4'	2.36	0.41
23:DB:928:A:H1'	45:DY:1:ALA:CA	2.48	0.41
23:DB:2204:G:C5'	25:DC:149:LYS:HE3	2.50	0.41
25:DC:160:TYR:CE2	25:DC:193:GLU:HG2	2.56	0.41
23:DB:1903:G:OP1	25:DC:239:PHE:CD2	2.74	0.41
23:DB:2032:G:N2	26:DD:150:GLN:HB3	2.36	0.41
27:DE:135:ALA:O	27:DE:139:LYS:N	2.53	0.41
28:DF:136:ILE:HG22	28:DF:137:PHE:N	2.35	0.41
29:DG:104:LEU:HD12	29:DG:106:LEU:HD21	2.02	0.41
29:DG:132:LEU:C	29:DG:132:LEU:HD12	2.40	0.41
30:DH:127:GLU:HB2	30:DH:143:ILE:CG2	2.50	0.41
23:DB:6:A:H4'	31:DJ:133:ALA:C	2.41	0.41
31:DJ:38:GLY:O	31:DJ:41:LYS:HD3	2.21	0.41

Continued on next page...

Continued from previous page...

Atom-1	Atom-2	Interatomic distance (Å)	Clash overlap (Å)
31:DJ:48:VAL:HG12	31:DJ:49:ASP:N	2.35	0.41
33:DL:143:GLU:HG2	33:DL:143:GLU:O	2.20	0.41
34:DM:129:THR:O	34:DM:131:VAL:HG12	2.20	0.41
34:DM:71:LYS:HZ3	34:DM:71:LYS:CA	2.29	0.41
35:DN:72:ASP:OD2	35:DN:75:ILE:HG23	2.20	0.41
35:DN:75:ILE:HG13	35:DN:76:VAL:N	2.36	0.41
36:DO:26:LEU:HD22	36:DO:93:ASP:HA	2.02	0.41
37:DP:50:ARG:CB	37:DP:50:ARG:HH11	2.31	0.41
39:DR:18:GLN:O	39:DR:19:THR:HG23	2.19	0.41
39:DR:27:ILE:HG23	39:DR:27:ILE:O	2.20	0.41
42:DU:42:LYS:N	42:DU:57:ILE:HD12	2.28	0.41
43:DW:3:LYS:HA	43:DW:3:LYS:HZ2	1.79	0.41
43:DW:57:THR:O	43:DW:58:LEU:C	2.59	0.41
45:DY:2:LYS:H	45:DY:37:ARG:HB2	1.83	0.41
46:DZ:28:VAL:HG23	46:DZ:29:GLY:H	1.85	0.41
46:DZ:34:LEU:HB3	46:DZ:35:ASP:H	1.54	0.41
1:AA:1217:C:H2'	1:AA:1218:C:C6	2.55	0.41
1:AA:1300:G:C2'	1:AA:1301:U:OP2	2.69	0.41
1:AA:1457:G:H2'	1:AA:1458:G:H8	1.86	0.41
1:AA:407:U:H3'	1:AA:408:A:H8	1.85	0.41
1:AA:878:A:H2'	1:AA:879:C:C6	2.56	0.41
1:AA:91:U:C4	1:AA:92:U:C4	3.09	0.41
1:AA:92:U:O2'	1:AA:93:U:H5'	2.20	0.41
1:AA:989:U:H2'	1:AA:990:C:H6	1.85	0.41
20:AB:76:SER:OG	20:AB:92:ASN:HB2	2.21	0.41
2:AC:35:ASP:O	2:AC:38:VAL:HG22	2.21	0.41
2:AC:86:LEU:O	2:AC:90:VAL:HG22	2.20	0.41
3:AD:109:THR:HG23	3:AD:112:GLU:H	1.86	0.41
3:AD:176:LYS:O	3:AD:177:MET:C	2.59	0.41
6:AG:10:LYS:NZ	6:AG:10:LYS:HB2	2.36	0.41
8:AI:24:ASN:C	8:AI:26:LYS:HZ2	2.24	0.41
10:AK:95:THR:HG23	10:AK:96:ILE:HG13	2.01	0.41
14:AO:58:MET:HG2	14:AO:58:MET:H	1.68	0.41
15:AP:40:ASN:HD21	15:AP:42:ILE:CG1	2.33	0.41
15:AP:44:SER:O	15:AP:45:GLU:C	2.59	0.41
18:AS:40:PHE:CG	18:AS:41:PRO:HD2	2.56	0.41
19:AT:54:GLN:N	19:AT:55:PRO:CD	2.82	0.41
23:BB:2372:U:H1'	48:B1:45:HIS:CE1	2.56	0.41
50:B3:34:LYS:HB3	50:B3:35:LYS:CE	2.50	0.41
51:B4:10:LEU:O	51:B4:11:CYS:HB3	2.21	0.41
22:BA:12:C:H41	43:BW:50:VAL:HG23	1.86	0.41

Continued on next page...

Continued from previous page...

Atom-1	Atom-2	Interatomic distance (Å)	Clash overlap (Å)
22:BA:81:G:H2'	22:BA:82:U:C6	2.55	0.41
23:BB:1097:U:H2'	23:BB:1098:A:C5'	2.50	0.41
23:BB:1036:G:C6	23:BB:1120:G:C6	3.07	0.41
23:BB:32:C:H5'	23:BB:1238:G:OP1	2.19	0.41
23:BB:1372:U:H2'	23:BB:1373:A:C8	2.55	0.41
23:BB:1593:A:H2'	23:BB:1594:U:O4'	2.20	0.41
23:BB:1945:G:H2'	23:BB:1946:U:H6	1.81	0.41
23:BB:1133:A:N6	23:BB:2025:C:O2'	2.54	0.41
23:BB:2205:A:H2'	23:BB:2206:C:H6	1.86	0.41
23:BB:2659:G:N2	23:BB:2661:G:H5''	2.36	0.41
23:BB:2668:G:O2'	23:BB:2669:G:H5'	2.20	0.41
23:BB:484:C:H2'	23:BB:485:C:H6	1.85	0.41
23:BB:490:C:H4'	23:BB:491:G:OP2	2.20	0.41
23:BB:545:U:C2	23:BB:548:G:OP2	2.74	0.41
23:BB:599:A:H2'	23:BB:600:G:H8	1.84	0.41
26:BD:138:LEU:CD2	26:BD:138:LEU:N	2.79	0.41
26:BD:138:LEU:HD23	26:BD:138:LEU:N	2.26	0.41
26:BD:141:ARG:O	26:BD:142:VAL:C	2.58	0.41
26:BD:165:MET:CE	26:BD:166:GLY:H	2.31	0.41
26:BD:3:GLY:HA3	26:BD:49:GLN:HE22	1.86	0.41
27:BE:6:LYS:HB2	27:BE:12:LEU:HD11	2.01	0.41
28:BF:32:LYS:HD2	28:BF:89:THR:HB	2.01	0.41
29:BG:97:VAL:HG21	29:BG:123:GLU:HA	2.02	0.41
52:BI:130:GLY:HA2	52:BI:133:ARG:NH2	2.35	0.41
31:BJ:102:GLU:HG2	31:BJ:103:ILE:N	2.35	0.41
34:BM:69:PRO:HB2	34:BM:70:ASP:H	1.62	0.41
35:BN:29:VAL:HG22	35:BN:83:LEU:CD2	2.48	0.41
35:BN:1:MET:SD	35:BN:2:ARG:HB2	2.60	0.41
37:BP:59:THR:O	37:BP:59:THR:HG22	2.20	0.41
38:BQ:80:ASN:HD22	38:BQ:80:ASN:HA	1.66	0.41
40:BS:85:ILE:HG22	40:BS:86:MET:N	2.35	0.41
24:BV:80:HIS:CD2	24:BV:81:PRO:HD2	2.56	0.41
23:BB:2270:A:C4'	43:BW:18:LYS:HB3	2.49	0.41
45:BY:8:GLN:NE2	45:BY:23:LEU:HD21	2.35	0.41
1:CA:1190:G:H5'	2:CC:175:HIS:NE2	2.36	0.41
1:CA:1293:C:H2'	1:CA:1294:G:O4'	2.20	0.41
1:CA:162:A:H2'	1:CA:163:C:O4'	2.20	0.41
1:CA:207:C:O2'	1:CA:208:U:H5'	2.20	0.41
1:CA:596:A:O2'	1:CA:597:G:H5'	2.20	0.41
1:CA:688:G:H5'	10:CK:48:GLY:CA	2.50	0.41
1:CA:821:G:H2'	1:CA:822:U:C6	2.55	0.41

Continued on next page...

Continued from previous page...

Atom-1	Atom-2	Interatomic distance (Å)	Clash overlap (Å)
1:CA:857:C:O2'	1:CA:858:G:H5'	2.21	0.41
1:CA:928:G:O2'	1:CA:929:G:H5'	2.20	0.41
20:CB:116:LEU:HD22	20:CB:140:LEU:CD2	2.41	0.41
20:CB:156:LEU:HD11	20:CB:178:LEU:CD1	2.33	0.41
2:CC:111:ASP:O	2:CC:112:ALA:HB3	2.21	0.41
4:CE:64:GLU:HA	4:CE:67:ARG:HH12	1.85	0.41
4:CE:89:THR:HG22	4:CE:91:SER:N	2.22	0.41
6:CG:24:LYS:HA	6:CG:27:ASN:HD22	1.85	0.41
9:CJ:44:THR:HG23	9:CJ:70:HIS:HA	2.02	0.41
11:CL:49:ARG:HD3	11:CL:89:LEU:HD21	2.01	0.41
15:CP:28:ARG:C	15:CP:30:GLY:H	2.24	0.41
17:CR:20:ILE:HD12	17:CR:53:GLN:NE2	2.34	0.41
10:CK:110:THR:HG22	21:CU:4:LYS:HA	2.02	0.41
48:D1:49:LYS:C	48:D1:49:LYS:HD2	2.41	0.41
50:D3:4:LYS:HZ1	50:D3:60:CYS:HB3	1.86	0.41
23:DB:1064:C:O2'	23:DB:1065:U:H5'	2.20	0.41
23:DB:1449:G:H2'	23:DB:1450:G:C8	2.56	0.41
23:DB:1460:U:H5''	23:DB:1461:C:C6	2.56	0.41
23:DB:1678:A:C2'	23:DB:1679:A:H5'	2.50	0.41
23:DB:1893:C:H2'	23:DB:1894:C:O4'	2.21	0.41
23:DB:2191:A:H2'	23:DB:2192:U:H6	1.83	0.41
23:DB:2221:G:H2'	23:DB:2222:C:C6	2.56	0.41
23:DB:2668:G:O2'	23:DB:2669:G:H5'	2.20	0.41
23:DB:2681:C:OP2	26:DD:114:LYS:HE3	2.20	0.41
23:DB:2686:G:H2'	23:DB:2687:U:C6	2.55	0.41
23:DB:413:C:O5'	23:DB:413:C:H6	2.04	0.41
23:DB:432:A:H2'	23:DB:433:C:O4'	2.20	0.41
23:DB:523:C:H4'	23:DB:540:C:O2	2.21	0.41
23:DB:570:G:C2'	23:DB:571:U:H5'	2.51	0.41
23:DB:63:A:OP2	23:DB:63:A:H8	2.04	0.41
23:DB:794:A:C4	23:DB:795:C:C5	3.09	0.41
23:DB:811:U:H2'	33:DL:32:GLY:HA2	2.02	0.41
23:DB:82:U:H2'	23:DB:83:A:O4'	2.20	0.41
23:DB:834:G:H2'	23:DB:835:C:C6	2.55	0.41
23:DB:921:C:C2	23:DB:922:C:C5	3.09	0.41
25:DC:107:LYS:HD2	25:DC:196:ASN:ND2	2.36	0.41
25:DC:59:GLN:HB2	25:DC:60:ALA:H	1.64	0.41
25:DC:28:PRO:CG	25:DC:79:ARG:HE	2.34	0.41
27:DE:15:SER:HB3	27:DE:196:VAL:HG13	2.02	0.41
28:DF:48:LEU:C	28:DF:50:ASP:H	2.24	0.41
29:DG:104:LEU:N	29:DG:112:VAL:O	2.51	0.41

Continued on next page...

Continued from previous page...

Atom-1	Atom-2	Interatomic distance (Å)	Clash overlap (Å)
29:DG:154:GLU:OE2	29:DG:159:LYS:HB2	2.21	0.41
30:DH:9:VAL:O	30:DH:11:ASN:N	2.54	0.41
52:DI:9:LYS:HG2	52:DI:57:VAL:HG22	2.03	0.41
31:DJ:84:ILE:CG1	31:DJ:85:LYS:H	2.33	0.41
32:DK:99:ILE:O	32:DK:119:ALA:HB2	2.20	0.41
34:DM:105:MET:O	34:DM:106:ASP:C	2.59	0.41
34:DM:119:LEU:CD2	34:DM:119:LEU:H	2.34	0.41
35:DN:38:LEU:O	35:DN:41:ALA:HB3	2.21	0.41
37:DP:28:LYS:HZ2	37:DP:44:GLY:H	1.67	0.41
24:DV:48:MET:O	24:DV:51:GLN:HG3	2.20	0.41
45:DY:26:LEU:HD23	45:DY:26:LEU:N	2.35	0.41
46:DZ:17:SER:H	46:DZ:21:VAL:HG12	1.85	0.41
46:DZ:54:GLY:N	46:DZ:57:VAL:HG23	2.15	0.41
1:AA:1010:U:H2'	1:AA:1011:C:H6	1.86	0.41
1:AA:1207:G:O2'	1:AA:1208:C:H5'	2.20	0.41
1:AA:1221:G:O2'	1:AA:1222:G:H5'	2.20	0.41
1:AA:1505:G:H5''	1:AA:1506:U:O5'	2.21	0.41
1:AA:102:G:N3	1:AA:151:A:H2	2.19	0.41
1:AA:191:G:H2'	1:AA:192:A:C8	2.56	0.41
1:AA:191:G:H2'	1:AA:192:A:H8	1.86	0.41
1:AA:42:G:O2'	1:AA:43:C:H5'	2.20	0.41
1:AA:619:U:C2	3:AD:131:ILE:HD12	2.56	0.41
1:AA:857:C:O2'	1:AA:858:G:H5'	2.21	0.41
1:AA:967:C:OP1	1:AA:969:A:C8	2.74	0.41
2:AC:17:TRP:C	2:AC:19:SER:H	2.23	0.41
2:AC:38:VAL:CG2	2:AC:39:ARG:N	2.83	0.41
4:AE:89:THR:HG21	4:AE:134:ASN:ND2	2.36	0.41
4:AE:35:LEU:HD21	4:AE:47:PHE:HB2	2.02	0.41
8:AI:12:LYS:N	8:AI:109:GLN:HE22	2.13	0.41
10:AK:88:PRO:HA	10:AK:92:ARG:CD	2.51	0.41
11:AL:113:ARG:HA	11:AL:118:VAL:CG2	2.51	0.41
11:AL:5:GLN:HA	11:AL:8:ARG:NE	2.35	0.41
12:AM:12:LYS:CB	12:AM:17:ALA:HB2	2.51	0.41
12:AM:12:LYS:HB3	12:AM:17:ALA:HB2	2.02	0.41
12:AM:21:ILE:C	12:AM:23:GLY:H	2.24	0.41
14:AO:15:GLY:C	14:AO:17:ASP:H	2.24	0.41
14:AO:63:ARG:NH1	14:AO:63:ARG:HB3	2.35	0.41
16:AQ:56:ASP:C	16:AQ:79:GLU:HB3	2.40	0.41
23:BB:2285:C:H41	48:B1:24:LYS:HZ2	1.69	0.41
23:BB:834:G:O2'	50:B3:50:SER:HB3	2.21	0.41
51:B4:2:LYS:HZ2	51:B4:2:LYS:HB3	1.86	0.41

Continued on next page...

Continued from previous page...

Atom-1	Atom-2	Interatomic distance (Å)	Clash overlap (Å)
23:BB:989:G:OP1	23:BB:1157:G:H4'	2.20	0.41
23:BB:1196:C:H2'	23:BB:1197:G:C8	2.56	0.41
23:BB:1434:A:OP1	23:BB:1434:A:H4'	2.20	0.41
23:BB:1827:U:C2'	23:BB:1828:G:H5'	2.51	0.41
23:BB:2094:A:H5'	30:BH:25:TYR:CD1	2.54	0.41
23:BB:2096:C:H2'	23:BB:2097:A:H8	1.86	0.41
23:BB:2467:C:H1'	34:BM:118:LYS:HG2	2.01	0.41
23:BB:2653:U:H2'	23:BB:2654:A:C8	2.55	0.41
23:BB:689:A:H2'	23:BB:690:G:H8	1.85	0.41
23:BB:844:A:C2	23:BB:845:A:N1	2.89	0.41
23:BB:967:U:C2	23:BB:968:C:C5	3.09	0.41
25:BC:81:GLU:O	25:BC:90:ILE:HG22	2.21	0.41
25:BC:90:ILE:HG23	25:BC:91:ALA:N	2.35	0.41
23:BB:2512:C:H5''	26:BD:125:TRP:CZ3	2.56	0.41
23:BB:1656:C:OP1	26:BD:141:ARG:HD3	2.21	0.41
26:BD:165:MET:CG	26:BD:166:GLY:H	2.33	0.41
27:BE:132:LYS:H	27:BE:132:LYS:HG3	1.55	0.41
27:BE:45:ALA:HB3	27:BE:89:PRO:HA	2.02	0.41
28:BF:36:ASN:HB2	28:BF:87:LYS:CA	2.33	0.41
30:BH:141:LYS:HE2	30:BH:141:LYS:HB2	1.86	0.41
23:BB:558:U:C5'	31:BJ:114:LEU:HD22	2.51	0.41
31:BJ:34:ARG:CG	31:BJ:39:LYS:HD2	2.50	0.41
33:BL:4:ASN:O	33:BL:6:LEU:HD22	2.21	0.41
34:BM:105:MET:HE3	34:BM:106:ASP:C	2.41	0.41
36:BO:103:VAL:HG23	36:BO:104:GLN:N	2.35	0.41
36:BO:30:ARG:O	36:BO:31:THR:O	2.39	0.41
36:BO:60:GLU:HG3	36:BO:61:GLN:N	2.35	0.41
36:BO:64:TYR:HD1	36:BO:74:VAL:HG21	1.84	0.41
26:BD:11:MET:CE	37:BP:9:GLN:HG2	2.51	0.41
40:BS:6:LYS:CB	40:BS:104:THR:HG22	2.50	0.41
42:BU:60:LYS:CG	42:BU:61:GLU:N	2.84	0.41
42:BU:6:ARG:C	42:BU:8:ASP:N	2.73	0.41
42:BU:82:VAL:HG12	42:BU:83:GLY:N	2.35	0.41
43:BW:54:ARG:HH11	43:BW:54:ARG:CG	2.31	0.41
23:BB:968:C:H4'	45:BY:16:LEU:HD23	2.03	0.41
46:BZ:21:VAL:HG12	46:BZ:23:LYS:HG2	2.03	0.41
1:CA:1043:G:C2'	1:CA:1044:A:O5'	2.68	0.41
1:CA:1128:C:H2'	1:CA:1129:C:O4'	2.21	0.41
1:CA:1170:A:H5''	20:CB:138:ARG:HH22	1.84	0.41
1:CA:1294:G:H2'	1:CA:1295:U:C6	2.56	0.41
1:CA:1510:C:H2'	1:CA:1511:G:C8	2.56	0.41

Continued on next page...

Continued from previous page...

Atom-1	Atom-2	Interatomic distance (Å)	Clash overlap (Å)
1:CA:191:G:H2'	1:CA:192:A:C8	2.56	0.41
1:CA:844:G:H2'	1:CA:845:A:H5''	2.01	0.41
20:CB:173:LYS:HD2	20:CB:173:LYS:C	2.41	0.41
3:CD:115:GLN:HE21	3:CD:153:ARG:HH12	1.66	0.41
6:CG:70:PRO:HD3	6:CG:102:TRP:CZ3	2.56	0.41
8:CI:10:ARG:HA	8:CI:14:SER:O	2.21	0.41
9:CJ:92:LEU:O	9:CJ:93:ALA:HB2	2.21	0.41
12:CM:13:HIS:HB2	12:CM:16:ILE:HG22	2.02	0.41
13:CN:12:ARG:HD3	13:CN:58:ARG:O	2.20	0.41
16:CQ:64:ARG:HH11	16:CQ:64:ARG:CB	2.34	0.41
18:CS:14:LEU:HD12	18:CS:14:LEU:C	2.41	0.41
18:CS:28:LYS:HB2	18:CS:29:PRO:HD2	2.02	0.41
19:CT:11:ILE:HG13	19:CT:12:GLN:N	2.36	0.41
19:CT:24:ARG:HG3	19:CT:65:LEU:HD11	2.03	0.41
48:D1:13:SER:HB3	48:D1:49:LYS:HZ1	1.84	0.41
48:D1:8:ILE:HG23	48:D1:9:LYS:N	2.35	0.41
50:D3:38:LYS:N	50:D3:38:LYS:HD2	2.36	0.41
23:DB:1322:A:C5	23:DB:1323:C:C5	3.08	0.41
23:DB:1446:C:H2'	23:DB:1447:C:H6	1.86	0.41
23:DB:1498:C:H2'	23:DB:1499:C:H6	1.86	0.41
23:DB:1744:A:O2'	23:DB:1745:A:H5'	2.21	0.41
23:DB:2070:A:C2	23:DB:2442:C:C2	3.09	0.41
23:DB:2259:U:C2	23:DB:2260:C:C6	3.09	0.41
23:DB:31:C:C2'	23:DB:32:C:H5'	2.51	0.41
23:DB:484:C:H2'	23:DB:485:C:C6	2.54	0.41
23:DB:622:G:H2'	23:DB:623:C:H6	1.86	0.41
23:DB:67:U:H2'	23:DB:68:G:O4'	2.21	0.41
25:DC:265:PHE:HB3	25:DC:266:ILE:H	1.75	0.41
26:DD:160:LYS:O	26:DD:161:MET:C	2.58	0.41
28:DF:35:LEU:CD2	28:DF:153:ILE:HG12	2.51	0.41
29:DG:121:THR:HG22	29:DG:122:ALA:H	1.86	0.41
29:DG:145:ALA:HB2	29:DG:163:TYR:OH	2.20	0.41
29:DG:156:TYR:HD1	29:DG:171:LYS:HG2	1.85	0.41
29:DG:2:ARG:HD2	29:DG:2:ARG:O	2.21	0.41
30:DH:3:VAL:CB	30:DH:37:VAL:HG11	2.50	0.41
52:DI:131:THR:O	52:DI:135:MET:HG3	2.21	0.41
33:DL:66:PHE:CD2	33:DL:67:THR:N	2.89	0.41
35:DN:14:SER:HA	35:DN:17:ARG:CZ	2.51	0.41
37:DP:91:VAL:O	37:DP:92:ARG:HB3	2.21	0.41
39:DR:20:VAL:HA	39:DR:97:LYS:O	2.20	0.41
39:DR:35:PHE:O	39:DR:63:VAL:HG23	2.20	0.41

Continued on next page...

Continued from previous page...

Atom-1	Atom-2	Interatomic distance (Å)	Clash overlap (Å)
41:DT:61:LEU:O	41:DT:62:VAL:HG13	2.21	0.41
1:AA:1005:A:C2'	1:AA:1006:G:H5'	2.51	0.41
1:AA:1148:U:C2'	1:AA:1149:C:H5'	2.50	0.41
1:AA:1245:C:O2'	1:AA:1246:A:H5'	2.20	0.41
1:AA:144:G:H2'	1:AA:145:G:C8	2.56	0.41
1:AA:1523:G:H2'	1:AA:1524:C:C6	2.55	0.41
1:AA:208:U:H2'	1:AA:210:C:C6	2.55	0.41
1:AA:401:C:H2'	1:AA:402:G:H8	1.86	0.41
1:AA:493:A:N3	1:AA:493:A:O4'	2.54	0.41
1:AA:688:G:O2'	1:AA:689:C:H5'	2.20	0.41
1:AA:737:C:H2'	1:AA:738:C:C6	2.55	0.41
1:AA:955:U:H2'	1:AA:956:U:O4'	2.21	0.41
20:AB:114:LYS:HA	20:AB:117:GLU:OE1	2.21	0.41
2:AC:139:ASN:ND2	2:AC:139:ASN:N	2.68	0.41
2:AC:178:ARG:O	2:AC:206:ILE:HA	2.21	0.41
3:AD:89:LEU:O	3:AD:92:LEU:HB2	2.21	0.41
5:AF:38:ARG:HH21	5:AF:96:VAL:CG1	2.33	0.41
6:AG:94:ARG:NH1	6:AG:98:LEU:HD11	2.35	0.41
7:AH:9:MET:O	7:AH:13:ILE:HG13	2.20	0.41
10:AK:122:PRO:HG2	21:AU:35:GLU:HG2	2.02	0.41
10:AK:57:SER:O	10:AK:58:THR:C	2.59	0.41
12:AM:94:LEU:HD22	12:AM:101:THR:OG1	2.21	0.41
14:AO:71:ARG:HB2	14:AO:71:ARG:NH1	2.35	0.41
16:AQ:8:GLN:HA	16:AQ:58:VAL:O	2.21	0.41
19:AT:20:ASN:HA	19:AT:65:LEU:HD21	2.02	0.41
48:B1:29:LYS:CE	48:B1:30:PRO:HD2	2.47	0.41
22:BA:86:G:H3'	22:BA:87:U:H6	1.84	0.41
22:BA:95:U:H2'	22:BA:96:G:C8	2.55	0.41
23:BB:1460:U:H5''	23:BB:1461:C:C6	2.56	0.41
23:BB:2019:A:O2'	38:BQ:32:ARG:NH2	2.54	0.41
23:BB:2026:U:H2'	23:BB:2027:G:C8	2.55	0.41
23:BB:2545:G:N3	23:BB:2565:A:H2	2.19	0.41
23:BB:2897:U:H2'	23:BB:2898:U:C6	2.55	0.41
23:BB:356:G:O2'	23:BB:357:C:H5'	2.20	0.41
23:BB:503:A:H5''	23:BB:504:A:H5'	2.02	0.41
23:BB:607:U:C4	23:BB:620:G:O4'	2.73	0.41
23:BB:723:C:H2'	23:BB:724:U:H6	1.84	0.41
23:BB:794:A:C4	23:BB:795:C:C5	3.09	0.41
23:BB:849:A:H2'	23:BB:850:U:C6	2.55	0.41
25:BC:160:TYR:CD2	25:BC:193:GLU:HG2	2.56	0.41
25:BC:24:HIS:HB3	25:BC:27:LYS:HE3	2.03	0.41

Continued on next page...

Continued from previous page...

Atom-1	Atom-2	Interatomic distance (Å)	Clash overlap (Å)
25:BC:37:SER:H	25:BC:62:ARG:HB2	1.86	0.41
26:BD:140:HIS:O	26:BD:142:VAL:N	2.54	0.41
26:BD:145:SER:C	26:BD:146:ILE:HD12	2.40	0.41
26:BD:170:VAL:CG1	26:BD:194:PRO:HG2	2.51	0.41
27:BE:190:ALA:HB1	27:BE:193:VAL:CB	2.50	0.41
27:BE:25:GLU:O	27:BE:27:LEU:N	2.54	0.41
30:BH:69:ALA:HB1	30:BH:141:LYS:HZ3	1.85	0.41
30:BH:41:LYS:N	30:BH:41:LYS:HD2	2.33	0.41
52:BI:16:MET:N	52:BI:42:ASN:OD1	2.54	0.41
31:BJ:125:TYR:CE2	31:BJ:134:ALA:HB2	2.56	0.41
31:BJ:84:ILE:CG2	31:BJ:85:LYS:H	2.31	0.41
32:BK:91:SER:O	32:BK:92:GLU:C	2.59	0.41
33:BL:118:THR:OG1	33:BL:119:PRO:HD3	2.20	0.41
33:BL:84:LYS:O	33:BL:85:VAL:CB	2.69	0.41
34:BM:45:GLN:CG	34:BM:120:ALA:HA	2.51	0.41
36:BO:105:ALA:HA	36:BO:108:ASP:OD2	2.21	0.41
37:BP:45:VAL:HG12	37:BP:65:ASN:HB2	2.02	0.41
38:BQ:108:LEU:HD21	39:BR:52:PRO:O	2.21	0.41
42:BU:9:GLU:CG	42:BU:23:LYS:HB3	2.51	0.41
1:CA:1039:G:O2'	1:CA:1040:U:H5'	2.21	0.41
1:CA:359:G:O2'	1:CA:360:G:H5'	2.21	0.41
1:CA:746:A:H2'	1:CA:747:A:H8	1.86	0.41
1:CA:90:C:H2'	1:CA:91:U:H6	1.84	0.41
1:CA:984:C:H2'	1:CA:985:C:C6	2.56	0.41
4:CE:109:ALA:HB1	4:CE:136:VAL:CG1	2.49	0.41
4:CE:14:LEU:HD13	4:CE:14:LEU:C	2.41	0.41
7:CH:100:ILE:HD12	7:CH:101:ALA:N	2.36	0.41
12:CM:48:SER:C	12:CM:50:GLY:H	2.23	0.41
16:CQ:57:VAL:HB	16:CQ:79:GLU:HB2	2.03	0.41
1:CA:1317:C:H42	18:CS:36:ARG:NH2	2.18	0.41
21:CU:35:GLU:OE1	21:CU:35:GLU:HA	2.20	0.41
50:D3:32:LEU:HA	50:D3:32:LEU:HD22	1.93	0.41
51:D4:36:ARG:HG2	51:D4:36:ARG:NH1	2.34	0.41
22:DA:92:C:H2'	22:DA:93:C:C6	2.56	0.41
23:DB:1268:A:H2'	23:DB:1269:A:C8	2.55	0.41
23:DB:1655:A:H2'	23:DB:1656:C:O4'	2.21	0.41
23:DB:1825:U:H5'	25:DC:244:VAL:HG23	1.99	0.41
23:DB:1897:G:O2'	23:DB:1898:U:H5'	2.20	0.41
23:DB:2597:G:OP1	25:DC:239:PHE:CD2	2.74	0.41
23:DB:2665:A:H2'	23:DB:2666:C:O2	2.21	0.41
23:DB:2710:C:H2'	23:DB:2711:A:C8	2.56	0.41

Continued on next page...

Continued from previous page...

Atom-1	Atom-2	Interatomic distance (Å)	Clash overlap (Å)
23:DB:619:G:H3'	23:DB:620:G:H21	1.86	0.41
23:DB:820:A:H2'	23:DB:821:A:O4'	2.20	0.41
23:DB:869:G:H2'	23:DB:870:U:O4'	2.20	0.41
25:DC:163:ILE:HA	25:DC:173:LEU:HD23	2.03	0.41
25:DC:173:LEU:HD12	25:DC:183:VAL:CG1	2.48	0.41
26:DD:26:VAL:HG13	26:DD:26:VAL:O	2.21	0.41
27:DE:48:THR:CG2	27:DE:85:PHE:N	2.84	0.41
28:DF:99:PHE:CD1	28:DF:102:LEU:HD23	2.56	0.41
31:DJ:128:ASN:O	31:DJ:130:HIS:N	2.54	0.41
31:DJ:36:LEU:O	31:DJ:51:GLY:HA2	2.21	0.41
33:DL:33:ARG:HB3	39:DR:85:LYS:NZ	2.35	0.41
35:DN:106:ASP:O	35:DN:107:ASN:HB3	2.20	0.41
36:DO:10:ARG:HD2	36:DO:94:ARG:HG3	2.02	0.41
40:DS:20:VAL:O	40:DS:24:ILE:HG13	2.21	0.41
42:DU:71:ILE:CG1	42:DU:72:PHE:N	2.84	0.41
24:DV:43:ASP:O	24:DV:47:VAL:HG23	2.20	0.41
43:DW:18:LYS:HG3	43:DW:19:ARG:N	2.36	0.41
44:DX:40:SER:OG	44:DX:42:LEU:HD23	2.20	0.41
44:DX:41:HIS:ND1	44:DX:43:LEU:HD23	2.36	0.41
46:DZ:1:MET:HG3	46:DZ:9:TYR:CE2	2.56	0.41
46:DZ:20:ASN:O	46:DZ:21:VAL:CB	2.63	0.41
46:DZ:11:GLU:O	46:DZ:27:THR:HG22	2.21	0.41
1:AA:1033:G:C3'	1:AA:1034:G:H5''	2.51	0.41
1:AA:1258:G:O2'	1:AA:1259:C:H5'	2.21	0.41
1:AA:1458:G:H2'	1:AA:1459:G:C8	2.56	0.41
1:AA:31:G:H2'	1:AA:48:C:H41	1.86	0.41
1:AA:601:G:O2'	1:AA:602:A:H5'	2.21	0.41
1:AA:846:G:H5'	1:AA:847:G:OP2	2.21	0.41
1:AA:890:G:O2'	1:AA:906:A:N6	2.53	0.41
1:AA:91:U:H2'	1:AA:92:U:C6	2.56	0.41
1:AA:960:U:C1'	1:AA:961:U:OP2	2.69	0.41
20:AB:202:ASN:ND2	20:AB:204:ASP:N	2.60	0.41
20:AB:96:LEU:HD23	20:AB:99:MET:CE	2.50	0.41
2:AC:137:VAL:HG11	2:AC:150:VAL:HG21	2.01	0.41
2:AC:176:THR:O	2:AC:179:ALA:HB3	2.21	0.41
1:AA:1057:G:H4'	2:AC:194:VAL:O	2.21	0.41
3:AD:37:PRO:HD2	3:AD:41:GLY:CA	2.51	0.41
3:AD:55:ARG:NH2	3:AD:58:GLN:NE2	2.67	0.41
5:AF:7:VAL:HB	5:AF:61:LEU:HD22	2.03	0.41
1:AA:736:C:H4'	5:AF:88:MET:HE3	2.02	0.41
7:AH:113:ARG:HE	7:AH:113:ARG:C	2.23	0.41

Continued on next page...

Continued from previous page...

Atom-1	Atom-2	Interatomic distance (Å)	Clash overlap (Å)
8:AI:35:GLU:N	8:AI:35:GLU:OE2	2.54	0.41
8:AI:56:MET:HA	8:AI:59:LYS:HB2	2.03	0.41
9:AJ:67:ILE:CG1	13:AN:95:LEU:HD13	2.44	0.41
14:AO:15:GLY:HA3	14:AO:20:ASP:OD1	2.21	0.41
14:AO:52:ARG:HG3	14:AO:55:LEU:HD23	2.03	0.41
17:AR:24:ASP:O	17:AR:28:LEU:HD13	2.20	0.41
49:B2:9:VAL:O	49:B2:12:ARG:HB2	2.20	0.41
51:B4:11:CYS:SG	51:B4:12:ARG:N	2.94	0.41
51:B4:24:ARG:NH2	51:B4:36:ARG:HH11	2.19	0.41
23:BB:1142:A:C4	23:BB:1144:A:C8	3.08	0.41
23:BB:1192:G:C2'	23:BB:1193:G:H5'	2.50	0.41
23:BB:134:G:C6	23:BB:146:A:C6	3.08	0.41
23:BB:137:U:H2'	23:BB:138:U:C5'	2.51	0.41
23:BB:1568:G:H5''	25:BC:60:ALA:HB3	2.02	0.41
23:BB:1764:C:H2'	23:BB:1765:U:C6	2.56	0.41
23:BB:1795:C:H2'	23:BB:1796:U:H6	1.85	0.41
23:BB:1989:G:H2'	23:BB:1990:C:O4'	2.21	0.41
23:BB:2441:U:O2'	23:BB:2442:C:H5'	2.21	0.41
23:BB:2617:U:O2'	23:BB:2618:G:H5'	2.21	0.41
23:BB:2653:U:HO2'	29:BG:109:SER:CB	2.34	0.41
23:BB:2720:U:H2'	23:BB:2721:A:C8	2.55	0.41
23:BB:286:U:H2'	23:BB:287:G:H8	1.86	0.41
25:BC:107:LYS:H	25:BC:194:VAL:CG2	2.31	0.41
25:BC:185:ALA:C	25:BC:187:CYS:H	2.24	0.41
25:BC:143:VAL:HG12	25:BC:187:CYS:SG	2.61	0.41
26:BD:46:ARG:HD2	26:BD:80:TRP:CH2	2.55	0.41
27:BE:146:VAL:HG23	27:BE:148:ILE:HG23	2.02	0.41
27:BE:153:LEU:HD11	27:BE:193:VAL:HG11	2.02	0.41
30:BH:66:ASN:OD1	30:BH:138:VAL:HG11	2.20	0.41
31:BJ:35:ARG:C	31:BJ:37:ARG:H	2.24	0.41
32:BK:108:ARG:HG3	32:BK:108:ARG:NH1	2.36	0.41
23:BB:196:A:N7	33:BL:52:GLY:HA2	2.36	0.41
34:BM:8:LYS:NZ	34:BM:69:PRO:HG2	2.36	0.41
23:BB:2020:A:OP1	38:BQ:25:GLY:HA3	2.20	0.41
23:BB:1225:G:C5'	39:BR:78:ARG:NH2	2.84	0.41
42:BU:71:ILE:HG21	42:BU:95:PHE:CE1	2.55	0.41
24:BV:87:GLN:N	24:BV:87:GLN:NE2	2.69	0.41
43:BW:81:ILE:HG13	43:BW:82:GLU:HG2	2.03	0.41
45:BY:16:LEU:CB	45:BY:17:PRO:CD	2.91	0.41
46:BZ:3:LYS:HG3	46:BZ:6:HIS:O	2.21	0.41
1:CA:181:A:HI'	1:CA:182:A:C2	2.56	0.41

Continued on next page...

Continued from previous page...

Atom-1	Atom-2	Interatomic distance (Å)	Clash overlap (Å)
1:CA:599:C:H2'	1:CA:600:A:H8	1.85	0.41
1:CA:607:A:H2'	1:CA:608:A:H8	1.86	0.41
1:CA:672:U:H2'	1:CA:673:A:H8	1.83	0.41
1:CA:728:A:H2'	1:CA:729:A:C8	2.55	0.41
1:CA:737:C:H2'	1:CA:738:C:C6	2.55	0.41
1:CA:738:C:H2'	1:CA:739:C:H6	1.86	0.41
1:CA:828:U:H2'	1:CA:829:G:O5'	2.21	0.41
1:CA:830:G:H2'	1:CA:831:A:H8	1.86	0.41
1:CA:407:U:O2'	3:CD:112:GLU:HG3	2.21	0.41
3:CD:160:LEU:C	3:CD:160:LEU:HD13	2.41	0.41
8:CI:109:GLN:HE21	8:CI:109:GLN:HB3	1.61	0.41
8:CI:56:MET:C	8:CI:58:GLU:N	2.73	0.41
8:CI:20:ILE:CG2	8:CI:60:LEU:HD22	2.51	0.41
11:CL:29:LYS:HB3	11:CL:56:LEU:HD22	2.02	0.41
11:CL:79:ILE:C	11:CL:101:LEU:HD12	2.41	0.41
11:CL:49:ARG:CD	11:CL:89:LEU:HD21	2.51	0.41
1:CA:750:C:O2	14:CO:22:GLY:HA3	2.21	0.41
14:CO:49:HIS:O	14:CO:52:ARG:HB3	2.21	0.41
18:CS:41:PRO:HA	18:CS:44:ILE:CG1	2.50	0.41
48:D1:34:GLU:HB3	48:D1:50:GLU:HB3	2.03	0.41
48:D1:5:ARG:HG2	48:D1:5:ARG:NH1	2.35	0.41
23:DB:247:G:O6	50:D3:7:ARG:HD2	2.21	0.41
51:D4:15:LYS:C	51:D4:17:VAL:N	2.74	0.41
51:D4:23:ILE:CD1	51:D4:24:ARG:HH11	2.34	0.41
23:DB:103:A:H3'	23:DB:104:A:H8	1.85	0.41
23:DB:1099:G:C5'	52:DI:3:LYS:CA	2.99	0.41
23:DB:1120:G:H2'	23:DB:1121:C:C6	2.56	0.41
23:DB:1390:U:O2'	23:DB:1391:U:H5'	2.20	0.41
23:DB:1528:A:C2'	23:DB:1529:G:H5'	2.50	0.41
23:DB:1593:A:H2'	23:DB:1594:U:O4'	2.20	0.41
23:DB:1841:U:H2'	23:DB:1842:G:C8	2.55	0.41
23:DB:1924:C:O2'	23:DB:1925:C:H5'	2.21	0.41
23:DB:2188:U:O2'	23:DB:2189:U:H5'	2.21	0.41
23:DB:2559:C:O2'	23:DB:2560:A:H5'	2.19	0.41
23:DB:296:U:H3'	55:DB:3414:HOH:O	2.21	0.41
23:DB:301:G:C4	23:DB:302:C:C6	3.09	0.41
23:DB:583:G:H2'	23:DB:584:C:H6	1.86	0.41
25:DC:103:ILE:HG22	25:DC:104:LEU:N	2.36	0.41
26:DD:100:LEU:HD13	26:DD:100:LEU:C	2.41	0.41
26:DD:197:THR:CG2	26:DD:198:GLY:H	2.08	0.41
23:DB:443:A:C8	27:DE:40:ARG:HG2	2.55	0.41

Continued on next page...

Continued from previous page...

Atom-1	Atom-2	Interatomic distance (Å)	Clash overlap (Å)
28:DF:98:PHE:HA	28:DF:101:ARG:CG	2.50	0.41
29:DG:152:ARG:HA	29:DG:153:PRO:HD3	1.96	0.41
30:DH:67:ALA:C	30:DH:69:ALA:H	2.23	0.41
52:DI:100:ILE:CG2	52:DI:104:GLN:HB2	2.50	0.41
34:DM:127:LYS:C	34:DM:127:LYS:HD3	2.41	0.41
36:DO:30:ARG:CD	36:DO:97:PHE:HD2	2.33	0.41
37:DP:61:ARG:CB	37:DP:61:ARG:CZ	2.98	0.41
37:DP:91:VAL:O	37:DP:92:ARG:CB	2.69	0.41
42:DU:26:ASN:O	42:DU:28:LEU:HG	2.21	0.41
44:DX:7:ARG:C	44:DX:8:GLU:HG3	2.41	0.41
45:DY:24:LEU:C	45:DY:26:LEU:N	2.74	0.41
45:DY:5:LYS:NZ	45:DY:5:LYS:CB	2.84	0.41
1:AA:1276:G:H2'	1:AA:1277:C:C6	2.56	0.41
1:AA:1401:G:O2'	1:AA:1402:C:H5'	2.20	0.41
1:AA:358:U:H2'	1:AA:359:G:H8	1.86	0.41
1:AA:359:G:O2'	1:AA:360:G:H5'	2.21	0.41
1:AA:393:A:O2'	1:AA:394:G:H5'	2.20	0.41
1:AA:367:U:OP1	1:AA:395:C:H1'	2.21	0.41
1:AA:580:C:H2'	1:AA:581:G:O4'	2.21	0.41
1:AA:611:C:H2'	1:AA:612:C:C6	2.56	0.41
1:AA:612:C:H2'	1:AA:613:C:C6	2.56	0.41
20:AB:140:LEU:HD22	20:AB:144:GLU:OE2	2.20	0.41
3:AD:197:HIS:HA	3:AD:200:VAL:HG22	2.03	0.41
4:AE:81:GLN:NE2	4:AE:82:HIS:ND1	2.68	0.41
8:AI:9:GLY:O	8:AI:16:ALA:HB3	2.21	0.41
8:AI:52:GLU:N	8:AI:56:MET:HG2	2.35	0.41
13:AN:68:ARG:HH11	13:AN:70:HIS:HB2	1.85	0.41
16:AQ:10:ARG:HD3	16:AQ:55:GLY:H	1.86	0.41
48:B1:11:VAL:HG13	48:B1:12:SER:N	2.35	0.41
49:B2:38:GLY:O	49:B2:39:ARG:C	2.58	0.41
49:B2:39:ARG:HB2	49:B2:39:ARG:NH1	2.35	0.41
50:B3:4:LYS:HZ1	50:B3:59:ALA:H	1.69	0.41
22:BA:109:A:O2'	22:BA:110:C:H5'	2.20	0.41
23:BB:1060:U:C1'	23:BB:1062:G:H5'	2.51	0.41
23:BB:1170:C:O2'	23:BB:1171:G:H5'	2.21	0.41
23:BB:1198:U:H2'	23:BB:1199:U:C5	2.55	0.41
23:BB:1449:G:H2'	23:BB:1450:G:C8	2.56	0.41
23:BB:1936:A:C2	23:BB:1943:U:H5	2.39	0.41
23:BB:197:A:H4'	23:BB:2069:G:OP2	2.21	0.41
23:BB:2139:U:O5'	23:BB:2139:U:H6	2.04	0.41
23:BB:2621:G:P	26:BD:124:ARG:HH22	2.44	0.41

Continued on next page...

Continued from previous page...

Atom-1	Atom-2	Interatomic distance (Å)	Clash overlap (Å)
23:BB:264:C:C2'	23:BB:265:A:H5''	2.51	0.41
23:BB:2693:G:O2'	23:BB:2694:G:H5'	2.21	0.41
23:BB:527:C:H5''	23:BB:2779:U:N3	2.36	0.41
23:BB:28:A:H2'	23:BB:29:U:H6	1.85	0.41
23:BB:570:G:C2'	23:BB:571:U:H5'	2.51	0.41
23:BB:730:A:C2	23:BB:731:C:C6	3.09	0.41
23:BB:820:A:H2'	23:BB:821:A:O4'	2.21	0.41
25:BC:152:GLN:HB3	25:BC:153:LEU:H	1.53	0.41
25:BC:205:GLY:O	25:BC:206:LYS:HG2	2.21	0.41
28:BF:116:LEU:HG	28:BF:175:PRO:O	2.21	0.41
30:BH:41:LYS:O	30:BH:42:LYS:C	2.59	0.41
31:BJ:16:TYR:HD2	31:BJ:140:LEU:HB2	1.86	0.41
33:BL:2:ARG:NH1	33:BL:4:ASN:HD21	2.19	0.41
34:BM:8:LYS:HZ2	34:BM:69:PRO:HB2	1.84	0.41
34:BM:8:LYS:NZ	34:BM:69:PRO:HB2	2.36	0.41
35:BN:103:ARG:HG2	35:BN:103:ARG:O	2.21	0.41
36:BO:36:TYR:HA	36:BO:52:SER:HB2	2.03	0.41
37:BP:28:LYS:HB3	37:BP:44:GLY:H	1.85	0.41
37:BP:5:LYS:C	37:BP:7:LEU:N	2.71	0.41
38:BQ:50:ARG:HG2	38:BQ:50:ARG:HH11	1.86	0.41
39:BR:73:LYS:O	39:BR:74:ILE:O	2.39	0.41
40:BS:37:THR:HG23	40:BS:38:TYR:CD1	2.56	0.41
42:BU:38:ILE:HB	42:BU:62:ALA:HB3	2.03	0.41
42:BU:41:VAL:O	42:BU:41:VAL:HG13	2.20	0.41
43:BW:14:ASP:O	43:BW:15:SER:HB3	2.21	0.41
44:BX:50:VAL:O	44:BX:53:VAL:HG23	2.21	0.41
1:CA:1004:A:H3'	1:CA:1005:A:C8	2.54	0.41
1:CA:1015:G:O2'	1:CA:1016:A:H5'	2.21	0.41
1:CA:1018:G:H2'	1:CA:1019:A:C8	2.55	0.41
1:CA:1029:U:N3	1:CA:1033:G:C2	2.89	0.41
1:CA:175:C:H2'	1:CA:176:C:H6	1.86	0.41
1:CA:208:U:C2'	1:CA:209:U:H5''	2.50	0.41
1:CA:276:G:O2'	1:CA:277:C:H5'	2.21	0.41
1:CA:358:U:H2'	1:CA:359:G:H8	1.86	0.41
1:CA:493:A:O4'	1:CA:493:A:N3	2.54	0.41
1:CA:691:G:H1'	1:CA:696:A:H61	1.84	0.41
1:CA:878:A:H2'	1:CA:879:C:C6	2.56	0.41
20:CB:148:GLY:C	20:CB:150:ILE:H	2.24	0.41
2:CC:37:LYS:HB3	2:CC:41:TYR:CE1	2.56	0.41
2:CC:91:ALA:HB2	2:CC:98:ALA:CB	2.51	0.41
4:CE:21:SER:HA	4:CE:29:ILE:O	2.20	0.41

Continued on next page...

Continued from previous page...

Atom-1	Atom-2	Interatomic distance (Å)	Clash overlap (Å)
7:CH:17:GLN:NE2	7:CH:69:ALA:HB1	2.36	0.41
8:CI:35:GLU:O	8:CI:39:GLY:HA2	2.21	0.41
8:CI:94:ARG:HH11	8:CI:98:ARG:NH1	2.19	0.41
13:CN:29:ILE:HB	13:CN:44:VAL:HG21	2.03	0.41
16:CQ:56:ASP:HA	16:CQ:81:ALA:HA	2.03	0.41
17:CR:47:ARG:HH12	17:CR:49:LYS:H	1.69	0.41
19:CT:38:ILE:HA	19:CT:85:LEU:HD22	2.02	0.41
22:DA:70:C:H2'	22:DA:71:C:H6	1.85	0.41
22:DA:76:G:O2'	22:DA:77:U:H5'	2.21	0.41
23:DB:1030:C:O2'	23:DB:1031:G:H5'	2.21	0.41
23:DB:1041:G:C2	23:DB:1042:G:N7	2.88	0.41
23:DB:1827:U:C2'	23:DB:1828:G:H5'	2.51	0.41
23:DB:1831:G:H2'	23:DB:1832:C:C6	2.56	0.41
23:DB:2195:U:O2'	23:DB:2196:C:H5'	2.21	0.41
23:DB:2308:G:N3	23:DB:2308:G:H3'	2.35	0.41
23:DB:2441:U:O2'	23:DB:2442:C:H5'	2.21	0.41
23:DB:266:G:O4'	23:DB:266:G:OP2	2.38	0.41
23:DB:2693:G:O2'	23:DB:2694:G:H5'	2.21	0.41
23:DB:2694:G:O2'	23:DB:2695:U:H5'	2.21	0.41
23:DB:2825:G:C2'	23:DB:2826:A:H5'	2.51	0.41
23:DB:288:U:H2'	23:DB:289:G:C8	2.56	0.41
23:DB:349:U:O2	23:DB:349:U:H2'	2.20	0.41
23:DB:458:G:O2'	23:DB:459:U:OP2	2.39	0.41
23:DB:927:A:H2'	23:DB:928:A:C8	2.55	0.41
25:DC:115:ILE:O	25:DC:116:GLN:HG3	2.21	0.41
25:DC:144:GLU:HG2	25:DC:150:GLY:HA2	2.02	0.41
25:DC:62:ARG:O	25:DC:62:ARG:NE	2.53	0.41
25:DC:63:ILE:HG23	25:DC:102:TYR:HD1	1.82	0.41
26:DD:160:LYS:HG3	26:DD:160:LYS:O	2.21	0.41
29:DG:145:ALA:HA	29:DG:148:ARG:HG2	2.02	0.41
29:DG:25:ILE:O	29:DG:31:GLU:HA	2.21	0.41
30:DH:68:ARG:HE	30:DH:71:LYS:CE	2.26	0.41
52:DI:8:VAL:HG11	52:DI:30:GLN:HG3	2.03	0.41
32:DK:63:VAL:HB	32:DK:83:ALA:CB	2.51	0.41
33:DL:25:SER:HB2	33:DL:26:GLY:H	1.55	0.41
34:DM:112:LEU:HA	34:DM:112:LEU:HD23	1.89	0.41
34:DM:124:LEU:O	34:DM:124:LEU:HD12	2.21	0.41
34:DM:16:ARG:NE	34:DM:18:ARG:NH1	2.65	0.41
34:DM:66:ARG:HA	34:DM:66:ARG:NE	2.35	0.41
35:DN:98:LEU:HD11	35:DN:114:GLU:OE2	2.20	0.41
37:DP:27:VAL:O	37:DP:29:VAL:N	2.53	0.41

Continued on next page...

Continued from previous page...

Atom-1	Atom-2	Interatomic distance (Å)	Clash overlap (Å)
37:DP:27:VAL:HB	37:DP:86:LYS:O	2.22	0.41
38:DQ:102:LYS:O	38:DQ:106:THR:HG22	2.20	0.41
38:DQ:95:ALA:O	38:DQ:98:ALA:HB3	2.20	0.41
39:DR:10:LYS:O	39:DR:11:GLN:HB2	2.21	0.41
42:DU:95:PHE:HB2	42:DU:99:SER:C	2.41	0.41
44:DX:31:GLN:NE2	44:DX:31:GLN:CA	2.83	0.41
1:AA:1015:G:O2'	1:AA:1016:A:H5'	2.20	0.40
1:AA:1058:G:H2'	1:AA:1059:C:O4'	2.20	0.40
1:AA:1072:G:H2'	1:AA:1073:U:H6	1.86	0.40
1:AA:1150:A:N6	1:AA:1151:A:N6	2.69	0.40
1:AA:1219:A:OP1	13:AN:52:ARG:HG2	2.20	0.40
1:AA:1309:G:O2'	1:AA:1310:G:H5'	2.20	0.40
1:AA:1386:G:H2'	1:AA:1387:G:H8	1.85	0.40
1:AA:1462:C:H2'	1:AA:1463:U:H6	1.86	0.40
1:AA:213:G:C8	1:AA:214:C:C5	3.08	0.40
1:AA:276:G:O2'	1:AA:277:C:H5'	2.21	0.40
1:AA:37:U:O2'	1:AA:38:G:H5'	2.21	0.40
1:AA:415:A:O4'	1:AA:415:A:N3	2.53	0.40
1:AA:80:A:C2	1:AA:81:A:C4	3.09	0.40
1:AA:951:G:O2'	1:AA:952:U:H5'	2.21	0.40
20:AB:88:GLN:HE21	20:AB:88:GLN:HB2	1.65	0.40
2:AC:110:LEU:HD22	2:AC:145:ALA:HB2	2.04	0.40
2:AC:132:ALA:HA	2:AC:136:ALA:HB3	2.02	0.40
2:AC:40:GLN:CD	2:AC:44:LYS:HD2	2.42	0.40
4:AE:17:VAL:CG2	4:AE:34:ALA:HB2	2.50	0.40
6:AG:101:ARG:O	6:AG:105:GLU:N	2.46	0.40
7:AH:47:ASP:CG	7:AH:48:PHE:H	2.25	0.40
9:AJ:48:ARG:HA	9:AJ:66:GLU:HA	2.03	0.40
11:AL:56:LEU:H	11:AL:56:LEU:CD1	2.34	0.40
13:AN:27:LYS:NZ	13:AN:28:ALA:HB2	2.36	0.40
13:AN:92:ILE:HG21	13:AN:95:LEU:HD23	2.03	0.40
14:AO:34:GLN:HG2	14:AO:58:MET:HE1	2.03	0.40
16:AQ:64:ARG:HG3	16:AQ:65:PRO:HD2	2.03	0.40
18:AS:62:THR:HG22	18:AS:63:ASP:N	2.36	0.40
47:B0:39:ARG:HG2	47:B0:39:ARG:NH1	2.36	0.40
23:BB:2347:C:OP2	50:B3:37:THR:HG21	2.21	0.40
23:BB:2479:U:OP1	51:B4:1:MET:HE1	2.22	0.40
23:BB:330:A:N7	23:BB:1210:G:H2'	2.37	0.40
23:BB:1446:C:H2'	23:BB:1447:C:H6	1.86	0.40
23:BB:1537:G:C2'	23:BB:1538:G:H5'	2.51	0.40
23:BB:1765:U:O2'	23:BB:1766:G:H5'	2.19	0.40

Continued on next page...

Continued from previous page...

Atom-1	Atom-2	Interatomic distance (Å)	Clash overlap (Å)
23:BB:175:G:O2'	23:BB:176:A:H5'	2.21	0.40
23:BB:1998:A:OP2	26:BD:141:ARG:NH2	2.54	0.40
23:BB:2221:G:H2'	23:BB:2222:C:C6	2.57	0.40
23:BB:2285:C:N4	48:B1:24:LYS:NZ	2.69	0.40
23:BB:2408:U:H2'	23:BB:2409:G:C8	2.55	0.40
23:BB:2595:G:N2	23:BB:2597:G:H3'	2.37	0.40
23:BB:2756:U:H5'	51:B4:18:LYS:NZ	2.36	0.40
23:BB:298:G:H1'	23:BB:340:A:H61	1.86	0.40
23:BB:600:G:H2'	23:BB:601:C:H6	1.84	0.40
23:BB:619:G:H3'	23:BB:620:G:H21	1.86	0.40
23:BB:949:G:O2'	23:BB:950:G:H5'	2.21	0.40
25:BC:229:HIS:O	25:BC:231:HIS:N	2.40	0.40
23:BB:691:C:H1'	25:BC:42:ARG:NH1	2.36	0.40
1:AA:807:A:O2'	25:BC:4:LYS:HB2	2.21	0.40
25:BC:67:LYS:O	25:BC:68:ARG:CB	2.66	0.40
26:BD:170:VAL:CG1	26:BD:171:THR:H	2.13	0.40
26:BD:68:PHE:O	26:BD:70:LYS:N	2.46	0.40
23:BB:2306:C:H1'	28:BF:132:ARG:NH2	2.37	0.40
29:BG:6:ALA:H	29:BG:7:PRO:CD	2.34	0.40
30:BH:89:LYS:O	30:BH:90:LEU:HD12	2.21	0.40
31:BJ:39:LYS:C	31:BJ:41:LYS:N	2.74	0.40
33:BL:106:GLU:HG2	33:BL:107:PHE:N	2.36	0.40
23:BB:911:A:N6	34:BM:13:HIS:HB3	2.36	0.40
34:BM:70:ASP:C	34:BM:71:LYS:HG3	2.41	0.40
34:BM:82:MET:O	34:BM:84:LYS:HG3	2.21	0.40
34:BM:96:ILE:O	34:BM:97:GLN:HG3	2.21	0.40
35:BN:110:MET:O	35:BN:111:ALA:HB3	2.20	0.40
35:BN:28:LEU:HD22	35:BN:48:VAL:HG11	2.03	0.40
37:BP:2:ASN:ND2	37:BP:2:ASN:N	2.61	0.40
40:BS:24:ILE:O	40:BS:25:ARG:HB2	2.20	0.40
42:BU:69:VAL:CG1	42:BU:77:GLY:H	2.34	0.40
44:BX:36:GLN:OE1	44:BX:37:LEU:HG	2.22	0.40
46:BZ:49:ARG:C	46:BZ:51:VAL:N	2.72	0.40
1:CA:1271:A:H2'	1:CA:1272:G:H8	1.86	0.40
1:CA:1526:G:H2'	1:CA:1527:U:H6	1.85	0.40
1:CA:1530:G:H2'	1:CA:1531:A:C8	2.55	0.40
1:CA:401:C:H2'	1:CA:402:G:H8	1.86	0.40
1:CA:442:G:H2'	1:CA:443:C:H6	1.84	0.40
1:CA:60:A:HO2'	1:CA:61:G:C5'	2.35	0.40
1:CA:651:C:O2'	1:CA:652:U:H5'	2.21	0.40
1:CA:656:G:O2'	1:CA:657:U:H5'	2.21	0.40

Continued on next page...

Continued from previous page...

Atom-1	Atom-2	Interatomic distance (Å)	Clash overlap (Å)
1:CA:977:A:H3'	1:CA:1362:A:N6	2.32	0.40
20:CB:26:MET:SD	20:CB:192:PRO:HD3	2.61	0.40
20:CB:207:ARG:O	20:CB:208:ALA:C	2.59	0.40
20:CB:77:GLU:O	20:CB:80:LYS:HG2	2.21	0.40
9:CJ:57:VAL:HG13	9:CJ:58:ASN:N	2.36	0.40
10:CK:67:GLU:HG3	10:CK:68:ARG:N	2.36	0.40
11:CL:56:LEU:HD12	11:CL:60:PHE:CB	2.50	0.40
15:CP:43:ALA:C	15:CP:45:GLU:H	2.23	0.40
18:CS:9:PHE:O	18:CS:10:ILE:HG23	2.21	0.40
19:CT:38:ILE:HD11	19:CT:82:ILE:CG2	2.47	0.40
48:D1:4:ILE:HG13	48:D1:4:ILE:O	2.21	0.40
22:DA:49:C:H5''	36:DO:101:GLY:HA3	2.03	0.40
23:DB:1019:U:O2'	23:DB:1021:A:C2	2.70	0.40
23:DB:1092:C:C2'	23:DB:1093:G:H5'	2.51	0.40
23:DB:1549:A:H2'	23:DB:1550:C:H6	1.84	0.40
23:DB:1310:G:H1'	23:DB:1611:C:H5'	2.03	0.40
23:DB:1764:C:H2'	23:DB:1765:U:C6	2.56	0.40
23:DB:1792:G:O2'	23:DB:1793:C:H5'	2.21	0.40
23:DB:1864:U:OP1	23:DB:2411:A:H5'	2.21	0.40
23:DB:189:G:H2'	23:DB:205:G:N2	2.37	0.40
23:DB:1936:A:C2	23:DB:1943:U:H5	2.39	0.40
23:DB:2215:C:H2'	23:DB:2216:G:C8	2.56	0.40
23:DB:2221:G:H2'	23:DB:2222:C:H6	1.85	0.40
23:DB:2389:G:H5''	23:DB:2390:U:O4'	2.20	0.40
23:DB:182:A:H1'	23:DB:434:U:H5'	2.03	0.40
23:DB:848:C:H2'	23:DB:849:A:C8	2.56	0.40
22:DA:99:A:N1	23:DB:863:A:C4'	2.85	0.40
25:DC:122:ALA:O	25:DC:124:LYS:HG2	2.21	0.40
25:DC:68:ARG:HH21	25:DC:190:THR:HG23	1.83	0.40
25:DC:9:SER:OG	25:DC:202:ARG:NH2	2.55	0.40
26:DD:79:LEU:CG	26:DD:80:TRP:N	2.83	0.40
31:DJ:133:ALA:C	31:DJ:135:GLN:H	2.23	0.40
31:DJ:33:ALA:O	31:DJ:36:LEU:HB2	2.20	0.40
32:DK:43:ILE:CD1	32:DK:58:LEU:HD21	2.50	0.40
23:DB:2405:G:C5'	33:DL:70:LYS:HE3	2.51	0.40
36:DO:15:ARG:HH12	43:DW:76:ARG:HD2	1.86	0.40
37:DP:50:ARG:HD2	37:DP:99:LEU:HB3	2.03	0.40
39:DR:39:LEU:HG	39:DR:62:GLU:HG2	2.02	0.40
39:DR:73:LYS:HD2	39:DR:73:LYS:H	1.85	0.40
39:DR:76:LYS:CE	39:DR:90:ARG:HD3	2.52	0.40
41:DT:12:ARG:HG2	41:DT:13:ALA:H	1.85	0.40

Continued on next page...

Continued from previous page...

Atom-1	Atom-2	Interatomic distance (Å)	Clash overlap (Å)
42:DU:43:LYS:NZ	42:DU:43:LYS:CB	2.84	0.40
42:DU:44:HIS:O	42:DU:46:LYS:HD2	2.21	0.40
42:DU:96:LYS:HB2	42:DU:96:LYS:HE2	1.94	0.40
24:DV:65:VAL:O	24:DV:67:GLY:N	2.51	0.40
23:DB:2279:G:N7	43:DW:10:ARG:HG3	2.36	0.40
43:DW:24:ARG:HE	43:DW:58:LEU:HB2	1.86	0.40
43:DW:48:ALA:HA	43:DW:54:ARG:N	2.35	0.40
46:DZ:1:MET:C	46:DZ:2:LYS:HG3	2.41	0.40
1:AA:123:U:H5''	1:AA:311:C:HO2'	1.86	0.40
1:AA:1343:G:H1'	8:AI:122:ARG:NH1	2.35	0.40
1:AA:175:C:H2'	1:AA:176:C:H6	1.85	0.40
1:AA:239:U:C6	1:AA:239:U:C5'	2.97	0.40
1:AA:471:U:O2'	1:AA:472:U:H5'	2.21	0.40
1:AA:669:G:O2'	1:AA:670:G:H5'	2.22	0.40
2:AC:90:VAL:C	2:AC:93:ILE:HG22	2.42	0.40
3:AD:153:ARG:HG2	3:AD:153:ARG:NH1	2.36	0.40
3:AD:187:ARG:HG3	3:AD:187:ARG:HH11	1.85	0.40
5:AF:88:MET:HE1	5:AF:89:VAL:C	2.41	0.40
6:AG:132:THR:HG23	6:AG:135:LYS:NZ	2.35	0.40
7:AH:26:MET:CB	7:AH:27:PRO:HD2	2.49	0.40
7:AH:76:ARG:HD3	7:AH:79:ARG:HB3	2.02	0.40
11:AL:31:GLY:O	11:AL:78:VAL:HG13	2.22	0.40
12:AM:106:ARG:HD3	12:AM:109:LYS:HD2	2.03	0.40
14:AO:82:GLU:OE1	14:AO:82:GLU:HA	2.21	0.40
16:AQ:10:ARG:NE	16:AQ:56:ASP:O	2.54	0.40
16:AQ:4:ILE:HD12	16:AQ:5:ARG:H	1.85	0.40
18:AS:18:VAL:HG13	18:AS:19:GLU:N	2.36	0.40
48:B1:35:LEU:O	48:B1:35:LEU:HG	2.21	0.40
49:B2:8:SER:OG	49:B2:11:LYS:HB2	2.21	0.40
22:BA:30:C:H2'	22:BA:31:C:H5'	2.03	0.40
22:BA:81:G:H2'	22:BA:82:U:H6	1.85	0.40
23:BB:1017:G:H2'	23:BB:1018:U:H6	1.86	0.40
23:BB:102:U:H4'	23:BB:103:A:OP2	2.13	0.40
23:BB:1185:G:H5''	23:BB:1186:G:OP1	2.21	0.40
23:BB:123:G:O2'	23:BB:124:G:H5'	2.21	0.40
23:BB:135:U:O5'	23:BB:135:U:H6	2.04	0.40
23:BB:1411:U:O2'	23:BB:1412:U:H5'	2.21	0.40
23:BB:154:U:O2'	23:BB:155:A:H5'	2.22	0.40
23:BB:1719:G:O2'	23:BB:1720:U:H5'	2.22	0.40
23:BB:2311:A:H1'	28:BF:76:PHE:HE1	1.87	0.40
23:BB:2313:C:H2'	23:BB:2314:A:H8	1.84	0.40

Continued on next page...

Continued from previous page...

Atom-1	Atom-2	Interatomic distance (Å)	Clash overlap (Å)
23:BB:2732:G:H3'	23:BB:2733:A:H5'	2.02	0.40
23:BB:2799:A:H4'	23:BB:2800:A:C8	2.56	0.40
23:BB:2838:G:C4	23:BB:2839:G:C8	3.10	0.40
23:BB:428:A:H2'	23:BB:429:A:O4'	2.21	0.40
23:BB:622:G:H2'	23:BB:623:C:C6	2.56	0.40
23:BB:975:A:N6	23:BB:989:G:H1'	2.37	0.40
23:BB:977:G:H5'	23:BB:1155:A:H4'	2.03	0.40
25:BC:175:LEU:HG	25:BC:175:LEU:H	1.74	0.40
25:BC:216:ARG:O	25:BC:218:THR:N	2.53	0.40
25:BC:220:ARG:NH1	25:BC:220:ARG:HG3	2.36	0.40
25:BC:237:ARG:HE	25:BC:237:ARG:C	2.25	0.40
25:BC:259:ASN:O	25:BC:261:ARG:HG2	2.21	0.40
26:BD:103:ASP:C	26:BD:105:LYS:H	2.23	0.40
26:BD:187:LEU:HD23	26:BD:187:LEU:C	2.41	0.40
26:BD:192:ALA:O	26:BD:193:VAL:HG12	2.22	0.40
28:BF:109:ARG:CG	28:BF:136:ILE:HG13	2.50	0.40
28:BF:13:LYS:HE2	28:BF:24:VAL:HG12	2.03	0.40
28:BF:12:VAL:CG1	28:BF:27:VAL:HG21	2.49	0.40
29:BG:131:VAL:HG13	29:BG:133:LYS:CE	2.49	0.40
29:BG:26:LYS:HB3	29:BG:26:LYS:HE2	1.85	0.40
30:BH:28:ASN:O	30:BH:29:PHE:HB2	2.21	0.40
31:BJ:23:LYS:N	31:BJ:23:LYS:HD2	2.33	0.40
31:BJ:60:ASP:OD1	31:BJ:97:PRO:HG2	2.21	0.40
33:BL:65:GLY:O	33:BL:66:PHE:HB3	2.20	0.40
33:BL:94:THR:CG2	33:BL:95:LEU:HD12	2.37	0.40
34:BM:21:ALA:C	34:BM:96:ILE:HG13	2.42	0.40
34:BM:81:ARG:HG3	34:BM:81:ARG:O	2.21	0.40
35:BN:73:ASN:N	35:BN:73:ASN:ND2	2.68	0.40
32:BK:76:VAL:O	37:BP:74:GLN:HG2	2.21	0.40
37:BP:92:ARG:NH2	37:BP:110:LYS:HB3	2.36	0.40
38:BQ:5:ARG:H	38:BQ:5:ARG:HD3	1.86	0.40
38:BQ:92:LYS:HG2	38:BQ:93:ILE:N	2.10	0.40
40:BS:86:MET:HB3	40:BS:94:ASP:HB3	2.03	0.40
42:BU:10:VAL:O	42:BU:11:ILE:HD13	2.22	0.40
24:BV:9:ARG:HH22	24:BV:27:PRO:HB3	1.86	0.40
45:BY:6:ILE:O	45:BY:6:ILE:HG12	2.20	0.40
1:CA:1011:C:H2'	1:CA:1012:A:H8	1.85	0.40
1:CA:119:A:H4'	1:CA:120:A:O4'	2.21	0.40
1:CA:1209:C:O2'	1:CA:1210:C:H5'	2.21	0.40
1:CA:123:U:H2'	1:CA:124:C:H6	1.86	0.40
1:CA:1446:A:N6	1:CA:1447:A:N6	2.69	0.40

Continued on next page...

Continued from previous page...

Atom-1	Atom-2	Interatomic distance (Å)	Clash overlap (Å)
1:CA:144:G:H2'	1:CA:145:G:C8	2.56	0.40
1:CA:213:G:C8	1:CA:214:C:C5	3.09	0.40
1:CA:374:A:OP1	1:CA:452:A:N1	2.55	0.40
1:CA:666:G:H5'	1:CA:726:C:H1'	2.03	0.40
1:CA:99:C:H2'	55:CA:1943:HOH:O	2.21	0.40
3:CD:12:ARG:C	3:CD:37:PRO:HG3	2.42	0.40
3:CD:54:LEU:HD13	3:CD:54:LEU:C	2.41	0.40
4:CE:104:ILE:O	4:CE:104:ILE:HD13	2.21	0.40
4:CE:146:MET:HG2	4:CE:147:ASN:N	2.36	0.40
6:CG:132:THR:O	6:CG:135:LYS:HB3	2.21	0.40
7:CH:54:THR:HG23	7:CH:55:LYS:HE2	2.02	0.40
13:CN:68:ARG:HH12	13:CN:71:GLY:H	1.67	0.40
16:CQ:56:ASP:OD1	16:CQ:80:LYS:HA	2.21	0.40
18:CS:39:ILE:HA	18:CS:43:MET:SD	2.60	0.40
51:D4:28:SER:O	51:D4:29:ALA:HB3	2.21	0.40
23:DB:1228:G:O2'	23:DB:1229:C:H5'	2.21	0.40
23:DB:1266:G:OP2	47:D0:12:ARG:CZ	2.69	0.40
23:DB:1708:C:H2'	23:DB:1709:U:C6	2.57	0.40
23:DB:1723:G:N7	23:DB:1724:G:N7	2.69	0.40
23:DB:1856:U:C2'	23:DB:1857:G:H5'	2.52	0.40
23:DB:1945:G:H2'	23:DB:1946:U:H6	1.82	0.40
23:DB:2186:G:H2'	23:DB:2187:U:O4'	2.21	0.40
23:DB:2673:G:H2'	23:DB:2674:G:H8	1.86	0.40
23:DB:2820:A:O3'	35:DN:2:ARG:NH2	2.53	0.40
23:DB:311:A:HO2'	23:DB:312:G:C5'	2.35	0.40
23:DB:553:G:C2'	23:DB:554:U:H5'	2.52	0.40
25:DC:160:TYR:CD2	25:DC:193:GLU:HG2	2.56	0.40
26:DD:60:VAL:CG2	26:DD:63:PRO:HG2	2.43	0.40
28:DF:157:THR:HG22	28:DF:159:ALA:H	1.87	0.40
31:DJ:23:LYS:HB3	31:DJ:23:LYS:HE2	1.87	0.40
33:DL:45:GLY:C	33:DL:47:ARG:N	2.74	0.40
34:DM:102:LEU:N	34:DM:102:LEU:HD22	2.35	0.40
34:DM:42:THR:O	34:DM:45:GLN:HB2	2.22	0.40
34:DM:5:LYS:O	34:DM:7:THR:HG23	2.21	0.40
34:DM:71:LYS:HG2	34:DM:71:LYS:H	1.58	0.40
36:DO:109:ALA:HA	36:DO:112:GLU:CG	2.51	0.40
37:DP:36:LYS:CG	37:DP:37:LYS:H	2.33	0.40
38:DQ:101:ASP:O	38:DQ:105:PHE:HB2	2.21	0.40
38:DQ:64:ILE:C	38:DQ:66:ALA:N	2.75	0.40
40:DS:64:ALA:HA	40:DS:110:ARG:NH2	2.36	0.40
41:DT:15:HIS:HB3	41:DT:31:VAL:HG11	2.03	0.40

Continued on next page...

Continued from previous page...

Atom-1	Atom-2	Interatomic distance (Å)	Clash overlap (Å)
41:DT:7:LEU:CD2	41:DT:7:LEU:H	2.33	0.40
43:DW:67:LYS:HG2	43:DW:71:LYS:N	2.36	0.40
43:DW:36:ILE:HG12	43:DW:69:GLU:OE2	2.21	0.40
44:DX:26:PHE:N	44:DX:26:PHE:CD1	2.89	0.40
44:DX:41:HIS:CE1	44:DX:43:LEU:HD23	2.56	0.40
46:DZ:49:ARG:HB2	46:DZ:49:ARG:NH1	2.36	0.40
1:AA:1080:A:H2'	1:AA:1081:A:H5'	2.03	0.40
1:AA:1237:C:C4'	1:AA:1334:G:N2	2.85	0.40
1:AA:1340:A:H2'	1:AA:1341:U:C6	2.57	0.40
1:AA:258:G:N2	1:AA:259:G:H1'	2.37	0.40
1:AA:619:U:O2	3:AD:129:VAL:HA	2.22	0.40
1:AA:672:U:H2'	1:AA:673:A:H8	1.83	0.40
1:AA:80:A:C2	1:AA:81:A:H1'	2.57	0.40
1:AA:828:U:H2'	1:AA:829:G:O5'	2.21	0.40
1:AA:82:G:H3'	1:AA:83:C:H4'	2.02	0.40
1:AA:977:A:N1	1:AA:1224:U:O5'	2.54	0.40
1:AA:978:A:H5'	1:AA:1362:A:H62	1.83	0.40
20:AB:98:GLY:HA2	20:AB:101:THR:CG2	2.51	0.40
2:AC:205:GLU:HB2	2:AC:206:ILE:H	1.59	0.40
7:AH:30:LYS:NZ	7:AH:30:LYS:CA	2.78	0.40
11:AL:19:ASN:HB2	11:AL:93:ARG:CZ	2.52	0.40
18:AS:4:LEU:N	18:AS:5:LYS:HE3	2.35	0.40
48:B1:51:ALA:CB	48:B1:52:LYS:HD2	2.52	0.40
50:B3:22:LYS:HA	50:B3:22:LYS:HD3	1.88	0.40
23:BB:1036:G:O2'	23:BB:1037:G:H5'	2.21	0.40
23:BB:1050:A:C2	23:BB:1051:G:H1'	2.57	0.40
23:BB:1254:A:OP2	23:BB:1256:G:H8	2.04	0.40
23:BB:1306:C:O2'	23:BB:1307:A:H5'	2.22	0.40
23:BB:143:C:C2'	23:BB:144:A:C8	3.04	0.40
23:BB:1541:C:H2'	23:BB:1542:U:H6	1.85	0.40
23:BB:1695:G:N7	25:BC:14:HIS:HD2	2.19	0.40
23:BB:1788:C:O2'	23:BB:1789:A:H5'	2.21	0.40
23:BB:20:C:O2'	23:BB:21:A:H5'	2.21	0.40
23:BB:2528:U:P	51:B4:31:PRO:HG2	2.61	0.40
23:BB:1758:U:N3	23:BB:2696:U:H5'	2.35	0.40
23:BB:2887:A:O2'	23:BB:2888:C:H5'	2.21	0.40
23:BB:442:G:N2	23:BB:444:C:C2	2.90	0.40
23:BB:515:A:H3'	23:BB:516:C:C6	2.56	0.40
23:BB:878:A:OP1	23:BB:899:A:N6	2.53	0.40
25:BC:228:ASP:N	25:BC:228:ASP:OD1	2.53	0.40
25:BC:50:THR:C	25:BC:51:ARG:HG3	2.42	0.40

Continued on next page...

Continued from previous page...

Atom-1	Atom-2	Interatomic distance (Å)	Clash overlap (Å)
26:BD:128:ARG:NH2	26:BD:130:GLN:CD	2.74	0.40
23:BB:2574:G:O2'	26:BD:148:GLN:NE2	2.55	0.40
26:BD:33:ARG:HG3	26:BD:34:VAL:N	2.31	0.40
27:BE:176:ASP:CG	27:BE:177:PRO:HD2	2.41	0.40
27:BE:52:VAL:HG22	27:BE:53:THR:N	2.29	0.40
27:BE:37:ALA:O	27:BE:93:SER:HA	2.21	0.40
30:BH:82:SER:O	30:BH:90:LEU:HD23	2.21	0.40
31:BJ:73:VAL:HG21	31:BJ:75:TYR:OH	2.21	0.40
33:BL:123:ARG:O	33:BL:126:ARG:HG3	2.21	0.40
33:BL:69:ARG:HG2	33:BL:69:ARG:HH11	1.86	0.40
34:BM:33:LEU:H	34:BM:101:VAL:HG22	1.81	0.40
34:BM:71:LYS:O	34:BM:73:ILE:HD12	2.22	0.40
35:BN:65:LEU:HA	35:BN:65:LEU:HD12	1.93	0.40
36:BO:34:HIS:N	36:BO:34:HIS:ND1	2.69	0.40
37:BP:51:ASN:ND2	37:BP:97:TYR:CE2	2.90	0.40
37:BP:67:GLU:O	37:BP:67:GLU:HG3	2.20	0.40
38:BQ:93:ILE:HG23	38:BQ:94:LEU:N	2.31	0.40
38:BQ:94:LEU:HB3	39:BR:13:ARG:HG2	2.03	0.40
40:BS:6:LYS:HZ1	40:BS:104:THR:HG22	1.86	0.40
40:BS:3:THR:HG23	40:BS:107:VAL:O	2.22	0.40
41:BT:24:MET:HG3	41:BT:28:ASN:HA	2.02	0.40
41:BT:68:LYS:HA	41:BT:75:GLY:HA3	2.03	0.40
42:BU:43:LYS:HE2	42:BU:45:GLN:HG2	2.03	0.40
44:BX:14:LEU:HD21	44:BX:57:LEU:HD22	2.02	0.40
41:BT:12:ARG:NH2	44:BX:29:ARG:NH1	2.59	0.40
1:CA:1046:A:H2'	1:CA:1047:G:O4'	2.21	0.40
1:CA:1074:G:H2'	1:CA:1075:U:C6	2.53	0.40
1:CA:1099:G:H2'	1:CA:1100:C:O4'	2.21	0.40
1:CA:1125:U:O2	1:CA:1126:U:H6	2.04	0.40
1:CA:1321:U:H2'	1:CA:1322:C:C5	2.56	0.40
1:CA:1326:U:H2'	1:CA:1327:C:H6	1.86	0.40
1:CA:412:A:H1'	1:CA:413:G:C8	2.45	0.40
1:CA:471:U:O2'	1:CA:472:U:H5'	2.22	0.40
1:CA:598:U:C2	1:CA:599:C:C5	3.09	0.40
1:CA:612:C:H2'	1:CA:613:C:C6	2.56	0.40
1:CA:846:G:H5'	1:CA:847:G:OP2	2.21	0.40
2:CC:8:GLY:C	2:CC:11:LEU:HG	2.41	0.40
2:CC:85:LYS:O	2:CC:89:VAL:HG13	2.21	0.40
1:CA:619:U:O2	3:CD:129:VAL:HG13	2.22	0.40
3:CD:167:PRO:CG	3:CD:170:LEU:HD11	2.35	0.40
3:CD:44:LYS:HZ1	3:CD:46:ARG:HA	1.87	0.40

Continued on next page...

Continued from previous page...

Atom-1	Atom-2	Interatomic distance (Å)	Clash overlap (Å)
5:CF:94:HIS:O	5:CF:95:ALA:C	2.59	0.40
7:CH:7:ALA:O	7:CH:11:THR:HG23	2.21	0.40
8:CI:85:ALA:C	8:CI:87:MET:N	2.74	0.40
11:CL:24:GLU:HB2	11:CL:26:CYS:SG	2.61	0.40
11:CL:62:VAL:HG11	11:CL:94:TYR:HE1	1.87	0.40
1:CA:552:U:H5'	11:CL:82:ARG:HH11	1.87	0.40
12:CM:21:ILE:O	12:CM:23:GLY:N	2.55	0.40
12:CM:13:HIS:HA	12:CM:43:LYS:HA	2.02	0.40
13:CN:9:GLU:O	13:CN:13:VAL:HG23	2.20	0.40
14:CO:16:ARG:CZ	14:CO:76:ARG:NH2	2.85	0.40
18:CS:35:ARG:NH2	18:CS:74:ALA:HB3	2.37	0.40
18:CS:39:ILE:HG12	18:CS:68:HIS:O	2.20	0.40
21:CU:3:ILE:HD11	21:CU:19:LYS:HD3	2.04	0.40
47:D0:41:HIS:HB3	47:D0:46:GLY:CA	2.51	0.40
48:D1:33:LEU:N	48:D1:33:LEU:HD12	2.37	0.40
23:DB:242:G:H5'	50:D3:61:LEU:HD23	2.04	0.40
50:D3:4:LYS:O	50:D3:6:VAL:N	2.54	0.40
22:DA:40:U:C2	22:DA:43:C:H5''	2.56	0.40
23:DB:1299:G:C5'	23:DB:1301:A:H1'	2.51	0.40
23:DB:137:U:C5	23:DB:138:U:C4	3.09	0.40
23:DB:1506:U:H2'	23:DB:1507:C:H6	1.87	0.40
23:DB:1989:G:H2'	23:DB:1990:C:O4'	2.21	0.40
23:DB:2143:C:H3'	23:DB:2144:G:C8	2.48	0.40
23:DB:2150:C:H2'	23:DB:2151:U:H6	1.85	0.40
23:DB:2786:U:O2	26:DD:62:LYS:HB3	2.22	0.40
23:DB:622:G:H2'	23:DB:623:C:C6	2.56	0.40
23:DB:689:A:H2'	23:DB:690:G:H8	1.85	0.40
23:DB:876:C:H3'	23:DB:877:A:C4'	2.52	0.40
23:DB:7:G:H2'	23:DB:8:C:O4'	2.21	0.40
25:DC:131:MET:HE2	25:DC:173:LEU:HD11	2.03	0.40
25:DC:22:GLU:HB2	25:DC:202:ARG:NE	2.37	0.40
25:DC:51:ARG:O	25:DC:52:HIS:O	2.39	0.40
26:DD:175:LEU:HB3	26:DD:189:VAL:HG12	2.02	0.40
26:DD:72:GLY:O	26:DD:91:THR:OG1	2.38	0.40
26:DD:81:GLU:O	26:DD:82:PHE:CB	2.69	0.40
26:DD:87:GLY:HA3	26:DD:89:GLU:OE1	2.21	0.40
31:DJ:124:VAL:O	31:DJ:125:TYR:HB2	2.20	0.40
31:DJ:15:TRP:HB3	31:DJ:138:GLN:O	2.22	0.40
34:DM:81:ARG:HB2	34:DM:81:ARG:HH11	1.86	0.40
35:DN:81:ASN:O	35:DN:85:PRO:HG3	2.22	0.40
36:DO:39:VAL:O	36:DO:39:VAL:HG22	2.21	0.40

Continued on next page...

Continued from previous page...

Atom-1	Atom-2	Interatomic distance (Å)	Clash overlap (Å)
37:DP:38:ARG:HA	37:DP:38:ARG:HD2	1.61	0.40
38:DQ:30:VAL:O	38:DQ:31:TYR:HB2	2.21	0.40
38:DQ:71:ASN:O	38:DQ:73:ILE:N	2.54	0.40
38:DQ:86:SER:C	38:DQ:88:GLU:H	2.24	0.40
41:DT:87:LEU:HD13	41:DT:93:LEU:HD13	2.02	0.40
43:DW:77:LYS:C	43:DW:79:ILE:H	2.24	0.40
1:AA:1021:A:H2'	1:AA:1022:A:C8	2.56	0.40
1:AA:1057:G:H2'	1:AA:1058:G:O4'	2.21	0.40
1:AA:1095:U:O2'	1:AA:1096:C:H5'	2.22	0.40
1:AA:1238:A:H2	1:AA:1241:G:H1'	1.85	0.40
1:AA:123:U:H2'	1:AA:124:C:H6	1.86	0.40
1:AA:1371:G:O3'	8:AI:70:GLY:HA3	2.20	0.40
1:AA:1458:G:O3'	19:AT:22:SER:HA	2.22	0.40
1:AA:201:G:O2'	1:AA:202:G:H5'	2.21	0.40
1:AA:438:U:H4'	3:AD:119:HIS:HD2	1.85	0.40
1:AA:454:G:H2'	1:AA:455:G:H8	1.86	0.40
2:AC:154:GLY:CA	2:AC:163:ARG:H	2.33	0.40
2:AC:5:HIS:NE2	2:AC:7:ASN:HB2	2.37	0.40
3:AD:84:ASN:O	3:AD:88:ASN:ND2	2.54	0.40
4:AE:95:MET:HE2	4:AE:114:LEU:HD11	2.03	0.40
8:AI:16:ALA:HB1	8:AI:78:ILE:HA	2.03	0.40
1:AA:973:G:O2'	9:AJ:56:HIS:HA	2.21	0.40
14:AO:24:THR:O	14:AO:28:VAL:HG23	2.21	0.40
18:AS:30:LEU:N	18:AS:30:LEU:HD22	2.36	0.40
19:AT:17:ARG:HD2	19:AT:17:ARG:C	2.42	0.40
48:B1:10:LEU:HD11	48:B1:52:LYS:HD3	2.04	0.40
49:B2:42:LEU:HG	49:B2:43:THR:H	1.86	0.40
49:B2:12:ARG:NH1	49:B2:44:VAL:O	2.55	0.40
23:BB:2363:G:P	50:B3:39:ARG:HD3	2.62	0.40
51:B4:23:ILE:H	51:B4:23:ILE:HG12	1.64	0.40
23:BB:1010:A:H4'	23:BB:1152:C:O2'	2.22	0.40
23:BB:1018:U:H2'	23:BB:1019:U:O4'	2.22	0.40
23:BB:116:C:H2'	23:BB:117:G:C8	2.57	0.40
23:BB:1708:C:H2'	23:BB:1709:U:C6	2.56	0.40
23:BB:1893:C:H2'	23:BB:1894:C:O4'	2.21	0.40
23:BB:18:U:O2'	23:BB:19:A:H5'	2.21	0.40
23:BB:2080:A:H2'	23:BB:2081:U:H6	1.86	0.40
23:BB:2155:U:H6	23:BB:2155:U:O5'	2.05	0.40
23:BB:2179:C:H2'	23:BB:2180:U:C6	2.56	0.40
23:BB:2312:U:H2'	23:BB:2313:C:H5'	2.03	0.40
23:BB:2377:A:H2'	23:BB:2378:A:C8	2.56	0.40

Continued on next page...

Continued from previous page...

Atom-1	Atom-2	Interatomic distance (Å)	Clash overlap (Å)
23:BB:2444:G:OP1	27:BE:62:GLN:NE2	2.55	0.40
23:BB:27:G:O2'	23:BB:513:A:N6	2.54	0.40
23:BB:2822:G:OP1	26:BD:166:GLY:CA	2.69	0.40
23:BB:553:G:H2'	23:BB:554:U:C6	2.56	0.40
23:BB:920:A:H2'	23:BB:921:C:C6	2.55	0.40
27:BE:6:LYS:HZ1	27:BE:119:ILE:N	2.19	0.40
27:BE:48:THR:CA	27:BE:86:ALA:HB1	2.51	0.40
29:BG:35:THR:C	29:BG:36:LEU:HD12	2.42	0.40
29:BG:40:VAL:CG1	29:BG:41:GLU:N	2.84	0.40
30:BH:57:LYS:HA	30:BH:61:VAL:HB	2.02	0.40
52:BI:75:ALA:HB3	52:BI:131:THR:HG21	2.03	0.40
31:BJ:110:PRO:O	31:BJ:111:LYS:HB2	2.22	0.40
33:BL:120:VAL:HG12	33:BL:138:ALA:HB3	2.02	0.40
33:BL:55:MET:SD	33:BL:55:MET:N	2.93	0.40
35:BN:22:ARG:NE	35:BN:69:ARG:HD3	2.37	0.40
35:BN:28:LEU:HG	35:BN:34:ILE:CD1	2.51	0.40
35:BN:41:ALA:C	35:BN:43:GLU:H	2.24	0.40
36:BO:40:ILE:N	36:BO:40:ILE:HD13	2.35	0.40
39:BR:41:ILE:HD12	39:BR:43:ASN:H	1.86	0.40
40:BS:13:SER:OG	40:BS:16:LYS:HD3	2.21	0.40
41:BT:3:ARG:HE	41:BT:8:LEU:CD2	2.34	0.40
42:BU:8:ASP:O	42:BU:10:VAL:HG13	2.21	0.40
42:BU:13:LEU:O	42:BU:15:GLY:N	2.54	0.40
42:BU:25:LYS:CG	42:BU:35:VAL:HA	2.41	0.40
24:BV:35:GLU:HG3	24:BV:93:ARG:NE	2.35	0.40
43:BW:59:PHE:HE2	43:BW:81:ILE:CD1	2.35	0.40
44:BX:19:LEU:C	44:BX:21:LEU:H	2.25	0.40
46:BZ:34:LEU:H	46:BZ:44:PHE:CB	2.34	0.40
1:CA:1336:C:H4'	1:CA:1337:G:O5'	2.21	0.40
1:CA:37:U:O2'	1:CA:38:G:H5'	2.21	0.40
1:CA:546:A:H4'	1:CA:548:G:O3'	2.21	0.40
1:CA:551:U:H2'	1:CA:552:U:H6	1.86	0.40
1:CA:621:A:H2'	1:CA:622:A:H8	1.82	0.40
1:CA:812:G:OP1	1:CA:812:G:C4'	2.70	0.40
20:CB:69:VAL:CG2	20:CB:160:LEU:HD11	2.51	0.40
20:CB:48:MET:CB	20:CB:199:ILE:HG22	2.52	0.40
20:CB:186:VAL:O	20:CB:200:PRO:HA	2.22	0.40
20:CB:64:GLY:O	20:CB:66:ILE:HG12	2.22	0.40
4:CE:61:LYS:HG3	4:CE:62:ALA:N	2.35	0.40
5:CF:89:VAL:HG13	5:CF:89:VAL:O	2.20	0.40
11:CL:20:VAL:O	11:CL:20:VAL:HG23	2.22	0.40

Continued on next page...

Continued from previous page...

Atom-1	Atom-2	Interatomic distance (Å)	Clash overlap (Å)
12:CM:22:TYR:O	12:CM:24:VAL:N	2.55	0.40
13:CN:24:ALA:C	13:CN:26:LEU:H	2.25	0.40
13:CN:48:GLN:HG3	13:CN:48:GLN:H	1.61	0.40
14:CO:10:ILE:HG21	14:CO:30:LEU:HD21	2.03	0.40
16:CQ:60:ILE:HB	16:CQ:73:THR:O	2.21	0.40
16:CQ:57:VAL:HG12	16:CQ:78:VAL:HB	2.03	0.40
18:CS:28:LYS:N	18:CS:28:LYS:HD2	2.37	0.40
19:CT:68:LYS:HB2	19:CT:70:LYS:CD	2.51	0.40
48:D1:10:LEU:H	48:D1:24:LYS:CB	2.31	0.40
50:D3:12:ARG:O	50:D3:13:PHE:CB	2.69	0.40
23:DB:1176:U:O5'	23:DB:1176:U:H6	2.04	0.40
23:DB:1275:A:N3	23:DB:1275:A:C3'	2.79	0.40
23:DB:1300:G:H4'	23:DB:1301:A:O5'	2.21	0.40
23:DB:2586:U:H2'	23:DB:2587:A:H8	1.84	0.40
23:DB:769:U:H2'	23:DB:770:G:C8	2.57	0.40
23:DB:988:A:H5''	45:DY:10:ARG:HD3	2.03	0.40
25:DC:28:PRO:CD	25:DC:79:ARG:HE	2.34	0.40
26:DD:18:ASP:O	26:DD:20:VAL:N	2.54	0.40
26:DD:95:SER:HB3	26:DD:96:ILE:H	1.65	0.40
27:DE:51:GLU:HG2	27:DE:52:VAL:HG13	2.03	0.40
28:DF:116:LEU:HD22	28:DF:129:MET:CE	2.52	0.40
29:DG:171:LYS:HZ3	29:DG:173:ALA:HA	1.86	0.40
30:DH:122:LEU:HA	30:DH:146:VAL:CG2	2.49	0.40
31:DJ:7:LYS:CE	31:DJ:45:THR:HG21	2.52	0.40
31:DJ:7:LYS:O	31:DJ:48:VAL:HG21	2.20	0.40
31:DJ:90:GLU:C	31:DJ:92:MET:N	2.73	0.40
32:DK:5:GLN:O	32:DK:20:MET:HG3	2.21	0.40
32:DK:2:ILE:HD12	32:DK:2:ILE:N	2.35	0.40
33:DL:77:ILE:HD11	33:DL:108:ALA:O	2.21	0.40
23:DB:1275:A:C8	35:DN:16:HIS:HB2	2.57	0.40
55:DB:3475:HOH:O	35:DN:4:ARG:HA	2.21	0.40
35:DN:70:THR:HG23	35:DN:72:ASP:HB3	2.04	0.40
22:DA:116:G:H4'	36:DO:54:VAL:HG22	2.02	0.40
37:DP:59:THR:HG23	37:DP:76:HIS:NE2	2.36	0.40
38:DQ:50:ARG:HH22	38:DQ:53:LYS:CE	2.34	0.40
38:DQ:57:ARG:O	38:DQ:61:ILE:HG13	2.21	0.40
38:DQ:86:SER:HB3	38:DQ:88:GLU:OE2	2.21	0.40
39:DR:74:ILE:HD11	39:DR:76:LYS:HE2	2.03	0.40
40:DS:36:LEU:O	40:DS:39:THR:HG22	2.21	0.40
41:DT:19:LYS:HA	41:DT:19:LYS:HD2	1.88	0.40
41:DT:70:HIS:CG	41:DT:71:GLY:H	2.39	0.40

Continued on next page...

Continued from previous page...

Atom-1	Atom-2	Interatomic distance (Å)	Clash overlap (Å)
44:DX:22:LEU:HD23	44:DX:22:LEU:HA	1.97	0.40
46:DZ:3:LYS:HG2	46:DZ:51:VAL:HG21	2.04	0.40
1:AA:1226:C:O2'	1:AA:1227:A:P	2.79	0.40
1:AA:1315:U:H3'	1:AA:1316:G:C8	2.56	0.40
1:AA:137:U:H2'	1:AA:138:G:C8	2.57	0.40
1:AA:607:A:H2'	1:AA:608:A:H8	1.86	0.40
2:AC:155:ARG:CZ	2:AC:192:TYR:HB2	2.51	0.40
2:AC:10:ARG:O	2:AC:15:LYS:HB2	2.20	0.40
1:AA:620:C:H1'	3:AD:131:ILE:HG21	2.03	0.40
3:AD:25:ARG:HD3	3:AD:26:ALA:N	2.30	0.40
4:AE:19:ARG:HA	4:AE:32:PHE:HA	2.03	0.40
8:AI:33:SER:C	8:AI:35:GLU:N	2.74	0.40
8:AI:38:PHE:HD2	8:AI:38:PHE:HA	1.77	0.40
8:AI:57:VAL:C	8:AI:59:LYS:H	2.25	0.40
9:AJ:92:LEU:H	9:AJ:92:LEU:CD2	2.29	0.40
10:AK:35:ASP:HB3	10:AK:41:LEU:HD11	2.04	0.40
11:AL:66:ILE:CD1	11:AL:73:LEU:HD12	2.51	0.40
17:AR:46:THR:O	17:AR:50:TYR:HB2	2.21	0.40
47:B0:9:ARG:O	47:B0:10:SER:HB3	2.22	0.40
47:B0:35:GLU:CG	47:B0:36:LYS:H	2.34	0.40
48:B1:44:GLN:OE1	48:B1:46:VAL:HB	2.22	0.40
48:B1:8:ILE:HB	48:B1:9:LYS:H	1.60	0.40
23:BB:1345:C:H5'	23:BB:1396:U:H5	1.86	0.40
23:BB:1655:A:H2'	23:BB:1656:C:O4'	2.22	0.40
23:BB:1723:G:N7	23:BB:1724:G:N7	2.70	0.40
23:BB:1736:U:H2'	23:BB:1737:G:O4'	2.20	0.40
23:BB:1801:A:H5'	23:BB:2203:U:O2'	2.21	0.40
23:BB:2331:G:H2'	23:BB:2332:C:C6	2.57	0.40
23:BB:2617:U:C4	23:BB:2618:G:N7	2.90	0.40
23:BB:539:G:O2'	23:BB:540:C:H5'	2.22	0.40
23:BB:711:G:C2'	23:BB:712:G:H5'	2.51	0.40
26:BD:168:GLU:HG2	26:BD:169:ARG:N	2.37	0.40
26:BD:175:LEU:HB3	26:BD:189:VAL:CG1	2.52	0.40
26:BD:26:VAL:O	26:BD:27:ILE:C	2.60	0.40
26:BD:46:ARG:HG3	26:BD:47:ALA:N	2.36	0.40
27:BE:193:VAL:HG11	27:BE:201:ALA:HA	2.02	0.40
30:BH:19:VAL:O	30:BH:20:ASN:C	2.59	0.40
30:BH:32:PRO:C	30:BH:34:GLY:H	2.24	0.40
52:BI:4:VAL:O	52:BI:4:VAL:HG13	2.21	0.40
31:BJ:118:MET:O	31:BJ:119:PHE:C	2.59	0.40
31:BJ:25:LEU:HG	31:BJ:64:VAL:N	2.25	0.40

Continued on next page...

Continued from previous page...

Atom-1	Atom-2	Interatomic distance (Å)	Clash overlap (Å)
33:BL:93:ASN:O	33:BL:94:THR:HB	2.21	0.40
34:BM:126:ILE:HG13	34:BM:127:LYS:N	2.25	0.40
35:BN:116:VAL:HG22	35:BN:117:ASP:N	2.27	0.40
36:BO:17:LYS:HG2	43:BW:77:LYS:HD2	2.02	0.40
37:BP:89:GLY:O	37:BP:90:ALA:C	2.60	0.40
38:BQ:68:ALA:HB2	38:BQ:105:PHE:HZ	1.87	0.40
41:BT:2:ILE:O	41:BT:5:GLU:OE1	2.39	0.40
24:BV:82:TYR:HB3	34:BM:36:VAL:HG12	2.04	0.40
46:BZ:48:GLN:O	46:BZ:51:VAL:HB	2.20	0.40
46:BZ:6:HIS:H	46:BZ:51:VAL:HG13	1.86	0.40
1:CA:1284:C:H3'	1:CA:1285:A:H8	1.86	0.40
1:CA:1475:G:H4'	23:DB:1689:A:H4'	2.03	0.40
1:CA:1515:G:O2'	1:CA:1516:G:H5'	2.21	0.40
1:CA:1503:A:C8	1:CA:1531:A:H1'	2.56	0.40
1:CA:258:G:N2	1:CA:259:G:H1'	2.37	0.40
1:CA:279:A:C5'	1:CA:280:C:H3'	2.48	0.40
1:CA:415:A:N1	1:CA:428:G:O6	2.54	0.40
2:CC:127:VAL:CG2	2:CC:128:MET:H	2.25	0.40
3:CD:105:GLY:HA3	3:CD:158:LEU:HD23	2.03	0.40
3:CD:58:GLN:CA	3:CD:58:GLN:HE21	2.16	0.40
5:CF:11:HIS:HB3	5:CF:14:GLN:HB2	2.02	0.40
5:CF:59:TYR:HD1	5:CF:59:TYR:H	1.68	0.40
7:CH:55:LYS:CA	7:CH:55:LYS:HZ2	2.24	0.40
8:CI:99:LYS:HG2	8:CI:99:LYS:O	2.21	0.40
11:CL:53:ARG:HG2	11:CL:63:THR:HG22	2.03	0.40
1:CA:525:C:OP1	11:CL:87:LYS:HE2	2.21	0.40
12:CM:56:ARG:HA	12:CM:59:VAL:CG1	2.51	0.40
16:CQ:11:VAL:HG13	16:CQ:20:ILE:CG2	2.47	0.40
1:CA:265:G:H5'	16:CQ:65:PRO:O	2.20	0.40
16:CQ:75:VAL:CG2	16:CQ:76:ARG:N	2.85	0.40
18:CS:3:SER:C	18:CS:4:LEU:HD12	2.42	0.40
21:CU:32:ARG:O	21:CU:32:ARG:HG2	2.21	0.40
47:D0:53:VAL:CG1	47:D0:54:ILE:N	2.85	0.40
48:D1:24:LYS:CB	48:D1:24:LYS:HZ2	2.33	0.40
49:D2:4:THR:O	49:D2:5:PHE:HB2	2.21	0.40
51:D4:2:LYS:HB2	51:D4:2:LYS:HZ2	1.82	0.40
51:D4:36:ARG:HD2	51:D4:37:GLN:O	2.22	0.40
22:DA:115:A:H2'	22:DA:116:G:O4'	2.22	0.40
22:DA:23:G:C2	22:DA:24:G:N1	2.90	0.40
22:DA:25:U:O5'	22:DA:26:C:OP1	2.40	0.40
23:DB:1050:A:O2'	23:DB:1051:G:H5'	2.22	0.40

Continued on next page...

Continued from previous page...

Atom-1	Atom-2	Interatomic distance (Å)	Clash overlap (Å)
23:DB:1099:G:N7	52:DI:3:LYS:CD	2.83	0.40
23:DB:1537:G:C2'	23:DB:1538:G:H5'	2.51	0.40
23:DB:1769:U:O2'	23:DB:1770:G:H5'	2.22	0.40
23:DB:2379:G:H2'	23:DB:2380:C:H6	1.87	0.40
23:DB:239:C:H2'	23:DB:240:C:H6	1.87	0.40
23:DB:2617:U:O2'	23:DB:2618:G:H5'	2.22	0.40
23:DB:265:A:H2'	23:DB:266:G:H1'	2.03	0.40
23:DB:2759:G:H2'	23:DB:2760:C:O4'	2.21	0.40
23:DB:2799:A:H4'	23:DB:2800:A:C8	2.56	0.40
23:DB:297:G:H2'	23:DB:298:G:C8	2.56	0.40
23:DB:44:A:H2'	23:DB:45:G:O4'	2.22	0.40
23:DB:562:U:H2'	23:DB:572:A:O4'	2.21	0.40
23:DB:649:G:H2'	23:DB:650:C:C6	2.56	0.40
23:DB:811:U:H3'	33:DL:32:GLY:O	2.21	0.40
25:DC:19:VAL:CG1	25:DC:20:ASN:H	2.33	0.40
25:DC:247:TRP:HZ2	25:DC:254:LYS:HZ3	1.67	0.40
25:DC:50:THR:O	25:DC:51:ARG:C	2.59	0.40
27:DE:138:LEU:HB2	27:DE:143:LEU:CD1	2.51	0.40
27:DE:198:GLU:HB3	27:DE:199:MET:H	1.59	0.40
29:DG:9:VAL:HB	29:DG:11:PRO:HD3	2.03	0.40
30:DH:90:LEU:HD22	30:DH:122:LEU:HB3	2.03	0.40
52:DI:78:LEU:HD13	52:DI:108:ILE:HG23	2.03	0.40
35:DN:2:ARG:CZ	35:DN:4:ARG:NH1	2.85	0.40
36:DO:62:LEU:HD12	36:DO:62:LEU:H	1.87	0.40
32:DK:76:VAL:H	37:DP:74:GLN:HB2	1.86	0.40
40:DS:86:MET:HG3	40:DS:87:PRO:CD	2.51	0.40
41:DT:3:ARG:HB3	41:DT:5:GLU:OE1	2.21	0.40
42:DU:43:LYS:HZ3	42:DU:53:GLN:HE21	1.70	0.40
43:DW:43:LYS:CD	43:DW:76:ARG:HA	2.49	0.40

There are no symmetry-related clashes.

5.3 Torsion angles ⓘ

5.3.1 Protein backbone ⓘ

In the following table, the Percentiles column shows the percent Ramachandran outliers of the chain as a percentile score with respect to all X-ray entries followed by that with respect to entries of similar resolution.

The Analysed column shows the number of residues for which the backbone conformation was analysed, and the total number of residues.

Mol	Chain	Analysed	Favoured	Allowed	Outliers	Percentiles	
2	AC	204/233 (88%)	144 (71%)	44 (22%)	16 (8%)	1	9
2	CC	204/233 (88%)	138 (68%)	46 (22%)	20 (10%)	0	6
3	AD	203/206 (98%)	133 (66%)	49 (24%)	21 (10%)	0	6
3	CD	203/206 (98%)	137 (68%)	49 (24%)	17 (8%)	1	8
4	AE	148/167 (89%)	110 (74%)	30 (20%)	8 (5%)	2	16
4	CE	148/167 (89%)	109 (74%)	30 (20%)	9 (6%)	1	13
5	AF	98/135 (73%)	68 (69%)	25 (26%)	5 (5%)	2	17
5	CF	98/135 (73%)	72 (74%)	18 (18%)	8 (8%)	1	8
6	AG	148/179 (83%)	105 (71%)	35 (24%)	8 (5%)	2	16
6	CG	150/179 (84%)	101 (67%)	37 (25%)	12 (8%)	1	9
7	AH	127/130 (98%)	108 (85%)	14 (11%)	5 (4%)	3	24
7	CH	127/130 (98%)	91 (72%)	29 (23%)	7 (6%)	2	16
8	AI	125/130 (96%)	84 (67%)	30 (24%)	11 (9%)	1	7
8	CI	125/130 (96%)	82 (66%)	30 (24%)	13 (10%)	0	6
9	AJ	96/103 (93%)	65 (68%)	20 (21%)	11 (12%)	0	5
9	CJ	96/103 (93%)	59 (62%)	18 (19%)	19 (20%)	0	1
10	AK	115/129 (89%)	75 (65%)	32 (28%)	8 (7%)	1	11
10	CK	115/129 (89%)	76 (66%)	30 (26%)	9 (8%)	1	9
11	AL	121/124 (98%)	73 (60%)	35 (29%)	13 (11%)	0	5
11	CL	121/124 (98%)	76 (63%)	28 (23%)	17 (14%)	0	3
12	AM	112/118 (95%)	89 (80%)	13 (12%)	10 (9%)	1	7
12	CM	111/118 (94%)	82 (74%)	17 (15%)	12 (11%)	0	5
13	AN	92/101 (91%)	64 (70%)	19 (21%)	9 (10%)	0	6
13	CN	92/101 (91%)	50 (54%)	26 (28%)	16 (17%)	0	2
14	AO	86/89 (97%)	66 (77%)	19 (22%)	1 (1%)	13	48
14	CO	86/89 (97%)	69 (80%)	15 (17%)	2 (2%)	6	34
15	AP	80/82 (98%)	60 (75%)	14 (18%)	6 (8%)	1	10
15	CP	78/82 (95%)	55 (70%)	14 (18%)	9 (12%)	0	5
16	AQ	78/84 (93%)	49 (63%)	25 (32%)	4 (5%)	2	17
16	CQ	79/84 (94%)	58 (73%)	15 (19%)	6 (8%)	1	9
17	AR	53/75 (71%)	31 (58%)	16 (30%)	6 (11%)	0	5
17	CR	53/75 (71%)	36 (68%)	13 (24%)	4 (8%)	1	10

Continued on next page...

Continued from previous page...

Mol	Chain	Analysed	Favoured	Allowed	Outliers	Percentiles	
18	AS	77/92 (84%)	54 (70%)	12 (16%)	11 (14%)	0	3
18	CS	78/92 (85%)	50 (64%)	17 (22%)	11 (14%)	0	3
19	AT	83/87 (95%)	68 (82%)	12 (14%)	3 (4%)	3	25
19	CT	83/87 (95%)	62 (75%)	16 (19%)	5 (6%)	1	14
20	AB	216/241 (90%)	148 (68%)	52 (24%)	16 (7%)	1	10
20	CB	216/241 (90%)	149 (69%)	41 (19%)	26 (12%)	0	4
21	AU	49/71 (69%)	23 (47%)	12 (24%)	14 (29%)	0	0
21	CU	49/71 (69%)	26 (53%)	18 (37%)	5 (10%)	0	6
24	BV	92/94 (98%)	61 (66%)	24 (26%)	7 (8%)	1	9
24	DV	92/94 (98%)	64 (70%)	23 (25%)	5 (5%)	2	16
25	BC	265/273 (97%)	94 (36%)	95 (36%)	76 (29%)	0	0
25	DC	265/273 (97%)	97 (37%)	101 (38%)	67 (25%)	0	0
26	BD	207/209 (99%)	87 (42%)	68 (33%)	52 (25%)	0	0
26	DD	207/209 (99%)	91 (44%)	72 (35%)	44 (21%)	0	1
27	BE	199/201 (99%)	101 (51%)	57 (29%)	41 (21%)	0	1
27	DE	199/201 (99%)	90 (45%)	63 (32%)	46 (23%)	0	1
28	BF	176/179 (98%)	99 (56%)	42 (24%)	35 (20%)	0	1
28	DF	176/179 (98%)	98 (56%)	49 (28%)	29 (16%)	0	2
29	BG	174/177 (98%)	112 (64%)	41 (24%)	21 (12%)	0	4
29	DG	174/177 (98%)	108 (62%)	51 (29%)	15 (9%)	1	8
30	BH	147/149 (99%)	83 (56%)	49 (33%)	15 (10%)	0	6
30	DH	147/149 (99%)	83 (56%)	46 (31%)	18 (12%)	0	4
31	BJ	138/142 (97%)	68 (49%)	43 (31%)	27 (20%)	0	1
31	DJ	138/142 (97%)	72 (52%)	36 (26%)	30 (22%)	0	1
32	BK	119/123 (97%)	73 (61%)	27 (23%)	19 (16%)	0	2
32	DK	119/123 (97%)	70 (59%)	30 (25%)	19 (16%)	0	2
33	BL	142/144 (99%)	56 (39%)	47 (33%)	39 (28%)	0	0
33	DL	142/144 (99%)	68 (48%)	35 (25%)	39 (28%)	0	0
34	BM	134/136 (98%)	64 (48%)	37 (28%)	33 (25%)	0	0
34	DM	134/136 (98%)	71 (53%)	43 (32%)	20 (15%)	0	2
35	BN	125/127 (98%)	68 (54%)	41 (33%)	16 (13%)	0	3

Continued on next page...

Continued from previous page...

Mol	Chain	Analysed	Favoured	Allowed	Outliers	Percentiles	
35	DN	125/127 (98%)	86 (69%)	29 (23%)	10 (8%)	1	9
36	BO	115/117 (98%)	61 (53%)	34 (30%)	20 (17%)	0	2
36	DO	115/117 (98%)	62 (54%)	33 (29%)	20 (17%)	0	2
37	BP	112/115 (97%)	37 (33%)	38 (34%)	37 (33%)	0	0
37	DP	112/115 (97%)	42 (38%)	37 (33%)	33 (30%)	0	0
38	BQ	115/118 (98%)	79 (69%)	23 (20%)	13 (11%)	0	5
38	DQ	115/118 (98%)	78 (68%)	21 (18%)	16 (14%)	0	3
39	BR	101/103 (98%)	39 (39%)	38 (38%)	24 (24%)	0	0
39	DR	101/103 (98%)	42 (42%)	30 (30%)	29 (29%)	0	0
40	BS	108/110 (98%)	58 (54%)	34 (32%)	16 (15%)	0	2
40	DS	108/110 (98%)	62 (57%)	26 (24%)	20 (18%)	0	1
41	BT	97/100 (97%)	38 (39%)	42 (43%)	17 (18%)	0	1
41	DT	97/100 (97%)	44 (45%)	28 (29%)	25 (26%)	0	0
42	BU	100/104 (96%)	36 (36%)	43 (43%)	21 (21%)	0	1
42	DU	100/104 (96%)	47 (47%)	34 (34%)	19 (19%)	0	1
43	BW	82/85 (96%)	35 (43%)	22 (27%)	25 (30%)	0	0
43	DW	82/85 (96%)	28 (34%)	31 (38%)	23 (28%)	0	0
44	BX	61/63 (97%)	20 (33%)	30 (49%)	11 (18%)	0	1
44	DX	61/63 (97%)	37 (61%)	15 (25%)	9 (15%)	0	2
45	BY	56/59 (95%)	29 (52%)	17 (30%)	10 (18%)	0	1
45	DY	56/59 (95%)	38 (68%)	15 (27%)	3 (5%)	2	16
46	BZ	68/70 (97%)	32 (47%)	23 (34%)	13 (19%)	0	1
46	DZ	68/70 (97%)	36 (53%)	22 (32%)	10 (15%)	0	2
47	B0	54/57 (95%)	27 (50%)	17 (32%)	10 (18%)	0	1
47	D0	54/57 (95%)	25 (46%)	20 (37%)	9 (17%)	0	2
48	B1	52/55 (94%)	22 (42%)	20 (38%)	10 (19%)	0	1
48	D1	52/55 (94%)	21 (40%)	18 (35%)	13 (25%)	0	0
49	B2	44/46 (96%)	22 (50%)	15 (34%)	7 (16%)	0	2
49	D2	44/46 (96%)	22 (50%)	10 (23%)	12 (27%)	0	0
50	B3	62/65 (95%)	26 (42%)	28 (45%)	8 (13%)	0	3
50	D3	62/65 (95%)	30 (48%)	21 (34%)	11 (18%)	0	1

Continued on next page...

Continued from previous page...

Mol	Chain	Analysed	Favoured	Allowed	Outliers	Percentiles	
51	B4	36/38 (95%)	17 (47%)	9 (25%)	10 (28%)	0	0
51	D4	36/38 (95%)	13 (36%)	10 (28%)	13 (36%)	0	0
52	BI	139/142 (98%)	122 (88%)	12 (9%)	5 (4%)	3	25
52	DI	139/142 (98%)	119 (86%)	15 (11%)	5 (4%)	3	25
All	All	11263/11954 (94%)	6605 (59%)	2995 (27%)	1663 (15%)	0	2

All (1663) Ramachandran outliers are listed below:

Mol	Chain	Res	Type
2	AC	2	GLN
2	AC	81	GLU
2	AC	91	ALA
3	AD	18	LEU
3	AD	25	ARG
3	AD	191	SER
5	AF	92	THR
8	AI	8	THR
9	AJ	57	VAL
10	AK	56	LYS
10	AK	126	ARG
11	AL	23	LEU
11	AL	72	ASN
11	AL	104	SER
12	AM	6	ILE
12	AM	14	ALA
15	AP	79	ASN
15	AP	81	ALA
20	AB	19	THR
20	AB	22	TRP
20	AB	163	ILE
21	AU	14	ALA
21	AU	22	CYS
25	BC	21	PRO
25	BC	22	GLU
25	BC	28	PRO
25	BC	29	PHE
25	BC	31	PRO
25	BC	32	LEU
25	BC	47	ARG
25	BC	63	ILE
25	BC	64	VAL

Continued on next page...

Continued from previous page...

Mol	Chain	Res	Type
25	BC	67	LYS
25	BC	68	ARG
25	BC	72	GLY
25	BC	97	ASP
25	BC	103	ILE
25	BC	114	GLN
25	BC	124	LYS
25	BC	135	PRO
25	BC	140	VAL
25	BC	141	HIS
25	BC	149	LYS
25	BC	156	SER
25	BC	176	ARG
25	BC	227	VAL
25	BC	246	PRO
25	BC	266	ILE
26	BD	9	VAL
26	BD	14	ILE
26	BD	33	ARG
26	BD	59	ARG
26	BD	84	LEU
26	BD	114	LYS
26	BD	127	PHE
26	BD	128	ARG
26	BD	130	GLN
26	BD	139	SER
26	BD	140	HIS
26	BD	141	ARG
26	BD	150	GLN
26	BD	154	LYS
26	BD	155	VAL
26	BD	170	VAL
27	BE	4	VAL
27	BE	44	ARG
27	BE	52	VAL
27	BE	59	PRO
27	BE	84	THR
27	BE	117	ARG
27	BE	129	PRO
27	BE	165	HIS
27	BE	196	VAL
28	BF	31	GLU

Continued on next page...

Continued from previous page...

Mol	Chain	Res	Type
28	BF	46	LYS
28	BF	66	ILE
28	BF	73	VAL
28	BF	76	PHE
28	BF	131	VAL
28	BF	139	GLU
28	BF	149	ARG
29	BG	6	ALA
29	BG	25	ILE
29	BG	91	VAL
29	BG	151	ARG
30	BH	29	PHE
30	BH	37	VAL
30	BH	38	PRO
30	BH	41	LYS
31	BJ	4	PHE
31	BJ	43	GLU
31	BJ	44	TYR
31	BJ	64	VAL
31	BJ	73	VAL
31	BJ	100	VAL
31	BJ	101	ILE
31	BJ	119	PHE
31	BJ	137	PRO
32	BK	25	LEU
32	BK	35	VAL
32	BK	53	LYS
32	BK	71	ARG
32	BK	72	PRO
32	BK	89	ASN
32	BK	110	GLU
32	BK	120	PRO
33	BL	17	LYS
33	BL	56	PRO
33	BL	62	PRO
33	BL	73	ILE
33	BL	84	LYS
33	BL	85	VAL
33	BL	90	VAL
33	BL	91	ASP
33	BL	92	LEU
33	BL	104	GLN

Continued on next page...

Continued from previous page...

Mol	Chain	Res	Type
33	BL	118	THR
33	BL	119	PRO
33	BL	126	ARG
33	BL	127	VAL
33	BL	141	LYS
34	BM	3	GLN
34	BM	4	PRO
34	BM	14	LYS
34	BM	69	PRO
34	BM	80	VAL
34	BM	81	ARG
34	BM	98	PRO
34	BM	109	PRO
35	BN	3	HIS
35	BN	4	ARG
35	BN	8	ARG
35	BN	37	THR
35	BN	89	SER
35	BN	107	ASN
35	BN	113	ILE
35	BN	116	VAL
36	BO	37	ALA
36	BO	42	PRO
36	BO	54	VAL
36	BO	63	LYS
37	BP	23	ASP
37	BP	24	THR
37	BP	49	ILE
37	BP	55	HIS
37	BP	60	VAL
37	BP	82	SER
37	BP	83	ILE
37	BP	85	VAL
37	BP	90	ALA
37	BP	91	VAL
37	BP	94	ALA
37	BP	111	GLU
38	BQ	34	ALA
38	BQ	89	ILE
38	BQ	92	LYS
39	BR	15	SER
39	BR	24	LYS

Continued on next page...

Continued from previous page...

Mol	Chain	Res	Type
39	BR	47	VAL
39	BR	59	ILE
39	BR	74	ILE
39	BR	101	ILE
40	BS	6	LYS
40	BS	103	ILE
41	BT	32	LEU
41	BT	63	VAL
42	BU	4	ILE
42	BU	21	ARG
42	BU	63	ALA
42	BU	92	VAL
43	BW	11	ASN
43	BW	18	LYS
43	BW	44	PHE
43	BW	53	GLY
43	BW	66	VAL
43	BW	67	LYS
43	BW	75	ASN
43	BW	81	ILE
44	BX	24	GLU
44	BX	33	ALA
44	BX	46	VAL
45	BY	9	THR
45	BY	51	SER
46	BZ	4	ASP
46	BZ	7	PRO
46	BZ	8	LYS
46	BZ	26	SER
46	BZ	60	PHE
47	B0	29	VAL
47	B0	35	GLU
48	B1	45	HIS
48	B1	46	VAL
49	B2	4	THR
49	B2	43	THR
49	B2	44	VAL
50	B3	16	THR
50	B3	23	HIS
50	B3	57	VAL
50	B3	60	CYS
51	B4	5	ALA

Continued on next page...

Continued from previous page...

Mol	Chain	Res	Type
51	B4	17	VAL
51	B4	24	ARG
51	B4	29	ALA
51	B4	35	GLN
52	BI	18	ASN
2	CC	54	ILE
3	CD	24	VAL
3	CD	49	ASP
3	CD	121	ALA
4	CE	23	THR
5	CF	98	GLU
6	CG	3	ARG
6	CG	62	GLU
7	CH	66	GLN
7	CH	82	LEU
9	CJ	34	ALA
9	CJ	57	VAL
9	CJ	61	ALA
9	CJ	67	ILE
11	CL	10	PRO
11	CL	32	VAL
11	CL	33	CYS
11	CL	43	LYS
11	CL	88	ASP
11	CL	101	LEU
11	CL	111	GLN
12	CM	22	TYR
12	CM	105	ALA
13	CN	29	ILE
13	CN	50	LEU
14	CO	73	ASP
15	CP	28	ARG
18	CS	29	PRO
18	CS	62	THR
19	CT	3	ILE
19	CT	4	LYS
20	CB	22	TRP
20	CB	73	ARG
20	CB	188	THR
20	CB	206	ILE
20	CB	208	ALA
25	DC	28	PRO

Continued on next page...

Continued from previous page...

Mol	Chain	Res	Type
25	DC	29	PHE
25	DC	31	PRO
25	DC	32	LEU
25	DC	47	ARG
25	DC	63	ILE
25	DC	87	SER
25	DC	88	ALA
25	DC	97	ASP
25	DC	121	ALA
25	DC	125	PRO
25	DC	135	PRO
25	DC	149	LYS
25	DC	157	ALA
25	DC	163	ILE
25	DC	164	VAL
25	DC	176	ARG
25	DC	194	VAL
25	DC	200	MET
25	DC	246	PRO
25	DC	259	ASN
25	DC	266	ILE
26	DD	9	VAL
26	DD	34	VAL
26	DD	39	ASP
26	DD	45	TYR
26	DD	55	LYS
26	DD	82	PHE
26	DD	84	LEU
26	DD	85	ALA
26	DD	129	THR
26	DD	140	HIS
26	DD	152	PRO
26	DD	155	VAL
26	DD	157	LYS
26	DD	160	LYS
27	DE	17	THR
27	DE	45	ALA
27	DE	86	ALA
27	DE	91	ASP
27	DE	147	LEU
27	DE	162	ARG
28	DF	46	LYS

Continued on next page...

Continued from previous page...

Mol	Chain	Res	Type
28	DF	73	VAL
28	DF	84	ILE
28	DF	133	GLU
28	DF	173	ASP
29	DG	2	ARG
29	DG	4	ALA
29	DG	6	ALA
29	DG	101	VAL
30	DH	11	ASN
30	DH	38	PRO
30	DH	121	VAL
31	DJ	4	PHE
31	DJ	11	VAL
31	DJ	43	GLU
31	DJ	44	TYR
31	DJ	64	VAL
31	DJ	78	THR
31	DJ	81	ILE
31	DJ	124	VAL
32	DK	71	ARG
32	DK	72	PRO
32	DK	113	MET
32	DK	120	PRO
33	DL	7	SER
33	DL	8	PRO
33	DL	17	LYS
33	DL	38	GLN
33	DL	51	GLU
33	DL	54	GLN
33	DL	72	ALA
33	DL	92	LEU
33	DL	111	ILE
33	DL	119	PRO
33	DL	126	ARG
33	DL	127	VAL
33	DL	142	ILE
34	DM	5	LYS
34	DM	16	ARG
34	DM	17	ASN
34	DM	65	ILE
34	DM	71	LYS
34	DM	72	PRO

Continued on next page...

Continued from previous page...

Mol	Chain	Res	Type
34	DM	84	LYS
34	DM	86	LYS
34	DM	101	VAL
34	DM	106	ASP
34	DM	109	PRO
35	DN	91	ALA
36	DO	23	ALA
36	DO	27	VAL
36	DO	54	VAL
36	DO	63	LYS
36	DO	90	VAL
37	DP	17	PRO
37	DP	23	ASP
37	DP	24	THR
37	DP	41	ALA
37	DP	60	VAL
37	DP	71	ARG
37	DP	72	VAL
37	DP	76	HIS
37	DP	77	SER
37	DP	79	VAL
37	DP	80	VAL
37	DP	82	SER
37	DP	105	LYS
37	DP	110	LYS
37	DP	111	GLU
38	DQ	73	ILE
38	DQ	89	ILE
38	DQ	93	ILE
39	DR	22	LEU
39	DR	27	ILE
39	DR	73	LYS
39	DR	75	VAL
39	DR	89	HIS
39	DR	90	ARG
39	DR	97	LYS
40	DS	60	HIS
40	DS	103	ILE
41	DT	27	SER
41	DT	57	VAL
41	DT	62	VAL
41	DT	95	PHE

Continued on next page...

Continued from previous page...

Mol	Chain	Res	Type
42	DU	30	SER
42	DU	63	ALA
42	DU	66	VAL
42	DU	75	ALA
43	DW	30	VAL
43	DW	34	SER
43	DW	44	PHE
43	DW	57	THR
43	DW	58	LEU
43	DW	66	VAL
46	DZ	21	VAL
46	DZ	28	VAL
46	DZ	31	ASP
46	DZ	40	CYS
47	D0	31	LYS
47	D0	45	ASP
48	D1	14	ALA
48	D1	23	THR
48	D1	46	VAL
49	D2	44	VAL
50	D3	30	HIS
51	D4	3	VAL
51	D4	17	VAL
51	D4	19	ARG
51	D4	24	ARG
51	D4	26	ILE
51	D4	27	CYS
52	DI	18	ASN
2	AC	100	ILE
2	AC	153	SER
3	AD	31	CYS
3	AD	107	GLY
3	AD	152	SER
3	AD	172	VAL
3	AD	192	ALA
4	AE	20	VAL
4	AE	76	ASN
4	AE	107	GLY
5	AF	62	MET
6	AG	18	GLY
6	AG	129	ASN
8	AI	43	ALA

Continued on next page...

Continued from previous page...

Mol	Chain	Res	Type
8	AI	57	VAL
8	AI	108	ARG
9	AJ	74	VAL
9	AJ	75	ASP
10	AK	53	GLY
11	AL	10	PRO
11	AL	84	GLY
12	AM	3	ILE
12	AM	7	ASN
12	AM	66	GLY
12	AM	104	ASN
13	AN	51	PRO
13	AN	52	ARG
13	AN	61	ASN
13	AN	94	GLY
15	AP	29	ASN
16	AQ	6	THR
16	AQ	34	GLY
16	AQ	69	THR
17	AR	20	ILE
17	AR	22	TYR
17	AR	71	ASP
18	AS	5	LYS
19	AT	3	ILE
19	AT	85	LEU
21	AU	32	ARG
21	AU	33	ARG
21	AU	52	VAL
24	BV	45	ASP
25	BC	4	LYS
25	BC	14	HIS
25	BC	48	ILE
25	BC	51	ARG
25	BC	90	ILE
25	BC	107	LYS
25	BC	111	ALA
25	BC	143	VAL
25	BC	157	ALA
25	BC	163	ILE
25	BC	194	VAL
25	BC	208	GLY
25	BC	209	ALA

Continued on next page...

Continued from previous page...

Mol	Chain	Res	Type
25	BC	226	PRO
26	BD	2	ILE
26	BD	16	THR
26	BD	27	ILE
26	BD	30	GLU
26	BD	42	ASN
26	BD	101	PHE
26	BD	104	VAL
26	BD	125	TRP
26	BD	129	THR
26	BD	169	ARG
26	BD	202	ILE
26	BD	205	PRO
26	BD	206	ALA
26	BD	207	VAL
27	BE	23	PHE
27	BE	26	ALA
27	BE	37	ALA
27	BE	47	LYS
27	BE	49	ARG
27	BE	54	GLY
27	BE	61	ARG
27	BE	68	ALA
27	BE	86	ALA
27	BE	90	GLN
27	BE	104	ALA
27	BE	120	VAL
27	BE	128	ALA
27	BE	146	VAL
27	BE	148	ILE
27	BE	169	VAL
27	BE	171	ASP
28	BF	14	LYS
28	BF	114	ARG
28	BF	136	ILE
28	BF	153	ILE
28	BF	162	ASP
28	BF	176	PHE
29	BG	2	ARG
29	BG	32	LEU
29	BG	42	VAL
29	BG	47	ASN

Continued on next page...

Continued from previous page...

Mol	Chain	Res	Type
29	BG	173	ALA
30	BH	8	LYS
30	BH	44	ILE
30	BH	65	ALA
30	BH	127	GLU
30	BH	134	VAL
31	BJ	6	ALA
31	BJ	18	VAL
31	BJ	79	GLY
31	BJ	81	ILE
31	BJ	84	ILE
31	BJ	138	GLN
32	BK	17	ARG
32	BK	92	GLU
33	BL	15	ALA
33	BL	29	LYS
33	BL	31	GLY
33	BL	53	GLY
33	BL	94	THR
33	BL	95	LEU
33	BL	117	THR
33	BL	120	VAL
33	BL	143	GLU
34	BM	7	THR
34	BM	36	VAL
34	BM	58	LYS
34	BM	70	ASP
34	BM	86	LYS
34	BM	87	GLY
34	BM	104	GLU
34	BM	132	THR
35	BN	11	ASN
35	BN	94	TYR
35	BN	104	ALA
35	BN	114	GLU
36	BO	9	ARG
36	BO	21	LEU
36	BO	28	VAL
36	BO	38	GLN
36	BO	47	VAL
36	BO	49	VAL
36	BO	95	SER

Continued on next page...

Continued from previous page...

Mol	Chain	Res	Type
36	BO	115	LEU
37	BP	29	VAL
37	BP	30	TRP
37	BP	41	ALA
37	BP	56	SER
37	BP	59	THR
37	BP	62	LYS
37	BP	72	VAL
37	BP	76	HIS
37	BP	80	VAL
37	BP	81	ASP
37	BP	97	TYR
37	BP	102	ARG
37	BP	105	LYS
37	BP	110	LYS
37	BP	112	ARG
38	BQ	21	LYS
38	BQ	23	TYR
38	BQ	33	VAL
38	BQ	78	PHE
38	BQ	91	ARG
38	BQ	93	ILE
39	BR	17	GLY
39	BR	25	LEU
39	BR	29	THR
39	BR	37	GLU
39	BR	87	GLN
39	BR	98	ILE
39	BR	100	GLY
40	BS	3	THR
40	BS	5	ALA
40	BS	29	VAL
40	BS	67	ASP
40	BS	96	ILE
41	BT	4	GLU
41	BT	6	ARG
41	BT	14	PRO
41	BT	15	HIS
41	BT	30	ILE
41	BT	34	VAL
41	BT	67	VAL
41	BT	74	ILE

Continued on next page...

Continued from previous page...

Mol	Chain	Res	Type
41	BT	81	LYS
41	BT	85	VAL
42	BU	14	THR
42	BU	24	VAL
42	BU	35	VAL
42	BU	45	GLN
42	BU	54	PRO
42	BU	60	LYS
42	BU	64	ILE
42	BU	71	ILE
42	BU	77	GLY
43	BW	23	LYS
43	BW	38	ARG
43	BW	40	ARG
43	BW	50	VAL
43	BW	63	ASP
43	BW	72	GLY
43	BW	77	LYS
44	BX	9	LYS
44	BX	16	THR
44	BX	36	GLN
44	BX	40	SER
45	BY	3	THR
45	BY	12	ALA
46	BZ	9	TYR
46	BZ	39	LYS
46	BZ	40	CYS
46	BZ	58	ASP
47	B0	41	HIS
47	B0	49	ARG
49	B2	36	ALA
50	B3	15	LYS
51	B4	20	ASP
51	B4	22	VAL
2	CC	25	THR
2	CC	63	ILE
2	CC	65	VAL
2	CC	95	GLY
2	CC	128	MET
2	CC	153	SER
3	CD	14	GLU
3	CD	47	LEU

Continued on next page...

Continued from previous page...

Mol	Chain	Res	Type
3	CD	120	LYS
3	CD	169	TRP
4	CE	15	ILE
4	CE	17	VAL
4	CE	107	GLY
5	CF	89	VAL
6	CG	16	LYS
6	CG	113	LYS
6	CG	130	LYS
7	CH	69	ALA
7	CH	122	GLY
8	CI	24	ASN
8	CI	57	VAL
9	CJ	33	GLY
9	CJ	37	ARG
9	CJ	60	ASP
9	CJ	74	VAL
9	CJ	77	VAL
9	CJ	94	ALA
10	CK	14	GLN
10	CK	17	ASP
11	CL	13	ARG
11	CL	97	VAL
11	CL	104	SER
11	CL	117	GLY
11	CL	121	PRO
12	CM	3	ILE
12	CM	7	ASN
12	CM	23	GLY
13	CN	21	ALA
13	CN	51	PRO
14	CO	3	SER
15	CP	46	LYS
15	CP	79	ASN
16	CQ	28	VAL
16	CQ	47	ASP
16	CQ	56	ASP
16	CQ	69	THR
17	CR	21	ASP
18	CS	27	LYS
18	CS	69	LYS
20	CB	18	GLN

Continued on next page...

Continued from previous page...

Mol	Chain	Res	Type
20	CB	19	THR
20	CB	72	LYS
20	CB	97	GLY
20	CB	124	THR
20	CB	193	ASP
21	CU	22	CYS
24	DV	14	LYS
24	DV	45	ASP
24	DV	70	ILE
25	DC	21	PRO
25	DC	22	GLU
25	DC	39	SER
25	DC	43	ASN
25	DC	52	HIS
25	DC	53	ILE
25	DC	65	ASP
25	DC	70	LYS
25	DC	90	ILE
25	DC	93	VAL
25	DC	106	PRO
25	DC	156	SER
25	DC	173	LEU
25	DC	199	HIS
25	DC	201	LEU
25	DC	210	ALA
25	DC	227	VAL
25	DC	252	LYS
26	DD	43	ASP
26	DD	73	VAL
26	DD	77	ARG
26	DD	89	GLU
26	DD	95	SER
26	DD	145	SER
26	DD	168	GLU
26	DD	184	ARG
26	DD	185	ASN
26	DD	187	LEU
26	DD	193	VAL
26	DD	197	THR
26	DD	205	PRO
26	DD	206	ALA
27	DE	4	VAL

Continued on next page...

Continued from previous page...

Mol	Chain	Res	Type
27	DE	7	ASP
27	DE	13	THR
27	DE	43	THR
27	DE	48	THR
27	DE	49	ARG
27	DE	54	GLY
27	DE	59	PRO
27	DE	84	THR
27	DE	85	PHE
27	DE	110	SER
27	DE	115	GLN
27	DE	126	VAL
27	DE	148	ILE
27	DE	149	ILE
27	DE	153	LEU
27	DE	166	LYS
27	DE	168	ASP
27	DE	195	GLN
28	DF	20	ASN
28	DF	49	LEU
28	DF	66	ILE
28	DF	80	GLN
28	DF	83	PRO
28	DF	109	ARG
28	DF	136	ILE
28	DF	149	ARG
28	DF	150	GLY
28	DF	174	PHE
29	DG	5	LYS
29	DG	37	ASN
30	DH	10	ALA
30	DH	25	TYR
30	DH	30	LEU
30	DH	82	SER
30	DH	91	PHE
31	DJ	50	THR
31	DJ	65	THR
31	DJ	128	ASN
31	DJ	129	GLU
31	DJ	131	ASN
31	DJ	135	GLN
32	DK	3	GLN

Continued on next page...

Continued from previous page...

Mol	Chain	Res	Type
32	DK	10	VAL
32	DK	18	ARG
32	DK	83	ALA
33	DL	15	ALA
33	DL	20	GLY
33	DL	27	LEU
33	DL	40	SER
33	DL	64	PHE
33	DL	108	ALA
33	DL	109	LYS
33	DL	110	VAL
34	DM	80	VAL
34	DM	102	LEU
35	DN	100	CYS
35	DN	116	VAL
36	DO	22	GLY
36	DO	65	THR
36	DO	84	GLU
36	DO	96	GLY
36	DO	99	TYR
36	DO	101	GLY
37	DP	27	VAL
37	DP	49	ILE
37	DP	69	VAL
37	DP	75	THR
37	DP	83	ILE
37	DP	91	VAL
38	DQ	5	ARG
38	DQ	30	VAL
38	DQ	31	TYR
38	DQ	85	ALA
38	DQ	88	GLU
39	DR	4	VAL
39	DR	5	PHE
39	DR	11	GLN
39	DR	59	ILE
39	DR	81	LYS
39	DR	82	HIS
39	DR	93	PHE
40	DS	4	ILE
40	DS	12	SER
40	DS	26	GLY

Continued on next page...

Continued from previous page...

Mol	Chain	Res	Type
40	DS	41	LYS
40	DS	64	ALA
40	DS	69	LEU
40	DS	87	PRO
41	DT	7	LEU
41	DT	15	HIS
41	DT	31	VAL
41	DT	36	LYS
41	DT	52	GLU
41	DT	63	VAL
41	DT	71	GLY
41	DT	85	VAL
42	DU	4	ILE
42	DU	9	GLU
42	DU	24	VAL
42	DU	28	LEU
42	DU	42	LYS
42	DU	93	ARG
43	DW	4	LYS
43	DW	10	ARG
43	DW	18	LYS
43	DW	45	HIS
43	DW	62	ALA
43	DW	75	ASN
43	DW	77	LYS
44	DX	20	ASN
45	DY	12	ALA
46	DZ	3	LYS
46	DZ	10	GLU
47	D0	35	GLU
47	D0	47	TYR
48	D1	30	PRO
48	D1	38	PHE
48	D1	47	ILE
48	D1	50	GLU
49	D2	5	PHE
49	D2	18	PHE
49	D2	25	LYS
50	D3	5	THR
50	D3	26	ALA
51	D4	10	LEU
2	AC	25	THR

Continued on next page...

Continued from previous page...

Mol	Chain	Res	Type
2	AC	83	VAL
2	AC	136	ALA
2	AC	180	ASP
3	AD	28	ASP
3	AD	148	ALA
3	AD	151	GLN
4	AE	43	GLY
5	AF	65	GLU
6	AG	75	LYS
7	AH	46	GLU
7	AH	65	PHE
9	AJ	61	ALA
9	AJ	62	ARG
9	AJ	92	LEU
9	AJ	93	ALA
10	AK	77	GLY
10	AK	125	LYS
11	AL	13	ARG
11	AL	15	VAL
11	AL	47	ALA
11	AL	120	ARG
12	AM	22	TYR
12	AM	98	GLY
13	AN	2	LYS
13	AN	80	ARG
17	AR	32	ILE
18	AS	3	SER
20	AB	18	GLN
20	AB	20	ARG
20	AB	27	LYS
20	AB	76	SER
20	AB	88	GLN
20	AB	186	VAL
21	AU	24	LYS
21	AU	35	GLU
21	AU	40	PRO
24	BV	54	ALA
24	BV	64	VAL
24	BV	71	LYS
25	BC	34	GLU
25	BC	41	GLY
25	BC	52	HIS

Continued on next page...

Continued from previous page...

Mol	Chain	Res	Type
25	BC	53	ILE
25	BC	58	LYS
25	BC	59	GLN
25	BC	65	ASP
25	BC	66	PHE
25	BC	91	ALA
25	BC	93	VAL
25	BC	108	GLY
25	BC	125	PRO
25	BC	231	HIS
25	BC	239	PHE
25	BC	251	THR
25	BC	255	LYS
25	BC	259	ASN
26	BD	18	ASP
26	BD	21	SER
26	BD	23	PRO
26	BD	105	LYS
26	BD	189	VAL
27	BE	11	ALA
27	BE	24	ASN
27	BE	62	GLN
27	BE	93	SER
27	BE	191	ASP
28	BF	19	PHE
28	BF	34	THR
28	BF	67	THR
28	BF	75	GLY
28	BF	81	GLY
28	BF	88	VAL
28	BF	173	ASP
29	BG	127	GLN
30	BH	125	THR
31	BJ	50	THR
31	BJ	74	TYR
31	BJ	83	GLY
31	BJ	85	LYS
32	BK	46	ALA
32	BK	112	PHE
33	BL	22	GLY
33	BL	27	LEU
33	BL	38	GLN

Continued on next page...

Continued from previous page...

Mol	Chain	Res	Type
33	BL	48	ARG
33	BL	57	LEU
34	BM	35	ALA
34	BM	59	ARG
34	BM	77	PRO
34	BM	105	MET
34	BM	127	LYS
35	BN	6	SER
35	BN	102	PHE
36	BO	32	PRO
36	BO	52	SER
36	BO	68	LYS
37	BP	17	PRO
37	BP	48	ALA
37	BP	52	ARG
37	BP	71	ARG
37	BP	78	PRO
38	BQ	73	ILE
39	BR	18	GLN
39	BR	42	ALA
39	BR	45	GLU
39	BR	73	LYS
39	BR	76	LYS
39	BR	77	PHE
40	BS	13	SER
40	BS	69	LEU
41	BT	13	ALA
41	BT	61	LEU
42	BU	18	LYS
42	BU	39	ASN
42	BU	67	SER
42	BU	72	PHE
42	BU	96	LYS
43	BW	6	GLY
43	BW	49	ASN
43	BW	62	ALA
43	BW	65	LYS
43	BW	68	PHE
44	BX	4	LYS
44	BX	28	LEU
45	BY	14	GLY
45	BY	16	LEU

Continued on next page...

Continued from previous page...

Mol	Chain	Res	Type
45	BY	42	ALA
47	B0	4	GLN
48	B1	8	ILE
48	B1	35	LEU
48	B1	43	ARG
51	B4	3	VAL
51	B4	10	LEU
52	BI	14	ALA
52	BI	23	VAL
2	CC	3	LYS
2	CC	145	ALA
2	CC	167	TYR
5	CF	85	ILE
5	CF	95	ALA
6	CG	55	LYS
7	CH	30	LYS
7	CH	53	ASP
8	CI	34	LEU
8	CI	55	ASP
8	CI	106	ASP
9	CJ	68	ARG
9	CJ	93	ALA
9	CJ	100	ILE
10	CK	52	ARG
10	CK	53	GLY
10	CK	88	PRO
10	CK	108	ASN
11	CL	24	GLU
11	CL	73	LEU
12	CM	62	PHE
12	CM	65	GLU
13	CN	33	VAL
13	CN	42	ASN
13	CN	43	ALA
13	CN	52	ARG
13	CN	69	PRO
13	CN	70	HIS
15	CP	47	GLU
18	CS	8	PRO
18	CS	34	SER
18	CS	63	ASP
19	CT	68	LYS

Continued on next page...

Continued from previous page...

Mol	Chain	Res	Type
20	CB	43	GLU
20	CB	44	LYS
20	CB	94	ARG
20	CB	95	TRP
20	CB	114	LYS
20	CB	128	LEU
20	CB	204	ASP
21	CU	23	GLU
25	DC	66	PHE
25	DC	115	ILE
25	DC	172	THR
25	DC	184	GLU
25	DC	243	PRO
25	DC	265	PHE
26	DD	47	ALA
26	DD	139	SER
26	DD	141	ARG
26	DD	147	GLY
26	DD	174	SER
27	DE	30	GLN
27	DE	38	GLY
27	DE	67	ARG
27	DE	90	GLN
27	DE	139	LYS
27	DE	172	ALA
27	DE	190	ALA
28	DF	42	ALA
28	DF	43	ILE
28	DF	88	VAL
28	DF	104	THR
28	DF	134	GLN
28	DF	138	PRO
28	DF	176	PHE
29	DG	11	PRO
29	DG	45	ALA
29	DG	60	GLY
29	DG	173	ALA
30	DH	31	VAL
30	DH	37	VAL
30	DH	86	ASP
30	DH	92	GLY
31	DJ	8	PRO

Continued on next page...

Continued from previous page...

Mol	Chain	Res	Type
31	DJ	41	LYS
31	DJ	53	TYR
31	DJ	58	ASN
31	DJ	75	TYR
31	DJ	77	HIS
31	DJ	85	LYS
31	DJ	137	PRO
32	DK	12	ASP
32	DK	17	ARG
33	DL	14	LYS
33	DL	44	GLY
33	DL	45	GLY
33	DL	52	GLY
33	DL	55	MET
33	DL	116	VAL
33	DL	141	LYS
34	DM	4	PRO
34	DM	127	LYS
34	DM	128	THR
35	DN	32	GLU
36	DO	34	HIS
36	DO	38	GLN
36	DO	87	ILE
37	DP	39	LEU
37	DP	97	TYR
37	DP	112	ARG
38	DQ	53	LYS
38	DQ	86	SER
39	DR	3	ALA
39	DR	10	LYS
39	DR	42	ALA
39	DR	64	VAL
39	DR	86	GLN
40	DS	9	HIS
40	DS	99	ARG
41	DT	16	VAL
41	DT	39	THR
41	DT	68	LYS
41	DT	96	VAL
42	DU	62	ALA
42	DU	64	ILE
42	DU	99	SER

Continued on next page...

Continued from previous page...

Mol	Chain	Res	Type
43	DW	5	ALA
43	DW	9	THR
43	DW	65	LYS
44	DX	28	LEU
44	DX	31	GLN
44	DX	35	GLY
44	DX	52	ARG
45	DY	37	ARG
46	DZ	26	SER
47	D0	36	LYS
47	D0	43	THR
48	D1	32	LYS
49	D2	7	PRO
49	D2	8	SER
50	D3	10	ALA
50	D3	47	ALA
51	D4	11	CYS
51	D4	31	PRO
52	DI	23	VAL
2	AC	19	SER
2	AC	54	ILE
2	AC	65	VAL
3	AD	7	LYS
3	AD	27	ILE
3	AD	29	THR
3	AD	143	SER
4	AE	34	ALA
4	AE	128	GLY
5	AF	64	VAL
5	AF	94	HIS
6	AG	84	TYR
8	AI	44	ARG
8	AI	55	ASP
8	AI	67	LYS
8	AI	127	SER
9	AJ	36	VAL
9	AJ	56	HIS
9	AJ	95	GLY
11	AL	14	LYS
11	AL	122	LYS
13	AN	21	ALA
15	AP	27	ALA

Continued on next page...

Continued from previous page...

Mol	Chain	Res	Type
15	AP	42	ILE
15	AP	54	LEU
18	AS	8	PRO
18	AS	15	LEU
18	AS	39	ILE
19	AT	59	ARG
20	AB	41	ASN
20	AB	150	ILE
20	AB	200	PRO
20	AB	205	ALA
21	AU	6	ARG
21	AU	36	PHE
21	AU	37	TYR
25	BC	50	THR
25	BC	61	TYR
25	BC	151	GLY
25	BC	165	ALA
25	BC	236	GLY
25	BC	257	ARG
25	BC	258	SER
25	BC	265	PHE
26	BD	47	ALA
26	BD	87	GLY
26	BD	90	PHE
26	BD	145	SER
26	BD	185	ASN
26	BD	190	LYS
26	BD	193	VAL
27	BE	39	ALA
27	BE	53	THR
27	BE	106	LYS
28	BF	7	TYR
28	BF	45	ASP
28	BF	74	ALA
28	BF	172	PHE
29	BG	48	THR
29	BG	155	PRO
29	BG	174	LYS
30	BH	20	ASN
31	BJ	25	LEU
31	BJ	36	LEU
31	BJ	97	PRO

Continued on next page...

Continued from previous page...

Mol	Chain	Res	Type
31	BJ	127	GLY
32	BK	6	THR
32	BK	121	GLU
33	BL	42	SER
33	BL	54	GLN
33	BL	82	LEU
33	BL	109	LYS
34	BM	10	ARG
34	BM	28	PHE
34	BM	133	LYS
36	BO	36	TYR
36	BO	87	ILE
36	BO	90	VAL
37	BP	77	SER
39	BR	27	ILE
39	BR	95	ASP
40	BS	11	ARG
40	BS	99	ARG
41	BT	5	GLU
42	BU	3	LYS
42	BU	59	GLU
43	BW	32	ALA
44	BX	7	ARG
45	BY	15	ARG
45	BY	17	PRO
46	BZ	23	LYS
47	B0	5	ASN
48	B1	5	ARG
48	B1	16	THR
48	B1	38	PHE
48	B1	47	ILE
49	B2	42	LEU
51	B4	7	VAL
52	BI	49	GLU
52	BI	64	ARG
2	CC	50	SER
2	CC	59	PRO
2	CC	60	ALA
2	CC	110	LEU
2	CC	144	GLY
3	CD	22	SER
3	CD	26	ALA

Continued on next page...

Continued from previous page...

Mol	Chain	Res	Type
3	CD	119	HIS
3	CD	166	LYS
4	CE	87	VAL
4	CE	146	MET
6	CG	66	GLU
6	CG	78	ARG
6	CG	128	GLU
6	CG	129	ASN
7	CH	94	VAL
8	CI	58	GLU
8	CI	90	ASP
9	CJ	56	HIS
9	CJ	75	ASP
11	CL	23	LEU
12	CM	97	ARG
12	CM	102	LYS
12	CM	104	ASN
13	CN	62	ARG
13	CN	65	GLN
15	CP	27	ALA
18	CS	5	LYS
18	CS	22	VAL
18	CS	61	VAL
18	CS	77	ARG
19	CT	67	HIS
20	CB	15	PHE
20	CB	86	CYS
20	CB	126	ASP
21	CU	12	ASP
24	DV	16	ALA
24	DV	71	LYS
25	DC	12	ARG
25	DC	103	ILE
25	DC	113	ASP
25	DC	124	LYS
25	DC	152	GLN
25	DC	226	PRO
25	DC	239	PHE
26	DD	87	GLY
26	DD	173	GLN
27	DE	50	ALA
27	DE	72	SER

Continued on next page...

Continued from previous page...

Mol	Chain	Res	Type
27	DE	111	GLU
28	DF	34	THR
28	DF	36	ASN
28	DF	67	THR
28	DF	70	ARG
29	DG	36	LEU
30	DH	114	GLU
31	DJ	23	LYS
31	DJ	60	ASP
31	DJ	134	ALA
32	DK	29	HIS
32	DK	46	ALA
32	DK	84	CYS
32	DK	86	LEU
32	DK	89	ASN
33	DL	5	THR
33	DL	60	ARG
33	DL	82	LEU
33	DL	118	THR
34	DM	107	GLY
35	DN	99	LYS
35	DN	102	PHE
35	DN	113	ILE
36	DO	2	ASP
37	DP	15	ASP
37	DP	29	VAL
37	DP	33	GLU
37	DP	62	LYS
37	DP	73	PHE
37	DP	90	ALA
38	DQ	4	LYS
38	DQ	9	ALA
39	DR	71	LYS
39	DR	87	GLN
39	DR	98	ILE
40	DS	8	ARG
40	DS	13	SER
40	DS	23	LEU
40	DS	27	LYS
40	DS	80	PRO
41	DT	32	LEU
41	DT	67	VAL

Continued on next page...

Continued from previous page...

Mol	Chain	Res	Type
41	DT	79	ASP
42	DU	25	LYS
42	DU	58	VAL
42	DU	94	PHE
43	DW	16	GLU
43	DW	22	VAL
43	DW	61	LYS
43	DW	63	ASP
43	DW	76	ARG
44	DX	36	GLN
45	DY	51	SER
46	DZ	32	LEU
46	DZ	35	ASP
47	D0	20	ALA
47	D0	51	ARG
48	D1	5	ARG
48	D1	43	ARG
48	D1	51	ALA
49	D2	17	GLY
49	D2	22	MET
51	D4	9	LYS
52	DI	14	ALA
2	AC	14	VAL
2	AC	59	PRO
2	AC	145	ALA
2	AC	186	SER
3	AD	6	PRO
3	AD	43	ARG
3	AD	177	MET
6	AG	57	GLU
6	AG	137	ARG
10	AK	106	ILE
10	AK	127	ARG
13	AN	14	ALA
17	AR	47	ARG
18	AS	4	LEU
18	AS	27	LYS
18	AS	66	VAL
20	AB	87	ASP
20	AB	121	GLN
21	AU	13	VAL
21	AU	26	GLY

Continued on next page...

Continued from previous page...

Mol	Chain	Res	Type
24	BV	70	ILE
24	BV	93	ARG
25	BC	30	ALA
25	BC	40	GLY
25	BC	112	GLY
25	BC	115	ILE
25	BC	196	ASN
25	BC	217	PRO
25	BC	230	PRO
26	BD	52	THR
26	BD	162	ALA
26	BD	174	SER
28	BF	10	GLU
28	BF	22	ASN
28	BF	77	LYS
28	BF	87	LYS
28	BF	122	ASP
29	BG	11	PRO
29	BG	43	LYS
29	BG	159	LYS
31	BJ	46	PRO
31	BJ	53	TYR
31	BJ	66	GLY
32	BK	3	GLN
32	BK	4	GLU
32	BK	85	VAL
33	BL	114	GLY
33	BL	125	LEU
33	BL	128	THR
34	BM	29	GLY
34	BM	30	SER
34	BM	125	PRO
35	BN	73	ASN
36	BO	31	THR
37	BP	39	LEU
38	BQ	20	ALA
38	BQ	26	ALA
39	BR	72	VAL
40	BS	9	HIS
40	BS	57	ASN
40	BS	64	ALA
40	BS	71	VAL

Continued on next page...

Continued from previous page...

Mol	Chain	Res	Type
41	BT	39	THR
41	BT	88	LYS
43	BW	5	ALA
43	BW	31	LEU
45	BY	10	ARG
46	BZ	5	ILE
47	B0	53	VAL
48	B1	21	THR
49	B2	6	GLN
49	B2	17	GLY
50	B3	24	LYS
50	B3	31	ILE
2	CC	100	ILE
2	CC	129	PHE
3	CD	191	SER
3	CD	203	TYR
3	CD	204	SER
5	CF	53	LYS
5	CF	68	GLN
8	CI	8	THR
8	CI	9	GLY
8	CI	121	ARG
9	CJ	36	VAL
9	CJ	86	ALA
10	CK	49	SER
12	CM	21	ILE
13	CN	31	SER
13	CN	73	LEU
13	CN	74	ARG
15	CP	44	SER
15	CP	55	ASP
15	CP	69	ASP
17	CR	63	TYR
20	CB	211	LEU
21	CU	39	LYS
25	DC	50	THR
25	DC	58	LYS
25	DC	137	GLY
25	DC	175	LEU
26	DD	2	ILE
26	DD	49	GLN
26	DD	149	ASN

Continued on next page...

Continued from previous page...

Mol	Chain	Res	Type
27	DE	18	THR
27	DE	46	GLN
27	DE	89	PRO
27	DE	157	LEU
27	DE	188	MET
27	DE	192	ALA
28	DF	10	GLU
28	DF	153	ILE
29	DG	44	HIS
29	DG	151	ARG
29	DG	164	ALA
30	DH	66	ASN
31	DJ	111	LYS
31	DJ	125	TYR
31	DJ	139	VAL
32	DK	14	SER
32	DK	26	GLY
32	DK	85	VAL
33	DL	74	THR
34	DM	77	PRO
34	DM	82	MET
35	DN	41	ALA
35	DN	107	ASN
36	DO	18	LEU
36	DO	103	VAL
37	DP	59	THR
37	DP	106	ALA
38	DQ	78	PHE
38	DQ	87	VAL
39	DR	37	GLU
39	DR	84	ARG
40	DS	22	ASP
40	DS	92	ARG
41	DT	60	THR
41	DT	66	LYS
41	DT	86	THR
42	DU	57	ILE
43	DW	55	ASP
44	DX	51	ALA
44	DX	61	ALA
46	DZ	19	GLY
48	D1	21	THR

Continued on next page...

Continued from previous page...

Mol	Chain	Res	Type
48	D1	29	LYS
49	D2	14	ARG
49	D2	15	SER
49	D2	45	SER
50	D3	13	PHE
50	D3	29	ARG
50	D3	33	THR
51	D4	8	LYS
52	DI	5	GLN
4	AE	25	LYS
6	AG	6	ILE
6	AG	86	VAL
7	AH	82	LEU
10	AK	91	GLY
12	AM	65	GLU
13	AN	33	VAL
16	AQ	28	VAL
18	AS	36	ARG
18	AS	52	ASN
18	AS	67	GLY
21	AU	23	GLU
25	BC	164	VAL
25	BC	224	MET
26	BD	19	GLY
26	BD	99	GLU
26	BD	180	VAL
27	BE	75	SER
27	BE	145	ASP
27	BE	186	VAL
28	BF	83	PRO
28	BF	175	PRO
29	BG	84	LYS
30	BH	108	VAL
31	BJ	121	LYS
32	BK	49	ARG
34	BM	21	ALA
34	BM	26	VAL
34	BM	97	GLN
35	BN	115	LEU
37	BP	26	GLU
39	BR	7	SER
39	BR	12	HIS

Continued on next page...

Continued from previous page...

Mol	Chain	Res	Type
42	BU	56	GLY
43	BW	42	THR
46	BZ	32	LEU
46	BZ	66	ILE
47	B0	34	GLY
50	B3	26	ALA
2	CC	127	VAL
3	CD	35	GLN
3	CD	37	PRO
4	CE	20	VAL
4	CE	78	GLY
5	CF	84	VAL
5	CF	99	ALA
6	CG	99	ALA
8	CI	23	GLY
8	CI	71	ILE
9	CJ	32	THR
9	CJ	62	ARG
11	CL	99	GLY
11	CL	103	CYS
13	CN	3	GLN
15	CP	54	LEU
17	CR	36	GLY
19	CT	44	ALA
20	CB	20	ARG
20	CB	205	ALA
25	DC	60	ALA
25	DC	208	GLY
25	DC	217	PRO
25	DC	224	MET
25	DC	244	VAL
26	DD	29	VAL
26	DD	48	ILE
26	DD	53	GLY
27	DE	56	GLY
27	DE	66	GLY
27	DE	167	VAL
31	DJ	46	PRO
31	DJ	67	ASN
33	DL	9	ALA
33	DL	49	GLY
35	DN	123	GLU

Continued on next page...

Continued from previous page...

Mol	Chain	Res	Type
37	DP	26	GLU
39	DR	54	VAL
39	DR	63	VAL
39	DR	102	SER
40	DS	3	THR
40	DS	42	LYS
41	DT	76	ARG
41	DT	92	ASN
42	DU	65	GLN
43	DW	52	CYS
44	DX	8	GLU
50	D3	49	VAL
51	D4	28	SER
3	AD	175	GLY
11	AL	121	PRO
14	AO	26	VAL
20	AB	24	PRO
26	BD	96	ILE
27	BE	82	GLY
29	BG	7	PRO
33	BL	11	GLY
33	BL	102	GLY
40	BS	4	ILE
43	BW	35	ILE
47	B0	46	GLY
6	CG	18	GLY
21	CU	13	VAL
26	DD	76	GLY
27	DE	58	LYS
30	DH	85	GLY
32	DK	103	VAL
33	DL	32	GLY
34	DM	85	GLY
36	DO	28	VAL
38	DQ	72	GLY
39	DR	33	VAL
39	DR	47	VAL
4	AE	26	GLY
17	AR	43	ILE
25	BC	16	VAL
25	BC	214	GLY
26	BD	73	VAL

Continued on next page...

Continued from previous page...

Mol	Chain	Res	Type
26	BD	203	VAL
28	BF	148	VAL
29	BG	110	HIS
30	BH	34	GLY
30	BH	95	GLY
32	BK	15	GLY
34	BM	71	LYS
34	BM	131	VAL
38	BQ	7	VAL
44	BX	11	VAL
3	CD	27	ILE
10	CK	15	VAL
12	CM	42	VAL
16	CQ	32	ILE
17	CR	20	ILE
25	DC	48	ILE
25	DC	161	VAL
30	DH	4	ILE
33	DL	100	ILE
41	DT	58	VAL
50	D3	31	ILE
50	D3	62	PRO
52	DI	34	ILE
3	AD	63	ILE
7	AH	71	VAL
8	AI	71	ILE
9	AJ	41	PRO
24	BV	84	PRO
25	BC	234	GLY
26	BD	98	VAL
27	BE	113	VAL
27	BE	187	VAL
28	BF	108	PRO
30	BH	110	VAL
36	BO	35	ILE
37	BP	69	VAL
2	CC	76	ILE
2	CC	107	LYS
4	CE	24	VAL
20	CB	123	GLY
20	CB	200	PRO
25	DC	54	GLY

Continued on next page...

Continued from previous page...

Mol	Chain	Res	Type
25	DC	195	GLY
26	DD	19	GLY
26	DD	203	VAL
33	DL	23	ILE
51	D4	23	ILE
3	AD	37	PRO
7	AH	74	ILE
8	AI	110	VAL
11	AL	62	VAL
12	AM	15	VAL
28	BF	11	VAL
29	BG	8	VAL
29	BG	99	GLY
33	BL	16	GLY
37	BP	3	ILE
8	CI	68	GLY
10	CK	119	GLY
16	CQ	4	ILE
25	DC	16	VAL
27	DE	120	VAL
28	DF	108	PRO
33	DL	89	VAL
36	DO	31	THR
36	DO	58	ILE
38	DQ	6	GLY
42	DU	11	ILE
47	D0	53	VAL
49	D2	6	GLN
8	AI	39	GLY
27	BE	76	PRO
34	BM	89	VAL
47	B0	42	ILE
29	DG	117	PRO
30	DH	32	PRO
30	DH	107	GLY

5.3.2 Protein sidechains ⓘ

In the following table, the Percentiles column shows the percent sidechain outliers of the chain as a percentile score with respect to all X-ray entries followed by that with respect to entries of similar resolution.

The Analysed column shows the number of residues for which the sidechain conformation was

analysed, and the total number of residues.

Mol	Chain	Analysed	Rotameric	Outliers	Percentiles	
2	AC	170/190 (90%)	149 (88%)	21 (12%)	4	22
2	CC	170/190 (90%)	150 (88%)	20 (12%)	5	23
3	AD	172/173 (99%)	145 (84%)	27 (16%)	2	14
3	CD	172/173 (99%)	143 (83%)	29 (17%)	2	11
4	AE	113/126 (90%)	96 (85%)	17 (15%)	3	15
4	CE	113/126 (90%)	94 (83%)	19 (17%)	2	11
5	AF	87/116 (75%)	68 (78%)	19 (22%)	1	4
5	CF	87/116 (75%)	76 (87%)	11 (13%)	4	21
6	AG	123/147 (84%)	106 (86%)	17 (14%)	3	18
6	CG	125/147 (85%)	111 (89%)	14 (11%)	6	25
7	AH	104/105 (99%)	92 (88%)	12 (12%)	5	24
7	CH	104/105 (99%)	93 (89%)	11 (11%)	6	28
8	AI	105/107 (98%)	90 (86%)	15 (14%)	3	17
8	CI	105/107 (98%)	91 (87%)	14 (13%)	4	19
9	AJ	86/90 (96%)	70 (81%)	16 (19%)	1	7
9	CJ	86/90 (96%)	78 (91%)	8 (9%)	9	34
10	AK	90/99 (91%)	72 (80%)	18 (20%)	1	5
10	CK	90/99 (91%)	79 (88%)	11 (12%)	5	22
11	AL	103/104 (99%)	90 (87%)	13 (13%)	4	21
11	CL	103/104 (99%)	86 (84%)	17 (16%)	2	12
12	AM	92/96 (96%)	76 (83%)	16 (17%)	2	9
12	CM	91/96 (95%)	80 (88%)	11 (12%)	5	22
13	AN	79/84 (94%)	70 (89%)	9 (11%)	5	24
13	CN	79/84 (94%)	73 (92%)	6 (8%)	13	42
14	AO	76/77 (99%)	69 (91%)	7 (9%)	9	34
14	CO	76/77 (99%)	67 (88%)	9 (12%)	5	23
15	AP	65/65 (100%)	54 (83%)	11 (17%)	2	11
15	CP	65/65 (100%)	57 (88%)	8 (12%)	4	22
16	AQ	74/78 (95%)	64 (86%)	10 (14%)	4	19
16	CQ	75/78 (96%)	68 (91%)	7 (9%)	9	34
17	AR	48/65 (74%)	44 (92%)	4 (8%)	11	38

Continued on next page...

Continued from previous page...

Mol	Chain	Analysed	Rotameric	Outliers	Percentiles	
17	CR	48/65 (74%)	42 (88%)	6 (12%)	4	21
18	AS	70/79 (89%)	59 (84%)	11 (16%)	2	14
18	CS	71/79 (90%)	58 (82%)	13 (18%)	1	7
19	AT	65/66 (98%)	55 (85%)	10 (15%)	2	14
19	CT	65/66 (98%)	55 (85%)	10 (15%)	2	14
20	AB	180/199 (90%)	148 (82%)	32 (18%)	2	8
20	CB	180/199 (90%)	153 (85%)	27 (15%)	3	15
21	AU	44/61 (72%)	37 (84%)	7 (16%)	2	13
21	CU	44/61 (72%)	31 (70%)	13 (30%)	0	2
24	BV	78/78 (100%)	64 (82%)	14 (18%)	2	8
24	DV	78/78 (100%)	72 (92%)	6 (8%)	13	42
25	BC	213/218 (98%)	162 (76%)	51 (24%)	0	3
25	DC	213/218 (98%)	164 (77%)	49 (23%)	1	3
26	BD	164/164 (100%)	130 (79%)	34 (21%)	1	5
26	DD	164/164 (100%)	126 (77%)	38 (23%)	1	3
27	BE	165/165 (100%)	127 (77%)	38 (23%)	1	3
27	DE	165/165 (100%)	137 (83%)	28 (17%)	2	10
28	BF	149/150 (99%)	127 (85%)	22 (15%)	3	16
28	DF	149/150 (99%)	127 (85%)	22 (15%)	3	16
29	BG	137/138 (99%)	115 (84%)	22 (16%)	2	13
29	DG	137/138 (99%)	114 (83%)	23 (17%)	2	11
30	BH	114/114 (100%)	95 (83%)	19 (17%)	2	11
30	DH	114/114 (100%)	92 (81%)	22 (19%)	1	6
31	BJ	114/116 (98%)	93 (82%)	21 (18%)	1	7
31	DJ	114/116 (98%)	92 (81%)	22 (19%)	1	6
32	BK	102/104 (98%)	81 (79%)	21 (21%)	1	5
32	DK	102/104 (98%)	89 (87%)	13 (13%)	4	20
33	BL	103/103 (100%)	76 (74%)	27 (26%)	0	2
33	DL	103/103 (100%)	78 (76%)	25 (24%)	0	3
34	BM	109/109 (100%)	81 (74%)	28 (26%)	0	2
34	DM	109/109 (100%)	75 (69%)	34 (31%)	0	2

Continued on next page...

Continued from previous page...

Mol	Chain	Analysed	Rotameric	Outliers	Percentiles	
35	BN	103/103 (100%)	84 (82%)	19 (18%)	1	7
35	DN	103/103 (100%)	87 (84%)	16 (16%)	2	14
36	BO	87/87 (100%)	68 (78%)	19 (22%)	1	4
36	DO	87/87 (100%)	73 (84%)	14 (16%)	2	13
37	BP	99/100 (99%)	78 (79%)	21 (21%)	1	4
37	DP	99/100 (99%)	72 (73%)	27 (27%)	0	2
38	BQ	89/90 (99%)	72 (81%)	17 (19%)	1	6
38	DQ	89/90 (99%)	70 (79%)	19 (21%)	1	4
39	BR	84/84 (100%)	72 (86%)	12 (14%)	3	17
39	DR	84/84 (100%)	67 (80%)	17 (20%)	1	5
40	BS	93/93 (100%)	83 (89%)	10 (11%)	6	27
40	DS	93/93 (100%)	80 (86%)	13 (14%)	3	17
41	BT	83/84 (99%)	65 (78%)	18 (22%)	1	4
41	DT	83/84 (99%)	70 (84%)	13 (16%)	2	14
42	BU	83/85 (98%)	66 (80%)	17 (20%)	1	5
42	DU	83/85 (98%)	65 (78%)	18 (22%)	1	4
43	BW	62/63 (98%)	50 (81%)	12 (19%)	1	6
43	DW	62/63 (98%)	51 (82%)	11 (18%)	2	9
44	BX	55/55 (100%)	38 (69%)	17 (31%)	0	2
44	DX	55/55 (100%)	45 (82%)	10 (18%)	1	8
45	BY	48/49 (98%)	37 (77%)	11 (23%)	1	3
45	DY	48/49 (98%)	36 (75%)	12 (25%)	0	3
46	BZ	62/62 (100%)	46 (74%)	16 (26%)	0	2
46	DZ	62/62 (100%)	54 (87%)	8 (13%)	4	20
47	B0	47/48 (98%)	36 (77%)	11 (23%)	1	3
47	D0	47/48 (98%)	38 (81%)	9 (19%)	1	6
48	B1	48/49 (98%)	35 (73%)	13 (27%)	0	2
48	D1	48/49 (98%)	38 (79%)	10 (21%)	1	5
49	B2	38/38 (100%)	29 (76%)	9 (24%)	1	3
49	D2	38/38 (100%)	29 (76%)	9 (24%)	1	3
50	B3	51/52 (98%)	41 (80%)	10 (20%)	1	6

Continued on next page...

Continued from previous page...

Mol	Chain	Analysed	Rotameric	Outliers	Percentiles	
50	D3	51/52 (98%)	39 (76%)	12 (24%)	1	3
51	B4	34/34 (100%)	25 (74%)	9 (26%)	0	2
51	D4	34/34 (100%)	19 (56%)	15 (44%)	0	0
52	BI	109/110 (99%)	107 (98%)	2 (2%)	59	81
52	DI	109/110 (99%)	105 (96%)	4 (4%)	34	64
All	All	9341/9744 (96%)	7726 (83%)	1615 (17%)	2	10

All (1615) residues with a non-rotameric sidechain are listed below:

Mol	Chain	Res	Type
2	AC	31	ASN
2	AC	35	ASP
2	AC	40	GLN
2	AC	64	ARG
2	AC	82	ASP
2	AC	100	ILE
2	AC	102	ILE
2	AC	106	ARG
2	AC	113	LYS
2	AC	141	MET
2	AC	143	LEU
2	AC	146	LYS
2	AC	156	LEU
2	AC	166	TRP
2	AC	168	ARG
2	AC	174	LEU
2	AC	180	ASP
2	AC	184	ASN
2	AC	189	HIS
2	AC	190	THR
2	AC	192	TYR
3	AD	7	LYS
3	AD	8	LEU
3	AD	10	LEU
3	AD	21	LYS
3	AD	25	ARG
3	AD	35	GLN
3	AD	39	GLN
3	AD	43	ARG
3	AD	56	GLU

Continued on next page...

Continued from previous page...

Mol	Chain	Res	Type
3	AD	58	GLN
3	AD	62	ARG
3	AD	64	TYR
3	AD	69	ARG
3	AD	85	THR
3	AD	94	GLU
3	AD	147	LYS
3	AD	150	LYS
3	AD	153	ARG
3	AD	155	LYS
3	AD	158	LEU
3	AD	159	GLU
3	AD	160	LEU
3	AD	176	LYS
3	AD	177	MET
3	AD	183	ARG
3	AD	186	GLU
3	AD	194	ILE
4	AE	11	GLN
4	AE	23	THR
4	AE	25	LYS
4	AE	44	ARG
4	AE	68	ARG
4	AE	72	ASN
4	AE	81	GLN
4	AE	92	ARG
4	AE	102	THR
4	AE	110	MET
4	AE	122	VAL
4	AE	123	LEU
4	AE	125	LYS
4	AE	139	THR
4	AE	143	LEU
4	AE	151	MET
4	AE	158	LYS
5	AF	24	ARG
5	AF	37	HIS
5	AF	38	ARG
5	AF	39	LEU
5	AF	46	GLN
5	AF	53	LYS
5	AF	54	LEU

Continued on next page...

Continued from previous page...

Mol	Chain	Res	Type
5	AF	55	HIS
5	AF	61	LEU
5	AF	65	GLU
5	AF	68	GLN
5	AF	69	GLU
5	AF	71	ILE
5	AF	75	GLU
5	AF	76	THR
5	AF	78	PHE
5	AF	86	ARG
5	AF	88	MET
5	AF	92	THR
6	AG	3	ARG
6	AG	10	LYS
6	AG	11	ILE
6	AG	14	ASP
6	AG	16	LYS
6	AG	21	LEU
6	AG	22	LEU
6	AG	42	VAL
6	AG	52	ARG
6	AG	55	LYS
6	AG	72	VAL
6	AG	84	TYR
6	AG	89	GLU
6	AG	94	ARG
6	AG	112	ASP
6	AG	137	ARG
6	AG	143	MET
7	AH	26	MET
7	AH	30	LYS
7	AH	37	ASN
7	AH	39	LEU
7	AH	48	PHE
7	AH	55	LYS
7	AH	58	LEU
7	AH	82	LEU
7	AH	93	LYS
7	AH	111	THR
7	AH	113	ARG
7	AH	120	LEU
8	AI	11	ARG

Continued on next page...

Continued from previous page...

Mol	Chain	Res	Type
8	AI	26	LYS
8	AI	36	GLN
8	AI	38	PHE
8	AI	44	ARG
8	AI	56	MET
8	AI	58	GLU
8	AI	59	LYS
8	AI	84	ARG
8	AI	86	LEU
8	AI	87	MET
8	AI	106	ASP
8	AI	112	ARG
8	AI	121	ARG
8	AI	126	PHE
9	AJ	5	ARG
9	AJ	11	LYS
9	AJ	14	ASP
9	AJ	18	ILE
9	AJ	40	ILE
9	AJ	48	ARG
9	AJ	49	PHE
9	AJ	57	VAL
9	AJ	68	ARG
9	AJ	71	LEU
9	AJ	75	ASP
9	AJ	81	GLU
9	AJ	88	MET
9	AJ	89	ARG
9	AJ	92	LEU
9	AJ	102	LEU
10	AK	12	ARG
10	AK	35	ASP
10	AK	36	ARG
10	AK	37	GLN
10	AK	52	ARG
10	AK	56	LYS
10	AK	58	THR
10	AK	60	PHE
10	AK	73	VAL
10	AK	83	VAL
10	AK	84	MET
10	AK	92	ARG

Continued on next page...

Continued from previous page...

Mol	Chain	Res	Type
10	AK	99	LEU
10	AK	107	THR
10	AK	115	ILE
10	AK	117	HIS
10	AK	121	ARG
10	AK	126	ARG
11	AL	24	GLU
11	AL	28	GLN
11	AL	30	ARG
11	AL	35	ARG
11	AL	38	THR
11	AL	48	LEU
11	AL	50	LYS
11	AL	58	ASN
11	AL	71	HIS
11	AL	74	GLN
11	AL	87	LYS
11	AL	98	ARG
11	AL	102	ASP
12	AM	18	LEU
12	AM	28	ARG
12	AM	41	ASP
12	AM	43	LYS
12	AM	44	ILE
12	AM	57	ASP
12	AM	62	PHE
12	AM	67	ASP
12	AM	68	LEU
12	AM	90	HIS
12	AM	91	ARG
12	AM	97	ARG
12	AM	100	ARG
12	AM	101	THR
12	AM	102	LYS
12	AM	109	LYS
13	AN	15	LEU
13	AN	27	LYS
13	AN	41	TRP
13	AN	50	LEU
13	AN	59	GLN
13	AN	60	ARG
13	AN	65	GLN

Continued on next page...

Continued from previous page...

Mol	Chain	Res	Type
13	AN	73	LEU
13	AN	74	ARG
14	AO	7	THR
14	AO	17	ASP
14	AO	25	GLU
14	AO	53	ARG
14	AO	57	ARG
14	AO	66	LEU
14	AO	70	LYS
15	AP	4	ILE
15	AP	5	ARG
15	AP	9	HIS
15	AP	19	VAL
15	AP	26	ASN
15	AP	29	ASN
15	AP	31	ARG
15	AP	34	GLU
15	AP	46	LYS
15	AP	55	ASP
15	AP	63	GLN
16	AQ	3	LYS
16	AQ	4	ILE
16	AQ	10	ARG
16	AQ	20	ILE
16	AQ	25	GLU
16	AQ	39	ARG
16	AQ	47	ASP
16	AQ	60	ILE
16	AQ	76	ARG
16	AQ	80	LYS
17	AR	20	ILE
17	AR	23	LYS
17	AR	30	ASN
17	AR	52	ARG
18	AS	5	LYS
18	AS	14	LEU
18	AS	20	LYS
18	AS	28	LYS
18	AS	31	ARG
18	AS	35	ARG
18	AS	40	PHE
18	AS	47	THR

Continued on next page...

Continued from previous page...

Mol	Chain	Res	Type
18	AS	63	ASP
18	AS	72	GLU
18	AS	73	PHE
19	AT	4	LYS
19	AT	14	GLU
19	AT	26	MET
19	AT	29	THR
19	AT	43	LYS
19	AT	53	MET
19	AT	59	ARG
19	AT	67	HIS
19	AT	70	LYS
19	AT	85	LEU
20	AB	9	LEU
20	AB	22	TRP
20	AB	23	ASN
20	AB	31	PHE
20	AB	36	LYS
20	AB	38	HIS
20	AB	40	ILE
20	AB	46	VAL
20	AB	48	MET
20	AB	56	LEU
20	AB	57	ASN
20	AB	62	ARG
20	AB	67	LEU
20	AB	81	ASP
20	AB	90	PHE
20	AB	94	ARG
20	AB	95	TRP
20	AB	116	LEU
20	AB	121	GLN
20	AB	122	ASP
20	AB	125	PHE
20	AB	127	LYS
20	AB	128	LEU
20	AB	145	ASN
20	AB	176	ASN
20	AB	188	THR
20	AB	193	ASP
20	AB	196	ASP
20	AB	202	ASN

Continued on next page...

Continued from previous page...

Mol	Chain	Res	Type
20	AB	206	ILE
20	AB	212	TYR
20	AB	222	GLU
21	AU	11	PHE
21	AU	12	ASP
21	AU	16	ARG
21	AU	32	ARG
21	AU	41	THR
21	AU	48	LYS
21	AU	53	LYS
24	BV	2	PHE
24	BV	3	THR
24	BV	9	ARG
24	BV	35	GLU
24	BV	40	ILE
24	BV	42	LEU
24	BV	46	LYS
24	BV	51	GLN
24	BV	56	PHE
24	BV	70	ILE
24	BV	73	LYS
24	BV	79	ARG
24	BV	82	TYR
24	BV	87	GLN
25	BC	5	CYS
25	BC	14	HIS
25	BC	17	LYS
25	BC	18	VAL
25	BC	27	LYS
25	BC	28	PRO
25	BC	29	PHE
25	BC	32	LEU
25	BC	33	LEU
25	BC	35	LYS
25	BC	36	ASN
25	BC	38	LYS
25	BC	45	ASN
25	BC	51	ARG
25	BC	57	HIS
25	BC	58	LYS
25	BC	62	ARG
25	BC	64	VAL

Continued on next page...

Continued from previous page...

Mol	Chain	Res	Type
25	BC	78	GLU
25	BC	86	ARG
25	BC	94	LEU
25	BC	102	TYR
25	BC	110	LYS
25	BC	125	PRO
25	BC	127	ASN
25	BC	129	LEU
25	BC	131	MET
25	BC	144	GLU
25	BC	152	GLN
25	BC	155	ARG
25	BC	162	GLN
25	BC	171	VAL
25	BC	180	MET
25	BC	181	ARG
25	BC	186	ASP
25	BC	199	HIS
25	BC	201	LEU
25	BC	203	VAL
25	BC	206	LYS
25	BC	220	ARG
25	BC	222	THR
25	BC	224	MET
25	BC	225	ASN
25	BC	231	HIS
25	BC	235	GLU
25	BC	237	ARG
25	BC	246	PRO
25	BC	256	THR
25	BC	261	ARG
25	BC	263	ASP
25	BC	268	ARG
26	BD	18	ASP
26	BD	25	THR
26	BD	29	VAL
26	BD	30	GLU
26	BD	35	THR
26	BD	36	GLN
26	BD	38	LYS
26	BD	39	ASP
26	BD	48	ILE

Continued on next page...

Continued from previous page...

Mol	Chain	Res	Type
26	BD	52	THR
26	BD	56	LYS
26	BD	59	ARG
26	BD	62	LYS
26	BD	67	HIS
26	BD	70	LYS
26	BD	96	ILE
26	BD	103	ASP
26	BD	105	LYS
26	BD	123	LYS
26	BD	127	PHE
26	BD	128	ARG
26	BD	131	ASP
26	BD	133	THR
26	BD	138	LEU
26	BD	140	HIS
26	BD	141	ARG
26	BD	148	GLN
26	BD	155	VAL
26	BD	157	LYS
26	BD	159	LYS
26	BD	160	LYS
26	BD	167	ASN
26	BD	177	VAL
26	BD	197	THR
27	BE	2	GLU
27	BE	4	VAL
27	BE	5	LEU
27	BE	10	SER
27	BE	18	THR
27	BE	22	ASP
27	BE	24	ASN
27	BE	41	GLN
27	BE	43	THR
27	BE	44	ARG
27	BE	46	GLN
27	BE	47	LYS
27	BE	49	ARG
27	BE	57	LYS
27	BE	58	LYS
27	BE	59	PRO
27	BE	67	ARG

Continued on next page...

Continued from previous page...

Mol	Chain	Res	Type
27	BE	78	TRP
27	BE	85	PHE
27	BE	88	ARG
27	BE	91	ASP
27	BE	98	LYS
27	BE	118	LEU
27	BE	132	LYS
27	BE	134	LEU
27	BE	139	LYS
27	BE	143	LEU
27	BE	148	ILE
27	BE	162	ARG
27	BE	164	LEU
27	BE	169	VAL
27	BE	171	ASP
27	BE	184	ASP
27	BE	188	MET
27	BE	193	VAL
27	BE	196	VAL
27	BE	199	MET
27	BE	200	LEU
28	BF	5	ASP
28	BF	14	LYS
28	BF	16	MET
28	BF	21	TYR
28	BF	55	ASP
28	BF	59	ILE
28	BF	63	LYS
28	BF	76	PHE
28	BF	93	GLU
28	BF	101	ARG
28	BF	126	ASN
28	BF	132	ARG
28	BF	142	TYR
28	BF	143	ASP
28	BF	146	ASP
28	BF	147	ARG
28	BF	157	THR
28	BF	160	LYS
28	BF	166	ARG
28	BF	168	LEU
28	BF	174	PHE

Continued on next page...

Continued from previous page...

Mol	Chain	Res	Type
28	BF	177	ARG
29	BG	2	ARG
29	BG	3	VAL
29	BG	17	LYS
29	BG	18	ILE
29	BG	28	LYS
29	BG	34	ARG
29	BG	46	ASP
29	BG	49	LEU
29	BG	50	THR
29	BG	57	TYR
29	BG	59	ASP
29	BG	61	TRP
29	BG	70	LEU
29	BG	80	GLU
29	BG	94	ARG
29	BG	121	THR
29	BG	128	THR
29	BG	133	LYS
29	BG	146	ASP
29	BG	150	TYR
29	BG	154	GLU
29	BG	176	LYS
30	BH	1	MET
30	BH	5	LEU
30	BH	7	ASP
30	BH	8	LYS
30	BH	22	LYS
30	BH	28	ASN
30	BH	30	LEU
30	BH	35	LYS
30	BH	42	LYS
30	BH	47	PHE
30	BH	55	GLU
30	BH	57	LYS
30	BH	66	ASN
30	BH	68	ARG
30	BH	73	ASN
30	BH	75	LEU
30	BH	89	LYS
30	BH	112	LYS
30	BH	132	PHE

Continued on next page...

Continued from previous page...

Mol	Chain	Res	Type
31	BJ	12	LYS
31	BJ	15	TRP
31	BJ	23	LYS
31	BJ	24	THR
31	BJ	25	LEU
31	BJ	28	LEU
31	BJ	34	ARG
31	BJ	35	ARG
31	BJ	37	ARG
31	BJ	39	LYS
31	BJ	49	ASP
31	BJ	58	ASN
31	BJ	75	TYR
31	BJ	90	GLU
31	BJ	96	ARG
31	BJ	98	GLU
31	BJ	114	LEU
31	BJ	119	PHE
31	BJ	122	LEU
31	BJ	131	ASN
31	BJ	136	GLN
32	BK	9	ASN
32	BK	17	ARG
32	BK	30	ARG
32	BK	31	ARG
32	BK	32	TYR
32	BK	47	ILE
32	BK	53	LYS
32	BK	54	LYS
32	BK	58	LEU
32	BK	62	VAL
32	BK	64	ARG
32	BK	71	ARG
32	BK	79	PHE
32	BK	87	LEU
32	BK	93	GLN
32	BK	98	ARG
32	BK	108	ARG
32	BK	109	SER
32	BK	113	MET
32	BK	116	ILE
32	BK	118	LEU

Continued on next page...

Continued from previous page...

Mol	Chain	Res	Type
33	BL	2	ARG
33	BL	14	LYS
33	BL	18	ARG
33	BL	27	LEU
33	BL	29	LYS
33	BL	33	ARG
33	BL	41	ARG
33	BL	47	ARG
33	BL	51	GLU
33	BL	55	MET
33	BL	61	LEU
33	BL	62	PRO
33	BL	70	LYS
33	BL	78	ARG
33	BL	81	ASP
33	BL	82	LEU
33	BL	84	LYS
33	BL	85	VAL
33	BL	96	LYS
33	BL	103	ILE
33	BL	105	ILE
33	BL	111	ILE
33	BL	112	LEU
33	BL	118	THR
33	BL	126	ARG
33	BL	127	VAL
33	BL	132	ARG
34	BM	3	GLN
34	BM	9	PHE
34	BM	10	ARG
34	BM	11	LYS
34	BM	12	MET
34	BM	14	LYS
34	BM	17	ASN
34	BM	18	ARG
34	BM	22	GLN
34	BM	36	VAL
34	BM	38	ARG
34	BM	54	THR
34	BM	55	ARG
34	BM	63	ILE
34	BM	66	ARG

Continued on next page...

Continued from previous page...

Mol	Chain	Res	Type
34	BM	71	LYS
34	BM	86	LYS
34	BM	93	VAL
34	BM	96	ILE
34	BM	100	LYS
34	BM	105	MET
34	BM	109	PRO
34	BM	110	GLU
34	BM	117	PHE
34	BM	118	LYS
34	BM	130	PHE
34	BM	133	LYS
34	BM	135	VAL
35	BN	1	MET
35	BN	9	GLN
35	BN	10	LEU
35	BN	13	ASN
35	BN	21	PHE
35	BN	33	ILE
35	BN	34	ILE
35	BN	35	LYS
35	BN	38	LEU
35	BN	45	ARG
35	BN	47	VAL
35	BN	57	THR
35	BN	75	ILE
35	BN	76	VAL
35	BN	94	TYR
35	BN	99	LYS
35	BN	102	PHE
35	BN	112	TYR
35	BN	120	GLU
36	BO	1	MET
36	BO	3	LYS
36	BO	7	ARG
36	BO	13	ARG
36	BO	15	ARG
36	BO	16	ARG
36	BO	25	ARG
36	BO	31	THR
36	BO	32	PRO
36	BO	35	ILE

Continued on next page...

Continued from previous page...

Mol	Chain	Res	Type
36	BO	38	GLN
36	BO	40	ILE
36	BO	56	LYS
36	BO	62	LEU
36	BO	64	TYR
36	BO	69	ASP
36	BO	84	GLU
36	BO	85	LYS
36	BO	116	GLN
37	BP	2	ASN
37	BP	8	GLU
37	BP	15	ASP
37	BP	24	THR
37	BP	30	TRP
37	BP	42	PHE
37	BP	47	ILE
37	BP	49	ILE
37	BP	50	ARG
37	BP	52	ARG
37	BP	54	LEU
37	BP	55	HIS
37	BP	60	VAL
37	BP	73	PHE
37	BP	74	GLN
37	BP	87	ARG
37	BP	88	ARG
37	BP	96	LEU
37	BP	108	ARG
37	BP	113	LEU
37	BP	114	ASN
38	BQ	3	VAL
38	BQ	5	ARG
38	BQ	12	ARG
38	BQ	36	GLN
38	BQ	38	VAL
38	BQ	39	ILE
38	BQ	55	GLN
38	BQ	63	ARG
38	BQ	65	ASN
38	BQ	71	ASN
38	BQ	80	ASN
38	BQ	84	LYS

Continued on next page...

Continued from previous page...

Mol	Chain	Res	Type
38	BQ	92	LYS
38	BQ	94	LEU
38	BQ	101	ASP
38	BQ	102	LYS
38	BQ	108	LEU
39	BR	12	HIS
39	BR	13	ARG
39	BR	18	GLN
39	BR	20	VAL
39	BR	39	LEU
39	BR	40	MET
39	BR	62	GLU
39	BR	79	ARG
39	BR	83	TYR
39	BR	89	HIS
39	BR	91	GLN
39	BR	93	PHE
40	BS	6	LYS
40	BS	8	ARG
40	BS	13	SER
40	BS	28	LYS
40	BS	60	HIS
40	BS	67	ASP
40	BS	90	LYS
40	BS	94	ASP
40	BS	95	ARG
40	BS	110	ARG
41	BT	1	MET
41	BT	3	ARG
41	BT	4	GLU
41	BT	6	ARG
41	BT	8	LEU
41	BT	10	VAL
41	BT	15	HIS
41	BT	24	MET
41	BT	26	LYS
41	BT	30	ILE
41	BT	31	VAL
41	BT	50	LEU
41	BT	61	LEU
41	BT	68	LYS
41	BT	69	ARG

Continued on next page...

Continued from previous page...

Mol	Chain	Res	Type
41	BT	79	ASP
41	BT	85	VAL
41	BT	94	ASP
42	BU	3	LYS
42	BU	13	LEU
42	BU	25	LYS
42	BU	43	LYS
42	BU	52	ASN
42	BU	61	GLU
42	BU	64	ILE
42	BU	68	ASN
42	BU	71	ILE
42	BU	72	PHE
42	BU	81	ARG
42	BU	85	ARG
42	BU	87	GLU
42	BU	90	LYS
42	BU	93	ARG
42	BU	95	PHE
42	BU	98	ASN
43	BW	2	HIS
43	BW	10	ARG
43	BW	18	LYS
43	BW	23	LYS
43	BW	40	ARG
43	BW	52	CYS
43	BW	54	ARG
43	BW	65	LYS
43	BW	69	GLU
43	BW	71	LYS
43	BW	75	ASN
43	BW	81	ILE
44	BX	1	MET
44	BX	2	LYS
44	BX	8	GLU
44	BX	12	GLU
44	BX	14	LEU
44	BX	15	ASN
44	BX	17	GLU
44	BX	18	LEU
44	BX	22	LEU
44	BX	24	GLU

Continued on next page...

Continued from previous page...

Mol	Chain	Res	Type
44	BX	31	GLN
44	BX	38	GLN
44	BX	42	LEU
44	BX	43	LEU
44	BX	45	GLN
44	BX	50	VAL
44	BX	53	VAL
45	BY	6	ILE
45	BY	7	THR
45	BY	8	GLN
45	BY	9	THR
45	BY	10	ARG
45	BY	15	ARG
45	BY	16	LEU
45	BY	17	PRO
45	BY	31	ILE
45	BY	37	ARG
45	BY	39	ASP
46	BZ	6	HIS
46	BZ	8	LYS
46	BZ	11	GLU
46	BZ	13	THR
46	BZ	18	CYS
46	BZ	25	ARG
46	BZ	32	LEU
46	BZ	33	ASN
46	BZ	35	ASP
46	BZ	40	CYS
46	BZ	41	HIS
46	BZ	44	PHE
46	BZ	49	ARG
46	BZ	58	ASP
46	BZ	65	ASN
46	BZ	70	LYS
47	B0	3	GLN
47	B0	4	GLN
47	B0	5	ASN
47	B0	6	LYS
47	B0	8	THR
47	B0	16	ARG
47	B0	25	THR
47	B0	27	LEU

Continued on next page...

Continued from previous page...

Mol	Chain	Res	Type
47	B0	29	VAL
47	B0	32	THR
47	B0	52	LYS
48	B1	6	GLU
48	B1	7	LYS
48	B1	9	LYS
48	B1	20	TYR
48	B1	24	LYS
48	B1	32	LYS
48	B1	33	LEU
48	B1	34	GLU
48	B1	44	GLN
48	B1	46	VAL
48	B1	49	LYS
48	B1	52	LYS
48	B1	53	ILE
49	B2	12	ARG
49	B2	18	PHE
49	B2	19	ARG
49	B2	21	ARG
49	B2	25	LYS
49	B2	28	ARG
49	B2	29	GLN
49	B2	33	ARG
49	B2	46	LYS
50	B3	4	LYS
50	B3	6	VAL
50	B3	12	ARG
50	B3	21	PHE
50	B3	25	HIS
50	B3	28	LEU
50	B3	29	ARG
50	B3	37	THR
50	B3	41	ARG
50	B3	44	ARG
51	B4	2	LYS
51	B4	12	ARG
51	B4	18	LYS
51	B4	19	ARG
51	B4	20	ASP
51	B4	32	LYS
51	B4	33	HIS

Continued on next page...

Continued from previous page...

Mol	Chain	Res	Type
51	B4	35	GLN
51	B4	37	GLN
52	BI	63	ASP
52	BI	96	LYS
2	CC	2	GLN
2	CC	13	ILE
2	CC	19	SER
2	CC	25	THR
2	CC	28	PHE
2	CC	30	ASP
2	CC	40	GLN
2	CC	46	LEU
2	CC	87	ARG
2	CC	88	LYS
2	CC	96	VAL
2	CC	128	MET
2	CC	129	PHE
2	CC	134	LYS
2	CC	143	LEU
2	CC	164	THR
2	CC	165	GLU
2	CC	166	TRP
2	CC	168	ARG
2	CC	206	ILE
3	CD	2	ARG
3	CD	14	GLU
3	CD	25	ARG
3	CD	28	ASP
3	CD	30	LYS
3	CD	39	GLN
3	CD	46	ARG
3	CD	47	LEU
3	CD	49	ASP
3	CD	55	ARG
3	CD	58	GLN
3	CD	69	ARG
3	CD	71	PHE
3	CD	77	GLU
3	CD	84	ASN
3	CD	92	LEU
3	CD	93	LEU
3	CD	100	VAL

Continued on next page...

Continued from previous page...

Mol	Chain	Res	Type
3	CD	106	PHE
3	CD	125	ASN
3	CD	127	ARG
3	CD	130	ASN
3	CD	146	GLU
3	CD	147	LYS
3	CD	154	VAL
3	CD	160	LEU
3	CD	170	LEU
3	CD	186	GLU
3	CD	199	ILE
4	CE	9	GLU
4	CE	11	GLN
4	CE	23	THR
4	CE	25	LYS
4	CE	30	PHE
4	CE	45	VAL
4	CE	55	VAL
4	CE	61	LYS
4	CE	72	ASN
4	CE	89	THR
4	CE	92	ARG
4	CE	95	MET
4	CE	104	ILE
4	CE	120	HIS
4	CE	133	ILE
4	CE	141	ASP
4	CE	144	GLU
4	CE	146	MET
4	CE	151	MET
5	CF	2	ARG
5	CF	3	HIS
5	CF	6	ILE
5	CF	13	ASP
5	CF	39	LEU
5	CF	54	LEU
5	CF	55	HIS
5	CF	59	TYR
5	CF	76	THR
5	CF	86	ARG
5	CF	91	ARG
6	CG	2	ARG

Continued on next page...

Continued from previous page...

Mol	Chain	Res	Type
6	CG	8	GLN
6	CG	12	LEU
6	CG	46	LEU
6	CG	75	LYS
6	CG	78	ARG
6	CG	84	TYR
6	CG	89	GLU
6	CG	98	LEU
6	CG	108	ARG
6	CG	115	MET
6	CG	117	LEU
6	CG	128	GLU
6	CG	153	TYR
7	CH	8	ASP
7	CH	37	ASN
7	CH	55	LYS
7	CH	57	GLU
7	CH	68	LYS
7	CH	72	GLU
7	CH	82	LEU
7	CH	88	LYS
7	CH	107	LYS
7	CH	123	GLU
7	CH	124	ILE
8	CI	19	PHE
8	CI	26	LYS
8	CI	27	ILE
8	CI	31	GLN
8	CI	37	TYR
8	CI	45	MET
8	CI	60	LEU
8	CI	61	ASP
8	CI	62	LEU
8	CI	83	THR
8	CI	87	MET
8	CI	109	GLN
8	CI	122	ARG
8	CI	126	PHE
9	CJ	32	THR
9	CJ	37	ARG
9	CJ	47	GLU
9	CJ	71	LEU

Continued on next page...

Continued from previous page...

Mol	Chain	Res	Type
9	CJ	77	VAL
9	CJ	78	GLU
9	CJ	92	LEU
9	CJ	99	GLN
10	CK	28	ASN
10	CK	31	VAL
10	CK	34	THR
10	CK	75	GLU
10	CK	76	TYR
10	CK	78	ILE
10	CK	84	MET
10	CK	94	SER
10	CK	97	ARG
10	CK	109	ILE
10	CK	118	ASN
11	CL	8	ARG
11	CL	14	LYS
11	CL	17	LYS
11	CL	26	CYS
11	CL	28	GLN
11	CL	34	THR
11	CL	40	THR
11	CL	49	ARG
11	CL	61	GLU
11	CL	69	GLU
11	CL	75	GLU
11	CL	88	ASP
11	CL	93	ARG
11	CL	107	LYS
11	CL	111	GLN
11	CL	120	ARG
11	CL	122	LYS
12	CM	2	ARG
12	CM	15	VAL
12	CM	40	GLU
12	CM	47	LEU
12	CM	49	GLU
12	CM	56	ARG
12	CM	67	ASP
12	CM	97	ARG
12	CM	102	LYS
12	CM	109	LYS

Continued on next page...

Continued from previous page...

Mol	Chain	Res	Type
12	CM	112	ARG
13	CN	5	MET
13	CN	19	TYR
13	CN	72	PHE
13	CN	82	LYS
13	CN	89	ARG
13	CN	95	LEU
14	CO	4	THR
14	CO	39	GLN
14	CO	50	HIS
14	CO	56	LEU
14	CO	59	VAL
14	CO	63	ARG
14	CO	69	LEU
14	CO	78	THR
14	CO	83	ARG
15	CP	5	ARG
15	CP	14	ARG
15	CP	28	ARG
15	CP	32	PHE
15	CP	40	ASN
15	CP	50	THR
15	CP	57	ILE
15	CP	67	ILE
16	CQ	5	ARG
16	CQ	29	LYS
16	CQ	39	ARG
16	CQ	60	ILE
16	CQ	66	LEU
16	CQ	73	THR
16	CQ	80	LYS
17	CR	23	LYS
17	CR	25	ILE
17	CR	38	ILE
17	CR	42	ARG
17	CR	47	ARG
17	CR	51	GLN
18	CS	5	LYS
18	CS	12	LEU
18	CS	13	HIS
18	CS	20	LYS
18	CS	26	ASP

Continued on next page...

Continued from previous page...

Mol	Chain	Res	Type
18	CS	27	LYS
18	CS	28	LYS
18	CS	36	ARG
18	CS	47	THR
18	CS	52	ASN
18	CS	63	ASP
18	CS	64	GLU
18	CS	73	PHE
19	CT	9	ARG
19	CT	29	THR
19	CT	35	TYR
19	CT	51	ASN
19	CT	53	MET
19	CT	63	LYS
19	CT	69	ASN
19	CT	70	LYS
19	CT	73	ARG
19	CT	77	ASN
20	CB	8	MET
20	CB	15	PHE
20	CB	22	TRP
20	CB	23	ASN
20	CB	35	ASN
20	CB	36	LYS
20	CB	37	VAL
20	CB	46	VAL
20	CB	53	LEU
20	CB	57	ASN
20	CB	62	ARG
20	CB	84	LEU
20	CB	94	ARG
20	CB	95	TRP
20	CB	116	LEU
20	CB	121	GLN
20	CB	127	LYS
20	CB	139	GLU
20	CB	143	LEU
20	CB	145	ASN
20	CB	176	ASN
20	CB	188	THR
20	CB	191	ASP
20	CB	202	ASN

Continued on next page...

Continued from previous page...

Mol	Chain	Res	Type
20	CB	207	ARG
20	CB	213	LEU
20	CB	222	GLU
21	CU	7	GLU
21	CU	8	ASN
21	CU	17	ARG
21	CU	18	PHE
21	CU	20	ARG
21	CU	24	LYS
21	CU	33	ARG
21	CU	35	GLU
21	CU	36	PHE
21	CU	37	TYR
21	CU	38	GLU
21	CU	42	THR
21	CU	48	LYS
24	DV	18	ARG
24	DV	48	MET
24	DV	51	GLN
24	DV	69	GLU
24	DV	70	ILE
24	DV	86	LEU
25	DC	12	ARG
25	DC	28	PRO
25	DC	29	PHE
25	DC	32	LEU
25	DC	33	LEU
25	DC	34	GLU
25	DC	38	LYS
25	DC	42	ARG
25	DC	47	ARG
25	DC	49	THR
25	DC	51	ARG
25	DC	57	HIS
25	DC	58	LYS
25	DC	61	TYR
25	DC	62	ARG
25	DC	69	ASN
25	DC	70	LYS
25	DC	85	ASN
25	DC	102	TYR
25	DC	104	LEU

Continued on next page...

Continued from previous page...

Mol	Chain	Res	Type
25	DC	107	LYS
25	DC	109	LEU
25	DC	110	LYS
25	DC	125	PRO
25	DC	127	ASN
25	DC	129	LEU
25	DC	133	ASN
25	DC	141	HIS
25	DC	145	MET
25	DC	152	GLN
25	DC	155	ARG
25	DC	164	VAL
25	DC	171	VAL
25	DC	172	THR
25	DC	180	MET
25	DC	194	VAL
25	DC	201	LEU
25	DC	203	VAL
25	DC	206	LYS
25	DC	211	ARG
25	DC	231	HIS
25	DC	235	GLU
25	DC	237	ARG
25	DC	246	PRO
25	DC	250	GLN
25	DC	251	THR
25	DC	254	LYS
25	DC	259	ASN
25	DC	265	PHE
26	DD	1	MET
26	DD	4	LEU
26	DD	9	VAL
26	DD	14	ILE
26	DD	15	PHE
26	DD	27	ILE
26	DD	33	ARG
26	DD	34	VAL
26	DD	36	GLN
26	DD	40	LEU
26	DD	45	TYR
26	DD	59	ARG
26	DD	60	VAL

Continued on next page...

Continued from previous page...

Mol	Chain	Res	Type
26	DD	77	ARG
26	DD	79	LEU
26	DD	82	PHE
26	DD	92	VAL
26	DD	101	PHE
26	DD	104	VAL
26	DD	106	LYS
26	DD	114	LYS
26	DD	118	PHE
26	DD	121	THR
26	DD	124	ARG
26	DD	126	ASN
26	DD	127	PHE
26	DD	128	ARG
26	DD	133	THR
26	DD	138	LEU
26	DD	139	SER
26	DD	142	VAL
26	DD	151	THR
26	DD	152	PRO
26	DD	176	ASP
26	DD	185	ASN
26	DD	188	LEU
26	DD	202	ILE
26	DD	208	LYS
27	DE	1	MET
27	DE	19	PHE
27	DE	24	ASN
27	DE	43	THR
27	DE	49	ARG
27	DE	84	THR
27	DE	99	LYS
27	DE	100	MET
27	DE	106	LYS
27	DE	109	LEU
27	DE	115	GLN
27	DE	117	ARG
27	DE	132	LYS
27	DE	133	LEU
27	DE	134	LEU
27	DE	137	LYS
27	DE	138	LEU

Continued on next page...

Continued from previous page...

Mol	Chain	Res	Type
27	DE	143	LEU
27	DE	147	LEU
27	DE	148	ILE
27	DE	157	LEU
27	DE	158	PHE
27	DE	164	LEU
27	DE	167	VAL
27	DE	173	THR
27	DE	184	ASP
27	DE	185	LYS
27	DE	188	MET
28	DF	16	MET
28	DF	19	PHE
28	DF	32	LYS
28	DF	45	ASP
28	DF	56	LEU
28	DF	59	ILE
28	DF	76	PHE
28	DF	86	CYS
28	DF	90	LEU
28	DF	93	GLU
28	DF	105	ILE
28	DF	107	VAL
28	DF	132	ARG
28	DF	133	GLU
28	DF	135	ILE
28	DF	141	ASP
28	DF	143	ASP
28	DF	149	ARG
28	DF	161	SER
28	DF	174	PHE
28	DF	176	PHE
28	DF	177	ARG
29	DG	2	ARG
29	DG	15	ASP
29	DG	16	VAL
29	DG	17	LYS
29	DG	29	ASN
29	DG	31	GLU
29	DG	35	THR
29	DG	43	LYS
29	DG	71	LEU

Continued on next page...

Continued from previous page...

Mol	Chain	Res	Type
29	DG	72	ASN
29	DG	84	LYS
29	DG	85	LYS
29	DG	86	LEU
29	DG	94	ARG
29	DG	104	LEU
29	DG	113	ASP
29	DG	116	LEU
29	DG	121	THR
29	DG	151	ARG
29	DG	152	ARG
29	DG	154	GLU
29	DG	171	LYS
29	DG	174	LYS
30	DH	4	ILE
30	DH	7	ASP
30	DH	8	LYS
30	DH	11	ASN
30	DH	30	LEU
30	DH	38	PRO
30	DH	45	GLU
30	DH	50	ARG
30	DH	53	GLU
30	DH	57	LYS
30	DH	68	ARG
30	DH	70	GLU
30	DH	75	LEU
30	DH	96	THR
30	DH	97	ARG
30	DH	101	ASP
30	DH	112	LYS
30	DH	119	ASN
30	DH	124	THR
30	DH	129	GLU
30	DH	137	GLU
30	DH	141	LYS
31	DJ	1	MET
31	DJ	7	LYS
31	DJ	15	TRP
31	DJ	25	LEU
31	DJ	27	ARG
31	DJ	28	LEU

Continued on next page...

Continued from previous page...

Mol	Chain	Res	Type
31	DJ	31	GLU
31	DJ	35	ARG
31	DJ	36	LEU
31	DJ	41	LYS
31	DJ	47	HIS
31	DJ	61	LYS
31	DJ	67	ASN
31	DJ	69	ARG
31	DJ	85	LYS
31	DJ	89	PHE
31	DJ	91	GLU
31	DJ	95	ARG
31	DJ	109	LEU
31	DJ	118	MET
31	DJ	121	LYS
31	DJ	140	LEU
32	DK	2	ILE
32	DK	8	LEU
32	DK	10	VAL
32	DK	30	ARG
32	DK	32	TYR
32	DK	37	ASP
32	DK	58	LEU
32	DK	65	THR
32	DK	79	PHE
32	DK	98	ARG
32	DK	104	THR
32	DK	105	ARG
32	DK	120	PRO
33	DL	4	ASN
33	DL	14	LYS
33	DL	19	LEU
33	DL	21	ARG
33	DL	25	SER
33	DL	38	GLN
33	DL	39	LYS
33	DL	46	VAL
33	DL	48	ARG
33	DL	54	GLN
33	DL	55	MET
33	DL	60	ARG
33	DL	69	ARG

Continued on next page...

Continued from previous page...

Mol	Chain	Res	Type
33	DL	77	ILE
33	DL	92	LEU
33	DL	96	LYS
33	DL	104	GLN
33	DL	106	GLU
33	DL	107	PHE
33	DL	115	GLU
33	DL	119	PRO
33	DL	125	LEU
33	DL	128	THR
33	DL	135	ILE
33	DL	136	GLU
34	DM	1	MET
34	DM	5	LYS
34	DM	6	ARG
34	DM	9	PHE
34	DM	14	LYS
34	DM	16	ARG
34	DM	18	ARG
34	DM	22	GLN
34	DM	26	VAL
34	DM	28	PHE
34	DM	33	LEU
34	DM	38	ARG
34	DM	42	THR
34	DM	54	THR
34	DM	71	LYS
34	DM	72	PRO
34	DM	76	LYS
34	DM	80	VAL
34	DM	81	ARG
34	DM	84	LYS
34	DM	88	ASN
34	DM	90	GLU
34	DM	91	TYR
34	DM	96	ILE
34	DM	97	GLN
34	DM	100	LYS
34	DM	105	MET
34	DM	106	ASP
34	DM	111	GLU
34	DM	115	GLU

Continued on next page...

Continued from previous page...

Mol	Chain	Res	Type
34	DM	118	LYS
34	DM	123	LYS
34	DM	124	LEU
34	DM	127	LYS
35	DN	4	ARG
35	DN	5	LYS
35	DN	12	ARG
35	DN	18	GLN
35	DN	36	THR
35	DN	42	LYS
35	DN	49	GLU
35	DN	70	THR
35	DN	71	ARG
35	DN	79	LEU
35	DN	81	ASN
35	DN	87	PHE
35	DN	94	TYR
35	DN	96	ARG
35	DN	117	ASP
35	DN	121	LYS
36	DO	12	THR
36	DO	18	LEU
36	DO	21	LEU
36	DO	27	VAL
36	DO	30	ARG
36	DO	40	ILE
36	DO	64	TYR
36	DO	65	THR
36	DO	84	GLU
36	DO	87	ILE
36	DO	97	PHE
36	DO	98	GLN
36	DO	100	HIS
36	DO	116	GLN
37	DP	5	LYS
37	DP	8	GLU
37	DP	10	GLU
37	DP	18	SER
37	DP	19	PHE
37	DP	23	ASP
37	DP	24	THR
37	DP	27	VAL

Continued on next page...

Continued from previous page...

Mol	Chain	Res	Type
37	DP	50	ARG
37	DP	52	ARG
37	DP	54	LEU
37	DP	60	VAL
37	DP	61	ARG
37	DP	71	ARG
37	DP	73	PHE
37	DP	76	HIS
37	DP	80	VAL
37	DP	81	ASP
37	DP	84	SER
37	DP	87	ARG
37	DP	100	ARG
37	DP	101	GLU
37	DP	108	ARG
37	DP	109	ILE
37	DP	111	GLU
37	DP	112	ARG
37	DP	113	LEU
38	DQ	4	LYS
38	DQ	13	HIS
38	DQ	17	LEU
38	DQ	35	PHE
38	DQ	36	GLN
38	DQ	39	ILE
38	DQ	40	LYS
38	DQ	52	ARG
38	DQ	53	LYS
38	DQ	58	GLN
38	DQ	63	ARG
38	DQ	70	GLN
38	DQ	78	PHE
38	DQ	84	LYS
38	DQ	90	ASP
38	DQ	91	ARG
38	DQ	93	ILE
38	DQ	100	PHE
38	DQ	103	VAL
39	DR	4	VAL
39	DR	6	GLN
39	DR	7	SER
39	DR	14	VAL

Continued on next page...

Continued from previous page...

Mol	Chain	Res	Type
39	DR	18	GLN
39	DR	22	LEU
39	DR	23	GLU
39	DR	26	ASP
39	DR	32	THR
39	DR	43	ASN
39	DR	62	GLU
39	DR	75	VAL
39	DR	84	ARG
39	DR	85	LYS
39	DR	91	GLN
39	DR	99	THR
39	DR	102	SER
40	DS	7	HIS
40	DS	11	ARG
40	DS	23	LEU
40	DS	24	ILE
40	DS	25	ARG
40	DS	27	LYS
40	DS	42	LYS
40	DS	46	LEU
40	DS	73	LYS
40	DS	82	MET
40	DS	83	LYS
40	DS	85	ILE
40	DS	107	VAL
41	DT	5	GLU
41	DT	6	ARG
41	DT	11	LEU
41	DT	18	GLU
41	DT	22	THR
41	DT	24	MET
41	DT	33	LYS
41	DT	51	PHE
41	DT	64	LYS
41	DT	66	LYS
41	DT	73	ARG
41	DT	76	ARG
41	DT	88	LYS
42	DU	4	ILE
42	DU	8	ASP
42	DU	13	LEU

Continued on next page...

Continued from previous page...

Mol	Chain	Res	Type
42	DU	27	VAL
42	DU	28	LEU
42	DU	40	LEU
42	DU	52	ASN
42	DU	57	ILE
42	DU	60	LYS
42	DU	65	GLN
42	DU	71	ILE
42	DU	73	ASN
42	DU	85	ARG
42	DU	88	ASP
42	DU	90	LYS
42	DU	92	VAL
42	DU	94	PHE
42	DU	96	LYS
43	DW	2	HIS
43	DW	3	LYS
43	DW	10	ARG
43	DW	13	ARG
43	DW	18	LYS
43	DW	19	ARG
43	DW	20	LEU
43	DW	25	PHE
43	DW	37	VAL
43	DW	40	ARG
43	DW	75	ASN
44	DX	8	GLU
44	DX	17	GLU
44	DX	18	LEU
44	DX	25	GLN
44	DX	28	LEU
44	DX	30	MET
44	DX	31	GLN
44	DX	36	GLN
44	DX	39	GLN
44	DX	47	ARG
45	DY	5	LYS
45	DY	10	ARG
45	DY	13	ILE
45	DY	23	LEU
45	DY	26	LEU
45	DY	35	VAL

Continued on next page...

Continued from previous page...

Mol	Chain	Res	Type
45	DY	37	ARG
45	DY	40	THR
45	DY	43	ILE
45	DY	44	ARG
45	DY	53	MET
45	DY	57	GLU
46	DZ	10	GLU
46	DZ	20	ASN
46	DZ	24	ILE
46	DZ	28	VAL
46	DZ	31	ASP
46	DZ	34	LEU
46	DZ	50	ASP
46	DZ	64	PHE
47	D0	2	VAL
47	D0	5	ASN
47	D0	12	ARG
47	D0	15	ARG
47	D0	19	ASP
47	D0	21	LEU
47	D0	22	THR
47	D0	51	ARG
47	D0	53	VAL
48	D1	8	ILE
48	D1	18	HIS
48	D1	19	PHE
48	D1	22	THR
48	D1	24	LYS
48	D1	26	LYS
48	D1	27	ARG
48	D1	35	LEU
48	D1	44	GLN
48	D1	49	LYS
49	D2	10	LEU
49	D2	18	PHE
49	D2	19	ARG
49	D2	25	LYS
49	D2	28	ARG
49	D2	34	ARG
49	D2	39	ARG
49	D2	44	VAL
49	D2	46	LYS

Continued on next page...

Continued from previous page...

Mol	Chain	Res	Type
50	D3	6	VAL
50	D3	7	ARG
50	D3	24	LYS
50	D3	29	ARG
50	D3	32	LEU
50	D3	34	LYS
50	D3	35	LYS
50	D3	51	LYS
50	D3	53	ASP
50	D3	54	LEU
50	D3	61	LEU
50	D3	63	TYR
51	D4	1	MET
51	D4	2	LYS
51	D4	9	LYS
51	D4	17	VAL
51	D4	18	LYS
51	D4	19	ARG
51	D4	20	ASP
51	D4	23	ILE
51	D4	24	ARG
51	D4	26	ILE
51	D4	30	GLU
51	D4	31	PRO
51	D4	32	LYS
51	D4	35	GLN
51	D4	36	ARG
52	DI	2	LYS
52	DI	54	ILE
52	DI	99	LYS
52	DI	121	ILE

Some sidechains can be flipped to improve hydrogen bonding and reduce clashes. All (329) such sidechains are listed below:

Mol	Chain	Res	Type
2	AC	2	GLN
2	AC	5	HIS
2	AC	40	GLN
2	AC	122	GLN
2	AC	139	ASN
2	AC	184	ASN
3	AD	73	ASN

Continued on next page...

Continued from previous page...

Mol	Chain	Res	Type
3	AD	84	ASN
3	AD	88	ASN
3	AD	135	GLN
3	AD	195	ASN
4	AE	69	ASN
4	AE	72	ASN
4	AE	96	GLN
4	AE	120	HIS
4	AE	121	ASN
4	AE	131	ASN
5	AF	14	GLN
5	AF	17	GLN
5	AF	46	GLN
5	AF	58	HIS
6	AG	67	ASN
6	AG	85	GLN
6	AG	121	ASN
6	AG	147	ASN
7	AH	3	GLN
8	AI	4	GLN
8	AI	24	ASN
8	AI	30	ASN
8	AI	31	GLN
8	AI	36	GLN
8	AI	49	GLN
8	AI	109	GLN
9	AJ	15	HIS
9	AJ	20	GLN
9	AJ	99	GLN
10	AK	37	GLN
10	AK	118	ASN
11	AL	28	GLN
11	AL	58	ASN
11	AL	72	ASN
13	AN	59	GLN
13	AN	61	ASN
13	AN	65	GLN
14	AO	27	GLN
14	AO	34	GLN
14	AO	36	ASN
14	AO	39	GLN
15	AP	9	HIS

Continued on next page...

Continued from previous page...

Mol	Chain	Res	Type
15	AP	18	GLN
15	AP	29	ASN
15	AP	63	GLN
17	AR	53	GLN
18	AS	55	GLN
19	AT	12	GLN
19	AT	20	ASN
19	AT	54	GLN
19	AT	60	GLN
20	AB	17	HIS
20	AB	23	ASN
20	AB	35	ASN
20	AB	41	ASN
20	AB	108	GLN
20	AB	119	GLN
20	AB	121	GLN
20	AB	145	ASN
20	AB	167	HIS
20	AB	202	ASN
24	BV	49	ASN
24	BV	51	GLN
24	BV	80	HIS
24	BV	88	HIS
25	BC	14	HIS
25	BC	36	ASN
25	BC	52	HIS
25	BC	127	ASN
25	BC	133	ASN
25	BC	162	GLN
25	BC	225	ASN
25	BC	238	ASN
25	BC	250	GLN
26	BD	32	ASN
26	BD	134	HIS
26	BD	148	GLN
26	BD	150	GLN
26	BD	164	GLN
26	BD	167	ASN
26	BD	173	GLN
26	BD	185	ASN
27	BE	156	ASN
27	BE	195	GLN

Continued on next page...

Continued from previous page...

Mol	Chain	Res	Type
28	BF	26	GLN
28	BF	36	ASN
28	BF	126	ASN
29	BG	19	ASN
29	BG	21	GLN
29	BG	29	ASN
29	BG	37	ASN
29	BG	63	GLN
29	BG	138	GLN
30	BH	2	GLN
30	BH	11	ASN
30	BH	43	ASN
30	BH	73	ASN
31	BJ	80	HIS
31	BJ	131	ASN
31	BJ	135	GLN
31	BJ	136	GLN
32	BK	3	GLN
32	BK	5	GLN
33	BL	38	GLN
33	BL	99	ASN
34	BM	17	ASN
34	BM	45	GLN
34	BM	97	GLN
35	BN	9	GLN
35	BN	73	ASN
35	BN	81	ASN
35	BN	107	ASN
36	BO	19	GLN
36	BO	38	GLN
36	BO	67	ASN
36	BO	98	GLN
36	BO	104	GLN
37	BP	2	ASN
37	BP	6	GLN
37	BP	11	GLN
37	BP	40	GLN
37	BP	114	ASN
38	BQ	36	GLN
38	BQ	43	GLN
38	BQ	51	GLN
38	BQ	55	GLN

Continued on next page...

Continued from previous page...

Mol	Chain	Res	Type
38	BQ	58	GLN
38	BQ	71	ASN
38	BQ	80	ASN
39	BR	11	GLN
40	BS	7	HIS
40	BS	9	HIS
40	BS	57	ASN
40	BS	61	ASN
41	BT	28	ASN
41	BT	48	GLN
41	BT	91	GLN
42	BU	39	ASN
42	BU	65	GLN
42	BU	68	ASN
43	BW	49	ASN
43	BW	56	HIS
44	BX	38	GLN
44	BX	41	HIS
44	BX	45	GLN
45	BY	8	GLN
45	BY	19	HIS
46	BZ	41	HIS
46	BZ	65	ASN
47	B0	3	GLN
47	B0	4	GLN
47	B0	5	ASN
48	B1	25	ASN
48	B1	45	HIS
50	B3	23	HIS
51	B4	13	ASN
51	B4	35	GLN
52	BI	11	GLN
52	BI	29	GLN
52	BI	93	ASN
2	CC	2	GLN
2	CC	31	ASN
2	CC	68	HIS
2	CC	184	ASN
2	CC	189	HIS
3	CD	39	GLN
3	CD	53	GLN
3	CD	58	GLN

Continued on next page...

Continued from previous page...

Mol	Chain	Res	Type
3	CD	99	ASN
3	CD	115	GLN
3	CD	119	HIS
3	CD	130	ASN
3	CD	151	GLN
3	CD	163	GLN
3	CD	195	ASN
4	CE	42	ASN
4	CE	72	ASN
4	CE	131	ASN
4	CE	145	ASN
5	CF	17	GLN
5	CF	46	GLN
5	CF	63	ASN
6	CG	8	GLN
6	CG	27	ASN
6	CG	67	ASN
6	CG	121	ASN
7	CH	3	GLN
7	CH	37	ASN
7	CH	75	GLN
7	CH	117	GLN
8	CI	74	GLN
8	CI	80	HIS
8	CI	109	GLN
8	CI	125	GLN
9	CJ	99	GLN
10	CK	28	ASN
10	CK	37	GLN
10	CK	63	GLN
10	CK	108	ASN
10	CK	118	ASN
11	CL	28	GLN
11	CL	45	ASN
11	CL	58	ASN
11	CL	71	HIS
12	CM	7	ASN
13	CN	34	ASN
13	CN	59	GLN
13	CN	61	ASN
14	CO	36	ASN
15	CP	26	ASN

Continued on next page...

Continued from previous page...

Mol	Chain	Res	Type
15	CP	40	ASN
15	CP	63	GLN
16	CQ	8	GLN
17	CR	51	GLN
17	CR	53	GLN
18	CS	42	ASN
18	CS	52	ASN
18	CS	55	GLN
19	CT	2	ASN
19	CT	69	ASN
19	CT	83	ASN
20	CB	23	ASN
20	CB	50	ASN
20	CB	57	ASN
20	CB	108	GLN
20	CB	119	GLN
20	CB	121	GLN
20	CB	145	ASN
20	CB	202	ASN
24	DV	51	GLN
24	DV	78	GLN
24	DV	87	GLN
25	DC	45	ASN
25	DC	59	GLN
25	DC	116	GLN
25	DC	127	ASN
25	DC	133	ASN
25	DC	141	HIS
25	DC	162	GLN
25	DC	196	ASN
25	DC	199	HIS
25	DC	225	ASN
25	DC	238	ASN
26	DD	32	ASN
26	DD	36	GLN
26	DD	94	GLN
26	DD	164	GLN
26	DD	173	GLN
27	DE	24	ASN
27	DE	30	GLN
27	DE	94	GLN
27	DE	115	GLN

Continued on next page...

Continued from previous page...

Mol	Chain	Res	Type
28	DF	36	ASN
28	DF	62	GLN
28	DF	80	GLN
28	DF	134	GLN
29	DG	29	ASN
29	DG	37	ASN
29	DG	87	GLN
29	DG	100	ASN
29	DG	138	GLN
30	DH	20	ASN
30	DH	43	ASN
30	DH	133	GLN
31	DJ	40	HIS
31	DJ	86	GLN
31	DJ	135	GLN
32	DK	3	GLN
33	DL	38	GLN
33	DL	104	GLN
34	DM	3	GLN
34	DM	17	ASN
34	DM	45	GLN
34	DM	88	ASN
34	DM	97	GLN
35	DN	3	HIS
35	DN	9	GLN
35	DN	11	ASN
35	DN	16	HIS
35	DN	18	GLN
35	DN	73	ASN
35	DN	107	ASN
36	DO	19	GLN
36	DO	67	ASN
36	DO	104	GLN
37	DP	9	GLN
37	DP	11	GLN
37	DP	55	HIS
37	DP	74	GLN
38	DQ	43	GLN
38	DQ	51	GLN
38	DQ	58	GLN
38	DQ	71	ASN
38	DQ	80	ASN

Continued on next page...

Continued from previous page...

Mol	Chain	Res	Type
39	DR	6	GLN
39	DR	43	ASN
39	DR	86	GLN
40	DS	15	GLN
40	DS	31	GLN
40	DS	40	ASN
40	DS	57	ASN
41	DT	48	GLN
42	DU	53	GLN
42	DU	65	GLN
42	DU	68	ASN
43	DW	2	HIS
43	DW	39	GLN
43	DW	45	HIS
43	DW	56	HIS
44	DX	31	GLN
44	DX	45	GLN
44	DX	58	ASN
45	DY	48	ASN
46	DZ	6	HIS
46	DZ	65	ASN
47	D0	4	GLN
48	D1	44	GLN
48	D1	45	HIS
49	D2	29	GLN
52	DI	5	GLN
52	DI	33	ASN
52	DI	93	ASN

5.3.3 RNA ⓘ

Mol	Chain	Analysed	Backbone Outliers	Pucker Outliers
1	AA	1529/1542 (99%)	255 (16%)	24 (1%)
1	CA	1529/1542 (99%)	232 (15%)	24 (1%)
22	BA	116/120 (96%)	23 (19%)	0
22	DA	116/120 (96%)	22 (18%)	0
23	BB	2837/2904 (97%)	424 (14%)	13 (0%)
23	DB	2837/2904 (97%)	438 (15%)	18 (0%)
All	All	8964/9132 (98%)	1394 (15%)	79 (0%)

All (1394) RNA backbone outliers are listed below:

Mol	Chain	Res	Type
1	AA	7	A
1	AA	9	G
1	AA	14	U
1	AA	32	A
1	AA	39	G
1	AA	47	C
1	AA	48	C
1	AA	51	A
1	AA	52	C
1	AA	55	A
1	AA	61	G
1	AA	66	A
1	AA	71	A
1	AA	72	A
1	AA	75	G
1	AA	78	A
1	AA	83	C
1	AA	85	U
1	AA	86	G
1	AA	87	C
1	AA	88	U
1	AA	89	U
1	AA	95	C
1	AA	108	G
1	AA	121	U
1	AA	122	G
1	AA	131	A
1	AA	151	A
1	AA	182	A
1	AA	197	A
1	AA	209	U
1	AA	210	C
1	AA	226	G
1	AA	239	U
1	AA	240	G
1	AA	243	A
1	AA	244	U
1	AA	245	U
1	AA	247	G
1	AA	250	A
1	AA	251	G
1	AA	257	G
1	AA	258	G

Continued on next page...

Continued from previous page...

Mol	Chain	Res	Type
1	AA	266	G
1	AA	267	C
1	AA	280	C
1	AA	289	G
1	AA	316	C
1	AA	328	C
1	AA	329	A
1	AA	330	C
1	AA	332	G
1	AA	345	C
1	AA	351	G
1	AA	352	C
1	AA	354	G
1	AA	367	U
1	AA	372	C
1	AA	373	A
1	AA	381	C
1	AA	382	A
1	AA	397	A
1	AA	398	U
1	AA	406	G
1	AA	408	A
1	AA	409	U
1	AA	411	A
1	AA	412	A
1	AA	414	A
1	AA	415	A
1	AA	421	U
1	AA	422	C
1	AA	424	G
1	AA	429	U
1	AA	430	A
1	AA	435	A
1	AA	438	U
1	AA	461	A
1	AA	462	G
1	AA	463	U
1	AA	464	U
1	AA	465	A
1	AA	466	A
1	AA	467	U
1	AA	468	A

Continued on next page...

Continued from previous page...

Mol	Chain	Res	Type
1	AA	469	C
1	AA	479	U
1	AA	481	G
1	AA	484	G
1	AA	485	U
1	AA	493	A
1	AA	518	C
1	AA	522	C
1	AA	527	G
1	AA	531	U
1	AA	532	A
1	AA	547	A
1	AA	559	A
1	AA	562	U
1	AA	564	C
1	AA	572	A
1	AA	573	A
1	AA	576	C
1	AA	577	G
1	AA	639	G
1	AA	650	G
1	AA	653	U
1	AA	665	A
1	AA	687	A
1	AA	700	G
1	AA	721	G
1	AA	724	G
1	AA	731	G
1	AA	733	G
1	AA	747	A
1	AA	748	G
1	AA	755	G
1	AA	777	A
1	AA	781	A
1	AA	782	A
1	AA	793	U
1	AA	794	A
1	AA	812	G
1	AA	815	A
1	AA	817	C
1	AA	818	G
1	AA	819	A

Continued on next page...

Continued from previous page...

Mol	Chain	Res	Type
1	AA	828	U
1	AA	829	G
1	AA	841	C
1	AA	842	U
1	AA	843	U
1	AA	844	G
1	AA	845	A
1	AA	846	G
1	AA	902	G
1	AA	914	A
1	AA	926	G
1	AA	927	G
1	AA	931	C
1	AA	934	C
1	AA	935	A
1	AA	960	U
1	AA	961	U
1	AA	966	G
1	AA	968	A
1	AA	969	A
1	AA	971	G
1	AA	974	A
1	AA	976	G
1	AA	977	A
1	AA	983	A
1	AA	991	U
1	AA	992	U
1	AA	993	G
1	AA	1002	G
1	AA	1004	A
1	AA	1009	U
1	AA	1022	A
1	AA	1026	G
1	AA	1030	U
1	AA	1031	C
1	AA	1034	G
1	AA	1035	A
1	AA	1045	C
1	AA	1049	U
1	AA	1050	G
1	AA	1051	C
1	AA	1054	C

Continued on next page...

Continued from previous page...

Mol	Chain	Res	Type
1	AA	1065	U
1	AA	1066	C
1	AA	1070	U
1	AA	1094	G
1	AA	1095	U
1	AA	1101	A
1	AA	1102	A
1	AA	1108	G
1	AA	1111	A
1	AA	1112	C
1	AA	1126	U
1	AA	1130	A
1	AA	1136	C
1	AA	1137	C
1	AA	1138	G
1	AA	1139	G
1	AA	1140	C
1	AA	1159	U
1	AA	1168	U
1	AA	1179	A
1	AA	1181	G
1	AA	1183	U
1	AA	1196	A
1	AA	1197	A
1	AA	1201	A
1	AA	1202	U
1	AA	1209	C
1	AA	1212	U
1	AA	1213	A
1	AA	1214	C
1	AA	1215	G
1	AA	1225	A
1	AA	1226	C
1	AA	1227	A
1	AA	1228	C
1	AA	1240	U
1	AA	1241	G
1	AA	1253	G
1	AA	1256	A
1	AA	1258	G
1	AA	1261	A
1	AA	1278	G

Continued on next page...

Continued from previous page...

Mol	Chain	Res	Type
1	AA	1279	G
1	AA	1280	A
1	AA	1281	C
1	AA	1285	A
1	AA	1286	U
1	AA	1298	U
1	AA	1300	G
1	AA	1301	U
1	AA	1305	G
1	AA	1316	G
1	AA	1317	C
1	AA	1320	C
1	AA	1322	C
1	AA	1323	G
1	AA	1336	C
1	AA	1346	A
1	AA	1347	G
1	AA	1353	G
1	AA	1362	A
1	AA	1363	A
1	AA	1364	U
1	AA	1378	C
1	AA	1379	G
1	AA	1380	U
1	AA	1381	U
1	AA	1398	A
1	AA	1404	C
1	AA	1409	C
1	AA	1419	G
1	AA	1432	G
1	AA	1446	A
1	AA	1452	C
1	AA	1493	A
1	AA	1499	A
1	AA	1503	A
1	AA	1506	U
1	AA	1507	A
1	AA	1517	G
1	AA	1519	A
1	AA	1520	C
1	AA	1529	G
1	AA	1530	G

Continued on next page...

Continued from previous page...

Mol	Chain	Res	Type
1	AA	1533	C
1	AA	1534	A
22	BA	11	C
22	BA	12	C
22	BA	13	G
22	BA	14	U
22	BA	15	A
22	BA	16	G
22	BA	25	U
22	BA	26	C
22	BA	28	C
22	BA	29	A
22	BA	30	C
22	BA	35	C
22	BA	42	C
22	BA	44	G
22	BA	45	A
22	BA	56	G
22	BA	66	A
22	BA	67	G
22	BA	84	G
22	BA	90	C
22	BA	99	A
22	BA	108	A
22	BA	109	A
23	BB	2	G
23	BB	4	U
23	BB	13	A
23	BB	14	A
23	BB	34	U
23	BB	35	G
23	BB	46	G
23	BB	49	A
23	BB	63	A
23	BB	64	A
23	BB	71	A
23	BB	74	A
23	BB	75	G
23	BB	84	A
23	BB	85	G
23	BB	91	A
23	BB	92	U

Continued on next page...

Continued from previous page...

Mol	Chain	Res	Type
23	BB	96	C
23	BB	100	U
23	BB	101	A
23	BB	102	U
23	BB	103	A
23	BB	104	A
23	BB	118	A
23	BB	119	A
23	BB	120	U
23	BB	125	A
23	BB	126	A
23	BB	140	C
23	BB	142	A
23	BB	144	A
23	BB	160	A
23	BB	162	U
23	BB	163	C
23	BB	181	A
23	BB	186	G
23	BB	196	A
23	BB	199	A
23	BB	209	C
23	BB	216	A
23	BB	221	A
23	BB	222	A
23	BB	230	G
23	BB	241	A
23	BB	248	G
23	BB	252	G
23	BB	255	A
23	BB	265	A
23	BB	266	G
23	BB	271	G
23	BB	277	G
23	BB	278	A
23	BB	279	A
23	BB	281	C
23	BB	311	A
23	BB	323	C
23	BB	329	G
23	BB	330	A
23	BB	353	C

Continued on next page...

Continued from previous page...

Mol	Chain	Res	Type
23	BB	355	U
23	BB	362	A
23	BB	371	A
23	BB	372	G
23	BB	386	G
23	BB	387	U
23	BB	395	U
23	BB	396	G
23	BB	397	U
23	BB	411	G
23	BB	412	A
23	BB	423	A
23	BB	424	G
23	BB	435	C
23	BB	444	C
23	BB	455	C
23	BB	457	A
23	BB	479	A
23	BB	480	A
23	BB	481	G
23	BB	490	C
23	BB	491	G
23	BB	498	G
23	BB	504	A
23	BB	505	A
23	BB	508	A
23	BB	509	C
23	BB	512	G
23	BB	518	G
23	BB	527	C
23	BB	531	C
23	BB	532	A
23	BB	533	G
23	BB	544	C
23	BB	545	U
23	BB	546	U
23	BB	547	A
23	BB	555	G
23	BB	563	A
23	BB	572	A
23	BB	573	U
23	BB	575	A

Continued on next page...

Continued from previous page...

Mol	Chain	Res	Type
23	BB	588	U
23	BB	603	A
23	BB	613	A
23	BB	614	A
23	BB	615	U
23	BB	616	A
23	BB	627	A
23	BB	637	A
23	BB	645	C
23	BB	646	U
23	BB	654	A
23	BB	655	A
23	BB	671	C
23	BB	686	U
23	BB	717	C
23	BB	719	C
23	BB	722	A
23	BB	730	A
23	BB	747	U
23	BB	757	G
23	BB	765	C
23	BB	775	G
23	BB	782	A
23	BB	784	G
23	BB	785	G
23	BB	805	G
23	BB	812	C
23	BB	819	A
23	BB	827	U
23	BB	828	U
23	BB	846	U
23	BB	847	U
23	BB	859	G
23	BB	872	U
23	BB	876	C
23	BB	877	A
23	BB	878	A
23	BB	899	A
23	BB	910	A
23	BB	912	C
23	BB	932	U
23	BB	933	A

Continued on next page...

Continued from previous page...

Mol	Chain	Res	Type
23	BB	934	U
23	BB	941	A
23	BB	946	C
23	BB	955	U
23	BB	961	C
23	BB	973	A
23	BB	974	G
23	BB	983	A
23	BB	985	C
23	BB	991	C
23	BB	993	G
23	BB	995	C
23	BB	996	A
23	BB	1005	C
23	BB	1012	U
23	BB	1013	C
23	BB	1022	G
23	BB	1025	G
23	BB	1026	G
23	BB	1033	U
23	BB	1046	A
23	BB	1047	G
23	BB	1062	G
23	BB	1070	A
23	BB	1088	A
23	BB	1090	A
23	BB	1112	G
23	BB	1122	G
23	BB	1126	A
23	BB	1132	U
23	BB	1133	A
23	BB	1134	A
23	BB	1135	C
23	BB	1136	G
23	BB	1139	G
23	BB	1142	A
23	BB	1157	G
23	BB	1173	U
23	BB	1174	U
23	BB	1175	A
23	BB	1195	G
23	BB	1205	A

Continued on next page...

Continued from previous page...

Mol	Chain	Res	Type
23	BB	1206	G
23	BB	1211	C
23	BB	1212	G
23	BB	1218	G
23	BB	1237	A
23	BB	1247	A
23	BB	1248	G
23	BB	1251	C
23	BB	1253	A
23	BB	1256	G
23	BB	1266	G
23	BB	1271	G
23	BB	1272	A
23	BB	1275	A
23	BB	1276	A
23	BB	1301	A
23	BB	1302	A
23	BB	1312	U
23	BB	1325	U
23	BB	1337	G
23	BB	1341	G
23	BB	1345	C
23	BB	1352	U
23	BB	1365	A
23	BB	1379	U
23	BB	1383	A
23	BB	1384	A
23	BB	1396	U
23	BB	1397	U
23	BB	1416	G
23	BB	1417	C
23	BB	1419	A
23	BB	1420	A
23	BB	1427	A
23	BB	1428	C
23	BB	1434	A
23	BB	1451	C
23	BB	1453	A
23	BB	1454	C
23	BB	1459	G
23	BB	1460	U
23	BB	1461	C

Continued on next page...

Continued from previous page...

Mol	Chain	Res	Type
23	BB	1476	U
23	BB	1477	A
23	BB	1478	G
23	BB	1482	G
23	BB	1490	A
23	BB	1493	C
23	BB	1494	A
23	BB	1504	A
23	BB	1508	A
23	BB	1509	A
23	BB	1510	G
23	BB	1524	G
23	BB	1532	A
23	BB	1535	A
23	BB	1537	G
23	BB	1538	G
23	BB	1540	G
23	BB	1552	A
23	BB	1558	C
23	BB	1559	U
23	BB	1567	G
23	BB	1569	A
23	BB	1578	U
23	BB	1585	C
23	BB	1608	A
23	BB	1610	A
23	BB	1634	A
23	BB	1635	A
23	BB	1640	A
23	BB	1647	U
23	BB	1648	U
23	BB	1649	G
23	BB	1674	G
23	BB	1700	A
23	BB	1701	A
23	BB	1706	C
23	BB	1707	G
23	BB	1713	A
23	BB	1715	G
23	BB	1716	U
23	BB	1722	A
23	BB	1723	G

Continued on next page...

Continued from previous page...

Mol	Chain	Res	Type
23	BB	1729	U
23	BB	1730	C
23	BB	1731	G
23	BB	1733	G
23	BB	1738	G
23	BB	1758	U
23	BB	1764	C
23	BB	1773	A
23	BB	1781	U
23	BB	1800	C
23	BB	1816	C
23	BB	1829	A
23	BB	1833	C
23	BB	1870	C
23	BB	1873	G
23	BB	1876	A
23	BB	1884	G
23	BB	1906	G
23	BB	1914	C
23	BB	1927	A
23	BB	1929	G
23	BB	1930	G
23	BB	1937	A
23	BB	1938	A
23	BB	1939	U
23	BB	1940	U
23	BB	1955	U
23	BB	1966	A
23	BB	1967	C
23	BB	1970	A
23	BB	1971	U
23	BB	1972	G
23	BB	1991	U
23	BB	1993	U
23	BB	1997	C
23	BB	2022	U
23	BB	2023	C
23	BB	2031	A
23	BB	2033	A
23	BB	2043	C
23	BB	2055	C
23	BB	2056	G

Continued on next page...

Continued from previous page...

Mol	Chain	Res	Type
23	BB	2060	A
23	BB	2061	G
23	BB	2062	A
23	BB	2069	G
23	BB	2072	C
23	BB	2102	G
23	BB	2104	C
23	BB	2105	U
23	BB	2137	U
23	BB	2140	G
23	BB	2144	G
23	BB	2145	C
23	BB	2147	A
23	BB	2149	U
23	BB	2154	A
23	BB	2181	U
23	BB	2183	A
23	BB	2187	U
23	BB	2192	U
23	BB	2198	A
23	BB	2204	G
23	BB	2212	A
23	BB	2225	A
23	BB	2238	G
23	BB	2239	G
23	BB	2259	U
23	BB	2266	A
23	BB	2273	A
23	BB	2276	G
23	BB	2278	A
23	BB	2283	C
23	BB	2286	G
23	BB	2287	A
23	BB	2297	A
23	BB	2304	G
23	BB	2305	U
23	BB	2307	G
23	BB	2318	G
23	BB	2319	G
23	BB	2320	U
23	BB	2321	U
23	BB	2322	A

Continued on next page...

Continued from previous page...

Mol	Chain	Res	Type
23	BB	2325	G
23	BB	2333	A
23	BB	2334	U
23	BB	2336	A
23	BB	2337	G
23	BB	2347	C
23	BB	2383	G
23	BB	2385	C
23	BB	2402	U
23	BB	2403	C
23	BB	2406	A
23	BB	2423	U
23	BB	2426	A
23	BB	2429	G
23	BB	2430	A
23	BB	2434	A
23	BB	2441	U
23	BB	2448	A
23	BB	2472	G
23	BB	2476	A
23	BB	2491	U
23	BB	2492	U
23	BB	2502	G
23	BB	2505	G
23	BB	2506	U
23	BB	2518	A
23	BB	2529	G
23	BB	2535	G
23	BB	2554	U
23	BB	2566	A
23	BB	2567	G
23	BB	2573	C
23	BB	2585	U
23	BB	2586	U
23	BB	2597	G
23	BB	2602	A
23	BB	2609	U
23	BB	2613	U
23	BB	2621	G
23	BB	2629	U
23	BB	2654	A
23	BB	2682	A

Continued on next page...

Continued from previous page...

Mol	Chain	Res	Type
23	BB	2689	U
23	BB	2690	U
23	BB	2714	G
23	BB	2725	A
23	BB	2726	A
23	BB	2744	G
23	BB	2748	A
23	BB	2751	G
23	BB	2752	C
23	BB	2757	A
23	BB	2765	A
23	BB	2778	A
23	BB	2791	G
23	BB	2796	U
23	BB	2797	U
23	BB	2800	A
23	BB	2801	G
23	BB	2808	G
23	BB	2820	A
23	BB	2821	A
23	BB	2836	U
23	BB	2850	A
23	BB	2866	U
23	BB	2867	G
23	BB	2872	A
23	BB	2873	A
23	BB	2883	A
23	BB	2894	G
23	BB	2903	U
1	CA	7	A
1	CA	9	G
1	CA	14	U
1	CA	32	A
1	CA	39	G
1	CA	47	C
1	CA	48	C
1	CA	51	A
1	CA	52	C
1	CA	55	A
1	CA	61	G
1	CA	71	A
1	CA	72	A

Continued on next page...

Continued from previous page...

Mol	Chain	Res	Type
1	CA	83	C
1	CA	87	C
1	CA	92	U
1	CA	93	U
1	CA	94	G
1	CA	108	G
1	CA	121	U
1	CA	122	G
1	CA	131	A
1	CA	151	A
1	CA	182	A
1	CA	197	A
1	CA	209	U
1	CA	210	C
1	CA	226	G
1	CA	239	U
1	CA	240	G
1	CA	243	A
1	CA	244	U
1	CA	245	U
1	CA	247	G
1	CA	250	A
1	CA	251	G
1	CA	257	G
1	CA	258	G
1	CA	266	G
1	CA	267	C
1	CA	280	C
1	CA	289	G
1	CA	328	C
1	CA	329	A
1	CA	330	C
1	CA	332	G
1	CA	345	C
1	CA	351	G
1	CA	352	C
1	CA	354	G
1	CA	367	U
1	CA	372	C
1	CA	373	A
1	CA	381	C
1	CA	382	A

Continued on next page...

Continued from previous page...

Mol	Chain	Res	Type
1	CA	397	A
1	CA	398	U
1	CA	406	G
1	CA	408	A
1	CA	409	U
1	CA	411	A
1	CA	412	A
1	CA	414	A
1	CA	415	A
1	CA	421	U
1	CA	422	C
1	CA	424	G
1	CA	429	U
1	CA	430	A
1	CA	435	A
1	CA	438	U
1	CA	461	A
1	CA	462	G
1	CA	463	U
1	CA	464	U
1	CA	465	A
1	CA	466	A
1	CA	467	U
1	CA	468	A
1	CA	469	C
1	CA	479	U
1	CA	481	G
1	CA	484	G
1	CA	485	U
1	CA	493	A
1	CA	518	C
1	CA	522	C
1	CA	527	G
1	CA	531	U
1	CA	532	A
1	CA	547	A
1	CA	559	A
1	CA	562	U
1	CA	564	C
1	CA	572	A
1	CA	573	A
1	CA	576	C

Continued on next page...

Continued from previous page...

Mol	Chain	Res	Type
1	CA	577	G
1	CA	639	G
1	CA	650	G
1	CA	653	U
1	CA	665	A
1	CA	687	A
1	CA	700	G
1	CA	721	G
1	CA	724	G
1	CA	731	G
1	CA	733	G
1	CA	747	A
1	CA	748	G
1	CA	755	G
1	CA	777	A
1	CA	781	A
1	CA	782	A
1	CA	793	U
1	CA	794	A
1	CA	812	G
1	CA	815	A
1	CA	817	C
1	CA	818	G
1	CA	819	A
1	CA	828	U
1	CA	829	G
1	CA	841	C
1	CA	842	U
1	CA	843	U
1	CA	844	G
1	CA	845	A
1	CA	846	G
1	CA	907	A
1	CA	914	A
1	CA	926	G
1	CA	927	G
1	CA	934	C
1	CA	935	A
1	CA	945	G
1	CA	961	U
1	CA	969	A
1	CA	974	A

Continued on next page...

Continued from previous page...

Mol	Chain	Res	Type
1	CA	976	G
1	CA	977	A
1	CA	991	U
1	CA	992	U
1	CA	993	G
1	CA	1004	A
1	CA	1009	U
1	CA	1010	U
1	CA	1020	G
1	CA	1022	A
1	CA	1023	U
1	CA	1025	U
1	CA	1031	C
1	CA	1033	G
1	CA	1034	G
1	CA	1036	A
1	CA	1044	A
1	CA	1050	G
1	CA	1053	G
1	CA	1054	C
1	CA	1065	U
1	CA	1066	C
1	CA	1091	U
1	CA	1094	G
1	CA	1095	U
1	CA	1101	A
1	CA	1118	U
1	CA	1129	C
1	CA	1130	A
1	CA	1135	U
1	CA	1136	C
1	CA	1137	C
1	CA	1138	G
1	CA	1139	G
1	CA	1140	C
1	CA	1144	G
1	CA	1159	U
1	CA	1160	G
1	CA	1168	U
1	CA	1178	G
1	CA	1184	G
1	CA	1196	A

Continued on next page...

Continued from previous page...

Mol	Chain	Res	Type
1	CA	1197	A
1	CA	1201	A
1	CA	1202	U
1	CA	1211	U
1	CA	1212	U
1	CA	1213	A
1	CA	1214	C
1	CA	1225	A
1	CA	1226	C
1	CA	1227	A
1	CA	1241	G
1	CA	1256	A
1	CA	1257	A
1	CA	1258	G
1	CA	1280	A
1	CA	1281	C
1	CA	1282	C
1	CA	1285	A
1	CA	1298	U
1	CA	1300	G
1	CA	1301	U
1	CA	1302	C
1	CA	1303	C
1	CA	1305	G
1	CA	1317	C
1	CA	1318	A
1	CA	1320	C
1	CA	1331	G
1	CA	1362	A
1	CA	1380	U
1	CA	1397	C
1	CA	1398	A
1	CA	1400	C
1	CA	1401	G
1	CA	1419	G
1	CA	1426	G
1	CA	1432	G
1	CA	1446	A
1	CA	1452	C
1	CA	1493	A
1	CA	1497	G
1	CA	1503	A

Continued on next page...

Continued from previous page...

Mol	Chain	Res	Type
1	CA	1505	G
1	CA	1506	U
1	CA	1507	A
1	CA	1517	G
1	CA	1520	C
1	CA	1529	G
1	CA	1530	G
1	CA	1533	C
1	CA	1534	A
22	DA	13	G
22	DA	15	A
22	DA	16	G
22	DA	18	G
22	DA	25	U
22	DA	26	C
22	DA	27	C
22	DA	28	C
22	DA	29	A
22	DA	42	C
22	DA	44	G
22	DA	52	A
22	DA	53	A
22	DA	56	G
22	DA	57	A
22	DA	66	A
22	DA	67	G
22	DA	89	U
22	DA	90	C
22	DA	91	C
22	DA	99	A
22	DA	109	A
23	DB	12	U
23	DB	27	G
23	DB	35	G
23	DB	46	G
23	DB	49	A
23	DB	51	G
23	DB	52	A
23	DB	63	A
23	DB	64	A
23	DB	71	A
23	DB	74	A

Continued on next page...

Continued from previous page...

Mol	Chain	Res	Type
23	DB	75	G
23	DB	91	A
23	DB	98	G
23	DB	99	U
23	DB	100	U
23	DB	101	A
23	DB	102	U
23	DB	103	A
23	DB	118	A
23	DB	119	A
23	DB	120	U
23	DB	124	G
23	DB	125	A
23	DB	126	A
23	DB	128	C
23	DB	139	U
23	DB	141	G
23	DB	144	A
23	DB	160	A
23	DB	162	U
23	DB	163	C
23	DB	180	G
23	DB	181	A
23	DB	196	A
23	DB	216	A
23	DB	221	A
23	DB	222	A
23	DB	223	A
23	DB	230	G
23	DB	233	A
23	DB	248	G
23	DB	250	G
23	DB	252	G
23	DB	255	A
23	DB	265	A
23	DB	266	G
23	DB	267	C
23	DB	271	G
23	DB	277	G
23	DB	278	A
23	DB	289	G
23	DB	299	A

Continued on next page...

Continued from previous page...

Mol	Chain	Res	Type
23	DB	301	G
23	DB	302	C
23	DB	311	A
23	DB	312	G
23	DB	323	C
23	DB	329	G
23	DB	330	A
23	DB	333	G
23	DB	346	A
23	DB	353	C
23	DB	354	A
23	DB	361	G
23	DB	363	G
23	DB	365	U
23	DB	371	A
23	DB	372	G
23	DB	386	G
23	DB	387	U
23	DB	396	G
23	DB	403	U
23	DB	404	A
23	DB	405	U
23	DB	406	G
23	DB	411	G
23	DB	412	A
23	DB	424	G
23	DB	444	C
23	DB	448	U
23	DB	449	A
23	DB	455	C
23	DB	456	C
23	DB	457	A
23	DB	458	G
23	DB	475	C
23	DB	479	A
23	DB	480	A
23	DB	481	G
23	DB	491	G
23	DB	504	A
23	DB	505	A
23	DB	506	G
23	DB	508	A

Continued on next page...

Continued from previous page...

Mol	Chain	Res	Type
23	DB	509	C
23	DB	512	G
23	DB	527	C
23	DB	530	G
23	DB	531	C
23	DB	532	A
23	DB	533	G
23	DB	544	C
23	DB	545	U
23	DB	546	U
23	DB	547	A
23	DB	548	G
23	DB	549	G
23	DB	550	C
23	DB	563	A
23	DB	572	A
23	DB	573	U
23	DB	575	A
23	DB	588	U
23	DB	603	A
23	DB	613	A
23	DB	614	A
23	DB	615	U
23	DB	616	A
23	DB	627	A
23	DB	637	A
23	DB	645	C
23	DB	646	U
23	DB	654	A
23	DB	655	A
23	DB	671	C
23	DB	686	U
23	DB	704	G
23	DB	718	A
23	DB	719	C
23	DB	727	A
23	DB	730	A
23	DB	747	U
23	DB	757	G
23	DB	765	C
23	DB	775	G
23	DB	782	A

Continued on next page...

Continued from previous page...

Mol	Chain	Res	Type
23	DB	784	G
23	DB	785	G
23	DB	805	G
23	DB	812	C
23	DB	819	A
23	DB	827	U
23	DB	828	U
23	DB	844	A
23	DB	846	U
23	DB	847	U
23	DB	859	G
23	DB	869	G
23	DB	877	A
23	DB	899	A
23	DB	910	A
23	DB	912	C
23	DB	919	U
23	DB	931	U
23	DB	932	U
23	DB	933	A
23	DB	941	A
23	DB	946	C
23	DB	955	U
23	DB	961	C
23	DB	973	A
23	DB	974	G
23	DB	982	C
23	DB	983	A
23	DB	991	C
23	DB	995	C
23	DB	1012	U
23	DB	1013	C
23	DB	1022	G
23	DB	1025	G
23	DB	1033	U
23	DB	1046	A
23	DB	1047	G
23	DB	1070	A
23	DB	1088	A
23	DB	1090	A
23	DB	1098	A
23	DB	1112	G

Continued on next page...

Continued from previous page...

Mol	Chain	Res	Type
23	DB	1116	G
23	DB	1130	U
23	DB	1132	U
23	DB	1133	A
23	DB	1134	A
23	DB	1136	G
23	DB	1142	A
23	DB	1176	U
23	DB	1179	G
23	DB	1195	G
23	DB	1205	A
23	DB	1206	G
23	DB	1210	G
23	DB	1211	C
23	DB	1212	G
23	DB	1225	G
23	DB	1237	A
23	DB	1241	A
23	DB	1242	U
23	DB	1247	A
23	DB	1248	G
23	DB	1249	U
23	DB	1250	G
23	DB	1251	C
23	DB	1252	G
23	DB	1253	A
23	DB	1256	G
23	DB	1266	G
23	DB	1271	G
23	DB	1272	A
23	DB	1275	A
23	DB	1276	A
23	DB	1301	A
23	DB	1302	A
23	DB	1312	U
23	DB	1325	U
23	DB	1337	G
23	DB	1341	G
23	DB	1345	C
23	DB	1352	U
23	DB	1365	A
23	DB	1379	U

Continued on next page...

Continued from previous page...

Mol	Chain	Res	Type
23	DB	1383	A
23	DB	1384	A
23	DB	1396	U
23	DB	1397	U
23	DB	1416	G
23	DB	1417	C
23	DB	1419	A
23	DB	1420	A
23	DB	1427	A
23	DB	1428	C
23	DB	1434	A
23	DB	1451	C
23	DB	1453	A
23	DB	1454	C
23	DB	1455	G
23	DB	1459	G
23	DB	1460	U
23	DB	1461	C
23	DB	1476	U
23	DB	1477	A
23	DB	1478	G
23	DB	1482	G
23	DB	1490	A
23	DB	1493	C
23	DB	1494	A
23	DB	1504	A
23	DB	1508	A
23	DB	1509	A
23	DB	1510	G
23	DB	1524	G
23	DB	1532	A
23	DB	1535	A
23	DB	1537	G
23	DB	1538	G
23	DB	1540	G
23	DB	1552	A
23	DB	1558	C
23	DB	1559	U
23	DB	1567	G
23	DB	1569	A
23	DB	1578	U
23	DB	1585	C

Continued on next page...

Continued from previous page...

Mol	Chain	Res	Type
23	DB	1608	A
23	DB	1610	A
23	DB	1613	G
23	DB	1634	A
23	DB	1635	A
23	DB	1640	A
23	DB	1647	U
23	DB	1648	U
23	DB	1649	G
23	DB	1674	G
23	DB	1700	A
23	DB	1706	C
23	DB	1707	G
23	DB	1713	A
23	DB	1715	G
23	DB	1716	U
23	DB	1723	G
23	DB	1729	U
23	DB	1730	C
23	DB	1731	G
23	DB	1733	G
23	DB	1738	G
23	DB	1758	U
23	DB	1764	C
23	DB	1773	A
23	DB	1781	U
23	DB	1786	A
23	DB	1800	C
23	DB	1816	C
23	DB	1829	A
23	DB	1833	C
23	DB	1870	C
23	DB	1873	G
23	DB	1876	A
23	DB	1884	G
23	DB	1906	G
23	DB	1913	A
23	DB	1914	C
23	DB	1927	A
23	DB	1929	G
23	DB	1930	G
23	DB	1937	A

Continued on next page...

Continued from previous page...

Mol	Chain	Res	Type
23	DB	1938	A
23	DB	1939	U
23	DB	1940	U
23	DB	1955	U
23	DB	1966	A
23	DB	1967	C
23	DB	1970	A
23	DB	1971	U
23	DB	1972	G
23	DB	1991	U
23	DB	1993	U
23	DB	1997	C
23	DB	2022	U
23	DB	2023	C
23	DB	2031	A
23	DB	2033	A
23	DB	2043	C
23	DB	2055	C
23	DB	2056	G
23	DB	2060	A
23	DB	2061	G
23	DB	2062	A
23	DB	2069	G
23	DB	2076	U
23	DB	2077	A
23	DB	2092	U
23	DB	2094	A
23	DB	2096	C
23	DB	2100	G
23	DB	2104	C
23	DB	2106	U
23	DB	2107	G
23	DB	2109	U
23	DB	2134	A
23	DB	2135	A
23	DB	2138	G
23	DB	2143	C
23	DB	2145	C
23	DB	2147	A
23	DB	2156	G
23	DB	2157	G
23	DB	2181	U

Continued on next page...

Continued from previous page...

Mol	Chain	Res	Type
23	DB	2183	A
23	DB	2190	G
23	DB	2199	A
23	DB	2204	G
23	DB	2210	U
23	DB	2212	A
23	DB	2225	A
23	DB	2239	G
23	DB	2253	G
23	DB	2268	A
23	DB	2283	C
23	DB	2287	A
23	DB	2288	A
23	DB	2297	A
23	DB	2305	U
23	DB	2307	G
23	DB	2308	G
23	DB	2309	A
23	DB	2310	C
23	DB	2319	G
23	DB	2321	U
23	DB	2322	A
23	DB	2325	G
23	DB	2333	A
23	DB	2334	U
23	DB	2336	A
23	DB	2337	G
23	DB	2347	C
23	DB	2383	G
23	DB	2385	C
23	DB	2402	U
23	DB	2403	C
23	DB	2406	A
23	DB	2423	U
23	DB	2426	A
23	DB	2429	G
23	DB	2430	A
23	DB	2434	A
23	DB	2441	U
23	DB	2448	A
23	DB	2472	G
23	DB	2476	A

Continued on next page...

Continued from previous page...

Mol	Chain	Res	Type
23	DB	2491	U
23	DB	2492	U
23	DB	2502	G
23	DB	2505	G
23	DB	2506	U
23	DB	2518	A
23	DB	2529	G
23	DB	2535	G
23	DB	2554	U
23	DB	2566	A
23	DB	2567	G
23	DB	2573	C
23	DB	2585	U
23	DB	2586	U
23	DB	2597	G
23	DB	2602	A
23	DB	2609	U
23	DB	2610	C
23	DB	2613	U
23	DB	2621	G
23	DB	2629	U
23	DB	2654	A
23	DB	2682	A
23	DB	2689	U
23	DB	2690	U
23	DB	2714	G
23	DB	2725	A
23	DB	2726	A
23	DB	2744	G
23	DB	2757	A
23	DB	2765	A
23	DB	2778	A
23	DB	2791	G
23	DB	2796	U
23	DB	2797	U
23	DB	2800	A
23	DB	2801	G
23	DB	2808	G
23	DB	2820	A
23	DB	2821	A
23	DB	2836	U
23	DB	2850	A

Continued on next page...

Continued from previous page...

Mol	Chain	Res	Type
23	DB	2866	U
23	DB	2867	G
23	DB	2872	A
23	DB	2873	A
23	DB	2883	A
23	DB	2894	G
23	DB	2903	U

All (79) RNA pucker outliers are listed below:

Mol	Chain	Res	Type
1	AA	51	A
1	AA	60	A
1	AA	243	A
1	AA	279	A
1	AA	328	C
1	AA	366	A
1	AA	372	C
1	AA	428	G
1	AA	429	U
1	AA	484	G
1	AA	576	C
1	AA	913	A
1	AA	960	U
1	AA	975	A
1	AA	1049	U
1	AA	1065	U
1	AA	1101	A
1	AA	1181	G
1	AA	1201	A
1	AA	1226	C
1	AA	1286	U
1	AA	1300	G
1	AA	1397	C
1	AA	1528	U
23	BB	63	A
23	BB	102	U
23	BB	162	U
23	BB	670	A
23	BB	1205	A
23	BB	1210	G
23	BB	1236	G

Continued on next page...

Continued from previous page...

Mol	Chain	Res	Type
23	BB	1250	G
23	BB	1913	A
23	BB	2282	G
23	BB	2336	A
23	BB	2425	A
23	BB	2756	U
1	CA	51	A
1	CA	60	A
1	CA	243	A
1	CA	279	A
1	CA	328	C
1	CA	366	A
1	CA	372	C
1	CA	428	G
1	CA	429	U
1	CA	484	G
1	CA	960	U
1	CA	975	A
1	CA	1030	U
1	CA	1049	U
1	CA	1064	G
1	CA	1065	U
1	CA	1135	U
1	CA	1201	A
1	CA	1226	C
1	CA	1300	G
1	CA	1301	U
1	CA	1302	C
1	CA	1397	C
1	CA	1451	U
23	DB	63	A
23	DB	125	A
23	DB	162	U
23	DB	199	A
23	DB	301	G
23	DB	544	C
23	DB	670	A
23	DB	982	C
23	DB	1205	A
23	DB	1210	G
23	DB	1211	C
23	DB	2076	U

Continued on next page...

Continued from previous page...

Mol	Chain	Res	Type
23	DB	2198	A
23	DB	2282	G
23	DB	2286	G
23	DB	2336	A
23	DB	2425	A
23	DB	2756	U

5.4 Non-standard residues in protein, DNA, RNA chains ⓘ

There are no non-standard protein/DNA/RNA residues in this entry.

5.5 Carbohydrates ⓘ

There are no carbohydrates in this entry.

5.6 Ligand geometry ⓘ

Of 345 ligands modelled in this entry, 343 are monoatomic - leaving 2 for Mogul analysis.

In the following table, the Counts columns list the number of bonds (or angles) for which Mogul statistics could be retrieved, the number of bonds (or angles) that are observed in the model and the number of bonds (or angles) that are defined in the Chemical Component Dictionary. The Link column lists molecule types, if any, to which the group is linked. The Z score for a bond length (or angle) is the number of standard deviations the observed value is removed from the expected value. A bond length (or angle) with $|Z| > 2$ is considered an outlier worth inspection. RMSZ is the root-mean-square of all Z scores of the bond lengths (or angles).

Mol	Type	Chain	Res	Link	Bond lengths			Bond angles		
					Counts	RMSZ	# Z > 2	Counts	RMSZ	# Z > 2
53	KSG	AA	1601	-	24,27,27	2.02	5 (20%)	29,40,40	1.07	3 (10%)
53	KSG	CA	1601	-	24,27,27	1.97	4 (16%)	29,40,40	0.97	1 (3%)

In the following table, the Chirals column lists the number of chiral outliers, the number of chiral centers analysed, the number of these observed in the model and the number defined in the Chemical Component Dictionary. Similar counts are reported in the Torsion and Rings columns. '-' means no outliers of that kind were identified.

Mol	Type	Chain	Res	Link	Chirals	Torsions	Rings
53	KSG	AA	1601	-	-	2/8/52/52	0/2/2/2
53	KSG	CA	1601	-	-	2/8/52/52	0/2/2/2

All (9) bond length outliers are listed below:

Mol	Chain	Res	Type	Atoms	Z	Observed(Å)	Ideal(Å)
53	AA	1601	KSG	C14-C13	-6.75	1.49	1.53
53	CA	1601	KSG	C14-C13	-5.75	1.49	1.53
53	AA	1601	KSG	C1-C12	2.65	1.57	1.52
53	CA	1601	KSG	C1-C12	2.60	1.57	1.52
53	CA	1601	KSG	O7-C1	2.58	1.48	1.41
53	CA	1601	KSG	O1-C1	2.32	1.48	1.41
53	AA	1601	KSG	C13-N2	-2.26	1.31	1.35
53	AA	1601	KSG	O7-C1	2.22	1.47	1.41
53	AA	1601	KSG	C4-C3	2.09	1.57	1.52

All (4) bond angle outliers are listed below:

Mol	Chain	Res	Type	Atoms	Z	Observed(°)	Ideal(°)
53	AA	1601	KSG	C1-O1-C2	-2.22	112.46	117.96
53	AA	1601	KSG	C4-C3-C2	2.19	114.68	109.68
53	AA	1601	KSG	C5-C4-C3	2.09	114.47	110.82
53	CA	1601	KSG	C6-C7-C2	2.01	114.26	109.68

There are no chirality outliers.

All (4) torsion outliers are listed below:

Mol	Chain	Res	Type	Atoms
53	CA	1601	KSG	C12-C1-O1-C2
53	AA	1601	KSG	C12-C1-O1-C2
53	CA	1601	KSG	O7-C1-O1-C2
53	AA	1601	KSG	O7-C1-O1-C2

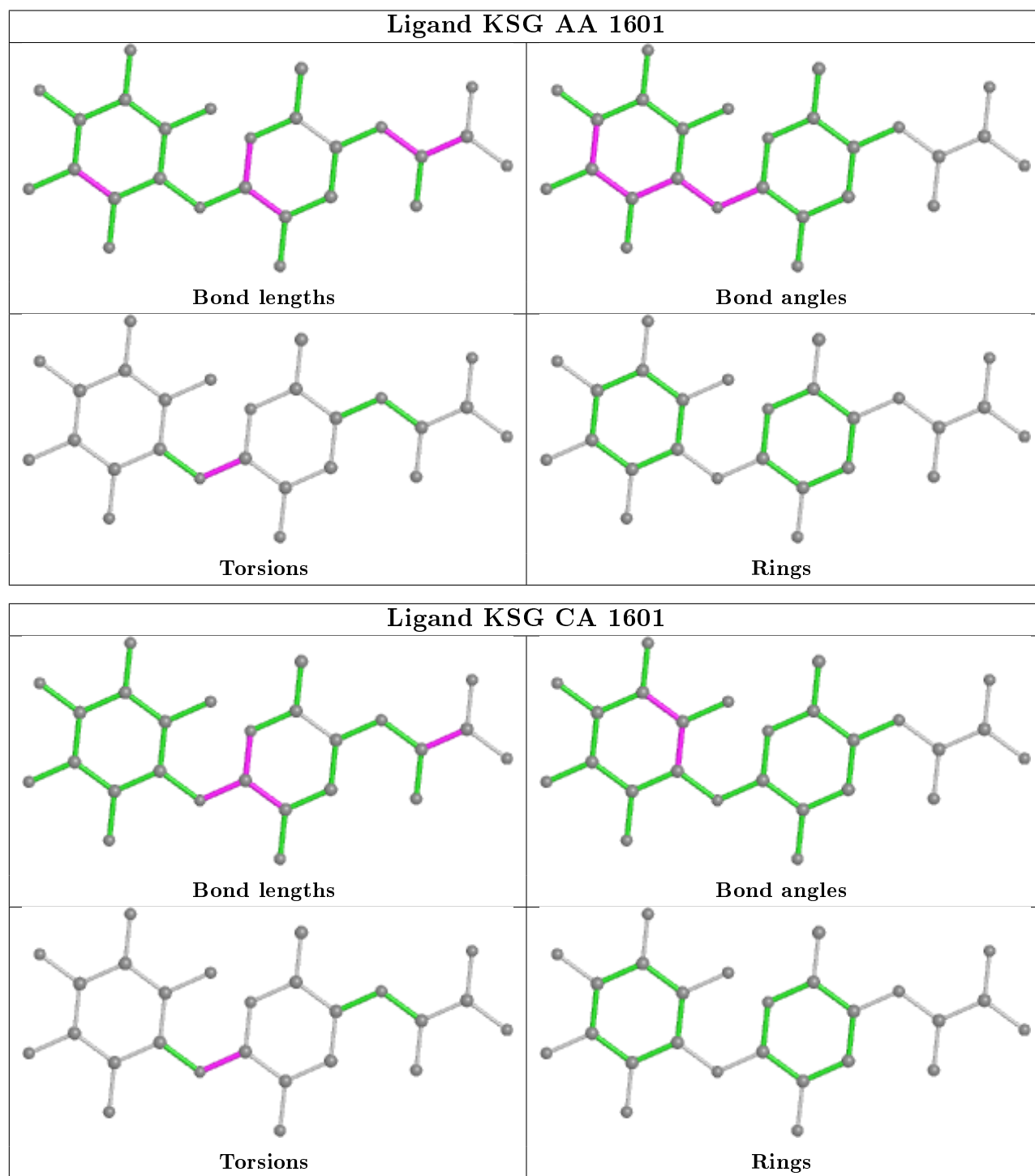
There are no ring outliers.

2 monomers are involved in 4 short contacts:

Mol	Chain	Res	Type	Clashes	Symm-Clashes
53	AA	1601	KSG	3	0
53	CA	1601	KSG	1	0

The following is a two-dimensional graphical depiction of Mogul quality analysis of bond lengths, bond angles, torsion angles, and ring geometry for all instances of the Ligand of Interest. In addition, ligands with molecular weight > 250 and outliers as shown on the validation Tables will also be included. For torsion angles, if less than 5% of the Mogul distribution of torsion angles is within 10 degrees of the torsion angle in question, then that torsion angle is considered an outlier. Any bond that is central to one or more torsion angles identified as an outlier by Mogul will be

highlighted in the graph. For rings, the root-mean-square deviation (RMSD) between the ring in question and similar rings identified by Mogul is calculated over all ring torsion angles. If the average RMSD is greater than 60 degrees and the minimal RMSD between the ring in question and any Mogul-identified rings is also greater than 60 degrees, then that ring is considered an outlier. The outliers are highlighted in purple. The color gray indicates Mogul did not find sufficient equivalents in the CSD to analyse the geometry.



5.7 Other polymers

There are no such residues in this entry.

5.8 Polymer linkage issues

There are no chain breaks in this entry.

6 Fit of model and data ⓘ

6.1 Protein, DNA and RNA chains ⓘ

In the following table, the column labelled ‘#RSRZ> 2’ contains the number (and percentage) of RSRZ outliers, followed by percent RSRZ outliers for the chain as percentile scores relative to all X-ray entries and entries of similar resolution. The OWAB column contains the minimum, median, 95th percentile and maximum values of the occupancy-weighted average B-factor per residue. The column labelled ‘Q< 0.9’ lists the number of (and percentage) of residues with an average occupancy less than 0.9.

Mol	Chain	Analysed	<RSRZ>	#RSRZ>2	OWAB(Å ²)	Q<0.9
1	AA	1530/1542 (99%)	0.23	23 (1%) 73 71	15, 73, 149, 180	0
1	CA	1530/1542 (99%)	0.01	14 (0%) 84 81	7, 52, 134, 180	0
2	AC	206/233 (88%)	0.84	26 (12%) 3 5	7, 68, 138, 180	0
2	CC	206/233 (88%)	0.51	11 (5%) 26 26	6, 74, 126, 169	0
3	AD	205/206 (99%)	1.05	46 (22%) 0 0	27, 79, 147, 180	0
3	CD	205/206 (99%)	0.28	1 (0%) 91 89	5, 55, 113, 165	0
4	AE	150/167 (89%)	0.61	8 (5%) 26 26	15, 62, 120, 162	0
4	CE	150/167 (89%)	0.57	8 (5%) 26 26	6, 55, 112, 180	0
5	AF	100/135 (74%)	0.58	5 (5%) 28 28	18, 72, 133, 166	0
5	CF	100/135 (74%)	0.86	13 (13%) 3 5	12, 71, 132, 165	0
6	AG	150/179 (83%)	0.81	27 (18%) 1 2	22, 89, 143, 180	0
6	CG	152/179 (84%)	0.82	21 (13%) 2 4	19, 86, 147, 180	0
7	AH	129/130 (99%)	1.20	27 (20%) 1 1	14, 70, 141, 176	0
7	CH	129/130 (99%)	0.68	18 (13%) 2 4	5, 54, 114, 160	0
8	AI	127/130 (97%)	1.11	26 (20%) 1 1	18, 90, 146, 180	0
8	CI	127/130 (97%)	1.16	29 (22%) 0 1	23, 92, 156, 180	0
9	AJ	98/103 (95%)	1.23	26 (26%) 0 0	20, 82, 157, 180	0
9	CJ	98/103 (95%)	0.67	5 (5%) 28 27	34, 79, 135, 151	0
10	AK	117/129 (90%)	0.56	7 (5%) 21 22	7, 55, 138, 160	0
10	CK	117/129 (90%)	0.43	7 (5%) 21 22	11, 50, 105, 142	0
11	AL	123/124 (99%)	0.70	10 (8%) 12 14	21, 61, 128, 178	0
11	CL	123/124 (99%)	0.84	11 (8%) 9 12	5, 39, 119, 160	0
12	AM	114/118 (96%)	1.09	20 (17%) 1 2	44, 106, 159, 173	0
12	CM	113/118 (95%)	1.27	22 (19%) 1 1	26, 100, 157, 180	0

Continued on next page...

Continued from previous page...

Mol	Chain	Analysed	<RSRZ>	#RSRZ>2	OWAB(Å ²)	Q<0.9
13	AN	96/101 (95%)	1.76	33 (34%) 0 0	15, 84, 151, 180	0
13	CN	96/101 (95%)	1.09	16 (16%) 1 2	21, 82, 139, 161	0
14	AO	88/89 (98%)	0.98	17 (19%) 1 1	18, 70, 114, 180	0
14	CO	88/89 (98%)	0.53	4 (4%) 33 32	14, 51, 112, 150	0
15	AP	82/82 (100%)	0.89	11 (13%) 3 4	27, 89, 142, 180	0
15	CP	80/82 (97%)	0.94	10 (12%) 3 6	5, 46, 145, 180	0
16	AQ	80/84 (95%)	1.47	19 (23%) 0 0	37, 91, 140, 180	0
16	CQ	81/84 (96%)	0.90	8 (9%) 7 9	12, 57, 119, 154	0
17	AR	55/75 (73%)	1.30	15 (27%) 0 0	18, 69, 147, 164	0
17	CR	55/75 (73%)	0.99	7 (12%) 3 5	13, 53, 126, 175	0
18	AS	79/92 (85%)	2.06	35 (44%) 0 0	59, 112, 174, 180	0
18	CS	80/92 (86%)	2.04	33 (41%) 0 0	48, 109, 172, 180	0
19	AT	85/87 (97%)	1.13	17 (20%) 1 1	36, 94, 142, 170	0
19	CT	85/87 (97%)	1.51	25 (29%) 0 0	17, 55, 118, 179	0
20	AB	218/241 (90%)	0.87	32 (14%) 2 3	28, 92, 142, 180	0
20	CB	218/241 (90%)	0.64	22 (10%) 7 9	27, 96, 157, 180	0
21	AU	51/71 (71%)	1.09	10 (19%) 1 1	26, 94, 153, 174	0
21	CU	51/71 (71%)	1.26	12 (23%) 0 0	29, 82, 163, 180	0
22	BA	117/120 (97%)	0.04	2 (1%) 70 67	39, 67, 125, 171	0
22	DA	117/120 (97%)	-0.01	2 (1%) 70 67	34, 73, 116, 180	0
23	BB	2841/2904 (97%)	0.17	40 (1%) 75 72	9, 53, 144, 180	0
23	DB	2841/2904 (97%)	0.12	21 (0%) 87 85	5, 45, 143, 180	0
24	BV	94/94 (100%)	0.72	13 (13%) 2 4	26, 78, 134, 155	0
24	DV	94/94 (100%)	0.52	5 (5%) 26 26	34, 83, 139, 162	0
25	BC	267/273 (97%)	1.20	50 (18%) 1 2	5, 53, 143, 180	0
25	DC	267/273 (97%)	1.10	43 (16%) 1 2	5, 52, 158, 180	0
26	BD	209/209 (100%)	1.44	56 (26%) 0 0	9, 82, 157, 180	0
26	DD	209/209 (100%)	1.24	46 (22%) 0 1	5, 57, 142, 180	0
27	BE	201/201 (100%)	1.34	47 (23%) 0 0	5, 85, 162, 180	0
27	DE	201/201 (100%)	1.36	43 (21%) 0 1	6, 82, 170, 180	0
28	BF	178/179 (99%)	0.93	37 (20%) 1 1	39, 105, 168, 180	0

Continued on next page...

Continued from previous page...

Mol	Chain	Analysed	<RSRZ>	#RSRZ>2			OWAB(Å ²)	Q<0.9
28	DF	178/179 (99%)	0.77	18 (10%)	7	9	29, 96, 154, 180	0
29	BG	176/177 (99%)	1.31	41 (23%)	0	0	34, 100, 164, 180	0
29	DG	176/177 (99%)	0.91	30 (17%)	1	2	23, 88, 156, 180	0
30	BH	149/149 (100%)	2.37	66 (44%)	0	0	22, 126, 180, 180	0
30	DH	149/149 (100%)	1.53	47 (31%)	0	0	30, 106, 167, 180	0
31	BJ	140/142 (98%)	1.02	28 (20%)	1	1	11, 88, 153, 180	0
31	DJ	140/142 (98%)	0.85	20 (14%)	2	4	7, 66, 148, 176	0
32	BK	121/123 (98%)	0.74	12 (9%)	7	9	13, 60, 118, 152	0
32	DK	121/123 (98%)	0.58	3 (2%)	57	54	5, 36, 92, 134	0
33	BL	144/144 (100%)	2.61	67 (46%)	0	0	15, 86, 167, 180	0
33	DL	144/144 (100%)	2.15	54 (37%)	0	0	5, 81, 156, 180	0
34	BM	136/136 (100%)	1.58	38 (27%)	0	0	13, 71, 175, 180	0
34	DM	136/136 (100%)	1.16	23 (16%)	1	2	11, 70, 164, 180	0
35	BN	127/127 (100%)	1.56	41 (32%)	0	0	17, 78, 169, 180	0
35	DN	127/127 (100%)	1.08	16 (12%)	3	5	5, 48, 159, 180	0
36	BO	117/117 (100%)	1.82	35 (29%)	0	0	26, 91, 167, 180	0
36	DO	117/117 (100%)	1.80	37 (31%)	0	0	5, 91, 172, 180	0
37	BP	114/115 (99%)	1.85	47 (41%)	0	0	18, 98, 172, 180	0
37	DP	114/115 (99%)	1.49	30 (26%)	0	0	7, 65, 166, 180	0
38	BQ	117/118 (99%)	0.53	10 (8%)	10	13	13, 66, 146, 174	0
38	DQ	117/118 (99%)	0.90	17 (14%)	2	3	6, 57, 158, 180	0
39	BR	103/103 (100%)	1.12	21 (20%)	1	1	24, 105, 167, 180	0
39	DR	103/103 (100%)	1.70	35 (33%)	0	0	25, 92, 157, 180	0
40	BS	110/110 (100%)	0.68	8 (7%)	15	17	9, 63, 133, 180	0
40	DS	110/110 (100%)	0.78	9 (8%)	11	14	5, 46, 137, 180	0
41	BT	99/100 (99%)	1.67	36 (36%)	0	0	25, 81, 162, 180	0
41	DT	99/100 (99%)	2.63	56 (56%)	0	0	15, 86, 168, 180	0
42	BU	102/104 (98%)	2.27	39 (38%)	0	0	17, 91, 169, 180	0
42	DU	102/104 (98%)	1.85	33 (32%)	0	0	30, 110, 171, 180	0
43	BW	84/85 (98%)	2.68	38 (45%)	0	0	10, 86, 159, 180	0
43	DW	84/85 (98%)	2.45	32 (38%)	0	0	16, 86, 168, 180	0

Continued on next page...

Continued from previous page...

Mol	Chain	Analysed	<RSRZ>	#RSRZ>2			OWAB(Å ²)	Q<0.9
44	BX	63/63 (100%)	1.79	19 (30%)	0	0	20, 97, 160, 180	0
44	DX	63/63 (100%)	2.73	25 (39%)	0	0	38, 110, 169, 180	0
45	BY	58/59 (98%)	1.60	17 (29%)	0	0	13, 86, 157, 180	0
45	DY	58/59 (98%)	1.24	12 (20%)	1	1	5, 79, 136, 150	0
46	BZ	70/70 (100%)	0.92	10 (14%)	2	4	19, 66, 145, 180	0
46	DZ	70/70 (100%)	1.44	23 (32%)	0	0	5, 68, 141, 180	0
47	B0	56/57 (98%)	1.42	13 (23%)	0	0	26, 95, 180, 180	0
47	D0	56/57 (98%)	1.62	14 (25%)	0	0	10, 70, 159, 177	0
48	B1	54/55 (98%)	1.45	12 (22%)	0	1	24, 97, 160, 180	0
48	D1	54/55 (98%)	2.77	29 (53%)	0	0	8, 82, 158, 180	0
49	B2	46/46 (100%)	1.36	11 (23%)	0	0	6, 51, 154, 174	0
49	D2	46/46 (100%)	1.14	6 (13%)	3	5	9, 55, 131, 150	0
50	B3	64/65 (98%)	1.99	23 (35%)	0	0	19, 61, 155, 180	0
50	D3	64/65 (98%)	1.98	23 (35%)	0	0	5, 61, 139, 178	0
51	B4	38/38 (100%)	2.78	21 (55%)	0	0	30, 102, 170, 180	0
51	D4	38/38 (100%)	2.72	17 (44%)	0	0	14, 111, 175, 180	0
52	BI	141/142 (99%)	2.56	85 (60%)	0	0	52, 152, 180, 180	0
52	DI	141/142 (99%)	2.75	95 (67%)	0	0	83, 160, 180, 180	0
All	All	20439/21086 (96%)	0.76	2584 (12%)	3	5	5, 67, 155, 180	0

All (2584) RSRZ outliers are listed below:

Mol	Chain	Res	Type	RSRZ
33	BL	98	ALA	17.2
36	BO	58	ILE	16.8
33	BL	8	PRO	15.7
41	DT	4	GLU	15.1
42	BU	29	SER	14.8
33	DL	11	GLY	14.4
42	BU	1	ALA	14.4
44	DX	31	GLN	14.2
36	BO	59	ALA	13.2
27	DE	171	ASP	13.1
44	DX	36	GLN	12.8
25	BC	5	CYS	12.7
36	DO	59	ALA	12.7

Continued on next page...

Continued from previous page...

Mol	Chain	Res	Type	RSRZ
36	DO	58	ILE	12.6
45	BY	3	THR	12.4
42	DU	1	ALA	12.1
42	DU	61	GLU	12.0
33	BL	7	SER	11.9
48	D1	4	ILE	11.7
43	BW	52	CYS	11.7
33	BL	99	ASN	11.6
36	DO	60	GLU	11.6
42	BU	89	GLY	11.3
43	DW	52	CYS	11.2
43	BW	45	HIS	11.0
45	DY	1	ALA	10.9
37	BP	24	THR	10.8
33	BL	9	ALA	10.8
36	BO	69	ASP	10.7
33	BL	1	MET	10.6
43	BW	83	ALA	10.6
30	BH	93	SER	10.5
25	BC	7	PRO	10.4
44	DX	32	ALA	10.4
44	DX	34	SER	10.4
34	DM	133	LYS	10.1
27	BE	2	GLU	10.0
39	DR	44	GLY	9.9
27	BE	1	MET	9.8
30	BH	80	ILE	9.7
44	DX	33	ALA	9.6
33	DL	1	MET	9.6
33	BL	82	LEU	9.6
37	DP	1	SER	9.6
35	DN	124	ALA	9.5
27	DE	170	ARG	9.4
34	BM	56	ALA	9.3
42	DU	27	VAL	9.3
30	BH	92	GLY	9.3
50	B3	63	TYR	9.2
41	DT	2	ILE	9.2
33	DL	4	ASN	9.1
33	DL	99	ASN	9.1
33	BL	83	ALA	9.1
37	DP	97	TYR	9.0

Continued on next page...

Continued from previous page...

Mol	Chain	Res	Type	RSRZ
26	DD	70	LYS	9.0
27	DE	3	LEU	9.0
30	BH	147	VAL	8.9
35	BN	67	PHE	8.9
51	B4	23	ILE	8.9
28	DF	74	ALA	8.8
51	D4	31	PRO	8.8
25	DC	7	PRO	8.8
51	D4	1	MET	8.8
35	BN	125	ALA	8.7
23	BB	1175	A	8.7
27	DE	169	VAL	8.6
30	BH	124	THR	8.6
44	DX	1	MET	8.6
35	DN	126	ALA	8.5
23	BB	139	U	8.5
42	DU	29	SER	8.4
41	DT	70	HIS	8.4
43	DW	58	LEU	8.4
44	DX	20	ASN	8.4
50	B3	61	LEU	8.4
42	BU	88	ASP	8.4
33	DL	12	SER	8.4
30	BH	91	PHE	8.4
25	BC	166	ARG	8.3
43	DW	83	ALA	8.3
35	BN	124	ALA	8.3
33	DL	6	LEU	8.3
44	DX	37	LEU	8.3
37	BP	26	GLU	8.3
44	DX	35	GLY	8.2
26	BD	91	THR	8.2
48	D1	5	ARG	8.2
43	BW	2	HIS	8.2
33	BL	97	ALA	8.2
42	BU	2	ALA	8.2
23	DB	2133	G	8.1
7	AH	1	SER	8.1
26	DD	51	THR	8.1
33	DL	55	MET	8.1
44	BX	1	MET	8.1
30	DH	20	ASN	8.1

Continued on next page...

Continued from previous page...

Mol	Chain	Res	Type	RSRZ
43	BW	78	PHE	8.0
30	BH	94	ILE	8.0
43	BW	79	ILE	8.0
33	BL	77	ILE	8.0
50	B3	64	ALA	8.0
13	CN	35	ALA	8.0
50	D3	63	TYR	8.0
30	BH	85	GLY	8.0
33	DL	7	SER	8.0
48	D1	53	ILE	7.9
50	B3	60	CYS	7.9
29	BG	58	ALA	7.9
27	DE	145	ASP	7.9
48	D1	3	GLY	7.9
33	DL	144	GLU	7.8
51	B4	29	ALA	7.8
35	BN	127	GLU	7.8
26	DD	90	PHE	7.8
48	B1	3	GLY	7.8
50	D3	64	ALA	7.7
33	DL	100	ILE	7.7
47	D0	55	ALA	7.7
43	BW	82	GLU	7.7
30	BH	142	VAL	7.7
30	BH	130	VAL	7.6
34	BM	1	MET	7.6
26	DD	71	ALA	7.6
39	DR	26	ASP	7.6
26	BD	92	VAL	7.6
43	BW	58	LEU	7.6
42	BU	30	SER	7.5
34	BM	136	MET	7.5
42	BU	61	GLU	7.4
36	DO	1	MET	7.4
41	DT	93	LEU	7.4
37	DP	112	ARG	7.4
27	DE	2	GLU	7.3
8	CI	129	ARG	7.3
39	DR	43	ASN	7.3
52	DI	1	ALA	7.3
43	DW	35	ILE	7.3
51	B4	38	GLY	7.2

Continued on next page...

Continued from previous page...

Mol	Chain	Res	Type	RSRZ
43	DW	5	ALA	7.2
27	BE	144	GLU	7.2
23	BB	2145	C	7.2
47	D0	56	LYS	7.2
36	BO	57	ALA	7.2
25	BC	21	PRO	7.2
33	DL	5	THR	7.2
43	BW	1	ALA	7.2
34	BM	134	THR	7.1
25	DC	8	THR	7.1
37	DP	59	THR	7.1
47	D0	33	SER	7.1
41	DT	1	MET	7.1
42	BU	59	GLU	7.1
52	DI	98	GLY	7.1
48	D1	2	LYS	7.0
43	BW	4	LYS	7.0
25	DC	5	CYS	7.0
35	DN	120	GLU	7.0
33	DL	74	THR	7.0
26	DD	91	THR	7.0
48	D1	1	ALA	7.0
33	BL	5	THR	6.9
39	DR	53	PHE	6.9
16	AQ	5	ARG	6.9
51	D4	30	GLU	6.9
6	AG	76	SER	6.9
15	AP	81	ALA	6.9
26	BD	134	HIS	6.9
42	DU	60	LYS	6.8
36	BO	6	ALA	6.8
39	DR	78	ARG	6.8
34	DM	10	ARG	6.8
48	B1	1	ALA	6.8
14	AO	88	ARG	6.8
34	BM	135	VAL	6.8
27	BE	201	ALA	6.8
44	BX	63	ALA	6.7
30	BH	148	ALA	6.7
51	B4	1	MET	6.7
30	BH	81	ALA	6.7
42	BU	28	LEU	6.7

Continued on next page...

Continued from previous page...

Mol	Chain	Res	Type	RSRZ
23	BB	137	U	6.7
29	BG	1	SER	6.7
26	BD	90	PHE	6.7
33	BL	56	PRO	6.7
26	BD	135	GLY	6.6
42	DU	28	LEU	6.6
49	B2	15	SER	6.6
34	DM	134	THR	6.6
33	DL	52	GLY	6.6
34	BM	132	THR	6.6
18	AS	73	PHE	6.6
36	BO	7	ARG	6.6
33	BL	28	GLY	6.6
47	D0	44	ALA	6.5
25	BC	242	HIS	6.5
52	BI	1	ALA	6.5
25	BC	6	LYS	6.5
41	DT	71	GLY	6.5
12	CM	3	ILE	6.5
1	AA	86	G	6.5
22	DA	88	C	6.5
48	B1	4	ILE	6.5
30	BH	86	ASP	6.5
43	BW	59	PHE	6.5
35	BN	122	ALA	6.5
8	AI	34	LEU	6.5
27	BE	114	ARG	6.5
25	DC	268	ARG	6.5
23	DB	139	U	6.4
43	DW	84	GLU	6.4
13	AN	60	ARG	6.4
30	DH	122	LEU	6.4
52	BI	59	THR	6.4
6	AG	78	ARG	6.3
18	CS	25	GLY	6.3
35	BN	126	ALA	6.3
43	DW	1	ALA	6.3
52	BI	58	ILE	6.3
23	BB	2308	G	6.3
51	D4	33	HIS	6.3
41	DT	99	ALA	6.3
43	DW	68	PHE	6.3

Continued on next page...

Continued from previous page...

Mol	Chain	Res	Type	RSRZ
52	DI	137	LEU	6.3
12	CM	47	LEU	6.3
37	DP	26	GLU	6.2
25	BC	268	ARG	6.2
44	DX	46	VAL	6.2
25	DC	6	LYS	6.2
48	D1	54	LYS	6.2
18	AS	40	PHE	6.2
23	DB	1175	A	6.2
30	BH	79	THR	6.2
43	DW	73	PRO	6.2
33	BL	49	GLY	6.1
35	DN	119	SER	6.1
52	DI	83	ALA	6.1
44	BX	38	GLN	6.1
23	DB	645	C	6.1
46	DZ	58	ASP	6.1
27	DE	19	PHE	6.0
44	DX	38	GLN	6.0
25	BC	8	THR	6.0
35	DN	123	GLU	6.0
36	BO	88	LYS	6.0
37	DP	4	ILE	6.0
29	DG	43	LYS	6.0
35	DN	127	GLU	6.0
33	BL	38	GLN	5.9
17	CR	19	GLU	5.9
18	CS	26	ASP	5.9
49	B2	14	ARG	5.9
26	DD	69	ALA	5.9
27	BE	42	GLY	5.9
25	BC	256	THR	5.9
52	BI	70	THR	5.9
43	DW	2	HIS	5.8
33	DL	143	GLU	5.8
19	CT	35	TYR	5.8
52	DI	97	VAL	5.8
33	DL	92	LEU	5.8
51	D4	37	GLN	5.8
52	BI	6	ALA	5.8
44	DX	39	GLN	5.8
51	B4	22	VAL	5.8

Continued on next page...

Continued from previous page...

Mol	Chain	Res	Type	RSRZ
27	DE	23	PHE	5.8
27	BE	145	ASP	5.8
33	BL	6	LEU	5.8
37	DP	55	HIS	5.8
52	BI	4	VAL	5.8
30	BH	128	HIS	5.7
52	BI	115	ASP	5.7
36	DO	57	ALA	5.7
52	BI	47	SER	5.7
52	BI	2	LYS	5.7
25	DC	3	VAL	5.7
52	DI	6	ALA	5.7
27	DE	168	ASP	5.7
37	BP	23	ASP	5.7
12	CM	46	GLU	5.7
34	BM	2	LEU	5.7
40	BS	40	ASN	5.7
30	BH	122	LEU	5.7
26	BD	186	LEU	5.6
43	DW	79	ILE	5.6
51	D4	23	ILE	5.6
36	BO	56	LYS	5.6
20	CB	220	VAL	5.6
50	B3	62	PRO	5.6
38	DQ	96	ASP	5.6
29	BG	51	PHE	5.6
39	DR	42	ALA	5.6
36	DO	64	TYR	5.6
12	AM	83	GLY	5.6
30	DH	19	VAL	5.6
42	DU	69	VAL	5.6
18	AS	14	LEU	5.6
27	BE	5	LEU	5.5
34	BM	92	TRP	5.5
18	AS	29	PRO	5.5
27	DE	111	GLU	5.5
25	BC	267	VAL	5.5
18	CS	2	ARG	5.5
29	BG	42	VAL	5.5
33	BL	10	GLU	5.5
35	BN	123	GLU	5.5
47	B0	56	LYS	5.5

Continued on next page...

Continued from previous page...

Mol	Chain	Res	Type	RSRZ
18	AS	2	ARG	5.5
26	DD	55	LYS	5.5
48	B1	2	LYS	5.5
30	BH	149	GLU	5.5
36	DO	61	GLN	5.5
25	BC	238	ASN	5.5
52	BI	97	VAL	5.5
8	CI	31	GLN	5.5
50	B3	23	HIS	5.5
51	B4	28	SER	5.5
44	DX	19	LEU	5.4
43	DW	4	LYS	5.4
18	CS	78	THR	5.4
27	BE	4	VAL	5.4
43	BW	53	GLY	5.4
19	CT	86	ALA	5.4
12	AM	55	LEU	5.4
43	BW	68	PHE	5.4
52	DI	132	ALA	5.4
52	DI	84	GLY	5.4
36	DO	24	THR	5.4
51	B4	25	VAL	5.4
42	BU	91	LYS	5.4
26	DD	49	GLN	5.4
44	BX	2	LYS	5.4
16	AQ	27	PHE	5.4
38	DQ	117	ALA	5.4
43	DW	44	PHE	5.4
19	AT	27	MET	5.3
40	BS	1	MET	5.3
18	AS	47	THR	5.3
44	DX	24	GLU	5.3
51	D4	25	VAL	5.3
23	DB	2402	U	5.3
33	BL	34	GLY	5.3
33	BL	4	ASN	5.3
52	DI	53	PRO	5.3
3	AD	3	TYR	5.3
35	BN	119	SER	5.3
43	DW	3	LYS	5.3
35	DN	125	ALA	5.3
5	AF	52	ASN	5.3

Continued on next page...

Continued from previous page...

Mol	Chain	Res	Type	RSRZ
27	DE	165	HIS	5.3
26	BD	9	VAL	5.3
25	DC	209	ALA	5.2
45	DY	58	GLU	5.2
19	CT	67	HIS	5.2
27	BE	115	GLN	5.2
21	CU	41	THR	5.2
21	AU	44	ARG	5.2
31	BJ	10	THR	5.2
36	BO	19	GLN	5.2
52	DI	52	LEU	5.2
42	DU	68	ASN	5.2
20	CB	123	GLY	5.2
33	BL	37	GLY	5.2
26	BD	133	THR	5.2
43	DW	45	HIS	5.2
52	BI	3	LYS	5.2
8	AI	127	SER	5.1
30	BH	133	GLN	5.1
6	AG	145	GLU	5.1
47	D0	34	GLY	5.1
27	DE	112	LEU	5.1
49	B2	13	ASN	5.1
52	DI	30	GLN	5.1
20	CB	124	THR	5.1
33	DL	3	LEU	5.1
26	BD	64	GLU	5.1
36	BO	5	SER	5.1
47	D0	43	THR	5.1
52	DI	111	THR	5.0
44	BX	27	ASN	5.0
52	BI	52	LEU	5.0
13	AN	46	LYS	5.0
26	DD	92	VAL	5.0
37	BP	49	ILE	5.0
12	AM	79	LEU	5.0
3	AD	146	GLU	5.0
13	AN	30	ILE	5.0
34	DM	91	TYR	5.0
44	DX	47	ARG	5.0
23	BB	2799	A	5.0
41	BT	6	ARG	5.0

Continued on next page...

Continued from previous page...

Mol	Chain	Res	Type	RSRZ
34	BM	3	GLN	5.0
52	BI	20	SER	5.0
52	DI	136	GLY	5.0
50	D3	62	PRO	5.0
2	AC	98	ALA	4.9
23	BB	2309	A	4.9
39	BR	11	GLN	4.9
43	DW	67	LYS	4.9
30	BH	146	VAL	4.9
25	BC	20	ASN	4.9
27	DE	24	ASN	4.9
18	AS	60	PHE	4.9
52	DI	21	PRO	4.9
41	BT	72	GLN	4.9
48	B1	53	ILE	4.9
52	BI	53	PRO	4.9
39	DR	12	HIS	4.9
33	BL	117	THR	4.9
19	CT	51	ASN	4.9
52	BI	21	PRO	4.9
30	BH	20	ASN	4.9
41	DT	74	ILE	4.9
43	BW	81	ILE	4.9
52	DI	85	ILE	4.9
39	BR	52	PRO	4.9
30	BH	116	ARG	4.9
25	BC	258	SER	4.9
33	BL	12	SER	4.9
45	BY	57	GLU	4.9
35	BN	71	ARG	4.8
30	BH	127	GLU	4.8
45	DY	57	GLU	4.8
29	DG	42	VAL	4.8
15	AP	82	ALA	4.8
18	AS	18	VAL	4.8
51	B4	35	GLN	4.8
43	DW	37	VAL	4.8
33	BL	76	GLU	4.8
8	CI	128	LYS	4.8
51	D4	38	GLY	4.8
33	BL	78	ARG	4.8
37	BP	20	ARG	4.8

Continued on next page...

Continued from previous page...

Mol	Chain	Res	Type	RSRZ
36	BO	89	ASP	4.8
41	DT	69	ARG	4.8
51	B4	24	ARG	4.8
13	AN	20	PHE	4.8
30	BH	132	PHE	4.8
34	BM	103	TYR	4.8
36	DO	89	ASP	4.8
25	DC	247	TRP	4.8
30	BH	84	ALA	4.8
30	DH	149	GLU	4.8
22	BA	88	C	4.8
36	DO	23	ALA	4.8
25	BC	4	LYS	4.7
41	DT	5	GLU	4.7
41	DT	98	GLY	4.7
18	AS	48	ILE	4.7
1	AA	121	U	4.7
52	BI	5	GLN	4.7
16	AQ	6	THR	4.7
29	BG	93	TYR	4.7
16	AQ	45	VAL	4.7
36	DO	35	ILE	4.7
27	BE	128	ALA	4.7
23	BB	654	A	4.7
31	DJ	43	GLU	4.7
35	DN	122	ALA	4.7
28	BF	31	GLU	4.7
52	DI	25	PRO	4.7
36	BO	61	GLN	4.7
52	DI	5	GLN	4.7
31	BJ	98	GLU	4.7
17	AR	36	GLY	4.7
35	BN	68	ALA	4.7
23	DB	140	C	4.7
30	BH	90	LEU	4.7
29	BG	176	LYS	4.6
25	DC	9	SER	4.6
47	B0	49	ARG	4.6
26	BD	17	GLU	4.6
36	BO	60	GLU	4.6
23	BB	2148	G	4.6
39	DR	33	VAL	4.6

Continued on next page...

Continued from previous page...

Mol	Chain	Res	Type	RSRZ
41	DT	37	ASP	4.6
52	DI	9	LYS	4.6
2	AC	158	GLY	4.6
30	BH	50	ARG	4.6
52	DI	99	LYS	4.6
18	AS	30	LEU	4.6
26	BD	132	ALA	4.6
38	DQ	72	GLY	4.6
52	BI	8	VAL	4.6
52	BI	60	VAL	4.6
33	BL	52	GLY	4.6
30	DH	136	SER	4.6
37	BP	51	ASN	4.6
30	BH	123	ARG	4.6
27	BE	129	PRO	4.6
41	DT	72	GLN	4.6
41	BT	77	ARG	4.6
26	BD	25	THR	4.6
52	DI	78	LEU	4.6
20	AB	15	PHE	4.5
33	DL	10	GLU	4.5
45	BY	2	LYS	4.5
47	D0	35	GLU	4.5
21	CU	37	TYR	4.5
34	BM	55	ARG	4.5
23	BB	1459	G	4.5
42	DU	32	LYS	4.5
7	AH	74	ILE	4.5
16	CQ	6	THR	4.5
36	DO	28	VAL	4.5
50	D3	28	LEU	4.5
7	AH	110	MET	4.5
30	BH	76	GLU	4.5
50	D3	36	ALA	4.5
43	BW	77	LYS	4.5
37	BP	99	LEU	4.5
30	BH	82	SER	4.5
52	BI	54	ILE	4.5
52	DI	7	TYR	4.5
16	AQ	20	ILE	4.5
52	BI	48	ILE	4.5
42	BU	87	GLU	4.5

Continued on next page...

Continued from previous page...

Mol	Chain	Res	Type	RSRZ
3	AD	43	ARG	4.5
33	BL	57	LEU	4.5
51	B4	9	LYS	4.5
51	D4	7	VAL	4.5
51	B4	15	LYS	4.5
43	DW	6	GLY	4.5
26	DD	74	GLU	4.4
30	BH	96	THR	4.4
33	BL	40	SER	4.4
42	BU	93	ARG	4.4
18	AS	11	ASP	4.4
29	BG	170	THR	4.4
26	BD	149	ASN	4.4
41	BT	95	PHE	4.4
48	D1	32	LYS	4.4
26	DD	33	ARG	4.4
31	BJ	100	VAL	4.4
37	BP	88	ARG	4.4
1	AA	78	A	4.4
25	BC	85	ASN	4.4
34	DM	136	MET	4.4
44	BX	39	GLN	4.4
30	DH	72	ILE	4.4
33	BL	39	LYS	4.4
44	BX	20	ASN	4.4
40	DS	109	ASP	4.4
42	DU	102	ILE	4.4
30	BH	104	THR	4.4
23	DB	1459	G	4.3
37	BP	97	TYR	4.3
52	BI	7	TYR	4.3
30	BH	101	ASP	4.3
11	AL	123	ALA	4.3
23	BB	140	C	4.3
34	DM	56	ALA	4.3
51	D4	16	ILE	4.3
28	DF	73	VAL	4.3
6	AG	38	ALA	4.3
40	BS	93	ALA	4.3
29	DG	169	ARG	4.3
34	DM	135	VAL	4.3
44	BX	37	LEU	4.3

Continued on next page...

Continued from previous page...

Mol	Chain	Res	Type	RSRZ
43	BW	42	THR	4.3
52	DI	47	SER	4.3
27	DE	153	LEU	4.3
37	DP	3	ILE	4.3
29	DG	51	PHE	4.3
33	DL	49	GLY	4.3
42	BU	56	GLY	4.3
47	D0	45	ASP	4.3
37	DP	19	PHE	4.3
25	BC	43	ASN	4.3
41	DT	47	VAL	4.3
3	AD	155	LYS	4.3
31	BJ	1	MET	4.3
52	BI	79	LEU	4.3
12	AM	95	PRO	4.3
39	DR	34	GLU	4.3
33	DL	53	GLY	4.3
50	D3	32	LEU	4.3
31	BJ	44	TYR	4.3
52	BI	116	MET	4.3
2	AC	153	SER	4.3
27	BE	143	LEU	4.3
37	BP	3	ILE	4.3
27	DE	199	MET	4.3
43	BW	74	LYS	4.2
7	CH	62	LEU	4.2
29	DG	56	GLY	4.2
52	DI	82	ALA	4.2
18	AS	46	LEU	4.2
30	BH	141	LYS	4.2
35	BN	121	LYS	4.2
1	AA	1362	A	4.2
27	DE	172	ALA	4.2
7	AH	102	VAL	4.2
8	AI	69	GLY	4.2
52	DI	12	VAL	4.2
6	AG	84	TYR	4.2
27	BE	3	LEU	4.2
20	AB	199	ILE	4.2
20	AB	32	GLY	4.2
25	DC	85	ASN	4.2
41	BT	69	ARG	4.2

Continued on next page...

Continued from previous page...

Mol	Chain	Res	Type	RSRZ
25	BC	165	ALA	4.2
34	DM	1	MET	4.2
25	BC	218	THR	4.2
39	DR	77	PHE	4.2
52	DI	135	MET	4.2
33	DL	2	ARG	4.2
44	DX	23	ARG	4.2
52	DI	80	LYS	4.2
30	BH	110	VAL	4.2
50	D3	33	THR	4.2
47	B0	55	ALA	4.1
43	DW	11	ASN	4.1
16	AQ	36	PHE	4.1
50	B3	44	ARG	4.1
52	BI	85	ILE	4.1
48	D1	36	LYS	4.1
41	DT	13	ALA	4.1
27	BE	158	PHE	4.1
52	BI	25	PRO	4.1
35	BN	6	SER	4.1
41	DT	27	SER	4.1
52	DI	100	ILE	4.1
1	CA	85	U	4.1
39	DR	11	GLN	4.1
52	DI	48	ILE	4.1
39	BR	91	GLN	4.1
42	BU	101	THR	4.1
47	B0	33	SER	4.1
36	BO	92	PHE	4.1
6	CG	104	VAL	4.1
52	BI	31	GLY	4.1
50	B3	13	PHE	4.1
41	BT	4	GLU	4.1
52	BI	11	GLN	4.1
7	AH	13	ILE	4.1
14	CO	69	LEU	4.1
23	BB	1537	G	4.1
25	BC	247	TRP	4.1
15	AP	43	ALA	4.1
34	DM	40	ARG	4.1
52	DI	81	LYS	4.1
18	CS	10	ILE	4.1

Continued on next page...

Continued from previous page...

Mol	Chain	Res	Type	RSRZ
29	DG	176	LYS	4.0
37	BP	87	ARG	4.0
52	DI	26	ALA	4.0
52	BI	14	ALA	4.0
50	D3	7	ARG	4.0
44	BX	3	ALA	4.0
17	AR	38	ILE	4.0
27	BE	48	THR	4.0
33	DL	58	TYR	4.0
37	BP	59	THR	4.0
43	DW	19	ARG	4.0
15	AP	39	PHE	4.0
23	BB	136	G	4.0
33	BL	2	ARG	4.0
30	DH	18	GLN	4.0
3	AD	36	ALA	4.0
35	BN	20	MET	4.0
44	BX	62	GLY	4.0
16	AQ	7	LEU	4.0
50	D3	35	LYS	4.0
39	DR	98	ILE	4.0
17	CR	63	TYR	4.0
29	BG	35	THR	4.0
18	AS	36	ARG	4.0
30	DH	12	LEU	4.0
26	BD	148	GLN	4.0
29	DG	172	GLU	4.0
18	CS	65	MET	4.0
47	B0	45	ASP	4.0
13	CN	30	ILE	4.0
38	DQ	46	TYR	4.0
3	AD	154	VAL	4.0
35	DN	57	THR	4.0
28	DF	112	ASP	4.0
43	BW	3	LYS	4.0
52	DI	58	ILE	4.0
52	DI	89	SER	4.0
26	BD	34	VAL	3.9
28	BF	45	ASP	3.9
23	BB	2147	A	3.9
39	BR	92	TRP	3.9
49	B2	18	PHE	3.9

Continued on next page...

Continued from previous page...

Mol	Chain	Res	Type	RSRZ
31	BJ	130	HIS	3.9
30	BH	131	SER	3.9
43	BW	67	LYS	3.9
30	BH	18	GLN	3.9
1	AA	466	A	3.9
33	DL	8	PRO	3.9
3	AD	173	ASP	3.9
27	BE	15	SER	3.9
8	AI	29	ILE	3.9
44	DX	2	LYS	3.9
52	DI	75	ALA	3.9
23	DB	2799	A	3.9
41	BT	79	ASP	3.9
41	DT	31	VAL	3.9
52	BI	78	LEU	3.9
29	DG	170	THR	3.9
25	BC	10	PRO	3.9
52	DI	57	VAL	3.9
18	CS	64	GLU	3.9
20	AB	128	LEU	3.9
30	BH	19	VAL	3.9
1	CA	1362	A	3.9
41	BT	5	GLU	3.9
42	BU	32	LYS	3.9
20	AB	157	PRO	3.9
13	AN	27	LYS	3.9
48	D1	52	LYS	3.9
13	AN	40	ARG	3.8
23	BB	2153	C	3.8
52	BI	68	PHE	3.8
46	DZ	2	LYS	3.8
14	CO	45	HIS	3.8
35	BN	72	ASP	3.8
12	AM	85	TYR	3.8
27	DE	144	GLU	3.8
34	BM	109	PRO	3.8
6	CG	38	ALA	3.8
50	D3	60	CYS	3.8
13	CN	34	ASN	3.8
26	BD	147	GLY	3.8
41	DT	94	ASP	3.8
28	DF	72	SER	3.8

Continued on next page...

Continued from previous page...

Mol	Chain	Res	Type	RSRZ
20	AB	211	LEU	3.8
41	DT	96	VAL	3.8
14	AO	58	MET	3.8
37	DP	80	VAL	3.8
41	BT	32	LEU	3.8
50	B3	26	ALA	3.8
48	D1	31	GLU	3.8
40	BS	103	ILE	3.8
52	BI	86	LYS	3.8
52	BI	87	SER	3.8
52	DI	37	PHE	3.8
30	DH	25	TYR	3.8
39	BR	26	ASP	3.8
31	DJ	1	MET	3.8
24	BV	91	PHE	3.8
25	DC	218	THR	3.8
29	DG	39	ALA	3.8
34	BM	65	ILE	3.8
38	BQ	90	ASP	3.8
23	BB	645	C	3.8
25	DC	210	ALA	3.8
17	AR	73	HIS	3.8
26	DD	79	LEU	3.8
52	BI	95	ASP	3.8
52	BI	18	ASN	3.8
38	DQ	58	GLN	3.8
20	CB	38	HIS	3.8
3	AD	28	ASP	3.8
45	BY	1	ALA	3.8
30	DH	112	LYS	3.8
41	DT	33	LYS	3.8
12	CM	16	ILE	3.8
33	BL	19	LEU	3.8
20	AB	31	PHE	3.8
23	BB	546	U	3.8
28	BF	42	ALA	3.8
33	DL	140	GLY	3.8
29	BG	21	GLN	3.8
33	BL	62	PRO	3.8
41	BT	38	ALA	3.8
52	DI	70	THR	3.8
13	AN	21	ALA	3.7

Continued on next page...

Continued from previous page...

Mol	Chain	Res	Type	RSRZ
16	AQ	9	GLY	3.7
33	BL	53	GLY	3.7
37	BP	4	ILE	3.7
31	DJ	50	THR	3.7
39	DR	5	PHE	3.7
43	DW	25	PHE	3.7
25	DC	257	ARG	3.7
33	DL	48	ARG	3.7
26	BD	126	ASN	3.7
52	BI	128	ILE	3.7
37	DP	75	THR	3.7
39	BR	12	HIS	3.7
30	DH	50	ARG	3.7
20	CB	204	ASP	3.7
30	BH	98	ASP	3.7
52	BI	108	ILE	3.7
30	BH	87	GLU	3.7
28	DF	68	LYS	3.7
37	BP	74	GLN	3.7
1	CA	121	U	3.7
36	BO	8	ILE	3.7
42	BU	71	ILE	3.7
11	CL	24	GLU	3.7
42	BU	90	LYS	3.7
38	DQ	91	ARG	3.7
42	DU	91	LYS	3.7
48	B1	54	LYS	3.7
1	AA	79	G	3.7
13	AN	59	GLN	3.7
19	AT	34	VAL	3.7
41	DT	91	GLN	3.7
16	AQ	55	GLY	3.7
19	AT	41	GLY	3.7
31	DJ	49	ASP	3.7
39	BR	41	ILE	3.7
43	BW	35	ILE	3.7
34	BM	125	PRO	3.7
18	AS	31	ARG	3.7
30	BH	97	ARG	3.7
52	BI	76	ALA	3.7
18	CS	48	ILE	3.7
18	CS	73	PHE	3.7

Continued on next page...

Continued from previous page...

Mol	Chain	Res	Type	RSRZ
51	D4	34	LYS	3.7
30	DH	21	VAL	3.7
21	CU	35	GLU	3.7
30	DH	38	PRO	3.7
36	BO	52	SER	3.7
37	BP	77	SER	3.7
25	DC	242	HIS	3.7
6	AG	4	ARG	3.7
6	AG	7	GLY	3.7
21	CU	42	THR	3.7
35	BN	14	SER	3.7
18	CS	40	PHE	3.7
28	DF	24	VAL	3.7
41	DT	53	VAL	3.7
29	DG	44	HIS	3.7
33	DL	59	ARG	3.7
42	BU	14	THR	3.6
30	DH	17	ASP	3.6
26	BD	150	GLN	3.6
26	DD	64	GLU	3.6
41	BT	25	GLU	3.6
35	BN	7	GLY	3.6
20	CB	34	ARG	3.6
50	B3	12	ARG	3.6
48	D1	48	TYR	3.6
13	AN	48	GLN	3.6
18	CS	68	HIS	3.6
30	BH	126	GLY	3.6
13	AN	5	MET	3.6
39	DR	90	ARG	3.6
27	DE	48	THR	3.6
20	AB	212	TYR	3.6
27	DE	25	GLU	3.6
39	DR	55	ASP	3.6
35	DN	1	MET	3.6
39	DR	27	ILE	3.6
51	D4	32	LYS	3.6
3	CD	28	ASP	3.6
28	BF	152	ASP	3.6
36	DO	45	SER	3.6
13	AN	45	LEU	3.6
13	AN	50	LEU	3.6

Continued on next page...

Continued from previous page...

Mol	Chain	Res	Type	RSRZ
36	DO	21	LEU	3.6
52	BI	137	LEU	3.6
35	BN	1	MET	3.6
11	CL	123	ALA	3.6
26	BD	183	GLU	3.6
41	DT	80	TRP	3.6
41	DT	89	GLU	3.6
43	DW	82	GLU	3.6
52	DI	49	GLU	3.6
14	AO	16	ARG	3.6
37	DP	61	ARG	3.6
33	DL	35	HIS	3.6
30	BH	109	GLU	3.6
52	DI	38	CYS	3.6
52	BI	118	GLY	3.6
12	CM	60	ALA	3.6
39	BR	71	LYS	3.6
15	AP	44	SER	3.6
1	AA	461	A	3.6
30	DH	116	ARG	3.6
37	BP	28	LYS	3.6
42	BU	45	GLN	3.6
18	CS	59	VAL	3.6
34	DM	18	ARG	3.6
50	D3	48	MET	3.6
52	BI	119	ALA	3.6
37	BP	61	ARG	3.6
5	CF	96	VAL	3.6
19	CT	38	ILE	3.6
28	BF	116	LEU	3.6
42	BU	47	PRO	3.6
13	CN	98	ALA	3.6
29	BG	150	TYR	3.6
1	AA	83	C	3.5
25	BC	3	VAL	3.5
25	BC	224	MET	3.5
37	BP	27	VAL	3.5
41	DT	54	GLU	3.5
43	BW	37	VAL	3.5
36	DO	7	ARG	3.5
1	CA	1031	C	3.5
23	BB	2104	C	3.5

Continued on next page...

Continued from previous page...

Mol	Chain	Res	Type	RSRZ
30	DH	139	PHE	3.5
46	DZ	41	HIS	3.5
52	DI	101	SER	3.5
2	AC	151	GLU	3.5
28	BF	131	VAL	3.5
34	BM	126	ILE	3.5
8	CI	39	GLY	3.5
27	DE	142	ALA	3.5
28	BF	112	ASP	3.5
12	CM	59	VAL	3.5
25	BC	269	ARG	3.5
18	CS	60	PHE	3.5
20	AB	68	PHE	3.5
37	BP	18	SER	3.5
52	BI	49	GLU	3.5
52	BI	125	THR	3.5
18	CS	74	ALA	3.5
15	CP	47	GLU	3.5
42	BU	68	ASN	3.5
33	BL	35	HIS	3.5
27	BE	113	VAL	3.5
36	BO	43	ASN	3.5
23	BB	2146	C	3.5
25	BC	241	LYS	3.5
30	DH	130	VAL	3.5
27	BE	41	GLN	3.5
36	DO	107	ALA	3.5
52	BI	10	LEU	3.5
52	DI	79	LEU	3.5
3	AD	108	ALA	3.5
52	DI	125	THR	3.5
26	BD	178	VAL	3.5
29	DG	2	ARG	3.5
31	BJ	120	ARG	3.5
30	BH	105	ALA	3.5
43	BW	84	GLU	3.5
48	D1	12	SER	3.5
13	CN	42	ASN	3.4
25	BC	127	ASN	3.4
18	CS	70	LEU	3.4
23	BB	2154	A	3.4
31	BJ	99	ARG	3.4

Continued on next page...

Continued from previous page...

Mol	Chain	Res	Type	RSRZ
34	DM	132	THR	3.4
52	DI	4	VAL	3.4
27	BE	200	LEU	3.4
46	DZ	64	PHE	3.4
1	AA	87	C	3.4
52	BI	139	VAL	3.4
36	BO	87	ILE	3.4
23	DB	2134	A	3.4
47	B0	34	GLY	3.4
13	AN	68	ARG	3.4
16	CQ	3	LYS	3.4
30	BH	83	LYS	3.4
15	CP	52	LEU	3.4
30	BH	144	VAL	3.4
36	BO	3	LYS	3.4
13	AN	55	SER	3.4
43	BW	8	SER	3.4
52	DI	134	SER	3.4
27	BE	117	ARG	3.4
47	B0	41	HIS	3.4
52	BI	30	GLN	3.4
2	CC	166	TRP	3.4
18	CS	1	PRO	3.4
26	DD	80	TRP	3.4
45	BY	41	PRO	3.4
13	CN	46	LYS	3.4
16	AQ	29	LYS	3.4
25	DC	269	ARG	3.4
36	BO	76	LYS	3.4
36	DO	37	ALA	3.4
6	CG	152	HIS	3.4
2	CC	154	GLY	3.4
46	BZ	63	ARG	3.4
46	DZ	20	ASN	3.4
5	CF	94	HIS	3.4
6	AG	8	GLN	3.4
51	B4	7	VAL	3.4
3	AD	175	GLY	3.4
28	BF	129	MET	3.4
39	BR	37	GLU	3.4
14	AO	55	LEU	3.4
16	AQ	8	GLN	3.4

Continued on next page...

Continued from previous page...

Mol	Chain	Res	Type	RSRZ
23	BB	1538	G	3.4
9	AJ	34	ALA	3.4
16	AQ	82	VAL	3.4
41	BT	27	SER	3.4
48	D1	23	THR	3.4
45	BY	49	ALA	3.4
17	CR	58	ILE	3.4
1	CA	1534	A	3.4
18	AS	9	PHE	3.4
21	AU	41	THR	3.4
22	BA	52	A	3.4
47	D0	25	THR	3.4
49	D2	43	THR	3.4
18	AS	59	VAL	3.4
45	BY	38	GLU	3.4
34	BM	5	LYS	3.4
41	DT	50	LEU	3.4
48	D1	43	ARG	3.4
6	AG	79	VAL	3.4
41	DT	67	VAL	3.4
20	CB	126	ASP	3.4
29	DG	59	ASP	3.4
26	BD	2	ILE	3.4
25	DC	156	SER	3.4
35	BN	15	SER	3.4
43	BW	9	THR	3.4
49	B2	46	LYS	3.4
13	CN	73	LEU	3.3
8	CI	64	ILE	3.3
13	CN	72	PHE	3.3
3	AD	35	GLN	3.3
37	BP	92	ARG	3.3
41	DT	28	ASN	3.3
26	BD	140	HIS	3.3
7	AH	33	VAL	3.3
41	DT	10	VAL	3.3
42	BU	69	VAL	3.3
19	AT	30	PHE	3.3
25	DC	28	PRO	3.3
44	BX	26	PHE	3.3
20	CB	163	ILE	3.3
28	BF	153	ILE	3.3

Continued on next page...

Continued from previous page...

Mol	Chain	Res	Type	RSRZ
20	AB	34	ARG	3.3
21	CU	34	ARG	3.3
29	DG	41	GLU	3.3
33	DL	45	GLY	3.3
36	DO	19	GLN	3.3
28	BF	73	VAL	3.3
36	BO	106	LEU	3.3
37	BP	75	THR	3.3
41	DT	34	VAL	3.3
26	DD	127	PHE	3.3
12	CM	109	LYS	3.3
13	AN	23	ARG	3.3
13	CN	22	LYS	3.3
41	DT	68	LYS	3.3
7	AH	58	LEU	3.3
18	AS	43	MET	3.3
21	CU	8	ASN	3.3
33	DL	93	ASN	3.3
43	DW	59	PHE	3.3
12	CM	52	ILE	3.3
25	DC	167	ASP	3.3
7	CH	120	LEU	3.3
30	BH	75	LEU	3.3
15	CP	43	ALA	3.3
29	DG	1	SER	3.3
42	DU	2	ALA	3.3
4	CE	158	LYS	3.3
29	BG	147	LEU	3.3
34	DM	106	ASP	3.3
27	DE	141	MET	3.3
52	DI	138	VAL	3.3
18	AS	13	HIS	3.3
8	CI	127	SER	3.3
34	DM	128	THR	3.3
19	CT	65	LEU	3.3
27	BE	60	TRP	3.3
50	D3	53	ASP	3.3
52	DI	110	GLN	3.3
25	BC	239	PHE	3.3
46	BZ	22	MET	3.3
34	BM	83	GLY	3.3
40	DS	108	SER	3.3

Continued on next page...

Continued from previous page...

Mol	Chain	Res	Type	RSRZ
28	DF	175	PRO	3.3
8	AI	56	MET	3.3
7	AH	125	ILE	3.3
23	BB	138	U	3.3
33	BL	84	LYS	3.3
3	AD	191	SER	3.3
37	DP	24	THR	3.3
18	CS	79	TYR	3.3
37	BP	50	ARG	3.3
12	AM	82	LEU	3.3
26	DD	68	PHE	3.3
37	BP	60	VAL	3.3
14	AO	72	LYS	3.3
41	DT	26	LYS	3.3
43	DW	74	LYS	3.3
35	BN	66	ALA	3.3
31	BJ	131	ASN	3.3
25	DC	59	GLN	3.3
12	AM	78	ARG	3.3
33	DL	28	GLY	3.3
52	DI	128	ILE	3.3
3	AD	4	LEU	3.3
27	BE	153	LEU	3.3
40	BS	34	ASP	3.3
3	AD	197	HIS	3.3
31	BJ	119	PHE	3.3
37	BP	73	PHE	3.3
6	CG	105	GLU	3.2
18	AS	58	PRO	3.2
25	DC	258	SER	3.2
9	CJ	102	LEU	3.2
12	AM	88	LEU	3.2
39	BR	25	LEU	3.2
33	BL	144	GLU	3.2
13	CN	18	LYS	3.2
20	AB	195	VAL	3.2
29	BG	148	ARG	3.2
32	BK	122	VAL	3.2
34	BM	10	ARG	3.2
48	D1	38	PHE	3.2
43	BW	51	GLY	3.2
33	DL	67	THR	3.2

Continued on next page...

Continued from previous page...

Mol	Chain	Res	Type	RSRZ
33	BL	50	PHE	3.2
6	AG	28	ILE	3.2
26	DD	100	LEU	3.2
45	DY	2	LYS	3.2
52	BI	73	PRO	3.2
30	BH	121	VAL	3.2
33	DL	50	PHE	3.2
42	BU	84	PHE	3.2
33	BL	91	ASP	3.2
33	BL	142	ILE	3.2
41	DT	12	ARG	3.2
31	BJ	18	VAL	3.2
23	DB	141	G	3.2
51	B4	30	GLU	3.2
52	DI	131	THR	3.2
33	BL	27	LEU	3.2
37	BP	55	HIS	3.2
28	BF	148	VAL	3.2
52	DI	139	VAL	3.2
34	BM	11	LYS	3.2
7	AH	2	MET	3.2
19	CT	53	MET	3.2
27	BE	38	GLY	3.2
34	BM	32	GLY	3.2
20	CB	68	PHE	3.2
46	DZ	47	LYS	3.2
34	BM	98	PRO	3.2
1	CA	1032	G	3.2
28	BF	151	LEU	3.2
33	DL	101	ILE	3.2
39	DR	59	ILE	3.2
26	BD	164	GLN	3.2
27	BE	22	ASP	3.2
1	AA	85	U	3.2
28	BF	83	PRO	3.2
2	CC	153	SER	3.2
11	AL	122	LYS	3.2
35	BN	102	PHE	3.2
28	BF	74	ALA	3.2
43	BW	5	ALA	3.2
37	BP	109	ILE	3.2
9	AJ	41	PRO	3.1

Continued on next page...

Continued from previous page...

Mol	Chain	Res	Type	RSRZ
37	DP	37	LYS	3.1
41	BT	26	LYS	3.1
25	BC	22	GLU	3.1
33	BL	54	GLN	3.1
41	DT	55	VAL	3.1
42	DU	48	VAL	3.1
27	DE	125	SER	3.1
52	BI	65	SER	3.1
27	DE	140	ASP	3.1
46	BZ	4	ASP	3.1
39	DR	39	LEU	3.1
38	BQ	48	ASP	3.1
26	BD	53	GLY	3.1
29	DG	160	GLY	3.1
36	DO	8	ILE	3.1
26	BD	127	PHE	3.1
26	DD	125	TRP	3.1
27	BE	188	MET	3.1
37	DP	30	TRP	3.1
45	BY	52	PHE	3.1
4	AE	113	VAL	3.1
27	DE	86	ALA	3.1
6	AG	77	ARG	3.1
35	BN	2	ARG	3.1
50	D3	12	ARG	3.1
52	DI	27	LEU	3.1
18	CS	29	PRO	3.1
33	BL	11	GLY	3.1
34	BM	4	PRO	3.1
52	BI	35	MET	3.1
52	BI	138	VAL	3.1
36	DO	30	ARG	3.1
45	BY	23	LEU	3.1
26	BD	153	GLY	3.1
36	BO	4	LYS	3.1
42	DU	49	PRO	3.1
27	BE	127	GLU	3.1
36	DO	22	GLY	3.1
38	BQ	111	LYS	3.1
50	D3	21	PHE	3.1
7	CH	89	ASP	3.1
11	AL	97	VAL	3.1

Continued on next page...

Continued from previous page...

Mol	Chain	Res	Type	RSRZ
17	AR	39	VAL	3.1
45	DY	10	ARG	3.1
23	BB	2157	G	3.1
38	DQ	55	GLN	3.1
13	AN	31	SER	3.1
32	DK	49	ARG	3.1
8	AI	16	ALA	3.1
52	DI	96	LYS	3.1
19	AT	66	ILE	3.1
42	DU	34	ILE	3.1
45	DY	29	ARG	3.1
17	AR	21	ASP	3.1
20	CB	56	LEU	3.1
27	BE	138	LEU	3.1
36	DO	86	GLY	3.1
19	CT	34	VAL	3.1
24	BV	59	GLU	3.1
25	BC	57	HIS	3.1
13	CN	45	LEU	3.1
17	AR	46	THR	3.1
17	AR	72	ARG	3.1
8	AI	64	ILE	3.1
29	BG	130	ILE	3.1
42	BU	55	GLY	3.1
46	BZ	5	ILE	3.1
41	DT	57	VAL	3.1
24	DV	56	PHE	3.1
28	BF	161	SER	3.1
2	CC	165	GLU	3.1
28	BF	30	VAL	3.1
30	DH	76	GLU	3.1
31	DJ	102	GLU	3.1
36	BO	103	VAL	3.1
20	AB	153	MET	3.1
12	CM	18	LEU	3.1
41	DT	87	LEU	3.1
30	BH	100	ALA	3.1
13	CN	17	ASP	3.0
19	CT	60	GLN	3.0
20	CB	39	ILE	3.0
51	B4	20	ASP	3.0
29	BG	161	VAL	3.0

Continued on next page...

Continued from previous page...

Mol	Chain	Res	Type	RSRZ
20	AB	100	LEU	3.0
26	DD	140	HIS	3.0
24	BV	34	LYS	3.0
37	BP	62	LYS	3.0
48	B1	49	LYS	3.0
10	AK	49	SER	3.0
8	AI	42	THR	3.0
23	BB	2139	U	3.0
26	BD	16	THR	3.0
30	BH	115	VAL	3.0
35	BN	8	ARG	3.0
5	AF	88	MET	3.0
50	B3	9	ALA	3.0
21	AU	3	ILE	3.0
50	D3	19	GLY	3.0
27	DE	155	GLU	3.0
1	AA	81	A	3.0
15	AP	71	VAL	3.0
19	AT	12	GLN	3.0
23	DB	2147	A	3.0
25	BC	212	TRP	3.0
6	CG	29	LEU	3.0
8	CI	8	THR	3.0
12	CM	55	LEU	3.0
41	BT	82	LYS	3.0
52	BI	66	PHE	3.0
29	BG	120	ILE	3.0
18	CS	50	VAL	3.0
35	BN	48	VAL	3.0
48	D1	27	ARG	3.0
16	AQ	14	ASP	3.0
39	DR	87	GLN	3.0
48	D1	39	ASP	3.0
41	DT	36	LYS	3.0
25	DC	256	THR	3.0
31	BJ	3	THR	3.0
31	DJ	10	THR	3.0
12	AM	32	ILE	3.0
26	DD	59	ARG	3.0
33	DL	62	PRO	3.0
43	DW	18	LYS	3.0
25	DC	20	ASN	3.0

Continued on next page...

Continued from previous page...

Mol	Chain	Res	Type	RSRZ
27	DE	22	ASP	3.0
40	DS	1	MET	3.0
37	BP	22	GLY	3.0
48	D1	8	ILE	3.0
19	CT	74	HIS	3.0
31	BJ	47	HIS	3.0
51	D4	18	LYS	3.0
41	BT	7	LEU	3.0
31	BJ	89	PHE	3.0
33	BL	126	ARG	3.0
43	DW	78	PHE	3.0
47	B0	51	ARG	3.0
29	BG	92	GLY	3.0
35	BN	36	THR	3.0
37	BP	98	TYR	3.0
10	AK	128	VAL	3.0
34	BM	33	LEU	3.0
52	DI	104	GLN	3.0
39	DR	92	TRP	3.0
49	B2	35	ARG	3.0
29	DG	55	ASP	3.0
6	AG	6	ILE	3.0
27	BE	155	GLU	3.0
41	BT	10	VAL	3.0
3	AD	6	PRO	3.0
31	BJ	40	HIS	3.0
38	BQ	50	ARG	3.0
18	CS	43	MET	3.0
30	BH	111	ALA	3.0
33	DL	115	GLU	3.0
30	BH	73	ASN	3.0
28	BF	35	LEU	3.0
29	BG	155	PRO	3.0
35	DN	121	LYS	3.0
37	DP	40	GLN	3.0
6	CG	66	GLU	3.0
17	AR	20	ILE	3.0
25	BC	209	ALA	3.0
20	CB	35	ASN	3.0
27	BE	72	SER	3.0
29	DG	89	VAL	3.0
33	BL	66	PHE	3.0

Continued on next page...

Continued from previous page...

Mol	Chain	Res	Type	RSRZ
48	D1	16	THR	3.0
52	BI	112	LYS	3.0
4	CE	115	GLU	3.0
3	AD	42	ALA	3.0
7	CH	129	ALA	3.0
19	CT	62	ALA	3.0
40	BS	66	ILE	3.0
28	BF	142	TYR	3.0
22	DA	52	A	3.0
33	DL	68	SER	3.0
52	DI	116	MET	3.0
27	BE	49	ARG	2.9
12	CM	82	LEU	2.9
51	D4	3	VAL	2.9
41	DT	44	LYS	2.9
14	AO	61	GLN	2.9
30	BH	74	ALA	2.9
52	BI	26	ALA	2.9
28	DF	174	PHE	2.9
44	BX	5	GLU	2.9
52	BI	134	SER	2.9
13	AN	51	PRO	2.9
15	AP	80	LYS	2.9
36	DO	3	LYS	2.9
1	CA	461	A	2.9
7	AH	128	VAL	2.9
46	BZ	27	THR	2.9
9	AJ	42	LEU	2.9
19	AT	35	TYR	2.9
23	BB	613	A	2.9
47	B0	53	VAL	2.9
36	DO	97	PHE	2.9
23	DB	62	U	2.9
29	BG	159	LYS	2.9
31	BJ	9	GLU	2.9
31	DJ	80	HIS	2.9
52	DI	74	PRO	2.9
13	AN	9	GLU	2.9
31	DJ	2	LYS	2.9
33	BL	25	SER	2.9
30	BH	102	ALA	2.9
41	BT	96	VAL	2.9

Continued on next page...

Continued from previous page...

Mol	Chain	Res	Type	RSRZ
41	DT	8	LEU	2.9
52	DI	76	ALA	2.9
16	CQ	26	ARG	2.9
28	DF	55	ASP	2.9
33	BL	55	MET	2.9
2	AC	99	GLN	2.9
26	BD	14	ILE	2.9
3	AD	145	ARG	2.9
25	BC	156	SER	2.9
29	DG	58	ALA	2.9
30	DH	28	ASN	2.9
35	BN	19	ALA	2.9
43	BW	43	LYS	2.9
25	BC	257	ARG	2.9
42	DU	88	ASP	2.9
52	BI	27	LEU	2.9
52	BI	69	VAL	2.9
52	DI	95	ASP	2.9
25	DC	4	LYS	2.9
48	B1	12	SER	2.9
39	DR	45	GLU	2.9
5	CF	80	PHE	2.9
8	CI	15	ALA	2.9
42	BU	86	PHE	2.9
42	BU	44	HIS	2.9
23	BB	144	A	2.9
26	DD	126	ASN	2.9
35	DN	45	ARG	2.9
27	DE	110	SER	2.9
46	DZ	18	CYS	2.9
8	AI	62	LEU	2.9
19	CT	78	LEU	2.9
29	BG	91	VAL	2.9
34	BM	124	LEU	2.9
39	BR	19	THR	2.9
41	DT	32	LEU	2.9
35	BN	112	TYR	2.9
34	DM	13	HIS	2.9
36	DO	16	ARG	2.9
8	AI	124	PRO	2.9
46	BZ	67	PRO	2.9
27	DE	55	SER	2.9

Continued on next page...

Continued from previous page...

Mol	Chain	Res	Type	RSRZ
30	DH	3	VAL	2.9
52	DI	8	VAL	2.9
8	AI	38	PHE	2.9
31	BJ	88	THR	2.9
52	BI	72	THR	2.9
37	DP	74	GLN	2.9
26	DD	17	GLU	2.9
33	DL	51	GLU	2.9
45	BY	24	LEU	2.9
52	BI	84	GLY	2.9
6	CG	8	GLN	2.8
8	CI	40	ARG	2.8
12	CM	43	LYS	2.8
50	D3	46	LYS	2.8
37	DP	60	VAL	2.8
40	DS	66	ILE	2.8
42	BU	58	VAL	2.8
48	D1	18	HIS	2.8
7	CH	44	PHE	2.8
34	BM	64	TRP	2.8
45	DY	37	ARG	2.8
8	CI	65	THR	2.8
12	CM	31	ALA	2.8
20	AB	159	ALA	2.8
26	BD	52	THR	2.8
30	DH	140	ALA	2.8
2	AC	82	ASP	2.8
18	CS	58	PRO	2.8
24	BV	1	MET	2.8
24	BV	63	ILE	2.8
1	CA	1042	A	2.8
25	BC	202	ARG	2.8
37	DP	63	ILE	2.8
11	AL	25	ALA	2.8
49	D2	45	SER	2.8
26	BD	130	GLN	2.8
46	DZ	13	THR	2.8
33	DL	102	GLY	2.8
52	DI	10	LEU	2.8
27	BE	186	VAL	2.8
29	DG	53	PRO	2.8
52	BI	100	ILE	2.8

Continued on next page...

Continued from previous page...

Mol	Chain	Res	Type	RSRZ
50	B3	42	HIS	2.8
23	DB	1205	A	2.8
26	DD	75	ALA	2.8
33	DL	42	SER	2.8
39	DR	80	ARG	2.8
46	DZ	45	THR	2.8
28	DF	33	ILE	2.8
29	BG	11	PRO	2.8
26	BD	28	GLU	2.8
30	DH	128	HIS	2.8
38	DQ	51	GLN	2.8
37	BP	114	ASN	2.8
37	DP	65	ASN	2.8
46	BZ	33	ASN	2.8
7	CH	9	MET	2.8
6	CG	20	GLU	2.8
46	DZ	9	TYR	2.8
29	BG	160	GLY	2.8
52	DI	11	GLN	2.8
39	DR	29	THR	2.8
3	AD	153	ARG	2.8
3	AD	20	LEU	2.8
9	CJ	34	ALA	2.8
50	B3	24	LYS	2.8
15	AP	6	LEU	2.8
1	AA	82	G	2.8
9	AJ	36	VAL	2.8
12	AM	29	SER	2.8
26	BD	170	VAL	2.8
29	BG	105	SER	2.8
33	BL	103	ILE	2.8
45	BY	13	ILE	2.8
52	DI	54	ILE	2.8
19	AT	9	ARG	2.8
39	DR	62	GLU	2.8
16	AQ	43	LEU	2.8
28	DF	15	LEU	2.8
25	BC	114	GLN	2.8
43	DW	39	GLN	2.8
5	AF	51	ILE	2.8
26	BD	146	ILE	2.8
50	D3	13	PHE	2.8

Continued on next page...

Continued from previous page...

Mol	Chain	Res	Type	RSRZ
7	CH	78	SER	2.8
33	DL	70	LYS	2.8
48	B1	6	GLU	2.8
18	CS	62	THR	2.8
48	B1	18	HIS	2.8
8	CI	18	VAL	2.8
9	CJ	51	VAL	2.8
7	AH	100	ILE	2.8
36	DO	40	ILE	2.8
46	DZ	59	ARG	2.8
42	DU	99	SER	2.8
2	AC	159	ALA	2.8
20	CB	147	LEU	2.8
30	DH	43	ASN	2.8
42	BU	40	LEU	2.8
51	D4	13	ASN	2.8
25	DC	190	THR	2.8
23	BB	2138	G	2.8
39	DR	83	TYR	2.8
41	DT	97	GLY	2.8
3	AD	120	LYS	2.8
7	AH	17	GLN	2.8
33	DL	85	VAL	2.8
39	DR	79	ARG	2.8
48	D1	46	VAL	2.8
23	BB	2402	U	2.8
23	DB	846	U	2.8
18	AS	65	MET	2.8
35	DN	59	SER	2.8
41	DT	61	LEU	2.8
37	BP	94	ALA	2.8
39	BR	56	GLY	2.8
25	DC	10	PRO	2.8
42	DU	76	THR	2.8
31	DJ	86	GLN	2.7
23	BB	1074	G	2.7
52	DI	35	MET	2.7
2	AC	179	ALA	2.7
33	DL	141	LYS	2.7
45	DY	11	SER	2.7
36	DO	103	VAL	2.7
2	AC	195	ILE	2.7

Continued on next page...

Continued from previous page...

Mol	Chain	Res	Type	RSRZ
6	AG	37	THR	2.7
35	BN	16	HIS	2.7
52	DI	29	GLN	2.7
34	DM	92	TRP	2.7
50	D3	44	ARG	2.7
51	B4	2	LYS	2.7
20	CB	69	VAL	2.7
29	BG	164	ALA	2.7
31	BJ	75	TYR	2.7
41	BT	57	VAL	2.7
44	BX	34	SER	2.7
52	DI	56	VAL	2.7
2	AC	9	ILE	2.7
7	AH	5	PRO	2.7
18	AS	68	HIS	2.7
27	BE	17	THR	2.7
5	CF	86	ARG	2.7
18	AS	17	LYS	2.7
19	CT	63	LYS	2.7
52	DI	124	MET	2.7
25	BC	154	ALA	2.7
28	DF	30	VAL	2.7
13	AN	57	SER	2.7
20	AB	66	ILE	2.7
18	AS	42	ASN	2.7
26	BD	131	ASP	2.7
47	D0	22	THR	2.7
49	B2	37	LYS	2.7
3	AD	107	GLY	2.7
28	DF	75	GLY	2.7
36	DO	92	PHE	2.7
50	B3	57	VAL	2.7
52	DI	43	ALA	2.7
23	BB	1728	C	2.7
27	BE	123	LYS	2.7
32	DK	14	SER	2.7
13	AN	70	HIS	2.7
15	CP	10	GLY	2.7
33	DL	107	PHE	2.7
34	BM	130	PHE	2.7
3	AD	1	ALA	2.7
17	AR	63	TYR	2.7

Continued on next page...

Continued from previous page...

Mol	Chain	Res	Type	RSRZ
8	AI	128	LYS	2.7
19	CT	52	GLU	2.7
52	DI	71	LYS	2.7
43	BW	80	SER	2.7
48	D1	13	SER	2.7
46	DZ	22	MET	2.7
29	BG	59	ASP	2.7
2	AC	75	VAL	2.7
36	BO	78	VAL	2.7
27	BE	40	ARG	2.7
27	DE	122	GLU	2.7
42	DU	6	ARG	2.7
52	BI	91	LYS	2.7
15	AP	68	SER	2.7
33	DL	56	PRO	2.7
46	DZ	48	GLN	2.7
52	BI	55	PRO	2.7
52	DI	22	PRO	2.7
52	DI	55	PRO	2.7
20	AB	161	PHE	2.7
20	AB	95	TRP	2.7
30	DH	67	ALA	2.7
34	BM	101	VAL	2.7
49	B2	43	THR	2.7
52	DI	67	THR	2.7
24	BV	4	ILE	2.7
14	AO	34	GLN	2.7
14	AO	66	LEU	2.7
18	AS	55	GLN	2.7
7	AH	28	SER	2.7
18	CS	13	HIS	2.7
29	BG	157	LYS	2.7
49	B2	28	ARG	2.7
2	AC	18	ASN	2.7
18	AS	10	ILE	2.7
30	BH	140	ALA	2.7
42	BU	52	ASN	2.7
2	CC	36	PHE	2.7
25	BC	116	GLN	2.7
34	BM	22	GLN	2.7
25	DC	246	PRO	2.7
49	B2	41	ARG	2.7

Continued on next page...

Continued from previous page...

Mol	Chain	Res	Type	RSRZ
12	AM	84	CYS	2.7
20	CB	162	VAL	2.7
49	D2	16	HIS	2.7
50	B3	30	HIS	2.7
52	BI	28	GLY	2.7
39	BR	42	ALA	2.7
29	BG	113	ASP	2.7
29	DG	38	ASP	2.7
30	BH	117	LEU	2.7
37	DP	92	ARG	2.7
10	AK	88	PRO	2.7
13	AN	71	GLY	2.7
41	BT	65	GLY	2.7
52	DI	106	GLN	2.7
43	BW	11	ASN	2.7
25	BC	51	ARG	2.7
25	DC	139	THR	2.7
44	DX	21	LEU	2.7
44	DX	42	LEU	2.7
1	CA	1033	G	2.7
33	BL	102	GLY	2.7
41	BT	85	VAL	2.7
50	D3	20	GLY	2.7
52	BI	32	VAL	2.7
26	BD	54	ALA	2.7
28	BF	7	TYR	2.6
29	DG	106	LEU	2.6
25	DC	44	ASN	2.6
4	CE	11	GLN	2.6
27	BE	136	GLN	2.6
44	BX	8	GLU	2.6
48	D1	41	VAL	2.6
10	CK	125	LYS	2.6
18	CS	39	ILE	2.6
52	DI	20	SER	2.6
30	DH	29	PHE	2.6
41	DT	95	PHE	2.6
3	AD	151	GLN	2.6
7	AH	71	VAL	2.6
29	BG	101	VAL	2.6
29	DG	3	VAL	2.6
3	AD	22	SER	2.6

Continued on next page...

Continued from previous page...

Mol	Chain	Res	Type	RSRZ
27	DE	184	ASP	2.6
34	DM	38	ARG	2.6
35	BN	70	THR	2.6
7	AH	115	ALA	2.6
12	AM	114	PRO	2.6
33	BL	3	LEU	2.6
2	AC	154	GLY	2.6
18	AS	28	LYS	2.6
11	CL	93	ARG	2.6
20	AB	193	ASP	2.6
21	AU	35	GLU	2.6
34	DM	60	GLN	2.6
41	DT	48	GLN	2.6
5	AF	6	ILE	2.6
52	DI	117	THR	2.6
1	CA	1043	G	2.6
19	CT	70	LYS	2.6
13	AN	54	SER	2.6
23	DB	101	A	2.6
52	BI	127	SER	2.6
1	AA	1317	C	2.6
10	CK	108	ASN	2.6
42	DU	7	ASP	2.6
8	CI	42	THR	2.6
9	AJ	50	THR	2.6
14	AO	21	THR	2.6
25	DC	160	TYR	2.6
31	DJ	110	PRO	2.6
42	BU	60	LYS	2.6
34	BM	66	ARG	2.6
8	AI	92	SER	2.6
25	DC	162	GLN	2.6
20	AB	27	LYS	2.6
28	BF	65	LEU	2.6
33	BL	135	ILE	2.6
41	BT	64	LYS	2.6
49	D2	37	LYS	2.6
52	DI	108	ILE	2.6
41	DT	35	ALA	2.6
10	CK	128	VAL	2.6
25	DC	199	HIS	2.6
5	AF	62	MET	2.6

Continued on next page...

Continued from previous page...

Mol	Chain	Res	Type	RSRZ
20	AB	8	MET	2.6
19	CT	82	ILE	2.6
28	BF	56	LEU	2.6
39	DR	60	LYS	2.6
45	DY	8	GLN	2.6
47	B0	28	SER	2.6
9	AJ	62	ARG	2.6
17	CR	22	TYR	2.6
26	BD	18	ASP	2.6
27	BE	171	ASP	2.6
52	DI	40	ALA	2.6
38	DQ	87	VAL	2.6
46	DZ	6	HIS	2.6
52	DI	69	VAL	2.6
26	DD	204	LYS	2.6
7	CH	125	ILE	2.6
11	CL	85	ARG	2.6
41	DT	6	ARG	2.6
8	CI	37	TYR	2.6
31	DJ	4	PHE	2.6
34	BM	31	PHE	2.6
39	BR	93	PHE	2.6
43	BW	44	PHE	2.6
20	AB	35	ASN	2.6
33	DL	109	LYS	2.6
11	CL	95	HIS	2.6
19	AT	28	ARG	2.6
52	BI	135	MET	2.6
23	BB	62	U	2.6
31	DJ	15	TRP	2.6
3	AD	44	LYS	2.6
9	AJ	63	ASP	2.6
39	BR	43	ASN	2.6
4	AE	35	LEU	2.6
8	CI	83	THR	2.6
20	AB	156	LEU	2.6
36	BO	9	ARG	2.6
43	BW	57	THR	2.6
39	DR	89	HIS	2.6
52	DI	105	LEU	2.6
6	AG	144	ALA	2.6
21	AU	37	TYR	2.6

Continued on next page...

Continued from previous page...

Mol	Chain	Res	Type	RSRZ
3	AD	196	GLU	2.6
26	BD	56	LYS	2.6
14	AO	26	VAL	2.6
17	CR	71	ASP	2.6
52	BI	51	GLY	2.6
8	CI	126	PHE	2.5
35	DN	25	ALA	2.5
45	BY	8	GLN	2.5
48	D1	44	GLN	2.5
7	CH	1	SER	2.5
18	CS	61	VAL	2.5
9	AJ	91	ASP	2.5
18	CS	46	LEU	2.5
21	CU	12	ASP	2.5
16	AQ	60	ILE	2.5
52	DI	41	PHE	2.5
17	AR	22	TYR	2.5
42	BU	66	VAL	2.5
1	AA	1441	A	2.5
43	DW	63	ASP	2.5
18	AS	39	ILE	2.5
28	BF	144	LYS	2.5
30	DH	35	LYS	2.5
37	DP	110	LYS	2.5
38	BQ	35	PHE	2.5
42	DU	20	LYS	2.5
46	DZ	44	PHE	2.5
52	DI	16	MET	2.5
2	CC	189	HIS	2.5
26	DD	42	ASN	2.5
6	CG	60	ALA	2.5
18	AS	79	TYR	2.5
29	BG	24	THR	2.5
6	AG	5	VAL	2.5
42	BU	41	VAL	2.5
6	AG	29	LEU	2.5
8	AI	20	ILE	2.5
9	AJ	76	ILE	2.5
15	CP	38	PHE	2.5
34	BM	117	PHE	2.5
42	BU	85	ARG	2.5
17	AR	19	GLU	2.5

Continued on next page...

Continued from previous page...

Mol	Chain	Res	Type	RSRZ
30	BH	60	GLU	2.5
30	DH	36	ALA	2.5
31	BJ	80	HIS	2.5
36	DO	65	THR	2.5
27	BE	199	MET	2.5
4	CE	12	GLU	2.5
7	CH	123	GLU	2.5
30	BH	70	GLU	2.5
1	AA	1493	A	2.5
1	CA	1441	A	2.5
28	DF	67	THR	2.5
51	D4	8	LYS	2.5
8	AI	27	ILE	2.5
16	AQ	37	ILE	2.5
37	BP	42	PHE	2.5
30	DH	82	SER	2.5
44	DX	40	SER	2.5
52	DI	73	PRO	2.5
7	CH	39	LEU	2.5
24	BV	61	LEU	2.5
26	DD	36	GLN	2.5
41	BT	35	ALA	2.5
50	D3	27	ASN	2.5
31	DJ	88	THR	2.5
41	DT	73	ARG	2.5
11	CL	81	ILE	2.5
6	AG	80	GLY	2.5
28	BF	141	ASP	2.5
34	BM	133	LYS	2.5
6	CG	77	ARG	2.5
23	BB	2140	G	2.5
38	DQ	112	ALA	2.5
40	DS	23	LEU	2.5
26	DD	197	THR	2.5
28	BF	154	THR	2.5
47	B0	25	THR	2.5
8	CI	56	MET	2.5
9	AJ	27	GLU	2.5
18	AS	80	ARG	2.5
26	DD	76	GLY	2.5
29	DG	161	VAL	2.5
29	DG	167	VAL	2.5

Continued on next page...

Continued from previous page...

Mol	Chain	Res	Type	RSRZ
47	D0	48	TYR	2.5
25	BC	59	GLN	2.5
47	D0	28	SER	2.5
31	BJ	4	PHE	2.5
42	BU	11	ILE	2.5
42	DU	11	ILE	2.5
52	DI	33	ASN	2.5
30	DH	137	GLU	2.5
48	B1	50	GLU	2.5
37	BP	85	VAL	2.5
37	DP	20	ARG	2.5
38	DQ	32	ARG	2.5
18	AS	41	PRO	2.5
21	CU	28	LEU	2.5
31	BJ	87	ALA	2.5
30	DH	133	GLN	2.5
21	AU	4	LYS	2.5
33	BL	64	PHE	2.5
35	BN	3	HIS	2.5
40	BS	74	ILE	2.5
48	D1	21	THR	2.5
7	CH	127	TYR	2.5
15	AP	19	VAL	2.5
27	BE	192	ALA	2.5
52	BI	123	ALA	2.5
9	AJ	64	GLN	2.5
13	AN	22	LYS	2.5
26	BD	116	LYS	2.5
7	AH	6	ILE	2.5
7	CH	74	ILE	2.5
33	BL	73	ILE	2.5
41	DT	30	ILE	2.5
28	BF	37	MET	2.5
28	BF	86	CYS	2.5
44	DX	48	ARG	2.5
8	AI	47	VAL	2.5
25	BC	225	ASN	2.5
26	DD	26	VAL	2.5
37	BP	46	VAL	2.5
37	BP	48	ALA	2.5
26	DD	94	GLN	2.5
39	BR	86	GLN	2.5

Continued on next page...

Continued from previous page...

Mol	Chain	Res	Type	RSRZ
2	CC	56	ILE	2.5
19	CT	31	ILE	2.5
20	CB	150	ILE	2.5
39	BR	45	GLU	2.5
52	BI	34	ILE	2.5
49	B2	8	SER	2.5
26	BD	100	LEU	2.4
29	BG	3	VAL	2.4
30	DH	75	LEU	2.4
37	DP	36	LYS	2.4
39	DR	85	LYS	2.4
41	BT	58	VAL	2.4
33	BL	75	ALA	2.4
52	BI	67	THR	2.4
3	AD	194	ILE	2.4
8	CI	48	ARG	2.4
18	AS	75	PRO	2.4
24	DV	72	VAL	2.4
46	BZ	9	TYR	2.4
26	DD	128	ARG	2.4
28	BF	155	ILE	2.4
9	AJ	10	LEU	2.4
19	AT	19	HIS	2.4
9	AJ	38	GLY	2.4
30	DH	110	VAL	2.4
36	DO	52	SER	2.4
42	DU	89	GLY	2.4
8	AI	19	PHE	2.4
33	DL	47	ARG	2.4
40	DS	110	ARG	2.4
41	BT	84	TYR	2.4
2	AC	45	GLU	2.4
2	AC	181	ILE	2.4
4	CE	130	THR	2.4
5	CF	51	ILE	2.4
8	CI	20	ILE	2.4
27	BE	43	THR	2.4
33	BL	36	LYS	2.4
46	BZ	10	GLU	2.4
18	AS	70	LEU	2.4
27	DE	143	LEU	2.4
29	DG	40	VAL	2.4

Continued on next page...

Continued from previous page...

Mol	Chain	Res	Type	RSRZ
30	DH	13	GLY	2.4
41	BT	34	VAL	2.4
39	DR	68	ARG	2.4
24	BV	82	TYR	2.4
26	DD	88	GLU	2.4
37	DP	47	ILE	2.4
41	BT	36	LYS	2.4
38	DQ	43	GLN	2.4
46	DZ	5	ILE	2.4
52	BI	45	THR	2.4
25	DC	21	PRO	2.4
39	DR	64	VAL	2.4
31	DJ	40	HIS	2.4
11	CL	37	TYR	2.4
42	DU	95	PHE	2.4
52	BI	80	LYS	2.4
12	CM	32	ILE	2.4
51	D4	36	ARG	2.4
52	DI	77	VAL	2.4
2	AC	92	ASP	2.4
42	DU	44	HIS	2.4
45	BY	19	HIS	2.4
15	CP	57	ILE	2.4
32	BK	78	ARG	2.4
10	AK	87	GLY	2.4
12	AM	80	MET	2.4
3	AD	147	LYS	2.4
14	CO	24	THR	2.4
13	AN	53	ASP	2.4
23	DB	1460	U	2.4
52	BI	46	ASP	2.4
26	DD	13	ARG	2.4
28	BF	111	ARG	2.4
30	DH	99	ILE	2.4
30	DH	113	SER	2.4
41	DT	3	ARG	2.4
52	BI	38	CYS	2.4
13	AN	65	GLN	2.4
8	AI	39	GLY	2.4
12	AM	74	MET	2.4
19	CT	57	VAL	2.4
52	DI	32	VAL	2.4

Continued on next page...

Continued from previous page...

Mol	Chain	Res	Type	RSRZ
30	DH	73	ASN	2.4
8	CI	16	ALA	2.4
36	DO	29	HIS	2.4
38	BQ	88	GLU	2.4
48	D1	20	TYR	2.4
12	CM	38	ILE	2.4
27	BE	7	ASP	2.4
1	AA	1533	C	2.4
8	AI	51	LEU	2.4
12	CM	12	LYS	2.4
33	BL	24	GLY	2.4
3	AD	34	GLU	2.4
9	CJ	12	ALA	2.4
13	AN	58	ARG	2.4
37	BP	71	ARG	2.4
12	AM	38	ILE	2.4
25	DC	57	HIS	2.4
26	DD	2	ILE	2.4
3	AD	5	GLY	2.4
52	BI	12	VAL	2.4
9	AJ	68	ARG	2.4
2	AC	23	ALA	2.4
30	BH	36	ALA	2.4
42	DU	52	ASN	2.4
26	DD	48	ILE	2.4
38	DQ	84	LYS	2.4
51	B4	8	LYS	2.4
2	CC	21	TRP	2.4
17	AR	66	LEU	2.4
7	CH	103	VAL	2.4
9	AJ	74	VAL	2.4
1	CA	84	U	2.4
20	AB	123	GLY	2.4
33	BL	124	GLY	2.4
6	CG	108	ARG	2.4
1	AA	995	C	2.4
7	CH	124	ILE	2.4
12	CM	4	ALA	2.4
36	BO	36	TYR	2.4
37	BP	95	LYS	2.4
26	DD	32	ASN	2.4
8	CI	117	LEU	2.4

Continued on next page...

Continued from previous page...

Mol	Chain	Res	Type	RSRZ
28	BF	157	THR	2.4
30	BH	6	LEU	2.4
14	AO	20	ASP	2.3
25	BC	126	GLY	2.3
42	BU	80	ASP	2.3
43	BW	66	VAL	2.3
34	BM	97	GLN	2.3
38	BQ	58	GLN	2.3
4	AE	21	SER	2.3
46	DZ	8	LYS	2.3
3	AD	27	ILE	2.3
36	BO	21	LEU	2.3
41	DT	11	LEU	2.3
52	BI	121	ILE	2.3
8	CI	46	VAL	2.3
52	DI	59	THR	2.3
18	CS	45	GLY	2.3
3	AD	11	SER	2.3
29	BG	162	ARG	2.3
35	BN	98	LEU	2.3
26	BD	166	GLY	2.3
50	D3	22	LYS	2.3
16	CQ	8	GLN	2.3
23	BB	1726	C	2.3
37	BP	9	GLN	2.3
46	DZ	31	ASP	2.3
1	AA	205	A	2.3
12	CM	1	ALA	2.3
14	AO	1	SER	2.3
27	BE	59	PRO	2.3
27	BE	125	SER	2.3
45	DY	28	LEU	2.3
52	DI	62	ALA	2.3
41	BT	71	GLY	2.3
33	BL	86	GLU	2.3
20	AB	122	ASP	2.3
26	BD	43	ASP	2.3
11	AL	11	ARG	2.3
39	BR	79	ARG	2.3
11	AL	12	ALA	2.3
14	AO	69	LEU	2.3
16	CQ	81	ALA	2.3

Continued on next page...

Continued from previous page...

Mol	Chain	Res	Type	RSRZ
32	BK	77	ILE	2.3
44	DX	63	ALA	2.3
26	BD	203	VAL	2.3
42	BU	12	VAL	2.3
23	BB	1509	A	2.3
52	BI	136	GLY	2.3
4	AE	72	ASN	2.3
39	DR	86	GLN	2.3
48	B1	5	ARG	2.3
7	AH	114	ALA	2.3
14	AO	38	LEU	2.3
34	DM	103	TYR	2.3
41	BT	13	ALA	2.3
16	AQ	57	VAL	2.3
7	CH	122	GLY	2.3
25	BC	243	PRO	2.3
12	AM	92	ARG	2.3
1	AA	80	A	2.3
3	AD	122	ILE	2.3
6	AG	46	LEU	2.3
6	CG	119	LEU	2.3
9	AJ	28	THR	2.3
13	AN	3	GLN	2.3
35	BN	9	GLN	2.3
18	CS	30	LEU	2.3
30	DH	94	ILE	2.3
35	BN	51	LEU	2.3
52	DI	18	ASN	2.3
52	DI	17	ALA	2.3
8	CI	38	PHE	2.3
24	BV	56	PHE	2.3
26	DD	203	VAL	2.3
37	BP	72	VAL	2.3
27	DE	42	GLY	2.3
31	DJ	46	PRO	2.3
33	DL	34	GLY	2.3
42	BU	94	PHE	2.3
19	AT	17	ARG	2.3
21	AU	23	GLU	2.3
28	BF	72	SER	2.3
10	AK	79	LYS	2.3
44	DX	41	HIS	2.3

Continued on next page...

Continued from previous page...

Mol	Chain	Res	Type	RSRZ
52	BI	9	LYS	2.3
2	AC	136	ALA	2.3
3	AD	29	THR	2.3
9	AJ	8	ILE	2.3
37	BP	19	PHE	2.3
5	CF	91	ARG	2.3
6	CG	69	ARG	2.3
37	BP	43	GLU	2.3
7	CH	75	GLN	2.3
20	AB	163	ILE	2.3
37	BP	30	TRP	2.3
9	CJ	50	THR	2.3
13	CN	52	ARG	2.3
28	DF	137	PHE	2.3
27	DE	116	ASP	2.3
30	BH	125	THR	2.3
42	DU	33	VAL	2.3
33	DL	20	GLY	2.3
52	DI	2	LYS	2.3
6	AG	82	SER	2.3
29	BG	73	SER	2.3
32	BK	21	CYS	2.3
44	BX	14	LEU	2.3
20	CB	17	HIS	2.3
33	BL	21	ARG	2.3
37	BP	45	VAL	2.3
41	BT	80	TRP	2.3
45	BY	31	ILE	2.3
6	CG	64	ALA	2.3
12	AM	59	VAL	2.3
4	AE	90	GLY	2.3
16	CQ	51	GLU	2.3
18	AS	32	THR	2.3
25	DC	178	GLY	2.3
19	CT	58	ASP	2.3
41	DT	60	THR	2.3
7	AH	9	MET	2.3
7	AH	92	PRO	2.3
12	CM	9	PRO	2.3
28	BF	64	PRO	2.3
8	AI	112	ARG	2.3
23	BB	2141	G	2.3

Continued on next page...

Continued from previous page...

Mol	Chain	Res	Type	RSRZ
33	BL	111	ILE	2.3
42	DU	30	SER	2.3
36	BO	79	ALA	2.3
2	AC	77	GLY	2.3
32	BK	34	GLY	2.3
43	DW	51	GLY	2.3
8	AI	30	ASN	2.3
4	CE	114	LEU	2.3
13	AN	15	LEU	2.3
35	BN	64	ARG	2.3
6	CG	41	ILE	2.3
24	DV	91	PHE	2.3
27	BE	132	LYS	2.3
50	D3	38	LYS	2.3
9	AJ	61	ALA	2.3
18	CS	22	VAL	2.3
30	DH	121	VAL	2.3
36	BO	95	SER	2.3
8	AI	65	THR	2.2
18	CS	47	THR	2.2
33	DL	18	ARG	2.2
35	BN	69	ARG	2.2
7	AH	27	PRO	2.2
11	AL	110	LYS	2.2
24	BV	83	LYS	2.2
44	DX	30	MET	2.2
36	BO	28	VAL	2.2
3	AD	204	SER	2.2
6	AG	81	GLY	2.2
28	DF	44	ALA	2.2
36	BO	116	GLN	2.2
30	DH	131	SER	2.2
3	AD	103	ARG	2.2
14	AO	57	ARG	2.2
17	AR	60	ARG	2.2
43	BW	40	ARG	2.2
19	AT	65	LEU	2.2
23	DB	1537	G	2.2
26	BD	55	LYS	2.2
39	DR	25	LEU	2.2
15	AP	67	ILE	2.2
19	CT	66	ILE	2.2

Continued on next page...

Continued from previous page...

Mol	Chain	Res	Type	RSRZ
31	DJ	89	PHE	2.2
32	BK	39	ILE	2.2
46	DZ	43	PHE	2.2
47	B0	8	THR	2.2
2	AC	150	VAL	2.2
15	CP	36	VAL	2.2
34	BM	67	VAL	2.2
52	DI	19	PRO	2.2
2	CC	70	ALA	2.2
7	AH	101	ALA	2.2
25	BC	250	GLN	2.2
30	DH	81	ALA	2.2
30	DH	107	GLY	2.2
31	DJ	6	ALA	2.2
52	BI	130	GLY	2.2
13	AN	79	SER	2.2
13	CN	23	ARG	2.2
15	CP	68	SER	2.2
19	AT	23	ARG	2.2
21	CU	20	ARG	2.2
51	B4	19	ARG	2.2
20	AB	56	LEU	2.2
36	DO	88	LYS	2.2
37	BP	13	LYS	2.2
24	BV	30	ILE	2.2
8	CI	110	VAL	2.2
18	CS	41	PRO	2.2
25	BC	222	THR	2.2
30	DH	47	PHE	2.2
45	BY	40	THR	2.2
5	CF	95	ALA	2.2
10	CK	126	ARG	2.2
30	DH	51	ARG	2.2
31	DJ	13	ARG	2.2
34	BM	37	GLY	2.2
35	BN	120	GLU	2.2
39	BR	68	ARG	2.2
39	DR	6	GLN	2.2
12	CM	29	SER	2.2
18	AS	56	HIS	2.2
41	DT	15	HIS	2.2
27	DE	138	LEU	2.2

Continued on next page...

Continued from previous page...

Mol	Chain	Res	Type	RSRZ
26	BD	46	ARG	2.2
35	DN	69	ARG	2.2
52	DI	115	ASP	2.2
20	AB	215	ALA	2.2
29	BG	12	ALA	2.2
31	BJ	123	LYS	2.2
52	BI	114	ALA	2.2
52	DI	103	ALA	2.2
2	CC	156	LEU	2.2
7	AH	31	LEU	2.2
14	CO	2	LEU	2.2
36	BO	29	HIS	2.2
25	BC	37	SER	2.2
3	AD	106	PHE	2.2
50	B3	48	MET	2.2
6	AG	90	VAL	2.2
21	CU	6	ARG	2.2
33	BL	69	ARG	2.2
4	AE	9	GLU	2.2
19	AT	18	LYS	2.2
31	DJ	19	ASP	2.2
39	DR	81	LYS	2.2
24	BV	94	ALA	2.2
34	DM	4	PRO	2.2
52	BI	98	GLY	2.2
26	BD	112	THR	2.2
36	DO	53	THR	2.2
3	AD	10	LEU	2.2
14	AO	51	SER	2.2
18	AS	61	VAL	2.2
26	BD	27	ILE	2.2
44	BX	11	VAL	2.2
52	DI	64	ARG	2.2
38	DQ	88	GLU	2.2
2	AC	167	TYR	2.2
6	AG	15	PRO	2.2
7	CH	112	ASP	2.2
21	AU	40	PRO	2.2
33	BL	72	ALA	2.2
36	BO	99	TYR	2.2
30	DH	54	LEU	2.2
35	BN	73	ASN	2.2

Continued on next page...

Continued from previous page...

Mol	Chain	Res	Type	RSRZ
52	BI	22	PRO	2.2
2	AC	156	LEU	2.2
29	BG	33	THR	2.2
19	CT	23	ARG	2.2
3	AD	60	VAL	2.2
27	DE	119	ILE	2.2
31	DJ	7	LYS	2.2
30	BH	129	GLU	2.2
4	AE	10	LEU	2.2
43	BW	63	ASP	2.2
25	DC	166	ARG	2.2
19	CT	30	PHE	2.2
41	BT	51	PHE	2.2
25	BC	266	ILE	2.2
46	DZ	11	GLU	2.2
11	CL	68	GLY	2.2
8	CI	63	TYR	2.2
26	BD	145	SER	2.2
28	BF	117	SER	2.2
37	BP	35	SER	2.2
20	CB	159	ALA	2.2
31	BJ	133	ALA	2.2
38	DQ	31	TYR	2.2
12	CM	2	ARG	2.2
21	AU	10	PRO	2.2
33	BL	104	GLN	2.2
26	BD	165	MET	2.2
27	DE	175	ILE	2.2
40	DS	4	ILE	2.2
41	DT	56	GLU	2.2
23	BB	2152	G	2.2
26	DD	72	GLY	2.2
8	AI	123	ARG	2.2
9	AJ	30	LYS	2.2
20	CB	160	LEU	2.2
25	BC	204	LEU	2.2
30	BH	59	ALA	2.2
33	BL	33	ARG	2.2
36	BO	18	LEU	2.2
38	BQ	49	ARG	2.2
51	B4	36	ARG	2.2
12	AM	99	GLN	2.2

Continued on next page...

Continued from previous page...

Mol	Chain	Res	Type	RSRZ
52	BI	37	PHE	2.2
7	AH	37	ASN	2.2
34	DM	47	GLU	2.2
45	DY	53	MET	2.2
41	BT	90	GLY	2.2
45	DY	33	HIS	2.2
3	AD	121	ALA	2.2
35	BN	79	LEU	2.2
36	DO	5	SER	2.2
47	D0	10	SER	2.2
27	DE	90	GLN	2.2
2	AC	180	ASP	2.2
20	AB	39	ILE	2.2
26	DD	103	ASP	2.2
32	BK	84	CYS	2.2
41	DT	43	ILE	2.2
2	CC	200	TRP	2.1
6	CG	24	LYS	2.2
27	BE	165	HIS	2.2
34	DM	37	GLY	2.2
43	BW	56	HIS	2.2
45	BY	29	ARG	2.2
47	B0	46	GLY	2.2
19	CT	10	ALA	2.1
35	BN	25	ALA	2.1
48	D1	51	ALA	2.1
6	AG	85	GLN	2.1
23	BB	846	U	2.1
33	DL	54	GLN	2.1
5	CF	62	MET	2.1
13	CN	58	ARG	2.1
16	AQ	58	VAL	2.1
25	DC	171	VAL	2.1
26	BD	13	ARG	2.1
31	BJ	73	VAL	2.1
32	DK	71	ARG	2.1
33	BL	116	VAL	2.1
36	DO	13	ARG	2.1
36	DO	20	GLU	2.1
42	BU	82	VAL	2.1
52	DI	34	ILE	2.1
12	CM	110	GLY	2.1

Continued on next page...

Continued from previous page...

Mol	Chain	Res	Type	RSRZ
6	AG	102	TRP	2.1
29	BG	50	THR	2.1
30	DH	96	THR	2.1
32	BK	104	THR	2.1
46	BZ	32	LEU	2.1
35	BN	21	PHE	2.1
1	AA	880	C	2.1
7	AH	45	ILE	2.1
20	AB	109	SER	2.1
38	DQ	19	GLN	2.1
35	BN	47	VAL	2.1
41	BT	30	ILE	2.1
42	DU	41	VAL	2.1
43	BW	36	ILE	2.1
43	DW	40	ARG	2.1
43	DW	80	SER	2.1
4	CE	63	MET	2.1
8	CI	9	GLY	2.1
10	CK	17	ASP	2.1
23	BB	1174	U	2.1
26	BD	93	GLY	2.1
14	AO	65	LEU	2.1
29	BG	106	LEU	2.1
35	DN	98	LEU	2.1
29	DG	57	TYR	2.1
43	BW	62	ALA	2.1
2	AC	152	VAL	2.1
6	AG	73	GLU	2.1
11	AL	24	GLU	2.1
25	BC	211	ARG	2.1
24	BV	72	VAL	2.1
29	BG	41	GLU	2.1
40	BS	92	ARG	2.1
45	BY	10	ARG	2.1
39	BR	51	VAL	2.1
2	AC	133	MET	2.1
26	BD	198	GLY	2.1
50	B3	45	PRO	2.1
9	AJ	73	LEU	2.1
15	CP	54	LEU	2.1
33	BL	112	LEU	2.1
5	CF	92	THR	2.1

Continued on next page...

Continued from previous page...

Mol	Chain	Res	Type	RSRZ
32	BK	89	ASN	2.1
36	BO	70	ALA	2.1
37	BP	2	ASN	2.1
41	BT	33	LYS	2.1
13	AN	29	ILE	2.1
11	CL	90	PRO	2.1
24	DV	61	LEU	2.1
26	DD	152	PRO	2.1
28	BF	75	GLY	2.1
42	DU	47	PRO	2.1
50	D3	56	LEU	2.1
51	B4	31	PRO	2.1
19	AT	50	PHE	2.1
21	CU	44	ARG	2.1
29	BG	38	ASP	2.1
30	DH	41	LYS	2.1
41	BT	83	ALA	2.1
41	DT	77	ARG	2.1
11	CL	19	ASN	2.1
30	BH	114	GLU	2.1
24	DV	4	ILE	2.1
26	BD	5	VAL	2.1
25	DC	187	CYS	2.1
28	DF	84	ILE	2.1
33	DL	142	ILE	2.1
43	DW	36	ILE	2.1
50	B3	3	ILE	2.1
25	DC	224	MET	2.1
49	D2	22	MET	2.1
25	DC	261	ARG	2.1
39	BR	90	ARG	2.1
46	DZ	49	ARG	2.1
1	AA	845	A	2.1
1	CA	412	A	2.1
27	BE	86	ALA	2.1
50	B3	10	ALA	2.1
52	BI	109	ALA	2.1
29	BG	114	HIS	2.1
42	DU	92	VAL	2.1
26	BD	49	GLN	2.1
48	D1	28	THR	2.1
3	AD	104	MET	2.1

Continued on next page...

Continued from previous page...

Mol	Chain	Res	Type	RSRZ
8	CI	118	ARG	2.1
9	AJ	71	LEU	2.1
15	CP	15	PRO	2.1
33	BL	58	TYR	2.1
46	DZ	60	PHE	2.1
27	DE	87	ALA	2.1
6	CG	42	VAL	2.1
6	CG	79	VAL	2.1
8	CI	54	VAL	2.1
9	AJ	56	HIS	2.1
10	AK	73	VAL	2.1
23	DB	2602	A	2.1
25	DC	136	VAL	2.1
50	B3	6	VAL	2.1
8	CI	49	GLN	2.1
16	CQ	29	LYS	2.1
17	AR	64	LEU	2.1
38	BQ	36	GLN	2.1
20	AB	200	PRO	2.1
7	AH	73	SER	2.1
11	CL	12	ALA	2.1
20	CB	33	ALA	2.1
27	DE	201	ALA	2.1
27	DE	95	LYS	2.1
32	BK	35	VAL	2.1
34	BM	131	VAL	2.1
46	DZ	35	ASP	2.1
52	BI	56	VAL	2.1
52	BI	120	ASP	2.1
29	BG	127	GLN	2.1
34	DM	102	LEU	2.1
13	AN	34	ASN	2.1
25	BC	251	THR	2.1
25	DC	238	ASN	2.1
32	BK	79	PHE	2.1
2	AC	160	GLU	2.1
5	CF	59	TYR	2.1
28	BF	57	ALA	2.1
44	BX	33	ALA	2.1
8	AI	66	VAL	2.1
37	DP	87	ARG	2.1
42	DU	35	VAL	2.1

Continued on next page...

Continued from previous page...

Mol	Chain	Res	Type	RSRZ
4	CE	118	GLY	2.1
6	AG	14	ASP	2.1
6	CG	112	ASP	2.1
18	CS	63	ASP	2.1
29	DG	46	ASP	2.1
31	BJ	82	GLY	2.1
40	DS	46	LEU	2.1
9	AJ	44	THR	2.1
20	AB	41	ASN	2.1
23	BB	1176	U	2.1
3	AD	82	LYS	2.1
9	AJ	37	ARG	2.1
31	BJ	85	LYS	2.1
13	AN	33	VAL	2.1
19	CT	3	ILE	2.1
28	BF	103	ILE	2.1
33	DL	135	ILE	2.1
50	B3	58	ILE	2.1
26	DD	43	ASP	2.1
29	BG	13	GLY	2.1
29	DG	36	LEU	2.1
41	BT	11	LEU	2.1
52	DI	28	GLY	2.1
44	BX	36	GLN	2.1
23	DB	2833	U	2.1
27	DE	163	ASN	2.1
11	AL	118	VAL	2.1
30	DH	144	VAL	2.1
43	BW	41	GLY	2.1
52	DI	118	GLY	2.1
3	AD	177	MET	2.1
4	AE	110	MET	2.1
17	CR	21	ASP	2.1
11	AL	43	LYS	2.0
26	DD	81	GLU	2.0
27	DE	198	GLU	2.0
49	D2	19	ARG	2.0
50	B3	29	ARG	2.0
8	AI	18	VAL	2.0
8	AI	71	ILE	2.0
6	CG	7	GLY	2.0
7	AH	60	LEU	2.0

Continued on next page...

Continued from previous page...

Mol	Chain	Res	Type	RSRZ
10	CK	116	PRO	2.0
23	DB	100	U	2.0
29	DG	128	THR	2.0
33	DL	105	ILE	2.0
41	DT	14	PRO	2.0
42	BU	27	VAL	2.0
42	DU	10	VAL	2.0
52	DI	113	ALA	2.0
19	AT	38	ILE	2.0
44	BX	6	LEU	2.0
25	BC	29	PHE	2.0
41	BT	66	LYS	2.0
27	DE	41	GLN	2.0
30	BH	68	ARG	2.0
9	AJ	47	GLU	2.0
13	CN	44	VAL	2.0
5	CF	74	LEU	2.0
6	CG	11	ILE	2.0
9	AJ	25	ILE	2.0
19	AT	69	ASN	2.0
34	BM	63	ILE	2.0
1	AA	842	U	2.0
8	CI	114	LYS	2.0
26	BD	87	GLY	2.0
35	BN	10	LEU	2.0
37	DP	88	ARG	2.0
44	DX	29	ARG	2.0
20	AB	17	HIS	2.0
36	DO	34	HIS	2.0
3	AD	52	VAL	2.0
3	AD	129	VAL	2.0
20	CB	52	ALA	2.0
26	DD	9	VAL	2.0
29	BG	22	VAL	2.0
30	BH	103	VAL	2.0
12	AM	3	ILE	2.0
17	CR	66	LEU	2.0
25	DC	103	ILE	2.0
32	BK	8	LEU	2.0
38	BQ	117	ALA	2.0
10	AK	92	ARG	2.0
21	AU	36	PHE	2.0

Continued on next page...

Continued from previous page...

Mol	Chain	Res	Type	RSRZ
26	BD	129	THR	2.0
28	BF	149	ARG	2.0
29	DG	52	GLY	2.0
33	BL	22	GLY	2.0
47	D0	52	LYS	2.0
51	B4	18	LYS	2.0
52	BI	71	LYS	2.0
33	DL	30	THR	2.0
3	AD	178	GLU	2.0
25	DC	114	GLN	2.0
13	AN	32	ASP	2.0
18	CS	11	ASP	2.0
25	BC	52	HIS	2.0
26	BD	139	SER	2.0
19	CT	15	LYS	2.0
31	BJ	125	TYR	2.0
34	BM	93	VAL	2.0
26	DD	54	ALA	2.0
33	DL	69	ARG	2.0
37	DP	96	LEU	2.0
37	DP	109	ILE	2.0
38	DQ	59	LEU	2.0
52	DI	39	LYS	2.0
16	CQ	27	PHE	2.0
5	CF	88	MET	2.0
16	AQ	62	GLU	2.0
23	BB	2180	U	2.0
31	BJ	86	GLN	2.0
5	CF	4	TYR	2.0
6	AG	86	VAL	2.0
26	DD	134	HIS	2.0
34	DM	131	VAL	2.0
37	BP	91	VAL	2.0
50	B3	11	LYS	2.0
51	B4	17	VAL	2.0
10	CK	81	LEU	2.0
20	CB	125	PHE	2.0
23	DB	1068	G	2.0
1	AA	74	A	2.0
26	DD	136	ASN	2.0
27	BE	122	GLU	2.0
28	DF	163	GLU	2.0

Continued on next page...

Continued from previous page...

Mol	Chain	Res	Type	RSRZ
1	CA	999	C	2.0
30	BH	11	ASN	2.0
33	BL	106	GLU	2.0
37	DP	111	GLU	2.0
40	DS	59	GLU	2.0
28	BF	80	GLN	2.0
12	AM	70	ARG	2.0
17	AR	50	TYR	2.0
21	CU	46	ARG	2.0

6.2 Non-standard residues in protein, DNA, RNA chains [i](#)

There are no non-standard protein/DNA/RNA residues in this entry.

6.3 Carbohydrates [i](#)

There are no carbohydrates in this entry.

6.4 Ligands [i](#)

In the following table, the Atoms column lists the number of modelled atoms in the group and the number defined in the chemical component dictionary. The B-factors column lists the minimum, median, 95th percentile and maximum values of B factors of atoms in the group. The column labelled 'Q< 0.9' lists the number of atoms with occupancy less than 0.9.

Mol	Type	Chain	Res	Atoms	RSCC	RSR	B-factors(\AA^2)	Q<0.9
54	MG	AA	1615	1/1	0.30	0.19	72,72,72,72	0
54	MG	CA	1624	1/1	0.30	0.29	162,162,162,162	0
54	MG	AA	1650	1/1	0.44	0.23	133,133,133,133	0
54	MG	AA	1639	1/1	0.46	0.19	141,141,141,141	0
54	MG	AA	1609	1/1	0.49	0.19	119,119,119,119	0
54	MG	CA	1623	1/1	0.50	0.14	77,77,77,77	0
54	MG	CA	1631	1/1	0.58	0.26	21,21,21,21	1
54	MG	CA	1616	1/1	0.59	0.26	153,153,153,153	0
54	MG	AA	1626	1/1	0.61	0.43	82,82,82,82	1
54	MG	CA	1629	1/1	0.62	0.61	62,62,62,62	1
54	MG	CA	1622	1/1	0.63	0.34	132,132,132,132	0
54	MG	BB	3082	1/1	0.64	0.39	63,63,63,63	0
54	MG	AA	1608	1/1	0.66	0.18	57,57,57,57	0
54	MG	DB	3013	1/1	0.66	0.20	32,32,32,32	0

Continued on next page...

Continued from previous page...

Mol	Type	Chain	Res	Atoms	RSCC	RSR	B-factors(Å ²)	Q<0.9
54	MG	AA	1637	1/1	0.66	0.62	115,115,115,115	0
54	MG	BB	3034	1/1	0.67	0.22	42,42,42,42	0
54	MG	AA	1631	1/1	0.68	0.25	143,143,143,143	0
54	MG	BB	3047	1/1	0.70	0.29	128,128,128,128	0
54	MG	AA	1628	1/1	0.71	0.16	63,63,63,63	0
54	MG	AA	1616	1/1	0.71	0.20	86,86,86,86	0
54	MG	BB	3100	1/1	0.72	0.22	37,37,37,37	1
54	MG	DB	3059	1/1	0.72	0.15	75,75,75,75	0
54	MG	BB	3097	1/1	0.72	0.13	96,96,96,96	0
54	MG	DB	3071	1/1	0.72	0.13	27,27,27,27	0
54	MG	AA	1614	1/1	0.73	0.15	67,67,67,67	0
54	MG	AA	1621	1/1	0.73	0.14	96,96,96,96	0
54	MG	AA	1620	1/1	0.74	0.29	116,116,116,116	0
54	MG	AA	1619	1/1	0.74	0.13	33,33,33,33	0
54	MG	BB	3033	1/1	0.74	0.26	113,113,113,113	0
54	MG	BB	3077	1/1	0.74	0.16	37,37,37,37	0
54	MG	BB	3008	1/1	0.74	0.16	82,82,82,82	0
54	MG	DB	3017	1/1	0.74	0.23	22,22,22,22	0
54	MG	AA	1627	1/1	0.75	0.33	17,17,17,17	1
54	MG	BB	3018	1/1	0.75	0.22	42,42,42,42	0
54	MG	DB	3033	1/1	0.76	0.26	88,88,88,88	0
54	MG	DB	3108	1/1	0.76	0.11	24,24,24,24	0
54	MG	DB	3064	1/1	0.77	0.27	66,66,66,66	1
54	MG	DB	3049	1/1	0.77	0.10	79,79,79,79	0
54	MG	DB	3052	1/1	0.78	0.25	42,42,42,42	0
54	MG	CA	1609	1/1	0.78	0.19	132,132,132,132	0
54	MG	DB	3044	1/1	0.79	0.09	58,58,58,58	0
54	MG	BB	3084	1/1	0.79	0.11	19,19,19,19	0
54	MG	DB	3023	1/1	0.79	0.08	44,44,44,44	0
54	MG	AA	1661	1/1	0.79	0.05	83,83,83,83	0
54	MG	AA	1603	1/1	0.80	0.14	74,74,74,74	0
54	MG	AA	1655	1/1	0.80	0.10	67,67,67,67	0
54	MG	AA	1613	1/1	0.80	0.20	108,108,108,108	0
54	MG	BB	3028	1/1	0.80	0.23	66,66,66,66	0
54	MG	AA	1612	1/1	0.80	0.11	52,52,52,52	0
54	MG	AA	1658	1/1	0.80	0.12	113,113,113,113	0
54	MG	DB	3016	1/1	0.80	0.14	25,25,25,25	0
54	MG	DB	3062	1/1	0.80	0.12	24,24,24,24	0
54	MG	AA	1654	1/1	0.80	0.11	81,81,81,81	0
54	MG	CA	1640	1/1	0.80	0.12	139,139,139,139	0
54	MG	AA	1660	1/1	0.80	0.10	95,95,95,95	0
54	MG	DE	301	1/1	0.80	0.16	69,69,69,69	0

Continued on next page...

Continued from previous page...

Mol	Type	Chain	Res	Atoms	RSCC	RSR	B-factors(\AA^2)	Q<0.9
54	MG	DB	3057	1/1	0.81	0.20	56,56,56,56	1
54	MG	AA	1657	1/1	0.81	0.27	83,83,83,83	0
54	MG	BB	3046	1/1	0.81	0.17	63,63,63,63	0
54	MG	AA	1607	1/1	0.81	0.08	82,82,82,82	0
54	MG	BB	3081	1/1	0.81	0.21	34,34,34,34	0
54	MG	DB	3075	1/1	0.81	0.14	42,42,42,42	0
54	MG	BB	3041	1/1	0.81	0.18	47,47,47,47	0
54	MG	DB	3007	1/1	0.82	0.14	15,15,15,15	0
54	MG	DB	3103	1/1	0.82	0.17	61,61,61,61	0
54	MG	BB	3107	1/1	0.82	0.13	37,37,37,37	0
54	MG	BB	3060	1/1	0.82	0.16	81,81,81,81	0
54	MG	CA	1644	1/1	0.82	0.12	59,59,59,59	0
54	MG	AA	1640	1/1	0.82	0.10	42,42,42,42	0
54	MG	BB	3021	1/1	0.82	0.17	24,24,24,24	0
54	MG	AA	1633	1/1	0.82	0.15	92,92,92,92	0
54	MG	DB	3082	1/1	0.83	0.29	61,61,61,61	0
54	MG	DB	3060	1/1	0.83	0.10	105,105,105,105	0
54	MG	DB	3028	1/1	0.83	0.18	29,29,29,29	0
54	MG	AA	1602	1/1	0.83	0.19	34,34,34,34	0
54	MG	AA	1642	1/1	0.83	0.15	107,107,107,107	0
54	MG	BB	3094	1/1	0.83	0.15	16,16,16,16	0
54	MG	BB	3048	1/1	0.83	0.14	39,39,39,39	0
53	KSG	CA	1601	26/26	0.83	0.33	53,53,53,53	0
54	MG	DB	3035	1/1	0.83	0.16	24,24,24,24	0
53	KSG	AA	1601	26/26	0.83	0.30	53,53,53,53	0
54	MG	CA	1637	1/1	0.84	0.15	107,107,107,107	0
54	MG	BB	3014	1/1	0.84	0.17	33,33,33,33	0
54	MG	CA	1627	1/1	0.84	0.19	114,114,114,114	0
54	MG	BB	3065	1/1	0.84	0.14	47,47,47,47	0
54	MG	CA	1628	1/1	0.84	0.33	38,38,38,38	1
54	MG	CA	1651	1/1	0.84	0.16	122,122,122,122	0
54	MG	BB	3076	1/1	0.85	0.12	43,43,43,43	0
54	MG	DB	3029	1/1	0.85	0.19	22,22,22,22	0
54	MG	BB	3067	1/1	0.85	0.16	56,56,56,56	0
54	MG	DB	3058	1/1	0.85	0.20	132,132,132,132	0
54	MG	AA	1625	1/1	0.85	0.41	81,81,81,81	0
54	MG	BB	3001	1/1	0.85	0.11	28,28,28,28	0
54	MG	AA	1649	1/1	0.85	0.10	102,102,102,102	0
54	MG	DB	3107	1/1	0.85	0.13	19,19,19,19	0
54	MG	DB	3024	1/1	0.85	0.12	27,27,27,27	0
54	MG	BB	3005	1/1	0.85	0.15	13,13,13,13	0
54	MG	DB	3040	1/1	0.85	0.20	28,28,28,28	0

Continued on next page...

Continued from previous page...

Mol	Type	Chain	Res	Atoms	RSCC	RSR	B-factors(\AA^2)	Q<0.9
54	MG	DB	3085	1/1	0.86	0.21	64,64,64,64	0
54	MG	AA	1656	1/1	0.86	0.14	100,100,100,100	0
54	MG	BB	3031	1/1	0.86	0.18	46,46,46,46	0
54	MG	BB	3051	1/1	0.86	0.10	74,74,74,74	0
54	MG	CA	1630	1/1	0.86	0.09	49,49,49,49	0
54	MG	DB	3093	1/1	0.86	0.76	48,48,48,48	1
54	MG	BB	3053	1/1	0.86	0.12	36,36,36,36	0
54	MG	AA	1624	1/1	0.87	0.12	25,25,25,25	1
54	MG	DB	3032	1/1	0.87	0.11	29,29,29,29	0
54	MG	BB	3042	1/1	0.87	0.07	74,74,74,74	0
54	MG	BB	3057	1/1	0.87	0.18	19,19,19,19	0
54	MG	CA	1608	1/1	0.87	0.06	31,31,31,31	0
54	MG	BB	3074	1/1	0.87	0.12	7,7,7,7	0
54	MG	BB	3063	1/1	0.87	0.17	27,27,27,27	0
54	MG	AA	1647	1/1	0.87	0.60	84,84,84,84	0
54	MG	DB	3015	1/1	0.87	0.15	69,69,69,69	0
54	MG	AA	1617	1/1	0.87	0.13	65,65,65,65	0
54	MG	BB	3105	1/1	0.87	0.15	33,33,33,33	0
54	MG	DB	3003	1/1	0.87	0.13	8,8,8,8	0
54	MG	CA	1612	1/1	0.87	0.10	71,71,71,71	0
54	MG	BB	3083	1/1	0.88	0.14	25,25,25,25	0
54	MG	BB	3007	1/1	0.88	0.15	57,57,57,57	0
54	MG	BB	3064	1/1	0.88	0.16	71,71,71,71	0
54	MG	DB	3098	1/1	0.88	0.11	9,9,9,9	0
54	MG	BB	3043	1/1	0.88	0.24	63,63,63,63	0
54	MG	AA	1604	1/1	0.88	0.11	25,25,25,25	0
54	MG	CA	1638	1/1	0.88	0.21	60,60,60,60	0
54	MG	CA	1607	1/1	0.88	0.13	126,126,126,126	0
54	MG	DB	3053	1/1	0.88	0.10	37,37,37,37	0
54	MG	DB	3027	1/1	0.88	0.15	37,37,37,37	0
54	MG	AA	1652	1/1	0.88	0.14	105,105,105,105	0
54	MG	AA	1623	1/1	0.88	0.32	143,143,143,143	0
54	MG	BB	3099	1/1	0.88	0.13	58,58,58,58	0
54	MG	BB	3072	1/1	0.88	0.12	26,26,26,26	0
54	MG	BB	3066	1/1	0.88	0.13	42,42,42,42	0
54	MG	BB	3017	1/1	0.89	0.10	54,54,54,54	0
54	MG	BB	3090	1/1	0.89	0.11	65,65,65,65	0
54	MG	DB	3094	1/1	0.89	0.21	33,33,33,33	0
54	MG	BB	3091	1/1	0.89	0.16	42,42,42,42	0
54	MG	DB	3061	1/1	0.89	0.11	48,48,48,48	0
54	MG	DB	3047	1/1	0.89	0.09	29,29,29,29	0
54	MG	CA	1658	1/1	0.89	0.07	18,18,18,18	0

Continued on next page...

Continued from previous page...

Mol	Type	Chain	Res	Atoms	RSCC	RSR	B-factors(\AA^2)	Q<0.9
54	MG	BB	3010	1/1	0.89	0.16	74,74,74,74	0
54	MG	AA	1645	1/1	0.89	0.16	97,97,97,97	0
54	MG	CA	1661	1/1	0.89	0.29	67,67,67,67	0
54	MG	BB	3049	1/1	0.89	0.15	12,12,12,12	0
54	MG	BB	3104	1/1	0.89	0.13	33,33,33,33	0
54	MG	BB	3101	1/1	0.89	0.10	14,14,14,14	0
54	MG	DB	3080	1/1	0.89	0.12	34,34,34,34	0
54	MG	BB	3088	1/1	0.89	0.16	25,25,25,25	0
54	MG	DB	3076	1/1	0.89	0.15	69,69,69,69	0
54	MG	DB	3026	1/1	0.89	0.14	30,30,30,30	0
54	MG	BB	3036	1/1	0.89	0.10	29,29,29,29	0
54	MG	BB	3080	1/1	0.90	0.09	42,42,42,42	0
54	MG	AA	1634	1/1	0.90	0.19	73,73,73,73	0
54	MG	DB	3106	1/1	0.90	0.12	7,7,7,7	0
54	MG	BB	3024	1/1	0.90	0.17	22,22,22,22	0
54	MG	BB	3109	1/1	0.90	0.15	33,33,33,33	0
54	MG	BB	3108	1/1	0.90	0.13	22,22,22,22	0
54	MG	DB	3056	1/1	0.90	0.12	67,67,67,67	0
54	MG	BB	3052	1/1	0.90	0.09	27,27,27,27	0
54	MG	DB	3042	1/1	0.90	0.16	5,5,5,5	0
54	MG	CA	1602	1/1	0.90	0.12	8,8,8,8	0
54	MG	DB	3081	1/1	0.91	0.16	110,110,110,110	0
54	MG	BB	3093	1/1	0.91	0.16	5,5,5,5	1
54	MG	BB	3075	1/1	0.91	0.25	35,35,35,35	0
54	MG	DB	3009	1/1	0.91	0.11	10,10,10,10	0
54	MG	BB	3073	1/1	0.91	0.21	55,55,55,55	0
54	MG	CA	1642	1/1	0.91	0.13	70,70,70,70	0
54	MG	DB	3025	1/1	0.91	0.26	20,20,20,20	0
54	MG	CA	1659	1/1	0.91	0.25	88,88,88,88	0
54	MG	BB	3026	1/1	0.91	0.12	25,25,25,25	0
54	MG	DB	3034	1/1	0.91	0.11	84,84,84,84	0
54	MG	BB	3038	1/1	0.91	0.14	82,82,82,82	0
54	MG	AA	1606	1/1	0.91	0.06	28,28,28,28	0
54	MG	BB	3071	1/1	0.91	0.19	38,38,38,38	0
54	MG	BB	3096	1/1	0.91	0.12	39,39,39,39	0
54	MG	BB	3013	1/1	0.91	0.09	36,36,36,36	0
54	MG	DB	3067	1/1	0.91	0.28	11,11,11,11	0
54	MG	DB	3012	1/1	0.91	0.17	6,6,6,6	0
54	MG	BB	3059	1/1	0.91	0.10	16,16,16,16	0
54	MG	DB	3095	1/1	0.91	0.09	44,44,44,44	0
54	MG	BB	3039	1/1	0.91	0.13	26,26,26,26	0
54	MG	DB	3002	1/1	0.91	0.13	20,20,20,20	0

Continued on next page...

Continued from previous page...

Mol	Type	Chain	Res	Atoms	RSCC	RSR	B-factors(\AA^2)	Q<0.9
54	MG	CA	1647	1/1	0.91	0.12	40,40,40,40	0
54	MG	AA	1651	1/1	0.92	0.05	64,64,64,64	0
54	MG	BB	3016	1/1	0.92	0.18	19,19,19,19	0
54	MG	AA	1653	1/1	0.92	0.15	30,30,30,30	0
54	MG	BB	3087	1/1	0.92	0.11	53,53,53,53	0
54	MG	BB	3068	1/1	0.92	0.12	39,39,39,39	0
54	MG	DB	3018	1/1	0.92	0.12	39,39,39,39	0
54	MG	BB	3102	1/1	0.92	0.11	34,34,34,34	0
54	MG	AA	1646	1/1	0.92	0.15	103,103,103,103	0
54	MG	BB	3110	1/1	0.92	0.22	79,79,79,79	0
54	MG	CA	1636	1/1	0.92	0.14	13,13,13,13	0
54	MG	BB	3062	1/1	0.92	0.21	34,34,34,34	0
54	MG	AA	1605	1/1	0.92	0.12	30,30,30,30	0
54	MG	CA	1657	1/1	0.92	0.13	51,51,51,51	0
54	MG	DB	3030	1/1	0.92	0.17	11,11,11,11	0
54	MG	AA	1618	1/1	0.92	0.12	102,102,102,102	0
54	MG	BB	3004	1/1	0.92	0.08	39,39,39,39	0
54	MG	DB	3083	1/1	0.92	0.13	18,18,18,18	0
54	MG	BB	3032	1/1	0.92	0.14	31,31,31,31	0
54	MG	CA	1617	1/1	0.92	0.06	45,45,45,45	0
54	MG	BB	3106	1/1	0.92	0.25	62,62,62,62	0
54	MG	DB	3109	1/1	0.92	0.19	57,57,57,57	0
54	MG	DB	3050	1/1	0.92	0.20	42,42,42,42	0
54	MG	DB	3066	1/1	0.93	0.15	12,12,12,12	0
54	MG	BB	3023	1/1	0.93	0.10	27,27,27,27	0
54	MG	CA	1635	1/1	0.93	0.11	91,91,91,91	0
54	MG	DB	3039	1/1	0.93	0.11	5,5,5,5	0
54	MG	DB	3022	1/1	0.93	0.07	5,5,5,5	0
54	MG	DB	3001	1/1	0.93	0.17	5,5,5,5	0
54	MG	DB	3055	1/1	0.93	0.20	20,20,20,20	0
54	MG	DB	3069	1/1	0.93	0.09	50,50,50,50	0
54	MG	CA	1663	1/1	0.93	0.15	20,20,20,20	0
54	MG	CA	1639	1/1	0.93	0.04	41,41,41,41	0
54	MG	DB	3021	1/1	0.93	0.12	25,25,25,25	0
54	MG	DB	3079	1/1	0.93	0.14	7,7,7,7	0
54	MG	CA	1614	1/1	0.93	0.13	97,97,97,97	0
54	MG	AA	1632	1/1	0.93	0.07	44,44,44,44	0
54	MG	BB	3027	1/1	0.93	0.07	29,29,29,29	0
54	MG	BB	3019	1/1	0.93	0.13	22,22,22,22	0
54	MG	BB	3054	1/1	0.93	0.11	77,77,77,77	0
54	MG	BB	3030	1/1	0.93	0.08	45,45,45,45	0
54	MG	CA	1621	1/1	0.93	0.09	46,46,46,46	0

Continued on next page...

Continued from previous page...

Mol	Type	Chain	Res	Atoms	RSCC	RSR	B-factors(\AA^2)	Q<0.9
54	MG	BB	3056	1/1	0.93	0.14	37,37,37,37	0
54	MG	BB	3085	1/1	0.93	0.11	67,67,67,67	0
54	MG	BB	3089	1/1	0.93	0.23	82,82,82,82	0
54	MG	DB	3036	1/1	0.94	0.17	25,25,25,25	0
54	MG	DB	3037	1/1	0.94	0.10	8,8,8,8	0
54	MG	DB	3038	1/1	0.94	0.08	33,33,33,33	0
54	MG	CA	1650	1/1	0.94	0.08	67,67,67,67	0
54	MG	BB	3079	1/1	0.94	0.06	32,32,32,32	0
54	MG	CA	1632	1/1	0.94	0.12	34,34,34,34	0
54	MG	DB	3043	1/1	0.94	0.07	7,7,7,7	0
54	MG	BB	3061	1/1	0.94	0.06	33,33,33,33	0
54	MG	BB	3003	1/1	0.94	0.11	23,23,23,23	0
54	MG	DB	3051	1/1	0.94	0.15	57,57,57,57	0
54	MG	DB	3105	1/1	0.94	0.08	24,24,24,24	0
54	MG	DB	3100	1/1	0.94	0.14	6,6,6,6	0
54	MG	DB	3070	1/1	0.94	0.07	60,60,60,60	0
54	MG	DN	201	1/1	0.94	0.26	38,38,38,38	0
54	MG	DB	3020	1/1	0.94	0.24	41,41,41,41	0
54	MG	CA	1649	1/1	0.94	0.30	86,86,86,86	0
54	MG	CA	1613	1/1	0.94	0.10	63,63,63,63	0
54	MG	BB	3098	1/1	0.94	0.15	49,49,49,49	0
54	MG	DB	3073	1/1	0.94	0.11	44,44,44,44	0
54	MG	DB	3086	1/1	0.94	0.24	25,25,25,25	0
54	MG	CA	1652	1/1	0.94	0.13	20,20,20,20	0
54	MG	DB	3104	1/1	0.94	0.19	44,44,44,44	0
54	MG	CA	1641	1/1	0.94	0.08	40,40,40,40	0
54	MG	BB	3092	1/1	0.94	0.16	56,56,56,56	0
54	MG	AA	1636	1/1	0.94	0.14	83,83,83,83	0
54	MG	CA	1603	1/1	0.94	0.12	32,32,32,32	0
54	MG	DB	3011	1/1	0.94	0.17	23,23,23,23	0
54	MG	CA	1606	1/1	0.94	0.08	30,30,30,30	0
54	MG	DB	3014	1/1	0.94	0.14	28,28,28,28	0
54	MG	CA	1634	1/1	0.94	0.09	46,46,46,46	0
54	MG	DB	3010	1/1	0.94	0.08	8,8,8,8	0
54	MG	AA	1644	1/1	0.95	0.17	81,81,81,81	0
54	MG	BB	3078	1/1	0.95	0.28	49,49,49,49	0
54	MG	CA	1626	1/1	0.95	0.10	17,17,17,17	0
54	MG	CA	1604	1/1	0.95	0.15	49,49,49,49	0
54	MG	BB	3086	1/1	0.95	0.29	94,94,94,94	0
54	MG	BB	3009	1/1	0.95	0.08	35,35,35,35	0
54	MG	CA	1653	1/1	0.95	0.07	48,48,48,48	0
54	MG	BB	3040	1/1	0.95	0.14	18,18,18,18	0

Continued on next page...

Continued from previous page...

Mol	Type	Chain	Res	Atoms	RSCC	RSR	B-factors(\AA^2)	Q<0.9
54	MG	CA	1643	1/1	0.95	0.10	62,62,62,62	0
54	MG	CA	1611	1/1	0.95	0.04	43,43,43,43	0
54	MG	AA	1641	1/1	0.95	0.09	72,72,72,72	0
54	MG	DB	3101	1/1	0.95	0.13	30,30,30,30	0
54	MG	DB	3068	1/1	0.95	0.11	49,49,49,49	0
54	MG	DB	3008	1/1	0.95	0.19	39,39,39,39	0
54	MG	BB	3050	1/1	0.95	0.13	20,20,20,20	0
54	MG	BB	3037	1/1	0.95	0.10	21,21,21,21	0
54	MG	BB	3044	1/1	0.95	0.07	39,39,39,39	0
54	MG	DB	3065	1/1	0.95	0.16	25,25,25,25	0
54	MG	DB	3046	1/1	0.95	0.18	18,18,18,18	0
54	MG	DB	3090	1/1	0.95	0.15	106,106,106,106	0
54	MG	BB	3006	1/1	0.95	0.08	20,20,20,20	0
54	MG	BB	3055	1/1	0.95	0.12	19,19,19,19	0
54	MG	AA	1638	1/1	0.95	0.11	88,88,88,88	0
54	MG	DB	3048	1/1	0.95	0.07	7,7,7,7	0
54	MG	AA	1630	1/1	0.95	0.10	20,20,20,20	0
54	MG	DB	3045	1/1	0.95	0.07	45,45,45,45	0
54	MG	CA	1646	1/1	0.95	0.05	94,94,94,94	0
54	MG	BB	3035	1/1	0.95	0.12	25,25,25,25	0
54	MG	DB	3092	1/1	0.95	0.06	16,16,16,16	0
54	MG	AA	1611	1/1	0.95	0.06	57,57,57,57	0
54	MG	DB	3004	1/1	0.95	0.15	38,38,38,38	0
54	MG	CA	1605	1/1	0.95	0.09	37,37,37,37	0
54	MG	CA	1615	1/1	0.95	0.14	54,54,54,54	0
54	MG	DB	3102	1/1	0.95	0.11	13,13,13,13	0
54	MG	CA	1620	1/1	0.95	0.14	32,32,32,32	0
54	MG	CA	1655	1/1	0.95	0.05	26,26,26,26	0
54	MG	AA	1629	1/1	0.96	0.10	62,62,62,62	0
54	MG	DB	3097	1/1	0.96	0.13	19,19,19,19	0
54	MG	CA	1619	1/1	0.96	0.07	9,9,9,9	0
54	MG	CA	1654	1/1	0.96	0.19	32,32,32,32	0
54	MG	DB	3088	1/1	0.96	0.21	51,51,51,51	0
54	MG	BB	3103	1/1	0.96	0.14	11,11,11,11	0
54	MG	BB	3069	1/1	0.96	0.08	8,8,8,8	0
54	MG	AA	1622	1/1	0.96	0.06	16,16,16,16	0
54	MG	DB	3099	1/1	0.96	0.17	11,11,11,11	0
54	MG	DB	3087	1/1	0.96	0.12	40,40,40,40	0
54	MG	AA	1635	1/1	0.96	0.07	75,75,75,75	0
54	MG	CA	1645	1/1	0.96	0.08	28,28,28,28	0
54	MG	CA	1648	1/1	0.96	0.06	39,39,39,39	0
54	MG	CA	1660	1/1	0.96	0.21	27,27,27,27	0

Continued on next page...

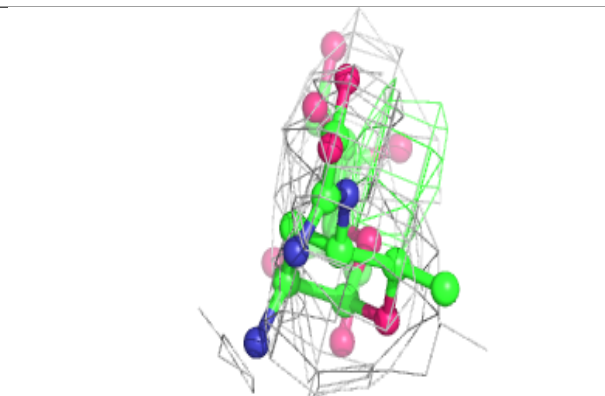
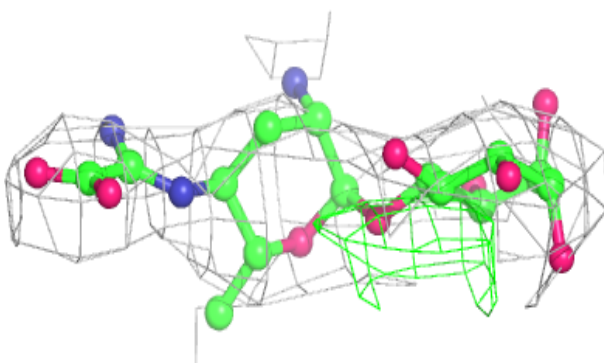
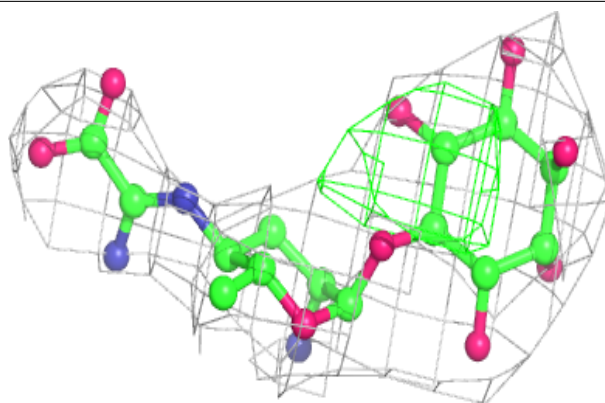
Continued from previous page...

Mol	Type	Chain	Res	Atoms	RSCC	RSR	B-factors(\AA^2)	Q<0.9
54	MG	BB	3020	1/1	0.96	0.07	38,38,38,38	0
54	MG	CA	1625	1/1	0.96	0.14	24,24,24,24	0
54	MG	CA	1633	1/1	0.96	0.10	50,50,50,50	0
54	MG	BB	3022	1/1	0.96	0.14	55,55,55,55	0
54	MG	DB	3072	1/1	0.97	0.10	5,5,5,5	0
54	MG	CA	1662	1/1	0.97	0.11	38,38,38,38	0
54	MG	DB	3089	1/1	0.97	0.28	28,28,28,28	0
54	MG	BB	3045	1/1	0.97	0.05	40,40,40,40	0
54	MG	AA	1643	1/1	0.97	0.07	116,116,116,116	0
54	MG	DB	3041	1/1	0.97	0.13	29,29,29,29	0
54	MG	BB	3011	1/1	0.97	0.12	9,9,9,9	0
54	MG	CA	1656	1/1	0.97	0.10	60,60,60,60	0
54	MG	DB	3091	1/1	0.97	0.16	39,39,39,39	0
54	MG	DB	3031	1/1	0.97	0.10	40,40,40,40	0
54	MG	DB	3074	1/1	0.97	0.13	12,12,12,12	0
54	MG	AA	1648	1/1	0.97	0.12	31,31,31,31	0
54	MG	BB	3029	1/1	0.97	0.10	7,7,7,7	0
54	MG	DB	3054	1/1	0.97	0.10	32,32,32,32	0
54	MG	CA	1610	1/1	0.97	0.16	61,61,61,61	0
54	MG	BB	3015	1/1	0.97	0.10	23,23,23,23	0
54	MG	BB	3012	1/1	0.97	0.19	75,75,75,75	0
54	MG	DB	3077	1/1	0.97	0.12	41,41,41,41	0
54	MG	BB	3058	1/1	0.97	0.12	33,33,33,33	0
54	MG	DB	3078	1/1	0.97	0.08	5,5,5,5	0
54	MG	DB	3084	1/1	0.97	0.18	18,18,18,18	0
54	MG	BB	3025	1/1	0.97	0.15	67,67,67,67	0
54	MG	AA	1659	1/1	0.97	0.20	157,157,157,157	0
54	MG	AA	1610	1/1	0.98	0.16	10,10,10,10	0
54	MG	DB	3005	1/1	0.98	0.09	6,6,6,6	0
54	MG	DB	3063	1/1	0.98	0.11	42,42,42,42	0
54	MG	BB	3070	1/1	0.98	0.09	55,55,55,55	0
54	MG	DB	3006	1/1	0.98	0.08	16,16,16,16	0
54	MG	BB	3095	1/1	0.98	0.06	48,48,48,48	0
54	MG	CA	1618	1/1	0.98	0.08	26,26,26,26	0
54	MG	BB	3002	1/1	0.98	0.09	9,9,9,9	0
54	MG	DB	3096	1/1	0.99	0.17	31,31,31,31	0
54	MG	DB	3019	1/1	0.99	0.03	8,8,8,8	0

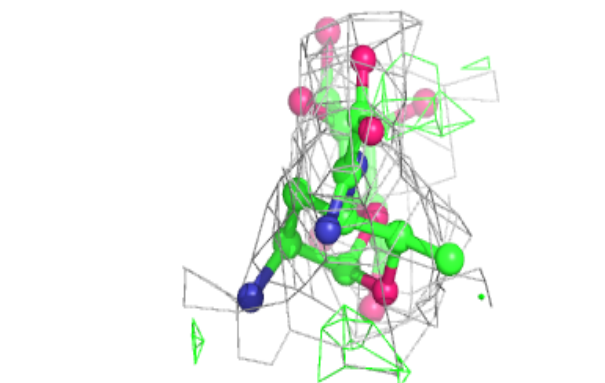
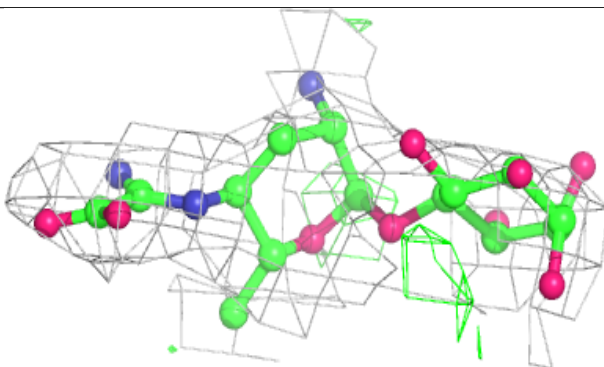
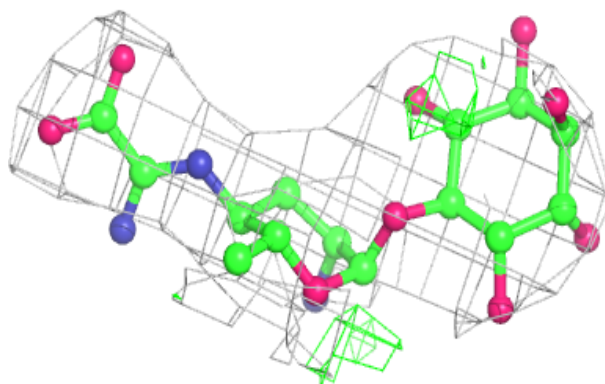
The following is a graphical depiction of the model fit to experimental electron density of all instances of the Ligand of Interest. In addition, ligands with molecular weight > 250 and outliers as shown on the geometry validation Tables will also be included. Each fit is shown from different orientation to approximate a three-dimensional view.

Electron density around KSG CA 1601:

$2mF_o-DF_c$ (at 0.7 rmsd) in gray
 mF_o-DF_c (at 3 rmsd) in purple (negative)
and green (positive)

**Electron density around KSG AA 1601:**

$2mF_o-DF_c$ (at 0.7 rmsd) in gray
 mF_o-DF_c (at 3 rmsd) in purple (negative)
and green (positive)



6.5 Other polymers [i](#)

There are no such residues in this entry.